


Baltimore Orioles - 1962


Batter	1	2	3	4	5	6	7	8	9	AB	R	H	RBI	BB	SO	LOB	TOP																			
Johnny Temple, R (1,4) Marv Breeding, R (9,FR)	5-3		HR		1-2 1B		G3		E 4-3 1B	5	1	3	1	0	0	0	Baltimore Orioles @ New York Yankees Yankee Stadium, Bronx, NY Tue Apr 10 1962, 3:33 AM EST Att: 22,978 - Unknown - 62 F																			
Earl Robinson, R (1,9)	1-3		F8		2-3 F9		K		4-3	5	0	0	0	0	1	3																				
Boog Powell, L (1,7) Russ Snyder, L (8,7)	K		K		F5		K		1-3	4	0	0	0	0	3	2																				
Jim Gentile, L (1,3) Dave Nicholson, R (9,FR)		2B 1B	K				4-3		E4	5	2	2	0	0	1	2																				
Jackie Brandt, R (1,8) Brooks Robinson, R (1,5)		F8			F2		L4		P4	5	1	1	1	0	0	3																				
Gus Triandos, R (1,2)		L7			G4-6-3 1B		BB 1B		5-3	4	1	2	0	0	0	2																				
Jerry Adair, R (1,6) Billy Hoelt, L (1,1)		2B BB			G4-6-3 1B		BB 1B		SF7	1	1	0	1	2	0	1																				
Dick Williams, R (6,PH) Hal Brown, R (6,1) Hoyt Wilhelm, R (8,1)		2B			FC5-6 1B		L1		BB	3	0	3	3	1	0	0																				
Inning Stats	R: 0 E: 0 K: 1 S: 5	H: 0 LOB: 0 BB: 0 P: 5	R: 2 E: 0 K: 1 S: 7	H: 2 LOB: 1 BB: 1 P: 11	R: 1 E: 0 K: 2 S: 8	H: 1 LOB: 0 BB: 0 P: 8	R: 0 E: 0 K: 0 S: 3	H: 1 LOB: 0 BB: 0 P: 3	R: 0 E: 0 K: 0 S: 5	H: 2 LOB: 2 BB: 1 P: 9	R: 0 E: 0 K: 2 S: 7	H: 0 LOB: 0 BB: 0 P: 7	R: 2 E: 0 K: 1 S: 7	H: 2 LOB: 1 BB: 1 P: 11	R: 0 E: 1 K: 0 S: 5	H: 1 LOB: 2 BB: 0 P: 5		1B: 7 2B: 3 3B: 0 HR: 1	SF: 1 SAC: 0 DP: 1 HBP: 0	WP: 0 PA: 41 PB: 0 SB: 0 CS: 0																
PITCHER	IP	WLS	BF	H	R	ER	SO	BB	IBB	HBP	BLK	WP	HR	S	P	ERA		WHIP	PITCHER		IP	WLS	BF	H	R	ER	SO	BB	IBB	HBP	BLK	WP	HR	S	P	ERA
Whitey Ford, L (1,1) Ralph Terry, R (7,1) Luis Arroyo, L (9,1)	6.0	W	27	8	4	4	4	2	0	0	0	0	1	33	41	6.00	1.667			2.0	L	10	3	2	2	3	1	0	0	0	0	0	15	19	9.00	2.000
	1.0	S	4	0	0	0	0	0	0	0	0	0	0	4	4	0.00	0.000			1.0	S	4	0	0	0	0	0	0	0	0	0	4	4	0.00	0.000	


Batter	1	2	3	4	5	6	7	8	9	AB	R	H	RBI	BB	SO	LOB	BOTTOM																				
Bobby Richardson, R (1,4) Tom Tresh, S (1,6)	BB BB		4-3		1B HR		F7			3	1	1	0	1	0	0	Baltimore Orioles @ New York Yankees Yankee Stadium, Bronx, NY Tue Apr 10 1962, 3:33 AM EST Att: 22,978 - Unknown - 62 F																				
Roger Maris, L (1,9)	BB BB		F8		1B HR		F9			3	1	1	0	1	0	0																					
Mickey Mantle, S (1,8) Elston Howard, R (1,2)	L9		F2		1B HR		4-3			4	1	1	3	0	0	2																					
Bill Skowron, R (1,3)	BB BB		6-3		F9		F9		HR	3	1	1	1	1	0	0																					
Hector Lopez, R (1,7)	BB BB		F9		F9		F9		1B	4	2	2	0	0	1	3																					
Clete Boyer, R (1,5)	BB BB		K		IHR 1B		1B		2B	4	1	2	3	0	0	3																					
Whitey Ford, L (1,1) Joe Pepitone, L (6,PH) Ralph Terry, R (7,1) Luis Arroyo, L (9,1)	F3		F4		IHR		F7		G6-4-3 BB 1B	4	1	2	3	0	0	3																					
Inning Stats	R: 0 E: 0 K: 1 S: 5	H: 0 LOB: 3 BB: 3 P: 17	R: 0 E: 0 K: 0 S: 3	H: 0 LOB: 0 BB: 0 P: 3	R: 0 E: 0 K: 0 S: 3	H: 0 LOB: 0 BB: 0 P: 3	R: 2 E: 0 K: 0 S: 6	H: 3 LOB: 1 BB: 0 P: 6	R: 3 E: 0 K: 0 S: 6	H: 3 LOB: 0 BB: 0 P: 6	R: 0 E: 0 K: 0 S: 3	H: 1 LOB: 0 BB: 0 P: 3	R: 0 E: 0 K: 0 S: 3	H: 0 LOB: 0 BB: 0 P: 3	R: 2 E: 0 K: 0 S: 5	H: 3 LOB: 1 BB: 1 P: 9		1B: 6 2B: 1 3B: 0 HR: 3	SF: 0 SAC: 0 DP: 2 HBP: 0	WP: 0 PA: 36 PB: 0 SB: 0 CS: 0																	
PITCHER	IP	WLS	BF	H	R	ER	SO	BB	IBB	HBP	BLK	WP	HR	S	P	ERA		WHIP	PITCHER		IP	WLS	BF	H	R	ER	SO	BB	IBB	HBP	BLK	WP	HR	S	P	ERA	WHIP
Billy Hoelt, L (1,1) Hal Brown, R (6,1) Hoyt Wilhelm, R (8,1)	5.0	L	8	3	2	2	0	0	0	0	0	0	1	8	8	9.00		1.500			1.0	L	4	1	0	0	0	1	0	0	0	0	3	7	0.00	2.000	
	1.0	L	8	3	2	2	0	0	0	0	0	0	1	8	8	9.00	1.500			1.0	L	4	1	0	0	0	1	0	0	0	0	3	7	0.00	2.000		



Batter	1	2	3	4	5	6	7	8	9	AB	R	H	RBI	BB	SO	LOB	TOP					
Pete Runnels, L (1, 3) OBP: 0.389, SLG: 0.333	0-3 K		0-3 K		4-0 FC6-4 BB		0-0 2B		0-0 FC6-4 1B	4	0	2	0	1	2	0	Boston Red Sox @ Baltimore Orioles Memorial Stadium, Baltimore, MD Sun Apr 15 1962, 3:33 AM EST Unknown					
Chuck Schilling, R (1, 4) OBP: 0.250, SLG: 0.267	0-0 5-3		0-0 6-3		0-0 FC6-4 1-2		0-0 5-3		0-0 F9	5	0	0	0	0	0	4						
Lou Clinton, R (1, 9) OBP: 0.429, SLG: 0.333	0-0 3-1		0-0 F8		0-0 E6 BB WP		0-3 K		0-0 FC6-4 1-2 2-3	5	0	0	0	0	1	3						
Jim Pagliaroni, R (1, 2) OBP: 0.333, SLG: 0.300		0-0 G4-6-3 1B		0-0 G5-4-3 1B		4-0 BB 1-2 BB		0-0 E5 G6-4-3	4	0	2	0	1	1	2							
Frank Matzone, R (1, 5) OBP: 0.250, SLG: 0.267		0-0 G4-6-3 1-2		0-0 G5-4-3 1B		0-3 K		0-0 G6-4-3 1-2	4	0	1	0	0	1	4							
Carroll Hardy, R (1, 8) OBP: 0.467, SLG: 0.714		0-0 BB 1B		0-0 G5-4-3 1-2 2-3		0-3 K		4-0 1B BB	3	1	1	0	1	1	4							
Carl Yastrzemski, L (1, 7) OBP: 0.412, SLG: 0.533		4-0 1B 1-2 BB		0-3 K		4-0 1-2 2-3 BB		0-0 1B	2	0	1	0	2	1	1							
Eddie Bressoud, R (1, 6) OBP: 0.286, SLG: 0.286		0-0 1-3 2-H 1B		0-0 5-3		0-0 3-1		0-0 F8	4	0	1	1	0	0	5							
Don Schwall, R (1, 1) OBP: 0.333, SLG: 0.300		0-0 L4		0-0 1-3		0-0 2-3		4-0 FC6-4 1B BB	2	0	0	0	0	0	2							
Pumpsie Green, S (7, PH) OBP: 0.333, SLG: 0.300										1	0	0	0	0	0	0						
Ted Wills, L (7, 1) OBP: 0.333, SLG: 0.300										0	0	0	0	0	0	0						
Mike Fomieles, R (7, 1) OBP: 0.333, SLG: 0.300										0	0	0	0	0	0	0						
Bob Tillman, R (9, PH) OBP: 0.333, SLG: 0.300										0	0	0	0	1	0	0						
Inning Stats	R: 0 E: 0 K: 1 S: 5	H: 0 LOB: 0 BB: 0 P: 5	R: 1 E: 0 K: 0 S: 5	H: 3 LOB: 2 BB: 1 P: 9	R: 0 E: 0 K: 1 S: 5	H: 0 LOB: 0 BB: 0 P: 5	R: 0 E: 0 K: 1 S: 6	H: 2 LOB: 1 BB: 0 P: 6	R: 0 E: 0 K: 0 S: 3	H: 0 LOB: 1 BB: 1 P: 7	R: 0 E: 1 K: 2 S: 8	H: 0 LOB: 3 BB: 2 P: 16	R: 0 E: 0 K: 1 S: 6	H: 1 LOB: 1 BB: 0 P: 6	R: 0 E: 1 K: 0 S: 4	H: 1 LOB: 2 BB: 1 P: 8	R: 0 E: 0 K: 1 S: 6	H: 1 LOB: 2 BB: 1 P: 10	1B: 7 2B: 1 3B: 0 HR: 0	SF: 0 SAC: 0 DP: 3 HBP: 0	WP: 1 PB: 0 SB: 0 CS: 0	PA: 40
PITCHER Steve Barber, L (1, 1) ERA: 1.0	IP: 9.0 WLS: W BF: 40 H: 8 R: 1 ER: 1 SO: 7 BB: 6 IBB: 0 HBP: 0 BLK: 0 WP: 1 HR: 0 S: 48 P: 72 ERA: 1.00 WHIP: 1.556											PITCHER	IP: 9.0 WLS: W BF: 40 H: 8 R: 1 ER: 1 SO: 7 BB: 6 IBB: 0 HBP: 0 BLK: 0 WP: 1 HR: 0 S: 48 P: 72 ERA: 1.00 WHIP: 1.556									

Batter	1	2	3	4	5	6	7	8	9	AB	R	H	RBI	BB	SO	LOB	BOTTOM			
Johnny Temple, R (1, 4) OBP: 0.462, SLG: 0.600	4-0 FC6-4 BB	0-3 K			4-0 SH3-4 2B BB	0-0 6-3		0-0 SH1-4	2	1	0	0	2	1	1		Boston Red Sox @ Baltimore Orioles Memorial Stadium, Baltimore, MD Sun Apr 15 1962, 3:33 AM EST Unknown			
Earl Robinson, R (1, 9) OBP: 0.154, SLG: 0.250	0-0 FC6-4 G3 BB 1-2 2B		4-0 BB BB		0-0 SH3-4 1-2		0-0 F4	3	2	1	0	1	0	2						
Boog Powell, L (1, 7) OBP: 0.333, SLG: 0.300	4-0 G3 1-2 2B BB		0-0 F7		0-0 1B 2B		4-0 BB 1B BB	2	2	1	1	2	0	1						
Russ Snyder, L (8, 7) OBP: 0.333, SLG: 0.300			0-0 F7		0-0 1B 2B		0-0 3-1	1	0	0	0	0	0	1						
Jim Gentile, L (1, 3) OBP: 0.538, SLG: 0.444	0-0 G3 1-2 2-3		4-0 BB BB		4-0 WP FC1-2-3 BB		0-0 BB 1B	2	0	1	1	2	0	2						
Jackie Brandt, R (1, 8) OBP: 0.308, SLG: 0.417	0-0 2-H 3-H 2B		0-3 K		0-0 WP 1-2 2-H 1B		0-0 K	4	0	2	3	0	2	4						
Brooks Robinson, R (1, 5) OBP: 0.333, SLG: 0.667	0-3 K		0-0 F8		0-0 FC1-5-2 1-2 2-H		0-0 F9	4	0	0	0	0	1	7						
Gus Triandos, R (1, 2) OBP: 0.455, SLG: 0.667		0-3 K		0-3 K2-3	0-0 5-3		4-0 BB	3	0	0	0	1	2	2						
Jerry Adair, R (1, 6) OBP: 0.455, SLG: 0.500		4-0 SH3-4 BB		0-0 L9		0-3 K		0-0 F7	3	0	0	0	1	1	3					
Steve Barber, L (1, 1) ERA: 1.0		0-0 SH3-4 1-2		0-3 K		0-3 K		4-0 SH1-4 BB	2	0	0	0	1	2	0					
Inning Stats	R: 2 E: 0 K: 1 S: 6	H: 1 LOB: 1 BB: 2 P: 14	R: 0 E: 0 K: 2 S: 7	H: 0 LOB: 1 BB: 1 P: 11	R: 0 E: 0 K: 1 S: 5	H: 0 LOB: 2 BB: 2 P: 13	R: 0 E: 0 K: 2 S: 7	H: 0 LOB: 0 BB: 0 P: 7	R: 2 E: 0 K: 0 S: 5	H: 2 LOB: 2 BB: 2 P: 13	R: 0 E: 0 K: 2 S: 7	H: 0 LOB: 0 BB: 0 P: 7	R: 1 E: 0 K: 1 S: 7	H: 2 LOB: 3 BB: 2 P: 15	R: 0 E: 0 K: 0 S: 3	H: 0 LOB: 1 BB: 1 P: 7	1B: 2 2B: 2 3B: 1 HR: 0	SF: 0 SAC: 3 DP: 0 HBP: 0	WP: 1 PB: 0 SB: 0 CS: 0	PA: 39
PITCHER Don Schwall, R (1, 1) ERA: 5.14	IP: 6.0 WLS: L BF: 28 H: 3 R: 4 ER: 4 SO: 8 BB: 7 IBB: 0 HBP: 0 BLK: 0 WP: 1 HR: 0 S: 37 P: 65 ERA: 6.00 WHIP: 1.667											PITCHER	IP: 6.0 WLS: L BF: 28 H: 3 R: 4 ER: 4 SO: 8 BB: 7 IBB: 0 HBP: 0 BLK: 0 WP: 1 HR: 0 S: 37 P: 65 ERA: 6.00 WHIP: 1.667							
Ted Wills, L (7, 1) ERA: 5.14	0.0 3 2 1 1 0 1 0 0 0 0 0 0 2 6 ∞ ∞											PITCHER	IP: 0.0 WLS: L BF: 3 H: 2 R: 1 ER: 1 SO: 0 BB: 1 IBB: 0 HBP: 0 BLK: 0 WP: 0 HR: 0 S: 6 P: 6 ERA: ∞ WHIP: ∞							
Mike Fomieles, R (7, 1) ERA: 5.14	2.0 8 0 0 0 1 2 0 0 0 0 0 8 16 0.00 1.000											PITCHER	IP: 2.0 WLS: L BF: 8 H: 0 R: 0 ER: 0 SO: 1 BB: 2 IBB: 0 HBP: 0 BLK: 0 WP: 0 HR: 0 S: 8 P: 16 ERA: 0.00 WHIP: 1.000							

Batter	1	2	3	4	5	6	7	8	9	AB	R	H	RBI	BB	SO	LOB	TOP										
Pete Runnels, L OBP: 0.304, SLG: 0.250 (1, 3)	L7		K	E6		E3		6-3		5	0	0	0	0	1	3	Boston Red Sox @ Baltimore Orioles Memorial Stadium, Baltimore, MD Sun Apr 15 1962, 6:05 PM EST Att: 10,134 - Unknown										
Eddie Bressoud, R OBP: 0.316, SLG: 0.421 (1, 6)	F8					F7				5	1	2	0	0	0	5											
Lou Clinton, R OBP: 0.100, SLG: 0.100 (1, 9)	F4					1-3		F7		5	1	1	1	0	1	3											
Jim Pagliaroni, R OBP: 0.500, SLG: 0.444 (1, 2)																											
Frank Matzone, R OBP: 0.316, SLG: 0.333 (1, 5)																											
Carroll Hardy, R OBP: 0.500, SLG: 0.667 (1, 8)																											
Carl Yastrzemski, L OBP: 0.381, SLG: 0.474 (1, 7)																											
Chuck Schilling, R (1, 4)																											
Galen Cisco, R OBP: 0.667, SLG: 1.000 Dick Radatz, R (7, 1)																											
Inning Stats	R: 0 E: 0 K: 0 S: 3	H: 0 LOB: 0 BB: 0 P: 3	R: 1 E: 0 K: 0 S: 4	H: 2 LOB: 0 BB: 0 P: 4	R: 0 E: 0 K: 2 S: 7	H: 0 LOB: 0 BB: 0 P: 7	R: 4 E: 1 K: 0 S: 7	H: 3 LOB: 3 BB: 3 P: 19	R: 0 E: 0 K: 1 S: 6	H: 1 LOB: 2 BB: 1 P: 10	R: 0 E: 1 K: 0 S: 5	H: 1 LOB: 2 BB: 0 P: 5	R: 0 E: 0 K: 1 S: 3	H: 0 LOB: 2 BB: 2 P: 11	R: 0 E: 0 K: 1 S: 6	H: 1 LOB: 1 BB: 0 P: 6	R: 0 E: 0 K: 0 S: 3	H: 0 LOB: 0 BB: 0 P: 3	1B: 5 2B: 2 3B: 1 HR: 0	SF: 1 SAC: 2 DP: 1 HBP: 0	WP: 0 PB: 0 SB: 0 CS: 0	PA: 42					
PITCHER	IP	WLS	BF	H	R	ER	SO	BB	IBB	HBP	BLK	WP	HR	S	P	ERA	WHIP										
Billy Hoelt, L ERA: 10.38	3.2	L	19	5	5	5	2	2	1	0	0	0	0	20	32	12.27	1.909										
Wes Stock, R ERA:	4.1		6	1	0	0	1	1	0	0	0	0	0	7	11	0.00	1.500										
Bill Short, L ERA:	6.1		1.0	5	1	0	0	0	0	0	0	0	0	5	5	0.00	1.000										
Jim Lehw, R ERA:	7.1		2.0	9	1	0	0	2	0	0	0	0	0	9	17	0.00	1.500										
Mit Pappas, R ERA:	9.1		1.0	3	0	0	0	0	0	0	0	0	0	3	3	0.00	0.000										

Batter	1	2	3	4	5	6	7	8	9	AB	R	H	RBI	BB	SO	LOB	BOTTOM										
Mary Breeding, R OBP: 0.200, SLG: 0.200 (1, 4)	F2	FC5-4						F5		5	1	1	0	0	0	3	Boston Red Sox @ Baltimore Orioles Memorial Stadium, Baltimore, MD Sun Apr 15 1962, 6:05 PM EST Att: 10,134 - Unknown										
Whitey Herzog, L OBP: 0.200, SLG: 0.200 (1, 9)										5	0	1	0	0	3	4											
Boog Powell, L OBP: 0.412, SLG: 0.400 (1, 7)										5	1	3	0	0	2	1											
Jim Gentile, L OBP: 0.556, SLG: 0.462 Dave Nicholson, R (9, PR)										4	2	2	1	1	0	3											
Jackie Brandt, R OBP: 0.389, SLG: 0.357 (1, 8)										0	0	0	0	0	0	0											
Brooks Robinson, R OBP: 0.313, SLG: 0.563 (1, 5)										4	0	1	0	0	1	8											
Charlie Lau, L OBP: 0.500, SLG: 1.000 (1, 2)										3	0	2	3	0	0	1											
Jerry Adair, R OBP: 0.400, SLG: 0.364 (1, 6)										3	0	0	0	1	0	1											
Billy Hoelt, L ERA: 10.38 Wes Stock, R ERA: Johnny Temple, R OBP: 0.500, SLG: 0.600 Bill Short, L ERA: Marv Throneberry, L ERA: Jim Lehw, R ERA: Russ Snyder, L ERA: Mit Pappas, R ERA:										1	0	0	0	0	0	2											
Inning Stats	R: 0 E: 0 K: 0 S: 5	H: 2 LOB: 3 BB: 1 P: 9	R: 0 E: 1 K: 1 S: 7	H: 1 LOB: 2 BB: 0 P: 7	R: 0 E: 0 K: 1 S: 5	H: 1 LOB: 0 BB: 0 P: 5	R: 0 E: 0 K: 0 S: 3	H: 1 LOB: 0 BB: 0 P: 3	R: 0 E: 0 K: 2 S: 7	H: 0 LOB: 1 BB: 1 P: 11	R: 1 E: 0 K: 1 S: 6	H: 1 LOB: 2 BB: 2 P: 14	R: 3 E: 0 K: 1 S: 8	H: 4 LOB: 2 BB: 1 P: 12	R: 0 E: 0 K: 1 S: 5	H: 0 LOB: 2 BB: 0 P: 5	R: 0 E: 0 K: 2 S: 7	H: 0 LOB: 2 BB: 1 P: 11	1B: 9 2B: 1 3B: 0 HR: 0	SF: 1 SAC: 0 DP: 2 HBP: 0	WP: 1 PB: 0 SB: 1 CS: 0	PA: 41					
PITCHER	IP	WLS	BF	H	R	ER	SO	BB	IBB	HBP	BLK	WP	HR	S	P	ERA	WHIP										
Galen Cisco, R ERA: 5.68	6.1	W	31	9	4	4	5	4	0	0	0	0	0	37	53	5.68	2.053										
Dick Radatz, R ERA:	7.1	S	10	1	0	0	4	2	0	0	0	1	0	16	24	0.00	1.125										

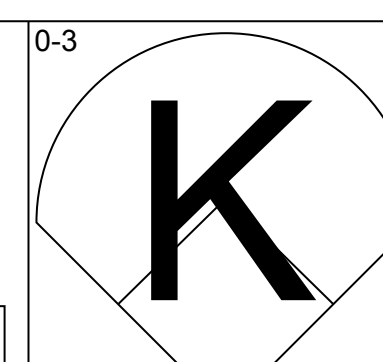
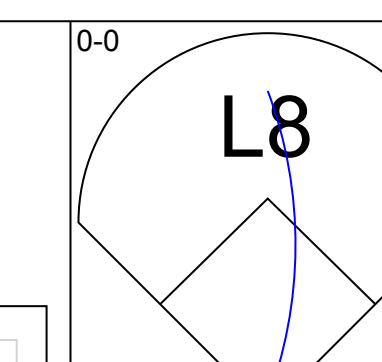
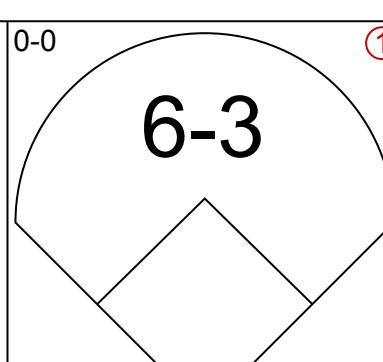
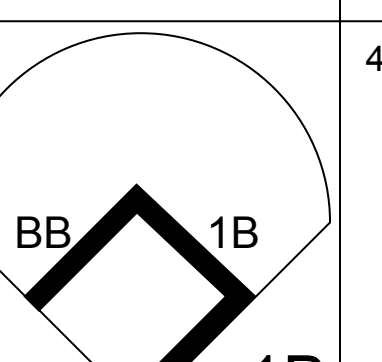
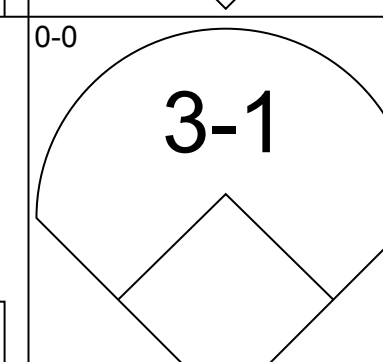
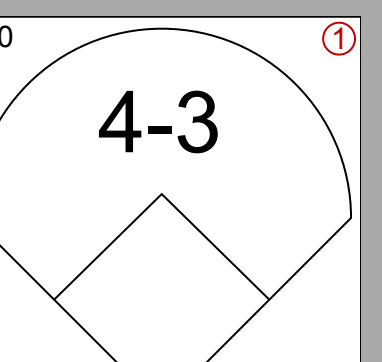
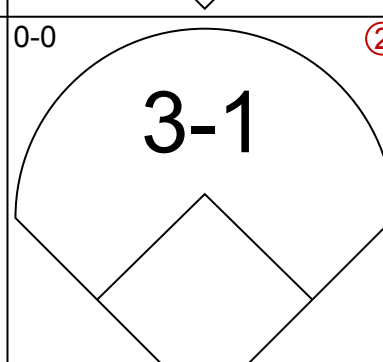
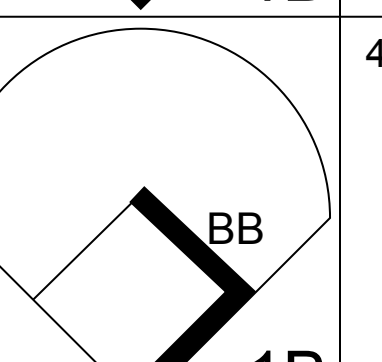
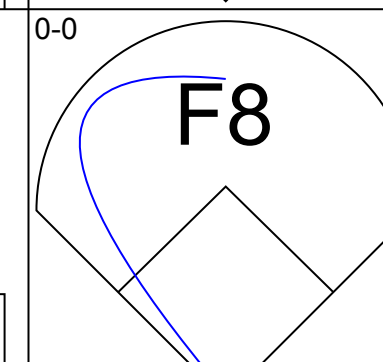
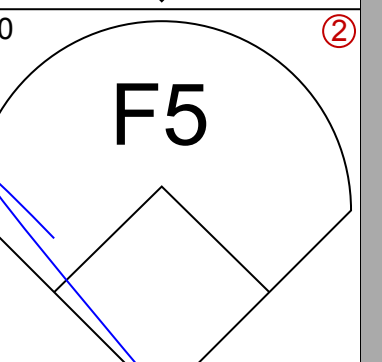
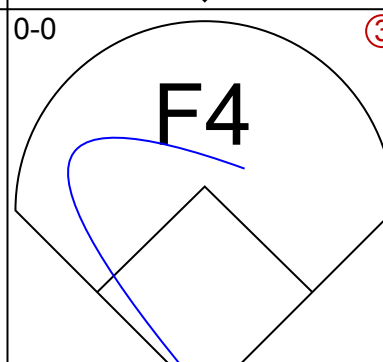
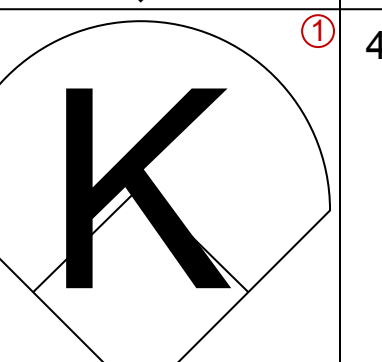
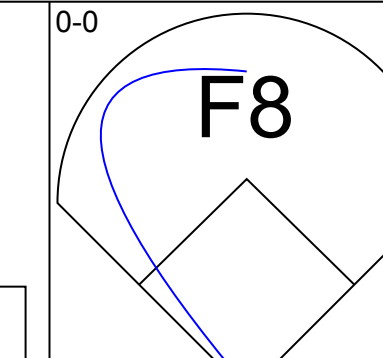
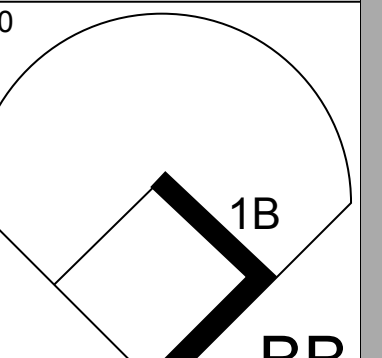
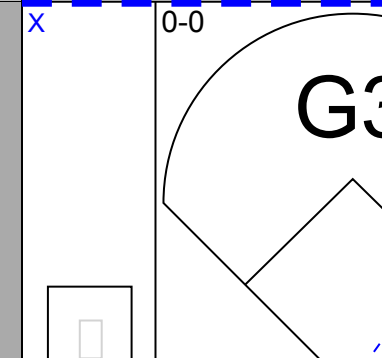
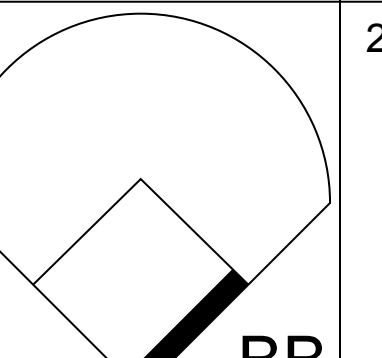
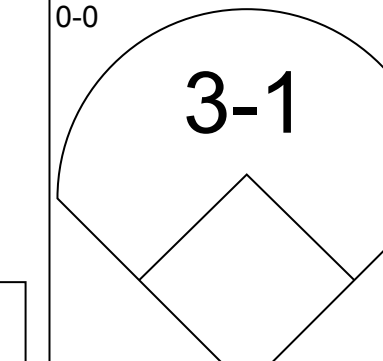
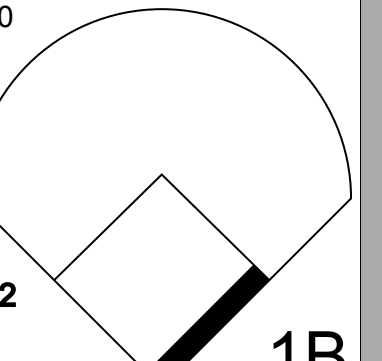
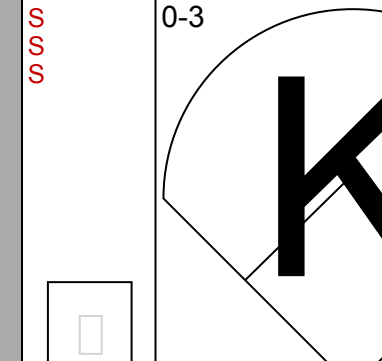
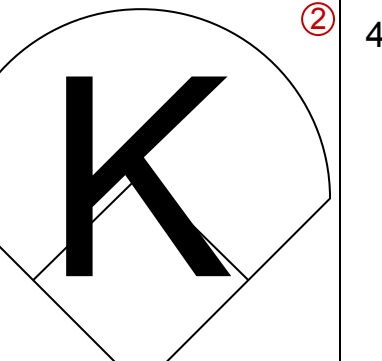
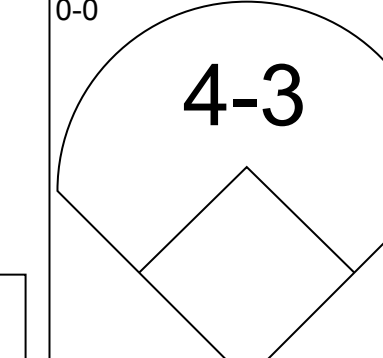
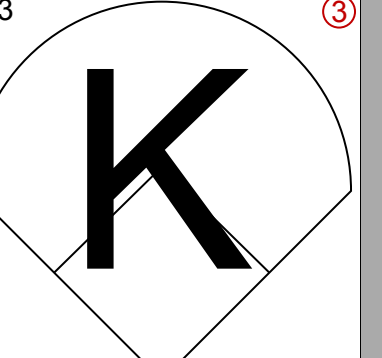
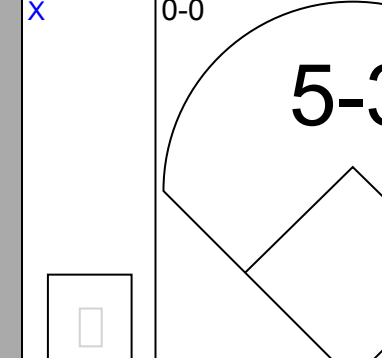
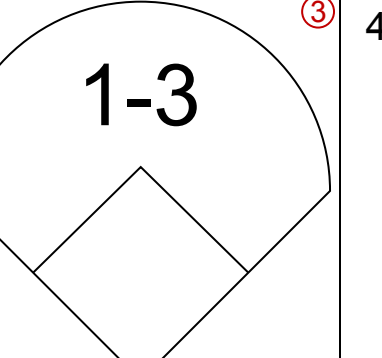
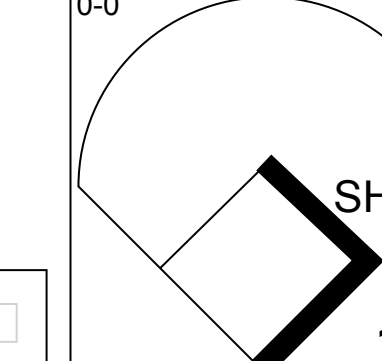
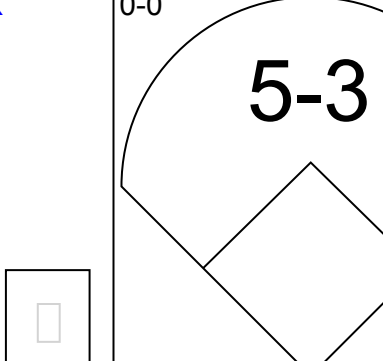
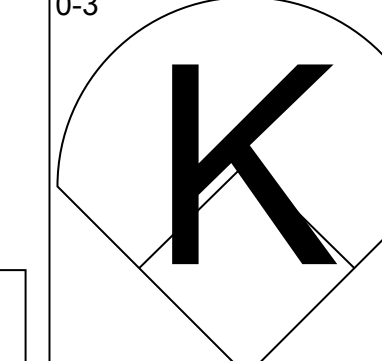
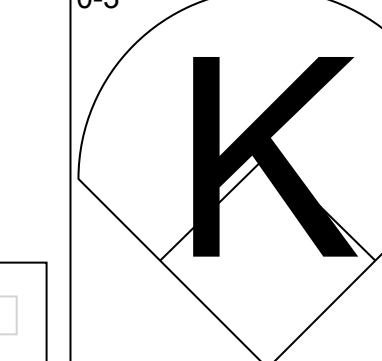
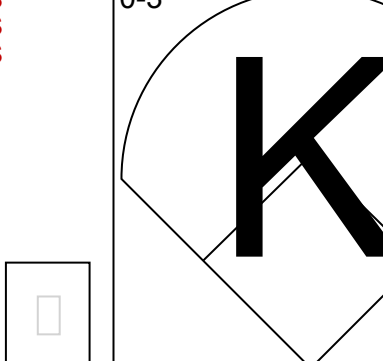
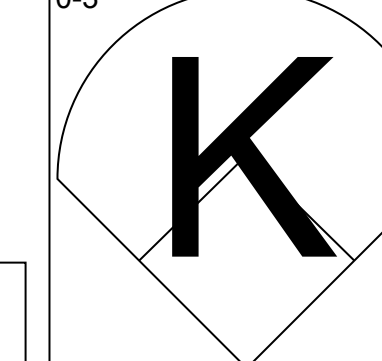
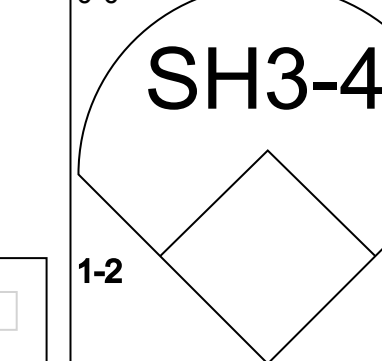
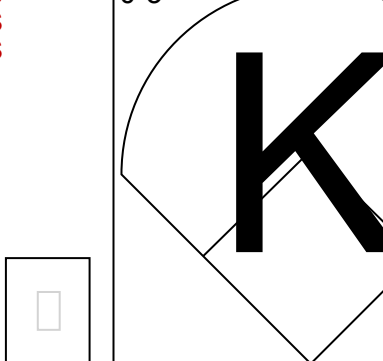
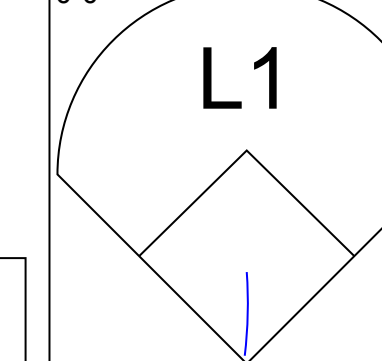
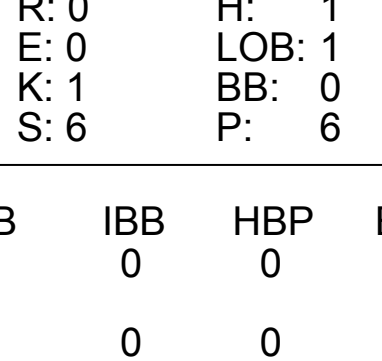

Batter	1	2	3	4	5	6	7	8	9	AB	R	H	RBI	BB	SO	LOB	TOP								
Bobby Richardson, R OBP: 0.250, SLG: 0.263 (1, 4)	F9		5-3		F3			4-3		5	0	1	1	0	0	3	New York Yankees @ Baltimore Orioles Memorial Stadium, Baltimore, MD Tue Apr 17 1962, 6:05 PM EST Att: 12,210 - Unknown - 50 F								
Tom Tresh, S OBP: 0.400, SLG: 0.375 (1, 6)	F3			1B	CS		2B	F5		4	1	1	0	1	1	4									
Roger Maris, L OBP: 0.300, SLG: 0.389 (1, 9)				L3	CS	K2-3	F9		1B	4	0	1	0	1	1	2									
Mickey Mantle, S OBP: 0.667, SLG: 0.700 (1, 8)	L7			1B				1B	BB	2	2	0	0	3	1	2									
Johnny Blanchard, L OBP: 0.300, SLG: 0.600 Jack Reed, R (8, PR) (8, 7)		E5		F9		F4		1B	BB	4	0	1	0	0	0	3									
Elston Howard, R OBP: 0.556, SLG: 1.000 (1, 2)	G6-4-3			1B		6-3		FC6	1B	1	1	0	0	0	1	1									
Bill Skowron, R OBP: 0.278, SLG: 0.611 (1, 3)				1B				2B	1B	5	1	3	2	0	0	2									
Clete Boyer, R OBP: 0.750, SLG: 1.308 (1, 5)			F3				HR			4	2	3	2	0	0	0									
Whitey Ford, L Jim Coates, R (6, 1)			F6		1-3		B5	F2		2	0	0	0	0	0	0									
Inning Stats	R: 0 E: 0 K: 0 S: 4	H: 1 LOB: 1 BB: 0 P: 4	R: 0 E: 1 K: 1 S: 5	H: 0 LOB: 0 BB: 0 P: 5	R: 0 E: 0 K: 0 S: 3	H: 0 LOB: 2 BB: 0 P: 3	R: 2 E: 0 K: 0 S: 5	H: 3 LOB: 2 BB: 1 P: 9	R: 1 E: 0 K: 1 S: 3	H: 1 LOB: 0 BB: 1 P: 7	R: 0 E: 0 K: 1 S: 5	H: 0 LOB: 1 BB: 1 P: 9	R: 2 E: 0 K: 1 S: 8	H: 3 LOB: 1 BB: 0 P: 8	R: 3 E: 0 K: 0 S: 7	H: 3 LOB: 3 BB: 1 P: 11		R: 0 E: 0 K: 2 S: 8	H: 1 LOB: 2 BB: 1 P: 12	1B: 6 2B: 3 3B: 1 HR: 2	SF: 0 SAC: 0 DP: 1 HBP: 0	WP: 0 PB: 0 SB: 1 CS: 1	PA: 44		
PITCHER	IP	WLS	BF	H	R	ER	SO	BB	IBB	HBP	BLK	WP	HR	S	P	ERA	WHIP								
Hal Brown, R ERA: 5.63 Dick Hall, R ERA: 7.71 Hoyt Wilhelm, R ERA: Art Quirk, L ERA: Wes Stock, R ERA:	(1, 1) (7, 1) (7, 1) (8, 1) (8, 1)	6.0 0.1 0.2 0.0 2.0	24 L 4 2 3 10	5 3 2 3 2	3 2 0 3 0	3 2 0 3 0	2 2 1 0 2	3 0 0 1 0	0 0 0 0 0	0 0 0 0 0	0 0 0 0 0	0 0 0 0 0	0 1 4 0 0	1 4 4 2 13	25 4 4 6 17	37 4 4 6 17	4.50 54.00 0.00 ∞ 0.00	1.333 9.000 0.000 ∞ 1.500							

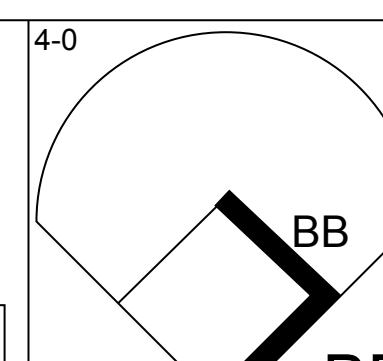
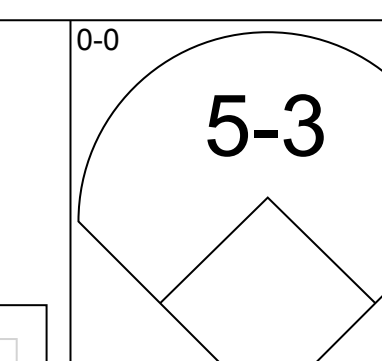
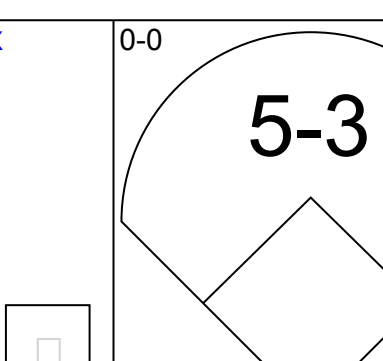
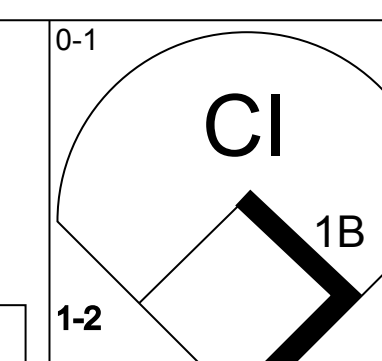
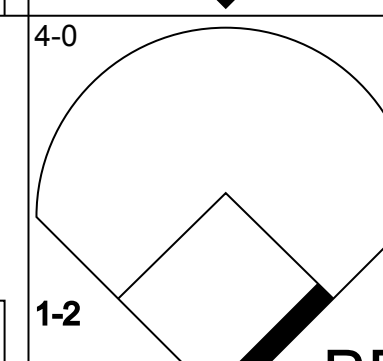
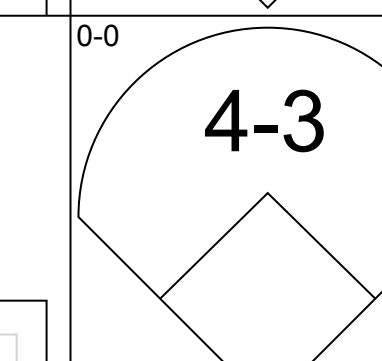
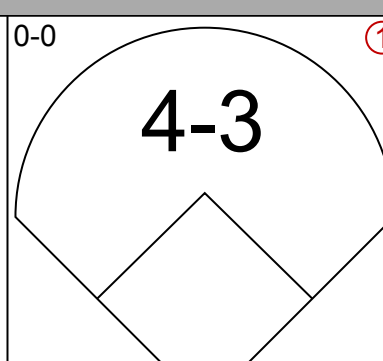
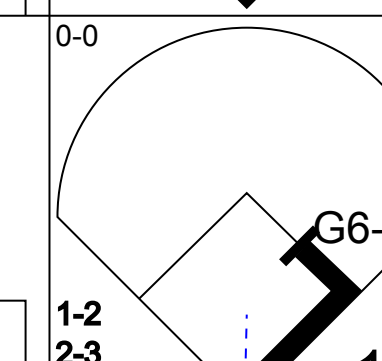
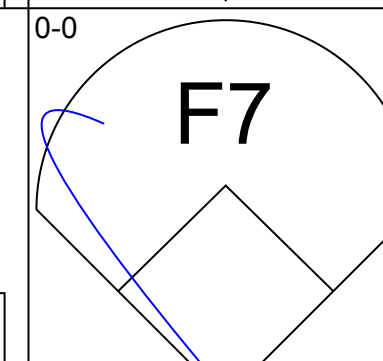
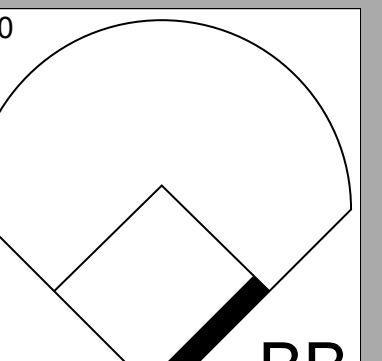
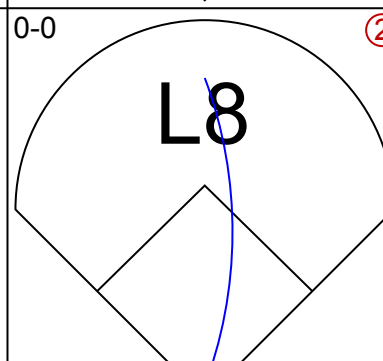
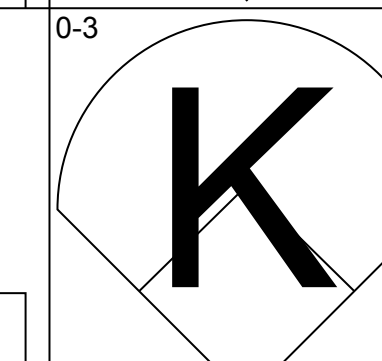
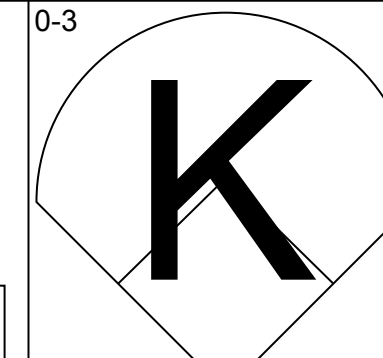
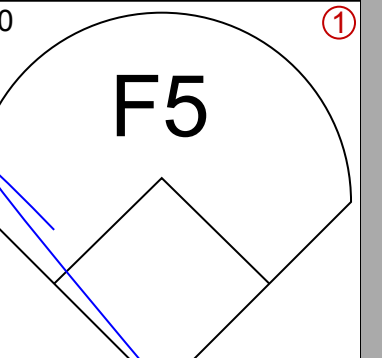
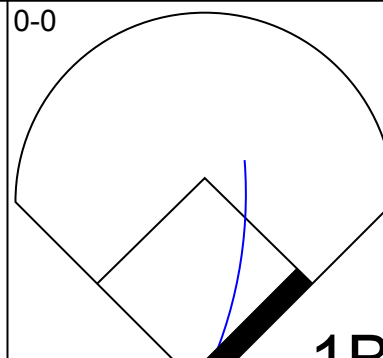
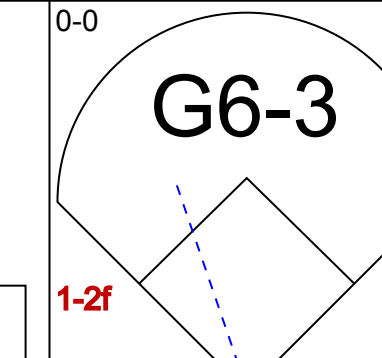
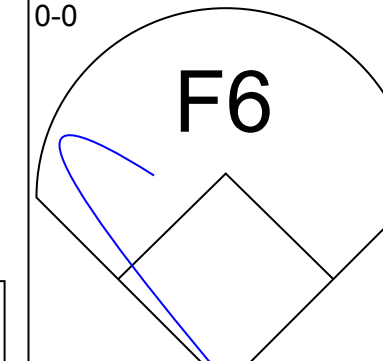
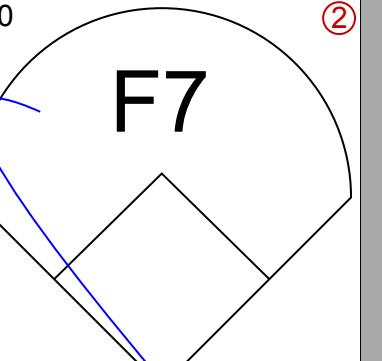
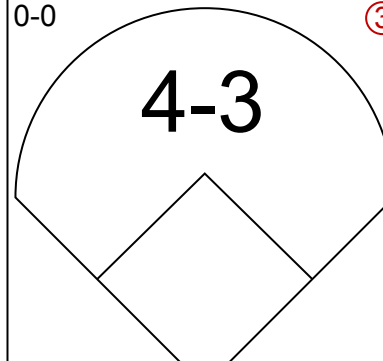


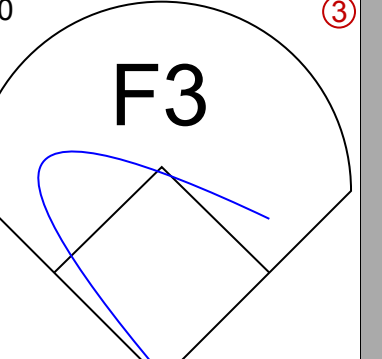

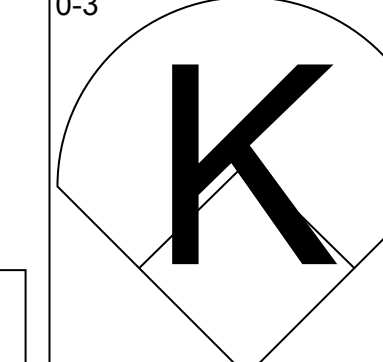

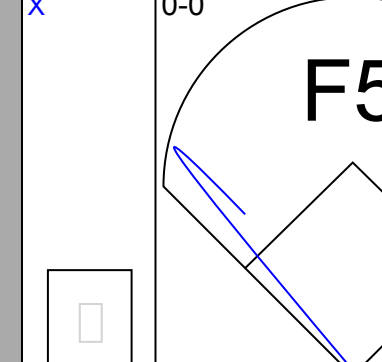
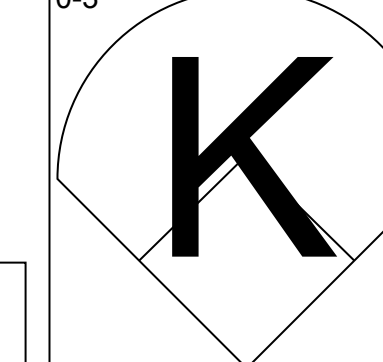
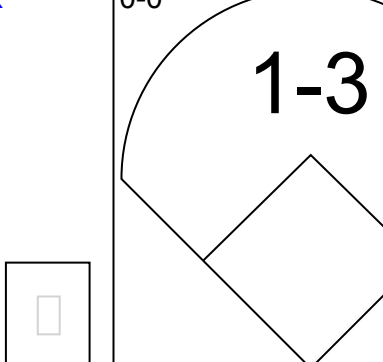
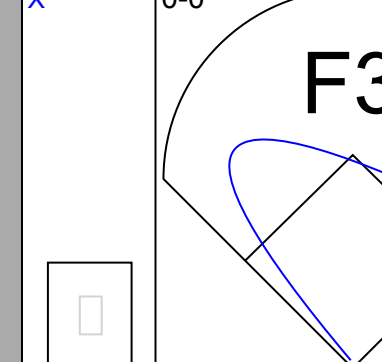

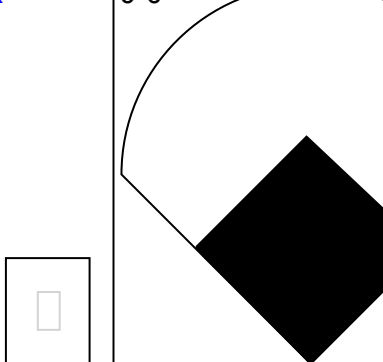

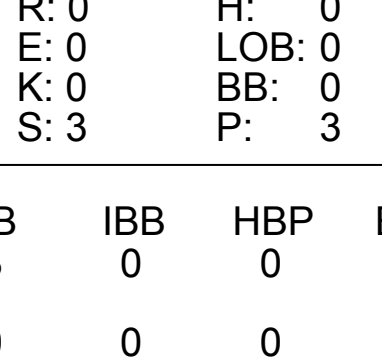
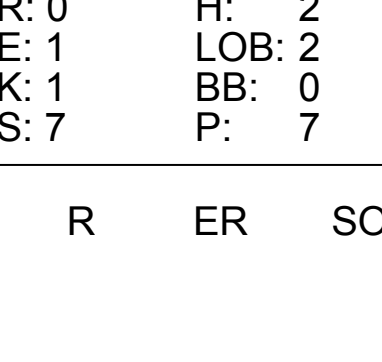


AB	38
R	8
H	12
RBI	8
BB	5
SO	5
LOB	24



Batter	1	2	3	4	5	6	7	8	9	AB	R	H	RBI	BB	SO	LOB	BOTTOM							
Johnny Temple, R OBP: 0.444, SLG: 0.571 (1, 4)	5-3				2B		F9			4	1	1	0	0	1	1	New York Yankees @ Baltimore Orioles Memorial Stadium, Baltimore, MD Tue Apr 17 1962, 6:05 PM EST Att: 12,210 - Unknown - 50 F							
Earl Robinson, R OBP: 0.235, SLG: 0.333 (1, 9)	1B		F7		2B		4-3			3	1	1	1	1	0	1								
Boog Powell, L OBP: 0.429, SLG: 0.389 (1, 7)	1B		K		F6			FC6-4	BB	3	0	1	0	1	1	1								
Jim Gentile, L OBP: 0.455, SLG: 0.375 (1, 3)	SF8		1-3		3-1			F8		3	0	0	1	0	0	2								
Jackie Brandt, R OBP: 0.364, SLG: 0.333 (1, 8)	BB			F7		F8		F4		4	0	1	0	0	0	1								
Brooks Robinson, R OBP: 0.300, SLG: 0.474 (1, 5)	1B			K		F7		FC6-4		3	0	0	0	1	1	1								
Gus Triandos, R OBP: 0.400, SLG: 0.800 (1, 2)	BB			K		F6				4	1	1	1	0	1	3								
Jerry Adair, R OBP: 0.316, SLG: 0.267 (1, 6)			K		5-3		K		F7	4	0	0	0	0	2	0								
Hal Brown, R Dick Hall, R Hoyt Wilhelm, R Whitey Herzog, L Art Quirk, R Wes Stock, R Marv Throneberry, L (1, 1) (7, 1) (7, 1) (7, PR) (8, 1) (8, 1) (8, PR)									K	2	0	0	0	0	2	0								
Inning Stats	R: 1 E: 0 K: 1 S: 7	H: 2 LOB: 3 BB: 2 P: 15	R: 0 E: 0 K: 3 S: 9	H: 0 LOB: 0 BB: 0 P: 9	R: 0 E: 0 K: 1 S: 5	H: 0 LOB: 0 BB: 0 P: 5	R: 1 E: 0 K: 1 S: 6	H: 1 LOB: 0 BB: 0 P: 6	R: 1 E: 0 K: 1 S: 7	H: 2 LOB: 1 BB: 0 P: 7	R: 0 E: 0 K: 0 S: 3	H: 0 LOB: 0 BB: 0 P: 3	R: 0 E: 0 K: 1 S: 5	H: 0 LOB: 1 BB: 1 P: 9	R: 0 E: 0 K: 0 S: 3	H: 0 LOB: 1 BB: 1 P: 7		R: 0 E: 0 K: 1 S: 5	H: 0 LOB: 0 BB: 0 P: 5	1B: 2 2B: 2 3B: 0 HR: 1	SF: 1 SAC: 0 DP: 0 HBP: 0	WP: 0 PB: 0 SB: 0 CS: 0	PA: 36	
PITCHER	IP	WLS	BF	H	R	ER	SO	BB	IBB	HBP	BLK	WP	HR	S	P	ERA	WHIP							
Whitey Ford, L Jim Coates, R (6, 1)	(1, 1) (6, 1)	5.0 4.0	22 W 14	5 0	3 0	3 0	7 2	3 0	0 0	0 0	0 0	0 0	0 0	16 24	42 24	0.00 0.500	0.500							



Batter	1	2	3	4	5	6	7	8	9	AB	R	H	RBI	BB	SO	LOB	TOP					
Bobby Richardson, R OBP: 0.250, SLG: 0.261 (1,4)										4	0	1	0	0	1	1	New York Yankees @ Baltimore Orioles Memorial Stadium, Baltimore, MD Wed Apr 18, 1962, 6:05 PM EST Att. 13,544 - Cloudy					
Tom Tresh, S OBP: 0.375, SLG: 0.350 (1,6)										4	0	1	0	0	0	0						
Roger Maris, L OBP: 0.250, SLG: 0.318 (1,9)										4	0	0	0	0	1	2						
Mickey Mantle, S OBP: 0.636, SLG: 0.583 (1,8)										2	0	0	0	2	0	0						
Johnny Blanchard, L OBP: 0.286, SLG: 0.500 (1,2)										4	0	1	0	0	2	3						
Bill Skowron, R OBP: 0.227, SLG: 0.500 (1,3)										4	0	0	0	0	1	5						
Hector Lopez, R OBP: 0.286, SLG: 0.167 (1,7)										3	0	1	0	0	1	0						
Clete Boyer, R OBP: 0.632, SLG: 1.063 (1,5)										3	0	0	0	0	3	1						
Bill Stafford, R (8, PH) (1,1)										1	0	0	0	0	1	0						
Yogi Berra, L OBP: 0.400, SLG: 0.400 (8, PH)										1	0	0	0	0	0	0						
Luis Arroyo, L (8, 1)										0	0	0	0	0	0	0						
Inning Stats	R: 0 E: 0 K: 1 S: 5	H: 0 LOB: 0 BB: 0 P: 5	R: 0 E: 0 K: 0 S: 3	H: 0 LOB: 0 BB: 0 P: 3	R: 0 E: 0 K: 1 S: 6	H: 1 LOB: 1 BB: 0 P: 6	R: 0 E: 0 K: 1 S: 6	H: 1 LOB: 2 BB: 1 P: 10	R: 0 E: 0 K: 2 S: 7	H: 0 LOB: 0 BB: 0 P: 7	R: 0 E: 0 K: 0 S: 3	H: 0 LOB: 0 BB: 0 P: 3	R: 0 E: 0 K: 1 S: 5	H: 0 LOB: 0 BB: 0 P: 5	R: 0 E: 0 K: 2 S: 7	H: 0 LOB: 3 BB: 1 P: 7	R: 0 E: 0 K: 2 S: 9	H: 2 LOB: 3 BB: 1 P: 13	1B: 4 2B: 0 3B: 0 HR: 0	SF: 0 SAC: 1 DP: 0 HBP: 0	WP: 0 PB: 0 SB: 0 CS: 0	PA: 33
PITCHER	IP WLS BF H R ER SO BB IBB HBP BLK WP HR S P ERA WHIP																					
Mitt Pappas, R ERA: (1,1)	6.0 W 21 2 0 0 5 1 0 0 0 0 0 30 34 0.00 0.500																					
Hoyt Wilhelm, R ERA: (7,1)	3.0 S 12 2 0 0 5 1 0 0 0 0 0 0 21 25 0.00 1.000																					

Batter	1	2	3	4	5	6	7	8	9	AB	R	H	RBI	BB	SO	LOB	BOTTOM					
Johnny Temple, R OBP: 0.429, SLG: 0.500 (1,4)										2	0	0	0	1	0	0	New York Yankees @ Baltimore Orioles Memorial Stadium, Baltimore, MD Wed Apr 18, 1962, 6:05 PM EST Att. 13,544 - Cloudy					
Earl Robinson, R OBP: 0.286, SLG: 0.333 (1,9)										3	0	1	0	1	0	0						
Boog Powell, L OBP: 0.417, SLG: 0.350 (1,7)										2	0	0	0	1	0	2						
Hoyt Wilhelm, R ERA: (7,1)										1	0	0	0	0	1	3						
Jim Gentile, L OBP: 0.423, SLG: 0.350 (1,3)										4	0	1	0	0	1	6						
Jackie Brandt, R OBP: 0.320, SLG: 0.286 (1,8)										3	0	0	0	0	0	4						
Brooks Robinson, R OBP: 0.261, SLG: 0.409 (1,5)										3	0	0	0	0	0	1						
Gus Triandos, R OBP: 0.333, SLG: 0.615 (1,2)										3	0	0	0	0	1	0						
Jerry Adair, R OBP: 0.273, SLG: 0.222 (1,6)										3	0	0	0	0	1	0						
Mitt Pappas, R OBP: 0.500, SLG: 2.000 (1,1)										2	1	1	1	0	0	0						
Russ Snyder, L OBP: 0.250, SLG: 0.250 (7,7)										1	0	1	0	0	0	0						
Inning Stats	R: 0 E: 0 K: 1 S: 5	H: 0 LOB: 2 BB: 2 P: 13	R: 0 E: 0 K: 2 S: 7	H: 0 LOB: 0 BB: 0 P: 7	R: 0 E: 0 K: 0 S: 3	H: 0 LOB: 0 BB: 0 P: 3	R: 0 E: 0 K: 0 S: 3	H: 0 LOB: 1 BB: 1 P: 7	R: 1 E: 0 K: 0 S: 4	H: 1 LOB: 0 BB: 0 P: 4	R: 0 E: 0 K: 0 S: 4	H: 1 LOB: 1 BB: 0 P: 4	R: 0 E: 0 K: 0 S: 3	H: 0 LOB: 0 BB: 0 P: 3	R: 0 E: 1 K: 1 S: 7	H: 2 LOB: 2 BB: 0 P: 7	R: 0 E: 0 K: 1 S: 7	H: 2 LOB: 2 BB: 0 P: 7	1B: 3 2B: 0 3B: 0 HR: 1	SF: 0 SAC: 0 DP: 1 HBP: 0	WP: 0 PB: 0 SB: 0 CS: 0	PA: 31
PITCHER	IP WLS BF H R ER SO BB IBB HBP BLK WP HR S P ERA WHIP																					
Bill Stafford, R ERA: 1.38 (1,1)	7.0 L 26 2 1 1 3 3 0 0 0 0 0 1 29 41 1.29 0.714																					
Luis Arroyo, L ERA: 5.4 (8,1)	1.0 5 2 0 0 1 0 0 0 0 0 0 0 7 7 0.00 2.000																					


Batter	1	2	3	4	5	6	7	8	9	AB	R	H	RBI	BB	SO	LOB	TOP								
Bobby Richardson, R OBP: 0.250, SLG: 0.259 (1, 4)	F3		K		L8			FC3-6 1B		4	0	1	0	0	1	0	New York Yankees @ Baltimore Orioles Memorial Stadium, Baltimore, MD Thu Apr 19 1962, 6:05 PM EST Att: 16,376 - Unknown								
Tom Tresh, S OBP: 0.357, SLG: 0.375 (1, 6)	F9			2B		4-3		FC3-6 1-2		4	1	1	0	0	0	1									
Roger Maris, L OBP: 0.214, SLG: 0.269 (1, 9)	K			F4		L4		4-3		4	0	0	0	0	1	2									
Mickey Mantle, S OBP: 0.692, SLG: 1.000 (1, 8)		HR		2B FC5-2					6-3 3B	2	2	2	1	2	0	0									
Johnny Blanchard, L OBP: 0.333, SLG: 0.529 Jack Reed, R (9, PR) (9, 7)	F9					4-3		1B 6-3	BB BB BB BB	3	0	1	1	1	0	1									
Elston Howard, R OBP: 0.455, SLG: 0.818 (1, 2)	K			FC5-2				6-3	BB BB BB BB	4	0	0	1	0	1	3									
Bill Skowron, R OBP: 0.231, SLG: 0.462 (1, 3)	K			F4		6-3			BB BB BB BB	4	0	1	0	0	1	2									
Clete Boyer, R OBP: 0.522, SLG: 0.850 (1, 5)			4-3			K		F6	BB BB BB BB	4	0	0	0	0	1	2									
Ralph Terry, R (1, 1)	4-3		4-3		K2-3			K		4	0	0	0	0	2	2									
Inning Stats	R: 0 E: 0 K: 1 S: 5	H: 0 LOB: 0 BB: 0 P: 5	R: 1 E: 0 K: 2 S: 8	H: 1 LOB: 0 BB: 0 P: 8	R: 0 E: 0 K: 1 S: 5	H: 0 LOB: 0 BB: 0 P: 5	R: 1 E: 0 K: 0 S: 5	H: 2 LOB: 2 BB: 1 P: 9	R: 0 E: 0 K: 2 S: 7	H: 0 LOB: 0 BB: 0 P: 7	R: 0 E: 0 K: 0 S: 3	H: 0 LOB: 0 BB: 0 P: 7	R: 0 E: 0 K: 0 S: 3	H: 0 LOB: 0 BB: 0 P: 3	R: 0 E: 0 K: 1 S: 6	H: 1 LOB: 1 BB: 0 P: 6	R: 1 E: 0 K: 0 S: 5	H: 2 LOB: 2 BB: 1 P: 9	1B: 2 2B: 2 3B: 1 HR: 1	SF: 0 SAC: 0 DP: 0 HBP: 0	WP: 0 PB: 0 SB: 0 CS: 0	PA: 36			
PITCHER	IP	WLS	BF	H	R	ER	SO	BB	IBB	HBP	BLK	WP	HR	S	P	ERA	WHIP								
Chuck Estrada, R ERA: 1.29 (1, 1)	7.0	L	26	3	2	2	6	2	0	0	0	0	1	36	44	2.57	0.714								
Wes Stock, R ERA: (8, 1)	1.0		4	1	0	0	1	0	0	0	0	0	0	6	6	0.00	1.000								
Bill Short, L ERA: 6.75 (9, 1)	0.1		4	2	1	1	0	1	0	0	0	0	0	3	7	27.00	9.000								
Jim Lehw, R ERA: (9, 1)	0.2		2	0	0	0	0	0	0	0	0	0	0	2	2	0.00	0.000								


AB	33
R	3
H	6
RBI	3
BB	3
SO	7
LOB	13



Batter	1	2	3	4	5	6	7	8	9	AB	R	H	RBI	BB	SO	LOB	BOTTOM								
Johnny Temple, R OBP: 0.440, SLG: 0.500 (1, 4)	6-3		CS 1B			F7		1-3 1B		4	0	2	0	0	0	0	New York Yankees @ Baltimore Orioles Memorial Stadium, Baltimore, MD Thu Apr 19 1962, 6:05 PM EST Att: 16,376 - Unknown								
Earl Robinson, R OBP: 0.240, SLG: 0.273 (1, 9)	K		K			6-3		5-3		4	0	0	0	0	2	3									
Boog Powell, L OBP: 0.429, SLG: 0.417 (1, 7)	2B		K			K				4	0	2	0	0	2	0									
Jim Gentile, L OBP: 0.367, SLG: 0.292 (1, 3)	G3				F8			F7		4	0	0	0	0	0	2									
Jackie Brandt, R OBP: 0.310, SLG: 0.280 (1, 8)		S 2B		1-3		K		K		4	1	1	0	0	2	1									
Brooks Robinson, R OBP: 0.222, SLG: 0.346 (1, 5)	K		K		5-3			F8		4	0	0	0	0	1	2									
Gus Triandos, R OBP: 0.286, SLG: 0.500 (1, 2)	F6					K		F6		3	0	0	0	0	1	1									
Jerry Adair, R OBP: 0.280, SLG: 0.286 (1, 6)		2H			L6			6-3		3	0	1	1	0	0	0									
Chuck Estrada, R Wes Stock, R Marv Throneberry, L Dave Nicholson, R Bill Short, L Jim Lehw, R (1, 1) (8, 1) (8, PR) (9, 1) (9, 1)	K				K			1B BB		2	0	0	0	0	2	1									
Inning Stats	R: 0 E: 0 K: 1 S: 6	H: 1 LOB: 1 BB: 0 P: 6	R: 1 E: 0 K: 2 S: 9	H: 2 LOB: 1 BB: 0 P: 9	R: 0 E: 0 K: 2 S: 7	H: 1 LOB: 0 BB: 0 P: 7	R: 0 E: 0 K: 0 S: 3	H: 0 LOB: 0 BB: 0 P: 3	R: 0 E: 0 K: 2 S: 7	H: 0 LOB: 0 BB: 0 P: 7	R: 0 E: 0 K: 1 S: 5	H: 0 LOB: 0 BB: 0 P: 5	R: 0 E: 0 K: 1 S: 5	H: 0 LOB: 0 BB: 0 P: 5	R: 0 E: 0 K: 0 S: 4	H: 1 LOB: 2 BB: 1 P: 8	R: 0 E: 0 K: 1 S: 6	H: 1 LOB: 1 BB: 0 P: 6	1B: 4 2B: 3 3B: 0 HR: 0	SF: 0 SAC: 0 DP: 1 HBP: 0	WP: 1 PB: 0 SB: 1 CS: 1	PA: 33			
PITCHER	IP	WLS	BF	H	R	ER	SO	BB	IBB	HBP	BLK	WP	HR	S	P	ERA	WHIP								
Ralph Terry, R ERA: 4.41 (1, 1)	9.0	W	33	6	1	1	10	1	0	0	0	1	0	52	56	1.00	0.778								



Batter	1	2	3	4	5	6	7	8	9	AB	R	H	RBI	BB	SO	LOB	TOP																	
Johnny Temple, R (1, 4) OBP: 0.483, SLG: 0.522 Chuck Estrada, R (7, FR)	4-0 BB		0-0 1B				0-0 F9		0-0 FC5-4	3	1	2	0	1	0	0	Baltimore Orioles @ Washington Senators D.C. Stadium, Washington, DC Fri Apr 20 1962, 6:05 PM EST Att: 5,729 - Unknown AB 33 R 5 H 10 RBI 4 BB 3 SO 2 LOB 12 																	
Mary Breeding, R (7, 4) OBP: 0.167, SLG: 0.167	4-0 BB		0-0 1B				0-0 E1		0-0 FC5-4	0	0	0	0	0	0	0																		
Jerry Adair, R (1, 6) OBP: 0.250, SLG: 0.250 Mary Throneberry, L (7, PH) Dick Hall, R (7, 1) Hoyt Wilhelm, R (9, 1)	0-0 G4-3		0-0 5-3				0-0 F7		0-0 FC5-4	3	0	0	0	0	0	3																		
Boog Powell, L (1, 7) OBP: 0.436, SLG: 0.407 Russ Snyder, L (8, 7)	4-0 BB		0-0 G3				0-0 F9		0-0 SF8	3	1	1	1	1	0	1																		
Jim Gentile, L (1, 3) OBP: 0.412, SLG: 0.357	0-0 BB		0-0 1B				0-0 3-1		0-0 E9	4	1	3	1	0	0	0																		
Jackie Brandt, R (1, 8) OBP: 0.303, SLG: 0.286	0-0 1B		0-0 1B				0-0 CS		0-0 SF8	3	0	1	1	0	1	3																		
Brooks Robinson, R (1, 5) OBP: 0.194, SLG: 0.310		0-0 6-3					0-0 F9		0-0 SF8	3	0	0	1	0	0	0																		
Gus Triandos, R (1, 2) OBP: 0.240, SLG: 0.400		0-0 F9					0-0 5-3		0-0 1-3	4	0	0	0	0	1	0																		
Earl Robinson, R (1, 9) OBP: 0.276, SLG: 0.308		0-0 F9					0-0 4-3		0-0 FC5-4	4	1	2	0	0	0	0																		
Billy Hoelt, L (1, 1) OBP: 0.200, SLG: 0.200 Dick Williams, R (7, PH) Ron Hansen, R (7, 6)			0-0 1B				0-0 F2		0-0 F8	2	1	1	0	0	0	0																		
Inning Stats	R: 0 E: 0 K: 0 S: 3	H: 1 LOB: 2 BB: 2 P: 11	R: 0 E: 0 K: 0 S: 3	H: 0 LOB: 0 BB: 0 P: 3	R: 2 E: 0 K: 1 S: 8	H: 3 LOB: 1 BB: 0 P: 8	R: 0 E: 0 K: 0 S: 3	H: 0 LOB: 0 BB: 0 P: 3	R: 0 E: 0 K: 0 S: 3	H: 1 LOB: 0 BB: 0 P: 3	R: 1 E: 1 K: 1 S: 7	H: 2 LOB: 2 BB: 1 P: 11	R: 2 E: 1 K: 0 S: 5	H: 2 LOB: 2 BB: 0 P: 5	R: 0 E: 0 K: 0 S: 4	H: 1 LOB: 1 BB: 0 P: 4	1B: 10 2B: 0 3B: 0 HR: 0	SF: 2 2B: 0 3B: 0 HBP: 0	WP: 0 PB: 0 SB: 0 CS: 1	PA: 39														
PITCHER	IP WLS BF H R ER SO BB IBB HBP BLK WP HR S P ERA WHIP																																	
Pete Burnside, L (1, 1) ERA: 3.09	6.2	28	7	3	2	2	2	3	0	0	0	1	0	0	29	41	2.70	1.500																
Marty Kutyna, R (7, 1) ERA: 2.7	0.1	L 3	2	2	1	0	0	0	0	0	0	0	0	0	3	3	27.00	6.000																
Jim Hannan, R (8, 1) ERA:	2.0	7	1	0	0	0	0	0	0	0	0	0	0	0	7	7	0.00	0.500																

Batter	1	2	3	4	5	6	7	8	9	AB	R	H	RBI	BB	SO	LOB	BOTTOM																
Chuck Hinton, R (1, 9) OBP: 0.231, SLG: 0.462	0-0 6-3		0-0 HR				0-0 P4		0-0 FC1-2	5	1	1	2	0	0	4	Baltimore Orioles @ Washington Senators D.C. Stadium, Washington, DC Fri Apr 20 1962, 6:05 PM EST Att: 5,729 - Unknown AB 34 R 4 H 8 RBI 3 BB 4 SO 10 LOB 17 																
Danny O'Connell, R (1, 5) OBP: 0.360, SLG: 0.542	0-0 F8		0-3 K				0-3 K		0-3 K	4	0	0	0	1	3	4																	
Jim Piersall, R (1, 8) OBP: 0.174, SLG: 0.261 Joe Hicks, L (7, 8) OBP: 0.667, SLG: 0.667	0-0 F8						0-0 P6		0-0 L9	3	0	0	0	0	0	0																	
Willie Tasby, R (1, 7) OBP: 0.250, SLG: 0.182		0-0 P4					0-3 K		0-3 K5-3	4	0	0	0	0	3	2																	
Bob Johnson, R (1, 6) OBP: 0.391, SLG: 0.476		0-0 F3					4-0 CS		0-0 1B	3	0	1	0	1	1	2																	
Dale Long, L (1, 3) OBP: 0.391, SLG: 0.545 Claude Osteen, L (9, FR)		0-3 K					0-0 CS		0-3 K	4	1	2	0	0	2	1																	
Chuck Cottler, R (1, 4) OBP: 0.450, SLG: 0.474 Jim King, L (9, PH) OBP: 0.167, SLG: 0.091			0-0 P5				0-0 1B		0-0 P6	3	0	1	1	0	0	0																	
Bob Schmidt, R (1, 2) OBP: 0.250, SLG: 0.250 Gene Woodling, L (9, PH) OBP: 0.417, SLG: 0.600 Ken Hamlin, R (9, FR)			0-0 FC3-6				0-0 1B		4-0 BB	3	0	2	0	0	0	0																	
Pete Burnside, R (1, 1) Marty Kutyna, R (7, 1) Jim Hannan, R (8, 1) Ken Retzer, L (9, PH) OBP: 0.600, SLG: 0.500			0-0 FC3-6				0-3 K		4-0 BB	2	1	0	0	0	1	3																	
Inning Stats	R: 0 E: 0 K: 0 S: 3	H: 0 LOB: 0 BB: 0 P: 3	R: 0 E: 0 K: 1 S: 5	H: 0 LOB: 0 BB: 0 P: 5	R: 2 E: 0 K: 1 S: 7	H: 2 LOB: 0 BB: 0 P: 7	R: 0 E: 0 K: 1 S: 4	H: 0 LOB: 0 BB: 1 P: 8	R: 1 E: 0 K: 2 S: 10	H: 3 LOB: 2 BB: 0 P: 10	R: 0 E: 0 K: 2 S: 8	H: 1 LOB: 1 BB: 0 P: 8	R: 0 E: 0 K: 2 S: 8	H: 0 LOB: 0 BB: 0 P: 3	R: 0 E: 0 K: 2 S: 8	H: 1 LOB: 2 BB: 1 P: 12		R: 1 E: 1 K: 1 S: 6	H: 1 LOB: 2 BB: 2 P: 14	1B: 6 2B: 1 3B: 0 HR: 1	SF: 0 2B: 1 3B: 0 HBP: 0	WP: 0 PB: 0 SB: 0 CS: 1	PA: 39										
PITCHER	IP WLS BF H R ER SO BB IBB HBP BLK WP HR S P ERA WHIP																																
Billy Hoelt, L (1, 1) ERA: 7.98	6.0	24	6	3	3	3	0	1	0	0	0	0	0	13	25	0.00	2.143																
Dick Hall, R (7, 1) ERA: 3.98	2.1	W 12	2	1	0	2	3	0	0	0	0	0	0	0	0	0																	
Hoyt Wilhelm, R (9, 1) ERA:	0.2	S 2	0	0	0	1	0	0	0	0	0	0	0	4	4	0.00	0.000																

Batter	1	2	3	4	5	6	7	8	9	AB	R	H	RBI	BB	SO	LOB	TOP					
Lenny Green, L OBP: 0.389, SLG: 0.455 (1, 8)	F8		4-3			4-3		SH1-4 1B BB		3	1	0	0	1	0	1	Minnesota Twins @ Baltimore Orioles Memorial Stadium, Baltimore, MD Tue Apr 24 1962, 6:05 PM EST Att: 9,721 - Unknown					
Vic Power, R OBP: 0.365, SLG: 0.404 (1, 3)	4-3			F8		WP 1B BB		SH1-4		3	1	1	0	0	0	0						
Rich Rollins, R OBP: 0.529, SLG: 0.884 (1, 5)	F6			K		WP 1B BB		G6-4-3 1B		3	1	1	1	1	1	0						
Harmon Killebrew, R OBP: 0.358, SLG: 0.316 Bill Tuttle, R (8, 8)	6-3			5-3		1B BB		G6-4-3 1B		3	0	0	0	1	0	1						
Bob Allison, R OBP: 0.471, SLG: 0.538 (1, 9)	G6-4-3 1B			F5		FC5-4 1B		K		4	0	2	2	0	1	0						
Earl Battey, R OBP: 0.353, SLG: 0.521 (1, 2)	G6-4-3 1-2			4-3		FC5-4 1-2 2-H 3-H		3B 1B		4	1	1	0	0	0	3						
Zolo Versailles, R OBP: 0.196, SLG: 0.313 (1, 6)			F7			1B		K		4	0	1	0	0	1	1						
Bernie Allen, L OBP: 0.200, SLG: 0.319 (1, 4)			G3 1B			F4		F9 1-H 3B		4	0	2	1	0	0	1						
Jack Kralick, L OBP: 0.222, SLG: 0.125 Joe Bonikowski, R OBP: 0.250, SLG: 0.250 Dick Stigman, R (9, 1)			G3 1-2			F9		F8		4	0	0	0	0	1	2						
										0	0	0	0	0	0	0						
										0	0	0	0	0	0	0						
Inning Stats	R: 0 E: 0 K: 0 S: 3	H: 0 LOB: 0 BB: 0 P: 3	R: 0 E: 0 K: 0 S: 3	H: 1 LOB: 0 BB: 0 P: 3	R: 0 E: 0 K: 1 S: 4	H: 1 LOB: 1 BB: 0 P: 4	R: 0 E: 0 K: 1 S: 5	H: 0 LOB: 0 BB: 0 P: 5	R: 0 E: 0 K: 0 S: 4	H: 1 LOB: 1 BB: 0 P: 4	R: 2 E: 0 K: 0 S: 5	H: 2 LOB: 2 BB: 2 P: 13	R: 0 E: 0 K: 1 S: 5	H: 0 LOB: 0 BB: 0 P: 5	R: 1 E: 0 K: 2 S: 9	H: 1 LOB: 1 BB: 1 P: 7	R: 1 E: 0 K: 2 S: 9	H: 2 LOB: 1 BB: 0 P: 9	1B: 7 2B: 0 3B: 1 HR: 0	SF: 0 SAC: 1 DP: 2 HBP: 0	WP: 1 PB: 0 SB: 0 CS: 0	PA: 36
PITCHER Milt Pappas, R ERA: 2.25 (1, 1)	IP: 9.0 WLS: W BF: 36 H: 8 R: 4 ER: 4 SO: 4 BB: 3 IBB: 0 HBP: 0 BLK: 0 WP: 1 HR: 0 S: 41 P: 53 ERA: 4.00 WHIP: 1.222											PITCHER	IP: 9.0 WLS: W BF: 36 H: 8 R: 4 ER: 4 SO: 4 BB: 3 IBB: 0 HBP: 0 BLK: 0 WP: 1 HR: 0 S: 41 P: 53 ERA: 4.00 WHIP: 1.222									

Batter	1	2	3	4	5	6	7	8	9	AB	R	H	RBI	BB	SO	LOB	BOTTOM	
Johnny Temple, R OBP: 0.474, SLG: 0.563 Russ Snyder, L OBP: 0.200, SLG: 0.200 (9, PR)	FC3-6 BB SF8 1B		5-3			5-3		FC6-4 1-2		5	1	2	1	0	0	1	Minnesota Twins @ Baltimore Orioles Memorial Stadium, Baltimore, MD Tue Apr 24 1962, 6:05 PM EST Att: 9,721 - Unknown	
Earl Robinson, R OBP: 0.334, SLG: 0.313 Marv Throneberry, L Ozzie Virgil, R (9, PH)	4-0 1-2 FC3-6 BB				F7			F8		3	0	1	0	1	0	0		
Boog Powell, L OBP: 0.333, SLG: 0.300 (1, 7)	FC3-6 PB 1-2 2-3		F7			K		F7		5	0	1	2	0	1	3		
Jim Gentile, L OBP: 0.426, SLG: 0.444 (1, 3)	SF8		K			FC6-5 2B		K		3	0	1	1	0	2	1		
Jackie Brandt, R OBP: 0.283, SLG: 0.325 (1, 8)	3-H 1-2 BB			F6		FC6-5 2-3		G5-4-3 BB 1B		3	1	1	0	1	0	1		
Brooks Robinson, R OBP: 0.273, SLG: 0.400 (1, 5)	F9					5-3		G5-4-3 BB		3	0	1	0	1	0	3		
Gus Triandos, R OBP: 0.289, SLG: 0.484 (1, 2)			F7			K		L5		4	0	0	0	0	1	3		
Ron Hansen, R Jerry Adair, R OBP: 0.242, SLG: 0.241 (7, PR)			F8			5-3		FC6-4 BB		2	0	0	0	1	0	1		
Milt Pappas, R OBP: 0.200, SLG: 0.800 Dick Williams, R OBP: 0.697, SLG: 0.500 Mary Breeding, R OBP: 0.273, SLG: 0.364 (9, PR)			F6			K		K		3	0	0	0	0	2	1		
										1	0	1	0	0	0	0		
										0	1	0	0	0	0	0		
Inning Stats	R: 1 E: 0 K: 0 S: 4	H: 1 LOB: 2 BB: 2 P: 12	R: 0 E: 0 K: 0 S: 3	H: 0 LOB: 0 BB: 0 P: 3	R: 0 E: 0 K: 1 S: 6	H: 1 LOB: 1 BB: 0 P: 6	R: 0 E: 0 K: 1 S: 6	H: 1 LOB: 1 BB: 0 P: 6	R: 0 E: 0 K: 1 S: 5	H: 0 LOB: 1 BB: 1 P: 9	R: 0 E: 0 K: 1 S: 5	H: 0 LOB: 0 BB: 0 P: 5	R: 4 E: 0 K: 0 S: 6	H: 5 LOB: 2 BB: 2 P: 14	1B: 7 2B: 2 3B: 0 HR: 0	SF: 1 SAC: 0 DP: 1 HBP: 0	WP: 0 PB: 1 SB: 0 CS: 0	PA: 39
PITCHER Jack Kralick, L ERA: 6.86 Joe Bonikowski, R ERA: 1.5 Dick Stigman, L ERA: 1.5 (9, 1)	IP: 0.0 WLS: L BF: 1 H: 1 R: 0 ER: 0 SO: 0 BB: 0 IBB: 0 HBP: 0 BLK: 0 WP: 0 HR: 0 S: 4 P: 1 ERA: 1.5 WHIP: 1.269											PITCHER	IP: 0.0 WLS: L BF: 1 H: 1 R: 0 ER: 0 SO: 0 BB: 0 IBB: 0 HBP: 0 BLK: 0 WP: 0 HR: 0 S: 4 P: 1 ERA: 1.5 WHIP: 1.269					



Batter	1	2	3	4	5	6	7	8	9	AB	R	H	RBI	BB	SO	LOB	TOP		
Lenny Green, L OBP: 0.373, SLG: 0.417 (1, 8)	0-3 K		0-0 F8		4-0 BB		0-0 4-3		0-0 F9	4	0	0	0	1	1	0	Minnesota Twins @ Baltimore Orioles Memorial Stadium, Baltimore, MD Wed Apr 25 1962, 6:05 PM EST Att: 12,286 - Unknown		
Vic Power, R OBP: 0.339, SLG: 0.373 (1, 3)	0-0 F9		0-0 F9		0-0 F7			0-0 F8		4	0	0	0	0	0	2			
Rich Rollins, R OBP: 0.509, SLG: 0.826 (1, 5)	4-0 BB		0-3 K		0-3 K			0-0 4-3		3	0	0	0	1	2	2			
Harmon Killebrew, R OBP: 0.351, SLG: 0.310 Bill Tuttle, R (9, 8)	0-3 K			0-0 6-3		0-3 K		0-0 1B		4	0	1	0	0	2	1			
Bob Allison, R OBP: 0.455, SLG: 0.512 (1, 9)		0-3 K		0-3 K		0-0 1B		0-0 F7		4	0	1	0	0	2	1			
Earl Battey, R OBP: 0.345, SLG: 0.500 (1, 2)		0-0 F9		0-0 1B		0-0 F9			0-0 5-3	4	0	1	0	0	0	1			
Zolo Versailles, R OBP: 0.200, SLG: 0.308 (1, 6)		0-0 E4 2B		0-0 F9		0-3 K			0-0 WP HR 1B	4	2	1	0	0	1	2			
Bernie Allen, L OBP: 0.208, SLG: 0.340 Jim Snyder, R (7, 4)		0-0 2B			0-0 F5		0-0 F6		0-3 K	3	0	1	1	0	0	0			
Don Lee, R OBP: 0.333, SLG: 0.333 Jim Lemon, R OBP: 0.667, SLG: 2.000 Ray Moore, R (9, 1)		0-0 5-3				0-0 BB 1B		0-0 F8		3	0	1	0	0	0	1			
									0-0 2H HR	1	1	1	2	0	0	0			
Inning Stats	R: 0 E: 0 K: 2 S: 7	H: 0 LOB: 1 BB: 1 P: 11	R: 1 E: 1 K: 1 S: 7	H: 1 LOB: 1 BB: 0 P: 7	R: 0 E: 0 K: 1 S: 5	H: 0 LOB: 0 BB: 0 P: 5	R: 0 E: 0 K: 1 S: 6	H: 1 LOB: 1 BB: 0 P: 6	R: 0 E: 0 K: 2 S: 8	H: 0 LOB: 0 BB: 0 P: 8	R: 0 E: 0 K: 0 S: 3	H: 0 LOB: 0 BB: 0 P: 3	R: 0 E: 0 K: 0 S: 4	H: 1 LOB: 1 BB: 0 P: 4	R: 2 E: 0 K: 1 S: 7	H: 2 LOB: 0 BB: 0 P: 7	1B: 5 2B: 1 3B: 0 HR: 1	SF: 0 SAC: 0 DP: 0 HBP: 0	WP: 1 PA: 37 PB: 0 SB: 0 CS: 0
PITCHER Chuck Estrada, R ERA: 1.57 (1, 1)	IP: 9.0 WLS: L BF: 37 H: 7 R: 3 ER: 2 SO: 9 BB: 2 IBB: 0 HBP: 0 BLK: 0 WP: 1 HR: 1 S: 53 P: 61 ERA: 2.00 WHIP: 1.000															PITCHER IP: 9.0 WLS: L BF: 37 H: 7 R: 3 ER: 2 SO: 9 BB: 2 IBB: 0 HBP: 0 BLK: 0 WP: 1 HR: 1 S: 53 P: 61 ERA: 2.00 WHIP: 1.000			

AB	35
R	3
H	7
RBI	3
BB	2
SO	9
LOB	11



Batter	1	2	3	4	5	6	7	8	9	AB	R	H	RBI	BB	SO	LOB	BOTTOM				
Johnny Temple, R OBP: 0.429, SLG: 0.500 (1, 4)	0-0 F9		0-0 6-3		0-0 5-3			0-3 K		4	0	0	0	0	1	1	Minnesota Twins @ Baltimore Orioles Memorial Stadium, Baltimore, MD Wed Apr 25 1962, 6:05 PM EST Att: 12,286 - Unknown				
Whitey Herzog, L OBP: 0.333, SLG: 0.167 (1, 9)	4-0 1B 3-2 BB		0-0 4-3			0-0 1-3		0-0 4-3		3	0	0	0	1	0	0					
Boog Powell, L OBP: 0.327, SLG: 0.295 (1, 7)				0-0 4-3		0-0 F6		0-0 F2		4	0	1	0	0	0	0					
Jim Gentile, L OBP: 0.392, SLG: 0.400 (1, 3)				0-0 4-1		0-0 3-1			0-0 F6	4	0	0	0	0	0	2					
Jackie Brandt, R OBP: 0.320, SLG: 0.419 (1, 8)				4-0 S BB			0-0 HR		0-0 1B	3	1	2	1	1	1	0					
Brooks Robinson, R OBP: 0.250, SLG: 0.364 (1, 5)				0-0 6-3		0-0 6-3		0-0 F8		4	0	0	0	0	1	2					
Gus Triandos, R OBP: 0.310, SLG: 0.455 (1, 2)					0-0 F7		4-0 BB		0-3 K	2	0	0	0	2	1	1					
Ron Hansen, R (1, 6)				0-3 K		0-0 F3		0-0 F4		3	0	0	0	0	1	2					
Chuck Estrada, R OBP: 0.125, SLG: 0.125 (1, 1)				0-0 G3		0-0 1B		0-0 4-3		3	0	1	0	0	0	1					
Inning Stats	R: 0 E: 0 K: 0 S: 3	H: 1 LOB: 1 BB: 1 P: 7	R: 0 E: 0 K: 3 S: 9	H: 0 LOB: 1 BB: 1 P: 13	R: 0 E: 0 K: 0 S: 3	H: 0 LOB: 0 BB: 0 P: 3	R: 0 E: 0 K: 0 S: 3	H: 0 LOB: 1 BB: 1 P: 7	R: 0 E: 0 K: 0 S: 4	H: 1 LOB: 1 BB: 0 P: 4	R: 0 E: 0 K: 0 S: 3	H: 0 LOB: 0 BB: 0 P: 3	R: 1 E: 0 K: 0 S: 4	H: 1 LOB: 1 BB: 1 P: 8	R: 0 E: 0 K: 1 S: 5	H: 0 LOB: 0 BB: 0 P: 5	R: 0 E: 0 K: 1 S: 6	H: 1 LOB: 1 BB: 0 P: 6	1B: 3 2B: 1 3B: 0 HR: 1	SF: 0 SAC: 0 DP: 1 HBP: 0	WP: 0 PA: 34 PB: 0 SB: 1 CS: 0
PITCHER Don Lee, R ERA: 4.32 Ray Moore, R ERA: 13.5 (9, 1)	IP: 8.0 WLS: W BF: 30 H: 3 R: 1 ER: 4 SO: 1 BB: 4 IBB: 0 HBP: 0 BLK: 0 WP: 0 HR: 1 S: 34 P: 50 ERA: 1.12 WHIP: 0.875															PITCHER IP: 1.0 WLS: S BF: 4 H: 1 R: 0 ER: 0 SO: 1 BB: 0 IBB: 0 HBP: 0 BLK: 0 WP: 0 HR: 0 S: 6 P: 6 ERA: 0.00 WHIP: 1.000					



Batter	1	2	3	4	5	6	7	8	9	AB	R	H	RBI	BB	SO	LOB	TOP		
Lenny Green, L OBP: 0.365, SLG: 0.404 (1, 8)	F7		F7		F4		1B			4	0	1	0	0	0	0	Minnesota Twins @ Baltimore Orioles Memorial Stadium, Baltimore, MD Thu Apr 26 1962, 6:05 PM EST Att: 9,826 - Unknown		
Vic Power, R OBP: 0.333, SLG: 0.364 (1, 3)	F9		1B		F8		F8			4	0	1	0	0	0	1			
Rich Rollins, R OBP: 0.492, SLG: 0.776 (1, 5)	F8		F3		BB			3-1		3	0	0	0	1	0	1			
Harmon Killebrew, R OBP: 0.328, SLG: 0.283 Bill Tuttle, R (8, 8)	E3 1B		F8		5-3			F9		4	1	0	0	0	0	2			
Bob Allison, R OBP: 0.458, SLG: 0.511 (1, 9)	FC4-6 1B 2H			F9 4-3 1B		F7		F9		4	2	1	0	0	0	0			
Earl Battey, R OBP: 0.356, SLG: 0.500 (1, 2)	FC4-6 1B 1-2			4-3		F4		FC3-6 1B		4	0	2	0	0	0	1			
Zolio Versailles, R OBP: 0.186, SLG: 0.286 (1, 6)	F9			F9		F9		FC3-6 1-3		4	0	0	0	0	0	4			
Jim Snyder, R OBP: 0.200, SLG: 0.200 (1, 4)	FC4-6 1B 1-2 2-3			FC6-4 1B 3H		F5		1-3		4	0	1	1	0	0	3			
Camilo Pascual, R OBP: 0.154, SLG: 0.154 (1, 1)	F9 1-3 3H			FC6-4 1-2		F9		4-3		4	0	1	1	0	0	2			
Inning Stats	R: 0 E: 0 K: 0 S: 3	H: 0 LOB: 0 BB: 0 P: 3	R: 2 E: 1 K: 0 S: 6	H: 3 LOB: 2 BB: 0 P: 6	R: 0 E: 0 K: 0 S: 4	H: 1 LOB: 1 BB: 0 P: 4	R: 1 E: 0 K: 0 S: 5	H: 2 LOB: 1 BB: 0 P: 5	R: 0 E: 0 K: 0 S: 3	H: 0 LOB: 0 BB: 0 P: 3	R: 0 E: 0 K: 0 S: 4	H: 1 LOB: 1 BB: 0 P: 4	R: 0 E: 0 K: 0 S: 3	H: 0 LOB: 0 BB: 0 P: 3	R: 0 E: 0 K: 0 S: 4	H: 1 LOB: 1 BB: 0 P: 4		1B: 8 2B: 0 3B: 0 HR: 0	SF: 0 SAC: 0 DP: 0 HBP: 0
PITCHER	IP WLS BF H R ER SO BB IBB HBP BLK WP HR S P ERA WHIP	IP WLS BF H R ER SO BB IBB HBP BLK WP HR S P ERA WHIP	IP WLS BF H R ER SO BB IBB HBP BLK WP HR S P ERA WHIP	IP WLS BF H R ER SO BB IBB HBP BLK WP HR S P ERA WHIP	IP WLS BF H R ER SO BB IBB HBP BLK WP HR S P ERA WHIP	IP WLS BF H R ER SO BB IBB HBP BLK WP HR S P ERA WHIP	IP WLS BF H R ER SO BB IBB HBP BLK WP HR S P ERA WHIP	IP WLS BF H R ER SO BB IBB HBP BLK WP HR S P ERA WHIP	IP WLS BF H R ER SO BB IBB HBP BLK WP HR S P ERA WHIP	IP WLS BF H R ER SO BB IBB HBP BLK WP HR S P ERA WHIP	IP WLS BF H R ER SO BB IBB HBP BLK WP HR S P ERA WHIP	IP WLS BF H R ER SO BB IBB HBP BLK WP HR S P ERA WHIP	IP WLS BF H R ER SO BB IBB HBP BLK WP HR S P ERA WHIP	IP WLS BF H R ER SO BB IBB HBP BLK WP HR S P ERA WHIP	IP WLS BF H R ER SO BB IBB HBP BLK WP HR S P ERA WHIP	IP WLS BF H R ER SO BB IBB HBP BLK WP HR S P ERA WHIP	IP WLS BF H R ER SO BB IBB HBP BLK WP HR S P ERA WHIP		
Hal Brown, R ERA: 4.5 (1, 1)	3.0	11	1	0	0	0	1	0	0	0	0	0	0	0	0	0	0.00	0.667	
Dick Hall, R ERA: 2.35 (5, 1)	2.0	7	1	0	0	0	0	0	0	0	0	0	0	0	0	0	0.00	0.500	
Wes Stock, R ERA: (8, 1)																			

AB	35
R	3
H	8
RBI	3
BB	1
SO	0
LOB	14



Batter	1	2	3	4	5	6	7	8	9	AB	R	H	RBI	BB	SO	LOB	BOTTOM		
Johnny Temple, R OBP: 0.447, SLG: 0.487 Mary Breeding, R OBP: 0.273, SLG: 0.364 (1, 4) (9, PR)	G3 1B	1-3			FC3-6 BB		F7		FC6-4 BB	3	0	1	0	2	0	2	Minnesota Twins @ Baltimore Orioles Memorial Stadium, Baltimore, MD Thu Apr 26 1962, 6:05 PM EST Att: 9,826 - Unknown		
Whitey Herzog, L OBP: 0.250, SLG: 0.118 (1, 9)	G3 1-2		F7		FC3-6 1-2		4-3		FC6-4 1-2	5	0	0	0	0	0	3			
Boog Powell, L OBP: 0.321, SLG: 0.292 (1, 7)	G3 2-3		4-3 1B		K		F8			4	0	1	0	0	1	2			
Jim Gentile, L OBP: 0.382, SLG: 0.386 (1, 3)	F6		4-3		K			FC5-4 1B		4	0	1	0	0	1	3			
Jackie Brandt, R OBP: 0.352, SLG: 0.435 (1, 8)		1B 1B		BB	G5-4-3 1B			FC5-4 1-2		3	1	2	0	1	0	1			
Brooks Robinson, R OBP: 0.250, SLG: 0.354 (1, 5)		1B 1-2 1B	F8		G5-4-3 1-2			K		4	0	1	0	0	1	4			
Gus Triandos, R OBP: 0.326, SLG: 0.541 (1, 2)		F4		F8				HR		4	1	2	1	0	0	2			
Ron Hansen, R Marv Throneberry, L (1, 6) (9, PH)		F5		F6		K			K	3	0	0	0	0	1	3			
Hal Brown, R OBP: 0.250, SLG: 0.250 Rube Snyder, L OBP: 0.107, SLG: 0.167 Dick Hall, R (5, 1) Dick Williams, R OBP: 0.390, SLG: 0.333 Wes Stock, R (8, 1) Charlie Lulu, L OBP: 0.400, SLG: 0.750 (9, PH)				K			F8		K	1	0	1	1	0	0	0			
Inning Stats	R: 0 E: 0 K: 0 S: 4	H: 1 LOB: 1 BB: 0 P: 4	R: 1 E: 0 K: 0 S: 6	H: 3 LOB: 2 BB: 0 P: 6	R: 0 E: 0 K: 1 S: 5	H: 0 LOB: 0 BB: 0 P: 5	R: 0 E: 0 K: 2 S: 7	H: 0 LOB: 1 BB: 1 P: 11	R: 0 E: 0 K: 1 S: 6	H: 2 LOB: 1 BB: 0 P: 6	R: 0 E: 0 K: 0 S: 3	H: 0 LOB: 0 BB: 0 P: 3	R: 0 E: 0 K: 1 S: 6	H: 1 LOB: 1 BB: 0 P: 6	R: 1 E: 0 K: 2 S: 8	H: 1 LOB: 1 BB: 1 P: 12		1B: 8 2B: 0 3B: 0 HR: 1	SF: 0 SAC: 0 DP: 1 HBP: 0
PITCHER	IP WLS BF H R ER SO BB IBB HBP BLK WP HR S P ERA WHIP	IP WLS BF H R ER SO BB IBB HBP BLK WP HR S P ERA WHIP	IP WLS BF H R ER SO BB IBB HBP BLK WP HR S P ERA WHIP	IP WLS BF H R ER SO BB IBB HBP BLK WP HR S P ERA WHIP	IP WLS BF H R ER SO BB IBB HBP BLK WP HR S P ERA WHIP	IP WLS BF H R ER SO BB IBB HBP BLK WP HR S P ERA WHIP	IP WLS BF H R ER SO BB IBB HBP BLK WP HR S P ERA WHIP	IP WLS BF H R ER SO BB IBB HBP BLK WP HR S P ERA WHIP	IP WLS BF H R ER SO BB IBB HBP BLK WP HR S P ERA WHIP	IP WLS BF H R ER SO BB IBB HBP BLK WP HR S P ERA WHIP	IP WLS BF H R ER SO BB IBB HBP BLK WP HR S P ERA WHIP	IP WLS BF H R ER SO BB IBB HBP BLK WP HR S P ERA WHIP	IP WLS BF H R ER SO BB IBB HBP BLK WP HR S P ERA WHIP	IP WLS BF H R ER SO BB IBB HBP BLK WP HR S P ERA WHIP	IP WLS BF H R ER SO BB IBB HBP BLK WP HR S P ERA WHIP	IP WLS BF H R ER SO BB IBB HBP BLK WP HR S P ERA WHIP			
Camilo Pascual, R ERA: 2.53 (1, 1)	9.0	38	9	2	2	7	3	0	0	0	0	0	0	0	0	0	2.00	1.333	

AB	35
R	2
H	9
RBI	2
BB	3
SO	7
LOB	20



Batter	1	2	3	4	5	6	7	8	9	AB	R	H	RBI	BB	SO	LOB	TOP										
Johnny Temple, R (1.4) OBP: 0.429, SLG: 0.521	0-0 2B	0-0 3B			0-0 L7		0-0 FC6		0-0	5	0	2	2	0	0	1											
Whitey Herzog, L (1.8) (7.7) OBP: 0.250, SLG: 0.167	0-0 5-3				0-0 F8			0-0 E9		3	1	0	0	1	0	1											
Boog Powell, L (1.7) Russ Snyder, L (7.8) OBP: 0.250, SLG: 0.375	0-3 K	0-0 4-3			0-0 F2			0-0 WP		3	0	0	0	0	1	3											
Jim Gentile, L (1.3) OBP: 0.413, SLG: 0.449	4-0 BB			4-0 G6-4-3		0-0 3-1		4-0 IBB		1	0	0	0	3	0	0											
Mary Throneberry, L (1.9) Earl Robinson, R (7.9) OBP: 0.316, SLG: 0.303	0-3 K		0-0 F6		0-0 K		0-3 K		0-3 K	3	0	0	0	0	2	3											
Brooks Robinson, R (1.5) OBP: 0.233, SLG: 0.339		0-0 SH1-3	0-0 G6-4-3		0-0 1-3		0-3 K			4	1	1	0	0	1	3											
Charlie Lau, L (1.2) OBP: 0.400, SLG: 0.500		4-0 SH1-3			0-0 F8		0-0 FC3-6	0-0 F8		3	1	1	0	1	0	2											
Jerry Adair, R (1.6) OBP: 0.195, SLG: 0.189		0-0 F3			0-3 K		0-0 F3		0-0 F4	4	0	0	0	0	1	3											
Steve Barber, L (1.1) Hoyt Wilhelm, R (9.1)		0-0 SH1-3			0-3 K		0-0 FC3-6		0-0 F8	3	0	0	0	0	1	1											
Inning Stats	R: 0 E: 0 K: 2 S: 8	H: 1 LOB: 2 BB: 1 P: 12	R: 2 E: 0 K: 0 S: 5	H: 2 LOB: 2 BB: 2 P: 13	R: 0 E: 0 K: 0 S: 2	H: 0 LOB: 0 BB: 1 P: 6	R: 0 E: 0 K: 1 S: 7	H: 0 LOB: 0 BB: 0 P: 7	R: 0 E: 0 K: 0 S: 3	H: 0 LOB: 0 BB: 0 P: 3	R: 0 E: 0 K: 1 S: 5	H: 1 LOB: 1 BB: 0 P: 4	R: 1 E: 1 K: 2 S: 9	H: 1 LOB: 2 BB: 1 P: 13	R: 0 E: 0 K: 0 S: 3	H: 0 LOB: 0 BB: 0 P: 3	1B: 1 2B: 3 3B: 1 HR: 0	SF: 0 SAC: 1 DP: 1 HBP: 0	WP: 1 PB: 0 SB: 0 CS: 0	PA: 37							
PITCHER	IP	WLS	BF	H	R	ER	SO	BB	IBB	HBP	BLK	WP	HR	S	P	ERA	WHIP										
Norm Bass, R (1.1) ERA: 5.92	7.0	L	28	4	2	2	5	4	0	0	0	0	0	34	50	2.57	1.143										
John Wyatt, R (8.1) ERA: 5.05	1.0		6	1	1	0	2	0	1	0	0	1	0	9	13	0.00	1.000										
Art Ditmar, R (9.1) ERA: 7.84	1.0		3	0	0	0	0	0	0	0	0	0	0	3	3	0.00	0.000										

Baltimore Orioles @ Kansas City Athletics
Municipal Stadium, Kansas City, MO
Sat Apr 28 1962, 7:05 PM EST
Att: 7,183 - Unknown


AB	31
R	3
H	5
RBI	2
BB	5
SO	7
LOB	19



Batter	1	2	3	4	5	6	7	8	9	AB	R	H	RBI	BB	SO	LOB	BOTTOM										
Dick Howser, R (1.6) OBP: 0.294, SLG: 0.293	4-0 FC		0-0 L4-3			0-0 6-3		0-0 PB	0-0 F7	4	1	1	0	1	0	3											
Bobby Del Greco, R (1.8) OBP: 0.463, SLG: 0.492	0-0 4-3		4-0 FC4			0-0 F9		0-3 K		3	0	0	0	1	1	2											
Jerry Lumpe, L (1.4) OBP: 0.419, SLG: 0.507	0-0 FC		0-0 FC4			0-0 1B		0-0 1B		4	0	2	1	0	0	2											
Norm Siebern, L (1.3) OBP: 0.402, SLG: 0.431	0-3 K			0-3 K		0-0 F6		0-0 3-1		4	0	0	0	0	2	3											
Gino Cimoli, R (1.9) OBP: 0.375, SLG: 0.541				0-0 6-3		0-0 1-3			0-0 6-3	4	0	1	0	0	0	0											
Ed Charles, R (1.5) OBP: 0.319, SLG: 0.350				0-0 FC		0-0 F9		0-0 F2		4	0	1	0	0	0	1											
Manny Jimenez, L (1.7) OBP: 0.459, SLG: 0.676					0-0 1-3		0-0 F7		0-0 1B	4	0	1	0	0	0	2											
Jose Tartabull, L (9. PR) OBP: 0.167, SLG: 0.167					1-2		0-0 3-1		0-0 1B	0	1	0	0	0	0	0											
Haywood Sullivan, R (1.2) OBP: 0.250, SLG: 0.200					0-3 K		0-0 5-3		0-0 1B	2	0	0	0	0	2	1											
Gordie Windhom, R (7. PH) OBP: 0.176, SLG: 0.235									0-0 1B	1	0	0	0	0	0	1											
Billy Bryan, L (8.2) OBP: 0.306, SLG: 0.304									0-0 1B	0	0	0	0	0	0	0											
Joe Azcue, R (9. PH) OBP: 0.300, SLG: 0.444									1-2 1B	1	0	1	0	0	0	0											
Norm Bass, R (1.1) John Wyatt, R (8.1)					0-0 E6		0-0 5-3		0-0 6-3	2	0	0	0	0	0	0											
Leo Posada, R (8. PH) OBP: 0.353, SLG: 0.345					0-0 L4-3				0-0 1B	1	0	0	0	0	0	0											
Art Ditmar, R (9.1) Wayne Causey, L (9. PH) OBP: 0.333, SLG: 0.225									1-2 2H	1	0	1	1	0	0	0											
Inning Stats	R: 0 E: 0 K: 1 S: 5	H: 0 LOB: 1 BB: 1 P: 9	R: 0 E: 0 K: 1 S: 6	H: 1 LOB: 1 BB: 0 P: 6	R: 0 E: 1 K: 0 S: 3	H: 0 LOB: 1 BB: 1 P: 7	R: 0 E: 0 K: 1 S: 5	H: 0 LOB: 0 BB: 0 P: 5	R: 0 E: 0 K: 0 S: 4	H: 1 LOB: 1 BB: 0 P: 4	R: 0 E: 0 K: 0 S: 4	H: 1 LOB: 1 BB: 0 P: 4	R: 1 E: 0 K: 1 S: 7	H: 2 LOB: 1 BB: 0 P: 7	R: 1 E: 0 K: 0 S: 6	H: 3 LOB: 2 BB: 0 P: 6	1B: 7 2B: 2 3B: 0 HR: 0	SF: 0 SAC: 0 DP: 1 HBP: 0	WP: 0 PB: 1 SB: 1 CS: 0	PA: 37							
PITCHER	IP	WLS	BF	H	R	ER	SO	BB	IBB	HBP	BLK	WP	HR	S	P	ERA	WHIP										
Steve Barber, L (1.1) ERA: 1.01	8.2	W	36	8	2	1	5	2	0	0	0	0	0	44	52	1.04	1.154										
Hoyt Wilhelm, R (9.1) ERA:	0.1	S	1	0	0	0	0	0	0	0	0	0	0	1	1	0.00	0.000										

Baltimore Orioles @ Kansas City Athletics
Municipal Stadium, Kansas City, MO
Sat Apr 28 1962, 7:05 PM EST
Att: 7,183 - Unknown

AB	35
R	2
H	8
RBI	2
BB	2
SO	5
LOB	15



Batter	1	2	3	4	5	6	7	8	9	AB	R	H	RBI	BB	SO	LOB	TOP										
Johnny Temple, R (1,4) OBP: 0.417, SLG: 0.490 Mary Breeding, R (7, PR) OBP: 0.250, SLG: 0.333 (7,4)	5-3		F2		F9		SH1-4 BB			3	0	0	0	1	0	0											
Whitey Herzog, L (1,7) OBP: 0.303, SLG: 0.185	K		CS BB		1B		SH1-4 HR BB	G3		3	1	1	0	2	1	0											
Brooks Robinson, R (1,5) OBP: 0.250, SLG: 0.356	1B HBP		1-2 2B		F3		SH1-4 1-2 2-3	6-3		3	0	1	0	0	0	1											
Jim Gentile, L (1,3) OBP: 0.441, SLG: 0.585 Dick Williams, R (8, PR) OBP: 0.250, SLG: 0.333 (8,3)	BB 1B		K				HR	HR	HBP	4	2	3	4	0	1	1											
Mary Throneberry, L (1,9) OBP: 0.200, SLG: 0.200 Billy Hoelt, L (7,1) OBP: 0.200, SLG: 0.200 Dick Hall, R (7,1)	1-2 BB		K				BB 1B BB	K		1	1	0	0	3	1	0											
Gus Triandos, R (1,2) OBP: 0.276, SLG: 0.444	5-3		F6		F9		F7		F8	5	0	0	0	0	0	5											
Dave Nicholson, R (1,8)	5-3		K				1B BB	K		4	1	0	0	1	3	1											
Jerry Adair, R (1,6) OBP: 0.217, SLG: 0.214	G1-4-3 1B		F7		5-3		1B 2H	L8		5	0	2	1	0	0	1											
Mitt Pappas, R (1,1) OBP: 0.286, SLG: 1.143 Wes Stock, R (5,1) Russ Snyder, L (7, PH) OBP: 0.400, SLG: 0.800 (7,9)	G1-4-3		HR				HR			2	1	1	1	0	0	1											
Inning Stats	R: 0 E: 0 K: 1 S: 6	H: 1 LOB: 3 BB: 1 P: 11	R: 0 E: 0 K: 0 S: 3	H: 1 LOB: 0 BB: 0 P: 3	R: 0 E: 0 K: 1 S: 5	H: 1 LOB: 1 BB: 1 P: 9	R: 0 E: 0 K: 2 S: 7	H: 0 LOB: 0 BB: 0 P: 7	R: 1 E: 0 K: 0 S: 5	H: 2 LOB: 1 BB: 0 P: 5	R: 1 E: 0 K: 1 S: 6	H: 1 LOB: 1 BB: 1 P: 10	R: 6 E: 0 K: 0 S: 7	H: 4 LOB: 2 BB: 4 P: 23	R: 0 E: 0 K: 1 S: 5	H: 0 LOB: 0 BB: 0 P: 5	R: 0 E: 0 K: 1 S: 5	H: 0 LOB: 0 BB: 0 P: 5	1B: 5 2B: 1 3B: 0 HR: 4	SF: 0 SAC: 1 DP: 1 HBP: 2	WP: 0 PB: 0 SB: 0 CS: 1	PA: 44					
PITCHER	IP	WLS	BF	H	R	ER	SO	BB	IBB	HBP	BLK	WP	HR	S	P	ERA	WHIP										
Dan Pfister, R (1,1) ERA: 3.0	6.0	L	28	7	4	4	5	4	0	1	0	0	3	33	50	6.00	1.833										
Jim Archer, L (7,1) ERA: 54.0	0.2		6	1	2	2	0	3	0	0	0	0	1	3	15	27.00	6.000										
Dave Wickersham, R (7,1) ERA: 4.91	1.1		7	2	2	2	1	0	0	1	0	0	0	8	9	13.50	1.500										
John Wyatt, R (9,1) ERA: 5.75	1.0		3	0	0	0	1	0	0	0	0	0	0	5	5	0.00	0.000										

Baltimore Orioles @ Kansas City Athletics
Municipal Stadium, Kansas City, MO
Sun Apr 29 1962, 4:33 AM EDT
Att: 11,429 - Unknown

AB 34
R 8
H 10
RBI 8
BB 7
SO 7
LOB 13



Batter	1	2	3	4	5	6	7	8	9	AB	R	H	RBI	BB	SO	LOB	BOTTOM										
Dick Howser, R (1,6) OBP: 0.303, SLG: 0.316	FC3-6 2B		4-3		SH1-4		L9			4	0	2	0	0	0	1											
Bobby Del Greco, R (1,8) OBP: 0.447, SLG: 0.460	FC3-6 BB		K		F8		K		K	4	0	0	0	1	3	3											
Jerry Lumpe, L (1,4) OBP: 0.418, SLG: 0.486	FC3-6 1-2 2-3		1B BB		1B 2B BB		F6		F6	3	1	0	0	2	0	2											
Norm Siebern, L (1,3) OBP: 0.402, SLG: 0.429	K		1-3 1B		2B 1B		E3 BB		4-3	5	1	2	1	0	1	2											
Manny Jimenez, L (1,7) OBP: 0.452, SLG: 0.658	K		F2		WP 1-3 2H 3H		2B BB		F7	4	0	1	2	1	1	4											
Gino Cimoli, R (1,9) OBP: 0.381, SLG: 0.532	FC5-4 1B		F9		FC6-4 BB		K			3	0	1	0	1	1	2											
Ed Charles, R (1,5) OBP: 0.294, SLG: 0.318	FC5-4 1-2		F8		FC6-4 1-2		K			4	0	0	0	0	1	5											
Billy Bryan, L (1,2) OBP: 0.267, SLG: 0.259	K		F8		L4		K			4	0	0	0	0	2	1											
Dan Pfister, R (1,1) OBP: 0.500, SLG: 0.500 Jim Archer, R (7,1) Dave Wickersham, R (7,1) OBP: 0.167, SLG: 0.167 Jose Tartabull, L (8, PH) OBP: 0.143, SLG: 0.143 John Wyatt, R (9,1)	K		SH1-4 1B 1B		1B		F9			3	1	2	0	0	1	1											
Inning Stats	R: 0 E: 0 K: 2 S: 8	H: 1 LOB: 2 BB: 1 P: 12	R: 0 E: 0 K: 2 S: 8	H: 1 LOB: 0 BB: 0 P: 8	R: 0 E: 0 K: 1 S: 6	H: 1 LOB: 2 BB: 1 P: 10	R: 0 E: 0 K: 0 S: 3	H: 0 LOB: 0 BB: 0 P: 3	R: 3 E: 0 K: 0 S: 6	H: 3 LOB: 2 BB: 2 P: 14	R: 0 E: 0 K: 1 S: 6	H: 1 LOB: 1 BB: 0 P: 6	R: 0 E: 1 K: 2 S: 8	H: 0 LOB: 2 BB: 1 P: 12	R: 0 E: 0 K: 2 S: 8	H: 1 LOB: 1 BB: 0 P: 8	R: 0 E: 0 K: 0 S: 3	H: 0 LOB: 0 BB: 0 P: 3	1B: 6 2B: 2 3B: 0 HR: 0	SF: 0 SAC: 1 DP: 0 HBP: 0	WP: 1 PB: 0 SB: 1 CS: 0	PA: 41					
PITCHER	IP	WLS	BF	H	R	ER	SO	BB	IBB	HBP	BLK	WP	HR	S	P	ERA	WHIP										
Mitt Pappas, R (1,1) ERA: 3.05	4.2		23	6	3	3	5	3	0	0	0	0	0	30	42	5.79	1.929										
Wes Stock, R (5,1) ERA: 1.74	1.1	W	6	1	0	0	1	1	0	0	0	1	0	7	11	0.00	1.500										
Billy Hoelt, L (7,1) ERA: 9.53	0.1		3	0	0	0	0	1	0	0	0	0	0	2	6	0.00	3.000										
Dick Hall, R (7,1) ERA: 1.74	2.2	S	9	1	0	0	4	0	0	0	0	0	0	17	17	0.00	0.375										

Baltimore Orioles @ Kansas City Athletics
Municipal Stadium, Kansas City, MO
Sun Apr 29 1962, 4:33 AM EDT
Att: 11,429 - Unknown

AB 35
R 3
H 8
RBI 3
BB 5
SO 10
LOB 21



Batter	1	2	3	4	5	6	7	8	9	AB	R	H	RBI	BB	SO	LOB	TOP					
Johnny Temple, R (1, 4) OBP: 0.422, SLG: 0.491 Mary Breeding, R (7, FR) OBP: 0.231, SLG: 0.308										4	0	2	0	0	0	1						
Russ Snyder, L (1, 8) OBP: 0.286, SLG: 0.571										4	0	0	0	0	0	2						
Boog Powell, L (1, 7) OBP: 0.328, SLG: 0.281										3	1	1	0	1	0	0						
Jim Gentile, L (1, 3) OBP: 0.444, SLG: 0.649										4	1	2	2	0	0	2						
Whitey Herzog, L (1, 9) OBP: 0.270, SLG: 0.161										4	0	0	0	0	1	3						
Brooks Robinson, R (1, 5)										4	1	1	0	0	0	1						
Gus Triandos, R (1, 2) OBP: 0.293, SLG: 0.469										4	0	2	1	0	0	0						
Jerry Adair, R (1, 6) OBP: 0.220, SLG: 0.217										4	0	1	0	0	0	2						
Chuck Estrada, R (1, 1) OBP: 0.115, SLG: 0.111 Marv Throneberry, L (7, PH) Wes Stock, R (7, 1) Jim Lebew, R (7, 1) Billy Hoelt, L (8, 1) OBP: 0.202, SLG: 0.200 Charlie Lau, L (8, PH) OBP: 0.254, SLG: 0.444										1	0	0	0	0	0	0						
Inning Stats	R: 0 E: 0 K: 0 S: 4	H: 1 LOB: 2 BB: 1 P: 8	R: 1 E: 0 K: 0 S: 5	H: 2 LOB: 1 BB: 0 P: 5	R: 0 E: 0 K: 0 S: 3	H: 0 LOB: 0 BB: 0 P: 3	R: 0 E: 0 K: 0 S: 4	H: 1 LOB: 1 BB: 0 P: 4	R: 0 E: 0 K: 1 S: 5	H: 0 LOB: 0 BB: 0 P: 5	R: 0 E: 0 K: 1 S: 6	H: 1 LOB: 1 BB: 0 P: 6	R: 0 E: 0 K: 1 S: 7	H: 2 LOB: 2 BB: 0 P: 7	R: 2 E: 0 K: 0 S: 5	H: 2 LOB: 2 BB: 0 P: 5	R: 0 E: 0 K: 0 S: 3	H: 0 LOB: 0 BB: 0 P: 3	1B: 5 2B: 3 HR: 1	SF: 0 SAC: 1 DP: 0 HBP: 0	WP: 0 PB: 0 SB: 1 CS: 0	PA: 37
PITCHER Camilo Pascual, R (1, 1) ERA: 2.63	IP: 9.0 WLS: W BF: 37 H: 9 R: 3 ER: 3 SO: 3 BB: 1 IBB: 0 HBP: 0 BLK: 0 WP: 0 HR: 1 S: 42 P: 46 ERA: 3.00 WHIP: 1.111															PITCHER						

Baltimore Orioles @ Minnesota Twins
Metropolitan Stadium, Bloomington, MI
Tue May 01 1962, 4:33 AM EDT
Att. 5,934 - Unknown - 64 F

AB 35
R 3
H 9
RBI 3
BB 1
SO 3
LOB 13



Batter	1	2	3	4	5	6	7	8	9	AB	R	H	RBI	BB	SO	LOB	BOTTOM			
Lenny Green, L (1, 7) OBP: 0.360, SLG: 0.438										4	1	1	0	1	1	4				
Bill Tuttle, R (1, 8) OBP: 0.615, SLG: 0.889										3	1	1	1	2	1	1				
Rich Rollins, R (1, 5) OBP: 0.432, SLG: 0.638										4	0	2	1	0	0	0				
Don Mincher, L (1, 3) OBP: 0.360, SLG: 0.739										3	1	2	1	2	0	1				
Bob Allison, R (1, 9) OBP: 0.415, SLG: 0.418										4	1	1	0	1	1	5				
Earl Battey, R (1, 2) OBP: 0.338, SLG: 0.487										4	1	1	2	0	1	4				
Zoilo Versalles, R (1, 6) OBP: 0.228, SLG: 0.365										4	0	2	1	0	0	1				
Bernie Allen, L (1, 4) OBP: 0.246, SLG: 0.368										3	1	1	0	1	0	2				
Camilo Pascual, R (1, 1) OBP: 0.235, SLG: 0.412										4	2	2	2	0	0	2				
Inning Stats	R: 0 E: 0 K: 1 S: 5	H: 1 LOB: 1 BB: 1 P: 9	R: 3 E: 0 K: 1 S: 8	H: 3 LOB: 1 BB: 1 P: 12	R: 0 E: 0 K: 1 S: 5	H: 0 LOB: 1 BB: 1 P: 9	R: 0 E: 1 K: 0 S: 3	H: 0 LOB: 1 BB: 1 P: 7	R: 0 E: 0 K: 0 S: 4	H: 1 LOB: 1 BB: 0 P: 4	R: 0 E: 0 K: 0 S: 4	H: 1 LOB: 1 BB: 0 P: 4	R: 3 E: 0 K: 0 S: 5	H: 3 LOB: 2 BB: 2 P: 13	R: 2 E: 1 K: 1 S: 9	H: 4 LOB: 3 BB: 1 P: 13	1B: 8 2B: 3 3B: 1 HR: 1	SF: 1 SAC: 1 DP: 1 HBP: 0	WP: 0 PB: 0 SB: 0 CS: 0	PA: 42
PITCHER Chuck Estrada, R (1, 1) ERA: 2.17 Wes Stock, R (7, 1) ERA: 2.31 Jim Lebew, R (7, 1) ERA: 2.84 Billy Hoelt, L (8, 1) ERA: 9.0	IP: 6.0 WLS: L BF: 27 H: 6 R: 3 ER: 3 SO: 3 BB: 4 IBB: 0 HBP: 0 BLK: 0 WP: 0 HR: 1 S: 29 P: 45 ERA: 4.50 WHIP: 1.667															PITCHER				

Baltimore Orioles @ Minnesota Twins
Metropolitan Stadium, Bloomington, MI
Tue May 01 1962, 4:33 AM EDT
Att. 5,934 - Unknown - 64 F

AB 33
R 8
H 13
RBI 8
BB 7
SO 4
LOB 20



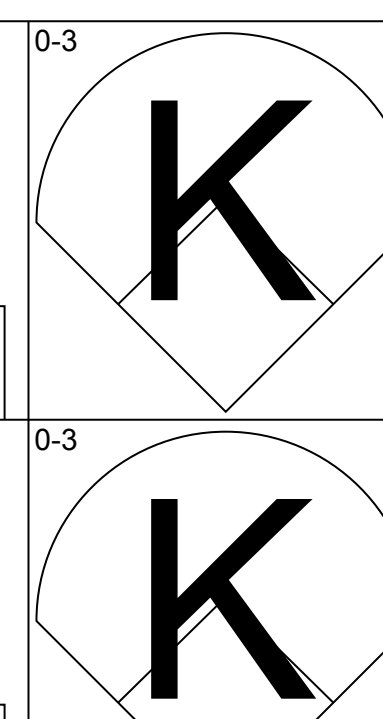
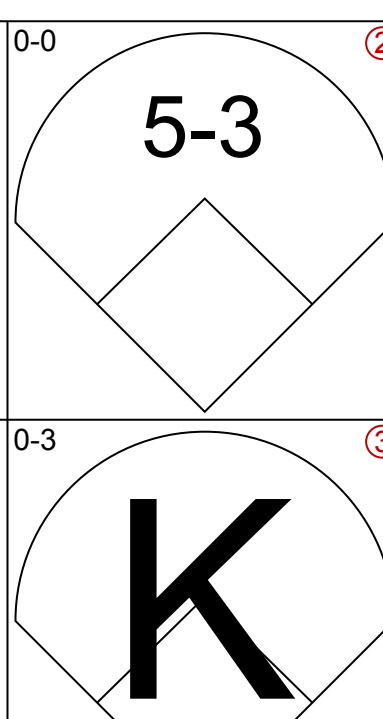
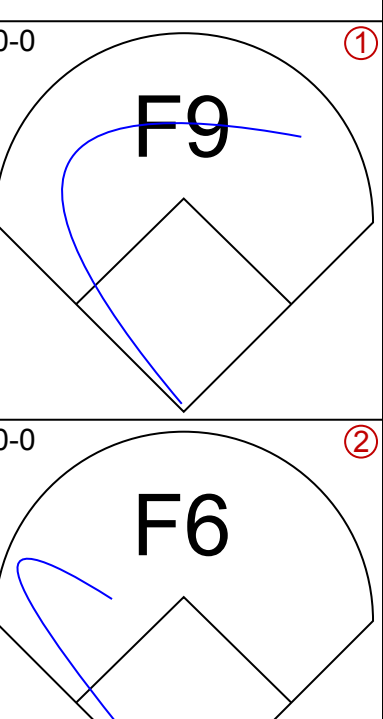
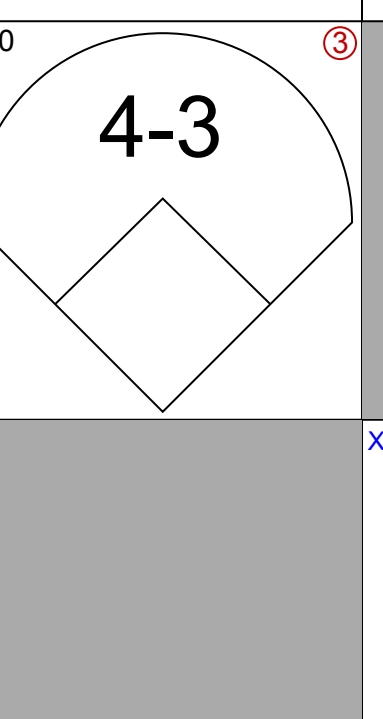
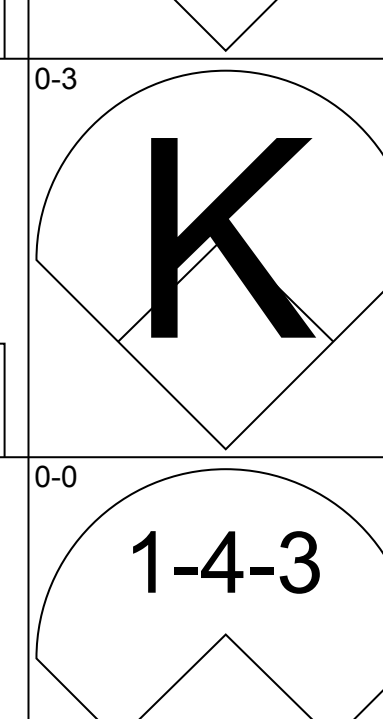

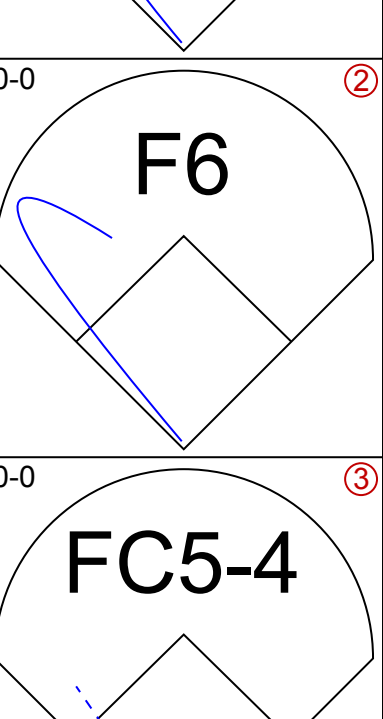
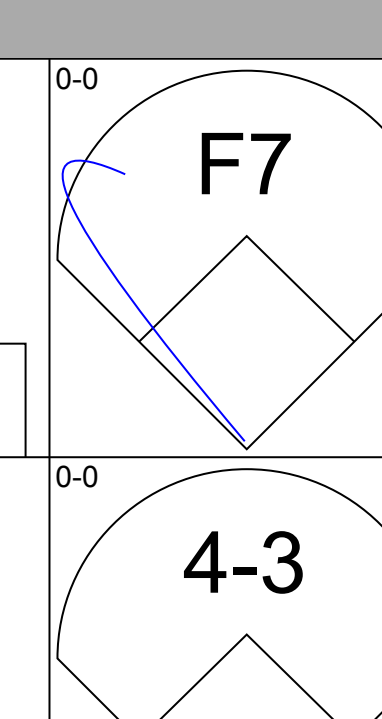
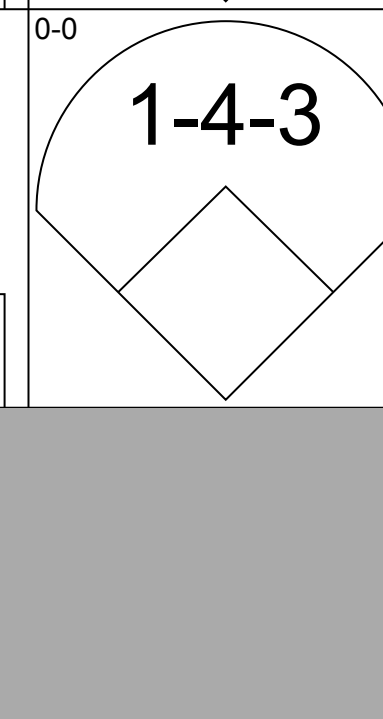
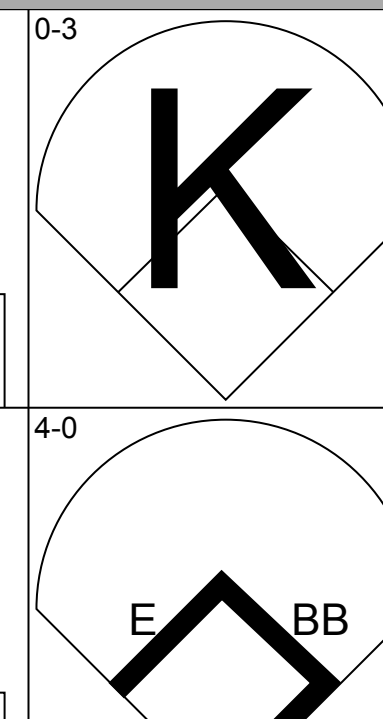
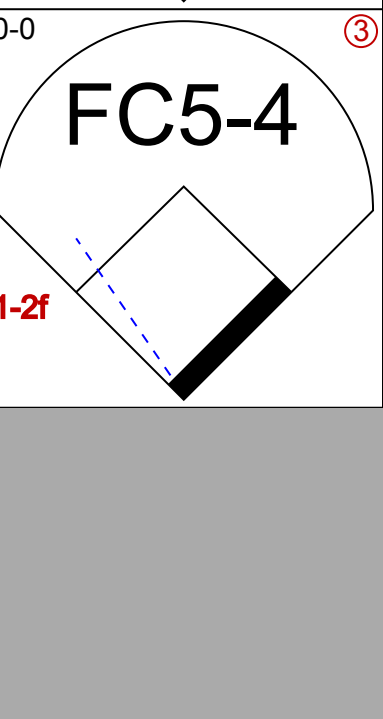
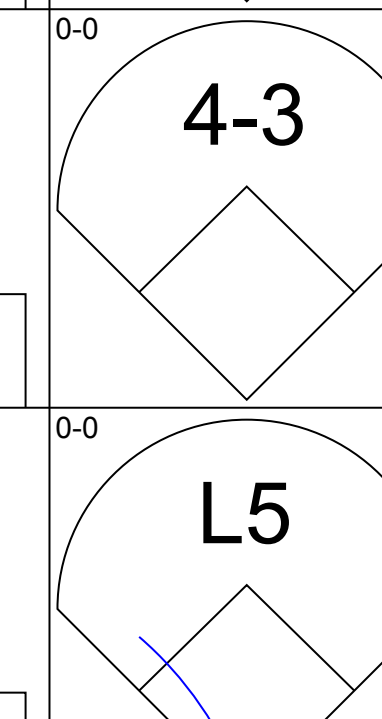
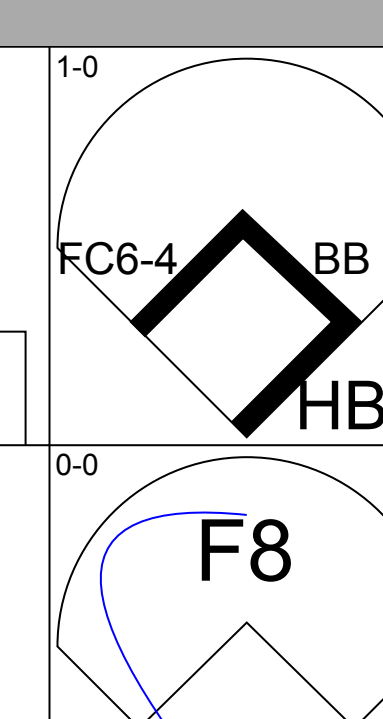
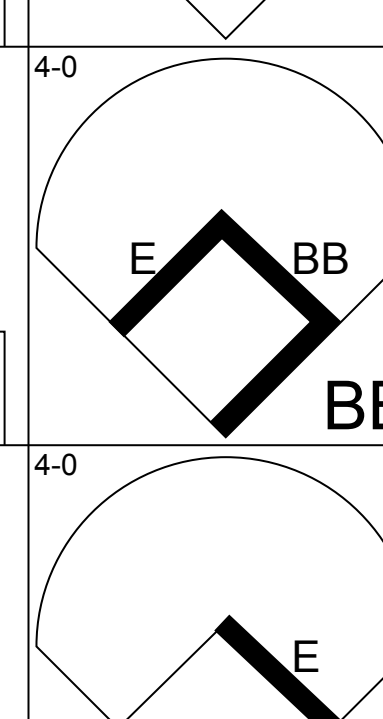
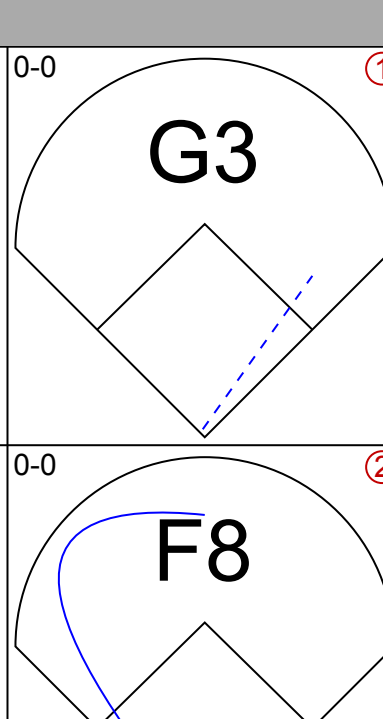
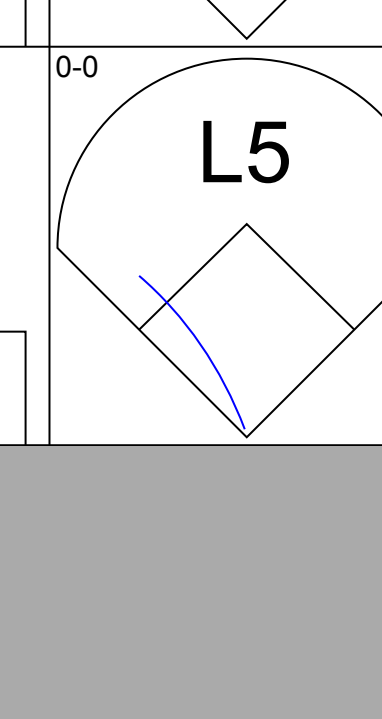
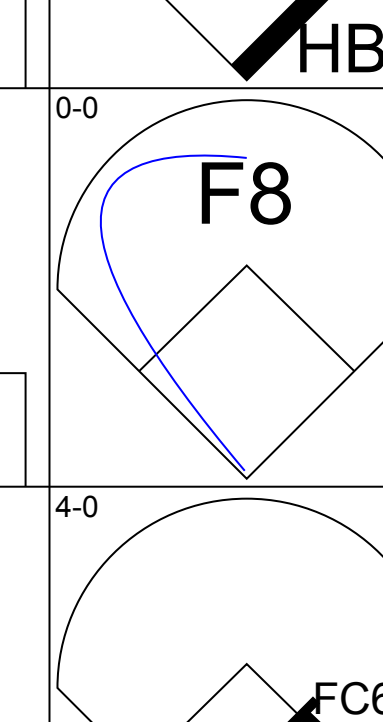
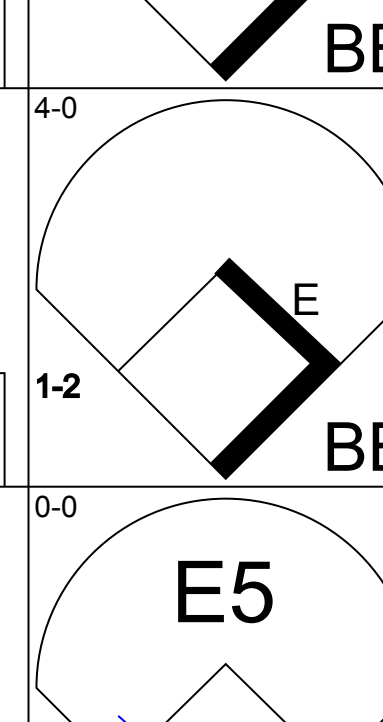
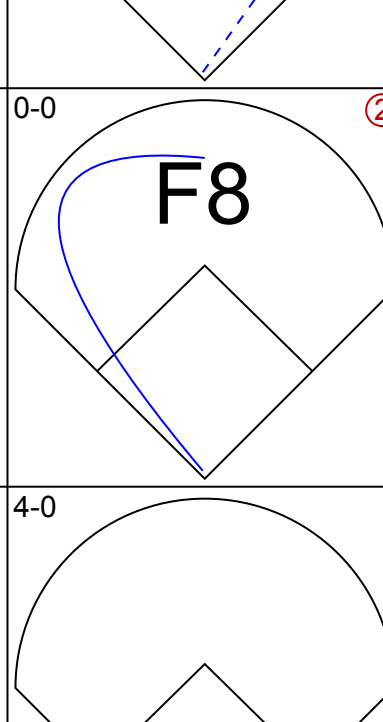
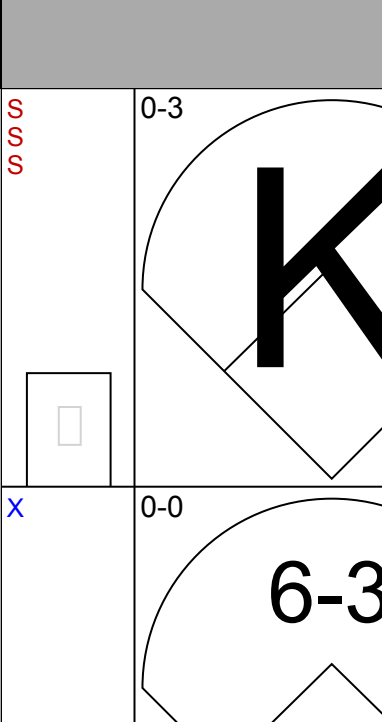
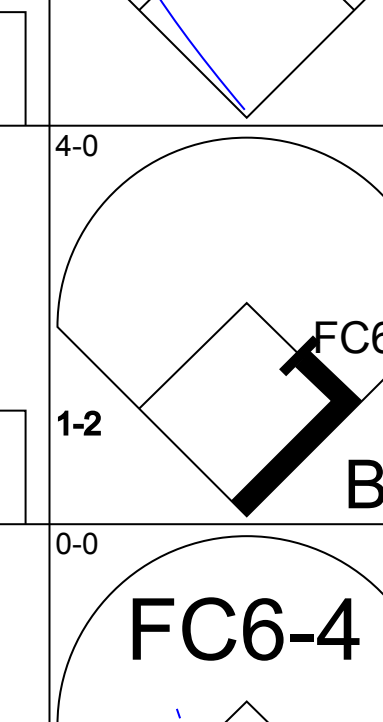
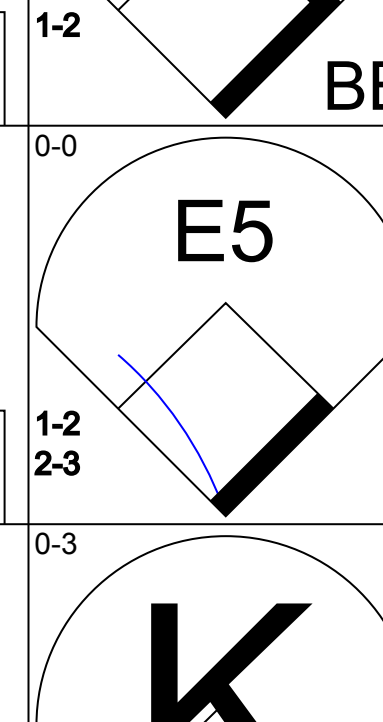
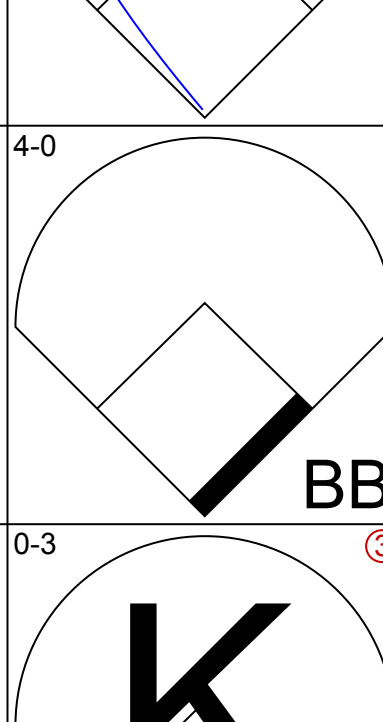
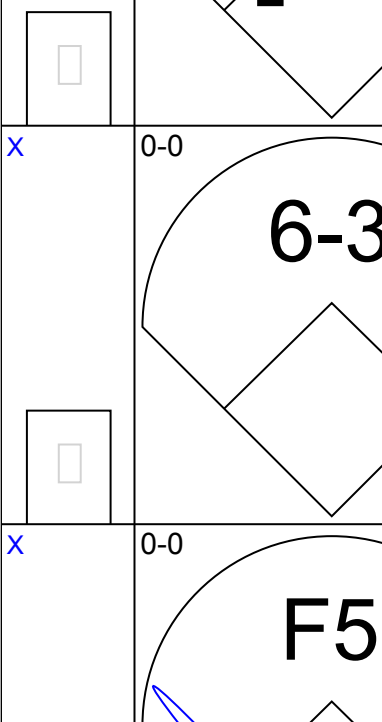
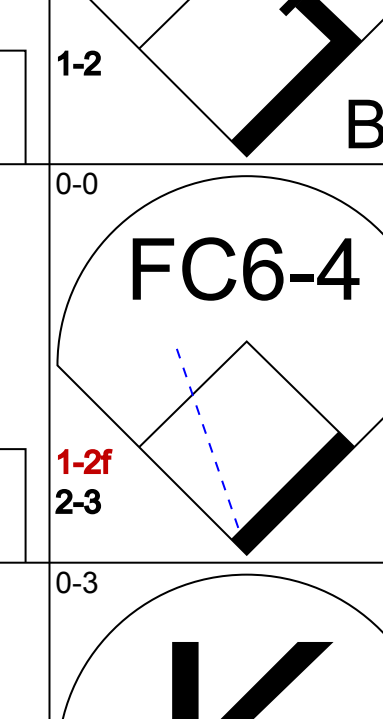
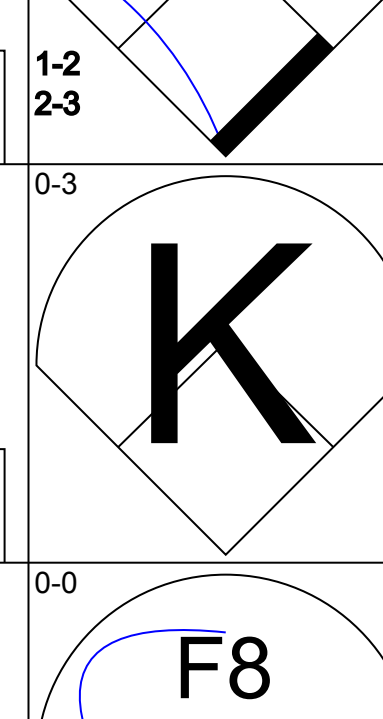
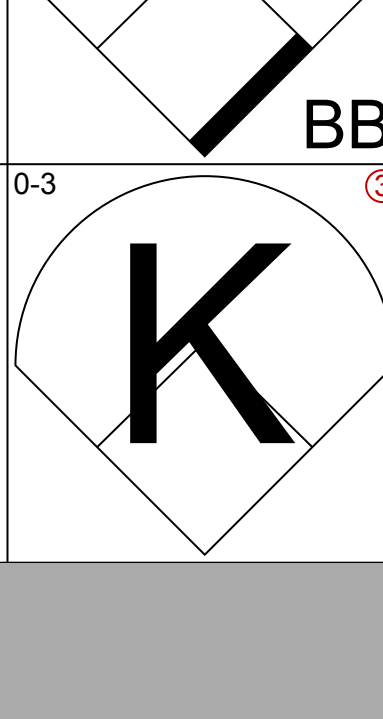
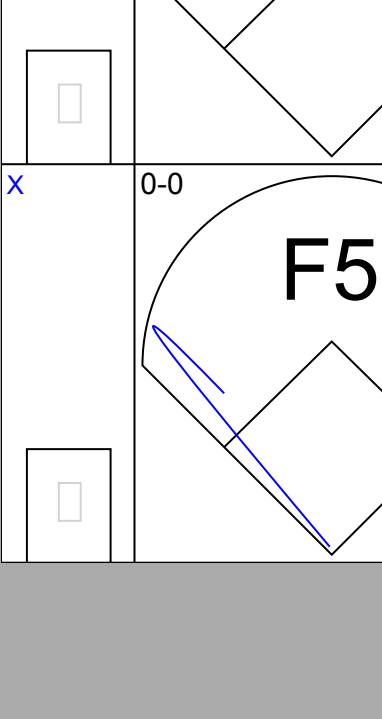
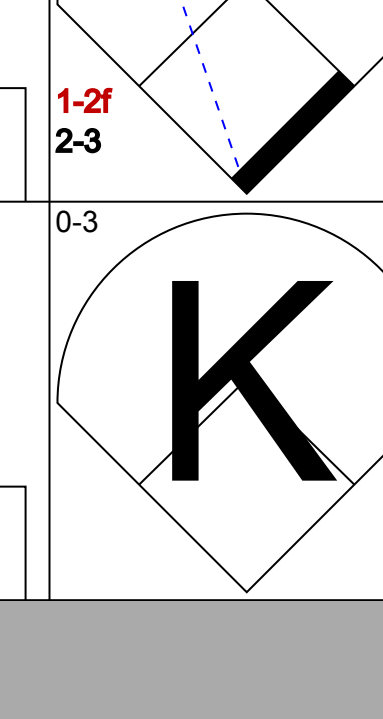
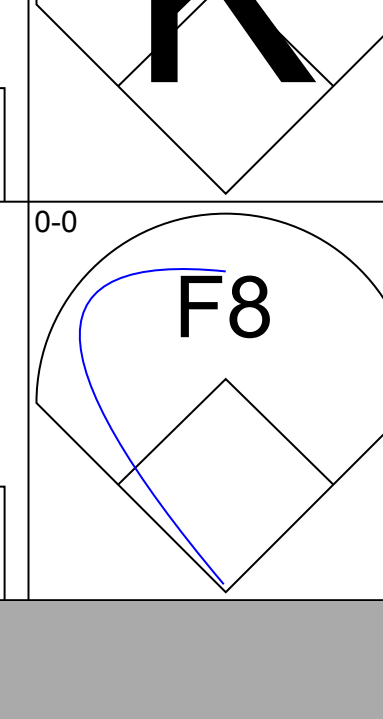
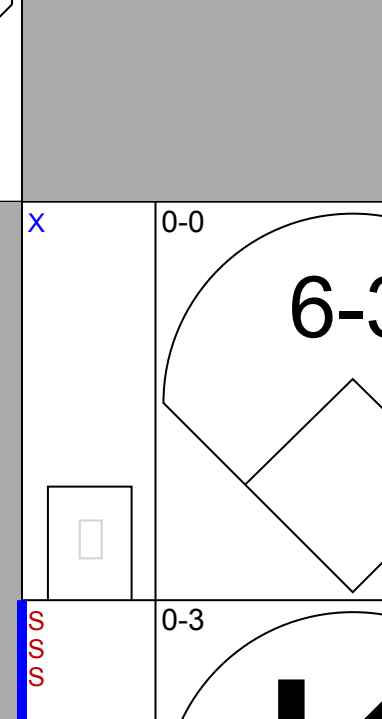
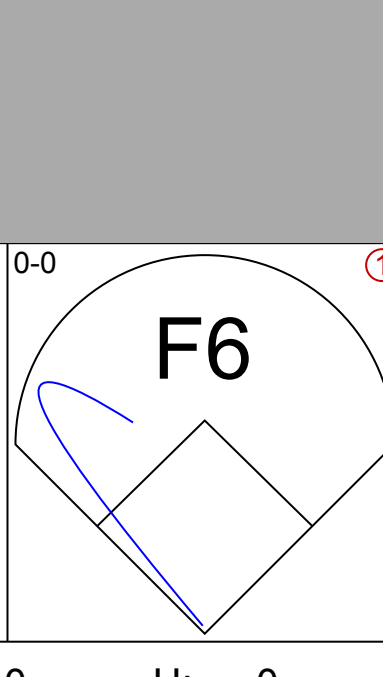
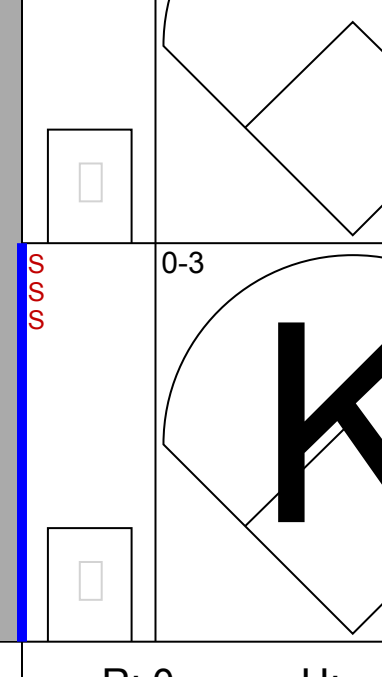
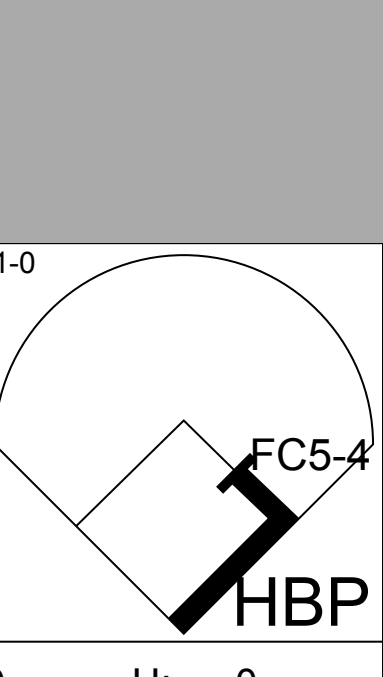
Batter	1	2	3	4	5	6	7	8	9	AB	R	H	RBI	BB	SO	LOB	TOP					
Johnny Temple, R OBP: 0.420, SLG: 0.475	6-3	6-3		FC5 1B		1-3		S BB		4	0	1	0	1	0	0	Baltimore Orioles @ Minnesota Twins Metropolitan Stadium, Bloomington, MI Wed May 02 1962, 4:33 AM EDT Att: 5,926 - Unknown - 71 F					
Jerry Adair, R OBP: 0.236, SLG: 0.220	2B BB		G3	FC5 1B		1B		K		4	1	1	0	1	1	4						
Brooks Robinson, R OBP: 0.274, SLG: 0.426	BB 1-3		3B	F4		1B		K		5	1	3	0	0	1	4						
Jim Gentile, L OBP: 0.446, SLG: 0.638 Dick Williams, R OBP: 0.296, SLG: 0.167	BB BB		K			3-1			4-3	1	0	0	0	1	1	1						
Jackie Brandt, R OBP: 0.365, SLG: 0.472	1-2 2-3 3-H		HR	3B		2B			6-3	4	2	2	2	1	0	0						
Boog Powell, L OBP: 0.333, SLG: 0.387 Russ Snyder, L OBP: 0.286, SLG: 0.571	K		3-H	HR		HR			G3	5	2	2	4	0	1	3						
Gus Triandos, R OBP: 0.290, SLG: 0.453	K		6-3	HR		HR				0	0	0	0	0	0	0						
Earl Robinson, R OBP: 0.310, SLG: 0.297		4-3		F8		G4-6-3 1B		S BB 1B		4	0	1	0	0	0	1						
Hal Brown, R OBP: 0.286, SLG: 0.286 Dick Hall, R (6, 1)	F8			FC5 1B		F7		K		3	0	1	0	0	0	0						
										1	0	0	0	0	1	1						
Inning Stats	R: 1 E: 0 K: 2 S: 8	H: 1 LOB: 3 BB: 3 P: 20	R: 0 E: 0 K: 0 S: 3	H: 0 LOB: 0 BB: 0 P: 3	R: 3 E: 0 K: 1 S: 8	H: 3 LOB: 0 BB: 0 P: 8	R: 0 E: 0 K: 0 S: 5	H: 2 LOB: 2 BB: 0 P: 5	R: 2 E: 0 K: 1 S: 7	H: 3 LOB: 0 BB: 0 P: 7	R: 0 E: 0 K: 0 S: 5	H: 0 LOB: 0 BB: 0 P: 5	R: 0 E: 0 K: 3 S: 10	H: 1 LOB: 2 BB: 1 P: 14	R: 0 E: 0 K: 0 S: 3	H: 0 LOB: 0 BB: 0 P: 3	1B: 6 2B: 2 3B: 2 HR: 2	SF: 0 SAC: 0 DP: 1 HBP: 0	WP: 0 PB: 0 SB: 2 CS: 0	PA: 42		
PITCHER	IP WLS BF H R ER SO	IP WLS BF H R ER SO	IP WLS BF H R ER SO	IP WLS BF H R ER SO	IP WLS BF H R ER SO	IP WLS BF H R ER SO	IP WLS BF H R ER SO	IP WLS BF H R ER SO	IP WLS BF H R ER SO	IP WLS BF H R ER SO	IP WLS BF H R ER SO	IP WLS BF H R ER SO	IP WLS BF H R ER SO	IP WLS BF H R ER SO	IP WLS BF H R ER SO	IP WLS BF H R ER SO	ERA WHIP	ERA WHIP				
Jim Kaat, L ERA: 6.1	2.2 L 15 4 4 4 3	2.2 L 15 4 4 4 3	2.2 L 15 4 4 4 3	2.2 L 15 4 4 4 3	2.2 L 15 4 4 4 3	2.2 L 15 4 4 4 3	2.2 L 15 4 4 4 3	2.2 L 15 4 4 4 3	2.2 L 15 4 4 4 3	2.2 L 15 4 4 4 3	2.2 L 15 4 4 4 3	2.2 L 15 4 4 4 3	2.2 L 15 4 4 4 3	2.2 L 15 4 4 4 3	2.2 L 15 4 4 4 3	2.2 L 15 4 4 4 3	13.50 2.625	13.50 2.625				
Ted Sadowski, R ERA: 4.55	3.1 11 5 2 2 1	3.1 11 5 2 2 1	3.1 11 5 2 2 1	3.1 11 5 2 2 1	3.1 11 5 2 2 1	3.1 11 5 2 2 1	3.1 11 5 2 2 1	3.1 11 5 2 2 1	3.1 11 5 2 2 1	3.1 11 5 2 2 1	3.1 11 5 2 2 1	3.1 11 5 2 2 1	3.1 11 5 2 2 1	3.1 11 5 2 2 1	3.1 11 5 2 2 1	3.1 11 5 2 2 1	7.71 2.143	7.71 2.143				
Jim Manning, R ERA: 5.14	6.1 5 2 0 0 0	6.1 5 2 0 0 0	6.1 5 2 0 0 0	6.1 5 2 0 0 0	6.1 5 2 0 0 0	6.1 5 2 0 0 0	6.1 5 2 0 0 0	6.1 5 2 0 0 0	6.1 5 2 0 0 0	6.1 5 2 0 0 0	6.1 5 2 0 0 0	6.1 5 2 0 0 0	6.1 5 2 0 0 0	6.1 5 2 0 0 0	6.1 5 2 0 0 0	6.1 5 2 0 0 0	0.00 2.000	0.00 2.000				
Lee Stange, R ERA: 1.35	7.1 8 1 0 0 4	7.1 8 1 0 0 4	7.1 8 1 0 0 4	7.1 8 1 0 0 4	7.1 8 1 0 0 4	7.1 8 1 0 0 4	7.1 8 1 0 0 4	7.1 8 1 0 0 4	7.1 8 1 0 0 4	7.1 8 1 0 0 4	7.1 8 1 0 0 4	7.1 8 1 0 0 4	7.1 8 1 0 0 4	7.1 8 1 0 0 4	7.1 8 1 0 0 4	7.1 8 1 0 0 4	0.00 1.000	0.00 1.000				
Joe Bonikowski, R ERA: 2.25	9.1 3 0 0 0 0	9.1 3 0 0 0 0	9.1 3 0 0 0 0	9.1 3 0 0 0 0	9.1 3 0 0 0 0	9.1 3 0 0 0 0	9.1 3 0 0 0 0	9.1 3 0 0 0 0	9.1 3 0 0 0 0	9.1 3 0 0 0 0	9.1 3 0 0 0 0	9.1 3 0 0 0 0	9.1 3 0 0 0 0	9.1 3 0 0 0 0	9.1 3 0 0 0 0	9.1 3 0 0 0 0	0.00 0.000	0.00 0.000				
Batter	1	2	3	4	5	6	7	8	9	AB	R	H	RBI	BB	SO	LOB	BOTTOM					
Lenny Green, L OBP: 0.363, SLG: 0.429	K		1-2 1B		F7	4-0 1-2 2-3 3-H BB		F9		4	0	1	1	1	1	1	Baltimore Orioles @ Minnesota Twins Metropolitan Stadium, Bloomington, MI Wed May 02 1962, 4:33 AM EDT Att: 5,926 - Unknown - 71 F					
Bill Tuttle, R OBP: 0.556, SLG: 0.786	2B		F5			1B		K		5	1	2	0	0	1	5						
Rich Rollins, R OBP: 0.419, SLG: 0.622	6-3		FC5			1B 2B		K		5	1	1	0	0	1	3						
Don Mincher, L OBP: 0.367, SLG: 0.786	F5				F8	1B SH5-3		HR		5	2	2	3	0	0	1						
Bob Allison, R OBP: 0.400, SLG: 0.400		K			K	SH5-3 1B		P4		3	0	0	0	0	2	0						
Earl Battey, R OBP: 0.333, SLG: 0.475		4-3			FC5-4 1B			F9		4	0	1	0	0	0	1						
Zolio Versalles, R OBP: 0.241, SLG: 0.364		K			FC5-4	2B BB 1B		SH3-4 BB		3	1	1	1	1	1	1						
Bernie Allen, L OBP: 0.250, SLG: 0.383					4-3			SH3-4		3	0	1	0	0	0	0						
Jim Kaat, L ERA: 6.1 Ted Sadowski, R ERA: 4.55 Jim Manning, R ERA: 5.14 Lee Stange, R ERA: 1.35 Joe Bonikowski, R ERA: 2.25					FC5 1B			K		0	0	0	0	0	0	0						
										0	0	0	0	0	0	0						
Inning Stats	R: 0 E: 0 K: 1 S: 6	H: 1 LOB: 1 BB: 0 P: 6	R: 0 E: 0 K: 2 S: 7	H: 0 LOB: 0 BB: 0 P: 7	R: 0 E: 0 K: 0 S: 5	H: 2 LOB: 2 BB: 0 P: 5	R: 0 E: 0 K: 1 S: 6	H: 1 LOB: 1 BB: 0 P: 6	R: 0 E: 0 K: 1 S: 5	H: 0 LOB: 0 BB: 0 P: 5	R: 4 E: 0 K: 0 S: 8	H: 5 LOB: 2 BB: 2 P: 16	R: 1 E: 0 K: 1 S: 6	H: 1 LOB: 0 BB: 0 P: 6	R: 0 E: 0 K: 1 S: 5	H: 0 LOB: 1 BB: 1 P: 9	R: 0 E: 0 K: 1 S: 5	H: 0 LOB: 0 BB: 0 P: 5	1B: 6 2B: 3 3B: 0 HR: 1	SF: 0 SAC: 2 DP: 0 HBP: 0	WP: 0 PB: 0 SB: 0 CS: 0	PA: 40
PITCHER	IP WLS BF H R ER SO	IP WLS BF H R ER SO	IP WLS BF H R ER SO	IP WLS BF H R ER SO	IP WLS BF H R ER SO	IP WLS BF H R ER SO	IP WLS BF H R ER SO	IP WLS BF H R ER SO	IP WLS BF H R ER SO	IP WLS BF H R ER SO	IP WLS BF H R ER SO	IP WLS BF H R ER SO	IP WLS BF H R ER SO	IP WLS BF H R ER SO	IP WLS BF H R ER SO	IP WLS BF H R ER SO	ERA WHIP	ERA WHIP				
Hal Brown, R ERA: 5.09	5.2 W 25 8 4 4 5	5.2 W 25 8 4 4 5	5.2 W 25 8 4 4 5	5.2 W 25 8 4 4 5	5.2 W 25 8 4 4 5	5.2 W 25 8 4 4 5	5.2 W 25 8 4 4 5	5.2 W 25 8 4 4 5	5.2 W 25 8 4 4 5	5.2 W 25 8 4 4 5	5.2 W 25 8 4 4 5	5.2 W 25 8 4 4 5	5.2 W 25 8 4 4 5	5.2 W 25 8 4 4 5	5.2 W 25 8 4 4 5	5.2 W 25 8 4 4 5	6.35 1.412	6.35 1.412				
Dick Hall, R ERA: 1.96	3.1 S 15 2 1 1 3	3.1 S 15 2 1 1 3	3.1 S 15 2 1 1 3	3.1 S 15 2 1 1 3	3.1 S 15 2 1 1 3	3.1 S 15 2 1 1 3	3.1 S 15 2 1 1 3	3.1 S 15 2 1 1 3	3.1 S 15 2 1 1 3	3.1 S 15 2 1 1 3	3.1 S 15 2 1 1 3	3.1 S 15 2 1 1 3	3.1 S 15 2 1 1 3	3.1 S 15 2 1 1 3	3.1 S 15 2 1 1 3	3.1 S 15 2 1 1 3	2.70 1.500	2.70 1.500				

AB	38
R	6
H	12
RBI	6
BB	4
SO	8
LOB	19



Batter	1	2	3	4	5	6	7	8	9	AB	R	H	RBI	BB	SO	LOB	TOP								
Johnny Temple, R (1,4) OBP: 0.416, SLG: 0.478										4	1	2	2	0	2	2	<p>Baltimore Orioles @ Los Angeles Angels Dodger Stadium, Los Angeles, CA Fri May 04 1962, 7:05 PM PDT Att: 10,222 - Unknown - 64 F</p> <p>livebaseballscores.com</p> <p>AB 31 R 4 H 6 RBI 3 BB 4 SO 5 LOB 13</p>								
Ron Hansen, R (1,6) OBP: 0.200, SLG: 0.111										4	0	0	0	0	0	4									
Brooks Robinson, R (1,5) OBP: 0.284, SLG: 0.427										3	0	1	1	0	0	0									
Jim Gentile, L (1,3) OBP: 0.427, SLG: 0.591										4	0	1	0	0	1	1									
Jackie Brandt, R (1,8) OBP: 0.338, SLG: 0.417										3	0	0	0	1	0	0									
Boog Powell, L (1,7) OBP: 0.303, SLG: 0.348										3	0	0	0	0	0	3									
Hoyt Wilhelm, R (7,1)										0	0	0	0	0	0	0									
Russ Snyder, L (9, PH) OBP: 0.250, SLG: 0.500										1	0	0	0	0	0	0									
Gus Triandos, R (1,2) OBP: 0.286, SLG: 0.475										4	0	0	0	0	1	1									
Dave Nicholson, R (1,9) OBP: 0.444, SLG: 0.333										2	2	1	0	2	0	0									
Art Quirk, R (1,1) OBP: 0.667, SLG: 0.500										1	1	0	0	1	0	0									
Whitey Herzog, L (7, PH) OBP: 0.282, SLG: 0.162										2	0	1	0	0	1	2									
Inning Stats	R: 0 E: 1 K: 0 S: 4	H: 1 LOB: 1 BB: 0 P: 4	R: 0 E: 0 K: 0 S: 3	H: 0 LOB: 0 BB: 0 P: 3	R: 3 E: 0 K: 0 S: 4	H: 1 LOB: 0 BB: 2 P: 12	R: 0 E: 0 K: 0 S: 3	H: 0 LOB: 0 BB: 0 P: 3	R: 0 E: 0 K: 1 S: 5	H: 0 LOB: 0 BB: 0 P: 5	R: 0 E: 0 K: 0 S: 4	H: 2 LOB: 2 BB: 1 P: 8	R: 1 E: 0 K: 1 S: 7	H: 2 LOB: 1 BB: 0 P: 7	R: 0 E: 0 K: 1 S: 5	H: 0 LOB: 0 BB: 0 P: 5		R: 0 E: 1 K: 2 S: 8	H: 0 LOB: 2 BB: 1 P: 12	1B: 5 2B: 2 3B: 0 HR: 0	SF: 1 DP: 3 HBP: 0	WP: 1 PB: 0 SB: 0 CS: 0	PA: 37		
PITCHER	IP	WLS	BF	H	R	ER	SO	BB	IBB	HBP	BLK	WP	HR	S	P	ERA	WHIP								
Ted Bowsfield, L (1,1) ERA: 5.25	6.0		24	4	3	3	1	3	0	0	0	1	0	23	35	4.50	1.167								
Dean Chance, R (7,1) ERA: 3.57	1.0	W	5	2	1	1	1	0	0	0	0	0	0	7	7	9.00	2.000								
Ryne Duren, R (8,1) ERA: 3.09	2.0	S	8	0	0	0	3	1	0	0	0	0	0	13	17	0.00	0.500								

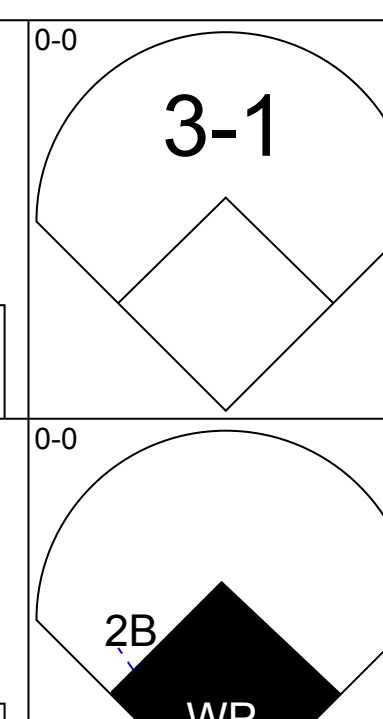
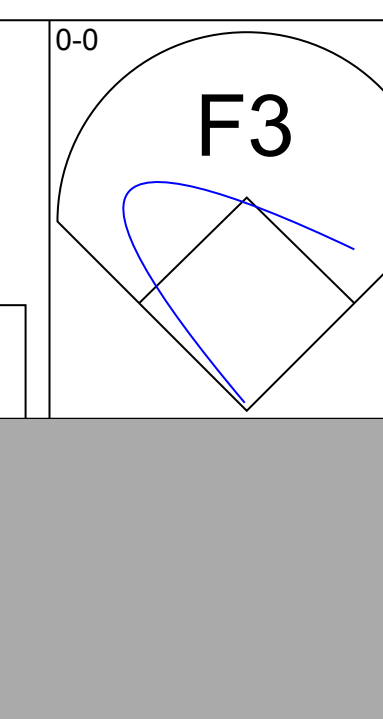
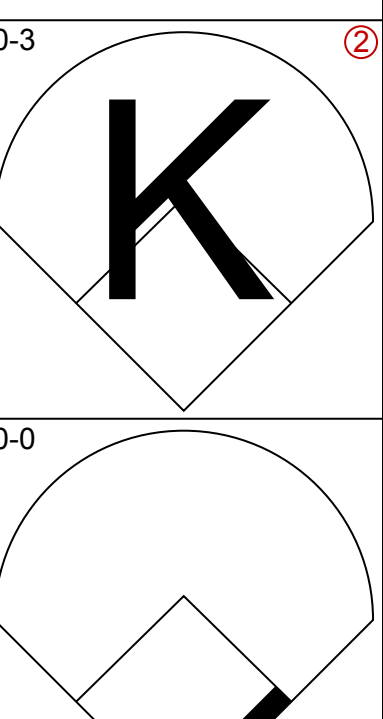
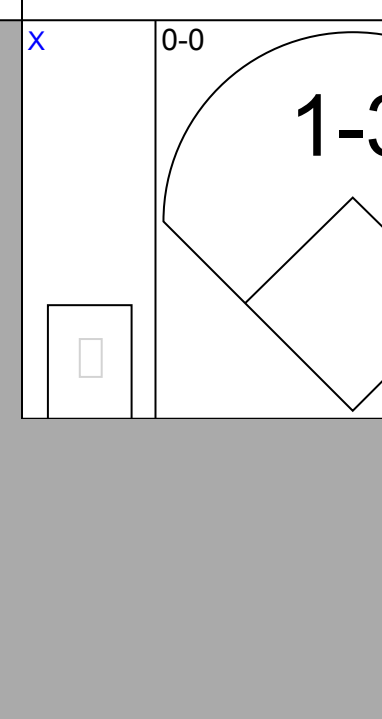
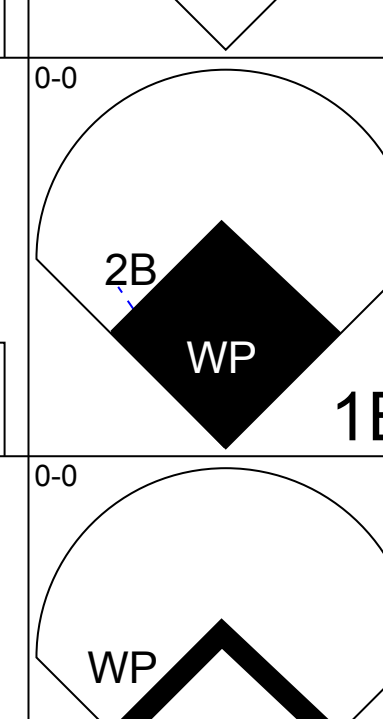
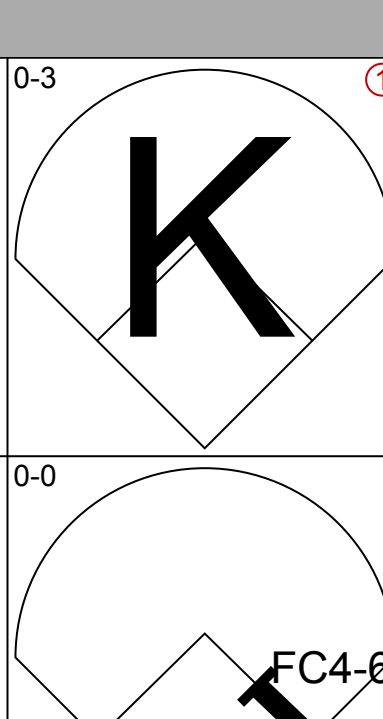
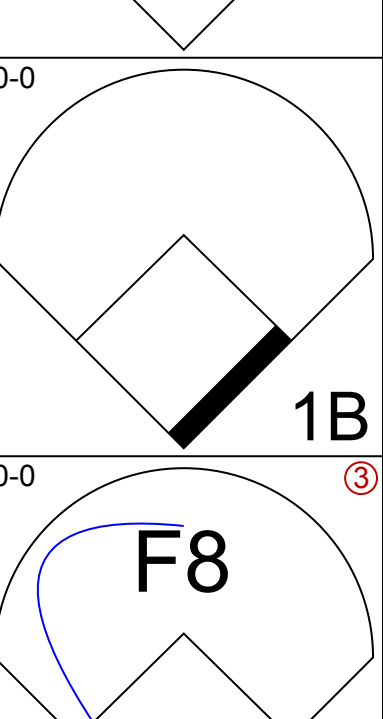
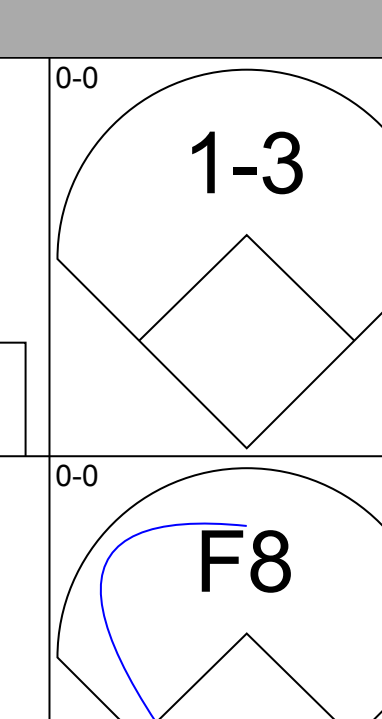
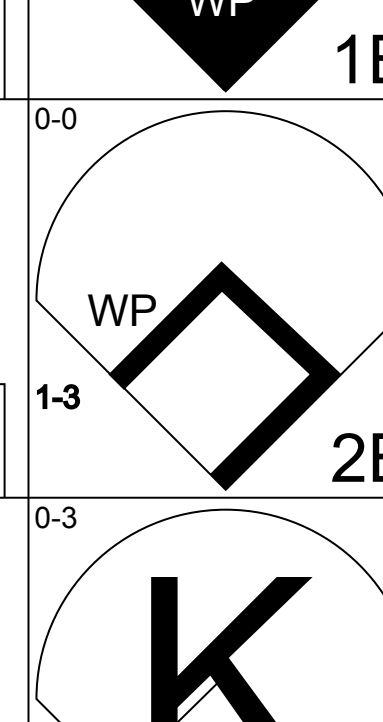
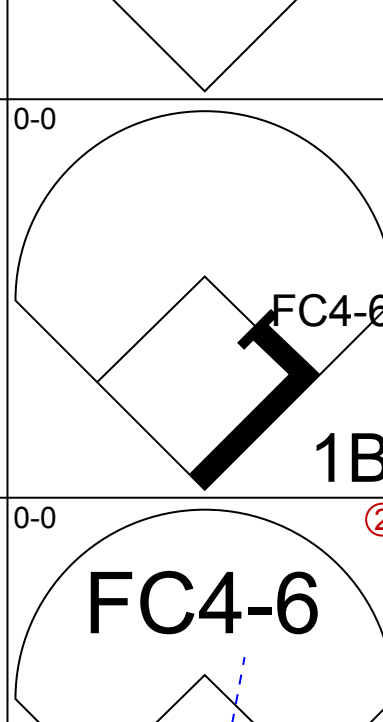
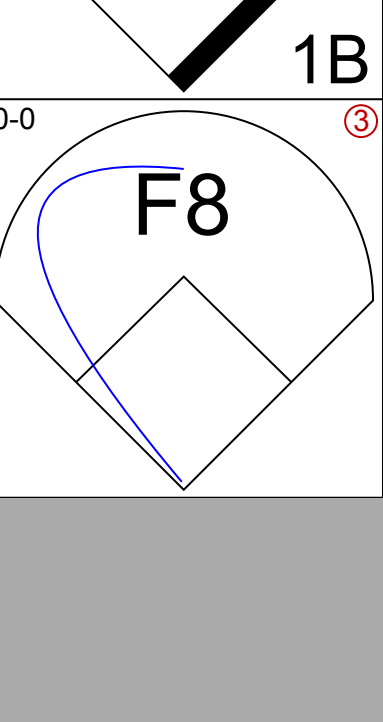
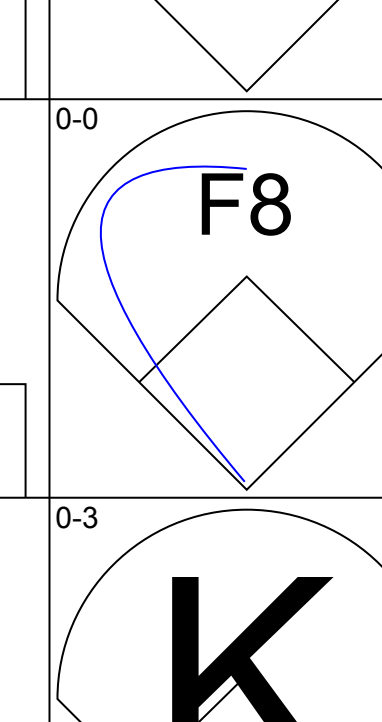
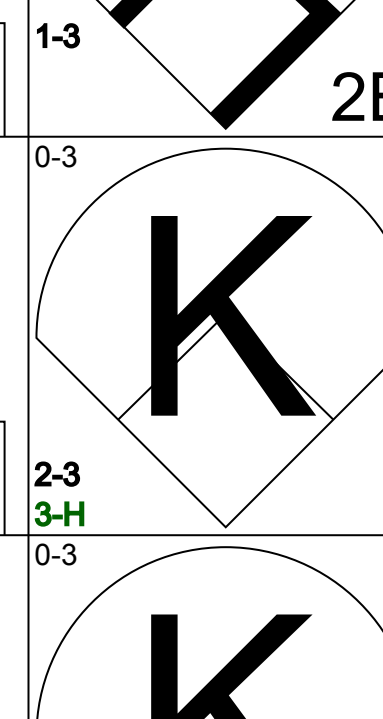
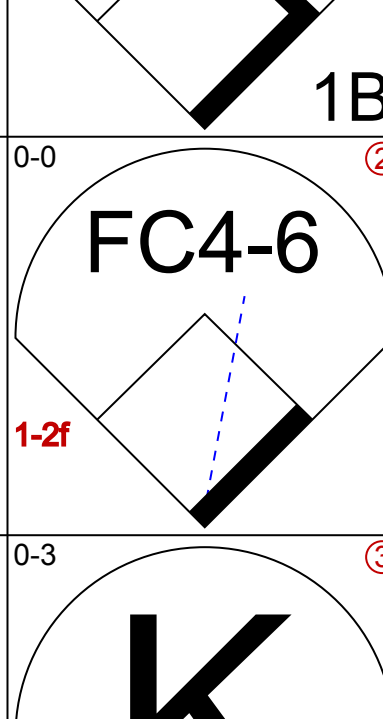
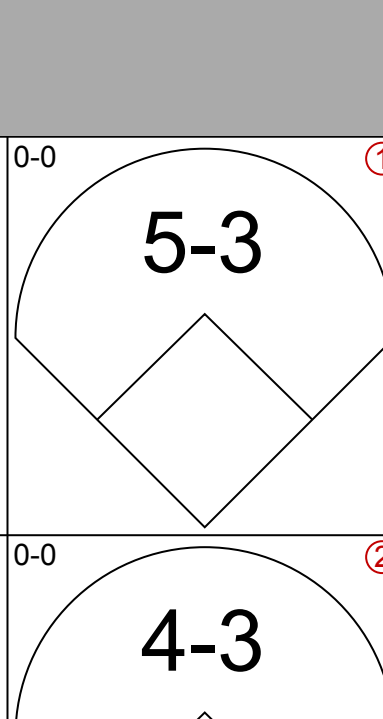
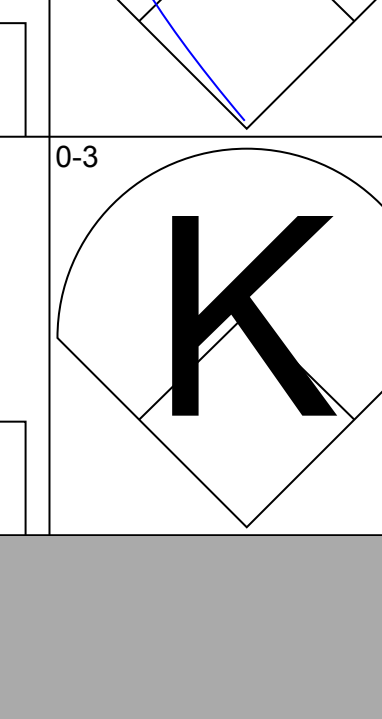
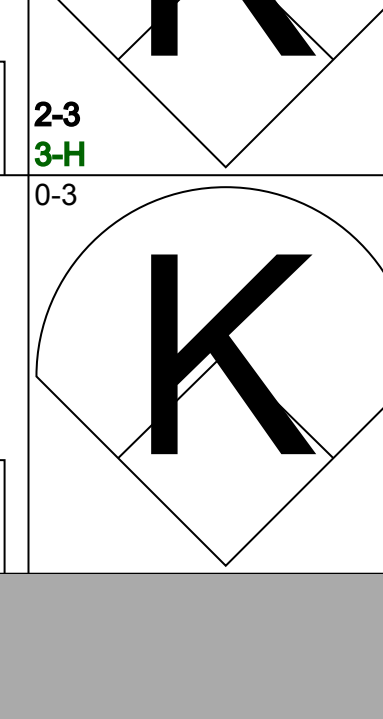
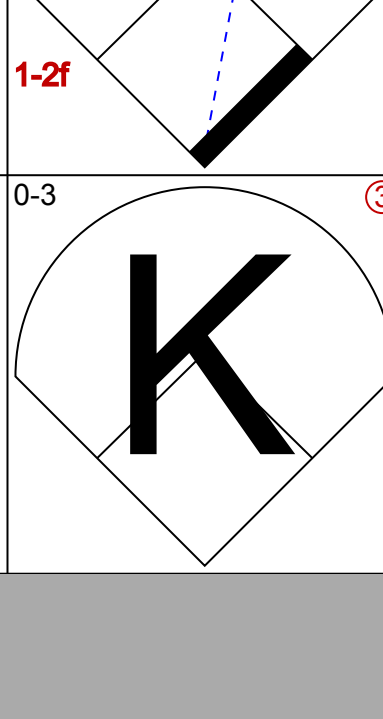
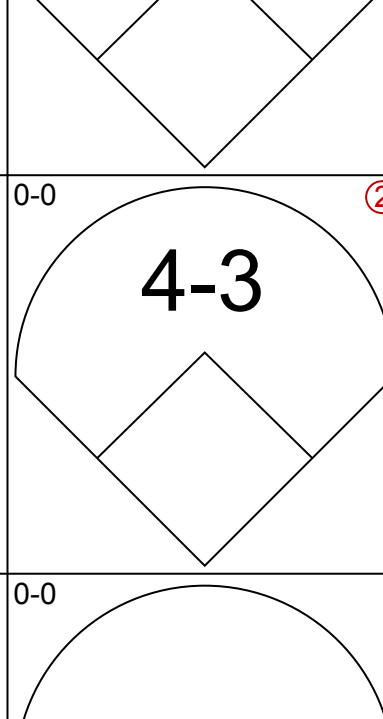
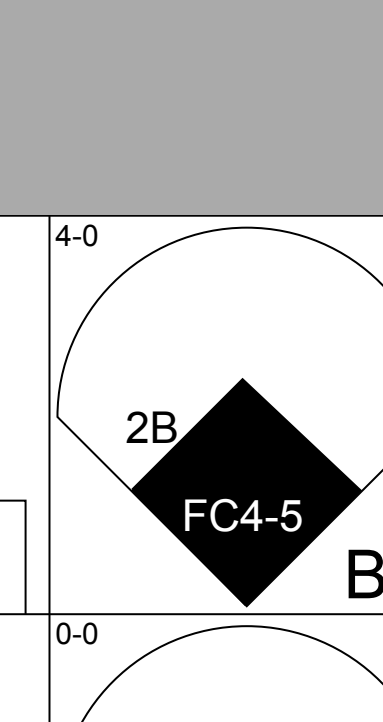
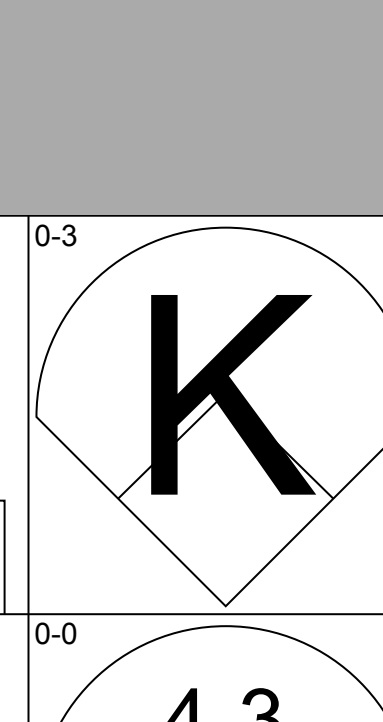
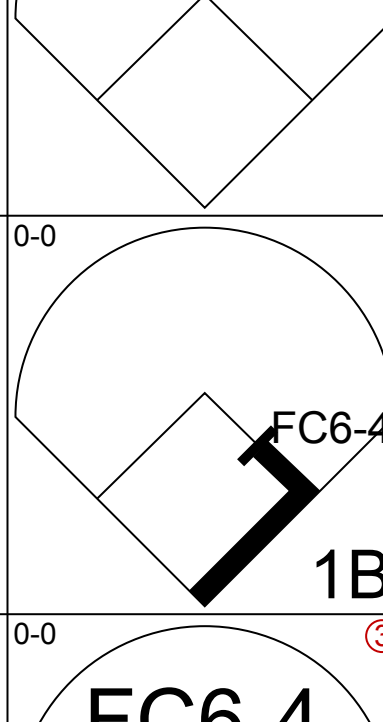
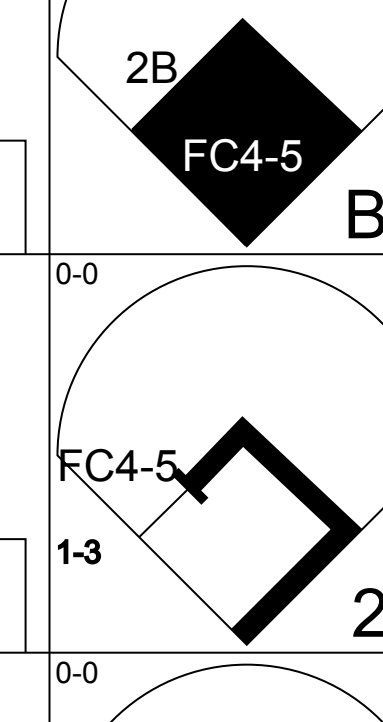
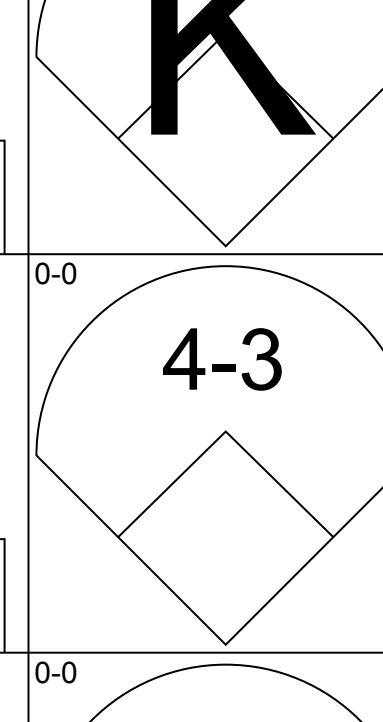
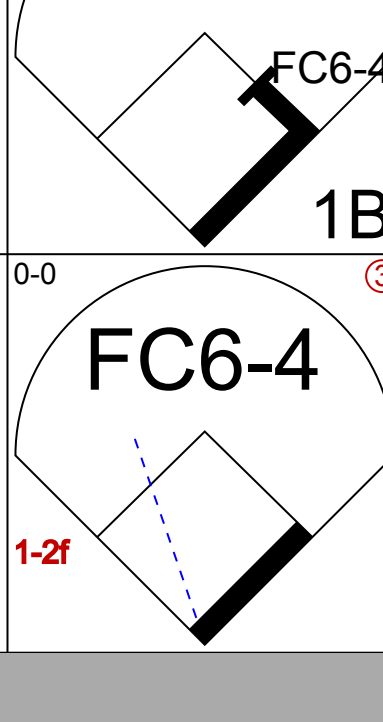
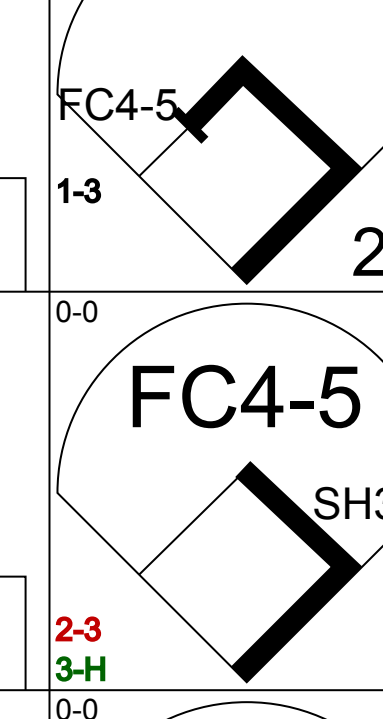
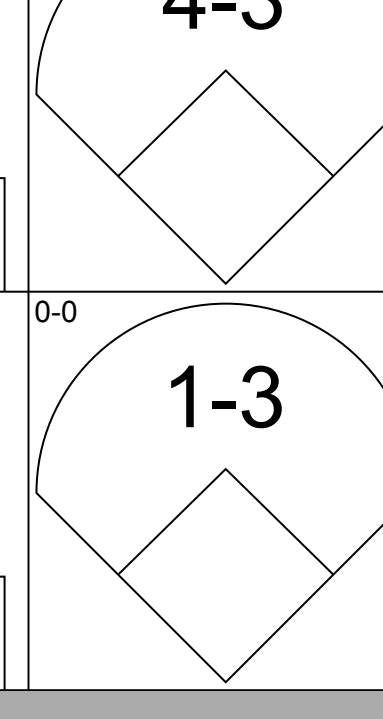
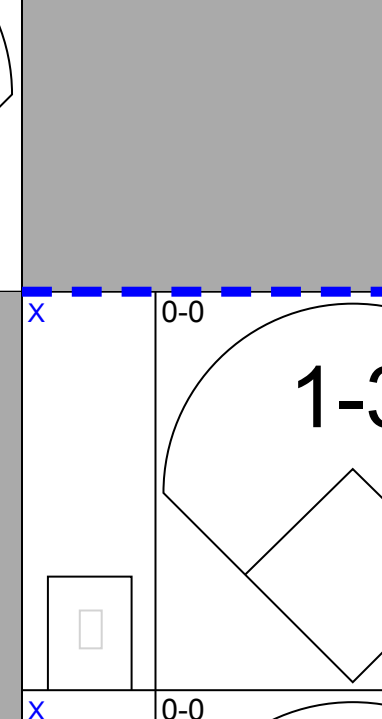
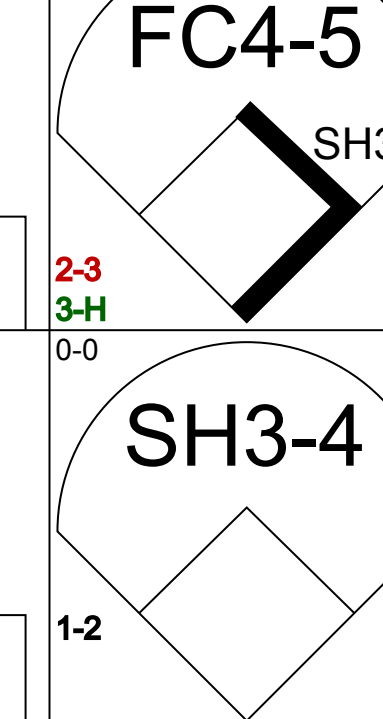
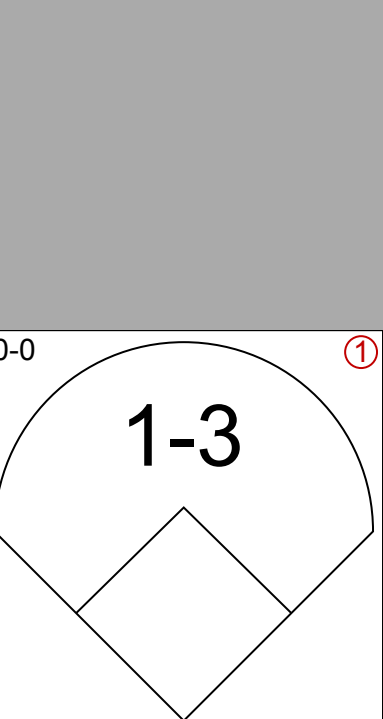
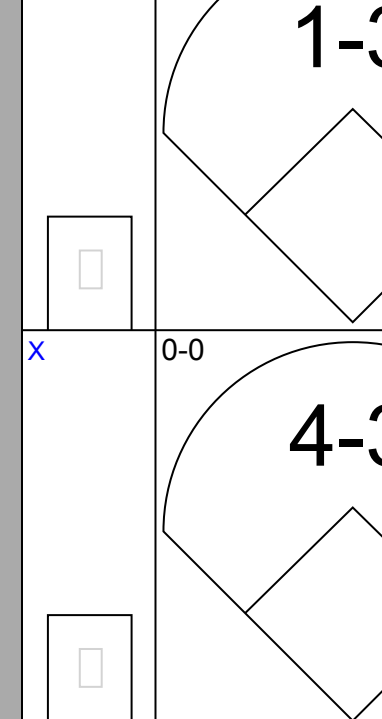
Batter	1	2	3	4	5	6	7	8	9	AB	R	H	RBI	BB	SO	LOB	BOTTOM								
Albie Pearson, L (1,8) OBP: 0.444, SLG: 0.455										2	3	2	0	2	0	0	<p>Baltimore Orioles @ Los Angeles Angels Dodger Stadium, Los Angeles, CA Fri May 04 1962, 7:05 PM PDT Att: 10,222 - Unknown - 64 F</p> <p>livebaseballscores.com</p> <p>AB 31 R 5 H 9 RBI 5 BB 4 SO 7 LOB 13</p>								
Billy Moran, R (1,4) OBP: 0.347, SLG: 0.391										3	0	0	0	0	1	4									
Leon Wagner, L (1,9) OBP: 0.380, SLG: 0.714										3	1	1	2	1	2	1									
Steve Bilko, R (1,3) OBP: 0.388, SLG: 0.463										4	1	3	2	0	1	0									
Felix Torres, R (1,5) OBP: 0.471, SLG: 0.625										4	0	2	0	0	0	3									
Earl Averill, R (1,7) OBP: 0.276, SLG: 0.375										4	0	1	1	0	0	4									
Ryne Duren, R (8,1)										0	0	0	0	0	0	0									
Buck Rodgers, S (1,2) OBP: 0.275, SLG: 0.286										4	0	0	0	0	1	0									
Joe Koppe, R (1,6) OBP: 0.316, SLG: 0.328										3	0	0	0	1	2	0									
Ted Bowsfield, R (1,1)										2	0	0	0	0	0	1									
Ken Hunt, R (6, PH)										0	0	0	0	0	0	0									
Ed Sadowski, R (6, PH) OBP: 0.167, SLG: 0.333										1	0	0	0	0	0	0									
Dean Chance, R (7,1)										0	0	0	0	0	0	0									
Lee Thomas, L (8,7) OBP: 0.216, SLG: 0.250										1	0	0	0	0	0	0									
Inning Stats	R: 1 E: 0 K: 2 S: 9	H: 2 LOB: 2 BB: 1 P: 13	R: 0 E: 0 K: 1 S: 5	H: 0 LOB: 0 BB: 0 P: 5	R: 2 E: 0 K: 0 S: 6	H: 3 LOB: 1 BB: 0 P: 6	R: 0 E: 0 K: 0 S: 3	H: 0 LOB: 2 BB: 2 P: 11	R: 0 E: 0 K: 2 S: 8	H: 1 LOB: 1 BB: 0 P: 8	R: 0 E: 0 K: 1 S: 5	H: 0 LOB: 0 BB: 0 P: 5	R: 2 E: 0 K: 0 S: 5	H: 3 LOB: 3 BB: 1 P: 9	R: 0 E: 0 K: 1 S: 5	H: 0 LOB: 0 BB: 0 P: 5	1B: 8 2B: 0 3B: 0 HR: 1	SF: 0 DP: 0 HBP: 0	WP: 1 PB: 1 SB: 0 CS: 0	PA: 36					
PITCHER	IP	WLS	BF	H	R	ER	SO	BB	IBB	HBP	BLK	WP	HR	S	P	ERA	WHIP								
Art Quirk, L (1,1) ERA: 8.03	6.0		27	6	3	3	6	3	0	0	0	1	1	36	48	4.50	1.500								
Hoyt Wilhelm, R (7,1) ERA: 1.17	2.0	L	9	3	2	1	1	1	0	0	0	0	0	10	14	4.50	2.000								

Batter	1	2	3	4	5	6	7	8	9	AB	R	H	RBI	BB	SO	LOB	TOP					
Johnny Temple, R OBP: 0.395, SLG: 0.451 (1, 4)										4	0	0	0	0	1	1						
Dick Williams, R OBP: 0.182, SLG: 0.100 (1, 7)										4	0	0	0	0	2	1						
Brooks Robinson, R OBP: 0.271, SLG: 0.495 (1, 5)										4	0	0	0	0	1	1						
Jim Gentile, L OBP: 0.430, SLG: 0.574 (1, 3)										2	0	0	0	1	0	0						
Jackie Brandt, R OBP: 0.333, SLG: 0.397 (1, 8)										3	0	0	0	1	1	1						
Gus Triandos, R OBP: 0.297, SLG: 0.460 (1, 2)										2	0	0	0	2	0	2						
Dave Nicholson, R OBP: 0.308, SLG: 0.200 (1, 9)										4	0	0	0	0	2	6						
Ron Hansen, R OBP: 0.174, SLG: 0.095 (1, 6)										3	0	0	0	0	1	5						
Steve Barber, L (1, 1)										1	0	0	0	0	0	0						
Many Breeding, R OBP: 0.214, SLG: 0.286 (7, PH)										1	0	0	0	0	1	0						
Wes Stock, R (7, 1)										0	0	0	0	0	0	0						
Inning Stats	R: 0 E: 0 K: 2 S: 7	H: 0 LOB: 0 BB: 0 P: 7	R: 0 E: 0 K: 1 S: 5	H: 0 LOB: 2 BB: 1 P: 10	R: 0 E: 0 K: 1 S: 5	H: 0 LOB: 0 BB: 0 P: 5	R: 0 E: 1 K: 2 S: 8	H: 0 LOB: 3 BB: 2 P: 16	R: 0 E: 0 K: 0 S: 3	H: 0 LOB: 1 BB: 0 P: 4	R: 0 E: 0 K: 1 S: 5	H: 0 LOB: 1 BB: 1 P: 9	R: 0 E: 0 K: 1 S: 5	H: 0 LOB: 0 BB: 0 P: 5	R: 0 E: 0 K: 0 S: 3	H: 0 LOB: 0 BB: 0 P: 3	R: 0 E: 0 K: 1 S: 5	H: 0 LOB: 0 BB: 0 P: 5	1B: 0 2B: 0 3B: 0 HR: 0	SF: 0 SAC: 0 DP: 0 HBP: 2	WP: 0 PB: 0 SB: 0 CS: 0	PA: 34
PITCHER Bo Belinsky, L ERA: 1.53 (1, 1)	IP: 9.0 WLS: W BF: 34 H: 0 R: 0 ER: 0 SO: 9 BB: 4 IBB: 0 HBP: 2 BLK: 0 WP: 0 HR: 0 S: 46 P: 64 ERA: 0.00 WHIP: 0.444																					

Baltimore Orioles @ Los Angeles Angels
Dodger Stadium, Los Angeles, CA
Sat May 05 1962, 7:05 PM PDT
Att: 15,886 - Unknown - 67 F

AB 28
R 0
H 0
RBI 0
BB 4
SO 9
LOB 17



Batter	1	2	3	4	5	6	7	8	9	AB	R	H	RBI	BB	SO	LOB	BOTTOM			
Albie Pearson, L OBP: 0.424, SLG: 0.429 (1, 8)										4	0	0	0	0	1	1				
Billy Moran, R OBP: 0.354, SLG: 0.397 (1, 4)										4	1	2	0	0	1	0				
Leon Wagner, L OBP: 0.386, SLG: 0.716 (1, 9)										4	0	2	0	0	0	1				
Steve Bilko, R OBP: 0.358, SLG: 0.422 (1, 3)										4	0	0	0	0	2	2				
Felix Torres, R OBP: 0.400, SLG: 0.526 (1, 5)										3	0	0	0	0	2	2				
Earl Averill, R OBP: 0.333, SLG: 0.389 (1, 7)										2	1	1	0	1	1	0				
Lee Thomas, L OBP: 0.216, SLG: 0.250 (6, FR) (7, 7)										0	0	0	0	0	0	0				
Buck Rodgers, S OBP: 0.278, SLG: 0.303 (1, 2)										3	0	1	0	0	0	1				
Joe Koppe, R OBP: 0.304, SLG: 0.313 (1, 6)										3	0	0	1	0	0	1				
Bo Belinsky, L OBP: 0.273, SLG: 0.111 (1, 1)										2	0	0	0	0	0	0				
Inning Stats	R: 1 E: 0 K: 2 S: 9	H: 2 LOB: 1 BB: 0 P: 9	R: 1 E: 0 K: 0 S: 4	H: 1 LOB: 1 BB: 1 P: 8	R: 0 E: 0 K: 2 S: 8	H: 1 LOB: 0 BB: 0 P: 8	R: 0 E: 0 K: 1 S: 5	H: 0 LOB: 0 BB: 0 P: 5	R: 0 E: 0 K: 0 S: 6	H: 1 LOB: 1 BB: 0 P: 6	R: 0 E: 0 K: 0 S: 4	H: 1 LOB: 0 BB: 0 P: 4	R: 0 E: 0 K: 0 S: 3	H: 0 LOB: 0 BB: 0 P: 3	R: 0 E: 0 K: 1 S: 5	H: 0 LOB: 0 BB: 0 P: 5	1B: 4 2B: 2 3B: 0 HR: 0	SF: 0 SAC: 1 DP: 0 HBP: 0	WP: 1 PB: 0 SB: 0 CS: 0	PA: 31
PITCHER Steve Barber, L ERA: 1.38 Wes Stock, R ERA: 1.72 (7, 1)	IP: 6.0 WLS: L BF: 25 H: 6 R: 2 ER: 2 SO: 6 BB: 1 IBB: 0 HBP: 0 BLK: 0 WP: 1 HR: 0 S: 36 P: 40 ERA: 3.00 WHIP: 1.167																			

Baltimore Orioles @ Los Angeles Angels
Dodger Stadium, Los Angeles, CA
Sat May 05 1962, 7:05 PM PDT
Att: 15,886 - Unknown - 67 F

AB 29
R 2
H 6
RBI 1
BB 1
SO 7
LOB 8



Batter	1	2	3	4	5	6	7	8	9	AB	R	H	RBI	BB	SO	LOB	TOP										
Johnny Temple, R OBP: 0.388, SLG: 0.440 Dick Hall, R (6, 1) Hoyt Wilhelm, R (8, 1) Dave Nicholson, R (9, PH) OBP: 0.286, SLG: 0.182	1-3		HR	5-3		F8			P4	4	1	1	0	0	0	1	Baltimore Orioles @ Los Angeles Angels Dodger Stadium, Los Angeles, CA Sun May 06 1962, 3:33 AM PDT Att: 10,667 - Sunny - 77 F										
Whitey Herzog, L OBP: 0.255, SLG: 0.189	G3		HR			6-3			F8	4	1	1	1	1	0												
Brooks Robinson, R OBP: 0.270, SLG: 0.434	K		HR						6-3	4	1	1	4	0	1												
Jim Gentile, L OBP: 0.433, SLG: 0.563		G3	FC5-4						P5	3	0	1	0	1	0	0											
Jackie Brandt, R OBP: 0.329, SLG: 0.379		1B	FC5-4						K	3	2	0	0	1	1	2											
Charlie Lau, L OBP: 0.400, SLG: 0.462									6-3	4	0	2	0	0	0	1											
Russ Snyder, L Earl Robinson, R OBP: 0.313, SLG: 0.310	3-1		K						K	2	0	0	1	0	1	2											
Ron Hansen, R OBP: 0.148, SLG: 0.080	K								F8	4	0	0	0	0	1	2											
Chuck Estrada, R Billy Hoelt, L Bill Short, L Jim Lelew, R Marv Breeding, R OBP: 0.188, SLG: 0.230			HR			6-3			6-3	0	0	0	0	0	0	0											
Inning Stats	R: 0 E: 0 K: 1 S: 5	H: 0 LOB: 0 BB: 0 P: 5	R: 1 E: 0 K: 1 S: 6	H: 1 LOB: 1 BB: 1 P: 10	R: 4 E: 0 K: 1 S: 7	H: 2 LOB: 1 BB: 3 P: 19	R: 1 E: 0 K: 0 S: 5	H: 2 LOB: 1 BB: 0 P: 5	R: 1 E: 0 K: 0 S: 3	H: 0 LOB: 0 BB: 0 P: 3	R: 0 E: 0 K: 1 S: 5	H: 0 LOB: 0 BB: 0 P: 5	R: 0 E: 0 K: 1 S: 5	H: 0 LOB: 0 BB: 0 P: 5	R: 0 E: 0 K: 0 S: 3	H: 0 LOB: 0 BB: 0 P: 3		1B: 5 2B: 1 3B: 0 HR: 1	SF: 1 SAC: 0 DP: 0 HBP: 0	WP: 0 PB: 0 SB: 0 CS: 0	PA: 38						
PITCHER	IP	WLS	BF	H	R	ER	SO	BB	IBB	HBP	BLK	WP	HR	S	P	ERA	WHIP										
Ken McBride, R ERA: 4.73	2.0		13	3	5	5	2	4	0	0	0	0	1	13	29	22.50	3.500										
Dean Chance, R ERA: 4.05	2.1		11	4	2	2	1	0	0	0	0	0	0	13	13	7.71	1.714										
Jack Spring, L ERA: 2.16	4.2	W	14	0	0	0	2	0	0	0	0	0	0	18	18	0.00	0.000										

Batter	1	2	3	4	5	6	7	8	9	AB	R	H	RBI	BB	SO	LOB	BOTTOM										
Albie Pearson, L OBP: 0.422, SLG: 0.419	6-3	SH	F9			1B			P6	4	3	1	0	1	0	2	Baltimore Orioles @ Los Angeles Angels Dodger Stadium, Los Angeles, CA Sun May 06 1962, 3:33 AM PDT Att: 10,667 - Sunny - 77 F										
Billy Moran, R OBP: 0.357, SLG: 0.410	E4	SH3-4				1B			K	5	2	2	2	0	1	0											
Leon Wagner, L OBP: 0.304, SLG: 0.705	1B	FC5				1B			1B	4	2	2	1	1	1	1											
Lee Thomas, L OBP: 0.263, SLG: 0.311	2B	IBB				1B			1B	6	2	5	4	0	0	1											
Felix Torres, R OBP: 0.423, SLG: 0.542	2B	F9				1B			K	5	2	2	2	1	1	5											
Buck Rodgers, S OBP: 0.308, SLG: 0.361	2B	FC5				1B			K	6	2	4	3	0	1	4											
Tom Burgess, L OBP: 0.300, SLG: 0.235	IBB					F9			P5	3	0	0	0	2	0	5											
Joe Koppe, R OBP: 0.321, SLG: 0.338	4-3					1B			2B	4	1	2	3	1	0	3											
Ken McBride, R OBP: 0.286, SLG: 0.429 Dean Chance, R Jack Spring, R		SH3-4				K			6-3	1	1	1	0	0	0	0											
		1B				FC5				1	0	0	0	0	0	1											
		1B								3	0	0	0	0	1	4											
Inning Stats	R: 3 E: 1 K: 0 S: 7	H: 4 LOB: 2 BB: 1 P: 11	R: 2 E: 0 K: 0 S: 6	H: 2 LOB: 2 BB: 1 P: 10	R: 0 E: 0 K: 0 S: 3	H: 0 LOB: 1 BB: 1 P: 7	R: 2 E: 0 K: 1 S: 8	H: 3 LOB: 1 BB: 0 P: 8	R: 6 E: 0 K: 1 S: 10	H: 5 LOB: 2 BB: 2 P: 19	R: 1 E: 0 K: 0 S: 4	H: 1 LOB: 1 BB: 1 P: 8	R: 1 E: 0 K: 0 S: 5	H: 2 LOB: 1 BB: 0 P: 5	R: 0 E: 0 K: 3 S: 11	H: 2 LOB: 2 BB: 0 P: 11	1B: 13 2B: 6 3B: 0 HR: 0	SF: 0 SAC: 2 DP: 0 HBP: 1	WP: 0 PB: 0 SB: 1 CS: 0	PA: 51							
PITCHER	IP	WLS	BF	H	R	ER	SO	BB	IBB	HBP	BLK	WP	HR	S	P	ERA	WHIP										
Chuck Estrada, R ERA: 3.26	1.1		13	6	5	4	0	0	0	0	0	0	0	11	19	27.00	4.500										
Billy Hoelt, L ERA: 9.99	3.0	L	16	5	5	5	2	2	0	0	0	0	0	18	26	15.00	2.333										
Bill Short, L ERA: 15.75	0.0		3	1	0	0	0	1	0	1	0	0	0	1	6	∞	∞										
Jim Lelew, R ERA: 1.86	0.2		4	2	3	3	0	0	0	0	0	0	0	4	4	40.50	3.000										
Dick Hall, R ERA: 2.87	2.0		10	3	2	2	0	1	0	0	0	0	0	9	13	9.00	2.000										
PITCHER	IP	WLS	BF	H	R	ER	SO	BB	IBB	HBP	BLK	WP	HR	S	P	ERA	WHIP										
Hoyt Wilhelm, R ERA: 1.04	8.1		1.0	2	0	0	3	0	0	0	0	0	0	11	11	0.00	2.000										



Batter	1	2	3	4	5	6	7	8	9	AB	R	H	RBI	BB	SO	LOB	TOP			
Dick Howser, R OBP: 0.323, SLG: 0.348 (1, 6)	0-0 4-3 1B	0-0 1-2 1B		0-0 1-H 2-H 2B		0-0 1-3			0-0 6-3	5	0	2	2	0	0	0				
Bobby Del Greco, R OBP: 0.426, SLG: 0.409 (1, 8)	0-0 5-3	0-3 K		0-3 K			0-0 F8			4	0	0	0	0	2	3				
Jerry Lumpe, L OBP: 0.385, SLG: 0.467 (1, 4)	0-0 HBP BB 1B	0-0 4-3		4-0 BB			0-3 K			3	0	1	0	1	1	2				
Norm Siebern, L OBP: 0.411, SLG: 0.490 (1, 3)	4-0 HBP BB 1-2		0-0 1-3	0-3 K			0-3 K			3	0	0	0	1	2	2				
Manny Jimenez, L OBP: 0.458, SLG: 0.609 George Alusik, R (1, PR) (1, 7)	1-0 1-2 2-3 HBP		0-0 F1		0-0 F6		0-3 K			0	0	0	0	0	0	0				
Gino Cimoli, R OBP: 0.370, SLG: 0.518 (1, 9)	0-3 K		0-3 K		0-0 F3		0-3 K			4	0	0	0	0	3	3				
Ed Charles, R OBP: 0.276, SLG: 0.280 (1, 5)		0-0 E6 1B		4-0 WP 1B BB		0-3 K		0-0 F9		3	2	0	0	1	1	0				
Haywood Sullivan, R OBP: 0.338, SLG: 0.281 (1, 2)		0-0 1B 2H 1B		0-0 WP 2B 1B		0-0 6-3		0-3 K		4	1	2	1	0	1	0				
Ed Rakow, S OBP: 0.167, SLG: 0.222 John Wyatt, R OBP: 0.149, SLG: 0.182 Jerry Walker, S OBP: 0.149, SLG: 0.182 Jim Archer, R OBP: 0.149, SLG: 0.182 Leo Posada, R OBP: 0.149, SLG: 0.182 Danny McDevitt, L OBP: 0.149, SLG: 0.182 Jose Tartabull, L OBP: 0.149, SLG: 0.182	0-3 K	0-3 K	0-3 K	0-3 K	0-0 F9		0-0 F8			1	0	0	0	0	1	1				
Inning Stats	R: 0 E: 0 K: 1 S: 6	H: 1 LOB: 3 BB: 1 P: 11	R: 1 E: 1 K: 2 S: 10	H: 2 LOB: 2 BB: 0 P: 10	R: 0 E: 0 K: 1 S: 5	H: 0 LOB: 0 BB: 2 P: 5	R: 2 E: 0 K: 3 S: 11	H: 2 LOB: 2 BB: 2 P: 19	R: 0 E: 0 K: 0 S: 5	H: 0 LOB: 0 BB: 0 P: 5	R: 0 E: 0 K: 2 S: 7	H: 0 LOB: 0 BB: 0 P: 7	R: 0 E: 0 K: 2 S: 7	H: 0 LOB: 0 BB: 0 P: 7	R: 0 E: 0 K: 1 S: 5	H: 0 LOB: 0 BB: 0 P: 5	1B: 4 2B: 1 3B: 0 HR: 0	SF: 0 SAC: 0 DP: 0 HBP: 1	WP: 1 PA: 37 PB: 0 SB: 1 CS: 0	
PITCHER Mitt Pappas, R ERA: 3.62 (1, 1)	IP 9.0	WLS W	BF 37	H 5	R 3	ER 2	SO 13	BB 3	IBB 0	HBP 1	BLK 0	WP 1	HR 0	S 59	P 72	ERA 2.00	WHIP 0.889			

Kansas City Athletics @ Baltimore Orioles
Memorial Stadium, Baltimore, MD
Wed May 09 1962, 7:05 PM EDT
Att: 5,157 - Unknown

AB 33
R 3
H 5
RBI 3
BB 3
SO 13
LOB 13



Batter	1	2	3	4	5	6	7	8	9	AB	R	H	RBI	BB	SO	LOB	BOTTOM			
Johnny Temple, R OBP: 0.400, SLG: 0.443 (1, 4)	0-0 E6 PB 1B	0-0 1-2 2H HR 1B	0-3 K			0-0 6-3 4-3 1B		4-0 S BB		4	1	2	1	1	1	1				
Whitey Herzog, L OBP: 0.327, SLG: 0.244 (1, 9)	0-0 PB 1B	4-0 1-2 2-3 HR BB		0-0 1B 2B		0-0 4-3		0-0 4-3		4	1	2	0	1	0	2				
Brooks Robinson, R OBP: 0.280, SLG: 0.471 (1, 5)	0-3 K	0-0 1-2 2-3 HR		0-0 2-3 1B		0-0 6-3		0-0 6-3		4	1	2	4	0	1	3				
Jim Gentile, L OBP: 0.446, SLG: 0.563 Dick Williams, R OBP: 0.154, SLG: 0.083 (2, PR) (3, 3)	4-0 G4-3 IBB	0-0 HBP		0-0 F2		0-0 F8		0-0 F8		0	0	0	0	1	0	0				
Jackie Brandt, R OBP: 0.325, SLG: 0.386 (1, 8)	0-0 G4-3	0-0 F2		0-0 F8		0-0 F8		0-0 2B		4	0	1	0	0	0	6				
Boog Powell, L OBP: 0.300, SLG: 0.342 Russ Snyder, L OBP: 0.222, SLG: 0.444 (8, 7)		0-0 F7		0-0 F9		0-0 1-2 3H 1B		0-0 4-3		4	0	1	0	0	0	1				
Charlie Lau, L OBP: 0.421, SLG: 0.529 (1, 2)		0-0 2B 2B		0-0 1B		0-0 F6		0-0 4-3		4	1	2	0	0	0	0				
Jerry Adair, R OBP: 0.222, SLG: 0.224 (1, 6)		0-0 2H 1B 2B		0-3 K		0-0 F8		0-3 K		4	1	1	1	0	2	1				
Mitt Pappas, R OBP: 0.250, SLG: 0.800 (1, 1)		4-0 BB 1B HR BB		0-3 K		0-0 F7		0-3 K		3	1	0	0	1	2	1				
Inning Stats	R: 0 E: 1 K: 1 S: 6	H: 1 LOB: 2 BB: 1 P: 10	R: 6 E: 0 K: 0 S: 7	H: 4 LOB: 1 BB: 2 P: 16	R: 0 E: 0 K: 3 S: 10	H: 1 LOB: 1 BB: 0 P: 10	R: 0 E: 0 K: 0 S: 5	H: 3 LOB: 0 BB: 0 P: 5	R: 0 E: 0 K: 0 S: 3	H: 0 LOB: 0 BB: 0 P: 3	R: 0 E: 0 K: 0 S: 4	H: 1 LOB: 1 BB: 0 P: 4	R: 0 E: 0 K: 0 S: 3	H: 1 LOB: 0 BB: 0 P: 3	R: 0 E: 0 K: 2 S: 7	H: 0 LOB: 1 BB: 1 P: 11	1B: 6 2B: 4 3B: 0 HR: 1	SF: 0 SAC: 0 DP: 1 HBP: 1	WP: 0 PA: 38 PB: 1 SB: 1 CS: 0	
PITCHER Ed Rakow, R ERA: 5.23 John Wyatt, R ERA: 5.13 Jim Archer, L ERA: 7.94 Danny McDevitt, L ERA: 4.22	IP 1.1	WLS L	BF 12	H 5	R 6	ER 6	SO 1	BB 2	IBB 0	HBP 0	BLK 0	WP 0	HR 1	S 11	P 23	ERA 40.50	WHIP 5.250			

Kansas City Athletics @ Baltimore Orioles
Memorial Stadium, Baltimore, MD
Wed May 09 1962, 7:05 PM EDT
Att: 5,157 - Unknown


AB 33
R 6
H 11
RBI 6
BB 4
SO 6
LOB 18



Batter	1	2	3	4	5	6	7	8	9	AB	R	H	RBI	BB	SO	LOB	TOP			
Jim Piersall, R OBP: 0.296, SLG: 0.333 (1, 8)	F7		F9				F9										4 1 1 1 1 0 1			
Chuck Hinton, R OBP: 0.255, SLG: 0.245 (1, 7)	K						5-3										4 2 2 0 1 1 0			
Johnny Schaive, R OBP: 0.308, SLG: 0.569 (1, 5)	5-3						F5										5 1 1 1 0 0 4			
Harry Bright, R OBP: 0.381, SLG: 0.850 (1, 3)																	4 2 1 0 1 0 1			
Gene Woodling, L OBP: 0.483, SLG: 0.735 Joe Hicks, L OBP: 0.222, SLG: 0.125 (7, 9)	L9						L9										2 2 1 4 2 0 0 1 0 0 0 0 0 0			
Bob Johnson, R OBP: 0.324, SLG: 0.430 (1, 6)	F7						6-3										5 1 1 0 0 1 3			
Bob Schmidt, R OBP: 0.262, SLG: 0.322 (1, 2)			5-3				F7										5 1 1 0 0 0 2			
Chuck Cottier, R OBP: 0.318, SLG: 0.363 (1, 4)			F7				K										5 1 3 3 0 1 0			
Dave Stenhouse, R OBP: 0.286, SLG: 0.167 (1, 1)							5-3										4 1 1 2 1 0 2			
Inning Stats	R: 0 E: 0 K: 1 S: 5	H: 0 LOB: 0 BB: 0 P: 5	R: 0 E: 0 K: 0 S: 3	H: 0 LOB: 0 BB: 0 P: 3	R: 0 E: 0 K: 0 S: 3	H: 0 LOB: 1 BB: 1 P: 7	R: 1 E: 1 K: 0 S: 4	H: 1 LOB: 1 BB: 1 P: 8	R: 0 E: 0 K: 0 S: 5	H: 2 LOB: 3 BB: 1 P: 9	R: 11 E: 2 K: 1 S: 14	H: 9 LOB: 1 BB: 3 P: 26	R: 0 E: 0 K: 0 S: 3	H: 0 LOB: 0 BB: 0 P: 3	R: 0 E: 0 K: 1 S: 5	H: 0 LOB: 0 BB: 0 P: 5	1B: 9 2B: 2 3B: 0 HR: 1	SF: 0 SAC: 0 DP: 1 HBP: 0	WP: 0 PB: 0 CS: 1	PA: 45
PITCHER	IP WLS BF H R ER SO BB IBB HBP BLK WP HR S P ERA WHIP																			
Art Quirk, L ERA: 7.5 (1, 1)	5.2 L 27 6 5 4 2 4 0 0 0 0 0 0 27 43 6.35 1.765																			
Wes Stock, R ERA: 5.17 (6, 1)	0.0 6 4 5 5 0 2 0 0 0 0 0 1 4 12 ∞ ∞																			
Hal Brown, R ERA: 4.95 (6, 1)	2.1 9 2 2 2 0 0 0 0 0 0 0 0 9 9 7.71 0.857																			
Billy Hoelt, L ERA: 9.41 (9, 1)	1.0 3 0 0 0 1 0 0 0 0 0 0 0 5 5 0.00 0.000																			

Washington Senators @ Baltimore Orioles
Memorial Stadium, Baltimore, MD
Fri May 11 1962, 7:05 PM EDT
Att. 4,037 - Unknown

AB	39
R	12
H	12
RBI	11
BB	6
SO	3
LOB	13



Batter	1	2	3	4	5	6	7	8	9	AB	R	H	RBI	BB	SO	LOB	BOTTOM					
Johnny Temple, R OBP: 0.388, SLG: 0.425 Mary Breeding, R OBP: 0.176, SLG: 0.235 (8, 4)	1B		5-3				1-3										3 0 1 0 0 0 0 1 0 0 0 0 0 0					
Whitey Herzog, L OBP: 0.333, SLG: 0.250 (1, 9)	1B		F8				3-1										4 0 2 0 0 0 0					
Brooks Robinson, R OBP: 0.277, SLG: 0.447 (1, 5)	K						P4										4 0 0 0 0 1 3					
Jim Gentile, L OBP: 0.440, SLG: 0.582 (1, 3)	K						P6										4 0 2 0 0 1 2					
Jackie Brandt, R OBP: 0.319, SLG: 0.364 (1, 8)	L6						F8										4 1 0 0 0 0 4					
Boog Powell, L OBP: 0.276, SLG: 0.313 (1, 7)	K						K										4 0 0 0 0 2 2					
Charlie Lau, L OBP: 0.444, SLG: 0.609 (1, 2)	F8						4-3										3 0 1 1 1 0 0					
Jerry Adair, R OBP: 0.225, SLG: 0.227 (1, 6)	5-3						E5										4 0 0 0 0 1 3					
Art Quirk, R OBP: 0.400, SLG: 0.250 Wes Stock, R (6, 1)							F8										2 0 0 0 0 0 1 0 0 0 0 0 0 0 0 0 0 0 0 0 0 1 0 0 0 0 1 0 0 0 0 0 0 0 0					
Hal Brown, R OBP: 0.286, SLG: 0.286 Russ Snyder, L OBP: 0.250, SLG: 0.500 Billy Hoelt, L OBP: 0.325, SLG: 0.500 (8, PH) (9, 1)							G3										0 0 0 0 0 0 0 0 0 0 0 0 0 0 1 0 0 0 0 1 0 0 0 0 0 0 0 0					
Inning Stats	R: 0 E: 0 K: 2 S: 9	H: 2 LOB: 2 BB: 0 P: 9	R: 0 E: 0 K: 1 S: 5	H: 0 LOB: 0 BB: 0 P: 5	R: 0 E: 0 K: 0 S: 3	H: 0 LOB: 0 BB: 0 P: 3	R: 0 E: 0 K: 0 S: 3	H: 0 LOB: 0 BB: 0 P: 3	R: 0 E: 0 K: 1 S: 6	H: 0 LOB: 1 BB: 0 P: 6	R: 0 E: 0 K: 0 S: 3	H: 0 LOB: 0 BB: 0 P: 3	R: 0 E: 0 K: 0 S: 4	H: 1 LOB: 2 BB: 1 P: 8	R: 0 E: 0 K: 1 S: 6	H: 1 LOB: 1 BB: 0 P: 6	R: 1 E: 0 K: 1 S: 7	H: 2 LOB: 1 BB: 0 P: 7	1B: 6 2B: 0 3B: 0 HR: 0	SF: 0 SAC: 0 DP: 0 HBP: 0	WP: 0 PB: 0 CS: 0	PA: 35
PITCHER	IP WLS BF H R ER SO BB IBB HBP BLK WP HR S P ERA WHIP																					
Dave Stenhouse, R ERA: 1.25 (1, 1)	9.0 W 35 6 1 1 6 1 0 0 0 0 0 0 46 50 1.00 0.778																					

Washington Senators @ Baltimore Orioles
Memorial Stadium, Baltimore, MD
Fri May 11 1962, 7:05 PM EDT
Att. 4,037 - Unknown

AB	34
R	1
H	6
RBI	1
BB	1
SO	6
LOB	15



Batter	1	2	3	4	5	6	7	8	9	AB	R	H	RBI	BB	SO	LOB	TOP			
Jim Piersall, R OBP: 0.282, SLG: 0.316 (1, 8)	0-0 6-3		0-0 F9			0-0 6-3	0-0 4-3			4	0	0	0	0	0	1	Washington Senators @ Baltimore Orioles Memorial Stadium, Baltimore, MD Sat May 12 1962, 7:05 PM EDT Att: 6,677 - Unknown livebaseballscorecards.com			
Chuck Hinton, R OBP: 0.254, SLG: 0.264 (1, 7)	0-0 6-3			0-0 F8		0-0 E 2B	0-0 5-3			4	1	1	0	0	0	1				
Johnny Schaive, R OBP: 0.304, SLG: 0.545 (1, 5)	0-0 1B			0-3 K		0-0 5-3		0-3 K		4	0	1	0	0	2	1				
Harry Bright, R OBP: 0.300, SLG: 0.792 (1, 3)	0-0 F3			0-0 BB 1B		0-0 E 2H 1B		0-0 F9		4	1	2	1	0	0	1				
Gene Woodling, L OBP: 0.469, SLG: 0.692 (1, 9)		0-0 4-3		4-0 BB 1B		0-0 E6 2H		0-0 F7		3	0	0	0	1	0	0				
Jim King, L OBP: 0.357, SLG: 0.400 (8, 9)				1-2 BB		0-0 BB				0	0	0	0	0	0	0				
Bob Johnson, R OBP: 0.330, SLG: 0.427 (1, 6)	0-3 K			0-0 6-3		4-0 BB			0-0 1-3 1B	3	0	1	0	1	1	2				
Bob Schmidt, R OBP: 0.246, SLG: 0.302 (1, 2)	0-3 K				0-0 F8	0-0 3-1			0-0 1-3 1-2	4	0	0	0	0	1	3				
Chuck Cottier, R OBP: 0.315, SLG: 0.357 (1, 4)			0-0 P4		0-0 F9		0-0 4-3 SH5-4 1B		0-0 6-3	4	0	1	0	0	0	1				
Pete Burnside, R (1, 1)			0-3 K		0-3 K2-3		0-0 SH5-4 1-2		0-0 4-3	2	0	0	0	0	2	0				
Dale Long, L (9, PH) OBP: 0.304, SLG: 0.468										1	0	0	0	0	0	1				
Inning Stats	R: 0 E: 0 K: 0 S: 4	H: 1 LOB: 1 BB: 0 P: 4	R: 0 E: 0 K: 2 S: 7	H: 0 LOB: 0 BB: 0 P: 7	R: 0 E: 0 K: 1 S: 5	H: 0 LOB: 2 BB: 1 P: 5	R: 0 E: 0 K: 1 S: 6	H: 0 LOB: 0 BB: 0 P: 5	R: 2 E: 2 K: 0 S: 6	H: 2 LOB: 2 BB: 1 P: 10	R: 0 E: 0 K: 0 S: 4	H: 1 LOB: 1 BB: 0 P: 4	R: 0 E: 0 K: 1 S: 5	H: 0 LOB: 0 BB: 0 P: 5	R: 0 E: 0 K: 0 S: 4	H: 1 LOB: 1 BB: 0 P: 4	1B: 5 2B: 1 3B: 0 HR: 0	SF: 0 SAC: 1 DP: 0 HBP: 0	WP: 0 PB: 0 CS: 0	PA: 36
PITCHER Steve Barber, L (1, 1) ERA: 1.3	IP: 9.0 WLS: W BF: 36 H: 6 R: 2 ER: 1 SO: 6 BB: 2 IBB: 0 HBP: 0 BLK: 0 WP: 0 HR: 0 S: 46 P: 54 ERA: 1.00 WHIP: 0.889															PITCHER				

Batter	1	2	3	4	5	6	7	8	9	AB	R	H	RBI	BB	SO	LOB	BOTTOM	
Johnny Temple, R OBP: 0.392, SLG: 0.422 (1, 4)	0-0 5-3		0-0 1B 1-2 1B		4-0 BB 5-3		0-0 F5			3	0	1	0	1	0	0	Washington Senators @ Baltimore Orioles Memorial Stadium, Baltimore, MD Sat May 12 1962, 7:05 PM EDT Att: 6,677 - Unknown livebaseballscorecards.com	
Earl Robinson, R OBP: 0.308, SLG: 0.289 (1, 9)	0-0 F9		0-3 K		0-0 5-3		4-0 BB			3	0	0	0	1	1	3		
Brooks Robinson, R OBP: 0.276, SLG: 0.439 (1, 5)	0-0 F7		0-0 1-3 2H 1B		0-0 F9		0-0 F7			4	0	1	1	0	0	2		
Jim Gentile, L (1, 3)		4-0 BB	0-0 F8		1-0 K 1B HBP		0-0 HR			2	1	1	1	1	0	2		
Jackie Brandt, R OBP: 0.316, SLG: 0.358 (1, 8)	0-0 F7			0-0 G3		0-0 K 1B 1B		0-3 K		4	1	1	0	0	1	1		
Boog Powell, L OBP: 0.284, SLG: 0.298 (1, 7)		0-3 K		0-3 K		0-3 K		0-0 P4		4	0	0	0	0	3	3		
Russ Snyder, L (9, 7) OBP: 0.250, SLG: 0.500					1-2 2-3					0	0	0	0	0	0	0		
Gus Triandos, R (1, 2) OBP: 0.308, SLG: 0.455		0-0 6-3		4-0 BB		0-0 FC6-4 2H 1B		0-0 4-3		3	0	1	1	1	0	1		
Jerry Adair, R OBP: 0.216, SLG: 0.217 (1, 6)			0-0 F8		0-0 F7		0-0 FC6-4 1-2			3	0	0	0	0	0	2		
Steve Barber, L (1, 1)			0-0 E1 1B		0-3 K		0-0 1-3			3	1	0	0	0	1	0		
Inning Stats	R: 0 E: 0 K: 0 S: 3	H: 0 LOB: 0 BB: 0 P: 3	R: 0 E: 0 K: 1 S: 5	H: 0 LOB: 1 BB: 1 P: 9	R: 1 E: 1 K: 1 S: 8	H: 2 LOB: 2 BB: 0 P: 8	R: 0 E: 0 K: 1 S: 5	H: 0 LOB: 1 BB: 1 P: 9	R: 1 E: 0 K: 0 S: 6	H: 2 LOB: 1 BB: 0 P: 7	R: 0 E: 0 K: 0 S: 3	H: 0 LOB: 1 BB: 1 P: 7	R: 1 E: 0 K: 1 S: 6	H: 1 LOB: 0 BB: 0 P: 6	1B: 4 2B: 0 3B: 0 HR: 1	SF: 0 SAC: 0 DP: 0 HBP: 1	WP: 0 PB: 0 CS: 0	PA: 34
PITCHER Pete Burnside, L (1, 1) ERA: 4.25	IP: 8.0 WLS: L BF: 34 H: 5 R: 3 ER: 2 SO: 6 BB: 4 IBB: 0 HBP: 1 BLK: 0 WP: 0 HR: 1 S: 41 P: 58 ERA: 2.25 WHIP: 1.125															PITCHER		

Batter	1	2	3	4	5	6	7	8	9	AB	R	H	RBI	BB	SO	LOB	TOP										
Jim Piersall, R OBP: 0.281, SLG: 0.349 (1, 8)										4	1	1	2	0	0	1	Washington Senators @ Baltimore Orioles Memorial Stadium, Baltimore, MD Sun May 13 1962, 3:33 AM EDT Att: 3,959 - Unknown livebaseballscorecards.com										
Jim King, L OBP: 0.351, SLG: 0.381 (1, 7)										3	0	0	0	1	1	0											
Johnny Schaive, R OBP: 0.300, SLG: 0.525 (1, 5)										4	0	1	0	0	0	0											
Dale Long, L OBP: 0.398, SLG: 0.457 (1, 3)										4	0	1	0	0	0	1											
Gene Woodling, L OBP: 0.441, SLG: 0.643 Chuck Hinton, R OBP: 0.254, SLG: 0.264 (9, 9)										4	0	0	0	0	1	1											
Bob Johnson, R OBP: 0.330, SLG: 0.424 (1, 6)										3	0	1	0	0	0	1											
Ken Retzer, L OBP: 0.303, SLG: 0.241 (1, 2)										3	1	1	0	0	0	1											
Chuck Cottier, R OBP: 0.309, SLG: 0.349 Joe Hicks, L OBP: 0.214, SLG: 0.120 Danny O'Connell, R OBP: 0.264, SLG: 0.320 (8, PH)										2	0	0	0	0	0	1											
Don Rudolph, L OBP: 0.333, SLG: 0.500 Claude Osteen, L OBP: 0.333, SLG: 0.333 Marty Kutyna, R (8, PH)										2	0	1	0	0	0	0											
										1	0	0	0	0	1	1											
										0	0	0	0	0	0	0											
Inning Stats	R: 0 E: 0 K: 1 S: 6	H: 1 LOB: 1 BB: 0 P: 6	R: 0 E: 0 K: 0 S: 4	H: 1 LOB: 1 BB: 0 P: 4	R: 0 E: 0 K: 0 S: 3	H: 1 LOB: 0 BB: 0 P: 3	R: 0 E: 0 K: 1 S: 6	H: 0 LOB: 0 BB: 0 P: 6	R: 0 E: 0 K: 0 S: 3	H: 0 LOB: 0 BB: 0 P: 3	R: 0 E: 0 K: 0 S: 3	H: 0 LOB: 0 BB: 0 P: 3	R: 0 E: 0 K: 0 S: 3	H: 2 LOB: 2 BB: 1 P: 10	R: 0 E: 0 K: 0 S: 3	H: 0 LOB: 0 BB: 0 P: 3	1B: 5 2B: 0 3B: 0 HR: 1	SF: 0 SAC: 0 DP: 1 HBP: 0	WP: 0 PB: 0 CS: 1	PA: 33							
PITCHER	IP	WLS	BF	H	R	ER	SO	BB	IBB	HBP	BLK	WP	HR	S	P	ERA	WHIP										
Jack Fisher, R ERA: 2.35 Hoyt Wilhelm, R ERA: 0.82	(1, 1)	7.2	29	6	2	2	3	1	0	0	0	0	1	34	38	2.35	0.913										
(8, 1)	1.1	W	3	0	0	0	0	0	0	0	0	0	0	3	3	0.00	0.000										

Batter	1	2	3	4	5	6	7	8	9	AB	R	H	RBI	BB	SO	LOB	BOTTOM										
Johnny Temple, R OBP: 0.377, SLG: 0.404 (1, 4)										4	0	0	0	0	0	1	Washington Senators @ Baltimore Orioles Memorial Stadium, Baltimore, MD Sun May 13 1962, 3:33 AM EDT Att: 3,959 - Unknown livebaseballscorecards.com										
Earl Robinson, R OBP: 0.321, SLG: 0.367 (1, 9)										4	2	2	1	0	1	0											
Brooks Robinson, R OBP: 0.278, SLG: 0.465 (1, 5)										3	1	1	2	0	0	0											
Jim Gentile, L OBP: 0.439, SLG: 0.595 (1, 3)										3	0	0	0	0	1	0											
Jackie Brandt, R OBP: 0.306, SLG: 0.345 (1, 8)										3	0	0	0	0	0	0											
Boog Powell, L OBP: 0.286, SLG: 0.299 Dave Nicholson, R OBP: 0.286, SLG: 0.182 Hoyt Wilhelm, R (8, 1)										3	0	1	0	0	1	0											
Gus Triandos, R OBP: 0.296, SLG: 0.435 (1, 2)										3	0	0	0	0	0	1											
Jerry Adair, R OBP: 0.234, SLG: 0.225 (1, 6)										2	0	1	0	1	1	0											
Jack Fisher, R Russ Snyder, L OBP: 0.238, SLG: 0.476 (8, 7)										1	0	0	0	0	0	1											
										1	0	0	0	0	0	0											
Inning Stats	R: 2 E: 0 K: 0 S: 5	H: 2 LOB: 0 BB: 0 P: 5	R: 0 E: 0 K: 0 S: 3	H: 1 LOB: 1 BB: 1 P: 7	R: 0 E: 0 K: 0 S: 3	H: 0 LOB: 0 BB: 0 P: 3	R: 0 E: 0 K: 1 S: 5	H: 0 LOB: 0 BB: 0 P: 5	R: 0 E: 0 K: 2 S: 7	H: 0 LOB: 0 BB: 0 P: 7	R: 0 E: 0 K: 0 S: 3	H: 0 LOB: 0 BB: 0 P: 3	R: 0 E: 0 K: 1 S: 5	H: 0 LOB: 0 BB: 0 P: 5	R: 1 E: 0 K: 0 S: 1	H: 1 LOB: 0 BB: 0 P: 1	1B: 3 2B: 0 3B: 0 HR: 2	SF: 0 SAC: 1 DP: 0 HBP: 0	WP: 0 PB: 0 CS: 1	PA: 29							
PITCHER	IP	WLS	BF	H	R	ER	SO	BB	IBB	HBP	BLK	WP	HR	S	P	ERA	WHIP										
Don Rudolph, L ERA: 2.76 Marty Kutyna, R ERA: 2.45	(1, 1)	7.0	25	4	2	2	3	1	0	0	0	0	1	30	34	2.57	0.714										
(8, 1)	1.0	L	4	1	1	1	1	0	0	0	0	0	1	6	6	9.00	1.000										

Batter	1	2	3	4	5	6	7	8	9	AB	R	H	RBI	BB	SO	LOB	TOP										
Albie Pearson, L OBP: 0.390, SLG: 0.388 (1, 8)	0-0 WP 1B		0-0 L3		0-0 F6			4-0 BB		3	0	1	0	1	0	1	Los Angeles Angels @ Baltimore Orioles Memorial Stadium, Baltimore, MD Tue May 15 1962, 7:05 PM EDT Att. 7,239 - Unknown - 70 F										
Billy Moran, R OBP: 0.313, SLG: 0.381 (1, 4)	0-3 K 1-2		0-0 4-3		0-0 FC6-4 1-2			0-3 K		4	0	0	0	0	2	3											
Leon Wagner, L OBP: 0.370, SLG: 0.636 (1, 7)	0-3 K		0-0 F9		0-0 F9			0-0 F5		4	0	0	0	0	1	2											
Lee Thomas, L OBP: 0.280, SLG: 0.296 (1, 9)	0-3 K			0-0 F8		0-0 F7			0-3 K	4	0	0	0	0	2	1											
Felix Torres, R OBP: 0.327, SLG: 0.380 (1, 5)		0-0 L6		0-0 6-3		0-0 F9			0-3 K	4	0	0	0	0	1	0											
Buck Rodgers, S OBP: 0.317, SLG: 0.381 (1, 2)		0-0 2B 1B		0-0 3-1			0-0 B1-3		0-3 K	4	0	1	0	0	1	0											
Tom Burgess, L OBP: 0.385, SLG: 0.636 (1, 3)		0-0 1-3 2B			0-0 HR		0-0 F9			3	1	2	1	0	0	0											
Joe Koppe, R OBP: 0.333, SLG: 0.326 (1, 6)		0-3 K			0-0 F5		0-0 F9			3	0	0	0	0	1	2											
Ted Bowsfield, R (1, 1)		0-3 K			4-0 FC6-4 BB			0-3 K		0	0	0	0	0	0	0											
Dean Chance, R (1, 1)										0	0	0	0	0	0	0											
Eddie Yost, R (2, PH)										1	0	0	0	0	1	2											
Jim Donohue, R (2, PH)										0	0	0	0	0	0	0											
Gordie Windhorn, R (5, PH)										0	0	0	0	0	1	0											
Tom Morgan, R (5, PH)										0	0	0	0	0	0	0											
Billy Consolo, R (8, PH)										1	0	0	0	0	1	0											
Bob Botz, R (8, PH)										0	0	0	0	0	0	0											
Inning Stats	R: 0 E: 0 K: 3 S: 10	H: 1 LOB: 1 BB: 0 P: 10	R: 0 E: 0 K: 2 S: 9	H: 2 LOB: 2 BB: 0 P: 9	R: 0 E: 0 K: 0 S: 3	H: 0 LOB: 0 BB: 0 P: 3	R: 0 E: 0 K: 0 S: 3	H: 0 LOB: 0 BB: 0 P: 3	R: 1 E: 0 K: 0 S: 4	H: 1 LOB: 1 BB: 1 P: 8	R: 0 E: 0 K: 0 S: 3	H: 0 LOB: 0 BB: 0 P: 3	R: 0 E: 0 K: 0 S: 3	H: 0 LOB: 1 BB: 1 P: 11	R: 0 E: 0 K: 3 S: 9	H: 0 LOB: 0 BB: 0 P: 9	1B: 2 2B: 1 3B: 0 HR: 1	SF: 0 SAC: 0 DP: 0 HBP: 0	WP: 1 PB: 0 SB: 0 CS: 0	PA: 33							
PITCHER	IP	WLS	BF	H	R	ER	SO	BB	IBB	HBP	BLK	WP	HR	S	P	ERA	WHIP										
Mitt Pappas, R ERA: 3.05 (1, 1)	9.0	W	33	4	1	1	10	2	0	0	0	1	1	51	59	1.00	0.667										

Batter	1	2	3	4	5	6	7	8	9	AB	R	H	RBI	BB	SO	LOB	BOTTOM										
Johnny Temple, R OBP: 0.387, SLG: 0.408 (1, 4)	4-0 2B 1B BB		0-0 6-3 1B		0-0 5-3			0-0 F8		4	1	2	0	1	0	2	Los Angeles Angels @ Baltimore Orioles Memorial Stadium, Baltimore, MD Tue May 15 1962, 7:05 PM EDT Att. 7,239 - Unknown - 70 F										
Earl Robinson, R OBP: 0.333, SLG: 0.415 (1, 9)	0-0 1-3 1B 2B		0-0 6-3		0-0 F6			0-0 WP 2B		4	1	2	0	0	1												
Brooks Robinson, R OBP: 0.277, SLG: 0.457 (1, 5)	0-0 2-H 3-H E 1B		0-0 4-3		0-0 F8		0-0 6-3			4	1	1	2	0	2												
Jim Gentile, L OBP: 0.441, SLG: 0.586 (1, 3)	0-0 E3 HR 2-H		0-0 FC4-6 1B		0-0 F9		4-0 IBB IBB			3	1	1	0	1	0												
Jackie Brandt, R OBP: 0.294, SLG: 0.330 (1, 8)	0-3 K		0-0 FC4-6 1-2 HR		0-0 F8		0-0 L6			4	1	0	0	0	1	4											
Boog Powell, L OBP: 0.296, SLG: 0.389 (1, 7)	0-0 1-H HR		0-0 1-H HR		0-0 2B 1B		4-0 1-2 IBB			3	2	3	4	1	0	0											
Russ Snyder, L OBP: 0.238, SLG: 0.476 (7, PR) (8, 7)										0	0	0	0	0	0	0											
Gus Triandos, R OBP: 0.294, SLG: 0.438 (1, 2)	0-0 F8		0-0 F7		0-0 2B 1B		0-3 K			4	0	1	0	0	1	3											
Jerry Adair, R OBP: 0.222, SLG: 0.213 (1, 6)	0-0 F4		0-0 L6		0-3 K		0-0 F7			4	0	0	0	0	1	2											
Mitt Pappas, R OBP: 0.188, SLG: 0.571 (1, 1)		0-3 K		0-3 K		0-3 K		0-3 K		4	0	0	0	0	4	2											
Inning Stats	R: 5 E: 1 K: 1 S: 9	H: 3 LOB: 0 BB: 1 P: 13	R: 0 E: 0 K: 1 S: 6	H: 1 LOB: 1 BB: 0 P: 6	R: 2 E: 0 K: 0 S: 5	H: 2 LOB: 0 BB: 0 P: 5	R: 0 E: 0 K: 1 S: 5	H: 0 LOB: 0 BB: 0 P: 5	R: 0 E: 0 K: 2 S: 9	H: 2 LOB: 2 BB: 0 P: 9	R: 0 E: 0 K: 1 S: 6	H: 1 LOB: 3 BB: 2 P: 14	R: 0 E: 0 K: 1 S: 5	H: 1 LOB: 1 BB: 0 P: 5	1B: 5 2B: 3 3B: 0 HR: 2	SF: 0 SAC: 0 DP: 0 HBP: 0	WP: 1 PB: 0 SB: 0 CS: 0	PA: 37									
PITCHER	IP	WLS	BF	H	R	ER	SO	BB	IBB	HBP	BLK	WP	HR	S	P	ERA	WHIP										
Ted Bowsfield, L ERA: 7.58 (1, 1)	0.0	L	4	4	1	4	0	1	0	0	0	0	1	6	6	0.00	1.000										
Dean Chance, R ERA: 5.63 (1, 1)	1.0		4	1	1	0	1	0	0	0	0	0	1	6	6	0.00	1.000										
Jim Donohue, R ERA: 5.28 (2, 1)	3.0		12	3	2	2	2	0	0	0	0	0	1	16	16	6.00	1.000										
Tom Morgan, R ERA: 3.38 (5, 1)	3.0		14	3	0	0	3	0	2	0	0	1	0	18	26	0.00	1.000										
Bob Botz, R ERA: 5.14 (8, 1)	1.0		3	1	0	0	1	0	0	0	0	0	0	5	5	0.00	1.000										

AB 31
R 1
H 4
RBI 1
BB 2
SO 10
LOB 11



AB 34
R 7
H 10
RBI 6
BB 3
SO 7
LOB 16



Batter	1	2	3	4	5	6	7	8	9	AB	R	H	RBI	BB	SO	LOB	TOP					
Albie Pearson, L OBP: 0.394, SLG: 0.387	0-0 S 2B 1B		0-0 F9		4-0 BB		0-0 P4			3	1	1	0	1	0	0	Los Angeles Angels @ Baltimore Orioles Memorial Stadium, Baltimore, MD Wed May 16 1962, 3:33 AM EDT Att: 7,735 - Unknown livebaseballscorecards.com					
Billy Moran, R OBP: 0.302, SLG: 0.367	0-3 K		0-0 1-3		0-0 F7		0-0 5-3			4	0	0	0	0	1	3						
Leon Wagner, L OBP: 0.374, SLG: 0.667	0-0 1-H 2B			0-3 K		0-0 HR		0-0 P5		4	1	2	2	0	1	0						
Buck Rodgers, S OBP: 0.315, SLG: 0.376	0-3 K			0-0 CS 1B		0-0 G3		0-0 P6		4	0	1	0	0	1	1						
Felix Torres, R OBP: 0.327, SLG: 0.365	0-3 K			4-0 1B		0-0 F7			0-0 4-3	2	0	0	0	1	1	1						
Billy Consolo, R OBP: 0.364, SLG: 0.364	0-3 K			1-2 BB		0-0 F7			0-0 4-3	1	0	0	0	0	0	0						
Lee Thomas, L OBP: 0.288, SLG: 0.327		0-0 4-3		0-0 F9		0-0 HR			1-0 S HBP	3	1	1	1	0	0	1						
Tom Burgess, L OBP: 0.367, SLG: 0.560		0-3 K2-3			0-0 P6		0-0 3-1		4-0 1-2 IBB	3	0	0	0	1	1	0						
Joe Koppe, R OBP: 0.330, SLG: 0.323		0-3 K			0-0 S 1B		0-0 F3		0-0 P3	4	0	1	0	0	1	2						
Ken McBride, R OBP: 0.154, SLG: 0.231			0-0 F8		0-3 K		0-3 K		0-0 F7	4	0	0	0	0	2	3						
Jack Spring, R OBP: 0.364, SLG: 0.364					1-2 K					0	0	0	0	0	0	0						
Ryne Duren, R OBP: 0.364, SLG: 0.364										0	0	0	0	0	0	0						
Inning Stats	R: 1 E: 0 K: 3 S: 11	H: 2 LOB: 1 BB: 0 P: 11	R: 0 E: 0 K: 2 S: 7	H: 0 LOB: 0 BB: 0 P: 7	R: 0 E: 0 K: 0 S: 3	H: 0 LOB: 0 BB: 0 P: 3	R: 0 E: 0 K: 1 S: 5	H: 1 LOB: 1 BB: 1 P: 9	R: 0 E: 0 K: 0 S: 6	H: 1 LOB: 2 BB: 1 P: 10	R: 0 E: 0 K: 1 S: 5	H: 0 LOB: 0 BB: 0 P: 5	R: 0 E: 0 K: 0 S: 3	H: 0 LOB: 0 BB: 0 P: 3	R: 0 E: 0 K: 0 S: 3	H: 0 LOB: 0 BB: 0 P: 8	1B: 3 2B: 1 3B: 0 HR: 2	SF: 0 SAC: 0 DP: 0 HBP: 1	WP: 0 PB: 0 SB: 3 CS: 1	PA: 36		
PITCHER	IP WLS BF H R ER SO BB IBB HBP BLK WP HR S P ERA WHIP	IP WLS BF H R ER SO BB IBB HBP BLK WP HR S P ERA WHIP	IP WLS BF H R ER SO BB IBB HBP BLK WP HR S P ERA WHIP	IP WLS BF H R ER SO BB IBB HBP BLK WP HR S P ERA WHIP	IP WLS BF H R ER SO BB IBB HBP BLK WP HR S P ERA WHIP	IP WLS BF H R ER SO BB IBB HBP BLK WP HR S P ERA WHIP	IP WLS BF H R ER SO BB IBB HBP BLK WP HR S P ERA WHIP	IP WLS BF H R ER SO BB IBB HBP BLK WP HR S P ERA WHIP	IP WLS BF H R ER SO BB IBB HBP BLK WP HR S P ERA WHIP	IP WLS BF H R ER SO BB IBB HBP BLK WP HR S P ERA WHIP	IP WLS BF H R ER SO BB IBB HBP BLK WP HR S P ERA WHIP	IP WLS BF H R ER SO BB IBB HBP BLK WP HR S P ERA WHIP	IP WLS BF H R ER SO BB IBB HBP BLK WP HR S P ERA WHIP	IP WLS BF H R ER SO BB IBB HBP BLK WP HR S P ERA WHIP	IP WLS BF H R ER SO BB IBB HBP BLK WP HR S P ERA WHIP	IP WLS BF H R ER SO BB IBB HBP BLK WP HR S P ERA WHIP	IP WLS BF H R ER SO BB IBB HBP BLK WP HR S P ERA WHIP					
Chuck Estrada, R ERA: 3.25	(1, 1)	6.0	L	25	6	3	3	7	2	0	0	0	0	0	0	0	0	2	37	45	4.50	1.333
Billy Hoelt, L ERA: 8.53	(7, 1)	2.0		6	0	0	0	1	0	0	0	0	0	0	0	0	0	0	8	8	0.00	0.000
Wes Stock, R ERA: 4.86	(9, 1)	1.0	S	5	0	0	0	0	0	1	1	0	0	0	0	0	0	0	3	8	0.00	0.000

Batter	1	2	3	4	5	6	7	8	9	AB	R	H	RBI	BB	SO	LOB	BOTTOM					
Johnny Temple, R OBP: 0.383, SLG: 0.402	0-0 1-3		0-0 F7			0-0 G3 1B		0-3 K		4	0	1	0	0	1	0	Los Angeles Angels @ Baltimore Orioles Memorial Stadium, Baltimore, MD Wed May 16 1962, 3:33 AM EDT Att: 7,735 - Unknown livebaseballscorecards.com					
Whitey Herzog, L OBP: 0.344, SLG: 0.240	0-0 L3			4-0 SH1-4 BB		0-0 G3		4-0 1B BB		2	1	0	0	2	0	1						
Brooks Robinson, R OBP: 0.287, SLG: 0.463	0-0 1B			0-0 SH1-4		0-3 K		0-0 1B 1B		3	0	2	0	0	1	1						
Jim Gentile, L OBP: 0.435, SLG: 0.567	0-0 3-1			0-0 1-3		4-0 FC4-6 BB		0-3 K		3	0	0	0	1	1	4						
Jackie Brandt, R OBP: 0.283, SLG: 0.315		0-3 K		0-0 5-3		0-3 K		0-0 P5		4	0	0	0	0	2	4						
Boog Powell, L OBP: 0.304, SLG: 0.387		0-3 K			4-0 FC3-6 BB		0-0 FC4-6		0-0 1-3 2-H 1B	3	0	1	1	1	1	1						
Dave Nicholson, R OBP: 0.286, SLG: 0.182		0-3 K			0-0 FC3-6 BB		1-2 FC4-6		0-0 1-3 2-H 1B	0	0	0	0	0	0	0						
Charlie Lau, L OBP: 0.400, SLG: 0.538		0-0 4-3			0-0 FC3-6 L3		0-0 4-3		0-3 K	3	0	0	0	0	0	2						
Gus Triandos, R OBP: 0.291, SLG: 0.432					1-2 K				0-3 K	1	0	0	0	0	1	2						
Jerry Adair, R OBP: 0.217, SLG: 0.208			0-3 K			0-0 L3			0-3 K	2	0	0	0	0	1	1						
Dick Williams, R OBP: 0.143, SLG: 0.077					1-2 K					1	0	0	0	0	1	0						
Ron Hansen, R OBP: 0.148, SLG: 0.080										0	0	0	0	0	0	0						
Chuck Estrada, R OBP: 0.083, SLG: 0.083					0-0 1-3				0-0 G3	1	0	0	0	0	0	0						
Earl Robinson, R OBP: 0.328, SLG: 0.407										0	0	0	0	0	0	0						
Billy Hoelt, L OBP: 0.428, SLG: 0.500										0	0	0	0	0	0	0						
Russ Snyder, L OBP: 0.227, SLG: 0.455										0	0	0	0	0	0	0						
Wes Stock, R ERA: 4.0										0	0	0	0	0	0	0						
Inning Stats	R: 0 E: 0 K: 0 S: 4	H: 1 LOB: 1 BB: 0 P: 4	R: 0 E: 0 K: 2 S: 7	H: 0 LOB: 0 BB: 0 P: 7	R: 0 E: 0 K: 1 S: 5	H: 0 LOB: 0 BB: 0 P: 5	R: 0 E: 0 K: 0 S: 3	H: 0 LOB: 1 BB: 1 P: 7	R: 0 E: 0 K: 0 S: 2	H: 0 LOB: 1 BB: 1 P: 6	R: 0 E: 0 K: 1 S: 6	H: 1 LOB: 1 BB: 0 P: 6	R: 0 E: 0 K: 1 S: 5	H: 0 LOB: 1 BB: 1 P: 9	R: 0 E: 0 K: 2 S: 7	H: 0 LOB: 0 BB: 0 P: 7	R: 1 E: 0 K: 2 S: 9	H: 2 LOB: 2 BB: 1 P: 13	1B: 4 2B: 1 3B: 0 HR: 0	SF: 0 SAC: 1 DP: 1 HBP: 0	WP: 0 PB: 0 SB: 0 CS: 0	PA: 34
PITCHER	IP WLS BF H R ER SO BB IBB HBP BLK WP HR S P ERA WHIP	IP WLS BF H R ER SO BB IBB HBP BLK WP HR S P ERA WHIP	IP WLS BF H R ER SO BB IBB HBP BLK WP HR S P ERA WHIP	IP WLS BF H R ER SO BB IBB HBP BLK WP HR S P ERA WHIP	IP WLS BF H R ER SO BB IBB HBP BLK WP HR S P ERA WHIP	IP WLS BF H R ER SO BB IBB HBP BLK WP HR S P ERA WHIP	IP WLS BF H R ER SO BB IBB HBP BLK WP HR S P ERA WHIP	IP WLS BF H R ER SO BB IBB HBP BLK WP HR S P ERA WHIP	IP WLS BF H R ER SO BB IBB HBP BLK WP HR S P ERA WHIP	IP WLS BF H R ER SO BB IBB HBP BLK WP HR S P ERA WHIP	IP WLS BF H R ER SO BB IBB HBP BLK WP HR S P ERA WHIP	IP WLS BF H R ER SO BB IBB HBP BLK WP HR S P ERA WHIP	IP WLS BF H R ER SO BB IBB HBP BLK WP HR S P ERA WHIP	IP WLS BF H R ER SO BB IBB HBP BLK WP HR S P ERA WHIP	IP WLS BF H R ER SO BB IBB HBP BLK WP HR S P ERA WHIP	IP WLS BF H R ER SO BB IBB HBP BLK WP HR S P ERA WHIP						
Ken McBride, R ERA: 4.35	(1, 1)	8.0	W	30	3	1	1	7	4	0	0	0	0	0	0	0	0	0	40	56	1.12	0.875
Jack Spring, L ERA: 2.21	(9, 1)	0.2		3	1	0	0	1	0	0	0	0	0	0	0	0	0	0	5	5	0.00	1.500
Ryne Duren, R ERA: 4.0	(9, 1)	0.1	S	1	0	0	0	1	0	0	0	0	0	0	0	0	0	0	3	3	0.00	0.000



Batter	1	2	3	4	5	6	7	8	9	AB	R	H	RBI	BB	SO	LOB	TOP				
Albie Pearson, L OBP: 0.394, SLG: 0.391 (1, 8)	0-3 K		0-0 WP CS 2B		0-0 3-1		0-0 F7		4-0 1B BB	4	1	1	0	1	1	0	Los Angeles Angels @ Baltimore Orioles Memorial Stadium, Baltimore, MD Thu May 17 1962, 7:05 PM EDT Att: 9,924 - Unknown				
Billy Moran, R OBP: 0.314, SLG: 0.377 (1, 4)	0-0 F5		0-3 K		0-0 1B		0-0 1B		0-0 WP 1B 6-3	5	1	3	0	0	1	1					
Leon Wagner, L OBP: 0.375, SLG: 0.652 (1, 7)	0-0 1-6-3		4-0 BB		0-0 F8		0-0 1-2 1B		0-0 F8	4	0	1	0	1	0	3					
Buck Rodgers, S OBP: 0.319, SLG: 0.377 (1, 2)		0-3 K	0-3 K		0-0 FC6-4 1B		0-0 K		0-0 6-3 WP 1B	5	0	2	1	0	3	3					
Steve Bilko, R OBP: 0.386, SLG: 0.475 (1, 3)		0-0 1B 2B		4-0 1B BB		0-0 FC6-4 1-2		0-0 1-3	0-0 6-3	4	1	1	1	1	0	3					
Felix Torres, R OBP: 0.339, SLG: 0.364 Lee Thomas, L OBP: 0.286, SLG: 0.324 (9, PH)	0-0 FC1-6 1B		0-0 F9		0-0 5-3		0-0 2B BB		0-3 K	3	1	1	0	1	0	1					
Gordie Windhorn, R OBP: 0.208, SLG: 0.261 (1, 9)	0-0 FC1-6 1B		0-3 K		0-0 F2		0-0 PB 2B			4	0	1	0	0	1	3					
Joe Koppe, R OBP: 0.336, SLG: 0.330 (1, 6)	0-0 1-3 3-H 1B		0-0 1-2 1B		0-0 F5		0-3 K		0-3 2-3 3-H K2-3	4	0	2	1	0	1	1					
Bo Belinsky, L OBP: 0.256, SLG: 0.077 Dean Chance, R OBP: 0.295, SLG: 0.396 Eddie Yost, R OBP: 0.330, SLG: 0.333 Tom Morgan, R OBP: 0.305, SLG: 0.538 Tom Burgess, L OBP: 0.305, SLG: 0.538 Jack Spring, R OBP: 0.305, SLG: 0.538 (8, 1)	0-3 K		0-0 F3							1	0	0	0	0	1	2					
Inning Stats	R: 0 E: 0 K: 1 S: 5	H: 0 LOB: 0 BB: 0 P: 5	R: 1 E: 0 K: 2 S: 10	H: 3 LOB: 2 BB: 0 P: 10	R: 0 E: 0 K: 2 S: 7	H: 1 LOB: 1 BB: 1 P: 11	R: 0 E: 0 K: 1 S: 6	H: 1 LOB: 2 BB: 0 P: 10	R: 0 E: 0 K: 0 S: 3	H: 0 LOB: 0 BB: 0 P: 3	R: 0 E: 0 K: 2 S: 9	H: 2 LOB: 2 BB: 0 P: 9	R: 1 E: 0 K: 2 S: 8	H: 1 LOB: 1 BB: 1 P: 12	R: 2 E: 0 K: 1 S: 7	H: 2 LOB: 1 BB: 1 P: 11		1B: 9 2B: 3 3B: 0 HR: 0	SF: 0 SAC: 0 DP: 0 HBP: 0	WP: 2 PB: 1 CS: 0 SB: 1	PA: 42
PITCHER	IP WLS BF H R ER SO BB IBB HBP BLK WP HR S P ERA WHIP	7.1 W 34 10 2 1 8 3 0 0 0 1 0 47 59 1.23 1.773	8.1 S 8 2 2 2 3 1 0 0 0 1 0 13 17 10.80 1.800																		

Batter	1	2	3	4	5	6	7	8	9	AB	R	H	RBI	BB	SO	LOB	BOTTOM					
Johnny Temple, R OBP: 0.387, SLG: 0.394 (1, 4)	4-0 FC2-6 BB		0-0 6-3		4-0 S BB		0-0 F8			2	0	0	0	2	0	0	Los Angeles Angels @ Baltimore Orioles Memorial Stadium, Baltimore, MD Thu May 17 1962, 7:05 PM EDT Att: 9,924 - Unknown					
Jerry Adair, R OBP: 0.218, SLG: 0.222 (1, 6)	0-0 FC2-6 1-2		0-0 2B		0-0 F8		0-0 1-3			4	1	1	0	0	0	2						
Brooks Robinson, R OBP: 0.277, SLG: 0.446 (1, 5)	0-0 F9		0-0 F8		0-0 F9		0-0 4-3			4	0	0	0	0	0	3						
Jim Gentile, L OBP: 0.420, SLG: 0.543 (1, 3)	0-3 K		0-3 K		0-3 K		0-0 4-3			4	0	0	0	0	3	2						
Gus Triandos, R OBP: 0.300, SLG: 0.442 (1, 2)		4-0 HR BB	0-0 2H 2B		0-0 F6		0-0 6-3			3	2	1	1	1	0	0						
Boog Powell, L OBP: 0.311, SLG: 0.417 (1, 7)		0-0 1-H HR	4-0 2B BB		0-3 K		0-3 K			3	2	1	2	1	2	0						
Jackie Brandt, R OBP: 0.294, SLG: 0.368 (1, 8)		0-0 HR	0-0 1-H 2-H 2B		0-0 F8					3	1	2	3	0	0	0						
Dave Nicholson, R OBP: 0.235, SLG: 0.143 (1, 9)		0-3 K	0-3 K		0-3 K		0-3 K			3	0	0	0	0	3	1						
Art Quirk, R OBP: 0.250, SLG: 0.143 Hoyt Wilhelm, R ERA: 2.13 (8, 1)	0-0 4-3		0-0 6-3		0-3 K					3	0	0	0	0	1	0						
Inning Stats	R: 0 E: 0 K: 1 S: 5	H: 0 LOB: 1 BB: 1 P: 9	R: 3 E: 0 K: 1 S: 7	H: 2 LOB: 0 BB: 1 P: 11	R: 3 E: 0 K: 2 S: 10	H: 3 LOB: 1 BB: 1 P: 14	R: 0 E: 0 K: 0 S: 3	H: 0 LOB: 1 BB: 1 P: 7	R: 0 E: 0 K: 2 S: 7	H: 0 LOB: 0 BB: 0 P: 7	R: 0 E: 0 K: 0 S: 3	H: 0 LOB: 0 BB: 0 P: 3	R: 0 E: 0 K: 1 S: 5	H: 0 LOB: 0 BB: 0 P: 5	R: 0 E: 0 K: 0 S: 5	H: 0 LOB: 0 BB: 0 P: 5		1B: 0 2B: 3 3B: 0 HR: 2	SF: 0 SAC: 0 DP: 0 HBP: 0	WP: 0 PB: 0 CS: 0 SB: 1	PA: 33	
PITCHER	IP WLS BF H R ER SO BB IBB HBP BLK WP HR S P ERA WHIP	2.2 L 15 4 6 6 3 3 0 0 0 0 0 4 4 0.00 3.000	0.1 2 1 0 0 1 0 0 0 0 0 0 0 4 4 0.00 3.000	3.0 10 0 0 0 4 1 0 0 0 0 0 0 17 21 0.00 0.333	1.0 3 0 0 0 0 0 0 0 0 0 0 0 3 3 0.00 0.000	3.14 3 0 0 0 1 0 0 0 0 0 0 0 5 5 0.00 0.000																

AB 38
R 4
H 12
RBI 3
BB 4
SO 11
LOB 21



AB 29
R 6
H 5
RBI 6
BB 4
SO 9
LOB 8



Batter	1	2	3	4	5	6	7	8	9	AB	R	H	RBI	BB	SO	LOB	TOP									
Mary Breeding, R OBP: 0.208, SLG: 0.217 (1,4)										5	1	1	0	1	0	1	Baltimore Orioles @ Chicago White Sox Comiskey Park, Chicago, IL Sat May 19 1962, 4:33 AM EDT Att: 7,668 - Unknown									
Whitey Herzog, L OBP: 0.366, SLG: 0.259 (1,9)										4	2	1	1	2	1	4										
Brooks Robinson, R OBP: 0.315, SLG: 0.463 (1,5)										4	2	3	0	1	1	0										
Jim Gentile, L OBP: 0.420, SLG: 0.553 (1,3)										5	2	2	3	1	1	3										
Boog Powell, L OBP: 0.333, SLG: 0.462 Dave Nicholson, R OBP: 0.278, SLG: 0.143 (7,7)										4	2	3	3	0	0	2										
Jackie Brandt, R OBP: 0.325, SLG: 0.382 (1,8)										3	1	1	1	1	1	3										
Charlie Lau, L OBP: 0.400, SLG: 0.600 (1,2)										4	1	1	2	1	0	3										
Jerry Adair, R OBP: 0.212, SLG: 0.215 (1,6)										5	0	1	0	0	1	3										
Steve Barber, L Dick Hall, R (1,1) (4,1)										1	0	0	0	0	0	0										
Inning Stats	R: 5 E: 0 K: 0 S: 8	H: 6 LOB: 0 BB: 0 P: 8	R: 0 E: 0 K: 0 S: 3	H: 0 LOB: 0 BB: 0 P: 3	R: 0 E: 0 K: 3 S: 10	H: 1 LOB: 1 BB: 0 P: 10	R: 0 E: 0 K: 1 S: 6	H: 1 LOB: 2 BB: 1 P: 10	R: 0 E: 0 K: 0 S: 5	H: 0 LOB: 1 BB: 1 P: 7	R: 5 E: 0 K: 1 S: 9	H: 4 LOB: 0 BB: 1 P: 13	R: 1 E: 0 K: 0 S: 3	H: 0 LOB: 3 BB: 4 P: 19	R: 0 E: 0 K: 0 S: 3	H: 0 LOB: 2 BB: 2 P: 11		1B: 10 2B: 1 3B: 0 HR: 3	SF: 1 SAC: 2 DP: 2 HBP: 0	WP: 2 PB: 0 SB: 3 CS: 0	PA: 49					
PITCHER	IP WLS BF H R ER SO BB IBB HBP BLK WP HR S P ERA WHIP	IP WLS BF H R ER SO BB IBB HBP BLK WP HR S P ERA WHIP																								
Joe Horlen, R ERA: 4.6 (1,1)	0.0 5 5 5 5 0 0 0 0 0 0 1 5 5	Eddie Fisher, R ERA: 4.35 (3,1)	2.0 6 1 0 0 0 0 0 0 0 0 6 6 0.00 0.500	Russ Kemmerer, R ERA: 5.87 (7,1)	4.0 L 22 6 4 4 4 3 0 0 0 0 2 1 27 39 9.00 2.250	Turk Lowm, R ERA: 4.3 (8,1)	1.0 4 1 1 1 1 0 0 0 0 0 1 6 6 9.00 1.000	Dave DeBusschere, R ERA: 3.0 (1,1)	2.0 12 0 1 1 0 5 1 0 0 0 0 6 30 4.50 2.500																	
Luis Aparicio, R OBP: 0.260, SLG: 0.263 (1,6)										5	0	0	0	0	0	7	Baltimore Orioles @ Chicago White Sox Comiskey Park, Chicago, IL Sat May 19 1962, 4:33 AM EDT Att: 7,668 - Unknown									
Nellie Fox, L OBP: 0.322, SLG: 0.363 (1,4)									5	0	1	2	0	0	4											
Joe Cunningham, L OBP: 0.439, SLG: 0.413 (1,3)									3	0	0	1	2	0	2											
Jim Landis, R OBP: 0.319, SLG: 0.483 (1,8)									4	0	0	0	1	2	4											
Floyd Robinson, L OBP: 0.393, SLG: 0.550 (1,7)									5	2	3	0	0	0	1											
Mike Hershberger, R OBP: 0.301, SLG: 0.294 (1,9)									4	2	1	0	1	0	2											
Charley Smith, R OBP: 0.224, SLG: 0.226 (1,5)									5	1	3	0	0	2	3											
Bob Roselli, R OBP: 0.125, SLG: 0.133 (1,2)									5	0	0	0	0	1	6											
Joe Horlen, R ERA: 5.167, SLG: 0.115 Eddie Fisher, R ERA: 4.35 Cam Carreon, R OBP: 0.188, SLG: 0.097 Russ Kemmerer, R OBP: 0.299, SLG: 1.000 Turk Lowm, R ERA: 4.3 Bob Sadowski, L OBP: 0.209, SLG: 0.348 Dave DeBusschere, R ERA: 3.0 (1,1) (1,1) (2,PH) (3,1) (7,1) (7,PH) (8,1)									0	0	0	0	0	0	0											
Inning Stats	R: 0 E: 0 K: 1 S: 5	H: 0 LOB: 1 BB: 1 P: 9	R: 3 E: 2 K: 0 S: 7	H: 2 LOB: 3 BB: 2 P: 15	R: 3 E: 1 K: 1 S: 9	H: 3 LOB: 2 BB: 1 P: 13	R: 0 E: 0 K: 1 S: 5	H: 0 LOB: 1 BB: 1 P: 9	R: 0 E: 0 K: 0 S: 4	H: 1 LOB: 1 BB: 0 P: 4	R: 0 E: 0 K: 0 S: 4	H: 1 LOB: 1 BB: 0 P: 4	R: 0 E: 0 K: 1 S: 5	H: 0 LOB: 0 BB: 0 P: 5	R: 0 E: 0 K: 0 S: 4	H: 1 LOB: 1 BB: 0 P: 4		1B: 6 2B: 3 3B: 0 HR: 0	SF: 0 SAC: 0 DP: 0 HBP: 0	WP: 0 PB: 0 SB: 1 CS: 0	PA: 44					
PITCHER	IP WLS BF H R ER SO BB IBB HBP BLK WP HR S P ERA WHIP	IP WLS BF H R ER SO BB IBB HBP BLK WP HR S P ERA WHIP																								
Steve Barber, L ERA: 1.41 Dick Hall, R ERA: 2.09 (1,1) (4,1)	3.0 W 22 4 0 0 3 0 0 0 0 0 0 0 28 28 0.00 0.667																									

AB	37
R	11
H	13
RBI	10
BB	9
SO	5
LOB	19



AB	39
R	6
H	9
RBI	4
BB	5
SO	5
LOB	32




Batter	1	2	3	4	5	6	7	8	9	AB	R	H	RBI	BB	SO	LOB	TOP					
Johnny Temple, R OBP: 0.395, SLG: 0.402 (1,4)	0-0 6-3		0-0 6-3 1B	0-0 F3			0-0 F4		0-0 4-3 2B	5	0	2	0	0	0	2	Baltimore Orioles @ Chicago White Sox Comiskey Park, Chicago, IL Sun May 20 1962, 4:33 AM EDT Unknown					
Russ Snyder, L OBP: 0.214, SLG: 0.393 (1,9)	0-0 4-3		0-0 F8		0-0 G3		0-0 HR 1B		0-0 4-3 2-3	5	1	1	0	0	0	2						
Brooks Robinson, R OBP: 0.311, SLG: 0.452 (1,5)	0-0 1B		0-0 6-3 1-2		0-0 F7		0-0 F4		0-0 5-3	5	0	1	0	0	0	3						
Jim Gentile, L OBP: 0.415, SLG: 0.570 (1,3)	0-0 G3		0-0 6-3		0-0 4-3		0-0 HR			4	1	1	2	0	0	2						
Boog Powell, L OBP: 0.339, SLG: 0.463 (1,7)		0-3 K		0-0 F9 BB 6-3 1B		0-0 4-3 BB 1B		0-0 F8		4	1	2	0	0	1	0						
Jackie Brandt, R OBP: 0.331, SLG: 0.375 (1,8)	0-0 6-3		0-0 6-3 BB		0-0 1-2 BB		0-0 4-3 BB		0-0 F8	2	0	0	0	2	0	0						
Charlie Lau, L OBP: 0.385, SLG: 0.559 (1,2)	0-0 1B 1B		0-0 F9		0-0 2-3		0-0 4-3		0-0 F4	4	0	1	0	0	0	4						
Jerry Adair, R OBP: 0.214, SLG: 0.216 (1,6)	0-0 1-2 1B		0-0 6-3		0-0 1-2 3-H 4-0		0-0 5-3		0-0 5-3	4	0	1	1	0	0	3						
Milt Pappas, R OBP: 0.176, SLG: 0.533 (1,1) Billy Hoefe, L OBP: 0.429, SLG: 0.500 (2,1) Dick Williams, R OBP: 0.325, SLG: 0.443 (4,PH) Art Quirk, L OBP: 0.142, SLG: 0.087 (4,1) Ron Hansen, R OBP: 0.142, SLG: 0.087 (6,PH) Wes Stock, R OBP: 0.000, SLG: 0.228 (6,1) Marv Breeding, R OBP: 0.000, SLG: 0.228 (9,PH)	0-3 K		0-0 BB 6-3 BB		0-0 F8		0-0 F8		0-0 F8	1	0	0	0	0	1	2						
Inning Stats	R: 0 E: 0 K: 0 S: 4	H: 1 LOB: 1 BB: 0 P: 4	R: 0 E: 0 K: 2 S: 9	H: 2 LOB: 2 BB: 0 P: 9	R: 0 E: 0 K: 0 S: 4	H: 1 LOB: 1 BB: 0 P: 4	R: 1 E: 0 K: 0 S: 4	H: 1 LOB: 2 BB: 2 P: 12	R: 0 E: 0 K: 0 S: 3	H: 0 LOB: 0 BB: 0 P: 3	R: 0 E: 0 K: 0 S: 4	H: 1 LOB: 2 BB: 1 P: 8	R: 2 E: 0 K: 0 S: 5	H: 2 LOB: 0 BB: 0 P: 5	R: 0 E: 0 K: 0 S: 3	H: 0 LOB: 1 BB: 0 P: 3	R: 0 E: 0 K: 0 S: 4	H: 1 LOB: 1 BB: 0 P: 4	1B: 7 2B: 1 3B: 0 HR: 1	SF: 0 SAC: 0 DP: 0 HBP: 0	WP: 0 PB: 0 SB: 0 CS: 0	PA: 39
PITCHER John Buzhardt, R ERA: 3.46 (1,1)	IP: 9.0 WLS: W BF: 39 H: 9 R: 3 ER: 3 SO: 2 BB: 3 IBB: 0 HBP: 0 BLK: 0 WP: 0 HR: 1 S: 40 P: 52 ERA: 3.00 WHIP: 1.333															PITCHER						


AB 36
R 3
H 9
RBI 3
BB 3
SO 2
LOB 20



Batter	1	2	3	4	5	6	7	8	9	AB	R	H	RBI	BB	SO	LOB	BOTTOM			
Joe Cunningham, L OBP: 0.444, SLG: 0.440 (1,3)	0-0 F8		0-0 2-H 2B	0-0 4-3 HR 2B	0-0 F9			0-0 CS 1B		5	1	3	1	0	0	2	Baltimore Orioles @ Chicago White Sox Comiskey Park, Chicago, IL Sun May 20 1962, 4:33 AM EDT Unknown			
Nellie Fox, L OBP: 0.318, SLG: 0.364 (1,4)	0-0 F5		0-0 F7		0-0 F3		0-0 3-1		0-0 1-2 2B	5	0	1	0	0	0	2				
Floyd Robinson, L OBP: 0.379, SLG: 0.529 (1,9)	0-0 4-3		0-0 F5		0-0 4-3 2-3		0-0 1-3		0-0 F9	5	0	0	0	0	0	2				
Al Smith, R OBP: 0.438, SLG: 0.574 (1,7)		0-0 HR	0-0 6-3		0-0 3-H HR		0-0 1B			4	2	3	3	0	0	0				
Bob Sadowski, L OBP: 0.296, SLG: 0.458 (1,5) Charley Smith, R OBP: 0.230, SLG: 0.250 (3,PH) (4,5)		0-0 1B 3B	0-0 1B 2B		0-0 6-3		0-0 F7			1	1	1	0	0	0	0				
Mike Hershberger, R OBP: 0.307, SLG: 0.300 (1,8)		0-0 2B S 2B 1B	0-0 2B 1B		0-0 F8		0-0 G3			4	2	2	2	0	0	0				
Luis Aparicio, R OBP: 0.267, SLG: 0.285 (1,6)	0-3 K		0-0 2B		0-0 2B		0-0 6-3			4	0	2	1	0	1	1				
Sherm Lollar, R OBP: 0.389, SLG: 0.410 (1,2)		0-0 2B 2B	0-0 2B IBB		0-0 L6		0-0 5-3			3	1	1	1	1	0	1				
John Buzhardt, R OBP: 0.200, SLG: 0.111 (1,1)	0-3 K		0-0 F9		0-0 BB		0-3 K			3	0	0	0	1	2	3				
Inning Stats	R: 0 E: 0 K: 0 S: 3	H: 0 LOB: 0 BB: 0 P: 3	R: 4 E: 0 K: 2 S: 12	H: 5 LOB: 1 BB: 0 P: 12	R: 2 E: 0 K: 0 S: 6	H: 3 LOB: 2 BB: 1 P: 10	R: 2 E: 0 K: 0 S: 5	H: 2 LOB: 0 BB: 0 P: 5	R: 0 E: 0 K: 0 S: 4	H: 1 LOB: 2 BB: 1 P: 8	R: 0 E: 0 K: 0 S: 4	H: 1 LOB: 1 BB: 0 P: 4	R: 0 E: 0 K: 0 S: 3	H: 0 LOB: 0 BB: 0 P: 3	R: 0 E: 0 K: 1 S: 6	H: 2 LOB: 1 BB: 0 P: 6	1B: 4 2B: 7 3B: 1 HR: 2	SF: 0 SAC: 0 DP: 0 HBP: 0	WP: 0 PB: 0 SB: 1 CS: 1	PA: 39
PITCHER Milt Pappas, R ERA: 3.77 (1,1) Billy Hoefe, L ERA: 8.77 (2,1) Art Quirk, L ERA: 5.93 (4,1) Wes Stock, R ERA: 4.12 (6,1)	IP: 1.2 WLS: L BF: 10 H: 5 R: 4 ER: 4 SO: 0 BB: 0 IBB: 0 HBP: 0 BLK: 0 WP: 0 HR: 1 S: 14 P: 14 ERA: 21.60 WHIP: 3.000															PITCHER				



Batter	1	2	3	4	5	6	7	8	9	AB	R	H	RBI	BB	SO	LOB	TOP																																																																								
Mary Breeding, R OBP: 0.200, SLG: 0.206 (1, 4)	5-3		F8	K				F9		5	0	1	0	0	1	3	<p>Baltimore Orioles @ Cleveland Indians Cleveland Municipal Stadium, Cleveland, OH</p> <p>Mon May 21 1962, 7:05 PM EDT Att. 4,658 - Unknown</p> <p>livebaseballscores.com</p> <p>AB 38 R 7 H 13 RBI 7 BB 5 SO 7 LOB 15</p> 																																																																								
Russ Snyder, L OBP: 0.297, SLG: 0.514 (1, 9)	4-3 BB 1B					F7	FC6-4 1B			5	2	3	1	0	0	2																																																																									
Brooks Robinson, R OBP: 0.319, SLG: 0.463 (1, 5)	4-3 1-2 BB		F8		1-3			P4		4	0	1	2	1	0	1																																																																									
Jim Gentile, L OBP: 0.403, SLG: 0.565 (1, 3)	4-3 1-2 2-3			HR		BB		4-3		4	1	1	1	1	1	3																																																																									
Boog Powell, L OBP: 0.346, SLG: 0.456 Dave Nicholson, R OBP: 0.263, SLG: 0.133 (1, 7) (9, 7)	6-3			K		PO BB		K		3	0	0	0	2	2	2																																																																									
Gus Triandos, R OBP: 0.305, SLG: 0.429 (1, 2)		6-3			F9	PO				5	1	2	0	0	1	1																																																																									
Jackie Brandt, R OBP: 0.331, SLG: 0.425 (1, 8)	6-3			HR						5	2	2	3	0	1	2																																																																									
Ron Hansen, R OBP: 0.194, SLG: 0.147 (1, 6)	1-3									4	0	1	0	0	1	1																																																																									
Hal Brown, R Wes Stock, R Dick Williams, R Robin Roberts, R Earl Robinson, R Hoyt Wilhelm, R Jerry Adair, R Billy Hoelt, L (1, 1) (3, 1) (4, PH) (4, 1) (6, PH) (6, 1) (8, PH) (8, 1)			1B					F5		1	0	1	0	0	0	0																																																																									
	R: 0 H: 1 E: 0 LOB: 2 K: 0 BB: 1 S: 4 P: 8	R: 0 H: 0 E: 0 LOB: 0 K: 0 BB: 0 S: 3 P: 3	R: 0 H: 2 E: 0 LOB: 1 K: 0 BB: 0 S: 4 P: 4	R: 2 H: 4 E: 0 LOB: 2 K: 2 BB: 0 S: 11 P: 11	R: 0 H: 0 E: 0 LOB: 1 K: 0 BB: 2 S: 2 P: 10	R: 4 H: 4 E: 0 LOB: 1 K: 2 BB: 1 S: 7 P: 11	R: 0 H: 0 E: 0 LOB: 1 K: 2 BB: 1 S: 7 P: 11	R: 1 H: 1 E: 0 LOB: 0 K: 3 BB: 0 S: 4 P: 4	R: 0 H: 1 E: 0 LOB: 1 K: 3 BB: 0 S: 10 P: 10	1B: 8 SF: 0 2B: 0 SAC: 0 3B: 1 DP: 0 HR: 4 HBP: 0	WP: 0 PA: 44 PB: 0 SB: 0 CS: 0																																																																														
	<table border="0"> <tr> <td>PITCHER</td> <td>IP</td> <td>WLS</td> <td>BF</td> <td>H</td> <td>R</td> <td>ER</td> <td>SO</td> <td>BB</td> <td>IBB</td> <td>HBP</td> <td>BLK</td> <td>WP</td> <td>HR</td> <td>S</td> <td>P</td> <td>ERA</td> <td>WHIP</td> </tr> <tr> <td>Mudcat Grant, R</td> <td>(1, 1)</td> <td>5.1</td> <td>28</td> <td>10</td> <td>6</td> <td>6</td> <td>2</td> <td>4</td> <td>0</td> <td>0</td> <td>0</td> <td>0</td> <td>3</td> <td>28</td> <td>44</td> <td>10.12</td> <td>2.625</td> </tr> <tr> <td>Barry Latman, R</td> <td>(6, 1)</td> <td>2.2</td> <td>11</td> <td>2</td> <td>1</td> <td>1</td> <td>2</td> <td>1</td> <td>0</td> <td>0</td> <td>0</td> <td>0</td> <td>1</td> <td>14</td> <td>18</td> <td>3.38</td> <td>1.125</td> </tr> <tr> <td>Gary Bell, R</td> <td>(9, 1)</td> <td>1.0</td> <td>W</td> <td>4</td> <td>1</td> <td>0</td> <td>0</td> <td>3</td> <td>0</td> <td>0</td> <td>0</td> <td>0</td> <td>0</td> <td>10</td> <td>10</td> <td>0.00</td> <td>1.000</td> </tr> </table>																	PITCHER	IP	WLS	BF	H	R	ER	SO	BB	IBB	HBP	BLK	WP	HR	S	P	ERA	WHIP	Mudcat Grant, R	(1, 1)	5.1	28	10	6	6	2	4	0	0	0	0	3	28	44	10.12	2.625	Barry Latman, R	(6, 1)	2.2	11	2	1	1	2	1	0	0	0	0	1	14	18	3.38	1.125	Gary Bell, R	(9, 1)	1.0	W	4	1	0	0	3	0	0	0	0	0	10	10	0.00	1.000
PITCHER	IP	WLS	BF	H	R	ER	SO	BB	IBB	HBP	BLK	WP	HR	S	P	ERA		WHIP																																																																							
Mudcat Grant, R	(1, 1)	5.1	28	10	6	6	2	4	0	0	0	0	3	28	44	10.12		2.625																																																																							
Barry Latman, R	(6, 1)	2.2	11	2	1	1	2	1	0	0	0	0	1	14	18	3.38	1.125																																																																								
Gary Bell, R	(9, 1)	1.0	W	4	1	0	0	3	0	0	0	0	0	10	10	0.00	1.000																																																																								

Batter	1	2	3	4	5	6	7	8	9	AB	R	H	RBI	BB	SO	LOB	BOTTOM																																																																																																												
Tito Francona, L OBP: 0.316, SLG: 0.343 (1, 3)	F7	4-3		K		5-3			K	5	0	0	0	0	2	1	<p>Baltimore Orioles @ Cleveland Indians Cleveland Municipal Stadium, Cleveland, OH</p> <p>Mon May 21 1962, 7:05 PM EDT Att. 4,658 - Unknown</p> <p>livebaseballscores.com</p> <p>AB 36 R 10 H 11 RBI 10 BB 4 SO 6 LOB 12</p> 																																																																																																												
Don Dillard, L OBP: 0.256, SLG: 0.421 Willie Tasby, R OBP: 0.306, SLG: 0.204 (1, 8) (9, PH)			F8	F9			G3		1B HR BB	4	1	1	1	0	0	0																																																																																																													
Chuck Essegian, R OBP: 0.490, SLG: 0.793 (1, 7)	2B BB			2B 1B	5-3		1B		1-2 HR 1B	4	3	3	0	1	0	0																																																																																																													
Willie Kirkland, L OBP: 0.304, SLG: 0.396 (1, 9)	F8		2B 1B BB		5-3		G5-3 HBP 1B		F3	4	1	1	0	1	0	3																																																																																																													
John Romano, R OBP: 0.403, SLG: 0.564 (1, 2)	PB HR 2B			1-3 2-H 1B 2B		K			1-2 HBP	4	3	3	5	0	1	0																																																																																																													
Woodie Held, R OBP: 0.387, SLG: 0.405 (1, 6)	2-H HR			1B IBB	6-3		G5-3		1-1 2-H HR	3	1	1	2	1	0	3																																																																																																													
Bubba Phillips, R OBP: 0.296, SLG: 0.400 (1, 5)	F7			1-3 2-H 3-H 1B		5-3		F7		4	0	1	2	0	0	0																																																																																																													
Jerry Kindall, R OBP: 0.287, SLG: 0.390 (1, 4)		F8		K				F8		4	0	1	0	0	1	2																																																																																																													
Mudcat Grant, R OBP: 0.250, SLG: 0.273 Barry Latman, R OBP: 0.500, SLG: 0.667 Gene Green, R OBP: 0.390, SLG: 0.718 Gary Bell, R OBP: 0.154, SLG: 0.154 (1, 1) (6, 1) (6, PH) (9, 1)		K		1-3		K		5-3		2	0	0	0	0	1	2																																																																																																													
	R: 4 H: 3 E: 0 LOB: 0 K: 0 BB: 1 S: 6 P: 10	R: 0 H: 0 E: 0 LOB: 0 K: 1 BB: 0 S: 5 P: 5	R: 3 H: 3 E: 0 LOB: 2 K: 1 BB: 2 S: 8 P: 16	R: 0 H: 0 E: 0 LOB: 0 K: 1 BB: 0 S: 5 P: 5	R: 0 H: 0 E: 0 LOB: 0 K: 1 BB: 0 S: 5 P: 5	R: 0 H: 1 E: 0 LOB: 1 K: 1 BB: 0 S: 6 P: 6	R: 0 H: 2 E: 0 LOB: 2 K: 0 BB: 0 S: 4 P: 5	R: 0 H: 0 E: 0 LOB: 0 K: 0 BB: 0 S: 3 P: 3	R: 3 H: 2 E: 0 LOB: 0 K: 1 BB: 1 S: 6 P: 10	1B: 6 SF: 0 2B: 2 SAC: 0 3B: 0 DP: 1 HR: 3 HBP: 1	WP: 0 PA: 41 PB: 2 SB: 0 CS: 0																																																																																																																		
	<table border="0"> <tr> <td>PITCHER</td> <td>IP</td> <td>WLS</td> <td>BF</td> <td>H</td> <td>R</td> <td>ER</td> <td>SO</td> <td>BB</td> <td>IBB</td> <td>HBP</td> <td>BLK</td> <td>WP</td> <td>HR</td> <td>S</td> <td>P</td> <td>ERA</td> <td>WHIP</td> </tr> <tr> <td>Hal Brown, R</td> <td>(1, 1)</td> <td>2.1</td> <td>15</td> <td>5</td> <td>7</td> <td>7</td> <td>1</td> <td>2</td> <td>1</td> <td>0</td> <td>0</td> <td>0</td> <td>0</td> <td>5</td> <td>5</td> <td>0.00</td> <td>1.500</td> </tr> <tr> <td>Wes Stock, R</td> <td>(3, 1)</td> <td>0.2</td> <td>3</td> <td>1</td> <td>0</td> <td>0</td> <td>1</td> <td>0</td> <td>0</td> <td>0</td> <td>0</td> <td>0</td> <td>0</td> <td>5</td> <td>5</td> <td>0.00</td> <td>1.500</td> </tr> <tr> <td>Robin Roberts, R</td> <td>(4, 1)</td> <td>2.0</td> <td>6</td> <td>0</td> <td>0</td> <td>0</td> <td>2</td> <td>0</td> <td>0</td> <td>0</td> <td>0</td> <td>0</td> <td>0</td> <td>10</td> <td>10</td> <td>0.00</td> <td>0.000</td> </tr> <tr> <td>Hoyt Wilhelm, R</td> <td>(6, 1)</td> <td>2.0</td> <td>9</td> <td>3</td> <td>0</td> <td>0</td> <td>1</td> <td>0</td> <td>0</td> <td>1</td> <td>0</td> <td>0</td> <td>0</td> <td>10</td> <td>11</td> <td>0.00</td> <td>1.500</td> </tr> <tr> <td>Billy Hoelt, L</td> <td>(8, 1)</td> <td>1.2</td> <td>L</td> <td>8</td> <td>2</td> <td>3</td> <td>3</td> <td>1</td> <td>1</td> <td>0</td> <td>0</td> <td>0</td> <td>1</td> <td>9</td> <td>13</td> <td>16.20</td> <td>1.800</td> </tr> </table>																	PITCHER	IP	WLS	BF	H	R	ER	SO	BB	IBB	HBP	BLK	WP	HR	S	P	ERA	WHIP	Hal Brown, R	(1, 1)	2.1	15	5	7	7	1	2	1	0	0	0	0	5	5	0.00	1.500	Wes Stock, R	(3, 1)	0.2	3	1	0	0	1	0	0	0	0	0	0	5	5	0.00	1.500	Robin Roberts, R	(4, 1)	2.0	6	0	0	0	2	0	0	0	0	0	0	10	10	0.00	0.000	Hoyt Wilhelm, R	(6, 1)	2.0	9	3	0	0	1	0	0	1	0	0	0	10	11	0.00	1.500	Billy Hoelt, L	(8, 1)	1.2	L	8	2	3	3	1	1	0	0	0	1	9	13	16.20	1.800
PITCHER	IP	WLS	BF	H	R	ER	SO	BB	IBB	HBP	BLK	WP	HR	S	P	ERA		WHIP																																																																																																											
Hal Brown, R	(1, 1)	2.1	15	5	7	7	1	2	1	0	0	0	0	5	5	0.00		1.500																																																																																																											
Wes Stock, R	(3, 1)	0.2	3	1	0	0	1	0	0	0	0	0	0	5	5	0.00	1.500																																																																																																												
Robin Roberts, R	(4, 1)	2.0	6	0	0	0	2	0	0	0	0	0	0	10	10	0.00	0.000																																																																																																												
Hoyt Wilhelm, R	(6, 1)	2.0	9	3	0	0	1	0	0	1	0	0	0	10	11	0.00	1.500																																																																																																												
Billy Hoelt, L	(8, 1)	1.2	L	8	2	3	3	1	1	0	0	0	1	9	13	16.20	1.800																																																																																																												


Batter	1	2	3	4	5	6	7	8	9	AB	R	H	RBI	BB	SO	LOB	TOP					
Mary Breeding, R OBP: 0.205, SLG: 0.211 (1, 4)										4	0	1	0	0	1	1	<p>Baltimore Orioles @ Cleveland Indians Cleveland Municipal Stadium, Cleveland, OH</p> <p>Tue May 22 1962, 7:05 PM EDT Att: 6,799 - Unknown</p> <p>livebaseballscores.com</p> <p>AB 34 R 4 H 7 RBI 4 BB 1 SO 4 LOB 7</p>					
Russ Snyder, L OBP: 0.293, SLG: 0.488 (1, 7)										4	0	1	0	0	0	1						
Brooks Robinson, R OBP: 0.311, SLG: 0.449 (1, 5)										4	0	0	0	0	0	1						
Jim Gentile, L OBP: 0.405, SLG: 0.613 (1, 3)										4	2	2	2	0	1	1						
Jackie Brandt, R OBP: 0.328, SLG: 0.419 (1, 8)										4	0	1	0	0	0	0						
Gus Triandos, R OBP: 0.296, SLG: 0.415 (1, 2)										3	0	0	0	0	0	1						
Charlie Lau, L OBP: 0.375, SLG: 0.543 (6, 2)										1	0	0	0	0	0	0						
Dave Nicholson, R OBP: 0.261, SLG: 0.111 (1, 9)										3	0	0	0	1	1	0						
Jerry Adair, R OBP: 0.213, SLG: 0.216 (1, 6)										4	1	1	0	0	1	1						
Mitt Pappas, R OBP: 0.200, SLG: 0.667 (1, 1)										3	1	1	2	0	0	1						
Hoyt Wilhelm, R (7, 1)										0	0	0	0	0	0	0						
Inning Stats	R: 0 E: 0 K: 1 S: 6	H: 1 LOB: 1 BB: 0 P: 6	R: 0 E: 0 K: 1 S: 5	H: 0 LOB: 0 BB: 0 P: 5	R: 0 E: 0 K: 0 S: 4	H: 1 LOB: 1 BB: 0 P: 4	R: 0 E: 0 K: 0 S: 4	H: 1 LOB: 1 BB: 0 P: 4	R: 2 E: 0 K: 0 S: 5	H: 2 LOB: 0 BB: 0 P: 5	R: 1 E: 0 K: 0 S: 4	H: 1 LOB: 0 BB: 0 P: 4	R: 0 E: 0 K: 2 S: 7	H: 0 LOB: 1 BB: 1 P: 11	R: 1 E: 0 K: 0 S: 4	H: 1 LOB: 0 BB: 0 P: 4	R: 0 E: 0 K: 0 S: 3	H: 0 LOB: 0 BB: 0 P: 3	1B: 4 2B: 0 3B: 0 HR: 3	SF: 0 SAC: 0 DP: 0 HBP: 0	WP: 0 PB: 0 SB: 2 CS: 0	PA: 35
PITCHER	IP WLS BF H R ER SO BB IBB HBP BLK WP HR S P ERA WHIP																					
Jim Perry, R ERA: 3.55 (1, 1)	7.0 L 28 6 3 3 4 1 0 0 0 0 2 35 39 3.86 1.000																					
Pedro Ramos, R ERA: 7.5 (8, 1)	2.0 7 1 1 1 0 0 0 0 0 0 1 7 7 4.50 0.500																					

Batter	1	2	3	4	5	6	7	8	9	AB	R	H	RBI	BB	SO	LOB	BOTTOM					
Tito Francona, L OBP: 0.308, SLG: 0.333 (1, 3)										4	0	0	0	0	0	4	<p>Baltimore Orioles @ Cleveland Indians Cleveland Municipal Stadium, Cleveland, OH</p> <p>Tue May 22 1962, 7:05 PM EDT Att: 6,799 - Unknown</p> <p>livebaseballscores.com</p> <p>AB 31 R 1 H 5 RBI 1 BB 4 SO 6 LOB 17</p>					
Don Dillard, L OBP: 0.256, SLG: 0.429 (1, 8)										4	0	1	0	0	0	0						
Chuck Essegian, R OBP: 0.480, SLG: 0.765 (1, 7)										3	0	0	0	1	1	1						
Willie Kirkland, L OBP: 0.302, SLG: 0.385 (1, 9)										3	0	0	0	1	0	1						
John Romano, R OBP: 0.399, SLG: 0.550 (1, 2)										3	0	0	0	1	0	3						
Ken Aspromonte, R (9, PR) OBP: 0.412, SLG: 0.333 (8, PR)										0	0	0	0	0	0	0						
Woodie Held, R OBP: 0.377, SLG: 0.392 (1, 6)										4	0	0	0	0	3	1						
Bubba Phillips, R OBP: 0.311, SLG: 0.414 (1, 5)										3	1	2	0	1	1	1						
Jerry Kindall, R OBP: 0.293, SLG: 0.402 (1, 4)										4	0	2	1	0	0	2						
Jim Perry, S OBP: 0.167, SLG: 0.250 (1, 1)										2	0	0	0	0	0	3						
Al Luplow, L (7, PH) OBP: 0.348, SLG: 0.500 (7, PH)										1	0	0	0	0	1	1						
Pedro Ramos, S OBP: 0.800, SLG: 1.750 (8, 1)										0	0	0	0	0	0	0						
Inning Stats	R: 0 E: 0 K: 1 S: 5	H: 0 LOB: 0 BB: 0 P: 5	R: 0 E: 0 K: 1 S: 5	H: 0 LOB: 0 BB: 0 P: 5	R: 0 E: 0 K: 0 S: 4	H: 1 LOB: 1 BB: 0 P: 4	R: 0 E: 0 K: 0 S: 4	H: 1 LOB: 1 BB: 0 P: 4	R: 0 E: 0 K: 1 S: 6	H: 1 LOB: 2 BB: 1 P: 10	R: 0 E: 0 K: 0 S: 2	H: 0 LOB: 1 BB: 2 P: 10	R: 1 E: 0 K: 2 S: 9	H: 2 LOB: 1 BB: 0 P: 9	R: 0 E: 0 K: 0 S: 3	H: 0 LOB: 0 BB: 0 P: 3	R: 0 E: 0 K: 1 S: 5	H: 0 LOB: 1 BB: 1 P: 9	1B: 2 2B: 3 3B: 0 HR: 0	SF: 0 SAC: 0 DP: 1 HBP: 0	WP: 1 PB: 0 SB: 0 CS: 0	PA: 35
PITCHER	IP WLS BF H R ER SO BB IBB HBP BLK WP HR S P ERA WHIP																					
Mitt Pappas, R ERA: 3.47 (1, 1)	6.1 W 25 4 1 1 4 3 0 0 0 0 1 30 42 1.42 1.105																					
Hoyt Wilhelm, R ERA: 1.23 (7, 1)	2.2 S 10 1 0 0 2 1 0 0 0 0 1 0 13 17 0.00 0.750																					

Batter	1	2	3	4	5	6	7	8	9	10	11	AB	R	H	RBI	BB	SO	LOB	TOP			
Jake Wood, R OBP: 0.280, SLG: 0.279	F9		K		K		6-3		6-3		F2	6	0	0	0	0	2	1				
Bill Bruton, L OBP: 0.366, SLG: 0.529	S WP BB		L9		HR		HR			FC4-6 1B		4	2	3	1	1	0	0				
Al Kaline, R OBP: 0.422, SLG: 0.710			L7		HR		K			L7		4	1	1	2	1	1	1				
Norm Cash, L OBP: 0.411, SLG: 0.543	K			K	4-3		4-3			FC4-6 FC6-4		5	0	0	0	0	2	3				
Rocky Colavito, R OBP: 0.308, SLG: 0.380	F7			K	HR			K		FC6-4		5	1	1	1	0	2	3				
Dick McAuliffe, L OBP: 0.368, SLG: 0.419					1-3		4-3					5	1	3	0	0	0	0				
Chico Fernandez, R OBP: 0.326, SLG: 0.481			L5				F6		K		1B SH3-4 PB 1B	4	0	1	0	0	1	1				
Dick Brown, R OBP: 0.294, SLG: 0.464			K		2B		F8		K			4	0	1	0	1	2	1				
Jim Bunning, R Ron Nischwitz, S			5-3		F7		K		F2		4-3	4	0	0	0	0	1	4				
Vic Wertz, L Ron Kline, R							K				1-2 3-H	1	0	0	0	0	0	1				
Inning Stats	R: 0 E: 0 K: 1 S: 5	H: 0 LOB: 2 BB: 2 P: 13	R: 0 E: 0 K: 1 S: 6	H: 1 LOB: 1 BB: 0 P: 6	R: 0 E: 0 K: 1 S: 5	H: 0 LOB: 0 BB: 0 P: 5	R: 0 E: 0 K: 2 S: 9	H: 2 LOB: 3 BB: 1 P: 13	R: 3 E: 0 K: 1 S: 8	H: 3 LOB: 0 BB: 0 P: 8	R: 0 E: 0 K: 2 S: 7	H: 0 LOB: 0 BB: 0 P: 7	R: 0 E: 0 K: 1 S: 5	H: 0 LOB: 0 BB: 0 P: 5	R: 0 E: 0 K: 0 S: 4	H: 1 LOB: 1 BB: 0 P: 4	R: 1 E: 0 K: 0 S: 5	H: 2 LOB: 1 BB: 0 P: 5	1B: 5 2B: 2 3B: 0 HR: 3	SF: 0 SAC: 1 DP: 0 HBP: 0	WP: 1 PB: 1 SB: 1 CS: 0	PA: 46
PITCHER	IP ERA WLS BF H R ER SO BB IBB HBP BLK WP HR S P ERA WHIP	5.0 3.65 2.0 7 1 1 1 2 0 0 0 0 0 1 11 11 4.50 0.500	8.1 4.0 L 15 3 1 1 3 0 0 0 0 0 0 21 21 2.25 0.750	PITCHER																		

Detroit Tigers @ Baltimore Orioles
Memorial Stadium, Baltimore, MD
Thu May 24 1962, 7:05 PM EDT
Att: 12,301 - Unknown


AB 42
R 5
H 10
RBI 4
BB 3
SO 11
LOB 15





Batter	1	2	3	4	5	6	7	8	9	10	11	AB	R	H	RBI	BB	SO	LOB	BOTTOM			
Mary Breeding, R OBP: 0.244, SLG: 0.233	5-3			K	1-2 3-H 1B						F8	5	0	2	1	1	1	1				
Russ Snyder, L OBP: 0.269, SLG: 0.467	K				K		F6			SH1-3		4	0	1	0	0	2	3				
Brooks Robinson, R OBP: 0.301, SLG: 0.434	L9			F3			F8			FC5		5	0	0	0	0	0	3				
Jim Gentile, L OBP: 0.405, SLG: 0.602			G3		L9						4-3	4	1	1	0	1	0	1				
Jackie Brandt, R OBP: 0.324, SLG: 0.410			K		F8		1B S 1B			L8		5	1	1	0	0	1	1				
Charlie Lau, L OBP: 0.378, SLG: 0.525			6-3		K		E S 1B				4-3	5	0	2	1	0	1	0				
Dick Williams, R OBP: 0.280, SLG: 0.143				F7			F2				L9	5	1	1	0	0	0	3				
Jerry Adair, R OBP: 0.212, SLG: 0.215				5-3			K				K	5	1	1	0	0	2	3				
Jack Fisher, R Earl Robinson, R Hoyt Wilhelm, R Dave Nicholson, R	K				1-2 1B 1B						BB	1	0	0	0	0	1	0				
Inning Stats	R: 0 E: 0 K: 1 S: 5	H: 0 LOB: 0 BB: 0 P: 5	R: 0 E: 0 K: 1 S: 5	H: 0 LOB: 0 BB: 0 P: 5	R: 0 E: 0 K: 1 S: 5	H: 0 LOB: 0 BB: 0 P: 5	R: 0 E: 0 K: 1 S: 6	H: 1 LOB: 1 BB: 0 P: 6	R: 2 E: 0 K: 1 S: 7	H: 2 LOB: 1 BB: 1 P: 11	R: 0 E: 0 K: 0 S: 3	H: 0 LOB: 0 BB: 0 P: 7	R: 0 E: 0 K: 0 S: 5	H: 2 LOB: 2 BB: 0 P: 5	R: 0 E: 0 K: 0 S: 3	H: 0 LOB: 0 BB: 0 P: 3	R: 0 E: 0 K: 1 S: 5	H: 0 LOB: 1 BB: 1 P: 9	1B: 10 2B: 0 3B: 0 HR: 0	SF: 0 SAC: 1 DP: 0 HBP: 0	WP: 0 PB: 0 SB: 2 CS: 0	PA: 46
PITCHER	IP ERA WLS BF H R ER SO BB IBB HBP BLK WP HR S P ERA WHIP	9.0 4.37 1.0 W 3 10 4 0 0 0 0 0 0 0 0 5 3 4.00 1.333	10.1 2.84 1.0 S 4 0 0 0 1 1 0 0 0 0 0 0 5 9 0.00 1.000	PITCHER																		

Detroit Tigers @ Baltimore Orioles
Memorial Stadium, Baltimore, MD
Thu May 24 1962, 7:05 PM EDT
Att: 12,301 - Unknown

AB 42
R 4
H 10
RBI 3
BB 3
SO 9
LOB 15



Batter	1	2	3	4	5	6	7	8	9	AB	R	H	RBI	BB	SO	LOB	TOP					
Mary Breeding, R (1,4) OBP: 0.255, SLG: 0.264	SH1-3 1B		1B 2B	F8			E5 G6-3		F6	5	1	2	0	0	0	0	<p>Baltimore Orioles @ Boston Red Sox Fenway Park, Boston, MA Sat May 26 1962, 3:33 AM EDT Att: 6,279 - Unknown</p> <p>livebaseballscores.com</p> <p>AB 36 R 6 H 12 RBI 6 BB 1 SO 5 LOB 16</p> 					
Russ Snyder, L (1,9) OBP: 0.327, SLG: 0.463	SH1-3 1B		1B SF7	K			G6-3		F6	5	1	2	1	0	1	1						
Brooks Robinson, R (1,5) OBP: 0.321, SLG: 0.480	SH1-3		1B HBP SF9				6-3		HR	4	3	3	1	0	0	0						
Jim Gentile, L (1,3) OBP: 0.411, SLG: 0.649	IBB		SF7				F6		HR	3	1	2	3	1	0	0						
Jackie Brandt, R (1,8) OBP: 0.336, SLG: 0.415	K		1B HBP				L8		F5	4	0	0	0	0	1	4						
Charlie Lau, L (1,2) OBP: 0.407, SLG: 0.521	K		1B				FC4-6 1B		1B	4	0	3	0	0	1	3						
Dick Williams, R (1,7) OBP: 0.212, SLG: 0.138			SF9				FC4-6 1B		F9	3	0	0	1	0	0	2						
Jerry Adair, R (1,6) OBP: 0.215, SLG: 0.211	5-3		1-3				4-3		F6	3	0	0	0	0	0	3						
Whitey Herzog, L (8,PH) OBP: 0.391, SLG: 0.254							1-2			1	0	0	0	0	0	1						
Ron Hansen, R (8,6) OBP: 0.194, SLG: 0.147							5-3		F9	0	0	0	0	0	0	0						
Steve Barber, L (1,1)							5-3		F9	3	0	0	0	0	2	1						
Hal Brown, R (6,1) OBP: 0.375, SLG: 0.375										0	0	0	0	0	0	0						
Wes Stock, R (7,1)										0	0	0	0	0	0	0						
Boog Powell, L (8,PH) OBP: 0.349, SLG: 0.457										1	0	0	0	0	0	1						
Billy Hoelt, L (8,1) OBP: 0.429, SLG: 0.500										0	0	0	0	0	0	0						
Inning Stats	R: 0 E: 0 K: 2 S: 9	H: 2 LOB: 3 BB: 1 P: 13	R: 0 E: 0 K: 1 S: 5	H: 0 LOB: 0 BB: 0 P: 5	R: 3 E: 0 K: 0 S: 7	H: 4 LOB: 2 BB: 0 P: 8	R: 0 E: 0 K: 2 S: 7	H: 0 LOB: 0 BB: 0 P: 7	R: 0 E: 0 K: 0 S: 3	H: 0 LOB: 0 BB: 0 P: 3	R: 0 E: 0 K: 0 S: 4	H: 1 LOB: 1 BB: 0 P: 4	R: 2 E: 1 K: 0 S: 5	H: 2 LOB: 0 BB: 0 P: 5	R: 0 E: 0 K: 0 S: 4	H: 1 LOB: 1 BB: 0 P: 4	R: 1 E: 0 K: 0 S: 5	H: 2 LOB: 1 BB: 0 P: 5	1B: 8 2B: 2 3B: 0 HR: 2	SF: 2 SAC: 1 DP: 1 HBP: 1	WP: 0 PB: 0 SB: 0 CS: 0	PA: 41
PITCHER Gene Conley, R (1,1) ERA: 3.41	IP: 9.0 WLS: W BF: 41	H: 12 R: 6 ER: 6 SO: 5	BB: 0 IBB: 1 HBP: 1 BLK: 0	WP: 0 HR: 2 S: 49 P: 54	ERA: 6.00 WHIP: 1.333	PITCHER										IP: 9.0 WLS: W BF: 41	H: 12 R: 6 ER: 6 SO: 5	BB: 0 IBB: 1 HBP: 1 BLK: 0	WP: 0 HR: 2 S: 49 P: 54	ERA: 6.00 WHIP: 1.333		

Batter	1	2	3	4	5	6	7	8	9	AB	R	H	RBI	BB	SO	LOB	BOTTOM			
Chuck Schilling, R (1,4) OBP: 0.291, SLG: 0.302	4-3		HR		6-3	F3		SH1-4		4	1	1	1	0	0	1	<p>Baltimore Orioles @ Boston Red Sox Fenway Park, Boston, MA Sat May 26 1962, 3:33 AM EDT Att: 6,279 - Unknown</p> <p>livebaseballscores.com</p> <p>AB 34 R 12 H 13 RBI 11 BB 4 SO 4 LOB 13</p> 			
Gary Geiger, L (1,8) OBP: 0.333, SLG: 0.363	F4		HR		3-1	G3		2B SF8 BB		4	2	1	2	1	0	1				
Carl Yastrzemski, L (1,7) OBP: 0.399, SLG: 0.517	F8		HR		3-1		SH3-4 BB	2B		4	1	2	3	1	0	0				
Frank Maltzone, R (1,5) OBP: 0.327, SLG: 0.387	5-3		4-1			1B E	SH3-4	SF8		3	1	1	1	0	0	0				
Pete Runnels, L (1,3) OBP: 0.428, SLG: 0.430	G6-4-3 BB				4-3	E5 HR	IBB	F4		3	1	1	0	2	0	1				
Bob Tillman, R (1,2) OBP: 0.371, SLG: 0.645	G6-4-3				K	HR	K			4	1	1	2	0	2	3				
Carroll Hardy, R (1,9) OBP: 0.331, SLG: 0.397			1B 2B		2B 2B	HR	5-3			4	3	3	0	0	0	2				
Eddie Bressoud, R (1,6) OBP: 0.290, SLG: 0.410			K		K			SH1-4 E 2B 1B		4	1	2	1	0	2	2				
Gene Conley, R (1,1) OBP: 0.286, SLG: 0.444	5-3		F6			HR		E1 SH1-4 2B		4	1	1	1	0	0	3				
Inning Stats	R: 0 E: 0 K: 0 S: 3	H: 0 LOB: 0 BB: 0 P: 3	R: 0 E: 0 K: 0 S: 2	H: 0 LOB: 1 BB: 1 P: 6	R: 4 E: 0 K: 1 S: 9	H: 4 LOB: 0 BB: 0 P: 9	R: 1 E: 0 K: 1 S: 7	H: 2 LOB: 1 BB: 0 P: 7	R: 0 E: 0 K: 0 S: 3	H: 0 LOB: 0 BB: 0 P: 3	R: 4 E: 1 K: 1 S: 10	H: 5 LOB: 1 BB: 0 P: 10	R: 0 E: 0 K: 1 S: 5	H: 0 LOB: 2 BB: 2 P: 13	R: 3 E: 1 K: 0 S: 6	H: 2 LOB: 1 BB: 1 P: 10		1B: 5 2B: 5 3B: 0 HR: 3	SF: 1 SAC: 2 DP: 1 HBP: 0	WP: 0 PB: 0 SB: 1 CS: 0
PITCHER Steve Barber, L (1,1) ERA: 2.92	IP: 5.0 WLS: L BF: 24	H: 9 R: 8 ER: 8 SO: 2	BB: 1 IBB: 0 HBP: 0 BLK: 0	WP: 0 HR: 3 S: 27 P: 31	ERA: 14.40 WHIP: 2.000	PITCHER										IP: 5.0 WLS: L BF: 24	H: 9 R: 8 ER: 8 SO: 2	BB: 1 IBB: 0 HBP: 0 BLK: 0	WP: 0 HR: 3 S: 27 P: 31	ERA: 14.40 WHIP: 2.000
Hal Brown, R (6,1) ERA: 7.23	1.1	8	2	1	1	1	1	1	0	0	0	8	16	6.75	2.250					
Wes Stock, R (7,1) ERA: 3.86	0.2	2	0	0	0	1	0	0	0	0	4	4	0.00	0.000						
Billy Hoelt, L (8,1) ERA: 8.9	1.0	7	2	3	1	0	1	0	0	0	6	10	9.00	3.000						

Batter	1	2	3	4	5	6	7	8	9	10	11	AB	R	H	RBI	BB	SO	LOB	TOP						
Mary Breeding, R OBP: 0.246, SLG: 0.241 (1, 4)	5-3 BB BB	FC4-6 BB		K		FC5 2-3f		FC5-4 1-2f		K		5	0	0	0	1	2	4							
Russ Snyder, L OBP: 0.529, SLG: 0.517 (1, 9)	F5	FC4-6 1-2f				K		G3				6	1	2	1	0	1	3							
Dave Nicholson, R OBP: 0.292, SLG: 0.111 (11, 9)												0	0	0	0	0	0	0							
Brooks Robinson, R OBP: 0.327, SLG: 0.500 (1, 5)	1B											6	1	3	1	0	0	0							
Jim Gentile, L OBP: 0.420, SLG: 0.669 (1, 3)												5	1	3	1	1	1	2							
Boog Powell, L OBP: 0.348, SLG: 0.451 (1, 7)												6	0	2	0	0	1	5							
Jackie Brandt, R OBP: 0.323, SLG: 0.397 (1, 8)												6	1	0	0	0	0	6							
Jerry Adair, R OBP: 0.230, SLG: 0.227 (1, 6)												5	0	3	0	0	0	1							
Darrell Johnson, R OBP: 0.273, SLG: 0.111 (1, 2)												5	0	1	1	0	0	3							
Robin Roberts, S OBP: 0.367, SLG: 0.333 (8, 1)												3	0	1	0	1	1	1							
Steve Barber, L OBP: 0.356, SLG: 0.250 (10, PH)												1	0	0	0	0	0	1							
Whitey Herzog, L OBP: 0.356, SLG: 0.250 (10, 1)												0	0	0	0	0	0	0							
Wes Stock, R OBP: 0.348, SLG: 0.451 (1, 7)												6	0	2	0	0	1	5							
Jackie Brandt, R OBP: 0.323, SLG: 0.397 (1, 8)												6	1	0	0	0	0	6							
Jerry Adair, R OBP: 0.230, SLG: 0.227 (1, 6)												5	0	3	0	0	0	1							
Darrell Johnson, R OBP: 0.273, SLG: 0.111 (1, 2)												5	0	1	1	0	0	3							
Robin Roberts, S OBP: 0.367, SLG: 0.333 (8, 1)												3	0	1	0	1	1	1							
Steve Barber, L OBP: 0.356, SLG: 0.250 (10, PH)												1	0	0	0	0	0	1							
Wes Stock, R OBP: 0.348, SLG: 0.451 (1, 7)												0	0	0	0	0	0	0							
Inning Stats	R: 0 E: 0 K: 0 S: 5	H: 2 LOB: 2 BB: 0 P: 5	R: 0 E: 0 K: 0 S: 5	H: 2 LOB: 3 BB: 1 P: 9	R: 1 E: 0 K: 0 S: 5	H: 2 LOB: 1 BB: 0 P: 5	R: 0 E: 0 K: 1 S: 5	H: 0 LOB: 0 BB: 0 P: 5	R: 0 E: 0 K: 1 S: 5	H: 0 LOB: 0 BB: 0 P: 5	R: 0 E: 0 K: 0 S: 4	H: 1 LOB: 2 BB: 1 P: 8	R: 0 E: 0 K: 1 S: 6	H: 1 LOB: 1 BB: 0 P: 6	R: 0 E: 0 K: 2 S: 9	H: 2 LOB: 2 BB: 0 P: 9	R: 0 E: 0 K: 1 S: 6	H: 1 LOB: 1 BB: 0 P: 6	R: 2 E: 0 K: 0 S: 5	H: 2 LOB: 0 BB: 0 P: 5	1B: 11 2B: 1 3B: 0 HR: 3	SF: 0 SAC: 0 DP: 0 HBP: 0	WP: 0 PB: 0 SB: 0 CS: 0	PA: 51	
PITCHER	IP ERA: 2.77	WLS LOB: 2	BF 37	H 10	R 2	ER 2	SO 3	BB 0	IBB 0	HBP 0	BLK 0	WP 0	HR 1	S 40	P 52	ERA 2.25	WHIP 1.625								
Dick Radatz, R ERA: 2.05 (9, 1)	3.0	L	14	5	2	2	3	0	0	0	0	0	2	20	20	6.00	1.667								
PITCHER	IP ERA: 2.77	WLS LOB: 2	BF 37	H 10	R 2	ER 2	SO 3	BB 0	IBB 0	HBP 0	BLK 0	WP 0	HR 1	S 40	P 52	ERA 2.25	WHIP 1.625								

Baltimore Orioles @ Boston Red Sox
Fenway Park, Boston, MA
Sun May 27 1962, 3:33 AM EDT
Att: 10,954 - Unknown

AB 48
R 4
H 15
RBI 4
BB 3
SO 6
LOB 26



Batter	1	2	3	4	5	6	7	8	9	10	11	AB	R	H	RBI	BB	SO	LOB	BOTTOM					
Chuck Schilling, R OBP: 0.290, SLG: 0.295 (1, 4)	5-3		5-3			F4		K			F4	3	0	0	0	0	0	1						
Dave Philley, S OBP: 0.333, SLG: 0.176 (8, PH)												0	0	0	0	0	0	0						
Jim Paganaroni, R OBP: 0.367, SLG: 0.433 (9, 1)												1	0	0	0	0	1	2						
Dick Radatz, R OBP: 0.333, SLG: 0.333 (9, 1)												0	0	0	0	0	0	0						
Lou Clinton, R OBP: 0.140, SLG: 0.238 (11, PH)												1	0	0	0	0	0	0						
Gary Geiger, L OBP: 0.333, SLG: 0.356 (1, 8)	L3											5	1	1	0	1	1	1						
Carl Yastrzemski, L OBP: 0.404, SLG: 0.526 (1, 7)												5	1	3	0	0	1	1						
Frank Malzone, R OBP: 0.324, SLG: 0.381 (1, 5)	L7											5	0	1	1	0	0	3						
Pete Runnels, L OBP: 0.422, SLG: 0.418 (1, 3)												4	0	0	0	1	0	2						
Bob Tillman, R OBP: 0.350, SLG: 0.571 (1, 2)												4	0	0	1	0	0	0						
Carroll Hardy, R OBP: 0.340, SLG: 0.403 (1, 9)												3	0	1	0	2	0	3						
Eddie Bressoud, R OBP: 0.293, SLG: 0.422 (1, 6)												5	0	2	0	0	1	5						
Ike Delock, R ERA: 1.86 (1, 1)												3	0	0	0	0	3	3						
Pumpsie Green, S OBP: 0.316, SLG: 0.250 (8, PH)												1	0	0	0	1	0	1						
Inning Stats	R: 0 E: 0 K: 0 S: 4	H: 1 LOB: 1 BB: 0 P: 4	R: 0 E: 0 K: 1 S: 6	H: 1 LOB: 2 BB: 1 P: 10	R: 2 E: 1 K: 0 S: 6	H: 3 LOB: 3 BB: 1 P: 11	R: 0 E: 0 K: 1 S: 5	H: 0 LOB: 1 BB: 0 P: 6	R: 0 E: 0 K: 1 S: 6	H: 1 LOB: 1 BB: 0 P: 6	R: 0 E: 0 K: 2 S: 8	H: 1 LOB: 2 BB: 1 P: 12	R: 0 E: 0 K: 0 S: 3	H: 0 LOB: 1 BB: 1 P: 7	R: 0 E: 0 K: 0 S: 3	H: 0 LOB: 1 BB: 1 P: 7	R: 0 E: 0 K: 1 S: 5	H: 0 LOB: 0 BB: 0 P: 5	1B: 4 2B: 4 3B: 0 HR: 0	SF: 0 SAC: 1 DP: 0 HBP: 2	WP: 0 PB: 0 SB: 0 CS: 0	PA: 48		
PITCHER	IP ERA: 1.86	WLS LOB: 1	BF 36	H 8	R 2	ER 2	SO 5	BB 2	IBB 0	HBP 1	BLK 0	WP 0	HR 0	S 41	P 55	ERA 2.35	WHIP 1.304							
Steve Barber, L ERA: 2.85 (8, 1)	1.1	5	0	0	0	1	1	0	0	0	0	0	0	6	10	0.00	0.750							
Wes Stock, R ERA: 3.55 (10, 1)	2.0	W	7	0	0	0	1	1	0	0	0	0	0	8	12	0.00	0.500							
PITCHER	IP ERA: 1.86	WLS LOB: 1	BF 36	H 8	R 2	ER 2	SO 5	BB 2	IBB 0	HBP 1	BLK 0	WP 0	HR 0	S 41	P 55	ERA 2.35	WHIP 1.304							

Baltimore Orioles @ Boston Red Sox
Fenway Park, Boston, MA
Sun May 27 1962, 3:33 AM EDT
Att: 10,954 - Unknown

AB 40
R 2
H 8
RBI 2
BB 5
SO 7
LOB 22



Batter	1	2	3	4	5	6	7	8	9	AB	R	H	RBI	BB	SO	LOB	TOP
Mary Breeding, R OBP: 0.231, SLG: 0.226 (1, 4)	F7		F8			5-3		5-3		4	0	0	0	0	0	1	
Russ Snyder, L OBP: 0.323, SLG: 0.547 (1, 9)	3-1			K		4-3			HR	4	1	1	1	0	1	0	
Brooks Robinson, R OBP: 0.326, SLG: 0.491 (1, 5)	BB			6-3		6-3			3-1	3	0	0	0	1	0	0	
Jim Gentile, L OBP: 0.410, SLG: 0.650 (1, 3)	F2			F9			F9		3-1	4	0	0	0	0	0	1	
Boog Powell, L OBP: 0.338, SLG: 0.437 (1, 7)		F6			K		4-3		F9	4	0	0	0	0	1	0	
Charlie Lau, L OBP: 0.386, SLG: 0.490 (1, 2)	G3			E4			5-3			3	0	0	0	0	0	0	
Jackie Brandt, R OBP: 0.317, SLG: 0.388 (1, 8)	F8			FC6-4				5-3		3	0	0	0	0	0	1	
Jerry Adair, R OBP: 0.233, SLG: 0.230 (1, 6)			F4				F2			3	0	1	0	0	0	0	
Milt Pappas, R ERA: 3.92 (1, 1)			K							1	0	0	0	0	1	0	
Dick Hall, R ERA: 2.55 (4, 1)										0	0	0	0	0	0	0	
Dick Williams, R ERA: 8.07 (5, PH)										1	0	0	0	0	1	2	
Billy Hoelt, L ERA: 8.07 (5, 1)										0	0	0	0	0	0	0	
Johnny Temple, R ERA: 3.42 (8, PH)										1	0	1	0	0	0	0	
Wes Stock, R ERA: 3.42 (8, 1)										0	0	0	0	0	0	0	
Inning Stats	R: 0 H: 0 E: 0 K: 0 S: 3	H: 0 LOB: 1 BB: 1 P: 7	R: 0 H: 0 E: 0 K: 0 S: 3	H: 0 LOB: 0 BB: 0 P: 3	R: 0 H: 0 E: 0 K: 1 S: 5	H: 0 LOB: 0 BB: 0 P: 5	R: 0 H: 0 E: 0 K: 2 S: 9	H: 1 LOB: 2 BB: 0 P: 9	R: 0 H: 0 E: 0 K: 0 S: 3	H: 0 LOB: 0 BB: 0 P: 3	R: 0 H: 1 E: 0 K: 0 S: 4	H: 1 LOB: 1 BB: 0 P: 4	R: 1 H: 1 E: 0 K: 0 S: 4	H: 1 LOB: 0 BB: 0 P: 4	1B: 2 2B: 0 3B: 0 HR: 1	SF: 0 SAC: 0 DP: 0 HBP: 0	WP: 0 PA: 32 PB: 0 SB: 0 CS: 0
PITCHER Jim Bunning, R ERA: 3.92 (1, 1)	IP: 9.0 WLS: W BF: 32 H: 3 R: 1 ER: 1 SO: 4 BB: 1 IBB: 0 HBP: 0 BLK: 0 WP: 0 HR: 1 S: 39 P: 43 ERA: 1.00 WHIP: 0.444																

Baltimore Orioles @ Detroit Tigers
Tiger Stadium, Detroit, MI
Mon May 28 1962, 7:05 PM EDT
Att: 24,110 - Unknown

AB 31
R 1
H 3
RBI 1
BB 1
SO 4
LOB 5



Batter	1	2	3	4	5	6	7	8	9	AB	R	H	RBI	BB	SO	LOB	BOTTOM		
Jake Wood, R OBP: 0.268, SLG: 0.289 (1, 4)	E 2B		4-3	F9		6-3				3	1	0	0	1	0	1			
Bill Bruton, L OBP: 0.356, SLG: 0.503 (1, 8)	K		4-3	4-3			K			4	0	0	0	0	2	2			
Charlie Maxwell, L OBP: 0.158, SLG: 0.059 (1, 9)	F7		L9		K		F1			4	0	0	0	0	1	1			
Norm Cash, L OBP: 0.415, SLG: 0.504 (1, 3)	2B			HR	FC 1B		K			1	1	0	0	3	1	0			
Rocky Colavito, R OBP: 0.303, SLG: 0.386 (1, 7)	2B			HR	F8		G1-6-3			3	1	2	3	1	0	1			
Dick McAuliffe, L OBP: 0.368, SLG: 0.447 (1, 5)		K		HR			G1-6-3			3	1	1	0	1	1	1			
Chico Fernandez, R OBP: 0.327, SLG: 0.521 (1, 6)		5-3		HR	FC		F4			4	1	2	2	0	2				
Dick Brown, R OBP: 0.280, SLG: 0.432 (1, 2)	5-3			K			F7			3	0	0	0	0	1	1			
Jim Bunning, R OBP: 0.241, SLG: 0.407 (1, 1)	F8						F9			3	0	1	0	0	0	1			
Inning Stats	R: 1 H: 1 E: 1 K: 1 S: 5	H: 1 LOB: 3 BB: 2 P: 13	R: 0 H: 1 E: 0 K: 1 S: 6	H: 1 LOB: 1 BB: 0 P: 6	R: 0 H: 0 E: 0 K: 0 S: 3	H: 0 LOB: 0 BB: 0 P: 3	R: 4 H: 3 E: 0 K: 1 S: 8	H: 3 LOB: 1 BB: 2 P: 16	R: 0 H: 1 E: 0 K: 1 S: 6	H: 1 LOB: 2 BB: 1 P: 10	R: 0 H: 0 E: 0 K: 0 S: 3	H: 0 LOB: 0 BB: 0 P: 3	R: 0 H: 0 E: 0 K: 2 S: 7	H: 0 LOB: 0 BB: 0 P: 7	R: 0 H: 0 E: 0 K: 0 S: 2	H: 0 LOB: 0 BB: 1 P: 6	1B: 2 2B: 1 3B: 1 HR: 2	SF: 0 SAC: 0 DP: 1 HBP: 0	WP: 0 PA: 34 PB: 0 SB: 1 CS: 0
PITCHER Milt Pappas, R ERA: 4.1 (1, 1)	IP: 3.1 WLS: L BF: 18 H: 5 R: 5 ER: 5 SO: 3 BB: 4 IBB: 0 HBP: 0 BLK: 0 WP: 0 HR: 2 S: 20 P: 36 ERA: 13.50 WHIP: 2.700																		
Dick Hall, R ERA: 2.55 (4, 1)	0.2	2	0	0	0	0	0	0	0	2	2	0.00	0.000						
Billy Hoelt, L ERA: 8.07 (5, 1)	3.0	11	1	0	0	3	1	0	0	16	20	0.00	0.667						
Wes Stock, R ERA: 3.42 (8, 1)	1.0	3	0	0	0	0	1	0	0	0	2	6	0.00	1.000					

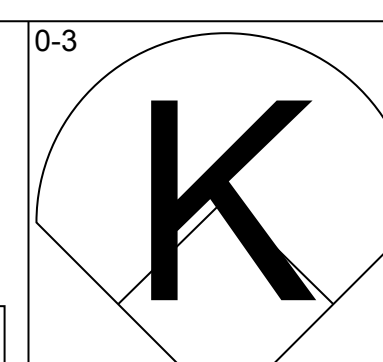
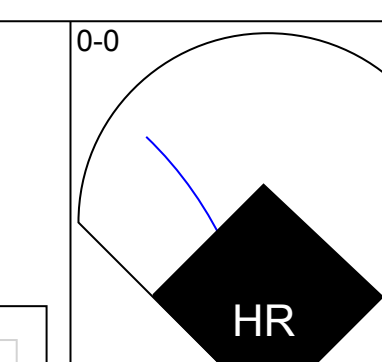
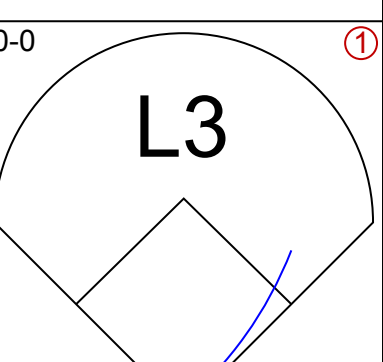
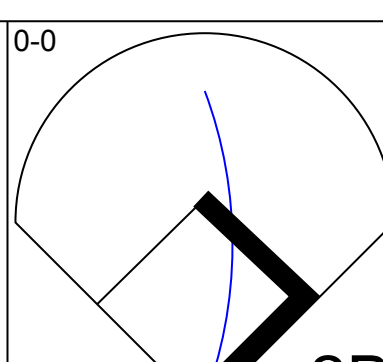
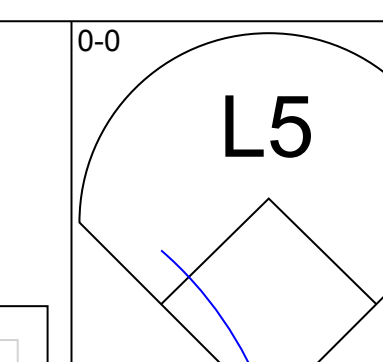
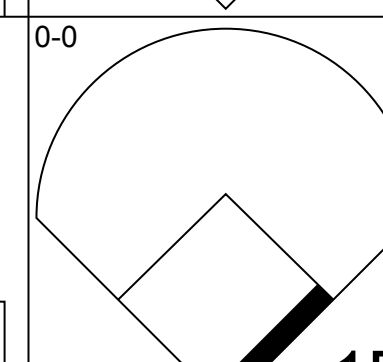
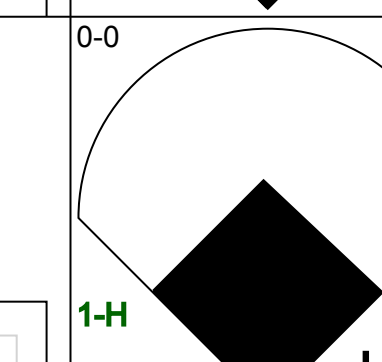
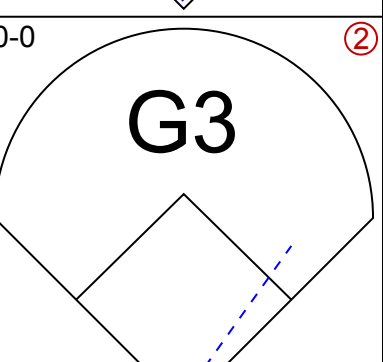
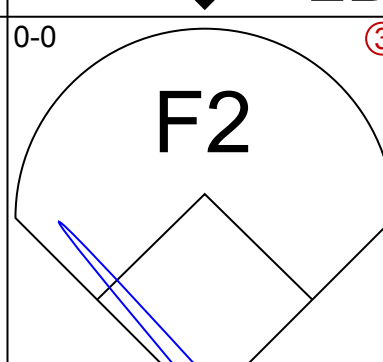
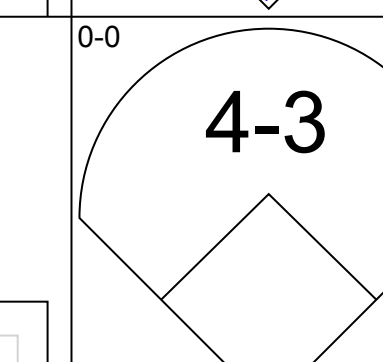
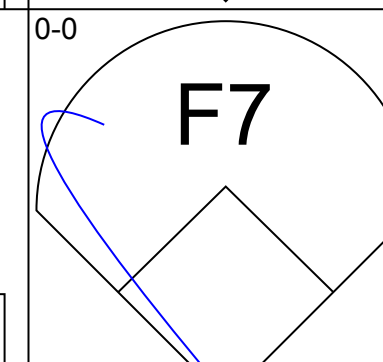
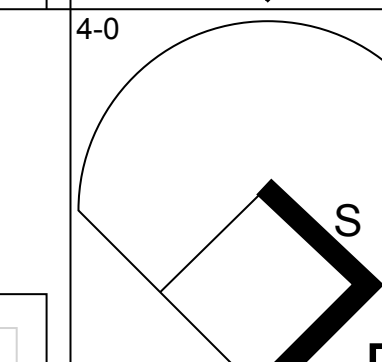
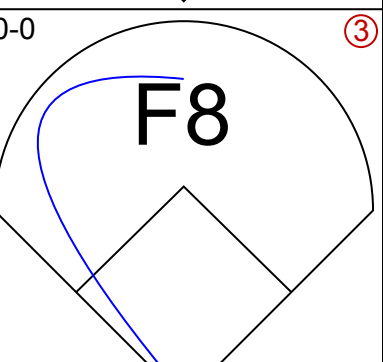
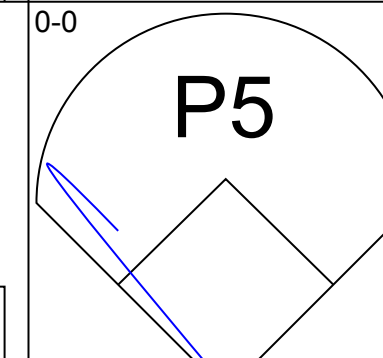
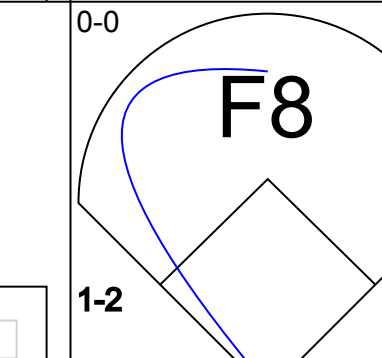
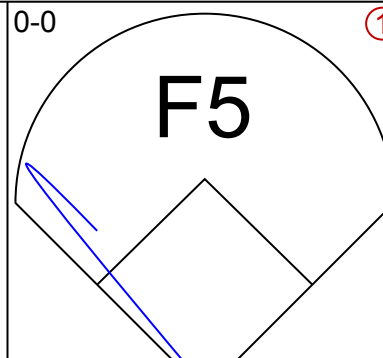
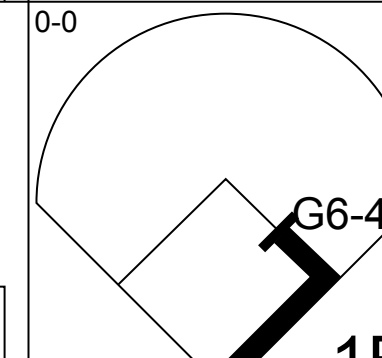
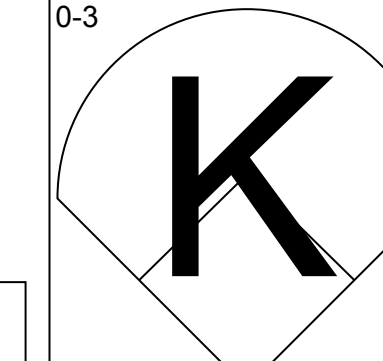
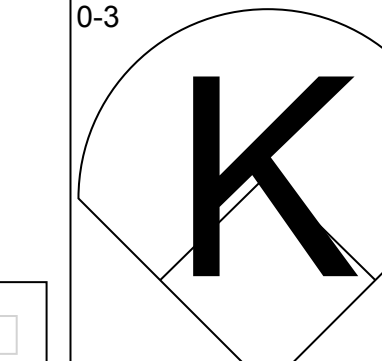
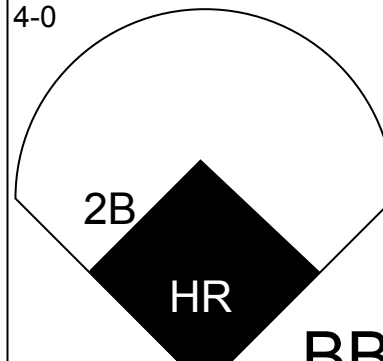
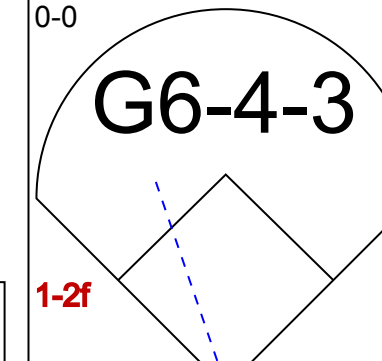
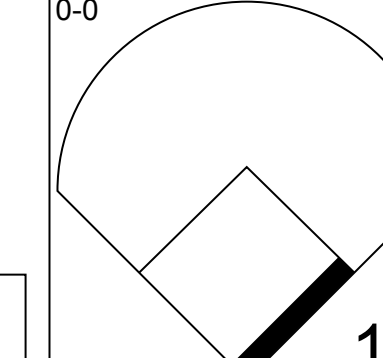
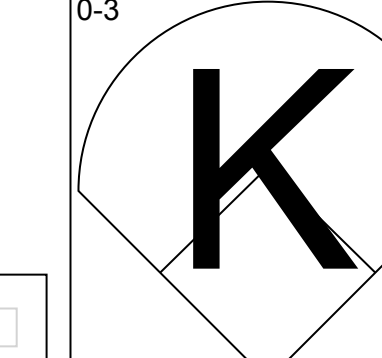
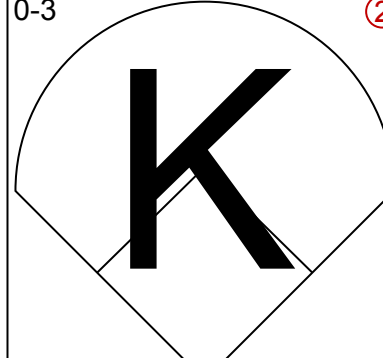
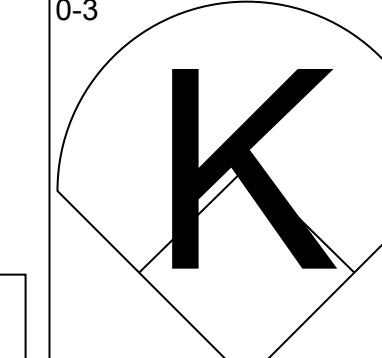
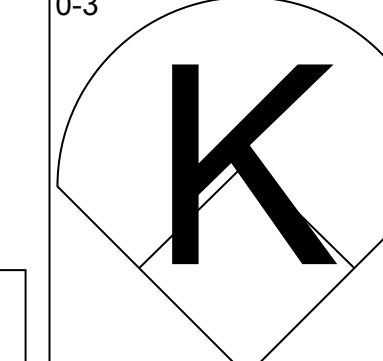
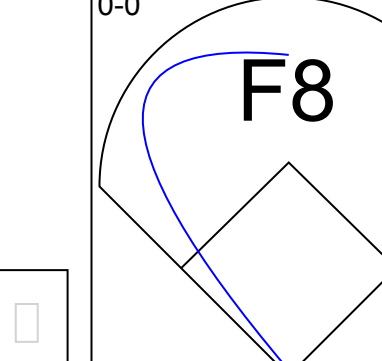
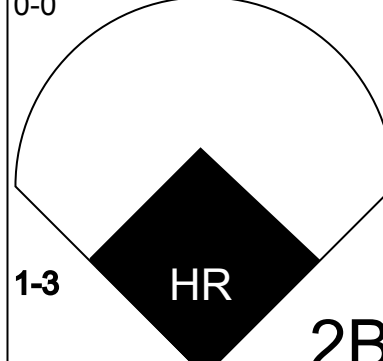
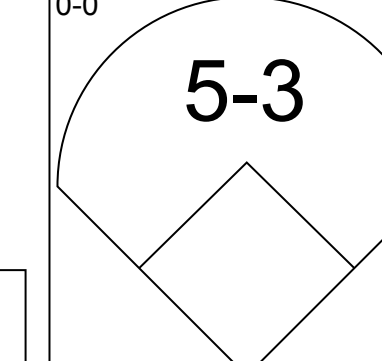
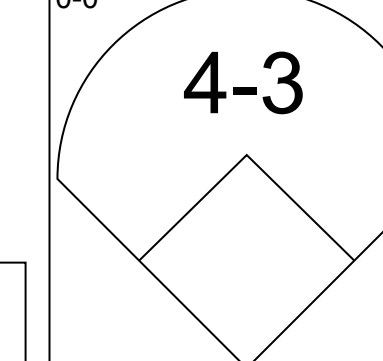
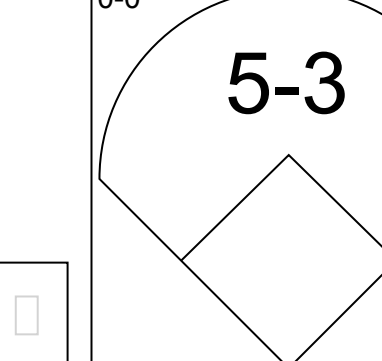
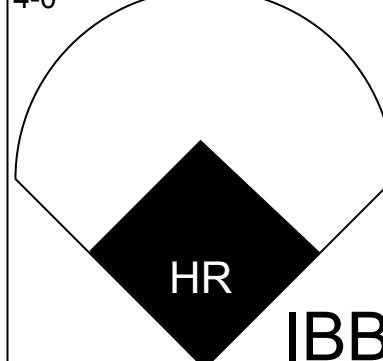
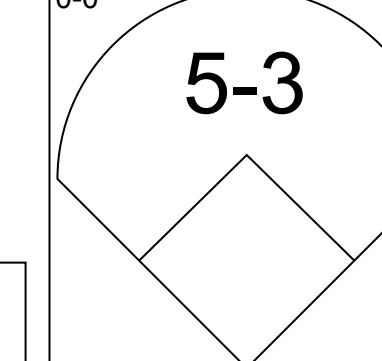
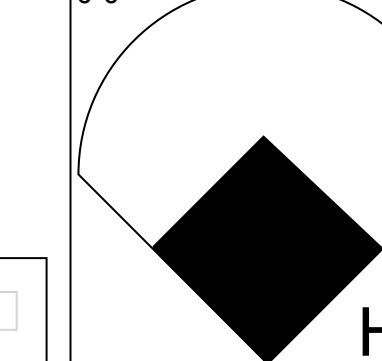
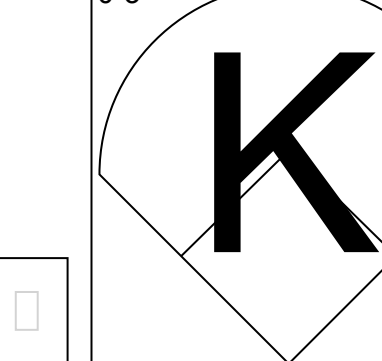
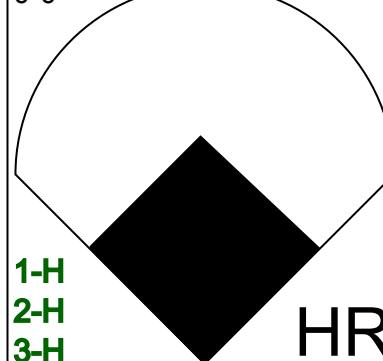
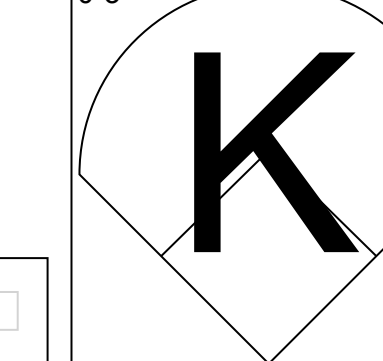
Baltimore Orioles @ Detroit Tigers
Tiger Stadium, Detroit, MI
Mon May 28 1962, 7:05 PM EDT
Att: 24,110 - Unknown

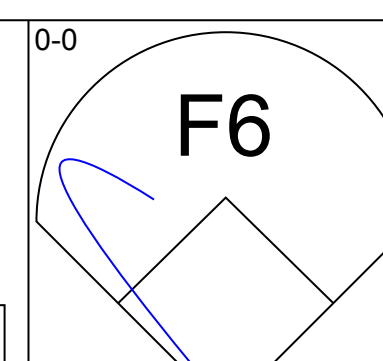
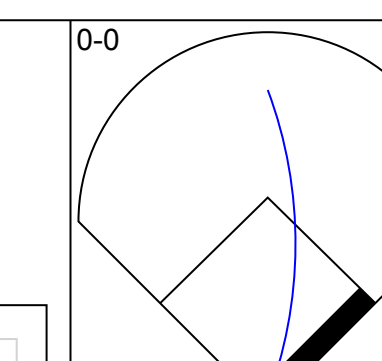
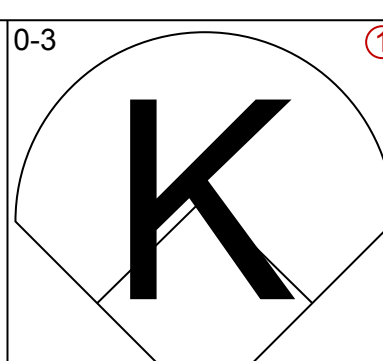
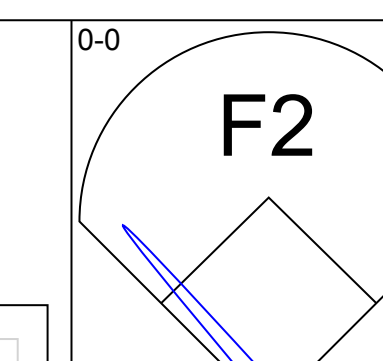
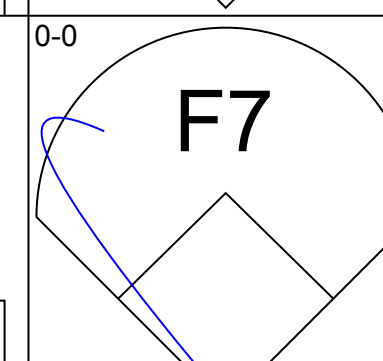
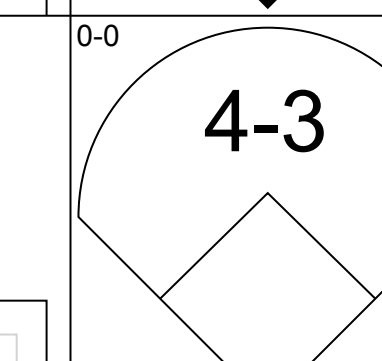
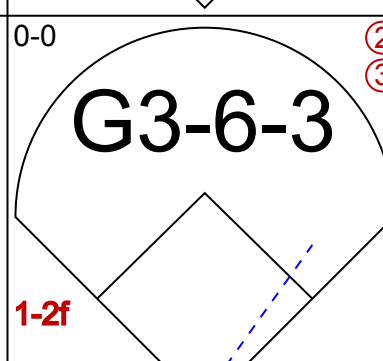
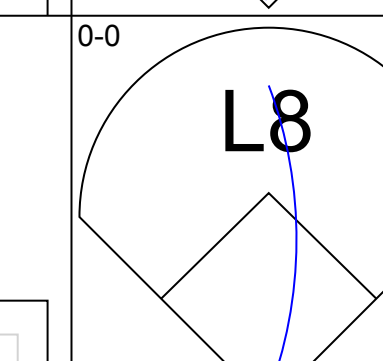
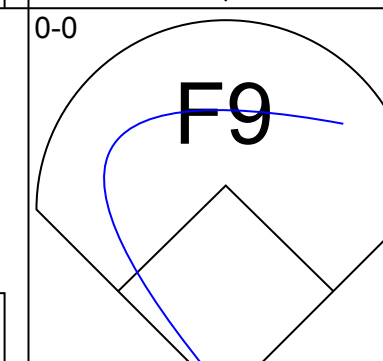
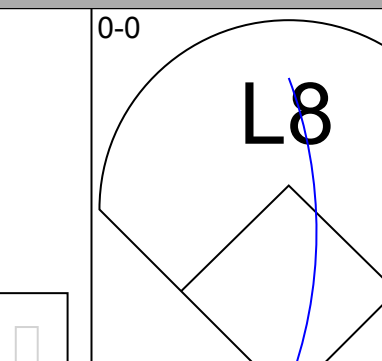
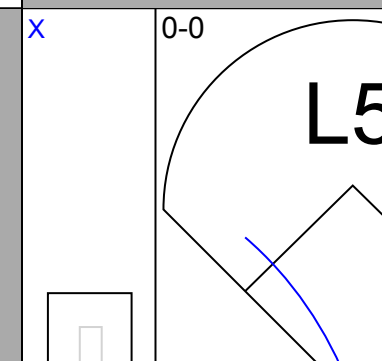
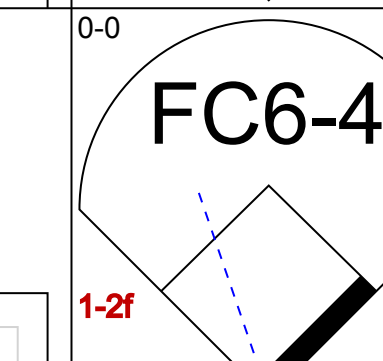
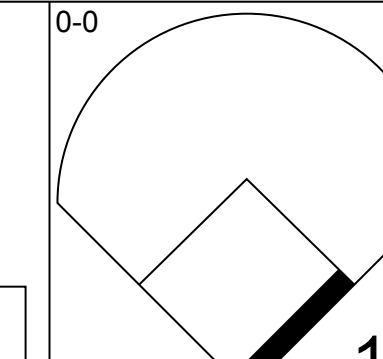
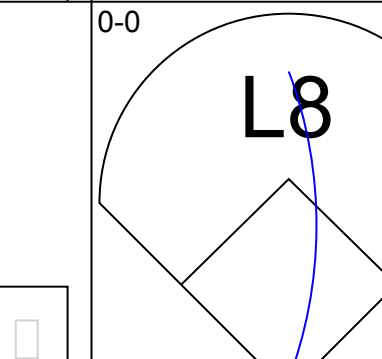
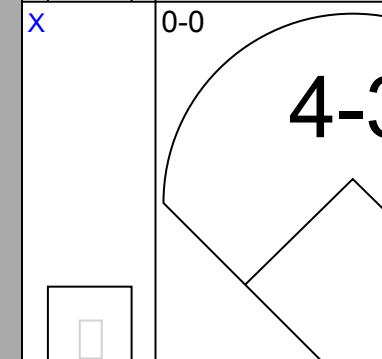
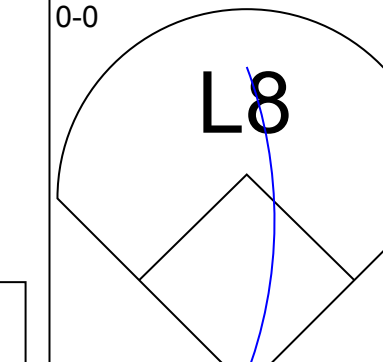
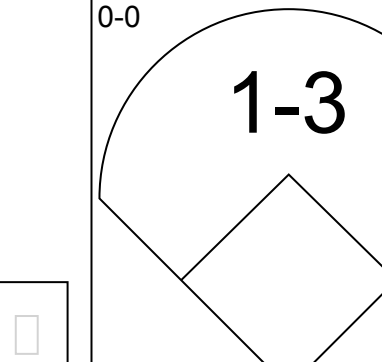
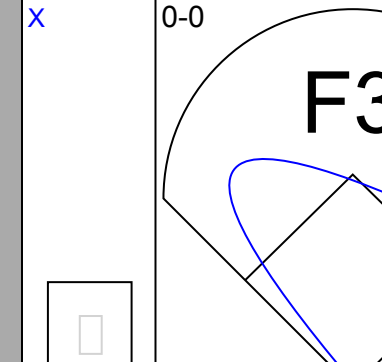
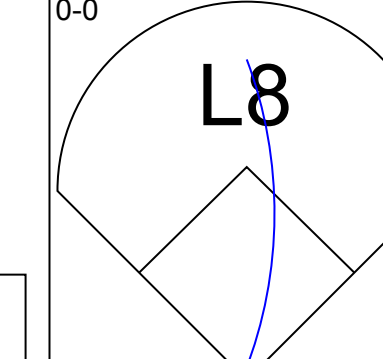
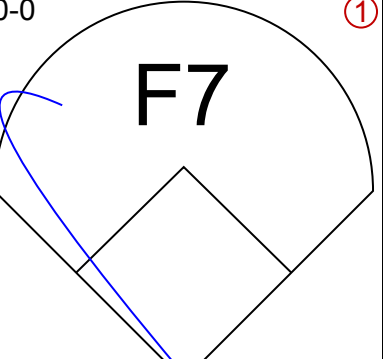
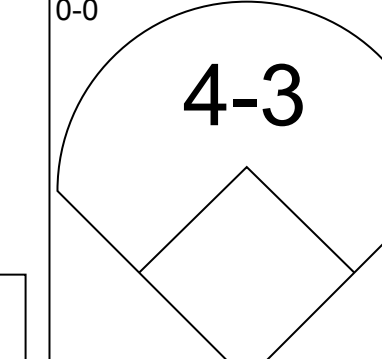
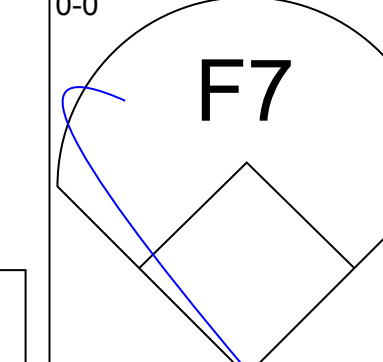
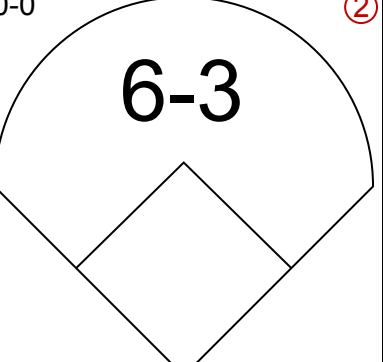
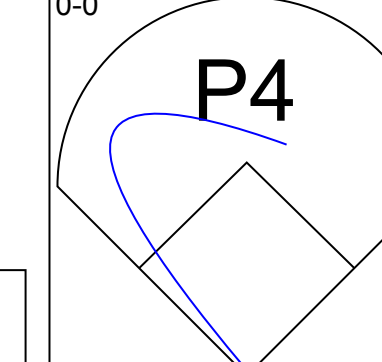
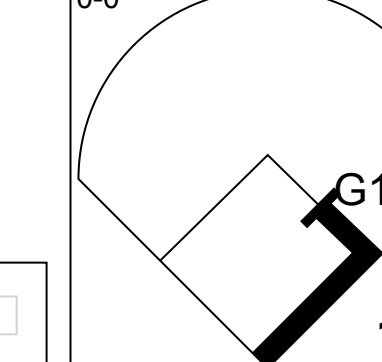
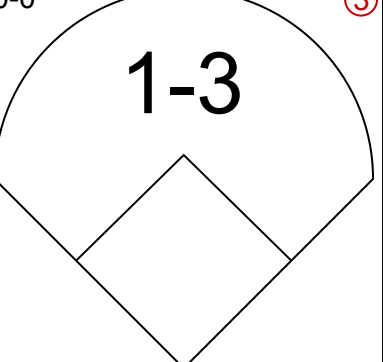
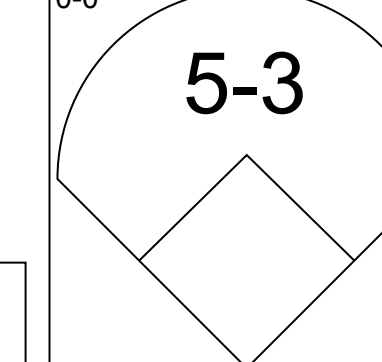
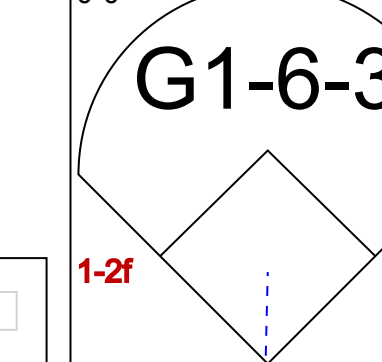
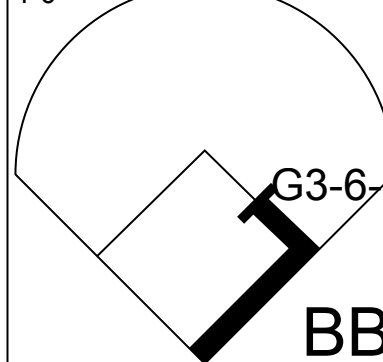
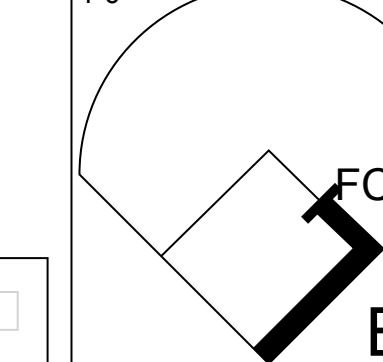
AB 28
R 5
H 6
RBI 5
BB 6
SO 6
LOB 10



Batter	1	2	3	4	5	6	7	8	9	AB	R	H	RBI	BB	SO	LOB	TOP					
Johnny Temple, R OBP: 0.396, SLG: 0.397 (1, 4)	F9		F7		F6			FC6-4 BB		3	0	0	0	1	0	1	<p>Baltimore Orioles @ Detroit Tigers Tiger Stadium, Detroit, MI Tue May 29 1962, 4:33 AM EDT Att: 5,286 - Unknown</p>					
Jerry Adair, R OBP: 0.226, SLG: 0.222 (1, 6)	E8		6-3			F7		FC6-4 G4-6-3 1-2f		4	0	0	0	0	0	1						
Brooks Robinson, R OBP: 0.318, SLG: 0.479 (1, 5)	1-3		4-3			6-3		G4-6-3 1-2f		4	0	0	0	0	0	2						
Dick Williams, R OBP: 0.211, SLG: 0.147 (1, 3)	K			F8		6-3		FC4-6 1B		4	0	1	0	0	1	1						
Boog Powell, L OBP: 0.336, SLG: 0.433 (1, 7)		K						FC4-6 1B		1	0	0	0	0	1	0						
Russ Snyder, L OBP: 0.338, SLG: 0.552 (3, 7)				G4-3 1B				FC4-6 HR		3	1	2	0	0	0	1						
Jackie Brandt, R OBP: 0.315, SLG: 0.406 (1, 8)		HR		G4-3 1-2f			E4 1-2	F4		4	1	1	1	0	0	3						
Dave Nicholson, R OBP: 0.321, SLG: 0.455 (1, 9)		HR			F7		K	HR		4	2	2	3	0	1	2						
Darrell Johnson, R OBP: 0.267, SLG: 0.154 (1, 2)		5-3				F8		5-3		4	0	1	0	0	0	2						
Jack Fisher, R (1, 1)		1-3				F9				1	0	0	0	0	0	0						
Billy Hoelt, L OBP: 0.429, SLG: 0.500 (4, 1)					K					0	0	0	0	0	0	0						
Whitey Herzog, L OBP: 0.351, SLG: 0.246 (5, PH)										1	0	0	0	0	1	1						
Dick Hall, R OBP: 0.250, SLG: 0.286 (5, 1)										1	0	0	0	0	0	2						
Inning Stats	R: 0 E: 1 K: 1 S: 6	H: 0 LOB: 1 BB: 0 P: 6	R: 2 E: 0 K: 1 S: 7	H: 2 LOB: 0 BB: 0 P: 7	R: 0 E: 0 K: 0 S: 3	H: 0 LOB: 0 BB: 0 P: 3	R: 0 E: 0 K: 0 S: 3	H: 1 LOB: 0 BB: 0 P: 3	R: 0 E: 0 K: 1 S: 6	H: 1 LOB: 1 BB: 0 P: 6	R: 0 E: 0 K: 0 S: 3	H: 0 LOB: 0 BB: 0 P: 3	R: 0 E: 1 K: 1 S: 7	H: 1 LOB: 2 BB: 0 P: 7	R: 0 E: 0 K: 0 S: 2	H: 0 LOB: 0 BB: 1 P: 6	R: 2 E: 0 K: 0 S: 5	H: 2 LOB: 0 BB: 0 P: 5	1B: 4 2B: 0 3B: 0 HR: 3	SF: 0 SAC: 0 DP: 2 HBP: 0	WP: 0 PB: 0 SB: 0 CS: 0	PA: 35
PITCHER Don Mossi, L ERA: 3.77 (1, 1)	IP: 9.0 WLS: W BF: 35 H: 7 R: 4 ER: 4 SO: 4 BB: 1 IBB: 0 HBP: 0 BLK: 0 WP: 0 HR: 3 S: 42 P: 46 ERA: 4.00 WHIP: 0.889																					

Batter	1	2	3	4	5	6	7	8	9	AB	R	H	RBI	BB	SO	LOB	BOTTOM			
Jake Wood, R OBP: 0.272, SLG: 0.288 (1, 4)	5-3	K		FC HR 4-1 BB	FC6 1B		F3			4	1	1	0	1	1	1	<p>Baltimore Orioles @ Detroit Tigers Tiger Stadium, Detroit, MI Tue May 29 1962, 4:33 AM EDT Att: 5,286 - Unknown</p>			
Bill Bruton, L OBP: 0.352, SLG: 0.506 (1, 8)	K		L7	4-1	FC6 1-2 2-3 3-4 1-2f			SF8 3B		5	1	1	1	0	1	3				
Charlie Maxwell, L OBP: 0.261, SLG: 0.238 (1, 9)				FC HR				F6		4	2	3	1	0	0	1				
Bubba Morton, R OBP: 0.375, SLG: 0.385 (7, 9)	2B		HR 1B	FC HR	2-3 3-4 1-2f	1B				1	0	0	0	0	0	1				
Norm Cash, L OBP: 0.415, SLG: 0.526 (1, 3)	4-3		K	HR	1-2 2-3 3-4 1-2f	1B		SF8		4	1	2	4	0	1	2				
Rocky Colavito, R OBP: 0.312, SLG: 0.409 (1, 7)				G4-6-3 BB	1-2 2-3 3-4 1-2f	HR		F8		4	1	2	2	1	0	2				
Dick McAuliffe, L OBP: 0.353, SLG: 0.426 (1, 5)	G4-6-3		F7	F8				1B		5	0	0	0	0	0	4				
Chico Fernandez, R OBP: 0.343, SLG: 0.556 (1, 6)				1B PB BB				L9		3	3	2	1	1	0	2				
Dick Brown, R OBP: 0.287, SLG: 0.457 (1, 2)		HR		PB 1B	1-2 2-3 3-4 1-2f	1B		G3		4	2	2	2	0	0	0				
Don Mossi, L OBP: 0.400, SLG: 0.333 (1, 1)				4-1 PB FC	1-2 2-3 3-4 1-2f	1B		F8		4	1	2	0	0	0	0				
Inning Stats	R: 0 E: 0 K: 1 S: 6	H: 1 LOB: 1 BB: 0 P: 6	R: 2 E: 0 K: 1 S: 7	H: 3 LOB: 1 BB: 1 P: 11	R: 2 E: 0 K: 1 S: 7	H: 2 LOB: 0 BB: 0 P: 7	R: 6 E: 0 K: 0 S: 7	H: 3 LOB: 0 BB: 2 P: 15	R: 1 E: 0 K: 0 S: 5	H: 2 LOB: 1 BB: 0 P: 5	R: 0 E: 0 K: 0 S: 5	H: 2 LOB: 2 BB: 0 P: 5	R: 0 E: 0 K: 0 S: 3	H: 0 LOB: 0 BB: 0 P: 3	R: 1 E: 0 K: 0 S: 5	H: 2 LOB: 1 BB: 0 P: 5	1B: 9 2B: 1 3B: 1 HR: 4	SF: 1 SAC: 0 DP: 1 HBP: 0	WP: 0 PB: 1 SB: 0 CS: 0	PA: 42
PITCHER Jack Fisher, R ERA: 6.35 (1, 1)	IP: 3.0 WLS: L BF: 19 H: 8 R: 8 ER: 8 SO: 3 BB: 3 IBB: 0 HBP: 0 BLK: 0 WP: 0 HR: 2 S: 22 P: 34 ERA: 24.00 WHIP: 3.667																			
Billy Hoelt, L ERA: 8.37 (4, 1)	IP: 1.0 WLS: L BF: 5 H: 1 R: 2 ER: 2 SO: 0 BB: 0 IBB: 0 HBP: 0 BLK: 0 WP: 0 HR: 1 S: 5 P: 5 ERA: 18.00 WHIP: 1.000																			
Dick Hall, R ERA: 2.83 (5, 1)	IP: 4.0 WLS: L BF: 18 H: 6 R: 2 ER: 2 SO: 0 BB: 0 IBB: 0 HBP: 0 BLK: 0 WP: 0 HR: 1 S: 18 P: 18 ERA: 4.50 WHIP: 1.500																			

Batter	1	2	3	4	5	6	7	8	9	AB	R	H	RBI	BB	SO	LOB	TOP			
Ty Cline, L OBP: 0.364, SLG: 0.432 (1,8)			 1B							5	1	2	0	0	1	0	Cleveland Indians @ Baltimore Orioles Memorial Stadium, Baltimore, MD Wed May 30 1962, 3:33 AM EDT Unknown			
Al Luplow, L OBP: 0.356, SLG: 0.587 (1,9)			 1-H							5	1	2	2	0	0	1				
Tito Francona, L OBP: 0.323, SLG: 0.371 (1,3)			 S							3	0	0	0	1	0	1				
Chuck Essegian, R OBP: 0.440, SLG: 0.718 (1,7)			 1-2				 1B			4	0	1	0	0	0	2				
John Romano, R OBP: 0.387, SLG: 0.496 (1,2)						 HR	 1-2			3	1	0	0	1	2	2				
Woodie Held, R OBP: 0.380, SLG: 0.404 (1,6)										4	0	1	0	0	3	2				
Bubba Phillips, R OBP: 0.325, SLG: 0.423 (1,5)						 1-3				4	1	1	0	0	1	1				
Ken Aspromonte, R OBP: 0.348, SLG: 0.235 (1,4)						 IBB				3	1	0	0	1	0	1				
Pedro Ramos, S OBP: 0.545, SLG: 1.500 (1,1)						 1-H 2-H 3-H				4	2	2	5	0	2	0				
Inning Stats	R: 0 E: 0 K: 1 S: 6	H: 1 LOB: 1 BB: 0 P: 6	R: 0 E: 0 K: 2 S: 8	H: 1 LOB: 1 BB: 0 P: 8	R: 3 E: 0 K: 2 S: 10	H: 3 LOB: 1 BB: 1 P: 14	R: 0 E: 0 K: 1 S: 5	H: 0 LOB: 0 BB: 0 P: 5	R: 0 E: 0 K: 0 S: 3	H: 1 LOB: 0 BB: 0 P: 3	R: 0 E: 0 K: 1 S: 5	H: 0 LOB: 0 BB: 0 P: 5	R: 0 E: 0 K: 1 S: 5	H: 0 LOB: 0 BB: 0 P: 5	R: 0 E: 0 K: 1 S: 5	H: 0 LOB: 0 BB: 0 P: 5		1B: 4 2B: 2 3B: 0 HR: 3	SF: 0 SAC: 0 DP: 1 HBP: 0	WP: 0 PB: 0 SB: 1 CS: 0
PITCHER Chuck Estrada, R ERA: 4.5 (1,1)	IP: 9.0 WLS: L BF: 38	H: 9 R: 7 ER: 7 SO: 9	BB: 2 IBB: 1 HBP: 0 BLK: 0	WP: 0 HR: 3 S: 53 P: 65	ERA: 7.00 WHIP: 1.222	PITCHER										IP: 9.0 WLS: L BF: 38	H: 9 R: 7 ER: 7 SO: 9	BB: 2 IBB: 1 HBP: 0 BLK: 0	WP: 0 HR: 3 S: 53 P: 65	ERA: 7.00 WHIP: 1.222

Batter	1	2	3	4	5	6	7	8	9	AB	R	H	RBI	BB	SO	LOB	BOTTOM			
Johnny Temple, R OBP: 0.391, SLG: 0.392 (1,4)										4	0	1	0	0	1	2	Cleveland Indians @ Baltimore Orioles Memorial Stadium, Baltimore, MD Wed May 30 1962, 3:33 AM EDT Unknown			
Russ Snyder, L OBP: 0.318, SLG: 0.521 (1,7)						 1-2				4	0	0	0	0	0	3				
Brooks Robinson, R OBP: 0.311, SLG: 0.467 (1,5)									 1-2	4	0	0	0	0	0	1				
Jim Gentile, L OBP: 0.409, SLG: 0.643 (1,3)										3	0	1	0	0	0	0				
Jackie Brandt, R OBP: 0.310, SLG: 0.397 (1,8)										3	0	0	0	0	0	1				
Charlie Lau, L OBP: 0.367, SLG: 0.463 (1,2)										3	0	0	0	0	0	1				
Dave Nicholson, R OBP: 0.290, SLG: 0.400 (1,9)										3	0	0	0	0	0	1				
Jerry Adair, R OBP: 0.231, SLG: 0.228 (3, PR)			 1B							1	0	1	0	0	0	0				
Chuck Estrada, R OBP: 0.176, SLG: 0.125 (3, PH)			 1-2			 BB			 BB	1	0	0	0	1	0	1				
Dick Williams, R OBP: 0.231, SLG: 0.147 (3, PH)										0	0	0	0	1	0	0				
Inning Stats	R: 0 E: 0 K: 0 S: 3	H: 0 LOB: 0 BB: 0 P: 3	R: 0 E: 0 K: 0 S: 4	H: 1 LOB: 1 BB: 0 P: 4	R: 0 E: 0 K: 0 S: 4	H: 2 LOB: 1 BB: 0 P: 4	R: 0 E: 0 K: 0 S: 3	H: 0 LOB: 0 BB: 0 P: 3	R: 0 E: 0 K: 1 S: 4	H: 0 LOB: 0 BB: 1 P: 8	R: 0 E: 0 K: 0 S: 3	H: 0 LOB: 0 BB: 0 P: 3	R: 0 E: 0 K: 0 S: 3	H: 0 LOB: 0 BB: 0 P: 3	R: 0 E: 0 K: 0 S: 3	H: 0 LOB: 1 BB: 1 P: 7	1B: 3 2B: 0 3B: 0 HR: 0	SF: 0 SAC: 0 DP: 2 HBP: 0	WP: 0 PB: 0 SB: 0 CS: 0	PA: 30
PITCHER Pedro Ramos, R ERA: 4.11 (1,1)	IP: 9.0 WLS: W BF: 30	H: 3 R: 0 ER: 0 SO: 1	BB: 2 IBB: 0 HBP: 0 BLK: 0	WP: 0 HR: 0 S: 30 P: 38	ERA: 0.00 WHIP: 0.556	PITCHER										IP: 9.0 WLS: W BF: 30	H: 3 R: 0 ER: 0 SO: 1	BB: 2 IBB: 0 HBP: 0 BLK: 0	WP: 0 HR: 0 S: 30 P: 38	ERA: 0.00 WHIP: 0.556

Batter	1	2	3	4	5	6	7	8	9	AB	R	H	RBI	BB	SO	LOB	TOP			
Ty Cline, L OBP: 0.356, SLG: 0.419 (1, 8)	L1-3		L6		G5-4-3 1B		L5		L6	5	0	1	0	0	0	2	Cleveland Indians @ Baltimore Orioles Memorial Stadium, Baltimore, MD Wed May 30 1962, 3:38 AM EDT Att: 19,696 - Unknown			
Tito Francona, L OBP: 0.316, SLG: 0.362 (1, 3)	P5		4-3		K			F8		4	0	0	0	0	1	1				
Chuck Essegian, R OBP: 0.442, SLG: 0.708 (1, 7)	1B		F8		G5-4-3 1-2			BB 1B		3	0	1	0	1	0	1				
Willie Kirkland, L OBP: 0.299, SLG: 0.397 (1, 9)	1B			FC5 2B		P3		F9		4	0	2	0	0	0	1				
Woodie Held, R OBP: 0.383, SLG: 0.399 (1, 6)	5-3			E HBP		K		1-2 BB		2	0	0	0	1	1	2				
Bubba Phillips, R OBP: 0.317, SLG: 0.412 (1, 5)		6-3		F7		P5		K		4	0	0	0	0	1	4				
Ken Aspromonte, R OBP: 0.333, SLG: 0.286 (1, 4)				FC5 1-3 2-3f		K			P6	4	0	1	0	0	1	2				
Doc Edwards, R OBP: 0.286, SLG: 0.182 (1, 2)				FC6-4 HBP		P4			FC3-6 BB	2	0	0	0	1	0	2				
Barry Latman, R OBP: 0.333, SLG: 0.400 (1, 1)				FC6-4		K			FC3-6	2	0	0	0	0	0	4				
Al Luplow, L OBP: 0.351, SLG: 0.578 (7, PH)				1-2f						1	0	0	0	0	1	1				
Wynn Hawkins, R (7, 1)										0	0	0	0	0	0	0				
Sam McDowell, L OBP: 0.250, SLG: 0.250 (9, PH)										1	0	0	0	0	0	1				
Don Dillard, L OBP: 0.237, SLG: 0.357 (9, PH)										1	0	0	0	0	0	1				
Inning Stats	R: 0 E: 0 K: 0 S: 4	H: 1 LOB: 2 BB: 1 P: 8	R: 0 E: 0 K: 0 S: 4	H: 1 LOB: 1 BB: 0 P: 4	R: 0 E: 0 K: 0 S: 3	H: 0 LOB: 0 BB: 0 P: 3	R: 0 E: 1 K: 0 S: 4	H: 1 LOB: 3 BB: 0 P: 6	R: 0 E: 0 K: 1 S: 5	H: 0 LOB: 0 BB: 0 P: 5	R: 0 E: 0 K: 2 S: 8	H: 0 LOB: 1 BB: 0 P: 8	R: 0 E: 0 K: 1 S: 6	H: 1 LOB: 2 BB: 1 P: 10	R: 0 E: 1 K: 0 S: 3	H: 0 LOB: 1 BB: 1 P: 7	1B: 3 2B: 2 3B: 0 HR: 0	SF: 0 SAC: 0 DP: 1 HBP: 2	WP: 0 PB: 1 SB: 0 CS: 0	PA: 37
PITCHER	IP WLS BF H R ER SO BB IBB HBP BLK WP HR S P ERA WHIP																			
Hal Brown, R ERA: 5.46 (1, 1)	7.2 W 32 5 0 0 4 2 0 2 0 0 0 0 36 46 0.00 0.913																			
Hoyt Wilhelm, R ERA: 1.32 (8, 1)	1.1 S 5 0 0 0 1 1 0 0 0 0 0 0 6 10 0.00 0.750																			

Batter	1	2	3	4	5	6	7	8	9	AB	R	H	RBI	BB	SO	LOB	BOTTOM			
Johnny Temple, R OBP: 0.406, SLG: 0.403 (1, 4)	L8		1-2 1B		4-0 BB		1B 1B	FC6-4 1B		4	1	3	2	1	0	0	Cleveland Indians @ Baltimore Orioles Memorial Stadium, Baltimore, MD Wed May 30 1962, 3:38 AM EDT Att: 19,696 - Unknown			
Russ Snyder, L OBP: 0.325, SLG: 0.513 (1, 7)	1B		L8		P5		1B 1-2 2-3	FC6-4 1-2f		5	0	2	0	0	0	5				
Brooks Robinson, R OBP: 0.321, SLG: 0.480 (1, 5)	1B		F3			L8 HR	1-3 2-H 3-H	G4-6-3 1B		4	1	3	2	0	0	1				
Jim Gentile, L OBP: 0.400, SLG: 0.626 (1, 3)	P2				K		L8	G4-6-3 1-2f		4	0	0	0	0	1	5				
Jackie Brandt, R OBP: 0.314, SLG: 0.420 (1, 8)	1-3				HR		L8		1B 1B 1B	4	2	2	1	0	0	3				
Dave Nicholson, R OBP: 0.314, SLG: 0.517 (1, 9)		5-3			P3			1B 1B 1B		4	2	2	2	0	0	0				
Ron Hansen, R OBP: 0.167, SLG: 0.125 (1, 6)		K			5-3		3-H 0-3	K		4	0	0	0	0	3	2				
Darrell Johnson, R OBP: 0.263, SLG: 0.176 (1, 2)					P6			P4		4	0	1	0	0	1	0				
Hal Brown, R OBP: 0.455, SLG: 0.455 (1, 1)					F9			1B 1B 1B		3	1	2	0	0	0	0				
Hoyt Wilhelm, R (8, 1)					L8 1B			K		1	0	0	0	0	1	3				
Inning Stats	R: 0 E: 0 K: 0 S: 5	H: 2 LOB: 2 BB: 0 P: 5	R: 0 E: 0 K: 2 S: 7	H: 0 LOB: 0 BB: 0 P: 7	R: 0 E: 0 K: 0 S: 4	H: 2 LOB: 1 BB: 0 P: 4	R: 1 E: 0 K: 1 S: 6	H: 1 LOB: 0 BB: 0 P: 6	R: 0 E: 0 K: 0 S: 3	H: 0 LOB: 1 BB: 1 P: 7	R: 2 E: 0 K: 1 S: 7	H: 2 LOB: 0 BB: 0 P: 7	R: 2 E: 0 K: 0 S: 6	H: 4 LOB: 1 BB: 0 P: 6	R: 2 E: 0 K: 2 S: 11	H: 4 LOB: 2 BB: 0 P: 11	1B: 12 2B: 1 3B: 0 HR: 2	SF: 0 SAC: 0 DP: 1 HBP: 0	WP: 0 PB: 0 SB: 0 CS: 0	PA: 38
PITCHER	IP WLS BF H R ER SO BB IBB HBP BLK WP HR S P ERA WHIP																			
Barry Latman, R ERA: 5.74 (7, 1)	0.1 L 5 4 2 2 0 0 0 0 0 0 0 0 5 5 54.00 12.000																			
Wynn Hawkins, R ERA: 5.0 (7, 1)	1.2 8 4 2 2 2 0 0 0 0 0 0 0 12 12 10.80 2.400																			

Batter	1	2	3	4	5	6	7	8	9	AB	R	H	RBI	BB	SO	LOB	TOP								
Ty Cline, L OBP: 0.361, SLG: 0.423 Willie Tasby, R OBP: 0.343, SLG: 0.246	L4-3		1B			2B 3B 1B	L8		K	4	1	2	0	0	0	0	1 2								
Al Luplow, L OBP: 0.372, SLG: 0.597	G1-6-3 1B			F3		3B 2B		FC5-4 BB		3	1	2	1	1	0	0									
Tito Francona, L OBP: 0.314, SLG: 0.371	G1-6-3			F9		SF7 3B		P1		4	1	1	2	0	0	2									
Chuck Essegian, R OBP: 0.429, SLG: 0.690 Willie Kirkland, L OBP: 0.299, SLG: 0.397		F8		F8		SF7		F2		3	0	0	1	0	0	1									
John Romano, R OBP: 0.378, SLG: 0.483		F7			K	F8		FC5-4		4	0	0	0	0	1	1									
Woodie Held, R OBP: 0.385, SLG: 0.408				6-3					E6 1B	4	0	2	0	0	0	0									
Bubba Phillips, R OBP: 0.321, SLG: 0.410			6-3		BB	P3				3	0	1	0	1	0	2									
Jerry Kindall, R OBP: 0.279, SLG: 0.373			K		K			F9		4	0	0	0	0	3	3									
Mudcat Grant, R OBP: 0.188, SLG: 0.200 Gary Bell, R OBP: 0.143, SLG: 0.143			K			E5 1B 2B		4-3		3	1	0	0	0	1	0									
Inning Stats	R: 0 E: 0 K: 0 S: 3	H: 1 LOB: 0 BB: 0 P: 3	R: 0 E: 0 K: 0 S: 4	H: 1 LOB: 1 BB: 0 P: 4	R: 0 E: 0 K: 2 S: 7	H: 1 LOB: 1 BB: 0 P: 7	R: 0 E: 0 K: 0 S: 3	H: 0 LOB: 0 BB: 0 P: 3	R: 0 E: 0 K: 2 S: 7	H: 0 LOB: 1 BB: 1 P: 11	R: 4 E: 1 K: 0 S: 8	H: 4 LOB: 1 BB: 0 P: 8	R: 0 E: 0 K: 0 S: 3	H: 0 LOB: 0 BB: 0 P: 3	R: 0 E: 0 K: 0 S: 3	H: 0 LOB: 1 BB: 1 P: 7	R: 0 E: 1 K: 3 S: 11	H: 1 LOB: 2 BB: 0 P: 11	1B: 5 2B: 2 3B: 1 HR: 0	SF: 1 SAC: 0 DP: 1 HBP: 0	WP: 0 PB: 0 SB: 0 CS: 0	PA: 37			
PITCHER	IP	WLS	BF	H	R	ER	SO	BB	IBB	HBP	BLK	WP	HR	S	P	ERA	WHIP								
Robin Roberts, R ERA: 2.93	5.2	L	24	7	4	3	4	1	0	0	0	0	0	31	35	4.76	1.412								
Wes Stock, R ERA: 3.25	1.1		4	0	0	0	0	0	0	0	0	0	0	4	4	0.00	0.000								
Billy Hoelt, L ERA: 7.9	2.0		9	1	0	0	3	1	0	0	0	0	0	14	18	0.00	1.000								

Cleveland Indians @ Baltimore Orioles
Memorial Stadium, Baltimore, MD
Thu May 31 1962, 7:05 PM EDT
Att: 8,991 - Unknown


AB 34
R 4
H 8
RBI 4
BB 2
SO 7
LOB 13



Batter	1	2	3	4	5	6	7	8	9	AB	R	H	RBI	BB	SO	LOB	BOTTOM								
Johnny Temple, R OBP: 0.399, SLG: 0.391	3B BB	P4			F9		CS	5-3	F8	4	1	0	0	1	0	3									
Russ Snyder, L OBP: 0.333, SLG: 0.550	SF9 3B		4-3		E3 FC5-4			BB 2B		4	1	2	1	0	0	1									
Brooks Robinson, R OBP: 0.314, SLG: 0.469	K		L8		FC5-4			F9		4	0	0	0	0	1	4									
Jim Gentile, L OBP: 0.397, SLG: 0.617	SF9		F9			G3		BB IBB		2	0	0	1	1	0	0									
Jackie Brandt, R OBP: 0.318, SLG: 0.414	5-3			G5-4-3 BB		6-3		1-2 2-3 BB		2	0	0	0	2	0	0									
Dave Nicholson, R OBP: 0.282, SLG: 0.455		1-3		G5-4-3		K		F2		4	0	0	0	0	1	4									
Ron Hansen, R OBP: 0.196, SLG: 0.209				L8			5-3			3	1	1	1	1	0	0									
Darrell Johnson, R OBP: 0.273, SLG: 0.200 Dick Williams, R OBP: 0.225, SLG: 0.143					L5		K		K	3	0	1	0	0	1	0									
Robin Roberts, S OBP: 0.269, SLG: 0.333 Wes Stock, R OBP: 0.346, SLG: 0.246 Whitey Herzog, L OBP: 0.291, SLG: 0.228 Marv Breeding, R OBP: 0.242, SLG: 0.500 Billy Hoelt, L OBP: 0.301, SLG: 0.405								CS BB		0	0	0	0	1	0	0									
Inning Stats	R: 2 E: 0 K: 1 S: 6	H: 1 LOB: 0 BB: 1 P: 10	R: 1 E: 0 K: 0 S: 5	H: 2 LOB: 1 BB: 0 P: 5	R: 0 E: 0 K: 0 S: 3	H: 0 LOB: 0 BB: 0 P: 3	R: 0 E: 0 K: 0 S: 2	H: 0 LOB: 0 BB: 1 P: 6	R: 0 E: 1 K: 0 S: 4	H: 0 LOB: 2 BB: 1 P: 8	R: 0 E: 0 K: 1 S: 5	H: 0 LOB: 0 BB: 0 P: 5	R: 0 E: 0 K: 1 S: 4	H: 0 LOB: 1 BB: 1 P: 8	R: 0 E: 0 K: 0 S: 4	H: 1 LOB: 3 BB: 2 P: 12	R: 0 E: 0 K: 1 S: 5	H: 0 LOB: 1 BB: 1 P: 9	1B: 1 2B: 1 3B: 1 HR: 1	SF: 1 SAC: 1 DP: 1 HBP: 0	WP: 0 PB: 0 SB: 0 CS: 1	PA: 38			
PITCHER	IP	WLS	BF	H	R	ER	SO	BB	IBB	HBP	BLK	WP	HR	S	P	ERA	WHIP								
Mudcat Grant, R ERA: 4.83	7.2	W	32	4	3	3	3	5	1	0	0	0	0	32	56	3.52	1.174								
Gary Bell, R ERA: 4.24	1.1	S	5	0	0	0	1	1	0	0	0	0	0	6	10	0.00	0.750								

Cleveland Indians @ Baltimore Orioles
Memorial Stadium, Baltimore, MD
Thu May 31 1962, 7:05 PM EDT
Att: 8,991 - Unknown

AB 28
R 3
H 4
RBI 3
BB 7
SO 4
LOB 14



Batter	1	2	3	4	5	6	7	8	9	AB	R	H	RBI	BB	SO	LOB	TOP	
Luis Aparicio, R OBP: 0.254, SLG: 0.289 (1, 6)										4	1	1	0	0	0	2	Chicago White Sox @ Baltimore Orioles Memorial Stadium, Baltimore, MD Sat Jun 02 1962, 7:05 PM EDT Att: 9,433 - Unknown	
Joe Cunningham, L OBP: 0.435, SLG: 0.437 (1, 9)										4	2	2	1	0	1	1		
Jim Landis, R OBP: 0.354, SLG: 0.488 (1, 8)										3	0	1	0	1	0	1		
Floyd Robinson, L OBP: 0.390, SLG: 0.519 (1, 7)										4	1	1	1	0	1	3		
Bob Farley, L OBP: 0.357, SLG: 0.318 (1, 3)										3	0	0	1	1	0	3		
Nellie Fox, L OBP: 0.310, SLG: 0.337 (1, 4)										4	0	0	0	0	0	3		
Charley Smith, R OBP: 0.264, SLG: 0.288 (1, 5)										4	0	0	0	0	0	1		
Sherm Lollar, R OBP: 0.385, SLG: 0.372 Bob Roselli, R OBP: 0.156, SLG: 0.118 (1, 2)										2	0	0	0	0	0	0		
Early Wynn, S OBP: 0.286, SLG: 0.299 Russ Kemmerer, R OBP: 1.000, SLG: 1.000 Frank Baumann, L OBP: 0.287, SLG: 0.458 Bob Sadowski, L OBP: 0.287, SLG: 0.458 Eddie Fisher, R OBP: 0.312, SLG: 0.398 Dave DeBusschere, R OBP: 0.321, SLG: 0.409 Mike Hershberger, R OBP: 0.250, SLG: 0.241 (1, 1)										1	0	0	0	0	0	0		
Inning Stats	R: 2 E: 0 K: 0 S: 5	H: 2 LOB: 1 BB: 1 P: 9	R: 0 E: 0 K: 0 S: 3	H: 0 LOB: 0 BB: 0 P: 3	R: 0 E: 0 K: 1 S: 4	H: 0 LOB: 0 BB: 1 P: 8	R: 0 E: 0 K: 0 S: 3	H: 2 LOB: 1 BB: 1 P: 7	R: 0 E: 0 K: 1 S: 5	H: 0 LOB: 1 BB: 1 P: 9	R: 0 E: 0 K: 0 S: 4	H: 1 LOB: 1 BB: 0 P: 4	R: 0 E: 0 K: 0 S: 3	H: 0 LOB: 0 BB: 0 P: 3	1B: 2 2B: 3 3B: 0 HR: 0	SF: 0 SAC: 0 DP: 1 HBP: 0		WP: 1 PB: 0 CS: 0
PITCHER Jack Fisher, R ERA: 5.4 (1, 1)	IP: 9.0 WLS: W BF: 36 H: 5 R: 4 ER: 3 SO: 2 BB: 4 IBB: 0 HBP: 0 BLK: 0 WP: 1 HR: 0 S: 36 P: 52 ERA: 3.00 WHIP: 1.000											PITCHER	IP: 9.0 WLS: W BF: 36 H: 5 R: 4 ER: 3 SO: 2 BB: 4 IBB: 0 HBP: 0 BLK: 0 WP: 1 HR: 0 S: 36 P: 52 ERA: 3.00 WHIP: 1.000					

Batter	1	2	3	4	5	6	7	8	9	AB	R	H	RBI	BB	SO	LOB	BOTTOM			
Johnny Temple, R OBP: 0.387, SLG: 0.385 (1, 4)										5	0	1	0	0	0	4	Chicago White Sox @ Baltimore Orioles Memorial Stadium, Baltimore, MD Sat Jun 02 1962, 7:05 PM EDT Att: 9,433 - Unknown			
Russ Snyder, L OBP: 0.347, SLG: 0.564 (1, 8)										5	1	2	2	0	1	1				
Brooks Robinson, R OBP: 0.317, SLG: 0.484 (1, 5)										5	2	3	2	0	0	3				
Jim Gentile, L OBP: 0.398, SLG: 0.600 Dick Williams, R OBP: 0.209, SLG: 0.132 (1, 3)										3	2	1	0	1	1	2				
Charlie Lau, L OBP: 0.352, SLG: 0.422 (1, 2)										4	3	2	0	1	0	2				
Whitney Herzog, L OBP: 0.367, SLG: 0.250 Jackie Brandt, R OBP: 0.312, SLG: 0.398 (7, FR)										2	0	1	2	1	0	1				
Dave Nicholson, R OBP: 0.321, SLG: 0.409 (1, 9)										3	1	2	3	2	0	0				
Ron Hansen, R OBP: 0.250, SLG: 0.241 (1, 6)										4	1	1	0	1	1	5				
Jack Fisher, R (1, 1)										3	0	0	1	1	0	2				
Inning Stats	R: 3 E: 0 K: 0 S: 5	H: 3 LOB: 1 BB: 1 P: 9	R: 0 E: 0 K: 0 S: 4	H: 1 LOB: 1 BB: 0 P: 4	R: 3 E: 0 K: 0 S: 6	H: 4 LOB: 1 BB: 1 P: 10	R: 0 E: 0 K: 0 S: 5	H: 2 LOB: 2 BB: 0 P: 5	R: 1 E: 0 K: 0 S: 5	H: 2 LOB: 1 BB: 0 P: 5	R: 0 E: 0 K: 1 S: 5	H: 0 LOB: 0 BB: 0 P: 5	R: 4 E: 1 K: 1 S: 7	H: 1 LOB: 3 BB: 4 P: 23	R: 0 E: 0 K: 1 S: 5	H: 0 LOB: 2 BB: 2 P: 13		1B: 9 2B: 3 3B: 0 HR: 1	SF: 0 SAC: 1 DP: 1 HBP: 0	WP: 0 PB: 1 SB: 0 CS: 0
PITCHER Early Wynn, R ERA: 5.08 Russ Kemmerer, R ERA: 4.71 Frank Baumann, L ERA: 4.38 Eddie Fisher, R ERA: 5.5 Dave DeBusschere, R ERA: 1.64 (1, 1)	IP: 2.1 WLS: L BF: 15 H: 7 R: 6 ER: 6 SO: 0 BB: 2 IBB: 0 HBP: 0 BLK: 0 WP: 0 HR: 0 S: 13 P: 21 ERA: 23.14 WHIP: 3.857											PITCHER	IP: 2.1 WLS: L BF: 15 H: 7 R: 6 ER: 6 SO: 0 BB: 2 IBB: 0 HBP: 0 BLK: 0 WP: 0 HR: 0 S: 13 P: 21 ERA: 23.14 WHIP: 3.857							

Batter	1	2	3	4	5	6	7	8	9	AB	R	H	RBI	BB	SO	LOB	TOP			
Johnny Temple, R OBP: 0.401, SLG: 0.392 (1, 4)										3	0	2	0	1	0	0	<p>Baltimore Orioles @ New York Yankees Yankee Stadium, Bronx, NY Fri Jun 08 1962, 7:05 PM EDT Att: 28,164 - Unknown - 76 F</p>			
Dick Williams, R OBP: 0.241, SLG: 0.224 Russ Snyder, L OBP: 0.308, SLG: 0.505 (1, 9) (3, 9)										2	0	0	0	0	0	1				
Brooks Robinson, R OBP: 0.309, SLG: 0.467 (1, 5)										4	0	0	0	0	0	3				
Jim Gentile, L OBP: 0.385, SLG: 0.570 (1, 3)										4	0	0	0	0	1	1				
Jackie Brandt, R OBP: 0.299, SLG: 0.391 (1, 8)										4	0	0	0	0	0	0				
Boog Powell, L OBP: 0.338, SLG: 0.417 (1, 7)										2	0	0	0	1	0	0				
Ron Hansen, R OBP: 0.278, SLG: 0.232 (1, 6)										3	0	0	0	0	0	2				
Charlie Lau, L OBP: 0.337, SLG: 0.405 (1, 2)										3	0	0	0	0	0	1				
Chuck Estrada, R OBP: 0.136, SLG: 0.095 Hoyt Wilhelm, R (8, 1)										3	0	0	0	0	0	0				
Inning Stats	R: 0 E: 1 K: 1 S: 6	H: 1 LOB: 1 BB: 0 P: 6	R: 0 E: 0 K: 0 S: 3	H: 0 LOB: 1 BB: 1 P: 7	R: 0 E: 0 K: 0 S: 3	H: 0 LOB: 0 BB: 0 P: 3	R: 0 E: 0 K: 0 S: 3	H: 0 LOB: 0 BB: 0 P: 3	R: 0 E: 0 K: 0 S: 4	H: 1 LOB: 1 BB: 0 P: 4	R: 0 E: 1 K: 0 S: 4	H: 0 LOB: 1 BB: 0 P: 4	R: 0 E: 0 K: 0 S: 3	H: 0 LOB: 0 BB: 0 P: 7	R: 0 E: 0 K: 0 S: 3	H: 0 LOB: 0 BB: 0 P: 3	1B: 2 2B: 0 3B: 0 HR: 0	SF: 0 SAC: 0 DP: 1 HBP: 0	WP: 0 PB: 0 SB: 0 CS: 0	PA: 32
PITCHER	IP WLS BF H R ER SO BB IBB HBP BLK WP HR S P ERA WHIP	IP WLS BF H R ER SO BB IBB HBP BLK WP HR S P ERA WHIP																		
Whitey Ford, L ERA: 3.26 Jim Coates, R ERA: 3.22 (1, 1) (2, 1)	1.0 4 1 0 0 1 0 0 0 0 0 0 6 6 0.00 1.000	8.0 28 1 0 0 0 2 0 0 0 0 0 26 34 0.00 0.375																		

Batter	1	2	3	4	5	6	7	8	9	AB	R	H	RBI	BB	SO	LOB	BOTTOM			
Clete Boyer, R OBP: 0.392, SLG: 0.448 (1, 5)										3	0	1	0	1	1	2	<p>Baltimore Orioles @ New York Yankees Yankee Stadium, Bronx, NY Fri Jun 08 1962, 7:05 PM EDT Att: 28,164 - Unknown - 76 F</p>			
Bobby Richardson, R OBP: 0.317, SLG: 0.313 (1, 4)										4	0	1	1	0	0	2				
Roger Maris, L OBP: 0.363, SLG: 0.475 (1, 8)										3	0	0	0	1	2	3				
Johnny Blanchard, L OBP: 0.352, SLG: 0.536 (1, 9)										4	0	0	0	0	0	4				
Euston Howard, R OBP: 0.317, SLG: 0.466 (1, 2)										3	0	1	0	0	0	0				
Yogi Berra, L OBP: 0.269, SLG: 0.272 (1, 7)										2	0	0	0	1	1	0				
Bill Skowron, R OBP: 0.316, SLG: 0.439 (1, 3)										2	0	0	0	1	1	2				
Tom Tresh, S OBP: 0.330, SLG: 0.360 (1, 6)										3	1	1	0	0	0	1				
Whitey Ford, L OBP: 0.074, SLG: 0.080 Jim Coates, R OBP: 0.143, SLG: 0.077 (1, 1) (2, 1)										0	0	0	0	0	0	0				
Inning Stats	R: 0 E: 0 K: 1 S: 5	H: 1 LOB: 0 BB: 0 P: 5	R: 0 E: 0 K: 0 S: 3	H: 0 LOB: 0 BB: 0 P: 3	R: 0 E: 0 K: 1 S: 5	H: 0 LOB: 0 BB: 0 P: 5	R: 0 E: 0 K: 0 S: 3	H: 0 LOB: 1 BB: 1 P: 7	R: 0 E: 0 K: 1 S: 5	H: 0 LOB: 1 BB: 1 P: 9	R: 0 E: 0 K: 2 S: 7	H: 0 LOB: 0 BB: 0 P: 7	R: 0 E: 0 K: 1 S: 5	H: 1 LOB: 2 BB: 2 P: 13	R: 1 E: 0 K: 1 S: 8	H: 3 LOB: 2 BB: 0 P: 8	1B: 4 2B: 1 3B: 0 HR: 0	SF: 0 SAC: 0 DP: 2 HBP: 0	WP: 0 PB: 0 SB: 1 CS: 0	PA: 31
PITCHER	IP WLS BF H R ER SO BB IBB HBP BLK WP HR S P ERA WHIP	IP WLS BF H R ER SO BB IBB HBP BLK WP HR S P ERA WHIP																		
Chuck Estrada, R ERA: 3.87 Hoyt Wilhelm, R ERA: 1.72 (1, 1) (8, 1)	7.0 25 2 0 0 6 3 1 0 0 0 0 8 8 0.00 0.714	1.0 6 3 1 1 1 0 0 0 0 0 0 8 8 9.00 3.000																		

Batter	1	2	3	4	5	6	7	8	9	AB	R	H	RBI	BB	SO	LOB	TOP			
Johnny Temple, R OBP: 0.398, SLG: 0.389 (1, 4)										4	1	1	0	0	2	2	Baltimore Orioles @ New York Yankees Yankee Stadium, Bronx, NY Sat Jun 09 1962, 3:33 AM EDT Att: 28,730 - Unknown - 80 F			
Russ Snyder, L OBP: 0.318, SLG: 0.537 Dick Williams, R OBP: 0.255, SLG: 0.260 (8, PH) (8, 9)										3	1	2	1	0	1	0				
Brooks Robinson, R OBP: 0.308, SLG: 0.472 (1, 5)										2	0	1	2	0	0	0				
Jim Gentile, L OBP: 0.382, SLG: 0.563 (1, 3)										4	0	1	0	0	1	3				
Boog Powell, L OBP: 0.329, SLG: 0.404 (1, 7)										4	0	0	0	0	2	2				
Jackie Brandt, R OBP: 0.293, SLG: 0.383 (1, 8)										4	0	0	0	0	2	0				
Charlie Lau, L OBP: 0.326, SLG: 0.390 Jerry Adair, R OBP: 0.228, SLG: 0.225 (9, PH)										3	0	0	0	0	0	1				
Ron Hansen, R OBP: 0.280, SLG: 0.250 (1, 6)										3	0	1	0	0	1	1				
Steve Barber, L OBP: 0.174, SLG: 0.050 Dick Hall, R OBP: 0.250, SLG: 0.286 Earl Robinson, R OBP: 0.338, SLG: 0.390 Jack Fisher, R OBP: 0.333, SLG: 0.111 (8, 1)										2	0	0	0	0	2	1				
Inning Stats	R: 1 E: 0 K: 0 S: 4	H: 2 LOB: 0 BB: 0 P: 4	R: 0 E: 1 K: 1 S: 6	H: 0 LOB: 1 BB: 0 P: 6	R: 1 E: 0 K: 2 S: 8	H: 1 LOB: 0 BB: 0 P: 8	R: 0 E: 0 K: 0 S: 3	H: 1 LOB: 0 BB: 0 P: 3	R: 0 E: 0 K: 1 S: 6	H: 1 LOB: 1 BB: 0 P: 6	R: 0 E: 0 K: 2 S: 7	H: 0 LOB: 0 BB: 0 P: 7	R: 1 E: 0 K: 2 S: 8	H: 1 LOB: 1 BB: 1 P: 12	R: 0 E: 0 K: 2 S: 7	H: 0 LOB: 0 BB: 0 P: 7		1B: 3 2B: 3 3B: 0 HR: 1	SF: 2 SAC: 0 DP: 2 HBP: 0	WP: 0 PB: 0 SB: 0 CS: 0
PITCHER	IP WLS BF H R ER SO BB IBB HBP BLK WP HR S P ERA WHIP																			
Rollie Sheldon, R ERA: 3.86 Marshall Bridges, L ERA: 1.65	(1, 1) (8, 1)	7.0 S	26 8	6 1	2 1	2 1	7 4	0 1	0 0	0 0	0 0	0 0	0 0	1 15	40 19	2.57 4.50	0.857 1.000			

AB 31
R 3
H 7
RBI 3
BB 1
SO 11
LOB 10



Batter	1	2	3	4	5	6	7	8	9	AB	R	H	RBI	BB	SO	LOB	BOTTOM				
Clete Boyer, R OBP: 0.381, SLG: 0.435 (1, 5)										5	0	0	0	0	2	5	Baltimore Orioles @ New York Yankees Yankee Stadium, Bronx, NY Sat Jun 09 1962, 3:33 AM EDT Att: 28,730 - Unknown - 80 F				
Bobby Richardson, R OBP: 0.329, SLG: 0.338 (1, 4)										5	2	4	2	0	0	0					
Roger Maris, L OBP: 0.470, SLG: 0.470 Joe Pepitone, L OBP: 0.284, SLG: 0.544 (8, 8)										4	0	1	0	0	0	1					
Elston Howard, R OBP: 0.319, SLG: 0.464 (1, 2)										5	1	2	0	0	1	3					
Bill Skowron, R OBP: 0.324, SLG: 0.438 (1, 3)										3	1	1	0	2	1	0					
Hector Lopez, R OBP: 0.333, SLG: 0.304 Yogi Berra, L OBP: 0.353, SLG: 0.317 Marshall Bridges, S (8, 1)										3	0	1	0	0	0	1					
Johnny Blanchard, L OBP: 0.349, SLG: 0.526 (1, 9)									4	0	1	0	0	1	2						
Tom Tresh, S OBP: 0.329, SLG: 0.374 (1, 6)										4	1	1	1	0	1	4					
Rollie Sheldon, R OBP: 0.286, SLG: 0.091 Phil Linz, R OBP: 0.500, SLG: 0.500 Jack Reed, R OBP: 0.500, SLG: 0.250 (8, 7)										1	0	0	0	1	1	0					
Inning Stats	R: 0 E: 0 K: 0 S: 4	H: 1 LOB: 1 BB: 0 P: 4	R: 0 E: 0 K: 2 S: 8	H: 1 LOB: 1 BB: 0 P: 8	R: 0 E: 1 K: 1 S: 7	H: 2 LOB: 2 BB: 0 P: 7	R: 0 E: 0 K: 1 S: 5	H: 1 LOB: 1 BB: 0 P: 4	R: 5 E: 0 K: 2 S: 11	H: 4 LOB: 0 BB: 1 P: 15	R: 2 E: 0 K: 1 S: 8	H: 4 LOB: 3 BB: 2 P: 16	1B: 11 2B: 0 3B: 0 HR: 3	SF: 0 SAC: 0 DP: 1 HBP: 0	WP: 1 PB: 0 SB: 0 CS: 0	PA: 42					
PITCHER	IP WLS BF H R ER SO BB IBB HBP BLK WP HR S P ERA WHIP																				
Steve Barber, L ERA: 3.56 Dick Hall, R ERA: 3.38 Jack Fisher, R ERA: 6.17	(1, 1) (7, 1) (8, 1)	6.2 L	31 3	9 3	3 3	3 3	6 6	1 1	0 0	0 0	0 0	0 0	0 0	1 1	4 8	16 16	4.05 54.00	1.500 6.000			

AB 38
R 7
H 14
RBI 6
BB 4
SO 8
LOB 19



Batter	1	2	3	4	5	6	7	8	9	AB	R	H	RBI	BB	SO	LOB	TOP			
Johnny Temple, R OBP: 0.395, SLG: 0.382 (1, 4)	L8		4-3		F7			BB		3	0	0	0	1	0	1	Baltimore Orioles @ New York Yankees Yankee Stadium, Bronx, NY Sun Jun 10 1962, 3:33 AM EDT Unknown - 84 F			
Russ Snyder, L OBP: 0.325, SLG: 0.571 (1, 8) (7, 7)	2B		HR		4-3			K		4	1	2	1	0	1	1				
Brooks Robinson, R OBP: 0.307, SLG: 0.465 (1, 5)	F7		F5		5-3				2B 3B BB	3	1	0	0	1	0	1				
Jim Gentile, L OBP: 0.380, SLG: 0.561 (1, 3)	F9			F2		G3			3B BB	4	1	1	0	0	0	1				
Boog Powell, L OBP: 0.323, SLG: 0.396 Jackie Brandt, R OBP: 0.297, SLG: 0.397 (7, 8)		F7		4-3			F6		1B 3B	3	0	0	0	0	0	0				
Whitey Herzog, L OBP: 0.368, SLG: 0.347 (1, 9)		HR		3-1			F6		2-H 3-H 1B 3B	4	1	1	1	0	0	1				
Ron Hansen, R OBP: 0.291, SLG: 0.263 (1, 6)		G3-6 1B			F7		5-3		1B	4	0	2	1	0	0	0				
Hobie Landrith, L OBP: 0.379, SLG: 0.396 (1, 2)		G3-6						F6	F8	3	0	0	0	1	0	2				
Mitt Pappas, R OBP: 0.138, SLG: 0.444 (1, 1)			K		F5			K	F8	4	0	0	0	0	2	2				
Inning Stats	R: 0 E: 0 K: 0 S: 4	H: 1 LOB: 1 BB: 0 P: 4	R: 1 E: 0 K: 0 S: 4	H: 2 LOB: 0 BB: 0 P: 4	R: 1 E: 0 K: 1 S: 6	H: 1 LOB: 0 BB: 0 P: 6	R: 0 E: 0 K: 0 S: 3	H: 0 LOB: 0 BB: 0 P: 3	R: 0 E: 0 K: 0 S: 3	H: 0 LOB: 1 BB: 1 P: 7	R: 0 E: 0 K: 0 S: 3	H: 0 LOB: 0 BB: 0 P: 3	R: 0 E: 0 K: 2 S: 7	H: 0 LOB: 1 BB: 1 P: 11	R: 3 E: 0 K: 0 S: 6	H: 3 LOB: 1 BB: 1 P: 10		1B: 2 2B: 2 3B: 1 HR: 2	SF: 0 SAC: 0 DP: 1 HBP: 0	WP: 0 PB: 0 SB: 0 CS: 0
PITCHER	IP	WLS	BF	H	R	ER	SO	BB	IBB	HBP	BLK	WP	HR	S	P	ERA	WHIP			
Ralph Terry, R ERA: 3.19 Jim Bouton, R ERA: 3.49	(1, 1)	7.0	L	25	4	2	2	1	1	0	0	0	0	2	26	30	2.57	0.714		
PITCHER	IP	WLS	BF	H	R	ER	SO	BB	IBB	HBP	BLK	WP	HR	S	P	ERA	WHIP			
	(8, 1)	2.0		11	3	3	3	2	2	0	0	0	0	0	13	21	13.50	2.500		

AB	33
R	5
H	7
RBI	5
BB	3
SO	3
LOB	9



Batter	1	2	3	4	5	6	7	8	9	AB	R	H	RBI	BB	SO	LOB	BOTTOM			
Clete Boyer, R OBP: 0.374, SLG: 0.424 (1, 5)	F5		6-3		K			F8		4	0	0	0	0	1	1	Baltimore Orioles @ New York Yankees Yankee Stadium, Bronx, NY Sun Jun 10 1962, 3:33 AM EDT Unknown - 84 F			
Bobby Richardson, R OBP: 0.331, SLG: 0.341 (1, 4)	1B		6-3			CS 1B		4-3		4	0	2	0	0	0	0				
Roger Maris, L OBP: 0.355, SLG: 0.460 (1, 8)	E3 FC4-6		L9			K		4-3		4	0	0	0	0	1	2				
Johnny Blanchard, L OBP: 0.346, SLG: 0.542 (1, 9)	F8			F6		E8			HR	4	1	1	1	0	0	2				
Elston Howard, R OBP: 0.313, SLG: 0.453 (1, 2)	FC4-6			1-3		K			K	4	0	0	0	0	2	3				
Yogi Berra, L OBP: 0.286, SLG: 0.326 (1, 7)		F8					1-3 1B		F7	4	0	2	0	0	0	0				
Bill Skowron, R OBP: 0.323, SLG: 0.429 (1, 3)		1B BB			F9			F9	E1	3	0	0	0	1	0	2				
Tom Tresh, S OBP: 0.332, SLG: 0.373 (1, 6)			G1-6-3 1B			CS BB		1-3	3-1	3	0	1	0	1	0	2				
Ralph Terry, R OBP: 0.125, SLG: 0.103 Joe Pepitone, L OBP: 0.280, SLG: 0.538 Jim Bouton, R (8, 1)			G1-6-3		K			F9		2	0	0	0	0	1	3				
Inning Stats	R: 0 E: 1 K: 0 S: 5	H: 1 LOB: 2 BB: 0 P: 5	R: 0 E: 0 K: 0 S: 3	H: 1 LOB: 1 BB: 1 P: 7	R: 0 E: 0 K: 0 S: 3	H: 0 LOB: 0 BB: 0 P: 3	R: 0 E: 0 K: 0 S: 4	H: 1 LOB: 1 BB: 0 P: 4	R: 0 E: 1 K: 0 S: 3	H: 0 LOB: 0 BB: 0 P: 3	R: 1 E: 1 K: 1 S: 7	H: 1 LOB: 0 BB: 0 P: 7	1B: 5 2B: 1 3B: 0 HR: 1	SF: 0 SAC: 0 DP: 2 HBP: 0	WP: 0 PB: 0 SB: 0 CS: 2	PA: 35				
PITCHER	IP	WLS	BF	H	R	ER	SO	BB	IBB	HBP	BLK	WP	HR	S	P	ERA	WHIP			
Mitt Pappas, R ERA: 3.77	(1, 1)	9.0	W	35	6	1	1	5	2	0	0	0	0	1	43	51	1.00	0.889		
PITCHER	IP	WLS	BF	H	R	ER	SO	BB	IBB	HBP	BLK	WP	HR	S	P	ERA	WHIP			
	(8, 1)																			



Batter	1	2	3	4	5	6	7	8	9	AB R H RBI BB SO LOB	TOP											
Johnny Temple, R (1,4) OBP: 0.390, SLG: 0.373										4 1 0 0 1 0 4	<p>Baltimore Orioles @ New York Yankees Yankee Stadium, Bronx, NY Sun Jun 10 1962, 7:05 PM EDT Att: 38,765 - Unknown - 86 F</p> <p>livebaseballscorecards.com</p> <p>AB 36 R 7 H 9 RBI 5 BB 5 SO 6 LOB 17</p>											
Russ Snyder, L (1,8) OBP: 0.319, SLG: 0.556 (4,9)										5 0 1 1 0 1 1												
Brooks Robinson, R (1,5)										4 1 2 2 1 1 1												
Jim Gentile, L (1,3) OBP: 0.380, SLG: 0.573										5 1 2 0 0 1 2												
Boog Powell, L (1,7) OBP: 0.319, SLG: 0.389										5 0 1 1 0 2 2												
Whitey Herzog, L (1,9) OBP: 0.371, SLG: 0.351 Jackie Brandt, R (4,8) OBP: 0.299, SLG: 0.414										2 1 1 0 0 0 0 2 1 1 1 0 0 1												
Ron Hansen, R (1,6) OBP: 0.300, SLG: 0.256										2 1 0 0 2 0 1												
Hobie Landrith, L (1,2) OBP: 0.371, SLG: 0.373										3 1 0 0 1 0 3												
Hal Brown, R (1,1) OBP: 0.400, SLG: 0.400 Billy Hoelt, L (8,1) OBP: 0.538, SLG: 0.375										4 0 1 0 0 1 2 0 0 0 0 0 0 0												
Inning Stats	R: 2 E: 0 K: 3 S: 10	H: 1 LOB: 0 BB: 1 P: 14	R: 0 E: 0 K: 1 S: 5	H: 0 LOB: 1 BB: 1 P: 9	R: 0 E: 0 K: 0 S: 3	H: 0 LOB: 1 BB: 1 P: 7	R: 1 E: 1 K: 0 S: 5	H: 1 LOB: 2 BB: 1 P: 9	R: 0 E: 0 K: 1 S: 6	H: 1 LOB: 1 BB: 0 P: 6		R: 3 E: 1 K: 1 S: 8	H: 3 LOB: 1 BB: 1 P: 12	R: 1 E: 0 K: 0 S: 4	H: 2 LOB: 0 BB: 0 P: 4	R: 0 E: 0 K: 0 S: 3	H: 0 LOB: 0 BB: 0 P: 3	R: 0 E: 0 K: 0 S: 4	H: 1 LOB: 1 BB: 0 P: 4	1B: 4 2B: 2 3B: 1 HR: 2	SF: 0 SAC: 0 DP: 2 HBP: 0	WP: 1 PB: 1 SB: 0 CS: 0
PITCHER	IP WLS BF H R ER SO BB IBB HBP BLK WP HR S P ERA WHIP											IP WLS BF H R ER SO BB IBB HBP BLK WP HR S P ERA WHIP										
Bob Turley, R (1,1) ERA: 2.76	6.0 L 30 6 6 3 6 5 0 0 0 0 1 2 37 57 4.50 1.833																					
Tex Clevenger, R (7,1) ERA: 5.4	2.0 7 2 1 1 0 0 0 0 0 0 0 7 7 4.50 1.000																					
Jim Bouton, R (9,1) ERA: 3.38	1.0 4 1 0 0 0 0 0 0 0 0 0 4 4 0.00 1.000																					

Batter	1	2	3	4	5	6	7	8	9	AB R H RBI BB SO LOB	BOTTOM									
Clete Boyer, R (1,5) OBP: 0.386, SLG: 0.469										3 2 3 2 1 0 0	<p>Baltimore Orioles @ New York Yankees Yankee Stadium, Bronx, NY Sun Jun 10 1962, 7:05 PM EDT Att: 38,765 - Unknown - 86 F</p> <p>livebaseballscorecards.com</p> <p>AB 33 R 2 H 7 RBI 2 BB 3 SO 3 LOB 13</p>									
Bobby Richardson, R (1,4) OBP: 0.325, SLG: 0.335										4 0 0 0 0 1 3										
Roger Maris, L (1,8) OBP: 0.353, SLG: 0.461										4 0 1 0 0 0 2										
Johnny Blanchard, L (1,9) OBP: 0.343, SLG: 0.529										3 0 0 0 1 0 2										
Elston Howard, R (1,2) OBP: 0.311, SLG: 0.449										4 0 1 0 0 1 2										
Joe Pepitone, L (1,7) OBP: 0.297, SLG: 0.512												4 0 0 0 0 1 1								
Bill Skowron, R (1,3) OBP: 0.321, SLG: 0.437												4 0 1 0 0 0 1								
Tom Tresh, S (1,6) OBP: 0.330, SLG: 0.367												3 0 0 0 1 0 1								
Bob Turley, R (1,1) Phil Linz, R (5, PH) Tex Clevenger, R (7,1) Hector Lopez, R (8, PH) Jim Bouton, R (9,1) Bob Cary, R (9, PH) OBP: 0.266, SLG: 0.182												1 0 0 0 0 0 0 1 0 1 0 0 0 0 0 0 0 0 0 0 0 1 0 0 0 0 0 0 0 0 0 0 0 0 0 1 0 0 0 0 0 1								
Inning Stats	R: 1 E: 0 K: 1 S: 6	H: 1 LOB: 0 BB: 0 P: 6	R: 0 E: 0 K: 0 S: 3	H: 1 LOB: 0 BB: 0 P: 3	R: 0 E: 0 K: 0 S: 4	H: 1 LOB: 1 BB: 0 P: 4	R: 0 E: 0 K: 0 S: 3	H: 0 LOB: 0 BB: 0 P: 3	R: 0 E: 0 K: 0 S: 4	H: 1 LOB: 2 BB: 1 P: 8		R: 0 E: 0 K: 0 S: 4	H: 1 LOB: 1 BB: 0 P: 4	R: 1 E: 0 K: 1 S: 7	H: 2 LOB: 2 BB: 1 P: 11	R: 0 E: 0 K: 1 S: 5	H: 0 LOB: 1 BB: 1 P: 9	1B: 2 2B: 2 3B: 1 HR: 2	SF: 0 SAC: 0 DP: 0 HBP: 0	WP: 0 PB: 0 SB: 0 CS: 1
PITCHER	IP WLS BF H R ER SO BB IBB HBP BLK WP HR S P ERA WHIP											IP WLS BF H R ER SO BB IBB HBP BLK WP HR S P ERA WHIP								
Hal Brown, R (1,1) ERA: 4.85	7.2 W 30 7 2 2 1 1 0 0 0 0 0 2 31 35 2.35 1.043																			
Billy Hoelt, L (8,1) ERA: 6.33	1.1 S 6 0 0 0 2 2 0 0 0 0 0 0 8 16 0.00 1.500																			

Batter	1	2	3	4	5	6	7	8	9	AB	R	H	RBI	BB	SO	LOB	TOP	
Johnny Temple, R OBP: 0.387, SLG: 0.370 (1, 4)										4	1	1	0	0	0	1	Baltimore Orioles @ New York Yankees Yankee Stadium, Bronx, NY Mon Jun 11 1962, 7:05 PM EDT Att: 12,046 - Overcast - 84 F	
Dick Williams, R OBP: 0.237, SLG: 0.241 (1, 9) (4, 7)										4	0	0	0	0	1	2		
Russ Snyder, L OBP: 0.319, SLG: 0.556 (7, 7)										0	0	0	0	0	0	0		
Brooks Robinson, R OBP: 0.321, SLG: 0.493 (1, 5)										4	2	3	0	0	0	0		
Jim Gentile, L OBP: 0.382, SLG: 0.587 (1, 3)										4	1	2	3	0	0	1		
Jackie Brandt, R OBP: 0.293, SLG: 0.405 (1, 8)										4	0	0	1	0	0	2		
Boog Powell, L OBP: 0.321, SLG: 0.386 (1, 7)										1	0	0	0	0	1	1		
Dave Nicholson, R OBP: 0.319, SLG: 0.327 (4, FR) (4, 9)										2	0	0	0	0	1	0		
Jerry Adair, R OBP: 0.229, SLG: 0.233 (1, 6)										4	0	1	0	0	0	1		
Hobie Landrith, L OBP: 0.379, SLG: 0.426 (1, 2)										3	1	1	1	1	0	1		
Charlie Lau, L OBP: 0.326, SLG: 0.390 (9, 2)										0	0	0	0	0	0	0		
Robin Roberts, S OBP: 0.400, SLG: 0.143 (1, 1)										2	0	0	0	1	2	1		
Steve Barber, L OBP: 0.167, SLG: 0.048 (8, 1)										1	0	0	0	0	1	1		
Hoyt Wilhelm, R (9, 1)										0	0	0	0	0	0	0		
Inning Stats	R: 2 E: 0 K: 1 S: 8	H: 3 LOB: 1 BB: 0 P: 8	R: 1 E: 0 K: 1 S: 6	H: 1 LOB: 1 BB: 1 P: 10	R: 0 E: 0 K: 0 S: 3	H: 0 LOB: 1 BB: 1 P: 9	R: 0 E: 0 K: 0 S: 4	H: 2 LOB: 0 BB: 0 P: 5	R: 0 E: 0 K: 0 S: 3	H: 0 LOB: 0 BB: 0 P: 3	R: 0 E: 0 K: 1 S: 5	H: 1 LOB: 1 BB: 0 P: 3	R: 0 E: 0 K: 2 S: 8	H: 1 LOB: 1 BB: 0 P: 8	1B: 4 2B: 2 3B: 0 HR: 2	SF: 0 SAC: 0 DP: 2 HBP: 1	WP: 0 PB: 0 SB: 0 CS: 0	PA: 36
PITCHER	IP WLS BF H R ER SO BB IBB HBP BLK WP HR S P ERA WHIP																	
Bud Daley, L ERA: 6.08 (1, 1)	5.0 L 23 6 5 5 3 2 0 0 0 0 0 2 26 35 9.00 1.600																	
Jim Bouton, R ERA: 3.16 (6, 1)	2.0 6 0 0 0 1 0 0 0 0 0 0 0 8 8 0.00 0.000																	
Jim Coates, R ERA: 3.1 (8, 1)	2.0 7 2 0 0 2 0 0 0 0 0 0 0 11 11 0.00 1.000																	

AB	33
R	5
H	8
RBI	5
BB	2
SO	6
LOB	11



Batter	1	2	3	4	5	6	7	8	9	AB	R	H	RBI	BB	SO	LOB	BOTTOM			
Clete Boyer, R OBP: 0.377, SLG: 0.456 (1, 5)										5	0	0	0	0	2	3	Baltimore Orioles @ New York Yankees Yankee Stadium, Bronx, NY Mon Jun 11 1962, 7:05 PM EDT Att: 12,046 - Overcast - 84 F			
Bobby Richardson, R OBP: 0.329, SLG: 0.335 (1, 4)										3	1	1	0	1	0	0				
Roger Maris, L OBP: 0.351, SLG: 0.462 (1, 8)										4	1	1	0	0	0	1				
Johnny Blanchard, L OBP: 0.341, SLG: 0.520 (1, 9)										2	0	0	1	1	0	1				
Yogi Berra, L OBP: 0.284, SLG: 0.356 (1, 7)										4	1	1	1	0	1	2				
Elston Howard, R OBP: 0.315, SLG: 0.461 (1, 2)										4	0	2	1	0	0	0				
Joe Pepitone, L OBP: 0.270, SLG: 0.506 (1, 3)										3	0	1	0	0	0	2				
Bill Skowron, R OBP: 0.319, SLG: 0.435 (9, PH)										1	0	0	0	0	0	0				
Tom Tresh, S OBP: 0.329, SLG: 0.365 (1, 6)										4	0	1	0	0	0	1				
Bud Daley, L OBP: 0.260, SLG: 0.500 (5, PH)										1	0	0	0	0	0	0				
Phil Lutz, R OBP: 0.421, SLG: 0.611 (5, 1)										1	0	0	0	0	0	0				
Jim Bouton, R (5, 1)										0	0	0	0	0	0	0				
Hector Lopez, R OBP: 0.141, SLG: 0.296 (7, PH)										1	0	0	0	0	0	0				
Jim Coates, R OBP: 0.319, SLG: 0.435 (9, PH)										0	0	0	0	0	0	0				
Bob Carv, R OBP: 0.233, SLG: 0.250 (9, PH)										1	0	0	0	0	0	0				
Jack Reed, R OBP: 0.260, SLG: 0.250 (9, PH)										0	0	0	0	0	0	0				
Inning Stats	R: 0 E: 0 K: 1 S: 5	H: 0 LOB: 1 BB: 1 P: 9	R: 0 E: 0 K: 0 S: 4	H: 1 LOB: 1 BB: 0 P: 4	R: 0 E: 0 K: 0 S: 3	H: 0 LOB: 0 BB: 0 P: 3	R: 1 E: 0 K: 0 S: 5	H: 2 LOB: 1 BB: 0 P: 5	R: 0 E: 0 K: 0 S: 3	H: 1 LOB: 0 BB: 0 P: 3	R: 2 E: 0 K: 0 S: 6	H: 3 LOB: 1 BB: 0 P: 6	R: 0 E: 0 K: 0 S: 3	H: 0 LOB: 0 BB: 0 P: 3	R: 0 E: 0 K: 1 S: 5	H: 0 LOB: 1 BB: 1 P: 9	1B: 5 2B: 3 3B: 0 HR: 1	SF: 1 SAC: 0 DP: 1 HBP: 0	WP: 0 PB: 0 SB: 0 CS: 0	PA: 37
PITCHER	IP WLS BF H R ER SO BB IBB HBP BLK WP HR S P ERA WHIP																			
Robin Roberts, R ERA: 2.73 (1, 1)	7.1 W 29 7 3 3 1 1 0 0 0 0 0 1 30 34 3.68 1.091																			
Steve Barber, L ERA: 3.49 (8, 1)	1.1 7 2 0 0 1 1 0 0 0 0 0 0 8 12 0.00 2.250																			
Hoyt Wilhelm, R ERA: 1.71 (9, 1)	0.1 S 1 0 0 0 1 0 0 0 0 0 0 0 3 3 0.00 0.000																			

AB	34
R	3
H	9
RBI	3
BB	2
SO	3
LOB	10



Batter	1	2	3	4	5	6	7	8	9	AB	R	H	RBI	BB	SO	LOB	TOP					
Johnny Temple, R (1,4) OBP: 0.391, SLG: 0.368	4-0 BB		0-0 F9			4-0 1B SF9 BB	0-0 SH5-3		0-0 SH1-4	1	1	0	0	2	0	0						
Russ Snyder, L (1,9) OBP: 0.323, SLG: 0.549	0-3 K			0-0 4-3		0-0 SF9 1B	0-0 L8		0-0 PB 1B	5	1	2	0	0	1	3						
Brooks Robinson, R (1,5) OBP: 0.318, SLG: 0.487	0-0 F9			0-3 K		0-0 1B		0-0 6-3	0-3 K	5	0	1	0	0	2	1						
Jim Gentile, L (1,3) OBP: 0.380, SLG: 0.583		0-0 F9		0-0 1B 1B		0-0 SF9		0-3 K		3	0	1	1	0	1	0						
Jackie Brandt, R (1,8) OBP: 0.301, SLG: 0.425		0-0 3B		0-0 1B		0-0 SF9		0-0 1B 1B		3	1	3	1	0	0	0						
Whitey Herzog, L (1,7) OBP: 0.366, SLG: 0.346		0-0 4-3		0-0 L9		0-0 F6		0-0 1B 1B		4	0	1	0	0	0	4						
Jerry Adair, R (1,6) OBP: 0.224, SLG: 0.228		0-0 6-3			0-0 F8		0-0 6-3	0-0 1B		3	0	0	0	0	0	1	AB 31					
Charlie Lau, L (8, PH) OBP: 0.333, SLG: 0.398								1-3 3B		1	0	1	1	0	0	0	R 3					
Mary Breeding, R (8, FR) OBP: 0.250, SLG: 0.262										0	0	0	0	0	0	0	H 10					
Hobie Landrith, L (1,2) OBP: 0.371, SLG: 0.404			0-0 F4		0-0 4-3		4-0 SH5-3 1B BB	0-3 K		3	0	0	0	1	1	2	RBI 3					
Jack Fisher, R (1,1) OBP: 0.308, SLG: 0.100									4-0 SH1-4 1B BB	1	0	0	0	0	0	0	BB 4					
Dick Hall, R (3,1) OBP: 0.222, SLG: 0.250										1	0	0	0	0	0	0	SO 5					
Earl Robinson, R (7, PH) OBP: 0.348, SLG: 0.400										0	0	0	0	0	0	0	LOB 11					
Wes Stock, R (7,1) OBP: 0.250, SLG: 0.241										0	0	0	0	0	0	0						
Dick Williams, R (9, PH) OBP: 0.371, SLG: 0.404										0	0	0	0	1	0	0						
Inning Stats	R: 0 E: 0 K: 1 S: 4	H: 0 LOB: 0 BB: 1 P: 8	R: 0 E: 0 K: 0 S: 4	H: 1 LOB: 1 BB: 0 P: 4	R: 0 E: 0 K: 0 S: 3	H: 0 LOB: 0 BB: 0 P: 3	R: 0 E: 0 K: 1 S: 7	H: 2 LOB: 2 BB: 0 P: 7	R: 0 E: 0 K: 0 S: 3	H: 0 LOB: 0 BB: 0 P: 3	R: 2 E: 0 K: 0 S: 5	H: 2 LOB: 1 BB: 1 P: 9	R: 0 E: 0 K: 0 S: 4	H: 1 LOB: 2 BB: 1 P: 8	R: 1 E: 0 K: 2 S: 10	H: 3 LOB: 2 BB: 0 P: 10	R: 0 E: 0 K: 1 S: 5	H: 1 LOB: 1 BB: 1 P: 9	1B: 9 2B: 0 3B: 1 HR: 0	SF: 2 SAC: 2 DP: 0 HBP: 0	WP: 0 PB: 1 SB: 0 CS: 0	PA: 39
PITCHER	IP	WLS	BF	H	R	ER	SO	BB	IBB	HBP	BLK	WP	HR	S	P	ERA	WHIP					
Ike Delock, R (1,1) ERA: 4.09	6.1	W	27	6	2	2	2	3	0	0	0	0	0	28	40	2.84	1.421					
Dick Radatz, R (7,1) ERA: 2.2	2.0		10	3	1	1	2	1	0	0	0	0	0	13	17	4.50	2.000					
Arnold Earley, L (9,1) ERA: 4.74	0.2	S	2	1	0	0	1	0	0	0	0	0	0	4	4	0.00	1.500					

Baltimore Orioles @ Boston Red Sox
Fenway Park, Boston, MA
Tue Jun 12 1962, 7:05 PM EDT
Att: 6,080 - Unknown



Batter	1	2	3	4	5	6	7	8	9	AB	R	H	RBI	BB	SO	LOB	BOTTOM				
Billy Gardner, R (1,4) OBP: 0.167, SLG: 0.167	0-3 K	0-3 K		0-3 K		0-0 3-1 1B		0-0 F9		5	0	1	0	0	3	2					
Gary Geiger, L (1,8) OBP: 0.325, SLG: 0.335	0-0 S 1B	0-0 4-3		4-0 CS BB		0-0 3-1 1B		0-0 F8		4	1	2	0	1	0	2					
Carl Yastrzemski, L (1,7) OBP: 0.360, SLG: 0.505	0-3 K		0-0 HR	0-0 2B		0-0 3-1		0-0 F7		5	1	2	0	0	1	3					
Frank Maltzone, R (1,5) OBP: 0.324, SLG: 0.449	0-0 BB		0-0 HR	0-3 K		0-0 F4				4	1	2	3	0	1	3					
Pete Runnels, L (1,3) OBP: 0.430, SLG: 0.448	4-0 BB		0-0 WP 2B 1B		0-0 2B		0-0 6-3 1B			3	1	3	0	1	0	0					
Bob Tillman, R (1,2) OBP: 0.346, SLG: 0.645	0-3 K		0-3 K		0-3 K		0-0 6-3			4	0	0	0	0	3	5					
Carroll Hardy, R (1,9) OBP: 0.336, SLG: 0.378		0-0 SH3-4 HBP 1B	0-0 2B		0-0 F9		0-3 K			4	0	2	1	0	1	2	AB 34				
Eddie Bressoud, R (1,6) OBP: 0.303, SLG: 0.409		1-0 SH3-4 HBP	0-0 5-3		0-0 F3		4-0 IBB			2	0	0	0	1	0	2	R 4				
Ike Delock, R (1,1) ERA: 6.75		0-0 SH3-4	0-3 K		0-0 5-3		0-3 K			2	0	0	0	0	1	1	H 12				
Dick Radatz, R (7,1) OBP: 0.200, SLG: 0.200		1-2 2-3								1	0	0	0	0	1	2	RBI 4				
Arnold Earley, L (9,1) ERA: 3.52										0	0	0	0	0	0	0	BB 3				
Inning Stats	R: 1 E: 0 K: 3 S: 11	H: 2 LOB: 2 BB: 1 P: 15	R: 0 E: 0 K: 1 S: 6	H: 1 LOB: 2 BB: 0 P: 7	R: 3 E: 0 K: 2 S: 11	H: 4 LOB: 1 BB: 0 P: 11	R: 0 E: 0 K: 2 S: 7	H: 1 LOB: 1 BB: 1 P: 11	R: 0 E: 0 K: 1 S: 6	H: 1 LOB: 1 BB: 0 P: 6	R: 0 E: 0 K: 0 S: 5	H: 2 LOB: 2 BB: 0 P: 5	R: 0 E: 0 K: 2 S: 8	H: 1 LOB: 2 BB: 1 P: 12	R: 0 E: 0 K: 0 S: 3	H: 0 LOB: 0 BB: 0 P: 3	1B: 8 2B: 3 3B: 0 HR: 1	SF: 0 SAC: 1 DP: 0 HBP: 1	WP: 1 PB: 0 SB: 1 CS: 1	PA: 39	
PITCHER	IP	WLS	BF	H	R	ER	SO	BB	IBB	HBP	BLK	WP	HR	S	P	ERA	WHIP				
Jack Fisher, R (1,1) ERA: 6.75	2.1	L	16	7	4	4	5	1	0	1	0	0	0	24	29	15.43	3.429				
Dick Hall, R (3,1) ERA: 3.02	3.2		15	4	0	0	4	1	0	0	0	0	0	22	26	0.00	1.364				
Wes Stock, R (7,1) ERA: 3.52	2.0		8	1	0	0	2	0	1	0	0	0	0	11	15	0.00	0.500				

Baltimore Orioles @ Boston Red Sox
Fenway Park, Boston, MA
Tue Jun 12 1962, 7:05 PM EDT
Att: 6,080 - Unknown



Batter	1	2	3	4	5	6	7	8	9	AB	R	H	RBI	BB	SO	LOB	TOP			
Johnny Temple, R OBP: 0.393, SLG: 0.364 (1, 4)	4-0 BB G4-6-3		1-0 HBP			0-0 6-3		0-0 G3		2	0	0	0	1	0	0				
Russ Snyder, L OBP: 0.313, SLG: 0.532 (1, 9)	0-0 G4-6-3 1-2f		0-0 F7			0-0 6-3		0-0 F8		4	0	0	0	0	0	2				
Brooks Robinson, R OBP: 0.313, SLG: 0.478 (1, 5)	0-0 1-4-3			0-0 5-3		0-0 F8		0-0 F4		4	0	0	0	0	0	0				
Jim Gentile, L OBP: 0.373, SLG: 0.571 (1, 3)		0-0 E4 G6-4-3		0-0 4-3		0-0 4-3		0-0 F7		4	0	0	0	0	0	0				
Jackie Brandt, R OBP: 0.302, SLG: 0.429 (1, 8)		0-0 G6-4-3 1-2f		0-0 2B		0-3 K				3	0	1	0	0	1	1				
Whitey Herzog, L OBP: 0.375, SLG: 0.350 (1, 7)		4-0 BB		0-0 4-3		0-0 FC5-4 1B				2	0	1	0	1	0	1				
Jerry Adair, R OBP: 0.219, SLG: 0.223 (1, 6)		0-0 F5		0-0 6-3		0-0 FC5-4 1-2f				3	0	0	0	0	0	2				
Hobie Landrith, L OBP: 0.356, SLG: 0.383 (1, 2)			0-0 6-3		0-0 1-3			0-0 4-3		3	0	0	0	0	0	0				
Chuck Estrada, R OBP: 0.125, SLG: 0.087 (1, 1)			0-0 1-3		0-3 K			0-0 4-3		2	0	0	0	0	1	0				
Billy Hoelt, L OBP: 0.538, SLG: 0.375 (5, 1)										0	0	0	0	0	0	0				
Earl Robinson, R OBP: 0.343, SLG: 0.393 (6, PH)										1	0	0	0	0	0	0				
Wes Stock, R (8, 1)										0	0	0	0	0	0	0				
Inning Stats	R: 0 E: 0 K: 0 S: 2	H: 0 LOB: 0 BB: 1 P: 6	R: 0 E: 1 K: 0 S: 3	H: 0 LOB: 1 BB: 1 P: 7	R: 0 E: 0 K: 0 S: 3	H: 0 LOB: 1 BB: 0 P: 4	R: 0 E: 0 K: 0 S: 4	H: 1 LOB: 1 BB: 0 P: 4	R: 0 E: 0 K: 1 S: 5	H: 0 LOB: 0 BB: 0 P: 5	R: 0 E: 0 K: 0 S: 3	H: 1 LOB: 1 BB: 0 P: 6	R: 0 E: 0 K: 0 S: 3	H: 0 LOB: 0 BB: 0 P: 3	R: 0 E: 0 K: 0 S: 3	H: 0 LOB: 0 BB: 0 P: 3	1B: 1 2B: 1 3B: 0 HR: 0	SF: 0 SAC: 0 DP: 2 HBP: 1	WP: 0 PB: 0 SB: 0 CS: 0	PA: 31
PITCHER Don Schwall, R ERA: 4.86 (1, 1)	IP: 9.0 WLS: W BF: 31 H: 2 R: 0 ER: 0 SO: 2 BB: 2 IBB: 0 HBP: 1 BLK: 0 WP: 0 HR: 0 S: 32 P: 41 ERA: 0.00 WHIP: 0.444															PITCHER Don Schwall, R ERA: 4.86 (1, 1)	IP: 9.0 WLS: W BF: 31 H: 2 R: 0 ER: 0 SO: 2 BB: 2 IBB: 0 HBP: 1 BLK: 0 WP: 0 HR: 0 S: 32 P: 41 ERA: 0.00 WHIP: 0.444			

Baltimore Orioles @ Boston Red Sox
Fenway Park, Boston, MA
Wed Jun 13 1962, 7:05 PM EDT
Att: 4,692 - Unknown

AB	28
R	0
H	2
RBI	0
BB	2
SO	2
LOB	6



Batter	1	2	3	4	5	6	7	8	9	AB	R	H	RBI	BB	SO	LOB	BOTTOM			
Billy Gardner, R OBP: 0.364, SLG: 0.400 (1, 4)	0-0 L6		0-0 4-3 SF9 2B		0-0 4-3 1B	4-0 BB		0-0 F6		4	2	2	0	1	0	1				
Gary Geiger, L OBP: 0.319, SLG: 0.328 (1, 8)	0-0 F7		0-0 4-3		0-0 4-3 1-2	0-3 K				4	0	0	0	0	1	3				
Carl Yastrzemski, L OBP: 0.363, SLG: 0.599 (1, 7)	0-0 F7		0-0 SF9		4-0 1B IBB			0-0 6-3 2B		2	0	1	1	1	0	0				
Frank Malzone, R OBP: 0.326, SLG: 0.450 (1, 5)		0-0 WP SF7 BB 1B	0-0 6-3		0-0 FC5 BB 1-3 2H 1B	0-0 5-3				4	1	2	1	0	0	1				
Pete Runnels, L OBP: 0.435, SLG: 0.453 (1, 3)		4-0 WP BB 1-2		0-0 1B 2B	4-0 1-2 BB	0-0 6-3		0-0 2-3		2	1	1	0	2	0	1				
Bob Tillman, R OBP: 0.343, SLG: 0.632 (1, 2)		0-0 SF7 1-2 2H		4-0 1B K BB	0-3 K	0-3 K				2	0	0	1	1	2	4				
Carroll Hardy, R OBP: 0.336, SLG: 0.372 (1, 9)		4-0 BB		0-3 K	0-0 FC5 2-3f			0-0 5-3		3	0	0	0	1	1	5				
Eddie Bressoud, R OBP: 0.303, SLG: 0.406 (1, 6)		0-3 K		0-0 1-3 2H 1B	0-0 F8			0-0 5-3		4	0	1	1	0	1	2				
Don Schwall, R OBP: 0.200, SLG: 0.167 (1, 1)		0-3 K		0-3 K 3H	0-0 F9			0-0 1B		4	0	1	0	0	2	4				
Inning Stats	R: 0 E: 0 K: 0 S: 3	H: 0 LOB: 0 BB: 0 P: 3	R: 1 E: 0 K: 2 S: 8	H: 1 LOB: 2 BB: 2 P: 16	R: 1 E: 0 K: 0 S: 4	H: 1 LOB: 0 BB: 0 P: 4	R: 1 E: 0 K: 2 S: 8	H: 2 LOB: 1 BB: 1 P: 12	R: 1 E: 0 K: 1 S: 7	H: 2 LOB: 3 BB: 2 P: 15	R: 0 E: 0 K: 1 S: 5	H: 0 LOB: 1 BB: 1 P: 9	R: 0 E: 0 K: 1 S: 6	H: 1 LOB: 1 BB: 0 P: 6	R: 0 E: 0 K: 0 S: 4	H: 1 LOB: 1 BB: 0 P: 4	1B: 5 2B: 3 3B: 0 HR: 0	SF: 2 SAC: 0 DP: 0 HBP: 0	WP: 1 PB: 0 SB: 0 CS: 0	PA: 37
PITCHER Chuck Estrada, R ERA: 4.1 (1, 1)	IP: 4.1 WLS: L BF: 22 H: 6 R: 4 ER: 4 SO: 4 BB: 3 IBB: 1 HBP: 0 BLK: 0 WP: 1 HR: 0 S: 26 P: 42 ERA: 8.31 WHIP: 2.077															PITCHER Chuck Estrada, R ERA: 4.1 (1, 1)	IP: 4.1 WLS: L BF: 22 H: 6 R: 4 ER: 4 SO: 4 BB: 3 IBB: 1 HBP: 0 BLK: 0 WP: 1 HR: 0 S: 26 P: 42 ERA: 8.31 WHIP: 2.077			
Billy Hoelt, L ERA: 6.0 (5, 1)	2.2 L 11 1 0 0 3															Billy Hoelt, L ERA: 6.0 (5, 1)	2.2 L 11 1 0 0 3			
Wes Stock, R ERA: 3.41 (8, 1)	1.0 4 1 0 0 0															Wes Stock, R ERA: 3.41 (8, 1)	1.0 4 1 0 0 0			

Baltimore Orioles @ Boston Red Sox
Fenway Park, Boston, MA
Wed Jun 13 1962, 7:05 PM EDT
Att: 4,692 - Unknown

AB	29
R	4
H	8
RBI	4
BB	6
SO	7
LOB	21



Batter	1	2	3	4	5	6	7	8	9	AB	R	H	RBI	BB	SO	LOB	TOP			
Mary Breeding, R OBP: 0.273, SLG: 0.289	F7	6-3			5-3		P5		G6-4-3	5	0	1	0	0	0	0	Baltimore Orioles @ Washington Senators D.C. Stadium, Washington, DC Sun Jun 17 1962, 3:33 AM EDT Att: 9,186 - Unknown			
Russ Snyder, L OBP: 0.338, SLG: 0.528	E 1B	G3			E 1B		G3		F7	5	1	2	0	0	0	2				
Brooks Robinson, R OBP: 0.317, SLG: 0.486	5-3				E6 G3-6-4			BB 1B	G6-4-3	5	1	1	0	0	0	4				
Jim Gentile, L OBP: 0.371, SLG: 0.566	BB 1B BB				G3-6-1			K		3	1	1	0	1	1	3				
Jackie Brandt, R OBP: 0.313, SLG: 0.441	BB 1B				K			1B BB		3	1	1	1	1	1	1				
Dick Williams, R OBP: 0.271, SLG: 0.254	1-2 2-H				F7			1-2 BB		3	0	0	0	1	1	3				
Dave Nicholson, R OBP: 0.306, SLG: 0.310	1B				5-3			K		0	0	0	0	0	0	0				
Jerry Adair, R OBP: 0.259, SLG: 0.279	1-2 2-3				F9			BB		4	0	3	3	0	0	0				
Hobie Landrith, L OBP: 0.321, SLG: 0.391	1-3 2-H 3-H				6-3			1-2 2-H		3	0	0	0	0	0	3				
Hoyt Wilhelm, R	F7				F9			K		1	0	0	0	0	1	2				
Hal Brown, R OBP: 0.353, SLG: 0.353					G3			1B		2	0	0	0	0	1	0				
Jack Fisher, R OBP: 0.308, SLG: 0.100		K						1B		0	0	0	0	0	0	0				
Charlie Lau, L OBP: 0.323, SLG: 0.382							4-3	1B		2	0	1	0	0	0	0				
								1B		0	0	0	0	0	0	0				
Inning Stats	R: 3 E: 1 K: 0 S: 6	H: 3 LOB: 2 BB: 2 P: 14	R: 0 E: 0 K: 1 S: 5	H: 0 LOB: 0 BB: 0 P: 5	R: 0 E: 0 K: 1 S: 6	H: 1 LOB: 1 BB: 0 P: 6	R: 0 E: 0 K: 0 S: 3	H: 0 LOB: 0 BB: 0 P: 3	R: 0 E: 1 K: 0 S: 4	H: 1 LOB: 1 BB: 0 P: 4	R: 0 E: 0 K: 0 S: 3	H: 0 LOB: 0 BB: 0 P: 3	R: 0 E: 0 K: 3 S: 11	H: 2 LOB: 2 BB: 1 P: 15	R: 0 E: 0 K: 0 S: 4	H: 2 LOB: 1 BB: 0 P: 4	1B: 10 2B: 0 3B: 0 HR: 0	SF: 0 SAC: 0 DP: 2 HBP: 0	WP: 0 PB: 0 SB: 0 CS: 0	PA: 39
PITCHER	IP WLS BF H R ER SO BB IBB HBP BLK WP HR S P ERA WHIP	8.0 L 37 10 4 1 5 3 0 0 0 0 0 0 44 56 1.12 1.625	1.0 2 0 0 0 0 0 0 0 0 0 0 0 0 2 2 0.00 0.000																	

Batter	1	2	3	4	5	6	7	8	9	AB	R	H	RBI	BB	SO	LOB	BOTTOM					
Danny O'Connell, R OBP: 0.329, SLG: 0.389	4-3				SF8		K			3	0	0	1	0	2	0	Baltimore Orioles @ Washington Senators D.C. Stadium, Washington, DC Sun Jun 17 1962, 3:33 AM EDT Att: 9,186 - Unknown					
Jim Piersall, R OBP: 0.277, SLG: 0.353					6-3				K	4	0	2	0	0	1	0						
Chuck Hinton, R OBP: 0.333, SLG: 0.487	F8				HR		BB		4-3	3	1	1	1	1	0	1						
Harry Bright, R OBP: 0.386, SLG: 0.538	1-6-3				1B BB		K		5-3	3	0	0	0	1	1	3						
Joe Hicks, L OBP: 0.341, SLG: 0.474					F9				4-3	4	1	1	1	0	0	1						
Ken Retzer, L OBP: 0.362, SLG: 0.512					HR				P4	4	1	1	1	0	0	1						
Ken Retzer, L OBP: 0.362, SLG: 0.512					F9				4-3	4	0	1	0	0	1	0						
Johnny Schaive, R OBP: 0.270, SLG: 0.369					G5-4-3				4-3	3	0	0	0	0	0	2						
Dale Long, L OBP: 0.326, SLG: 0.373					1B				P5	1	0	1	0	0	0	0						
Chuck Cottler, R OBP: 0.296, SLG: 0.328					G5-4-3				P5	0	0	0	0	0	0	0						
Ken Hamlin, R OBP: 0.283, SLG: 0.300					1-2				WP HBP 1B	3	1	1	0	0	1	0						
Jim King, L OBP: 0.358, SLG: 0.328					P5				WP HBP	0	0	0	0	0	0	0						
Bennie Daniels, L OBP: 0.136, SLG: 0.136					F8				6-3	2	0	0	0	0	1	0						
Don Rudolph, L OBP: 0.217, SLG: 0.348										0	0	0	0	0	0	0						
Bob Johnson, R OBP: 0.333, SLG: 0.423										1	0	0	0	0	0	2						
Inning Stats	R: 0 E: 0 K: 0 S: 4	H: 1 LOB: 1 BB: 0 P: 4	R: 1 E: 0 K: 0 S: 4	H: 1 LOB: 0 BB: 0 P: 4	R: 0 E: 0 K: 1 S: 5	H: 0 LOB: 0 BB: 0 P: 5	R: 1 E: 0 K: 0 S: 4	H: 2 LOB: 1 BB: 1 P: 8	R: 1 E: 0 K: 1 S: 7	H: 2 LOB: 2 BB: 1 P: 11	R: 0 E: 0 K: 1 S: 5	H: 0 LOB: 0 BB: 0 P: 5	R: 0 E: 0 K: 3 S: 9	H: 0 LOB: 0 BB: 0 P: 9	R: 0 E: 0 K: 1 S: 5	H: 0 LOB: 0 BB: 0 P: 5	R: 0 E: 0 K: 0 S: 4	H: 1 LOB: 3 BB: 0 P: 5	1B: 3 2B: 1 3B: 1 HR: 2	SF: 1 SAC: 1 DP: 1 HBP: 1	WP: 1 PB: 0 SB: 1 CS: 0	PA: 36
PITCHER	IP WLS BF H R ER SO BB IBB HBP BLK WP HR S P ERA WHIP	4.2 5 11 6 3 0 2 1 0 0 0 0 0 8 12 0.00 0.750	3.0 W 11 1 0 0 4 0 0 1 0 1 0 18 19 0.00 0.333																			



Batter	1	2	3	4	5	6	7	8	9	AB	R	H	RBI	BB	SO	LOB	TOP					
Tom Tresh, S (1, 6) OBP: 0.333, SLG: 0.363	0-3 K		4-0 2B BB		0-0 F8		0-0 1-3		0-0 4-3	4	0	0	0	1	1	2	New York Yankees @ Baltimore Orioles Memorial Stadium, Baltimore, MD Tue Jun 19 1962, 7:05 PM EDT Att: 38,703 - Unknown livebaseballscorecards.com					
Bobby Richardson, R (1, 4) OBP: 0.336, SLG: 0.355	0-0 L8		0-0 1-3 2B		0-0 1B 3B		0-0 L6		0-0 6-3	5	1	2	0	0	0	2						
Roger Maris, L (1, 8) OBP: 0.354, SLG: 0.468	4-0 BB		0-3 K		0-0 1B 1B		0-3 K			3	0	1	1	1	2	2						
Johnny Blanchard, L (1, 9) OBP: 0.323, SLG: 0.486	0-3 K		0-0 F9		0-0 1-3 1B				0-3 K	4	0	1	0	0	2	3						
Yogi Berra, L (1, 2)		0-0 F8		0-0 F4		0-0 G3			0-0 1B	4	0	1	0	0	0	2						
Hector Lopez, R (1, 7) OBP: 0.326, SLG: 0.312		0-0 F3		0-0 FC4-6 1B		0-3 K			0-0 F8	4	0	1	0	0	1	1						
Joe Pepitone, L (1, 3) OBP: 0.267, SLG: 0.475				0-0 FC4-6 1B					0-0 F9	4	0	1	0	0	0	2						
Clete Boyer, R (1, 5) OBP: 0.359, SLG: 0.418		0-3 K		0-0 F8					4-0 4-3 4-3 BB	2	0	0	0	1	1	2						
Euston Howard, R (9, FH) OBP: 0.313, SLG: 0.444										0	0	0	0	1	0	0						
Jack Reed, R (9, FR) OBP: 0.500, SLG: 0.250										0	0	0	0	0	0	0						
Ralph Terry, R (1, 1) OBP: 0.153, SLG: 0.114			0-0 F7			0-3 K			0-0 4-3	3	0	0	0	0	1	1						
Marshall Bridges, S (8, 1)					0-0 2-3				1-2	0	0	0	0	0	0	0						
Mickey Mantle, S (9, FH) OBP: 0.519, SLG: 0.630										1	0	0	0	0	0	1						
Inning Stats	R: 0 E: 0 K: 2 S: 7	H: 0 LOB: 1 BB: 1 P: 11	R: 0 E: 0 K: 1 S: 6	H: 1 LOB: 1 BB: 0 P: 6	R: 0 E: 0 K: 1 S: 6	H: 1 LOB: 2 BB: 1 P: 10	R: 0 E: 0 K: 0 S: 4	H: 1 LOB: 0 BB: 0 P: 4	R: 1 E: 0 K: 0 S: 6	H: 3 LOB: 2 BB: 0 P: 6	R: 0 E: 0 K: 2 S: 7	H: 0 LOB: 1 BB: 1 P: 11	R: 0 E: 0 K: 1 S: 5	H: 0 LOB: 0 BB: 0 P: 5	R: 0 E: 0 K: 1 S: 6	H: 1 LOB: 1 BB: 0 P: 6	R: 0 E: 0 K: 0 S: 3	H: 0 LOB: 2 BB: 1 P: 7	1B: 5 2B: 1 3B: 1 HR: 0	SF: 0 SAC: 0 DP: 0 HBP: 0	WP: 0 PB: 0 SB: 0 CS: 0	PA: 38
PITCHER	IP WLS BF H R ER SO BB IBB HBP BLK WP HR S P ERA WHIP																					
Chuck Estrada, R (1, 1) ERA: 3.84	8.0 W 34 7 1 1 8 3 0 0 0 0 0 0 47 59 1.12 1.250																					
Jack Fisher, R (9, 1) ERA: 6.35	1.0 S 4 0 0 0 0 1 0 0 0 0 0 0 3 7 0.00 1.000																					

Batter	1	2	3	4	5	6	7	8	9	AB	R	H	RBI	BB	SO	LOB	BOTTOM			
Mary Breeding, R (1, 4) OBP: 0.275, SLG: 0.291	0-0 6-3 1B		0-3 K		0-3 K				0-0 SH2-4	3	0	1	0	0	2	2	New York Yankees @ Baltimore Orioles Memorial Stadium, Baltimore, MD Tue Jun 19 1962, 7:05 PM EDT Att: 38,703 - Unknown livebaseballscorecards.com			
Russ Snyder, L (1, 9) OBP: 0.329, SLG: 0.514	0-0 6-3 1-2			0-0 F8		0-0 B3		0-0 F6	4	0	0	0	0	0	2					
Brooks Robinson, R (1, 5) OBP: 0.320, SLG: 0.498	0-0 F5			0-0 F9		0-0 HR		0-0 2-H 1B	4	1	2	2	0	0	1					
Jim Gentile, L (1, 3) OBP: 0.365, SLG: 0.556	0-0 3-1			0-3 K		0-3 K		0-3 K	4	0	0	0	0	3	2					
Jackie Brandt, R (1, 8) OBP: 0.309, SLG: 0.435		0-0 5-3			0-0 6-3		0-3 K			3	0	0	0	0	1	0				
Boog Powell, L (1, 7) OBP: 0.321, SLG: 0.392		0-3 K				0-0 1B 2B			0-3 K	3	1	1	0	0	2	0				
Dave Nicholson, R (8, 7) OBP: 0.306, SLG: 0.310										0	0	0	0	0	0	0				
Jerry Adair, R (1, 6) OBP: 0.267, SLG: 0.277		0-3 K			4-0 1B BB			4-0 CS BB	1	0	0	0	2	1	0					
Hobie Landrith, L (1, 2) OBP: 0.322, SLG: 0.389			0-0 F7		0-0 SH1-4 1-3 2-H 1B			0-0 3-1	3	0	1	1	0	0	1					
Chuck Estrada, R (1, 1) OBP: 0.154, SLG: 0.120			0-3 K		0-0 SH1-4 1-2			0-0 SH2-4 1B 1B	2	1	1	0	0	1	0					
Jack Fisher, R (9, 1) OBP: 0.308, SLG: 0.100										0	0	0	0	0	0	0				
Inning Stats	R: 0 E: 0 K: 0 S: 4	H: 1 LOB: 0 BB: 0 P: 4	R: 0 E: 0 K: 2 S: 7	H: 0 LOB: 0 BB: 0 P: 7	R: 0 E: 0 K: 1 S: 5	H: 0 LOB: 0 BB: 0 P: 5	R: 1 E: 0 K: 1 S: 7	H: 2 LOB: 1 BB: 1 P: 11	R: 1 E: 0 K: 2 S: 8	H: 1 LOB: 0 BB: 0 P: 8	R: 0 E: 0 K: 1 S: 4	H: 0 LOB: 0 BB: 1 P: 8	R: 1 E: 0 K: 1 S: 7	H: 2 LOB: 1 BB: 0 P: 7	R: 0 E: 0 K: 1 S: 4	H: 0 LOB: 0 BB: 1 P: 8	1B: 4 2B: 1 3B: 0 HR: 1	SF: 0 SAC: 2 DP: 0 HBP: 0	WP: 0 PB: 0 SB: 0 CS: 1	PA: 31
PITCHER	IP WLS BF H R ER SO BB IBB HBP BLK WP HR S P ERA WHIP																			
Ralph Terry, R (1, 1) ERA: 3.2	7.2 L 30 6 3 3 9 2 0 0 0 0 0 0 3 3 0.00 1.043																			
Marshall Bridges, L (8, 1) ERA: 1.42	0.1 1 0 0 0 1 0 0 0 0 0 0 0 3 3 0.00 0.000																			

Batter	1	2	3	4	5	6	7	8	9	AB	R	H	RBI	BB	SO	LOB	TOP		
Tom Tresh, S OBP: 0.335, SLG: 0.361 (1, 6)										4	0	1	0	1	1	2			
Roger Maris, L OBP: 0.348, SLG: 0.459 (1, 8)										4	0	0	0	0	1	3			
Bobby Richardson, R OBP: 0.333, SLG: 0.353 (1, 4)										4	1	1	0	0	0	3			
Elston Howard, R OBP: 0.308, SLG: 0.435 (1, 2)										4	0	0	0	0	1	2			
Hector Lopez, R OBP: 0.333, SLG: 0.333 (1, 7)										4	1	2	1	0	1	0			
Bill Skowron, R OBP: 0.321, SLG: 0.446 (1, 3)										4	1	2	1	0	1	2			
Clete Boyer, R OBP: 0.357, SLG: 0.420 (1, 5)										4	0	1	1	0	1	1			
Jack Reed, R OBP: 0.500, SLG: 0.500 (1, 9)										4	0	2	0	0	0	0			
Whitey Ford, L OBP: 0.067, SLG: 0.071 Marshall Bridges, S (9, 1)										3	0	0	0	0	1	2			
Inning Stats	R: 0 E: 0 K: 0 S: 4	H: 1 LOB: 1 BB: 0 P: 4	R: 1 E: 0 K: 0 S: 6	H: 3 LOB: 2 BB: 0 P: 6	R: 1 E: 0 K: 2 S: 9	H: 2 LOB: 1 BB: 0 P: 9	R: 0 E: 0 K: 0 S: 3	H: 0 LOB: 0 BB: 0 P: 3	R: 0 E: 0 K: 1 S: 6	H: 1 LOB: 2 BB: 1 P: 6	R: 0 E: 0 K: 0 S: 4	H: 1 LOB: 2 BB: 1 P: 8	R: 0 E: 0 K: 2 S: 8	H: 1 LOB: 1 BB: 0 P: 8	R: 0 E: 0 K: 2 S: 7	H: 0 LOB: 0 BB: 0 P: 7	1B: 4 2B: 4 3B: 0 HR: 1	SF: 0 SAC: 1 DP: 0 HBP: 0	WP: 0 PA: 37 PB: 0 SB: 0 CS: 0
PITCHER	IP WLS BF H R ER SO BB IBB HBP BLK WP HR S P ERA WHIP																		
Steve Barber, L ERA: 3.73 (1, 1)	6.0 L 25 7 3 3 3 0 0 0 0 0 1 31 31 4.50 1.167																		
Dick Hall, R ERA: 2.52 (7, 1)	2.0 9 2 0 0 2 1 0 0 0 0 0 12 16 0.00 1.500																		
Wes Stock, R ERA: 3.12 (9, 1)	1.0 3 0 0 0 2 0 0 0 0 0 0 7 7 0.00 0.000																		

New York Yankees @ Baltimore Orioles
Memorial Stadium, Baltimore, MD
Thu Jun 21 1962, 3:33 AM EDT
Att: 18,049 - Unknown - 70 F

AB 35
R 3
H 9
RBI 3
BB 1
SO 7
LOB 15




Batter	1	2	3	4	5	6	7	8	9	AB	R	H	RBI	BB	SO	LOB	BOTTOM				
Mary Breeding, R OBP: 0.274, SLG: 0.289 (1, 4)										4	0	1	0	0	0	1					
Russ Snyder, L OBP: 0.321, SLG: 0.500 (1, 9)										4	0	0	0	0	0	2					
Brooks Robinson, R OBP: 0.319, SLG: 0.492 (1, 5)										3	0	0	0	1	1	1					
Jim Gentile, L OBP: 0.363, SLG: 0.548 (1, 3)										3	0	0	0	1	2	1					
Jackie Brandt, R OBP: 0.312, SLG: 0.438 (1, 8)										3	0	1	0	1	0	2					
Dick Williams, R OBP: 0.260, SLG: 0.242 (1, 7)										3	0	0	0	0	0	2					
Jerry Adair, R OBP: 0.262, SLG: 0.272 (1, 6)										3	0	0	0	0	1	1					
Hobie Landrith, L OBP: 0.315, SLG: 0.378 Johnny Temple, R OBP: 0.352, SLG: 0.362 Charlie Lau, L OBP: 0.323, SLG: 0.382 (1, 2)										2	0	0	0	0	0	0					
Steve Barber, L OBP: 0.185, SLG: 0.083 Earl Robinson, R OBP: 0.352, SLG: 0.403 Dick Hall, R OBP: 0.222, SLG: 0.250 Ron Hansen, R OBP: 0.297, SLG: 0.253 Wes Stock, R (9, 1)										1	0	0	0	0	1	0					
Inning Stats	R: 0 E: 0 K: 0 S: 3	H: 0 LOB: 0 BB: 0 P: 3	R: 0 E: 0 K: 1 S: 5	H: 0 LOB: 0 BB: 0 P: 5	R: 0 E: 0 K: 2 S: 7	H: 0 LOB: 0 BB: 0 P: 7	R: 0 E: 0 K: 2 S: 8	H: 1 LOB: 1 BB: 0 P: 8	R: 0 E: 0 K: 0 S: 2	H: 0 LOB: 0 BB: 1 P: 6	R: 0 E: 0 K: 0 S: 4	H: 1 LOB: 1 BB: 0 P: 4	R: 0 E: 0 K: 0 S: 4	H: 1 LOB: 1 BB: 0 P: 4	R: 0 E: 0 K: 1 S: 5	H: 0 LOB: 2 BB: 0 P: 5	R: 0 E: 0 K: 0 S: 3	H: 0 LOB: 2 BB: 2 P: 11	1B: 2 2B: 1 3B: 0 HR: 0	SF: 0 SAC: 0 DP: 1 HBP: 0	WP: 0 PA: 32 PB: 0 SB: 0 CS: 0
PITCHER	IP WLS BF H R ER SO BB IBB HBP BLK WP HR S P ERA WHIP																				
Whitey Ford, L ERA: 2.91 Marshall Bridges, L ERA: 1.4 (1, 1)	8.2 W 31 3 0 0 0 0 3 0 0 0 0 0 0 1 1 0.00 0.692																				
Marshall Bridges, L ERA: 1.4 (9, 1)	0.1 S 1 0 0 0 0 0 0 0 0 0 0 0 0 1 1 0.00 0.000																				

New York Yankees @ Baltimore Orioles
Memorial Stadium, Baltimore, MD
Thu Jun 21 1962, 3:33 AM EDT
Att: 18,049 - Unknown - 70 F

AB 29
R 0
H 3
RBI 0
BB 3
SO 6
LOB 10



Batter	1	2	3	4	5	6	7	8	9	AB	R	H	RBI	BB	SO	LOB	TOP		
Billy Gardner, R (1, 4) OBP: 0.300, SLG: 0.268 Pumpsie Green, S (7, 4) OBP: 0.277, SLG: 0.205	0-3 K		0-3 K					0-0 5-3	0-0 4-3	3	0	1	0	0	2	0			
Gary Geiger, L (1, 8) OBP: 0.324, SLG: 0.356	0-0 HBP 2B 1B		0-0 F9				0-0 1-H 2B	0-0 F9		4	1	2	0	0	0	0			
Carl Yastrzemski, L (1, 7) OBP: 0.375, SLG: 0.510	1-0 2B HBP		4-0 E BB				0-0 F7	0-0 WP S 1B		2	1	1	0	1	0	0			
Frank Malzone, R (1, 5) OBP: 0.319, SLG: 0.446	0-0 F8		0-0 F7				0-0 5-3	0-0 1-3		4	0	0	0	0	0	4			
Pete Runnels, L (1, 3) OBP: 0.443, SLG: 0.455	0-0 1-H 2-H 2B		0-0 F7				0-0 K		0-0 F8	4	0	1	2	0	1	0			
Jim Paglaroni, R (1, 2) OBP: 0.359, SLG: 0.422	0-3 K		0-3 K				0-3 K		0-0 5-3	4	0	0	0	0	3	1			
Carroll Hardy, R (1, 9) OBP: 0.323, SLG: 0.360		0-3 K		0-0 F5			0-0 F5		0-0 E 1B	4	1	1	0	0	1	0			
Eddie Bressoud, R (1, 6) OBP: 0.304, SLG: 0.398		0-0 B1-6-4 1B					0-0 5-3		0-0 E6 1B	4	0	2	0	0	0	1			
Don Schwall, R (1, 1) OBP: 0.194, SLG: 0.167 Dick Radatz, R (9, 1) OBP: 0.167, SLG: 0.167		0-0 B1-6-4					0-0 5-3		0-0 L8	4	0	1	1	0	0	2			
Inning Stats	R: 2 E: 0 K: 2 S: 9	H: 2 LOB: 1 BB: 0 P: 10	R: 0 E: 0 K: 1 S: 5	H: 1 LOB: 0 BB: 0 P: 5	R: 0 E: 0 K: 1 S: 5	H: 0 LOB: 1 BB: 1 P: 9	R: 0 E: 0 K: 1 S: 5	H: 0 LOB: 0 BB: 0 P: 5	R: 0 E: 0 K: 0 S: 4	H: 2 LOB: 2 BB: 0 P: 4	R: 0 E: 0 K: 1 S: 6	H: 1 LOB: 1 BB: 0 P: 6	R: 0 E: 0 K: 0 S: 4	H: 1 LOB: 1 BB: 0 P: 4	R: 1 E: 1 K: 0 S: 6	H: 2 LOB: 2 BB: 0 P: 6	1B: 7 2B: 2 3B: 0 HR: 0	SF: 0 SAC: 0 DP: 1 HBP: 1	WP: 1 PA: 37 PB: 0 SB: 1 CS: 0
PITCHER Robin Roberts, R (1, 1) ERA: 2.8	IP: 9.0 WLS: W BF: 37 H: 9 R: 3 ER: 2 SO: 7 BB: 1 IBB: 0 HBP: 1 BLK: 0 WP: 1 HR: 0 S: 49 P: 54 ERA: 2.00 WHIP: 1.111															PITCHER			

Boston Red Sox @ Baltimore Orioles
Memorial Stadium, Baltimore, MD
Fri Jun 22 1962, 7:05 PM EDT
Att: 14,452 - Unknown

AB 35
R 3
H 9
RBI 3
BB 1
SO 7
LOB 10



Batter	1	2	3	4	5	6	7	8	9	AB	R	H	RBI	BB	SO	LOB	BOTTOM				
Mary Breeding, R (1, 4) OBP: 0.263, SLG: 0.277	0-0 4-3		0-0 5-3				0-0 F7		0-0 L5	4	0	0	0	0	0	2					
Russ Snyder, L (1, 9) OBP: 0.317, SLG: 0.500 (2, 8)	0-0 SF8 3B		0-0 6-3				0-0 F9		0-0 F8	4	1	1	0	0	0	0					
Brooks Robinson, R (1, 5) OBP: 0.320, SLG: 0.502	0-0 SF8		0-0 F8				0-0 5-3		0-0 F8	3	0	0	1	0	0	0					
Jim Gentile, L (1, 3) OBP: 0.367, SLG: 0.549	0-0 1B			0-3 K			0-0 1B		0-0 2B	4	0	3	0	0	1	0					
Jackie Brandt, R (1, 8) OBP: 0.317, SLG: 0.450 Whitey Herzog, L (2, 9) OBP: 0.349, SLG: 0.315	0-3 K		4-0 G4-6-3 BB				0-0 F7		0-0 4-3	1	0	0	0	0	1	1					
Boog Powell, L (1, 7) OBP: 0.318, SLG: 0.404 Earl Robinson, R (9, FR) OBP: 0.352, SLG: 0.403		0-0 F3		0-0 G4-6-3			0-0 1-2		0-0 FC3-6 1B	4	1	2	1	0	0	1					
Jerry Adair, R (1, 6) OBP: 0.263, SLG: 0.274		0-0 L1-6 2B			0-0 6-3				0-0 FC3-6 HR	3	1	1	0	1	0	1					
Hobie Landrith, L (1, 2) OBP: 0.333, SLG: 0.430		1-0 HBP			4-0 SH1-3 BB				0-0 F8	2	1	1	2	1	0	1					
Robin Roberts, S (1, 1) OBP: 0.333, SLG: 0.182		0-0 L1-6			0-0 SH1-3					2	0	0	0	0	0	3					
Inning Stats	R: 1 E: 0 K: 1 S: 7	H: 2 LOB: 1 BB: 0 P: 7	R: 0 E: 0 K: 0 S: 3	H: 1 LOB: 1 BB: 0 P: 4	R: 0 E: 0 K: 0 S: 3	H: 0 LOB: 0 BB: 0 P: 3	R: 0 E: 0 K: 1 S: 4	H: 0 LOB: 0 BB: 1 P: 8	R: 0 E: 0 K: 0 S: 3	H: 0 LOB: 1 BB: 1 P: 7	R: 0 E: 0 K: 0 S: 4	H: 1 LOB: 1 BB: 0 P: 4	R: 1 E: 0 K: 0 S: 4	H: 1 LOB: 1 BB: 1 P: 8	R: 0 E: 0 K: 0 S: 4	H: 1 LOB: 1 BB: 0 P: 4	R: 2 E: 0 K: 0 S: 3	H: 2 LOB: 1 BB: 0 P: 3	1B: 3 2B: 3 3B: 1 HR: 2	SF: 1 SAC: 1 DP: 2 HBP: 1	WP: 0 PA: 35 PB: 0 SB: 0 CS: 0
PITCHER Don Schwall, R (1, 1) ERA: 4.92 Dick Radatz, R (9, 1) ERA: 2.31	IP: 8.0 WLS: L BF: 32 H: 6 R: 2 ER: 2 SO: 2 BB: 3 IBB: 0 HBP: 0 BLK: 0 WP: 0 HR: 1 S: 32 P: 45 ERA: 2.25 WHIP: 1.125															PITCHER					

Boston Red Sox @ Baltimore Orioles
Memorial Stadium, Baltimore, MD
Fri Jun 22 1962, 7:05 PM EDT
Att: 14,452 - Unknown


AB 29
R 4
H 8
RBI 4
BB 3
SO 2
LOB 11



Batter	1	2	3	4	5	6	7	8	9	AB	R	H	RBI	BB	SO	LOB	TOP			
Pumpsie Green, S (1, 4) OBP: 0.288, SLG: 0.233										4	1	1	1	1	0	3				
Gary Geiger, L (1, 8) OBP: 0.333, SLG: 0.364										4	1	3	0	1	0	2				
Carl Yastrzemski, L (1, 7) OBP: 0.372, SLG: 0.504										5	0	1	1	0	1	3				
Frank Maltzone, R (1, 5) OBP: 0.318, SLG: 0.444										4	0	1	0	0	1	1				
Pete Runnels, L (1, 3) OBP: 0.437, SLG: 0.448										4	0	0	0	0	1	2				
Jim Paglironi, R (1, 2) OBP: 0.362, SLG: 0.420										3	0	1	0	1	0	2				
Carroll Hardy, R (1, 9) OBP: 0.326, SLG: 0.364										3	0	1	0	1	1	1				
Eddie Bressoud, R (1, 6) OBP: 0.299, SLG: 0.392										4	1	0	0	0	0	4				
Galen Cisco, R (1, 1) OBP: 0.200, SLG: 0.136										1	0	0	0	2	1	2				
Arnold Earley, L (8, 1)										0	0	0	0	0	0	0				
Lou Clinton, R (9, PH) OBP: 0.167, SLG: 0.196										1	0	0	0	0	0	0				
Inning Stats	R: 2 E: 0 K: 0 S: 4	H: 2 LOB: 0 BB: 1 P: 8	R: 1 E: 0 K: 0 S: 5	H: 2 LOB: 2 BB: 1 P: 9	R: 0 E: 0 K: 1 S: 3	H: 0 LOB: 0 BB: 0 P: 3	R: 0 E: 0 K: 1 S: 6	H: 1 LOB: 2 BB: 1 P: 10	R: 0 E: 0 K: 1 S: 7	H: 2 LOB: 2 BB: 0 P: 7	R: 0 E: 0 K: 1 S: 5	H: 1 LOB: 0 BB: 0 P: 5	R: 0 E: 0 K: 0 S: 3	H: 0 LOB: 1 BB: 1 P: 7	R: 0 E: 0 K: 1 S: 5	H: 0 LOB: 1 BB: 1 P: 9	1B: 6 2B: 2 3B: 0 HR: 0	SF: 0 SAC: 0 DP: 1 HBP: 0	WP: 0 PB: 0 SB: 0 CS: 1	PA: 39
PITCHER	IP	WLS	BF	H	R	ER	SO	BB	IBB	HBP	BLK	WP	HR	S	P	ERA	WHIP			
Hal Brown, R (1, 1) ERA: 5.36	1.2		10	4	3	3	0	2	0	0	0	0	0	8	16	16.20	3.600			
Billy Hoelt, L (2, 1) ERA: 5.25	7.1	W	29	4	0	0	5	4	0	0	0	0	0	35	51	0.00	1.091			

Boston Red Sox @ Baltimore Orioles
Memorial Stadium, Baltimore, MD
 Sat Jun 23 1962, 3:33 AM EDT
 Att: 5,954 - Unknown


AB 33
R 3
H 8
RBI 2
BB 6
SO 5
LOB 20





Batter	1	2	3	4	5	6	7	8	9	AB	R	H	RBI	BB	SO	LOB	BOTTOM			
Johnny Temple, R (1, 4) OBP: 0.380, SLG: 0.349										4	0	1	0	0	0	2				
Russ Snyder, L (1, 8) OBP: 0.321, SLG: 0.500										4	0	2	0	0	0	1				
Brooks Robinson, R (1, 5) OBP: 0.316, SLG: 0.494										4	0	0	0	0	2	3				
Jim Gentile, L (1, 3) OBP: 0.365, SLG: 0.543										4	0	1	0	0	0	2				
Manly Breeding, R (8, PR) OBP: 0.263, SLG: 0.277										0	1	0	0	0	0	0				
Dave Nicholson, R (9, 9) OBP: 0.306, SLG: 0.310										0	0	0	0	0	0	0				
Boog Powell, L (1, 7) OBP: 0.322, SLG: 0.403										3	1	1	0	1	1	1				
Whitey Herzog, L (1, 9) OBP: 0.339, SLG: 0.304										3	1	0	0	0	0	2				
Dick Williams, R (8, PH) OBP: 0.257, SLG: 0.239										1	0	0	0	0	0	1				
Ron Hansen, R (1, 6) OBP: 0.323, SLG: 0.317										2	2	2	2	2	0	0				
Hobie Landrith, L (1, 2) OBP: 0.340, SLG: 0.427										3	0	1	2	1	0	2				
Hal Brown, R (1, 1) OBP: 0.353, SLG: 0.353										0	0	0	0	0	0	0				
Billy Hoelt, L (2, 1) OBP: 0.467, SLG: 0.300										2	0	0	1	0	2	3				
Inning Stats	R: 0 E: 0 K: 1 S: 6	H: 2 LOB: 1 BB: 0 P: 6	R: 3 E: 1 K: 0 S: 6	H: 2 LOB: 1 BB: 1 P: 10	R: 0 E: 0 K: 1 S: 5	H: 0 LOB: 1 BB: 1 P: 9	R: 0 E: 0 K: 1 S: 6	H: 1 LOB: 1 BB: 0 P: 6	R: 0 E: 0 K: 1 S: 3	H: 1 LOB: 0 BB: 0 P: 3	R: 0 E: 0 K: 1 S: 5	H: 0 LOB: 2 BB: 2 P: 13	R: 0 E: 0 K: 0 S: 3	H: 0 LOB: 0 BB: 0 P: 3	R: 2 E: 0 K: 1 S: 7	H: 2 LOB: 1 BB: 0 P: 7	1B: 6 2B: 1 3B: 0 HR: 1	SF: 0 SAC: 1 DP: 1 HBP: 0	WP: 0 PB: 0 SB: 0 CS: 1	PA: 35
PITCHER	IP	WLS	BF	H	R	ER	SO	BB	IBB	HBP	BLK	WP	HR	S	P	ERA	WHIP			
Galen Cisco, R (1, 1) ERA: 5.21	1.0	L	4	1	1	1	1	0	0	0	0	0	0	1	6	9.00	1.000			
Arnold Earley, L (8, 1) ERA: 4.76																				

Boston Red Sox @ Baltimore Orioles
Memorial Stadium, Baltimore, MD
 Sat Jun 23 1962, 3:33 AM EDT
 Att: 5,954 - Unknown

AB 30
R 5
H 8
RBI 5
BB 4
SO 5
LOB 17



Batter	1	2	3	4	5	6	7	8	9	AB	R	H	RBI	BB	SO	LOB	TOP											
Pumpsie Green, S (1, 4) OBP: 0.286, SLG: 0.234	F5			FC4-6 1B	K		1-3			4	0	1	0	0	1	3	Boston Red Sox @ Baltimore Orioles Memorial Stadium, Baltimore, MD Sun Jun 24 1962, 3:33 AM EDT Unknown											
Gary Geiger, L (1, 8) OBP: 0.332, SLG: 0.362	G4-6-3 1B			FC4-6 1B		K		L9		4	1	1	0	0	1	1												
Carl Yastrzemski, L (1, 7) OBP: 0.373, SLG: 0.504	G4-6-3			1B		F7		1B		4	0	2	1	0	0	1												
Frank Maltzone, R (1, 5) OBP: 0.318, SLG: 0.441		F5		F3		1B		K		4	0	1	0	0	1	2												
Pete Runnels, L (1, 3) OBP: 0.431, SLG: 0.441		F9		F9		1-3		F9		4	0	0	0	0	0	3												
Jim Paglironi, R (1, 2) OBP: 0.364, SLG: 0.417										1	1	0	0	1	1	0												
Bob Tillman, R (6, 2) OBP: 0.313, SLG: 0.555	K					1B WP SH1-4 BB		F8		2	1	1	1	0	0	0												
Carroll Hardy, R (1, 9) OBP: 0.325, SLG: 0.362			F8			SH1-4 1B		F9		4	0	1	0	0	0	0	AB 34 R 3 H 9 RBI 3 BB 1 SO 8 LOB 12 											
Eddie Bressoud, R (1, 6) OBP: 0.299, SLG: 0.390			K			K		1B		4	0	1	0	0	2	2												
Bill Monbouquette, R (1, 1) OBP: 0.226, SLG: 0.111			K			SH1-4		1B		3	0	1	1	0	2	0												
Inning Stats	R: 0 E: 0 K: 0 S: 3	H: 1 LOB: 0 BB: 0 P: 3	R: 0 E: 0 K: 1 S: 5	H: 0 LOB: 0 BB: 0 P: 5	R: 0 E: 0 K: 2 S: 7	H: 0 LOB: 0 BB: 0 P: 7	R: 1 E: 1 K: 0 S: 5	H: 2 LOB: 1 BB: 0 P: 5	R: 0 E: 0 K: 2 S: 8	H: 1 LOB: 1 BB: 1 P: 12	R: 0 E: 0 K: 0 S: 6	H: 1 LOB: 2 BB: 0 P: 5	R: 0 E: 0 K: 1 S: 6	H: 2 LOB: 2 BB: 0 P: 5	R: 0 E: 0 K: 1 S: 6	H: 1 LOB: 1 BB: 0 P: 6		R: 1 E: 0 K: 1 S: 6	H: 1 LOB: 0 BB: 0 P: 6	1B: 8 2B: 0 3B: 0 HR: 1	SF: 0 SAC: 1 DP: 1 HBP: 0	WP: 1 PB: 0 SB: 0 CS: 0	PA: 36					
PITCHER	IP	WLS	BF	H	R	ER	SO	BB	IBB	HBP	BLK	WP	HR	S	P	ERA		WHIP										
Chuck Estrada, R (1, 1) ERA: 3.62	8.0		32	8	2	1	7	1	0	0	0	1	0	45	49	1.12		1.125										
Wes Stock, R (9, 1) ERA: 3.28	1.0	L	4	1	1	1	1	0	0	0	0	0	1	6	6	9.00		1.000										

Batter	1	2	3	4	5	6	7	8	9	AB	R	H	RBI	BB	SO	LOB	BOTTOM										
Johnny Temple, R (1, 4) OBP: 0.373, SLG: 0.342	F8		F7			6-3		6-3		4	0	0	0	0	0	1	Boston Red Sox @ Baltimore Orioles Memorial Stadium, Baltimore, MD Sun Jun 24 1962, 3:33 AM EDT Unknown										
Russ Snyder, L (1, 8) OBP: 0.320, SLG: 0.512	F3					4-3		F4		4	1	1	1	0	0	0											
Brooks Robinson, R (1, 5) OBP: 0.312, SLG: 0.487	F2					HR		F3		4	0	0	0	0	1	0											
Jim Gentile, L (1, 3) OBP: 0.360, SLG: 0.534		F6				F7		F6		4	0	0	0	0	0	0											
Boog Powell, L (1, 7) OBP: 0.317, SLG: 0.395		4-3				F6		F5		3	0	0	0	0	0	0											
Whitey Herzog, L (1, 9) OBP: 0.339, SLG: 0.305						F6		4-3		3	0	1	0	0	0	0											
Ron Hansen, R (1, 6) OBP: 0.143, SLG: 0.111										3	0	1	0	0	1	1											
Jerry Adair, R (8, PR) OBP: 0.263, SLG: 0.274										0	1	0	0	0	0	0	AB 31 R 2 H 4 RBI 2 BB 0 SO 5 LOB 3 										
Hobie Landrith, L (1, 2) OBP: 0.330, SLG: 0.412			K			G3		K		3	0	0	0	0	2	1											
Chuck Estrada, R (1, 1) OBP: 0.143, SLG: 0.111										2	0	0	0	0	1	0											
Charlie Lau, L (8, PH) OBP: 0.327, SLG: 0.396										1	0	1	1	0	0	0											
Earl Robinson, R (8, PR) OBP: 0.352, SLG: 0.403										0	0	0	0	0	0	0											
Wes Stock, R (9, 1) ERA: 3.71										0	0	0	0	0	0	0											
Inning Stats	R: 0 E: 0 K: 0 S: 3	H: 0 LOB: 0 BB: 0 P: 3	R: 0 E: 0 K: 0 S: 4	H: 1 LOB: 1 BB: 0 P: 4	R: 0 E: 0 K: 2 S: 7	H: 0 LOB: 0 BB: 0 P: 7	R: 1 E: 0 K: 0 S: 4	H: 1 LOB: 0 BB: 0 P: 4	R: 0 E: 0 K: 1 S: 5	H: 0 LOB: 0 BB: 0 P: 5	R: 0 E: 0 K: 0 S: 3	H: 0 LOB: 0 BB: 0 P: 3	R: 0 E: 0 K: 1 S: 3	H: 0 LOB: 1 BB: 0 P: 3	R: 1 E: 0 K: 1 S: 7	H: 2 LOB: 1 BB: 0 P: 7		R: 0 E: 0 K: 1 S: 5	H: 0 LOB: 0 BB: 0 P: 5	1B: 1 2B: 2 3B: 0 HR: 1	SF: 0 SAC: 0 DP: 0 HBP: 0	WP: 0 PB: 0 SB: 0 CS: 0	PA: 31				
PITCHER	IP	WLS	BF	H	R	ER	SO	BB	IBB	HBP	BLK	WP	HR	S	P	ERA	WHIP										
Bill Monbouquette, R (1, 1) ERA: 3.71	9.0	W	31	4	2	2	5	0	0	0	0	0	1	41	41	2.00	0.444										


Batter	1	2	3	4	5	6	7	8	9	AB	R	H	RBI	BB	SO	LOB	TOP										
Pumpsie Green, S OBP: 0.279, SLG: 0.231 (1, 4)										5	1	1	0	0	1	2	Boston Red Sox @ Baltimore Orioles Memorial Stadium, Baltimore, MD Sun Jun 24 1962, 3:38 AM EDT Att: 8,921 - Unknown										
Gary Geiger, L OBP: 0.333, SLG: 0.390 (1, 8)										5	2	2	3	0	1	0											
Carl Yastrzemski, L OBP: 0.374, SLG: 0.500 (1, 7)										4	0	1	0	1	1	0											
Frank Maltzone, R OBP: 0.319, SLG: 0.438 (1, 5)										4	1	1	0	1	1	1											
Bob Tillman, R OBP: 0.324, SLG: 0.553 (1, 2)										4	3	2	0	1	1	2											
Carroll Hardy, R OBP: 0.322, SLG: 0.359 (1, 9)										5	0	1	1	0	0	3											
Don Gile, R (1, 3)										4	1	0	0	1	1	4											
Eddie Bressoud, R OBP: 0.308, SLG: 0.396 (1, 6)										3	0	3	2	1	0	0											
Gene Conley, R OBP: 0.256, SLG: 0.366 (1, 1)										4	0	1	2	0	1	4											
Inning Stats	R: 5 E: 0 K: 0 S: 8	H: 5 LOB: 2 BB: 2 P: 16	R: 0 E: 0 K: 1 S: 5	H: 1 LOB: 1 BB: 1 P: 9	R: 0 E: 0 K: 1 S: 6	H: 1 LOB: 0 BB: 0 P: 6	R: 0 E: 0 K: 1 S: 5	H: 0 LOB: 0 BB: 0 P: 5	R: 1 E: 0 K: 1 S: 6	H: 1 LOB: 2 BB: 2 P: 14	R: 1 E: 0 K: 0 S: 5	H: 2 LOB: 1 BB: 0 P: 5	R: 0 E: 0 K: 2 S: 7	H: 0 LOB: 0 BB: 0 P: 7	R: 0 E: 0 K: 0 S: 4	H: 1 LOB: 1 BB: 0 P: 4	1B: 9 2B: 1 3B: 0 HR: 2	SF: 0 SAC: 0 DP: 0 HBP: 0	WP: 1 PB: 1 SB: 0 CS: 0	PA: 43							
PITCHER	IP	WLS	BF	H	R	ER	SO	BB	IBB	HBP	BLK	WP	HR	S	P	ERA	WHIP										
Steve Barber, L ERA: 4.28 (1, 1)	0.1		6	4	5	5	0	1	0	0	0	0	1	5	9	135.00	15.000										
Jack Fisher, R ERA: 5.96 (1, 1)	5.2	L	25	5	2	2	5	4	0	0	0	0	1	31	47	3.18	1.588										
Hoyt Wilhelm, R ERA: 1.32 (7, 1)	3.0		12	3	1	0	2	0	0	0	0	1	0	16	16	0.00	1.000										

AB	38
R	8
H	12
RBI	8
BB	5
SO	7
LOB	16



Batter	1	2	3	4	5	6	7	8	9	AB	R	H	RBI	BB	SO	LOB	BOTTOM										
Mary Breeding, R OBP: 0.250, SLG: 0.263 (1, 4)										5	0	0	0	0	1	2	Boston Red Sox @ Baltimore Orioles Memorial Stadium, Baltimore, MD Sun Jun 24 1962, 3:38 AM EDT Att: 8,921 - Unknown										
Russ Snyder, L OBP: 0.318, SLG: 0.506 (1, 8)										4	1	1	0	0	1	1											
Brooks Robinson, R OBP: 0.307, SLG: 0.480 (1, 5)										4	0	0	0	0	0	1											
Jim Gentile, L OBP: 0.362, SLG: 0.532 (1, 3)										3	2	1	0	1	1	0											
Boog Powell, L OBP: 0.321, SLG: 0.404 (1, 7)										4	2	2	1	0	0	0											
Whitey Herzog, L OBP: 0.345, SLG: 0.343 (1, 9)										4	0	2	4	0	1	0											
Ron Hansen, R OBP: 0.320, SLG: 0.326 (1, 6)										4	0	1	0	0	0	2											
Hobie Landrith, L OBP: 0.327, SLG: 0.404 (1, 2)										4	0	1	0	0	1	1											
Steve Barber, L OBP: 0.185, SLG: 0.083 (1, 1)										0	0	0	0	0	0	0											
Jack Fisher, R OBP: 0.333, SLG: 0.167 (1, 1)										2	0	1	0	0	0	0											
Earl Robinson, R OBP: 0.361, SLG: 0.413 (6, PH)										1	0	1	0	0	0	0											
Hoyt Wilhelm, R (7, 1)										0	0	0	0	0	0	0											
Charlie Lau, L OBP: 0.323, SLG: 0.391 (9, PH)										1	0	0	0	0	1	1											
Inning Stats	R: 3 E: 0 K: 0 S: 7	H: 4 LOB: 1 BB: 0 P: 7	R: 0 E: 0 K: 0 S: 3	H: 0 LOB: 0 BB: 0 P: 3	R: 2 E: 0 K: 0 S: 5	H: 2 LOB: 1 BB: 1 P: 9	R: 0 E: 0 K: 2 S: 8	H: 1 LOB: 1 BB: 0 P: 8	R: 0 E: 0 K: 1 S: 5	H: 0 LOB: 0 BB: 0 P: 5	R: 0 E: 0 K: 0 S: 4	H: 2 LOB: 2 BB: 0 P: 4	R: 0 E: 0 K: 1 S: 3	H: 0 LOB: 0 BB: 0 P: 3	R: 0 E: 0 K: 1 S: 5	H: 0 LOB: 0 BB: 0 P: 5	R: 0 E: 0 K: 2 S: 8	H: 1 LOB: 1 BB: 0 P: 8	1B: 7 2B: 2 3B: 1 HR: 0	SF: 0 SAC: 0 DP: 0 HBP: 0	WP: 0 PB: 0 SB: 0 CS: 0	PA: 37					
PITCHER	IP	WLS	BF	H	R	ER	SO	BB	IBB	HBP	BLK	WP	HR	S	P	ERA	WHIP										
Gene Conley, R ERA: 3.73 (1, 1)	9.0	W	37	10	5	5	6	1	0	0	0	0	0	48	52	5.00	1.222										



Batter	1	2	3	4	5	6	7	8	9	AB	R	H	RBI	BB	SO	LOB	TOP					
Luis Aparicio, R (1, 6) OBP: 0.274, SLG: 0.327	0-0 6-3		0-0 1-6-3			0-0 F9		0-0 6-3		4	0	0	0	0	0	1	Chicago White Sox @ Baltimore Orioles Memorial Stadium, Baltimore, MD Tue Jun 26 1962, 7:05 PM EDT Att: 16,565 - Unknown					
Nellie Fox, L (1, 4) OBP: 0.329, SLG: 0.389	0-0 6-3		0-0 F6			0-0 FC1-6 1B		0-0 E7		4	0	1	0	0	0	1						
Joe Cunningham, L (1, 3) OBP: 0.437, SLG: 0.456	0-0 2B			0-0 F9 BB 1B		0-0 FC1-6 BB 1-2		0-0 F6		4	0	2	0	0	0	2						
Floyd Robinson, L (1, 7) OBP: 0.380, SLG: 0.494	0-3 K			4-0 G6-4-3 BB 1B		4-0 BB 1-2			0-0 L4	2	0	0	0	2	1	1						
Al Smith, R (1, 5) OBP: 0.386, SLG: 0.505		4-0 FC5-4 BB		0-0 F9		0-3 K			0-0 6-3	3	0	0	0	1	1	4						
Jim Landis, R (1, 8) OBP: 0.361, SLG: 0.469		0-0 FC5-4 G4-6-3 1-2		0-0 G6-4-3					0-0 6-3	4	0	0	0	0	0	3						
Mike Hershberger, R (1, 9) OBP: 0.347, SLG: 0.341		0-0 G4-6-3 1-2		4-0 G5-4-3 BB		0-0 F9				2	0	0	0	1	0	1						
Cam Carreon, R (1, 2) OBP: 0.323, SLG: 0.348			0-0 SH2-4 1B		0-0 G5-4-3 1-2			0-0 F4		3	0	1	0	0	0	1						
John Buzhardt, R (1, 1) OBP: 0.206, SLG: 0.156			0-0 SH2-4 1-2		0-3 K			0-0 3-1		2	0	0	0	0	1	0						
Inning Stats	R: 0 E: 0 K: 1 S: 6	H: 1 LOB: 1 BB: 0 P: 6	R: 0 E: 0 K: 0 S: 2	H: 0 LOB: 0 BB: 1 P: 6	R: 0 E: 0 K: 0 S: 4	H: 1 LOB: 1 BB: 0 P: 4	R: 0 E: 0 K: 0 S: 3	H: 1 LOB: 1 BB: 1 P: 7	R: 0 E: 0 K: 1 S: 4	H: 0 LOB: 0 BB: 1 P: 8	R: 0 E: 0 K: 1 S: 6	H: 1 LOB: 2 BB: 1 P: 10	R: 0 E: 0 K: 0 S: 3	H: 0 LOB: 0 BB: 0 P: 3	R: 0 E: 1 K: 0 S: 4	H: 0 LOB: 1 BB: 0 P: 4		R: 0 E: 0 K: 0 S: 3	H: 0 LOB: 0 BB: 0 P: 3	1B: 3 2B: 1 3B: 0 HR: 0	SF: 0 SAC: 1 DP: 3 HBP: 0	WP: 0 PB: 0 SB: 0 CS: 0
PITCHER Mitt Pappas, R (1, 1) ERA: 3.14	IP: 9.0 WLS: W BF: 33 H: 4 R: 0 ER: 0 SO: 3 BB: 4 IBB: 0 HBP: 0 BLK: 0 WP: 0 HR: 0 S: 35 P: 51 ERA: 0.00 WHIP: 0.889															PITCHER	IP: 9.0 WLS: W BF: 33 H: 4 R: 0 ER: 0 SO: 3 BB: 4 IBB: 0 HBP: 0 BLK: 0 WP: 0 HR: 0 S: 35 P: 51 ERA: 0.00 WHIP: 0.889					

Batter	1	2	3	4	5	6	7	8	9	AB	R	H	RBI	BB	SO	LOB	BOTTOM					
Johnny Temple, R (1, 4) OBP: 0.366, SLG: 0.335	0-0 6-3		0-0 F7		0-0 F7		0-0 5-3			4	0	0	0	0	0	2	Chicago White Sox @ Baltimore Orioles Memorial Stadium, Baltimore, MD Tue Jun 26 1962, 7:05 PM EDT Att: 16,565 - Unknown					
Russ Snyder, L (1, 9) OBP: 0.317, SLG: 0.500	0-0 4-3		0-0 1B		0-3 K			0-0 4-3		4	0	1	0	0	1	1						
Brooks Robinson, R (1, 5) OBP: 0.303, SLG: 0.473	0-3 K		0-0 6-3			0-0 6-3		0-0 F9		4	0	0	0	0	1	2						
Jim Gentile, L (1, 3) OBP: 0.367, SLG: 0.531		4-0 G4-6-3 1B BB		0-0 G3		0-0 G3 HBP 1B		4-0 BB		2	0	1	0	2	0	0						
Jackie Brandt, R (1, 8) OBP: 0.324, SLG: 0.453		0-0 G4-6-3 1B		0-0 FC4-6 1B		1-0 G3 HBP		0-3 K		3	0	2	0	0	1	1						
Boog Powell, L (1, 7) OBP: 0.319, SLG: 0.400		0-0 G4-6-3 1-2 2-3		0-0 FC4-6 1-2		0-0 G3			0-0 1B SH 1B	4	0	1	0	0	0	5						
Dave Nicholson, R (9, FR) OBP: 0.306, SLG: 0.310				0-0 FC4-6 1-2 2-3		1-2 2-3			0-0 1B SH 1B	0	1	0	0	0	0	0						
Ron Hansen, R (1, 6) OBP: 0.311, SLG: 0.315		0-0 6-3		0-0 4-3		0-0 6-3			0-0 SH 1B 1B	3	0	0	0	0	0	4						
Hobie Landrith, L (1, 2) OBP: 0.342, SLG: 0.413			0-0 1B 1B		4-0 BB		0-0 F7		0-0 1B 1B	3	0	2	0	1	0	0						
Mitt Pappas, R (1, 1) OBP: 0.128, SLG: 0.444			0-3 K		0-3 K		0-3 K		0-0 1B	3	0	0	0	0	3	2						
Charlie Lau, L (9, PH) OBP: 0.330, SLG: 0.398								1-2 2-3 SH		1	0	1	1	0	0	0						
Inning Stats	R: 0 E: 0 K: 1 S: 5	H: 0 LOB: 0 BB: 0 P: 5	R: 0 E: 0 K: 0 S: 3	H: 1 LOB: 1 BB: 1 P: 7	R: 0 E: 0 K: 1 S: 7	H: 2 LOB: 2 BB: 0 P: 7	R: 0 E: 0 K: 0 S: 4	H: 1 LOB: 1 BB: 0 P: 4	R: 0 E: 0 K: 2 S: 7	H: 0 LOB: 1 BB: 1 P: 11	R: 0 E: 0 K: 0 S: 4	H: 1 LOB: 2 BB: 0 P: 5	R: 0 E: 0 K: 1 S: 5	H: 0 LOB: 0 BB: 0 P: 5	R: 0 E: 0 K: 1 S: 5	H: 0 LOB: 1 BB: 1 P: 9	R: 1 E: 0 K: 0 S: 4	H: 3 LOB: 3 BB: 0 P: 4	1B: 8 2B: 0 3B: 0 HR: 0	SF: 0 SAC: 1 DP: 1 HBP: 1	WP: 0 PB: 0 SB: 0 CS: 0	PA: 36
PITCHER John Buzhardt, R (1, 1) ERA: 3.64	IP: 8.0 WLS: L BF: 36 H: 8 R: 1 ER: 1 SO: 6 BB: 3 IBB: 0 HBP: 1 BLK: 0 WP: 0 HR: 0 S: 44 P: 57 ERA: 1.12 WHIP: 1.375															PITCHER	IP: 8.0 WLS: L BF: 36 H: 8 R: 1 ER: 1 SO: 6 BB: 3 IBB: 0 HBP: 1 BLK: 0 WP: 0 HR: 0 S: 44 P: 57 ERA: 1.12 WHIP: 1.375					


Batter	1	2	3	4	5	6	7	8	9	AB	R	H	RBI	BB	SO	LOB	TOP					
Luis Aparicio, R OBP: 0.274, SLG: 0.326 (1, 6)	F3		BB 1B			F9	F8			4	0	1	0	0	0	1	Chicago White Sox @ Baltimore Orioles Memorial Stadium, Baltimore, MD Wed Jun 27 1962, 7:05 PM EDT Att: 12,760 - Unknown					
Nelle Fox, L OBP: 0.331, SLG: 0.388 (1, 4)	F7		BB 1B			BB 1B		4-3		3	1	1	0	1	0	0						
Jim Landis, R OBP: 0.359, SLG: 0.465 Charlie Maxwell, L OBP: 0.278, SLG: 0.265 (6, PH) (6, 7)	K		K			BB 1B		3-1		2	0	0	0	0	2	2						
Floyd Robinson, L OBP: 0.375, SLG: 0.487 (6, 9)		K		4-1		F7		6-3		4	0	0	0	0	1	2						
Joe Cunningham, L OBP: 0.438, SLG: 0.456 (1, 3)		S 1B		F9		1-3 2-H 1B		6-3		4	0	2	1	0	0	0						
Al Smith, R OBP: 0.379, SLG: 0.495 (1, 5)		K		6-3		F6		K		4	0	0	0	0	2	3						
Mike Hershberger, R OBP: 0.341, SLG: 0.335 (6, 8)		F8				F7		6-3		4	0	0	0	0	0	1						
Cam Carreon, R OBP: 0.323, SLG: 0.348 (1, 2)			F8			CS 1B		5-3		3	0	1	0	0	0	0						
Juan Pizarro, L OBP: 0.243, SLG: 0.250 (1, 1)			F8			K				2	0	0	0	1	1	1						
Inning Stats	R: 0 E: 0 K: 1 S: 5	H: 0 LOB: 0 BB: 0 P: 5	R: 0 E: 0 K: 2 S: 8	H: 1 LOB: 1 BB: 0 P: 8	R: 0 E: 0 K: 1 S: 6	H: 1 LOB: 2 BB: 1 P: 10	R: 0 E: 0 K: 0 S: 3	H: 0 LOB: 0 BB: 0 P: 3	R: 0 E: 0 K: 1 S: 5	H: 1 LOB: 0 BB: 0 P: 5	R: 1 E: 0 K: 0 S: 5	H: 2 LOB: 2 BB: 1 P: 9	R: 0 E: 0 K: 0 S: 3	H: 0 LOB: 1 BB: 1 P: 7	R: 0 E: 0 K: 0 S: 3	H: 0 LOB: 0 BB: 0 P: 3		R: 0 E: 0 K: 1 S: 5	H: 0 LOB: 0 BB: 0 P: 5	1B: 5 2B: 0 3B: 0 HR: 0	SF: 0 SAC: 0 DP: 0 HBP: 0	WP: 0 PB: 0 SB: 1 CS: 1
PITCHER Robin Roberts, R ERA: 2.5 (1, 1)	IP: 9.0 WLS: W BF: 34 H: 5 R: 1 ER: 1 SO: 6 BB: 3 IBB: 0 HBP: 0 BLK: 0 WP: 0 HR: 0 S: 43 P: 55 ERA: 1.00 WHIP: 0.889															PITCHER						

Batter	1	2	3	4	5	6	7	8	9	AB	R	H	RBI	BB	SO	LOB	BOTTOM					
Johnny Temple, R OBP: 0.374, SLG: 0.338 Mary Breeding, R OBP: 0.250, SLG: 0.263 (8, FR) (9, 4)	BB 1B		SH1-3			CS 1B		F9 SH3-4 HR BB		1	0	1	0	2	0	0	Chicago White Sox @ Baltimore Orioles Memorial Stadium, Baltimore, MD Wed Jun 27 1962, 7:05 PM EDT Att: 12,760 - Unknown					
Russ Snyder, L OBP: 0.311, SLG: 0.492 (1, 8)	F5		K		CS	F7		SH3-4		3	0	0	0	0	1	2						
Brooks Robinson, R OBP: 0.303, SLG: 0.470 (1, 5)			K			K		F9		4	0	1	0	0	2	3						
Jim Gentile, L OBP: 0.369, SLG: 0.556 (1, 3)	F8			G3		HR		HR		4	2	2	3	0	0	2						
Dick Williams, R OBP: 0.244, SLG: 0.225 Dave Nicholson, R OBP: 0.306, SLG: 0.310 (1, 9) (9, 9)	F7			K		F3		6-3		4	0	0	0	0	1	3						
Boog Powell, L OBP: 0.319, SLG: 0.405 (1, 7)		4-3					G3			3	0	1	0	0	0	0						
Gus Triandos, R OBP: 0.288, SLG: 0.402 (1, 2)		F8		K			K			3	0	0	0	0	2	1						
Ron Hansen, R OBP: 0.312, SLG: 0.326 (1, 6)		K			6-3					3	0	1	0	0	1	0						
Robin Roberts, S OBP: 0.333, SLG: 0.154 (1, 1)			SH1-3 BB		K		K			2	0	0	0	1	2	1						
Inning Stats	R: 0 E: 0 K: 0 S: 4	H: 1 LOB: 2 BB: 1 P: 8	R: 0 E: 0 K: 1 S: 5	H: 0 LOB: 0 BB: 0 P: 5	R: 0 E: 0 K: 2 S: 7	H: 0 LOB: 1 BB: 1 P: 11	R: 0 E: 0 K: 2 S: 8	H: 1 LOB: 0 BB: 0 P: 8	R: 0 E: 0 K: 1 S: 5	H: 1 LOB: 0 BB: 0 P: 5	R: 1 E: 0 K: 1 S: 6	H: 1 LOB: 0 BB: 0 P: 6	R: 0 E: 0 K: 2 S: 8	H: 1 LOB: 1 BB: 0 P: 8	R: 2 E: 0 K: 0 S: 4	H: 1 LOB: 1 BB: 1 P: 8		R: 0 E: 0 K: 1 S: 5	H: 0 LOB: 0 BB: 0 P: 5	1B: 2 2B: 2 3B: 0 HR: 2	SF: 0 SAC: 2 DP: 0 HBP: 0	WP: 0 PB: 0 SB: 0 CS: 1
PITCHER Juan Pizarro, L ERA: 4.18 (1, 1)	IP: 8.0 WLS: L BF: 32 H: 6 R: 3 ER: 3 SO: 9 BB: 3 IBB: 0 HBP: 0 BLK: 0 WP: 0 HR: 2 S: 47 P: 59 ERA: 3.38 WHIP: 1.125															PITCHER						

Batter	1	2	3	4	5	6	7	8	9	AB	R	H	RBI	BB	SO	LOB	TOP					
Luis Aparicio, R (1,6) OBP: 0.276, SLG: 0.323	4-0 BB BB 5-3 BB	4-0 BB 1-2 BB		0-0 L4-3 1-2			0-3 K2-3		0-0 G4-6-3 1-2	3	0	0	0	2	1	4						
Nellie Fox, L (1,4) OBP: 0.327, SLG: 0.383	0-0 F8	0-0 L7			0-0 5-3		0-0 F6			4	0	0	0	0	0	3						
Jim Landis, R (1,8) OBP: 0.361, SLG: 0.464	0-0 5-3 1-2			4-0 G1-6-3 1B BB		0-0 FC5-4 1B		0-3 K		3	0	1	0	1	1	1						
Al Smith, R (1,7) OBP: 0.385, SLG: 0.498	4-0 BB BB			0-0 G1-6-3 1B		0-0 FC5-4 1-2		0-0 1B		3	0	2	0	1	0	1						
Mike Hershberger, R (1,9) OBP: 0.340, SLG: 0.330	4-0 BB 1-2 2-3 BB			0-0 G1-6-3 1-2 2-3		0-0 F8		0-0 F4		3	0	0	0	1	0	4						
Joe Cunningham, L (1,3) OBP: 0.435, SLG: 0.453	0-0 1-3			0-0 4-3		0-0 1B		0-3 K		4	0	1	0	0	1	5						
Charley Smith, R (1,5) OBP: 0.273, SLG: 0.295		0-3 K		0-0 BB 1B		0-0 G5-4-3 1-3 1B		4-0 1B BB		3	0	2	0	1	1	0	AB 30					
Cam Carreon, R (1,2) OBP: 0.321, SLG: 0.345		0-0 BB 1B		0-3 K		0-0 G5-4-3 1-2		0-0 F8		4	0	1	0	0	1	3	R 0					
Dom Zanni, R (1,1) OBP: 0.471, SLG: 0.357		0-3 K		4-0 L4-3 BB				0-0 G4-6-3 1-2 1B		1	0	0	0	0	1	1	H 8					
Frank Baumann, L (3,1)										0	0	0	0	1	0	0	RBI 0					
Charlie Maxwell, L (7, PH) OBP: 0.275, SLG: 0.261										0	0	0	0	1	0	0	BB 7					
Eddie Fisher, R (7,1) OBP: 0.167, SLG: 0.182										0	0	0	0	0	0	0	SO 7					
Bob Roselli, R (9, PH) OBP: 0.200, SLG: 0.174										1	0	1	0	0	0	0	LOB 22					
Inning Stats	R: 0 E: 0 K: 0 S: 3	H: 0 LOB: 3 BB: 3 P: 15	R: 0 E: 0 K: 2 S: 8	H: 1 LOB: 2 BB: 1 P: 12	R: 0 E: 0 K: 0 S: 3	H: 1 LOB: 1 BB: 1 P: 7	R: 0 E: 0 K: 1 S: 5	H: 1 LOB: 1 BB: 0 P: 9	R: 0 E: 0 K: 0 S: 4	H: 1 LOB: 0 BB: 0 P: 4	R: 0 E: 0 K: 0 S: 3	H: 2 LOB: 0 BB: 0 P: 3	R: 0 E: 0 K: 2 S: 7	H: 0 LOB: 0 BB: 0 P: 7	R: 0 E: 0 K: 2 S: 8	H: 1 LOB: 1 BB: 1 P: 8	R: 0 E: 0 K: 0 S: 3	H: 1 LOB: 1 BB: 1 P: 7	1B: 8 2B: 1 3B: 0 HR: 0	SF: 0 SAC: 0 DP: 4 HBP: 0	WP: 0 PB: 0 SB: 0 CS: 0	PA: 37
PITCHER Steve Barber, L (1,1) ERA: 3.84	IP: 9.0 WLS: W BF: 37 H: 8 R: 0 ER: 0 SO: 7 BB: 7 IBB: 0 HBP: 0 BLK: 0 WP: 0 HR: 0 S: 44 P: 72 ERA: 0.00 WHIP: 1.667															PITCHER	IP: 9.0 WLS: W BF: 37 H: 8 R: 0 ER: 0 SO: 7 BB: 7 IBB: 0 HBP: 0 BLK: 0 WP: 0 HR: 0 S: 44 P: 72 ERA: 0.00 WHIP: 1.667					

Chicago White Sox @ Baltimore Orioles
Memorial Stadium, Baltimore, MD
Thu Jun 28 1962, 7:05 PM EDT
Att: 9,037 - Unknown


AB 30
R 0
H 8
RBI 0
BB 7
SO 7
LOB 22



Batter	1	2	3	4	5	6	7	8	9	AB	R	H	RBI	BB	SO	LOB	BOTTOM			
Johnny Temple, R (1,4) OBP: 0.378, SLG: 0.343	0-0 5-3									3	1	2	0	0	0	0				
Mary Breeding, R (7,4) OBP: 0.248, SLG: 0.260										1	0	0	0	0	1	0				
Russ Snyder, L (1,8) OBP: 0.306, SLG: 0.484	0-0 F5				0-0 G5-4-3 1B					3	0	0	0	0	1	1				
Brooks Robinson, R (1,5) OBP: 0.308, SLG: 0.483	0-0 HR				0-0 SH1-4 1B					3	2	2	2	1	0	1				
Jim Gentile, L (1,3) OBP: 0.364, SLG: 0.547	0-0 F7				0-0 SH1-4 1-2 1B					4	1	0	0	0	2	2				
Boog Powell, L (1,7) OBP: 0.318, SLG: 0.401					0-0 G5-4-3 1-2					4	0	1	1	0	1	1				
Dave Nicholson, R (8, PR) OBP: 0.306, SLG: 0.310					0-0 K					0	1	0	0	0	0	0				
Whitey Herzog, L (1,9) OBP: 0.367, SLG: 0.379					0-0 F4					4	1	4	1	0	0	0				
Gus Triandos, R (1,2) OBP: 0.287, SLG: 0.396					0-0 F7					4	0	1	2	0	0	3				
Ron Hansen, R (1,6) OBP: 0.301, SLG: 0.313					0-0 K					4	0	0	0	0	2	4				
Steve Barber, L (1,1) OBP: 0.167, SLG: 0.074					0-0 K					3	0	0	0	0	1	2				
Inning Stats	R: 1 E: 0 K: 0 S: 4	H: 1 LOB: 0 BB: 0 P: 4	R: 1 E: 0 K: 2 S: 9	H: 2 LOB: 1 BB: 0 P: 9	R: 1 E: 0 K: 2 S: 9	H: 2 LOB: 1 BB: 0 P: 9	R: 0 E: 0 K: 0 S: 4	H: 1 LOB: 1 BB: 0 P: 4	R: 0 E: 0 K: 1 S: 5	H: 1 LOB: 0 BB: 0 P: 5	R: 0 E: 0 K: 0 S: 4	H: 1 LOB: 1 BB: 0 P: 4	R: 0 E: 0 K: 1 S: 5	H: 0 LOB: 0 BB: 0 P: 5	R: 3 E: 0 K: 2 S: 10	H: 2 LOB: 2 BB: 1 P: 14	1B: 8 2B: 1 3B: 0 HR: 1	SF: 0 SAC: 1 DP: 1 HBP: 0	WP: 0 PB: 1 SB: 1 CS: 0	PA: 35
PITCHER Dom Zanni, R (1,1) ERA: 3.86	IP: 2.1 WLS: L BF: 12 H: 5 R: 3 ER: 3 SO: 2 BB: 0 IBB: 0 HBP: 0 BLK: 0 WP: 0 HR: 1 S: 16 P: 16 ERA: 11.57 WHIP: 2.143															PITCHER	IP: 2.1 WLS: L BF: 12 H: 5 R: 3 ER: 3 SO: 2 BB: 0 IBB: 0 HBP: 0 BLK: 0 WP: 0 HR: 1 S: 16 P: 16 ERA: 11.57 WHIP: 2.143			
Frank Baumann, L (3,1) ERA: 4.01	3.2 BF: 13 H: 3 R: 0 ER: 0 SO: 3 BB: 0 IBB: 0 HBP: 0 BLK: 0 WP: 0 HR: 0 S: 19 P: 19 ERA: 0.00 WHIP: 0.818															PITCHER	3.2 BF: 13 H: 3 R: 0 ER: 0 SO: 3 BB: 0 IBB: 0 HBP: 0 BLK: 0 WP: 0 HR: 0 S: 19 P: 19 ERA: 0.00 WHIP: 0.818			
Eddie Fisher, R (7,1) ERA: 3.7	2.0 BF: 10 H: 2 R: 3 ER: 1 SO: 3 BB: 1 IBB: 0 HBP: 0 BLK: 0 WP: 0 HR: 0 S: 15 P: 19 ERA: 4.50 WHIP: 1.500															PITCHER	2.0 BF: 10 H: 2 R: 3 ER: 1 SO: 3 BB: 1 IBB: 0 HBP: 0 BLK: 0 WP: 0 HR: 0 S: 15 P: 19 ERA: 4.50 WHIP: 1.500			

Chicago White Sox @ Baltimore Orioles
Memorial Stadium, Baltimore, MD
Thu Jun 28 1962, 7:05 PM EDT
Att: 9,037 - Unknown

AB 33
R 6
H 10
RBI 6
BB 1
SO 8
LOB 14



Batter	1	2	3	4	5	6	7	8	9	AB	R	H	RBI	BB	SO	LOB	TOP			
Jake Wood, R OBP: 0.300, SLG: 0.326 (1, 4)										4	0	1	0	0	1	1	Detroit Tigers @ Baltimore Orioles Memorial Stadium, Baltimore, MD Sat Jun 30 1962, 7:05 PM EDT Unknown			
Bill Bruton, L OBP: 0.336, SLG: 0.449 (1, 8)										4	0	0	0	0	1	2				
Norm Cash, L OBP: 0.401, SLG: 0.540 (1, 3)										3	1	1	1	1	0	1				
Rocky Colavito, R OBP: 0.354, SLG: 0.511 (1, 7)										4	0	1	0	0	0	1				
Bob Farley, L OBP: 0.325, SLG: 0.277 Bubba Morton, R OBP: 0.381, SLG: 0.389 (9, PH)										3	0	0	0	0	0	0				
Bobo Osborne, L OBP: 0.452, SLG: 0.313 Steve Boros, R OBP: 0.321, SLG: 0.338 (9, PH)										3	0	2	0	0	0	0				
Chico Fernandez, R OBP: 0.279, SLG: 0.401 (1, 6)										3	1	1	0	0	0	2				
Mike Roarke, R OBP: 0.227, SLG: 0.339 (1, 2)										3	1	1	2	0	0	1				
Frank Lary, R OBP: 0.238, SLG: 0.263 Purnal Goldy, R OBP: 0.276, SLG: 0.474 Ron Kline, R (6, PH) Dick McAuliffe, L OBP: 0.357, SLG: 0.385 Phil Regan, R OBP: 0.241, SLG: 0.222 (8, 1)										1	0	0	0	0	1	0				
Inning Stats	R: 0 E: 0 K: 0 S: 3	H: 0 LOB: 1 BB: 1 P: 7	R: 0 E: 0 K: 0 S: 4	H: 1 LOB: 1 BB: 0 P: 4	R: 0 E: 0 K: 2 S: 7	H: 1 LOB: 0 BB: 0 P: 7	R: 0 E: 0 K: 0 S: 3	H: 0 LOB: 0 BB: 0 P: 3	R: 0 E: 0 K: 1 S: 6	H: 1 LOB: 1 BB: 0 P: 6	R: 0 E: 0 K: 0 S: 3	H: 0 LOB: 0 BB: 0 P: 3	R: 2 E: 0 K: 1 S: 7	H: 2 LOB: 0 BB: 0 P: 7	R: 1 E: 0 K: 0 S: 4	H: 2 LOB: 0 BB: 0 P: 4		1B: 6 2B: 0 3B: 0 HR: 2	SF: 0 SAC: 0 DP: 2 HBP: 0	WP: 0 PB: 0 SB: 0 CS: 0
PITCHER	IP WLS BF H R ER SO BB IBB HBP BLK WP HR S P ERA WHIP	8.0 W 31 8 3 3 4 1 0 0 0 0 2 38 42 3.38 1.125	1.0 S 2 0 0 0 0 0 0 0 0 0 0 0 2 2 0.00 0.000																	

Batter	1	2	3	4	5	6	7	8	9	AB	R	H	RBI	BB	SO	LOB	BOTTOM				
Mary Breeding, R OBP: 0.248, SLG: 0.269 (1, 4)										4	1	1	1	0	0	2	Detroit Tigers @ Baltimore Orioles Memorial Stadium, Baltimore, MD Sat Jun 30 1962, 7:05 PM EDT Unknown				
Russ Snyder, L OBP: 0.305, SLG: 0.478 (1, 8)										4	1	1	2	0	1	1					
Brooks Robinson, R OBP: 0.307, SLG: 0.486 (1, 5)										4	1	2	2	0	0	0					
Dick Williams, R OBP: 0.244, SLG: 0.218 (1, 3)										3	0	0	0	1	1	1					
Whitey Herzog, L OBP: 0.363, SLG: 0.374 (1, 9)										4	0	1	0	0	2	1					
Boog Powell, L OBP: 0.313, SLG: 0.393 Dave Nicholson, R OBP: 0.306, SLG: 0.310 (6, FR) (7, 7)										3	0	1	0	0	0	1					
Ron Hansen, R OBP: 0.294, SLG: 0.298 (1, 6)										2	0	0	0	1	1	1					
Hobie Landrith, L OBP: 0.351, SLG: 0.415 (1, 2)										2	2	1	0	1	0	0					
Jack Fisher, R OBP: 0.294, SLG: 0.143 Billy Hoelt, L OBP: 0.467, SLG: 0.300 (9, 1)										2	1	0	0	0	2	1					
Inning Stats	R: 0 E: 0 K: 0 S: 3	H: 0 LOB: 0 BB: 0 P: 3	R: 0 E: 0 K: 1 S: 5	H: 0 LOB: 0 BB: 0 P: 5	R: 1 E: 0 K: 1 S: 7	H: 2 LOB: 1 BB: 0 P: 7	R: 1 E: 0 K: 1 S: 6	H: 2 LOB: 0 BB: 0 P: 6	R: 4 E: 2 K: 0 S: 5	H: 2 LOB: 0 BB: 2 P: 13	R: 0 E: 0 K: 2 S: 7	H: 1 LOB: 1 BB: 0 P: 7	R: 0 E: 0 K: 1 S: 5	H: 0 LOB: 0 BB: 0 P: 5	R: 0 E: 0 K: 1 S: 5	H: 0 LOB: 1 BB: 1 P: 9		1B: 5 2B: 2 3B: 0 HR: 1	SF: 0 SAC: 1 DP: 2 HBP: 0	WP: 0 PB: 0 SB: 0 CS: 2	PA: 32
PITCHER	IP WLS BF H R ER SO BB IBB HBP BLK WP HR S P ERA WHIP	5.0 L 22 6 6 2 3 0 0 0 0 0 0 12 12 3.60 1.600	2.0 6 1 0 0 3 0 0 0 0 0 0 5 9 0.00 0.500	1.0 4 0 0 0 1 1 0 0 0 0 0 5 9 0.00 1.000																	


Batter	1	2	3	4	5	6	7	8	9	AB	R	H	RBI	BB	SO	LOB	TOP			
Jake Wood, R OBP: 0.302, SLG: 0.325 (1, 4)										4	2	1	0	1	3	3	Detroit Tigers @ Baltimore Orioles Memorial Stadium, Baltimore, MD Sat Jun 30 1962, 7:05 PM EDT Att: 21,271 - Unknown			
Pumal Goldy, R OBP: 0.270, SLG: 0.459 (1, 9)										4	1	1	2	0	1	3				
Norm Cash, L OBP: 0.399, SLG: 0.540 (1, 3)										4	1	1	1	0	0	1				
Rocky Colavito, R OBP: 0.355, SLG: 0.521 (1, 7)										4	1	2	3	0	0	0				
Bobo Osborne, L OBP: 0.435, SLG: 0.286 (1, 5)										3	1	0	0	1	2	1				
Bubba Morton, R OBP: 0.375, SLG: 0.382 (1, 8)										4	0	1	0	0	3	0				
Chico Fernandez, R OBP: 0.278, SLG: 0.395 (1, 6)										3	0	0	0	1	1	0				
Dick Brown, R OBP: 0.272, SLG: 0.387 (1, 2)										4	0	0	0	0	1	3				
Don Mossi, L OBP: 0.351, SLG: 0.226 (1, 1)										3	1	1	1	0	1	0				
Terry Fox, R OBP: 0.400, SLG: 0.250 (7, 1)										1	0	0	0	0	0	0				
Inning Stats	R: 0 E: 0 K: 1 S: 5	H: 0 LOB: 0 BB: 0 P: 5	R: 0 E: 0 K: 2 S: 7	H: 0 LOB: 0 BB: 0 P: 7	R: 0 E: 0 K: 3 S: 9	H: 0 LOB: 0 BB: 0 P: 9	R: 5 E: 0 K: 1 S: 11	H: 6 LOB: 3 BB: 2 P: 19	R: 0 E: 0 K: 0 S: 3	H: 0 LOB: 0 BB: 0 P: 3	R: 2 E: 1 K: 1 S: 7	H: 1 LOB: 1 BB: 1 P: 11	R: 0 E: 0 K: 1 S: 5	H: 0 LOB: 0 BB: 0 P: 5	R: 0 E: 0 K: 2 S: 7	H: 0 LOB: 0 BB: 0 P: 7	1B: 5 2B: 1 3B: 0 HR: 1	SF: 1 SAC: 0 DP: 0 HBP: 0	WP: 2 PB: 0 SB: 1 CS: 0	PA: 38
PITCHER	IP WLS BF H R ER SO BB IBB HBP BLK WP HR S P ERA WHIP																			
Mitt Pappas, R ERA: 3.47 (1, 1)	3.0 L 15 5 5 5 6 1 0 0 0 0 1 1 26 30 15.00 2.000																			
Dick Hall, R ERA: 2.75 (4, 1)	1.0 5 1 0 0 1 1 0 0 0 0 0 0 6 10 0.00 2.000																			
Hal Brown, R ERA: 5.13 (5, 1)	2.0 6 0 0 0 1 0 0 0 0 0 0 0 8 8 0.00 0.000																			
Hoyt Wilhelm, R ERA: 1.23 (7, 1)	2.0 9 1 2 0 2 1 0 0 0 0 1 0 12 16 0.00 1.000																			
Wes Stock, R ERA: 3.19 (9, 1)	1.0 3 0 0 0 2 0 0 0 0 0 0 0 7 7 0.00 0.000																			

Batter	1	2	3	4	5	6	7	8	9	AB	R	H	RBI	BB	SO	LOB	BOTTOM					
Johnny Temple, R OBP: 0.364, SLG: 0.329 (1, 4)										5	0	0	0	0	1	4	Detroit Tigers @ Baltimore Orioles Memorial Stadium, Baltimore, MD Sat Jun 30 1962, 7:05 PM EDT Att: 21,271 - Unknown					
Jerry Adair, R OBP: 0.271, SLG: 0.312 (1, 6)										5	1	3	1	0	1	0						
Brooks Robinson, R OBP: 0.309, SLG: 0.485 (1, 5)										3	1	1	0	1	1	0						
Dick Williams, R OBP: 0.264, SLG: 0.253 (1, 3)										5	0	3	1	0	0	2						
Gus Triandos, R OBP: 0.268, SLG: 0.367 (1, 2)										5	0	0	0	0	2	5						
Dave Nicholson, R OBP: 0.293, SLG: 0.295 (1, 8)										3	0	0	0	0	2	0						
Russ Snyder, L OBP: 0.304, SLG: 0.476 (8, FH) (9, 8)										1	0	0	0	0	0	0						
Boog Powell, L OBP: 0.327, SLG: 0.419 (1, 7)										3	2	3	1	1	0	0						
Whitey Herzog, L OBP: 0.367, SLG: 0.387 (1, 9)										4	0	2	1	0	1	2						
Inning Stats	R: 1 E: 0 K: 2 S: 9	H: 3 LOB: 1 BB: 0 P: 9	R: 0 E: 0 K: 2 S: 8	H: 1 LOB: 1 BB: 0 P: 8	R: 1 E: 0 K: 0 S: 4	H: 1 LOB: 1 BB: 1 P: 8	R: 1 E: 0 K: 1 S: 7	H: 2 LOB: 1 BB: 0 P: 7	R: 0 E: 0 K: 2 S: 8	H: 1 LOB: 1 BB: 0 P: 8	R: 1 E: 0 K: 0 S: 5	H: 2 LOB: 1 BB: 0 P: 5	R: 0 E: 0 K: 0 S: 4	H: 1 LOB: 1 BB: 0 P: 4	R: 0 E: 0 K: 1 S: 6	H: 1 LOB: 2 BB: 1 P: 10	R: 0 E: 0 K: 1 S: 6	H: 1 LOB: 1 BB: 0 P: 6	1B: 8 2B: 2 3B: 1 HR: 2	SF: 0 SAC: 1 DP: 0 HBP: 0	WP: 0 PB: 0 SB: 0 CS: 0	PA: 41
PITCHER	IP WLS BF H R ER SO BB IBB HBP BLK WP HR S P ERA WHIP																					
Don Mossi, L ERA: 3.71 (1, 1)	6.0 W 29 11 4 4 7 1 0 0 0 0 0 0 15 19 6.00 2.000																					
Terry Fox, R ERA: 0.83 (7, 1)	3.0 S 12 2 0 0 2 1 0 0 0 0 0 0 15 19 0.00 1.000																					

Batter	1	2	3	4	5	6	7	8	9	AB	R	H	RBI	BB	SO	LOB	TOP				
Jake Wood, R OBP: 0.298, SLG: 0.320 (1, 4)										4	0	0	0	0	1	2					
Punjal Gledy, R OBP: 0.254, SLG: 0.431 Bill Bruton, L OBP: 0.338, SLG: 0.449 (1, 9) (7, 8)										4	0	0	0	0	0	0					
Norm Cash, L OBP: 0.401, SLG: 0.537 (1, 3)										3	0	1	0	1	0	0					
Rocky Colavito, R OBP: 0.354, SLG: 0.528 (1, 7)										4	1	1	1	0	0	2					
Bobo Osborne, L OBP: 0.420, SLG: 0.263 Ron Nischwitz, S (8, 1) Terry Fox, R OBP: 0.400, SLG: 0.250 (9, 1)										3	0	0	0	1	1	0					
Bubba Morton, R OBP: 0.370, SLG: 0.375 (1, 8) (7, 9)										4	2	1	0	0	0	2					
Chico Fernandez, R OBP: 0.282, SLG: 0.397 (1, 6)										4	0	2	1	0	0	2					
Dick Brown, R OBP: 0.271, SLG: 0.384 (1, 2)										4	0	1	0	0	0	4					
Jim Bunning, R OBP: 0.222, SLG: 0.326 Steve Boros, R OBP: 0.319, SLG: 0.336 (1, 1) (8, 5)										3	0	1	1	0	2	2					
Inning Stats	R: 0 E: 0 K: 1 S: 5	H: 0 LOB: 0 BB: 0 P: 5	R: 2 E: 0 K: 2 S: 10	H: 3 LOB: 2 BB: 0 P: 10	R: 0 E: 0 K: 0 S: 3	H: 0 LOB: 1 BB: 1 P: 7	R: 1 E: 1 K: 0 S: 6	H: 2 LOB: 2 BB: 0 P: 6	R: 0 E: 0 K: 0 S: 3	H: 0 LOB: 1 BB: 1 P: 7	R: 0 E: 0 K: 1 S: 5	H: 0 LOB: 0 BB: 0 P: 5	R: 0 E: 0 K: 0 S: 3	H: 0 LOB: 0 BB: 0 P: 3	R: 0 E: 0 K: 0 S: 4	H: 1 LOB: 1 BB: 0 P: 4	1B: 6 2B: 0 3B: 0 HR: 1	SF: 0 SAC: 0 DP: 1 HBP: 0	WP: 0 PB: 0 SB: 1 CS: 0	PA: 36	
PITCHER	IP WLS BF H R ER SO BB IBB HBP BLK WP HR S P ERA WHIP	IP WLS BF H R ER SO BB IBB HBP BLK WP HR S P ERA WHIP	IP WLS BF H R ER SO BB IBB HBP BLK WP HR S P ERA WHIP	IP WLS BF H R ER SO BB IBB HBP BLK WP HR S P ERA WHIP	IP WLS BF H R ER SO BB IBB HBP BLK WP HR S P ERA WHIP	IP WLS BF H R ER SO BB IBB HBP BLK WP HR S P ERA WHIP	IP WLS BF H R ER SO BB IBB HBP BLK WP HR S P ERA WHIP	IP WLS BF H R ER SO BB IBB HBP BLK WP HR S P ERA WHIP	IP WLS BF H R ER SO BB IBB HBP BLK WP HR S P ERA WHIP	IP WLS BF H R ER SO BB IBB HBP BLK WP HR S P ERA WHIP	IP WLS BF H R ER SO BB IBB HBP BLK WP HR S P ERA WHIP	IP WLS BF H R ER SO BB IBB HBP BLK WP HR S P ERA WHIP	IP WLS BF H R ER SO BB IBB HBP BLK WP HR S P ERA WHIP	IP WLS BF H R ER SO BB IBB HBP BLK WP HR S P ERA WHIP	IP WLS BF H R ER SO BB IBB HBP BLK WP HR S P ERA WHIP	IP WLS BF H R ER SO BB IBB HBP BLK WP HR S P ERA WHIP	IP WLS BF H R ER SO BB IBB HBP BLK WP HR S P ERA WHIP	IP WLS BF H R ER SO BB IBB HBP BLK WP HR S P ERA WHIP	IP WLS BF H R ER SO BB IBB HBP BLK WP HR S P ERA WHIP	IP WLS BF H R ER SO BB IBB HBP BLK WP HR S P ERA WHIP	IP WLS BF H R ER SO BB IBB HBP BLK WP HR S P ERA WHIP

Detroit Tigers @ Baltimore Orioles
Memorial Stadium, Baltimore, MD
Sun Jul 01 1962, 3:33 AM EDT
Att: 11,764 - Unknown


AB 34
R 3
H 7
RBI 3
BB 2
SO 4
LOB 15





Batter	1	2	3	4	5	6	7	8	9	AB	R	H	RBI	BB	SO	LOB	BOTTOM				
Johnny Temple, R OBP: 0.369, SLG: 0.335 (1, 4)										5	0	3	0	0	0	0					
Russ Snyder, L OBP: 0.308, SLG: 0.474 Ron Hansen, R OBP: 0.298, SLG: 0.295 (1, 8) (9, PH)										3	0	1	0	0	0	3					
Brooks Robinson, R OBP: 0.305, SLG: 0.477 (1, 5)										5	0	0	0	0	1	5					
Jim Gentile, L OBP: 0.358, SLG: 0.533 (1, 3)										4	0	0	0	0	1	0					
Whitey Herzog, L OBP: 0.364, SLG: 0.383 (1, 9)										4	1	1	0	0	0	0					
Boog Powell, L OBP: 0.330, SLG: 0.426 (1, 7)										4	1	2	0	0	1	0					
Jerry Adair, R OBP: 0.276, SLG: 0.322 (1, 6)										4	0	2	1	0	1	0					
Hobie Landrith, L OBP: 0.342, SLG: 0.402 Gus Triandos, R OBP: 0.266, SLG: 0.364 (1, 2) (9, PH)										3	0	0	0	0	0	3					
Robin Roberts, S OBP: 0.350, SLG: 0.200 Jackie Brandt, R OBP: 0.327, SLG: 0.451 Dick Hall, R OBP: 0.222, SLG: 0.250 Dick Williams, R OBP: 0.272, SLG: 0.262 Many Breeding, R OBP: 0.245, SLG: 0.267 (1, 1) (7, PH) (8, 1) (9, PH) (9, PR)										2	0	1	0	0	0	0					
Inning Stats	R: 0 E: 0 K: 0 S: 3	H: 1 LOB: 0 BB: 0 P: 3	R: 0 E: 0 K: 0 S: 3	H: 0 LOB: 0 BB: 0 P: 3	R: 0 E: 0 K: 1 S: 7	H: 2 LOB: 2 BB: 0 P: 7	R: 2 E: 1 K: 1 S: 8	H: 3 LOB: 1 BB: 0 P: 8	R: 0 E: 0 K: 1 S: 6	H: 1 LOB: 1 BB: 0 P: 6	R: 0 E: 0 K: 0 S: 5	H: 2 LOB: 2 BB: 0 P: 5	R: 0 E: 0 K: 0 S: 3	H: 0 LOB: 1 BB: 0 P: 4	R: 0 E: 0 K: 1 S: 5	H: 2 LOB: 3 BB: 1 P: 11	1B: 9 2B: 3 3B: 0 HR: 0	SF: 0 SAC: 0 DP: 1 HBP: 1	WP: 0 PB: 0 SB: 1 CS: 0	PA: 39	
PITCHER	IP WLS BF H R ER SO BB IBB HBP BLK WP HR S P ERA WHIP	IP WLS BF H R ER SO BB IBB HBP BLK WP HR S P ERA WHIP	IP WLS BF H R ER SO BB IBB HBP BLK WP HR S P ERA WHIP	IP WLS BF H R ER SO BB IBB HBP BLK WP HR S P ERA WHIP	IP WLS BF H R ER SO BB IBB HBP BLK WP HR S P ERA WHIP	IP WLS BF H R ER SO BB IBB HBP BLK WP HR S P ERA WHIP	IP WLS BF H R ER SO BB IBB HBP BLK WP HR S P ERA WHIP	IP WLS BF H R ER SO BB IBB HBP BLK WP HR S P ERA WHIP	IP WLS BF H R ER SO BB IBB HBP BLK WP HR S P ERA WHIP	IP WLS BF H R ER SO BB IBB HBP BLK WP HR S P ERA WHIP	IP WLS BF H R ER SO BB IBB HBP BLK WP HR S P ERA WHIP	IP WLS BF H R ER SO BB IBB HBP BLK WP HR S P ERA WHIP	IP WLS BF H R ER SO BB IBB HBP BLK WP HR S P ERA WHIP	IP WLS BF H R ER SO BB IBB HBP BLK WP HR S P ERA WHIP	IP WLS BF H R ER SO BB IBB HBP BLK WP HR S P ERA WHIP	IP WLS BF H R ER SO BB IBB HBP BLK WP HR S P ERA WHIP	IP WLS BF H R ER SO BB IBB HBP BLK WP HR S P ERA WHIP	IP WLS BF H R ER SO BB IBB HBP BLK WP HR S P ERA WHIP	IP WLS BF H R ER SO BB IBB HBP BLK WP HR S P ERA WHIP	IP WLS BF H R ER SO BB IBB HBP BLK WP HR S P ERA WHIP	IP WLS BF H R ER SO BB IBB HBP BLK WP HR S P ERA WHIP

Detroit Tigers @ Baltimore Orioles
Memorial Stadium, Baltimore, MD
Sun Jul 01 1962, 3:33 AM EDT
Att: 11,764 - Unknown

AB 37
R 2
H 11
RBI 1
BB 1
SO 5
LOB 11



Batter	1	2	3	4	5	6	7	8	9	AB	R	H	RBI	BB	SO	LOB	TOP			
Johnny Temple, R OBP: 0.364, SLG: 0.330 (1, 4)	5-3			6-3			6-3			3	0	0	0	0	0	0	Baltimore Orioles @ Cleveland Indians Cleveland Municipal Stadium, Cleveland, OH Mon Jul 02 1962, 7:05 PM EDT Att: 8,195 - Unknown livebaseballscorecards.com			
Whitey Herzog, L OBP: 0.370, SLG: 0.350 (1, 9)	K			G6-4-3 1B			CS 1B			3	0	2	0	0	1	0				
Brooks Robinson, R OBP: 0.302, SLG: 0.472 (1, 5)	5-3			G6-4-3 1-2			F9			3	0	0	0	0	0	2				
Jim Gentile, L OBP: 0.354, SLG: 0.527 (1, 3)										3	0	0	0	0	1	0				
Boog Powell, L OBP: 0.325, SLG: 0.420 (1, 7)	K									3	0	0	0	0	1	0				
Charlie Lau, L OBP: 0.327, SLG: 0.392 (1, 2)	3-1									3	0	0	0	0	0	0				
Russ Snyder, L OBP: 0.303, SLG: 0.466 (1, 8)				4-3						3	0	0	0	0	0	0				
Jerry Adair, R OBP: 0.271, SLG: 0.316 (1, 6)				K						3	0	0	0	0	2	0				
Steve Barber, L OBP: 0.156, SLG: 0.069 Wes Stock, R OBP: 0.269, SLG: 0.259 Dick Williams, R OBP: 0.269, SLG: 0.259 (9, PH)	K			K						2	0	0	0	0	1	0				
	K			4-3						1	0	0	0	0	0	0				
Inning Stats	R: 0 E: 0 K: 1 S: 5	H: 0 LOB: 0 BB: 0 P: 5	R: 0 E: 0 K: 1 S: 5	H: 0 LOB: 0 BB: 0 P: 5	R: 0 E: 0 K: 2 S: 7	H: 0 LOB: 0 BB: 0 P: 7	R: 0 E: 0 K: 0 S: 3	H: 1 LOB: 0 BB: 0 P: 3	R: 0 E: 0 K: 1 S: 5	H: 0 LOB: 0 BB: 0 P: 5	R: 0 E: 0 K: 0 S: 3	H: 1 LOB: 0 BB: 0 P: 3	R: 0 E: 0 K: 0 S: 3	H: 0 LOB: 0 BB: 0 P: 3	R: 0 E: 0 K: 0 S: 3	H: 0 LOB: 0 BB: 0 P: 3	1B: 2 2B: 0 3B: 0 HR: 0	SF: 0 SAC: 0 DP: 1 HBP: 0	WP: 0 PB: 0 SB: 0 CS: 1	PA: 27
PITCHER Dick Donovan, R ERA: 2.71 (1, 1)	IP: 9.0 WLS: W BF: 27 H: 2 R: 0 ER: 0 SO: 6 BB: 0 IBB: 0 HBP: 0 BLK: 0 WP: 0 HR: 0 S: 39 P: 39 ERA: 0.00 WHIP: 0.222															PITCHER				

Batter	1	2	3	4	5	6	7	8	9	AB	R	H	RBI	BB	SO	LOB	BOTTOM			
Willie Tasby, R OBP: 0.321, SLG: 0.326 (1, 8)	6-3									4	1	1	1	0	1	1	Baltimore Orioles @ Cleveland Indians Cleveland Municipal Stadium, Cleveland, OH Mon Jul 02 1962, 7:05 PM EDT Att: 8,195 - Unknown livebaseballscorecards.com			
Tito Francona, L OBP: 0.318, SLG: 0.412 (1, 3)	4-3									4	0	0	0	0	0	0				
Chuck Essegian, R OBP: 0.391, SLG: 0.554 Don Dillard, L OBP: 0.242, SLG: 0.292 (9, 7)	1B									2	1	1	0	2	0	0				
John Romano, R OBP: 0.359, SLG: 0.471 (1, 2)	F6									0	0	0	0	0	0	0				
Woodie Held, R OBP: 0.372, SLG: 0.421 (1, 6)	L3									2	0	1	0	2	0	1				
Bubba Phillips, R OBP: 0.306, SLG: 0.380 (1, 5)	K									4	0	0	0	0	2	4				
Willie Kirkland, L OBP: 0.320, SLG: 0.421 (1, 9)	G3									2	0	0	0	1	1	0				
Jerry Kindall, R OBP: 0.292, SLG: 0.401 (1, 4)										3	0	0	0	0	2	1				
Dick Donovan, L OBP: 0.260, SLG: 0.348 (1, 1)	6-3									2	0	0	0	0	0	0				
										2	0	0	0	0	0	0				
Inning Stats	R: 0 E: 0 K: 0 S: 4	H: 1 LOB: 1 BB: 0 P: 4	R: 0 E: 0 K: 1 S: 5	H: 0 LOB: 0 BB: 0 P: 5	R: 0 E: 0 K: 1 S: 5	H: 0 LOB: 0 BB: 0 P: 5	R: 0 E: 0 K: 1 S: 6	H: 1 LOB: 2 BB: 1 P: 10	R: 0 E: 0 K: 1 S: 5	H: 0 LOB: 1 BB: 1 P: 9	R: 0 E: 0 K: 0 S: 3	H: 0 LOB: 1 BB: 1 P: 7	R: 0 E: 0 K: 2 S: 7	H: 0 LOB: 0 BB: 0 P: 7	R: 2 E: 0 K: 0 S: 5	H: 2 LOB: 2 BB: 2 P: 13	1B: 3 2B: 0 3B: 0 HR: 1	SF: 0 SAC: 1 DP: 0 HBP: 0	WP: 0 PB: 0 SB: 0 CS: 0	PA: 33
PITCHER Steve Barber, L ERA: 3.72 Wes Stock, R ERA: 3.16 (8, 1)	IP: 7.2 WLS: L BF: 31 H: 3 R: 2 ER: 2 SO: 6 BB: 5 IBB: 0 HBP: 0 BLK: 0 WP: 0 HR: 1 S: 38 P: 58 ERA: 2.35 WHIP: 1.043															PITCHER				

Batter	1	2	3	4	5	6	7	8	9	AB	R	H	RBI	BB	SO	LOB	TOP								
Johnny Temple, R OBP: 0.373, SLG: 0.341 (1, 4)										5	1	4	2	0	0	1	Baltimore Orioles @ Chicago White Sox Comiskey Park, Chicago, IL Wed Jul 04 1962, 4:33 AM EDT Unknown								
Whitey Herzog, L OBP: 0.364, SLG: 0.390 (1, 9)							K			5	0	1	1	0	1	4									
Jim Gentile, L OBP: 0.352, SLG: 0.521 (1, 3)			K							5	0	1	0	0	1	5									
Brooks Robinson, R OBP: 0.300, SLG: 0.468 (1, 5)				K						5	1	1	0	0	1	2									
Boog Powell, L OBP: 0.324, SLG: 0.418 Jackie Brandt, R OBP: 0.326, SLG: 0.448 (3, 8)		K								1	0	0	0	0	1	0									
Russ Snyder, L OBP: 0.300, SLG: 0.465 (3, 7)					K					5	0	1	1	0	1	1									
Jerry Adair, R OBP: 0.276, SLG: 0.337 (1, 6)							K			4	2	2	2	0	1	2									
Hobie Landrith, L OBP: 0.347, SLG: 0.400 (1, 2)										3	1	1	0	1	0	1									
Mitt Pappas, R OBP: 0.119, SLG: 0.410 Billy Hoelt, L OBP: 0.500, SLG: 0.455 (6, 1)										2	0	0	1	0	0	2									
Inning Stats	R: 0 E: 1 K: 0 S: 4	H: 1 LOB: 1 BB: 0 P: 4	R: 0 E: 0 K: 1 S: 5	H: 0 LOB: 0 BB: 5 P: 5	R: 0 E: 0 K: 1 S: 7	H: 2 LOB: 2 BB: 0 P: 7	R: 0 E: 0 K: 1 S: 5	H: 0 LOB: 0 BB: 0 P: 5	R: 3 E: 1 K: 0 S: 7	H: 3 LOB: 1 BB: 0 P: 7	R: 2 E: 0 K: 1 S: 7	H: 2 LOB: 1 BB: 1 P: 11	R: 1 E: 0 K: 2 S: 10	H: 3 LOB: 2 BB: 0 P: 10	R: 1 E: 0 K: 0 S: 5	H: 2 LOB: 1 BB: 0 P: 5		R: 0 E: 0 K: 0 S: 3	H: 0 LOB: 0 BB: 0 P: 3	1B: 9 2B: 3 3B: 0 HR: 1	SF: 0 SAC: 1 DP: 0 HBP: 0	WP: 0 PB: 0 CS: 0	PA: 42		
PITCHER	IP	WLS	BF	H	R	ER	SO	BB	IBB	HBP	BLK	WP	HR	S	P	ERA	WHIP								
Ray Herbert, R ERA: 4.1 (1, 1)	6.0	L	28	8	5	4	4	1	0	0	0	0	1	35	39	6.00	1.500								
Dean Stone, L ERA: 4.47 (7, 1)	2.0		11	5	2	2	2	0	0	0	0	0	0	15	15	9.00	2.500								
Mike Joyce, R ERA: (9, 1)	1.0		3	0	0	0	0	0	0	0	0	0	0	3	3	0.00	0.000								

Batter	1	2	3	4	5	6	7	8	9	AB	R	H	RBI	BB	SO	LOB	BOTTOM								
Jim Landis, R OBP: 0.367, SLG: 0.459 (1, 8)										5	0	4	2	0	0	0	Baltimore Orioles @ Chicago White Sox Comiskey Park, Chicago, IL Wed Jul 04 1962, 4:33 AM EDT Unknown								
Nellie Fox, L OBP: 0.318, SLG: 0.364 (1, 4)										4	0	0	0	0	0	3									
Joe Cunningham, L OBP: 0.432, SLG: 0.443 Mike Hershberger, R OBP: 0.337, SLG: 0.325 (3, PR) (4, 9)										0	0	0	0	1	0	0									
Floyd Robinson, L OBP: 0.375, SLG: 0.483 (4, 7)							K			4	0	1	0	0	1	2									
Charlie Maxwell, L OBP: 0.260, SLG: 0.326 (4, 3)										4	0	0	0	0	0	5									
Al Smith, R OBP: 0.379, SLG: 0.490 (1, 5)										4	0	0	0	0	1	3									
Luis Aparicio, R OBP: 0.278, SLG: 0.337 (1, 6)										4	2	3	1	0	0	0									
Bob Roselli, R OBP: 0.275, SLG: 0.378 (1, 2)				K						4	1	3	0	0	1	1									
Ray Herbert, R OBP: 0.179, SLG: 0.243 Bob Sadowski, L OBP: 0.302, SLG: 0.462 Dean Stone, L OBP: 0.333, SLG: 0.353 Charley Smith, R OBP: 0.271, SLG: 0.293 Mike Joyce, R ERA: (9, 1)										2	0	0	0	0	1	2									
Inning Stats	R: 0 E: 0 K: 0 S: 4	H: 1 LOB: 2 BB: 1 P: 8	R: 0 E: 0 K: 1 S: 6	H: 1 LOB: 1 BB: 0 P: 6	R: 0 E: 0 K: 1 S: 7	H: 2 LOB: 3 BB: 0 P: 8	R: 1 E: 0 K: 1 S: 7	H: 2 LOB: 1 BB: 0 P: 7	R: 0 E: 0 K: 0 S: 3	H: 0 LOB: 0 BB: 0 P: 3	R: 2 E: 0 K: 1 S: 8	H: 3 LOB: 1 BB: 0 P: 8	R: 0 E: 0 K: 1 S: 5	H: 0 LOB: 0 BB: 0 P: 5	R: 0 E: 0 K: 0 S: 4	H: 2 LOB: 1 BB: 0 P: 4		R: 0 E: 0 K: 0 S: 3	H: 0 LOB: 0 BB: 0 P: 3	1B: 8 2B: 2 3B: 0 HR: 1	SF: 0 SAC: 1 DP: 1 HBP: 1	WP: 0 PB: 0 CS: 0	PA: 39		
PITCHER	IP	WLS	BF	H	R	ER	SO	BB	IBB	HBP	BLK	WP	HR	S	P	ERA	WHIP								
Mitt Pappas, R ERA: 3.54 (1, 1)	5.2	W	28	9	3	3	4	1	0	1	0	0	1	34	39	4.76	1.765								
Billy Hoelt, L ERA: 4.89 (6, 1)	3.1	S	11	2	0	0	1	0	0	0	0	0	0	13	13	0.00	0.600								

Batter	1	2	3	4	5	6	7	8	9	AB	R	H	RBI	BB	SO	LOB	TOP										
Johnny Temple, R OBP: 0.367, SLG: 0.335 (1, 4)	6-3		F8		6-3			SH 1B		3	1	0	0	0	0	0											
Dick Williams, R OBP: 0.277, SLG: 0.269 (1, 7)	5-3					5-3		1B 2B		4	1	2	0	0	0	0											
Russ Snyder, L OBP: 0.300, SLG: 0.465 (8, 7)			G4-6-3 1B					1B 2B		0	0	0	0	0	0	0											
Jim Gentile, L OBP: 0.352, SLG: 0.517 (1, 3)	F8		G4-6-3 1-2			K		1-3 2-H 3-H 1B		4	0	1	2	0	1	1											
Brooks Robinson, R OBP: 0.299, SLG: 0.473 (1, 5)				6-3		F8		K		4	0	1	0	0	1	2											
Jackie Brandt, R OBP: 0.331, SLG: 0.464 (1, 8)		FC5-4 2B 1-2 1B		1-3			HR	1-H 3-H 2B		4	2	2	2	0	0	1											
Jerry Adair, R OBP: 0.275, SLG: 0.339 (1, 6)		1B 1-3 2B					F6	5-3		4	0	2	0	0	0	1											
Gus Triandos, R OBP: 0.260, SLG: 0.345 (1, 2)		F3		6-3			K		FC5-4 BB	3	0	0	0	1	1	3											
Whitey Herzog, L OBP: 0.361, SLG: 0.385 (1, 9)							F5		FC5-4 G1-4 1-2	4	0	2	1	0	0	1											
Jack Fisher, R OBP: 0.278, SLG: 0.133 (1, 1)									G1-4 1-2	1	0	0	0	0	0	2											
Hal Brown, R OBP: 0.333, SLG: 0.333 (4, 1)							G5-4-3			1	0	0	0	0	0	1											
Mary Breeding, R OBP: 0.250, SLG: 0.271 (8, PH)								1B SH 1B		1	1	1	0	0	0	0											
Wes Stock, R OBP: 0.250, SLG: 0.271 (8, 1)										1	0	0	0	0	0	1											
Inning Stats	R: 0 E: 0 K: 0 S: 3	H: 0 LOB: 0 BB: 0 P: 3	R: 1 E: 0 K: 0 S: 6	H: 3 LOB: 2 BB: 0 P: 6	R: 0 E: 0 K: 0 S: 3	H: 1 LOB: 0 BB: 0 P: 3	R: 0 E: 0 K: 0 S: 4	H: 1 LOB: 1 BB: 0 P: 4	R: 0 E: 0 K: 1 S: 5	H: 0 LOB: 0 BB: 0 P: 5	R: 1 E: 0 K: 1 S: 6	H: 1 LOB: 0 BB: 0 P: 6	R: 3 E: 1 K: 1 S: 9	H: 4 LOB: 1 BB: 0 P: 9	R: 0 E: 0 K: 0 S: 2	H: 0 LOB: 0 BB: 1 P: 6	1B: 8 2B: 2 3B: 0 HR: 1	SF: 0 SAC: 1 DP: 3 HBP: 0	WP: 0 PA: 36 CS: 0								
PITCHER	IP	WLS	BF	H	R	ER	SO	BB	IBB	HBP	BLK	WP	HR	S	P	ERA	WHIP										
Frank Baumann, L ERA: 3.97 (1, 1)	7.0	L	30	10	5	4	2	0	0	0	0	0	1	34	34	5.14	1.429										
Eddie Fisher, R ERA: 3.55 (8, 1)	2.0		6	1	0	0	1	1	0	0	0	0	0	7	11	0.00	1.000										

Baltimore Orioles @ Chicago White Sox
Comiskey Park, Chicago, IL
Thu Jul 05 1962, 8:05 PM EDT
Att: 15,614 - Unknown

AB 34
R 5
H 11
RBI 5
BB 1
SO 3
LOB 13



Batter	1	2	3	4	5	6	7	8	9	AB	R	H	RBI	BB	SO	LOB	BOTTOM										
Luis Aparicio, R OBP: 0.277, SLG: 0.337 (1, 6)	L3	G4-3		5-3					5-3	5	0	1	0	0	0	2											
Nellie Fox, L OBP: 0.322, SLG: 0.363 (1, 4)				2-3						3	1	1	0	2	0	1											
Al Smith, R OBP: 0.379, SLG: 0.490 (9, FR)	BB 1B	1-3		1B BB					BB	0	0	0	0	0	0	0											
Jim Landis, R OBP: 0.372, SLG: 0.455 (1, 8)	4-0 1B 1-2 BB			1-2 3-H 1B					0-3 K	4	1	1	1	1	1	1											
Floyd Robinson, L OBP: 0.375, SLG: 0.484 (1, 7)	4-3 1-3 2-H 1B			1-2 3-H 1B						4	0	2	1	0	0	2											
Charlie Maxwell, L OBP: 0.270, SLG: 0.347 (1, 3)	4-3 1-2 3-H 1B			1B						3	0	1	1	1	0	0											
Mike Hershberger, R OBP: 0.336, SLG: 0.324 (1, 9)	4-3 1-2 2-3									4	0	0	0	0	0	4											
Charley Smith, R OBP: 0.265, SLG: 0.286 (1, 5)	K								E5 G1-6-3	4	0	0	0	0	1	4											
Cam Carreon, R OBP: 0.324, SLG: 0.360 (1, 2)				WP SH1-4 1B 1B					G1-6-3 1-2	4	2	2	0	0	0	1											
Frank Baumann, L OBP: 0.300, SLG: 0.125 (1, 1)										2	0	1	1	0	0	0											
Eddie Fisher, R ERA: 4.5 (8, 1)										0	0	0	0	0	0	0											
Bob Sadowski, L OBP: 0.297, SLG: 0.439 (9, PH)										1	0	0	0	0	0	0											
Inning Stats	R: 2 E: 0 K: 1 S: 8	H: 3 LOB: 2 BB: 1 P: 12	R: 1 E: 0 K: 0 S: 4	H: 2 LOB: 0 BB: 0 P: 4	R: 0 E: 0 K: 0 S: 4	H: 1 LOB: 2 BB: 1 P: 8	R: 1 E: 0 K: 0 S: 5	H: 2 LOB: 2 BB: 1 P: 9	R: 0 E: 0 K: 0 S: 3	H: 0 LOB: 0 BB: 0 P: 3	R: 0 E: 0 K: 0 S: 4	H: 1 LOB: 1 BB: 0 P: 4	R: 0 E: 0 K: 0 S: 3	H: 0 LOB: 0 BB: 0 P: 3	R: 0 E: 0 K: 1 S: 5	H: 0 LOB: 1 BB: 1 P: 9	1B: 7 2B: 2 3B: 0 HR: 0	SF: 0 SAC: 1 DP: 2 HBP: 0	WP: 1 PA: 39 CS: 0								
PITCHER	IP	WLS	BF	H	R	ER	SO	BB	IBB	HBP	BLK	WP	HR	S	P	ERA	WHIP										
Jack Fisher, R ERA: 5.84 (1, 1)	3.2		21	8	4	4	1	2	0	0	0	0	0	20	32	9.82	2.727										
Hal Brown, R ERA: 4.5 (4, 1)	3.1	W	11	1	0	0	0	0	0	0	0	0	0	11	11	0.00	0.300										
Wes Stock, R ERA: 2.85 (8, 1)	2.0	S	7	0	0	0	1	1	0	0	0	0	0	8	12	0.00	0.500										

Baltimore Orioles @ Chicago White Sox
Comiskey Park, Chicago, IL
Thu Jul 05 1962, 8:05 PM EDT
Att: 15,614 - Unknown

AB 34
R 4
H 9
RBI 4
BB 4
SO 2
LOB 15



Batter	1	2	3	4	5	6	7	8	9	AB	R	H	RBI	BB	SO	LOB	TOP			
Jerry Adair, R OBP: 0.282, SLG: 0.335 (1,4)										5	0	1	0	0	0	4	<p>Baltimore Orioles @ Detroit Tigers Tiger Stadium, Detroit, MI Sun Jul 08 1962, 4:33 AM EDT Unknown</p>			
Whitey Herzog, L OBP: 0.370, SLG: 0.417 (1,9)										4	1	2	1	1	0	2				
Boog Powell, L OBP: 0.314, SLG: 0.399 (1,7)										4	0	0	0	1	1	3				
Jim Gentile, L OBP: 0.361, SLG: 0.525 (1,3)										4	0	0	0	1	0	2				
Jackie Brandt, R OBP: 0.330, SLG: 0.454 (1,8)										4	0	0	0	0	0	4				
Brooks Robinson, R OBP: 0.299, SLG: 0.467 (1,5)										4	0	3	0	0	0	0				
Ron Hansen, R OBP: 0.286, SLG: 0.282 (1,6)										4	0	0	0	0	2	3				
Hobie Landrith, L OBP: 0.362, SLG: 0.425 (1,2)										2	0	0	0	2	0	1				
<small> Milt Pappas, R Jerry Reuss, L Jack Fisher, R Dick Hall, R Hal Brown, R Dick Williams, R Robin Roberts, R </small>										0	0	0	0	0	0	0				
Inning Stats	R: 0 E: 1 K: 0 S: 4	H: 0 LOB: 2 BB: 1 P: 8	R: 0 E: 0 K: 0 S: 3	H: 0 LOB: 0 BB: 0 P: 3	R: 0 E: 0 K: 0 S: 4	H: 1 LOB: 1 BB: 0 P: 4	R: 0 E: 1 K: 0 S: 5	H: 1 LOB: 3 BB: 1 P: 9	R: 0 E: 0 K: 1 S: 6	H: 1 LOB: 2 BB: 1 P: 10	R: 1 E: 0 K: 0 S: 4	H: 1 LOB: 0 BB: 0 P: 4	R: 0 E: 0 K: 1 S: 7	H: 2 LOB: 2 BB: 0 P: 7	R: 0 E: 0 K: 0 S: 2	H: 0 LOB: 0 BB: 1 P: 6	1B: 6 2B: 0 3B: 0 HR: 1	SF: 0 SAC: 0 DP: 1 HBP: 0	WP: 1 PB: 0 SB: 1 CS: 0	PA: 40
PITCHER Paul Foytack, R ERA: 3.98 (1,1)	IP: 9.0 WLS: W BF: 40 H: 7 R: 1 ER: 1 SO: 3 BB: 5 IBB: 0 HBP: 0 BLK: 0 WP: 1 HR: 1 S: 41 P: 61 ERA: 1.00 WHIP: 1.333															PITCHER				

Batter	1	2	3	4	5	6	7	8	9	AB	R	H	RBI	BB	SO	LOB	BOTTOM			
Jake Wood, R OBP: 0.305, SLG: 0.354 (1,4)										4	2	2	3	0	0	0	<p>Baltimore Orioles @ Detroit Tigers Tiger Stadium, Detroit, MI Sun Jul 08 1962, 4:33 AM EDT Unknown</p>			
Bill Bruton, L OBP: 0.332, SLG: 0.436 (1,8)										4	0	0	0	0	1	0				
Dick McAuliffe, L OBP: 0.360, SLG: 0.376 (1,5)										4	0	0	0	0	0	0				
Rocky Colavito, R OBP: 0.370, SLG: 0.545 (1,7)										3	0	1	0	1	1	0				
Norm Cash, L OBP: 0.397, SLG: 0.542 (1,3)										3	0	0	0	1	2	2				
Bubba Morton, R OBP: 0.381, SLG: 0.389 (1,9)										4	1	2	0	0	0	2				
Chico Fernandez, R OBP: 0.290, SLG: 0.394 (1,6)										2	1	1	2	1	0	0				
Mike Roarke, R OBP: 0.253, SLG: 0.341 (1,2)										3	0	1	0	0	0	3				
Paul Foytack, R OBP: 0.226, SLG: 0.172 (1,1)										3	1	0	0	0	1	1				
Inning Stats	R: 1 E: 0 K: 2 S: 8	H: 1 LOB: 0 BB: 0 P: 8	R: 4 E: 0 K: 1 S: 9	H: 4 LOB: 0 BB: 0 P: 9	R: 0 E: 0 K: 1 S: 6	H: 1 LOB: 2 BB: 2 P: 14	R: 0 E: 0 K: 0 S: 3	H: 0 LOB: 0 BB: 0 P: 3	R: 0 E: 0 K: 0 S: 3	H: 0 LOB: 1 BB: 1 P: 7	R: 0 E: 0 K: 1 S: 5	H: 0 LOB: 0 BB: 0 P: 5	R: 0 E: 0 K: 0 S: 3	H: 0 LOB: 0 BB: 0 P: 3	R: 0 E: 0 K: 0 S: 3	H: 1 LOB: 0 BB: 0 P: 3	1B: 4 2B: 0 3B: 0 HR: 3	SF: 0 SAC: 0 DP: 1 HBP: 0	WP: 0 PB: 0 SB: 0 CS: 0	PA: 33
PITCHER Milt Pappas, R ERA: 3.87 (1,1) Jack Fisher, R ERA: 5.74 (3,1) Dick Hall, R ERA: 2.36 (4,1) Hal Brown, R ERA: 4.61 (6,1) Robin Roberts, R ERA: 2.7 (8,1)	IP: 2.0 WLS: L BF: 11 H: 5 R: 5 ER: 5 SO: 3 BB: 0 IBB: 5 HBP: 0 BLK: 0 WP: 0 HR: 3 S: 17 P: 17 ERA: 22.50 WHIP: 2.500															PITCHER				

Batter	1	2	3	4	5	6	7	8	9	AB	R	H	RBI	BB	SO	LOB	TOP		
Jerry Adair, R OBP: 0.286, SLG: 0.338 (1, 4)										4	0	2	0	0	0	0			
Whitney Herzog, L OBP: 0.367, SLG: 0.408 Russ Snyder, L OBP: 0.298, SLG: 0.458 (9, FR) (9, 9)										3	0	0	0	1	1	1			
Dick Williams, R OBP: 0.271, SLG: 0.263 (1, 7)										4	0	0	0	0	1	2			
Jim Gentile, L OBP: 0.362, SLG: 0.538 (1, 3)										4	2	2	1	0	1	1			
Brooks Robinson, R OBP: 0.297, SLG: 0.462 (1, 5)										3	0	0	0	0	0	1			
Jackie Brandt, R OBP: 0.330, SLG: 0.452 (1, 8)										1	0	0	1	1	0	0			
Gus Triandos, R OBP: 0.246, SLG: 0.325 Hoyt Wilhelm, R OBP: 0.100, SLG: 0.100 Billy Hoelt, L OBP: 0.500, SLG: 0.455 (1, 2) (7, 1) (9, 1)										3	0	0	0	0	0	1			
Ron Hansen, R OBP: 0.279, SLG: 0.274 (1, 6)										3	0	0	0	0	0	1			
Steve Barber, L OBP: 0.147, SLG: 0.065 Hobie Landrith, L OBP: 0.359, SLG: 0.421 (1, 1) (7, 2)										2	0	0	0	0	2	0			
Inning Stats	R: 0 E: 0 K: 0 S: 3	H: 0 LOB: 0 BB: 0 P: 3	R: 1 E: 0 K: 0 S: 4	H: 1 LOB: 0 BB: 0 P: 4	R: 0 E: 0 K: 1 S: 5	H: 1 LOB: 0 BB: 0 P: 5	R: 0 E: 0 K: 2 S: 7	H: 0 LOB: 0 BB: 0 P: 7	R: 0 E: 0 K: 0 S: 3	H: 0 LOB: 1 BB: 0 P: 7	R: 0 E: 0 K: 0 S: 4	H: 1 LOB: 0 BB: 0 P: 4	R: 0 E: 0 K: 0 S: 3	H: 0 LOB: 0 BB: 0 P: 3	R: 0 E: 0 K: 0 S: 2	H: 0 LOB: 1 BB: 1 P: 6	1B: 2 2B: 1 3B: 0 HR: 1	SF: 1 SAC: 0 DP: 1 HBP: 0	WP: 0 PA: 32 PB: 0 SB: 0 CS: 1
PITCHER Hank Aquirre, L ERA: 2.08 (1, 1)	IP: 9.0 WLS: W BF: 31 H: 4 R: 2 ER: 2 SO: 5 BB: 2 IBB: 0 HBP: 0 BLK: 0 WP: 0 HR: 1 S: 39 P: 47 ERA: 2.00 WHIP: 0.667															PITCHER			

Baltimore Orioles @ Detroit Tigers
Tiger Stadium, Detroit, MI
Sun Jul 08 1962, 4:38 AM EDT
Att: 29,180 - Unknown

AB 28
R 2
H 4
RBI 2
BB 2
SO 5
LOB 7

Batter	1	2	3	4	5	6	7	8	9	AB	R	H	RBI	BB	SO	LOB	BOTTOM				
Jake Wood, R OBP: 0.306, SLG: 0.365 (1, 4)										5	2	2	0	0	1	0					
Bill Bruton, L OBP: 0.336, SLG: 0.437 (1, 8)										4	0	2	1	1	1	1					
Bubba Morton, R OBP: 0.369, SLG: 0.375 (1, 9)										4	0	0	1	0	1	2					
Rocky Colavito, R OBP: 0.375, SLG: 0.553 (1, 7)										4	1	3	0	0	0	0					
Norm Cash, L OBP: 0.395, SLG: 0.536 (1, 3)										3	0	0	0	1	2	2					
Steve Boros, R OBP: 0.326, SLG: 0.329 (1, 5)										3	0	1	0	1	0	3					
Chico Fernandez, R OBP: 0.289, SLG: 0.391 (1, 6)										4	0	1	0	0	1	3					
Dick Brown, R OBP: 0.271, SLG: 0.373 (1, 2)										4	0	1	1	0	0	2					
Hank Aquirre, R OBP: 0.032, SLG: 0.032 (1, 1)										4	0	0	0	0	1	2					
Inning Stats	R: 1 E: 0 K: 1 S: 7	H: 2 LOB: 2 BB: 1 P: 11	R: 0 E: 0 K: 0 S: 3	H: 0 LOB: 0 BB: 0 P: 3	R: 0 E: 0 K: 0 S: 3	H: 0 LOB: 0 BB: 0 P: 3	R: 0 E: 0 K: 2 S: 8	H: 1 LOB: 2 BB: 1 P: 12	R: 0 E: 0 K: 1 S: 5	H: 0 LOB: 1 BB: 1 P: 9	R: 1 E: 0 K: 0 S: 6	H: 3 LOB: 2 BB: 0 P: 6	R: 0 E: 0 K: 2 S: 7	H: 1 LOB: 0 BB: 0 P: 7	R: 0 E: 0 K: 1 S: 6	H: 1 LOB: 1 BB: 0 P: 6	R: 1 E: 0 K: 0 S: 4	H: 2 LOB: 1 BB: 0 P: 4	1B: 6 2B: 3 3B: 1 HR: 0	SF: 0 SAC: 0 DP: 0 HBP: 0	WP: 0 PA: 38 PB: 0 SB: 1 CS: 1
PITCHER Steve Barber, L ERA: 3.68 Hoyt Wilhelm, R ERA: 1.23 Billy Hoelt, L ERA: 4.85 (1, 1) (7, 1) (9, 1)	IP: 6.0 WLS: L BF: 27 H: 6 R: 2 ER: 2 SO: 4 BB: 3 IBB: 0 HBP: 0 BLK: 0 WP: 0 HR: 0 S: 32 P: 44 ERA: 3.00 WHIP: 1.500															PITCHER					

Baltimore Orioles @ Detroit Tigers
Tiger Stadium, Detroit, MI
Sun Jul 08 1962, 4:38 AM EDT
Att: 29,180 - Unknown

AB 35
R 3
H 10
RBI 3
BB 3
SO 7
LOB 15

Batter	1	2	3	4	5	6	7	8	9	AB	R	H	RBI	BB	SO	LOB	TOP										
Ty Cline, L OBP: 0.349, SLG: 0.371 (1, 8)	L3						L3-1		HR	4	0	2	0	0	0	0	Cleveland Indians @ Baltimore Orioles Memorial Stadium, Baltimore, MD Thu Jul 12 1962, 7:05 PM EDT Att: 13,538 - Unknown										
Willie Tasby, R OBP: 0.325, SLG: 0.318 (9, PH)									1B	1	1	1	2	0	0	0											
Bob Hartman, R (9, 1)										0	0	0	0	0	0	0											
Pedro Ramos, S OBP: 0.257, SLG: 0.545 (9, 1)										0	0	0	0	0	0	0											
Frank Funk, R OBP: 0.111, SLG: 0.111 (9, 1)										0	0	0	0	0	0	0											
Don Dillard, L OBP: 0.281, SLG: 0.404 (9, PH)	3-1						4-3		HR	4	0	0	0	0	0	3											
Chuck Essegian, R OBP: 0.379, SLG: 0.541 (9, 7)										1	1	1	3	0	0	0											
Tito Francona, L OBP: 0.323, SLG: 0.404 (1, 3)										5	0	2	0	0	1	3											
John Romano, R OBP: 0.350, SLG: 0.466 (1, 2)										5	0	0	0	0	2	5											
Willie Kirkland, L OBP: 0.306, SLG: 0.388 (1, 9)										4	0	0	0	0	0	3											
Woodie Held, R OBP: 0.373, SLG: 0.417 (9, 8)										4	0	2	0	0	0	0											
Bubba Phillips, R OBP: 0.300, SLG: 0.371 (1, 5)										4	1	1	0	0	0	2											
Jerry Kindall, R OBP: 0.296, SLG: 0.395 (1, 4)										3	2	2	1	1	0	1											
Ruben Gomez, R OBP: 0.222, SLG: 0.222 (7, 1)										3	0	1	0	0	0	2											
Bill Dalley, R OBP: 0.176, SLG: 0.125 (9, PH)										0	0	0	0	0	0	0											
Gary Bell, R OBP: 0.222, SLG: 0.250 (9, PH)										0	0	0	0	0	0	0											
Gene Grady, R OBP: 0.176, SLG: 0.125 (9, PH)										0	0	0	0	0	0	0											
Jim Mahoney, R OBP: 0.176, SLG: 0.125 (9, 9)										0	1	0	0	0	0	0											
Inning Stats	R: 0 E: 0 K: 0 S: 4	H: 1 LOB: 1 BB: 0 P: 4	R: 0 E: 0 K: 0 S: 4	H: 1 LOB: 2 BB: 1 P: 8	R: 0 E: 1 K: 2 S: 9	H: 1 LOB: 2 BB: 0 P: 9	R: 1 E: 0 K: 0 S: 6	H: 3 LOB: 2 BB: 0 P: 6	R: 0 E: 0 K: 0 S: 3	H: 1 LOB: 0 BB: 0 P: 3	R: 0 E: 0 K: 0 S: 3	H: 1 LOB: 0 BB: 0 P: 3	R: 0 E: 0 K: 0 S: 5	H: 1 LOB: 0 BB: 0 P: 5	R: 5 E: 0 K: 0 S: 7	H: 4 LOB: 1 BB: 1 P: 11	1B: 9 2B: 1 3B: 0 HR: 2	SF: 0 SAC: 0 DP: 2 HBP: 0	WP: 0 PB: 0 SB: 0 CS: 0	PA: 40							
PITCHER	IP	WLS	BF	H	R	ER	SO	BB	IBB	HBP	BLK	WP	HR	S	P	ERA	WHIP										
Robin Roberts, R ERA: 2.57 (1, 1)	7.0		29	7	1	1	2	1	0	0	0	0	1	32	36	1.29	1.143										
Dick Hall, R ERA: 2.31 (8, 1)	1.0		3	1	0	0	1	0	0	0	0	0	0	5	5	0.00	1.000										
Wes Stock, R ERA: 3.8 (9, 1)	0.1	L	4	2	3	3	0	1	0	0	0	0	0	3	7	81.00	9.000										
Billy Hoelt, L ERA: 5.07 (9, 1)	0.2		4	2	2	2	0	0	0	0	0	0	1	4	4	27.00	3.000										

Batter	1	2	3	4	5	6	7	8	9	AB	R	H	RBI	BB	SO	LOB	BOTTOM										
Jerry Adair, R OBP: 0.279, SLG: 0.330 (1, 4)	F6									5	1	0	0	0	1	5	Cleveland Indians @ Baltimore Orioles Memorial Stadium, Baltimore, MD Thu Jul 12 1962, 7:05 PM EDT Att: 13,538 - Unknown										
Whitley Herzog, L OBP: 0.374, SLG: 0.403 (1, 9)										2	0	0	0	3	0	2											
Dave Nicholson, R OBP: 0.289, SLG: 0.290 (9, 9)										0	0	0	0	0	0	0											
Boog Powell, L OBP: 0.311, SLG: 0.394 (1, 7)										5	1	1	1	0	0	4											
Jim Gentile, L OBP: 0.363, SLG: 0.540 (1, 3)										5	0	2	0	0	1	3											
Brooks Robinson, R OBP: 0.296, SLG: 0.459 (1, 5)										5	0	1	0	0	1	2											
Jackie Brandt, R OBP: 0.331, SLG: 0.453 (1, 8)										4	1	1	0	1	0	2											
Ron Hansen, R OBP: 0.299, SLG: 0.278 (1, 6)										2	1	1	1	3	1	1											
Hobie Landrith, L OBP: 0.346, SLG: 0.402 (1, 2)										5	0	0	0	0	1	9											
Robin Roberts, S OBP: 0.334, SLG: 0.167 (7, PH)										1	0	0	0	0	0	0											
Russ Snyder, L OBP: 0.301, SLG: 0.461 (8, 1)										0	0	0	0	0	0	0											
Dick Hall, R ERA: 2.45 (8, PH)										0	0	0	0	0	0	0											
Charlie L. Brown, R OBP: 0.222, SLG: 0.250 (9, PH)										0	0	0	0	0	0	0											
Wes Stock, R (9, 1)										0	0	0	0	0	0	0											
Billy Hoelt, L OBP: 0.200, SLG: 0.455 (9, PH)										0	0	0	0	0	0	0											
Dick Williams, R OBP: 0.266, SLG: 0.260 (9, PH)										1	0	0	0	0	0	3											
Inning Stats	R: 0 E: 0 K: 0 S: 3	H: 0 LOB: 0 BB: 0 P: 3	R: 0 E: 0 K: 0 S: 5	H: 2 LOB: 0 BB: 0 P: 5	R: 0 E: 0 K: 0 S: 3	H: 0 LOB: 1 BB: 1 P: 7	R: 0 E: 0 K: 0 S: 3	H: 0 LOB: 0 BB: 0 P: 3	R: 0 E: 1 K: 0 S: 4	H: 0 LOB: 3 BB: 2 P: 12	R: 0 E: 0 K: 2 S: 8	H: 1 LOB: 1 BB: 0 P: 8	R: 1 E: 0 K: 1 S: 7	H: 2 LOB: 2 BB: 1 P: 11	R: 2 E: 2 K: 1 S: 8	H: 1 LOB: 2 BB: 1 P: 12	R: 1 E: 1 K: 1 S: 7	H: 1 LOB: 3 BB: 2 P: 15	1B: 5 2B: 2 3B: 0 HR: 0	SF: 0 SAC: 1 DP: 0 HBP: 0	WP: 1 PB: 0 SB: 0 CS: 0	PA: 45					
PITCHER	IP	WLS	BF	H	R	ER	SO	BB	IBB	HBP	BLK	WP	HR	S	P	ERA	WHIP										
Ruben Gomez, R ERA: 2.33 (1, 1)	6.0		25	3	0	0	2	3	0	0	0	0	0	26	38	0.00	1.000										
Bill Dalley, R ERA: 2.45 (7, 1)	0.2		5	2	1	1	1	1	0	0	0	0	0	6	10	13.50	4.500										
Gary Bell, R ERA: 3.36 (7, 1)	1.1	W	8	1	2	0	1	1	0	0	0	0	0	9	13	0.00	1.500										
Bob Hartman, L ERA: 3.0 (9, 1)	0.1		3	1	1	0	1	0	0	0	0	0	0	5	5	0.00	3.000										
Pedro Ramos, R ERA: 4.58 (9, 1)	0.0		2	0	0	0	0	2	0	0	0	0	1	0	8	∞	∞										
PITCHER	IP	WLS	BF	H	R	ER	SO	BB	IBB	HBP	BLK	WP	HR	S	P	ERA	WHIP										
Frank Funk, R ERA: 2.63 (9, 1)	0.2		2	0	0	0	0	0	0	0	0	0	0	2	2	0.00	0.000										

Batter	1	2	3	4	5	6	7	8	9	10	11	12	13	14	AB	R	H	RBI	BB	SO	LOB	TOP																		
Ty Cline, L OBP: 0.341, SLG: 0.363 (1, 8)	L4-3		L3-1		K			1B SF7 2B		FC3-6 PB			L8		6	1	1	0	0	1	2																			
Tito Francona, L OBP: 0.319, SLG: 0.395 (1, 3)	F7		F7			1-3		CS 1B		F6			F7		6	0	1	0	0	0	1																			
Chuck Essegian, R OBP: 0.380, SLG: 0.540 (1, 7)	HR BB			5-3		F6		SF7				F7			4	1	1	1	1	0	0																			
Willie Kirkland, L OBP: 0.302, SLG: 0.390 (1, 9)	HR			F8				G3				K			5	1	1	2	1	1	1																			
John Romano, R OBP: 0.352, SLG: 0.462 (1, 2)	F8					F5				F7					6	0	2	0	0	0	1																			
Woodie Held, R OBP: 0.368, SLG: 0.420 (1, 6)		5-3		K						L6					6	0	1	0	0	3	2																			
Bubba Phillips, R OBP: 0.300, SLG: 0.369 (1, 5)		F8				F6				F4			F7		6	0	1	0	0	0	1																			
Jerry Kindall, R OBP: 0.297, SLG: 0.392 (1, 4)			K					F8					F8		6	0	3	0	0	1	1																			
Dick Donovan, L OBP: 0.252, SLG: 0.308 Marian Coughly, L OBP: 0.282, SLG: 0.200 Gary Bell, R OBP: 0.167, SLG: 0.118 (1, 1) (10, PH) (10, 1)			K							FC3-6 1B			K		3	0	0	0	0	2	2																			
Inning Stats	R: 2 E: 0 K: 0 S: 4	H: 1 LOB: 0 BB: 1 P: 8	R: 0 E: 0 K: 1 S: 5	H: 0 LOB: 0 BB: 0 P: 5	R: 0 E: 0 K: 1 S: 5	H: 0 LOB: 0 BB: 0 P: 5	R: 0 E: 0 K: 1 S: 6	H: 1 LOB: 1 BB: 0 P: 6	R: 0 E: 0 K: 0 S: 3	H: 0 LOB: 0 BB: 1 P: 7	R: 1 E: 0 K: 0 S: 4	H: 2 LOB: 0 BB: 0 P: 4	R: 0 E: 0 K: 1 S: 3	H: 0 LOB: 0 BB: 0 P: 3	R: 0 E: 0 K: 2 S: 8	H: 1 LOB: 1 BB: 0 P: 8	R: 0 E: 0 K: 1 S: 5	H: 0 LOB: 0 BB: 0 P: 5	R: 0 E: 0 K: 0 S: 4	H: 1 LOB: 1 BB: 0 P: 4	R: 0 E: 0 K: 1 S: 6	H: 2 LOB: 2 BB: 0 P: 6	R: 0 E: 0 K: 1 S: 7	H: 0 LOB: 0 BB: 0 P: 7	R: 0 E: 0 K: 0 S: 5	H: 0 LOB: 0 BB: 0 P: 5	R: 0 E: 0 K: 1 S: 4	H: 1 LOB: 0 BB: 0 P: 8	R: 0 E: 0 K: 1 S: 6	H: 0 LOB: 0 BB: 0 P: 8	R: 0 E: 0 K: 1 S: 7	H: 0 LOB: 0 BB: 0 P: 7	R: 0 E: 0 K: 1 S: 4	H: 0 LOB: 0 BB: 0 P: 8	R: 1 E: 0 K: 0 S: 1	H: 1 LOB: 0 BB: 0 P: 1	1B: 8 2B: 2 3B: 0 HR: 1	SF: 1 SAC: 0 DP: 0 HBP: 0	WP: 0 PB: 1 SB: 0 CS: 1	PA: 53
PITCHER	IP	WLS	BF	H	R	ER	SO	BB	IBB	HBP	BLK	WP	HR	S	P	ERA	WHIP																							
Mit Pappas, R ERA: 3.87 (8, 1)	7.0		29	6	3	3	5					0	1	37	45	3.86	1.143																							
Hoyt Wilhelm, R ERA: 1.16 (11, 1)	3.0	W	9	1	0	0	1	0	0	0	0	0	0	11	11	0.00	0.333																							
Dick Hall, R ERA: 2.13 (11, 1)	4.0	W	15	4	0	0	4	0	0	0	0	0	0	23	23	0.00	1.000																							

Cleveland Indians @ Baltimore Orioles
Memorial Stadium, Baltimore, MD
Sat Jul 14 1962, 3:33 AM EDT
Att: 14,465 - Unknown

AB 50
R 3
H 11
RBI 3
BB 2
SO 10
LOB 12





Batter	1	2	3	4	5	6	7	8	9	10	11	12	13	14	AB	R	H	RBI	BB	SO	LOB	BOTTOM					
Jerry Adair, R OBP: 0.279, SLG: 0.324 (1, 4)	5-3		F7		F7			4-3		G5-2-3			CS BB		5	0	0	0	1	0	4						
Whitey Herzog, L OBP: 0.381, SLG: 0.401 (1, 9)	FC6-4 1B		K			L4-3 BB		G6-4-3 1B					K		4	0	2	0	2	2	1						
Jackie Brandt, R OBP: 0.326, SLG: 0.445 (1, 8)	FC6-4 1B			4-3 2B		L4-3		G6-4-3					K		6	1	1	0	0	1	6						
Jim Gentile, L OBP: 0.368, SLG: 0.547 (1, 3)				4-3				HR 1B		L8			L4		6	2	3	1	0	0	1						
Boog Powell, L OBP: 0.316, SLG: 0.421 (1, 7)			F5		4-3			HR		F9					5	1	1	3	0	0	2						
Charlie Lau, L OBP: 0.333, SLG: 0.427 (1, 2)			F9		3-4-3			F7		3-1			K		5	0	0	0	0	1	0						
Brooks Robinson, R OBP: 0.296, SLG: 0.488 (1, 5)		L8						F4					K		5	0	2	0	0	1	0						
Ron Hansen, R OBP: 0.319, SLG: 0.275 (1, 6)			K					F4 SH1-3 BB					F4		3	0	0	0	2	1	1						
Mit Pappas, R OBP: 0.114, SLG: 0.390 Hoyt Wilhelm, R OBP: 0.100, SLG: 0.100 Russ Snyder, L OBP: 0.305, SLG: 0.463 Dick Hall, R OBP: 0.200, SLG: 0.222 (1, 1) (8, 1) (10, PH) (11, 1)			F5										K		2	0	0	0	0	1	0						
Inning Stats	R: 0 E: 0 K: 0 S: 5	H: 2 LOB: 2 BB: 0 P: 5	R: 0 E: 0 K: 1 S: 5	H: 0 LOB: 0 BB: 0 P: 5	R: 0 E: 0 K: 1 S: 5	H: 0 LOB: 0 BB: 0 P: 5	R: 1 E: 0 K: 0 S: 4	H: 1 LOB: 0 BB: 0 P: 4	R: 0 E: 0 K: 0 S: 3	H: 1 LOB: 0 BB: 0 P: 3	R: 0 E: 0 K: 0 S: 3	H: 0 LOB: 0 BB: 0 P: 3	R: 0 E: 0 K: 1 S: 6	H: 2 LOB: 3 BB: 2 P: 14	R: 0 E: 0 K: 1 S: 5	H: 0 LOB: 0 BB: 0 P: 5	R: 0 E: 0 K: 2 S: 7	H: 0 LOB: 0 BB: 0 P: 7	R: 0 E: 0 K: 1 S: 4	H: 0 LOB: 0 BB: 0 P: 8	R: 1 E: 0 K: 0 S: 1	H: 1 LOB: 0 BB: 0 P: 1	1B: 6 2B: 2 3B: 1 HR: 2	SF: 0 SAC: 1 DP: 3 HBP: 0	WP: 1 PB: 0 SB: 0 CS: 1	PA: 49	
PITCHER	IP	WLS	BF	H	R	ER	SO	BB	IBB	HBP	BLK	WP	HR	S	P	ERA	WHIP										
Dick Donovan, R ERA: 2.78 (1, 1)	9.0		33	7	3	3	3					0	1	37	45	3.00	1.000										
Gary Bell, R ERA: 3.3 (10, 1)	4.0	L	16	3	1	1	5	3	0	0	0	1	1	23	35	2.25	1.500										

Cleveland Indians @ Baltimore Orioles
Memorial Stadium, Baltimore, MD
Sat Jul 14 1962, 3:33 AM EDT
Att: 14,465 - Unknown

AB 43
R 4
H 10
RBI 4
BB 5
SO 8
LOB 15



Batter	1	2	3	4	5	6	7	8	9	AB	R	H	RBI	BB	SO	LOB	TOP								
Jerry Adair, R OBP: 0.286, SLG: 0.344 (1, 4)	F7		HR		1B		1B		K	5	2	3	1	0	1	1	<p>Baltimore Orioles @ Cleveland Indians Cleveland Municipal Stadium, Cleveland, OH</p> <p>Sun Jul 15 1962, 3:33 AM EDT Unknown</p> <p>livebaseballscorecards.com</p> <p>AB 39 R 6 H 13 RBI 6 BB 0 SO 2 LOB 16</p> 								
Whitey Herzog, L OBP: 0.382, SLG: 0.401 (1, 9)	F7		3-1		G3		FC6-4 1B		1B	5	0	2	0	0	0	1									
Jackie Brandt, R OBP: 0.324, SLG: 0.451 (1, 8)	F6		2-3				HR FC6-4		F3	5	1	1	2	0	0	3									
Jim Gentile, L OBP: 0.372, SLG: 0.560 (1, 3)					FC6-4 1B		HR F7			4	2	3	1	0	0	1									
Boog Powell, L OBP: 0.317, SLG: 0.420 Russ Snyder, L OBP: 0.303, SLG: 0.461 (6, PR) (6, 7)	K				F7		1B		4-3	3	0	1	0	0	1	2									
Brooks Robinson, R OBP: 0.295, SLG: 0.466 (1, 5)	F9				FC6-4		L8		G6-4-3 1B	4	0	1	0	0	0	3									
Ron Hansen, R OBP: 0.318, SLG: 0.298 (1, 6)	HR				L8		F9		G6-4-3	4	1	1	2	0	0	3									
Hobie Landrith, L OBP: 0.343, SLG: 0.397 (1, 2)	F9						F7		1B	4	0	1	0	0	0	1									
Chuck Estrada, R OBP: 0.114, SLG: 0.088 (1, 1)					F4		1-3		F3	4	0	0	0	0	0	1									
Inning Stats	R: 0 E: 0 K: 0 S: 3	H: 0 LOB: 0 BB: 0 P: 3	R: 2 E: 0 K: 1 S: 7	H: 2 LOB: 0 BB: 0 P: 7	R: 1 E: 0 K: 0 S: 4	H: 1 LOB: 0 BB: 0 P: 4	R: 0 E: 0 K: 0 S: 4	H: 1 LOB: 1 BB: 0 P: 4	R: 0 E: 0 K: 0 S: 4	H: 1 LOB: 1 BB: 0 P: 4	R: 2 E: 0 K: 0 S: 6	H: 3 LOB: 1 BB: 0 P: 6	R: 1 E: 0 K: 0 S: 5	H: 2 LOB: 1 BB: 0 P: 5	R: 0 E: 0 K: 0 S: 3	H: 1 LOB: 0 BB: 0 P: 3		R: 0 E: 0 K: 1 S: 7	H: 2 LOB: 2 BB: 0 P: 7	1B: 9 2B: 0 3B: 0 HR: 4	SF: 0 SAC: 0 DP: 1 HBP: 0	WP: 0 PB: 0 SB: 0 CS: 0	PA: 39		
PITCHER	IP	WLS	BF	H	R	ER	SO	BB	IBB	HBP	BLK	WP	HR	S	P	ERA	WHIP								
Mudcat Grant, R ERA: 4.01 (1, 1)	5.0	L	22	7	5	5	1	0	0	0	0	0	4	24	24	9.00	1.400								
Bob Hartman, L ERA: 3.31 (6, 1)	1.1		7	3	1	1	0	0	0	0	0	0	0	7	7	6.75	2.250								
Bill Dailey, R ERA: 1.64 (7, 1)	2.2		10	3	0	0	1	0	0	0	0	0	0	12	12	0.00	1.125								

Batter	1	2	3	4	5	6	7	8	9	AB	R	H	RBI	BB	SO	LOB	BOTTOM								
Ty Cline, L OBP: 0.344, SLG: 0.367 (1, 8)	CS BB		2B	L4-6-3			L5			3	1	1	0	1	0	1	<p>Baltimore Orioles @ Cleveland Indians Cleveland Municipal Stadium, Cleveland, OH</p> <p>Sun Jul 15 1962, 3:33 AM EDT Unknown</p> <p>livebaseballscorecards.com</p> <p>AB 31 R 4 H 6 RBI 4 BB 4 SO 7 LOB 14</p> 								
Tito Francona, L OBP: 0.318, SLG: 0.393 (1, 3)	K		F7		6-3 1B		F8			4	0	1	0	0	1	2									
Chuck Essegian, R OBP: 0.382, SLG: 0.542 (1, 7)	HBP		HR		6-3		F5			3	1	1	1	0	0	1									
Willie Kirkland, L OBP: 0.305, SLG: 0.401 (1, 9)	F5		HR		4-0		F8			3	1	1	2	1	0	2									
John Romano, R OBP: 0.351, SLG: 0.458 (1, 2)	K		BB		0-0		F6			3	0	0	0	1	1	4									
Woodie Held, R OBP: 0.367, SLG: 0.415 (1, 6)	F8		L6		0-3		K		PO BB	3	0	0	0	1	1	3									
Bubba Phillips, R OBP: 0.299, SLG: 0.367 (1, 5)	1-3			E7 1B			F7		PO	4	1	1	0	0	0	0									
Jerry Kindall, R OBP: 0.293, SLG: 0.386 (1, 4)	F9			F8			K		K	4	0	0	0	0	2	1									
Mudcat Grant, R OBP: 0.200, SLG: 0.241 Bob Hartman, R (6, 1) Bill Dailey, R (7, 1) Don Dillard, L OBP: 0.265, SLG: 0.405 (8, PH)	K			L4-6-3 1B			K		F5	2	0	1	1	0	1	0									
Inning Stats	R: 0 E: 0 K: 2 S: 7	H: 0 LOB: 2 BB: 1 P: 12	R: 0 E: 0 K: 0 S: 3	H: 0 LOB: 0 BB: 0 P: 3	R: 3 E: 0 K: 1 S: 8	H: 3 LOB: 1 BB: 1 P: 12	R: 1 E: 1 K: 0 S: 4	H: 2 LOB: 0 BB: 0 P: 4	R: 0 E: 0 K: 1 S: 6	H: 1 LOB: 2 BB: 1 P: 10	R: 0 E: 0 K: 2 S: 7	H: 0 LOB: 0 BB: 0 P: 7	R: 0 E: 0 K: 0 S: 3	H: 0 LOB: 0 BB: 0 P: 3	R: 0 E: 0 K: 0 S: 2	H: 0 LOB: 0 BB: 1 P: 6		R: 0 E: 0 K: 1 S: 5	H: 0 LOB: 0 BB: 0 P: 5	1B: 3 2B: 2 3B: 0 HR: 1	SF: 0 SAC: 0 DP: 1 HBP: 1	WP: 0 PB: 0 SB: 0 CS: 1	PA: 37		
PITCHER	IP	WLS	BF	H	R	ER	SO	BB	IBB	HBP	BLK	WP	HR	S	P	ERA	WHIP								
Chuck Estrada, R ERA: 3.56 (1, 1)	9.0	W	36	6	4	3	7	3	1	1	0	0	1	45	62	3.00	1.000								

Batter	1	2	3	4	5	6	7	8	9	AB	R	H	RBI	BB	SO	LOB	TOP										
Jerry Adair, R (1.4) OBP: 0.296, SLG: 0.348	5-3		1B		2B	1B	G6-3	1B		3	1	2	0	2	0	0	Baltimore Orioles @ Cleveland Indians Cleveland Municipal Stadium, Cleveland, OH Sun Jul 15 1962, 3:38 AM EDT Att: 16,462 - Unknown										
Whitey Herzog, L (1.9) OBP: 0.382, SLG: 0.407	K		F7		2B		G6-3	1B		5	0	2	3	0	1	2											
Jackie Brandt, R (1.8) OBP: 0.322, SLG: 0.447	F4			L5	K		BB	K		5	0	1	0	0	2	4											
Jim Gentile, L (1.3) OBP: 0.373, SLG: 0.565		F9		F9		F5	BB	HR		4	1	1	1	1	0	0											
Charlie Lau, L (1.2) OBP: 0.320, SLG: 0.409		F7		F4		F3	F5	F9		5	0	0	0	0	0	2											
Brooks Robinson, R (1.5) OBP: 0.302, SLG: 0.466		BB			1B	1B		K		2	3	1	0	3	1	0											
Russ Snyder, L (1.7) OBP: 0.306, SLG: 0.460		F7			1B	1B		F9	F9	5	0	2	0	0	0	2											
Ron Hansen, R (1.6) OBP: 0.316, SLG: 0.297			6-3		K			F6		4	0	1	1	0	1	3											
Jack Fisher, R (1.1) OBP: 0.238, SLG: 0.111			F2		FC1-6	4-3				3	1	0	1	0	0	3											
Boog Powell, L (8, PH) OBP: 0.320, SLG: 0.420					1B	2B		1B	BB	0	0	0	0	1	0	0											
Mary Breeding, R (8, PR) OBP: 0.239, SLG: 0.259					1B	2B		BB		0	0	0	0	0	0	0											
Hal Brown, R (8, 1) OBP: 0.300, SLG: 0.300					1B	2B		BB		0	0	0	0	0	0	0											
Inning Stats	R: 0 E: 0 K: 1 S: 5	H: 0 LOB: 0 BB: 0 P: 5	R: 0 E: 0 K: 0 S: 3	H: 0 LOB: 1 BB: 1 P: 7	R: 0 E: 0 K: 0 S: 4	H: 1 LOB: 1 BB: 0 P: 4	R: 0 E: 0 K: 0 S: 3	H: 0 LOB: 0 BB: 0 P: 3	R: 3 E: 0 K: 2 S: 10	H: 3 LOB: 1 BB: 1 P: 14	R: 1 E: 0 K: 0 S: 6	H: 3 LOB: 2 BB: 0 P: 6	R: 0 E: 0 K: 0 S: 3	H: 1 LOB: 2 BB: 2 P: 11	R: 1 E: 0 K: 1 S: 6	H: 1 LOB: 3 BB: 3 P: 18	R: 1 E: 0 K: 1 S: 6	H: 1 LOB: 0 BB: 0 P: 6	1B: 8 2B: 1 3B: 0 HR: 1	SF: 0 SAC: 0 DP: 1 HBP: 0	WP: 1 PA: 43 PB: 0 SB: 0 CS: 0						
PITCHER	IP	WLS	BF	H	R	ER	SO	BB	IBB	HBP	BLK	WP	HR	S	P	ERA	WHIP										
Pedro Ramos, R (1.1) ERA: 4.63	5.0		21	4	3	3	3	2	0	0	0	0	0	25	33	5.40	1.200										
Jim Perry, R (6, 1) ERA: 3.54	1.0	L	7	3	1	1	0	1	0	0	0	0	0	6	10	9.00	4.000										
Barry Latman, R (7, 1) ERA: 3.52	3.0	L	15	3	2	2	2	4	0	0	0	1	1	15	31	6.00	2.333										

AB 36
R 6
H 10
RBI 6
BB 7
SO 5
LOB 16




Batter	1	2	3	4	5	6	7	8	9	AB	R	H	RBI	BB	SO	LOB	BOTTOM										
Ty Cline, L (1.8) OBP: 0.346, SLG: 0.370	L5-3		2B		1B		L6-3			4	1	2	0	0	0	0	Baltimore Orioles @ Cleveland Indians Cleveland Municipal Stadium, Cleveland, OH Sun Jul 15 1962, 3:38 AM EDT Att: 16,462 - Unknown										
Doc Edwards, R (1.2) OBP: 0.390, SLG: 0.500	6-3		1B		HR		6-3			4	1	2	1	0	0	0											
Chuck Essegian, R (1.7) OBP: 0.380, SLG: 0.551	F7			6-3	HR		F7			4	1	1	3	0	0	0											
Willie Kirkland, L (1.9) OBP: 0.307, SLG: 0.414		S		F8	F8		HR			4	1	2	1	0	0	0											
Gene Green, R (1.3) OBP: 0.341, SLG: 0.550		1B								3	0	1	0	0	1	1											
Jim Perry, S (6, 1) OBP: 0.171, SLG: 0.176		K								0	0	0	0	0	0	0											
Barry Latman, R (7, 1) OBP: 0.261, SLG: 0.381		1-2			BB		F4			1	0	1	0	0	0	0											
Bubba Phillips, R (1.5) OBP: 0.299, SLG: 0.364		5-3			1B		F8			3	0	0	0	1	0	2											
Jerry Kindall, R (1.4) OBP: 0.289, SLG: 0.381		F4			F8		F8			4	0	0	0	0	0	3											
Jim Mahoney, R (1.6) OBP: 0.150, SLG: 0.300					F9		F7			3	0	0	0	0	0	0											
Don Dillard, L (9, PH) OBP: 0.253, SLG: 0.402							F3			1	0	0	0	0	0	0											
Pedro Ramos, S (1, 1) OBP: 0.250, SLG: 0.529										1	0	0	0	0	0	0											
Marlan Coughtry, L (5, PH) OBP: 0.300, SLG: 0.200										0	1	0	0	1	0	0											
Tito Francona, L (6, 3) OBP: 0.316, SLG: 0.391										2	0	0	0	0	0	0											
Inning Stats	R: 0 E: 0 K: 0 S: 3	H: 0 LOB: 0 BB: 0 P: 3	R: 0 E: 0 K: 1 S: 6	H: 1 LOB: 0 BB: 0 P: 6	R: 0 E: 0 K: 0 S: 4	H: 2 LOB: 2 BB: 0 P: 4	R: 0 E: 0 K: 0 S: 4	H: 1 LOB: 2 BB: 1 P: 8	R: 4 E: 0 K: 0 S: 6	H: 3 LOB: 0 BB: 1 P: 10	R: 0 E: 0 K: 0 S: 3	H: 0 LOB: 0 BB: 0 P: 3	R: 0 E: 0 K: 0 S: 3	H: 0 LOB: 0 BB: 0 P: 3	R: 1 E: 0 K: 0 S: 4	H: 2 LOB: 0 BB: 0 P: 4	R: 0 E: 0 K: 0 S: 3	H: 0 LOB: 0 BB: 0 P: 3	1B: 6 2B: 1 3B: 0 HR: 2	SF: 0 SAC: 0 DP: 1 HBP: 0	WP: 0 PA: 36 PB: 0 SB: 1 CS: 0						
PITCHER	IP	WLS	BF	H	R	ER	SO	BB	IBB	HBP	BLK	WP	HR	S	P	ERA	WHIP										
Jack Fisher, R (1.1) ERA: 5.68	7.0		29	7	4	4	4	2	0	0	0	0	0	29	37	5.14	1.286										
Hal Brown, R (8, 1) ERA: 4.42	2.0	W	7	2	1	1	0	0	0	0	0	0	1	7	7	4.50	1.000										



Batter	1	2	3	4	5	6	7	8	9	AB	R	H	RBI	BB	SO	LOB	TOP					
Jerry Adair, R OBP: 0.293, SLG: 0.343 (1,6)	6-3		SH1-3		G5-4-3			F9		3	0	0	0	0	0	1	<p>Baltimore Orioles @ Kansas City Athletics Municipal Stadium, Kansas City, MO Tue Jul 17 1962, 8:05 PM EDT Att: 6,094 - Unknown</p> <p>livebaseballscores.com</p>					
Whitey Herzog, L OBP: 0.385, SLG: 0.406 (1,9)	CS 1B		1B			6-3		4-3		3	1	1	0	1	0	0						
Jackie Brandt, R OBP: 0.324, SLG: 0.448 (1,8)	FC4-6 1B		G6-3 1B			K		6-3		4	0	2	2	0	1	0						
Jim Gentile, L OBP: 0.368, SLG: 0.558 (1,3)	FC4-6 1-2		G6-3 1-2			3-1			F8	4	0	0	0	0	0	3						
Boog Powell, L OBP: 0.320, SLG: 0.416 (1,7)	4-3			G6-4-3 BB		G3			K	2	0	0	0	1	0	1						
Dave Nicholson, R OBP: 0.295, SLG: 0.286 (7,7)										1	0	0	0	0	1	0						
Brooks Robinson, R OBP: 0.299, SLG: 0.461 (1,5)		K		G6-4-3 1-2				F9		4	0	0	0	0	1	1						
Mary Breeding, R OBP: 0.250, SLG: 0.296 (1,4)		G3 1B		K					HR	3	1	2	1	0	1	0						
Hobie Landrith, L OBP: 0.343, SLG: 0.390 (1,2)		G3 1-2			G3					2	0	0	0	1	0	1						
Robin Roberts, S OBP: 0.346, SLG: 0.200 (1,1)										2	1	1	0	1	0	1						
Inning Stats	R: 1 E: 0 K: 0 S: 5	H: 2 LOB: 1 BB: 0 P: 5	R: 0 E: 0 K: 1 S: 5	H: 1 LOB: 0 BB: 0 P: 5	R: 1 E: 0 K: 0 S: 4	H: 2 LOB: 1 BB: 1 P: 8	R: 0 E: 0 K: 1 S: 4	H: 0 LOB: 0 BB: 1 P: 8	R: 0 E: 0 K: 0 S: 2	H: 0 LOB: 0 BB: 1 P: 6	R: 0 E: 0 K: 1 S: 5	H: 0 LOB: 0 BB: 0 P: 5	R: 1 E: 0 K: 0 S: 4	H: 1 LOB: 1 BB: 1 P: 8	R: 0 E: 0 K: 0 S: 3	H: 0 LOB: 0 BB: 0 P: 3	R: 0 E: 0 K: 1 S: 5	H: 0 LOB: 0 BB: 0 P: 5	1B: 5 2B: 0 3B: 0 HR: 1	SF: 0 SAC: 1 DP: 3 HBP: 0	WP: 0 PB: 0 SB: 0 CS: 1	PA: 33
PITCHER Ed Rakow, R ERA: 4.64 (1,1)	IP: 9.0 WLS: L BF: 33	H: 6 R: 3 ER: 2 SO: 4	BB: 4 IBB: 0 HBP: 0 BLK: 0	WP: 0 HR: 1 S: 37 P: 53	ERA: 2.00 WHIP: 1.111											PITCHER	IP: 9.0 WLS: L BF: 33	H: 6 R: 3 ER: 2 SO: 4	BB: 4 IBB: 0 HBP: 0 BLK: 0	WP: 0 HR: 1 S: 37 P: 53	ERA: 2.00 WHIP: 1.111	

Batter	1	2	3	4	5	6	7	8	9	AB	R	H	RBI	BB	SO	LOB	BOTTOM					
Jose Tartabull, L OBP: 0.335, SLG: 0.357 (1,8)	6-3		F9			F2	3-1			4	0	0	0	0	0	0	<p>Baltimore Orioles @ Kansas City Athletics Municipal Stadium, Kansas City, MO Tue Jul 17 1962, 8:05 PM EDT Att: 6,094 - Unknown</p> <p>livebaseballscores.com</p>					
Jerry Lumpe, L OBP: 0.342, SLG: 0.418 (1,4)	F9			G4-6-3 1B		BB 2B	1B	L9		4	1	2	0	0	0	0						
Gino Cimoli, R OBP: 0.346, SLG: 0.443 (1,9)	F9		F8			F9		6-3		4	0	0	0	0	0	2						
Norm Siebern, L OBP: 0.402, SLG: 0.479 (1,3)		F5		G4-6-3 1-2		2B BB		F8		3	0	0	0	1	0	1						
Manny Jimenez, L OBP: 0.395, SLG: 0.500 (1,7)					F9					4	0	3	1	0	0	0						
Dan Pfister, R OBP: 0.171, SLG: 0.171 (9, PR)		FC6-4 1B			F9	FC5 1-3 2-H	2B		G4-6-3 1B	0	0	0	0	0	0	0						
Wayne Causey, L OBP: 0.356, SLG: 0.354 (1,5)		F6				1B 2B			G4-6-3 1-2	3	1	1	0	1	0	2						
Haywood Sullivan, R OBP: 0.343, SLG: 0.359 (1,2)										3	0	0	0	0	1	5						
George Altusik, R OBP: 0.311, SLG: 0.523 (9, PH)		FC6-4 1-2			K	FC5 2-3F			K	1	0	0	0	0	1	1						
Billy Consolo, R OBP: 0.308, SLG: 0.280 (1,6)					F9					3	0	1	1	0	0	0						
Ed Rakow, S OBP: 0.122, SLG: 0.125 (1,1)										3	0	0	0	0	1	1						
Inning Stats	R: 0 E: 0 K: 0 S: 3	H: 0 LOB: 0 BB: 0 P: 3	R: 0 E: 0 K: 0 S: 4	H: 1 LOB: 0 BB: 0 P: 4	R: 0 E: 0 K: 1 S: 5	H: 0 LOB: 0 BB: 0 P: 5	R: 0 E: 0 K: 0 S: 3	H: 1 LOB: 0 BB: 0 P: 3	R: 1 E: 0 K: 1 S: 7	H: 2 LOB: 1 BB: 0 P: 7	R: 1 E: 0 K: 0 S: 5	H: 2 LOB: 3 BB: 2 P: 13	R: 0 E: 0 K: 0 S: 3	H: 0 LOB: 0 BB: 0 P: 3	R: 0 E: 0 K: 0 S: 3	H: 0 LOB: 0 BB: 0 P: 3	R: 0 E: 0 K: 1 S: 5	H: 1 LOB: 1 BB: 0 P: 5	1B: 5 2B: 2 3B: 0 HR: 0	SF: 0 SAC: 0 DP: 2 HBP: 0	WP: 0 PB: 0 SB: 0 CS: 0	PA: 34
PITCHER Robin Roberts, R ERA: 2.5 (1,1)	IP: 9.0 WLS: W BF: 34	H: 7 R: 2 ER: 2 SO: 3	BB: 1 IBB: 1 HBP: 0 BLK: 0	WP: 0 HR: 0 S: 38 P: 46	ERA: 2.00 WHIP: 0.889											PITCHER	IP: 9.0 WLS: W BF: 34	H: 7 R: 2 ER: 2 SO: 3	BB: 1 IBB: 1 HBP: 0 BLK: 0	WP: 0 HR: 0 S: 38 P: 46	ERA: 2.00 WHIP: 0.889	

Batter	1	2	3	4	5	6	7	8	9	AB	R	H	RBI	BB	SO	LOB	TOP			
Jerry Adair, R OBP: 0.292, SLG: 0.339 (1, 6)	0-0 6-3		0-0 F4		4-0 1B BB		0-0 L7			3	0	0	0	1	0	1				
Russ Snyder, L OBP: 0.305, SLG: 0.460 (1, 7)	0-0 F8		0-0		0-0 1B		0-0 6-3			4	0	2	1	0	0	0				
Jackie Brandt, R OBP: 0.320, SLG: 0.441 (1, 8)	0-3 K		0-0 L8		0-0 FC5-2-6 FC6		0-0 F3			4	0	0	0	0	1	3				
Jim Gentile, L OBP: 0.370, SLG: 0.554 (1, 3)		4-0 BB		0-0 3-1		0-0 FC6		4-0 BB		2	0	0	0	2	0	1				
Whitey Herzog, L OBP: 0.382, SLG: 0.402 (1, 9)	0-0 G4-6-3		0-0 1B		0-0 1B		0-0 F8		0-3 K	4	1	1	0	0	1	2				
Brooks Robinson, R OBP: 0.303, SLG: 0.467 (1, 5)	0-0		0-0		0-0 1B		0-0 F9		0-0 1B	4	0	3	0	0	0	0				
Mary Breeding, R OBP: 0.242, SLG: 0.286 (1, 4)	0-3 K		0-0 F4		0-0 1B		0-0 F6		0-0 F8	4	0	0	0	0	1	4				
Hobie Landrith, L OBP: 0.354, SLG: 0.402 (9, FR)			0-0 SH3-4 1B		0-0 FC6-4 1B		0-0 L7		0-0 G4-6-3 1B	4	1	3	1	0	0	0				
Mitt Pappas, R OBP: 0.109, SLG: 0.372 (7, 1)			0-0 SH3-4		0-0 FC6-4		0-0 F3		0-0 G4-6-3	2	0	0	0	0	0	2				
Charlie Lau, L OBP: 0.317, SLG: 0.405 (9, PH)			0-0		0-0		0-0		0-0	1	0	0	0	0	0	2				
Inning Stats	R: 0 E: 0 K: 1 S: 5	H: 0 LOB: 0 BB: 0 P: 5	R: 0 E: 0 K: 1 S: 5	H: 1 LOB: 1 BB: 1 P: 9	R: 1 E: 0 K: 0 S: 5	H: 2 LOB: 1 BB: 0 P: 5	R: 1 E: 0 K: 0 S: 6	H: 3 LOB: 2 BB: 0 P: 6	R: 0 E: 0 K: 0 S: 3	H: 0 LOB: 0 BB: 0 P: 3	R: 0 E: 0 K: 0 S: 3	H: 0 LOB: 0 BB: 0 P: 3	R: 0 E: 0 K: 1 S: 5	H: 0 LOB: 1 BB: 1 P: 9	R: 0 E: 0 K: 0 S: 4	H: 2 LOB: 2 BB: 0 P: 4	1B: 8 2B: 2 3B: 0 HR: 0	SF: 0 SAC: 1 DP: 3 HBP: 0	WP: 0 PB: 0 SB: 0 CS: 0	PA: 36
PITCHER	IP WLS BF H R ER SO BB IBB HBP BLK WP HR S P ERA WHIP	8.1 W 35 9 2 2 3 3 0 0 0 0 0 0 38 50 2.16 1.440	0.2 S 1 0 0 0 0 0 0 0 0 0 0 0 1 1 0.00 0.000	PITCHER																

Baltimore Orioles @ Kansas City Athletics
Municipal Stadium, Kansas City, MO
Wed Jul 18 1962, 8:05 PM EDT
Att: 6,399 - Unknown


AB 32
R 2
H 9
RBI 2
BB 3
SO 3
LOB 15

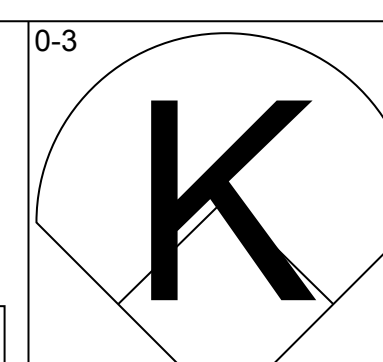
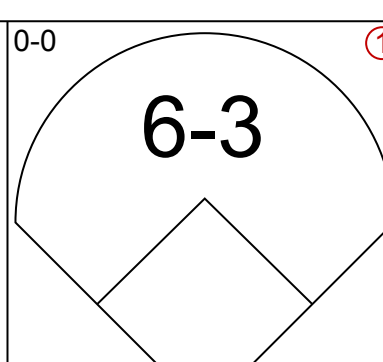
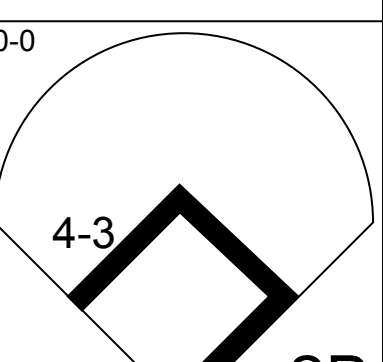
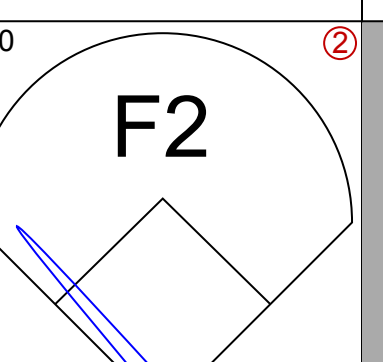
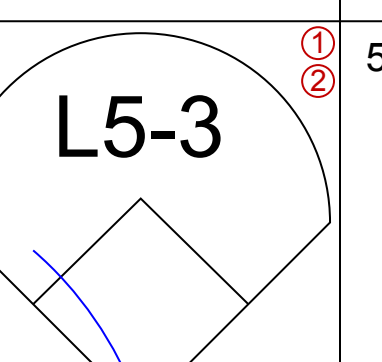
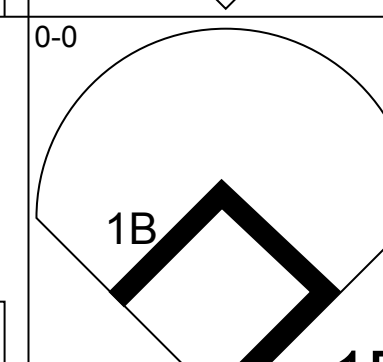
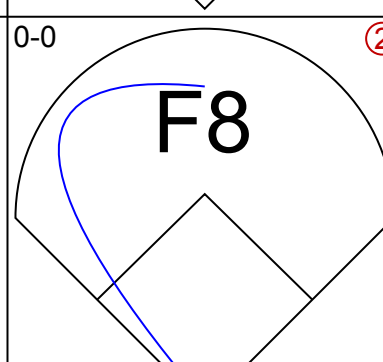
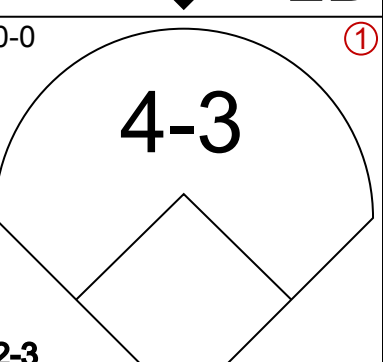
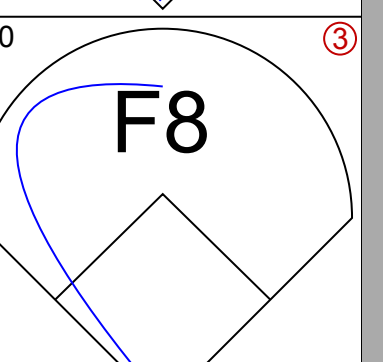
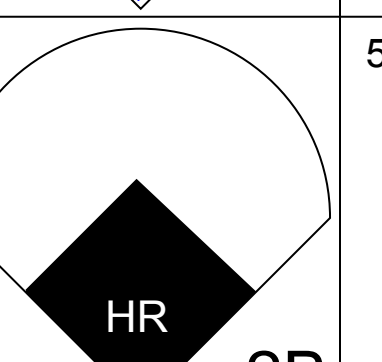
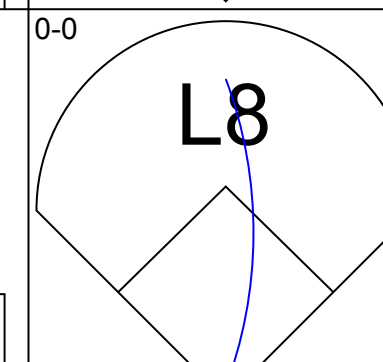
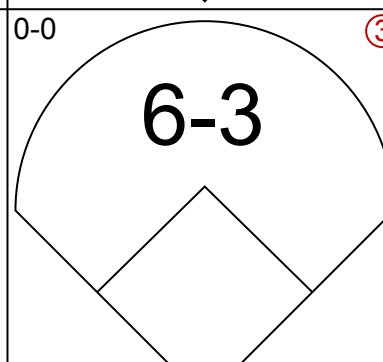
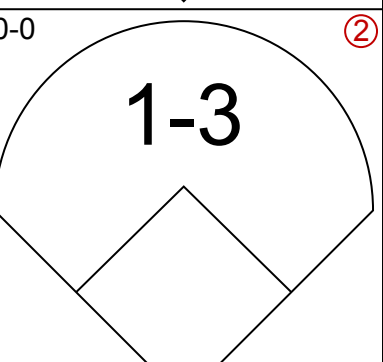
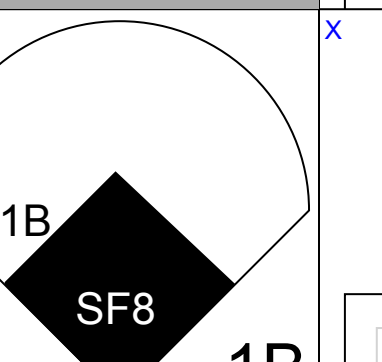
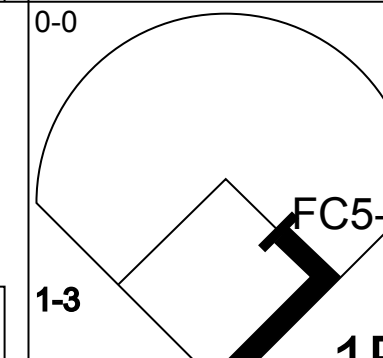
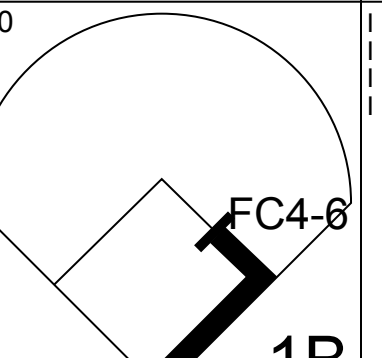
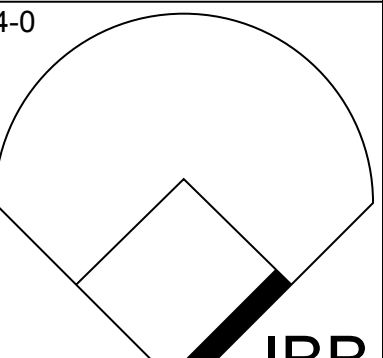
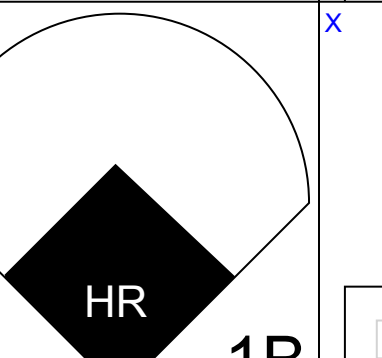
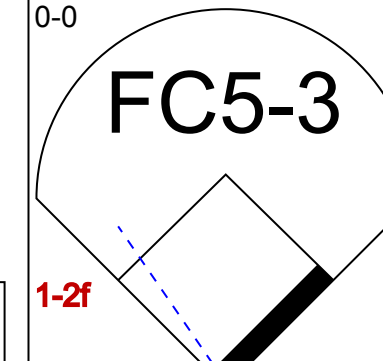
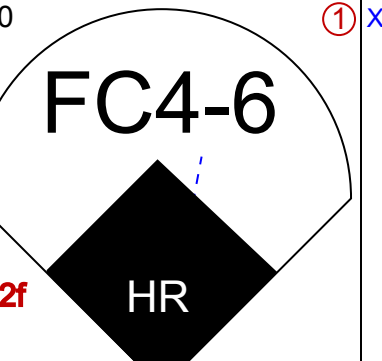
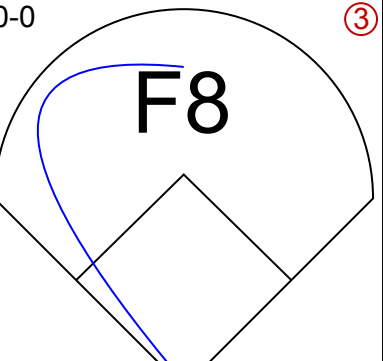
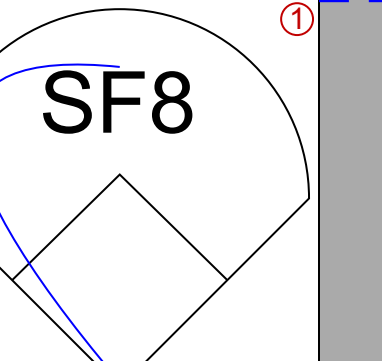
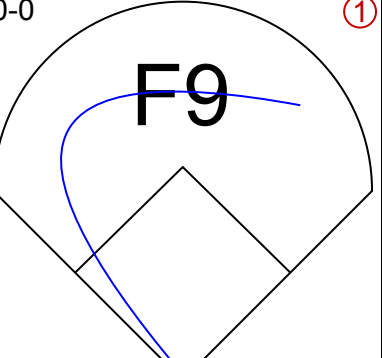
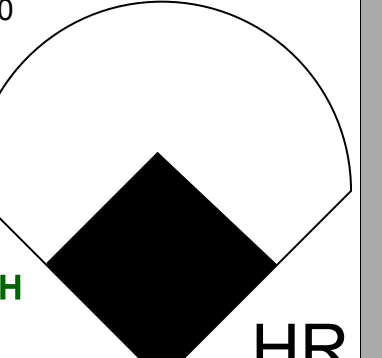
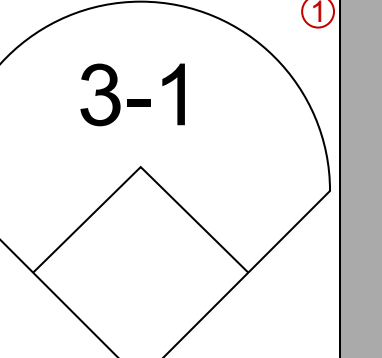
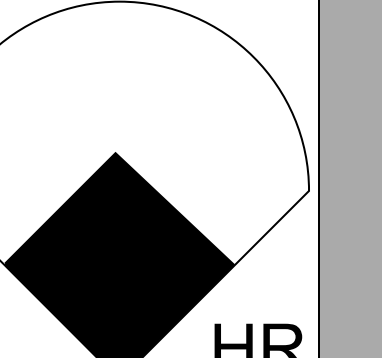
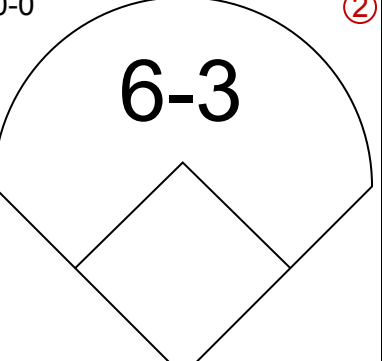
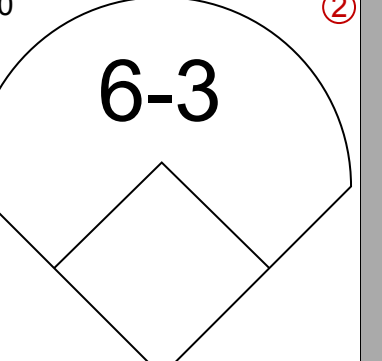
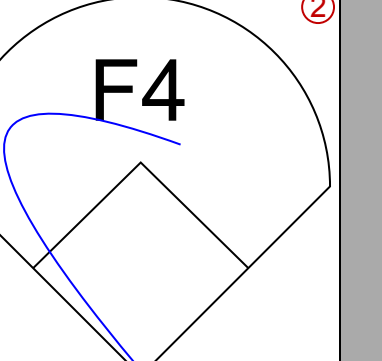

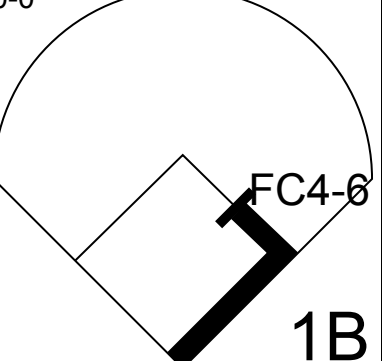
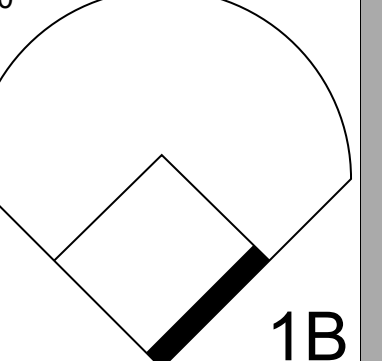
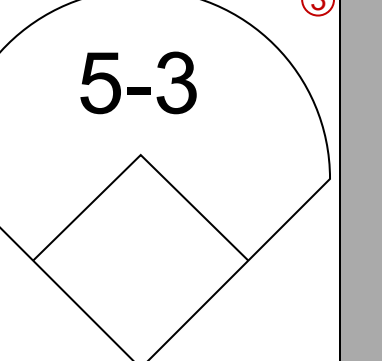
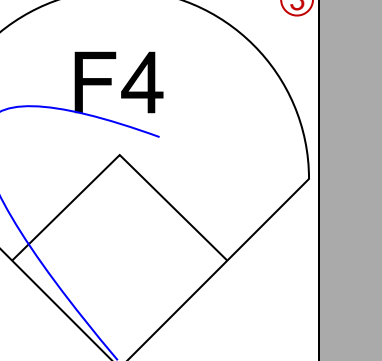
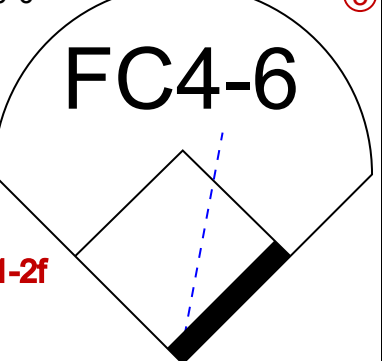

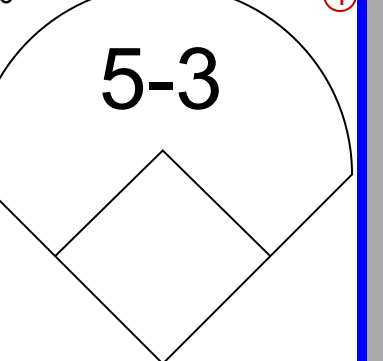
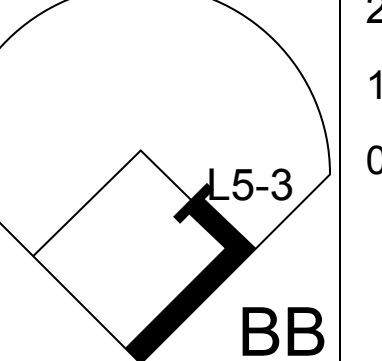


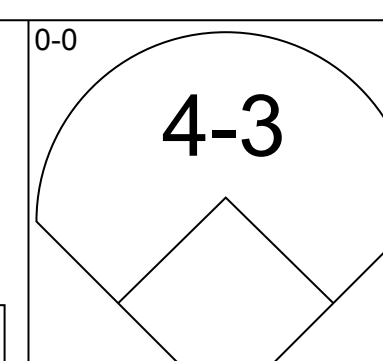
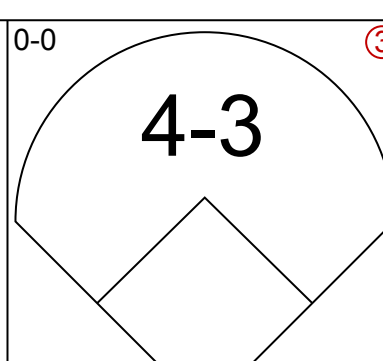
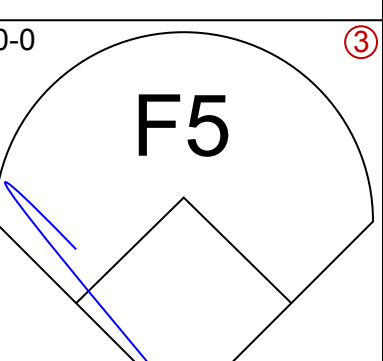
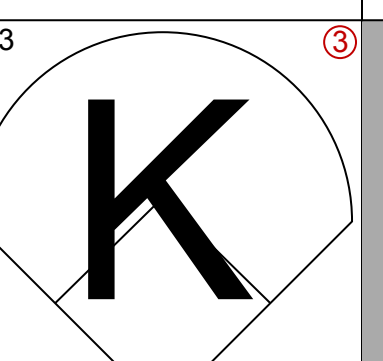
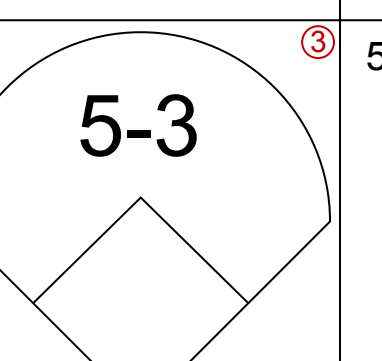
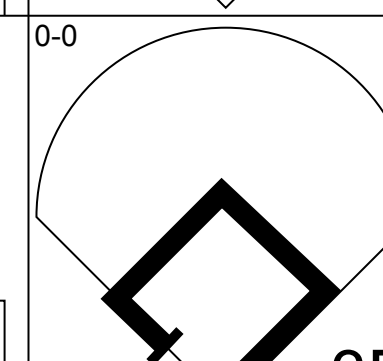
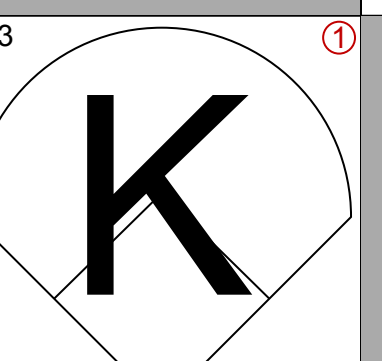
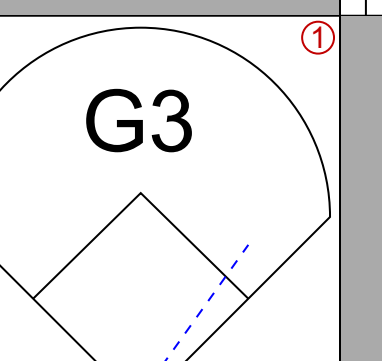
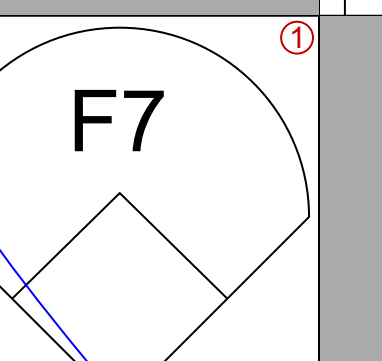
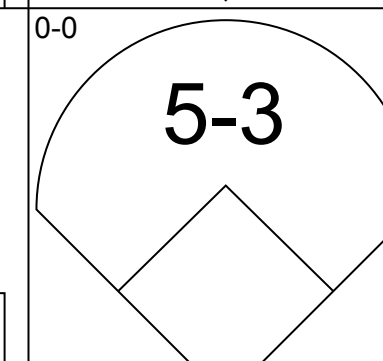
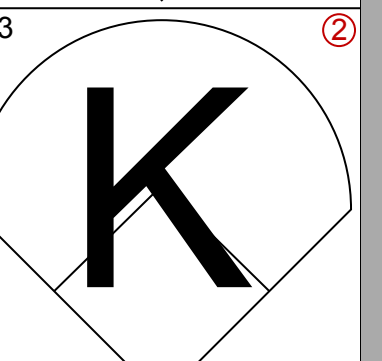
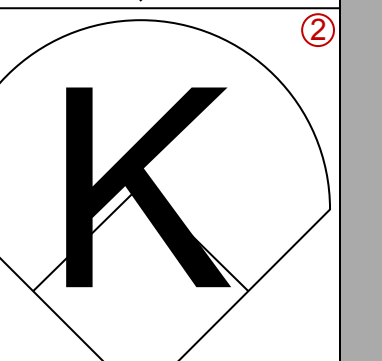
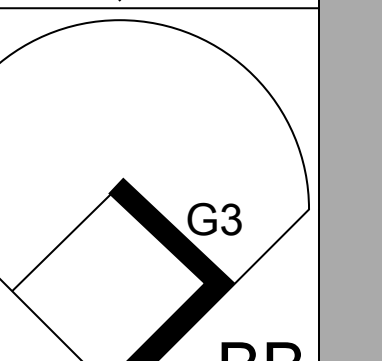
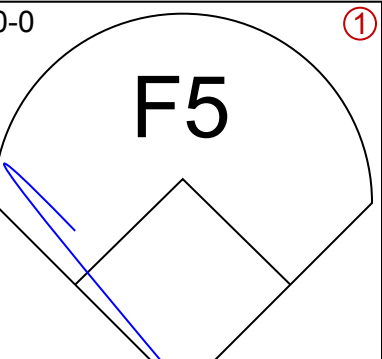
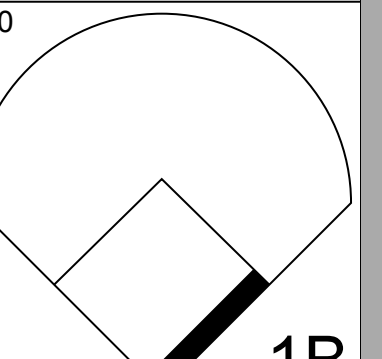
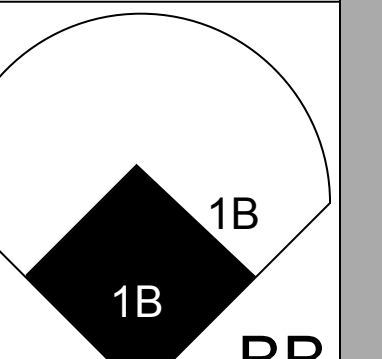
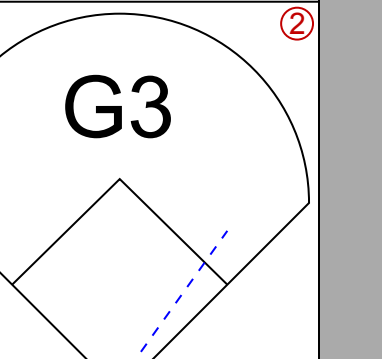

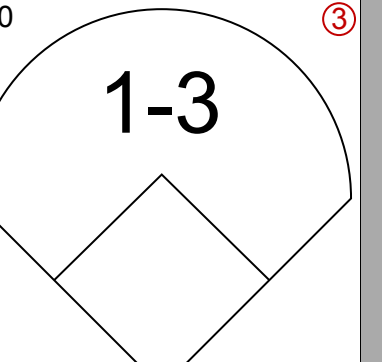
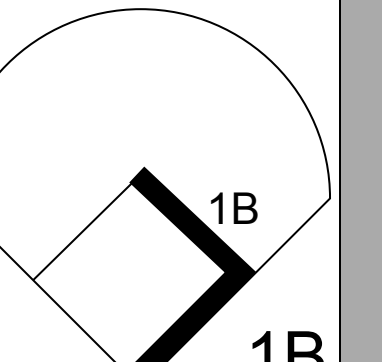
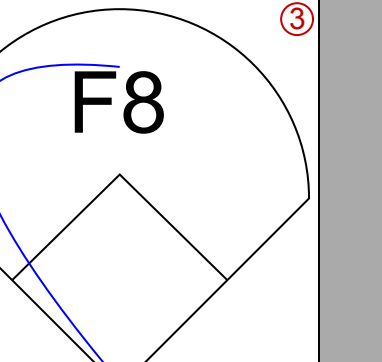

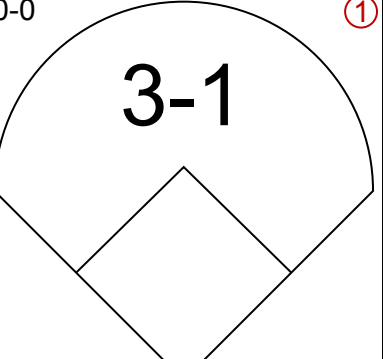

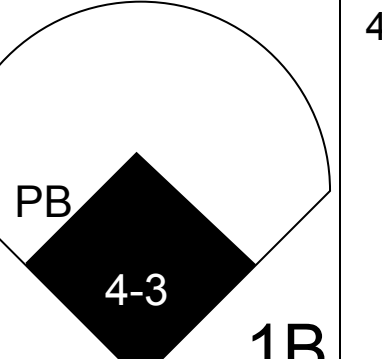
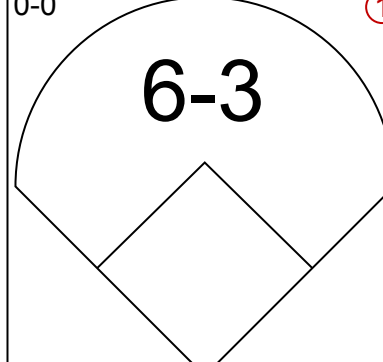
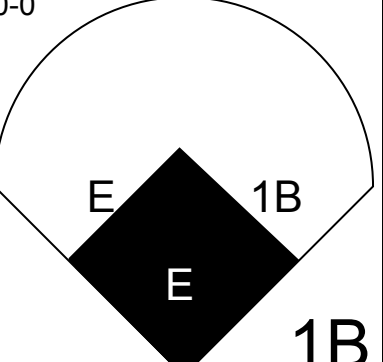

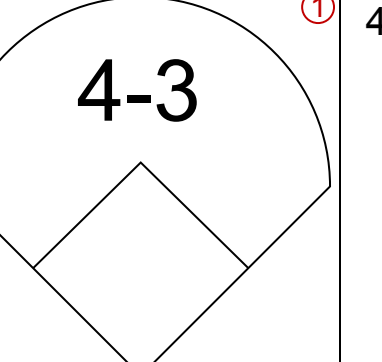
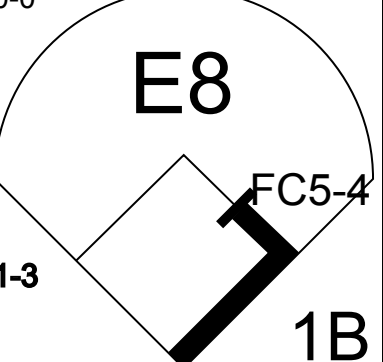
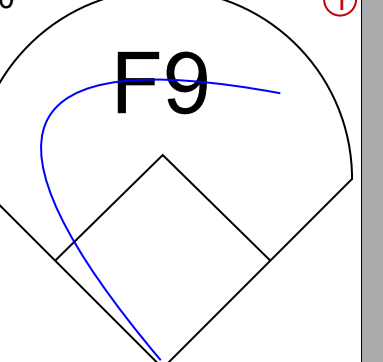
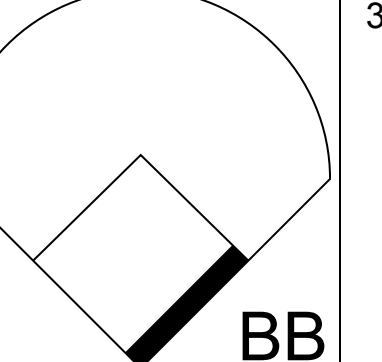
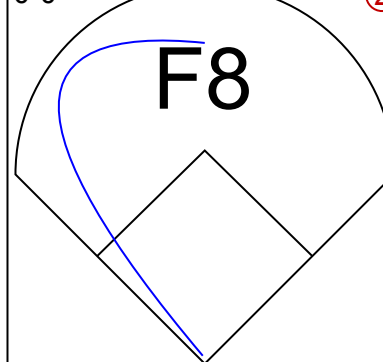
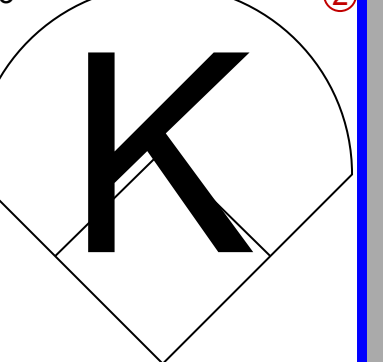
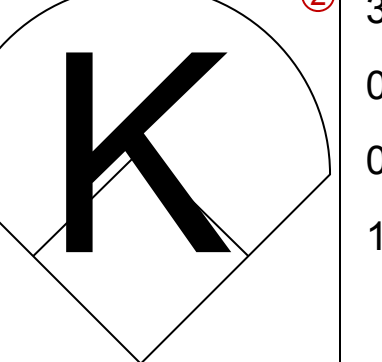
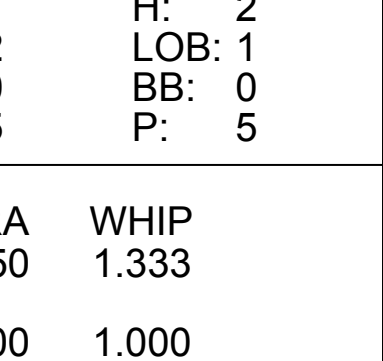
Batter	1	2	3	4	5	6	7	8	9	AB	R	H	RBI	BB	SO	LOB	BOTTOM			
Jose Tartabull, L OBP: 0.341, SLG: 0.363 (1, 8)	0-0 F8 1B		0-0 F8		0-0 CS 1B		0-0 SH3-4			3	0	2	0	0	0	1				
Jerry Lumpe, L OBP: 0.341, SLG: 0.417 (1, 4)	0-0 F8 1-2		0-0 F7		0-0 4-3 1-2		0-0 G5-4-3 1B 2-H			4	0	1	1	0	0	2				
Gino Cimoli, R OBP: 0.342, SLG: 0.438 (1, 9)	0-3 K		0-0 4-3		0-0 4-3		0-0 G5-4-3 1-2			4	0	0	0	0	1	2				
Norm Siebern, L OBP: 0.403, SLG: 0.478 (1, 3)	4-0 BB		0-0		0-0 1B		0-0 F7		0-0 6-3	3	0	1	0	1	0	0				
Manny Jimenez, L OBP: 0.394, SLG: 0.497 (9, 7)	0-0 L8		0-0 F9		0-0 1B		0-0 FC1-6-4 1B		0-0 F8	4	0	1	0	0	0	3				
Wayne Causey, L OBP: 0.362, SLG: 0.385 (1, 6)		0-0 4-1		0-0 HR		0-0 1B		0-0 3-1		4	1	2	1	0	0	0				
Ed Charles, R OBP: 0.339, SLG: 0.451 (1, 5)		0-0 1B 1B		0-0 F3		0-0 FC1-6-4 1-2 2-3		0-0 1B		3	1	1	0	0	0	2				
Haywood Sullivan, R OBP: 0.343, SLG: 0.358 (1, 2)		0-0 1-3 1B 1-H		0-0 G3		0-3 K		0-0 K		3	0	1	1	0	1	2				
Bob Giggie, R OBP: 0.125, SLG: 0.087 (9, 1)		0-0 1-3		0-3 K2-3		0-0 E3 SH3-4 1B				3	1	0	0	0	1	1				
Inning Stats	R: 0 E: 0 K: 1 S: 6	H: 1 LOB: 2 BB: 1 P: 10	R: 1 E: 0 K: 0 S: 5	H: 2 LOB: 1 BB: 0 P: 5	R: 0 E: 0 K: 0 S: 4	H: 1 LOB: 0 BB: 0 P: 4	R: 1 E: 0 K: 1 S: 6	H: 1 LOB: 0 BB: 0 P: 6	R: 0 E: 0 K: 0 S: 3	H: 2 LOB: 2 BB: 0 P: 7	R: 1 E: 1 K: 0 S: 4	H: 1 LOB: 0 BB: 0 P: 4	R: 0 E: 0 K: 0 S: 3	H: 0 LOB: 0 BB: 0 P: 3	R: 0 E: 0 K: 0 S: 3	H: 0 LOB: 0 BB: 0 P: 3	1B: 8 2B: 0 3B: 0 HR: 1	SF: 0 SAC: 1 DP: 1 HBP: 0	WP: 0 PB: 0 SB: 0 CS: 1	PA: 33
PITCHER	IP WLS BF H R ER SO BB IBB HBP BLK WP HR S P ERA WHIP	6.1 L 29 9 3 2 3 1 0 0 0 0 0 4 4 2.84 1.579	1.2 4 0 0 0 0 0 0 0 0 0 0 0 4 4 0.00 0.000	PITCHER																

Baltimore Orioles @ Kansas City Athletics
Municipal Stadium, Kansas City, MO
Wed Jul 18 1962, 8:05 PM EDT
Att: 6,399 - Unknown

AB 31
R 3
H 9
RBI 3
BB 1
SO 3
LOB 13



Batter	1	2	3	4	5	6	7	8	9	AB	R	H	RBI	BB	SO	LOB	TOP			
Jerry Adair, R OBP: 0.290, SLG: 0.340 (1, 6)					 2B				 1-2	5	0	1	0	0	1	1	<p>Baltimore Orioles @ Kansas City Athletics Municipal Stadium, Kansas City, MO</p> <p>Thu Jul 19 1962, 8:05 PM EDT Att: 5,255 - Unknown</p> <p>livebaseballscores.com</p>			
Russ Snyder, L OBP: 0.311, SLG: 0.464 (1, 7)					 2-3				 2B	5	1	2	0	0	0	1				
Jackie Brandt, R OBP: 0.321, SLG: 0.451 (1, 8)									 1B	5	2	2	2	0	0	2				
Jim Gentile, L OBP: 0.376, SLG: 0.557 (1, 3)				 1B					 1B	4	1	3	0	1	0	0				
Whitey Herzog, L OBP: 0.374, SLG: 0.395 (1, 9)				 1-2 HR						3	1	0	1	0	0	5				
Charlie Lau, L OBP: 0.323, SLG: 0.458 (1, 2)				 1-H					 1-H	4	2	2	4	0	0	0				
Brooks Robinson, R OBP: 0.300, SLG: 0.462 (1, 5)									 5-6	4	0	0	0	0	1	0				
Mary Breeding, R OBP: 0.250, SLG: 0.293 (1, 4)										4	0	2	0	0	0	0				
Steve Barber, L OBP: 0.154, SLG: 0.083 (7, PH)				 5-6					 BB	2	0	0	0	0	1	2				
Gus Triandos, R OBP: 0.245, SLG: 0.323 (7, PH)										1	0	0	0	0	0	0				
Hoyt Wilhelm, R OBP: 0.182, SLG: 0.100 (7, 1)										0	0	0	0	1	0	0				
Inning Stats	R: 0 E: 0 K: 1 S: 7	H: 2 LOB: 2 BB: 0 P: 7	R: 0 E: 0 K: 0 S: 4	H: 1 LOB: 1 BB: 0 P: 4	R: 0 E: 0 K: 0 S: 3	H: 0 LOB: 0 BB: 0 P: 3	R: 2 E: 0 K: 1 S: 8	H: 3 LOB: 1 BB: 0 P: 8	R: 0 E: 0 K: 0 S: 3	H: 0 LOB: 0 BB: 0 P: 3	R: 0 E: 0 K: 0 S: 3	H: 0 LOB: 0 BB: 0 P: 3	R: 3 E: 0 K: 1 S: 8	H: 3 LOB: 0 BB: 1 P: 8	R: 2 E: 0 K: 0 S: 4	H: 2 LOB: 0 BB: 1 P: 8	1B: 7 2B: 3 3B: 0 HR: 3	SF: 1 SAC: 0 DP: 1 HBP: 0	WP: 0 PB: 0 SB: 0 CS: 0	PA: 40
PITCHER	IP WLS BF H R ER SO BB IBB HBP BLK WP HR S P ERA WHIP																			
Bill Fischer, R ERA: 4.5 (1, 1)	7.1 L 32 9 4 4 2 0 0 1 0 0 0 1 35 39 4.91 1.227																			
John Wyatt, R ERA: 4.97 (8, 1)	0.2 3 1 1 1 1 0 0 0 0 0 0 1 5 5 13.50 1.500																			
Gordon Jones, R ERA: 6.34 (9, 1)	1.0 5 2 2 2 0 1 0 0 0 0 0 1 4 8 18.00 3.000																			

Batter	1	2	3	4	5	6	7	8	9	AB	R	H	RBI	BB	SO	LOB	BOTTOM			
Jose Tartabull, L OBP: 0.331, SLG: 0.352 (1, 8)										5	0	0	0	0	1	3	<p>Baltimore Orioles @ Kansas City Athletics Municipal Stadium, Kansas City, MO</p> <p>Thu Jul 19 1962, 8:05 PM EDT Att: 5,255 - Unknown</p> <p>livebaseballscores.com</p>			
Jerry Lumpe, L OBP: 0.341, SLG: 0.420 (1, 4)										4	0	1	0	0	1	0				
Gino Cimoli, R OBP: 0.341, SLG: 0.435 (1, 9)								 BB		3	0	0	0	1	2	0				
Norm Siebern, L OBP: 0.404, SLG: 0.476 (1, 3)						 BB				3	1	1	0	1	0	1				
Manny Jimenez, L OBP: 0.392, SLG: 0.494 (1, 7)										4	0	1	0	0	1	2				
Wayne Causey, L OBP: 0.386, SLG: 0.388 (1, 6)							 1-2 2-H		 1B	4	1	2	1	0	0	0				
Ed Charles, R OBP: 0.338, SLG: 0.448 (1, 5)					 1B		 1-2		 1-H	4	1	1	1	0	0	2				
Haywood Sullivan, R OBP: 0.353, SLG: 0.364 (1, 2)					 FC5-4					3	0	2	0	1	0	0				
Bill Fischer, R OBP: 0.167, SLG: 0.333 (1, 1)										3	0	0	0	0	1	2				
John Wyatt, R OBP: 0.125, SLG: 0.087 (8, 1)										0	0	0	0	0	0	0				
Gordon Jones, R (9, 1)										0	0	0	0	0	0	0				
George Alusik, R OBP: 0.308, SLG: 0.517 (9, PH)					 3-H					1	0	0	0	0	1	1				
Inning Stats	R: 0 E: 0 K: 0 S: 3	H: 1 LOB: 0 BB: 0 P: 3	R: 0 E: 0 K: 1 S: 5	H: 0 LOB: 0 BB: 0 P: 5	R: 0 E: 0 K: 2 S: 8	H: 1 LOB: 1 BB: 0 P: 8	R: 0 E: 0 K: 0 S: 5	H: 2 LOB: 1 BB: 0 P: 5	R: 1 E: 0 K: 1 S: 7	H: 2 LOB: 2 BB: 1 P: 11	R: 0 E: 0 K: 2 S: 7	H: 0 LOB: 0 BB: 0 P: 7	R: 0 E: 0 K: 0 S: 3	H: 0 LOB: 1 BB: 1 P: 7	R: 1 E: 0 K: 1 S: 6	H: 1 LOB: 1 BB: 1 P: 10	1B: 7 2B: 0 3B: 1 HR: 0	SF: 0 SAC: 0 DP: 0 HBP: 0	WP: 0 PB: 2 SB: 0 CS: 0	PA: 37
PITCHER	IP WLS BF H R ER SO BB IBB HBP BLK WP HR S P ERA WHIP																			
Steve Barber, L ERA: 3.59 (1, 1)	6.0 0 25 7 2 1 4 1 0 0 0 0 0 32 36 1.50 1.333																			
Hoyt Wilhelm, R ERA: 1.1 (7, 1)	3.0 W 12 1 1 0 3 2 0 0 0 0 0 0 16 24 0.00 1.000																			

Batter	1	2	3	4	5	6	7	8	9	AB	R	H	RBI	BB	SO	LOB	TOP									
Johnny Temple, R OBP: 0.366, SLG: 0.329	4-0 2B 1B BB		4-0 BB				0-0 F3		0-0 F9	3	1	0	0	2	0	0										
Whitey Herzog, L OBP: 0.371, SLG: 0.391	0-0 1B 1-3 2B		0-0 F8				0-0 F9		0-3 K	4	1	1	0	1	1	1										
Jackie Brandt, R OBP: 0.326, SLG: 0.473	0-0 G4-6-3 1B		0-0 F3				0-0 HR		0-3 K	5	2	3	3	0	1	1										
Jim Gentile, L OBP: 0.376, SLG: 0.550	0-3 K		0-3 K				4-0 HR		0-0 1B	3	1	1	0	1	2	3										
Boog Powell, L OBP: 0.317, SLG: 0.416	0-0 G4-6-3						0-0 K		0-0 F8	4	1	1	0	0	1	5										
Charlie Lau, L OBP: 0.321, SLG: 0.452			0-0 F9				0-0 4-3		0-0 3-1	4	0	1	1	0	0	1										
Chuck Estrada, R OBP: 0.135, SLG: 0.111							2-3			0	0	0	0	0	0	0										
Hobie Landrith, L OBP: 0.344, SLG: 0.389										0	0	0	0	0	0	0										
Brooks Robinson, R OBP: 0.304, SLG: 0.472			0-0 6-3				0-0 1B		0-3 K	3	0	1	1	1	1	0										
Jerry Adair, R OBP: 0.295, SLG: 0.348			0-0 E5				0-0 G6-4-3		0-0 2-3	4	0	1	1	0	0	1										
Jack Fisher, R OBP: 0.217, SLG: 0.100			0-0 F4				0-0 K		0-0 FC6-4	2	0	0	0	0	0	1										
Wes Stock, R OBP: 0.222, SLG: 0.222							0-3 K		0-0 K	0	0	0	0	0	0	0										
Dick Hall, R OBP: 0.222, SLG: 0.222									0-0 FC6-4	0	0	0	0	0	0	0										
Mary Breard, S OBP: 0.323, SLG: 0.323									0-0 1B	1	0	0	0	0	0	0										
Billy Hoelt, L OBP: 0.323, SLG: 0.452									0-0 1B	0	0	0	0	0	0	0										
Russ Snyder, L OBP: 0.323, SLG: 0.452									0-0 1B	1	0	0	0	0	0	0										
Hoyt Wilhelm, R OBP: 0.152, SLG: 0.100									0-0 1B	0	0	0	0	0	0	0										
Inning Stats	R: 1 E: 0 K: 1 S: 6	H: 2 LOB: 1 BB: 1 P: 10	R: 0 E: 1 K: 0 S: 4	H: 0 LOB: 1 BB: 0 P: 4	R: 0 E: 0 K: 1 S: 5	H: 0 LOB: 1 BB: 1 P: 9	R: 1 E: 0 K: 0 S: 4	H: 2 LOB: 0 BB: 0 P: 4	R: 2 E: 0 K: 2 S: 8	H: 1 LOB: 0 BB: 2 P: 16	R: 0 E: 0 K: 1 S: 5	H: 0 LOB: 0 BB: 0 P: 5	R: 0 E: 0 K: 1 S: 5	H: 0 LOB: 0 BB: 0 P: 5	R: 2 E: 0 K: 0 S: 6	H: 4 LOB: 2 BB: 1 P: 10	R: 0 E: 0 K: 2 S: 7	H: 0 LOB: 0 BB: 0 P: 7	1B: 6 2B: 2 3B: 0 HR: 1	SF: 0 SAC: 0 DP: 2 HBP: 0	WP: 0 PB: 0 SB: 0 CS: 0	PA: 39				
PITCHER	IP	WLS	BF	H	R	ER	SO	BB	IBB	HBP	BLK	WP	HR	S	P	ERA	WHIP									
Joe Bonikowski, R ERA: 4.07	(1, 1)	4.2		22	5	4	4	3	4	0	0	0	0	1	24	40	7.71	1.929								
Bill Plets, L ERA: 4.7	(5, 1)	2.2	W	12	3	2	2	3	1	0	0	0	0	0	17	21	6.75	1.500								
Lee Stange, R ERA: 3.53	(8, 1)	1.2	S	5	1	0	0	2	0	0	0	0	0	9	9	0.00	0.600									

Baltimore Orioles @ Minnesota Twins
Metropolitan Stadium, Bloomington, MI

AB 34
R 6
H 9
RBI 6
BB 5
SO 8
LOB 15



WP: 0 PA: 39
PB: 0
SB: 0
CS: 0

livebaseballscorecards.com

Baltimore Orioles @ Minnesota Twins
Metropolitan Stadium, Bloomington, MI

AB 36
R 7
H 12
RBI 6
BB 5
SO 7
LOB 13



WP: 1 PA: 41
PB: 1
SB: 0
CS: 0

livebaseballscorecards.com

Batter	1	2	3	4	5	6	7	8	9	AB	R	H	RBI	BB	SO	LOB	BOTTOM									
Bill Tuttle, R OBP: 0.323, SLG: 0.262	0-0 F3		0-0 F4		0-0 5-3		0-0 F3			5	0	1	1	0	0	0										
Vic Power, R OBP: 0.336, SLG: 0.446	0-0 F9		0-0 F2		0-0 6-3				0-0 1-3	4	0	0	0	1	0	0										
Rich Rollins, R OBP: 0.385, SLG: 0.473	0-0 BB 1B		0-0 E 1B		0-0 1B				0-0 5-3	4	1	3	0	1	0	0										
Harmon Killebrew, R OBP: 0.385, SLG: 0.541	4-0 FC5-4 BB		0-0 E7 1B		0-0 F4		0-3 K		4-0 PB BB	3	1	1	0	2	1	4										
Marty Martinez, S OBP: 0.455, SLG: 0.250			0-0 E 1B		0-0 K				0-0 BB	0	0	0	0	0	0	0										
Lenny Green, L OBP: 0.381, SLG: 0.441	1-2 FC5-4 BB		1-3 1B						0-0 BB	0	0	0	0	0	0	0										
Bob Allison, R OBP: 0.365, SLG: 0.478	0-0 FC5-4		0-0 E8 1B				0-0 F9		0-3 K	5	2	2	1	0	1	3										
Earl Battey, R OBP: 0.341, SLG: 0.419			0-0 6-3		0-0 1B		0-0 F9		0-0 6-3	4	1	1	2	0	0	1										
Bernie Allen, L OBP: 0.315, SLG: 0.418			0-0 FC5-4 1B		0-0 E 1B		0-0 K		0-3 K	4	1	3	1	0	1	0										
Zolio Versalles, R OBP: 0.248, SLG: 0.339			0-0 FC5-4		0-0 E6		4-0 1B		0-3 K	3	1	0	0	1	1	2										
Joe Bonikowski, R OBP: 0.179, SLG: 0.148			0-3 K		0-3 K		0-0 1B		0-3 K	2	0	0	0	0	2	3										
Bill Plets, L OBP: 0.333, SLG: 0.333							0-0 1B		0-3 K	2	0	1	1	0	1	0										
Lee Stange, R OBP: 0.143, SLG: 0.143							1-3 1B		0-3 K	0	0	0	0	0	0	0										
Inning Stats	R: 0 E: 0 K: 0 S: 4	H: 1 LOB: 2 BB: 1 P: 8	R: 0 E: 0 K: 1 S: 6	H: 1 LOB: 1 BB: 0 P: 6	R: 4 E: 3 K: 1 S: 11	H: 5 LOB: 2 BB: 0 P: 11	R: 0 E: 0 K: 0 S: 4	H: 1 LOB: 1 BB: 0 P: 4	R: 3 E: 0 K: 1 S: 8	H: 4 LOB: 3 BB: 3 P: 20	R: 0 E: 0 K: 2 S: 7	H: 0 LOB: 0 BB: 0 P: 7	R: 0 E: 0 K: 2 S: 7	H: 0 LOB: 0 BB: 0 P: 7	R: 0 E: 0 K: 0 S: 3	H: 0 LOB: 2 BB: 1 P: 7	1B: 11 2B: 1 3B: 0 HR: 0	SF: 0 SAC: 0 DP: 0 HBP: 0	WP: 1 PB: 1 SB: 0 CS: 0	PA: 41						
PITCHER	IP	WLS	BF	H	R	ER	SO	BB	IBB	HBP	BLK	WP	HR	S	P	ERA	WHIP									
Jack Fisher, R ERA: 5.84	(1, 1)	4.1		26	10	7	4	2	2	0	0	0	1	0	28	36	8.31	2.769								
Wes Stock, R ERA: 3.77	(5, 1)	0.1		4	2	0	0	0	2	0	0	0	0	2	10	0.00	12.000									
Dick Hall, R ERA: 2.08	(5, 1)	1.1		4	0	0	0	3	0	0	0	0	0	10	10	0.00	0.000									
Billy Hoelt, L ERA: 4.87	(7, 1)	1.0		3	0	0	0	2	0	0	0	0	0	7	7	0.00	0.000									
Hoyt Wilhelm, R ERA: 1.08	(8, 1)	1.0		4	0	0	0	0	1	0	0	0	0	3	7	0.00	1.000									

Batter	1	2	3	4	5	6	7	8	9	AB	R	H	RBI	BB	SO	LOB	TOP							
Johnny Temple, R OBP: 0.363, SLG: 0.326										5	1	1	0	0	2	1	<p>Baltimore Orioles @ Los Angeles Angels Dodger Stadium, Los Angeles, CA Tue Jul 24 1962, 7:05 PM PDT Unknown - 74 F</p>							
Dick Williams, R OBP: 0.280, SLG: 0.269										4	0	2	0	0	2	2								
Dave Nicholson, R OBP: 0.288, SLG: 0.277										0	0	0	0	0	0	0								
Jackie Brandt, R OBP: 0.332, SLG: 0.482										4	0	2	0	0	1	1								
Jim Gentile, L OBP: 0.372, SLG: 0.546										3	1	0	0	1	0	2								
Brooks Robinson, R OBP: 0.311, SLG: 0.470										3	0	0	0	1	0	3								
Boog Powell, L OBP: 0.324, SLG: 0.411										4	0	1	1	0	1	0								
Russ Snyder, L OBP: 0.311, SLG: 0.457										0	0	0	0	0	0	0								
Gus Triandos, R OBP: 0.328, SLG: 0.313										4	0	0	0	0	1	2								
Hobie Landrith, L OBP: 0.346, SLG: 0.394										0	0	0	0	0	0	0								
Jerry Adair, R OBP: 0.297, SLG: 0.352										4	1	2	0	0	0	0								
Steve Barber, L OBP: 0.143, SLG: 0.077										3	0	0	0	0	2	1								
Hoyt Wilhelm, R OBP: 0.182, SLG: 0.100										0	0	0	0	0	0	0								
Inning Stats	R: 2 E: 0 K: 1 S: 8	H: 3 LOB: 2 BB: 1 P: 12	R: 1 E: 1 K: 1 S: 6	H: 1 LOB: 0 BB: 0 P: 6	R: 0 E: 0 K: 1 S: 5	H: 0 LOB: 0 BB: 0 P: 5	R: 0 E: 0 K: 1 S: 5	H: 0 LOB: 0 BB: 0 P: 5	R: 0 E: 0 K: 1 S: 7	H: 2 LOB: 3 BB: 1 P: 11	R: 0 E: 0 K: 0 S: 3	H: 0 LOB: 0 BB: 0 P: 3	R: 0 E: 0 K: 2 S: 8	H: 1 LOB: 1 BB: 0 P: 8	R: 0 E: 0 K: 1 S: 5	H: 0 LOB: 0 BB: 0 P: 5	R: 0 E: 0 K: 1 S: 6	H: 1 LOB: 1 BB: 0 P: 6	1B: 6 2B: 2 3B: 0 HR: 0	SF: 0 SAC: 1 DP: 0 HBP: 0	WP: 0 PB: 0 SB: 1 CS: 1	PA: 37		
PITCHER	IP WLS BF H R ER SO BB IBB HBP BLK WP HR S P ERA WHIP	IP WLS BF H R ER SO BB IBB HBP BLK WP HR S P ERA WHIP	IP WLS BF H R ER SO BB IBB HBP BLK WP HR S P ERA WHIP	IP WLS BF H R ER SO BB IBB HBP BLK WP HR S P ERA WHIP	IP WLS BF H R ER SO BB IBB HBP BLK WP HR S P ERA WHIP	IP WLS BF H R ER SO BB IBB HBP BLK WP HR S P ERA WHIP	IP WLS BF H R ER SO BB IBB HBP BLK WP HR S P ERA WHIP	IP WLS BF H R ER SO BB IBB HBP BLK WP HR S P ERA WHIP	IP WLS BF H R ER SO BB IBB HBP BLK WP HR S P ERA WHIP	IP WLS BF H R ER SO BB IBB HBP BLK WP HR S P ERA WHIP	IP WLS BF H R ER SO BB IBB HBP BLK WP HR S P ERA WHIP	IP WLS BF H R ER SO BB IBB HBP BLK WP HR S P ERA WHIP	IP WLS BF H R ER SO BB IBB HBP BLK WP HR S P ERA WHIP	IP WLS BF H R ER SO BB IBB HBP BLK WP HR S P ERA WHIP	IP WLS BF H R ER SO BB IBB HBP BLK WP HR S P ERA WHIP	IP WLS BF H R ER SO BB IBB HBP BLK WP HR S P ERA WHIP	IP WLS BF H R ER SO BB IBB HBP BLK WP HR S P ERA WHIP	IP WLS BF H R ER SO BB IBB HBP BLK WP HR S P ERA WHIP	IP WLS BF H R ER SO BB IBB HBP BLK WP HR S P ERA WHIP	IP WLS BF H R ER SO BB IBB HBP BLK WP HR S P ERA WHIP	IP WLS BF H R ER SO BB IBB HBP BLK WP HR S P ERA WHIP	IP WLS BF H R ER SO BB IBB HBP BLK WP HR S P ERA WHIP	IP WLS BF H R ER SO BB IBB HBP BLK WP HR S P ERA WHIP	IP WLS BF H R ER SO BB IBB HBP BLK WP HR S P ERA WHIP

AB 34
R 3
H 8
RBI 1
BB 2
SO 9
LOB 12



Batter	1	2	3	4	5	6	7	8	9	AB	R	H	RBI	BB	SO	LOB	BOTTOM							
Albie Pearson, L OBP: 0.382, SLG: 0.369										2	1	0	0	2	0	0	<p>Baltimore Orioles @ Los Angeles Angels Dodger Stadium, Los Angeles, CA Tue Jul 24 1962, 7:05 PM PDT Unknown - 74 F</p>							
Billy Moran, R OBP: 0.339, SLG: 0.445										4	0	1	0	1	1	3								
Felix Torres, R OBP: 0.338, SLG: 0.435										4	0	1	0	0	0	1								
Steve Bilko, R OBP: 0.349, SLG: 0.424										4	0	3	1	1	0	0								
Jim Fregosi, R OBP: 0.259, SLG: 0.240										0	0	0	0	0	0	0								
Earl Averill, R OBP: 0.370, SLG: 0.321										3	0	0	0	1	1	3								
Leon Wagner, L OBP: 0.358, SLG: 0.561										1	0	0	0	0	1	2								
Lee Thomas, L OBP: 0.347, SLG: 0.433										5	0	0	0	0	2	6								
Ed Sadowski, R OBP: 0.207, SLG: 0.321										4	1	1	0	0	1	0								
Joe Koppe, R OBP: 0.376, SLG: 0.326										1	0	1	0	3	0	0								
Bo Belinsky, L OBP: 0.225, SLG: 0.088										2	0	0	0	0	1	2								
Buck Rodgers, S OBP: 0.320, SLG: 0.405										1	0	0	1	0	0	1								
Dan Osinski, R OBP: 0.405, SLG: 0.405										0	0	0	0	0	0	0								
Eddie Yost, R OBP: 0.419, SLG: 0.350										1	0	0	0	0	1	1								
Art Fowler, R OBP: 0.333, SLG: 0.273										0	0	0	0	0	0	0								
Inning Stats	R: 0 E: 1 K: 0 S: 4	H: 1 LOB: 2 BB: 1 P: 8	R: 0 E: 0 K: 0 S: 3	H: 0 LOB: 1 BB: 1 P: 7	R: 0 E: 0 K: 1 S: 7	H: 2 LOB: 3 BB: 1 P: 11	R: 0 E: 0 K: 2 S: 7	H: 0 LOB: 2 BB: 2 P: 15	R: 0 E: 0 K: 1 S: 6	H: 1 LOB: 1 BB: 0 P: 6	R: 0 E: 0 K: 0 S: 5	H: 0 LOB: 0 BB: 0 P: 5	R: 0 E: 0 K: 1 S: 5	H: 0 LOB: 0 BB: 0 P: 5	R: 0 E: 0 K: 1 S: 5	H: 0 LOB: 1 BB: 1 P: 9	R: 1 E: 0 K: 2 S: 8	H: 1 LOB: 2 BB: 2 P: 16	1B: 7 2B: 0 3B: 0 HR: 0	SF: 0 SAC: 2 DP: 0 HBP: 0	WP: 0 PB: 0 SB: 0 CS: 0	PA: 42		
PITCHER	IP WLS BF H R ER SO BB IBB HBP BLK WP HR S P ERA WHIP	IP WLS BF H R ER SO BB IBB HBP BLK WP HR S P ERA WHIP	IP WLS BF H R ER SO BB IBB HBP BLK WP HR S P ERA WHIP	IP WLS BF H R ER SO BB IBB HBP BLK WP HR S P ERA WHIP	IP WLS BF H R ER SO BB IBB HBP BLK WP HR S P ERA WHIP	IP WLS BF H R ER SO BB IBB HBP BLK WP HR S P ERA WHIP	IP WLS BF H R ER SO BB IBB HBP BLK WP HR S P ERA WHIP	IP WLS BF H R ER SO BB IBB HBP BLK WP HR S P ERA WHIP	IP WLS BF H R ER SO BB IBB HBP BLK WP HR S P ERA WHIP	IP WLS BF H R ER SO BB IBB HBP BLK WP HR S P ERA WHIP	IP WLS BF H R ER SO BB IBB HBP BLK WP HR S P ERA WHIP	IP WLS BF H R ER SO BB IBB HBP BLK WP HR S P ERA WHIP	IP WLS BF H R ER SO BB IBB HBP BLK WP HR S P ERA WHIP	IP WLS BF H R ER SO BB IBB HBP BLK WP HR S P ERA WHIP	IP WLS BF H R ER SO BB IBB HBP BLK WP HR S P ERA WHIP	IP WLS BF H R ER SO BB IBB HBP BLK WP HR S P ERA WHIP	IP WLS BF H R ER SO BB IBB HBP BLK WP HR S P ERA WHIP	IP WLS BF H R ER SO BB IBB HBP BLK WP HR S P ERA WHIP	IP WLS BF H R ER SO BB IBB HBP BLK WP HR S P ERA WHIP	IP WLS BF H R ER SO BB IBB HBP BLK WP HR S P ERA WHIP	IP WLS BF H R ER SO BB IBB HBP BLK WP HR S P ERA WHIP	IP WLS BF H R ER SO BB IBB HBP BLK WP HR S P ERA WHIP	IP WLS BF H R ER SO BB IBB HBP BLK WP HR S P ERA WHIP	IP WLS BF H R ER SO BB IBB HBP BLK WP HR S P ERA WHIP

AB 32
R 2
H 7
RBI 2
BB 8
SO 8
LOB 19



Batter	1	2	3	4	5	6	7	8	9	AB	R	H	RBI	BB	SO	LOB	TOP				
Johnny Temple, R OBP: 0.363, SLG: 0.325 (1,4)										4	1	1	0	1	0	3	Baltimore Orioles @ Los Angeles Angels Dodger Stadium, Los Angeles, CA Tue Jul 24 1962, 7:05 PM PDT Att: 17,015 - Unknown				
Dick Williams, R OBP: 0.288, SLG: 0.257 (1,9)										5	1	0	0	0	0	4					
Jackie Brandt, R OBP: 0.333, SLG: 0.479 (1,8)										4	1	1	1	1	0	0					
Jim Gentile, L OBP: 0.369, SLG: 0.544 (1,3)										5	1	1	1	0	1	3					
Brooks Robinson, R OBP: 0.317, SLG: 0.478 (1,5)										4	1	4	1	0	0	0					
Boog Powell, L OBP: 0.323, SLG: 0.408 (1,7)										4	0	1	1	0	2	5					
Jerry Adair, R OBP: 0.293, SLG: 0.348 (1,6)										3	0	0	1	0	0	1					
Hobie Landrith, L OBP: 0.345, SLG: 0.393 (8, PH)										3	0	1	0	0	0	2					
Russ Snyder, L OBP: 0.310, SLG: 0.455 (8, PH)										1	0	0	0	0	0	2					
Wes Stock, R (8, 1)										0	0	0	0	0	0	0					
Chuck Estrada, R OBP: 0.132, SLG: 0.108 (1, 1)										1	0	0	0	0	1	0					
Hal Brown, R OBP: 0.281, SLG: 0.261 (3, 1)										2	0	0	0	0	2	1					
Charlie Lau, L OBP: 0.316, SLG: 0.444 (8, 2)										1	0	0	0	0	1	2					
Inning Stats	R: 3 E: 2 K: 1 S: 10	H: 3 LOB: 2 BB: 0 P: 10	R: 0 E: 0 K: 1 S: 5	H: 0 LOB: 2 BB: 2 P: 13	R: 0 E: 0 K: 0 S: 3	H: 1 LOB: 0 BB: 0 P: 3	R: 0 E: 1 K: 1 S: 6	H: 1 LOB: 1 BB: 0 P: 6	R: 0 E: 0 K: 0 S: 6	H: 0 LOB: 0 BB: 0 P: 5	R: 0 E: 0 K: 0 S: 3	H: 0 LOB: 0 BB: 0 P: 3	R: 2 E: 1 K: 1 S: 9	H: 3 LOB: 2 BB: 0 P: 9	R: 0 E: 0 K: 1 S: 5	H: 0 LOB: 0 BB: 0 P: 5	1B: 7 2B: 2 3B: 0 HR: 0	SF: 1 SAC: 0 DP: 2 HBP: 0	WP: 0 PB: 0 SB: 0 CS: 0	PA: 40	
PITCHER	IP	WLS	BF	H	R	ER	SO	BB	IBB	HBP	BLK	WP	HR	S	P	ERA	WHIP				
Ted Bowsfield, L ERA: 4.91 (1, 1)	7.0	W	33	9	5	3	5	2	0	0	0	0	0	41	49	3.86	1.571				
Dan Osinski, R ERA: 9.35 (8, 1)	2.0	S	7	0	0	0	2	0	0	0	0	0	0	11	11	0.00	0.000				

Batter	1	2	3	4	5	6	7	8	9	AB	R	H	RBI	BB	SO	LOB	BOTTOM				
Albie Pearson, L OBP: 0.390, SLG: 0.374 (1,8)										3	1	3	3	2	0	0	Baltimore Orioles @ Los Angeles Angels Dodger Stadium, Los Angeles, CA Tue Jul 24 1962, 7:05 PM PDT Att: 17,015 - Unknown				
Billy Moran, R OBP: 0.337, SLG: 0.445 (1,4)										5	0	1	1	0	1	7					
Leon Wagner, L OBP: 0.356, SLG: 0.556 (1,7)										5	0	1	0	0	0	5					
Lee Thomas, L OBP: 0.345, SLG: 0.436 (1,9)										5	2	1	0	0	1	1					
Buck Rodgers, S OBP: 0.324, SLG: 0.407 (1,2)										5	1	3	1	0	1	1					
Felix Torres, R OBP: 0.339, SLG: 0.442 (1,5)										5	1	2	2	0	0	3					
Tom Burgess, L OBP: 0.339, SLG: 0.346 (1,3)										3	1	0	0	2	0	2					
Joe Koppe, R OBP: 0.375, SLG: 0.325 (1,6)										4	1	1	0	0	1	3					
Ted Bowsfield, R OBP: 0.222, SLG: 0.125 (1, 1)										1	1	1	0	2	0	0					
Dan Osinski, R (8, 1)										0	0	0	0	0	0	0					
Inning Stats	R: 1 E: 1 K: 1 S: 7	H: 1 LOB: 1 BB: 1 P: 11	R: 5 E: 0 K: 1 S: 10	H: 5 LOB: 2 BB: 2 P: 18	R: 0 E: 0 K: 1 S: 5	H: 0 LOB: 0 BB: 0 P: 5	R: 0 E: 0 K: 0 S: 4	H: 1 LOB: 2 BB: 1 P: 8	R: 1 E: 0 K: 1 S: 7	H: 2 LOB: 1 BB: 0 P: 7	R: 0 E: 0 K: 0 S: 5	H: 2 LOB: 2 BB: 0 P: 5	R: 0 E: 0 K: 0 S: 4	H: 1 LOB: 1 BB: 0 P: 4	R: 0 E: 0 K: 0 S: 4	H: 0 LOB: 0 BB: 0 P: 4	1B: 9 2B: 3 3B: 1 HR: 0	SF: 0 SAC: 1 DP: 1 HBP: 0	WP: 1 PB: 0 SB: 1 CS: 0	PA: 43	
PITCHER	IP	WLS	BF	H	R	ER	SO	BB	IBB	HBP	BLK	WP	HR	S	P	ERA	WHIP				
Chuck Estrada, R ERA: 4.07 (1, 1)	2.2	L	19	6	1	1	2	1	0	0	0	0	0	23	27	2.08	1.615				
Hal Brown, R ERA: 4.31 (3, 1)	4.1		20	6	1	1	2	1	0	0	0	0	0	4	4	0.00	1.000				
Wes Stock, R ERA: 3.64 (8, 1)	1.0		4	1	0	0	0	0	0	0	0	0	0	4	4	0.00	1.000				

Batter	1	2	3	4	5	6	7	8	9	AB	R	H	RBI	BB	SO	LOB	TOP										
Johnny Temple, R OBP: 0.362, SLG: 0.321 (1, 4)	B1-3		B2-3			4-3		G4-6-3 BB		3	0	0	0	1	0	0	Baltimore Orioles @ Los Angeles Angels Dodger Stadium, Los Angeles, CA Wed Jul 25 1962, 7:05 PM PDT Att: 11,185 - Unknown livebaseballscorecards.com										
Russ Snyder, L OBP: 0.305, SLG: 0.447 (1, 9)	4-3		4-3			F7		G4-6-3		4	0	0	0	0	0	2											
Jackie Brandt, R OBP: 0.332, SLG: 0.476 (1, 8)				6-3		5-3			F5	4	0	1	0	0	0	0											
Jim Gentile, L OBP: 0.371, SLG: 0.542 (1, 3) Mary Breeding, R OBP: 0.242, SLG: 0.283 (9, PR)	F5			F8			BB		FC6-4 1B	3	0	1	0	1	0	1											
Boog Powell, L OBP: 0.322, SLG: 0.406 (1, 7)				6-3			BB		FC6-4 1B	4	0	1	0	0	0	2											
Brooks Robinson, R OBP: 0.317, SLG: 0.476 (1, 5)				F8					F8	4	0	1	0	0	0	3											
Jerry Adair, R OBP: 0.294, SLG: 0.348 (1, 6)				F7					F7	3	0	1	0	0	0	2											
Hobie Landrith, L OBP: 0.345, SLG: 0.392 (1, 2)				FC4-6					FC3-6 1B	3	0	1	0	0	0	3											
Jack Fisher, R OBP: 0.200, SLG: 0.091 (1, 1) Charlie Lau, L OBP: 0.313, SLG: 0.441 (8, PH) Dave Nicholson, R OBP: 0.288, SLG: 0.277 (8, PR) Billy Hoelt, L OBP: 0.421, SLG: 0.357 (8, 1)			K			G4-6-3			FC3-6 BB	2	0	0	0	0	1	2											
Inning Stats	R: 0 E: 0 K: 0 S: 4	H: 1 LOB: 1 BB: 0 P: 4	R: 0 E: 0 K: 0 S: 4	H: 1 LOB: 1 BB: 0 P: 4	R: 0 E: 0 K: 1 S: 5	H: 0 LOB: 0 BB: 0 P: 5	R: 0 E: 0 K: 0 S: 3	H: 0 LOB: 0 BB: 0 P: 3	R: 0 E: 0 K: 0 S: 3	H: 2 LOB: 1 BB: 0 P: 4	R: 0 E: 0 K: 0 S: 3	H: 0 LOB: 0 BB: 1 P: 7	R: 0 E: 0 K: 0 S: 3	H: 1 LOB: 2 BB: 1 P: 7	R: 0 E: 0 K: 0 S: 4	H: 1 LOB: 1 BB: 0 P: 4	1B: 6 2B: 0 3B: 0 HR: 0	SF: 0 SAC: 0 DP: 2 HBP: 0	WP: 0 PB: 0 SB: 0 CS: 0	PA: 33							
PITCHER	IP	WLS	BF	H	R	ER	SO	BB	IBB	HBP	BLK	WP	HR	S	P	ERA	WHIP										
Don Lee, R ERA: 3.61 (1, 1)	7.0	W	25	4	0	0	1	1	0	0	0	0	0	26	30	0.00	0.714										
Dean Chance, R ERA: 3.51 (8, 1)	2.0	S	8	2	0	0	0	1	0	0	0	0	0	7	11	0.00	1.500										

Batter	1	2	3	4	5	6	7	8	9	AB	R	H	RBI	BB	SO	LOB	BOTTOM										
Albie Pearson, L OBP: 0.388, SLG: 0.371 (1, 8)	G3		G3 BB				4-3			3	0	0	0	1	1	0	Baltimore Orioles @ Los Angeles Angels Dodger Stadium, Los Angeles, CA Wed Jul 25 1962, 7:05 PM PDT Att: 11,185 - Unknown livebaseballscorecards.com										
Billy Moran, R OBP: 0.321, SLG: 0.443 (1, 4)	6-3		G3			F7				4	0	1	0	0	0	1											
Leon Wagner, L OBP: 0.353, SLG: 0.550 (1, 7)	F8		3-1			K			F2	4	0	0	0	0	1	2											
Lee Thomas, L OBP: 0.344, SLG: 0.432 (1, 9)		3-1				F8			K	3	0	0	0	1	1	0											
Buck Rodgers, S OBP: 0.323, SLG: 0.408 (1, 2)			F8			F7			4-3	4	1	1	0	0	0	2											
Felix Torres, R OBP: 0.342, SLG: 0.443 (1, 5)		5-3				L3			SH3-4 HR 1B	4	1	2	0	0	0	1											
Tom Burgess, L OBP: 0.336, SLG: 0.336 (1, 3)						3-1			E4 SH3-4 HR	3	2	0	0	1	0	2											
Joe Koppe, R OBP: 0.375, SLG: 0.330 (1, 6)						K			SH3-4	2	0	1	2	0	1	0											
Don Lee, R OBP: 0.205, SLG: 0.209 (1, 1) Earl Averill, R OBP: 0.374, SLG: 0.348 (7, PH) Dean Chance, R OBP: 0.200, SLG: 0.130 (8, 1)						K			HR	2	0	0	0	0	1	1											
Inning Stats	R: 0 E: 0 K: 0 S: 3	H: 0 LOB: 0 BB: 0 P: 3	R: 2 E: 0 K: 0 S: 5	H: 2 LOB: 1 BB: 1 P: 9	R: 0 E: 0 K: 1 S: 5	H: 0 LOB: 2 BB: 2 P: 11	R: 0 E: 0 K: 1 S: 5	H: 0 LOB: 0 BB: 0 P: 5	R: 0 E: 0 K: 2 S: 7	H: 0 LOB: 0 BB: 0 P: 7	R: 0 E: 0 K: 1 S: 5	H: 0 LOB: 0 BB: 0 P: 5	R: 3 E: 1 K: 0 S: 7	H: 3 LOB: 1 BB: 0 P: 7	R: 0 E: 0 K: 1 S: 6	H: 1 LOB: 1 BB: 0 P: 6	1B: 3 2B: 2 3B: 0 HR: 1	SF: 0 SAC: 1 DP: 0 HBP: 0	WP: 0 PB: 0 SB: 0 CS: 0	PA: 34							
PITCHER	IP	WLS	BF	H	R	ER	SO	BB	IBB	HBP	BLK	WP	HR	S	P	ERA	WHIP										
Jack Fisher, R ERA: 5.78 (1, 1)	7.0	L	30	5	5	4	4	3	0	0	0	0	1	35	47	5.14	1.143										
Billy Hoelt, L ERA: 4.76 (8, 1)	1.0		4	1	0	0	1	0	0	0	0	0	0	6	6	0.00	1.000										

Batter	1	2	3	4	5	6	7	8	9	10	AB	R	H	RBI	BB	SO	LOB	TOP
Jose Tartabull, L OBP: 0.344, SLG: 0.360 (1, 8)	F5		1-3		4-3			8-4 SH5-4 1B		1B	5	1	2	0	0	0	1	
Ed Charles, R OBP: 0.351, SLG: 0.458 (1, 5)	HR							SH5-4		1B	3	1	2	1	1	0	0	
Jerry Lumpe, L OBP: 0.342, SLG: 0.435 (1, 4)	F8		F8					8-4		BB	5	0	1	1	0	0	2	
Norm Siebern, L OBP: 0.402, SLG: 0.459 (1, 3)	G3				F7			2-3f		1B	3	0	0	0	2	0	0	
Manny Jimenez, L OBP: 0.399, SLG: 0.483 Bobby Del Greco, R OBP: 0.382, SLG: 0.391 (1, 7) (9, 7)		F7		F9		4-3				BB	4	0	0	0	0	0	1	
Gino Cimoli, R OBP: 0.346, SLG: 0.450 (1, 9)				6-3							4	0	2	0	0	0	0	
Billy Consolo, R OBP: 0.317, SLG: 0.286 (1, 6)						5-3					4	0	1	0	0	2	2	
Joe Azcue, R OBP: 0.299, SLG: 0.333 (1, 2)											4	0	0	0	0	1	2	
Dan Pfister, R OBP: 0.190, SLG: 0.190 Danny McDevitt, L OBP: 0.222, SLG: 0.250 (1, 1) (10, 1)											4	0	1	0	0	0	1	
											0	0	0	0	0	0	0	
Inning Stats	R: 1 E: 0 K: 0 S: 4	H: 1 LOB: 0 BB: 0 P: 4	R: 0 E: 0 K: 2 S: 8	H: 1 LOB: 1 BB: 0 P: 8	R: 0 E: 0 K: 0 S: 4	H: 1 LOB: 1 BB: 0 P: 4	R: 0 E: 0 K: 0 S: 3	H: 0 LOB: 0 BB: 0 P: 3	R: 0 E: 0 K: 0 S: 4	H: 1 LOB: 1 BB: 0 P: 4	R: 0 E: 0 K: 1 S: 6	H: 1 LOB: 1 BB: 0 P: 6	R: 1 E: 0 K: 1 S: 7	H: 2 LOB: 3 BB: 2 P: 15	1B: 7 2B: 2 3B: 0 HR: 1	SF: 0 SAC: 1 DP: 1 HBP: 0	WP: 0 PB: 0 SB: 1 CS: 0	PA: 41
PITCHER	IP WLS BF H R ER SO BB IBB HBP BLK WP HR S P ERA WHIP																	
Robin Roberts, R ERA: 2.51 Hoyt Wilhelm, R ERA: 1.16 (1, 1) (9, 1)	8.0 W 30 6 1 1 2 2 0 0 0 0 0 0 13 21 1.12 0.875																	

Kansas City Athletics @ Baltimore Orioles
 Memorial Stadium, Baltimore, MD
 Fri Jul 27 1962, 7:05 PM EDT
 Att: 9,121 - Unknown


AB 37
 R 2
 H 9
 RBI 2
 BB 3
 SO 4
 LOB 12



Batter	1	2	3	4	5	6	7	8	9	10	AB	R	H	RBI	BB	SO	LOB	BOTTOM						
Johnny Temple, R OBP: 0.367, SLG: 0.328 (1, 4)	BB 1B		CS 1B			SH1-3 1B		F2		SH1-4	4	0	3	0	0	0	1							
Whitey Herzog, L OBP: 0.370, SLG: 0.387 Dick Williams, R OBP: 0.274, SLG: 0.272 (1, 9) (10, PH)	F5		CS		2B BB	SH1-3		5-3		1B	2	0	0	0	1	0	3							
Jackie Brandt, R OBP: 0.336, SLG: 0.478 (1, 8)	G4-6-3 BB					F2		6-3		1B	3	0	1	0	2	0	3							
Jim Gentile, L OBP: 0.369, SLG: 0.537 (1, 3)	G4-6-3				F6	F5				F9	5	0	1	1	0	0	5							
Brooks Robinson, R OBP: 0.314, SLG: 0.471 (1, 5)		5-3			K	6-3				E7 SF8	4	1	0	0	0	1	2							
Boog Powell, L OBP: 0.325, SLG: 0.411 Dave Nicholson, R OBP: 0.288, SLG: 0.277 (1, 7) (9, PR) (10, 7)		6-3			F9					1B	4	0	2	0	0	0	2							
Jerry Adair, R OBP: 0.290, SLG: 0.344 (1, 6)	F5				L9	K				SF8	3	0	0	1	0	1	1							
Hobie Landrith, L OBP: 0.337, SLG: 0.381 (1, 2)			F7		F3	F7				F9	4	0	0	0	0	0	2							
Robin Roberts, S OBP: 0.323, SLG: 0.240 Charlie Lau, L OBP: 0.319, SLG: 0.445 Mary Breeding, R OBP: 0.242, SLG: 0.283 Hoyt Wilhelm, R OBP: 0.152, SLG: 0.100 Russ Snyder, L OBP: 0.307, SLG: 0.447 (1, 1) (8, PH) (8, PR) (9, 1) (10, PH)					K	4-3				1B	2	0	0	0	0	1	0							
											0	0	0	0	0	0	0							
											0	0	0	0	0	0	0							
											0	1	0	0	1	0	0							
Inning Stats	R: 0 E: 0 K: 0 S: 3	H: 1 LOB: 0 BB: 0 P: 7	R: 0 E: 0 K: 0 S: 3	H: 0 LOB: 0 BB: 0 P: 3	R: 0 E: 0 K: 1 S: 5	H: 1 LOB: 0 BB: 0 P: 5	R: 0 E: 0 K: 1 S: 6	H: 1 LOB: 2 BB: 1 P: 10	R: 0 E: 0 K: 0 S: 3	H: 0 LOB: 0 BB: 0 P: 3	R: 0 E: 0 K: 0 S: 4	H: 1 LOB: 1 BB: 0 P: 4	R: 0 E: 0 K: 1 S: 6	H: 1 LOB: 1 BB: 0 P: 6	R: 0 E: 1 K: 0 S: 4	H: 1 LOB: 2 BB: 0 P: 4	R: 1 E: 1 K: 0 S: 5	H: 1 LOB: 1 BB: 0 P: 5	R: 2 E: 0 K: 0 S: 3	H: 2 LOB: 2 BB: 2 P: 11	1B: 6 2B: 3 3B: 0 HR: 0	SF: 1 SAC: 2 DP: 1 HBP: 0	WP: 1 PB: 0 SB: 0 CS: 1	PA: 41
PITCHER	IP WLS BF H R ER SO BB IBB HBP BLK WP HR S P ERA WHIP																							
Dan Pfister, R ERA: 4.94 Danny McDevitt, L ERA: 4.05 (1, 1) (10, 1)	9.1 L 37 7 2 1 3 3 0 0 0 0 0 0 40 52 0.96 1.071																							

Kansas City Athletics @ Baltimore Orioles
 Memorial Stadium, Baltimore, MD
 Fri Jul 27 1962, 7:05 PM EDT
 Att: 9,121 - Unknown

AB 33
 R 3
 H 9
 RBI 3
 BB 4
 SO 3
 LOB 19



Batter	1	2	3	4	5	6	7	8	9	AB	R	H	RBI	BB	SO	LOB	TOP				
Jose Tartabull, L (1, 8) OBP: 0.342, SLG: 0.354	0-0 4-3		4-0 BB		0-0 4-3		0-0 E1			3	0	0	0	1	0	2					
Ed Charles, R (1, 5) OBP: 0.350, SLG: 0.456	0-3 K		0-0 G6-4-3			0-0 1B	0-0 L9			4	0	1	0	0	1	3					
Jerry Lumpe, L (1, 4) OBP: 0.346, SLG: 0.438	0-0 1B			0-0 F7		0-0 FC4-6		0-0 1B	0-0 1B	4	0	3	0	0	0	0					
Norm Siebern, L (1, 3) OBP: 0.401, SLG: 0.457	0-0 6-3			0-0 FC3-6		0-0 L3		0-0 4-3		4	0	1	0	0	0	4					
Manny Jimenez, L (1, 7) OBP: 0.385, SLG: 0.480		0-0 4-3		0-0 FC3-6		0-0 F2		0-0 1B		4	0	1	0	0	0	3					
Gino Cimoli, R (1, 9) OBP: 0.343, SLG: 0.445	0-3 K		0-0 F4		0-0 FC4-6		0-0 L6-5			4	0	0	0	0	1	5					
Billy Conso, R (1, 6) OBP: 0.331, SLG: 0.290	0-0 1B			4-0 BB		4-0 BB		0-0 6-3		2	0	1	0	2	0	0					
Joe Azcue, R (1, 2) OBP: 0.293, SLG: 0.326	0-0 F4			0-0 F9		0-0 G5-4-3		0-3 K		4	0	0	0	0	1	3					
Ed Rakow, S (1, 1) George Alusik, R (9, PH) OBP: 0.316, SLG: 0.521			0-3 K		0-3 K		0-0 E	0-0 5-3		3	0	1	0	0	2	1					
Inning Stats	R: 0 E: 0 K: 1 S: 6	H: 1 LOB: 1 BB: 0 P: 6	R: 0 E: 0 K: 1 S: 6	H: 1 LOB: 1 BB: 0 P: 6	R: 0 E: 0 K: 1 S: 4	H: 0 LOB: 0 BB: 1 P: 8	R: 0 E: 0 K: 0 S: 4	H: 1 LOB: 1 BB: 0 P: 4	R: 0 E: 0 K: 1 S: 5	H: 0 LOB: 1 BB: 1 P: 9	R: 0 E: 0 K: 0 S: 5	H: 2 LOB: 2 BB: 0 P: 5	R: 0 E: 1 K: 0 S: 4	H: 1 LOB: 2 BB: 1 P: 8	R: 0 E: 0 K: 0 S: 4	H: 2 LOB: 1 BB: 0 P: 4	R: 0 E: 0 K: 1 S: 5	H: 0 LOB: 0 BB: 0 P: 5	1B: 8 2B: 1 3B: 0 HR: 0	SF: 0 SAC: 0 DP: 3 HBP: 0	WP: 0 PA: 36
PITCHER Steve Barber, L (1, 1) ERA: 3.26	IP: 9.0 WLS: W BF: 36 H: 8 R: 0 ER: 0 SO: 5 BB: 3 IBB: 0 HBP: 0 BLK: 0 WP: 0 HR: 0 S: 43 P: 55 ERA: 0.00 WHIP: 1.222															PITCHER					

Kansas City Athletics @ Baltimore Orioles
Memorial Stadium, Baltimore, MD
Sat Jul 28 1962, 7:05 PM EDT
Unknown

AB 33
R 0
H 8
RBI 0
BB 3
SO 5
LOB 21



Batter	1	2	3	4	5	6	7	8	9	AB	R	H	RBI	BB	SO	LOB	BOTTOM
Johnny Temple, R (1, 4) OBP: 0.362, SLG: 0.323	0-0 F9		0-0 5-3			0-3 K		0-0 F4		4	0	0	0	0	1	0	
Whitey Herzog, L (1, 9) OBP: 0.377, SLG: 0.392	0-0 1B		0-0 4-3			4-0 E	0-0 CS	0-0 1B		3	0	2	0	1	0	0	
Jackie Brandt, R (1, 8) OBP: 0.332, SLG: 0.472	0-0 G1-6-3		0-3 K			0-3 K		0-0 5-3		4	0	0	0	0	2	3	
Jim Gentile, L (1, 3) OBP: 0.366, SLG: 0.533		0-0 G3		0-0 4-3		0-0 F8				3	0	0	0	0	0	1	
Brooks Robinson, R (1, 5) OBP: 0.314, SLG: 0.470		0-0 F6		0-0 6-3			0-0 G6-4-3			3	0	1	0	0	0	0	
Boog Powell, L (1, 7) OBP: 0.325, SLG: 0.422		0-0 HR		0-3 K		0-0 G6-4-3				3	1	1	1	0	1	1	
Charlie Lau, L (1, 2) OBP: 0.319, SLG: 0.458		0-0 E3			0-0 F8		0-0 3B			3	1	1	0	0	0	0	
Jerry Adair, R (1, 6) OBP: 0.294, SLG: 0.357		0-0 HR			0-0 4-3		4-0 S			2	1	1	2	1	0	0	
Steve Barber, L (1, 1) OBP: 0.133, SLG: 0.071		0-3 K			0-0 F8		0-3 K			3	0	0	0	0	2	2	
Inning Stats	R: 0 E: 0 K: 0 S: 3	H: 1 LOB: 0 BB: 0 P: 3	R: 3 E: 1 K: 1 S: 8	H: 2 LOB: 0 BB: 0 P: 8	R: 0 E: 0 K: 1 S: 5	H: 0 LOB: 0 BB: 0 P: 5	R: 0 E: 0 K: 1 S: 5	H: 0 LOB: 0 BB: 0 P: 5	R: 0 E: 0 K: 2 S: 7	H: 0 LOB: 1 BB: 1 P: 11	R: 0 E: 0 K: 1 S: 6	H: 2 LOB: 2 BB: 1 P: 10	R: 0 E: 0 K: 0 S: 3	H: 1 LOB: 0 BB: 0 P: 3	1B: 3 2B: 0 3B: 1 HR: 2	SF: 0 SAC: 0 DP: 2 HBP: 0	WP: 0 PA: 30
PITCHER Ed Rakow, R (1, 1) ERA: 4.39	IP: 8.0 WLS: L BF: 30 H: 6 R: 3 ER: 1 SO: 6 BB: 1 IBB: 1 HBP: 0 BLK: 0 WP: 0 HR: 2 S: 40 P: 48 ERA: 1.12 WHIP: 0.875															PITCHER	

Kansas City Athletics @ Baltimore Orioles
Memorial Stadium, Baltimore, MD
Sat Jul 28 1962, 7:05 PM EDT
Unknown

AB 28
R 3
H 6
RBI 3
BB 2
SO 6
LOB 7



Batter	1	2	3	4	5	6	7	8	9	AB	R	H	RBI	BB	SO	LOB	TOP		
Jose Tartabull, L (1.8) OBP: 0.340, SLG: 0.351	K2-3		FC6-4 1B			4-3		G1		4	0	1	0	0	1	0			
Ed Charles, R (1.5) OBP: 0.346, SLG: 0.450	K		FC6-4 1-2			K			F8	4	0	0	0	0	2	1			
Jerry Lumpe, L (1.4) OBP: 0.345, SLG: 0.439	K			F6		F9			1B 2B	4	1	1	0	0	1	0			
Norm Siebern, L (1.3) OBP: 0.400, SLG: 0.455		F7		K			F5		2B 1B	4	0	1	1	0	1	0			
Manny Jimenez, L (1.7) OBP: 0.384, SLG: 0.480		F6		6-3			2B		F7	4	0	1	0	0	0	1			
Gino Cimoli, R (1.9) OBP: 0.342, SLG: 0.443					K		F7		K	4	0	1	0	0	2	2			
Billy Consolo, R (1.6) OBP: 0.331, SLG: 0.291							K			3	0	1	0	0	2	2			
Haywood Sullivan, R (1.2) OBP: 0.333, SLG: 0.333			K		K			F3		3	0	0	0	0	2	1			
Jerry Walker, S (1.1) OBP: 0.273, SLG: 0.473			K							2	0	0	0	0	1	1			
Granny Hamner, R (6.1)										0	0	0	0	0	0	0			
Wayne Causey, L (8. PH) OBP: 0.354, SLG: 0.370										1	0	0	0	0	0	0			
John Wyatt, R (8.1) OBP: 0.125, SLG: 0.087										0	0	0	0	0	0	0			
Rupe Toppin, R (8.1)										0	0	0	0	0	0	0			
Inning Stats	R: 0 E: 0 K: 3 S: 9	H: 0 LOB: 0 BB: 0 P: 9	R: 0 E: 0 K: 1 S: 6	H: 1 LOB: 1 BB: 0 P: 6	R: 0 E: 0 K: 2 S: 8	H: 1 LOB: 1 BB: 0 P: 8	R: 0 E: 0 K: 1 S: 5	H: 0 LOB: 0 BB: 0 P: 5	R: 0 E: 0 K: 2 S: 8	H: 1 LOB: 1 BB: 0 P: 8	R: 0 E: 0 K: 1 S: 5	H: 1 LOB: 1 BB: 0 P: 6	R: 0 E: 0 K: 0 S: 3	H: 0 LOB: 0 BB: 0 P: 3	R: 1 E: 0 K: 1 S: 7	H: 2 LOB: 1 BB: 0 P: 7	1B: 4 2B: 2 3B: 0 HR: 0	SF: 0 SAC: 0 DP: 0 HBP: 0	WP: 0 PA: 33 CS: 0
PITCHER Dick Hall, R (1.1) ERA: 2.05	IP: 9.0 WLS: W BF: 33 H: 6 R: 1 ER: 1 SO: 12 BB: 0 IBB: 0 HBP: 0 BLK: 0 WP: 0 HR: 0 S: 57 P: 57 ERA: 1.00 WHIP: 0.667											PITCHER	IP: 9.0 WLS: W BF: 33 H: 6 R: 1 ER: 1 SO: 12 BB: 0 IBB: 0 HBP: 0 BLK: 0 WP: 0 HR: 0 S: 57 P: 57 ERA: 1.00 WHIP: 0.667						

Kansas City Athletics @ Baltimore Orioles
Memorial Stadium, Baltimore, MD
Sat Jul 28 1962, 7:05 PM EDT
Att: 11,399 - Unknown

AB	33
R	1
H	6
RBI	1
BB	0
SO	12
LOB	8



Batter	1	2	3	4	5	6	7	8	9	AB	R	H	RBI	BB	SO	LOB	BOTTOM		
Johnny Temple, R (1.4) OBP: 0.359, SLG: 0.320	6-3	F2		5-3		6-3		1B 1B		5	1	1	0	0	0	3			
Whitney Herzog, L (1.9) OBP: 0.384, SLG: 0.398	F8	1B 1-2 2-3 BB		2B				1B 1-3 HR		2	0	1	1	2	0	0			
Russ Snyder, L (8.7) OBP: 0.310, SLG: 0.450								1B		1	1	1	0	0	0	0			
Jackie Brandt, R (1.8) OBP: 0.333, SLG: 0.471	E6 BB BB			4-3		F4		HR 1B		5	1	2	3	0	0	2			
Jim Gentile, L (1.3) OBP: 0.366, SLG: 0.538	BB 1-2 BB		F4		F7	F6		HR 1B		4	1	1	3	1	0	1			
Brooks Robinson, R (1.5) OBP: 0.315, SLG: 0.467				PB BB	B1-3		5-3	F9		3	0	0	0	2	0	0			
Boog Powell, L (1.7) OBP: 0.324, SLG: 0.420	BB 1-2 2-3 BB				2B		1-3			4	0	1	0	0	1	4			
Dave Nicholson, R (8.9) OBP: 0.296, SLG: 0.288	G3				1B			G5-4-3 1B		1	0	1	0	0	0	0			
Jerry Adair, R (1.6) OBP: 0.299, SLG: 0.365			BB 1B 4-3 1B		6-3			G5-4-3 1B 1-2		5	1	3	0	0	0	2			
Hobie Landrith, L (1.2) OBP: 0.341, SLG: 0.376		4-3		E8 SH1-4 2B						2	1	0	0	2	0	1			
Dick Hall, R (1.1) OBP: 0.231, SLG: 0.182				SH1-4		F8				2	1	0	0	1	0	5			
Inning Stats	R: 0 E: 1 K: 0 S: 4	H: 0 LOB: 3 BB: 2 P: 12	R: 2 E: 0 K: 0 S: 4	H: 2 LOB: 3 BB: 2 P: 12	R: 0 E: 0 K: 1 S: 5	H: 0 LOB: 1 BB: 1 P: 9	R: 1 E: 1 K: 0 S: 5	H: 1 LOB: 1 BB: 0 P: 5	R: 0 E: 0 K: 0 S: 3	H: 2 LOB: 3 BB: 1 P: 9	R: 0 E: 0 K: 0 S: 3	H: 1 LOB: 2 BB: 1 P: 7	R: 0 E: 0 K: 0 S: 4	H: 1 LOB: 2 BB: 1 P: 8	R: 4 E: 0 K: 0 S: 7	H: 5 LOB: 0 BB: 0 P: 7	1B: 8 2B: 2 3B: 0 HR: 1	SF: 0 SAC: 1 DP: 1 HBP: 0	WP: 0 PA: 43 CS: 0
PITCHER Jerry Walker, R (1.1) ERA: 5.6	IP: 5.0 WLS: L BF: 27 H: 5 R: 3 ER: 2 SO: 3 BB: 5 IBB: 1 HBP: 0 BLK: 0 WP: 0 HR: 0 S: 23 P: 47 ERA: 3.60 WHIP: 2.000											PITCHER	IP: 5.0 WLS: L BF: 27 H: 5 R: 3 ER: 2 SO: 3 BB: 5 IBB: 1 HBP: 0 BLK: 0 WP: 0 HR: 0 S: 23 P: 47 ERA: 3.60 WHIP: 2.000						
Granny Hamner, R (6.1) ERA	2.0 9 1 0 0 0 2 0 0 0 0 0 0 7 15 0.00 1.500																		
John Wyatt, R (8.1) ERA: 5.32	0.0 4 4 4 4 0 0 0 0 0 0 1 4 4 ∞ ∞																		
Rupe Toppin, R (8.1) ERA	1.0 3 1 0 0 0 0 0 0 0 0 0 3 3 0.00 1.000																		

Kansas City Athletics @ Baltimore Orioles
Memorial Stadium, Baltimore, MD
Sat Jul 28 1962, 7:05 PM EDT
Att: 11,399 - Unknown

AB	34
R	7
H	11
RBI	7
BB	8
SO	1
LOB	18



Batter	1	2	3	4	5	6	7	8	9	AB	R	H	RBI	BB	SO	LOB	TOP																						
Jose Tartabull, L (1.8) OBP: 0.343, SLG: 0.351	L6		F2			1B S 1B		SH1-4 2H		3	2	1	1	1	1	0	0																						
Ed Charles, R (1.5) OBP: 0.347, SLG: 0.452	L8		E6 2B			1B		1B		5	2	2	0	0	0	1																							
Jerry Lumpe, L (1.4) OBP: 0.350, SLG: 0.446	F7					1B 2-3		1B 2H		5	1	4	3	0	0	0																							
Norm Siebern, L (1.3) OBP: 0.402, SLG: 0.455						1B 1-3 3H		G4-6-3 3H		4	1	2	1	1	0	3																							
Manny Jimenez, L (1.7) OBP: 0.384, SLG: 0.479 Bobby Del Greco, R (9.7) OBP: 0.382, SLG: 0.391						1B 1-2 3H				5	0	2	1	0	0	3																							
Gino Cimoli, R (1.9) OBP: 0.345, SLG: 0.442						1B 1-3 2H		K		3	0	1	1	2	1	1																							
Billy Console, R (1.6) OBP: 0.326, SLG: 0.281						1B 1-2		6-3		4	0	0	0	1	0	3																							
Joe Azcue, R (1.2) OBP: 0.291, SLG: 0.322						1B 1-2				5	1	1	0	0	0	6																							
Bill Fischer, R (1.1) OBP: 0.100, SLG: 0.200						1B 1-2		SH1-3 1B		3	0	0	0	0	0	0																							
Inning Stats	R: 0 E: 0 K: 0 S: 3	H: 0 LOB: 0 BB: 0 P: 3	R: 0 E: 0 K: 0 S: 4	H: 1 LOB: 2 BB: 1 P: 8	R: 1 E: 1 K: 0 S: 5	H: 1 LOB: 2 BB: 1 P: 9	R: 0 E: 0 K: 0 S: 3	H: 0 LOB: 0 BB: 0 P: 3	R: 3 E: 0 K: 0 S: 7	H: 4 LOB: 3 BB: 2 P: 15	R: 1 E: 0 K: 0 S: 5	H: 3 LOB: 1 BB: 0 P: 5	R: 0 E: 0 K: 1 S: 5	H: 1 LOB: 0 BB: 0 P: 5	R: 2 E: 0 K: 0 S: 6	H: 3 LOB: 1 BB: 0 P: 6	R: 0 E: 0 K: 0 S: 3	H: 0 LOB: 1 BB: 1 P: 7	1B: 11 2B: 3 3B: 0 HR: 0	SF: 0 SAC: 2 DP: 2 HBP: 0	WP: 1 PB: 0 CS: 2 PA: 44																		
PITCHER	IP	WLS	BF	H	R	ER	SO	BB	IBB	HBP	BLK	WP	HR	S	P	ERA	WHIP	PITCHER				IP	WLS	BF	H	R	ER	SO	BB	IBB	HBP	BLK	WP	HR	S	P	ERA	WHIP	
Chuck Estrada, R (1.1) ERA: 4.13	4.2	L	25	6	4	3	0	4	0	0	0	0	0	21	37	5.79	2.143																						
Wes Stock, R (5.1) ERA: 3.51	0.1		1	0	0	0	0	0	0	0	0	0	0	1	1	0.00	0.000																						
Billy Hoelt, L (6.1) ERA: 4.81	1.0		5	3	1	1	0	0	0	0	0	0	0	5	5	9.00	3.000																						
Mitt Pappas, R (7.1) ERA: 3.93	2.0		9	4	2	2	1	0	0	0	0	1	0	11	11	9.00	2.000																						
Hoyt Wilhelm, R (9.1) ERA: 1.14	1.0		4	0	0	0	0	1	0	0	0	0	0	3	7	0.00	1.000																						
Batter	1	2	3	4	5	6	7	8	9	AB	R	H	RBI	BB	SO	LOB	BOTTOM																						
Johnny Temple, R (1.4) OBP: 0.355, SLG: 0.316	5-3		L4			FC6-4 1-2		5-3		4	0	0	0	0	0	3																							
Whitey Herzog, L (1.9) OBP: 0.377, SLG: 0.390	4-3		F5			4-3		F7		4	0	0	0	0	0	1																							
Jackie Brandt, R (1.8) OBP: 0.335, SLG: 0.472	5-3					4-3 1B		6-3-6 1B		4	0	2	0	0	0	0																							
Jim Gentile, L (1.3) OBP: 0.365, SLG: 0.535						4-3 1-2		6-3-6 1-2		4	1	1	0	0	0	2																							
Brooks Robinson, R (1.5) OBP: 0.317, SLG: 0.477						F6		K		4	2	2	1	0	1	0																							
Boog Powell, L (1.7) OBP: 0.323, SLG: 0.417						4-3		5-3		4	0	1	2	0	0	0																							
Jerry Adair, R (1.6) OBP: 0.299, SLG: 0.364						4-3		F7		3	0	1	0	0	1	1																							
Hobie Landrith, L (1.2) OBP: 0.346, SLG: 0.388						G1-4-6-3 1-2		FC6-4 1B		3	0	2	0	0	0	1																							
Chuck Estrada, R (1.1) OBP: 0.128, SLG: 0.105 Wes Stock, R (5.1) ERA: 3.51 Russ Snyder, L (5. PH) OBP: 0.347, SLG: 0.448 Billy Hoelt, L (6.1) ERA: 4.81 Mitt Pappas, R (7.1) ERA: 3.93 Charlie Lau, L (8. PH) OBP: 0.317, SLG: 0.405 Hoyt Wilhelm, R (9.1) ERA: 1.14						4-3		L4		1	0	0	0	0	0	0																							
Inning Stats	R: 0 E: 0 K: 0 S: 3	H: 0 LOB: 0 BB: 0 P: 3	R: 2 E: 0 K: 1 S: 7	H: 3 LOB: 0 BB: 0 P: 7	R: 0 E: 0 K: 0 S: 3	H: 0 LOB: 0 BB: 0 P: 3	R: 0 E: 0 K: 0 S: 3	H: 1 LOB: 0 BB: 0 P: 3	R: 0 E: 0 K: 0 S: 5	H: 2 LOB: 2 BB: 0 P: 5	R: 0 E: 0 K: 0 S: 3	H: 1 LOB: 0 BB: 0 P: 3	R: 0 E: 0 K: 1 S: 5	H: 0 LOB: 0 BB: 0 P: 5	R: 0 E: 0 K: 0 S: 4	H: 1 LOB: 1 BB: 0 P: 4	R: 1 E: 0 K: 0 S: 4	H: 1 LOB: 0 BB: 0 P: 4	1B: 6 2B: 3 3B: 0 HR: 1	SF: 0 SAC: 0 DP: 2 HBP: 0	WP: 0 PB: 0 CS: 0 PA: 33																		
PITCHER	IP	WLS	BF	H	R	ER	SO	BB	IBB	HBP	BLK	WP	HR	S	P	ERA	WHIP	PITCHER				IP	WLS	BF	H	R	ER	SO	BB	IBB	HBP	BLK	WP	HR	S	P	ERA	WHIP	
Bill Fischer, R (1.1) ERA: 4.22	9.0	W	33	9	3	3	2	0	0	0	0	0	1	37	37	3.00	1.000																						

Kansas City Athletics @ Baltimore Orioles
Memorial Stadium, Baltimore, MD
Sun Jul 29 1962, 3:33 AM EDT
Att: 4,768 - Unknown

AB 37
R 7
H 13
RBI 7
BB 5
SO 1
LOB 17



Kansas City Athletics @ Baltimore Orioles
Memorial Stadium, Baltimore, MD
Sun Jul 29 1962, 3:33 AM EDT
Att: 4,768 - Unknown

AB 33
R 3
H 9
RBI 3
BB 0
SO 2
LOB 11



Batter	1	2	3	4	5	6	7	8	9	AB	R	H	RBI	BB	SO	LOB	TOP								
Lenny Green, L (1.8) OBP: 0.374, SLG: 0.440	F4		1-3			BB		4-3	K2-3	4	0	0	0	1	1	0									
Vic Power, R (1.3) OBP: 0.339, SLG: 0.467	F7		F9					1B	1B	5	1	2	0	0	0	1									
Rich Rollins, R (1.5) OBP: 0.392, SLG: 0.477	5-3			K				1B	FC5-4	5	1	1	0	0	1	2									
Harmon Killebrew, R (1.7) OBP: 0.377, SLG: 0.530		E5		F8				K		4	2	1	1	0	1	2									
Bob Allison, R (1.9) OBP: 0.361, SLG: 0.498		G4-6-3		5-3				HR		4	2	2	2	0	0	0									
Earl Battey, R (1.2) OBP: 0.341, SLG: 0.418		G4-6-3			F9			1B	HR	3	1	2	3	1	0	0									
Bernie Allen, L (1.4) OBP: 0.322, SLG: 0.419		G4-6-3		4-3				F5	FC6-4	3	0	0	0	1	0	2									
Zolio Versalles, R (1.6) OBP: 0.249, SLG: 0.329		5-3		5-3				FC6-4		3	0	0	0	1	0	1									
Jackie Collum, L (1.1) Georges Maranda, R (4.1) Lee Stange, R (4.1) Don Mincher, R (7.9) Bill Pleis, L (7.1) George Banks, R (6.9)			G3			K		4-3	K	1	0	0	0	0	0	0									
Inning Stats	R: 0 E: 0 K: 0 S: 3	H: 0 LOB: 0 BB: 0 P: 3	R: 2 E: 1 K: 0 S: 4	H: 1 LOB: 0 BB: 1 P: 8	R: 0 E: 0 K: 1 S: 3	H: 0 LOB: 0 BB: 0 P: 3	R: 0 E: 0 K: 1 S: 5	H: 0 LOB: 0 BB: 0 P: 5	R: 0 E: 0 K: 0 S: 3	H: 0 LOB: 0 BB: 0 P: 3	R: 0 E: 0 K: 1 S: 5	H: 0 LOB: 1 BB: 1 P: 9	R: 1 E: 0 K: 0 S: 5	H: 2 LOB: 2 BB: 1 P: 9	R: 4 E: 0 K: 1 S: 9	H: 4 LOB: 1 BB: 1 P: 13	R: 0 E: 0 K: 2 S: 8	H: 1 LOB: 1 BB: 0 P: 8	1B: 5 2B: 0 3B: 1 HR: 2	SF: 0 SAC: 0 DP: 1 HBP: 0	WP: 0 PB: 0 SB: 0 CS: 0	PA: 39			
PITCHER	IP	WLS	BF	H	R	ER	SO	BB	IBB	HBP	BLK	WP	HR	S	P	ERA	WHIP								
Jack Fisher, R (1.1) ERA: 5.79	7.2	W	33	7	7	5	3	3	0	0	0	0	2	36	48	5.87	1.304								
Hoyt Wilhelm, R (8.1) ERA: 1.12	1.1	S	6	1	0	0	2	1	0	0	0	0	0	9	13	0.00	1.500								

Minnesota Twins @ Baltimore Orioles
Memorial Stadium, Baltimore, MD
 Tue Jul 31 1962, 7:05 PM EDT
 Att: 8,929 - Unknown

livebaseballscorecards.com

AB 35
R 7
H 8
RBI 6
BB 4
SO 5
LOB 10



Batter	1	2	3	4	5	6	7	8	9	AB	R	H	RBI	BB	SO	LOB	BOTTOM								
Johnny Temple, R (1.4) OBP: 0.355, SLG: 0.315	1B		6-3	F3		F4				4	0	1	0	1	0	1									
Whitely Herzog, L (1.9) OBP: 0.379, SLG: 0.392	F8		4-3	1B		E		1B		4	2	2	1	0	0	1									
Dave Nicholson, R (7.9) OBP: 0.305, SLG: 0.299				1B		1B		1B		1	0	1	0	0	0	0									
Jackie Brandt, R (1.8) OBP: 0.336, SLG: 0.471	FC4-6		K	1B		E4		F3		5	1	2	0	0	1	2									
Brooks Robinson, R (1.5) OBP: 0.318, SLG: 0.476	F4			F7		SH1-3		F9		5	0	2	2	0	0	3									
Dick Williams, R (1.3) OBP: 0.276, SLG: 0.267	FC4-6			1B		SH1-3				2	1	0	1	1	0	4									
Boog Powell, L (1.7) OBP: 0.322, SLG: 0.414	F7			BB		K2-3				4	1	1	0	0	1	1									
Russ Snyder, L (9.7) OBP: 0.309, SLG: 0.448				1B						0	0	0	0	0	0	0									
Gus Triandos, R (1.2) OBP: 0.252, SLG: 0.310				1B				F7		1	1	0	0	3	0	0									
Jerry Adair, R (1.6) OBP: 0.298, SLG: 0.363	F9			1B		6-3				4	1	1	2	0	0	2									
Jack Fisher, R (1.1) OBP: 0.207, SLG: 0.115				1B		F4				4	1	1	0	0	0	2									
Hoyt Wilhelm, R (8.1) OBP: 0.182, SLG: 0.100	1-3			E1		3-1		F7		0	0	0	0	0	0	0									
Inning Stats	R: 0 E: 0 K: 0 S: 4	H: 1 LOB: 2 BB: 1 P: 8	R: 0 E: 0 K: 0 S: 3	H: 0 LOB: 1 BB: 1 P: 7	R: 0 E: 0 K: 1 S: 5	H: 0 LOB: 0 BB: 0 P: 5	R: 6 E: 1 K: 0 S: 9	H: 6 LOB: 2 BB: 2 P: 17	R: 0 E: 0 K: 0 S: 3	H: 0 LOB: 1 BB: 1 P: 7	R: 2 E: 1 K: 1 S: 8	H: 2 LOB: 1 BB: 0 P: 8	R: 0 E: 0 K: 0 S: 3	H: 0 LOB: 0 BB: 0 P: 3	R: 0 E: 1 K: 0 S: 4	H: 2 LOB: 1 BB: 0 P: 4	1B: 11 2B: 0 3B: 0 HR: 0	SF: 0 SAC: 1 DP: 0 HBP: 0	WP: 0 PB: 2 SB: 0 CS: 0	PA: 40					
PITCHER	IP	WLS	BF	H	R	ER	SO	BB	IBB	HBP	BLK	WP	HR	S	P	ERA	WHIP								
Jackie Collum, L (1.1) ERA: 12.27	3.1	L	18	4	5	5	1	4	0	0	0	0	0	16	32	13.50	2.400								
Georges Maranda, R (4.1) ERA: 4.34	0.1		4	3	1	1	0	0	0	0	0	0	0	4	4	27.00	9.000								
Lee Stange, R (4.1) ERA: 3.53	2.1		11	2	2	0	1	1	0	0	0	0	0	12	16	0.00	1.286								
Bill Pleis, L (7.1) ERA: 4.08	2.0		7	2	0	0	0	0	0	0	0	0	0	7	7	0.00	1.000								

Minnesota Twins @ Baltimore Orioles
Memorial Stadium, Baltimore, MD
 Tue Jul 31 1962, 7:05 PM EDT
 Att: 8,929 - Unknown

livebaseballscorecards.com

AB 34
R 8
H 11
RBI 6
BB 5
SO 2
LOB 16



Batter	1	2	3	4	5	6	7	8	9	AB	R	H	RBI	BB	SO	LOB	TOP									
Lenny Green, L OBP: 0.371, SLG: 0.433 (1, 8)										5	0	0	0	0	0	4	Minnesota Twins @ Baltimore Orioles Memorial Stadium, Baltimore, MD Thu Aug 02 1962, 7:05 PM EDT Att: 8,256 - Unknown 									
Vic Power, R OBP: 0.344, SLG: 0.468 (1, 3)										5	0	3	2	0	1	1										
Rich Rollins, R OBP: 0.385, SLG: 0.467 (1, 5)										5	0	1	1	0	0	3										
Harmon Killebrew, R OBP: 0.376, SLG: 0.520 Hal Naragon, L OBP: 0.417, SLG: 0.235 (1, 7) (9, 2)										4	0	1	0	0	1	2										
Bob Allison, R OBP: 0.366, SLG: 0.500 (1, 9)										3	1	1	0	1	2	2										
Earl Battey, R OBP: 0.338, SLG: 0.411 Jerry Zimmerman, R OBP: 0.353, SLG: 0.355 Marty Martinez, S OBP: 0.417, SLG: 0.222 Ray Moore, R (1, 2) (5, 2) (9, PR) (9, 1)										2	0	0	0	0	1	1										
Bernie Allen, L OBP: 0.328, SLG: 0.421 (1, 4)										4	0	1	0	0	2	2										
Zolio Versalles, R OBP: 0.250, SLG: 0.334 (1, 6)										3	2	1	1	1	0	1										
Dick Stigman, R OBP: 0.407, SLG: 0.071 George Eastman, R OBP: 0.406, SLG: 0.447 Lee Stange, L OBP: 0.325, SLG: 0.125 Don Minchew, L OBP: 0.342, SLG: 0.500 Frank Sullivan, R OBP: 0.333, SLG: 0.290 (1, 1) (5, PH) (6, PH) (7, PH) (7, 1) (9, PH) (9, 8)										1	0	0	0	0	0	0										
Inning Stats	R: 0 E: 0 K: 1 S: 5	H: 0 LOB: 0 BB: 0 P: 5	R: 0 E: 0 K: 1 S: 6	H: 1 LOB: 1 BB: 0 P: 6	R: 0 E: 0 K: 0 S: 3	H: 0 LOB: 0 BB: 0 P: 3	R: 0 E: 0 K: 0 S: 3	H: 1 LOB: 0 BB: 0 P: 3	R: 0 E: 0 K: 3 S: 9	H: 0 LOB: 0 BB: 0 P: 9	R: 2 E: 0 K: 1 S: 8	H: 3 LOB: 2 BB: 1 P: 12	R: 0 E: 0 K: 1 S: 6	H: 1 LOB: 1 BB: 0 P: 6	R: 0 E: 0 K: 0 S: 4	H: 1 LOB: 1 BB: 0 P: 4		R: 4 E: 1 K: 1 S: 7	H: 1 LOB: 1 BB: 3 P: 19	1B: 6 2B: 1 3B: 0 HR: 1	SF: 0 SAC: 1 DP: 1 HBP: 0	WP: 2 PB: 1 SB: 0 CS: 0	PA: 39			
PITCHER	IP	WLS	BF	H	R	ER	SO	BB	IBB	HBP	BLK	WP	HR	S	P	ERA		WHIP								
Dick Hall, R ERA: 2.15 (1, 1)	5.2		22	5	2	2	5	1	0	0	0	0	1	31	35	3.18		1.059								
Hoyt Wilhelm, R ERA: 1.49 (6, 1)	2.2	L	14	2	4	3	3	3	0	0	0	1	0	17	29	10.12		1.875								
Billy Hoelt, L ERA: 4.77 (9, 1)	0.2		3	1	0	0	0	0	0	0	0	0	0	3	3	0.00		1.500								

Batter	1	2	3	4	5	6	7	8	9	AB	R	H	RBI	BB	SO	LOB	BOTTOM									
Jerry Adair, R OBP: 0.294, SLG: 0.366 (1, 4)										5	1	2	1	0	0	1	Minnesota Twins @ Baltimore Orioles Memorial Stadium, Baltimore, MD Thu Aug 02 1962, 7:05 PM EDT Att: 8,256 - Unknown 									
Russ Snyder, L OBP: 0.323, SLG: 0.455 (1, 9)										3	1	3	0	2	0	0										
Jackie Brandt, R OBP: 0.338, SLG: 0.476 (1, 8)										4	0	2	1	0	0	5										
Brooks Robinson, R OBP: 0.319, SLG: 0.475 (1, 5)										5	1	1	0	0	0	6										
Dick Williams, R OBP: 0.277, SLG: 0.258 (1, 3)										4	0	0	0	1	1	4										
Boog Powell, L OBP: 0.315, SLG: 0.404 Dave Nicholson, R OBP: 0.291, SLG: 0.282 (1, 7) (8, 7)										4	0	0	0	0	1	4										
Gus Triandos, R OBP: 0.256, SLG: 0.301 Hobie Landrith, L OBP: 0.346, SLG: 0.388 (1, 2) (9, 2)										3	0	1	1	1	0	0										
Ron Hansen, R OBP: 0.308, SLG: 0.281 (1, 6)										4	0	0	0	0	0	2										
Dick Hall, R OBP: 0.267, SLG: 0.231 Hoyt Wilhelm, R OBP: 0.154, SLG: 0.083 Billy Hoelt, L OBP: 0.421, SLG: 0.357 (1, 1) (6, 1) (9, 1)										2	0	1	0	0	0	1										
Inning Stats	R: 2 E: 0 K: 1 S: 8	H: 3 LOB: 1 BB: 0 P: 8	R: 0 E: 0 K: 0 S: 4	H: 1 LOB: 3 BB: 2 P: 12	R: 1 E: 0 K: 0 S: 5	H: 2 LOB: 1 BB: 0 P: 5	R: 0 E: 0 K: 0 S: 5	H: 2 LOB: 2 BB: 0 P: 5	R: 0 E: 0 K: 1 S: 5	H: 0 LOB: 0 BB: 0 P: 5	R: 0 E: 0 K: 0 S: 3	H: 0 LOB: 0 BB: 0 P: 3	R: 0 E: 0 K: 0 S: 4	H: 1 LOB: 2 BB: 1 P: 8	R: 0 E: 0 K: 0 S: 3	H: 0 LOB: 0 BB: 0 P: 3		R: 0 E: 0 K: 0 S: 4	H: 1 LOB: 2 BB: 1 P: 8	1B: 8 2B: 1 3B: 0 HR: 1	SF: 0 SAC: 1 DP: 0 HBP: 0	WP: 0 PB: 0 SB: 0 CS: 0	PA: 41			
PITCHER	IP	WLS	BF	H	R	ER	SO	BB	IBB	HBP	BLK	WP	HR	S	P	ERA		WHIP								
Dick Stigman, L ERA: 2.76 (1, 1)	5.0		25	8	3	3	2	2	0	0	0	0	0	3	3	0.00		0.000								
Lee Stange, R ERA: 3.48 (6, 1)	1.0		3	0	0	0	0	0	0	0	0	0	0	3	3	0.00		0.000								
Frank Sullivan, R ERA: 4.15 (7, 1)	2.0	W	8	1	0	0	0	1	0	0	0	0	0	7	11	0.00		1.000								
Ray Moore, R ERA: 3.94 (9, 1)	1.0	S	5	1	0	0	0	1	0	0	0	0	0	4	8	0.00		2.000								

Batter	1	2	3	4	5	6	7	8	9	AB	R	H	RBI	BB	SO	LOB	TOP				
Albie Pearson, L OBP: 0.390, SLG: 0.375 (1, 8)	5-3		G6-3 1B		SH FC3-6 1-2		L9			3	0	1	0	0	0	0					
Billy Moran, R OBP: 0.338, SLG: 0.433 (1, 4)	F8		G6-3 1-2		F9			K		4	0	0	0	0	1	3					
Leon Wagner, L OBP: 0.349, SLG: 0.539 (1, 7)	F6				FC3-6 1-2 2-H			F6		4	0	1	0	0	0	1					
Lee Thomas, L OBP: 0.346, SLG: 0.436 (1, 9)		SF8 1B	G3		F3			L9		4	1	1	0	0	0	2					
Buck Rodgers, S OBP: 0.326, SLG: 0.401 (1, 2)		E8 1-3			4-3			F8		4	0	1	0	0	0	1					
Felix Torres, R OBP: 0.334, SLG: 0.430 (1, 5)		K			F5			6-3		4	0	0	0	0	1	3					
Tom Burgess, L OBP: 0.360, SLG: 0.342 Earl Averill, R OBP: 0.362, SLG: 0.331 (9, PH)					F4			K		2	0	0	0	1	1	0					
Joe Koppe, R OBP: 0.363, SLG: 0.325 (1, 6)		SF8 3-H						F3		2	1	1	2	0	0	0					
Ken McBride, R OBP: 0.148, SLG: 0.241 Dan Osinski, R (7, 1) Bob Botz, R (7, 1)		F8						K		3	1	1	0	0	1	2					
										0	0	0	0	0	0	0					
										0	0	0	0	0	0	0					
Inning Stats	R: 0 E: 0 K: 0 S: 3	H: 0 LOB: 0 BB: 0 P: 3	R: 1 E: 1 K: 1 S: 7	H: 1 LOB: 2 BB: 1 P: 11	R: 0 E: 0 K: 0 S: 4	H: 2 LOB: 1 BB: 0 P: 4	R: 0 E: 0 K: 0 S: 3	H: 0 LOB: 0 BB: 0 P: 3	R: 2 E: 1 K: 0 S: 6	H: 2 LOB: 1 BB: 0 P: 6	R: 0 E: 0 K: 1 S: 5	H: 0 LOB: 0 BB: 0 P: 5	R: 0 E: 0 K: 1 S: 5	H: 0 LOB: 0 BB: 0 P: 5	R: 0 E: 0 K: 1 S: 5	H: 1 LOB: 0 BB: 0 P: 5	1B: 4 2B: 1 3B: 0 HR: 1	SF: 1 SAC: 1 DP: 2 HBP: 0	WP: 0 PB: 0 SB: 0 CS: 0	PA: 34	
PITCHER	IP WLS BF H R ER SO BB IBB HBP BLK WP HR S P ERA WHIP	7.0 W 28 5 3 1 3 0 1 0 0 0 1 33 37 1.29 0.714	2.0 S 6 1 0 0 2 0 0 0 0 0 0 10 10 0.00 0.500																		

Los Angeles Angels @ Baltimore Orioles
 Memorial Stadium, Baltimore, MD
 Fri Aug 03 1962, 7:05 PM EDT
 Att: 8,161 - Unknown

AB	31
R	3
H	6
RBI	2
BB	1
SO	5
LOB	12



Batter	1	2	3	4	5	6	7	8	9	AB	R	H	RBI	BB	SO	LOB	BOTTOM				
Jerry Adair, R OBP: 0.297, SLG: 0.366 (8, 6)			1-3			K	1B 1B BB			3	1	1	1	1	1	0					
Russ Snyder, L OBP: 0.322, SLG: 0.451 (1, 9)	K				4-3		3-1 1B 1B			4	1	1	2	0	1	1					
Jackie Brandt, R OBP: 0.338, SLG: 0.473 (1, 8)					5-3		L8 1B			4	0	1	2	0	0	1					
Jim Gentile, L OBP: 0.362, SLG: 0.529 (1, 3)	K				G3		K 4-3			4	0	0	0	0	2	2					
Brooks Robinson, R OBP: 0.323, SLG: 0.476 (1, 5)							2B FC4-6 1B			3	1	2	0	1	0	0					
Boog Powell, L OBP: 0.316, SLG: 0.407 Dave Nicholson, R OBP: 0.287, SLG: 0.278 (8, 7)		G4-6-3 1-2			L3		FC4-6 BB 2B			3	1	1	0	0	0	2					
Ron Hansen, R OBP: 0.316, SLG: 0.277 Whitey Herzog, L OBP: 0.383, SLG: 0.390 Mary Breeding, R OBP: 0.248, SLG: 0.297 (8, 4)		F5			F7		FC4-6 BB 2B			2	0	0	0	0	0	1					
Hobie Landrith, L OBP: 0.344, SLG: 0.385 (1, 2)							FC4-6 BB 1B HBP			4	1	1	1	0	0	3					
Mitt Pappas, R OBP: 0.118, SLG: 0.375 Charlie Lau, L OBP: 0.321, SLG: 0.455 Dick Hall, R OBP: 0.267, SLG: 0.231 Billy Hoelt, L OBP: 0.421, SLG: 0.357 (8, 1)					6-3		1-2 2-3 3-H 1B HBP			2	0	0	0	0	1	2					
										0	0	0	0	0	0	0					
										0	1	0	0	0	0	0					
										0	0	0	0	0	0	0					
Inning Stats	R: 0 E: 0 K: 2 S: 8	H: 1 LOB: 1 BB: 0 P: 8	R: 0 E: 0 K: 0 S: 3	H: 1 LOB: 0 BB: 0 P: 3	R: 0 E: 0 K: 0 S: 3	H: 0 LOB: 0 BB: 0 P: 3	R: 0 E: 0 K: 1 S: 6	H: 1 LOB: 2 BB: 1 P: 10	R: 0 E: 0 K: 1 S: 5	H: 0 LOB: 0 BB: 0 P: 5	R: 6 E: 0 K: 1 S: 9	H: 4 LOB: 1 BB: 2 P: 18	R: 0 E: 0 K: 0 S: 4	H: 1 LOB: 1 BB: 0 P: 4	1B: 6 2B: 2 3B: 0 HR: 0	SF: 0 SAC: 0 DP: 1 HBP: 1	WP: 0 PB: 0 SB: 1 CS: 0	PA: 35			
PITCHER	IP WLS BF H R ER SO BB IBB HBP BLK WP HR S P ERA WHIP	6.2 L 27 5 4 4 5 2 0 1 0 0 0 1 34 43 5.40 1.050	0.0 2 1 0 0 0 1 0 0 0 0 0 0 1 5 - -	1.1 6 2 2 2 0 0 0 0 0 0 0 0 6 6 13.50 1.500																	

Los Angeles Angels @ Baltimore Orioles
 Memorial Stadium, Baltimore, MD
 Fri Aug 03 1962, 7:05 PM EDT
 Att: 8,161 - Unknown

AB	31
R	6
H	8
RBI	6
BB	3
SO	5
LOB	12



Batter	1	2	3	4	5	6	7	8	9	AB	R	H	RBI	BB	SO	LOB	TOP		
Albie Pearson, L OBP: 0.389, SLG: 0.372 (1, 8)	0-0 5-3		0-0 F6			0-0 F9		4-0 BB		3	0	0	0	1	0	0	Los Angeles Angels @ Baltimore Orioles Memorial Stadium, Baltimore, MD Sat Aug 04 1962, 7:05 PM EDT Att: 9,012 - Unknown		
Billy Moran, R OBP: 0.335, SLG: 0.429 (1, 4)	0-0 F3		0-0 5-3			0-0 6-3		0-0 F6		4	0	0	0	0	0	2			
Leon Wagner, L OBP: 0.348, SLG: 0.535 (1, 7)	4-0 BB			0-0 F9		0-0 F9		0-0 3-1		3	0	0	0	1	0	2			
Lee Thomas, L OBP: 0.345, SLG: 0.436 (1, 9)	0-0 G3			0-0 6-3			0-0 F4		0-0 G3 1B 2B	4	1	1	0	0	0	1			
Buck Rodgers, S OBP: 0.327, SLG: 0.400 (1, 2)		0-0 G6-4-3 1B		0-3 K			4-0 FC4 BB		0-0 F4	3	0	1	0	1	1	1			
Tom Burgess, L OBP: 0.357, SLG: 0.339 (1, 3)		0-0 G6-4-3 1B			0-0 F8		0-0 F5		0-0 G3	4	0	1	0	0	0	2			
Felix Torres, R OBP: 0.333, SLG: 0.427 (0, PR)		0-0 G6-4-3			0-0 F8		0-0 FC4		0-0 2-3	4	0	1	1	0	0	3			
Jim Fregosi, R OBP: 0.250, SLG: 0.231 (0, PR)		1-2 2-3					1-2		0-0 1B	0	0	0	0	0	0	0			
Joe Koppe, R OBP: 0.362, SLG: 0.322 (1, 6)	0-0 5-3				4-0 BB			0-0 4-3	0-3 K	3	0	0	0	1	1	2			
Don Lee, R OBP: 0.191, SLG: 0.196 George Thomas, R OBP: 0.333, SLG: 0.400 Tom Morgan, R (0, 1)			0-0 6-3		0-3 K			4-0 BB BB		2	0	0	0	0	1	1			
Inning Stats	R: 0 E: 0 K: 0 S: 3	H: 0 LOB: 1 BB: 1 P: 7	R: 0 E: 0 K: 0 S: 4	H: 2 LOB: 1 BB: 0 P: 4	R: 0 E: 0 K: 0 S: 3	H: 0 LOB: 0 BB: 0 P: 3	R: 0 E: 0 K: 1 S: 5	H: 0 LOB: 0 BB: 0 P: 5	R: 0 E: 0 K: 0 S: 5	H: 0 LOB: 1 BB: 1 P: 9	R: 0 E: 0 K: 0 S: 3	H: 0 LOB: 1 BB: 1 P: 7	R: 0 E: 0 K: 0 S: 3	H: 0 LOB: 2 BB: 2 P: 11	R: 1 E: 0 K: 1 S: 7	H: 2 LOB: 1 BB: 0 P: 7	1B: 3 2B: 1 3B: 0 HR: 0	SF: 0 SAC: 0 DP: 1 HBP: 0	WP: 0 PA: 35 PB: 0 SB: 0 CS: 0
PITCHER Jack Fisher, R ERA: 5.32 (1, 1)	IP: 9.0 WLS: W BF: 35 H: 4 R: 1 ER: 1 SO: 3 BB: 5 IBB: 0 HBP: 0 BLK: 0 WP: 0 HR: 0 S: 36 P: 56 ERA: 1.00 WHIP: 1.000															PITCHER			


AB 30
R 1
H 4
RBI 1
BB 5
SO 3
LOB 14




Batter	1	2	3	4	5	6	7	8	9	AB	R	H	RBI	BB	SO	LOB	BOTTOM		
Jerry Adair, R OBP: 0.293, SLG: 0.361 (1, 4)	0-3 K		0-0 5-3		0-0 F2			0-0 4-3		4	0	0	0	0	1	0	Los Angeles Angels @ Baltimore Orioles Memorial Stadium, Baltimore, MD Sat Aug 04 1962, 7:05 PM EDT Att: 9,012 - Unknown		
Russ Snyder, L OBP: 0.324, SLG: 0.464 (1, 9)	0-0 S 1B		0-0 HR		0-0 F8			0-0 4-3		4	1	2	1	0	0	0			
Jackie Brandt, R OBP: 0.337, SLG: 0.469 (1, 8)	4-0 1-2 BB		0-0 F5			0-3 K		0-0 1-3		3	0	0	0	1	1	0			
Jim Gentile, L OBP: 0.359, SLG: 0.525 (1, 3)	0-0 F9			0-3 K		0-0 F8				3	0	0	0	0	1	2			
Brooks Robinson, R OBP: 0.323, SLG: 0.475 (1, 5)	0-3 K			0-0 BB 1B		0-3 K				3	1	1	0	0	2	2			
Boog Powell, L OBP: 0.319, SLG: 0.419 Dave Nicholson, R OBP: 0.287, SLG: 0.278 (0, 7)		0-0 6-3		4-0 1B 1-2 9-2 BB			0-0 HR			2	1	1	1	1	0	0			
Ron Hansen, R OBP: 0.305, SLG: 0.278 (1, 6)		0-0 G3		0-0 1-3 2-H 1B			0-0 F8			3	0	1	1	0	0	0			
Hobie Landrith, L OBP: 0.339, SLG: 0.377 (1, 2)		0-0 1-3		0-0 9-2 3-H			0-0 F6			3	0	0	0	0	2	2			
Jack Fisher, R OBP: 0.188, SLG: 0.103 (1, 1)			0-3 K		0-0 6-3		0-3 K			3	0	0	0	0	2	0			
Inning Stats	R: 0 E: 0 K: 2 S: 8	H: 1 LOB: 2 BB: 1 P: 12	R: 0 E: 0 K: 0 S: 3	H: 0 LOB: 0 BB: 0 P: 3	R: 1 E: 0 K: 1 S: 6	H: 1 LOB: 0 BB: 0 P: 6	R: 1 E: 0 K: 1 S: 6	H: 2 LOB: 1 BB: 1 P: 10	R: 0 E: 0 K: 0 S: 3	H: 0 LOB: 0 BB: 0 P: 3	R: 0 E: 0 K: 2 S: 7	H: 0 LOB: 0 BB: 0 P: 7	R: 1 E: 0 K: 1 S: 6	H: 1 LOB: 0 BB: 0 P: 6	R: 0 E: 0 K: 0 S: 3	H: 0 LOB: 0 BB: 0 P: 3	1B: 3 2B: 1 3B: 0 HR: 2	SF: 0 SAC: 0 DP: 1 HBP: 0	WP: 0 PA: 30 PB: 0 SB: 1 CS: 0
PITCHER Don Lee, R ERA: 3.73 Tom Morgan, R ERA: 3.77 (0, 1)	IP: 7.0 WLS: L BF: 27 H: 5 R: 3 ER: 3 SO: 7 BB: 2 IBB: 0 HBP: 0 BLK: 0 WP: 0 HR: 2 S: 39 P: 47 ERA: 3.86 WHIP: 1.000															PITCHER			

AB 28
R 3
H 5
RBI 3
BB 2
SO 7
LOB 6



Batter	1	2	3	4	5	6	7	8	9	AB	R	H	RBI	BB	SO	LOB	TOP			
Albie Pearson, L (1, 8) OBP: 0.389, SLG: 0.379	0-0 HR		4-0 CS BB			0-0 5-3		0-0 4-3		3	1	1	1	1	0	0	Los Angeles Angels @ Baltimore Orioles Memorial Stadium, Baltimore, MD Sun Aug 05 1962, 3:33 AM EDT Att: 8,272 - Unknown AB 30 R 2 H 5 RBI 2 BB 1 SO 4 LOB 6			
Billy Moran, R (1, 4) OBP: 0.338, SLG: 0.432	0-0 6-3		0-0 CS	0-0 4-3 1B		0-0 1B		0-0 1B	0-0 1B	4	1	3	0	0	0					
Leon Wagner, L (1, 7) OBP: 0.345, SLG: 0.530	0-0 F7			0-0 4-3		0-3 K			0-0 L3	4	0	0	0	0	1	3				
Lee Thomas, L (1, 9) OBP: 0.344, SLG: 0.434	0-0 F7			0-0 G3 1B		0-0 G3			0-0 L4	4	0	1	1	0	0	1				
Buck Rodgers, S (1, 2) OBP: 0.325, SLG: 0.397		0-0 F8		0-0 G3		0-3 K				3	0	0	0	0	1	1				
Tom Burgess, L (1, 3) OBP: 0.350, SLG: 0.331		0-0 3-1		0-0 F9		0-0 F3				3	0	0	0	0	0	1				
Joe Koppe, R (1, 5) OBP: 0.359, SLG: 0.319		0-0 F9			0-0 F8		0-3 K			3	0	0	0	0	0	1				
Jim Fregosi, R (1, 6) OBP: 0.226, SLG: 0.207			0-0 F9		0-0 6-3			0-0 F8		3	0	0	0	0	0	0				
Eli Grba, R (1, 1) George Thomas, R (8, PH) Art Fowler, R (8, 1) Jack Spring, L (8, 1) Dan Osinski, R (8, 1) Ted Bowsfield, R (8, 1)			0-0 F2		0-0 F6			0-3 K		2	0	0	0	0	0	0				
Inning Stats	R: 1 E: 0 K: 0 S: 4	H: 1 LOB: 0 BB: 0 P: 4	R: 0 E: 0 K: 0 S: 3	H: 0 LOB: 0 BB: 0 P: 3	R: 0 E: 0 K: 0 S: 2	H: 0 LOB: 0 BB: 1 P: 6	R: 1 E: 0 K: 0 S: 5	H: 2 LOB: 1 BB: 0 P: 5	R: 0 E: 0 K: 0 S: 3	H: 0 LOB: 0 BB: 0 P: 3	R: 0 E: 0 K: 2 S: 7	H: 0 LOB: 0 BB: 0 P: 7	R: 0 E: 0 K: 1 S: 5	H: 0 LOB: 0 BB: 0 P: 5	R: 0 E: 0 K: 0 S: 3	H: 1 LOB: 0 BB: 0 P: 3		1B: 4 2B: 1 3B: 0 HR: 1	SF: 0 SAC: 0 DP: 1 HBP: 0	WP: 0 PB: 0 SB: 0 CS: 1
PITCHER Robin Roberts, R (1, 1) ERA: 2.48	IP: 9.0 WLS: W BF: 31 H: 5 R: 2 ER: 2 SO: 4 BB: 1 IBB: 0 HBP: 0 BLK: 0 WP: 0 HR: 1 S: 38 P: 42 ERA: 2.00 WHIP: 0.667															PITCHER				

Batter	1	2	3	4	5	6	7	8	9	AB	R	H	RBI	BB	SO	LOB	BOTTOM			
Jerry Adair, R (1, 4) OBP: 0.296, SLG: 0.369	0-0 F6		0-3 K		0-0 1-1 2-2 3B			0-0 BB SH1-4 3B 1B		4	1	2	2	0	1	1	Los Angeles Angels @ Baltimore Orioles Memorial Stadium, Baltimore, MD Sun Aug 05 1962, 3:33 AM EDT Att: 8,272 - Unknown AB 31 R 7 H 11 RBI 7 BB 2 SO 1 LOB 8			
Russ Snyder, L (1, 9) OBP: 0.321, SLG: 0.458	0-0 3-1		0-0 F7		0-0 4-3			0-0 SH1-4		3	0	0	0	0	0	2				
Jackie Brandt, R (1, 8) OBP: 0.333, SLG: 0.464	0-0 F9			0-0 F8		0-0 F8		0-0 F8		4	0	0	0	0	0	1				
Jim Gentile, L (1, 3) OBP: 0.360, SLG: 0.523		0-0 4-3		0-0 1-3		0-0 1B 1B		0-0 1B BB		3	1	1	0	1	0	0				
Brooks Robinson, R (1, 5) OBP: 0.327, SLG: 0.484		0-0 HR		0-0 F8		0-0 G4-6-3 1B		0-0 1-2 2-3 3B BB		3	2	2	1	1	0	0				
Boog Powell, L (1, 7) Dick Williams, R (8, PH) Dave Nicholson, R (9, 7)		0-0 4-1			0-0 G6-4-3 1B		0-0 G4-6-3		0-0 1-1 2-2 3B 3B	3	0	1	0	0	0	2				
Ron Hansen, R (1, 6) OBP: 0.304, SLG: 0.284		0-0 F8			0-0 G6-4-3		0-0 F7		0-0 2B	4	0	1	1	0	0	1				
Hobie Landrith, L (1, 2) OBP: 0.342, SLG: 0.380			0-0 SH1-4 1B		0-0 1B 3B 1B		0-0 F4		0-0 F4	4	1	2	0	0	0	1				
Robin Roberts, S (1, 1) OBP: 0.351, SLG: 0.290			0-0 SH1-4		0-0 1-2 3B 1B		0-0 F7			2	1	1	0	0	0	0				
Inning Stats	R: 0 E: 0 K: 0 S: 3	H: 0 LOB: 0 BB: 0 P: 3	R: 1 E: 0 K: 0 S: 4	H: 1 LOB: 0 BB: 0 P: 4	R: 0 E: 0 K: 1 S: 6	H: 1 LOB: 1 BB: 0 P: 6	R: 0 E: 0 K: 0 S: 3	H: 0 LOB: 0 BB: 0 P: 3	R: 2 E: 0 K: 0 S: 4	H: 4 LOB: 1 BB: 0 P: 6	R: 0 E: 0 K: 0 S: 3	H: 2 LOB: 1 BB: 0 P: 4	R: 0 E: 0 K: 0 S: 3	H: 0 LOB: 0 BB: 0 P: 3	R: 4 E: 0 K: 0 S: 6	H: 3 LOB: 1 BB: 2 P: 14		1B: 7 2B: 1 3B: 2 HR: 1	SF: 0 SAC: 2 DP: 2 HBP: 0	WP: 0 PB: 0 SB: 0 CS: 0
PITCHER Eli Grba, R (1, 1) ERA: 4.96 Art Fowler, R (8, 1) ERA: 2.53 Jack Spring, L (8, 1) ERA: 3.07 Dan Osinski, R (8, 1) ERA: 10.54 Ted Bowsfield, L (8, 1) ERA: 5.26	IP: 7.0 WLS: L BF: 27 H: 8 R: 3 ER: 3 SO: 3 BB: 0 IBB: 0 HBP: 0 BLK: 0 WP: 0 HR: 1 S: 29 P: 29 ERA: 3.86 WHIP: 1.143															PITCHER				

Batter	1	2	3	4	5	6	7	8	9	AB	R	H	RBI	BB	SO	LOB	TOP		
Jerry Adair, R OBP: 0.294, SLG: 0.365 (1,4)	F9			6-3		5-3			G1-4-3	4	0	0	0	0	0	2			
Russ Snyder, L OBP: 0.317, SLG: 0.450 (1,9)	F7			4-3					F2	4	0	1	0	0	0	1			
Jackie Brandt, R OBP: 0.329, SLG: 0.457 (1,8)	5-3			K					F8	3	0	0	0	0	1	1			
Jim Gentile, L OBP: 0.362, SLG: 0.521 (1,3)										3	0	0	0	0	0	1			
Brooks Robinson, R OBP: 0.323, SLG: 0.482 (1,5)										3	0	0	0	0	0	1			
Boog Powell, L OBP: 0.325, SLG: 0.429 (1,7)										3	0	1	0	0	2	0			
Ron Hansen, R OBP: 0.296, SLG: 0.275 (8, PH)										2	0	0	0	0	0	0			
Whitey Herzog, L OBP: 0.384, SLG: 0.388 (8,4)										1	0	0	0	0	0	1			
Mary Breeding, R OBP: 0.246, SLG: 0.295 (8,4)										0	0	0	0	0	0	0			
Hobie Landrith, L OBP: 0.335, SLG: 0.367 (1,2)										3	0	0	0	0	0	0			
Dick Hall, R OBP: 0.294, SLG: 0.214 (8,1)										1	0	0	0	1	1	0			
Wes Stock, R OBP: 0.331, SLG: 0.463 (8, PR)										0	0	0	0	0	0	0			
Charlie Lau, L OBP: 0.287, SLG: 0.278 (8, PR)										0	0	1	0	0	0	0			
Dave Nicholson, R OBP: 0.287, SLG: 0.278 (8, PR)										0	0	0	0	0	0	0			
Inning Stats	R: 0 E: 0 K: 0 S: 3	H: 0 LOB: 0 BB: 0 P: 3	R: 0 E: 0 K: 1 S: 5	H: 0 LOB: 0 BB: 0 P: 5	R: 0 E: 0 K: 1 S: 5	H: 0 LOB: 0 BB: 0 P: 5	R: 0 E: 0 K: 1 S: 5	H: 0 LOB: 0 BB: 0 P: 5	R: 0 E: 0 K: 0 S: 3	H: 1 LOB: 1 BB: 1 P: 7	R: 0 E: 0 K: 0 S: 4	H: 1 LOB: 0 BB: 0 P: 4	R: 0 E: 0 K: 0 S: 3	H: 1 LOB: 0 BB: 0 P: 3	R: 0 E: 0 K: 0 S: 3	H: 1 LOB: 1 BB: 0 P: 3	1B: 3 2B: 0 3B: 0 HR: 0	SF: 0 SAC: 0 DP: 2 HBP: 0	WP: 1 PA: 29 CS: 0
PITCHER Ray Herbert, R ERA: 3.65 (1,1)	IP: 9.0 WLS: W BF: 29 H: 3 R: 0 ER: 0 SO: 4 BB: 1 IBB: 0 HBP: 0 BLK: 0 WP: 1 HR: 0 S: 36 P: 40 ERA: 0.00 WHIP: 0.444															PITCHER IP: 9.0 WLS: W BF: 29 H: 3 R: 0 ER: 0 SO: 4 BB: 1 IBB: 0 HBP: 0 BLK: 0 WP: 1 HR: 0 S: 36 P: 40 ERA: 0.00 WHIP: 0.444			

Baltimore Orioles @ Chicago White Sox
Comiskey Park, Chicago, IL
Tue Aug 07 1962, 4:33 AM EDT
Att: 4,839 - Unknown

AB 28
R 0
H 3
RBI 0
BB 1
SO 4
LOB 7



Batter	1	2	3	4	5	6	7	8	9	AB	R	H	RBI	BB	SO	LOB	BOTTOM		
Luis Aparicio, R OBP: 0.273, SLG: 0.349 (1,6)	4-3			F6					F8	4	0	1	0	0	1	2			
Bob Sadowski, L OBP: 0.295, SLG: 0.445 (1,4)	4-3			F4					4-3	4	0	0	0	0	0	2			
Joe Cunningham, L OBP: 0.422, SLG: 0.462 (1,3)	F7			1B					F9	4	1	2	0	0	0	1			
Floyd Robinson, L OBP: 0.380, SLG: 0.462 (9,7)	1-3			1B					4-3	4	1	2	0	0	0	2			
Charlie Maxwell, L OBP: 0.353, SLG: 0.457 (8, PR)				1B					F7	4	1	2	0	0	0	1			
Jim Landis, R OBP: 0.342, SLG: 0.397 (9,8)				1B					F8	0	0	0	0	0	0	0			
Al Smith, R OBP: 0.373, SLG: 0.500 (8, PR)				1B					G6-4-3	4	1	3	2	0	0	0			
Sammy Esposito, R OBP: 0.319, SLG: 0.262 (9,5)				1B					G6-4-3	0	0	0	0	0	0	0			
Mike Hershberger, R OBP: 0.332, SLG: 0.321 (9,9)				1B					G6-4-3	4	0	0	0	0	0	5			
Cam Carreon, R OBP: 0.317, SLG: 0.339 (1,2)				K					4-3	4	0	1	2	0	1	3			
Ray Herbert, R OBP: 0.190, SLG: 0.236 (1,1)				1B					K	3	0	1	0	0	1	3			
Inning Stats	R: 0 E: 0 K: 0 S: 4	H: 1 LOB: 1 BB: 0 P: 4	R: 0 E: 0 K: 0 S: 3	H: 1 LOB: 0 BB: 0 P: 3	R: 0 E: 0 K: 2 S: 8	H: 1 LOB: 1 BB: 0 P: 8	R: 4 E: 0 K: 0 S: 8	H: 5 LOB: 1 BB: 0 P: 8	R: 0 E: 0 K: 1 S: 4	H: 1 LOB: 1 BB: 0 P: 4	R: 0 E: 0 K: 1 S: 6	H: 0 LOB: 0 BB: 0 P: 6	R: 0 E: 0 K: 0 S: 4	H: 1 LOB: 1 BB: 0 P: 4	R: 0 E: 0 K: 0 S: 4	H: 2 LOB: 2 BB: 0 P: 4	1B: 11 2B: 0 3B: 1 HR: 0	SF: 0 SAC: 0 DP: 3 HBP: 0	WP: 0 PA: 35 CS: 0
PITCHER Dick Hall, R ERA: 2.43 Wes Stock, R ERA: 3.54 (8,1)	IP: 7.0 WLS: L BF: 33 H: 12 R: 4 ER: 4 SO: 3 BB: 0 IBB: 0 HBP: 0 BLK: 0 WP: 0 HR: 0 S: 39 P: 39 ERA: 5.14 WHIP: 1.714															PITCHER IP: 1.0 WLS: L BF: 2 H: 0 R: 0 ER: 0 SO: 0 BB: 0 IBB: 0 HBP: 0 BLK: 0 WP: 0 HR: 0 S: 2 P: 2 ERA: 0.00 WHIP: 0.000			

Baltimore Orioles @ Chicago White Sox
Comiskey Park, Chicago, IL
Tue Aug 07 1962, 4:33 AM EDT
Att: 4,839 - Unknown

AB 35
R 4
H 12
RBI 4
BB 0
SO 3
LOB 19



Batter	1	2	3	4	5	6	7	8	9	AB	R	H	RBI	BB	SO	LOB	TOP								
Jerry Adair, R OBP: 0.296, SLG: 0.370 (1,4)	L8			F3		2B		1B		4	0	2	0	0	0	0	<p>Baltimore Orioles @ New York Yankees Yankee Stadium, Bronx, NY Wed Aug 08 1962, 3:33 AM EDT Unknown - 84 F</p> <p>livebaseballscorecards.com</p>								
Russ Snyder, L OBP: 0.316, SLG: 0.447 (1,9)	4-3			CS 1B		F7		4-3		4	0	1	0	0	0	2									
Jackie Brandt, R OBP: 0.329, SLG: 0.457 (1,8)	F5			E5 1-2		G3 SF7 2B		K		4	1	1	0	0	1	1									
Jim Gentile, L OBP: 0.361, SLG: 0.521 (1,3)				K		G3 2-3		2B		4	0	1	0	0	1	2									
Brooks Robinson, R OBP: 0.323, SLG: 0.480 (1,5)	F7				1-3	SF7		G5-4-3 IBB		2	0	0	1	1	0	0									
Boog Powell, L OBP: 0.322, SLG: 0.424 (1,7)					1-5-3	4-1		G5-4-3 1-2		3	0	0	0	0	0	0									
Dick Williams, R OBP: 0.279, SLG: 0.276 (9,7)	5-3									1	0	0	0	0	0	2									
Ron Hansen, R OBP: 0.352, SLG: 0.311 (8, PH)				F8				6-3		2	0	0	0	0	0	0									
Johnny Temple, R OBP: 0.352, SLG: 0.311 (8, PH)					F2					1	0	0	0	0	0	0									
Charlie Lau, L OBP: 0.331, SLG: 0.463 (8,2)								HR		0	0	0	0	0	0	0									
Hobie Landrith, L OBP: 0.332, SLG: 0.363 (8, PH)				F7		6-3				2	0	0	0	0	0	0									
Whitey Herzog, L OBP: 0.397, SLG: 0.406 (8, PH)										1	1	1	1	0	0	0									
Mary Breeding, R OBP: 0.246, SLG: 0.295 (8,4)										0	0	0	0	0	0	0									
Mitt Pappas, R OBP: 0.111, SLG: 0.353 (1,1)				K		K		K		3	0	0	0	0	3	0									
Inning Stats	R: 0 E: 0 K: 0 S: 3	H: 0 LOB: 0 BB: 0 P: 3	R: 0 E: 0 K: 0 S: 3	H: 0 LOB: 0 BB: 0 P: 3	R: 0 E: 0 K: 1 S: 5	H: 0 LOB: 0 BB: 0 P: 5	R: 0 E: 1 K: 1 S: 6	H: 1 LOB: 1 BB: 0 P: 6	R: 0 E: 0 K: 0 S: 3	H: 0 LOB: 0 BB: 0 P: 3	R: 1 E: 0 K: 0 S: 4	H: 1 LOB: 0 BB: 0 P: 4	R: 1 E: 0 K: 1 S: 7	H: 2 LOB: 1 BB: 1 P: 7	R: 0 E: 0 K: 1 S: 5	H: 1 LOB: 1 BB: 1 P: 9	1B: 2 2B: 3 3B: 0 HR: 1	SF: 1 SAC: 0 DP: 1 HBP: 0	WP: 0 PB: 0 SB: 0 CS: 1	PA: 33					
PITCHER	IP	WLS	BF	H	R	ER	SO	BB	IBB	HBP	BLK	WP	HR	S	P	ERA	WHIP								
Bill Stafford, R ERA: 3.65 Marshall Bridges, L ERA: 2.13	(1,1)	8.1	32	6	2	2	5	0	1	0	0	0	1	41	45	2.16	0.720								
(9,1)	0.2	W	1	0	0	0	0	0	0	0	0	0	0	1	1	0.00	0.000								

Batter	1	2	3	4	5	6	7	8	9	AB	R	H	RBI	BB	SO	LOB	BOTTOM								
Tom Tresh, S OBP: 0.338, SLG: 0.412 (1,6)	1B FC4-6 BB		K			K		F8		3	1	0	0	1	2	1	<p>Baltimore Orioles @ New York Yankees Yankee Stadium, Bronx, NY Wed Aug 08 1962, 3:33 AM EDT Unknown - 84 F</p> <p>livebaseballscorecards.com</p>								
Bobby Richardson, R OBP: 0.336, SLG: 0.390 (1,4)	K		K			1B		F9		4	0	1	0	0	2	1									
Roger Maris, L OBP: 0.353, SLG: 0.482 (1,9)	FC4-6 1-3 1B			K		F8		5-3 1B BB		3	1	1	0	1	1	1									
Mickey Mantle, S OBP: 0.481, SLG: 0.622 (1,8)	FC4-6 1-2 3-H			G5-4-3 BB		SH4-3 1B BB		F9		2	1	0	1	2	0	2									
Elston Howard, R OBP: 0.316, SLG: 0.456 (1,2)	K			G5-4-3 1-2		SH4-3		5-3		3	0	0	0	0	1	3									
Bill Skowron, R OBP: 0.313, SLG: 0.456 (1,3)				F4		K		1B		4	0	2	2	0	1	0									
Tony Kubek, L OBP: 0.143, SLG: 0.571 (1,7)				L8		6-3		F7		3	0	0	0	0	0	1									
Clete Boyer, R OBP: 0.344, SLG: 0.418 (1,5)				6-3		F7		6-3		3	0	0	0	0	0	1									
Bill Stafford, R OBP: 0.288, SLG: 0.333 Marshall Bridges, S	(1,1)	8.2	L	33	5	3	3	7	4	0	0	0	0	0	0	0		<p>WP: 0 PB: 0 SB: 0 CS: 1</p> <p>PA: 33</p>							
(9,1)	0.0	L	33	5	3	3	7	4	0	0	0	0	0	0	0	0									
Inning Stats	R: 1 E: 0 K: 2 S: 8	H: 1 LOB: 1 BB: 1 P: 12	R: 0 E: 0 K: 0 S: 3	H: 0 LOB: 0 BB: 0 P: 3	R: 0 E: 0 K: 2 S: 7	H: 1 LOB: 0 BB: 0 P: 7	R: 0 E: 0 K: 1 S: 4	H: 0 LOB: 0 BB: 1 P: 8	R: 0 E: 0 K: 1 S: 6	H: 1 LOB: 1 BB: 0 P: 6	R: 1 E: 0 K: 0 S: 4	H: 1 LOB: 1 BB: 1 P: 8	R: 0 E: 0 K: 0 S: 3	H: 0 LOB: 0 BB: 0 P: 3	R: 1 E: 0 K: 0 S: 3	H: 1 LOB: 1 BB: 1 P: 7		1B: 5 2B: 1 3B: 0 HR: 0	SF: 0 SAC: 1 DP: 2 HBP: 0	WP: 0 PB: 0 SB: 0 CS: 1	PA: 33				
PITCHER	IP	WLS	BF	H	R	ER	SO	BB	IBB	HBP	BLK	WP	HR	S	P	ERA		WHIP							
Mitt Pappas, R ERA: 3.76	(1,1)	8.2	L	33	5	3	3	7	4	0	0	0	0	43	59	3.12	1.038								

Batter	1	2	3	4	5	6	7	8	9	AB	R	H	RBI	BB	SO	LOB	TOP
Jerry Adair, R OBP: 0.298, SLG: 0.373 (1, 4)										5	1	2	1	0	1	1	Baltimore Orioles @ New York Yankees Yankee Stadium, Bronx, NY Wed Aug 08 1962, 3:38 AM EDT Att: 29,137 - Unknown - 86 F
Russ Snyder, L OBP: 0.315, SLG: 0.444 (1, 8) (6, 7)										4	0	1	0	0	0	2	
Whitey Herzog, L OBP: 0.380, SLG: 0.398 (1, 9)										4	0	0	0	0	1	5	
Jim Gentile, L OBP: 0.362, SLG: 0.518 (1, 3)										2	0	0	0	2	1	1	
Brooks Robinson, R OBP: 0.322, SLG: 0.477 (1, 5)										4	0	1	1	0	1	1	
Boog Powell, L OBP: 0.319, SLG: 0.420 Jackie Brandt, R OBP: 0.328, SLG: 0.456 (1, 7) (6, 8)										3	0	0	0	0	0	4	
Charlie Lau, L OBP: 0.329, SLG: 0.457 (1, 2)										4	1	1	0	0	0	1	
Ron Hansen, R OBP: 0.297, SLG: 0.268 (1, 6)										2	1	0	0	2	0	0	
Jack Fisher, R OBP: 0.171, SLG: 0.094 Billy Hoelt, L OBP: 0.400, SLG: 0.333 (1, 1) (6, 1)										3	1	0	0	0	1	1	
Inning Stats	R: 0 E: 0 K: 2 S: 7	H: 0 LOB: 0 BB: 7	R: 0 E: 0 K: 1 S: 5	H: 0 LOB: 1 BB: 1 P: 9	R: 0 E: 1 K: 1 S: 7	H: 1 LOB: 2 BB: 0 P: 7	R: 0 E: 0 K: 0 S: 3	H: 0 LOB: 0 BB: 0 P: 3	R: 0 E: 0 K: 1 S: 6	H: 1 LOB: 1 BB: 0 P: 6	R: 0 E: 0 K: 0 S: 3	H: 0 LOB: 0 BB: 0 P: 3	R: 0 E: 0 K: 0 S: 2	H: 0 LOB: 0 BB: 1 P: 6	1B: 4 2B: 1 3B: 0 HR: 0	SF: 0 SAC: 0 DP: 2 HBP: 0	
PITCHER	IP WLS BF H R ER SO BB IBB HBP BLK WP HR S P ERA WHIP																
Jim Bouton, R ERA: 3.36 (1, 1)	6.0 L 27 4 4 1 4 2 1 0 0 0 0 0 32 44 1.50 1.000																
Bud Daley, L ERA: 3.5 (7, 1)	2.0 7 1 0 0 1 0 0 0 0 0 0 0 9 9 0.00 0.500																
Jim Coates, R ERA: 4.4 (9, 1)	1.0 3 0 0 0 0 1 0 0 0 0 0 0 2 6 0.00 1.000																

Batter	1	2	3	4	5	6	7	8	9	AB	R	H	RBI	BB	SO	LOB	BOTTOM
Tom Tresh, S OBP: 0.336, SLG: 0.410 Phil Linz, R OBP: 0.347, SLG: 0.394 (1, 6) (6, 6)										2	0	0	0	0	1	0	Baltimore Orioles @ New York Yankees Yankee Stadium, Bronx, NY Wed Aug 08 1962, 3:38 AM EDT Att: 29,137 - Unknown - 86 F
Bobby Richardson, R OBP: 0.332, SLG: 0.387 (1, 4)										3	0	0	1	0	0	0	
Roger Maris, L OBP: 0.350, SLG: 0.477 (1, 8)										4	0	0	0	0	0	2	
Yogi Berra, L OBP: 0.300, SLG: 0.384 (1, 2)										4	0	0	1	0	0	1	
Johnny Blanchard, L OBP: 0.303, SLG: 0.416 (1, 9)										4	0	1	0	0	1	1	
Bill Skowron, R OBP: 0.310, SLG: 0.452 (1, 3)										3	0	0	0	0	0	1	
Hector Lopez, R OBP: 0.364, SLG: 0.423 (1, 7)										3	0	0	0	0	0	1	
Clete Boyer, R OBP: 0.344, SLG: 0.425 (1, 5)										3	1	1	1	0	2	0	
Jim Bouton, R OBP: 0.120, SLG: 0.045 Tony Kubek, L OBP: 0.250, SLG: 0.625 Bud Daley, L OBP: 0.286, SLG: 0.286 Mickey Mantle, S OBP: 0.479, SLG: 0.619 Jim Coates, R OBP: 0.305, SLG: 0.056 (1, 1) (6, PH) (7, 1) (8, PH) (9, 1)										1	0	0	0	0	0	0	
Inning Stats	R: 0 E: 0 K: 0 S: 3	H: 0 LOB: 0 BB: 0 P: 3	R: 0 E: 0 K: 0 S: 3	H: 0 LOB: 0 BB: 0 P: 3	R: 0 E: 0 K: 1 S: 5	H: 0 LOB: 0 BB: 0 P: 5	R: 0 E: 0 K: 1 S: 5	H: 0 LOB: 0 BB: 0 P: 5	R: 0 E: 0 K: 1 S: 5	H: 0 LOB: 0 BB: 0 P: 5	R: 0 E: 0 K: 0 S: 3	H: 0 LOB: 0 BB: 0 P: 3	R: 0 E: 0 K: 0 S: 3	H: 0 LOB: 0 BB: 0 P: 3	1B: 2 2B: 1 3B: 0 HR: 1	SF: 1 SAC: 0 DP: 0 HBP: 0	
PITCHER	IP WLS BF H R ER SO BB IBB HBP BLK WP HR S P ERA WHIP																
Jack Fisher, R ERA: 5.23 Billy Hoelt, L ERA: 4.5 (1, 1) (6, 1)	5.0 W 20 4 3 2 2 0 0 0 0 0 0 1 24 24 3.60 0.800																
	4.0 S 12 0 0 0 3 0 0 0 0 0 0 0 18 18 0.00 0.000																

Batter	1	2	3	4	5	6	7	8	9	AB	R	H	RBI	BB	SO	LOB	TOP	
Jerry Adair, R OBP: 0.297, SLG: 0.372 (1, 4)										4	0	1	0	0	1	0	<p>Baltimore Orioles @ Boston Red Sox Fenway Park, Boston, MA Sat Aug 11 1962, 3:33 AM EDT Att: 5,657 - Unknown</p> <p>livebaseballscores.com</p> <p>AB 31 R 0 H 5 RBI 0 BB 1 SO 5 LOB 10</p>	
Russ Snyder, L OBP: 0.314, SLG: 0.442 (1, 9)										4	0	1	0	0	0	1		
Jackie Brandt, R OBP: 0.329, SLG: 0.456 (1, 8)										4	0	2	0	0	1	0		
Jim Gentile, L OBP: 0.361, SLG: 0.514 (1, 3)										3	0	0	0	1	2	3		
Brooks Robinson, R OBP: 0.320, SLG: 0.473 (1, 5)										4	0	0	0	0	0	4		
Boog Powell, L OBP: 0.319, SLG: 0.419 (1, 7)										3	0	1	0	0	0	1		
Ron Hansen, R OBP: 0.292, SLG: 0.263 (1, 6)										3	0	0	0	0	0	1		
Hobie Landrith, L OBP: 0.328, SLG: 0.358 (8, PH) Charlie Lau, L OBP: 0.327, SLG: 0.453 (8, 2)										2	0	0	0	0	0	0		
Robin Roberts, S OBP: 0.333, SLG: 0.273 Whitey Herzog, L OBP: 0.379, SLG: 0.396 Dick Luebke, R (8, 1)										2	0	0	0	0	1	0		
Inning Stats	R: 0 E: 0 K: 1 S: 7	H: 2 LOB: 2 BB: 0 P: 7	R: 0 E: 0 K: 0 S: 3	H: 0 LOB: 0 BB: 0 P: 3	R: 0 E: 0 K: 1 S: 5	H: 0 LOB: 1 BB: 1 P: 9	R: 0 E: 0 K: 0 S: 3	H: 0 LOB: 0 BB: 0 P: 3	R: 0 E: 0 K: 0 S: 4	H: 1 LOB: 1 BB: 0 P: 4	R: 0 E: 0 K: 0 S: 3	H: 0 LOB: 0 BB: 0 P: 3	R: 0 E: 0 K: 1 S: 6	H: 1 LOB: 1 BB: 0 P: 6	1B: 5 2B: 0 3B: 0 HR: 0	SF: 0 SAC: 0 DP: 0 HBP: 0		WP: 0 PB: 0 SB: 0 CS: 0
PITCHER Ike Delock, R ERA: 2.3 (1, 1)	IP: 9.0 WLS: W BF: 32 H: 5 R: 0 ER: 0 SO: 5 BB: 1 IBB: 0 HBP: 0 BLK: 0 WP: 0 HR: 0 S: 41 P: 45 ERA: 0.00 WHIP: 0.667																	

Batter	1	2	3	4	5	6	7	8	9	AB	R	H	RBI	BB	SO	LOB	BOTTOM	
Gary Geiger, L OBP: 0.325, SLG: 0.373 (1, 8)										4	1	1	0	0	0	1	<p>Baltimore Orioles @ Boston Red Sox Fenway Park, Boston, MA Sat Aug 11 1962, 3:33 AM EDT Att: 5,657 - Unknown</p> <p>livebaseballscores.com</p> <p>AB 29 R 3 H 7 RBI 3 BB 1 SO 5 LOB 9</p>	
Eddie Bressoud, R OBP: 0.323, SLG: 0.422 (1, 6)										3	0	0	0	0	1	1		
Carl Yastrzemski, L OBP: 0.359, SLG: 0.469 (1, 7)										3	0	1	0	1	1	0		
Lou Clinton, R OBP: 0.355, SLG: 0.561 Carroll Hardy, R OBP: 0.314, SLG: 0.332 (5, 9)										2	0	0	0	0	1	2		
Pete Runnels, L OBP: 0.416, SLG: 0.470 (1, 3)										3	0	1	0	0	0	0		
Frank Malzone, R OBP: 0.312, SLG: 0.401 (1, 5)										3	2	2	1	0	0	1		
Bob Tillman, R OBP: 0.296, SLG: 0.480 (1, 2)										3	0	1	1	0	0	0		
Chuck Schilling, R OBP: 0.286, SLG: 0.321 (1, 4)										3	0	0	0	0	1	2		
Ike Delock, R OBP: 0.111, SLG: 0.059 (1, 1)										3	0	1	0	0	1	1		
Inning Stats	R: 0 E: 0 K: 2 S: 7	H: 0 LOB: 0 BB: 0 P: 7	R: 1 E: 0 K: 2 S: 9	H: 2 LOB: 1 BB: 0 P: 9	R: 0 E: 0 K: 0 S: 5	H: 2 LOB: 2 BB: 0 P: 5	R: 1 E: 1 K: 0 S: 5	H: 1 LOB: 1 BB: 0 P: 5	R: 1 E: 0 K: 0 S: 3	H: 1 LOB: 0 BB: 1 P: 7	R: 0 E: 0 K: 0 S: 3	H: 0 LOB: 0 BB: 0 P: 3	R: 0 E: 0 K: 0 S: 3	H: 0 LOB: 0 BB: 0 P: 3	1B: 4 2B: 2 3B: 0 HR: 1	SF: 0 SAC: 1 DP: 1 HBP: 0		WP: 0 PB: 0 SB: 0 CS: 1
PITCHER Robin Roberts, R ERA: 2.56 Dick Luebke, L ERA: (8, 1)	IP: 7.0 WLS: L BF: 28 H: 7 R: 3 ER: 3 SO: 5 BB: 0 IBB: 1 HBP: 0 BLK: 0 WP: 0 HR: 1 S: 37 P: 41 ERA: 3.86 WHIP: 1.000																	

Batter	1	2	3	4	5	6	7	8	9	AB	R	H	RBI	BB	SO	LOB	TOP					
Jerry Adair, R OBP: 0.299, SLG: 0.373 (1.4)										4	0	2	0	0	1	0	Baltimore Orioles @ Boston Red Sox Fenway Park, Boston, MA Sat Aug 11 1962, 7:05 PM EDT Att: 8,058 - Unknown					
Russ Snyder, L OBP: 0.314, SLG: 0.439 (1.7)										4	0	1	0	0	0	1						
Jackie Brandt, R OBP: 0.331, SLG: 0.455 (1.8)										3	1	1	0	1	0	0						
Charlie Lau, L OBP: 0.325, SLG: 0.448 (1.2)										4	1	1	0	0	0	4						
Whitey Herzog, L OBP: 0.381, SLG: 0.410 (1.9)										3	1	1	3	1	1	0						
Jim Gentile, L OBP: 0.358, SLG: 0.509 (1.3)										4	0	0	0	0	0	1						
Brooks Robinson, R OBP: 0.319, SLG: 0.471 (1.5)										4	0	1	0	0	2	1						
Ron Hansen, R OBP: 0.286, SLG: 0.257 (1.6)										4	0	0	0	0	0	1						
Chuck Estrada, R OBP: 0.136, SLG: 0.116 (1.1)										2	0	0	0	0	1	0						
Wes Stock, R (5.1)										0	0	0	0	0	0	0						
Billy Hoelt, L OBP: 0.400, SLG: 0.333 (6.1)										0	0	0	0	0	0	0						
Barry Shetrone, L (7, PH)										1	0	0	0	0	0	0						
Jack Fisher, R OBP: 0.171, SLG: 0.094 (7.1)										0	0	0	0	0	0	0						
Inning Stats	R: 0 E: 0 K: 0 S: 3	H: 1 LOB: 0 BB: 0 P: 3	R: 0 E: 0 K: 1 S: 5	H: 0 LOB: 1 BB: 1 P: 9	R: 0 E: 0 K: 1 S: 7	H: 2 LOB: 3 BB: 1 P: 11	R: 0 E: 0 K: 1 S: 5	H: 0 LOB: 0 BB: 0 P: 5	R: 0 E: 0 K: 0 S: 3	H: 0 LOB: 0 BB: 0 P: 3	R: 3 E: 0 K: 0 S: 6	H: 3 LOB: 0 BB: 0 P: 6	R: 0 E: 0 K: 1 S: 5	H: 0 LOB: 0 BB: 0 P: 5	R: 0 E: 1 K: 0 S: 3	H: 0 LOB: 0 BB: 0 P: 3	R: 0 E: 0 K: 1 S: 6	H: 1 LOB: 1 BB: 0 P: 6	1B: 6 2B: 1 3B: 0 HR: 1	SF: 0 SAC: 0 DP: 2 HBP: 0	WP: 0 PB: 0 SB: 0 CS: 0	PA: 35
PITCHER Don Schwall, R ERA: 5.37 (1.1)	IP: 9.0 WLS: W BF: 35 H: 7 R: 3 ER: 3 SO: 5 BB: 2 IBB: 0 HBP: 0 BLK: 0 WP: 0 HR: 1 S: 43 P: 51 ERA: 3.00 WHIP: 1.000											PITCHER	IP: 9.0 WLS: W BF: 35 H: 7 R: 3 ER: 3 SO: 5 BB: 2 IBB: 0 HBP: 0 BLK: 0 WP: 0 HR: 1 S: 43 P: 51 ERA: 3.00 WHIP: 1.000									

AB 33
R 3
H 7
RBI 3
BB 2
SO 5
LOB 8



Batter	1	2	3	4	5	6	7	8	9	AB	R	H	RBI	BB	SO	LOB	BOTTOM	
Gary Geiger, L OBP: 0.331, SLG: 0.384 (1.8)										4	2	3	1	1	0	0	Baltimore Orioles @ Boston Red Sox Fenway Park, Boston, MA Sat Aug 11 1962, 7:05 PM EDT Att: 8,058 - Unknown	
Eddie Brassoud, R OBP: 0.323, SLG: 0.422 (1.6)										3	1	1	2	0	0	2		
Carl Yastrzemski, L OBP: 0.359, SLG: 0.468 (1.7)										3	0	1	1	1	1	0		
Frank Malzone, R OBP: 0.309, SLG: 0.397 (1.5)										4	0	0	0	0	1	3		
Pete Runnels, L OBP: 0.419, SLG: 0.471 (1.3)										2	0	1	0	2	0	0		
Jim Pagliaroni, R OBP: 0.369, SLG: 0.479 (1.2)										4	0	0	0	0	0	6		
Carroll Hardy, R OBP: 0.316, SLG: 0.347 (1.9)										4	2	2	1	0	0	1		
Chuck Schilling, R OBP: 0.289, SLG: 0.325 (1.4)										3	2	1	1	1	0	0		
Don Schwall, R OBP: 0.163, SLG: 0.128 (1.1)										2	0	0	0	0	1	0		
Inning Stats	R: 0 E: 0 K: 1 S: 5	H: 1 LOB: 0 BB: 0 P: 5	R: 0 E: 0 K: 0 S: 3	H: 0 LOB: 0 BB: 0 P: 3	R: 0 E: 0 K: 1 S: 6	H: 1 LOB: 3 BB: 2 P: 14	R: 4 E: 1 K: 0 S: 7	H: 4 LOB: 2 BB: 2 P: 15	R: 3 E: 0 K: 0 S: 5	H: 2 LOB: 1 BB: 1 P: 9	R: 0 E: 0 K: 0 S: 4	H: 1 LOB: 1 BB: 0 P: 4	R: 0 E: 0 K: 1 S: 5	H: 0 LOB: 0 BB: 0 P: 5	1B: 5 2B: 2 3B: 1 HR: 1	SF: 1 SAC: 2 DP: 1 HBP: 0		WP: 0 PB: 0 SB: 1 CS: 0
PITCHER Chuck Estrada, R ERA: 4.27 (1.1)	IP: 1.0 WLS: L BF: 6 H: 1 R: 2 ER: 2 SO: 0 BB: 2 IBB: 0 HBP: 0 BLK: 0 WP: 0 HR: 1 S: 4 P: 12 ERA: 18.00 WHIP: 3.000											PITCHER	IP: 9.0 WLS: W BF: 35 H: 7 R: 3 ER: 3 SO: 5 BB: 2 IBB: 0 HBP: 0 BLK: 0 WP: 0 HR: 1 S: 43 P: 51 ERA: 3.00 WHIP: 1.000					
Wes Stock, R ERA: 3.53 (5.1)	1.0	6	1	2	2	0	2	0	0	0	0	0	0	0	0	0		
Billy Hoelt, L ERA: 4.57 (6.1)	0.2	3	1	1	1	0	0	0	0	0	0	0	0	0	0	0		
Jack Fisher, R ERA: 5.13 (7.1)	2.0	7	1	0	0	0	1	0	0	0	0	0	0	0	0	0		

AB 29
R 7
H 9
RBI 6
BB 5
SO 3
LOB 12



Batter	1	2	3	4	5	6	7	8	9	AB	R	H	RBI	BB	SO	LOB	TOP			
Jerry Adair, R OBP: 0.298, SLG: 0.374 (1, 4)	L8		HBP 2B	5-3			F4		6-3	5	0	1	0	0	0	1				
Russ Snyder, L OBP: 0.320, SLG: 0.439 (1, 7) (5, 8)	1B		HBP BB			4-3				2	0	1	0	2	0	0				
Jackie Brandt, R OBP: 0.333, SLG: 0.454 Dick Williams, R OBP: 0.277, SLG: 0.273 (1, 8) (5, 7)	L9		1-2 2-3 HBP			BB			F6	1	0	0	0	1	0	1				
Whitey Herzog, L OBP: 0.378, SLG: 0.404 (1, 9)	6-3		K			F6			HBP	3	0	0	0	0	1	5				
Jim Gentile, L OBP: 0.357, SLG: 0.505 (1, 3)		BB	K			4-3			F2	3	0	0	0	1	1	5				
Brooks Robinson, R OBP: 0.318, SLG: 0.471 (1, 5)	K			2B		F8			K	4	1	1	0	0	2	2				
Gus Triandos, R OBP: 0.250, SLG: 0.293 (1, 2)	K			K		F8			K	4	0	0	0	0	3	3				
Ron Hansen, R OBP: 0.286, SLG: 0.263 (1, 6)	K			2B		F3			1-3	4	0	1	1	0	1	1				
Milt Pappas, R OBP: 0.106, SLG: 0.346 (4, PH) Bary Shetrone, L OBP: 0.246, SLG: 0.214 (7, PH) Boog Powell, L OBP: 0.196, SLG: 0.418 Dick Luebke, L OBP: 0.322, SLG: 0.444 (7, 1) Charlie Lau, L OBP: 0.322, SLG: 0.444 (9, PH)	K		K	F4		F8			L9	1	0	0	0	0	1	0				
Inning Stats	R: 0 E: 0 K: 0 S: 4	H: 1 LOB: 1 BB: 0 P: 4	R: 0 E: 0 K: 3 S: 9	H: 0 LOB: 1 BB: 1 P: 13	R: 0 E: 0 K: 3 S: 10	H: 1 LOB: 3 BB: 1 P: 15	R: 1 E: 0 K: 1 S: 7	H: 2 LOB: 1 BB: 0 P: 7	R: 0 E: 0 K: 0 S: 3	H: 0 LOB: 0 BB: 1 P: 3	R: 0 E: 0 K: 2 S: 3	H: 0 LOB: 1 BB: 0 P: 7	R: 0 E: 0 K: 2 S: 7	H: 0 LOB: 0 BB: 0 P: 8	R: 0 E: 0 K: 0 S: 3	H: 0 LOB: 0 BB: 0 P: 3	1B: 1 2B: 3 3B: 0 HR: 0	SF: 0 SAC: 0 DP: 0 HBP: 2	WP: 0 PB: 0 SB: 0 CS: 0	PA: 37
PITCHER Earl Wilson, R ERA: 3.45 (1, 1)	IP: 9.0 WLS: W BF: 37 H: 4 R: 1 ER: 1 SO: 9 BB: 4 IBB: 0 HBP: 2 BLK: 0 WP: 0 HR: 0 S: 49 P: 67 ERA: 1.00 WHIP: 0.889															PITCHER				

Baltimore Orioles @ Boston Red Sox
Fenway Park, Boston, MA
Sun Aug 12 1962, 3:33 AM EDT
Att: 5,461 - Unknown

AB 31
R 1
H 4
RBI 1
BB 4
SO 9
LOB 20



Batter	1	2	3	4	5	6	7	8	9	AB	R	H	RBI	BB	SO	LOB	BOTTOM			
Gary Geiger, L OBP: 0.331, SLG: 0.381 (1, 8)	6-3		HR BB			L3			K	3	1	0	0	1	1	0				
Eddie Brassoud, R OBP: 0.324, SLG: 0.429 (1, 6)	1-3		1-H 2-H HR			E5 1B			4-6-3 1B	4	1	2	3	0	0	0				
Carl Yastrzemski, L OBP: 0.360, SLG: 0.468 (1, 7)	F7		1B			1-3 1B			4-6-3 1-2 1B	4	1	2	0	0	0	1				
Frank Maltzone, R OBP: 0.309, SLG: 0.396 (1, 5)		F7	1-H 1B			F4			F6	4	0	1	1	0	0	2				
Pete Runnels, L OBP: 0.417, SLG: 0.468 (1, 3)	K		F7			1B			6-3	4	0	1	0	0	1	1				
Bob Tillman, R OBP: 0.290, SLG: 0.469 (1, 2)	6-3					F7			F9	4	0	0	0	0	0	1				
Carroll Hardy, R OBP: 0.319, SLG: 0.350 (1, 9)			SH1-4 HR 1B			6-3			1-2 1B	3	1	2	0	0	0	0				
Chuck Schilling, R OBP: 0.287, SLG: 0.323 (1, 4)			SH1-4 1-2 1B			6-3			F8	2	0	0	0	0	0	2				
Earl Wilson, R OBP: 0.229, SLG: 0.356 (1, 1)			K			F7			F7	3	0	0	0	0	1	3				
Inning Stats	R: 0 E: 0 K: 0 S: 3	H: 0 LOB: 0 BB: 0 P: 3	R: 0 E: 0 K: 1 S: 5	H: 0 LOB: 0 BB: 0 P: 5	R: 4 E: 0 K: 1 S: 9	H: 4 LOB: 1 BB: 1 P: 13	R: 0 E: 0 K: 0 S: 3	H: 0 LOB: 0 BB: 0 P: 3	R: 0 E: 0 K: 0 S: 5	H: 1 LOB: 2 BB: 0 P: 5	R: 0 E: 0 K: 1 S: 5	H: 1 LOB: 0 BB: 0 P: 5	R: 0 E: 0 K: 0 S: 3	H: 0 LOB: 0 BB: 0 P: 3	R: 0 E: 0 K: 0 S: 3	H: 0 LOB: 0 BB: 0 P: 3	1B: 7 2B: 1 3B: 0 HR: 1	SF: 0 SAC: 1 DP: 1 HBP: 0	WP: 0 PB: 0 SB: 1 CS: 0	PA: 33
PITCHER Milt Pappas, R ERA: 3.92 Dick Hall, R ERA: 2.34 Dick Luebke, L ERA:	IP: 3.0 WLS: L BF: 13 H: 3 R: 0 ER: 0 SO: 0 BB: 0 IBB: 0 HBP: 0 BLK: 0 WP: 0 HR: 0 S: 13 P: 13 ERA: 0.00 WHIP: 1.000															PITCHER				

Baltimore Orioles @ Boston Red Sox
Fenway Park, Boston, MA
Sun Aug 12 1962, 3:33 AM EDT
Att: 5,461 - Unknown

AB 31
R 4
H 8
RBI 4
BB 1
SO 3
LOB 10



Batter	1	2	3	4	5	6	7	8	9	AB	R	H	RBI	BB	SO	LOB	TOP				
Jerry Adair, R OBP: 0.302, SLG: 0.386	0-0 1B	0-0 HR		0-0 1B	0-0 FC5-4			0-0 FC5-4		5	4	3	1	0	0	2	<p>Baltimore Orioles @ Detroit Tigers Tiger Stadium, Detroit, MI Tue Aug 14 1962, 7:05 PM EDT Unknown</p>				
Russ Snyder, L OBP: 0.324, SLG: 0.442	0-0 1B	0-0 4-3		0-0 1B			0-0 F8	0-0 FC6-4		5	1	3	0	0	0	0					
Jackie Brandt, R OBP: 0.334, SLG: 0.453	0-0 1B	0-0 F8		0-0 1B			0-0 F4	0-0 FC6-4		5	2	2	2	0	0	2					
Jim Gentile, L OBP: 0.359, SLG: 0.505	0-0 1B	0-0 3-1		0-0 1B			0-0 4-3	0-0 FC6-4		4	1	2	2	1	0	0					
Charlie Lau, L OBP: 0.312, SLG: 0.430	0-0 L9		0-0 F4	0-0 F8			0-0 3-1	0-0 FC6-4		5	0	0	0	0	0	7					
Whitey Herzog, L OBP: 0.379, SLG: 0.401	0-0 E3		0-0 L9		4-0 1B		0-0 E4		0-0 L8	4	2	1	1	1	0	0					
Brooks Robinson, R OBP: 0.315, SLG: 0.487	0-0 SF9		0-0 F8		0-0 L9		0-3 K		0-0 6-3	4	0	0	1	0	1	2					
Ron Hansen, R OBP: 0.288, SLG: 0.263	0-0 1B		0-0 F2	0-0 L7			0-0 K		1-0 HBP	4	0	1	0	0	0	2					
Mary Breeding, R OBP: 0.246, SLG: 0.295	0-0 1B		0-0 F2	0-0 L7			0-0 K		0-0 HBP	0	0	0	0	0	0	0					
Jack Fisher, R OBP: 0.167, SLG: 0.091	0-3 K		0-3 K	0-0 E4			0-0 E4		0-0 F6	1	0	0	0	0	1	1					
Chuck Estrada, R OBP: 0.157, SLG: 0.133										2	0	1	0	0	1	0					
Wes Stock, R ERA: 4.29										0	0	0	0	0	0	0					
Billy Hoelt, L OBP: 0.302, SLG: 0.333										0	0	0	0	0	0	0					
Hoyt Wilhelm, R OBP: 0.154, SLG: 0.083										0	0	0	0	0	0	0					
Barry Shettrone, R OBP: 0.133, SLG: 0.333										1	0	1	0	0	0	0					
Dick Luebke, R OBP: 0.202, SLG: 0.378										0	0	0	0	0	0	0					
Boog Powell, L OBP: 0.317, SLG: 0.416										1	0	0	0	0	0	1					
Inning Stats	R: 5 E: 1 K: 1 S: 11	H: 5 LOB: 1 BB: 0 P: 11	R: 1 E: 0 K: 0 S: 4	H: 1 LOB: 0 BB: 0 P: 4	R: 0 E: 0 K: 0 S: 3	H: 0 LOB: 0 BB: 0 P: 3	R: 1 E: 0 K: 1 S: 8	H: 3 LOB: 3 BB: 1 P: 12	R: 1 E: 1 K: 0 S: 4	H: 1 LOB: 1 BB: 1 P: 8	R: 0 E: 0 K: 0 S: 3	H: 0 LOB: 0 BB: 0 P: 3	R: 0 E: 1 K: 1 S: 6	H: 1 LOB: 1 BB: 0 P: 6	R: 2 E: 0 K: 0 S: 6	H: 3 LOB: 1 BB: 0 P: 6	R: 0 E: 0 K: 0 S: 3	H: 0 LOB: 1 BB: 0 P: 4	1B: 13 2B: 0 3B: 0 HR: 1	SF: 1 SAC: 0 DP: 0 HBP: 1	WP: 0 PA: 45 PB: 0 SB: 0 CS: 0
PITCHER	IP WLS BF H R ER SO BB IBB HBP BLK WP HR S P ERA WHIP																				
Howie Koplitz, R ERA: 3.51	(1, 1) 0.0 4 4 4 2 0 0 0 0 0 0 0 0 4 4 ∞ ∞																				
Paul Foytack, R ERA: 4.14	(1, 1) 2.0 9 2 2 1 1 0 0 0 0 0 0 1 11 11 4.50 1.000																				
Ron Nischwitz, L ERA: 3.92	(3, 1) 4.0 18 4 2 1 1 2 0 0 0 0 0 0 18 26 2.25 1.500																				
Sam Jones, R ERA: 3.25	(7, 1) 1.0 W 4 1 0 0 1 0 0 0 0 0 0 0 6 6 0.00 1.000																				
Terry Fox, R ERA: 2.11	(8, 1) 2.0 S 10 3 2 2 0 0 0 0 1 0 0 0 9 10 9.00 1.500																				

Batter	1	2	3	4	5	6	7	8	9	AB	R	H	RBI	BB	SO	LOB	BOTTOM		
Don Buddin, R OBP: 0.358, SLG: 0.294	0-0 5-3	0-0 5-3		0-0 F7		4-0 1B	4-0 FC4-6	0-3 K		4	1	0	0	2	1	4	<p>Baltimore Orioles @ Detroit Tigers Tiger Stadium, Detroit, MI Tue Aug 14 1962, 7:05 PM EDT Unknown</p>		
Bill Bruton, L OBP: 0.343, SLG: 0.411	0-0 3B	0-0 1B		1-0 HBP		0-0 G3	0-0 FC4-6	0-0 6-3		5	3	3	4	0	0	4			
Al Kaline, R OBP: 0.382, SLG: 0.603	0-0 1B	0-0 2B		0-0 L3		0-0 L4-3	0-0 FC4-6	0-0 6-3		5	1	3	6	0	0	2			
Rocky Colavito, R OBP: 0.373, SLG: 0.518	0-0 5-3	0-0 F3		0-0 L3		0-3 K	4-0 G3	0-0 F8		4	0	0	0	1	1	3			
Norm Cash, L OBP: 0.371, SLG: 0.508	0-0 4-3		0-0 F8		0-0 F6	0-0 G3		4-0 3B		4	1	0	0	1	0	3			
Dick McAuliffe, L OBP: 0.367, SLG: 0.410		0-0 E	0-0 6-3		0-0 2B	0-3 K		0-3 K		5	1	2	0	0	2	3			
Steve Boros, R OBP: 0.341, SLG: 0.419		0-0 SH1-3	0-0 FC6-4		4-0 FC6-4		0-0 F8	0-0 2B		3	1	2	1	1	0	0			
Mike Roarke, R OBP: 0.256, SLG: 0.342		0-0 E9	0-0 FC6-4		4-0 FC6-4		4-0 F8	0-0 3B		3	1	1	0	1	0	3			
Jake Wood, R OBP: 0.292, SLG: 0.351		0-0 E	0-0 FC6-4		0-0 FC6-4		4-0 FC4-6	0-0 2B		0	1	0	0	0	0	0			
Dick Brown, R OBP: 0.286, SLG: 0.370		0-0 2B	0-0 FC6-4		0-0 FC6-4		4-0 FC4-6	0-0 2B		1	0	1	1	0	0	0			
Howie Koplitz, R OBP: 0.385, SLG: 0.273		0-0 E4		0-0 F5		4-0 BB	4-0 FC4-6	4-0 BB		0	0	0	0	0	0	0			
Paul Foytack, R OBP: 0.195, SLG: 0.154										0	0	0	0	0	0	0			
Bobo Castonzo, L OBP: 0.136, SLG: 0.097										1	1	0	0	0	0	1			
Ron Nischwitz, L OBP: 0.302, SLG: 0.333										0	1	0	0	0	0	0			
Bob Farney, L OBP: 0.302, SLG: 0.280										0	1	0	0	0	0	0			
Sam Jones, R OBP: 0.292, SLG: 0.378										0	0	0	0	0	0	0			
Bubba Morton, R OBP: 0.202, SLG: 0.378										0	1	0	0	0	0	0			
Terry Fox, R OBP: 0.302, SLG: 0.200										0	0	0	0	0	0	0			
Inning Stats	R: 4 E: 0 K: 0 S: 5	H: 2 LOB: 1 BB: 0 P: 5	R: 4 E: 2 K: 0 S: 8	H: 4 LOB: 1 BB: 0 P: 8	R: 0 E: 0 K: 0 S: 4	H: 1 LOB: 1 BB: 0 P: 4	R: 0 E: 0 K: 0 S: 3	H: 0 LOB: 1 BB: 0 P: 4	R: 0 E: 0 K: 1 S: 6	H: 1 LOB: 2 BB: 1 P: 10	R: 2 E: 0 K: 1 S: 6	H: 1 LOB: 2 BB: 3 P: 18	R: 4 E: 0 K: 0 S: 4	H: 1 LOB: 1 BB: 3 P: 16	R: 2 E: 0 K: 2 S: 9	H: 2 LOB: 2 BB: 2 P: 17	1B: 6 2B: 3 3B: 2 HR: 1	SF: 0 SAC: 1 DP: 0 HBP: 1	WP: 0 PA: 47 PB: 0 SB: 0 CS: 0
PITCHER	IP WLS BF H R ER SO BB IBB HBP BLK WP HR S P ERA WHIP																		
Jack Fisher, R ERA: 5.22	(1, 1) 1.2 17 3 2 2 1 3 0 1 0 0 0 0 15 28 5.40 1.800																		
Chuck Estrada, R ERA: 4.29	(2, 1) 3.1 17 3 2 2 1 3 0 1 0 0 0 0 15 28 5.40 1.800																		
Wes Stock, R ERA: 3.81	(6, 1) 0.1 2 0 0 0 0 1 0 0 0 0 0 0 1 5 0.00 3.000																		
Billy Hoelt, L ERA: 4.83	(6, 1) 1.0 L 6 0 3 3 1 3 0 0 0 0 0 0 5 17 27.00 3.000																		
Hoyt Wilhelm, R ERA: 1.55	(7, 1) 0.2 3 1 1 1 0 0 0 0 0 0 0 1 3 3 13.50 1.500																		

AB 41
R 10
H 14
RBI 7
BB 2
SO 3
LOB 17

AB 36
R 13
H 12
RBI 13
BB 9
SO 4
LOB 23

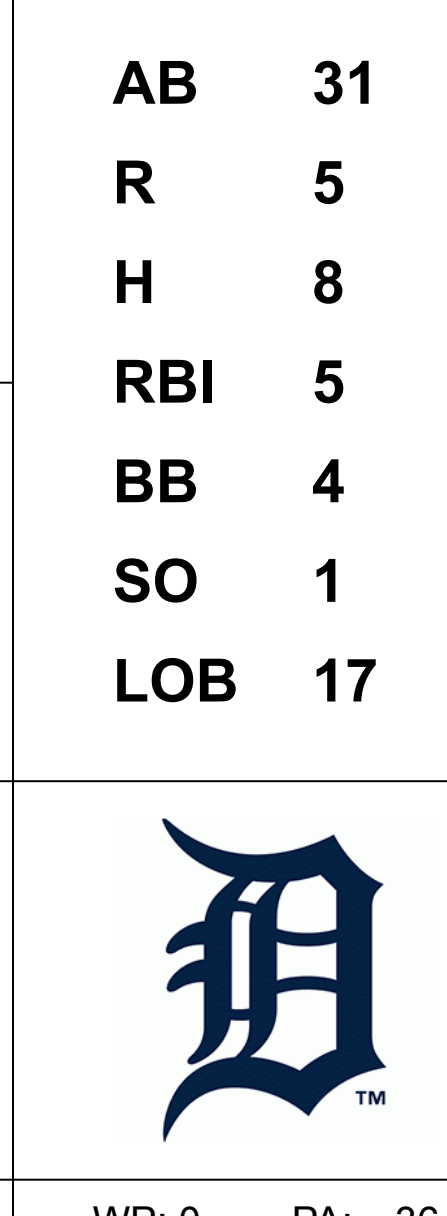


Batter	1	2	3	4	5	6	7	8	9	AB	R	H	RBI	BB	SO	LOB	TOP					
Jerry Adair, R OBP: 0.301, SLG: 0.392 (1, 4)	F8		K			HR		E4	K	5	1	1	1	0	2	3	<p>Baltimore Orioles @ Detroit Tigers Tiger Stadium, Detroit, MI Tue Aug 14 1962, 7:05 PM EDT Att: 28,366 - Unknown</p>					
Russ Snyder, L OBP: 0.323, SLG: 0.450 (1, 9)	4-3		HR			6-3		G4-6-3		4	1	1	1	0	0	2						
Jackie Brandt, R OBP: 0.333, SLG: 0.451 (1, 8)	BB 1B		K			F3		L4		4	0	1	0	0	1	1						
Jim Gentile, L OBP: 0.361, SLG: 0.504 (1, 3)	BB 1-2				L4			4-3		3	1	1	0	1	0	0						
Boog Powell, L OBP: 0.313, SLG: 0.411 (1, 7)	F3				6-3			F4		4	0	0	0	0	0	3						
Brooks Robinson, R OBP: 0.317, SLG: 0.468 (1, 5)		G6-4-3 1B			F7			F4		4	1	2	0	0	0	0						
Gus Triandos, R OBP: 0.245, SLG: 0.287 (1, 2)		G6-4-3 1-2			F4			E5		3	0	0	0	0	0	1						
Ron Hansen, R OBP: 0.286, SLG: 0.260 (1, 6)		K			F6			F7		2	0	0	0	0	1	0						
Whitey Herzog, L OBP: 0.377, SLG: 0.399 (7, PH)										1	0	0	0	0	0	1						
Mary Breeding, R OBP: 0.252, SLG: 0.300 (7, 4)										1	0	1	0	0	0	0						
Hal Brown, R OBP: 0.240, SLG: 0.240 (1, 1)										2	0	0	0	0	0	0						
Dick Hall, R OBP: 0.294, SLG: 0.214 (7, 1)										0	0	0	0	0	0	0						
Charlie Lau, L OBP: 0.321, SLG: 0.437 (7, 2)										2	0	2	2	0	0	0						
Barry Shetron, L OBP: 0.250, SLG: 0.250 (9, PH)								G4-6-3 E 1B	1-3 2-H 3-H 1B	1	0	0	0	1	2							
Inning Stats	R: 0 E: 0 K: 0 S: 4	H: 1 LOB: 2 BB: 1 P: 8	R: 0 E: 0 K: 1 S: 5	H: 1 LOB: 0 BB: 0 P: 5	R: 1 E: 0 K: 2 S: 8	H: 1 LOB: 0 BB: 0 P: 8	R: 0 E: 0 K: 0 S: 3	H: 0 LOB: 0 BB: 0 P: 3	R: 0 E: 0 K: 0 S: 3	H: 0 LOB: 0 BB: 0 P: 3	R: 1 E: 0 K: 0 S: 4	H: 1 LOB: 0 BB: 0 P: 4	R: 0 E: 1 K: 0 S: 4	H: 0 LOB: 1 BB: 0 P: 4	R: 0 E: 1 K: 0 S: 4	H: 1 LOB: 1 BB: 0 P: 4	R: 2 E: 0 K: 2 S: 11	H: 4 LOB: 2 BB: 0 P: 11	1B: 7 2B: 0 3B: 0 HR: 2	SF: 0 SAC: 0 DP: 2 HBP: 0	WP: 0 PB: 0 SB: 0 CS: 0	PA: 37
PITCHER	IP WLS BF H R ER SO BB IBB HBP BLK WP HR S P ERA WHIP	8.2 W 35 8 4 4 4 1 0 0 0 0 2 42 46 4.15 1.038	0.1 S 2 1 0 0 1 0 0 0 0 0 0 4 4 0.00 3.000	PITCHER																		
Phil Regan, R ERA: 4.76 (1, 1)																						
Jim Bunning, R ERA: 3.75 (9, 1)																						

AB	36
R	4
H	9
RBI	4
BB	1
SO	5
LOB	13

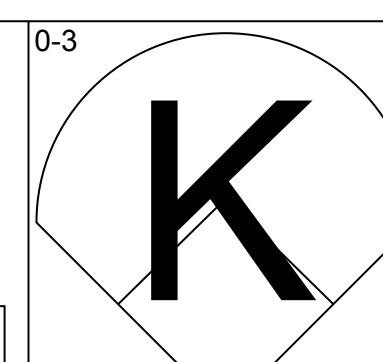
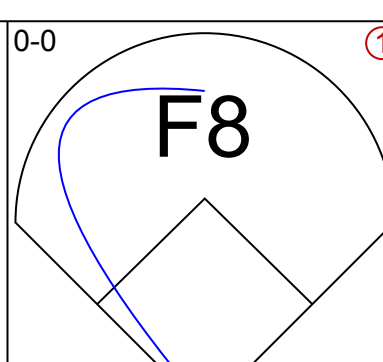
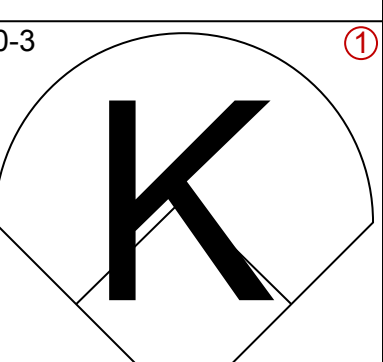
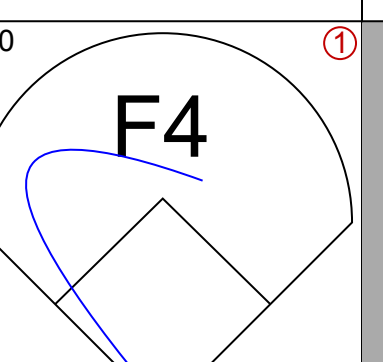
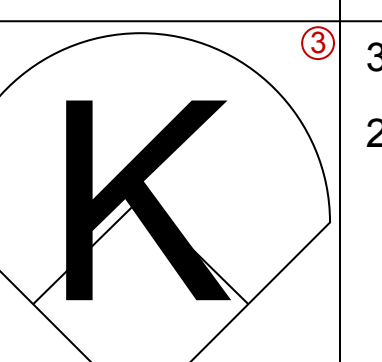
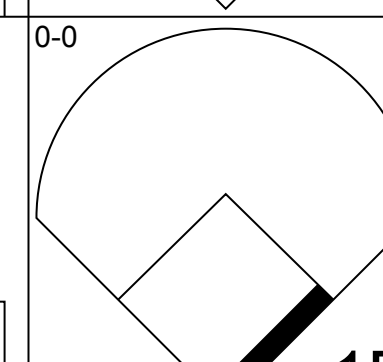
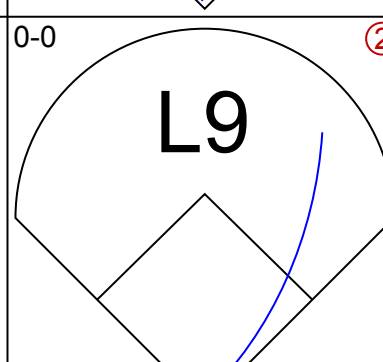
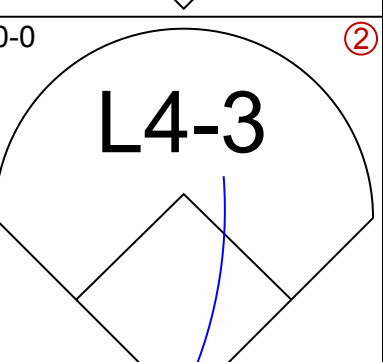
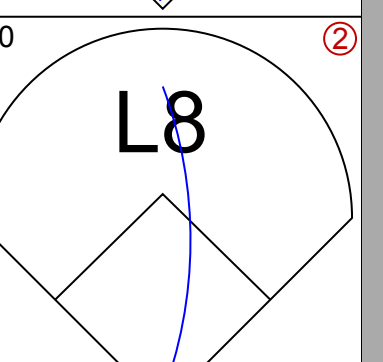
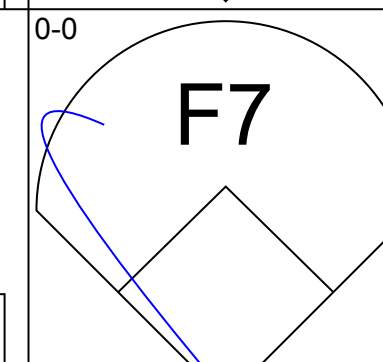
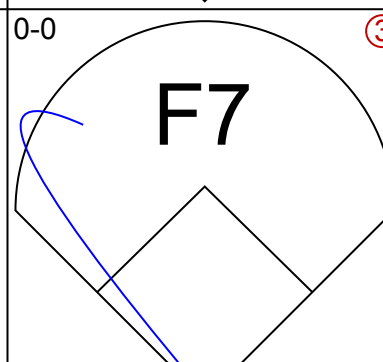
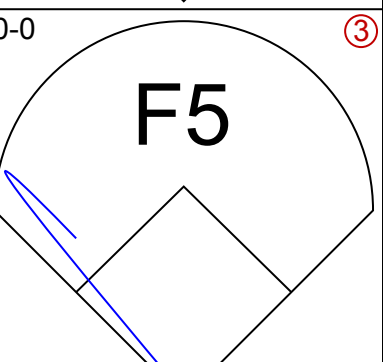
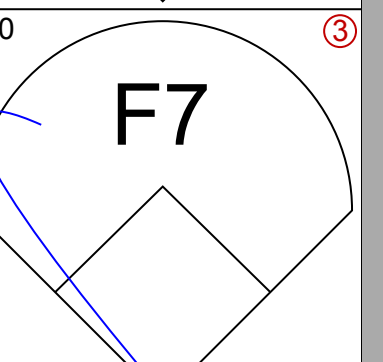
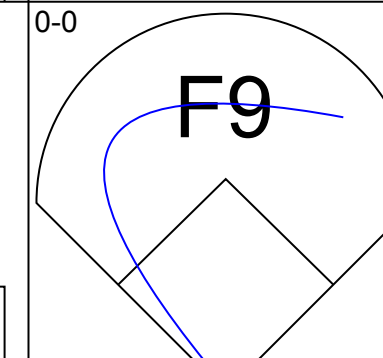
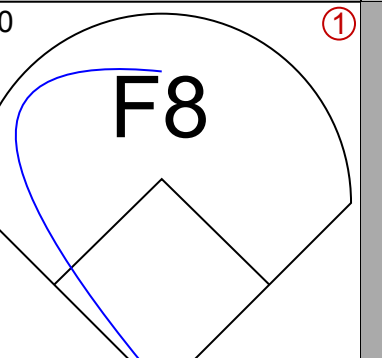
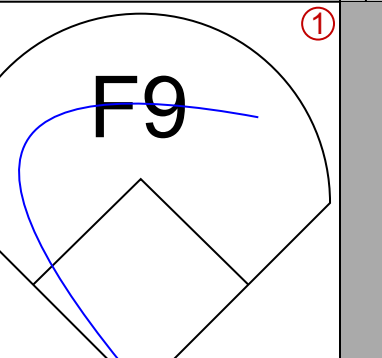

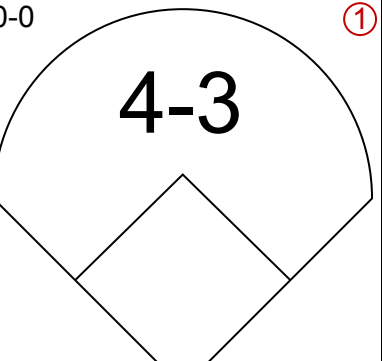
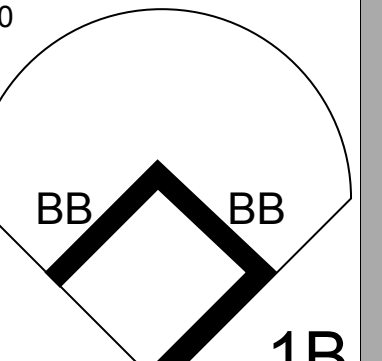
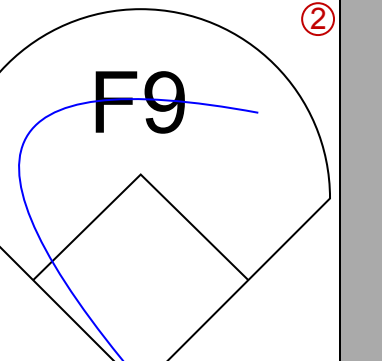
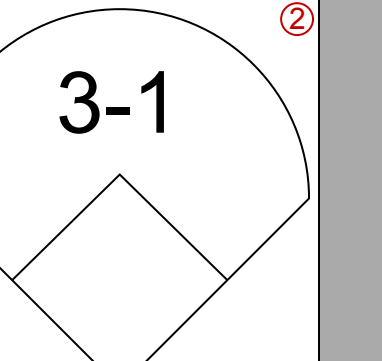
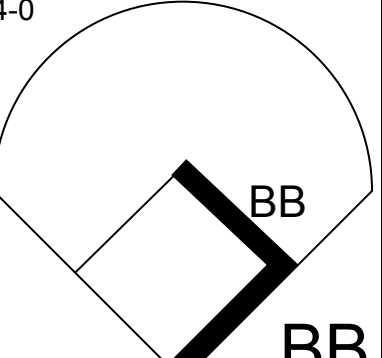

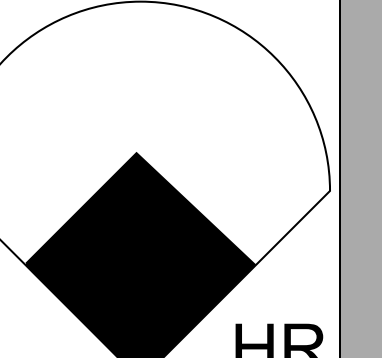
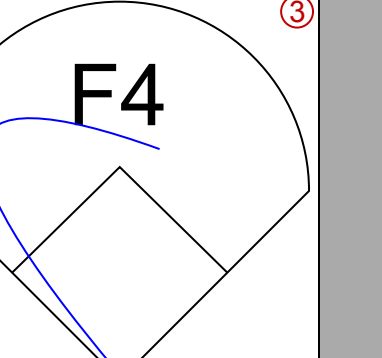
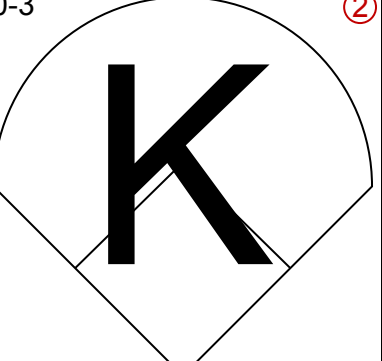
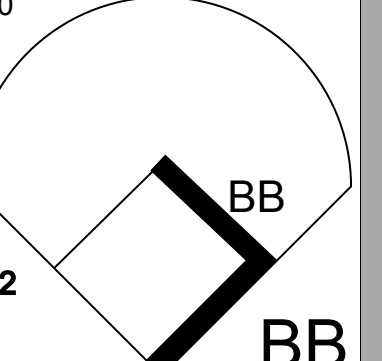
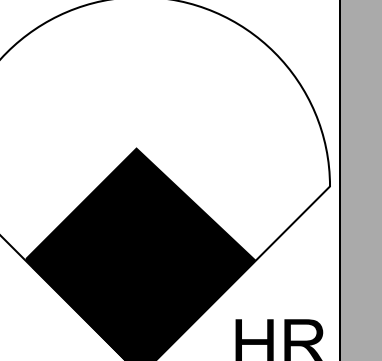

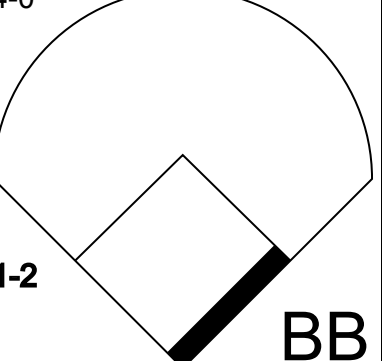
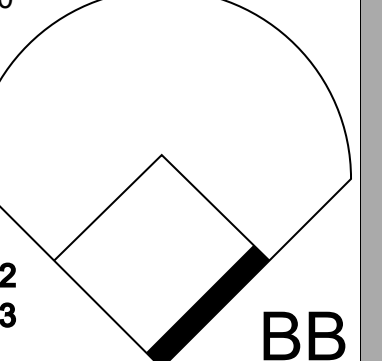
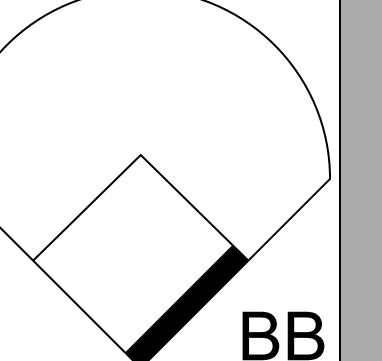





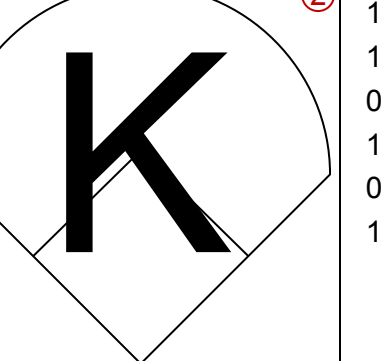


Batter	1	2	3	4	5	6	7	8	9	AB	R	H	RBI	BB	SO	LOB	BOTTOM						
Don Buddin, R OBP: 0.355, SLG: 0.293 (1, 6)	FC5 BB 1B		5-3		5-3	F7				4	0	1	0	0	0	1	<p>Baltimore Orioles @ Detroit Tigers Tiger Stadium, Detroit, MI Tue Aug 14 1962, 7:05 PM EDT Att: 28,366 - Unknown</p>						
Bill Bruton, L OBP: 0.347, SLG: 0.411 (1, 8)	FC5 HR BB		CS 1B		4-3			1B BB		2	1	1	0	2	0	0							
Al Kaline, R OBP: 0.384, SLG: 0.614 (1, 9)	FC5 HR		L7			HR		1B		4	2	2	1	0	0	3							
Rocky Colavito, R OBP: 0.372, SLG: 0.515 (1, 7)	F2				F8	BB		F6		3	0	0	0	1	0	4							
Norm Cash, L OBP: 0.374, SLG: 0.515 (1, 3)	HR				1B 1B HBP	BB		F5		2	2	1	3	1	0	2							
Dick McAuliffe, L OBP: 0.363, SLG: 0.404 (1, 4)	F8				F7	L4		F9		4	0	0	0	0	0	5							
Steve Boros, R OBP: 0.340, SLG: 0.416 (1, 5)			F3		1B 1B	L8		6-3		4	0	1	0	0	0	0							
Dick Brown, R OBP: 0.285, SLG: 0.368 (1, 2)	F8				1-3 3-H 1B	5-3		F7		4	0	1	1	0	0	0							
Phil Regan, R OBP: 0.262, SLG: 0.250 (1, 1)			F3		5-3					4	0	1	0	0	1	2							
Jim Bunning, R OBP: 0.185, SLG: 0.254 (9, 1)								K		0	0	0	0	0	0	0							
Inning Stats	R: 3 E: 0 K: 0 S: 5	H: 2 LOB: 0 BB: 1 P: 9	R: 0 E: 0 K: 0 S: 3	H: 0 LOB: 0 BB: 0 P: 3	R: 0 E: 0 K: 0 S: 3	H: 1 LOB: 0 BB: 0 P: 3	R: 1 E: 0 K: 0 S: 5	H: 2 LOB: 2 BB: 0 P: 6	R: 1 E: 0 K: 0 S: 4	H: 1 LOB: 2 BB: 2 P: 12	R: 0 E: 0 K: 0 S: 4	H: 1 LOB: 1 BB: 0 P: 4	R: 0 E: 0 K: 0 S: 4	H: 1 LOB: 2 BB: 1 P: 8	R: 0 E: 0 K: 1 S: 5	H: 0 LOB: 0 BB: 0 P: 5		R: 0 E: 0 K: 1 S: 5	H: 0 LOB: 0 BB: 0 P: 5	1B: 6 2B: 0 3B: 0 HR: 2	SF: 0 SAC: 0 DP: 0 HBP: 1	WP: 0 PB: 0 SB: 0 CS: 1	PA: 36
PITCHER	IP WLS BF H R ER SO BB IBB HBP BLK WP HR S P ERA WHIP	6.0 L 29 7 5 5 5 4 0 1 0 0 2 24 41 7.50 1.833	2.0 7 1 0 0 1 0 0 0 0 0 0 9 9 0.00 0.500	PITCHER																			
Hal Brown, R ERA: 4.54 (7, 1)																							
Dick Hall, R ERA: 2.28 (7, 1)																							



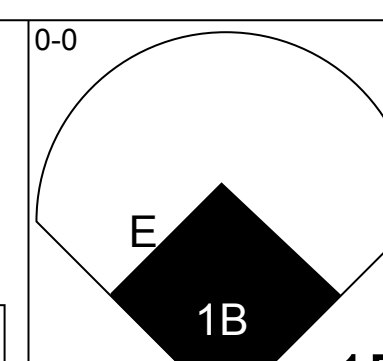
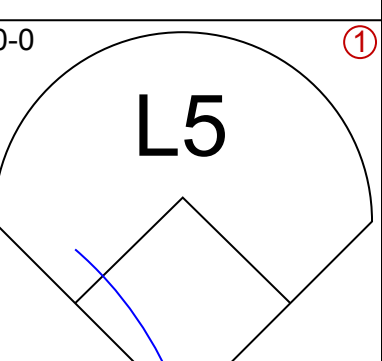
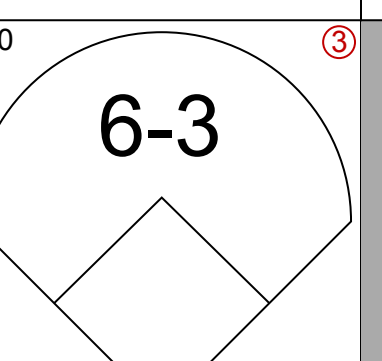
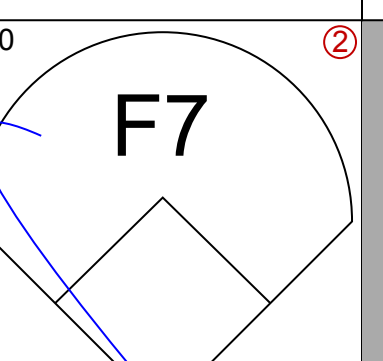
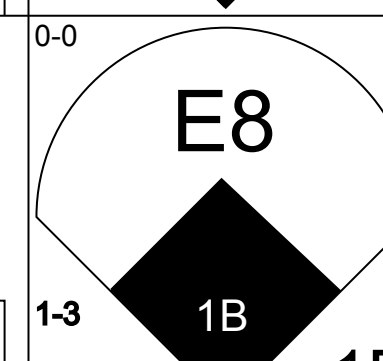
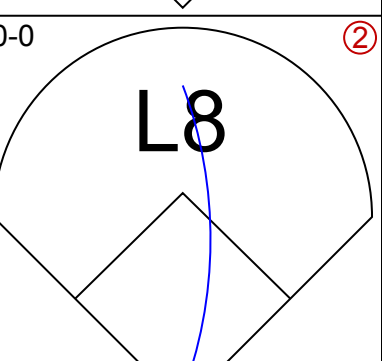
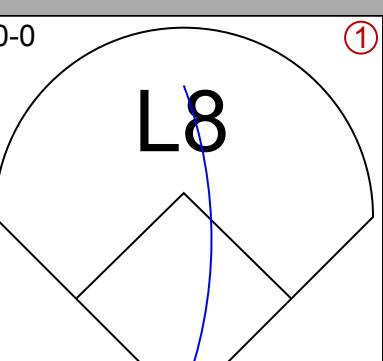
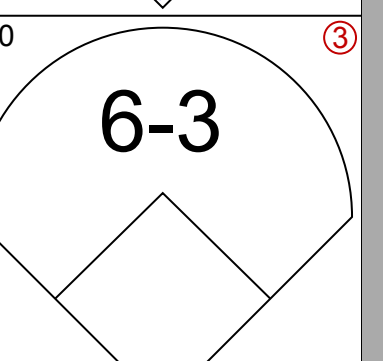
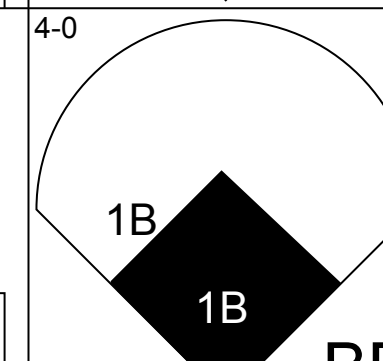
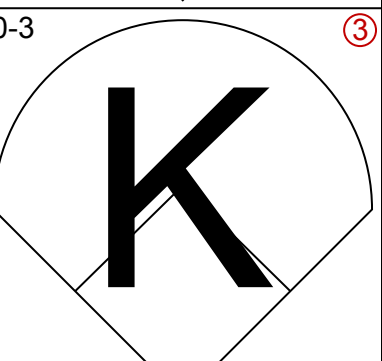
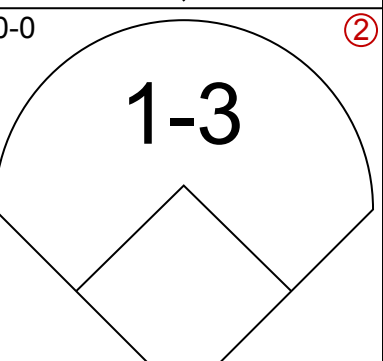
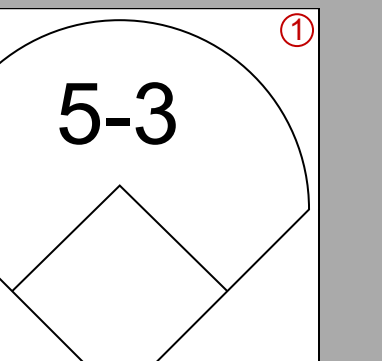
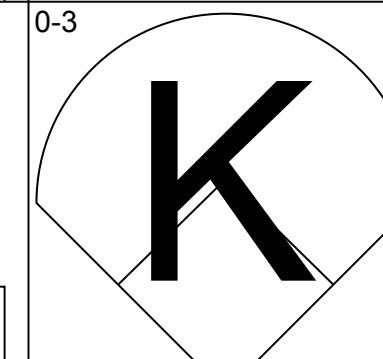
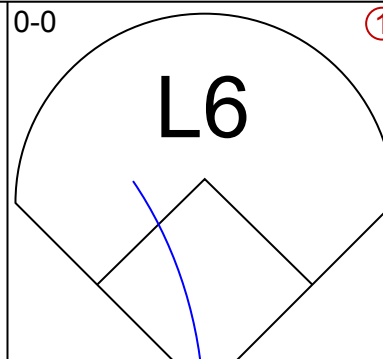
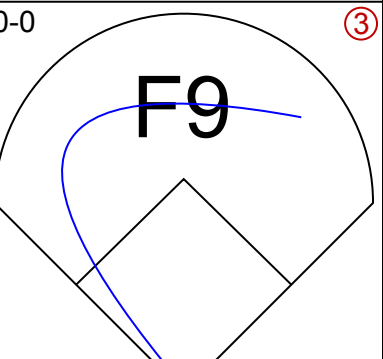
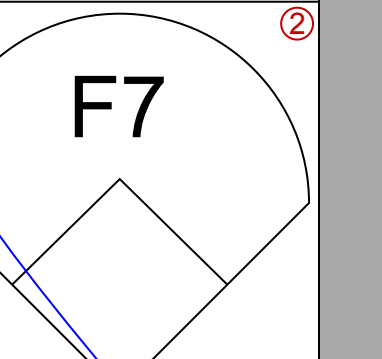
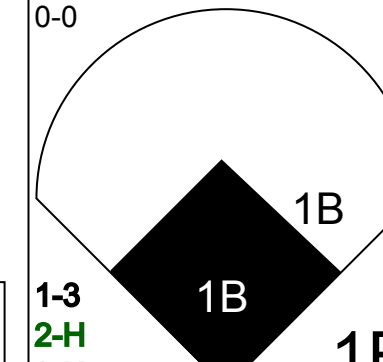


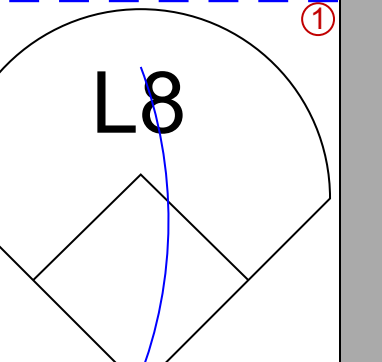
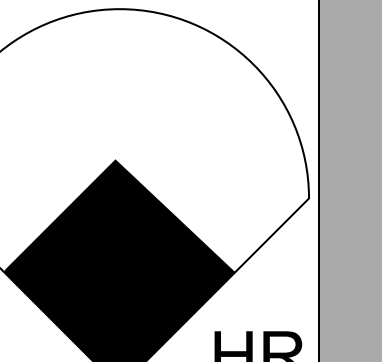
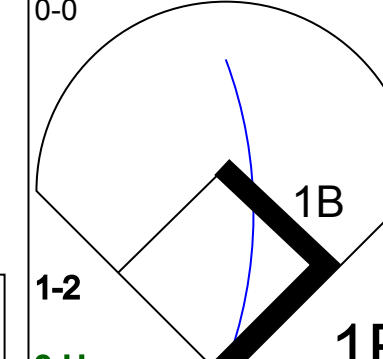
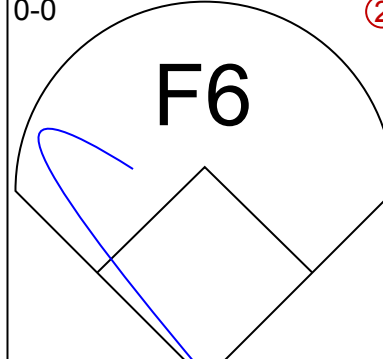

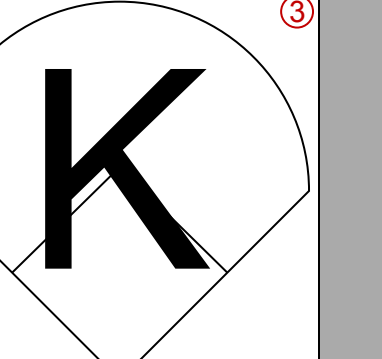
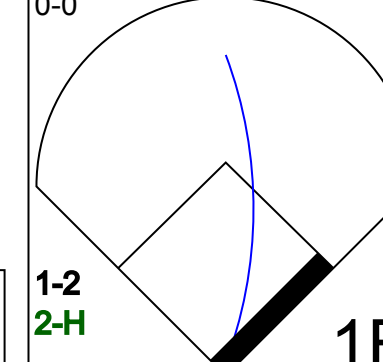
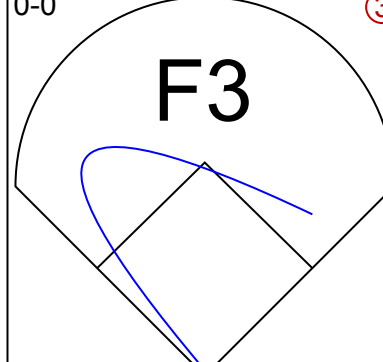

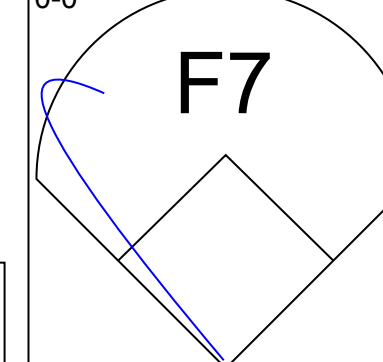
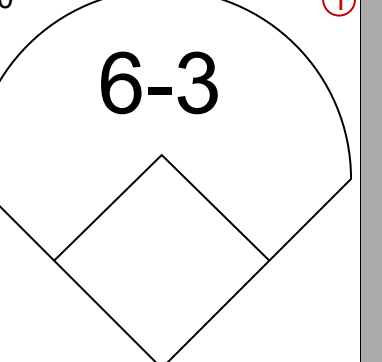
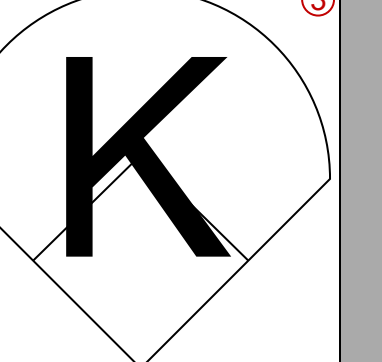
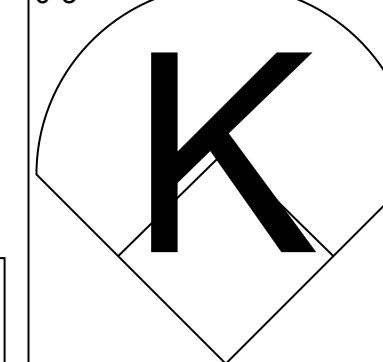

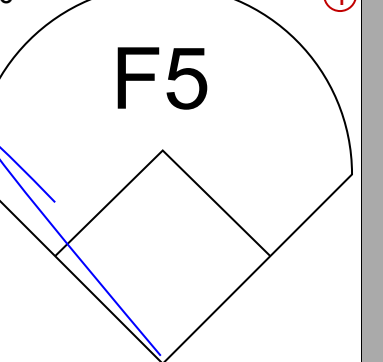
Batter	1	2	3	4	5	6	7	8	9	AB	R	H	RBI	BB	SO	LOB	TOP
Jerry Adair, R OBP: 0.300, SLG: 0.399 (1, 4)	0-0 1-3		0-0 HR			0-3 K		0-0 L7		4	1	1	1	0	1	1	<p>Baltimore Orioles @ Detroit Tigers Tiger Stadium, Detroit, MI Wed Aug 15 1962, 4:33 AM EDT Att: 12,706 - Unknown</p> <p>livebaseballscorecards.com</p>
Russ Snyder, L OBP: 0.322, SLG: 0.447 (1, 9)	0-0 1-3		0-0 F4			0-0 4-3		0-0 WP 1B		4	0	1	0	0	0	0	
Jackie Brandt, R OBP: 0.333, SLG: 0.448 (1, 8)	4-0 BB		0-0 F2			0-0 F7		0-0 F5		3	0	0	0	1	0	1	
Jim Gentile, L OBP: 0.360, SLG: 0.500 (1, 3)	0-0 G3				0-0 F8		4-0 G4-6-3 BB	0-0 L9		3	0	0	0	1	0	2	
Dick Williams, R OBP: 0.269, SLG: 0.265 (1, 7)		0-0 G3		0-3 K		0-0 F4		0-0 F7		4	0	0	0	0	1	2	
Brooks Robinson, R OBP: 0.315, SLG: 0.465 (1, 5)		0-3 K		0-0 F8		0-0 G4-6-3				3	0	0	0	0	1	1	
Gus Triandos, R OBP: 0.247, SLG: 0.288 (1, 2)		0-0 1B				0-0 F7		0-0 6-3		3	0	1	0	0	0	0	
Ron Hansen, R OBP: 0.286, SLG: 0.261 (1, 6)		0-0 F7				0-0 5-3		0-0 1B		3	0	1	0	0	0	1	
Robin Roberts, S OBP: 0.317, SLG: 0.257 (1, 1)						0-0 4-3		0-3 K		2	0	0	0	0	0	0	
Dave Nicholson, R OBP: 0.294, SLG: 0.274 (8, PH)						0-0 1-3				1	0	0	0	0	1	1	
Hoyt Wilhelm, R OBP: 0.154, SLG: 0.083 (8, 1)										0	0	0	0	0	0	0	
Inning Stats	R: 0 E: 0 K: 0 S: 3	H: 0 LOB: 1 BB: 1 P: 7	R: 0 E: 0 K: 1 S: 6	H: 1 LOB: 1 BB: 0 P: 6	R: 1 E: 0 K: 0 S: 4	H: 1 LOB: 0 BB: 0 P: 4	R: 0 E: 0 K: 1 S: 5	H: 0 LOB: 0 BB: 0 P: 5	R: 0 E: 0 K: 0 S: 2	H: 0 LOB: 0 BB: 1 P: 6	R: 0 E: 0 K: 1 S: 6	H: 1 LOB: 1 BB: 0 P: 6	R: 0 E: 0 K: 0 S: 4	H: 1 LOB: 1 BB: 0 P: 4	1B: 3 2B: 0 3B: 0 HR: 1	SF: 0 SAC: 0 DP: 1 HBP: 0	WP: 1 PA: 32 PB: 0 SB: 0 CS: 0
PITCHER Hank Aguirre, L ERA: 2.34 (1, 1)	IP: 9.0 WLS: W BF: 32 H: 4 R: 1 ER: 1 SO: 4 BB: 2 IBB: 0 HBP: 0 BLK: 0 WP: 1 HR: 1 S: 38 P: 46 ERA: 1.00 WHIP: 0.667											PITCHER	IP: 9.0 WLS: W BF: 32 H: 4 R: 1 ER: 1 SO: 4 BB: 2 IBB: 0 HBP: 0 BLK: 0 WP: 1 HR: 1 S: 38 P: 46 ERA: 1.00 WHIP: 0.667				

Batter	1	2	3	4	5	6	7	8	9	AB	R	H	RBI	BB	SO	LOB	BOTTOM
Don Buddin, R OBP: 0.358, SLG: 0.293 (1, 6)	4-0 1B FC6-2 BB		0-0 F8			0-0 F7 1B		0-0 3-1		3	1	1	0	1	0	0	<p>Baltimore Orioles @ Detroit Tigers Tiger Stadium, Detroit, MI Wed Aug 15 1962, 4:33 AM EDT Att: 12,706 - Unknown</p> <p>livebaseballscorecards.com</p>
Bill Bruton, L OBP: 0.346, SLG: 0.409 (1, 8)	0-0 FC6-2 2B 1B		0-0 6-3		0-0 F7		0-3 K			4	1	1	0	0	1	1	
Al Kaline, R OBP: 0.382, SLG: 0.608 (1, 9)	0-0 FC6-2 2B 1B		0-0 L1-3		0-0 G5-4-3 1B		0-3 K			4	1	1	1	0	1	2	
Rocky Colavito, R OBP: 0.375, SLG: 0.517 (1, 7)	0-0 1B 2B		4-0 FC4-6 BB		0-0 G5-4-3		4-0 BB BB			2	0	1	1	2	0	1	
Norm Cash, L OBP: 0.375, SLG: 0.512 (1, 3)	4-0 1B IBB		0-0 FC4-6		0-0 6-3		4-0 BB BB			2	0	0	0	2	0	1	
Dick McAuliffe, L OBP: 0.359, SLG: 0.399 (1, 4)	0-3 K		0-0 4-3		0-0 1-3		0-0 F8			4	0	0	0	0	1	6	
Steve Boros, R OBP: 0.342, SLG: 0.415 (1, 5)	0-0 1B		0-3 K		4-0 FC6-4 BB		0-3 K			3	0	1	1	1	2	2	
Dick Brown, R OBP: 0.283, SLG: 0.365 (1, 2)	0-0 6-3		0-3 K		0-0 FC6-4		0-0 K			3	0	0	0	0	1	4	
Hank Aguirre, R OBP: 0.041, SLG: 0.021 (1, 1)		0-3 K		0-0 1-3		0-3 K				3	0	0	0	0	2	0	
Inning Stats	R: 2 E: 0 K: 1 S: 8	H: 3 LOB: 3 BB: 2 P: 16	R: 0 E: 0 K: 1 S: 5	H: 0 LOB: 0 BB: 0 P: 5	R: 0 E: 0 K: 2 S: 7	H: 0 LOB: 0 BB: 0 P: 7	R: 1 E: 0 K: 0 S: 4	H: 2 LOB: 0 BB: 0 P: 4	R: 0 E: 0 K: 0 S: 3	H: 0 LOB: 1 BB: 1 P: 7	R: 0 E: 0 K: 2 S: 7	H: 0 LOB: 2 BB: 2 P: 15	R: 0 E: 0 K: 2 S: 7	H: 0 LOB: 2 BB: 2 P: 15	1B: 4 2B: 1 3B: 0 HR: 0	SF: 0 SAC: 0 DP: 1 HBP: 0	
PITCHER Robin Roberts, R ERA: 2.63 (1, 1)	IP: 7.0 WLS: L BF: 29 H: 5 R: 3 ER: 3 SO: 6 BB: 3 IBB: 1 HBP: 0 BLK: 0 WP: 0 HR: 0 S: 37 P: 53 ERA: 3.86 WHIP: 1.143											PITCHER Hoyt Wilhelm, R ERA: 1.53 (8, 1)	IP: 1.0 WLS: 5 BF: 5 H: 0 R: 0 ER: 0 SO: 2 BB: 2 IBB: 0 HBP: 0 BLK: 0 WP: 0 HR: 0 S: 7 P: 15 ERA: 0.00 WHIP: 2.000				

Batter	1	2	3	4	5	6	7	8	9	AB	R	H	RBI	BB	SO	LOB	TOP							
Jim Mahoney, R (1, 6) <small>OBP: 0.284, SLG: 0.420</small> Bubba Phillips, R (7, PH) <small>OBP: 0.282, SLG: 0.338</small>										3	0	0	0	0	2	0	Cleveland Indians @ Baltimore Orioles Memorial Stadium, Baltimore, MD Fri Aug 17 1962, 7:05 PM EDT Att: 12,243 - Unknown							
Ty Cline, L (1, 8) <small>OBP: 0.316, SLG: 0.325</small>										4	0	1	0	0	0	0								
Tito Francona, L (1, 3) <small>OBP: 0.317, SLG: 0.388</small>										4	0	0	0	0	0	1								
Willie Kirkland, L (1, 9) <small>OBP: 0.277, SLG: 0.375</small>										4	0	0	0	0	1	1								
Al Luplow, L (1, 7) <small>OBP: 0.361, SLG: 0.480</small>										4	0	1	0	0	0	0								
John Romano, R (1, 2) <small>OBP: 0.352, SLG: 0.471</small>										3	1	1	1	1	1	1								
Woodie Held, R (1, 5) <small>OBP: 0.364, SLG: 0.402</small>										3	1	1	1	1	1	1								
Jerry Kindall, R (1, 4) <small>OBP: 0.290, SLG: 0.368</small>										1	0	1	0	3	0	0								
Dick Donovan, L (1, 1) <small>OBP: 0.211, SLG: 0.258</small> Don Gillie, L (4, PH) <small>OBP: 0.287, SLG: 0.386</small> Mudcat Grant, R (4, 1) <small>OBP: 0.184, SLG: 0.125</small> Chuck Essig, R (6, PH) <small>OBP: 0.250, SLG: 0.351</small> Gary Bell, R (6, 1) <small>OBP: 0.273, SLG: 0.320</small> Willie Tasby, R (6, PH) <small>OBP: 0.225, SLG: 0.320</small>										1	0	0	0	0	1	2								
Inning Stats	R: 0 E: 0 K: 1 S: 6	H: 1 LOB: 1 BB: 0 P: 6	R: 0 E: 0 K: 2 S: 7	H: 0 LOB: 0 BB: 2 P: 15	R: 0 E: 0 K: 0 S: 3	H: 0 LOB: 0 BB: 0 P: 3	R: 0 E: 0 K: 2 S: 8	H: 1 LOB: 3 BB: 0 P: 16	R: 0 E: 0 K: 1 S: 5	H: 0 LOB: 0 BB: 0 P: 5	R: 2 E: 0 K: 0 S: 5	H: 2 LOB: 1 BB: 1 P: 9	R: 0 E: 0 K: 0 S: 3	H: 0 LOB: 0 BB: 0 P: 3	R: 0 E: 0 K: 1 S: 5	H: 0 LOB: 0 BB: 0 P: 5		R: 0 E: 0 K: 2 S: 8	H: 1 LOB: 1 BB: 0 P: 8	1B: 3 2B: 0 3B: 0 HR: 2	SF: 0 SAC: 0 DP: 0 HBP: 0	WP: 0 PB: 0 SB: 0 CS: 0	PA: 37	
PITCHER Mitt Pappas, R (1, 1) <small>ERA: 3.82</small>	IP: 9.0 WLS: W BF: 37 H: 5 R: 2 ER: 2 SO: 9 BB: 5 IBB: 0 HBP: 0 BLK: 0 WP: 0 HR: 2 S: 50 P: 70 ERA: 2.00 WHIP: 1.111																							

AB	32
R	2
H	5
RBI	2
BB	5
SO	9
LOB	12




Batter	1	2	3	4	5	6	7	8	9	AB	R	H	RBI	BB	SO	LOB	BOTTOM						
Jerry Adair, R (1, 4) <small>OBP: 0.300, SLG: 0.397</small>										4	1	1	0	0	0	0	Cleveland Indians @ Baltimore Orioles Memorial Stadium, Baltimore, MD Fri Aug 17 1962, 7:05 PM EDT Att: 12,243 - Unknown						
Russ Snyder, L (1, 8) <small>OBP: 0.321, SLG: 0.444</small>										4	1	1	0	0	0	0							
Jackie Brandt, R (1, 9) <small>OBP: 0.332, SLG: 0.444</small>										3	1	0	0	1	1	0							
Jim Gentile, L (1, 3) <small>OBP: 0.357, SLG: 0.495</small>										4	0	0	0	0	1	3							
Charlie Lau, L (1, 2) <small>OBP: 0.331, SLG: 0.465</small>										4	2	3	3	0	0	0							
Boog Powell, L (1, 7) <small>OBP: 0.313, SLG: 0.410</small> Dave Nicholson, R (8, 7) <small>OBP: 0.281, SLG: 0.270</small>										3	0	1	1	0	1	1							
Brooks Robinson, R (1, 5) <small>OBP: 0.317, SLG: 0.466</small>										3	0	2	1	0	0	1							
Ron Hansen, R (1, 6) <small>OBP: 0.282, SLG: 0.257</small>										3	0	0	0	0	1	3							
Mitt Pappas, R (1, 1) <small>OBP: 0.103, SLG: 0.327</small>										3	0	0	0	0	2	2							
Inning Stats	R: 4 E: 1 K: 2 S: 12	H: 5 LOB: 2 BB: 1 P: 16	R: 0 E: 0 K: 1 S: 5	H: 0 LOB: 0 BB: 0 P: 5	R: 0 E: 0 K: 0 S: 4	H: 1 LOB: 1 BB: 0 P: 4	R: 0 E: 0 K: 1 S: 5	H: 0 LOB: 0 BB: 0 P: 5	R: 0 E: 0 K: 0 S: 3	H: 0 LOB: 0 BB: 0 P: 3	R: 0 E: 0 K: 2 S: 8	H: 1 LOB: 1 BB: 0 P: 8	R: 0 E: 0 K: 0 S: 3	H: 0 LOB: 0 BB: 0 P: 3	R: 1 E: 0 K: 1 S: 6	H: 1 LOB: 0 BB: 0 P: 6		1B: 7 2B: 0 3B: 0 HR: 1	SF: 0 SAC: 0 DP: 0 HBP: 0	WP: 0 PB: 0 SB: 0 CS: 0	PA: 33		
PITCHER Dick Donovan, R (1, 1) <small>ERA: 3.39</small> Mudcat Grant, R (4, 1) <small>ERA: 4.29</small> Gary Bell, R (6, 1) <small>ERA: 4.63</small>	IP: 3.0 WLS: L BF: 16 H: 6 R: 4 ER: 4 SO: 3 BB: 1 IBB: 0 HBP: 0 BLK: 0 WP: 0 HR: 0 S: 21 P: 25 ERA: 12.00 WHIP: 2.333																						



Batter	1	2	3	4	5	6	7	8	9	10	AB	R	H	RBI	BB	SO	LOB	TOP				
Ty Cline, L OBP: 0.317, SLG: 0.326 (1, 8)	K		1B		1B		L1		L2		5	0	2	0	0	1	1	Cleveland Indians @ Baltimore Orioles Memorial Stadium, Baltimore, MD Sat Aug 18 1962, 3:33 AM EDT Att: 7,442 - Unknown				
Al Luplow, L OBP: 0.358, SLG: 0.472 (1, 7)	F4		K		F3		BB		F3		4	0	0	0	1	1	2					
Tito Francona, L OBP: 0.318, SLG: 0.397 (1, 3)	6-3				F9 1B		F8		E9 WP		5	3	2	1	0	0	1					
Willie Kirkland, L OBP: 0.278, SLG: 0.374 (1, 9)		F8			F9		F8		F8		4	1	1	0	1	0	2					
John Romano, R OBP: 0.350, SLG: 0.470 (1, 2)					2-3		F4		1B		5	0	1	0	0	2	2					
Woodie Held, R OBP: 0.364, SLG: 0.401 (1, 6)		2B			K		1-H		S		4	0	1	1	1	1	2					
Bubba Phillips, R OBP: 0.280, SLG: 0.335 (1, 5)		F8			1B		S		BB		4	0	1	1	1	1	2					
Jerry Kindall, R OBP: 0.290, SLG: 0.365 (1, 4)		5-3			F2		K		K		4	0	0	0	0	2	3					
Pedro Ramos, S OBP: 0.217, SLG: 0.432 Don Dillard, L OBP: 0.291, SLG: 0.390 Gary Bell, R OBP: 0.273, SLG: 0.200 (9, PH)					5-3		K		K		3	0	0	0	0	2	2					
									CS		1	0	1	0	0	0	0					
Inning Stats	R: 0 E: 0 K: 1 S: 5	H: 0 LOB: 0 BB: 0 P: 5	R: 0 E: 0 K: 0 S: 4	H: 1 LOB: 1 BB: 0 P: 4	R: 0 E: 0 K: 2 S: 8	H: 1 LOB: 1 BB: 0 P: 8	R: 1 E: 0 K: 1 S: 7	H: 2 LOB: 1 BB: 0 P: 7	R: 0 E: 0 K: 1 S: 6	H: 1 LOB: 1 BB: 0 P: 6	R: 2 E: 0 K: 2 S: 9	H: 2 LOB: 2 BB: 2 P: 17	R: 0 E: 0 K: 3 S: 9	H: 0 LOB: 0 BB: 0 P: 9	R: 0 E: 0 K: 0 S: 3	H: 1 LOB: 0 BB: 0 P: 3	R: 1 E: 1 K: 0 S: 4	H: 0 LOB: 1 BB: 1 P: 8	1B: 5 2B: 2 3B: 0 HR: 1	SF: 0 SAC: 0 DP: 0 HBP: 0	WP: 1 PB: 0 SB: 3 CS: 1	PA: 42
PITCHER	IP 7.0	WLS 31	H 7	R 3	ER 2	SO 7	BB 2	IBB 1	HBP 0	BLK 0	WP 0	HR 1	S 42	P 54	ERA 2.57	WHIP 1.286						
Chuck Estrada, R ERA: 4.22 Hoyt Wilhelm, R ERA: 1.47 (8, 1)	3.0	L	11	1	1	0	3	0	1	0	0	1	0	16	20	0.00	0.333					

Batter	1	2	3	4	5	6	7	8	9	10	AB	R	H	RBI	BB	SO	LOB	BOTTOM						
Jerry Adair, R OBP: 0.302, SLG: 0.397 (9, 6)	6-3		2B		1B		SH1-4		F3		3	0	1	0	1	0	0	Cleveland Indians @ Baltimore Orioles Memorial Stadium, Baltimore, MD Sat Aug 18 1962, 3:33 AM EDT Att: 7,442 - Unknown						
Russ Snyder, L OBP: 0.323, SLG: 0.445 (1, 8)	4-3		2B		F3		BB		F6		4	0	1	0	1	0	1							
Jackie Brandt, R OBP: 0.333, SLG: 0.441 (1, 9)	BB		BB		F6		L8		3-1		3	0	0	0	2	0	3							
Jim Gentile, L OBP: 0.357, SLG: 0.491 (1, 3)	L8		K		K		HR		K		3	1	0	0	2	2	4							
Brooks Robinson, R OBP: 0.314, SLG: 0.461 (1, 5)		F7	G6-4-3		G6-4-3		F4		F2		5	0	0	0	0	0	7							
Boog Powell, L OBP: 0.315, SLG: 0.426 (1, 7)		F7	G6-4-3		3-1		F5		F5		5	1	2	2	0	0	0							
Gus Triandos, R OBP: 0.243, SLG: 0.282 Hobie Landrith, L OBP: 0.327, SLG: 0.356 (7, 2)		FC5-2	3B		F5		1-3		G3		3	0	0	0	0	0	1							
Ron Hansen, R OBP: 0.283, SLG: 0.254 Whitey Herzog, L OBP: 0.350, SLG: 0.416 Mary Breeding, R OBP: 0.252, SLG: 0.300 (8, PH)		3-H	BB		L8		6-3		L8		2	0	0	0	1	0	0							
Chuck Estrada, R OBP: 0.167, SLG: 0.149 Barry Shetrone, L OBP: 0.200, SLG: 0.200 Hoyt Wilhelm, R OBP: 0.143, SLG: 0.077 (7, PH)		1-2	BB		K		SH1-4		G3		2	0	1	0	0	1	2							
									K		1	0	0	0	0	0	1							
Inning Stats	R: 0 E: 0 K: 0 S: 3	H: 0 LOB: 1 BB: 1 P: 7	R: 0 E: 0 K: 1 S: 6	H: 1 LOB: 2 BB: 1 P: 10	R: 0 E: 0 K: 1 S: 6	H: 2 LOB: 2 BB: 1 P: 10	R: 0 E: 0 K: 0 S: 3	H: 0 LOB: 0 BB: 0 P: 3	R: 0 E: 0 K: 0 S: 4	H: 1 LOB: 1 BB: 0 P: 8	R: 2 E: 0 K: 0 S: 4	H: 1 LOB: 0 BB: 1 P: 8	R: 0 E: 0 K: 0 S: 3	H: 0 LOB: 3 BB: 3 P: 15	R: 1 E: 0 K: 1 S: 6	H: 1 LOB: 0 BB: 0 P: 6	R: 0 E: 0 K: 0 S: 3	H: 0 LOB: 0 BB: 0 P: 3	R: 0 E: 0 K: 1 S: 5	H: 0 LOB: 0 BB: 0 P: 5	1B: 2 2B: 1 3B: 1 HR: 2	SF: 0 SAC: 1 DP: 1 HBP: 0	WP: 0 PB: 0 SB: 1 CS: 0	PA: 42
PITCHER	IP 8.0	WLS 36	H 6	R 3	ER 3	SO 3	BB 7	IBB 0	HBP 0	BLK 0	WP 0	HR 2	S 35	P 63	ERA 3.38	WHIP 1.625								
Pedro Ramos, R ERA: 4.06 Gary Bell, R ERA: 4.53 (9, 1)	2.0	W	6	0	0	1	0	0	0	0	0	0	0	8	8	0.00	0.000							

Batter	1	2	3	4	5	6	7	8	9	AB	R	H	RBI	BB	SO	LOB	TOP														
Luis Aparicio, R OBP: 0.271, SLG: 0.339 (1, 6)	F8		FC6-4 1B		F8			F9		4	0	1	0	0	0	1	Chicago White Sox @ Baltimore Orioles Memorial Stadium, Baltimore, MD Tue Aug 21 1962, 7:05 PM EDT Att: 9,632 - Unknown														
Nellie Fox, L OBP: 0.307, SLG: 0.340 (1, 4)	3-1		FC6-4 1-2		F4			2B		4	0	1	0	0	0	1															
Joe Cunningham, L OBP: 0.411, SLG: 0.447 (1, 3)	5-3			FC6-4 1B			F9		K	4	0	1	0	0	1	1															
Floyd Robinson, L OBP: 0.379, SLG: 0.453 (1, 9)		K		FC6-4 1-2			4-3		HR	4	1	1	1	0	1	1															
Charlie Maxwell, L OBP: 0.367, SLG: 0.469 (1, 7)	F8			F5					F7	4	0	1	0	0	0	1															
Al Smith, R OBP: 0.376, SLG: 0.483 (1, 5)		BB		F9			F9		G6-4-3 1B	3	0	1	0	1	0	2															
Mike Hershberger, R OBP: 0.323, SLG: 0.314 (1, 8)		K			F8		F5		G6-4-3 1-2	4	0	0	0	0	1	3															
Sherm Lollar, R OBP: 0.374, SLG: 0.359 (1, 2)			F8				F7			3	0	1	0	0	0	1															
Early Wynn, S ERA: 0.227, SLG: 0.175 (1, 1)			K						F2	0	0	0	0	0	0	0	<table border="1"> <tr> <td>AB</td> <td>33</td> </tr> <tr> <td>R</td> <td>1</td> </tr> <tr> <td>H</td> <td>7</td> </tr> <tr> <td>RBI</td> <td>1</td> </tr> <tr> <td>BB</td> <td>1</td> </tr> <tr> <td>SO</td> <td>5</td> </tr> <tr> <td>LOB</td> <td>12</td> </tr> </table> 	AB	33	R	1	H	7	RBI	1	BB	1	SO	5	LOB	12
AB	33																														
R	1																														
H	7																														
RBI	1																														
BB	1																														
SO	5																														
LOB	12																														
Mike Joyce, S ERA: 3.38 (5, Ph)										1	0	0	0	0	1	1															
Bob Rosen, S ERA: 0.322, SLG: 0.327 (5, Ph)										0	0	0	0	0	0	0															
Verle Tiefenthaler, L ERA: 0.62 (8, Ph)										1	0	0	0	0	0	0															
Bob Sadowski, L OBP: 0.352, SLG: 0.440 (8, Ph)										0	0	0	0	0	0	0															
Turk Lowm, R ERA: 2.93 (8, Ph)										0	0	0	0	0	0	0															
Inning Stats	R: 0 E: 0 K: 0 S: 3	H: 0 LOB: 0 BB: 0 P: 3	R: 0 E: 0 K: 2 S: 7	H: 0 LOB: 1 BB: 1 P: 11	R: 0 E: 0 K: 1 S: 6	H: 1 LOB: 1 BB: 0 P: 6	R: 0 E: 0 K: 0 S: 4	H: 1 LOB: 1 BB: 0 P: 4	R: 0 E: 0 K: 1 S: 6	H: 1 LOB: 1 BB: 0 P: 6	R: 0 E: 0 K: 0 S: 3	H: 0 LOB: 0 BB: 0 P: 3	R: 0 E: 0 K: 0 S: 4	H: 1 LOB: 1 BB: 0 P: 4	R: 0 E: 0 K: 1 S: 6	H: 1 LOB: 0 BB: 0 P: 6	R: 1 E: 0 K: 0 S: 4	H: 2 LOB: 0 BB: 0 P: 4	1B: 5 2B: 1 3B: 0 HR: 1	SF: 0 SAC: 0 DP: 1 HBP: 0	WP: 0 PB: 0 SB: 0 CS: 0	PA: 34									
PITCHER Robin Roberts, R ERA: 2.53 (1, 1)	IP: 9.0 WLS: W BF: 34 H: 7 R: 1 ER: 1 SO: 5 BB: 1 IBB: 0 HBP: 0 BLK: 0 WP: 0 HR: 1 S: 43 P: 47 ERA: 1.00 WHIP: 0.889																														

Batter	1	2	3	4	5	6	7	8	9	AB	R	H	RBI	BB	SO	LOB	BOTTOM			
Jerry Adair, R OBP: 0.303, SLG: 0.398 (1, 4)	1B BB	F2		2B 2B		F7	G1			5	2	2	1	0	0	2	Chicago White Sox @ Baltimore Orioles Memorial Stadium, Baltimore, MD Tue Aug 21 1962, 7:05 PM EDT Att: 9,632 - Unknown			
Russ Snyder, L OBP: 0.323, SLG: 0.445 (1, 8)	BB HR	L8		2B 2B		4-3		F5		5	1	2	1	0	0	0				
Whitey Herzog, L OBP: 0.382, SLG: 0.425 (1, 9)	F7			4-3				F7		4	0	1	0	1	0	3				
Jim Gentile, L OBP: 0.361, SLG: 0.498 (1, 3)	BB HR		F9		BB 1B	F9		K		3	2	0	0	2	1	2				
Brooks Robinson, R OBP: 0.315, SLG: 0.461 (1, 5)	HR BB		F9		BB 1B	F8		1B 2B		3	2	1	1	1	0	2				
Boog Powell, L OBP: 0.316, SLG: 0.432 (1, 7)	HR		4-3		1B BB	F4				3	1	1	4	1	0	2				
Gus Triandos, R OBP: 0.249, SLG: 0.283 (1, 2)	1-3			SH1-4 2B 1B	1-2 2-3		E5 1-3 1B			3	1	1	0	1	0	1				
Ron Hansen, R OBP: 0.286, SLG: 0.255 (1, 6)	F9			F7	G4-6-3 1B		1-3 1B			4	0	2	2	0	0	1				
Robin Roberts, S OBP: 0.295, SLG: 0.237 (1, 1)		F7		SH1-4 1-2	G4-6-3 1-2		1-3			3	0	0	0	0	0	5				
Inning Stats	R: 5 E: 0 K: 0 S: 6	H: 3 LOB: 0 BB: 2 P: 14	R: 0 E: 0 K: 0 S: 3	H: 0 LOB: 0 BB: 0 P: 3	R: 0 E: 0 K: 0 S: 4	H: 1 LOB: 1 BB: 0 P: 4	R: 2 E: 0 K: 0 S: 6	H: 3 LOB: 1 BB: 0 P: 6	R: 1 E: 0 K: 0 S: 3	H: 1 LOB: 2 BB: 3 P: 15	R: 0 E: 0 K: 0 S: 3	H: 0 LOB: 1 BB: 1 P: 7	R: 1 E: 1 K: 0 S: 6	H: 2 LOB: 2 BB: 0 P: 6	R: 0 E: 0 K: 1 S: 5	H: 0 LOB: 0 BB: 0 P: 5	1B: 6 2B: 3 3B: 0 HR: 1	SF: 0 SAC: 1 DP: 1 HBP: 0	WP: 0 PB: 0 SB: 0 CS: 0	PA: 40
PITCHER Early Wynn, R ERA: 4.35 (1, 1)	IP: 0.1 WLS: L BF: 6 H: 3 R: 3 ER: 5 SO: 0 BB: 1 IBB: 0 HBP: 0 BLK: 0 WP: 0 HR: 1 S: 4 P: 12 ERA: 135.000 WHIP: 12.000																			
Mike Joyce, R ERA: 3.38 (1, 1)	IP: 3.2 WLS: L BF: 15 H: 4 R: 2 ER: 2 SO: 0 BB: 0 IBB: 0 HBP: 0 BLK: 0 WP: 0 HR: 1 S: 15 P: 15 ERA: 4.91 WHIP: 1.091																			
Verle Tiefenthaler, R ERA: 0.62 (5, Ph)	IP: 3.0 WLS: L BF: 16 H: 3 R: 2 ER: 2 SO: 0 BB: 4 IBB: 0 HBP: 0 BLK: 0 WP: 0 HR: 1 S: 12 P: 28 ERA: 6.00 WHIP: 2.333																			
Turk Lowm, R ERA: 2.93 (8, Ph)	IP: 1.0 WLS: L BF: 3 H: 0 R: 0 ER: 0 SO: 1 BB: 0 IBB: 0 HBP: 0 BLK: 0 WP: 0 HR: 0 S: 5 P: 5 ERA: 0.00 WHIP: 0.000																			

Batter	1	2	3	4	5	6	7	8	9	AB	R	H	RBI	BB	SO	LOB	TOP			
Tom Tresh, S OBP: 0.350, SLG: 0.435 (1, 7)	K		WP BB		F7			F4		3	0	0	0	1	1	0	New York Yankees @ Baltimore Orioles Memorial Stadium, Baltimore, MD Fri Aug 24 1962, 7:05 PM EDT Unknown			
Bobby Richardson, R OBP: 0.338, SLG: 0.458 (1, 4)	K		6-3			1-3		F2		4	0	0	0	0	1	1				
Roger Maris, L OBP: 0.362, SLG: 0.491 (1, 9)	4-3		F9			4-3		F8		4	0	0	0	0	1					
Mickey Mantle, S OBP: 0.469, SLG: 0.578 (1, 8)	K			G6-4-3 1B		BB BB		K		3	0	1	0	1	2	0				
Yogi Berra, L OBP: 0.309, SLG: 0.401 (1, 2)				G6-4-3 1B		BB BB		F2		1	0	1	0	0	0	0				
Elston Howard, R OBP: 0.308, SLG: 0.452 (3, 2)				G4-6-3 1B		BB BB				2	0	0	0	1	0	1				
Tony Kubek, L OBP: 0.343, SLG: 0.365 (1, 6)				G4-6-3 1B		BB BB		K		4	0	1	0	0	2	3				
Dale Long, L OBP: 0.337, SLG: 0.388 (1, 3)			HR BB	K				3-6 1B		2	1	1	0	1	1	1				
Clete Boyer, R OBP: 0.341, SLG: 0.433 (1, 5)			1-H HR		K			F3		3	1	1	2	0	1	1				
Jim Bouton, R OBP: 0.161, SLG: 0.074 (1, 1)			K		K			3-6		1	0	0	0	0	1	0				
Tex Clevenger, R OBP: 0.399, SLG: 0.455 (7, PH)					K					1	0	0	0	0	1	0				
Johnny Blanchard, L OBP: 0.399, SLG: 0.455 (7, PH)										1	0	0	0	0	1	0				
Luis Arroyo, L OBP: 0.500, SLG: 0.500 (7, 1)										0	0	0	0	0	0	0				
Inning Stats	R: 0 E: 0 K: 2 S: 7	H: 0 LOB: 0 BB: 0 P: 7	R: 0 E: 0 K: 1 S: 5	H: 1 LOB: 0 BB: 0 P: 5	R: 2 E: 0 K: 1 S: 6	H: 1 LOB: 1 BB: 2 P: 14	R: 0 E: 0 K: 1 S: 6	H: 2 LOB: 0 BB: 0 P: 6	R: 0 E: 0 K: 2 S: 7	H: 0 LOB: 0 BB: 0 P: 7	R: 0 E: 0 K: 1 S: 5	H: 1 LOB: 0 BB: 0 P: 13	R: 0 E: 0 K: 0 S: 3	H: 0 LOB: 0 BB: 0 P: 3	R: 0 E: 0 K: 2 S: 7	H: 0 LOB: 0 BB: 0 P: 7	1B: 4 2B: 1 3B: 0 HR: 1	SF: 0 SAC: 0 DP: 3 HBP: 0	WP: 1 PB: 0 SB: 0 CS: 0	PA: 33
PITCHER Chuck Estrada, R ERA: 4.1 (1, 1)	IP: 9.0 WLS: W BF: 33 H: 5 R: 2 ER: 2 SO: 10 BB: 4 IBB: 0 HBP: 0 BLK: 0 WP: 1 HR: 1 S: 49 P: 65 ERA: 2.00 WHIP: 1.000															PITCHER				

Batter	1	2	3	4	5	6	7	8	9	AB	R	H	RBI	BB	SO	LOB	BOTTOM			
Jerry Adair, R OBP: 0.315, SLG: 0.418 (1, 6)	G4-6-3 1B	1B BB	FC5 2-3F			1B		2H 2B		4	0	3	1	1	0	3	New York Yankees @ Baltimore Orioles Memorial Stadium, Baltimore, MD Fri Aug 24 1962, 7:05 PM EDT Unknown			
Russ Snyder, L OBP: 0.322, SLG: 0.439 (1, 8)	K	1-3 2H 1B		4-1		F8		K		5	0	1	1	0	2	3				
Whitney Herzog, L OBP: 0.373, SLG: 0.410 (1, 9)	G4-6-3	L9				4-3				4	0	0	0	0	1	4				
Jackie Brandt, R OBP: 0.331, SLG: 0.439 (8, 9)	1-2F			K						0	0	0	0	0	0	0				
Jim Gentile, L OBP: 0.364, SLG: 0.505 (1, 3)		1B 3B BB	1B 2B	F7		K				3	2	1	0	1	1	0				
Brooks Robinson, R OBP: 0.326, SLG: 0.468 (1, 5)		1-3 3B 1B	1B BB		FC6-4 1B		G4-6-3 1B			3	1	3	0	1	0	0				
Boog Powell, L OBP: 0.316, SLG: 0.431 (1, 7)	K		FC5 BB		F3		G4-6-3			4	0	1	1	0	1	4				
Dave Nicholson, R OBP: 0.281, SLG: 0.270 (8, 7)			1-3 2H 1B			1-2F				0	0	0	0	0	0	0				
Hobie Landrith, L OBP: 0.325, SLG: 0.365 (1, 2)		1H 3H 3B	F5		FC6-4 1-2F		1-3			4	1	1	2	0	0	3				
Mary Breeding, R OBP: 0.261, SLG: 0.301 (1, 4)		SH2-4 1B	1-2 BB		F7		SH1-3 2B 1B			3	2	2	1	1	0	1				
Chuck Estrada, R OBP: 0.160, SLG: 0.143 (1, 1)	SH2-4 1-2		K			4-3		SH1-3		2	0	0	0	0	1	3				
Inning Stats	R: 0 E: 0 K: 1 S: 5	H: 1 LOB: 0 BB: 0 P: 5	R: 4 E: 0 K: 1 S: 9	H: 4 LOB: 2 BB: 2 P: 17	R: 1 E: 0 K: 1 S: 7	H: 2 LOB: 3 BB: 2 P: 15	R: 0 E: 0 K: 1 S: 5	H: 0 LOB: 0 BB: 0 P: 5	R: 0 E: 0 K: 0 S: 4	H: 1 LOB: 1 BB: 0 P: 4	R: 0 E: 0 K: 0 S: 4	H: 1 LOB: 0 BB: 0 P: 4	R: 0 E: 0 K: 1 S: 5	H: 1 LOB: 0 BB: 0 P: 5	R: 1 E: 0 K: 1 S: 7	H: 2 LOB: 1 BB: 0 P: 7	1B: 9 2B: 2 3B: 1 HR: 0	SF: 0 SAC: 2 DP: 2 HBP: 0	WP: 0 PB: 0 SB: 0 CS: 0	PA: 38
PITCHER Jim Bouton, R ERA: 3.83 (1, 1)	IP: 2.1 WLS: L BF: 17 H: 7 R: 5 ER: 5 SO: 2 BB: 4 IBB: 0 HBP: 0 BLK: 0 WP: 0 HR: 0 S: 17 P: 33 ERA: 19.29 WHIP: 4.714															PITCHER				
Tex Clevenger, R ERA: 2.99 (3, 1)	IP: 3.2 WLS: L BF: 13 H: 2 R: 0 ER: 0 SO: 2 BB: 0 IBB: 0 HBP: 0 BLK: 0 WP: 0 HR: 0 S: 17 P: 17 ERA: 0.00 WHIP: 0.545															PITCHER				
Luis Arroyo, L ERA: 5.46 (7, 1)	IP: 2.0 WLS: L BF: 8 H: 3 R: 1 ER: 1 SO: 2 BB: 0 IBB: 0 HBP: 0 BLK: 0 WP: 0 HR: 0 S: 12 P: 12 ERA: 4.50 WHIP: 1.500															PITCHER				

Batter	1	2	3	4	5	6	7	8	9	AB	R	H	RBI	BB	SO	LOB	TOP			
Tom Tresh, S OBP: 0.391, SLG: 0.436 (1, 7)	4-3		F7			G4-6-3 1B		G6-4-3 1B		4	0	2	0	0	0	0	New York Yankees @ Baltimore Orioles Memorial Stadium, Baltimore, MD Fri Aug 24 1962, 7:05 PM EDT Att: 32,627 - Unknown			
Bobby Richardson, R Phil Linz, R OBP: 0.337, SLG: 0.407 OBP: 0.329, SLG: 0.363 (1, 4) (4, 4)	5-3			F9		G4-6-3 1-2f		G6-4-3 1-2f		2	0	0	0	0	0	0				
Roger Maris, L Jack Reed, R OBP: 0.360, SLG: 0.488 OBP: 0.333, SLG: 0.447 (1, 9) (4, 8) (6, 8)	3-1			K		F8		G6-4-3 1B 1B		3	0	0	0	0	1	0				
Mickey Mantle, S Hector Lopez, R OBP: 0.469, SLG: 0.576 OBP: 0.336, SLG: 0.422 (1, 8) (4, 9)		FC1-4 BB		3-1				G6-4-3 1B		1	0	0	0	1	0	0				
Elston Howard, R OBP: 0.310, SLG: 0.455 (1, 2)	FC1-4 FC5-4 1-2f				E 4-3 1B			G6-4-3 1B 1-2f 2-3f		4	1	2	0	0	0	3				
Tony Kubek, L OBP: 0.338, SLG: 0.358 (1, 6)	F7				E4 1-3		L9			4	0	1	1	0	0	3				
Bill Skowron, R OBP: 0.322, SLG: 0.459 (1, 3)	FC5-4 1-2f				4-3 3-H		4-3		F9 0-0	4	0	0	1	0	0	4				
Clete Boyer, R OBP: 0.339, SLG: 0.430 (1, 5)			4-3		K			6-3		3	0	0	0	0	1	1				
Bob Turley, R Dale Long, L Rolie Sheldon, R OBP: 0.336, SLG: 0.387 OBP: 0.281, SLG: 0.080 (1, 1) (5, PH) (5, 1)			K		L6			1B BB		1	0	0	0	0	1	0				
Inning Stats	R: 0 E: 0 K: 0 S: 3	H: 0 LOB: 0 BB: 0 P: 3	R: 0 E: 0 K: 0 S: 3	H: 0 LOB: 1 BB: 1 P: 7	R: 0 E: 0 K: 1 S: 5	H: 0 LOB: 0 BB: 0 P: 5	R: 0 E: 0 K: 1 S: 5	H: 0 LOB: 0 BB: 0 P: 5	R: 1 E: 1 K: 1 S: 7	H: 1 LOB: 1 BB: 0 P: 7	R: 0 E: 0 K: 0 S: 3	H: 1 LOB: 1 BB: 0 P: 4	R: 0 E: 0 K: 0 S: 3	H: 1 LOB: 1 BB: 0 P: 7	R: 1 E: 0 K: 0 S: 5	H: 3 LOB: 1 BB: 0 P: 5		1B: 6 2B: 1 3B: 0 HR: 0	SF: 0 SAC: 0 DP: 3 HBP: 0	WP: 0 PB: 0 SB: 0 CS: 0
PITCHER Jack Fisher, R ERA: 5.07 (1, 1)	IP: 9.0 WLS: W BF: 34 H: 7 R: 2 ER: 1 SO: 3 BB: 2 IBB: 0 HBP: 0 BLK: 0 WP: 0 HR: 0 S: 38 P: 46 ERA: 1.00 WHIP: 1.000											PITCHER	IP: 9.0 WLS: W BF: 34 H: 7 R: 2 ER: 1 SO: 3 BB: 2 IBB: 0 HBP: 0 BLK: 0 WP: 0 HR: 0 S: 38 P: 46 ERA: 1.00 WHIP: 1.000							

AB 32
R 2
H 7
RBI 2
BB 2
SO 3
LOB 15



Batter	1	2	3	4	5	6	7	8	9	AB	R	H	RBI	BB	SO	LOB	BOTTOM			
Jerry Adair, R OBP: 0.323, SLG: 0.432 (1, 6)	1-3 2B	1B 1B		K	E4 1B 1B	2H 1B 3B		FC6-4 1B		6	3	5	1	0	1	0	New York Yankees @ Baltimore Orioles Memorial Stadium, Baltimore, MD Fri Aug 24 1962, 7:05 PM EDT Att: 32,627 - Unknown			
Russ Snyder, L OBP: 0.328, SLG: 0.443 (1, 8)	1-3 2-3	1B 3-H		4-3 HR 1B	1B 1-3 2-H 1B	3-H 1B		F5		6	1	4	3	0	0	3				
Jackie Brandt, R OBP: 0.331, SLG: 0.440 (1, 9)	G3 3-H 2B	F3		4-3 1-3	1B 1-3 3-H 1B	L9		FC6-4 1-2f		6	0	2	2	0	0	6				
Jim Gentile, L OBP: 0.365, SLG: 0.509 (1, 3)	G3 2-3	F9		HR 3-H	F9 1B		FC5-4 HBP			4	1	1	2	0	0	5				
Brooks Robinson, R OBP: 0.327, SLG: 0.469 (1, 5)	L7		1B FC4-6 BB	HR 2B	5-3		F8			4	2	1	0	1	0	4				
Boog Powell, L Dave Nicholson, R OBP: 0.324, SLG: 0.450 OBP: 0.278, SLG: 0.267 (1, 7) (6, FR) (7, 7)		HR 2B	FC4-6 1B	HR 2B		2B 1B	1-2f	FC5-4		4	2	4	2	0	0	0				
Gus Triandos, R OBP: 0.251, SLG: 0.315 (1, 2)		HR 2B	F5	K		3B 2B		F9		5	2	2	3	0	1	3				
Mary Breeding, R OBP: 0.259, SLG: 0.298 (1, 4)		F8	FC4-6 FC6 1-2f		E 1B 1B	K		E6 1B		5	1	1	1	0	1	3				
Jack Fisher, R OBP: 0.190, SLG: 0.081 (1, 1)		1B 1B BB	FC6 1-2f		F9 1B	F6		K		4	1	0	0	1	1	5				
Inning Stats	R: 1 E: 0 K: 0 S: 5	H: 2 LOB: 1 BB: 0 P: 5	R: 3 E: 0 K: 0 S: 7	H: 4 LOB: 2 BB: 1 P: 11	R: 1 E: 0 K: 0 S: 4	H: 1 LOB: 1 BB: 1 P: 8	R: 4 E: 0 K: 2 S: 11	H: 4 LOB: 0 BB: 0 P: 11	R: 2 E: 1 K: 0 S: 7	H: 4 LOB: 2 BB: 0 P: 7	R: 3 E: 0 K: 1 S: 9	H: 4 LOB: 1 BB: 0 P: 9	R: 0 E: 0 K: 0 S: 3	H: 0 LOB: 1 BB: 0 P: 4	R: 0 E: 1 K: 1 S: 7	H: 1 LOB: 2 BB: 0 P: 7		1B: 11 2B: 5 3B: 1 HR: 3	SF: 0 SAC: 0 DP: 0 HBP: 1	WP: 0 PB: 0 SB: 1 CS: 0
PITCHER Bob Turley, R Rolie Sheldon, R ERA: 4.64 ERA: 5.99 (1, 1) (5, 1)	IP: 4.0 WLS: L BF: 25 H: 11 R: 9 ER: 9 SO: 2 BB: 2 IBB: 0 HBP: 0 BLK: 0 WP: 0 HR: 3 S: 27 P: 35 ERA: 20.25 WHIP: 3.250											PITCHER	IP: 4.0 WLS: L BF: 23 H: 9 R: 5 ER: 4 SO: 2 BB: 0 IBB: 0 HBP: 1 BLK: 0 WP: 0 HR: 0 S: 26 P: 27 ERA: 9.00 WHIP: 2.250							


AB 45
R 14
H 20
RBI 14
BB 2
SO 4
LOB 30



Batter	1	2	3	4	5	6	7	8	9	AB	R	H	RBI	BB	SO	LOB	TOP										
Tom Tresh, S OBP: 0.353, SLG: 0.441 (1, 7)										5	1	3	1	0	0	1	New York Yankees @ Baltimore Orioles Memorial Stadium, Baltimore, MD Sat Aug 25 1962, 3:33 AM EDT Att: 17,331 - Unknown										
Bobby Richardson, R OBP: 0.336, SLG: 0.455 (1, 4)										4	0	1	2	0	0	2											
Roger Maris, L OBP: 0.360, SLG: 0.489 (1, 9)										5	0	2	1	0	0	3											
Mickey Mantle, S OBP: 0.464, SLG: 0.568 (1, 8)										4	0	0	0	0	0	2											
Johnny Blanchard, L OBP: 0.306, SLG: 0.409 Elston Howard, R OBP: 0.309, SLG: 0.454 (8, PH) (8, 2)										3	1	1	0	0	0	1											
Tony Kubek, L OBP: 0.360, SLG: 0.394 (1, 6)										4	1	3	1	0	0	0											
Dale Long, L OBP: 0.332, SLG: 0.382 Bill Skowron, R OBP: 0.321, SLG: 0.457 (8, PH) (8, 3)										3	0	0	0	0	0	3											
Clete Boyer, R OBP: 0.340, SLG: 0.433 (1, 5)										4	2	2	1	0	0	0											
Jim Coates, R OBP: 0.295, SLG: 0.350 Marshall Bridges, S OBP: 0.320, SLG: 0.500 Luis Arroyo, L OBP: 0.330, SLG: 0.390 Phil Lutz, R OBP: 0.330, SLG: 0.390 Tex Clevenger, R OBP: 0.302, SLG: 0.420 (8, PH) (7, PH) (7, 1) (8, PH)										2	0	0	0	0	0	1											
Inning Stats	R: 1 E: 0 K: 0 S: 5	H: 2 LOB: 1 BB: 0 P: 5	R: 2 E: 0 K: 0 S: 7	H: 4 LOB: 2 BB: 0 P: 7	R: 0 E: 0 K: 0 S: 4	H: 1 LOB: 1 BB: 0 P: 4	R: 0 E: 0 K: 1 S: 5	H: 0 LOB: 0 BB: 0 P: 5	R: 0 E: 0 K: 0 S: 3	H: 0 LOB: 0 BB: 0 P: 3	R: 1 E: 0 K: 0 S: 4	H: 2 LOB: 1 BB: 0 P: 4	R: 1 E: 0 K: 0 S: 5	H: 2 LOB: 1 BB: 0 P: 5	R: 0 E: 0 K: 1 S: 5	H: 0 LOB: 1 BB: 0 P: 5		R: 1 E: 0 K: 0 S: 5	H: 2 LOB: 1 BB: 0 P: 5	1B: 7 2B: 5 3B: 1 HR: 0	SF: 1 SAC: 0 DP: 1 HBP: 0	WP: 1 PB: 0 SB: 0 CS: 0	PA: 39				
PITCHER	IP	WLS	BF	H	R	ER	SO	BB	IBB	HBP	BLK	WP	HR	S	P	ERA	WHIP										
Dick Hall, R ERA: 2.49 (1, 1)	6.0	W	26	9	4	4	1	0	0	0	0	0	0	28	28	6.00	1.500										
Billy Hoelt, L ERA: 4.91 (7, 1)	2.1		11	4	2	2	1	0	0	0	0	1	0	13	13	7.71	1.714										
Hoyt Wilhelm, R ERA: 1.53 (9, 1)	0.2	S	2	0	0	0	0	0	0	0	0	0	0	2	2	0.00	0.000										

Batter	1	2	3	4	5	6	7	8	9	AB	R	H	RBI	BB	SO	LOB	BOTTOM										
Jerry Adair, R OBP: 0.326, SLG: 0.433 (1, 6)										4	1	2	1	0	0	0	New York Yankees @ Baltimore Orioles Memorial Stadium, Baltimore, MD Sat Aug 25 1962, 3:33 AM EDT Att: 17,331 - Unknown										
Russ Snyder, L OBP: 0.327, SLG: 0.439 (1, 8)										5	1	1	0	0	0	4											
Whitey Herzog, L OBP: 0.377, SLG: 0.416 (1, 9) (7, 7)										4	1	2	1	1	0	0											
Dave Nicholson, R OBP: 0.278, SLG: 0.267 (9, 7)										0	0	0	0	0	0	0											
Jim Gentile, L OBP: 0.365, SLG: 0.509 (1, 3)										4	1	2	1	0	0	1											
Brooks Robinson, R OBP: 0.330, SLG: 0.470 (1, 5)										5	1	3	1	0	0	2											
Boog Powell, L OBP: 0.322, SLG: 0.447 Jackie Brandt, R OBP: 0.333, SLG: 0.446 (6, PH) (7, 9)										2	0	0	0	0	0	2											
Hobie Landrith, L OBP: 0.322, SLG: 0.361 Gus Triandos, R OBP: 0.259, SLG: 0.319 (6, PH) (7, 2)										2	0	0	0	0	0	1											
Mary Breeding, R OBP: 0.265, SLG: 0.303 (1, 4)										4	1	2	0	0	0	3											
Dick Hall, R OBP: 0.263, SLG: 0.188 Dick Williams, R OBP: 0.274, SLG: 0.271 Billy Hoelt, L OBP: 0.409, SLG: 0.313 Hoyt Wilhelm, R OBP: 0.143, SLG: 0.077 (1, 1) (6, PH) (7, 1) (8, PH)										2	0	0	0	0	0	1											
Inning Stats	R: 0 E: 0 K: 0 S: 3	H: 0 LOB: 0 BB: 0 P: 3	R: 0 E: 1 K: 0 S: 4	H: 1 LOB: 1 BB: 0 P: 4	R: 0 E: 0 K: 0 S: 4	H: 2 LOB: 1 BB: 0 P: 4	R: 0 E: 0 K: 0 S: 4	H: 1 LOB: 1 BB: 0 P: 4	R: 0 E: 0 K: 0 S: 3	H: 0 LOB: 0 BB: 0 P: 3	R: 6 E: 1 K: 0 S: 10	H: 7 LOB: 2 BB: 1 P: 14	R: 0 E: 0 K: 0 S: 5	H: 2 LOB: 3 BB: 1 P: 9	R: 2 E: 0 K: 0 S: 5	H: 3 LOB: 2 BB: 1 P: 10	1B: 13 2B: 3 3B: 0 HR: 0	SF: 1 SAC: 0 DP: 1 HBP: 1	WP: 0 PB: 0 SB: 0 CS: 0	PA: 42							
PITCHER	IP	WLS	BF	H	R	ER	SO	BB	IBB	HBP	BLK	WP	HR	S	P	ERA	WHIP										
Jim Coates, R ERA: 4.68 (1, 1)	5.2		23	6	3	3	0	1	0	0	0	0	0	4	4	4.76	1.235										
Marshall Bridges, L ERA: 2.56 (6, 1)	0.0	L	4	4	2	2	0	0	0	0	0	0	0	4	4	"	"										
Luis Arroyo, L ERA: 5.4 (6, 1)	0.1		2	1	1	1	0	0	0	0	0	0	0	2	2	27.00	3.000										
Tex Clevenger, R ERA: 3.38 (7, 1)	2.0		13	5	2	2	0	1	1	1	0	0	0	10	19	9.00	3.000										

AB	38
R	6
H	13
RBI	6
BB	0
SO	2
LOB	14



WP	0	PA	42
PB	0		
SB	0		
CS	0		

Batter	1	2	3	4	5	6	7	8	9	AB	R	H	RBI	BB	SO	LOB	TOP					
Tom Tresh, S OBP: 0.355, SLG: 0.446 (1, 7)										4	0	2	0	0	0	1	New York Yankees @ Baltimore Orioles Memorial Stadium, Baltimore, MD Sat Aug 25 1962, 7:05 PM EDT Att: 24,215 - Unknown					
Bobby Richardson, R OBP: 0.338, SLG: 0.427 (1, 4)										5	1	3	0	0	0	4						
Roger Maris, L OBP: 0.357, SLG: 0.484 (1, 9)										5	0	0	0	0	1	8						
Mickey Mantle, S OBP: 0.464, SLG: 0.569 (1, 8)										3	1	1	1	1	0	2						
Elston Howard, R OBP: 0.311, SLG: 0.455 (1, 2)										4	1	2	1	0	0	1						
Tony Kubek, L OBP: 0.354, SLG: 0.400 (1, 6)										4	0	1	1	0	0	1						
Bill Skowron, R OBP: 0.321, SLG: 0.455 (1, 3)										4	0	1	0	0	0	2						
Clete Boyer, R OBP: 0.339, SLG: 0.430 (1, 5)										3	0	0	0	1	0	2						
Bud Daley, L OBP: 0.238, SLG: 0.238 (1, 1)										3	0	1	0	0	1	0						
Dale Long, L OBP: 0.334, SLG: 0.385 (9, PH)										1	0	1	0	0	0	0						
Phil Linz, R OBP: 0.337, SLG: 0.383 (9, PR)										0	0	0	0	0	0	0						
Jim Bouton, R OBP: 0.161, SLG: 0.074 (9, 1)										0	0	0	0	0	0	0						
Luis Arroyo, L OBP: 0.500, SLG: 0.500 (9, 1)										0	0	0	0	0	0	0						
Inning Stats	R: 3 E: 0 K: 0 S: 7	H: 5 LOB: 1 BB: 0 P: 7	R: 0 E: 0 K: 1 S: 5	H: 0 LOB: 0 BB: 0 P: 5	R: 0 E: 0 K: 1 S: 5	H: 1 LOB: 0 BB: 0 P: 5	R: 0 E: 0 K: 0 S: 4	H: 1 LOB: 1 BB: 0 P: 4	R: 0 E: 0 K: 0 S: 4	H: 1 LOB: 1 BB: 0 P: 4	R: 0 E: 0 K: 0 S: 2	H: 0 LOB: 0 BB: 1 P: 6	R: 0 E: 0 K: 0 S: 4	H: 1 LOB: 3 BB: 1 P: 9	1B: 9 2B: 3 3B: 1 HR: 0	SF: 0 SAC: 0 DP: 2 HBP: 1	WP: 1 PB: 1 SB: 0 CS: 2	PA: 39				
PITCHER	IP WLS BF H R ER SO BB IBB HBP BLK WP HR S P ERA WHIP	7.0 30 11 3 3 2 0 0 0 0 1 0 34 34 3.86 1.571	1.1 6 1 0 0 0 2 0 0 0 0 0 4 12 0.00 2.250	0.2 W 3 0 0 0 0 0 0 0 1 0 0 0 2 3 0.00 0.000	PITCHER																	
Hal Brown, R ERA: 4.48 (1, 1)																						
Wes Stock, R ERA: 3.89 (8, 1)																						
Hoyt Wilhelm, R ERA: 1.52 (9, 1)																						
Batter	1	2	3	4	5	6	7	8	9	AB	R	H	RBI	BB	SO	LOB	BOTTOM					
Jerry Adair, R OBP: 0.322, SLG: 0.427 (1, 6)										5	0	0	0	0	3	5	New York Yankees @ Baltimore Orioles Memorial Stadium, Baltimore, MD Sat Aug 25 1962, 7:05 PM EDT Att: 24,215 - Unknown					
Russ Snyder, L OBP: 0.325, SLG: 0.436 (1, 8)										5	0	1	1	0	1	1						
Jackie Brandt, R OBP: 0.335, SLG: 0.452 (1, 9)										4	2	2	0	0	1	0						
Jim Gentile, L OBP: 0.362, SLG: 0.505 (1, 3)										4	0	0	0	0	2	2						
Brooks Robinson, R OBP: 0.335, SLG: 0.482 (1, 5)										4	1	4	3	0	0	0						
Dick Williams, R OBP: 0.273, SLG: 0.270 (1, 7)										4	0	1	0	0	0	3						
Dave Nicholson, R OBP: 0.278, SLG: 0.267 (9, 7)										0	0	0	0	0	0	0						
Hoyt Wilhelm, R OBP: 0.143, SLG: 0.077 (9, 1)										0	0	0	0	0	0	0						
Gus Triandos, R OBP: 0.261, SLG: 0.315 (1, 2)										2	0	0	0	1	0	1						
Barry Shetrone, L OBP: 0.167, SLG: 0.167 (7, PR)										0	0	0	0	0	0	0						
Wes Stock, R (8, 1)										0	0	0	0	0	0	0						
Whitey Herzog, L OBP: 0.379, SLG: 0.416 (9, 7)										0	0	0	0	1	0	0						
Mary Breeding, R OBP: 0.271, SLG: 0.311 (1, 4)										3	1	1	0	1	1	2						
Hal Brown, R OBP: 0.240, SLG: 0.240 (1, 1)										0	0	0	0	0	0	0						
Charlie Lau, L OBP: 0.324, SLG: 0.450 (7, PH)										1	0	0	0	1	0	1						
Inning Stats	R: 0 E: 0 K: 1 S: 5	H: 0 LOB: 0 BB: 0 P: 5	R: 1 E: 0 K: 1 S: 6	H: 2 LOB: 0 BB: 0 P: 6	R: 0 E: 0 K: 1 S: 6	H: 1 LOB: 1 BB: 0 P: 6	R: 0 E: 0 K: 0 S: 4	H: 1 LOB: 1 BB: 0 P: 4	R: 0 E: 0 K: 0 S: 3	H: 0 LOB: 1 BB: 1 P: 7	R: 1 E: 0 K: 1 S: 7	H: 2 LOB: 1 BB: 0 P: 7	R: 0 E: 0 K: 2 S: 7	H: 0 LOB: 1 BB: 1 P: 11	R: 1 E: 0 K: 1 S: 7	H: 2 LOB: 2 BB: 0 P: 7	R: 1 E: 1 K: 1 S: 5	H: 1 LOB: 2 BB: 2 P: 13	1B: 4 2B: 4 3B: 0 HR: 1	SF: 0 SAC: 2 DP: 1 HBP: 0	WP: 0 PB: 2 SB: 0 CS: 0	PA: 38
PITCHER	IP WLS BF H R ER SO BB IBB HBP BLK WP HR S P ERA WHIP	8.0 33 8 3 3 7 2 0 0 0 0 1 45 53 3.38 1.250	0.1 L 3 0 1 1 0 2 0 0 0 0 0 0 1 9 27.00 6.000	0.1 2 1 0 0 1 0 0 0 0 0 0 4 4 0.00 3.000	PITCHER																	
Bud Daley, L ERA: 3.54 (1, 1)																						
Jim Bouton, R ERA: 3.9 (9, 1)																						
Luis Arroyo, L ERA: 5.34 (9, 1)																						

Batter	1	2	3	4	5	6	7	8	9	AB	R	H	RBI	BB	SO	LOB	TOP			
Tom Tresh, S OBP: 0.355, SLG: 0.444 (1, 7)	L6		CS 1B		F8			4-3		4	0	1	0	0	0	1	New York Yankees @ Baltimore Orioles Memorial Stadium, Baltimore, MD Sun Aug 26 1962, 3:33 AM EDT Att: 32,646 - Unknown livebaseballscores.com			
Bobby Richardson, R OBP: 0.337, SLG: 0.455 (1, 4)	E5		K			6-3		1B		4	0	1	0	0	1	1				
Roger Maris, L OBP: 0.355, SLG: 0.480 (1, 9)	K			F9	F3			4-3		4	0	0	0	0	1	2				
Mickey Mantle, S OBP: 0.465, SLG: 0.566 (1, 8)	F9			S BB					F5	2	0	0	0	2	0	1				
Tony Kubek, L OBP: 0.358, SLG: 0.442 Phil Linz, R OBP: 0.341, SLG: 0.398 (1, 6) (4, 6)		HR		F7	F3				4-3 2B	2	1	1	1	0	0	1				
Elston Howard, R OBP: 0.359, SLG: 0.451 Johnny Blanchard, L OBP: 0.305, SLG: 0.457 (1, 2) (9, PH)	F8			F9			F4		4-3	3	0	0	0	0	0	1				
Bill Skowron, R OBP: 0.318, SLG: 0.451 (1, 3)	6-3					5-3			2-3	4	0	0	0	0	1	1				
Clete Boyer, R OBP: 0.337, SLG: 0.428 (1, 5)	F4				F5		F6			3	0	0	0	0	0	0				
Whitey Ford, L OBP: 0.147, SLG: 0.116 Dale Long, L OBP: 0.333, SLG: 0.383 Marshall Bridges, S (1, 1) (8, PH) (8, 1)			F8					3-1		2	0	1	0	0	0	0				
										1	0	0	0	0	0	0				
										0	0	0	0	0	0	0				
Inning Stats	R: 0 E: 1 K: 1 S: 6	H: 0 LOB: 1 BB: 0 P: 6	R: 1 E: 0 K: 0 S: 4	H: 1 LOB: 0 BB: 0 P: 4	R: 0 E: 0 K: 1 S: 5	H: 1 LOB: 0 BB: 0 P: 5	R: 0 E: 0 K: 0 S: 3	H: 0 LOB: 1 BB: 1 P: 7	R: 0 E: 0 K: 0 S: 4	H: 1 LOB: 1 BB: 0 P: 4	R: 0 E: 0 K: 1 S: 5	H: 0 LOB: 0 BB: 0 P: 5	R: 0 E: 0 K: 0 S: 4	H: 1 LOB: 1 BB: 0 P: 4	R: 0 E: 0 K: 0 S: 4	H: 1 LOB: 1 BB: 0 P: 4	1B: 3 2B: 1 3B: 0 HR: 1	SF: 0 SAC: 0 DP: 0 HBP: 0	WP: 0 PB: 0 SB: 1 CS: 1	PA: 34
PITCHER Robin Roberts, R ERA: 2.43 (1, 1)	IP: 9.0 WLS: W BF: 34	H: 5 R: 1 ER: 1 SO: 3	BB: 2 IBB: 0 HBP: 0 BLK: 0	WP: 0 HR: 1 S: 38 P: 46	ERA: 1.00 WHIP: 0.778															

Batter	1	2	3	4	5	6	7	8	9	AB	R	H	RBI	BB	SO	LOB	BOTTOM			
Jerry Adair, R OBP: 0.326, SLG: 0.430 (1, 6)	1B		CS 1B		3-1			4-3 SH1-4 1B		4	0	3	0	0	0	1	New York Yankees @ Baltimore Orioles Memorial Stadium, Baltimore, MD Sun Aug 26 1962, 3:33 AM EDT Att: 32,646 - Unknown livebaseballscores.com			
Russ Snyder, L OBP: 0.322, SLG: 0.432 (1, 8)	K		K		L6			SH1-4		3	0	0	0	0	2	3				
Jackie Brandt, R OBP: 0.332, SLG: 0.447 (1, 9)	F9			L6		5-3		4-3		4	0	0	0	0	0	2				
Jim Gentile, L OBP: 0.361, SLG: 0.509 (1, 3)	K			HR		K		K		4	1	1	1	0	3	2				
Brooks Robinson, R OBP: 0.335, SLG: 0.487 (1, 5)		HR		K		F9				3	1	1	1	0	1	0				
Dick Williams, R OBP: 0.275, SLG: 0.271 (1, 7)	K						1-3			3	0	1	0	0	1	0				
Gus Triandos, R OBP: 0.262, SLG: 0.315 (1, 2)	F4				F7			FC6-4 1B		3	0	1	0	0	0	1				
Mary Breeding, R OBP: 0.272, SLG: 0.311 (1, 4)	F4				3-1 SH2-4 1B			FC6-4 1-2		3	0	1	0	0	0	1				
Robin Roberts, S OBP: 0.283, SLG: 0.225 (1, 1)			K		SH2-4			5-3		2	0	0	0	0	1	1				
Inning Stats	R: 0 E: 0 K: 2 S: 8	H: 1 LOB: 1 BB: 0 P: 8	R: 1 E: 0 K: 1 S: 6	H: 1 LOB: 0 BB: 0 P: 6	R: 0 E: 0 K: 2 S: 7	H: 1 LOB: 0 BB: 0 P: 7	R: 1 E: 0 K: 1 S: 7	H: 2 LOB: 1 BB: 0 P: 7	R: 0 E: 0 K: 0 S: 4	H: 1 LOB: 1 BB: 0 P: 4	R: 0 E: 0 K: 1 S: 5	H: 0 LOB: 0 BB: 0 P: 5	R: 0 E: 0 K: 0 S: 4	H: 1 LOB: 1 BB: 0 P: 4	R: 0 E: 0 K: 1 S: 6	H: 1 LOB: 1 BB: 0 P: 6	1B: 6 2B: 0 3B: 0 HR: 2	SF: 0 SAC: 2 DP: 0 HBP: 0	WP: 0 PB: 0 SB: 0 CS: 1	PA: 31
PITCHER Whitey Ford, L ERA: 3.0 Marshall Bridges, L ERA: 2.52 (1, 1) (8, 1)	IP: 7.0 WLS: L BF: 27	H: 7 R: 2 ER: 2 SO: 7	BB: 0 IBB: 0 HBP: 0 BLK: 0	WP: 0 HR: 2 S: 41 P: 41	ERA: 2.57 WHIP: 1.000															

Batter	1	2	3	4	5	6	7	8	9	AB	R	H	RBI	BB	SO	LOB	TOP			
Jerry Adair, R OBP: 0.323, SLG: 0.426 (1, 6)	F5		4-3		F3			5-3		4	0	0	0	0	0	0	Baltimore Orioles @ Washington Senators D.C. Stadium, Washington, DC Mon Aug 27 1962, 7:05 PM EDT Att: 6,526 - Unknown livebaseballscorecards.com			
Russ Snyder, L OBP: 0.324, SLG: 0.433 (1, 8)	G3 HBP 1B		4-3			1B		F5		4	0	2	0	0	0	0				
Whitey Herzog, L OBP: 0.365, SLG: 0.423 Barry Shetrone, L OBP: 0.167, SLG: 0.167 (1, 9) (8, 9)	G3 HBP 1-2							K		3	0	2	0	0	1	0				
Jim Gentile, L OBP: 0.358, SLG: 0.505 (1, 3)	G3 1-2 2-3									0	0	0	0	0	0	0				
Brooks Robinson, R OBP: 0.334, SLG: 0.484 (1, 5)	F7									4	0	0	0	0	1	5				
Boog Powell, L OBP: 0.319, SLG: 0.442 (1, 7)										3	0	0	0	1	0	4				
Gus Triandos, R OBP: 0.258, SLG: 0.310 (1, 2)										4	0	0	0	0	0	4				
Mary Breeding, R OBP: 0.267, SLG: 0.305 (1, 4)										3	0	0	0	0	1	0				
Billy Hoelt, L OBP: 0.360, SLG: 0.263 Wes Stock, R (8, 1) (1, 1)										3	0	0	0	0	2	0				
										0	0	0	0	0	0	0				
Inning Stats	R: 0 E: 0 K: 0 S: 4	H: 1 LOB: 2 BB: 0 P: 5	R: 0 E: 0 K: 2 S: 7	H: 0 LOB: 0 BB: 0 P: 7	R: 0 E: 0 K: 0 S: 3	H: 0 LOB: 0 BB: 0 P: 3	R: 0 E: 0 K: 0 S: 4	H: 1 LOB: 2 BB: 1 P: 8	R: 0 E: 0 K: 1 S: 5	H: 0 LOB: 0 BB: 0 P: 5	R: 0 E: 0 K: 1 S: 5	H: 0 LOB: 0 BB: 0 P: 5	R: 0 E: 0 K: 1 S: 5	H: 0 LOB: 0 BB: 0 P: 5	R: 0 E: 0 K: 0 S: 3	H: 0 LOB: 0 BB: 0 P: 3	1B: 3 2B: 1 3B: 0 HR: 0	SF: 0 SAC: 0 DP: 0 HBP: 1	WP: 0 PB: 0 SB: 0 CS: 0	PA: 33
PITCHER Tom Cheney, R ERA: 3.34 (1, 1)	IP: 9.0 WLS: W BF: 33 H: 4 R: 0 ER: 0 SO: 6 BB: 1 IBB: 0 HBP: 1 BLK: 0 WP: 0 HR: 0 S: 43 P: 48 ERA: 0.00 WHIP: 0.556															PITCHER				

Batter	1	2	3	4	5	6	7	8	9	AB	R	H	RBI	BB	SO	LOB	BOTTOM			
Ken Hamlin, R OBP: 0.306, SLG: 0.335 (1, 6)	4-3		1B SF8 2B	K			5-3			4	1	1	0	0	1	1	Baltimore Orioles @ Washington Senators D.C. Stadium, Washington, DC Mon Aug 27 1962, 7:05 PM EDT Att: 6,526 - Unknown livebaseballscorecards.com			
Bob Johnson, R OBP: 0.332, SLG: 0.427 (1, 5)	5-3		1B 2-3							4	1	2	0	0	0	0				
Chuck Hinton, R OBP: 0.354, SLG: 0.472 Chuck Cottier, R OBP: 0.309, SLG: 0.354 (1, 4) (9, 4)	S 3B BB		SF8							2	2	1	1	1	0	0				
Harry Bright, R OBP: 0.327, SLG: 0.482 (1, 3)	1-H 3B		3-H BB							4	1	3	2	0	0	0				
Don Lock, R OBP: 0.335, SLG: 0.444 (1, 7)	K		FC4-6 BB							2	1	0	0	2	1	1				
Jim King, L OBP: 0.353, SLG: 0.389 (1, 9)	1-3		FC4-6 1-2							3	0	0	0	0	1	3				
Bob Schmidt, R OBP: 0.266, SLG: 0.398 (1, 2)	F8									3	1	0	0	1	0	0				
Jim Piersall, R OBP: 0.318, SLG: 0.350 (1, 8)	5-3									4	0	2	2	0	0	0				
Tom Cheney, R OBP: 0.158, SLG: 0.086 (1, 1)			K							2	0	0	1	0	1	0				
										1	0	0	0	0	0	0				
Inning Stats	R: 1 E: 0 K: 1 S: 6	H: 1 LOB: 1 BB: 1 P: 10	R: 0 E: 0 K: 0 S: 3	H: 0 LOB: 0 BB: 0 P: 3	R: 1 E: 0 K: 1 S: 8	H: 3 LOB: 3 BB: 1 P: 12	R: 0 E: 0 K: 1 S: 6	H: 1 LOB: 1 BB: 0 P: 6	R: 0 E: 0 K: 0 S: 3	H: 0 LOB: 0 BB: 0 P: 3	R: 0 E: 0 K: 1 S: 5	H: 0 LOB: 0 BB: 0 P: 5	R: 0 E: 0 K: 0 S: 3	H: 0 LOB: 0 BB: 0 P: 3	R: 5 E: 2 K: 0 S: 6	H: 4 LOB: 0 BB: 2 P: 14	1B: 6 2B: 3 3B: 1 HR: 0	SF: 1 SAC: 3 DP: 1 HBP: 0	WP: 1 PB: 0 SB: 1 CS: 0	PA: 36
PITCHER Billy Hoelt, L ERA: 4.93 Wes Stock, R ERA: 4.13 (1, 1) (8, 1)	IP: 7.0 WLS: L BF: 30 H: 7 R: 4 ER: 4 SO: 4 BB: 2 IBB: 0 HBP: 0 BLK: 0 WP: 1 HR: 0 S: 36 P: 44 ERA: 5.14 WHIP: 1.286															PITCHER				

Batter	1	2	3	4	5	6	7	8	9	AB	R	H	RBI	BB	SO	LOB	TOP					
Jerry Adair, R OBP: 0.325, SLG: 0.428 (1, 6)										3	0	1	0	1	1	2	Baltimore Orioles @ Washington Senators D.C. Stadium, Washington, DC Tue Aug 28 1962, 7:05 PM EDT Att: 9,107 - Unknown livebaseballscorecards.com					
Dick Williams, R OBP: 0.274, SLG: 0.271 (1, 9)										4	0	1	0	0	0	1						
Jackie Brandt, R OBP: 0.333, SLG: 0.450 (1, 8)										4	0	2	0	0	0	2						
Jim Gentile, L OBP: 0.356, SLG: 0.500 (1, 3)										4	0	0	0	0	2	4						
Brooks Robinson, R OBP: 0.333, SLG: 0.482 (1, 5)										4	0	1	0	0	0	2						
Boog Powell, L OBP: 0.315, SLG: 0.437 (1, 7)										4	0	0	0	0	0	1						
Gus Triandos, R OBP: 0.258, SLG: 0.305 (1, 2)										3	0	0	0	1	1	0						
Mary Breeding, R OBP: 0.268, SLG: 0.306 (1, 4)										3	0	1	0	0	0	1						
Jack Fisher, R OBP: 0.182, SLG: 0.077 (7, PH)										2	0	0	0	0	1	0						
Dave Nicholson, R OBP: 0.286, SLG: 0.267 (7, PH)										0	0	0	0	1	0	0						
Milt Pappas, R OBP: 0.100, SLG: 0.316 (7, 1)										0	0	0	0	0	0	0						
Inning Stats	R: 0 E: 0 K: 2 S: 8	H: 1 LOB: 1 BB: 0 P: 8	R: 0 E: 0 K: 0 S: 3	H: 0 LOB: 1 BB: 1 P: 7	R: 0 E: 0 K: 1 S: 5	H: 1 LOB: 0 BB: 0 P: 5	R: 0 E: 0 K: 0 S: 4	H: 2 LOB: 1 BB: 0 P: 4	R: 0 E: 0 K: 1 S: 5	H: 0 LOB: 0 BB: 0 P: 5	R: 0 E: 0 K: 1 S: 6	H: 1 LOB: 2 BB: 1 P: 10	R: 0 E: 0 K: 0 S: 4	H: 1 LOB: 2 BB: 1 P: 8	R: 0 E: 0 K: 0 S: 3	H: 0 LOB: 0 BB: 0 P: 3	R: 0 E: 0 K: 0 S: 3	H: 0 LOB: 0 BB: 0 P: 3	1B: 4 2B: 3 3B: 0 HR: 0	SF: 0 SAC: 0 DP: 2 HBP: 0	WP: 0 PB: 0 SB: 0 CS: 0	PA: 34
PITCHER Don Rudolph, L ERA: 3.0 (1, 1)	IP: 9.0 WLS: W BF: 34 H: 6 R: 0 ER: 0 SO: 5 BB: 3 IBB: 0 HBP: 0 BLK: 0 WP: 0 HR: 0 S: 41 P: 53 ERA: 0.00 WHIP: 1.000															PITCHER						

Batter	1	2	3	4	5	6	7	8	9	AB	R	H	RBI	BB	SO	LOB	BOTTOM			
Ken Hamlin, R OBP: 0.310, SLG: 0.335 (1, 6)										3	0	1	1	1	0	1	Baltimore Orioles @ Washington Senators D.C. Stadium, Washington, DC Tue Aug 28 1962, 7:05 PM EDT Att: 9,107 - Unknown livebaseballscorecards.com			
Bob Johnson, R OBP: 0.336, SLG: 0.430 (1, 5)										4	2	3	0	0	0	2				
Chuck Hinton, R OBP: 0.339, SLG: 0.475 (1, 4)										4	0	1	1	0	1	3				
Chuck Cottier, R OBP: 0.309, SLG: 0.354 (9, 4)										0	0	0	0	0	0	0				
Harry Bright, R OBP: 0.326, SLG: 0.488 (1, 3)										4	1	1	2	0	0	1				
Ken Retzer, L OBP: 0.357, SLG: 0.439 (1, 2)										4	0	1	0	0	0	1				
Jim King, L OBP: 0.352, SLG: 0.387 (1, 9)										4	0	1	0	0	0	0				
Bud Zupfel, L OBP: 0.338, SLG: 0.377 (1, 7)										3	1	0	0	0	1	2				
Don Lock, R OBP: 0.335, SLG: 0.444 (8, 7)										0	0	0	0	0	0	0				
Jim Piersall, R OBP: 0.316, SLG: 0.348 (1, 8)										3	0	0	0	0	1	1				
Don Rudolph, L OBP: 0.268, SLG: 0.275 (1, 1)										3	0	1	0	0	0	1				
Inning Stats	R: 1 E: 0 K: 0 S: 4	H: 2 LOB: 1 BB: 1 P: 8	R: 0 E: 0 K: 2 S: 7	H: 0 LOB: 0 BB: 0 P: 7	R: 0 E: 0 K: 0 S: 4	H: 2 LOB: 1 BB: 0 P: 4	R: 0 E: 0 K: 0 S: 3	H: 0 LOB: 0 BB: 0 P: 3	R: 1 E: 1 K: 0 S: 5	H: 1 LOB: 1 BB: 0 P: 5	R: 0 E: 0 K: 1 S: 7	H: 2 LOB: 0 BB: 0 P: 7	R: 0 E: 0 K: 0 S: 3	H: 0 LOB: 0 BB: 0 P: 3	R: 2 E: 0 K: 0 S: 5	H: 2 LOB: 0 BB: 0 P: 5	1B: 7 2B: 0 3B: 1 HR: 1	SF: 0 SAC: 0 DP: 2 HBP: 0	WP: 0 PB: 0 SB: 0 CS: 1	PA: 33
PITCHER Jack Fisher, R ERA: 4.89 (1, 1)	IP: 6.0 WLS: L BF: 25 H: 7 R: 2 ER: 1 SO: 3 BB: 1 IBB: 0 HBP: 0 BLK: 0 WP: 0 HR: 0 S: 30 P: 34 ERA: 1.50 WHIP: 1.333															PITCHER				
Milt Pappas, R ERA: 3.99 (7, 1)	IP: 2.0 WLS: L BF: 8 H: 2 R: 2 ER: 2 SO: 0 BB: 0 IBB: 0 HBP: 0 BLK: 0 WP: 0 HR: 1 S: 8 P: 8 ERA: 9.00 WHIP: 1.000															PITCHER				

Batter	1	2	3	4	5	6	7	8	9	AB	R	H	RBI	BB	SO	LOB	TOP					
Jerry Adair, R OBP: 0.321, SLG: 0.423 (1, 6)	L6		E6 3B	F2		5-3			6-3	5	1	0	0	0	0	1						
Russ Snyder, L OBP: 0.327, SLG: 0.433 Dave Nicholson, R OBP: 0.290, SLG: 0.312 (1, 8) (5, 9)	4-3		3B			5-3			HR	2	2	1	0	1	0	0						
Jackie Brandt, R OBP: 0.336, SLG: 0.466 (1, 9) (5, 8)	K		2B						6-3	5	3	3	4	0	1	0						
Jim Gentile, L OBP: 0.356, SLG: 0.508 (1, 3)		G3	3B						G3	5	2	2	3	0	0	0						
Brooks Robinson, R OBP: 0.336, SLG: 0.488 (1, 5)			2B							4	0	3	1	0	0	0						
Boog Powell, L OBP: 0.315, SLG: 0.433 (1, 7)			3B							3	0	0	0	1	1	3						
Hobie Landrith, L OBP: 0.316, SLG: 0.353 (1, 2)										4	0	0	0	0	0	2						
Mary Breeding, R OBP: 0.268, SLG: 0.311 (1, 4)			F3							4	0	1	0	0	0	1						
Chuck Estrada, R OBP: 0.167, SLG: 0.135 (1, 1)			4-3							3	0	0	0	1	0	1						
Inning Stats	R: 0 E: 0 K: 1 S: 5	H: 0 LOB: 0 BB: 0 P: 5	R: 0 E: 0 K: 0 S: 4	H: 1 LOB: 1 BB: 0 P: 4	R: 4 E: 1 K: 1 S: 10	H: 4 LOB: 1 BB: 0 P: 10	R: 0 E: 0 K: 0 S: 3	H: 0 LOB: 1 BB: 1 P: 7	R: 3 E: 0 K: 0 S: 5	H: 2 LOB: 1 BB: 2 P: 13	R: 0 E: 0 K: 0 S: 3	H: 0 LOB: 0 BB: 0 P: 3	R: 1 E: 0 K: 0 S: 4	H: 2 LOB: 0 BB: 0 P: 4	R: 0 E: 0 K: 0 S: 3	H: 1 LOB: 0 BB: 0 P: 3	R: 1 E: 0 K: 0 S: 4	H: 1 LOB: 0 BB: 0 P: 4	1B: 3 2B: 4 3B: 2 HR: 3	SF: 0 SAC: 0 DP: 2 HBP: 0	WP: 0 PB: 0 SB: 0 CS: 0	PA: 40
PITCHER	IP	WLS	BF	H	R	ER	SO	BB	IBB	HBP	BLK	WP	HR	S	P	ERA	WHIP					
Bennie Daniels, R ERA: 5.21 (1, 1)	4.0	L	22	7	7	3	2	2	0	0	0	0	1	24	32	6.75	2.250					
Pete Bumside, L ERA: 4.54 (5, 1)	4.0		14	3	1	1	0	1	0	0	0	0	1	13	17	2.25	1.000					
Marty Kutyna, R ERA: 3.95 (9, 1)	1.0		4	1	1	1	0	0	0	0	0	0	1	4	4	9.00	1.000					

Baltimore Orioles @ Washington Senators
D.C. Stadium, Washington, DC
Wed Aug 29 1962, 7:05 PM EDT
Att: 8,002 - Unknown

AB 37
R 9
H 11
RBI 9
BB 3
SO 2
LOB 8



Batter	1	2	3	4	5	6	7	8	9	AB	R	H	RBI	BB	SO	LOB	BOTTOM				
Ken Hamlin, R OBP: 0.309, SLG: 0.330 (1, 6)	1B		F8						F8	3	1	0	0	1	0	1					
Bob Johnson, R OBP: 0.337, SLG: 0.430 (1, 5)			3-1							3	0	1	0	1	0	1					
Chuck Hinton, R OBP: 0.352, SLG: 0.481 (1, 4)	SF9									3	1	1	3	0	0	1					
Harry Bright, R OBP: 0.322, SLG: 0.483 (1, 3)	K									4	0	0	0	0	3	2					
Ken Retzer, L OBP: 0.356, SLG: 0.436 (1, 2)	1-3									4	0	1	0	0	0	2					
Jim King, L OBP: 0.353, SLG: 0.384 (1, 9)			6-3							2	0	0	0	2	1	0					
Bud Zipfel, L OBP: 0.328, SLG: 0.364 (1, 7)	K									4	0	0	0	0	1	3					
Jim Piersall, R OBP: 0.314, SLG: 0.345 (1, 8)			5-3							3	0	0	0	0	0	1					
Bennie Daniels, L OBP: 0.122, SLG: 0.195 Pete Bumside, R OBP: 0.108, SLG: 0.057 Joe Hicks, L OBP: 0.316, SLG: 0.411 Marty Kutyna, R OBP: 0.222, SLG: 0.125 (1, 1) (5, 1) (6, PH) (9, 1)			K							1	0	0	0	0	1	0					
										1	0	0	0	0	1	0					
										1	1	1	0	0	0	0					
										0	0	0	0	0	0	0					
Inning Stats	R: 1 E: 0 K: 1 S: 6	H: 1 LOB: 1 BB: 1 P: 10	R: 0 E: 0 K: 1 S: 5	H: 0 LOB: 0 BB: 0 P: 5	R: 0 E: 0 K: 1 S: 5	H: 0 LOB: 0 BB: 0 P: 5	R: 0 E: 0 K: 1 S: 6	H: 1 LOB: 2 BB: 1 P: 10	R: 0 E: 0 K: 1 S: 5	H: 0 LOB: 0 BB: 0 P: 5	R: 0 E: 0 K: 0 S: 2	H: 0 LOB: 0 BB: 1 P: 6	R: 2 E: 0 K: 0 S: 5	H: 2 LOB: 0 BB: 0 P: 5	R: 0 E: 0 K: 1 S: 5	H: 0 LOB: 0 BB: 0 P: 5	1B: 3 2B: 0 3B: 0 HR: 1	SF: 1 SAC: 0 DP: 1 HBP: 0	WP: 0 PB: 0 SB: 0 CS: 0	PA: 34	
PITCHER	IP	WLS	BF	H	R	ER	SO	BB	IBB	HBP	BLK	WP	HR	S	P	ERA	WHIP				
Chuck Estrada, R ERA: 4.04 (1, 1)	9.0	W	34	4	3	3	7	4	0	0	0	0	1	44	60	3.00	0.889				

Baltimore Orioles @ Washington Senators
D.C. Stadium, Washington, DC
Wed Aug 29 1962, 7:05 PM EDT
Att: 8,002 - Unknown

AB 29
R 3
H 4
RBI 3
BB 4
SO 7
LOB 11



Batter	1	2	3	4	5	6	7	8	9	AB	R	H	RBI	BB	SO	LOB	TOP																			
Ken Hamlin, R (1, 6) OBP: 0.304, SLG: 0.324	F6	F9			6-3		F9			4	0	0	0	0	0	0	Washington Senators @ Baltimore Orioles Memorial Stadium, Baltimore, MD Thu Aug 30 1962, 7:05 PM EDT Att: 3,712 - Unknown livebaseballscorecards.com																			
Bob Johnson, R (1, 5) OBP: 0.341, SLG: 0.435	5-3		FC6-4 1B					CS 2B		4	0	3	0	0	0																					
Chuck Hinton, R (1, 4) OBP: 0.351, SLG: 0.478	3B 1B		F8		F7		F4	2-3		4	1	1	0	0	3																					
Harry Bright, R (1, 3) OBP: 0.327, SLG: 0.490	1-H 2B 3B		F8			FC6-4 1B		CS BB		3	1	2	1	1	0																					
Ken Retzer, L (1, 2) OBP: 0.354, SLG: 0.437	2B		FC6-4		F9		CS	4-3		4	0	1	1	0	2																					
Jim King, L (1, 9) OBP: 0.349, SLG: 0.379	F9			4-3	FC6-4			3-1		4	0	0	0	0	2																					
Don Lock, R (1, 7) OBP: 0.333, SLG: 0.460		HR		F8		F6		K		4	1	1	1	0	1																					
Jim Piersall, R (1, 8) OBP: 0.312, SLG: 0.342	5-3			L5			4-3			3	0	0	0	0	0																					
Dave Stenhouse, R (1, 1) OBP: 0.093, SLG: 0.058	F4					K	4-3			3	0	0	0	0	1																					
Inning Stats	R: 2 E: 0 K: 0 S: 6	H: 3 LOB: 1 BB: 0 P: 6	R: 1 E: 0 K: 0 S: 4	H: 1 LOB: 0 BB: 0 P: 4	R: 0 E: 0 K: 0 S: 4	H: 1 LOB: 1 BB: 0 P: 4	R: 0 E: 0 K: 0 S: 3	H: 0 LOB: 0 BB: 0 P: 3	R: 0 E: 0 K: 1 S: 6	H: 1 LOB: 1 BB: 0 P: 6	R: 0 E: 0 K: 0 S: 4	H: 0 LOB: 0 BB: 0 P: 4	R: 0 E: 0 K: 0 S: 3	H: 1 LOB: 0 BB: 1 P: 6	R: 0 E: 0 K: 1 S: 5	H: 0 LOB: 0 BB: 0 P: 5	1B: 4 2B: 2 3B: 1 HR: 1	SF: 0 SAC: 0 DP: 0 HBP: 0	WP: 0 PB: 0 CS: 2	PA: 35																
PITCHER	IP	WLS	BF	H	R	ER	SO	BB	IBB	HBP	BLK	WP	HR	S	P	ERA	WHIP	PITCHER		IP	WLS	BF	H	R	ER	SO	BB	IBB	HBP	BLK	WP	HR	S	P	ERA	WHIP
Dick Hall, R (1, 1) ERA: 2.59	7.0	L	29	8	3	3	1	0	0	0	0	0	1	31	31	3.86	1.143																			
Hoyt Wilhelm, R (8, 1) ERA: 1.45	2.0		5	0	0	0	1	1	0	0	0	0	0	6	10	0.00	0.500																			

Batter	1	2	3	4	5	6	7	8	9	AB	R	H	RBI	BB	SO	LOB	BOTTOM																			
Jerry Adair, R (1, 6) OBP: 0.323, SLG: 0.423	FC4-6 1B		1-2 3B 1B		5-3		G6-3			4	1	2	0	0	0	2	Washington Senators @ Baltimore Orioles Memorial Stadium, Baltimore, MD Thu Aug 30 1962, 7:05 PM EDT Att: 3,712 - Unknown livebaseballscorecards.com																			
Russ Snyder, L (1, 8) OBP: 0.328, SLG: 0.440	FC4-6 G5-4-3		1-H 2-H 3B			2-3 1B		K		4	0	2	2	0	1																					
Jackie Brandt, R (1, 9) OBP: 0.335, SLG: 0.463	G5-4-3				F6		F4			3	0	0	0	1	3																					
Jim Gentile, L (1, 3) OBP: 0.355, SLG: 0.504		F7	F7			G1-4-3 BB		F6		3	0	0	0	1	2																					
Brooks Robinson, R (1, 5) OBP: 0.336, SLG: 0.487		K			5-3		G1-4-3			4	0	1	0	0	1																					
Dave Nicholson, R (9, PR) OBP: 0.290, SLG: 0.312						1-2		1B		0	0	0	0	0	0																					
Boog Powell, L (1, 7) OBP: 0.317, SLG: 0.433		L9						FC3-1-6		2	0	1	0	1	0																					
Dick Williams, R (9, PH) OBP: 0.272, SLG: 0.269				G6-4-3 BB				1B		1	0	0	0	0	1																					
Gus Triandos, R (1, 2) OBP: 0.254, SLG: 0.299			K		G6-4-3		G2			3	0	0	0	0	1																					
Hobie Landrith, L (8, 2) OBP: 0.316, SLG: 0.353								F8		0	0	0	0	0	0																					
Charlie Lau, L (9, PH) OBP: 0.322, SLG: 0.447										1	0	0	0	0	1																					
Mary Breeding, R (1, 4) OBP: 0.275, SLG: 0.317								F7		3	0	2	0	1	0																					
Whitey Herzog, L (9, PH) OBP: 0.383, SLG: 0.421										1	0	0	0	0	1																					
Dick Hall, R (1, 1) OBP: 0.286, SLG: 0.222						1B SH1-4 1B				2	1	1	0	0	1																					
Hoyt Wilhelm, R (8, 1) OBP: 0.143, SLG: 0.077						1B 3B 1B				0	0	0	0	0	0																					
Inning Stats	R: 0 E: 0 K: 0 S: 3	H: 1 LOB: 0 BB: 0 P: 3	R: 0 E: 0 K: 1 S: 5	H: 0 LOB: 0 BB: 0 P: 5	R: 2 E: 0 K: 2 S: 10	H: 3 LOB: 2 BB: 1 P: 14	R: 0 E: 0 K: 0 S: 2	H: 0 LOB: 0 BB: 1 P: 6	R: 0 E: 0 K: 0 S: 5	H: 2 LOB: 2 BB: 0 P: 5	R: 0 E: 0 K: 0 S: 3	H: 1 LOB: 1 BB: 1 P: 7	R: 0 E: 0 K: 1 S: 5	H: 1 LOB: 0 BB: 0 P: 5	R: 0 E: 0 K: 0 S: 5	H: 1 LOB: 1 BB: 0 P: 4	1B: 8 2B: 0 3B: 1 HR: 0	SF: 0 SAC: 1 DP: 4 HBP: 0	WP: 0 PB: 0 CS: 0	PA: 35																
PITCHER	IP	WLS	BF	H	R	ER	SO	BB	IBB	HBP	BLK	WP	HR	S	P	ERA	WHIP	PITCHER		IP	WLS	BF	H	R	ER	SO	BB	IBB	HBP	BLK	WP	HR	S	P	ERA	WHIP
Dave Stenhouse, R (1, 1) ERA: 3.35	9.0	W	35	9	2	2	5	3	0	0	0	0	0	42	54	2.00	1.333																			



Batter	1	2	3	4	5	6	7	8	9	AB	R	H	RBI	BB	SO	LOB	TOP					
Jerry Adair, R OBP: 0.321, SLG: 0.421 (1, 6)	F4	F7					K		F6	5	1	1	0	0	1	2	Baltimore Orioles @ Cleveland Indians Cleveland Municipal Stadium, Cleveland, OH Fri Aug 31 1962, 7:05 PM EDT Att: 9,161 - Unknown livebaseballscorecards.com					
Russ Snyder, L OBP: 0.331, SLG: 0.440 (1, 8)	G3		4-3				L8			4	0	2	1	0	0	0						
Jackie Brandt, R OBP: 0.335, SLG: 0.461 (1, 9)			F5					L8		4	1	1	1	0	0	1						
Jim Gentile, L OBP: 0.354, SLG: 0.509 (1, 3)	G3		3-1					4-1		4	1	1	2	0	0	2						
Brooks Robinson, R OBP: 0.333, SLG: 0.483 (1, 5)	F7			5-3				6-3		4	0	0	0	0	0	2						
Boog Powell, L OBP: 0.321, SLG: 0.435 (1, 7)										1	1	1	0	1	0	0						
Dave Nicholson, R OBP: 0.284, SLG: 0.304 (4, 7)										2	0	0	0	0	2	0						
Hobie Landrith, L OBP: 0.319, SLG: 0.362 (1, 2)										4	1	2	0	0	0	1						
Mary Breeding, R OBP: 0.270, SLG: 0.311 (1, 4)										3	0	0	0	0	1	2						
Whitey Herzog, L OBP: 0.382, SLG: 0.420 (9, PH)										1	0	0	0	0	0	1						
Robin Roberts, S OBP: 0.286, SLG: 0.233 (1, 1)										3	1	1	1	0	1	1						
Billy Hoelt, L OBP: 0.360, SLG: 0.263 (7, 1)										0	0	0	0	0	0	0						
Charlie Lau, L OBP: 0.326, SLG: 0.457 (9, PH)										1	0	1	1	0	0	0						
Inning Stats	R: 0 E: 0 K: 0 S: 5	H: 2 LOB: 2 BB: 0 P: 5	R: 1 E: 0 K: 1 S: 7	H: 2 LOB: 1 BB: 0 P: 7	R: 0 E: 0 K: 0 S: 3	H: 0 LOB: 0 BB: 1 P: 3	R: 0 E: 0 K: 0 S: 2	H: 0 LOB: 0 BB: 1 P: 6	R: 4 E: 0 K: 0 S: 7	H: 4 LOB: 0 BB: 0 P: 7	R: 0 E: 0 K: 1 S: 5	H: 0 LOB: 0 BB: 0 P: 5	R: 0 E: 0 K: 2 S: 7	H: 0 LOB: 0 BB: 0 P: 7	R: 0 E: 0 K: 0 S: 3	H: 0 LOB: 0 BB: 0 P: 3	R: 1 E: 0 K: 1 S: 7	H: 2 LOB: 1 BB: 0 P: 7	1B: 7 2B: 2 3B: 0 HR: 1	SF: 0 SAC: 0 DP: 1 HBP: 0	WP: 1 PB: 0 SB: 0 CS: 0	PA: 37
PITCHER Dick Donovan, R ERA: 3.37 (1, 1)	IP: 9.0 WLS: W BF: 37 H: 10 R: 6 ER: 6 SO: 5 BB: 1 IBB: 0 HBP: 0 BLK: 0 WP: 1 HR: 1 S: 46 P: 50 ERA: 6.00 WHIP: 1.222															PITCHER	IP: 9.0 WLS: W BF: 37 H: 10 R: 6 ER: 6 SO: 5 BB: 1 IBB: 0 HBP: 0 BLK: 0 WP: 1 HR: 1 S: 46 P: 50 ERA: 6.00 WHIP: 1.222					

Batter	1	2	3	4	5	6	7	8	9	AB	R	H	RBI	BB	SO	LOB	BOTTOM			
Ty Cline, L OBP: 0.310, SLG: 0.321 (1, 8)	L8		L4							5	2	3	0	0	0	0	Baltimore Orioles @ Cleveland Indians Cleveland Municipal Stadium, Cleveland, OH Fri Aug 31 1962, 7:05 PM EDT Att: 9,161 - Unknown livebaseballscorecards.com			
Al Luplow, L OBP: 0.367, SLG: 0.487 (1, 7)	G3									4	2	2	3	1	0	1				
Tito Francona, L OBP: 0.323, SLG: 0.400 (1, 3)										4	1	1	0	0	1	2				
Willie Kirkland, L OBP: 0.277, SLG: 0.377 (1, 9)										4	0	1	1	0	1	2				
Doc Edwards, R OBP: 0.376, SLG: 0.473 (1, 2)	L9									4	1	1	1	0	0	1				
Woodie Held, R OBP: 0.361, SLG: 0.390 (1, 6)										4	1	2	2	0	1	0				
Bubba Phillips, R OBP: 0.285, SLG: 0.350 (1, 5)										4	0	0	0	0	1	1				
Jerry Kindall, R OBP: 0.294, SLG: 0.367 (1, 4)										4	0	1	0	0	0	1				
Dick Donovan, L OBP: 0.244, SLG: 0.364 (1, 1)										4	2	2	2	0	1	1				
Inning Stats	R: 1 E: 1 K: 0 S: 5	H: 2 LOB: 1 BB: 0 P: 5	R: 0 E: 0 K: 1 S: 5	H: 0 LOB: 0 BB: 0 P: 5	R: 1 E: 0 K: 2 S: 8	H: 1 LOB: 1 BB: 1 P: 12	R: 0 E: 0 K: 1 S: 6	H: 1 LOB: 1 BB: 0 P: 6	R: 3 E: 0 K: 0 S: 6	H: 3 LOB: 0 BB: 0 P: 6	R: 0 E: 0 K: 1 S: 6	H: 1 LOB: 1 BB: 0 P: 6	R: 4 E: 0 K: 0 S: 7	H: 4 LOB: 0 BB: 0 P: 7	R: 0 E: 0 K: 0 S: 4	H: 1 LOB: 1 BB: 0 P: 4		1B: 8 2B: 0 3B: 1 HR: 4	SF: 0 SAC: 0 DP: 0 HBP: 0	WP: 0 PB: 0 SB: 1 CS: 0
PITCHER Robin Roberts, R ERA: 2.69 (1, 1)	IP: 6.0 WLS: L BF: 28 H: 9 R: 6 ER: 6 SO: 5 BB: 1 IBB: 0 HBP: 0 BLK: 0 WP: 0 HR: 3 S: 37 P: 41 ERA: 9.00 WHIP: 1.667															PITCHER	IP: 6.0 WLS: L BF: 28 H: 9 R: 6 ER: 6 SO: 5 BB: 1 IBB: 0 HBP: 0 BLK: 0 WP: 0 HR: 3 S: 37 P: 41 ERA: 9.00 WHIP: 1.667			
Billy Hoelt, L ERA: 5.1 (7, 1)	IP: 2.0 WLS: L BF: 10 H: 4 R: 3 ER: 3 SO: 0 BB: 0 IBB: 0 HBP: 0 BLK: 0 WP: 0 HR: 1 S: 10 P: 10 ERA: 13.50 WHIP: 2.000															PITCHER	IP: 2.0 WLS: L BF: 10 H: 4 R: 3 ER: 3 SO: 0 BB: 0 IBB: 0 HBP: 0 BLK: 0 WP: 0 HR: 1 S: 10 P: 10 ERA: 13.50 WHIP: 2.000			

Batter	1	2	3	4	5	6	7	8	9	AB	R	H	RBI	BB	SO	LOB	TOP					
Jerry Adair, R OBP: 0.326, SLG: 0.423										5	1	3	1	1	1	2	Baltimore Orioles @ Cleveland Indians Cleveland Municipal Stadium, Cleveland, OH Sat Sep 01 1962, 3:33 AM EDT Att: 2,342 - Unknown					
Dick Williams, R OBP: 0.282, SLG: 0.277 Barry Shetrone, L (7, PR) OBP: 0.286, SLG: 0.714										3	1	1	1	2	0	2						
Jackie Brandt, R OBP: 0.335, SLG: 0.460									5	1	1	1	1	0	3							
Jim Gentile, L OBP: 0.354, SLG: 0.508									5	1	1	0	1	2	3							
Brooks Robinson, R OBP: 0.334, SLG: 0.487										4	1	1	2	1	0	5						
Dave Nicholson, R OBP: 0.290, SLG: 0.293									3	0	0	0	2	3	3							
Gus Triandos, R OBP: 0.252, SLG: 0.293									4	0	0	1	1	2	3							
Mary Breeding, R OBP: 0.279, SLG: 0.316									4	1	2	0	0	1	3							
Jack Fisher, R OBP: 0.208, SLG: 0.116									4	1	2	0	0	2	1							
Inning Stats	R: 2 E: 0 K: 2 S: 8	H: 1 LOB: 3 BB: 4 P: 24	R: 0 E: 0 K: 1 S: 5	H: 0 LOB: 0 BB: 0 P: 5	R: 4 E: 1 K: 2 S: 13	H: 5 LOB: 2 BB: 0 P: 13	R: 0 E: 0 K: 1 S: 6	H: 1 LOB: 2 BB: 1 P: 10	R: 1 E: 0 K: 1 S: 7	H: 2 LOB: 3 BB: 2 P: 15	R: 0 E: 0 K: 1 S: 5	H: 0 LOB: 2 BB: 1 P: 10	R: 0 E: 0 K: 1 S: 5	H: 0 LOB: 1 BB: 1 P: 9	R: 0 E: 0 K: 2 S: 8	H: 1 LOB: 1 BB: 0 P: 8		R: 1 E: 0 K: 0 S: 4	H: 2 LOB: 0 BB: 0 P: 4	1B: 7 2B: 3 3B: 0 HR: 2	SF: 0 SAC: 1 DP: 0 HBP: 1	WP: 0 PB: 0 SB: 0 CS: 0
PITCHER	IP WLS BF H R ER SO BB IBB HBP BLK WP HR S P ERA WHIP																					
Sam McDowell, L ERA: 5.91	(1, 1) 2.2 L 18 5 6 4 5 4 0 0 0 0 1 24 40 13.50 3.375																					
Bill Dailey, R ERA: 3.96	(3, 1) 2.1 14 4 1 1 2 3 0 0 0 0 0 15 27 3.86 3.000																					
Dave Tyrriver, R ERA: 8.44	(6, 1) 4.0 17 3 1 1 4 2 0 1 0 0 1 22 31 2.25 1.250																					
Batter	1	2	3	4	5	6	7	8	9	AB	R	H	RBI	BB	SO	LOB	BOTTOM					
Ty Cline, L OBP: 0.309, SLG: 0.321										4	0	1	0	0	0	1	Baltimore Orioles @ Cleveland Indians Cleveland Municipal Stadium, Cleveland, OH Sat Sep 01 1962, 3:33 AM EDT Att: 2,342 - Unknown					
Al Luplow, L OBP: 0.363, SLG: 0.480									4	0	0	0	0	2	2							
Tito Francona, L OBP: 0.323, SLG: 0.399									4	0	1	1	0	0	1							
Willie Kirkland, L OBP: 0.280, SLG: 0.389									4	1	2	1	0	0	2							
Doc Edwards, R OBP: 0.362, SLG: 0.453									4	0	0	0	0	0	1							
Woodie Held, R OBP: 0.380, SLG: 0.387									3	0	0	0	1	1	0							
Bubba Phillips, R OBP: 0.286, SLG: 0.351 Jim Mahoney, R OBP: 0.257, SLG: 0.408 Chuck Essegian, R (9, PH) OBP: 0.372, SLG: 0.507									1	0	1	0	0	0	0							
Jerry Kindall, R OBP: 0.294, SLG: 0.365									4	0	1	0	0	2	2							
Sam McDowell, L OBP: 0.100, SLG: 0.100 Bill Dailey, R	(1, 1) 9.0 W 36 7 2 2 8 2 0 0 0 0 1 50 58 2.00 1.000																					
Don Dillard, L OBP: 0.269, SLG: 0.352 Dave Tyrriver, R (9, PH) OBP: 0.372, SLG: 0.507	(5, PH) (6, 1) (9, PH)																					
Gene Green, R OBP: 0.319, SLG: 0.551	(9, PH)																					
Inning Stats	R: 0 E: 0 K: 1 S: 6	H: 1 LOB: 1 BB: 0 P: 6	R: 0 E: 0 K: 1 S: 7	H: 2 LOB: 2 BB: 0 P: 7	R: 0 E: 0 K: 0 S: 3	H: 0 LOB: 0 BB: 0 P: 3	R: 1 E: 0 K: 2 S: 8	H: 1 LOB: 1 BB: 1 P: 12	R: 1 E: 0 K: 0 S: 5	H: 2 LOB: 1 BB: 0 P: 5	R: 0 E: 0 K: 1 S: 5	H: 0 LOB: 0 BB: 0 P: 5	R: 0 E: 0 K: 2 S: 7	H: 0 LOB: 0 BB: 0 P: 7	R: 0 E: 0 K: 1 S: 6	H: 1 LOB: 1 BB: 0 P: 6	R: 0 E: 0 K: 0 S: 3	H: 0 LOB: 1 BB: 1 P: 7	1B: 5 2B: 1 3B: 0 HR: 1	SF: 0 SAC: 0 DP: 0 HBP: 0	WP: 0 PB: 0 SB: 0 CS: 0	PA: 36
PITCHER	IP WLS BF H R ER SO BB IBB HBP BLK WP HR S P ERA WHIP																					
Jack Fisher, R ERA: 4.69	(1, 1) 9.0 W 36 7 2 2 8 2 0 0 0 0 1 50 58 2.00 1.000																					

AB	38
R	8
H	12
RBI	7
BB	9
SO	11
LOB	25

AB	34
R	2
H	7
RBI	2
BB	2
SO	8
LOB	13




Batter	1	2	3	4	5	6	7	8	9	AB	R	H	RBI	BB	SO	LOB	TOP					
Jerry Adair, R OBP: 0.329, SLG: 0.424 (1, 6)										4	0	2	2	1	1	0	<p>Baltimore Orioles @ Cleveland Indians Cleveland Municipal Stadium, Cleveland, OH</p> <p>Sun Sep 02 1962, 3:33 AM EDT Unknown</p> <p>livebaseballscorecards.com</p> <p>AB 33 R 4 H 8 RBI 4 BB 5 SO 11 LOB 11</p>					
Russ Snyder, L OBP: 0.332, SLG: 0.441 (1, 8)										4	0	1	0	1	1	3						
Jackie Brandt, R OBP: 0.332, SLG: 0.456 (1, 9)										4	0	0	0	0	1	4						
Jim Gentile, L OBP: 0.352, SLG: 0.503 (1, 3)										4	0	0	0	0	2	0						
Brooks Robinson, R OBP: 0.333, SLG: 0.484 (1, 5)										3	1	0	0	1	2	0						
Dave Nicholson, R OBP: 0.308, SLG: 0.333 (1, 7)										2	1	1	1	2	1	0						
Hobie Landrith, L OBP: 0.323, SLG: 0.365 (1, 2)										4	1	2	1	0	0	0						
Mary Breeding, R OBP: 0.279, SLG: 0.320 (1, 4)										4	1	1	0	0	1	2						
Mitt Pappas, R OBP: 0.109, SLG: 0.311 (1, 1)										4	0	1	0	0	2	2						
Inning Stats	R: 0 E: 0 K: 2 S: 7	H: 0 LOB: 0 BB: 0 P: 7	R: 1 E: 0 K: 1 S: 6	H: 1 LOB: 0 BB: 0 P: 6	R: 0 E: 0 K: 2 S: 8	H: 1 LOB: 2 BB: 1 P: 12	R: 0 E: 0 K: 1 S: 4	H: 0 LOB: 0 BB: 1 P: 8	R: 0 E: 0 K: 0 S: 5	H: 2 LOB: 2 BB: 0 P: 5	R: 0 E: 0 K: 1 S: 5	H: 0 LOB: 0 BB: 0 P: 5	R: 2 E: 0 K: 2 S: 10	H: 3 LOB: 2 BB: 1 P: 14	R: 1 E: 0 K: 1 S: 5	H: 1 LOB: 1 BB: 2 P: 13	R: 0 E: 0 K: 1 S: 5	H: 0 LOB: 0 BB: 0 P: 5	1B: 5 2B: 2 3B: 0 HR: 1	SF: 0 SAC: 0 DP: 1 HBP: 0	WP: 0 PB: 1 SB: 0 CS: 2	PA: 39
PITCHER	IP WLS BF H R ER SO BB IBB HBP BLK WP HR S P ERA WHIP																					
Mudcat Grant, R ERA: 4.59 (1, 1)	7.1 L 33 7 4 4 10 5 0 0 0 0 0 1 48 68 4.91 1.636																					
Gary Bell, R ERA: 4.17 (8, 1)	0.2 2 1 0 0 0 0 0 0 0 0 0 0 2 2 0.00 1.500																					
Bill Dailey, R ERA: 3.86 (9, 1)	1.0 3 0 0 0 1 0 0 0 0 0 0 0 5 5 0.00 0.000																					

Batter	1	2	3	4	5	6	7	8	9	AB	R	H	RBI	BB	SO	LOB	BOTTOM			
Ty Cline, L OBP: 0.311, SLG: 0.321 (1, 8)										3	0	1	0	1	0	0	<p>Baltimore Orioles @ Cleveland Indians Cleveland Municipal Stadium, Cleveland, OH</p> <p>Sun Sep 02 1962, 3:33 AM EDT Unknown</p> <p>livebaseballscorecards.com</p> <p>AB 30 R 1 H 5 RBI 1 BB 1 SO 4 LOB 7</p>			
Al Luplow, L OBP: 0.358, SLG: 0.473 (1, 7)										4	0	0	0	0	0	3				
Tito Francona, L OBP: 0.322, SLG: 0.397 (1, 3)										4	0	1	0	0	1	1				
Willie Kirkland, L OBP: 0.277, SLG: 0.385 (1, 9)										4	0	0	0	0	1	1				
Doc Edwards, R OBP: 0.361, SLG: 0.449 (1, 2)										3	0	1	0	0	0	0				
Woodie Held, R OBP: 0.380, SLG: 0.394 (1, 6)										3	1	1	1	0	0	1				
Bubba Phillips, R OBP: 0.284, SLG: 0.349 (1, 5)										3	0	0	0	0	1	1				
Jerry Kindall, R OBP: 0.292, SLG: 0.363 (1, 4)										3	0	0	0	0	1	0				
Mudcat Grant, R OBP: 0.186, SLG: 0.214 (1, 1)										2	0	1	0	0	0	0				
Gary Bell, R OBP: 0.296, SLG: 0.208 (8, 1)										0	0	0	0	0	0	0				
Don Dillard, L OBP: 0.267, SLG: 0.349 (6, PH)										1	0	0	0	0	0	0				
Bill Dailey, R (9, 1)										0	0	0	0	0	0	0				
Inning Stats	R: 0 E: 0 K: 0 S: 3	H: 0 LOB: 0 BB: 0 P: 3	R: 0 E: 0 K: 0 S: 4	H: 1 LOB: 1 BB: 0 P: 4	R: 0 E: 0 K: 1 S: 5	H: 1 LOB: 0 BB: 0 P: 5	R: 0 E: 0 K: 1 S: 5	H: 0 LOB: 0 BB: 0 P: 5	R: 0 E: 1 K: 0 S: 3	H: 1 LOB: 1 BB: 1 P: 7	R: 1 E: 0 K: 1 S: 6	H: 1 LOB: 0 BB: 0 P: 6	R: 0 E: 0 K: 0 S: 3	H: 0 LOB: 0 BB: 0 P: 3	R: 0 E: 0 K: 1 S: 5	H: 0 LOB: 0 BB: 0 P: 5	1B: 4 2B: 1 3B: 0 HR: 1	SF: 0 SAC: 0 DP: 2 HBP: 0	WP: 0 PB: 0 SB: 0 CS: 1	PA: 31
PITCHER	IP WLS BF H R ER SO BB IBB HBP BLK WP HR S P ERA WHIP																			
Mitt Pappas, R ERA: 3.84 (1, 1)	9.0 W 31 5 1 1 4 1 0 0 0 0 1 38 42 1.00 0.667																			

Batter	1	2	3	4	5	6	7	8	9	AB	R	H	RBI	BB	SO	LOB	TOP				
Jerry Adair, R OBP: 0.326, SLG: 0.420 (1, 6)										4	1	0	0	0	0	2	Baltimore Orioles @ Cleveland Indians Cleveland Municipal Stadium, Cleveland, OH Sun Sep 02 1962, 3:38 AM EDT Att: 8,046 - Unknown				
Russ Snyder, L OBP: 0.331, SLG: 0.442 (1, 8)										4	0	1	1	0	0	1					
Jackie Brandt, R OBP: 0.331, SLG: 0.454 (1, 9)										4	1	1	0	0	0	1					
Jim Gentile, L OBP: 0.353, SLG: 0.504 (1, 3)										3	0	1	0	1	1	1					
Brooks Robinson, R OBP: 0.333, SLG: 0.481 (1, 5)										3	0	0	0	1	0	3					
Dave Nicholson, R OBP: 0.306, SLG: 0.352 (1, 7)										4	0	1	0	0	2	3					
Gus Triandos, R OBP: 0.258, SLG: 0.295 Hobie Landrith, L OBP: 0.326, SLG: 0.365 (1, 2) (8, 2)									2	0	1	1	1	0	1	0					
Mary Breeding, R OBP: 0.273, SLG: 0.313 (1, 4)									4	0	0	0	0	0	5						
Hal Brown, R OBP: 0.286, SLG: 0.286 Hoyt Wilhelm, R OBP: 0.133, SLG: 0.071 (1, 1) (8, 1)									3	0	2	0	0	0	0	0					
Inning Stats	R: 0 E: 0 K: 0 S: 3	H: 0 LOB: 0 BB: 0 P: 3	R: 0 E: 0 K: 0 S: 4	H: 1 LOB: 1 BB: 0 P: 4	R: 0 E: 0 K: 0 S: 4	H: 1 LOB: 1 BB: 0 P: 4	R: 1 E: 0 K: 1 S: 7	H: 2 LOB: 2 BB: 0 P: 11	R: 0 E: 0 K: 0 S: 5	H: 0 LOB: 0 BB: 0 P: 5	R: 0 E: 0 K: 0 S: 2	H: 1 LOB: 1 BB: 1 P: 6	R: 1 E: 0 K: 0 S: 5	H: 2 LOB: 2 BB: 1 P: 9	R: 0 E: 0 K: 2 S: 7	H: 0 LOB: 1 BB: 1 P: 11		1B: 4 2B: 2 3B: 1 HR: 0	SF: 0 SAC: 0 DP: 0 HBP: 0	WP: 0 PB: 0 SB: 1 CS: 0	PA: 36
PITCHER	IP	WLS	BF	H	R	ER	SO	BB	IBB	HBP	BLK	WP	HR	S	P	ERA	WHIP				
Jim Perry, R ERA: 4.22 Gary Bell, R ERA: 4.13 (1, 1) (9, 1)	8.0	L	32	7	2	2	2	3	0	0	0	0	0	33	45	2.25	1.250				

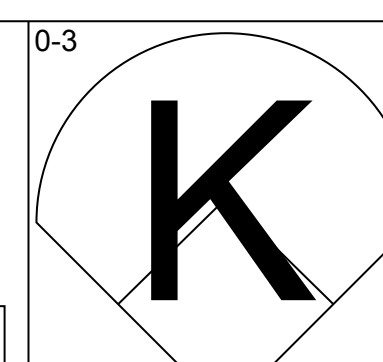
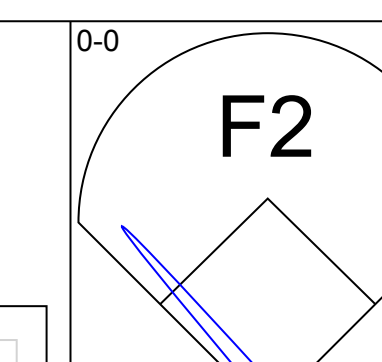
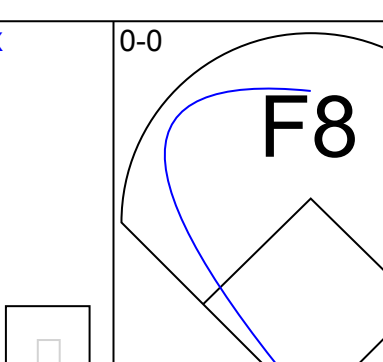
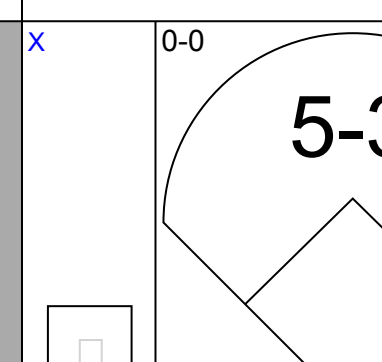
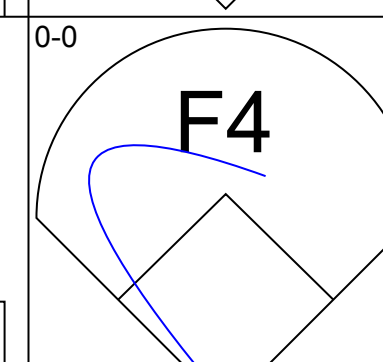
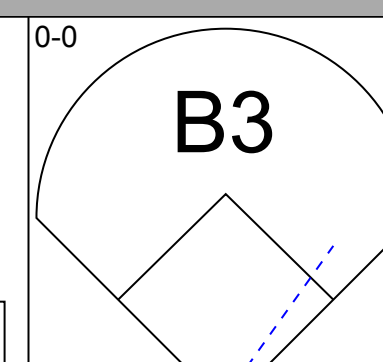
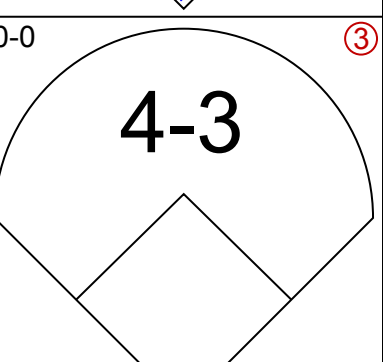
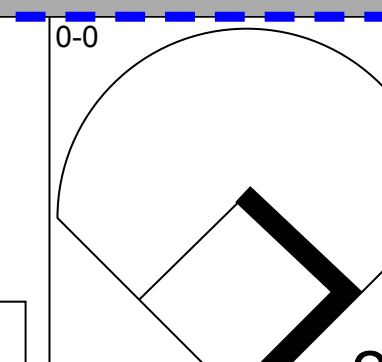
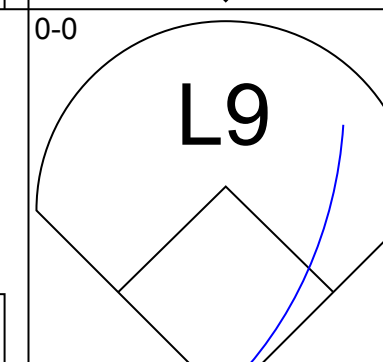
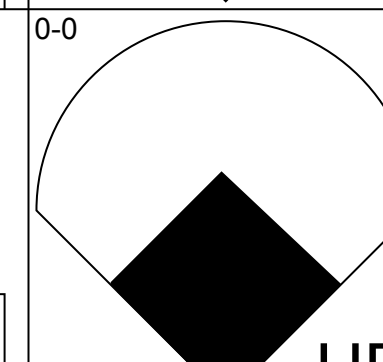
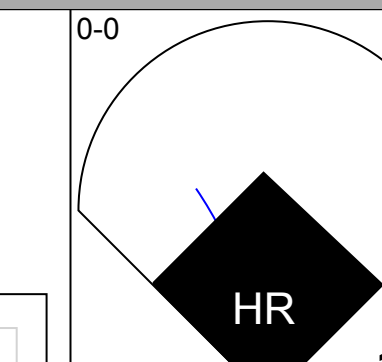
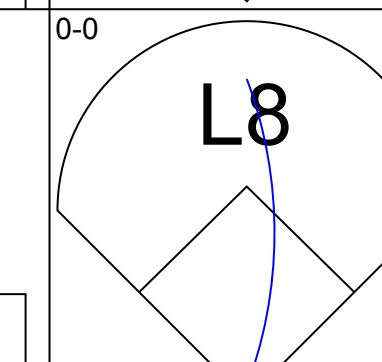
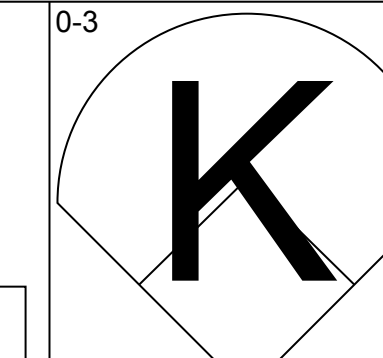
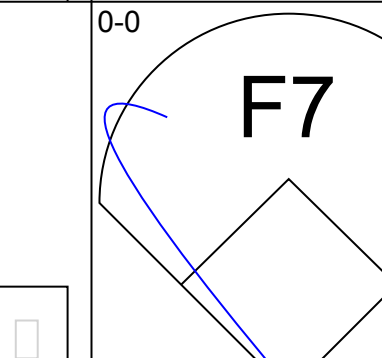
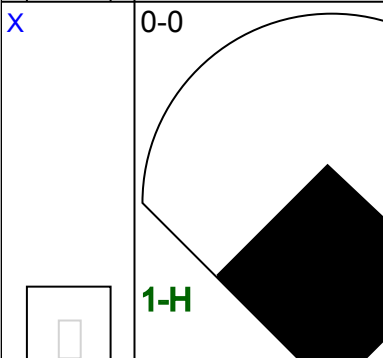
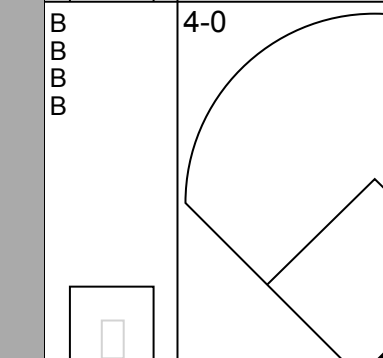
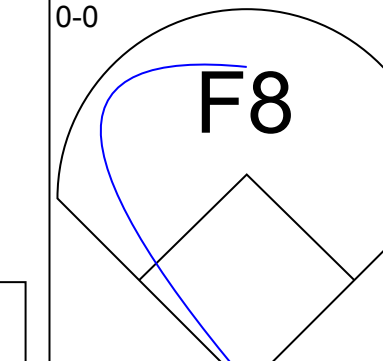
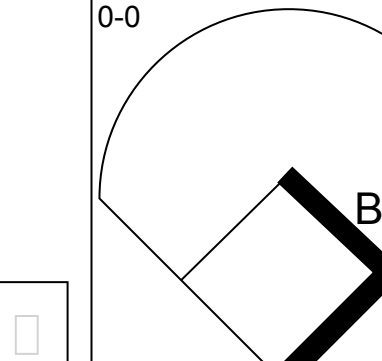

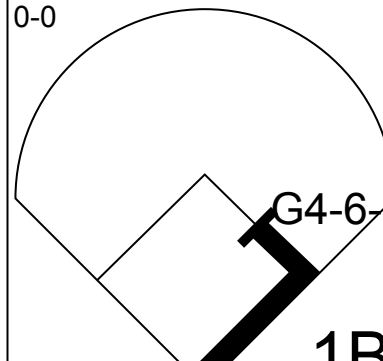

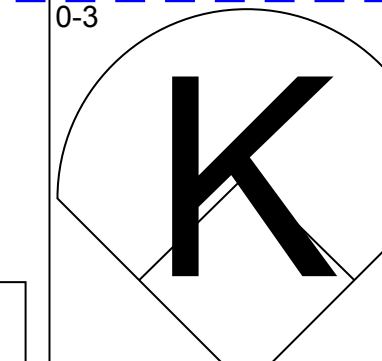
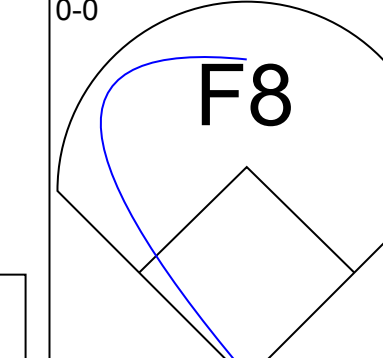
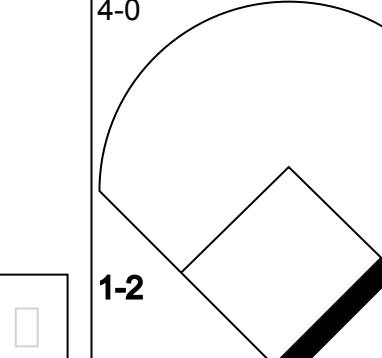
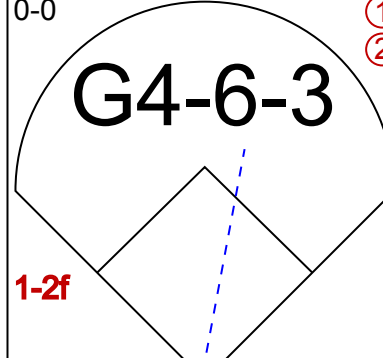

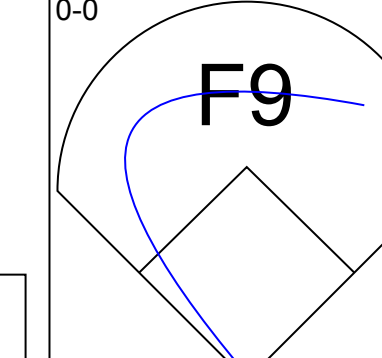
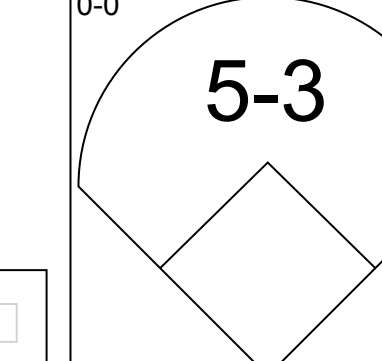
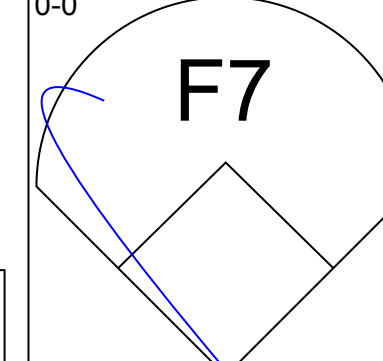
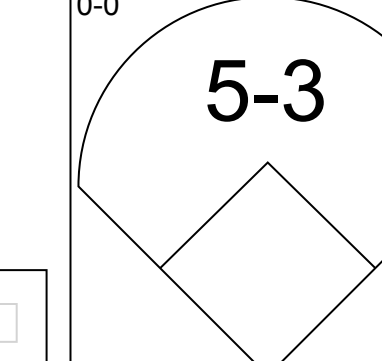
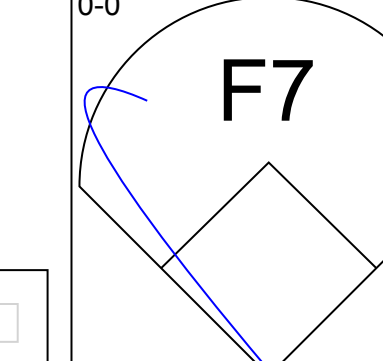
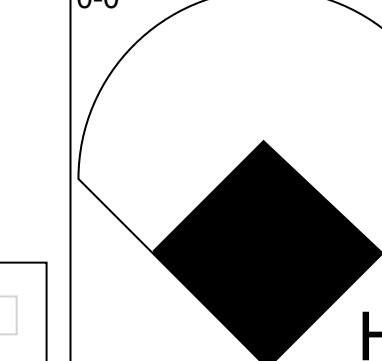
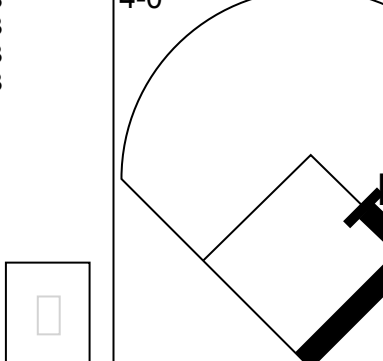

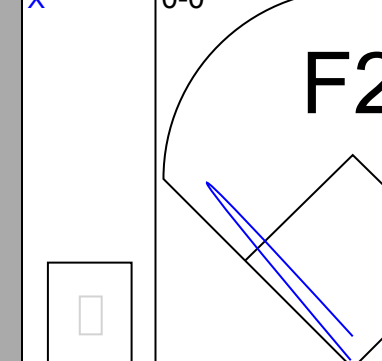
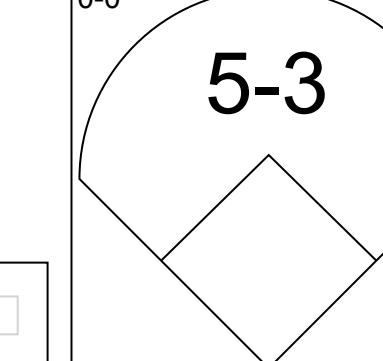
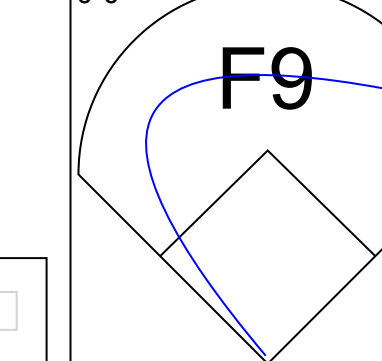
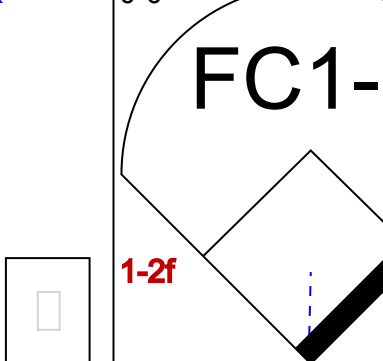
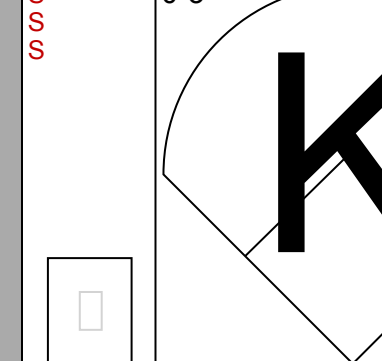
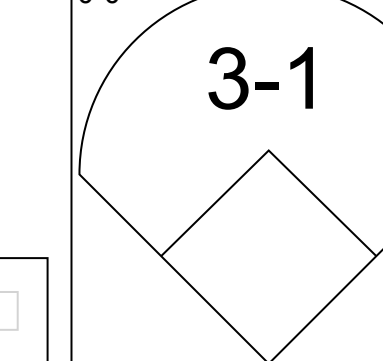
AB	32
R	2
H	7
RBI	2
BB	4
SO	4
LOB	18



Batter	1	2	3	4	5	6	7	8	9	AB	R	H	RBI	BB	SO	LOB	BOTTOM				
Willie Tasby, R OBP: 0.333, SLG: 0.342 (1, 8)										4	1	1	0	0	0	1	Baltimore Orioles @ Cleveland Indians Cleveland Municipal Stadium, Cleveland, OH Sun Sep 02 1962, 3:38 AM EDT Att: 8,046 - Unknown				
Al Luplow, L OBP: 0.357, SLG: 0.474 (1, 7)										4	0	1	0	0	1	1					
Tito Francona, L OBP: 0.323, SLG: 0.397 (1, 3)										3	0	1	0	1	1	1					
Willie Kirkland, L OBP: 0.274, SLG: 0.381 (1, 9)										4	0	0	0	0	0	3					
John Romano, R OBP: 0.354, SLG: 0.452 Gene Green, R OBP: 0.317, SLG: 0.547 (1, 2) (9, PH)										3	0	0	0	0	1	2					
Woodie Held, R OBP: 0.357, SLG: 0.391 (1, 5)										3	0	0	0	0	0	0					
Jack Kubiszyn, R OBP: 0.195, SLG: 0.234 Don Dillard, L OBP: 0.271, SLG: 0.353 Jim Mahoney, R OBP: 0.257, SLG: 0.408 (1, 6) (8, PH) (9, 6)										2	0	0	0	0	0	0					
Jerry Kindall, R OBP: 0.292, SLG: 0.363 (1, 4)										3	0	1	0	0	0	0					
Jim Perry, S OBP: 0.185, SLG: 0.189 Chuck Essegian, R OBP: 0.371, SLG: 0.505 Gary Bell, R OBP: 0.296, SLG: 0.208 (1, 1) (8, PH) (9, 1)										2	0	1	0	0	0	0					
Inning Stats	R: 0 E: 0 K: 0 S: 3	H: 1 LOB: 0 BB: 0 P: 3	R: 0 E: 0 K: 0 S: 3	H: 0 LOB: 0 BB: 0 P: 3	R: 0 E: 0 K: 0 S: 4	H: 1 LOB: 1 BB: 0 P: 4	R: 0 E: 0 K: 0 S: 3	H: 0 LOB: 0 BB: 0 P: 3	R: 0 E: 0 K: 2 S: 7	H: 0 LOB: 0 BB: 0 P: 7	R: 0 E: 1 K: 0 S: 4	H: 2 LOB: 1 BB: 0 P: 4	R: 1 E: 0 K: 2 S: 8	H: 1 LOB: 1 BB: 1 P: 12	1B: 5 2B: 2 3B: 0 HR: 0	SF: 0 SAC: 0 DP: 3 HBP: 0		WP: 1 PB: 1 SB: 0 CS: 0	PA: 32		
PITCHER	IP	WLS	BF	H	R	ER	SO	BB	IBB	HBP	BLK	WP	HR	S	P	ERA	WHIP				
Hal Brown, R ERA: 4.1 Hoyt Wilhelm, R ERA: 1.56 (1, 1) (8, 1)	7.1	W	26	5	0	0	2	0	0	0	0	1	0	9	13	5.40	1.200				


AB	31
R	1
H	6
RBI	0
BB	1
SO	4
LOB	11

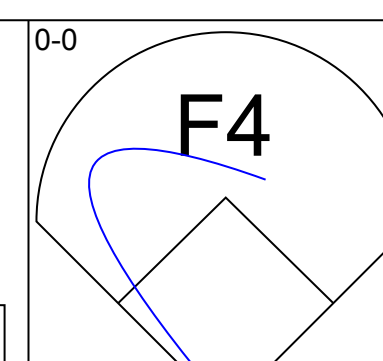
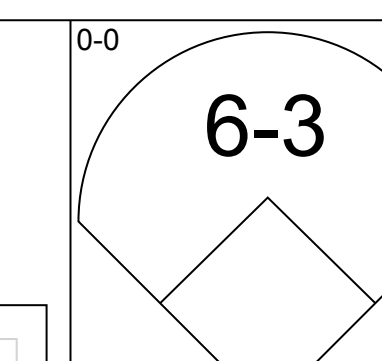
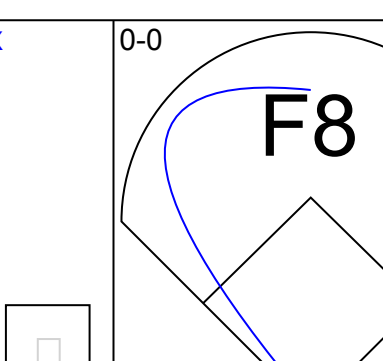
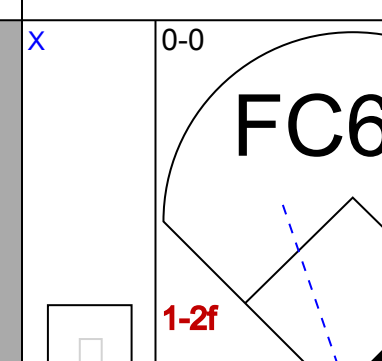
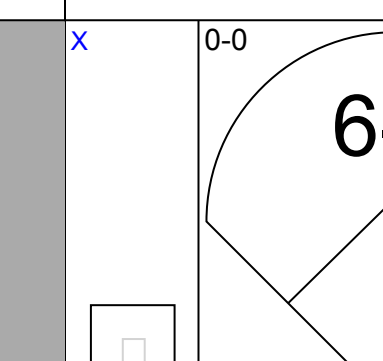
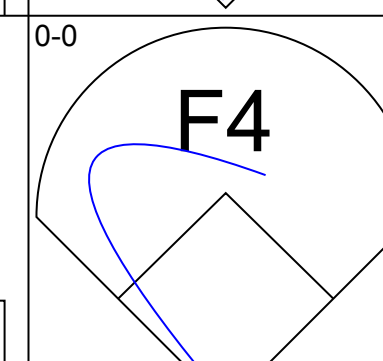
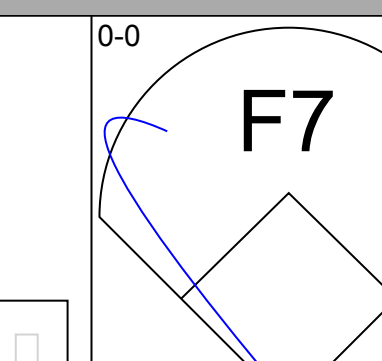
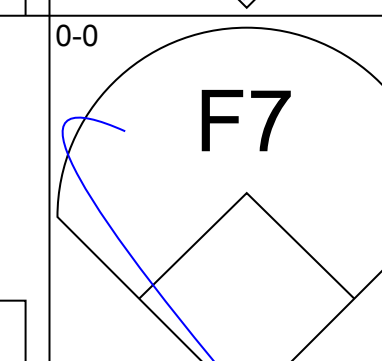
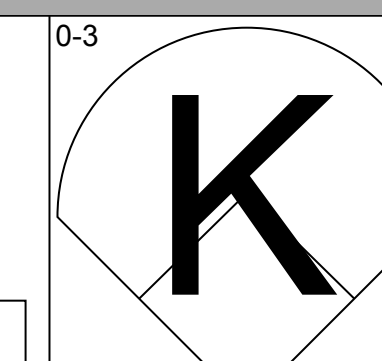
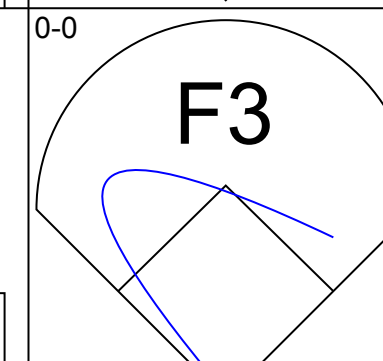
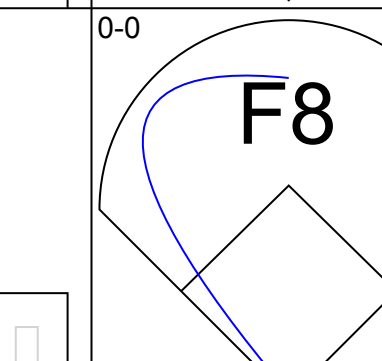
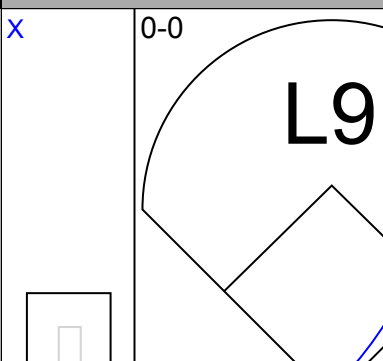
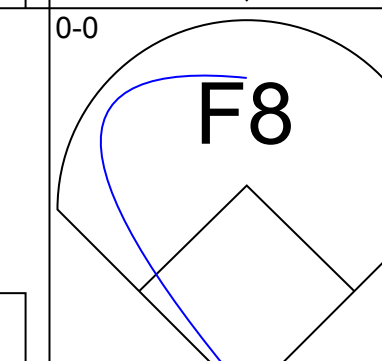
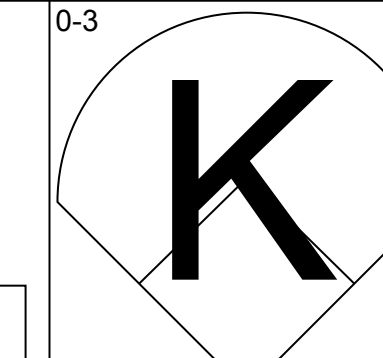
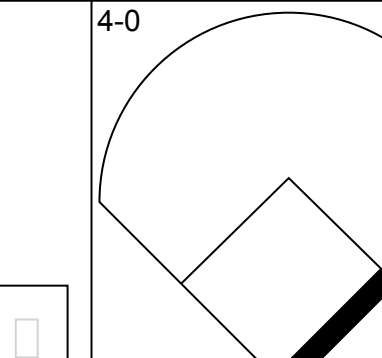
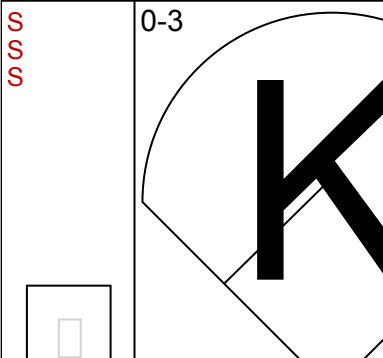
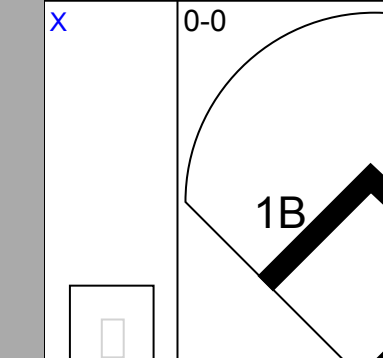

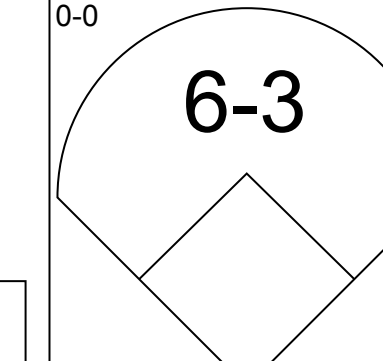
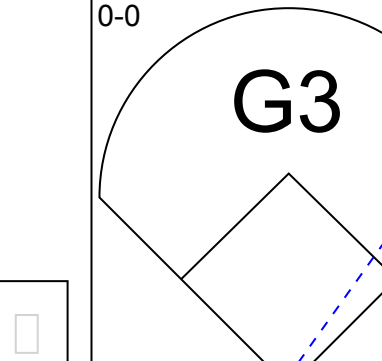
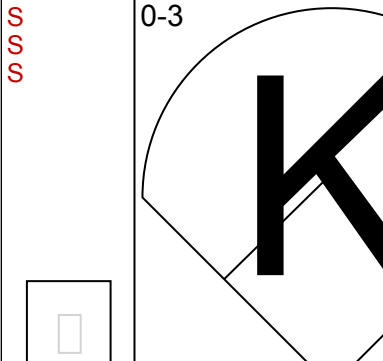
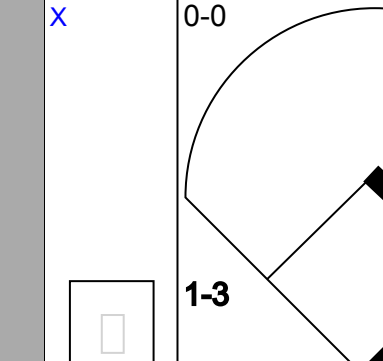

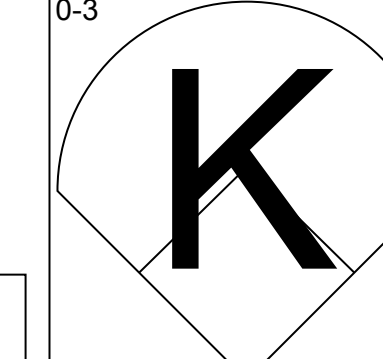
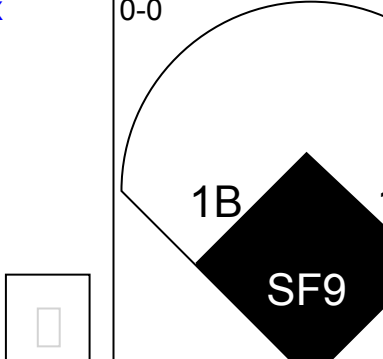

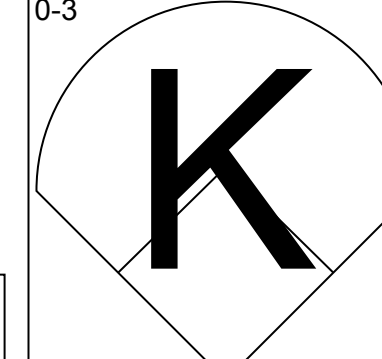
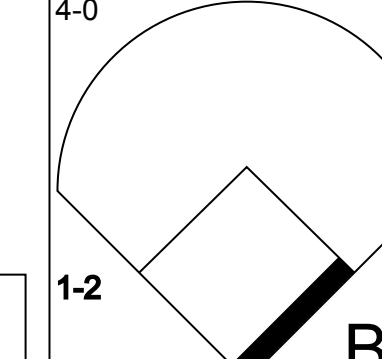

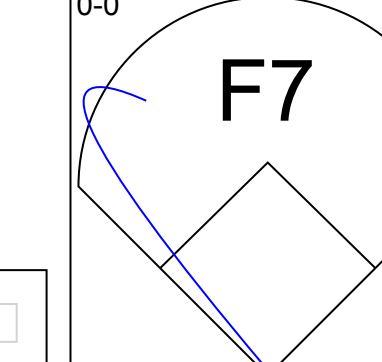
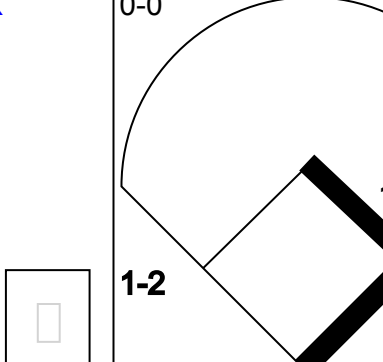

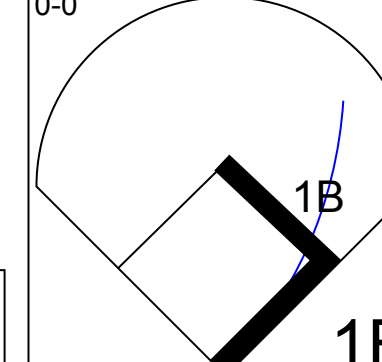
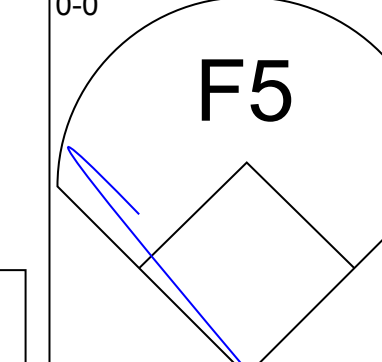
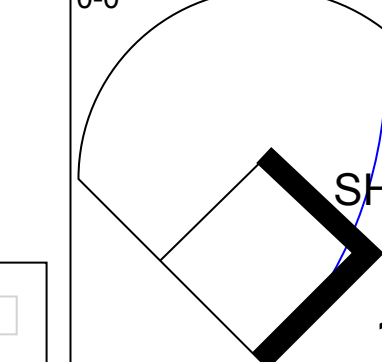


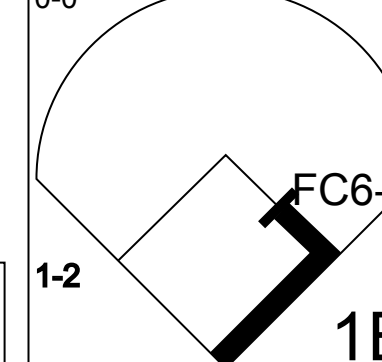
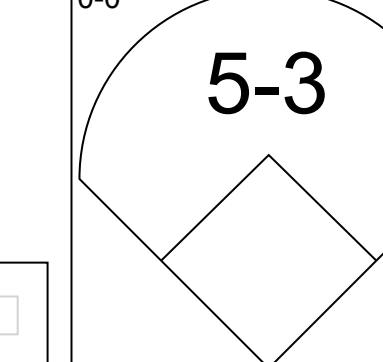
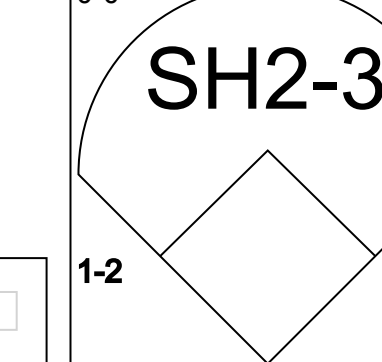
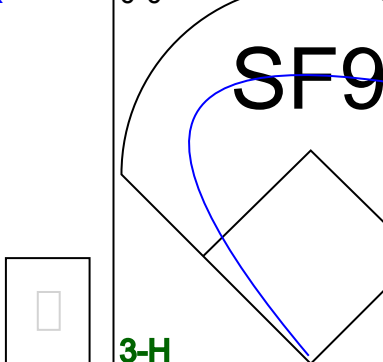
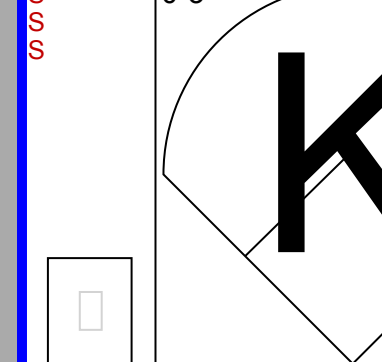
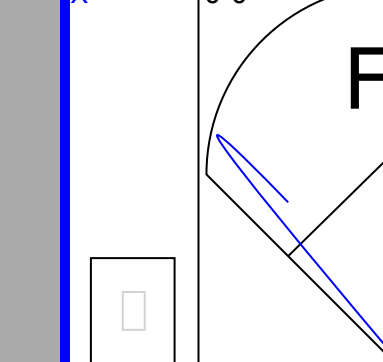


Batter	1	2	3	4	5	6	7	8	9	AB	R	H	RBI	BB	SO	LOB	TOP						
Chico Fernandez, R OBP: 0.290, SLG: 0.401 (1, 6)										4	0	0	0	0	1	1							
Bill Bruton, L OBP: 0.356, SLG: 0.442 (1, 8)										4	0	1	0	0	0	1							
Al Kaline, R OBP: 0.375, SLG: 0.590 (1, 9)										4	2	2	1	0	0	1							
Rocky Colavito, R OBP: 0.374, SLG: 0.527 (1, 7)										3	1	1	2	1	1	0							
Vic Wertz, L OBP: 0.371, SLG: 0.495 Bubba Morton, R OBP: 0.374, SLG: 0.392 (8, PH) Bobo Osborne, L OBP: 0.364, SLG: 0.250 (8, 3)										3	0	2	0	0	0	0							
Dick McAuliffe, L OBP: 0.348, SLG: 0.386 (1, 4)										3	0	0	0	1	0	3							
Steve Boros, R OBP: 0.330, SLG: 0.405 (1, 5)										4	0	0	0	0	0	2							
Mike Roarke, R OBP: 0.271, SLG: 0.358 (1, 2)										3	1	1	1	1	0	0							
Phil Regan, R OBP: 0.240, SLG: 0.229 (1, 1)										4	0	0	0	0	1	1							
Inning Stats	R: 0 E: 0 K: 1 S: 5	H: 0 LOB: 0 BB: 0 P: 5	R: 0 E: 0 K: 1 S: 5	H: 0 LOB: 0 BB: 0 P: 5	R: 1 E: 0 K: 0 S: 4	H: 1 LOB: 0 BB: 0 P: 4	R: 1 E: 0 K: 0 S: 5	H: 2 LOB: 1 BB: 1 P: 9	R: 0 E: 0 K: 0 S: 3	H: 0 LOB: 0 BB: 1 P: 7	R: 2 E: 0 K: 0 S: 5	H: 3 LOB: 0 BB: 0 P: 5	R: 0 E: 0 K: 1 S: 6	H: 0 LOB: 0 BB: 0 P: 5	R: 0 E: 0 K: 1 S: 6	H: 1 LOB: 2 BB: 0 P: 10	R: 0 E: 0 K: 0 S: 3	H: 0 LOB: 0 BB: 0 P: 3	1B: 3 2B: 1 3B: 0 HR: 3	SF: 0 SAC: 0 DP: 1 HBP: 0	WP: 0 PB: 0 SB: 0 CS: 0	PA: 36	
PITCHER	IP WLS BF H R ER SO BB IBB HBP BLK WP HR S P ERA WHIP	IP WLS BF H R ER SO BB IBB HBP BLK WP HR S P ERA WHIP	IP WLS BF H R ER SO BB IBB HBP BLK WP HR S P ERA WHIP	IP WLS BF H R ER SO BB IBB HBP BLK WP HR S P ERA WHIP	IP WLS BF H R ER SO BB IBB HBP BLK WP HR S P ERA WHIP	IP WLS BF H R ER SO BB IBB HBP BLK WP HR S P ERA WHIP	IP WLS BF H R ER SO BB IBB HBP BLK WP HR S P ERA WHIP	IP WLS BF H R ER SO BB IBB HBP BLK WP HR S P ERA WHIP	IP WLS BF H R ER SO BB IBB HBP BLK WP HR S P ERA WHIP	IP WLS BF H R ER SO BB IBB HBP BLK WP HR S P ERA WHIP	IP WLS BF H R ER SO BB IBB HBP BLK WP HR S P ERA WHIP	IP WLS BF H R ER SO BB IBB HBP BLK WP HR S P ERA WHIP	IP WLS BF H R ER SO BB IBB HBP BLK WP HR S P ERA WHIP	IP WLS BF H R ER SO BB IBB HBP BLK WP HR S P ERA WHIP	IP WLS BF H R ER SO BB IBB HBP BLK WP HR S P ERA WHIP	IP WLS BF H R ER SO BB IBB HBP BLK WP HR S P ERA WHIP	IP WLS BF H R ER SO BB IBB HBP BLK WP HR S P ERA WHIP	IP WLS BF H R ER SO BB IBB HBP BLK WP HR S P ERA WHIP	IP WLS BF H R ER SO BB IBB HBP BLK WP HR S P ERA WHIP	IP WLS BF H R ER SO BB IBB HBP BLK WP HR S P ERA WHIP	IP WLS BF H R ER SO BB IBB HBP BLK WP HR S P ERA WHIP	IP WLS BF H R ER SO BB IBB HBP BLK WP HR S P ERA WHIP	IP WLS BF H R ER SO BB IBB HBP BLK WP HR S P ERA WHIP

Detroit Tigers @ Baltimore Orioles
Memorial Stadium, Baltimore, MD
 Mon Sep 03 1962, 7:05 PM EDT
 Att: 13,023 - Unknown


AB 33
 R 4
 H 7
 RBI 4
 BB 3
 SO 4
 LOB 11



Batter	1	2	3	4	5	6	7	8	9	AB	R	H	RBI	BB	SO	LOB	BOTTOM					
Jerry Adair, R OBP: 0.321, SLG: 0.412 (1, 6)										5	0	0	0	0	0	5						
Russ Snyder, L OBP: 0.323, SLG: 0.431 (1, 8)										4	0	0	0	0	1	2						
Jackie Brandt, R OBP: 0.327, SLG: 0.450 (1, 9)										4	0	0	0	0	0	0						
Jim Gentile, L OBP: 0.355, SLG: 0.504 (1, 3)										3	0	1	0	1	2	0						
Brooks Robinson, R OBP: 0.332, SLG: 0.478 (1, 5)										4	0	1	0	0	1	1						
Dave Nicholson, R OBP: 0.319, SLG: 0.379 (1, 7)										3	1	1	0	1	2	0						
Hobie Landrith, L OBP: 0.330, SLG: 0.369 Charlie Lau, L OBP: 0.324, SLG: 0.454 (8, PH) (9, 2)										3	0	2	0	0	0	0						
Mary Breeding, R OBP: 0.277, SLG: 0.316 (1, 4)										4	0	3	0	0	0	0						
Chuck Estrada, R OBP: 0.164, SLG: 0.135 Whitley Herzog, L OBP: 0.381, SLG: 0.418 (7, PH) Wes Stock, R (8, 1) Dick Luebke, R (8, 1) Boog Powell, L OBP: 0.320, SLG: 0.434 (8, PH)										0	0	0	1	0	0	0						
Inning Stats	R: 0 E: 0 K: 0 S: 3	H: 0 LOB: 0 BB: 0 P: 3	R: 0 E: 0 K: 2 S: 7	H: 0 LOB: 0 BB: 0 P: 7	R: 0 E: 0 K: 0 S: 4	H: 1 LOB: 1 BB: 0 P: 4	R: 0 E: 0 K: 0 S: 3	H: 0 LOB: 1 BB: 1 P: 7	R: 0 E: 0 K: 2 S: 7	H: 0 LOB: 0 BB: 0 P: 7	R: 0 E: 0 K: 2 S: 9	H: 2 LOB: 2 BB: 0 P: 9	R: 0 E: 0 K: 1 S: 7	H: 2 LOB: 3 BB: 1 P: 11	R: 0 E: 0 K: 0 S: 3	H: 0 LOB: 0 BB: 0 P: 3	1B: 8 2B: 0 3B: 0 HR: 0	SF: 1 SAC: 1 DP: 0 HBP: 0	WP: 0 PB: 0 SB: 0 CS: 0	PA: 37		
PITCHER	IP WLS BF H R ER SO BB IBB HBP BLK WP HR S P ERA WHIP	IP WLS BF H R ER SO BB IBB HBP BLK WP HR S P ERA WHIP	IP WLS BF H R ER SO BB IBB HBP BLK WP HR S P ERA WHIP	IP WLS BF H R ER SO BB IBB HBP BLK WP HR S P ERA WHIP	IP WLS BF H R ER SO BB IBB HBP BLK WP HR S P ERA WHIP	IP WLS BF H R ER SO BB IBB HBP BLK WP HR S P ERA WHIP	IP WLS BF H R ER SO BB IBB HBP BLK WP HR S P ERA WHIP	IP WLS BF H R ER SO BB IBB HBP BLK WP HR S P ERA WHIP	IP WLS BF H R ER SO BB IBB HBP BLK WP HR S P ERA WHIP	IP WLS BF H R ER SO BB IBB HBP BLK WP HR S P ERA WHIP	IP WLS BF H R ER SO BB IBB HBP BLK WP HR S P ERA WHIP	IP WLS BF H R ER SO BB IBB HBP BLK WP HR S P ERA WHIP	IP WLS BF H R ER SO BB IBB HBP BLK WP HR S P ERA WHIP	IP WLS BF H R ER SO BB IBB HBP BLK WP HR S P ERA WHIP	IP WLS BF H R ER SO BB IBB HBP BLK WP HR S P ERA WHIP	IP WLS BF H R ER SO BB IBB HBP BLK WP HR S P ERA WHIP	IP WLS BF H R ER SO BB IBB HBP BLK WP HR S P ERA WHIP	IP WLS BF H R ER SO BB IBB HBP BLK WP HR S P ERA WHIP	IP WLS BF H R ER SO BB IBB HBP BLK WP HR S P ERA WHIP	IP WLS BF H R ER SO BB IBB HBP BLK WP HR S P ERA WHIP	IP WLS BF H R ER SO BB IBB HBP BLK WP HR S P ERA WHIP	IP WLS BF H R ER SO BB IBB HBP BLK WP HR S P ERA WHIP

Detroit Tigers @ Baltimore Orioles
Memorial Stadium, Baltimore, MD
 Mon Sep 03 1962, 7:05 PM EDT
 Att: 13,023 - Unknown

AB 33
 R 1
 H 8
 RBI 1
 BB 2
 SO 7
 LOB 13



Batter	1	2	3	4	5	6	7	8	9	AB	R	H	RBI	BB	SO	LOB	TOP		
Chico Fernandez, R (1, 6) OBP: 0.291, SLG: 0.399	0-3 K		0-0 CS 1B			0-0 F7		0-0 HR 1-3 1B	0-0 5-3	5	1	2	0	0	1	1			
Bill Bruton, L (1, 8) OBP: 0.356, SLG: 0.449	0-0 F8		0-0 CS 1-2	0-0 HR 1B		0-0 1B		0-0 1-3 1-2		4	1	2	0	0	0	1			
Al Kaline, R (1, 9) OBP: 0.372, SLG: 0.589	0-0 L6-3			0-0 HR 1-H		0-3 K		4-0 HR BB		3	2	1	2	1	1	1			
Rocky Colavito, R (1, 7) OBP: 0.374, SLG: 0.531		0-0 4-3		0-0 6-3		0-0 F4		0-0 HR	0-0 4-3 1-H 2-H	4	1	1	3	0	0	1			
Vic Wertz, L (1, 3) OBP: 0.356, SLG: 0.500		0-0 4-3		0-0 F6			0-0 3-1			3	0	0	0	0	0	0			
Bobo Osborne, L (7, 3) OBP: 0.372, SLG: 0.262										1	0	1	0	0	0	0			
Dick McAuliffe, L (1, 4) OBP: 0.344, SLG: 0.381		0-0 1B		0-0 F9			0-0 3-1		0-0 4-3	4	0	1	0	0	0	1			
Steve Boros, R (1, 5) OBP: 0.331, SLG: 0.415					0-0 F6		0-0 HR		0-3 K	4	1	1	1	0	1	1			
Mike Roarke, R (1, 2) OBP: 0.270, SLG: 0.354			0-0 F9		0-0 5-3		0-3 K		0-0 1B	4	0	1	0	0	1	0			
Hank Aquirre, R (1, 1) OBP: 0.047, SLG: 0.032			0-3 K		0-3 K			0-3 K	0-3 K	4	0	0	0	0	4	1			
Inning Stats	R: 0 E: 0 K: 1 S: 5	H: 0 LOB: 0 BB: 0 P: 5	R: 0 E: 0 K: 0 S: 4	H: 1 LOB: 1 BB: 0 P: 4	R: 0 E: 0 K: 1 S: 5	H: 1 LOB: 0 BB: 0 P: 5	R: 2 E: 0 K: 0 S: 5	H: 2 LOB: 0 BB: 0 P: 5	R: 0 E: 0 K: 1 S: 6	H: 1 LOB: 1 BB: 0 P: 6	R: 1 E: 0 K: 1 S: 6	H: 1 LOB: 0 BB: 0 P: 6	R: 3 E: 0 K: 1 S: 8	H: 3 LOB: 1 BB: 1 P: 12	R: 0 E: 0 K: 2 S: 8	H: 1 LOB: 1 BB: 0 P: 8	1B: 7 2B: 0 3B: 0 HR: 3	SF: 0 SAC: 0 DP: 0 HBP: 0	WP: 0 PA: 38 PB: 0 SB: 0 CS: 1
PITCHER	IP WLS BF H R ER SO BB IBB HBP BLK WP HR S P ERA WHIP	7.0 L 26 6 3 3 5 0 0 0 0 0 2 36 36 3.86 0.857	2.0 11 4 3 3 3 1 0 0 0 0 1 16 20 13.50 2.500																

Detroit Tigers @ Baltimore Orioles
Memorial Stadium, Baltimore, MD
 Wed Sep 05 1962, 7:05 PM EDT
 Att: 6,630 - Unknown

AB	36
R	6
H	10
RBI	6
BB	1
SO	8
LOB	7



Batter	1	2	3	4	5	6	7	8	9	AB	R	H	RBI	BB	SO	LOB	BOTTOM				
Jerry Adair, R (1, 6) OBP: 0.319, SLG: 0.408	0-3 K		0-0 F4		0-0 L9		0-0 SH5-3			3	0	0	0	0	1	0					
Russ Snyder, L (1, 8) OBP: 0.324, SLG: 0.430	0-0 F8		0-0 K 1B		0-0 K		0-0 4-3			4	0	1	0	0	1	3					
Jackie Brandt, R (1, 9) OBP: 0.324, SLG: 0.443	4-0 FC5-4 BB		0-3 K 1-2			0-0 F2		0-0 F6		3	0	0	0	1	1	1					
Brooks Robinson, R (1, 5) OBP: 0.332, SLG: 0.478	0-0 FC5-4 1-2			0-0 1B 1B		0-0 2B		0-3 K		4	0	2	0	0	1	1					
Dick Williams, R (1, 3) OBP: 0.286, SLG: 0.281		0-3 K		0-0 1B 1-2		0-3 K		0-0 F8		4	0	1	0	0	2	1					
Dave Nicholson, R (1, 7) OBP: 0.323, SLG: 0.366		4-0 BB BB		0-0 F5		0-0 L9			0-0 5-3	3	0	0	0	1	0	3					
Gus Triandos, R (1, 2) OBP: 0.258, SLG: 0.286		4-0 BB 1-2		0-0 F7		4-0 SH5-3 1B BB			0-0 F4	2	0	0	0	2	0	2					
Mary Breeding, R (1, 4) OBP: 0.272, SLG: 0.309		0-0 F7		0-0 F6		0-0 F7			0-0 L9	4	0	0	0	0	0	5					
Jack Fisher, R (1, 1) OBP: 0.200, SLG: 0.111		0-0 B1			0-3 K		0-0 SH5-3 1B			2	0	0	0	0	1	2					
Whitey Herzog, L (7, PH) OBP: 0.393, SLG: 0.420										1	0	1	0	0	0	0					
Barry Shetrone, L (7, PR) OBP: 0.286, SLG: 0.714										0	0	0	0	0	0	0					
Hoyt Wilhelm, R (8, 1) OBP: 0.133, SLG: 0.071										0	0	0	0	0	0	0					
Inning Stats	R: 0 E: 0 K: 1 S: 5	H: 0 LOB: 1 BB: 1 P: 9	R: 0 E: 0 K: 1 S: 5	H: 0 LOB: 2 BB: 2 P: 13	R: 0 E: 0 K: 1 S: 5	H: 1 LOB: 0 BB: 0 P: 5	R: 0 E: 0 K: 0 S: 5	H: 2 LOB: 0 BB: 0 P: 5	R: 0 E: 0 K: 2 S: 7	H: 0 LOB: 0 BB: 0 P: 7	R: 0 E: 0 K: 1 S: 6	H: 1 LOB: 1 BB: 0 P: 6	R: 0 E: 0 K: 0 S: 4	H: 1 LOB: 3 BB: 1 P: 8	R: 0 E: 0 K: 1 S: 5	H: 0 LOB: 0 BB: 0 P: 5	R: 0 E: 0 K: 0 S: 3	H: 0 LOB: 0 BB: 0 P: 3	1B: 4 2B: 1 3B: 0 HR: 0	SF: 0 SAC: 1 DP: 0 HBP: 0	WP: 0 PA: 35 PB: 0 SB: 0 CS: 0
PITCHER	IP WLS BF H R ER SO BB IBB HBP BLK WP HR S P ERA WHIP	9.0 W 35 5 0 0 7 4 0 0 0 0 0 45 61 0.00 1.000																			

Detroit Tigers @ Baltimore Orioles
Memorial Stadium, Baltimore, MD
 Wed Sep 05 1962, 7:05 PM EDT
 Att: 6,630 - Unknown

AB	30
R	0
H	5
RBI	0
BB	4
SO	7
LOB	18



Batter	1	2	3	4	5	6	7	8	9	10	AB	R	H	RBI	BB	SO	LOB	TOP								
Albie Pearson, L OBP: 0.371, SLG: 0.361 (1, 8)	0-0 4-3 1B		0-0 6-3		4-0 FC6 BB		0-0 1-3 2-H 1B		0-3 K		4	0	2	1	1	1	1									
Billy Moran, R OBP: 0.325, SLG: 0.418 (1, 4)	0-0 4-3 1-2		0-0 F4		0-0 FC6 1-2		0-0 F7 3-H		0-0 F7		5	0	0	0	0	0	6									
Lee Thomas, L OBP: 0.358, SLG: 0.475 (1, 3)	0-0 F8			0-0 3-1		0-0 1B SF8 1B		0-0 HR	0-0 F1		5	2	2	1	0	0	2									
Leon Wagner, L OBP: 0.334, SLG: 0.519 (1, 7)	0-3 K			0-0 1B		0-0 1-3 G6-4-3 1B		0-0 SH1-4 1B	0-0 SH SF8 2B		5	1	4	0	0	1	1									
Buck Rodgers, S OBP: 0.312, SLG: 0.376 (1, 2)		0-0 G3-6-3 1B		4-0 1B		0-0 SF8		0-0 SH1-4 1B	0-0 SH SF8 1B		1	1	1	1	1	0	0									
Felix Torres, R OBP: 0.313, SLG: 0.407 (1, 5)		0-0 G3-6-3 1-2		0-3 K		0-0 G6-4-3 1-2			0-0 SF8		3	0	0	1	1	1	3									
George Thomas, R OBP: 0.320, SLG: 0.376 (1, 9)					0-0 1-3 1B			0-0 FC6 1B	0-0 F7 1B		5	0	3	1	0	0	2									
Jim Fregosi, R OBP: 0.313, SLG: 0.298 (1, 6)					0-0 4-3 K			0-0 FC6 1B	0-0 G5		5	1	0	0	0	1	5									
Eli Grba, R OBP: 0.259, SLG: 0.271 Jack Spring, L OBP: 0.338, SLG: 0.093 Julio Navarro, R OBP: 0.340, SLG: 0.000 Dan Osinski, R OBP: 0.293, SLG: 0.200 Ted Bowsfield, R OBP: 0.203, SLG: 0.200 Tom Morgan, R (10, 1)			0-0 1-3			0-0 BB 1B		0-0 1B F7 1B	0-0 1B		3	0	2	0	0	0	0									
Inning Stats	R: 0 E: 0 K: 1 S: 6	H: 1 LOB: 1 BB: 0 P: 6	R: 0 E: 0 K: 1 S: 6	H: 2 LOB: 1 BB: 0 P: 6	R: 0 E: 0 K: 0 S: 3	H: 0 LOB: 0 BB: 0 P: 3	R: 0 E: 0 K: 0 S: 5	H: 1 LOB: 1 BB: 1 P: 9	R: 0 E: 0 K: 0 S: 4	H: 1 LOB: 2 BB: 1 P: 8	R: 1 E: 0 K: 0 S: 4	H: 2 LOB: 0 BB: 0 P: 4	R: 1 E: 0 K: 0 S: 5	H: 3 LOB: 1 BB: 0 P: 5	R: 1 E: 0 K: 0 S: 5	H: 2 LOB: 2 BB: 1 P: 9	R: 0 E: 0 K: 1 S: 6	H: 1 LOB: 1 BB: 0 P: 6	R: 2 E: 0 K: 0 S: 6	H: 2 LOB: 1 BB: 0 P: 6	1B: 13 2B: 1 3B: 0 HR: 1	SF: 2 SAC: 2 DP: 2 HBP: 0	WP: 0 PB: 0 SB: 0 CS: 0	PA: 45		
PITCHER	IP 7.0	WLS 31	H 12	R 3	ER 3	SO 3	BB 2	IBB 0	HBP 0	BLK 0	WP 0	HR 1	S 35	P 43	ERA 3.86	WHIP 2.000										
Mitt Pappas, R ERA: 3.84 (8, 1)	1.0	4	0	0	0	0	0	1	0	0	0	0	3	7	0.00	0.000										
Dick Hall, R ERA: 2.43 (9, 1)	1.0	4	1	0	0	1	0	0	0	0	0	0	6	6	0.00	1.000										
Billy Hoelt, L ERA: 5.01 (10, 1)	0.0	L	1	1	1	0	0	0	0	0	0	0	1	1	∞	∞										
Dick Luebke, L ERA: 3.24 (10, 1)	1.0	5	1	1	1	0	0	0	0	0	0	0	5	5	9.00	1.000										
Hoyt Wilhelm, R ERA: 1.94																										

Los Angeles Angels @ Baltimore Orioles
Memorial Stadium, Baltimore, MD
Fri Sep 07 1962, 7:05 PM EDT
Att: 8,342 - Unknown


AB 38
R 5
H 15
RBI 5
BB 3
SO 4
LOB 21



Batter	1	2	3	4	5	6	7	8	9	10	AB	R	H	RBI	BB	SO	LOB	BOTTOM								
Jerry Adair, R OBP: 0.317, SLG: 0.406 (8, 4)	0-3 K		0-0 G3 E 1B		0-0 F9			0-3 K	0-0 F9		5	1	1	0	0	2	2									
Russ Snyder, L OBP: 0.322, SLG: 0.429 (1, 8)	0-0 4-3		0-0 G3 1-2			0-0 F7		0-3 K		0-0 1B 2B	5	1	1	0	0	1	2									
Brooks Robinson, R OBP: 0.336, SLG: 0.483 (10, 6)	0-0 2B		0-0 E9 2-H 1B			0-0 6-3		0-0 E 1B		0-0 FC5-4 1B	5	0	4	2	0	0	0									
Jim Gentile, L OBP: 0.355, SLG: 0.502 (1, 3)	4-0 BB		0-0 F9			0-0 4-3		0-0 E9 1-3 2-H 1B		0-3 K	4	0	1	1	1	1	2									
Boog Powell, L OBP: 0.317, SLG: 0.429 Dick Williams, R OBP: 0.282, SLG: 0.278 (8, PH) (9, 7) (10, 5)	0-3 K				0-0 F8			0-0 1-3 F7		0-0 FC5-4 1-2	3	0	0	0	0	1	2									
Dave Nicholson, R OBP: 0.326, SLG: 0.377 (1, 9) (10, 7)		0-3 K			0-0 F7 1B			0-0 WP FC5-2 2B		0-0 6-3 F9	5	0	2	0	0	1	1									
Hobie Landrith, L OBP: 0.323, SLG: 0.360 (1, 2)		0-3 K			0-0 F7 1-2			0-0 FC5-2 FC6-4 2-H 2B		0-0 G3	4	0	0	0	0	1	2									
Mary Breeding, R OBP: 0.279, SLG: 0.306 Whitby Hazzard, L OBP: 0.291, SLG: 0.449 Mickey McGuire, R (8, 6) Charlie Lau, L OBP: 0.328, SLG: 0.483 Dick Luebke, R (10, 1) Hoyt Wilhelm, R OBP: 0.323, SLG: 0.071 (10, 1)		0-0 F7				0-3 K		0-0 FC6-4 1-2		0-0 WP 1B 2B	2	0	0	0	0	1	0									
Mitt Pappas, R ERA: 4.82 (8, 1) Dick Hall, R ERA: 4.02 Barry Shetrone, L OBP: 0.301, SLG: 0.760 Billy Hoelt, L OBP: 0.303, SLG: 0.283 Jackie Brandt, R OBP: 0.206, SLG: 0.444 (10, 9)		0-3 K				0-3 K		0-0 1B E 1B		0-0 2-H 1B	2	0	0	0	0	2	0									
Inning Stats	R: 0 E: 0 K: 2 S: 8	H: 1 LOB: 2 BB: 1 P: 12	R: 0 E: 0 K: 2 S: 7	H: 0 LOB: 0 BB: 0 P: 7	R: 1 E: 1 K: 1 S: 7	H: 2 LOB: 1 BB: 0 P: 7	R: 0 E: 0 K: 0 S: 3	H: 1 LOB: 0 BB: 0 P: 3	R: 0 E: 0 K: 2 S: 7	H: 0 LOB: 0 BB: 0 P: 7	R: 0 E: 0 K: 0 S: 3	H: 0 LOB: 0 BB: 0 P: 3	R: 0 E: 0 K: 0 S: 4	H: 1 LOB: 1 BB: 0 P: 4	R: 1 E: 1 K: 2 S: 10	H: 3 LOB: 2 BB: 0 P: 10	R: 0 E: 0 K: 0 S: 5	H: 2 LOB: 1 BB: 0 P: 5	R: 1 E: 0 K: 1 S: 7	H: 2 LOB: 1 BB: 0 P: 7	1B: 8 2B: 4 3B: 0 HR: 0	SF: 0 SAC: 0 DP: 0 HBP: 0	WP: 2 PB: 0 SB: 0 CS: 0	PA: 42		
PITCHER	IP 7.2	WLS 30	H 7	R 2	ER 2	SO 9	BB 1	IBB 0	HBP 0	BLK 0	WP 1	HR 0	S 47	P 51	ERA 2.35	WHIP 1.043										
Eli Grba, R ERA: 4.82 (8, 1)	0.0	1	1	0	0	0	0	0	0	0	0	0	1	1	∞	∞										
Julio Navarro, R ERA: 4.26 (8, 1)	1.0	5	2	1	1	0	0	0	0	0	1	0	5	5	9.00	2.000										
Dan Osinski, R ERA: 4.6 (9, 1)	0.1	W	3	2	1	1	0	0	0	0	0	0	3	3	27.00	6.000										
Ted Bowsfield, L ERA: 4.62 (10, 1)	0.1	1	0	0	0	1	0	0	0	0	0	0	3	3	0.00	0.000										
PITCHER	IP 10.1	WLS 2	H 0	R 0	ER 0	SO 0	BB 0	IBB 0	HBP 0	BLK 0	WP 0	HR 0	S 2	P 2	ERA 0.00	WHIP 0.000										

Los Angeles Angels @ Baltimore Orioles
Memorial Stadium, Baltimore, MD
Fri Sep 07 1962, 7:05 PM EDT
Att: 8,342 - Unknown

AB 41
R 4
H 12
RBI 4
BB 1
SO 10
LOB 15



Batter	1	2	3	4	5	6	7	8	9	AB	R	H	RBI	BB	SO	LOB	TOP											
Albie Pearson, L OBP: 0.372, SLG: 0.360 (1, 8)	4-0 WP SF9 BB	0-0 FC6-4			0-0 F9	0-0 1B			0-0 F9	4	1	1	0	1	0	3	Los Angeles Angels @ Baltimore Orioles Memorial Stadium, Baltimore, MD Sat Sep 08 1962, 7:05 PM EDT Att: 6,515 - Unknown livebaseballscorecards.com											
Billy Moran, R OBP: 0.325, SLG: 0.416 (1, 4)	4-0 BB		0-0 F8		4-0 2B BB		0-0 5-3		0-0 F8	3	1	0	0	2	0	1												
Lee Thomas, L OBP: 0.357, SLG: 0.473 (1, 3)	0-0 SF9		4-0 1B BB		0-0 F7		0-0 4-3			2	0	0	1	1	0	1												
Leon Wagner, L OBP: 0.334, SLG: 0.518 (1, 7)	0-0 F8		0-0 F9		0-0 2B		0-0 F8			4	0	1	1	0	0	2												
Buck Rodgers, S OBP: 0.312, SLG: 0.377 (1, 2)	0-0 F3		0-0 1B		0-0 1-3			0-0 F8		4	0	1	0	0	0	2												
Felix Torres, R OBP: 0.313, SLG: 0.404 (1, 5)		4-0 WP BB	0-3 K		0-0 F9			0-0 F2		3	0	0	0	1	1	2												
George Thomas, R OBP: 0.318, SLG: 0.368 (1, 9)		0-0 5-3		0-0 F8		4-0 1B BB		0-0 5-3		3	0	0	0	1	0	1												
Jim Fregosi, R OBP: 0.310, SLG: 0.290 (1, 6)		0-3 K		0-0 F3		0-0 F9		4-0 S BB		3	0	0	0	1	1	2												
Bo Belinsky, L OBP: 0.230, SLG: 0.130 (6, PH)		4-0 FC6-4 BB		0-3 K		4-0 1B BB		0-3 K		1	0	0	0	1	1	0												
Leo Burke, R OBP: 0.391, SLG: 0.619 (6, PR)										0	0	0	0	1	0	0												
Ted Bowsfield, R OBP: 0.293, SLG: 0.200 (6, PR)										0	0	0	0	0	0	0												
Don Lee, R OBP: 0.219, SLG: 0.222 (6, 1)										1	0	0	0	0	1	1												
Inning Stats	R: 1 E: 0 K: 0 S: 3	H: 0 LOB: 1 BB: 2 P: 11	R: 0 E: 0 K: 1 S: 5	H: 0 LOB: 2 BB: 1 P: 13	R: 0 E: 0 K: 1 S: 6	H: 1 LOB: 2 BB: 1 P: 10	R: 0 E: 0 K: 1 S: 5	H: 0 LOB: 0 BB: 0 P: 5	R: 1 E: 0 K: 0 S: 4	H: 1 LOB: 1 BB: 1 P: 8	R: 0 E: 0 K: 0 S: 3	H: 0 LOB: 0 BB: 0 P: 3	R: 0 E: 0 K: 0 S: 3	H: 0 LOB: 1 BB: 1 P: 3	R: 0 E: 0 K: 1 S: 5	H: 0 LOB: 1 BB: 1 P: 9	1B: 2 2B: 1 3B: 0 HR: 0	SF: 1 SAC: 0 DP: 0 HBP: 0	WP: 2 PB: 0 SB: 2 CS: 0	PA: 38								
PITCHER	IP	WLS	BF	H	R	ER	SO	BB	IBB	HBP	BLK	WP	HR	S	P	ERA	WHIP											
Chuck Estrada, R ERA: 4.01	(1, 1)	8.0	L	34	3	2	2	3	8	0	0	0	0	0	32	64	2.25	1.375										
Wes Stock, R ERA: 4.02	(9, 1)	1.0		4	0	0	0	1	1	0	0	0	0	0	5	9	0.00	1.000										

Batter	1	2	3	4	5	6	7	8	9	AB	R	H	RBI	BB	SO	LOB	BOTTOM										
Jerry Adair, R OBP: 0.318, SLG: 0.406 (1, 6)	0-0 F9	0-0 FC3-2			0-0 G3	0-0 CS 1B			0-0 1B	5	0	2	0	0	0	3	Los Angeles Angels @ Baltimore Orioles Memorial Stadium, Baltimore, MD Sat Sep 08 1962, 7:05 PM EDT Att: 6,515 - Unknown livebaseballscorecards.com										
Dick Williams, R OBP: 0.283, SLG: 0.274 (1, 7)	4-0 2B BB	0-0 F8			0-0 F9	0-0 CS	0-0 F7	0-0 FC5		2	0	0	0	1	0	3											
Russ Snyder, L OBP: 0.321, SLG: 0.427 (7, PH)						1-2 2-3 3-H		2-3f		2	0	0	0	0	0	2											
Brooks Robinson, R OBP: 0.338, SLG: 0.486 (1, 5)	0-0 1-3 2B		0-0 F3		0-0 1B BB 1B		0-0 1B		0-0 3-1	5	1	3	0	0	0	0											
Jim Gentile, L OBP: 0.356, SLG: 0.501 (1, 3)	0-3 K		0-3 K		0-0 BB BB 1B		0-0 F6		0-0 G6-4-3 1B	5	0	2	0	0	2	3											
Jackie Brandt, R OBP: 0.326, SLG: 0.441 (1, 9)	0-0 1-3		0-0 6-3		4-0 1-2 BB		4-0 BB		0-0 G6-4-3 1-2f	3	0	0	0	2	0	3											
Dave Nicholson, R OBP: 0.323, SLG: 0.367 (1, 8)		0-3 K		0-0 F4	4-0 FC5-4 BB		0-0 F9			3	0	0	1	1	1	2											
Gus Triandos, R OBP: 0.284, SLG: 0.288 (1, 2)		4-0 1B FC3-2 BB		0-0 WP 1B	0-0 FC5-4		0-3 K			2	0	1	0	1	0	3											
Whitey Herzog, L OBP: 0.380, SLG: 0.417 (8, PH)								0-3 K		1	0	0	0	0	1	0											
Mickey McGuire, R (9, 6)								0-0 FC5 1B		0	0	0	0	0	0	0											
Mary Breeding, R OBP: 0.271, SLG: 0.307 (8, PH)		0-0 FC3-2 1B		0-3 K		0-3 K		0-0 FC5 1B		3	0	1	0	0	2	1											
Charlie Lau, L OBP: 0.331, SLG: 0.467 (9, 2)								0-0 FC5 1B		1	0	1	0	0	0	0											
Chuck Estrada, R OBP: 0.172, SLG: 0.145 (8, PH)		0-0 FC3-2 1B		0-3 K		0-3 K		0-0 F8		3	0	1	0	0	2	1											
Boog Powell, L OBP: 0.316, SLG: 0.427 (9, 1)										1	0	0	0	0	0	1											
Wes Stock, R (9, 1)										0	0	0	0	0	0	0											
Inning Stats	R: 0 E: 0 K: 1 S: 6	H: 1 LOB: 2 BB: 1 P: 10	R: 0 E: 0 K: 1 S: 7	H: 2 LOB: 3 BB: 1 P: 11	R: 0 E: 0 K: 2 S: 8	H: 1 LOB: 1 BB: 0 P: 8	R: 1 E: 0 K: 0 S: 5	H: 2 LOB: 3 BB: 2 P: 13	R: 0 E: 0 K: 2 S: 7	H: 1 LOB: 0 BB: 0 P: 7	R: 0 E: 0 K: 0 S: 4	H: 1 LOB: 2 BB: 1 P: 8	R: 0 E: 0 K: 1 S: 7	H: 2 LOB: 2 BB: 0 P: 7	R: 0 E: 0 K: 0 S: 3	H: 1 LOB: 0 BB: 0 P: 3	1B: 10 2B: 1 3B: 0 HR: 0	SF: 0 SAC: 0 DP: 1 HBP: 0	WP: 1 PB: 0 SB: 0 CS: 1	PA: 42							
PITCHER	IP	WLS	BF	H	R	ER	SO	BB	IBB	HBP	BLK	WP	HR	S	P	ERA	WHIP										
Bo Belinsky, L ERA: 3.59	(1, 1)	5.0		25	6	1	1	5	4	0	0	0	0	31	47	1.80	2.000										
Don Lee, R ERA: 3.54	(6, 1)	4.0	S	16	5	0	0	3	1	0	0	0	0	21	25	0.00	1.500										



Batter	1	2	3	4	5	6	7	8	9	10	11	12	13	14	AB	R	H	RBI	BB	SO	LOB	TOP								
Albie Pearson, L OBP: 0.368, SLG: 0.356 (1, 8)	4-3		F4		3-1		F9			K			G3		6	0	0	0	0	1	1									
Billy Moran, R OBP: 0.325, SLG: 0.415 (1, 4)	6-3			F4		1B E		FC6-4 1B		K			5-3		6	1	2	0	0	1	0									
Lee Thomas, L OBP: 0.355, SLG: 0.470 (1, 3)	F8			3-1		3-4-6-3 1-2 1B E		K		G3			F1		6	0	1	0	0	1	1									
Leon Wagner, L OBP: 0.332, SLG: 0.520 (1, 7)		G3			HR		E3 1-2 2-H G4-6-3		F6				F7		6	1	1	1	0	0	2									
Buck Rodgers, S OBP: 0.312, SLG: 0.376 (1, 2)		FC5-4 1B			1B		G4-6-3 1-2 2-3		FC6-4				F7		6	0	2	0	0	0	3									
Felix Torres, R OBP: 0.305, SLG: 0.399 (1, 5)	K				L4		5-3			K			K2-3		6	0	0	0	0	4	3									
George Thomas, R OBP: 0.314, SLG: 0.369 (1, 9)	FC5-4						F8		F6				K		5	0	1	0	0	1	1									
Jim Fregosi, R OBP: 0.314, SLG: 0.306 (1, 6)			B5-3		SH1-4 3B			SH1-4 BB		F8			F8		4	1	1	0	1	0	1									
Ted Bowsfield, R OBP: 0.288, SLG: 0.194 (7, 1)					K			SH1-4		5-3			F9		1	0	0	1	0	1	0									
Jack Spring, R OBP: 0.083, SLG: 0.083 (9, 1)															1	0	0	0	0	0	0									
Dan Osinski, R OBP: 0.083, SLG: 0.083 (9, 1)															0	0	0	0	0	0	0									
Julio Navarro, R OBP: 0.500, SLG: 0.500 (10, 1)					3H										1	0	0	0	0	0	0									
Inning Stats	R: 0 E: 0 K: 0 S: 3	H: 0 LOB: 0 BB: 0 P: 3	R: 0 E: 0 K: 1 S: 6	H: 1 LOB: 1 BB: 0 P: 6	R: 0 E: 0 K: 1 S: 5	H: 0 LOB: 0 BB: 0 P: 5	R: 1 E: 1 K: 0 S: 5	H: 2 LOB: 1 BB: 0 P: 5	R: 1 E: 1 K: 0 S: 4	H: 1 LOB: 0 BB: 0 P: 4	R: 1 E: 1 K: 0 S: 5	H: 2 LOB: 1 BB: 1 P: 5	R: 0 E: 0 K: 2 S: 7	H: 0 LOB: 0 BB: 0 P: 7	R: 0 E: 0 K: 1 S: 5	H: 0 LOB: 0 BB: 0 P: 5	R: 0 E: 0 K: 1 S: 3	H: 0 LOB: 0 BB: 0 P: 3	R: 0 E: 0 K: 1 S: 5	H: 0 LOB: 0 BB: 0 P: 5	R: 0 E: 0 K: 1 S: 5	H: 0 LOB: 0 BB: 0 P: 5	R: 0 E: 0 K: 1 S: 5	H: 0 LOB: 0 BB: 0 P: 5	R: 0 E: 0 K: 1 S: 5	H: 0 LOB: 0 BB: 0 P: 5	1B: 5 2B: 1 3B: 1 HR: 1	SF: 0 SAC: 2 DP: 1 HBP: 0	WP: 0 PB: 0 SB: 0 CS: 0	PA: 51
PITCHER	IP	WLS	BF	H	R	ER	SO	BB	IBB	HBP	BLK	WP	HR	S	P	ERA	WHIP													
Jack Fisher, R ERA: 4.64 (1, 1)	6.0		24	6	3	3	2	0	0	0	0	0	0	3	28	4.50	1.000													
Dick Hall, R ERA: 2.41 (7, 1)	1.0	4	0	0	0	0	1	0	0	0	0	0	0	3	7	0.00	1.000													
Billy Hoelt, L ERA: 4.92 (8, 1)	2.0	8	2	0	0	2	0	0	0	0	0	0	0	12	12	0.00	1.000													
Hoyt Wilhelm, R ERA: 1.83 (10, 1)	5.0	W	15	0	0	0	5	0	0	0	0	0	0	25	25	0.00	0.000													

Los Angeles Angels @ Baltimore Orioles
Memorial Stadium, Baltimore, MD
Sun Sep 09 1962, 3:33 AM EDT
Att. 5,453 - Unknown

AB 48
R 3
H 8
RBI 2
BB 1
SO 9
LOB 13





Batter	1	2	3	4	5	6	7	8	9	10	11	12	13	14	AB	R	H	RBI	BB	SO	LOB	BOTTOM								
Jerry Adair, R OBP: 0.314, SLG: 0.400 (1, 6) (10, 4)	6-3		K2-3			6-3	5-3		K			K	4-3		7	0	0	0	0	3	6									
Jackie Brandt, R OBP: 0.326, SLG: 0.438 (1, 9) (10, 5)	F8			5-3		BB		6-3		5-3		FC5-4 1B 5-3	6-3		6	0	1	0	1	0	0									
Brooks Robinson, R OBP: 0.341, SLG: 0.490 (1, 5) (10, 6)	F9				BB	BB		6-3		BB 1B		5-3		HR	5	1	2	1	2	0	1									
Jim Gentile, L OBP: 0.356, SLG: 0.497 (1, 3)		4-3		F7		F9		G3			BB 1-2 BB				4	0	0	0	2	0	3									
Dave Nicholson, R OBP: 0.305, SLG: 0.348 (1, 8)	F9			F7			F4		6-3	K		FC5 2-3 1B			6	0	0	0	0	1	5									
Boog Powell, L OBP: 0.315, SLG: 0.425 (1, 7)						F5		6-3							4	0	1	0	0	1	0									
Barry Snetroff, L OBP: 0.300, SLG: 0.600 (9, PR) (10, 7)	K						6-3			FC3-6 1B		K			2	0	0	0	0	1	2									
Gus Triandos, R OBP: 0.265, SLG: 0.289 (9, PH) (10, 2)			E3 FC4		F8		1B 2B 1B		FC3-6 1B E		F6		4-3		3	1	1	0	0	0	0									
Mary Breeding, R OBP: 0.271, SLG: 0.307 (1, 4)					FC4				E4 1B		K				3	1	1	0	0	0	1									
Whitey Herzog, L OBP: 0.379, SLG: 0.415 (9, PH) (10, 1)			4-3		6-3		2B 1B		1-2 2B 1B				1B 1B		1	0	0	0	0	1	0									
Hoyt Wilhelm, R OBP: 0.176, SLG: 0.125 (10, 1)															2	0	1	0	0	1	0									
Jack Fisher, R ERA: 4.52 (1, 1)	6.2		27	3	2	2	2	0	0	0	0	0	0	8	8	0.00	0.500													
Tom Morgan, R ERA: 2.36 (7, 1)	2.0	8	1	1	0	0	0	0	0	0	0	0	0	8	8	0.00	0.500													
Jack Spring, L ERA: 4.02 (9, 1)	0.0	1	1	0	0	0	0	0	0	0	0	0	0	1	1	∞	∞													
Dan Osinski, R ERA: 4.53 (9, 1)	0.2	4	1	0	0	1	1	0	0	0	0	0	0	5	9	0.00	3.000													
Julio Navarro, R ERA: 3.48 (10, 1)	4.0	L	17	4	1	1	4	0	1	0	0	0	1	24	28	2.25	1.000													
Inning Stats	R: 0 E: 0 K: 0 S: 3	H: 0 LOB: 0 BB: 0 P: 3	R: 0 E: 0 K: 1 S: 5	H: 0 LOB: 0 BB: 0 P: 5	R: 0 E: 0 K: 1 S: 6	H: 0 LOB: 0 BB: 0 P: 6	R: 0 E: 0 K: 0 S: 3	H: 0 LOB: 1 BB: 1 P: 7	R: 0 E: 0 K: 0 S: 3	H: 0 LOB: 0 BB: 0 P: 3	R: 1 E: 1 K: 1 S: 8	H: 2 LOB: 2 BB: 1 P: 8	R: 0 E: 0 K: 2 S: 8	H: 1 LOB: 2 BB: 1 P: 12	R: 0 E: 0 K: 1 S: 5	H: 0 LOB: 0 BB: 0 P: 5	R: 0 E: 0 K: 1 S: 6	H: 1 LOB: 2 BB: 1 P: 10	R: 0 E: 0 K: 1 S: 5	H: 2 LOB: 2 BB: 0 P: 5	R: 1 E: 0 K: 0 S: 2	H: 1 LOB: 0 BB: 0 P: 2	R: 0 E: 0 K: 1 S: 5	H: 1 LOB: 0 BB: 0 P: 2	R: 0 E: 0 K: 1 S: 5	H: 1 LOB: 0 BB: 0 P: 2	1B: 8 2B: 1 3B: 0 HR: 1	SF: 0 SAC: 0 DP: 0 HBP: 0	WP: 0 PB: 0 SB: 0 CS: 0	PA: 57
PITCHER	IP	WLS	BF	H	R	ER	SO	BB	IBB	HBP	BLK	WP	HR	S	P	ERA	WHIP													
Ted Bowsfield, L ERA: 4.52 (1, 1)	6.2		27	3	2	2	2	0	0	0	0	0	0	8	8	0.00	0.500													
Tom Morgan, R ERA: 2.36 (7, 1)	2.0	8	1	1	0	0	0	0	0	0	0	0	0	8	8	0.00	0.500													
Jack Spring, L ERA: 4.02 (9, 1)	0.0	1	1	0	0	0	0	0	0	0	0	0	0	1	1	∞	∞													
Dan Osinski, R ERA: 4.53 (9, 1)	0.2	4	1	0	0	1	1	0	0	0	0	0	0	5	9	0.00	3.000													
Julio Navarro, R ERA: 3.48 (10, 1)	4.0	L	17	4	1	1	4	0	1	0	0	0	1	24	28	2.25	1.000													

Los Angeles Angels @ Baltimore Orioles
Memorial Stadium, Baltimore, MD
Sun Sep 09 1962, 3:33 AM EDT
Att. 5,453 - Unknown

AB 52
R 4
H 10
RBI 4
BB 5
SO 7
LOB 21



Batter	1	2	3	4	5	6	7	8	9	AB	R	H	RBI	BB	SO	LOB	TOP					
John Kennedy, R OBP: 0.259, SLG: 0.346	5-3		F3			6-3		K		4	0	0	0	0	1	0	Washington Senators @ Baltimore Orioles Memorial Stadium, Baltimore, MD Thu Sep 13 1962, 7:05 PM EDT Att: 3,132 - Unknown livebaseballscorecards.com					
Ron Stillwell, R OBP: 0.286, SLG: 0.167 Chuck Cottier, R OBP: 0.309, SLG: 0.345	F4		1-3			E3		1B 1B		3	0	0	0	0	0	0						
Chuck Hinton, R OBP: 0.358, SLG: 0.481						S 1B BB		1B 1-2 1B		3	0	3	0	1	0	0						
Bud Zipfel, L OBP: 0.313, SLG: 0.380	F8					6-3		1-2 1B		4	0	2	1	0	0	2						
Ken Retzer, L OBP: 0.348, SLG: 0.418						4-3		4-3		3	0	0	0	1	0	5						
Joe Hicks, L OBP: 0.298, SLG: 0.392						F7				4	0	0	0	0	2	2						
Don Lock, R OBP: 0.329, SLG: 0.443						F8				4	0	1	0	0	2	1						
Ed Brinkman, R OBP: 0.235, SLG: 0.248						6-3		G5-4-3 1B		4	0	0	0	0	0	2						
Don Rudolph, L OBP: 0.246, SLG: 0.250 Jack Jenkins, R (6, 1)						4-3				2	0	0	0	0	1	0						
Inning Stats	R: 0 E: 0 K: 0 S: 4	H: 1 LOB: 1 BB: 0 P: 4	R: 0 E: 0 K: 2 S: 7	H: 0 LOB: 1 BB: 1 P: 11	R: 0 E: 0 K: 1 S: 5	H: 0 LOB: 0 BB: 0 P: 5	R: 0 E: 0 K: 0 S: 4	H: 1 LOB: 1 BB: 0 P: 4	R: 0 E: 0 K: 0 S: 3	H: 0 LOB: 0 BB: 0 P: 3	R: 0 E: 1 K: 0 S: 4	H: 1 LOB: 2 BB: 1 P: 8	R: 0 E: 0 K: 1 S: 5	H: 1 LOB: 0 BB: 0 P: 5	R: 1 E: 0 K: 2 S: 10	H: 3 LOB: 2 BB: 0 P: 10		R: 0 E: 0 K: 1 S: 5	H: 0 LOB: 0 BB: 0 P: 5	1B: 6 2B: 0 3B: 1 HR: 0	SF: 0 SAC: 0 DP: 1 HBP: 0	WP: 0 PB: 0 CS: 1
PITCHER Chuck Estrada, R ERA: 3.88	IP: 9.0 WLS: W BF: 35 H: 7 R: 1 ER: 1 SO: 7 BB: 2 IBB: 0 HBP: 0 BLK: 0 WP: 0 HR: 0 S: 47 P: 55 ERA: 1.00 WHIP: 1.000															PITCHER	IP: 9.0 WLS: W BF: 35 H: 7 R: 1 ER: 1 SO: 7 BB: 2 IBB: 0 HBP: 0 BLK: 0 WP: 0 HR: 0 S: 47 P: 55 ERA: 1.00 WHIP: 1.000					


Batter	1	2	3	4	5	6	7	8	9	AB	R	H	RBI	BB	SO	LOB	BOTTOM			
Jerry Adair, R OBP: 0.318, SLG: 0.402						F9				4	0	3	0	0	0	0	Washington Senators @ Baltimore Orioles Memorial Stadium, Baltimore, MD Thu Sep 13 1962, 7:05 PM EDT Att: 3,132 - Unknown livebaseballscorecards.com			
Jackie Brandt, R OBP: 0.325, SLG: 0.442						FC6-4 2B		HR		4	2	2	1	0	0	2				
Brooks Robinson, R OBP: 0.343, SLG: 0.490						1-2 1-H 2B		F7		4	0	1	1	0	0	3				
Jim Gentile, L OBP: 0.353, SLG: 0.488						G3 K		L4-3 BB		2	0	0	0	2	1	1				
Boog Powell, L OBP: 0.312, SLG: 0.416						FC6-4 HR 1B		L4-3		4	1	1	0	0	0	3				
Dave Nicholson, R OBP: 0.297, SLG: 0.328						FC6-4 1-2 1B		K		4	0	1	0	0	2	1				
Gus Triandos, R OBP: 0.260, SLG: 0.283						FC6-4 HR 1-2 2-3		F7		4	1	0	0	0	0	3				
Mary Breeding, R OBP: 0.274, SLG: 0.330						F7 1-H 3-H HR		5-3		4	2	2	3	0	0	0				
Chuck Estrada, R OBP: 0.180, SLG: 0.207						F3 F8		HR		3	1	1	2	0	0	0				
Inning Stats	R: 0 E: 0 K: 0 S: 3	H: 1 LOB: 0 BB: 0 P: 3	R: 0 E: 0 K: 1 S: 5	H: 0 LOB: 1 BB: 1 P: 9	R: 0 E: 0 K: 0 S: 5	H: 2 LOB: 2 BB: 0 P: 5	R: 3 E: 0 K: 0 S: 6	H: 3 LOB: 0 BB: 0 P: 6	R: 1 E: 0 K: 1 S: 7	H: 2 LOB: 1 BB: 0 P: 7	R: 2 E: 0 K: 1 S: 7	H: 2 LOB: 0 BB: 0 P: 7	R: 1 E: 0 K: 0 S: 3	H: 1 LOB: 0 BB: 1 P: 7	R: 0 E: 0 K: 0 S: 3	H: 0 LOB: 0 BB: 0 P: 3		1B: 7 2B: 2 3B: 0 HR: 3	SF: 0 SAC: 0 DP: 2 HBP: 0	WP: 0 PB: 0 CS: 0
PITCHER Don Rudolph, L ERA: 3.35 Jack Jenkins, R ERA: 9.0	IP: 5.0 WLS: L BF: 23 H: 8 R: 4 ER: 4 SO: 4 BB: 1 IBB: 0 HBP: 0 BLK: 0 WP: 0 HR: 1 S: 26 P: 30 ERA: 7.20 WHIP: 1.800															PITCHER	IP: 5.0 WLS: L BF: 23 H: 8 R: 4 ER: 4 SO: 4 BB: 1 IBB: 0 HBP: 0 BLK: 0 WP: 0 HR: 1 S: 26 P: 30 ERA: 7.20 WHIP: 1.800			

Batter	1	2	3	4	5	6	7	8	9	10	11	AB	R	H	RBI	BB	SO	LOB	TOP							
Jerry Adair, R OBP: 0.319, SLG: 0.405 (1, 6)	G3 3B		F8		1B		FC6-4 1B		F9	FC5-4		6	1	3	0	0	0	1								
Russ Snyder, L OBP: 0.324, SLG: 0.423 (1, 7)	G3		4-3		1B		F7		1B		SH3 HBP	4	1	1	2	1	0	2								
Brooks Robinson, R OBP: 0.343, SLG: 0.486 (1, 5)	G3 1B				F9		FC6-4		FC6-4		SH3	5	0	2	0	0	0	4								
Jim Gentile, L OBP: 0.353, SLG: 0.485 (1, 3)	G3				FC4-6 1B		F8		F5	F6		5	0	1	0	1	0	3								
Charlie Lau, L OBP: 0.328, SLG: 0.460 (1, 2)	4-3				FC4-6 1B				4-3		K	6	0	2	1	0	1	4								
Dave Nicholson, R OBP: 0.297, SLG: 0.369 (1, 8)			F9		F8		F3		HR	K		6	1	1	1	0	1	6								
Whitey Herzog, L OBP: 0.377, SLG: 0.416 (1, 9)		5-3					1-3			G3		5	1	2	0	0	0	1								
Mary Breeding, R OBP: 0.265, SLG: 0.320 (8, PH)	L7				F9		K		FC6-4 1B	6-3		3	0	0	0	0	1	1								
Boog Powell, L OBP: 0.314, SLG: 0.414 (8, 6)												1	0	1	0	0	0	0								
Mickey McGuire, R (8, 6)												1	0	0	0	0	0	0								
Robin Roberts, S OBP: 0.298, SLG: 0.398 (7, PH)			4-3									2	0	0	0	0	0	1								
Barry Luebke, R OBP: 0.298, SLG: 0.398 (7, PH)												0	0	0	0	0	0	0								
Dick Williams, R OBP: 0.298, SLG: 0.398 (8, PH)												1	0	0	0	0	0	2								
Wes Stock, R OBP: 0.298, SLG: 0.398 (8, PH)												0	0	0	0	0	0	0								
Billy Hoelt, L OBP: 0.305, SLG: 0.383 (8, PH)												0	0	0	0	1	0	0								
Inning Stats	R: 1 E: 0 K: 0 S: 5	H: 2 LOB: 1 BB: 0 P: 5	R: 0 E: 0 K: 0 S: 3	H: 0 LOB: 0 BB: 0 P: 3	R: 0 E: 0 K: 0 S: 3	H: 0 LOB: 0 BB: 0 P: 3	R: 0 E: 0 K: 0 S: 4	H: 1 LOB: 1 BB: 0 P: 4	R: 1 E: 0 K: 1 S: 8	H: 3 LOB: 2 BB: 0 P: 8	R: 0 E: 0 K: 0 S: 4	H: 1 LOB: 1 BB: 0 P: 4	R: 0 E: 0 K: 0 S: 7	H: 2 LOB: 2 BB: 0 P: 7	R: 1 E: 0 K: 0 S: 6	H: 3 LOB: 2 BB: 0 P: 6	R: 1 E: 0 K: 1 S: 7	H: 2 LOB: 1 BB: 1 P: 11	R: 0 E: 0 K: 0 S: 3	H: 0 LOB: 1 BB: 1 P: 7	R: 0 E: 0 K: 1 S: 5	H: 0 LOB: 2 BB: 1 P: 10	1B: 10 2B: 2 3B: 1 HR: 1	SF: 0 SAC: 1 DP: 0 HBP: 1	WP: 0 PB: 0 SB: 2 CS: 0	PA: 51
PITCHER	IP ERA WLS BF	H R ER SO	R 3 3 2	E 3 3 2	BB 0 0 0	IBB 0 0 0	HBP 0 0 0	BLK 0 0 0	WP 0 0 0	HR 1 0 0	S 38 13 17	P 38 13 17	ERA 3.52 6.75 0.00	WHIP 1.435 3.000 0.500												

Baltimore Orioles @ Kansas City Athletics
Municipal Stadium, Kansas City, MO
Sat Sep 15 1962, 8:05 PM EDT
Att: 7,884 - Unknown

livebaseballscores.com

AB 46
R 4
H 14
RBI 4
BB 3
SO 4
LOB 25




Batter	1	2	3	4	5	6	7	8	9	10	11	AB	R	H	RBI	BB	SO	LOB	BOTTOM						
Jose Tartabull, L OBP: 0.332, SLG: 0.348 (1, 8)	3-1		F5		1B		K		SH1-4			5	1	2	1	0	1	0							
John Wojcik, L OBP: 0.508, SLG: 0.500 (1, 9)	3-1		F9		6-3 1B		FC5 BB 1B		F7			5	1	2	1	0	0	2							
Jerry Lumpe, L OBP: 0.343, SLG: 0.440 (1, 4)				4-3	6-3		F4		K			5	0	1	0	0	1	4							
Norm Siebern, L OBP: 0.412, SLG: 0.496 (1, 3)	F9			HR	1B		1B		BB		6-3	4	1	2	1	1	0	1							
Ed Charles, R OBP: 0.360, SLG: 0.461 (1, 5)			E5		F3		FC5				F9	5	1	1	2	0	0	3							
Manny Jimenez, L OBP: 0.354, SLG: 0.435 (1, 7)	G6-4-3			HR								3	0	1	0	0	0	2							
Gino Cimoli, R OBP: 0.321, SLG: 0.425 (8, 9)					F9							2	0	0	0	0	0	0							
Wayne Causey, L OBP: 0.348, SLG: 0.336 (1, 6)					2B				4-3		F9	5	0	1	0	0	0	1							
Haywood Sullivan, R OBP: 0.319, SLG: 0.336 (1, 2)			F3									4	1	0	0	1	0	2							
Bill Fischer, R OBP: 0.121, SLG: 0.152 (1, 1)												3	0	0	0	0	0	2							
John Wyatt, R OBP: 0.133, SLG: 0.103 (8, 1)												0	0	0	0	0	0	0							
George Alusk, R OBP: 0.329, SLG: 0.493 (9, PH)												0	0	0	1	0	0	0							
Dick Howser, R OBP: 0.326, SLG: 0.350 (9, PR)												0	0	0	0	0	0	0							
Dave Wickersham, R OBP: 0.129, SLG: 0.069 (10, 1)												0	0	0	0	0	0	0							
Inning Stats	R: 0 E: 0 K: 0 S: 4	H: 1 LOB: 1 BB: 0 P: 4	R: 0 E: 1 K: 0 S: 4	H: 1 LOB: 1 BB: 0 P: 4	R: 0 E: 0 K: 0 S: 3	H: 0 LOB: 0 BB: 0 P: 3	R: 2 E: 0 K: 0 S: 6	H: 3 LOB: 2 BB: 1 P: 10	R: 2 E: 0 K: 0 S: 6	H: 3 LOB: 1 BB: 0 P: 6	R: 0 E: 0 K: 0 S: 3	H: 0 LOB: 0 BB: 0 P: 3	R: 0 E: 0 K: 1 S: 6	H: 1 LOB: 2 BB: 1 P: 10	R: 0 E: 0 K: 0 S: 3	H: 0 LOB: 2 BB: 0 P: 9	R: 0 E: 0 K: 0 S: 3	H: 0 LOB: 0 BB: 0 P: 3	R: 1 E: 1 K: 0 S: 4	H: 1 LOB: 1 BB: 0 P: 4	1B: 7 2B: 2 3B: 0 HR: 1	SF: 0 SAC: 2 DP: 1 HBP: 0	WP: 0 PB: 0 SB: 1 CS: 0	PA: 46	
PITCHER	IP ERA WLS BF	H R ER SO	R 4 4 4	E 0 0 0	BB 0 0 0	IBB 1 0 0	HBP 0 0 0	BLK 0 0 0	WP 0 0 0	HR 1 0 0	S 26 6 8	P 30 10 8	ERA 6.00 0.00 0.00	WHIP 1.333 2.000 0.750											

Baltimore Orioles @ Kansas City Athletics
Municipal Stadium, Kansas City, MO
Sat Sep 15 1962, 8:05 PM EDT
Att: 7,884 - Unknown

livebaseballscores.com

AB 41
R 5
H 10
RBI 5
BB 3
SO 2
LOB 17



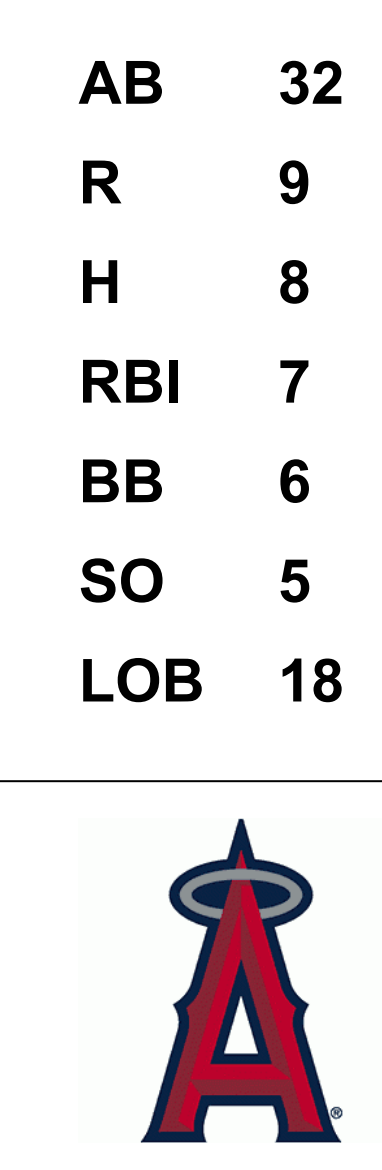
Batter	1	2	3	4	5	6	7	8	9	AB	R	H	RBI	BB	SO	LOB	TOP								
Jerry Adair, R OBP: 0.320, SLG: 0.410 Mickey McGuire, R (6, FR) (6, 6)	5-3		6-3		HR	2B		F6		4	1	2	1	0	0	0	<p>Baltimore Orioles @ Kansas City Athletics Municipal Stadium, Kansas City, MO Sun Sep 16 1962, 4:33 AM EDT Att: 6,607 - Unknown</p> <p>livebaseballscorecards.com</p>								
Jackie Brandt, R OBP: 0.330, SLG: 0.442 (1, 9) (8, 5)	K		1B	2B	K	FC5-4	BB	S	1B	3	1	1	0	2	2	1									
Brooks Robinson, R OBP: 0.346, SLG: 0.496 (1, 5) (8, 4)	2B		2H	1B	HR	FC5-4	1-2	1B	FC3-6	5	1	4	3	0	0	2									
Charlie Lau, L OBP: 0.330, SLG: 0.470 (1, 2)	L6			1B	SF7	3B		F5	F9	5	1	2	0	0	0	2									
Boog Powell, L OBP: 0.313, SLG: 0.411 (1, 3)	5-3		FC5	1B	BB	SF7		G3	FC3-6	3	0	0	1	1	0	1									
Dave Nicholson, R OBP: 0.294, SLG: 0.363 (1, 8)	S	1B	K	1-3	1-3			K	FC5-4	5	0	1	0	0	2	3									
Whitey Herzog, L OBP: 0.372, SLG: 0.409 (1, 7)	K	1-3	K			F8		F7		4	0	0	0	0	2	3									
Mary Breeding, R OBP: 0.266, SLG: 0.320 Russ Snyder, L (8, PH) (8, 9)	4-3		1-2	2-3	1B	4-3		1B		3	0	1	0	0	0	1									
Mill Pappas, R OBP: 0.106, SLG: 0.284 Steve Barber, L (5, 1) Barry Shetler, L (8, PH) Dick Luebke, L (8, 1) Jim Gentile, L (8, PH) John Papa, R (8, 1)	K		K	FC5	2-3	2B	2B	F4		2	0	0	0	0	1	3									
Inning Stats	R: 0 E: 0 K: 1 S: 6	H: 1 LOB: 1 BB: 0 P: 6	R: 0 E: 0 K: 1 S: 6	H: 1 LOB: 1 BB: 0 P: 6	R: 0 E: 0 K: 1 S: 6	H: 2 LOB: 2 BB: 0 P: 6	R: 0 E: 0 K: 2 S: 9	H: 2 LOB: 3 BB: 1 P: 13	R: 3 E: 0 K: 1 S: 8	H: 3 LOB: 0 BB: 0 P: 8	R: 1 E: 0 K: 0 S: 5	H: 2 LOB: 2 BB: 1 P: 9	R: 0 E: 0 K: 1 S: 5	H: 0 LOB: 0 BB: 0 P: 5	R: 0 E: 0 K: 0 S: 4	H: 1 LOB: 1 BB: 0 P: 4		R: 1 E: 0 K: 0 S: 4	H: 1 LOB: 1 BB: 1 P: 8	1B: 6 2B: 5 3B: 1 HR: 1	SF: 1 SAC: 0 DP: 0 HBP: 0	WP: 0 PB: 0 SB: 3 CS: 0	PA: 42		
PITCHER	IP	WLS	BF	H	R	ER	SO	BB	IBB	HBP	BLK	WP	HR	S	P	ERA	WHIP								
Orlando Pena, R ERA: 2.74 Dave Wickersham, R ERA: 3.6	5.0	W	24	9	3	3	6	1	0	0	0	0	1	35	39	5.40	2.000								

Batter	1	2	3	4	5	6	7	8	9	AB	R	H	RBI	BB	SO	LOB	BOTTOM									
Jose Tartabull, L OBP: 0.330, SLG: 0.345 (1, 8)	1-3		6-3	F7	1B		FC4-6			5	0	1	1	0	0	3	<p>Baltimore Orioles @ Kansas City Athletics Municipal Stadium, Kansas City, MO Sun Sep 16 1962, 4:33 AM EDT Att: 6,607 - Unknown</p> <p>livebaseballscorecards.com</p>									
Gino Cimoli, R OBP: 0.323, SLG: 0.427 (1, 9)	F6		S	1B	1B		F9			5	1	3	1	0	0	1										
Jerry Lumpe, L OBP: 0.341, SLG: 0.440 Billy Conzolo, R OBP: 0.323, SLG: 0.259 (1, 4) (9, 6)	F7		F9	1-2	2B	F6		4-3		5	1	1	1	0	0	3										
Norm Siebern, L OBP: 0.412, SLG: 0.494 (1, 3)	K		4-3	E	SH	4-3	BB	1B	1B	3	2	0	0	2	1	1										
Ed Charles, R OBP: 0.361, SLG: 0.467 (1, 5)	5-3		HR	SH	4-3	SF9		L5	1B	4	3	2	1	0	0	0										
John Wojcik, L OBP: 0.611, SLG: 0.538 (1, 7)	2B	BB	S	1B	E4	1B	4-3	1B	SF8	3	3	2	2	2	0	2										
Wayne Causey, L OBP: 0.349, SLG: 0.341 (1, 6) (9, 4)	1B	2B	K	1B	4-3	4-3		1B		5	1	2	2	0	1	4										
Haywood Sullivan, R OBP: 0.324, SLG: 0.340 (1, 2)	1B		K	1B	1B	1B	IBB	SF8		3	1	2	2	1	1	1										
Orlando Pena, R OBP: 0.207, SLG: 0.154 George Alusik, R OBP: 0.324, SLG: 0.493 Dave Wickersham, R OBP: 0.121, SLG: 0.065 (1, 1) (5, PH) (6, 1)	K		BB	SF9	3H	F2		6-3		1	0	0	0	1	1	1										
Inning Stats	R: 0 E: 0 K: 0 S: 3	H: 0 LOB: 0 BB: 0 P: 3	R: 2 E: 0 K: 2 S: 9	H: 2 LOB: 1 BB: 1 P: 13	R: 0 E: 0 K: 0 S: 4	H: 1 LOB: 1 BB: 0 P: 4	R: 1 E: 0 K: 2 S: 9	H: 2 LOB: 2 BB: 1 P: 13	R: 6 E: 1 K: 0 S: 3	H: 4 LOB: 2 BB: 2 P: 17	R: 0 E: 0 K: 0 S: 4	H: 0 LOB: 1 BB: 1 P: 7	R: 0 E: 0 K: 0 S: 4	H: 1 LOB: 1 BB: 0 P: 4	R: 3 E: 0 K: 0 S: 6	H: 3 LOB: 1 BB: 1 P: 10		R: 0 E: 0 K: 0 S: 6	H: 3 LOB: 1 BB: 1 P: 10	1B: 10 2B: 2 3B: 0 HR: 1	SF: 2 SAC: 1 DP: 0 HBP: 0	WP: 0 PB: 0 SB: 3 CS: 0	PA: 45			
PITCHER	IP	WLS	BF	H	R	ER	SO	BB	IBB	HBP	BLK	WP	HR	S	P	ERA	WHIP									
Milt Pappas, R ERA: 3.9 Steve Barber, L ERA: 3.2 Dick Luebke, L ERA: 2.38 John Papa, R ERA: 27.0	4.0	L	23	7	2	2	0	0	0	1	0	0	0	0	6	10	0.00	2.000								

Batter	1	2	3	4	5	6	7	8	9	AB	R	H	RBI	BB	SO	LOB	TOP																		
Jerry Adair, R OBP: 0.320, SLG: 0.406 (1, 6)	4-0 BB BB BB	0-0 FC6-4 BB 1-2 1B		0-0 L5		0-0 G4-6-3		0-0 F3		4	1	1	0	1	0	2	Baltimore Orioles @ Los Angeles Angels Dodger Stadium, Los Angeles, CA Wed Sep 19 1962, 7:05 PM PDT Att: 5,864 - Unknown - 71 F																		
Russ Snyder, L OBP: 0.331, SLG: 0.426 (1, 9)	4-0 BB BB BB	4-0 FC6-4 BB 1-2 2-3		0-0 2-3		0-0 1B		0-0 1B		3	0	2	0	2	0	0																			
Brooks Robinson, R OBP: 0.344, SLG: 0.493 (1, 5)	0-0 F8	0-0 FC6-4 FC4-6		0-0 F7		0-3 K		0-0 4-3		5	0	0	1	0	1	7																			
Charlie Lau, L OBP: 0.327, SLG: 0.478 (1, 2)	0-0 F6	0-0 FC4-6			0-0 HR			0-0 F6		5	1	1	1	0	0	4																			
Boog Powell, L OBP: 0.318, SLG: 0.409 (1, 7)	4-0 BB 1-2 2-3		0-0 4-3		0-0 FC5-4 1B			0-0 F7		4	0	1	0	1	0	0																			
Jim Gentile, L OBP: 0.354, SLG: 0.490 (1, 3)	4-0 FC6-4 1-2 2-3 3-H		0-0 F9		0-0 F7			0-0 HR		4	1	2	2	1	0	1																			
Dave Nicholson, R OBP: 0.303, SLG: 0.362 (1, 8)	0-0 FC6-4		4-0 1B BB		0-0 FC5-4			0-0 F6		3	0	0	0	1	0	4																			
Mary Breeding, R OBP: 0.270, SLG: 0.319 (1, 4)		0-0 4-3	0-0 1-2 1B		0-0 F8			0-0 F7		4	0	1	0	0	0	1																			
Jack Fisher, R OBP: 0.294, SLG: 0.104 (2, 1)		4-0 BB 1B	0-0 6-3			0-0 G4-6-3 1B		0-0 1B		0	1	0	0	1	0	0																			
Billy Hoelt, L OBP: 0.385, SLG: 0.283 (3, PH)										0	0	0	0	0	0	0																			
Barry Shetrone, R OBP: 0.287, SLG: 0.643 (3, PH)										1	0	0	0	0	0	2																			
Wes Stock, R OBP: 0.325, SLG: 0.406 (3, PH)										0	0	0	0	0	0	0																			
Nate Smith, R OBP: 0.300, SLG: 1.000 (6, PH)										1	0	1	0	0	0	0																			
Steve Barber, L OBP: 0.333, SLG: 0.071 (6, PH)										0	0	1	0	0	0	0																			
Dick Williams, R OBP: 0.295, SLG: 0.289 (6, PH)										1	0	1	0	0	0	0																			
Hoyt Wilhelm, R OBP: 0.176, SLG: 0.125 (8, PH)										0	0	0	0	0	0	0																			
Inning Stats	R: 1 E: 0 K: 0 S: 3	H: 0 LOB: 3 BB: 4 P: 19	R: 1 E: 0 K: 0 S: 4	H: 1 LOB: 2 BB: 2 P: 12	R: 0 E: 0 K: 0 S: 4	H: 1 LOB: 2 BB: 1 P: 8	R: 0 E: 0 K: 0 S: 3	H: 0 LOB: 0 BB: 0 P: 3	R: 1 E: 0 K: 0 S: 5	H: 2 LOB: 1 BB: 0 P: 5	R: 0 E: 0 K: 1 S: 6	H: 2 LOB: 1 BB: 0 P: 6	R: 1 E: 0 K: 0 S: 4	H: 1 LOB: 0 BB: 0 P: 4	R: 0 E: 0 K: 0 S: 5	H: 2 LOB: 2 BB: 0 P: 5	R: 0 E: 0 K: 0 S: 3	H: 1 LOB: 1 BB: 0 P: 3	1B: 8 2B: 0 3B: 0 HR: 2	SF: 0 SAC: 0 DP: 1 HBP: 0	WP: 0 PA: 42 PB: 0 SB: 0 CS: 0														
PITCHER	IP WLS BF H R ER SO BB IBB HBP BLK WP HR S P ERA WHIP																																		
Dean Chance, R ERA: 2.9 (1, 1)	4.0	W	23	4	3	3	0	7	0	0	0	0	0	0	1	16	44	6.75	2.750																
Ted Bowsfield, L ERA: 4.49 (5, 1)	5.0	W	19	6	1	1	1	0	0	0	0	0	0	0	1	21	21	1.80	1.200																

Batter	1	2	3	4	5	6	7	8	9	AB	R	H	RBI	BB	SO	LOB	BOTTOM																		
Jim Fregosi, R OBP: 0.342, SLG: 0.383 (1, 6)	0-0 1B G3-6-1	4-0 FC3-6 BB		0-0 F9		0-0 IHR		0-3 K		4	2	3	1	1	2	Baltimore Orioles @ Los Angeles Angels Dodger Stadium, Los Angeles, CA Wed Sep 19 1962, 7:05 PM PDT Att: 5,864 - Unknown - 71 F																			
Albie Pearson, L OBP: 0.383, SLG: 0.348 (1, 8)	0-0 G3-6-1 HR	0-0 FC3-6 1B		0-0 6-3		0-0 4-3		0-0 FC4-6 PB		5	2	1	0	0	4																				
Billy Moran, R OBP: 0.325, SLG: 0.406 (1, 4)	0-0 G3-6-1 1B	0-0 1-2 1B		0-0 L4		0-0 L3		0-0 4-3		5	0	2	1	0	2																				
Lee Thomas, L OBP: 0.352, SLG: 0.464 (1, 7)	0-0 G3-6-1	0-0 6-3		0-3 K		0-0 4-3		0-0 4-3		4	0	0	0	1	3																				
Leo Burke, R OBP: 0.424, SLG: 0.655 (1, 5)	0-0 HR		0-0 4-3		4-0 BB		0-0 6-3		0-0 6-3	3	1	1	2	1	0		0																		
Tom Burgess, L OBP: 0.356, SLG: 0.303 (1, 3)	0-0 F6		4-0 FC4-6 BB		0-0 4-3		4-0 BB		4-0 BB	2	0	0	0	2	0		1																		
George Thomas, R OBP: 0.309, SLG: 0.376 (1, 9)		0-0 HR	0-0 FC4-6 FC1-4		4-0 E IHR		0-0 F9		0-0 F9	3	2	1	1	1	0		2																		
Earl Averill, R OBP: 0.367, SLG: 0.339 (1, 2)		4-0 FC3-6 BB	0-0 FC1-4		0-3 K		0-0 FC4-6 SH		0-0 FC4-6 1B	3	1	1	0	1	1		2																		
Dean Chance, R OBP: 0.095, SLG: 0.050 (1, 1)		0-3 K		0-3 K		0-0 FC		0-0 SH		2	0	0	0	0	2		1																		
Ted Bowsfield, R OBP: 0.279, SLG: 0.189 (5, 1)				0-0 K		1-3 IHR		1-2 FC4-6		1	1	0	0	0	0		1																		
Inning Stats	R: 3 E: 0 K: 0 S: 6	H: 4 LOB: 0 BB: 0 P: 6	R: 3 E: 1 K: 1 S: 7	H: 2 LOB: 1 BB: 2 P: 15	R: 0 E: 0 K: 0 S: 3	H: 0 LOB: 1 BB: 1 P: 7	R: 0 E: 0 K: 1 S: 5	H: 0 LOB: 0 BB: 0 P: 5	R: 0 E: 0 K: 1 S: 5	H: 0 LOB: 1 BB: 1 P: 9	R: 3 E: 1 K: 1 S: 7	H: 1 LOB: 0 BB: 1 P: 11	R: 0 E: 0 K: 0 S: 3	H: 0 LOB: 1 BB: 1 P: 7	R: 0 E: 1 K: 1 S: 7	H: 1 LOB: 2 BB: 0 P: 7	R: 0 E: 0 K: 0 S: 3	H: 1 LOB: 2 BB: 0 P: 7	1B: 5 2B: 0 3B: 0 HR: 3	SF: 0 SAC: 1 DP: 1 HBP: 0	WP: 0 PA: 39 PB: 1 SB: 0 CS: 0														
PITCHER	IP WLS BF H R ER SO BB IBB HBP BLK WP HR S P ERA WHIP																																		
Jack Fisher, R ERA: 4.94 (1, 1)	1.1	L	10	5	6	5	1	2	0	0	0	0	0	0	0	3	3	0.00	1.500																
Billy Hoelt, L ERA: 4.66 (2, 1)	0.2		3	1	0	0	0	0	0	0	0	0	0	0	0	3	3	0.00	1.500																
Wes Stock, R ERA: 3.59 (3, 1)	3.0		11	0	0	0	2	2	0	0	0	0	0	0	13	21	0.00	0.667																	
Steve Barber, L ERA: 3.28 (6, 1)	2.0		10	1	3	2	1	2	0	0	0	0	0	0	10	18	9.00	1.500																	
Hoyt Wilhelm, R ERA: 1.89 (8, 1)	1.0		5	1	0	0	1	0	0	0	0	0	0	0	7	7	0.00	1.000																	

AB 35
R 4
H 10
RBI 4
BB 7
SO 1
LOB 21



Batter	1	2	3	4	5	6	7	8	9	AB	R	H	RBI	BB	SO	LOB	TOP	
Lenny Green, L OBP: 0.364, SLG: 0.399	F6	3-1			4-3		2B			4	0	1	0	0	0	0	Minnesota Twins @ Baltimore Orioles Memorial Stadium, Baltimore, MD Sat Sep 22 1962, 3:33 AM EDT Att: 4,071 - Unknown	
Vic Power, R OBP: 0.317, SLG: 0.422	1B HR		6-3		4-3		4-3			4	1	1	0	0	0	1		
Rich Rollins, R OBP: 0.375, SLG: 0.428	1B HR		5-3			F4		F6		4	1	1	0	0	0	0		
Harmon Killebrew, R OBP: 0.358, SLG: 0.523	1B HR		F6			FC1-6 BB		F8		3	1	1	3	1	0	0		
Bob Allison, R OBP: 0.375, SLG: 0.510	F8			CS BB		FC1-6 PB BB		F2		3	0	0	0	1	0	1		
Earl Battey, R OBP: 0.351, SLG: 0.398	BB			1-2 K		1-2 PB BB		5-3		2	0	0	0	2	1	1		
Bernie Allen, L OBP: 0.342, SLG: 0.413	F9			E6		L8		G3		4	0	0	0	0	0	3		
Zolio Versalles, R OBP: 0.281, SLG: 0.374		6-3		1-2 K		K		2B		4	0	1	0	0	2	1		
Jack Kratlick, L OBP: 0.244, SLG: 0.282	F6				F6		4-3	F4		2	0	0	0	0	0	0		
Ruben Gomez, R OBP: 0.211, SLG: 0.167										0	0	0	0	0	0	0		
Tony Garcia, L OBP: 0.145, SLG: 0.050										0	0	0	0	0	0	0		
Joe Bonikowski, R OBP: 0.179, SLG: 0.144										0	0	0	0	0	0	0		
Bill Pleis, L OBP: 0.152, SLG: 0.286										0	0	0	0	0	0	0		
Don Mincher, L OBP: 0.405, SLG: 0.487										1	0	0	0	0	0	1		
Inning Stats	R: 3 E: 0 K: 0 S: 6	H: 3 LOB: 1 BB: 1 P: 10	R: 0 E: 0 K: 0 S: 3	H: 0 LOB: 0 BB: 0 P: 3	R: 0 E: 0 K: 2 S: 3	H: 0 LOB: 1 BB: 1 P: 11	R: 0 E: 0 K: 1 S: 3	H: 0 LOB: 0 BB: 0 P: 3	R: 0 E: 0 K: 1 S: 6	H: 1 LOB: 1 BB: 0 P: 6	R: 0 E: 0 K: 0 S: 3	H: 0 LOB: 0 BB: 0 P: 3	R: 0 E: 0 K: 0 S: 4	H: 1 LOB: 1 BB: 0 P: 4	1B: 2 2B: 2 3B: 0 HR: 1	SF: 0 SAC: 0 DP: 0 HBP: 0	WP: 0 PB: 1 SB: 0 CS: 1	PA: 36
PITCHER	IP WLS BF H R ER SO BB IBB HBP BLK WP HR S P ERA WHIP																	
Mitt Pappas, R ERA: 3.99	(1, 1) 2.0 10 3 3 3 0 1 0 0 0 0 0 1 9 13 13.50 2.000																	
Wes Stock, R ERA: 3.53	(3, 1) 1.0 3 0 0 0 0 0 0 0 0 0 0 0 3 3 0.00 0.000																	
John Miller, R ERA:	(4, 1) 3.0 W 12 0 0 0 2 3 0 0 0 0 0 0 13 25 0.00 1.000																	
Dick Hall, R ERA: 2.3	(7, 1) 3.0 S 11 2 0 0 1 0 0 0 0 0 0 0 13 13 0.00 0.667																	

AB	32
R	3
H	5
RBI	3
BB	4
SO	3
LOB	8




Batter	1	2	3	4	5	6	7	8	9	AB	R	H	RBI	BB	SO	LOB	BOTTOM			
Jerry Adair, R OBP: 0.317, SLG: 0.404	F2		K		F8		F7			4	0	0	0	0	1	3	Minnesota Twins @ Baltimore Orioles Memorial Stadium, Baltimore, MD Sat Sep 22 1962, 3:33 AM EDT Att: 4,071 - Unknown			
Jackie Brandt, R OBP: 0.330, SLG: 0.445	G6-4-3 1B		1-H HR			F6		BB		3	1	2	2	1	0	0				
Brooks Robinson, R OBP: 0.343, SLG: 0.489	G6-4-3 1-2		F8			HR		K		4	1	1	0	0	1	3				
Jim Gentile, L OBP: 0.354, SLG: 0.492		4-3		F2		1-H HR		F9		4	1	1	2	0	0	0				
Boog Powell, L OBP: 0.319, SLG: 0.407				F6		K		K		3	0	1	0	0	1	0				
Russ Snyder, L OBP: 0.332, SLG: 0.428				1B				K		1	0	0	0	0	1	0				
Dave Nicholson, R OBP: 0.299, SLG: 0.373				K		F2		HR		4	1	1	1	0	1	1				
Gus Triandos, R OBP: 0.262, SLG: 0.280		F6				K		F8		3	0	0	0	0	1	1				
Mary Breeding, R OBP: 0.272, SLG: 0.321			HR					K		3	1	2	0	0	1	0				
Mitt Pappas, R OBP: 0.100, SLG: 0.284	(1, 1) 0 0 0 0 0 0 0 0 0 0 0 0 0 0 0 0 0																			
Wes Stock, R ERA: 4.45	(3, 1) 0 0 0 0 0 0 0 0 0 0 0 0 0 0 0 0 0																			
Nate Smith, R OBP: 0.500, SLG: 0.500	(3, PH) 1 0 0 0 0 1 1																			
John Miller, R ERA:	(4, 1) 1 0 0 0 0 1 1																			
Dick Hall, R OBP: 0.286, SLG: 0.208	(7, 1) 1 0 1 0 0 1 1																			
Inning Stats	R: 0 E: 0 K: 0 S: 3	H: 1 LOB: 0 BB: 0 P: 3	R: 0 E: 0 K: 1 S: 6	H: 1 LOB: 0 BB: 0 P: 6	R: 2 E: 0 K: 2 S: 9	H: 2 LOB: 0 BB: 0 P: 9	R: 0 E: 0 K: 0 S: 3	H: 0 LOB: 0 BB: 0 P: 3	R: 0 E: 0 K: 2 S: 8	H: 1 LOB: 1 BB: 0 P: 8	R: 3 E: 0 K: 1 S: 8	H: 3 LOB: 0 BB: 0 P: 8	R: 0 E: 0 K: 2 S: 8	H: 1 LOB: 2 BB: 1 P: 12	R: 0 E: 0 K: 1 S: 5	H: 0 LOB: 0 BB: 0 P: 5	1B: 6 2B: 0 3B: 0 HR: 3	SF: 0 SAC: 0 DP: 1 HBP: 0	WP: 1 PB: 0 SB: 0 CS: 0	PA: 33
PITCHER	IP WLS BF H R ER SO BB IBB HBP BLK WP HR S P ERA WHIP																			
Jack Kratlick, L ERA: 3.89	(1, 1) 0.1 1 0 0 0 0 0 0 0 0 0 0 0 1 1 0.00 0.000																			
Ruben Gomez, R ERA: 4.45	(6, 1) 1.0 5 1 0 0 2 1 0 0 0 0 1 0 8 12 0.00 2.000																			
Joe Bonikowski, R ERA: 4.0	(7, 1) 1.0 3 0 0 0 1 0 0 0 0 0 0 0 5 5 0.00 0.000																			
Bill Pleis, L ERA: 4.4	(8, 1) 1.0 3 0 0 0 1 0 0 0 0 0 0 0 5 5 0.00 0.000																			




Batter	1	2	3	4	5	6	7	8	9	AB R H RBI BB SO LOB	TOP											
Jose Tartabull, L (1, 8) OBP: 0.324, SLG: 0.332	F9			1B	F5		K		6-3 S BB	4 1 1 0 1 1 0	Kansas City Athletics @ Baltimore Orioles Memorial Stadium, Baltimore, MD Mon Sep 24 1962, 7:05 PM EDT Att: 2,297 - Unknown livebaseballscorecards.com											
Ed Charles, R (1, 5) OBP: 0.358, SLG: 0.460	F9			HBP 1B BB 1B	5-3		4-3		6-3	5 1 1 0 0 0 1												
Jerry Lumpe, L (1, 4) OBP: 0.342, SLG: 0.436	F8			F6	F7		F4		L7	5 0 0 0 0 0 3												
Norm Siebern, L (1, 3) OBP: 0.411, SLG: 0.491		K		BB HBP WP 1B 1-2 2-H		BB BB G3 1B			HR	4 3 3 2 0 1 0												
Manny Jimenez, L (1, 7) OBP: 0.353, SLG: 0.429	1-3			WP BB 1-2 2-3 HBP		F9		3-1		3 0 0 0 0 0 1												
Gino Cimoli, R (8, 9) OBP: 0.325, SLG: 0.425				WP BB 1-2 2-3 HBP						0 0 0 0 0 0 0												
John Wojcik, L (1, 9) OBP: 0.535, SLG: 0.414	4-3			WP BB 1-2 2-3 3-H		G3 BB 1-2 2-3 BB			2B	2 0 1 1 2 0 0												
Wayne Causey, L (1, 6) OBP: 0.351, SLG: 0.351			G3	BB BB 1-2 2-3 3-H		G3 BB 1-2 2-3 BB		K2-3		2 0 0 0 2 1 1												
Billy Bryan, L (1, 2) OBP: 0.208, SLG: 0.299			K	BB BB 1-2 2-3 3-H	K	G3		F6		4 0 0 1 0 2 6												
Ed Rakow, S (1, 1) OBP: 0.123, SLG: 0.114			K		K	5-3		F8		4 0 0 0 0 2 5												
Inning Stats	R: 0 E: 0 K: 0 S: 3	H: 0 LOB: 0 BB: 0 P: 3	R: 0 E: 0 K: 1 S: 5	H: 0 LOB: 0 BB: 0 P: 5	R: 0 E: 0 K: 2 S: 7	H: 0 LOB: 0 BB: 0 P: 7	R: 3 E: 0 K: 2 S: 10	H: 3 LOB: 3 BB: 2 P: 19	R: 0 E: 0 K: 0 S: 3	H: 0 LOB: 0 BB: 0 P: 3	R: 1 E: 0 K: 1 S: 4	H: 1 LOB: 2 BB: 2 P: 12	R: 0 E: 0 K: 1 S: 5	H: 0 LOB: 0 BB: 0 P: 5	R: 1 E: 0 K: 1 S: 7	H: 2 LOB: 1 BB: 0 P: 7	R: 0 E: 0 K: 0 S: 3	H: 0 LOB: 1 BB: 1 P: 7	1B: 4 2B: 1 3B: 0 HR: 1	SF: 0 SAC: 0 DP: 0 HBP: 1	WP: 1 PB: 0 SB: 1 CS: 0	PA: 39
PITCHER	IP WLS BF H R ER SO BB IBB HBP BLK WP HR S P ERA WHIP											IP WLS BF H R ER SO BB IBB HBP BLK WP HR S P ERA WHIP										
Jack Fisher, R (1, 1) ERA: 5.01	3.1 L 15 3 3 3 3 1 0 1 0 0 0 19 24 8.10 1.200																					
Billy Hoelt, L (4, 1) ERA: 4.57	1.2 6 0 0 0 2 1 0 0 0 0 1 0 9 13 0.00 0.600																					
Dick Luebke, L (6, 1) ERA: 2.7	2.0 9 1 1 1 1 2 0 0 0 0 0 0 9 17 4.50 1.500																					
Hoyt Wilhelm, R (8, 1) ERA: 1.94	2.0 9 2 1 1 1 1 0 0 0 0 0 1 10 14 4.50 1.500																					

Batter	1	2	3	4	5	6	7	8	9	AB R H RBI BB SO LOB	BOTTOM											
Jerry Adair, R (1, 6) OBP: 0.318, SLG: 0.405	F3		F7					FC4 1B		4 0 2 1 0 0 0	Kansas City Athletics @ Baltimore Orioles Memorial Stadium, Baltimore, MD Mon Sep 24 1962, 7:05 PM EDT Att: 2,297 - Unknown livebaseballscorecards.com											
Pete Ward, L (1, 9) OBP: 0.500, SLG: 0.250	F8		BB		2H 1B		6-3	K		3 0 0 0 1 1 2												
Brooks Robinson, R (1, 5) OBP: 0.342, SLG: 0.489	F7		6-3			SF8 3B		FC4		4 1 1 0 0 0 2												
Jim Gentile, L (1, 3) OBP: 0.354, SLG: 0.490		G3 1B BB		G3		SF8		K		2 0 0 1 1 1 1												
Charlie Lau, L (1, 2) OBP: 0.320, SLG: 0.466		G3 1B		G3		G3		6-3		4 0 1 0 0 0 0												
Boog Powell, L (1, 7) OBP: 0.314, SLG: 0.401		G3		4-3		F6		4-3		4 0 0 0 0 0 2												
Dave Nicholson, R (1, 8) OBP: 0.292, SLG: 0.358		G4-6-3 BB		K		K		K		3 0 0 0 1 3 0												
Bob Saverine, S (1, 4) OBP: 0.250, SLG: 0.500		G4-6-3		1B 2B		4-3		K		3 1 1 0 0 0 3												
Jack Fisher, R (1, 1) ERA: 5.01			K		5-3		K			1 0 0 0 0 1 0												
Billy Hoelt, L (4, 1) ERA: 4.57										0 0 0 0 0 0 0												
Barry Shetrone, L (5, 9) OBP: 0.333, SLG: 0.600										1 0 0 0 0 0 1												
Dick Luebke, L (6, 1) ERA: 2.7										0 0 0 0 0 0 0												
Whitely Herzog, L (7, 9) OBP: 0.371, SLG: 0.408										1 0 0 0 0 0 1												
Hoyt Wilhelm, R (8, 1) ERA: 1.94										0 0 0 0 0 0 0												
Inning Stats	R: 0 E: 0 K: 0 S: 3	H: 0 LOB: 0 BB: 0 P: 3	R: 0 E: 0 K: 0 S: 3	H: 1 LOB: 2 BB: 2 P: 11	R: 0 E: 0 K: 1 S: 5	H: 0 LOB: 1 BB: 1 P: 9	R: 0 E: 0 K: 0 S: 3	H: 0 LOB: 0 BB: 0 P: 3	R: 1 E: 0 K: 1 S: 7	H: 2 LOB: 1 BB: 0 P: 7	R: 1 E: 0 K: 0 S: 4	H: 1 LOB: 0 BB: 0 P: 4	R: 0 E: 0 K: 2 S: 7	H: 0 LOB: 0 BB: 0 P: 7	R: 0 E: 0 K: 2 S: 8	H: 1 LOB: 1 BB: 0 P: 8	R: 0 E: 0 K: 1 S: 5	H: 0 LOB: 0 BB: 0 P: 5	1B: 3 2B: 1 3B: 1 HR: 0	SF: 1 SAC: 0 DP: 1 HBP: 0	WP: 0 PB: 0 SB: 0 CS: 0	PA: 34
PITCHER	IP WLS BF H R ER SO BB IBB HBP BLK WP HR S P ERA WHIP											IP WLS BF H R ER SO BB IBB HBP BLK WP HR S P ERA WHIP										
Ed Rakow, R (1, 1) ERA: 4.33	9.0 W 34 5 2 2 7 3 0 0 0 0 0 45 57 2.00 0.889																					



Batter	1	2	3	4	5	6	7	8	9	AB	R	H	RBI	BB	SO	LOB	TOP			
Bobby Del Greco, R (1, 8) OBP: 0.374, SLG: 0.408	4-0 BB G6-4-3		0-0 2B		0-3 K			0-3 K		3	0	1	0	1	2	0	Kansas City Athletics @ Baltimore Orioles Memorial Stadium, Baltimore, MD Wed Sep 26 1962, 7:05 PM EDT Unknown 			
Gino Cimoli, R (1, 9) OBP: 0.323, SLG: 0.422	0-0 F8		0-0 4-3			0-0 F8		0-0 F9		4	0	0	0	0	0	2				
Jerry Lumpe, L (1, 4) OBP: 0.342, SLG: 0.433	0-0 G6-4-3 1-2			4-0 FC4-6 BB		0-0 4-3		0-0 F5		3	0	0	0	1	0	1				
Norm Siebern, L (1, 3) OBP: 0.409, SLG: 0.488		0-0 1-3		0-0 FC4-6 1B 1-2		0-0 4-3		0-3 K		4	0	0	0	0	1	1				
Ed Charles, R (1, 5) OBP: 0.358, SLG: 0.460		0-0 6-3		0-0 FC4-6 1B 1-2			0-0 5-3			3	0	1	0	0	0	0				
George Alusik, R (1, 7) OBP: 0.320, SLG: 0.481		4-0 FC6-4 BB		0-0 F8			0-3 K			2	0	0	0	1	1	2				
Wayne Causey, L (1, 6) OBP: 0.348, SLG: 0.347		0-0 FC6-4 1-2		0-0 FC4-6 1-2			0-0 F8			3	0	0	0	0	0	3				
Joe Azcue, R (1, 2) OBP: 0.292, SLG: 0.310			0-0 1-3		0-0 6-3			0-0 F9		3	0	0	0	0	0	0				
Bill Fischer, R (1, 1) OBP: 0.111, SLG: 0.139			0-0 6-3					0-0 5-3		2	0	0	0	0	0	0				
Bill Kern, R (8, PH) OBP: 0.333, SLG: 0.333			0-0 6-3					0-0 5-3		1	0	0	0	0	0	0				
John Wyatt, R (8, 1) OBP: 0.133, SLG: 0.103										0	0	0	0	0	0	0				
Inning Stats	R: 0 E: 0 K: 0 S: 2	H: 0 LOB: 0 BB: 1 P: 6	R: 0 E: 0 K: 0 S: 3	H: 0 LOB: 1 BB: 1 P: 7	R: 0 E: 0 K: 0 S: 4	H: 1 LOB: 1 BB: 0 P: 4	R: 0 E: 0 K: 0 S: 4	H: 1 LOB: 2 BB: 1 P: 8	R: 0 E: 0 K: 1 S: 5	H: 0 LOB: 0 BB: 0 P: 5	R: 0 E: 0 K: 1 S: 5	H: 0 LOB: 0 BB: 0 P: 5	R: 0 E: 0 K: 1 S: 5	H: 0 LOB: 0 BB: 0 P: 5	R: 0 E: 0 K: 1 S: 5	H: 0 LOB: 0 BB: 0 P: 5	1B: 1 2B: 1 3B: 0 HR: 0	SF: 0 SAC: 0 DP: 1 HBP: 0	WP: 0 PB: 0 SB: 0 CS: 0	PA: 31
PITCHER Dave McNally, L (1, 1) ERA:	IP: 9.0 WLS: W BF: 31 H: 2 R: 0 ER: 0 SO: 4 BB: 3 IBB: 0 HBP: 0 BLK: 0 WP: 0 HR: 0 S: 36 P: 48 ERA: 0.00 WHIP: 0.556															PITCHER				

Batter	1	2	3	4	5	6	7	8	9	AB	R	H	RBI	BB	SO	LOB	BOTTOM			
Jerry Adair, R (1, 6) OBP: 0.319, SLG: 0.414	0-0 F8		0-0 3-1 2B		0-0 5-3			0-0 HR		4	1	2	1	0	0	0	Kansas City Athletics @ Baltimore Orioles Memorial Stadium, Baltimore, MD Wed Sep 26 1962, 7:05 PM EDT Unknown 			
Barry Shetrone, L (1, 8) OBP: 0.283, SLG: 0.474	0-0 6-3		0-0 3-1 2-3		0-0 1-3			0-3 K		4	0	0	0	0	1	1				
Brooks Robinson, R (1, 5) OBP: 0.343, SLG: 0.491	0-0 6-3		0-0 6-3			0-0 1B		0-0 2B		4	0	2	0	0	0	1				
Jim Gentile, L (1, 3) OBP: 0.353, SLG: 0.489		0-0 2B 4-3 1B	0-0 F7		0-0 4-3			0-0 F9		4	1	1	0	0	0	2				
Pete Ward, L (1, 9) OBP: 0.444, SLG: 0.429		0-0 4-3 1-3 1B 2B		0-0 G3		0-0 4-3				3	1	1	0	0	0	0				
Boog Powell, L (1, 7) OBP: 0.314, SLG: 0.403		0-0 F2		0-0 3-1 2B			0-0 6-3			3	0	1	0	0	0	2				
Bob Saverine, S (1, 4) OBP: 0.143, SLG: 0.286		0-0 4-3 2-3 3-H		0-0 3-1 2-3			0-0 G3			3	0	0	1	0	0	2				
Andy Etchebarren, R (1, 2) OBP: 0.333, SLG: 0.333		0-0 3-H 1B		0-0 F9			0-0 6-3			3	0	1	1	0	0	1				
Dave McNally, R (1, 1) ERA:		0-3 K		0-0 5-3				0-3 K		3	0	0	0	0	2	1				
Inning Stats	R: 0 E: 0 K: 0 S: 3	H: 0 LOB: 0 BB: 0 P: 3	R: 2 E: 0 K: 1 S: 8	H: 3 LOB: 1 BB: 0 P: 8	R: 0 E: 0 K: 0 S: 4	H: 1 LOB: 0 BB: 0 P: 4	R: 0 E: 0 K: 0 S: 4	H: 1 LOB: 1 BB: 0 P: 4	R: 0 E: 0 K: 0 S: 3	H: 0 LOB: 0 BB: 0 P: 3	R: 0 E: 0 K: 0 S: 3	H: 0 LOB: 0 BB: 0 P: 3	R: 0 E: 0 K: 2 S: 9	H: 2 LOB: 1 BB: 0 P: 9	R: 1 E: 0 K: 2 S: 9	H: 2 LOB: 1 BB: 0 P: 9		1B: 3 2B: 4 3B: 0 HR: 1	SF: 0 SAC: 0 DP: 0 HBP: 0	WP: 0 PB: 0 SB: 0 CS: 0
PITCHER Bill Fischer, R (1, 1) ERA: 3.89	IP: 7.0 WLS: L BF: 26 H: 6 R: 2 ER: 2 SO: 1 BB: 0 IBB: 0 HBP: 0 BLK: 0 WP: 0 HR: 0 S: 28 P: 28 ERA: 2.57 WHIP: 0.857															PITCHER				
John Wyatt, R (8, 1) ERA: 4.46	IP: 1.0 WLS: L BF: 5 H: 2 R: 1 ER: 1 SO: 2 BB: 0 IBB: 0 HBP: 0 BLK: 0 WP: 0 HR: 1 S: 9 P: 9 ERA: 9.00 WHIP: 2.000															PITCHER				

Batter	1	2	3	4	5	6	7	8	9	AB	R	H	RBI	BB	SO	LOB	TOP							
Jose Tartabull, L (1, 8) OBP: 0.325, SLG: 0.333	4-3		1-3				F9		1B 2B 1B	5	1	2	1	0	0	0								
Ed Charles, R (1, 5) OBP: 0.358, SLG: 0.459	K		F9				F8		1B 2B 1B	5	1	2	1	0	1	0								
John Wojcik, L (1, 9) OBP: 0.542, SLG: 0.471	1B		F9				F8		2B 1B	5	0	3	0	0	0	2								
Norm Siebern, L (1, 3) OBP: 0.410, SLG: 0.491	1B			F5			F8		2B 1B	5	1	3	2	0	0	1								
Manny Jimenez, L (1, 7) OBP: 0.354, SLG: 0.428	F9			6-3			F7		1B FC4	4	0	1	0	1	0	3								
Wayne Causey, L (1, 4) OBP: 0.346, SLG: 0.348		G3		6-3			1B 2B		G4-6-3 F4	5	1	1	1	0	0	4								
Billy Consolo, R (1, 6) OBP: 0.325, SLG: 0.275	K				1B 3B				5-3 FC4	5	1	2	1	0	1	3								
Billy Bryan, L (1, 2) OBP: 0.211, SLG: 0.296	1B				K		K		K	4	0	1	0	0	3	2								
Orlando Pena, R (1, 1) OBP: 0.206, SLG: 0.161	K				K		K		1B 1B	4	1	1	0	0	3	3								
Inning Stats	R: 0 E: 0 K: 1 S: 7	H: 2 LOB: 2 BB: 0 P: 7	R: 0 E: 0 K: 2 S: 8	H: 1 LOB: 1 BB: 0 P: 8	R: 0 E: 0 K: 0 S: 3	H: 0 LOB: 0 BB: 0 P: 3	R: 0 E: 0 K: 0 S: 3	H: 0 LOB: 0 BB: 0 P: 3	R: 1 E: 0 K: 2 S: 10	H: 3 LOB: 2 BB: 0 P: 10	R: 2 E: 0 K: 2 S: 10	H: 3 LOB: 1 BB: 0 P: 10	R: 0 E: 0 K: 0 S: 4	H: 1 LOB: 1 BB: 0 P: 4	R: 0 E: 0 K: 0 S: 3	H: 1 LOB: 0 BB: 0 P: 3	R: 3 E: 0 K: 1 S: 10	H: 5 LOB: 3 BB: 1 P: 14	1B: 12 2B: 3 3B: 1 HR: 0	SF: 0 SAC: 0 DP: 1 HBP: 0	WP: 0 PB: 0 SB: 0 CS: 0	PA: 43		
PITCHER	IP	WLS	BF	H	R	ER	SO	BB	IBB	HBP	BLK	WP	HR	S	P	ERA	WHIP							
Robin Roberts, R (1, 1) ERA: 2.78	7.0	L	31	10	3	3	7	0	0	0	0	0	0	45	45	3.86	1.429							
Steve Barber, L (8, 1) ERA: 3.45	1.1		9	6	3	3	1	0	0	0	0	0	0	11	11	20.25	4.500							
Billy Hoelt, L (9, 1) ERA: 4.54	0.2		3	0	0	0	0	1	0	0	0	0	0	2	6	0.00	1.500							

Kansas City Athletics @ Baltimore Orioles
Memorial Stadium, Baltimore, MD
Wed Sep 26 1962, 7:05 PM EDT
Att: 2,840 - Unknown

AB 42
R 6
H 16
RBI 6
BB 1
SO 8
LOB 18





Batter	1	2	3	4	5	6	7	8	9	AB	R	H	RBI	BB	SO	LOB	BOTTOM							
Jerry Adair, R (1, 6) OBP: 0.318, SLG: 0.413	K		1-2 1B				F8		5-3	4	0	1	0	0	1	1								
Russ Snyder, L (1, 8) OBP: 0.335, SLG: 0.435	G4-6-3 1B		5-3			G3 1B				4	1	3	0	0	0	2								
Brooks Robinson, R (1, 5) OBP: 0.343, SLG: 0.490	G4-6-3 1-2			6-3		G3 1B			6-3	4	1	1	0	0	0	2								
Jim Gentile, L (1, 3) OBP: 0.351, SLG: 0.485		K			F4	G3			4-3	4	0	0	0	0	1	3								
Pete Ward, L (1, 9) OBP: 0.538, SLG: 0.556	K					1B BB				2	0	1	0	2	1	0								
Charlie Lau, L (1, 2) OBP: 0.319, SLG: 0.462	F4			G3		1-3 2-H 3-H 1B			F6	4	0	1	2	0	0	3								
Barry Shetrone, L (1, 7) OBP: 0.217, SLG: 0.391			4-3			F7			4-3	4	0	0	0	0	1	1								
Bob Saverine, S (1, 4) OBP: 0.091, SLG: 0.182			K			K			4-3	4	0	0	0	0	2	0								
Robin Roberts, S (1, 1) OBP: 0.283, SLG: 0.212									F6	1	0	1	0	1	0	0								
Whitey Herzog, L (7, PH) OBP: 0.370, SLG: 0.405									F7	1	0	0	0	0	0	0								
Steve Barber, L (8, 1) OBP: 0.133, SLG: 0.071										0	0	0	0	0	0	0								
Billy Hoelt, L (9, 1) OBP: 0.385, SLG: 0.263										0	0	0	0	0	0	0								
Boog Powell, L (9, PH) OBP: 0.314, SLG: 0.402										1	0	0	0	0	0	0								
Inning Stats	R: 0 E: 0 K: 1 S: 5	H: 1 LOB: 0 BB: 0 P: 5	R: 0 E: 0 K: 2 S: 7	H: 0 LOB: 0 BB: 0 P: 7	R: 0 E: 0 K: 1 S: 6	H: 1 LOB: 1 BB: 1 P: 10	R: 0 E: 0 K: 0 S: 4	H: 1 LOB: 1 BB: 0 P: 4	R: 0 E: 0 K: 0 S: 6	H: 1 LOB: 1 BB: 0 P: 6	R: 2 E: 0 K: 0 S: 5	H: 3 LOB: 1 BB: 1 P: 9	R: 0 E: 0 K: 0 S: 3	H: 0 LOB: 0 BB: 0 P: 3	R: 0 E: 0 K: 0 S: 4	H: 1 LOB: 2 BB: 1 P: 8	R: 0 E: 0 K: 1 S: 5	H: 0 LOB: 0 BB: 0 P: 5	1B: 6 2B: 1 3B: 1 HR: 0	SF: 0 SAC: 0 DP: 1 HBP: 0	WP: 0 PB: 0 SB: 0 CS: 0	PA: 36		
PITCHER	IP	WLS	BF	H	R	ER	SO	BB	IBB	HBP	BLK	WP	HR	S	P	ERA	WHIP							
Orlando Pena, R (1, 1) ERA: 3.01	9.0	W	36	8	2	2	6	3	0	0	0	0	0	45	57	2.00	1.222							

Kansas City Athletics @ Baltimore Orioles
Memorial Stadium, Baltimore, MD
Wed Sep 26 1962, 7:05 PM EDT
Att: 2,840 - Unknown

AB 33
R 2
H 8
RBI 2
BB 3
SO 6
LOB 12



Batter	1	2	3	4	5	6	7	8	9	AB	R	H	RBI	BB	SO	LOB	TOP											
Jerry Adair, R OBP: 0.318, SLG: 0.417	F8			HR		G5-4-3		F3		4	1	1	1	0	0	1	<p>Baltimore Orioles @ Minnesota Twins Metropolitan Stadium, Bloomington, MI</p> <p>Fri Sep 28 1962, 4:33 AM EDT Alt. 4,655 - Unknown - 63 F</p> <p>livebaseballscores.com</p> <p>AB 29 R 5 H 7 RBI 5 BB 2 SO 7 LOB 7</p> 											
Pete Ward, L OBP: 0.412, SLG: 0.385	4-3			K			6-3	K		4	0	0	0	0	2	0												
Brooks Robinson, R OBP: 0.344, SLG: 0.489	4-3			K			1B	BB		3	0	1	0	1	1	0												
Jim Gentile, L OBP: 0.349, SLG: 0.481		F7		K			G5-6-3	G4-6-3		4	0	0	0	0	1	2												
Jackie Brandt, R OBP: 0.331, SLG: 0.448	1-3				CS			2B	5-3	4	1	2	0	0	0	0												
Dave Nicholson, R OBP: 0.287, SLG: 0.351	F4				1B			K		3	0	0	0	0	2	2												
Bob Saverine, S OBP: 0.214, SLG: 0.357				CS		6-3		HR		3	1	2	1	0	0	0												
Nate Smith, R OBP: 0.429, SLG: 0.200			F4				FC5-6	HR		1	1	0	0	1	0	1												
Mitt Pappas, R OBP: 0.097, SLG: 0.275							HBP	BB		2	0	0	0	0	1	1												
Dick Williams, R OBP: 0.297, SLG: 0.309						FC5-6				1	1	1	3	0	0	0												
Wes Stock, R OBP: 0.385, SLG: 0.263							G5-4-3	HR		0	0	0	0	0	0	0												
Billy Hoelt, L OBP: 0.385, SLG: 0.263								HR		0	0	0	0	0	0	0												
Inning Stats	R: 0 E: 0 K: 0 S: 3	H: 0 LOB: 0 BB: 0 P: 3	R: 0 E: 0 K: 0 S: 3	H: 0 LOB: 0 BB: 0 P: 3	R: 0 E: 0 K: 1 S: 5	H: 1 LOB: 0 BB: 0 P: 5	R: 1 E: 0 K: 3 S: 10	H: 1 LOB: 0 BB: 0 P: 10	R: 0 E: 0 K: 0 S: 2	H: 0 LOB: 0 BB: 0 P: 3	R: 0 E: 0 K: 0 S: 3	H: 1 LOB: 0 BB: 0 P: 3	R: 4 E: 0 K: 2 S: 10	H: 3 LOB: 0 BB: 1 P: 14	R: 0 E: 0 K: 0 S: 2	H: 0 LOB: 0 BB: 1 P: 6		1B: 3 2B: 2 3B: 0 HR: 2	SF: 0 SAC: 0 DP: 3 HBP: 1	WP: 0 PB: 0 SB: 0 CS: 2	PA: 32							
PITCHER	IP	WLS	BF	H	R	ER	SO	BB	IBB	HBP	BLK	WP	HR	S	P	ERA		WHIP										
Jim Kaat, L ERA: 3.14	7.1	W	27	7	5	5	6	1	0	1	0	0	2	37	42	6.14		1.091										
Frank Sullivan, R ERA: 4.47	0.2		2	0	0	0	1	0	0	0	0	0	0	4	4	0.00	0.000											
Joe Bonikowski, R ERA: 3.88	1.0	S	3	0	0	0	0	1	0	0	0	0	0	2	6	0.00	1.000											

Batter	1	2	3	4	5	6	7	8	9	AB	R	H	RBI	BB	SO	LOB	BOTTOM										
Lenny Green, L OBP: 0.367, SLG: 0.405	S		4-3	1-3		F6		F9		5	0	2	2	1	0	5	<p>Baltimore Orioles @ Minnesota Twins Metropolitan Stadium, Bloomington, MI</p> <p>Fri Sep 28 1962, 4:33 AM EDT Alt. 4,655 - Unknown - 63 F</p> <p>livebaseballscores.com</p> <p>AB 41 R 11 H 17 RBI 11 BB 6 SO 4 LOB 27</p> 										
Vic Power, R OBP: 0.317, SLG: 0.424	K		1B		F9	BB	F2	F9		6	0	1	1	0	1	5											
Rich Rollins, R OBP: 0.374, SLG: 0.425	1B		K		F4	BB	6-3			5	0	2	1	0	1	1											
Harmon Killebrew, R OBP: 0.383, SLG: 0.534	F8		F8		FC5-4	BB	HR	1B		3	0	1	0	2	0	2											
Bill Tuttle, R OBP: 0.317, SLG: 0.285					FC6-4	BB				0	1	0	0	0	0	0											
Bob Allison, R OBP: 0.373, SLG: 0.516		1B	6-3	S	FC5-4	BB	HR	1B		4	2	2	2	1	0	4											
Earl Battey, R OBP: 0.351, SLG: 0.395		1B		BB						4	0	0	0	0	0	2											
Johnny Goryl, R OBP: 0.250, SLG: 0.500	6-3				F3		4-3	E6		0	1	0	0	0	0	0											
Jerry Zimmerman, R OBP: 0.316, SLG: 0.339							BB	BB		1	1	1	0	0	0	0											
Bernie Allen, L OBP: 0.340, SLG: 0.407		1B			K		B1	1B		4	2	2	0	1	1	2											
Zoilo Versalles, R OBP: 0.284, SLG: 0.373					1B		1B	BB		4	3	3	1	1	0	2											
Jim Kaat, L OBP: 0.239, SLG: 0.260					BB					4	1	2	2	0	1	4											
Frank Sullivan, R	4-3									0	0	0	0	0	0	0											
Jim Lemon, R OBP: 0.286, SLG: 0.353						1B				1	0	1	2	0	0	0											
Joe Bonikowski, R OBP: 0.179, SLG: 0.148					1B	1B				0	0	0	0	0	0	0											
Inning Stats	R: 0 E: 0 K: 1 S: 5	H: 1 LOB: 1 BB: 1 P: 9	R: 0 E: 0 K: 0 S: 5	H: 2 LOB: 2 BB: 0 P: 5	R: 0 E: 0 K: 1 S: 6	H: 1 LOB: 1 BB: 0 P: 6	R: 1 E: 0 K: 1 S: 6	H: 1 LOB: 2 BB: 2 P: 14	R: 0 E: 0 K: 0 S: 3	H: 0 LOB: 1 BB: 1 P: 7	R: 3 E: 0 K: 0 S: 8	H: 5 LOB: 3 BB: 1 P: 12	R: 2 E: 2 K: 1 S: 8	H: 2 LOB: 2 BB: 0 P: 8	R: 5 E: 0 K: 0 S: 8	H: 5 LOB: 1 BB: 1 P: 12	1B: 15 2B: 0 3B: 1 HR: 1	SF: 0 SAC: 0 DP: 0 HBP: 0	WP: 0 PB: 0 SB: 2 CS: 0	PA: 47							
PITCHER	IP	WLS	BF	H	R	ER	SO	BB	IBB	HBP	BLK	WP	HR	S	P	ERA	WHIP										
Mitt Pappas, R ERA: 4.03	7.0	L	38	12	6	4	4	5	0	0	0	0	0	41	61	5.14	2.429										
Wes Stock, R ERA: 4.43	0.1		5	3	4	4	0	1	0	0	0	0	1	4	8	108.00	12.000										
Billy Hoelt, L ERA: 4.59	0.2		4	2	1	1	0	0	0	0	0	0	0	4	4	13.50	3.000										

Batter	1	2	3	4	5	6	7	8	9	AB	R	H	RBI	BB	SO	LOB	TOP			
Jerry Adair, R OBP: 0.320, SLG: 0.418 (1, 6)	F9		SH5-4 1B		BB			5-3 1B	L5	4	1	2	0	1	0	1	<p>Baltimore Orioles @ Minnesota Twins Metropolitan Stadium, Bloomington, MI</p> <p>Sat Sep 29 1962, 4:33 AM EDT Att: 10,696 - Unknown - 57 F</p> <p>livebaseballscorecards.com</p>			
Bob Saverine, S OBP: 0.278, SLG: 0.389 (1, 4)	1B		SH5-4			F2		5-3	FC6-4 1B	4	0	2	1	0	0	2				
Brooks Robinson, R OBP: 0.343, SLG: 0.487 (1, 5)	K		K			F7		BB 1B	FC6-4	5	0	1	1	0	2	5				
Jim Gentile, L OBP: 0.348, SLG: 0.479 (1, 3)	K		F4			K		BB 1B		3	0	0	0	1	2	3				
Jackie Brandt, R OBP: 0.330, SLG: 0.446 (1, 9)		BB		F8		F8		F3		3	0	0	0	1	0	2				
Dave Nicholson, R OBP: 0.286, SLG: 0.366 (1, 8)	K			HR		K		L8		4	1	1	1	0	2	3				
Pete Ward, L OBP: 0.333, SLG: 0.294 (1, 7)	F9			F7			G3		F9	4	0	0	0	0	0	1				
Nate Smith, R OBP: 0.364, SLG: 0.333 (1, 2)	K			F9			K		1B E 2B	4	1	1	0	0	2	1				
Chuck Estrada, R OBP: 0.174, SLG: 0.197 (1, 1)							K		1B E 1B	2	0	1	0	0	1	0				
Jack Fisher, R OBP: 0.200, SLG: 0.102 (6, 1)			SH5-4 1B							0	0	0	0	0	0	0				
Mary Breeding, R OBP: 0.273, SLG: 0.321 (7, PH)										1	0	0	0	0	1	0				
Steve Barber, L OBP: 0.133, SLG: 0.071 (7, 1)										0	0	0	0	0	0	0				
Dick Williams, R OBP: 0.301, SLG: 0.313 (9, PH)			1B							1	1	1	0	0	0	0				
Inning Stats	R: 0 E: 0 K: 2 S: 8	H: 1 LOB: 1 BB: 0 P: 8	R: 0 E: 0 K: 2 S: 7	H: 0 LOB: 1 BB: 1 P: 11	R: 0 E: 0 K: 1 S: 7	H: 2 LOB: 2 BB: 0 P: 7	R: 1 E: 0 K: 0 S: 4	H: 1 LOB: 0 BB: 0 P: 4	R: 0 E: 0 K: 1 S: 5	H: 0 LOB: 1 BB: 1 P: 9	R: 0 E: 0 K: 2 S: 7	H: 0 LOB: 0 BB: 0 P: 7	R: 0 E: 0 K: 2 S: 7	H: 0 LOB: 2 BB: 0 P: 7	R: 1 E: 0 K: 0 S: 6	H: 2 LOB: 1 BB: 1 P: 6	1B: 7 2B: 1 3B: 0 HR: 1	SF: 0 SAC: 1 DP: 0 HBP: 0	WP: 0 PB: 0 SB: 0 CS: 0	PA: 39
PITCHER Jack Kralick, L ERA: 3.86 (1, 1)	IP: 9.0 WLS: W BF: 39 H: 9 R: 4 ER: 3 SO: 10 BB: 3 IBB: 0 HBP: 0 BLK: 0 WP: 0 HR: 1 S: 56 P: 68 ERA: 3.00 WHIP: 1.333																			

Batter	1	2	3	4	5	6	7	8	9	AB	R	H	RBI	BB	SO	LOB	BOTTOM			
Lenny Green, L OBP: 0.367, SLG: 0.404 (1, 8) (9, 7)	F9 1B		F9	G4-6-3		1B HBP WP HBP	K			4	1	1	0	0	1	2	<p>Baltimore Orioles @ Minnesota Twins Metropolitan Stadium, Bloomington, MI</p> <p>Sat Sep 29 1962, 4:33 AM EDT Att: 10,696 - Unknown - 57 F</p> <p>livebaseballscorecards.com</p>			
Vic Power, R OBP: 0.318, SLG: 0.423 (1, 3)	FC6-4 1B		F3	5-3		WP 1B HR HBP		6-3		4	1	1	0	0	0	1				
Rich Rollins, R OBP: 0.376, SLG: 0.430 (1, 5)	F9		1B BB		HR	WP HR 1B		5-3		4	3	2	1	1	0	2				
Harmon Killebrew, R OBP: 0.385, SLG: 0.545 (1, 7) (9, 8)	K		1B		HR	HR		5-3		5	2	3	4	0	1	2				
Bill Tuttle, R OBP: 0.317, SLG: 0.285 (9, 8)	K		1B		HR	HR		5-3		0	0	0	0	0	0	0				
Bob Allison, R OBP: 0.372, SLG: 0.514 (1, 9)	FC6-4		1B		K	5-3				4	0	1	1	0	1	2				
Earl Battey, R OBP: 0.350, SLG: 0.393 (1, 2)	F9		5-3		E BB	F7				3	0	0	0	1	0	2				
Bernie Allen, L OBP: 0.340, SLG: 0.405 (1, 4)	K			1B HBP G4-6-3 BB	F8	G3				3	1	0	0	1	1	1				
Zoilo Versalles, R OBP: 0.287, SLG: 0.373 (1, 6)	1B			G4-6-3 1B HBP				5-3		2	0	1	0	1	0	0				
Jack Kralick, L OBP: 0.245, SLG: 0.281 (1, 1)	F5			G4-6-3 1B	K	K				4	0	1	0	0	2	3				
Inning Stats	R: 0 E: 0 K: 1 S: 7	H: 2 LOB: 2 BB: 0 P: 7	R: 0 E: 0 K: 1 S: 6	H: 1 LOB: 1 BB: 0 P: 6	R: 1 E: 0 K: 0 S: 5	H: 2 LOB: 2 BB: 1 P: 9	R: 1 E: 0 K: 0 S: 3	H: 1 LOB: 1 BB: 1 P: 8	R: 2 E: 0 K: 2 S: 9	H: 2 LOB: 2 BB: 2 P: 17	R: 4 E: 0 K: 0 S: 5	H: 2 LOB: 0 BB: 0 P: 7	R: 0 E: 0 K: 2 S: 7	H: 0 LOB: 0 BB: 0 P: 7	R: 0 E: 0 K: 0 S: 3	H: 0 LOB: 0 BB: 0 P: 3	1B: 7 2B: 0 3B: 0 HR: 3	SF: 0 SAC: 0 DP: 1 HBP: 3	WP: 1 PB: 0 SB: 0 CS: 0	PA: 40
PITCHER Chuck Estrada, R ERA: 3.83 (1, 1)	IP: 5.0 WLS: L BF: 29 H: 8 R: 6 ER: 5 SO: 4 BB: 3 IBB: 1 HBP: 3 BLK: 0 WP: 0 HR: 2 S: 30 P: 49 ERA: 9.00 WHIP: 2.200																			
Jack Fisher, R ERA: 5.09 (6, 1)	1.0 5 2 2 2 0 0 0 0 0 1 1 5 5 18.00 2.000																			
Steve Barber, L ERA: 3.4 (7, 1)	2.0 6 0 0 0 2 0 0 0 0 0 0 10 10 0.00 0.000																			

Batter	1	2	3	4	5	6	7	8	9	AB	R	H	RBI	BB	SO	LOB	TOP			
Jerry Adair, R OBP: 0.318, SLG: 0.414 (1, 6)										4	0	0	0	0	2	1	<p>Baltimore Orioles @ Minnesota Twins Metropolitan Stadium, Bloomington, MI Sun Sep 30 1962, 4:33 AM EDT Att: 11,550 - Unknown - 56 F</p> <p>livebaseballscores.com</p>			
Bob Saverine, S OBP: 0.273, SLG: 0.333 (1, 4)										3	0	0	0	1	1					
Brooks Robinson, R OBP: 0.486, SLG: 0.486 (1, 5)										1	0	0	0	0	0					
Dick Williams, R OBP: 0.303, SLG: 0.315 (4, 5)										2	0	1	0	0	0	1				
Jim Gentile, L OBP: 0.346, SLG: 0.475 (1, 3)										4	0	0	0	0	2					
Boog Powell, L OBP: 0.311, SLG: 0.398 (1, 7)										4	0	0	0	0	1					
Pete Ward, L OBP: 0.280, SLG: 0.238 (1, 9)										4	0	0	0	0	1	0				
Dave Nicholson, R OBP: 0.289, SLG: 0.364 (1, 8)										1	0	0	0	0	1	0				
Barry Shetrone, L OBP: 0.250, SLG: 0.417 (6, 8)										1	0	1	0	0	0	0				
Andy Etchebarren, R OBP: 0.333, SLG: 0.333 (1, 2)										3	0	1	0	0	2	2				
John Miller, R (1, 1)										2	0	0	0	0	0	2				
Whitey Herzog, L OBP: 0.369, SLG: 0.403 (8, PH)										1	0	0	0	0	0	0				
Dick Hall, R OBP: 0.286, SLG: 0.208 (8, 1)										0	0	0	0	0	0	0				
Inning Stats	R: 0 E: 0 K: 1 S: 5	H: 0 LOB: 0 BB: 0 P: 5	R: 0 E: 0 K: 0 S: 3	H: 0 LOB: 0 BB: 0 P: 3	R: 0 E: 0 K: 2 S: 7	H: 0 LOB: 1 BB: 0 P: 8	R: 0 E: 0 K: 0 S: 3	H: 0 LOB: 1 BB: 1 P: 7	R: 0 E: 0 K: 1 S: 6	H: 1 LOB: 1 BB: 0 P: 6	R: 0 E: 0 K: 0 S: 4	H: 1 LOB: 1 BB: 0 P: 4	R: 0 E: 1 K: 1 S: 6	H: 0 LOB: 1 BB: 0 P: 6	R: 0 E: 0 K: 1 S: 5	H: 0 LOB: 0 BB: 0 P: 5	1B: 3 2B: 0 3B: 0 HR: 0	SF: 0 SAC: 1 DP: 0 HBP: 1	WP: 0 PB: 0 SB: 1 CS: 0	PA: 33
PITCHER Camilo Pascual, R ERA: 3.32 (1, 1)	IP: 9.0 WLS: W BF: 33 H: 3 R: 0 ER: 0 SO: 7 BB: 1 IBB: 0 HBP: 1 BLK: 0 WP: 0 HR: 0 S: 45 P: 50 ERA: 0.00 WHIP: 0.444																			

Batter	1	2	3	4	5	6	7	8	9	AB	R	H	RBI	BB	SO	LOB	BOTTOM			
Lenny Green, L OBP: 0.367, SLG: 0.402 (1, 8)										2	1	0	0	1	0	1	<p>Baltimore Orioles @ Minnesota Twins Metropolitan Stadium, Bloomington, MI Sun Sep 30 1962, 4:33 AM EDT Att: 11,550 - Unknown - 56 F</p> <p>livebaseballscores.com</p>			
Vic Power, R OBP: 0.316, SLG: 0.421 (1, 3)										3	0	0	0	0	1	2				
Rich Rollins, R OBP: 0.374, SLG: 0.428 (1, 5)										3	0	0	0	0	0	1				
Harmon Killebrew, R OBP: 0.386, SLG: 0.545 (1, 7)										2	0	1	1	1	0	0				
Bill Tuttle, R OBP: 0.317, SLG: 0.285 (8, 8)										0	0	0	0	0	0	0				
Bob Allison, R OBP: 0.370, SLG: 0.511 (1, 9)										3	0	0	0	0	0	2				
Earl Battey, R OBP: 0.348, SLG: 0.391 (1, 2)										3	0	0	0	0	0	1				
Bernie Allen, L OBP: 0.338, SLG: 0.403 (1, 4)										3	0	0	0	0	0	0				
Marty Martinez, S OBP: 0.286, SLG: 0.278 (1, 6)										3	0	0	0	0	1	0				
Camilo Pascual, R OBP: 0.311, SLG: 0.371 (1, 1)										3	0	1	0	0	0	0				
Inning Stats	R: 1 E: 0 K: 1 S: 6	H: 1 LOB: 1 BB: 1 P: 10	R: 0 E: 0 K: 0 S: 3	H: 0 LOB: 0 BB: 0 P: 3	R: 0 E: 0 K: 0 S: 3	H: 1 LOB: 0 BB: 0 P: 3	R: 0 E: 0 K: 0 S: 3	H: 0 LOB: 0 BB: 0 P: 3	R: 0 E: 0 K: 0 S: 3	H: 0 LOB: 0 BB: 0 P: 3	R: 0 E: 0 K: 0 S: 3	H: 0 LOB: 1 BB: 1 P: 7	R: 0 E: 0 K: 0 S: 3	H: 0 LOB: 0 BB: 0 P: 3	R: 0 E: 0 K: 0 S: 3	H: 0 LOB: 0 BB: 0 P: 3	1B: 2 2B: 1 3B: 0 HR: 0	SF: 0 SAC: 0 DP: 1 HBP: 0	WP: 0 PB: 0 SB: 1 CS: 0	PA: 27
PITCHER John Miller, R ERA: 0.9 (1, 1)	IP: 7.0 WLS: L BF: 24 H: 2 R: 1 ER: 1 SO: 2 BB: 2 IBB: 0 HBP: 0 BLK: 0 WP: 0 HR: 0 S: 26 P: 34 ERA: 1.29 WHIP: 0.571																			
Dick Hall, R ERA: 2.28 (8, 1)	IP: 1.0 WLS: L BF: 3 H: 0 R: 0 ER: 0 SO: 0 BB: 0 IBB: 0 HBP: 0 BLK: 0 WP: 0 HR: 0 S: 3 P: 3 ERA: 0.00 WHIP: 0.000																			