Baltimore Orioles - 1963

Baltimore Orioles @ Washington Senators

D.C. Stadium, Washington, DC

Mon Apr 08 1963, 3:33 AM EST

Att. 43,022 - Unknown

TOP

livebaseballscorecards.com

Batter	1	2	3	4	5	6	7	8	9	AB	R	H	RBI	BB	SO	LOB
Luis Aparicio, R (1, 6)	F8		P3		F9			6-3		4	0	0	0	0	0	0
Jackie Brandt, R (1, 8)	P4		F9		L7			6-3		4	0	0	0	0	0	0
Brooks Robinson, R (1, 5) OBP: 0.500, SLG: 0.333	F9		1B		F9			BB, WP		3	0	1	0	1	0	0
Jim Gentile, L (1, 3) OBP: 0.250, SLG: 1.000		HR	K			4-3		K 1-2		4	1	1	1	0	2	2
Al Smith, R (1, 9) OBP: 0.500, SLG: 0.667		BB, HR		2B, F8		K			6-3	3	1	1	0	1	1	0
Boog Powell, L (1, 7) OBP: 0.250, SLG: 1.000		HR 1-H		F5		P5			K	4	1	1	2	0	1	1
Bob Saverine, S (9, 7)										0	0	0	0	0	0	0
Jerry Adair, R (1, 4) OBP: 0.500, SLG: 0.500		F8		F8 2-3			G6-4-3		1B	4	0	2	0	0	0	1
Dick Brown, R (1, 2)		6-3		IBB			G6-4-3 1-2f		4-3	3	0	0	0	1	0	2
Steve Barber, L (1, 1)		K		K			K			3	0	0	0	0	3	2
Stu Miller, R (9, 1)										0	0	0	0	0	0	0

	AB	32
	R	3
	H	6
	RBI	3
	BB	3
	SO	7
	LOB	8

Inning Stats	1	2	3	4	5	6	7	8	9
	R: 0 E: 0 K: 0 S: 3	H: 0 LOB: 0 BB: 0 P: 3	R: 3 E: 0 K: 1 S: 7	H: 2 LOB: 0 BB: 1 P: 11	R: 0 E: 0 K: 1 S: 6	H: 1 LOB: 1 BB: 0 P: 6	R: 0 E: 0 K: 1 S: 6	H: 1 LOB: 2 BB: 1 P: 10	R: 0 E: 0 K: 0 S: 3	H: 0 LOB: 0 BB: 0 P: 3
	R: 0 E: 0 K: 1 S: 5	H: 0 LOB: 0 BB: 0 P: 5	R: 0 E: 0 K: 1 S: 5	H: 1 LOB: 0 BB: 0 P: 5	R: 0 E: 0 K: 1 S: 5	H: 0 LOB: 1 BB: 1 P: 9	R: 0 E: 0 K: 1 S: 6	H: 1 LOB: 1 BB: 0 P: 6	1B: 3 2B: 1 3B: 0 HR: 2	SF: 0 SAC: 0 DP: 1 HBP: 0	WP: 1 PB: 0 SB: 0 CS: 0	PA: 35

PITCHER		IP	WLS	BF	H	R	ER	SO	BB	IBB	HBP	BLK	WP	HR	S	P	ERA	WHIP
Don Rudolph, L	(1, 1)	5.0	L	21	4	3	3	3	1	1	0	0	0	2	25	33	5.40	1.000
ERA: 5.4																		
Ron Kline, R	(6, 1)	3.0		10	1	0	0	3	1	0	0	0	1	0	15	19	0.00	0.667
ERA:																		
Steve Hamilton, L	(9, 1)	1.0		4	1	0	0	1	0	0	0	0	0	0	6	6	0.00	1.000
ERA:																		

PITCHER	IP	WLS	BF	H	R	ER	SO	BB	IBB	HBP	BLK	WP	HR	S	P	ERA	WHIP

Batter	1	2	3	4	5	6	7	8	9	AB	R	H	RBI	BB	SO	LOB
Marv Breeding, R (1, 4)	F9		4-3			1B BB		G6-4-3 BB		2	0	0	0	2	0	0
Chuck Hinton, R (1, 9)	6-3			F8		L7		G6-4-3 1-2f		4	0	0	0	0	0	2
Minnie Minoso, R (1, 7) OBP: 0.500, SLG: 0.750	CS 1B			L6		L7			2B	4	0	2	0	0	0	1
Don Lock, R (1, 8) OBP: 0.500, SLG: 0.333	CS 1-2	5-3		1-3		1-3 1B			FC3-6 BB	3	0	1	0	1	0	0
Bobo Osborne, L (1, 5) OBP: 0.500, SLG: 0.500		1B 1B			2B 6-3 1B	P6			K	4	1	2	0	0	1	4
Don Leppert, R (1, 2) OBP: 0.667, SLG: 1.000		L4-3 1-3 1B			1-3 2B		6-3		FC3-6 1-2f	3	0	2	0	0	0	0
Jim King, L (9, PH)										1	0	0	0	0	0	2
Tom Brown, S (1, 3)		L4-3 1-2			K		L4-3 BB		G3	2	0	0	0	1	1	4
Dick Phillips, L (9, PH)										1	0	0	0	0	0	2
Ed Brinkman, R (1, 6)			F9		6-3 3-H		L4-3 1-2			3	0	0	1	0	0	2
Don Rudolph, L (1, 1)			K		K			6-3		1	0	0	0	0	1	0
Johnny Schaive, R (5, PH)										1	0	0	0	0	1	1
Ron Kline, R (6, 1)										0	0	0	0	0	0	0
Jim Piersall, R (8, PH)										1	0	0	0	0	0	0
Steve Hamilton, L (9, 1)										0	0	0	0	0	0	0
Inning Stats	R: 0 E: 0 K: 0 S: 3 H: 1 LOB: 0 BB: 0 P: 3	R: 0 E: 0 K: 0 S: 4 H: 2 LOB: 1 BB: 0 P: 4	R: 0 E: 0 K: 1 S: 5 H: 0 LOB: 0 BB: 0 P: 5	R: 0 E: 0 K: 0 S: 3 H: 0 LOB: 0 BB: 0 P: 3	R: 1 E: 0 K: 2 S: 9 H: 2 LOB: 1 BB: 0 P: 9	R: 0 E: 0 K: 0 S: 4 H: 1 LOB: 2 BB: 1 P: 8	R: 0 E: 0 K: 0 S: 2 H: 0 LOB: 0 BB: 1 P: 6	R: 0 E: 0 K: 0 S: 2 H: 0 LOB: 0 BB: 1 P: 6	R: 0 E: 0 K: 1 S: 6 H: 1 LOB: 2 BB: 1 P: 10	1B: 5 2B: 4 3B: 0 HR: 0	SF: 0 SAC: 0 DP: 3 HBP: 0						

PITCHER	IP	WLS	BF	H	R	ER	SO	BB	IBB	HBP	BLK	WP	HR	S	P	ERA	WHIP
Steve Barber, L (1, 1) ERA: 1.13	8.0	W	30	7	1	1	3	3	0	0	0	0	0	33	45	1.12	1.250
Stu Miller, R (9, 1) ERA:	1.0	S	4	0	0	0	1	1	0	0	0	0	0	5	9	0.00	1.000

PITCHER	IP	WLS	BF	H	R	ER	SO	BB	IBB	HBP	BLK	WP	HR	S	P	ERA	WHIP

BOTTOM

Baltimore Orioles @ Washington Senators

D.C. Stadium, Washington, DC

Mon Apr 08 1963, 3:33 AM EST

Att. 43,022 - Unknown

livebaseballscorecards.com

AB	30
R	1
H	7
RBI	1
BB	4
SO	4
LOB	18

WP: 0 PA: 35
PB: 0
SB: 0
CS: 1

Washington Senators @ Baltimore Orioles

Memorial Stadium, Baltimore, MD

Wed Apr 10 1963, 3:33 AM EST

Att. 26,859 - Unknown

TOP

livebaseballscorecards.com

Batter	1	2	3	4	5	6	7	8	9	AB	R	H	RBI	BB	SO	LOB
Marv Breeding, R (1, 4) Jim King, L (7, PH) Chuck Cottier, R (7, 4)	F5		1-3			F7	FC9-6 1-2f			3 1 0	0 0 0	0 0 0	0 0 0	0 0 0	0 0 0	1 2 0
Chuck Hinton, R (1, 9) OBP: 0.250, SLG: 0.250	4-3 1B			F3		1-3 1B		P6		4	0	2	0	0	0	0
Minnie Minoso, R (1, 7) OBP: 0.250, SLG: 0.375 Jim Piersall, R (8, 8)	4-3 1-2			5-3		4-3		F8		4 0	0 0	0 0	0 0	0 0	0 0	3 0
Don Lock, R (1, 8) OBP: 0.375, SLG: 0.429 (8, 7)	F3			1-3			2B 2B	K		4	1	1	0	0	1	1
Bobo Osborne, L (1, 5) OBP: 0.375, SLG: 0.500		G3			1-3		1B 2-H 2B		K	4	1	1	1	0	1	0
Don Leppert, R (1, 2) OBP: 0.286, SLG: 0.429		F9			5-3		6-3		P5	4	0	0	0	0	0	1
Tom Brown, S (1, 3)		P5			K		F9		F7	4	0	0	0	0	1	1
Ed Brinkman, R (1, 6) OBP: 0.333, SLG: 0.333			1B			P4	1B 2-H 1B			3	0	2	1	0	0	0
Claude Osteen, L (1, 1) OBP: 0.667, SLG: 0.667 Steve Hamilton, L (9, 1) Jim Hannan, R (9, 1)			4-3			1B	FC9-6 1-2 1B			3 0 0	0 0 0	2 0 0	0 0 0	0 0 0	0 0 0	0 0 0
Inning Stats	R: 0 E: 0 K: 0 S: 4 H: 1 LOB: 1 BB: 0 P: 4	R: 0 E: 0 K: 0 S: 3 H: 0 LOB: 0 BB: 0 P: 3	R: 0 E: 0 K: 0 S: 3 H: 1 LOB: 0 BB: 0 P: 3	R: 0 E: 0 K: 0 S: 3 H: 0 LOB: 0 BB: 0 P: 3	R: 0 E: 0 K: 1 S: 5 H: 0 LOB: 0 BB: 0 P: 5	R: 0 E: 0 K: 0 S: 5 H: 2 LOB: 2 BB: 0 P: 5	R: 2 E: 0 K: 0 S: 7 H: 4 LOB: 2 BB: 0 P: 7	R: 0 E: 0 K: 1 S: 5 H: 0 LOB: 0 BB: 0 P: 5	R: 0 E: 0 K: 1 S: 5 H: 0 LOB: 0 BB: 0 P: 5	1B: 6 2B: 2 3B: 0 HR: 0 SF: 0 SAC: 0 DP: 0 HBP: 0						

	AB	34
	R	2
	H	8
	RBI	2
	BB	0
	SO	3
	LOB	9

PITCHER		IP	WLS	BF	H	R	ER	SO	BB	IBB	HBP	BLK	WP	HR	S	P	ERA	WHIP
Robin Roberts, R ERA: 2.7	(1, 1)	6.2		27	8	2	2	1	0	0	0	0	0	0	29	29	2.70	1.200
Dick Hall, R ERA:	(7, 1)	1.1		4	0	0	0	1	0	0	0	0	0	0	6	6	0.00	0.000
Wes Stock, R ERA:	(9, 1)	1.0	W	3	0	0	0	1	0	0	0	0	0	0	5	5	0.00	0.000

PITCHER	IP	WLS	BF	H	R	ER	SO	BB	IBB	HBP	BLK	WP	HR	S	P	ERA	WHIP

Batter	1	2	3	4	5	6	7	8	9	AB	R	H	RBI	BB	SO	LOB
Luis Aparicio, R (1, 6)	BBBB 4-0 G6-4-3 BB		x 0-0 ② 2-3			x 0-0 ① 1-3		x 0-0 ③ P4		3	0	0	0	1	0	1
Jackie Brandt, R (1, 8) OBP: 0.250, SLG: 0.625	x 0-0 ①② G6-4-3 1-2f		x 0-0 ③ 5-3			x 0-0 1B			x 0-0 HR	4	1	2	1	0	0	2
Brooks Robinson, R (1, 5) OBP: 0.375, SLG: 0.167	x 0-0 ③ 6-3			SSS 0-3 ① K		x 0-0 ② F9			BBBB 4-0 1B 1B BB BB	3	1	0	0	1	1	1
Jim Gentile, L (1, 3) OBP: 0.375, SLG: 0.714		BBBB 4-0 1B FC3-2 BB		x 0-0 ② F9		x 0-0 ③ G3			x 0-0 BB 1B SF8 1-2 1B	3	0	1	0	1	0	1
Bob Saverine, S (9, PR)										0	1	0	0	0	0	0
Al Smith, R (1, 9) OBP: 0.500, SLG: 0.571		x 0-0 FC3-2 1-3 1B		SSS 0-3 ③ K			x 0-0 E4 FC3-6		x 0-0 BB 1-2 2-3 1B	4	0	2	0	0	1	0
Boog Powell, L (1, 7) OBP: 0.250, SLG: 0.571		x 0-0 ① FC3-2 L4-3 1-2 3-H			x 0-0 ① F8		x 0-0 ① FC3-6 G5-4-3 1-2f		BBBB 4-0 1-2 2-3 3-H BB	3	0	0	1	1	0	3
Jerry Adair, R (1, 4) OBP: 0.250, SLG: 0.286		x 0-0 ②③ L4-3 1-2			SSS 0-3 ② K		x 0-0 ②③ G5-4-3 1-2f		x 0-0 ① SF8 3-H	3	0	0	1	0	1	3
Dick Brown, R (1, 2) OBP: 0.429, SLG: 0.500			x 0-0 SH1-4 2B		x 0-0 1B			x 0-0 ① 4-3		3	0	2	0	0	0	0
Robin Roberts, S (1, 1)			x 0-0 ① SH1-4 2-3		x 0-0 ③ 4-3			x 0-0 ② 6-3		1	0	0	0	0	0	1
Dick Hall, R (7, 1)										0	0	0	0	0	0	0
Bob Johnson, R (8, PH)										1	0	0	0	0	0	0
Wes Stock, R (9, 1)										0	0	0	0	0	0	0
Inning Stats	R: 0 E: 0 K: 0 S: 2 H: 0 LOB: 0 BB: 1 P: 6	R: 0 E: 0 K: 0 S: 3 H: 1 LOB: 1 BB: 1 P: 7	R: 0 E: 0 K: 0 S: 4 H: 1 LOB: 1 BB: 0 P: 4	R: 0 E: 0 K: 2 S: 7 H: 0 LOB: 0 BB: 0 P: 7	R: 0 E: 0 K: 1 S: 6 H: 1 LOB: 1 BB: 0 P: 6	R: 0 E: 0 K: 0 S: 4 H: 1 LOB: 1 BB: 0 P: 4	R: 0 E: 1 K: 0 S: 3 H: 0 LOB: 0 BB: 0 P: 3	R: 0 E: 0 K: 0 S: 3 H: 0 LOB: 0 BB: 0 P: 3	R: 3 E: 0 K: 0 S: 4 H: 3 LOB: 2 BB: 2 P: 12	1B: 5 2B: 2 3B: 0 HR: 1	SF: 1 SAC: 1 DP: 3 HBP: 0						

PITCHER	IP	WLS	BF	H	R	ER	SO	BB	IBB	HBP	BLK	WP	HR	S	P	ERA	WHIP
Claude Osteen, L (1, 1) ERA: 2.25	8.0		30	5	2	2	3	3	0	0	0	0	1	33	45	2.25	1.000
Steve Hamilton, L (9, 1) ERA: 9.0	0.0	L	3	2	0	0	0	1	0	0	0	0	0	2	6	∞	∞
Jim Hannan, R (9, 1) ERA:	0.1		1	0	1	1	0	0	0	0	0	0	0	1	1	27.00	0.000

PITCHER	IP	WLS	BF	H	R	ER	SO	BB	IBB	HBP	BLK	WP	HR	S	P	ERA	WHIP

BOTTOM

Washington Senators @ Baltimore Orioles

Memorial Stadium, Baltimore, MD

Wed Apr 10 1963, 3:33 AM EST

Att. 26,859 - Unknown

livebaseballscorecards.com

AB	28
R	3
H	7
RBI	3
BB	4
SO	3
LOB	12

Baltimore Orioles @ New York Yankees

Yankee Stadium, Bronx, NY

Thu Apr 11 1963, 3:33 AM EST

Att. 30,374 - Unknown - 50 F

TOP

livebaseballscorecards.com

Batter	1	2	3	4	5	6	7	8	9	AB	R	H	RBI	BB	SO	LOB
Luis Aparicio, R (1, 6)	B2-3		G4-6-3 1-2f		1-3			K		4	0	0	0	0	1	3
Jackie Brandt, R (1, 8) OBP: 0.167, SLG: 0.417	K			1-3	F4			K		4	0	0	0	0	2	2
Brooks Robinson, R (1, 5) OBP: 0.250, SLG: 0.100	F8			F9		F7		1-3		4	0	0	0	0	0	0
Jim Gentile, L (1, 3) OBP: 0.250, SLG: 0.455		K		F9		F9			1-3	4	0	0	0	0	1	0
Al Smith, R (1, 9) OBP: 0.500, SLG: 0.500		F2			HR 1B	L8			1B FC1-2 BB	3	1	1	0	1	0	0
Boog Powell, L (1, 7) OBP: 0.417, SLG: 1.182		4-3			1-H HR		HR		FC1-2 1-3 1B	4	2	3	3	0	0	0
Russ Snyder, L (9, 7)										0	0	0	0	0	0	0
Jerry Adair, R (1, 4) OBP: 0.333, SLG: 0.455			1B 2B		SH3-4 1B 1B		K		FC1-2 1-2 3-H	4	1	2	0	0	1	2
Dick Brown, R (1, 2) OBP: 0.455, SLG: 0.500			G4-6-3 2-H 1B		SH3-4 1-2 1B		F8		F7	4	0	2	1	0	0	2
Milt Pappas, R (1, 1)			K		SH3-4 1-2 2-3		K			2	0	0	0	0	2	1

	AB	R	H	RBI	BB	SO	LOB
	33	4	8	4	1	7	10

Inning Stats	1	2	3	4	5	6	7	8	9
R	0	0	1	0	2	0	1	0	0
E	0	0	0	0	0	0	0	0	0
K	1	1	1	0	0	0	2	2	0
S	5	5	6	3	7	3	8	7	4
H	0	0	2	0	4	0	1	0	1
LOB	0	0	0	0	2	0	0	0	2
BB	0	0	0	0	0	0	0	0	1
P	5	5	6	3	7	3	8	7	8

	1B	SF	PA	WP	HR	S	P
	5	0	35	0	2	0	0
	2B	SAC		PB			
	1	1		0			
	3B	DP		SB			
	0	1		0			
	HR	HBP		CS			
	2	0		0			

PITCHER		IP	WLS	BF	H	R	ER	SO	BB	IBB	HBP	BLK	WP	HR	S	P	ERA	WHIP
Whitey Ford, L ERA: 5.4	(1, 1)	5.0	L	20	6	3	3	3	0	0	0	0	0	1	26	26	5.40	1.200
Bill Kunkel, R ERA: 4.5	(6, 1)	2.0		7	1	1	1	2	0	0	0	0	0	1	11	11	4.50	0.500
Hal Reniff, R ERA:	(8, 1)	2.0		8	1	0	0	2	1	0	0	0	0	0	11	15	0.00	1.000

PITCHER		IP	WLS	BF	H	R	ER	SO	BB	IBB	HBP	BLK	WP	HR	S	P	ERA	WHIP

Batter	1	2	3	4	5	6	7	8	9	AB	R	H	RBI	BB	SO	LOB
Tony Kubek, L (1, 6) OBP: 0.214, SLG: 0.214	F5		F8		F8		3-1			4	0	0	0	0	0	3
Bobby Richardson, R (1, 4) OBP: 0.214, SLG: 0.429	F9			F3		1-3		F8		4	0	0	0	0	0	0
Tom Tresh, S (1, 7) OBP: 0.444, SLG: 0.400	F5			F7		BBBB 4-0 1B BB BB		BBBB 4-0 L1-6 E BB		2	0	0	0	2	0	0
Mickey Mantle, S (1, 8) OBP: 0.583, SLG: 1.091		0-0 FC3-6 1B		HR		BBBB 4-0 1-2 1B BB		0-0 E3 1-2		3	1	2	1	1	0	1
Joe Pepitone, L (1, 3) OBP: 0.308, SLG: 0.846		0-0 FC3-6 1-2f		G3		0-0 G4-6-3 1-2 2-3 1B		0-0 L1-6 2-3		4	0	1	0	0	0	3
Elston Howard, R (1, 2) OBP: 0.333, SLG: 0.909		0-0 L7		H 1-0 SH3-4 BB HBP		0-0 G4-6-3 1-2f			0-0 4-3	3	0	0	0	0	0	4
Hector Lopez, R (1, 9) OBP: 0.250, SLG: 0.100		SSS 0-3 K		BBBB 4-0 SH3-4 1-2 BB			SSS 0-3 K		0-0 F4	3	0	0	0	1	2	1
Clete Boyer, R (1, 5) OBP: 0.455, SLG: 0.545			0-0 G1-6-3 1B		0-0 SH3-4 1-2 2-3		0-0 6-3		0-0 1B	3	0	2	0	0	0	0
Whitey Ford, L (1, 1) Johnny Blanchard, L (5, PH) Bill Kunkel, R (6, 1) Dale Long, L (7, PH) Pedro Gonzalez, R (7, PR) Hal Reniff, R (8, 1) Yogi Berra, L (9, PH)		0-0 G1-6-3 1-2f		SSS 0-3 K		BBBB 4-0 BB		SSS 0-3 K		1 1 0 0 0 0 1	0 0 0 0 0 0 0	0 0 0 0 0 0 0	0 0 0 1 0 0 0	0 0 0 0 0 0 1	0 1 0 0 0 0 1	1 2 0 0 0 0 1
Inning Stats	R: 0 E: 0 K: 0 S: 3 H: 0 LOB: 0 BB: 0 P: 3	R: 0 E: 0 K: 1 S: 6 H: 1 LOB: 1 BB: 0 P: 6	R: 0 E: 0 K: 0 S: 3 H: 1 LOB: 0 BB: 0 P: 3	R: 1 E: 0 K: 0 S: 4 H: 1 LOB: 0 BB: 0 P: 4	R: 0 E: 0 K: 1 S: 5 H: 0 LOB: 2 BB: 1 P: 10	R: 0 E: 0 K: 0 S: 3 H: 1 LOB: 2 BB: 2 P: 11	R: 0 E: 0 K: 1 S: 5 H: 0 LOB: 1 BB: 1 P: 9	R: 0 E: 1 K: 0 S: 3 H: 0 LOB: 1 BB: 1 P: 7	R: 0 E: 0 K: 1 S: 6 H: 1 LOB: 1 BB: 0 P: 6	1B: 4 2B: 1 3B: 0 HR: 1	SF: 0 SAC: 1 DP: 3 HBP: 1				WP: 0 PB: 0 SB: 0 CS: 0	PA: 36	

PITCHER		IP	WLS	BF	H	R	ER	SO	BB	IBB	HBP	BLK	WP	HR	S	P	ERA	WHIP
Milt Pappas, R ERA: 1.0	(1, 1)	9.0	W	36	5	1	1	4	5	0	1	0	0	1	38	59	1.00	1.111

PITCHER	IP	WLS	BF	H	R	ER	SO	BB	IBB	HBP	BLK	WP	HR	S	P	ERA	WHIP

BOTTOM

Baltimore Orioles @ New York Yankees

Yankee Stadium, Bronx, NY

Thu Apr 11 1963, 3:33 AM EST
Att. 30,374 - Unknown - 50 F

livebaseballscorecards.com

AB	29
R	1
H	5
RBI	1
BB	5
SO	4
LOB	16

Batter	1	2	3	4	5	6	7	8	9	AB	R	H	RBI	BB	SO	LOB
Luis Aparicio, R (1, 6) OBP: 0.250, SLG: 0.267	x 0-0 2B		x 0-0 ③ F5			x 0-0 E7 FC2-5 1B		x 0-0 E S 1B		4	0	3	0	0	0	0
Jackie Brandt, R (1, 8) OBP: 0.188, SLG: 0.333	S S S 0-3 ① K			S S S 0-3 ① K		B B B B 4-0 FC2-5 BB		x 0-0 ② F5 1-3		3	0	0	0	1	2	2
Brooks Robinson, R (1, 5) OBP: 0.250, SLG: 0.143	x 0-0 ② F7			x 0-0 E9 L4-6 1B		x 0-0 ② FC2-5 1-2 2-3f		x 0-0 ③ F8		4	0	1	0	0	0	4
Jim Gentile, L (1, 3) OBP: 0.188, SLG: 0.333	S S S 0-3 ③ K			x 0-0 ② ③ L4-6 2-3		x 0-0 ③ 3-1			x 0-0 ① F8	4	0	0	0	0	1	4
Al Smith, R (1, 9) OBP: 0.500, SLG: 0.692		x 0-0 ① L7			x 0-0 HR		B B B B 4-0 FC1-5-6-3 1-3 BB		x 0-0 ② F8	3	1	1	1	1	0	0
Boog Powell, L (1, 7) OBP: 0.313, SLG: 0.867		x 0-0 ② F5			x 0-0 ① 1-3		x 0-0 ① 1-3 1-2		x 0-0 ③ 4-1	4	0	0	0	0	0	1
Jerry Adair, R (1, 4) OBP: 0.267, SLG: 0.357		S S S 0-3 ③ K			x 0-0 ② 5-3		x 0-0 ② FC1-5-6-5 FC5-4 2-3			3	0	0	0	0	1	1
Dick Brown, R (1, 2) OBP: 0.357, SLG: 0.385			x 0-0 ① F8		x 0-0 ③ 5-3		x 0-0 ③ FC5-4 1-2f			3	0	0	0	0	0	1
Steve Barber, L (1, 1)			S S S 0-3 ② K			x 0-0 ① 6-3		x 0-0 ① F5		1	0	0	0	0	1	0
Bob Saverine, S (6, PH)										1	0	0	0	0	0	0
Dick Hall, R (6, 1)										0	0	0	0	0	0	0
Russ Snyder, L (8, PH)										1	0	0	0	0	0	0
Wes Stock, R (8, 1)										0	0	0	0	0	0	0
Inning Stats	R: 0 E: 0 K: 2 S: 8 H: 1 LOB: 1 BB: 0 P: 8	R: 0 E: 0 K: 1 S: 5 H: 0 LOB: 0 BB: 0 P: 5	R: 0 E: 0 K: 1 S: 5 H: 0 LOB: 0 BB: 0 P: 5	R: 0 E: 1 K: 1 S: 5 H: 1 LOB: 0 BB: 0 P: 5	R: 1 E: 0 K: 0 S: 4 H: 1 LOB: 0 BB: 0 P: 4	R: 0 E: 1 K: 0 S: 4 H: 1 LOB: 2 BB: 1 P: 8	R: 0 E: 0 K: 0 S: 3 H: 0 LOB: 1 BB: 1 P: 7	R: 0 E: 0 K: 0 S: 4 H: 1 LOB: 1 BB: 0 P: 4	R: 0 E: 0 K: 0 S: 3 H: 0 LOB: 0 BB: 0 P: 3	1B: 3 2B: 2 3B: 0 HR: 1	SF: 0 SAC: 0 DP: 1 HBP: 0						

TOP

Baltimore Orioles @ New York Yankees

Yankee Stadium, Bronx, NY

Sat Apr 13 1963, 3:33 AM EST

Att. 22,899 - Unknown - 62 F

livebaseballscorecards.com

AB	31
R	1
H	5
RBI	1
BB	2
SO	5
LOB	13

WP: 0 PB: 0 SB: 1 CS: 0 PA: 33

PITCHER	IP	WLS	BF	H	R	ER	SO	BB	IBB	HBP	BLK	WP	HR	S	P	ERA	WHIP
Ralph Terry, R (1, 1) ERA: 1.5	9.0	W	33	5	1	1	5	2	0	0	0	0	1	41	49	1.00	0.778

PITCHER	IP	WLS	BF	H	R	ER	SO	BB	IBB	HBP	BLK	WP	HR	S	P	ERA	WHIP

Batter	1	2	3	4	5	6	7	8	9	AB	R	H	RBI	BB	SO	LOB
Tony Kubek, L (1, 6) OBP: 0.222, SLG: 0.222	E 1B 1B		K		E3 2-3 2B 2-3		K			4	2	1	0	0	2	1
Bobby Richardson, R (1, 4) OBP: 0.222, SLG: 0.389	E8 1B G1-4-3 1-3 1B		1-3		2-3 1-2			F8		4	1	1	0	0	0	2
Tom Tresh, S (1, 7) OBP: 0.615, SLG: 1.222	G1-4-3 2-3 3-H 1B		2B		2B 2-H 3-H			HR		4	1	4	4	0	0	0
Mickey Mantle, S (1, 8) OBP: 0.538, SLG: 1.000 Jack Reed, R (2, 8) OBP: 0.250, SLG: 0.250	G1-4-3 1-2f 3-H		F9		6-3			6-3		1 3	0 0	0 0	0 0	0 0	0 0	1 2
Elston Howard, R (1, 2) OBP: 0.313, SLG: 0.714	K			5-3		K		BB		3	0	0	0	1	2	0
Clete Boyer, R (1, 5) OBP: 0.400, SLG: 0.667		HR		3-1		6-3		F3		4	1	1	1	0	0	1
Hector Lopez, R (1, 9) OBP: 0.200, SLG: 0.077		6-3		6-3		K				3	0	0	0	0	1	0
Joe Pepitone, L (1, 3) OBP: 0.250, SLG: 0.688		4-3			E4 E SH2-4 2B		G3			3	1	0	0	0	0	0
Ralph Terry, R (1, 1)		K			SH2-4 1-2		K			2	0	0	0	0	2	0
Inning Stats	R: 2 H: 3 E: 1 LOB: 0 K: 1 BB: 0 S: 7 P: 7	R: 1 H: 1 E: 0 LOB: 0 K: 1 BB: 0 S: 6 P: 6	R: 0 H: 1 E: 0 LOB: 1 K: 1 BB: 0 S: 6 P: 6	R: 0 H: 0 E: 0 LOB: 0 K: 0 BB: 0 S: 3 P: 3	R: 2 H: 1 E: 2 LOB: 1 K: 0 BB: 0 S: 6 P: 6	R: 0 H: 0 E: 0 LOB: 0 K: 2 BB: 0 S: 7 P: 7	R: 0 H: 0 E: 0 LOB: 0 K: 2 BB: 0 S: 7 P: 7	R: 1 H: 1 E: 0 LOB: 1 K: 0 BB: 1 S: 4 P: 8		1B: 3 SF: 0 2B: 2 SAC: 1 3B: 0 DP: 1 HR: 2 HBP: 0						

BOTTOM

Baltimore Orioles @ New York Yankees

Yankee Stadium, Bronx, NY

Sat Apr 13 1963, 3:33 AM EST
Att. 22,899 - Unknown - 62 F

livebaseballscorecards.com

AB	31
R	6
H	7
RBI	5
BB	1
SO	7
LOB	7

WP: 0 PA: 33
PB: 0
SB: 0
CS: 0

PITCHER		IP	WLS	BF	H	R	ER	SO	BB	IBB	HBP	BLK	WP	HR	S	P	ERA	WHIP
Steve Barber, L ERA: 2.08	(1, 1)	5.0	L	22	6	5	2	3	0	0	0	0	0	1	28	28	3.60	1.200
Dick Hall, R ERA:	(6, 1)	2.0		6	0	0	0	4	0	0	0	0	0	0	14	14	0.00	0.000
Wes Stock, R ERA: 4.5	(8, 1)	1.0		5	1	1	1	0	1	0	0	0	0	1	4	8	9.00	2.000

PITCHER	IP	WLS	BF	H	R	ER	SO	BB	IBB	HBP	BLK	WP	HR	S	P	ERA	WHIP

Batter	1	2	3	4	5	6	7	8	9	AB	R	H	RBI	BB	SO	LOB
Luis Aparicio, R (1, 6) OBP: 0.300, SLG: 0.368	1-3		6-3			2B		FC4-6 1B		4	0	2	0	0	0	0
Russ Snyder, L (1, 8)	1-3			K		5-3		FC4-6 G3 1-2f		4	0	0	0	0	1	2
Brooks Robinson, R (1, 5) OBP: 0.250, SLG: 0.118	5-3			F7		G4-6-3 BB		G3 1-2		3	0	0	0	1	0	1
Jim Gentile, L (1, 3) OBP: 0.150, SLG: 0.263		F8		K		G4-6-3 1-2f		3-1		4	0	0	0	0	1	3
Al Smith, R (1, 9) OBP: 0.450, SLG: 0.588		K			F4		BB 1B		6-3	4	0	1	0	0	1	0
Boog Powell, L (1, 7) OBP: 0.400, SLG: 0.941		BB			3B		BB 1-2		F7	2	1	1	0	2	0	0
Jerry Adair, R (1, 4) OBP: 0.263, SLG: 0.444		4-3			3B 3-H		K		F2	4	0	1	1	0	1	3
Dick Brown, R (1, 2) OBP: 0.294, SLG: 0.313			K		K		K			3	0	0	0	0	3	3
Chuck Estrada, R (1, 1)			4-3		K		L9			1	0	0	0	0	0	0
Buster Narum, R (3, 1)										0	0	0	0	0	0	0
Bob Saverine, S (5, PH)										1	0	0	0	0	1	1
Pete Burnside, R (5, 1)										0	0	0	0	0	0	0
Dave McNally, R (6, 1)										0	0	0	0	0	0	0
Charlie Lau, L (7, PH)										1	0	0	0	0	0	2
Stu Miller, R (7, 1)										0	0	0	0	0	0	0
Inning Stats	R: 0 E: 0 K: 0 S: 3	H: 0 LOB: 0 BB: 0 P: 3	R: 0 E: 0 K: 1 S: 5	H: 0 LOB: 1 BB: 1 P: 9	R: 0 E: 0 K: 1 S: 5	H: 0 LOB: 0 BB: 0 P: 5	R: 0 E: 0 K: 2 S: 7	H: 0 LOB: 0 BB: 0 P: 7	R: 1 E: 0 K: 2 S: 9	H: 2 LOB: 1 BB: 0 P: 9	R: 0 E: 0 K: 0 S: 3	H: 1 LOB: 1 BB: 1 P: 7	R: 0 E: 0 K: 2 S: 8	H: 1 LOB: 2 BB: 1 P: 12	R: 0 E: 0 K: 0 S: 4	H: 1 LOB: 1 BB: 0 P: 4	R: 0 E: 0 K: 0 S: 3	H: 0 LOB: 0 BB: 0 P: 3	1B: 2 2B: 1 3B: 2 HR: 0	SF: 0 SAC: 0 DP: 1 HBP: 0	WP: 0 PB: 0 SB: 0 CS: 0	PA: 34

PITCHER	IP	WLS	BF	H	R	ER	SO	BB	IBB	HBP	BLK	WP	HR	S	P	ERA	WHIP
Stan Williams, R (1, 1) ERA: 1.0	9.0	W	34	5	1	1	8	3	0	0	0	0	0	47	59	1.00	0.889

PITCHER	IP	WLS	BF	H	R	ER	SO	BB	IBB	HBP	BLK	WP	HR	S	P	ERA	WHIP

TOP

Baltimore Orioles @ New York Yankees

Yankee Stadium, Bronx, NY

Sun Apr 14 1963, 3:33 AM EST
Att. 18,638 - Unknown - 60 F

livebaseballscorecards.com

AB	31
R	1
H	5
RBI	1
BB	3
SO	8
LOB	15

Batter	1	2	3	4	5	6	7	8	9	AB	R	H	RBI	BB	SO	LOB
Tony Kubek, L (1, 6) OBP: 0.182, SLG: 0.182	F9	F5		4-3		F4				4	0	0	0	0	0	1
Bobby Richardson, R (1, 4) OBP: 0.227, SLG: 0.333	1B S BB		F8	F6		K				3	1	0	0	1	1	1
Joe Pepitone, L (1, 3) OBP: 0.250, SLG: 0.600	F8		BB BB FC6-4 1B	4-3		4-3				4	1	1	0	0	0	2
Tom Tresh, S (1, 8) (8, 7) OBP: 0.647, SLG: 1.091	1B 1B BB		FC6-4 BB 1B BB		S 1B		L8			2	2	1	0	2	0	0
Johnny Blanchard, L (1, 9) OBP: 0.400, SLG: 0.250 Jack Reed, R (8, 8) OBP: 0.250, SLG: 0.250	1B 1B		FC6-4 BB		K		1-3			3 0	0 0	1 0	1 0	1 0	1 0	1 0
Elston Howard, R (1, 2) OBP: 0.300, SLG: 0.611	1B		FC6-4 BB 1B		F8		K			4	1	1	2	0	1	3
Hector Lopez, R (1, 7) (8, 9) OBP: 0.263, SLG: 0.067	1-3		1B BB		BB			F7		2	0	0	0	2	0	2
Clete Boyer, R (1, 5) OBP: 0.368, SLG: 0.579		F3	1B		F7			1-3		4	0	1	2	0	0	2
Stan Williams, R (1, 1) OBP: 0.250, SLG: 0.250		4-3	4-3			1B		K		4	0	1	0	0	1	2
Inning Stats	R: 2 E: 0 K: 0 S: 5 H: 2 LOB: 2 BB: 2 P: 13	R: 0 E: 0 K: 0 S: 3 H: 0 LOB: 0 BB: 0 P: 3	R: 3 E: 0 K: 0 S: 5 H: 2 LOB: 2 BB: 3 P: 17	R: 0 E: 0 K: 0 S: 3 H: 0 LOB: 0 BB: 0 P: 3	R: 0 E: 0 K: 1 S: 6 H: 1 LOB: 2 BB: 1 P: 10	R: 0 E: 0 K: 1 S: 6 H: 1 LOB: 1 BB: 0 P: 6	R: 0 E: 0 K: 1 S: 5 H: 0 LOB: 0 BB: 0 P: 5	R: 0 E: 0 K: 1 S: 5 H: 0 LOB: 0 BB: 0 P: 5		1B: 6 2B: 0 3B: 0 HR: 0	SF: 0 SAC: 0 DP: 0 HBP: 0			WP: 0 PB: 0 SB: 2 CS: 0	PA: 36		

BOTTOM

Baltimore Orioles @ New York Yankees

Yankee Stadium, Bronx, NY

Sun Apr 14 1963, 3:33 AM EST
Att. 18,638 - Unknown - 60 F

livebaseballscorecards.com

AB	30
R	5
H	6
RBI	5
BB	6
SO	4
LOB	14

PITCHER		IP	WLS	BF	H	R	ER	SO	BB	IBB	HBP	BLK	WP	HR	S	P	ERA	WHIP
Chuck Estrada, R ERA: 16.88	(1, 1)	2.2	L	16	3	5	5	0	5	0	0	0	0	0	11	31	16.88	3.000
Buster Narum, R ERA:	(3, 1)	1.1		5	1	0	0	0	0	0	0	0	0	0	5	5	0.00	0.750
Pete Burnside, L ERA:	(5, 1)	1.0		6	2	0	0	1	1	0	0	0	0	0	7	11	0.00	3.000
Dave McNally, L ERA:	(6, 1)	1.0		3	0	0	0	1	0	0	0	0	0	0	5	5	0.00	0.000
Stu Miller, R ERA:	(7, 1)	2.0		6	0	0	0	2	0	0	0	0	0	0	10	10	0.00	0.000

PITCHER	IP	WLS	BF	H	R	ER	SO	BB	IBB	HBP	BLK	WP	HR	S	P	ERA	WHIP

Batter	1	2	3	4	5	6	7	8	9	AB	R	H	RBI	BB	SO	LOB
Luis Aparicio, R (1, 6) OBP: 0.292, SLG: 0.348	F4			E S 1B 1B		F8		F8		4	1	1	0	0	0	1
Jackie Brandt, R (1, 8) OBP: 0.150, SLG: 0.263	K			K 1-3		F8			K	4	0	0	0	0	3	1
Brooks Robinson, R (1, 5) OBP: 0.250, SLG: 0.143	6-3			1B 3-H 1B		6-3			F7	4	0	1	1	0	0	0
Jim Gentile, L (1, 3) OBP: 0.125, SLG: 0.217		K		F3			F9		K	4	0	0	0	0	2	1
Al Smith, R (1, 9) OBP: 0.435, SLG: 0.550		5-3		1-2 1B			F5			3	0	1	0	0	0	0
Boog Powell, L (1, 7) OBP: 0.348, SLG: 0.800		K		3-1			4-3			3	0	0	0	0	1	2
Jerry Adair, R (1, 4) OBP: 0.227, SLG: 0.381			L5		6-3			6-3		3	0	0	0	0	0	0
Dick Brown, R (1, 2) OBP: 0.300, SLG: 0.316			F4		1B			K		3	0	1	0	0	1	0
Robin Roberts, S (1, 1)			K		L6					2	0	0	0	0	1	0
Russ Snyder, L (8, PH) OBP: 0.167, SLG: 0.333										1	0	1	0	0	0	0
Buster Narum, R (8, 1)										0	0	0	0	0	0	0
Wes Stock, R (8, 1)								2B		0	0	0	0	0	0	0
Inning Stats	R: 0 E: 0 K: 1 S: 5 H: 0 LOB: 0 BB: 0 P: 5	R: 0 E: 0 K: 2 S: 7 H: 0 LOB: 0 BB: 0 P: 7	R: 0 E: 0 K: 1 S: 5 H: 0 LOB: 0 BB: 0 P: 5	R: 1 E: 0 K: 1 S: 8 H: 3 LOB: 2 BB: 0 P: 8	R: 0 E: 0 K: 0 S: 3 H: 1 LOB: 0 BB: 0 P: 3	R: 0 E: 0 K: 0 S: 3 H: 0 LOB: 0 BB: 0 P: 3	R: 0 E: 0 K: 0 S: 3 H: 0 LOB: 0 BB: 0 P: 3	R: 0 E: 0 K: 1 S: 6 H: 1 LOB: 1 BB: 0 P: 6	R: 0 E: 0 K: 2 S: 7 H: 0 LOB: 0 BB: 0 P: 7	1B: 4 2B: 1 3B: 0 HR: 0	SF: 0 SAC: 0 DP: 0 HBP: 0						

PITCHER	IP	WLS	BF	H	R	ER	SO	BB	IBB	HBP	BLK	WP	HR	S	P	ERA	WHIP
Bill Monbouquette, R (1, 1) ERA: 2.57	9.0	W	31	5	1	1	8	0	0	0	0	0	0	47	47	1.00	0.556

PITCHER	IP	WLS	BF	H	R	ER	SO	BB	IBB	HBP	BLK	WP	HR	S	P	ERA	WHIP

Baltimore Orioles @ Boston Red Sox

Fenway Park, Boston, MA

Tue Apr 16 1963, 3:33 AM EST

Att. 26,161 - Unknown

TOP

livebaseballscorecards.com

AB	31
R	1
H	5
RBI	1
BB	0
SO	8
LOB	5

1B: 4	SF: 0	WP: 0	PA: 31
2B: 1	SAC: 0	PB: 0	
3B: 0	DP: 0	SB: 1	
HR: 0	HBP: 0	CS: 0	

BOTTOM

Baltimore Orioles @ Boston Red Sox

Fenway Park, Boston, MA

Tue Apr 16 1963, 3:33 AM EST

Att. 26,161 - Unknown

Batter	1	2	3	4	5	6	7	8	9	AB	R	H	RBI	BB	SO	LOB
Chuck Schilling, R (1, 4) OBP: 0.370, SLG: 0.360	F9			F7		E FC2 2B 1-3		BB 1B 1B		3	1	1	0	1	0	0
Roman Mejias, R (1, 8) OBP: 0.095, SLG: 0.050	F6			F7		E5 FC2 HR 2-3 3-H		F2		4	1	0	1	0	0	2
Carl Yastrzemski, L (1, 7) OBP: 0.400, SLG: 0.583	4-3			4-3		FC2 HR 1-2 3-H		1B 1-2 1B		4	1	1	0	0	0	2
Dick Stuart, R (1, 3) OBP: 0.292, SLG: 0.476 Gary Geiger, L (8, PR) (9, 3)		K			6-3	HR 1-H 2-H		1B 1-2 2-H		4 0	1 0	2 0	4 0	0 0	1 0	0 0
Lou Clinton, R (1, 9) OBP: 0.182, SLG: 0.364		K			1B 2B 1B	F4		1-3		4	1	1	0	0	1	2
Frank Malzone, R (1, 5) OBP: 0.286, SLG: 0.316		F4			1-2 2B 1B		5-3			3	0	1	0	0	0	0
Eddie Bressoud, R (1, 6) OBP: 0.269, SLG: 0.280			L1		1-H 2-H 2B		5-3			3	0	1	1	0	0	0
Bob Tillman, R (1, 2) OBP: 0.286, SLG: 0.368			F9			2B E 1B	F7			3	1	1	0	0	0	0
Bill Monbouquette, R (1, 1)			K			K		F4		3	0	0	0	0	2	1
Inning Stats	R: 0 E: 0 K: 0 S: 3 H: 0 LOB: 0 BB: 0 P: 3	R: 0 E: 0 K: 2 S: 7 H: 0 LOB: 0 BB: 0 P: 7	R: 0 E: 0 K: 1 S: 5 H: 0 LOB: 0 BB: 0 P: 5	R: 0 E: 0 K: 0 S: 3 H: 0 LOB: 0 BB: 0 P: 3	R: 1 E: 0 K: 0 S: 4 H: 3 LOB: 2 BB: 0 P: 4	R: 4 E: 1 K: 1 S: 9 H: 3 LOB: 0 BB: 0 P: 9	R: 0 E: 0 K: 0 S: 3 H: 0 LOB: 0 BB: 0 P: 3	R: 1 E: 0 K: 0 S: 5 H: 2 LOB: 2 BB: 1 P: 9		1B: 5 2B: 2 3B: 0 HR: 1 SF: 0 SAC: 0 DP: 0 HBP: 0						

livebaseballscorecards.com

AB	31
R	6
H	8
RBI	6
BB	1
SO	4
LOB	7

PITCHER		IP	WLS	BF	H	R	ER	SO	BB	IBB	HBP	BLK	WP	HR	S	P	ERA	WHIP
Robin Roberts, R ERA: 2.63	(1, 1)	7.0	L	26	6	5	2	4	0	0	0	0	0	1	34	34	2.57	0.857
Buster Narum, R ERA: 4.5	(8, 1)	0.2		5	2	1	1	0	1	0	0	0	0	0	4	8	13.50	4.500
Wes Stock, R ERA: 3.86	(8, 1)	0.1		1	0	0	0	0	0	0	0	0	0	0	1	1	0.00	0.000

PITCHER		IP	WLS	BF	H	R	ER	SO	BB	IBB	HBP	BLK	WP	HR	S	P	ERA	WHIP

WP: 0 PA: 32
PB: 0
SB: 0
CS: 0

Batter	1	2	3	4	5	6	7	8	9	AB	R	H	RBI	BB	SO	LOB
Luis Aparicio, R (1, 6) OBP: 0.321, SLG: 0.444	E8 1B		K SSS		3B			HR 1B		4	2	2	0	0	1	0
Russ Snyder, L (1, 8) (9, 7) OBP: 0.300, SLG: 0.400	G6-4-3 3-H 1B			FC4-6 1B	L1			L6		4	0	2	1	0	0	2
Al Smith, R (1, 9) OBP: 0.444, SLG: 0.667	G6-4-3 1-2f			FC4-6 1-2 1B		K SSS		1-H HR		4	1	2	2	0	1	1
Jim Gentile, L (1, 3) OBP: 0.107, SLG: 0.185	6-3			FC4-6 G4-6-3 1-2f 2-3		K SSS		L4		4	0	0	0	0	1	2
Boog Powell, L (1, 7) OBP: 0.333, SLG: 0.708 Jackie Brandt, R (9, 8) OBP: 0.150, SLG: 0.263		F7		G4-6-3 1-2f		4-3		1B		4 0	0 0	1 0	0 0	0 0	0 0	2 0
Brooks Robinson, R (1, 5) OBP: 0.250, SLG: 0.160		6-3			K SSS		1B	K SSS		4	0	1	0	0	2	1
Jerry Adair, R (1, 4) OBP: 0.231, SLG: 0.360		F2			HR 1B		K SSS		F5	4	1	1	0	0	1	1
John Orsino, R (1, 2) OBP: 0.250, SLG: 1.000			F7		HR 1-H		F7		F4	4	1	1	2	0	0	1
Steve Barber, L (1, 1) Stu Miller, R (8, 1)			K SSS		K SSS		F8		1-3	3 1	0 0	0 0	0 0	0 0	2 0	1 0
Inning Stats	R: 1 E: 1 K: 0 S: 4 H: 1 LOB: 0 BB: 0 P: 4	R: 0 E: 0 K: 0 S: 3 H: 0 LOB: 0 BB: 0 P: 3	R: 0 E: 0 K: 2 S: 7 H: 0 LOB: 0 BB: 0 P: 7	R: 0 E: 0 K: 0 S: 4 H: 2 LOB: 1 BB: 0 P: 4	R: 2 E: 0 K: 2 S: 10 H: 3 LOB: 1 BB: 0 P: 10	R: 0 E: 0 K: 2 S: 7 H: 0 LOB: 0 BB: 0 P: 7	R: 0 E: 0 K: 1 S: 6 H: 1 LOB: 1 BB: 0 P: 6	R: 2 E: 0 K: 1 S: 8 H: 3 LOB: 1 BB: 0 P: 8	R: 0 E: 0 K: 0 S: 3 H: 0 LOB: 0 BB: 0 P: 3	1B: 7 2B: 0 3B: 1 HR: 2 SF: 0 SAC: 0 DP: 2 HBP: 0						

PITCHER		IP	WLS	BF	H	R	ER	SO	BB	IBB	HBP	BLK	WP	HR	S	P	ERA	WHIP
Earl Wilson, R ERA: 1.69	(1, 1)	7.0	L	27	7	3	2	7	0	0	0	0	0	1	41	41	2.57	1.000
Dick Radatz, R ERA: 9.0	(8, 1)	1.0		6	3	2	2	1	0	0	0	0	0	1	8	8	18.00	3.000
Jack Lamabe, R ERA: 6.75	(9, 1)	1.0		3	0	0	0	0	0	0	0	0	0	0	3	3	0.00	0.000

PITCHER	IP	WLS	BF	H	R	ER	SO	BB	IBB	HBP	BLK	WP	HR	S	P	ERA	WHIP

TOP

Baltimore Orioles @ Boston Red Sox

Fenway Park, Boston, MA

Wed Apr 17 1963, 3:33 AM EST

Att. 8,389 - Unknown

livebaseballscorecards.com

AB	36
R	5
H	10
RBI	5
BB	0
SO	8
LOB	11

1B: 7	SF: 0	WP: 0	PA: 36
2B: 0	SAC: 0	PB: 0	
3B: 1	DP: 2	SB: 0	
HR: 2	HBP: 0	CS: 0	

BOTTOM

Baltimore Orioles @ Boston Red Sox

Fenway Park, Boston, MA

Wed Apr 17 1963, 3:33 AM EST

Att. 8,389 - Unknown

Batter	1	2	3	4	5	6	7	8	9	AB	R	H	RBI	BB	SO	LOB
Chuck Schilling, R (1, 4) OBP: 0.344, SLG: 0.310	BBBB 4-0 1B BB	x 0-0 F9 ③			x 0-0 F3 ③			x 0-0 5-3 ①	SSS 0-3 K ③	4	0	0	0	1	1	2
Roman Mejias, R (1, 8) Dick Radatz, R (8, 1) Billy Gardner, R (8, PH) Jack Lamabe, R (9, 1)	x 0-0 1-2 1B		SSS 0-3 K ①			SSS 0-3 K ①		x 0-0 6-3 ②		3 0 1 0	0 0 0 0	1 0 0 0	0 0 0 0	0 0 0 0	2 0 0 0	0 0 0 0
Carl Yastrzemski, L (1, 7) OBP: 0.379, SLG: 0.536 (8, 8)	SSS 0-3 K ①		SSS 0-3 K ②			x 0-0 G3 1B		x 0-0 E1 2B HR		4	1	1	0	0	2	2
Dick Stuart, R (1, 3) OBP: 0.286, SLG: 0.480	x 0-0 F9 ②		SSS 0-3 K ③			x 0-0 G3 ② 1-2		x 0-0 1-3 HR 2B		4	1	1	0	0	1	3
Lou Clinton, R (1, 9) OBP: 0.192, SLG: 0.462	x 0-0 F9 ③			x 0-0 F4 ①		x 0-0 6-3 ③		x 0-0 2-H 3-H HR		4	1	1	3	0	0	3
Frank Malzone, R (1, 5) OBP: 0.240, SLG: 0.261		SSS 0-3 K ①		x 0-0 4-3 ②			x 0-0 5-3 ①	SSS 0-3 K ③		4	0	0	0	0	2	0
Eddie Bressoud, R (1, 6) OBP: 0.300, SLG: 0.286		BBBB 4-0 1B FC4 BB		x 0-0 F2 ③			x 0-0 1B		x 0-0 F8 ①	3	1	1	0	1	0	0
Bob Tillman, R (1, 2) OBP: 0.333, SLG: 0.409 Felix Mantilla, R (7, PR) Russ Nixon, L (8, 2) OBP: 0.333, SLG: 0.333		x 0-0 1-3 FC4 1B			x 0-0 6-3 ①		x 0-0 1-2 G1-6-3 1B		x 0-0 1B	3 0 1	0 0 0	2 0 1	0 0 0	0 0 0	0 0 0	0 0 0
Earl Wilson, R (1, 1) OBP: 0.167, SLG: 0.167 Dick Williams, R (7, PH) (8, 7) Gary Geiger, L (9, PH)		x 0-0 1-2f 3-H FC4 ②			SSS 0-3 K ②		x 0-0 1-2f G1-6-3 ②③		SSS 0-3 K ②	2 1 1	0 0 0	0 0 0	1 0 0	0 0 1	1 0 1	1 2 1
Inning Stats	R: 0 E: 0 K: 1 S: 6 H: 1 LOB: 2 BB: 1 P: 10	R: 1 E: 0 K: 1 S: 6 H: 1 LOB: 1 BB: 1 P: 10	R: 0 E: 0 K: 3 S: 9 H: 0 LOB: 0 BB: 0 P: 9	R: 0 E: 0 K: 0 S: 3 H: 0 LOB: 0 BB: 0 P: 3	R: 0 E: 0 K: 1 S: 5 H: 0 LOB: 0 BB: 0 P: 5	R: 0 E: 0 K: 1 S: 6 H: 1 LOB: 1 BB: 0 P: 6	R: 0 E: 0 K: 0 S: 4 H: 2 LOB: 2 BB: 0 P: 4	R: 3 E: 1 K: 1 S: 8 H: 2 LOB: 0 BB: 0 P: 8	R: 0 E: 0 K: 2 S: 8 H: 1 LOB: 1 BB: 0 P: 8	1B: 6 2B: 1 3B: 0 HR: 1	SF: 0 SAC: 0 DP: 1 HBP: 0			WP: 0 PB: 0 SB: 0 CS: 0		PA: 37	

livebaseballscorecards.com

	AB	35
	R	4
	H	8
	RBI	4
	BB	2
	SO	10
	LOB	14

PITCHER		IP	WLS	BF	H	R	ER	SO	BB	IBB	HBP	BLK	WP	HR	S	P	ERA	WHIP
Steve Barber, L ERA: 1.74	(1, 1)	7.2	W	32	7	4	1	7	2	0	0	0	0	1	44	52	1.17	1.174
Stu Miller, R ERA:	(8, 1)	1.1	S	5	1	0	0	3	0	0	0	0	0	0	11	11	0.00	0.750

PITCHER	IP	WLS	BF	H	R	ER	SO	BB	IBB	HBP	BLK	WP	HR	S	P	ERA	WHIP

Cleveland Indians @ Baltimore Orioles

Memorial Stadium, Baltimore, MD

Fri Apr 19 1963, 6:05 PM EST

Att. 13,548 - Unknown

TOP

livebaseballscorecards.com

Batter	1	2	3	4	5	6	7	8	9	AB	R	H	RBI	BB	SO	LOB
Vic Davalillo, L (1, 8) OBP: 0.276, SLG: 0.448	1B	F8			G4-6-3		2B		K	5	0	3	0	0	1	3
Al Luplow, L (1, 9) OBP: 0.231, SLG: 0.308	FC6-4 1-2		2B		G4-6-3 1-2f		1-3		K	5	0	2	0	0	1	3
Tito Francona, L (1, 7) OBP: 0.333, SLG: 0.500	FC6-4 FC4-6 1-2f	F8	F8			1B 1B	F7		1B 2-H	5	1	2	1	0	0	3
Fred Whitfield, L (1, 3) Joe Adcock, R (9, PH) OBP: 0.250, SLG: 0.250	FC4-6 1-2f		F5			1B 1-3 1B	F6		1B 1-3	4 1	1 0	1 1	0 0	0 0	0 0	3 0
John Romano, R (1, 2) OBP: 0.308, SLG: 0.520		5-3 E 1B	K			1B SH1-3 1-2 3-H 1B		1-3	6-3	5	2	2	1	0	1	3
Max Alvis, R (1, 5) OBP: 0.296, SLG: 0.500		5-3 1-2		F3		L8		5-3		4	0	0	0	0	0	3
Tony Martinez, R (1, 6) OBP: 0.286, SLG: 0.269		E1 2-H		F8		SH1-3 1-3 2-H 1B		BB		3	0	1	1	1	0	0
Woodie Held, R (1, 4) OBP: 0.579, SLG: 0.833		BB		K		SH1-3 1-2 3-H		L8		2	0	0	1	1	1	1
Pedro Ramos, S (1, 1) Ron Nischwitz, S (8, 1) Jack Curtis, L (8, 1) Barry Latman, R (8, 1) Ellis Burton, S (9, PH) OBP: 0.176, SLG: 0.235		K			K	K			1B 2B	3 0 0 0 1	0 0 0 0 1	0 0 0 0 1	0 0 0 0 1	0 0 0 0 0	3 0 0 0 0	3 0 0 0 0

	AB	38
	R	5
	H	13
	RBI	4
	BB	2
	SO	7
	LOB	22

Inning Stats	1	2	3	4	5	6	7	8	9	1B: 10	SF: 0	WP: 0	PA: 41
R	0	1	0	0	0	3	0	0	1	2B: 3	SAC: 1	PB: 0	
E	0	1	0	0	0	0	0	0	0	3B: 0	DP: 1	SB: 0	
K	0	1	1	1	1	1	1	0	2	HR: 0	HBP: 0	CS: 0	
S	4	7	6	5	5	9	4	3	10				
H	2	1	1	0	1	4	1	0	3				
LOB	1	2	0	0	0	1	0	1	0				
BB	0	1	0	0	0	0	0	1	0				
P	4	11	6	5	5	9	4	7	10				

PITCHER		IP	WLS	BF	H	R	ER	SO	BB	IBB	HBP	BLK	WP	HR	S	P	ERA	WHIP
Milt Pappas, R ERA: 2.51	(1, 1)	5.1		25	9	4	3	4	1	0	0	0	0	0	32	36	5.06	1.875
Dick Hall, R ERA:	(6, 1)	1.2		6	1	0	0	1	0	0	0	0	0	0	8	8	0.00	0.600
Wes Stock, R ERA: 2.7	(8, 1)	1.0	W	4	0	0	0	0	1	0	0	0	0	0	3	7	0.00	1.000
Dean Stone, L ERA: 13.5	(9, 1)	0.2		5	3	1	1	2	0	0	0	0	0	0	9	9	13.50	4.500
Stu Miller, R ERA:	(9, 1)	0.1	S	1	0	0	0	0	0	0	0	0	0	0	1	1	0.00	0.000

PITCHER	IP	WLS	BF	H	R	ER	SO	BB	IBB	HBP	BLK	WP	HR	S	P	ERA	WHIP

Batter	1	2	3	4	5	6	7	8	9	AB	R	H	RBI	BB	SO	LOB
Luis Aparicio, R (1, 6) OBP: 0.394, SLG: 0.625	F7 S 1B 1B		G3 1B 2B		4-3 ②		HR	2B 1-2 2-3 3-H 1B		5	3	4	2	0	0	0
Russ Snyder, L (1, 8) (9, 7) OBP: 0.267, SLG: 0.400	F8 ① 1-2		G3 ② 2-3		F8 ③		4-3 ③	1-3 2-H 3-H 2B		5	0	1	2	0	0	2
Al Smith, R (1, 9) OBP: 0.438, SLG: 0.724	F7 ② 2-3		1B 3-H 1B			6-3 ①		HR K		5	1	2	2	0	1	3
Jim Gentile, L (1, 3) OBP: 0.219, SLG: 0.267	3-H 1B		1-2 1B			2B 1B		BBBB 1B 1B BB BB		3	1	3	1	1	0	0
Boog Powell, L (1, 7) OBP: 0.333, SLG: 0.704 Bob Saverine, S (8, PH) (9, 8) OBP: 0.333, SLG: 0.333	F8 ③		SSS K ③			1-3 2B		BB 1B 1-2 FC1-2 1B		3 1	0 0	1 1	0 0	0 0	1 0	3 0
Brooks Robinson, R (1, 5) OBP: 0.250, SLG: 0.172		F6 ① 1-2 1B		F7 ① 1-2 1B		SSS K ②		FC1-2 BB 1-2 2-3 1B 1B		4	1	1	0	0	1	2
Jerry Adair, R (1, 4) OBP: 0.233, SLG: 0.321		F4 ② 1-2 2-3 1B		F8 ② 1-2 2-3 1B		5-3 ③		BBBB 1B FC1-2 2B 1-2 2-3 3-H BB		3	1	0	1	1	0	2
John Orsino, R (1, 2) OBP: 0.250, SLG: 0.625		F8 ③ 1-2 2-3 1B		5-3 ③ 1-2 2-3 1B			G5-4-3 1B	F4 ① 1-2 2-3 1B		4	0	1	0	0	0	3
Milt Pappas, R (1, 1) Dick Hall, R (6, 1) Charlie Lau, L (7, PH) Wes Stock, R (8, 1) Bob Johnson, R (8, PH) Dean Stone, L (9, 1) Stu Miller, R (9, 1)			F8 ① 1-2 2-3 1B		SSS K ①		G5-4-3 ①② 1-2f 1B	FC1-2 ② 1-2 2-3 3-Hf 1B 2B		2 0 0 1 0 1 0 0	0 0 0 0 0 1 0 0	0 0 0 0 0 1 0 0	0 0 0 0 0 0 0 0	0 0 0 0 0 0 0 0	1 0 0 0 0 0 0 0	0 0 1 0 0 3 0 0
Inning Stats	R: 1 H: 2 E: 0 LOB: 1 K: 0 BB: 0 S: 5 P: 5	R: 0 H: 0 E: 0 LOB: 0 K: 0 BB: 0 S: 3 P: 3	R: 1 H: 3 E: 0 LOB: 2 K: 1 BB: 0 S: 8 P: 8	R: 0 H: 0 E: 0 LOB: 0 K: 0 BB: 0 S: 3 P: 3	R: 0 H: 0 E: 0 LOB: 0 K: 1 BB: 0 S: 5 P: 5	R: 0 H: 2 E: 0 LOB: 2 K: 1 BB: 0 S: 7 P: 7	R: 1 H: 2 E: 0 LOB: 0 K: 0 BB: 0 S: 4 P: 4	R: 5 H: 5 E: 0 LOB: 2 K: 1 BB: 2 S: 10 P: 18		1B: 9 2B: 3 3B: 0 HR: 2	SF: 0 SAC: 0 DP: 1 HBP: 0			WP: 0 PB: 0 SB: 1 CS: 0	PA: 39	

PITCHER		IP	WLS	BF	H	R	ER	SO	BB	IBB	HBP	BLK	WP	HR	S	P	ERA	WHIP
Pedro Ramos, R ERA: 5.25	(1, 1)	7.0		30	10	4	4	3	0	0	0	0	0	2	36	36	5.14	1.429
Ron Nischwitz, L ERA:	(8, 1)	0.0	L	2	1	0	0	0	1	0	0	0	0	0	1	5	∞	∞
Jack Curtis, L ERA:	(8, 1)	0.0		2	1	1	1	0	1	0	0	0	0	0	1	5	∞	∞
Barry Latman, R ERA: 4.5	(8, 1)	1.0		5	2	3	3	1	0	0	0	0	0	0	7	7	27.00	2.000

PITCHER	IP	WLS	BF	H	R	ER	SO	BB	IBB	HBP	BLK	WP	HR	S	P	ERA	WHIP

BOTTOM

Cleveland Indians @ Baltimore Orioles

Memorial Stadium, Baltimore, MD

Fri Apr 19 1963, 6:05 PM EST
Att. 13,548 - Unknown

livebaseballscorecards.com

AB	37
R	8
H	14
RBI	8
BB	2
SO	4
LOB	19

Batter	1	2	3	4	5	6	7	8	9	AB	R	H	RBI	BB	SO	LOB
Vic Davalillo, L (1, 8) OBP: 0.273, SLG: 0.424	6-3		L6			FC6-4 1B		F8		4	0	1	0	0	0	1
Tony Martinez, R (1, 6) OBP: 0.250, SLG: 0.233	6-3		K			K		FC4-6 1-2f		4	0	0	0	0	2	2
Tito Francona, L (1, 7) OBP: 0.357, SLG: 0.536	2B			1-3		K			1B	4	0	2	0	0	1	1
Joe Adcock, R (1, 3) OBP: 0.250, SLG: 0.250	K			G6-4-3 1B		FC6-4 1-2f			K	4	0	1	0	0	2	3
John Romano, R (1, 2) OBP: 0.333, SLG: 0.586		WP 3B		G6-4-3 1-2f			5-3		FC6-4 1-2 1B	4	1	2	0	0	0	1
Max Alvis, R (1, 5) OBP: 0.290, SLG: 0.448		G4-6-3 3-H BB			F9		6-3		F8	3	0	0	0	1	0	2
Al Luplow, L (1, 9) OBP: 0.176, SLG: 0.235		G4-6-3 1-2f			F9		K		FC6-4 1-2f	4	0	0	0	0	1	3
Woodie Held, R (1, 4) OBP: 0.545, SLG: 0.733		K			1B			5-3		3	0	1	0	0	1	0
Mudcat Grant, R (1, 1)			K		K					0	0	0	0	0	0	0
Bob Allen, L (2, 1)										1	0	0	0	0	1	0
Willie Tasby, R (5, PH)										1	0	0	0	0	1	1
Jack Curtis, L (5, 1)										0	0	0	0	0	0	0
Jim Perry, S (7, 1)										0	0	0	0	0	0	0
Ron Nischwitz, S (7, 1)										0	0	0	0	0	0	0
Ellis Burton, S (8, PH) OBP: 0.222, SLG: 0.235										0	0	0	0	1	0	0
Gary Bell, R (8, 1)								FC4-6 BB		0	0	0	0	0	0	0
Inning Stats	R: 0 E: 0 K: 1 S: 6 H: 1 LOB: 1 BB: 0 P: 6	R: 1 E: 0 K: 1 S: 5 H: 1 LOB: 0 BB: 1 P: 9	R: 0 E: 0 K: 2 S: 7 H: 0 LOB: 0 BB: 0 P: 7	R: 0 E: 0 K: 0 S: 3 H: 1 LOB: 0 BB: 0 P: 3	R: 0 E: 0 K: 1 S: 6 H: 1 LOB: 1 BB: 0 P: 6	R: 0 E: 0 K: 2 S: 8 H: 1 LOB: 1 BB: 0 P: 8	R: 0 E: 0 K: 1 S: 5 H: 0 LOB: 0 BB: 0 P: 5	R: 0 E: 0 K: 0 S: 3 H: 0 LOB: 1 BB: 1 P: 7	R: 0 E: 0 K: 1 S: 7 H: 2 LOB: 2 BB: 0 P: 7	1B: 5 2B: 1 3B: 1 HR: 0 SF: 0 SAC: 0 DP: 2 HBP: 0						

PITCHER	IP	WLS	BF	H	R	ER	SO	BB	IBB	HBP	BLK	WP	HR	S	P	ERA	WHIP
Dave McNally, L (1, 1) ERA: 0.9	9.0	W	34	7	1	1	9	2	0	0	0	1	0	50	58	1.00	1.000

PITCHER	IP	WLS	BF	H	R	ER	SO	BB	IBB	HBP	BLK	WP	HR	S	P	ERA	WHIP

TOP

Cleveland Indians @ Baltimore Orioles

Memorial Stadium, Baltimore, MD

Sat Apr 20 1963, 3:33 AM EST

Att. 4,715 - Unknown

livebaseballscorecards.com

AB	32
R	1
H	7
RBI	0
BB	2
SO	9
LOB	14

WP: 1	PA: 34
PB: 0	
SB: 0	
CS: 0	

Batter	1	2	3	4	5	6	7	8	9	AB	R	H	RBI	BB	SO	LOB
Luis Aparicio, R (1, 6) OBP: 0.421, SLG: 0.611	K	1-2 2-H 3-H: S, 1B, 1B		F7		BBBB, BB	1-3 2-H 3-H: S, 1B			4	0	2	3	1	1	0
Russ Snyder, L (1, 8) (8, 9) OBP: 0.250, SLG: 0.350	1B, 1B	F8		SSS, K		F9	1-2: F6			5	0	1	0	0	1	5
Al Smith, R (1, 9) OBP: 0.472, SLG: 0.727 Jackie Brandt, R (8, 8) OBP: 0.143, SLG: 0.250	1-2: 1B	1-2 2-H: S, 1B		1B			5-3	SSS, K		4 1	0 0	3 0	1 0	0 0	0 1	0 0
Jim Gentile, L (1, 3) OBP: 0.189, SLG: 0.229	F8	1-2 2-3: K		F8			G3	SSS, K		5	0	0	0	0	2	5
Boog Powell, L (1, 7) OBP: 0.314, SLG: 0.613	F7		1-3		1-3		BBBB, 1B 2B, BB	F7		4	1	0	0	1	0	2
Brooks Robinson, R (1, 5) OBP: 0.306, SLG: 0.273		FC 1B, 2B	BLK E, 1B		6-3		2B, BB, 1B			4	3	3	0	0	0	0
Jerry Adair, R (1, 4) OBP: 0.235, SLG: 0.344		FC, BB, 1B 2-3	F8 1-2		5-3		BB, WP, 2B 1-3 3-H			4	2	1	1	0	0	2
John Orsino, R (1, 2) OBP: 0.417, SLG: 0.700		BBBB, 1B, BB 1-2	E9 2-H			SSS, K	WP, BB, IBB 1B			2	2	1	1	2	1	0
Dave McNally, R (1, 1)		SSS, K	6-3			1-2 2-3 3-H: BBBB, F7	1B, WP, BB			3	0	0	1	1	1	4
Inning Stats	R: 0 E: 0 K: 1 S: 7 H: 2 LOB: 2 BB: 0 P: 7	R: 3 E: 0 K: 2 S: 11 H: 3 LOB: 2 BB: 1 P: 15	R: 1 E: 1 K: 0 S: 5 H: 2 LOB: 1 BB: 0 P: 5	R: 0 E: 0 K: 1 S: 6 H: 1 LOB: 1 BB: 0 P: 6	R: 0 E: 0 K: 0 S: 3 H: 0 LOB: 0 BB: 0 P: 3	R: 0 E: 0 K: 1 S: 5 H: 0 LOB: 1 BB: 1 P: 9	R: 4 E: 0 K: 0 S: 6 H: 3 LOB: 2 BB: 3 P: 18	R: 0 E: 0 K: 2 S: 7 H: 0 LOB: 0 BB: 0 P: 7		1B: 8 2B: 3 3B: 0 HR: 0 SF: 0 SAC: 0 DP: 0 HBP: 0						

BOTTOM

Cleveland Indians @ Baltimore Orioles

Memorial Stadium, Baltimore, MD

Sat Apr 20 1963, 3:33 AM EST

Att. 4,715 - Unknown

livebaseballscorecards.com

AB	36
R	8
H	11
RBI	7
BB	5
SO	7
LOB	18

PITCHER		IP	WLS	BF	H	R	ER	SO	BB	IBB	HBP	BLK	WP	HR	S	P	ERA	WHIP
Mudcat Grant, R ERA: 4.2	(1, 1)	1.2	L	12	5	3	3	2	1	0	0	0	0	0	15	19	16.20	3.600
Bob Allen, L ERA: 3.86	(2, 1)	2.1		10	3	1	1	2	0	0	0	1	0	0	14	14	3.86	1.286
Jack Curtis, L ERA: 20.25	(5, 1)	2.2		13	2	4	4	1	2	1	0	0	0	0	12	24	13.50	1.500
Jim Perry, R ERA: 2.25	(7, 1)	0.0		2	1	0	0	0	1	0	0	0	1	0	1	5	∞	∞
Ron Nischwitz, L ERA: 54.0	(7, 1)	0.1		1	0	0	0	0	0	0	0	0	0	0	1	1	0.00	0.000

PITCHER		IP	WLS	BF	H	R	ER	SO	BB	IBB	HBP	BLK	WP	HR	S	P	ERA	WHIP
Gary Bell, R ERA: 1.5	(8, 1)	1.0		3	0	0	0	2	0	0	0	0	0	0	7	7	0.00	0.000

WP: 1 PB: 0 SB: 3 CS: 0 PA: 41

Batter	1	2	3	4	5	6	7	8	9	AB	R	H	RBI	BB	SO	LOB
Vic Davalillo, L (1, 8) OBP: 0.297, SLG: 0.432	x 0-0 ① 1-3		x 0-0 G6-4-3 1B			x 0-0 G5-4-3 1B		S S S 0-3 ③ K		4	0	2	0	0	1	0
Tony Martinez, R (1, 6) OBP: 0.250, SLG: 0.212	B B B B 4-0 1B BB		x 0-0 ① L9			S S S 0-3 ① K			x 0-0 ① F8	3	0	0	0	1	1	2
Tito Francona, L (1, 7) OBP: 0.313, SLG: 0.469	S S S 0-3 ② K		x 0-0 ② ③ G6-4-3 1-2f			x 0-0 ② ③ G5-4-3 1-2f			x 0-0 ② F7	4	0	0	0	0	1	3
Joe Adcock, R (1, 3) OBP: 0.250, SLG: 0.250	x 0-0 ① 1-2 1B			x 0-0 ① F2			x 0-0 ① 5-3		S S S 0-3 ③ K	4	0	1	0	0	1	0
John Romano, R (1, 2) OBP: 0.333, SLG: 0.548	x 0-0 ③ L8			S S S 0-3 ② K			B B B B 4-0 BB			2	0	0	0	1	1	2
Max Alvis, R (1, 5) OBP: 0.294, SLG: 0.500		x 0-0 3B		S S S 0-3 ③ K			x 0-0 ② F6			3	0	1	0	0	1	1
Al Luplow, L (1, 9) OBP: 0.150, SLG: 0.200		x 0-0 ① L6			S S S 0-3 ① K		x 0-0 ③ F6			3	0	0	0	0	1	2
Woodie Held, R (1, 4) OBP: 0.480, SLG: 0.611		S S S 0-3 ② K			S S S 0-3 ② K			x 0-0 ① F8		3	0	0	0	0	2	1
Sam McDowell, L (1, 1) OBP: 0.200, SLG: 0.200 Jim Perry, S (1, 1) Willie Tasby, R (5, PH) Bob Allen, L (5, 1) Ellis Burton, S (8, PH) OBP: 0.211, SLG: 0.222 Pedro Ramos, S (8, 1)		S S S 0-3 ③ K			S S S 0-3 ③ K			x 0-0 ② 4-3		0 1 1 0 1 0	0 0 0 0 0 0	0 0 0 0 0 0	0 0 0 0 0 0	0 1 1 0 0 0	0 1 0 0 0 0	0 1 0 0 0 0
Inning Stats	R: 0 E: 0 K: 1 S: 6 H: 1 LOB: 2 BB: 1 P: 10	R: 0 E: 0 K: 2 S: 8 H: 1 LOB: 1 BB: 0 P: 8	R: 0 E: 0 K: 0 S: 3 H: 1 LOB: 0 BB: 0 P: 3	R: 0 E: 0 K: 2 S: 7 H: 0 LOB: 0 BB: 0 P: 7	R: 0 E: 0 K: 3 S: 9 H: 0 LOB: 0 BB: 0 P: 9	R: 0 E: 0 K: 1 S: 5 H: 1 LOB: 0 BB: 0 P: 5	R: 0 E: 0 K: 0 S: 3 H: 0 LOB: 1 BB: 1 P: 7	R: 0 E: 0 K: 1 S: 5 H: 0 LOB: 0 BB: 0 P: 5	R: 0 E: 0 K: 1 S: 5 H: 0 LOB: 0 BB: 0 P: 5	1B: 3 2B: 0 3B: 1 HR: 0	SF: 0 SAC: 0 DP: 2 HBP: 0					

PITCHER	IP	WLS	BF	H	R	ER	SO	BB	IBB	HBP	BLK	WP	HR	S	P	ERA	WHIP
Steve Barber, L (1, 1) ERA: 1.21	9.0	W	31	4	0	0	11	2	0	0	0	0	0	51	59	0.00	0.667

PITCHER	IP	WLS	BF	H	R	ER	SO	BB	IBB	HBP	BLK	WP	HR	S	P	ERA	WHIP

TOP

Cleveland Indians @ Baltimore Orioles

Memorial Stadium, Baltimore, MD

Sun Apr 21 1963, 3:33 AM EST

Unknown

livebaseballscorecards.com

AB	29
R	0
H	4
RBI	0
BB	2
SO	11
LOB	12

PA: 31

WP: 0 PB: 0 SB: 0 CS: 0

Batter	1	2	3	4	5	6	7	8	9	AB	R	H	RBI	BB	SO	LOB
Luis Aparicio, R (1, 6) OBP: 0.419, SLG: 0.585	BB BB BB 1B FC6-4			1B 1B 2-H		F3		5-3		5	2	2	1	0	0	4
Jackie Brandt, R (1, 8) OBP: 0.240, SLG: 0.435	BB BB SF8 BB 1-2	L9		1B 2-H			HR			3	2	2	2	1	0	0
Al Smith, R (1, 9) OBP: 0.475, SLG: 0.694 Russ Snyder, L (7, PR) OBP: 0.250, SLG: 0.350 (8, 9)	SF8 BB 1B BB 1-2 2-3	K		K 2-H			G4-6-3 1B			3 0	1 0	1 0	0 0	1 0	2 0	1 0
Jim Gentile, L (1, 3) OBP: 0.195, SLG: 0.211	1B 1B BB BB 1-2 2-3 3-H	F9		F8			G4-6-3 1-2f			3	1	0	1	1	0	2
Brooks Robinson, R (1, 5) OBP: 0.300, SLG: 0.278	SF8 2-3 3-H	F8		F8			1B			3	0	1	1	0	0	0
Boog Powell, L (1, 7) OBP: 0.308, SLG: 0.571	BB 1B 1B 1-2 3-H	F8	K2-3				4-3			4	0	1	1	0	1	1
Jerry Adair, R (1, 4) OBP: 0.237, SLG: 0.333	BB 1B 1-2 2-3	6-3	F8					L7		4	0	1	0	0	0	0
John Orsino, R (1, 2) OBP: 0.438, SLG: 0.615	F4			SH3-4 1B 1B		6-3		BB		3	1	1	0	1	0	3
Steve Barber, L (1, 1)	FC6-4 BB 1-2 2-3 3-H			SH3-4 1-2		K		K		2	0	0	1	1	2	1
Inning Stats	R: 4 E: 0 K: 0 S: 6 H: 3 LOB: 3 BB: 4 P: 22	R: 0 E: 0 K: 1 S: 5 H: 0 LOB: 0 BB: 0 P: 5	R: 0 E: 0 K: 0 S: 3 H: 0 LOB: 0 BB: 0 P: 3	R: 2 E: 0 K: 1 S: 8 H: 3 LOB: 1 BB: 0 P: 8	R: 0 E: 0 K: 1 S: 5 H: 0 LOB: 0 BB: 0 P: 0	R: 0 E: 0 K: 1 S: 5 H: 0 LOB: 0 BB: 0 P: 5	R: 1 E: 0 K: 0 S: 5 H: 3 LOB: 1 BB: 0 P: 5	R: 0 E: 0 K: 1 S: 5 H: 0 LOB: 1 BB: 1 P: 9		1B: 8 2B: 0 3B: 0 HR: 1	SF: 1 SAC: 1 DP: 1 HBP: 0					

PITCHER		IP	WLS	BF	H	R	ER	SO	BB	IBB	HBP	BLK	WP	HR	S	P	ERA	WHIP
Sam McDowell, L ERA: 5.11	(1, 1)	0.1	L	6	2	4	4	0	3	0	0	0	0	0	3	15	108.00	15.000
Jim Perry, R ERA: 3.52	(1, 1)	3.2		16	4	2	2	2	1	0	0	0	0	0	19	23	4.91	1.364
Bob Allen, L ERA: 3.38	(5, 1)	3.0		11	3	1	1	2	0	0	0	0	0	1	15	15	3.00	1.000
Pedro Ramos, R ERA: 4.85	(8, 1)	1.0		4	0	0	0	1	1	0	0	0	0	0	5	9	0.00	1.000

PITCHER	IP	WLS	BF	H	R	ER	SO	BB	IBB	HBP	BLK	WP	HR	S	P	ERA	WHIP

BOTTOM

Cleveland Indians @ Baltimore Orioles

Memorial Stadium, Baltimore, MD

Sun Apr 21 1963, 3:33 AM EST

Unknown

livebaseballscorecards.com

AB	30
R	7
H	9
RBI	7
BB	5
SO	5
LOB	12

WP: 0 PB: 0 SB: 0 CS: 0 PA: 37

Batter	1	2	3	4	5	6	7	8	9	AB	R	H	RBI	BB	SO	LOB
Vic Davalillo, L (1, 8) OBP: 0.293, SLG: 0.415	F5		F8			F8			BLK 1B	4	0	1	0	0	0	0
Willie Kirkland, L (1, 9) OBP: 0.182, SLG: 0.200	F9			L8			1B 2B		L5 1-2	4	1	1	0	0	0	1
Tito Francona, L (1, 7) OBP: 0.306, SLG: 0.444	1-3			K			2-H G5-4-3 1B		K	4	0	1	1	0	2	1
Fred Whitfield, L (1, 3) Joe Adcock, R (9, PH) (9, 3) OBP: 0.211, SLG: 0.368 OBP: 0.286, SLG: 0.250		F7		3-1			K		IBB	3 0	0 0	0 0	0 0	0 0	1 0	1 0
Woodie Held, R (1, 4) OBP: 0.448, SLG: 0.682		HR			L6		G5-4-3 1-2f		L6	4	1	1	1	0	0	3
Max Alvis, R (1, 5) OBP: 0.297, SLG: 0.486		F9			F9			F9 SH1-4 1B		3	0	1	0	0	0	0
Tony Martinez, R (1, 6) OBP: 0.237, SLG: 0.200		6-3			F9			SH1-4 1-2		2	0	0	0	0	0	0
Doc Edwards, R (1, 2) OBP: 0.200, SLG: 0.200			K			F8		F9 2-3		3	0	0	0	0	1	1
Dick Donovan, L (1, 1)			L9			F5		4-3		3	0	0	0	0	0	1
Inning Stats	R: 0 E: 0 K: 0 S: 3 H: 0 LOB: 0 BB: 0 P: 3	R: 1 E: 0 K: 0 S: 4 H: 1 LOB: 0 BB: 0 P: 4	R: 0 E: 0 K: 1 S: 5 H: 0 LOB: 0 BB: 0 P: 5	R: 0 E: 0 K: 1 S: 5 H: 0 LOB: 0 BB: 0 P: 5	R: 0 E: 0 K: 0 S: 3 H: 0 LOB: 0 BB: 0 P: 3	R: 0 E: 0 K: 0 S: 3 H: 0 LOB: 0 BB: 0 P: 3	R: 1 E: 0 K: 1 S: 6 H: 2 LOB: 0 BB: 0 P: 6	R: 0 E: 0 K: 0 S: 4 H: 1 LOB: 1 BB: 0 P: 4	R: 0 E: 0 K: 1 S: 6 H: 1 LOB: 2 BB: 1 P: 10	1B: 3 2B: 1 3B: 0 HR: 1	SF: 0 SAC: 1 DP: 1 HBP: 0						

TOP

Cleveland Indians @ Baltimore Orioles

Memorial Stadium, Baltimore, MD

Sun Apr 21 1963, 3:38 AM EST

Att. 23,228 - Unknown

livebaseballscorecards.com

AB	30
R	2
H	5
RBI	2
BB	1
SO	4
LOB	8

PITCHER		IP	WLS	BF	H	R	ER	SO	BB	IBB	HBP	BLK	WP	HR	S	P	ERA	WHIP
Robin Roberts, R ERA: 2.49	(1, 1)	8.0	L	27	4	2	2	3	0	0	0	0	0	1	33	33	2.25	0.500
Pete Burnside, L ERA:	(9, 1)	0.2		3	1	0	0	1	0	0	0	1	0	0	5	5	0.00	1.500
Stu Miller, R ERA:	(9, 1)	0.1		2	0	0	0	0	0	1	0	0	0	0	1	5	0.00	0.000

PITCHER		IP	WLS	BF	H	R	ER	SO	BB	IBB	HBP	BLK	WP	HR	S	P	ERA	WHIP

Batter	1	2	3	4	5	6	7	8	9	AB	R	H	RBI	BB	SO	LOB
Luis Aparicio, R (1, 6) OBP: 0.426, SLG: 0.578	6-3 S 1B		6-3			1-2 1B			K	4	0	2	0	0	1	0
Jackie Brandt, R (1, 8) OBP: 0.241, SLG: 0.407 (8, 7)	6-3 1-3			5-3		K			G4-3 1B	4	0	1	0	0	1	3
Al Smith, R (1, 9) OBP: 0.432, SLG: 0.625	F9			F8		F7			G4-3 1-2f	4	0	0	0	0	0	4
Jim Gentile, L (1, 3) OBP: 0.182, SLG: 0.195	F7			K			4-3			3	0	0	0	0	1	1
Boog Powell, L (1, 7) OBP: 0.286, SLG: 0.526 Bob Saverine, S (8, 8) OBP: 0.333, SLG: 0.333		3-1			4-3		K			3 0	0 0	0 0	0 0	0 0	1 0	0 0
Brooks Robinson, R (1, 5) OBP: 0.302, SLG: 0.308		1-3			4-3		2B			3	0	1	0	0	0	0
Jerry Adair, R (1, 4) OBP: 0.220, SLG: 0.308		L8			F8			5-3		3	0	0	0	0	0	0
Dick Brown, R (1, 2) OBP: 0.273, SLG: 0.286 Russ Snyder, L (8, PH) OBP: 0.238, SLG: 0.333 Hobie Landrith, L (9, 2)			K			K		6-3		2 1 0	0 0 0	0 0 0	0 0 0	0 0 0	2 0 0	0 0 0
Robin Roberts, S (1, 1) Charlie Lau, L (8, PH) Pete Burnside, R (9, 1) Stu Miller, R (9, 1)			F8			E4 1B		F8		2 1 0 0	0 0 0 0	0 0 0 0	0 0 0 0	0 0 0 0	0 0 0 0	0 0 0 0
Inning Stats	R: 0 E: 0 K: 0 S: 4 H: 1 LOB: 1 BB: 0 P: 4	R: 0 E: 0 K: 0 S: 3 H: 0 LOB: 0 BB: 0 P: 3	R: 0 E: 0 K: 1 S: 5 H: 0 LOB: 0 BB: 0 P: 5	R: 0 E: 0 K: 1 S: 5 H: 0 LOB: 0 BB: 0 P: 5	R: 0 E: 0 K: 0 S: 3 H: 0 LOB: 0 BB: 0 P: 3	R: 0 E: 1 K: 2 S: 9 H: 1 LOB: 2 BB: 0 P: 9	R: 0 E: 0 K: 1 S: 5 H: 1 LOB: 1 BB: 0 P: 5	R: 0 E: 0 K: 0 S: 3 H: 0 LOB: 0 BB: 0 P: 3	R: 0 E: 0 K: 1 S: 5 H: 1 LOB: 0 BB: 0 P: 5	1B: 3 2B: 1 3B: 0 HR: 0	SF: 0 SAC: 0 DP: 1 HBP: 0				WP: 0 PB: 0 SB: 1 CS: 0	PA: 30	

PITCHER	IP	WLS	BF	H	R	ER	SO	BB	IBB	HBP	BLK	WP	HR	S	P	ERA	WHIP
Dick Donovan, R (1, 1) ERA: 2.92	9.0	W	30	4	0	0	6	0	0	0	0	0	0	42	42	0.00	0.444

PITCHER	IP	WLS	BF	H	R	ER	SO	BB	IBB	HBP	BLK	WP	HR	S	P	ERA	WHIP

BOTTOM

Cleveland Indians @ Baltimore Orioles

Memorial Stadium, Baltimore, MD

Sun Apr 21 1963, 3:38 AM EST
Att. 23,228 - Unknown

livebaseballscorecards.com

AB	30
R	0
H	4
RBI	0
BB	0
SO	6
LOB	8

Batter	1	2	3	4	5	6	7	8	9	AB	R	H	RBI	BB	SO	LOB
Lenny Green, L (1, 8) OBP: 0.322, SLG: 0.375	F9		K			F2		F7		4	0	0	0	0	1	1
Vic Power, R (1, 3) OBP: 0.263, SLG: 0.321	K		G5-4-3 1B			5-3			G3	4	0	1	0	0	1	0
Jimmie Hall, L (1, 7) OBP: 0.265, SLG: 0.333	K		F7				4-3		F8	4	0	0	0	0	1	1
Bob Allison, R (1, 9) OBP: 0.382, SLG: 0.653		4-3	G5-4-3 1-2f				K		F6	4	0	0	0	0	1	1
Earl Battey, R (1, 2) OBP: 0.395, SLG: 0.487		6-3		F7			1B			3	0	1	0	0	0	0
Bernie Allen, L (1, 4) OBP: 0.296, SLG: 0.250		K		E 1B			1-2 1B			3	0	2	0	0	1	0
Rich Rollins, R (1, 5) OBP: 0.308, SLG: 0.250			1B	L5 1-3			F6			3	0	1	0	0	0	3
Zoilo Versalles, R (1, 6) OBP: 0.220, SLG: 0.271			K	1-3				5-3		3	0	0	0	0	1	2
Dick Stigman, R (1, 1)			K			6-3		K		2	0	0	0	0	1	1
Don Mincher, L (8, PH)										1	0	0	0	0	1	0
Ray Moore, R (8, 1)										0	0	0	0	0	0	0

TOP

Minnesota Twins @ Baltimore Orioles

Memorial Stadium, Baltimore, MD

Tue Apr 23 1963, 6:05 PM EST

Att. 4,055 - Unknown

livebaseballscorecards.com

AB	31
R	0
H	5
RBI	0
BB	0
SO	8
LOB	9

Inning Stats	1	2	3	4	5	6	7	8	9
R	0	0	0	0	0	0	0	0	0
E	0	0	0	0	1	0	0	0	0
K	2	1	3	0	0	0	1	1	0
S	7	5	10	3	4	3	7	5	3
H	0	0	1	1	1	0	2	0	0
LOB	0	0	1	0	1	0	2	0	0
BB	0	0	0	0	0	0	0	0	0
P	7	5	10	3	4	3	7	5	3

PITCHER		IP	WLS	BF	H	R	ER	SO	BB	IBB	HBP	BLK	WP	HR	S	P	ERA	WHIP	PITCHER		IP	WLS	BF	H	R	ER	SO	BB	IBB	HBP	BLK	WP	HR	S	P	ERA	WHIP
Milt Pappas, R (1, 1) ERA: 1.54		9.0	W	31	5	0	0	8	0	0	0	0	0	0	47	47	0.00	0.556																		

PITCHER		IP	WLS	BF	H	R	ER	SO	BB	IBB	HBP	BLK	WP	HR	S	P	ERA	WHIP	PITCHER		IP	WLS	BF	H	R	ER	SO	BB	IBB	HBP	BLK	WP	HR	S	P	ERA	WHIP

BOTTOM

Minnesota Twins @ Baltimore Orioles

Memorial Stadium, Baltimore, MD

Tue Apr 23 1963, 6:05 PM EST

Att. 4,055 - Unknown

livebaseballscorecards.com

Batter	1	2	3	4	5	6	7	8	9	AB	R	H	RBI	BB	SO	LOB
Luis Aparicio, R (1, 6) OBP: 0.431, SLG: 0.571	S S S 0-3 K ①		x 0-0 1B 1B	x 0-0 1-3 ③			x 0-0 G6-3 1B			4	0	2	0	0	1	3
Jackie Brandt, R (1, 8) OBP: 0.212, SLG: 0.355	x 0-0 F8 ②		x 0-0 F9 ②		S S S 0-3 K ①		x 0-0 ② ③ G6-3 1-2f			4	0	0	0	0	1	2
Al Smith, R (1, 9) OBP: 0.438, SLG: 0.605	x 0-0 5-3 ③		x 0-0 1-2 1B		B B B 4-0 1B 9-2 BB			x 0-0 5-3 ①		3	0	1	0	1	0	0
Jim Gentile, L (1, 3) OBP: 0.188, SLG: 0.200		x 0-0 F4 ①	x 0-0 L8 ③		x 0-0 1-3 1B			S S S 0-3 K ②		4	0	1	0	0	1	2
Brooks Robinson, R (1, 5) OBP: 0.319, SLG: 0.326		x 0-0 1B SF8 1B		x 0-0 F8 ①	x 0-0 ② ③ 9-2 3-Hf			x 0-0 1B		4	1	2	0	0	0	2
Joe Gaines, R (1, 7) OBP: 1.000, SLG: 1.000 Russ Snyder, L (6, PR) (7, 7) OBP: 0.227, SLG: 0.318		x 0-0 S 1-3 1B		B B B 4-0 BB 1B BB		B B B 4-0 G6-4-3 BB		x 0-0 ③ F8		1	0	1	0	2	0	0
										1	0	0	0	0	0	1
Jerry Adair, R (1, 4) OBP: 0.205, SLG: 0.293		x 0-0 ② SF8 1-2 3-H		x 0-0 ② F7		x 0-0 ① F8				2	0	0	1	0	0	2
John Orsino, R (1, 2) OBP: 0.421, SLG: 0.563		x 0-0 ③ 5-3		x 0-0 BB 1-2 1B		x 0-0 ② ③ G6-4-3 1-2f				3	0	1	0	0	0	2
Milt Pappas, R (1, 1)			x 0-0 ① F7	B B B 4-0 1-2 2-3 BB			x 0-0 ① F8			2	0	0	0	1	0	0
Inning Stats	R: 0 H: 0 E: 0 LOB: 0 K: 1 BB: 0 S: 5 P: 5	R: 1 H: 2 E: 0 LOB: 1 K: 0 BB: 0 S: 5 P: 5	R: 0 H: 2 E: 0 LOB: 2 K: 0 BB: 0 S: 5 P: 5	R: 0 H: 1 E: 0 LOB: 3 K: 0 BB: 2 S: 4 P: 12	R: 0 H: 1 E: 0 LOB: 1 K: 1 BB: 1 S: 5 P: 9	R: 0 H: 0 E: 0 LOB: 1 K: 0 BB: 1 S: 2 P: 6	R: 0 H: 1 E: 0 LOB: 0 K: 0 BB: 0 S: 3 P: 3	R: 0 H: 1 E: 0 LOB: 1 K: 1 BB: 0 S: 6 P: 6		1B: 8 SF: 1 2B: 1 SAC: 0 3B: 0 DP: 3 HR: 0 HBP: 0						

	AB	28
	R	1
	H	8
	RBI	1
	BB	4
	SO	3
	LOB	14

WP: 0 PA: 33
PB: 0
SB: 1
CS: 0

PITCHER		IP	WLS	BF	H	R	ER	SO	BB	IBB	HBP	BLK	WP	HR	S	P	ERA	WHIP
Dick Stigman, L ERA: 1.64	(1, 1)	7.0	L	29	7	1	1	2	4	0	0	0	0	0	29	45	1.29	1.571
Ray Moore, R ERA:	(8, 1)	1.0		4	1	0	0	1	0	0	0	0	0	0	6	6	0.00	1.000

PITCHER	IP	WLS	BF	H	R	ER	SO	BB	IBB	HBP	BLK	WP	HR	S	P	ERA	WHIP

Batter	1	2	3	4	5	6	7	8	9	AB	R	H	RBI	BB	SO	LOB
Wayne Causey, L (1, 6) OBP: 0.435, SLG: 0.524	G4-6-3 1B	3-4-1			FC3-6 1B 1-2f		2-H 1B		1B IBB	4	1	2	1	1	0	4
Gino Cimoli, R (1, 9) OBP: 0.397, SLG: 0.481	G4-6-3 1-2f		4-3		1-2 1B		K		1-3 2-H 1B	5	1	2	1	0	1	2
Ed Charles, R (1, 5) OBP: 0.411, SLG: 0.354	S BB		1-3 1B		L6			BB	2-H 3-H 1B	3	1	2	2	2	0	2
Norm Siebern, L (1, 3) OBP: 0.305, SLG: 0.313	K 1-2		1-3 1-2			4-3		K	FC5-4 2-H 1B	5	0	1	1	0	2	3
George Alusik, R (1, 7) OBP: 0.308, SLG: 0.375		1B 1B		6-3		K		F9	FC5-4 1-2f	5	0	1	0	0	1	2
Jerry Lumpe, L (1, 4) OBP: 0.228, SLG: 0.222		K2-4-2 1B 1-3		K		3-1		4-3		4	0	1	0	0	1	1
Bobby Del Greco, R (1, 8) OBP: 0.300, SLG: 0.250		K2-4-2 1-2f		F5			F4		6-3	4	0	0	0	0	1	2
Haywood Sullivan, R (1, 2) OBP: 0.480, SLG: 0.400		BB BB			FC1-6 BB		SH1-4 1B BB		SH1-4 1B BB	0	2	0	0	4	0	0
Orlando Pena, R (1, 1) OBP: 0.500, SLG: 0.250		BB 1-2			FC1-6 FC3-6 1-2f		SH1-4 1-2		SH1-4 1-2	1	0	0	0	1	0	1
Inning Stats	R: 0 H: 1 E: 0 LOB: 1 K: 1 BB: 1 S: 5 P: 9	R: 0 H: 2 E: 0 LOB: 3 K: 1 BB: 2 S: 6 P: 14	R: 0 H: 1 E: 0 LOB: 0 K: 0 BB: 0 S: 3 P: 3	R: 0 H: 0 E: 0 LOB: 0 K: 1 BB: 0 S: 5 P: 5	R: 0 H: 1 E: 0 LOB: 2 K: 0 BB: 1 S: 4 P: 8	R: 0 H: 0 E: 0 LOB: 0 K: 1 BB: 0 S: 5 P: 5	R: 1 H: 1 E: 0 LOB: 1 K: 1 BB: 1 S: 6 P: 10	R: 0 H: 0 E: 0 LOB: 1 K: 1 BB: 1 S: 5 P: 9	R: 4 H: 3 E: 0 LOB: 1 K: 0 BB: 2 S: 6 P: 14	1B: 9 SF: 0 2B: 1 SAC: 2 3B: 0 DP: 2 HR: 0 HBP: 0						

TOP

Kansas City Athletics @ Baltimore Orioles

Memorial Stadium, Baltimore, MD

Wed Apr 24 1963, 6:05 PM EST

Att. 3,159 - Unknown

livebaseballscorecards.com

AB	31
R	5
H	9
RBI	5
BB	8
SO	6
LOB	17

WP: 0 PA: 41
PB: 0
SB: 1
CS: 0

PITCHER		IP	WLS	BF	H	R	ER	SO	BB	IBB	HBP	BLK	WP	HR	S	P	ERA	WHIP
Mike McCormick, L ERA: 1.35	(1, 1)	6.2	L	28	6	1	1	4	5	0	0	0	0	0	31	51	1.35	1.650
Dick Hall, R ERA:	(7, 1)	0.1		1	0	0	0	1	0	0	0	0	0	0	3	3	0.00	0.000
Stu Miller, R ERA: 5.14	(8, 1)	2.0		12	3	4	4	1	2	1	0	0	0	0	11	23	18.00	2.500

PITCHER		IP	WLS	BF	H	R	ER	SO	BB	IBB	HBP	BLK	WP	HR	S	P	ERA	WHIP

Batter	1	2	3	4	5	6	7	8	9	AB	R	H	RBI	BB	SO	LOB
Luis Aparicio, R (1, 6) OBP: 0.429, SLG: 0.547	BBBB 4-0 FC5 SH5-3 BB		x 0-0 ③ 6-3		x 0-0 ③ FC5-4 1-2f		x 0-0 1-3 1B		x 0-0 ②③ G5-4-3 1-2f	4	0	1	0	1	0	2
Jackie Brandt, R (1, 8) OBP: 0.222, SLG: 0.333	x 0-0 ① SH5-3 1-2			BBBB 4-0 1B BB		SSS 0-3 ① K	x 0-0 ③ F5			2	0	0	0	1	1	2
Al Smith, R (1, 9) OBP: 0.423, SLG: 0.565	x 0-0 ② FC5 2-3			SSS 0-3 ① K		BBBB 4-0 S 1B BB		x 0-0 ① 5-3		3	0	0	0	1	1	2
Jim Gentile, L (1, 3) OBP: 0.212, SLG: 0.224	x 0-0 ③ G3			x 0-0 1-3 1B		x 0-0 ② 1B 1-H 1B 1B		x 0-0 ② F8		4	0	2	0	0	0	1
Boog Powell, L (1, 7) OBP: 0.304, SLG: 0.524		SSS 0-3 ① K		SSS 0-3 ② K		x 0-0 1B 1-2 1B		x 0-0 2B 1B		4	0	2	0	0	2	2
Brooks Robinson, R (1, 5) OBP: 0.333, SLG: 0.362		x 0-0 ② 5-3		SSS 0-3 ③ K		x 0-0 ③ 1-2 2-H 1B		x 0-0 1-3 2B		4	0	2	0	0	1	2
Jerry Adair, R (1, 4) OBP: 0.188, SLG: 0.267		x 0-0 ③ 6-3			x 0-0 ① 4-3		x 0-0 ① 1-3	x 0-0 ③ F4		4	0	0	0	0	0	2
John Orsino, R (1, 2) OBP: 0.435, SLG: 0.550			x 0-0 ① 5-3		x 0-0 ② F3		x 0-0 1B 1B		x 0-0 G5-4-3 1B	4	0	2	0	0	0	0
Mike McCormick, L (1, 1) OBP: 0.500, SLG: 0.500 Dick Hall, R (7, 1) Bob Saverine, S (7, PH) OBP: 0.250, SLG: 0.250 Stu Miller, R (8, 1) Charlie Lau, L (9, PH)			SSS 0-3 ② K		x 0-0 FC5-4 1B		SSS 0-3 ② K		x 0-0 ① F6	2 0 1 0 1	0 0 0 0 0	1 0 0 0 0	0 0 0 0 0	0 0 1 0 0	1 0 1 0 0	0 0 1 0 1
Inning Stats	R: 0 H: 0 E: 0 LOB: 1 K: 0 BB: 1 S: 3 P: 7	R: 0 H: 0 E: 0 LOB: 0 K: 1 BB: 0 S: 5 P: 5	R: 0 H: 0 E: 0 LOB: 0 K: 1 BB: 0 S: 5 P: 5	R: 0 H: 1 E: 0 LOB: 2 K: 3 BB: 1 S: 10 P: 14	R: 0 H: 1 E: 0 LOB: 1 K: 0 BB: 0 S: 4 P: 4	R: 0 H: 3 E: 0 LOB: 2 K: 1 BB: 1 S: 6 P: 10	R: 0 H: 2 E: 0 LOB: 2 K: 1 BB: 0 S: 7 P: 7	R: 0 H: 2 E: 0 LOB: 2 K: 0 BB: 0 S: 5 P: 5	R: 0 H: 1 E: 0 LOB: 0 K: 0 BB: 0 S: 3 P: 3	1B: 9 2B: 1 3B: 0 HR: 0	SF: 0 SAC: 1 DP: 1 HBP: 0			WP: 0 PB: 0 SB: 1 CS: 0	PA: 37	

PITCHER	IP	WLS	BF	H	R	ER	SO	BB	IBB	HBP	BLK	WP	HR	S	P	ERA	WHIP
Orlando Pena, R (1, 1) ERA: 1.23	9.0	W	37	10	0	0	7	3	0	0	0	0	0	48	60	0.00	1.444

PITCHER	IP	WLS	BF	H	R	ER	SO	BB	IBB	HBP	BLK	WP	HR	S	P	ERA	WHIP

BOTTOM

Kansas City Athletics @ Baltimore Orioles

Memorial Stadium, Baltimore, MD

Wed Apr 24 1963, 6:05 PM EST

Att. 3,159 - Unknown

livebaseballscorecards.com

AB	33
R	0
H	10
RBI	0
BB	3
SO	7
LOB	15

Batter	1	2	3	4	5	6	7	8	9	10	AB	R	H	RBI	BB	SO	LOB
Wayne Causey, L (1, 6) OBP: 0.500, SLG: 0.542	G1-4-3 BB		K			1B 1B		BB 1B BB		1-6-3 4-3 1B	3	0	2	0	2	1	1
Gino Cimoli, R (1, 9) OBP: 0.381, SLG: 0.456	F9			4-3		6-3 1-3 1B 1B		F4		4-3 1-2	5	1	1	0	0	0	3
Ed Charles, R (1, 5) OBP: 0.426, SLG: 0.365	G1-4-3 1-2f			BB FC4-6 1B		6-3 2-3		BB 1-2 1B		1-6-3 IBB	4	1	2	0	1	0	2
Norm Siebern, L (1, 3) OBP: 0.328, SLG: 0.314		F7		FC4-6 1-2 BB		1B 3-H		1-2 2-3 BB		1-6-3 1-2 2-3	3	0	1	1	2	0	2
George Alusik, R (1, 7) OBP: 0.258, SLG: 0.310		F4		FC4-6 1-2f 2-H		F5		K		K	5	0	0	1	0	2	7
Jerry Lumpe, L (1, 4) OBP: 0.213, SLG: 0.207		6-3		4-1			4-3		6-3		4	0	0	0	0	0	1
Bobby Del Greco, R (1, 8) OBP: 0.214, SLG: 0.167			E6 6-3		F9		K		4-3		4	0	0	0	0	1	0
Haywood Sullivan, R (1, 2) OBP: 0.448, SLG: 0.417			6-3 1-2		K		1-3		2B		4	0	1	0	0	1	1
Dave Wickersham, R (1, 1) OBP: 0.375, SLG: 0.286			K		K			B5-3	F8		3	0	0	0	0	2	1
Chuck Essegian, R (9, PH) OBP: 0.196, SLG: 0.256											1	0	0	0	0	0	1
John Wyatt, R (9, 1)											0	0	0	0	0	0	0
Inning Stats	R: 0 H: 0 E: 0 LOB: 0 K: 0 BB: 1 S: 2 P: 6	R: 0 H: 0 E: 0 LOB: 0 K: 0 BB: 0 S: 3 P: 3	R: 0 H: 0 E: 1 LOB: 1 K: 2 BB: 0 S: 8 P: 8	R: 1 H: 1 E: 0 LOB: 1 K: 0 BB: 1 S: 4 P: 8	R: 0 H: 0 E: 0 LOB: 0 K: 2 BB: 0 S: 7 P: 7	R: 1 H: 3 E: 0 LOB: 1 K: 0 BB: 0 S: 5 P: 5	R: 0 H: 0 E: 0 LOB: 0 K: 1 BB: 0 S: 5 P: 5	R: 0 H: 1 E: 0 LOB: 3 K: 1 BB: 2 S: 6 P: 14	R: 0 H: 1 E: 0 LOB: 1 K: 0 BB: 0 S: 4 P: 4	R: 0 H: 1 E: 0 LOB: 2 K: 1 BB: 1 S: 6 P: 10	1B: 6 SF: 0 2B: 1 SAC: 0 3B: 0 DP: 1 HR: 0 HBP: 0						

PITCHER	IP	WLS	BF	H	R	ER	SO	BB	IBB	HBP	BLK	WP	HR	S	P	ERA	WHIP
Steve Barber, L (1, 1) ERA: 1.36	10.0	W	41	7	2	2	7	4	1	0	0	0	0	50	70	1.80	1.100

PITCHER	IP	WLS	BF	H	R	ER	SO	BB	IBB	HBP	BLK	WP	HR	S	P	ERA	WHIP

TOP

Kansas City Athletics @ Baltimore Orioles

Memorial Stadium, Baltimore, MD

Thu Apr 25 1963, 6:05 PM EST

Att. 4,390 - Unknown

livebaseballscorecards.com

AB	36
R	2
H	7
RBI	2
BB	5
SO	7
LOB	19

1B: 6	SF: 0	WP: 0	PA: 41
2B: 1	SAC: 0	PB: 0	
3B: 0	DP: 1	SB: 0	
HR: 0	HBP: 0	CS: 0	

Batter	1	2	3	4	5	6	7	8	9	10	AB	R	H	RBI	BB	SO	LOB
Luis Aparicio, R (1, 6) OBP: 0.393, SLG: 0.500	6-3		4-3		6-3 2-3		FC6-4 1-2f		K		5	0	0	0	0	1	2
Jackie Brandt, R (1, 8) OBP: 0.220, SLG: 0.316	4-3			HR 1B	K		6-3			F9	5	1	1	0	0	1	1
Al Smith, R (1, 9) OBP: 0.404, SLG: 0.588	K			1-H HR		4-3		6-3		L7	5	1	1	2	0	1	0
Jim Gentile, L (1, 3) OBP: 0.246, SLG: 0.302		FC 1B		F2		H 1-0 FC3-6 HBP		F9		HR	4	1	2	1	0	0	0
Boog Powell, L (1, 7) OBP: 0.320, SLG: 0.522		K		1B 1B		1-2f FC3-6 BB		1B 1B			4	0	2	0	0	1	2
Brooks Robinson, R (1, 5) OBP: 0.364, SLG: 0.380		F8		1-2 1B		B B B 4-0 1-2 BB		1-2 1B			3	0	2	0	1	0	1
Jerry Adair, R (1, 4) OBP: 0.176, SLG: 0.250	FC 1-2f			K		K		K			3	0	0	0	0	2	5
Charlie Lau, L (8, PH)											1	0	0	0	0	1	2
Bob Johnson, R (9, 4)											0	0	0	0	0	0	0
John Orsino, R (1, 2) OBP: 0.370, SLG: 0.458			K	1-3			F8		6-3		4	0	0	0	0	1	2
Steve Barber, L (1, 1) OBP: 0.214, SLG: 0.231			4-3		6-3 2B		FC6-4 1B		L8		4	0	2	0	0	0	0
Inning Stats	R: 0 E: 0 K: 1 S: 5 H: 0 LOB: 0 BB: 0 P: 5	R: 0 E: 0 K: 1 S: 6 H: 1 LOB: 1 BB: 0 P: 6	R: 0 E: 0 K: 1 S: 5 H: 0 LOB: 0 BB: 0 P: 5	R: 2 E: 0 K: 1 S: 9 H: 4 LOB: 2 BB: 0 P: 9	R: 0 E: 0 K: 1 S: 5 H: 1 LOB: 0 BB: 0 P: 5	R: 0 E: 0 K: 1 S: 5 H: 0 LOB: 2 BB: 1 P: 10	R: 0 E: 0 K: 0 S: 4 H: 1 LOB: 1 BB: 0 P: 4	R: 0 E: 0 K: 1 S: 7 H: 2 LOB: 2 BB: 0 P: 7	R: 0 E: 0 K: 1 S: 5 H: 0 LOB: 0 BB: 0 P: 5	R: 1 E: 0 K: 0 S: 3 H: 1 LOB: 0 BB: 0 P: 3	1B: 7 2B: 1 3B: 0 HR: 2	SF: 0 SAC: 0 DP: 0 HBP: 1			WP: 0 PB: 0 SB: 0 CS: 0	PA: 40	

PITCHER		IP	WLS	BF	H	R	ER	SO	BB	IBB	HBP	BLK	WP	HR	S	P	ERA	WHIP
Dave Wickersham, R ERA: 2.13	(1, 1)	8.0		34	9	2	2	7	1	0	1	0	0	1	46	51	2.25	1.250
John Wyatt, R ERA: 1.5	(9, 1)	1.2	L	6	1	1	1	1	0	0	0	0	0	1	8	8	5.40	0.600

PITCHER	IP	WLS	BF	H	R	ER	SO	BB	IBB	HBP	BLK	WP	HR	S	P	ERA	WHIP

BOTTOM

Kansas City Athletics @ Baltimore Orioles

Memorial Stadium, Baltimore, MD

Thu Apr 25 1963, 6:05 PM EST

Att. 4,390 - Unknown

livebaseballscorecards.com

AB	38
R	3
H	10
RBI	3
BB	1
SO	8
LOB	15

Batter	1	2	3	4	5	6	7	8	9	10	11	12	13	AB	R	H	RBI	BB	SO	LOB
Albie Pearson, L (1, 8) OBP: 0.425, SLG: 0.385	G3		6-3			F7		SH1-4 1-2		F6		1B		5	0	1	0	0	0	1
Billy Moran, R (1, 4) OBP: 0.269, SLG: 0.257	F8			FC4-6 1B		6-3		1-3		1-3		6-3		6	0	1	0	0	0	3
Lee Thomas, L (1, 3) OBP: 0.342, SLG: 0.443	4-3			FC4-6 1-2f HR		F4		F9			1B HBP		E 1B	5	2	1	0	0	0	2
Leon Wagner, L (1, 9) OBP: 0.358, SLG: 0.667		HR		HR 1-H			FC4-6 2B		SH3-4 1B		F7		E8 F5 1-H 1B	6	2	5	3	0	0	1
Felix Torres, R (1, 5) OBP: 0.345, SLG: 0.385	K			K			B1		SH3-4 1-2		1-2 1B		F5 2-3	5	0	1	0	0	2	2
Ken Hunt, R (1, 7) OBP: 0.258, SLG: 0.429		CS 1B		K			4-0 FC4-6 IBB		F4		K		K	5	0	1	0	1	3	3
Jim Fregosi, R (1, 6) OBP: 0.300, SLG: 0.379	K 1-2		1-3				FC4-6 1-2f 2-3		1-3		K			5	0	0	0	0	2	6
Ed Sadowski, R (1, 2) OBP: 0.111, SLG: 0.444		F6	L6				F7			F4		K		5	0	0	0	0	1	2
Ken McBride, R (1, 1) Jack Spring, R (7, 1) OBP: 1.000, SLG: 1.000 Art Fowler, R (8, 1) Mel Nelson, R (6, 1) Bob Sadowski, L (10, PH) OBP: 0.500, SLG: 0.250 Tom Morgan, R (10, 1) Tom Satriano, L (12, PH) OBP: 0.133, SLG: 0.200 Eli Grba, R (12, 1)		K						SH1-4 1B			BB		F8	2 1 0 0 0 0 1 0	0 0 0 0 0 0 0 0	0 1 0 0 0 0 0 0	0 0 0 0 1 0 0 0	2 0 0 0 0 0 0 0	0 0 0 0 0 0 0 0
Inning Stats	R: 0 E: 0 K: 0 S: 3 H: 0 LOB: 0 BB: 0 P: 3	R: 1 E: 0 K: 2 S: 8 H: 2 LOB: 0 BB: 0 P: 8	R: 0 E: 0 K: 1 S: 5 H: 0 LOB: 0 BB: 0 P: 5	R: 2 E: 0 K: 2 S: 9 H: 2 LOB: 0 BB: 0 P: 9	R: 0 E: 0 K: 1 S: 5 H: 0 LOB: 0 BB: 0 P: 5	R: 0 E: 0 K: 0 S: 3 H: 0 LOB: 0 BB: 0 P: 3	R: 0 E: 0 K: 0 S: 4 H: 1 LOB: 2 BB: 1 P: 8	R: 0 E: 0 K: 0 S: 4 H: 1 LOB: 1 BB: 0 P: 4	R: 0 E: 0 K: 0 S: 4 H: 1 LOB: 1 BB: 0 P: 4	R: 0 E: 0 K: 0 S: 3 H: 0 LOB: 1 BB: 1 P: 7	R: 0 E: 0 K: 2 S: 8 H: 1 LOB: 2 BB: 0 P: 9	R: 0 E: 0 K: 1 S: 6 H: 1 LOB: 1 BB: 0 P: 6	R: 1 E: 1 K: 1 S: 6 H: 2 LOB: 0 BB: 0 P: 6	1B: 8 2B: 1 3B: 0 HR: 2	SF: 0 SAC: 2 DP: 0 HBP: 1	WP: 0 PB: 0 SB: 0 CS: 1	PA: 51					

PITCHER		IP	WLS	BF	H	R	ER	SO	BB	IBB	HBP	BLK	WP	HR	S	P	ERA	WHIP
Robin Roberts, R ERA: 2.73	(1, 1)	8.0		30	6	3	3	6	0	1	0	0	0	2	41	45	3.38	0.750
Wes Stock, R ERA: 1.69	(9, 1)	2.0		8	1	0	0	0	1	0	0	0	0	0	7	11	0.00	1.000
Pete Burnside, L ERA:	(11, 1)	0.1		3	1	0	0	0	0	0	1	0	0	0	2	3	0.00	3.000
Stu Miller, R ERA: 3.72	(11, 1)	2.2	L	10	3	1	0	4	0	0	0	0	0	0	18	18	0.00	1.125

PITCHER	IP	WLS	BF	H	R	ER	SO	BB	IBB	HBP	BLK	WP	HR	S	P	ERA	WHIP

TOP

Los Angeles Angels @ Baltimore Orioles

Memorial Stadium, Baltimore, MD

Fri Apr 26 1963, 6:05 PM EST

Att. 8,864 - Unknown

livebaseballscorecards.com

AB	46
R	4
H	11
RBI	3
BB	2
SO	10
LOB	20

Batter	1	2	3	4	5	6	7	8	9	10	11	12	13	AB	R	H	RBI	BB	SO	LOB
Luis Aparicio, R (1, 6) OBP: 0.403, SLG: 0.500	H 1-0 CS HBP		S S S 0-3 ③ K			S S S 0-3 ② K		X 0-0 ② BB 1-2 1B	S S S 0-3 ③ K			X 0-0 ② 5-3		0	0	0	0	0	0	0
Bob Johnson, R (3, 6) OBP: 0.143, SLG: 0.143														5	0	1	0	0	3	0
Jackie Brandt, R (1, 8) OBP: 0.234, SLG: 0.302	B B B B 4-0 ① S 1-2 BB			X 0-0 ① 4-3				S S S 0-3 ③ K		X 0-0 ① SH3-4 1B		S S S 0-3 ③ K		5	0	1	0	1	3	2
(9, 7)								S S S 0-3 ① K												
Al Smith, R (1, 9) OBP: 0.403, SLG: 0.556	S S S 0-3 ② K 1-2			X 0-0 ② 6-3			H 1-0 BB BB HBP	B B B B 4-0 1-2 2-3 BB		X 0-0 ① SH3-4 1-2			X 0-0 ① F7	3	0	0	0	1	1	1
Jim Gentile, L (1, 3) OBP: 0.254, SLG: 0.345	S S S 0-3 ③ K			X 0-0 HR			S S S 0-3 ① K	S S S 0-3 ② K		I I I 4-0 G4-6-3 IBB			X 0-0 ② F7	5	1	1	1	1	3	5
Boog Powell, L (1, 7) OBP: 0.315, SLG: 0.500		X 0-0 CS 1B		X 0-0 ③ F8			X 0-0 ② F7	S S S 0-3 ③ K		X 0-0 ② ③ G4-6-3 1-2f			X 0-0 ③ F9	4	0	1	0	0	1	4
Wes Stock, R (9, 1)														0	0	0	0	0	0	0
Russ Snyder, L (10, PH) OBP: 0.217, SLG: 0.304														1	0	0	0	0	0	2
Pete Burnside, R (11, 1)														0	0	0	0	0	0	0
Stu Miller, R (11, 1)														0	0	0	0	0	0	0
Hobie Landrith, L (13, PH)														1	0	0	0	0	0	0
Brooks Robinson, R (1, 5) OBP: 0.383, SLG: 0.444	X 0-0 ① G5-4-3 1-2 1B		S S S 0-3 ① K				B B B B 4-0 1-2 BB	X 0-0 HR		X 0-0 ① F9				4	1	2	1	1	1	0
Jerry Adair, R (1, 4) OBP: 0.179, SLG: 0.231	X 0-0 ② ③ G5-4-3 1-2f		X 0-0 ② 1-3				B B B B 4-0 1-2 2-3 BB	X 0-0 ① 1-3		X 0-0 ② F8				4	0	0	0	1	0	1
John Orsino, R (1, 2) OBP: 0.345, SLG: 0.423		X 0-0 ① 1-3	S S S 0-3 ③ K				X 0-0 ③ F4	X 0-0 HR		X 0-0 ③ F7				2	0	0	0	0	1	0
Charlie Lau, L (7, PH)														0	0	0	0	0	0	0
Joe Gaines, R (7, PH) OBP: 0.750, SLG: 0.500														1	0	0	0	0	0	3
Dick Brown, R (8, 2) OBP: 0.292, SLG: 0.435														2	1	1	1	0	0	0
Robin Roberts, S (1, 1)		X 0-0 ② L8				S S S 0-3 ① K		X 0-0 BB 1B 1B	X 0-0 ② 4-3			X 0-0 ① G3		2	0	0	0	0	1	0
Bob Saverine, S (8, PH) OBP: 0.286, SLG: 0.286														3	0	1	0	0	0	0
(9, 8)																				
Inning Stats	R: 0 E: 0 K: 2 S: 6 H: 0 LOB: 1 BB: 1 P: 11	R: 0 E: 0 K: 0 S: 3 H: 2 LOB: 0 BB: 0 P: 3	R: 0 E: 0 K: 1 S: 5 H: 0 LOB: 0 BB: 0 P: 5	R: 1 E: 0 K: 0 S: 4 H: 1 LOB: 0 BB: 0 P: 4	R: 0 E: 0 K: 2 S: 7 H: 0 LOB: 0 BB: 0 P: 7	R: 0 E: 0 K: 3 S: 9 H: 0 LOB: 0 BB: 0 P: 9	R: 0 E: 0 K: 1 S: 5 H: 0 LOB: 3 BB: 2 P: 14	R: 0 E: 0 K: 3 S: 11 H: 2 LOB: 3 BB: 1 P: 15	R: 2 E: 0 K: 1 S: 7 H: 2 LOB: 0 BB: 0 P: 7	R: 0 E: 0 K: 0 S: 3 H: 1 LOB: 1 BB: 1 P: 7	R: 0 E: 0 K: 0 S: 3 H: 0 LOB: 0 BB: 0 P: 3	R: 0 E: 0 K: 1 S: 5 H: 0 LOB: 0 BB: 0 P: 5	R: 0 E: 0 K: 0 S: 3 H: 0 LOB: 0 BB: 0 P: 3	1B: 5 2B: 0 3B: 0 HR: 3	SF: 0 SAC: 1 DP: 2 HBP: 2	WP: 0 PB: 0 SB: 1 CS: 2	PA: 50		

PITCHER		IP	WLS	BF	H	R	ER	SO	BB	IBB	HBP	BLK	WP	HR	S	P	ERA	WHIP
Ken McBride, R ERA: 2.17	(1, 1)	6.2		25	3	1	1	9	3	0	2	0	0	1	38	52	1.35	0.900
Jack Spring, L ERA:	(7, 1)	0.1		2	1	0	0	0	0	0	0	0	0	0	2	2	0.00	3.000
Art Fowler, R ERA:	(8, 1)	0.1		3	1	0	0	1	1	0	0	0	0	0	4	8	0.00	6.000
Mel Nelson, L ERA: 2.16	(8, 1)	1.2		7	2	2	2	3	0	0	0	0	0	0	2	13	10.80	1.200
Tom Morgan, R ERA: 3.6	(10, 1)	2.0		7	1	0	0	0	0	1	0	0	0	0	6	10	0.00	0.500

PITCHER		IP	WLS	BF	H	R	ER	SO	BB	IBB	HBP	BLK	WP	HR	S	P	ERA	WHIP
Eli Grba, R ERA: 1.35	(12, 1)	2.0	W	6	0	0	0	1	0	0	0	0	0	0	8	8	0.00	0.000

BOTTOM

Los Angeles Angels @ Baltimore Orioles

Memorial Stadium, Baltimore, MD

Fri Apr 26 1963, 6:05 PM EST

Att. 8,864 - Unknown

livebaseballscorecards.com

AB	42
R	3
H	8
RBI	3
BB	5
SO	14
LOB	18

Batter	1	2	3	4	5	6	7	8	9	AB	R	H	RBI	BB	SO	LOB
Albie Pearson, L (1, 8) OBP: 0.417, SLG: 0.377	4-3		3-1			G3			1B	4	0	1	0	0	0	1
Joe Koppe, R (1, 4) OBP: 0.417, SLG: 0.364	K			F9			5-3		F9	3	0	0	0	0	1	0
Bob Sadowski, L (9, PH) OBP: 0.462, SLG: 0.222										1	0	0	0	0	0	1
Lee Thomas, L (1, 3) OBP: 0.338, SLG: 0.432	1-3			K			4-3		G6-4-3	4	0	1	0	0	1	0
Felix Torres, R (1, 5) OBP: 0.323, SLG: 0.357		6-3		6-3			F8		G6-4-3	4	0	0	0	0	0	2
Leon Wagner, L (1, 9) OBP: 0.357, SLG: 0.652		K			CS 1B			F7		3	0	1	0	0	1	0
Ken Hunt, R (1, 7) OBP: 0.265, SLG: 0.400		6-3			K			FC6-4		2	0	0	0	1	1	1
Jim Fregosi, R (1, 6) OBP: 0.286, SLG: 0.361			6-3		F8			FC6-4 HR		3	1	0	0	0	0	1
Ed Sadowski, R (1, 2) OBP: 0.250, SLG: 0.750			E7			K				3	1	2	2	0	1	0
Bo Belinsky, L (1, 1)			4-3			1-3		K		2	0	0	0	0	0	1
George Thomas, R (8, PH) OBP: 0.136, SLG: 0.186										1	0	0	0	0	1	0
Eli Grba, R (8, 1)										0	0	0	0	0	0	0
Inning Stats	R: 0 E: 0 K: 1 S: 5 H: 0 LOB: 0 BB: 0 P: 5	R: 0 E: 0 K: 1 S: 5 H: 0 LOB: 0 BB: 0 P: 5	R: 0 E: 1 K: 0 S: 4 H: 1 LOB: 1 BB: 0 P: 4	R: 0 E: 0 K: 1 S: 5 H: 0 LOB: 0 BB: 0 P: 5	R: 0 E: 0 K: 1 S: 5 H: 1 LOB: 0 BB: 0 P: 5	R: 0 E: 0 K: 1 S: 5 H: 0 LOB: 0 BB: 0 P: 5	R: 0 E: 0 K: 0 S: 3 H: 0 LOB: 0 BB: 0 P: 3	R: 2 E: 0 K: 1 S: 6 H: 1 LOB: 0 BB: 1 P: 10	R: 0 E: 0 K: 0 S: 4 H: 2 LOB: 1 BB: 0 P: 4	1B: 4 2B: 1 3B: 0 HR: 1 SF: 0 SAC: 0 DP: 2 HBP: 0						

PITCHER	IP	WLS	BF	H	R	ER	SO	BB	IBB	HBP	BLK	WP	HR	S	P	ERA	WHIP
Dave McNally, L (1, 1) ERA: 1.5	8.0	W	28	4	2	2	6	1	0	0	0	0	1	39	43	2.25	0.625
Dick Hall, R (9, 1) ERA:	0.1		1	0	0	0	0	0	0	0	0	0	0	1	1	0.00	0.000
Dean Stone, L (9, 1) ERA: 6.75	0.2	S	2	1	0	0	0	0	0	0	0	0	0	2	2	0.00	1.500

PITCHER	IP	WLS	BF	H	R	ER	SO	BB	IBB	HBP	BLK	WP	HR	S	P	ERA	WHIP

TOP

Los Angeles Angels @ Baltimore Orioles

Memorial Stadium, Baltimore, MD

Sat Apr 27 1963, 3:33 AM EST

Att. 5,462 - Unknown

livebaseballscorecards.com

AB	30
R	2
H	5
RBI	2
BB	1
SO	6
LOB	7

WP: 0 PB: 0 SB: 0 CS: 1 PA: 31

Batter	1	2	3	4	5	6	7	8	9	AB	R	H	RBI	BB	SO	LOB
Bob Johnson, R (1, 6) OBP: 0.273, SLG: 0.273	0-0 2B G1-2-3 1B		0-0 ① F4	0-0 ③ 1-3			0-0 BB 1B 1B			4	1	2	0	0	0	2
Joe Gaines, R (1, 7) OBP: 0.750, SLG: 1.400	0-0 1-3 2B		0-0 HR		0-3 ① K		4-0 1B 1-2 G4-6-3 BB			3	2	2	1	1	1	0
Al Smith, R (1, 9) OBP: 0.439, SLG: 0.589 Russ Snyder, L (7, PR) OBP: 0.217, SLG: 0.304 (8, 9)	1-0 HBP		4-0 3-1 BB		0-0 2B		0-0 G4-6-3 1-3 2-H 1B			2 0	0 0	2 0	1 0	1 0	0 0	0 0
Jim Gentile, L (1, 3) OBP: 0.239, SLG: 0.323	0-3 ① K		0-0 ② 3-1 1-2		0-3 ② K		0-0 ① ② G4-6-3 1-2f 3-H			4	0	0	0	0	2	6
Brooks Robinson, R (1, 5) OBP: 0.359, SLG: 0.414	0-0 ② ③ G1-2-3 3-Hf		0-0 ③ F4		0-0 ③ F9		0-0 ③ 6-3			4	0	0	0	0	0	6
Jackie Brandt, R (1, 8) OBP: 0.294, SLG: 0.413		0-0 HR		0-0 1B 1B		0-0 G5-4-3 1B		4-0 8-4 BB		3	1	3	1	1	0	0
Jerry Adair, R (1, 4) OBP: 0.183, SLG: 0.232		0-0 ① F3		0-0 1-2 1B		0-0 ① ② G5-4-3 1-2f		0-0 ① ② 8-4 1-2f		4	0	1	0	0	0	2
Dick Brown, R (1, 2) OBP: 0.250, SLG: 0.370		0-3 ② K		0-0 ① F6		0-0 E5		0-3 ③ K		4	0	0	0	0	2	2
Dave McNally, R (1, 1) Dick Hall, R (9, 1) Dean Stone, L (9, 1)		0-3 ③ K		0-3 ② K		0-3 ③ K				3 0 0	0 0 0	0 0 0	0 0 0	0 0 0	3 0 0	3 0 0
Inning Stats	R: 0 E: 0 K: 1 S: 6 H: 2 LOB: 2 BB: 0 P: 7	R: 1 E: 0 K: 2 S: 8 H: 1 LOB: 0 BB: 0 P: 8	R: 1 E: 0 K: 0 S: 4 H: 1 LOB: 1 BB: 1 P: 8	R: 0 E: 0 K: 1 S: 7 H: 2 LOB: 2 BB: 0 P: 7	R: 0 E: 0 K: 2 S: 8 H: 1 LOB: 1 BB: 0 P: 8	R: 0 E: 1 K: 1 S: 6 H: 1 LOB: 1 BB: 0 P: 6	R: 2 E: 0 K: 0 S: 4 H: 2 LOB: 1 BB: 1 P: 8	R: 0 E: 0 K: 1 S: 4 H: 0 LOB: 0 BB: 1 P: 8		1B: 6 2B: 3 3B: 0 HR: 2 SF: 0 SAC: 0 DP: 4 HBP: 1					WP: 0 PB: 0 SB: 0 CS: 0	PA: 35

PITCHER		IP	WLS	BF	H	R	ER	SO	BB	IBB	HBP	BLK	WP	HR	S	P	ERA	WHIP
Bo Belinsky, L ERA: 4.26	(1, 1)	7.0	L	32	10	4	4	7	2	0	1	0	0	2	43	52	5.14	1.714
Eli Grba, R ERA: 1.17	(8, 1)	1.0		3	0	0	0	1	1	0	0	0	0	0	4	8	0.00	1.000

PITCHER	IP	WLS	BF	H	R	ER	SO	BB	IBB	HBP	BLK	WP	HR	S	P	ERA	WHIP

BOTTOM

Los Angeles Angels @ Baltimore Orioles

Memorial Stadium, Baltimore, MD

Sat Apr 27 1963, 3:33 AM EST

Att. 5,462 - Unknown

livebaseballscorecards.com

AB	31
R	4
H	10
RBI	3
BB	3
SO	8
LOB	21

Batter	1	2	3	4	5	6	7	8	9	AB	R	H	RBI	BB	SO	LOB
Albie Pearson, L (1, 8) OBP: 0.404, SLG: 0.356	F7		K		K		1-3		CS BB	4	0	0	0	1	2	3
Jim Fregosi, R (1, 6) OBP: 0.299, SLG: 0.400	K			F7	1-H 2-H 2B			BB 2B	CS 1-2	4	0	2	2	0	1	0
Lee Thomas, L (1, 3) OBP: 0.333, SLG: 0.423	F8			1B FC6-4 1B	4-3			F6		4	1	1	0	0	0	2
Leon Wagner, L (1, 9) OBP: 0.365, SLG: 0.638		1-4-3		FC6-4 1-3 1B		K		FC5 BB IBB		3	0	1	0	1	1	0
Bob Sadowski, L (1, 4) OBP: 0.471, SLG: 0.250		FC3-6 1B		FC6-4 1-2f 3-H		F8		1-2 2-3 BB		3	0	1	1	1	0	1
Ed Kirkpatrick, L (1, 2) OBP: 0.143, SLG: 0.143		FC3-6 1-2f		K		K		F9		3	0	0	0	0	2	2
George Thomas, R (8, PH) OBP: 0.133, SLG: 0.182										1	0	0	0	0	0	3
Ed Sadowski, R (8, 2) OBP: 0.250, SLG: 0.750										0	0	0	0	0	0	0
Felix Torres, R (1, 5) OBP: 0.318, SLG: 0.350		5-3			BB 2B 1B		E8	FC5 2-3f		4	1	1	0	0	0	4
Ken Hunt, R (1, 7) OBP: 0.237, SLG: 0.353			F8		F3		K		K	4	0	0	0	0	2	2
Dean Chance, R (1, 1)			K		1-2 2B BB		K		4-3	3	1	0	0	1	2	1
Inning Stats	R: 0 E: 0 K: 1 S: 5 H: 0 LOB: 0 BB: 0 P: 5	R: 0 E: 0 K: 0 S: 4 H: 1 LOB: 1 BB: 0 P: 4	R: 0 E: 0 K: 2 S: 7 H: 0 LOB: 0 BB: 0 P: 7	R: 1 E: 0 K: 1 S: 7 H: 2 LOB: 1 BB: 0 P: 7	R: 2 E: 0 K: 1 S: 7 H: 2 LOB: 1 BB: 1 P: 11	R: 0 E: 0 K: 2 S: 7 H: 0 LOB: 0 BB: 0 P: 7	R: 0 E: 1 K: 2 S: 8 H: 0 LOB: 1 BB: 0 P: 8	R: 0 E: 0 K: 0 S: 4 H: 1 LOB: 3 BB: 2 P: 12	R: 0 E: 0 K: 1 S: 4 H: 0 LOB: 0 BB: 1 P: 8	1B: 4 2B: 2 3B: 0 HR: 0 SF: 0 SAC: 0 DP: 0 HBP: 0						

TOP

Los Angeles Angels @ Baltimore Orioles

Memorial Stadium, Baltimore, MD

Sun Apr 28 1963, 3:33 AM EDT

Att. 9,034 - Unknown

livebaseballscorecards.com

AB	33
R	3
H	6
RBI	3
BB	4
SO	10
LOB	18

WP: 0 PB: 0 SB: 0 CS: 1 PA: 38

PITCHER		IP	WLS	BF	H	R	ER	SO	BB	IBB	HBP	BLK	WP	HR	S	P	ERA	WHIP
Milt Pappas, R ERA: 1.44	(1, 1)	1.2		6	1	0	0	1	0	0	0	0	0	0	8	8	0.00	0.600
Pete Burnside, L ERA: 5.06	(2, 1)	3.1	L	15	4	3	3	4	1	0	0	0	0	0	22	26	8.10	1.500
Dean Stone, L ERA: 2.7	(6, 1)	2.0		7	0	0	0	4	0	0	0	0	0	0	15	15	0.00	0.000
Wes Stock, R ERA: 1.59	(8, 1)	0.1		4	1	0	0	0	1	1	0	0	0	0	2	10	0.00	6.000
Mike McCormick, L ERA: 1.29	(8, 1)	0.1		1	0	0	0	0	0	0	0	0	0	0	1	1	0.00	0.000

PITCHER		IP	WLS	BF	H	R	ER	SO	BB	IBB	HBP	BLK	WP	HR	S	P	ERA	WHIP
Stu Miller, R ERA: 3.27	(8, 1)	1.1		4	0	0	0	1	1	0	0	0	0	0	5	9	0.00	0.750

BOTTOM

Los Angeles Angels @ Baltimore Orioles

Memorial Stadium, Baltimore, MD

Sun Apr 28 1963, 3:33 AM EDT

Att. 9,034 - Unknown

livebaseballscorecards.com

Batter	1	2	3	4	5	6	7	8	9	AB	R	H	RBI	BB	SO	LOB
Luis Aparicio, R (1, 6) OBP: 0.379, SLG: 0.468	6-3		K		FC1-6 5-3 1-2f		F7			4	0	0	0	0	1	1
Jackie Brandt, R (1, 8) OBP: 0.291, SLG: 0.400	F8		E 1B		5-3 2-3			5-3		4	0	1	0	0	0	1
Al Smith, R (1, 9) OBP: 0.429, SLG: 0.583	4-3		F8		F2			2B		4	0	1	0	0	0	2
Jim Gentile, L (1, 3) OBP: 0.254, SLG: 0.323		E6 SH 4-3	E7 1-3 1B			5-3 BB		F5		3	1	1	0	1	0	1
Brooks Robinson, R (1, 5) OBP: 0.343, SLG: 0.393		SH E 4-3 2-3	K			5-3 1-2		5-3		3	0	0	0	0	1	4
Boog Powell, L (1, 7) OBP: 0.310, SLG: 0.537		4-3 1-2 3-H		F7		K			HR	4	1	1	2	0	1	2
Jerry Adair, R (1, 4) OBP: 0.175, SLG: 0.220 Charlie Lau, L (9, PH)		E1 SH1-3 2-3		F7		5-3		1-3		3 1	0 0	0 0	0 0	0 0	0 0	2 0
Dick Brown, R (1, 2) OBP: 0.226, SLG: 0.333		SH1-3 1-2	K				1-3		K	3	0	0	0	0	2	0
Milt Pappas, R (1, 1) Pete Burnside, R (2, 1) Bob Saverine, S (5, PH) OBP: 0.375, SLG: 0.375 Dean Stone, L (6, 1) Joe Gaines, R (7, PH) OBP: 0.667, SLG: 1.167 Wes Stock, R (8, 1) Mike McCormick, L (8, 1) OBP: 0.000, SLG: 0.000 Stu Miller, R (8, 1) Russ Snyder, L (9, PH) OBP: 0.208, SLG: 0.292		K			FC1-6 1B		K		F8	0 1 1 0 1 0 0 0 0 1	0 0 0 0 0 0 0 0 0 0	0 0 1 0 0 0 0 0 0 0	0 1 0 0 0 1 0 0 0 0	0 0 0 0 0 0 0 0 0 0	0 2 0 0 0 0 0 0 0 0	0 0 0 0 0 0 0 0 0 0	0 0 0 0 0 0 0 0 0 0
Inning Stats	R: 0 E: 0 K: 0 S: 3 H: 0 LOB: 0 BB: 0 P: 3	R: 1 E: 3 K: 1 S: 8 H: 0 LOB: 2 BB: 0 P: 8	R: 0 E: 1 K: 2 S: 9 H: 2 LOB: 2 BB: 0 P: 9	R: 0 E: 0 K: 1 S: 5 H: 0 LOB: 0 BB: 0 P: 5	R: 0 E: 1 K: 0 S: 4 H: 1 LOB: 1 BB: 0 P: 4	R: 0 E: 0 K: 1 S: 5 H: 0 LOB: 1 BB: 1 P: 9	R: 0 E: 0 K: 1 S: 5 H: 0 LOB: 0 BB: 0 P: 5	R: 0 E: 0 K: 0 S: 4 H: 1 LOB: 1 BB: 0 P: 4	R: 1 E: 0 K: 1 S: 6 H: 1 LOB: 0 BB: 0 P: 6	1B: 3 2B: 1 3B: 0 HR: 1 SF: 0 SAC: 2 DP: 0 HBP: 0						

	AB	33
	R	2
	H	5
	RBI	2
	BB	1
	SO	7
	LOB	15

WP: 0 PA: 36
PB: 0
SB: 0
CS: 0

PITCHER	IP	WLS	BF	H	R	ER	SO	BB	IBB	HBP	BLK	WP	HR	S	P	ERA	WHIP
Dean Chance, R (1, 1) ERA: 3.9	9.0	W	36	5	2	1	7	1	0	0	0	0	1	49	53	1.00	0.667

PITCHER	IP	WLS	BF	H	R	ER	SO	BB	IBB	HBP	BLK	WP	HR	S	P	ERA	WHIP

Batter	1	2	3	4	5	6	7	8	9	AB	R	H	RBI	BB	SO	LOB
Luis Aparicio, R (1, 6) OBP: 0.380, SLG: 0.463	F7		6-3		1B		F7 1B		5-3	5	0	2	0	0	0	0
Charlie Lau, L (1, 2) OBP: 0.100, SLG: 0.100	FC6-4 1B		F7		F4		F7 1-2			4	0	1	0	0	0	2
Al Smith, R (1, 9) OBP: 0.432, SLG: 0.594	FC6-4 1B 1-2f			F8		3-1 1B 2B		FC5 1B 1B		4	1	2	0	0	0	1
Jim Gentile, L (1, 3) OBP: 0.267, SLG: 0.333	1B 1-2			1B		3-1 2-3		F9		4	0	2	0	0	0	2
Boog Powell, L (1, 7) OBP: 0.306, SLG: 0.517 Joe Gaines, R (8, PR) OBP: 0.667, SLG: 0.167 (8, 7)	K			F4		1-3		FC5 1-2 1B		4 0	0 0	1 0	0 0	0 0	1 0	4 0
Brooks Robinson, R (1, 5) OBP: 0.352, SLG: 0.400		6-3		1B 1-2		1B 3-H 1B		FC5 1-2 2-3f		4	0	2	1	0	0	2
Jackie Brandt, R (1, 8) OBP: 0.288, SLG: 0.389		K		4-3		1B 1-2		F7		4	0	1	0	0	1	4
Jerry Adair, R (1, 4) OBP: 0.164, SLG: 0.206		6-3		5-3		F7			F2	4	0	0	0	0	0	2
Steve Barber, L (1, 1) OBP: 0.188, SLG: 0.200			F9		F3		F7		K	2	0	0	0	0	0	0
Bob Saverine, S (7, PH) OBP: 0.333, SLG: 0.333										1	0	0	0	0	0	0
Dick Hall, R (7, 1)										0	0	0	0	0	0	0
Wes Stock, R (8, 1)										0	0	0	0	0	0	0
Russ Snyder, L (9, PH) OBP: 0.200, SLG: 0.280										1	0	0	0	0	1	0
Inning Stats	R: 0 E: 0 K: 1 S: 7 H: 2 LOB: 2 BB: 0 P: 7	R: 0 E: 0 K: 1 S: 5 H: 0 LOB: 0 BB: 0 P: 5	R: 0 E: 0 K: 0 S: 3 H: 0 LOB: 0 BB: 0 P: 3	R: 0 E: 0 K: 0 S: 5 H: 2 LOB: 2 BB: 0 P: 5	R: 0 E: 0 K: 0 S: 4 H: 1 LOB: 1 BB: 0 P: 4	R: 1 E: 0 K: 0 S: 6 H: 3 LOB: 2 BB: 0 P: 6	R: 0 E: 0 K: 0 S: 3 H: 1 LOB: 0 BB: 0 P: 3	R: 0 E: 0 K: 0 S: 5 H: 2 LOB: 2 BB: 0 P: 5	R: 0 E: 0 K: 1 S: 5 H: 0 LOB: 0 BB: 0 P: 5	1B: 10 2B: 1 3B: 0 HR: 0	SF: 0 SAC: 0 DP: 0 HBP: 0						

PITCHER	IP	WLS	BF	H	R	ER	SO	BB	IBB	HBP	BLK	WP	HR	S	P	ERA	WHIP
Camilo Pascual, R (1, 1) ERA: 4.67	9.0	W	37	11	1	1	3	0	0	0	0	0	0	43	43	1.00	1.222

PITCHER	IP	WLS	BF	H	R	ER	SO	BB	IBB	HBP	BLK	WP	HR	S	P	ERA	WHIP

TOP

Baltimore Orioles @ Minnesota Twins

Metropolitan Stadium, Bloomington , MI

Tue Apr 30 1963, 4:33 AM EDT

Att. 5,635 - Unknown

livebaseballscorecards.com

AB	37
R	1
H	11
RBI	1
BB	0
SO	3
LOB	17

WP: 0 PA: 37
PB: 0
SB: 0
CS: 0

Batter	1	2	3	4	5	6	7	8	9	AB	R	H	RBI	BB	SO	LOB
Lenny Green, L (1, 8) (9, 7) OBP: 0.295, SLG: 0.337	4-1	F5		BB		F8		FC1-6 1-2f		4	1	0	0	1	0	3
Vic Power, R (1, 3) OBP: 0.286, SLG: 0.329			6-3	1-2 2-H			F9	1-3		5	2	3	1	0	0	0
Rich Rollins, R (1, 5) OBP: 0.308, SLG: 0.378	F7		K	F8				1-H 3-H		5	0	2	2	0	1	3
Bob Allison, R (1, 9) OBP: 0.407, SLG: 0.657	1-H		2B		F5		K	K		5	0	2	1	0	2	2
Earl Battey, R (1, 2) OBP: 0.319, SLG: 0.476	F7		HBP		5-3		F9	F4		4	0	0	0	0	0	3
Jim Lemon, R (1, 7) OBP: 0.167, SLG: 0.118		F4	K2-3		5-3			BB		3	0	0	0	0	1	2
Jimmie Hall, L (8, 7) OBP: 0.321, SLG: 0.318										0	1	0	0	1	0	0
Bill Tuttle, R (9, 8)										0	0	0	0	0	0	0
Bernie Allen, L (1, 4) OBP: 0.278, SLG: 0.282		2B		F8		4-3		E 1-3		4	2	2	0	0	0	0
Zoilo Versalles, R (1, 6) OBP: 0.278, SLG: 0.362		2-H		1B		5-3		E9 1-3 3-H		4	2	3	2	0	0	0
Camilo Pascual, R (1, 1) OBP: 0.231, SLG: 0.231		1-3		K				FC1-6 2-H 3-H		4	0	2	2	0	1	2
Inning Stats	R: 1 E: 0 K: 0 S: 5 H: 2 LOB: 1 BB: 0 P: 5	R: 1 E: 0 K: 0 S: 5 H: 2 LOB: 1 BB: 0 P: 5	R: 0 E: 0 K: 2 S: 8 H: 1 LOB: 2 BB: 0 P: 9	R: 1 E: 0 K: 1 S: 7 H: 2 LOB: 2 BB: 1 P: 11	R: 0 E: 0 K: 0 S: 3 H: 0 LOB: 0 BB: 0 P: 3	R: 0 E: 0 K: 0 S: 4 H: 1 LOB: 1 BB: 0 P: 4	R: 0 E: 0 K: 1 S: 6 H: 1 LOB: 1 BB: 0 P: 6	R: 5 E: 1 K: 1 S: 10 H: 5 LOB: 1 BB: 1 P: 14		1B: 8 2B: 6 3B: 0 HR: 0	SF: 0 SAC: 0 DP: 0 HBP: 1					

BOTTOM

Baltimore Orioles @ Minnesota Twins

Metropolitan Stadium, Bloomington , MI

Tue Apr 30 1963, 4:33 AM EDT

Att. 5,635 - Unknown

livebaseballscorecards.com

AB	38
R	8
H	14
RBI	8
BB	2
SO	5
LOB	15

WP: 0 PB: 0 SB: 0 CS: 0 PA: 41

PITCHER		IP	WLS	BF	H	R	ER	SO	BB	IBB	HBP	BLK	WP	HR	S	P	ERA	WHIP
Steve Barber, L ERA: 1.77	(1, 1)	6.0	L	28	8	3	3	3	1	0	1	0	0	0	32	37	4.50	1.500
Dick Hall, R ERA: 6.43	(7, 1)	1.1		11	6	5	5	1	1	0	0	0	0	0	12	16	33.75	5.250
Wes Stock, R ERA: 1.42	(8, 1)	0.2		2	0	0	0	1	0	0	0	0	0	0	4	4	0.00	0.000

PITCHER	IP	WLS	BF	H	R	ER	SO	BB	IBB	HBP	BLK	WP	HR	S	P	ERA	WHIP

Baltimore Orioles @ Chicago White Sox

Comiskey Park, Chicago, IL

Wed May 01 1963, 8:05 PM EDT

Unknown

TOP

livebaseballscorecards.com

Batter	1	2	3	4	5	6	7	8	9	AB	R	H	RBI	BB	SO	LOB
Luis Aparicio, R (1, 6) OBP: 0.373, SLG: 0.443	F5		1-3			F8		BBBB BB		3	0	0	0	1	0	0
Bob Johnson, R (1, 4) OBP: 0.267, SLG: 0.333	F5		2B			F2		1-3		4	0	1	0	0	0	2
Al Smith, R (1, 9) OBP: 0.423, SLG: 0.574	S 1B		6-3			6-3			SSS K	4	0	1	0	0	1	1
Jim Gentile, L (1, 3) OBP: 0.253, SLG: 0.315	SSS K 1-2			F2			F8		4-3	4	0	0	0	0	1	1
Brooks Robinson, R (1, 5) OBP: 0.333, SLG: 0.377		F4		1-5-3			SSS K		6-3	4	0	0	0	0	1	0
Boog Powell, L (1, 7) OBP: 0.308, SLG: 0.508 Pete Burnside, R (7, 1)		4-3 1B		SSS K			6-3			3 0	0 0	1 0	0 0	0 0	1 0	0 0
Jackie Brandt, R (1, 8) OBP: 0.274, SLG: 0.368		4-3 1-2			F7			5-3		3	0	0	0	0	0	1
John Orsino, R (1, 2) OBP: 0.313, SLG: 0.379		F8			F8			5-3		3	0	0	0	0	0	1
Mike McCormick, L (1, 1) OBP: 0.250, SLG: 0.250 Buster Narum, R (7, 1) Russ Snyder, L (7, 7) OBP: 0.231, SLG: 0.346			6-3		SSS K			2B		2 0 1	0 0 0	0 0 1	0 0 0	1 0 0	0 0 0	0 0 0
Inning Stats	R: 0 E: 0 K: 1 S: 6 H: 1 LOB: 1 BB: 0 P: 6	R: 0 E: 0 K: 0 S: 4 H: 1 LOB: 1 BB: 0 P: 4	R: 0 E: 0 K: 0 S: 4 H: 1 LOB: 1 BB: 0 P: 4	R: 0 E: 0 K: 1 S: 5 H: 0 LOB: 0 BB: 0 P: 5	R: 0 E: 0 K: 1 S: 5 H: 0 LOB: 0 BB: 0 P: 5	R: 0 E: 0 K: 0 S: 3 H: 0 LOB: 0 BB: 0 P: 3	R: 0 E: 0 K: 1 S: 5 H: 0 LOB: 0 BB: 0 P: 5	R: 0 E: 0 K: 0 S: 4 H: 1 LOB: 2 BB: 1 P: 8	R: 0 E: 0 K: 1 S: 5 H: 0 LOB: 0 BB: 0 P: 5	1B: 2 2B: 2 3B: 0 HR: 0	SF: 0 SAC: 0 DP: 0 HBP: 0					

	AB	31
	R	0
	H	4
	RBI	0
	BB	1
	SO	5
	LOB	6

WP: 0 PB: 0 SB: 1 CS: 0 PA: 32

PITCHER	IP	WLS	BF	H	R	ER	SO	BB	IBB	HBP	BLK	WP	HR	S	P	ERA	WHIP
Ray Herbert, R (1, 1) ERA: 3.97	9.0	W	32	4	0	0	5	1	0	0	0	0	0	41	45	0.00	0.556

PITCHER	IP	WLS	BF	H	R	ER	SO	BB	IBB	HBP	BLK	WP	HR	S	P	ERA	WHIP

Batter	1	2	3	4	5	6	7	8	9	AB	R	H	RBI	BB	SO	LOB
Jim Landis, R (1, 8) OBP: 0.280, SLG: 0.378	G3 3B		1-3		HR		5-3	F7		5	2	2	1	0	0	2
Nellie Fox, L (1, 4) OBP: 0.385, SLG: 0.345	F8			1B 1B	F8		2-H 1B			4	2	2	1	0	0	1
Floyd Robinson, L (1, 9) OBP: 0.422, SLG: 0.463	G3 3-H			F6	F7		1B IBB			3	0	0	1	1	0	1
Dave Nicholson, R (1, 7) OBP: 0.262, SLG: 0.340	F9			SSS K		F7	1-3 2-H 1B			4	0	1	1	0	1	1
Joe Cunningham, L (1, 3) OBP: 0.403, SLG: 0.429		G3		1-3 BB 1B		F4	5-3			4	1	1	0	0	0	2
Ron Hansen, R (1, 6) OBP: 0.283, SLG: 0.340		F8		BBBB 1B 1-2 BB		BBBB BB		1B 3B		2	1	1	0	2	0	0
Pete Ward, L (1, 5) OBP: 0.353, SLG: 0.386		SSS K		FC6-4 1-3 2-H 3-H 1B		SSS K		4-3		4	0	1	2	0	2	2
Cam Carreon, R (1, 2) OBP: 0.240, SLG: 0.217			F9	FC6-4 1-2f			F4	G3		4	0	0	0	0	0	3
Ray Herbert, R (1, 1) OBP: 0.222, SLG: 0.333			F7		SSS K		1B 2B	3-H 1B		4	1	2	1	0	1	0
Inning Stats	R: 1 E: 0 K: 0 S: 4 H: 1 LOB: 0 BB: 0 P: 4	R: 0 E: 0 K: 1 S: 5 H: 0 LOB: 0 BB: 0 P: 5	R: 0 E: 0 K: 0 S: 3 H: 0 LOB: 0 BB: 0 P: 3	R: 2 E: 0 K: 1 S: 8 H: 3 LOB: 2 BB: 1 P: 12	R: 1 E: 0 K: 1 S: 6 H: 1 LOB: 0 BB: 0 P: 6	R: 0 E: 0 K: 1 S: 5 H: 0 LOB: 1 BB: 1 P: 9	R: 2 E: 0 K: 0 S: 6 H: 3 LOB: 2 BB: 1 P: 10	R: 1 E: 0 K: 0 S: 5 H: 2 LOB: 1 BB: 0 P: 5		1B: 6 2B: 1 3B: 2 HR: 1 SF: 0 SAC: 0 DP: 0 HBP: 0						

PITCHER		IP	WLS	BF	H	R	ER	SO	BB	IBB	HBP	BLK	WP	HR	S	P	ERA	WHIP
Mike McCormick, L ERA: 4.05	(1, 1)	6.1	L	27	6	5	5	4	2	0	0	0	0	1	33	41	7.11	1.263
Buster Narum, R ERA: 7.71	(7, 1)	0.1		4	2	1	1	0	0	1	0	0	0	0	3	7	27.00	6.000
Pete Burnside, L ERA: 5.4	(7, 1)	1.1		6	2	1	1	0	0	0	0	0	0	0	6	6	6.75	1.500

PITCHER	IP	WLS	BF	H	R	ER	SO	BB	IBB	HBP	BLK	WP	HR	S	P	ERA	WHIP

BOTTOM

Baltimore Orioles @ Chicago White Sox

Comiskey Park, Chicago, IL

Wed May 01 1963, 8:05 PM EDT

Unknown

livebaseballscorecards.com

AB	34
R	7
H	10
RBI	7
BB	3
SO	4
LOB	12

PA: 37

WP: 0
PB: 0
SB: 0
CS: 0

Batter	1	2	3	4	5	6	7	8	9	AB	R	H	RBI	BB	SO	LOB
Luis Aparicio, R (1, 6) OBP: 0.350, SLG: 0.413	1-3	F8			F9		F6	F8		5	0	0	0	0	0	4
Russ Snyder, L (1, 9) OBP: 0.258, SLG: 0.355	1B	F7			E7		1B 1-2		F8	5	0	2	0	0	0	2
Bob Johnson, R (1, 4) OBP: 0.250, SLG: 0.300	F9		1-6-3		6-3		1B 1-2 2-H		1-3	5	0	1	1	0	0	2
Jim Gentile, L (1, 3) OBP: 0.262, SLG: 0.303	4-3		4-3		FC6-4 IBB		F6		BB	3	0	0	0	2	0	3
Brooks Robinson, R (1, 5) OBP: 0.313, SLG: 0.351		3-1	4-3		FC6-4 1-2f		F6		K	5	0	0	0	0	1	5
Boog Powell, L (1, 7) OBP: 0.333, SLG: 0.516		E4 2B 1B		FC4-6 1B		G6-3 BB		F8 BB G3 1B		3	2	2	0	1	0	0
Jackie Brandt, R (1, 8) OBP: 0.288, SLG: 0.383		1B 1-3 2B		FC4-6 1-2f		G6-3 1-2f		G3 1-2 BB		3	1	1	0	1	0	2
Dick Brown, R (1, 2) OBP: 0.229, SLG: 0.303		1B IBB		F8		G3		F8 2-3		3	0	0	0	1	0	3
Robin Roberts, S (1, 1) OBP: 0.111, SLG: 0.111 Wes Stock, R (6, 1) Bob Saverine, S (7, PH) OBP: 0.400, SLG: 0.400 Dean Stone, L (7, 1) Stu Miller, R (7, 1) Charlie Lau, L (8, PH) OBP: 0.091, SLG: 0.091 Dick Hall, R (8, 1)		1B 1-2 2-H 3-H		5-3			1B 1B	G3 1-2 3-H		2 0 1 0 0 1 0	0 0 1 0 0 0 0	1 0 1 0 0 0 0	2 0 0 0 0 1 0	0 0 0 0 0 0 1	0 0 0 0 0 0 0	1 0 0 0 0 1 0
Inning Stats	R: 0 E: 0 K: 0 S: 4 H: 1 LOB: 1 BB: 0 P: 4	R: 2 E: 1 K: 0 S: 6 H: 2 LOB: 2 BB: 1 P: 10	R: 0 E: 0 K: 0 S: 3 H: 0 LOB: 0 BB: 0 P: 3	R: 0 E: 0 K: 0 S: 4 H: 1 LOB: 1 BB: 0 P: 4	R: 0 E: 1 K: 0 S: 4 H: 0 LOB: 2 BB: 1 P: 8	R: 0 E: 0 K: 0 S: 2 H: 0 LOB: 0 BB: 1 P: 6	R: 1 E: 0 K: 0 S: 6 H: 3 LOB: 2 BB: 0 P: 6	R: 1 E: 0 K: 0 S: 4 H: 1 LOB: 1 BB: 1 P: 8	R: 0 E: 0 K: 1 S: 5 H: 0 LOB: 1 BB: 1 P: 9	1B: 7 2B: 1 3B: 0 HR: 0 SF: 0 SAC: 0 DP: 1 HBP: 0						

PITCHER		IP	W/L/S	BF	H	R	ER	SO	BB	IBB	HBP	BLK	WP	HR	S	P	ERA	WHIP
Joe Horlen, R ERA: 4.38	(1, 1)	6.1	W	30	7	3	2	0	1	2	0	0	0	0	27	39	2.84	1.263
Hoyt Wilhelm, R ERA: 0.84	(7, 1)	2.2	S	11	1	1	1	1	2	0	0	0	0	0	11	19	3.38	1.125

PITCHER	IP	W/L/S	BF	H	R	ER	SO	BB	IBB	HBP	BLK	WP	HR	S	P	ERA	WHIP

TOP

Baltimore Orioles @ Chicago White Sox

Comiskey Park, Chicago, IL

Wed May 01 1963, 8:05 PM EDT

Att. 16,717 - Unknown

livebaseballscorecards.com

AB	36
R	4
H	8
RBI	4
BB	5
SO	1
LOB	23

WP: 0 PB: 0 SB: 0 CS: 0 PA: 41

Batter	1	2	3	4	5	6	7	8	9	AB	R	H	RBI	BB	SO	LOB
Jim Landis, R (1, 8) OBP: 0.255, SLG: 0.340	K		5-3		6-3		F3	K		5	0	0	0	0	2	0
Nellie Fox, L (1, 4) OBP: 0.377, SLG: 0.339	G3		4-3		F8		BB, 1B, 1B			4	1	1	0	0	0	0
Joe Cunningham, L (1, 3) OBP: 0.423, SLG: 0.450	1B		1B, 1B		1-3		BB, 1B 1-2			4	2	3	0	0	0	0
Floyd Robinson, L (1, 9) OBP: 0.441, SLG: 0.526	F5		1B 1-3			HR	BB 1-2 2-3			3	1	2	1	1	0	1
Pete Ward, L (1, 5) OBP: 0.347, SLG: 0.377		F4	1B 1-3 3-H			K	F5			4	0	1	1	0	1	3
Dave Nicholson, R (1, 7) OBP: 0.292, SLG: 0.368		1B 2B	F3			1B SH1-3	1B 1-3 2-H 3-H			4	1	3	2	0	0	2
Ron Hansen, R (1, 6) OBP: 0.297, SLG: 0.368		2B 1-H		F7		SH1-3 1-3	F5			4	1	2	0	0	0	2
Sherm Lollar, R (1, 2) OBP: 0.250, SLG: 0.286		2B 2-H		F8		SH1-3 1-2 3-H		K		3	0	1	2	0	1	0
Joe Horlen, R (1, 1) OBP: 0.200, SLG: 0.200 Hoyt Wilhelm, R (7, 1) OBP: 0.167, SLG: 0.167		F3	K			3-1		4-3		3 1	0 0	0 0	0 0	0 0	1 0	2 0
Inning Stats	R: 0 E: 0 K: 1 S: 6 H: 1 LOB: 1 BB: 0 P: 6	R: 1 E: 0 K: 0 S: 5 H: 3 LOB: 1 BB: 0 P: 5	R: 1 E: 0 K: 0 S: 6 H: 3 LOB: 2 BB: 0 P: 6	R: 0 E: 0 K: 1 S: 5 H: 0 LOB: 0 BB: 0 P: 5	R: 0 E: 0 K: 0 S: 3 H: 0 LOB: 0 BB: 0 P: 3	R: 2 E: 0 K: 1 S: 8 H: 3 LOB: 1 BB: 0 P: 8	R: 2 E: 0 K: 0 S: 6 H: 3 LOB: 2 BB: 1 P: 10	R: 0 E: 0 K: 2 S: 7 H: 0 LOB: 0 BB: 0 P: 7		1B: 10 2B: 2 3B: 0 HR: 1 SF: 0 SAC: 1 DP: 0 HBP: 0				WP: 0 PB: 0 SB: 0 CS: 0 PA: 37		

PITCHER		IP	WLS	BF	H	R	ER	SO	BB	IBB	HBP	BLK	WP	HR	S	P	ERA	WHIP
Robin Roberts, R ERA: 3.34	(1, 1)	5.1	L	24	9	4	4	3	0	0	0	0	0	1	30	30	6.75	1.688
Wes Stock, R ERA: 1.29	(6, 1)	0.2		3	1	0	0	0	0	0	0	0	0	0	3	3	0.00	1.500
Dean Stone, L ERA: 6.75	(7, 1)	0.2		5	2	2	2	0	1	0	0	0	0	0	4	8	27.00	4.500
Stu Miller, R ERA: 3.18	(7, 1)	0.1		2	1	0	0	0	0	0	0	0	0	0	2	2	0.00	3.000
Dick Hall, R ERA: 5.63	(8, 1)	1.0		3	0	0	0	2	0	0	0	0	0	0	7	7	0.00	0.000

PITCHER	IP	WLS	BF	H	R	ER	SO	BB	IBB	HBP	BLK	WP	HR	S	P	ERA	WHIP

BOTTOM

Baltimore Orioles @ Chicago White Sox

Comiskey Park, Chicago, IL

Wed May 01 1963, 8:05 PM EDT

Att. 16,717 - Unknown

livebaseballscorecards.com

AB	35
R	6
H	13
RBI	6
BB	1
SO	5
LOB	10

Batter	1	2	3	4	5	6	7	8	9	AB	R	H	RBI	BB	SO	LOB
Luis Aparicio, R (1, 6) OBP: 0.353, SLG: 0.413	6-3		F9		BB E 1-2 1B		F8		4-3 1B 1-2 2-3 1B	5	1	2	0	0	0	0
Joe Gaines, R (1, 7) OBP: 0.500, SLG: 0.700	CS BB			K	E6 BB 1-2 2-3		F6		4-3 1-2 2-3 3-H	4	0	0	1	1	1	4
Al Smith, R (1, 9) OBP: 0.410, SLG: 0.542 Stu Miller, R (9, 1)	K 1-2			HR BB	K		6-3		K	4	1	0	0	1	3	7
										0	0	0	0	0	0	0
Jim Gentile, L (1, 3) OBP: 0.292, SLG: 0.354		F8		HR 1-H	BB 1-2 2-3 3-H			G6-3 1B	WP 1B IBB	3	1	2	3	2	0	0
Brooks Robinson, R (1, 5) OBP: 0.306, SLG: 0.342		F9		F9	F2			G6-3 1-2f	WP 1-2 2-H 3-H 1B	5	0	1	2	0	0	4
Bob Johnson, R (1, 4) OBP: 0.320, SLG: 0.480		1B		F8		1B		HR	F7 1-2 2-3	5	1	3	1	0	0	2
Jackie Brandt, R (1, 8) OBP: 0.286, SLG: 0.375		F8			E 1B SF9 1B	K		K		4	1	1	0	0	2	2
John Orsino, R (1, 2) OBP: 0.333, SLG: 0.375		K			E7 E 1B BB 1-3 1B	K			1B 1B 4-3 BB	3	2	1	0	1	2	1
Dave McNally, R (1, 1) Pete Burnside, R (4, 1) Bob Saverine, S (5, PH) OBP: 0.000, SLG: 0.400 Buster Narum, R (6, 1) Jerry Adair, R (5, PH) OBP: 0.182, SLG: 0.200 Dean Stone, L (8, 1) Boog Powell, L (5, PH) OBP: 0.364, SLG: 0.522 Russ Snyder, L (5, PH) OBP: 0.286, SLG: 0.286 (8, 9)		K			SF9 3-H	F4			4-3 1B 1-2 1B	1	0	0	0	0	1	0
										0	0	0	0	0	0	0
										0	0	0	1	0	0	0
										0	0	0	0	0	0	0
										1	0	0	0	0	0	1
										0	0	0	0	0	0	0
										1	0	1	0	0	0	0
										0	1	0	0	0	0	0
Inning Stats	R: 0 E: 0 K: 1 S: 4 H: 0 LOB: 1 BB: 1 P: 8	R: 0 E: 0 K: 0 S: 4 H: 1 LOB: 1 BB: 0 P: 4	R: 0 E: 0 K: 2 S: 7 H: 0 LOB: 0 BB: 0 P: 7	R: 2 E: 0 K: 1 S: 6 H: 1 LOB: 0 BB: 1 P: 10	R: 2 E: 2 K: 1 S: 9 H: 3 LOB: 3 BB: 1 P: 13	R: 0 E: 0 K: 2 S: 8 H: 1 LOB: 1 BB: 0 P: 8	R: 0 E: 0 K: 0 S: 3 H: 0 LOB: 0 BB: 0 P: 3	R: 1 E: 0 K: 1 S: 6 H: 2 LOB: 0 BB: 0 P: 6	R: 3 E: 0 K: 1 S: 8 H: 3 LOB: 3 BB: 2 P: 16	1B: 9 2B: 1 3B: 0 HR: 2 SF: 1 SAC: 0 DP: 2 HBP: 0						

PITCHER		IP	WLS	BF	H	R	ER	SO	BB	IBB	HBP	BLK	WP	HR	S	P	ERA	WHIP
Juan Pizarro, L ERA: 1.6	(1, 1)	7.0		31	7	5	4	7	3	0	0	0	0	1	42	54	5.14	1.429
Dom Zanni, R ERA: 8.31	(8, 1)	1.0		4	1	1	1	1	1	0	0	0	0	1	5	9	9.00	2.000
Gary Peters, L ERA: 4.63	(9, 1)	0.0	L	2	2	0	0	0	0	0	0	0	0	0	2	2	∞	∞
Mike Joyce, R ERA: 3.6	(9, 1)	1.0		5	1	2	2	1	0	1	0	0	1	0	6	10	18.00	1.000

PITCHER	IP	WLS	BF	H	R	ER	SO	BB	IBB	HBP	BLK	WP	HR	S	P	ERA	WHIP

TOP

Baltimore Orioles @ Chicago White Sox

Comiskey Park, Chicago, IL

Thu May 02 1963, 8:05 PM EDT

Att. 10,501 - Unknown

livebaseballscorecards.com

AB	36
R	8
H	11
RBI	8
BB	5
SO	9
LOB	21

WP: 1	PA: 42		
PB: 0			
SB: 0			
CS: 1			

Batter	1	2	3	4	5	6	7	8	9	AB	R	H	RBI	BB	SO	LOB
Jim Landis, R (1, 8) OBP: 0.300, SLG: 0.415	0-0 2B 1B	0-0 HR		4-0 1-3 2-H 1B IBB		4-0 1B IBB		0-0 ① 5-3		3	3	2	1	2	0	0
Nellie Fox, L (1, 4) OBP: 0.392, SLG: 0.364	0-0 1-3 2B 2B	B B B B 4-0 BB		0-0 ② F5		0-0 FC6-4 1-2 2-3 1B		0-0 ② 4-3		4	1	2	0	1	0	2
Floyd Robinson, L (1, 9) OBP: 0.425, SLG: 0.500	0-0 ① F5	0-0 ③ 4-3		0-0 2-H 3-H 1B		0-0 ② F6		0-0 ③ 4-3		5	0	1	2	0	0	6
Dave Nicholson, R (1, 7) OBP: 0.286, SLG: 0.344	S S S 0-3 ② K		0-0 ① 5-3	0-0 ③ 4-3		0-0 ③ FC6-4 1-2f			B B B B 4-0 1B BB	4	0	0	0	1	1	6
Joe Cunningham, L (1, 3) OBP: 0.421, SLG: 0.453	0-0 2-H 3-H 1B 2B		0-0 ② F8		0-0 ① 1-3		B B B B 4-0 1-4-3 BB		S S S 0-3 ① K	4	1	1	2	1	1	1
Ron Hansen, R (1, 6) OBP: 0.290, SLG: 0.355	0-0 2-H 1B		0-0 ③ F8		0-0 ② 6-3		0-0 ① 1-4-3 1-2		S S S 0-3 ② K	5	0	1	1	0	1	2
Pete Ward, L (1, 5) OBP: 0.351, SLG: 0.379 Al Weis, S (9, PR) OBP: 0.400, SLG: 0.250	0-0 ③ F3			0-0 BB WP 1B	S S S 0-3 ③ K		0-0 ② F8		0-0 1-3 S 1B	5 0	1 0	2 0	0 0	0 0	1 0	2 0
Cam Carreon, R (1, 2) OBP: 0.310, SLG: 0.240 Charlie Maxwell, L (9, PH) OBP: 0.167, SLG: 0.167		0-0 ① 6-3		B B B B 4-0 IBB WP 1-2 1B BB		0-0 1B SH1-4 1B	I I I I 4-0 IBB		S S S 0-3 ③ 1-2 K	2 1	1 0	1 0	0 0	2 0	0 1	0 2
Juan Pizarro, L (1, 1) Dom Zanni, R (8, 1) Gary Peters, L (9, 1) OBP: 0.333, SLG: 0.333 Mike Joyce, R (9, 1)	S S S 0-3 ② K	S S S 0-3 ① K		0-0 ① SH1-4 1-2	S S S 0-3 ③ K				3 0 0 0	0 0 0 0	0 0 0 0	0 0 0 0	3 0 0 0	4 0 0 0
Inning Stats	R: 3 E: 0 K: 1 S: 9 H: 4 LOB: 1 BB: 0 P: 9	R: 1 E: 0 K: 1 S: 6 H: 1 LOB: 1 BB: 1 P: 10	R: 0 E: 0 K: 0 S: 3 H: 0 LOB: 0 BB: 0 P: 3	R: 3 E: 0 K: 1 S: 7 H: 2 LOB: 1 BB: 2 P: 15	R: 0 E: 0 K: 1 S: 5 H: 0 LOB: 0 BB: 0 P: 5	R: 0 E: 0 K: 0 S: 5 H: 2 LOB: 3 BB: 1 P: 9	R: 0 E: 0 K: 1 S: 5 H: 0 LOB: 2 BB: 2 P: 13	R: 0 E: 0 K: 0 S: 3 H: 0 LOB: 0 BB: 0 P: 3	R: 0 E: 0 K: 3 S: 10 H: 1 LOB: 3 BB: 1 P: 14	1B: 7 2B: 2 3B: 0 HR: 1		SF: 0 SAC: 1 DP: 0 HBP: 0				WP: 2 PB: 0 SB: 1 CS: 0	PA: 44

Baltimore Orioles @ Chicago White Sox

Comiskey Park, Chicago, IL

Thu May 02 1963, 8:05 PM EDT

Att. 10,501 - Unknown

BOTTOM

livebaseballscorecards.com

AB	36
R	7
H	10
RBI	6
BB	7
SO	8
LOB	25

PITCHER		IP	WLS	BF	H	R	ER	SO	BB	IBB	HBP	BLK	WP	HR	S	P	ERA	WHIP
Dave McNally, L ERA: 4.22	(1, 1)	3.1		19	6	7	7	3	2	1	0	0	1	1	22	34	18.90	2.400
Pete Burnside, L ERA: 4.91	(4, 1)	0.2		3	1	0	0	0	0	0	0	0	0	0	3	3	0.00	1.500
Buster Narum, R ERA: 5.4	(5, 1)	1.0		3	0	0	0	1	0	0	0	0	0	0	5	5	0.00	0.000
Dean Stone, L ERA: 3.86	(6, 1)	3.0	W	14	2	0	0	1	1	2	0	0	0	0	13	25	0.00	1.000
Stu Miller, R ERA: 2.92	(9, 1)	1.0	S	5	1	0	0	3	1	0	0	0	0	0	10	14	0.00	2.000

PITCHER	IP	WLS	BF	H	R	ER	SO	BB	IBB	HBP	BLK	WP	HR	S	P	ERA	WHIP

Baltimore Orioles @ Detroit Tigers

Tiger Stadium, Detroit, MI

Fri May 03 1963, 7:05 PM EDT

Att. 10,953 - Unknown

TOP

livebaseballscorecards.com

Batter	1	2	3	4	5	6	7	8	9	AB	R	H	RBI	BB	SO	LOB
Luis Aparicio, R (1, 6) OBP: 0.356, SLG: 0.447	F8	FC5 2-3f		S 1B		L9			HR	5	1	2	1	0	0	3
Joe Gaines, R (1, 7) Russ Snyder, L (9, 7) OBP: 0.526, SLG: 0.857 OBP: 0.258, SLG: 0.355	BB		2B BLK 2B 1B	L9		K			HR	4 0	2 0	2 0	1 0	1 0	1 0	1 0
Al Smith, R (1, 9) OBP: 0.409, SLG: 0.526	K	4-3 1-2		L9			G6-4-3 BB		1B SF8 1B	4	1	1	0	1	1	3
Jim Gentile, L (1, 3) OBP: 0.298, SLG: 0.369	4-3		2B 2-3 2B	L9 1-2			G6-4-3 1-2f		1B 1-3 1B	5	1	2	0	0	0	3
Brooks Robinson, R (1, 5) OBP: 0.300, SLG: 0.349		1-3	4-3 2-H 3-H 2B		F3		F7		SF8 3-H	4	0	1	3	0	0	0
Bob Johnson, R (1, 4) OBP: 0.367, SLG: 0.586		FC6 1B 1B	4-3 2-3		BB			HR	F4	4	1	2	1	1	0	2
Jackie Brandt, R (1, 8) OBP: 0.293, SLG: 0.377		FC5 E 1-2 1B	K		F5			K	FC6-4 1-2 1B	5	0	2	0	0	2	2
John Orsino, R (1, 2) OBP: 0.317, SLG: 0.333		FC6 1-2 2-3		HR HBP	F7			3-1	FC6-4 1-2f	4	1	0	0	0	0	5
Chuck Estrada, R (1, 1) Buster Narum, R (3, 1) OBP: 1.000, SLG: 4.000 Bob Saverine, S (6, PH) OBP: 0.333, SLG: 0.364 Wes Stock, R (6, 1)		L9		HR 1-H		K		F8		1 1 1 1	0 1 0 0	0 1 0 0	0 2 0 0	0 0 0 0	0 0 1 0	3 0 0 0

	AB	39
	R	8
	H	13
	RBI	8
	BB	3
	SO	5
	LOB	22

Inning Stats										
	R: 0 E: 0 K: 1 S: 5	H: 0 LOB: 1 BB: 1 P: 9	R: 0 E: 1 K: 0 S: 6	H: 2 LOB: 3 BB: 0 P: 6	R: 2 E: 0 K: 1 S: 8	H: 3 LOB: 1 BB: 0 P: 8	R: 2 E: 0 K: 0 S: 5	H: 2 LOB: 1 BB: 0 P: 6	R: 0 E: 0 K: 0 S: 3	H: 0 LOB: 1 BB: 1 P: 7
	R: 0 E: 0 K: 2 S: 7	H: 0 LOB: 0 BB: 0 P: 7	R: 0 E: 0 K: 0 S: 2	H: 0 LOB: 0 BB: 1 P: 6	R: 1 E: 0 K: 1 S: 6	H: 1 LOB: 0 BB: 0 P: 6	R: 3 E: 0 K: 0 S: 8	H: 5 LOB: 2 BB: 0 P: 8	1B: 7 2B: 2 3B: 0 HR: 4	SF: 1 SAC: 0 DP: 1 HBP: 1
	WP: 0 PB: 0 SB: 1 CS: 0	PA: 44								

PITCHER		IP	WLS	BF	H	R	ER	SO	BB	IBB	HBP	BLK	WP	HR	S	P	ERA	WHIP
Don Mossi, L ERA: 3.57	(1, 1)	3.0		18	6	4	4	2	1	0	1	1	0	1	20	25	12.00	2.333
Paul Foytack, R ERA: 4.35	(4, 1)	5.0	L	20	4	3	3	3	2	0	0	0	0	3	24	32	5.40	1.200
Bob Anderson, R ERA: 2.16	(9, 1)	1.0		6	3	1	1	0	0	0	0	0	0	0	6	6	9.00	3.000

PITCHER	IP	WLS	BF	H	R	ER	SO	BB	IBB	HBP	BLK	WP	HR	S	P	ERA	WHIP

Baltimore Orioles @ Detroit Tigers

Tiger Stadium, Detroit, MI

Fri May 03 1963, 7:05 PM EDT

Att. 10,953 - Unknown

BOTTOM

Batter	1	2	3	4	5	6	7	8	9	AB	R	H	RBI	BB	SO	LOB
Jake Wood, R (1, 5) OBP: 0.351, SLG: 0.429	E 1B	G4-6-3 1B 1-2 2-H		1-3			6-3		F9	5	1	2	1	0	0	0
Dick McAuliffe, L (1, 4) OBP: 0.262, SLG: 0.231	K	G4-6-3 1-2f		4-3			4-3			4	0	0	0	0	1	3
Bill Bruton, L (1, 8) OBP: 0.286, SLG: 0.299	F8	FC5-4 1B			F8		F7			4	0	1	0	0	0	1
Al Kaline, R (1, 9) OBP: 0.378, SLG: 0.472	E7 2B 1-H	FC5-4 BB 1-2f			K			L3		4	1	1	1	0	1	1
Gus Triandos, R (1, 2) OBP: 0.363, SLG: 0.493	5-3		BB 2B 1-2		FC6-4 1B			K		3	1	1	0	1	1	1
Rocky Colavito, R (1, 7) OBP: 0.323, SLG: 0.337		5-3	G5-3 2B 1-H 2-H		FC6-4 1-2f			BB		3	0	1	2	1	0	1
Whitey Herzog, L (1, 3) OBP: 0.400, SLG: 0.364		WP 3B	IBB			F7		K		3	1	1	0	1	1	1
Chico Fernandez, R (1, 6) OBP: 0.236, SLG: 0.163		WP BB 1B 3-H	G5-3 2-3f			F8			5-3	3	1	0	0	1	0	2
Don Mossi, L (1, 1) OBP: 0.400, SLG: 0.385 Paul Foytack, R (4, 1) Bob Anderson, R (9, 1) Frank Kostro, R (9, PH) OBP: 0.389, SLG: 0.250		1B BB 1-2		K		4-3			K	0 2 0 1	0 0 0 0	0 0 0 0	0 0 0 0	1 1 0 0	0 0 0 1	0 0 0 0
Inning Stats	R: 1 H: 2 E: 1 LOB: 1 K: 1 BB: 0 S: 7 P: 7	R: 2 H: 2 E: 0 LOB: 1 K: 0 BB: 2 S: 4 P: 12	R: 2 H: 2 E: 0 LOB: 1 K: 0 BB: 2 S: 4 P: 12	R: 0 H: 0 E: 0 LOB: 0 K: 1 BB: 0 S: 5 P: 5	R: 0 H: 1 E: 0 LOB: 1 K: 1 BB: 0 S: 6 P: 6	R: 0 H: 0 E: 0 LOB: 0 K: 0 BB: 0 S: 3 P: 3	R: 0 H: 0 E: 0 LOB: 0 K: 0 BB: 0 S: 3 P: 3	R: 0 H: 0 E: 0 LOB: 1 K: 2 BB: 1 S: 7 P: 11	R: 0 H: 0 E: 0 LOB: 0 K: 1 BB: 0 S: 5 P: 5	1B: 4 2B: 2 3B: 1 HR: 0	SF: 0 SAC: 0 DP: 2 HBP: 0					WP: 2 PB: 0 SB: 0 CS: 0	PA: 37

livebaseballscorecards.com

	AB	32
	R	5
	H	7
	RBI	4
	BB	5
	SO	6
	LOB	10

PITCHER		IP	WLS	BF	H	R	ER	SO	BB	IBB	HBP	BLK	WP	HR	S	P	ERA	WHIP
Chuck Estrada, R ERA: 18.0	(1, 1)	2.1		15	6	5	5	1	3	0	0	0	2	0	14	26	19.29	3.857
Buster Narum, R ERA: 3.0	(3, 1)	2.2		9	1	0	0	2	0	1	0	0	0	0	12	16	0.00	0.375
Wes Stock, R ERA: 0.82	(6, 1)	4.0	W	13	0	0	0	3	1	0	0	0	0	0	18	22	0.00	0.250

PITCHER	IP	WLS	BF	H	R	ER	SO	BB	IBB	HBP	BLK	WP	HR	S	P	ERA	WHIP

Batter	1	2	3	4	5	6	7	8	9	AB	R	H	RBI	BB	SO	LOB
Luis Aparicio, R (1, 6) OBP: 0.347, SLG: 0.438	5-3 ①		6-3 ③		FC5-4 CS ② 1-2f		SF8 ② 3-H		4-3 S 1B	4	0	1	1	0	0	1
Russ Snyder, L (1, 9) (8, 7) OBP: 0.250, SLG: 0.333	4-3 ②			4-3 S 2B 1B	CS ③ 1-2	K ① SSS 0-3	E4		4-3 ② 1-3	5	1	1	0	0	1	1
Bob Johnson, R (1, 4) OBP: 0.343, SLG: 0.529	1B			K ① SSS 0-3 1-2		5-3 ②	4-3 ③		K ③ SSS 0-3	5	0	1	0	0	2	3
Jim Gentile, L (1, 3) OBP: 0.306, SLG: 0.375	F5 ③			4-3 ② 2-3		WP 1B 1B		4-3 HR 1B		4	2	2	0	0	0	2
Brooks Robinson, R (1, 5) OBP: 0.309, SLG: 0.368		F8 ①		2B 3-H		HR 1B 1-H		K ① SSS 0-3		4	1	2	2	0	1	1
Boog Powell, L (1, 7) OBP: 0.338, SLG: 0.551 Al Smith, R (8, 9) OBP: 0.409, SLG: 0.526		F8 ②		L9 ③		HR 1-H		4-3 ② 1-2		4 0	1 0	1 0	2 0	0 0	0 0	2 0
Jackie Brandt, R (1, 8) OBP: 0.304, SLG: 0.425		5-3 ③			2B 1B	5-3 ③		HR 2-H		4	2	2	2	0	0	0
John Orsino, R (1, 2) OBP: 0.333, SLG: 0.400			5-3 ①		FC1-5 2B 1-H		4-3 SF8 2B	F4 ③		4	1	2	1	0	0	0
Steve Barber, L (1, 1) OBP: 0.150, SLG: 0.158			K ② SSS 0-3		FC1-5 FC5-4 ① 2-3		4-3 ① 2-3		4-3 ①	4	0	0	0	0	1	2
Inning Stats	R: 0 E: 0 K: 0 S: 4 H: 1 LOB: 1 BB: 0 P: 4	R: 0 E: 0 K: 0 S: 3 H: 0 LOB: 0 BB: 0 P: 3	R: 0 E: 0 K: 1 S: 5 H: 0 LOB: 0 BB: 0 P: 5	R: 1 E: 0 K: 1 S: 7 H: 2 LOB: 1 BB: 0 P: 7	R: 1 E: 0 K: 0 S: 4 H: 2 LOB: 0 BB: 0 P: 4	R: 3 E: 0 K: 1 S: 8 H: 3 LOB: 0 BB: 0 P: 8	R: 1 E: 1 K: 0 S: 5 H: 1 LOB: 1 BB: 0 P: 5	R: 2 E: 0 K: 1 S: 7 H: 2 LOB: 0 BB: 0 P: 7	R: 0 E: 0 K: 1 S: 6 H: 1 LOB: 1 BB: 0 P: 6	1B: 7 2B: 3 3B: 0 HR: 2	SF: 1 SAC: 0 DP: 0 HBP: 0						

TOP

Baltimore Orioles @ Detroit Tigers

Tiger Stadium, Detroit, MI

Sat May 04 1963, 4:33 AM EDT

Att. 5,396 - Unknown

livebaseballscorecards.com

AB	38
R	8
H	12
RBI	8
BB	0
SO	5
LOB	12

WP: 1 PB: 0 SB: 2 CS: 1 PA: 40

PITCHER		IP	WLS	BF	H	R	ER	SO	BB	IBB	HBP	BLK	WP	HR	S	P	ERA	WHIP
Jim Bunning, R ERA: 2.64	(1, 1)	6.0	L	25	8	5	5	3	0	0	0	0	1	1	31	31	7.50	1.333
Bill Faul, R ERA: 7.2	(7, 1)	2.0		10	3	3	3	1	0	0	0	0	0	1	12	12	13.50	1.500
Bob Anderson, R ERA: 1.93	(9, 1)	1.0		4	1	0	0	1	0	0	0	0	0	0	6	6	0.00	1.000

PITCHER	IP	WLS	BF	H	R	ER	SO	BB	IBB	HBP	BLK	WP	HR	S	P	ERA	WHIP

Baltimore Orioles @ Detroit Tigers

Tiger Stadium, Detroit, MI

Sat May 04 1963, 4:33 AM EDT

Att. 5,396 - Unknown

BOTTOM

Batter	1	2	3	4	5	6	7	8	9	AB	R	H	RBI	BB	SO	LOB
Jake Wood, R (1, 4) OBP: 0.341, SLG: 0.487	6-3			HR		5-3		6-3		4	1	1	1	0	0	1
Bill Bruton, L (1, 8) OBP: 0.273, SLG: 0.284	4-3			F7		F8		K		4	0	0	0	0	1	1
Al Kaline, R (1, 9) OBP: 0.392, SLG: 0.543	K			HR			2B BB		HR	3	3	2	2	1	1	0
Gus Triandos, R (1, 2) OBP: 0.345, SLG: 0.466		F8		K			K		F8	4	0	0	0	0	2	1
Rocky Colavito, R (1, 7) OBP: 0.310, SLG: 0.322		F7		4-3			K		F8	4	0	0	0	0	1	1
Bill Freehan, R (1, 3) OBP: 0.375, SLG: 0.308		F5			K		1-H 2B		BB	3	0	1	1	1	1	0
Bubba Phillips, R (1, 5) OBP: 0.222, SLG: 0.244			K		F3		5-3		F6	4	0	0	0	0	1	2
Coot Veal, R (1, 6) OBP: 0.323, SLG: 0.231			6-3		1-3			6-3 BB		2	0	0	0	1	0	0
Jim Bunning, R (1, 1) OBP: 0.267, SLG: 0.267			4-3			F9		6-3 1-2		1	0	0	0	0	0	0
Purnal Goldy, R (6, PH)										1	0	0	0	0	0	0
Bill Faul, R (7, 1)										0	0	0	0	0	0	0
Frank Kostro, R (8, PH) OBP: 0.378, SLG: 0.241										1	0	0	0	0	0	1
Bob Anderson, R (9, 1)										0	0	0	0	0	0	0
Inning Stats	R: 0 E: 0 K: 1 S: 5 H: 0 LOB: 0 BB: 0 P: 5	R: 0 E: 0 K: 0 S: 3 H: 0 LOB: 0 BB: 0 P: 3	R: 0 E: 0 K: 1 S: 5 H: 0 LOB: 0 BB: 0 P: 5	R: 2 E: 0 K: 1 S: 7 H: 2 LOB: 0 BB: 0 P: 7	R: 0 E: 0 K: 1 S: 5 H: 0 LOB: 0 BB: 0 P: 5	R: 0 E: 0 K: 0 S: 3 H: 0 LOB: 0 BB: 0 P: 3	R: 1 E: 0 K: 2 S: 8 H: 1 LOB: 1 BB: 1 P: 12	R: 0 E: 0 K: 1 S: 5 H: 0 LOB: 1 BB: 1 P: 9	R: 1 E: 0 K: 0 S: 4 H: 1 LOB: 1 BB: 1 P: 8	1B: 0 2B: 1 3B: 0 HR: 3 SF: 0 SAC: 0 DP: 0 HBP: 0	WP: 0 PB: 0 SB: 0 CS: 0 PA: 34					

livebaseballscorecards.com

AB	31
R	4
H	4
RBI	4
BB	3
SO	7
LOB	7

PITCHER		IP	WLS	BF	H	R	ER	SO	BB	IBB	HBP	BLK	WP	HR	S	P	ERA	WHIP
Steve Barber, L ERA: 2.14	(1, 1)	9.0	W	34	4	4	4	7	3	0	0	0	0	3	45	57	4.00	0.778

PITCHER	IP	WLS	BF	H	R	ER	SO	BB	IBB	HBP	BLK	WP	HR	S	P	ERA	WHIP

Batter	1	2	3	4	5	6	7	8	9	AB	R	H	RBI	BB	SO	LOB
Luis Aparicio, R (1, 6) OBP: 0.340, SLG: 0.426	6-3		E8 (4-3, 1B) 1-3 2-H 1B	FC6-4 1-2f		6-3		5-3		5	1	1	1	0	0	2
Bob Johnson, R (1, 4) OBP: 0.325, SLG: 0.474	F8		F2		4-3	BB		6-3		4	0	0	0	1	0	2
Al Smith, R (1, 9) OBP: 0.398, SLG: 0.506	1B		4-3 2-3 3-H		K	F8			5-3	5	0	1	1	0	1	3
Jim Gentile, L (1, 3) OBP: 0.324, SLG: 0.402 Joe Gaines, R (7, 7) OBP: 0.500, SLG: 0.800	4-1		1B 3-H		BB 1B 1B		1B 2B		F3	4 1	0 0	3 0	1 0	0 0	0 0	1 0
Brooks Robinson, R (1, 5) OBP: 0.303, SLG: 0.359		F6	K		FC5 BB 1-2 1B		F8		F4	5	0	1	0	0	1	2
Boog Powell, L (1, 7) (7, 3) OBP: 0.346, SLG: 0.542		F8		L9	1-2 2-3 BB		2-3 1B			3	0	1	0	1	0	0
Jackie Brandt, R (1, 8) OBP: 0.289, SLG: 0.403		K		F6	FC5 2-3f		F6			4	0	0	0	0	1	5
John Orsino, R (1, 2) OBP: 0.367, SLG: 0.488			1B E BB	HR		PB 1B	K			3	2	2	1	1	1	2
Dick Hall, R (1, 1) OBP: 1.000, SLG: 1.000 Wes Stock, R (5, 1) Bob Saverine, S (6, PH) OBP: 0.308, SLG: 0.333 Buster Narum, R (6, 1) OBP: 1.000, SLG: 4.000 Charlie Lau, L (8, PH) OBP: 0.083, SLG: 0.083 Chuck Estrada, R (8, 1)			E 4-3 1-2 1B	FC6-4 1B		L9 1-2		F7		2 0 1 0 1 0	1 0 0 0 0 0	2 0 0 0 0 0	0 0 0 0 0 0	0 0 0 0 0 0	0 0 1 0 0 0	0 0 1 0 0 0
Inning Stats	R: 0 E: 0 K: 0 S: 4 H: 1 LOB: 1 BB: 0 P: 4	R: 0 E: 0 K: 1 S: 5 H: 0 LOB: 0 BB: 0 P: 5	R: 3 E: 1 K: 1 S: 8 H: 3 LOB: 1 BB: 1 P: 12	R: 1 E: 0 K: 0 S: 5 H: 2 LOB: 1 BB: 0 P: 5	R: 0 E: 0 K: 1 S: 7 H: 2 LOB: 3 BB: 1 P: 11	R: 0 E: 0 K: 0 S: 4 H: 1 LOB: 2 BB: 1 P: 8	R: 0 E: 0 K: 1 S: 7 H: 2 LOB: 2 BB: 0 P: 7	R: 0 E: 0 K: 0 S: 3 H: 0 LOB: 0 BB: 0 P: 3	R: 0 E: 0 K: 0 S: 3 H: 0 LOB: 0 BB: 0 P: 3	1B: 9 2B: 1 3B: 0 HR: 1	SF: 0 SAC: 0 DP: 0 HBP: 0						

PITCHER	IP	WLS	BF	H	R	ER	SO	BB	IBB	HBP	BLK	WP	HR	S	P	ERA	WHIP
Phil Regan, R (1, 1) ERA: 2.59	4.2		23	8	4	4	3	1	0	0	0	0	1	28	32	7.71	1.929
Tom Sturdivant, R (5, 1) ERA: 4.26	4.1	W	18	3	0	0	1	2	0	0	0	0	0	18	26	0.00	1.154

PITCHER	IP	WLS	BF	H	R	ER	SO	BB	IBB	HBP	BLK	WP	HR	S	P	ERA	WHIP

Baltimore Orioles @ Detroit Tigers

Tiger Stadium, Detroit, MI

Sun May 05 1963, 4:33 AM EDT

Att. 5,732 - Unknown

TOP

livebaseballscorecards.com

AB	38
R	4
H	11
RBI	4
BB	3
SO	4
LOB	18

WP: 0 PB: 1 SB: 0 CS: 0 PA: 41

Baltimore Orioles @ Detroit Tigers

Tiger Stadium, Detroit, MI

Sun May 05 1963, 4:33 AM EDT

Att. 5,732 - Unknown

BOTTOM

Batter	1	2	3	4	5	6	7	8	9	AB	R	H	RBI	BB	SO	LOB
Jake Wood, R (1, 4) OBP: 0.326, SLG: 0.455	F3		6-3		SH3-4 1B 1B	F5		6-3		5	1	1	0	0	0	0
Dick McAuliffe, L (1, 6) OBP: 0.246, SLG: 0.214	1-3		F7		SH3-4 1-2	F7		4-3		4	0	0	0	0	0	0
Bill Bruton, L (1, 8) OBP: 0.269, SLG: 0.279	F9		F7		IBB 1B 2-H 1B	F7		3-1		5	1	1	1	0	0	0
Al Kaline, R (1, 9) OBP: 0.396, SLG: 0.537		1B SF8 1B	K	1B 2B 1-2 IBB			K			3	2	1	0	1	2	0
Rocky Colavito, R (1, 7) OBP: 0.337, SLG: 0.356		HR 1-3 1B	1B 2B BB	2B E 1-3 2-H 1B			1B 2B			3	4	3	1	1	0	0
Whitey Herzog, L (1, 3) OBP: 0.421, SLG: 0.500	SF8 3-H	2B E 1-2 1B	E6 HR 1-H 3-H 2B			3-1				3	2	2	2	0	0	1
Bill Freehan, R (1, 2) OBP: 0.500, SLG: 0.875	HR 1-H	E 1-3 2-H 2B	HR 3-H			1B BB				3	2	3	5	1	0	0
Bubba Phillips, R (1, 5) OBP: 0.224, SLG: 0.244	F2	FC 2-3 3-H	5-3			1-2 2-H 1B				4	0	1	1	0	0	1
Phil Regan, R (1, 1) OBP: 0.200, SLG: 0.200	K	F2	K			F4				2	0	0	0	0	1	1
Tom Sturdivant, L (5, 1)										2	0	0	0	0	1	2
Inning Stats	R: 0 H: 0 E: 0 LOB: 0 K: 0 BB: 0 S: 3 P: 3	R: 3 H: 3 E: 0 LOB: 0 K: 1 BB: 0 S: 8 P: 8	R: 0 H: 0 E: 0 LOB: 0 K: 0 BB: 0 S: 3 P: 3	R: 2 H: 2 E: 1 LOB: 1 K: 1 BB: 1 S: 7 P: 11	R: 6 H: 5 E: 1 LOB: 0 K: 1 BB: 1 S: 10 P: 14	R: 0 H: 0 E: 0 LOB: 0 K: 0 BB: 0 S: 3 P: 3	R: 1 H: 2 E: 0 LOB: 2 K: 1 BB: 1 S: 7 P: 11	R: 0 H: 0 E: 0 LOB: 0 K: 0 BB: 0 S: 3 P: 3		1B: 7 SF: 1 2B: 3 SAC: 1 3B: 0 DP: 0 HR: 2 HBP: 0						

livebaseballscorecards.com

	AB	34
	R	12
	H	12
	RBI	10
	BB	3
	SO	4
	LOB	5

WP: 0 PA: 39
PB: 0
SB: 0
CS: 0

PITCHER		IP	WLS	BF	H	R	ER	SO	BB	IBB	HBP	BLK	WP	HR	S	P	ERA	WHIP
Dick Hall, R ERA: 8.03	(1, 1)	4.1	L	21	7	7	6	2	1	0	0	0	0	1	24	28	12.46	1.846
Wes Stock, R ERA: 3.09	(5, 1)	0.2		6	3	4	3	1	0	1	0	0	0	1	7	11	40.50	4.500
Buster Narum, R ERA: 3.38	(6, 1)	2.0		9	2	1	1	1	1	0	0	0	0	0	10	14	4.50	1.500
Chuck Estrada, R ERA: 15.0	(8, 1)	1.0		3	0	0	0	0	0	0	0	0	0	0	3	3	0.00	0.000

PITCHER		IP	WLS	BF	H	R	ER	SO	BB	IBB	HBP	BLK	WP	HR	S	P	ERA	WHIP

Boston Red Sox @ Baltimore Orioles

Memorial Stadium, Baltimore, MD

Tue May 07 1963, 7:05 PM EDT

Att. 6,431 - Unknown

TOP

livebaseballscorecards.com

Batter	1	2	3	4	5	6	7	8	9	AB	R	H	RBI	BB	SO	LOB
Chuck Schilling, R (1, 4) OBP: 0.391, SLG: 0.476	1B	1-3		K		FC6-5 2-3		G4-6-3		5	1	2	0	0	1	3
Eddie Bressoud, R (1, 6) OBP: 0.321, SLG: 0.405	1B		F4		F9	K 1-2		G4-6-3 1-2f		5	0	1	0	0	1	2
Carl Yastrzemski, L (1, 7) OBP: 0.402, SLG: 0.506	1B 1-2 2-H		4-3		E S 1B		K	K		5	1	2	1	0	2	0
Dick Stuart, R (1, 3) OBP: 0.313, SLG: 0.392	K		K		K 1-3		HR		K	5	1	1	0	0	4	3
Lou Clinton, R (1, 9) OBP: 0.293, SLG: 0.440	K			2B 1B	BB		1-H HR		B B B B G5-4-3 BB	3	2	2	2	2	1	2
Frank Malzone, R (1, 5) OBP: 0.364, SLG: 0.437	1-2 2-3 1B			2B 1-2 1B	1-2 3-H 1B		1B BB		G5-4-3 1-2f	4	0	3	1	1	0	1
Roman Mejias, R (1, 8) OBP: 0.157, SLG: 0.222	F6			1-3 2-H 2B	F9		FC6-4 1-2 1B			4	0	2	1	0	0	5
Bob Tillman, R (1, 2) OBP: 0.279, SLG: 0.300		F5		6-3		E4 FC6-5 SH5-4	K			4	0	0	0	0	1	4
Earl Wilson, R (1, 1) OBP: 0.125, SLG: 0.125		F6		F6		SH5-4 1-2	FC6-4 1-2f			3	0	0	0	0	0	4
Inning Stats	R: 1 E: 0 K: 2 S: 11 H: 4 LOB: 3 BB: 0 P: 11	R: 0 E: 0 K: 0 S: 3 H: 0 LOB: 0 BB: 0 P: 3	R: 0 E: 0 K: 1 S: 5 H: 0 LOB: 0 BB: 0 P: 5	R: 1 E: 0 K: 1 S: 8 H: 3 LOB: 2 BB: 0 P: 8	R: 1 E: 0 K: 1 S: 7 H: 2 LOB: 2 BB: 1 P: 11	R: 0 E: 1 K: 1 S: 6 H: 0 LOB: 1 BB: 0 P: 6	R: 2 E: 0 K: 2 S: 10 H: 3 LOB: 2 BB: 1 P: 14	R: 0 E: 0 K: 1 S: 5 H: 1 LOB: 0 BB: 0 P: 5	R: 0 E: 0 K: 1 S: 4 H: 0 LOB: 0 BB: 1 P: 8	1B: 11 2B: 1 3B: 0 HR: 1 SF: 0 SAC: 1 DP: 2 HBP: 0							

	AB	38
	R	5
	H	13
	RBI	5
	BB	3
	SO	10
	LOB	24

WP: 0 PB: 0 SB: 2 CS: 0 PA: 42

PITCHER		IP	WLS	BF	H	R	ER	SO	BB	IBB	HBP	BLK	WP	HR	S	P	ERA	WHIP
Robin Roberts, R ERA: 3.51	(1, 1)	6.0	L	29	9	3	3	6	1	0	0	0	0	0	40	44	4.50	1.667
Stu Miller, R ERA: 3.77	(7, 1)	2.0		10	4	2	2	3	1	0	0	0	0	1	15	19	9.00	2.500
Buster Narum, R ERA: 3.0	(9, 1)	1.0		3	0	0	0	1	1	0	0	0	0	0	4	8	0.00	1.000

PITCHER	IP	WLS	BF	H	R	ER	SO	BB	IBB	HBP	BLK	WP	HR	S	P	ERA	WHIP

BOTTOM

Boston Red Sox @ Baltimore Orioles

Memorial Stadium, Baltimore, MD

Tue May 07 1963, 7:05 PM EDT

Att. 6,431 - Unknown

livebaseballscorecards.com

Batter	1	2	3	4	5	6	7	8	9	AB	R	H	RBI	BB	SO	LOB
Luis Aparicio, R (1, 6) OBP: 0.337, SLG: 0.412	K		F3			F6		BB		3	0	0	0	1	1	0
Russ Snyder, L (1, 8) OBP: 0.250, SLG: 0.308	F7			BB		G3		F3		3	0	0	0	1	0	1
Al Smith, R (1, 9) OBP: 0.381, SLG: 0.482	K			F7			5-3	F8		4	0	0	0	0	1	2
Jim Gentile, L (1, 3) OBP: 0.321, SLG: 0.396		K		F2			BB 2B 1B		1-3	4	1	1	0	0	1	1
Brooks Robinson, R (1, 5) OBP: 0.311, SLG: 0.358		1B		F9			2B 1-2 BB		1-3	3	0	1	0	1	0	1
Boog Powell, L (1, 7) OBP: 0.341, SLG: 0.539		F4			4-3		1-3 2-H 2B		F5	4	0	1	1	0	0	1
Bob Johnson, R (1, 4) OBP: 0.302, SLG: 0.439		K			5-3		5-3			3	0	0	0	0	1	3
John Orsino, R (1, 2) OBP: 0.346, SLG: 0.457			F7		F6		5-3			3	0	0	0	0	0	2
Robin Roberts, S (1, 1) OBP: 0.100, SLG: 0.100			K			K		K		1	0	0	0	0	1	0
Bob Saverine, S (6, PH) OBP: 0.286, SLG: 0.308										1	0	0	0	0	1	0
Stu Miller, R (7, 1)										0	0	0	0	0	0	0
Jackie Brandt, R (8, PH) OBP: 0.286, SLG: 0.397										1	0	0	0	0	1	0
Buster Narum, R (9, 1) OBP: 1.000, SLG: 4.000										0	0	0	0	0	0	0
Inning Stats	R: 0 E: 0 K: 2 S: 7 H: 0 LOB: 0 BB: 0 P: 7	R: 0 E: 0 K: 2 S: 8 H: 1 LOB: 1 BB: 0 P: 8	R: 0 E: 0 K: 1 S: 5 H: 0 LOB: 0 BB: 0 P: 5	R: 0 E: 0 K: 0 S: 3 H: 0 LOB: 1 BB: 1 P: 7	R: 0 E: 0 K: 0 S: 3 H: 0 LOB: 0 BB: 0 P: 3	R: 0 E: 0 K: 1 S: 5 H: 0 LOB: 0 BB: 0 P: 5	R: 1 E: 0 K: 0 S: 5 H: 2 LOB: 2 BB: 1 P: 9	R: 0 E: 0 K: 1 S: 5 H: 0 LOB: 1 BB: 1 P: 9	R: 0 E: 0 K: 0 S: 3 H: 0 LOB: 0 BB: 0 P: 3	1B: 2 2B: 1 3B: 0 HR: 0	SF: 0 SAC: 0 DP: 0 HBP: 0			WP: 0 PB: 0 SB: 0 CS: 0	PA: 33		

	AB	30
	R	1
	H	3
	RBI	1
	BB	3
	SO	7
	LOB	11

PITCHER		IP	WLS	BF	H	R	ER	SO	BB	IBB	HBP	BLK	WP	HR	S	P	ERA	WHIP
Earl Wilson, R ERA: 2.45	(1, 1)	9.0	W	33	3	1	1	7	3	0	0	0	0	0	44	56	1.00	0.667

PITCHER	IP	WLS	BF	H	R	ER	SO	BB	IBB	HBP	BLK	WP	HR	S	P	ERA	WHIP

Batter	1	2	3	4	5	6	7	8	9	AB	R	H	RBI	BB	SO	LOB
Chuck Schilling, R (1, 4) OBP: 0.402, SLG: 0.489	F9		1-3 2-H 2B		G4-6-3 1-2f		2B 1B		FC5-4 1-2 BB	4	1	2	1	1	0	2
Eddie Bressoud, R (1, 6) OBP: 0.326, SLG: 0.430	K		K			1B 2B	1-H 2B		FC5-4 1-2f	5	1	2	1	0	2	4
Carl Yastrzemski, L (1, 7) OBP: 0.396, SLG: 0.488	4-3		F8			G4-3 1B 1B BB	K			3	1	0	0	1	1	3
Dick Stuart, R (1, 3) OBP: 0.322, SLG: 0.397		K		G5-4-3 1B		G4-3 1-2 2-H 1B		F3		4	0	2	1	0	1	0
Lou Clinton, R (1, 9) OBP: 0.279, SLG: 0.418		5-3		G5-4-3 1-2f		G4-3 1-2f 2-3		K		4	0	0	0	0	1	3
Frank Malzone, R (1, 5) OBP: 0.358, SLG: 0.427		5-3		F8		3-H 1B		5-3		4	0	1	1	0	0	0
Roman Mejias, R (1, 8) OBP: 0.149, SLG: 0.212			1-3		1-3	1-3			F9	4	0	0	0	0	0	1
Bob Tillman, R (1, 2) OBP: 0.306, SLG: 0.344			1B 2B 1B		1B 2B		2-3		BB 1B	4	1	3	0	0	0	0
Gene Conley, R (1, 1) OBP: 0.500, SLG: 0.667			2B 1-2 1B		G4-6-3 2-3 1B		F7		F9	2	0	2	0	0	0	0
Jack Lamabe, R (5, 1)										0	0	0	0	0	0	0
Mike Fornieles, R (5, 1)										0	0	0	0	0	0	0
Dick Williams, R (7, PH)										1	0	0	0	0	0	0
Arnold Earley, L (7, 1)										0	0	0	0	0	0	0
Billy Gardner, R (9, PH) OBP: 0.250, SLG: 0.250										1	0	0	0	0	0	1
Inning Stats	R: 0 E: 0 K: 1 S: 5 H: 0 LOB: 0 BB: 0 P: 5	R: 0 E: 0 K: 1 S: 5 H: 0 LOB: 0 BB: 0 P: 5	R: 1 E: 0 K: 1 S: 8 H: 3 LOB: 2 BB: 0 P: 8	R: 0 E: 0 K: 0 S: 3 H: 1 LOB: 0 BB: 0 P: 3	R: 0 E: 0 K: 0 S: 4 H: 2 LOB: 1 BB: 0 P: 4	R: 2 E: 0 K: 0 S: 5 H: 3 LOB: 1 BB: 1 P: 9	R: 1 E: 0 K: 1 S: 7 H: 2 LOB: 1 BB: 0 P: 7	R: 0 E: 0 K: 1 S: 5 H: 0 LOB: 0 BB: 0 P: 5	R: 0 E: 0 K: 0 S: 4 H: 1 LOB: 2 BB: 1 P: 8	1B: 8 2B: 4 3B: 0 HR: 0	SF: 0 SAC: 0 DP: 3 HBP: 0					

PITCHER	IP	WLS	BF	H	R	ER	SO	BB	IBB	HBP	BLK	WP	HR	S	P	ERA	WHIP
Steve Barber, L (1, 1) ERA: 2.4	9.0	W	38	12	4	4	5	2	0	0	0	0	0	46	54	4.00	1.556

PITCHER	IP	WLS	BF	H	R	ER	SO	BB	IBB	HBP	BLK	WP	HR	S	P	ERA	WHIP

TOP

Boston Red Sox @ Baltimore Orioles

Memorial Stadium, Baltimore, MD

Wed May 08 1963, 7:05 PM EDT

Att. 5,914 - Unknown

livebaseballscorecards.com

AB	36
R	4
H	12
RBI	4
BB	2
SO	5
LOB	14

WP: 0 PA: 38
PB: 0
SB: 0
CS: 0

BOTTOM

Boston Red Sox @ Baltimore Orioles

Memorial Stadium, Baltimore, MD

Wed May 08 1963, 7:05 PM EDT

Att. 5,914 - Unknown

livebaseballscorecards.com

Batter	1	2	3	4	5	6	7	8	9	AB	R	H	RBI	BB	SO	LOB
Luis Aparicio, R (1, 6) OBP: 0.330, SLG: 0.402	6-3		F2		S 2B 1B	5-3		1-3		5	1	1	0	0	0	0
Russ Snyder, L (1, 8) (6, 7) OBP: 0.289, SLG: 0.333	1-3		F7		1-H 1B 2B	BBB G6-4-3 BB		H 1-0 S FC HBP		3	1	1	1	1	0	0
Al Smith, R (1, 9) OBP: 0.386, SLG: 0.483	E S 1B 1B			F7	2-H 2B 1B	1-2f G6-4-3		FC S 1-2		4	2	2	1	0	0	1
Bob Saverine, S (7, 8) OBP: 0.267, SLG: 0.286										1	0	0	0	0	0	1
Jim Gentile, L (1, 3) OBP: 0.333, SLG: 0.440	BBBB 1B 1-2 BB			1B 1B 2B	F9		HR	SSS K 1-2 2-3		4	2	2	1	1	1	3
Brooks Robinson, R (1, 5) OBP: 0.333, SLG: 0.390	1-3 2-H 1B			2-3 1B 1B 1B	1-H 1B 1B 2B		G4-6-3 1B	SSS K		5	2	4	2	0	1	2
Boog Powell, L (1, 7) OBP: 0.353, SLG: 0.544		SSS K		1-2 3-H 1B 1B	2-3 1B 1B 1B		G4-6-3 1-2f			3	0	2	1	0	1	0
Jackie Brandt, R (5, PR) (6, 8) (7, 9) OBP: 0.282, SLG: 0.392										1	1	0	0	0	0	1
Charlie Lau, L (1, 2) OBP: 0.250, SLG: 0.313		F8		G6-4-3 1-2 2-H 1B	1-2 3-H 1B 1B		3B 2B			4	1	3	2	0	0	0
Jerry Adair, R (1, 4) OBP: 0.181, SLG: 0.250		F4		G6-4-3 1-2f	1-2 2-H 1B		2-H 3B			4	0	2	2	0	0	2
Steve Barber, L (1, 1) OBP: 0.125, SLG: 0.130			P6		F4 K		SSS K			4	0	0	0	0	2	3
Inning Stats	R: 1 E: 1 K: 0 S: 4 H: 2 LOB: 2 BB: 1 P: 8	R: 0 E: 0 K: 1 S: 5 H: 0 LOB: 0 BB: 0 P: 5	R: 0 E: 0 K: 0 S: 3 H: 0 LOB: 0 BB: 0 P: 3	R: 2 E: 0 K: 0 S: 6 H: 4 LOB: 1 BB: 0 P: 6	R: 5 E: 0 K: 1 S: 12 H: 7 LOB: 2 BB: 0 P: 12	R: 0 E: 0 K: 0 S: 2 H: 0 LOB: 0 BB: 1 P: 6	R: 2 E: 0 K: 1 S: 8 H: 4 LOB: 1 BB: 0 P: 8	R: 0 E: 0 K: 2 S: 8 H: 0 LOB: 2 BB: 0 P: 9		1B: 11 2B: 4 3B: 1 HR: 1	SF: 0 SAC: 0 DP: 3 HBP: 1					

	AB	38
	R	10
	H	17
	RBI	10
	BB	2
	SO	5
	LOB	13

WP: 0 PB: 0 SB: 4 CS: 0 PA: 41

PITCHER		IP	WLS	BF	H	R	ER	SO	BB	IBB	HBP	BLK	WP	HR	S	P	ERA	WHIP
Gene Conley, R ERA: 5.63	(1, 1)	4.1	L	20	8	5	5	1	1	0	0	0	0	0	21	25	10.38	2.077
Jack Lamabe, R ERA: 6.35	(5, 1)	0.1		6	5	3	3	0	0	0	0	0	0	0	6	6	81.00	15.000
Mike Fornieles, R ERA: 3.86	(5, 1)	1.1		4	0	0	0	1	1	0	0	0	0	0	5	9	0.00	0.750
Arnold Earley, L ERA: 2.45	(7, 1)	2.0		11	4	2	2	3	0	0	1	0	0	1	16	17	9.00	2.000

PITCHER		IP	WLS	BF	H	R	ER	SO	BB	IBB	HBP	BLK	WP	HR	S	P	ERA	WHIP

Batter	1	2	3	4	5	6	7	8	9	AB	R	H	RBI	BB	SO	LOB
Chuck Schilling, R (1, 4) OBP: 0.396, SLG: 0.478	5-3		F7			BB, 1-2, 1B		K		4	0	1	0	0	1	2
Eddie Bressoud, R (1, 6) OBP: 0.311, SLG: 0.410	6-3			K		F6		5-3, 1-2, 3-H		4	0	0	1	0	1	3
Carl Yastrzemski, L (1, 7) OBP: 0.400, SLG: 0.477	PB, BB			F8		BB, 1-2, 2-3		4-3		2	0	0	0	2	0	1
Dick Stuart, R (1, 3) OBP: 0.319, SLG: 0.383	F2, 1-2			F8		F9			FC5-4, BB	3	0	0	0	1	0	4
Lou Clinton, R (1, 9) OBP: 0.267, SLG: 0.398		5-3			K	F5			K	4	0	0	0	0	2	1
Frank Malzone, R (1, 5) OBP: 0.341, SLG: 0.405		F8			F5	F9			FC5-4, 1-2f	4	0	0	0	0	0	1
Roman Mejias, R (1, 8) OBP: 0.143, SLG: 0.202		K			K	6-3			K	4	0	0	0	0	3	1
Bob Tillman, R (1, 2) OBP: 0.307, SLG: 0.358			K			F7		1B, 5-3, 2B		3	1	1	0	0	1	0
Bill Monbouquette, R (1, 1) OBP: 0.286, SLG: 0.231			K			BB, 1B, BB				1	0	0	0	1	1	0
Arnold Earley, L (6, 1)										0	0	0	0	0	0	0
Gary Geiger, L (8, PH) OBP: 0.111, SLG: 0.111										1	0	1	0	0	0	0
Mike Fornieles, R (8, 1)								2-3, 1B		0	0	0	0	0	0	0
Inning Stats	R: 0 E: 0 K: 0 S: 3 H: 0 LOB: 1 BB: 1 P: 7	R: 0 E: 0 K: 1 S: 5 H: 0 LOB: 0 BB: 0 P: 5	R: 0 E: 0 K: 2 S: 7 H: 0 LOB: 0 BB: 0 P: 7	R: 0 E: 0 K: 1 S: 5 H: 0 LOB: 0 BB: 0 P: 5	R: 0 E: 0 K: 2 S: 7 H: 0 LOB: 0 BB: 0 P: 7	R: 0 E: 0 K: 0 S: 4 H: 1 LOB: 3 BB: 2 P: 12	R: 0 E: 0 K: 0 S: 3 H: 0 LOB: 0 BB: 0 P: 3	R: 1 E: 0 K: 1 S: 7 H: 2 LOB: 1 BB: 0 P: 7	R: 0 E: 0 K: 2 S: 7 H: 0 LOB: 1 BB: 1 P: 11	1B: 2 2B: 1 3B: 0 HR: 0 SF: 0 SAC: 0 DP: 0 HBP: 0							

TOP

Boston Red Sox @ Baltimore Orioles

Memorial Stadium, Baltimore, MD

Thu May 09 1963, 7:05 PM EDT

Att. 4,679 - Unknown - 91 F

livebaseballscorecards.com

AB	30
R	1
H	3
RBI	1
BB	4
SO	9
LOB	13

WP: 0 PB: 1 SB: 0 CS: 0 PA: 34

PITCHER		IP	WLS	BF	H	R	ER	SO	BB	IBB	HBP	BLK	WP	HR	S	P	ERA	WHIP
Chuck Estrada, R ERA: 7.62	(1, 1)	7.0	W	26	2	1	1	6	3	0	0	0	0	0	35	47	1.29	0.714
Stu Miller, R ERA: 3.31	(8, 1)	2.0	S	8	1	0	0	3	1	0	0	0	0	0	13	17	0.00	1.000

PITCHER	IP	WLS	BF	H	R	ER	SO	BB	IBB	HBP	BLK	WP	HR	S	P	ERA	WHIP

Batter	1	2	3	4	5	6	7	8	9	AB	R	H	RBI	BB	SO	LOB
Luis Aparicio, R (1, 6) OBP: 0.336, SLG: 0.406	G4-6-3 1B		FC1-2 S 3-H			E SH1-4 1B	6-3			4	1	2	0	0	0	1
Russ Snyder, L (1, 8) (7, 7) OBP: 0.271, SLG: 0.311	F9		F8 1-2			SH1-4 1-2		3-1		3	0	0	0	0	0	2
Al Smith, R (1, 9) OBP: 0.381, SLG: 0.473	G4-6-3 1-2f			K		E8 PB 2B 2-H 1B		5-3		4	1	1	1	0	1	1
Jim Gentile, L (1, 3) OBP: 0.348, SLG: 0.441		1B		4-3		PB 2B IBB		BB		2	1	1	0	2	0	0
Brooks Robinson, R (1, 5) OBP: 0.330, SLG: 0.394		F8		F4		1-H 2-H 2B		2-3		4	0	1	2	0	0	2
Boog Powell, L (1, 7) OBP: 0.356, SLG: 0.580 Jackie Brandt, R (6, PH) (7, 8) OBP: 0.279, SLG: 0.388	K				HR	F8				2 1	1 0	1 0	1 0	0 0	1 0	1 1
John Orsino, R (1, 2) OBP: 0.327, SLG: 0.429	F9				6-3	K				3	0	0	0	0	1	2
Jerry Adair, R (1, 4) OBP: 0.187, SLG: 0.268			SH3-4 FC1-2 2B		6-3		K			3	0	1	0	0	1	0
Chuck Estrada, R (1, 1) Stu Miller, R (8, 1)			SH3-4 2-3		5-3		K			2 0	0 0	0 0	0 0	0 0	1 0	0 0
Inning Stats	R: 0 E: 0 K: 0 S: 3 H: 1 LOB: 0 BB: 0 P: 3	R: 0 E: 0 K: 1 S: 6 H: 1 LOB: 1 BB: 0 P: 6	R: 0 E: 0 K: 0 S: 4 H: 1 LOB: 1 BB: 0 P: 4	R: 0 E: 0 K: 1 S: 5 H: 0 LOB: 0 BB: 0 P: 5	R: 1 E: 0 K: 0 S: 4 H: 1 LOB: 0 BB: 0 P: 4	R: 3 E: 1 K: 1 S: 8 H: 3 LOB: 1 BB: 1 P: 12	R: 0 E: 0 K: 2 S: 7 H: 0 LOB: 0 BB: 0 P: 7	R: 0 E: 0 K: 0 S: 3 H: 0 LOB: 1 BB: 1 P: 7		1B: 4 2B: 2 3B: 0 HR: 1 SF: 0 SAC: 2 DP: 1 HBP: 0						

PITCHER		IP	WLS	BF	H	R	ER	SO	BB	IBB	HBP	BLK	WP	HR	S	P	ERA	WHIP
Bill Monbouquette, R ERA: 3.79	(1, 1)	5.1	L	23	7	4	4	2	0	1	0	0	0	1	26	30	6.75	1.312
Arnold Earley, L ERA: 2.0	(6, 1)	1.2		5	0	0	0	3	0	0	0	0	0	0	11	11	0.00	0.000
Mike Fornieles, R ERA: 2.7	(8, 1)	1.0		4	0	0	0	0	1	0	0	0	0	0	3	7	0.00	1.000

PITCHER	IP	WLS	BF	H	R	ER	SO	BB	IBB	HBP	BLK	WP	HR	S	P	ERA	WHIP

BOTTOM

Boston Red Sox @ Baltimore Orioles

Memorial Stadium, Baltimore, MD

Thu May 09 1963, 7:05 PM EDT

Att. 4,679 - Unknown - 91 F

AB	28
R	4
H	7
RBI	4
BB	2
SO	5
LOB	10

livebaseballscorecards.com

Batter	1	2	3	4	5	6	7	8	9	AB	R	H	RBI	BB	SO	LOB
Phil Linz, R (1, 4) OBP: 0.222, SLG: 0.125 Joe Pepitone, L (8, PH) OBP: 0.264, SLG: 0.471 (8, 9)	4-3		F9			BB, G6-4-3		1-3		2 1	0 0	0 0	0 0	1 0	0 0	0 2
Clete Boyer, R (1, 5) OBP: 0.357, SLG: 0.521	F4		4-3			G6-4-3 1-2f		1B 2-H 3-H		4	0	1	2	0	0	1
Tom Tresh, S (1, 7) OBP: 0.380, SLG: 0.631	6-3		6-3			B1-3		1-2		4	0	1	0	0	0	0
Mickey Mantle, S (1, 8) OBP: 0.373, SLG: 0.549		BB 1B 1B	K				F9	K		3	1	0	0	1	2	2
Elston Howard, R (1, 2) OBP: 0.292, SLG: 0.524		BB 1B 1-3	6-3				F8		1-3	4	0	1	0	0	0	0
Harry Bright, R (1, 3) OBP: 0.393, SLG: 0.500		L8-6 BB 1-2 3-H	F9				6-3		K	4	0	1	1	0	1	0
Hector Lopez, R (1, 9) OBP: 0.277, SLG: 0.356 (8, 4)		K		K				6-3	K	4	0	0	0	0	3	2
Tony Kubek, L (1, 6) OBP: 0.221, SLG: 0.245		BB 1-2 2-3		4-3				BB 1B 1B		1	1	0	0	2	0	0
Whitey Ford, L (1, 1) OBP: 0.143, SLG: 0.357 Jack Reed, R (8, PH) OBP: 0.286, SLG: 0.429 Roger Maris, L (8, PH) OBP: 0.281, SLG: 0.415 Hal Reniff, R (8, 1) Luis Arroyo, L (8, 1)		L8-6 2-3		6-3				1-3 1-3 1B		2 0 1 0 0	0 0 1 0 0	0 0 1 0 0	0 0 0 0 0	0 0 0 0 0	0 0 0 0 0	3 0 0 0 0
Inning Stats	R: 0 E: 0 K: 0 S: 3 H: 0 LOB: 0 BB: 0 P: 3	R: 1 E: 0 K: 1 S: 6 H: 2 LOB: 2 BB: 2 P: 14	R: 0 E: 0 K: 0 S: 3 H: 0 LOB: 0 BB: 0 P: 3	R: 0 E: 0 K: 1 S: 5 H: 0 LOB: 0 BB: 0 P: 5	R: 0 E: 0 K: 1 S: 5 H: 0 LOB: 0 BB: 0 P: 5	R: 0 E: 0 K: 0 S: 2 H: 0 LOB: 0 BB: 1 P: 6	R: 0 E: 0 K: 0 S: 3 H: 0 LOB: 0 BB: 0 P: 3	R: 2 E: 0 K: 1 S: 8 H: 3 LOB: 2 BB: 1 P: 12	R: 0 E: 0 K: 2 S: 7 H: 0 LOB: 0 BB: 0 P: 7	1B: 5 2B: 1 3B: 0 HR: 0 SF: 0 SAC: 0 DP: 2 HBP: 0						

PITCHER		IP	WLS	BF	H	R	ER	SO	BB	IBB	HBP	BLK	WP	HR	S	P	ERA	WHIP
Mike McCormick, L ERA: 3.48	(1, 1)	7.1		26	2	2	2	3	4	0	0	0	0	0	28	44	2.46	0.818
Dick Hall, R ERA: 7.71	(8, 1)	1.2	W	8	3	1	1	3	0	0	0	0	0	0	14	14	5.40	1.800

PITCHER		IP	WLS	BF	H	R	ER	SO	BB	IBB	HBP	BLK	WP	HR	S	P	ERA	WHIP

TOP

New York Yankees @ Baltimore Orioles

Memorial Stadium, Baltimore, MD

Fri May 10 1963, 7:05 PM EDT
Att. 26,685 - Unknown - 85 F

livebaseballscorecards.com

AB	30
R	3
H	5
RBI	3
BB	4
SO	6
LOB	10

WP: 0	PB: 0	SB: 0	CS: 0	PA: 34														

Batter	1	2	3	4	5	6	7	8	9	AB	R	H	RBI	BB	SO	LOB
Luis Aparicio, R (1, 6) OBP: 0.333, SLG: 0.427	F3		K			HR	G6-4-3 1-2f			4	1	1	1	0	1	1
Joe Gaines, R (1, 7) OBP: 0.458, SLG: 0.667	K			F7		4-3		BB SH1-4 2B		3	1	0	0	1	1	0
Al Smith, R (1, 9) OBP: 0.389, SLG: 0.510 Russ Snyder, L (8, 9) OBP: 0.271, SLG: 0.311	1B			5-3		HR		SH1-4 1-2		3 0	1 0	2 0	1 0	0 0	0 0	0 0
Jim Gentile, L (1, 3) OBP: 0.353, SLG: 0.438	K			3B 1B		K		BB 2B 1B		3	2	1	0	1	2	1
Brooks Robinson, R (1, 5) OBP: 0.336, SLG: 0.417		6-3		1-H 3B		1B 1B		K		4	0	2	1	0	1	2
Jackie Brandt, R (1, 8) OBP: 0.289, SLG: 0.405		K		F7		1-2 1B		1-3 2-H 1B 2B		4	1	2	1	0	1	1
John Orsino, R (1, 2) OBP: 0.322, SLG: 0.415		L5			6-3	F9		2-H 3-H 2B 1B		4	0	1	2	0	0	2
Jerry Adair, R (1, 4) OBP: 0.190, SLG: 0.280			L9		F3		F7	1-3 2B		4	0	1	0	0	0	0
Mike McCormick, L (1, 1) OBP: 0.286, SLG: 0.286 Dick Hall, R (8, 1) OBP: 0.667, SLG: 0.667			L3		F5		G6-4-3 1B	K		3 1	0 0	1 0	0 0	0 0	0 1	0 2
Inning Stats	R: 0 E: 0 K: 2 S: 8 H: 1 LOB: 1 BB: 0 P: 8	R: 0 E: 0 K: 1 S: 5 H: 0 LOB: 0 BB: 0 P: 5	R: 0 E: 0 K: 1 S: 5 H: 0 LOB: 0 BB: 0 P: 5	R: 1 E: 0 K: 0 S: 5 H: 2 LOB: 1 BB: 0 P: 5	R: 0 E: 0 K: 0 S: 3 H: 0 LOB: 0 BB: 0 P: 3	R: 2 E: 0 K: 1 S: 9 H: 4 LOB: 2 BB: 0 P: 9	R: 0 E: 0 K: 0 S: 3 H: 1 LOB: 0 BB: 0 P: 3	R: 3 E: 0 K: 2 S: 10 H: 3 LOB: 2 BB: 2 P: 18		1B: 6 2B: 2 3B: 1 HR: 2 SF: 0 SAC: 1 DP: 1 HBP: 0					

PITCHER		IP	WLS	BF	H	R	ER	SO	BB	IBB	HBP	BLK	WP	HR	S	P	ERA	WHIP
Whitey Ford, L ERA: 3.26	(1, 1)	7.0		28	8	3	3	5	0	0	0	0	0	2	38	38	3.86	1.143
Hal Reniff, R ERA: 3.94	(8, 1)	0.2	L	7	3	3	3	1	2	0	0	0	0	0	7	15	40.50	7.500
Luis Arroyo, L ERA: 8.44	(8, 1)	0.1		1	0	0	0	1	0	0	0	0	0	0	3	3	0.00	0.000

PITCHER	IP	WLS	BF	H	R	ER	SO	BB	IBB	HBP	BLK	WP	HR	S	P	ERA	WHIP

BOTTOM

New York Yankees @ Baltimore Orioles

Memorial Stadium, Baltimore, MD

Fri May 10 1963, 7:05 PM EDT
Att. 26,685 - Unknown - 85 F

livebaseballscorecards.com

AB	33
R	6
H	11
RBI	6
BB	2
SO	7
LOB	9

Batter	1	2	3	4	5	6	7	8	9	AB	R	H	RBI	BB	SO	LOB
Tony Kubek, L (1, 6) OBP: 0.218, SLG: 0.240	5-3		K	K		F7		1B	6-3	6	1	1	0	0	2	1
Clete Boyer, R (1, 5) OBP: 0.375, SLG: 0.550	F9			2B 1B		2B		1B 1-2	4-3	6	2	4	1	0	0	0
Tom Tresh, S (1, 7) OBP: 0.371, SLG: 0.607	F8			2B F6		4-3		F4		5	1	1	0	0	0	4
Mickey Mantle, S (1, 8) OBP: 0.391, SLG: 0.618		4-3		4-3 1-H 2-H 1B 2B	B B B HR BB		HR	F8		4	3	2	3	1	0	2
Jack Reed, R (8, 8) OBP: 0.286, SLG: 0.429										0	0	0	0	0	0	0
Elston Howard, R (1, 2) OBP: 0.298, SLG: 0.517		WP 1B		4-3 2-3	F8		K	1B 1-3 2-H 2B		5	1	2	1	0	1	2
Roger Maris, L (1, 9) OBP: 0.295, SLG: 0.474	F8			1B SH 3-H 1B	1-H HR		F9	2B 1-2 3-H 1B		4	2	2	3	0	0	1
Hector Lopez, R (7, 9) OBP: 0.288, SLG: 0.367										1	0	1	1	0	0	0
Harry Bright, R (1, 3) OBP: 0.400, SLG: 0.500		K 1-2		SH 1-3 3B 1B	G6-3 1B		1B 1B	1-3 2-H 2B		2	1	1	0	0	1	1
Joe Pepitone, L (5, PH) OBP: 0.293, SLG: 0.507										3	0	3	1	0	0	0
(5, 3)																
Phil Linz, R (1, 4) OBP: 0.231, SLG: 0.167			1-3	SH 1-3 3-H 3B	G6-3 1-2f		1-2 1B	F2		4	1	1	0	0	0	3
Stan Williams, R (1, 1) OBP: 0.077, SLG: 0.077			K	2-H 3-H 1B 3B		F8	3-1		G3	0	0	0	0	0	0	0
Steve Hamilton, L (1, 1) OBP: 0.333, SLG: 0.667										5	1	1	2	0	1	2
Inning Stats	R: 0 E: 0 K: 0 S: 3 H: 0 LOB: 0 BB: 0 P: 3	R: 0 E: 0 K: 1 S: 6 H: 1 LOB: 1 BB: 0 P: 6	R: 0 E: 0 K: 2 S: 7 H: 0 LOB: 0 BB: 0 P: 7	R: 7 E: 1 K: 1 S: 13 H: 7 LOB: 1 BB: 0 P: 13	R: 2 E: 0 K: 0 S: 4 H: 2 LOB: 0 BB: 1 P: 8	R: 0 E: 0 K: 0 S: 4 H: 1 LOB: 1 BB: 0 P: 4	R: 1 E: 0 K: 1 S: 8 H: 3 LOB: 2 BB: 0 P: 8	R: 3 E: 0 K: 0 S: 8 H: 5 LOB: 2 BB: 0 P: 8	R: 0 E: 0 K: 0 S: 3 H: 0 LOB: 0 BB: 0 P: 3	1B: 12 2B: 4 3B: 1 HR: 2 SF: 0 SAC: 1 DP: 1 HBP: 0	WP: 1 PB: 0 SB: 0 CS: 0 PA: 47					

PITCHER	IP	WLS	BF	H	R	ER	SO	BB	IBB	HBP	BLK	WP	HR	S	P	ERA	WHIP
Dave McNally, L (1, 1) ERA: 5.47	3.1	L	16	6	5	5	3	0	0	0	0	1	0	22	22	13.50	1.800
Wes Stock, R (4, 1) ERA: 4.26	1.0		9	4	4	2	1	1	0	0	0	0	1	10	14	18.00	5.000
Milt Pappas, R (5, 1) ERA: 1.63	2.2		11	4	1	1	1	0	0	0	0	0	1	13	13	3.38	1.500
Dean Stone, L (8, 1) ERA: 6.0	2.0		11	5	3	3	0	0	0	0	0	0	0	11	11	13.50	2.500

PITCHER	IP	WLS	BF	H	R	ER	SO	BB	IBB	HBP	BLK	WP	HR	S	P	ERA	WHIP

TOP

New York Yankees @ Baltimore Orioles

Memorial Stadium, Baltimore, MD

Sat May 11 1963, 3:33 AM EDT

Att. 12,171 - Unknown - 56 F

livebaseballscorecards.com

AB	45
R	13
H	19
RBI	12
BB	1
SO	5
LOB	16

New York Yankees @ Baltimore Orioles

Memorial Stadium, Baltimore, MD

Sat May 11 1963, 3:33 AM EDT

Att. 12,171 - Unknown - 56 F

BOTTOM

livebaseballscorecards.com

Batter	1	2	3	4	5	6	7	8	9	AB	R	H	RBI	BB	SO	LOB
Luis Aparicio, R (1, 6) OBP: 0.331, SLG: 0.416	B B B B 4-0 G1-4-3 BB WP BB	x 0-0 ② FC6-2 3-H			x 0-0 ② F8			x 0-0 ① 6-3		3	1	0	0	1	0	2
Russ Snyder, L (1, 9) OBP: 0.269, SLG: 0.292	B B B B 4-0 G1-4-3 1-2 BB	S S S 0-3 ③ K			x 0-0 ③ 1-4-3			x 0-0 ② G3		3	0	0	0	1	1	2
Jackie Brandt, R (1, 8) OBP: 0.287, SLG: 0.398	x 0-0 ① ② G1-4-3 1-2f 2-3		S S S 0-3 ① K			x 0-0 PB 1B		x 0-0 ③ F6		4	0	1	0	0	1	2
Jim Gentile, L (1, 3) OBP: 0.350, SLG: 0.426	B B B B 4-0 1B 3-H BB		S S S 0-3 ② K			x 0-0 ① L9			S S S 0-3 ① K	3	0	0	0	1	2	1
Brooks Robinson, R (1, 5) OBP: 0.333, SLG: 0.411	x 0-0 1-3 1B		S S S 0-3 ③ K			S S S 0-3 ② K 1-2			x 0-0 ② 5-3	4	0	1	0	0	2	1
Boog Powell, L (1, 7) OBP: 0.341, SLG: 0.553	S S S 0-3 ③ K			x 0-0 ① F7		x 0-0 ③ F6			x 0-0 ③ 4-3	4	0	0	0	0	1	3
John Orsino, R (1, 2) OBP: 0.323, SLG: 0.411		x 0-0 2B FC6-2 1B		x 0-0 ② F7			x 0-0 ① F5			3	0	1	0	0	0	0
Jerry Adair, R (1, 4) OBP: 0.195, SLG: 0.295		x 0-0 1-3 2B		S S S 0-3 ③ K			x 0-0 ② F8			3	0	1	0	0	1	0
Dave McNally, R (1, 1) Wes Stock, R (4, 1) Milt Pappas, R (5, 1) Joe Gaines, R (7, PH) OBP: 0.440, SLG: 0.632 Dean Stone, L (8, 1)		S S S 0-3 ① K			S S S 0-3 ① K		S S S 0-3 ③ K			1 0 1 1 0	0 0 0 0 0	0 0 0 0 0	0 0 0 0 0	0 0 1 1 0	1 0 0 0 0	2 0 0 0 0
Inning Stats	R: 1 H: 1 E: 0 LOB: 2 K: 1 BB: 3 S: 5 P: 17	R: 0 H: 2 E: 0 LOB: 2 K: 2 BB: 0 S: 9 P: 9	R: 0 H: 0 E: 0 LOB: 0 K: 3 BB: 0 S: 9 P: 9	R: 0 H: 0 E: 0 LOB: 0 K: 1 BB: 0 S: 5 P: 5	R: 0 H: 0 E: 0 LOB: 0 K: 1 BB: 0 S: 5 P: 5	R: 0 H: 1 E: 0 LOB: 1 K: 1 BB: 0 S: 6 P: 6	R: 0 H: 0 E: 0 LOB: 0 K: 1 BB: 0 S: 5 P: 5	R: 0 H: 0 E: 0 LOB: 0 K: 0 BB: 0 S: 3 P: 3	R: 0 H: 0 E: 0 LOB: 0 K: 1 BB: 0 S: 5 P: 5	1B: 3 SF: 0 2B: 1 SAC: 0 3B: 0 DP: 1 HR: 0 HBP: 0						

PITCHER	IP	WLS	BF	H	R	ER	SO	BB	IBB	HBP	BLK	WP	HR	S	P	ERA	WHIP
Stan Williams, R (1, 1) ERA: 4.54	0.2		5	1	1	1	0	3	0	0	0	1	0	2	14	13.50	6.000
Steve Hamilton, L (1, 1) ERA: 2.87	8.1	W	28	3	0	0	11	0	0	0	0	0	0	50	50	0.00	0.360

PITCHER	IP	WLS	BF	H	R	ER	SO	BB	IBB	HBP	BLK	WP	HR	S	P	ERA	WHIP

AB	30
R	1
H	4
RBI	0
BB	3
SO	11
LOB	13

WP: 1 PA: 33
PB: 1
SB: 0
CS: 0

Batter	1	2	3	4	5	6	7	8	9	AB	R	H	RBI	BB	SO	LOB
Hector Lopez, R (1, 9) OBP: 0.290, SLG: 0.365	FC4 1B		6-3		6-3			SH3-4 1-2		3	0	1	0	0	0	0
Bobby Richardson, R (1, 4) OBP: 0.257, SLG: 0.300	F4			6-3		6-3		1-3		4	0	0	0	0	0	2
Tom Tresh, S (1, 7) OBP: 0.367, SLG: 0.591	K			2B 1B		L7		5-3		4	0	1	0	0	1	2
Mickey Mantle, S (1, 8) OBP: 0.382, SLG: 0.610	FC4 1-2f			1-3 2B		L7			F4	4	0	1	0	0	0	1
Clete Boyer, R (1, 5) OBP: 0.370, SLG: 0.534		3-1		IBB			1-3		E6 2B	3	1	0	0	1	0	0
Elston Howard, R (1, 2) OBP: 0.306, SLG: 0.527		4-3		K			1B 1B		WP SF7 2-H 2B	4	1	2	1	0	1	3
Harry Bright, R (1, 3) OBP: 0.412, SLG: 0.484		1-3		1-3			L6-4 1-2 1B		WP IBB	3	0	1	0	1	0	3
Joe Pepitone, L (9, PR) OBP: 0.293, SLG: 0.507 (9, 3)										0	0	0	0	0	0	0
Tony Kubek, L (1, 6) OBP: 0.211, SLG: 0.234			4-3		4-3		L6-4 1-2		SF7 1-2 2-H	3	0	0	1	0	0	2
Jim Bouton, R (1, 1) OBP: 0.182, SLG: 0.100			K		K			SH3-4 BB	K	3	0	0	0	1	3	2
Inning Stats	R: 0 E: 0 K: 1 S: 6 H: 1 LOB: 1 BB: 0 P: 6	R: 0 E: 0 K: 0 S: 3 H: 0 LOB: 0 BB: 0 P: 3	R: 0 E: 0 K: 1 S: 5 H: 0 LOB: 0 BB: 0 P: 5	R: 0 E: 0 K: 1 S: 7 H: 2 LOB: 3 BB: 1 P: 11	R: 0 E: 0 K: 1 S: 5 H: 0 LOB: 0 BB: 0 P: 5	R: 0 E: 0 K: 0 S: 3 H: 0 LOB: 0 BB: 0 P: 3	R: 0 E: 0 K: 0 S: 4 H: 2 LOB: 1 BB: 0 P: 4	R: 0 E: 0 K: 0 S: 3 H: 0 LOB: 1 BB: 1 P: 7	R: 2 E: 1 K: 1 S: 7 H: 1 LOB: 2 BB: 1 P: 11	1B: 4 2B: 3 3B: 0 HR: 0 SF: 1 SAC: 1 DP: 1 HBP: 0	WP: 1 PB: 0 SB: 0 CS: 0 PA: 36					

PITCHER	IP	WLS	BF	H	R	ER	SO	BB	IBB	HBP	BLK	WP	HR	S	P	ERA	WHIP
Steve Barber, L (1, 1) ERA: 2.11	9.0	L	36	6	2	0	5	1	2	0	0	1	0	43	55	0.00	0.778

PITCHER	IP	WLS	BF	H	R	ER	SO	BB	IBB	HBP	BLK	WP	HR	S	P	ERA	WHIP

TOP

New York Yankees @ Baltimore Orioles

Memorial Stadium, Baltimore, MD

Sun May 12 1963, 3:33 AM EDT
Att. 23,435 - Unknown - 54 F

livebaseballscorecards.com

AB	31
R	2
H	6
RBI	2
BB	3
SO	5
LOB	15

BOTTOM

Batter	1	2	3	4	5	6	7	8	9	AB	R	H	RBI	BB	SO	LOB
Luis Aparicio, R (1, 6) OBP: 0.320, SLG: 0.402	F8			5-3			F4		F7	4	0	0	0	0	0	0
Jerry Adair, R (1, 4) OBP: 0.198, SLG: 0.293	F8			L9			1B		5-3	4	0	1	0	0	0	0
Al Smith, R (1, 9) OBP: 0.375, SLG: 0.490	5-3			K			K		K2-3	4	0	0	0	0	3	1
Jim Gentile, L (1, 3) OBP: 0.341, SLG: 0.414		F7			F7		4-3			3	0	0	0	0	0	1
Brooks Robinson, R (1, 5) OBP: 0.333, SLG: 0.409		6-3			6-3			FC1-6 SH1-4 1B		3	0	1	0	0	0	0
Boog Powell, L (1, 7) OBP: 0.333, SLG: 0.540		3-1			L7			SH1-4 1-2		2	0	0	0	0	0	0
Jackie Brandt, R (1, 8) OBP: 0.289, SLG: 0.389			2-3			F6		4-0 FC1-6 IBB		2	0	0	0	1	0	0
Dick Brown, R (1, 2) OBP: 0.216, SLG: 0.286			4-3			K		FC1-6 1-2f 2-3		2	0	0	0	0	1	0
Russ Snyder, L (8, PH) OBP: 0.264, SLG: 0.286										1	0	0	0	0	0	2
John Orsino, R (9, 2) OBP: 0.323, SLG: 0.411										0	0	0	0	0	0	0
Steve Barber, L (1, 1) OBP: 0.111, SLG: 0.115			F8			K		F2		3	0	0	0	0	1	2
Inning Stats	R: 0 E: 0 K: 0 S: 3 H: 0 LOB: 0 BB: 0 P: 3	R: 0 E: 0 K: 0 S: 3 H: 0 LOB: 0 BB: 0 P: 3	R: 0 E: 0 K: 0 S: 3 H: 0 LOB: 0 BB: 0 P: 3	R: 0 E: 0 K: 1 S: 5 H: 0 LOB: 0 BB: 0 P: 5	R: 0 E: 0 K: 0 S: 3 H: 0 LOB: 0 BB: 0 P: 3	R: 0 E: 0 K: 2 S: 7 H: 0 LOB: 0 BB: 0 P: 7	R: 0 E: 0 K: 1 S: 6 H: 1 LOB: 1 BB: 0 P: 6	R: 0 E: 1 K: 0 S: 4 H: 1 LOB: 2 BB: 1 P: 8	R: 0 E: 0 K: 1 S: 5 H: 0 LOB: 0 BB: 0 P: 5	1B: 2 2B: 0 3B: 0 HR: 0	SF: 0 SAC: 1 DP: 0 HBP: 0						

PITCHER	IP	WLS	BF	H	R	ER	SO	BB	IBB	HBP	BLK	WP	HR	S	P	ERA	WHIP
Jim Bouton, R (1, 1) ERA: 2.04	9.0	W	30	2	0	0	5	0	1	0	0	0	0	39	43	0.00	0.222

PITCHER	IP	WLS	BF	H	R	ER	SO	BB	IBB	HBP	BLK	WP	HR	S	P	ERA	WHIP

New York Yankees @ Baltimore Orioles

Memorial Stadium, Baltimore, MD

Sun May 12 1963, 3:33 AM EDT

Att. 23,435 - Unknown - 54 F

livebaseballscorecards.com

AB	28
R	0
H	2
RBI	0
BB	1
SO	5
LOB	6

WP: 0 PA: 30
PB: 0
SB: 0
CS: 0

Batter	1	2	3	4	5	6	7	8	9	AB	R	H	RBI	BB	SO	LOB
Luis Aparicio, R (1, 6) OBP: 0.331, SLG: 0.405	4-3	BBBB		F9			F8	1-2		4	1	2	1	1	0	0
	2B 1B	1-2 2-3 BB						2-H 1B								
Jerry Adair, R (1, 4) OBP: 0.209, SLG: 0.310	4-3	F4		F8			1B	F3		5	0	2	0	0	0	5
	1-3 2B															
Al Smith, R (1, 9) OBP: 0.362, SLG: 0.471	K	F5			F9		F8		6-3	4	0	0	0	0	1	3
Russ Snyder, L (8, 7) OBP: 0.259, SLG: 0.280										1	0	0	0	0	0	0
Jim Gentile, L (1, 3) OBP: 0.336, SLG: 0.431	4-3	HR			F7		4-3		5-3	5	1	1	2	0	0	2
	2-3 3-H															
Brooks Robinson, R (1, 5) OBP: 0.336, SLG: 0.408	G3	HR 1B			F8			SH1-3 1B 1B	5-3	5	2	2	0	0	0	1
Boog Powell, L (1, 7) OBP: 0.333, SLG: 0.567		F7	1-H HR			F7		SH1-3		3	1	1	2	0	0	0
Bob Saverine, S (8, 8) OBP: 0.267, SLG: 0.286								1-2		0	0	0	0	0	0	0
Jackie Brandt, R (1, 8) OBP: 0.277, SLG: 0.372 (8, 9)		F7	K			F9		K		4	0	0	0	0	2	1
John Orsino, R (1, 2) OBP: 0.348, SLG: 0.404		BB 1B BB	F5			BB		1B 1B IBB		1	1	0	0	3	0	0
Robin Roberts, S (1, 1) OBP: 0.214, SLG: 0.214		1-2 BB 1B		F7		F9		1-2 2-H 1B		4	0	2	1	0	0	1
Inning Stats	R: 1 E: 0 K: 1 S: 7 H: 2 LOB: 1 BB: 0 P: 7	R: 0 E: 0 K: 0 S: 4 H: 1 LOB: 3 BB: 2 P: 12	R: 3 E: 0 K: 1 S: 8 H: 3 LOB: 0 BB: 0 P: 8	R: 0 E: 0 K: 0 S: 3 H: 0 LOB: 0 BB: 0 P: 3	R: 0 E: 0 K: 0 S: 3 H: 0 LOB: 0 BB: 0 P: 3	R: 0 E: 0 K: 0 S: 3 H: 0 LOB: 1 BB: 1 P: 7	R: 0 E: 0 K: 0 S: 4 H: 1 LOB: 1 BB: 0 P: 4	R: 2 E: 0 K: 1 S: 8 H: 3 LOB: 2 BB: 1 P: 12	R: 0 E: 0 K: 0 S: 3 H: 0 LOB: 0 BB: 0 P: 3	1B: 7 2B: 1 3B: 0 HR: 2 SF: 0 SAC: 1 DP: 0 HBP: 0							

TOP

Baltimore Orioles @ Washington Senators

D.C. Stadium, Washington, DC

Tue May 14 1963, 7:05 PM EDT

Att. 5,057 - Unknown

livebaseballscorecards.com

AB	36
R	6
H	10
RBI	6
BB	4
SO	3
LOB	13

WP: 0 PB: 0 SB: 0 CS: 0 PA: 41

PITCHER		IP	WLS	BF	H	R	ER	SO	BB	IBB	HBP	BLK	WP	HR	S	P	ERA	WHIP
Dave Stenhouse, R ERA: 3.44	(1, 1)	5.0	L	23	6	4	4	2	2	0	0	0	0	2	25	33	7.20	1.600
Art Quirk, L ERA: 3.45	(6, 1)	3.0		15	4	2	2	1	1	1	0	0	0	0	15	23	6.00	1.667
Claude Osteen, L ERA: 3.19	(9, 1)	1.0		3	0	0	0	0	0	0	0	0	0	0	3	3	0.00	0.000

PITCHER	IP	WLS	BF	H	R	ER	SO	BB	IBB	HBP	BLK	WP	HR	S	P	ERA	WHIP

Batter	1	2	3	4	5	6	7	8	9	AB	R	H	RBI	BB	SO	LOB
Jim Piersall, R (1, 8) OBP: 0.298, SLG: 0.310	6-3		F3			L5		F7		4	0	0	0	0	0	0
Minnie Minoso, R (1, 7) OBP: 0.347, SLG: 0.214	F4		5-3			F6			1B	4	0	1	0	0	0	0
Chuck Hinton, R (1, 5) OBP: 0.342, SLG: 0.558	F9		5-3			F7			K	4	0	0	0	0	1	1
Jim King, L (1, 9) OBP: 0.325, SLG: 0.432		F5		K			F8		F6	4	0	0	0	0	1	1
Bobo Osborne, L (1, 3) OBP: 0.345, SLG: 0.500		2B 1B		F9			HR		F4	4	1	2	1	0	0	1
Don Leppert, R (1, 2) OBP: 0.341, SLG: 0.493		FC5 1-3 2B		F3			F8			3	0	1	0	0	0	0
Chuck Cottier, R (1, 4) OBP: 0.270, SLG: 0.402		F6			F9		F7			3	0	0	0	0	0	2
Ed Brinkman, R (1, 6) OBP: 0.331, SLG: 0.414		IBB			F8			F8		2	0	0	0	1	0	0
Dave Stenhouse, R (1, 1) OBP: 0.167, SLG: 0.182		FC5 2-3f			3-1			F8		1	0	0	0	0	0	3
Tom Brown, S (5, PH) OBP: 0.130, SLG: 0.091										1	0	0	0	0	0	0
Art Quirk, R (6, 1) OBP: 0.333, SLG: 0.333										0	0	0	0	0	0	0
Dick Phillips, L (8, PH) OBP: 0.275, SLG: 0.261										1	0	0	0	0	0	0
Claude Osteen, L (9, 1) OBP: 0.313, SLG: 0.267										0	0	0	0	0	0	0
Inning Stats	R: 0 E: 0 K: 0 S: 3 H: 0 LOB: 0 BB: 0 P: 3	R: 0 E: 0 K: 0 S: 5 H: 2 LOB: 3 BB: 1 P: 9	R: 0 E: 0 K: 0 S: 3 H: 0 LOB: 0 BB: 0 P: 3	R: 0 E: 0 K: 1 S: 5 H: 0 LOB: 0 BB: 0 P: 5	R: 0 E: 0 K: 0 S: 3 H: 0 LOB: 0 BB: 0 P: 3	R: 0 E: 0 K: 0 S: 3 H: 0 LOB: 0 BB: 0 P: 3	R: 1 E: 0 K: 0 S: 4 H: 1 LOB: 0 BB: 0 P: 4	R: 0 E: 0 K: 0 S: 3 H: 0 LOB: 0 BB: 0 P: 3	R: 0 E: 0 K: 1 S: 6 H: 1 LOB: 1 BB: 0 P: 6	1B: 2 2B: 1 3B: 0 HR: 1 SF: 0 SAC: 0 DP: 0 HBP: 0						

PITCHER	IP	WLS	BF	H	R	ER	SO	BB	IBB	HBP	BLK	WP	HR	S	P	ERA	WHIP
Robin Roberts, R (1, 1) ERA: 3.06	9.0	W	32	4	1	1	2	0	1	0	0	0	1	35	39	1.00	0.444

PITCHER	IP	WLS	BF	H	R	ER	SO	BB	IBB	HBP	BLK	WP	HR	S	P	ERA	WHIP

BOTTOM

Baltimore Orioles @ Washington Senators

D.C. Stadium, Washington, DC

Tue May 14 1963, 7:05 PM EDT

Att. 5,057 - Unknown

livebaseballscorecards.com

AB	31
R	1
H	4
RBI	1
BB	1
SO	2
LOB	8

Batter	1	2	3	4	5	6	7	8	9	AB	R	H	RBI	BB	SO	LOB
Luis Aparicio, R (1, 6) OBP: 0.326, SLG: 0.397	F9		F9	F8		6-3			S 1-3 1B	5	0	1	0	0	0	2
Jerry Adair, R (1, 4) OBP: 0.208, SLG: 0.341	K		F9		HR		1-3		SF8 1-2 3-H	4	1	1	2	0	1	1
Al Smith, R (1, 9) OBP: 0.350, SLG: 0.454	4-3		5-3		F6		F2		BB	4	0	0	0	0	0	1
Bob Saverine, S (7, 8) OBP: 0.313, SLG: 0.286										0	0	0	0	1	0	0
Jim Gentile, L (1, 3) OBP: 0.351, SLG: 0.466		HR		SH E 1B	E FC5 SF7 BB		1-3		6-3	2	2	2	1	1	0	0
Russ Snyder, L (5, PR) OBP: 0.250, SLG: 0.269										2	1	0	0	0	0	2
(5, 7)																
Brooks Robinson, R (1, 5) OBP: 0.336, SLG: 0.407		1B		SH FC3-6 1-2	FC5 1-3			F4		3	0	1	0	0	0	1
Boog Powell, L (1, 7) OBP: 0.320, SLG: 0.548		K		FC3-6 1-2f 2-H HR	SF7 3-H			3-1		3	1	0	1	0	1	2
(5, 3)																
Jackie Brandt, R (1, 8) OBP: 0.286, SLG: 0.402		F9		2-H HR	F2			CS BB		3	1	1	2	1	0	2
(7, 9)																
John Orsino, R (1, 2) OBP: 0.343, SLG: 0.393		F9		1B		K		CS 1-2	6-3	4	0	1	0	0	1	1
Milt Pappas, R (1, 1) OBP: 0.250, SLG: 0.182			1B	K		K			1B SF8 1B	4	1	2	0	0	2	1
Inning Stats	R: 0 E: 0 K: 1 S: 5 H: 0 LOB: 0 BB: 0 P: 5	R: 1 E: 0 K: 1 S: 7 H: 2 LOB: 1 BB: 0 P: 7	R: 0 E: 0 K: 0 S: 4 H: 1 LOB: 1 BB: 0 P: 4	R: 3 E: 2 K: 1 S: 9 H: 3 LOB: 1 BB: 0 P: 9	R: 2 E: 1 K: 0 S: 5 H: 1 LOB: 1 BB: 1 P: 9	R: 0 E: 0 K: 2 S: 7 H: 0 LOB: 0 BB: 0 P: 7	R: 0 E: 0 K: 0 S: 3 H: 0 LOB: 0 BB: 0 P: 3	R: 0 E: 0 K: 0 S: 2 H: 0 LOB: 0 BB: 1 P: 6	R: 1 E: 0 K: 0 S: 5 H: 2 LOB: 2 BB: 1 P: 9	1B: 6 2B: 0 3B: 0 HR: 3	SF: 2 SAC: 1 DP: 0 HBP: 0					

PITCHER		IP	WLS	BF	H	R	ER	SO	BB	IBB	HBP	BLK	WP	HR	S	P	ERA	WHIP
Tom Cheney, R ERA: 2.36	(1, 1)	6.0	L	28	7	6	4	5	1	0	0	0	0	3	37	41	6.00	1.333
Jim Bronstad, R ERA: 3.49	(7, 1)	3.0		12	2	1	1	0	2	0	0	0	0	0	10	18	3.00	1.333

PITCHER	IP	WLS	BF	H	R	ER	SO	BB	IBB	HBP	BLK	WP	HR	S	P	ERA	WHIP

TOP

Baltimore Orioles @ Washington Senators

D.C. Stadium, Washington, DC

Wed May 15 1963, 7:05 PM EDT

Att. 5,864 - Unknown

livebaseballscorecards.com

AB	34
R	7
H	9
RBI	6
BB	3
SO	5
LOB	13

WP: 0 PB: 0 SB: 1 CS: 1 PA: 41

Batter	1	2	3	4	5	6	7	8	9	AB	R	H	RBI	BB	SO	LOB
Minnie Minoso, R (1, 7) OBP: 0.339, SLG: 0.208	S S S 0-3 ① K		x 0-0 ③ 4-3			x 0-0 ③ G3			x 0-0 ① F6	3	0	0	0	0	1	0
Jim Bronstad, R (7, 1)										0	0	0	0	0	0	0
Dick Phillips, L (9, PH) OBP: 0.269, SLG: 0.255										1	0	0	0	0	0	0
Jim Piersall, R (1, 8) OBP: 0.286, SLG: 0.297	x 0-0 ② 6-3			x 0-0 ① F9			x 0-0 ① F9		x 0-0 ② 4-3	4	0	0	0	0	0	0
Chuck Hinton, R (1, 5) OBP: 0.340, SLG: 0.549	x 0-0 1B			x 0-0 ② 6-3			x 0-0 ② F9		x 0-0 ③ 6-3	4	0	1	0	0	0	0
Jim King, L (1, 9) OBP: 0.326, SLG: 0.429	x 0-0 ③ F9			x 0-0 ③ F2			x 0-0 1B			3	0	1	0	0	0	1
Bobo Osborne, L (1, 3) OBP: 0.338, SLG: 0.488		x 0-0 ① 3-1			x 0-0 ① 3-1		x 0-0 ③ 4-3			3	0	0	0	0	0	1
Ken Retzer, L (1, 2) OBP: 0.333, SLG: 0.359		x 0-0 ② F6			x 0-0 ② F6			x 0-0 HR		3	1	1	1	0	0	0
Chuck Cottier, R (1, 4) OBP: 0.261, SLG: 0.389		x 0-0 ③ 1-3			x 0-0 ③ 5-3			x 0-0 ① 6-3		3	0	0	0	0	0	0
Ed Brinkman, R (1, 6) OBP: 0.323, SLG: 0.404			x 0-0 ① 5-3			x 0-0 ① F7		x 0-0 ② 6-3		3	0	0	0	0	0	0
Tom Cheney, R (1, 1) OBP: 0.111, SLG: 0.111			x 0-0 ② F8			x 0-0 ② 4-3		x 0-0 ③ G3		1	0	0	0	0	0	0
Tom Brown, S (6, PH)										2	0	0	0	0	0	0
(7, 7)																
Inning Stats	R: 0 E: 0 K: 1 S: 6 H: 1 LOB: 1 BB: 0 P: 6	R: 0 E: 0 K: 0 S: 3 H: 0 LOB: 0 BB: 0 P: 3	R: 0 E: 0 K: 0 S: 3 H: 0 LOB: 0 BB: 0 P: 3	R: 0 E: 0 K: 0 S: 3 H: 0 LOB: 0 BB: 0 P: 3	R: 0 E: 0 K: 0 S: 3 H: 0 LOB: 0 BB: 0 P: 3	R: 0 E: 0 K: 0 S: 3 H: 0 LOB: 0 BB: 0 P: 3	R: 0 E: 0 K: 0 S: 4 H: 1 LOB: 1 BB: 0 P: 4	R: 1 E: 0 K: 0 S: 4 H: 1 LOB: 0 BB: 0 P: 4	R: 0 E: 0 K: 0 S: 3 H: 0 LOB: 0 BB: 0 P: 3	1B: 2 2B: 0 3B: 0 HR: 1	SF: 0 SAC: 0 DP: 0 HBP: 0						

PITCHER	IP	WLS	BF	H	R	ER	SO	BB	IBB	HBP	BLK	WP	HR	S	P	ERA	WHIP
Milt Pappas, R (1, 1) ERA: 1.47	9.0	W	30	3	1	1	1	0	0	0	0	0	1	32	32	1.00	0.333

PITCHER	IP	WLS	BF	H	R	ER	SO	BB	IBB	HBP	BLK	WP	HR	S	P	ERA	WHIP

BOTTOM

Baltimore Orioles @ Washington Senators

D.C. Stadium, Washington, DC

Wed May 15 1963, 7:05 PM EDT

Att. 5,864 - Unknown

livebaseballscorecards.com

AB	30
R	1
H	3
RBI	1
BB	0
SO	1
LOB	2

WP: 0 PA: 30
PB: 0
SB: 0
CS: 0

Batter	1	2	3	4	5	6	7	8	9	AB	R	H	RBI	BB	SO	LOB
Ed Brinkman, R (1, 6) OBP: 0.313, SLG: 0.390	F7	K			L5			K		4	0	0	0	0	2	2
Tom Brown, S (1, 7) OBP: 0.172, SLG: 0.179	2B		F8			1B		F8		4	0	2	0	0	0	0
Chuck Hinton, R (1, 5) OBP: 0.331, SLG: 0.534	F4		F7			F3		F8		4	0	0	0	0	0	2
Bobo Osborne, L (1, 3) OBP: 0.329, SLG: 0.472	G3		4-3			L9			4-3	4	0	0	0	0	0	2
Jim King, L (1, 9) OBP: 0.333, SLG: 0.425		BB, BB, SF9, 1B		F9		F4			G6-4-3, BB	3	1	1	0	1	0	1
Don Lock, R (1, 8) OBP: 0.359, SLG: 0.388		BB, 1-2, BB		F7			BB		G6-4-3, 1-2f	2	0	0	0	2	0	1
Ken Retzer, L (1, 2) OBP: 0.333, SLG: 0.341		BB, 1-2, 2-3, BB		K			F7			2	0	0	0	1	1	1
Chuck Cottier, R (1, 4) OBP: 0.253, SLG: 0.376		F7			6-3		K			3	0	0	0	0	1	4
Don Rudolph, L (1, 1) OBP: 0.267, SLG: 0.385		SF9, 3-H			4-3		K			1	0	0	1	0	0	0
Jim Coates, R (5, 1)										0	0	0	0	0	0	0
Jim Duckworth, R (5, 1)										1	0	0	0	0	1	1
Inning Stats	R: 0 E: 0 K: 0 S: 4 H: 1 LOB: 1 BB: 0 P: 4	R: 1 E: 0 K: 1 S: 6 H: 1 LOB: 2 BB: 2 P: 14	R: 0 E: 0 K: 0 S: 3 H: 0 LOB: 0 BB: 0 P: 3	R: 0 E: 0 K: 1 S: 5 H: 0 LOB: 0 BB: 0 P: 5	R: 0 E: 0 K: 0 S: 3 H: 0 LOB: 0 BB: 0 P: 3	R: 0 E: 0 K: 0 S: 4 H: 1 LOB: 1 BB: 0 P: 4	R: 0 E: 0 K: 2 S: 7 H: 0 LOB: 1 BB: 1 P: 11	R: 0 E: 0 K: 1 S: 5 H: 0 LOB: 0 BB: 0 P: 5	R: 0 E: 0 K: 0 S: 2 H: 0 LOB: 0 BB: 1 P: 6	1B: 2 2B: 1 3B: 0 HR: 0 SF: 1 SAC: 0 DP: 1 HBP: 0							

TOP

Washington Senators @ Baltimore Orioles

Memorial Stadium, Baltimore, MD

Thu May 16 1963, 7:05 PM EDT

Att. 3,893 - Unknown

livebaseballscorecards.com

AB	28
R	1
H	3
RBI	1
BB	4
SO	5
LOB	14

WP: 0 PB: 0 SB: 0 CS: 0 PA: 33

PITCHER	IP	WLS	BF	H	R	ER	SO	BB	IBB	HBP	BLK	WP	HR	S	P	ERA	WHIP
Chuck Estrada, R (1, 1) ERA: 6.0	5.0	W	19	2	1	1	2	2	0	0	0	0	0	21	29	1.80	0.800
Dick Hall, R (6, 1) ERA: 6.0	4.0	S	14	1	0	0	3	2	0	0	0	0	0	18	26	0.00	0.750

PITCHER	IP	WLS	BF	H	R	ER	SO	BB	IBB	HBP	BLK	WP	HR	S	P	ERA	WHIP

Batter	1	2	3	4	5	6	7	8	9	AB	R	H	RBI	BB	SO	LOB
Luis Aparicio, R (1, 6) OBP: 0.329, SLG: 0.397	G1-6-3 1B		6-3		E5 1B 1B 1B K		1-2 1B			5	1	2	0	0	1	4
Jerry Adair, R (1, 4) OBP: 0.208, SLG: 0.333	F8			6-3	1-2 1B 1B	6-3	K			5	1	1	0	0	1	3
Al Smith, R (1, 9) OBP: 0.341, SLG: 0.441 Dick Hall, R (6, 1) OBP: 0.600, SLG: 0.600	G1-6-3 1-2f			F9	F7	E 1B 1B	K			3 2	0 1	0 1	0 0	0 0	0 1	3 2
Jim Gentile, L (1, 3) OBP: 0.358, SLG: 0.467 Boog Powell, L (6, 3) OBP: 0.314, SLG: 0.537		L8		BBBB 1B BB	1-2 1B 2-3 1B 1B	E3 PB 1-3 1B	G3			2 2	2 1	1 0	0 0	1 0	0 0	0 3
Brooks Robinson, R (1, 5) OBP: 0.346, SLG: 0.414		6-3		1B 1-2 2B 1B	1-2 1B 2-H 1B 3-H	1-H 3-H 1B		6-3		5	2	3	4	0	0	0
Joe Gaines, R (1, 7) OBP: 0.500, SLG: 0.636		F9		1-3 2-H 2B 1B	HBP 1B 1-2 2-H 1B	BBBB FC6 BB		BBBB 1-3 BB		3	1	2	2	2	0	0
Jackie Brandt, R (1, 8) OBP: 0.291, SLG: 0.412			F2	2-H 3-H 1B 2B	HBP 1-2 2-H 1B	L8		1-3 1-2		5	0	2	3	0	0	3
John Orsino, R (1, 2) OBP: 0.360, SLG: 0.391			SH3-4 1B	1B IBB	H 1-2 2-3 HBP	FC6 1-2f		F8		3	0	1	0	1	0	3
Chuck Estrada, R (1, 1) OBP: 0.200, SLG: 0.200 Russ Snyder, L (5, PH) (6, 9) OBP: 0.259, SLG: 0.264			SH3-4 1-2	SSS 1-2 2-H 1B	K	BBBB 1B BB				1 1	0 0	1 0	0 0	0 1	0 1	0 3
Inning Stats	R: 0 H: 1 E: 0 LOB: 0 K: 0 BB: 0 S: 3 P: 3	R: 0 H: 0 E: 0 LOB: 0 K: 0 BB: 0 S: 3 P: 3	R: 0 H: 1 E: 0 LOB: 1 K: 0 BB: 0 S: 4 P: 4	R: 3 H: 4 E: 0 LOB: 2 K: 0 BB: 2 S: 6 P: 14	R: 4 H: 5 E: 1 LOB: 3 K: 2 BB: 0 S: 13 P: 14	R: 2 H: 2 E: 1 LOB: 2 K: 0 BB: 1 S: 6 P: 10	R: 0 H: 1 E: 0 LOB: 2 K: 2 BB: 1 S: 8 P: 12	R: 0 H: 0 E: 0 LOB: 1 K: 0 BB: 1 S: 3 P: 7		1B: 13 SF: 0 2B: 1 SAC: 1 3B: 0 DP: 1 HR: 0 HBP: 1						

PITCHER		IP	WLS	BF	H	R	ER	SO	BB	IBB	HBP	BLK	WP	HR	S	P	ERA	WHIP
Don Rudolph, L ERA: 4.66	(1, 1)	4.0	L	20	7	5	5	0	1	1	0	0	0	0	18	26	11.25	2.000
Jim Coates, R ERA: 9.0	(5, 1)	0.1		6	4	2	1	0	0	0	1	0	0	0	5	6	27.00	12.000
Jim Duckworth, R ERA: 6.43	(5, 1)	3.2		18	3	2	0	4	3	0	0	0	0	0	23	35	0.00	1.636

PITCHER	IP	WLS	BF	H	R	ER	SO	BB	IBB	HBP	BLK	WP	HR	S	P	ERA	WHIP

BOTTOM

Washington Senators @ Baltimore Orioles

Memorial Stadium, Baltimore, MD

Thu May 16 1963, 7:05 PM EDT

Att. 3,893 - Unknown

livebaseballscorecards.com

AB	37
R	9
H	14
RBI	9
BB	5
SO	4
LOB	24

Chicago White Sox @ Baltimore Orioles

Memorial Stadium, Baltimore, MD

Sat May 18 1963, 7:05 PM EDT

Att. 16,349 - Unknown

TOP

livebaseballscorecards.com

Batter	1	2	3	4	5	6	7	8	9	AB	R	H	RBI	BB	SO	LOB
Jim Landis, R (1, 8) OBP: 0.375, SLG: 0.530	L9	5-3			5-3			BB FC5 E		3	0	0	0	1	0	1
Nellie Fox, L (1, 4) OBP: 0.357, SLG: 0.344	2-3		K			1B		E4 1-2		4	0	1	0	0	1	1
Floyd Robinson, L (1, 9) OBP: 0.401, SLG: 0.479	BB 1B		4-3			F7		K		4	0	1	0	0	1	3
Dave Nicholson, R (1, 7) OBP: 0.357, SLG: 0.513	BB 1-2		K			K		FC5 2-3f		3	0	0	0	1	2	3
Pete Ward, L (1, 5) OBP: 0.324, SLG: 0.371	L1			F8		F8			G3	4	0	0	0	0	0	3
Ron Hansen, R (1, 6) OBP: 0.304, SLG: 0.367		2B 2B		K			K		BB FC4-6 2-1	3	1	1	0	1	2	0
Joe Cunningham, L (1, 3) OBP: 0.361, SLG: 0.324		K		6-3			K	BB FC4-6 1-2		3	0	0	0	1	2	1
Cam Carreon, R (1, 2) OBP: 0.333, SLG: 0.333 Hoyt Wilhelm, R (7, 1) OBP: 0.100, SLG: 0.100	6-3 2-H 2B				K		5-3		FC4-6 2-1 1-2f 2-3	3 1	0 0	1 0	1 0	0 0	1 0	0 2
Gary Peters, L (1, 1) OBP: 0.273, SLG: 0.500 Sherm Lollar, R (7, 2) OBP: 0.214, SLG: 0.167	6-3 2-3				K			F7	2-1 1-2 3-H	2 1	0 0	0 0	0 0	0 0	1 0	1 0

Inning Stats	1	2	3	4	5	6	7	8	9
	R: 0 E: 0 K: 0 S: 4	H: 1 LOB: 2 BB: 1 P: 8	R: 1 E: 0 K: 1 S: 7	H: 2 LOB: 1 BB: 0 P: 7	R: 0 E: 0 K: 2 S: 7	H: 0 LOB: 0 BB: 0 P: 7	R: 0 E: 0 K: 1 S: 5	H: 0 LOB: 0 BB: 0 P: 5	R: 0 E: 0 K: 2 S: 7	H: 0 LOB: 0 BB: 0 P: 7	R: 0 E: 0 K: 1 S: 6	H: 1 LOB: 1 BB: 0 P: 6	R: 0 E: 0 K: 2 S: 7	H: 0 LOB: 0 BB: 0 P: 7	R: 0 E: 1 K: 1 S: 6	H: 0 LOB: 2 BB: 1 P: 10	R: 0 E: 0 K: 0 S: 2	H: 0 LOB: 2 BB: 2 P: 10

1B: 2	SF: 0	WP: 0	PA: 35
2B: 2	SAC: 0	PB: 0	
3B: 0	DP: 0	SB: 0	
HR: 0	HBP: 0	CS: 0	

AB	31
R	1
H	4
RBI	1
BB	4
SO	10
LOB	15

PITCHER	IP	WLS	BF	H	R	ER	SO	BB	IBB	HBP	BLK	WP	HR	S	P	ERA	WHIP
Steve Barber, L (1, 1) ERA: 1.98	9.0	W	36	4	1	1	10	4	0	0	0	0	0	51	67	1.00	0.889

PITCHER	IP	WLS	BF	H	R	ER	SO	BB	IBB	HBP	BLK	WP	HR	S	P	ERA	WHIP

Batter	1	2	3	4	5	6	7	8	9	AB	R	H	RBI	BB	SO	LOB
Luis Aparicio, R (1, 6) OBP: 0.319, SLG: 0.385	F9		6-3			L6		K		4	0	0	0	0	1	0
Jerry Adair, R (1, 4) OBP: 0.210, SLG: 0.330	4-3			L8			F7		BB, 1B	4	1	1	0	0	0	0
Al Smith, R (1, 9) OBP: 0.354, SLG: 0.447	1B			1-3			S, 1B		BB, 1B, 1-2	3	1	2	0	1	0	0
Jim Gentile, L (1, 3) OBP: 0.362, SLG: 0.463	K			K			1B, HBP, 1-2		1B, 1-2, 2-H	3	0	1	1	0	2	1
Brooks Robinson, R (1, 5) OBP: 0.345, SLG: 0.412		4-3			K		1B, 1-2, 2-H			3	0	1	1	0	1	0
Joe Gaines, R (1, 7) OBP: 0.455, SLG: 0.560		4-3			6-3		K			3	0	0	0	0	1	2
Jackie Brandt, R (1, 8) OBP: 0.283, SLG: 0.400		K			K		F5			3	0	0	0	0	2	2
John Orsino, R (1, 2) OBP: 0.346, SLG: 0.373			6-3			K		2-3		3	0	0	0	0	1	0
Steve Barber, L (1, 1) OBP: 0.100, SLG: 0.103			K			K		1-3		3	0	0	0	0	2	0
Inning Stats	R: 0 E: 0 K: 1 S: 6 H: 1 LOB: 1 BB: 0 P: 6	R: 0 E: 0 K: 1 S: 5 H: 0 LOB: 0 BB: 0 P: 5	R: 0 E: 0 K: 1 S: 5 H: 0 LOB: 0 BB: 0 P: 5	R: 0 E: 0 K: 1 S: 5 H: 0 LOB: 0 BB: 0 P: 5	R: 0 E: 0 K: 2 S: 7 H: 0 LOB: 0 BB: 0 P: 7	R: 0 E: 0 K: 2 S: 7 H: 0 LOB: 0 BB: 0 P: 7	R: 1 E: 0 K: 1 S: 7 H: 2 LOB: 2 BB: 0 P: 8	R: 0 E: 0 K: 1 S: 5 H: 0 LOB: 0 BB: 0 P: 5	R: 1 E: 0 K: 0 S: 2 H: 2 LOB: 2 BB: 1 P: 6	1B: 5 2B: 0 3B: 0 HR: 0 SF: 0 SAC: 0 DP: 0 HBP: 1						

PITCHER		IP	WLS	BF	H	R	ER	SO	BB	IBB	HBP	BLK	WP	HR	S	P	ERA	WHIP
Gary Peters, L ERA: 3.03	(1, 1)	6.1		23	3	1	1	8	0	0	1	0	0	0	38	39	1.42	0.474
Hoyt Wilhelm, R ERA: 1.34	(7, 1)	1.2	L	8	2	1	1	2	1	0	0	0	0	0	11	15	5.40	1.800

PITCHER	IP	WLS	BF	H	R	ER	SO	BB	IBB	HBP	BLK	WP	HR	S	P	ERA	WHIP

BOTTOM

Chicago White Sox @ Baltimore Orioles

Memorial Stadium, Baltimore, MD

Sat May 18 1963, 7:05 PM EDT

Att. 16,349 - Unknown

livebaseballscorecards.com

AB	29
R	2
H	5
RBI	2
BB	1
SO	10
LOB	5

Chicago White Sox @ Baltimore Orioles

Memorial Stadium, Baltimore, MD

Sun May 19 1963, 3:33 AM EDT

Unknown

livebaseballscorecards.com

Batter	1	2	3	4	5	6	7	8	9	AB	R	H	RBI	BB	SO	LOB
Jim Landis, R (1, 8) OBP: 0.370, SLG: 0.517	S 1B		F8			L7		5-3		4	0	1	0	0	0	0
Nellie Fox, L (1, 4) OBP: 0.354, SLG: 0.348	F6 1-2			3-1 SF8 2B		4-3			F9	4	1	1	0	0	0	1
Joe Cunningham, L (1, 3) OBP: 0.349, SLG: 0.311	F8			3-1 2-3		F6			G3	4	0	0	0	0	0	2
Floyd Robinson, L (1, 9) OBP: 0.404, SLG: 0.500	F7			SF8 3-H			3-1 SF9 2B		2B	3	1	2	1	0	0	1
Pete Ward, L (1, 5) OBP: 0.322, SLG: 0.390		K		HR			3-1 2-3		F7	4	1	1	1	0	1	2
Dave Nicholson, R (1, 7) OBP: 0.350, SLG: 0.504		F3		K			SF9 3-H			2	0	0	1	0	1	0
Ron Hansen, R (1, 6) OBP: 0.297, SLG: 0.358		5-3			F3		F8			3	0	0	0	0	0	0
J.C. Martin, L (1, 2) OBP: 0.247, SLG: 0.264			G3		F4			F7		3	0	0	0	0	0	0
Juan Pizarro, L (1, 1) OBP: 0.167, SLG: 0.294			K		K			4-3		1	0	0	0	0	1	0
Deacon Jones, L (5, PH)										1	0	0	0	0	1	0
Dave DeBusschere, R (5, 1)										0	0	0	0	0	0	0
Charlie Maxwell, L (8, PH) OBP: 0.455, SLG: 0.346										1	0	0	0	0	0	0
Joe Horlen, R (8, 1) OBP: 0.286, SLG: 0.286										0	0	0	0	0	0	0
Inning Stats	R: 0 E: 0 K: 0 S: 4 H: 1 LOB: 1 BB: 0 P: 4	R: 0 E: 0 K: 1 S: 5 H: 0 LOB: 0 BB: 0 P: 5	R: 0 E: 0 K: 1 S: 5 H: 0 LOB: 0 BB: 0 P: 5	R: 2 E: 0 K: 1 S: 7 H: 2 LOB: 0 BB: 0 P: 7	R: 0 E: 0 K: 1 S: 5 H: 0 LOB: 0 BB: 0 P: 5	R: 0 E: 0 K: 0 S: 3 H: 0 LOB: 0 BB: 0 P: 3	R: 1 E: 0 K: 0 S: 4 H: 1 LOB: 0 BB: 0 P: 4	R: 0 E: 0 K: 0 S: 3 H: 0 LOB: 0 BB: 0 P: 3	R: 0 E: 0 K: 0 S: 4 H: 1 LOB: 1 BB: 0 P: 4	1B: 1 2B: 3 3B: 0 HR: 1 SF: 2 SAC: 0 DP: 0 HBP: 0	WP: 0 PB: 0 SB: 1 CS: 0 PA: 32					

TOP	
AB	30
R	3
H	5
RBI	3
BB	0
SO	4
LOB	6

PITCHER		IP	WLS	BF	H	R	ER	SO	BB	IBB	HBP	BLK	WP	HR	S	P	ERA	WHIP
Robin Roberts, R ERA: 3.05	(1, 1)	9.0	W	32	5	3	3	4	0	0	0	0	0	1	40	40	3.00	0.556

PITCHER	IP	WLS	BF	H	R	ER	SO	BB	IBB	HBP	BLK	WP	HR	S	P	ERA	WHIP

Batter	1	2	3	4	5	6	7	8	9	AB	R	H	RBI	BB	SO	LOB
Luis Aparicio, R (1, 6) OBP: 0.318, SLG: 0.396	L8		6-3	2-H 3B		L7				4	0	1	1	0	0	0
Jerry Adair, R (1, 4) OBP: 0.211, SLG: 0.327	K		1B 1B	F8		E5 CS				4	0	1	0	0	1	1
Al Smith, R (1, 9) OBP: 0.351, SLG: 0.441	4-3		1-3 1B		5-3	CS 1-2	F7			4	0	1	0	0	0	0
Russ Snyder, L (8, 9) OBP: 0.259, SLG: 0.264										0	0	0	0	0	0	0
Jim Gentile, L (1, 3) OBP: 0.372, SLG: 0.472		BBBB WP HR BB	BBBB BB		SSS K		2B			2	1	1	0	2	1	0
Brooks Robinson, R (1, 5) OBP: 0.343, SLG: 0.407		1-3 1-2	SSS K		BB S 1B		6-3			4	0	1	0	0	1	5
Joe Gaines, R (1, 7) OBP: 0.459, SLG: 0.643		2-H HR	E5 5-3 1B	BBBB BB 1-2 BB			F8			3	2	1	2	1	0	1
Jackie Brandt, R (1, 8) OBP: 0.282, SLG: 0.389		6-3	5-3 1-2	BBBB 1-2 2-3 BB				L5		3	0	0	0	1	0	1
Dick Brown, R (1, 2) OBP: 0.195, SLG: 0.256		6-3	SSS K	F8				F3		4	0	0	0	0	1	4
Robin Roberts, S (1, 1) OBP: 0.222, SLG: 0.222			L9	2-H 3B 1B		F8		L7		4	1	1	1	0	0	0
Inning Stats	R: 0 E: 0 K: 1 S: 5 H: 0 LOB: 0 BB: 0 P: 5	R: 2 E: 0 K: 0 S: 4 H: 1 LOB: 0 BB: 1 P: 8	R: 0 E: 0 K: 1 S: 7 H: 2 LOB: 3 BB: 1 P: 11	R: 2 E: 1 K: 1 S: 8 H: 2 LOB: 1 BB: 0 P: 8	R: 0 E: 0 K: 1 S: 6 H: 1 LOB: 3 BB: 2 P: 14	R: 0 E: 1 K: 0 S: 3 H: 0 LOB: 0 BB: 0 P: 3	R: 0 E: 0 K: 0 S: 4 H: 1 LOB: 1 BB: 0 P: 4	R: 0 E: 0 K: 0 S: 3 H: 0 LOB: 0 BB: 0 P: 3		1B: 4 2B: 1 3B: 1 HR: 1	SF: 0 SAC: 0 DP: 0 HBP: 0						

BOTTOM

Chicago White Sox @ Baltimore Orioles

Memorial Stadium, Baltimore, MD

Sun May 19 1963, 3:33 AM EDT

Unknown

livebaseballscorecards.com

AB	32
R	4
H	7
RBI	4
BB	4
SO	4
LOB	12

PITCHER		IP	WLS	BF	H	R	ER	SO	BB	IBB	HBP	BLK	WP	HR	S	P	ERA	WHIP
Juan Pizarro, L ERA: 1.67	(1, 1)	4.0	L	20	5	4	2	3	2	0	0	0	1	1	24	32	4.50	1.750
Dave DeBusschere, R ERA: 4.15	(5, 1)	3.0		13	2	0	0	1	2	0	0	0	0	0	13	21	0.00	1.333
Joe Horlen, R ERA: 5.03	(8, 1)	1.0		3	0	0	0	0	0	0	0	0	0	0	3	3	0.00	0.000

PITCHER		IP	WLS	BF	H	R	ER	SO	BB	IBB	HBP	BLK	WP	HR	S	P	ERA	WHIP

Batter	1	2	3	4	5	6	7	8	9	10	AB	R	H	RBI	BB	SO	LOB
Jim Landis, R (1, 8) OBP: 0.352, SLG: 0.489	F9		4-3	K			K		4-3		5	0	0	0	0	2	1
Joe Cunningham, L (1, 3) OBP: 0.344, SLG: 0.306	K		2B 1B	L5			F9		5-3		5	0	1	0	0	1	1
Mike Hershberger, R (1, 9) OBP: 0.371, SLG: 0.407	1B 1B		1-3 2B		4-3		BB S BB		4-3		4	0	2	0	1	0	0
Dave Nicholson, R (1, 7) OBP: 0.365, SLG: 0.508	1-2 1B		F8		1B		1-2 BB			SH1-4 3B BB	3	1	2	0	2	0	2
Ron Hansen, R (1, 6) OBP: 0.303, SLG: 0.381	F8			HR	K		1-2 2-3 BB			SH1-4 1-2	3	1	1	1	1	1	3
Pete Ward, L (1, 5) OBP: 0.325, SLG: 0.404		4-3		HR 1B	F7		4-3			FC6-4 2-H 3B	5	1	2	1	0	0	4
Cam Carreon, R (1, 2) OBP: 0.327, SLG: 0.391		5-3		1-H HR		K		4-3		FC6-2 IBB	4	1	1	2	0	1	0
Floyd Robinson, L (10, PH) OBP: 0.408, SLG: 0.500											0	0	0	0	1	0	0
J.C. Martin, L (10, 2) OBP: 0.247, SLG: 0.264											0	0	0	0	0	0	0
Al Weis, S (1, 4) OBP: 0.318, SLG: 0.333		F8		2B		G3		1-3		FC6-2 1-2 3-H	4	0	1	0	0	0	0
Deacon Jones, L (10, PH)											1	0	0	0	0	0	2
Nellie Fox, L (10, 4) OBP: 0.354, SLG: 0.348											0	0	0	0	0	0	0
Ray Herbert, R (1, 1) OBP: 0.190, SLG: 0.238			1B	K		5-3		K		K	4	0	1	0	0	2	1
Jim Brosnan, R (9, 1) OBP: 0.333, SLG: 0.333											1	0	0	0	0	1	2
Inning Stats	R: 0 E: 0 K: 1 S: 7 H: 2 LOB: 2 BB: 0 P: 7	R: 0 E: 0 K: 0 S: 3 H: 0 LOB: 0 BB: 0 P: 3	R: 0 E: 0 K: 0 S: 5 H: 3 LOB: 2 BB: 0 P: 5	R: 3 E: 0 K: 2 S: 11 H: 4 LOB: 1 BB: 0 P: 11	R: 0 E: 0 K: 1 S: 6 H: 1 LOB: 1 BB: 0 P: 6	R: 0 E: 0 K: 1 S: 5 H: 0 LOB: 0 BB: 0 P: 5	R: 0 E: 0 K: 1 S: 5 H: 0 LOB: 3 BB: 3 P: 17	R: 0 E: 0 K: 1 S: 5 H: 0 LOB: 0 BB: 0 P: 5	R: 0 E: 0 K: 0 S: 3 H: 0 LOB: 0 BB: 0 P: 3	R: 1 E: 0 K: 1 S: 6 H: 1 LOB: 2 BB: 2 P: 14	1B: 6 2B: 2 3B: 1 HR: 2	SF: 0 SAC: 1 DP: 0 HBP: 0						

PITCHER		IP	WLS	BF	H	R	ER	SO	BB	IBB	HBP	BLK	WP	HR	S	P	ERA	WHIP
Mike McCormick, L ERA: 4.18	(1, 1)	3.0		17	9	3	3	1	0	0	0	0	0	2	19	19	9.00	3.000
Wes Stock, R ERA: 3.68	(4, 1)	2.0		7	1	0	0	3	0	0	0	0	0	0	13	13	0.00	0.500
Stu Miller, R ERA: 2.95	(6, 1)	2.0		9	0	0	0	2	3	0	0	0	0	0	10	22	0.00	1.500
Dave McNally, L ERA: 5.06	(8, 1)	2.0		6	0	0	0	1	0	0	0	0	0	0	8	8	0.00	0.000
Dean Stone, L ERA: 6.75	(10, 1)	0.1	L	3	1	1	1	0	1	0	0	0	0	0	2	6	27.00	6.000

PITCHER		IP	WLS	BF	H	R	ER	SO	BB	IBB	HBP	BLK	WP	HR	S	P	ERA	WHIP
Dick Hall, R ERA: 5.79	(10, 1)	0.2		3	0	0	0	1	0	1	0	0	0	0	4	8	0.00	0.000

TOP

Chicago White Sox @ Baltimore Orioles

Memorial Stadium, Baltimore, MD

Sun May 19 1963, 3:38 AM EDT
Att. 16,179 - Unknown

livebaseballscorecards.com

AB	39
R	4
H	11
RBI	4
BB	5
SO	8
LOB	16

1B: 6 2B: 2 3B: 1 HR: 2 SF: 0 SAC: 1 DP: 0 HBP: 0

WP: 0 PB: 0 SB: 1 CS: 0 PA: 45

Batter	1	2	3	4	5	6	7	8	9	10	AB	R	H	RBI	BB	SO	LOB
Luis Aparicio, R (1, 6) OBP: 0.307, SLG: 0.382	4-3		6-3		4-3			6-3		F7	5	0	0	0	0	0	0
Jerry Adair, R (1, 4) OBP: 0.211, SLG: 0.321	6-3		6-3		5-3			FC4-6, 1B		F3	5	0	1	0	0	0	0
Russ Snyder, L (1, 9) (10, 8) OBP: 0.254, SLG: 0.276	2B			F8		F5		FC4-6, 1-2f		6-3	5	0	1	0	0	0	1
Jim Gentile, L (1, 3) OBP: 0.369, SLG: 0.465	F7			1B, 1B		3-1		F9			4	0	1	0	0	0	2
Brooks Robinson, R (1, 5) OBP: 0.340, SLG: 0.410		6-3		F3		2B			5-3		4	0	1	0	0	0	1
Boog Powell, L (1, 7) OBP: 0.321, SLG: 0.535		K		1-3, 1B		K			G3, 1B, 1B		4	1	2	0	0	2	1
Jackie Brandt, R (1, 8) OBP: 0.275, SLG: 0.378		F4		F8			F5		G3, 1-2		3	0	0	0	0	0	2
Charlie Lau, L (9, PH) OBP: 0.235, SLG: 0.294											1	0	0	0	0	0	1
Dean Stone, L (10, 1)											0	0	0	0	0	0	0
Dick Hall, R (10, 1) OBP: 0.600, SLG: 0.600											0	0	0	0	0	0	0
John Orsino, R (1, 2) OBP: 0.366, SLG: 0.479			HR		HR		K		2-H, 1B		4	2	3	3	0	1	0
Mike McCormick, L (1, 1) OBP: 0.250, SLG: 0.250			K		4-3		K		F8		1	0	0	0	0	1	0
Wes Stock, R (4, 1)											0	0	0	0	0	0	0
Bob Saverine, S (5, PH) OBP: 0.294, SLG: 0.267											1	0	0	0	0	0	0
Stu Miller, R (6, 1)											0	0	0	0	0	0	0
Al Smith, R (7, PH) OBP: 0.348, SLG: 0.437											1	0	0	0	1	0	0
Dave McNally, R (8, 1)											0	0	0	0	0	0	0
Joe Gaines, R (9, PH) OBP: 0.447, SLG: 0.621											1	0	0	0	0	0	1
(10, 9)																	
Inning Stats	R: 0 E: 0 K: 0 S: 4 H: 1 LOB: 1 BB: 0 P: 4	R: 0 E: 0 K: 1 S: 5 H: 0 LOB: 0 BB: 0 P: 5	R: 1 E: 0 K: 1 S: 6 H: 1 LOB: 0 BB: 0 P: 6	R: 0 E: 0 K: 0 S: 5 H: 2 LOB: 2 BB: 0 P: 5	R: 1 E: 0 K: 0 S: 4 H: 1 LOB: 0 BB: 0 P: 4	R: 0 E: 0 K: 1 S: 6 H: 1 LOB: 1 BB: 0 P: 6	R: 0 E: 0 K: 2 S: 7 H: 0 LOB: 0 BB: 0 P: 7	R: 0 E: 0 K: 0 S: 4 H: 1 LOB: 1 BB: 0 P: 4	R: 1 E: 0 K: 0 S: 5 H: 2 LOB: 1 BB: 0 P: 5	R: 0 E: 0 K: 0 S: 3 H: 0 LOB: 0 BB: 0 P: 3	1B: 5 2B: 2 3B: 0 HR: 2 SF: 0 SAC: 0 DP: 0 HBP: 0	WP: 0 PB: 0 SB: 0 CS: 0	PA: 39						

PITCHER		IP	WLS	BF	H	R	ER	SO	BB	IBB	HBP	BLK	WP	HR	S	P	ERA	WHIP
Ray Herbert, R ERA: 2.01	(1, 1)	8.2		34	8	3	3	5	0	0	0	0	0	2	44	44	3.12	0.923
Jim Brosnan, R ERA: 3.29	(9, 1)	1.1	W	5	1	0	0	0	0	0	0	0	0	0	5	5	0.00	0.750

PITCHER	IP	WLS	BF	H	R	ER	SO	BB	IBB	HBP	BLK	WP	HR	S	P	ERA	WHIP

BOTTOM

Chicago White Sox @ Baltimore Orioles

Memorial Stadium, Baltimore, MD

Sun May 19 1963, 3:38 AM EDT
Att. 16,179 - Unknown

livebaseballscorecards.com

AB	39
R	3
H	9
RBI	3
BB	0
SO	5
LOB	9

Batter	1	2	3	4	5	6	7	8	9	AB	R	H	RBI	BB	SO	LOB
Jake Wood, R (1, 4) OBP: 0.320, SLG: 0.469	BBBB 4-0 S BB		x 0-0 2B		x 0-0 ① F9		H 1-0 HBP			2	0	1	0	1	0	0
Bill Bruton, L (1, 8) OBP: 0.322, SLG: 0.359	BBBBB 4-0 1-2 BB		x 0-0 ① F5		x 0-0 ② F9		x 0-0 ③ F8			3	0	0	0	1	0	2
Al Kaline, R (1, 9) OBP: 0.382, SLG: 0.518	x 0-0 ① L8		x 0-0 ② L1-3		SSS 0-3 ③ K			x 0-0 ① L6		4	0	0	0	0	1	3
Norm Cash, L (1, 3) OBP: 0.330, SLG: 0.366 Mike Roarke, R (8, 2)	x 0-0 ② F8		x 0-0 ③ F4			x 0-0 ① G3		SSS 0-3 ② K		4 0	0 0	0 0	0 0	1 0	3 0	
Rocky Colavito, R (1, 7) OBP: 0.342, SLG: 0.364	x 0-0 ③ F9			SSS 0-3 ① K		x 0-0 ② 5-3		x 0-0 ③ F7		4	0	0	0	0	1	2
Bill Freehan, R (1, 2) OBP: 0.492, SLG: 0.725 (8, 3)		x 0-0 ① 1-3		x 0-0 1B 2B		BBBB 4-0 BB			x 0-0 ① 5-3	3	0	1	0	1	0	0
Dick McAuliffe, L (1, 6) OBP: 0.298, SLG: 0.303		x 0-0 ② 3-1		x 0-0 2-3 1B		x 0-0 ③ 4-3			x 0-0 FC4-6 1B	4	0	2	0	0	0	1
Don Wert, R (1, 5) OBP: 0.320, SLG: 0.391		x 0-0 1B		SSS 0-3 ② K			SSS 0-3 ① K		x 0-0 ② FC4-6 WP 1-2f	4	0	1	0	0	2	3
Phil Regan, R (1, 1) OBP: 0.235, SLG: 0.412 Frank Kostro, R (4, PH) OBP: 0.388, SLG: 0.293 Bob Anderson, R (4, 1) Whitey Herzog, L (7, PH) OBP: 0.321, SLG: 0.318 Dick Egan, L (7, 1) Gus Triandos, R (9, PH) OBP: 0.343, SLG: 0.463		x 0-0 ③ F9		x 0-0 ③ F9			SSS 0-3 ② K		SSS 0-3 ③ K 1-2	1 1 0 1 0 1	0 0 0 0 0 0	0 0 0 0 0 1	0 0 0 0 0 0	0 0 0 1 0 1	0 2 0 0 0 1	1 2 0 0 0 1
Inning Stats	R: 0 H: 0 E: 0 LOB: 2 K: 0 BB: 2 S: 3 P: 11	R: 0 H: 1 E: 0 LOB: 1 K: 0 BB: 0 S: 4 P: 4	R: 0 H: 1 E: 0 LOB: 1 K: 0 BB: 0 S: 4 P: 4	R: 0 H: 2 E: 0 LOB: 2 K: 2 BB: 0 S: 9 P: 9	R: 0 H: 0 E: 0 LOB: 0 K: 1 BB: 0 S: 5 P: 5	R: 0 H: 0 E: 0 LOB: 1 K: 0 BB: 1 S: 3 P: 7	R: 0 H: 0 E: 0 LOB: 1 K: 2 BB: 0 S: 7 P: 8	R: 0 H: 0 E: 0 LOB: 0 K: 1 BB: 0 S: 5 P: 5	R: 0 H: 1 E: 0 LOB: 1 K: 1 BB: 0 S: 6 P: 6	1B: 3 SF: 0 2B: 2 SAC: 0 3B: 0 DP: 0 HR: 0 HBP: 1				WP: 1 PA: 36 PB: 0 SB: 1 CS: 0		

PITCHER	IP	WLS	BF	H	R	ER	SO	BB	IBB	HBP	BLK	WP	HR	S	P	ERA	WHIP
Milt Pappas, R (1, 1) ERA: 1.18	9.0	W	36	5	0	0	7	3	0	1	0	1	0	46	59	0.00	0.889

PITCHER	IP	WLS	BF	H	R	ER	SO	BB	IBB	HBP	BLK	WP	HR	S	P	ERA	WHIP

TOP

Detroit Tigers @ Baltimore Orioles

Memorial Stadium, Baltimore, MD

Mon May 20 1963, 7:05 PM EDT

Att. 5,969 - Unknown

livebaseballscorecards.com

AB	32
R	0
H	5
RBI	0
BB	3
SO	7
LOB	18

BOTTOM

Detroit Tigers @ Baltimore Orioles

Memorial Stadium, Baltimore, MD

Mon May 20 1963, 7:05 PM EDT

Att. 5,969 - Unknown

livebaseballscorecards.com

Batter	1	2	3	4	5	6	7	8	9	AB	R	H	RBI	BB	SO	LOB
Luis Aparicio, R (1, 6) OBP: 0.306, SLG: 0.374	F2	4-3		BB		G4-6-3 (1-2f)				3	0	0	0	1	0	2
Jerry Adair, R (1, 4) OBP: 0.212, SLG: 0.345	5-3		HR	K (1-2)			B5-3			4	1	1	1	0	1	1
Al Smith, R (1, 9) OBP: 0.341, SLG: 0.426	F3		K		K		K			3	0	0	0	0	2	0
Russ Snyder, L (7, 9) OBP: 0.250, SLG: 0.271 (9, 7)										1	0	0	0	0	1	0
Jim Gentile, L (1, 3) OBP: 0.379, SLG: 0.489		HR	F7		HR		BB			2	2	1	1	2	0	0
Brooks Robinson, R (1, 5) OBP: 0.338, SLG: 0.401		6-3	BB (1B)		F5		F7			3	0	0	0	1	0	2
Boog Powell, L (1, 7) OBP: 0.336, SLG: 0.569		BB (HR)	1B (1-3)		HR (1-H)			4-3		3	2	2	2	1	0	0
Bob Saverine, S (9, 8) OBP: 0.294, SLG: 0.267										0	0	0	0	0	0	0
Jackie Brandt, R (1, 8) OBP: 0.274, SLG: 0.400 (9, 9)		HR (1-H)	F5		F5			K		4	1	1	2	0	1	2
John Orsino, R (1, 2) OBP: 0.372, SLG: 0.473		HBP (SH1-4)		F4		1B (FC1-6)		5-3		3	0	1	0	0	0	0
Milt Pappas, R (1, 1) OBP: 0.214, SLG: 0.154		SH1-4 (1-2)		5-3		FC1-6 (1-2f, G4-6-3)				2	0	0	0	0	0	1
Inning Stats	R: 0 E: 0 K: 0 S: 3 H: 0 LOB: 0 BB: 0 P: 3	R: 3 E: 0 K: 0 S: 5 H: 2 LOB: 1 BB: 1 P: 10	R: 1 E: 0 K: 1 S: 7 H: 2 LOB: 2 BB: 1 P: 11	R: 0 E: 0 K: 1 S: 5 H: 0 LOB: 1 BB: 1 P: 9	R: 2 E: 0 K: 1 S: 6 H: 1 LOB: 0 BB: 1 P: 10	R: 0 E: 0 K: 0 S: 3 H: 1 LOB: 0 BB: 0 P: 3	R: 0 E: 0 K: 1 S: 5 H: 0 LOB: 1 BB: 1 P: 9	R: 0 E: 0 K: 1 S: 5 H: 0 LOB: 0 BB: 0 P: 5		1B: 2 2B: 0 3B: 0 HR: 4 SF: 0 SAC: 1 DP: 1 HBP: 1						

	AB	28
	R	6
	H	6
	RBI	6
	BB	5
	SO	5
	LOB	8

WP: 0 PB: 0 SB: 1 CS: 0 PA: 35

PITCHER		IP	WLS	BF	H	R	ER	SO	BB	IBB	HBP	BLK	WP	HR	S	P	ERA	WHIP
Phil Regan, R ERA: 3.23	(1, 1)	3.0	L	16	4	4	4	1	2	0	1	0	0	3	15	24	12.00	2.000
Bob Anderson, R ERA: 3.21	(4, 1)	3.0		12	2	2	2	2	2	0	0	0	0	1	14	22	6.00	1.333
Dick Egan, L ERA: 4.6	(7, 1)	2.0		7	0	0	0	2	1	0	0	0	0	0	10	14	0.00	0.500

PITCHER	IP	WLS	BF	H	R	ER	SO	BB	IBB	HBP	BLK	WP	HR	S	P	ERA	WHIP

Batter	1	2	3	4	5	6	7	8	9	AB	R	H	RBI	BB	SO	LOB
Jake Wood, R (1, 4) OBP: 0.315, SLG: 0.455	F4		F6			L7	1-3 2-H 1B		F9	5	0	1	1	0	0	1
Bill Bruton, L (1, 8) OBP: 0.320, SLG: 0.356	K			BB 1B		F4	6-3			4	0	1	0	0	1	2
Norm Cash, L (1, 3) OBP: 0.336, SLG: 0.396	4-3			1-2 BB		HR		1-3		3	1	1	1	1	0	0
Al Kaline, R (1, 9) OBP: 0.391, SLG: 0.529		G6-4-3 1B		L4		BB		2B		3	0	2	0	1	0	2
Rocky Colavito, R (1, 7) OBP: 0.340, SLG: 0.356		G6-4-3 1-2f		K		5-3		BB		3	0	0	0	1	1	4
Bill Freehan, R (1, 2) OBP: 0.464, SLG: 0.673		5-3		K			5-3	K		4	0	0	0	0	2	4
Dick McAuliffe, L (1, 6) OBP: 0.297, SLG: 0.301			4-3		F5		1B 1B 1B	K		4	1	1	0	0	1	2
Don Wert, R (1, 5) OBP: 0.321, SLG: 0.385 Frank Kostro, R (9, PH) OBP: 0.380, SLG: 0.286			1-3		F8		1B 1-2 1B		K	3 1	0 0	1 0	0 0	0 0	0 1	0 0
Mickey Lolich, S (1, 1) Whitey Herzog, L (7, PH) OBP: 0.310, SLG: 0.304 Tom Sturdivant, L (7, 1) Gus Triandos, R (9, PH) OBP: 0.339, SLG: 0.458			BB		K		K		5-3	1 1 0 1	0 0 0 0	0 0 0 0	0 0 0 0	1 0 0 0	1 1 0 0	0 2 0 0
Inning Stats	R: 0 E: 0 K: 1 S: 5 H: 0 LOB: 0 BB: 0 P: 5	R: 0 E: 0 K: 0 S: 3 H: 1 LOB: 0 BB: 0 P: 3	R: 0 E: 0 K: 0 S: 3 H: 0 LOB: 1 BB: 1 P: 7	R: 0 E: 0 K: 2 S: 8 H: 1 LOB: 2 BB: 1 P: 12	R: 0 E: 0 K: 1 S: 5 H: 0 LOB: 0 BB: 0 P: 5	R: 1 E: 0 K: 0 S: 4 H: 1 LOB: 1 BB: 1 P: 8	R: 1 E: 0 K: 1 S: 8 H: 3 LOB: 2 BB: 0 P: 8	R: 0 E: 0 K: 2 S: 8 H: 1 LOB: 2 BB: 1 P: 12	R: 0 E: 0 K: 1 S: 5 H: 0 LOB: 0 BB: 0 P: 5	1B: 5 2B: 1 3B: 0 HR: 1 SF: 0 SAC: 0 DP: 1 HBP: 0						

PITCHER		IP	WLS	BF	H	R	ER	SO	BB	IBB	HBP	BLK	WP	HR	S	P	ERA	WHIP
Chuck Estrada, R ERA: 4.88	(1, 1)	6.0	W	23	3	1	1	4	3	0	0	0	0	1	28	40	1.50	1.000
Stu Miller, R ERA: 3.32	(7, 1)	0.2		5	3	1	1	1	0	0	0	0	0	0	7	7	13.50	4.500
Dave McNally, L ERA: 4.94	(7, 1)	0.2		4	1	0	0	0	1	0	0	0	0	0	3	7	0.00	3.000
Dick Hall, R ERA: 5.31	(8, 1)	1.2	S	5	0	0	0	3	0	0	0	0	0	0	11	11	0.00	0.000

PITCHER	IP	WLS	BF	H	R	ER	SO	BB	IBB	HBP	BLK	WP	HR	S	P	ERA	WHIP

TOP

Detroit Tigers @ Baltimore Orioles

Memorial Stadium, Baltimore, MD

Tue May 21 1963, 7:05 PM EDT

Att. 4,773 - Unknown

livebaseballscorecards.com

AB	33
R	2
H	7
RBI	2
BB	4
SO	8
LOB	17

WP: 0 PB: 0 SB: 0 CS: 0 PA: 37

Detroit Tigers @ Baltimore Orioles

Memorial Stadium, Baltimore, MD

Tue May 21 1963, 7:05 PM EDT

Att. 4,773 - Unknown

BOTTOM

Batter	1	2	3	4	5	6	7	8	9	AB	R	H	RBI	BB	SO	LOB
Luis Aparicio, R (1, 6) OBP: 0.311, SLG: 0.380	BBBB 4-0 E S BB		x 0-0 ② 5-3		x 0-0 BLK 2B		x 0-0 ② 1-3			3	0	1	0	1	0	0
Jerry Adair, R (1, 4) OBP: 0.213, SLG: 0.350	SSS 0-3 ① K 1-3		x 0-0 WP CS 2B		x 0-0 ③ L9 2-3		SSS 0-3 ③ K			4	0	1	0	0	2	2
Al Smith, R (1, 9) OBP: 0.348, SLG: 0.427 Russ Snyder, L (8, 9) OBP: 0.262, SLG: 0.300 (9, 7)	SSS 0-3 ② K		BBBB 4-0 2-3 BB			x 0-0 1B SF9 1B		x 0-0 FC1-6-5-4 2B		2 1	1 0	1 1	0 0	1 0	1 0	1 0
Jim Gentile, L (1, 3) OBP: 0.377, SLG: 0.485 Boog Powell, L (4, 3) OBP: 0.336, SLG: 0.562	x 0-0 ③ L9		0-0 ③ CS 3-H	x 0-0 ① 4-3		x 0-0 SF9 1-3 1B 1B		x 0-0 ① FC1-6-5-4 WP SF9 2-3		1 3	0 2	0 1	0 0	0 0	0 0	1 1
Brooks Robinson, R (1, 5) OBP: 0.335, SLG: 0.396		x 0-0 ① F4		BBBB 4-0 BB		x 0-0 ① L5		x 0-0 ② SF9 2-H		2	0	0	1	1	0	2
Joe Gaines, R (1, 7) OBP: 0.439, SLG: 0.710 Bob Saverine, S (8, PH) OBP: 0.278, SLG: 0.250 (9, 8)		x 0-0 HR		x 0-0 ② F8		x 0-0 ② SF9 1-2 3-H		x 0-0 ③ 1-3		2 1	1 0	1 0	2 0	0 0	0 0	1 0
Jackie Brandt, R (1, 8) OBP: 0.276, SLG: 0.398 (9, 9)		SSS 0-3 ② K		SSS 0-3 ③ K		x 0-0 2-H 1B				3	0	1	1	0	2	1
John Orsino, R (1, 2) OBP: 0.360, SLG: 0.455		x 0-0 ③ 1-3			x 0-0 ① 5-3	SSS 0-3 ③ K				3	0	0	0	0	1	1
Chuck Estrada, R (1, 1) OBP: 0.143, SLG: 0.143 Stu Miller, R (7, 1) Dave McNally, R (7, 1) Dick Hall, R (8, 1) OBP: 0.600, SLG: 0.600			SSS 0-3 ① K		SSS 0-3 ② K		SSS 0-3 ① K			2 0 1 0	0 0 0 0	0 0 0 0	0 0 0 0	0 0 1 0	2 0 0 0	0 0 0 0
Inning Stats	R: 0 E: 0 K: 2 S: 7 H: 0 LOB: 1 BB: 1 P: 11	R: 1 E: 0 K: 1 S: 6 H: 1 LOB: 0 BB: 0 P: 6	R: 0 E: 0 K: 1 S: 5 H: 1 LOB: 1 BB: 1 P: 9	R: 0 E: 0 K: 1 S: 5 H: 0 LOB: 1 BB: 1 P: 9	R: 0 E: 0 K: 1 S: 6 H: 1 LOB: 1 BB: 0 P: 6	R: 2 E: 0 K: 1 S: 8 H: 3 LOB: 1 BB: 0 P: 8	R: 0 E: 0 K: 2 S: 7 H: 0 LOB: 0 BB: 0 P: 7	R: 1 E: 0 K: 0 S: 4 H: 1 LOB: 0 BB: 0 P: 4		1B: 3 2B: 3 3B: 0 HR: 1	SF: 2 SAC: 0 DP: 0 HBP: 0					

livebaseballscorecards.com

AB	28
R	4
H	7
RBI	4
BB	3
SO	9
LOB	10

WP: 2 PB: 0 SB: 1 CS: 1 PA: 34

PITCHER		IP	WLS	BF	H	R	ER	SO	BB	IBB	HBP	BLK	WP	HR	S	P	ERA	WHIP
Mickey Lolich, L ERA: 3.6	(1, 1)	6.0	L	26	6	3	3	7	3	0	0	1	1	1	37	49	4.50	1.500
Tom Sturdivant, R ERA: 4.73	(7, 1)	2.0		7	1	1	1	2	0	0	0	0	1	0	11	11	4.50	0.500

PITCHER	IP	WLS	BF	H	R	ER	SO	BB	IBB	HBP	BLK	WP	HR	S	P	ERA	WHIP

Batter	1	2	3	4	5	6	7	8	9	AB	R	H	RBI	BB	SO	LOB
Don Wert, R (1, 5) OBP: 0.344, SLG: 0.379	H 1-0 SH2-3 HBP	x 0-0 1-3 2-H 1B		x 0-0 ③ F8		x 0-0 ② F9		x 0-0 ③ F7		3	0	1	1	0	0	3
Bubba Phillips, R (7, 5) OBP: 0.198, SLG: 0.243										1	0	0	0	0	0	0
Bill Bruton, L (1, 8) OBP: 0.325, SLG: 0.360	x 0-0 ① SH2-3 1-2	x 0-0 ③ F6			x 0-0 SH1-4 1B	x 0-0 ③ 1-2 2-H 1B			x 0-0 ① F5	4	0	2	0	0	0	2
Frank Kostro, R (1, 7) OBP: 0.370, SLG: 0.267	x 0-0 ② 6-3		x 0-0 ① L5		x 0-0 ① SH1-4 1-2		B B B B 4-0 FC5-4 BB		S S S 0-3 ② K	3	0	0	0	1	1	1
Al Kaline, R (1, 9) OBP: 0.398, SLG: 0.531	B B B B 4-0 BB		x 0-0 4-3 2B		4-0 IBB		x 0-0 ① FC5-4 BB 1-2f		x 0-0 ③ L8	3	0	1	0	2	0	1
Gus Triandos, R (1, 2) OBP: 0.327, SLG: 0.440	x 0-0 ③ F9		x 0-0 ② 4-3 2-3		x 0-0 ② F8		S S S 0-3 ② K			4	0	0	0	0	1	6
Norm Cash, L (1, 3) OBP: 0.342, SLG: 0.388		B B B B 4-0 CS BB	S S S 0-3 ③ K		x 0-0 ③ 4-3		B B B B 4-0 1-2 BB			2	0	0	0	2	1	3
Jake Wood, R (1, 4) OBP: 0.313, SLG: 0.442		S S S 0-3 ①② K 1-2		S S S 0-3 ① K		B B B B 4-0 SH 1B BB	S S S 0-3 ③ K			3	0	0	0	1	3	3
Dick McAuliffe, L (1, 6) OBP: 0.306, SLG: 0.298		B B B B 4-0 BB 1B BB		B B B B 4-0 FC5-4 BB		x 0-0 SH 1B 1-2		x 0-0 ① F6		1	1	0	0	2	0	0
Jim Bunning, R (1, 1) OBP: 0.273, SLG: 0.238		B B B B 4-0 1B 1-2 BB		x 0-0 ② FC5-4 1-2f		x 0-0 ① F2		x 0-0 ② 4-3		2	0	0	0	1	0	3
Whitey Herzog, L (8, PH) OBP: 0.300, SLG: 0.292										1	0	0	0	0	0	0
Terry Fox, R (8, 1)										0	0	0	0	0	0	0
Inning Stats	R: 0 E: 0 K: 0 S: 3 H: 0 LOB: 2 BB: 1 P: 8	R: 1 E: 0 K: 1 S: 5 H: 1 LOB: 2 BB: 3 P: 17	R: 0 E: 0 K: 1 S: 6 H: 1 LOB: 1 BB: 0 P: 6	R: 0 E: 0 K: 1 S: 5 H: 0 LOB: 1 BB: 1 P: 9	R: 0 E: 0 K: 0 S: 4 H: 1 LOB: 2 BB: 1 P: 8	R: 0 E: 1 K: 0 S: 4 H: 1 LOB: 2 BB: 1 P: 8	R: 0 E: 0 K: 2 S: 7 H: 0 LOB: 2 BB: 2 P: 15	R: 0 E: 0 K: 0 S: 3 H: 0 LOB: 0 BB: 0 P: 3	R: 0 E: 0 K: 1 S: 5 H: 0 LOB: 0 BB: 0 P: 5	1B: 3 2B: 2 3B: 0 HR: 0 SF: 0 SAC: 3 DP: 1 HBP: 1						

PITCHER		IP	WLS	BF	H	R	ER	SO	BB	IBB	HBP	BLK	WP	HR	S	P	ERA	WHIP
Steve Barber, L ERA: 1.95	(1, 1)	6.0	W	30	4	1	1	3	7	1	1	0	0	0	27	60	1.50	1.833
Wes Stock, R ERA: 3.06	(7, 1)	3.0	S	10	0	0	0	3	1	0	0	0	0	0	15	19	0.00	0.333

PITCHER	IP	WLS	BF	H	R	ER	SO	BB	IBB	HBP	BLK	WP	HR	S	P	ERA	WHIP

TOP

Detroit Tigers @ Baltimore Orioles

Memorial Stadium, Baltimore, MD

Wed May 22 1963, 7:05 PM EDT

Att. 10,608 - Unknown

livebaseballscorecards.com

AB	27
R	1
H	4
RBI	1
BB	9
SO	6
LOB	22

PA: 40

WP: 0
PB: 0
SB: 0
CS: 1

Batter	1	2	3	4	5	6	7	8	9	AB	R	H	RBI	BB	SO	LOB
Luis Aparicio, R (1, 6) OBP: 0.309, SLG: 0.390	F5			K	3B (1-H)			K		4	0	1	1	0	2	0
Jerry Adair, R (1, 4) OBP: 0.206, SLG: 0.339	6-3			F3	K			F7		4	0	0	0	0	1	1
Al Smith, R (1, 9) OBP: 0.348, SLG: 0.433	4-3			2B (1B)		5-3		4-3		3	1	1	0	0	0	0
Russ Snyder, L (7, 9) OBP: 0.258, SLG: 0.295										1	0	0	0	0	0	0
Jim Gentile, L (1, 3) OBP: 0.376, SLG: 0.481		K		1B (1B, 2-H)		F7				3	0	1	1	0	1	0
Brooks Robinson, R (1, 5) OBP: 0.335, SLG: 0.395		F7		1B (1-2)		K				3	0	1	0	0	1	0
Boog Powell, L (1, 7) OBP: 0.328, SLG: 0.546		4-3		F6			K			3	0	0	0	0	1	2
Bob Saverine, S (8, 8) OBP: 0.278, SLG: 0.250										0	0	0	0	0	0	0
Charlie Lau, L (1, 2) OBP: 0.211, SLG: 0.263			L9		G3		F4			2	0	0	0	0	0	0
Dick Brown, R (7, 2) OBP: 0.190, SLG: 0.250										1	0	0	0	0	0	0
Jackie Brandt, R (1, 8) OBP: 0.285, SLG: 0.405			K		3B (3B) 1B		1B			3	1	2	0	0	1	0
(8, 9)																
Steve Barber, L (1, 1) OBP: 0.094, SLG: 0.097			K		K		K			2	0	0	0	0	2	1
Wes Stock, R (7, 1)										1	0	0	0	0	1	1
Inning Stats	R: 0 E: 0 K: 0 S: 3 H: 0 LOB: 0 BB: 0 P: 3	R: 0 E: 0 K: 1 S: 5 H: 0 LOB: 0 BB: 0 P: 5	R: 0 E: 0 K: 2 S: 7 H: 0 LOB: 0 BB: 0 P: 7	R: 1 E: 0 K: 1 S: 8 H: 3 LOB: 2 BB: 0 P: 8	R: 1 E: 0 K: 2 S: 9 H: 2 LOB: 1 BB: 0 P: 9	R: 0 E: 0 K: 1 S: 5 H: 0 LOB: 0 BB: 0 P: 5	R: 0 E: 0 K: 2 S: 8 H: 1 LOB: 1 BB: 0 P: 8	R: 0 E: 0 K: 1 S: 5 H: 0 LOB: 0 BB: 0 P: 5		1B: 4 2B: 1 3B: 1 HR: 0 SF: 0 SAC: 0 DP: 0 HBP: 0						

PITCHER		IP	WLS	BF	H	R	ER	SO	BB	IBB	HBP	BLK	WP	HR	S	P	ERA	WHIP
Jim Bunning, R ERA: 3.2	(1, 1)	7.0	L	27	6	2	2	9	0	0	0	0	0	0	45	45	2.57	0.857
Terry Fox, R ERA: 2.45	(8, 1)	1.0		3	0	0	0	1	0	0	0	0	0	0	5	5	0.00	0.000

PITCHER	IP	WLS	BF	H	R	ER	SO	BB	IBB	HBP	BLK	WP	HR	S	P	ERA	WHIP

BOTTOM

Detroit Tigers @ Baltimore Orioles

Memorial Stadium, Baltimore, MD

Wed May 22 1963, 7:05 PM EDT

Att. 10,608 - Unknown

livebaseballscorecards.com

AB	30
R	2
H	6
RBI	2
BB	0
SO	10
LOB	5

Batter	1	2	3	4	5	6	7	8	9	AB	R	H	RBI	BB	SO	LOB
Ed Brinkman, R (1, 6) OBP: 0.301, SLG: 0.361	P4			FC2-4 1B		2B			6-3	4	0	2	0	0	0	0
Jim King, L (1, 9) OBP: 0.313, SLG: 0.433	F8			F9		4-3			G3	4	0	0	0	0	0	2
Chuck Hinton, R (1, 7) OBP: 0.333, SLG: 0.521	P3			FC2-4 1-2f			5-3			3	0	0	0	0	0	1
Bobo Osborne, L (1, 3) OBP: 0.316, SLG: 0.436		P6		K			P3			3	0	0	0	0	1	1
Don Lock, R (1, 8) OBP: 0.343, SLG: 0.386		F3			K		6-3			3	0	0	0	0	1	0
Ken Retzer, L (1, 2) OBP: 0.286, SLG: 0.290		3-1			K			F8		3	0	0	0	0	1	0
Marv Breeding, R (1, 5) OBP: 0.304, SLG: 0.360			F7		K			F8		3	0	0	0	0	1	0
Chuck Cottier, R (1, 4) OBP: 0.233, SLG: 0.350			K			F6		F2		3	0	0	0	0	1	0
Claude Osteen, L (1, 1) OBP: 0.263, SLG: 0.222			K			K			4-3	1	0	0	0	0	1	0
Jim Duckworth, R (3, 1)										1	0	0	0	0	1	0
Dick Phillips, L (9, PH) OBP: 0.241, SLG: 0.226										1	0	0	0	0	0	0
Inning Stats	R: 0 E: 0 K: 0 S: 3	R: 0 E: 0 K: 0 S: 3	R: 0 E: 0 K: 2 S: 7	R: 0 E: 0 K: 1 S: 6	R: 0 E: 0 K: 3 S: 9	R: 0 E: 0 K: 1 S: 6	R: 0 E: 0 K: 0 S: 3	R: 0 E: 0 K: 0 S: 3	R: 0 E: 0 K: 0 S: 3							
	H: 0 LOB: 0 BB: 0 P: 3	H: 0 LOB: 0 BB: 0 P: 3	H: 0 LOB: 0 BB: 0 P: 7	H: 1 LOB: 1 BB: 0 P: 6	H: 0 LOB: 0 BB: 0 P: 9	H: 1 LOB: 1 BB: 0 P: 6	H: 0 LOB: 0 BB: 0 P: 3	H: 0 LOB: 0 BB: 0 P: 3	H: 0 LOB: 0 BB: 0 P: 3							

PITCHER		IP	WLS	BF	H	R	ER	SO	BB	IBB	HBP	BLK	WP	HR	S	P	ERA	WHIP
Robin Roberts, R ERA: 2.65	(1, 1)	9.0	W	29	2	0	0	7	0	0	0	0	0	0	43	43	0.00	0.222

PITCHER	IP	WLS	BF	H	R	ER	SO	BB	IBB	HBP	BLK	WP	HR	S	P	ERA	WHIP

TOP

Washington Senators @ Baltimore Orioles

Memorial Stadium, Baltimore, MD

Thu May 23 1963, 7:05 PM EDT

Att. 4,555 - Unknown

livebaseballscorecards.com

AB	29
R	0
H	2
RBI	0
BB	0
SO	7
LOB	4

WP: 0 PA: 29
PB: 0
SB: 0
CS: 0

1B: 1 SF: 0
2B: 1 SAC: 0
3B: 0 DP: 0
HR: 0 HBP: 0

Batter	1	2	3	4	5	6	7	8	9	AB	R	H	RBI	BB	SO	LOB
Luis Aparicio, R (1, 6) OBP: 0.306, SLG: 0.384	4-3		F8	6-3			PB, K, 1B 1-2	F3		5	0	1	0	0	0	3
Jerry Adair, R (1, 4) OBP: 0.206, SLG: 0.357	6-3		HR	5-3			K 1-2 2-3	F9		5	1	1	1	0	1	5
Al Smith, R (1, 9) OBP: 0.354, SLG: 0.462 Russ Snyder, L (7, 9) OBP: 0.269, SLG: 0.295	HR		E 1B 2B 1B		F9		PB BB			3 0	2 0	2 0	1 0	0 1	0 0	0 0
Boog Powell, L (1, 3) OBP: 0.333, SLG: 0.541	K		E 1-2 2B 1B		6-3		FC6-4 1-2 2-3 BB			3	1	1	0	1	1	0
Brooks Robinson, R (1, 5) OBP: 0.327, SLG: 0.384		6-3	E5 2B 1-2 2-3 SF9		P4		FC6-4 1-2f			4	1	0	0	0	0	5
Jackie Brandt, R (1, 7) OBP: 0.299, SLG: 0.427		1B 2B	1-3 2-H 3-H 2B			4-0 CS BB		5-3		3	1	2	2	1	0	0
John Orsino, R (1, 2) OBP: 0.355, SLG: 0.450	1-3		SF9 3-H			5-3 1-2		WP S 1B		3	0	1	1	0	0	2
Bob Saverine, S (1, 8) OBP: 0.318, SLG: 0.263	2-H 1B		4-3			K		BB 1-3 BB		3	0	1	1	1	1	1
Robin Roberts, S (1, 1) OBP: 0.273, SLG: 0.238	F8			K			K, 1B 1B	1-2 BB		3	0	1	0	1	1	1
Inning Stats	R: 1 E: 0 K: 1 S: 6 H: 1 LOB: 0 BB: 0 P: 6	R: 1 E: 0 K: 0 S: 5 H: 2 LOB: 1 BB: 0 P: 5	R: 4 E: 1 K: 0 S: 8 H: 4 LOB: 1 BB: 0 P: 8	R: 0 E: 0 K: 1 S: 5 H: 0 LOB: 0 BB: 0 P: 5	R: 0 E: 0 K: 0 S: 3 H: 0 LOB: 0 BB: 0 P: 3	R: 0 E: 0 K: 1 S: 4 H: 0 LOB: 0 BB: 1 P: 8	R: 0 E: 0 K: 1 S: 6 H: 2 LOB: 3 BB: 2 P: 14	R: 0 E: 0 K: 0 S: 4 H: 1 LOB: 3 BB: 2 P: 12		1B: 6 2B: 2 3B: 0 HR: 2	SF: 1 SAC: 0 DP: 0 HBP: 0					

BOTTOM

Washington Senators @ Baltimore Orioles

Memorial Stadium, Baltimore, MD

Thu May 23 1963, 7:05 PM EDT

Att. 4,555 - Unknown

livebaseballscorecards.com

AB	32
R	6
H	10
RBI	6
BB	5
SO	4
LOB	17

WP: 1 PB: 1 SB: 1 CS: 1 PA: 38

PITCHER		IP	WLS	BF	H	R	ER	SO	BB	IBB	HBP	BLK	WP	HR	S	P	ERA	WHIP
Claude Osteen, L ERA: 3.75	(1, 1)	2.1	L	15	7	6	4	1	0	0	0	0	0	2	17	17	15.43	3.000
Jim Duckworth, R ERA: 5.2	(3, 1)	5.2		23	3	0	0	3	5	0	0	0	1	0	24	44	0.00	1.412

PITCHER	IP	WLS	BF	H	R	ER	SO	BB	IBB	HBP	BLK	WP	HR	S	P	ERA	WHIP

Batter	1	2	3	4	5	6	7	8	9	AB	R	H	RBI	BB	SO	LOB
Luis Aparicio, R (1, 6) OBP: 0.309, SLG: 0.380	S S S 0-3 ① K		S S S 0-3 ① ② K 1-2	x 0-0 ③ F4		x 0-0 1-3 1B		B B B 4-0 PB HR BB		4	1	1	0	1	2	4
Jerry Adair, R (1, 4) OBP: 0.206, SLG: 0.346	x 0-0 ② F7		B B B B 4-0 BB		S S S 0-3 ① K	S S S 0-3 ③ K2-3 3-H		S S S 0-3 ② K 1-2		4	0	0	0	1	3	2
Al Smith, R (1, 9) OBP: 0.351, SLG: 0.451 Russ Snyder, L (7, PR) OBP: 0.279, SLG: 0.355 (7, 9)	x 0-0 ③ 1-3		S S S 0-3 ③ K		S S S 0-3 ② K		B B B 4-0 SH5-3 1B BB	x 0-0 2-H HR		3 1	0 2	0 1	0 2	1 0	2 0	1 0
Jim Gentile, L (1, 3) OBP: 0.385, SLG: 0.486		x 0-0 WP BB G5-2-3 1B		x 0-0 ① F5	x 0-0 HR 1B		x 0-0 SH5-3 1-2	B B B B 4-0 1B BB		3	1	2	0	1	0	0
Brooks Robinson, R (1, 5) OBP: 0.347, SLG: 0.416		B B B B 4-0 WP 1-2 BB		B B B B 4-0 2B 1B BB	x 0-0 1-H HR		x 0-0 2-H 1B	x 0-0 1-2 1B		3	2	3	3	2	0	0
Jackie Brandt, R (1, 7) OBP: 0.295, SLG: 0.426	S S S 0-3 ① K 1-2 2-3			x 0-0 1B 1-3 2B	x 0-0 ③ 6-3		x 0-0 ② 5-3	S S S 0-3 ③ K		5	0	1	0	0	2	6
John Orsino, R (1, 2) OBP: 0.367, SLG: 0.439		B B B B 4-0 BB		B B B B 4-0 1B BB		x 0-0 ① 6-3	B B B B 4-0 BB		S S S 0-3 ① K	2	0	0	0	3	1	0
Bob Saverine, S (1, 8) OBP: 0.333, SLG: 0.261	x 0-0 ② ③ G5-2-3 3-Hf			x 0-0 1-2 2-3 3-H 1B		B B B B 4-0 1B WP BB	x 0-0 ③ F8		S S S 0-3 ② K	4	1	1	1	1	1	5
Mike McCormick, L (1, 1) OBP: 0.250, SLG: 0.250 Dave McNally, R (8, 1)			x 0-0 CS 1B	S S S 0-3 ② K		x 0-0 ② B1		x 0-0 ① 3-1	S S S 0-3 ③ K	4 1	0 0	1 0	0 0	0 0	1 1	4 0
Inning Stats	R: 0 E: 0 K: 1 S: 5 H: 0 LOB: 0 BB: 0 P: 5	R: 0 E: 0 K: 1 S: 5 H: 1 LOB: 2 BB: 2 P: 13	R: 0 E: 0 K: 2 S: 7 H: 1 LOB: 1 BB: 1 P: 11	R: 1 E: 0 K: 1 S: 7 H: 2 LOB: 3 BB: 2 P: 15	R: 2 E: 0 K: 2 S: 9 H: 2 LOB: 0 BB: 0 P: 9	R: 1 E: 0 K: 1 S: 6 H: 1 LOB: 1 BB: 1 P: 10	R: 1 E: 0 K: 0 S: 4 H: 1 LOB: 2 BB: 2 P: 12	R: 2 E: 0 K: 2 S: 9 H: 2 LOB: 2 BB: 2 P: 17	R: 0 E: 0 K: 3 S: 9 H: 0 LOB: 0 BB: 0 P: 9	1B: 7 2B: 1 3B: 0 HR: 2 SF: 0 SAC: 1 DP: 1 HBP: 0						

PITCHER		IP	WLS	BF	H	R	ER	SO	BB	IBB	HBP	BLK	WP	HR	S	P	ERA	WHIP
Sam McDowell, L ERA: 4.67	(1, 1)	6.1	L	31	7	5	5	8	7	0	0	0	2	1	40	68	7.11	2.211
Barry Latman, R ERA: 4.76	(7, 1)	1.2		11	3	2	2	2	3	0	0	0	0	1	12	24	10.80	3.600
Gary Bell, R ERA: 4.81	(9, 1)	1.0		3	0	0	0	3	0	0	0	0	0	0	9	9	0.00	0.000

PITCHER	IP	WLS	BF	H	R	ER	SO	BB	IBB	HBP	BLK	WP	HR	S	P	ERA	WHIP

TOP

Baltimore Orioles @ Cleveland Indians

Cleveland Municipal Stadium, Cleveland, OH

Fri May 24 1963, 7:05 PM EDT

Att. 6,744 - Unknown

livebaseballscorecards.com

AB	34
R	7
H	10
RBI	6
BB	10
SO	13
LOB	22

WP: 2	PA: 45																	
PB: 1																		
SB: 0																		
CS: 1																		

BOTTOM

Baltimore Orioles @ Cleveland Indians

Cleveland Municipal Stadium, Cleveland, OH

Fri May 24 1963, 7:05 PM EDT

Att. 6,744 - Unknown

livebaseballscorecards.com

Batter	1	2	3	4	5	6	7	8	9	AB	R	H	RBI	BB	SO	LOB
Vic Davalillo, L (1, 8) OBP: 0.295, SLG: 0.382	F5		E2 2-H 1B		F7			BB 1B 2B 1B	K	5	1	2	0	0	1	3
Tony Martinez, R (1, 6) OBP: 0.180, SLG: 0.194	F8		L6			6-3		BB 1-2 2B 1B	L6	5	1	1	0	0	0	3
Woodie Held, R (1, 4) OBP: 0.330, SLG: 0.474	5-3		1-3			4-3		BBB 2B 1-2 2-3 6-3 BB		3	1	0	0	1	0	1
Joe Adcock, R (1, 3) OBP: 0.317, SLG: 0.474		6-3		F7		5-3		1-3 2-H 3-H 2B		4	0	1	2	0	0	0
Pedro Ramos, S (8, PR) OBP: 0.125, SLG: 0.125										0	0	0	0	0	0	0
Jerry Kindall, R (9, 3) OBP: 0.176, SLG: 0.133										0	0	0	0	0	0	0
Tito Francona, L (1, 7) OBP: 0.331, SLG: 0.391		F7		K			4-3 2B	6-3 3-H		4	0	1	1	0	1	1
Max Alvis, R (1, 5) OBP: 0.295, SLG: 0.460		1B		F7			4-3 2-3	K		4	0	1	0	0	1	2
Gene Green, R (1, 9) OBP: 0.259, SLG: 0.261		4-3			K		F4	BB		3	0	0	0	1	1	2
Ellis Burton, S (9, PR) OBP: 0.286, SLG: 0.387										0	0	0	0	0	0	0
Doc Edwards, R (1, 2) OBP: 0.303, SLG: 0.323			SH1-3 E 1B		F2		F5		1-2 BB	3	1	1	0	0	0	1
John Romano, R (9, PH) OBP: 0.373, SLG: 0.511										0	0	0	0	1	0	0
Sam McDowell, L (1, 1) OBP: 0.286, SLG: 0.231			SH1-3 1-2		1B			F4	K	1	0	1	0	0	0	0
Barry Latman, R (7, 1) OBP: 0.200, SLG: 0.200										0	0	0	0	0	0	0
Miguel de la Hoz, R (8, PH) OBP: 0.167, SLG: 0.222										1	0	0	0	0	0	0
Gary Bell, R (9, 1)										0	0	0	0	0	0	0
Fred Whitfield, L (9, PH) OBP: 0.286, SLG: 0.414										1	0	0	0	0	1	2
Inning Stats	R: 0 E: 0 K: 0 S: 3 H: 0 LOB: 0 BB: 0 P: 3	R: 0 E: 0 K: 0 S: 4 H: 1 LOB: 1 BB: 0 P: 4	R: 1 E: 1 K: 0 S: 5 H: 2 LOB: 1 BB: 0 P: 5	R: 0 E: 0 K: 1 S: 5 H: 0 LOB: 0 BB: 0 P: 5	R: 0 E: 0 K: 1 S: 6 H: 1 LOB: 1 BB: 0 P: 6	R: 0 E: 0 K: 0 S: 3 H: 0 LOB: 0 BB: 0 P: 3	R: 0 E: 0 K: 0 S: 4 H: 1 LOB: 1 BB: 0 P: 4	R: 3 E: 0 K: 1 S: 8 H: 3 LOB: 1 BB: 1 P: 12	R: 0 E: 0 K: 2 S: 7 H: 0 LOB: 2 BB: 2 P: 15	1B: 6 2B: 2 3B: 0 HR: 0	SF: 0 SAC: 1 DP: 0 HBP: 0						

AB	34
R	4
H	8
RBI	3
BB	3
SO	5
LOB	15

WP: 0 PB: 0 SB: 0 CS: 0 PA: 38

PITCHER		IP	WLS	BF	H	R	ER	SO	BB	IBB	HBP	BLK	WP	HR	S	P	ERA	WHIP
Mike McCormick, L ERA: 4.06	(1, 1)	7.1	W	31	8	4	3	2	1	0	0	0	0	0	34	38	3.68	1.227
Dave McNally, L ERA: 4.66	(8, 1)	1.2	S	7	0	0	0	3	2	0	0	0	0	0	11	19	0.00	1.200

PITCHER	IP	WLS	BF	H	R	ER	SO	BB	IBB	HBP	BLK	WP	HR	S	P	ERA	WHIP

Baltimore Orioles @ Cleveland Indians

Cleveland Municipal Stadium, Cleveland, OH

Sat May 25 1963, 3:33 AM EDT

Att. 2,789 - Unknown

TOP

livebaseballscorecards.com

Batter	1	2	3	4	5	6	7	8	9	AB	R	H	RBI	BB	SO	LOB
Luis Aparicio, R (1, 6) OBP: 0.317, SLG: 0.386	B B B B 4-0 L4-3 BB		x 0-0 ① 5-3		x 0-0 G5-4-3 1B			x 0-0 E 2B 1B	x 0-0 ① SF7 1-2 3-H	3	1	2	1	1	0	0
Jerry Adair, R (1, 4) OBP: 0.213, SLG: 0.363	x 0-0 ①② L4-3 1-2		x 0-0 4-3 2B		x 0-0 ②③ G5-4-3 1-2f			x 0-0 S 1-H 2B	x 0-0 E1 2-H	5	0	2	1	0	0	2
Russ Snyder, L (1, 9) OBP: 0.260, SLG: 0.328	S S S 0-3 ③ K		x 0-0 ② 4-3 2-3			x 0-0 ① 6-3		x 0-0 ① B3	x 0-0 ② F8	5	0	0	0	0	1	3
Jim Gentile, L (1, 3) OBP: 0.386, SLG: 0.479		x 0-0 1B 1B 1B	x 0-0 ③ F8			B B B B 4-0 BB		S S S 0-3 ② K 2-3	x 0-0 ③ 4-3	4	1	1	0	1	1	3
Brooks Robinson, R (1, 5) OBP: 0.351, SLG: 0.414		x 0-0 1B 1-2 SF7 1B		x 0-0 ① F6		x 0-0 ② F9		I I I I 4-0 IBB		3	1	1	0	1	0	1
Boog Powell, L (1, 7) OBP: 0.331, SLG: 0.539 Bob Saverine, S (9, 8) OBP: 0.333, SLG: 0.261		S S S 0-3 ① K		x 0-0 2B		x 0-0 ③ F9		S S S 0-3 ③ K		4 0	0 0	1 0	0 0	0 0	2 0	5 0
Jackie Brandt, R (1, 8) OBP: 0.301, SLG: 0.429 (9, 7)		x 0-0 SF7 1-3 2-H 1B		S S S 0-3 ② K			x 0-0 ① F9		x 0-0 E5 1B 1B	4	1	2	1	0	1	1
John Orsino, R (1, 2) OBP: 0.363, SLG: 0.435		x 0-0 ② SF7 1-2 3-H		x 0-0 ③ 4-3			x 0-0 ② 5-3		x 0-0 SH 2-H SF7 1B	3	1	1	2	0	0	1
Milt Pappas, R (1, 1) OBP: 0.188, SLG: 0.133 Wes Stock, R (6, 1) Al Smith, R (7, PH) OBP: 0.349, SLG: 0.448 Stu Miller, R (7, 1)		S S S 0-3 ③ K			S S S 0-3 ① K		S S S 0-3 ③ K		x 0-0 SH E SF7 2-3	2 0 1 0	0 0 0 1	0 0 0 0	0 0 0 0	2 0 0 0	1 0 0 0	
Inning Stats	R: 0 E: 0 K: 1 S: 4 H: 0 LOB: 0 BB: 1 P: 8	R: 2 E: 0 K: 2 S: 10 H: 3 LOB: 1 BB: 0 P: 10	R: 0 E: 0 K: 0 S: 4 H: 1 LOB: 1 BB: 0 P: 4	R: 0 E: 0 K: 1 S: 6 H: 1 LOB: 1 BB: 0 P: 6	R: 0 E: 0 K: 1 S: 5 H: 1 LOB: 0 BB: 0 P: 5	R: 0 E: 0 K: 0 S: 3 H: 0 LOB: 1 BB: 1 P: 7	R: 0 E: 0 K: 1 S: 5 H: 0 LOB: 0 BB: 0 P: 5	R: 1 E: 1 K: 2 S: 9 H: 2 LOB: 2 BB: 1 P: 13	R: 3 E: 2 K: 0 S: 7 H: 2 LOB: 1 BB: 0 P: 7	1B: 7 2B: 4 3B: 0 HR: 0	SF: 2 SAC: 1 DP: 2 HBP: 0						

	AB	34
	R	6
	H	10
	RBI	5
	BB	3
	SO	8
	LOB	17

WP: 0 PB: 0 SB: 1 CS: 0 PA: 40

PITCHER		IP	WLS	BF	H	R	ER	SO	BB	IBB	HBP	BLK	WP	HR	S	P	ERA	WHIP
Pedro Ramos, R ERA: 4.3	(1, 1)	7.1		30	8	3	2	6	2	0	0	0	0	0	40	48	2.46	1.364
Bob Allen, L ERA: 2.84	(8, 1)	0.2	L	6	2	3	1	2	0	1	0	0	0	0	9	13	13.50	3.000
Jerry Walker, R ERA: 5.94	(9, 1)	1.0		4	0	0	0	0	0	0	0	0	0	0	4	4	0.00	0.000

PITCHER	IP	WLS	BF	H	R	ER	SO	BB	IBB	HBP	BLK	WP	HR	S	P	ERA	WHIP

BOTTOM

Baltimore Orioles @ Cleveland Indians

Cleveland Municipal Stadium, Cleveland, OH

Sat May 25 1963, 3:33 AM EDT

Att. 2,789 - Unknown

livebaseballscorecards.com

Batter	1	2	3	4	5	6	7	8	9	AB	R	H	RBI	BB	SO	LOB
Vic Davalillo, L (1, 8) OBP: 0.312, SLG: 0.426	BBBB; 4-0; 1B SF8 BB		x; 0-0 ②; 5-3		x; 0-0; B4 2-H 2B		x; 0-0; 3B		x; 0-0; 1-H 3B	4	1	3	2	1	0	0
Al Luplow, L (1, 9) OBP: 0.242, SLG: 0.333	x; 0-0; SF8 1-3 1B		x; 0-0; HR		4-0; IBB		SSS; 0-3 ③; K		SSS; 0-3 ②; K	4	1	2	1	1	2	2
Woodie Held, R (1, 4) OBP: 0.336, SLG: 0.474 Joe Adcock, R (9, PH) OBP: 0.313, SLG: 0.468	x; 0-0 ①; SF8 1-2 3-H		BBBB; 4-0; BB		x; 0-0 ②; B4 2-3			x; 0-0; HBP 1B	x; 0-0 ③; 6-3	2 1	0 0	1 0	1 0	1 0	0 0	2 1
Fred Whitfield, L (1, 3) OBP: 0.269, SLG: 0.387	SSS; 0-3 ②; K		SSS; 0-3 ③; K		x; 0-0 ③; F6			x; 0-0 ①; B1		4	0	0	0	0	2	5
John Romano, R (1, 2) OBP: 0.368, SLG: 0.495	x; 0-0 ③; 6-3			SSS; 0-3 ①; K		SSS; 0-3 ①; K		H; 1-0; 1-2 HBP		3	0	0	0	0	2	1
Tito Francona, L (1, 7) OBP: 0.320, SLG: 0.377		x; 0-0 ①; 3-1		x; 0-0 ②; 3-1		x; 0-0 ②; 6-3		x; 0-0 ②; F3		4	0	0	0	0	0	2
Max Alvis, R (1, 5) OBP: 0.286, SLG: 0.444		x; 0-0 ②; F7		SSS; 0-3 ③; K		x; 0-0 ③; 5-3		SSS; 0-3 ③; K		4	0	0	0	0	2	2
Tony Martinez, R (1, 6) OBP: 0.197, SLG: 0.198		x; 0-0 ③; 4-3		BBBB; 4-0; SH5-3 2B BB			x; 0-0; K 1B		BBBB; 4-0; 3B BB	2	2	1	0	2	0	0
Pedro Ramos, S (1, 1) OBP: 0.100, SLG: 0.100 Bob Allen, L (8, 1) Jerry Walker, S (9, 1) OBP: 0.333, SLG: 0.200 Willie Kirkland, L (9, PH) OBP: 0.304, SLG: 0.350			x; 0-0 ①; 4-3		x; 0-0 ①; SH5-3 1-2		SSS; 0-3 ①② K 1-2		x; 0-0 ①; F7	2 0 0 1	0 0 0 0	0 0 0 0	0 0 0 0	1 0 0 0	1 0 0 1	1 0 0 1
Inning Stats	R: 1 E: 0 K: 1 S: 6 H: 1 LOB: 1 BB: 1 P: 10	R: 0 E: 0 K: 0 S: 3 H: 0 LOB: 0 BB: 0 P: 3	R: 1 E: 0 K: 1 S: 6 H: 1 LOB: 1 BB: 1 P: 10	R: 0 E: 0 K: 2 S: 7 H: 0 LOB: 0 BB: 0 P: 7	R: 1 E: 0 K: 0 S: 4 H: 1 LOB: 2 BB: 2 P: 12	R: 0 E: 0 K: 1 S: 5 H: 0 LOB: 0 BB: 0 P: 5	R: 0 E: 0 K: 2 S: 8 H: 2 LOB: 1 BB: 0 P: 8	R: 0 E: 0 K: 1 S: 6 H: 1 LOB: 2 BB: 0 P: 7	R: 1 E: 0 K: 1 S: 6 H: 1 LOB: 1 BB: 1 P: 10	1B: 3 2B: 1 3B: 2 HR: 1	SF: 1 SAC: 1 DP: 0 HBP: 1				WP: 0 PB: 0 SB: 0 CS: 0	PA: 39	

PITCHER		IP	WLS	BF	H	R	ER	SO	BB	IBB	HBP	BLK	WP	HR	S	P	ERA	WHIP
Milt Pappas, R ERA: 1.6	(1, 1)	5.0		22	3	3	3	4	3	1	0	0	0	1	26	42	5.40	1.200
Wes Stock, R ERA: 2.89	(6, 1)	1.0		3	0	0	0	1	0	0	0	0	0	0	5	5	0.00	0.000
Stu Miller, R ERA: 3.27	(7, 1)	3.0	W	14	4	1	1	4	1	0	1	0	0	0	20	25	3.00	1.667

PITCHER	IP	WLS	BF	H	R	ER	SO	BB	IBB	HBP	BLK	WP	HR	S	P	ERA	WHIP

Batter	1	2	3	4	5	6	7	8	9	AB	R	H	RBI	BB	SO	LOB
Luis Aparicio, R (1, 6) OBP: 0.314, SLG: 0.380	6-3		4-3		FC6-4 G5-4-3 1-2f 2-3		F9	1-2 2-H 3-H 1B		5	0	1	1	0	0	5
Jerry Adair, R (1, 4) OBP: 0.212, SLG: 0.360	G6-4-3 1B		F8		G5-4-3 1-2f		SF8 3-H	L5		4	0	1	1	0	0	4
Russ Snyder, L (1, 9) OBP: 0.269, SLG: 0.333	G6-4-3 1-2f			FC6-4 1B		L8	1B 1-2 2-3 1B		S S S K	5	0	2	0	0	1	1
Jim Gentile, L (1, 3) OBP: 0.398, SLG: 0.503		B B B BB 4-0 FC3-6		FC6-4 1-2f HR		HR	1-3 2-H 3-H 1B		B B B BB 4-0 1B 2B	3	3	2	3	2	0	1
Brooks Robinson, R (1, 5) OBP: 0.352, SLG: 0.432		0-0 FC3-6 4-3 1-2f 1B		1-H HR		6-3	F6		1-2 2B 1B	5	3	2	2	0	0	3
Boog Powell, L (1, 7) OBP: 0.333, SLG: 0.538		0-0 4-3 1-2		0-0 1-3		1-3		B B B BB 4-0 BB 1B 1B	1-H 2-H 2B	4	1	1	2	1	0	1
Jackie Brandt, R (1, 8) OBP: 0.311, SLG: 0.435		0-0 2-H 1B	S S S 0-3 K				2B SF8 1B	1-2 BB 1B 1B	1-3	5	1	3	1	0	1	1
John Orsino, R (1, 2) OBP: 0.383, SLG: 0.455		S S S 0-3 K			FC6-4 1B		1B 1-3 1B 2B	B B B BB 4-0 1B 1-2 2-3 BB	I I I I 4-0 IBB	3	1	2	0	2	1	1
Steve Barber, L (1, 1) OBP: 0.091, SLG: 0.094 Dick Hall, R (4, 1) OBP: 0.600, SLG: 0.600 Joe Gaines, R (5, PH) OBP: 0.452, SLG: 0.719 Wes Stock, R (5, 1) Charlie Lau, L (7, PH) OBP: 0.250, SLG: 0.263 Bob Saverine, S (7, PR) OBP: 0.333, SLG: 0.261 Stu Miller, R (7, 1)			4-3		FC6-4 1-2 1B		B B B BB 4-0 1B 1B	F4	S S S 0-3 K	1 0 1 0 0 0 2	0 0 0 0 0 1 5	0 0 0 0 0 0	0 0 0 0 1 0	0 0 0 0 0 0	0 0 0 0 0 1	0 0 0 0 0 5
Inning Stats	R: 0 H: 1 E: 0 LOB: 0 K: 0 BB: 0 S: 3 P: 3	R: 1 H: 1 E: 0 LOB: 1 K: 1 BB: 1 S: 6 P: 10	R: 0 H: 0 E: 0 LOB: 0 K: 0 BB: 0 S: 3 P: 3	R: 2 H: 2 E: 0 LOB: 0 K: 1 BB: 0 S: 7 P: 7	R: 0 H: 2 E: 0 LOB: 1 K: 0 BB: 0 S: 4 P: 4	R: 1 H: 1 E: 0 LOB: 0 K: 0 BB: 0 S: 4 P: 4	R: 3 H: 4 E: 0 LOB: 2 K: 0 BB: 1 S: 7 P: 11	R: 1 H: 2 E: 0 LOB: 2 K: 0 BB: 2 S: 4 P: 12	R: 2 H: 2 E: 0 LOB: 2 K: 2 BB: 2 S: 9 P: 17	1B: 11 SF: 1 2B: 2 SAC: 0 3B: 0 DP: 2 HR: 2 HBP: 0						

Baltimore Orioles @ Cleveland Indians

Cleveland Municipal Stadium, Cleveland, OH

Sun May 26 1963, 3:33 AM EDT

Unknown

TOP

livebaseballscorecards.com

AB	38
R	10
H	15
RBI	10
BB	6
SO	4
LOB	22

WP: 0 PB: 0 SB: 0 CS: 0 PA: 45

PITCHER		IP	WLS	BF	H	R	ER	SO	BB	IBB	HBP	BLK	WP	HR	S	P	ERA	WHIP
Dick Donovan, R ERA: 4.3	(1, 1)	6.2	L	31	11	7	7	2	2	0	0	0	0	2	33	41	9.45	1.950
Gary Bell, R ERA: 4.89	(7, 1)	1.1		7	2	1	1	0	2	0	0	0	0	0	5	13	6.75	3.000
Bob Allen, L ERA: 3.95	(9, 1)	1.0		7	2	2	2	2	1	1	0	0	0	0	9	17	18.00	3.000

PITCHER	IP	WLS	BF	H	R	ER	SO	BB	IBB	HBP	BLK	WP	HR	S	P	ERA	WHIP

Baltimore Orioles @ Cleveland Indians

Cleveland Municipal Stadium, Cleveland, OH

Sun May 26 1963, 3:33 AM EDT

Unknown

BOTTOM

livebaseballscorecards.com

Batter	1	2	3	4	5	6	7	8	9	AB	R	H	RBI	BB	SO	LOB
Dick Howser, R (1, 6) OBP: 0.321, SLG: 0.200	5-3	K		E 2B 1B 1-2 2-H		F3		BB 1-2		4	1	1	1	1	1	0
Vic Davalillo, L (1, 8) OBP: 0.314, SLG: 0.425	1B 1B 1B		G6-4-3 1B	E6 2B SF7 1-2 2-3		4-3		F9		5	2	2	0	0	0	4
Woodie Held, R (1, 7) OBP: 0.339, SLG: 0.480	1B BB 1B 1-3		G6-4-3 1-2f	2B 1-3 2-H 3-H		5-3			K	5	0	2	2	0	1	1
Joe Adcock, R (1, 3) OBP: 0.330, SLG: 0.470	K		1B	IBB			G4-3 1B		K	4	0	2	0	1	2	2
John Romano, R (1, 2) OBP: 0.364, SLG: 0.484 Joe Azcue, R (8, 2)	1B BB 1-2		F7	SF7 3-H			G4-3 1-2f		F7	2 1	0 0	0 0	1 0	1 0	0 0	2 0
Al Luplow, L (1, 9) OBP: 0.258, SLG: 0.333	FC6-4 1B 1-2 2-3 3-H			1B BB G3			K			3	1	1	1	1	1	2
Max Alvis, R (1, 5) OBP: 0.277, SLG: 0.430	FC6-4 1-2f			F9	K			5-3		4	0	0	0	0	1	4
Jerry Kindall, R (1, 4) OBP: 0.238, SLG: 0.211		K		1B 1B 1-2	F4			FC3-6 1B		4	1	2	0	0	1	0
Dick Donovan, L (1, 1) OBP: 0.059, SLG: 0.059 Gary Bell, R (7, 1) Willie Kirkland, L (8, PH) OBP: 0.300, SLG: 0.344 Bob Allen, L (9, 1)		6-3		E 1B 2B 1B 1-2 2-H	K			FC3-6 BB 1-2f		3 0 1 0	1 0 0 0	1 0 0 0	1 0 0 0	0 0 0 0	1 0 0 0	0 0 1 0

Inning Stats	1	2	3	4	5	6	7	8	9
	R: 1 H: 3 E: 0 LOB: 3 K: 1 BB: 1 S: 8 P: 12	R: 0 H: 0 E: 0 LOB: 0 K: 2 BB: 0 S: 7 P: 7	R: 0 H: 2 E: 0 LOB: 1 K: 0 BB: 0 S: 4 P: 4	R: 5 H: 4 E: 1 LOB: 2 K: 0 BB: 2 S: 8 P: 16	R: 0 H: 0 E: 0 LOB: 0 K: 2 BB: 0 S: 7 P: 7	R: 0 H: 0 E: 0 LOB: 0 K: 0 BB: 0 S: 3 P: 3	R: 0 H: 1 E: 0 LOB: 0 K: 1 BB: 0 S: 5 P: 5	R: 0 H: 1 E: 0 LOB: 2 K: 0 BB: 1 S: 4 P: 8	R: 0 H: 0 E: 0 LOB: 0 K: 2 BB: 0 S: 7 P: 7

1B: 10 SF: 1
2B: 1 SAC: 0
3B: 0 DP: 2
HR: 0 HBP: 0

WP: 0 PA: 41
PB: 0
SB: 0
CS: 0

	AB	36
	R	6
	H	11
	RBI	6
	BB	4
	SO	8
	LOB	16

PITCHER	IP	WLS	BF	H	R	ER	SO	BB	IBB	HBP	BLK	WP	HR	S	P	ERA	WHIP
Steve Barber, L (1, 1) ERA: 2.27	3.1		21	9	6	4	3	2	0	0	0	0	0	25	33	10.80	3.300
Dick Hall, R (4, 1) ERA: 5.14	0.2		3	0	0	0	0	0	1	0	0	0	0	2	6	0.00	0.000
Wes Stock, R (5, 1) ERA: 2.61	2.0	W	6	0	0	0	2	0	0	0	0	0	0	10	10	0.00	0.000
Stu Miller, R (7, 1) ERA: 2.88	3.0	S	11	2	0	0	3	1	0	0	0	0	0	16	20	0.00	1.000

PITCHER	IP	WLS	BF	H	R	ER	SO	BB	IBB	HBP	BLK	WP	HR	S	P	ERA	WHIP

Batter	1	2	3	4	5	6	7	8	9	AB	R	H	RBI	BB	SO	LOB
Luis Aparicio, R (1, 6) OBP: 0.316, SLG: 0.377	0-0 1B S 1B 1B	0-0 B1			0-0 F9		0-0 F4		H 1-0 FC4-6 SH 1B HBP	4	2	1	0	0	0	2
Jerry Adair, R (1, 4) OBP: 0.213, SLG: 0.357	S S S 0-3 K 1-2		S S S 0-3 K		S S S 0-3 K			0-0 SH1-3 1B 1B	0-0 SH FC4-6 1-2	4	1	1	0	0	3	1
Al Smith, R (1, 9) OBP: 0.353, SLG: 0.449	0-0 1B 2-3 1B		0-0 G3 S 1B			0-0 F7		0-0 SH1-3 1-2	0-0 FC4-6 1B 1-2f 2-3 1B	4	1	2	0	0	0	2
Jim Gentile, L (1, 3) OBP: 0.392, SLG: 0.493	0-0 F6		0-0 G3 1-3			0-0 4-3		0-0 5-3	0-0 1B 1-2 3-H 1B	5	0	1	1	0	0	4
Brooks Robinson, R (1, 5) OBP: 0.365, SLG: 0.440	0-0 1-2 3-H 1B		0-0 L9			0-0 1B		4-0 1B 3B IBB	0-0 1-3 2-H 1B	4	1	3	2	1	0	1
Boog Powell, L (1, 7) OBP: 0.331, SLG: 0.528 Bob Saverine, S (8, 8) OBP: 0.321, SLG: 0.250	S S S 0-3 K			0-0 1-4-3		0-0 F6		0-0 1-3 2-H 3B 1B	0-0 F6	4 1	1 0	1 0	1 0	0 0	1 0	3 2
Jackie Brandt, R (1, 8) OBP: 0.314, SLG: 0.448 (8, 7)		0-0 F7		0-0 F3			0-0 SH3-4 1B	0-0 1-H 3-H 3B	0-0 F8	5	0	2	2	0	0	2
Dick Brown, R (1, 2) OBP: 0.222, SLG: 0.286		0-0 2B		0-0 4-3			0-0 SH3-4 1-2	4-0 S IBB		2	0	1	0	1	0	0
Chuck Estrada, R (1, 1) OBP: 0.111, SLG: 0.111 Dave McNally, R (6, 1) Russ Snyder, L (7, PH) OBP: 0.266, SLG: 0.329 Wes Stock, R (7, 1)		S S S 0-3 K			0-0 6-3		S S S 0-3 K	S S S 0-3 K 1-2		2 0 1 1	0 0 0 0	0 0 0 0	0 0 0 0	1 0 1 1	1 0 1 2	1 0 1 2
Inning Stats	R: 1 E: 0 K: 2 S: 10 H: 3 LOB: 2 BB: 0 P: 10	R: 0 E: 0 K: 1 S: 6 H: 1 LOB: 1 BB: 0 P: 6	R: 0 E: 0 K: 1 S: 6 H: 1 LOB: 1 BB: 0 P: 6	R: 0 E: 0 K: 0 S: 3 H: 0 LOB: 0 BB: 0 P: 3	R: 0 E: 0 K: 1 S: 5 H: 0 LOB: 0 BB: 0 P: 5	R: 0 E: 0 K: 0 S: 4 H: 1 LOB: 1 BB: 0 P: 4	R: 0 E: 0 K: 1 S: 6 H: 1 LOB: 1 BB: 0 P: 6	R: 3 E: 0 K: 1 S: 8 H: 3 LOB: 2 BB: 2 P: 16	R: 2 E: 1 K: 0 S: 6 H: 2 LOB: 2 BB: 0 P: 7	1B: 10 2B: 1 3B: 1 HR: 0	SF: 0 SAC: 3 DP: 0 HBP: 1						

PITCHER		IP	WLS	BF	H	R	ER	SO	BB	IBB	HBP	BLK	WP	HR	S	P	ERA	WHIP
Mudcat Grant, R ERA: 4.05	(1, 1)	8.1	L	40	11	6	5	7	0	2	1	0	0	0	51	60	5.40	1.320
Jerry Walker, R ERA: 5.71	(9, 1)	0.2		3	1	0	0	0	0	0	0	0	0	0	3	3	0.00	1.500

PITCHER	IP	WLS	BF	H	R	ER	SO	BB	IBB	HBP	BLK	WP	HR	S	P	ERA	WHIP

TOP

Baltimore Orioles @ Cleveland Indians

Cleveland Municipal Stadium, Cleveland, OH

Sun May 26 1963, 3:38 AM EDT

Att. 8,209 - Unknown

livebaseballscorecards.com

AB	37
R	6
H	12
RBI	6
BB	2
SO	7
LOB	21

WP: 0 PB: 0 SB: 3 CS: 0 PA: 43

BOTTOM

Baltimore Orioles @ Cleveland Indians

Cleveland Municipal Stadium, Cleveland, OH

Sun May 26 1963, 3:38 AM EDT

Att. 8,209 - Unknown

livebaseballscorecards.com

Batter	1	2	3	4	5	6	7	8	9	AB	R	H	RBI	BB	SO	LOB
Dick Howser, R (1, 6) OBP: 0.351, SLG: 0.196	BBBB 4-0 1B BB		x 0-0 ① SH1 1-2		BBBB 4-0 E S SF7 BB		BBBB 4-0 FC5-4 BB		x 0-0 ② F9	1	1	0	0	3	0	0
Vic Davalillo, L (1, 8) OBP: 0.311, SLG: 0.420	x 0-0 1-2 1B		x 0-0 ② L8		x 0-0 ① SF7 1-H		x 0-0 ① F8		x 0-0 ③ F7	4	0	1	1	0	0	2
Woodie Held, R (1, 4) OBP: 0.336, SLG: 0.467	SSS 0-3 ① K		H 1-0 2-3 HBP		x 0-0 ② P8		x 0-0 ② FC5-4 1-2f			3	0	0	0	0	1	3
Fred Whitfield, L (1, 3) OBP: 0.254, SLG: 0.364	x 0-0 ② F5		x 0-0 ③ F8		x 0-0 ③ F8		x 0-0 ③ G3			4	0	0	0	0	0	5
Tito Francona, L (1, 7) OBP: 0.318, SLG: 0.373	x 0-0 ③ 5-3			x 0-0 ① 3-1		x 0-0 S 1B		x 0-0 ① F9		4	0	1	0	0	0	2
Max Alvis, R (1, 5) OBP: 0.284, SLG: 0.440		x 0-0 ① 6-3		x 0-0 BB 1B		x 0-0 ① F6 1-2		x 0-0 2B		4	0	2	0	0	0	1
Al Luplow, L (1, 9) OBP: 0.257, SLG: 0.318		SSS 0-3 ② K		x 0-0 ② F8		BBBB 4-0 FC5-4 BB		SSS 0-3 ② K		3	0	0	0	1	2	2
Joe Azcue, R (1, 2)		x 0-0 ③ F9		BBBB 4-0 1-2 BB		x 0-0 ② FC5-4 FC4 1-2f		x 0-0 ③ F9		3	0	0	0	1	0	3
Mudcat Grant, R (1, 1) OBP: 0.118, SLG: 0.176 Jerry Walker, S (9, 1) OBP: 0.333, SLG: 0.200 Willie Kirkland, L (9, PH) OBP: 0.296, SLG: 0.339			x 0-0 WP SH1 1B	SSS 0-3 ③ K		x 0-0 ③ FC4 1-2f			x 0-0 ① 3-1	3 0 1	0 0 0	1 0 0	0 0 0	0 0 0	1 0 0	4 0 0

Inning Stats	1	2	3	4	5	6	7	8	9
	R: 0 H: 1 E: 0 LOB: 2 K: 1 BB: 1 S: 6 P: 10	R: 0 H: 0 E: 0 LOB: 0 K: 1 BB: 0 S: 5 P: 5	R: 0 H: 1 E: 0 LOB: 2 K: 0 BB: 0 S: 4 P: 5	R: 0 H: 1 E: 0 LOB: 2 K: 1 BB: 1 S: 6 P: 10	R: 1 H: 0 E: 0 LOB: 0 K: 0 BB: 1 S: 3 P: 7	R: 0 H: 1 E: 0 LOB: 2 K: 0 BB: 1 S: 4 P: 8	R: 0 H: 0 E: 0 LOB: 1 K: 0 BB: 1 S: 3 P: 7	R: 0 H: 1 E: 0 LOB: 1 K: 1 BB: 0 S: 6 P: 6	R: 0 H: 0 E: 0 LOB: 0 K: 0 BB: 0 S: 3 P: 3

AB	30
R	1
H	5
RBI	1
BB	5
SO	4
LOB	22

		1B: 4	SF: 1	WP: 1	PA: 38
		2B: 1	SAC: 1	PB: 0	
		3B: 0	DP: 0	SB: 2	
		HR: 0	HBP: 1	CS: 0	

PITCHER		IP	WLS	BF	H	R	ER	SO	BB	IBB	HBP	BLK	WP	HR	S	P	ERA	WHIP
Chuck Estrada, R ERA: 4.03	(1, 1)	5.0		22	3	1	0	3	3	0	1	0	1	0	24	37	0.00	1.200
Dave McNally, L ERA: 4.5	(6, 1)	1.0		5	1	0	0	0	1	0	0	0	0	0	4	8	0.00	2.000
Wes Stock, R ERA: 2.28	(7, 1)	3.0	W	11	1	0	0	1	1	0	0	0	0	0	12	16	0.00	0.667

PITCHER	IP	WLS	BF	H	R	ER	SO	BB	IBB	HBP	BLK	WP	HR	S	P	ERA	WHIP

Baltimore Orioles @ Kansas City Athletics

Municipal Stadium, Kansas City, MO

Tue May 28 1963, 8:05 PM EDT

Att. 13,739 - Unknown

TOP

livebaseballscorecards.com

Batter	1	2	3	4	5	6	7	8	9	AB	R	H	RBI	BB	SO	LOB
Luis Aparicio, R (1, 6) OBP: 0.318, SLG: 0.380	BBBB 4-0 F8 4-3 BB		x 0-0 ① L8		x 0-0 HR 2B 2-H		x 0-0 ① 1-3		x 0-0 ② FC6-4 1B 1-2f	4	1	1	1	1	0	1
Jerry Adair, R (1, 4) OBP: 0.219, SLG: 0.358	x 0-0 ① 4-3 1-2		x 0-0 ② 4-3		x 0-0 HR 1B		x 0-0 ② 4-3		x 0-0 1B 1-2	5	1	2	0	0	0	1
Al Smith, R (1, 9) OBP: 0.369, SLG: 0.479 Bob Saverine, S (7, PR) OBP: 0.310, SLG: 0.240 (7, 8)	BBBB 4-0 BB		x 0-0 1B		x 0-0 1-H 2-H HR		BBBB 4-0 FC6 BB		x 0-0 ③ F7	2 1	1 0	2 0	3 0	2 0	0 0	0 2
Jim Gentile, L (1, 3) OBP: 0.389, SLG: 0.484	x 0-0 ② F8 2-3		x 0-0 ③ 5-3		H 1-0 1-6-4-3 HBP		x 0-0 ③ FC6 1-2f			3	0	0	0	0	0	4
Brooks Robinson, R (1, 5) OBP: 0.357, SLG: 0.429	x 0-0 ③ F8			SSS 0-3 ① K	x 0-0 ②③ G1-6-4-3 1-2f			SSS 0-3 ① K		4	0	0	0	0	2	3
Joe Gaines, R (1, 7) OBP: 0.432, SLG: 0.676 Russ Snyder, L (6, PH) OBP: 0.259, SLG: 0.320 (6, 7)		x 0-0 ① F7		SSS 0-3 ② K		x 0-0 ① 4-3		x 0-0 ② 4-3		2 2	0 0	0 0	0 0	0 0	1 0	0 0
Jackie Brandt, R (1, 8) OBP: 0.306, SLG: 0.435 (7, 9)		x 0-0 ② 6-3		x 0-0 ③ 1-3		x 0-0 ② 5-3		x 0-0 ③ F3		4	0	0	0	0	0	0
John Orsino, R (1, 2) OBP: 0.396, SLG: 0.462		x 0-0 FC6-4 1B			x 0-0 SH1-4 2B 1B	BBBB 4-0 BB			x 0-0 ① F7	3	1	2	0	1	0	0
Robin Roberts, S (1, 1) OBP: 0.250, SLG: 0.217 Dean Stone, L (8, 1) Stu Miller, R (8, 1) OBP: 0.250, SLG: 0.250		x 0-0 ③ FC6-4 1-2f			x 0-0 ① SH1-4 1-2	x 0-0 ③ F7			x 0-0 FC6-4 1B	2 0 1	0 0 0	0 0 1	0 0 0	0 0 0	0 0 0	2 0 0
Inning Stats	R: 0 E: 0 K: 0 S: 3 / H: 0 LOB: 2 BB: 2 P: 11	R: 0 E: 0 K: 0 S: 4 / H: 1 LOB: 1 BB: 0 P: 4	R: 0 E: 0 K: 0 S: 4 / H: 1 LOB: 1 BB: 0 P: 4	R: 0 E: 0 K: 2 S: 7 / H: 0 LOB: 0 BB: 0 P: 7	R: 4 E: 0 K: 0 S: 6 / H: 4 LOB: 0 BB: 0 P: 7	R: 0 E: 0 K: 0 S: 3 / H: 0 LOB: 1 BB: 1 P: 7	R: 0 E: 0 K: 0 S: 3 / H: 0 LOB: 1 BB: 1 P: 7	R: 0 E: 0 K: 1 S: 5 / H: 0 LOB: 0 BB: 0 P: 5	R: 0 E: 0 K: 0 S: 5 / H: 2 LOB: 2 BB: 0 P: 5	1B: 6 2B: 1 3B: 0 HR: 1 / SF: 0 SAC: 1 DP: 1 HBP: 1						

	AB	33
	R	4
	H	8
	RBI	4
	BB	4
	SO	3
	LOB	13

WP: 0 PB: 0 SB: 0 CS: 0 — PA: 39

PITCHER		IP	WLS	BF	H	R	ER	SO	BB	IBB	HBP	BLK	WP	HR	S	P	ERA	WHIP
Ted Bowsfield, L ERA: 5.34	(1, 1)	5.0	L	23	6	4	4	2	2	0	1	0	0	1	24	33	7.20	1.600
Dave Thies, R ERA: 2.75	(6, 1)	3.0		11	0	0	0	1	2	0	0	0	0	0	11	19	0.00	0.667
Diego Segui, R ERA: 7.39	(9, 1)	1.0		5	2	0	0	0	0	0	0	0	0	0	5	5	0.00	2.000

PITCHER	IP	WLS	BF	H	R	ER	SO	BB	IBB	HBP	BLK	WP	HR	S	P	ERA	WHIP

Batter	1	2	3	4	5	6	7	8	9	AB	R	H	RBI	BB	SO	LOB
Wayne Causey, L (1, 6) OBP: 0.407, SLG: 0.500	6-3			BB		3-1		1B		3	0	1	0	1	0	0
John Wojcik, L (1, 8) OBP: 0.231, SLG: 0.167	F6			K		G3		F3		3	0	0	0	0	1	1
Hector Martinez, R (8, PH) OBP: 0.429, SLG: 0.583										1	0	0	0	0	0	2
Diego Segui, R (9, 1) OBP: 0.286, SLG: 0.286										0	0	0	0	0	0	0
Ed Charles, R (1, 5) OBP: 0.356, SLG: 0.389	K			6-3		L6		K		4	0	0	0	0	2	3
Norm Siebern, L (1, 3) OBP: 0.356, SLG: 0.377		K		F5			F9		1B 2B	4	1	1	0	0	1	1
George Alusik, R (1, 7) OBP: 0.318, SLG: 0.392		F7			F3		5-3		F7	4	0	0	0	0	0	1
Jerry Lumpe, L (1, 4) OBP: 0.271, SLG: 0.304		F7			6-3		K		G4-3 1B	4	0	1	1	0	1	0
Gino Cimoli, R (1, 9) OBP: 0.329, SLG: 0.406			6-3		1B			1B 3B	G4-3	4	1	2	0	0	0	1
Doc Edwards, R (1, 2) OBP: 0.333, SLG: 0.353			5-3		1B			1B		3	0	2	1	0	0	0
Ted Bowsfield, R (1, 1) OBP: 0.235, SLG: 0.143			F9		F3			F4		1	0	0	0	0	0	0
Chuck Essegian, R (5, PH) OBP: 0.295, SLG: 0.340										1	0	0	0	0	0	2
Dave Thies, R (6, 1) OBP: 0.400, SLG: 0.600										0	0	0	0	0	0	0
Bobby Del Greco, R (8, PH) OBP: 0.250, SLG: 0.297										1	0	0	0	0	0	1
(9, 8)																
Inning Stats	R: 0 E: 0 K: 1 S: 5 H: 0 LOB: 0 BB: 0 P: 5	R: 0 E: 0 K: 1 S: 5 H: 0 LOB: 0 BB: 0 P: 5	R: 0 E: 0 K: 0 S: 3 H: 0 LOB: 0 BB: 0 P: 3	R: 0 E: 0 K: 1 S: 5 H: 0 LOB: 1 BB: 1 P: 9	R: 0 E: 0 K: 0 S: 5 H: 2 LOB: 2 BB: 0 P: 5	R: 0 E: 0 K: 0 S: 3 H: 0 LOB: 0 BB: 0 P: 3	R: 0 E: 0 K: 1 S: 5 H: 0 LOB: 0 BB: 0 P: 5	R: 1 E: 0 K: 1 S: 8 H: 3 LOB: 2 BB: 0 P: 8	R: 1 E: 0 K: 0 S: 4 H: 2 LOB: 0 BB: 0 P: 4	1B: 5 2B: 1 3B: 1 HR: 0	SF: 0 SAC: 0 DP: 1 HBP: 0						

PITCHER	IP	WLS	BF	H	R	ER	SO	BB	IBB	HBP	BLK	WP	HR	S	P	ERA	WHIP
Robin Roberts, R (1, 1) ERA: 2.51	7.1	W	28	5	1	1	4	1	0	0	0	0	0	35	39	1.23	0.818
Dean Stone, L (8, 1) ERA: 6.52	0.1		1	0	0	0	0	0	0	0	0	0	0	1	1	0.00	0.000
Stu Miller, R (8, 1) ERA: 3.08	1.1	S	5	2	1	1	1	0	0	0	0	0	0	7	7	6.75	1.500

PITCHER	IP	WLS	BF	H	R	ER	SO	BB	IBB	HBP	BLK	WP	HR	S	P	ERA	WHIP

BOTTOM

Baltimore Orioles @ Kansas City Athletics

Municipal Stadium, Kansas City, MO

Tue May 28 1963, 8:05 PM EDT

Att. 13,739 - Unknown

livebaseballscorecards.com

AB	33
R	2
H	7
RBI	2
BB	1
SO	5
LOB	12

Baltimore Orioles @ Kansas City Athletics

Municipal Stadium, Kansas City, MO

Wed May 29 1963, 8:05 PM EDT

Att. 12,987 - Unknown

TOP

livebaseballscorecards.com

Batter	1	2	3	4	5	6	7	8	9	10	11	AB	R	H	RBI	BB	SO	LOB
Luis Aparicio, R (1, 6) OBP: 0.320, SLG: 0.380	4-3		WP 1B		5-3		S 1B		F6			5	0	2	0	0	0	1
Jerry Adair, R (1, 4) OBP: 0.225, SLG: 0.366	L8 1B		F8 1-2			1B 2B	L6 1-2			F3		5	1	2	0	0	0	2
Al Smith, R (1, 9) OBP: 0.364, SLG: 0.469	L8 1-2		K			S 1B 2-H	4-3			K2-3		5	1	1	1	0	2	3
Jim Gentile, L (1, 3) OBP: 0.384, SLG: 0.471		2B BB		K		K 1-2		F2		4-3		4	0	0	0	1	2	1
Brooks Robinson, R (1, 5) OBP: 0.353, SLG: 0.423		K		F7		3B 1B 2-H		K			6-3	5	1	1	1	0	2	1
Boog Powell, L (1, 7) OBP: 0.333, SLG: 0.539 Bob Saverine, S (11, 8) OBP: 0.310, SLG: 0.240		K		F9		SF7 3B 1-H		1B			4-3	5 0	1 0	2 0	1 0	0 0	1 0	1 0
Jackie Brandt, R (1, 8) OBP: 0.302, SLG: 0.437 (11, 7)	2B 1-3		F6	SF7 3-H			F9				6-3	4	0	1	1	0	0	1
John Orsino, R (1, 2) OBP: 0.383, SLG: 0.442	6-3		6-3	5-3				F4				4	0	0	0	0	0	2
Mike McCormick, L (1, 1) OBP: 0.286, SLG: 0.286 Dick Hall, R (6, 1) OBP: 0.500, SLG: 0.500 Russ Snyder, L (9, PH) OBP: 0.256, SLG: 0.316 Dave McNally, R (9, 1) Wes Stock, R (9, 1) Dean Stone, L (9, 1) Stu Miller, R (11, 1) OBP: 0.250, SLG: 0.250			F9		1B		F7		F6			2 1 1 0 0 0 0	0 0 0 0 0 0 0	1 0 0 0 0 0 0	0 0 0 0 0 0 0	0 0 0 0 0 0 0	0 0 0 0 0 0 0	0 0 0 0 0 0 0

	AB	41
	R	4
	H	10
	RBI	4
	BB	1
	SO	7
	LOB	12

Inning Stats	1	2	3	4	5	6	7	8	9	10	11
	R: 0 E: 0 K: 0 S: 3 H: 1 LOB: 1 BB: 0 P: 3	R: 0 E: 0 K: 2 S: 8 H: 1 LOB: 2 BB: 1 P: 12	R: 0 E: 0 K: 1 S: 6 H: 1 LOB: 1 BB: 0 P: 6	R: 0 E: 0 K: 1 S: 5 H: 0 LOB: 0 BB: 0 P: 5	R: 0 E: 0 K: 0 S: 4 H: 1 LOB: 1 BB: 0 P: 4	R: 4 E: 0 K: 1 S: 9 H: 4 LOB: 0 BB: 0 P: 9	R: 0 E: 0 K: 0 S: 4 H: 1 LOB: 1 BB: 0 P: 4	R: 0 E: 0 K: 1 S: 6 H: 1 LOB: 1 BB: 0 P: 6	R: 0 E: 0 K: 0 S: 3 H: 0 LOB: 0 BB: 0 P: 3	R: 0 E: 0 K: 1 S: 5 H: 0 LOB: 0 BB: 0 P: 5	R: 0 E: 0 K: 0 S: 3 H: 0 LOB: 0 BB: 0 P: 3

	1B	7	SF	1	WP	1	PA	43
	2B	2	SAC	0	PB	0		
	3B	1	DP	0	SB	2		
	HR	0	HBP	0	CS	0		

PITCHER		IP	WLS	BF	H	R	ER	SO	BB	IBB	HBP	BLK	WP	HR	S	P	ERA	WHIP
Dave Wickersham, R ERA: 3.52	(1, 1)	6.1		28	9	4	4	5	1	0	0	0	1	0	37	41	5.68	1.579
Bill Fischer, R ERA: 1.53	(7, 1)	4.2	W	15	1	0	0	2	0	0	0	0	0	0	19	19	0.00	0.214

PITCHER	IP	WLS	BF	H	R	ER	SO	BB	IBB	HBP	BLK	WP	HR	S	P	ERA	WHIP

Baltimore Orioles @ Kansas City Athletics

Municipal Stadium, Kansas City, MO

Wed May 29 1963, 8:05 PM EDT

Att. 12,987 - Unknown

livebaseballscorecards.com

BOTTOM

Batter	1	2	3	4	5	6	7	8	9	10	11	AB	R	H	RBI	BB	SO	LOB
Wayne Causey, L (1, 6) OBP: 0.400, SLG: 0.490	K		FC4-6 1-2f		L4		F7		SH5-4 1-2		1B IBB 1-3 1B	5	0	1	0	0	1	1
Gino Cimoli, R (1, 9) OBP: 0.341, SLG: 0.408	E5 1B		K		5-3		FC5-4 1B		BB BB		1B IBB 1-2	4	0	2	0	2	1	1
Ed Charles, R (1, 5) OBP: 0.367, SLG: 0.395	F8			SH2-3 E 2B 1B	2-6 1B		FC5-4 1-2f		BB 1-2 2-3		1-2 2-3 3-H 1B	5	1	3	1	1	0	2
Norm Siebern, L (1, 3) OBP: 0.351, SLG: 0.391	3-1			E9 SH2-3 2B 1-2	2-6 1-2	HR	K		K			5	2	1	1	0	2	6
Chuck Essegian, R (1, 7) OBP: 0.294, SLG: 0.337 Bobby Del Greco, R (10, PR) OBP: 0.250, SLG: 0.297 (11, 8)		5-3		SH2-3 1-2 2-3		F7		1-3		G5-6-3 1B		4 0	0 0	1 0	0 0	0 0	0 0	0 0
Doc Edwards, R (1, 2) OBP: 0.317, SLG: 0.316		5-3		2B IBB		F8		F6		G5-6-3 1-2f		4	1	0	0	1	0	1
Jerry Lumpe, L (1, 4) OBP: 0.275, SLG: 0.319		F8		1-H 2-H 3-H 2B		2B		F7		L4		5	0	2	3	0	0	1
John Wojcik, L (1, 8) OBP: 0.235, SLG: 0.133 (11, 7) George Alusik, R (11, PH) OBP: 0.326, SLG: 0.392			4-3	L5		IBB			K		FC4-6 BB	3 0	0 0	0 0	0 0	1 1	1 0	1 0
Dave Wickersham, R (1, 1) OBP: 0.174, SLG: 0.136 Bill Fischer, R (7, 1) Ted Bowsfield, R (11, PR) OBP: 0.235, SLG: 0.143			FC4-6 1B	K		3-1			BB SH5-4 HBP		FC4-6 1-2f 1B 1B	3 1 0	0 0 1	1 0 0	0 0 0	0 0 0	1 0 0	3 1 0
Inning Stats	R: 0 H: 1 E: 1 LOB: 1 K: 1 BB: 0 S: 6 P: 6	R: 0 H: 0 E: 0 LOB: 0 K: 0 BB: 0 S: 3 P: 3	R: 0 H: 1 E: 0 LOB: 1 K: 1 BB: 0 S: 6 P: 6	R: 3 H: 2 E: 1 LOB: 1 K: 1 BB: 1 S: 8 P: 12	R: 0 H: 1 E: 0 LOB: 1 K: 0 BB: 0 S: 3 P: 3	R: 1 H: 2 E: 0 LOB: 2 K: 0 BB: 1 S: 5 P: 9	R: 0 H: 1 E: 0 LOB: 1 K: 1 BB: 0 S: 6 P: 6	R: 0 H: 0 E: 0 LOB: 0 K: 0 BB: 0 S: 3 P: 3	R: 0 H: 0 E: 0 LOB: 3 K: 2 BB: 2 S: 7 P: 16	R: 0 H: 1 E: 0 LOB: 1 K: 0 BB: 0 S: 3 P: 3	R: 1 H: 2 E: 0 LOB: 3 K: 0 BB: 2 S: 3 P: 11	1B: 8 SF: 0 2B: 2 SAC: 2 3B: 0 DP: 1 HR: 1 HBP: 1						

AB	39
R	5
H	11
RBI	5
BB	6
SO	6
LOB	17

WP: 0 PA: 48
PB: 0
SB: 0
CS: 0

PITCHER		IP	WLS	BF	H	R	ER	SO	BB	IBB	HBP	BLK	WP	HR	S	P	ERA	WHIP
Mike McCormick, L ERA: 4.25	(1, 1)	5.0		23	6	4	3	3	0	1	0	0	0	1	27	31	5.40	1.200
Dick Hall, R ERA: 4.5	(6, 1)	3.0		12	2	0	0	1	0	1	0	0	0	0	13	17	0.00	0.667
Dave McNally, L ERA: 4.4	(9, 1)	0.2		3	0	0	0	1	0	0	1	0	0	0	4	5	0.00	0.000
Wes Stock, R ERA: 2.28	(9, 1)	0.0		2	0	0	0	0	2	0	0	0	0	0	0	8	∞	∞
Dean Stone, L ERA: 6.35	(9, 1)	1.2	L	7	2	1	1	1	1	0	0	0	0	0	8	12	5.40	1.800

PITCHER		IP	WLS	BF	H	R	ER	SO	BB	IBB	HBP	BLK	WP	HR	S	P	ERA	WHIP
Stu Miller, R ERA: 3.08	(11, 1)	0.0		2	1	0	0	0	0	1	0	0	0	0	1	5	∞	∞

Batter	1	2	3	4	5	6	7	8	9	AB	R	H	RBI	BB	SO	LOB
Luis Aparicio, R (1, 6) OBP: 0.314, SLG: 0.372	F3		5-3			K		5-3		4	0	0	0	0	1	0
Jerry Adair, R (1, 4) OBP: 0.226, SLG: 0.363	F3		G1-6-3 1B			6-3		5-3		4	0	1	0	0	0	0
Russ Snyder, L (1, 9) OBP: 0.256, SLG: 0.304	K		G1-6-3 1-2f			BB			E4	3	0	0	0	1	1	1
Jim Gentile, L (1, 3) OBP: 0.381, SLG: 0.463		G3		L4-3 BB		4-3			F7	3	0	0	0	1	0	2
Brooks Robinson, R (1, 5) OBP: 0.351, SLG: 0.419		E5 FC6-4 1B 2B		K			1B 1B		K	4	1	1	0	0	2	2
Boog Powell, L (1, 7) OBP: 0.338, SLG: 0.538		FC6-4 1-2 1B		L4-3 1-2			G6-4-3 1-2 1B		4-3	4	0	2	0	0	0	2
Jackie Brandt, R (1, 8) OBP: 0.297, SLG: 0.429		FC6-4 1-2f 2-3 2B			F5		F5			3	1	0	0	0	0	4
Dick Brown, R (1, 2) OBP: 0.229, SLG: 0.311		1-H 3-H 2B			6-3		G6-4-3 1-2f			3	0	1	2	0	0	2
Steve Barber, L (1, 1) OBP: 0.086, SLG: 0.088		K			F5			K		2	0	0	0	0	1	1
Wes Stock, R (6, 1)										0	0	0	0	0	0	0
Charlie Lau, L (8, PH) OBP: 0.238, SLG: 0.250										1	0	0	0	0	1	0
Dean Stone, L (8, 1)										0	0	0	0	0	0	0
Inning Stats	R: 0 E: 0 K: 1 S: 5 H: 0 LOB: 0 BB: 0 P: 5	R: 2 E: 1 K: 1 S: 8 H: 2 LOB: 1 BB: 0 P: 8	R: 0 E: 0 K: 0 S: 3 H: 1 LOB: 0 BB: 0 P: 3	R: 0 E: 0 K: 1 S: 4 H: 0 LOB: 0 BB: 1 P: 8	R: 0 E: 0 K: 0 S: 3 H: 0 LOB: 0 BB: 0 P: 3	R: 0 E: 0 K: 1 S: 5 H: 0 LOB: 1 BB: 1 P: 9	R: 0 E: 0 K: 0 S: 4 H: 2 LOB: 1 BB: 0 P: 4	R: 0 E: 0 K: 1 S: 5 H: 0 LOB: 0 BB: 0 P: 5	R: 0 E: 1 K: 1 S: 6 H: 0 LOB: 1 BB: 0 P: 6	1B: 4 2B: 2 3B: 0 HR: 0 SF: 0 SAC: 0 DP: 3 HBP: 0						

PITCHER		IP	WLS	BF	H	R	ER	SO	BB	IBB	HBP	BLK	WP	HR	S	P	ERA	WHIP
Ed Rakow, R ERA: 3.13	(1, 1)	6.0	W	22	3	2	0	4	2	0	0	0	0	0	28	36	0.00	0.833
John Wyatt, R ERA: 2.61	(7, 1)	3.0	S	11	2	0	0	2	0	0	0	0	0	0	15	15	0.00	0.667

PITCHER	IP	WLS	BF	H	R	ER	SO	BB	IBB	HBP	BLK	WP	HR	S	P	ERA	WHIP

TOP

Baltimore Orioles @ Kansas City Athletics

Municipal Stadium, Kansas City, MO

Thu May 30 1963, 4:33 AM EDT

Att. 17,794 - Unknown

livebaseballscorecards.com

AB	31
R	2
H	5
RBI	2
BB	2
SO	6
LOB	14

WP: 0	PB: 0	SB: 0	CS: 0
PA: 33			

Batter	1	2	3	4	5	6	7	8	9	AB	R	H	RBI	BB	SO	LOB
Wayne Causey, L (1, 6) OBP: 0.394, SLG: 0.486	F7		E1 3-1 SH3-4 1-2 3-H	4-3		HR 1-H 2B		F7		5	1	1	2	0	0	4
Gino Cimoli, R (1, 9) OBP: 0.339, SLG: 0.404	5-3		SH3-4 1-2 2-3		F9 S S S	K		0-0 1-2 1B		4	0	1	0	0	1	1
Ed Charles, R (1, 5) OBP: 0.368, SLG: 0.410	K S S S		4-0 I I I 3-1 IBB		K S S S	2-H HR		F9		4	1	1	2	1	2	2
Norm Siebern, L (1, 3) OBP: 0.349, SLG: 0.387		F8	3-1 1-2 2-3 3-H		1B 2B 1B	F6				4	1	1	1	0	0	2
George Alusik, R (1, 7) OBP: 0.333, SLG: 0.397		F9	F2		2B 1-3 1B		F9 1B			4	0	2	0	0	0	2
Doc Edwards, R (1, 2) OBP: 0.311, SLG: 0.333	K S S S			5-3	1-3 3-H 2B		F9 1-2			4	0	1	1	0	1	1
Jerry Lumpe, L (1, 4) OBP: 0.274, SLG: 0.318			E 2B 1B	G3	L8		L9			4	1	1	0	0	0	2
Bobby Del Greco, R (1, 8) OBP: 0.318, SLG: 0.375			SH 1-H E 2B	4-0 B B B B BB BB		2B 1B		1B 1B		3	2	3	1	1	0	0
Ed Rakow, S (1, 1) OBP: 0.250, SLG: 0.200 John Wyatt, R (7, 1)			SH SH3-4 E 3-1 2-3	4-0 B B B B 1-2 BB		B1		K S S S		1 1	1 0	0 0	0 0	1 0	0 1	1 1
Inning Stats	R: 0 E: 0 K: 1 S: 5 H: 0 LOB: 0 BB: 0 P: 5	R: 0 E: 0 K: 1 S: 5 H: 0 LOB: 0 BB: 0 P: 5	R: 3 E: 2 K: 0 S: 7 H: 2 LOB: 2 BB: 1 P: 11	R: 0 E: 0 K: 0 S: 3 H: 0 LOB: 2 BB: 2 P: 11	R: 1 E: 0 K: 1 S: 8 H: 3 LOB: 2 BB: 0 P: 8	R: 3 E: 0 K: 1 S: 8 H: 3 LOB: 0 BB: 0 P: 8	R: 0 E: 0 K: 0 S: 3 H: 1 LOB: 0 BB: 0 P: 3	R: 0 E: 0 K: 1 S: 7 H: 2 LOB: 2 BB: 0 P: 7		1B: 7 2B: 3 3B: 0 HR: 1 SF: 0 SAC: 2 DP: 0 HBP: 0						

PITCHER		IP	WLS	BF	H	R	ER	SO	BB	IBB	HBP	BLK	WP	HR	S	P	ERA	WHIP
Steve Barber, L ERA: 2.62	(1, 1)	5.1	L	28	7	6	5	3	2	1	0	0	0	0	31	43	8.44	1.688
Wes Stock, R ERA: 2.49	(6, 1)	1.2		6	2	1	1	1	0	0	0	0	0	1	8	8	5.40	1.200
Dean Stone, L ERA: 5.84	(8, 1)	1.0		5	2	0	0	1	0	0	0	0	0	0	7	7	0.00	2.000

PITCHER	IP	WLS	BF	H	R	ER	SO	BB	IBB	HBP	BLK	WP	HR	S	P	ERA	WHIP

BOTTOM

Baltimore Orioles @ Kansas City Athletics

Municipal Stadium, Kansas City, MO

Thu May 30 1963, 4:33 AM EDT

Att. 17,794 - Unknown

livebaseballscorecards.com

AB	34
R	7
H	11
RBI	7
BB	3
SO	5
LOB	16

WP: 0 PA: 39
PB: 0
SB: 0
CS: 0

Batter	1	2	3	4	5	6	7	8	9	AB	R	H	RBI	BB	SO	LOB
Luis Aparicio, R (1, 6) OBP: 0.306, SLG: 0.363	F9		E9 S 1B 1B		F8		6-3		F8	5	1	0	0	0	0	2
Jerry Adair, R (1, 4) OBP: 0.231, SLG: 0.364	F9		1-2 S 1B 1B		5-3			2B 1B	K	5	2	2	0	0	1	1
Al Smith, R (1, 9) OBP: 0.367, SLG: 0.473	F8		BBBB 1-2 2-3 1B BB		6-3			F8 1-H SF8 2B		3	1	1	1	1	0	0
Jim Gentile, L (1, 3) OBP: 0.383, SLG: 0.460		4-3	1-3 2-H 3-H 1B			L3		BBBB BB		3	0	1	2	1	0	0
Brooks Robinson, R (1, 5) OBP: 0.343, SLG: 0.410		E3 FC3-6	L5			L7		F8 2-3		4	0	0	0	0	0	4
Boog Powell, L (1, 7) OBP: 0.336, SLG: 0.530		FC3-6 1-2f	BBBB 6-3 BB			1-3		SF8 3-H		2	0	0	1	1	0	1
Jackie Brandt, R (1, 8) OBP: 0.290, SLG: 0.418		F8	1-2 6-3				F5	B2-3		4	0	0	0	0	0	3
John Orsino, R (1, 2) OBP: 0.370, SLG: 0.424			F3	F3			SSS K		6-3	4	0	0	0	0	1	1
Milt Pappas, R (1, 1) OBP: 0.167, SLG: 0.118			SSS K	L5						2	0	0	0	0	1	1
Dick Hall, R (5, 1) OBP: 0.571, SLG: 0.571										1	0	1	0	0	0	0
Russ Snyder, L (9, PH) OBP: 0.264, SLG: 0.325							1B		2B	1	0	1	0	0	0	0
Inning Stats	R: 0 E: 0 K: 0 S: 3 H: 0 LOB: 0 BB: 0 P: 3	R: 0 E: 1 K: 0 S: 4 H: 0 LOB: 1 BB: 0 P: 4	R: 2 E: 1 K: 1 S: 8 H: 2 LOB: 2 BB: 1 P: 12	R: 0 E: 0 K: 0 S: 3 H: 0 LOB: 1 BB: 1 P: 7	R: 0 E: 0 K: 0 S: 3 H: 0 LOB: 0 BB: 0 P: 3	R: 0 E: 0 K: 0 S: 3 H: 0 LOB: 0 BB: 0 P: 3	R: 0 E: 0 K: 1 S: 6 H: 1 LOB: 1 BB: 0 P: 6	R: 2 E: 0 K: 0 S: 5 H: 2 LOB: 1 BB: 1 P: 9	R: 0 E: 0 K: 1 S: 6 H: 1 LOB: 1 BB: 0 P: 6	1B: 4 2B: 2 3B: 0 HR: 0 SF: 1 SAC: 0 DP: 0 HBP: 0						

PITCHER	IP	WLS	BF	H	R	ER	SO	BB	IBB	HBP	BLK	WP	HR	S	P	ERA	WHIP
Dan Osinski, R (1, 1) ERA: 2.93	7.0	W	31	5	4	2	2	3	0	0	0	0	0	32	44	2.57	1.143
Julio Navarro, R (8, 1) ERA: 2.5	2.0	S	7	1	0	0	1	0	0	0	0	0	0	9	9	0.00	0.500

PITCHER	IP	WLS	BF	H	R	ER	SO	BB	IBB	HBP	BLK	WP	HR	S	P	ERA	WHIP

TOP

Baltimore Orioles @ Los Angeles Angels

Dodger Stadium, Los Angeles, CA

Fri May 31 1963, 7:05 PM PDT

Att. 9,172 - Unknown

livebaseballscorecards.com

AB	34
R	4
H	6
RBI	4
BB	3
SO	3
LOB	13

WP: 0 PA: 38
PB: 0
SB: 2
CS: 0

Batter	1	2	3	4	5	6	7	8	9	AB	R	H	RBI	BB	SO	LOB
Albie Pearson, L (1, 8) OBP: 0.394, SLG: 0.394	F8		G3	1-3 1B	1-3 1B		F6			5	1	2	0	0	0	0
Joe Koppe, R (1, 6) OBP: 0.351, SLG: 0.288	FC3-6 1B		WP E HBP	1-2 3-H 1B	1-3 3-H 1B			F4		4	1	3	2	0	0	0
Leon Wagner, L (1, 7) OBP: 0.404, SLG: 0.615	FC3-6 1-2 1B		E9 1-H 1B	1-3 2-H 1B	G3			4-3		5	1	2	1	0	0	2
Lee Thomas, L (1, 9) OBP: 0.276, SLG: 0.294	FC3-6 1-2f 2-3		K	F7		K		K		5	0	0	0	0	3	5
Bob Perry, R (9, 9) OBP: 0.243, SLG: 0.361										0	0	0	0	0	0	0
Charlie Dees, L (1, 3) OBP: 0.467, SLG: 0.769	6-3		2-H 1B		HR	1B				4	1	3	2	0	0	2
Buck Rodgers, S (1, 2) OBP: 0.273, SLG: 0.299		1B	4-3		1B 2B	F9				4	1	2	0	0	0	2
George Thomas, R (1, 5) OBP: 0.259, SLG: 0.344		6-3		1-3	K	F3				4	0	0	0	0	1	2
Billy Moran, R (1, 4) OBP: 0.289, SLG: 0.316		1B		5-3	2-H FC5-4 1B		L6			4	0	2	1	0	0	0
Dan Osinski, R (1, 1) OBP: 0.077, SLG: 0.077		K		1B 1B	FC5-4 1-2f 1B		F3			4	2	1	0	0	1	2
Julio Navarro, R (8, 1) OBP: 0.400, SLG: 0.333										0	0	0	0	0	0	0
Inning Stats	R: 0 E: 0 K: 0 S: 5 H: 2 LOB: 2 BB: 0 P: 5	R: 0 E: 0 K: 1 S: 6 H: 2 LOB: 1 BB: 0 P: 6	R: 2 E: 1 K: 1 S: 7 H: 1 LOB: 1 BB: 0 P: 8	R: 2 E: 0 K: 0 S: 7 H: 4 LOB: 2 BB: 0 P: 7	R: 3 E: 0 K: 1 S: 10 H: 5 LOB: 2 BB: 0 P: 10	R: 0 E: 0 K: 1 S: 6 H: 1 LOB: 1 BB: 0 P: 6	R: 0 E: 0 K: 0 S: 3 H: 0 LOB: 0 BB: 0 P: 3	R: 0 E: 0 K: 1 S: 5 H: 0 LOB: 0 BB: 0 P: 5		1B: 13 2B: 1 3B: 0 HR: 1	SF: 0 SAC: 0 DP: 0 HBP: 1						

PITCHER	IP	WLS	BF	H	R	ER	SO	BB	IBB	HBP	BLK	WP	HR	S	P	ERA	WHIP
Milt Pappas, R (1, 1) ERA: 2.29	4.1	L	26	12	7	5	3	0	0	1	0	1	1	31	32	10.38	2.769
Dick Hall, R (5, 1) ERA: 3.9	3.2		14	3	0	0	2	0	0	0	0	0	0	18	18	0.00	0.818

PITCHER	IP	WLS	BF	H	R	ER	SO	BB	IBB	HBP	BLK	WP	HR	S	P	ERA	WHIP

BOTTOM

Baltimore Orioles @ Los Angeles Angels

Dodger Stadium, Los Angeles, CA

Fri May 31 1963, 7:05 PM PDT

Att. 9,172 - Unknown

livebaseballscorecards.com

AB	39
R	7
H	15
RBI	6
BB	0
SO	5
LOB	15

WP: 1 PB: 0 SB: 0 CS: 0 PA: 40

Batter	1	2	3	4	5	6	7	8	9	AB	R	H	RBI	BB	SO	LOB
Luis Aparicio, R (1, 6) OBP: 0.310, SLG: 0.364	0-0 CS 1B		BBBB 4-0 PB BB		x 0-0 ① SF9 2-3 3-H			x 0-0 ① 6-3		2	0	1	1	1	0	0
Bob Saverine, S (1, 8) OBP: 0.303, SLG: 0.241	SSS 0-3 ①② K 1-2		SSS 0-3 ③ K 1-2		x 0-0 ② G3			x 0-0 G3 1B		4	0	1	0	0	2	3
Russ Snyder, L (1, 9) OBP: 0.253, SLG: 0.310	x 0-0 ③ 3-1			SSS 0-3 ① K	x 0-0 ③ 3-1			x 0-0 ② G3 1-2		4	0	0	0	0	1	2
Jim Gentile, L (1, 3) OBP: 0.386, SLG: 0.458		BBBB 4-0 1-3 BB		x 0-0 FC6-4 E 1B		x 0-0 ① 4-3		x 0-0 ③ 3-1		3	0	1	0	1	0	1
Brooks Robinson, R (1, 5) OBP: 0.337, SLG: 0.401		x 0-0 ① 1-3 1-2		x 0-0 E5 FC6-4 1-2		x 0-0 ② F2			x 0-0 ① 1-3	4	0	0	0	0	0	2
Boog Powell, L (1, 7) OBP: 0.327, SLG: 0.514		SSS 0-3 ② K		x 0-0 ② FC6-4 1-2f 2-3		x 0-0 ③ 4-3			x 0-0 E3 G5-4-3	4	0	0	0	0	1	3
Jerry Adair, R (1, 4) OBP: 0.225, SLG: 0.355		x 0-0 ③ 5-3		x 0-0 ③ 1-3			x 0-0 ① 5-3		x 0-0 ②③ G5-4-3 1-2f	4	0	0	0	0	0	4
Dick Brown, R (1, 2) OBP: 0.235, SLG: 0.298		x 0-0 ① 5-3		BBBB 4-0 2B SF9 BB			x 0-0 ② 5-3			2	1	0	0	1	0	0
Chuck Estrada, R (1, 1) OBP: 0.100, SLG: 0.100 Dean Stone, L (3, 1) Joe Gaines, R (5, PH) OBP: 0.444, SLG: 0.714 Dave McNally, R (5, 1) Al Smith, R (7, PH) OBP: 0.365, SLG: 0.470 Wes Stock, R (7, 1)		SSS 0-3 ② K		x 0-0 SF9 1-3 2B			x 0-0 ③ 6-3			1 0 1 0 1 0	0 0 0 0 0 0	0 0 1 0 0 0	0 0 0 0 0 0	0 0 0 0 0 0	1 0 0 0 0 0	0 0 0 0 0 0

TOP

Baltimore Orioles @ Los Angeles Angels

Dodger Stadium, Los Angeles, CA

Sat Jun 01 1963, 7:05 PM PDT

Att. 12,696 - Unknown

livebaseballscorecards.com

AB	30
R	1
H	4
RBI	1
BB	3
SO	5
LOB	15

Inning Stats	1	2	3	4	5	6	7	8	9
	R: 0 H: 1 E: 0 LOB: 0 K: 1 BB: 0 S: 5 P: 5	R: 0 H: 0 E: 0 LOB: 1 K: 1 BB: 1 S: 5 P: 9	R: 0 H: 0 E: 0 LOB: 1 K: 2 BB: 1 S: 7 P: 11	R: 0 H: 1 E: 1 LOB: 2 K: 1 BB: 0 S: 7 P: 7	R: 1 H: 1 E: 0 LOB: 1 K: 0 BB: 1 S: 4 P: 8	R: 0 H: 0 E: 0 LOB: 0 K: 0 BB: 0 S: 3 P: 3	R: 0 H: 0 E: 0 LOB: 0 K: 0 BB: 0 S: 3 P: 3	R: 0 H: 1 E: 0 LOB: 1 K: 0 BB: 0 S: 4 P: 4	R: 0 H: 0 E: 1 LOB: 0 K: 0 BB: 0 S: 3 P: 3

| | | |

Batter	1	2	3	4	5	6	7	8	9	AB	R	H	RBI	BB	SO	LOB
Albie Pearson, L (1, 8) OBP: 0.394, SLG: 0.394	F8	F9		G3		FC4-6-2 SF9 2-3 1B		E S 1B 1B		5	1	2	0	0	0	1
Joe Koppe, R (1, 6) OBP: 0.339, SLG: 0.286	F4		F2	F4		SF9 1-2 3-H		G6-4-3 1-H 1B		4	0	1	2	0	0	1
Leon Wagner, L (1, 7) OBP: 0.411, SLG: 0.616 Bob Perry, R (8, 7) OBP: 0.237, SLG: 0.351	1B 1B 1B		1B 1B 1B		6-3	B B B FC4-6-2 BB		G6-4-3 1-2f		3 1	2 0	2 0	0 0	1 0	0 0	0 1
Charlie Dees, L (1, 3) OBP: 0.526, SLG: 0.765	1B 1-2 1B		1B 1-2 1B		1B E 1B	FC4-6-2 1-2 2-3				4	1	3	0	0	0	2
Buck Rodgers, S (1, 2) OBP: 0.296, SLG: 0.318	1-3 2-H 1B		BB 1-3 2-H 1B		1B 1-3 E 1B	B B B B 1B BB				3	1	3	2	1	0	0
Lee Thomas, L (1, 9) OBP: 0.281, SLG: 0.295	F8		B B B G5-4-3 1-2 BB		E9 1-H 3-H 1B	F8				3	0	1	1	1	0	3
Felix Torres, R (1, 5) OBP: 0.300, SLG: 0.336		F8	G5-4-3 1-2f		F8	G5-4-3 1-2 1B				4	0	1	0	0	0	4
Billy Moran, R (1, 4) OBP: 0.294, SLG: 0.332		HR	B B B SH1-4 BB		F9	G5-4-3 1-2f				3	1	1	1	1	0	3
Ken McBride, R (1, 1) OBP: 0.214, SLG: 0.370		6-3	SH1-4 1-2			1B SF9 2B		6-3		3	1	1	0	0	0	0
Inning Stats	R: 1 E: 0 K: 0 S: 6 H: 3 LOB: 2 BB: 0 P: 6	R: 1 E: 0 K: 0 S: 4 H: 1 LOB: 0 BB: 0 P: 4	R: 1 E: 0 K: 0 S: 5 H: 3 LOB: 2 BB: 1 P: 9	R: 0 E: 0 K: 0 S: 3 H: 0 LOB: 1 BB: 1 P: 7	R: 2 E: 1 K: 0 S: 6 H: 3 LOB: 1 BB: 0 P: 6	R: 1 E: 0 K: 0 S: 4 H: 2 LOB: 1 BB: 1 P: 8	R: 0 E: 0 K: 0 S: 3 H: 1 LOB: 1 BB: 1 P: 7	R: 1 E: 0 K: 0 S: 4 H: 2 LOB: 0 BB: 0 P: 4		1B: 13 2B: 2 3B: 0 HR: 1	SF: 1 SAC: 1 DP: 4 HBP: 0				WP: 0 PB: 0 SB: 1 CS: 0	PA: 39	

BOTTOM

Baltimore Orioles @ Los Angeles Angels

Dodger Stadium, Los Angeles, CA

Sat Jun 01 1963, 7:05 PM PDT

Att. 12,696 - Unknown

livebaseballscorecards.com

AB	33
R	7
H	15
RBI	6
BB	4
SO	0
LOB	15

PITCHER		IP	WLS	BF	H	R	ER	SO	BB	IBB	HBP	BLK	WP	HR	S	P	ERA	WHIP
Chuck Estrada, R ERA: 4.6	(1, 1)	2.1	L	14	7	3	3	0	0	0	0	0	0	1	14	14	11.57	3.000
Dean Stone, L ERA: 5.14	(3, 1)	1.2		6	0	0	0	0	2	0	0	0	0	0	4	12	0.00	1.200
Dave McNally, L ERA: 4.96	(5, 1)	2.0		11	5	3	3	0	1	0	0	0	0	0	10	14	13.50	3.000
Wes Stock, R ERA: 2.63	(7, 1)	2.0		8	3	1	1	0	1	0	0	0	0	0	7	11	4.50	2.000

PITCHER	IP	WLS	BF	H	R	ER	SO	BB	IBB	HBP	BLK	WP	HR	S	P	ERA	WHIP

Batter	1	2	3	4	5	6	7	8	9	AB	R	H	RBI	BB	SO	LOB
Bob Johnson, R (1, 6) OBP: 0.313, SLG: 0.409	B B B B 4-0 S 1B BB	x 0-0 ③ FC6-4 1-2f			x 0-0 ③ 6-3		x 0-0 ③ 6-3		B B B B 4-0 BB BB	3	1	0	0	2	0	2
Bob Saverine, S (1, 8) OBP: 0.316, SLG: 0.242	x 0-0 F8 1-H 1B		x 0-0 ① F7			x 0-0 E4 FC5-4		S S S 0-3 ① K	B B B B 4-0 1-2 BB	4	0	1	1	1	1	0
Al Smith, R (1, 9) OBP: 0.366, SLG: 0.464	B B B B 4-0 BB		x 0-0 ② 1-3			x 0-0 ① FC5-4 1-2f		x 0-0 F8 1B 1B	x 0-0 ③ 4-3	4	0	1	0	1	0	3
Jim Gentile, L (1, 3) OBP: 0.383, SLG: 0.453	x 0-0 ① F8		x 0-0 ③ 4-3			x 0-0 ② F8		x 0-0 1B 1-2 1B		4	0	1	0	0	0	3
Brooks Robinson, R (1, 5) OBP: 0.330, SLG: 0.393	x 0-0 ② F8 2-3			S S S 0-3 ① K		S S S 0-3 ③ K		x 0-0 ② F8 2-3		4	0	0	0	0	2	5
Boog Powell, L (1, 7) OBP: 0.331, SLG: 0.511	x 0-0 ③ F5			x 0-0 ② F7			B B B B 4-0 2B 6-3 BB	x 0-0 1-2 1B		3	1	1	0	1	0	2
Jerry Adair, R (1, 4) OBP: 0.220, SLG: 0.347		x 0-0 ① 5-3		x 0-0 ③ 5-3			x 0-0 ① F6	x 0-0 ③ F9		4	0	0	0	0	0	4
John Orsino, R (1, 2) OBP: 0.366, SLG: 0.427		x 0-0 ② L6			x 0-0 ① G3		x 0-0 6-3 1-3 2B		x 0-0 ① 6-3	4	0	1	0	0	0	0
Robin Roberts, S (1, 1) OBP: 0.280, SLG: 0.250 Russ Snyder, L (5, PH) OBP: 0.250, SLG: 0.306 Mike McCormick, L (5, 1) OBP: 0.286, SLG: 0.286 Charlie Lau, L (7, PH) OBP: 0.227, SLG: 0.238 Stu Miller, R (7, 1) OBP: 0.250, SLG: 0.250 Joe Gaines, R (9, PH) OBP: 0.435, SLG: 0.694		x 0-0 FC6-4 1B			S S S 0-3 ② K		x 0-0 ② 6-3 2-3 3-H		x 0-0 ② 4-3	1 1 0 1 0 1	0 0 0 0 0 0	1 0 0 1 0 0	0 0 0 0 0 0	0 1 0 0 0 0	0 0 0 0 0 0	0 0 0 1 0 0
Inning Stats	R: 1 E: 0 K: 0 S: 4 H: 1 LOB: 2 BB: 2 P: 12	R: 0 E: 0 K: 0 S: 4 H: 1 LOB: 1 BB: 0 P: 4	R: 0 E: 0 K: 0 S: 3 H: 0 LOB: 0 BB: 0 P: 3	R: 0 E: 0 K: 1 S: 5 H: 0 LOB: 0 BB: 0 P: 5	R: 0 E: 0 K: 1 S: 5 H: 0 LOB: 0 BB: 0 P: 5	R: 0 E: 1 K: 1 S: 6 H: 0 LOB: 1 BB: 0 P: 6	R: 1 E: 0 K: 0 S: 4 H: 1 LOB: 1 BB: 1 P: 8	R: 0 E: 0 K: 1 S: 8 H: 3 LOB: 3 BB: 0 P: 8	R: 0 E: 0 K: 0 S: 3 H: 0 LOB: 2 BB: 2 P: 11	1B: 5 2B: 1 3B: 0 HR: 0 SF: 0 SAC: 0 DP: 0 HBP: 0						

TOP

Baltimore Orioles @ Los Angeles Angels

Dodger Stadium, Los Angeles, CA

Sun Jun 02 1963, 3:33 AM PDT

Att. 11,745 - Unknown

livebaseballscorecards.com

AB	34
R	2
H	6
RBI	2
BB	5
SO	4
LOB	20

PITCHER		IP	WLS	BF	H	R	ER	SO	BB	IBB	HBP	BLK	WP	HR	S	P	ERA	WHIP
Dean Chance, R ERA: 3.55	(1, 1)	8.2	W	38	6	2	2	4	5	0	0	0	0	0	41	61	2.08	1.269
Julio Navarro, R ERA: 2.48	(9, 1)	0.1	S	1	0	0	0	0	0	0	0	0	0	0	1	1	0.00	0.000

PITCHER	IP	WLS	BF	H	R	ER	SO	BB	IBB	HBP	BLK	WP	HR	S	P	ERA	WHIP

Batter	1	2	3	4	5	6	7	8	9	AB	R	H	RBI	BB	SO	LOB
Albie Pearson, L (1, 8) OBP: 0.400, SLG: 0.416	G3		2-H HR	1-3 2-H 1B			E7 4-3 E 1B			4	2	3	3	0	0	0
Joe Koppe, R (1, 6) OBP: 0.348, SLG: 0.317	5-3		1B		4-3 2B		4-3 2-3			4	0	2	0	0	0	1
Leon Wagner, L (1, 7) OBP: 0.408, SLG: 0.606	F7		4-3		4-3 2-3		2-4 IBB			3	0	0	0	1	0	2
Bob Perry, R (7, PR) OBP: 0.237, SLG: 0.351 (8, 7)										0	0	0	0	0	0	0
Charlie Dees, L (1, 3) OBP: 0.435, SLG: 0.619		4-3		F7	K		F7 3-H			4	0	0	0	0	1	2
Buck Rodgers, S (1, 2) OBP: 0.299, SLG: 0.321		K		1B 1B	5-3		2-4 1-2	1B 1B		2	0	1	0	0	1	0
Ed Sadowski, R (4, PR) OBP: 0.289, SLG: 0.380 (5, 2)										2	2	1	0	0	0	1
Lee Thomas, L (1, 9) OBP: 0.285, SLG: 0.316		F5		1B E 1B		HR		K		4	2	2	1	0	1	1
Felix Torres, R (1, 5) OBP: 0.313, SLG: 0.348			FC3-6 1B	FC2-5 E 1B		F9		1B K 1B		4	0	3	1	0	0	0
Billy Moran, R (1, 4) OBP: 0.293, SLG: 0.330			FC3-6 SH1-3 HR	E6 FC2-5 1B		6-3				4	2	1	2	0	0	2
Dean Chance, R (1, 1)										3	0	0	0	0	2	4
Julio Navarro, R (9, 1) OBP: 0.400, SLG: 0.333		SH1-3		FC2-5 1B		K		K		0	0	0	0	0	0	0
Inning Stats	R: 0 E: 0 K: 0 S: 3 H: 0 LOB: 0 BB: 0 P: 3	R: 0 E: 0 K: 1 S: 5 H: 0 LOB: 0 BB: 0 P: 5	R: 2 E: 0 K: 0 S: 6 H: 3 LOB: 1 BB: 0 P: 6	R: 3 E: 1 K: 0 S: 7 H: 4 LOB: 2 BB: 0 P: 7	R: 0 E: 0 K: 1 S: 6 H: 1 LOB: 1 BB: 0 P: 6	R: 1 E: 0 K: 1 S: 6 H: 1 LOB: 0 BB: 0 P: 6	R: 1 E: 2 K: 0 S: 3 H: 1 LOB: 1 BB: 1 P: 7	R: 1 E: 0 K: 2 S: 9 H: 3 LOB: 2 BB: 0 P: 9		1B: 10 2B: 1 3B: 0 HR: 2	SF: 0 SAC: 1 DP: 0 HBP: 0						

PITCHER	IP	WLS	BF	H	R	ER	SO	BB	IBB	HBP	BLK	WP	HR	S	P	ERA	WHIP
Robin Roberts, R (1, 1) ERA: 2.84	4.0	L	19	7	5	4	1	0	0	0	0	0	1	21	21	9.00	1.750
Mike McCormick, L (5, 1) ERA: 4.26	2.0		8	2	1	1	2	0	0	0	0	0	1	12	12	4.50	1.000
Stu Miller, R (7, 1) ERA: 3.18	2.0		10	4	2	1	2	0	1	0	0	0	0	12	16	4.50	2.000

PITCHER	IP	WLS	BF	H	R	ER	SO	BB	IBB	HBP	BLK	WP	HR	S	P	ERA	WHIP

BOTTOM

Baltimore Orioles @ Los Angeles Angels

Dodger Stadium, Los Angeles, CA

Sun Jun 02 1963, 3:33 AM PDT

Att. 11,745 - Unknown

livebaseballscorecards.com

AB	34
R	8
H	13
RBI	7
BB	1
SO	5
LOB	13

WP: 0	PA: 36		
PB: 0			
SB: 0			
CS: 0			

New York Yankees @ Baltimore Orioles

Memorial Stadium, Baltimore, MD

Tue Jun 04 1963, 7:05 PM EDT

Att. 39,472 - Unknown - 79 F

TOP

livebaseballscorecards.com

Batter	1	2	3	4	5	6	7	8	9	AB	R	H	RBI	BB	SO	LOB
Clete Boyer, R (1, 5) OBP: 0.337, SLG: 0.475	K		F5		5-3			F8		4	0	0	0	0	1	1
Bobby Richardson, R (1, 4) OBP: 0.272, SLG: 0.309	4-3		5-3			1-3		F8		4	0	0	0	0	0	1
Tom Tresh, S (1, 7) OBP: 0.349, SLG: 0.494	F9		BB			F9			5-3	3	0	0	0	1	0	0
Mickey Mantle, S (1, 8) OBP: 0.430, SLG: 0.632		HR	L7			F7			3-1 BB 1B	4	1	2	1	0	0	1
Roger Maris, L (1, 9) OBP: 0.333, SLG: 0.557		F7		K			3-1		1-2 3-1 BB	3	0	0	0	1	1	0
Joe Pepitone, L (1, 3) OBP: 0.329, SLG: 0.540		CS BB		F6			F7		3-1 1-2 2-3	3	0	0	0	1	0	2
Elston Howard, R (1, 2) OBP: 0.294, SLG: 0.477		1B 1-2 1B		K			K		F9	4	0	1	0	0	2	2
Phil Linz, R (1, 6) OBP: 0.324, SLG: 0.258		1-2 1B			F8			1B		3	0	2	0	0	0	0
Ralph Terry, R (1, 1) OBP: 0.103, SLG: 0.071		K			K			K		2	0	0	0	0	2	2
Harry Bright, R (8, PH) OBP: 0.395, SLG: 0.475										1	0	0	0	0	1	1
Steve Hamilton, L (8, 1) OBP: 0.333, SLG: 0.667										0	0	0	0	0	0	0

Inning Stats	1	2	3	4	5	6	7	8	9
	R: 0 E: 0 K: 1 S: 5	H: 0 LOB: 0 BB: 0 P: 5	R: 1 E: 0 K: 1 S: 7	H: 3 LOB: 2 BB: 1 P: 11	R: 0 E: 0 K: 0 S: 3	H: 0 LOB: 1 BB: 1 P: 7	R: 0 E: 0 K: 2 S: 7	H: 0 LOB: 0 BB: 0 P: 7	R: 0 E: 0 K: 1 S: 5	H: 0 LOB: 0 BB: 0 P: 5	R: 0 E: 0 K: 0 S: 3	H: 0 LOB: 0 BB: 0 P: 3	R: 0 E: 0 K: 1 S: 5	H: 0 LOB: 0 BB: 0 P: 5	R: 0 E: 0 K: 1 S: 6	H: 1 LOB: 1 BB: 0 P: 6	R: 0 E: 0 K: 0 S: 4	H: 1 LOB: 2 BB: 1 P: 8

AB	31
R	1
H	5
RBI	1
BB	3
SO	7
LOB	10

		1B: 4	SF: 0	WP: 0	PA: 34
		2B: 0	SAC: 0	PB: 0	
		3B: 0	DP: 0	SB: 0	
		HR: 1	HBP: 0	CS: 1	

PITCHER		IP	WLS	BF	H	R	ER	SO	BB	IBB	HBP	BLK	WP	HR	S	P	ERA	WHIP
Steve Barber, L ERA: 2.49	(1, 1)	8.2	W	33	5	1	1	7	3	0	0	0	0	1	44	56	1.04	0.923
Dick Hall, R ERA: 3.86	(9, 1)	0.1	S	1	0	0	0	0	0	0	0	0	0	0	1	1	0.00	0.000

PITCHER	IP	WLS	BF	H	R	ER	SO	BB	IBB	HBP	BLK	WP	HR	S	P	ERA	WHIP

Batter	1	2	3	4	5	6	7	8	9	AB	R	H	RBI	BB	SO	LOB
Luis Aparicio, R (1, 6) OBP: 0.309, SLG: 0.372	5-3		F5		4-3			SH3-4 3B		4	1	1	0	0	0	1
Jerry Adair, R (1, 4) OBP: 0.217, SLG: 0.341	F3			5-3		F7		SH3-4 3-H		3	0	0	1	0	0	0
Al Smith, R (1, 9) OBP: 0.360, SLG: 0.455	K			F2		L4		BB		3	0	0	0	0	1	0
Russ Snyder, L (7, 9) OBP: 0.258, SLG: 0.306										0	0	0	0	1	0	0
Jim Gentile, L (1, 3) OBP: 0.376, SLG: 0.443		G3		K		4-1		K		4	0	0	0	0	2	1
Brooks Robinson, R (1, 5) OBP: 0.330, SLG: 0.392		6-3			HR 1B		1-3			3	1	1	0	0	0	0
Boog Powell, L (1, 7) OBP: 0.338, SLG: 0.535		1B			1-H HR		L7			3	1	2	2	0	0	0
Bob Saverine, S (9, 8) OBP: 0.316, SLG: 0.242										0	0	0	0	0	0	0
Jackie Brandt, R (1, 8) OBP: 0.291, SLG: 0.416 (9, 7)		K			F8		1B			3	0	1	0	0	1	1
Dick Brown, R (1, 2) OBP: 0.241, SLG: 0.300			K		SH1-4 1B		K			3	0	1	0	0	2	1
Steve Barber, L (1, 1) OBP: 0.081, SLG: 0.083			F6		SH1-4 1-2			K		2	0	0	0	0	1	0
Dick Hall, R (9, 1) OBP: 0.571, SLG: 0.571										0	0	0	0	0	0	0
Inning Stats	R: 0 E: 0 K: 1 S: 5 H: 0 LOB: 0 BB: 0 P: 5	R: 0 E: 0 K: 1 S: 6 H: 1 LOB: 1 BB: 0 P: 6	R: 0 E: 0 K: 1 S: 5 H: 0 LOB: 0 BB: 0 P: 5	R: 0 E: 0 K: 1 S: 5 H: 0 LOB: 0 BB: 0 P: 5	R: 2 E: 0 K: 0 S: 6 H: 3 LOB: 1 BB: 0 P: 6	R: 0 E: 0 K: 0 S: 3 H: 0 LOB: 0 BB: 0 P: 3	R: 0 E: 0 K: 1 S: 6 H: 1 LOB: 1 BB: 0 P: 6	R: 1 E: 0 K: 2 S: 8 H: 1 LOB: 1 BB: 1 P: 12		1B: 4 2B: 0 3B: 1 HR: 1 SF: 0 SAC: 2 DP: 0 HBP: 0						

PITCHER		IP	WLS	BF	H	R	ER	SO	BB	IBB	HBP	BLK	WP	HR	S	P	ERA	WHIP
Ralph Terry, R ERA: 3.12	(1, 1)	7.0	L	26	5	2	2	5	0	0	0	0	0	1	36	36	2.57	0.714
Steve Hamilton, L ERA: 2.96	(8, 1)	1.0		5	1	1	1	2	1	0	0	0	0	0	8	12	9.00	2.000

PITCHER	IP	WLS	BF	H	R	ER	SO	BB	IBB	HBP	BLK	WP	HR	S	P	ERA	WHIP

BOTTOM

New York Yankees @ Baltimore Orioles

Memorial Stadium, Baltimore, MD

Tue Jun 04 1963, 7:05 PM EDT

Att. 39,472 - Unknown - 79 F

livebaseballscorecards.com

AB	28
R	3
H	6
RBI	3
BB	1
SO	7
LOB	4

WP: 0	PA: 31				
PB: 0					
SB: 0					
CS: 0					

New York Yankees @ Baltimore Orioles

Memorial Stadium, Baltimore, MD

Wed Jun 05 1963, 7:05 PM EDT

Att. 24,934 - Unknown

TOP

livebaseballscorecards.com

Batter	1	2	3	4	5	6	7	8	9	AB	R	H	RBI	BB	SO	LOB
Phil Linz, R (1, 6) OBP: 0.368, SLG: 0.324	L4		E 1-H 2B		BBB 4-0 BB		1B		SH3-4 1-2	3	0	2	1	1	0	0
Bobby Richardson, R (1, 4) OBP: 0.265, SLG: 0.300	F9		E5 2-3		1-3		1-3		5-3	5	0	0	0	0	0	4
Tom Tresh, S (1, 7) OBP: 0.351, SLG: 0.488	F6		SSS 0-3 K			6-3		1B SH1-4 FC1-2 1B	IBB	4	0	1	0	1	1	2
Mickey Mantel, S (1, 8) OBP: 0.441, SLG: 0.647		L1-3 1B		BBB 4-0 BB		HR 2B		SH1-4 1-2	K	2	1	2	0	1	0	0
Harry Bright, R (6, 3) OBP: 0.395, SLG: 0.475										0	0	0	0	0	0	0
Jack Reed, R (8, 8) OBP: 0.346, SLG: 0.500										1	0	0	0	0	1	2
Roger Maris, L (1, 9) OBP: 0.339, SLG: 0.584		L1-3 1-2		F8		HR 2-H HR		E 1B 1B		4	2	2	2	0	0	2
Joe Pepitone, L (1, 3) (6, 8) (8, 3) OBP: 0.327, SLG: 0.532		F5		F9		L7		E 1-2 2-3 1B		4	0	1	0	0	0	1
Elston Howard, R (1, 2) OBP: 0.288, SLG: 0.468			4-3	F4		SSS 0-3 K		FC1-2 1-3 2-H 3-Hf		3	0	0	0	0	1	1
Yogi Berra, L (8, PH) (8, 2) OBP: 0.222, SLG: 0.333										1	0	0	0	0	0	2
Clete Boyer, R (1, 5) OBP: 0.330, SLG: 0.464			4-3		G3		SSS 0-3 K	F5		4	0	0	0	0	1	2
Whitey Ford, L (1, 1) OBP: 0.258, SLG: 0.286			2B 1B		1-3		SSS 0-3 K		BBB 4-0 SH3-4 BB	3	1	1	0	1	1	0

	AB	34
	R	4
	H	9
	RBI	3
	BB	4
	SO	5
	LOB	16

Inning Stats										
	R: 0 E: 0 K: 0 S: 3	H: 0 LOB: 0 BB: 0 P: 3	R: 0 E: 0 K: 0 S: 3	H: 1 LOB: 0 BB: 0 P: 3	R: 1 E: 1 K: 1 S: 8	H: 2 LOB: 2 BB: 0 P: 8	R: 0 E: 0 K: 0 S: 3	H: 0 LOB: 1 BB: 1 P: 7	R: 0 E: 0 K: 0 S: 3	H: 0 LOB: 1 BB: 1 P: 7
	R: 2 E: 0 K: 1 S: 7	H: 2 LOB: 0 BB: 0 P: 7	R: 0 E: 0 K: 2 S: 8	H: 1 LOB: 1 BB: 0 P: 8	R: 1 E: 1 K: 0 S: 6	H: 3 LOB: 2 BB: 0 P: 6	R: 0 E: 0 K: 1 S: 5	H: 0 LOB: 2 BB: 2 P: 13	1B: 6 2B: 3 3B: 0 HR: 1	SF: 0 SAC: 2 DP: 1 HBP: 0
									WP: 0 PB: 0 SB: 0 CS: 0	PA: 40

PITCHER		IP	WLS	BF	H	R	ER	SO	BB	IBB	HBP	BLK	WP	HR	S	P	ERA	WHIP
Milt Pappas, R ERA: 2.45	(1, 1)	7.1	L	31	7	4	3	4	2	0	0	0	0	1	37	45	3.68	1.227
Dave McNally, L ERA: 4.96	(8, 1)	0.0		2	2	0	0	0	0	0	0	0	0	0	2	2	∞	∞
Stu Miller, R ERA: 3.0	(8, 1)	1.2		7	0	0	0	1	1	1	0	0	0	0	7	15	0.00	0.600

PITCHER	IP	WLS	BF	H	R	ER	SO	BB	IBB	HBP	BLK	WP	HR	S	P	ERA	WHIP

BOTTOM

Batter	1	2	3	4	5	6	7	8	9	AB	R	H	RBI	BB	SO	LOB
Luis Aparicio, R (1, 6) OBP: 0.306, SLG: 0.368	F7		L4		FC5-4 1B (2-H)		FC1-6 FC5-4 (1-2f)		F8	5	0	1	0	0	0	2
Jerry Adair, R (1, 4) OBP: 0.217, SLG: 0.339	CS 1B		5-3		FC5-4 (1-2f)		FC5-4 (1-2f)			4	0	1	0	0	0	2
Al Smith, R (1, 9) OBP: 0.358, SLG: 0.450	K (1-2)		1B			6-3	5-3			4	0	1	0	0	1	2
Jim Gentile, L (1, 3) OBP: 0.368, SLG: 0.433		G3	3-1			K		3-1		4	0	0	0	0	1	1
Brooks Robinson, R (1, 5) OBP: 0.333, SLG: 0.409		F3		5-3		HR		K2-4-2 1B		4	1	2	1	0	0	0
Joe Gaines, R (1, 7) OBP: 0.440, SLG: 0.675		HR 1B		G6-4-3 1B		E1 FC5 1B		K2-4-2 (1-2f)		4	1	2	0	0	1	1
Russ Snyder, L (9, 7) OBP: 0.258, SLG: 0.306										0	0	0	0	0	0	0
Jackie Brandt, R (1, 8) OBP: 0.301, SLG: 0.442		HR (1-H)		G6-4-3 (1-2f)		1B (1-2)			FC1-4 1B	4	1	3	2	0	0	1
Dick Brown, R (1, 2) OBP: 0.259, SLG: 0.333		1B			1B 2B	FC5 (2-3f)			FC1-4 (1-2f)	4	0	2	0	0	0	3
Bob Saverine, S (9, PR) OBP: 0.316, SLG: 0.242										0	0	0	0	0	0	0
Milt Pappas, R (1, 1) OBP: 0.190, SLG: 0.150		K			K		FC1-6 1B		K	3	0	1	0	0	2	2
Dave McNally, R (8, 1)										0	0	0	0	0	0	0
Stu Miller, R (8, 1) OBP: 0.250, SLG: 0.250										0	0	0	0	0	0	0
John Orsino, R (9, PH) OBP: 0.363, SLG: 0.423										1	0	0	0	0	1	1
Inning Stats	R: 0 E: 0 K: 1 S: 5 H: 1 LOB: 1 BB: 0 P: 5	R: 2 E: 0 K: 1 S: 8 H: 3 LOB: 1 BB: 0 P: 8	R: 0 E: 0 K: 0 S: 4 H: 1 LOB: 1 BB: 0 P: 4	R: 0 E: 0 K: 0 S: 3 H: 1 LOB: 0 BB: 0 P: 3	R: 0 E: 0 K: 1 S: 6 H: 2 LOB: 1 BB: 0 P: 6	R: 1 E: 1 K: 1 S: 8 H: 2 LOB: 2 BB: 0 P: 8	R: 0 E: 0 K: 0 S: 4 H: 1 LOB: 1 BB: 0 P: 4	R: 0 E: 0 K: 1 S: 5 H: 1 LOB: 1 BB: 0 P: 5	R: 0 E: 0 K: 1 S: 6 H: 1 LOB: 1 BB: 0 P: 6	1B: 10 2B: 3 3B: 0 HR: 2 SF: 0 SAC: 0 DP: 3 HBP: 0						

PITCHER	IP	WLS	BF	H	R	ER	SO	BB	IBB	HBP	BLK	WP	HR	S	P	ERA	WHIP
Whitey Ford, L (1, 1) ERA: 2.94	9.0	W	37	13	3	3	6	0	0	0	0	0	2	49	49	3.00	1.444

PITCHER	IP	WLS	BF	H	R	ER	SO	BB	IBB	HBP	BLK	WP	HR	S	P	ERA	WHIP

New York Yankees @ Baltimore Orioles

Memorial Stadium, Baltimore, MD

Wed Jun 05 1963, 7:05 PM EDT

Att. 24,934 - Unknown

livebaseballscorecards.com

AB	37
R	3
H	13
RBI	3
BB	0
SO	6
LOB	15

PA: 37

WP: 0
PB: 0
SB: 0
CS: 1

Batter	1	2	3	4	5	6	7	8	9	AB	R	H	RBI	BB	SO	LOB
Phil Linz, R (1, 6) OBP: 0.341, SLG: 0.297	F8		G6-4-3 1-2f			G3 1-2		SH1-4 1-2		3	0	0	0	0	0	2
Bobby Richardson, R (1, 4) OBP: 0.269, SLG: 0.304	1B			F6		1B 2-H 1B		F7		4	0	2	1	0	0	2
Tom Tresh, S (1, 7) OBP: 0.354, SLG: 0.494	F5			F5		1-3 1B		2-H 2B		4	0	2	1	0	0	1
Roger Maris, L (1, 9) OBP: 0.336, SLG: 0.567	F8			K		F7		IBB		3	0	0	0	1	1	3
Joe Pepitone, L (1, 8) OBP: 0.318, SLG: 0.517		F8			3-1		K	F7		4	0	0	0	0	1	2
Dale Long, L (1, 3) OBP: 0.364, SLG: 0.300		4-3			F8		1B		F6	4	0	1	0	0	0	0
Elston Howard, R (1, 2) OBP: 0.281, SLG: 0.456		F8			F8		L9		5-3	4	0	0	0	0	0	1
Clete Boyer, R (1, 5) OBP: 0.333, SLG: 0.465			K			G3 1B 1B	B1-3		1B	4	1	2	0	0	1	1
Jim Bouton, R (1, 1) OBP: 0.159, SLG: 0.182 Steve Hamilton, L (4, 1) OBP: 0.333, SLG: 0.667 Yogi Berra, L (5, PH) OBP: 0.333, SLG: 0.571 Marshall Bridges, S (6, 1) Tony Kubek, L (5, PH) OBP: 0.346, SLG: 0.296 Jack Reed, L (5, PR) OBP: 0.333, SLG: 0.556 Stan Williams, R (6, 1) OBP: 0.125, SLG: 0.667 Hal Reniff, R (6, 1) Johnny Blanchard, L (5, PH) OBP: 0.214, SLG: 0.429		G6-4-3 1B				F4		SH1-4 2B 1B	F6	1 0 1 0 0 0 0 0 0 0 0 0 0 0 1 0 0 0 0 0 1 0 0 0 0 0 0 0 1 0 1 0 0 0 0 0 1 0 0 0 0 0 0 0 0 0 0 0 0 0 0 0 0 0 0 0 1 0 0 0 0 0 1						
Inning Stats	R: 0 E: 0 K: 0 S: 4 H: 1 LOB: 1 BB: 0 P: 4	R: 0 E: 0 K: 0 S: 3 H: 0 LOB: 0 BB: 0 P: 3	R: 0 E: 0 K: 1 S: 5 H: 1 LOB: 0 BB: 0 P: 5	R: 0 E: 0 K: 1 S: 5 H: 0 LOB: 0 BB: 0 P: 5	R: 0 E: 0 K: 0 S: 3 H: 0 LOB: 0 BB: 0 P: 3	R: 1 E: 0 K: 0 S: 6 H: 3 LOB: 2 BB: 0 P: 6	R: 0 E: 0 K: 1 S: 6 H: 1 LOB: 1 BB: 0 P: 6	R: 1 E: 0 K: 0 S: 5 H: 2 LOB: 2 BB: 1 P: 9	R: 0 E: 0 K: 0 S: 4 H: 1 LOB: 1 BB: 0 P: 4	1B: 8 2B: 1 3B: 0 HR: 0 SF: 0 SAC: 1 DP: 1 HBP: 0						

TOP

New York Yankees @ Baltimore Orioles

Memorial Stadium, Baltimore, MD

Thu Jun 06 1963, 7:05 PM EDT

Att. 28,005 - Unknown

livebaseballscorecards.com

AB	34
R	2
H	9
RBI	2
BB	1
SO	3
LOB	14

WP: 0 PB: 0 SB: 0 CS: 0 PA: 36

PITCHER		IP	WLS	BF	H	R	ER	SO	BB	IBB	HBP	BLK	WP	HR	S	P	ERA	WHIP
Robin Roberts, R ERA: 2.8	(1, 1)	7.1		28	7	2	2	3	0	0	0	0	0	0	34	34	2.46	0.955
Dick Hall, R ERA: 3.64	(8, 1)	1.2	W	8	2	0	0	0	0	1	0	0	0	0	7	11	0.00	1.200

PITCHER	IP	WLS	BF	H	R	ER	SO	BB	IBB	HBP	BLK	WP	HR	S	P	ERA	WHIP

Batter	1	2	3	4	5	6	7	8	9	AB	R	H	RBI	BB	SO	LOB
Luis Aparicio, R (1, 6) OBP: 0.316, SLG: 0.368	BBBB 4-0 SH3 BLK 4-3 BB		x 0-0 ① SH1-3 2-3		BBB 4-0 PO BB			BBB 4-0 5-3 1B BB		0	2	0	0	3	0	0
Russ Snyder, L (1, 9) OBP: 0.268, SLG: 0.299	BBBB 4-0 4-3 SH3 1-2 BB		BBBB 4-0 1B BB		0-0 ③ PO 1-2	x 0-0 ① 1-3		x 0-0 ① 5-3 1-2		2	0	0	0	2	0	1
Brooks Robinson, R (1, 5) OBP: 0.333, SLG: 0.408	x 0-0 ① SH3 1-2 2-3		SSS 0-3 ② K			x 0-0 ② 6-3		x 0-0 1B 2-H 1B		3	1	1	1	0	1	2
Jim Gentile, L (1, 3) OBP: 0.371, SLG: 0.434	x 0-0 ② 4-3 2-3 3-H		x 0-0 2-6 1-3 3-H 1B			SSS 0-3 ③ K		x 0-0 K2-5-2 E 2-H 1B		4	0	2	3	0	1	1
Boog Powell, L (1, 7) OBP: 0.338, SLG: 0.527 Bob Saverine, S (7, PR) OBP: 0.308, SLG: 0.235 (8, 8)	SSS 0-3 ③ K		0-0 ③ 2-6 1-2	x 0-0 ① F8			BBBB 4-0 S 1B G1-2-3 BB	x 0-0 E3 1-2		2 1	0 0	0 0	0 0	1 0	1 0	1 1
Jackie Brandt, R (1, 8) OBP: 0.300, SLG: 0.438 (8, 7)		x 0-0 ① F3		x 0-0 CS 1B			SSS 0-3 ① K	SSS 0-3 ②③ K2-5-2 2-3f		4	0	1	0	0	2	3
Jerry Adair, R (1, 4) OBP: 0.219, SLG: 0.339		x 0-0 ② F8		x 0-0 ② L9			x 0-0 S 1-2 1B			3	0	1	0	0	0	1
Dick Brown, R (1, 2) OBP: 0.262, SLG: 0.321		x 0-0 ③ G1		0-0 ③ CS 1-2	x 0-0 ① 6-3		4-0 1-2 2-3 IBB			2	0	0	0	1	0	0
Robin Roberts, S (1, 1) OBP: 0.286, SLG: 0.296 Dick Hall, R (8, 1) OBP: 0.571, SLG: 0.571			x 0-0 SH1-3 1B 2B		SSS 0-3 ② K		x 0-0 ②③ G1-2-3 3-Hf			3 0	1 0	1 0	0 0	0 0	1 0	3 0
Inning Stats	R: 1 E: 0 K: 1 S: 5 H: 0 LOB: 1 BB: 2 P: 13	R: 0 E: 0 K: 0 S: 3 H: 0 LOB: 0 BB: 0 P: 3	R: 1 E: 0 K: 1 S: 6 H: 2 LOB: 2 BB: 1 P: 10	R: 0 E: 0 K: 0 S: 3 H: 1 LOB: 0 BB: 0 P: 3	R: 0 E: 0 K: 1 S: 4 H: 0 LOB: 0 BB: 1 P: 8	R: 0 E: 0 K: 1 S: 5 H: 0 LOB: 0 BB: 0 P: 5	R: 0 E: 0 K: 1 S: 5 H: 1 LOB: 2 BB: 2 P: 13	R: 2 E: 1 K: 1 S: 7 H: 2 LOB: 2 BB: 1 P: 11		1B: 5 2B: 2 3B: 0 HR: 0	SF: 0 SAC: 2 DP: 2 HBP: 0			WP: 0 PB: 0 SB: 2 CS: 1	PA: 35	

PITCHER		IP	WLS	BF	H	R	ER	SO	BB	IBB	HBP	BLK	WP	HR	S	P	ERA	WHIP
Jim Bouton, R ERA: 2.4	(1, 1)	3.1		16	3	2	2	2	3	0	0	1	0	0	16	28	5.40	1.800
Steve Hamilton, L ERA: 2.77	(4, 1)	1.2		4	0	0	0	1	1	0	0	0	0	0	5	9	0.00	0.600
Marshall Bridges, L ERA: 1.64	(6, 1)	2.0		8	1	0	0	2	1	1	0	0	0	0	10	18	0.00	1.000
Stan Williams, R ERA: 5.77	(8, 1)	0.1	L	4	2	2	2	0	1	0	0	0	0	0	3	7	54.00	9.000
Hal Reniff, R ERA: 3.47	(8, 1)	0.2		2	0	0	0	1	0	0	0	0	0	0	4	4	0.00	0.000

PITCHER	IP	WLS	BF	H	R	ER	SO	BB	IBB	HBP	BLK	WP	HR	S	P	ERA	WHIP

BOTTOM

New York Yankees @ Baltimore Orioles

Memorial Stadium, Baltimore, MD

Thu Jun 06 1963, 7:05 PM EDT

Att. 28,005 - Unknown

livebaseballscorecards.com

AB	24
R	4
H	6
RBI	4
BB	7
SO	6
LOB	13

Batter	1	2	3	4	5	6	7	8	9	AB	R	H	RBI	BB	SO	LOB
Chuck Schilling, R (1, 4) OBP: 0.357, SLG: 0.410	F8		6-3	F3			SH1-4 1-2	F8		4	0	0	0	0	0	0
Roman Mejias, R (1, 8) OBP: 0.187, SLG: 0.234	FC5-4 1B		2B 2B		K2-3		1B 1B BB		6-3	4	2	2	0	1	1	0
Carl Yastrzemski, L (1, 7) OBP: 0.354, SLG: 0.385	FC5-4 1-2f		6-3 1B 2-H 2B		1-3		1B 1B 1-2 2-H 1B		F6	5	2	2	2	0	0	1
Dick Stuart, R (1, 3) OBP: 0.299, SLG: 0.480	K		6-3 2-3		F7		F7		1B 2B	5	1	1	0	0	1	4
Frank Malzone, R (1, 5) OBP: 0.392, SLG: 0.525		1-3	1B 3-H 1B			5-3	1B 1-2 2-H 1B		2-H 1B	5	0	3	3	0	0	0
Lou Clinton, R (1, 9) OBP: 0.288, SLG: 0.443		F8	FC5-4 1-2 1B			1B 2B	1-2 2-H 1B		L6	5	1	3	1	0	0	1
Eddie Bressoud, R (1, 6) OBP: 0.325, SLG: 0.444		HBP 1B	FC5-4 1-2f			G6-4-3 2-H 1B	F7			4	0	2	1	0	0	4
Bob Tillman, R (1, 2) OBP: 0.264, SLG: 0.316		1-2 HBP	F8			G6-4-3 1-2f		K		3	0	0	0	0	1	1
Bill Monbouquette, R (1, 1) OBP: 0.206, SLG: 0.156		K	K				SH1-4 1B 1B	K		4	1	1	0	0	3	2
Inning Stats	R: 0 H: 1 E: 0 LOB: 1 K: 1 BB: 0 S: 6 P: 6	R: 0 H: 1 E: 0 LOB: 2 K: 1 BB: 0 S: 6 P: 7	R: 2 H: 4 E: 0 LOB: 2 K: 0 BB: 0 S: 7 P: 7	R: 0 H: 0 E: 0 LOB: 0 K: 1 BB: 0 S: 5 P: 5	R: 0 H: 0 E: 0 LOB: 0 K: 1 BB: 0 S: 5 P: 5	R: 1 H: 2 E: 0 LOB: 0 K: 0 BB: 0 S: 4 P: 4	R: 3 H: 4 E: 0 LOB: 2 K: 0 BB: 1 S: 7 P: 11	R: 0 H: 0 E: 0 LOB: 0 K: 2 BB: 0 S: 7 P: 7	R: 1 H: 2 E: 0 LOB: 1 K: 0 BB: 0 S: 5 P: 5	1B: 10 SF: 0 2B: 4 SAC: 1 3B: 0 DP: 1 HR: 0 HBP: 1						

PITCHER		IP	WLS	BF	H	R	ER	SO	BB	IBB	HBP	BLK	WP	HR	S	P	ERA	WHIP
Steve Barber, L ERA: 2.59	(1, 1)	6.0	L	26	8	3	3	4	0	0	1	0	0	0	33	34	4.50	1.333
Wes Stock, R ERA: 3.54	(7, 1)	0.2		6	3	3	3	0	1	0	0	0	0	0	5	9	40.50	6.000
Stu Miller, R ERA: 2.87	(7, 1)	1.1		5	1	0	0	2	0	0	0	0	0	0	9	9	0.00	0.750
Dean Stone, L ERA: 5.4	(9, 1)	1.0		5	2	1	1	0	0	0	0	0	0	0	5	5	9.00	2.000

PITCHER	IP	WLS	BF	H	R	ER	SO	BB	IBB	HBP	BLK	WP	HR	S	P	ERA	WHIP

TOP

Boston Red Sox @ Baltimore Orioles

Memorial Stadium, Baltimore, MD

Sat Jun 08 1963, 7:05 PM EDT

Att. 11,768 - Unknown

livebaseballscorecards.com

AB	39
R	7
H	14
RBI	7
BB	1
SO	6
LOB	13

Batter	1	2	3	4	5	6	7	8	9	AB	R	H	RBI	BB	SO	LOB
Luis Aparicio, R (1, 6) OBP: 0.314, SLG: 0.365	5-3		1-2 1B			6-3		5-3		4	0	1	0	0	0	1
Russ Snyder, L (1, 9) OBP: 0.277, SLG: 0.308	S 1B		L6-4 2-3			1B		4-3		4	0	2	0	0	0	3
Brooks Robinson, R (1, 5) OBP: 0.327, SLG: 0.400	K 1-2			F7		G3			1-3	4	0	0	0	0	1	2
Jim Gentile, L (1, 3) OBP: 0.369, SLG: 0.446	F7			K			6-3		HR	4	1	1	1	0	1	1
Boog Powell, L (1, 7) OBP: 0.329, SLG: 0.513		K		K			1-3		K	4	0	0	0	0	3	0
Jackie Brandt, R (1, 8) OBP: 0.304, SLG: 0.439		K			6-3		FC4 1B		1B	4	0	2	0	0	1	0
Jerry Adair, R (1, 4) OBP: 0.215, SLG: 0.332		5-3			6-3		FC4 1-2f		2-3	4	0	0	0	0	0	2
Dick Brown, R (1, 2) OBP: 0.281, SLG: 0.356			L6-4 1B 1B		5-3			2B		3	0	2	0	0	0	0
Steve Barber, L (1, 1) OBP: 0.079, SLG: 0.081			K			K		F8		1	0	0	0	0	1	1
Joe Gaines, R (6, PH) OBP: 0.431, SLG: 0.659										1	0	0	0	0	1	0
Wes Stock, R (7, 1)										0	0	0	0	0	0	0
Stu Miller, R (7, 1) OBP: 0.250, SLG: 0.250										0	0	0	0	0	0	0
Charlie Lau, L (8, PH) OBP: 0.217, SLG: 0.227										1	0	0	0	0	0	1
Dean Stone, L (9, 1)										0	0	0	0	0	0	0
Inning Stats	R: 0 E: 0 K: 1 S: 6 H: 1 LOB: 1 BB: 0 P: 6	R: 0 E: 0 K: 2 S: 7 H: 0 LOB: 0 BB: 0 P: 7	R: 0 E: 0 K: 1 S: 6 H: 2 LOB: 1 BB: 0 P: 6	R: 0 E: 0 K: 2 S: 7 H: 0 LOB: 0 BB: 0 P: 7	R: 0 E: 0 K: 0 S: 3 H: 0 LOB: 0 BB: 0 P: 3	R: 0 E: 0 K: 1 S: 6 H: 1 LOB: 1 BB: 0 P: 6	R: 0 E: 0 K: 0 S: 4 H: 1 LOB: 1 BB: 0 P: 4	R: 0 E: 0 K: 0 S: 4 H: 1 LOB: 1 BB: 0 P: 4	R: 1 E: 0 K: 1 S: 7 H: 2 LOB: 1 BB: 0 P: 7	1B: 6 2B: 2 3B: 0 HR: 1	SF: 0 SAC: 0 DP: 1 HBP: 0						

PITCHER	IP	WLS	BF	H	R	ER	SO	BB	IBB	HBP	BLK	WP	HR	S	P	ERA	WHIP
Bill Monbouquette, R (1, 1) ERA: 3.78	9.0	W	34	8	1	1	8	0	0	0	0	0	1	50	50	1.00	0.889

PITCHER	IP	WLS	BF	H	R	ER	SO	BB	IBB	HBP	BLK	WP	HR	S	P	ERA	WHIP

BOTTOM

Boston Red Sox @ Baltimore Orioles

Memorial Stadium, Baltimore, MD

Sat Jun 08 1963, 7:05 PM EDT

Att. 11,768 - Unknown

livebaseballscorecards.com

AB	34
R	1
H	8
RBI	1
BB	0
SO	8
LOB	11

WP: 0 PB: 0 SB: 1 CS: 0 PA: 34

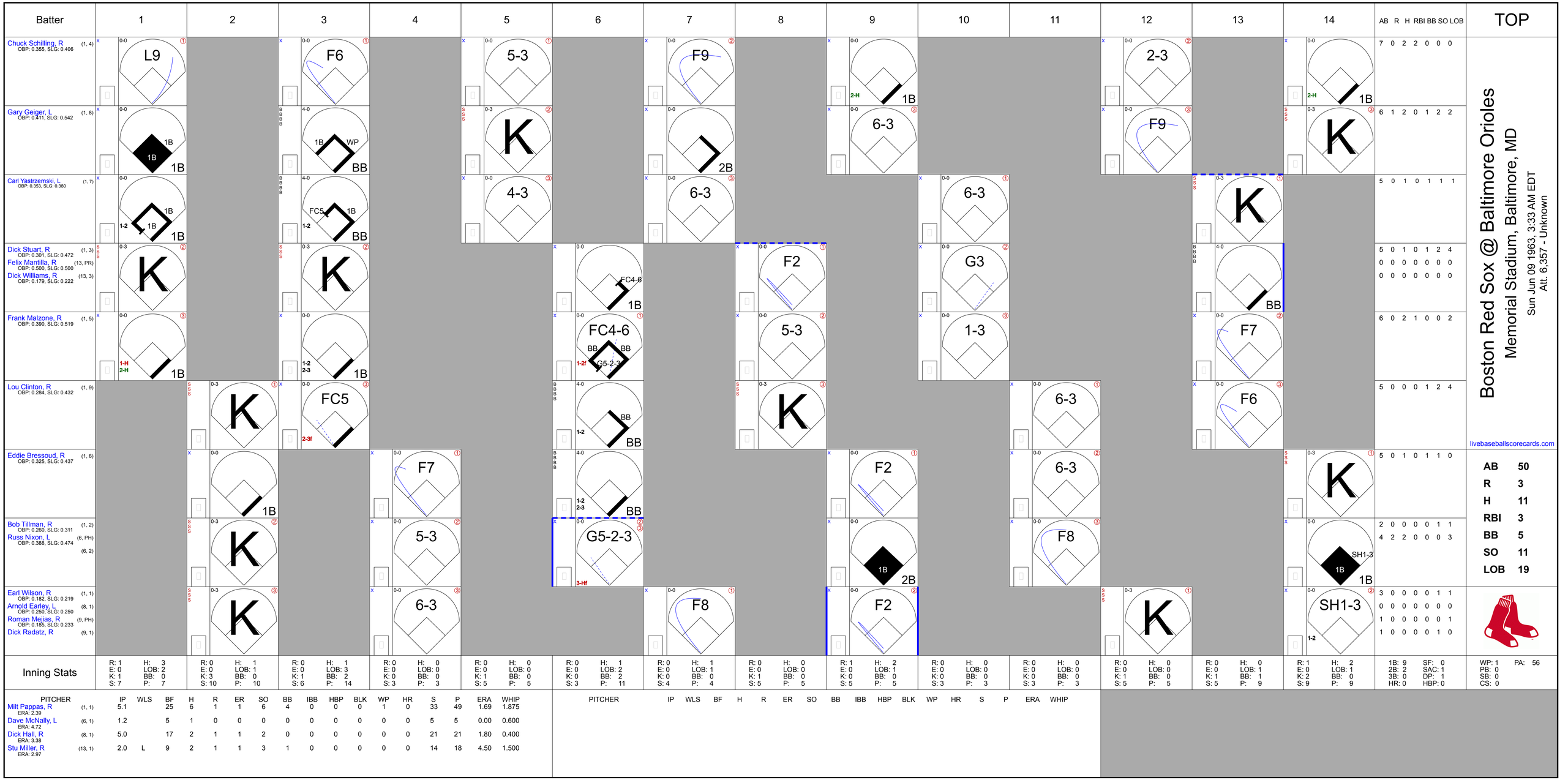
Batter
1
2
3
4
5
6
7
8
9
10
11
12
13
14
AB R H RBI BB SO LOB
TOP
Chuck Schilling, R (1, 4) OBP: 0.355, SLG: 0.406
L9
F6
5-3
F9
2-H 1B
2-3
2-H 1B
7 0 2 2 0 0 0
Gary Geiger, L (1, 8) OBP: 0.411, SLG: 0.542
1B 1B
1B WP BB
K
2B
6-3
F9
K
6 1 2 0 1 2 2
Carl Yastrzemski, L (1, 7) OBP: 0.353, SLG: 0.380
1-2 1B 1B
FC5 1B 1-2 BB
4-3
6-3
6-3
K
5 0 1 0 1 1 1
Dick Stuart, R (1, 3) OBP: 0.301, SLG: 0.472
Felix Mantilla, R (13, PR) OBP: 0.500, SLG: 0.500
Dick Williams, R (13, 3) OBP: 0.179, SLG: 0.222
K
K
FC4-6 1B
F2
G3
BB
5 0 1 0 1 2 4
0 0 0 0 0 0 0
0 0 0 0 0 0 0
Frank Malzone, R (1, 5) OBP: 0.390, SLG: 0.519
1-H 2-H 1B
1-2 2-3 1B
FC4-6 BB BB 1-2f G5-2-3
5-3
1-3
F7
6 0 2 1 0 0 2
Lou Clinton, R (1, 9) OBP: 0.284, SLG: 0.432
K
FC5 2-3f
BB 1-2 BB
K
6-3
F6
5 0 0 0 1 2 4
Eddie Bressoud, R (1, 6) OBP: 0.325, SLG: 0.437
1B
F7
1-2 2-3 BB
F2
6-3
K
1B
5 0 1 0 1 1 0
Bob Tillman, R (1, 2) OBP: 0.260, SLG: 0.311
Russ Nixon, L (6, PH) OBP: 0.388, SLG: 0.474 (6, 2)
K
5-3
G5-2-3 3-Hf
1B 2B
F8
SH1-3 1B 1B
2 0 0 0 0 1 1
4 2 2 0 0 0 3
Earl Wilson, R (1, 1) OBP: 0.182, SLG: 0.219
Arnold Earley, L (8, 1) OBP: 0.250, SLG: 0.250
Roman Mejias, R (9, PH) OBP: 0.185, SLG: 0.233
Dick Radatz, R (9, 1)
K
6-3
F8
F2
K
SH1-3 1-2
3 0 0 0 0 1 1
0 0 0 0 0 0 0
1 0 0 0 0 0 1
1 0 0 0 0 1 0
Boston Red Sox @ Baltimore Orioles
Memorial Stadium, Baltimore, MD
Sun Jun 09 1963, 3:33 AM EDT
Att. 6,357 - Unknown
livebaseballscorecards.com
AB 50
R 3
H 11
RBI 3
BB 5
SO 11
LOB 19
Inning Stats
R: 1 H: 3 E: 0 LOB: 2 K: 1 BB: 0 S: 7 P: 7
R: 0 H: 1 E: 0 LOB: 1 K: 3 BB: 0 S: 10 P: 10
R: 0 H: 1 E: 0 LOB: 3 K: 1 BB: 2 S: 6 P: 14
R: 0 H: 0 E: 0 LOB: 0 K: 0 BB: 0 S: 3 P: 3
R: 0 H: 0 E: 0 LOB: 0 K: 1 BB: 0 S: 5 P: 5
R: 0 H: 1 E: 0 LOB: 2 K: 0 BB: 2 S: 3 P: 11
R: 0 H: 1 E: 0 LOB: 1 K: 0 BB: 0 S: 4 P: 4
R: 0 H: 0 E: 0 LOB: 0 K: 1 BB: 0 S: 5 P: 5
R: 1 H: 2 E: 0 LOB: 1 K: 0 BB: 0 S: 5 P: 5
R: 0 H: 0 E: 0 LOB: 0 K: 0 BB: 0 S: 3 P: 3
R: 0 H: 0 E: 0 LOB: 0 K: 0 BB: 0 S: 3 P: 3
R: 0 H: 0 E: 0 LOB: 0 K: 1 BB: 0 S: 5 P: 5
R: 0 H: 0 E: 0 LOB: 1 K: 1 BB: 1 S: 5 P: 9
R: 1 H: 2 E: 0 LOB: 1 K: 2 BB: 0 S: 9 P: 9
1B: 9 SF: 0 2B: 2 SAC: 1 3B: 0 DP: 1 HR: 0 HBP: 0
WP: 1 PA: 56 PB: 0 SB: 0 CS: 0
PITCHER IP WLS BF H R ER SO BB IBB HBP BLK WP HR S P ERA WHIP
Milt Pappas, R (1, 1) ERA: 2.39 5.1 25 6 1 1 6 4 0 0 0 1 0 33 49 1.69 1.875
Dave McNally, L (6, 1) ERA: 4.72 1.2 5 1 0 0 0 0 0 0 0 0 0 5 5 0.00 0.600
Dick Hall, R (8, 1) ERA: 3.38 5.0 17 2 1 1 2 0 0 0 0 0 0 21 21 1.80 0.400
Stu Miller, R (13, 1) ERA: 2.97 2.0 L 9 2 1 1 3 1 0 0 0 0 0 14 18 4.50 1.500
PITCHER IP WLS BF H R ER SO BB IBB HBP BLK WP HR S P ERA WHIP

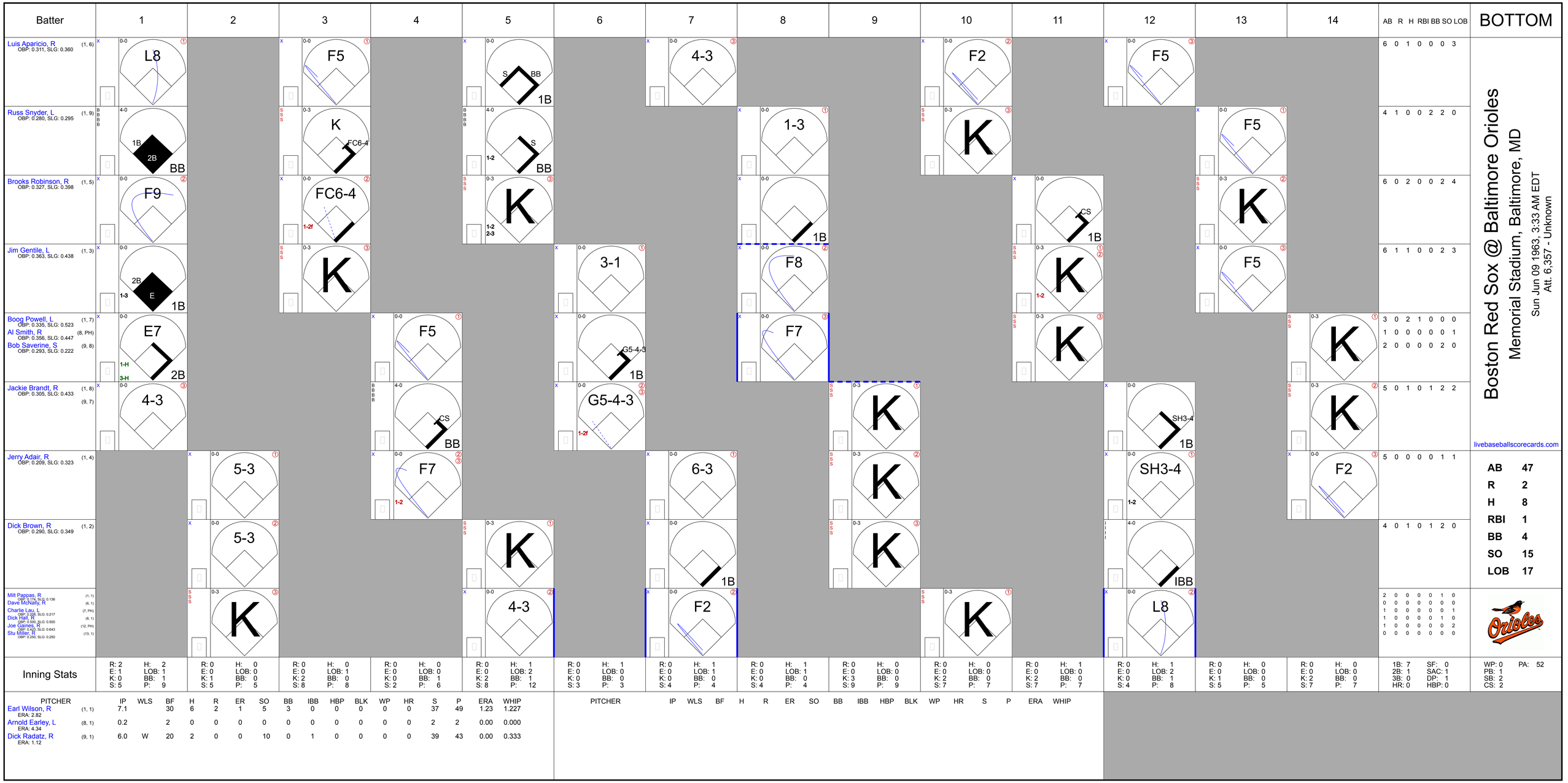
Batter
1
2
3
4
5
6
7
8
9
10
11
12
13
14
AB R H RBI BB SO LOB
BOTTOM
Luis Aparicio, R (1, 6) OBP: 0.311, SLG: 0.360
L8
F5
S BB 1B
4-3
F2
F5
F5
6 0 1 0 0 0 3
Russ Snyder, L (1, 9) OBP: 0.280, SLG: 0.295
1B 2B BB
K FC6-4
1-2 S BB
1-3
K
F5
4 1 0 0 2 2 0
Brooks Robinson, R (1, 5) OBP: 0.327, SLG: 0.398
F9
FC6-4 1-2f
1-2 2-3 K
1B
CS 1B
F5
6 0 2 0 0 2 4
Jim Gentile, L (1, 3) OBP: 0.363, SLG: 0.438
2B E 1B 1-3
K
3-1
F8
K 1-2
F5
6 1 1 0 0 2 3
Boog Powell, L (1, 7) OBP: 0.335, SLG: 0.523
Al Smith, R (8, PH) OBP: 0.356, SLG: 0.447
Bob Saverine, S (9, 8) OBP: 0.293, SLG: 0.222
E7 1-H 3-H 2B
F5
G5-4-3 1B
F7
K
K
K
3 0 2 1 0 0 0
1 0 0 0 0 0 1
2 0 0 0 0 2 0
Jackie Brandt, R (1, 8) (9, 7) OBP: 0.305, SLG: 0.433
4-3
CS BB
G5-4-3 1-2f
K
SH3-4 1B
K
5 0 1 0 1 2 2
Jerry Adair, R (1, 4) OBP: 0.209, SLG: 0.323
5-3
F7 1-2
6-3
SH3-4 1-2
F2
5 0 0 0 0 1 1
Dick Brown, R (1, 2) OBP: 0.290, SLG: 0.349
5-3
K
1B
IBB
4 0 1 0 1 2 0
Milt Pappas, R (1, 1) OBP: 0.174, SLG: 0.136
Dave McNally, R (6, 1)
Charlie Lau, L (7, PH) OBP: 1.000, SLG: 0.217
Dick Hall, R (8, 1) OBP: 0.500, SLG: 0.500
Joe Gaines, R (12, PH) OBP: 0.429, SLG: 0.643
Stu Miller, R (13, 1) OBP: 0.200, SLG: 0.250
K
4-3
F2
K
L8
2 0 0 0 0 1 0
0 0 0 0 0 0 0
1 0 0 0 0 0 1
1 0 0 0 0 1 0
1 0 0 0 0 0 2
0 0 0 0 0 0 0
Boston Red Sox @ Baltimore Orioles
Memorial Stadium, Baltimore, MD
Sun Jun 09 1963, 3:33 AM EDT
Att. 6,357 - Unknown
livebaseballscorecards.com
AB 47
R 2
H 8
RBI 1
BB 4
SO 15
LOB 17
Inning Stats
1: R: 2 E: 1 K: 0 S: 5 | H: 2 LOB: 1 BB: 1 P: 9
2: R: 0 E: 0 K: 1 S: 5 | H: 0 LOB: 0 BB: 0 P: 5
3: R: 0 E: 0 K: 2 S: 8 | H: 0 LOB: 1 BB: 0 P: 8
4: R: 0 E: 0 K: 0 S: 2 | H: 0 LOB: 0 BB: 1 P: 6
5: R: 0 E: 0 K: 2 S: 8 | H: 1 LOB: 2 BB: 1 P: 12
6: R: 0 E: 0 K: 0 S: 3 | H: 1 LOB: 0 BB: 0 P: 3
7: R: 0 E: 0 K: 0 S: 4 | H: 1 LOB: 1 BB: 0 P: 4
8: R: 0 E: 0 K: 0 S: 4 | H: 1 LOB: 1 BB: 0 P: 4
9: R: 0 E: 0 K: 3 S: 9 | H: 0 LOB: 0 BB: 0 P: 9
10: R: 0 E: 0 K: 2 S: 7 | H: 0 LOB: 0 BB: 0 P: 7
11: R: 0 E: 0 K: 2 S: 7 | H: 1 LOB: 0 BB: 0 P: 7
12: R: 0 E: 0 K: 0 S: 4 | H: 1 LOB: 2 BB: 1 P: 8
13: R: 0 E: 0 K: 1 S: 5 | H: 0 LOB: 0 BB: 0 P: 5
14: R: 0 E: 0 K: 2 S: 7 | H: 0 LOB: 0 BB: 0 P: 7
1B: 7 2B: 1 3B: 0 HR: 0
SF: 0 SAC: 1 DP: 1 HBP: 0
WP: 0 PB: 1 SB: 2 CS: 2
PA: 52
PITCHER IP WLS BF H R ER SO BB IBB HBP BLK WP HR S P ERA WHIP
Earl Wilson, R (1, 1) ERA: 2.82 7.1 30 6 2 1 5 3 0 0 0 0 0 37 49 1.23 1.227
Arnold Earley, L (8, 1) ERA: 4.34 0.2 2 0 0 0 0 0 0 0 0 0 0 2 2 0.00 0.000
Dick Radatz, R (9, 1) ERA: 1.12 6.0 W 20 2 0 0 10 0 1 0 0 0 0 39 43 0.00 0.333
PITCHER IP WLS BF H R ER SO BB IBB HBP BLK WP HR S P ERA WHIP

Cleveland Indians @ Baltimore Orioles

Memorial Stadium, Baltimore, MD

Mon Jun 10 1963, 7:05 PM EDT

Att. 9,470 - Unknown

TOP

livebaseballscorecards.com

Batter	1	2	3	4	5	6	7	8	9	AB	R	H	RBI	BB	SO	LOB
Dick Howser, R (1, 6) OBP: 0.339, SLG: 0.234	0-0 2B 6-3 1B	4-0 BB			0-3 K		0-0 F6			3	1	1	0	1	1	0
Vic Davalillo, L (1, 8) OBP: 0.330, SLG: 0.464	0-0 1-3 2B	0-0 F7			0-0 F7			0-3 K		4	0	1	0	0	1	2
Al Luplow, L (1, 9) OBP: 0.274, SLG: 0.308	0-0 6-3 3-H	4-0 G6-4-3 BB				0-0 3-1		0-0 F3		3	0	0	1	1	0	1
Joe Adcock, R (1, 3) OBP: 0.339, SLG: 0.514	4-0 BB	0-0 G6-4-3 1-2f				0-0 HR		0-3 K		3	1	1	1	1	1	1
Tito Francona, L (1, 7) OBP: 0.281, SLG: 0.309	0-3 K	0-0 F8				0-0 F8			0-0 4-3	4	0	0	0	0	1	2
Max Alvis, R (1, 5) OBP: 0.306, SLG: 0.429	0-0 F7			0-0 F5		0-0 6-3			0-0 4-3	4	0	0	0	0	0	2
Joe Azcue, R (1, 2) OBP: 0.404, SLG: 0.434		0-0 SH1-3-4 1B		0-0 F8			0-0 F9		0-0 1B 1B	4	0	2	0	0	0	0
Woodie Held, R (1, 4) OBP: 0.359, SLG: 0.480		0-3 K		0-0 F8			0-0 4-3		0-0 1-2 1B	4	0	1	0	0	1	1
Barry Latman, R (1, 1) OBP: 0.200, SLG: 0.500 Ted Abernathy, R (9, 1)		0-0 SH1-3-4 1-2			0-0 F9		0-0 HR		0-0 F9	3 0	1 0	1 0	1 0	0 0	0 0	2 0
Inning Stats	R: 1 E: 0 K: 1 S: 7 H: 2 LOB: 2 BB: 1 P: 11	R: 0 E: 0 K: 1 S: 6 H: 1 LOB: 2 BB: 1 P: 10	R: 0 E: 0 K: 0 S: 2 H: 0 LOB: 0 BB: 1 P: 6	R: 0 E: 0 K: 0 S: 3 H: 0 LOB: 0 BB: 0 P: 3	R: 0 E: 0 K: 1 S: 5 H: 0 LOB: 0 BB: 0 P: 5	R: 1 E: 0 K: 0 S: 4 H: 1 LOB: 0 BB: 0 P: 4	R: 1 E: 0 K: 0 S: 4 H: 1 LOB: 0 BB: 0 P: 4	R: 0 E: 0 K: 2 S: 7 H: 0 LOB: 0 BB: 0 P: 7	R: 0 E: 0 K: 0 S: 5 H: 2 LOB: 2 BB: 0 P: 5	1B: 4 2B: 1 3B: 0 HR: 2 SF: 0 SAC: 1 DP: 1 HBP: 0						

	AB	32
	R	3
	H	7
	RBI	3
	BB	3
	SO	5
	LOB	11

WP: 0 PB: 0 SB: 0 CS: 0 PA: 36

PITCHER		IP	WLS	BF	H	R	ER	SO	BB	IBB	HBP	BLK	WP	HR	S	P	ERA	WHIP
Mike McCormick, L ERA: 4.23	(1, 1)	6.2	L	27	5	3	3	3	3	0	0	0	0	2	30	42	4.05	1.200
Stu Miller, R ERA: 2.86	(7, 1)	1.1		4	0	0	0	2	0	0	0	0	0	0	8	8	0.00	0.000
Wes Stock, R ERA: 3.41	(9, 1)	1.0		5	2	0	0	0	0	0	0	0	0	0	5	5	0.00	2.000

PITCHER		IP	WLS	BF	H	R	ER	SO	BB	IBB	HBP	BLK	WP	HR	S	P	ERA	WHIP

Batter	1	2	3	4	5	6	7	8	9	AB	R	H	RBI	BB	SO	LOB
Luis Aparicio, R (1, 6) OBP: 0.314, SLG: 0.362	0-0 S E 1B		0-0 CS 1B 3-H			0-0 6-3 ②		0-3 K ③		4	0	2	1	0	1	2
Bob Saverine, S (1, 4) OBP: 0.267, SLG: 0.200	0-3 K ① 1-2		0-3 K ②③ 1-2			0-0 F9 ③			0-0 5-3 ①	4	0	0	0	0	2	2
Al Smith, R (1, 9) OBP: 0.353, SLG: 0.439	0-3 K ② 2-3			0-0 F9 ①			0-0 F7 ①		4-0 1B 2B BB	3	1	0	0	1	1	1
Jim Gentile, L (1, 3) OBP: 0.366, SLG: 0.436 Bob Johnson, R (9, PR) OBP: 0.313, SLG: 0.409	0-3 K ③			4-0 G6-4-3 BB			0-0 4-3 ②		0-0 2B 1B 1-3	3	0	1	0	1	1	1
										0	0	0	0	0	0	0
Boog Powell, L (1, 7) OBP: 0.333, SLG: 0.522		0-0 F6 ①		0-0 G6-4-3 ②③ 1-2f			0-3 K ③		0-0 2B ② 1-H 3-H	4	0	1	1	0	1	1
Brooks Robinson, R (1, 5) OBP: 0.326, SLG: 0.395		0-0 F9 ②			0-3 K ①			0-0 E 1B	0-0 5-3 ③	4	0	1	0	0	1	2
Jackie Brandt, R (1, 8) OBP: 0.306, SLG: 0.431		0-3 K ③			0-3 K2-3 ②			0-0 E5 1B 1-3		3	0	1	0	0	2	0
John Orsino, R (1, 2) OBP: 0.362, SLG: 0.430			0-0 SH5-3 2B 1B		0-0 6-3 ③			0-3 K ①		3	1	1	0	0	1	2
Mike McCormick, L (1, 1) OBP: 0.267, SLG: 0.267 Stu Miller, R (7, 1) OBP: 0.250, SLG: 0.250 Charlie Lau, L (8, PH) OBP: 0.200, SLG: 0.208 Wes Stock, R (9, 1)			0-0 SH5-3 ① 2-3			0-3 K ①		0-0 1-3 ②		1	0	0	0	0	1	0
										0	0	0	0	0	0	0
										1	0	0	0	0	0	2
										0	0	0	0	0	0	0
Inning Stats	R: 0 E: 1 K: 3 S: 10 H: 1 LOB: 1 BB: 0 P: 10	R: 0 E: 0 K: 1 S: 5 H: 0 LOB: 0 BB: 0 P: 5	R: 1 E: 0 K: 1 S: 6 H: 2 LOB: 1 BB: 0 P: 6	R: 0 E: 0 K: 0 S: 2 H: 0 LOB: 0 BB: 1 P: 6	R: 0 E: 0 K: 2 S: 7 H: 0 LOB: 0 BB: 0 P: 7	R: 0 E: 0 K: 1 S: 5 H: 0 LOB: 0 BB: 0 P: 5	R: 0 E: 0 K: 1 S: 5 H: 0 LOB: 0 BB: 0 P: 5	R: 0 E: 1 K: 2 S: 9 H: 2 LOB: 2 BB: 0 P: 9	R: 1 E: 0 K: 0 S: 4 H: 2 LOB: 2 BB: 1 P: 8	1B: 5 2B: 3 3B: 0 HR: 0	SF: 0 SAC: 1 DP: 2 HBP: 0						

PITCHER	IP	WLS	BF	H	R	ER	SO	BB	IBB	HBP	BLK	WP	HR	S	P	ERA	WHIP
Barry Latman, R (1, 1) ERA: 4.65	8.2	W	32	7	2	2	11	2	0	0	0	0	0	52	60	2.08	1.038
Ted Abernathy, R (9, 1) ERA: 2.25	0.1	S	1	0	0	0	0	0	0	0	0	0	0	1	1	0.00	0.000

PITCHER	IP	WLS	BF	H	R	ER	SO	BB	IBB	HBP	BLK	WP	HR	S	P	ERA	WHIP

BOTTOM

Cleveland Indians @ Baltimore Orioles

Memorial Stadium, Baltimore, MD

Mon Jun 10 1963, 7:05 PM EDT

Att. 9,470 - Unknown

livebaseballscorecards.com

AB	30
R	2
H	7
RBI	2
BB	2
SO	11
LOB	13

WP: 0 PB: 0 SB: 1 CS: 1 PA: 33

Cleveland Indians @ Baltimore Orioles

Memorial Stadium, Baltimore, MD

Tue Jun 11 1963, 7:05 PM EDT

Att. 20,193 - Unknown

TOP

livebaseballscorecards.com

Batter	1	2	3	4	5	6	7	8	9	AB	R	H	RBI	BB	SO	LOB
Dick Howser, R (1, 6) OBP: 0.342, SLG: 0.283	6-3		L3-6 2-3		HR		K	2B 2-H		5	1	2	2	0	1	1
Vic Davalillo, L (1, 8) OBP: 0.332, SLG: 0.472	F7		6-3		SF6 3B		S 1B 1B	6-3		5	2	2	0	0	0	1
Al Luplow, L (1, 7) OBP: 0.270, SLG: 0.330	HR			3-1	K		K	F3		5	1	1	1	0	2	3
Fred Whitfield, L (1, 3) OBP: 0.303, SLG: 0.495	K			HR	SF6 3-H		1B HR 1-2 IBB		F8	3	2	1	2	1	1	0
Max Alvis, R (1, 5) OBP: 0.309, SLG: 0.434		K		BB 2B	F5		HR 1-2 2-H 1B		F3	5	1	2	1	0	1	0
Willie Kirkland, L (1, 9) OBP: 0.321, SLG: 0.408		2B		BB IBB		3-1	HR 1-H 2-H		3-1	4	1	2	3	1	0	0
Joe Azcue, R (1, 2) OBP: 0.377, SLG: 0.404		K		F2		6-3	4-3			4	0	0	0	0	1	3
Woodie Held, R (1, 4) OBP: 0.368, SLG: 0.484		F7		BB 1-2 2-3		1B		SH1-4 2B 1B		3	1	2	0	1	0	1
Mudcat Grant, R (1, 1) OBP: 0.130, SLG: 0.217			L3-6 2B	F7		4-3		SH1-4 1-2		3	0	1	0	0	0	4
Bob Allen, L (9, 1)										0	0	0	0	0	0	0
Ted Abernathy, R (9, 1)										0	0	0	0	0	0	0

	AB	R	H	RBI	BB	SO	LOB
	37	9	13	9	3	6	13

Inning Stats	1	2	3	4	5	6	7	8	9
	R: 1 E: 0 K: 1 S: 6	H: 1 LOB: 0 BB: 0 P: 6	R: 0 E: 0 K: 2 S: 8	H: 1 LOB: 1 BB: 0 P: 8	R: 0 E: 0 K: 0 S: 3	H: 1 LOB: 0 BB: 0 P: 3	R: 1 E: 0 K: 0 S: 5	H: 2 LOB: 3 BB: 2 P: 13	R: 2 E: 0 K: 1 S: 7	H: 2 LOB: 0 BB: 0 P: 7
	R: 0 E: 0 K: 0 S: 4	H: 1 LOB: 1 BB: 0 P: 4	R: 4 E: 0 K: 2 S: 10	H: 3 LOB: 0 BB: 1 P: 14	R: 1 E: 0 K: 0 S: 5	H: 2 LOB: 1 BB: 0 P: 5	R: 0 E: 0 K: 0 S: 3	H: 0 LOB: 0 BB: 0 P: 3	1B: 4 2B: 5 3B: 1 HR: 4	SF: 1 SAC: 1 DP: 1 HBP: 0	WP: 0 PB: 0 SB: 1 CS: 0	PA: 42

PITCHER		IP	WLS	BF	H	R	ER	SO	BB	IBB	HBP	BLK	WP	HR	S	P	ERA	WHIP
Robin Roberts, R ERA: 3.08	(1, 1)	4.0	L	20	7	4	4	3	1	1	0	0	0	3	24	32	9.00	2.000
Dean Stone, L ERA: 5.06	(5, 1)	1.0		3	0	0	0	1	0	0	0	0	0	0	5	5	0.00	0.000
Wes Stock, R ERA: 4.35	(6, 1)	2.0		11	4	4	4	2	0	1	0	0	0	1	14	18	18.00	2.000
Ike Delock, R ERA: 4.5	(8, 1)	2.0		8	2	1	1	0	0	0	0	0	0	0	8	8	4.50	1.000

PITCHER	IP	WLS	BF	H	R	ER	SO	BB	IBB	HBP	BLK	WP	HR	S	P	ERA	WHIP

BOTTOM

Cleveland Indians @ Baltimore Orioles

Memorial Stadium, Baltimore, MD

Tue Jun 11 1963, 7:05 PM EDT

Att. 20,193 - Unknown

Batter	1	2	3	4	5	6	7	8	9	AB	R	H	RBI	BB	SO	LOB
Luis Aparicio, R (1, 6) OBP: 0.311, SLG: 0.359	S S S 0-3 K ①		x 0-0 4-3 ②		x 0-0 F9 ③		x 0-0 FC4 ③ 1-2f		x 0-0 BB 4-3 1-2 2-3 1B	5	0	1	0	0	1	2
Bob Saverine, S (1, 4) OBP: 0.300, SLG: 0.227	B B B B 4-0 BB		x 0-0 4-3 ③			x 0-0 F8 1B FC5-4 1B		x 0-0 HR 1B	x 0-0 4-3 ② 1-2 2-3 3-H	4	2	2	1	1	0	3
Al Smith, R (1, 9) OBP: 0.365, SLG: 0.464	x 0-0 F9 ②			x 0-0 BB 1B		x 0-0 FC5-4 1-2 1B		x 0-0 1-H HR	B B B B 4-0 BB	4	1	3	2	1	0	1
Jim Gentile, L (1, 3) OBP: 0.366, SLG: 0.429	x 0-0 4-3 ③			B B B B 4-0 1-2 BB		x 0-0 F8 ① 2-3		x 0-0 F8 ①	B B B B 4-0 1-2 2-3 3-H BB	3	0	0	1	2	0	3
Boog Powell, L (1, 7) OBP: 0.329, SLG: 0.516 Russ Snyder, L (5, 7) OBP: 0.273, SLG: 0.286		S S S 0-3 K ①		x 0-0 F3 ①		x 0-0 FC5-4 ② 1-2f 3-H		x 0-0 1-3 ②	x 0-0 5-3 ③	2 3	0 0	0 0	0 1	0 0	1 0	2 4
Brooks Robinson, R (1, 5) OBP: 0.321, SLG: 0.388		x 0-0 F8 ②		x 0-0 F4 ②		x 0-0 4-3 ③		x 0-0 F3 ③		4	0	0	0	0	0	3
Charlie Lau, L (1, 2) OBP: 0.207, SLG: 0.214		x 0-0 6-3 ③		x 0-0 F6 ③			x 0-0 F5 ①		x 0-0 1B 1B 4-3 1B	4	1	1	0	0	0	2
Jackie Brandt, R (1, 8) OBP: 0.310, SLG: 0.432			x 0-0 SH1-4 1B		x 0-0 F9 ①		x 0-0 FC4 1B		x 0-0 F1 ①	4	0	2	0	0	0	1
Robin Roberts, S (1, 1) OBP: 0.286, SLG: 0.296 Dean Stone, L (5, 1) Bob Johnson, R (5, PH) OBP: 0.306, SLG: 0.400 Wes Stock, R (6, 1) Joe Gaines, R (7, PH) OBP: 0.415, SLG: 0.628 Ike Delock, R (8, 1) John Orsino, R (9, PH) OBP: 0.367, SLG: 0.435			x 0-0 SH1-4 ① 1-2		S S S 0-3 K ②		S S S 0-3 K ②		x 0-0 4-3 1B 1-2 BB 1B	0 0 1 0 1 0 1	0 0 0 0 0 0 1	0 0 0 0 0 0 1	0 0 1 0 1 0 1	0 0 0 0 0 0 0	0 0 1 0 0 0 0	0 0 0 0 1 0 1
Inning Stats	R: 0 E: 0 K: 1 S: 5 H: 0 LOB: 1 BB: 1 P: 9	R: 0 E: 0 K: 1 S: 5 H: 0 LOB: 0 BB: 0 P: 5	R: 0 E: 0 K: 0 S: 4 H: 1 LOB: 1 BB: 1 P: 4	R: 0 E: 0 K: 0 S: 4 H: 1 LOB: 2 BB: 1 P: 8	R: 0 E: 0 K: 1 S: 5 H: 0 LOB: 0 BB: 0 P: 5	R: 1 E: 0 K: 0 S: 5 H: 2 LOB: 1 BB: 0 P: 5	R: 0 E: 0 K: 1 S: 6 H: 1 LOB: 1 BB: 0 P: 6	R: 2 E: 0 K: 0 S: 5 H: 2 LOB: 0 BB: 0 P: 5	R: 2 E: 0 K: 0 S: 6 H: 3 LOB: 3 BB: 2 P: 14	1B: 9 2B: 0 3B: 0 HR: 1	SF: 0 SAC: 1 DP: 0 HBP: 0		WP: 0 PB: 0 SB: 0 CS: 0	PA: 41			

PITCHER	IP	WLS	BF	H	R	ER	SO	BB	IBB	HBP	BLK	WP	HR	S	P	ERA	WHIP
Mudcat Grant, R (1, 1) ERA: 3.97	8.2	W	39	10	5	5	4	3	0	0	0	0	1	44	56	5.19	1.500
Bob Allen, L (9, 1) ERA: 3.94	0.0		1	0	0	0	0	1	0	0	0	0	0	0	4	∞	∞
Ted Abernathy, R (9, 1) ERA: 2.16	0.1	S	1	0	0	0	0	0	0	0	0	0	0	1	1	0.00	0.000

PITCHER	IP	WLS	BF	H	R	ER	SO	BB	IBB	HBP	BLK	WP	HR	S	P	ERA	WHIP

livebaseballscorecards.com

AB	36
R	5
H	10
RBI	5
BB	4
SO	4
LOB	22

Batter	1	2	3	4	5	6	7	8	9	10	AB	R	H	RBI	BB	SO	LOB
Luis Aparicio, R (1, 6) OBP: 0.315, SLG: 0.361	FC6-4 1B			E 1B		6-3		6-3			4	1	2	0	0	0	0
Russ Snyder, L (1, 7) OBP: 0.272, SLG: 0.284	FC6-4 G6-4-3 1-2f			F3		G6-3 1B			4-3		4	0	1	0	0	0	2
Al Smith, R (1, 9) OBP: 0.358, SLG: 0.453	G6-4-3 1-2f			K		G6-3 1-2f			6-3		4	0	0	0	0	1	3
Jim Gentile, L (1, 3) OBP: 0.360, SLG: 0.421		3-1		E6 FC6-4 1-H			K		F4		4	0	0	0	0	1	0
Brooks Robinson, R (1, 5) OBP: 0.324, SLG: 0.390		F8		FC6-4 1-2f			1B			SH3-4 1B	4	0	2	0	0	0	1
Charlie Lau, L (1, 2) OBP: 0.219, SLG: 0.258		F9			F9 SF9 2B		F5			SH3-4 1-2	3	1	1	0	0	0	1
Jackie Brandt, R (1, 8) OBP: 0.308, SLG: 0.426		6-3			F9 2-3		4-3			G6-4-3 IBB	3	0	0	0	1	0	2
Jerry Adair, R (1, 4) OBP: 0.205, SLG: 0.318		5-3			SF9 3-H			5-3		G6-4-3 1-2f	3	0	0	1	0	0	2
Dave McNally, R (1, 1) Stu Miller, R (8, 1) OBP: 0.250, SLG: 0.250		F6			F8			K			3 0	0 0	0 0	0 0	0 0	1 0	0 0
Inning Stats	R: 0 H: 1 E: 0 LOB: 0 K: 0 BB: 0 S: 3 P: 3	R: 0 H: 0 E: 0 LOB: 0 K: 0 BB: 0 S: 3 P: 3	R: 0 H: 0 E: 0 LOB: 0 K: 0 BB: 0 S: 3 P: 3	R: 1 H: 1 E: 1 LOB: 1 K: 1 BB: 0 S: 7 P: 7	R: 1 H: 1 E: 0 LOB: 0 K: 0 BB: 0 S: 4 P: 4	R: 0 H: 1 E: 0 LOB: 0 K: 0 BB: 0 S: 3 P: 3	R: 0 H: 1 E: 0 LOB: 1 K: 1 BB: 0 S: 6 P: 6	R: 0 H: 0 E: 0 LOB: 0 K: 1 BB: 0 S: 5 P: 5	R: 0 H: 0 E: 0 LOB: 0 K: 0 BB: 0 S: 3 P: 3	R: 0 H: 1 E: 0 LOB: 1 K: 0 BB: 1 S: 3 P: 7	1B: 5 SF: 1 2B: 1 SAC: 1 3B: 0 DP: 3 HR: 0 HBP: 0						

PITCHER		IP	WLS	BF	H	R	ER	SO	BB	IBB	HBP	BLK	WP	HR	S	P	ERA	WHIP
Ralph Terry, R ERA: 3.34	(1, 1)	7.0		25	5	2	1	2	0	0	0	0	0	0	29	29	1.29	0.714
Hal Reniff, R ERA: 3.14	(8, 1)	2.0		6	0	0	0	1	0	0	0	0	0	0	8	8	0.00	0.000
Marshall Bridges, L ERA: 1.38	(10, 1)	1.0	W	4	1	0	0	0	0	1	0	0	0	0	3	7	0.00	1.000

PITCHER	IP	WLS	BF	H	R	ER	SO	BB	IBB	HBP	BLK	WP	HR	S	P	ERA	WHIP

TOP

Baltimore Orioles @ New York Yankees

Yankee Stadium, Bronx, NY

Wed Jun 12 1963, 7:05 PM EDT
Att. 20,369 - Unknown

livebaseballscorecards.com

AB	32
R	2
H	6
RBI	1
BB	1
SO	3
LOB	11

1B: 5 SF: 1
2B: 1 SAC: 1
3B: 0 DP: 3
HR: 0 HBP: 0

WP: 0 PA: 35
PB: 0
SB: 0
CS: 0

Baltimore Orioles @ New York Yankees

Yankee Stadium, Bronx, NY

Wed Jun 12 1963, 7:05 PM EDT

Att. 20,369 - Unknown

livebaseballscorecards.com

Batter	1	2	3	4	5	6	7	8	9	10	AB	R	H	RBI	BB	SO	LOB
Hector Lopez, R (1, 7) OBP: 0.277, SLG: 0.382	F9		1B		F2		5-3		1-3		5	0	1	0	0	0	1
Bobby Richardson, R (1, 4) OBP: 0.264, SLG: 0.308	F7		F8		F4			5-3		E5, SH1-4, 1B	5	1	0	0	0	0	1
Tom Tresh, S (1, 8) OBP: 0.353, SLG: 0.510	F8		G6-3, 1-2			K		FC4-6, 1B		SH1-4, 1-2	4	1	2	0	0	1	0
Elston Howard, R (1, 2) OBP: 0.297, SLG: 0.472		E, SF7, HBP	G6-3, 1-2f			6-3		FC4-6, BB		1B, BB	2	1	0	0	2	0	2
Roger Maris, L (1, 9) OBP: 0.328, SLG: 0.521		E4, 1B, 1-3		K		1B		FC4-6, 1B, 1-2f, 2-3		1B, 1-2, 2-H	5	0	2	1	0	1	3
Joe Pepitone, L (1, 3) OBP: 0.310, SLG: 0.497		SF7, 3-H		1B		F8		1B, 1-2, 3-H			3	0	2	2	0	0	1
Harry Bright, R (1, 5) OBP: 0.344, SLG: 0.441		F9		K			6-3	K			4	0	0	0	0	2	4
Clete Boyer, R (1, 6) OBP: 0.339, SLG: 0.486		1B, 1-3		K			2B		K		4	0	2	0	0	2	1
Ralph Terry, R (1, 1) OBP: 0.094, SLG: 0.065		5-3			F8		F9		K		2	0	0	0	0	0	2
Jack Reed, R (7, PH) OBP: 0.306, SLG: 0.400											1	0	0	0	0	0	1
Hal Reniff, R (8, 1)											0	0	0	0	0	0	0
Yogi Berra, L (9, PH) OBP: 0.200, SLG: 0.300											1	0	0	0	0	1	0
Marshall Bridges, S (10, 1)											0	0	0	0	0	0	0
Inning Stats	R: 0 E: 0 K: 0 S: 3 H: 0 LOB: 0 BB: 0 P: 3	R: 1 E: 1 K: 0 S: 5 H: 1 LOB: 2 BB: 0 P: 6	R: 0 E: 0 K: 0 S: 4 H: 2 LOB: 1 BB: 0 P: 4	R: 0 E: 0 K: 3 S: 10 H: 1 LOB: 1 BB: 0 P: 10	R: 0 E: 0 K: 0 S: 3 H: 0 LOB: 0 BB: 0 P: 3	R: 0 E: 0 K: 1 S: 6 H: 1 LOB: 1 BB: 0 P: 6	R: 0 E: 0 K: 0 S: 4 H: 1 LOB: 1 BB: 0 P: 4	R: 1 E: 0 K: 1 S: 7 H: 2 LOB: 2 BB: 1 P: 11	R: 0 E: 0 K: 2 S: 7 H: 0 LOB: 0 BB: 0 P: 7	R: 1 E: 1 K: 0 S: 3 H: 1 LOB: 2 BB: 1 P: 7	1B: 7 2B: 2 3B: 0 HR: 0 SF: 1 SAC: 1 DP: 1 HBP: 1						

BOTTOM	
AB	36
R	3
H	9
RBI	3
BB	2
SO	7
LOB	16

WP: 0 PA: 41
PB: 0
SB: 0
CS: 0

PITCHER	IP	WLS	BF	H	R	ER	SO	BB	IBB	HBP	BLK	WP	HR	S	P	ERA	WHIP
Dave McNally, L (1, 1) ERA: 4.1	7.1		30	7	2	1	4	0	0	1	0	0	0	37	38	1.23	0.955
Stu Miller, R (8, 1) ERA: 2.7	2.0	L	11	2	1	0	3	2	0	0	0	0	0	15	23	0.00	2.000

PITCHER	IP	WLS	BF	H	R	ER	SO	BB	IBB	HBP	BLK	WP	HR	S	P	ERA	WHIP

Batter	1	2	3	4	5	6	7	8	9	AB	R	H	RBI	BB	SO	LOB
Luis Aparicio, R (1, 6) OBP: 0.320, SLG: 0.371	6-3		FC6-4 1B		F9		BB 1B 2B		S 1B	5	1	3	0	0	0	0
Joe Gaines, R (1, 7) OBP: 0.439, SLG: 0.622	G1-4-3 BB		FC6-4 1-2f			FC5-4 1B	BB 1B BB		K 1-2	2	1	1	0	2	0	1
Dick Hall, R (7, 1) OBP: 0.444, SLG: 0.444										1	0	0	0	0	1	1
Al Smith, R (1, 9) OBP: 0.359, SLG: 0.455	G1-4-3 1-2f			1-3 2B		FC5-4 1B 1B 1-2f	F8		G3-6 BB	4	1	1	0	1	0	4
Jim Gentile, L (1, 3) OBP: 0.361, SLG: 0.417		K		1-3 2-3		E 1B 1B 1-2	1B 1B 1-2 2-3 BB		G3-6 1-2f	4	0	1	0	1	1	3
Brooks Robinson, R (1, 5) OBP: 0.326, SLG: 0.392		6-3	K			E7 1B 1-3 2-H	1B 1-2 2-H 3-H			4	0	2	3	0	1	1
Jackie Brandt, R (1, 8) OBP: 0.305, SLG: 0.421		L7	6-3			FC6-4 1B	K			2	0	0	0	0	0	1
Bob Saverine, S (4, 8) OBP: 0.308, SLG: 0.239										2	0	1	0	0	1	2
John Orsino, R (1, 2) OBP: 0.364, SLG: 0.429			1B		5-3	K			F6	4	0	1	0	0	1	3
Jerry Adair, R (1, 4) OBP: 0.211, SLG: 0.347			1B 3B		HR	FC6-4 1-2f			5-3	4	2	2	1	0	0	3
Steve Barber, L (1, 1) OBP: 0.100, SLG: 0.103			3-H 1B		G3		6-3		1-3	2	0	1	1	0	0	0
Russ Snyder, L (7, PH) OBP: 0.267, SLG: 0.279										2	0	0	0	0	0	0
(7, 7)																

TOP

Baltimore Orioles @ New York Yankees

Yankee Stadium, Bronx, NY

Thu Jun 13 1963, 7:05 PM EDT

Att. 21,828 - Unknown - 76 F

livebaseballscorecards.com

AB	36
R	5
H	13
RBI	5
BB	4
SO	5
LOB	19

Inning Stats	1	2	3	4	5	6	7	8	9
	R: 0 E: 0 K: 0 S: 2	H: 0 LOB: 0 BB: 1 P: 6	R: 0 E: 0 K: 1 S: 5	H: 0 LOB: 0 BB: 0 P: 5	R: 1 E: 0 K: 0 S: 5	H: 4 LOB: 1 BB: 0 P: 5	R: 0 E: 0 K: 1 S: 6	H: 1 LOB: 1 BB: 0 P: 6	R: 1 E: 0 K: 0 S: 4	H: 1 LOB: 0 BB: 0 P: 4	R: 1 E: 1 K: 1 S: 9	H: 4 LOB: 3 BB: 0 P: 9	R: 2 E: 0 K: 1 S: 7	H: 2 LOB: 2 BB: 2 P: 15	R: 0 E: 0 K: 0 S: 3	H: 0 LOB: 0 BB: 0 P: 3	R: 0 E: 0 K: 1 S: 5	H: 1 LOB: 1 BB: 1 P: 9

| | | | | | | | | | | | | | | | |

Batter	1	2	3	4	5	6	7	8	9	AB	R	H	RBI	BB	SO	LOB
Hector Lopez, R (1, 7) OBP: 0.274, SLG: 0.383	L9		F8	6-3		2B			6-3	5	0	1	0	0	0	2
Bobby Richardson, R (1, 4) OBP: 0.267, SLG: 0.310	1B		F8		FC5-4 1B	F4			F7	5	0	2	0	0	0	1
Tom Tresh, S (1, 8) OBP: 0.349, SLG: 0.500	L7		BB		FC5-4 HR 1-2f		G3		F9	4	1	0	0	1	0	2
Elston Howard, R (1, 2) OBP: 0.296, SLG: 0.484	F9		L7		HR 1-H		K			4	1	1	2	0	1	2
Roger Maris, L (1, 9) OBP: 0.326, SLG: 0.512		G6-4-3 1B		F7	K		K			4	1	1	0	0	2	0
Joe Pepitone, L (1, 3) OBP: 0.326, SLG: 0.521		G6-4-3 1B 1-2		BB 1B	1B			FC5-2 3B		4	1	4	0	0	0	0
Harry Bright, R (1, 5) OBP: 0.353, SLG: 0.435		G6-4-3 1-2 2-3		SH1-3 1B 1-2	4-3			6-3		3	0	1	0	1	0	2
Clete Boyer, R (1, 6) OBP: 0.338, SLG: 0.481		G6-4-3 1-2f 2-3 3-H		SH1-3 1-2 2-H		K		FC5-2 3-H		4	0	1	1	0	1	3
Whitey Ford, L (1, 1) OBP: 0.222, SLG: 0.242		5-3		SH1-3 1-2 2-3		K		F6		1	0	0	0	0	0	1
Bill Kunkel, R (6, 1)										1	0	0	0	0	1	0
Hal Reniff, R (7, 1)										0	0	0	0	0	0	0
Yogi Berra, L (8, PH) OBP: 0.194, SLG: 0.290										1	0	0	0	0	0	1
Steve Hamilton, L (9, 1) OBP: 0.333, SLG: 0.667										0	0	0	0	0	0	0
Inning Stats	R: 0 E: 0 K: 0 S: 4 H: 1 LOB: 1 BB: 0 P: 4	R: 1 E: 0 K: 0 S: 5 H: 3 LOB: 1 BB: 0 P: 5	R: 0 E: 0 K: 0 S: 3 H: 0 LOB: 1 BB: 1 P: 7	R: 1 E: 0 K: 0 S: 5 H: 2 LOB: 2 BB: 1 P: 9	R: 2 E: 0 K: 1 S: 8 H: 3 LOB: 1 BB: 0 P: 8	R: 0 E: 0 K: 2 S: 8 H: 1 LOB: 1 BB: 0 P: 8	R: 0 E: 0 K: 2 S: 7 H: 0 LOB: 0 BB: 0 P: 7	R: 0 E: 0 K: 0 S: 4 H: 1 LOB: 1 BB: 0 P: 4	R: 0 E: 0 K: 0 S: 3 H: 0 LOB: 0 BB: 0 P: 3	1B: 8 2B: 1 3B: 1 HR: 1	SF: 0 SAC: 1 DP: 1 HBP: 0						

PITCHER	IP	WLS	BF	H	R	ER	SO	BB	IBB	HBP	BLK	WP	HR	S	P	ERA	WHIP
Steve Barber, L (1, 1) ERA: 2.77	6.0	W	29	10	4	4	3	2	0	0	0	0	1	33	41	6.00	2.000
Dick Hall, R (7, 1) ERA: 3.11	3.0	S	10	1	0	0	2	0	0	0	0	0	0	14	14	0.00	0.333

PITCHER	IP	WLS	BF	H	R	ER	SO	BB	IBB	HBP	BLK	WP	HR	S	P	ERA	WHIP

BOTTOM

Baltimore Orioles @ New York Yankees

Yankee Stadium, Bronx, NY

Thu Jun 13 1963, 7:05 PM EDT
Att. 21,828 - Unknown - 76 F

livebaseballscorecards.com

AB	36
R	4
H	11
RBI	3
BB	2
SO	5
LOB	14

1B: 8 SF: 0
2B: 1 SAC: 1
3B: 1 DP: 1
HR: 1 HBP: 0

WP: 0 PA: 39
PB: 0
SB: 0
CS: 0

Baltimore Orioles @ Boston Red Sox

Fenway Park, Boston, MA

Fri Jun 14 1963, 7:05 PM EDT

Att. 18,015 - Unknown

TOP

livebaseballscorecards.com

Batter	1	2	3	4	5	6	7	8	9	AB	R	H	RBI	BB	SO	LOB
Luis Aparicio, R (1, 6) OBP: 0.319, SLG: 0.369	F8		F8		G6-4-3 1-2f			G4-6-3 BB 1-2 1B		4	0	1	0	0	0	2
Al Smith, R (1, 9) OBP: 0.361, SLG: 0.453	1B 1B		F7			K		BBBB G4-6-3 1-2 2-3 BB		3	0	1	0	1	1	0
Boog Powell, L (1, 7) OBP: 0.328, SLG: 0.506	F5		F9			BBBB FC5-4 BB		G4-6-3 1-2f 2-3 3-H		3	0	0	0	1	0	3
Jim Gentile, L (1, 3) OBP: 0.359, SLG: 0.414	BB 1-3 1B			F7		F4		F2		4	0	1	0	0	0	2
Brooks Robinson, R (1, 5) OBP: 0.325, SLG: 0.387	BBBB 1-2 BB			F9		FC5-4 1-2f			K	3	0	0	0	1	1	1
John Orsino, R (1, 2) OBP: 0.353, SLG: 0.414	K			5-3			K		F3	4	0	0	0	0	2	3
Russ Snyder, L (1, 8) OBP: 0.275, SLG: 0.290		5-3			E 2B		F7		BBBB BB	3	0	1	0	1	0	0
Jerry Adair, R (1, 4) OBP: 0.207, SLG: 0.340		G3			F6		5-3		K	4	0	0	0	0	1	2
Milt Pappas, R (1, 1) OBP: 0.160, SLG: 0.125		K			FC1 G6-4-3 2-3			BB 1B G4-6-3 1B		2	0	0	0	0	1	1
Wes Stock, R (6, 1)										0	0	0	0	0	0	0
Bob Saverine, S (8, PH) OBP: 0.321, SLG: 0.255										1	1	1	0	0	0	0
Dean Stone, L (8, 1)										0	0	0	0	0	0	0
Inning Stats	R: 0 E: 0 K: 1 S: 7 H: 2 LOB: 3 BB: 1 P: 11	R: 0 E: 0 K: 1 S: 5 H: 0 LOB: 0 BB: 0 P: 5	R: 0 E: 0 K: 0 S: 3 H: 0 LOB: 0 BB: 0 P: 3	R: 0 E: 0 K: 0 S: 3 H: 0 LOB: 0 BB: 0 P: 3	R: 0 E: 1 K: 0 S: 4 H: 1 LOB: 1 BB: 0 P: 4	R: 0 E: 0 K: 1 S: 5 H: 0 LOB: 1 BB: 1 P: 9	R: 0 E: 0 K: 1 S: 5 H: 0 LOB: 0 BB: 0 P: 5	R: 1 E: 0 K: 0 S: 4 H: 2 LOB: 1 BB: 1 P: 8	R: 0 E: 0 K: 2 S: 7 H: 0 LOB: 1 BB: 1 P: 11	1B: 4 2B: 1 3B: 0 HR: 0 SF: 0 SAC: 0 DP: 2 HBP: 0							WP: 0 PB: 0 SB: 0 CS: 0 PA: 35

	AB	31
	R	1
	H	5
	RBI	0
	BB	4
	SO	6
	LOB	14

PITCHER	IP	WLS	BF	H	R	ER	SO	BB	IBB	HBP	BLK	WP	HR	S	P	ERA	WHIP
Earl Wilson, R (1, 1) ERA: 2.71	7.0	W	29	5	1	1	4	3	0	0	0	0	0	34	46	1.29	1.143
Dick Radatz, R (8, 1) ERA: 0.88	2.0	S	6	0	0	0	2	1	0	0	0	0	0	9	13	0.00	0.500

PITCHER	IP	WLS	BF	H	R	ER	SO	BB	IBB	HBP	BLK	WP	HR	S	P	ERA	WHIP

Batter	1	2	3	4	5	6	7	8	9	AB	R	H	RBI	BB	SO	LOB
Chuck Schilling, R (1, 4) OBP: 0.347, SLG: 0.392	0-0 2B		0-0 ② F6		0-0 ② 4-3 1-2	0-0 ③ FC5-4 1-2f				4	0	1	0	0	0	3
Roman Mejias, R (1, 8) OBP: 0.197, SLG: 0.291	0-0 ① F2		0-0 HR		0-0 ③ F4		0-0 G4-6-3 1B			4	1	2	1	0	0	2
Carl Yastrzemski, L (1, 7) OBP: 0.378, SLG: 0.419	0-0 ② 4-3		0-0 ③ 6-3			0-0 2B 2B	0-0 ① ② G4-6-3 1-2f			4	1	1	0	0	0	2
Frank Malzone, R (1, 5) OBP: 0.381, SLG: 0.522	0-0 ③ F8			0-0 FC6-4 1B		0-0 ① 6-3	0-0 ③ F4			4	0	1	0	0	0	2
Dick Stuart, R (1, 3) OBP: 0.306, SLG: 0.510		0-0 HR		0-0 ① F8		B B B B 4-0 2B 2B BB		0-0 ① F9		3	2	1	1	1	0	1
Russ Nixon, L (1, 2) OBP: 0.353, SLG: 0.467		S S S 0-3 ① K		0-0 ② F7		0-0 2B 1-3 2-H 2B		0-0 1B		4	1	2	1	0	1	1
Eddie Bressoud, R (1, 6) OBP: 0.329, SLG: 0.430		B B B 4-0 G1-4-3 BB		0-0 ③ FC6-4 1-2f		H 1-0 2B FC5-2 HBP		0-0 ② F8		2	0	0	0	1	0	2
Lou Clinton, R (1, 9) OBP: 0.274, SLG: 0.410		0-0 ② ③ G1-4-3 1-2f			0-0 ① 1-3	0-0 1-3 2-H 3-H 2B		0-0 ③ F4		4	0	1	2	0	0	2
Earl Wilson, R (1, 1) OBP: 0.194, SLG: 0.229			0-0 ① 5-3		0-0 4-3 1B	0-0 ② FC5-2 FC5-4 3-H				3	0	1	0	0	0	2
Dick Radatz, R (8, 1)										0	0	0	0	0	0	0
Inning Stats	R: 0 E: 0 K: 0 S: 4 H: 1 LOB: 1 BB: 0 P: 4	R: 1 E: 0 K: 1 S: 5 H: 1 LOB: 0 BB: 1 P: 9	R: 1 E: 0 K: 0 S: 4 H: 1 LOB: 0 BB: 0 P: 4	R: 0 E: 0 K: 0 S: 4 H: 1 LOB: 1 BB: 0 P: 4	R: 0 E: 0 K: 0 S: 4 H: 1 LOB: 1 BB: 0 P: 4	R: 3 E: 0 K: 0 S: 6 H: 3 LOB: 2 BB: 1 P: 11	R: 0 E: 0 K: 0 S: 3 H: 1 LOB: 0 BB: 0 P: 3	R: 0 E: 0 K: 0 S: 4 H: 1 LOB: 1 BB: 0 P: 4		1B: 4 2B: 4 3B: 0 HR: 2	SF: 0 SAC: 0 DP: 2 HBP: 1						

PITCHER		IP	WLS	BF	H	R	ER	SO	BB	IBB	HBP	BLK	WP	HR	S	P	ERA	WHIP
Milt Pappas, R ERA: 2.84	(1, 1)	5.1	L	26	8	5	5	1	2	0	1	0	0	2	25	34	8.44	1.875
Wes Stock, R ERA: 4.13	(6, 1)	1.2		5	1	0	0	0	0	0	0	0	0	0	5	5	0.00	0.600
Dean Stone, L ERA: 4.76	(8, 1)	1.0		4	1	0	0	0	0	0	0	0	0	0	4	4	0.00	1.000

PITCHER	IP	WLS	BF	H	R	ER	SO	BB	IBB	HBP	BLK	WP	HR	S	P	ERA	WHIP

BOTTOM

Baltimore Orioles @ Boston Red Sox

Fenway Park, Boston, MA

Fri Jun 14 1963, 7:05 PM EDT

Att. 18,015 - Unknown

livebaseballscorecards.com

AB	32
R	5
H	10
RBI	5
BB	2
SO	1
LOB	17

Baltimore Orioles @ Boston Red Sox

Fenway Park, Boston, MA

Sun Jun 16 1963, 3:33 AM EDT

Unknown

TOP

livebaseballscorecards.com

Batter	1	2	3	4	5	6	7	8	9	AB	R	H	RBI	BB	SO	LOB
Luis Aparicio, R (1, 6) OBP: 0.314, SLG: 0.363	6-3		6-3		F2			F8		4	0	0	0	0	0	0
Russ Snyder, L (1, 8) OBP: 0.274, SLG: 0.288	1B 5-3 1B		6-3		4-3			F8		4	0	1	0	0	0	0
Al Smith, R (1, 9) OBP: 0.359, SLG: 0.454	5-3 1-2		6-3			F8		2B		4	0	1	0	0	0	1
Jim Gentile, L (1, 3) OBP: 0.357, SLG: 0.411	2-3 1B			3-1		K		3-1		4	0	1	0	0	1	1
Boog Powell, L (1, 7) OBP: 0.331, SLG: 0.512	F5			1B G3 2B		1B			1-3	4	1	2	0	0	0	2
Brooks Robinson, R (1, 5) OBP: 0.324, SLG: 0.385		F9		2-3 1B		K			K	4	0	1	0	0	2	1
Charlie Lau, L (1, 2) OBP: 0.194, SLG: 0.229		K		G3 1-1 3-H			4-3		F2	4	0	0	1	0	1	1
Jerry Adair, R (1, 4) OBP: 0.209, SLG: 0.340		1B		6-3			5-3			3	0	1	0	0	0	1
Ike Delock, R (1, 1) Dick Hall, R (5, 1) OBP: 0.400, SLG: 0.400		K			F7		K			2 1	0 0	0 0	0 0	0 0	1 1	1 0

	AB	34
	R	1
	H	7
	RBI	1
	BB	0
	SO	6
	LOB	8

Inning Stats	1	2	3	4	5	6	7	8	9	1B: 5	SF: 0	WP: 0	PA: 34
R:	0	0	0	1	0	0	0	0	0	2B: 2	SAC: 0	PB: 0	
E:	0	0	0	1	0	0	0	0	0	3B: 0	DP: 0	SB: 0	
K:	0	2	0	0	0	2	1	1	1	HR: 0	HBP: 0	CS: 0	
S:	5	8	3	5	3	8	5	4	5				
H:	2	1	0	2	0	1	0	1	0				
LOB:	2	1	0	1	0	1	1	1	0				
BB:	0	0	0	0	0	0	0	0	0				
P:	5	8	3	5	3	8	5	4	5				

PITCHER	IP	WLS	BF	H	R	ER	SO	BB	IBB	HBP	BLK	WP	HR	S	P	ERA	WHIP
Bill Monbouquette, R (1, 1) ERA: 3.48	9.0	W	34	7	1	1	6	0	0	0	0	0	0	46	46	1.00	0.778

Baltimore Orioles @ Boston Red Sox

Fenway Park, Boston, MA

Sun Jun 16 1963, 3:33 AM EDT

Unknown

BOTTOM

livebaseballscorecards.com

Batter	1	2	3	4	5	6	7	8	9	AB	R	H	RBI	BB	SO	LOB
Chuck Schilling, R (1, 4) OBP: 0.345, SLG: 0.390	4-3		F6		HR 1B 2-H 3-H		6-3			4	1	1	2	0	0	1
Roman Mejias, R (1, 8) OBP: 0.205, SLG: 0.335	F6		F9		HR 1-H			HR		4	2	2	3	0	0	1
Carl Yastrzemski, L (1, 7) OBP: 0.376, SLG: 0.421	F8			L8	3-1			1B 2B		4	1	1	0	0	0	0
Frank Malzone, R (1, 5) OBP: 0.379, SLG: 0.517		F9		6-3		F1		BB 1B 2-H		4	1	1	1	0	0	0
Dick Stuart, R (1, 3) OBP: 0.309, SLG: 0.523		6-3		6-3		HR		BB 1-2		3	1	1	1	1	0	0
Lou Clinton, R (1, 9) OBP: 0.278, SLG: 0.421		3B			SH1-3 BB 1B 1B	K		F5		4	1	2	0	0	1	2
Eddie Bressoud, R (1, 6) OBP: 0.323, SLG: 0.422		K			K	F2		K		4	0	0	0	0	3	4
Bob Tillman, R (1, 2) OBP: 0.268, SLG: 0.306			FC1-6 BB		SH1-3 1-2 1B BB		F8	1B 1-2 2-H		2	1	1	1	2	0	0
Bill Monbouquette, R (1, 1) OBP: 0.175, SLG: 0.132			FC1-6 1-2f		SH1-3 1-2 2-3		K	K		3	0	0	0	0	2	3
Inning Stats	R: 0 H: 0 E: 0 LOB: 0 K: 0 BB: 0 S: 3 P: 3	R: 0 H: 1 E: 0 LOB: 1 K: 1 BB: 0 S: 6 P: 6	R: 0 H: 0 E: 0 LOB: 1 K: 0 BB: 1 S: 3 P: 7	R: 0 H: 0 E: 0 LOB: 0 K: 0 BB: 0 S: 3 P: 3	R: 4 H: 3 E: 0 LOB: 0 K: 1 BB: 1 S: 8 P: 12	R: 1 H: 1 E: 0 LOB: 0 K: 1 BB: 0 S: 6 P: 6	R: 0 H: 0 E: 0 LOB: 0 K: 1 BB: 0 S: 5 P: 5	R: 3 H: 4 E: 0 LOB: 2 K: 2 BB: 1 S: 11 P: 15		1B: 4 SF: 0 2B: 1 SAC: 1 3B: 1 DP: 0 HR: 3 HBP: 0						

	AB	32
	R	8
	H	9
	RBI	8
	BB	3
	SO	6
	LOB	11

WP: 0 PA: 36
PB: 0
SB: 0
CS: 0

PITCHER		IP	WLS	BF	H	R	ER	SO	BB	IBB	HBP	BLK	WP	HR	S	P	ERA	WHIP
Ike Delock, R ERA: 4.66	(1, 1)	4.2	L	19	3	3	3	2	2	0	0	0	0	0	21	29	5.79	1.071
Dick Hall, R ERA: 3.95	(5, 1)	3.1		17	6	5	5	4	1	0	0	0	0	3	24	28	13.50	2.100

PITCHER	IP	WLS	BF	H	R	ER	SO	BB	IBB	HBP	BLK	WP	HR	S	P	ERA	WHIP

Baltimore Orioles @ Boston Red Sox

Fenway Park, Boston, MA

Sun Jun 16 1963, 3:38 AM EDT

Att. 29,258 - Unknown

TOP

livebaseballscorecards.com

Batter	1	2	3	4	5	6	7	8	9	AB	R	H	RBI	BB	SO	LOB
Luis Aparicio, R (1, 6) OBP: 0.312, SLG: 0.363	L4		L8		1B 2B	FC6-4 1-2f		F9		5	0	1	0	0	0	3
Joe Gaines, R (1, 8) OBP: 0.452, SLG: 0.604	1B BB		K		2-3 1B		2B BB	K		3	1	1	0	2	2	1
Brooks Robinson, R (1, 5) OBP: 0.325, SLG: 0.393	F4			4-3 2B	4-3		E G3 1-H	5-3		5	1	2	1	0	0	4
Boog Powell, L (1, 7) OBP: 0.328, SLG: 0.503	1-3 1B			4-3 2-3		4-3	K		K	5	0	1	0	0	2	2
Al Smith, R (1, 9) OBP: 0.355, SLG: 0.444	K			L4		1B BB BB	E3 WP G3 2-3		F8	4	1	0	0	1	1	4
John Orsino, R (1, 3) OBP: 0.340, SLG: 0.397		F2		K		F2	G3 1-2 3-H		F7	5	0	0	1	0	1	3
Dick Brown, R (1, 2) OBP: 0.315, SLG: 0.369		L7			1B 4-3 2B	1B BB 1-2	BB 2-3			2	2	1	0	2	0	0
Jerry Adair, R (1, 4) OBP: 0.214, SLG: 0.343		F8			1B 2-3	1B 1-2 2-H	K			4	0	2	1	0	1	2
Robin Roberts, S (1, 1) OBP: 0.267, SLG: 0.276			F7		4-3 3-H	FC6-4 1-2 2-H			1B	2	0	0	1	0	0	0
Wes Stock, R (5, 1)										0	0	0	0	0	0	0
Jim Gentile, L (6, PH) OBP: 0.360, SLG: 0.414										1	0	1	1	0	0	0
Stu Miller, R (6, 1) OBP: 0.250, SLG: 0.250										0	0	0	0	0	0	0
Russ Snyder, L (8, PH) OBP: 0.280, SLG: 0.295										1	0	1	0	0	0	0
Dean Stone, L (8, 1)										0	0	0	0	0	0	0
Inning Stats	R: 0 E: 0 K: 1 S: 6 H: 1 LOB: 2 BB: 1 P: 10	R: 0 E: 0 K: 0 S: 3 H: 0 LOB: 0 BB: 0 P: 3	R: 0 E: 0 K: 1 S: 5 H: 0 LOB: 0 BB: 0 P: 5	R: 0 E: 0 K: 1 S: 6 H: 1 LOB: 1 BB: 0 P: 6	R: 1 E: 0 K: 0 S: 6 H: 4 LOB: 2 BB: 0 P: 6	R: 2 E: 0 K: 0 S: 5 H: 2 LOB: 2 BB: 2 P: 13	R: 2 E: 1 K: 2 S: 9 H: 1 LOB: 2 BB: 2 P: 17	R: 0 E: 0 K: 1 S: 6 H: 1 LOB: 1 BB: 0 P: 6	R: 0 E: 0 K: 1 S: 5 H: 0 LOB: 0 BB: 0 P: 5	1B: 6 2B: 4 3B: 0 HR: 0 SF: 0 SAC: 0 DP: 0 HBP: 0	WP: 1 PB: 0 SB: 0 CS: 0 PA: 42					

	AB	37
	R	5
	H	10
	RBI	5
	BB	5
	SO	7
	LOB	19

PITCHER		IP	WLS	BF	H	R	ER	SO	BB	IBB	HBP	BLK	WP	HR	S	P	ERA	WHIP
Dave Morehead, R ERA: 4.25	(1, 1)	5.2	W	26	7	3	3	3	3	0	0	0	0	0	29	41	4.76	1.765
Jack Lamabe, R ERA: 3.27	(6, 1)	0.1		2	1	0	0	0	0	0	0	0	0	0	2	2	0.00	3.000
Dick Radatz, R ERA: 1.0	(7, 1)	3.0	S	14	2	2	1	4	2	0	0	0	1	0	20	28	3.00	1.333

PITCHER	IP	WLS	BF	H	R	ER	SO	BB	IBB	HBP	BLK	WP	HR	S	P	ERA	WHIP

Batter	1	2	3	4	5	6	7	8	9	AB	R	H	RBI	BB	SO	LOB
Chuck Schilling, R (1, 4) OBP: 0.338, SLG: 0.382	4-3		F7		F8	K	FC6-5 G6-4-3 2-3			5	0	0	0	0	1	2
Roman Mejias, R (1, 8) OBP: 0.211, SLG: 0.352	6-3		5-3		HR	FC3-2 E 1B HBP	G6-4-3 1-2f			4	2	1	1	0	0	1
Carl Yastrzemski, L (1, 7) OBP: 0.384, SLG: 0.434	2B 1B			2B 1B	1B 2B	E1 FC3-2 1B 1-2 2-3		WP BB 2B 1B		5	5	4	0	0	0	2
Frank Malzone, R (1, 5) OBP: 0.388, SLG: 0.530	1-H 2B			1-3 1B 2B	2-H 1B	FC3-2 1B 1-2 2-3 3-Hf		BBBB WP 1-2 2B BB		4	3	3	2	1	0	3
Dick Stuart, R (1, 3) OBP: 0.307, SLG: 0.515	F9			K	F2	BB 1B 1B 1-2 2-H 3-H		K 1-2 2-3		5	0	1	2	0	2	6
Lou Clinton, R (1, 9) OBP: 0.285, SLG: 0.427		F2		1B IBB	L8	BB 1B 1-2 2-H		2-H 3-H 2B		4	0	2	3	1	0	1
Eddie Bressoud, R (1, 6) OBP: 0.325, SLG: 0.418		F6		F3	1B 2B 1B BBBB 1-2 2-3 BB			F5		4	1	1	0	1	0	4
Russ Nixon, L (1, 2) OBP: 0.367, SLG: 0.468		K		1-3 2-H 3-H 1B	2B 1-3 E 1B F8			BBBB BB		4	1	2	2	1	1	3
Dave Morehead, R (1, 1) OBP: 0.050, SLG: 0.050			F3	K	E7 E FC3-2 1-H 3-H 2B	FC6-5 2B		K		2	0	0	0	0	1	2
Jack Lamabe, R (6, 1)										0	0	0	0	0	0	0
Dick Williams, R (6, PH) OBP: 0.207, SLG: 0.286										1	0	1	1	0	0	0
Dick Radatz, R (7, 1) OBP: 0.077, SLG: 0.154										2	0	1	0	0	1	2
Inning Stats	R: 1 E: 0 K: 0 S: 5 H: 2 LOB: 1 BB: 0 P: 5	R: 0 E: 0 K: 1 S: 5 H: 0 LOB: 0 BB: 0 P: 5	R: 0 E: 0 K: 0 S: 3 H: 0 LOB: 0 BB: 0 P: 3	R: 2 E: 0 K: 2 S: 10 H: 3 LOB: 2 BB: 1 P: 14	R: 2 E: 0 K: 0 S: 6 H: 3 LOB: 1 BB: 0 P: 6	R: 5 E: 2 K: 1 S: 11 H: 5 LOB: 3 BB: 1 P: 16	R: 0 E: 0 K: 0 S: 3 H: 1 LOB: 0 BB: 0 P: 3	R: 2 E: 0 K: 2 S: 9 H: 2 LOB: 2 BB: 2 P: 17		1B: 9 2B: 6 3B: 0 HR: 1 SF: 0 SAC: 0 DP: 1 HBP: 1						

PITCHER		IP	WLS	BF	H	R	ER	SO	BB	IBB	HBP	BLK	WP	HR	S	P	ERA	WHIP
Robin Roberts, R ERA: 3.41	(1, 1)	4.1	L	22	8	5	5	3	0	1	0	0	0	1	27	31	10.38	1.846
Wes Stock, R ERA: 4.05	(5, 1)	0.2		2	0	0	0	0	0	0	0	0	0	0	2	2	0.00	0.000
Stu Miller, R ERA: 3.03	(6, 1)	2.0		14	6	5	2	1	1	0	1	0	0	0	14	19	9.00	3.500
Dean Stone, L ERA: 5.5	(8, 1)	1.0		7	2	2	2	2	2	0	0	0	1	0	9	17	18.00	4.000

PITCHER	IP	WLS	BF	H	R	ER	SO	BB	IBB	HBP	BLK	WP	HR	S	P	ERA	WHIP

BOTTOM

Baltimore Orioles @ Boston Red Sox

Fenway Park, Boston, MA

Sun Jun 16 1963, 3:38 AM EDT

Att. 29,258 - Unknown

livebaseballscorecards.com

AB	40
R	12
H	16
RBI	11
BB	4
SO	6
LOB	26

WP: 1 PA: 45
PB: 0
SB: 0
CS: 0

Batter	1	2	3	4	5	6	7	8	9	AB	R	H	RBI	BB	SO	LOB
Luis Aparicio, R (1, 6) OBP: 0.314, SLG: 0.368	G3		6-3		2B 1-3 2-H 2B		5-3		1-3 1B	5	1	2	1	0	0	0
Jerry Adair, R (1, 4) OBP: 0.210, SLG: 0.336	6-3		K		K		5-3			4	0	0	0	0	2	2
Brooks Robinson, R (1, 5) OBP: 0.328, SLG: 0.390	BB		6-3		2B HR 3-H BB		K			2	1	0	0	2	1	0
Al Smith, R (1, 9) OBP: 0.353, SLG: 0.445	F9			F8	HR 1-3 2-H 2B			5-3		4	1	1	1	0	0	1
Joe Gaines, R (1, 8) (5, 7) OBP: 0.439, SLG: 0.635		F9		F9	2-H 3-H HR			F9		4	1	1	3	0	0	0
John Orsino, R (1, 3) OBP: 0.338, SLG: 0.392		BLK 1B		L8	F3			F6		4	0	1	0	0	0	0
Dick Brown, R (1, 2) OBP: 0.312, SLG: 0.362		6-3 1-2			K2-3	6-3			1B 1B	4	0	1	0	0	1	1
Jackie Brandt, R (1, 7) OBP: 0.307, SLG: 0.422 Russ Snyder, L (5, 8) OBP: 0.276, SLG: 0.289		F6			SH 2B 1B	F8			F9	2 2	1 0	1 0	0 0	0 0	0 0	1 1
Mike McCormick, L (1, 1) OBP: 0.278, SLG: 0.444			HR		SH 2B 1-2 WP	F7			K	3	2	1	1	0	1	1
Inning Stats	R: 0 E: 0 K: 0 S: 3 H: 0 LOB: 1 BB: 1 P: 7	R: 0 E: 0 K: 0 S: 4 H: 1 LOB: 1 BB: 0 P: 4	R: 1 E: 0 K: 1 S: 6 H: 1 LOB: 0 BB: 0 P: 6	R: 0 E: 0 K: 0 S: 3 H: 0 LOB: 0 BB: 0 P: 3	R: 6 E: 1 K: 2 S: 12 H: 4 LOB: 0 BB: 1 P: 16	R: 0 E: 0 K: 0 S: 3 H: 0 LOB: 0 BB: 0 P: 3	R: 0 E: 0 K: 1 S: 5 H: 0 LOB: 0 BB: 0 P: 5	R: 0 E: 0 K: 0 S: 3 H: 0 LOB: 0 BB: 0 P: 3	R: 0 E: 0 K: 1 S: 6 H: 2 LOB: 2 BB: 0 P: 6	1B: 4 2B: 2 3B: 0 HR: 2 SF: 0 SAC: 1 DP: 0 HBP: 0						

PITCHER		IP	WLS	BF	H	R	ER	SO	BB	IBB	HBP	BLK	WP	HR	S	P	ERA	WHIP
Wilbur Wood, L ERA: 3.38	(1, 1)	4.2	L	22	5	6	2	3	2	0	0	1	1	1	26	34	3.86	1.500
Jack Lamabe, R ERA: 3.02	(5, 1)	3.1		11	1	1	0	1	0	0	0	0	0	1	13	13	0.00	0.300
Arnold Earley, L ERA: 4.5	(9, 1)	1.0		4	2	0	0	1	0	0	0	0	0	0	6	6	0.00	2.000

PITCHER	IP	WLS	BF	H	R	ER	SO	BB	IBB	HBP	BLK	WP	HR	S	P	ERA	WHIP

TOP

Baltimore Orioles @ Boston Red Sox

Fenway Park, Boston, MA

Mon Jun 17 1963, 3:33 AM EDT

Att. 7,219 - Unknown

livebaseballscorecards.com

AB	34
R	7
H	8
RBI	6
BB	2
SO	5
LOB	7

Baltimore Orioles @ Boston Red Sox

Fenway Park, Boston, MA

Mon Jun 17 1963, 3:33 AM EDT

Att. 7,219 - Unknown

BOTTOM

livebaseballscorecards.com

Batter	1	2	3	4	5	6	7	8	9	AB	R	H	RBI	BB	SO	LOB
Chuck Schilling, R (1, 4) OBP: 0.337, SLG: 0.377	F7		F8			F8		BB, FC6-4		3	0	0	0	1	0	2
Roman Mejias, R (1, 8) OBP: 0.212, SLG: 0.350	CS, 1B		G5-4-3, 1-2f			K		FC6-4, 1-2f		4	0	1	0	0	1	3
Carl Yastrzemski, L (1, 7) OBP: 0.386, SLG: 0.430	F7, 1-2			K2-4-2, BB		BB		F8		2	0	0	0	2	0	2
Frank Malzone, R (1, 5) OBP: 0.381, SLG: 0.521		F8		F9		F6		FC6-4, 1-2f		4	0	0	0	0	0	3
Arnold Earley, L (9, 1) OBP: 0.143, SLG: 0.143										0	0	0	0	0	0	0
Dick Stuart, R (1, 3) OBP: 0.301, SLG: 0.505		F3		K2-4-2, 1-2f			6-3		6-3	4	0	0	0	0	1	1
Lou Clinton, R (1, 9) OBP: 0.293, SLG: 0.430		BB			F9		1B		1B	3	0	2	0	1	0	0
Eddie Bressoud, R (1, 6) OBP: 0.319, SLG: 0.410		K			6-3		F7		F8	4	0	0	0	0	1	3
Bob Tillman, R (1, 2) OBP: 0.275, SLG: 0.336			E, 1B		HR		K		1-3	4	1	2	1	0	1	2
Wilbur Wood, R (1, 1) Jack Lamabe, R (5, 1) Dick Williams, R (8, PH) (9, 5) OBP: 0.233, SLG: 0.414			E1, G5-4-3, 1-2		K			HR		1	0	0	0	0	0	1
										1	0	0	0	0	1	0
										1	1	1	1	0	0	0
Inning Stats	R: 0, E: 0, K: 0, S: 3, H: 1, LOB: 0, BB: 0, P: 3	R: 0, E: 0, K: 1, S: 5, H: 0, LOB: 1, BB: 1, P: 9	R: 0, E: 1, K: 0, S: 4, H: 1, LOB: 1, BB: 0, P: 4	R: 0, E: 0, K: 1, S: 4, H: 0, LOB: 1, BB: 1, P: 8	R: 1, E: 0, K: 1, S: 6, H: 1, LOB: 0, BB: 0, P: 6	R: 0, E: 0, K: 1, S: 5, H: 0, LOB: 1, BB: 1, P: 9	R: 0, E: 0, K: 1, S: 6, H: 1, LOB: 1, BB: 0, P: 6	R: 1, E: 0, K: 0, S: 4, H: 1, LOB: 1, BB: 1, P: 8	R: 0, E: 0, K: 0, S: 4, H: 1, LOB: 1, BB: 0, P: 4	1B: 4, 2B: 1, 3B: 0, HR: 2	SF: 0, SAC: 0, DP: 2, HBP: 0			WP: 0, PB: 0, SB: 0, CS: 1	PA: 35		

	AB	31
	R	2
	H	6
	RBI	2
	BB	4
	SO	5
	LOB	17

PITCHER	IP	WLS	BF	H	R	ER	SO	BB	IBB	HBP	BLK	WP	HR	S	P	ERA	WHIP
Mike McCormick, L (1, 1) ERA: 3.86	9.0	W	35	6	2	2	5	4	0	0	0	0	2	41	57	2.00	1.111

PITCHER	IP	WLS	BF	H	R	ER	SO	BB	IBB	HBP	BLK	WP	HR	S	P	ERA	WHIP

Baltimore Orioles @ Cleveland Indians

Cleveland Municipal Stadium, Cleveland, OH

Tue Jun 18 1963, 7:05 PM EDT

Att. 6,583 - Unknown

TOP

livebaseballscorecards.com

Batter	1	2	3	4	5	6	7	8	9	AB	R	H	RBI	BB	SO	LOB
Luis Aparicio, R (1, 6) OBP: 0.309, SLG: 0.362	F4		5-3 (1-2)			K		F4		4	0	0	0	0	1	2
Joe Gaines, R (1, 8) Stu Miller, R (8, 1) OBP: 0.250, SLG: 0.250	4-3			B5-3		5-3		K		4 0	0 0	0 0	0 0	0 0	1 0	1 0
Brooks Robinson, R (1, 5) OBP: 0.327, SLG: 0.385	F8			BB		L4		K		3	0	0	0	1	1	1
Jim Gentile, L (1, 3) OBP: 0.358, SLG: 0.425		K		F7			HR		F7	4	1	1	1	0	1	1
Al Smith, R (1, 9) OBP: 0.356, SLG: 0.443		L7		K			3-1 1B		2B 3-1 HBP	3	1	1	0	0	1	1
Boog Powell, L (1, 7) OBP: 0.326, SLG: 0.503		F8			G3		3-1 (1-2)		3-1 (1-3) BLK 2B	4	1	1	0	0	0	1
Charlie Lau, L (1, 2) OBP: 0.200, SLG: 0.231			F3		1B		K		3-1 (2-3, 3-H)	4	0	1	1	0	1	2
Jerry Adair, R (1, 4) OBP: 0.206, SLG: 0.330			K		F3		K		K (3-H)	4	0	0	0	0	3	2
Dave McNally, R (1, 1) Wes Stock, R (3, 1) Russ Snyder, L (8, PH) (8, 8) OBP: 0.281, SLG: 0.296			K WP		K			1B		1 1 1	0 0 0	0 0 1	0 0 0	0 0 0	1 1 0	0 1 0

	AB	33
	R	3
	H	5
	RBI	2
	BB	1
	SO	11
	LOB	12

Inning Stats																		
	R: 0	H: 0	R: 0	H: 0	R: 0	H: 0	R: 0	H: 0	R: 0	H: 1	R: 0	H: 0	R: 1	H: 2	R: 0	H: 1	R: 2	H: 1
	E: 0	LOB: 0	E: 0	LOB: 0	E: 0	LOB: 1	E: 0	LOB: 1	E: 0	LOB: 1	E: 0	LOB: 0	E: 0	LOB: 1	E: 0	LOB: 1	E: 0	LOB: 0
	K: 0	BB: 0	K: 1	BB: 0	K: 2	BB: 0	K: 1	BB: 1	K: 1	BB: 0	K: 1	BB: 0	K: 2	BB: 0	K: 2	BB: 0	K: 1	BB: 0
	S: 3	P: 3	S: 5	P: 5	S: 8	P: 8	S: 5	P: 9	S: 6	P: 6	S: 5	P: 5	S: 9	P: 9	S: 8	P: 8	S: 6	P: 7

	1B: 3	SF: 0	WP: 2	PA: 35
	2B: 1	SAC: 0	PB: 0	
	3B: 0	DP: 0	SB: 0	
	HR: 1	HBP: 1	CS: 0	

PITCHER		IP	WLS	BF	H	R	ER	SO	BB	IBB	HBP	BLK	WP	HR	S	P	ERA	WHIP
Barry Latman, R ERA: 4.61	(1, 1)	9.0	W	35	5	3	3	11	1	0	1	1	2	1	55	60	3.00	0.667

PITCHER	IP	WLS	BF	H	R	ER	SO	BB	IBB	HBP	BLK	WP	HR	S	P	ERA	WHIP

Baltimore Orioles @ Cleveland Indians

Cleveland Municipal Stadium, Cleveland, OH

Tue Jun 18 1963, 7:05 PM EDT

Att. 6,583 - Unknown

livebaseballscorecards.com

Batter	1	2	3	4	5	6	7	8	9	AB	R	H	RBI	BB	SO	LOB
Dick Howser, R (1, 6) OBP: 0.344, SLG: 0.279	FC3-6, 1B, BB 1B	FC5-6, S 1-2f 2-3	5-3 2-3		G5-4-3 2-H 1B			F7		5	1	2	1	0	0	3
Jerry Kindall, R (1, 4) OBP: 0.261, SLG: 0.313	FC3-6 1-2 1B	SF8 1-2 3-H	5-3		G5-4-3 1-2f			F2		4	0	1	1	0	0	2
Willie Kirkland, L (1, 9) OBP: 0.350, SLG: 0.514	FC3-6 BB BB 1-2f 2-3	HBP		HR		FC5-4 1B		S S S K		4	1	2	1	0	1	2
Max Alvis, R (1, 5) OBP: 0.310, SLG: 0.406	B B B B BB 1-2 BB	F6		F7		FC5-4 G5-4-3 1-2f				3	0	0	0	1	0	3
Woodie Held, R (1, 8) OBP: 0.345, SLG: 0.435	S S S K	S S S K		F8		G5-4-3 1-2f				4	0	0	0	0	2	4
Tito Francona, L (1, 3) OBP: 0.293, SLG: 0.318	B B B B 1-2 2-3 3-H BB	2B 1B		1B			F6			3	1	2	1	1	0	0
Joe Azcue, R (1, 2) OBP: 0.333, SLG: 0.404	6-3	1B 1-H 2B	S S S K				F7			4	1	1	1	0	1	4
Willie Tasby, R (1, 7) OBP: 0.455, SLG: 0.667		B B B B FC5-6 BB SF8 BB	2B 2-3 1B		1B 2B		B B B B BB			2	3	2	0	2	0	0
Barry Latman, R (1, 1) OBP: 0.250, SLG: 0.467		B B B B FC5-6 1-2 BB	5-3 1-H 3-H 2B		B5		S S S K			3	0	1	2	1	1	2
Inning Stats	R: 1 H: 2 E: 0 LOB: 3 K: 1 BB: 2 S: 7 P: 15	R: 1 H: 0 E: 0 LOB: 2 K: 0 BB: 2 S: 3 P: 12	R: 3 H: 4 E: 0 LOB: 1 K: 1 BB: 0 S: 9 P: 9	R: 1 H: 2 E: 0 LOB: 1 K: 1 BB: 0 S: 7 P: 7	R: 1 H: 2 E: 0 LOB: 0 K: 0 BB: 0 S: 4 P: 4	R: 0 H: 1 E: 0 LOB: 0 K: 0 BB: 0 S: 3 P: 3	R: 0 H: 0 E: 0 LOB: 1 K: 1 BB: 1 S: 5 P: 9	R: 0 H: 0 E: 0 LOB: 0 K: 1 BB: 0 S: 5 P: 5		1B: 7 SF: 1 2B: 3 SAC: 0 3B: 0 DP: 2 HR: 1 HBP: 1	WP: 0 PA: 39 PB: 0 SB: 1 CS: 0					

	AB	32
	R	7
	H	11
	RBI	7
	BB	5
	SO	5
	LOB	20

PITCHER		IP	WLS	BF	H	R	ER	SO	BB	IBB	HBP	BLK	WP	HR	S	P	ERA	WHIP
Dave McNally, L ERA: 4.91	(1, 1)	2.1	L	18	6	5	5	2	4	0	1	0	0	0	17	34	19.29	4.286
Wes Stock, R ERA: 4.03	(3, 1)	4.2		18	5	2	2	2	1	0	0	0	0	1	21	25	3.86	1.286
Stu Miller, R ERA: 2.95	(8, 1)	1.0		3	0	0	0	1	0	0	0	0	0	0	5	5	0.00	0.000

PITCHER	IP	WLS	BF	H	R	ER	SO	BB	IBB	HBP	BLK	WP	HR	S	P	ERA	WHIP

Baltimore Orioles @ Cleveland Indians

Cleveland Municipal Stadium, Cleveland, OH

Wed Jun 19 1963, 7:05 PM EDT

Unknown

TOP

livebaseballscorecards.com

Batter	1	2	3	4	5	6	7	8	9	AB	R	H	RBI	BB	SO	LOB
Luis Aparicio, R (1, 6) OBP: 0.305, SLG: 0.357	6-3		F8		F4			6-3		4	0	0	0	0	0	0
Al Smith, R (1, 9) OBP: 0.354, SLG: 0.439	6-3		K			K		1B		4	0	1	0	0	2	0
Brooks Robinson, R (1, 5) OBP: 0.322, SLG: 0.379	5-3			6-3		F5		F3		4	0	0	0	0	0	1
Jim Gentile, L (1, 3) OBP: 0.360, SLG: 0.439		1B 1B		HR		4-3		F8		4	1	2	1	0	0	1
Boog Powell, L (1, 7) OBP: 0.330, SLG: 0.508		FC5-4 1-2 1B		F7			F5		1B SH1-3 2B	4	1	2	0	0	0	0
Jackie Brandt, R (1, 8) OBP: 0.311, SLG: 0.423		FC5-4 FC4 1-2f		1B			K		SH1-3 2-3 1B	4	0	2	0	0	1	2
Charlie Lau, L (1, 2) OBP: 0.205, SLG: 0.233		K		4-3			HR 1B		F6	4	1	1	0	0	1	5
Jerry Adair, R (1, 4) OBP: 0.204, SLG: 0.327		FC4 1-2f			F4		HR 1-H		SH1-3 1-2 3-H	2	0	0	0	0	0	2
Bob Saverine, S (7, PH) OBP: 0.333, SLG: 0.333 (7, 4)										1	1	1	3	0	0	0
Steve Barber, L (1, 1) OBP: 0.095, SLG: 0.098			4-3		F7		6-3		6-3	2	0	0	0	0	0	0
Russ Snyder, L (7, PH) OBP: 0.279, SLG: 0.293										1	0	0	0	0	0	0
Stu Miller, R (7, 1) OBP: 0.200, SLG: 0.200										1	0	0	0	0	0	1
Inning Stats	R: 0 E: 0 K: 0 S: 3 H: 0 LOB: 0 BB: 0 P: 3	R: 0 E: 0 K: 1 S: 7 H: 2 LOB: 2 BB: 0 P: 7	R: 0 E: 0 K: 1 S: 5 H: 0 LOB: 0 BB: 0 P: 5	R: 1 E: 0 K: 0 S: 5 H: 2 LOB: 1 BB: 0 P: 5	R: 0 E: 0 K: 0 S: 3 H: 0 LOB: 0 BB: 0 P: 3	R: 0 E: 0 K: 1 S: 5 H: 0 LOB: 0 BB: 0 P: 5	R: 2 E: 0 K: 1 S: 7 H: 2 LOB: 0 BB: 0 P: 7	R: 0 E: 0 K: 0 S: 4 H: 1 LOB: 1 BB: 0 P: 4	R: 1 E: 0 K: 0 S: 5 H: 2 LOB: 1 BB: 0 P: 5	1B: 6 2B: 1 3B: 0 HR: 2 SF: 0 SAC: 1 DP: 0 HBP: 0						

	AB	35
	R	4
	H	9
	RBI	4
	BB	0
	SO	4
	LOB	12

WP: 0 PA: 36
PB: 0
SB: 0
CS: 0

PITCHER		IP	WLS	BF	H	R	ER	SO	BB	IBB	HBP	BLK	WP	HR	S	P	ERA	WHIP
Pedro Ramos, R ERA: 3.35	(1, 1)	6.1		23	4	1	1	3	0	0	0	0	0	1	29	29	1.42	0.632
Ted Abernathy, R ERA: 3.0	(7, 1)	2.2	W	13	5	3	3	1	0	0	0	0	0	1	15	15	10.12	1.875

PITCHER		IP	WLS	BF	H	R	ER	SO	BB	IBB	HBP	BLK	WP	HR	S	P	ERA	WHIP

Batter	1	2	3	4	5	6	7	8	9	AB	R	H	RBI	BB	SO	LOB
Dick Howser, R (1, 6) OBP: 0.341, SLG: 0.285	WP 1B 2B	6-3			4-3		K			4	1	1	0	0	1	0
Jerry Kindall, R (1, 4) OBP: 0.260, SLG: 0.309	SH5-4 1B 2-H 1B	4-3			F8			F6		4	1	1	1	0	0	0
Willie Kirkland, L (1, 9) OBP: 0.354, SLG: 0.514	SH5-4 1-2 1B		F8		1B			F7		4	1	2	0	0	0	0
Max Alvis, R (1, 5) OBP: 0.306, SLG: 0.400	SH5-4 1-2 2-3		F6		F8			F6		3	0	0	0	0	0	1
Woodie Held, R (1, 8) OBP: 0.348, SLG: 0.434	1B SF8 IBB		L8			FC6-4 1B			F5	3	1	1	0	1	0	0
Tito Francona, L (1, 3) OBP: 0.297, SLG: 0.322	1-3 2-H 3-H 1B			G6-3 1B		FC6-4 4-3 1-2f			K	4	0	2	2	0	1	1
Joe Azcue, R (1, 2) OBP: 0.330, SLG: 0.435	SF8 3-H			G6-3 1-2f		4-3 1-2			HR	3	1	1	2	0	0	2
Willie Tasby, R (1, 7) OBP: 0.429, SLG: 0.545	K			FC6-4 BB			K			2	0	0	0	1	2	1
Pedro Ramos, S (1, 1) OBP: 0.067, SLG: 0.067 Ted Abernathy, R (7, 1)		K		FC6-4 1-2f			6-3			2 1	0 0	0 0	0 0	0 0	1 0	1 0
Inning Stats	R: 4 H: 4 E: 0 LOB: 1 K: 1 BB: 1 S: 9 P: 13	R: 0 H: 0 E: 0 LOB: 0 K: 1 BB: 0 S: 5 P: 5	R: 0 H: 0 E: 0 LOB: 0 K: 0 BB: 0 S: 3 P: 3	R: 0 H: 1 E: 0 LOB: 1 K: 0 BB: 1 S: 3 P: 7	R: 0 H: 1 E: 0 LOB: 1 K: 0 BB: 0 S: 4 P: 4	R: 0 H: 1 E: 0 LOB: 0 K: 0 BB: 0 S: 3 P: 3	R: 0 H: 0 E: 0 LOB: 0 K: 2 BB: 0 S: 7 P: 7	R: 0 H: 0 E: 0 LOB: 0 K: 0 BB: 0 S: 3 P: 3	R: 1 H: 1 E: 0 LOB: 0 K: 1 BB: 0 S: 5 P: 5	1B: 6 SF: 1 2B: 1 SAC: 1 3B: 0 DP: 1 HR: 1 HBP: 0				WP: 1 PA: 34 PB: 0 SB: 0 CS: 0		

BOTTOM

Baltimore Orioles @ Cleveland Indians

Cleveland Municipal Stadium, Cleveland, OH

Wed Jun 19 1963, 7:05 PM EDT

Unknown

livebaseballscorecards.com

AB	30
R	5
H	8
RBI	5
BB	2
SO	5
LOB	6

PITCHER		IP	WLS	BF	H	R	ER	SO	BB	IBB	HBP	BLK	WP	HR	S	P	ERA	WHIP
Steve Barber, L ERA: 2.78	(1, 1)	6.0		25	7	4	2	2	1	1	0	0	1	0	27	35	3.00	1.333
Stu Miller, R ERA: 2.98	(7, 1)	2.2	L	9	1	1	1	3	0	0	0	0	0	1	15	15	3.38	0.375

PITCHER	IP	WLS	BF	H	R	ER	SO	BB	IBB	HBP	BLK	WP	HR	S	P	ERA	WHIP

Baltimore Orioles @ Cleveland Indians

Cleveland Municipal Stadium, Cleveland, OH

Wed Jun 19 1963, 7:05 PM EDT

Att. 13,150 - Unknown

TOP

livebaseballscorecards.com

Batter	1	2	3	4	5	6	7	8	9	AB	R	H	RBI	BB	SO	LOB
Luis Aparicio, R (1, 6) OBP: 0.306, SLG: 0.359	F8		2-H 2B		E5 4-3 1B	IBB		F9		4	1	1	1	1	0	0
Bob Saverine, S (1, 4) OBP: 0.322, SLG: 0.308	6-3		5-3		4-3 2-3	G1-2-3 3-Hf		S 1B BB		4	1	0	0	1	0	5
Brooks Robinson, R (1, 5) OBP: 0.324, SLG: 0.379	K		6-3		FC5 1-3 1B 3-H		K	G4-3 1-H 1B		5	0	2	2	0	2	1
Jim Gentile, L (1, 3) OBP: 0.366, SLG: 0.445		4-3 1B		FC1-5 1B 1B	1-3 1-2		BB 1B 1B	G4-3 1-2f		4	0	3	0	0	0	1
Joe Gaines, R (7, PR) OBP: 0.408, SLG: 0.579 (7, 7)										1	1	0	0	0	0	1
Boog Powell, L (1, 7) OBP: 0.337, SLG: 0.505 (7, 3)		4-3 1-2		1-2 1B FC1-5 1B	IBB		1B 1B 1-2 BB		F8	3	2	1	0	2	0	1
Jackie Brandt, R (1, 8) OBP: 0.304, SLG: 0.413		5-3		FC1-5 1B 1-2 2-3f	FC5 2-3f		F3		4-3	5	0	0	0	0	0	7
Russ Snyder, L (1, 9) OBP: 0.299, SLG: 0.308		4-3		1-2 2-H 1B		1B G1-2-3 BB	1B 1-3 2-H 1B		2-4 1B	4	0	3	2	1	0	1
Dick Brown, R (1, 2) OBP: 0.321, SLG: 0.370			E5 SH1-4 2B	F2		SH3-4 1-3 1B	1B 1-2 3-H 1B		2-4 1-2	4	1	2	1	0	0	2
Milt Pappas, R (1, 1) OBP: 0.148, SLG: 0.115			SH1-4 1-2	F4		SH3-4 1-2	K			2	0	0	0	0	1	4

	AB	36
	R	6
	H	12
	RBI	6
	BB	5
	SO	3
	LOB	23

Inning Stats	1	2	3	4	5	6	7	8	9
	R: 0 E: 0 K: 1 S: 5	H: 0 LOB: 0 BB: 0 P: 5	R: 0 E: 0 K: 0 S: 4	H: 1 LOB: 1 BB: 0 P: 4	R: 1 E: 1 K: 0 S: 5	H: 1 LOB: 1 BB: 0 P: 5	R: 1 E: 0 K: 0 S: 6	H: 3 LOB: 2 BB: 0 P: 6	R: 1 E: 1 K: 0 S: 5	H: 1 LOB: 2 BB: 1 P: 9	R: 0 E: 0 K: 0 S: 3	H: 1 LOB: 2 BB: 2 P: 11	R: 2 E: 0 K: 2 S: 10	H: 3 LOB: 2 BB: 1 P: 14	R: 1 E: 0 K: 0 S: 3	H: 1 LOB: 0 BB: 1 P: 7	R: 0 E: 0 K: 0 S: 3	H: 1 LOB: 1 BB: 0 P: 3

	1B: 11	SF: 0	WP: 0	PA: 43
	2B: 1	SAC: 2	PB: 0	
	3B: 0	DP: 2	SB: 1	
	HR: 0	HBP: 0	CS: 0	

PITCHER		IP	WLS	BF	H	R	ER	SO	BB	IBB	HBP	BLK	WP	HR	S	P	ERA	WHIP
Gary Bell, R ERA: 3.49	(1, 1)	6.0	L	29	7	3	1	1	1	2	0	0	0	0	28	40	1.50	1.333
Sam McDowell, L ERA: 4.91	(7, 1)	1.1		9	3	3	3	2	2	0	0	0	0	0	11	19	20.25	3.750
Jerry Walker, R ERA: 3.71	(8, 1)	0.2		2	1	0	0	0	0	0	0	0	0	0	2	2	0.00	1.500
Ron Nischwitz, L ERA: 6.48	(9, 1)	1.0		4	1	0	0	0	0	0	0	0	0	0	3	3	0.00	1.000

PITCHER	IP	WLS	BF	H	R	ER	SO	BB	IBB	HBP	BLK	WP	HR	S	P	ERA	WHIP

BOTTOM

Baltimore Orioles @ Cleveland Indians

Cleveland Municipal Stadium, Cleveland, OH

Wed Jun 19 1963, 7:05 PM EDT

Att. 13,150 - Unknown

livebaseballscorecards.com

Batter	1	2	3	4	5	6	7	8	9	AB	R	H	RBI	BB	SO	LOB
Dick Howser, R (1, 6) OBP: 0.335, SLG: 0.279	6-3		K			4-3		K		3	0	0	0	0	1	1
Sam McDowell, L (7, 1) OBP: 0.278, SLG: 0.235										0	0	0	0	0	0	0
Jerry Walker, S (8, 1) OBP: 0.250, SLG: 0.182										0	0	0	0	0	0	0
Gene Green, R (8, PH) OBP: 0.244, SLG: 0.250										1	0	0	0	0	1	1
Ron Nischwitz, S (9, 1)										0	0	0	0	0	0	0
Jerry Kindall, R (1, 4)(7, 6) OBP: 0.247, SLG: 0.292	K		F8			K		F9		4	0	0	0	0	2	2
Willie Kirkland, L (1, 8) OBP: 0.359, SLG: 0.513	1B			F2			HR		K	4	1	2	0	0	1	0
Tito Francona, L (1, 3) OBP: 0.302, SLG: 0.339	G3			4-3			1-H HR		BB	3	1	1	2	1	0	1
Woodie Held, R (1, 5)(7, 4) OBP: 0.342, SLG: 0.425		6-3		F9			F9		K	4	0	0	0	0	1	1
Al Luplow, L (1, 9) OBP: 0.260, SLG: 0.281		3-1			4-3		F6		F8	4	0	0	0	0	0	1
Joe Azcue, R (1, 2) OBP: 0.320, SLG: 0.421		K			F8		F9			3	0	0	0	0	1	0
Willie Tasby, R (1, 7) OBP: 0.412, SLG: 0.500			1B		K			5-3		3	0	1	0	0	1	0
Gary Bell, R (1, 1) OBP: 0.125, SLG: 0.067			F9			G3		1B		1	0	0	0	0	0	1
Miguel de la Hoz, R (6, PH)(7, 5) OBP: 0.214, SLG: 0.357										2	0	1	0	0	0	0

	AB	32
	R	2
	H	5
	RBI	2
	BB	1
	SO	8
	LOB	8

Inning Stats	1	2	3	4	5	6	7	8	9
	R: 0 H: 1 E: 0 LOB: 1 K: 1 BB: 0 S: 6 P: 6	R: 0 H: 0 E: 0 LOB: 0 K: 1 BB: 0 S: 5 P: 5	R: 0 H: 1 E: 0 LOB: 1 K: 1 BB: 0 S: 6 P: 6	R: 0 H: 0 E: 0 LOB: 0 K: 0 BB: 0 S: 3 P: 3	R: 0 H: 0 E: 0 LOB: 0 K: 1 BB: 0 S: 5 P: 5	R: 0 H: 0 E: 0 LOB: 0 K: 1 BB: 0 S: 5 P: 5	R: 2 H: 2 E: 0 LOB: 0 K: 0 BB: 0 S: 5 P: 5	R: 0 H: 1 E: 0 LOB: 1 K: 1 BB: 0 S: 6 P: 6	R: 0 H: 0 E: 0 LOB: 1 K: 2 BB: 1 S: 7 P: 11

	1B: 4	SF: 0	WP: 0	PA: 33
	2B: 0	SAC: 0	PB: 0	
	3B: 0	DP: 0	SB: 1	
	HR: 1	HBP: 0	CS: 0	

PITCHER	IP	WLS	BF	H	R	ER	SO	BB	IBB	HBP	BLK	WP	HR	S	P	ERA	WHIP
Milt Pappas, R (1, 1) ERA: 2.74	9.0	W	33	5	2	2	8	1	0	0	0	0	1	48	52	2.00	0.667

PITCHER	IP	WLS	BF	H	R	ER	SO	BB	IBB	HBP	BLK	WP	HR	S	P	ERA	WHIP

Baltimore Orioles @ Cleveland Indians

Cleveland Municipal Stadium, Cleveland, OH

Thu Jun 20 1963, 7:05 PM EDT

Att. 4,304 - Unknown - 59 F

TOP

livebaseballscorecards.com

Batter	1	2	3	4	5	6	7	8	9	AB	R	H	RBI	BB	SO	LOB
Luis Aparicio, R (1, 6) OBP: 0.308, SLG: 0.365	F9		F9		SF8 2-3 3-H		1-H 2-H 3-H 2B		FC6-4 1B	4	0	2	4	0	0	0
Bob Saverine, S (1, 4) OBP: 0.297, SLG: 0.281	4-3		F6		F9		F9		F3	5	0	0	0	0	0	2
Brooks Robinson, R (1, 5) OBP: 0.321, SLG: 0.376	F4		F8			G4-6-3 1B	6-3		FC6-4 1-2f	5	0	1	0	0	0	1
Jim Gentile, L (1, 3) OBP: 0.367, SLG: 0.461		1B 2B		S S S K		F5		HR	1-3	5	2	2	1	0	1	2
Boog Powell, L (1, 7) OBP: 0.335, SLG: 0.500		FC6-4 2-H 1B		3-1		G4-6-3 1-2f		F5		4	0	1	1	0	0	1
Jackie Brandt, R (1, 8) OBP: 0.304, SLG: 0.412		FC6-4 1-2f FC6-4		F9			1B 1B 1B	S S S	K2-3	3	1	1	0	0	0	1
Joe Gaines, R (7, 8) OBP: 0.403, SLG: 0.569										1	0	0	0	0	1	0
Russ Snyder, L (1, 9) OBP: 0.312, SLG: 0.323		FC6-4 1-2f			SH3-4 1B SF8 1B		SH 1B 1-3 2B 1B		E6 1B	4	2	3	0	0	0	1
Dick Brown, R (1, 2) OBP: 0.329, SLG: 0.377	F8				SF8 SH3-4 1-2 1B		SH 1-2 2B 3-H 1B		FC	4	1	2	1	0	0	2
Dick Hall, R (1, 1) OBP: 0.455, SLG: 0.727			HR		SH3-4 1-2 2-3		SH 1-2 2-3 2B		F7	1	2	1	1	0	0	0
Stu Miller, R (7, 1) OBP: 0.200, SLG: 0.200										0	0	0	0	0	0	0
Al Smith, R (8, PH) OBP: 0.353, SLG: 0.437										1	0	0	0	0	0	2
Wes Stock, R (8, 1)										0	0	0	0	0	0	0
Dean Stone, L (8, 1)										0	0	0	0	0	0	0

	AB	R	H	RBI	BB	SO	LOB
	37	8	13	8	0	2	12

Inning Stats	1	2	3	4	5	6	7	8	9
R	0	1	1	0	1	0	4	1	0
E	0	0	0	0	0	0	0	1	0
K	0	0	0	1	0	0	0	1	0
S	3	5	4	5	5	3	7	8	4
H	0	2	1	0	2	1	4	2	1
LOB	0	1	0	0	1	0	0	1	0
BB	0	0	0	0	0	0	0	0	0
P	3	5	4	5	5	3	7	8	4

	1B	2B	3B	HR	SF	SAC	DP	HBP	PA
	9	2	0	2	1	2	1	0	40

	WP	PB	SB	CS
	0	0	0	0

PITCHER		IP	WLS	BF	H	R	ER	SO	BB	IBB	HBP	BLK	WP	HR	S	P	ERA	WHIP
Dick Donovan, R ERA: 4.43	(1, 1)	6.0		26	9	6	6	1	0	0	0	0	0	1	28	28	9.00	1.500
Jerry Walker, R ERA: 3.86	(7, 1)	1.0	W	4	1	1	1	0	0	0	0	0	0	0	4	4	9.00	1.000
Bob Allen, L ERA: 3.48	(8, 1)	0.2		5	2	1	1	1	0	0	0	0	0	1	7	7	13.50	3.000
Ted Abernathy, R ERA: 2.79	(8, 1)	1.1	S	5	1	0	0	0	0	0	0	0	0	0	5	5	0.00	0.750

PITCHER		IP	WLS	BF	H	R	ER	SO	BB	IBB	HBP	BLK	WP	HR	S	P	ERA	WHIP

Baltimore Orioles @ Cleveland Indians

Cleveland Municipal Stadium, Cleveland, OH

Thu Jun 20 1963, 7:05 PM EDT

Att. 4,304 - Unknown - 59 F

BOTTOM

livebaseballscorecards.com

Batter	1	2	3	4	5	6	7	8	9	AB	R	H	RBI	BB	SO	LOB
Woodie Held, R (1, 4) OBP: 0.347, SLG: 0.442	HR		K		1-3		SH1 1B HR 1-2 2-3 BB	2-3 1B		4	2	2	1	1	1	0
Jerry Kindall, R (1, 6) OBP: 0.244, SLG: 0.286	K		K		K		SH1 HR 1-2 2-H 3-H 1B	K		5	1	1	2	0	4	2
Willie Kirkland, L (1, 8) OBP: 0.356, SLG: 0.504	L8 S 1B		F3		1-3		SH1 1-2 2-3	3-1		4	0	1	0	0	0	2
Tito Francona, L (1, 3) OBP: 0.300, SLG: 0.333	L8 1-3			F5		L4	HR IBB			3	1	0	0	1	0	1
Max Alvis, R (1, 5) OBP: 0.309, SLG: 0.416	1-3			HBP HR 1B		F7	HR 1-H 2-H 3-H			4	2	2	4	0	0	1
Al Luplow, L (1, 9) OBP: 0.272, SLG: 0.289		3-1		HR 1-2 HBP		1B	G5-4-3 1B			3	1	2	0	0	0	0
Joe Azcue, R (1, 2) OBP: 0.327, SLG: 0.485		HR		HR 1-H 2-H		K	G5-4-3 1-2f			4	2	2	4	0	1	2
Willie Tasby, R (1, 7) OBP: 0.429, SLG: 0.500		6-3		6-3			BB BB 1B 1B	1B SH3-4 1B		4	1	2	0	0	0	0
Dick Donovan, L (1, 1) OBP: 0.071, SLG: 0.071 Jerry Walker, S (7, 1) OBP: 0.250, SLG: 0.182 Gene Green, R (7, PH) OBP: 0.262, SLG: 0.250 Pedro Ramos, S (7, PR) OBP: 0.067, SLG: 0.067 Bob Allen, L (8, 1) Ted Abernathy, R (8, 1)	K		K	K			BB 1B 1-2 BB	SH3-4 1-2		2 0 0 0 0 0 0	0 0 0 1 0 0 0	0 0 0 0 0 0 0	0 0 0 0 0 0 0	2 0 1 0 0 0 0	0 0 0 0 0 0 0	0 0 0 0 0 0 0
Inning Stats	R: 1 H: 2 E: 0 LOB: 1 K: 1 BB: 0 S: 7 P: 7	R: 1 H: 1 E: 0 LOB: 0 K: 1 BB: 0 S: 6 P: 6	R: 0 H: 0 E: 0 LOB: 0 K: 2 BB: 0 S: 7 P: 7	R: 3 H: 2 E: 0 LOB: 0 K: 1 BB: 0 S: 7 P: 8	R: 0 H: 0 E: 0 LOB: 0 K: 1 BB: 0 S: 5 P: 5	R: 0 H: 1 E: 0 LOB: 1 K: 1 BB: 0 S: 6 P: 6	R: 6 H: 4 E: 0 LOB: 1 K: 0 BB: 3 S: 6 P: 18	R: 0 H: 2 E: 0 LOB: 2 K: 1 BB: 0 S: 7 P: 7		1B: 8 SF: 0 2B: 0 SAC: 2 3B: 0 DP: 1 HR: 4 HBP: 1						

	AB	33
	R	11
	H	12
	RBI	11
	BB	3
	SO	8
	LOB	8

PITCHER		IP	WLS	BF	H	R	ER	SO	BB	IBB	HBP	BLK	WP	HR	S	P	ERA	WHIP
Dick Hall, R ERA: 4.98	(1, 1)	6.0	L	27	7	7	7	7	1	0	1	0	0	3	39	44	10.50	1.333
Stu Miller, R ERA: 3.53	(7, 1)	1.0		7	3	4	4	0	1	1	0	0	0	1	5	13	36.00	4.000
Wes Stock, R ERA: 3.96	(8, 1)	0.2		4	2	0	0	1	0	0	0	0	0	0	6	6	0.00	3.000
Dean Stone, L ERA: 5.4	(8, 1)	0.1		1	0	0	0	0	0	0	0	0	0	0	1	1	0.00	0.000

PITCHER	IP	WLS	BF	H	R	ER	SO	BB	IBB	HBP	BLK	WP	HR	S	P	ERA	WHIP

Batter	1	2	3	4	5	6	7	8	9	AB	R	H	RBI	BB	SO	LOB
Luis Aparicio, R (1, 6) OBP: 0.311, SLG: 0.367	S S S 0-3 ① K		x 0-0 FC4-6 1B		x 0-0 1B			x 0-0 ② L8		4	0	2	0	0	1	0
Russ Snyder, L (1, 9) OBP: 0.303, SLG: 0.313	x 0-0 ② 4-3		x 0-0 ② FC4-6 FC6-4 1-2f		x 0-0 ③ F6			S S S 0-3 ③ K		4	0	0	0	0	1	2
Brooks Robinson, R (1, 5) OBP: 0.317, SLG: 0.370	S S S 0-3 ③ K		x 0-0 ③ FC6-4 1-2f			x 0-0 ① 1-6-3			x 0-0 ① F5	4	0	0	0	0	1	1
Jim Gentile, L (1, 3) OBP: 0.365, SLG: 0.458 Jerry Adair, R (9, PR) OBP: 0.204, SLG: 0.327		x 0-0 ① F9		x 0-0 ① F4		x 0-0 ② G1			x 0-0 1B 1B 1B	4 0	0 1	1 0	0 0	0 0	0 0	0 0
Boog Powell, L (1, 7) OBP: 0.338, SLG: 0.497		B B B B 4-0 WP 1B BB		x 0-0 ② L7		x 0-0 ③ F6			x 0-0 1B 1B 1-3 1B	3	1	1	0	1	0	0
Jackie Brandt, R (1, 8) OBP: 0.312, SLG: 0.418		x 0-0 1-H 1B		x 0-0 1B			x 0-0 ① F9		x 0-0 1B 1-2 3-H 1B	4	0	3	2	0	0	0
Dick Brown, R (1, 2) OBP: 0.326, SLG: 0.370 Joe Gaines, R (9, PR) OBP: 0.403, SLG: 0.569		S S S 0-3 ② K		x 0-0 ③ F2			x 0-0 ② 6-3		x 0-0 1-2 2-3 1B	4 0	0 0	1 0	0 0	0 0	1 0	2 0
Bob Saverine, S (1, 4) OBP: 0.284, SLG: 0.267 Al Smith, R (9, PH) OBP: 0.351, SLG: 0.435		x 0-0 ③ F7			S S S 0-3 ① K		x 0-0 ③ 1-3		S S S 0-3 ② K	3 1	0 0	0 0	0 0	0 0	1 1	1 3
Ike Delock, R (1, 1) Charlie Lau, L (8, PH) OBP: 0.200, SLG: 0.227 Dean Stone, L (8, 1) John Orsino, R (9, PH) OBP: 0.336, SLG: 0.389			x 0-0 ① F7		S S S 0-3 ② K			x 0-0 ① F4	x 0-0 ③ 5-3	2 1 0 1	0 0 0 0	0 0 0 0	0 0 0 0	0 0 0 0	1 0 0 0	0 0 0 3
Inning Stats	R: 0 H: 0 E: 0 LOB: 0 K: 2 BB: 0 S: 7 P: 7	R: 1 H: 1 E: 0 LOB: 1 K: 1 BB: 1 S: 6 P: 10	R: 0 H: 1 E: 0 LOB: 1 K: 0 BB: 0 S: 4 P: 4	R: 0 H: 1 E: 0 LOB: 1 K: 0 BB: 0 S: 4 P: 4	R: 0 H: 1 E: 0 LOB: 1 K: 2 BB: 0 S: 8 P: 8	R: 0 H: 0 E: 0 LOB: 0 K: 0 BB: 0 S: 3 P: 3	R: 0 H: 0 E: 0 LOB: 0 K: 0 BB: 0 S: 3 P: 3	R: 0 H: 0 E: 0 LOB: 0 K: 1 BB: 0 S: 5 P: 5	R: 1 H: 4 E: 0 LOB: 3 K: 1 BB: 0 S: 9 P: 9	1B: 8 SF: 0 2B: 0 SAC: 0 3B: 0 DP: 0 HR: 0 HBP: 0						WP: 1 PA: 36 PB: 0 SB: 0 CS: 0

PITCHER		IP	W/L/S	BF	H	R	ER	SO	BB	IBB	HBP	BLK	WP	HR	S	P	ERA	WHIP
Lee Stange, R ERA: 2.53	(1, 1)	8.1	W	34	8	2	2	6	1	0	0	0	1	0	45	49	2.16	1.080
Bill Dailey, R ERA: 2.14	(9, 1)	0.2	S	2	0	0	0	1	0	0	0	0	0	0	4	4	0.00	0.000

PITCHER	IP	W/L/S	BF	H	R	ER	SO	BB	IBB	HBP	BLK	WP	HR	S	P	ERA	WHIP

Baltimore Orioles @ Minnesota Twins

Metropolitan Stadium, Bloomington , MI

Fri Jun 21 1963, 8:05 PM EDT

Unknown

TOP

livebaseballscorecards.com

AB	35
R	2
H	8
RBI	2
BB	1
SO	7
LOB	12

Batter	1	2	3	4	5	6	7	8	9	AB	R	H	RBI	BB	SO	LOB
Zoilo Versalles, R (1, 6) OBP: 0.322, SLG: 0.430	F2		F6		G5-4-3 1-2f		F3			4	0	0	0	0	0	2
Vic Power, R (1, 3) OBP: 0.275, SLG: 0.346	F8			F8		F8		F9		4	0	0	0	0	0	0
Harmon Killebrew, R (1, 7) OBP: 0.364, SLG: 0.562 Lenny Green, L (9, 8) OBP: 0.307, SLG: 0.319	5-3			HR		BBB HR BB		F8		3 0	2 0	1 0	1 0	1 0	0 0	0 0
Jimmie Hall, L (1, 8) (9, 7) OBP: 0.321, SLG: 0.407		F8		BBB HR BB		1-H HR		F8		3	2	1	2	1	0	0
Bob Allison, R (1, 9) OBP: 0.389, SLG: 0.591		5-3		1-H HR		5-3				3	1	1	2	0	0	0
Earl Battey, R (1, 2) OBP: 0.345, SLG: 0.511		F7		F3		BBB BB				2	0	0	0	1	0	0
Rich Rollins, R (1, 5) OBP: 0.373, SLG: 0.434			BBB BB	F3		6-3				2	0	0	0	1	0	1
Bernie Allen, L (1, 4) OBP: 0.285, SLG: 0.307			SSS K		F9		3-1			3	0	0	0	0	1	1
Lee Stange, R (1, 1) OBP: 0.333, SLG: 0.333 Bill Dailey, R (9, 1) OBP: 0.222, SLG: 0.125			SSS K		G5-4-3 1B		F6			3 0	0 0	1 0	0 0	0 0	1 0	1 0
Inning Stats	R: 0 E: 0 K: 0 S: 3 H: 0 LOB: 0 BB: 0 P: 3	R: 0 E: 0 K: 0 S: 3 H: 0 LOB: 0 BB: 0 P: 3	R: 0 E: 0 K: 2 S: 7 H: 0 LOB: 1 BB: 1 P: 11	R: 3 E: 0 K: 0 S: 5 H: 2 LOB: 0 BB: 1 P: 9	R: 0 E: 0 K: 0 S: 3 H: 1 LOB: 0 BB: 0 P: 3	R: 2 E: 0 K: 0 S: 4 H: 1 LOB: 1 BB: 2 P: 12	R: 0 E: 0 K: 0 S: 3 H: 0 LOB: 0 BB: 0 P: 3	R: 0 E: 0 K: 0 S: 3 H: 0 LOB: 0 BB: 0 P: 3		1B: 1 2B: 0 3B: 0 HR: 3 SF: 0 SAC: 0 DP: 1 HBP: 0				WP: 0 PB: 0 SB: 0 CS: 0 PA: 31		

PITCHER		IP	WLS	BF	H	R	ER	SO	BB	IBB	HBP	BLK	WP	HR	S	P	ERA	WHIP
Ike Delock, R ERA: 4.93	(1, 1)	7.0	L	28	4	5	5	2	4	0	0	0	0	3	28	44	6.43	1.143
Dean Stone, L ERA: 5.12	(8, 1)	1.0		3	0	0	0	0	0	0	0	0	0	0	3	3	0.00	0.000

PITCHER	IP	WLS	BF	H	R	ER	SO	BB	IBB	HBP	BLK	WP	HR	S	P	ERA	WHIP

BOTTOM

Baltimore Orioles @ Minnesota Twins

Metropolitan Stadium, Bloomington , MI

Fri Jun 21 1963, 8:05 PM EDT

Unknown

livebaseballscorecards.com

AB	27
R	5
H	4
RBI	5
BB	4
SO	2
LOB	5

Baltimore Orioles @ Minnesota Twins

Metropolitan Stadium, Bloomington , MI

Fri Jun 21 1963, 8:05 PM EDT

Att. 22,586 - Unknown

TOP

livebaseballscorecards.com

Batter	1	2	3	4	5	6	7	8	9	AB	R	H	RBI	BB	SO	LOB
Luis Aparicio, R (1, 6) OBP: 0.309, SLG: 0.364	1-3		6-3	E5 1-2 3-H		6-3 BB 1B	F8			5	1	1	0	0	0	2
Joe Gaines, R (1, 7) OBP: 0.403, SLG: 0.548	6-3		K	1-3 2-H		1-2 BB		K		4	0	1	1	1	2	0
Brooks Robinson, R (1, 5) OBP: 0.322, SLG: 0.370	BB			BB 1-3 3-H		6-3 1-2 2-3		5-3		3	1	1	1	2	0	2
Jim Gentile, L (1, 3) OBP: 0.359, SLG: 0.448	F6			L7 K		4-3		F6		5	0	0	0	0	1	6
Al Smith, R (1, 9) OBP: 0.357, SLG: 0.454		5-3		E5 1-2 FC6-4	G6-4-3		HR		K	5	2	3	1	0	1	0
Jackie Brandt, R (1, 8) OBP: 0.316, SLG: 0.417 Russ Snyder, L (7, 8) OBP: 0.308, SLG: 0.341		F7		FC6-4 1-3 2-H	G6-4-3 1-2f		BB		HR	3 1	1 1	1 1	1 1	1 0	0 0	1 0
Bob Johnson, R (1, 4) OBP: 0.333, SLG: 0.469		HR		FC6-4 HBP 1-2f 3-H	BB		F8		1B	4	2	2	2	1	0	2
John Orsino, R (1, 2) OBP: 0.338, SLG: 0.392		F8		1B 1-2 E HBP	F8		1-H 2B		F9	4	1	1	1	0	0	2
Robin Roberts, S (1, 1) OBP: 0.286, SLG: 0.294			6-3	E 1-3 2-H		6-3	1B		K	5	1	2	1	0	1	1

	AB	39
	R	10
	H	13
	RBI	9
	BB	5
	SO	5
	LOB	16

Inning Stats									
	R: 0 E: 0 K: 0 S: 3	H: 0 LOB: 1 BB: 1 P: 7	R: 1 E: 0 K: 0 S: 4	H: 1 LOB: 0 BB: 0 P: 4	R: 0 E: 0 K: 1 S: 5	H: 0 LOB: 0 BB: 0 P: 5	R: 6 E: 1 K: 1 S: 11	H: 5 LOB: 2 BB: 1 P: 16	R: 0 E: 0 K: 0 S: 3	H: 1 LOB: 1 BB: 1 P: 7
	R: 0 E: 0 K: 0 S: 4	H: 1 LOB: 2 BB: 1 P: 8	R: 2 E: 0 K: 0 S: 5	H: 3 LOB: 1 BB: 1 P: 9	R: 0 E: 0 K: 1 S: 5	H: 0 LOB: 0 BB: 0 P: 5	R: 1 E: 0 K: 2 S: 9	H: 2 LOB: 1 BB: 0 P: 9	1B: 9 2B: 1 3B: 0 HR: 3	SF: 0 SAC: 0 DP: 1 HBP: 1	WP: 0 PB: 0 SB: 0 CS: 0	PA: 45

PITCHER		IP	WLS	BF	H	R	ER	SO	BB	IBB	HBP	BLK	WP	HR	S	P	ERA	WHIP
Garry Roggenburk, L ERA: 4.85	(1, 1)	3.2	L	17	3	5	4	1	2	0	1	0	0	1	16	25	9.82	1.364
Mike Fornieles, R ERA: 6.95	(4, 1)	0.1		5	3	2	0	1	0	0	0	0	0	0	7	7	0.00	9.000
Bill Pleis, L ERA: 3.0	(5, 1)	3.0		15	5	2	2	0	3	0	0	0	0	1	12	24	6.00	2.667
Ray Moore, R ERA: 7.48	(8, 1)	2.0		8	2	1	1	3	0	0	0	0	0	1	14	14	4.50	1.000

PITCHER		IP	WLS	BF	H	R	ER	SO	BB	IBB	HBP	BLK	WP	HR	S	P	ERA	WHIP

Baltimore Orioles @ Minnesota Twins

Metropolitan Stadium, Bloomington , MI

Fri Jun 21 1963, 8:05 PM EDT

Att. 22,586 - Unknown

BOTTOM

Batter	1	2	3	4	5	6	7	8	9	AB	R	H	RBI	BB	SO	LOB
Zoilo Versalles, R (1, 6) OBP: 0.316, SLG: 0.422	6-3		F9		F9		4-3		FC6-4 1-2f	5	0	0	0	0	0	1
Vic Power, R (1, 3) OBP: 0.274, SLG: 0.343	K		F6		G3		1B		FC6-4 1-2f	5	0	1	0	0	1	1
Harmon Killebrew, R (1, 7) OBP: 0.367, SLG: 0.564	BB		2B		4-3		F6			3	0	1	0	1	0	1
Jimmie Hall, L (1, 8) OBP: 0.325, SLG: 0.424	4-3		F5			1B 2B		G5-3 2B		4	1	2	0	0	0	2
Bob Allison, R (1, 9) OBP: 0.391, SLG: 0.588		F6		2B 1B		6-3		BB G5-3		3	1	1	0	1	0	1
Earl Battey, R (1, 2) OBP: 0.348, SLG: 0.513 Jerry Zimmerman, R (9, 2)		2B HBP		1-H 2B		6-3		G5-3 1-2 2-3f		3 0	0 0	1 0	1 0	0 0	0 0	3 0
Rich Rollins, R (1, 5) OBP: 0.374, SLG: 0.440 Johnny Goryl, R (6, 5) OBP: 0.313, SLG: 0.500	2B 1-3		K			1B 2-H		F3		2 2	0 0	1 1	0 0	0 0	1 1	1 1
Bernie Allen, L (1, 4) OBP: 0.281, SLG: 0.301	1-3		F7		G3				F7	4	0	0	0	0	0	4
Garry Roggenburk, R (1, 1) Mike Fornieles, R (4, 1) OBP: 0.333, SLG: 0.833 Lenny Green, L (4, PH) OBP: 0.306, SLG: 0.317 Bill Pleis, L (5, 1) Vic Wertz, L (7, PH) Ray Moore, R (8, 1) Don Mincher, L (9, PH) OBP: 0.250, SLG: 0.056	4-3			F9			F7		FC6-4 BB	1 0 1 0 1 0 0	0 0 0 0 0 0 0	0 0 0 0 0 0 0	0 0 0 0 0 0 0	0 0 0 0 0 0 1	0 0 0 0 0 0 0	2 0 1 0 0 0 0
Inning Stats	R: 0 E: 0 K: 1 S: 5 H: 0 LOB: 1 BB: 1 P: 9	R: 0 E: 0 K: 0 S: 4 H: 1 LOB: 2 BB: 0 P: 5	R: 0 E: 0 K: 0 S: 4 H: 1 LOB: 1 BB: 0 P: 4	R: 1 E: 0 K: 1 S: 7 H: 2 LOB: 1 BB: 0 P: 7	R: 0 E: 0 K: 0 S: 3 H: 0 LOB: 0 BB: 0 P: 3	R: 1 E: 0 K: 0 S: 5 H: 2 LOB: 1 BB: 0 P: 5	R: 0 E: 0 K: 0 S: 4 H: 1 LOB: 1 BB: 0 P: 4	R: 0 E: 0 K: 0 S: 3 H: 1 LOB: 1 BB: 1 P: 7	R: 0 E: 0 K: 0 S: 3 H: 0 LOB: 1 BB: 1 P: 7	1B: 3 2B: 5 3B: 0 HR: 0	SF: 0 SAC: 0 DP: 1 HBP: 1			WP: 0 PB: 0 SB: 0 CS: 0	PA: 38		

livebaseballscorecards.com

AB	34
R	2
H	8
RBI	2
BB	3
SO	2
LOB	18

PITCHER		IP	WLS	BF	H	R	ER	SO	BB	IBB	HBP	BLK	WP	HR	S	P	ERA	WHIP
Robin Roberts, R ERA: 3.29	(1, 1)	9.0	W	38	8	2	2	2	3	0	1	0	0	0	38	51	2.00	1.222

PITCHER	IP	WLS	BF	H	R	ER	SO	BB	IBB	HBP	BLK	WP	HR	S	P	ERA	WHIP

Baltimore Orioles @ Minnesota Twins

Metropolitan Stadium, Bloomington , MI

Sat Jun 22 1963, 4:33 AM EDT

Att. 19,244 - Unknown

TOP

livebaseballscorecards.com

Batter	1	2	3	4	5	6	7	8	9	AB	R	H	RBI	BB	SO	LOB
Luis Aparicio, R (1, 6) OBP: 0.308, SLG: 0.362	L8		1B			F6		1-3 1-2		4	0	1	0	0	0	2
Russ Snyder, L (1, 9) OBP: 0.306, SLG: 0.338	1B		G3			F8		2-3		4	0	1	0	0	0	4
Brooks Robinson, R (1, 5) OBP: 0.321, SLG: 0.366	F3			6-3			BBBB 1B FC3-6 BB	SSS K		3	1	0	0	1	1	4
Jim Gentile, L (1, 3) OBP: 0.357, SLG: 0.445	SSS K			4-3			FC3-6 1-3 1B		L8	4	0	1	0	0	1	1
Boog Powell, L (1, 7) OBP: 0.332, SLG: 0.487		4-3		F8			FC3-6 5-3 1-2f 3-H		4-3	4	0	0	1	0	0	1
Jackie Brandt, R (1, 8) OBP: 0.310, SLG: 0.409		6-3			F9		5-3 1-2		SSS K	4	0	0	0	0	1	1
Bob Johnson, R (1, 4) OBP: 0.316, SLG: 0.442		L5			L9		L4			3	0	0	0	0	0	1
Dick Brown, R (1, 2) OBP: 0.326, SLG: 0.369			SSS K		6-3			1B 1B		3	0	1	0	0	1	0
Mike McCormick, L (1, 1) OBP: 0.250, SLG: 0.400			1-3			F7		1-3 1-3 1B		2	0	0	0	0	0	0
Charlie Lau, L (8, PH) OBP: 0.217, SLG: 0.244										1	0	1	0	0	0	0
Bob Saverine, S (8, PR) OBP: 0.284, SLG: 0.267										0	0	0	0	0	0	0
Wes Stock, R (8, 1)										0	0	0	0	0	0	0

	AB	32
	R	1
	H	5
	RBI	1
	BB	1
	SO	4
	LOB	14

Inning Stats	1	2	3	4	5	6	7	8	9
	R: 0 E: 0 K: 1 S: 6	H: 1 LOB: 1 BB: 0 P: 6	R: 0 E: 0 K: 0 S: 3	H: 0 LOB: 0 BB: 0 P: 3	R: 0 E: 0 K: 1 S: 6	H: 1 LOB: 1 BB: 0 P: 6	R: 0 E: 0 K: 0 S: 3	H: 0 LOB: 0 BB: 0 P: 3	R: 0 E: 0 K: 0 S: 3	H: 0 LOB: 0 BB: 0 P: 3	R: 0 E: 0 K: 0 S: 3	H: 0 LOB: 0 BB: 0 P: 3	R: 1 E: 0 K: 0 S: 4	H: 1 LOB: 1 BB: 1 P: 8	R: 0 E: 0 K: 1 S: 7	H: 2 LOB: 3 BB: 0 P: 7	R: 0 E: 0 K: 1 S: 5	H: 0 LOB: 0 BB: 0 P: 5

1B: 5	SF: 0
2B: 0	SAC: 0
3B: 0	DP: 0
HR: 0	HBP: 0

WP: 0	PA: 33
PB: 0	
SB: 0	
CS: 0	

PITCHER		IP	WLS	BF	H	R	ER	SO	BB	IBB	HBP	BLK	WP	HR	S	P	ERA	WHIP
Jim Perry, R ERA: 2.84	(1, 1)	7.1	W	28	5	1	1	2	1	0	0	0	0	0	31	35	1.23	0.818
Bill Dailey, R ERA: 2.06	(8, 1)	1.2	S	5	0	0	0	2	0	0	0	0	0	0	9	9	0.00	0.000

PITCHER		IP	WLS	BF	H	R	ER	SO	BB	IBB	HBP	BLK	WP	HR	S	P	ERA	WHIP

Baltimore Orioles @ Minnesota Twins

Metropolitan Stadium, Bloomington , MI

Sat Jun 22 1963, 4:33 AM EDT

Att. 19,244 - Unknown

livebaseballscorecards.com

BOTTOM

Batter	1	2	3	4	5	6	7	8	9	AB	R	H	RBI	BB	SO	LOB
Zoilo Versalles, R (1, 6) OBP: 0.319, SLG: 0.446	F7		F8		HR		HR			4	2	2	2	0	0	0
Vic Power, R (1, 5) (9, 3) OBP: 0.273, SLG: 0.353	HR		F7		L5		F8			4	1	1	1	0	0	0
Harmon Killebrew, R (1, 7) OBP: 0.370, SLG: 0.575 Lenny Green, L (9, 8) OBP: 0.306, SLG: 0.317	4-3		2B		2B			F9		4 0	0 0	2 0	0 0	0 0	0 0	0 0
Bob Allison, R (1, 8) (7, 9) OBP: 0.392, SLG: 0.583	BB		IBB		F6			F5		2	0	0	0	2	0	1
Wally Post, R (1, 9) OBP: 0.250, SLG: 0.441 Jimmie Hall, L (7, 8) (9, 7) OBP: 0.329, SLG: 0.443	1-2 BB		K			K		3B		2 1	0 0	0 1	0 0	1 0	2 0	2 0
Earl Battey, R (1, 2) OBP: 0.346, SLG: 0.507	F6			6-3		K		BB		3	0	0	0	1	1	2
Vic Wertz, L (1, 3) Bernie Allen, L (9, 4) OBP: 0.281, SLG: 0.301		BB G6-4-3		4-3		F6		F6		3 0	0 0	0 0	0 0	1 0	0 0	2 0
Johnny Goryl, R (1, 4) (9, 5) OBP: 0.263, SLG: 0.421		1-2f G6-4-3		K			K			3	0	0	0	0	2	1
Jim Perry, S (1, 1) OBP: 0.273, SLG: 0.200 Bill Dailey, R (8, 1) OBP: 0.222, SLG: 0.125		K			F3		6-3			3 0	0 0	0 0	0 0	0 0	1 0	0 0
Inning Stats	R: 1 E: 0 K: 0 S: 4 H: 1 LOB: 2 BB: 2 P: 12	R: 0 E: 0 K: 1 S: 4 H: 0 LOB: 0 BB: 1 P: 8	R: 0 E: 0 K: 1 S: 6 H: 1 LOB: 2 BB: 1 P: 10	R: 0 E: 0 K: 1 S: 5 H: 0 LOB: 0 BB: 0 P: 5	R: 1 E: 0 K: 0 S: 5 H: 2 LOB: 1 BB: 0 P: 5	R: 0 E: 0 K: 2 S: 7 H: 0 LOB: 0 BB: 0 P: 7	R: 1 E: 0 K: 1 S: 6 H: 1 LOB: 0 BB: 0 P: 6	R: 0 E: 0 K: 0 S: 4 H: 1 LOB: 2 BB: 1 P: 8		1B: 0 2B: 2 3B: 1 HR: 3	SF: 0 SAC: 0 DP: 1 HBP: 0						

	AB	29
	R	3
	H	6
	RBI	3
	BB	5
	SO	6
	LOB	8

WP: 0 PB: 0 SB: 0 CS: 0 PA: 34

PITCHER		IP	WLS	BF	H	R	ER	SO	BB	IBB	HBP	BLK	WP	HR	S	P	ERA	WHIP
Mike McCormick, L ERA: 3.86	(1, 1)	7.0	L	29	5	3	3	6	3	1	0	0	0	3	37	53	3.86	1.143
Wes Stock, R ERA: 3.86	(8, 1)	1.0		5	1	0	0	0	1	0	0	0	0	0	4	8	0.00	2.000

PITCHER	IP	WLS	BF	H	R	ER	SO	BB	IBB	HBP	BLK	WP	HR	S	P	ERA	WHIP

Batter	1	2	3	4	5	6	7	8	9	AB	R	H	RBI	BB	SO	LOB
Luis Aparicio, R (1, 6) OBP: 0.306, SLG: 0.357	BBBB 4-0 F7 BB		SSS 0-3 ① K	x 0-0 ③ F5		x 0-0 ③ F9		x 0-0 ② 5-3		4	0	0	0	1	1	4
Joe Gaines, R (1, 7) OBP: 0.390, SLG: 0.515	x 0-0 ① F7 1-2		x 0-0 ② L7		x 0-0 ① B1-3		BBBB 4-0 WP S 2B BB	SSS 0-3 ③ K		4	1	0	0	1	1	2
Brooks Robinson, R (1, 5) OBP: 0.319, SLG: 0.363	SSS 0-3 ② K		x 0-0 ③ FC4-6 1-2f		x 0-0 2B 1B		SSS 0-3 ① K 1-3		x 0-0 ① 5-3	5	0	1	0	0	2	3
Jim Gentile, L (1, 3) OBP: 0.361, SLG: 0.450	x 0-0 ③ F4			x 0-0 BB 1B WP 1B	x 0-0 FC5 1-3 2B		x 0-0 ② F2		BBBB 4-0 FC6-4 BB	4	1	2	0	1	0	2
Al Smith, R (1, 9) OBP: 0.366, SLG: 0.478		x 0-0 HR		x 0-0 WP BB 1-2 1B	BBBB 4-0 BB		x 0-0 1B 3-H 2B		x 0-0 ② FC6-4 1B 1-2f	4	2	3	2	1	0	1
Jackie Brandt, R (1, 8) OBP: 0.309, SLG: 0.404 Stu Miller, R (7, 1) OBP: 0.333, SLG: 0.333		SSS 0-3 ① K		x 0-0 ① F5	x 0-0 ② F6		BBBB 4-0 1B BB		x 0-0 1-3 1B	3 1	0 0	0 1	0 0	1 0	1 0	5 0
Bob Johnson, R (1, 4) OBP: 0.328, SLG: 0.436 Jerry Adair, R (8, 4) OBP: 0.204, SLG: 0.326		SSS 0-3 ② K	BBBB 4-0 WP 1-2 2-3 BB	x 0-0 ③ FC5 2-3f		x 0-0 1-3 2-H 1B		x 0-0 ③ F8		3 1	0 0	1 0	1 0	1 0	1 0	3 2
Dick Brown, R (1, 2) OBP: 0.323, SLG: 0.356		x 0-0 ③ F7	BBBB 4-0 1-2 2-3 3-H BB		x 0-0 ① F4	SSS 0-3 ③ K				3	0	0	0	1	1	2
Steve Barber, L (1, 1) OBP: 0.111, SLG: 0.093 Russ Snyder, L (7, 8) OBP: 0.304, SLG: 0.336			BBBB 4-0 FC4-6 BB	SSS 0-3 ② K		x 0-0 ② 5-3		x 0-0 ① 4-3		2 1	0 0	0 0	0 0	1 0	1 0	3 0
Inning Stats	R: 0 E: 0 K: 1 S: 5 H: 0 LOB: 1 BB: 1 P: 9	R: 1 E: 0 K: 2 S: 8 H: 1 LOB: 0 BB: 0 P: 8	R: 0 E: 0 K: 1 S: 5 H: 0 LOB: 1 BB: 1 P: 9	R: 1 E: 0 K: 1 S: 7 H: 2 LOB: 3 BB: 2 P: 15	R: 0 E: 0 K: 0 S: 5 H: 2 LOB: 3 BB: 1 P: 9	R: 0 E: 0 K: 0 S: 3 H: 0 LOB: 0 BB: 0 P: 3	R: 2 E: 0 K: 2 S: 9 H: 2 LOB: 2 BB: 2 P: 17	R: 0 E: 0 K: 1 S: 5 H: 0 LOB: 0 BB: 0 P: 5	R: 0 E: 0 K: 0 S: 4 H: 1 LOB: 2 BB: 1 P: 8	1B: 5 2B: 2 3B: 0 HR: 1	SF: 0 SAC: 0 DP: 0 HBP: 0						

TOP

Baltimore Orioles @ Minnesota Twins

Metropolitan Stadium, Bloomington , MI

Sun Jun 23 1963, 4:33 AM EDT

Att. 24,679 - Unknown

livebaseballscorecards.com

AB	35
R	4
H	8
RBI	3
BB	8
SO	8
LOB	27

PITCHER		IP	WLS	BF	H	R	ER	SO	BB	IBB	HBP	BLK	WP	HR	S	P	ERA	WHIP
Dick Stigman, L ERA: 3.53	(1, 1)	3.1	L	16	3	2	2	4	3	0	0	0	0	1	21	33	5.40	1.800
Mike Fornieles, R ERA: 6.75	(4, 1)	3.1		17	3	2	2	2	4	0	0	0	2	0	17	33	5.40	2.100
Lee Stange, R ERA: 2.49	(7, 1)	0.1		2	1	0	0	1	0	0	0	0	0	0	4	4	0.00	3.000
Ray Moore, R ERA: 6.85	(8, 1)	2.0		8	1	0	0	1	1	0	0	0	0	0	9	13	0.00	1.000

PITCHER	IP	WLS	BF	H	R	ER	SO	BB	IBB	HBP	BLK	WP	HR	S	P	ERA	WHIP

WP: 2	PA: 43		
PB: 0			
SB: 1			
CS: 0			

BOTTOM

Baltimore Orioles @ Minnesota Twins

Metropolitan Stadium, Bloomington , MI

Sun Jun 23 1963, 4:33 AM EDT

Att. 24,679 - Unknown

Batter	1	2	3	4	5	6	7	8	9	AB	R	H	RBI	BB	SO	LOB
Zoilo Versalles, R (1, 6) OBP: 0.318, SLG: 0.443	S S S 0-3 ① K		x 0-0 ① F7		x 0-0 ② L6		x 0-0 BB 1-2 1B			4	0	1	0	0	1	1
Vic Power, R (1, 5) OBP: 0.276, SLG: 0.353	x 0-0 ② F9		x 0-0 1B		x 0-0 ③ FC6-4 1-2f		B B B B 4-0 1-2 2-3 BB			3	0	1	0	1	0	1
Harmon Killebrew, R (1, 7) OBP: 0.367, SLG: 0.567	x 0-0 BB 1B		x 0-0 ② F4			S S S 0-3 ① K	x 0-0 ② ③ G1-2-3 3-Hf			4	0	1	0	0	1	4
Bob Allison, R (1, 8) OBP: 0.394, SLG: 0.579	B B B B 4-0 1-2 BB		x 0-0 ③ F7			x 0-0 HBP 1B 1B		S S S 0-3 ① K		3	1	1	0	1	1	1
Earl Battey, R (1, 2) OBP: 0.345, SLG: 0.500	x 0-0 ③ 5-3			x 0-0 ① 6-3		H 1-0 1-2 1B HBP		x 0-0 ② 1-3		3	0	0	0	0	0	2
Wally Post, R (1, 9) OBP: 0.250, SLG: 0.421		x 0-0 ① L6		x 0-0 ② F6		x 0-0 G4-6-3 1-2 2-H 1B		x 0-0 ③ 5-3		4	0	1	1	0	0	0
Vic Wertz, L (1, 3) OBP: 0.133, SLG: 0.071		x 0-0 1B		x 0-0 ③ 4-3		x 0-0 ② ③ G4-6-3 1-2f			x 0-0 ① F9	4	0	1	0	0	0	2
Johnny Goryl, R (1, 4) OBP: 0.304, SLG: 0.435		x 0-0 ② F6			x 0-0 FC6-4 1B		x 0-0 FC4-6 1B		x 0-0 ② 5-3	4	0	2	0	0	0	1
Dick Stigman, R (1, 1) OBP: 0.147, SLG: 0.125 Mike Fornieles, R (4, 1) OBP: 0.286, SLG: 0.714 Lee Stange, R (7, 1) OBP: 0.333, SLG: 0.333 Lenny Green, L (7, PH) OBP: 0.304, SLG: 0.316 Ray Moore, R (8, 1) Jimmie Hall, L (9, PH) OBP: 0.327, SLG: 0.440		x 0-0 ③ F3			S S S 0-3 ① K		x 0-0 ① FC4-6 BB 1B 1-2f G1-2-3		x 0-0 ③ 5-3	1 1 0 1 0 1	0 0 0 0 0 0	0 0 0 0 0 0	0 0 0 0 0 0	0 0 0 0 0 0	0 0 0 1 0 0	1 1 0 1 0 0
Inning Stats	R: 0 E: 0 K: 1 S: 6 H: 1 LOB: 2 BB: 1 P: 10	R: 0 E: 0 K: 0 S: 4 H: 1 LOB: 1 BB: 0 P: 4	R: 0 E: 0 K: 0 S: 4 H: 1 LOB: 1 BB: 0 P: 4	R: 0 E: 0 K: 0 S: 3 H: 0 LOB: 0 BB: 0 P: 3	R: 0 E: 0 K: 1 S: 6 H: 1 LOB: 1 BB: 0 P: 6	R: 1 E: 0 K: 1 S: 6 H: 2 LOB: 1 BB: 0 P: 7	R: 0 E: 0 K: 0 S: 4 H: 2 LOB: 2 BB: 1 P: 8	R: 0 E: 0 K: 1 S: 5 H: 0 LOB: 0 BB: 0 P: 5	R: 0 E: 0 K: 0 S: 3 H: 0 LOB: 0 BB: 0 P: 3	1B: 8 2B: 0 3B: 0 HR: 0	SF: 0 SAC: 0 DP: 2 HBP: 1			WP: 0 PB: 0 SB: 0 CS: 0	PA: 36		

livebaseballscorecards.com

AB	33
R	1
H	8
RBI	1
BB	2
SO	4
LOB	15

PITCHER		IP	WLS	BF	H	R	ER	SO	BB	IBB	HBP	BLK	WP	HR	S	P	ERA	WHIP
Steve Barber, L ERA: 2.71	(1, 1)	6.1	W	29	8	1	1	3	2	0	1	0	0	0	32	41	1.42	1.579
Stu Miller, R ERA: 3.33	(7, 1)	2.2	S	7	0	0	0	1	0	0	0	0	0	0	9	9	0.00	0.000

PITCHER	IP	WLS	BF	H	R	ER	SO	BB	IBB	HBP	BLK	WP	HR	S	P	ERA	WHIP

Baltimore Orioles @ Minnesota Twins

Metropolitan Stadium, Bloomington , MI

Mon Jun 24 1963, 4:33 AM EDT

Att. 9,223 - Unknown

TOP

livebaseballscorecards.com

Batter	1	2	3	4	5	6	7	8	9	AB	R	H	RBI	BB	SO	LOB
Luis Aparicio, R (1, 6) OBP: 0.308, SLG: 0.355	6-3 1B		1B BB	F7		F3			G5-4-3 1-2f	4	0	1	0	1	0	3
Joe Gaines, R (1, 7) OBP: 0.391, SLG: 0.535	6-3 1-2		K		4-3 3B	5-3			1B	5	1	2	0	0	1	2
Brooks Robinson, R (1, 5) OBP: 0.317, SLG: 0.360	F8		G4-6-3 1-2 1B		4-3 3-H		6-3		K	5	0	1	1	0	1	2
Jim Gentile, L (1, 3) OBP: 0.356, SLG: 0.443	F8		G4-6-3 1-2f		3-1		K			4	0	0	0	0	1	3
Al Smith, R (1, 9) OBP: 0.360, SLG: 0.469		5-3		6-3	E4 HR		K			4	1	0	0	0	1	0
Jackie Brandt, R (1, 8) OBP: 0.308, SLG: 0.414		K		F7	HR 1-H			F8		4	1	1	2	0	1	0
Bob Johnson, R (1, 4) OBP: 0.369, SLG: 0.475		1B		1B	1B			G4-6-3		4	1	4	0	0	0	0
Dick Brown, R (1, 2) OBP: 0.333, SLG: 0.367		1-2 1B		1-2 1B	5-3			G4-6-3 1-2f		3	0	2	0	0	0	1
Boog Powell, L (8, PH) OBP: 0.330, SLG: 0.485										1	0	0	0	0	0	1
John Orsino, R (8, 2) OBP: 0.338, SLG: 0.392										0	0	0	0	0	0	0
Milt Pappas, R (1, 1) OBP: 0.143, SLG: 0.111		K		1-2 2-H 1B		K			G5-4-3 BB	1	0	0	0	0	1	2
Jerry Adair, R (4, PH) OBP: 0.207, SLG: 0.329										1	0	1	1	0	0	0
Wes Stock, R (4, 1)										0	0	0	0	0	0	0
Bob Saverine, S (6, PH) OBP: 0.279, SLG: 0.262										1	0	0	0	0	1	0
Dick Hall, R (6, 1) OBP: 0.455, SLG: 0.727										0	0	0	0	0	0	0
Stu Miller, R (8, 1) OBP: 0.333, SLG: 0.333										0	0	0	0	0	0	0
Russ Snyder, L (9, PH) OBP: 0.309, SLG: 0.336										0	0	0	0	1	0	0
Inning Stats	R: 0 E: 0 K: 0 S: 4 H: 1 LOB: 1 BB: 0 P: 4	R: 0 E: 0 K: 2 S: 9 H: 2 LOB: 2 BB: 0 P: 9	R: 0 E: 0 K: 1 S: 5 H: 1 LOB: 1 BB: 1 P: 9	R: 1 E: 0 K: 0 S: 6 H: 3 LOB: 2 BB: 0 P: 6	R: 3 E: 1 K: 0 S: 7 H: 3 LOB: 1 BB: 0 P: 7	R: 0 E: 0 K: 1 S: 5 H: 0 LOB: 0 BB: 0 P: 5	R: 0 E: 0 K: 2 S: 7 H: 0 LOB: 0 BB: 0 P: 7	R: 0 E: 0 K: 0 S: 3 H: 1 LOB: 0 BB: 0 P: 3	R: 0 E: 0 K: 1 S: 5 H: 1 LOB: 1 BB: 1 P: 9	1B: 10 2B: 0 3B: 1 HR: 1 SF: 0 SAC: 0 DP: 3 HBP: 0	WP: 0 PB: 0 SB: 0 CS: 0 PA: 39					

	AB	37
	R	4
	H	12
	RBI	4
	BB	2
	SO	7
	LOB	14

PITCHER		IP	WLS	BF	H	R	ER	SO	BB	IBB	HBP	BLK	WP	HR	S	P	ERA	WHIP
Jim Kaat, L ERA: 3.86	(1, 1)	7.1	W	34	11	4	2	6	1	0	0	0	0	1	45	49	2.46	1.636
Bill Dailey, R ERA: 1.99	(8, 1)	1.2	S	5	1	0	0	1	1	0	0	0	0	0	6	10	0.00	1.200

PITCHER		IP	WLS	BF	H	R	ER	SO	BB	IBB	HBP	BLK	WP	HR	S	P	ERA	WHIP

BOTTOM

Baltimore Orioles @ Minnesota Twins

Metropolitan Stadium, Bloomington , MI

Mon Jun 24 1963, 4:33 AM EDT

Att. 9,223 - Unknown

livebaseballscorecards.com

Batter	1	2	3	4	5	6	7	8	9	AB	R	H	RBI	BB	SO	LOB
Zoilo Versalles, R (1, 6) OBP: 0.318, SLG: 0.449	0-0 1B 3B	0-0 SH1-3 2-3			0-0 4-3		0-0 5-3			3	1	1	0	0	0	1
Vic Power, R (1, 3) OBP: 0.279, SLG: 0.358	0-0 F8 1B 3-H 1B	0-0 F3			0-0 5-3			0-0 1B 2B		4	2	2	1	0	0	1
Harmon Killebrew, R (1, 7) OBP: 0.365, SLG: 0.560 Lenny Green, L (8, PR) OBP: 0.304, SLG: 0.316 (9, 8)	0-0 F2	0-3 K			0-0 F4			0-0 S 2-H 1B		4 0	0 0	1 0	1 0	0 0	1 0	2 0
Jimmie Hall, L (1, 8) OBP: 0.325, SLG: 0.434 (9, 7)	0-0 F8 1-2		0-0 G3			0-0 G6-4-3 1B		0-0 F9 1-2		4	0	1	0	0	0	2
Bob Allison, R (1, 9) OBP: 0.395, SLG: 0.578	0-0 2-H 1B		0-0 G5-4-3 1B			0-0 G6-4-3 1-2f		0-0 F5		4	0	2	1	0	0	3
Earl Battey, R (1, 2) OBP: 0.347, SLG: 0.496		B B B B 4-0 1B SH BB	0-0 G5-4-3 1-2f			0-0 F9		B B B B 4-0 BB		2	1	0	0	2	0	1
Rich Rollins, R (1, 5) OBP: 0.376, SLG: 0.441		0-0 1-2 SH 1B		0-0 6-3			0-0 SH1-4 1B	S S S 0-3 K		4	1	2	0	0	1	2
Johnny Goryl, R (1, 4) OBP: 0.292, SLG: 0.417		0-0 SH 1-H 2-H 2B		0-0 F2			0-0 SH1-4 1-2			1	1	0	0	0	0	0
Jim Kaat, L (1, 1) OBP: 0.205, SLG: 0.189 Bill Dailey, R (8, 1) OBP: 0.222, SLG: 0.125		0-0 SH1-3 2-H 2B		0-0 F6			S S S 0-3 K			3 0	0 0	1 0	1 0	0 0	1 0	1 0
Inning Stats	R: 2 E: 0 K: 0 S: 5 H: 3 LOB: 1 BB: 0 P: 5	R: 3 E: 1 K: 1 S: 8 H: 2 LOB: 1 BB: 1 P: 12	R: 0 E: 0 K: 0 S: 3 H: 1 LOB: 0 BB: 0 P: 3	R: 0 E: 0 K: 0 S: 3 H: 0 LOB: 0 BB: 0 P: 3	R: 0 E: 0 K: 0 S: 3 H: 0 LOB: 0 BB: 0 P: 3	R: 0 E: 0 K: 0 S: 3 H: 1 LOB: 0 BB: 0 P: 3	R: 0 E: 0 K: 1 S: 6 H: 1 LOB: 1 BB: 0 P: 6	R: 1 E: 0 K: 1 S: 7 H: 2 LOB: 2 BB: 1 P: 11		1B: 7 2B: 2 3B: 1 HR: 0	SF: 0 SAC: 3 DP: 2 HBP: 0					

	AB	29
	R	6
	H	10
	RBI	4
	BB	2
	SO	3
	LOB	13

WP: 0 PB: 0 SB: 1 CS: 0 PA: 34

PITCHER		IP	WLS	BF	H	R	ER	SO	BB	IBB	HBP	BLK	WP	HR	S	P	ERA	WHIP
Milt Pappas, R ERA: 3.07	(1, 1)	3.0	L	15	6	5	4	1	1	0	0	0	0	0	16	20	12.00	2.333
Wes Stock, R ERA: 3.67	(4, 1)	2.0		6	0	0	0	0	0	0	0	0	0	0	6	6	0.00	0.000
Dick Hall, R ERA: 4.89	(6, 1)	2.2		12	4	1	1	1	1	0	0	0	0	0	13	17	3.38	1.875
Stu Miller, R ERA: 3.3	(8, 1)	0.1		1	0	0	0	1	0	0	0	0	0	0	3	3	0.00	0.000

PITCHER		IP	WLS	BF	H	R	ER	SO	BB	IBB	HBP	BLK	WP	HR	S	P	ERA	WHIP

Baltimore Orioles @ Los Angeles Angels

Dodger Stadium, Los Angeles, CA

Tue Jun 25 1963, 7:05 PM PDT

Att. 9,442 - Unknown

TOP

livebaseballscorecards.com

Batter	1	2	3	4	5	6	7	8	9	AB	R	H	RBI	BB	SO	LOB
Luis Aparicio, R (1, 6) OBP: 0.306, SLG: 0.351	1-3		F9			6-3	BB BB 2B BB	F8		4	1	0	0	1	0	1
Russ Snyder, L (1, 9) OBP: 0.312, SLG: 0.333	K			3-1		2B 2B 1B	1-2 2-3 BB		6-3	4	2	1	0	1	1	0
Bob Johnson, R (1, 4) OBP: 0.400, SLG: 0.524	2B			G4-6-3 1B		1-3 2B 2B	1-2 2-3 3-H BB		F8	4	2	3	1	1	0	0
Jim Gentile, L (1, 3) OBP: 0.361, SLG: 0.465	F9			G4-6-3 1-2f		4-3 2-H 3-H 2B	1-H 2-H 3-H 2B		HR	5	1	3	6	0	0	2
Boog Powell, L (1, 7) OBP: 0.332, SLG: 0.487		CS 1B			F8 1B 2B	4-3 2-3		F9	F9	5	1	2	0	0	0	1
Jackie Brandt, R (1, 8) OBP: 0.304, SLG: 0.409 Bob Saverine, S (7, 8) OBP: 0.290, SLG: 0.262	K 1-2				F8 2-3	4-3		1B 1B BB		3 0	0 1	0 0	0 0	0 1	1 0	3 0
Brooks Robinson, R (1, 5) OBP: 0.322, SLG: 0.369	5-3				3-H 1B		BB BB 2B	1-3 1B 1B		4	2	3	1	0	0	0
Dick Brown, R (1, 2) OBP: 0.320, SLG: 0.351			F4		K		1-3	6-3		4	0	0	0	0	1	4
Robin Roberts, S (1, 1) OBP: 0.282, SLG: 0.289			G3		K		1-3	2-H 3-H 1B		4	0	1	2	0	1	2
Inning Stats	R: 0 E: 0 K: 1 S: 6 H: 1 LOB: 1 BB: 0 P: 6	R: 0 E: 0 K: 1 S: 5 H: 1 LOB: 0 BB: 0 P: 5	R: 0 E: 0 K: 0 S: 3 H: 0 LOB: 0 BB: 0 P: 3	R: 0 E: 0 K: 0 S: 3 H: 1 LOB: 0 BB: 0 P: 3	R: 1 E: 0 K: 2 S: 9 H: 2 LOB: 1 BB: 0 P: 9	R: 2 E: 0 K: 0 S: 6 H: 3 LOB: 1 BB: 0 P: 6	R: 4 E: 0 K: 0 S: 4 H: 2 LOB: 1 BB: 3 P: 16	R: 2 E: 0 K: 0 S: 5 H: 2 LOB: 1 BB: 1 P: 9	R: 1 E: 0 K: 0 S: 4 H: 1 LOB: 0 BB: 0 P: 4	1B: 6 2B: 7 3B: 0 HR: 1	SF: 0 SAC: 0 DP: 2 HBP: 0						

	AB	37
	R	10
	H	13
	RBI	10
	BB	4
	SO	4
	LOB	13

WP: 0 PB: 0 SB: 0 CS: 1 PA: 41

PITCHER		IP	WLS	BF	H	R	ER	SO	BB	IBB	HBP	BLK	WP	HR	S	P	ERA	WHIP
Dean Chance, R ERA: 3.2	(1, 1)	5.1	L	22	8	3	3	4	0	0	0	0	0	0	30	30	5.06	1.500
Mel Nelson, L ERA: 4.56	(6, 1)	1.1		7	1	3	3	0	2	0	0	0	0	0	5	13	20.25	2.250
Don Lee, R ERA: 4.02	(7, 1)	0.0		1	0	0	0	0	1	0	0	0	0	0	0	4	∞	∞
Jack Spring, L ERA: 3.24	(7, 1)	1.1		7	3	3	3	0	1	0	0	0	0	0	6	10	20.25	3.000
Art Fowler, R ERA: 1.9	(9, 1)	1.0		4	1	1	1	0	0	0	0	0	0	1	4	4	9.00	1.000

PITCHER		IP	WLS	BF	H	R	ER	SO	BB	IBB	HBP	BLK	WP	HR	S	P	ERA	WHIP

Batter	1	2	3	4	5	6	7	8	9	AB	R	H	RBI	BB	SO	LOB
Albie Pearson, L (1, 9) OBP: 0.398, SLG: 0.418	4-3		3-1 1-2			F7		3-1		4	0	0	0	0	0	1
Jim Fregosi, R (1, 6) OBP: 0.298, SLG: 0.415	F9		F3			F8			4-3	4	0	0	0	0	0	1
Leon Wagner, L (1, 7) OBP: 0.403, SLG: 0.539	K			K		F9			1B	4	0	1	0	0	2	0
Lee Thomas, L (1, 3) OBP: 0.303, SLG: 0.323		F8		6-3			F8		F9	4	0	0	0	0	0	1
Felix Torres, R (1, 5) OBP: 0.315, SLG: 0.364		HBP		F9			F7		F6	3	0	0	0	0	0	1
Billy Moran, R (1, 4) OBP: 0.286, SLG: 0.343		F7			PB 1B		2B			3	0	2	0	0	0	1
Hank Foiles, R (1, 2) OBP: 0.361, SLG: 0.484		K			F6 1-2		F8			3	0	0	0	0	1	3
Bob Perry, R (1, 8) OBP: 0.314, SLG: 0.364			F2		F7			6-3		3	0	0	0	0	0	1
Dean Chance, R (1, 1) OBP: 0.121, SLG: 0.094			3-1 1B		K			3-1		2	0	1	0	0	1	1
Mel Nelson, R (6, 1) OBP: 0.100, SLG: 0.100										0	0	0	0	0	0	0
Don Lee, R (7, 1) OBP: 0.053, SLG: 0.053										0	0	0	0	0	0	0
Jack Spring, R (7, 1) OBP: 0.500, SLG: 0.500										0	0	0	0	0	0	0
Bob Sadowski, L (8, PH) OBP: 0.333, SLG: 0.241										1	0	0	0	0	0	0
Art Fowler, R (9, 1) OBP: 0.400, SLG: 0.250										0	0	0	0	0	0	0
Inning Stats	R: 0 E: 0 K: 1 S: 5 H: 0 LOB: 0 BB: 0 P: 5	R: 0 E: 0 K: 1 S: 5 H: 0 LOB: 1 BB: 0 P: 6	R: 0 E: 0 K: 0 S: 4 H: 1 LOB: 1 BB: 0 P: 4	R: 0 E: 0 K: 1 S: 5 H: 0 LOB: 0 BB: 0 P: 5	R: 0 E: 0 K: 1 S: 6 H: 1 LOB: 1 BB: 0 P: 6	R: 0 E: 0 K: 0 S: 3 H: 0 LOB: 0 BB: 0 P: 3	R: 0 E: 0 K: 0 S: 4 H: 1 LOB: 1 BB: 0 P: 4	R: 0 E: 0 K: 0 S: 3 H: 0 LOB: 0 BB: 0 P: 3	R: 0 E: 0 K: 0 S: 4 H: 1 LOB: 1 BB: 0 P: 4	1B: 3 2B: 1 3B: 0 HR: 0 SF: 0 SAC: 0 DP: 0 HBP: 1						

PITCHER		IP	WLS	BF	H	R	ER	SO	BB	IBB	HBP	BLK	WP	HR	S	P	ERA	WHIP
Robin Roberts, R ERA: 3.03	(1, 1)	9.0	W	32	4	0	0	4	0	0	1	0	0	0	39	40	0.00	0.444

PITCHER	IP	WLS	BF	H	R	ER	SO	BB	IBB	HBP	BLK	WP	HR	S	P	ERA	WHIP

BOTTOM

Baltimore Orioles @ Los Angeles Angels

Dodger Stadium, Los Angeles, CA

Tue Jun 25 1963, 7:05 PM PDT

Att. 9,442 - Unknown

livebaseballscorecards.com

AB	31
R	0
H	4
RBI	0
BB	0
SO	4
LOB	10

WP: 0 PA: 32
PB: 1
SB: 0
CS: 0

Baltimore Orioles @ Los Angeles Angels

Dodger Stadium, Los Angeles, CA

Wed Jun 26 1963, 7:05 PM PDT

Unknown

livebaseballscorecards.com

TOP

Batter	1	2	3	4	5	6	7	8	9	AB	R	H	RBI	BB	SO	LOB
Luis Aparicio, R (1, 6) OBP: 0.305, SLG: 0.359	6-3		K			1-3			HR	4	1	1	1	0	1	1
Bob Johnson, R (1, 4) OBP: 0.392, SLG: 0.507	G4-6-3 1B			5-3			6-3		K	4	0	1	0	0	1	0
Al Smith, R (1, 9) OBP: 0.354, SLG: 0.461	G4-6-3 1-2f			F3			F9		4-3	4	0	0	0	0	0	1
Jim Gentile, L (1, 3) OBP: 0.360, SLG: 0.464		4-3		F3			1B			3	0	1	0	0	0	0
Boog Powell, L (1, 7) OBP: 0.327, SLG: 0.480		F4			G3		3-1			3	0	0	0	0	0	1
Jackie Brandt, R (1, 8) OBP: 0.300, SLG: 0.404		F4			F6			F8		3	0	0	0	0	0	0
Brooks Robinson, R (1, 5) OBP: 0.322, SLG: 0.366			BB		F3			F9		2	0	0	0	1	0	0
Dick Brown, R (1, 2) OBP: 0.311, SLG: 0.340			K			5-3		F7		3	0	0	0	0	1	1
Ike Delock, R (1, 1)			K			6-3			3-1	1	0	0	0	0	1	1
Russ Snyder, L (6, PH) OBP: 0.310, SLG: 0.331										1	0	0	0	0	0	0
Dick Hall, R (6, 1) OBP: 0.455, SLG: 0.727										0	0	0	0	0	0	0
Charlie Lau, L (9, PH) OBP: 0.213, SLG: 0.239										1	0	0	0	0	0	0

	AB	29
	R	1
	H	3
	RBI	1
	BB	1
	SO	4
	LOB	5

Inning Stats	1	2	3	4	5	6	7	8	9	1B: 2	SF: 0	WP: 0	PA: 30
R:	0	0	0	0	0	0	0	0	1	2B: 0	SAC: 0	PB: 0	
E:	0	0	0	0	0	0	0	0	0	3B: 0	DP: 1	SB: 0	
K:	0	0	3	0	0	0	0	0	1	HR: 1	HBP: 0	CS: 0	
S:	3	3	9	3	3	3	4	3	6				
H:	1	0	0	0	0	0	1	0	1				
LOB:	0	0	1	0	0	0	1	0	0				
BB:	0	0	1	0	0	0	0	0	0				
P:	3	3	13	3	3	3	4	3	6				

PITCHER		IP	WLS	BF	H	R	ER	SO	BB	IBB	HBP	BLK	WP	HR	S	P	ERA	WHIP
Paul Foytack, R ERA: 5.59	(1, 1)	8.1	W	28	3	1	1	3	1	0	0	0	0	1	33	37	1.08	0.480
Julio Navarro, R ERA: 2.49	(9, 1)	0.2	S	2	0	0	0	1	0	0	0	0	0	0	4	4	0.00	0.000

PITCHER	IP	WLS	BF	H	R	ER	SO	BB	IBB	HBP	BLK	WP	HR	S	P	ERA	WHIP

Batter	1	2	3	4	5	6	7	8	9	AB	R	H	RBI	BB	SO	LOB
Albie Pearson, L (1, 9) OBP: 0.399, SLG: 0.417	1B	G3		IBB		F6				3	1	1	0	1	0	1
Jim Fregosi, R (1, 6) OBP: 0.294, SLG: 0.408	K		F6	F8			K			4	0	0	0	0	2	4
Leon Wagner, L (1, 7) OBP: 0.411, SLG: 0.556	4-3 1B 1-3		1B		HR		BB FC5-4			3	1	3	1	1	0	0
Lee Thomas, L (1, 3) OBP: 0.302, SLG: 0.322	4-3 1-2 3-H		F9		F5		FC5-4 1-2f			4	0	1	1	0	0	2
Billy Moran, R (1, 4) OBP: 0.282, SLG: 0.338	4-3 1-2 2-3		F8		F9		4-3			4	0	0	0	0	0	4
Felix Torres, R (1, 5) OBP: 0.314, SLG: 0.359	6-3			G3 1B BB	F8			F4		3	0	0	0	1	0	2
Buck Rodgers, S (1, 2) OBP: 0.305, SLG: 0.353 Ed Sadowski, R (8, PR) OBP: 0.275, SLG: 0.339 (9, 2)		HR		F6		G3		G5-4-3 1B		4 0	1 0	2 0	1 0	0 0	0 0	1 0
Bob Perry, R (1, 8) OBP: 0.311, SLG: 0.358		F3		G3 1-2		K		G5-4-3 1-2f		4	0	1	0	0	1	1
Paul Foytack, R (1, 1) OBP: 0.250, SLG: 0.143 Julio Navarro, R (9, 1) OBP: 0.400, SLG: 0.333		K		G3 1-2 2-3		1B				3 0	0 0	1 0	0 0	0 0	1 0	2 0
Inning Stats	R: 1 H: 3 E: 0 LOB: 2 K: 1 BB: 0 S: 8 P: 8	R: 1 H: 1 E: 0 LOB: 0 K: 1 BB: 0 S: 6 P: 6	R: 0 H: 1 E: 0 LOB: 1 K: 0 BB: 0 S: 4 P: 4	R: 0 H: 1 E: 0 LOB: 3 K: 0 BB: 2 S: 4 P: 12	R: 1 H: 1 E: 0 LOB: 0 K: 0 BB: 0 S: 4 P: 4	R: 0 H: 1 E: 0 LOB: 1 K: 1 BB: 0 S: 6 P: 6	R: 0 H: 0 E: 0 LOB: 1 K: 1 BB: 1 S: 5 P: 9	R: 0 H: 1 E: 0 LOB: 1 K: 0 BB: 0 S: 3 P: 3		1B: 7 SF: 0 2B: 0 SAC: 0 3B: 0 DP: 1 HR: 2 HBP: 0						

PITCHER		IP	WLS	BF	H	R	ER	SO	BB	IBB	HBP	BLK	WP	HR	S	P	ERA	WHIP
Ike Delock, R ERA: 4.97	(1, 1)	5.0	L	24	7	3	3	2	1	1	0	0	0	2	26	34	5.40	1.600
Dick Hall, R ERA: 4.61	(6, 1)	3.0		11	2	0	0	2	1	0	0	0	0	0	14	18	0.00	1.000

PITCHER	IP	WLS	BF	H	R	ER	SO	BB	IBB	HBP	BLK	WP	HR	S	P	ERA	WHIP

BOTTOM

Baltimore Orioles @ Los Angeles Angels

Dodger Stadium, Los Angeles, CA

Wed Jun 26 1963, 7:05 PM PDT

Unknown

livebaseballscorecards.com

AB	32
R	3
H	9
RBI	3
BB	3
SO	4
LOB	17

WP: 0 PA: 35
PB: 0
SB: 0
CS: 0

Baltimore Orioles @ Los Angeles Angels

Dodger Stadium, Los Angeles, CA

Wed Jun 26 1963, 7:05 PM PDT

Att. 12,075 - Unknown

TOP

livebaseballscorecards.com

Batter	1	2	3	4	5	6	7	8	9	AB	R	H	RBI	BB	SO	LOB
Luis Aparicio, R (1, 6) OBP: 0.302, SLG: 0.355	5-3		K		5-3			F3		4	0	0	0	0	1	0
Russ Snyder, L (1, 9) OBP: 0.302, SLG: 0.322	G3		4-3			K		L8		4	0	0	0	0	1	0
Bob Johnson, R (1, 4) OBP: 0.385, SLG: 0.486	BB			5-3		E5 HR		5-3		3	1	0	0	1	0	0
Jim Gentile, L (1, 3) OBP: 0.359, SLG: 0.460 Joe Gaines, R (9, PR) OBP: 0.391, SLG: 0.535	4-3			K		K			E 1-3 1B	4 0	0 0	1 0	0 0	0 0	2 0	2 0
Boog Powell, L (1, 7) OBP: 0.330, SLG: 0.495		K		BB 1B		1-H HR			1-3 1-2	4	1	2	2	0	1	1
Jackie Brandt, R (1, 8) OBP: 0.305, SLG: 0.402 Bob Saverine, S (7, 8) OBP: 0.290, SLG: 0.262 Charlie Lau, L (9, PH) OBP: 0.208, SLG: 0.234		BB		1-2 BB		F3			E4 G6-4-3 2-3	1 0 1	0 0 0	0 0 0	0 0 0	2 0 0	0 0 0	0 0 2
Brooks Robinson, R (1, 5) OBP: 0.318, SLG: 0.361		F6		F4			F9		G6-4-3 1-2f	4	0	0	0	0	0	5
John Orsino, R (1, 2) OBP: 0.331, SLG: 0.383		K			F9		F7			3	0	0	0	0	1	1
Mike McCormick, L (1, 1) OBP: 0.217, SLG: 0.348 Stu Miller, R (8, 1) OBP: 0.333, SLG: 0.333			K		6-3		L9			3 0	0 0	0 0	0 0	1 0	0 0	0 0
Inning Stats	R: 0 E: 0 K: 0 S: 3 H: 0 LOB: 1 BB: 1 P: 7	R: 0 E: 0 K: 2 S: 7 H: 0 LOB: 1 BB: 1 P: 11	R: 0 E: 0 K: 2 S: 7 H: 0 LOB: 0 BB: 0 P: 7	R: 0 E: 0 K: 1 S: 6 H: 1 LOB: 2 BB: 1 P: 10	R: 0 E: 0 K: 0 S: 3 H: 0 LOB: 0 BB: 0 P: 3	R: 2 E: 1 K: 2 S: 9 H: 1 LOB: 0 BB: 0 P: 9	R: 0 E: 0 K: 0 S: 3 H: 0 LOB: 0 BB: 0 P: 3	R: 0 E: 0 K: 0 S: 3 H: 0 LOB: 0 BB: 0 P: 3	R: 0 E: 1 K: 0 S: 4 H: 1 LOB: 2 BB: 0 P: 4	1B: 2 2B: 0 3B: 0 HR: 1	SF: 0 SAC: 0 DP: 1 HBP: 0					

	AB	31
	R	2
	H	3
	RBI	2
	BB	3
	SO	7
	LOB	11

PITCHER	IP	WLS	BF	H	R	ER	SO	BB	IBB	HBP	BLK	WP	HR	S	P	ERA	WHIP
Ken McBride, R (1, 1) ERA: 2.71	9.0	W	34	3	2	0	7	3	0	0	0	0	1	45	57	0.00	0.667

PITCHER	IP	WLS	BF	H	R	ER	SO	BB	IBB	HBP	BLK	WP	HR	S	P	ERA	WHIP

BOTTOM

Baltimore Orioles @ Los Angeles Angels

Dodger Stadium, Los Angeles, CA

Wed Jun 26 1963, 7:05 PM PDT

Att. 12,075 - Unknown

livebaseballscorecards.com

Batter	1	2	3	4	5	6	7	8	9	AB	R	H	RBI	BB	SO	LOB
Albie Pearson, L (1, 9) OBP: 0.401, SLG: 0.424	F9		BBBB 4-0 FC5-4 BB		4-3			0-0 SF9 2-H 3B		3	1	1	1	1	0	0
Jim Fregosi, R (1, 6) OBP: 0.290, SLG: 0.404	5-3		F9			E6 G4-6-3		SF9 3-H		3	0	0	1	0	0	1
Leon Wagner, L (1, 7) OBP: 0.412, SLG: 0.553	1B 1B 1B		F5			G4-6-3 1-2f		BBBB 4-0 BB BB		3	1	1	0	1	0	2
Felix Torres, R (1, 5) OBP: 0.317, SLG: 0.359	1B 1-2 1B		FC5-4 1-2f			L7		BBBB 4-0 FC6-4 1-2 BB		3	0	1	0	1	0	1
Billy Moran, R (1, 4) OBP: 0.281, SLG: 0.337	1-3 2-H 1B			F3			6-3	0-0 FC6-4 1-2f		4	0	1	1	0	0	2
Lee Thomas, L (1, 3) OBP: 0.300, SLG: 0.320 Hank Foiles, R (7, PH) OBP: 0.351, SLG: 0.469 Charlie Dees, L (8, 3) OBP: 0.402, SLG: 0.468	G3			F8			F7			2 1 0	0 0 0	0 0 0	0 0 0	0 0 0	0 0 0	2 0 0
Ed Sadowski, R (1, 2) OBP: 0.269, SLG: 0.331		F7		F2			F6			3	0	0	0	0	0	0
Bob Perry, R (1, 8) OBP: 0.312, SLG: 0.349		L4			L7			BBBB 4-0 SH3-4 3B BB		2	1	0	0	1	0	0
Ken McBride, R (1, 1) OBP: 0.174, SLG: 0.267		G1			5-3			SH3-4 1-2		2	0	0	0	0	0	0
Inning Stats	R: 1 E: 0 K: 0 S: 6 H: 3 LOB: 2 BB: 0 P: 6	R: 0 E: 0 K: 0 S: 3 H: 0 LOB: 0 BB: 0 P: 3	R: 0 E: 0 K: 0 S: 3 H: 0 LOB: 1 BB: 1 P: 7	R: 0 E: 0 K: 0 S: 3 H: 0 LOB: 0 BB: 0 P: 3	R: 0 E: 0 K: 0 S: 3 H: 0 LOB: 0 BB: 0 P: 3	R: 0 E: 1 K: 0 S: 3 H: 0 LOB: 0 BB: 0 P: 3	R: 0 E: 0 K: 0 S: 3 H: 0 LOB: 0 BB: 0 P: 3	R: 2 E: 0 K: 0 S: 4 H: 1 LOB: 2 BB: 3 P: 16		1B: 3 2B: 0 3B: 1 HR: 0	SF: 1 SAC: 1 DP: 1 HBP: 0					

PITCHER		IP	WLS	BF	H	R	ER	SO	BB	IBB	HBP	BLK	WP	HR	S	P	ERA	WHIP
Mike McCormick, L ERA: 3.82	(1, 1)	7.2	L	31	4	3	3	0	4	0	0	0	0	0	27	43	3.52	1.043
Stu Miller, R ERA: 3.28	(8, 1)	0.1		1	0	0	0	0	0	0	0	0	0	0	1	1	0.00	0.000

PITCHER	IP	WLS	BF	H	R	ER	SO	BB	IBB	HBP	BLK	WP	HR	S	P	ERA	WHIP

AB	26
R	3
H	4
RBI	3
BB	4
SO	0
LOB	8

WP: 0 PA: 32
PB: 0
SB: 0
CS: 0

Batter	1	2	3	4	5	6	7	8	9	AB	R	H	RBI	BB	SO	LOB
Bobby Del Greco, R (1, 8) OBP: 0.294, SLG: 0.363	S S S 0-3 ① K			x 0-0 ① F8		S S S 0-3 ③ K		x 0-0 ② F2		4	0	0	0	0	2	1
Wayne Causey, L (1, 6) OBP: 0.351, SLG: 0.403	x 0-0 ② F8			S S S 0-3 ② K			x 0-0 ① 6-3	B B B 4-0 1-2 BB		3	0	0	0	1	1	0
Ed Charles, R (1, 5) OBP: 0.349, SLG: 0.400	x 0-0 ③ 4-3			x 0-0 1B			x 0-0 ② 1-3	x 0-0 ③ 4-3		4	0	1	0	0	0	2
Norm Siebern, L (1, 7) OBP: 0.383, SLG: 0.415		x 0-0 ① 4-3		x 0-0 ③ F2			x 0-0 1B 1B 1B		S S S 0-3 ① K	4	1	1	0	0	1	1
Gino Cimoli, R (1, 9) OBP: 0.333, SLG: 0.382 George Alusik, R (7, PR) (7, 9) OBP: 0.295, SLG: 0.348		x 0-0 ② 3-1			x 0-0 ① 4-3		x 0-0 1B 1-3 1B		x 0-0 ② 5-3	3 1	0 0	1 0	0 0	0 0	0 0	0 0
Ken Harrelson, R (1, 3) OBP: 0.260, SLG: 0.447		x 0-0 ③ 5-3			S S S 0-3 ② K		x 0-0 1B 1-2 3-H		x 0-0 2B	4	0	2	1	0	1	0
Haywood Sullivan, R (1, 2) OBP: 0.301, SLG: 0.283			x 0-0 ① 1-3		x 0-0 ③ 1-3		x 0-0 ③ F9		x 0-0 ③ F8	4	0	0	0	0	0	3
Sammy Esposito, R (1, 4)			x 0-0 ② F9			x 0-0 ① 6-3		x 0-0 ① 5-3		3	0	0	0	0	0	0
Orlando Pena, R (1, 1) OBP: 0.250, SLG: 0.250			x 0-0 ③ 5-3			x 0-0 ② 1-3		x 0-0 BB 1B		3	0	1	0	0	0	0
Inning Stats	R: 0 E: 0 K: 1 S: 5 H: 0 LOB: 0 BB: 0 P: 5	R: 0 E: 0 K: 0 S: 3 H: 0 LOB: 0 BB: 0 P: 3	R: 0 E: 0 K: 0 S: 3 H: 0 LOB: 0 BB: 0 P: 3	R: 0 E: 0 K: 1 S: 6 H: 1 LOB: 1 BB: 0 P: 6	R: 0 E: 0 K: 1 S: 5 H: 0 LOB: 0 BB: 0 P: 5	R: 0 E: 0 K: 1 S: 5 H: 0 LOB: 0 BB: 0 P: 5	R: 1 E: 0 K: 0 S: 6 H: 3 LOB: 2 BB: 0 P: 6	R: 0 E: 0 K: 0 S: 4 H: 1 LOB: 2 BB: 1 P: 8	R: 0 E: 0 K: 1 S: 6 H: 1 LOB: 1 BB: 0 P: 6	1B: 5 2B: 1 3B: 0 HR: 0	SF: 0 SAC: 0 DP: 0 HBP: 0						

PITCHER	IP	WLS	BF	H	R	ER	SO	BB	IBB	HBP	BLK	WP	HR	S	P	ERA	WHIP
Steve Barber, L (1, 1) ERA: 2.6	9.0	W	34	6	1	1	5	1	0	0	0	0	0	43	47	1.00	0.778

PITCHER	IP	WLS	BF	H	R	ER	SO	BB	IBB	HBP	BLK	WP	HR	S	P	ERA	WHIP

TOP

Kansas City Athletics @ Baltimore Orioles

Memorial Stadium, Baltimore, MD

Fri Jun 28 1963, 7:05 PM EDT

Att. 18,818 - Unknown

livebaseballscorecards.com

AB	33
R	1
H	6
RBI	1
BB	1
SO	5
LOB	7

1B: 5	SF: 0	WP: 0	PA: 34
2B: 1	SAC: 0	PB: 0	
3B: 0	DP: 0	SB: 0	
HR: 0	HBP: 0	CS: 0	

Batter	1	2	3	4	5	6	7	8	9	AB	R	H	RBI	BB	SO	LOB
Luis Aparicio, R (1, 6) OBP: 0.303, SLG: 0.359	K		K		S HBP 1B	2-H 2B			4-3	5	0	2	1	0	2	0
Russ Snyder, L (1, 8) OBP: 0.305, SLG: 0.340	F8		6-3		1-2 S HBP	1-3			HR	4	1	1	1	0	0	1
Bob Johnson, R (1, 4) OBP: 0.390, SLG: 0.479	HBP		1B		F1 1-2 2-3		6-3			3	0	1	0	0	0	2
Jim Gentile, L (1, 3) OBP: 0.361, SLG: 0.459	F9		1-3 1B		IBB		K			3	0	1	0	1	1	1
Boog Powell, L (1, 7) OBP: 0.333, SLG: 0.498		1B 2B	F8		K		BB			3	0	1	0	1	1	5
Al Smith, R (1, 9) OBP: 0.348, SLG: 0.452		5-3		6-3	L6		K			4	0	0	0	0	1	5
Brooks Robinson, R (1, 5) OBP: 0.321, SLG: 0.361		1B BB		1-3		SH3 2B 1B		5-3		3	1	1	0	1	0	0
Dick Brown, R (1, 2) OBP: 0.312, SLG: 0.340		K		1B		SH3 1-2		6-3		3	0	1	0	0	1	2
Steve Barber, L (1, 1) OBP: 0.122, SLG: 0.106		1-2 2-H 1B		K		F3		L7		4	0	1	0	0	1	2
Inning Stats	R: 0 E: 0 K: 1 S: 5 H: 0 LOB: 1 BB: 0 P: 6	R: 0 E: 0 K: 1 S: 6 H: 2 LOB: 3 BB: 1 P: 10	R: 0 E: 0 K: 1 S: 7 H: 2 LOB: 2 BB: 0 P: 7	R: 0 E: 0 K: 1 S: 6 H: 1 LOB: 1 BB: 0 P: 6	R: 0 E: 0 K: 1 S: 6 H: 1 LOB: 3 BB: 1 P: 11	R: 1 E: 0 K: 0 S: 5 H: 2 LOB: 1 BB: 0 P: 5	R: 0 E: 0 K: 2 S: 7 H: 0 LOB: 1 BB: 1 P: 11	R: 0 E: 0 K: 0 S: 3 H: 0 LOB: 0 BB: 0 P: 3	R: 1 E: 0 K: 0 S: 2 H: 1 LOB: 0 BB: 0 P: 2	1B: 6 2B: 2 3B: 0 HR: 1	SF: 0 SAC: 1 DP: 0 HBP: 2						

PITCHER	IP	WLS	BF	H	R	ER	SO	BB	IBB	HBP	BLK	WP	HR	S	P	ERA	WHIP
Orlando Pena, R (1, 1) ERA: 3.41	8.1	L	38	9	2	2	7	2	1	2	0	0	1	47	61	2.16	1.320

PITCHER	IP	WLS	BF	H	R	ER	SO	BB	IBB	HBP	BLK	WP	HR	S	P	ERA	WHIP

BOTTOM

Kansas City Athletics @ Baltimore Orioles

Memorial Stadium, Baltimore, MD

Fri Jun 28 1963, 7:05 PM EDT

Att. 18,818 - Unknown

livebaseballscorecards.com

AB	32
R	2
H	9
RBI	2
BB	3
SO	7
LOB	18

1B: 6 2B: 2 3B: 0 HR: 1 SF: 0 SAC: 1 DP: 0 HBP: 2

WP: 0 PB: 0 SB: 2 CS: 0 PA: 38

Batter	1	2	3	4	5	6	7	8	9	AB	R	H	RBI	BB	SO	LOB
Bobby Del Greco, R (1, 8) OBP: 0.295, SLG: 0.362	F7		CS 1B		SH1-4 1-2			F8		3	0	1	0	0	0	0
Wayne Causey, L (1, 6) OBP: 0.346, SLG: 0.397	K		K 1-2		1-3			6-3		4	0	0	0	0	2	2
Ed Charles, R (1, 5) OBP: 0.347, SLG: 0.398	F7		FC4-6 1B		6-3			6-3		4	0	1	0	0	0	1
Norm Siebern, L (1, 7) OBP: 0.378, SLG: 0.408		F8	FC4-6 1-2f			F3			4-3	4	0	0	0	0	0	1
George Alusik, R (1, 9) OBP: 0.301, SLG: 0.370		1B 2B		6-3 SF9 2B		F9			E5 G6-3	4	2	2	0	0	0	0
Jerry Lumpe, L (1, 4) OBP: 0.288, SLG: 0.309		BB 2-H 1B		6-3 2-3		4-3			G6-3 1-2f	4	0	1	1	0	0	2
Ken Harrelson, R (1, 3) OBP: 0.283, SLG: 0.458		B B B B FC6-4 1-2 BB		SF9 3-H			G5-4-3 1B			1	0	1	1	1	0	0
Haywood Sullivan, R (1, 2) OBP: 0.294, SLG: 0.275		F9		F8			G5-4-3 1-2f			3	0	0	0	0	0	3
Moe Drabowsky, R (1, 1) OBP: 0.182, SLG: 0.273		FC6-4 1-2f			SH1-4 1B		F8			3	0	1	0	0	0	2
Inning Stats	R: 0 H: 0 E: 0 LOB: 0 K: 1 BB: 0 S: 5 P: 5	R: 1 H: 2 E: 0 LOB: 2 K: 0 BB: 1 S: 5 P: 9	R: 0 H: 2 E: 0 LOB: 1 K: 1 BB: 0 S: 6 P: 6	R: 1 H: 1 E: 0 LOB: 0 K: 0 BB: 0 S: 4 P: 4	R: 0 H: 1 E: 0 LOB: 1 K: 0 BB: 0 S: 4 P: 4	R: 0 H: 0 E: 0 LOB: 0 K: 0 BB: 0 S: 3 P: 3	R: 0 H: 1 E: 0 LOB: 0 K: 0 BB: 0 S: 3 P: 3	R: 0 H: 0 E: 0 LOB: 0 K: 0 BB: 0 S: 3 P: 3	R: 0 H: 0 E: 1 LOB: 0 K: 0 BB: 0 S: 3 P: 3	1B: 5 SF: 1 2B: 3 SAC: 1 3B: 0 DP: 3 HR: 0 HBP: 0						

PITCHER	IP	WLS	BF	H	R	ER	SO	BB	IBB	HBP	BLK	WP	HR	S	P	ERA	WHIP
Milt Pappas, R (1, 1) ERA: 2.97	9.0	W	33	7	2	2	2	1	0	0	0	0	0	36	40	2.00	0.889

PITCHER	IP	WLS	BF	H	R	ER	SO	BB	IBB	HBP	BLK	WP	HR	S	P	ERA	WHIP

TOP

Kansas City Athletics @ Baltimore Orioles

Memorial Stadium, Baltimore, MD

Sat Jun 29 1963, 3:33 AM EDT

Att. 7,780 - Unknown

livebaseballscorecards.com

AB	30
R	2
H	7
RBI	2
BB	1
SO	2
LOB	11

BOTTOM

Kansas City Athletics @ Baltimore Orioles

Memorial Stadium, Baltimore, MD

Sat Jun 29 1963, 3:33 AM EDT

Att. 7,780 - Unknown

livebaseballscorecards.com

Batter	1	2	3	4	5	6	7	8	9	AB	R	H	RBI	BB	SO	LOB
Luis Aparicio, R (1, 6) OBP: 0.300, SLG: 0.355 Bob Saverine, S (7, 6) OBP: 0.300, SLG: 0.274	F3		F1			F6		S, 1B, 1B		3 1	0 1	0 1	0 1	0 0	0 0	0 0
Russ Snyder, L (1, 8) OBP: 0.304, SLG: 0.338	4-3		4-3			F9		S, 1-H, 1B		4	0	1	1	0	0	0
Al Smith, R (1, 9) OBP: 0.343, SLG: 0.444	K			F5		5-3		F8, 1-2		4	0	0	0	0	1	1
Jim Gentile, L (1, 3) OBP: 0.364, SLG: 0.476		HR		F2			F9, 1B, 2B			3	2	2	1	0	0	0
Boog Powell, L (1, 7) OBP: 0.329, SLG: 0.491		F3		G3			F9, 2-3			3	0	0	0	0	0	1
Brooks Robinson, R (1, 5) OBP: 0.324, SLG: 0.362		BB			K		CS, 3-H, 1B			2	0	1	1	1	1	0
Jerry Adair, R (1, 4) OBP: 0.204, SLG: 0.324		F7			5-3		K, 1-2			3	0	0	0	0	1	2
Dick Brown, R (1, 2) OBP: 0.313, SLG: 0.340		5-3			1B			K		3	0	1	0	0	1	1
Milt Pappas, R (1, 1) OBP: 0.129, SLG: 0.100			F6		K			F6		3	0	0	0	0	1	1
Inning Stats	R: 0 E: 0 K: 1 S: 5 H: 0 LOB: 0 BB: 0 P: 5	R: 1 E: 0 K: 0 S: 4 H: 1 LOB: 1 BB: 1 P: 8	R: 0 E: 0 K: 0 S: 3 H: 0 LOB: 0 BB: 0 P: 3	R: 0 E: 0 K: 0 S: 3 H: 0 LOB: 0 BB: 0 P: 3	R: 0 E: 0 K: 2 S: 8 H: 1 LOB: 1 BB: 0 P: 8	R: 0 E: 0 K: 0 S: 3 H: 0 LOB: 0 BB: 0 P: 3	R: 1 E: 0 K: 1 S: 6 H: 2 LOB: 0 BB: 0 P: 6	R: 1 E: 0 K: 1 S: 7 H: 2 LOB: 1 BB: 0 P: 7		1B: 4 2B: 1 3B: 0 HR: 1 SF: 0 SAC: 0 DP: 0 HBP: 0						

PITCHER	IP	WLS	BF	H	R	ER	SO	BB	IBB	HBP	BLK	WP	HR	S	P	ERA	WHIP
Moe Drabowsky, R (1, 1) ERA: 3.68	8.0	L	30	6	3	3	5	1	0	0	0	0	1	39	43	3.38	0.875

PITCHER	IP	WLS	BF	H	R	ER	SO	BB	IBB	HBP	BLK	WP	HR	S	P	ERA	WHIP

AB	29
R	3
H	6
RBI	3
BB	1
SO	5
LOB	6

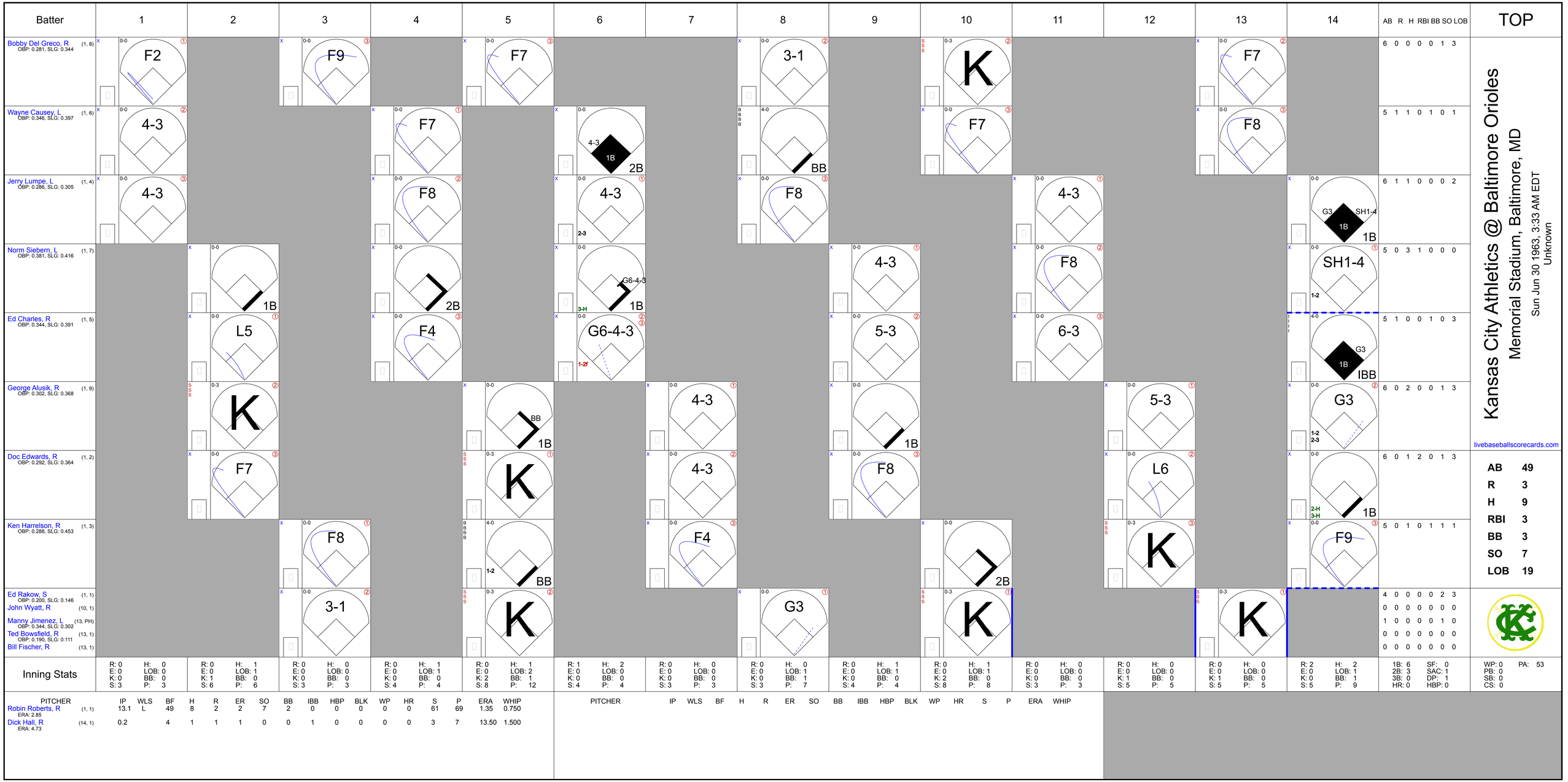
Batter
1
2
3
4
5
6
7
8
9
10
11
12
13
14
AB R H RBI BB SO LOB
TOP
Bobby Del Greco, R (1, 8) OBP: 0.281, SLG: 0.344
F2
F9
F7
3-1
K
F7
6 0 0 0 0 1 3
Wayne Causey, L (1, 6) OBP: 0.346, SLG: 0.397
4-3
F7
4-3 1B 2B
BB
F7
F8
5 1 1 0 1 0 1
Jerry Lumpe, L (1, 4) OBP: 0.286, SLG: 0.305
4-3
F8
4-3 2-3
F8
4-3
G3 SH1-4 1B 1B
6 1 1 0 0 0 2
Norm Siebern, L (1, 7) OBP: 0.381, SLG: 0.416
1B
2B
G6-4-3 3-H 1B
4-3
F8
SH1-4 1-2
5 0 3 1 0 0 0
Ed Charles, R (1, 5) OBP: 0.344, SLG: 0.391
L5
F4
G6-4-3 1-2f
5-3
6-3
G3 1B IBB
5 1 0 0 1 0 3
George Alusik, R (1, 9) OBP: 0.302, SLG: 0.368
K
BB 1B
4-3
5-3
1B
5-3
G3 1-2 2-3
6 0 2 0 0 1 3
Doc Edwards, R (1, 2) OBP: 0.292, SLG: 0.364
F7
K
4-3
F8
L6
2-H 3-H 1B
6 0 1 2 0 1 3
Ken Harrelson, R (1, 3) OBP: 0.288, SLG: 0.453
F8
BB 1-2
F4
2B
K
F9
5 0 1 0 1 1 1
Ed Rakow, S (1, 1) OBP: 0.200, SLG: 0.146
John Wyatt, R (10, 1)
Manny Jimenez, L (13, PH) OBP: 0.344, SLG: 0.302
Ted Bowsfield, R (13, 1) OBP: 0.190, SLG: 0.111
Bill Fischer, R (13, 1)
3-1
K
G3
K
K
4 0 0 0 0 2 3
0 0 0 0 0 0 0
1 0 0 0 0 1 0
0 0 0 0 0 0 0
0 0 0 0 0 0 0
Kansas City Athletics @ Baltimore Orioles
Memorial Stadium, Baltimore, MD
Sun Jun 30 1963, 3:33 AM EDT
Unknown
livebaseballscorecards.com
AB 49
R 3
H 9
RBI 3
BB 3
SO 7
LOB 19
Inning Stats
R: 0 E: 0 K: 0 S: 3 H: 0 LOB: 0 BB: 0 P: 3
R: 0 E: 0 K: 1 S: 6 H: 1 LOB: 1 BB: 0 P: 6
R: 0 E: 0 K: 0 S: 3 H: 0 LOB: 0 BB: 0 P: 3
R: 0 E: 0 K: 0 S: 4 H: 1 LOB: 1 BB: 0 P: 4
R: 0 E: 0 K: 2 S: 8 H: 1 LOB: 2 BB: 1 P: 12
R: 1 E: 0 K: 0 S: 4 H: 2 LOB: 0 BB: 0 P: 4
R: 0 E: 0 K: 0 S: 3 H: 0 LOB: 0 BB: 0 P: 3
R: 0 E: 0 K: 0 S: 3 H: 0 LOB: 1 BB: 1 P: 7
R: 0 E: 0 K: 0 S: 4 H: 1 LOB: 1 BB: 0 P: 4
R: 0 E: 0 K: 2 S: 8 H: 1 LOB: 1 BB: 0 P: 8
R: 0 E: 0 K: 0 S: 3 H: 0 LOB: 0 BB: 0 P: 3
R: 0 E: 0 K: 1 S: 5 H: 0 LOB: 0 BB: 0 P: 5
R: 0 E: 0 K: 1 S: 5 H: 0 LOB: 0 BB: 0 P: 5
R: 2 E: 0 K: 0 S: 5 H: 2 LOB: 1 BB: 1 P: 9
1B: 6 2B: 3 3B: 0 HR: 0
SF: 0 SAC: 1 DP: 1 HBP: 0
WP: 0 PB: 0 SB: 0 CS: 0
PA: 53
PITCHER IP WLS BF H R ER SO BB IBB HBP BLK WP HR S P ERA WHIP
Robin Roberts, R (1, 1) ERA: 2.85 13.1 L 49 8 2 2 7 2 0 0 0 0 0 61 69 1.35 0.750
Dick Hall, R (14, 1) ERA: 4.73 0.2 4 1 1 1 0 0 1 0 0 0 0 3 7 13.50 1.500
PITCHER IP WLS BF H R ER SO BB IBB HBP BLK WP HR S P ERA WHIP

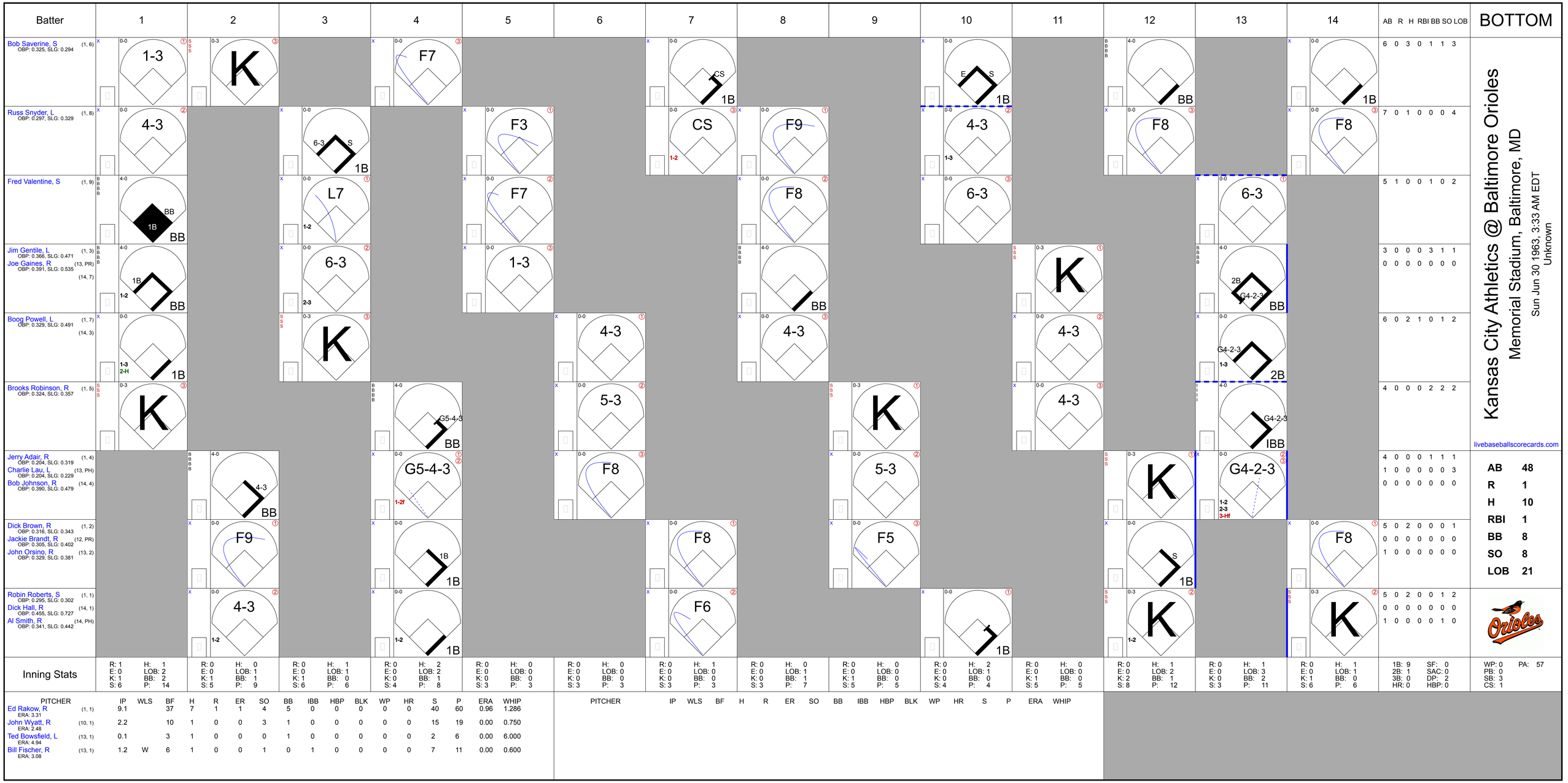
Batter
1
2
3
4
5
6
7
8
9
10
11
12
13
14
AB R H RBI BB SO LOB
BOTTOM
Bob Saverine, S (1, 6) OBP: 0.325, SLG: 0.294
1-3
K
F7
CS 1B
E S 1B
BB
1B
6 0 3 0 1 1 3
Russ Snyder, L (1, 8) OBP: 0.297, SLG: 0.329
4-3
6-3 S 1B
F3
CS 1-2
F9
4-3 1-3
F8
F8
7 0 1 0 0 0 4
Fred Valentine, S (1, 9)
BB 1B BB
L7 1-2
F7
F8
6-3
6-3
5 1 0 0 1 0 2
Jim Gentile, L (1, 3) OBP: 0.366, SLG: 0.471
Joe Gaines, R (13, PR) OBP: 0.391, SLG: 0.535
(14, 7)
1B 1-2 BB
6-3 2-3
1-3
F8 BB
K
2B G4-2-3 BB
3 0 0 0 3 1 1
0 0 0 0 0 0 0
Boog Powell, L (1, 7) OBP: 0.329, SLG: 0.491
(14, 3)
1-3 2-H 1B
K
4-3
4-3
4-3
G4-2-3 1-3 2B
6 0 2 1 0 1 2
Brooks Robinson, R (1, 5) OBP: 0.324, SLG: 0.357
K
G5-4-3 BB
5-3
K
4-3
G4-2-3 IBB
4 0 0 0 2 2 2
Jerry Adair, R (1, 4) OBP: 0.204, SLG: 0.319
Charlie Lau, L (13, PH) OBP: 0.204, SLG: 0.229
Bob Johnson, R (14, 4) OBP: 0.390, SLG: 0.479
4-3 BB
G5-4-3 1-2f
F8
5-3
K
G4-2-3 1-2 2-3 3-Hf
4 0 0 0 1 1 1
1 0 0 0 0 0 3
0 0 0 0 0 0 0
Dick Brown, R (1, 2) OBP: 0.316, SLG: 0.343
Jackie Brandt, R (12, PR) OBP: 0.305, SLG: 0.402
John Orsino, R (13, 2) OBP: 0.329, SLG: 0.381
F9
1B 1B
F8
F5
S 1B
F8
5 0 2 0 0 0 1
0 0 0 0 0 0 0
1 0 0 0 0 0 0
Robin Roberts, S (1, 1) OBP: 0.295, SLG: 0.302
Dick Hall, R (14, 1) OBP: 0.455, SLG: 0.727
Al Smith, R (14, PH) OBP: 0.341, SLG: 0.442
4-3 1-2
1-2 1B
F6
1B
K 1-2
K
5 0 2 0 0 1 2
0 0 0 0 0 0 0
1 0 0 0 0 1 0
Inning Stats
R: 1 E: 0 K: 1 S: 6
H: 1 LOB: 2 BB: 2 P: 14
R: 0 E: 0 K: 1 S: 5
H: 0 LOB: 1 BB: 1 P: 9
R: 0 E: 0 K: 1 S: 6
H: 1 LOB: 1 BB: 0 P: 6
R: 0 E: 0 K: 0 S: 4
H: 2 LOB: 2 BB: 1 P: 8
R: 0 E: 0 K: 0 S: 3
H: 0 LOB: 0 BB: 0 P: 3
R: 0 E: 0 K: 0 S: 3
H: 0 LOB: 0 BB: 0 P: 3
R: 0 E: 0 K: 0 S: 3
H: 1 LOB: 0 BB: 0 P: 3
R: 0 E: 0 K: 0 S: 3
H: 0 LOB: 1 BB: 1 P: 7
R: 0 E: 0 K: 1 S: 5
H: 0 LOB: 0 BB: 0 P: 5
R: 0 E: 0 K: 0 S: 4
H: 2 LOB: 1 BB: 0 P: 4
R: 0 E: 0 K: 1 S: 5
H: 0 LOB: 0 BB: 0 P: 5
R: 0 E: 0 K: 2 S: 8
H: 1 LOB: 2 BB: 1 P: 12
R: 0 E: 0 K: 0 S: 3
H: 1 LOB: 3 BB: 2 P: 11
R: 0 E: 0 K: 1 S: 6
H: 1 LOB: 1 BB: 0 P: 6
1B: 9 2B: 1 3B: 0 HR: 0
SF: 0 SAC: 0 DP: 2 HBP: 0
WP: 0 PB: 0 SB: 3 CS: 1
PA: 57
Kansas City Athletics @ Baltimore Orioles
Memorial Stadium, Baltimore, MD
Sun Jun 30 1963, 3:33 AM EDT
Unknown
livebaseballscorecards.com
AB 48
R 1
H 10
RBI 1
BB 8
SO 8
LOB 21
PITCHER IP WLS BF H R ER SO BB IBB HBP BLK WP HR S P ERA WHIP
Ed Rakow, R (1, 1) ERA: 3.31 9.1 37 7 1 1 4 5 0 0 0 0 0 40 60 0.96 1.286
John Wyatt, R (10, 1) ERA: 2.48 2.2 10 1 0 0 3 1 0 0 0 0 0 15 19 0.00 0.750
Ted Bowsfield, L (13, 1) ERA: 4.94 0.1 3 1 0 0 0 1 0 0 0 0 0 2 6 0.00 6.000
Bill Fischer, R (13, 1) ERA: 3.08 1.2 W 6 1 0 0 1 0 1 0 0 0 0 7 11 0.00 0.600
PITCHER IP WLS BF H R ER SO BB IBB HBP BLK WP HR S P ERA WHIP

Batter	1	2	3	4	5	6	7	8	9	10	11	12	AB	R	H	RBI	BB	SO	LOB
Bobby Del Greco, R (1, 8) OBP: 0.277, SLG: 0.359	F8		HR		K		F4		5-3			K	6	1	1	1	0	2	0
Wayne Causey, L (1, 6) OBP: 0.349, SLG: 0.399	BB, 1B		2B, 1B		1B		4-3			6-3		F8	6	1	3	0	0	0	0
George Alusik, R (1, 9) OBP: 0.303, SLG: 0.369	BB		1B, 2B		F6		6-3			F9		5-3	5	1	1	0	1	0	1
Norm Siebern, L (1, 7) OBP: 0.382, SLG: 0.416	F5		G6-4-3, 1B		F9			1B		1-3			5	0	2	2	0	0	3
Ed Charles, R (1, 5) OBP: 0.342, SLG: 0.385	F3		G6-4-3			5-3		B1			WP, SH1-4, BB		4	0	0	0	1	0	4
Jerry Lumpe, L (1, 4) OBP: 0.282, SLG: 0.301		4-3		F8		4-3		F7			SH1-4		4	0	0	0	0	0	1
Ken Harrelson, R (1, 3) OBP: 0.281, SLG: 0.431		6-3		K		1B		K			K		5	0	1	0	0	3	2
Haywood Sullivan, R (1, 2) OBP: 0.300, SLG: 0.283 Manny Jimenez, L (11, PH) OBP: 0.354, SLG: 0.302 Tony La Russa, R (11, PR) Bill Fischer, R (11, 1)		1-3		1B		1-3, 1B			F8		FC4-6, IBB		4 0 0 0	0 0 0 0	2 0 0 0	0 0 0 0	0 1 0 0	0 0 0 0	0 0 0 0
Diego Segui, R (1, 1) OBP: 0.227, SLG: 0.190 John Wyatt, R (8, 1) Doc Edwards, R (11, PH) OBP: 0.289, SLG: 0.361 (11, 2)			4-3		K	6-3			6-3		FC4-6		3 1 1	0 0 0	0 0 0	0 0 0	0 0 0	1 0 0	3 0 2
Inning Stats	R: 0 E: 0 K: 0 S: 4 H: 1 LOB: 2 BB: 1 P: 8	R: 0 E: 0 K: 0 S: 3 H: 0 LOB: 0 BB: 0 P: 3	R: 3 E: 0 K: 0 S: 6 H: 4 LOB: 0 BB: 0 P: 6	R: 0 E: 0 K: 2 S: 8 H: 1 LOB: 1 BB: 0 P: 8	R: 0 E: 0 K: 1 S: 6 H: 1 LOB: 1 BB: 0 P: 6	R: 0 E: 0 K: 0 S: 5 H: 2 LOB: 2 BB: 0 P: 5	R: 0 E: 0 K: 0 S: 3 H: 0 LOB: 0 BB: 0 P: 3	R: 0 E: 0 K: 1 S: 6 H: 1 LOB: 1 BB: 0 P: 6	R: 0 E: 0 K: 0 S: 3 H: 0 LOB: 0 BB: 0 P: 3	R: 0 E: 0 K: 0 S: 3 H: 0 LOB: 0 BB: 0 P: 3	R: 0 E: 0 K: 1 S: 5 H: 0 LOB: 2 BB: 2 P: 13	R: 0 E: 0 K: 1 S: 5 H: 0 LOB: 0 BB: 0 P: 5	1B: 8 2B: 1 3B: 0 HR: 1	SF: 0 SAC: 1 DP: 1 HBP: 0	WP: 1 PB: 0 SB: 0 CS: 0	PA: 48		

PITCHER	IP	WLS	BF	H	R	ER	SO	BB	IBB	HBP	BLK	WP	HR	S	P	ERA	WHIP
Mike McCormick, L (1, 1) ERA: 3.66	10.1		42	10	3	3	4	2	0	0	0	0	1	48	56	2.61	1.161
Stu Miller, R (11, 1) ERA: 3.17	1.2	W	6	0	0	0	2	0	1	0	0	1	0	9	13	0.00	0.000

PITCHER	IP	WLS	BF	H	R	ER	SO	BB	IBB	HBP	BLK	WP	HR	S	P	ERA	WHIP

TOP

Kansas City Athletics @ Baltimore Orioles

Memorial Stadium, Baltimore, MD

Sun Jun 30 1963, 7:05 PM EDT

Att. 9,840 - Unknown

livebaseballscorecards.com

AB	44
R	3
H	10
RBI	3
BB	3
SO	6
LOB	16

Batter	1	2	3	4	5	6	7	8	9	10	11	12	AB	R	H	RBI	BB	SO	LOB
Bob Saverine, S (1, 6) OBP: 0.313, SLG: 0.284	4-3		4-3		K		4-3			F7		1-2 2-3 3-H 1B	6	0	1	1	0	1	0
Russ Snyder, L (1, 8) OBP: 0.300, SLG: 0.350	E S 1B		6-3			HR		4-3		F8			5	1	2	1	0	0	0
Fred Valentine, S (1, 9) OBP: 0.182, SLG: 0.100	F4 1-3		6-3			K		1B 1B		F7			5	0	1	0	0	1	1
Jim Gentile, L (1, 3) OBP: 0.367, SLG: 0.468	BB			K 1B		F8		S 1-3 1B			F6		4	0	1	0	1	1	0
Boog Powell, L (1, 7) OBP: 0.326, SLG: 0.484	K			1-3 1B		6-3		K 1-2			K2-3		5	0	1	0	0	3	4
Brooks Robinson, R (1, 5) OBP: 0.325, SLG: 0.361	2B			1-3 1-2			HR 1B	K			F9		5	1	2	0	0	1	3
Bob Johnson, R (1, 4) OBP: 0.391, SLG: 0.526	G3						HR 1-H	K				WP 1B 2B	5	2	2	2	0	2	2
John Orsino, R (1, 2) OBP: 0.331, SLG: 0.384	K				F7		F5	9-6 2B				1B IBB 2-3 IBB	4	0	1	0	1	1	1
Mike McCormick, L (1, 1) OBP: 0.185, SLG: 0.296	K				F6		K	9-6 2-3f				1B 1-2 IBB	4	0	0	0	0	2	2
Stu Miller, R (11, 1) OBP: 0.333, SLG: 0.333													0	0	0	0	0	0	0
Al Smith, R (12, PH) OBP: 0.344, SLG: 0.442													0	0	0	0	1	0	0
Inning Stats	R: 0 H: 1 E: 0 LOB: 2 K: 1 BB: 1 S: 6 P: 10		R: 0 H: 1 E: 0 LOB: 1 K: 2 BB: 0 S: 8 P: 8	R: 0 H: 0 E: 0 LOB: 0 K: 0 BB: 0 S: 3 P: 3	R: 0 H: 1 E: 0 LOB: 1 K: 2 BB: 0 S: 8 P: 8	R: 0 H: 0 E: 0 LOB: 0 K: 1 BB: 0 S: 5 P: 5	R: 1 H: 1 E: 0 LOB: 0 K: 1 BB: 0 S: 6 P: 6	R: 2 H: 2 E: 0 LOB: 0 K: 1 BB: 0 S: 7 P: 7	R: 0 H: 2 E: 0 LOB: 2 K: 2 BB: 0 S: 9 P: 9	R: 0 H: 1 E: 0 LOB: 0 K: 1 BB: 0 S: 5 P: 5	R: 0 H: 0 E: 0 LOB: 0 K: 0 BB: 0 S: 3 P: 3	R: 0 H: 0 E: 0 LOB: 0 K: 1 BB: 0 S: 5 P: 5	R: 1 H: 2 E: 0 LOB: 3 K: 0 BB: 2 S: 2 P: 10						

PITCHER	IP	WLS	BF	H	R	ER	SO	BB	IBB	HBP	BLK	WP	HR	S	P	ERA	WHIP
Diego Segui, R (1, 1) ERA: 4.8	7.1		31	8	3	3	8	1	0	0	0	0	2	46	50	3.68	1.227
John Wyatt, R (8, 1) ERA: 2.31	2.2		8	1	0	0	3	0	0	0	0	0	0	14	14	0.00	0.375
Bill Fischer, R (11, 1) ERA: 3.2	1.0	L	7	2	1	1	1	0	2	0	0	1	0	7	15	9.00	2.000

PITCHER	IP	WLS	BF	H	R	ER	SO	BB	IBB	HBP	BLK	WP	HR	S	P	ERA	WHIP

BOTTOM

Kansas City Athletics @ Baltimore Orioles

Memorial Stadium, Baltimore, MD

Sun Jun 30 1963, 7:05 PM EDT

Att. 9,840 - Unknown

livebaseballscorecards.com

AB	43
R	4
H	11
RBI	4
BB	3
SO	12
LOB	13

1B: 6	SF: 0	WP: 1	PA: 46
2B: 4	SAC: 0	PB: 0	
3B: 0	DP: 1	SB: 2	
HR: 2	HBP: 0	CS: 0	

Batter	1	2	3	4	5	6	7	8	9	AB	R	H	RBI	BB	SO	LOB
Bobby Del Greco, R (1, 8) OBP: 0.274, SLG: 0.348	6-3	5-3		K		6-3			CS, BB	4	0	0	0	1	1	1
Wayne Causey, L (1, 6) OBP: 0.350, SLG: 0.414	2B	3-1		HR			K		F8	5	2	2	1	0	1	1
George Alusik, R (1, 9) OBP: 0.307, SLG: 0.370	1B		SH1-3, BB, 1B	6-3			K		6-3	5	2	2	0	0	1	0
Norm Siebern, L (1, 7) OBP: 0.383, SLG: 0.419	FC4-6, 2B		BB		1-3		K			3	1	1	1	1	1	0
Doc Edwards, R (1, 2) OBP: 0.299, SLG: 0.364	IBB		SH1-3		K			6-3, SF9, 1B		2	1	1	0	1	1	0
Ken Harrelson, R (1, 3) OBP: 0.309, SLG: 0.443	FC4-6, 1B		IBB		K			6-3, 1B		3	0	2	1	1	1	0
Jerry Lumpe, L (1, 4) OBP: 0.282, SLG: 0.300	FC4-6		1B			F6		6-3		4	0	1	2	0	0	4
Sammy Esposito, R (1, 5) OBP: 0.143, SLG: 0.167	F6		B3-5			1B		SF9		3	0	1	1	0	0	5
Dave Wickersham, R (1, 1) OBP: 0.190, SLG: 0.171 Moe Drabowsky, R (8, 1) OBP: 0.182, SLG: 0.273 John Wyatt, R (9, 1)		K		F3		K		K		4 0 0	0 0 0	0 0 0	0 0 0	0 0 0	3 0 0	2 0 0
Inning Stats	R: 3, E: 0, K: 0, S: 7 H: 4, LOB: 2, BB: 1, P: 11	R: 0, E: 0, K: 1, S: 5 H: 0, LOB: 0, BB: 0, P: 5	R: 1, E: 0, K: 0, S: 4 H: 2, LOB: 2, BB: 2, P: 12	R: 1, E: 0, K: 1, S: 6 H: 1, LOB: 0, BB: 0, P: 6	R: 0, E: 0, K: 2, S: 7 H: 0, LOB: 0, BB: 0, P: 7	R: 0, E: 0, K: 1, S: 6 H: 1, LOB: 1, BB: 0, P: 6	R: 0, E: 0, K: 3, S: 9 H: 0, LOB: 0, BB: 0, P: 9	R: 1, E: 0, K: 1, S: 7 H: 2, LOB: 1, BB: 0, P: 7	R: 0, E: 0, K: 0, S: 2 H: 0, LOB: 0, BB: 1, P: 6	1B: 7, 2B: 3, 3B: 0, HR: 1 SF: 1, SAC: 1, DP: 1, HBP: 0						

PITCHER	IP	WLS	BF	H	R	ER	SO	BB	IBB	HBP	BLK	WP	HR	S	P	ERA	WHIP
Dave McNally, L (1, 1) ERA: 5.44	2.1	L	16	6	4	4	1	1	2	0	0	0	0	15	27	15.43	3.000
Ike Delock, R (3, 1) ERA: 4.89	2.2		8	1	1	1	3	0	0	0	0	0	1	14	14	3.38	0.375
Wes Stock, R (6, 1) ERA: 3.5	2.0		7	1	0	0	4	0	0	0	0	0	0	15	15	0.00	0.500
Herman Starrette, R (8, 1) ERA: 9.0	1.0		5	2	1	1	1	0	0	0	0	0	0	7	7	9.00	2.000
Stu Miller, R (9, 1) ERA: 3.1	1.0		3	0	0	0	0	1	0	0	0	0	0	2	6	0.00	1.000

PITCHER | IP | WLS | BF | H | R | ER | SO | BB | IBB | HBP | BLK | WP | HR | S | P | ERA | WHIP

TOP

Kansas City Athletics @ Baltimore Orioles

Memorial Stadium, Baltimore, MD

Mon Jul 01 1963, 7:05 PM EDT

Att. 5,232 - Unknown

livebaseballscorecards.com

AB	33
R	6
H	10
RBI	6
BB	4
SO	9
LOB	13

WP: 0 PB: 0 SB: 0 CS: 1 PA: 39

Batter	1	2	3	4	5	6	7	8	9	AB	R	H	RBI	BB	SO	LOB
Bob Saverine, S (1, 6) OBP: 0.307, SLG: 0.269	1-3		K		3-1		4-3		FC3-6, BB	4	0	0	0	1	1	0
Russ Snyder, L (1, 8) OBP: 0.308, SLG: 0.349	F2, 1B		F6		BB			2B, SF9, BB	F7	3	1	1	0	2	0	1
Fred Valentine, S (1, 9) OBP: 0.313, SLG: 0.286	F2 1-2		F6		F5			1B 1-3	FC3-6 1-2	4	1	2	0	1	0	1
Jim Gentile, L (1, 3) OBP: 0.364, SLG: 0.472 Jackie Brandt, R (9, PR) OBP: 0.305, SLG: 0.402	F2 1-2 2-3			1B 3B		F9		SF9 3-H	FC3-6 1-2f 2-3	4 0	1 0	1 0	1 0	0 0	0 0	4 0
Boog Powell, L (1, 7) OBP: 0.320, SLG: 0.474	K			K		F8		F6	4-3	5	0	0	0	0	2	6
Brooks Robinson, R (1, 5) OBP: 0.327, SLG: 0.361		F3		F2		FC5-4, BB		2B, 1B 2-H		3	1	1	1	1	0	1
Bob Johnson, R (1, 4) OBP: 0.407, SLG: 0.543		BB		1B 3-H		FC5-4 1-2f		1B 1-3	2B	3	0	2	1	1	0	1
Dick Brown, R (1, 2) OBP: 0.308, SLG: 0.333 Al Smith, R (8, PH) OBP: 0.346, SLG: 0.445 Stu Miller, R (9, 1) OBP: 0.333, SLG: 0.333		K		F4			5-3	1B 2-3 3-H		3 1 0	0 0 0	0 1 0	0 1 0	1 0 0	2 0 0	2 0 0
Dave McNally, R (1, 1) Ike Delock, R (3, 1) Joe Gaines, R (5, PH) OBP: 0.388, SLG: 0.528 Wes Stock, R (6, 1) Jerry Adair, R (7, PH) OBP: 0.203, SLG: 0.317 Herman Starrette, R (8, 1) John Orsino, R (8, PH) OBP: 0.329, SLG: 0.381 (9, 2)		K	K		K		F4	K		1 0 1 0 1 0 0 1	0 0 0 0 0 0 0 0	0 0 0 0 0 0 0 0	0 0 0 0 0 0 0 0	0 0 0 0 0 0 0 0	1 0 1 0 0 0 0 1	1 0 0 0 0 0 0 2
Inning Stats	R: 0 E: 0 K: 1 S: 7 H: 2 LOB: 2 BB: 0 P: 7	R: 0 E: 0 K: 2 S: 7 H: 0 LOB: 1 BB: 1 P: 11	R: 0 E: 0 K: 1 S: 5 H: 0 LOB: 0 BB: 0 P: 5	R: 1 E: 0 K: 1 S: 7 H: 2 LOB: 1 BB: 0 P: 7	R: 0 E: 0 K: 1 S: 5 H: 0 LOB: 1 BB: 1 P: 9	R: 0 E: 0 K: 0 S: 3 H: 0 LOB: 1 BB: 1 P: 7	R: 0 E: 0 K: 0 S: 3 H: 0 LOB: 0 BB: 0 P: 3	R: 3 E: 0 K: 1 S: 9 H: 4 LOB: 2 BB: 1 P: 13	R: 0 E: 0 K: 0 S: 3 H: 0 LOB: 2 BB: 2 P: 11	1B: 5 2B: 2 3B: 1 HR: 0	SF: 1 SAC: 0 DP: 0 HBP: 0			WP: 0 PB: 0 SB: 0 CS: 0	PA: 41		

PITCHER	IP	WLS	BF	H	R	ER	SO	BB	IBB	HBP	BLK	WP	HR	S	P	ERA	WHIP
Dave Wickersham, R (1, 1) ERA: 3.61	7.2	W	34	7	4	4	6	4	0	0	0	0	0	42	58	4.70	1.435
Moe Drabowsky, R (8, 1) ERA: 3.6	0.2		5	1	0	0	1	2	0	0	0	0	0	5	13	0.00	4.500
John Wyatt, R (9, 1) ERA: 2.27	0.2	S	2	0	0	0	0	0	0	0	0	0	0	2	2	0.00	0.000

PITCHER	IP	WLS	BF	H	R	ER	SO	BB	IBB	HBP	BLK	WP	HR	S	P	ERA	WHIP

BOTTOM

Kansas City Athletics @ Baltimore Orioles

Memorial Stadium, Baltimore, MD

Mon Jul 01 1963, 7:05 PM EDT

Att. 5,232 - Unknown

livebaseballscorecards.com

AB	34
R	4
H	8
RBI	4
BB	6
SO	7
LOB	19

Los Angeles Angels @ Baltimore Orioles

Memorial Stadium, Baltimore, MD

Tue Jul 02 1963, 7:05 PM EDT

Att. 5,681 - Unknown

TOP

Batter	1	2	3	4	5	6	7	8	9	AB	R	H	RBI	BB	SO	LOB
Albie Pearson, L (1, 8) OBP: 0.388, SLG: 0.417	1-3		F5		F9 2-3			HR	4-3	5	1	1	1	0	0	3
Jim Fregosi, R (1, 6) OBP: 0.299, SLG: 0.418	2B			6-3	K			L4 BB 1B		4	0	2	0	0	1	1
Leon Wagner, L (1, 7) OBP: 0.418, SLG: 0.582	F7			K		L9		1-2 BB		3	0	0	0	1	1	1
Felix Torres, R (1, 5) OBP: 0.333, SLG: 0.385	K			E 2B		K		K		4	1	1	0	0	3	3
Charlie Dees, L (1, 3) OBP: 0.386, SLG: 0.432		3-1		E7 1B 2-H 1B		K		L4 2-3		4	1	1	1	0	1	2
Buck Rodgers, S (1, 2) OBP: 0.319, SLG: 0.366 Ed Sadowski, R (9, PR) OBP: 0.266, SLG: 0.321		G1-6-3 1B		2-H 1B			5-3 1B		S 1B	4 0	0 0	3 0	1 0	0 0	0 0	0 0
Lee Thomas, L (1, 9) OBP: 0.306, SLG: 0.332		G1-6-3 1-2f		K			1B		K 1-2	4	0	1	0	0	2	3
Billy Moran, R (1, 4) OBP: 0.280, SLG: 0.326			6-3		F9 SH1-4 BB		K		F2	3	0	0	0	1	1	3
Paul Foytack, R (1, 1) OBP: 0.200, SLG: 0.111 Art Fowler, R (8, 1) OBP: 0.333, SLG: 0.200 Bob Sadowski, L (9, PH) OBP: 0.338, SLG: 0.236			K		SH1-4 1-2		F9		BB	2 0 0	0 0 0	0 0 0	0 0 0	0 0 1	1 0 0	1 0 0

Inning Stats	1	2	3	4	5	6	7	8	9
	R: 0 E: 0 K: 1 S: 6	R: 0 E: 0 K: 0 S: 3	R: 0 E: 0 K: 1 S: 5	R: 2 E: 1 K: 2 S: 10	R: 0 E: 0 K: 1 S: 5	R: 0 E: 0 K: 2 S: 7	R: 0 E: 0 K: 1 S: 6	R: 1 E: 0 K: 1 S: 6	R: 0 E: 0 K: 1 S: 6
	H: 1 LOB: 1 BB: 0 P: 6	H: 1 LOB: 0 BB: 0 P: 3	H: 0 LOB: 0 BB: 0 P: 5	H: 3 LOB: 1 BB: 0 P: 10	H: 0 LOB: 1 BB: 1 P: 9	H: 0 LOB: 0 BB: 0 P: 7	H: 1 LOB: 1 BB: 0 P: 6	H: 2 LOB: 1 BB: 1 P: 10	H: 1 LOB: 2 BB: 1 P: 10

1B: 6	SF: 0	WP: 0
2B: 3	SAC: 1	PB: 0
3B: 0	DP: 2	SB: 1
HR: 1	HBP: 0	CS: 0

PA: 37

AB	33
R	3
H	9
RBI	3
BB	3
SO	10
LOB	17

livebaseballscorecards.com

PITCHER		IP	WLS	BF	H	R	ER	SO	BB	IBB	HBP	BLK	WP	HR	S	P	ERA	WHIP
Steve Barber, L ERA: 2.59	(1, 1)	4.0		17	5	2	1	4	1	0	0	0	0	0	24	28	2.25	1.500
Dick Hall, R ERA: 4.63	(5, 1)	3.0	W	12	3	1	1	4	0	0	0	0	0	1	20	20	3.00	1.000
Stu Miller, R ERA: 2.98	(8, 1)	2.0	S	8	1	0	0	2	2	0	0	0	0	0	10	18	0.00	1.500

PITCHER	IP	WLS	BF	H	R	ER	SO	BB	IBB	HBP	BLK	WP	HR	S	P	ERA	WHIP

Batter	1	2	3	4	5	6	7	8	9	AB	R	H	RBI	BB	SO	LOB
Luis Aparicio, R (1, 6) OBP: 0.300, SLG: 0.354	6-3		F5	F9			PB 1B			4	1	1	0	0	0	1
Russ Snyder, L (1, 8) (7, 7) (8, 9) OBP: 0.312, SLG: 0.353	G3		BB 1B		CS 1B		F4 1-2			4	1	2	0	0	0	1
Bob Johnson, R (1, 4) OBP: 0.411, SLG: 0.541	1B		F4		K 1-2		BB 2B 2-H			4	1	2	1	0	1	2
Jim Gentile, L (1, 3) OBP: 0.369, SLG: 0.470	K		1B 1-2 BB		FC6-4 BB		2B 1-2 BB			1	0	0	0	3	1	1
Fred Valentine, S (1, 9) OBP: 0.313, SLG: 0.286 Al Smith, R (1, 9) (8, 7) OBP: 0.353, SLG: 0.455		2B BLK 1B	1-3 2-H 1B		FC6-4 1-2f		1-3 2-H 2B			0 4	0 1	0 3	0 2	0 0	0 0	0 1
Boog Powell, L (1, 7) OBP: 0.316, SLG: 0.468 Bob Saverine, S (7, 8) OBP: 0.303, SLG: 0.266	F7	F7				K2-3	F8			3 1	0 0	0 0	0 0	0 0	1 0	3 2
Brooks Robinson, R (1, 5) OBP: 0.326, SLG: 0.362	BLK 1-3 2B			5-3		F8		5-3		4	0	1	0	0	0	0
Dick Brown, R (1, 2) OBP: 0.298, SLG: 0.322	F2 2-3 3-H			F7		4-3		K		4	0	0	0	0	1	1
Steve Barber, L (1, 1) OBP: 0.137, SLG: 0.122 Dick Hall, R (5, 1) OBP: 0.417, SLG: 0.667 Stu Miller, R (8, 1) OBP: 0.286, SLG: 0.286	K			1B			K	1-3		2 1 1	0 0 0	1 0 0	0 0 0	0 0 0	1 1 0	1 0 0
Inning Stats	R: 0 E: 0 K: 1 S: 6 H: 1 LOB: 1 BB: 0 P: 6	R: 1 E: 0 K: 1 S: 7 H: 2 LOB: 1 BB: 0 P: 7	R: 1 E: 0 K: 0 S: 5 H: 2 LOB: 2 BB: 1 P: 9	R: 0 E: 0 K: 0 S: 4 H: 1 LOB: 1 BB: 0 P: 4	R: 0 E: 0 K: 1 S: 5 H: 1 LOB: 1 BB: 1 P: 9	R: 0 E: 0 K: 1 S: 5 H: 0 LOB: 0 BB: 0 P: 5	R: 2 E: 0 K: 1 S: 8 H: 3 LOB: 2 BB: 1 P: 12	R: 0 E: 0 K: 1 S: 5 H: 0 LOB: 0 BB: 0 P: 5		1B: 8 2B: 3 3B: 0 HR: 0 SF: 0 SAC: 0 DP: 1 HBP: 0						

PITCHER		IP	WLS	BF	H	R	ER	SO	BB	IBB	HBP	BLK	WP	HR	S	P	ERA	WHIP
Paul Foytack, R ERA: 5.5	(1, 1)	7.0	L	33	10	4	4	5	3	0	0	1	0	0	40	52	5.14	1.857
Art Fowler, R ERA: 1.66	(8, 1)	1.0		3	0	0	0	1	0	0	0	0	0	0	5	5	0.00	0.000

PITCHER	IP	WLS	BF	H	R	ER	SO	BB	IBB	HBP	BLK	WP	HR	S	P	ERA	WHIP

BOTTOM

Los Angeles Angels @ Baltimore Orioles

Memorial Stadium, Baltimore, MD

Tue Jul 02 1963, 7:05 PM EDT

Att. 5,681 - Unknown

livebaseballscorecards.com

AB	33
R	4
H	10
RBI	3
BB	3
SO	6
LOB	13

WP: 0 PA: 36
PB: 1
SB: 0
CS: 1

Batter	1	2	3	4	5	6	7	8	9	AB	R	H	RBI	BB	SO	LOB
Albie Pearson, L (1, 8) OBP: 0.391, SLG: 0.436	3B		HR		BB		L3		4-3	4	1	2	1	1	0	1
Jim Fregosi, R (1, 6) OBP: 0.298, SLG: 0.417	L3		6-3		K		2B		1-3	5	0	1	0	0	1	2
Leon Wagner, L (1, 7) OBP: 0.416, SLG: 0.577	K		K2-3		4-3		1B			4	0	1	0	0	2	2
Charlie Dees, L (1, 3) OBP: 0.374, SLG: 0.417	F6		K		4-3		F6			4	0	0	0	0	1	4
Bob Perry, R (7, 9) OBP: 0.314, SLG: 0.333										0	0	0	0	0	0	0
Lee Thomas, L (1, 9) OBP: 0.305, SLG: 0.329 (7, 3)		F5		BB		F9		F9		3	0	0	0	1	0	0
Buck Rodgers, S (1, 2) OBP: 0.317, SLG: 0.357		BB		F7		4-3		F7		3	0	0	0	1	0	1
Felix Torres, R (1, 5) OBP: 0.340, SLG: 0.391		F9		1B		FC6-4 1B		1B		4	0	3	0	0	0	1
Joe Koppe, R (1, 4) OBP: 0.279, SLG: 0.263		2B		F2		FC6-4		F6		4	0	1	0	0	0	4
Dean Chance, R (1, 1) OBP: 0.135, SLG: 0.111		K		L9			L3 1B		5-3	2	0	0	0	0	1	4
Bob Sadowski, L (7, PH) OBP: 0.348, SLG: 0.250										1	0	1	0	0	0	0
Julio Navarro, R (7, 1) OBP: 0.333, SLG: 0.273										0	0	0	0	0	0	0
Frank Kostro, R (9, PH) OBP: 0.328, SLG: 0.236										1	0	0	0	0	0	0
Inning Stats	R: 0 E: 0 K: 1 S: 6 H: 1 LOB: 1 BB: 0 P: 6	R: 0 E: 0 K: 1 S: 6 H: 1 LOB: 2 BB: 1 P: 10	R: 1 E: 0 K: 2 S: 8 H: 1 LOB: 0 BB: 0 P: 8	R: 0 E: 0 K: 0 S: 4 H: 1 LOB: 2 BB: 1 P: 8	R: 0 E: 0 K: 1 S: 5 H: 0 LOB: 1 BB: 1 P: 9	R: 0 E: 0 K: 0 S: 4 H: 1 LOB: 1 BB: 0 P: 4	R: 0 E: 0 K: 0 S: 5 H: 3 LOB: 2 BB: 0 P: 5	R: 0 E: 0 K: 0 S: 4 H: 1 LOB: 1 BB: 0 P: 4	R: 0 E: 0 K: 0 S: 3 H: 0 LOB: 0 BB: 0 P: 3	1B: 5 2B: 3 3B: 1 HR: 1	SF: 0 SAC: 0 DP: 1 HBP: 0						

PITCHER	IP	WLS	BF	H	R	ER	SO	BB	IBB	HBP	BLK	WP	HR	S	P	ERA	WHIP
Milt Pappas, R (1, 1) ERA: 2.8	9.0	W	38	9	1	1	5	3	0	0	0	0	1	45	57	1.00	1.333

PITCHER	IP	WLS	BF	H	R	ER	SO	BB	IBB	HBP	BLK	WP	HR	S	P	ERA	WHIP

TOP

Los Angeles Angels @ Baltimore Orioles

Memorial Stadium, Baltimore, MD

Wed Jul 03 1963, 7:05 PM EDT

Att. 7,419 - Unknown

livebaseballscorecards.com

AB	35
R	1
H	9
RBI	1
BB	3
SO	5
LOB	19

Batter	1	2	3	4	5	6	7	8	9	AB	R	H	RBI	BB	SO	LOB
Luis Aparicio, R (1, 6) OBP: 0.299, SLG: 0.356	5-3		PB, E, 2B	F8			6-3			4	1	1	0	0	0	0
Russ Snyder, L (1, 8) OBP: 0.316, SLG: 0.356	G3, 1B		PB, E, 1B	F9			F4			4	1	2	0	0	0	0
Bob Johnson, R (1, 4) OBP: 0.414, SLG: 0.551	G3, 1-2		E7, 2B, 1-H, 2-H, 1B	6-3			2B			4	1	2	2	0	0	1
Jerry Adair, R (8, 4) OBP: 0.203, SLG: 0.317										0	0	0	0	0	0	0
Jim Gentile, L (1, 3) OBP: 0.373, SLG: 0.474	BB		1B, 3-H, 2B		F8		IBB			2	0	1	1	2	0	0
Al Smith, R (1, 9) OBP: 0.347, SLG: 0.447	L8		6-3		K		F8			4	0	0	0	0	1	5
Boog Powell, L (1, 7) OBP: 0.315, SLG: 0.466		K	BB, 2-3, 1B		K			G4-3, 1B		1	0	0	0	0	1	0
Joe Gaines, R (3, PH) OBP: 0.396, SLG: 0.533										3	0	2	0	0	1	0
(4, 7)																
Brooks Robinson, R (1, 5) OBP: 0.326, SLG: 0.364		S, 2B	F5			6-3		G4-3, 1-2f, 1, 2		4	0	1	0	0	0	3
John Orsino, R (1, 2) OBP: 0.327, SLG: 0.373		5-3, 2-3	BB, 1-2			F7		F9		3	0	0	0	1	0	1
Milt Pappas, R (1, 1) OBP: 0.118, SLG: 0.091		K2-3	K			6-3				3	0	0	0	0	2	4
Inning Stats	R: 0 E: 0 K: 0 S: 4 H: 1 LOB: 2 BB: 1 P: 8	R: 0 E: 0 K: 2 S: 8 H: 1 LOB: 1 BB: 0 P: 8	R: 3 E: 1 K: 1 S: 10 H: 5 LOB: 3 BB: 1 P: 14	R: 0 E: 0 K: 0 S: 3 H: 0 LOB: 0 BB: 0 P: 3	R: 0 E: 0 K: 2 S: 7 H: 0 LOB: 0 BB: 0 P: 7	R: 0 E: 0 K: 0 S: 3 H: 0 LOB: 0 BB: 0 P: 3	R: 0 E: 0 K: 0 S: 4 H: 1 LOB: 2 BB: 1 P: 8	R: 0 E: 0 K: 0 S: 3 H: 1 LOB: 0 BB: 0 P: 3		1B: 5 2B: 4 3B: 0 HR: 0 SF: 0 SAC: 0 DP: 1 HBP: 0						

PITCHER		IP	WLS	BF	H	R	ER	SO	BB	IBB	HBP	BLK	WP	HR	S	P	ERA	WHIP
Dean Chance, R ERA: 3.41	(1, 1)	6.0	L	27	7	3	3	5	2	0	0	0	0	0	35	43	4.50	1.500
Julio Navarro, R ERA: 2.79	(7, 1)	2.0		8	2	0	0	0	0	1	0	0	0	0	7	11	0.00	1.000

PITCHER	IP	WLS	BF	H	R	ER	SO	BB	IBB	HBP	BLK	WP	HR	S	P	ERA	WHIP

BOTTOM

Los Angeles Angels @ Baltimore Orioles

Memorial Stadium, Baltimore, MD

Wed Jul 03 1963, 7:05 PM EDT

Att. 7,419 - Unknown

livebaseballscorecards.com

AB	32
R	3
H	9
RBI	3
BB	3
SO	5
LOB	14

Batter	1	2	3	4	5	6	7	8	9	AB	R	H	RBI	BB	SO	LOB
Albie Pearson, L (1, 8) OBP: 0.394, SLG: 0.442	F9 1B / 1B / 1B	K		2B / 2-H / 1B					F4	5	1	3	1	0	1	0
Jim Fregosi, R (1, 6) OBP: 0.303, SLG: 0.424	1B / 1-2 / 1B	1B		1-3 / 2B		F8			F9	5	0	3	0	0	0	1
Leon Wagner, L (1, 7) OBP: 0.413, SLG: 0.569	F9 / 2-3	G3		IBB		1-3			4-3	4	0	0	0	1	0	4
Felix Torres, R (1, 5) OBP: 0.342, SLG: 0.390	1-3 / 3-H / 1B		5-3	F5			BBBB G4-6-3 / BB			3	0	1	1	1	0	3
Lee Thomas, L (1, 3) (5, 9) OBP: 0.304, SLG: 0.325	K		BBBB 1B / BB	F5			G4-6-3 / 1-2f			3	0	0	0	1	1	6
Hank Foiles, R (1, 2) OBP: 0.311, SLG: 0.400	F8		1-3 / 1B		F5		F3			4	0	1	0	0	0	2
Joe Koppe, R (1, 4) OBP: 0.278, SLG: 0.274		F8 / HR / 2B	F8		4-1			K		4	1	1	0	0	1	1
Bob Perry, R (1, 9) OBP: 0.315, SLG: 0.333		F8 / 2-3		S / 1B / 1B	F9			K		3	1	1	0	0	0	1
Mel Nelson, R (8, 1) OBP: 0.100, SLG: 0.100										0	0	0	0	0	0	0
Jack Spring, R (8, 1) OBP: 0.500, SLG: 0.500										0	0	0	0	0	0	0
Bob Turley, R (1, 1) OBP: 0.130, SLG: 0.304		HR / 3-H		K / 1-2		K		K		2	1	1	2	0	1	1
Don Lee, R (5, 1) OBP: 0.048, SLG: 0.048										0	0	0	0	0	0	0
Art Fowler, R (5, 1) OBP: 0.333, SLG: 0.200										0	0	0	0	0	0	0
Charlie Dees, L (5, 3) OBP: 0.368, SLG: 0.410										2	0	0	0	0	2	0
Bob Sadowski, L (8, PH) OBP: 0.343, SLG: 0.246										1	0	0	0	0	1	0
Inning Stats	R: 1 E: 0 K: 1 S: 8 H: 3 LOB: 2 BB: 0 P: 8	R: 2 E: 0 K: 1 S: 8 H: 3 LOB: 1 BB: 0 P: 8	R: 0 E: 0 K: 0 S: 3 H: 1 LOB: 1 BB: 1 P: 7	R: 1 E: 0 K: 1 S: 8 H: 3 LOB: 3 BB: 1 P: 12	R: 0 E: 0 K: 0 S: 3 H: 0 LOB: 0 BB: 0 P: 3	R: 0 E: 0 K: 1 S: 6 H: 1 LOB: 1 BB: 0 P: 6	R: 0 E: 0 K: 0 S: 2 H: 0 LOB: 0 BB: 1 P: 6	R: 0 E: 0 K: 3 S: 9 H: 0 LOB: 0 BB: 0 P: 9	R: 0 E: 0 K: 0 S: 3 H: 0 LOB: 0 BB: 0 P: 3	1B: 7 2B: 3 3B: 0 HR: 1 SF: 0 SAC: 0 DP: 1 HBP: 0						

PITCHER		IP	WLS	BF	H	R	ER	SO	BB	IBB	HBP	BLK	WP	HR	S	P	ERA	WHIP
Mike McCormick, L ERA: 3.97	(1, 1)	3.0		17	8	4	4	2	1	0	0	0	0	1	20	24	12.00	3.000
Wes Stock, R ERA: 3.08	(4, 1)	6.0	W	22	3	0	0	5	1	1	0	0	0	0	30	38	0.00	0.667

PITCHER	IP	WLS	BF	H	R	ER	SO	BB	IBB	HBP	BLK	WP	HR	S	P	ERA	WHIP

TOP

Los Angeles Angels @ Baltimore Orioles

Memorial Stadium, Baltimore, MD

Thu Jul 04 1963, 7:05 PM EDT

Att. 25,840 - Unknown

livebaseballscorecards.com

AB	36
R	4
H	11
RBI	4
BB	3
SO	7
LOB	19

WP: 0 PB: 0 SB: 1 CS: 0 PA: 39

Batter	1	2	3	4	5	6	7	8	9	AB	R	H	RBI	BB	SO	LOB
Luis Aparicio, R (1, 6) OBP: 0.306, SLG: 0.365	B B B B 4-0 S 1B BB	S S S 0-3 ③ K			B B B 4-0 2B 2B BB	X 0-0 1B 2B		X 0-0 BB 2B		3	3	2	0	2	1	1
Russ Snyder, L (1, 8) (8, 9) OBP: 0.328, SLG: 0.371	X 0-0 5-3 1-H 1B	S S S 0-3 ① K			X 0-0 1-3 2B 2B	X 0-0 S 2-H 1B		B B B B 4-0 BB BB		4	1	3	2	1	1	0
Joe Gaines, R (1, 7) OBP: 0.396, SLG: 0.513	X 0-0 ① F4	S S S 0-3 ② K			B B B 4-0 2B 1B BB	S S S 0-3 ② K 1-2		B B B B 4-0 1-2 2-3 BB		3	1	0	0	2	2	2
Jim Gentile, L (1, 3) OBP: 0.374, SLG: 0.474	X 0-0 ② 5-3 1-2	X 0-0 ③ F7			X 0-0 1B 1-3 2-H 3-H 2B	FC6-4 IBB		S S S 0-3 ① K		4	0	1	2	1	1	4
Al Smith, R (1, 9) OBP: 0.346, SLG: 0.444 Bob Saverine, S (8, 8) OBP: 0.300, SLG: 0.263	X 0-0 ③ F8			X 0-0 ① 4-3	X 0-0 2-3 3-H 1B	X 0-0 ③ FC6-4 1-2f		S S S 0-3 ② K		4 1	0 0	1 0	1 0	0 0	0 1	3 3
Brooks Robinson, R (1, 5) OBP: 0.327, SLG: 0.365		X 0-0 E7 6-3 1B		X 0-0 1B SF7 1B	X 0-0 ① F8		X 0-0 ① F7	X 0-0 ③ F7		5	2	2	0	0	0	5
Jerry Adair, R (1, 4) OBP: 0.208, SLG: 0.320		X 0-0 ① 6-3 3-H		X 0-0 1-3 1B	S S S 0-3 ② K		X 0-0 1B 1B			4	0	2	1	0	1	2
John Orsino, R (1, 2) OBP: 0.331, SLG: 0.375		B B B B 4-0 BB		X 0-0 ② SF7 3-H	X 0-0 ③ F8		X 0-0 CS 1-3 1B			2	0	1	1	1	0	2
Mike McCormick, L (1, 1) OBP: 0.179, SLG: 0.286 Wes Stock, R (4, 1)		S S S 0-3 ② K		X 0-0 ③ F8		S S S 0-3 ① K	S S S 0-3 ②③ K 1-2			1 3	0 0	0 0	0 0	0 0	1 2	1 3
Inning Stats	R: 1 E: 0 K: 0 S: 4 H: 1 LOB: 1 BB: 1 P: 8	R: 1 E: 1 K: 2 S: 8 H: 1 LOB: 1 BB: 1 P: 12	R: 0 E: 0 K: 2 S: 7 H: 0 LOB: 0 BB: 0 P: 7	R: 1 E: 0 K: 0 S: 5 H: 2 LOB: 1 BB: 0 P: 5	R: 3 E: 0 K: 1 S: 8 H: 3 LOB: 2 BB: 2 P: 16	R: 1 E: 0 K: 2 S: 9 H: 2 LOB: 2 BB: 1 P: 13	R: 0 E: 0 K: 1 S: 6 H: 2 LOB: 1 BB: 0 P: 6	R: 0 E: 0 K: 2 S: 8 H: 1 LOB: 3 BB: 2 P: 16		1B: 8 2B: 4 3B: 0 HR: 0 SF: 1 SAC: 0 DP: 0 HBP: 0						

PITCHER		IP	WLS	BF	H	R	ER	SO	BB	IBB	HBP	BLK	WP	HR	S	P	ERA	WHIP
Bob Turley, R ERA: 3.52	(1, 1)	4.0	L	20	5	5	4	4	3	0	0	0	0	0	25	37	9.00	2.000
Don Lee, R ERA: 3.97	(5, 1)	0.0		3	2	1	1	0	1	0	0	0	0	0	2	6	∞	∞
Art Fowler, R ERA: 1.74	(5, 1)	3.0		13	4	1	1	4	0	1	0	0	0	0	20	24	3.00	1.333
Mel Nelson, L ERA: 5.07	(8, 1)	0.0		3	1	0	0	0	2	0	0	0	0	0	1	9	∞	∞
Jack Spring, L ERA: 3.06	(8, 1)	1.0		3	0	0	0	2	0	0	0	0	0	0	7	7	0.00	0.000

PITCHER	IP	WLS	BF	H	R	ER	SO	BB	IBB	HBP	BLK	WP	HR	S	P	ERA	WHIP

BOTTOM

Los Angeles Angels @ Baltimore Orioles

Memorial Stadium, Baltimore, MD

Thu Jul 04 1963, 7:05 PM EDT

Att. 25,840 - Unknown

livebaseballscorecards.com

AB	34
R	7
H	12
RBI	7
BB	7
SO	10
LOB	26

Batter	1	2	3	4	5	6	7	8	9	AB	R	H	RBI	BB	SO	LOB
Lenny Green, L (1, 8) OBP: 0.303, SLG: 0.307	6-3			F5		BB, 1B, BB	F6		FC1-6, FC6-4 1-2f	4	1	0	0	1	0	2
Vic Power, R (1, 3) OBP: 0.271, SLG: 0.337	F7			G5-4-3 1B		BB, BB 1-2 1B		K	FC6-4 1-2f	5	0	2	0	0	1	1
Rich Rollins, R (1, 5) OBP: 0.372, SLG: 0.438	5-3			G5-4-3 1-2f		F9		E6		4	0	0	0	0	0	3
Jimmie Hall, L (1, 7) OBP: 0.357, SLG: 0.538		L8			BB, 1B BB	BB 1-2 2-3 BB		K		2	0	0	0	2	1	1
Bob Allison, R (1, 9) OBP: 0.398, SLG: 0.568		K			F9	1-2 2-3 3-H BB		F6		3	0	0	1	1	1	2
Earl Battey, R (1, 2) OBP: 0.349, SLG: 0.500		F4			BB 1-2 1B	F8			2B 2B	4	1	2	0	0	0	3
Zoilo Versalles, R (1, 6) OBP: 0.316, SLG: 0.440			6-3		G6-4-3 1-2 2-3 BB		5-3		1B 2-H 2B	3	1	1	1	1	0	0
Johnny Goryl, R (1, 4) OBP: 0.353, SLG: 0.484			F7		G6-4-3 1-2f		F8 2B		FC1-6 2-H 1B	4	0	2	1	0	0	3
Ray Moore, R (1, 1) Lee Stange, R (1, 1) OBP: 0.167, SLG: 0.167 Bernie Allen, L (6, PH) OBP: 0.282, SLG: 0.303 Jim Perry, S (6, 1) OBP: 0.263, SLG: 0.176 Vic Wertz, L (7, PH) OBP: 0.207, SLG: 0.346 Garry Roggenburk, R (7, 1) Harmon Killebrew, R (9, PH) OBP: 0.370, SLG: 0.570			F4			G3	F8 2-3		K	0 1 1 0 1 0 0 1	0 0 0 0 0 0 0 0	0 0 0 0 0 0 0 0	0 0 0 0 0 0 0 1	0 0 0 0 0 0 0 1	0 0 0 0 0 0 0 1	0 0 0 0 0 0 0 1
Inning Stats	R: 0 E: 0 K: 0 S: 3 H: 0 LOB: 0 BB: 0 P: 3	R: 0 E: 0 K: 1 S: 5 H: 0 LOB: 0 BB: 0 P: 5	R: 0 E: 0 K: 0 S: 3 H: 0 LOB: 0 BB: 0 P: 3	R: 0 E: 0 K: 0 S: 3 H: 1 LOB: 0 BB: 0 P: 3	R: 0 E: 0 K: 0 S: 3 H: 1 LOB: 2 BB: 2 P: 11	R: 1 E: 0 K: 0 S: 4 H: 1 LOB: 3 BB: 3 P: 16	R: 0 E: 0 K: 0 S: 4 H: 1 LOB: 1 BB: 0 P: 4	R: 0 E: 1 K: 2 S: 8 H: 0 LOB: 1 BB: 0 P: 8	R: 2 E: 0 K: 1 S: 8 H: 3 LOB: 1 BB: 0 P: 8	1B: 4 2B: 3 3B: 0 HR: 0 SF: 0 SAC: 0 DP: 2 HBP: 0						

PITCHER		IP	WLS	BF	H	R	ER	SO	BB	IBB	HBP	BLK	WP	HR	S	P	ERA	WHIP
Ike Delock, R ERA: 4.58	(1, 1)	5.2	W	23	3	1	1	1	5	0	0	0	0	0	20	40	1.59	1.412
Dick Hall, R ERA: 4.76	(6, 1)	2.1		12	4	2	2	2	0	0	0	0	0	0	16	16	7.71	1.714
Stu Miller, R ERA: 2.92	(9, 1)	1.0	S	3	0	0	0	1	0	0	0	0	0	0	5	5	0.00	0.000

PITCHER	IP	WLS	BF	H	R	ER	SO	BB	IBB	HBP	BLK	WP	HR	S	P	ERA	WHIP

TOP

Minnesota Twins @ Baltimore Orioles

Memorial Stadium, Baltimore, MD

Fri Jul 05 1963, 7:05 PM EDT

Unknown

livebaseballscorecards.com

AB	33
R	3
H	7
RBI	3
BB	5
SO	4
LOB	17

WP: 0 PB: 0 SB: 0 CS: 0 PA: 38

BOTTOM

Minnesota Twins @ Baltimore Orioles

Memorial Stadium, Baltimore, MD

Fri Jul 05 1963, 7:05 PM EDT

Unknown

livebaseballscorecards.com

Batter	1	2	3	4	5	6	7	8	9	AB	R	H	RBI	BB	SO	LOB
Luis Aparicio, R (1, 6) OBP: 0.308, SLG: 0.361	BBBB 4-0 1B S E BB	BBBB 4-0 4-3 SH1-3 BB		x 0-0 ① F7		x 0-0 ③ L7		x 0-0 ② F5 1-2 2-3		3	1	0	0	2	0	3
Bob Saverine, S (1, 8) OBP: 0.298, SLG: 0.253	x 0-0 E6 BB E 1B 1-2	x 0-0 ① SH1-3 1-2		x 0-0 ② F5			x 0-0 ① 4-3	BBBB 4-0 BB		3	1	0	0	1	0	1
Russ Snyder, L (1, 9) OBP: 0.327, SLG: 0.368	x 0-0 E6 BB 1B 1-2 2-H 1B	x 0-0 ② 4-3 2-3		x 0-0 ③ F3			SSS 0-3 ② K	0-0 ③ PO 3-H		4	1	1	0	0	1	1
Jim Gentile, L (1, 3) OBP: 0.378, SLG: 0.478	BBBB 4-0 1B 2B 1-2 2-3 BB	BBBB 4-0 BB			SSS 0-3 ① K		x 0-0 PB 2B			2	1	1	0	2	1	0
Boog Powell, L (1, 7) OBP: 0.318, SLG: 0.464	x 0-0 2B 1-3 2-H 3-H 1B	x 0-0 ③ F8			x 0-0 ② F7		BBBB 4-0 2-3 BB			3	0	1	2	1	0	2
Brooks Robinson, R (1, 5) OBP: 0.326, SLG: 0.366	x 0-0 1-3 3-H 2B		x 0-0 ① F3		x 0-0 ③ 1-3		SSS 0-3 ③ K			4	0	1	1	0	1	2
Jerry Adair, R (1, 4) OBP: 0.209, SLG: 0.319	x 0-0 ① F3		x 0-0 ② 4-3			x 0-0 ① 6-3		x 0-0 1B FC 1B		4	0	1	0	0	0	2
John Orsino, R (1, 2) OBP: 0.335, SLG: 0.378	x 0-0 ② F9		x 0-0 E6 1B			x 0-0 ② 5-3		x 0-0 F5 FC 1-3 PO 1B		4	0	2	0	0	0	2
Ike Delock, R (1, 1) Dick Hall, R (6, 1) OBP: 0.429, SLG: 0.714 Stu Miller, R (9, 1) OBP: 0.286, SLG: 0.286	SSS 0-3 ③ K	x 0-0 ③ F9				x 0-0 2B		x 0-0 ① FC F5 1-2 3-H		2 2 0	0 0 0	0 1 0	0 0 0	0 0 0	1 0 0	3 2 0
Inning Stats	R: 4 E: 2 K: 1 S: 9 H: 3 LOB: 2 BB: 2 P: 17	R: 0 E: 0 K: 0 S: 3 H: 0 LOB: 2 BB: 2 P: 11	R: 0 E: 1 K: 0 S: 4 H: 1 LOB: 1 BB: 0 P: 4	R: 0 E: 0 K: 0 S: 3 H: 0 LOB: 0 BB: 0 P: 3	R: 0 E: 0 K: 1 S: 5 H: 0 LOB: 0 BB: 0 P: 5	R: 0 E: 0 K: 0 S: 4 H: 1 LOB: 1 BB: 0 P: 4	R: 0 E: 0 K: 2 S: 8 H: 1 LOB: 2 BB: 1 P: 12	R: 0 E: 0 K: 0 S: 4 H: 2 LOB: 2 BB: 1 P: 8		1B: 5 2B: 3 3B: 0 HR: 0	SF: 0 SAC: 1 DP: 0 HBP: 0					

	AB	31
	R	4
	H	8
	RBI	3
	BB	6
	SO	4
	LOB	18

WP: 0 PB: 1 SB: 1 CS: 0 PA: 39

PITCHER		IP	WLS	BF	H	R	ER	SO	BB	IBB	HBP	BLK	WP	HR	S	P	ERA	WHIP
Ray Moore, R ERA: 7.99	(1, 1)	0.0	L	5	2	4	3	0	2	0	0	0	0	0	3	11	∞	∞
Lee Stange, R ERA: 2.16	(1, 1)	5.0		19	2	0	0	2	2	0	0	0	0	0	21	29	0.00	0.800
Jim Perry, R ERA: 3.29	(6, 1)	1.0		4	1	0	0	0	0	0	0	0	0	0	4	4	0.00	1.000
Garry Roggenburk, L ERA: 3.94	(7, 1)	2.0		10	3	0	0	2	2	0	0	0	0	0	12	20	0.00	2.500

PITCHER		IP	WLS	BF	H	R	ER	SO	BB	IBB	HBP	BLK	WP	HR	S	P	ERA	WHIP

Batter	1	2	3	4	5	6	7	8	9	AB	R	H	RBI	BB	SO	LOB
Zoilo Versalles, R (1, 6) OBP: 0.315, SLG: 0.439	2B		F3		F7		F8	4-3		5	0	1	0	0	0	4
Vic Power, R (1, 3) OBP: 0.279, SLG: 0.348	F4			FC6-4 1B	1-2 2-H 1B		2B		1B 1B	5	1	4	1	0	0	1
Harmon Killebrew, R (1, 7) OBP: 0.366, SLG: 0.562 Lenny Green, L (6, 8) OBP: 0.300, SLG: 0.304	K			K	K		K		B5	3 2	0 0	0 0	0 0	0 0	3 1	4 2
Jimmie Hall, L (1, 8) OBP: 0.358, SLG: 0.550 (6, 7)	K			FC6-4 E 1B 1-2f		PB 3-1 HR 1B		HR	F8	5	2	2	1	0	1	3
Bob Allison, R (1, 9) OBP: 0.401, SLG: 0.568		G6-3 1B		E7 1-3 1B		3-1 1-2		K	1B 1-3 1B	5	1	3	0	0	1	1
Rich Rollins, R (1, 5) OBP: 0.373, SLG: 0.449		G6-3 1-2f		K		F3 2-3		HR	1B 1-3 3-H 1B	5	1	2	2	0	1	4
Johnny Goryl, R (1, 4) OBP: 0.370, SLG: 0.537		F9			BB 1B 1B	HR 3-H		6-3	1-2 3-H 1B	5	2	3	3	0	0	0
Jerry Zimmerman, R (1, 2) OBP: 0.167, SLG: 0.167			F4		K	5-3		1B 1B	3-1	5	0	1	0	0	1	3
Bill Pleis, L (1, 1) OBP: 0.333, SLG: 0.143 Mike Fornieles, R (5, 1) OBP: 0.222, SLG: 0.556 Jim Kaat, L (5, 1) OBP: 0.182, SLG: 0.167 Vic Wertz, L (7, PH) OBP: 0.200, SLG: 0.333 Bill Dailey, R (7, 1) OBP: 0.308, SLG: 0.250			K		1B 1-2 BB		K	1B 1-3 1B		1 0 0 1 1	0 0 0 0 0	0 0 0 0 0	0 0 0 0 0	1 0 0 0 0	1 0 0 1 0	0 0 0 0 0
Inning Stats	R: 0 E: 0 K: 2 S: 8 H: 1 LOB: 1 BB: 0 P: 8	R: 0 E: 0 K: 0 S: 3 H: 1 LOB: 0 BB: 0 P: 3	R: 0 E: 0 K: 1 S: 5 H: 0 LOB: 0 BB: 0 P: 5	R: 0 E: 1 K: 2 S: 9 H: 2 LOB: 2 BB: 0 P: 9	R: 1 E: 0 K: 2 S: 9 H: 2 LOB: 2 BB: 1 P: 13	R: 2 E: 0 K: 0 S: 5 H: 2 LOB: 0 BB: 0 P: 5	R: 0 E: 0 K: 2 S: 8 H: 1 LOB: 1 BB: 0 P: 8	R: 2 E: 0 K: 1 S: 9 H: 4 LOB: 2 BB: 0 P: 9	R: 2 E: 0 K: 0 S: 7 H: 4 LOB: 2 BB: 0 P: 7	1B: 12 2B: 2 3B: 0 HR: 3 SF: 0 SAC: 0 DP: 1 HBP: 0						

TOP

Minnesota Twins @ Baltimore Orioles

Memorial Stadium, Baltimore, MD

Fri Jul 05 1963, 7:05 PM EDT
Att. 19,695 - Unknown

livebaseballscorecards.com

AB	43
R	7
H	17
RBI	7
BB	1
SO	10
LOB	22

PITCHER		IP	WLS	BF	H	R	ER	SO	BB	IBB	HBP	BLK	WP	HR	S	P	ERA	WHIP
Robin Roberts, R ERA: 3.02	(1, 1)	7.2		36	13	5	5	10	1	0	0	0	0	3	55	59	5.87	1.826
Herman Starrette, R ERA: 13.5	(8, 1)	1.0	L	5	2	2	2	0	0	0	0	0	0	0	5	5	18.00	2.000
Milt Pappas, R ERA: 2.79	(9, 1)	0.1		3	2	0	0	0	0	0	0	0	0	0	3	3	0.00	6.000

PITCHER	IP	WLS	BF	H	R	ER	SO	BB	IBB	HBP	BLK	WP	HR	S	P	ERA	WHIP

BOTTOM

Minnesota Twins @ Baltimore Orioles

Memorial Stadium, Baltimore, MD

Fri Jul 05 1963, 7:05 PM EDT

Att. 19,695 - Unknown

livebaseballscorecards.com

Batter	1	2	3	4	5	6	7	8	9	AB	R	H	RBI	BB	SO	LOB
Luis Aparicio, R (1, 6) OBP: 0.306, SLG: 0.359	F6		F4		1B 1B 1-2 3-H	6-3			1-3	5	1	1	1	0	0	1
Russ Snyder, L (1, 8) (8, 9) OBP: 0.329, SLG: 0.366	G4-3 1B		L9		B5		G3		BB	4	0	1	0	1	0	3
Joe Gaines, R (1, 7) OBP: 0.386, SLG: 0.494	G4-3 1-2f			F8 E SF7 1B	F9		K		K	5	1	1	0	0	2	4
Al Smith, R (1, 9) OBP: 0.352, SLG: 0.449		1B		E6 SF7 1-2	BB 1B 1-3 2-H		CS 1B			4	0	3	1	0	0	1
Bob Saverine, S (7, PR) (8, H) OBP: 0.298, SLG: 0.253										0	0	0	0	0	0	0
Brooks Robinson, R (1, 5) OBP: 0.328, SLG: 0.368		F8		F8 2-3	BB 1B 1-2 3-H		CS 1-2	E 1B		4	0	2	1	0	0	2
Boog Powell, L (1, 3) OBP: 0.317, SLG: 0.460		4-3		SF7 1-2 3-H	BB 1-2 2-3			K		2	0	0	1	1	1	1
Jerry Adair, R (1, 4) OBP: 0.210, SLG: 0.331			HR	1-3	F7			E6 G4-6-3 1-2		4	1	1	1	0	0	5
Dick Brown, R (1, 2) OBP: 0.307, SLG: 0.339			SH2 1B		1B 2B	5-3		G4-6-3 1-2f		3	1	2	0	0	0	0
Jim Gentile, L (8, PH) OBP: 0.377, SLG: 0.476										1	0	0	0	0	0	2
John Orsino, R (9, 2) OBP: 0.335, SLG: 0.378										0	0	0	0	0	0	0
Robin Roberts, S (1, 1) OBP: 0.304, SLG: 0.311			SH2 1-2		1B 1B 2-3	5-3			F7	2	1	1	0	0	0	0
Herman Starrette, R (8, 1)										0	0	0	0	0	0	0
Milt Pappas, R (9, 1) OBP: 0.118, SLG: 0.091										0	0	0	0	0	0	0
Jackie Brandt, R (9, PH) OBP: 0.304, SLG: 0.400										1	0	0	0	0	0	0
Inning Stats	R: 0 E: 0 K: 0 S: 3 H: 1 LOB: 0 BB: 0 P: 3	R: 0 E: 0 K: 0 S: 3 H: 1 LOB: 0 BB: 0 P: 3	R: 1 E: 0 K: 0 S: 5 H: 2 LOB: 1 BB: 0 P: 5	R: 1 E: 1 K: 0 S: 5 H: 1 LOB: 1 BB: 0 P: 5	R: 3 E: 0 K: 0 S: 8 H: 5 LOB: 3 BB: 1 P: 12	R: 0 E: 0 K: 0 S: 3 H: 0 LOB: 0 BB: 0 P: 3	R: 0 E: 0 K: 1 S: 5 H: 1 LOB: 1 BB: 0 P: 5	R: 0 E: 1 K: 1 S: 6 H: 1 LOB: 1 BB: 0 P: 6	R: 0 E: 0 K: 1 S: 5 H: 0 LOB: 1 BB: 1 P: 9	1B: 10 2B: 1 3B: 0 HR: 1	SF: 1 SAC: 1 DP: 2 HBP: 0						

AB	35
R	5
H	12
RBI	5
BB	2
SO	3
LOB	19

WP: 0 PB: 0 SB: 0 CS: 1 PA: 40

PITCHER		IP	WLS	BF	H	R	ER	SO	BB	IBB	HBP	BLK	WP	HR	S	P	ERA	WHIP
Bill Pleis, L ERA: 3.89	(1, 1)	4.1		20	8	5	4	0	0	0	0	0	0	1	20	20	8.31	1.846
Mike Fornieles, R ERA: 5.82	(5, 1)	0.1		3	2	0	0	0	0	0	0	0	0	0	3	3	0.00	6.000
Jim Kaat, L ERA: 3.87	(5, 1)	1.1		5	0	0	0	0	1	0	0	0	0	0	4	8	0.00	0.750
Bill Dailey, R ERA: 1.57	(7, 1)	3.0	W	11	2	0	0	3	1	0	0	0	0	0	16	20	0.00	1.000

PITCHER		IP	WLS	BF	H	R	ER	SO	BB	IBB	HBP	BLK	WP	HR	S	P	ERA	WHIP

Minnesota Twins @ Baltimore Orioles

Memorial Stadium, Baltimore, MD

Sat Jul 06 1963, 3:33 AM EDT

Att. 5,344 - Unknown

TOP

livebaseballscorecards.com

Batter	1	2	3	4	5	6	7	8	9	AB	R	H	RBI	BB	SO	LOB
Zoilo Versalles, R (1, 6) OBP: 0.314, SLG: 0.435	B B B B 4-0 BB		x 0-0 ① F8		x 0-0 ②③ G5-4-3 1-2f			x 0-0 ① B1-3		3	0	0	0	1	0	2
Vic Power, R (1, 3) OBP: 0.276, SLG: 0.343	x 0-0 ① F7		x 0-0 ② F9			x 0-0 ① F6		x 0-0 ② F8		4	0	0	0	0	0	2
Harmon Killebrew, R (1, 7) OBP: 0.368, SLG: 0.559 Lenny Green, L (8, PR) OBP: 0.300, SLG: 0.304 (8, 8)	S S S 0-3 ② K		x 0-0 1-2 1B			x 0-0 ② 5-3		B B B B 4-0 BB		3 0	0 0	1 0	0 0	1 0	1 0	1 0
Bob Allison, R (1, 9) OBP: 0.399, SLG: 0.574	S S S 0-3 ③ K		S S S 0-3 ③ K			x 0-0 HR		S S S 0-3 ③ K		4	1	1	1	0	3	4
Earl Battey, R (1, 2) OBP: 0.351, SLG: 0.500		x 0-0 E9 1B 1B		x 0-0 ① F9		x 0-0 FC6 1B			x 0-0 ① F9	4	0	2	0	0	0	0
Rich Rollins, R (1, 5) OBP: 0.371, SLG: 0.446		S S S 0-3 ① K		x 0-0 ② 6-3		x 0-0 ③ FC6 1-2f			x 0-0 3-1 1B	4	0	1	0	0	1	2
Jimmie Hall, L (1, 8) OBP: 0.360, SLG: 0.549 (8, 7)		x 0-0 L5-3 2-3 1B		x 0-0 ③ 6-3			x 0-0 G4-6-3 1B		x 0-0 ② 3-1 1-2	4	0	2	0	0	0	1
Johnny Goryl, R (1, 4) OBP: 0.377, SLG: 0.522		x 0-0 ②③ L5-3 1-2			B B B B 4-0 G5-4-3 BB		x 0-0 ①② G4-6-3 1-2f		B B B B 4-0 BB	2	0	0	0	2	0	3
Dick Stigman, R (1, 1) OBP: 0.186, SLG: 0.128 Vic Wertz, L (9, PH) OBP: 0.194, SLG: 0.321			x 0-0 1B 1B		S S S 0-3 ① K		S S S 0-3 ③ K		x 0-0 ③ F7	3 1	0 0	1 0	0 0	0 0	2 0	1 2
Inning Stats	R: 0 E: 0 K: 2 S: 7 H: 0 LOB: 1 BB: 1 P: 11	R: 0 E: 1 K: 1 S: 6 H: 2 LOB: 1 BB: 0 P: 6	R: 0 E: 0 K: 1 S: 7 H: 2 LOB: 2 BB: 0 P: 7	R: 0 E: 0 K: 0 S: 3 H: 0 LOB: 0 BB: 0 P: 3	R: 0 E: 0 K: 1 S: 4 H: 0 LOB: 0 BB: 1 P: 8	R: 1 E: 0 K: 0 S: 5 H: 2 LOB: 1 BB: 0 P: 5	R: 0 E: 0 K: 1 S: 5 H: 1 LOB: 0 BB: 0 P: 5	R: 0 E: 0 K: 1 S: 5 H: 0 LOB: 1 BB: 1 P: 9	R: 0 E: 0 K: 0 S: 4 H: 1 LOB: 2 BB: 1 P: 8	1B: 7 2B: 1 3B: 0 HR: 1	SF: 0 SAC: 0 DP: 3 HBP: 0						

	AB	32
	R	1
	H	8
	RBI	1
	BB	4
	SO	7
	LOB	18

WP: 0 PB: 0 SB: 0 CS: 0 PA: 36

PITCHER		IP	WLS	BF	H	R	ER	SO	BB	IBB	HBP	BLK	WP	HR	S	P	ERA	WHIP
Dave McNally, L ERA: 4.83	(1, 1)	7.2	W	30	7	1	1	6	3	0	0	0	0	1	39	51	1.17	1.304
Stu Miller, R ERA: 2.85	(8, 1)	1.1	S	6	1	0	0	1	1	0	0	0	0	0	7	11	0.00	1.500

PITCHER	IP	WLS	BF	H	R	ER	SO	BB	IBB	HBP	BLK	WP	HR	S	P	ERA	WHIP

Batter	1	2	3	4	5	6	7	8	9	AB	R	H	RBI	BB	SO	LOB
Luis Aparicio, R (1, 6) OBP: 0.311, SLG: 0.364	CS S 1B		1-2 3B 1B		L9-3 1B			4-3		4	1	3	0	0	0	0
Joe Gaines, R (1, 7) OBP: 0.375, SLG: 0.477	F9 1-3		K		L9-3 1-2			K		3	0	0	0	0	1	4
Bob Saverine, S (8, 8) OBP: 0.295, SLG: 0.250										1	0	0	0	0	1	0
Jackie Brandt, R (1, 8) OBP: 0.303, SLG: 0.406	K		1-H 2-H 3B			F7		6-3		4	0	1	2	0	1	0
(8, 7)																
(9, 9)																
Al Smith, R (1, 9) OBP: 0.348, SLG: 0.443		5-3	K			6-3				3	0	0	0	0	1	1
Russ Snyder, L (8, 9) OBP: 0.329, SLG: 0.366										0	0	0	0	0	0	0
(9, 7)																
Brooks Robinson, R (1, 5) OBP: 0.328, SLG: 0.371		2B		F9		K				3	0	1	0	0	1	0
Boog Powell, L (1, 3) OBP: 0.313, SLG: 0.454		1-3		3-1				6-3		3	0	0	0	0	0	1
Jerry Adair, R (1, 4) OBP: 0.211, SLG: 0.331		5-3		1B				6-3		3	0	1	0	0	0	1
John Orsino, R (1, 2) OBP: 0.341, SLG: 0.391			1B 3B 1B	K				2B		3	1	2	0	0	1	1
Dave McNally, R (1, 1)			B5		K			F8		3	0	0	0	0	1	2
Stu Miller, R (8, 1) OBP: 0.286, SLG: 0.286										0	0	0	0	0	0	0
Inning Stats	R: 0 E: 0 K: 1 S: 5 H: 1 LOB: 0 BB: 0 P: 5	R: 0 E: 0 K: 0 S: 4 H: 1 LOB: 1 BB: 0 P: 4	R: 2 E: 0 K: 2 S: 10 H: 3 LOB: 1 BB: 0 P: 10	R: 0 E: 0 K: 1 S: 6 H: 1 LOB: 1 BB: 0 P: 6	R: 0 E: 0 K: 1 S: 5 H: 1 LOB: 0 BB: 0 P: 5	R: 0 E: 0 K: 1 S: 5 H: 0 LOB: 0 BB: 0 P: 5	R: 0 E: 0 K: 0 S: 4 H: 1 LOB: 1 BB: 0 P: 4	R: 0 E: 0 K: 1 S: 5 H: 0 LOB: 0 BB: 0 P: 5		1B: 5 2B: 3 3B: 1 HR: 0	SF: 0 SAC: 0 DP: 1 HBP: 0					

PITCHER	IP	WLS	BF	H	R	ER	SO	BB	IBB	HBP	BLK	WP	HR	S	P	ERA	WHIP
Dick Stigman, L (1, 1) ERA: 3.36	8.0	L	30	8	2	2	7	0	0	0	0	0	0	44	44	2.25	1.000

PITCHER	IP	WLS	BF	H	R	ER	SO	BB	IBB	HBP	BLK	WP	HR	S	P	ERA	WHIP

BOTTOM

Minnesota Twins @ Baltimore Orioles

Memorial Stadium, Baltimore, MD

Sat Jul 06 1963, 3:33 AM EDT

Att. 5,344 - Unknown

livebaseballscorecards.com

AB	30
R	2
H	8
RBI	2
BB	0
SO	7
LOB	10

TOP

Minnesota Twins @ Baltimore Orioles

Memorial Stadium, Baltimore, MD

Sun Jul 07 1963, 3:33 AM EDT

Att. 6,793 - Unknown

livebaseballscorecards.com

Batter	1	2	3	4	5	6	7	8	9	10	AB	R	H	RBI	BB	SO	LOB
Zoilo Versalles, R (1, 6) OBP: 0.309, SLG: 0.429	6-3		6-3			F8	1-3			K	5	0	0	0	0	1	4
Vic Power, R (1, 3) OBP: 0.275, SLG: 0.341	4-3			6-3		2-3 1B		F8		F4	5	0	1	0	0	0	0
Harmon Killebrew, R (1, 7) OBP: 0.370, SLG: 0.563	F8			BBB G4-6-3 BB		SF8 3-H		E 2B		2B	2	0	1	1	1	0	0
Lenny Green, L (8, PR) OBP: 0.303, SLG: 0.312											1	1	1	0	0	0	0
Jimmie Hall, L (1, 8) OBP: 0.352, SLG: 0.535		F5		G4-6-3 1-2f		K		E3 CS 2-H		F6	5	0	0	0	0	1	3
Bob Allison, R (8, 7) OBP: 0.398, SLG: 0.570																	
Bob Allison, R (1, 9) OBP: 0.398, SLG: 0.570		F9			1-3		5-3 F7 1B	K 1-2			4	0	1	0	0	1	2
Earl Battey, R (1, 2) OBP: 0.353, SLG: 0.498		BBBB BB			SSS K		F7 1-2		SH1 1B		3	0	1	0	1	1	1
Bernie Allen, L (9, PR) OBP: 0.282, SLG: 0.303											0	0	0	0	0	0	0
Jerry Zimmerman, R (9, 2) OBP: 0.167, SLG: 0.167											0	0	0	0	0	0	0
Rich Rollins, R (1, 5) OBP: 0.367, SLG: 0.440		F7			1-3		5-3 2-3		SH1 1-2		3	0	0	0	0	0	2
Johnny Goryl, R (1, 4) OBP: 0.383, SLG: 0.514			4-3			2B 1B	IBB		5-3		3	1	1	0	1	0	2
Jim Perry, S (1, 1) OBP: 0.293, SLG: 0.243			SSS K			1B SF8 1-H 2B	1-2 1B		F7		3	1	2	1	0	1	0
Bill Dailey, R (8, 1) OBP: 0.308, SLG: 0.250											0	0	0	0	0	0	0
Vic Wertz, L (9, PH) OBP: 0.188, SLG: 0.310											1	0	0	0	0	0	2
Jim Kaat, L (9, 1) OBP: 0.182, SLG: 0.167											0	0	0	0	0	0	0
Lee Stange, R (10, 1) OBP: 0.167, SLG: 0.167											0	0	0	0	0	0	0

	AB	35
	R	3
	H	8
	RBI	2
	BB	3
	SO	5
	LOB	16

Inning Stats	1	2	3	4	5	6	7	8	9	10	1B: 5	SF: 1	WP: 0	PA: 40
R:	0	0	0	0	0	2	0	1	0	0	2B: 3	SAC: 1	PB: 0	
E:	0	0	0	0	0	0	0	1	0	0	3B: 0	DP: 1	SB: 0	
K:	0	0	1	0	1	1	0	1	0	1	HR: 0	HBP: 0	CS: 1	
S:	3	3	5	2	5	8	5	6	4	6				
H:	0	0	0	0	0	3	2	1	1	1				
LOB:	0	1	0	0	0	1	3	1	2	1				
BB:	0	1	0	1	0	0	1	0	0	0				
P:	3	7	5	6	5	8	9	6	4	6				

PITCHER		IP	WLS	BF	H	R	ER	SO	BB	IBB	HBP	BLK	WP	HR	S	P	ERA	WHIP
Milt Pappas, R ERA: 2.75	(1, 1)	8.0		33	7	3	2	4	2	1	0	0	0	0	38	50	2.25	1.125
Stu Miller, R ERA: 2.75	(9, 1)	2.0	W	7	1	0	0	1	0	0	0	0	0	0	9	9	0.00	0.500

PITCHER	IP	WLS	BF	H	R	ER	SO	BB	IBB	HBP	BLK	WP	HR	S	P	ERA	WHIP

Batter	1	2	3	4	5	6	7	8	9	10	AB	R	H	RBI	BB	SO	LOB
Luis Aparicio, R (1, 6) OBP: 0.312, SLG: 0.370	FC 3B		F7 ①		F9 ③		FC6-4 ③ 1-2f		1B 1B		5	1	2	0	0	0	1
Russ Snyder, L (1, 8) (9, 7) OBP: 0.330, SLG: 0.366	FC 2B 3-H		4-3 ②			SH2-4 1B		F9 ①	1-3 1B		5	0	2	1	0	0	0
Jackie Brandt, R (1, 7) OBP: 0.303, SLG: 0.409 Jim Gentile, L (9, 3) OBP: 0.376, SLG: 0.474	1-3 2B		1-3 ③			SH2-4 ① 1-2		F3 ②	4-3 ③		3 1	0 0	1 0	0 0	0 0	0 0	0 2
Boog Powell, L (1, 3) OBP: 0.312, SLG: 0.455 Bob Saverine, S (8, PR) (9, 8) OBP: 0.302, SLG: 0.250	4-3 ①			4-3 ①		K ②		WP 2B 2B		SH BB	4 0	0 2	1 0	0 0	0 1	1 0	3 0
Al Smith, R (1, 9) OBP: 0.350, SLG: 0.440	F4 ②			5-3 ②		BB		2B BB 2-3		SH 1-H	2	0	0	0	2	0	2
Brooks Robinson, R (1, 5) OBP: 0.327, SLG: 0.372	K ③			5-3 ③		F9 ③		2B 1-3 3-H			4	0	1	1	0	1	4
Jerry Adair, R (1, 4) OBP: 0.208, SLG: 0.325		F3 ①			F7 ①		L8 ①	1-3 ③			4	0	0	0	0	0	2
John Orsino, R (1, 2) OBP: 0.339, SLG: 0.406		K ②			HR		F2 ②		6-3 ①		4	1	1	1	0	1	0
Milt Pappas, R (1, 1) OBP: 0.135, SLG: 0.111 Stu Miller, R (9, 1) OBP: 0.250, SLG: 0.250		L6 ③			K ②		FC6-4 1B		F3 ②		3 1	0 0	1 0	0 0	0 0	1 0	0 0
Inning Stats	R: 1 H: 2 E: 0 LOB: 2 K: 1 BB: 0 S: 8 P: 8	R: 0 H: 0 E: 0 LOB: 0 K: 1 BB: 0 S: 5 P: 5	R: 0 H: 0 E: 0 LOB: 0 K: 0 BB: 0 S: 3 P: 3	R: 0 H: 0 E: 0 LOB: 0 K: 0 BB: 0 S: 3 P: 3	R: 1 H: 1 E: 0 LOB: 0 K: 1 BB: 0 S: 6 P: 6	R: 0 H: 1 E: 0 LOB: 2 K: 1 BB: 1 S: 6 P: 10	R: 0 H: 1 E: 0 LOB: 1 K: 0 BB: 0 S: 4 P: 4	R: 1 H: 2 E: 0 LOB: 2 K: 0 BB: 1 S: 5 P: 9	R: 0 H: 2 E: 0 LOB: 2 K: 0 BB: 0 S: 5 P: 5	R: 1 H: 0 E: 1 LOB: 1 K: 0 BB: 1 S: 1 P: 5	1B: 4 SF: 0 2B: 3 SAC: 2 3B: 1 DP: 0 HR: 1 HBP: 0						

PITCHER		IP	WLS	BF	H	R	ER	SO	BB	IBB	HBP	BLK	WP	HR	S	P	ERA	WHIP
Jim Perry, R ERA: 3.31	(1, 1)	7.2		31	6	3	3	4	1	0	0	0	0	1	0	38	42	3.52	0.913
Bill Dailey, R ERA: 1.56	(8, 1)	0.1		3	1	0	0	0	1	0	0	0	1	0	0	2	6	0.00	6.000
Jim Kaat, L ERA: 3.84	(9, 1)	1.0	L	6	2	1	0	0	1	0	0	0	0	0	0	5	9	0.00	3.000
Lee Stange, R ERA: 2.16	(10, 1)	0.0		1	0	0	0	0	0	0	0	0	0	0	0	1	1	∞	∞

PITCHER		IP	WLS	BF	H	R	ER	SO	BB	IBB	HBP	BLK	WP	HR	S	P	ERA	WHIP

BOTTOM

Minnesota Twins @ Baltimore Orioles

Memorial Stadium, Baltimore, MD

Sun Jul 07 1963, 3:33 AM EDT
Att. 6,793 - Unknown

livebaseballscorecards.com

AB	36
R	4
H	9
RBI	3
BB	3
SO	4
LOB	14

WP: 1	PA: 41		
PB: 0			
SB: 0			
CS: 0			

Batter	1	2	3	4	5	6	7	8	9	AB	R	H	RBI	BB	SO	LOB
Luis Aparicio, R (1, 6) OBP: 0.314, SLG: 0.371	F3			6-3		1B	S, 1B		F8	5	1	2	0	0	0	1
Russ Snyder, L (1, 8) (8, 9) OBP: 0.327, SLG: 0.362	6-3			F7		G3	1-H, 3-H, 1B		F5	5	0	1	2	0	0	2
Al Smith, R (1, 9) OBP: 0.356, SLG: 0.448	K			1B			1B, 2B	1B, FC5-4, 1B		4	1	3	0	0	1	0
Bob Saverine, S (8, PR) (8, 8) OBP: 0.302, SLG: 0.250										0	1	0	0	0	0	0
Jim Gentile, L (1, 3) OBP: 0.378, SLG: 0.475		F4		4-1			1B, BB, FC4-6, 2-H, 1B	FC5-4, 1-3, 1B		4	1	2	1	0	0	1
Boog Powell, L (1, 7) OBP: 0.311, SLG: 0.449		F4			F9		B B B B, 4-0, FC4-6, 1B, 1-2, 5-3, BB	FC5-4, S, 1-2f, 3-H		3	1	0	1	1	0	1
Brooks Robinson, R (1, 5) OBP: 0.326, SLG: 0.371		5-3			6-3		FC4-6, 1-2, 2-3, 1B	K, 1-2		4	0	1	0	0	1	1
Jerry Adair, R (1, 4) OBP: 0.205, SLG: 0.320			F8		F8		FC4-6, 5-3, 1-2f, 2-3, 3-H, 1B	5-3		4	1	0	1	0	0	4
John Orsino, R (1, 2) OBP: 0.332, SLG: 0.396			F4			K2-3	5-3, 1-2, 3-H		L6	4	0	0	1	0	1	1
Robin Roberts, S (1, 1) OBP: 0.298, SLG: 0.304			K			B3	1B, 1B, 2-H, 1B		1B	1	0	0	0	0	1	0
Joe Gaines, R (6, PH) OBP: 0.371, SLG: 0.471										1	0	0	0	0	0	0
Dick Hall, R (6, 1) OBP: 0.429, SLG: 0.714										0	0	0	0	0	0	0
Jackie Brandt, R (7, PH) OBP: 0.306, SLG: 0.412										1	1	1	1	0	0	0
Stu Miller, R (7, 1) OBP: 0.333, SLG: 0.333										1	0	1	0	0	0	0
Inning Stats	R: 0 E: 0 K: 1 S: 5 H: 0 LOB: 0 BB: 0 P: 5	R: 0 E: 0 K: 0 S: 3 H: 0 LOB: 0 BB: 0 P: 3	R: 0 E: 0 K: 1 S: 5 H: 0 LOB: 0 BB: 0 P: 5	R: 0 E: 0 K: 0 S: 4 H: 1 LOB: 1 BB: 0 P: 4	R: 0 E: 0 K: 0 S: 3 H: 0 LOB: 0 BB: 0 P: 3	R: 0 E: 0 K: 1 S: 6 H: 1 LOB: 1 BB: 0 P: 6	R: 6 E: 0 K: 0 S: 8 H: 6 LOB: 1 BB: 1 P: 12	R: 1 E: 0 K: 1 S: 7 H: 2 LOB: 2 BB: 0 P: 7	R: 0 E: 0 K: 0 S: 4 H: 1 LOB: 1 BB: 0 P: 4	1B: 10 2B: 1 3B: 0 HR: 0 SF: 0 SAC: 0 DP: 0 HBP: 0						

PITCHER		IP	WLS	BF	H	R	ER	SO	BB	IBB	HBP	BLK	WP	HR	S	P	ERA	WHIP
Tom Cheney, R ERA: 2.76	(1, 1)	5.2		19	2	0	0	3	0	0	0	0	0	0	25	25	0.00	0.353
Claude Osteen, L ERA: 3.46	(6, 1)	0.1		4	2	3	3	0	1	0	0	0	0	0	3	7	81.00	9.000
Ron Kline, R ERA: 3.0	(7, 1)	2.0	L	11	6	4	4	1	0	0	0	0	0	0	13	13	18.00	3.000
Pete Burnside, L ERA: 5.16	(9, 1)	1.0		4	1	0	0	0	0	0	0	0	0	0	4	4	0.00	1.000

PITCHER	IP	WLS	BF	H	R	ER	SO	BB	IBB	HBP	BLK	WP	HR	S	P	ERA	WHIP

TOP

Baltimore Orioles @ Washington Senators

D.C. Stadium, Washington, DC

Thu Jul 11 1963, 7:05 PM EDT

Att. 9,992 - Unknown

livebaseballscorecards.com

AB	37
R	7
H	11
RBI	7
BB	1
SO	4
LOB	11

WP: 0 PA: 38
PB: 0
SB: 2
CS: 0

Batter	1	2	3	4	5	6	7	8	9	AB	R	H	RBI	BB	SO	LOB
Don Blasingame, L (1, 4) OBP: 0.288, SLG: 0.205	F4		BB BB 2B 1B	FC4-6 1B 1B 1-2f		L3		G3-6 1-2f		5	2	1	0	0	0	2
Dick Phillips, L (1, 3) OBP: 0.330, SLG: 0.344	F5		F8	1B 1-3		1B			HR	5	1	3	1	0	0	1
Jim King, L (1, 9) OBP: 0.349, SLG: 0.518	F6		BB 1-2 2B BB	1B 1-2 3-H		1B 1-3			E 1B	4	1	3	1	1	0	0
Chuck Hinton, R (1, 7) OBP: 0.321, SLG: 0.426		BB BB G5-2-3 BB	F8	F7		L5			K	4	0	0	0	1	1	7
Don Leppert, R (1, 2) OBP: 0.329, SLG: 0.421		G5-2-3 BB 1-2 BB	2B 1-2 2-3 BB		G3		K		K	3	0	0	0	2	2	1
Don Lock, R (1, 8) OBP: 0.328, SLG: 0.426		G5-2-3 1-2 2-3 BB	2B 1-3 2-H 3-H	K		5-3		E4 1-3		4	0	1	2	1	1	1
Don Zimmer, R (1, 5) OBP: 0.338, SLG: 0.516		G5-2-3 1-2 2-3 3-Hf	5-3	2B		5-3			K	5	0	1	0	0	1	7
Ed Brinkman, R (1, 6) OBP: 0.276, SLG: 0.321		IBB	G3	6-3				F9		3	0	0	0	1	0	1
Tom Cheney, R (1, 1) OBP: 0.091, SLG: 0.091		6-3	FC4-6 1B		F7			E5 G3-6		2	0	1	0	0	0	3
Claude Osteen, L (6, 1) OBP: 0.147, SLG: 0.121										1	0	0	0	0	0	0
Ron Kline, R (7, 1) OBP: 0.333, SLG: 1.000										0	0	0	0	0	0	0
Minnie Minoso, R (8, PH) OBP: 0.325, SLG: 0.272										1	0	0	0	0	0	0
Pete Burnside, R (9, 1)										0	0	0	0	0	0	0
Inning Stats	R: 0 E: 0 K: 0 S: 3 H: 0 LOB: 0 BB: 0 P: 3	R: 0 E: 0 K: 0 S: 2 H: 0 LOB: 3 BB: 4 P: 18	R: 2 E: 0 K: 0 S: 5 H: 2 LOB: 2 BB: 2 P: 13	R: 1 E: 0 K: 0 S: 6 H: 3 LOB: 2 BB: 0 P: 6	R: 0 E: 0 K: 1 S: 6 H: 1 LOB: 1 BB: 0 P: 6	R: 0 E: 0 K: 0 S: 5 H: 2 LOB: 2 BB: 0 P: 5	R: 0 E: 0 K: 1 S: 5 H: 0 LOB: 0 BB: 0 P: 5	R: 0 E: 1 K: 0 S: 3 H: 0 LOB: 0 BB: 0 P: 3	R: 1 E: 1 K: 3 S: 12 H: 2 LOB: 2 BB: 0 P: 12	1B: 7 2B: 2 3B: 0 HR: 1 SF: 0 SAC: 0 DP: 2 HBP: 0						

PITCHER		IP	WLS	BF	H	R	ER	SO	BB	IBB	HBP	BLK	WP	HR	S	P	ERA	WHIP
Robin Roberts, R ERA: 3.11	(1, 1)	5.0		26	6	3	3	1	5	1	0	0	0	0	22	46	5.40	2.200
Dick Hall, R ERA: 4.68	(6, 1)	1.0	W	5	2	0	0	0	0	0	0	0	0	0	5	5	0.00	2.000
Stu Miller, R ERA: 2.76	(7, 1)	3.0	S	12	2	1	1	4	0	0	0	0	0	1	20	20	3.00	0.667

PITCHER	IP	WLS	BF	H	R	ER	SO	BB	IBB	HBP	BLK	WP	HR	S	P	ERA	WHIP

BOTTOM

Baltimore Orioles @ Washington Senators

D.C. Stadium, Washington, DC

Thu Jul 11 1963, 7:05 PM EDT

Att. 9,992 - Unknown

livebaseballscorecards.com

AB	37
R	4
H	10
RBI	4
BB	6
SO	5
LOB	23

WP: 0 PA: 43
PB: 0
SB: 0
CS: 0

Batter	1	2	3	4	5	6	7	8	9	AB	R	H	RBI	BB	SO	LOB
Luis Aparicio, R (1, 6) OBP: 0.314, SLG: 0.368	B B B B 4-0 FC4-6 BB		x 0-0 ① L4		x 0-0 ② FC1-6 FC5 BB 1-2f		S S S 0-3 ② K		x 0-0 ② F7	2	0	0	0	1	0	1
Bob Saverine, S (7, PH) OBP: 0.296, SLG: 0.244										2	0	0	0	0	1	2
(7, 6)																
Russ Snyder, L (1, 8) OBP: 0.329, SLG: 0.360	x 0-0 ① FC4-6 G6-4-3 1-2f		x 0-0 3-1 1B		B B B B 4-0 1-2 BB		x 0-0 ③ F8		x 0-0 ③ 4-3	4	0	1	0	1	0	3
Al Smith, R (1, 9) OBP: 0.354, SLG: 0.449	x 0-0 ② ③ G6-4-3 1-2f		x 0-0 ② 3-1 1-2		x 0-0 ③ FC5 2-3f			x 0-0 1-3 G3 2B		4	1	1	0	0	0	4
Jim Gentile, L (1, 3) OBP: 0.376, SLG: 0.475		x 0-0 4-3 E 2B	x 0-0 ③ F7			x 0-0 ① F9		x 0-0 ① 1-3 2-3		4	1	1	0	0	0	2
Boog Powell, L (1, 7) OBP: 0.310, SLG: 0.444		x 0-0 ① 4-3 2-3		x 0-0 G3		B B B B 4-0 G6-4-3 BB		x 0-0 ② G3 3-H		3	0	0	1	1	0	1
Brooks Robinson, R (1, 5) OBP: 0.322, SLG: 0.367		x 0-0 E6 1B FC1-2-5-1 3-H		S S S 0-3 ② K		x 0-0 ② ③ G6-4-3 1-2f		x 0-0 ③ L4		4	0	0	1	0	1	1
Jerry Adair, R (1, 4) OBP: 0.213, SLG: 0.327		x 0-0 FC1-2-5-1 1-3 1B		x 0-0 ③ 6-3			x 0-0 E 1B		x 0-0 HR 1B	4	1	3	0	0	0	0
John Orsino, R (1, 2) OBP: 0.335, SLG: 0.417		x 0-0 ② FC1-2-5-1 1-3 3-H			x 0-0 FC1-6 1B		x 0-0 E5 1-2		x 0-0 1-H HR	4	1	2	2	0	0	3
Dick Brown, R (9, 2) OBP: 0.307, SLG: 0.339										0	0	0	0	0	0	0
Milt Pappas, R (1, 1) OBP: 0.128, SLG: 0.105		S S S 0-3 ③ K			x 0-0 ① F3		S S S 0-3 ① K		S S S 0-3 ① K	2	0	0	0	0	1	3
Joe Gaines, R (7, PH) OBP: 0.368, SLG: 0.466										1	0	0	0	0	1	2
Wes Stock, R (7, 1)										1	0	0	0	0	1	0
Stu Miller, R (9, 1) OBP: 0.333, SLG: 0.333										0	0	0	0	0	0	0
Inning Stats	R: 0 E: 0 K: 0 S: 2 H: 0 LOB: 0 BB: 1 P: 6	R: 1 E: 1 K: 1 S: 8 H: 2 LOB: 2 BB: 0 P: 8	R: 0 E: 0 K: 0 S: 4 H: 1 LOB: 1 BB: 0 P: 4	R: 0 E: 0 K: 1 S: 5 H: 0 LOB: 0 BB: 0 P: 5	R: 0 E: 0 K: 0 S: 4 H: 1 LOB: 2 BB: 1 P: 8	R: 0 E: 0 K: 0 S: 2 H: 0 LOB: 0 BB: 1 P: 6	R: 0 E: 1 K: 2 S: 9 H: 1 LOB: 2 BB: 0 P: 9	R: 1 E: 0 K: 0 S: 4 H: 1 LOB: 0 BB: 0 P: 4	R: 2 E: 0 K: 1 S: 7 H: 2 LOB: 0 BB: 0 P: 7	1B: 5 2B: 2 3B: 0 HR: 1 SF: 0 SAC: 0 DP: 2 HBP: 0						

PITCHER	IP	WLS	BF	H	R	ER	SO	BB	IBB	HBP	BLK	WP	HR	S	P	ERA	WHIP
Bennie Daniels, R (1, 1) ERA: 4.12	9.0	L	38	8	4	4	5	3	0	0	0	0	1	45	57	4.00	1.222

PITCHER	IP	WLS	BF	H	R	ER	SO	BB	IBB	HBP	BLK	WP	HR	S	P	ERA	WHIP

TOP

Baltimore Orioles @ Washington Senators

D.C. Stadium, Washington, DC

Fri Jul 12 1963, 7:05 PM EDT

Att. 10,788 - Unknown

livebaseballscorecards.com

AB	35
R	4
H	8
RBI	4
BB	3
SO	5
LOB	22

WP: 0 PB: 0 SB: 0 CS: 0 PA: 38

Batter	1	2	3	4	5	6	7	8	9	AB	R	H	RBI	BB	SO	LOB
Don Blasingame, L (1, 4) OBP: 0.304, SLG: 0.229	1B		3-1			1B G4-6-3 1-2 1B		L6		4	1	2	0	0	0	0
Dick Phillips, L (1, 3) OBP: 0.327, SLG: 0.340	F9		4-3			G4-6-3 1-3 2-H 1B			L4	4	0	1	1	0	0	1
Jim King, L (1, 9) OBP: 0.344, SLG: 0.509	F2			F8		G4-6-3 1-2f 3-H			4-3	4	0	0	0	0	0	2
Chuck Hinton, R (1, 7) OBP: 0.320, SLG: 0.422	K			F9		4-3			BB	3	0	0	0	1	1	1
Don Lock, R (1, 8) OBP: 0.327, SLG: 0.434		HR		K			K		K	4	1	1	1	0	3	1
Don Zimmer, R (1, 5) OBP: 0.324, SLG: 0.493		F8	K				5-3			3	0	0	0	0	1	0
Hobie Landrith, L (1, 2) OBP: 0.299, SLG: 0.241		K	3-1				F9			3	0	0	0	0	1	0
Ed Brinkman, R (1, 6) OBP: 0.274, SLG: 0.318		1-3	K					5-3		3	0	0	0	0	1	0
Bennie Daniels, L (1, 1) OBP: 0.346, SLG: 0.190			K			1B 1B 1B		F8		3	1	1	0	0	1	0
Inning Stats	R: 0 E: 0 K: 1 S: 6 H: 1 LOB: 1 BB: 0 P: 6	R: 1 E: 0 K: 1 S: 6 H: 1 LOB: 0 BB: 0 P: 6	R: 0 E: 0 K: 1 S: 5 H: 0 LOB: 0 BB: 0 P: 5	R: 0 E: 0 K: 1 S: 5 H: 0 LOB: 0 BB: 0 P: 5	R: 0 E: 0 K: 2 S: 7 H: 0 LOB: 0 BB: 0 P: 7	R: 2 E: 0 K: 0 S: 5 H: 3 LOB: 0 BB: 0 P: 5	R: 0 E: 0 K: 1 S: 5 H: 0 LOB: 0 BB: 0 P: 5	R: 0 E: 0 K: 0 S: 3 H: 0 LOB: 0 BB: 0 P: 3	R: 0 E: 0 K: 1 S: 5 H: 0 LOB: 1 BB: 1 P: 9	1B: 4 2B: 0 3B: 0 HR: 1 SF: 0 SAC: 0 DP: 1 HBP: 0				WP: 0 PB: 0 SB: 0 CS: 0 PA: 32		

PITCHER		IP	WLS	BF	H	R	ER	SO	BB	IBB	HBP	BLK	WP	HR	S	P	ERA	WHIP
Milt Pappas, R ERA: 2.84	(1, 1)	6.0		22	5	3	3	6	0	0	0	0	0	1	34	34	4.50	0.833
Wes Stock, R ERA: 2.92	(7, 1)	2.2	W	9	0	0	0	1	1	0	0	0	0	0	10	14	0.00	0.375
Stu Miller, R ERA: 2.75	(9, 1)	0.1	S	1	0	0	0	1	0	0	0	0	0	0	3	3	0.00	0.000

PITCHER	IP	WLS	BF	H	R	ER	SO	BB	IBB	HBP	BLK	WP	HR	S	P	ERA	WHIP

BOTTOM

Baltimore Orioles @ Washington Senators

D.C. Stadium, Washington, DC

Fri Jul 12 1963, 7:05 PM EDT

Att. 10,788 - Unknown

livebaseballscorecards.com

AB	31
R	3
H	5
RBI	2
BB	1
SO	8
LOB	5

Batter	1	2	3	4	5	6	7	8	9	AB	R	H	RBI	BB	SO	LOB
Bob Saverine, S (1, 6) OBP: 0.291, SLG: 0.233	BBBB 4-0 1-3 1B SF7 BB		x 0-0 ① F6		x 0-0 ① 4-3	SSS 0-3 ③ K			x 0-0 ① G3	4	1	0	0	1	1	2
Russ Snyder, L (1, 8) OBP: 0.335, SLG: 0.371	x 0-0 SF7 1-3 1-2 1B 1B		x 0-0 E3 S		x 0-0 E6 1B		x 0-0 ① F4		x 0-0 2B	5	1	3	0	0	0	0
Al Smith, R (1, 9) OBP: 0.352, SLG: 0.442	x 0-0 ① 1-3 1-2 2-3		SSS 0-3 ② K 1-2		x 0-0 ② F7		BBBB 4-0 FC3-6 BB		SSS 0-3 ② K	4	0	0	0	1	2	5
Jim Gentile, L (1, 3) OBP: 0.371, SLG: 0.469	x 0-0 ② SF7 2-3 3-H		x 0-0 ③ 4-3		x 0-0 ③ L5		x 0-0 ② FC3-6 1-2f		x 0-0 ③ F8	4	0	0	1	0	0	4
Boog Powell, L (1, 7) OBP: 0.320, SLG: 0.451	x 0-0 3-H 1B			x 0-0 G6-4-3 1B 1B		x 0-0 1B 2B 1B	BBBB 4-0 BB			3	1	3	1	1	0	0
Brooks Robinson, R (1, 5) OBP: 0.322, SLG: 0.365	SSS 0-3 ③ K			x 0-0 G6-4-3 1-2 1B		x 0-0 ① F7	x 0-0 ③ F8			4	0	1	0	0	1	4
Jerry Adair, R (1, 4) OBP: 0.213, SLG: 0.326		x 0-0 B3-6-4 1B		x 0-0 ①② G6-4-3 1-2f 2-3		x 0-0 ② F3		x 0-0 ① F8		4	0	1	0	0	0	3
John Orsino, R (1, 2) OBP: 0.339, SLG: 0.416		x 0-0 ① F8		4-0 S IBB		x 0-0 2B 1-2 1B		x 0-0 ② 5-3		3	0	1	0	1	0	1
Ike Delock, R (1, 1) Steve Barber, L (4, 1) OBP: 0.137, SLG: 0.122 Bob Johnson, R (6, PH) OBP: 0.420, SLG: 0.567 Dick Hall, R (6, 1) OBP: 0.429, SLG: 0.714 Jackie Brandt, R (8, PH) OBP: 0.305, SLG: 0.410 Herman Starrette, R (8, 1)		x 0-0 ②③ B3-6-4 1-2f		x 0-0 ③ 6-3 1-2		x 0-0 1-3 2-H 2B		x 0-0 ③ L5		2 0 1 0 1 0	0 0 0 0 0 0	0 0 1 0 0 0	0 0 1 0 0 0	0 0 0 0 0 0	0 0 0 0 0 0	3 0 0 0 0 0
Inning Stats	R: 2 E: 0 K: 1 S: 7 H: 2 LOB: 1 BB: 1 P: 11	R: 0 E: 0 K: 0 S: 3 H: 1 LOB: 0 BB: 0 P: 3	R: 0 E: 1 K: 1 S: 6 H: 0 LOB: 1 BB: 0 P: 6	R: 0 E: 0 K: 0 S: 4 H: 2 LOB: 2 BB: 1 P: 8	R: 0 E: 1 K: 0 S: 4 H: 1 LOB: 1 BB: 0 P: 4	R: 1 E: 0 K: 1 S: 8 H: 3 LOB: 2 BB: 0 P: 8	R: 0 E: 1 K: 0 S: 3 H: 0 LOB: 2 BB: 2 P: 11	R: 0 E: 0 K: 0 S: 3 H: 0 LOB: 0 BB: 0 P: 3	R: 0 E: 0 K: 1 S: 6 H: 1 LOB: 1 BB: 0 P: 6	1B: 8 2B: 2 3B: 0 HR: 0 SF: 1 SAC: 0 DP: 2 HBP: 0						

TOP

Baltimore Orioles @ Washington Senators

D.C. Stadium, Washington, DC

Sat Jul 13 1963, 3:33 AM EDT

Att. 5,110 - Unknown

livebaseballscorecards.com

AB	35
R	3
H	10
RBI	3
BB	4
SO	4
LOB	22

WP: 0 PB: 0 SB: 2 CS: 0 PA: 40

PITCHER		IP	WLS	BF	H	R	ER	SO	BB	IBB	HBP	BLK	WP	HR	S	P	ERA	WHIP
Jim Duckworth, R ERA: 4.44	(1, 1)	5.2		27	9	3	3	2	1	1	0	0	0	0	29	37	4.76	1.765
Steve Ridzik, R ERA: 1.74	(6, 1)	3.1	W	13	1	0	0	2	2	0	0	0	0	0	15	23	0.00	0.900

PITCHER	IP	WLS	BF	H	R	ER	SO	BB	IBB	HBP	BLK	WP	HR	S	P	ERA	WHIP

Batter	1	2	3	4	5	6	7	8	9	AB	R	H	RBI	BB	SO	LOB
Don Blasingame, L (1, 4) OBP: 0.317, SLG: 0.235	BBBB 4-0 G3-6-3 BB		x 0-0 F3 ③		x 0-0 4-3 ②			x 0-0 L3 1B		3	0	1	0	1	0	1
Dick Phillips, L (1, 3) OBP: 0.316, SLG: 0.327	SSS 0-3 K ①			x 0-0 6-3 ①	x 0-0 L1 ③			x 0-0 L3 ①② 1-2		4	0	0	0	0	1	2
Jim King, L (1, 9) OBP: 0.346, SLG: 0.519	x 0-0 G3-6-3 ②③ 1-2f			x 0-0 HR		x 0-0 F9 ①		BBBB 4-0 FC6-4 BB		3	1	1	1	1	0	1
Chuck Hinton, R (1, 7) OBP: 0.325, SLG: 0.440		x 0-0 CS 2B		x 0-0 1B 2B		x 0-0 HR		x 0-0 FC6-4 ③ 1-2f		4	2	3	1	0	0	1
Don Lock, R (1, 8) OBP: 0.330, SLG: 0.435		BBBB 4-0 G6-4-3 BB		x 0-0 S 1B 2-H 1B		SSS 0-3 K ②				2	1	1	1	1	1	0
Don Zimmer, R (1, 5) OBP: 0.325, SLG: 0.486		x 0-0 G6-4-3 ①②③ 1-2f 2-3		x 0-0 1-H 1B		SSS 0-3 K ③				3	0	1	1	0	1	2
Ken Retzer, L (1, 2) OBP: 0.250, SLG: 0.243			x 0-0 F5 ①	x 0-0 F7 ②			x 0-0 F9 ①			3	0	0	0	0	0	1
Ed Brinkman, R (1, 6) OBP: 0.274, SLG: 0.316			BBBB 4-0 SH1-3 BB	x 0-0 L8 ③			SSS 0-3 K ②			2	0	0	0	1	1	1
Jim Duckworth, R (1, 1) Steve Ridzik, R (6, 1)			x 0-0 SH1-3 ② 1-2		SSS 0-3 K ①		x 0-0 1-3 ③			1 0 0 0 0 1 0 1 0 0 0 0 0 0						
Inning Stats	R: 0 H: 0 E: 0 LOB: 0 K: 1 BB: 1 S: 4 P: 8	R: 0 H: 1 E: 0 LOB: 0 K: 0 BB: 1 S: 2 P: 6	R: 0 H: 0 E: 0 LOB: 1 K: 0 BB: 1 S: 3 P: 7	R: 3 H: 4 E: 0 LOB: 1 K: 0 BB: 0 S: 7 P: 7	R: 0 H: 0 E: 0 LOB: 0 K: 1 BB: 0 S: 5 P: 5	R: 1 H: 1 E: 0 LOB: 0 K: 2 BB: 0 S: 8 P: 8	R: 0 H: 0 E: 0 LOB: 0 K: 1 BB: 0 S: 5 P: 5	R: 0 H: 1 E: 0 LOB: 1 K: 0 BB: 1 S: 3 P: 7		1B: 3 SF: 0 2B: 3 SAC: 1 3B: 0 DP: 3 HR: 2 HBP: 0						

PITCHER		IP	WLS	BF	H	R	ER	SO	BB	IBB	HBP	BLK	WP	HR	S	P	ERA	WHIP
Ike Delock, R ERA: 4.76	(1, 1)	3.1		15	5	3	3	1	3	0	0	0	0	1	14	26	8.10	2.400
Steve Barber, L ERA: 2.56	(4, 1)	1.2		5	0	0	0	1	0	0	0	0	0	0	7	7	0.00	0.000
Dick Hall, R ERA: 4.67	(6, 1)	2.0	L	7	1	1	1	3	0	0	0	0	0	1	13	13	4.50	0.500
Herman Starrette, R ERA: 9.0	(8, 1)	1.0		4	1	0	0	0	1	0	0	0	0	0	3	7	0.00	2.000

PITCHER	IP	WLS	BF	H	R	ER	SO	BB	IBB	HBP	BLK	WP	HR	S	P	ERA	WHIP

BOTTOM

Baltimore Orioles @ Washington Senators

D.C. Stadium, Washington, DC

Sat Jul 13 1963, 3:33 AM EDT

Att. 5,110 - Unknown

livebaseballscorecards.com

AB	26
R	4
H	7
RBI	4
BB	4
SO	5
LOB	9

Baltimore Orioles @ Chicago White Sox

Comiskey Park, Chicago, IL

Sun Jul 14 1963, 4:33 AM EDT

Unknown

TOP

livebaseballscorecards.com

Batter	1	2	3	4	5	6	7	8	9	AB	R	H	RBI	BB	SO	LOB
Bob Saverine, S (1, 6) OBP: 0.306, SLG: 0.253	FC2-6 1B		1B 1B 1-2	SSS K		F7			T 1B	5	1	3	0	0	1	0
Russ Snyder, L (1, 8) OBP: 0.336, SLG: 0.371	FC2-6 5-3 E 1-2f		1B 1B 1-2 2-3		BB 1B BB 1B		E3 G6-4-3		F8	5	2	2	0	0	0	1
Al Smith, R (1, 9) OBP: 0.354, SLG: 0.443 Jackie Brandt, R (7, 9) OBP: 0.304, SLG: 0.408	5-3 1-3		1B 1B 1-3 2-H 3-H		BB BB 1-2		G6-4-3 1-2f		SSS K	4 1	1 0	2 0	2 0	0 0	0 1	2 0
Jim Gentile, L (1, 3) OBP: 0.372, SLG: 0.468	G3		1B 1-3 3-H		BBB L4-6 BB 1-2 2-3		4-3			3	0	1	1	1	0	1
Boog Powell, L (1, 7) OBP: 0.323, SLG: 0.449		SSS K	G4-6-3 1-2 3-H		BBBB 1-2 2-3 3-H BB			F8		3	0	1	2	1	1	0
Brooks Robinson, R (1, 5) OBP: 0.321, SLG: 0.367		F3	F9		F8			F8 1B 2B		4	1	1	0	0	0	5
Jerry Adair, R (1, 4) OBP: 0.214, SLG: 0.324		1B	G4-6-3 1-2f		L4-6 2-3			F8 2-3		4	0	1	0	0	0	6
John Orsino, R (1, 2) OBP: 0.337, SLG: 0.412		SSS K		F9		5-3		FC1-4 3-H 1B		4	0	1	1	0	1	1
Mike McCormick, L (1, 1) OBP: 0.188, SLG: 0.258 Stu Miller, R (8, 1) OBP: 0.333, SLG: 0.333			BBBB 1B 1B 1B BB	G3		F7		FC1-4 1-2f		3 0	1 0	0 0	0 0	1 0	0 0	1 0
Inning Stats	R: 0 E: 1 K: 0 S: 4 H: 1 LOB: 1 BB: 0 P: 4	R: 0 E: 0 K: 2 S: 8 H: 1 LOB: 1 BB: 0 P: 8	R: 4 E: 0 K: 0 S: 7 H: 5 LOB: 1 BB: 1 P: 11	R: 0 E: 0 K: 1 S: 5 H: 0 LOB: 0 BB: 0 P: 5	R: 1 E: 0 K: 0 S: 4 H: 2 LOB: 2 BB: 2 P: 12	R: 0 E: 0 K: 0 S: 3 H: 0 LOB: 0 BB: 0 P: 3	R: 0 E: 1 K: 0 S: 3 H: 0 LOB: 0 BB: 0 P: 3	R: 1 E: 0 K: 0 S: 5 H: 2 LOB: 1 BB: 0 P: 5	R: 0 E: 0 K: 1 S: 5 H: 1 LOB: 0 BB: 0 P: 5	1B: 11 2B: 2 3B: 0 HR: 0	SF: 0 SAC: 0 DP: 3 HBP: 0						

	AB	36
	R	6
	H	12
	RBI	6
	BB	3
	SO	4
	LOB	17

WP: 0 PB: 0 SB: 0 CS: 0 PA: 39

PITCHER		IP	WLS	BF	H	R	ER	SO	BB	IBB	HBP	BLK	WP	HR	S	P	ERA	WHIP
Ray Herbert, R ERA: 3.67	(1, 1)	2.0	L	13	6	4	4	2	1	0	0	0	0	0	16	20	18.00	3.500
Joe Shipley, R ERA: 3.0	(3, 1)	2.0		10	3	1	1	1	2	0	0	0	0	0	10	18	4.50	2.500
Dave DeBusschere, R ERA: 4.46	(5, 1)	2.0		5	0	0	0	0	0	0	0	0	0	0	5	5	0.00	0.000
Eddie Fisher, R ERA: 5.16	(7, 1)	2.0		8	2	1	1	0	0	0	0	0	0	0	8	8	4.50	1.000
Jim Brosnan, R ERA: 2.41	(9, 1)	1.0		3	1	0	0	1	0	0	0	0	0	0	5	5	0.00	1.000

PITCHER	IP	WLS	BF	H	R	ER	SO	BB	IBB	HBP	BLK	WP	HR	S	P	ERA	WHIP

Baltimore Orioles @ Chicago White Sox

Comiskey Park, Chicago, IL

Sun Jul 14 1963, 4:33 AM EDT

Unknown

BOTTOM

Batter	1	2	3	4	5	6	7	8	9	AB	R	H	RBI	BB	SO	LOB
Jim Landis, R (1, 8) OBP: 0.325, SLG: 0.417	5-3		BB		F9		K		F3	4	0	0	0	1	1	3
Floyd Robinson, L (1, 7) OBP: 0.365, SLG: 0.451	5-3		G3		F8		4-3 2-3 3-H		P4	5	0	0	1	0	0	3
Mike Hershberger, R (1, 9) OBP: 0.356, SLG: 0.385	BB			1B FC6-4 1B		2B	F2		F2	4	1	2	0	1	0	1
Pete Ward, L (1, 5) OBP: 0.354, SLG: 0.469	K			FC6-4 1-3 1B		K		1B 1B BB		3	1	1	0	1	2	2
Jim Lemon, R (1, 3) OBP: 0.298, SLG: 0.297		5-3		K		F9		1B 1-3 1B		4	0	1	0	0	1	3
Ron Hansen, R (1, 6) OBP: 0.326, SLG: 0.388		5-3		FC6-4 1-2f 3-H		BB		1B 1-2 3-H		3	0	1	2	1	0	1
Nellie Fox, L (1, 4) OBP: 0.312, SLG: 0.320		6-3		P6		6-3		K		2	0	0	0	0	0	1
Eddie Fisher, R (7, 1) OBP: 0.250, SLG: 0.211										0	0	0	0	0	0	0
Charlie Maxwell, L (8, PH) OBP: 0.384, SLG: 0.354										1	0	0	0	0	1	2
Jim Brosnan, R (9, 1) OBP: 0.286, SLG: 0.286										0	0	0	0	0	0	0
Sherm Lollar, R (1, 2) OBP: 0.317, SLG: 0.315			P6		K		SH 4-3 1B		K	3	1	1	0	0	1	0
J.C. Martin, L (8, PH) OBP: 0.260, SLG: 0.270										1	0	0	0	0	1	2
(9, 2)																
Ray Herbert, R (1, 1) OBP: 0.256, SLG: 0.366			F3		1B		SH 4-3 1-3		4-3	0	0	0	0	0	0	0
Joe Shipley, R (3, 1)										1	0	0	0	0	0	0
Dave DeBusschere, R (5, 1)										0	0	0	0	0	0	0
Al Weis, S (5, 4) OBP: 0.317, SLG: 0.313										2	0	1	0	0	0	2
Dave Nicholson, R (6, PH) OBP: 0.319, SLG: 0.428										1	0	0	0	0	0	2
Inning Stats	R: 0 E: 0 K: 1 S: 5 H: 0 LOB: 1 BB: 1 P: 9	R: 0 E: 0 K: 0 S: 3 H: 0 LOB: 0 BB: 0 P: 3	R: 0 E: 0 K: 0 S: 3 H: 0 LOB: 1 BB: 1 P: 7	R: 1 E: 0 K: 1 S: 7 H: 2 LOB: 1 BB: 0 P: 7	R: 0 E: 0 K: 1 S: 6 H: 1 LOB: 1 BB: 0 P: 6	R: 0 E: 0 K: 1 S: 6 H: 1 LOB: 2 BB: 1 P: 10	R: 1 E: 1 K: 1 S: 7 H: 1 LOB: 1 BB: 0 P: 7	R: 1 E: 0 K: 2 S: 9 H: 2 LOB: 2 BB: 1 P: 13	R: 0 E: 0 K: 0 S: 3 H: 0 LOB: 0 BB: 0 P: 3	1B: 6 2B: 1 3B: 0 HR: 0 SF: 0 SAC: 1 DP: 0 HBP: 0	WP: 0 PB: 0 SB: 0 CS: 0 PA: 39					

livebaseballscorecards.com

	AB	34
	R	3
	H	7
	RBI	3
	BB	4
	SO	7
	LOB	22

PITCHER		IP	WLS	BF	H	R	ER	SO	BB	IBB	HBP	BLK	WP	HR	S	P	ERA	WHIP
Mike McCormick, L ERA: 3.86	(1, 1)	7.0	W	32	6	3	2	5	4	0	0	0	0	0	38	54	2.57	1.429
Stu Miller, R ERA: 2.66	(8, 1)	2.0	S	7	1	0	0	2	0	0	0	0	0	0	11	11	0.00	0.500

PITCHER	IP	WLS	BF	H	R	ER	SO	BB	IBB	HBP	BLK	WP	HR	S	P	ERA	WHIP

Batter	1	2	3	4	5	6	7	8	9	AB	R	H	RBI	BB	SO	LOB
Bob Saverine, S (1, 6) OBP: 0.301, SLG: 0.242	P6		G4-6-3 1-2f		F9			E 1-2 BB	K	4	0	0	0	1	1	4
Russ Snyder, L (1, 8) OBP: 0.331, SLG: 0.364	4-3			F8		4-3		F9 1-2 2-3		4	0	0	0	0	0	2
Jackie Brandt, R (1, 9) OBP: 0.299, SLG: 0.402	6-3			F9		P4		K		4	0	0	0	0	1	3
Jim Gentile, L (1, 3) Dick Hall, R (9, PR) OBP: 0.429, SLG: 0.714 Steve Barber, L (9, 1) OBP: 0.137, SLG: 0.122 Stu Miller, R (9, 1) OBP: 0.333, SLG: 0.333		G5-4-3 1B		2B BB		6-3			SH BB 1B 1B	3 0 0 0	0 1 0 0	2 0 0 0	0 0 0 0	1 0 0 0	0 0 0 0	0 0 0 0
Boog Powell, L (1, 7) (9, 3) OBP: 0.325, SLG: 0.452		F9		FC5 1-3 2B			G3		SH 1B 1-2 BB	3	1	1	0	1	0	1
Brooks Robinson, R (1, 5) OBP: 0.321, SLG: 0.365		G5-4-3 1-2f		1-0 HBP			6-3		SH 1B 1-2 2-3	2	0	0	0	0	0	1
Jerry Adair, R (1, 4) OBP: 0.217, SLG: 0.324 Bob Johnson, R (3, PR) OBP: 0.408, SLG: 0.548 (3, 4)			1-0 1B HBP	0-0 FC5 2-3f			5-3		F9	0 3	0 0	0 0	0 0	0 0	0 0	0 6
Dick Brown, R (1, 2) OBP: 0.313, SLG: 0.344			0-0 G4-6-3 1-3 1B		0-3 K			0-0 5-3	0-0 1-3 2-H 3-H 1B	4	0	2	2	0	1	0
Dave McNally, R (1, 1) Al Smith, R (8, PH) OBP: 0.356, SLG: 0.443 Luis Aparicio, R (8, PR) OBP: 0.314, SLG: 0.368 George Brunet, R (8, 1) Joe Gaines, R (9, PH) OBP: 0.364, SLG: 0.461 (9, 7)			0-3 K		0-3 K			4-0 E S BB	0-3 K	2 0 0 0 1	0 0 0 0 0	0 0 0 0 0	0 0 0 0 0	0 1 0 0 1	2 0 0 0 2	2 0 0 0 2
Inning Stats	R: 0 E: 0 K: 0 S: 3 H: 0 LOB: 0 BB: 0 P: 3	R: 0 E: 0 K: 0 S: 3 H: 1 LOB: 0 BB: 0 P: 3	R: 0 E: 0 K: 1 S: 5 H: 1 LOB: 2 BB: 0 P: 6	R: 0 E: 0 K: 0 S: 4 H: 1 LOB: 3 BB: 1 P: 9	R: 0 E: 0 K: 2 S: 7 H: 0 LOB: 0 BB: 0 P: 7	R: 0 E: 0 K: 0 S: 3 H: 0 LOB: 0 BB: 0 P: 3	R: 0 E: 0 K: 0 S: 3 H: 0 LOB: 0 BB: 0 P: 3	R: 0 E: 1 K: 1 S: 5 H: 0 LOB: 3 BB: 2 P: 13	R: 2 E: 1 K: 2 S: 10 H: 2 LOB: 2 BB: 1 P: 14	1B: 4 2B: 1 3B: 0 HR: 0 SF: 0 SAC: 1 DP: 2 HBP: 2						WP: 0 PB: 0 SB: 1 CS: 0 PA: 37	

PITCHER		IP	WLS	BF	H	R	ER	SO	BB	IBB	HBP	BLK	WP	HR	S	P	ERA	WHIP
John Buzhardt, R ERA: 2.43	(1, 1)	5.0		19	3	0	0	3	1	0	2	0	0	0	22	28	0.00	0.800
Hoyt Wilhelm, R ERA: 2.6	(6, 1)	4.0	W	18	2	2	2	3	3	0	0	0	0	0	21	33	4.50	1.250

PITCHER	IP	WLS	BF	H	R	ER	SO	BB	IBB	HBP	BLK	WP	HR	S	P	ERA	WHIP

TOP

Baltimore Orioles @ Chicago White Sox

Comiskey Park, Chicago, IL

Sun Jul 14 1963, 4:38 AM EDT

Att. 22,607 - Unknown

livebaseballscorecards.com

AB	30
R	2
H	5
RBI	2
BB	4
SO	6
LOB	21

Baltimore Orioles @ Chicago White Sox

Comiskey Park, Chicago, IL

Sun Jul 14 1963, 4:38 AM EDT

Att. 22,607 - Unknown

livebaseballscorecards.com

BOTTOM

Batter	1	2	3	4	5	6	7	8	9	AB	R	H	RBI	BB	SO	LOB
Mike Hershberger, R (1, 8) (9, 9) OBP: 0.353, SLG: 0.381	6-3	L6			G6-4-3 1-2f			FC5-6 1B	F5	5	0	1	0	0	0	5
Nellie Fox, L (1, 4) OBP: 0.316, SLG: 0.325	BB 1B 1B		4-1			WP 2B		FC5-6 FC4-6 1-2f	1-2 2-H 3-H 1B	4	1	2	2	1	0	1
Floyd Robinson, L (1, 9) (9, 7) OBP: 0.363, SLG: 0.448	1B 1-3 1B		K			F2 2-3		FC4-6 2B 1-2f		4	0	1	0	0	1	2
Dave Nicholson, R (1, 7) OBP: 0.325, SLG: 0.435 Jim Landis, R (9, 8) OBP: 0.325, SLG: 0.417	1-2 3-H 1B		K			BB G6-4-3		1-3 2B		3 0	0 0	2 0	1 0	1 0	1 0	0 0
Ron Hansen, R (1, 6) OBP: 0.322, SLG: 0.381	F9			K		G6-4-3 1-2f		F8		4	0	0	0	0	1	6
Pete Ward, L (1, 5) OBP: 0.353, SLG: 0.467	L4			4-3			K		BB 1B FC1-2 1B	4	0	1	0	0	1	2
Cam Carreon, R (1, 2) OBP: 0.296, SLG: 0.333 J.C. Martin, L (8, 2) OBP: 0.264, SLG: 0.274		5-3		F9			6-3		FC1-2 BB 1-2 1B 1B	3 1	0 1	0 1	0 1	0 0	0 0	0 0
Tom McCraw, L (1, 3) OBP: 0.261, SLG: 0.299 Al Weis, S (9, PH) OBP: 0.323, SLG: 0.313		1B			K		1B		FC1-2 1-2 2-3 1B BB	3 0	0 1	2 0	0 0	1 1	0 0	0 0
John Buzhardt, R (1, 1) OBP: 0.085, SLG: 0.128 Jim Lemon, R (5, PH) OBP: 0.305, SLG: 0.297 Hoyt Wilhelm, R (6, 1) OBP: 0.048, SLG: 0.048 Sherm Lollar, R (9, PH) OBP: 0.311, SLG: 0.309 Gary Peters, L (9, PR) OBP: 0.176, SLG: 0.226		P1			G6-4-3 BB		G3		FC1-2 1B 1-2 2-3 3-Hf	1 0 1 1 0	0 0 0 0 0	0 0 0 0 0	0 1 0 0 0	0 0 0 0 0	0 0 0 0 0	1 0 1 3 0
Inning Stats	R: 1 H: 2 E: 0 LOB: 2 K: 0 BB: 1 S: 5 P: 9	R: 0 H: 1 E: 0 LOB: 1 K: 0 BB: 0 S: 4 P: 4	R: 0 H: 0 E: 0 LOB: 0 K: 2 BB: 0 S: 7 P: 7	R: 0 H: 0 E: 0 LOB: 0 K: 1 BB: 0 S: 5 P: 5	R: 0 H: 0 E: 0 LOB: 0 K: 1 BB: 1 S: 4 P: 8	R: 0 H: 1 E: 0 LOB: 1 K: 0 BB: 1 S: 3 P: 7	R: 0 H: 1 E: 0 LOB: 1 K: 1 BB: 0 S: 6 P: 6	R: 0 H: 2 E: 0 LOB: 2 K: 0 BB: 0 S: 5 P: 5	R: 2 H: 3 E: 0 LOB: 2 K: 0 BB: 1 S: 5 P: 9	1B: 8 2B: 2 3B: 0 HR: 0	SF: 0 SAC: 0 DP: 2 HBP: 0						

	AB	34
	R	3
	H	10
	RBI	3
	BB	4
	SO	5
	LOB	21

WP: 1 PA: 38
PB: 0
SB: 0
CS: 0

PITCHER		IP	WLS	BF	H	R	ER	SO	BB	IBB	HBP	BLK	WP	HR	S	P	ERA	WHIP
Dave McNally, L ERA: 4.43	(1, 1)	7.0		27	5	1	1	5	3	0	0	0	1	0	34	46	1.29	1.143
George Brunet, L ERA: 6.59	(8, 1)	1.0		5	2	0	0	0	0	0	0	0	0	0	5	5	0.00	2.000
Steve Barber, L ERA: 2.69	(9, 1)	0.0	L	3	2	2	2	0	1	0	0	0	0	0	2	6	∞	∞
Stu Miller, R ERA: 2.63	(9, 1)	0.2		3	1	0	0	0	0	0	0	0	0	0	3	3	0.00	1.500

PITCHER	IP	WLS	BF	H	R	ER	SO	BB	IBB	HBP	BLK	WP	HR	S	P	ERA	WHIP

Batter	1	2	3	4	5	6	7	8	9	AB	R	H	RBI	BB	SO	LOB
Bob Johnson, R (1, 4) OBP: 0.393, SLG: 0.526	2-3		FC6-4 1-2f			K			K	4	0	0	0	0	2	1
Russ Snyder, L (1, 8) OBP: 0.326, SLG: 0.359	K			K			6-3			3	0	0	0	0	2	0
Brooks Robinson, R (1, 5) OBP: 0.319, SLG: 0.362	F9			4-3			P4			3	0	0	0	0	0	0
Al Smith, R (1, 9) OBP: 0.352, SLG: 0.438		5-3		K			K			3	0	0	0	0	2	0
Jackie Brandt, R (1, 7) OBP: 0.295, SLG: 0.397		P6			K			4-3		3	0	0	0	0	1	0
Boog Powell, L (1, 3) OBP: 0.322, SLG: 0.447		4-1			K			F8		3	0	0	0	0	1	0
John Orsino, R (1, 2) OBP: 0.332, SLG: 0.405			6-3		K			K		3	0	0	0	0	2	0
Bob Saverine, S (1, 6) OBP: 0.293, SLG: 0.235			K			K			K	3	0	0	0	0	3	0
Robin Roberts, S (1, 1) OBP: 0.306, SLG: 0.313			FC6-4 1B			1-3			5-3	2	0	1	0	0	0	0
George Brunet, R (8, 1)										0	0	0	0	0	0	0
Joe Gaines, R (9, PH) OBP: 0.361, SLG: 0.456										1	0	0	0	0	0	0
Inning Stats	R: 0 E: 0 K: 1 S: 5 H: 0 LOB: 0 BB: 0 P: 5	R: 0 E: 0 K: 0 S: 3 H: 0 LOB: 0 BB: 0 P: 3	R: 0 E: 0 K: 1 S: 6 H: 1 LOB: 1 BB: 0 P: 6	R: 0 E: 0 K: 2 S: 7 H: 0 LOB: 0 BB: 0 P: 7	R: 0 E: 0 K: 3 S: 9 H: 0 LOB: 0 BB: 0 P: 9	R: 0 E: 0 K: 2 S: 7 H: 0 LOB: 0 BB: 0 P: 7	R: 0 E: 0 K: 1 S: 5 H: 0 LOB: 0 BB: 0 P: 5	R: 0 E: 0 K: 1 S: 5 H: 0 LOB: 0 BB: 0 P: 5	R: 0 E: 0 K: 2 S: 7 H: 0 LOB: 0 BB: 0 P: 7							

PITCHER	IP	WLS	BF	H	R	ER	SO	BB	IBB	HBP	BLK	WP	HR	S	P	ERA	WHIP
Gary Peters, L (1, 1) ERA: 2.38	9.0	W	28	1	0	0	13	0	0	0	0	0	0	54	54	0.00	0.111

PITCHER	IP	WLS	BF	H	R	ER	SO	BB	IBB	HBP	BLK	WP	HR	S	P	ERA	WHIP

TOP

Baltimore Orioles @ Chicago White Sox

Comiskey Park, Chicago, IL

Mon Jul 15 1963, 8:05 PM EDT

Att. 17,764 - Unknown

livebaseballscorecards.com

AB	28
R	0
H	1
RBI	0
BB	0
SO	13
LOB	1

1B: 1 SF: 0
2B: 0 SAC: 0
3B: 0 DP: 0
HR: 0 HBP: 0

WP: 0 PA: 28
PB: 0
SB: 0
CS: 0

Batter	1	2	3	4	5	6	7	8	9	AB	R	H	RBI	BB	SO	LOB
Mike Hershberger, R (1, 8) (9, 9) OBP: 0.351, SLG: 0.383	F9		FC5-4 1-2f		SH2-3 2B		F8 2-3			4	0	1	0	0	0	2
Nellie Fox, L (1, 4) OBP: 0.316, SLG: 0.325	1B		6-3		SH2-3 2-3		F7			3	0	1	0	0	0	2
Floyd Robinson, L (1, 9) (9, 7) OBP: 0.359, SLG: 0.443	F9			6-3	6-3			P6		4	0	0	0	0	0	2
Pete Ward, L (1, 5) OBP: 0.352, SLG: 0.464	F9			F7		3-1		HR 1B		4	1	1	0	0	0	1
Tom McCraw, L (1, 3) OBP: 0.275, SLG: 0.331		4-3		S 1B		BBBB 4-0 S BB		1-H HR		3	1	2	2	1	0	0
Dave Nicholson, R (1, 7) OBP: 0.321, SLG: 0.428 Jim Landis, R (9, 8) OBP: 0.325, SLG: 0.417		P4	SSS 0-3 K 1-2		SSS 0-3 K 1-2			P4		4 0	0 0	0 0	0 0	0 0	2 0	2 0
Ron Hansen, R (1, 6) OBP: 0.324, SLG: 0.381	1-3				BBBB 4-0 HR BB	SSS 0-3 K		1B 1B		3	1	1	0	1	1	1
J.C. Martin, L (1, 2) OBP: 0.269, SLG: 0.298			1-3		1-H HR		L4	1-3 1B		4	1	2	2	0	0	0
Gary Peters, L (1, 1) OBP: 0.211, SLG: 0.286			FC5-4 1B		6-3		F8 2B	F9		4	0	2	0	0	0	2
Inning Stats	R: 0 H: 1 E: 0 LOB: 1 K: 0 BB: 0 S: 4 P: 4	R: 0 H: 0 E: 0 LOB: 0 K: 0 BB: 0 S: 3 P: 3	R: 0 H: 1 E: 1 LOB: 1 K: 0 BB: 0 S: 4 P: 4	R: 0 H: 1 E: 0 LOB: 1 K: 1 BB: 0 S: 6 P: 6	R: 2 H: 2 E: 0 LOB: 1 K: 0 BB: 1 S: 5 P: 9	R: 0 H: 0 E: 0 LOB: 1 K: 2 BB: 0 S: 7 P: 11	R: 0 H: 1 E: 0 LOB: 1 K: 0 BB: 0 S: 4 P: 4	R: 2 H: 4 E: 0 LOB: 2 K: 0 BB: 0 S: 7 P: 7		1B: 6 SF: 0 2B: 2 SAC: 1 3B: 0 DP: 0 HR: 2 HBP: 0						

PITCHER		IP	WLS	BF	H	R	ER	SO	BB	IBB	HBP	BLK	WP	HR	S	P	ERA	WHIP
Robin Roberts, R ERA: 3.19	(1, 1)	7.2	L	35	10	4	4	3	2	0	0	0	0	2	39	47	4.70	1.565
George Brunet, L ERA: 6.43	(8, 1)	0.1		1	0	0	0	0	0	0	0	0	0	0	1	1	0.00	0.000

PITCHER	IP	WLS	BF	H	R	ER	SO	BB	IBB	HBP	BLK	WP	HR	S	P	ERA	WHIP

BOTTOM

Baltimore Orioles @ Chicago White Sox

Comiskey Park, Chicago, IL

Mon Jul 15 1963, 8:05 PM EDT

Att. 17,764 - Unknown

livebaseballscorecards.com

AB	33
R	4
H	10
RBI	4
BB	2
SO	3
LOB	12

Baltimore Orioles @ Detroit Tigers

Tiger Stadium, Detroit, MI

Tue Jul 16 1963, 7:05 PM EDT

Att. 16,725 - Unknown

TOP

livebaseballscorecards.com

Batter	1	2	3	4	5	6	7	8	9	AB	R	H	RBI	BB	SO	LOB
Bob Saverine, S (1, 6) OBP: 0.292, SLG: 0.229	F8			K		1-3		BB G6-3		3	0	0	0	1	1	0
Russ Snyder, L (1, 8) OBP: 0.321, SLG: 0.353	K			4-3		4-3		B2		4	0	0	0	0	1	1
Boog Powell, L (1, 7) OBP: 0.324, SLG: 0.459	4-3			HR		1B HR		G6-3 1-2f		4	2	2	1	0	0	1
Jim Gentile, L (1, 3) OBP: 0.378, SLG: 0.479		3-1		1B		HR 1-H			F8	4	1	2	2	0	0	0
Al Smith, R (1, 9) OBP: 0.348, SLG: 0.432 Jackie Brandt, R (9, 9) OBP: 0.295, SLG: 0.397		K		4-3		F6			6-3	4 0	0 0	0 0	0 0	0 0	1 0	1 0
Brooks Robinson, R (1, 5) OBP: 0.320, SLG: 0.372		6-3			L9		1B F1		HR	4	1	2	1	0	0	0
Bob Johnson, R (1, 4) OBP: 0.387, SLG: 0.545			6-3		4-3		F1 1-2		HR	4	1	1	1	0	0	1
John Orsino, R (1, 2) OBP: 0.335, SLG: 0.407			5-3		1B		F7		1B	4	0	2	0	0	0	1
Milt Pappas, R (1, 1) OBP: 0.119, SLG: 0.098 Stu Miller, R (8, 1) OBP: 0.300, SLG: 0.300			K		F7		6-3		K	3 1	0 0	0 0	0 0	0 0	1 1	2 1
Inning Stats	R: 0 E: 0 K: 1 S: 5 H: 0 LOB: 0 BB: 0 P: 5	R: 0 E: 0 K: 1 S: 5 H: 0 LOB: 0 BB: 0 P: 5	R: 0 E: 0 K: 1 S: 5 H: 0 LOB: 0 BB: 0 P: 5	R: 1 E: 0 K: 1 S: 7 H: 2 LOB: 1 BB: 0 P: 7	R: 0 E: 0 K: 0 S: 4 H: 1 LOB: 1 BB: 0 P: 4	R: 2 E: 0 K: 0 S: 5 H: 2 LOB: 0 BB: 0 P: 5	R: 0 E: 0 K: 0 S: 4 H: 1 LOB: 1 BB: 0 P: 4	R: 0 E: 0 K: 0 S: 2 H: 0 LOB: 0 BB: 1 P: 6	R: 2 E: 0 K: 1 S: 8 H: 3 LOB: 1 BB: 0 P: 8	1B: 5 2B: 0 3B: 0 HR: 4 SF: 0 SAC: 0 DP: 1 HBP: 0						

	AB	35
	R	5
	H	9
	RBI	5
	BB	1
	SO	5
	LOB	8

WP: 0 PA: 36
PB: 0
SB: 0
CS: 0

PITCHER		IP	WLS	BF	H	R	ER	SO	BB	IBB	HBP	BLK	WP	HR	S	P	ERA	WHIP
Frank Lary, R ERA: 4.32	(1, 1)	8.0	L	30	6	3	3	4	1	0	0	0	0	2	37	41	3.38	0.875
Mickey Lolich, L ERA: 3.68	(9, 1)	1.0		6	3	2	2	1	0	0	0	0	0	2	8	8	18.00	3.000

PITCHER	IP	WLS	BF	H	R	ER	SO	BB	IBB	HBP	BLK	WP	HR	S	P	ERA	WHIP

Baltimore Orioles @ Detroit Tigers

Tiger Stadium, Detroit, MI

Tue Jul 16 1963, 7:05 PM EDT

Att. 16,725 - Unknown

BOTTOM

Batter	1	2	3	4	5	6	7	8	9	AB	R	H	RBI	BB	SO	LOB
Jake Wood, R (1, 4) OBP: 0.326, SLG: 0.408	4-3 2B		K		K			1B BB 1-2 1B	1-3	5	0	2	0	0	2	3
Dick McAuliffe, L (1, 6) OBP: 0.336, SLG: 0.388	4-3 2-3			F8		F7		1B BB 1-2 2-3		3	0	0	0	1	0	1
Al Kaline, R (1, 9) OBP: 0.387, SLG: 0.530	K			K		L8		1B 1-2 2-3 3-H		4	0	1	1	0	2	1
Rocky Colavito, R (1, 7) OBP: 0.356, SLG: 0.414	6-3			BB		F7		K		3	0	0	0	1	1	4
Bill Bruton, L (1, 8) OBP: 0.310, SLG: 0.360		L8		K			4-3	5-3		4	0	0	0	0	1	4
Norm Cash, L (1, 3) OBP: 0.345, SLG: 0.421		G3			4-3		F8		1B BB	3	0	0	0	1	0	0
Bubba Phillips, R (1, 5) OBP: 0.265, SLG: 0.317		K			5-3		F6		1B 1-2	4	0	1	0	0	1	0
Bill Freehan, R (1, 2) OBP: 0.373, SLG: 0.451			K		1B 2B			F4	K	4	1	1	0	0	2	2
Frank Lary, R (1, 1) OBP: 0.375, SLG: 0.286			F9		2-H 1B			BB 1B 1B	K	2	0	1	1	0	0	0
Gates Brown, L (8, PH) OBP: 0.308, SLG: 0.391										1	1	1	0	0	0	0
Mickey Lolich, S (9, 1) OBP: 0.304, SLG: 0.059										0	0	0	0	0	0	0
George Thomas, R (9, PH) OBP: 0.260, SLG: 0.332										1	0	0	0	0	1	2
Inning Stats	R: 0 H: 1 E: 0 LOB: 1 K: 1 BB: 0 S: 6 P: 6	R: 0 H: 0 E: 0 LOB: 0 K: 1 BB: 0 S: 5 P: 5	R: 0 H: 0 E: 0 LOB: 0 K: 2 BB: 0 S: 7 P: 7	R: 0 H: 0 E: 0 LOB: 1 K: 2 BB: 1 S: 7 P: 11	R: 1 H: 2 E: 0 LOB: 1 K: 1 BB: 0 S: 7 P: 7	R: 0 H: 0 E: 0 LOB: 0 K: 0 BB: 0 S: 3 P: 3	R: 0 H: 0 E: 0 LOB: 0 K: 0 BB: 0 S: 3 P: 3	R: 1 H: 3 E: 0 LOB: 3 K: 1 BB: 1 S: 8 P: 12	R: 0 H: 1 E: 0 LOB: 2 K: 2 BB: 1 S: 8 P: 12	1B: 5 SF: 0 2B: 2 SAC: 0 3B: 0 DP: 0 HR: 0 HBP: 0						WP: 0 PA: 37 PB: 0 SB: 0 CS: 0	

livebaseballscorecards.com

AB	34
R	2
H	7
RBI	2
BB	3
SO	10
LOB	17

PITCHER		IP	WLS	BF	H	R	ER	SO	BB	IBB	HBP	BLK	WP	HR	S	P	ERA	WHIP
Milt Pappas, R ERA: 2.82	(1, 1)	7.1	W	29	5	2	2	7	2	0	0	0	0	0	41	49	2.46	0.955
Stu Miller, R ERA: 2.56	(8, 1)	1.2	S	8	2	0	0	3	1	0	0	0	0	0	13	17	0.00	1.800

PITCHER	IP	WLS	BF	H	R	ER	SO	BB	IBB	HBP	BLK	WP	HR	S	P	ERA	WHIP

Batter	1	2	3	4	5	6	7	8	9	AB	R	H	RBI	BB	SO	LOB
Jackie Brandt, R (1, 8) OBP: 0.295, SLG: 0.398	1B 2B		F8		F3			L7		4	1	1	0	0	0	0
Bob Johnson, R (1, 4) OBP: 0.383, SLG: 0.533	FC4 1B 2-H		L7		F8			L9		4	0	1	1	0	0	0
Boog Powell, L (1, 7) OBP: 0.323, SLG: 0.454	F8		BBBB BB			F2		F8		3	0	0	0	1	0	1
Jim Gentile, L (1, 3) OBP: 0.374, SLG: 0.473	SSS K		L9			SSS K			4-3	4	0	0	0	0	2	2
Al Smith, R (1, 9) OBP: 0.346, SLG: 0.429	FC4 1-2f			S 1B		F4			SSS K	4	0	1	0	0	1	1
Brooks Robinson, R (1, 5) OBP: 0.320, SLG: 0.370		F7		L9 1-2			BB 1B		F8	4	0	1	0	0	0	1
John Orsino, R (1, 2) OBP: 0.330, SLG: 0.400		F7		F7			F4			3	0	0	0	0	0	2
Bob Saverine, S (1, 6) OBP: 0.301, SLG: 0.234		1B		6-3			BBBB G6-3 BB 1-2			2	0	1	0	1	0	1
Steve Barber, L (1, 1) OBP: 0.132, SLG: 0.118		SSS K			3-1		G6-3 1-2f			2	0	0	0	0	1	1
Dick Hall, R (6, 1) OBP: 0.429, SLG: 0.714										0	0	0	0	0	0	0
Joe Gaines, R (7, PH) OBP: 0.358, SLG: 0.451										1	0	0	0	0	0	2
Wes Stock, R (7, 1)										0	0	0	0	0	0	0
Herman Starrette, R (8, 1)										0	0	0	0	0	0	0
Inning Stats	R: 1 H: 2 E: 0 LOB: 1 K: 1 BB: 0 S: 7 P: 7	R: 0 H: 1 E: 0 LOB: 1 K: 1 BB: 0 S: 6 P: 6	R: 0 H: 0 E: 0 LOB: 1 K: 0 BB: 1 S: 3 P: 7	R: 0 H: 1 E: 0 LOB: 1 K: 0 BB: 0 S: 4 P: 4	R: 0 H: 0 E: 0 LOB: 0 K: 0 BB: 0 S: 3 P: 3	R: 0 H: 0 E: 0 LOB: 0 K: 1 BB: 0 S: 5 P: 5	R: 0 H: 1 E: 0 LOB: 1 K: 0 BB: 1 S: 3 P: 7	R: 0 H: 0 E: 0 LOB: 0 K: 0 BB: 0 S: 3 P: 3	R: 0 H: 0 E: 0 LOB: 0 K: 1 BB: 0 S: 5 P: 5	1B: 4 SF: 0 2B: 1 SAC: 0 3B: 0 DP: 1 HR: 0 HBP: 0						

TOP

Baltimore Orioles @ Detroit Tigers

Tiger Stadium, Detroit, MI

Wed Jul 17 1963, 4:33 AM EDT

Att. 5,691 - Unknown

livebaseballscorecards.com

AB	31
R	1
H	5
RBI	1
BB	2
SO	4
LOB	11

PITCHER		IP	WLS	BF	H	R	ER	SO	BB	IBB	HBP	BLK	WP	HR	S	P	ERA	WHIP
Hank Aguirre, L ERA: 4.32	(1, 1)	9.0	W	33	5	1	1	4	2	0	0	0	0	0	39	47	1.00	0.778

PITCHER		IP	WLS	BF	H	R	ER	SO	BB	IBB	HBP	BLK	WP	HR	S	P	ERA	WHIP

Baltimore Orioles @ Detroit Tigers

Tiger Stadium, Detroit, MI

Wed Jul 17 1963, 4:33 AM EDT

Att. 5,691 - Unknown

BOTTOM

Batter	1	2	3	4	5	6	7	8	9	AB	R	H	RBI	BB	SO	LOB
Jake Wood, R (1, 4) OBP: 0.327, SLG: 0.406	BBBB 4-0 1B 2B BB	0-0 ②③ G5-4-3 1-2f			0-0 1B 1B	0-0 ③ FC5-4 1-2f		0-0 ② F2		4	1	1	0	1	0	4
Dick McAuliffe, L (1, 6) OBP: 0.334, SLG: 0.385	0-0 ① F6		0-0 ① 4-3		SSS 0-3 ① K		0-0 ① F9	0-0 1B 3B 1B		5	1	1	0	0	1	2
Al Kaline, R (1, 9) OBP: 0.390, SLG: 0.531	0-0 2B BLK 1B 1-3		0-0 ② L6-3		0-0 G5-4-3 1-2 1B		0-0 ② L4	0-0 3B 1B 1-3		5	2	3	0	0	0	0
Rocky Colavito, R (1, 7) OBP: 0.354, SLG: 0.417	0-0 ② F3		0-0 ③ 6-3		0-0 ②③ G5-4-3 1-2f		0-0 ③ 5-3	0-0 3B 1-H 3-H		5	0	1	2	0	0	4
Bubba Phillips, R (1, 5) OBP: 0.271, SLG: 0.327	0-0 BLK 2B 1-3 3-H			0-0 ① F8		0-0 1B 1B 1B		0-0 2B HR 1B 4-3		5	2	3	1	0	0	1
Norm Cash, L (1, 3) OBP: 0.350, SLG: 0.427	0-0 ③ F9 2-3 3-H			BBBB 4-0 BB BB		0-0 F8 1B 1B 1-3		0-0 HR 2B 1-3		3	1	2	0	1	0	1
George Thomas, R (1, 8) OBP: 0.270, SLG: 0.335		BBBB 4-0 FC3-5 BB BB		BBBB 4-0 1-2 BB		0-0 FC5-4 1-2 3-H 1B		4-0 HR IBB		1	0	1	1	2	0	0
Bill Bruton, L (8, PH) OBP: 0.312, SLG: 0.360 (9, 8)										0	1	0	0	1	0	0
Gus Triandos, R (1, 2) OBP: 0.319, SLG: 0.401		BBBB 4-0 FC3-5 1-2 BB		0-0 ② F9		0-0 ① F8 2-3		0-0 HR 1-H 2-H 3-H		3	1	1	4	1	0	4
Hank Aguirre, R (1, 1) OBP: 0.205, SLG: 0.238		0-0 ① FC3-5 G5-4-3 1-2 2-3f		SSS 0-3 ③ K		SSS 0-3 ② K		SSS 0-3 ① K		4	0	0	0	0	3	6
Inning Stats	R: 2 H: 2 E: 0 LOB: 1 K: 0 BB: 1 S: 5 P: 9	R: 0 H: 0 E: 0 LOB: 1 K: 0 BB: 2 S: 2 P: 10	R: 0 H: 0 E: 0 LOB: 0 K: 0 BB: 0 S: 3 P: 3	R: 0 H: 0 E: 0 LOB: 2 K: 1 BB: 2 S: 5 P: 13	R: 0 H: 2 E: 0 LOB: 1 K: 1 BB: 0 S: 6 P: 6	R: 1 H: 3 E: 0 LOB: 2 K: 1 BB: 0 S: 8 P: 8	R: 0 H: 0 E: 0 LOB: 0 K: 0 BB: 0 S: 3 P: 3	R: 6 H: 6 E: 0 LOB: 1 K: 1 BB: 1 S: 11 P: 15		1B: 9 SF: 0 2B: 2 SAC: 0 3B: 1 DP: 2 HR: 1 HBP: 0						

livebaseballscorecards.com

AB	35
R	9
H	13
RBI	8
BB	6
SO	4
LOB	22

WP: 0 PA: 41
PB: 0
SB: 0
CS: 0

PITCHER		IP	WLS	BF	H	R	ER	SO	BB	IBB	HBP	BLK	WP	HR	S	P	ERA	WHIP
Steve Barber, L ERA: 2.78	(1, 1)	5.0	L	25	7	3	3	2	5	0	0	1	0	0	24	44	5.40	2.400
Dick Hall, R ERA: 4.6	(6, 1)	1.0		3	0	0	0	1	0	0	0	0	0	0	5	5	0.00	0.000
Wes Stock, R ERA: 3.83	(7, 1)	1.2		12	6	6	6	1	0	1	0	0	0	1	13	17	32.40	3.600
Herman Starrette, R ERA: 8.1	(8, 1)	0.1		1	0	0	0	0	0	0	0	0	0	0	1	1	0.00	0.000

PITCHER		IP	WLS	BF	H	R	ER	SO	BB	IBB	HBP	BLK	WP	HR	S	P	ERA	WHIP

Batter	1	2	3	4	5	6	7	8	9	10	11	AB	R	H	RBI	BB	SO	LOB
Jackie Brandt, R (1, 9) OBP: 0.288, SLG: 0.391	6-3		F7		G3		SF5 3-H		F8		F2	5	0	0	1	0	0	3
Russ Snyder, L (1, 8) OBP: 0.325, SLG: 0.361	L9			F8		1B 2B	CS 1-2	4-3 2B 1B	2-H 1B		4-3	6	2	3	0	0	0	1
Boog Powell, L (1, 7) OBP: 0.325, SLG: 0.464	L9			HR		1B BLK L5 2-H 1B		4-3 1-2		K		5	1	2	2	0	1	1
Jim Gentile, L (1, 3) OBP: 0.369, SLG: 0.466		F8		F8		F4 1-2		K		L9		5	0	0	0	0	1	2
Brooks Robinson, R (1, 5) OBP: 0.321, SLG: 0.373		F8		6-3		2-3 1B		2-H 2B		L5		5	0	2	1	0	0	0
Bob Johnson, R (1, 4) OBP: 0.392, SLG: 0.536		WP 1B			SH1-3 1B	L5 3-H		1-3			E 2B 1B	5	2	3	0	0	0	3
John Orsino, R (1, 2) OBP: 0.332, SLG: 0.416		5-3 1-2			F8		L9 BB SF5 1B		HR		F2 1-2	5	2	2	1	0	0	3
Bob Saverine, S (1, 6) OBP: 0.307, SLG: 0.229			F3		SH1-3 1-2		CS 1-2 BB		K		2B BB	2	1	0	0	2	1	0
Mike McCormick, L (1, 1) OBP: 0.238, SLG: 0.238 Dick Hall, R (0, 1) OBP: 0.400, SLG: 0.667 Fred Valentine, S (0, PH) OBP: 0.250, SLG: 0.500 Milt Pappas, R (0, PH) OBP: 0.000, SLG: 0.000 Herman Starrette, R (0, 1) Al Smith, R (1, PH) OBP: 1.000, SLG: 0.429 Stu Miller, R (0, 1) OBP: 0.000, SLG: 0.000 Joe Gaines, R (1, PH) OBP: 0.364, SLG: 0.667 George Brunet, R (1, 1)			K				L9 2-3					0	0	0	0	0	0	0
Inning Stats	R: 0 E: 0 K: 0 S: 3 H: 0 LOB: 0 BB: 0 P: 3	R: 0 E: 0 K: 0 S: 4 H: 1 LOB: 1 BB: 0 P: 4	R: 0 E: 0 K: 1 S: 5 H: 0 LOB: 0 BB: 0 P: 5	R: 1 E: 0 K: 0 S: 4 H: 1 LOB: 0 BB: 0 P: 4	R: 1 E: 0 K: 0 S: 5 H: 2 LOB: 1 BB: 0 P: 5	R: 1 E: 0 K: 0 S: 5 H: 3 LOB: 1 BB: 0 P: 5	R: 1 E: 0 K: 0 S: 3 H: 1 LOB: 0 BB: 1 P: 7	R: 1 E: 0 K: 0 S: 7 H: 2 LOB: 1 BB: 0 P: 7	R: 1 E: 0 K: 1 S: 7 H: 3 LOB: 2 BB: 0 P: 7	R: 0 E: 0 K: 1 S: 5 H: 0 LOB: 0 BB: 0 P: 5	R: 2 E: 0 K: 0 S: 5 H: 2 LOB: 1 BB: 1 P: 9	1B: 9 2B: 5 3B: 0 HR: 2	SF: 1 SAC: 1 DP: 1 HBP: 0		WP: 1 PB: 0 SB: 0 CS: 1		PA: 48	

PITCHER		IP	WLS	BF	H	R	ER	SO	BB	IBB	HBP	BLK	WP	HR	S	P	ERA	WHIP
Phil Regan, R ERA: 3.68	(1, 1)	5.0		21	6	3	3	1	0	0	0	0	1	1	23	23	5.40	1.200
Willie Smith, L ERA: 5.06	(6, 1)	1.0		5	2	1	1	0	1	0	0	1	0	0	4	8	9.00	3.000
Terry Fox, R ERA: 4.84	(7, 1)	2.1		10	4	2	2	2	0	0	0	0	0	1	14	14	7.71	1.714
Don Mossi, L ERA: 4.59	(9, 1)	1.2		5	1	0	0	1	0	0	0	0	0	0	7	7	0.00	0.600
Bill Faul, R ERA: 4.11	(11, 1)	1.0	L	6	2	2	1	0	1	0	0	0	0	0	5	9	9.00	3.000

PITCHER	IP	WLS	BF	H	R	ER	SO	BB	IBB	HBP	BLK	WP	HR	S	P	ERA	WHIP

TOP

Baltimore Orioles @ Detroit Tigers

Tiger Stadium, Detroit, MI

Thu Jul 18 1963, 4:33 AM EDT

Att. 5,124 - Unknown

livebaseballscorecards.com

AB	43
R	8
H	15
RBI	8
BB	2
SO	4
LOB	15

Baltimore Orioles @ Detroit Tigers

Tiger Stadium, Detroit, MI

Thu Jul 18 1963, 4:33 AM EDT

Att. 5,124 - Unknown

livebaseballscorecards.com

BOTTOM

Batter	1	2	3	4	5	6	7	8	9	10	11	AB	R	H	RBI	BB	SO	LOB
Jake Wood, R (1, 4) OBP: 0.330, SLG: 0.406	BB 1B 1B 1B	H 1-0 L6-3 HBP		F8			B1-3		5-3		G1-6-3 1B	5	1	2	0	0	0	0
Dick McAuliffe, L (1, 6) OBP: 0.334, SLG: 0.384	0-0 BB 1B 1B 1-2	L6-3 1-2		F1			3-1		L6-3 1B		G1-6-3 1-2f	6	1	2	0	0	0	2
Al Kaline, R (1, 9) OBP: 0.392, SLG: 0.538	B B B B 4-0 HBP 1B 1B BB 1-2 2-3		0-0 HR	L5			S 1B		L6-3 1-2		L6-3	5	2	2	1	1	0	1
Rocky Colavito, R (1, 7) OBP: 0.355, SLG: 0.420	0-0 1B HBP 1B 1-2 2-H 3-H		0-0 1B 2B	F8			F6 1-2		6-3			5	1	2	2	0	0	2
Bubba Phillips, R (1, 5) OBP: 0.266, SLG: 0.320	F7	5-3		F5				5-3		S S S K		5	0	0	0	0	1	3
Norm Cash, L (1, 3) OBP: 0.357, SLG: 0.428	H 1-0 1B 1-2 2-3 HBP	I I I 4-0 1B IBB		F3				0-0 3B 1B		H 1-0 S HBP		2	1	1	0	1	0	0
George Thomas, R (1, 8) OBP: 0.271, SLG: 0.335	0-0 G6-4-3 1B 1-2 2-3 3-H	F8		5-3				1-H 3B		F9 1-2		3	0	1	1	0	0	2
Bill Bruton, L (8, PH) OBP: 0.313, SLG: 0.368 (9, 8)												2	0	1	1	0	0	1
Bill Freehan, R (1, 2) OBP: 0.379, SLG: 0.448	0-0 G6-4-3 1-2f	1-3 2-H 1B		B B B B 4-0 L6-3 BB				F8		I I I I 4-0 IBB		3	0	1	1	2	0	4
Phil Regan, R (1, 1) OBP: 0.258, SLG: 0.345		F8	P4			S S S 0-0 L6-3 1-2		S S S 0-3 K		S S S 0-3 K		2	0	0	0	0	0	2
Willie Smith, L (6, 1) OBP: 0.200, SLG: 0.200												1	0	0	0	0	0	1
Terry Fox, R (7, 1)												1	0	0	0	0	1	1
Don Mossi, L (9, 1) OBP: 0.345, SLG: 0.217												0	0	0	0	0	0	0
Gates Brown, L (10, PH) OBP: 0.296, SLG: 0.375												1	0	0	0	0	1	2
Bill Faul, R (11, 1) OBP: 0.154, SLG: 0.200												0	0	0	0	0	0	0
Inning Stats	R: 3 H: 4 E: 0 LOB: 2 K: 0 BB: 1 S: 6 P: 11	R: 0 H: 0 E: 0 LOB: 0 K: 0 BB: 0 S: 2 P: 3	R: 2 H: 3 E: 0 LOB: 2 K: 0 BB: 1 S: 6 P: 10	R: 0 H: 0 E: 0 LOB: 0 K: 0 BB: 0 S: 3 P: 3	R: 0 H: 0 E: 0 LOB: 0 K: 0 BB: 0 S: 3 P: 3	R: 0 H: 0 E: 0 LOB: 0 K: 0 BB: 1 S: 2 P: 6	R: 0 H: 1 E: 0 LOB: 1 K: 0 BB: 0 S: 4 P: 4	R: 1 H: 2 E: 0 LOB: 1 K: 1 BB: 0 S: 7 P: 7	R: 0 H: 1 E: 0 LOB: 1 K: 0 BB: 0 S: 4 P: 4	R: 0 H: 0 E: 0 LOB: 2 K: 2 BB: 1 S: 7 P: 12	R: 0 H: 1 E: 0 LOB: 0 K: 0 BB: 0 S: 3 P: 3							

1B: 9	SF: 0	WP: 0	PA: 48
2B: 3	SAC: 0	PB: 0	
3B: 1	DP: 4	SB: 2	
HR: 1	HBP: 3	CS: 0	

	AB	41
	R	6
	H	12
	RBI	6
	BB	4
	SO	3
	LOB	21

PITCHER		IP	WLS	BF	H	R	ER	SO	BB	IBB	HBP	BLK	WP	HR	S	P	ERA	WHIP
Mike McCormick, L ERA: 4.16	(1, 1)	0.0		4	3	3	3	0	1	0	0	0	0	0	3	7	∞	∞
Dick Hall, R ERA: 4.59	(1, 1)	4.0		17	4	2	2	0	0	1	2	0	0	1	14	20	4.50	1.000
Herman Starrette, R ERA: 5.06	(5, 1)	2.0		6	0	0	0	0	1	0	0	0	0	0	5	9	0.00	0.500
Stu Miller, R ERA: 2.54	(7, 1)	4.0	W	18	4	1	1	3	0	1	1	0	0	0	22	27	2.25	1.000
George Brunet, L ERA: 6.0	(11, 1)	1.0	S	3	1	0	0	0	0	0	0	0	0	0	3	3	0.00	1.000

PITCHER		IP	WLS	BF	H	R	ER	SO	BB	IBB	HBP	BLK	WP	HR	S	P	ERA	WHIP

Baltimore Orioles @ Kansas City Athletics

Municipal Stadium, Kansas City, MO

Fri Jul 19 1963, 8:05 PM EDT

Att. 7,769 - Unknown

TOP

livebaseballscorecards.com

Batter	1	2	3	4	5	6	7	8	9	AB	R	H	RBI	BB	SO	LOB
Luis Aparicio, R (1, 6) OBP: 0.316, SLG: 0.373	SH1-3 SF9 2B		F7			5-3		FC1-2 1-2 2-3 1B		4	1	2	0	0	0	0
Russ Snyder, L (1, 8) OBP: 0.321, SLG: 0.357	SH1-3 2-3		F8			K2-3		FC1-2 1-2 2-3 3-Hf		3	0	0	0	0	1	3
Boog Powell, L (1, 7) OBP: 0.320, SLG: 0.458	SF9 3-H			K		4-3		F7		3	0	0	1	0	1	3
Jim Gentile, L (1, 3) OBP: 0.367, SLG: 0.462	K			3-1			F7		1B BB	3	0	0	0	1	1	0
Brooks Robinson, R (1, 5) OBP: 0.318, SLG: 0.369		6-3		F7			6-3		F8	4	0	0	0	0	0	1
Bob Johnson, R (1, 4) Steve Barber, L (7, 1) OBP: 0.132, SLG: 0.118 Al Smith, R (9, PH) OBP: 0.347, SLG: 0.430 Joe Gaines, R (9, PR) OBP: 0.364, SLG: 0.467		F6			5-3		F6		1-2 1B	3 0 1 0	0 0 0 0	0 0 1 0	0 0 0 0	0 0 0 0	0 0 0 0	0 0 0 0
John Orsino, R (1, 2) OBP: 0.340, SLG: 0.420		1B			HBP			1B BB FC1-2 1B	F2	3	0	2	0	0	0	2
Jackie Brandt, R (1, 9) OBP: 0.288, SLG: 0.386		5-3			F8			FC1-2 1B 1-2 BB	K	3	0	0	0	1	1	4
Dave McNally, R (1, 1) Bob Saverine, S (7, 4) OBP: 0.305, SLG: 0.227			K		G3			K		2 1	0 0	0 0	0 0	0 0	1 1	1 2
Inning Stats	R: 1 E: 0 K: 1 S: 6 H: 1 LOB: 0 BB: 0 P: 6	R: 0 E: 0 K: 0 S: 4 H: 1 LOB: 1 BB: 0 P: 4	R: 0 E: 0 K: 1 S: 5 H: 0 LOB: 0 BB: 0 P: 5	R: 0 E: 0 K: 1 S: 5 H: 0 LOB: 0 BB: 0 P: 5	R: 0 E: 0 K: 0 S: 3 H: 0 LOB: 1 BB: 0 P: 4	R: 0 E: 0 K: 1 S: 5 H: 0 LOB: 0 BB: 0 P: 5	R: 0 E: 0 K: 0 S: 3 H: 0 LOB: 0 BB: 0 P: 3	R: 0 E: 0 K: 1 S: 7 H: 2 LOB: 3 BB: 1 P: 11	R: 0 E: 0 K: 1 S: 6 H: 1 LOB: 2 BB: 1 P: 10	1B: 4 2B: 1 3B: 0 HR: 0 SF: 1 SAC: 1 DP: 0 HBP: 1						

	AB	30
	R	1
	H	5
	RBI	1
	BB	2
	SO	6
	LOB	16

	WP: 0	PA: 35
	PB: 0	
	SB: 0	
	CS: 0	

PITCHER		IP	WLS	BF	H	R	ER	SO	BB	IBB	HBP	BLK	WP	HR	S	P	ERA	WHIP
Orlando Pena, R ERA: 3.52	(1, 1)	8.1	W	33	5	1	1	5	2	0	1	0	0	0	40	49	1.08	0.840
John Wyatt, R ERA: 2.72	(9, 1)	0.2	S	2	0	0	0	1	0	0	0	0	0	0	4	4	0.00	0.000

PITCHER	IP	WLS	BF	H	R	ER	SO	BB	IBB	HBP	BLK	WP	HR	S	P	ERA	WHIP

BOTTOM

Baltimore Orioles @ Kansas City Athletics

Municipal Stadium, Kansas City, MO

Fri Jul 19 1963, 8:05 PM EDT

Att. 7,769 - Unknown

livebaseballscorecards.com

Batter	1	2	3	4	5	6	7	8	9	AB	R	H	RBI	BB	SO	LOB
Gino Cimoli, R (1, 8) (9, 9) OBP: 0.341, SLG: 0.411	x 0-0 ① G3		x 0-0 ③ 6-3		x 0-0 E7 1-3 1B		x 0-0 ③ FC4-6 1-2f			4	0	1	0	0	0	1
Ken Harrelson, R (1, 7) Tony La Russa, R (8, PR) Bobby Del Greco, R (9, 8) OBP: 0.311, SLG: 0.441 OBP: 0.277, SLG: 0.297	x 0-0 ② 6-3			x 0-0 ① 6-3	x 0-0 ② SF8 3-H			B B B B 4-0 SH2-4 BB		2 0 0	0 0 0	0 0 0	1 0 0	1 0 0	0 0 0	0 0 0
Ed Charles, R (1, 5) OBP: 0.343, SLG: 0.399	x 0-0 ③ 6-3			B B B 4-0 BB S BB	x 0-0 ③ F9			x 0-0 ① SH2-4 1-2		2	0	0	0	1	0	1
Norm Siebern, L (1, 3) OBP: 0.382, SLG: 0.438		x 0-0 G3-6-3 1B		B B B B 4-0 BB 1-2 BB		B B B B 4-0 L5-3 BB		S S S 0-3 ② K		2	0	1	0	2	1	2
George Alusik, R (1, 9) (9, 7) OBP: 0.343, SLG: 0.461		x 0-0 ① ② G3-6-3 1-2f		S S S 0-3 ② K		x 0-0 ① ② L5-3 1-2		S S S 0-3 ③ K		4	0	0	0	0	2	6
Jerry Lumpe, L (1, 4) OBP: 0.317, SLG: 0.360		x 0-0 ③ 4-3		B B B 4-0 1-2 2-3 BB		x 0-0 ③ 4-3				2	0	0	0	1	0	0
Doc Edwards, R (1, 2) OBP: 0.296, SLG: 0.390			x 0-0 HR	x 0-0 ③ 3-1			x 0-0 E3 CS			3	1	1	1	0	0	3
Sammy Esposito, R (1, 6) OBP: 0.133, SLG: 0.077			x 0-0 ① 6-3		x 0-0 ① F8		S S S 0-3 ① ② K 1-2			3	0	0	0	0	1	1
Orlando Pena, R (1, 1) John Wyatt, R (9, 1) OBP: 0.250, SLG: 0.229			x 0-0 ② 6-3		B B B B 4-0 E 1B SF8 BB		x 0-0 FC4-6 1B			2 0	1 0	1 0	0 0	1 0	0 0	0 0
Inning Stats	R: 0 H: 0 E: 0 LOB: 0 K: 0 BB: 0 S: 3 P: 3	R: 0 H: 1 E: 0 LOB: 0 K: 0 BB: 0 S: 3 P: 3	R: 1 H: 1 E: 0 LOB: 0 K: 0 BB: 0 S: 4 P: 4	R: 0 H: 0 E: 0 LOB: 3 K: 1 BB: 3 S: 5 P: 17	R: 1 H: 1 E: 1 LOB: 1 K: 0 BB: 1 S: 4 P: 8	R: 0 H: 0 E: 0 LOB: 0 K: 0 BB: 1 S: 2 P: 6	R: 0 H: 1 E: 1 LOB: 1 K: 1 BB: 0 S: 6 P: 6	R: 0 H: 0 E: 0 LOB: 2 K: 2 BB: 1 S: 7 P: 11		1B: 3 SF: 1 2B: 1 SAC: 1 3B: 0 DP: 2 HR: 1 HBP: 0				WP: 0 PA: 32 PB: 0 SB: 1 CS: 1		

	AB	24
	R	2
	H	4
	RBI	2
	BB	6
	SO	4
	LOB	14

PITCHER	IP	WLS	BF	H	R	ER	SO	BB	IBB	HBP	BLK	WP	HR	S	P	ERA	WHIP
Dave McNally, L (1, 1) ERA: 4.16	6.0	L	24	3	2	1	1	5	0	0	0	0	1	21	41	1.50	1.333
Steve Barber, L (7, 1) ERA: 2.74	2.0		8	1	0	0	3	1	0	0	0	0	0	13	17	0.00	1.000

PITCHER	IP	WLS	BF	H	R	ER	SO	BB	IBB	HBP	BLK	WP	HR	S	P	ERA	WHIP

Batter	1	2	3	4	5	6	7	8	9	AB	R	H	RBI	BB	SO	LOB
Luis Aparicio, R (1, 6) OBP: 0.317, SLG: 0.371	6-3			BBBB 4-0 1B E BB	SSS 0-3 K		0-0 1B		0-0 F8	4	1	1	0	1	1	1
Russ Snyder, L (1, 8) OBP: 0.322, SLG: 0.356	5-3			0-0 E1 1-H 2B 1B	0-0 4-3		0-0 L7			3	1	1	0	0	0	0
Al Smith, R (5, 9) OBP: 0.346, SLG: 0.428										1	0	0	0	0	0	1
Boog Powell, L (1, 7) OBP: 0.323, SLG: 0.463	1-6-3			0-0 1-H 1B 2B	0-0 1B			SSS 0-3 K		4	1	2	1	0	1	0
John Orsino, R (1, 2) OBP: 0.342, SLG: 0.419		0-0 F9		0-0 SH1-3 2-H 1B 1B	0-0 5-3			BBBB 4-0 CS BB		3	1	1	1	1	0	1
Brooks Robinson, R (1, 5) OBP: 0.318, SLG: 0.374		0-0 F8		0-0 SH1-3 2-3		0-0 F5 3B		SSS 0-3 K 1-2		3	0	1	0	0	1	1
Jim Gentile, L (1, 3) OBP: 0.366, SLG: 0.468		0-0 4-3		SSS 0-3 K		0-0 F7			0-0 HR	4	1	1	1	0	1	2
Bob Johnson, R (1, 4) OBP: 0.378, SLG: 0.513			SSS 0-3 K	0-0 WP 3-H 1B 1B		0-0 F5 3-H			SSS 0-3 K	4	1	1	1	0	2	1
Jackie Brandt, R (1, 9) (5, 8) OBP: 0.294, SLG: 0.392			0-0 G3-6-3 1B	0-0 FC4-6 1-H 1B			SSS 0-3 K		0-0 SH1-4 1B	4	0	3	1	0	1	0
Robin Roberts, S (1, 1) OBP: 0.288, SLG: 0.294			0-0 G3-6-3 1-2f	0-0 FC4-6 1-2f			SSS 0-3 K		0-0 SH1-4 1-2	3	0	0	0	0	1	2
Stu Miller, R (9, 1) OBP: 0.364, SLG: 0.455										0	0	0	0	0	0	0
Inning Stats	R: 0 E: 0 K: 0 S: 3 H: 0 LOB: 0 BB: 0 P: 3	R: 0 E: 0 K: 0 S: 3 H: 0 LOB: 0 BB: 0 P: 3	R: 0 E: 0 K: 1 S: 5 H: 1 LOB: 0 BB: 0 P: 5	R: 5 E: 1 K: 1 S: 10 H: 5 LOB: 1 BB: 1 P: 14	R: 0 E: 0 K: 1 S: 6 H: 1 LOB: 1 BB: 0 P: 6	R: 0 E: 0 K: 0 S: 3 H: 1 LOB: 1 BB: 0 P: 3	R: 0 E: 0 K: 2 S: 8 H: 1 LOB: 1 BB: 0 P: 8	R: 0 E: 0 K: 2 S: 6 H: 0 LOB: 0 BB: 1 P: 10	R: 1 E: 0 K: 1 S: 7 H: 2 LOB: 1 BB: 0 P: 7	1B: 8 2B: 1 3B: 1 HR: 1	SF: 0 SAC: 2 DP: 1 HBP: 0						

PITCHER		IP	WLS	BF	H	R	ER	SO	BB	IBB	HBP	BLK	WP	HR	S	P	ERA	WHIP
Dave Wickersham, R ERA: 4.21	(1, 1)	3.2	L	17	6	5	5	2	1	0	0	0	1	0	20	24	12.27	1.909
Ed Rakow, R ERA: 3.94	(4, 1)	4.1		15	3	0	0	5	1	0	0	0	0	0	24	28	0.00	0.923
Pete Lovrich, R ERA: 7.3	(9, 1)	1.0		5	2	1	1	1	0	0	0	0	0	1	7	7	9.00	2.000

PITCHER	IP	WLS	BF	H	R	ER	SO	BB	IBB	HBP	BLK	WP	HR	S	P	ERA	WHIP

TOP

Baltimore Orioles @ Kansas City Athletics

Municipal Stadium, Kansas City, MO

Sat Jul 20 1963, 8:05 PM EDT

Att. 10,293 - Unknown

livebaseballscorecards.com

AB	33
R	6
H	11
RBI	5
BB	2
SO	8
LOB	9

WP: 1	PA: 37					
PB: 0						
SB: 0						
CS: 1						

Batter	1	2	3	4	5	6	7	8	9	AB	R	H	RBI	BB	SO	LOB
Gino Cimoli, R (1, 9) OBP: 0.336, SLG: 0.405	6-3			6-3			K	L8		4	0	0	0	0	1	1
Jose Tartabull, L (1, 8) OBP: 0.283, SLG: 0.308	4-3			B3			1B		FC5-4, BB, 1B, 1B	4	1	2	0	0	0	0
Jerry Lumpe, L (1, 4) OBP: 0.313, SLG: 0.356	F5			4-3			F7		F6	4	0	0	0	0	0	2
Norm Siebern, L (1, 3) OBP: 0.384, SLG: 0.438		BBBB, G1-6-3, BB			F3		F9		BBBB, FC5-4, 1-2 BB	0	0	0	0	1	0	0
Ken Harrelson, R (4, 3) OBP: 0.312, SLG: 0.432										2	0	0	0	1	0	1
George Alusik, R (1, 7) OBP: 0.337, SLG: 0.451		G1-6-3, 1-2f			5-3			F9	FC5-4, 1B, 1-2f, 2-3	4	0	0	0	0	0	3
Ed Charles, R (1, 5) OBP: 0.344, SLG: 0.403		K			K			2B	1-2, 1B, 3-H	4	1	2	1	0	2	0
Doc Edwards, R (1, 2) OBP: 0.289, SLG: 0.380			F2			1-3		6-3	K	4	0	0	0	0	1	3
Sammy Esposito, R (1, 6) OBP: 0.118, SLG: 0.067			K			1-3		2B, 2-H		2	0	0	0	0	1	0
Charlie Lau, L (8, PH) OBP: 0.289, SLG: 0.338										1	1	1	1	0	0	0
Tony La Russa, R (9, 6)										0	0	0	0	0	0	0
Dave Wickersham, R (1, 1) OBP: 0.170, SLG: 0.152			K			K		2B, 2-H		1	0	0	0	0	1	0
Ed Rakow, S (4, 1) OBP: 0.180, SLG: 0.130										1	0	0	0	0	1	0
Wayne Causey, L (8, PH) OBP: 0.353, SLG: 0.407										1	0	1	1	0	0	0
Pete Lovrich, R (9, 1)										0	0	0	0	0	0	0
Inning Stats	R: 0 H: 0 E: 0 LOB: 0 K: 0 BB: 0 S: 3 P: 3	R: 0 H: 0 E: 0 LOB: 0 K: 1 BB: 1 S: 4 P: 8	R: 0 H: 0 E: 0 LOB: 0 K: 2 BB: 0 S: 7 P: 7	R: 0 H: 0 E: 0 LOB: 0 K: 0 BB: 0 S: 3 P: 3	R: 0 H: 0 E: 0 LOB: 0 K: 1 BB: 0 S: 5 P: 5	R: 0 H: 0 E: 0 LOB: 0 K: 1 BB: 0 S: 5 P: 5	R: 0 H: 1 E: 0 LOB: 1 K: 1 BB: 0 S: 6 P: 6	R: 2 H: 3 E: 0 LOB: 1 K: 0 BB: 0 S: 6 P: 6	R: 1 H: 2 E: 0 LOB: 2 K: 1 BB: 1 S: 7 P: 11	1B: 3 SF: 0 2B: 3 SAC: 0 3B: 0 DP: 1 HR: 0 HBP: 0						

PITCHER	IP	WLS	BF	H	R	ER	SO	BB	IBB	HBP	BLK	WP	HR	S	P	ERA	WHIP
Robin Roberts, R (1, 1) ERA: 3.2	8.0	W	29	5	3	3	6	1	0	0	0	0	0	40	44	3.38	0.750
Stu Miller, R (9, 1) ERA: 2.5	1.0	S	5	1	0	0	1	1	0	0	0	0	0	6	10	0.00	2.000

PITCHER	IP	WLS	BF	H	R	ER	SO	BB	IBB	HBP	BLK	WP	HR	S	P	ERA	WHIP

BOTTOM

Baltimore Orioles @ Kansas City Athletics

Municipal Stadium, Kansas City, MO

Sat Jul 20 1963, 8:05 PM EDT

Att. 10,293 - Unknown

livebaseballscorecards.com

AB	32
R	3
H	6
RBI	3
BB	2
SO	7
LOB	10

PA: 34

WP: 0
PB: 0
SB: 0
CS: 0

Batter	1	2	3	4	5	6	7	8	9	AB	R	H	RBI	BB	SO	LOB
Luis Aparicio, R (1, 6) OBP: 0.313, SLG: 0.367	F6		F9			6-3		K		4	0	0	0	0	1	2
Russ Snyder, L (1, 8) OBP: 0.320, SLG: 0.352	F5 S BB			G3		F8			5-3	3	0	0	0	1	0	0
Boog Powell, L (1, 7) OBP: 0.318, SLG: 0.456	F5 1-3			F8		6-3			4-3	4	0	0	0	0	0	1
John Orsino, R (1, 2) OBP: 0.341, SLG: 0.415 Bob Saverine, S (9, PR) OBP: 0.305, SLG: 0.227		F6		6-3			K		1B	4 0	0 0	1 0	0 0	0 0	1 0	0 0
Brooks Robinson, R (1, 5) OBP: 0.319, SLG: 0.374		F2			HR BB		G4-6-3 1B		F9	3	1	1	0	1	0	1
Jim Gentile, L (1, 3) OBP: 0.363, SLG: 0.464		F8			K		G4-6-3 1-2f			3	0	0	0	0	1	2
Bob Johnson, R (1, 4) OBP: 0.385, SLG: 0.550			S 2B		1-H HR			K		3	1	2	2	0	1	0
Jackie Brandt, R (1, 9) OBP: 0.291, SLG: 0.387			F8 2-3		K			F8		3	0	0	0	0	1	1
Milt Pappas, R (1, 1) OBP: 0.114, SLG: 0.093 Dick Hall, R (7, 1) OBP: 0.400, SLG: 0.667 Al Smith, R (8, PH) OBP: 0.348, SLG: 0.430 Joe Gaines, R (8, PR) OBP: 0.364, SLG: 0.467 George Brunet, R (8, 1)			K		5-3			1B		2 0 1 0 0	0 0 0 0 0	0 0 1 0 0	0 0 0 0 0	0 0 0 0 0	1 0 0 0 0	1 0 0 0 0

TOP

Baltimore Orioles @ Kansas City Athletics

Municipal Stadium, Kansas City, MO

Sun Jul 21 1963, 4:33 AM EDT

Att. 10,543 - Unknown

livebaseballscorecards.com

AB	30
R	2
H	5
RBI	2
BB	2
SO	6
LOB	8

Inning Stats	1	2	3	4	5	6	7	8	9
R	0	0	0	0	2	0	0	0	0
E	0	0	0	0	0	0	0	0	0
K	0	0	1	0	2	0	1	2	0
S	2	3	6	3	8	3	5	8	4
H	0	0	1	0	1	0	1	1	1
LOB	0	0	0	0	0	0	0	1	0
BB	0	0	0	0	1	0	0	0	0
P	6	3	6	3	12	3	5	8	4

1B	3	SF	0
2B	1	SAC	0
3B	0	DP	1
HR	1	HBP	0

WP	0	PA	32
PB	0		
SB	2		
CS	0		

PITCHER	IP	WLS	BF	H	R	ER	SO	BB	IBB	HBP	BLK	WP	HR	S	P	ERA	WHIP
Moe Drabowsky, R (1, 1) ERA: 2.84	9.0	W	32	5	2	2	6	2	0	0	0	0	1	42	50	2.00	0.778

PITCHER	IP	WLS	BF	H	R	ER	SO	BB	IBB	HBP	BLK	WP	HR	S	P	ERA	WHIP

Batter	1	2	3	4	5	6	7	8	9	AB	R	H	RBI	BB	SO	LOB
Jose Tartabull, L (1, 8) OBP: 0.274, SLG: 0.296	4-3		L9		F6			K		4	0	0	0	0	1	1
Wayne Causey, L (1, 6) OBP: 0.354, SLG: 0.417	L1			S 3B 1B		HR		F8		4	2	2	1	0	0	0
Jerry Lumpe, L (1, 4) OBP: 0.313, SLG: 0.361	3-1			1-H 2B 3B		L9		F6		4	1	1	1	0	0	0
Charlie Lau, L (1, 2) OBP: 0.291, SLG: 0.350		1-3		6-3 K 3-H 2B		L3				3	0	1	1	0	0	0
George Alusik, R (1, 9) OBP: 0.332, SLG: 0.444		L9		6-3 2-3		6-3				3	0	0	0	0	0	1
Ed Charles, R (1, 5) OBP: 0.347, SLG: 0.402		4-3		4-0 K IBB			B B B B	4-0 B1-5-4 1B BB		1	0	0	0	2	0	0
Chuck Essegian, R (1, 7) OBP: 0.281, SLG: 0.341 Bobby Del Greco, R (7, PR) OBP: 0.277, SLG: 0.297 (8, 7)			5-3	S S S 0-3 K 1-2 3-H						3 0	0 0	1 0	0 0	0 0	1 0	2 0
Ken Harrelson, R (1, 3) OBP: 0.304, SLG: 0.418			S S S K		6-3			B1-5-4 1-2 2-3f		3	0	0	0	0	1	2
Moe Drabowsky, R (1, 1) OBP: 0.273, SLG: 0.455			1B		6-3			F5		3	0	1	0	0	0	2
Inning Stats	R: 0 E: 0 K: 0 S: 3 H: 0 LOB: 0 BB: 0 P: 3	R: 0 E: 0 K: 0 S: 3 H: 0 LOB: 0 BB: 0 P: 3	R: 0 E: 0 K: 1 S: 6 H: 1 LOB: 1 BB: 0 P: 6	R: 2 E: 0 K: 1 S: 7 H: 3 LOB: 2 BB: 1 P: 11	R: 0 E: 0 K: 0 S: 3 H: 0 LOB: 0 BB: 0 P: 3	R: 1 E: 0 K: 0 S: 4 H: 1 LOB: 0 BB: 0 P: 4	R: 0 E: 0 K: 0 S: 3 H: 1 LOB: 2 BB: 1 P: 7	R: 0 E: 0 K: 1 S: 5 H: 0 LOB: 0 BB: 0 P: 5		1B: 3 2B: 1 3B: 1 HR: 1	SF: 0 SAC: 0 DP: 1 HBP: 0						

PITCHER		IP	WLS	BF	H	R	ER	SO	BB	IBB	HBP	BLK	WP	HR	S	P	ERA	WHIP
Milt Pappas, R ERA: 2.89	(1, 1)	6.0	L	25	6	3	3	2	1	1	0	0	0	1	27	35	4.50	1.167
Dick Hall, R ERA: 4.52	(7, 1)	1.0		2	0	0	0	0	0	0	0	0	0	0	2	2	0.00	0.000
George Brunet, L ERA: 5.63	(8, 1)	1.0		3	0	0	0	1	0	0	0	0	0	0	5	5	0.00	0.000

PITCHER	IP	WLS	BF	H	R	ER	SO	BB	IBB	HBP	BLK	WP	HR	S	P	ERA	WHIP

BOTTOM

Baltimore Orioles @ Kansas City Athletics

Municipal Stadium, Kansas City, MO

Sun Jul 21 1963, 4:33 AM EDT

Att. 10,543 - Unknown

livebaseballscorecards.com

AB	28
R	3
H	6
RBI	3
BB	2
SO	3
LOB	8

1B: 3	SF: 0	WP: 0	PA: 30
2B: 1	SAC: 0	PB: 0	
3B: 1	DP: 1	SB: 1	
HR: 1	HBP: 0	CS: 0	

Batter	1	2	3	4	5	6	7	8	9	AB	R	H	RBI	BB	SO	LOB
Marv Breeding, R (1, 4) OBP: 0.296, SLG: 0.339	6-3		5-3			6-3			F9	4	0	0	0	0	0	0
Dick Phillips, L (1, 3) OBP: 0.294, SLG: 0.317	K		K			F5			4-3	4	0	0	0	0	2	0
Chuck Hinton, R (1, 9) OBP: 0.335, SLG: 0.458	K			4-3			F8		BB	3	0	0	0	1	1	0
Don Lock, R (1, 8) OBP: 0.337, SLG: 0.448		FC1-6 1B		5-3			FC3-6 1B		BB 1-2	3	0	2	0	1	0	0
Don Zimmer, R (1, 5) OBP: 0.321, SLG: 0.490		FC1-6 1B 1-2f		6-3			FC3-6 E 1-2f		F2	4	0	0	0	0	0	4
Minnie Minoso, R (1, 7) OBP: 0.318, SLG: 0.271		1B 1-3			FC1-6 1B		F9 1-2			3	0	2	0	0	0	1
Ed Brinkman, R (1, 6) OBP: 0.273, SLG: 0.313		F3			FC1-6 G3-6-1 1-2f			5-3		3	0	0	0	0	0	3
Hobie Landrith, L (1, 2) OBP: 0.291, SLG: 0.236 Don Leppert, R (8, PH) OBP: 0.311, SLG: 0.393 (8, 2)		F8			G3-6-1 1-2f			4-3		2 1	0 0	0 0	0 0	0 0	0 0	3 0
Claude Osteen, L (1, 1) OBP: 0.179, SLG: 0.158 Jim Duckworth, R (6, 1) Chuck Cottier, R (8, PH) OBP: 0.253, SLG: 0.319 Pete Burnside, R (8, 1)			6-3			K		1-3		2 0 1 0	0 0 0 0	0 0 0 0	0 0 0 0	1 0 0 0	0 0 0 0	0 0 0 0
Inning Stats	R: 0 E: 0 K: 2 S: 7 H: 0 LOB: 0 BB: 0 P: 7	R: 0 E: 0 K: 0 S: 5 H: 2 LOB: 2 BB: 0 P: 5	R: 0 E: 0 K: 1 S: 5 H: 0 LOB: 0 BB: 0 P: 5	R: 0 E: 0 K: 0 S: 3 H: 0 LOB: 0 BB: 0 P: 3	R: 0 E: 0 K: 0 S: 3 H: 1 LOB: 0 BB: 0 P: 3	R: 0 E: 0 K: 1 S: 5 H: 0 LOB: 0 BB: 0 P: 5	R: 0 E: 1 K: 0 S: 4 H: 1 LOB: 1 BB: 0 P: 4	R: 0 E: 0 K: 0 S: 3 H: 0 LOB: 0 BB: 0 P: 3	R: 0 E: 0 K: 0 S: 3 H: 0 LOB: 2 BB: 2 P: 11	1B: 4 2B: 0 3B: 0 HR: 0 SF: 0 SAC: 0 DP: 1 HBP: 0						

PITCHER	IP	WLS	BF	H	R	ER	SO	BB	IBB	HBP	BLK	WP	HR	S	P	ERA	WHIP
Steve Barber, L (1, 1) ERA: 2.59	9.0	W	32	4	0	0	4	2	0	0	0	0	0	38	46	0.00	0.667

PITCHER	IP	WLS	BF	H	R	ER	SO	BB	IBB	HBP	BLK	WP	HR	S	P	ERA	WHIP

TOP

Washington Senators @ Baltimore Orioles

Memorial Stadium, Baltimore, MD

Tue Jul 23 1963, 7:05 PM EDT

Att. 5,894 - Unknown

livebaseballscorecards.com

AB	30
R	0
H	4
RBI	0
BB	2
SO	4
LOB	11

WP: 0 PA: 32
PB: 0
SB: 0
CS: 0

Batter	1	2	3	4	5	6	7	8	9	AB	R	H	RBI	BB	SO	LOB
Luis Aparicio, R (1, 6) OBP: 0.321, SLG: 0.374	0-0 1B FC4-6 1B		0-0 G4-3 1B			0-0 1B 1B 1B	0-0 S 1B			4	2	4	0	0	0	0
Bob Johnson, R (1, 4) OBP: 0.388, SLG: 0.548	0-0 FC4-6 1-3 1B		0-0 ② ③ G4-3 1-2f			0-0 1B 1-3 1B	0-0 ① F8			4	0	2	0	0	0	2
Boog Powell, L (1, 7) OBP: 0.318, SLG: 0.453	0-0 ① FC4-6 1-4-3 1-2f 3-H			0-0 ① G3		0-0 ① SSS HR 1-3 3-H 1B	0-3 ② K 1-2			4	1	1	2	0	1	2
John Orsino, R (1, 2) OBP: 0.339, SLG: 0.427	0-0 ② 1-4-3 1-2			0-0 ② F8		0-0 1-H HR	0-0 ③ F9			4	1	1	2	0	0	2
Brooks Robinson, R (1, 5) OBP: 0.319, SLG: 0.373	0-0 ③ F9			0-0 ③ 5-3		0-0 E 1B		0-0 ① F9		4	0	1	0	0	0	1
Jim Gentile, L (1, 3) OBP: 0.360, SLG: 0.459		0-0 ① 5-3			0-0 ① G3	0-0 ② F8		0-0 ② G3		4	0	0	0	0	0	1
Jackie Brandt, R (1, 8) OBP: 0.294, SLG: 0.387		0-0 CS 1B			0-0 ② 6-3	0-0 E3 BB 1-3		BBB 4-0 1B BB		3	0	1	0	1	0	1
Joe Gaines, R (1, 9) OBP: 0.366, SLG: 0.462 Russ Snyder, L (5, PR) (6, 9) OBP: 0.326, SLG: 0.354	SSS 0-3 ② ③ K 1-2			BBBB 4-0 BB	BBBB	4-0 1-2 BB		0-0 1-3 1B		1 1	0 0	0 1	0 0	1 1	1 0	1 0
Steve Barber, L (1, 1) OBP: 0.123, SLG: 0.109			0-0 ① 5-3		SSS 0-3 ③ K	0-0 ③ 6-3		SSS 0-3 ③ K		4	0	0	0	0	2	6
Inning Stats	R: 1 H: 2 E: 0 LOB: 1 K: 0 BB: 0 S: 5 P: 5	R: 0 H: 1 E: 0 LOB: 1 K: 1 BB: 0 S: 5 P: 5	R: 0 H: 1 E: 0 LOB: 0 K: 0 BB: 0 S: 3 P: 3	R: 0 H: 0 E: 0 LOB: 0 K: 0 BB: 0 S: 3 P: 3	R: 0 H: 0 E: 0 LOB: 1 K: 1 BB: 1 S: 5 P: 9	R: 3 H: 5 E: 1 LOB: 3 K: 0 BB: 1 S: 8 P: 12	R: 0 H: 1 E: 0 LOB: 1 K: 1 BB: 0 S: 6 P: 6	R: 0 H: 1 E: 0 LOB: 2 K: 1 BB: 1 S: 6 P: 10		1B: 10 SF: 0 2B: 1 SAC: 0 3B: 0 DP: 2 HR: 1 HBP: 0						WP: 0 PA: 36 PB: 0 SB: 1 CS: 1

PITCHER		IP	WLS	BF	H	R	ER	SO	BB	IBB	HBP	BLK	WP	HR	S	P	ERA	WHIP
Claude Osteen, L ERA: 3.37	(1, 1)	5.1	L	23	9	4	4	2	1	0	0	0	0	1	26	30	6.75	1.875
Jim Duckworth, R ERA: 4.78	(6, 1)	1.2		8	1	0	0	1	1	0	0	0	0	0	9	13	0.00	1.200
Pete Burnside, L ERA: 4.18	(8, 1)	1.0		5	1	0	0	1	1	0	0	0	0	0	6	10	0.00	2.000

PITCHER	IP	WLS	BF	H	R	ER	SO	BB	IBB	HBP	BLK	WP	HR	S	P	ERA	WHIP

BOTTOM

Washington Senators @ Baltimore Orioles

Memorial Stadium, Baltimore, MD

Tue Jul 23 1963, 7:05 PM EDT

Att. 5,894 - Unknown

livebaseballscorecards.com

AB	33
R	4
H	11
RBI	4
BB	3
SO	4
LOB	16

Batter	1	2	3	4	5	6	7	8	9	AB	R	H	RBI	BB	SO	LOB
Minnie Minoso, R (1, 7) OBP: 0.320, SLG: 0.293	0-0 2B	0-0 1-H 2-H 3-H HR		0-0 F8 ③			0-0 F9 ③			4	1	2	4	0	0	1
Dick Phillips, L (1, 3) OBP: 0.293, SLG: 0.315	0-0 F6 ① S S S	0-3 K ③			0-0 F9 ①			0-0 G5-4-3 1B		4	0	1	0	0	1	1
Chuck Hinton, R (1, 9) OBP: 0.334, SLG: 0.459	0-0 5-3 ②		0-0 1B 2B		0-0 F7 ②			0-0 ①② G5-4-3 1-2f		4	1	1	0	0	0	2
Don Lock, R (1, 8) OBP: 0.336, SLG: 0.446	0-0 5-3 ③		S S S 0-3 K ①		0-0 F8 ③			0-0 FC5-4 1B		4	0	1	0	0	1	2
Don Zimmer, R (1, 5) OBP: 0.319, SLG: 0.481		0-0 5-3 ①	0-0 K 2-H 1B			0-0 F6 ①		0-0 FC5-4 ③ 1-2f		4	0	1	1	0	0	1
Marv Breeding, R (1, 4) Pete Burnside, R (7, 1) Jim King, L (9, PH) OBP: 0.296, SLG: 0.339		0-0 1B HR 1B	S S S 0-3 ②③ K 1-2			0-0 5-3 ②			0-0 F5 ①	3 0 1	1 0 0	1 0 0	0 0 0	0 0 0	1 0 0	1 0 0
Ed Brinkman, R (1, 6) OBP: 0.275, SLG: 0.315		0-0 BB HR 2-3 1B		0-0 4-3 1-6-3 1B		0-0 F7 ③			0-0 F3 ②	4	1	2	0	0	0	0
Hobie Landrith, L (1, 2) Bobo Osborne, L (9, PH) OBP: 0.283, SLG: 0.228 OBP: 0.313, SLG: 0.401	0-0 F2 ②		0-0 1-6-3 ① 1-2				0-0 F9 ①		S S S 0-3 K ③	3 1	0 0	0 0	0 0	0 1	0 0	3 0
Bennie Daniels, L (1, 1) Jim Duckworth, R (5, 1) Don Blasingame, L (7, PH) (7, 4) OBP: 0.355, SLG: 0.200 OBP: 0.280, SLG: 0.212	B B B 4-0 1-2 HR BB		0-0 4-3 ② 2-3				0-0 G3 ②			1 0 1	1 0 0	0 0 0	0 0 0	1 0 0	0 0 0	1 0 0
Inning Stats	R: 0 E: 0 K: 0 S: 4 H: 1 LOB: 1 BB: 0 P: 4	R: 4 E: 0 K: 1 S: 8 H: 3 LOB: 0 BB: 1 P: 12	R: 1 E: 0 K: 2 S: 8 H: 2 LOB: 0 BB: 0 P: 8	R: 0 E: 0 K: 0 S: 4 H: 1 LOB: 1 BB: 0 P: 4	R: 0 E: 0 K: 0 S: 3 H: 0 LOB: 0 BB: 0 P: 3	R: 0 E: 0 K: 0 S: 3 H: 0 LOB: 0 BB: 0 P: 3	R: 0 E: 0 K: 0 S: 3 H: 0 LOB: 0 BB: 0 P: 3	R: 0 E: 0 K: 0 S: 4 H: 2 LOB: 1 BB: 0 P: 4	R: 0 E: 0 K: 1 S: 5 H: 0 LOB: 0 BB: 0 P: 5	1B: 6 2B: 2 3B: 0 HR: 1	SF: 0 SAC: 0 DP: 1 HBP: 0						

PITCHER		IP	WLS	BF	H	R	ER	SO	BB	IBB	HBP	BLK	WP	HR	S	P	ERA	WHIP
Dave McNally, L ERA: 4.67	(1, 1)	2.1		14	6	5	5	2	1	0	0	0	0	1	17	21	19.29	3.000
Dick Hall, R ERA: 4.12	(3, 1)	6.2	W	21	3	0	0	2	0	0	0	0	0	0	25	25	0.00	0.450

PITCHER	IP	WLS	BF	H	R	ER	SO	BB	IBB	HBP	BLK	WP	HR	S	P	ERA	WHIP

TOP

Washington Senators @ Baltimore Orioles

Memorial Stadium, Baltimore, MD

Wed Jul 24 1963, 7:05 PM EDT

Att. 4,656 - Unknown

livebaseballscorecards.com

AB	34
R	5
H	9
RBI	5
BB	1
SO	4
LOB	12

WP: 0 PB: 0 SB: 0 CS: 0 PA: 35

Batter	1	2	3	4	5	6	7	8	9	AB	R	H	RBI	BB	SO	LOB
Luis Aparicio, R (1, 6) OBP: 0.316, SLG: 0.369	F9	G3		B2		F8		F8		5	0	0	0	0	0	1
Russ Snyder, L (1, 9) OBP: 0.325, SLG: 0.353	S 1B	F7		G3		K				4	0	1	0	0	1	1
Boog Powell, L (1, 7) OBP: 0.317, SLG: 0.449 Bob Saverine, S (8, 8) OBP: 0.305, SLG: 0.227	K 1-2		BB G3 1B		K		F9			3 0	0 0	0 0	0 0	1 0	2 0	1 0
John Orsino, R (1, 2) OBP: 0.346, SLG: 0.453	K		G3 1-2 1B		HR		1B 2B			4	2	3	1	0	1	1
Brooks Robinson, R (1, 5) OBP: 0.320, SLG: 0.374		1B 1B 1B	F9		5-3		2-H 1B			4	1	2	1	0	0	2
Jim Gentile, L (1, 3) OBP: 0.361, SLG: 0.457		1B HR 1B 1-3	G3 1-2 2-3		HR BB		K			3	2	1	0	1	1	3
Bob Johnson, R (1, 4) OBP: 0.391, SLG: 0.570		HR 1B 1-2 3-H	1-3		HR 1-H		4-3			4	2	2	3	0	0	3
Jackie Brandt, R (1, 8) (8, 7) OBP: 0.294, SLG: 0.396		HR 1-H 2-H		F8	5-3			F4		4	1	1	3	0	0	0
Dave McNally, R (1, 1) Dick Hall, R (3, 1) OBP: 0.389, SLG: 0.611		5-3		1B		6-3		6-3		1 3	0 0	0 1	0 0	0 0	0 0	0 0
Inning Stats	R: 0 E: 0 K: 2 S: 8 H: 1 LOB: 1 BB: 0 P: 8	R: 4 E: 0 K: 0 S: 7 H: 4 LOB: 0 BB: 0 P: 7	R: 0 E: 0 K: 0 S: 4 H: 1 LOB: 2 BB: 1 P: 8	R: 0 E: 0 K: 0 S: 4 H: 1 LOB: 1 BB: 0 P: 4	R: 3 E: 0 K: 1 S: 7 H: 2 LOB: 0 BB: 1 P: 11	R: 0 E: 0 K: 1 S: 5 H: 0 LOB: 0 BB: 0 P: 5	R: 1 E: 0 K: 1 S: 7 H: 2 LOB: 1 BB: 0 P: 7	R: 0 E: 0 K: 0 S: 3 H: 0 LOB: 0 BB: 0 P: 3		1B: 7 2B: 1 3B: 0 HR: 3 SF: 0 SAC: 0 DP: 0 HBP: 0						

BOTTOM

Washington Senators @ Baltimore Orioles

Memorial Stadium, Baltimore, MD

Wed Jul 24 1963, 7:05 PM EDT

Att. 4,656 - Unknown

livebaseballscorecards.com

AB	35
R	8
H	11
RBI	8
BB	2
SO	5
LOB	12

WP: 0 PB: 0 SB: 1 CS: 0 PA: 37

PITCHER		IP	WLS	BF	H	R	ER	SO	BB	IBB	HBP	BLK	WP	HR	S	P	ERA	WHIP
Bennie Daniels, R ERA: 4.36	(1, 1)	4.1		22	8	5	5	3	1	0	0	0	0	2	27	31	10.38	2.077
Jim Duckworth, R ERA: 4.9	(5, 1)	1.2	L	7	1	2	2	1	1	0	0	0	0	1	8	12	10.80	1.200
Pete Burnside, L ERA: 4.2	(7, 1)	2.0		8	2	1	1	1	0	0	0	0	0	0	10	10	4.50	1.000

PITCHER	IP	WLS	BF	H	R	ER	SO	BB	IBB	HBP	BLK	WP	HR	S	P	ERA	WHIP

Batter	1	2	3	4	5	6	7	8	9	AB	R	H	RBI	BB	SO	LOB
Don Blasingame, L (1, 4) OBP: 0.291, SLG: 0.229	F8		1B		1B			F5		4	0	2	0	0	0	0
Dick Phillips, L (1, 3) OBP: 0.292, SLG: 0.336	4-3		4-3		F3			HR		4	1	1	1	0	0	2
Ron Kline, R (8, 1) OBP: 0.200, SLG: 0.600										0	0	0	0	0	0	0
Jim King, L (1, 9) OBP: 0.339, SLG: 0.498	1B			1B G6-3 2B		4-3		3-1		4	1	2	0	0	0	0
Chuck Hinton, R (1, 7) OBP: 0.336, SLG: 0.459	K			G6-3 1B 2-3		K			G6-3 E 1B	4	0	2	0	0	2	1
Don Lock, R (1, 8) OBP: 0.332, SLG: 0.440		4-3		G6-3 1-2f 3-H		6-3			E5 G6-3 1-2	4	0	0	0	0	0	2
Don Zimmer, R (1, 5) OBP: 0.316, SLG: 0.473		F9		1B			K		G6-3 1-2f 2-3	4	0	1	0	0	1	2
Ken Retzer, L (1, 2) OBP: 0.260, SLG: 0.242		3-1		F9			G3		K	4	0	0	0	0	1	2
Ed Brinkman, R (1, 6) OBP: 0.273, SLG: 0.313			6-3		K		F8			3	0	0	0	0	1	0
Tom Cheney, R (1, 1) OBP: 0.091, SLG: 0.091			F9		F9			F2		0	0	0	0	0	0	0
Steve Ridzik, R (2, 1)										2	0	0	0	0	0	0
Bobo Osborne, L (8, PH) OBP: 0.312, SLG: 0.399 (8, 3)										1	0	0	0	0	0	0
Inning Stats	R: 0 E: 0 K: 1 S: 6 H: 1 LOB: 1 BB: 0 P: 6	R: 0 E: 0 K: 0 S: 3 H: 0 LOB: 0 BB: 0 P: 3	R: 0 E: 0 K: 0 S: 4 H: 1 LOB: 1 BB: 0 P: 4	R: 1 E: 0 K: 0 S: 5 H: 3 LOB: 1 BB: 0 P: 5	R: 0 E: 0 K: 1 S: 6 H: 1 LOB: 1 BB: 0 P: 6	R: 0 E: 0 K: 1 S: 5 H: 0 LOB: 0 BB: 0 P: 5	R: 0 E: 0 K: 1 S: 5 H: 0 LOB: 0 BB: 0 P: 5	R: 1 E: 0 K: 0 S: 4 H: 1 LOB: 0 BB: 0 P: 4	R: 0 E: 1 K: 1 S: 6 H: 1 LOB: 1 BB: 0 P: 6	1B: 6 2B: 1 3B: 0 HR: 1 SF: 0 SAC: 0 DP: 2 HBP: 0							

PITCHER	IP	WLS	BF	H	R	ER	SO	BB	IBB	HBP	BLK	WP	HR	S	P	ERA	WHIP
Robin Roberts, R (1, 1) ERA: 3.15	8.0	W	31	8	2	2	4	0	0	0	0	0	1	39	39	2.25	1.000
Stu Miller, R (9, 1) ERA: 2.47	1.0	S	3	0	0	0	1	0	0	0	0	0	0	5	5	0.00	0.000

PITCHER	IP	WLS	BF	H	R	ER	SO	BB	IBB	HBP	BLK	WP	HR	S	P	ERA	WHIP

TOP

Washington Senators @ Baltimore Orioles

Memorial Stadium, Baltimore, MD

Thu Jul 25 1963, 7:05 PM EDT

Att. 4,620 - Unknown

livebaseballscorecards.com

AB	34
R	2
H	8
RBI	1
BB	0
SO	5
LOB	9

PA: 34

WP: 0 PB: 0 SB: 0 CS: 0

Batter	1	2	3	4	5	6	7	8	9	AB	R	H	RBI	BB	SO	LOB
Luis Aparicio, R (1, 6) OBP: 0.318, SLG: 0.371	BB, 1B		1B, 1B 1-2		F3		FC2-3 3-H			4	1	2	0	0	0	1
Russ Snyder, L (1, 9) OBP: 0.331, SLG: 0.354	BB 1-2		1B, 1B 1-2 2-3		HR, BB			F7		2	1	1	0	2	0	0
Boog Powell, L (1, 7) OBP: 0.316, SLG: 0.456 Bob Saverine, S (9, 8) OBP: 0.305, SLG: 0.227	F7		F6		1-H, HR			K		4 0	1 0	1 0	2 0	0 0	1 0	4 0
John Orsino, R (1, 2) OBP: 0.345, SLG: 0.449	F4		1-3 2-H 3-H, 1B		F6			F8		4	0	1	2	0	0	1
Brooks Robinson, R (1, 5) OBP: 0.318, SLG: 0.371		F8	5-3			5-3				3	0	0	0	0	0	2
Jim Gentile, L (1, 3) OBP: 0.358, SLG: 0.453		K		4-3		F6				3	0	0	0	0	1	0
Bob Johnson, R (1, 4) OBP: 0.383, SLG: 0.557		1-3		L3		L1				3	0	0	0	0	0	0
Jackie Brandt, R (1, 8) OBP: 0.297, SLG: 0.400 (9, 7)			FC4-6 BB	F7			SH3-4 FC2-3 2B			2	0	1	0	1	0	0
Robin Roberts, S (1, 1) OBP: 0.278, SLG: 0.283 Stu Miller, R (9, 1) OBP: 0.364, SLG: 0.455			FC4-6 1-2f		3-1		SH3-4 2-3			2 0	1 0	0 0	0 0	0 0	0 0	1 0
Inning Stats	R: 0 E: 0 K: 0 S: 3 H: 1 LOB: 1 BB: 1 P: 7	R: 0 E: 0 K: 1 S: 5 H: 0 LOB: 0 BB: 0 P: 5	R: 2 E: 0 K: 0 S: 6 H: 3 LOB: 2 BB: 1 P: 10	R: 0 E: 0 K: 0 S: 3 H: 0 LOB: 0 BB: 0 P: 3	R: 2 E: 0 K: 0 S: 4 H: 1 LOB: 0 BB: 1 P: 8	R: 0 E: 0 K: 0 S: 3 H: 0 LOB: 0 BB: 0 P: 3	R: 0 E: 0 K: 0 S: 3 H: 1 LOB: 0 BB: 0 P: 3	R: 0 E: 0 K: 1 S: 5 H: 0 LOB: 0 BB: 0 P: 5		1B: 4 2B: 2 3B: 0 HR: 1 SF: 0 SAC: 1 DP: 1 HBP: 0						

PITCHER		IP	WLS	BF	H	R	ER	SO	BB	IBB	HBP	BLK	WP	HR	S	P	ERA	WHIP
Tom Cheney, R ERA: 2.74	(1, 1)	1.0		4	1	0	0	0	1	0	0	0	0	0	3	7	0.00	2.000
Steve Ridzik, R ERA: 6.66	(2, 1)	6.0	L	24	5	4	4	1	2	0	0	0	0	1	24	32	6.00	1.167
Ron Kline, R ERA: 3.08	(8, 1)	1.0		3	0	0	0	1	0	0	0	0	0	0	5	5	0.00	0.000

PITCHER	IP	WLS	BF	H	R	ER	SO	BB	IBB	HBP	BLK	WP	HR	S	P	ERA	WHIP

BOTTOM

Washington Senators @ Baltimore Orioles

Memorial Stadium, Baltimore, MD

Thu Jul 25 1963, 7:05 PM EDT

Att. 4,620 - Unknown

livebaseballscorecards.com

AB	27
R	4
H	6
RBI	4
BB	3
SO	2
LOB	9

Chicago White Sox @ Baltimore Orioles

Memorial Stadium, Baltimore, MD

Fri Jul 26 1963, 7:05 PM EDT

Att. 23,618 - Unknown - 90 F

TOP

livebaseballscorecards.com

Batter	1	2	3	4	5	6	7	8	9	AB	R	H	RBI	BB	SO	LOB
Mike Hershberger, R (1, 8) OBP: 0.358, SLG: 0.393	F4		3-1			BBBB 4-0 L4-3 BB		1-3		3	0	0	0	1	0	0
Nellie Fox, L (1, 4) OBP: 0.320, SLG: 0.332	F8			G3		L4-3 1-2			F9	4	0	0	0	0	0	1
Floyd Robinson, L (1, 9) OBP: 0.348, SLG: 0.429	SSS 0-3 K			5-3		1-3			6-3	4	0	0	0	0	1	0
Pete Ward, L (1, 5) OBP: 0.345, SLG: 0.461		F9		4-1			BBBB 4-0 BB		F9	3	0	0	0	1	0	0
Charlie Maxwell, L (1, 7) OBP: 0.385, SLG: 0.348		G3 1B			4-3		SSS 0-3 K			3	0	1	0	0	1	1
Tom McCraw, L (1, 3) OBP: 0.267, SLG: 0.314		G3 1-2			4-3		F5			3	0	0	0	0	0	2
Ron Hansen, R (1, 6) OBP: 0.315, SLG: 0.390		F2			1B 1B		6-3			3	0	1	0	0	0	2
J.C. Martin, L (1, 2) OBP: 0.260, SLG: 0.286			F8		1-2 1B			3-1		3	0	1	0	0	0	0
Dave DeBusschere, R (1, 1) OBP: 0.083, SLG: 0.083			1-3		6-3			5-3		2	0	0	0	0	0	2
Taylor Phillips, L (5, 1)										0	0	0	0	0	0	0
Al Weis, S (8, PH) OBP: 0.315, SLG: 0.306										1	0	0	0	0	0	0
Eddie Fisher, R (8, 1) OBP: 0.238, SLG: 0.200										0	0	0	0	0	0	0
Inning Stats	R: 0 H: 0 E: 0 LOB: 0 K: 1 BB: 0 S: 5 P: 5	R: 0 H: 1 E: 0 LOB: 1 K: 0 BB: 0 S: 4 P: 4	R: 0 H: 0 E: 0 LOB: 0 K: 0 BB: 0 S: 3 P: 3	R: 0 H: 0 E: 0 LOB: 0 K: 0 BB: 0 S: 3 P: 3	R: 0 H: 2 E: 0 LOB: 2 K: 0 BB: 0 S: 5 P: 5	R: 0 H: 0 E: 0 LOB: 0 K: 0 BB: 1 S: 2 P: 6	R: 0 H: 0 E: 0 LOB: 1 K: 1 BB: 1 S: 5 P: 9	R: 0 H: 0 E: 0 LOB: 0 K: 0 BB: 0 S: 3 P: 3	R: 0 H: 0 E: 0 LOB: 0 K: 0 BB: 0 S: 3 P: 3	1B: 3 SF: 0 2B: 1 SAC: 0 3B: 0 DP: 1 HR: 0 HBP: 0						

	AB	29
	R	0
	H	3
	RBI	0
	BB	2
	SO	2
	LOB	8

WP: 0 PA: 31
PB: 0
SB: 0
CS: 0

PITCHER		IP	WLS	BF	H	R	ER	SO	BB	IBB	HBP	BLK	WP	HR	S	P	ERA	WHIP
Milt Pappas, R ERA: 2.71	(1, 1)	9.0	W	31	3	0	0	2	2	0	0	0	0	0	33	41	0.00	0.556

PITCHER	IP	WLS	BF	H	R	ER	SO	BB	IBB	HBP	BLK	WP	HR	S	P	ERA	WHIP

Batter	1	2	3	4	5	6	7	8	9	AB	R	H	RBI	BB	SO	LOB
Luis Aparicio, R (1, 6) OBP: 0.320, SLG: 0.377	HR 3B		4-3		B1	2-H 1B				4	1	2	1	0	0	1
Russ Snyder, L (1, 9) OBP: 0.333, SLG: 0.356	4-3		BB 1B		1-2 HR 1B	F4				4	1	2	0	0	0	2
Boog Powell, L (1, 7) OBP: 0.318, SLG: 0.465 Bob Saverine, S (8, 8) OBP: 0.305, SLG: 0.227	3-H HR		BBB 1-2 BB		F6		SSS K			3 0	1 0	1 0	2 0	1 0	1 0	2 0
John Orsino, R (1, 2) OBP: 0.343, SLG: 0.460	6-3		SSS K		1-H 2-H HR		SSS K			4	1	1	3	0	2	2
Brooks Robinson, R (1, 5) OBP: 0.318, SLG: 0.368	F9		F3		BBBB BB		SSS K			3	0	0	0	1	1	2
Jim Gentile, L (1, 3) OBP: 0.355, SLG: 0.448		4-3		G3	4-3			SSS K		4	0	0	0	0	1	1
Bob Johnson, R (1, 4) OBP: 0.393, SLG: 0.563		5-3 1B		6-3		WP 1B 1B		G6-3 1B		4	1	3	0	0	0	0
Jackie Brandt, R (1, 8) (8, 7) OBP: 0.293, SLG: 0.394		1-2 5-3		2-3		1-2 F9		1-2f G6-3		4	0	0	0	0	0	3
Milt Pappas, R (1, 1) OBP: 0.106, SLG: 0.087		F2			E5 1B HR		SSS K			3	1	0	0	0	1	2
Inning Stats	R: 2 H: 2 E: 0 LOB: 0 K: 0 BB: 0 S: 5 P: 5	R: 0 H: 1 E: 0 LOB: 1 K: 0 BB: 0 S: 4 P: 4	R: 0 H: 1 E: 0 LOB: 2 K: 1 BB: 1 S: 6 P: 10	R: 0 H: 0 E: 0 LOB: 0 K: 0 BB: 0 S: 3 P: 3	R: 3 H: 2 E: 1 LOB: 1 K: 0 BB: 1 S: 6 P: 10	R: 1 H: 2 E: 0 LOB: 1 K: 1 BB: 0 S: 7 P: 7	R: 0 H: 0 E: 0 LOB: 0 K: 3 BB: 0 S: 9 P: 9	R: 0 H: 1 E: 0 LOB: 0 K: 1 BB: 0 S: 5 P: 5		1B: 6 SF: 0 2B: 0 SAC: 0 3B: 1 DP: 1 HR: 2 HBP: 0						

PITCHER	IP	WLS	BF	H	R	ER	SO	BB	IBB	HBP	BLK	WP	HR	S	P	ERA	WHIP
Dave DeBusschere, R (1, 1) ERA: 4.5	4.2	L	23	6	5	2	1	2	0	0	0	0	2	23	31	3.86	1.714
Taylor Phillips, L (5, 1) ERA: 9.82	2.1		9	2	1	1	4	0	0	0	0	1	0	17	17	3.86	0.857
Eddie Fisher, R (8, 1) ERA: 4.85	1.0		3	1	0	0	1	0	0	0	0	0	0	5	5	0.00	1.000

PITCHER	IP	WLS	BF	H	R	ER	SO	BB	IBB	HBP	BLK	WP	HR	S	P	ERA	WHIP

BOTTOM

Chicago White Sox @ Baltimore Orioles

Memorial Stadium, Baltimore, MD

Fri Jul 26 1963, 7:05 PM EDT
Att. 23,618 - Unknown - 90 F

livebaseballscorecards.com

AB	33
R	6
H	9
RBI	6
BB	2
SO	6
LOB	15

WP: 1 PA: 35
PB: 0
SB: 0
CS: 0

Batter	1	2	3	4	5	6	7	8	9	AB	R	H	RBI	BB	SO	LOB
Mike Hershberger, R (1, 9) OBP: 0.356, SLG: 0.388	B B B B 4-0 HR BB		S S S 0-3 ① K		S S S 0-3 ① K		X 0-0 ① SH1-4 1-2 2-3		X 0-0 ① F4	3	1	0	0	1	2	2
Nellie Fox, L (1, 4) OBP: 0.319, SLG: 0.331	S S S 0-3 ① K		X 0-0 ② L3		X 0-0 ②③ G5-4-3 1-2f		X 0-0 2-3 3-H 1B		X 0-0 ② F8	5	0	1	1	0	1	3
Dave Nicholson, R (1, 7) OBP: 0.333, SLG: 0.458	X 0-0 1-H HR		X 0-0 2-H 2B			S S S 0-3 ① K	S S S 0-3 ② K		X 0-0 ③ F9	5	1	2	3	0	2	2
Jim Lemon, R (1, 3) OBP: 0.301, SLG: 0.286 Tom McCraw, L (6, PR) OBP: 0.266, SLG: 0.313 (6, 3)	X 0-0 ② L7		S S S 0-3 ③ K			B B B B 4-0 S 1B BB	S S S 0-3 ③ K			2 1	0 1	0 0	0 0	1 0	1 1	1 2
Ron Hansen, R (1, 6) OBP: 0.311, SLG: 0.384	X 0-0 ③ F2			S S S 0-3 ① K		X 0-0 ② F5 1-2		X 0-0 ① F8		4	0	0	0	0	1	1
Jim Landis, R (1, 8) OBP: 0.338, SLG: 0.425		X 0-0 ① 6-3		X 0-0 1B		X 0-0 2-H 1B		H 1-0 E HBP		3	0	2	1	0	0	0
Pete Ward, L (1, 5) OBP: 0.344, SLG: 0.459		X 0-0 CS 1B		X 0-0 ② L6		X 0-0 ③ F7		X 0-0 E4 1-2		4	0	1	0	0	0	3
Sherm Lollar, R (1, 2) OBP: 0.310, SLG: 0.286 Al Weis, S (7, PR) OBP: 0.315, SLG: 0.306 J.C. Martin, L (7, 2) OBP: 0.259, SLG: 0.284	S S S 0-3 ②③ K 1-2			X 0-0 ③ F4			B B B B 4-0 SH1-4 1B 1B BB	X 0-0 ② F7		2 0 1	0 1 0	0 0 0	0 0 0	1 0 0	1 0 0	2 0 2
Ray Herbert, R (1, 1) OBP: 0.304, SLG: 0.419 Jim Brosnan, R (7, 1) OBP: 0.250, SLG: 0.250			X 0-0 2B 2B		B B B B 4-0 G5-4-3 BB		X 0-0 1B SH1-4 1-2 1B	S S S 0-3 ③ K		2 1	1 0	2 0	0 0	1 0	0 1	0 2
Inning Stats	R: 2 E: 0 K: 1 S: 6 H: 1 LOB: 0 BB: 1 P: 10	R: 0 E: 0 K: 1 S: 5 H: 1 LOB: 1 BB: 0 P: 5	R: 1 E: 0 K: 2 S: 9 H: 2 LOB: 1 BB: 0 P: 9	R: 0 E: 0 K: 1 S: 6 H: 1 LOB: 1 BB: 0 P: 6	R: 0 E: 0 K: 1 S: 4 H: 0 LOB: 0 BB: 1 P: 8	R: 1 E: 0 K: 1 S: 6 H: 1 LOB: 1 BB: 1 P: 10	R: 1 E: 0 K: 2 S: 9 H: 2 LOB: 2 BB: 1 P: 13	R: 0 E: 1 K: 1 S: 6 H: 0 LOB: 2 BB: 0 P: 7	R: 0 E: 0 K: 0 S: 3 H: 0 LOB: 0 BB: 0 P: 3	1B: 5 2B: 3 3B: 0 HR: 1 SF: 0 SAC: 1 DP: 2 HBP: 1						

PITCHER	IP	WLS	BF	H	R	ER	SO	BB	IBB	HBP	BLK	WP	HR	S	P	ERA	WHIP
Steve Barber, L (1, 1) ERA: 2.77	6.0	L	27	7	5	5	7	4	0	0	0	0	1	37	53	7.50	1.833
Wes Stock, R (7, 1) ERA: 3.76	1.0		4	1	0	0	2	0	0	0	0	0	0	8	8	0.00	1.000
Herman Starrette, R (8, 1) ERA: 3.68	2.0		8	0	0	0	1	0	0	1	0	0	0	9	10	0.00	0.000

PITCHER	IP	WLS	BF	H	R	ER	SO	BB	IBB	HBP	BLK	WP	HR	S	P	ERA	WHIP

TOP

Chicago White Sox @ Baltimore Orioles

Memorial Stadium, Baltimore, MD

Sat Jul 27 1963, 7:05 PM EDT

Unknown - 96 F

livebaseballscorecards.com

AB	33
R	5
H	8
RBI	5
BB	4
SO	10
LOB	20

WP: 0 PB: 0 SB: 1 CS: 1 PA: 39

Batter	1	2	3	4	5	6	7	8	9	AB	R	H	RBI	BB	SO	LOB
Luis Aparicio, R (1, 6) OBP: 0.321, SLG: 0.378	4-3 1B 1B	B1-3			F9		1B 1-2 2-H 1B		F9	5	1	2	1	0	0	2
Russ Snyder, L (1, 9) OBP: 0.332, SLG: 0.355	4-3 1-2		L3		G6-3 1-2f		1-3 2-H 1B			4	0	1	1	0	0	2
Boog Powell, L (1, 7) OBP: 0.317, SLG: 0.462	BB BB 2-H 1B		4-3			G3	F2			4	0	1	1	0	0	2
John Orsino, R (1, 2) OBP: 0.337, SLG: 0.451	F9		F9			F3		F9		4	0	0	0	0	0	1
Brooks Robinson, R (1, 5) OBP: 0.317, SLG: 0.365	BB 1-2 BB			F9		F4		K		3	0	0	0	1	1	0
Jim Gentile, L (1, 3) OBP: 0.356, SLG: 0.447	FC5-4 1-2 2-3 BB			F9			K	4-3		3	0	1	0	1	1	0
Bob Johnson, R (1, 4) OBP: 0.383, SLG: 0.547	FC5-4 1-2f			L9			L8		6-3	4	0	0	0	0	0	4
Jackie Brandt, R (1, 8) OBP: 0.293, SLG: 0.392		F5		F6			1B 1B 1B		F2	4	1	1	0	0	0	1
Steve Barber, L (1, 1) OBP: 0.136, SLG: 0.123 Wes Stock, R (7, 1) Joe Gaines, R (7, PH) OBP: 0.372, SLG: 0.468 Herman Starrette, R (8, 1) Fred Valentine, S (9, PH) OBP: 0.389, SLG: 0.333 Bob Saverine, S (9, PR) OBP: 0.305, SLG: 0.227		K			G6-3 1B		1B 1B 1-2 1B		BB	2 0 1 0 0 0 0	0 0 1 0 0 0 0	1 0 1 0 0 0 0	0 0 0 0 0 0 0	0 0 0 0 0 1 0	1 0 0 0 0 0 0	0 0 0 0 0 0 0
Inning Stats	R: 1 E: 0 K: 0 S: 5 H: 2 LOB: 3 BB: 2 P: 13	R: 0 E: 0 K: 1 S: 5 H: 0 LOB: 0 BB: 0 P: 5	R: 0 E: 0 K: 0 S: 3 H: 0 LOB: 0 BB: 0 P: 3	R: 0 E: 0 K: 0 S: 4 H: 1 LOB: 1 BB: 0 P: 4	R: 0 E: 0 K: 0 S: 3 H: 1 LOB: 0 BB: 0 P: 3	R: 0 E: 0 K: 0 S: 3 H: 0 LOB: 0 BB: 0 P: 3	R: 2 E: 0 K: 1 S: 9 H: 4 LOB: 2 BB: 0 P: 9	R: 0 E: 0 K: 1 S: 5 H: 0 LOB: 0 BB: 0 P: 5	R: 0 E: 0 K: 0 S: 3 H: 0 LOB: 1 BB: 1 P: 7	1B: 8 2B: 0 3B: 0 HR: 0 SF: 0 SAC: 0 DP: 1 HBP: 0						

PITCHER		IP	WLS	BF	H	R	ER	SO	BB	IBB	HBP	BLK	WP	HR	S	P	ERA	WHIP
Ray Herbert, R ERA: 3.68	(1, 1)	6.2	W	29	8	3	3	2	2	0	0	0	0	0	31	39	4.05	1.500
Jim Brosnan, R ERA: 2.27	(7, 1)	2.1	S	8	0	0	0	1	1	0	0	0	0	0	9	13	0.00	0.429

PITCHER	IP	WLS	BF	H	R	ER	SO	BB	IBB	HBP	BLK	WP	HR	S	P	ERA	WHIP

BOTTOM

Chicago White Sox @ Baltimore Orioles

Memorial Stadium, Baltimore, MD

Sat Jul 27 1963, 7:05 PM EDT

Unknown - 96 F

livebaseballscorecards.com

AB	34
R	3
H	8
RBI	3
BB	3
SO	3
LOB	12

PA: 37

Batter	1	2	3	4	5	6	7	8	9	AB	R	H	RBI	BB	SO	LOB
Jim Landis, R (1, 8) OBP: 0.341, SLG: 0.424	L9	BB		F8		5-3	E8		F9	5	3	2	2	1	0	0
Al Weis, S (1, 4) OBP: 0.316, SLG: 0.302	BB	1B		K		F2	5-3		K	5	0	1	2	1	2	3
Dave Nicholson, R (1, 7) OBP: 0.338, SLG: 0.464	1B	1B			K	5-3	2B			5	0	3	2	0	1	2
Jim Lemon, R (1, 3) OBP: 0.296, SLG: 0.280 Tom McCraw, L (2, 3) OBP: 0.267, SLG: 0.325	K	K			F4	1B	F7			2 3	0 1	0 1	0 2	0 0	2 0	4 1
Floyd Robinson, L (1, 9) OBP: 0.351, SLG: 0.430	K	4-3			1B	BLK		BB		4	0	2	1	1	1	4
Ron Hansen, R (1, 6) OBP: 0.315, SLG: 0.388		1B	5-3		FC5	F8		G6-4-3		5	1	3	0	0	0	1
Pete Ward, L (1, 5) OBP: 0.345, SLG: 0.457		BB 1B	G3		IBB	E4		F5		4	2	1	0	1	0	2
Cam Carreon, R (1, 2) OBP: 0.280, SLG: 0.311		K	F4		FC5	E		G6-4-3		5	1	1	0	0	1	7
Juan Pizarro, L (1, 1) OBP: 0.200, SLG: 0.302 Jim Brosnan, R (8, 1) OBP: 0.222, SLG: 0.222		BB		5-3		5-3	K		K	3 1	2 0	1 0	1 0	1 0	1 1	2 0
Inning Stats	R: 0 E: 0 K: 2 S: 8 H: 1 LOB: 2 BB: 1 P: 12	R: 4 E: 0 K: 2 S: 12 H: 5 LOB: 2 BB: 1 P: 16	R: 0 E: 0 K: 0 S: 3 H: 0 LOB: 0 BB: 0 P: 3	R: 0 E: 0 K: 1 S: 5 H: 0 LOB: 0 BB: 0 P: 5	R: 0 E: 0 K: 1 S: 7 H: 2 LOB: 3 BB: 1 P: 11	R: 3 E: 0 K: 0 S: 6 H: 3 LOB: 1 BB: 1 P: 10	R: 3 E: 2 K: 1 S: 9 H: 3 LOB: 1 BB: 0 P: 9	R: 0 E: 0 K: 0 S: 3 H: 1 LOB: 1 BB: 1 P: 7	R: 0 E: 0 K: 2 S: 7 H: 0 LOB: 0 BB: 0 P: 7	1B: 13 2B: 1 3B: 1 HR: 0 SF: 0 SAC: 0 DP: 1 HBP: 0						

PITCHER		IP	WLS	BF	H	R	ER	SO	BB	IBB	HBP	BLK	WP	HR	S	P	ERA	WHIP
Mike McCormick, L ERA: 4.5	(1, 1)	1.1	L	11	5	4	4	3	2	0	0	0	0	0	15	23	27.00	5.250
Wes Stock, R ERA: 3.53	(2, 1)	3.2		15	3	0	0	3	0	1	0	0	0	0	20	24	0.00	0.818
George Brunet, L ERA: 6.5	(6, 1)	2.0		14	6	6	3	1	1	0	0	1	0	0	15	19	13.50	3.500
Herman Starrette, R ERA: 2.89	(8, 1)	2.0		7	1	0	0	2	1	0	0	0	0	0	10	14	0.00	1.000

PITCHER	IP	WLS	BF	H	R	ER	SO	BB	IBB	HBP	BLK	WP	HR	S	P	ERA	WHIP

TOP

Chicago White Sox @ Baltimore Orioles

Memorial Stadium, Baltimore, MD

Sat Jul 27 1963, 7:05 PM EDT

Att. 18,432 - Unknown

livebaseballscorecards.com

AB	42
R	10
H	15
RBI	10
BB	5
SO	9
LOB	26

PA: 47

WP: 0 PB: 0 SB: 0 CS: 0

Batter	1	2	3	4	5	6	7	8	9	AB	R	H	RBI	BB	SO	LOB
Luis Aparicio, R (1, 6) OBP: 0.318, SLG: 0.374	F5		6-3		G3-6 1-2f		F7			4	0	0	0	0	0	3
Russ Snyder, L (1, 9) OBP: 0.335, SLG: 0.361	2B		1B			E4 SH5-3		F4		4	0	2	0	0	0	0
Bob Johnson, R (1, 4) OBP: 0.375, SLG: 0.535	K		L8			SH5-3 1-2		6-3		3	0	0	0	0	1	2
Brooks Robinson, R (1, 5) OBP: 0.314, SLG: 0.362	6-3			4-3		F7		6-3		4	0	0	0	0	0	2
Jackie Brandt, R (1, 8) OBP: 0.289, SLG: 0.387		F3		6-3		4-3			K	4	0	0	0	0	1	1
Boog Powell, L (1, 3) OBP: 0.317, SLG: 0.458		FC6-4 BB		4-3			3-1		K	3	0	0	0	1	1	0
Joe Gaines, R (1, 7) OBP: 0.385, SLG: 0.505		FC6-4 FC5-4 1-2f			HR		1B BB		1B	3	1	2	1	1	0	1
Dick Brown, R (1, 2) OBP: 0.311, SLG: 0.341		FC5-4 1-2f			F7		1-3 1B		K	4	0	1	0	0	1	2
Mike McCormick, L (1, 1) OBP: 0.188, SLG: 0.258 Wes Stock, R (2, 1) Jerry Adair, R (5, PH) OBP: 0.220, SLG: 0.327 George Brunet, R (6, 1) Al Smith, R (7, PH) OBP: 0.347, SLG: 0.429 Herman Starrette, R (8, 1)			K		G3-6 1B		K			0 1 1 0 1 0	0 0 0 0 0 0	0 0 1 0 0 1	0 0 0 0 0 2	0 1 0 0 0 0	0 0 0 0 1 0	0 0 0 0 0 0
Inning Stats	R: 0 E: 0 K: 1 S: 6 H: 1 LOB: 1 BB: 0 P: 6	R: 0 E: 0 K: 0 S: 3 H: 0 LOB: 1 BB: 1 P: 7	R: 0 E: 0 K: 1 S: 6 H: 1 LOB: 1 BB: 0 P: 6	R: 0 E: 0 K: 0 S: 3 H: 0 LOB: 0 BB: 0 P: 3	R: 1 E: 0 K: 0 S: 4 H: 2 LOB: 0 BB: 0 P: 4	R: 0 E: 1 K: 0 S: 4 H: 0 LOB: 1 BB: 0 P: 4	R: 0 E: 0 K: 1 S: 6 H: 1 LOB: 2 BB: 1 P: 10	R: 0 E: 0 K: 0 S: 3 H: 0 LOB: 0 BB: 0 P: 3	R: 0 E: 0 K: 3 S: 10 H: 1 LOB: 1 BB: 0 P: 10	1B: 4 2B: 1 3B: 0 HR: 1	SF: 0 SAC: 1 DP: 1 HBP: 0			WP: 0 PB: 0 SB: 0 CS: 0	PA: 35	

PITCHER		IP	WLS	BF	H	R	ER	SO	BB	IBB	HBP	BLK	WP	HR	S	P	ERA	WHIP
Juan Pizarro, L ERA: 2.09	(1, 1)	7.0	W	28	5	1	1	3	2	0	0	0	0	1	32	40	1.29	1.000
Jim Brosnan, R ERA: 2.17	(8, 1)	2.0	S	7	1	0	0	3	0	0	0	0	0	0	13	13	0.00	0.500

PITCHER	IP	WLS	BF	H	R	ER	SO	BB	IBB	HBP	BLK	WP	HR	S	P	ERA	WHIP

BOTTOM

Chicago White Sox @ Baltimore Orioles

Memorial Stadium, Baltimore, MD

Sat Jul 27 1963, 7:05 PM EDT

Att. 18,432 - Unknown

livebaseballscorecards.com

AB	32
R	1
H	6
RBI	1
BB	2
SO	6
LOB	13

Batter	1	2	3	4	5	6	7	8	9	AB	R	H	RBI	BB	SO	LOB
Jim Landis, R (1, 8) OBP: 0.339, SLG: 0.424	L8		FC4-6 1-2f		F8		G3 2-H 2B		F3	5	0	1	1	0	0	2
Nellie Fox, L (1, 4) OBP: 0.317, SLG: 0.329	F7		6-3			BB 1B 1B	G3 2-3		F8	5	1	1	0	0	0	2
Dave Nicholson, R (1, 7) OBP: 0.338, SLG: 0.471	HR			4-3		B B B B 4-0 SH1-3 1-2 1B BB	5-3		S S S 0-3 K	4	1	1	1	1	1	1
Jim Lemon, R (1, 3) OBP: 0.305, SLG: 0.284 Tom McCraw, L (6, PR) OBP: 0.271, SLG: 0.329 (6, 3)	S S S 0-3 K			B B B B 4-0 FC4 BB		0-0 SH1-3 1-2 2-H 1B		0-0 1B 1B		2 1	0 0	1 1	1 0	1 0	1 0	0 0
Floyd Robinson, L (1, 9) OBP: 0.351, SLG: 0.429		F2		FC4 1-2f		SH1-3 1-2 2-3		1B 1-2 1B 1B		3	1	1	0	0	0	1
Ron Hansen, R (1, 6) OBP: 0.315, SLG: 0.386		F3		L7		F7		1B 1-2 1B		4	0	1	0	0	0	4
Pete Ward, L (1, 5) OBP: 0.344, SLG: 0.455		F6			CS 1B	F6		F5		4	0	1	0	0	0	5
Cam Carreon, R (1, 2) OBP: 0.293, SLG: 0.319			B B B B 4-0 FC4-6 BB		6-3 1-2		SH1-3 2B 1B	1-2 2-H 1B		3	1	2	1	1	0	1
Gary Peters, L (1, 1) OBP: 0.191, SLG: 0.250			L4		E3		SH1-3 1-2	G3		3	0	0	0	0	0	3
Inning Stats	R: 1 E: 0 K: 1 S: 6 H: 1 LOB: 0 BB: 0 P: 6	R: 0 E: 0 K: 0 S: 3 H: 0 LOB: 0 BB: 0 P: 3	R: 0 E: 0 K: 0 S: 3 H: 0 LOB: 1 BB: 1 P: 7	R: 0 E: 0 K: 0 S: 3 H: 0 LOB: 1 BB: 1 P: 7	R: 0 E: 1 K: 0 S: 4 H: 1 LOB: 1 BB: 0 P: 4	R: 1 E: 0 K: 0 S: 5 H: 2 LOB: 3 BB: 1 P: 9	R: 1 E: 0 K: 0 S: 5 H: 2 LOB: 1 BB: 0 P: 5	R: 1 E: 0 K: 0 S: 6 H: 4 LOB: 2 BB: 0 P: 6	R: 0 E: 0 K: 1 S: 5 H: 0 LOB: 0 BB: 0 P: 5	1B: 8 2B: 1 3B: 0 HR: 1 SF: 0 SAC: 2 DP: 0 HBP: 0						

PITCHER	IP	WLS	BF	H	R	ER	SO	BB	IBB	HBP	BLK	WP	HR	S	P	ERA	WHIP
Dave McNally, L (1, 1) ERA: 4.64	6.1	L	27	5	3	3	1	3	0	0	0	0	1	26	38	4.26	1.263
Stu Miller, R (7, 1) ERA: 2.5	2.2		12	5	1	1	1	0	0	0	0	0	0	14	14	3.38	1.875

PITCHER	IP	WLS	BF	H	R	ER	SO	BB	IBB	HBP	BLK	WP	HR	S	P	ERA	WHIP

TOP

Chicago White Sox @ Baltimore Orioles

Memorial Stadium, Baltimore, MD

Sun Jul 28 1963, 3:33 AM EDT

Att. 5,811 - Unknown

livebaseballscorecards.com

AB	34
R	4
H	10
RBI	4
BB	3
SO	2
LOB	19

WP: 0 PB: 0 SB: 0 CS: 1 PA: 39

Batter	1	2	3	4	5	6	7	8	9	AB	R	H	RBI	BB	SO	LOB
Luis Aparicio, R (1, 6) OBP: 0.315, SLG: 0.370	L4		5-3		F9		F7			4	0	0	0	0	0	1
Russ Snyder, L (1, 9) OBP: 0.333, SLG: 0.359	K		F5		E7			K		4	0	1	1	0	2	0
Bob Johnson, R (1, 3) OBP: 0.372, SLG: 0.527	BB			1-3	L7			F8		4	0	1	0	0	0	1
John Orsino, R (1, 2) OBP: 0.340, SLG: 0.450	BB			5-3		F3				3	0	1	0	1	0	0
Joe Gaines, R (1, 7) OBP: 0.388, SLG: 0.505	1-3			1B		FC4-6		F4		4	0	2	0	0	0	3
Brooks Robinson, R (1, 5) OBP: 0.316, SLG: 0.363		F4		1-3		FC4-6			G1-4-3	4	0	2	0	0	0	1
Jackie Brandt, R (1, 8) OBP: 0.286, SLG: 0.383 Stu Miller, R (7, 1) OBP: 0.364, SLG: 0.455 Al Smith, R (9, PH) OBP: 0.346, SLG: 0.427		L7		F9		FC6-4			G1-4-3	3 0 1	0 0 0	0 0 0	0 0 0	0 0 0	0 0 0	3 0 1
Jerry Adair, R (1, 4) OBP: 0.220, SLG: 0.326		F7			SH2-4		K		F4	4	1	1	0	0	1	0
Dave McNally, R (1, 1) Bob Saverine, S (7, 8) OBP: 0.302, SLG: 0.225			F4		SH2-4		K			1 1	0 0	0 0	0 0	0 0	0 1	0 0
Inning Stats	R: 0 E: 0 K: 1 S: 6 H: 1 LOB: 2 BB: 1 P: 10	R: 0 E: 0 K: 0 S: 3 H: 0 LOB: 0 BB: 0 P: 3	R: 0 E: 0 K: 0 S: 3 H: 0 LOB: 0 BB: 0 P: 3	R: 0 E: 0 K: 0 S: 5 H: 2 LOB: 2 BB: 0 P: 5	R: 1 E: 1 K: 0 S: 5 H: 2 LOB: 1 BB: 0 P: 5	R: 0 E: 0 K: 0 S: 4 H: 1 LOB: 1 BB: 0 P: 4	R: 0 E: 0 K: 2 S: 7 H: 0 LOB: 0 BB: 0 P: 7	R: 0 E: 0 K: 1 S: 6 H: 1 LOB: 1 BB: 0 P: 6	R: 0 E: 0 K: 0 S: 3 H: 1 LOB: 0 BB: 0 P: 3	1B: 8 2B: 0 3B: 0 HR: 0 SF: 0 SAC: 1 DP: 1 HBP: 0						

PITCHER	IP	WLS	BF	H	R	ER	SO	BB	IBB	HBP	BLK	WP	HR	S	P	ERA	WHIP
Gary Peters, L (1, 1) ERA: 2.04	9.0	W	35	8	1	1	4	1	0	0	0	0	0	42	46	1.00	1.000

PITCHER	IP	WLS	BF	H	R	ER	SO	BB	IBB	HBP	BLK	WP	HR	S	P	ERA	WHIP

BOTTOM

Chicago White Sox @ Baltimore Orioles

Memorial Stadium, Baltimore, MD

Sun Jul 28 1963, 3:33 AM EDT

Att. 5,811 - Unknown

livebaseballscorecards.com

AB	33
R	1
H	8
RBI	1
BB	1
SO	4
LOB	10

WP: 0 PA: 35
PB: 0
SB: 0
CS: 0

Batter	1	2	3	4	5	6	7	8	9	AB	R	H	RBI	BB	SO	LOB
Bill Bruton, L (1, 8) OBP: 0.316, SLG: 0.355	B B B B 4-0 2B E BB		x 0-0 ② G3			S S S 0-3 ① K		S S S 0-3 ③ K		3	1	0	0	1	2	0
Dick McAuliffe, L (1, 6) OBP: 0.335, SLG: 0.391	x 0-0 E9 1-H 2B		x 0-0 ③ F7			x 0-0 ② F2			x 0-0 CS 1B	4	0	2	0	0	0	0
Al Kaline, R (1, 9) OBP: 0.382, SLG: 0.528	S S S 0-3 ① K			x 0-0 ① L6-3		x 0-0 ③ L9			x 0-0 ① L9	4	0	0	0	0	1	2
Rocky Colavito, R (1, 7) OBP: 0.364, SLG: 0.430	x 0-0 ② 1-3			x 0-0 ② 6-3			x 0-0 ① 1-3		S S S 0-3 ② ③ K 1-2	4	0	0	0	0	1	2
Norm Cash, L (1, 3) OBP: 0.363, SLG: 0.449 Whitey Herzog, L (7, 3) OBP: 0.294, SLG: 0.244	x 0-0 ③ F5			B B B B 4-0 BB			H 1-0 HBP			1 0	0 0	0 0	0 0	1 0	0 0	1 0
Bubba Phillips, R (1, 5) OBP: 0.272, SLG: 0.316		x 0-0 ① F7		x 0-0 ③ F5			x 0-0 ② F8			3	0	0	0	0	0	2
Bill Freehan, R (1, 2) OBP: 0.347, SLG: 0.408		x 0-0 ② F8			x 0-0 ① 5-3		x 0-0 ③ F7			3	0	0	0	0	0	1
Don Wert, R (1, 4) OBP: 0.331, SLG: 0.343	S S S 0-3 ③ K				x 0-0 ② F9			x 0-0 ① F9		3	0	0	0	0	1	0
Mickey Lolich, S (1, 1) OBP: 0.241, SLG: 0.043			S S S 0-3 ① K		S S S 0-3 ③ K			x 0-0 ② L9		3	0	0	0	0	2	0

TOP

Detroit Tigers @ Baltimore Orioles

Memorial Stadium, Baltimore, MD

Mon Jul 29 1963, 7:05 PM EDT
Att. 4,199 - Unknown

livebaseballscorecards.com

AB	28
R	1
H	2
RBI	0
BB	2
SO	7
LOB	8

Inning Stats	1	2	3	4	5	6	7	8	9
	R: 1 E: 1 K: 1 S: 6	R: 0 E: 0 K: 1 S: 5	R: 0 E: 0 K: 1 S: 5	R: 0 E: 0 K: 0 S: 3	R: 0 E: 0 K: 1 S: 5	R: 0 E: 0 K: 1 S: 5	R: 0 E: 0 K: 0 S: 3	R: 0 E: 0 K: 1 S: 5	R: 0 E: 0 K: 1 S: 5
	H: 1 LOB: 1 BB: 1 P: 10	H: 0 LOB: 0 BB: 0 P: 5	H: 0 LOB: 0 BB: 0 P: 5	H: 0 LOB: 1 BB: 1 P: 7	H: 0 LOB: 1 BB: 0 P: 5	H: 0 LOB: 0 BB: 0 P: 5	H: 0 LOB: 1 BB: 0 P: 4	H: 0 LOB: 1 BB: 0 P: 5	H: 1 LOB: 1 BB: 0 P: 5

| | | | |

BOTTOM

Detroit Tigers @ Baltimore Orioles

Memorial Stadium, Baltimore, MD

Mon Jul 29 1963, 7:05 PM EDT

Att. 4,199 - Unknown

livebaseballscorecards.com

Batter	1	2	3	4	5	6	7	8	9	AB	R	H	RBI	BB	SO	LOB
Luis Aparicio, R (1, 6) OBP: 0.312, SLG: 0.366	F3			F7		F8			L7	4	0	0	0	0	0	1
Russ Snyder, L (1, 9) OBP: 0.330, SLG: 0.355	4-3			F8			K		HR	3	0	0	0	0	1	0
Dick Brown, R (9, PH) OBP: 0.316, SLG: 0.370										1	1	1	2	0	0	0
Bob Johnson, R (1, 3) OBP: 0.371, SLG: 0.523	F3			1B			F7			3	0	1	0	0	0	0
John Orsino, R (1, 2) OBP: 0.336, SLG: 0.443		5-3		L6			L9			3	0	0	0	0	0	1
Joe Gaines, R (1, 7) OBP: 0.379, SLG: 0.490		L7			F7			K		3	0	0	0	0	1	0
Brooks Robinson, R (1, 5) OBP: 0.314, SLG: 0.360		F7			F7			P4		3	0	0	0	0	0	0
Jackie Brandt, R (1, 8) OBP: 0.283, SLG: 0.379			K		6-3			6-3		3	0	0	0	0	1	0
Jerry Adair, R (1, 4) OBP: 0.218, SLG: 0.322			K			K			6-3	3	0	0	0	0	2	0
Robin Roberts, S (1, 1) OBP: 0.268, SLG: 0.273			6-3			F4			HR 1B	2	0	0	0	0	0	0
Al Smith, R (9, PH) OBP: 0.348, SLG: 0.429										1	0	1	0	0	0	0
Bob Saverine, S (9, PR) OBP: 0.302, SLG: 0.225										0	1	0	0	0	0	0

Inning Stats	1	2	3	4	5	6	7	8	9
R	0	0	0	0	0	0	0	0	2
H	0	0	0	1	0	0	0	0	2
E	0	0	0	0	0	0	0	0	0
LOB	0	0	0	1	0	0	0	0	1
K	0	0	2	0	0	1	1	1	0
BB	0	0	0	0	0	0	0	0	0
S	3	3	7	4	3	5	5	5	4
P	3	3	7	4	3	5	5	5	4

AB	29
R	2
H	3
RBI	2
BB	0
SO	5
LOB	2

1B	2
2B	0
3B	0
HR	1
SF	0
SAC	0
DP	0
HBP	0

WP	0
PB	0
SB	0
CS	0
PA	29

PITCHER	IP	WLS	BF	H	R	ER	SO	BB	IBB	HBP	BLK	WP	HR	S	P	ERA	WHIP
Mickey Lolich, L (1, 1) ERA: 3.84	8.2	L	29	3	2	2	5	0	0	0	0	0	1	39	39	2.08	0.346

PITCHER	IP	WLS	BF	H	R	ER	SO	BB	IBB	HBP	BLK	WP	HR	S	P	ERA	WHIP

Detroit Tigers @ Baltimore Orioles

Memorial Stadium, Baltimore, MD

Tue Jul 30 1963, 7:05 PM EDT

Att. 7,686 - Unknown

TOP

livebaseballscorecards.com

Batter	1	2	3	4	5	6	7	8	9	AB	R	H	RBI	BB	SO	LOB
Bill Bruton, L (1, 8) OBP: 0.318, SLG: 0.355	4-3		BBB 4-0 G3 BB		1-2 1B			L8		3	0	1	0	1	0	0
Dick McAuliffe, L (1, 6) OBP: 0.332, SLG: 0.387	F3		G3 1-2 2-3		1-3			F8		4	0	0	0	0	0	4
Al Kaline, R (1, 9) OBP: 0.380, SLG: 0.524	F3		SSS 0-3 K			L6		SSS 0-3 K		3	0	0	0	0	1	2
Gates Brown, L (6, 7) OBP: 0.294, SLG: 0.367										1	0	0	0	0	1	0
Rocky Colavito, R (1, 7) (6, 9) OBP: 0.361, SLG: 0.425		F6		4-3		SSS 0-3 K			SSS 0-3 K	4	0	0	0	0	2	0
Bubba Phillips, R (1, 5) OBP: 0.272, SLG: 0.316		1-3		SSS 0-3 K		1B			5-3	4	0	1	0	0	1	0
Whitey Herzog, L (1, 3) OBP: 0.309, SLG: 0.233		BBB 4-0 BB		G3		F8			BBB 4-0 BB	2	0	0	0	2	0	1
Bill Freehan, R (1, 2) OBP: 0.340, SLG: 0.399		F9			F9		5-3		F7	4	0	0	0	0	0	2
Don Wert, R (1, 4) OBP: 0.331, SLG: 0.343			G3 SH3-4 1B		6-3		4-3			3	0	1	0	0	0	0
Hank Aguirre, R (1, 1) OBP: 0.188, SLG: 0.217										0	0	0	0	0	0	0
Bob Anderson, R (3, 1) OBP: 0.667, SLG: 0.667										1	0	1	0	0	0	0
Norm Cash, L (7, PH) OBP: 0.362, SLG: 0.448										1	0	0	0	0	0	0
Phil Regan, R (7, 1) OBP: 0.250, SLG: 0.303			1-2 SH3-4		1B 1B		3-1			0	0	0	0	0	0	0
Inning Stats	R: 0 E: 0 K: 0 S: 3 H: 0 LOB: 0 BB: 0 P: 3	R: 0 E: 0 K: 0 S: 3 H: 0 LOB: 1 BB: 1 P: 7	R: 0 E: 0 K: 1 S: 6 H: 1 LOB: 2 BB: 1 P: 10	R: 0 E: 0 K: 1 S: 5 H: 0 LOB: 0 BB: 0 P: 5	R: 0 E: 0 K: 0 S: 5 H: 2 LOB: 2 BB: 0 P: 5	R: 0 E: 0 K: 1 S: 6 H: 1 LOB: 1 BB: 0 P: 6	R: 0 E: 0 K: 0 S: 3 H: 0 LOB: 0 BB: 0 P: 3	R: 0 E: 0 K: 1 S: 5 H: 0 LOB: 0 BB: 0 P: 5	R: 0 E: 0 K: 1 S: 5 H: 0 LOB: 1 BB: 1 P: 9	1B: 4 2B: 0 3B: 0 HR: 0	SF: 0 SAC: 1 DP: 0 HBP: 0						

PITCHER	IP	WLS	BF	H	R	ER	SO	BB	IBB	HBP	BLK	WP	HR	S	P	ERA	WHIP
Milt Pappas, R (1, 1) ERA: 2.54	9.0	W	34	4	0	0	5	3	0	0	0	0	0	41	53	0.00	0.778

PITCHER	IP	WLS	BF	H	R	ER	SO	BB	IBB	HBP	BLK	WP	HR	S	P	ERA	WHIP

AB	30
R	0
H	4
RBI	0
BB	3
SO	5
LOB	9

WP: 0 PB: 0 SB: 0 CS: 0 PA: 34

Batter	1	2	3	4	5	6	7	8	9	AB	R	H	RBI	BB	SO	LOB
Luis Aparicio, R (1, 6) OBP: 0.311, SLG: 0.364	S 1B	F6		6-3	FC4-6 1B 1-2f 3-H		K			5	0	1	1	0	1	3
Joe Gaines, R (1, 7) OBP: 0.388, SLG: 0.495	K 1-2		2B 1B	1B 2-H	1B		K			5	1	3	1	0	2	1
Bob Johnson, R (1, 3) OBP: 0.370, SLG: 0.520	6-3		K	1B 1-2	4-3		4-3			3	0	1	0	0	1	2
Jim Gentile, L (5, PH) OBP: 0.355, SLG: 0.445										2	0	0	0	0	0	2
(6, 3)																
John Orsino, R (1, 2) OBP: 0.337, SLG: 0.447	F7		1B 1-H 2B	F8		1B 1B		F7		5	2	2	1	0	0	3
Al Smith, R (1, 9) OBP: 0.355, SLG: 0.439		HR 1B	1-3 3-H 1B		1B 2B	1B 1-2 1B		K		5	2	4	1	0	1	0
Brooks Robinson, R (1, 5) OBP: 0.317, SLG: 0.371		1-H HR	1-3 1-2		1B 1B 2-H 1B	1-3 2-H 1B		5-3		5	2	3	4	0	0	1
Jackie Brandt, R (1, 8) OBP: 0.286, SLG: 0.380		1B	1-3	FC5-6 1B FC4-6 1-3 1B		F4				4	1	2	0	0	0	3
Jerry Adair, R (1, 4) OBP: 0.222, SLG: 0.325		L9		SH1-4 1B 1B	FC5-6 1-2 3-H 1B		K			4	1	2	1	0	1	3
Milt Pappas, R (1, 1) OBP: 0.100, SLG: 0.082		K		SH1-4 1-2	FC5-6 FC4-6 1-2f 2-3		5-3			3	0	0	0	0	1	5
Inning Stats	R: 0 E: 0 K: 1 S: 6 H: 1 LOB: 1 BB: 0 P: 6	R: 2 E: 0 K: 1 S: 8 H: 3 LOB: 1 BB: 0 P: 8	R: 2 E: 0 K: 1 S: 8 H: 3 LOB: 1 BB: 0 P: 8	R: 1 E: 0 K: 0 S: 6 H: 3 LOB: 2 BB: 0 P: 6	R: 3 E: 0 K: 0 S: 8 H: 5 LOB: 2 BB: 0 P: 8	R: 1 E: 0 K: 1 S: 8 H: 3 LOB: 2 BB: 0 P: 8	R: 0 E: 0 K: 2 S: 7 H: 0 LOB: 0 BB: 0 P: 7	R: 0 E: 0 K: 1 S: 5 H: 0 LOB: 0 BB: 0 P: 5		1B: 15 2B: 2 3B: 0 HR: 1	SF: 0 SAC: 1 DP: 0 HBP: 0					

PITCHER		IP	WLS	BF	H	R	ER	SO	BB	IBB	HBP	BLK	WP	HR	S	P	ERA	WHIP
Hank Aguirre, L ERA: 4.45	(1, 1)	2.1	L	14	7	4	4	3	0	0	0	0	0	1	20	20	15.43	3.000
Bob Anderson, R ERA: 3.71	(3, 1)	3.2		22	11	5	5	1	0	0	0	0	0	0	24	24	12.27	3.000
Phil Regan, R ERA: 3.64	(7, 1)	2.0		6	0	0	0	3	0	0	0	0	0	0	12	12	0.00	0.000

PITCHER	IP	WLS	BF	H	R	ER	SO	BB	IBB	HBP	BLK	WP	HR	S	P	ERA	WHIP

BOTTOM

Detroit Tigers @ Baltimore Orioles

Memorial Stadium, Baltimore, MD

Tue Jul 30 1963, 7:05 PM EDT

Att. 7,686 - Unknown

livebaseballscorecards.com

AB	41
R	9
H	18
RBI	9
BB	0
SO	7
LOB	23

Detroit Tigers @ Baltimore Orioles

Memorial Stadium, Baltimore, MD

Wed Jul 31 1963, 7:05 PM EDT

Att. 8,078 - Unknown

TOP

Batter	1	2	3	4	5	6	7	8	9	AB	R	H	RBI	BB	SO	LOB
Don Wert, R (1, 4) OBP: 0.336, SLG: 0.342	B B B B 4-0 L1-4-3 E 1B BB		x 0-0 ② 5-3			x 0-0 L4-3 SH2-4 1B		x 0-0 ① L9		3	1	1	0	1	0	1
Dick McAuliffe, L (1, 6) OBP: 0.329, SLG: 0.384	x 0-0 E8 L1-4-3 1-2		S S S 0-3 ③ K2-3			x 0-0 ① SH2-4 1-2		x 0-0 ② F8		3	0	0	0	0	1	2
Al Kaline, R (1, 9) OBP: 0.376, SLG: 0.518	x 0-0 ① ② L1-4-3 1-2 2-3			x 0-0 ① L3		x 0-0 ② L4-3 2-3		x 0-0 ③ L5-3		4	0	0	0	0	0	4
Rocky Colavito, R (1, 7) OBP: 0.362, SLG: 0.426	x 0-0 FC6-4 1B 3-H			x 0-0 ② F9		x 0-0 ③ F8			x 0-0 FC5-4 1B	4	0	2	1	0	0	1
Bubba Phillips, R (1, 5) OBP: 0.269, SLG: 0.311	x 0-0 ③ FC6-4 1-2f			x 0-0 ③ F3			x 0-0 ① F6		x 0-0 ① L8	4	0	0	0	0	0	2
George Thomas, R (1, 8) OBP: 0.280, SLG: 0.355		x 0-0 ① F7			S S S 0-3 ① K		S S S 0-3 ② K		x 0-0 ② F9	4	0	0	0	0	2	1
Mike Roarke, R (1, 2) OBP: 0.348, SLG: 0.318		S S S 0-3 ② K			x 0-0 4-3 1B		x 0-0 1B		x 0-0 ③ FC5-4 1-2f	4	0	2	0	0	1	1
Bill Freehan, R (1, 3) OBP: 0.335, SLG: 0.392		x 0-0 ③ 6-3			x 0-0 ② 4-3 1-2		x 0-0 ③ 5-3			3	0	0	0	0	0	2
Frank Lary, R (1, 1) OBP: 0.250, SLG: 0.200 Gus Triandos, R (8, PH) OBP: 0.313, SLG: 0.398 Jake Wood, R (8, PR) OBP: 0.330, SLG: 0.407 Fred Gladding, L (8, 1)			x 0-0 ① 1-3		x 0-0 ③ F7			x 0-0 2B		2 1 0 0	0 0 0 0	0 1 0 0	0 0 0 0	0 0 0 0	0 0 0 0	1 0 0 0
Inning Stats	R: 1 E: 1 K: 0 S: 4 H: 1 LOB: 1 BB: 1 P: 8	R: 0 E: 0 K: 1 S: 5 H: 0 LOB: 0 BB: 0 P: 5	R: 0 E: 0 K: 1 S: 5 H: 0 LOB: 0 BB: 0 P: 5	R: 0 E: 0 K: 0 S: 3 H: 0 LOB: 0 BB: 0 P: 3	R: 0 E: 0 K: 1 S: 6 H: 1 LOB: 1 BB: 0 P: 6	R: 0 E: 0 K: 0 S: 4 H: 1 LOB: 1 BB: 0 P: 4	R: 0 E: 0 K: 1 S: 6 H: 1 LOB: 1 BB: 0 P: 6	R: 0 E: 0 K: 0 S: 4 H: 1 LOB: 1 BB: 0 P: 4	R: 0 E: 0 K: 0 S: 4 H: 1 LOB: 1 BB: 0 P: 4	1B: 5 2B: 1 3B: 0 HR: 0 SF: 0 SAC: 1 DP: 1 HBP: 0						

livebaseballscorecards.com

AB	32
R	1
H	6
RBI	1
BB	1
SO	4
LOB	15

WP: 0 PB: 0 SB: 0 CS: 0 PA: 34

PITCHER		IP	WLS	BF	H	R	ER	SO	BB	IBB	HBP	BLK	WP	HR	S	P	ERA	WHIP
Steve Barber, L ERA: 2.62	(1, 1)	9.0	W	34	6	1	0	4	1	0	0	0	0	0	41	45	0.00	0.778

PITCHER	IP	WLS	BF	H	R	ER	SO	BB	IBB	HBP	BLK	WP	HR	S	P	ERA	WHIP

Batter	1	2	3	4	5	6	7	8	9	AB	R	H	RBI	BB	SO	LOB
Luis Aparicio, R (1, 6) OBP: 0.310, SLG: 0.363	FC3-6 1B	3-1			6-3		L9			4	1	1	0	0	0	2
Russ Snyder, L (1, 8) (9, 9) OBP: 0.332, SLG: 0.357	FC3-6 BB 1B 1-2	4-3			5-3			CS 1B		4	1	2	0	0	0	1
Boog Powell, L (1, 7) OBP: 0.316, SLG: 0.453 Bob Saverine, S (9, 8) OBP: 0.302, SLG: 0.225	BBBB FC3-6 BB 1-2 2-3		G3		F7			K 1-2		3 0	0 0	0 0	0 0	1 0	1 0	1 0
Jim Gentile, L (1, 3) OBP: 0.356, SLG: 0.442	FC3-6 FC6-4 1B 1-2f 2-3 3-H		3-4-1 HBP			G6-4-3 BB		K		2	0	0	1	1	1	2
Al Smith, R (1, 9) OBP: 0.355, SLG: 0.438 Jackie Brandt, R (9, 7) OBP: 0.286, SLG: 0.380	FC6-4 1B 1-2 3-H		3-4-1 1-2			G6-4-3 1-2f				3 0	0 0	1 0	1 0	0 0	0 0	2 0
Brooks Robinson, R (1, 5) OBP: 0.315, SLG: 0.368	FC6-4 1-2f 2-3		L9			L9				3	0	0	0	0	0	3
Dick Brown, R (1, 2) OBP: 0.309, SLG: 0.362	F3			6-3			F8			3	0	0	0	0	0	2
Jerry Adair, R (1, 4) OBP: 0.226, SLG: 0.332		SH2-4 1B		L4				2B		3	0	2	0	0	0	0
Steve Barber, L (1, 1) OBP: 0.131, SLG: 0.119		SH2-4 1-2		K			B1-3			2	0	0	0	0	1	1
Inning Stats	R: 2 E: 0 K: 0 S: 6 H: 3 LOB: 2 BB: 1 P: 10	R: 0 E: 0 K: 0 S: 4 H: 1 LOB: 1 BB: 0 P: 4	R: 0 E: 0 K: 0 S: 3 H: 0 LOB: 1 BB: 0 P: 4	R: 0 E: 0 K: 1 S: 5 H: 0 LOB: 0 BB: 0 P: 5	R: 0 E: 0 K: 0 S: 3 H: 0 LOB: 0 BB: 0 P: 3	R: 0 E: 0 K: 0 S: 2 H: 0 LOB: 0 BB: 1 P: 6	R: 0 E: 0 K: 0 S: 4 H: 1 LOB: 1 BB: 0 P: 4	R: 0 E: 0 K: 2 S: 7 H: 1 LOB: 0 BB: 0 P: 7		1B: 5 2B: 2 3B: 0 HR: 0	SF: 0 SAC: 1 DP: 2 HBP: 1					

PITCHER		IP	WLS	BF	H	R	ER	SO	BB	IBB	HBP	BLK	WP	HR	S	P	ERA	WHIP
Frank Lary, R ERA: 3.56	(1, 1)	7.0	L	28	5	2	2	1	2	0	1	0	0	0	27	36	2.57	1.000
Fred Gladding, R ERA:	(8, 1)	1.0		3	1	0	0	2	0	0	0	0	0	0	7	7	0.00	1.000

PITCHER	IP	WLS	BF	H	R	ER	SO	BB	IBB	HBP	BLK	WP	HR	S	P	ERA	WHIP

BOTTOM

Detroit Tigers @ Baltimore Orioles

Memorial Stadium, Baltimore, MD

Wed Jul 31 1963, 7:05 PM EDT

Att. 8,078 - Unknown

livebaseballscorecards.com

AB	27
R	2
H	6
RBI	2
BB	2
SO	3
LOB	14

WP: 0 PA: 31
PB: 0
SB: 0
CS: 1

Batter	1	2	3	4	5	6	7	8	9	AB	R	H	RBI	BB	SO	LOB
Luis Aparicio, R (1, 6) OBP: 0.307, SLG: 0.359	F7		F8		K		1-3			4	0	0	0	0	1	1
Jackie Brandt, R (1, 8) (8, 7) OBP: 0.289, SLG: 0.380	K			1B BB	K			FC4-6 1B		3	1	1	0	1	2	0
Boog Powell, L (1, 7) OBP: 0.315, SLG: 0.460 Bob Saverine, S (8, 8) OBP: 0.302, SLG: 0.225	HR			K	K			FC4-6 G5-4-3 1-2f		4 0	1 0	1 0	1 0	0 0	2 0	2 0
John Orsino, R (1, 2) OBP: 0.336, SLG: 0.443	K			1B 2B 1B 1-2	F7			G5-4-3 1-2f		4	1	1	0	0	1	1
Al Smith, R (1, 9) OBP: 0.358, SLG: 0.440 Russ Snyder, L (7, 9) OBP: 0.334, SLG: 0.357		G5-4-3 1B		2B 4-3 1B 1-2 2-H	F9				SH1-4 BB	3 0	1 0	2 0	1 0	0 1	0 0	0 0
Brooks Robinson, R (1, 5) OBP: 0.317, SLG: 0.373		G5-4-3 1-2f		4-3 2B 1-3 2-H			BB E 1B		SH1-4 1-2	3	1	2	1	0	0	1
Jim Gentile, L (1, 3) OBP: 0.357, SLG: 0.440		K		4-3 2-3 3-H			1B BB 1-2		G4-3 IBB	2	0	0	1	2	1	1
Jerry Adair, R (1, 4) OBP: 0.227, SLG: 0.331			1-4-3	F8			E6 1B 1-2 2-H		G4-3 1-2f	4	0	1	0	0	0	3
Robin Roberts, S (1, 1) OBP: 0.254, SLG: 0.259			6-3		F7		K			3	0	0	0	0	1	1
Inning Stats	R: 1 E: 0 K: 2 S: 8 H: 1 LOB: 0 BB: 0 P: 8	R: 0 E: 0 K: 1 S: 5 H: 1 LOB: 0 BB: 0 P: 5	R: 0 E: 0 K: 0 S: 3 H: 0 LOB: 0 BB: 0 P: 3	R: 3 E: 0 K: 1 S: 8 H: 3 LOB: 1 BB: 1 P: 12	R: 0 E: 0 K: 2 S: 7 H: 0 LOB: 0 BB: 0 P: 7	R: 0 E: 0 K: 1 S: 5 H: 0 LOB: 0 BB: 0 P: 5	R: 1 E: 1 K: 1 S: 6 H: 2 LOB: 1 BB: 1 P: 10	R: 0 E: 0 K: 0 S: 3 H: 1 LOB: 0 BB: 0 P: 3	R: 0 E: 0 K: 0 S: 2 H: 0 LOB: 1 BB: 2 P: 10	1B: 6 2B: 1 3B: 0 HR: 1	SF: 0 SAC: 1 DP: 3 HBP: 0						

PITCHER		IP	WLS	BF	H	R	ER	SO	BB	IBB	HBP	BLK	WP	HR	S	P	ERA	WHIP
Whitey Ford, L ERA: 3.36	(1, 1)	7.0	L	28	7	5	4	8	2	0	0	0	0	1	42	50	5.14	1.286
Hal Reniff, R ERA: 3.03	(8, 1)	2.0		7	1	0	0	0	1	1	0	0	0	0	5	13	0.00	1.000

PITCHER	IP	WLS	BF	H	R	ER	SO	BB	IBB	HBP	BLK	WP	HR	S	P	ERA	WHIP

TOP

Baltimore Orioles @ New York Yankees

Yankee Stadium, Bronx, NY

Fri Aug 02 1963, 7:05 PM EDT
Att. 27,834 - Unknown - 79 F

livebaseballscorecards.com

AB	30
R	5
H	8
RBI	4
BB	4
SO	8
LOB	10

WP: 0 PA: 35
PB: 0
SB: 0
CS: 0

Batter	1	2	3	4	5	6	7	8	9	AB	R	H	RBI	BB	SO	LOB
Tony Kubek, L (1, 6) OBP: 0.274, SLG: 0.321	L3		F5		2B		F7			4	0	1	0	0	0	1
Bobby Richardson, R (1, 4) OBP: 0.304, SLG: 0.342	5-3		1-H HR		F4			6-3		4	1	1	2	0	0	1
Tom Tresh, S (1, 8) OBP: 0.365, SLG: 0.501	K		3B			1B FC4-6		L7		4	0	2	0	0	1	0
Roger Maris, L (1, 9) OBP: 0.347, SLG: 0.578		4-3	L7			1-2f FC4-6 E		L7		4	0	0	0	0	0	2
Joe Pepitone, L (1, 3) OBP: 0.308, SLG: 0.470		E4 6-3		F2		1B E6 1-3			HR	4	1	2	1	0	0	0
Elston Howard, R (1, 2) OBP: 0.328, SLG: 0.517		6-3 1-2		6-3		F8			L8	4	0	0	0	0	0	3
Hector Lopez, R (1, 7) OBP: 0.302, SLG: 0.418		6-3		5-3		F3			4-3	4	0	0	0	0	0	3
Clete Boyer, R (1, 5) OBP: 0.304, SLG: 0.394			5-3		L9		1-3		5-3	4	0	0	0	0	0	0
Whitey Ford, L (1, 1) OBP: 0.224, SLG: 0.242 Johnny Blanchard, L (7, PH) OBP: 0.310, SLG: 0.455 Hal Reniff, R (8, 1)			HR 1B		L5		G3			2 1 0	1 0 0	1 0 0	0 0 0	0 0 0	0 0 0	0 0 0
Inning Stats	R: 0 H: 0 E: 0 LOB: 0 K: 1 BB: 0 S: 5 P: 5	R: 0 H: 0 E: 1 LOB: 1 K: 0 BB: 0 S: 4 P: 4	R: 2 H: 3 E: 0 LOB: 1 K: 0 BB: 0 S: 6 P: 6	R: 0 H: 0 E: 0 LOB: 0 K: 0 BB: 0 S: 3 P: 3	R: 0 H: 1 E: 0 LOB: 1 K: 0 BB: 0 S: 4 P: 4	R: 0 H: 2 E: 1 LOB: 2 K: 0 BB: 0 S: 5 P: 5	R: 0 H: 0 E: 0 LOB: 0 K: 0 BB: 0 S: 3 P: 3	R: 0 H: 0 E: 0 LOB: 0 K: 0 BB: 0 S: 3 P: 3	R: 1 H: 1 E: 0 LOB: 0 K: 0 BB: 0 S: 4 P: 4	1B: 3 SF: 0 2B: 1 SAC: 0 3B: 1 DP: 0 HR: 2 HBP: 0						WP: 0 PA: 35 PB: 0 SB: 0 CS: 0	

PITCHER	IP	WLS	BF	H	R	ER	SO	BB	IBB	HBP	BLK	WP	HR	S	P	ERA	WHIP
Robin Roberts, R (1, 1) ERA: 2.99	9.0	W	35	7	3	3	1	0	0	0	0	0	2	37	37	3.00	0.778

PITCHER	IP	WLS	BF	H	R	ER	SO	BB	IBB	HBP	BLK	WP	HR	S	P	ERA	WHIP

BOTTOM

Baltimore Orioles @ New York Yankees

Yankee Stadium, Bronx, NY

Fri Aug 02 1963, 7:05 PM EDT
Att. 27,834 - Unknown - 79 F

livebaseballscorecards.com

AB	35
R	3
H	7
RBI	3
BB	0
SO	1
LOB	10

Batter	1	2	3	4	5	6	7	8	9	AB	R	H	RBI	BB	SO	LOB
Luis Aparicio, R (1, 6) OBP: 0.304, SLG: 0.355	F6		F9		FC4-6 1-2f			F9	G6-4-3 1-2f	5	0	0	0	0	0	4
Jackie Brandt, R (1, 8) OBP: 0.294, SLG: 0.385	1B 1B 1B		6-3			1B 1B		S 1B		4	1	3	0	0	0	0
Boog Powell, L (1, 7) OBP: 0.317, SLG: 0.461	1B 1-3 1B		K			G5-4-3 1-3 1B		K 1-2		4	0	2	0	0	2	1
John Orsino, R (1, 2) OBP: 0.335, SLG: 0.440	1-2 3-H 1B			L5		K		F4		4	0	1	1	0	1	3
Al Smith, R (1, 9) OBP: 0.354, SLG: 0.434	K			1-3		G5-4-3 1-2f			K	4	0	0	0	0	2	4
Brooks Robinson, R (1, 5) OBP: 0.316, SLG: 0.371	L4			K			K		E 1B 2B 1B	4	1	1	0	0	2	2
Jim Gentile, L (1, 3) OBP: 0.355, SLG: 0.436		K			K		K		E6 2B 1-3 1B	3	0	0	0	0	3	0
Bob Johnson, R (9, PH) OBP: 0.374, SLG: 0.523										1	0	1	0	0	0	0
Jerry Adair, R (1, 4) OBP: 0.231, SLG: 0.340		5-3			6-3		2B		1-3 3-H 2B	4	0	2	1	0	0	0
Milt Pappas, R (1, 1) OBP: 0.113, SLG: 0.078		K			BB FC4-6		K		IBB G6-4-3	2	0	0	0	1	2	1
Stu Miller, R (8, 1) OBP: 0.364, SLG: 0.455										0	0	0	0	0	0	0
Joe Gaines, R (9, PH) OBP: 0.388, SLG: 0.495										0	0	0	0	0	0	0
Russ Snyder, L (9, PH) OBP: 0.337, SLG: 0.357										0	0	0	0	1	0	0
Inning Stats	R: 1 E: 0 K: 1 S: 8 H: 3 LOB: 2 BB: 0 P: 8	R: 0 E: 0 K: 2 S: 7 H: 0 LOB: 0 BB: 0 P: 7	R: 0 E: 0 K: 1 S: 5 H: 0 LOB: 0 BB: 0 P: 5	R: 0 E: 0 K: 1 S: 5 H: 0 LOB: 0 BB: 0 P: 5	R: 0 E: 0 K: 1 S: 5 H: 0 LOB: 1 BB: 1 P: 9	R: 0 E: 0 K: 1 S: 6 H: 2 LOB: 1 BB: 0 P: 6	R: 0 E: 0 K: 3 S: 10 H: 1 LOB: 1 BB: 0 P: 10	R: 0 E: 0 K: 1 S: 6 H: 1 LOB: 1 BB: 0 P: 6	R: 1 E: 1 K: 1 S: 7 H: 3 LOB: 2 BB: 1 P: 11	1B: 8 2B: 2 3B: 0 HR: 0 SF: 0 SAC: 0 DP: 2 HBP: 0						

PITCHER	IP	WLS	BF	H	R	ER	SO	BB	IBB	HBP	BLK	WP	HR	S	P	ERA	WHIP
Al Downing, L (1, 1) ERA: 3.01	8.1	W	35	10	2	2	12	1	0	0	0	0	0	58	62	2.16	1.320
Bill Stafford, R (9, 1) ERA: 5.52	0.2	S	2	0	0	0	0	0	1	0	0	0	0	1	5	0.00	0.000

PITCHER	IP	WLS	BF	H	R	ER	SO	BB	IBB	HBP	BLK	WP	HR	S	P	ERA	WHIP

TOP

Baltimore Orioles @ New York Yankees

Yankee Stadium, Bronx, NY

Sat Aug 03 1963, 3:33 AM EDT

Att. 28,595 - Unknown - 86 F

livebaseballscorecards.com

AB	35
R	2
H	10
RBI	2
BB	2
SO	12
LOB	15

WP: 0 PA: 37
PB: 0
SB: 1
CS: 0

Batter	1	2	3	4	5	6	7	8	9	AB	R	H	RBI	BB	SO	LOB
Tony Kubek, L (1, 6) OBP: 0.272, SLG: 0.317	F8		F7		F9		K			4	0	0	0	0	1	1
Bobby Richardson, R (1, 4) OBP: 0.305, SLG: 0.343	F7			S 1B	1-2 1B			6-3		4	0	2	0	0	0	0
Tom Tresh, S (1, 8) OBP: 0.364, SLG: 0.497	F8			L8	F8			BBBB 1B WP BB		3	1	0	0	1	0	3
Roger Maris, L (1, 9) OBP: 0.342, SLG: 0.568		L8		F6		4-3		L9		4	0	0	0	0	0	2
Joe Pepitone, L (1, 3) OBP: 0.310, SLG: 0.469		SSS K		BBBB 1-2 BB		F7		BB WP 1-3 1B		3	0	1	0	1	1	0
Yogi Berra, L (1, 2) OBP: 0.357, SLG: 0.489		1B		F9		6-3		I I I BB 1-2 3-H IBB		3	0	1	0	1	0	2
Johnny Blanchard, L (1, 7) OBP: 0.319, SLG: 0.519 Jack Reed, R (8, 7) OBP: 0.293, SLG: 0.302 Hector Lopez, R (8, PH) OBP: 0.304, SLG: 0.418 (9, 7)		F3			HR		HR	BBBB 1-2 2-3 BB		3 0 0	2 0 0	2 0 0	2 0 0	0 0 1	0 0 0	1 0 0
Clete Boyer, R (1, 5) OBP: 0.304, SLG: 0.391			6-3	BBBB 1B BB			F9		L7	3	0	0	0	1	0	3
Al Downing, R (1, 1) OBP: 0.100, SLG: 0.167 Bill Stafford, R (9, 1) OBP: 0.318, SLG: 0.381			F8	SSS	K		SSS K			3 0	0 0	0 0	0 0	0 0	2 0	1 0
Inning Stats	R: 0 H: 0 E: 0 LOB: 0 K: 0 BB: 0 S: 3 P: 3	R: 0 H: 1 E: 0 LOB: 1 K: 1 BB: 0 S: 6 P: 6	R: 0 H: 0 E: 0 LOB: 0 K: 0 BB: 0 S: 3 P: 3	R: 0 H: 1 E: 0 LOB: 2 K: 0 BB: 1 S: 4 P: 8	R: 1 H: 2 E: 0 LOB: 2 K: 1 BB: 1 S: 7 P: 11	R: 0 H: 0 E: 0 LOB: 0 K: 0 BB: 0 S: 3 P: 3	R: 1 H: 1 E: 0 LOB: 0 K: 2 BB: 0 S: 8 P: 8	R: 1 H: 1 E: 0 LOB: 3 K: 0 BB: 3 S: 4 P: 16		1B: 4 SF: 0 2B: 0 SAC: 0 3B: 0 DP: 0 HR: 2 HBP: 0						

PITCHER		IP	WLS	BF	H	R	ER	SO	BB	IBB	HBP	BLK	WP	HR	S	P	ERA	WHIP
Milt Pappas, R ERA: 2.59	(1, 1)	7.2	L	33	6	3	3	4	3	1	0	0	1	2	37	53	3.52	1.174
Stu Miller, R ERA: 2.49	(8, 1)	0.1		2	0	0	0	0	1	0	0	0	0	0	1	5	0.00	3.000

PITCHER		IP	WLS	BF	H	R	ER	SO	BB	IBB	HBP	BLK	WP	HR	S	P	ERA	WHIP

BOTTOM

Baltimore Orioles @ New York Yankees

Yankee Stadium, Bronx, NY

Sat Aug 03 1963, 3:33 AM EDT
Att. 28,595 - Unknown - 86 F

livebaseballscorecards.com

AB	30
R	3
H	6
RBI	2
BB	5
SO	4
LOB	13

WP: 1	PA: 35		
PB: 0			
SB: 1			
CS: 0			

Batter	1	2	3	4	5	6	7	8	9	AB	R	H	RBI	BB	SO	LOB
Luis Aparicio, R (1, 6) OBP: 0.305, SLG: 0.355	6-3		5-3		E5 2-H 3-H 1B		L5		G4-6-3 1-2 1B	5	0	2	2	0	0	0
Russ Snyder, L (1, 9) OBP: 0.334, SLG: 0.358	4-3			4-3	K			F8 HR 2B	G4-6-3 1-2f	5	1	1	0	0	1	3
Boog Powell, L (1, 7) OBP: 0.316, SLG: 0.467 Bob Saverine, S (8, 8) OBP: 0.302, SLG: 0.225	4-3			F2		HR		F8 2-3		4 0	1 0	1 0	1 0	0 0	0 0	1 0
John Orsino, R (1, 2) OBP: 0.341, SLG: 0.462		F7		2B		1B		3-H HR		4	1	3	2	0	0	0
Jim Gentile, L (1, 3) OBP: 0.351, SLG: 0.431		1-4-3		G3		L9		F9		4	0	0	0	0	0	2
Brooks Robinson, R (1, 5) OBP: 0.314, SLG: 0.368		5-3			F3	F4		6-3		4	0	0	0	0	0	1
Jackie Brandt, R (1, 8) OBP: 0.294, SLG: 0.383 (8, 7)			F3		2B E 1B	F7			5-3	4	1	1	0	0	0	1
Jerry Adair, R (1, 4) OBP: 0.234, SLG: 0.349			F4		1-3 E 2B		6-3		1B 2B	4	2	2	0	0	0	0
Steve Barber, L (1, 1) OBP: 0.141, SLG: 0.177 Dick Hall, R (7, 1) OBP: 0.421, SLG: 0.632			HR		K		F5		2-H 1B	3 1	1 0	1 1	1 1	0 0	1 0	2 0
Inning Stats	R: 0 E: 0 K: 0 S: 3 H: 0 LOB: 0 BB: 0 P: 3	R: 0 E: 0 K: 0 S: 3 H: 0 LOB: 0 BB: 0 P: 3	R: 1 E: 0 K: 0 S: 4 H: 1 LOB: 0 BB: 0 P: 4	R: 0 E: 0 K: 0 S: 4 H: 1 LOB: 1 BB: 0 P: 4	R: 2 E: 1 K: 2 S: 10 H: 3 LOB: 1 BB: 0 P: 10	R: 1 E: 0 K: 0 S: 5 H: 2 LOB: 1 BB: 0 P: 5	R: 0 E: 0 K: 0 S: 3 H: 0 LOB: 0 BB: 0 P: 3	R: 2 E: 0 K: 0 S: 5 H: 2 LOB: 0 BB: 0 P: 5	R: 1 E: 0 K: 0 S: 5 H: 3 LOB: 1 BB: 0 P: 5	1B: 5 2B: 4 3B: 0 HR: 3 SF: 0 SAC: 0 DP: 1 HBP: 0						

PITCHER		IP	WLS	BF	H	R	ER	SO	BB	IBB	HBP	BLK	WP	HR	S	P	ERA	WHIP
Ralph Terry, R ERA: 3.29	(1, 1)	5.0	L	22	7	4	4	2	0	0	0	0	0	2	26	26	7.20	1.400
Steve Hamilton, L ERA: 2.17	(6, 1)	2.0		6	0	0	0	0	0	0	0	0	0	0	6	6	0.00	0.000
Tom Metcalf, R ERA: 13.5	(8, 1)	2.0		10	5	3	3	0	0	0	0	0	0	1	10	10	13.50	2.500

PITCHER	IP	WLS	BF	H	R	ER	SO	BB	IBB	HBP	BLK	WP	HR	S	P	ERA	WHIP

TOP

Baltimore Orioles @ New York Yankees

Yankee Stadium, Bronx, NY

Sun Aug 04 1963, 3:33 AM EDT

Unknown - 86 F

livebaseballscorecards.com

AB	38
R	7
H	12
RBI	7
BB	0
SO	2
LOB	10

PA:	38
WP:	0
PB:	0
SB:	0
CS:	0

Batter	1	2	3	4	5	6	7	8	9	AB	R	H	RBI	BB	SO	LOB
Tony Kubek, L (1, 6) OBP: 0.274, SLG: 0.317	S S S 0-3 ① K		S S S 0-3 ① K		x 0-0 3B 1B		B B B B 4-0 FC4-6 BB			3	1	1	0	1	2	0
Bobby Richardson, R (1, 4) OBP: 0.305, SLG: 0.341	x 0-0 ② 6-3		B B B B 4-0 FC6-4 BB		x 0-0 ① F8		x 0-0 ② FC4-6 1-2f			3	0	0	0	1	0	2
Tom Tresh, S (1, 8) OBP: 0.363, SLG: 0.495	x 0-0 1B		S S S 0-3 ② K		S S S 0-3 ② K		S S S 0-3 ③ K			4	0	1	0	0	3	3
Elston Howard, R (1, 2) OBP: 0.327, SLG: 0.520	x 0-0 ③ F8		x 0-0 ③ FC6-4 1-2f		x 0-0 1-H 3B			x 0-0 ① 4-3		4	0	1	1	0	0	2
Harry Bright, R (1, 3) OBP: 0.328, SLG: 0.487		x 0-0 ① F9		x 0-0 2B	S S S 0-3 ③ K			S S S 0-3 ② K		4	0	1	0	0	2	1
Joe Pepitone, L (1, 9) OBP: 0.309, SLG: 0.475		x 0-0 HR		x 0-0 ① F2		x 0-0 ① F9		x 0-0 ③ F6		4	1	1	1	0	0	1
Hector Lopez, R (1, 7) OBP: 0.300, SLG: 0.412		x 0-0 ② 6-3		x 0-0 ② 1-3		x 0-0 ② F3			x 0-0 ① F2	4	0	0	0	0	0	1
Clete Boyer, R (1, 5) OBP: 0.306, SLG: 0.391		x 0-0 1B		4-0 IBB		x 0-0 ③ 6-3			x 0-0 ② 4-3	3	0	1	0	1	0	0
Ralph Terry, R (1, 1) OBP: 0.091, SLG: 0.078 Steve Hamilton, L (6, 1) OBP: 0.250, SLG: 0.417 Phil Linz, R (7, PH) OBP: 0.333, SLG: 0.373 Tom Metcalf, R (8, 1) Johnny Blanchard, L (9, PH) OBP: 0.316, SLG: 0.514		x 0-0 ③ 5-3		x 0-0 ③ L7			x 0-0 ① 4-3		x 0-0 ③ 3-1	2 0 1 0 1	0 0 0 0 0	0 0 0 0 0	0 0 0 0 0	0 0 0 0 0	0 0 0 0 0	3 0 0 0 0
Inning Stats	R: 0 H: 1 E: 0 LOB: 1 K: 1 BB: 0 S: 6 P: 6	R: 1 H: 2 E: 0 LOB: 1 K: 0 BB: 0 S: 5 P: 5	R: 0 H: 0 E: 0 LOB: 1 K: 2 BB: 1 S: 7 P: 11	R: 0 H: 1 E: 0 LOB: 2 K: 0 BB: 1 S: 4 P: 8	R: 1 H: 2 E: 0 LOB: 1 K: 2 BB: 0 S: 9 P: 9	R: 0 H: 0 E: 0 LOB: 0 K: 0 BB: 0 S: 3 P: 3	R: 0 H: 0 E: 0 LOB: 1 K: 1 BB: 1 S: 5 P: 9	R: 0 H: 0 E: 0 LOB: 0 K: 1 BB: 0 S: 5 P: 5	R: 0 H: 0 E: 0 LOB: 0 K: 0 BB: 0 S: 3 P: 3	1B: 3 SF: 0 2B: 1 SAC: 0 3B: 1 DP: 0 HR: 1 HBP: 0						WP: 0 PA: 36 PB: 0 SB: 0 CS: 0

PITCHER		IP	WLS	BF	H	R	ER	SO	BB	IBB	HBP	BLK	WP	HR	S	P	ERA	WHIP
Steve Barber, L ERA: 2.63	(1, 1)	6.1	W	28	6	2	2	5	2	1	0	0	0	1	35	47	2.84	1.263
Dick Hall, R ERA: 3.97	(7, 1)	2.2	S	8	0	0	0	2	0	0	0	0	0	0	12	12	0.00	0.000

PITCHER	IP	WLS	BF	H	R	ER	SO	BB	IBB	HBP	BLK	WP	HR	S	P	ERA	WHIP

Baltimore Orioles @ New York Yankees

Yankee Stadium, Bronx, NY

Sun Aug 04 1963, 3:33 AM EDT

Unknown - 86 F

BOTTOM

livebaseballscorecards.com

AB	33
R	2
H	6
RBI	2
BB	3
SO	7
LOB	13

Batter	1	2	3	4	5	6	7	8	9	10	AB	R	H	RBI	BB	SO	LOB
Luis Aparicio, R (1, 6) OBP: 0.301, SLG: 0.350	E3 4-3 2B	F2		F9	6-3		F4		F4		6	1	0	0	0	0	4
Russ Snyder, L (1, 9) OBP: 0.334, SLG: 0.365	F9	E BB 1-2 2-3 1B		FC1-6 BB BB 1-2f 1B		1B 3B	4-3		1-3		6	3	2	0	0	0	2
Boog Powell, L (1, 7) OBP: 0.320, SLG: 0.466 Bob Saverine, S (8, 8) OBP: 0.308, SLG: 0.225	4-3 1-2	E 1-2 2-3 3-H BB		BB 1-2 1B BB		FC4-6 3-H 1B	F6		BB		3 0	1 0	1 0	2 0	2 1	0 0	1 0
Jim Gentile, L (1, 3) OBP: 0.356, SLG: 0.436	3B 2-H 2B	E9 1-3 2-H 3-H 1B		1B 1-2 2-3 BB		K		BB SH1-3 1B	K		5	1	3	3	1	2	2
Jackie Brandt, R (1, 8) OBP: 0.296, SLG: 0.390 (8, 7)	3B 2-H	F6		1-2 2-H 3-H 1B		FC4-6 HR 1-2f		SH1-3 1-2		F5	5	1	2	3	0	0	3
Brooks Robinson, R (1, 5) OBP: 0.316, SLG: 0.375	K	F7		F8		HR 1-H		BB IBB		G5-4-3 1B	5	1	2	2	1	1	3
Jerry Adair, R (1, 4) OBP: 0.233, SLG: 0.349		K	1-3		F6	2B		F9		G5-4-3 1-2f	6	0	1	0	0	1	3
Dick Brown, R (1, 2) OBP: 0.315, SLG: 0.361 John Orsino, R (8, PH) OBP: 0.343, SLG: 0.462 (8, 2)	E3 1B BB	F4			SH3-4 1B	IBB		1-2 2-3 BB			3 0	1 0	1 0	0 0	1 1	0 0	0 0
Dave McNally, R (1, 1) Wes Stock, R (1, 1) Fred Valentine, S (2, PH) OBP: 0.421, SLG: 0.333 Mike McCormick, L (2, 1) OBP: 0.188, SLG: 0.258 Herman Starrette, R (2, 1) George Brunet, R (6, 1) Al Smith, R (8, PH) OBP: 0.393, SLG: 0.433 Stu Miller, R (8, 1) OBP: 0.364, SLG: 0.455		BB 1B E BB		FC1-6 BB	SH3-4 1-2	6-3		K			0 0 0 0 1 0 1	0 0 1 0 0 0 0	0 0 0 0 0 0 0	0 0 1 0 0 0 1	0 0 0 0 0 0 0	0 0 0 0 1 0 1	0 0 0 0 2 0 3
Inning Stats	R: 2 E: 1 K: 1 S: 8 H: 2 LOB: 1 BB: 0 P: 8	R: 3 E: 2 K: 1 S: 8 H: 2 LOB: 2 BB: 2 P: 16	R: 0 E: 0 K: 0 S: 3 H: 0 LOB: 0 BB: 0 P: 3	R: 2 E: 0 K: 0 S: 4 H: 1 LOB: 2 BB: 3 P: 16	R: 0 E: 0 K: 0 S: 4 H: 1 LOB: 1 BB: 0 P: 4	R: 3 E: 0 K: 1 S: 9 H: 4 LOB: 2 BB: 1 P: 13	R: 0 E: 0 K: 0 S: 3 H: 0 LOB: 0 BB: 0 P: 3	R: 0 E: 0 K: 1 S: 6 H: 1 LOB: 3 BB: 2 P: 14	R: 0 E: 0 K: 1 S: 5 H: 0 LOB: 1 BB: 1 P: 9	R: 0 E: 0 K: 0 S: 3 H: 1 LOB: 0 BB: 0 P: 3	1B: 7 2B: 2 3B: 2 HR: 1 SF: 0 SAC: 2 DP: 1 HBP: 0						

PITCHER		IP	WLS	BF	H	R	ER	SO	BB	IBB	HBP	BLK	WP	HR	S	P	ERA	WHIP
Jim Bouton, R ERA: 2.67	(1, 1)	1.2		13	4	5	0	2	2	0	0	0	0	0	15	23	0.00	3.600
Bill Stafford, R ERA: 5.63	(2, 1)	3.1		16	3	3	3	0	3	0	0	0	0	0	13	25	8.10	1.800
Steve Hamilton, L ERA: 2.44	(6, 1)	2.0		10	3	2	2	1	0	1	0	0	0	1	11	15	9.00	1.500
Hal Reniff, R ERA: 2.89	(8, 1)	3.0	W	13	2	0	0	2	2	1	0	0	0	0	14	26	0.00	1.333

PITCHER	IP	WLS	BF	H	R	ER	SO	BB	IBB	HBP	BLK	WP	HR	S	P	ERA	WHIP

TOP

Baltimore Orioles @ New York Yankees

Yankee Stadium, Bronx, NY

Sun Aug 04 1963, 3:38 AM EDT
Att. 39,432 - Unknown - 84 F

livebaseballscorecards.com

AB	41
R	10
H	12
RBI	10
BB	9
SO	5
LOB	23

WP: 0 PA: 52
PB: 0
SB: 0
CS: 0

Baltimore Orioles @ New York Yankees

Yankee Stadium, Bronx, NY

Sun Aug 04 1963, 3:38 AM EDT

Att. 39,432 - Unknown - 84 F

livebaseballscorecards.com

BOTTOM

Batter	1	2	3	4	5	6	7	8	9	10	AB	R	H	RBI	BB	SO	LOB
Tony Kubek, L (1, 6) OBP: 0.275, SLG: 0.316	4-3	BB, BB, 1B, BB	L7		F8		5-3			1B, SF9, 1B	5	2	1	0	1	0	2
Bobby Richardson, R (1, 4) OBP: 0.308, SLG: 0.341	2B, 6-3, 1B	BB, 1B, BB 1-2	F7		F6		F3			IBB, 1B 1-3	5	2	2	0	1	0	2
Tom Tresh, S (1, 8) OBP: 0.370, SLG: 0.500	BB, 1B, 2B 1-3	1B, E, BB 1-2, 2-3	1-3, 1B			HR, 1B		K		IBB 1-2	4	3	3	0	2	1	0
Elston Howard, R (1, 2) OBP: 0.325, SLG: 0.524 Yogi Berra, L (10, PH) OBP: 0.354, SLG: 0.489	6-3 3-H	K	4-3			1-H, HR		K		SF9 3-H	5 0	1 0	1 0	3 1	0 0	2 0	6 0
Harry Bright, R (1, 3) OBP: 0.339, SLG: 0.491 Johnny Blanchard, L (4, PH) OBP: 0.308, SLG: 0.500 (5, 9)	BB, 1B, BB	BB, 1B 1-3, 2-H, 3-H		F4		1-3		L4			1 3	1 0	1 0	2 0	1 0	0 0	0 0
Joe Pepitone, L (1, 9) OBP: 0.310, SLG: 0.471 (5, 3)	1B, 1B, BB 1-2, 2-3	1-2, BB		3-1	F4				3-1		3	1	0	0	2	0	0
Hector Lopez, R (1, 7) OBP: 0.298, SLG: 0.408	1B, 1B 1-2, 2-H, 3-H	F9 3-H		1-3	6-3				F8		5	0	1	2	0	0	2
Clete Boyer, R (1, 5) OBP: 0.307, SLG: 0.389	1B 1-2, 2-H	K					K		K		4	0	1	1	1	3	2
Jim Bouton, R (1, 1) OBP: 0.088, SLG: 0.089 Bill Stafford, R (2, 1) OBP: 0.348, SLG: 0.381 Steve Hamilton, L (6, 1) OBP: 0.250, SLG: 0.417 Mickey Mantle, S (7, PH) OBP: 0.445, SLG: 0.675 Hal Reniff, R (8, 1)	K		1B, HBP		SH1-4 1-2		HR			K	1 0 0 1 1	0 0 0 1 0	0 0 0 1 0	0 0 0 1 0	0 0 0 0 0	1 0 0 0 1	2 0 0 0 0
Inning Stats	R: 4 E: 0 K: 1 S: 9 H: 4 LOB: 2 BB: 2 P: 17	R: 3 E: 1 K: 2 S: 8 H: 1 LOB: 2 BB: 4 P: 24	R: 0 E: 0 K: 0 S: 4 H: 1 LOB: 2 BB: 0 P: 5	R: 0 E: 0 K: 0 S: 3 H: 0 LOB: 0 BB: 0 P: 3	R: 0 E: 0 K: 0 S: 3 H: 0 LOB: 1 BB: 1 P: 7	R: 2 E: 0 K: 0 S: 5 H: 2 LOB: 0 BB: 0 P: 5	R: 1 E: 0 K: 1 S: 6 H: 1 LOB: 0 BB: 0 P: 6	R: 0 E: 0 K: 2 S: 7 H: 0 LOB: 0 BB: 0 P: 7	R: 0 E: 0 K: 1 S: 5 H: 0 LOB: 0 BB: 0 P: 5	R: 1 E: 0 K: 1 S: 6 H: 2 LOB: 2 BB: 1 P: 10	1B: 8 2B: 1 3B: 0 HR: 2	SF: 1 SAC: 1 DP: 0 HBP: 1		WP: 0 PB: 0 SB: 0 CS: 0	PA: 49		

PITCHER		IP	WLS	BF	H	R	ER	SO	BB	IBB	HBP	BLK	WP	HR	S	P	ERA	WHIP
Dave McNally, L ERA: 5.07	(1, 1)	0.2		7	3	4	4	0	2	0	0	0	0	0	5	13	54.00	7.500
Wes Stock, R ERA: 3.51	(1, 1)	0.1		2	1	0	0	1	0	0	0	0	0	0	4	4	0.00	3.000
Mike McCormick, L ERA: 4.68	(2, 1)	0.1		6	1	3	2	1	4	0	0	0	0	0	4	20	54.00	15.000
Herman Starrette, R ERA: 3.46	(2, 1)	3.2		16	3	2	2	1	1	0	1	0	0	1	16	21	4.91	1.091
George Brunet, L ERA: 6.3	(6, 1)	2.0		7	1	1	1	1	0	0	0	0	0	1	9	9	4.50	0.500
Stu Miller, R ERA: 2.52	(8, 1)	2.2	L	11	2	1	1	4	0	1	0	0	0	0	18	22	3.38	0.750

AB	38
R	11
H	11
RBI	10
BB	8
SO	8
LOB	16

Cleveland Indians @ Baltimore Orioles

Memorial Stadium, Baltimore, MD

Tue Aug 06 1963, 7:05 PM EDT

Att. 16,448 - Unknown

TOP

livebaseballscorecards.com

Batter	1	2	3	4	5	6	7	8	9	AB	R	H	RBI	BB	SO	LOB
Tito Francona, L (1, 7) OBP: 0.301, SLG: 0.336	F9 1B FC6-4 1B	6-3			F8		4-3			4	1	1	0	0	0	0
Larry Brown, R (1, 6) OBP: 0.358, SLG: 0.374	FC6-4 BB 1-2 1B		6-3		F4			L3 1B		4	0	2	0	0	0	0
Willie Kirkland, L (1, 8) OBP: 0.315, SLG: 0.400	F9 2-3		L8			G1		L3 1-2		4	0	0	0	0	0	3
Fred Whitfield, L (1, 3) OBP: 0.302, SLG: 0.482	BBBB		F9			HR		HR		3	2	2	2	1	0	0
Max Alvis, R (1, 5) OBP: 0.320, SLG: 0.437	FC6-4 1-2f 2-3 3-H			1-3		S 1B		5-3		4	0	1	1	0	0	2
John Romano, R (1, 2) OBP: 0.335, SLG: 0.395	F8			F3		F6			SSS K	4	0	0	0	0	1	3
Al Luplow, L (1, 9) OBP: 0.300, SLG: 0.328		F8		3B	SSS K 1-2				2B	4	0	2	0	0	1	1
Woodie Held, R (1, 4) OBP: 0.352, SLG: 0.460		HR		5-3			F9		SSS K	4	1	1	1	0	1	2
Barry Latman, R (1, 1) OBP: 0.219, SLG: 0.300		SSS K			6-3		L1		5-3	0	0	0	0	0	0	0
Early Wynn, S (1, 1) OBP: 0.333, SLG: 0.200										1	0	0	0	0	1	0
Sammy Taylor, L (5, PH) OBP: 0.258, SLG: 0.275										1	0	0	0	0	0	0
Pedro Ramos, S (5, 1) OBP: 0.129, SLG: 0.300										0	0	0	0	0	0	0
Willie Tasby, R (7, PH) OBP: 0.329, SLG: 0.434										1	0	0	0	0	0	0
Jerry Walker, S (7, 1) OBP: 0.250, SLG: 0.143										0	0	0	0	0	0	0
Joe Adcock, R (9, PH) OBP: 0.325, SLG: 0.430										1	0	0	0	0	0	1

	AB	35
	R	4
	H	9
	RBI	4
	BB	1
	SO	4
	LOB	12

Inning Stats	1	2	3	4	5	6	7	8	9	1B: 4 SF: 0	WP: 0 PA: 36
R:	1	1	0	0	0	1	0	1	0	2B: 2 SAC: 0	PB: 0
E:	0	0	0	0	0	0	0	0	0	3B: 1 DP: 1	SB: 1
K:	0	1	0	0	0	1	0	0	2	HR: 3 HBP: 0	CS: 0
S:	5	6	3	4	3	7	3	4	8		
H:	2	1	0	1	0	2	0	2	1		
LOB:	2	0	0	0	0	1	0	0	1		
BB:	1	0	0	0	0	0	0	0	0		
P:	9	6	3	4	3	7	3	4	8		

PITCHER		IP	WLS	BF	H	R	ER	SO	BB	IBB	HBP	BLK	WP	HR	S	P	ERA	WHIP
Robin Roberts, R ERA: 3.06	(1, 1)	7.2	W	31	8	4	4	2	1	0	0	0	0	3	34	38	4.70	1.174
Stu Miller, R ERA: 2.48	(8, 1)	1.1	S	5	1	0	0	2	0	0	0	0	0	0	9	9	0.00	0.750

PITCHER	IP	WLS	BF	H	R	ER	SO	BB	IBB	HBP	BLK	WP	HR	S	P	ERA	WHIP

Batter	1	2	3	4	5	6	7	8	9	AB	R	H	RBI	BB	SO	LOB
Luis Aparicio, R (1, 6) OBP: 0.300, SLG: 0.349	0-0 1B	0-0 F7 ②		0-0 L4 ③			0-3 K ②			4	1	1	0	0	1	0
Russ Snyder, L (1, 8) (7, 9) OBP: 0.337, SLG: 0.364	0-0 1B 1-2	0-0 4-3 ③			0-3 K ①		4-0 S BB			3	1	1	0	1	1	0
Boog Powell, L (1, 7) OBP: 0.320, SLG: 0.465 Bob Saverine, S (7, 8) OBP: 0.305, SLG: 0.223	0-0 HR 1-3 2-H		0-3 K ①		0-0 F2 ②		0-0 F8 ③ 1-2			3 1	1 0	1 0	1 0	0 0	1 0	0 1
John Orsino, R (1, 2) OBP: 0.342, SLG: 0.459	0-0 HR 1-2 3-H		0-3 K ②		0-0 6-3 ③			0-3 K ①		4	1	1	1	0	2	0
Jim Gentile, L (1, 3) OBP: 0.359, SLG: 0.454	0-0 HR 1-H 2-H		4-0 BB			0-0 HR		0-0 3-1 ②		3	2	2	4	1	0	0
Brooks Robinson, R (1, 5) OBP: 0.318, SLG: 0.374	0-0 6-3 ①		4-0 1-2 BB			0-0 3-1 ①		4-0 FC6 BB		2	0	0	0	2	0	0
Jackie Brandt, R (1, 9) (7, 7) OBP: 0.292, SLG: 0.385	0-0 F2 ②		0-0 L9 ③			0-0 F8 ②		0-0 FC6 ③ 1-2f		4	0	0	0	0	0	3
Jerry Adair, R (1, 4) OBP: 0.231, SLG: 0.346	0-0 F6 ③			0-3 K2-3 ①		0-3 K ③				3	0	0	0	0	2	0
Robin Roberts, S (1, 1) OBP: 0.242, SLG: 0.246 Stu Miller, R (8, 1) OBP: 0.364, SLG: 0.455		0-0 F6 ①		0-0 F7 ②			0-0 G3 ①			3 0	0 0	0 0	0 0	0 0	0 0	0 0
Inning Stats	R: 5 E: 0 K: 0 S: 8 H: 5 LOB: 0 BB: 0 P: 8	R: 0 E: 0 K: 0 S: 3 H: 0 LOB: 0 BB: 0 P: 3	R: 0 E: 0 K: 2 S: 7 H: 0 LOB: 2 BB: 2 P: 15	R: 0 E: 0 K: 1 S: 5 H: 0 LOB: 0 BB: 0 P: 5	R: 0 E: 0 K: 1 S: 5 H: 0 LOB: 0 BB: 0 P: 5	R: 1 E: 0 K: 1 S: 6 H: 1 LOB: 0 BB: 0 P: 6	R: 0 E: 0 K: 1 S: 5 H: 0 LOB: 1 BB: 1 P: 9	R: 0 E: 0 K: 1 S: 5 H: 0 LOB: 1 BB: 1 P: 9		1B: 4 2B: 0 3B: 0 HR: 2	SF: 0 SAC: 0 DP: 0 HBP: 0					

PITCHER		IP	WLS	BF	H	R	ER	SO	BB	IBB	HBP	BLK	WP	HR	S	P	ERA	WHIP
Barry Latman, R ERA: 4.49	(1, 1)	0.0	L	5	5	5	5	0	0	0	0	0	0	1	5	5	∞	∞
Early Wynn, R ERA: 2.59	(1, 1)	4.0		14	0	0	0	3	2	0	0	0	0	0	18	26	0.00	0.500
Pedro Ramos, R ERA: 3.49	(5, 1)	2.0		7	1	1	1	2	0	0	0	0	0	1	11	11	4.50	0.500
Jerry Walker, R ERA: 5.16	(7, 1)	2.0		8	0	0	0	2	2	0	0	0	0	0	10	18	0.00	1.000

PITCHER	IP	WLS	BF	H	R	ER	SO	BB	IBB	HBP	BLK	WP	HR	S	P	ERA	WHIP

BOTTOM

Cleveland Indians @ Baltimore Orioles

Memorial Stadium, Baltimore, MD

Tue Aug 06 1963, 7:05 PM EDT

Att. 16,448 - Unknown

livebaseballscorecards.com

AB	30
R	6
H	6
RBI	6
BB	4
SO	7
LOB	4

Batter	1	2	3	4	5	6	7	8	9	AB	R	H	RBI	BB	SO	LOB
Al Luplow, L (1, 9) OBP: 0.301, SLG: 0.327	4-3		FC4-6 1-3 2-H 1B		BB		3-1		6-3 1-2	4	0	1	1	1	0	1
Larry Brown, R (1, 6) OBP: 0.351, SLG: 0.359	K		FC4-6 1-2f 3-H		K		BB		F4	4	0	0	1	1	2	3
Willie Kirkland, L (1, 8) OBP: 0.311, SLG: 0.395	3-1		F9		K		F8			4	0	0	0	0	1	3
Fred Whitfield, L (1, 3) OBP: 0.305, SLG: 0.500		F7		L8 FC4-2 2B	6-3			HR		4	1	2	1	0	0	1
Tito Francona, L (1, 7) OBP: 0.306, SLG: 0.337		G5-4-3 BB		L8 2-3		CS 1B		G6-4-3 BB		2	0	1	0	2	0	1
Max Alvis, R (1, 5) OBP: 0.317, SLG: 0.432		G5-4-3 1-2f		FC4-2 1B 3-H		6-3 1-2		K		4	0	0	0	0	1	4
Joe Azcue, R (1, 2) OBP: 0.293, SLG: 0.435			L9	BB 1-3 1B		HR		G6-4-3 1-2f		4	1	2	1	0	0	1
Woodie Held, R (1, 4) OBP: 0.356, SLG: 0.464			1B 2B	1-2 BB		6-3			6-3 HBP	2	1	1	0	1	0	0
Mudcat Grant, R (1, 1) OBP: 0.204, SLG: 0.234			1B FC4-6 BB	K			K		K	3	1	0	0	1	3	4
Inning Stats	R: 0 E: 0 K: 1 S: 5 H: 0 LOB: 0 BB: 0 P: 5	R: 0 E: 0 K: 0 S: 2 H: 0 LOB: 0 BB: 1 P: 6	R: 2 E: 0 K: 0 S: 5 H: 2 LOB: 1 BB: 1 P: 9	R: 0 E: 0 K: 1 S: 7 H: 2 LOB: 3 BB: 1 P: 11	R: 0 E: 0 K: 2 S: 7 H: 0 LOB: 1 BB: 1 P: 11	R: 1 E: 0 K: 0 S: 4 H: 2 LOB: 0 BB: 0 P: 4	R: 0 E: 0 K: 1 S: 5 H: 0 LOB: 1 BB: 1 P: 9	R: 1 E: 0 K: 1 S: 5 H: 1 LOB: 0 BB: 1 P: 9	R: 0 E: 0 K: 1 S: 5 H: 0 LOB: 1 BB: 0 P: 6	1B: 3 2B: 2 3B: 0 HR: 2 SF: 0 SAC: 0 DP: 2 HBP: 1						

PITCHER		IP	WLS	BF	H	R	ER	SO	BB	IBB	HBP	BLK	WP	HR	S	P	ERA	WHIP
Milt Pappas, R ERA: 2.64	(1, 1)	7.0	L	30	6	3	3	5	5	0	0	0	0	1	35	55	3.86	1.571
George Brunet, L ERA: 6.14	(8, 1)	2.0		8	1	1	1	2	1	0	1	0	0	1	10	15	4.50	1.000

PITCHER		IP	WLS	BF	H	R	ER	SO	BB	IBB	HBP	BLK	WP	HR	S	P	ERA	WHIP

TOP

Cleveland Indians @ Baltimore Orioles

Memorial Stadium, Baltimore, MD

Wed Aug 07 1963, 7:05 PM EDT

Att. 7,080 - Unknown

livebaseballscorecards.com

AB	31
R	4
H	7
RBI	4
BB	6
SO	7
LOB	18

Batter	1	2	3	4	5	6	7	8	9	AB	R	H	RBI	BB	SO	LOB
Luis Aparicio, R (1, 6) OBP: 0.300, SLG: 0.348	F4		CS, 1-3, 1B		F7		5-3			4	0	1	0	0	0	1
Russ Snyder, L (1, 8) OBP: 0.339, SLG: 0.362	6-3		BB, 1-2			1-3		G6-4-3, BB		2	0	0	0	2	0	0
Boog Powell, L (1, 7) OBP: 0.317, SLG: 0.459	F8		F5			F6		K		4	0	0	0	0	1	3
John Orsino, R (1, 2) OBP: 0.341, SLG: 0.455		F3		L6		BB, 1B		G6-4-3, 1-2f		4	1	1	0	0	0	1
Jim Gentile, L (1, 3) OBP: 0.361, SLG: 0.452		BB, FC6-4		L9		1B, BB, 1-2			F5	2	0	0	0	2	0	0
Brooks Robinson, R (1, 5) OBP: 0.317, SLG: 0.372		K		6-3		1-3, 2-H, 1B			F9	4	0	1	1	0	1	1
Jackie Brandt, R (1, 9) OBP: 0.289, SLG: 0.380		FC6-4, 1-2f			F4	F8			4-3	4	0	0	0	0	0	3
Jerry Adair, R (1, 4) OBP: 0.232, SLG: 0.349			4-3		2B		F8			3	0	1	0	0	0	0
Milt Pappas, R (1, 1) OBP: 0.127, SLG: 0.094			1B, 1B		K		4-3			2	0	1	0	0	1	1
Fred Valentine, S (7, PH) OBP: 0.400, SLG: 0.313										1	0	0	0	0	0	0
George Brunet, R (8, 1)										0	0	0	0	0	0	0
Inning Stats	R: 0 E: 0 K: 0 S: 3 H: 0 LOB: 0 BB: 0 P: 3	R: 0 E: 0 K: 1 S: 5 H: 0 LOB: 1 BB: 1 P: 9	R: 0 E: 0 K: 0 S: 4 H: 2 LOB: 2 BB: 1 P: 8	R: 0 E: 0 K: 0 S: 3 H: 0 LOB: 0 BB: 0 P: 3	R: 0 E: 0 K: 1 S: 6 H: 1 LOB: 1 BB: 0 P: 6	R: 1 E: 0 K: 0 S: 5 H: 2 LOB: 2 BB: 1 P: 9	R: 0 E: 0 K: 0 S: 3 H: 0 LOB: 0 BB: 0 P: 3	R: 0 E: 0 K: 1 S: 4 H: 0 LOB: 0 BB: 1 P: 8	R: 0 E: 0 K: 0 S: 3 H: 0 LOB: 0 BB: 0 P: 3	1B: 4 2B: 1 3B: 0 HR: 0	SF: 0 SAC: 0 DP: 1 HBP: 0						

PITCHER	IP	WLS	BF	H	R	ER	SO	BB	IBB	HBP	BLK	WP	HR	S	P	ERA	WHIP
Mudcat Grant, R (1, 1) ERA: 3.65	9.0	W	34	5	1	1	3	4	0	0	0	0	0	36	52	1.00	1.000

PITCHER	IP	WLS	BF	H	R	ER	SO	BB	IBB	HBP	BLK	WP	HR	S	P	ERA	WHIP

BOTTOM

Cleveland Indians @ Baltimore Orioles

Memorial Stadium, Baltimore, MD

Wed Aug 07 1963, 7:05 PM EDT
Att. 7,080 - Unknown

livebaseballscorecards.com

AB	30
R	1
H	5
RBI	1
BB	4
SO	3
LOB	10

WP: 0	PB: 0	SB: 0	CS: 1
PA: 34			

Batter	1	2	3	4	5	6	7	8	9	AB	R	H	RBI	BB	SO	LOB
Woodie Held, R (1, 4) OBP: 0.355, SLG: 0.461	S S S 0-3 ① K		x 0-0 1-2 1B		S S S 0-3 ②③ K 2-3			S S S 0-3 ① K		4	0	1	0	0	3	2
Larry Brown, R (1, 6) OBP: 0.339, SLG: 0.346	x 0-0 ② 6-3		x 0-0 ② F4			x 0-0 ① F2		x 0-0 ② F7		4	0	0	0	0	0	2
Willie Kirkland, L (1, 8) OBP: 0.308, SLG: 0.390	S S S 0-3 ③ K		x 0-0 ③ 6-3			x 0-0 ② 4-3		S S S 0-3 ③ K		4	0	0	0	0	2	2
Joe Adcock, R (1, 3) OBP: 0.323, SLG: 0.427		x 0-0 G6-4-3 1B		S S S 0-3 ① K		x 0-0 ③ F7			x 0-0 ① F6	4	0	1	0	0	1	0
Joe Azcue, R (1, 2) OBP: 0.297, SLG: 0.441		x 0-0 ①② G6-4-3 1-2f		x 0-0 ② F4			x 0-0 FC4-6 S 1B 1B		x 0-0 5-3 2B 2B	4	2	2	0	0	0	1
Max Alvis, R (1, 5) OBP: 0.316, SLG: 0.433		x 0-0 2B		x 0-0 ③ 5-3			x 0-0 ① F3		x 0-0 ② 5-3 2-3	4	0	1	0	0	0	2
Willie Tasby, R (1, 9) OBP: 0.348, SLG: 0.443		x 0-0 ③ 1-3			x 0-0 CS 1B 1B		x 0-0 FC4-6 1-2 1B		4-0 2B IBB	3	0	2	0	1	0	1
Tito Francona, L (1, 7) OBP: 0.308, SLG: 0.341			x 0-0 ① 4-3		x 0-0 1-2 1B		x 0-0 ② FC4-6 S 1-2f 2-3		x 0-0 ③ 1-H 3-H 2B	4	0	2	1	0	0	2
Dick Donovan, L (1, 1) OBP: 0.143, SLG: 0.163			x 0-0 1B 1B		S S S 0-3 ① K		S S S 0-3 ③ K 1-2 3-H			3	0	1	0	0	2	3
Inning Stats	R: 0 E: 0 K: 2 S: 7 H: 0 LOB: 0 BB: 0 P: 7	R: 0 E: 0 K: 0 S: 4 H: 2 LOB: 1 BB: 0 P: 4	R: 0 E: 0 K: 0 S: 5 H: 2 LOB: 2 BB: 0 P: 5	R: 0 E: 0 K: 1 S: 5 H: 0 LOB: 0 BB: 0 P: 5	R: 0 E: 0 K: 2 S: 8 H: 2 LOB: 2 BB: 0 P: 8	R: 0 E: 0 K: 0 S: 3 H: 0 LOB: 0 BB: 0 P: 3	R: 1 E: 0 K: 1 S: 7 H: 2 LOB: 1 BB: 0 P: 7	R: 0 E: 0 K: 2 S: 7 H: 0 LOB: 0 BB: 0 P: 7	R: 1 E: 0 K: 0 S: 4 H: 2 LOB: 2 BB: 1 P: 8	1B: 7 2B: 4 3B: 0 HR: 0	SF: 0 SAC: 0 DP: 2 HBP: 0						

PITCHER	IP	WLS	BF	H	R	ER	SO	BB	IBB	HBP	BLK	WP	HR	S	P	ERA	WHIP
Steve Barber, L (1, 1) ERA: 2.6	9.0	L	35	10	2	2	8	0	1	0	0	0	0	50	54	2.00	1.111

PITCHER	IP	WLS	BF	H	R	ER	SO	BB	IBB	HBP	BLK	WP	HR	S	P	ERA	WHIP

Cleveland Indians @ Baltimore Orioles

Memorial Stadium, Baltimore, MD

Thu Aug 08 1963, 7:05 PM EDT

Att. 7,738 - Unknown

TOP

livebaseballscorecards.com

AB	34
R	2
H	10
RBI	1
BB	1
SO	8
LOB	15

1B: 7 2B: 4 3B: 0 HR: 0 SF: 0 SAC: 0 DP: 2 HBP: 0

WP: 0 PB: 0 SB: 2 CS: 1 PA: 35

Batter	1	2	3	4	5	6	7	8	9	AB	R	H	RBI	BB	SO	LOB
Luis Aparicio, R (1, 6) OBP: 0.299, SLG: 0.347	FC6-4 1B			6-3		F8			6-3	4	0	1	0	0	0	0
Russ Snyder, L (1, 8) OBP: 0.340, SLG: 0.363	FC6-4 G6-3 1-2f			FC4-6 1B			F6		K	2	0	1	0	0	0	1
Al Smith, R (5, 9) OBP: 0.350, SLG: 0.430										2	0	0	0	0	1	0
Boog Powell, L (1, 7) OBP: 0.314, SLG: 0.455	G6-3 1-2f			FC4-6 1-2f			1-3			3	0	0	0	0	0	2
John Orsino, R (1, 2) OBP: 0.337, SLG: 0.450		K		F4			F5			3	0	0	0	0	1	1
Jim Gentile, L (1, 3) OBP: 0.358, SLG: 0.448		4-3			3-1			K		3	0	0	0	0	1	0
Brooks Robinson, R (1, 5) OBP: 0.315, SLG: 0.370		4-3			6-3			F3		3	0	0	0	0	0	0
Jackie Brandt, R (1, 9) OBP: 0.289, SLG: 0.383 (5, 8)			F4		K			2B		3	0	1	0	0	1	0
Jerry Adair, R (1, 4) OBP: 0.229, SLG: 0.345			F9			F3		F3		3	0	0	0	0	0	1
Steve Barber, L (1, 1) OBP: 0.136, SLG: 0.172			F6			K			1-3	2	0	0	0	0	1	0
Bob Johnson, R (9, PH) OBP: 0.372, SLG: 0.519										1	0	0	0	0	0	0
Inning Stats	R: 0 E: 0 K: 0 S: 3 H: 1 LOB: 0 BB: 0 P: 3	R: 0 E: 0 K: 1 S: 5 H: 0 LOB: 0 BB: 0 P: 5	R: 0 E: 0 K: 0 S: 3 H: 0 LOB: 0 BB: 0 P: 3	R: 0 E: 0 K: 0 S: 4 H: 1 LOB: 1 BB: 0 P: 4	R: 0 E: 0 K: 1 S: 5 H: 0 LOB: 0 BB: 0 P: 5	R: 0 E: 0 K: 1 S: 5 H: 0 LOB: 0 BB: 0 P: 5	R: 0 E: 0 K: 0 S: 3 H: 0 LOB: 0 BB: 0 P: 3	R: 0 E: 0 K: 1 S: 6 H: 1 LOB: 1 BB: 0 P: 6	R: 0 E: 0 K: 1 S: 5 H: 0 LOB: 0 BB: 0 P: 5	1B: 2 2B: 1 3B: 0 HR: 0	SF: 0 SAC: 0 DP: 1 HBP: 0						

PITCHER	IP	WLS	BF	H	R	ER	SO	BB	IBB	HBP	BLK	WP	HR	S	P	ERA	WHIP
Dick Donovan, R (1, 1) ERA: 4.93	9.0	W	29	3	0	0	5	0	0	0	0	0	0	39	39	0.00	0.333

PITCHER	IP	WLS	BF	H	R	ER	SO	BB	IBB	HBP	BLK	WP	HR	S	P	ERA	WHIP

Cleveland Indians @ Baltimore Orioles

Memorial Stadium, Baltimore, MD

Thu Aug 08 1963, 7:05 PM EDT

Att. 7,738 - Unknown

BOTTOM

livebaseballscorecards.com

AB	29
R	0
H	3
RBI	0
BB	0
SO	5
LOB	5

PA: 29

Baltimore Orioles @ Washington Senators

D.C. Stadium, Washington, DC

Fri Aug 09 1963, 7:05 PM EDT

Att. 4,486 - Unknown

livebaseballscorecards.com

TOP

Batter	1	2	3	4	5	6	7	8	9	AB	R	H	RBI	BB	SO	LOB
Luis Aparicio, R (1, 6) OBP: 0.300, SLG: 0.348	F3			6-3		SF9, BB 1-2 2-3 1B		3B 1-2 1B	G6-4-3 1-2f	5	1	2	0	0	0	1
Russ Snyder, L (1, 8) (7, 9) OBP: 0.342, SLG: 0.369	K			4-3		G6-4-3 1-2 2-3 3-H BB		BLK 1-H 2-H 3B		3	1	1	3	1	1	0
Boog Powell, L (1, 3) OBP: 0.314, SLG: 0.452	F7			3-1		SF9 2-3 3-H		5-3 3-H BB		2	0	0	1	1	0	0
John Orsino, R (1, 2) OBP: 0.336, SLG: 0.444		F8			G3, 1B 6-3-5-2-5 HBP	G6-4-3 1-2f		5-3 1-2		3	1	0	0	0	0	3
Al Smith, R (1, 9) OBP: 0.350, SLG: 0.429 Bob Saverine, S (7, 8) OBP: 0.303, SLG: 0.221		5-3			G3 1-2 1B		6-3	K		3 1	0 0	1 0	0 0	0 0	0 1	0 1
Bob Johnson, R (1, 5) OBP: 0.363, SLG: 0.506 Brooks Robinson, R (9, 5) OBP: 0.315, SLG: 0.370	K				G3 1-2 2-3		6-3	6-3		4 0	0 0	0 0	0 0	0 0	1 0	3 0
Jackie Brandt, R (1, 7) OBP: 0.289, SLG: 0.381			3-1		6-3-5-2-5 2-3f 3-H		FC4 1B		E6 1B FC3-6	4	1	1	1	0	0	1
Jerry Adair, R (1, 4) OBP: 0.233, SLG: 0.351			6-3			1B BB 2B	FC4 1-2f		FC3-6 1-3 1B	4	1	2	0	0	0	1
Dave McNally, R (1, 1) Dick Hall, R (7, 1) OBP: 0.429, SLG: 0.619			5-3			BB, 1B SF9 BB		1B 3B 1B	FC3-6 1-2f 3-H G6-4-3	1 2	1 1	0 1	0 1	1 0	0 0	0 1
Inning Stats	R: 0 E: 0 K: 1 S: 5 H: 0 LOB: 0 BB: 0 P: 5	R: 0 E: 0 K: 1 S: 5 H: 0 LOB: 0 BB: 0 P: 5	R: 0 E: 0 K: 0 S: 3 H: 0 LOB: 0 BB: 0 P: 3	R: 0 E: 0 K: 0 S: 3 H: 0 LOB: 0 BB: 0 P: 3	R: 1 E: 0 K: 0 S: 3 H: 1 LOB: 0 BB: 0 P: 4	R: 2 E: 0 K: 0 S: 4 H: 2 LOB: 1 BB: 2 P: 12	R: 0 E: 0 K: 0 S: 4 H: 1 LOB: 1 BB: 0 P: 4	R: 3 E: 0 K: 1 S: 8 H: 3 LOB: 1 BB: 1 P: 12	R: 1 E: 1 K: 0 S: 4 H: 1 LOB: 0 BB: 0 P: 4	1B: 6 2B: 2 3B: 1 HR: 0 SF: 1 SAC: 0 DP: 3 HBP: 1						

	AB	32
	R	7
	H	8
	RBI	6
	BB	3
	SO	3
	LOB	11

		WP: 0	PA: 37
		PB: 0	
		SB: 0	
		CS: 0	

PITCHER		IP	WLS	BF	H	R	ER	SO	BB	IBB	HBP	BLK	WP	HR	S	P	ERA	WHIP
Jim Duckworth, R ERA: 4.69	(1, 1)	5.0	L	20	3	3	3	2	2	0	1	0	0	0	21	30	5.40	1.000
Ed Roebuck, R ERA: 3.79	(6, 1)	4.0		17	5	4	3	1	1	0	0	1	0	0	18	22	6.75	1.500

PITCHER	IP	WLS	BF	H	R	ER	SO	BB	IBB	HBP	BLK	WP	HR	S	P	ERA	WHIP

Batter	1	2	3	4	5	6	7	8	9	AB	R	H	RBI	BB	SO	LOB
Ed Brinkman, R (1, 6) OBP: 0.269, SLG: 0.309	K	F8		F9			F7			3	0	0	0	0	1	3
Don Blasingame, L (7, PH) (8, 4) OBP: 0.321, SLG: 0.298										1	0	0	0	0	0	1
Minnie Minoso, R (1, 7) OBP: 0.319, SLG: 0.311	3B 2B		K		F8		F9			3	1	1	0	0	1	0
Jim King, L (7, PH) (8, 9) OBP: 0.325, SLG: 0.492										1	0	0	0	0	0	1
Chuck Hinton, R (1, 9) (8, 7) OBP: 0.342, SLG: 0.452	2-H 3B		E 1B		L6		FC6-4 1-2f			4	0	2	1	0	0	1
Don Leppert, R (1, 2) OBP: 0.309, SLG: 0.385	K		5-3 1-3		6-3			K		4	0	0	0	0	2	2
Don Lock, R (1, 8) OBP: 0.330, SLG: 0.440	IBB		F2			5-3		5-3		3	0	0	0	1	0	1
Don Zimmer, R (1, 5) OBP: 0.291, SLG: 0.429	F4			F3		5-3		5-3		4	0	0	0	0	0	2
Dick Phillips, L (1, 3) OBP: 0.267, SLG: 0.291		4-3		1B S 1B		BB			F8	3	0	1	0	1	0	0
Chuck Cottier, R (1, 4) (8, 6) OBP: 0.253, SLG: 0.327		F4		1-3 1B		F7			F2	4	0	1	0	0	0	1
Jim Duckworth, R (1, 1) Ed Roebuck, R (6, 1) OBP: 0.375, SLG: 0.375 Bobo Osborne, L (9, PH) OBP: 0.306, SLG: 0.377		HBP		K			FC6-4 1B		K	1	0	0	0	0	1	2
										1	0	1	0	0	0	0
										1	0	0	0	0	1	0
Inning Stats	R: 1 H: 2 E: 0 LOB: 2 K: 2 BB: 1 S: 9 P: 13	R: 0 H: 0 E: 0 LOB: 1 K: 0 BB: 0 S: 3 P: 4	R: 0 H: 1 E: 1 LOB: 1 K: 1 BB: 0 S: 6 P: 6	R: 0 H: 2 E: 0 LOB: 2 K: 1 BB: 0 S: 7 P: 7	R: 0 H: 0 E: 0 LOB: 0 K: 0 BB: 0 S: 3 P: 3	R: 0 H: 0 E: 0 LOB: 1 K: 0 BB: 1 S: 3 P: 7	R: 0 H: 1 E: 0 LOB: 1 K: 0 BB: 0 S: 4 P: 4	R: 0 H: 0 E: 0 LOB: 0 K: 1 BB: 0 S: 5 P: 5	R: 0 H: 0 E: 0 LOB: 0 K: 1 BB: 0 S: 5 P: 5	1B: 4 SF: 0 2B: 1 SAC: 0 3B: 1 DP: 0 HR: 0 HBP: 1						

PITCHER		IP	WLS	BF	H	R	ER	SO	BB	IBB	HBP	BLK	WP	HR	S	P	ERA	WHIP
Dave McNally, L ERA: 4.81	(1, 1)	6.0	W	27	6	1	1	4	1	1	1	0	0	0	32	41	1.50	1.167
Dick Hall, R ERA: 3.83	(7, 1)	3.0	S	9	0	0	0	2	0	0	0	0	0	0	13	13	0.00	0.000

PITCHER	IP	WLS	BF	H	R	ER	SO	BB	IBB	HBP	BLK	WP	HR	S	P	ERA	WHIP

BOTTOM

Baltimore Orioles @ Washington Senators

D.C. Stadium, Washington, DC

Fri Aug 09 1963, 7:05 PM EDT

Att. 4,486 - Unknown

livebaseballscorecards.com

AB	33
R	1
H	6
RBI	1
BB	2
SO	6
LOB	14

Baltimore Orioles @ Washington Senators

D.C. Stadium, Washington, DC

Sat Aug 10 1963, 7:05 PM EDT

Att. 6,408 - Unknown

TOP

livebaseballscorecards.com

Batter	1	2	3	4	5	6	7	8	9	AB	R	H	RBI	BB	SO	LOB
Luis Aparicio, R (1, 6) OBP: 0.297, SLG: 0.344	F8	6-3		6-3		F7			E6 S 1B	5	0	0	0	0	0	3
Russ Snyder, L (1, 8) OBP: 0.336, SLG: 0.363	1-3		1-3	F8		4-3			F3 1-2	5	0	0	0	0	0	4
Boog Powell, L (1, 3) OBP: 0.320, SLG: 0.482	HR		HR		HR		BB G6-4-3		F7	4	3	3	3	1	0	1
John Orsino, R (1, 2) OBP: 0.337, SLG: 0.444	2B 1B 1B		F9		F9		G6-4-3 1-2f		2-H 1B	5	1	2	0	0	0	1
Al Smith, R (1, 9) OBP: 0.352, SLG: 0.431	1-3 1B 2B		BB 1B		5-3		F8			3	1	1	0	1	0	0
Bob Johnson, R (1, 5) OBP: 0.366, SLG: 0.506	WP 2-H 3-H 1B		1-2 1B		F8			F4		4	0	2	2	0	0	0
Jackie Brandt, R (1, 7) OBP: 0.291, SLG: 0.379	4-3 1-2		L8			BB		BB		2	0	0	0	2	0	3
Jerry Adair, R (1, 4) OBP: 0.233, SLG: 0.349		F7		SH3-4 1B		K		F3		4	0	1	0	0	1	2
Robin Roberts, S (1, 1) OBP: 0.238, SLG: 0.242 George Brunet, R (5, 1) Fred Valentine, S (6, PH) OBP: 0.429, SLG: 0.313 Stu Miller, R (6, 1) OBP: 0.364, SLG: 0.455 Brooks Robinson, R (8, PH) OBP: 0.314, SLG: 0.369 Herman Starrette, R (8, 1)		F5		SH3-4 1-2		BB 1-2		5-3		1 0 0 0 0 0 0 0 0 0 0 0 0 0 0 0 0 0 1 0 0 0 0 0 0 0 0 0 1 0 0 0 0 0 1 0 0 0 0 0 0 0						
Inning Stats	R: 3 H: 4 E: 0 LOB: 1 K: 0 BB: 0 S: 7 P: 7	R: 0 H: 0 E: 0 LOB: 0 K: 0 BB: 0 S: 3 P: 3	R: 1 H: 2 E: 0 LOB: 2 K: 0 BB: 1 S: 5 P: 9	R: 0 H: 1 E: 0 LOB: 1 K: 0 BB: 0 S: 4 P: 4	R: 1 H: 1 E: 0 LOB: 0 K: 0 BB: 0 S: 4 P: 4	R: 0 H: 0 E: 0 LOB: 2 K: 1 BB: 2 S: 5 P: 13	R: 0 H: 0 E: 0 LOB: 0 K: 0 BB: 1 S: 2 P: 6	R: 0 H: 0 E: 0 LOB: 1 K: 0 BB: 1 S: 3 P: 7	R: 0 H: 1 E: 1 LOB: 2 K: 0 BB: 0 S: 4 P: 4	1B: 5 SF: 0 2B: 1 SAC: 1 3B: 0 DP: 1 HR: 3 HBP: 0						

	AB	34
	R	5
	H	9
	RBI	5
	BB	5
	SO	1
	LOB	15

WP: 1 PA: 40
PB: 0
SB: 1
CS: 0

PITCHER		IP	WLS	BF	H	R	ER	SO	BB	IBB	HBP	BLK	WP	HR	S	P	ERA	WHIP
Bennie Daniels, R ERA: 4.72	(1, 1)	2.2		15	6	4	4	0	1	0	0	0	1	2	14	18	13.50	2.625
Pete Burnside, L ERA: 4.71	(3, 1)	1.1		5	1	0	0	0	0	0	0	0	0	0	5	5	0.00	0.750
Steve Ridzik, R ERA: 5.51	(5, 1)	4.1	W	18	1	1	1	1	4	0	0	0	0	1	16	32	2.08	1.154
Claude Osteen, L ERA: 3.53	(9, 1)	0.1		1	0	0	0	0	0	0	0	0	0	0	1	1	0.00	0.000
Ron Kline, R ERA: 2.59	(9, 1)	0.1	S	1	1	0	0	0	0	0	0	0	0	0	1	1	0.00	3.000

PITCHER	IP	WLS	BF	H	R	ER	SO	BB	IBB	HBP	BLK	WP	HR	S	P	ERA	WHIP

Batter	1	2	3	4	5	6	7	8	9	AB	R	H	RBI	BB	SO	LOB
Don Blasingame, L (1, 4) OBP: 0.316, SLG: 0.288	x 0-0 E1 2B	x 0-0 ③ G3		x 0-0 ③ F6		x 0-0 ② 5-3		B B B B 4-0 FC1-6 BB		4	1	0	0	1	0	1
Dick Phillips, L (1, 3) OBP: 0.271, SLG: 0.296	x 0-0 E 2-H 2B		x 0-0 ① F8		x 0-0 ① 6-3	B B B B 4-0 WP 1B BB		x 0-0 ① FC1-6 BB 1-2f		4	1	1	1	1	0	1
Chuck Hinton, R (1, 7) OBP: 0.342, SLG: 0.450	x 0-0 E6 BB 2-3		x 0-0 ② F4		x 0-0 ② F7	x 0-0 1B 1-H 1B		B B B B 4-0 1-2 BB		4	0	1	1	1	0	1
Jim King, L (1, 9) OBP: 0.326, SLG: 0.490	S S S 0-3 ① K		x 0-0 ③ 4-3		x 0-0 HR 1B	x 0-0 1B 1-2 1B		x 0-0 ② F8		5	1	2	0	0	1	4
Don Lock, R (1, 8) OBP: 0.331, SLG: 0.456	S S S 0-3 ② K			x 0-0 HR	x 0-0 1-H HR	S S S 0-3 ③ K		x 0-0 ③ F8		5	2	2	3	0	2	6
Don Zimmer, R (1, 5) OBP: 0.301, SLG: 0.433	B B B B 4-0 1-2 BB			x 0-0 ① 5-3	x 0-0 BB 1B		x 0-0 1B			3	0	2	0	1	0	0
Ken Retzer, L (1, 2) OBP: 0.259, SLG: 0.268	x 0-0 ③ F7			x 0-0 2B	B B B B 4-0 1-2 BB		S S S 0-3 ① K			3	1	1	0	1	1	4
Chuck Cottier, R (1, 6) OBP: 0.253, SLG: 0.330		x 0-0 ① G3		x 0-0 2-H 2B	x 0-0 ③ F4		x 0-0 ② F6			4	0	1	1	0	0	3
Bennie Daniels, L (1, 1) OBP: 0.316, SLG: 0.188 Pete Burnside, R (3, 1) OBP: 0.333, SLG: 0.200 Minnie Minoso, R (4, PH) OBP: 0.318, SLG: 0.310 Steve Ridzik, R (5, 1) Claude Osteen, L (9, 1) OBP: 0.188, SLG: 0.152 Ron Kline, R (9, 1) OBP: 0.167, SLG: 0.500		x 0-0 ② 4-3		x 0-0 ② 6-3		x 0-0 ① 6-3	S S S 0-3 ③ K			1 0 0 0 0 0 0 0 0 0 0 0 0 0 1 0 0 0 0 0 1 2 0 0 0 0 1 1 0 0 0 0 0 0 0 0 0 0 0 0 0 0						
Inning Stats	R: 1 H: 1 E: 2 LOB: 3 K: 2 BB: 1 S: 10 P: 14	R: 0 H: 0 E: 0 LOB: 0 K: 0 BB: 0 S: 3 P: 3	R: 0 H: 0 E: 0 LOB: 0 K: 0 BB: 0 S: 3 P: 3	R: 2 H: 3 E: 0 LOB: 1 K: 0 BB: 0 S: 6 P: 6	R: 2 H: 3 E: 0 LOB: 2 K: 0 BB: 1 S: 6 P: 10	R: 1 H: 2 E: 0 LOB: 2 K: 1 BB: 0 S: 7 P: 11	R: 0 H: 1 E: 0 LOB: 1 K: 2 BB: 0 S: 8 P: 8	R: 0 H: 0 E: 0 LOB: 2 K: 0 BB: 2 S: 3 P: 11		1B: 5 SF: 0 2B: 3 SAC: 0 3B: 0 DP: 0 HR: 2 HBP: 0				WP: 1 PA: 41 PB: 0 SB: 0 CS: 0		

PITCHER		IP	WLS	BF	H	R	ER	SO	BB	IBB	HBP	BLK	WP	HR	S	P	ERA	WHIP
Robin Roberts, R ERA: 3.17	(1, 1)	4.2		24	7	5	4	2	1	0	0	0	0	2	27	31	7.71	1.714
George Brunet, L ERA: 6.04	(5, 1)	0.1		2	0	0	0	0	1	0	0	0	0	0	1	5	0.00	3.000
Stu Miller, R ERA: 2.53	(6, 1)	2.0	L	10	3	1	1	3	1	0	0	0	1	0	15	19	4.50	2.000
Herman Starrette, R ERA: 3.21	(8, 1)	1.0		5	0	0	0	0	2	0	0	0	0	0	3	11	0.00	2.000

PITCHER	IP	WLS	BF	H	R	ER	SO	BB	IBB	HBP	BLK	WP	HR	S	P	ERA	WHIP

BOTTOM

Baltimore Orioles @ Washington Senators

D.C. Stadium, Washington, DC

Sat Aug 10 1963, 7:05 PM EDT

Att. 6,408 - Unknown

livebaseballscorecards.com

AB	36
R	6
H	10
RBI	6
BB	5
SO	5
LOB	22

Batter	1	2	3	4	5	6	7	8	9	AB	R	H	RBI	BB	SO	LOB
Luis Aparicio, R (1, 6) OBP: 0.294, SLG: 0.340	F8		5-3			F9		F9	L4	5	0	0	0	0	0	2
Russ Snyder, L (1, 8) (8, 9) OBP: 0.334, SLG: 0.360	F5		F7			S 1B		L3-1	F7	5	0	1	0	0	0	2
Boog Powell, L (1, 3) OBP: 0.321, SLG: 0.483	F9			4-3		F8 1-2		2B 2B	FC6-4 IBB	4	1	1	0	1	0	1
John Orsino, R (1, 2) OBP: 0.342, SLG: 0.450 Bob Saverine, S (8, PR) (8, 8) OBP: 0.301, SLG: 0.219		BBBB G6-3 BB		CS 1B		L3		2-H 2B	FC6-4 1-2f	3 1	0 0	2 0	1 0	1 0	0 0	1 2
Al Smith, R (1, 9) OBP: 0.348, SLG: 0.426 Dick Brown, R (8, 2) OBP: 0.315, SLG: 0.361		F3		SSS K 1-2			F8	L8		4 0	0 0	0 0	0 0	0 0	1 0	3 0
Bob Johnson, R (1, 5) (9, 4) OBP: 0.369, SLG: 0.503		G6-3 1-2f			G6-4-3 E 1B		F9		1B 3B HBP	3	1	1	0	0	0	1
Jackie Brandt, R (1, 7) OBP: 0.296, SLG: 0.381			BBBB HR BB		E6 G6-4-3 1-2		1B 1B		HBP 1-3 3B 1B	3	2	2	0	1	0	1
Jerry Adair, R (1, 4) OBP: 0.236, SLG: 0.349 Brooks Robinson, R (9, PR) (9, 5) OBP: 0.314, SLG: 0.369			F9		G6-4-3 1-2f 2-3		FC5-4 1-3 1B		HBP 1-2 3B HBP	3 0	0 1	1 0	0 0	0 0	0 0	3 0
Milt Pappas, R (1, 1) OBP: 0.138, SLG: 0.161 Stu Miller, R (8, 1) OBP: 0.417, SLG: 0.667			1-H HR		SSS K		FC5-4 1-2f		1-H 2-H 3-H 3B	3 1	1 0	1 1	2 3	0 0	1 0	3 0
Inning Stats	R: 0 E: 0 K: 0 S: 3 H: 0 LOB: 0 BB: 0 P: 3	R: 0 E: 0 K: 0 S: 2 H: 0 LOB: 0 BB: 1 P: 6	R: 2 E: 0 K: 0 S: 4 H: 1 LOB: 0 BB: 1 P: 8	R: 0 E: 0 K: 1 S: 5 H: 1 LOB: 1 BB: 0 P: 5	R: 0 E: 1 K: 1 S: 6 H: 1 LOB: 1 BB: 0 P: 6	R: 0 E: 0 K: 0 S: 4 H: 1 LOB: 1 BB: 0 P: 4	R: 0 E: 0 K: 0 S: 5 H: 2 LOB: 2 BB: 0 P: 5	R: 1 E: 0 K: 0 S: 5 H: 2 LOB: 1 BB: 0 P: 5	R: 3 E: 0 K: 0 S: 5 H: 2 LOB: 2 BB: 1 P: 11	1B: 6 2B: 3 3B: 1 HR: 1	SF: 0 SAC: 0 DP: 3 HBP: 2						

PITCHER		IP	WLS	BF	H	R	ER	SO	BB	IBB	HBP	BLK	WP	HR	S	P	ERA	WHIP
Tom Cheney, R ERA: 2.74	(1, 1)	3.1		12	1	2	2	0	2	0	0	0	0	1	10	18	5.40	0.900
Ed Roebuck, R ERA: 3.67	(4, 1)	1.2		6	2	0	0	2	0	0	0	0	0	0	10	10	0.00	1.200
Pete Burnside, L ERA: 4.5	(6, 1)	2.0		9	3	0	0	0	0	0	0	0	0	0	9	9	0.00	1.500
Ron Kline, R ERA: 3.1	(8, 1)	2.0	L	13	4	4	4	0	0	1	2	0	0	0	10	16	18.00	2.000

PITCHER	IP	WLS	BF	H	R	ER	SO	BB	IBB	HBP	BLK	WP	HR	S	P	ERA	WHIP

TOP

Baltimore Orioles @ Washington Senators

D.C. Stadium, Washington, DC

Sun Aug 11 1963, 3:33 AM EDT

Att. 6,625 - Unknown

livebaseballscorecards.com

AB	35
R	6
H	10
RBI	6
BB	3
SO	2
LOB	19

WP: 0	PA: 40
PB: 0	
SB: 1	
CS: 1	

Batter	1	2	3	4	5	6	7	8	9	AB	R	H	RBI	BB	SO	LOB
Don Blasingame, L (1, 4) OBP: 0.312, SLG: 0.279	4-3		F2		F8		F7		BB	4	0	0	0	1	0	1
Dick Phillips, L (1, 3) OBP: 0.280, SLG: 0.301	WP BB		4-3			FC1-6 1B		SH5-3 1B	3-1	4	0	2	0	1	0	3
Chuck Hinton, R (1, 7) OBP: 0.342, SLG: 0.448	F8			BB WP BB		FC1-6 S 1-2f		SH5-3 1-2		2	1	0	0	1	0	2
Jim King, L (1, 9) OBP: 0.322, SLG: 0.484	3-1 1-2			F3		F9 1-2		F8		4	0	0	0	0	0	4
Don Lock, R (1, 8) OBP: 0.335, SLG: 0.455		K		WP 1-3		BB		BB		1	0	0	0	3	1	0
Don Zimmer, R (1, 5) OBP: 0.294, SLG: 0.423		K		F5 1-2 3-H		F6		4-3		4	0	0	0	0	1	5
Ken Retzer, L (1, 2) OBP: 0.259, SLG: 0.287		F3		F7			HR		4-3	4	1	1	1	0	0	1
Chuck Cottier, R (1, 6) OBP: 0.253, SLG: 0.329			1B		4-3		F7		F4	4	0	1	0	0	0	0
Tom Cheney, R (1, 1) OBP: 0.105, SLG: 0.109			K		K		F8		2B	1	0	0	0	0	1	1
Ed Roebuck, R (4, 1) OBP: 0.375, SLG: 0.375										0	0	0	0	0	0	0
Minnie Minoso, R (5, PH) OBP: 0.317, SLG: 0.309										1	0	0	0	0	1	0
Pete Burnside, R (6, 1) OBP: 0.333, SLG: 0.200										0	0	0	0	0	0	0
Bobo Osborne, L (7, PH) OBP: 0.306, SLG: 0.375										1	0	0	0	0	0	0
Ron Kline, R (8, 1) OBP: 0.167, SLG: 0.500										0	0	0	0	0	0	0
Don Leppert, R (9, PH) OBP: 0.313, SLG: 0.395										1	0	1	0	0	0	0
Claude Osteen, L (9, PR) OBP: 0.188, SLG: 0.152										0	0	0	0	0	0	0
Inning Stats	R: 0 E: 0 K: 0 S: 3 H: 0 LOB: 1 BB: 1 P: 7	R: 0 E: 0 K: 2 S: 7 H: 0 LOB: 0 BB: 0 P: 7	R: 0 E: 0 K: 1 S: 6 H: 1 LOB: 1 BB: 0 P: 6	R: 1 E: 0 K: 0 S: 3 H: 0 LOB: 1 BB: 2 P: 11	R: 0 E: 0 K: 1 S: 5 H: 0 LOB: 0 BB: 0 P: 5	R: 0 E: 0 K: 0 S: 4 H: 1 LOB: 2 BB: 1 P: 8	R: 1 E: 0 K: 0 S: 4 H: 1 LOB: 0 BB: 0 P: 4	R: 0 E: 0 K: 0 S: 4 H: 1 LOB: 2 BB: 1 P: 8	R: 0 E: 0 K: 0 S: 4 H: 1 LOB: 2 BB: 1 P: 8	1B: 3 2B: 1 3B: 0 HR: 1	SF: 0 SAC: 1 DP: 0 HBP: 0						

PITCHER	IP	WLS	BF	H	R	ER	SO	BB	IBB	HBP	BLK	WP	HR	S	P	ERA	WHIP
Milt Pappas, R (1, 1) ERA: 2.59	7.0	W	29	4	2	1	4	4	0	0	0	2	1	33	49	1.29	1.143
Stu Miller, R (8, 1) ERA: 2.46	2.0	S	9	1	0	0	0	2	0	0	0	0	0	7	15	0.00	1.500

PITCHER	IP	WLS	BF	H	R	ER	SO	BB	IBB	HBP	BLK	WP	HR	S	P	ERA	WHIP

BOTTOM

Baltimore Orioles @ Washington Senators

D.C. Stadium, Washington, DC

Sun Aug 11 1963, 3:33 AM EDT

Att. 6,625 - Unknown

livebaseballscorecards.com

AB	31
R	2
H	5
RBI	1
BB	6
SO	4
LOB	17

WP: 2	PA: 38		
PB: 0			
SB: 1			
CS: 0			

Baltimore Orioles @ Minnesota Twins

Metropolitan Stadium, Bloomington , MI

Tue Aug 13 1963, 8:05 PM EDT

Att. 26,513 - Unknown

TOP

livebaseballscorecards.com

Batter	1	2	3	4	5	6	7	8	9	AB	R	H	RBI	BB	SO	LOB
Luis Aparicio, R (1, 6) OBP: 0.293, SLG: 0.339	S S S 0-3 ① K		x 0-0 ② F8	x 0-0 ③ 4-3		x 0-0 ③ 5-3		x 0-0 ③ 3-H 1B		5	0	1	1	0	1	3
Bob Johnson, R (1, 4) OBP: 0.370, SLG: 0.497	x 0-0 ② 1-3		B B B B 4-0 1B 1B BB		x 0-0 ① F3		x 0-0 FC5-4 1B		x 0-0 ① F8	4	1	1	0	1	0	0
Boog Powell, L (1, 3) OBP: 0.322, SLG: 0.490	x 0-0 ③ F8		x 0-0 1B 1-2 1B		x 0-0 ② F9		S S S 0-3 ① K		x 0-0 HR	5	1	2	1	0	1	1
John Orsino, R (1, 2) OBP: 0.347, SLG: 0.464		x 0-0 HR	x 0-0 1-2 2-H 1B		x 0-0 FC6-4 1B		S S S 0-3 ② K		x 0-0 ② 4-3	5	1	3	2	0	1	1
Al Smith, R (1, 9) OBP: 0.344, SLG: 0.420 Bob Saverine, S (7, 8) OBP: 0.306, SLG: 0.226		S S S 0-3 ① K	x 0-0 ③ F6		x 0-0 ③ FC6-4 1-2f		x 0-0 ③ FC5-4 1-2f		x 0-0 WP S 1B	4 1	0 0	0 1	0 0	0 0	1 0	4 0
Brooks Robinson, R (1, 5) OBP: 0.315, SLG: 0.367		x 0-0 ② F7		x 0-0 ① F9		x 0-0 ① 6-3		B B B B 4-0 SH1-3 BB WP BB	4-0 1-3 BB	3	1	0	0	2	0	0
Jackie Brandt, R (1, 8) OBP: 0.298, SLG: 0.380 (7, 9) (8, 7)	x 0-0 1B			x 0-0 E3 1B		S S S 0-3 ② K		B B B B 4-0 WP SH1-3 1-2 1B BB	S S S 0-3 ③ K	4	1	1	0	1	2	2
Joe Gaines, R (1, 7) OBP: 0.386, SLG: 0.486 Russ Snyder, L (8, PH) OBP: 0.334, SLG: 0.360 (8, 9)	S S S 0-3 ③ K			S S S 0-3 ② K		B B B B 4-0 2B BB		x 0-0 ① SH1-3 1-2 2-3		2 0	1 0	0 0	0 0	1 0	2 0	2 0
Steve Barber, L (1, 1) OBP: 0.157, SLG: 0.206			S S S 0-3 ① K	x 0-0 1-3 1B		x 0-0 1-H 2B		S S S 0-3 ② 2-3 3-H K		4	0	2	1	0	2	1
Inning Stats	R: 0 H: 0 E: 0 LOB: 0 K: 1 BB: 0 S: 5 P: 5	R: 1 H: 2 E: 0 LOB: 1 K: 2 BB: 0 S: 9 P: 9	R: 1 H: 2 E: 0 LOB: 2 K: 1 BB: 1 S: 7 P: 11	R: 0 H: 1 E: 1 LOB: 2 K: 1 BB: 0 S: 7 P: 7	R: 0 H: 1 E: 0 LOB: 1 K: 0 BB: 0 S: 4 P: 4	R: 1 H: 1 E: 0 LOB: 1 K: 1 BB: 1 S: 6 P: 10	R: 0 H: 1 E: 0 LOB: 1 K: 2 BB: 0 S: 8 P: 8	R: 2 H: 1 E: 0 LOB: 1 K: 1 BB: 2 S: 5 P: 13	R: 1 H: 2 E: 0 LOB: 2 K: 1 BB: 1 S: 7 P: 11	1B: 8 SF: 0 2B: 1 SAC: 1 3B: 0 DP: 0 HR: 2 HBP: 0						

	AB	37
	R	6
	H	11
	RBI	5
	BB	5
	SO	10
	LOB	14

WP: 2 PA: 43
PB: 0
SB: 1
CS: 0

PITCHER		IP	WLS	BF	H	R	ER	SO	BB	IBB	HBP	BLK	WP	HR	S	P	ERA	WHIP
Dick Stigman, L ERA: 2.79	(1, 1)	7.0	L	32	8	3	3	8	2	0	0	0	0	1	46	54	3.86	1.429
Don Williams, R ERA: 13.5	(8, 1)	0.0		2	0	2	2	0	2	0	0	0	0	0	0	8	∞	∞
Ray Moore, R ERA: 6.9	(8, 1)	2.0		9	3	1	1	2	1	0	0	0	2	1	12	16	4.50	2.000

PITCHER	IP	WLS	BF	H	R	ER	SO	BB	IBB	HBP	BLK	WP	HR	S	P	ERA	WHIP

Batter	1	2	3	4	5	6	7	8	9	AB	R	H	RBI	BB	SO	LOB
Rich Rollins, R (1, 5) OBP: 0.373, SLG: 0.476	0-0 1B FC5-2-5 1B		0-0 F7 ①		0-3 K ②		0-0 E5 2-3			4	0	1	0	0	1	1
Vic Power, R (1, 4) OBP: 0.289, SLG: 0.365	0-0 1B FC5-2-5 1-3 1B		0-0 F3 ②		0-0 F4 ③		0-0 F2 ③			4	0	1	0	0	0	2
Zoilo Versalles, R (1, 6) OBP: 0.310, SLG: 0.433	0-0 FC5-2-5 ① 1B 1-2 3-H		0-3 K ③			0-0 6-3 ①		0-0 F3 ①		4	0	0	0	0	1	2
Harmon Killebrew, R (1, 7) OBP: 0.358, SLG: 0.530	0-0 FC6-4 1-2 2-3 1B			0-0 1-3 ①		0-0 FC5-4 1B		0-0 HR		4	1	3	1	0	0	0
Don Mincher, L (1, 3) OBP: 0.350, SLG: 0.537	0-3 K ②			0-0 1B 1B		0-0 FC5-4 ② 1-2f		4-0 G5-4-3 BB		3	0	1	0	1	1	4
Earl Battey, R (1, 2) OBP: 0.356, SLG: 0.480	0-0 FC6-4 ③ 1-2f			0-0 1B 1-2 1B		0-0 F7 ③		0-0 G5-4-3 ②③ 1-2f		4	0	1	0	0	0	5
Wally Post, R (1, 9) OBP: 0.218, SLG: 0.327		0-3 K ①		0-3 K ②			0-0 L1 ①		0-3 K ①	4	0	0	0	0	3	2
Jimmie Hall, L (1, 8) OBP: 0.327, SLG: 0.489		0-3 K ②		0-0 1-3 ③			0-0 E PB 1B		0-0 F6 ②	4	0	1	0	0	1	2
Dick Stigman, R (1, 1) OBP: 0.200, SLG: 0.113 Johnny Goryl, R (7, PH) OBP: 0.377, SLG: 0.581 Don Williams, R (8, 1) Ray Moore, R (8, 1) Lenny Green, L (9, PH) OBP: 0.300, SLG: 0.317		0-3 K ③			0-0 4-3 ①		0-3 K ② 1-2		0-3 K ③	2 1 0 0 1	0 0 0 0 0	0 0 0 0 0	0 0 0 0 0	0 1 0 0 0	1 1 0 0 1	0 1 0 0 0
Inning Stats	R: 0 E: 0 K: 1 S: 8 H: 3 LOB: 3 BB: 0 P: 8	R: 0 E: 0 K: 3 S: 9 H: 0 LOB: 0 BB: 0 P: 9	R: 0 E: 0 K: 1 S: 5 H: 0 LOB: 0 BB: 0 P: 5	R: 0 E: 0 K: 1 S: 7 H: 2 LOB: 2 BB: 0 P: 7	R: 0 E: 0 K: 1 S: 5 H: 0 LOB: 0 BB: 0 P: 5	R: 0 E: 0 K: 0 S: 4 H: 1 LOB: 1 BB: 0 P: 4	R: 0 E: 1 K: 1 S: 7 H: 1 LOB: 2 BB: 0 P: 7	R: 1 E: 0 K: 0 S: 3 H: 1 LOB: 0 BB: 1 P: 7	R: 0 E: 0 K: 2 S: 7 H: 0 LOB: 0 BB: 0 P: 7	1B: 7 2B: 0 3B: 0 HR: 1	SF: 0 SAC: 0 DP: 1 HBP: 0						

PITCHER		IP	WLS	BF	H	R	ER	SO	BB	IBB	HBP	BLK	WP	HR	S	P	ERA	WHIP
Steve Barber, L ERA: 2.53	(1, 1)	9.0	W	36	8	1	1	10	1	0	0	0	0	1	55	59	1.00	1.000

PITCHER	IP	WLS	BF	H	R	ER	SO	BB	IBB	HBP	BLK	WP	HR	S	P	ERA	WHIP

BOTTOM

Baltimore Orioles @ Minnesota Twins

Metropolitan Stadium, Bloomington , MI

Tue Aug 13 1963, 8:05 PM EDT

Att. 26,513 - Unknown

livebaseballscorecards.com

AB	35
R	1
H	8
RBI	1
BB	1
SO	10
LOB	19

1B: 7	SF: 0	WP: 0	PA: 36
2B: 0	SAC: 0	PB: 1	
3B: 0	DP: 1	SB: 0	
HR: 1	HBP: 0	CS: 0	

Baltimore Orioles @ Minnesota Twins

Metropolitan Stadium, Bloomington , MI

Wed Aug 14 1963, 8:05 PM EDT

Att. 25,014 - Unknown

livebaseballscorecards.com

TOP

Batter	1	2	3	4	5	6	7	8	9	10	11	12	13	AB	R	H	RBI	BB	SO	LOB
Luis Aparicio, R (1, 6) OBP: 0.292, SLG: 0.337	F8		4-3			E4 1B 1-2		F9			SH1-4 1-2		1B	5	0	1	0	0	0	1
Russ Snyder, L (1, 8) OBP: 0.337, SLG: 0.373	HR			CS 1B		1-2 2-3 1B		6-3			F7		F7	6	1	3	1	0	0	2
Boog Powell, L (1, 7) OBP: 0.321, SLG: 0.484	F4			K 1-2		F5			F8		IBB			4	0	0	0	1	1	4
John Orsino, R (1, 2) OBP: 0.341, SLG: 0.456	6-3			5-3		F9			F9		6-3			5	0	0	0	0	0	5
Jim Gentile, L (1, 3) OBP: 0.354, SLG: 0.442		F7			G3		K		F8			G3		5	0	0	0	0	1	0
Bob Johnson, R (1, 4) OBP: 0.366, SLG: 0.486		L3			K		1-3			G5-4-3 BB		F8		4	0	0	0	1	1	0
Brooks Robinson, R (1, 5) OBP: 0.314, SLG: 0.365		5-3			F9		1B			K		F3		5	0	1	0	0	1	1
Jackie Brandt, R (1, 9) OBP: 0.293, SLG: 0.374			4-3			6-3	F7			G5-4-3 1-2f			F9	5	0	0	0	0	0	2
Robin Roberts, S (1, 1) OBP: 0.242, SLG: 0.246			F5			1B E 1B		F3			SH1-4 BB		K	3	0	1	0	0	0	0
Bob Saverine, S (11, PH) OBP: 0.311, SLG: 0.226														0	0	0	0	1	0	0
Stu Miller, R (11, 1) OBP: 0.385, SLG: 0.615														1	0	0	0	0	1	0
Inning Stats	R: 1 E: 0 K: 0 S: 4 H: 1 LOB: 0 BB: 0 P: 4	R: 0 E: 0 K: 0 S: 3 H: 0 LOB: 0 BB: 0 P: 3	R: 0 E: 0 K: 0 S: 3 H: 0 LOB: 0 BB: 0 P: 3	R: 0 E: 0 K: 1 S: 5 H: 1 LOB: 0 BB: 0 P: 5	R: 0 E: 0 K: 1 S: 5 H: 0 LOB: 0 BB: 0 P: 5	R: 0 E: 1 K: 0 S: 6 H: 2 LOB: 3 BB: 0 P: 6	R: 0 E: 0 K: 1 S: 6 H: 1 LOB: 1 BB: 0 P: 6	R: 0 E: 0 K: 0 S: 3 H: 0 LOB: 0 BB: 0 P: 3	R: 0 E: 0 K: 0 S: 3 H: 0 LOB: 0 BB: 0 P: 3	R: 0 E: 0 K: 1 S: 4 H: 0 LOB: 0 BB: 1 P: 8	R: 0 E: 0 K: 0 S: 3 H: 0 LOB: 2 BB: 2 P: 11	R: 0 E: 0 K: 0 S: 3 H: 0 LOB: 0 BB: 0 P: 3	R: 0 E: 0 K: 1 S: 6 H: 1 LOB: 1 BB: 0 P: 6	1B: 5 2B: 1 3B: 0 HR: 1	SF: 0 SAC: 1 DP: 2 HBP: 0				

	AB	43
	R	1
	H	6
	RBI	1
	BB	3
	SO	5
	LOB	15

WP: 0 PB: 0 SB: 0 CS: 1 PA: 47

PITCHER		IP	WLS	BF	H	R	ER	SO	BB	IBB	HBP	BLK	WP	HR	S	P	ERA	WHIP
Jim Perry, R ERA: 3.28	(1, 1)	7.0		26	5	1	1	3	0	0	0	0	0	1	32	32	1.29	0.714
Garry Roggenburk, L ERA: 2.13	(8, 1)	2.0		6	0	0	0	0	0	0	0	0	0	0	6	6	0.00	0.000
Bill Dailey, R ERA: 1.76	(10, 1)	4.0	W	15	1	0	0	2	2	1	0	0	0	0	16	28	0.00	0.750

PITCHER	IP	WLS	BF	H	R	ER	SO	BB	IBB	HBP	BLK	WP	HR	S	P	ERA	WHIP

BOTTOM

Baltimore Orioles @ Minnesota Twins

Metropolitan Stadium, Bloomington , MI

Wed Aug 14 1963, 8:05 PM EDT

Att. 25,014 - Unknown

livebaseballscorecards.com

Batter	1	2	3	4	5	6	7	8	9	10	11	12	13	AB	R	H	RBI	BB	SO	LOB
Rich Rollins, R OBP: 0.368, SLG: 0.469 (1, 5)	F9		L9			F9	F7			6-3			K	6	0	0	0	0	1	3
Vic Power, R OBP: 0.287, SLG: 0.364 (1, 4) (9, 3)	F8		6-3			F6		F6		F7			1B 2B	6	1	1	0	0	0	0
Don Mincher, L OBP: 0.348, SLG: 0.525 (1, 3)	4-3			4-3		F5		BB 5-3		F6			2-H 1B	3	0	0	0	1	0	0
Bernie Allen, L OBP: 0.272, SLG: 0.300 (8, PR) (9, 4)														2	0	1	1	0	0	0
Harmon Killebrew, R OBP: 0.356, SLG: 0.534 (1, 7)		F7		F8			HR	5-3 1-2			K			5	1	1	1	0	1	1
Jimmie Hall, L OBP: 0.333, SLG: 0.495 (1, 8)		1B 1B		1B			BB 2B	IBB			F4			4	0	3	0	1	0	0
Bob Allison, R OBP: 0.382, SLG: 0.521 (1, 9)		F4		F2			F2	F6			5-3			5	0	0	0	0	0	5
Earl Battey, R OBP: 0.357, SLG: 0.478 (1, 2)		1-3 1B				F6	BB IBB			5-3			6-3	4	0	1	0	1	0	0
Zoilo Versalles, R OBP: 0.307, SLG: 0.429 (1, 6)		L8				F8	F9			F3			F8	5	0	0	0	0	0	4
Jim Perry, S OBP: 0.309, SLG: 0.265 (1, 1)			3-1			4-3	1-2 2-3 BB			F7			F8	2	0	0	0	0	0	0
Lenny Green, L OBP: 0.302, SLG: 0.317 (7, PH)														0	0	0	0	1	0	0
Garry Roggenburk, R OBP: 0.143, SLG: 0.143 (8, 1)														0	0	0	0	0	0	0
Vic Wertz, L OBP: 0.224, SLG: 0.256 (9, PH)														1	0	0	0	0	0	0
Bill Dailey, R OBP: 0.250, SLG: 0.368 (10, 1)														1	0	0	0	0	0	0
Inning Stats	R: 0 E: 0 K: 0 S: 3 H: 0 LOB: 0 BB: 0 P: 3	R: 0 E: 0 K: 0 S: 5 H: 2 LOB: 2 BB: 0 P: 5	R: 0 E: 0 K: 0 S: 3 H: 0 LOB: 0 BB: 0 P: 3	R: 0 E: 0 K: 0 S: 4 H: 1 LOB: 1 BB: 0 P: 4		R: 0 E: 0 K: 0 S: 3 H: 0 LOB: 0 BB: 0 P: 3	R: 1 E: 0 K: 0 S: 5 H: 2 LOB: 3 BB: 2 P: 13	R: 0 E: 0 K: 0 S: 3 H: 0 LOB: 2 BB: 2 P: 11	R: 0 E: 0 K: 0 S: 3 H: 0 LOB: 0 BB: 0 P: 3		R: 0 E: 0 K: 0 S: 3 H: 0 LOB: 0 BB: 0 P: 3	R: 0 E: 0 K: 1 S: 5 H: 0 LOB: 0 BB: 0 P: 5	R: 0 E: 0 K: 0 S: 3 H: 0 LOB: 0 BB: 0 P: 3	R: 1 E: 0 K: 1 S: 5 H: 2 LOB: 1 BB: 0 P: 5							

	AB	44
	R	2
	H	7
	RBI	2
	BB	4
	SO	2
	LOB	13

	1B: 4	SF: 0	WP: 0	PA: 48
	2B: 2	SAC: 0	PB: 0	
	3B: 0	DP: 0	SB: 0	
	HR: 1	HBP: 0	CS: 0	

PITCHER		IP	WLS	BF	H	R	ER	SO	BB	IBB	HBP	BLK	WP	HR	S	P	ERA	WHIP
Robin Roberts, R ERA: 3.06	(1, 1)	10.0		39	5	1	1	0	2	2	0	0	0	1	35	51	0.90	0.700
Stu Miller, R ERA: 2.5	(11, 1)	2.1	L	9	2	1	1	2	0	0	0	0	0	0	13	13	3.86	0.857

PITCHER	IP	WLS	BF	H	R	ER	SO	BB	IBB	HBP	BLK	WP	HR	S	P	ERA	WHIP

Baltimore Orioles @ Minnesota Twins

Metropolitan Stadium, Bloomington , MI

Thu Aug 15 1963, 8:05 PM EDT

Att. 22,537 - Unknown

TOP

livebaseballscorecards.com

Batter	1	2	3	4	5	6	7	8	9	AB	R	H	RBI	BB	SO	LOB
Luis Aparicio, R (1, 6) OBP: 0.292, SLG: 0.336	F8		SH5-4 1-2 2-3		6-3 1B		F5		6-3	4	0	1	0	0	0	0
Russ Snyder, L (1, 8) OBP: 0.335, SLG: 0.368	K		E3 3-H		6-3 1-2		E3 1B		1B 1B BB	4	1	0	1	1	1	2
Boog Powell, L (1, 7) OBP: 0.324, SLG: 0.485	3-1		K		BB		1-3 1B		1B E 1-3 1B	4	1	2	0	1	1	2
John Orsino, R (1, 2) OBP: 0.340, SLG: 0.456 Herman Starrette, R (8, 1) Bob Johnson, R (9, PH) OBP: 0.369, SLG: 0.489		FC5 2B	K		F4		K		E4 1-H 3-H 1B	4 0 1	0 0 0	1 0 1	0 0 1	0 0 1	2 0 0	6 0 0
Jim Gentile, L (1, 3) OBP: 0.353, SLG: 0.440		F6		F2		3-1		1B		4	0	1	0	0	0	1
Brooks Robinson, R (1, 5) OBP: 0.311, SLG: 0.361		5-3		K		F6		K		4	0	0	0	0	2	2
Jackie Brandt, R (1, 9) OBP: 0.296, SLG: 0.376		FC5 2-3		1B		1B		F8		4	0	2	0	0	0	2
Jerry Adair, R (1, 4) OBP: 0.236, SLG: 0.348			SH5-4 SH E 1B	K		F9		L3		4	1	1	0	0	1	3
Milt Pappas, R (1, 1) OBP: 0.136, SLG: 0.161 Dick Hall, R (3, 1) OBP: 0.429, SLG: 0.619 Joe Gaines, R (5, PH) OBP: 0.383, SLG: 0.482 George Brunet, R (5, 1) Fred Valentine, S (7, PH) OBP: 0.409, SLG: 0.294 Wes Stock, R (7, 1) Dick Brown, R (8, 2) OBP: 0.313, SLG: 0.358			SH SH5-4 1-2		K		F4		K	0 0 1 0 1 0 0 1	0 0 0 0 0 0 0 0	0 0 0 0 0 0 0 0	0 0 0 0 0 0 0 0	0 0 0 0 0 0 0 0	0 0 1 0 0 0 0 1	0 0 0 0 0 0 0 0
Inning Stats	R: 0 E: 0 K: 1 S: 5 H: 0 LOB: 0 BB: 0 P: 5	R: 0 E: 0 K: 0 S: 4 H: 1 LOB: 1 BB: 0 P: 4	R: 1 E: 2 K: 2 S: 10 H: 1 LOB: 2 BB: 0 P: 10	R: 0 E: 0 K: 2 S: 8 H: 1 LOB: 1 BB: 0 P: 8	R: 0 E: 0 K: 1 S: 6 H: 1 LOB: 2 BB: 1 P: 10	R: 0 E: 0 K: 0 S: 4 H: 1 LOB: 1 BB: 0 P: 4	R: 0 E: 1 K: 1 S: 7 H: 1 LOB: 2 BB: 0 P: 7	R: 0 E: 0 K: 1 S: 6 H: 1 LOB: 1 BB: 0 P: 6	R: 2 E: 1 K: 1 S: 6 H: 2 LOB: 1 BB: 1 P: 10	1B: 8 2B: 1 3B: 0 HR: 0 SF: 0 SAC: 2 DP: 0 HBP: 0						

	AB	36
	R	3
	H	9
	RBI	2
	BB	2
	SO	9
	LOB	18

WP: 0 PB: 0 SB: 0 CS: 0 PA: 40

PITCHER	IP	W	L	S	BF	H	R	ER	SO	BB	IBB	HBP	BLK	WP	HR	ERA	WHIP
Lee Stange, R (1, 1) ERA: 2.91	9.0	W			40	9	3	1	9	2	0	0	0	0	0	1.00	1.222

PITCHER	IP	W	L	S	BF	H	R	ER	SO	BB	IBB	HBP	BLK	WP	HR	ERA	WHIP

Baltimore Orioles @ Minnesota Twins

Metropolitan Stadium, Bloomington , MI

Thu Aug 15 1963, 8:05 PM EDT

Att. 22,537 - Unknown

BOTTOM

Batter	1	2	3	4	5	6	7	8	9	AB	R	H	RBI	BB	SO	LOB
Rich Rollins, R (1, 5) OBP: 0.367, SLG: 0.466	L6		F8	6-3		2B 1B 1B 1-2	2B 1B 1-H	K		6	2	2	1	0	1	4
Vic Power, R (1, 4) OBP: 0.293, SLG: 0.374	1B		1B SF9 1B 1-3	F5		1B 2B 1-3 2-H	HR 2B 2-H			5	3	4	2	0	0	0
Bernie Allen, L (8, 4) OBP: 0.272, SLG: 0.300										0	0	0	0	0	0	0
Jimmie Hall, L (1, 8) OBP: 0.337, SLG: 0.506	F7		WP WP 1B 1B 1-3 3-H		6-3	BB 1B 2-H 3-H	HR 2-H			5	2	3	5	0	0	1
(8, 7)																
Harmon Killebrew, R (1, 7) OBP: 0.354, SLG: 0.530	F4		SF9 1-2 3-H		E5 FC4-6	BB 1-2	F8			3	0	0	1	1	0	1
Jerry Zimmerman, R (8, 2) OBP: 0.194, SLG: 0.194										0	0	0	0	0	0	0
Don Mincher, L (1, 3) OBP: 0.355, SLG: 0.552		HR	1B 1B BB 2-3		FC4-6 1-2f	K		1B 2B		4	2	2	1	1	1	3
Bob Allison, R (1, 9) OBP: 0.384, SLG: 0.529	F7		1B 1B 1-3 3-H		K	HR		BB 1B 2-3		5	1	3	2	0	1	1
Earl Battey, R (1, 2) OBP: 0.358, SLG: 0.478	5-3		1-2 3-H 1B			1B 2B 1B	F9	BB 1-2		4	1	2	1	0	0	0
Lenny Green, L (8, 8) OBP: 0.305, SLG: 0.317										0	0	0	0	1	0	0
Zoilo Versalles, R (1, 6) OBP: 0.304, SLG: 0.424	F9		K			F8	K S 1B	K		5	1	0	0	0	3	6
Lee Stange, R (1, 1) OBP: 0.219, SLG: 0.074			1B 1B BB	F9		P3	K	K		4	1	0	0	1	2	5
Inning Stats	R: 0 E: 0 K: 0 S: 4 H: 1 LOB: 1 BB: 0 P: 4	R: 1 E: 0 K: 0 S: 4 H: 1 LOB: 0 BB: 0 P: 4	R: 4 E: 0 K: 1 S: 9 H: 4 LOB: 2 BB: 2 P: 17	R: 0 E: 0 K: 0 S: 3 H: 0 LOB: 0 BB: 0 P: 3	R: 0 E: 1 K: 1 S: 6 H: 0 LOB: 1 BB: 0 P: 6	R: 3 E: 0 K: 1 S: 9 H: 4 LOB: 2 BB: 1 P: 13	R: 5 E: 0 K: 2 S: 12 H: 4 LOB: 0 BB: 0 P: 12	R: 0 E: 0 K: 3 S: 11 H: 2 LOB: 3 BB: 1 P: 15		1B: 10 2B: 3 3B: 0 HR: 3	SF: 1 SAC: 0 DP: 0 HBP: 0						

livebaseballscorecards.com

AB	41
R	13
H	16
RBI	13
BB	4
SO	8
LOB	21

PITCHER		IP	WLS	BF	H	R	ER	SO	BB	IBB	HBP	BLK	WP	HR	S	P	ERA	WHIP
Milt Pappas, R ERA: 2.81	(1, 1)	2.2	L	16	6	5	5	0	2	0	0	0	2	1	14	22	16.88	3.000
Dick Hall, R ERA: 3.76	(3, 1)	1.1		4	0	0	0	1	0	0	0	0	0	0	6	6	0.00	0.000
George Brunet, L ERA: 6.66	(5, 1)	2.0		12	4	3	3	2	1	0	0	0	0	0	15	19	13.50	2.500
Wes Stock, R ERA: 3.6	(7, 1)	1.0		8	4	5	1	2	0	0	0	0	0	2	12	12	9.00	4.000
Herman Starrette, R ERA: 3.0	(8, 1)	1.0		6	2	0	0	3	1	0	0	0	0	0	11	15	0.00	3.000

PITCHER	IP	WLS	BF	H	R	ER	SO	BB	IBB	HBP	BLK	WP	HR	S	P	ERA	WHIP

Baltimore Orioles @ Kansas City Athletics

Municipal Stadium, Kansas City, MO

Fri Aug 16 1963, 8:05 PM EDT
Att. 9,004 - Unknown

livebaseballscorecards.com

Batter	1	2	3	4	5	6	7	8	9	AB	R	H	RBI	BB	SO	LOB
Luis Aparicio, R (1, 6) OBP: 0.293, SLG: 0.339	F8	F9		1-3 2-H 2B		E S 1B			6-3	5	0	2	1	0	0	2
Russ Snyder, L (1, 8) (9, 7) OBP: 0.336, SLG: 0.369	S 1B		K	4-3		6-3 1-3			G3-6-1 1B	5	0	2	0	0	1	3
Boog Powell, L (1, 7) OBP: 0.323, SLG: 0.481	K 1-2		6-3		F6		G4-6-3 1B		G3-6-1 1-2f	5	0	1	0	0	1	2
Bob Saverine, S (9, 8) OBP: 0.311, SLG: 0.226										0	0	0	0	0	0	0
Jim Gentile, L (1, 3) OBP: 0.352, SLG: 0.446	F2		K		HR		G4-6-3 1-2f			4	1	1	1	0	1	2
Jackie Brandt, R (1, 9) OBP: 0.295, SLG: 0.374		K		2B 1B	K2-3		F9			4	1	1	0	0	2	0
Brooks Robinson, R (1, 5) OBP: 0.315, SLG: 0.369		1B 2B		1-H 2B 2B	1B			3-1		4	2	3	1	0	0	0
Dick Brown, R (1, 2) OBP: 0.311, SLG: 0.355		L4		K	K			1B		4	0	1	0	0	2	3
Jerry Adair, R (1, 4) OBP: 0.237, SLG: 0.347		BB 2-H 1B		L7		F7		F8		4	0	1	1	0	0	2
Dave McNally, R (1, 1)		1-2 BB		2B BB		F8		F6		1	0	0	0	2	0	0
Stu Miller, R (6, 1) OBP: 0.357, SLG: 0.571										1	0	0	0	0	0	1

Inning Stats	1	2	3	4	5	6	7	8	9		
	R: 0 H: 1 E: 0 LOB: 1 K: 1 BB: 0 S: 6 P: 6	R: 1 H: 2 E: 0 LOB: 2 K: 1 BB: 1 S: 7 P: 11	R: 0 H: 0 E: 0 LOB: 0 K: 2 BB: 0 S: 7 P: 7	R: 2 H: 3 E: 0 LOB: 2 K: 1 BB: 1 S: 8 P: 12	R: 1 H: 2 E: 0 LOB: 1 K: 2 BB: 0 S: 9 P: 9	R: 0 H: 1 E: 0 LOB: 1 K: 0 BB: 0 S: 4 P: 4	R: 0 H: 1 E: 0 LOB: 0 K: 0 BB: 0 S: 3 P: 3	R: 0 H: 1 E: 0 LOB: 1 K: 0 BB: 0 S: 4 P: 4	R: 0 H: 1 E: 0 LOB: 0 K: 0 BB: 0 S: 3 P: 3	1B: 8 SF: 0 2B: 3 SAC: 0 3B: 0 DP: 2 HR: 1 HBP: 0	WP: 0 PA: 39 PB: 0 SB: 2 CS: 0

PITCHER		IP	WLS	BF	H	R	ER	SO	BB	IBB	HBP	BLK	WP	HR	S	P	ERA	WHIP
Orlando Pena, R ERA: 3.69	(1, 1)	6.0	L	29	9	4	4	7	2	0	0	0	0	1	41	49	6.00	1.833
Ted Bowsfield, L ERA: 4.73	(7, 1)	3.0		10	3	0	0	0	0	0	0	0	0	0	10	10	0.00	1.000

PITCHER	IP	WLS	BF	H	R	ER	SO	BB	IBB	HBP	BLK	WP	HR	S	P	ERA	WHIP

Batter	1	2	3	4	5	6	7	8	9	AB	R	H	RBI	BB	SO	LOB
Gino Cimoli, R (1, 9) OBP: 0.322, SLG: 0.383	G6-4-3 1B 1B		BBBB 4-0 FC5-4 BB		4-3	F9			BBBB 4-0 FC4-6 BB	3	0	1	0	2	0	1
Wayne Causey, L (1, 6) OBP: 0.348, SLG: 0.421	0-0 G6-4-3 1-2 1B		0-0 ① FC5-4 1B 1-2f 1B		0-0 ② 6-3		0-0 ① F9		0-0 ② FC4-6 1-2f	5	1	1	0	0	0	2
Manny Jimenez, L (1, 7) OBP: 0.350, SLG: 0.313 Ken Harrelson, R (5, PR) OBP: 0.306, SLG: 0.388 (6, 7)	0-0 ①② G6-4-3 1-2f 2-3		0-0 1B 1-2 1B		H 1-0 HBP		SSS 0-3 ② K		SSS 0-3 ③ K	2 2	0 0	1 0	0 0	0 0	0 2	2 1
Norm Siebern, L (1, 3) OBP: 0.363, SLG: 0.418	0-0 ③ G3		0-0 ② FC6-4 1-3 2-H 1B		0-0 ③ L9		0-0 ③ L3			4	0	1	1	0	0	2
Doc Edwards, R (1, 2) OBP: 0.271, SLG: 0.333		SSS 0-3 ① K	0-0 ③ FC6-4 1-2f			0-0 1B 2B 1B		0-0 ① 5-3		4	1	1	0	0	1	1
Jerry Lumpe, L (1, 4) OBP: 0.324, SLG: 0.362		BBBB 4-0 BB BB		0-0 1B		0-0 2B SF7 1-2 1B		BBBB 4-0 BB BB		2	1	2	0	2	0	0
Bobby Del Greco, R (1, 8) OBP: 0.298, SLG: 0.311	0-0 ② F4		0-0 ① F9		0-0 ① F4			BBBB 4-0 G4-6-3 1-2 BB		3	0	0	0	1	0	4
Sammy Esposito, R (1, 5) OBP: 0.250, SLG: 0.208		BBBB 4-0 1-2 BB		0-0 ② F8		0-0 1-3 2-H 2B		0-0 ②③ G4-6-3 1-2f		3	0	1	1	1	0	3
Orlando Pena, R (1, 1) OBP: 0.240, SLG: 0.222 Chuck Essegian, R (6, PH) OBP: 0.278, SLG: 0.333 Charlie Lau, L (6, PH) OBP: 0.331, SLG: 0.381 Ted Bowsfield, R (7, 1) OBP: 0.182, SLG: 0.105 Jose Tartabull, L (9, PH) OBP: 0.262, SLG: 0.292	0-0 ③ F7		SSS 0-3 ③ K		0-0 ② SF7 3-H				0-0 ① 6-3	2 0 0 0 1	0 0 0 0 0	0 0 0 0 0	0 0 1 0 0	0 0 0 0 0	1 0 0 0 0	3 0 0 0 0
Inning Stats	R: 0 E: 0 K: 0 S: 4 H: 2 LOB: 1 BB: 0 P: 4	R: 0 E: 0 K: 1 S: 5 H: 0 LOB: 2 BB: 2 P: 13	R: 1 E: 0 K: 0 S: 4 H: 2 LOB: 1 BB: 1 P: 8	R: 0 E: 0 K: 1 S: 6 H: 1 LOB: 1 BB: 0 P: 6	R: 0 E: 0 K: 0 S: 3 H: 0 LOB: 1 BB: 0 P: 4	R: 2 E: 0 K: 0 S: 6 H: 3 LOB: 1 BB: 0 P: 6	R: 0 E: 0 K: 1 S: 5 H: 0 LOB: 0 BB: 0 P: 5	R: 0 E: 0 K: 0 S: 2 H: 0 LOB: 1 BB: 2 P: 10	R: 0 E: 0 K: 1 S: 5 H: 0 LOB: 1 BB: 1 P: 9	1B: 7 2B: 1 3B: 0 HR: 0	SF: 1 SAC: 0 DP: 2 HBP: 1						

PITCHER	IP	WLS	BF	H	R	ER	SO	BB	IBB	HBP	BLK	WP	HR	S	P	ERA	WHIP
Dave McNally, L (1, 1) ERA: 4.83	5.1	W	26	8	3	3	2	3	0	1	0	0	0	26	39	5.06	2.062
Stu Miller, R (6, 1) ERA: 2.4	3.2	S	13	0	0	0	2	3	0	0	0	0	0	14	26	0.00	0.818

PITCHER	IP	WLS	BF	H	R	ER	SO	BB	IBB	HBP	BLK	WP	HR	S	P	ERA	WHIP

BOTTOM

Baltimore Orioles @ Kansas City Athletics

Municipal Stadium, Kansas City, MO

Fri Aug 16 1963, 8:05 PM EDT

Att. 9,004 - Unknown

livebaseballscorecards.com

AB	31
R	3
H	8
RBI	3
BB	6
SO	4
LOB	19

Baltimore Orioles @ Kansas City Athletics

Municipal Stadium, Kansas City, MO

Sat Aug 17 1963, 8:05 PM EDT

Att. 9,867 - Unknown

TOP

livebaseballscorecards.com

Batter	1	2	3	4	5	6	7	8	9	AB	R	H	RBI	BB	SO	LOB
Luis Aparicio, R (1, 6) OBP: 0.290, SLG: 0.335	6-3		K		E6 SH1-3 S 1B	F8			4-3	5	1	0	0	0	1	2
Russ Snyder, L (1, 8) (7, 7) OBP: 0.335, SLG: 0.367	K		1B HR 1B 1-2		SH1-3 1-3		F8		4-3	4	1	1	0	0	1	0
Boog Powell, L (1, 7) OBP: 0.327, SLG: 0.486	2B		HR 1B 1-3 2-H		2B 1B 3-H		F4			4	2	3	2	0	0	0
Bob Saverine, S (7, 8) OBP: 0.311, SLG: 0.226										0	0	0	0	0	0	0
Jim Gentile, L (1, 3) OBP: 0.349, SLG: 0.442	F8		K		F5		F2			4	0	0	0	0	1	4
Jackie Brandt, R (1, 9) OBP: 0.300, SLG: 0.390		S 1B	HR 1-H 3-H		2B 1-H			6-3		4	1	3	4	0	0	0
Brooks Robinson, R (1, 5) OBP: 0.313, SLG: 0.366		5-3 1-2	F8		4-3			5-3		4	0	0	0	0	0	2
Dick Brown, R (1, 2) OBP: 0.303, SLG: 0.345		F5		5-3	K			E5		4	0	0	0	0	1	1
Jerry Adair, R (1, 4) OBP: 0.237, SLG: 0.346		4-3		F6	FC3-6 1B			1-3		4	0	1	0	0	0	2
Steve Barber, L (1, 1) OBP: 0.164, SLG: 0.211			1B 1B 1B	G3	FC3-6 1-2f					3	1	1	0	0	0	1
Fred Valentine, S (9, PH) OBP: 0.435, SLG: 0.333									1B	1	0	1	0	0	0	0
Dick Hall, R (9, 1) OBP: 0.429, SLG: 0.619										0	0	0	0	0	0	0
Inning Stats	R: 0 E: 0 K: 1 S: 6 H: 1 LOB: 1 BB: 0 P: 6	R: 0 E: 0 K: 0 S: 4 H: 1 LOB: 1 BB: 0 P: 4	R: 4 E: 0 K: 2 S: 11 H: 4 LOB: 0 BB: 0 P: 11	R: 0 E: 0 K: 0 S: 3 H: 0 LOB: 0 BB: 0 P: 3	R: 2 E: 1 K: 0 S: 6 H: 2 LOB: 1 BB: 0 P: 6	R: 0 E: 0 K: 1 S: 6 H: 1 LOB: 1 BB: 0 P: 6	R: 0 E: 0 K: 0 S: 3 H: 0 LOB: 0 BB: 0 P: 3	R: 0 E: 1 K: 0 S: 4 H: 0 LOB: 1 BB: 0 P: 4	R: 0 E: 0 K: 0 S: 3 H: 1 LOB: 0 BB: 0 P: 3	1B: 7 2B: 2 3B: 0 HR: 1 SF: 0 SAC: 1 DP: 0 HBP: 0	WP: 0 PB: 0 SB: 2 CS: 0 PA: 38					

	AB	37
	R	6
	H	10
	RBI	6
	BB	0
	SO	4
	LOB	12

PITCHER		IP	WLS	BF	H	R	ER	SO	BB	IBB	HBP	BLK	WP	HR	S	P	ERA	WHIP
Ed Rakow, R ERA: 3.99	(1, 1)	4.0	L	18	6	4	4	3	0	0	0	0	0	1	24	24	9.00	1.500
Bill Fischer, R ERA: 3.24	(5, 1)	2.0		10	3	2	0	1	0	0	0	0	0	0	12	12	0.00	1.500
Tom Sturdivant, R ERA: 4.79	(7, 1)	2.0		7	0	0	0	0	0	0	0	0	0	0	7	7	0.00	0.000
John Wyatt, R ERA: 2.54	(9, 1)	1.0		3	1	0	0	0	0	0	0	0	0	0	3	3	0.00	1.000

PITCHER		IP	WLS	BF	H	R	ER	SO	BB	IBB	HBP	BLK	WP	HR	S	P	ERA	WHIP

Batter	1	2	3	4	5	6	7	8	9	AB	R	H	RBI	BB	SO	LOB
Gino Cimoli, R (1, 9) OBP: 0.323, SLG: 0.381	4-3		1B	3-1		6-3		BB		4	0	1	0	1	0	4
Wayne Causey, L (1, 6) OBP: 0.346, SLG: 0.419	K		F6		1B		F4	4-3		5	0	1	0	0	1	4
Ed Charles, R (1, 5) OBP: 0.346, SLG: 0.394	K		5-3		1B		5-3		K	5	0	1	0	0	2	1
Norm Siebern, L (1, 3) OBP: 0.361, SLG: 0.415		4-3		3-1	K		1B		F5	5	0	1	0	0	1	2
Doc Edwards, R (1, 2) OBP: 0.270, SLG: 0.330		4-3		2B 1B	L8		F9		F7	5	1	1	0	0	0	3
Jerry Lumpe, L (1, 4) OBP: 0.323, SLG: 0.359		1B BB		F6	K			F8		3	0	0	0	1	1	3
Ken Harrelson, R (1, 7) OBP: 0.310, SLG: 0.396		1-2 1B		1B 1-3 2B		5-3		6-3		4	0	2	0	0	0	0
Bobby Del Greco, R (1, 8) OBP: 0.297, SLG: 0.310		F9		BB 2-3 3-H 1B		5-3		E5 BB		4	0	1	1	0	0	2
Ed Rakow, S (1, 1) OBP: 0.173, SLG: 0.125			5-3							1	0	0	0	0	0	0
Chuck Essegian, R (4, PH) OBP: 0.267, SLG: 0.333										0	0	0	0	1	0	0
Bill Fischer, R (5, 1) OBP: 0.333, SLG: 0.091										0	0	0	0	0	0	0
Tony La Russa, R (6, PH) OBP: 0.333, SLG: 1.000										1	0	1	0	0	0	0
Tom Sturdivant, L (7, 1)										0	0	0	0	0	0	0
Manny Jimenez, L (8, PH) OBP: 0.358, SLG: 0.313										0	0	0	0	1	0	0
Jose Tartabull, L (8, PR) OBP: 0.262, SLG: 0.292										0	0	0	0	0	0	0
John Wyatt, R (9, 1)						3B		BB		0	0	0	0	0	0	0
Inning Stats	R: 0 E: 0 K: 2 S: 7 H: 0 LOB: 0 BB: 0 P: 7	R: 0 E: 0 K: 0 S: 4 H: 1 LOB: 2 BB: 1 P: 8	R: 0 E: 0 K: 0 S: 4 H: 1 LOB: 1 BB: 0 P: 4	R: 1 E: 0 K: 0 S: 6 H: 3 LOB: 3 BB: 1 P: 10	R: 0 E: 0 K: 2 S: 9 H: 2 LOB: 2 BB: 0 P: 9	R: 0 E: 0 K: 0 S: 4 H: 1 LOB: 1 BB: 0 P: 4	R: 0 E: 0 K: 0 S: 4 H: 1 LOB: 1 BB: 0 P: 4	R: 0 E: 1 K: 0 S: 4 H: 0 LOB: 3 BB: 2 P: 12	R: 0 E: 0 K: 1 S: 5 H: 0 LOB: 0 BB: 0 P: 5	1B: 7 2B: 1 3B: 1 HR: 0 SF: 0 SAC: 0 DP: 0 HBP: 0						

PITCHER		IP	WLS	BF	H	R	ER	SO	BB	IBB	HBP	BLK	WP	HR	S	P	ERA	WHIP
Steve Barber, L ERA: 2.47	(1, 1)	8.0	W	38	9	1	1	4	4	0	0	0	0	0	42	58	1.12	1.625
Dick Hall, R ERA: 3.72	(9, 1)	1.0	S	3	0	0	0	1	0	0	0	0	0	0	5	5	0.00	0.000

PITCHER	IP	WLS	BF	H	R	ER	SO	BB	IBB	HBP	BLK	WP	HR	S	P	ERA	WHIP

BOTTOM

Baltimore Orioles @ Kansas City Athletics

Municipal Stadium, Kansas City, MO

Sat Aug 17 1963, 8:05 PM EDT

Att. 9,867 - Unknown

livebaseballscorecards.com

AB	37
R	1
H	9
RBI	1
BB	4
SO	5
LOB	19

WP: 0 PB: 0 SB: 0 CS: 0 PA: 41

Batter	1	2	3	4	5	6	7	8	9	AB	R	H	RBI	BB	SO	LOB
Luis Aparicio, R (1, 6) OBP: 0.291, SLG: 0.336	F8		FC5-4 1-2f		5-3		1B		1B 1-2 1B	5	0	2	0	0	0	3
Russ Snyder, L (1, 8) OBP: 0.331, SLG: 0.361	G3			F7	F6	F8			F7	5	0	0	0	0	0	5
Boog Powell, L (1, 7) OBP: 0.333, SLG: 0.491	1-3			4-1 1B	1B 1B			HR 1B 1B	FC5-4 1-3 2-H 1B	5	1	4	1	0	0	0
Jim Gentile, L (1, 3) OBP: 0.348, SLG: 0.439		F2		4-1 1-2	1-3 1B			F6 S S S	K	5	0	1	0	0	1	4
Jackie Brandt, R (1, 9) OBP: 0.301, SLG: 0.388		S S S K		B B B B BB	F6			HR 1-2 1B	FC5-4 1-2f	4	1	1	0	1	1	4
Brooks Robinson, R (1, 5) OBP: 0.312, SLG: 0.371		5-3		F9	F9			1-H 2-H HR		4	1	1	3	0	0	4
Dick Brown, R (1, 2) OBP: 0.301, SLG: 0.338			B B B B FC5-4 BB		F2	4-3		6-3		3	0	0	0	1	0	2
Jerry Adair, R (1, 4) OBP: 0.237, SLG: 0.344			F3		2B 1B		5-3	6-3		4	0	1	0	0	0	1
Robin Roberts, S (1, 1) OBP: 0.240, SLG: 0.240 George Brunet, R (2, 1) Fred Valentine, S (3, PH) OBP: 0.333, SLG: 0.415 Mike McCormick, L (3, 1) OBP: 0.188, SLG: 0.250 Bob Johnson, R (5, PH) OBP: 0.273, SLG: 0.440 Herman Starrette, R (5, 1) Al Smith, R (7, PH) OBP: 0.343, SLG: 0.418 Wes Stock, R (7, 1) John Orsino, R (8, PH) OBP: 0.343, SLG: 0.458 Milt Pappas, R (9, PH) OBP: 0.136, SLG: 0.161			F8		1-3 2B		4-3		1B 1B 1B	0 0 1 0 1 0 0 1 0 1	0 0 0 0 0 0 0 0 1 0	0 0 0 0 1 0 0 0 0 0	0 0 0 0 0 0 0 0 0 0	0 0 0 0 0 0 0 0 0 0	0 0 1 0 0 0 0 0 0 0	0 0 0 0 1 0 0 0 0 0
Inning Stats	R: 0 E: 0 K: 0 S: 3 H: 0 LOB: 0 BB: 0 P: 3	R: 0 E: 0 K: 1 S: 5 H: 0 LOB: 0 BB: 0 P: 5	R: 0 E: 0 K: 0 S: 3 H: 0 LOB: 1 BB: 1 P: 7	R: 0 E: 0 K: 0 S: 4 H: 1 LOB: 2 BB: 1 P: 8	R: 0 E: 0 K: 0 S: 5 H: 2 LOB: 2 BB: 0 P: 5	R: 0 E: 0 K: 0 S: 5 H: 2 LOB: 2 BB: 0 P: 5	R: 0 E: 0 K: 0 S: 4 H: 1 LOB: 1 BB: 0 P: 4	R: 3 E: 0 K: 0 S: 6 H: 3 LOB: 0 BB: 0 P: 6	R: 1 E: 0 K: 1 S: 8 H: 3 LOB: 2 BB: 0 P: 8	1B: 10 2B: 1 3B: 0 HR: 1 SF: 0 SAC: 0 DP: 0 HBP: 0						

PITCHER		IP	WLS	BF	H	R	ER	SO	BB	IBB	HBP	BLK	WP	HR	S	P	ERA	WHIP
Dave Wickersham, R ERA: 4.11	(1, 1)	8.0	W	36	10	4	4	1	2	0	0	0	0	1	36	44	4.50	1.500
John Wyatt, R ERA: 2.53	(9, 1)	0.1		3	2	0	0	0	0	0	0	0	0	0	3	3	0.00	6.000
Ted Bowsfield, L ERA: 4.7	(9, 1)	0.2	S	2	0	0	0	1	0	0	0	0	0	0	4	4	0.00	0.000

PITCHER	IP	WLS	BF	H	R	ER	SO	BB	IBB	HBP	BLK	WP	HR	S	P	ERA	WHIP

TOP

Baltimore Orioles @ Kansas City Athletics

Municipal Stadium, Kansas City, MO

Sun Aug 18 1963, 4:33 AM EDT

Att. 5,669 - Unknown

livebaseballscorecards.com

AB	39
R	4
H	12
RBI	4
BB	2
SO	2
LOB	24

WP: 0	PA: 41		
PB: 0			
SB: 0			
CS: 0			

Batter	1	2	3	4	5	6	7	8	9	AB	R	H	RBI	BB	SO	LOB
Jose Tartabull, L (1, 8) OBP: 0.275, SLG: 0.300	0-0 S 2B 1B	0-0 ① L7		B B B B 4-0 BB		0-0 WP 1B				3	1	2	0	1	0	2
Wayne Causey, L (1, 6) OBP: 0.343, SLG: 0.415	S S S 0-3 ① K 1-2	0-0 ② F8		0-0 ③ F6		0-0 ③ L6 1-2				4	0	0	0	0	1	5
Norm Siebern, L (1, 3) OBP: 0.360, SLG: 0.416	0-0 2B 2-H 2B	0-0 ③ FC4-6 1-2f			S S S 0-3 ① K		0-0 ① F2			4	1	1	1	0	1	2
Manny Jimenez, L (1, 7) OBP: 0.365, SLG: 0.352	0-0 HR 2-H 2B		0-0 ① G3		0-0 1B 2B		0-0 ② G3			4	2	2	1	0	0	0
Ed Charles, R (1, 5) OBP: 0.347, SLG: 0.394	0-0 ② F7		B B B B 4-0 F8 S BB		0-0 2-H 1B		0-0 ③ F9			3	0	1	1	1	0	1
Jerry Lumpe, L (1, 4) OBP: 0.322, SLG: 0.365	0-0 2-H HR		0-0 ② F8 1-3		0-0 ② F8			0-0 ① 4-3		4	1	1	2	0	0	2
Gino Cimoli, R (1, 9) OBP: 0.320, SLG: 0.377	0-0 ③ F3		0-0 ③ 6-3		S S S 0-3 ③ K			0-0 ② 4-3		4	0	0	0	0	1	2
Charlie Lau, L (1, 2) OBP: 0.328, SLG: 0.385		0-0 E 2B		0-0 ① F9		0-0 ① F4		0-0 ③ F9		4	0	1	0	0	0	0
Dave Wickersham, R (1, 1) OBP: 0.164, SLG: 0.150 John Wyatt, R (9, 1) Ted Bowsfield, R (9, 1) OBP: 0.182, SLG: 0.105		0-0 E5 FC4-6 2-3		S S S 0-3 ② K		0-0 ② 6-3				3 0 0	0 0 0	0 0 0	0 0 0	0 0 0	1 0 0	1 0 0
Inning Stats	R: 4 E: 0 K: 1 S: 9 H: 4 LOB: 0 BB: 0 P: 9	R: 0 E: 1 K: 0 S: 5 H: 1 LOB: 2 BB: 0 P: 5	R: 0 E: 0 K: 0 S: 3 H: 0 LOB: 1 BB: 1 P: 7	R: 0 E: 0 K: 1 S: 5 H: 0 LOB: 1 BB: 1 P: 9	R: 1 E: 0 K: 2 S: 9 H: 2 LOB: 1 BB: 0 P: 9	R: 0 E: 0 K: 0 S: 4 H: 1 LOB: 1 BB: 0 P: 4	R: 0 E: 0 K: 0 S: 3 H: 0 LOB: 0 BB: 0 P: 3	R: 0 E: 0 K: 0 S: 3 H: 0 LOB: 0 BB: 0 P: 3		1B: 3 2B: 4 3B: 0 HR: 1	SF: 0 SAC: 0 DP: 0 HBP: 0			WP: 1 PB: 0 SB: 2 CS: 0	PA: 35		

PITCHER		IP	WLS	BF	H	R	ER	SO	BB	IBB	HBP	BLK	WP	HR	S	P	ERA	WHIP
Robin Roberts, R ERA: 3.22	(1, 1)	1.0	L	8	5	4	4	1	0	0	0	0	0	1	10	10	36.00	5.000
George Brunet, L ERA: 6.39	(2, 1)	1.0		4	0	0	0	0	0	0	0	0	0	0	4	4	0.00	0.000
Mike McCormick, L ERA: 4.58	(3, 1)	2.0		8	0	0	0	1	2	0	0	0	0	0	8	16	0.00	1.000
Herman Starrette, R ERA: 3.18	(5, 1)	2.0		9	3	1	1	2	0	0	0	0	1	0	13	13	4.50	1.500
Wes Stock, R ERA: 3.48	(7, 1)	2.0		6	0	0	0	0	0	0	0	0	0	0	6	6	0.00	0.000

PITCHER	IP	WLS	BF	H	R	ER	SO	BB	IBB	HBP	BLK	WP	HR	S	P	ERA	WHIP

BOTTOM

Baltimore Orioles @ Kansas City Athletics

Municipal Stadium, Kansas City, MO

Sun Aug 18 1963, 4:33 AM EDT

Att. 5,669 - Unknown

livebaseballscorecards.com

AB	33
R	5
H	8
RBI	5
BB	2
SO	4
LOB	15

Batter	1	2	3	4	5	6	7	8	9	AB	R	H	RBI	BB	SO	LOB
Albie Pearson, L (1, 8) OBP: 0.394, SLG: 0.399	0-0 1B HR 2B	4-0 BB		0-3 ② K		0-0 1-2 1B			0-0 ① 1-3	4	1	2	0	1	1	1
Jim Fregosi, R (1, 6) OBP: 0.309, SLG: 0.391	0-0 2-3 HR 1B	0-0 ③ L8		0-0 ③ FC4-6 1-2f		0-3 ③ K			0-0 ② F8	5	1	1	0	0	1	4
Leon Wagner, L (1, 7) OBP: 0.366, SLG: 0.480	0-0 1-H 3-H HR		0-0 2B SF8 1B		0-0 ① F9		0-0 ① F5		0-0 ③ F8	5	2	2	3	0	0	0
Billy Moran, R (1, 4) OBP: 0.306, SLG: 0.363	4-0 FC5-4 BB		0-0 SF8 1-3 FC5-2-5 2B		0-0 ② F4		0-0 ② F8			3	0	1	0	1	0	0
Felix Torres, R (1, 5) OBP: 0.318, SLG: 0.364	0-3 ① K		0-0 ① SF8 2-3 3-H		0-0 1B		0-0 ③ 1-5-3			3	0	1	1	0	1	1
Buck Rodgers, S (1, 2) OBP: 0.308, SLG: 0.324	0-0 ② F3		0-0 ② FC5-2-5 FC6-4 3-3		0-3 ③ K			0-0 1B		4	0	1	0	0	1	3
Ken Hunt, R (1, 9) OBP: 0.272, SLG: 0.363	0-0 ③ FC5-4 1-2f		0-0 ③ FC6-4 1-2f			0-0 ① F4		0-3 ① K		4	0	0	0	0	1	3
Lee Thomas, L (1, 3) OBP: 0.307, SLG: 0.328		0-0 ① 5-3		0-3 ① K		0-0 ② G3		0-0 ② F8		4	0	0	0	0	1	1
Don Lee, R (1, 1) OBP: 0.139, SLG: 0.139		0-3 ② K		4-0 FC4-6 BB		4-0 1B BB		0-0 ③ F4		1	0	0	0	0	1	0
Paul Foytack, R (2, 1) OBP: 0.286, SLG: 0.211										0	0	0	0	1	0	0
Julio Navarro, R (4, 1) OBP: 0.357, SLG: 0.250										0	0	0	0	1	0	0
Bob Sadowski, L (8, PH) OBP: 0.311, SLG: 0.303										1	0	0	0	0	0	1
Jack Spring, R (8, 1) OBP: 0.333, SLG: 0.333										0	0	0	0	0	0	0
Inning Stats	R: 3 E: 0 K: 1 S: 8 H: 3 LOB: 1 BB: 1 P: 12	R: 0 E: 0 K: 1 S: 5 H: 0 LOB: 1 BB: 1 P: 9	R: 1 E: 0 K: 0 S: 5 H: 2 LOB: 1 BB: 0 P: 5	R: 0 E: 0 K: 2 S: 7 H: 0 LOB: 1 BB: 1 P: 11	R: 0 E: 0 K: 1 S: 6 H: 1 LOB: 1 BB: 0 P: 6	R: 0 E: 0 K: 1 S: 6 H: 1 LOB: 2 BB: 1 P: 10	R: 0 E: 0 K: 0 S: 3 H: 0 LOB: 0 BB: 0 P: 3	R: 0 E: 0 K: 1 S: 6 H: 1 LOB: 1 BB: 0 P: 6	R: 0 E: 0 K: 0 S: 3 H: 0 LOB: 0 BB: 0 P: 3	1B: 5 2B: 2 3B: 0 HR: 1	SF: 1 SAC: 0 DP: 0 HBP: 0					

PITCHER	IP	WLS	BF	H	R	ER	SO	BB	IBB	HBP	BLK	WP	HR	S	P	ERA	WHIP
Steve Barber, L (1, 1) ERA: 2.58	5.2	W	27	6	4	4	5	4	0	0	0	0	1	33	49	6.35	1.765
Dick Hall, R (6, 1) ERA: 3.57	3.1	S	12	2	0	0	2	0	0	0	0	0	0	16	16	0.00	0.600

PITCHER	IP	WLS	BF	H	R	ER	SO	BB	IBB	HBP	BLK	WP	HR	S	P	ERA	WHIP

TOP

Los Angeles Angels @ Baltimore Orioles

Memorial Stadium, Baltimore, MD

Wed Aug 21 1963, 7:05 PM EDT

Unknown

livebaseballscorecards.com

AB	34
R	4
H	8
RBI	4
BB	4
SO	7
LOB	14

1B: 5	SF: 1	WP: 0	PA: 39
2B: 2	SAC: 0	PB: 0	
3B: 0	DP: 0	SB: 0	
HR: 1	HBP: 0	CS: 0	

Batter	1	2	3	4	5	6	7	8	9	AB	R	H	RBI	BB	SO	LOB
Luis Aparicio, R (1, 6) OBP: 0.289, SLG: 0.334	6-3	SF8 2-3 3-H		5-3	6-3			SH1-4 1-2		3	0	0	1	0	0	0
Russ Snyder, L (1, 8) (8, 7) OBP: 0.331, SLG: 0.365	G3	E6 1-H 3-H 1B 2B		BB BB SF9 1B		G3		F8		5	2	2	2	0	0	1
Boog Powell, L (1, 7) OBP: 0.334, SLG: 0.489 Bob Saverine, S (8, 8) OBP: 0.309, SLG: 0.224	L6	1B 3-H 1B		B B B BB BB 1-2 BB		F4		4-3		3 1	0 0	1 0	1 0	1 0	0 0	0 1
Brooks Robinson, R (1, 5) OBP: 0.313, SLG: 0.371	5-3 FC6-4 1-2 1B			B B B 4-0 BB 1-2 2-3 BB		4-3				3	0	1	0	1	0	0
Jackie Brandt, R (1, 9) OBP: 0.303, SLG: 0.391	1B 1B 1B FC6-4 1-2f			SF9 3-H			FC6-2 1B			3	1	2	1	0	0	2
Jim Gentile, L (1, 3) OBP: 0.351, SLG: 0.440	BB 1-3 1B 1B	F9		B B B 4-0 1-2 2-3 BB			FC6-2 1-3 1B			3	1	2	0	1	0	0
Dick Brown, R (1, 2) OBP: 0.300, SLG: 0.331	B B B B 4-0 SH 1B 1-2 SF8 BB	F9		S S S 0-3 K			FC6-2 G5-4-3 1-2 3-2			3	1	0	0	1	1	5
Jerry Adair, R (1, 4) OBP: 0.240, SLG: 0.349	SF8 SH 1-2 2-H 3-H E 1B	2B			4-3		G5-4-3 1-2f			4	1	2	2	0	0	2
Steve Barber, L (1, 1) OBP: 0.160, SLG: 0.205 Dick Hall, R (6, 1) OBP: 0.455, SLG: 0.636	SH 1-2 2-3 E	F9			S S S 0-3 K			SH1-4 1B		2 1	1 0	0 1	0 0	0 0	1 0	1 0
Inning Stats	R: 0 H: 0 E: 0 LOB: 0 K: 0 BB: 0 S: 3 P: 3	R: 6 H: 6 E: 2 LOB: 2 K: 0 BB: 1 S: 10 P: 14	R: 0 H: 1 E: 0 LOB: 1 K: 0 BB: 0 S: 4 P: 4	R: 1 H: 1 E: 0 LOB: 3 K: 1 BB: 3 S: 6 P: 18	R: 0 H: 0 E: 0 LOB: 0 K: 1 BB: 0 S: 5 P: 5	R: 0 H: 0 E: 0 LOB: 0 K: 0 BB: 0 S: 3 P: 3	R: 0 H: 2 E: 0 LOB: 1 K: 0 BB: 0 S: 4 P: 4	R: 0 H: 1 E: 0 LOB: 1 K: 0 BB: 0 S: 4 P: 4		1B: 9 SF: 2 2B: 2 SAC: 2 3B: 0 DP: 1 HR: 0 HBP: 0						

PITCHER		IP	WLS	BF	H	R	ER	SO	BB	IBB	HBP	BLK	WP	HR	S	P	ERA	WHIP
Don Lee, R ERA: 3.68	(1, 1)	1.2	L	11	4	6	2	0	1	0	0	0	0	0	10	14	10.80	3.000
Paul Foytack, R ERA: 5.14	(2, 1)	1.2		11	4	1	1	0	2	0	0	0	0	0	9	17	5.40	3.600
Julio Navarro, R ERA: 2.7	(4, 1)	3.2		13	2	0	0	2	1	0	0	0	0	0	16	20	0.00	0.818
Jack Spring, L ERA: 3.03	(8, 1)	1.0		4	1	0	0	0	0	0	0	0	0	0	4	4	0.00	1.000

PITCHER	IP	WLS	BF	H	R	ER	SO	BB	IBB	HBP	BLK	WP	HR	S	P	ERA	WHIP

BOTTOM

Los Angeles Angels @ Baltimore Orioles

Memorial Stadium, Baltimore, MD

Wed Aug 21 1963, 7:05 PM EDT

Unknown

livebaseballscorecards.com

AB	31
R	7
H	11
RBI	7
BB	4
SO	2
LOB	12

WP: 0 PA: 39
PB: 0
SB: 0
CS: 0

Batter	1	2	3	4	5	6	7	8	9	AB	R	H	RBI	BB	SO	LOB
Albie Pearson, L (1, 8) OBP: 0.397, SLG: 0.405	WP FC4-6 2B		6-3			F9 8-2 2B	IBB			3	1	2	0	1	0	0
Jim Fregosi, R (1, 6) OBP: 0.311, SLG: 0.391	BBBB 2-3 FC4-6 BB		1B			F9 2-3	1-3			3	0	1	0	1	0	3
Leon Wagner, L (1, 7) OBP: 0.367, SLG: 0.478	FC4-6 FC4-6 1-2f 3-H			4-3		BBBB BB		BBBB B1-6-4 BB		2	0	0	1	2	0	1
Billy Moran, R (1, 4) OBP: 0.304, SLG: 0.360	FC4-6 1-2f			F7		8-2 3-Hf		B1-6-4 1-2f		4	0	0	0	0	0	4
Felix Torres, R (1, 5) OBP: 0.321, SLG: 0.369	F9			1B			1B 2B	K		3	0	2	0	0	0	1
Joe Koppe, R (7, PR) (7, 5) OBP: 0.265, SLG: 0.293										1	1	0	0	0	1	0
Lee Thomas, L (1, 3) OBP: 0.306, SLG: 0.327		G3		F9			S 2-H 1B		F7	4	1	1	1	0	0	1
Ken Hunt, R (1, 9) OBP: 0.264, SLG: 0.352		F3			F9		SSS K 1-2		F4	4	0	0	0	0	1	2
Ed Sadowski, R (1, 2) OBP: 0.249, SLG: 0.263		F8			F6		SH1-4 2-H 1B		1B	2	0	0	0	0	0	0
Buck Rodgers, S (7, PH) (7, 2) OBP: 0.314, SLG: 0.330										2	0	2	1	0	0	0
Dan Osinski, R (1, 1) OBP: 0.119, SLG: 0.100										2	0	0	0	0	0	0
Art Fowler, R (5, 1) OBP: 0.333, SLG: 0.143			F3		F9		SH1-4 1-2		SSS K	1	0	0	0	0	1	1
Inning Stats	R: 1 E: 0 K: 0 S: 4 H: 1 LOB: 1 BB: 1 P: 8	R: 0 E: 0 K: 0 S: 3 H: 0 LOB: 0 BB: 0 P: 3	R: 0 E: 0 K: 0 S: 3 H: 1 LOB: 1 BB: 0 P: 3	R: 0 E: 0 K: 0 S: 4 H: 1 LOB: 1 BB: 0 P: 4	R: 0 E: 0 K: 0 S: 3 H: 0 LOB: 0 BB: 0 P: 3	R: 0 E: 0 K: 0 S: 3 H: 1 LOB: 1 BB: 1 P: 7	R: 2 E: 0 K: 1 S: 8 H: 3 LOB: 2 BB: 1 P: 12	R: 0 E: 0 K: 1 S: 4 H: 0 LOB: 0 BB: 1 P: 8	R: 0 E: 0 K: 1 S: 6 H: 1 LOB: 1 BB: 0 P: 6	1B: 5 2B: 4 3B: 0 HR: 0	SF: 0 SAC: 1 DP: 2 HBP: 0					

TOP

Los Angeles Angels @ Baltimore Orioles

Memorial Stadium, Baltimore, MD

Wed Aug 21 1963, 7:05 PM EDT

Att. 7,837 - Unknown

livebaseballscorecards.com

AB	31
R	3
H	8
RBI	3
BB	4
SO	3
LOB	13

WP: 1 PB: 0 SB: 1 CS: 0 PA: 36

PITCHER		IP	WLS	BF	H	R	ER	SO	BB	IBB	HBP	BLK	WP	HR	S	P	ERA	WHIP
Mike McCormick, L ERA: 4.58	(1, 1)	6.0	L	24	6	3	3	0	2	0	0	0	1	0	22	30	4.50	1.333
Stu Miller, R ERA: 2.37	(7, 1)	1.0		5	1	0	0	1	0	1	0	0	0	0	6	10	0.00	1.000
Wes Stock, R ERA: 3.38	(8, 1)	2.0		7	1	0	0	2	1	0	0	0	0	0	10	14	0.00	1.000

PITCHER	IP	WLS	BF	H	R	ER	SO	BB	IBB	HBP	BLK	WP	HR	S	P	ERA	WHIP

BOTTOM

Los Angeles Angels @ Baltimore Orioles

Memorial Stadium, Baltimore, MD

Wed Aug 21 1963, 7:05 PM EDT

Att. 7,837 - Unknown

livebaseballscorecards.com

Batter	1	2	3	4	5	6	7	8	9	AB	R	H	RBI	BB	SO	LOB
Luis Aparicio, R (1, 6) OBP: 0.288, SLG: 0.331	B B B B 4-0 F8 S BB		x 0-0 ① F6		S S S 0-3 ① K		x 0-0 ① F5		x 0-0 ② ③ L3 1-2	4	0	0	0	1	1	2
Russ Snyder, L (1, 8) OBP: 0.331, SLG: 0.362	x 0-0 ① F8 1-3		S S S 0-3 ② K		B B B B 4-0 HBP BB BB		x 0-0 ② 4-3 2-3			3	0	0	0	1	1	2
Boog Powell, L (1, 7) OBP: 0.338, SLG: 0.489	S S S 0-3 ② K		x 0-0 HR 1B		B B B B 4-0 HBP 1-2 BB		I I I I 4-0 IBB			2	1	1	0	2	1	1
John Orsino, R (1, 2) OBP: 0.347, SLG: 0.469	B B B B 4-0 BB		x 0-0 1-H HR		H 1-0 G6-4-3 1-2 2-3 HBP		S S S 0-3 ③ K			2	1	1	2	1	1	2
Jackie Brandt, R (1, 9) OBP: 0.300, SLG: 0.386	x 0-0 ③ G3		x 0-0 ③ F2		x 0-0 ② ③ G6-4-3 1-2f			x 0-0 ① 6-3		4	0	0	0	0	0	5
Jim Gentile, L (1, 3) OBP: 0.348, SLG: 0.436		x 0-0 ① F6		x 0-0 ① 6-3		S S S 0-3 ① K		x 0-0 ② F8		4	0	0	0	0	1	0
Brooks Robinson, R (1, 5) OBP: 0.313, SLG: 0.370		x 0-0 ② L6		x 0-0 1B CS 1B		x 0-0 ② F6		x 0-0 ③ 6-3		4	0	1	0	0	0	0
Jerry Adair, R (1, 4) OBP: 0.243, SLG: 0.351		x 0-0 1B		x 0-0 CS 1-3 1B		x 0-0 ③ G3			x 0-0 ① F8	4	0	2	0	0	0	0
Mike McCormick, L (1, 1) OBP: 0.178, SLG: 0.242 Stu Miller, R (7, 1) OBP: 0.307, SLG: 0.571 Bob Johnson, R (7, PH) OBP: 0.376, SLG: 0.506 Wes Stock, R (8, 1) Al Smith, R (9, PH) OBP: 0.345, SLG: 0.421 Bob Saverine, S (9, PR) OBP: 0.309, SLG: 0.224		S S S 0-3 ③ K		x 0-0 ② ③ 4-3 1-2 3-H			x 0-0 4-3 2B		x 0-0 L3 1B	2 0 1 0 1 0	0 0 0 0 0 0	0 0 1 0 1 0	0 0 0 0 0 0	0 0 0 0 0 0	1 0 0 0 0 0	3 0 0 0 0 0
Inning Stats	R: 0 E: 0 K: 1 S: 5 H: 0 LOB: 2 BB: 2 P: 13	R: 0 E: 0 K: 1 S: 6 H: 1 LOB: 1 BB: 0 P: 6	R: 2 E: 0 K: 1 S: 7 H: 2 LOB: 0 BB: 0 P: 7	R: 0 E: 0 K: 0 S: 4 H: 2 LOB: 1 BB: 0 P: 4	R: 0 E: 0 K: 1 S: 4 H: 0 LOB: 2 BB: 2 P: 13	R: 0 E: 0 K: 1 S: 5 H: 0 LOB: 0 BB: 0 P: 5	R: 0 E: 0 K: 1 S: 6 H: 1 LOB: 2 BB: 1 P: 10	R: 0 E: 0 K: 0 S: 3 H: 0 LOB: 0 BB: 0 P: 3	R: 0 E: 0 K: 0 S: 3 H: 1 LOB: 1 BB: 0 P: 3	1B: 5 2B: 2 3B: 0 HR: 1	SF: 0 SAC: 0 DP: 2 HBP: 1			WP: 0 PB: 0 SB: 1 CS: 2		PA: 37	

	AB	31
	R	2
	H	7
	RBI	2
	BB	5
	SO	6
	LOB	15

PITCHER		IP	WLS	BF	H	R	ER	SO	BB	IBB	HBP	BLK	WP	HR	S	P	ERA	WHIP
Dan Osinski, R ERA: 3.38	(1, 1)	4.1		22	5	2	2	4	4	0	1	0	0	1	25	42	4.15	2.077
Art Fowler, R ERA: 2.45	(5, 1)	4.2	W	15	2	0	0	2	0	1	0	0	0	0	18	22	0.00	0.429

PITCHER	IP	WLS	BF	H	R	ER	SO	BB	IBB	HBP	BLK	WP	HR	S	P	ERA	WHIP

Los Angeles Angels @ Baltimore Orioles

Memorial Stadium, Baltimore, MD

Thu Aug 22 1963, 7:05 PM EDT

Att. 4,963 - Unknown

livebaseballscorecards.com

TOP

Batter	1	2	3	4	5	6	7	8	9	AB	R	H	RBI	BB	SO	LOB
Albie Pearson, L (1, 8) OBP: 0.400, SLG: 0.405	x 0-0 ① F9		B B B 4-0 BB		x 0-0 1B 1B			B B B 4-0 FC5-4 BB		2	0	1	0	2	0	0
Jim Fregosi, R (1, 6) OBP: 0.312, SLG: 0.396	x 0-0 WP 3B		S S S 0-3 ① K		x 0-0 1-3 1B			S S S 0-3 ① K		4	1	2	0	0	2	2
Leon Wagner, L (1, 7) OBP: 0.366, SLG: 0.476	x 0-0 BLK 3-H 1B		x 0-0 ② F6		x 0-0 ③ G3			x 0-0 ② F5		4	0	1	0	0	0	4
Billy Moran, R (1, 4) OBP: 0.304, SLG: 0.357	B B B 4-0 FC6-4 1-2 BB		x 0-0 ③ L5			x 0-0 ① F9		x 0-0 ③ FC5-4 1-2f		3	0	0	0	1	0	2
Felix Torres, R (1, 5) OBP: 0.320, SLG: 0.368	x 0-0 ② L8			S S S 0-3 ① K		x 0-0 ② F9			x 0-0 1B	4	0	1	0	0	1	2
Buck Rodgers, S (1, 2) OBP: 0.309, SLG: 0.324	x 0-0 ③ FC6-4 1-2f			x 0-0 ② 4-3		x 0-0 ③ 6-3			S S S 0-3 ① K	4	0	0	0	0	1	3
Lee Thomas, L (1, 3) OBP: 0.304, SLG: 0.324		x 0-0 ① 4-3		x 0-0 ③ 4-3			x 0-0 ① F7		x 0-0 ② L8	4	0	0	0	0	0	1
Ken Hunt, R (1, 9) OBP: 0.261, SLG: 0.346 Frank Kostro, R (7, PH) OBP: 0.299, SLG: 0.261 Jack Spring, R (7, 1) OBP: 0.333, SLG: 0.333 Hank Foiles, R (9, PH) OBP: 0.277, SLG: 0.345		S S S 0-3 ② K			x 0-0 ① 6-3		x 0-0 ② 1-3		S S S 0-3 ③ K	2 1 0 1	0 0 0 0	0 0 0 0	0 0 0 0	1 0 0 1	0 0 0 1	0 0 0 1
Dean Chance, R (1, 1) OBP: 0.177, SLG: 0.167 Joe Koppe, R (7, PH) OBP: 0.263, SLG: 0.290 (7, 9)		S S S 0-3 ③ K			x 0-0 ② 1-3		S S S 0-3 ③ K			2 1	0 0	0 0	0 0	1 1	0 0	0 0
Inning Stats	R: 1 E: 0 K: 0 S: 5 H: 2 LOB: 2 BB: 1 P: 9	R: 0 E: 0 K: 2 S: 7 H: 0 LOB: 0 BB: 0 P: 7	R: 0 E: 0 K: 1 S: 5 H: 0 LOB: 1 BB: 1 P: 9	R: 0 E: 0 K: 1 S: 5 H: 0 LOB: 0 BB: 0 P: 5	R: 0 E: 0 K: 0 S: 5 H: 2 LOB: 2 BB: 0 P: 5	R: 0 E: 0 K: 0 S: 3 H: 0 LOB: 0 BB: 0 P: 3	R: 0 E: 0 K: 1 S: 5 H: 0 LOB: 0 BB: 0 P: 5	R: 0 E: 0 K: 1 S: 5 H: 0 LOB: 1 BB: 1 P: 9	R: 0 E: 0 K: 2 S: 8 H: 1 LOB: 1 BB: 0 P: 8	1B: 4 2B: 0 3B: 1 HR: 0	SF: 0 SAC: 0 DP: 0 HBP: 0						

	AB	32
	R	1
	H	5
	RBI	0
	BB	3
	SO	8
	LOB	15

WP: 1 PB: 0 SB: 0 CS: 0 PA: 35

PITCHER	IP	WLS	BF	H	R	ER	SO	BB	IBB	HBP	BLK	WP	HR	S	P	ERA	WHIP
Dave McNally, L (1, 1) ERA: 4.47	9.0	W	35	5	1	1	8	3	0	0	1	1	0	48	60	1.00	0.889

PITCHER	IP	WLS	BF	H	R	ER	SO	BB	IBB	HBP	BLK	WP	HR	S	P	ERA	WHIP

BOTTOM

Los Angeles Angels @ Baltimore Orioles

Memorial Stadium, Baltimore, MD

Thu Aug 22 1963, 7:05 PM EDT

Att. 4,963 - Unknown

livebaseballscorecards.com

Batter	1	2	3	4	5	6	7	8	9	AB	R	H	RBI	BB	SO	LOB
Luis Aparicio, R (1, 6) OBP: 0.288, SLG: 0.329	5-3	BB		G4-3 1-2f 3-H			F7			3	0	0	0	1	0	1
Russ Snyder, L (1, 8) (6, 9) OBP: 0.332, SLG: 0.361	E9 HR	BB 1-2 2-3		E1 1B			F5			3	1	1	0	1	0	0
Boog Powell, L (1, 7) OBP: 0.337, SLG: 0.495	HR 2-H	F7			4-3		1-3			4	1	1	2	0	0	3
John Orsino, R (1, 2) OBP: 0.352, SLG: 0.473	2B	K			BB			4-3 1-3 E	BB	2	1	1	0	2	1	0
Jackie Brandt, R (1, 9) OBP: 0.298, SLG: 0.383 Bob Saverine, S (6, 8) OBP: 0.307, SLG: 0.222	F7	F7		F4				1-3 1-2		3 1	0 0	0 0	0 0	0 0	0 0	2 1
Jim Gentile, L (1, 3) OBP: 0.345, SLG: 0.432	K	K		F8				4-3 2-3		4	0	0	0	0	2	3
Brooks Robinson, R (1, 5) OBP: 0.313, SLG: 0.369		E5 BB		1B E 1B		5-3		E5 3-H		4	1	1	0	0	0	0
Jerry Adair, R (1, 4) OBP: 0.246, SLG: 0.351		K		E8 SH G4-3 1-H 1B		5-3		BB		3	1	1	0	1	1	1
Dave McNally, R (1, 1)		6-3		SH G4-3 2-3		F8		F9		3	0	0	0	0	0	3
Inning Stats	R: 2 E: 1 K: 1 S: 8 H: 2 LOB: 1 BB: 0 P: 8	R: 0 E: 1 K: 1 S: 6 H: 0 LOB: 3 BB: 2 P: 14	R: 0 E: 0 K: 2 S: 7 H: 0 LOB: 0 BB: 0 P: 7	R: 2 E: 2 K: 0 S: 5 H: 3 LOB: 1 BB: 0 P: 5	R: 0 E: 0 K: 0 S: 3 H: 0 LOB: 1 BB: 1 P: 7	R: 0 E: 0 K: 0 S: 3 H: 0 LOB: 0 BB: 0 P: 3	R: 0 E: 0 K: 0 S: 3 H: 0 LOB: 0 BB: 0 P: 3	R: 1 E: 1 K: 0 S: 4 H: 0 LOB: 2 BB: 2 P: 12		1B: 3 2B: 1 3B: 0 HR: 1 SF: 0 SAC: 1 DP: 1 HBP: 0					

	AB	30
	R	5
	H	5
	RBI	2
	BB	5
	SO	4
	LOB	14

WP: 0 PA: 36
PB: 0
SB: 0
CS: 0

PITCHER		IP	WLS	BF	H	R	ER	SO	BB	IBB	HBP	BLK	WP	HR	S	P	ERA	WHIP
Dean Chance, R ERA: 3.18	(1, 1)	6.0	L	27	5	4	3	4	3	0	0	0	0	1	32	44	4.50	1.333
Jack Spring, L ERA: 2.84	(7, 1)	2.0		9	0	1	0	0	2	0	0	0	0	0	7	15	0.00	1.000

PITCHER	IP	WLS	BF	H	R	ER	SO	BB	IBB	HBP	BLK	WP	HR	S	P	ERA	WHIP

Batter	1	2	3	4	5	6	7	8	9	AB	R	H	RBI	BB	SO	LOB
Lenny Green, L (1, 8) OBP: 0.312, SLG: 0.321	0-0 ① 4-3		0-0 ① 4-3	0-3 ③ K			0-0 ① F7 1-2		0-0 ② 4-3 1-2	5	0	0	0	0	1	2
Rich Rollins, R (1, 5) OBP: 0.368, SLG: 0.466	0-0 ② 6-3		4-0 BB		0-0 3-6 1B		0-0 ② F4		0-0 ③ F9	4	0	1	0	1	0	2
Jimmie Hall, L (1, 9) OBP: 0.334, SLG: 0.510	0-0 ③ F7		0-3 ② K		0-0 ① ② 3-6 1-2f		4-0 BB			3	0	0	0	1	1	2
Don Mincher, L (1, 3) OBP: 0.358, SLG: 0.549		4-0 BB 2B	0-0 ③ F6		0-0 E3		0-0 ③ F4			3	1	0	0	1	0	3
Harmon Killebrew, R (1, 7) OBP: 0.350, SLG: 0.512		0-0 G3 1-H 2B		4-0 BB 1B FC1-6	0-3 ③ K			0-0 ① 6-3		3	1	1	1	1	1	1
Earl Battey, R (1, 2) OBP: 0.358, SLG: 0.464		0-0 ① G3 2-3		0-0 FC1-6 1-3 1B		0-0 ① F8		0-0 ② 4-3		4	0	1	0	0	0	1
Zoilo Versalles, R (1, 6) OBP: 0.296, SLG: 0.411		0-0 ② F4		0-3 ① K		0-0 ② 1-3		0-0 ③ 6-3		4	0	0	0	0	1	3
Bernie Allen, L (1, 4) OBP: 0.275, SLG: 0.307		4-0 IBB		0-0 ② FC1-6 1-2f 3-H HR		0-0 ③ 4-3			0-0 ① 4-3	3	1	0	1	1	0	1
Dick Stigman, R (1, 1) OBP: 0.197, SLG: 0.111		0-3 ③ K		0-0 1-H HR			0-0 PB 1B		0-0 4-3 1B	1	0	0	0	0	1	2
Bill Pleis, L (3, 1) OBP: 0.313, SLG: 0.154										0	0	0	0	0	0	0
Vic Wertz, L (4, PH) OBP: 0.240, SLG: 0.341										1	1	1	2	0	0	0
Ray Moore, R (4, 1) OBP: 0.333, SLG: 0.333										1	0	1	0	0	0	0
Johnny Goryl, R (9, PH) OBP: 0.368, SLG: 0.562										1	0	1	0	0	0	0
Inning Stats	R: 0 E: 0 K: 0 S: 3 H: 0 LOB: 0 BB: 0 P: 3	R: 1 E: 0 K: 1 S: 6 H: 1 LOB: 2 BB: 2 P: 14	R: 0 E: 0 K: 1 S: 5 H: 0 LOB: 1 BB: 1 P: 9	R: 3 E: 0 K: 2 S: 9 H: 2 LOB: 0 BB: 1 P: 13	R: 0 E: 1 K: 1 S: 6 H: 1 LOB: 1 BB: 0 P: 6	R: 0 E: 0 K: 0 S: 3 H: 0 LOB: 0 BB: 0 P: 3	R: 0 E: 0 K: 0 S: 4 H: 1 LOB: 2 BB: 1 P: 8	R: 0 E: 0 K: 0 S: 3 H: 0 LOB: 0 BB: 0 P: 3	R: 0 E: 0 K: 0 S: 4 H: 1 LOB: 1 BB: 0 P: 4	1B: 4 2B: 2 3B: 0 HR: 1 SF: 0 SAC: 0 DP: 1 HBP: 0						

PITCHER	IP	W/L/S	BF	H	R	ER	SO	BB	IBB	HBP	BLK	WP	HR	S	P	ERA	WHIP
Milt Pappas, R (1, 1) ERA: 2.87	9.0	W	38	6	4	4	5	4	1	0	0	0	1	43	63	4.00	1.111

PITCHER	IP	W/L/S	BF	H	R	ER	SO	BB	IBB	HBP	BLK	WP	HR	S	P	ERA	WHIP

TOP

Minnesota Twins @ Baltimore Orioles

Memorial Stadium, Baltimore, MD

Fri Aug 23 1963, 7:05 PM EDT

Unknown

livebaseballscorecards.com

AB	33
R	4
H	6
RBI	4
BB	5
SO	5
LOB	17

WP: 0 PB: 1 SB: 0 CS: 0 PA: 38

Batter	1	2	3	4	5	6	7	8	9	AB	R	H	RBI	BB	SO	LOB
Luis Aparicio, R (1, 6) OBP: 0.294, SLG: 0.339	S 1B	HR 1B		1B 3B	BBB BB		1B 1B			4	3	4	2	1	0	0
Bob Johnson, R (1, 3) OBP: 0.376, SLG: 0.519	SSS K	HR		6-3	F8		E 1B			5	2	2	3	0	1	4
Boog Powell, L (1, 7) OBP: 0.338, SLG: 0.494	F7	6-3		BB 3B 1B	F7		E9 6-3 1B			5	1	2	3	0	0	3
Joe Gaines, R (7, PR) OBP: 0.383, SLG: 0.482 (8, 7)										0	0	0	0	0	0	0
Brooks Robinson, R (1, 5) OBP: 0.315, SLG: 0.379	F9		HR	BBB 3B BB		1B FC4-6 2B	F7			4	3	2	1	1	0	2
Jackie Brandt, R (1, 8) OBP: 0.305, SLG: 0.398		1B 1B FC5-2 1B	FC6-5 2B	3B		FC4-6 1B	6-3			4	0	4	2	0	0	0
Bob Saverine, S (7, 8) OBP: 0.304, SLG: 0.220										1	0	0	0	0	0	1
Al Smith, R (1, 9) OBP: 0.346, SLG: 0.419		FC5-2 1B 1B	BBB FC6-5 BB	SSS K		FC4-6 S	F8			4	2	1	1	1	1	4
Jerry Adair, R (1, 4) OBP: 0.245, SLG: 0.349		FC5-2 1B	FC6-5 G1-5-3 1B	F8		FC1-6-5		5-3		5	1	1	0	0	0	4
Dick Brown, R (1, 2) OBP: 0.303, SLG: 0.333		FC5-2 1B HR	1B		SH3-4 1B	K		F5		5	1	2	1	0	1	4
Milt Pappas, R (1, 1) OBP: 0.145, SLG: 0.167		SSS K	G1-5-3		SH3-4		1B 1B 1B	SSS K		4	1	1	0	0	2	5
Inning Stats	R: 0 E: 0 K: 1 S: 6 H: 1 LOB: 1 BB: 0 P: 6	R: 5 E: 0 K: 1 S: 10 H: 5 LOB: 0 BB: 0 P: 10	R: 2 E: 0 K: 0 S: 5 H: 3 LOB: 1 BB: 1 P: 9	R: 3 E: 0 K: 1 S: 8 H: 3 LOB: 1 BB: 1 P: 12	R: 0 E: 0 K: 0 S: 4 H: 1 LOB: 2 BB: 1 P: 8	R: 1 E: 0 K: 1 S: 7 H: 2 LOB: 1 BB: 0 P: 7	R: 3 E: 1 K: 0 S: 7 H: 4 LOB: 2 BB: 0 P: 7	R: 0 E: 0 K: 1 S: 5 H: 0 LOB: 0 BB: 0 P: 5		1B: 13 2B: 2 3B: 2 HR: 2	SF: 0 SAC: 1 DP: 1 HBP: 0					

BOTTOM

Minnesota Twins @ Baltimore Orioles

Memorial Stadium, Baltimore, MD

Fri Aug 23 1963, 7:05 PM EDT

Unknown

livebaseballscorecards.com

AB	41
R	14
H	19
RBI	13
BB	3
SO	5
LOB	27

PITCHER		IP	WLS	BF	H	R	ER	SO	BB	IBB	HBP	BLK	WP	HR	S	P	ERA	WHIP
Dick Stigman, L ERA: 3.28	(1, 1)	2.1	L	17	9	7	7	2	1	0	0	0	0	2	20	24	27.00	4.286
Bill Pleis, L ERA: 4.66	(3, 1)	0.2		1	0	0	0	0	0	0	0	0	0	0	1	1	0.00	0.000
Ray Moore, R ERA: 7.17	(4, 1)	5.0		27	10	7	7	3	2	0	0	0	0	0	31	39	12.60	2.400

PITCHER	IP	WLS	BF	H	R	ER	SO	BB	IBB	HBP	BLK	WP	HR	S	P	ERA	WHIP

Batter	1	2	3	4	5	6	7	8	9	AB	R	H	RBI	BB	SO	LOB
Lenny Green, L (1, 8) OBP: 0.315, SLG: 0.323	F5		3-H 1B			4-3		1B		4	0	2	1	0	0	0
Rich Rollins, R (1, 5) OBP: 0.365, SLG: 0.461	F9		F9			6-3		1-3		4	0	0	0	0	0	2
Jimmie Hall, L (1, 9) OBP: 0.338, SLG: 0.520	4-3			1B		HR			BBBB 1B BB	3	1	2	1	1	0	0
Don Mincher, L (1, 3) OBP: 0.356, SLG: 0.542		FC5-4 1B		F9		F5			F8	4	0	1	0	0	0	2
Harmon Killebrew, R (1, 7) OBP: 0.349, SLG: 0.509		FC5-4 G6-4-3 1-2f		F8			5-3		1-2 1B	4	0	1	0	0	0	2
Zoilo Versalles, R (1, 6) OBP: 0.294, SLG: 0.408		G6-4-3 1-2f		SSS K			F7		L7	4	0	0	0	0	1	4
Bernie Allen, L (1, 4) OBP: 0.278, SLG: 0.313			L8 1B 2B		G6-4-3 1B		F9		F8	4	1	2	0	0	0	2
Jerry Zimmerman, R (1, 2) OBP: 0.179, SLG: 0.179			F9		G6-4-3 1-2f			6-3		3	0	0	0	0	0	2
Jim Perry, S (1, 1) OBP: 0.298, SLG: 0.255			L8 2-3		F4			F8		1	0	0	0	0	0	1
Johnny Goryl, R (5, PH) OBP: 0.366, SLG: 0.557										1	0	0	0	0	0	0
Garry Roggenburk, R (5, 1) OBP: 0.250, SLG: 0.143										0	0	0	0	0	0	0
Vic Wertz, L (8, PH) OBP: 0.235, SLG: 0.333										1	0	0	0	0	0	0
Bill Dailey, R (8, 1) OBP: 0.250, SLG: 0.368										0	0	0	0	0	0	0
Inning Stats	R: 0 E: 0 K: 0 S: 3	H: 0 LOB: 0 BB: 0 P: 3	R: 0 E: 0 K: 0 S: 3	H: 1 LOB: 0 BB: 0 P: 3	R: 1 E: 0 K: 0 S: 5	H: 2 LOB: 0 BB: 0 P: 5	R: 0 E: 0 K: 1 S: 6	H: 1 LOB: 1 BB: 0 P: 6	R: 0 E: 0 K: 0 S: 3	H: 1 LOB: 0 BB: 0 P: 3	R: 1 E: 0 K: 0 S: 4	H: 1 LOB: 0 BB: 0 P: 4	R: 0 E: 0 K: 0 S: 3	H: 0 LOB: 0 BB: 0 P: 3	R: 0 E: 0 K: 0 S: 4	H: 1 LOB: 1 BB: 0 P: 4	R: 0 E: 0 K: 0 S: 4	H: 1 LOB: 2 BB: 1 P: 8	1B: 6 2B: 1 3B: 0 HR: 1	SF: 0 SAC: 0 DP: 2 HBP: 0	WP: 0 PB: 0 SB: 0 CS: 0	PA: 34

PITCHER	IP	WLS	BF	H	R	ER	SO	BB	IBB	HBP	BLK	WP	HR	S	P	ERA	WHIP
Robin Roberts, R (1, 1) ERA: 3.17	9.0	W	34	8	2	2	1	1	0	0	0	0	1	35	39	2.00	1.000

PITCHER	IP	WLS	BF	H	R	ER	SO	BB	IBB	HBP	BLK	WP	HR	S	P	ERA	WHIP

TOP

Minnesota Twins @ Baltimore Orioles

Memorial Stadium, Baltimore, MD

Fri Aug 23 1963, 7:05 PM EDT

Att. 13,544 - Unknown

livebaseballscorecards.com

AB	33
R	2
H	8
RBI	2
BB	1
SO	1
LOB	15

Minnesota Twins @ Baltimore Orioles

Memorial Stadium, Baltimore, MD

Fri Aug 23 1963, 7:05 PM EDT

Att. 13,544 - Unknown

livebaseballscorecards.com

BOTTOM

Batter	1	2	3	4	5	6	7	8	9	AB	R	H	RBI	BB	SO	LOB
Luis Aparicio, R (1, 6) OBP: 0.294, SLG: 0.336	6-3	5-3		BB, HR, 1-2		F7		5-3		4	1	0	0	1	0	2
Russ Snyder, L (1, 8) (8, 9) OBP: 0.337, SLG: 0.384	HR	F5		HR, 1-H, 2-H		L4-3, 1B				4	2	3	4	0	0	1
Boog Powell, L (1, 7) OBP: 0.335, SLG: 0.488	L8		F7	F7		L4-3, 1-2				4	0	0	0	0	0	1
John Orsino, R (1, 2) OBP: 0.351, SLG: 0.470	BB, BB, 1B		F8		F8		F7			4	0	1	0	0	0	0
Brooks Robinson, R (1, 5) OBP: 0.317, SLG: 0.383	FC6-5, BB, 1-2, BB		6-3		1B, 3B		F7			3	1	1	0	1	0	0
Jim Gentile, L (1, 3) OBP: 0.349, SLG: 0.441	1-2, 2-3, BB			HR	FC6-4, 3-H, 1B		K			3	1	2	2	1	1	0
Bob Johnson, R (1, 4) OBP: 0.374, SLG: 0.514	FC6-5, 2-3f			G4-6-3, 1B	FC6-4, S, 1-2f			6-3		4	0	1	0	0	0	4
Fred Valentine, S (1, 9) OBP: 0.444, SLG: 0.333		SH1-4, 1B		G4-6-3, 1-2f	BB, 1-2			E5, 1B		2	0	1	0	1	0	1
Bob Saverine, S (8, 8) OBP: 0.309, SLG: 0.227										1	0	1	0	0	0	0
Robin Roberts, S (1, 1) OBP: 0.246, SLG: 0.250		SH1-4, 1-2		BB, HR, 1B	1-3			F5		3	1	1	0	0	0	3
Inning Stats	R: 1 E: 0 K: 0 S: 5 H: 2 LOB: 3 BB: 2 P: 13	R: 0 E: 0 K: 0 S: 4 H: 1 LOB: 1 BB: 0 P: 4	R: 0 E: 0 K: 0 S: 3 H: 0 LOB: 0 BB: 0 P: 3	R: 4 E: 0 K: 0 S: 6 H: 4 LOB: 0 BB: 1 P: 10	R: 1 E: 0 K: 0 S: 5 H: 2 LOB: 2 BB: 1 P: 9	R: 0 E: 0 K: 0 S: 3 H: 1 LOB: 0 BB: 0 P: 3	R: 0 E: 0 K: 1 S: 5 H: 0 LOB: 0 BB: 0 P: 5	R: 0 E: 1 K: 0 S: 4 H: 1 LOB: 1 BB: 0 P: 4		1B: 7 2B: 1 3B: 1 HR: 3	SF: 0 SAC: 1 DP: 2 HBP: 0						

	AB	32
	R	6
	H	11
	RBI	6
	BB	4
	SO	1
	LOB	12

	WP: 0	PA: 37
	PB: 0	
	SB: 1	
	CS: 0	

PITCHER		IP	WLS	BF	H	R	ER	SO	BB	IBB	HBP	BLK	WP	HR	S	P	ERA	WHIP
Jim Perry, R ERA: 3.5	(1, 1)	4.0	L	21	7	5	5	0	3	0	0	0	0	3	18	30	11.25	2.500
Garry Roggenburk, L ERA: 2.0	(5, 1)	3.0		12	3	1	1	1	1	0	0	0	0	0	13	17	3.00	1.333
Bill Dailey, R ERA: 1.82	(8, 1)	1.0		4	1	0	0	0	0	0	0	0	0	0	4	4	0.00	1.000

PITCHER	IP	WLS	BF	H	R	ER	SO	BB	IBB	HBP	BLK	WP	HR	S	P	ERA	WHIP

Minnesota Twins @ Baltimore Orioles

Memorial Stadium, Baltimore, MD

Sat Aug 24 1963, 7:05 PM EDT

Att. 8,988 - Unknown

livebaseballscorecards.com

Batter	1	2	3	4	5	6	7	8	9	AB	R	H	RBI	BB	SO	LOB
Lenny Green, L (1, 8) OBP: 0.310, SLG: 0.319	x 0-0 F7 ①		x 0-0 5-3 ②		x 0-0 F6 ③			x 0-0 L3 ①		4	0	0	0	0	0	1
Rich Rollins, R (1, 5) OBP: 0.362, SLG: 0.457	x 0-0 5-3 ②		x 0-0 F4 ③			x 0-0 F8 ①		x 0-0 F9 ②		4	0	0	0	0	0	0
Jimmie Hall, L (1, 9) (9, 7)	S S S 0-3 K ③			x 0-0 F8 ①		x 0-0 CS 1B		x 0-0 HR		4	1	2	1	0	1	0
Don Mincher, L (1, 3) OBP: 0.348, SLG: 0.529		x 0-0 F7 ①		S S S 0-3 K ②		x 0-0 L8 ② ③ 1-2		x 0-0 F9 ③		4	0	0	0	0	1	1
Vic Power, R (8, 3) OBP: 0.289, SLG: 0.367										0	0	0	0	0	0	0
Harmon Killebrew, R (1, 7) OBP: 0.350, SLG: 0.512		x 0-0 FC5 1B 1B		x 0-0 2B			x 0-0 F9 ①		x 0-0 6-3 ①	4	0	2	0	0	0	0
Bob Allison, R (9, 9) OBP: 0.381, SLG: 0.522										0	0	0	0	0	0	0
Earl Battey, R (1, 2) OBP: 0.357, SLG: 0.462		x 0-0 F4 ②		x 0-0 F6 ③			x 0-0 1B 1B		x 0-0 6-3 ②	4	0	1	0	0	0	2
Bernie Allen, L (1, 4) OBP: 0.284, SLG: 0.319		x 0-0 1-2 1B			x 0-0 SH1-4 1B		x 0-0 1-2 1B		x 0-0 3-1 ③	4	0	3	0	0	0	0
Zoilo Versalles, R (1, 6) OBP: 0.292, SLG: 0.405		x 0-0 FC5 ③ 2-3f			x 0-0 F8 ①		x 0-0 F7 ②			3	0	0	0	0	0	5
Lee Stange, R (1, 1) OBP: 0.194, SLG: 0.065			x 0-0 4-3 ①		x 0-0 SH1-4 ② 1-2		S S S 0-3 K ③			2	0	0	0	0	1	2

Inning Stats	1	2	3	4	5	6	7	8	9		
	R: 0 H: 0	R: 0 H: 2	R: 0 H: 0	R: 0 H: 1	R: 0 H: 1	R: 0 H: 1	R: 0 H: 2	R: 1 H: 1	R: 0 H: 0	1B: 6 SF: 0	WP: 0 PA: 34
	E: 0 LOB: 0	E: 0 LOB: 2	E: 0 LOB: 0	E: 0 LOB: 1	E: 0 LOB: 1	E: 0 LOB: 0	E: 0 LOB: 2	E: 0 LOB: 0	E: 0 LOB: 0	2B: 1 SAC: 1	PB: 0
	K: 1 BB: 0	K: 0 BB: 0	K: 0 BB: 0	K: 1 BB: 0	K: 0 BB: 0	K: 0 BB: 0	K: 1 BB: 0	K: 0 BB: 0	K: 0 BB: 0	3B: 0 DP: 0	SB: 0
	S: 5 P: 5	S: 5 P: 5	S: 3 P: 3	S: 6 P: 6	S: 4 P: 4	S: 3 P: 3	S: 7 P: 7	S: 4 P: 4	S: 3 P: 3	HR: 1 HBP: 0	CS: 1

PITCHER		IP	WLS	BF	H	R	ER	SO	BB	IBB	HBP	BLK	WP	HR	S	P	ERA	WHIP
Dick Hall, R ERA: 3.36	(1, 1)	8.0	L	31	8	1	1	3	0	0	0	0	0	1	37	37	1.12	1.000
Stu Miller, R ERA: 2.34	(9, 1)	1.0		3	0	0	0	0	0	0	0	0	0	0	3	3	0.00	0.000

PITCHER	IP	WLS	BF	H	R	ER	SO	BB	IBB	HBP	BLK	WP	HR	S	P	ERA	WHIP

Batter	1	2	3	4	5	6	7	8	9	AB	R	H	RBI	BB	SO	LOB
Luis Aparicio, R (1, 6) OBP: 0.296, SLG: 0.340	WP G3 1B		1-3 2B			F8		SH3-4 1-2		3	0	2	0	0	0	0
Russ Snyder, L (1, 8) OBP: 0.339, SLG: 0.386	F9		BBBB BB			3-1 2B		3-1 2-3		3	0	1	0	1	0	2
Boog Powell, L (1, 7) OBP: 0.332, SLG: 0.483	G3 1-2		G1-2-3 3-Hf			3-1 2-3		3-1		4	0	0	0	0	0	6
John Orsino, R (1, 2) OBP: 0.347, SLG: 0.463	F2 2-3			SSS K		SSS K			SSS K	4	0	0	0	0	3	2
Al Smith, R (1, 9) OBP: 0.342, SLG: 0.414		F7		F9			SSS K		1-3	4	0	0	0	0	1	0
Jim Gentile, L (1, 3) OBP: 0.348, SLG: 0.439		3-1		F4			SSS K		1B 1B	4	0	1	0	0	1	0
Bob Saverine, S (9, PR) OBP: 0.309, SLG: 0.227										0	0	0	0	0	0	0
Brooks Robinson, R (1, 5) OBP: 0.318, SLG: 0.384		SSS K			F7		FC4-6 1B		1-2 1B	4	0	2	0	0	1	0
Jerry Adair, R (1, 4) OBP: 0.243, SLG: 0.346			F4		5-3		FC4-6 1-2f		4-3	3	0	0	0	0	0	1
Jackie Brandt, R (9, PH) OBP: 0.304, SLG: 0.397										1	0	0	0	0	0	2
Dick Hall, R (1, 1) OBP: 0.458, SLG: 0.625			2B G1-2-3 1B		SSS K			E4 3-1 SH3-4		2	0	1	0	0	1	0
Bob Johnson, R (8, PH) OBP: 0.372, SLG: 0.511										1	0	0	0	0	0	0
Stu Miller, R (9, 1) OBP: 0.357, SLG: 0.571										0	0	0	0	0	0	0
Inning Stats	R: 0 H: 1 E: 0 LOB: 1 K: 0 BB: 0 S: 4 P: 4	R: 0 H: 0 E: 0 LOB: 0 K: 1 BB: 0 S: 5 P: 5	R: 0 H: 2 E: 0 LOB: 2 K: 0 BB: 1 S: 4 P: 8	R: 0 H: 0 E: 0 LOB: 0 K: 1 BB: 0 S: 5 P: 5	R: 0 H: 0 E: 0 LOB: 0 K: 1 BB: 0 S: 5 P: 5	R: 0 H: 1 E: 0 LOB: 1 K: 1 BB: 0 S: 6 P: 6	R: 0 H: 1 E: 0 LOB: 1 K: 2 BB: 0 S: 8 P: 8	R: 0 H: 0 E: 1 LOB: 1 K: 0 BB: 0 S: 4 P: 4	R: 0 H: 2 E: 0 LOB: 2 K: 1 BB: 0 S: 7 P: 7	1B: 5 SF: 0 2B: 2 SAC: 1 3B: 0 DP: 1 HR: 0 HBP: 0							

PITCHER		IP	WLS	BF	H	R	ER	SO	BB	IBB	HBP	BLK	WP	HR	S	P	ERA	WHIP
Lee Stange, R ERA: 2.58	(1, 1)	9.0	W	35	7	0	0	7	1	0	0	0	1	0	48	52	0.00	0.889

PITCHER	IP	WLS	BF	H	R	ER	SO	BB	IBB	HBP	BLK	WP	HR	S	P	ERA	WHIP

BOTTOM

Minnesota Twins @ Baltimore Orioles

Memorial Stadium, Baltimore, MD

Sat Aug 24 1963, 7:05 PM EDT

Att. 8,988 - Unknown

livebaseballscorecards.com

AB	33
R	0
H	7
RBI	0
BB	1
SO	7
LOB	13

WP: 1	PA: 35		
PB: 0			
SB: 0			
CS: 0			

Batter	1	2	3	4	5	6	7	8	9	10	AB	R	H	RBI	BB	SO	LOB
Rich Rollins, R (1, 5) OBP: 0.360, SLG: 0.454	K		1B		6-3		FC6-4 1B		K		5	1	1	0	0	2	3
Vic Power, R (1, 3) OBP: 0.290, SLG: 0.370	5-3		F8		5-3		1B			SH1-3 2B	5	1	2	1	0	0	3
Jimmie Hall, L (1, 8) (10, 7) OBP: 0.339, SLG: 0.525	F8		F8		4-3		1B			SH1-3	4	0	1	1	0	0	3
Harmon Killebrew, R (1, 7) OBP: 0.351, SLG: 0.509 Lenny Green, L (10, PR) (10, 8) OBP: 0.310, SLG: 0.319		K		FC6-4 BB 1B		K		6-3		1B IBB	4 0	0 1	1 0	0 0	1 0	2 0	0 0
Bob Allison, R (1, 9) OBP: 0.379, SLG: 0.518		5-3		F4		F3		5-3		1B 1B	5	0	1	1	0	0	1
Earl Battey, R (1, 2) OBP: 0.361, SLG: 0.475		HR		FC6-4 BB		F9		2B		G5-4-3 1B	4	1	3	2	1	0	0
Zoilo Versalles, R (1, 6) OBP: 0.292, SLG: 0.403		CS 1B		FC6-4			6-3	F9		G5-4-3	5	0	1	0	0	0	5
Bernie Allen, L (1, 4) OBP: 0.283, SLG: 0.318		CS	4-3	K			FC6-4 WP 1B		K		4	1	1	0	0	2	2
Camilo Pascual, R (1, 1) OBP: 0.315, SLG: 0.353			1B 1B		2B		BB		K		3	0	2	0	1	1	0
Inning Stats	R: 0 E: 0 K: 1 S: 5 H: 0 LOB: 0 BB: 0 P: 5	R: 1 E: 0 K: 1 S: 6 H: 2 LOB: 0 BB: 0 P: 6	R: 0 E: 0 K: 0 S: 5 H: 2 LOB: 2 BB: 0 P: 5	R: 0 E: 0 K: 1 S: 6 H: 1 LOB: 2 BB: 1 P: 10	R: 0 E: 0 K: 0 S: 4 H: 1 LOB: 1 BB: 0 P: 4	R: 0 E: 0 K: 1 S: 5 H: 0 LOB: 0 BB: 0 P: 5	R: 2 E: 0 K: 0 S: 5 H: 3 LOB: 2 BB: 1 P: 9	R: 0 E: 0 K: 0 S: 4 H: 1 LOB: 1 BB: 0 P: 4	R: 0 E: 0 K: 3 S: 9 H: 0 LOB: 0 BB: 0 P: 9	R: 2 E: 0 K: 0 S: 5 H: 3 LOB: 2 BB: 1 P: 9	1B: 9 2B: 3 3B: 0 HR: 1 SF: 0 SAC: 1 DP: 1 HBP: 0						

PITCHER		IP	WLS	BF	H	R	ER	SO	BB	IBB	HBP	BLK	WP	HR	S	P	ERA	WHIP
Steve Barber, L ERA: 2.61	(1, 1)	8.0		34	10	3	3	4	2	0	0	0	1	1	40	48	3.38	1.500
Stu Miller, R ERA: 2.49	(9, 1)	2.0	L	9	3	2	2	3	0	1	0	0	0	0	14	18	9.00	1.500

PITCHER	IP	WLS	BF	H	R	ER	SO	BB	IBB	HBP	BLK	WP	HR	S	P	ERA	WHIP

TOP

Minnesota Twins @ Baltimore Orioles

Memorial Stadium, Baltimore, MD

Sun Aug 25 1963, 3:33 AM EDT

Att. 6,021 - Unknown

livebaseballscorecards.com

AB	39
R	5
H	13
RBI	5
BB	3
SO	7
LOB	17

WP: 1 PA: 44
PB: 0
SB: 0
CS: 1

Minnesota Twins @ Baltimore Orioles

Memorial Stadium, Baltimore, MD

Sun Aug 25 1963, 3:33 AM EDT
Att. 6,021 - Unknown

livebaseballscorecards.com

Batter	1	2	3	4	5	6	7	8	9	10	AB	R	H	RBI	BB	SO	LOB
Luis Aparicio, R (1, 6) OBP: 0.297, SLG: 0.341	F6	E6 1-2 2-3 3-H		F8			4-3 1B 1B		E 1B G5-2-3 1B		5	1	2	0	0	0	2
Russ Snyder, L (1, 8) (9, 7) (10, 8) OBP: 0.337, SLG: 0.385	F6	SF8 3-H			F8		4-3 1-2		E3 G5-2-3 IBB 1-3 1B		4	0	1	1	0	0	1
Boog Powell, L (1, 7) (9, 3) (10, 7) OBP: 0.335, SLG: 0.484	BB 1B	K			G5-4-3 1B		K		G5-2-3 1-2 IBB		4	0	2	0	1	2	3
John Orsino, R (1, 2) OBP: 0.348, SLG: 0.460	BB 1-2 BB		F5		G5-4-3 1-2f		2-H 1B		G5-2-3 1-2 2-3 3-Hf		4	0	1	1	1	0	4
Jackie Brandt, R (1, 9) OBP: 0.303, SLG: 0.393	5-3		6-3			F6		5-3	IBB		4	0	0	0	1	0	2
Jim Gentile, L (1, 3) OBP: 0.351, SLG: 0.439 Bob Saverine, S (8, PR) OBP: 0.309, SLG: 0.227 (9, 8) Bob Johnson, R (9, PH) OBP: 0.370, SLG: 0.508 (10, 3)		BB 1B E 1B	BB			F6		1B BB	K		2 0 1	1 0 0	1 0 0	0 0 0	2 0 1	0 0 3	0 0 3
Brooks Robinson, R (1, 5) OBP: 0.317, SLG: 0.384		K	5-3			2B		K		K	5	0	1	0	0	3	3
Jerry Adair, R (1, 4) OBP: 0.248, SLG: 0.347		E BB 1-2 SF8 1B		4-3		IBB		1-2 1B		K	4	1	2	0	1	1	0
Steve Barber, L (1, 1) OBP: 0.167, SLG: 0.200 Al Smith, R (8, PH) OBP: 0.341, SLG: 0.412 Stu Miller, R (9, 1) OBP: 0.357, SLG: 0.571 Fred Valentine, S (10, PH) OBP: 0.429, SLG: 0.318		E 1-2 2-3 BB		G3		F9		5-3		K	2 1 0 1	0 0 0 0	0 0 0 0	0 0 0 0	1 0 0 1	0 0 0 1	2 2 0 0

Inning Stats	1	2	3	4	5	6	7	8	9	10
	R: 0 E: 0 K: 0 S: 4	R: 2 E: 1 K: 2 S: 10	R: 0 E: 0 K: 0 S: 3	R: 0 E: 0 K: 0 S: 3	R: 0 E: 0 K: 0 S: 3	R: 0 E: 0 K: 0 S: 4	R: 1 E: 0 K: 1 S: 6	R: 0 E: 0 K: 1 S: 6	R: 0 E: 1 K: 1 S: 6	R: 0 E: 0 K: 3 S: 9
	H: 1 LOB: 2 BB: 1 P: 8	H: 2 LOB: 2 BB: 1 P: 14	H: 0 LOB: 1 BB: 1 P: 7	H: 0 LOB: 0 BB: 0 P: 3	H: 1 LOB: 0 BB: 0 P: 3	H: 1 LOB: 2 BB: 1 P: 8	H: 2 LOB: 1 BB: 0 P: 6	H: 1 LOB: 2 BB: 1 P: 10	H: 2 LOB: 3 BB: 2 P: 14	H: 0 LOB: 0 BB: 0 P: 9

PITCHER	IP	WLS	BF	H	R	ER	SO	BB	IBB	HBP	BLK	WP	HR	S	P	ERA	WHIP
Camilo Pascual, R (1, 1) ERA: 2.45	10.0	W	45	10	3	1	8	4	3	0	0	0	0	54	82	0.90	1.400

PITCHER	IP	WLS	BF	H	R	ER	SO	BB	IBB	HBP	BLK	WP	HR	S	P	ERA	WHIP

AB	37
R	3
H	10
RBI	2
BB	7
SO	8
LOB	22

1B: 9	SF: 1	WP: 0	PA: 45
2B: 1	SAC: 0	PB: 0	
3B: 0	DP: 2	SB: 0	
HR: 0	HBP: 0	CS: 0	

Batter	1	2	3	4	5	6	7	8	9	10	AB	R	H	RBI	BB	SO	LOB
Jose Tartabull, L (1, 8) OBP: 0.288, SLG: 0.318	F2		F9		E1 1B		F5			BBBB BLK 1B BB	4	1	1	0	1	0	1
Wayne Causey, L (1, 6) OBP: 0.347, SLG: 0.408	F9		1B 1B		F9			4-3		FC6-4 1-H 1B	5	0	2	1	0	0	1
Norm Siebern, L (1, 3) OBP: 0.358, SLG: 0.434	HR		L7		3-1			4-3		FC6-4 1-2f	5	1	1	1	0	0	3
Manny Jimenez, L (1, 7) Bobby Del Greco, R (10, 7) OBP: 0.339, SLG: 0.337 OBP: 0.302, SLG: 0.317	1B		1-2 1B			1-3		4-3		F4	5 0	0 0	2 0	0 0	0 0	0 0	1 0
Jerry Lumpe, L (1, 4) OBP: 0.326, SLG: 0.376	K		F7			5-3			4-3	F8	5	0	0	0	0	1	4
Ed Charles, R (1, 5) OBP: 0.344, SLG: 0.401		6-3		K		5-3			2B		4	0	1	0	0	1	0
Gino Cimoli, R (1, 9) OBP: 0.316, SLG: 0.382		F4		6-3			K		F7		4	0	0	0	0	1	1
Charlie Lau, L (1, 2) OBP: 0.314, SLG: 0.361		1B		4-3			1B		IBB		3	0	2	0	1	0	0
Ed Rakow, S (1, 1) OBP: 0.169, SLG: 0.111		K			5-3		K		K		4	0	0	0	0	3	4
Inning Stats	R: 1 H: 2 E: 0 LOB: 1 K: 1 BB: 0 S: 7 P: 7	R: 0 H: 1 E: 0 LOB: 1 K: 1 BB: 0 S: 6 P: 6	R: 0 H: 2 E: 0 LOB: 2 K: 0 BB: 0 S: 5 P: 5	R: 0 H: 0 E: 0 LOB: 0 K: 1 BB: 0 S: 5 P: 5	R: 0 H: 1 E: 1 LOB: 1 K: 0 BB: 0 S: 4 P: 4	R: 0 H: 0 E: 0 LOB: 0 K: 0 BB: 0 S: 3 P: 3	R: 0 H: 1 E: 0 LOB: 1 K: 2 BB: 0 S: 8 P: 8	R: 0 H: 0 E: 0 LOB: 0 K: 0 BB: 0 S: 3 P: 3	R: 0 H: 1 E: 0 LOB: 2 K: 1 BB: 1 S: 6 P: 10	R: 1 H: 1 E: 0 LOB: 1 K: 0 BB: 1 S: 4 P: 8	1B: 7 SF: 0 2B: 1 SAC: 0 3B: 0 DP: 0 HR: 1 HBP: 0						WP: 0 PA: 41 PB: 0 SB: 0 CS: 0

PITCHER		IP	WLS	BF	H	R	ER	SO	BB	IBB	HBP	BLK	WP	HR	S	P	ERA	WHIP
Robin Roberts, R ERA: 3.08	(1, 1)	9.0		36	8	1	1	6	0	1	0	0	0	1	47	51	1.00	0.889
George Brunet, L ERA: 6.49	(10, 1)	1.0	L	5	1	1	1	0	1	0	0	1	0	0	4	8	9.00	2.000

PITCHER	IP	WLS	BF	H	R	ER	SO	BB	IBB	HBP	BLK	WP	HR	S	P	ERA	WHIP

TOP

Kansas City Athletics @ Baltimore Orioles

Memorial Stadium, Baltimore, MD

Tue Aug 27 1963, 7:05 PM EDT
Att. 5,132 - Unknown

livebaseballscorecards.com

AB	39
R	2
H	9
RBI	2
BB	2
SO	6
LOB	15

Batter	1	2	3	4	5	6	7	8	9	10	AB	R	H	RBI	BB	SO	LOB
Luis Aparicio, R (1, 6) OBP: 0.296, SLG: 0.339	F7			5-3		F8		IBB, BB, 1B		1-3	5	0	1	0	0	0	0
Russ Snyder, L (1, 8) (10, 7) OBP: 0.335, SLG: 0.380	K			6-3		F6		IBB, BB, 1-2		5-3	4	0	0	0	1	1	0
Boog Powell, L (1, 7) (10, 3) OBP: 0.338, SLG: 0.491	4-3			1B			HR	IBB, 1-2, 2-3		4-3	4	1	2	1	1	0	0
John Orsino, R (1, 2) OBP: 0.346, SLG: 0.458		F7		1-2, 1B			F7	4-3			4	0	1	0	0	0	3
Jim Gentile, L (1, 3) OBP: 0.352, SLG: 0.442 Bob Saverine, S (9, PR) OBP: 0.309, SLG: 0.227 (10, 8)		3-1		1-3			2B		BB, 1B		4 0	0 0	2 0	0 0	0 0	0 0	2 0
Jackie Brandt, R (1, 9) OBP: 0.302, SLG: 0.389		F6		6-3			F8		BB, 1-2		3	0	0	0	1	0	1
Brooks Robinson, R (1, 5) OBP: 0.316, SLG: 0.383			F3	G4-6-3, 1B			K		F1		4	0	1	0	0	1	3
Jerry Adair, R (1, 4) OBP: 0.246, SLG: 0.345 Bob Johnson, R (9, PH) OBP: 0.368, SLG: 0.505 (10, 4)			K	G4-6-3, 1-2f				4-3	K		3 1	0 0	0 0	0 0	0 0	1 1	1 2
Robin Roberts, S (1, 1) OBP: 0.236, SLG: 0.239 Al Smith, R (9, PH) OBP: 0.340, SLG: 0.411 George Brunet, R (10, 1)			F8			3-1		4-3	K		3 1 0	0 0 0	0 0 0	0 0 0	0 0 0	0 1 0	0 2 0

Inning Stats	1	2	3	4	5	6	7	8	9	10
	R: 0 E: 0 K: 1 S: 5	R: 0 E: 0 K: 0 S: 3	R: 0 E: 0 K: 1 S: 5	R: 0 E: 0 K: 0 S: 5	R: 0 E: 0 K: 0 S: 3	R: 0 E: 0 K: 0 S: 3	R: 1 E: 0 K: 1 S: 7	R: 0 E: 0 K: 0 S: 4	R: 0 E: 0 K: 2 S: 8	R: 0 E: 0 K: 0 S: 3
	H: 0 LOB: 0 BB: 0 P: 5	H: 0 LOB: 0 BB: 0 P: 3	H: 0 LOB: 0 BB: 0 P: 5	H: 2 LOB: 2 BB: 0 P: 5	H: 1 LOB: 0 BB: 0 P: 3	H: 0 LOB: 0 BB: 0 P: 3	H: 2 LOB: 1 BB: 0 P: 7	H: 1 LOB: 3 BB: 2 P: 12	H: 1 LOB: 2 BB: 1 P: 12	H: 0 LOB: 0 BB: 0 P: 3

PITCHER	IP	WLS	BF	H	R	ER	SO	BB	IBB	HBP	BLK	WP	HR	S	P	ERA	WHIP
Ed Rakow, R (1, 1) ERA: 3.7	10.0	W	39	7	1	1	5	2	1	0	0	0	1	46	58	0.90	0.900

PITCHER	IP	WLS	BF	H	R	ER	SO	BB	IBB	HBP	BLK	WP	HR	S	P	ERA	WHIP

BOTTOM

Kansas City Athletics @ Baltimore Orioles

Memorial Stadium, Baltimore, MD

Tue Aug 27 1963, 7:05 PM EDT
Att. 5,132 - Unknown

livebaseballscorecards.com

AB	36
R	1
H	7
RBI	1
BB	3
SO	5
LOB	14

1B: 5	SF: 0	WP: 0	PA: 39
2B: 1	SAC: 0	PB: 0	
3B: 0	DP: 1	SB: 0	
HR: 1	HBP: 0	CS: 0	

Kansas City Athletics @ Baltimore Orioles

Memorial Stadium, Baltimore, MD

Wed Aug 28 1963, 7:05 PM EDT

Att. 5,256 - Unknown

TOP

livebaseballscorecards.com

Batter	1	2	3	4	5	6	7	8	9	AB	R	H	RBI	BB	SO	LOB
Jose Tartabull, L (1, 8) OBP: 0.287, SLG: 0.316	6-3			F9		L4-3, 1B			6-3	4	0	1	0	0	0	0
Wayne Causey, L (1, 6) OBP: 0.344, SLG: 0.405	F8			F7		L4-3 1-2			K	4	0	0	0	0	1	1
Norm Siebern, L (1, 3) OBP: 0.355, SLG: 0.431	1-3			F7			L9			3	0	0	0	0	0	0
Manny Jimenez, L (1, 7) OBP: 0.347, SLG: 0.349		BBBB CS, BB			2B		K			2	0	1	0	1	1	0
Jerry Lumpe, L (1, 4) OBP: 0.325, SLG: 0.373		4-3 1-2			F7		6-3			3	0	0	0	0	0	2
Ed Charles, R (1, 5) OBP: 0.343, SLG: 0.399		F9			F9			6-3		3	0	0	0	0	0	1
Gino Cimoli, R (1, 9) OBP: 0.314, SLG: 0.379			4-3		6-3			3-1		3	0	0	0	0	0	1
Charlie Lau, L (1, 2) OBP: 0.314, SLG: 0.381			F4			HR		1-3		3	1	1	1	0	0	0
Dave Wickersham, R (1, 1) OBP: 0.156, SLG: 0.143			1-3			6-3			F3	1	0	0	0	0	0	0
Ken Harrelson, R (6, PH) OBP: 0.310, SLG: 0.389										1	0	0	0	0	0	0
John Wyatt, R (6, 1)										0	0	0	0	0	0	0
Ted Bowsfield, R (8, 1) OBP: 0.182, SLG: 0.105										0	0	0	0	0	0	0
Chuck Essegian, R (9, PH) OBP: 0.282, SLG: 0.329										1	0	0	0	0	0	0

	AB	28
	R	1
	H	3
	RBI	1
	BB	1
	SO	2
	LOB	5

Inning Stats	1	2	3	4	5	6	7	8	9
	R: 0 E: 0 K: 0 S: 3	H: 0 LOB: 0 BB: 0 P: 3	R: 0 E: 0 K: 0 S: 2	H: 0 LOB: 0 BB: 1 P: 6	R: 0 E: 0 K: 0 S: 3	H: 0 LOB: 0 BB: 0 P: 3	R: 0 E: 0 K: 0 S: 3	H: 0 LOB: 0 BB: 0 P: 3	R: 0 E: 0 K: 0 S: 4	H: 1 LOB: 1 BB: 0 P: 4	R: 1 E: 0 K: 0 S: 4	H: 2 LOB: 0 BB: 0 P: 4	R: 0 E: 0 K: 1 S: 5	H: 0 LOB: 0 BB: 0 P: 5	R: 0 E: 0 K: 0 S: 3	H: 0 LOB: 0 BB: 0 P: 3	R: 0 E: 0 K: 1 S: 5	H: 0 LOB: 0 BB: 0 P: 5

1B: 1 SF: 0
2B: 2 SAC: 0
3B: 0 DP: 1
HR: 1 HBP: 0

WP: 0 PA: 29
PB: 0
SB: 0
CS: 1

PITCHER	IP	WLS	BF	H	R	ER	SO	BB	IBB	HBP	BLK	WP	HR	S	P	ERA	WHIP
Milt Pappas, R (1, 1) ERA: 2.78	9.0	W	29	3	1	1	2	1	0	0	0	0	1	32	36	1.00	0.444

PITCHER	IP	WLS	BF	H	R	ER	SO	BB	IBB	HBP	BLK	WP	HR	S	P	ERA	WHIP

Batter	1	2	3	4	5	6	7	8	9	AB	R	H	RBI	BB	SO	LOB
Luis Aparicio, R (1, 6) OBP: 0.294, SLG: 0.337	4-3		5-3			F7		K		4	0	0	0	0	1	1
Russ Snyder, L (1, 8) (9, 7) OBP: 0.334, SLG: 0.377	CS BB		F4			K		FC4-6 1-2f		3	0	0	0	1	1	1
Boog Powell, L (1, 7) OBP: 0.337, SLG: 0.489	F9 1-2		L8			1B 1B		K		4	0	1	0	0	1	2
Bob Saverine, S (9, 8) OBP: 0.309, SLG: 0.227										0	0	0	0	0	0	0
John Orsino, R (1, 2) OBP: 0.349, SLG: 0.458		6-3		G3-6 BB		1-2 1B				2	0	1	0	1	0	0
Jim Gentile, L (1, 3) OBP: 0.350, SLG: 0.439		G3		G3-6 1-2f		6-3				3	0	0	0	0	0	3
Jackie Brandt, R (1, 9) OBP: 0.303, SLG: 0.397		HR		K			F9			3	1	1	1	0	1	0
Brooks Robinson, R (1, 5) OBP: 0.317, SLG: 0.381		HR BB			F7		F9			2	1	0	0	1	0	0
Jerry Adair, R (1, 4) OBP: 0.247, SLG: 0.353		1-H HR			4-3		5-3			3	1	1	2	0	0	0
Milt Pappas, R (1, 1) OBP: 0.154, SLG: 0.175		K			K			FC4-6 1B		3	0	1	0	0	2	0
Inning Stats	R: 0 E: 0 K: 0 S: 2 H: 0 LOB: 0 BB: 1 P: 6	R: 3 E: 0 K: 1 S: 7 H: 2 LOB: 0 BB: 1 P: 11	R: 0 E: 0 K: 0 S: 3 H: 0 LOB: 0 BB: 0 P: 3	R: 0 E: 0 K: 1 S: 4 H: 0 LOB: 0 BB: 1 P: 8	R: 0 E: 0 K: 1 S: 5 H: 0 LOB: 0 BB: 0 P: 5	R: 0 E: 0 K: 1 S: 7 H: 2 LOB: 2 BB: 0 P: 7	R: 0 E: 0 K: 0 S: 3 H: 0 LOB: 0 BB: 0 P: 3	R: 0 E: 0 K: 2 S: 8 H: 1 LOB: 1 BB: 0 P: 8		1B: 3 2B: 0 3B: 0 HR: 2 SF: 0 SAC: 0 DP: 1 HBP: 0						

PITCHER		IP	WLS	BF	H	R	ER	SO	BB	IBB	HBP	BLK	WP	HR	S	P	ERA	WHIP
Dave Wickersham, R ERA: 4.14	(1, 1)	5.0	L	18	2	3	3	3	3	0	0	0	0	2	21	33	5.40	1.000
John Wyatt, R ERA: 3.3	(6, 1)	2.0		8	2	0	0	1	0	0	0	0	0	0	10	10	0.00	1.000
Ted Bowsfield, L ERA: 4.66	(8, 1)	1.0		4	1	0	0	2	0	0	0	0	0	0	8	8	0.00	1.000

PITCHER	IP	WLS	BF	H	R	ER	SO	BB	IBB	HBP	BLK	WP	HR	S	P	ERA	WHIP

BOTTOM

Kansas City Athletics @ Baltimore Orioles

Memorial Stadium, Baltimore, MD

Wed Aug 28 1963, 7:05 PM EDT

Att. 5,256 - Unknown

livebaseballscorecards.com

AB	27
R	3
H	5
RBI	3
BB	3
SO	6
LOB	7

Batter	1	2	3	4	5	6	7	8	9	AB	R	H	RBI	BB	SO	LOB
Tony Kubek, L (1, 6) OBP: 0.290, SLG: 0.340	0-0 E 2B 1B	0-0 4-3			0-0 BB 6-3 1-2 1B		0-0 F5			4	1	2	0	0	0	0
Bobby Richardson, R (1, 4) OBP: 0.306, SLG: 0.350	0-0 E3 2B 4-3 1-2		0-0 6-3		0-0 6-3 1-2 2-3		0-0 6-3			4	1	0	0	0	0	3
Tom Tresh, S (1, 8) OBP: 0.365, SLG: 0.475	0-0 4-3 1B 1-3 2-H 2B		0-0 1B		4-0 BB IBB			0-0 F3		3	1	2	1	1	0	0
Elston Howard, R (1, 2) OBP: 0.346, SLG: 0.547	0-0 4-3 2-3 3-H		0-0 F7		4-0 G6-3 1-2 2-3 3-H BB			0-0 F3		3	0	0	2	1	0	2
Hector Lopez, R (1, 7) OBP: 0.305, SLG: 0.416	0-0 F6		0-0 L9		0-0 G6-3 1-2f			0-0 5-3		4	0	0	0	0	0	5
Joe Pepitone, L (1, 3) OBP: 0.304, SLG: 0.441	0-0 3-H 1B			0-0 G5-4-3 1B		0-0 F9			0-0 F4	4	0	2	1	0	0	0
Phil Linz, R (1, 9) OBP: 0.329, SLG: 0.360	0-0 6-3			0-0 G5-4-3 1-2f		0-0 B1-3			0-0 CS 1B	4	0	1	0	0	0	2
Jack Reed, R (9, 9) OBP: 0.295, SLG: 0.291										0	0	0	0	0	0	0
Clete Boyer, R (1, 5) OBP: 0.301, SLG: 0.374		0-0 1-3		0-0 6-3		0-0 F8			4-0 1-2 BB	3	0	0	0	1	0	0
Al Downing, R (1, 1) OBP: 0.160, SLG: 0.167		0-3 K			0-0 6-3 1B BB 1B		0-0 F3		0-3 K	4	1	1	0	0	2	1
Inning Stats	R: 3 E: 1 K: 0 S: 7 H: 3 LOB: 1 BB: 0 P: 7	R: 0 E: 0 K: 1 S: 5 H: 0 LOB: 0 BB: 0 P: 5	R: 0 E: 0 K: 0 S: 4 H: 1 LOB: 1 BB: 0 P: 4	R: 0 E: 0 K: 0 S: 3 H: 1 LOB: 0 BB: 0 P: 3	R: 1 E: 0 K: 0 S: 4 H: 2 LOB: 2 BB: 2 P: 12	R: 0 E: 0 K: 0 S: 3 H: 0 LOB: 0 BB: 0 P: 3	R: 0 E: 0 K: 0 S: 3 H: 0 LOB: 0 BB: 0 P: 3	R: 0 E: 0 K: 0 S: 3 H: 0 LOB: 0 BB: 0 P: 3	R: 0 E: 0 K: 1 S: 5 H: 1 LOB: 1 BB: 1 P: 9	1B: 7 2B: 1 3B: 0 HR: 0 SF: 0 SAC: 0 DP: 2 HBP: 0						

TOP

New York Yankees @ Baltimore Orioles

Memorial Stadium, Baltimore, MD

Fri Aug 30 1963, 7:05 PM EDT
Att. 28,023 - Unknown - 80 F

livebaseballscorecards.com

AB	33
R	4
H	8
RBI	4
BB	3
SO	2
LOB	13

WP: 0 PB: 0 SB: 0 CS: 1 PA: 36

PITCHER		IP	WLS	BF	H	R	ER	SO	BB	IBB	HBP	BLK	WP	HR	S	P	ERA	WHIP
Steve Barber, L ERA: 2.62	(1, 1)	6.0	L	26	7	4	2	1	1	1	0	0	0	0	26	34	3.00	1.333
Dick Hall, R ERA: 3.29	(7, 1)	2.0		6	0	0	0	0	0	0	0	0	0	0	6	6	0.00	0.000
Wes Stock, R ERA: 3.32	(9, 1)	1.0		4	1	0	0	1	1	0	0	0	0	0	5	9	0.00	2.000

PITCHER	IP	WLS	BF	H	R	ER	SO	BB	IBB	HBP	BLK	WP	HR	S	P	ERA	WHIP

Batter	1	2	3	4	5	6	7	8	9	AB	R	H	RBI	BB	SO	LOB
Luis Aparicio, R (1, 6) OBP: 0.293, SLG: 0.336	F8		5-3			F9		4-3 WP 1B 1B		4	1	1	0	0	0	1
Bob Johnson, R (1, 3) OBP: 0.371, SLG: 0.500	6-3			FC6-4 BB		1-2 BB		4-3 1-3		2	0	0	0	2	0	1
Boog Powell, L (1, 7) OBP: 0.336, SLG: 0.487	K			F7		F4		3-H 1B		4	0	1	1	0	1	3
John Orsino, R (1, 2) OBP: 0.345, SLG: 0.452		F6		F8		FC5 2-3f		4-3		4	0	0	0	0	0	4
Jackie Brandt, R (1, 8) OBP: 0.305, SLG: 0.399		2B		FC6-4 1-2f			6-3		F9 1B BB	3	0	1	0	1	0	1
Al Smith, R (1, 9) OBP: 0.342, SLG: 0.418		K	K				3B		G6-4-3 1-2 1B	4	0	2	0	0	2	1
Brooks Robinson, R (1, 5) OBP: 0.314, SLG: 0.378		6-3	6-3				5-3		F9 2-3	4	0	0	0	0	0	4
Jerry Adair, R (1, 4) OBP: 0.244, SLG: 0.349			6-3		F9		F9		G6-4-3 1-2f	4	0	0	0	0	0	3
Steve Barber, L (1, 1) OBP: 0.165, SLG: 0.197			F9			FC5 BB 1B		K		1	0	0	0	0	0	0
Fred Valentine, S (6, PH) OBP: 0.448, SLG: 0.348										1	0	1	0	0	0	0
Dick Hall, R (7, 1) OBP: 0.458, SLG: 0.625										0	0	0	0	0	0	0
Joe Gaines, R (8, PH) OBP: 0.381, SLG: 0.478										1	0	0	0	0	1	0
Wes Stock, R (9, 1)										0	0	0	0	0	0	0
Inning Stats	R: 0 E: 0 K: 1 S: 5 H: 0 LOB: 0 BB: 0 P: 5	R: 0 E: 0 K: 1 S: 6 H: 1 LOB: 1 BB: 0 P: 6	R: 0 E: 0 K: 0 S: 3 H: 0 LOB: 0 BB: 0 P: 3	R: 0 E: 0 K: 0 S: 3 H: 0 LOB: 1 BB: 1 P: 7	R: 0 E: 0 K: 1 S: 5 H: 0 LOB: 0 BB: 0 P: 5	R: 0 E: 0 K: 0 S: 4 H: 1 LOB: 2 BB: 1 P: 8	R: 0 E: 0 K: 0 S: 4 H: 1 LOB: 1 BB: 0 P: 4	R: 1 E: 0 K: 1 S: 7 H: 2 LOB: 1 BB: 0 P: 7	R: 0 E: 0 K: 0 S: 3 H: 1 LOB: 1 BB: 1 P: 7	1B: 4 2B: 1 3B: 1 HR: 0	SF: 0 SAC: 0 DP: 1 HBP: 0						

PITCHER	IP	WLS	BF	H	R	ER	SO	BB	IBB	HBP	BLK	WP	HR	S	P	ERA	WHIP
Al Downing, L (1, 1) ERA: 2.32	9.0	W	35	6	1	1	4	3	0	0	0	1	0	40	52	1.00	1.000

PITCHER	IP	WLS	BF	H	R	ER	SO	BB	IBB	HBP	BLK	WP	HR	S	P	ERA	WHIP

BOTTOM

New York Yankees @ Baltimore Orioles

Memorial Stadium, Baltimore, MD

Fri Aug 30 1963, 7:05 PM EDT
Att. 28,023 - Unknown - 80 F

livebaseballscorecards.com

AB	32
R	1
H	6
RBI	1
BB	3
SO	4
LOB	18

Batter	1	2	3	4	5	6	7	8	9	AB	R	H	RBI	BB	SO	LOB
Tony Kubek, L (1, 6) OBP: 0.292, SLG: 0.342	F9		G5-4-3 1B			HR 1B		4-3		4	1	2	0	0	0	0
Bobby Richardson, R (1, 4) OBP: 0.304, SLG: 0.348	4-3		G5-4-3 1-2f			F8		L8		4	0	0	0	0	0	2
Tom Tresh, S (1, 8) OBP: 0.366, SLG: 0.480	L8			BB		1-H HR		F7		3	1	1	2	1	0	0
Roger Maris, L (1, 9) OBP: 0.339, SLG: 0.532		4-3 HR 1B		F8		G4-6-3 1B			B4-3	4	1	2	0	0	0	1
Joe Pepitone, L (1, 3) OBP: 0.304, SLG: 0.439		4-3 1-2		F9		G4-6-3 1-2f			G6-3 1B	4	0	1	0	0	0	3
Yogi Berra, L (1, 2) OBP: 0.363, SLG: 0.521		2-H HR		4-3			1B G6-3 1B		G6-3 1-2f	4	2	2	2	0	0	2
Johnny Blanchard, L (1, 7) OBP: 0.301, SLG: 0.462					F8					3	0	1	0	0	0	0
Jack Reed, R (9, 7) OBP: 0.295, SLG: 0.291		F6					G6-3 1-3 1B			0	0	0	0	0	0	0
Clete Boyer, R (1, 5) OBP: 0.299, SLG: 0.371		F7			6-3		G6-3 1-2f 3-H			3	0	0	0	0	0	1
Jim Bouton, R (1, 1) OBP: 0.083, SLG: 0.085			K		K		F9			3	0	0	0	0	2	0
Hal Reniff, R (9, 1)										0	0	0	0	0	0	0
Inning Stats	R: 0 E: 0 K: 0 S: 3 H: 0 LOB: 0 BB: 0 P: 3	R: 2 E: 0 K: 0 S: 5 H: 2 LOB: 0 BB: 0 P: 5	R: 0 E: 0 K: 1 S: 5 H: 1 LOB: 0 BB: 0 P: 5	R: 0 E: 0 K: 0 S: 3 H: 0 LOB: 1 BB: 1 P: 7	R: 0 E: 0 K: 1 S: 5 H: 0 LOB: 0 BB: 0 P: 5	R: 2 E: 0 K: 0 S: 5 H: 3 LOB: 0 BB: 0 P: 5	R: 1 E: 0 K: 0 S: 4 H: 2 LOB: 0 BB: 0 P: 4	R: 0 E: 0 K: 0 S: 3 H: 0 LOB: 0 BB: 0 P: 3	R: 0 E: 0 K: 0 S: 3 H: 1 LOB: 0 BB: 0 P: 3	1B: 7 2B: 0 3B: 0 HR: 2	SF: 0 SAC: 0 DP: 4 HBP: 0						

TOP

New York Yankees @ Baltimore Orioles

Memorial Stadium, Baltimore, MD

Sat Aug 31 1963, 7:05 PM EDT
Att. 23,256 - Unknown - 80 F

livebaseballscorecards.com

AB	32
R	5
H	9
RBI	4
BB	1
SO	2
LOB	9

PITCHER		IP	WLS	BF	H	R	ER	SO	BB	IBB	HBP	BLK	WP	HR	S	P	ERA	WHIP
Robin Roberts, R ERA: 3.2	(1, 1)	6.0	L	25	8	5	5	2	1	0	0	0	0	2	28	32	7.50	1.500
Herman Starrette, R ERA: 2.84	(7, 1)	2.0		5	0	0	0	0	0	0	0	0	0	0	5	5	0.00	0.000
George Brunet, L ERA: 6.26	(9, 1)	1.0		3	1	0	0	0	0	0	0	0	0	0	3	3	0.00	1.000

PITCHER	IP	WLS	BF	H	R	ER	SO	BB	IBB	HBP	BLK	WP	HR	S	P	ERA	WHIP

Batter	1	2	3	4	5	6	7	8	9	AB	R	H	RBI	BB	SO	LOB
Luis Aparicio, R (1, 6) OBP: 0.293, SLG: 0.335	1-3	F8			F8			1B		4	0	1	0	0	0	3
Russ Snyder, L (1, 8) OBP: 0.331, SLG: 0.373	F6		4-3			F7		K		4	0	0	0	0	1	1
Boog Powell, L (1, 7) OBP: 0.336, SLG: 0.484	4-3		3-1			F6			HR 1B	4	1	1	0	0	0	0
John Orsino, R (1, 2) OBP: 0.347, SLG: 0.461		BBBB 2B 4-3 BB	F8			5-3			1-H HR	3	2	1	2	1	0	0
Jim Gentile, L (1, 3) Bob Saverine, S (9, PR) OBP: 0.309, SLG: 0.227		F9		F5			1-3		1B	4 0	0 0	1 0	0 0	0 0	0 0	1 0
Al Smith, R (1, 9) OBP: 0.341, SLG: 0.419		4-3 1-3 2B		6-3			6-3		F8	4	0	1	0	0	0	1
Brooks Robinson, R (1, 5) OBP: 0.314, SLG: 0.376		BBBB 4-3 BB		6-3			K		K	3	0	0	0	1	2	1
Bob Johnson, R (1, 4) OBP: 0.368, SLG: 0.495		4-3 1-2 2-3 3-H			4-3			G6-3 1B	L4	4	0	1	1	0	0	3
Robin Roberts, S (1, 1) OBP: 0.243, SLG: 0.236 Herman Starrette, R (7, 1) Fred Valentine, S (8, PH) OBP: 0.433, SLG: 0.333 George Brunet, R (9, 1)		BBBB BB			1-3			G6-3 1-2f		1 0 1 0	0 0 0 0	0 0 0 0	0 0 0 0	1 0 0 0	0 0 0 0	0 0 1 0
Inning Stats	R: 0 E: 0 K: 0 S: 3 H: 0 LOB: 0 BB: 0 P: 3	R: 1 E: 0 K: 0 S: 4 H: 1 LOB: 3 BB: 3 P: 16	R: 0 E: 0 K: 0 S: 3 H: 0 LOB: 0 BB: 0 P: 3	R: 0 E: 0 K: 0 S: 3 H: 0 LOB: 0 BB: 0 P: 3	R: 0 E: 0 K: 0 S: 3 H: 0 LOB: 0 BB: 0 P: 3	R: 0 E: 0 K: 0 S: 3 H: 0 LOB: 0 BB: 0 P: 3	R: 0 E: 0 K: 1 S: 5 H: 0 LOB: 0 BB: 0 P: 5	R: 0 E: 0 K: 1 S: 6 H: 2 LOB: 1 BB: 0 P: 6	R: 2 E: 0 K: 1 S: 8 H: 3 LOB: 1 BB: 0 P: 8	1B: 4 2B: 1 3B: 0 HR: 1	SF: 0 SAC: 0 DP: 1 HBP: 0			WP: 0 PB: 0 SB: 0 CS: 0	PA: 35		

PITCHER		IP	WLS	BF	H	R	ER	SO	BB	IBB	HBP	BLK	WP	HR	S	P	ERA	WHIP
Jim Bouton, R ERA: 2.5	(1, 1)	8.0	W	32	6	3	3	2	3	0	0	0	0	1	33	45	3.38	1.125
Hal Reniff, R ERA: 3.0	(9, 1)	1.0	S	3	0	0	0	1	0	0	0	0	0	0	5	5	0.00	0.000

PITCHER	IP	WLS	BF	H	R	ER	SO	BB	IBB	HBP	BLK	WP	HR	S	P	ERA	WHIP

BOTTOM

New York Yankees @ Baltimore Orioles

Memorial Stadium, Baltimore, MD

Sat Aug 31 1963, 7:05 PM EDT
Att. 23,256 - Unknown - 80 F

livebaseballscorecards.com

AB	32
R	3
H	6
RBI	3
BB	3
SO	3
LOB	11

Batter	1	2	3	4	5	6	7	8	9	AB	R	H	RBI	BB	SO	LOB
Tony Kubek, L (1, 6) OBP: 0.291, SLG: 0.341	1B		F9			F8		4-1		4	0	1	0	0	0	0
Bobby Richardson, R (1, 4) OBP: 0.306, SLG: 0.349	6-3			1B		F7		HR 1B		4	1	2	0	0	0	0
Tom Tresh, S (1, 8) OBP: 0.371, SLG: 0.496	FC6-4 BB			G6-3 1-2 1B			HR	1-H HR		3	2	3	3	1	0	0
Elston Howard, R (1, 2) OBP: 0.345, SLG: 0.544	FC6-4 1-2f			K			F2	1B		4	0	1	0	0	1	3
Joe Pepitone, L (1, 3) OBP: 0.303, SLG: 0.438		G5-4-3 1B		G6-3 1-2f			K	L8		4	0	1	0	0	1	3
Hector Lopez, R (1, 7) OBP: 0.302, SLG: 0.412		G5-4-3 1-2f			5-3		F7		L7	4	0	0	0	0	0	1
Phil Linz, R (1, 9) OBP: 0.322, SLG: 0.353		4-3			5-3			K	S 2B	3	0	0	0	0	1	0
Jack Reed, R (8, 9) OBP: 0.306, SLG: 0.321										1	0	1	0	0	0	0
Clete Boyer, R (1, 5) OBP: 0.299, SLG: 0.370			6-3		5-3			HR 1B	K 2-3	4	1	1	0	0	1	1
Ralph Terry, R (1, 1) OBP: 0.088, SLG: 0.077 Steve Hamilton, L (5, 1) OBP: 0.308, SLG: 0.462 Harry Bright, R (6, PH) OBP: 0.314, SLG: 0.430 Tom Metcalf, R (6, 1) Mickey Mantle, S (8, PH) OBP: 0.448, SLG: 0.680 Hal Reniff, R (8, 1)			B5-3			F7		1-H HR	K	1 0 1 0 1 1	0 0 0 0 1 0	0 0 0 0 1 0	0 0 0 0 2 0	0 0 0 0 0 1	0 0 0 0 0 1	0 0 0 0 0 1
Inning Stats	R: 0 E: 0 K: 0 S: 3 H: 1 LOB: 1 BB: 1 P: 7	R: 0 E: 0 K: 0 S: 3 H: 1 LOB: 0 BB: 0 P: 3	R: 0 E: 0 K: 0 S: 3 H: 0 LOB: 0 BB: 0 P: 3	R: 0 E: 0 K: 1 S: 6 H: 2 LOB: 1 BB: 0 P: 6	R: 0 E: 0 K: 0 S: 3 H: 0 LOB: 0 BB: 0 P: 3	R: 0 E: 0 K: 0 S: 3 H: 0 LOB: 0 BB: 0 P: 3	R: 1 E: 0 K: 1 S: 6 H: 1 LOB: 0 BB: 0 P: 6	R: 4 E: 0 K: 1 S: 10 H: 5 LOB: 1 BB: 0 P: 10	R: 0 E: 0 K: 2 S: 8 H: 1 LOB: 1 BB: 0 P: 8	1B: 7 2B: 1 3B: 0 HR: 3 SF: 0 SAC: 0 DP: 2 HBP: 0						

PITCHER		IP	WLS	BF	H	R	ER	SO	BB	IBB	HBP	BLK	WP	HR	S	P	ERA	WHIP
Mike McCormick, L ERA: 4.58	(1, 1)	7.2		29	8	4	4	3	1	0	0	0	0	2	34	38	4.70	1.174
Dick Hall, R ERA: 3.38	(8, 1)	0.1	L	3	2	1	1	0	0	0	0	0	0	1	3	3	27.00	6.000
Stu Miller, R ERA: 2.46	(9, 1)	1.0		4	1	0	0	2	0	0	0	0	0	0	8	8	0.00	1.000

PITCHER	IP	WLS	BF	H	R	ER	SO	BB	IBB	HBP	BLK	WP	HR	S	P	ERA	WHIP

TOP

New York Yankees @ Baltimore Orioles

Memorial Stadium, Baltimore, MD

Sun Sep 01 1963, 3:33 AM EDT

Att. 24,037 - Unknown - 75 F

livebaseballscorecards.com

AB	35
R	5
H	11
RBI	5
BB	1
SO	5
LOB	9

WP: 0 PA: 36
PB: 0
SB: 1
CS: 0

Batter	1	2	3	4	5	6	7	8	9	AB	R	H	RBI	BB	SO	LOB
Luis Aparicio, R (1, 6) OBP: 0.294, SLG: 0.336	F7		FC4-6 2B 1-6-3 1-2f		HBP S 1B		BLK 5-3 1B 1B		1-3	5	2	2	0	0	0	1
Russ Snyder, L (1, 8) (8, 9) OBP: 0.329, SLG: 0.373	F7		1-6-3 HR 1-3 2B		F6 1-2		5-3 1-2		1-3	5	1	1	0	0	0	2
Boog Powell, L (1, 7) OBP: 0.338, SLG: 0.484	1B		1-6-3 2-3 3-H		HBP 1B		1B 2-3 IBB		K	4	0	2	1	1	1	1
John Orsino, R (1, 2) OBP: 0.349, SLG: 0.469	5-3		HR 3-H		1-0 1-2 2-3 HBP		F3			3	1	1	2	0	0	3
Jim Gentile, L (1, 3) OBP: 0.349, SLG: 0.435		E7	F4		K		1-2 3-H 1B			4	0	1	1	0	1	3
Al Smith, R (1, 9) OBP: 0.337, SLG: 0.414		6-3		F4	K		L8			4	0	0	0	0	1	3
Bob Saverine, S (8, 8) OBP: 0.309, SLG: 0.227										0	0	0	0	0	0	0
Brooks Robinson, R (1, 5) OBP: 0.311, SLG: 0.373		F6		F8		6-3		K		4	0	0	0	0	1	1
Bob Johnson, R (1, 4) OBP: 0.366, SLG: 0.490		4-3		6-3		1B		1-3		4	0	1	0	0	0	1
Mike McCormick, L (1, 1) OBP: 0.189, SLG: 0.250			FC4-6 1B		K	G3		K		3	0	1	0	0	1	1
Dick Hall, R (8, 1) OBP: 0.458, SLG: 0.625										0	0	0	0	0	0	0
Fred Valentine, S (8, PH) OBP: 0.419, SLG: 0.320										1	0	0	0	0	1	0
Stu Miller, R (9, 1) OBP: 0.357, SLG: 0.571										0	0	0	0	0	0	0
Inning Stats	R: 0 E: 0 K: 0 S: 4 H: 1 LOB: 1 BB: 0 P: 4	R: 0 E: 1 K: 0 S: 4 H: 0 LOB: 1 BB: 0 P: 4	R: 3 E: 0 K: 0 S: 6 H: 3 LOB: 0 BB: 0 P: 6	R: 0 E: 0 K: 0 S: 3 H: 0 LOB: 0 BB: 0 P: 3	R: 0 E: 0 K: 2 S: 9 H: 2 LOB: 3 BB: 0 P: 10	R: 0 E: 0 K: 1 S: 6 H: 1 LOB: 1 BB: 0 P: 6	R: 1 E: 0 K: 0 S: 5 H: 2 LOB: 2 BB: 1 P: 9	R: 0 E: 0 K: 2 S: 7 H: 0 LOB: 0 BB: 0 P: 7	R: 0 E: 0 K: 1 S: 5 H: 0 LOB: 0 BB: 0 P: 5	1B: 7 2B: 1 3B: 0 HR: 1	SF: 0 SAC: 0 DP: 0 HBP: 1						

PITCHER		IP	WLS	BF	H	R	ER	SO	BB	IBB	HBP	BLK	WP	HR	S	P	ERA	WHIP
Ralph Terry, R ERA: 3.38	(1, 1)	4.2		22	6	3	3	1	0	0	1	0	0	1	23	24	5.79	1.286
Steve Hamilton, L ERA: 2.67	(5, 1)	0.1		1	0	0	0	1	0	0	0	0	0	0	3	3	0.00	0.000
Tom Metcalf, R ERA: 4.5	(6, 1)	2.0	W	10	3	1	1	1	0	1	0	1	0	0	11	15	4.50	1.500
Hal Reniff, R ERA: 2.92	(8, 1)	2.0	S	6	0	0	0	3	0	0	0	0	0	0	12	12	0.00	0.000

PITCHER	IP	WLS	BF	H	R	ER	SO	BB	IBB	HBP	BLK	WP	HR	S	P	ERA	WHIP

BOTTOM

New York Yankees @ Baltimore Orioles

Memorial Stadium, Baltimore, MD

Sun Sep 01 1963, 3:33 AM EDT
Att. 24,037 - Unknown - 75 F

livebaseballscorecards.com

AB	37
R	4
H	9
RBI	4
BB	1
SO	6
LOB	16

WP: 0 PB: 0 SB: 1 CS: 0 PA: 39

Batter	1	2	3	4	5	6	7	8	9	AB	R	H	RBI	BB	SO	LOB
Luis Aparicio, R (1, 6) OBP: 0.294, SLG: 0.335	6-3		F9			6-3		1B 1-3 2-H		4	0	1	1	0	0	0
Russ Snyder, L (1, 8) OBP: 0.328, SLG: 0.376	F2			B4-3			4-3 1B 2B	SF7 3-H		3	1	1	1	0	0	0
Boog Powell, L (1, 7) OBP: 0.335, SLG: 0.480	F8			3-1			4-3 2-3	F5		4	0	0	0	0	0	2
John Orsino, R (1, 2) OBP: 0.350, SLG: 0.469 Bob Saverine, S (9, PR) OBP: 0.309, SLG: 0.227		K		F8			BB 3-H	1B	G4-6-3 1B	4 0	0 0	2 0	1 0	0 0	1 0	0 0
Jim Gentile, L (1, 3) OBP: 0.348, SLG: 0.432	F9				K		4-0 1-2	G4-6-3 BB	G4-6-3 1-2f	3	0	0	0	1	1	1
Al Smith, R (1, 9) OBP: 0.337, SLG: 0.416 Stu Miller, R (7, 1) OBP: 0.357, SLG: 0.571 Jackie Brandt, R (9, PH) OBP: 0.304, SLG: 0.398	2B				L8		G4-6-3 1-2f		F5	3 0 1	0 0 0	1 0 0	0 0 0	0 0 0	0 0 1	2 0 1
Brooks Robinson, R (1, 5) OBP: 0.310, SLG: 0.371	F2				K			F8		3	0	0	0	0	1	1
Bob Johnson, R (1, 4) OBP: 0.366, SLG: 0.488			F4			5-3		1B 1B		3	1	1	0	0	0	0
Milt Pappas, R (1, 1) OBP: 0.149, SLG: 0.169 Fred Valentine, S (7, 9) OBP: 0.438, SLG: 0.346			K			K		1B 1-2 SF7		2 1	0 1	0 1	0 0	0 0	2 0	0 0
Inning Stats	R: 0 E: 0 K: 0 S: 3 H: 0 LOB: 0 BB: 0 P: 3	R: 0 E: 0 K: 1 S: 6 H: 1 LOB: 1 BB: 0 P: 6	R: 0 E: 0 K: 1 S: 5 H: 0 LOB: 0 BB: 0 P: 5	R: 0 E: 0 K: 0 S: 3 H: 0 LOB: 0 BB: 0 P: 3	R: 0 E: 0 K: 2 S: 7 H: 0 LOB: 0 BB: 0 P: 7	R: 0 E: 0 K: 1 S: 5 H: 0 LOB: 0 BB: 0 P: 5	R: 1 E: 0 K: 0 S: 4 H: 2 LOB: 1 BB: 1 P: 8	R: 2 E: 0 K: 0 S: 6 H: 3 LOB: 1 BB: 0 P: 6	R: 0 E: 0 K: 0 S: 3 H: 1 LOB: 1 BB: 0 P: 3	1B: 5 2B: 2 3B: 0 HR: 0 SF: 1 SAC: 0 DP: 2 HBP: 0						

PITCHER		IP	WLS	BF	H	R	ER	SO	BB	IBB	HBP	BLK	WP	HR	S	P	ERA	WHIP
Bill Monbouquette, R ERA: 3.41	(1, 1)	7.2	W	29	6	3	3	5	1	0	0	0	0	0	38	42	3.52	0.913
Dick Radatz, R ERA: 1.81	(8, 1)	1.1	S	4	1	0	0	0	0	0	0	0	0	0	4	4	0.00	0.750

PITCHER	IP	WLS	BF	H	R	ER	SO	BB	IBB	HBP	BLK	WP	HR	S	P	ERA	WHIP

Baltimore Orioles @ Boston Red Sox

Fenway Park, Boston, MA

Mon Sep 02 1963, 3:33 AM EDT

Unknown

TOP

livebaseballscorecards.com

AB	31
R	3
H	7
RBI	3
BB	1
SO	5
LOB	7

PA: 33

WP: 0
PB: 0
SB: 0
CS: 0

Batter	1	2	3	4	5	6	7	8	9	AB	R	H	RBI	BB	SO	LOB
Gary Geiger, L (1, 8) OBP: 0.330, SLG: 0.472	SH4-3 WP 2B		G3-6 1-2f			G3 2-3		BBB 1B SH1-4 BB		3	1	1	0	1	0	2
Chuck Schilling, R (1, 4) OBP: 0.296, SLG: 0.327	SH4-3 2-3		F7			SF9 3-H		SH1-4 1-2		1	0	0	1	0	0	0
Carl Yastrzemski, L (1, 7) OBP: 0.411, SLG: 0.486	F7 3-H			G6-4-3 1B		3-1		G6-4-3 2-3 1B		4	0	2	0	0	0	0
Dick Stuart, R (1, 3) OBP: 0.309, SLG: 0.514	F5			G6-4-3 1-2f			F8	G6-4-3 1-2f		4	0	0	0	0	0	3
Frank Malzone, R (1, 5) OBP: 0.331, SLG: 0.436		L5		1-3			2B 3B 1B			3	1	1	0	0	0	0
Lou Clinton, R (1, 9) OBP: 0.293, SLG: 0.421		BBBB BB			F6		1-3 3B 2B			2	1	1	0	1	0	0
Eddie Bressoud, R (1, 6) OBP: 0.324, SLG: 0.437		SSS K			SSS K		CS 2-H 3-H 3B			3	0	1	2	0	2	1
Russ Nixon, L (1, 2) OBP: 0.319, SLG: 0.388		F5			4-3		CS IBB			2	0	0	0	1	0	1
Bill Monbouquette, R (1, 1) OBP: 0.169, SLG: 0.139 Dick Radatz, R (8, 1) OBP: 0.074, SLG: 0.077			BBBB G3-6 BB			G3 SF9 2B	F7 1-2 3-H			2 0	1 0	1 0	0 0	1 0	0 0	2 0
Inning Stats	R: 1 H: 1 E: 0 LOB: 0 K: 0 BB: 0 S: 4 P: 4	R: 0 H: 0 E: 0 LOB: 1 K: 1 BB: 1 S: 5 P: 9	R: 0 H: 0 E: 0 LOB: 0 K: 0 BB: 1 S: 2 P: 6	R: 0 H: 1 E: 0 LOB: 0 K: 0 BB: 0 S: 3 P: 3	R: 0 H: 0 E: 0 LOB: 0 K: 1 BB: 0 S: 5 P: 5	R: 1 H: 1 E: 0 LOB: 0 K: 0 BB: 0 S: 4 P: 4	R: 2 H: 3 E: 0 LOB: 1 K: 0 BB: 1 S: 5 P: 9	R: 0 H: 1 E: 0 LOB: 1 K: 0 BB: 1 S: 3 P: 7		1B: 3 SF: 1 2B: 3 SAC: 2 3B: 1 DP: 3 HR: 0 HBP: 0						

PITCHER		IP	WLS	BF	H	R	ER	SO	BB	IBB	HBP	BLK	WP	HR	S	P	ERA	WHIP
Milt Pappas, R ERA: 2.87	(1, 1)	6.1	L	25	6	4	4	2	2	0	0	0	1	0	27	35	5.68	1.263
Stu Miller, R ERA: 2.42	(7, 1)	1.2		6	1	0	0	0	1	1	0	0	0	0	4	12	0.00	1.200

PITCHER	IP	WLS	BF	H	R	ER	SO	BB	IBB	HBP	BLK	WP	HR	S	P	ERA	WHIP

BOTTOM

Baltimore Orioles @ Boston Red Sox

Fenway Park, Boston, MA

Mon Sep 02 1963, 3:33 AM EDT

Unknown

livebaseballscorecards.com

AB	24
R	4
H	7
RBI	3
BB	4
SO	2
LOB	9

WP: 1 PA: 31
PB: 0
SB: 0
CS: 2

Batter	1	2	3	4	5	6	7	8	9	AB	R	H	RBI	BB	SO	LOB
Luis Aparicio, R (1, 6) OBP: 0.295, SLG: 0.335	B B B B 4-0 L6-3 BB		x 0-0 ③ L7		x 0-0 2-3 1B			x 0-0 ② F8		3	0	1	0	1	0	1
Russ Snyder, L (1, 8) OBP: 0.328, SLG: 0.374	x 0-0 ① ② L6-3 1-2			x 0-0 FC6-4 1B	x 0-0 ③ F7			x 0-0 ③ F5		4	0	1	0	0	0	3
Boog Powell, L (1, 7) OBP: 0.335, SLG: 0.478	x 0-0 ③ L4			x 0-0 ① FC6-4 1B 1-2f		x 0-0 G4-6-3 1B			x 0-0 ① 3-1	4	0	1	0	0	0	1
Jim Gentile, L (1, 3) OBP: 0.345, SLG: 0.429		S S S 0-3 ① K		x 0-0 ② F7		x 0-0 ① ② G4-6-3 1-2f			S S S 0-3 ② K	4	0	0	0	0	2	2
Fred Valentine, S (1, 9) OBP: 0.417, SLG: 0.333		x 0-0 ② F7		x 0-0 1-3 1B		x 0-0 ③ F8			x 0-0 ③ 4-3	4	0	1	0	0	0	0
Bob Johnson, R (1, 5) OBP: 0.361, SLG: 0.480		x 0-0 ③ 1-3		x 0-0 ③ F8			S S S 0-3 ① K			3	0	0	0	0	1	2
Jerry Adair, R (1, 4) OBP: 0.242, SLG: 0.346			x 0-0 ① 6-3		S S S 0-3 ① K		x 0-0 ② 6-3			3	0	0	0	0	1	0
Dick Brown, R (1, 2) OBP: 0.304, SLG: 0.329			x 0-0 ② L4		H 1-0 1B SH1-4 HBP		x 0-0 ③ L7			2	0	0	0	0	0	0
Dave McNally, R (1, 1) OBP: 0.147, SLG: 0.033 Al Smith, R (8, PH) OBP: 0.336, SLG: 0.415 Herman Starrette, R (8, 1)			x 0-0 1B	x 0-0 ② SH1-4 1-2				S S S 0-3 ① K		1 1 0	0 0 0	1 0 0	0 0 0	0 1 0	0 0 0	0 0 0
Inning Stats	R: 0 E: 0 K: 0 S: 2 H: 0 LOB: 0 BB: 1 P: 6	R: 0 E: 0 K: 1 S: 5 H: 0 LOB: 0 BB: 0 P: 5	R: 0 E: 0 K: 0 S: 4 H: 1 LOB: 1 BB: 0 P: 4	R: 0 E: 0 K: 0 S: 5 H: 2 LOB: 2 BB: 0 P: 5	R: 0 E: 0 K: 1 S: 6 H: 1 LOB: 2 BB: 0 P: 7	R: 0 E: 0 K: 0 S: 3 H: 1 LOB: 0 BB: 0 P: 3	R: 0 E: 0 K: 1 S: 5 H: 0 LOB: 0 BB: 0 P: 5	R: 0 E: 0 K: 1 S: 5 H: 0 LOB: 0 BB: 0 P: 5	R: 0 E: 0 K: 1 S: 5 H: 0 LOB: 0 BB: 0 P: 5	1B: 5 2B: 1 3B: 0 HR: 0	SF: 0 SAC: 1 DP: 2 HBP: 1					

PITCHER	IP	WLS	BF	H	R	ER	SO	BB	IBB	HBP	BLK	WP	HR	S	P	ERA	WHIP
Bob Heffner, R (1, 1) ERA: 4.19	9.0	W	32	5	0	0	5	1	0	1	0	0	0	40	45	0.00	0.667

PITCHER	IP	WLS	BF	H	R	ER	SO	BB	IBB	HBP	BLK	WP	HR	S	P	ERA	WHIP

TOP

Baltimore Orioles @ Boston Red Sox

Fenway Park, Boston, MA

Mon Sep 02 1963, 3:38 AM EDT

Att. 17,288 - Unknown

livebaseballscorecards.com

AB	29
R	0
H	5
RBI	0
BB	1
SO	5
LOB	9

1B: 5 2B: 1 3B: 0 HR: 0	SF: 0 SAC: 1 DP: 2 HBP: 1	WP: 0 PB: 0 SB: 0 CS: 0	PA: 32

Batter	1	2	3	4	5	6	7	8	9	AB	R	H	RBI	BB	SO	LOB
Felix Mantilla, R (1, 8) OBP: 0.344, SLG: 0.384	F8		BB 1-2		6-3 2-3		CS BB			2	0	0	0	2	0	1
Chuck Schilling, R (1, 4) OBP: 0.294, SLG: 0.325	F7		4-3		F8		F7 1-2			4	0	0	0	0	0	4
Carl Yastrzemski, L (1, 7) OBP: 0.412, SLG: 0.487	K			G6-4-3 1B BB		1B 2B		K		3	1	1	0	1	2	0
Dick Stuart, R (1, 3) OBP: 0.311, SLG: 0.514		K		G6-4-3 1-2 1B		FC5-4 2-H 1B		F6		4	0	2	1	0	1	0
Frank Malzone, R (1, 5) OBP: 0.330, SLG: 0.437		K		G6-4-3 1-2f 2-3		F8		1B 2B		4	0	1	0	0	1	3
Lou Clinton, R (1, 9) OBP: 0.292, SLG: 0.420		F6		F4		FC5-4 BB 1-2f		FC6-4 2-3 1B		4	0	1	0	0	0	2
Eddie Bressoud, R (1, 6) OBP: 0.325, SLG: 0.439			F7		1B 2B		BB 1-2	FC6-4 1-2f		3	1	1	0	1	0	2
Bob Tillman, R (1, 2) OBP: 0.315, SLG: 0.370			FC6-4 1B		6-3 PB 2-H 1B		F4			3	0	2	1	0	0	2
Bob Heffner, R (1, 1) OBP: 0.176, SLG: 0.242			FC6-4 BB 1-2f		6-3 1-2		K			3	0	0	0	0	1	2
Inning Stats	R: 0 H: 0 E: 0 LOB: 0 K: 1 BB: 0 S: 5 P: 5	R: 0 H: 0 E: 0 LOB: 0 K: 2 BB: 0 S: 7 P: 7	R: 0 H: 1 E: 0 LOB: 2 K: 0 BB: 1 S: 4 P: 8	R: 0 H: 1 E: 0 LOB: 1 K: 0 BB: 1 S: 3 P: 7	R: 1 H: 2 E: 0 LOB: 1 K: 0 BB: 0 S: 5 P: 5	R: 1 H: 2 E: 0 LOB: 2 K: 0 BB: 1 S: 5 P: 9	R: 0 H: 0 E: 0 LOB: 0 K: 1 BB: 1 S: 4 P: 8	R: 0 H: 2 E: 0 LOB: 2 K: 1 BB: 0 S: 7 P: 7		1B: 5 SF: 0 2B: 3 SAC: 0 3B: 0 DP: 1 HR: 0 HBP: 0						

PITCHER		IP	WLS	BF	H	R	ER	SO	BB	IBB	HBP	BLK	WP	HR	S	P	ERA	WHIP
Dave McNally, L ERA: 4.34	(1, 1)	7.0	L	29	6	2	2	4	4	0	0	0	0	0	33	49	2.57	1.429
Herman Starrette, R ERA: 2.7	(8, 1)	1.0		5	2	0	0	1	0	0	0	0	0	0	7	7	0.00	2.000

PITCHER	IP	WLS	BF	H	R	ER	SO	BB	IBB	HBP	BLK	WP	HR	S	P	ERA	WHIP

BOTTOM

Baltimore Orioles @ Boston Red Sox

Fenway Park, Boston, MA

Mon Sep 02 1963, 3:38 AM EDT

Att. 17,288 - Unknown

livebaseballscorecards.com

AB	30
R	2
H	8
RBI	2
BB	4
SO	5
LOB	16

Batter	1	2	3	4	5	6	7	8	9	AB	R	H	RBI	BB	SO	LOB
Luis Aparicio, R (1, 6) OBP: 0.296, SLG: 0.335	E6 1B		F2		F9		S 2B 1B		IBB	4	2	1	0	1	0	0
Russ Snyder, L (1, 8) (8, 9) Joe Gaines, R (9, PH) OBP: 0.378, SLG: 0.474 Fred Valentine, S (9, 9) OBP: 0.417, SLG: 0.333	E7 1-H 4-3 1B		F7		4-3		K 1-3		K	4 1 0	1 0 0	1 0 0	0 0 0	0 0 0	1 1 0	1 2 0
Boog Powell, L (1, 3) OBP: 0.333, SLG: 0.477	5-3		K		E5		2B 3-H		K	5	0	1	1	0	2	3
John Orsino, R (1, 2) OBP: 0.346, SLG: 0.463	4-3 3-H			L5	K		5-3			4	0	0	1	0	1	2
Al Smith, R (1, 7) OBP: 0.332, SLG: 0.410	K			5-3		L5		6-3		4	0	0	0	0	1	0
Jackie Brandt, R (1, 9) OBP: 0.306, SLG: 0.399 Bob Saverine, S (8, 8) OBP: 0.309, SLG: 0.227		F2		1B 1B		1B		F5		4 0	1 0	2 0	0 0	0 0	0 0	0 0
Brooks Robinson, R (1, 5) OBP: 0.311, SLG: 0.372		1B		1B 1-2	K	F7				4	0	2	0	0	1	1
Bob Johnson, R (1, 4) OBP: 0.363, SLG: 0.481		K		1-3 2-H	1B	5-3			SH1-4 1B	4	0	2	1	0	1	2
Steve Barber, L (1, 1) OBP: 0.159, SLG: 0.190 Stu Miller, R (8, 1) OBP: 0.357, SLG: 0.571		K		K			K		SH1-4 1-2	3 0	0 0	0 0	0 0	0 0	3 0	3 0
Inning Stats	R: 2 E: 2 K: 1 S: 7 H: 1 LOB: 0 BB: 0 P: 7	R: 0 E: 0 K: 2 S: 8 H: 1 LOB: 1 BB: 0 P: 8	R: 0 E: 0 K: 1 S: 5 H: 0 LOB: 0 BB: 0 P: 5	R: 1 E: 0 K: 1 S: 8 H: 3 LOB: 2 BB: 0 P: 8	R: 0 E: 1 K: 1 S: 6 H: 0 LOB: 1 BB: 0 P: 6	R: 0 E: 0 K: 1 S: 6 H: 1 LOB: 1 BB: 0 P: 6	R: 1 E: 0 K: 2 S: 9 H: 2 LOB: 1 BB: 0 P: 9	R: 0 E: 0 K: 0 S: 3 H: 0 LOB: 0 BB: 0 P: 3	R: 0 E: 0 K: 2 S: 8 H: 1 LOB: 2 BB: 1 P: 12	1B: 8 2B: 1 3B: 0 HR: 0 SF: 0 SAC: 1 DP: 0 HBP: 0	WP: 0 PB: 0 SB: 2 CS: 0 PA: 39					

PITCHER		IP	WLS	BF	H	R	ER	SO	BB	IBB	HBP	BLK	WP	HR	S	P	ERA	WHIP
Dave Morehead, R ERA: 4.08	(1, 1)	5.0	L	22	5	3	1	6	0	0	0	0	0	0	34	34	1.80	1.000
Jack Lamabe, R ERA: 3.48	(6, 1)	2.0		9	3	1	1	3	0	0	0	0	0	0	15	15	4.50	1.500
Arnold Earley, L ERA: 4.63	(8, 1)	2.0		8	1	0	0	2	0	1	0	0	0	0	11	15	0.00	0.500

PITCHER	IP	WLS	BF	H	R	ER	SO	BB	IBB	HBP	BLK	WP	HR	S	P	ERA	WHIP

TOP

Baltimore Orioles @ Boston Red Sox

Fenway Park, Boston, MA

Tue Sep 03 1963, 3:33 AM EDT

Att. 2,896 - Unknown

livebaseballscorecards.com

AB	37
R	4
H	9
RBI	3
BB	1
SO	11
LOB	14

Baltimore Orioles @ Boston Red Sox

Fenway Park, Boston, MA

Tue Sep 03 1963, 3:33 AM EDT

Att. 2,896 - Unknown

livebaseballscorecards.com

BOTTOM

Batter	1	2	3	4	5	6	7	8	9	AB	R	H	RBI	BB	SO	LOB
Felix Mantilla, R (1, 8) OBP: 0.340, SLG: 0.371	SSS 0-3 ① K			x 0-0 ① 5-3	x 0-0 ③ F8			BBB 4-0 F8 G3 HR BB		3	1	0	0	1	1	1
Billy Gardner, R (9, 4) OBP: 0.286, SLG: 0.276										0	0	0	0	0	0	0
Chuck Schilling, R (1, 4) OBP: 0.294, SLG: 0.323	x 0-0 ② F2			BBB 4-0 2B BB		x 0-0 ① F2		x 0-0 ① G3 1-2		2	0	0	0	1	0	0
Gary Geiger, L (8, PH) OBP: 0.329, SLG: 0.471 (9, 8)										1	0	0	0	0	0	1
Carl Yastrzemski, L (1, 7) OBP: 0.410, SLG: 0.487	x 0-0 ③ 1-3			x 0-0 1-3 2B		x 0-0 ② 4-3		x 0-0 ② F8 2-3		4	0	1	0	0	0	1
Dick Stuart, R (1, 3) OBP: 0.310, SLG: 0.518		x 0-0 ① F7		SSS 0-3 ② K		SSS 0-3 ③ K		x 0-0 3-H HR		4	1	1	2	0	2	2
Frank Malzone, R (1, 5) OBP: 0.330, SLG: 0.435		x 0-0 G4-6-3 1B		x 0-0 ③ F6			SSS 0-3 ① K2-3	x 0-0 ③ 6-3		4	0	1	0	0	1	2
Lou Clinton, R (1, 9) OBP: 0.292, SLG: 0.421		x 0-0 ②③ G4-6-3 1-2f			x 0-0 1B 2B		x 0-0 ② F2		x 0-0 ① 4-3 1B	4	1	1	0	0	0	1
Eddie Bressoud, R (1, 6) OBP: 0.326, SLG: 0.439			x 0-0 ① F5		x 0-0 ① L5		x 0-0 BB 1B		x 0-0 ② 1B	4	0	2	0	0	0	1
Bob Tillman, R (1, 2) OBP: 0.317, SLG: 0.369			x 0-0 ② F4		x 0-0 2-H 1B		BBB 4-0 1-2 BB		x 0-0 ③ 5-3	3	0	1	1	1	0	0
Dave Morehead, R (1, 1) OBP: 0.104, SLG: 0.104			x 0-0 ③ 6-3		SSS 0-3 ② K		x 0-0 ③ F9			1	0	0	0	0	0	0
Dick Williams, R (5, PH) OBP: 0.330, SLG: 0.370										1	0	0	0	0	1	1
Jack Lamabe, R (6, 1) OBP: 0.083, SLG: 0.174										0	0	0	0	0	0	0
Roman Mejias, R (7, PH) OBP: 0.249, SLG: 0.345										1	0	0	0	0	0	2
Arnold Earley, L (8, 1) OBP: 0.235, SLG: 0.294										0	0	0	0	0	0	0
Inning Stats	R: 0 E: 0 K: 1 S: 5 H: 0 LOB: 0 BB: 0 P: 5	R: 0 E: 0 K: 0 S: 3 H: 1 LOB: 0 BB: 0 P: 3	R: 0 E: 0 K: 0 S: 3 H: 0 LOB: 0 BB: 0 P: 3	R: 0 E: 0 K: 1 S: 6 H: 1 LOB: 2 BB: 1 P: 10	R: 1 E: 0 K: 1 S: 7 H: 2 LOB: 1 BB: 0 P: 7	R: 0 E: 0 K: 1 S: 5 H: 0 LOB: 0 BB: 0 P: 5	R: 0 E: 0 K: 1 S: 6 H: 1 LOB: 2 BB: 1 P: 10	R: 2 E: 0 K: 0 S: 4 H: 1 LOB: 0 BB: 1 P: 8	R: 0 E: 0 K: 0 S: 3 H: 1 LOB: 0 BB: 0 P: 3	1B: 4 2B: 2 3B: 0 HR: 1	SF: 0 SAC: 0 DP: 1 HBP: 0						

	AB	32
	R	3
	H	7
	RBI	3
	BB	3
	SO	5
	LOB	12

WP: 0 PB: 0 SB: 0 CS: 0 PA: 35

PITCHER		IP	WLS	BF	H	R	ER	SO	BB	IBB	HBP	BLK	WP	HR	S	P	ERA	WHIP
Steve Barber, L ERA: 2.62	(1, 1)	7.0	W	28	5	2	2	5	3	0	0	0	0	0	35	47	2.57	1.143
Stu Miller, R ERA: 2.46	(8, 1)	2.0	S	7	2	1	1	0	0	0	0	0	0	1	7	7	4.50	1.000

PITCHER	IP	WLS	BF	H	R	ER	SO	BB	IBB	HBP	BLK	WP	HR	S	P	ERA	WHIP

Baltimore Orioles @ Cleveland Indians

Cleveland Municipal Stadium, Cleveland, OH

Wed Sep 04 1963, 7:05 PM EDT

Att. 2,648 - Unknown

TOP

livebaseballscorecards.com

Batter	1	2	3	4	5	6	7	8	9	AB	R	H	RBI	BB	SO	LOB
Luis Aparicio, R (1, 6) OBP: 0.297, SLG: 0.341	F4		FC4-6 1B S 1-2f		E 1B 1-2 1B	1-H 2-H 3-H HR			6-3	5	2	2	4	0	0	1
Russ Snyder, L (1, 8) (7, 9) OBP: 0.328, SLG: 0.372	F7		BBBB 1B 1-2 BB		FC6-4 1B 1-2 2-3	4-3			4-3	4	0	1	0	1	0	0
Al Smith, R (1, 7) OBP: 0.334, SLG: 0.411	F7		1B 1-2 2-3		FC6-4 1-2 2-H 3-H		K 1B			4	0	2	1	0	0	1
Boog Powell, L (1, 3) OBP: 0.331, SLG: 0.473		SSS K	SSS K		F8		SSS K 1-2			3	0	0	0	0	2	4
Wes Stock, R (6, 1)										1	0	0	0	0	1	1
Dick Hall, R (8, 1) OBP: 0.458, SLG: 0.625										0	0	0	0	0	0	0
Stu Miller, R (9, 1) OBP: 0.357, SLG: 0.571										0	0	0	0	0	0	0
Jackie Brandt, R (1, 9) OBP: 0.308, SLG: 0.400		1B		F8		FC6-4 BB HR 1B	F8			4	1	2	0	0	0	0
Bob Saverine, S (7, 8) OBP: 0.309, SLG: 0.227										0	0	0	0	0	0	0
Brooks Robinson, R (1, 5) OBP: 0.309, SLG: 0.369		SSS K		F9		F4		F9		4	0	0	0	0	1	2
Bob Johnson, R (1, 4) OBP: 0.361, SLG: 0.474		SSS K		L8		BBBB FC6-4 1-2 BB		F9		3	0	0	0	1	1	1
Dick Brown, R (1, 2) OBP: 0.302, SLG: 0.323			BBBB FC4-6 BB		5-3	FC6-4 BB 1-2f 2-3 HR		F8		3	1	0	0	1	0	2
Robin Roberts, S (1, 1) OBP: 0.250, SLG: 0.233			SSS K		BBBB 1B 1B FC6-4 BB	BBBB 1-2 HR BB			F7	1	1	0	0	1	1	1
Jim Gentile, L (6, PH) (6, 3) OBP: 0.346, SLG: 0.428										1	1	0	0	1	0	0

	AB	33
	R	6
	H	7
	RBI	5
	BB	5
	SO	6
	LOB	13

Inning Stats	1	2	3	4	5	6	7	8	9	1B: 6	SF: 0	WP: 0	PA: 38
	R: 0 E: 0 K: 0 S: 3	H: 0 LOB: 0 BB: 0 P: 3	R: 0 E: 0 K: 3 S: 10	H: 1 LOB: 1 BB: 0 P: 10	R: 0 E: 0 K: 2 S: 8	H: 1 LOB: 3 BB: 2 P: 16	R: 0 E: 0 K: 0 S: 3	H: 0 LOB: 0 BB: 0 P: 3	R: 2 E: 1 K: 0 S: 5	H: 2 LOB: 1 BB: 1 P: 9	R: 4 E: 0 K: 0 S: 5	H: 2 LOB: 0 BB: 2 P: 13	R: 0 E: 0 K: 1 S: 5	H: 1 LOB: 0 BB: 0 P: 5	R: 0 E: 0 K: 0 S: 3	H: 0 LOB: 0 BB: 0 P: 3	R: 0 E: 0 K: 0 S: 3	H: 0 LOB: 0 BB: 0 P: 3	2B: 0 3B: 0 HR: 1	SAC: 0 DP: 0 HBP: 0	PB: 0 SB: 1 CS: 0	

PITCHER		IP	WLS	BF	H	R	ER	SO	BB	IBB	HBP	BLK	WP	HR	S	P	ERA	WHIP
Mudcat Grant, R ERA: 3.87	(1, 1)	5.2	L	28	6	6	5	5	5	0	0	0	0	1	33	53	7.94	1.941
Ted Abernathy, R ERA: 3.13	(6, 1)	1.1		4	1	0	0	1	0	0	0	0	0	0	6	6	0.00	0.750
Jerry Walker, R ERA: 4.73	(8, 1)	1.0		3	0	0	0	0	0	0	0	0	0	0	3	3	0.00	0.000
Gary Bell, R ERA: 2.63	(9, 1)	1.0		3	0	0	0	0	0	0	0	0	0	0	3	3	0.00	0.000

PITCHER	IP	WLS	BF	H	R	ER	SO	BB	IBB	HBP	BLK	WP	HR	S	P	ERA	WHIP

BOTTOM

Baltimore Orioles @ Cleveland Indians

Cleveland Municipal Stadium, Cleveland, OH

Wed Sep 04 1963, 7:05 PM EDT

Att. 2,648 - Unknown

livebaseballscorecards.com

Batter	1	2	3	4	5	6	7	8	9	AB	R	H	RBI	BB	SO	LOB
Dick Howser, R (1, 6) OBP: 0.338, SLG: 0.287	F3		SH3-4 1-2		F3		1-3		F8	4	0	0	0	0	0	0
Vic Davalillo, L (1, 8) OBP: 0.329, SLG: 0.439	F7		4-3 2-3		F8		1B		4-3	5	0	1	0	0	0	1
Max Alvis, R (1, 5) OBP: 0.332, SLG: 0.479	F2		1B 3-H 1B		E6 1B		K		1B 1B	5	0	2	1	0	1	1
Fred Whitfield, L (1, 3) OBP: 0.294, SLG: 0.470		E 2B	1-3 1B		1-3 1B		K		1-3 1B	5	1	4	0	0	1	1
Tony Martinez, R (9, PR) OBP: 0.197, SLG: 0.198										0	0	0	0	0	0	0
Bob Chance, L (1, 9) Tommie Agee, R (6, 9) Jerry Walker, S (8, 1) OBP: 0.190, SLG: 0.105 Larry Brown, R (8, PH) OBP: 0.315, SLG: 0.359 (9, 4) John Romano, R (9, PH) OBP: 0.321, SLG: 0.386		K	K		F6			F9	K	3 0 0 1 1	0 0 0 0 0	0 0 0 0 0	0 0 0 0 0	0 0 0 0 0	2 0 0 0 1	5 0 0 0 2
Joe Azcue, R (1, 2) OBP: 0.299, SLG: 0.467	E2 2-H 1B			5-3		1-3		5-3		4	0	1	0	0	0	0
Al Luplow, L (1, 7) (8, 9) OBP: 0.314, SLG: 0.330	K			G4-6-3 1B		K		2B E BB		3	1	1	0	1	2	1
Miguel de la Hoz, R (1, 4) OBP: 0.314, SLG: 0.438 Willie Kirkland, L (8, PH) OBP: 0.308, SLG: 0.388 Gary Bell, R (9, 1) OBP: 0.125, SLG: 0.087	F9			G4-6-3 1-2f		K		E7 1-H 2B		3 1 0	0 0 0	0 1 0	0 0 0	0 0 0	1 0 0	2 0 0
Mudcat Grant, R (1, 1) OBP: 0.219, SLG: 0.279 Ted Abernathy, R (6, 1) OBP: 0.500, SLG: 0.600 Tito Francona, L (7, PH) OBP: 0.307, SLG: 0.356 (8, 7)			4-3 SH3-4 1B 1B		HR		HR	4-3		2 0 2	2 0 1	2 0 1	1 0 1	0 0 0	0 0 0	0 0 1
Inning Stats	R: 0 H: 0 E: 0 LOB: 0 K: 0 BB: 0 S: 3 P: 3	R: 1 H: 2 E: 1 LOB: 1 K: 2 BB: 0 S: 9 P: 9	R: 1 H: 3 E: 0 LOB: 2 K: 1 BB: 0 S: 8 P: 8	R: 0 H: 1 E: 0 LOB: 0 K: 0 BB: 0 S: 3 P: 3	R: 1 H: 2 E: 1 LOB: 2 K: 0 BB: 0 S: 6 P: 6	R: 0 H: 0 E: 0 LOB: 0 K: 2 BB: 0 S: 7 P: 7	R: 1 H: 2 E: 0 LOB: 1 K: 2 BB: 0 S: 9 P: 9	R: 1 H: 1 E: 1 LOB: 1 K: 0 BB: 1 S: 4 P: 8	R: 0 H: 2 E: 0 LOB: 2 K: 1 BB: 0 S: 7 P: 7	1B: 9 2B: 2 3B: 0 HR: 2	SF: 0 SAC: 1 DP: 1 HBP: 0			WP: 0 PB: 0 SB: 0 CS: 0	PA: 41		

	AB	39
	R	5
	H	13
	RBI	3
	BB	1
	SO	8
	LOB	14

PITCHER		IP	WLS	BF	H	R	ER	SO	BB	IBB	HBP	BLK	WP	HR	S	P	ERA	WHIP
Robin Roberts, R ERA: 3.21	(1, 1)	5.0	W	23	8	3	2	3	0	0	0	0	0	1	29	29	3.60	1.600
Wes Stock, R ERA: 3.33	(6, 1)	2.2		12	3	2	1	4	1	0	0	0	0	1	19	23	3.38	1.500
Dick Hall, R ERA: 3.34	(8, 1)	1.0		5	2	0	0	0	0	0	0	0	0	0	5	5	0.00	2.000
Stu Miller, R ERA: 2.45	(9, 1)	0.1	S	1	0	0	0	1	0	0	0	0	0	0	3	3	0.00	0.000

PITCHER	IP	WLS	BF	H	R	ER	SO	BB	IBB	HBP	BLK	WP	HR	S	P	ERA	WHIP

Boston Red Sox @ Baltimore Orioles

Memorial Stadium, Baltimore, MD

Fri Sep 06 1963, 7:05 PM EDT

Unknown

TOP

livebaseballscorecards.com

Batter	1	2	3	4	5	6	7	8	9	AB	R	H	RBI	BB	SO	LOB
Gary Geiger, L (1, 8) OBP: 0.327, SLG: 0.465	0-0 1B 1B 2B	0-0 ③ F7		0-3 ② K		0-0 ③ F7			0-0 ② 4-3	5	1	1	0	0	1	1
Felix Mantilla, R (1, 6) OBP: 0.315, SLG: 0.340	0-0 ① F9		0-0 ① 6-3	0-0 ③ F7			0-0 ① L7		0-0 1B	5	0	1	0	0	0	1
Carl Yastrzemski, L (1, 7) OBP: 0.416, SLG: 0.491	4-0 1B 1B IBB		0-0 1B HR 1B		0-0 2B		0-0 G6-3 1B		0-0 ③ 4-3	4	1	3	0	1	0	1
Frank Malzone, R (1, 5) OBP: 0.332, SLG: 0.435	0-0 1B 1-2 2-3 1B		0-0 1-2 HR 1B		0-0 ① F6		0-0 ②③ G6-3 1-2f			4	1	2	0	0	0	2
Dick Stuart, R (1, 3) OBP: 0.311, SLG: 0.519	0-0 1-2 2-3 3-H 1B		0-0 1-H 2-H HR		0-0 ② 5-3			0-0 ① F6		4	1	2	4	0	0	1
Lou Clinton, R (1, 9) OBP: 0.289, SLG: 0.420	S S S 0-3 ② K		S S S 0-3 ② K		0-0 ③ F6			S S S 0-3 ② K		4	0	0	0	0	3	4
Russ Nixon, L (1, 2) OBP: 0.323, SLG: 0.391	S S S 0-3 ③ K		0-0 FC3-6 1B			H 1-0 FC6-4 HBP		0-0 2B		3	0	2	0	0	1	3
Chuck Schilling, R (1, 4) OBP: 0.292, SLG: 0.321		0-0 ① 6-3	0-0 ③ FC3-6 1-2f			0-0 ① FC6-4 SH2-3 1-2f		0-0 ③ F4		4	0	0	0	0	0	3
Bill Monbouquette, R (1, 1) OBP: 0.165, SLG: 0.136 Dick Williams, R (9, PH) OBP: 0.339, SLG: 0.379		0-0 ② 4-3		x 0-0 ① B1-3		0-0 ② SH2-3 1-2		S S S 0-3 ① K		2 1	0 0	0 0	0 0	0 0	0 1	0 0
Inning Stats	R: 1 H: 3 E: 0 LOB: 3 K: 2 BB: 1 S: 10 P: 14	R: 0 H: 0 E: 0 LOB: 0 K: 0 BB: 0 S: 3 P: 3	R: 3 H: 4 E: 0 LOB: 1 K: 1 BB: 0 S: 9 P: 9	R: 0 H: 0 E: 0 LOB: 0 K: 1 BB: 0 S: 5 P: 5	R: 0 H: 1 E: 0 LOB: 1 K: 0 BB: 0 S: 4 P: 4	R: 0 H: 0 E: 0 LOB: 1 K: 0 BB: 0 S: 3 P: 4	R: 0 H: 1 E: 0 LOB: 0 K: 0 BB: 0 S: 3 P: 3	R: 0 H: 1 E: 0 LOB: 1 K: 1 BB: 0 S: 6 P: 6	R: 0 H: 1 E: 0 LOB: 1 K: 1 BB: 0 S: 6 P: 6	1B: 7 SF: 0 2B: 3 SAC: 1 3B: 0 DP: 1 HR: 1 HBP: 1					WP: 0 PA: 39 PB: 0 SB: 0 CS: 0		

	AB	36
	R	4
	H	11
	RBI	4
	BB	1
	SO	6
	LOB	16

PITCHER		IP	WLS	BF	H	R	ER	SO	BB	IBB	HBP	BLK	WP	HR	S	P	ERA	WHIP
Milt Pappas, R ERA: 2.97	(1, 1)	6.0	W	28	8	4	4	4	0	1	1	0	0	1	34	39	6.00	1.333
Dick Hall, R ERA: 3.24	(7, 1)	3.0	S	11	3	0	0	2	0	0	0	0	0	0	15	15	0.00	1.000

PITCHER	IP	WLS	BF	H	R	ER	SO	BB	IBB	HBP	BLK	WP	HR	S	P	ERA	WHIP

BOTTOM

Boston Red Sox @ Baltimore Orioles

Memorial Stadium, Baltimore, MD

Fri Sep 06 1963, 7:05 PM EDT

Unknown

livebaseballscorecards.com

Batter	1	2	3	4	5	6	7	8	9	AB	R	H	RBI	BB	SO	LOB
Luis Aparicio, R (1, 6) OBP: 0.295, SLG: 0.338	L8	4-3			B1-3		FC6-4 1-2f			4	0	0	0	0	0	1
Russ Snyder, L (1, 8) (9, 7) OBP: 0.329, SLG: 0.373	F9	F9			CS 1B			FC5-4 SH1-3 1B		4	0	2	0	0	0	0
Boog Powell, L (1, 7) OBP: 0.331, SLG: 0.475 Bob Saverine, S (9, 8) OBP: 0.309, SLG: 0.227	HR 2B	F6			L7 1-2			SH1-3 1-2		3 0	1 0	1 0	0 0	0 0	0 0	1 0
Jim Gentile, L (1, 3) OBP: 0.347, SLG: 0.426	B B B B HR BB		4-3			F8		FC5-4 IBB		2	1	0	0	2	0	0
Jackie Brandt, R (1, 9) OBP: 0.307, SLG: 0.406	1-H 2-H HR		S S S K			5-3		FC5-4 1-2f 2-3		4	1	1	3	0	1	2
Brooks Robinson, R (1, 5) OBP: 0.307, SLG: 0.366	F3		F7			F4		F7		4	0	0	0	0	0	2
Bob Johnson, R (1, 4) OBP: 0.361, SLG: 0.472		1B HR 1B		4-3			F8			3	1	1	0	0	0	0
Dick Brown, R (1, 2) OBP: 0.303, SLG: 0.323		1-3 HR 1B		F9			L9			3	1	1	0	0	0	0
Milt Pappas, R (1, 1) OBP: 0.159, SLG: 0.224 Dick Hall, R (7, 1) OBP: 0.440, SLG: 0.600		1-H 3-H HR		5-3			E6 FC6-4			2 1	1 0	1 0	3 0	0 0	0 0	0 0
Inning Stats	R: 3 H: 2 E: 0 LOB: 0 K: 0 BB: 1 S: 5 P: 9	R: 3 H: 3 E: 0 LOB: 0 K: 0 BB: 0 S: 6 P: 6	R: 0 H: 0 E: 0 LOB: 0 K: 1 BB: 0 S: 5 P: 5	R: 0 H: 0 E: 0 LOB: 0 K: 0 BB: 0 S: 3 P: 3	R: 0 H: 1 E: 0 LOB: 0 K: 0 BB: 0 S: 3 P: 3	R: 0 H: 0 E: 0 LOB: 0 K: 0 BB: 0 S: 3 P: 3	R: 0 H: 0 E: 1 LOB: 1 K: 0 BB: 0 S: 4 P: 4	R: 0 H: 1 E: 0 LOB: 2 K: 0 BB: 1 S: 4 P: 8		1B: 4 SF: 0 2B: 1 SAC: 1 3B: 0 DP: 0 HR: 2 HBP: 0						WP: 0 PA: 33 PB: 0 SB: 0 CS: 1	

	AB	30
	R	6
	H	7
	RBI	6
	BB	2
	SO	1
	LOB	6

PITCHER	IP	WLS	BF	H	R	ER	SO	BB	IBB	HBP	BLK	WP	HR	S	P	ERA	WHIP
Bill Monbouquette, R (1, 1) ERA: 3.52	8.0	L	33	7	6	6	1	1	1	0	0	0	2	33	41	6.75	1.000

PITCHER	IP	WLS	BF	H	R	ER	SO	BB	IBB	HBP	BLK	WP	HR	S	P	ERA	WHIP

Boston Red Sox @ Baltimore Orioles

Memorial Stadium, Baltimore, MD

Fri Sep 06 1963, 7:05 PM EDT

Att. 6,140 - Unknown

Batter	1	2	3	4	5	6	7	8	9	AB	R	H	RBI	BB	SO	LOB
Felix Mantilla, R (1, 6) OBP: 0.310, SLG: 0.333	x 0-0 P6 ①		x 0-0 FC3-6 1B		x 0-0 5-3 ①		x 0-0 P6 ①		x 0-0 5-3 ③	5	0	1	0	0	0	0
Roman Mejias, R (1, 8) OBP: 0.247, SLG: 0.345	S S S 0-3 K ②		x 0-0 FC3-6 BB 1-2f 1B ①		x 0-0 1B 2B		x 0-0 P3 ②			4	2	1	0	0	1	1
Carl Yastrzemski, L (1, 7) OBP: 0.418, SLG: 0.491	B B B B 4-0 BB BB		B B B B 4-0 1B 1-2 BB		x 0-0 S 2-H 1B		x 0-0 4-3 ③			2	0	1	1	2	0	0
Frank Malzone, R (1, 5) OBP: 0.333, SLG: 0.434	B B B B 4-0 1-2 BB		x 0-0 1-2 2-H 1B		S S S 0-3 K ②			x 0-0 5-3 ①		3	0	1	1	1	1	1
Dick Stuart, R (1, 3) OBP: 0.310, SLG: 0.516	S S S 0-3 K ③		x 0-0 F5 ②		4-0 1-2 IBB			S S S 0-3 K ②		3	0	0	0	1	2	4
Lou Clinton, R (1, 9) OBP: 0.289, SLG: 0.419		S S S 0-3 K ①	x 0-0 F2 ③		S S S 0-3 K ③			x 0-0 1B		4	0	1	0	0	2	4
Bob Tillman, R (1, 2) OBP: 0.312, SLG: 0.363		x 0-0 L8 ②		x 0-0 F8 ①		x 0-0 6-3 ①		S S S 0-3 K ③		4	0	0	0	0	1	1
Billy Gardner, R (1, 4) OBP: 0.268, SLG: 0.258		x 0-0 1B		x 0-0 4-3 ②		x 0-0 5-3 ②			x 0-0 6-3 ①	4	0	1	0	0	0	0
Bob Heffner, R (1, 1) OBP: 0.162, SLG: 0.222 Dick Williams, R (9, PH) OBP: 0.336, SLG: 0.375		S S S 0-3 K ③		x 0-0 3-1 ③		x 0-0 F7 ③			x 0-0 5-3 ②	3 1	0 0	0 0	0 0	0 0	1 0	1 0

Inning Stats	1	2	3	4	5	6	7	8	9		
	R: 0 H: 0 E: 0 LOB: 2 K: 2 BB: 2 S: 7 P: 15	R: 0 H: 1 E: 0 LOB: 1 K: 2 BB: 0 S: 8 P: 8	R: 1 H: 2 E: 0 LOB: 2 K: 0 BB: 1 S: 5 P: 9	R: 0 H: 0 E: 0 LOB: 0 K: 0 BB: 0 S: 3 P: 3	R: 1 H: 2 E: 0 LOB: 2 K: 2 BB: 1 S: 9 P: 13	R: 0 H: 0 E: 0 LOB: 0 K: 0 BB: 0 S: 3 P: 3	R: 0 H: 0 E: 0 LOB: 0 K: 0 BB: 0 S: 3 P: 3	R: 0 H: 1 E: 0 LOB: 1 K: 2 BB: 0 S: 8 P: 8	R: 0 H: 0 E: 0 LOB: 0 K: 0 BB: 0 S: 3 P: 3	1B: 5 SF: 0 2B: 1 SAC: 0 3B: 0 DP: 0 HR: 0 HBP: 0	WP: 0 PA: 37 PB: 0 SB: 1 CS: 0

PITCHER	IP	WLS	BF	H	R	ER	SO	BB	IBB	HBP	BLK	WP	HR	S	P	ERA	WHIP
Mike McCormick, L (1, 1) ERA: 4.38	9.0	W	37	6	2	2	8	3	1	0	0	0	0	49	65	2.00	1.000

PITCHER	IP	WLS	BF	H	R	ER	SO	BB	IBB	HBP	BLK	WP	HR	S	P	ERA	WHIP

TOP

AB	33
R	2
H	6
RBI	2
BB	4
SO	8
LOB	12

livebaseballscorecards.com

Batter	1	2	3	4	5	6	7	8	9	AB	R	H	RBI	BB	SO	LOB
Luis Aparicio, R (1, 6) OBP: 0.295, SLG: 0.338	0-0 S 1B 1B		0-0 F8 ①		0-0 6-3 ②		0-0 F8 ②			4	1	1	0	0	0	0
Russ Snyder, L (1, 8) (8, 7) OBP: 0.329, SLG: 0.370	0-0 P4 ①		0-3 K ②		0-0 6-3 ③		4-0 S 1B BB			3	1	0	0	1	1	1
Boog Powell, L (1, 7) OBP: 0.337, SLG: 0.481 Bob Saverine, S (8, 8) OBP: 0.309, SLG: 0.227	4-0 1B 1-2 BB		0-0 FC6-4 1B			0-0 1B 2B	0-0 1-H 1B			3 0	1 0	3 0	1 0	1 0	0 0	0 0
John Orsino, R (1, 2) OBP: 0.343, SLG: 0.458	0-0 F3 ②		0-0 FC6-4 ③ 1-2f			0-0 4-3 ①	0-0 F8 ③			4	0	0	0	0	0	5
Jim Gentile, L (1, 3) OBP: 0.348, SLG: 0.433	0-0 1-2 2-H 1B			0-0 F8 ①		0-3 K ②		0-0 HR		4	1	2	2	0	1	1
Al Smith, R (1, 9) OBP: 0.337, SLG: 0.414 Jackie Brandt, R (8, 9) OBP: 0.306, SLG: 0.405	0-3 K ③			0-0 1B		0-0 1B 2-H 1B		0-0 F8 ①		3 1	0 0	2 0	1 0	0 0	1 0	2 0
Brooks Robinson, R (1, 5) OBP: 0.306, SLG: 0.365		0-0 1-3 ①		0-0 P5 ②		0-0 1-2 1B		0-0 P6 ②		4	0	1	0	0	0	1
Bob Johnson, R (1, 4) OBP: 0.355, SLG: 0.463		0-0 F7 ②		0-0 F8 ③		0-3 K ③		0-0 5-3 ③		4	0	0	0	0	1	3
Mike McCormick, L (1, 1) OBP: 0.175, SLG: 0.231		0-0 3-1 ③			0-0 F7 ①		0-0 6-3 ①			3	0	0	0	0	0	0
Inning Stats	R: 1 E: 0 K: 1 S: 7 H: 2 LOB: 2 BB: 1 P: 11	R: 0 E: 0 K: 0 S: 3 H: 0 LOB: 0 BB: 0 P: 3	R: 0 E: 0 K: 1 S: 6 H: 1 LOB: 1 BB: 0 P: 6	R: 0 E: 0 K: 0 S: 4 H: 1 LOB: 1 BB: 0 P: 4	R: 0 E: 0 K: 0 S: 3 H: 0 LOB: 0 BB: 0 P: 3	R: 1 E: 0 K: 2 S: 10 H: 3 LOB: 2 BB: 0 P: 10	R: 1 E: 0 K: 0 S: 4 H: 1 LOB: 1 BB: 1 P: 8	R: 1 E: 0 K: 0 S: 4 H: 1 LOB: 0 BB: 0 P: 4		1B: 7 2B: 1 3B: 0 HR: 1	SF: 0 SAC: 0 DP: 0 HBP: 0					

PITCHER	IP	WLS	BF	H	R	ER	SO	BB	IBB	HBP	BLK	WP	HR	S	P	ERA	WHIP
Bob Heffner, R (1, 1) ERA: 4.21	8.0	L	35	9	4	4	4	2	0	0	0	0	1	41	49	4.50	1.375

PITCHER	IP	WLS	BF	H	R	ER	SO	BB	IBB	HBP	BLK	WP	HR	S	P	ERA	WHIP

BOTTOM

Boston Red Sox @ Baltimore Orioles

Memorial Stadium, Baltimore, MD

Fri Sep 06 1963, 7:05 PM EDT

Att. 6,140 - Unknown

livebaseballscorecards.com

AB	33
R	4
H	9
RBI	4
BB	2
SO	4
LOB	13

Batter	1	2	3	4	5	6	7	8	9	AB	R	H	RBI	BB	SO	LOB
Felix Mantilla, R (1, 6) OBP: 0.308, SLG: 0.357	5-3	6-3			3-1		HR			4	1	1	1	0	0	1
Roman Mejias, R (1, 8) OBP: 0.247, SLG: 0.344	FC6-4 1B		F8		F7		1-3			4	0	1	0	0	0	0
Carl Yastrzemski, L (1, 7) OBP: 0.417, SLG: 0.489	FC6-4 BB 1-2f		G5-4-3 1B			F8		4-3		4	0	1	0	0	0	1
Frank Malzone, R (1, 5) OBP: 0.334, SLG: 0.436	1-2 BB		G5-4-3 1-2f			K		E3 2B		3	1	1	0	1	1	1
Dick Stuart, R (1, 3) OBP: 0.310, SLG: 0.516	K			4-3		1B 2B		6-3		4	1	1	0	0	1	2
Lou Clinton, R (1, 9) OBP: 0.292, SLG: 0.422		F9 BB SF9 1B		FC6-4 1B		2-H 1B		F6		4	1	3	1	0	0	0
Bob Tillman, R (1, 2) OBP: 0.312, SLG: 0.359		1-2 BB		F9		K			3-1	3	0	0	0	1	1	2
Billy Gardner, R (1, 4) OBP: 0.253, SLG: 0.243		F9 2-3		FC6-4 1-2f			F8		F9	4	0	0	0	0	0	3
Dave Morehead, R (1, 1) OBP: 0.098, SLG: 0.100 Dick Radatz, R (8, 1) OBP: 0.071, SLG: 0.074		SF9 3-H			K		F3		K	2 1	0 0	0 0	1 0	0 0	1 1	0 0
Inning Stats	R: 0 E: 0 K: 1 S: 6 H: 1 LOB: 2 BB: 1 P: 10	R: 1 E: 0 K: 0 S: 4 H: 1 LOB: 1 BB: 1 P: 8	R: 0 E: 0 K: 0 S: 3 H: 1 LOB: 0 BB: 0 P: 3	R: 0 E: 0 K: 0 S: 4 H: 1 LOB: 1 BB: 0 P: 4	R: 0 E: 0 K: 1 S: 5 H: 0 LOB: 0 BB: 0 P: 5	R: 1 E: 0 K: 2 S: 9 H: 2 LOB: 1 BB: 0 P: 9	R: 1 E: 0 K: 0 S: 4 H: 1 LOB: 0 BB: 0 P: 4	R: 1 E: 1 K: 0 S: 4 H: 1 LOB: 0 BB: 0 P: 4	R: 0 E: 0 K: 1 S: 5 H: 0 LOB: 0 BB: 0 P: 5	1B: 5 2B: 2 3B: 0 HR: 1 SF: 1 SAC: 0 DP: 1 HBP: 0						

PITCHER		IP	WLS	BF	H	R	ER	SO	BB	IBB	HBP	BLK	WP	HR	S	P	ERA	WHIP
Dave McNally, L ERA: 4.27	(1, 1)	8.0	L	33	8	4	3	4	2	0	0	0	0	1	39	47	3.38	1.250
Herman Starrette, R ERA: 2.57	(9, 1)	1.0		3	0	0	0	1	0	0	0	0	0	0	5	5	0.00	0.000

PITCHER	IP	WLS	BF	H	R	ER	SO	BB	IBB	HBP	BLK	WP	HR	S	P	ERA	WHIP

TOP

Boston Red Sox @ Baltimore Orioles

Memorial Stadium, Baltimore, MD

Sat Sep 07 1963, 7:05 PM EDT

Att. 8,630 - Unknown

livebaseballscorecards.com

AB	33
R	4
H	8
RBI	3
BB	2
SO	5
LOB	10

PA: 36

WP: 0
PB: 0
SB: 0
CS: 0

Batter	1	2	3	4	5	6	7	8	9	AB	R	H	RBI	BB	SO	LOB
Luis Aparicio, R (1, 6) OBP: 0.296, SLG: 0.336	BBBB 4-0 L1-3 BB		x 0-0 ③ F6			x 0-0 ① F9		BBBB 4-0 2B BB		2	0	0	0	2	0	0
Russ Snyder, L (1, 8) OBP: 0.330, SLG: 0.372	x 0-0 ①② L1-3 1-2			x 0-0 ① B1-3		BBBB 4-0 6-3 BB		x 0-0 1-3 2B		3	0	1	0	1	0	1
Boog Powell, L (1, 7) OBP: 0.334, SLG: 0.476	x 0-0 ③ 4-3			x 0-0 ② 4-3		x 0-0 ② 6-3 1-2		x 0-0 ② F5		4	0	0	0	0	0	3
John Orsino, R (1, 2) OBP: 0.342, SLG: 0.453		x 0-0 ① L7		x 0-0 ③ F4		BBBB 4-0 BB		x 0-0 ③ F7		3	0	0	0	1	0	2
Jim Gentile, L (1, 3) OBP: 0.345, SLG: 0.429		SSS 0-3 ② K			SSS 0-3 ① K	SSS 0-3 ③ K			SSS 0-3 ① K	4	0	0	0	0	4	2
Jackie Brandt, R (1, 9) OBP: 0.308, SLG: 0.412		BBBB 4-0 BB			x 0-0 HR		SSS 0-3 ① K		x 0-0 ② F8	3	1	1	1	1	1	0
Brooks Robinson, R (1, 5) OBP: 0.308, SLG: 0.366		x 0-0 ③ F4			x 0-0 FC1-6 1B		x 0-0 ② F3		x 0-0 1B	4	0	2	0	0	0	1
Bob Johnson, R (1, 4) OBP: 0.349, SLG: 0.455			x 0-0 ① 4-3		x 0-0 ② FC1-6 1-2f		x 0-0 ③ F9		SSS 0-3 ③ K	4	0	0	0	0	1	2
Dave McNally, R (1, 1) OBP: 0.139, SLG: 0.031			SSS 0-3 ② K		x 0-0 ③ F7			SSS 0-3 ① K		2	0	0	0	0	1	1
Sam Bowens, R (8, PH)										1	0	0	0	0	1	0
Herman Starrette, R (9, 1)										0	0	0	0	0	0	0
Inning Stats	R: 0 H: 0 E: 0 LOB: 0 K: 0 BB: 1 S: 2 P: 6	R: 0 H: 0 E: 0 LOB: 1 K: 1 BB: 1 S: 5 P: 9	R: 0 H: 0 E: 0 LOB: 0 K: 1 BB: 0 S: 5 P: 5	R: 0 H: 0 E: 0 LOB: 0 K: 0 BB: 0 S: 3 P: 3	R: 1 H: 2 E: 0 LOB: 1 K: 1 BB: 0 S: 7 P: 7	R: 0 H: 0 E: 0 LOB: 2 K: 1 BB: 2 S: 5 P: 13	R: 0 H: 0 E: 0 LOB: 0 K: 1 BB: 0 S: 5 P: 5	R: 0 H: 1 E: 0 LOB: 2 K: 1 BB: 1 S: 6 P: 10	R: 0 H: 1 E: 0 LOB: 1 K: 2 BB: 0 S: 8 P: 8	1B: 2 SF: 0 2B: 2 SAC: 0 3B: 0 DP: 1 HR: 1 HBP: 0						

PITCHER	IP	WLS	BF	H	R	ER	SO	BB	IBB	HBP	BLK	WP	HR	S	P	ERA	WHIP
Dave Morehead, R (1, 1) ERA: 3.95	7.1	W	29	3	1	1	6	5	0	0	0	0	1	36	56	1.23	1.091
Dick Radatz, R (8, 1) ERA: 1.78	1.2	S	6	1	0	0	2	0	0	0	0	0	0	10	10	0.00	0.600

PITCHER	IP	WLS	BF	H	R	ER	SO	BB	IBB	HBP	BLK	WP	HR	S	P	ERA	WHIP

BOTTOM

Boston Red Sox @ Baltimore Orioles

Memorial Stadium, Baltimore, MD

Sat Sep 07 1963, 7:05 PM EDT

Att. 8,630 - Unknown

livebaseballscorecards.com

AB	30
R	1
H	4
RBI	1
BB	5
SO	8
LOB	12

WP: 0	PA: 35		
PB: 0			
SB: 0			
CS: 0			

Batter	1	2	3	4	5	6	7	8	9	AB	R	H	RBI	BB	SO	LOB
Felix Mantilla, R (1, 6) OBP: 0.328, SLG: 0.405	0-0 6-3 SH5-3 1B		0-0 2B		0-0 ② F8	BBB 4-0 BB		0-0 1-H HR		4	1	3	2	1	0	0
Roman Mejias, R (1, 8) OBP: 0.246, SLG: 0.341 Gary Geiger, L (6, PH) OBP: 0.326, SLG: 0.462 (6, 8)	0-0 ① SH5-3 1-2		0-0 ② L4		0-0 ③ F3	0-0 ③ F8		0-0 ② L6		2 2	0 0	0 0	0 0	0 0	0 0	1 3
Carl Yastrzemski, L (1, 7) OBP: 0.419, SLG: 0.488	0-0 ② 6-3 2-3		SSS 0-3 ③ K			BBB 0-0 1B 1B 1B	BBB 4-0 1B E BB	BBB 4-0 FC5-4 BB		3	2	1	0	2	1	2
Frank Malzone, R (1, 5) OBP: 0.334, SLG: 0.435	0-0 ③ F9			0-0 ① 1-3		0-0 1B 1-2 1B	0-0 E7 1-H 1B	0-0 ③ FC5-4 1-2f		5	1	2	0	0	0	2
Dick Stuart, R (1, 3) OBP: 0.313, SLG: 0.516		SSS 0-3 ① K		0-0 1B 1B		0-0 1B E 1-3 2-H 1B	SSS 0-3 ① K		0-0 FC6-4 1B	5	1	3	1	0	2	1
Lou Clinton, R (1, 9) OBP: 0.293, SLG: 0.421		0-0 ② F8		0-0 1-2 1B		0-0 E 1-3 3-H 1B	0-0 ② F3		0-0 ① FC6-4 FC5-4 1-2f	5	0	2	1	0	0	2
Bob Tillman, R (1, 2) OBP: 0.313, SLG: 0.363		0-0 2B	SSS 0-3 ② K			0-0 E9 1-3 3-H 1B	SSS 0-3 ③ K		SSS 0-3 ② K	5	0	2	1	0	3	4
Billy Gardner, R (1, 4) OBP: 0.250, SLG: 0.253	SSS 0-3 ③ K			0-0 ③ 5-3		SSS 0-3 ① K		0-0 FC1-5 2B	0-0 ③ FC5-4 1-2f	5	0	1	0	0	2	6
Gene Conley, R (1, 1) OBP: 0.231, SLG: 0.308 Chuck Schilling, R (5, PH) OBP: 0.291, SLG: 0.320 Jack Lamabe, R (5, 1) OBP: 0.074, SLG: 0.154			0-0 ① F4		SSS 0-3 ① K	SSS 0-3 ② K		0-0 ① FC1-5 HR 2-3		1 1 2	0 0 1	0 0 0	0 0 0	0 0 1	0 1 3	0 0 3
Inning Stats	R: 0 E: 0 K: 0 S: 4 H: 1 LOB: 1 BB: 0 P: 4	R: 0 E: 0 K: 2 S: 8 H: 1 LOB: 1 BB: 0 P: 8	R: 0 E: 0 K: 1 S: 6 H: 1 LOB: 1 BB: 0 P: 6	R: 0 E: 0 K: 1 S: 7 H: 2 LOB: 2 BB: 0 P: 7	R: 0 E: 0 K: 1 S: 5 H: 0 LOB: 0 BB: 0 P: 5	R: 3 E: 1 K: 2 S: 12 H: 5 LOB: 3 BB: 1 P: 16	R: 1 E: 1 K: 2 S: 8 H: 1 LOB: 1 BB: 1 P: 12	R: 2 E: 0 K: 0 S: 5 H: 2 LOB: 1 BB: 1 P: 9	R: 0 E: 0 K: 1 S: 6 H: 1 LOB: 1 BB: 0 P: 6	1B: 10 2B: 3 3B: 0 HR: 1 SF: 0 SAC: 1 DP: 0 HBP: 0						

PITCHER		IP	WLS	BF	H	R	ER	SO	BB	IBB	HBP	BLK	WP	HR	S	P	ERA	WHIP
Steve Barber, L ERA: 2.67	(1, 1)	5.0	L	25	10	3	3	5	0	0	0	0	0	0	35	35	5.40	2.000
Stu Miller, R ERA: 2.4	(6, 1)	2.0		9	1	1	0	4	2	0	0	0	0	0	15	23	0.00	1.500
Wes Stock, R ERA: 3.49	(8, 1)	2.0		10	3	2	2	1	1	0	0	0	0	1	11	15	9.00	2.000

PITCHER	IP	WLS	BF	H	R	ER	SO	BB	IBB	HBP	BLK	WP	HR	S	P	ERA	WHIP

TOP

Boston Red Sox @ Baltimore Orioles

Memorial Stadium, Baltimore, MD

Sun Sep 08 1963, 3:33 AM EDT

Att. 5,370 - Unknown

livebaseballscorecards.com

AB	40
R	6
H	14
RBI	5
BB	3
SO	10
LOB	24

WP: 0 PA: 44
PB: 0
SB: 0
CS: 0

Batter	1	2	3	4	5	6	7	8	9	AB	R	H	RBI	BB	SO	LOB
Luis Aparicio, R (1, 6) OBP: 0.295, SLG: 0.335	5-3	F9		F7			F8		1B	5	0	1	1	0	0	3
Russ Snyder, L (1, 8) OBP: 0.331, SLG: 0.375	B4-3		S HR 2B		K		G4-6-3 1B		3-1	5	1	2	0	0	1	1
Boog Powell, L (1, 7) OBP: 0.333, SLG: 0.474	1B 1B		5-3		F8		G4-6-3			4	0	1	0	0	0	3
John Orsino, R (1, 2) OBP: 0.343, SLG: 0.463	BB 1B		HR		G3			K		4	1	2	2	0	1	0
Jackie Brandt, R (1, 9) OBP: 0.308, SLG: 0.409	BB		F7			K		F6		3	0	0	0	1	1	0
Jim Gentile, L (1, 3) OBP: 0.343, SLG: 0.425	L8		6-3			K		F5		4	0	0	0	0	1	3
Brooks Robinson, R (1, 5) OBP: 0.307, SLG: 0.365		L3		6-3		1B			5-3	4	0	1	0	0	0	0
Bob Johnson, R (1, 4) OBP: 0.347, SLG: 0.451		5-3		6-3		G3			3-1 1B 1B	4	1	1	0	0	0	1
Steve Barber, L (1, 1) OBP: 0.179, SLG: 0.210		1B		1B			1B		3-1	2	0	2	0	0	0	0
Stu Miller, R (6, 1) OBP: 0.357, SLG: 0.571										0	0	0	0	0	0	0
Fred Valentine, S (7, PH) OBP: 0.432, SLG: 0.355										1	0	1	0	0	0	0
Wes Stock, R (8, 1)										0	0	0	0	0	0	0
Sam Bowens, R (9, PH)										1	0	0	0	0	0	1

BOTTOM

Boston Red Sox @ Baltimore Orioles

Memorial Stadium, Baltimore, MD

Sun Sep 08 1963, 3:33 AM EDT

Att. 5,370 - Unknown

livebaseballscorecards.com

AB	37
R	3
H	11
RBI	3
BB	1
SO	4
LOB	12

Inning Stats	1	2	3	4	5	6	7	8	9
	R: 0 E: 0 K: 0 S: 5	H: 2 LOB: 3 BB: 1 P: 9	R: 0 E: 0 K: 0 S: 4	H: 1 LOB: 1 BB: 0 P: 4	R: 2 E: 0 K: 0 S: 5	H: 2 LOB: 0 BB: 0 P: 5	R: 0 E: 0 K: 0 S: 4	H: 1 LOB: 1 BB: 0 P: 4	R: 0 E: 0 K: 1 S: 5	H: 0 LOB: 0 BB: 0 P: 5	R: 0 E: 0 K: 2 S: 8	H: 1 LOB: 1 BB: 0 P: 8	R: 0 E: 0 K: 0 S: 4	H: 2 LOB: 1 BB: 0 P: 4	R: 0 E: 0 K: 1 S: 5	H: 0 LOB: 0 BB: 0 P: 5	R: 1 E: 0 K: 0 S: 5	H: 2 LOB: 1 BB: 0 P: 5

| | | | | | | | | | |

Baltimore Orioles @ Chicago White Sox

Comiskey Park, Chicago, IL

Mon Sep 09 1963, 8:05 PM EDT

Att. 9,523 - Unknown

TOP

livebaseballscorecards.com

Batter	1	2	3	4	5	6	7	8	9	AB	R	H	RBI	BB	SO	LOB
Luis Aparicio, R (1, 6) OBP: 0.298, SLG: 0.336	F9		F5			BB, 1B 1B	BB 1-2 1B	BBBB S BB		4	0	2	0	1	0	2
Bob Johnson, R (1, 4) OBP: 0.348, SLG: 0.448	SSS K		SSS K			BB 1-2 1B	BBBB FC5-4 1-2 2-3 BB	6-3 1-2		4	0	1	0	1	2	3
Al Smith, R (1, 7) OBP: 0.335, SLG: 0.411	F6			8-5, 1B 1B		F4	FC5-4 1-2f		5-3	5	0	1	0	0	0	5
John Orsino, R (1, 3) OBP: 0.347, SLG: 0.467		BBBB L9-3 BB		1-2 1B		F8		1B 2B	5-3	4	1	2	0	1	0	2
Jackie Brandt, R (1, 8) OBP: 0.308, SLG: 0.407 Bob Saverine, S (6, 8) OBP: 0.319, SLG: 0.240		L9-3 1-2	SSS K			BBBB 1-2 2-3 BB		2B WP 2-H 1B		2 2	0 1	0 2	0 1	1 0	1 0	3 0
Brooks Robinson, R (1, 5) OBP: 0.306, SLG: 0.365		1-3		8-5 2-3f		F7		WP 1B 1-3 2B	SSS K	5	1	1	0	0	1	6
Sam Bowens, R (1, 9) OBP: 0.500, SLG: 0.400			E, 1B 1B		F6	FC5-4, BB 1B		BBBB S 1B 2-3 3-H BB		3	1	2	0	1	0	0
Dick Brown, R (1, 2) OBP: 0.313, SLG: 0.329		E5 1-3 1B			F9	BBBB FC5-4 1-2 BB		L6-3 1-H 3-H 1B		3	0	2	2	1	0	0
Robin Roberts, S (1, 1) OBP: 0.455, SLG: 0.233 George Brunet, R (2, 1) Fred Valentine, S (3, PH) OBP: 0.333, SLG: none Herman Starrette, R (3, 1) Jerry Adair, R (5, PH) OBP: 0.343, SLG: 0.345 John Miller, R (5, 1) Joe Gaines, R (7, PH) OBP: 0.375, SLG: 0.470 Wes Stock, R (7, 1) Boog Powell, L (8, PH) OBP: 0.333, SLG: 0.473 Stu Miller, R (8, 1) OBP: 0.667, SLG: 0.571		F8		SSS K			FC5-4 BB, 1B 1-2 2-3	L6-3 1-2		0 0 0 0 0 0 0 0 0 0 0 0 0 0 1 0 0 0 0 0 2 0 0 0 0 0 0 0 1 0 0 0 0 1 0 0 0 0 0 0 0 0 1 0 0 0 0 0 2 0 0 0 0 0 0 0 1 0 0 0 0 0 1 0 0 0 0 0 0 0						
Inning Stats	R: 0 E: 0 K: 1 S: 5 H: 0 LOB: 0 BB: 0 P: 5	R: 0 E: 0 K: 0 S: 2 H: 0 LOB: 0 BB: 1 P: 6	R: 0 E: 1 K: 1 S: 7 H: 2 LOB: 2 BB: 0 P: 7	R: 0 E: 0 K: 1 S: 6 H: 2 LOB: 1 BB: 0 P: 6	R: 0 E: 0 K: 1 S: 5 H: 0 LOB: 0 BB: 0 P: 5	R: 0 E: 0 K: 0 S: 5 H: 2 LOB: 3 BB: 1 P: 9	R: 0 E: 0 K: 0 S: 4 H: 2 LOB: 3 BB: 2 P: 12	R: 4 E: 0 K: 0 S: 6 H: 4 LOB: 1 BB: 2 P: 14	R: 0 E: 0 K: 1 S: 6 H: 1 LOB: 1 BB: 0 P: 6	1B: 11 2B: 5 3B: 0 HR: 0 SF: 0 SAC: 0 DP: 4 HBP: 0						

	AB	36
	R	4
	H	13
	RBI	3
	BB	6
	SO	5
	LOB	26

WP: 1 PB: 0 SB: 2 CS: 0 PA: 42

PITCHER	IP	WLS	BF	H	R	ER	SO	BB	IBB	HBP	BLK	WP	HR	S	P	ERA	WHIP
Gary Peters, L (1, 1) ERA: 1.95	7.0	W	34	11	4	4	4	5	0	0	0	1	0	37	57	5.14	2.286
Hoyt Wilhelm, R (8, 1) ERA: 2.82	2.0	S	8	2	0	0	1	1	0	0	0	0	0	9	13	0.00	1.500

PITCHER	IP	WLS	BF	H	R	ER	SO	BB	IBB	HBP	BLK	WP	HR	S	P	ERA	WHIP

BOTTOM

Baltimore Orioles @ Chicago White Sox

Comiskey Park, Chicago, IL

Mon Sep 09 1963, 8:05 PM EDT

Att. 9,523 - Unknown

livebaseballscorecards.com

Batter	1	2	3	4	5	6	7	8	9	AB	R	H	RBI	BB	SO	LOB
Mike Hershberger, R (1, 8) (7, 7) OBP: 0.333, SLG: 0.352	6-3	F8 2-3	1B 1-2 1B			5-3	BB 2-H 3-H 1B			5	0	2	2	0	0	1
Joe Cunningham, L (1, 3) OBP: 0.377, SLG: 0.361	F7	BB 1B 2B 3-H	K			1B BB	1-2 BB			3	1	1	1	1	1	2
Tom McCraw, L (6, PR) (7, 3) OBP: 0.306, SLG: 0.385										0	0	0	0	1	0	0
Floyd Robinson, L (1, 9) OBP: 0.358, SLG: 0.406	E6 S	BB 1B BB	1-3 2-H 1B			1-2 1B	F8			4	1	2	1	1	0	2
Pete Ward, L (1, 5) OBP: 0.342, SLG: 0.471	1-2 BB	1B 1-2 2-3 BB		5-3		F9		1-3		3	0	0	0	2	0	2
Charlie Maxwell, L (1, 7) OBP: 0.381, SLG: 0.376	F2	1-3 2-H 3-H 1B		F6		K		F8		4	0	1	2	0	1	4
Jim Landis, R (7, 8) OBP: 0.318, SLG: 0.382										1	0	0	0	0	0	0
Ron Hansen, R (1, 6) OBP: 0.315, SLG: 0.346		HR 1-3		F9			1B 1B 2B	1B BB		4	2	2	1	1	0	2
Nellie Fox, L (1, 4) OBP: 0.307, SLG: 0.319	SH1-3 2B 1B	SH1-3 1B 1B		K			6-3 2-3 1B	1-3 1B		5	3	4	0	0	1	0
Cam Carreon, R (1, 2) OBP: 0.318, SLG: 0.333	SH1-3 1-2	SH1-3 1-2		K			6-3 1-2	K		2	0	0	0	0	1	2
J.C. Martin, L (8, 2) OBP: 0.261, SLG: 0.278										1	0	0	0	0	1	2
Gary Peters, L (1, 1) OBP: 0.284, SLG: 0.453	F8 2B 2B 2-H	1B 1B 1B 2-H		F7			F5			4	2	2	2	0	0	2
Hoyt Wilhelm, R (8, 1) OBP: 0.138, SLG: 0.074										0	0	0	0	0	0	0

Inning Stats	1	2	3	4	5	6	7	8	9
	R: 0 E: 1 K: 0 S: 4	H: 0 LOB: 2 BB: 1 P: 8	R: 5 E: 0 K: 0 S: 8	H: 5 LOB: 2 BB: 2 P: 16	R: 2 E: 0 K: 1 S: 8	H: 4 LOB: 2 BB: 0 P: 8	R: 0 E: 0 K: 0 S: 3	H: 0 LOB: 0 BB: 0 P: 3	R: 0 E: 0 K: 2 S: 7	H: 0 LOB: 0 BB: 0 P: 7	R: 0 E: 0 K: 1 S: 6	H: 1 LOB: 2 BB: 1 P: 10	R: 2 E: 0 K: 0 S: 6	H: 3 LOB: 2 BB: 1 P: 10	R: 0 E: 0 K: 1 S: 6	H: 1 LOB: 2 BB: 1 P: 10

AB	36
R	9
H	14
RBI	9
BB	6
SO	5
LOB	19

		1B	2B	3B	HR	SF	SAC	DP	HBP	WP	PB	SB	CS	PA
		10	3	0	1	0	2	0	0	0	0	1	0	44

PITCHER		IP	WLS	BF	H	R	ER	SO	BB	IBB	HBP	BLK	WP	HR	S	P	ERA	WHIP
Robin Roberts, R ERA: 3.34	(1, 1)	1.2	L	11	4	4	4	0	1	0	0	0	0	1	10	14	21.60	3.000
George Brunet, L ERA: 6.51	(2, 1)	0.1		4	1	1	1	0	2	0	0	0	0	0	2	10	27.00	9.000
Herman Starrette, R ERA: 3.13	(3, 1)	2.0		9	4	2	2	1	0	0	0	0	0	0	11	11	9.00	2.000
John Miller, R ERA:	(5, 1)	2.0		8	1	0	0	3	1	0	0	0	0	0	13	17	0.00	1.000
Wes Stock, R ERA: 3.69	(7, 1)	1.0		7	3	2	2	0	1	0	0	0	0	0	6	10	18.00	4.000

PITCHER		IP	WLS	BF	H	R	ER	SO	BB	IBB	HBP	BLK	WP	HR	S	P	ERA	WHIP
Stu Miller, R ERA: 2.38	(8, 1)	1.0		5	1	0	0	1	1	0	0	0	0	0	6	10	0.00	2.000

Baltimore Orioles @ Chicago White Sox

Comiskey Park, Chicago, IL

Tue Sep 10 1963, 8:05 PM EDT

Att. 6,955 - Unknown

TOP

livebaseballscorecards.com

Batter	1	2	3	4	5	6	7	8	9	AB	R	H	RBI	BB	SO	LOB
Luis Aparicio, R (1, 6) OBP: 0.297, SLG: 0.336	4-3		G4-6-3 1B		1-3			F9		4	0	1	0	0	0	0
Bob Saverine, S (1, 4) OBP: 0.310, SLG: 0.232	1-3		G4-6-3 1-2f			F8		K		4	0	0	0	0	1	1
Al Smith, R (1, 7) OBP: 0.337, SLG: 0.410	K			6-3		1B SF8 1B		BB		3	1	1	0	1	1	0
Russ Snyder, L (8, PR) OBP: 0.331, SLG: 0.375 (8, 7)										0	0	0	0	0	0	0
John Orsino, R (1, 2) OBP: 0.351, SLG: 0.479		1B 2B		3B		SF8 1-3 1B		F9		4	1	3	0	0	0	1
Dick Brown, R (9, 2) OBP: 0.313, SLG: 0.329										0	0	0	0	0	0	0
Jackie Brandt, R (1, 8) OBP: 0.305, SLG: 0.404		6-3		F8		SF8 1-2 3-H			5-3	3	0	0	1	0	0	2
Jim Gentile, L (1, 3) OBP: 0.344, SLG: 0.425		2-H 1B		FC6-4 BB		3-1			4-3	3	0	1	1	1	0	1
Sam Bowens, R (1, 9) OBP: 0.300, SLG: 0.222		F6		FC6-4 1-2f			F4		6-3	4	0	0	0	0	0	3
Brooks Robinson, R (1, 5) OBP: 0.305, SLG: 0.363		L6	4-3				K			3	0	0	0	0	1	1
Milt Pappas, R (1, 1) OBP: 0.155, SLG: 0.217			K	F9			K			2	0	0	0	0	1	0
Joe Gaines, R (7, PH) OBP: 0.372, SLG: 0.466										1	0	0	0	0	1	0
Dick Hall, R (7, 1) OBP: 0.440, SLG: 0.600										0	0	0	0	0	0	0
Stu Miller, R (8, 1) OBP: 0.357, SLG: 0.571										0	0	0	0	0	0	0
Inning Stats	R: 0 E: 0 K: 1 S: 5 H: 0 LOB: 0 BB: 0 P: 5	R: 1 E: 0 K: 0 S: 5 H: 2 LOB: 1 BB: 0 P: 5	R: 0 E: 0 K: 1 S: 5 H: 1 LOB: 0 BB: 0 P: 5	R: 0 E: 0 K: 0 S: 4 H: 1 LOB: 2 BB: 1 P: 8	R: 0 E: 0 K: 0 S: 3 H: 0 LOB: 0 BB: 0 P: 3	R: 1 E: 0 K: 0 S: 5 H: 2 LOB: 1 BB: 0 P: 5	R: 0 E: 0 K: 2 S: 7 H: 0 LOB: 0 BB: 0 P: 7	R: 0 E: 0 K: 1 S: 5 H: 0 LOB: 1 BB: 1 P: 9	R: 0 E: 0 K: 0 S: 3 H: 0 LOB: 0 BB: 0 P: 3	1B: 4 2B: 1 3B: 1 HR: 0 SF: 1 SAC: 0 DP: 1 HBP: 0						

	AB	31
	R	2
	H	6
	RBI	2
	BB	2
	SO	5
	LOB	9

WP: 0 PB: 0 SB: 0 CS: 0 PA: 34

PITCHER	IP	WLS	BF	H	R	ER	SO	BB	IBB	HBP	BLK	WP	HR	S	P	ERA	WHIP
Frank Baumann, L (1, 1) ERA: 3.1	7.0	L	27	6	2	2	4	1	0	0	0	0	0	34	38	2.57	1.000
Bruce Howard, R (8, 1) ERA: 2.57	2.0		7	0	0	0	1	1	0	0	0	0	0	8	12	0.00	0.500

PITCHER	IP	WLS	BF	H	R	ER	SO	BB	IBB	HBP	BLK	WP	HR	S	P	ERA	WHIP

Batter	1	2	3	4	5	6	7	8	9	AB	R	H	RBI	BB	SO	LOB
Mike Hershberger, R (1, 8) OBP: 0.334, SLG: 0.351	1B		K		F9			1B BB	F6 1-2	4	1	1	0	1	1	1
Joe Cunningham, L (1, 3) OBP: 0.373, SLG: 0.356	4-3		4-3		3-1			BB 1B 1-3	L3	5	0	1	0	0	0	2
Floyd Robinson, L (1, 9) OBP: 0.362, SLG: 0.412	1B BB		WP 2B			G4-6-3 BB 1B		BB 1-2 3-H 1B		3	0	3	1	1	0	0
Pete Ward, L (1, 5) OBP: 0.344, SLG: 0.472	1-3 1B		2-3 BB			G4-6-3 1-2 BB		F4		2	0	1	0	2	0	2
Charlie Maxwell, L (1, 7) OBP: 0.372, SLG: 0.364	K		F5			G4-6-3 1-2f 2-3		K		4	0	0	0	0	2	8
Ron Hansen, R (1, 6) OBP: 0.314, SLG: 0.344		6-3		F3		F3		1-2 2-3 FC6-4 BB		3	0	0	0	1	0	1
Nellie Fox, L (1, 4) OBP: 0.306, SLG: 0.317		F7		F7		G4-6-3 HBP		FC6-4 1-2f		3	0	0	0	0	0	3
J.C. Martin, L (1, 2) OBP: 0.260, SLG: 0.277		FC6-4 1B		3-1		G4-6-3 1-2f			3-1	4	0	1	0	0	0	1
Frank Baumann, L (1, 1) OBP: 0.167, SLG: 0.091		FC6-4 1-2f			F7					2	0	0	0	0	0	1
Tom McCraw, L (7, PH) OBP: 0.305, SLG: 0.384										1	0	0	0	0	1	0
Bruce Howard, S (8, 1) OBP: 1.000, SLG: 1.000										0	0	0	0	0	0	0
Cam Carreon, R (9, PH) OBP: 0.320, SLG: 0.333										0	0	0	0	1	0	0
Al Weis, S (9, PR) OBP: 0.340, SLG: 0.320							K		BB	0	0	0	0	0	0	0
Inning Stats	R: 0 E: 0 K: 1 S: 6 H: 2 LOB: 2 BB: 1 P: 10	R: 0 E: 0 K: 0 S: 4 H: 1 LOB: 1 BB: 0 P: 4	R: 0 E: 0 K: 1 S: 6 H: 1 LOB: 2 BB: 1 P: 10	R: 0 E: 0 K: 0 S: 3 H: 0 LOB: 0 BB: 0 P: 3	R: 0 E: 0 K: 0 S: 3 H: 0 LOB: 0 BB: 0 P: 3	R: 0 E: 0 K: 0 S: 3 H: 1 LOB: 1 BB: 1 P: 7	R: 0 E: 0 K: 1 S: 4 H: 0 LOB: 0 BB: 0 P: 5	R: 1 E: 0 K: 1 S: 7 H: 2 LOB: 3 BB: 2 P: 15	R: 0 E: 0 K: 0 S: 3 H: 0 LOB: 2 BB: 1 P: 7	1B: 6 2B: 1 3B: 0 HR: 0	SF: 0 SAC: 0 DP: 2 HBP: 1						

PITCHER		IP	WLS	BF	H	R	ER	SO	BB	IBB	HBP	BLK	WP	HR	S	P	ERA	WHIP
Milt Pappas, R ERA: 2.88	(1, 1)	6.0	W	24	5	0	0	2	3	0	0	0	1	0	25	37	0.00	1.333
Dick Hall, R ERA: 3.3	(7, 1)	1.0		6	2	1	1	1	1	0	1	0	0	0	6	11	9.00	3.000
Stu Miller, R ERA: 2.33	(8, 1)	2.0	S	8	0	0	0	1	2	0	0	0	0	0	8	16	0.00	1.000

PITCHER	IP	WLS	BF	H	R	ER	SO	BB	IBB	HBP	BLK	WP	HR	S	P	ERA	WHIP

BOTTOM

Baltimore Orioles @ Chicago White Sox

Comiskey Park, Chicago, IL

Tue Sep 10 1963, 8:05 PM EDT

Att. 6,955 - Unknown

livebaseballscorecards.com

AB	31
R	1
H	7
RBI	1
BB	6
SO	4
LOB	19

Batter	1	2	3	4	5	6	7	8	9	AB	R	H	RBI	BB	SO	LOB
Luis Aparicio, R (1, 6) OBP: 0.297, SLG: 0.335	L6		F5			F8		1B		4	0	1	0	0	0	1
Bob Saverine, S (1, 4) OBP: 0.309, SLG: 0.233	K		4-3			G5-3 SF 1-3 1B		K		4	0	1	0	0	2	1
Russ Snyder, L (1, 8) OBP: 0.328, SLG: 0.372	E1 S			1-3		SF 1-2 3-H			F9	3	0	0	1	0	0	0
Boog Powell, L (1, 7) OBP: 0.330, SLG: 0.469	L8 1-2			K		G5-3 2-3f			K	4	0	0	0	0	2	3
John Orsino, R (1, 2) OBP: 0.350, SLG: 0.485		HR		1-3			5-3		F8	4	1	1	1	0	0	0
Jim Gentile, L (1, 3) OBP: 0.342, SLG: 0.422		F8			F8		F6			3	0	0	0	0	0	0
Jackie Brandt, R (1, 9) OBP: 0.303, SLG: 0.401		6-3			F6		K2-3			3	0	0	0	0	1	0
Brooks Robinson, R (1, 5) OBP: 0.303, SLG: 0.361		6-3			F7			F2		3	0	0	0	0	0	0
Mike McCormick, L (1, 1) OBP: 0.190, SLG: 0.225			K			1B SF BB				1	1	0	0	1	1	0
Bob Johnson, R (8, PH) OBP: 0.347, SLG: 0.446										1	0	0	0	0	0	0
Stu Miller, R (8, 1) OBP: 0.357, SLG: 0.571								F6		0	0	0	0	0	0	0
Inning Stats	R: 0 E: 1 K: 1 S: 6 H: 0 LOB: 1 BB: 0 P: 6	R: 1 E: 0 K: 0 S: 4 H: 1 LOB: 0 BB: 0 P: 4	R: 0 E: 0 K: 1 S: 5 H: 0 LOB: 0 BB: 0 P: 5	R: 0 E: 0 K: 1 S: 5 H: 0 LOB: 0 BB: 0 P: 5	R: 0 E: 0 K: 0 S: 3 H: 0 LOB: 0 BB: 0 P: 3	R: 1 E: 1 K: 0 S: 4 H: 1 LOB: 1 BB: 1 P: 8	R: 0 E: 0 K: 1 S: 5 H: 0 LOB: 0 BB: 0 P: 5	R: 0 E: 0 K: 1 S: 6 H: 1 LOB: 1 BB: 0 P: 6	R: 0 E: 0 K: 1 S: 5 H: 0 LOB: 0 BB: 0 P: 5	1B: 2 2B: 0 3B: 0 HR: 1	SF: 1 SAC: 0 DP: 1 HBP: 0					

PITCHER	IP	WLS	BF	H	R	ER	SO	BB	IBB	HBP	BLK	WP	HR	S	P	ERA	WHIP
Eddie Fisher, R (1, 1) ERA: 4.31	9.0	W	32	3	2	2	6	1	0	0	0	0	1	43	47	2.00	0.444

PITCHER	IP	WLS	BF	H	R	ER	SO	BB	IBB	HBP	BLK	WP	HR	S	P	ERA	WHIP

TOP

Baltimore Orioles @ Chicago White Sox

Comiskey Park, Chicago, IL

Wed Sep 11 1963, 8:05 PM EDT

Att. 7,154 - Unknown

livebaseballscorecards.com

AB	30
R	2
H	3
RBI	2
BB	1
SO	6
LOB	5

WP: 0 PB: 0 SB: 1 CS: 0 PA: 32

Baltimore Orioles @ Chicago White Sox

Comiskey Park, Chicago, IL

Wed Sep 11 1963, 8:05 PM EDT

Att. 7,154 - Unknown

BOTTOM

livebaseballscorecards.com

Batter	1	2	3	4	5	6	7	8	9	AB	R	H	RBI	BB	SO	LOB
Jim Landis, R (1, 8) OBP: 0.316, SLG: 0.378	0-0 1-3	0-0 6-3		0-0 FC5-4 1-2f 2-3		BBBB 4-0 1B 1B BB		0-0 5-3		4	1	0	0	1	0	3
Floyd Robinson, L (1, 9) (7, 7) OBP: 0.363, SLG: 0.412	0-0 WP 1B		0-0 F4	0-0 5-3		0-0 1B 1-2 1B		0-0 4-3		5	0	2	0	0	0	2
Dave Nicholson, R (1, 7) OBP: 0.324, SLG: 0.430 Mike Hershberger, R (7, 9) OBP: 0.334, SLG: 0.351	BBBB 4-0 1-2 BB		0-0 HR		SSS 0-3 K	0-0 1-2 2-H 1B				3	1	2	2	1	1	0
										0	0	0	0	0	0	0
Jim Lemon, R (1, 3) OBP: 0.306, SLG: 0.289 Tom McCraw, L (7, 3) OBP: 0.305, SLG: 0.384	0-0 F9		BBB 4-0 BB		SSS 0-3 K	0-0 F9				3	0	0	0	1	1	4
										0	0	0	0	0	0	0
Pete Ward, L (1, 5) OBP: 0.345, SLG: 0.475	0-0 4-3		SSS 0-3 K		0-0 2B		0-0 SH5-3 2B			4	0	2	0	0	1	3
Ron Hansen, R (1, 6) OBP: 0.314, SLG: 0.342		0-0 1-3	0-0 F8		4-0 IBB		0-0 SH5-3 2-3			2	0	0	0	1	0	1
Nellie Fox, L (1, 4) OBP: 0.306, SLG: 0.315		0-0 1-3		BBBB 4-0 1B FC1-5 BB	0-0 F8		0-0 4-3			3	0	0	0	1	0	3
Cam Carreon, R (1, 2) OBP: 0.324, SLG: 0.350 J.C. Martin, L (7, 2) OBP: 0.259, SLG: 0.276		0-0 HR		0-0 FC5-4 FC1-5 1-3 1B		0-0 6-3	0-0 F9			3	1	2	1	0	0	0
										1	0	0	0	0	0	1
Eddie Fisher, R (1, 1) OBP: 0.206, SLG: 0.156		0-0 1B		0-0 FC1-5 FC5-4 1-2 3-3		SSS 0-3 K		0-0 F8		4	0	1	0	0	1	2
Inning Stats	R: 0 E: 0 K: 0 S: 4 H: 1 LOB: 2 BB: 1 P: 8	R: 1 E: 0 K: 0 S: 5 H: 2 LOB: 1 BB: 0 P: 5	R: 1 E: 0 K: 1 S: 6 H: 1 LOB: 1 BB: 1 P: 10	R: 0 E: 0 K: 0 S: 4 H: 1 LOB: 2 BB: 1 P: 8	R: 0 E: 0 K: 2 S: 8 H: 1 LOB: 2 BB: 1 P: 12	R: 1 E: 0 K: 1 S: 7 H: 2 LOB: 2 BB: 1 P: 11	R: 0 E: 0 K: 0 S: 4 H: 1 LOB: 1 BB: 0 P: 4	R: 0 E: 0 K: 0 S: 3 H: 0 LOB: 0 BB: 0 P: 3		1B: 5 2B: 2 3B: 0 HR: 2		SF: 0 SAC: 1 DP: 0 HBP: 0		WP: 1 PB: 0 SB: 0 CS: 0		PA: 38	

	AB	32
	R	3
	H	9
	RBI	3
	BB	5
	SO	4
	LOB	19

PITCHER		IP	WLS	BF	H	R	ER	SO	BB	IBB	HBP	BLK	WP	HR	S	P	ERA	WHIP
Mike McCormick, L ERA: 4.35	(1, 1)	7.0	L	35	9	3	3	4	4	1	0	0	1	2	38	58	3.86	1.857
Stu Miller, R ERA: 2.31	(8, 1)	1.0		3	0	0	0	0	0	0	0	0	0	0	3	3	0.00	0.000

PITCHER	IP	WLS	BF	H	R	ER	SO	BB	IBB	HBP	BLK	WP	HR	S	P	ERA	WHIP

Batter	1	2	3	4	5	6	7	8	9	AB	R	H	RBI	BB	SO	LOB
Luis Aparicio, R (1, 6) OBP: 0.298, SLG: 0.339	6-3		2-H 3B		BB			F3		3	0	1	1	1	0	0
Bob Saverine, S (1, 4) OBP: 0.307, SLG: 0.233	3-1		4-3		4-3			G3 1B		4	0	1	0	0	0	2
Russ Snyder, L (1, 8) OBP: 0.327, SLG: 0.371	E1 1B		1-3			K		G3 1-2		4	0	1	0	0	1	2
Boog Powell, L (1, 7) (9, 9) OBP: 0.331, SLG: 0.467	6-3			BB BB		6-3		IBB		2	0	0	0	2	0	1
John Orsino, R (1, 2) OBP: 0.349, SLG: 0.481		G4-6-3 BB		F4		F8		1-3		3	0	0	0	1	0	3
Jim Gentile, L (1, 3) OBP: 0.341, SLG: 0.419		G4-6-3 1-2f		G5-3 1-2 BB			K		4-3	3	0	0	0	1	1	1
Jackie Brandt, R (1, 9) (9, 7) OBP: 0.302, SLG: 0.398		K		G5-3 1-2f			G3		BB	3	0	0	0	1	1	2
Brooks Robinson, R (1, 5) OBP: 0.305, SLG: 0.368			SH1-4 3B 1B	4-3			HR		F8	4	2	2	1	0	0	1
Steve Barber, L (1, 1) OBP: 0.172, SLG: 0.202			SH1-4 1-2	L4			L9		K	3	0	0	0	0	1	1
Stu Miller, R (9, 1) OBP: 0.357, SLG: 0.571										0	0	0	0	0	0	0
Inning Stats	R: 0 E: 1 K: 0 S: 4 H: 1 LOB: 1 BB: 0 P: 4	R: 0 E: 0 K: 1 S: 4 H: 0 LOB: 0 BB: 1 P: 8	R: 1 E: 0 K: 0 S: 5 H: 2 LOB: 1 BB: 0 P: 5	R: 0 E: 0 K: 0 S: 2 H: 0 LOB: 1 BB: 2 P: 10	R: 0 E: 0 K: 0 S: 3 H: 0 LOB: 1 BB: 1 P: 7	R: 0 E: 0 K: 1 S: 5 H: 0 LOB: 0 BB: 0 P: 5	R: 1 E: 0 K: 1 S: 6 H: 1 LOB: 0 BB: 0 P: 6	R: 0 E: 0 K: 0 S: 4 H: 1 LOB: 2 BB: 1 P: 8	R: 0 E: 0 K: 1 S: 5 H: 0 LOB: 1 BB: 1 P: 9	1B: 3 2B: 0 3B: 1 HR: 1	SF: 0 SAC: 1 DP: 2 HBP: 0						

TOP

Baltimore Orioles @ Detroit Tigers

Tiger Stadium, Detroit, MI

Fri Sep 13 1963, 7:05 PM EDT

Att. 10,760 - Unknown

livebaseballscorecards.com

AB	29
R	2
H	5
RBI	2
BB	6
SO	4
LOB	13

WP: 0 PB: 0 SB: 0 CS: 0 PA: 36

PITCHER	IP	WLS	BF	H	R	ER	SO	BB	IBB	HBP	BLK	WP	HR	S	P	ERA	WHIP
Phil Regan, R (1, 1) ERA: 3.63	9.0	W	36	5	2	2	4	5	1	0	0	0	1	38	62	2.00	1.111

PITCHER	IP	WLS	BF	H	R	ER	SO	BB	IBB	HBP	BLK	WP	HR	S	P	ERA	WHIP

Baltimore Orioles @ Detroit Tigers

Tiger Stadium, Detroit, MI

Fri Sep 13 1963, 7:05 PM EDT

Att. 10,760 - Unknown

BOTTOM

Batter	1	2	3	4	5	6	7	8	9	AB	R	H	RBI	BB	SO	LOB
George Thomas, R (1, 8) OBP: 0.283, SLG: 0.340	5-3		FC1-6 1B		F8		5-3		SF8 3-H	4	0	1	1	0	0	0
Dick McAuliffe, L (1, 6) OBP: 0.347, SLG: 0.407	FC6-4 BB		FC1-6 1-2f		2B 1B		4-3			3	1	1	0	1	0	1
Al Kaline, R (1, 9) OBP: 0.376, SLG: 0.508	FC6-4 1-2f		K		1-H 2B			BB G5-4-3		3	0	1	1	1	1	2
Rocky Colavito, R (1, 7) OBP: 0.363, SLG: 0.441	L7			1B 1B 1B	IBB			F8		3	1	1	0	1	0	2
Bubba Phillips, R (1, 5) OBP: 0.282, SLG: 0.315		F5		1B 1-2 1B	F7			G5-4-3 1-2f		4	0	1	0	0	0	3
Bill Freehan, R (1, 3) OBP: 0.343, SLG: 0.394		BB	K		G1-6-3 1B				6-3	3	0	1	0	1	1	2
Gus Triandos, R (1, 2) OBP: 0.316, SLG: 0.397 Gates Brown, L (9, PR) OBP: 0.338, SLG: 0.380		F2		G1-6-3 1-3 2-H 1B	G1-6-3 1-2f				1B SF8 1B	4 0	0 1	2 0	1 0	0 0	0 0	2 0
George Smith, R (1, 4) OBP: 0.280, SLG: 0.286		K		G1-6-3 1-2f	6-3				IBB 1-3 1B	4	0	1	0	0	1	3
Phil Regan, R (1, 1) OBP: 0.177, SLG: 0.190 Willie Horton, R (9, PH) OBP: 1.000, SLG: 1.000 Bill Bruton, L (9, PH) OBP: 0.347, SLG: 0.388			6-3		4-3		K		IBB 1-2	3 0 0	0 0 0	0 0 0	0 0 0	0 0 1	1 0 0	0 0 0
Inning Stats	R: 0 E: 0 K: 0 S: 3 H: 0 LOB: 1 BB: 1 P: 7	R: 0 E: 0 K: 1 S: 5 H: 0 LOB: 1 BB: 1 P: 9	R: 0 E: 0 K: 1 S: 6 H: 1 LOB: 1 BB: 0 P: 6	R: 1 E: 0 K: 1 S: 7 H: 3 LOB: 1 BB: 0 P: 7	R: 1 E: 0 K: 0 S: 5 H: 2 LOB: 2 BB: 1 P: 9	R: 0 E: 0 K: 0 S: 3 H: 1 LOB: 0 BB: 0 P: 3	R: 0 E: 0 K: 1 S: 5 H: 0 LOB: 0 BB: 0 P: 5	R: 0 E: 0 K: 0 S: 2 H: 0 LOB: 0 BB: 1 P: 6	R: 1 E: 0 K: 0 S: 4 H: 2 LOB: 2 BB: 1 P: 8	1B: 8 2B: 1 3B: 0 HR: 0 SF: 1 SAC: 0 DP: 3 HBP: 0	WP: 0 PB: 0 SB: 0 CS: 0 PA: 37					

livebaseballscorecards.com

AB	31
R	3
H	9
RBI	3
BB	5
SO	4
LOB	15

PITCHER		IP	WLS	BF	H	R	ER	SO	BB	IBB	HBP	BLK	WP	HR	S	P	ERA	WHIP
Steve Barber, L ERA: 2.69	(1, 1)	8.1	L	35	9	3	3	4	3	1	0	0	0	0	39	55	3.24	1.440
Stu Miller, R ERA: 2.3	(9, 1)	0.1		2	0	0	0	0	0	1	0	0	0	0	1	5	0.00	0.000

PITCHER	IP	WLS	BF	H	R	ER	SO	BB	IBB	HBP	BLK	WP	HR	S	P	ERA	WHIP

Batter	1	2	3	4	5	6	7	8	9	10	AB	R	H	RBI	BB	SO	LOB
Luis Aparicio, R (1, 6) OBP: 0.298, SLG: 0.337	F8		E4 (F8, HR)		F7			F7		1B	5	1	1	0	0	0	0
Russ Snyder, L (1, 8) OBP: 0.326, SLG: 0.372	HBP, 2B		F4		F4			K		F6	5	0	1	0	0	1	2
Boog Powell, L (1, 7) OBP: 0.329, SLG: 0.463	F5		F8 (2-3)			K		G3			4	0	0	0	0	1	2
John Orsino, R (1, 2) OBP: 0.351, SLG: 0.488	HBP, BB		HR (3-H)			F7			4-3		3	1	1	2	1	0	0
Jim Gentile, L (1, 3) OBP: 0.341, SLG: 0.417	1-2, 2-3, HBP		K			F8			K		3	0	0	0	0	2	0
Brooks Robinson, R (1, 5) OBP: 0.304, SLG: 0.371	K			L6			K			3B	4	0	1	0	0	2	3
Sam Bowens, R (1, 9) OBP: 0.231, SLG: 0.167		K		L9			K		K		3	0	0	0	0	2	0
Jackie Brandt, R (8, 9) OBP: 0.302, SLG: 0.397											1	0	0	0	0	1	1
Bob Saverine, S (1, 4) OBP: 0.306, SLG: 0.234		4-3		K			1B			6-3	4	0	1	0	0	1	0
Robin Roberts, S (1, 1) OBP: 0.238, SLG: 0.221		F7			F3		F3			1-3	4	0	0	0	0	0	1
Inning Stats	R: 0 H: 1 E: 0 LOB: 3 K: 1 BB: 1 S: 6 P: 11	R: 0 H: 0 E: 0 LOB: 0 K: 1 BB: 0 S: 5 P: 5	R: 2 H: 1 E: 1 LOB: 0 K: 1 BB: 0 S: 7 P: 7	R: 0 H: 0 E: 0 LOB: 0 K: 1 BB: 0 S: 5 P: 5	R: 0 H: 0 E: 0 LOB: 0 K: 0 BB: 0 S: 3 P: 3	R: 0 H: 0 E: 0 LOB: 0 K: 1 BB: 0 S: 5 P: 5	R: 0 H: 1 E: 0 LOB: 1 K: 2 BB: 0 S: 8 P: 8	R: 0 H: 0 E: 0 LOB: 0 K: 1 BB: 0 S: 5 P: 5	R: 0 H: 1 E: 0 LOB: 1 K: 2 BB: 0 S: 8 P: 8	R: 0 H: 1 E: 0 LOB: 1 K: 0 BB: 0 S: 4 P: 4	1B: 2 SF: 0 2B: 1 SAC: 0 3B: 1 DP: 0 HR: 1 HBP: 1	WP: 0 PA: 38 PB: 0 SB: 0 CS: 0					

PITCHER		IP	WLS	BF	H	R	ER	SO	BB	IBB	HBP	BLK	WP	HR	S	P	ERA	WHIP
Jim Bunning, R ERA: 4.02	(1, 1)	8.0		30	3	2	0	8	1	0	1	0	0	1	44	49	0.00	0.500
Terry Fox, R ERA: 3.21	(9, 1)	2.0	W	8	2	0	0	2	0	0	0	0	0	0	12	12	0.00	1.000

PITCHER	IP	WLS	BF	H	R	ER	SO	BB	IBB	HBP	BLK	WP	HR	S	P	ERA	WHIP

TOP

Baltimore Orioles @ Detroit Tigers

Tiger Stadium, Detroit, MI

Sat Sep 14 1963, 4:33 AM EDT
Att. 5,394 - Unknown

livebaseballscorecards.com

AB	36
R	2
H	5
RBI	2
BB	1
SO	10
LOB	9

Baltimore Orioles @ Detroit Tigers

Tiger Stadium, Detroit, MI

Sat Sep 14 1963, 4:33 AM EDT

Att. 5,394 - Unknown

livebaseballscorecards.com

BOTTOM

Batter	1	2	3	4	5	6	7	8	9	10	AB	R	H	RBI	BB	SO	LOB
Bill Bruton, L (1, 8) OBP: 0.344, SLG: 0.384	4-3		F9			G4-6-3 (1-2f)		4-3			4	0	0	0	0	0	1
Dick McAuliffe, L (1, 6) OBP: 0.345, SLG: 0.404	F5			F5		F6		K			4	0	0	0	0	1	0
Al Kaline, R (1, 9) OBP: 0.375, SLG: 0.505	BB, FC5-4			K			L4		L6-3		3	0	0	0	1	1	0
Rocky Colavito, R (1, 7) OBP: 0.361, SLG: 0.438	FC5-4 (1-2f)			E9			F3		F7		4	0	0	0	0	0	1
Norm Cash, L (1, 3) OBP: 0.382, SLG: 0.458		K		L8			E1		K		4	0	0	0	0	2	1
Bubba Phillips, R (1, 5) OBP: 0.279, SLG: 0.312		F3			5-3		F3			F8	4	0	0	0	0	0	1
Gus Triandos, R (1, 2) OBP: 0.315, SLG: 0.405		K			K			F3		HR	4	1	1	1	0	2	0
George Smith, R (1, 4) OBP: 0.276, SLG: 0.282			K		K			BB, HR			2	0	0	0	0	2	0
Gates Brown, L (8, PH) OBP: 0.346, SLG: 0.380											0	1	0	0	1	0	0
Don Wert, R (9, 4) OBP: 0.314, SLG: 0.356											0	0	0	0	0	0	0
Jim Bunning, R (1, 1) OBP: 0.183, SLG: 0.179			F3			G4-6-3 1B		1-H HR			2	0	1	0	0	0	0
Willie Horton, R (8, PH) OBP: 1.000, SLG: 2.500											1	1	1	2	0	0	0
Terry Fox, R (9, 1) OBP: 0.231, SLG: 0.091											0	0	0	0	0	0	0
Inning Stats	R: 0 H: 0 E: 0 LOB: 1 K: 0 BB: 1 S: 3 P: 7	R: 0 H: 0 E: 0 LOB: 0 K: 2 BB: 0 S: 7 P: 7	R: 0 H: 0 E: 0 LOB: 0 K: 1 BB: 0 S: 5 P: 5	R: 0 H: 0 E: 1 LOB: 1 K: 1 BB: 0 S: 6 P: 6	R: 0 H: 0 E: 0 LOB: 0 K: 2 BB: 0 S: 7 P: 7	R: 0 H: 1 E: 0 LOB: 0 K: 0 BB: 0 S: 3 P: 3	R: 0 H: 0 E: 1 LOB: 1 K: 0 BB: 0 S: 4 P: 4	R: 2 H: 1 E: 0 LOB: 0 K: 1 BB: 1 S: 6 P: 10	R: 0 H: 0 E: 0 LOB: 0 K: 1 BB: 0 S: 5 P: 5	R: 1 H: 1 E: 0 LOB: 0 K: 0 BB: 0 S: 2 P: 2	1B: 1 SF: 0 2B: 0 SAC: 0 3B: 0 DP: 1 HR: 2 HBP: 0						

PITCHER	IP	WLS	BF	H	R	ER	SO	BB	IBB	HBP	BLK	WP	HR	S	P	ERA	WHIP
Robin Roberts, R (1, 1) ERA: 3.32	9.1	L	34	3	3	3	8	2	0	0	0	0	2	48	56	2.89	0.536

PITCHER	IP	WLS	BF	H	R	ER	SO	BB	IBB	HBP	BLK	WP	HR	S	P	ERA	WHIP

AB	32
R	3
H	3
RBI	3
BB	2
SO	8
LOB	4

WP: 0 PA: 34
PB: 0
SB: 0
CS: 0

Baltimore Orioles @ Detroit Tigers

Tiger Stadium, Detroit, MI

Sun Sep 15 1963, 4:33 AM EDT

Att. 7,817 - Unknown

TOP

livebaseballscorecards.com

Batter	1	2	3	4	5	6	7	8	9	AB	R	H	RBI	BB	SO	LOB
Luis Aparicio, R (1, 6) OBP: 0.296, SLG: 0.335	L7		4-3			F6		F7		4	0	0	0	0	0	2
Russ Snyder, L (1, 8) (9, 7) OBP: 0.323, SLG: 0.368	F8			K		4-3			4-3	4	0	0	0	0	1	0
Boog Powell, L (1, 7) OBP: 0.328, SLG: 0.460	3-1			L9		3-1			BB, FC5-4	3	0	0	0	1	0	0
Jerry Adair, R (9, 4) OBP: 0.241, SLG: 0.345										0	0	0	0	0	0	0
John Orsino, R (1, 2) OBP: 0.347, SLG: 0.483		L7		F6			K		FC5-4, BB, 1-2f	4	0	0	0	0	1	1
Jim Gentile, L (1, 3) OBP: 0.342, SLG: 0.423		K			HR		3-1		BB, 1-2	3	1	1	1	1	1	0
Brooks Robinson, R (1, 5) OBP: 0.304, SLG: 0.369		1-3			BB, 1B, WP		5-3		K	3	1	0	0	1	1	2
Al Smith, R (1, 9) OBP: 0.337, SLG: 0.409			K		B3-6-4, 1B, WP, 1-3			L7		3	0	1	0	0	1	0
Jackie Brandt, R (8, 9) OBP: 0.302, SLG: 0.397										0	0	0	0	0	0	0
Bob Saverine, S (1, 4) (9, 8) OBP: 0.319, SLG: 0.246			BB, 6-3		BB, B3-6-4, 1-2, 3-H			2B		1	0	1	0	2	0	0
Milt Pappas, R (1, 1) OBP: 0.151, SLG: 0.211			6-3, 1-2		B3-6-4, 1-2f, 2-3f			F5		2	0	0	0	0	0	3
Fred Valentine, S (8, PH) OBP: 0.410, SLG: 0.333										1	0	0	0	0	0	1
Stu Miller, R (8, 1) OBP: 0.357, SLG: 0.571										0	0	0	0	0	0	0
Inning Stats	R: 0 E: 0 K: 0 S: 3 H: 0 LOB: 0 BB: 0 P: 3	R: 0 E: 0 K: 1 S: 5 H: 0 LOB: 0 BB: 0 P: 5	R: 0 E: 0 K: 1 S: 5 H: 0 LOB: 0 BB: 1 P: 9	R: 0 E: 0 K: 1 S: 5 H: 0 LOB: 0 BB: 0 P: 5	R: 2 E: 0 K: 0 S: 3 H: 2 LOB: 0 BB: 2 P: 11	R: 0 E: 0 K: 0 S: 3 H: 0 LOB: 0 BB: 0 P: 3	R: 0 E: 0 K: 1 S: 5 H: 0 LOB: 0 BB: 0 P: 5	R: 0 E: 0 K: 0 S: 4 H: 1 LOB: 1 BB: 0 P: 4	R: 0 E: 0 K: 1 S: 5 H: 0 LOB: 2 BB: 2 P: 13	1B: 1 2B: 1 3B: 1 HR: 1 SF: 0 SAC: 0 DP: 0 HBP: 0						

AB	28
R	2
H	3
RBI	1
BB	5
SO	5
LOB	9

WP: 1 PB: 0 SB: 0 CS: 0 PA: 33

PITCHER	IP	WLS	BF	H	R	ER	SO	BB	IBB	HBP	BLK	WP	HR	S	P	ERA	WHIP
Frank Lary, R (1, 1) ERA: 3.22	9.0	L	33	3	2	2	5	5	0	0	0	1	1	38	58	2.00	0.889

PITCHER	IP	WLS	BF	H	R	ER	SO	BB	IBB	HBP	BLK	WP	HR	S	P	ERA	WHIP

Baltimore Orioles @ Detroit Tigers

Tiger Stadium, Detroit, MI

Sun Sep 15 1963, 4:33 AM EDT

Att. 7,817 - Unknown

livebaseballscorecards.com

BOTTOM

Batter	1	2	3	4	5	6	7	8	9	AB	R	H	RBI	BB	SO	LOB
Bill Bruton, L (1, 8) OBP: 0.342, SLG: 0.381	4-3		1-3		K		4-3			4	0	0	0	0	1	3
Dick McAuliffe, L (1, 6) OBP: 0.344, SLG: 0.403	L7		3-1			F9 L4-3 1B		3-1		4	0	1	0	0	0	1
Al Kaline, R (1, 9) OBP: 0.373, SLG: 0.501	L5-3			L5-3		L4-3 1-2		L7		4	0	0	0	0	0	1
Rocky Colavito, R (1, 7) OBP: 0.363, SLG: 0.439		1B		F4		BB		1B		3	0	2	0	1	0	0
Norm Cash, L (1, 3) OBP: 0.381, SLG: 0.463		K		HR		F9 2-3		K		4	1	1	1	0	2	4
Bubba Phillips, R (1, 5) OBP: 0.277, SLG: 0.309		K		K		K			F6	4	0	0	0	0	3	3
Gus Triandos, R (1, 2) OBP: 0.314, SLG: 0.403 Gates Brown, L (9, PR) OBP: 0.346, SLG: 0.380	F7				F9		6-3		FC4-6 1B	4 0	0 0	1 0	0 0	0 0	0 0	1 0
Don Wert, R (1, 4) OBP: 0.321, SLG: 0.365			SH1-4 2B		1B		BB		FC4-6 1-2f FC6-4	3	0	2	0	1	0	1
Frank Lary, R (1, 1) OBP: 0.250, SLG: 0.286 Willie Horton, R (9, PH) OBP: 0.667, SLG: 1.667			SH1-4 2-3		K		B2		FC6-4 1-2f	2 1	0 0	0 0	0 0	0 0	1 0	2 1
Inning Stats	R: 0 H: 0 E: 0 LOB: 0 K: 0 BB: 0 S: 3 P: 3	R: 0 H: 1 E: 0 LOB: 1 K: 2 BB: 0 S: 8 P: 8	R: 0 H: 1 E: 0 LOB: 1 K: 0 BB: 0 S: 4 P: 4	R: 1 H: 1 E: 0 LOB: 0 K: 1 BB: 0 S: 6 P: 6	R: 0 H: 1 E: 0 LOB: 1 K: 2 BB: 0 S: 8 P: 8	R: 0 H: 1 E: 0 LOB: 2 K: 1 BB: 1 S: 6 P: 10	R: 0 H: 0 E: 0 LOB: 1 K: 0 BB: 1 S: 3 P: 7	R: 0 H: 1 E: 0 LOB: 1 K: 1 BB: 0 S: 6 P: 6	R: 0 H: 1 E: 0 LOB: 1 K: 0 BB: 0 S: 4 P: 4	1B: 5 SF: 0 2B: 1 SAC: 1 3B: 0 DP: 0 HR: 1 HBP: 0						

	AB	33
	R	1
	H	7
	RBI	1
	BB	2
	SO	7
	LOB	17

WP: 0 PA: 36
PB: 0
SB: 0
CS: 0

PITCHER		IP	WLS	BF	H	R	ER	SO	BB	IBB	HBP	BLK	WP	HR	S	P	ERA	WHIP
Milt Pappas, R ERA: 2.83	(1, 1)	7.0	W	28	5	1	1	6	2	0	0	0	0	1	38	46	1.29	1.000
Stu Miller, R ERA: 2.26	(8, 1)	2.0	S	8	2	0	0	1	0	0	0	0	0	0	10	10	0.00	1.000

PITCHER	IP	WLS	BF	H	R	ER	SO	BB	IBB	HBP	BLK	WP	HR	S	P	ERA	WHIP

Batter	1	2	3	4	5	6	7	8	9	AB	R	H	RBI	BB	SO	LOB
Luis Aparicio, R (1, 6) OBP: 0.294, SLG: 0.333	6-3		SH1-4 1-2		F6		F7	G3		4	0	0	0	0	0	3
Russ Snyder, L (1, 8) OBP: 0.322, SLG: 0.366	1-3		F6			1B WP 1B	K		6-3	5	1	1	0	0	1	1
Boog Powell, L (1, 7) OBP: 0.329, SLG: 0.462	F7		F8			FC3-6 WP 1-3 1B	2B		1B	4	1	2	0	0	0	1
Jackie Brandt, R (7, PR) OBP: 0.303, SLG: 0.399 (7, 7)										1	0	1	0	0	0	0
John Orsino, R (1, 2) OBP: 0.345, SLG: 0.477		F8		K		BBBB FC3-6 1-2 3-H BB	F7		F3	4	0	0	0	1	1	2
Jim Gentile, L (1, 3) OBP: 0.342, SLG: 0.420		BBBB F9 BB BB		F9		FC3-6 BB 1B 1-2f 2-3		BBBB FC6-4 SH1-4 1B BB	G3	3	1	0	0	2	0	3
Brooks Robinson, R (1, 5) OBP: 0.304, SLG: 0.367		BBBB 1-2 BB		F8		F4		SH1-4 1-2		2	0	0	0	1	0	2
Sam Bowens, R (1, 9) OBP: 0.235, SLG: 0.188		F9 2-3			E5 G3	BB 1-2 3-H 1B		E5 FC6-4		4	0	1	1	0	0	3
Bob Saverine, S (1, 4) OBP: 0.317, SLG: 0.241		L7			F7	BBBB 1-2 2-3 BB		FC6-4 1B 1-2f 2-3		3	0	0	0	1	0	5
Steve Barber, L (1, 1) OBP: 0.178, SLG: 0.198			BBBB SH1-4 BB		G3 2-3	SSS K		1-3 3-H 1B		2	0	0	0	1	1	4
Bob Johnson, R (8, PH) OBP: 0.349, SLG: 0.448										1	0	1	1	0	0	0
Dick Hall, R (8, 1) OBP: 0.440, SLG: 0.600										0	0	0	0	0	0	0
Inning Stats	R: 0 E: 0 K: 0 S: 3 H: 0 LOB: 0 BB: 0 P: 3	R: 0 E: 0 K: 0 S: 3 H: 0 LOB: 2 BB: 2 P: 11	R: 0 E: 0 K: 0 S: 3 H: 0 LOB: 1 BB: 1 P: 7	R: 0 E: 0 K: 1 S: 5 H: 0 LOB: 0 BB: 0 P: 5	R: 0 E: 1 K: 0 S: 4 H: 0 LOB: 1 BB: 0 P: 4	R: 2 E: 0 K: 1 S: 8 H: 3 LOB: 3 BB: 2 P: 16	R: 0 E: 0 K: 1 S: 6 H: 1 LOB: 1 BB: 0 P: 6	R: 1 E: 1 K: 0 S: 5 H: 1 LOB: 2 BB: 1 P: 9	R: 0 E: 0 K: 0 S: 4 H: 1 LOB: 1 BB: 0 P: 4	1B: 5 2B: 1 3B: 0 HR: 0 SF: 0 SAC: 2 DP: 0 HBP: 0						

PITCHER		IP	WLS	BF	H	R	ER	SO	BB	IBB	HBP	BLK	WP	HR	S	P	ERA	WHIP
Aubrey Gatewood, R ERA: 1.69	(1, 1)	7.0	L	31	4	2	2	3	5	0	0	0	1	0	32	52	2.57	1.286
Dan Osinski, R ERA: 3.24	(8, 1)	2.0		10	2	1	0	0	1	0	0	0	0	0	9	13	0.00	1.500

PITCHER	IP	WLS	BF	H	R	ER	SO	BB	IBB	HBP	BLK	WP	HR	S	P	ERA	WHIP

TOP

Baltimore Orioles @ Los Angeles Angels

Dodger Stadium, Los Angeles, CA

Wed Sep 18 1963, 7:05 PM PDT

Unknown

livebaseballscorecards.com

AB	33
R	3
H	6
RBI	2
BB	6
SO	3
LOB	24

WP: 1 PB: 0 SB: 0 CS: 0 PA: 41

Batter	1	2	3	4	5	6	7	8	9	AB	R	H	RBI	BB	SO	LOB
Albie Pearson, L (1, 8) OBP: 0.412, SLG: 0.406	3-1		F9		3-1			F9		4	0	0	0	0	0	1
Jim Fregosi, R (1, 6) OBP: 0.323, SLG: 0.417	2B		F7			FC5-4 1B		5-3		4	0	2	0	0	0	0
Charlie Dees, L (1, 3) OBP: 0.352, SLG: 0.392	F6		G3			FC5-4 S 1-2f		5-3		4	0	0	0	0	0	2
Felix Torres, R (1, 5) OBP: 0.314, SLG: 0.366	K			K		K 1-2			F5	4	0	0	0	0	3	2
Billy Moran, R (1, 4) OBP: 0.308, SLG: 0.379		K		6-3		BB			1-3	3	0	0	0	1	1	0
Bob Perry, R (1, 9) OBP: 0.300, SLG: 0.350		1B 1B 1B		F9		F9			F4	3	1	1	0	0	0	2
Leon Wagner, L (9, PH) OBP: 0.356, SLG: 0.457										1	0	0	0	0	0	0
Buck Rodgers, S (1, 2) OBP: 0.306, SLG: 0.299		1B 1-3 K2-5 1B			F8		F9			3	0	1	0	0	0	0
Ed Kirkpatrick, L (1, 7) OBP: 0.258, SLG: 0.321		1-3 3-H 1B			2B		F2			3	0	2	1	0	0	0
Aubrey Gatewood, R (1, 1)		K2-5 3-Hf			K		F7			2	0	0	0	0	2	3
Hank Foiles, R (7, PH) OBP: 0.291, SLG: 0.410										1	0	0	0	0	0	0
Dan Osinski, R (8, 1) OBP: 0.128, SLG: 0.111										0	0	0	0	0	0	0
Inning Stats	R: 0 H: 1 E: 0 LOB: 1 K: 1 BB: 0 S: 6 P: 6	R: 1 H: 3 E: 0 LOB: 2 K: 2 BB: 0 S: 9 P: 9	R: 0 H: 0 E: 0 LOB: 0 K: 0 BB: 0 S: 3 P: 3	R: 0 H: 0 E: 0 LOB: 0 K: 1 BB: 0 S: 5 P: 5	R: 0 H: 1 E: 0 LOB: 1 K: 1 BB: 0 S: 6 P: 6	R: 0 H: 1 E: 0 LOB: 2 K: 1 BB: 1 S: 6 P: 10	R: 0 H: 0 E: 0 LOB: 0 K: 0 BB: 0 S: 3 P: 3	R: 0 H: 0 E: 0 LOB: 0 K: 0 BB: 0 S: 3 P: 3	R: 0 H: 0 E: 0 LOB: 0 K: 0 BB: 0 S: 3 P: 3	1B: 4 SF: 0 2B: 3 SAC: 0 3B: 0 DP: 1 HR: 0 HBP: 0						

PITCHER		IP	WLS	BF	H	R	ER	SO	BB	IBB	HBP	BLK	WP	HR	S	P	ERA	WHIP
Steve Barber, L ERA: 2.65	(1, 1)	7.0	W	27	6	1	1	6	1	0	0	0	0	0	38	42	1.29	1.000
Dick Hall, R ERA: 3.23	(8, 1)	2.0	S	6	0	0	0	0	0	0	0	0	0	0	6	6	0.00	0.000

PITCHER	IP	WLS	BF	H	R	ER	SO	BB	IBB	HBP	BLK	WP	HR	S	P	ERA	WHIP

BOTTOM

Baltimore Orioles @ Los Angeles Angels

Dodger Stadium, Los Angeles, CA

Wed Sep 18 1963, 7:05 PM PDT

Unknown

livebaseballscorecards.com

AB	32
R	1
H	6
RBI	1
BB	1
SO	6
LOB	10

Batter	1	2	3	4	5	6	7	8	9	AB	R	H	RBI	BB	SO	LOB
Luis Aparicio, R (1, 6) OBP: 0.295, SLG: 0.335	0-0 E 1B 1B	0-0 ③ FC4 1-2f			0-0 E9 1-H 1B 2B	0-0 ② F9		0-0 ③ 1-3		5	2	2	0	0	0	2
Russ Snyder, L (1, 8) OBP: 0.325, SLG: 0.369	0-0 E 1-2 SF8 1B		0-0 ① 5-3		0-0 HR 3-H 1B	0-0 1-2 1B			0-0 ① 5-3	5	2	3	1	0	0	0
Boog Powell, L (1, 7) OBP: 0.331, SLG: 0.475 Jackie Brandt, R (7, 7) OBP: 0.303, SLG: 0.398	0-0 E1 SF8 1-3 2-H		0-0 HR		0-0 S S S HR 1-H	0-3 ③ K			0-0 ② 6-3	4 1	2 0	2 0	3 0	0 0	1 0	3 0
Jim Gentile, L (1, 3) OBP: 0.341, SLG: 0.417	0-0 ① SF8 2-3 3-H		0-0 ② 1-3		B B B 4-0 BB		0-0 ① F8		0-0 ③ 4-3	3	0	0	1	1	0	0
Brooks Robinson, R (1, 5) OBP: 0.302, SLG: 0.365	0-0 ② 6-3		0-0 ③ 5-3		0-0 ① F9		0-0 ② 6-3			4	0	0	0	0	0	2
Sam Bowens, R (1, 9) OBP: 0.238, SLG: 0.250	S S S 0-3 ③ K			0-0 ① 4-3	0-0 ② F9		0-0 2B			4	0	1	0	0	1	2
Dick Brown, R (1, 2) OBP: 0.306, SLG: 0.321		0-0 ① 6-3		0-0 ② 5-3	0-0 ③ F2		0-0 ③ F7			4	0	0	0	0	0	2
Bob Saverine, S (1, 4) OBP: 0.321, SLG: 0.243		0-0 FC4 1B	S S S 0-3 ③ K			B B B 4-0 1B BB		S S S 0-3 ① K		3	0	1	0	1	2	0
Mike McCormick, L (1, 1) OBP: 0.196, SLG: 0.227 George Brunet, R (8, 1) Stu Miller, R (8, 1) OBP: 0.357, SLG: 0.571		0-0 ② F7			0-0 2B E 1B	S S S 0-3 ① K		S S S 0-3 ② K		4 0 0	1 0 0	1 0 0	0 0 0	0 0 0	2 0 0	2 0 0
Inning Stats	R: 2 E: 1 K: 1 S: 8 H: 2 LOB: 1 BB: 0 P: 8	R: 0 E: 0 K: 0 S: 4 H: 1 LOB: 1 BB: 0 P: 4	R: 1 E: 0 K: 0 S: 4 H: 1 LOB: 0 BB: 0 P: 4	R: 0 E: 0 K: 1 S: 5 H: 0 LOB: 0 BB: 0 P: 5	R: 4 E: 1 K: 0 S: 7 H: 4 LOB: 1 BB: 1 P: 11	R: 0 E: 0 K: 2 S: 8 H: 1 LOB: 2 BB: 1 P: 12	R: 0 E: 0 K: 0 S: 4 H: 1 LOB: 1 BB: 0 P: 4	R: 0 E: 0 K: 2 S: 7 H: 0 LOB: 0 BB: 0 P: 7	R: 0 E: 0 K: 0 S: 3 H: 0 LOB: 0 BB: 0 P: 3	1B: 6 2B: 2 3B: 0 HR: 2	SF: 1 SAC: 0 DP: 0 HBP: 0						

TOP

Baltimore Orioles @ Los Angeles Angels

Dodger Stadium, Los Angeles, CA

Wed Sep 18 1963, 7:05 PM PDT

Att. 2,372 - Unknown

livebaseballscorecards.com

AB	37
R	7
H	10
RBI	5
BB	2
SO	6
LOB	13

WP: 0 PB: 0 SB: 0 CS: 0 PA: 40

PITCHER		IP	WLS	BF	H	R	ER	SO	BB	IBB	HBP	BLK	WP	HR	S	P	ERA	WHIP
Ken McBride, R ERA: 3.26	(1, 1)	4.0	L	20	7	6	4	2	0	0	0	0	0	1	24	24	9.00	1.750
Mel Nelson, L ERA: 5.4	(5, 1)	0.0		2	1	1	1	0	1	0	0	0	0	1	1	5	∞	∞
Paul Foytack, R ERA: 4.7	(5, 1)	2.0		8	1	0	0	2	1	0	0	0	0	0	11	15	0.00	1.000
Mike Lee, L ERA: 4.5	(7, 1)	2.0		7	1	0	0	2	0	0	0	0	0	0	11	11	0.00	0.500
Fred Newman, R ERA: 5.44	(9, 1)	1.0		3	0	0	0	0	0	0	0	0	0	0	3	3	0.00	0.000

PITCHER	IP	WLS	BF	H	R	ER	SO	BB	IBB	HBP	BLK	WP	HR	S	P	ERA	WHIP

Batter	1	2	3	4	5	6	7	8	9	AB	R	H	RBI	BB	SO	LOB
Albie Pearson, L (1, 8) OBP: 0.412, SLG: 0.407	B1-3		F7	F5		1-2 1B		2-H 2B		5	0	2	1	0	0	2
Jim Fregosi, R (1, 6) OBP: 0.322, SLG: 0.415	1B		F7		E6 1B	L9		S S S K		5	0	1	0	0	1	3
Charlie Dees, L (1, 3) OBP: 0.356, SLG: 0.396 Lee Thomas, L (6, 3) OBP: 0.296, SLG: 0.311	S S S K			2B 1B	1-2 1B		4-3		BB 1B	3 2	1 0	2 1	0 0	0 0	1 0	1 0
Billy Moran, R (1, 4) OBP: 0.307, SLG: 0.379	F6			1B 1-H 1B 2B	F5		4-3		S S S K	5	1	1	1	0	1	4
Bob Perry, R (1, 9) OBP: 0.299, SLG: 0.348 Leon Wagner, L (9, PH) OBP: 0.355, SLG: 0.456		1-3		BB 2-3 1B	S S S K		6-3		F9	4 1	1 0	1 0	0 0	0 0	1 0	2 1
Tom Satriano, L (1, 5) OBP: 0.283, SLG: 0.179		B B B B BB		4-0 FC4-6 1B 1-2 FC3-2-5 BB	F7			B B B B 4-0 WP BB SF7 BB	B B B B 4-0 1-2 BB	1	1	0	0	4	0	2
Hank Foiles, R (1, 2) OBP: 0.311, SLG: 0.413 Bob Sadowski, L (9, PH) OBP: 0.312, SLG: 0.300		F5		FC4-6 1-2 2-H 3-H 1B		B B B B 4-0 1B BB		B B B B 4-0 WP 1-2 2B BB	S S S K	2 1	1 0	1 0	2 0	2 0	0 1	1 2
Ed Kirkpatrick, L (1, 7) OBP: 0.242, SLG: 0.300		F5		FC4-6 FC3-2-5 1-2f 2-3		S S S 0-3 K		S S S 0-3 K 1-2 2-3		4	0	0	0	0	2	6
Ken McBride, R (1, 1) OBP: 0.176, SLG: 0.264 Mel Nelson, R (5, 1) OBP: 0.100, SLG: 0.100 Paul Foytack, R (5, 1) OBP: 0.286, SLG: 0.211 Frank Kostro, R (6, PH) OBP: 0.286, SLG: 0.268 Mike Lee, L (7, 1) Felix Torres, R (8, PH) OBP: 0.313, SLG: 0.366 Fred Newman, R (9, 1) OBP: 0.250, SLG: 0.250			S S S K	FC3-2-5 1-2 3-H		L7		SF7 3-H		2 0 0 1 0 0 0	0 0 0 0 0 0 0	0 0 0 0 0 0 1	0 0 0 0 0 0 0	0 0 0 0 0 0 0	1 0 0 0 0 0 0	2 0 0 1 0 0 0
Inning Stats	R: 0 E: 0 K: 1 S: 6 H: 1 LOB: 1 BB: 0 P: 6	R: 0 E: 0 K: 0 S: 3 H: 0 LOB: 1 BB: 1 P: 7	R: 0 E: 0 K: 1 S: 5 H: 0 LOB: 0 BB: 0 P: 5	R: 3 E: 0 K: 0 S: 7 H: 4 LOB: 2 BB: 1 P: 11	R: 0 E: 1 K: 1 S: 7 H: 1 LOB: 2 BB: 0 P: 7	R: 0 E: 0 K: 1 S: 6 H: 1 LOB: 2 BB: 1 P: 10	R: 0 E: 0 K: 0 S: 3 H: 0 LOB: 0 BB: 0 P: 3	R: 2 E: 0 K: 2 S: 8 H: 1 LOB: 1 BB: 2 P: 16	R: 0 E: 0 K: 2 S: 8 H: 1 LOB: 2 BB: 1 P: 12	1B: 7 2B: 2 3B: 0 HR: 0	SF: 1 SAC: 0 DP: 0 HBP: 0					

PITCHER		IP	WLS	BF	H	R	ER	SO	BB	IBB	HBP	BLK	WP	HR	S	P	ERA	WHIP
Mike McCormick, L ERA: 4.47	(1, 1)	7.0	W	34	7	5	5	4	5	0	0	0	0	0	37	57	6.43	1.714
George Brunet, L ERA: 6.35	(8, 1)	0.2		3	1	0	0	1	0	0	0	0	1	0	5	5	0.00	1.500
Stu Miller, R ERA: 2.23	(8, 1)	1.1	S	6	1	0	0	3	1	0	0	0	0	0	11	15	0.00	1.500

PITCHER	IP	WLS	BF	H	R	ER	SO	BB	IBB	HBP	BLK	WP	HR	S	P	ERA	WHIP

BOTTOM

Baltimore Orioles @ Los Angeles Angels

Dodger Stadium, Los Angeles, CA

Wed Sep 18 1963, 7:05 PM PDT

Att. 2,372 - Unknown

livebaseballscorecards.com

AB	36
R	5
H	9
RBI	5
BB	6
SO	8
LOB	27

Baltimore Orioles @ Los Angeles Angels

Dodger Stadium, Los Angeles, CA

Thu Sep 19 1963, 3:33 AM PDT

Att. 476 - Unknown

TOP

livebaseballscorecards.com

Batter	1	2	3	4	5	6	7	8	9	AB	R	H	RBI	BB	SO	LOB
Luis Aparicio, R (1, 6) OBP: 0.296, SLG: 0.336	5-3		S FC3-5 6-3 1B 1-2		S 1B			F8		4	1	2	0	0	0	0
Bob Johnson, R (1, 3) OBP: 0.352, SLG: 0.447	6-3		FC3-5 S 1-2 2-3f		BBBB 4-0 1-2 BB			5-3 1B		3	0	1	0	1	0	2
Al Smith, R (1, 7) OBP: 0.336, SLG: 0.406	BBBB 4-0 FC5-4 BB		6-3 1-2 2-H		F5			5-3 1-2		3	0	0	1	1	0	4
John Orsino, R (1, 2) OBP: 0.344, SLG: 0.473 Dick Brown, R (8, 2) OBP: 0.306, SLG: 0.321	FC5-4 1-2f		SSS K			F7		H 1-0 HBP		3 0	0 0	0 0	0 0	0 0	1 0	2 0
Brooks Robinson, R (1, 5) OBP: 0.302, SLG: 0.363		6-3		F9		BBBB 4-0 8-6 BB		F3		3	0	0	0	1	0	2
Sam Bowens, R (1, 9) OBP: 0.200, SLG: 0.208		5-3		SSS K		8-6 1-2f			6-3	4	0	0	0	0	1	1
Jackie Brandt, R (1, 8) OBP: 0.302, SLG: 0.403		HR		SSS K			SSS K		F8	4	1	1	1	0	2	0
Bob Saverine, S (1, 4) OBP: 0.314, SLG: 0.236		5-3			F9		6-3		SSS K	4	0	0	0	0	1	0
Dave McNally, R (1, 1) OBP: 0.154, SLG: 0.057 Herman Starrette, R (8, 1) Wes Stock, R (8, 1)			FC3-5 1B 1B		SSS K		5-3			3 0 0	0 0 0	1 0 0	0 0 0	0 0 0	1 0 0	0 0 0
Inning Stats	R: 0 H: 0 E: 0 LOB: 1 K: 0 BB: 1 S: 3 P: 7	R: 1 H: 1 E: 0 LOB: 0 K: 0 BB: 0 S: 4 P: 4	R: 1 H: 2 E: 0 LOB: 1 K: 1 BB: 0 S: 7 P: 7	R: 0 H: 0 E: 0 LOB: 0 K: 2 BB: 0 S: 7 P: 7	R: 0 H: 1 E: 0 LOB: 2 K: 1 BB: 1 S: 6 P: 10	R: 0 H: 0 E: 0 LOB: 0 K: 0 BB: 1 S: 2 P: 6	R: 0 H: 0 E: 0 LOB: 0 K: 1 BB: 0 S: 5 P: 5	R: 0 H: 1 E: 0 LOB: 2 K: 0 BB: 0 S: 4 P: 5	R: 0 H: 0 E: 0 LOB: 0 K: 1 BB: 0 S: 5 P: 5	1B: 4 SF: 0 2B: 1 SAC: 0 3B: 0 DP: 1 HR: 1 HBP: 1						

	AB	31
	R	2
	H	5
	RBI	2
	BB	3
	SO	6
	LOB	11

WP: 0 PA: 35
PB: 0
SB: 3
CS: 0

PITCHER		IP	WLS	BF	H	R	ER	SO	BB	IBB	HBP	BLK	WP	HR	S	P	ERA	WHIP
Bo Belinsky, L ERA: 5.53	(1, 1)	9.0	W	35	5	2	2	6	3	0	1	0	0	1	43	56	2.00	0.889

PITCHER	IP	WLS	BF	H	R	ER	SO	BB	IBB	HBP	BLK	WP	HR	S	P	ERA	WHIP

Baltimore Orioles @ Los Angeles Angels

Dodger Stadium, Los Angeles, CA

Thu Sep 19 1963, 3:33 AM PDT

Att. 476 - Unknown

livebaseballscorecards.com

BOTTOM

Batter	1	2	3	4	5	6	7	8	9	AB	R	H	RBI	BB	SO	LOB
Albie Pearson, L (1, 8) OBP: 0.412, SLG: 0.409	F7		G3		1-3		SH5-4 FC 2B	FC6-2 1B (1-3)		5	1	2	0	0	0	0
Jim Fregosi, R (1, 6) OBP: 0.323, SLG: 0.417	F3		2B 2B		5-3 1B		SH5-4 (2-3)	FC6-2 (1-2, 3-H)		4	1	2	0	0	0	2
Billy Moran, R (1, 4) OBP: 0.308, SLG: 0.378	WP 1B		2B BB (BBB)		5-3 (1-2)		FC G5-4-3 (3-H)	F5		4	0	1	1	1	0	3
Felix Torres, R (1, 5) OBP: 0.312, SLG: 0.366	6-3 (1-2)		2B (1-3, 2-H)		6-3		G5-4-3 (1-2f)	F9		5	0	1	1	0	0	5
Bob Perry, R (1, 9) OBP: 0.304, SLG: 0.359		4-3	F3			1B FC4-6 1B		PB 1B 2B		4	2	2	0	0	0	2
Ed Kirkpatrick, L (1, 7) OBP: 0.243, SLG: 0.286		4-3		1-3		K (SSS)		PB 1B BB (BBB)		3	1	0	0	1	1	1
Buck Rodgers, S (1, 2) OBP: 0.312, SLG: 0.302		FC4-6 BB (BBB)		L4		FC4-6 1B (1-3)		2B 1B (1-H, 2-H)		3	1	2	2	1	0	0
Lee Thomas, L (1, 3) OBP: 0.298, SLG: 0.314		FC4-6 (1-2f)		1B		FC4-6 (1-2f, 3-H)		1B 2B (1-H)		4	1	2	2	0	0	2
Bo Belinsky, L (1, 1) OBP: 0.111, SLG: 0.077			5-3	K (SSS)		5-3		1B FC6-2 1B (3-H)		4	0	1	1	0	1	2
Inning Stats	R: 0 E: 0 K: 0 S: 4 / H: 1 LOB: 1 BB: 0 P: 4	R: 0 E: 0 K: 0 S: 3 / H: 0 LOB: 1 BB: 1 P: 7	R: 1 E: 0 K: 0 S: 5 / H: 2 LOB: 2 BB: 1 P: 9	R: 0 E: 0 K: 1 S: 6 / H: 1 LOB: 1 BB: 0 P: 6	R: 0 E: 0 K: 0 S: 4 / H: 1 LOB: 1 BB: 0 P: 4	R: 1 E: 0 K: 1 S: 7 / H: 2 LOB: 1 BB: 0 P: 7	R: 1 E: 0 K: 0 S: 4 / H: 1 LOB: 0 BB: 0 P: 4	R: 4 E: 0 K: 0 S: 8 / H: 5 LOB: 2 BB: 1 P: 12		1B: 8 2B: 5 3B: 0 HR: 0	SF: 0 SAC: 1 DP: 1 HBP: 0					

	AB	36
	R	7
	H	13
	RBI	7
	BB	3
	SO	2
	LOB	17

WP: 1 PB: 1 SB: 0 CS: 0 PA: 40

PITCHER		IP	WLS	BF	H	R	ER	SO	BB	IBB	HBP	BLK	WP	HR	S	P	ERA	WHIP
Dave McNally, L (1, 1) ERA: 4.4		7.0	L	33	9	5	5	2	3	0	0	0	1	0	34	46	6.43	1.714
Herman Starrette, R (8, 1) ERA: 3.91		0.0		4	4	2	2	0	0	0	0	0	0	0	4	4	∞	∞
Wes Stock, R (8, 1) ERA: 3.64		1.0		3	0	0	0	0	0	0	0	0	0	0	3	3	0.00	0.000

PITCHER	IP	WLS	BF	H	R	ER	SO	BB	IBB	HBP	BLK	WP	HR	S	P	ERA	WHIP

Batter	1	2	3	4	5	6	7	8	9	AB	R	H	RBI	BB	SO	LOB
Don Blasingame, L (1, 4) OBP: 0.320, SLG: 0.318	1B 2B	2B		F7		1-3 1B		1-3 1-2		5	1	3	0	0	0	1
Dick Phillips, L (1, 3) OBP: 0.296, SLG: 0.365	F8 ①	F4 ①			FC6-4 1B	F4		G3 ③		5	0	1	0	0	0	5
Chuck Hinton, R (1, 7) OBP: 0.345, SLG: 0.436	1B 1B BB	3-1 ②			FC6-4 E' 1-2f SF8 ①		K ①		K ①	4	2	0	0	1	2	2
Jim King, L (1, 9) OBP: 0.306, SLG: 0.460	1B 1B 1-3 2-H 1B	L9 ③			E4 1-3		1-3 ②		K ②	5	1	1	1	0	1	2
Don Lock, R (1, 8) OBP: 0.339, SLG: 0.449	1B 2B 1-2 3-H 1B		F7 ①		SF8 ② 3-H		1B BB		BB	2	1	1	2	2	0	0
Ken Retzer, L (1, 2) OBP: 0.285, SLG: 0.321	2B SF9 1-3 2-H 1B		K ②		L6 ③		FC6-4 1-3 1B		K ③	5	1	2	1	0	2	2
Don Zimmer, R (1, 5) OBP: 0.290, SLG: 0.424	SF9 1-3 3-H 2B		K ③			K2-3 ①	FC6-4 ③ 1-2f			4	0	1	1	0	2	2
Ed Brinkman, R (1, 6) OBP: 0.266, SLG: 0.314	SF9 ② 2-3 3-H			F8 ①		6-3 ②		1-3 1B		3	0	1	1	0	0	0
Carl Bouldin, S (1, 1) Ed Roebuck, R (6, 1) OBP: 0.250, SLG: 0.200 Don Rudolph, L (6, 1) OBP: 0.224, SLG: 0.289 Ron Kline, R (7, 1) OBP: 0.091, SLG: 0.273 Tom Brown, S (8, PH) OBP: 0.212, SLG: 0.227 Ed Hobaugh, R (8, 1) OBP: 0.667, SLG: 2.000	6-3 ③			5-3 ②		1B BB		K ①		2 0 0 0 0 1 0	0 0 0 0 0 0 0	0 0 0 0 0 1 0	0 0 0 0 0 0 0	1 0 0 0 0 0 0	0 0 0 0 0 0 0	1 0 0 0 1 0 0
Inning Stats	R: 5 E: 0 K: 0 S: 8 H: 5 LOB: 1 BB: 1 P: 12	R: 0 E: 0 K: 0 S: 4 H: 1 LOB: 1 BB: 0 P: 4	R: 0 E: 0 K: 2 S: 7 H: 0 LOB: 0 BB: 0 P: 7	R: 0 E: 0 K: 0 S: 3 H: 0 LOB: 0 BB: 0 P: 3	R: 1 E: 1 K: 0 S: 5 H: 1 LOB: 1 BB: 0 P: 5	R: 0 E: 0 K: 1 S: 6 H: 1 LOB: 2 BB: 1 P: 10	R: 0 E: 0 K: 1 S: 6 H: 1 LOB: 2 BB: 1 P: 10	R: 0 E: 0 K: 1 S: 6 H: 1 LOB: 1 BB: 0 P: 6	R: 0 E: 0 K: 3 S: 9 H: 0 LOB: 1 BB: 1 P: 13	1B: 7 2B: 3 3B: 0 HR: 0	SF: 2 SAC: 0 DP: 0 HBP: 0			WP: 0 PB: 0 SB: 0 CS: 0	PA: 42		

PITCHER	IP	WLS	BF	H	R	ER	SO	BB	IBB	HBP	BLK	WP	HR	S	P	ERA	WHIP
Milt Pappas, R (1, 1) ERA: 3.03	0.1		6	4	5	5	0	1	0	0	0	0	0	5	9	135.00	15.000
Dick Hall, R (1, 1) ERA: 3.09	4.2		18	3	1	0	2	0	0	0	0	0	0	22	22	0.00	0.643
Wes Stock, R (6, 1) ERA: 3.59	1.0		5	1	0	0	1	1	0	0	0	0	0	6	10	0.00	2.000
Stu Miller, R (7, 1) ERA: 2.17	3.0	W	13	2	0	0	5	2	0	0	0	0	0	21	29	0.00	1.333

PITCHER	IP	WLS	BF	H	R	ER	SO	BB	IBB	HBP	BLK	WP	HR	S	P	ERA	WHIP

TOP

Washington Senators @ Baltimore Orioles

Memorial Stadium, Baltimore, MD

Fri Sep 20 1963, 7:05 PM EDT

Att. 3,115 - Unknown

livebaseballscorecards.com

AB	36
R	6
H	10
RBI	6
BB	4
SO	8
LOB	16

Batter	1	2	3	4	5	6	7	8	9	AB	R	H	RBI	BB	SO	LOB
Jerry Adair, R (1, 4) OBP: 0.244, SLG: 0.344	5-3		9-5 2-3f		BB 1B BB	1-2 2-H 3-H 1B		F3		4	1	1	2	1	0	2
Russ Snyder, L (1, 8) OBP: 0.323, SLG: 0.366	2-3		2-3		F8	F7		K		3	0	0	0	0	0	2
Jackie Brandt, R (6, PH) OBP: 0.301, SLG: 0.401 (7, 8)										2	0	0	0	0	1	2
Boog Powell, L (1, 7) OBP: 0.331, SLG: 0.480	6-3			HR	1B 1-2 BB	K		4-3		4	1	1	1	1	1	2
John Orsino, R (1, 2) OBP: 0.346, SLG: 0.472		F3		F8	1-3 2-H 1B		FC1-5 1B BB			3	0	1	1	1	0	0
Jim Gentile, L (1, 3) OBP: 0.342, SLG: 0.417		BB		G3	K		FC1-5 1-2 3B 1B			3	1	1	0	1	1	2
Brooks Robinson, R (1, 5) OBP: 0.303, SLG: 0.366		K		1B 2B	1-3 1B 1B		FC1-5 1-2 2-3f 3B			4	3	2	0	0	1	3
Sam Bowens, R (1, 9) OBP: 0.276, SLG: 0.357		4-3		2-H 1B	1-3 1-2 1B 1B		1-H 2-H 3B 3B			4	1	3	3	0	0	1
Bob Saverine, S (1, 6) OBP: 0.318, SLG: 0.257			9-5 1B 1B	K	1-3 1-2 2-3		3-H 3B			4	0	2	0	0	1	3
Milt Pappas, R (1, 1) OBP: 0.151, SLG: 0.211 Dick Hall, R (1, 1) OBP: 0.462, SLG: 0.615 Al Smith, R (5, PH) OBP: 0.335, SLG: 0.405 Wes Stock, R (6, 1) Fred Valentine, S (6, PH) OBP: 0.425, SLG: 0.333 Stu Miller, R (7, 1) OBP: 0.333, SLG: 0.533			1-2 1B		L3	1B BB		L1-3		0 1 1 0 0 1	0 0 0 0 0 0	0 1 0 0 0 0	0 0 0 0 1 0	0 0 0 0 0 0	0 0 0 0 0 0	0 0 0 0 0 1
Inning Stats	R: 0 E: 0 K: 0 S: 3 H: 0 LOB: 0 BB: 0 P: 3	R: 0 E: 0 K: 1 S: 5 H: 0 LOB: 1 BB: 1 P: 9	R: 0 E: 0 K: 0 S: 4 H: 2 LOB: 1 BB: 0 P: 4	R: 2 E: 0 K: 1 S: 8 H: 3 LOB: 1 BB: 0 P: 8	R: 1 E: 0 K: 1 S: 6 H: 1 LOB: 2 BB: 2 P: 14	R: 2 E: 0 K: 1 S: 8 H: 3 LOB: 2 BB: 1 P: 12	R: 2 E: 0 K: 0 S: 5 H: 3 LOB: 1 BB: 1 P: 9	R: 0 E: 0 K: 1 S: 5 H: 0 LOB: 0 BB: 0 P: 5		1B: 8 2B: 2 3B: 2 HR: 1 SF: 0 SAC: 0 DP: 1 HBP: 0		WP: 0 PB: 0 SB: 0 CS: 0 PA: 39		

BOTTOM

Washington Senators @ Baltimore Orioles

Memorial Stadium, Baltimore, MD

Fri Sep 20 1963, 7:05 PM EDT

Att. 3,115 - Unknown

livebaseballscorecards.com

AB	34
R	7
H	12
RBI	7
BB	5
SO	5
LOB	18

PITCHER		IP	WLS	BF	H	R	ER	SO	BB	IBB	HBP	BLK	WP	HR	S	P	ERA	WHIP
Carl Bouldin, R ERA: 6.05	(1, 1)	5.0		25	8	5	5	3	3	0	0	0	0	1	28	40	9.00	2.200
Ed Roebuck, R ERA: 3.66	(6, 1)	0.1		3	1	0	0	0	1	0	0	0	0	0	2	6	0.00	6.000
Don Rudolph, L ERA: 4.63	(6, 1)	0.2	L	4	1	2	2	1	1	0	0	0	0	0	5	9	27.00	3.000
Ron Kline, R ERA: 2.83	(7, 1)	1.0		4	2	0	0	0	0	0	0	0	0	0	4	4	0.00	2.000
Ed Hobaugh, R ERA: 6.23	(8, 1)	1.0		3	0	0	0	1	0	0	0	0	0	0	5	5	0.00	0.000

PITCHER	IP	WLS	BF	H	R	ER	SO	BB	IBB	HBP	BLK	WP	HR	S	P	ERA	WHIP

Batter	1	2	3	4	5	6	7	8	9	AB	R	H	RBI	BB	SO	LOB
Don Blasingame, L (1, 4) OBP: 0.318, SLG: 0.315	x 0-0 1-3 1B		x 0-0 6-3 ①		x 0-0 5-3 ①		x 0-0 4-3 ② 1-2	x 0-0 6-3 ③		5	0	1	0	0	0	4
Tom Brown, S (1, 7) OBP: 0.211, SLG: 0.218	S S S 0-3 K ①		B B B B 4-0 S BB		x 0-0 4-3 ②		x 0-0 3-1 ③		S S S 0-3 K ①	4	0	0	0	1	2	2
Jim King, L (1, 9) OBP: 0.303, SLG: 0.455	x 0-0 1-3 ② 1-2		S S S 0-3 K ②		x 0-0 P4 ③			x 0-0 F9 ①	x 0-0 4-3 ②	5	0	0	0	0	1	2
Don Lock, R (1, 8) OBP: 0.339, SLG: 0.450	B B B B 4-0 BB		x 0-0 F5 ③ 1-2			x 0-0 F7 ①		x 0-0 1B 2B	S S S 0-3 K ③	4	1	1	0	1	1	1
Bobo Osborne, L (1, 3) OBP: 0.309, SLG: 0.359	x 0-0 P3 ③			x 0-0 F8 ①		B B B B 4-0 FC6-4 BB		x 0-0 1B 1B 2-H 1B		3	1	1	1	1	0	2
Ken Retzer, L (1, 2) OBP: 0.288, SLG: 0.321		B B B B 4-0 FC8-6 BB		x 0-0 4-3 ②		x 0-0 L4 ②		x 0-0 BB 1B 1-3 1B		3	0	1	0	1	0	1
Ed Brinkman, R (1, 6) OBP: 0.268, SLG: 0.316		x 0-0 FC8-6 ① S 1-2f		x 0-0 3B 1B		x 0-0 FC6-4 ③ 1-2f		x 0-0 BB 1B 1-2 3-H 1B		4	1	2	1	0	0	2
John Kennedy, R (1, 5) OBP: 0.213, SLG: 0.190		S S S 0-3 K ② 1-2		x 0-0 1-H 3B			x 0-0 5-3 ①	S S S 0-3 K ②		4	0	1	1	0	2	3
Jack Jenkins, R (1, 1) OBP: 0.333, SLG: 0.333 Steve Ridzik, R (5, 1) OBP: 0.207, SLG: 0.214 Dick Phillips, L (7, PH) OBP: 0.298, SLG: 0.367 Pete Burnside, R (7, 1) OBP: 0.154, SLG: 0.083 Ed Hobaugh, R (7, 1) OBP: 0.667, SLG: 2.000 Chuck Hinton, R (8, PH) OBP: 0.346, SLG: 0.436 Bob Baird, L (8, 1) OBP: 0.500, SLG: 0.500		x 0-0 1-3 ③		S S S 0-3 K ③			x 0-0 4-3 1B	B B B B 4-0 1-2 2-3 BB		2 0 1 0 0 0 0 0	0 0 0 0 0 0 0 0	0 0 1 0 0 0 0 0	0 0 0 0 0 0 0 0	0 0 0 0 0 1 0 0	1 0 0 0 0 0 0 0	2 0 0 0 0 0 0 0
Inning Stats	R: 0 H: 1 E: 0 LOB: 2 K: 1 BB: 1 S: 6 P: 10	R: 0 H: 0 E: 0 LOB: 1 K: 1 BB: 1 S: 5 P: 9	R: 0 H: 0 E: 0 LOB: 1 K: 1 BB: 1 S: 5 P: 9	R: 1 H: 2 E: 0 LOB: 1 K: 1 BB: 0 S: 7 P: 7	R: 0 H: 0 E: 0 LOB: 0 K: 0 BB: 0 S: 3 P: 3	R: 0 H: 0 E: 0 LOB: 1 K: 0 BB: 1 S: 3 P: 7	R: 0 H: 1 E: 0 LOB: 1 K: 0 BB: 0 S: 4 P: 4	R: 2 H: 4 E: 0 LOB: 3 K: 1 BB: 1 S: 9 P: 13	R: 0 H: 0 E: 0 LOB: 0 K: 2 BB: 0 S: 7 P: 7	1B: 6 2B: 1 3B: 1 HR: 0	SF: 0 SAC: 0 DP: 0 HBP: 0					

PITCHER		IP	WLS	BF	H	R	ER	SO	BB	IBB	HBP	BLK	WP	HR	S	P	ERA	WHIP
Robin Roberts, R ERA: 3.33	(1, 1)	7.1	W	34	8	3	3	4	4	0	0	0	0	0	38	54	3.68	1.636
Wes Stock, R ERA: 3.58	(8, 1)	0.1		2	0	0	0	1	1	0	0	0	0	0	3	7	0.00	3.000
Stu Miller, R ERA: 2.14	(8, 1)	1.1	S	4	0	0	0	2	0	0	0	0	0	0	8	8	0.00	0.000

PITCHER	IP	WLS	BF	H	R	ER	SO	BB	IBB	HBP	BLK	WP	HR	S	P	ERA	WHIP

TOP

Washington Senators @ Baltimore Orioles

Memorial Stadium, Baltimore, MD

Sun Sep 22 1963, 3:33 AM EDT

Unknown

livebaseballscorecards.com

AB	35
R	3
H	8
RBI	3
BB	5
SO	7
LOB	19

1B: 6	SF: 0	WP: 0	PA: 40
2B: 1	SAC: 0	PB: 0	
3B: 1	DP: 0	SB: 2	
HR: 0	HBP: 0	CS: 0	

BOTTOM

Batter	1	2	3	4	5	6	7	8	9	AB	R	H	RBI	BB	SO	LOB
Luis Aparicio, R (1, 6) OBP: 0.294, SLG: 0.333	4-3		FC1-5 BB 1-2 2-3f	P6		6-3		L3		5	0	0	0	0	0	4
Russ Snyder, L (1, 8) OBP: 0.323, SLG: 0.367	4-3		FC5-4 BB 1-2 2-3		K	2B		6-3		4	0	1	0	1	1	0
Boog Powell, L (1, 3) OBP: 0.330, SLG: 0.476	F7		K		F9 1B 2B BB	K		K		4	1	0	0	1	3	4
John Orsino, R (1, 2) OBP: 0.350, SLG: 0.474		FC4-6 BB	FC5-4 1-2f		2B 2B 1B 1-2		E 1B 2B 1B			3	2	2	0	1	0	3
Brooks Robinson, R (1, 5) OBP: 0.304, SLG: 0.372		FC4-6 CS 1B 1-2f		HR	F9 2-3		E8 1-3			4	2	2	1	0	0	3
Sam Bowens, R (1, 9) OBP: 0.364, SLG: 0.500		CS 1B 1-2		BB 1B	2B 1-3 3-H	2B 2-H 3-H				4	1	4	3	0	0	0
Jackie Brandt, R (1, 7) OBP: 0.300, SLG: 0.402		K 1-2 2-3		K	2B 2-H 3-H		K2-3			4	0	1	2	0	3	4
Bob Saverine, S (1, 4) OBP: 0.317, SLG: 0.252			FC1-5 S BB	F5	F9		K			3	0	0	0	1	1	3
Robin Roberts, S (1, 1) OBP: 0.250, SLG: 0.215			BB FC1-5 1-2 BB	1-2 BB		1-3	1-3			2	0	0	0	2	0	1
Wes Stock, R (8, 1)										0	0	0	0	0	0	0
Stu Miller, R (8, 1) OBP: 0.333, SLG: 0.533										0	0	0	0	0	0	0
Inning Stats	R: 0 E: 0 K: 0 S: 3 H: 0 LOB: 0 BB: 0 P: 3	R: 0 E: 0 K: 1 S: 5 H: 1 LOB: 1 BB: 1 P: 9	R: 0 E: 0 K: 5 S: 5 H: 0 LOB: 3 BB: 3 P: 17	R: 1 E: 0 K: 1 S: 7 H: 2 LOB: 2 BB: 1 P: 11	R: 3 E: 0 K: 1 S: 8 H: 3 LOB: 1 BB: 1 P: 12	R: 0 E: 0 K: 1 S: 6 H: 1 LOB: 1 BB: 0 P: 6	R: 2 E: 1 K: 2 S: 10 H: 3 LOB: 1 BB: 0 P: 10	R: 0 E: 0 K: 1 S: 5 H: 0 LOB: 0 BB: 0 P: 5		1B: 5 2B: 4 3B: 0 HR: 1	SF: 0 SAC: 0 DP: 0 HBP: 0					

PITCHER		IP	WLS	BF	H	R	ER	SO	BB	IBB	HBP	BLK	WP	HR	S	P	ERA	WHIP
Jack Jenkins, R ERA: 6.97	(1, 1)	4.2	L	25	6	4	4	4	6	0	0	0	0	1	27	51	7.71	2.571
Steve Ridzik, R ERA: 5.02	(5, 1)	1.1		5	1	0	0	1	0	0	0	0	0	0	7	7	0.00	0.750
Pete Burnside, L ERA: 5.67	(7, 1)	0.0		3	3	2	1	0	0	0	0	0	0	0	3	3	∞	∞
Ed Hobaugh, R ERA: 5.79	(7, 1)	1.0		3	0	0	0	2	0	0	0	0	0	0	7	7	0.00	0.000
Bob Baird, L ERA: 8.59	(8, 1)	1.0		3	0	0	0	1	0	0	0	0	0	0	5	5	0.00	0.000

PITCHER	IP	WLS	BF	H	R	ER	SO	BB	IBB	HBP	BLK	WP	HR	S	P	ERA	WHIP

Washington Senators @ Baltimore Orioles

Memorial Stadium, Baltimore, MD

Sun Sep 22 1963, 3:33 AM EDT

Unknown

livebaseballscorecards.com

AB	33
R	6
H	10
RBI	6
BB	6
SO	8
LOB	22

WP: 0 PB: 0 SB: 1 CS: 2 PA: 39

Batter	1	2	3	4	5	6	7	8	9	AB	R	H	RBI	BB	SO	LOB
Ed Brinkman, R (1, 6) OBP: 0.267, SLG: 0.313	BBBB 4-0 BB 1B BB	x 0-0 ③ FC6-4 1-2f		SSS 0-3 ③ K			x 0-0 ③ F4		x 0-0 ① 5-3	4	1	0	0	1	1	4
Don Blasingame, L (1, 4) OBP: 0.320, SLG: 0.314	BBBB 4-0 1B 1-2 BB		x 0-0 ① F3		x 0-0 ① 4-3			x 0-0 SH2-4 1B 1B	x 0-0 ② 1-6-3	4	1	1	0	1	0	0
Chuck Hinton, R (1, 9) OBP: 0.344, SLG: 0.433	x 0-0 ① F4		x 0-0 ② F2		x 0-0 ② 5-3			x 0-0 ① SH2-4 1-2	x 0-0 ③ F9	4	0	0	0	0	0	2
Don Lock, R (1, 8) OBP: 0.338, SLG: 0.448	SSS 0-3 ② K		SSS 0-3 ③ K		SSS 0-3 ③ K			x 0-0 G3 1B 1B 2-H 1B		4	1	1	1	0	3	2
Dick Phillips, L (1, 3) OBP: 0.301, SLG: 0.368	x 0-0 1-3 2-H 1B			x 0-0 ① 4-3		x 0-0 ① 4-3		x 0-0 G3 1B 1-2 1B		4	1	2	1	0	0	0
Ken Retzer, L (1, 2) OBP: 0.284, SLG: 0.316	x 0-0 ③ F6			x 0-0 E3 BB 1B		x 0-0 ② F9		x 0-0 ② G3 1-2 2-3		4	0	0	0	0	0	4
Tom Brown, S (1, 7) OBP: 0.212, SLG: 0.212		x 0-0 ① 4-1		SSS 0-3 ② K		SSS 0-3 ③ K		BBBB 4-0 1B BB		3	0	0	0	1	2	1
John Kennedy, R (1, 5) OBP: 0.255, SLG: 0.239		x 0-0 FC6-4 1B		x 0-0 BB 1-2 1B			x 0-0 ① F5	x 0-0 FC5-4 1-2 2-H 3-H 1B		4	0	3	2	0	0	0
Jim Hannan, R (1, 1) Ron Kline, R (8, 1) OBP: 0.091, SLG: 0.273		SSS 0-3 ② K		BBBB 4-0 1-2 2-3 BB			x 0-0 ② 6-3	x 0-0 ③ FC5-4 1-2f		3 0	0 0	0 0	0 0	1 0	1 0	3 0
Inning Stats	R: 1 E: 0 K: 1 S: 6 H: 1 LOB: 2 BB: 2 P: 14	R: 0 E: 0 K: 1 S: 6 H: 1 LOB: 1 BB: 0 P: 6	R: 0 E: 0 K: 1 S: 5 H: 0 LOB: 0 BB: 0 P: 5	R: 0 E: 1 K: 2 S: 9 H: 1 LOB: 3 BB: 1 P: 13	R: 0 E: 0 K: 1 S: 5 H: 0 LOB: 0 BB: 0 P: 5	R: 0 E: 0 K: 1 S: 5 H: 0 LOB: 0 BB: 0 P: 5	R: 0 E: 0 K: 0 S: 3 H: 0 LOB: 0 BB: 0 P: 3	R: 3 E: 0 K: 0 S: 7 H: 4 LOB: 2 BB: 1 P: 11	R: 0 E: 0 K: 0 S: 3 H: 0 LOB: 0 BB: 0 P: 3	1B: 7 2B: 0 3B: 0 HR: 0 SF: 0 SAC: 1 DP: 0 HBP: 0						

PITCHER		IP	WLS	BF	H	R	ER	SO	BB	IBB	HBP	BLK	WP	HR	S	P	ERA	WHIP
John Miller, R ERA: 3.6	(1, 1)	8.0	L	36	7	4	4	7	4	0	0	0	0	0	46	62	4.50	1.375
Herman Starrette, R ERA: 3.75	(9, 1)	1.0		3	0	0	0	0	0	0	0	0	0	0	3	3	0.00	0.000

PITCHER	IP	WLS	BF	H	R	ER	SO	BB	IBB	HBP	BLK	WP	HR	S	P	ERA	WHIP

TOP

Washington Senators @ Baltimore Orioles

Memorial Stadium, Baltimore, MD

Sun Sep 22 1963, 7:05 PM EDT

Att. 2,891 - Unknown

livebaseballscorecards.com

AB	34
R	4
H	7
RBI	4
BB	4
SO	7
LOB	16

WP: 0 PA: 39
PB: 0
SB: 0
CS: 0

Batter	1	2	3	4	5	6	7	8	9	AB	R	H	RBI	BB	SO	LOB
Bob Saverine, S (1, 4) OBP: 0.319, SLG: 0.256	S S S 0-3 K ①		x 0-0 1-2 1B ③		x 0-0 6-3 ③		x 0-0 6-3 ③		x 0-0 1B	5	0	2	0	0	1	1
Fred Valentine, S (1, 7) (4, 9) OBP: 0.400, SLG: 0.316	x 0-0 6-3 ②		x 0-0 L6 ③			x 0-0 4-3 1B 1B		x 0-0 1-3 ①	x 0-0 L5 ③	5	1	1	0	0	0	3
Boog Powell, L (1, 3) OBP: 0.329, SLG: 0.474 Jim Gentile, L (5, 3) OBP: 0.343, SLG: 0.417	S S S 0-3 K ③			S S S 0-3 K ①		x 0-0 4-3 1-2 ①		x 0-0 E 1B 1B		2	0	0	0	0	2	0
										2	1	1	0	0	0	1
Brooks Robinson, R (1, 5) OBP: 0.305, SLG: 0.372		x 0-0 L8-3 1B		B B B B 4-0 1-3 BB		S S S 0-3 K ②		x 0-0 E1 1B 1B 1-2 L 1-2-3		3	0	1	0	1	1	2
Sam Bowens, R (1, 9) OBP: 0.353, SLG: 0.485 Joe Gaines, R (4, 7) OBP: 0.379, SLG: 0.471		x 0-0 F6 ①		x 0-0 1-2 1-3 ②		x 0-0 2-H 1B 1B		x 0-0 1-2 2-H 1B 1B		1	0	0	0	0	0	1
										3	0	2	2	0	0	1
Jackie Brandt, R (1, 8) OBP: 0.302, SLG: 0.403		x 0-0 L8-3 1-2 ② ③		x 0-0 F7 ③		x 0-0 1-3 1B		x 0-0 1-2 2-3 1B		4	0	2	0	0	0	2
Bob Johnson, R (1, 6) OBP: 0.346, SLG: 0.439			x 0-0 5-3 ①		x 0-0 1-3 ①	x 0-0 F7 ③		x 0-0 L1-2-3 3-H ② ③		4	0	0	0	0	0	5
Dick Brown, R (1, 2) OBP: 0.310, SLG: 0.322			B B B B 4-0 1B BB		x 0-0 FC4-6 1B ①		x 0-0 B2-3 ①		S S S 0-3 K ①	3	0	1	0	1	1	0
John Miller, R (1, 1) Herman Starrette, R (9, 1) Russ Snyder, L (9, PH) OBP: 0.323, SLG: 0.366			S S S 0-3 K ②		x 0-0 FC4-6 1-2f ②		S S S 0-3 K ②		x 0-0 B5-3 ②	3	0	0	0	0	2	2
										0	0	0	0	0	0	0
										1	0	0	0	0	0	0
Inning Stats	R: 0 H: 0 E: 0 LOB: 0 K: 2 BB: 0 S: 7 P: 7	R: 0 H: 1 E: 0 LOB: 0 K: 0 BB: 0 S: 3 P: 3	R: 0 H: 1 E: 0 LOB: 2 K: 1 BB: 1 S: 6 P: 10	R: 0 H: 0 E: 0 LOB: 1 K: 1 BB: 1 S: 5 P: 9	R: 0 H: 1 E: 0 LOB: 1 K: 0 BB: 0 S: 4 P: 4	R: 1 H: 3 E: 0 LOB: 2 K: 1 BB: 0 S: 8 P: 8	R: 0 H: 0 E: 0 LOB: 0 K: 1 BB: 0 S: 5 P: 5	R: 1 H: 3 E: 1 LOB: 2 K: 0 BB: 0 S: 6 P: 6	R: 0 H: 1 E: 0 LOB: 1 K: 1 BB: 0 S: 6 P: 6	1B: 10 SF: 0 2B: 1 SAC: 0 3B: 0 DP: 2 HR: 0 HBP: 0						

PITCHER	IP	WLS	BF	H	R	ER	SO	BB	IBB	HBP	BLK	WP	HR	S	P	ERA	WHIP
Jim Hannan, R (1, 1) ERA: 4.3	7.1	W	32	8	2	1	6	2	0	0	0	0	0	42	50	1.23	1.364
Ron Kline, R (8, 1) ERA: 2.78	1.2	S	6	2	0	0	1	0	0	0	0	0	0	8	8	0.00	1.200

PITCHER	IP	WLS	BF	H	R	ER	SO	BB	IBB	HBP	BLK	WP	HR	S	P	ERA	WHIP

BOTTOM

Washington Senators @ Baltimore Orioles

Memorial Stadium, Baltimore, MD

Sun Sep 22 1963, 7:05 PM EDT

Att. 2,891 - Unknown

livebaseballscorecards.com

AB	36
R	2
H	10
RBI	2
BB	2
SO	7
LOB	18

Batter	1	2	3	4	5	6	7	8	9	AB	R	H	RBI	BB	SO	LOB
Jim Landis, R (1, 8) OBP: 0.316, SLG: 0.369	BBBB	4-0 SH5-3 E 3B BB	0-0 F8 ②	0-0 5-3 ③	0-0 SF9 ② 3-H	0-0 G1-2-3 ②③ 3-Hf			0-0 G3 1B SF9 1B	0	1	0	0	1	0	0
Mike Hershberger, R (1, 8) OBP: 0.331, SLG: 0.349										4	1	1	1	0	0	6
Don Buford, S (1, 5) OBP: 0.423, SLG: 0.600	0-0 E4 SH5-3 1-2 3B	0-0 6-3 ③			0-0 6-3 ① 1-2 2-H 2B 1B		0-0 F9 ①		0-0 SF9 G3 1-2 1B 1B	6	3	2	1	0	0	2
Floyd Robinson, L (1, 9) OBP: 0.364, SLG: 0.424	0-0 SH5-3 ① 1-2 2-3		0-0 6-3 ①		0-0 1B 2B 1-H 2-H 2B		0-0 6-3 ②		0-0 G3 ① 1-2 2-3	5	1	2	2	0	0	2
Jim Lemon, R (1, 3) OBP: 0.310, SLG: 0.289	S S S 0-3 K ②		S S S 0-3 K ②		0-0 PB 2-H 1B 1B 0-3 K ③		0-0 F6 ③		0-0 SF9 ② 2-3 3-H	3	0	1	1	0	2	2
Tom McCraw, L (5, PR) OBP: 0.307, SLG: 0.377										2	1	0	1	0	1	2
(5, 3)																
Dave Nicholson, R (1, 7) OBP: 0.320, SLG: 0.419	0-0 1B 2-H 3-H 3B	0-0 F7 ③		BBBB 4-0 1B 1B 1-2 1B BB	0-0 BB 1B 1B	S S S 0-3 K ①	BBBB 4-0 1B S E BB		4	4	2	2	2	1	0
Ron Hansen, R (1, 6) OBP: 0.328, SLG: 0.348	0-0 3-H 1B		BBBB 4-0 SH2-3 PB BB	0-0 1B BB 1-3 2-H 1B	BBBB 4-0 1B 1B 1-2 G1-2-3 BB	BBBB 4-0 2B BB	0-0 E 1-3 3-H 1B		3	1	3	3	3	0	0
Cam Carreon, R (1, 2) OBP: 0.319, SLG: 0.337	S S S 0-3 K ③		BBBB 4-0 SH2-3 1-2 BB	4-0 BB 1B SF9 IBB	0-0 1B 1-2 2-H 1B	0-0 E3 1-2 3-H			1	0	0	0	1	1	1
Deacon Jones, L (5, PH) OBP: 0.286, SLG: 0.273										0	1	0	0	1	0	0
J.C. Martin, L (5, 2) OBP: 0.267, SLG: 0.282								0-0 2B 1-3 2B		3	0	2	1	0	0	1
Al Weis, S (1, 4) OBP: 0.349, SLG: 0.330		0-0 SH2-4 1B	S S S 0-3 K ①		0-0 BB 1B 1-2 2-3 3-H 1B	0-0 1-2 2-3 1B		0-0 F2 ②	0-0 G3 ③	2	0	1	0	0	1	2
Joe Cunningham, L (5, PH) OBP: 0.388, SLG: 0.369										1	1	1	1	0	0	0
Nellie Fox, L (5, 4) OBP: 0.302, SLG: 0.309										3	0	1	0	0	0	4
Ray Herbert, R (1, 1) OBP: 0.315, SLG: 0.333		0-0 SH2-4 ① 1-2		0-0 SH2-3 ② 1-2 2-3	BBBB 4-0 1B 2B 1-2 2-3 3-H BB	S S S 0-3 K ①		S S S 0-3 K ③		2	1	0	1	1	2	5

Inning Stats																								
	R: 3	H: 2	R: 0	H: 1	R: 0	H: 0	R: 0	H: 0	R: 8	H: 6	R: 1	H: 3	R: 0	H: 0	R: 0	H: 1	R: 3	H: 3	1B: 12	SF: 2	WP: 0	PA: 53
	E: 1	LOB: 1	E: 0	LOB: 1	E: 0	LOB: 0	E: 0	LOB: 2	E: 0	LOB: 2	E: 0	LOB: 2	E: 0	LOB: 0	E: 0	LOB: 2	E: 1	LOB: 2	2B: 3	SAC: 3	PB: 2	
	K: 2	BB: 1	K: 0	BB: 0	K: 1	BB: 2	K: 1	BB: 3	K: 1	BB: 3	K: 1	BB: 1	K: 2	BB: 1	K: 0	BB: 1	K: 0	BB: 1	3B: 1	DP: 1	SB: 1	
	S: 10	P: 14	S: 4	P: 4	S: 5	P: 5	S: 5	P: 13	S: 11	P: 23	S: 7	P: 11	S: 3	P: 3	S: 8	P: 12	S: 7	P: 11	HR: 0	HBP: 0	CS: 0	

PITCHER		IP	WLS	BF	H	R	ER	SO	BB	IBB	HBP	BLK	WP	HR	S	P	ERA	WHIP
Steve Barber, L ERA: 2.75	(1, 1)	4.1	L	24	6	8	5	4	4	0	0	0	0	0	28	44	10.38	2.308
Wes Stock, R ERA: 4.05	(5, 1)	0.1		5	2	1	1	0	1	1	0	0	0	0	3	11	27.00	9.000
George Brunet, L ERA: 5.97	(5, 1)	3.1		16	5	3	3	4	2	0	0	0	0	0	22	30	8.10	2.100
Stu Miller, R ERA: 2.28	(9, 1)	1.0		8	3	3	2	0	1	0	0	0	0	0	7	11	18.00	4.000

PITCHER	IP	WLS	BF	H	R	ER	SO	BB	IBB	HBP	BLK	WP	HR	S	P	ERA	WHIP

Chicago White Sox @ Baltimore Orioles

Memorial Stadium, Baltimore, MD

Tue Sep 24 1963, 7:05 PM EDT

Att. 2,661 - Unknown

TOP

livebaseballscorecards.com

AB	39
R	15
H	16
RBI	14
BB	9
SO	8
LOB	27

Batter	1	2	3	4	5	6	7	8	9	AB	R	H	RBI	BB	SO	LOB
Luis Aparicio, R (1, 6) OBP: 0.293, SLG: 0.333	6-3		F9			G3-6-3 1B			5-3	4	0	1	0	0	0	1
Fred Valentine, S (1, 9) OBP: 0.388, SLG: 0.293	F9		BB			K			K	3	0	0	0	1	2	1
Boog Powell, L (1, 7) OBP: 0.326, SLG: 0.470	1-3		1-3			G3-6-3			3-1	4	0	0	0	0	0	3
John Orsino, R (1, 2) OBP: 0.347, SLG: 0.470		F7		K			4-3			3	0	0	0	0	1	0
Jim Gentile, L (1, 3) OBP: 0.343, SLG: 0.415		BB		K			F4			2	0	0	0	1	1	0
Brooks Robinson, R (1, 5) OBP: 0.304, SLG: 0.370		F7		5-3			4-3			2	0	0	0	0	0	1
Bob Johnson, R (7, 5) OBP: 0.345, SLG: 0.438										1	0	0	0	0	0	0
Jackie Brandt, R (1, 8) OBP: 0.300, SLG: 0.400		F3			K			F6		3	0	0	0	0	1	1
Bob Saverine, S (1, 4) OBP: 0.319, SLG: 0.258			BB 1B		1-3			K		3	0	1	0	0	1	0
Steve Barber, L (1, 1) OBP: 0.176, SLG: 0.195			K		K			K		1	0	0	0	0	1	1
Wes Stock, R (5, 1)										0	0	0	0	0	0	0
George Brunet, R (5, 1)										1	0	0	0	0	1	0
Russ Snyder, L (8, PH) OBP: 0.322, SLG: 0.366										1	0	0	0	0	1	0
Stu Miller, R (9, 1) OBP: 0.333, SLG: 0.533										0	0	0	0	0	0	0
Inning Stats	R: 0 E: 0 K: 0 S: 3 H: 0 LOB: 0 BB: 0 P: 3	R: 0 E: 0 K: 0 S: 3 H: 0 LOB: 1 BB: 1 P: 7	R: 0 E: 0 K: 1 S: 6 H: 1 LOB: 2 BB: 1 P: 10	R: 0 E: 0 K: 2 S: 7 H: 0 LOB: 0 BB: 0 P: 7	R: 0 E: 0 K: 2 S: 7 H: 0 LOB: 0 BB: 0 P: 7	R: 0 E: 0 K: 1 S: 5 H: 1 LOB: 0 BB: 0 P: 5	R: 0 E: 0 K: 0 S: 3 H: 0 LOB: 0 BB: 0 P: 3	R: 0 E: 0 K: 2 S: 7 H: 0 LOB: 0 BB: 0 P: 7	R: 0 E: 0 K: 1 S: 5 H: 0 LOB: 0 BB: 0 P: 5	1B: 2 2B: 0 3B: 0 HR: 0 SF: 0 SAC: 0 DP: 1 HBP: 0						

PITCHER	IP	WLS	BF	H	R	ER	SO	BB	IBB	HBP	BLK	WP	HR	S	P	ERA	WHIP
Ray Herbert, R (1, 1) ERA: 3.24	9.0	W	30	2	0	0	9	2	0	0	0	0	0	46	54	0.00	0.444

PITCHER	IP	WLS	BF	H	R	ER	SO	BB	IBB	HBP	BLK	WP	HR	S	P	ERA	WHIP

BOTTOM

Chicago White Sox @ Baltimore Orioles

Memorial Stadium, Baltimore, MD

Tue Sep 24 1963, 7:05 PM EDT

Att. 2,661 - Unknown

livebaseballscorecards.com

AB	28
R	0
H	2
RBI	0
BB	2
SO	9
LOB	8

WP: 0 PA: 30
PB: 0
SB: 0
CS: 0

Batter	1	2	3	4	5	6	7	8	9	AB	R	H	RBI	BB	SO	LOB
Mike Hershberger, R (1, 8) OBP: 0.332, SLG: 0.350	F9		F3			FC6-4 1B	1B		F3	5	0	2	0	0	0	0
Don Buford, S (1, 5) OBP: 0.355, SLG: 0.500	K		K			FC6-4 (F8, BB) BB	L5		F8	5	1	0	0	0	2	3
Floyd Robinson, L (1, 9) OBP: 0.363, SLG: 0.422	K		F7			BB F8 BB	K			3	0	0	0	1	2	2
Ron Hansen, R (1, 6) OBP: 0.325, SLG: 0.345		3-1		F8		F8		L5		4	0	0	0	0	0	2
Dave Nicholson, R (1, 7) OBP: 0.321, SLG: 0.417		E BB 1-6-3 BB		K		BB		K		2	1	0	0	2	2	0
Cam Carreon, R (1, 2) OBP: 0.325, SLG: 0.338		1-6-3 E BB		F8		FC6-4 BB		1B		2	0	1	1	2	0	0
Tom McCraw, L (1, 3) OBP: 0.309, SLG: 0.379		E6 1-6-3			FC6-4 1B	FC6-4		1-2 1B		4	0	2	0	0	0	5
Al Weis, S (1, 4) OBP: 0.344, SLG: 0.325 Deacon Jones, L (8, PH) OBP: 0.267, SLG: 0.250 Ken Berry, R (8, 4)		1-6-3			FC6-4 CS		G3	F9		3 1 0	0 0 0	0 0 0	1 0 0	0 0 0	0 0 0	3 2 0
Gary Peters, L (1, 1) OBP: 0.287, SLG: 0.444 Charley Smith, R (7, PH) OBP: 0.500, SLG: 0.500 Bruce Howard, S (7, 1) OBP: 0.250, SLG: 0.250 Brian McCall, L (9, PH)		K			K		1B		K	2 1 0 1	0 0 0 0	0 1 0 0	0 0 0 0	0 0 0 0	2 0 0 1	3 0 0 0
Inning Stats	R: 0 E: 0 K: 2 S: 7 H: 0 LOB: 0 BB: 0 P: 7	R: 1 E: 1 K: 1 S: 6 H: 0 LOB: 2 BB: 2 P: 14	R: 0 E: 0 K: 1 S: 5 H: 0 LOB: 0 BB: 0 P: 5	R: 0 E: 0 K: 1 S: 5 H: 0 LOB: 0 BB: 0 P: 5	R: 0 E: 0 K: 1 S: 5 H: 1 LOB: 0 BB: 0 P: 5	R: 1 E: 0 K: 0 S: 4 H: 1 LOB: 3 BB: 3 P: 16	R: 0 E: 0 K: 1 S: 7 H: 2 LOB: 2 BB: 0 P: 7	R: 0 E: 0 K: 1 S: 7 H: 2 LOB: 2 BB: 0 P: 7	R: 0 E: 0 K: 1 S: 5 H: 0 LOB: 0 BB: 0 P: 5	1B: 6 2B: 0 3B: 0 HR: 0	SF: 0 SAC: 0 DP: 0 HBP: 0						

PITCHER	IP	WLS	BF	H	R	ER	SO	BB	IBB	HBP	BLK	WP	HR	S	P	ERA	WHIP
Mike McCormick, L (1, 1) ERA: 4.3	7.0	W	30	4	2	1	7	5	0	0	0	0	0	39	59	1.29	1.286
Dick Hall, R (8, 1) ERA: 3.04	2.0	S	8	2	0	0	2	0	0	0	0	0	0	12	12	0.00	1.000

PITCHER	IP	WLS	BF	H	R	ER	SO	BB	IBB	HBP	BLK	WP	HR	S	P	ERA	WHIP

TOP

Chicago White Sox @ Baltimore Orioles

Memorial Stadium, Baltimore, MD

Wed Sep 25 1963, 7:05 PM EDT

Att. 2,017 - Unknown

livebaseballscorecards.com

AB	33
R	2
H	6
RBI	2
BB	5
SO	9
LOB	20

1B: 6	SF: 0	WP: 0	PA: 38
2B: 0	SAC: 0	PB: 0	
3B: 0	DP: 0	SB: 0	
HR: 0	HBP: 0	CS: 1	

Batter	1	2	3	4	5	6	7	8	9	AB	R	H	RBI	BB	SO	LOB
Luis Aparicio, R (1, 6) OBP: 0.293, SLG: 0.331	F9		SF8 3-H		F7		F7 BBB	1B E 1-2 BB		3	1	0	1	1	0	1
Joe Gaines, R (1, 7) OBP: 0.378, SLG: 0.467 Russ Snyder, L (7, PH) OBP: 0.323, SLG: 0.366 (8, 7)	1-3		FC5 FC6-5 1-2 2-H 1B		F8		4-3	1B 1-3 2-H 1B		3 2	0 1	1 1	1 1	0 0	0 0	1 0
Bob Johnson, R (1, 3) OBP: 0.345, SLG: 0.436 Jim Gentile, L (7, PH) OBP: 0.345, SLG: 0.416 (8, 3)	F9		FC6-5 1-2 2-3f			2B SF7 1B	BBBB 4-3 BB	1-H 3-H 1B		3 1	1 0	1 1	0 1	0 1	0 0	2 0
John Orsino, R (1, 2) OBP: 0.345, SLG: 0.469		5-3	FC5 2-3f			1-3 3B 2B	F4	5-3		5	1	1	0	0	0	4
Brooks Robinson, R (1, 5) OBP: 0.303, SLG: 0.368		4-3		F8		SF7 3-H		5-3		3	0	0	1	0	0	0
Sam Bowens, R (1, 9) OBP: 0.368, SLG: 0.472		F2		L8		3B 1B		BBBB 3B BB		3	2	1	0	1	0	0
Jackie Brandt, R (1, 8) OBP: 0.302, SLG: 0.405			BBBB 1B 1B SF8 BB	F7		F9		1-H 1B 3B		3	2	1	1	1	0	2
Bob Saverine, S (1, 4) OBP: 0.328, SLG: 0.281			S 1B 1-2 1B 1B		SH1 1B	1-H 2-H 3B		L6		4	1	3	2	0	0	1
Mike McCormick, L (1, 1) OBP: 0.208, SLG: 0.239 Dick Hall, R (8, 1) OBP: 0.481, SLG: 0.630			FC6-5 1B 1-2 2-3 1B		SH1 SSS 1-2	K		BB 1B 3-H 1B		2 1	0 1	1 1	0 1	0 0	1 0	1 0
Inning Stats	R: 0 H: 0 E: 0 LOB: 0 K: 0 BB: 0 S: 3 P: 3	R: 0 H: 0 E: 0 LOB: 0 K: 0 BB: 0 S: 3 P: 3	R: 2 H: 3 E: 0 LOB: 2 K: 0 BB: 1 S: 6 P: 10	R: 0 H: 0 E: 0 LOB: 0 K: 0 BB: 0 S: 3 P: 3	R: 0 H: 1 E: 0 LOB: 1 K: 0 BB: 0 S: 4 P: 4	R: 3 H: 4 E: 0 LOB: 1 K: 1 BB: 1 S: 9 P: 9	R: 0 H: 0 E: 0 LOB: 1 K: 0 BB: 1 S: 3 P: 7	R: 5 H: 4 E: 0 LOB: 1 K: 0 BB: 2 S: 7 P: 15		1B: 9 SF: 2 2B: 1 SAC: 1 3B: 2 DP: 0 HR: 0 HBP: 0						

BOTTOM

Chicago White Sox @ Baltimore Orioles

Memorial Stadium, Baltimore, MD

Wed Sep 25 1963, 7:05 PM EDT

Att. 2,017 - Unknown

livebaseballscorecards.com

AB	33
R	10
H	12
RBI	9
BB	4
SO	1
LOB	12

WP: 0 PA: 40
PB: 0
SB: 1
CS: 0

PITCHER		IP	WLS	BF	H	R	ER	SO	BB	IBB	HBP	BLK	WP	HR	S	P	ERA	WHIP
Gary Peters, L ERA: 2.18	(1, 1)	6.0	L	27	8	5	5	1	1	0	0	0	0	0	28	32	7.50	1.500
Bruce Howard, R ERA: 2.81	(7, 1)	2.0		13	4	5	3	0	3	0	0	0	0	0	10	22	13.50	3.500

PITCHER	IP	WLS	BF	H	R	ER	SO	BB	IBB	HBP	BLK	WP	HR	S	P	ERA	WHIP

Detroit Tigers @ Baltimore Orioles

Memorial Stadium, Baltimore, MD

Fri Sep 27 1963, 7:05 PM EDT

Att. 3,521 - Unknown

TOP

livebaseballscorecards.com

Batter	1	2	3	4	5	6	7	8	9	AB	R	H	RBI	BB	SO	LOB
Bill Bruton, L (1, 8) OBP: 0.332, SLG: 0.375	6-3 2B		K		6-3 2-3		B3	F8		5	0	1	0	0	1	3
Dick McAuliffe, L (1, 6) OBP: 0.335, SLG: 0.385	6-3 2-3		1B BB		BB		G3		FC4-6 1B	3	0	1	0	2	0	1
Norm Cash, L (1, 3) OBP: 0.386, SLG: 0.471	FC6-4 BB		1-3 1B		K		2B		FC4-6 1-2f	4	0	2	0	1	1	3
Rocky Colavito, R (1, 9) OBP: 0.359, SLG: 0.440	F2		F7			2B 4-3 BB	BB		K	3	1	0	0	2	1	5
Willie Horton, R (1, 7) OBP: 0.242, SLG: 0.455	FC6-4 1-2f			F8		4-3 FC4-6 2B 1-3	1-3		K	5	1	1	0	0	1	5
Bubba Phillips, R (1, 5) OBP: 0.276, SLG: 0.304		G6-4-3 BB		K		4-3 2-3 3-H		1B BB		2	0	0	1	2	1	1
John Sullivan, L (1, 2)		G6-4-3 1-2f		3-1				F8		2	0	0	0	1	0	1
Bill Freehan, R (6, PR) OBP: 0.327, SLG: 0.370 (6, 2)						FC4-6 BB				1	0	0	0	0	0	1
George Smith, R (1, 4) OBP: 0.302, SLG: 0.290		K			6-3 WP BB	FC4-6 1-2f 3-H		1-2 1B		1	0	0	0	1	1	0
Gates Brown, L (6, PH) OBP: 0.330, SLG: 0.351										1	0	0	1	0	0	1
Jim Bunning, R (6, 1) OBP: 0.183, SLG: 0.190										0	0	0	0	0	0	0
Al Kaline, R (8, PH) OBP: 0.374, SLG: 0.513										1	0	1	0	0	0	0
Whitey Herzog, L (8, PR) OBP: 0.303, SLG: 0.226										0	0	0	0	0	0	0
Terry Fox, R (8, 1) OBP: 0.231, SLG: 0.091										0	0	0	0	0	0	0
Hank Aguirre, R (1, 1) OBP: 0.165, SLG: 0.171			K		K 1-2	F5		F8		2	0	0	0	0	2	1
Don Wert, R (6, PH) OBP: 0.320, SLG: 0.368 (6, 4)										2	0	0	0	0	0	3

| Inning Stats | | | | | | | | | |

Detroit Tigers @ Baltimore Orioles

Memorial Stadium, Baltimore, MD

Fri Sep 27 1963, 7:05 PM EDT

Att. 3,521 - Unknown

livebaseballscorecards.com

BOTTOM

Batter	1	2	3	4	5	6	7	8	9	AB	R	H	RBI	BB	SO	LOB
Bob Johnson, R (1, 6) OBP: 0.343, SLG: 0.433	0-0 1B 1B 1B	0-3 ② K		0-0 ① L3			0-3 ① K			4	1	1	0	0	2	0
Joe Gaines, R (1, 7) OBP: 0.384, SLG: 0.480	0-0 1B 1-3 1B	0-0 1B 2B		0-0 ② F8			0-0 ② F6			3	2	2	0	0	0	0
Russ Snyder, L (7, 7) OBP: 0.322, SLG: 0.365										1	0	0	0	0	0	0
Jim Gentile, L (1, 3) OBP: 0.348, SLG: 0.419	0-0 SH5-4 1B FC1-2 2-H 3-H 1B	0-0 2-H 1B		0-3 ③ K			0-0 1B			4	0	3	3	0	1	0
John Orsino, R (1, 2) OBP: 0.344, SLG: 0.466	0-0 ③ FC1-2 SH5-4 1-2 1B	0-0 ③ L5			0-0 ① L7		0-0 ③ L4			4	0	1	0	0	0	2
Brooks Robinson, R (1, 5) OBP: 0.303, SLG: 0.367	0-0 ① SH5-4 1-2 2-3		4-0 BBBB FC5-4 BB		0-0 ② 5-3			0-0 ① F8		2	0	0	0	1	0	0
Sam Bowens, R (1, 9) OBP: 0.381, SLG: 0.462	4-0 FC1-2 IBB		0-0 ① FC5-4 5-3 1-2f		0-0 ③ F7			0-0 HR 1B		3	1	1	0	1	0	1
Jackie Brandt, R (1, 8) OBP: 0.301, SLG: 0.410	0-0 ② FC1-2 FC6-4 1-2 2-3 3-Hf		0-0 ② 5-3 1-2				0-3 ① K2-3	0-0 1-H HR		4	1	1	2	0	1	4
Jerry Adair, R (1, 4) OBP: 0.244, SLG: 0.341	0-0 ③ FC6-4 1-2f		4-0 IBB				0-0 ② 5-3	0-0 ② F4		3	0	0	0	1	0	3
John Miller, R (1, 1) Stu Miller, R (8, 1) OBP: 0.313, SLG: 0.500		0-0 ① 4-3	0-3 ③ K				0-0 ③ 4-3	0-3 ③ K		3	0	0	0	0	1	2
										1	0	0	0	0	1	0

	AB	32
	R	5
	H	9
	RBI	5
	BB	3
	SO	6
	LOB	12

Inning Stats																																		
	R: 2	H: 4	R: 1	H: 2	R: 0	H: 0	R: 0	H: 0	R: 0	H: 0	R: 0	H: 0	R: 0	H: 1	R: 2	H: 2	1B: 7	SF: 0	WP: 0	PA: 36														
	E: 0	LOB: 3	E: 0	LOB: 1	E: 0	LOB: 2	K: 1	LOB: 0	K: 0	LOB: 0	E: 0	LOB: 0	E: 0	LOB: 1	E: 0	LOB: 0	2B: 1	SAC: 1	PB: 0															
	K: 0	BB: 1	K: 1	BB: 0	K: 1	BB: 2	S: 5	BB: 0	K: 0	BB: 0	K: 1	BB: 0	K: 1	BB: 0	K: 1	BB: 0	3B: 0	DP: 0	SB: 0															
	S: 7	P: 11	S: 7	P: 7	S: 5	P: 13	S: 5	P: 5	S: 3	P: 3	S: 5	P: 5	S: 6	P: 6	S: 7	P: 7	HR: 1	HBP: 0	CS: 0															

PITCHER		IP	WLS	BF	H	R	ER	SO	BB	IBB	HBP	BLK	WP	HR	S	P	ERA	WHIP
Hank Aguirre, L ERA: 3.63	(1, 1)	5.0	L	24	6	3	3	3	1	2	0	0	0	0	27	39	5.40	1.400
Jim Bunning, R ERA: 3.88	(6, 1)	2.0		7	1	0	0	2	0	0	0	0	0	0	11	11	0.00	0.500
Terry Fox, R ERA: 3.59	(8, 1)	1.0		5	2	2	2	1	0	0	0	0	0	1	7	7	18.00	2.000

PITCHER	IP	WLS	BF	H	R	ER	SO	BB	IBB	HBP	BLK	WP	HR	S	P	ERA	WHIP

Detroit Tigers @ Baltimore Orioles

Memorial Stadium, Baltimore, MD

Sat Sep 28 1963, 3:33 AM EDT

Att. 2,998 - Unknown

TOP

Batter	1	2	3	4	5	6	7	8	9	AB	R	H	RBI	BB	SO	LOB
George Thomas, R (1, 8) OBP: 0.276, SLG: 0.330	0-0 1B 6-3 2B	0-0 ③ L4		0-0 ③ 5-3			SSS 0-3 ① K	SSS 0-3 ② K		4	1	1	0	0	1	2
Norm Cash, L (8, PH) OBP: 0.386, SLG: 0.470 (8, 3)										1	0	0	0	0	1	2
Dick McAuliffe, L (1, 6) OBP: 0.334, SLG: 0.383	0-0 2-3 6-3 1B		0-0 ① 6-3		0-0 ① G3		0-0 ② FC1-6 1B 1-2f	0-0 ③ 1-3		5	0	1	0	0	0	3
Willie Horton, R (1, 7) OBP: 0.289, SLG: 0.474	0-0 ① 6-3 1-2 3-H		0-0 BB BB SF9 1B		0-0 ② F9		0-0 FC5-4 1-3 1B		0-0 G5-4-3 1B	5	1	3	1	0	0	1
Rocky Colavito, R (1, 9) OBP: 0.358, SLG: 0.437	0-0 ② F8		BBBB 4-0 SF9 BB 1-2 BB		0-0 ③ F6		0-0 ③ FC5-4 1-2f		0-0 ①② G5-4-3 1-2f	4	0	0	0	1	0	4
Don Wert, R (1, 5) OBP: 0.321, SLG: 0.366 (7, 4)	0-0 ③ 5-3		BBBB 4-0 FC6-4 1-2 2-3 BB			SSS 0-3 ① K		0-0 PB 1B 1B	0-0 ③ F5	4	1	1	0	1	1	1
Gus Triandos, R (1, 2) OBP: 0.315, SLG: 0.407		0-0 ① L8	0-0 ② SF9 2-3 3-H			0-0 ② F8		BBBB 4-0 1B 1-2 1B BB		2	0	0	1	1	0	0
Willie Smith, L (8, PR) OBP: 0.125, SLG: 0.125										0	1	0	0	0	0	0
Mickey Lolich, S (8, 1) OBP: 0.244, SLG: 0.056										0	0	0	0	0	0	0
Bill Freehan, R (1, 3) OBP: 0.329, SLG: 0.382 (8, 2)	0-0 HR	0-0 ③ FC6-4 1-2f		0-0 ③ F4			0-0 1B 1-2 2-H 1B			4	1	2	2	0	0	2
George Smith, R (1, 4) OBP: 0.298, SLG: 0.287	SSS 0-3 ② K		SSS 0-3 ① K				0-0 HR	0-0 ① F3		2	0	0	0	0	2	0
Bubba Phillips, R (7, PH) OBP: 0.276, SLG: 0.312 (7, 5)										2	1	1	1	0	0	2
Phil Regan, R (1, 1) OBP: 0.179, SLG: 0.190	0-0 1B		SSS 0-3 ② K				0-0 FC1-6 1B	0-0 1-2 2-H 1B		2	0	1	0	0	1	0
Fred Gladding, L (5, 1)										0	0	0	0	0	0	0
Purnal Goldy, R (7, PH) OBP: 0.250, SLG: 0.250										1	0	1	0	0	0	0
Frank Lary, R (7, 1) OBP: 0.250, SLG: 0.286										0	0	0	0	0	0	0
Al Kaline, R (8, PH) OBP: 0.375, SLG: 0.514										1	0	1	1	0	0	0
Whitey Herzog, L (8, PR) OBP: 0.303, SLG: 0.226 (8, 8)										0	0	0	0	0	0	0
Inning Stats	R: 1 E: 0 K: 0 S: 5 H: 2 LOB: 1 BB: 0 P: 5	R: 1 E: 0 K: 1 S: 7 H: 2 LOB: 1 BB: 0 P: 7	R: 1 E: 0 K: 0 S: 4 H: 1 LOB: 2 BB: 2 P: 12	R: 0 E: 0 K: 2 S: 7 H: 0 LOB: 0 BB: 0 P: 7	R: 0 E: 0 K: 0 S: 3 H: 0 LOB: 0 BB: 0 P: 3	R: 0 E: 0 K: 1 S: 5 H: 0 LOB: 0 BB: 0 P: 5	R: 1 E: 0 K: 1 S: 8 H: 3 LOB: 2 BB: 0 P: 8	R: 2 E: 0 K: 1 S: 8 H: 3 LOB: 2 BB: 1 P: 12	R: 0 E: 0 K: 0 S: 3 H: 1 LOB: 0 BB: 0 P: 3	1B: 9 2B: 1 3B: 0 HR: 2	SF: 1 SAC: 0 DP: 1 HBP: 0						

livebaseballscorecards.com

AB	37
R	6
H	12
RBI	6
BB	3
SO	6
LOB	17

WP: 0 PB: 1 SB: 0 CS: 0 PA: 41

PITCHER		IP	WLS	BF	H	R	ER	SO	BB	IBB	HBP	BLK	WP	HR	S	P	ERA	WHIP
Dave McNally, L ERA: 4.58	(1, 1)	7.0	W	34	10	6	6	5	3	0	0	0	0	2	41	53	7.71	1.857
Dick Hall, R ERA: 2.98	(8, 1)	2.0	S	7	2	0	0	1	0	0	0	0	0	0	9	9	0.00	1.000

PITCHER	IP	WLS	BF	H	R	ER	SO	BB	IBB	HBP	BLK	WP	HR	S	P	ERA	WHIP

Batter	1	2	3	4	5	6	7	8	9	AB	R	H	RBI	BB	SO	LOB
Bob Johnson, R (1, 6) OBP: 0.348, SLG: 0.434	F7		HR 2-H 1B		S 2B 1B	K		CS BB		4	2	2	1	1	1	1
Sam Bowens, R (1, 9) OBP: 0.383, SLG: 0.512	F4		1-H HR		2B 1-2 SF9 BB	FC5-4 1-2f		F9 1-2		4	2	1	2	1	0	2
Jim Gentile, L (1, 3) OBP: 0.351, SLG: 0.423	HBP		F5		E 1B 1-3 2-H 2B		BB BB SF8 1B			3	2	2	1	0	0	0
John Orsino, R (1, 2) OBP: 0.346, SLG: 0.475	6-3		HR		SF9 2-3 3-H		BB 1-2 BB			2	1	1	2	1	0	1
Boog Powell, L (1, 7) OBP: 0.328, SLG: 0.469		1-3	1-3		BB 3-H 1B		FC6-4 1-2 2-3 BB			3	0	1	1	1	0	0
Brooks Robinson, R (1, 5) OBP: 0.302, SLG: 0.365		F8		5-3	4-0 1-2 BB		K			3	0	0	0	1	1	3
Jackie Brandt, R (1, 8) OBP: 0.299, SLG: 0.407		4-3		K	L7		SF8 3-H			3	0	0	1	0	1	2
Jerry Adair, R (1, 4) OBP: 0.246, SLG: 0.348			1B 2B	F3		FC1-5 2B	FC6-4 1-2f			4	1	2	0	0	0	2
Dave McNally, R (1, 1) OBP: 0.143, SLG: 0.053			K		5-3	FC1-5 FC5-4 2-3		6-3		3	0	0	0	0	1	2
Dick Hall, R (8, 1) OBP: 0.464, SLG: 0.607										1	0	0	0	0	0	0
Inning Stats	R: 0 E: 0 K: 0 S: 3 H: 0 LOB: 1 BB: 0 P: 4	R: 0 E: 0 K: 0 S: 3 H: 0 LOB: 0 BB: 0 P: 3	R: 4 E: 0 K: 1 S: 9 H: 4 LOB: 0 BB: 0 P: 9	R: 0 E: 0 K: 1 S: 5 H: 0 LOB: 0 BB: 0 P: 5	R: 3 E: 1 K: 0 S: 6 H: 3 LOB: 2 BB: 2 P: 14	R: 0 E: 0 K: 1 S: 6 H: 1 LOB: 1 BB: 0 P: 6	R: 1 E: 0 K: 1 S: 6 H: 1 LOB: 2 BB: 2 P: 14	R: 0 E: 0 K: 0 S: 2 H: 0 LOB: 0 BB: 1 P: 6		1B: 4 2B: 3 3B: 0 HR: 2 SF: 2 SAC: 0 DP: 0 HBP: 1					

PITCHER		IP	WLS	BF	H	R	ER	SO	BB	IBB	HBP	BLK	WP	HR	S	P	ERA	WHIP
Phil Regan, R ERA: 3.86	(1, 1)	4.2	L	23	7	7	7	2	1	0	1	0	0	2	25	30	13.50	1.714
Fred Gladding, R ERA: 1.98	(5, 1)	1.1		6	1	0	0	1	1	0	0	0	0	0	7	11	0.00	1.500
Frank Lary, R ERA: 3.27	(7, 1)	1.0		6	1	1	1	1	2	0	0	0	0	0	6	14	9.00	3.000
Mickey Lolich, L ERA: 3.55	(8, 1)	1.0		3	0	0	0	0	1	0	0	0	0	0	2	6	0.00	1.000

PITCHER	IP	WLS	BF	H	R	ER	SO	BB	IBB	HBP	BLK	WP	HR	S	P	ERA	WHIP

BOTTOM

Detroit Tigers @ Baltimore Orioles

Memorial Stadium, Baltimore, MD

Sat Sep 28 1963, 3:33 AM EDT

Att. 2,998 - Unknown

livebaseballscorecards.com

AB	30
R	8
H	9
RBI	8
BB	5
SO	4
LOB	13

WP: 0 PB: 0 SB: 1 CS: 1 PA: 38

Detroit Tigers @ Baltimore Orioles

Memorial Stadium, Baltimore, MD

Sun Sep 29 1963, 3:33 AM EDT

Att. 2,109 - Unknown

TOP

livebaseballscorecards.com

Batter	1	2	3	4	5	6	7	8	9	AB	R	H	RBI	BB	SO	LOB
Bill Bruton, L (1, 8) OBP: 0.330, SLG: 0.372	L7		F2	BB	F5			K		4	0	0	0	1	1	2
Dick McAuliffe, L (1, 6) OBP: 0.334, SLG: 0.384	6-3		BB	F5		2B		5-3		4	0	1	0	1	0	2
Norm Cash, L (1, 3) OBP: 0.386, SLG: 0.471	F4		BB		HR	F8		K		4	1	1	0	1	1	1
Gates Brown, L (1, 7) OBP: 0.333, SLG: 0.402 George Thomas, R (9, 7) OBP: 0.276, SLG: 0.330		G3	4-3		HR	2B			K	5 0	1 0	2 0	2 0	0 0	1 0	3 0
Willie Horton, R (1, 9) OBP: 0.326, SLG: 0.488		1B		E 1B	1B 1B	F7			3-1	5	2	3	0	0	0	2
Don Wert, R (1, 4) OBP: 0.326, SLG: 0.382		K		E 1B	F9 1B SF8	4-3			HR	5	3	3	1	0	1	3
Bubba Phillips, R (1, 5) OBP: 0.276, SLG: 0.310	5-3			F7		F9			6-3	5	0	1	1	0	0	2
Bill Freehan, R (1, 2) OBP: 0.331, SLG: 0.387			BB 2B	SH5-3 1B	F9		K			4	0	2	1	0	1	2
Denny McLain, R (1, 1) OBP: 0.167, SLG: 0.800			6-3	SH5-3	SF8		5-3			2	0	0	1	0	0	1
Inning Stats	R: 0 E: 0 K: 0 S: 3 H: 0 LOB: 0 BB: 0 P: 3	R: 0 E: 0 K: 1 S: 6 H: 1 LOB: 1 BB: 0 P: 6	R: 0 E: 0 K: 0 S: 4 H: 1 LOB: 3 BB: 2 P: 12	R: 2 E: 1 K: 0 S: 6 H: 3 LOB: 2 BB: 1 P: 10	R: 4 E: 0 K: 0 S: 8 H: 5 LOB: 1 BB: 0 P: 8	R: 0 E: 0 K: 0 S: 5 H: 2 LOB: 2 BB: 0 P: 5	R: 0 E: 0 K: 1 S: 5 H: 0 LOB: 0 BB: 0 P: 5	R: 0 E: 0 K: 2 S: 7 H: 0 LOB: 0 BB: 0 P: 7	R: 1 E: 0 K: 1 S: 6 H: 1 LOB: 0 BB: 0 P: 6	1B: 7 2B: 4 3B: 0 HR: 2 SF: 1 SAC: 1 DP: 0 HBP: 0	WP: 0 PB: 0 SB: 0 CS: 0 PA: 43					

	AB	38
	R	7
	H	13
	RBI	6
	BB	3
	SO	5
	LOB	18

PITCHER		IP	WLS	BF	H	R	ER	SO	BB	IBB	HBP	BLK	WP	HR	S	P	ERA	WHIP
Wally Bunker, R ERA: 13.5	(1, 1)	4.0	L	25	10	6	6	1	3	0	0	0	0	1	24	36	13.50	3.250
Herman Starrette, R ERA: 3.46	(5, 1)	2.0		8	2	0	0	0	0	0	0	0	0	0	8	8	0.00	1.000
Wes Stock, R ERA: 3.94	(7, 1)	2.0		6	0	0	0	3	0	0	0	0	0	0	12	12	0.00	0.000
George Brunet, L ERA: 6.06	(9, 1)	1.0		4	1	1	1	1	0	0	0	0	0	1	6	6	9.00	1.000

PITCHER		IP	WLS	BF	H	R	ER	SO	BB	IBB	HBP	BLK	WP	HR	S	P	ERA	WHIP

BOTTOM

Detroit Tigers @ Baltimore Orioles

Memorial Stadium, Baltimore, MD

Sun Sep 29 1963, 3:33 AM EDT

Att. 2,109 - Unknown

livebaseballscorecards.com

Batter	1	2	3	4	5	6	7	8	9	AB	R	H	RBI	BB	SO	LOB
Bob Johnson, R (1, 6) OBP: 0.347, SLG: 0.429 Wes Stock, R (7, 1) Joe Gaines, R (8, PH) OBP: 0.381, SLG: 0.476 George Brunet, R (9, 1)	S S S 0-3 K2-3 ①		x 0-0 L9 ②	x 0-0 F7 ③		B B B 4-0 1B BB		S S S 0-3 K ③		3 0 1 0	0 0 0 0	0 0 0 0	0 0 0 0	1 0 0 0	1 0 1 0	2 0 0 0
Sam Bowens, R (1, 9) OBP: 0.385, SLG: 0.500	x 0-0 4-3 ②		x 0-0 BB BB 1B		x 0-0 F6 ①	x 0-0 1-2 1B			x 0-0 F5 ①	5	0	2	0	0	0	0
Jim Gentile, L (1, 3) OBP: 0.353, SLG: 0.429	S S S 0-3 K ③		B B B 4-0 BB 1-2 BB		x 0-0 HR	S S S 0-3 K ②			x 0-0 1B 1B 1B	4	2	2	1	1	2	2
John Orsino, R (1, 2) OBP: 0.349, SLG: 0.475		x 0-0 2B WP 1B	B B B 4-0 1-2 2-3 BB		x 0-0 F9 ②	x 0-0 F5 ③			x 0-0 1B 1-2 1B	4	1	2	0	1	0	2
Boog Powell, L (1, 7) OBP: 0.328, SLG: 0.470		x 0-0 WP 1-3 FC1-2-5-4-5 2B	x 0-0 F7 ③		x 0-0 BB BB 1B		x 0-0 5-3 ①		S S S 0-3 K ②	5	0	2	0	0	1	5
Brooks Robinson, R (1, 5) OBP: 0.305, SLG: 0.365 (7, 6)		B B B 4-0 FC1-2-5-4-5 2-3 3-H BB		S S S 0-3 K ①	B B B 4-0 BB 1-2 BB		x 0-0 F7 ②		x 0-0 1-2 2-H 1B	3	0	1	1	2	1	0
Jackie Brandt, R (1, 8) OBP: 0.298, SLG: 0.404 (7, 5)	S S S 0-3 K ①			x 0-0 F7 ②	B B B 4-0 1-2 2-3 BB		S S S 0-3 K ③		x 0-0 F7 ③	4	0	0	0	1	2	4
Jerry Adair, R (1, 4) OBP: 0.246, SLG: 0.346		x 0-0 FC1-2-5-4-5 ② ③ 1-3 3-H		B B B 4-0 1B BB	S S S 0-3 K ③			S S S 0-3 K ①		3	0	0	0	1	2	5
Wally Bunker, R (1, 1) OBP: 0.500, SLG: 0.500 Herman Starrette, R (5, 1) Russ Snyder, L (6, PH) OBP: 0.321, SLG: 0.364 (7, 8)			x 0-0 4-3 ①	x 0-0 1-2 1B		x 0-0 B5-3 ①		S S S 0-3 K ②		2 0 2	0 0 0	1 0 0	0 0 0	0 0 0	0 0 1	0 0 0
Inning Stats	R: 0 E: 0 K: 2 S: 7 H: 0 LOB: 0 BB: 0 P: 7	R: 1 E: 0 K: 1 S: 6 H: 2 LOB: 1 BB: 1 P: 10	R: 0 E: 0 K: 0 S: 4 H: 1 LOB: 3 BB: 2 P: 12	R: 0 E: 0 K: 1 S: 6 H: 1 LOB: 2 BB: 1 P: 10	R: 1 E: 0 K: 1 S: 7 H: 2 LOB: 3 BB: 2 P: 15	R: 0 E: 0 K: 1 S: 6 H: 1 LOB: 2 BB: 1 P: 10	R: 0 E: 0 K: 1 S: 5 H: 0 LOB: 0 BB: 0 P: 5	R: 0 E: 0 K: 3 S: 9 H: 0 LOB: 0 BB: 0 P: 9	R: 1 E: 0 K: 1 S: 8 H: 3 LOB: 2 BB: 0 P: 8	1B: 8 2B: 2 3B: 0 HR: 1 SF: 0 SAC: 0 DP: 1 HBP: 0				WP: 1 PB: 0 SB: 0 CS: 0	PA: 43	

	AB	36
	R	3
	H	10
	RBI	2
	BB	7
	SO	11
	LOB	20

PITCHER	IP	WLS	BF	H	R	ER	SO	BB	IBB	HBP	BLK	WP	HR	S	P	ERA	WHIP
Denny McLain, R (1, 1) ERA: 4.29	9.0	W	43	10	3	3	11	7	0	0	0	1	1	58	86	3.00	1.889

PITCHER	IP	WLS	BF	H	R	ER	SO	BB	IBB	HBP	BLK	WP	HR	S	P	ERA	WHIP