

Baltimore Orioles - 1963

| Batter | 1 | 2 | 3 | 4 | 5 | 6 | 7 | 8 | 9 | AB | R | H | RBI | BB | SO | LOB | TOP | | | | |
|---|---|---|---|---|---|---|---|---|---|---|---|---|---|---|---|---|---|---|---|---|---|
| Luis Aparicio, R (1,6) | | | | | | | | | | 4 | 0 | 0 | 0 | 0 | 0 | 0 | Baltimore Orioles @ Washington Senators D.C. Stadium, Washington, DC Mon Apr 08 1963, 3:33 AM EST Att: 43,022 - Unknown | | | | |
| Jackie Brandt, R (1,8) | | | | | | | | | | 4 | 0 | 0 | 0 | 0 | 0 | | | | | | |
| Brooks Robinson, R (1,5) OBP: 0.500, SLG: 0.333 | | | | | | | | | | 3 | 0 | 1 | 0 | 1 | 0 | | | | | | |
| Jim Gentile, L (1,3) OBP: 0.250, SLG: 1.000 | | | | | | | | | | 4 | 1 | 1 | 1 | 0 | 2 | | | | | | |
| Al Smith, R (1,9) OBP: 0.500, SLG: 0.667 | | | | | | | | | | 3 | 1 | 1 | 0 | 1 | 1 | | | | | | |
| Boog Powell, L (1,7) OBP: 0.250, SLG: 1.000 Bob Saverine, S (9,7) | | | | | | | | | | 4 | 1 | 1 | 2 | 0 | 1 | | | | | | |
| Jerry Adair, R (1,4) OBP: 0.500, SLG: 0.500 | | | | | | | | | | 4 | 0 | 2 | 0 | 0 | 0 | | | | | | |
| Dick Brown, R (1,2) | | | | | | | | | | 3 | 0 | 0 | 0 | 1 | 0 | | | | | | |
| Steve Barber, L (1,1) Stu Miller, R (9,1) | | | | | | | | | | 3 | 0 | 0 | 0 | 0 | 3 | | | | | | |
| | | | | | | | | | | 0 | 0 | 0 | 0 | 0 | 0 | | | | | | |
| Inning Stats | R: 0 E: 0 K: 0 S: 3 | H: 0 LOB: 0 BB: 0 P: 3 | R: 3 E: 0 K: 1 S: 7 | H: 2 LOB: 0 BB: 1 P: 11 | R: 0 E: 0 K: 1 S: 6 | H: 1 LOB: 1 BB: 0 P: 6 | R: 0 E: 0 K: 1 S: 6 | H: 1 LOB: 0 BB: 1 P: 10 | R: 0 E: 0 K: 0 S: 3 | H: 0 LOB: 0 BB: 0 P: 3 | R: 0 E: 0 K: 1 S: 5 | H: 1 LOB: 0 BB: 0 P: 5 | R: 0 E: 0 K: 1 S: 5 | H: 0 LOB: 1 BB: 1 P: 9 | R: 0 E: 0 K: 1 S: 6 | H: 1 LOB: 1 BB: 0 P: 6 | 1B: 3 2B: 1 3B: 0 HR: 2 | SF: 0 SAC: 0 DP: 1 HBP: 0 | WP: 1 PA: 35 PB: 0 SB: 0 CS: 0 | | |
| PITCHER | IP WLS BF H R ER SO BB IBB HBP BLK WP HR S P ERA WHIP | IP WLS BF H R ER SO BB IBB HBP BLK WP HR S P ERA WHIP | IP WLS BF H R ER SO BB IBB HBP BLK WP HR S P ERA WHIP | IP WLS BF H R ER SO BB IBB HBP BLK WP HR S P ERA WHIP | IP WLS BF H R ER SO BB IBB HBP BLK WP HR S P ERA WHIP | IP WLS BF H R ER SO BB IBB HBP BLK WP HR S P ERA WHIP | IP WLS BF H R ER SO BB IBB HBP BLK WP HR S P ERA WHIP | IP WLS BF H R ER SO BB IBB HBP BLK WP HR S P ERA WHIP | IP WLS BF H R ER SO BB IBB HBP BLK WP HR S P ERA WHIP | IP WLS BF H R ER SO BB IBB HBP BLK WP HR S P ERA WHIP | IP WLS BF H R ER SO BB IBB HBP BLK WP HR S P ERA WHIP | IP WLS BF H R ER SO BB IBB HBP BLK WP HR S P ERA WHIP | IP WLS BF H R ER SO BB IBB HBP BLK WP HR S P ERA WHIP | IP WLS BF H R ER SO BB IBB HBP BLK WP HR S P ERA WHIP | IP WLS BF H R ER SO BB IBB HBP BLK WP HR S P ERA WHIP | IP WLS BF H R ER SO BB IBB HBP BLK WP HR S P ERA WHIP | IP WLS BF H R ER SO BB IBB HBP BLK WP HR S P ERA WHIP | IP WLS BF H R ER SO BB IBB HBP BLK WP HR S P ERA WHIP | IP WLS BF H R ER SO BB IBB HBP BLK WP HR S P ERA WHIP | | |
| Don Rudolph, L (1,1) ERA: 5.4 | 5.0 L 21 4 3 3 3 1 1 0 0 0 2 25 33 5.40 1.000 | 5.0 L 21 4 3 3 3 1 1 0 0 0 2 25 33 5.40 1.000 | 5.0 L 21 4 3 3 3 1 1 0 0 0 2 25 33 5.40 1.000 | 5.0 L 21 4 3 3 3 1 1 0 0 0 2 25 33 5.40 1.000 | 5.0 L 21 4 3 3 3 1 1 0 0 0 2 25 33 5.40 1.000 | 5.0 L 21 4 3 3 3 1 1 0 0 0 2 25 33 5.40 1.000 | 5.0 L 21 4 3 3 3 1 1 0 0 0 2 25 33 5.40 1.000 | 5.0 L 21 4 3 3 3 1 1 0 0 0 2 25 33 5.40 1.000 | 5.0 L 21 4 3 3 3 1 1 0 0 0 2 25 33 5.40 1.000 | 5.0 L 21 4 3 3 3 1 1 0 0 0 2 25 33 5.40 1.000 | 5.0 L 21 4 3 3 3 1 1 0 0 0 2 25 33 5.40 1.000 | 5.0 L 21 4 3 3 3 1 1 0 0 0 2 25 33 5.40 1.000 | 5.0 L 21 4 3 3 3 1 1 0 0 0 2 25 33 5.40 1.000 | 5.0 L 21 4 3 3 3 1 1 0 0 0 2 25 33 5.40 1.000 | 5.0 L 21 4 3 3 3 1 1 0 0 0 2 25 33 5.40 1.000 | 5.0 L 21 4 3 3 3 1 1 0 0 0 2 25 33 5.40 1.000 | 5.0 L 21 4 3 3 3 1 1 0 0 0 2 25 33 5.40 1.000 | 5.0 L 21 4 3 3 3 1 1 0 0 0 2 25 33 5.40 1.000 | 5.0 L 21 4 3 3 3 1 1 0 0 0 2 25 33 5.40 1.000 | 5.0 L 21 4 3 3 3 1 1 0 0 0 2 25 33 5.40 1.000 | |
| Ron Kline, R (6,1) ERA | 3.0 10 1 0 0 3 1 0 0 0 1 0 15 19 0.00 0.667 | 3.0 10 1 0 0 3 1 0 0 0 1 0 15 19 0.00 0.667 | 3.0 10 1 0 0 3 1 0 0 0 1 0 15 19 0.00 0.667 | 3.0 10 1 0 0 3 1 0 0 0 1 0 15 19 0.00 0.667 | 3.0 10 1 0 0 3 1 0 0 0 1 0 15 19 0.00 0.667 | 3.0 10 1 0 0 3 1 0 0 0 1 0 15 19 0.00 0.667 | 3.0 10 1 0 0 3 1 0 0 0 1 0 15 19 0.00 0.667 | 3.0 10 1 0 0 3 1 0 0 0 1 0 15 19 0.00 0.667 | 3.0 10 1 0 0 3 1 0 0 0 1 0 15 19 0.00 0.667 | 3.0 10 1 0 0 3 1 0 0 0 1 0 15 19 0.00 0.667 | 3.0 10 1 0 0 3 1 0 0 0 1 0 15 19 0.00 0.667 | 3.0 10 1 0 0 3 1 0 0 0 1 0 15 19 0.00 0.667 | 3.0 10 1 0 0 3 1 0 0 0 1 0 15 19 0.00 0.667 | 3.0 10 1 0 0 3 1 0 0 0 1 0 15 19 0.00 0.667 | 3.0 10 1 0 0 3 1 0 0 0 1 0 15 19 0.00 0.667 | 3.0 10 1 0 0 3 1 0 0 0 1 0 15 19 0.00 0.667 | 3.0 10 1 0 0 3 1 0 0 0 1 0 15 19 0.00 0.667 | 3.0 10 1 0 0 3 1 0 0 0 1 0 15 19 0.00 0.667 | 3.0 10 1 0 0 3 1 0 0 0 1 0 15 19 0.00 0.667 | 3.0 10 1 0 0 3 1 0 0 0 1 0 15 19 0.00 0.667 | 3.0 10 1 0 0 3 1 0 0 0 1 0 15 19 0.00 0.667 |
| Steve Hamilton, L (9,1) ERA | 1.0 4 1 0 0 1 0 0 0 0 0 0 6 6 0.00 1.000 | 1.0 4 1 0 0 1 0 0 0 0 0 0 6 6 0.00 1.000 | 1.0 4 1 0 0 1 0 0 0 0 0 0 6 6 0.00 1.000 | 1.0 4 1 0 0 1 0 0 0 0 0 0 6 6 0.00 1.000 | 1.0 4 1 0 0 1 0 0 0 0 0 0 6 6 0.00 1.000 | 1.0 4 1 0 0 1 0 0 0 0 0 0 6 6 0.00 1.000 | 1.0 4 1 0 0 1 0 0 0 0 0 0 6 6 0.00 1.000 | 1.0 4 1 0 0 1 0 0 0 0 0 0 6 6 0.00 1.000 | 1.0 4 1 0 0 1 0 0 0 0 0 0 6 6 0.00 1.000 | 1.0 4 1 0 0 1 0 0 0 0 0 0 6 6 0.00 1.000 | 1.0 4 1 0 0 1 0 0 0 0 0 0 6 6 0.00 1.000 | 1.0 4 1 0 0 1 0 0 0 0 0 0 6 6 0.00 1.000 | 1.0 4 1 0 0 1 0 0 0 0 0 0 6 6 0.00 1.000 | 1.0 4 1 0 0 1 0 0 0 0 0 0 6 6 0.00 1.000 | 1.0 4 1 0 0 1 0 0 0 0 0 0 6 6 0.00 1.000 | 1.0 4 1 0 0 1 0 0 0 0 0 0 6 6 0.00 1.000 | 1.0 4 1 0 0 1 0 0 0 0 0 0 6 6 0.00 1.000 | 1.0 4 1 0 0 1 0 0 0 0 0 0 6 6 0.00 1.000 | 1.0 4 1 0 0 1 0 0 0 0 0 0 6 6 0.00 1.000 | 1.0 4 1 0 0 1 0 0 0 0 0 0 6 6 0.00 1.000 | 1.0 4 1 0 0 1 0 0 0 0 0 0 6 6 0.00 1.000 |



| Batter | 1 | 2 | 3 | 4 | 5 | 6 | 7 | 8 | 9 | AB | R | H | RBI | BB | SO | LOB | BOTTOM | | | | |
|---|---|---|---|---|---|---|---|---|---|---|---|---|---|---|---|---|---|---|---|---|---|
| Mary Breeding, R (1,4) | | | | | | | | | | 2 | 0 | 0 | 0 | 2 | 0 | 0 | Baltimore Orioles @ Washington Senators D.C. Stadium, Washington, DC Mon Apr 08 1963, 3:33 AM EST Att: 43,022 - Unknown | | | | |
| Chuck Hinton, R (1,9) | | | | | | | | | | 4 | 0 | 0 | 0 | 0 | 2 | | | | | | |
| Minnie Minoso, R (1,7) OBP: 0.500, SLG: 0.750 | | | | | | | | | | 4 | 0 | 2 | 0 | 0 | 1 | | | | | | |
| Don Lock, R (1,8) OBP: 0.500, SLG: 0.333 | | | | | | | | | | 3 | 0 | 1 | 0 | 1 | 0 | | | | | | |
| Bobo Osborne, L (1,5) OBP: 0.500, SLG: 0.500 | | | | | | | | | | 4 | 1 | 2 | 0 | 0 | 1 | | | | | | |
| Don Leppert, R (1,2) OBP: 0.667, SLG: 1.000 Jim King, L (9, PH) | | | | | | | | | | 3 | 0 | 2 | 0 | 0 | 0 | | | | | | |
| Tom Brown, S (1,3) Dick Phillips, L (9, PH) | | | | | | | | | | 2 | 0 | 0 | 0 | 1 | 1 | | | | | | |
| Ed Brinkman, R (1,6) | | | | | | | | | | 3 | 0 | 0 | 1 | 0 | 2 | | | | | | |
| Don Rudolph, L (1,1) Johnny Schaive, R (5, PH) Ron Kline, R (6,1) Jim Piersall, R (8, PH) Steve Hamilton, L (9,1) | | | | | | | | | | 1 | 0 | 0 | 0 | 0 | 1 | | | | | | |
| | | | | | | | | | | 0 | 0 | 0 | 0 | 0 | 0 | | | | | | |
| Inning Stats | R: 0 E: 0 K: 0 S: 3 | H: 1 LOB: 0 BB: 0 P: 3 | R: 0 E: 0 K: 0 S: 4 | H: 2 LOB: 1 BB: 0 P: 4 | R: 0 E: 0 K: 1 S: 5 | H: 0 LOB: 0 BB: 0 P: 5 | R: 0 E: 0 K: 0 S: 3 | H: 0 LOB: 0 BB: 0 P: 3 | R: 1 E: 0 K: 2 S: 9 | H: 2 LOB: 1 BB: 0 P: 9 | R: 0 E: 0 K: 0 S: 4 | H: 1 LOB: 2 BB: 1 P: 8 | R: 0 E: 0 K: 0 S: 2 | H: 0 LOB: 0 BB: 1 P: 6 | R: 0 E: 0 K: 0 S: 2 | H: 0 LOB: 0 BB: 1 P: 6 | R: 0 E: 0 K: 1 S: 6 | H: 1 LOB: 2 BB: 1 P: 10 | 1B: 5 2B: 4 3B: 0 HR: 0 | SF: 0 SAC: 0 DP: 3 HBP: 0 | WP: 0 PA: 35 PB: 0 SB: 0 CS: 1 |
| PITCHER | IP WLS BF H R ER SO BB IBB HBP BLK WP HR S P ERA WHIP | IP WLS BF H R ER SO BB IBB HBP BLK WP HR S P ERA WHIP | IP WLS BF H R ER SO BB IBB HBP BLK WP HR S P ERA WHIP | IP WLS BF H R ER SO BB IBB HBP BLK WP HR S P ERA WHIP | IP WLS BF H R ER SO BB IBB HBP BLK WP HR S P ERA WHIP | IP WLS BF H R ER SO BB IBB HBP BLK WP HR S P ERA WHIP | IP WLS BF H R ER SO BB IBB HBP BLK WP HR S P ERA WHIP | IP WLS BF H R ER SO BB IBB HBP BLK WP HR S P ERA WHIP | IP WLS BF H R ER SO BB IBB HBP BLK WP HR S P ERA WHIP | IP WLS BF H R ER SO BB IBB HBP BLK WP HR S P ERA WHIP | IP WLS BF H R ER SO BB IBB HBP BLK WP HR S P ERA WHIP | IP WLS BF H R ER SO BB IBB HBP BLK WP HR S P ERA WHIP | IP WLS BF H R ER SO BB IBB HBP BLK WP HR S P ERA WHIP | IP WLS BF H R ER SO BB IBB HBP BLK WP HR S P ERA WHIP | IP WLS BF H R ER SO BB IBB HBP BLK WP HR S P ERA WHIP | IP WLS BF H R ER SO BB IBB HBP BLK WP HR S P ERA WHIP | IP WLS BF H R ER SO BB IBB HBP BLK WP HR S P ERA WHIP | IP WLS BF H R ER SO BB IBB HBP BLK WP HR S P ERA WHIP | IP WLS BF H R ER SO BB IBB HBP BLK WP HR S P ERA WHIP | | |
| Steve Barber, L (1,1) ERA: 1.13 Stu Miller, R (9,1) ERA | 8.0 W 30 7 1 1 3 3 0 0 0 0 0 33 45 1.12 1.250 | 8.0 W 30 7 1 1 3 3 0 0 0 0 0 33 45 1.12 1.250 | 8.0 W 30 7 1 1 3 3 0 0 0 0 0 33 45 1.12 1.250 | 8.0 W 30 7 1 1 3 3 0 0 0 0 0 33 45 1.12 1.250 | 8.0 W 30 7 1 1 3 3 0 0 0 0 0 33 45 1.12 1.250 | 8.0 W 30 7 1 1 3 3 0 0 0 0 0 33 45 1.12 1.250 | 8.0 W 30 7 1 1 3 3 0 0 0 0 0 33 45 1.12 1.250 | 8.0 W 30 7 1 1 3 3 0 0 0 0 0 33 45 1.12 1.250 | 8.0 W 30 7 1 1 3 3 0 0 0 0 0 33 45 1.12 1.250 | 8.0 W 30 7 1 1 3 3 0 0 0 0 0 33 45 1.12 1.250 | 8.0 W 30 7 1 1 3 3 0 0 0 0 0 33 45 1.12 1.250 | 8.0 W 30 7 1 1 3 3 0 0 0 0 0 33 45 1.12 1.250 | 8.0 W 30 7 1 1 3 3 0 0 0 0 0 33 45 1.12 1.250 | 8.0 W 30 7 1 1 3 3 0 0 0 0 0 33 45 1.12 1.250 | 8.0 W 30 7 1 1 3 3 0 0 0 0 0 33 45 1.12 1.250 | 8.0 W 30 7 1 1 3 3 0 0 0 0 0 33 45 1.12 1.250 | 8.0 W 30 7 1 1 3 3 0 0 0 0 0 33 45 1.12 1.250 | 8.0 W 30 7 1 1 3 3 0 0 0 0 0 33 45 1.12 1.250 | 8.0 W 30 7 1 1 3 3 0 0 0 0 0 33 45 1.12 1.250 | 8.0 W 30 7 1 1 3 3 0 0 0 0 0 33 45 1.12 1.250 | 8.0 W 30 7 1 1 3 3 0 0 0 0 0 33 45 1.12 1.250 |



| Batter | 1 | 2 | 3 | 4 | 5 | 6 | 7 | 8 | 9 | AB | R | H | RBI | BB | SO | LOB | TOP | | | | | | | | | | | | | | | | | |
|--|---|---------------------------------|------------------------------|---------------------------------|------------------------------|---------------------------------|------------------------------|---------------------------------|------------------------------|---------------------------------|------------------------------|---------------------------------|------------------------------|---------------------------------|------------------------------|---------------------------------|--|------------------------------------|-------------------------|--------|--|--|--|--|--|--|--|--|--|--|--|--|--|--|
| Mary Breeding, R (1,4) Jim King, L (7,PH) Chuck Cottier, R (7,4) | F5 | | 1-3 | | | F7 | FC9-6 | | | 3 | 0 | 0 | 0 | 0 | 0 | 1 | <p>Washington Senators @ Baltimore Orioles</p> <p>Memorial Stadium, Baltimore, MD</p> <p>Wed Apr 10 1963, 3:33 AM EST</p> <p>Att: 26,859 - Unknown</p> <p>livebaseballscores.com</p> | | | | | | | | | | | | | | | | | |
| Chuck Hinton, R (1,9) OBP: 0.250, SLG: 0.250 | 4-3 1B | | | F3 | | 1B | | P6 | | 4 | 0 | 2 | 0 | 0 | 0 | 0 | | | | | | | | | | | | | | | | | | |
| Minnie Minoso, R (1,7) OBP: 0.375, SLG: 0.375 Jim Piersall, R (8,8) | 4-3 1-2 | | | 5-3 | | 4-3 | | F8 | | 4 | 0 | 0 | 0 | 0 | 0 | 3 | | | | | | | | | | | | | | | | | | |
| Don Lock, R (1,8) OBP: 0.375, SLG: 0.429 | F3 | | | 1-3 | | | | 2B | K | 4 | 1 | 1 | 0 | 0 | 1 | 1 | | | | | | | | | | | | | | | | | | |
| Bobo Osborne, L (1,5) OBP: 0.375, SLG: 0.500 | | G3 | | | 1-3 | | | | K | 4 | 1 | 1 | 1 | 0 | 1 | 0 | | | | | | | | | | | | | | | | | | |
| Don Lepert, R (1,2) OBP: 0.286, SLG: 0.429 | F9 | | | 5-3 | | 6-3 | | | P5 | 4 | 0 | 0 | 0 | 0 | 0 | 1 | | | | | | | | | | | | | | | | | | |
| Tom Brown, S (1,3) | P5 | | | | K | | | F9 | F7 | 4 | 0 | 0 | 0 | 0 | 1 | 1 | | | | | | | | | | | | | | | | | | |
| Ed Brinkman, R (1,6) OBP: 0.333, SLG: 0.333 | | | | | | P4 | | | 1B | 3 | 0 | 2 | 1 | 0 | 0 | 0 | | | | | | | | | | | | | | | | | | |
| Claude Osteen, L (1,1) OBP: 0.667, SLG: 0.667 Steve Hamilton, L (9,1) Jim Hannan, R (9,1) | | | 4-3 | | | 1B | | | 1B | 3 | 0 | 2 | 0 | 0 | 0 | 0 | | | | | | | | | | | | | | | | | | |
| | | | | | | 1B | | | 1B | 0 | 0 | 0 | 0 | 0 | 0 | 0 | | | | | | | | | | | | | | | | | | |
| | | | | | | 1B | | | 1B | 0 | 0 | 0 | 0 | 0 | 0 | 0 | | | | | | | | | | | | | | | | | | |
| Inning Stats | R: 0 E: 0 K: 0 S: 4 | H: 1 LOB: 1 BB: 0 P: 4 | R: 0 E: 0 K: 0 S: 3 | H: 0 LOB: 0 BB: 0 P: 3 | R: 0 E: 0 K: 0 S: 3 | H: 1 LOB: 0 BB: 0 P: 3 | R: 0 E: 0 K: 0 S: 5 | H: 0 LOB: 0 BB: 0 P: 5 | R: 0 E: 0 K: 1 S: 5 | H: 2 LOB: 2 BB: 0 P: 5 | R: 2 E: 0 K: 0 S: 7 | H: 4 LOB: 2 BB: 0 P: 7 | R: 0 E: 0 K: 1 S: 5 | H: 0 LOB: 0 BB: 0 P: 5 | R: 0 E: 0 K: 1 S: 5 | H: 0 LOB: 0 BB: 0 P: 5 | 1B: 6 2B: 2 3B: 0 HR: 0 | SF: 0 SAC: 0 DP: 0 HBP: 0 | WP: 0 PB: 0 CS: 0 | PA: 34 | | | | | | | | | | | | | | |
| PITCHER | IP WLS BF H R ER SO BB IBB HBP BLK WP HR S P ERA WHIP | | | | | | | | | | | | | | | | | | | | | | | | | | | | | | | | | |
| Robin Roberts, R (1,1) ERA: 2.7 | 6.2 | 27 | 8 | 2 | 2 | 1 | 0 | 0 | 0 | 0 | 0 | 0 | 0 | 0 | 29 | 29 | 2.70 | 1.200 | | | | | | | | | | | | | | | | |
| Dick Hall, R (7,1) ERA: | 1.1 | 4 | 0 | 0 | 0 | 1 | 0 | 0 | 0 | 0 | 0 | 0 | 0 | 0 | 6 | 6 | 0.00 | 0.000 | | | | | | | | | | | | | | | | |
| Wes Stock, R (9,1) ERA: | 1.0 | W 3 | 0 | 0 | 0 | 1 | 0 | 0 | 0 | 0 | 0 | 0 | 0 | 5 | 5 | 0.00 | 0.000 | | | | | | | | | | | | | | | | | |


| Batter | 1 | 2 | 3 | 4 | 5 | 6 | 7 | 8 | 9 | AB | R | H | RBI | BB | SO | LOB | BOTTOM | | | | | | | | | | | | | | | | | |
|---|---|---------------------------------|------------------------------|---------------------------------|------------------------------|---------------------------------|------------------------------|---------------------------------|------------------------------|---------------------------------|------------------------------|---------------------------------|------------------------------|---------------------------------|------------------------------|---------------------------------|--|----------------------------------|----------------------------------|------------------------------------|-------------------------|--------|--|--|--|--|--|--|--|--|--|--|--|--|
| Luis Aparicio, R (1,6) | G6-4-3 BB | | 2-3 | | | 1-3 | | P4 | | 3 | 0 | 0 | 0 | 1 | 0 | 1 | <p>Washington Senators @ Baltimore Orioles</p> <p>Memorial Stadium, Baltimore, MD</p> <p>Wed Apr 10 1963, 3:33 AM EST</p> <p>Att: 26,859 - Unknown</p> <p>livebaseballscores.com</p> | | | | | | | | | | | | | | | | | |
| Jackie Brandt, R (1,8) OBP: 0.250, SLG: 0.625 | G6-4-3 1-2 | | 5-3 | | | 1B | | | HR | 4 | 1 | 2 | 1 | 0 | 0 | 2 | | | | | | | | | | | | | | | | | | |
| Brooks Robinson, R (1,5) OBP: 0.375, SLG: 0.167 | 6-3 | | | | | F9 | | | 1B | 3 | 1 | 0 | 0 | 1 | 1 | 1 | | | | | | | | | | | | | | | | | | |
| Jim Gentile, L (1,3) OBP: 0.375, SLG: 0.714 Bob Saverine, S (9,PR) | | 1B FC3-2 BB | | F9 | | G3 | | | BB | 3 | 0 | 1 | 0 | 1 | 0 | 1 | | | | | | | | | | | | | | | | | | |
| Al Smith, R (1,9) OBP: 0.500, SLG: 0.571 | | FC3-2 1B | | | | K | | E4 FC3-6 | BB | 4 | 0 | 2 | 0 | 0 | 1 | 0 | | | | | | | | | | | | | | | | | | |
| Boog Powell, L (1,7) OBP: 0.250, SLG: 0.571 | | FC3-2 L4-3 | | | | F8 | | FC3-6 G5-4-3 | 1B | 3 | 0 | 0 | 1 | 1 | 0 | 3 | | | | | | | | | | | | | | | | | | |
| Jerry Adair, R (1,4) OBP: 0.250, SLG: 0.286 | | L4-3 | | | | K | | G5-4-3 | SF8 | 3 | 0 | 0 | 1 | 0 | 1 | 3 | | | | | | | | | | | | | | | | | | |
| Dick Brown, R (1,2) OBP: 0.429, SLG: 0.500 | | | | SH1-4 2B | | | | | | 3 | 0 | 2 | 0 | 0 | 0 | 0 | | | | | | | | | | | | | | | | | | |
| Robin Roberts, S (1,1) Dick Hall, R (7,1) Bob Johnson, R (8,PH) Wes Stock, R (9,1) | | | | SH1-4 | | | | | | 1 | 0 | 0 | 0 | 0 | 0 | 1 | | | | | | | | | | | | | | | | | | |
| | | | | | | 4-3 | | | | 0 | 0 | 0 | 0 | 0 | 0 | 0 | | | | | | | | | | | | | | | | | | |
| | | | | | | | | | | 1 | 0 | 0 | 0 | 0 | 0 | 0 | | | | | | | | | | | | | | | | | | |
| | | | | | | | | | | 0 | 0 | 0 | 0 | 0 | 0 | 0 | | | | | | | | | | | | | | | | | | |
| | | | | | | | | | | 0 | 0 | 0 | 0 | 0 | 0 | 0 | | | | | | | | | | | | | | | | | | |
| Inning Stats | R: 0 E: 0 K: 0 S: 2 | H: 0 LOB: 1 BB: 1 P: 6 | R: 0 E: 0 K: 0 S: 3 | H: 1 LOB: 1 BB: 1 P: 7 | R: 0 E: 0 K: 0 S: 4 | H: 1 LOB: 1 BB: 0 P: 4 | R: 0 E: 0 K: 2 S: 7 | H: 0 LOB: 0 BB: 0 P: 7 | R: 0 E: 0 K: 1 S: 6 | H: 1 LOB: 1 BB: 0 P: 6 | R: 0 E: 0 K: 0 S: 4 | H: 0 LOB: 0 BB: 0 P: 4 | R: 0 E: 0 K: 0 S: 3 | H: 0 LOB: 0 BB: 0 P: 3 | R: 0 E: 0 K: 0 S: 3 | H: 0 LOB: 0 BB: 0 P: 3 | R: 3 E: 0 K: 0 S: 4 | H: 3 LOB: 2 BB: 2 P: 12 | 1B: 5 2B: 2 3B: 0 HR: 1 | SF: 1 SAC: 1 DP: 3 HBP: 0 | WP: 0 PB: 0 CS: 0 | PA: 34 | | | | | | | | | | | | |
| PITCHER | IP WLS BF H R ER SO BB IBB HBP BLK WP HR S P ERA WHIP | | | | | | | | | | | | | | | | | | | | | | | | | | | | | | | | | |
| Claude Osteen, L (1,1) ERA: 2.25 | 8.0 | 30 | 5 | 2 | 2 | 3 | 3 | 0 | 0 | 0 | 0 | 0 | 0 | 0 | 33 | 45 | 2.25 | 1.000 | | | | | | | | | | | | | | | | |
| Steve Hamilton, L (9,1) ERA: 9.0 | 0.0 | L 3 | 2 | 0 | 0 | 0 | 1 | 0 | 0 | 0 | 0 | 0 | 0 | 2 | 6 | ∞ | ∞ | | | | | | | | | | | | | | | | | |
| Jim Hannan, R (9,1) ERA: | 0.1 | 1 | 0 | 1 | 1 | 0 | 0 | 0 | 0 | 0 | 0 | 0 | 0 | 1 | 1 | 27.00 | 0.000 | | | | | | | | | | | | | | | | | |


| Batter | 1 | 2 | 3 | 4 | 5 | 6 | 7 | 8 | 9 | AB | R | H | RBI | BB | SO | LOB | TOP | | | | | |
|--|---|---------------------------------|------------------------------|---------------------------------|------------------------------|---------------------------------|------------------------------|---------------------------------|------------------------------|---------------------------------|------------------------------|---------------------------------|------------------------------|---------------------------------|------------------------------|---------------------------------|--|---------------------------------|----------------------------------|------------------------------------|----------------------------------|--------|
| Luis Aparicio, R (1.6) | B2-3 | | G4-6-3 | | 1-3 | | | K | | 4 | 0 | 0 | 0 | 0 | 1 | 3 | Baltimore Orioles @ New York Yankees Yankee Stadium, Bronx, NY Thu Apr 11 1963, 3:33 AM EST Att: 30,374 - Unknown - 50 F | | | | | |
| Jackie Brandt, R (1.8) OBP: 0.167, SLG: 0.417 | K | | | 1-3 | F4 | | | K | | 4 | 0 | 0 | 0 | 0 | 2 | 2 | | | | | | |
| Brooks Robinson, R (1.5) OBP: 0.250, SLG: 0.100 | F8 | | | F9 | | F7 | | 1-3 | | 4 | 0 | 0 | 0 | 0 | 0 | 0 | | | | | | |
| Jim Gentile, L (1.3) OBP: 0.250, SLG: 0.455 | | K | | F9 | | F9 | | | 1-3 | 4 | 0 | 0 | 0 | 0 | 1 | 0 | | | | | | |
| Al Smith, R (1.9) OBP: 0.500, SLG: 0.500 | | F2 | | | | HR | L8 | | 1B | 3 | 1 | 1 | 0 | 1 | 0 | 0 | | | | | | |
| Boog Powell, L (1.7) OBP: 0.417, SLG: 1.182 Russ Snyder, L (9.7) | | 4-3 | | | | HR | | | FC1-2 | 4 | 2 | 3 | 3 | 0 | 0 | 0 | | | | | | |
| Jerry Adair, R (1.4) OBP: 0.333, SLG: 0.455 | | | | 1B | 2B | SH3-4 | 1B | | FC1-2 | 4 | 1 | 2 | 0 | 0 | 1 | 2 | | | | | | |
| Dick Brown, R (1.2) OBP: 0.455, SLG: 0.500 | | | | | | | | | FC1-2 | 4 | 0 | 2 | 1 | 0 | 0 | 2 | | | | | | |
| Milt Pappas, R (1.1) | | | | K | | SH3-4 | | | | 2 | 0 | 0 | 0 | 0 | 2 | 1 | | | | | | |
| Inning Stats | R: 0 E: 0 K: 1 S: 5 | H: 0 LOB: 0 BB: 0 P: 5 | R: 0 E: 0 K: 1 S: 5 | H: 0 LOB: 0 BB: 0 P: 5 | R: 1 E: 0 K: 1 S: 6 | H: 2 LOB: 0 BB: 0 P: 6 | R: 0 E: 0 K: 0 S: 3 | H: 0 LOB: 0 BB: 0 P: 3 | R: 2 E: 0 K: 0 S: 7 | H: 4 LOB: 2 BB: 0 P: 7 | R: 0 E: 0 K: 0 S: 3 | H: 0 LOB: 0 BB: 0 P: 3 | R: 1 E: 0 K: 2 S: 8 | H: 1 LOB: 0 BB: 0 P: 8 | R: 0 E: 0 K: 2 S: 7 | H: 0 LOB: 0 BB: 0 P: 7 | R: 0 E: 0 K: 0 S: 4 | H: 1 LOB: 2 BB: 1 P: 8 | 1B: 5 2B: 1 3B: 0 HR: 2 | SF: 0 SAC: 1 DP: 1 HBP: 0 | WP: 0 PB: 0 SB: 0 CS: 0 | PA: 35 |
| PITCHER | IP WLS BF H R ER SO BB IBB HBP BLK WP HR S P ERA WHIP | | | | | | | | | | | | | | | | | | | | | |
| Whitey Ford, L (1.1) ERA: 5.4 | 5.0 L 20 6 3 3 3 0 0 0 0 0 1 26 26 5.40 1.200 | | | | | | | | | | | | | | | | | | | | | |
| Bill Kunkel, R (6.1) ERA: 4.5 | 2.0 7 1 1 1 2 0 0 0 0 0 1 11 11 4.50 0.500 | | | | | | | | | | | | | | | | | | | | | |
| Hal Reniff, R (8.1) ERA: | 2.0 8 1 0 0 2 1 0 0 0 0 0 0 11 15 0.00 1.000 | | | | | | | | | | | | | | | | | | | | | |

| Batter | 1 | 2 | 3 | 4 | 5 | 6 | 7 | 8 | 9 | AB | R | H | RBI | BB | SO | LOB | BOTTOM | | | | | |
|--|---|---------------------------------|------------------------------|---------------------------------|------------------------------|---------------------------------|------------------------------|---------------------------------|------------------------------|----------------------------------|------------------------------|----------------------------------|------------------------------|---------------------------------|------------------------------|---------------------------------|--|---------------------------------|----------------------------------|------------------------------------|----------------------------------|--------|
| Tony Kubek, L (1.6) OBP: 0.214, SLG: 0.214 | F5 | | F8 | | F8 | | 3-1 | | | 4 | 0 | 0 | 0 | 0 | 0 | 3 | Baltimore Orioles @ New York Yankees Yankee Stadium, Bronx, NY Thu Apr 11 1963, 3:33 AM EST Att: 30,374 - Unknown - 50 F | | | | | |
| Bobby Richardson, R (1.4) OBP: 0.214, SLG: 0.429 | F9 | | | F3 | | 1-3 | | F8 | | 4 | 0 | 0 | 0 | 0 | 0 | 0 | | | | | | |
| Tom Tresh, S (1.7) OBP: 0.444, SLG: 0.400 | F5 | | | F7 | | 1B | BB | L1-6 | BB | 2 | 0 | 0 | 0 | 2 | 0 | 0 | | | | | | |
| Mickey Mantle, S (1.8) OBP: 0.583, SLG: 1.091 | | | | | | HR | | E3 | | 3 | 1 | 2 | 1 | 1 | 0 | 1 | | | | | | |
| Joe Pepitone, L (1.3) OBP: 0.308, SLG: 0.846 | | FC3-6 | | G3 | | | | L1-6 | | 4 | 0 | 1 | 0 | 0 | 0 | 3 | | | | | | |
| Elston Howard, R (1.2) OBP: 0.333, SLG: 0.909 | | L7 | | | | SH3-4 | BB | G4-6-3 | | 3 | 0 | 0 | 0 | 0 | 0 | 4 | | | | | | |
| Hector Lopez, R (1.9) OBP: 0.250, SLG: 0.100 | | | | | | | | K | | 3 | 0 | 0 | 0 | 1 | 2 | 1 | | | | | | |
| Clete Boyer, R (1.5) OBP: 0.455, SLG: 0.545 | | | | | | | | | F4 | 3 | 0 | 2 | 0 | 0 | 0 | 0 | | | | | | |
| Whitey Ford, L (1.1) Johnny Blanchard, L (5.9) Bill Kunkel, R (6.1) Dale Long, L (7.9) Pedro Gonzalez, R (7.9) Hal Reniff, R (8.1) Yogi Berra, L (9.9) | | | | | | | | | | 1 | 0 | 0 | 0 | 0 | 0 | 1 | | | | | | |
| Inning Stats | R: 0 E: 0 K: 0 S: 3 | H: 0 LOB: 0 BB: 0 P: 3 | R: 0 E: 0 K: 1 S: 6 | H: 1 LOB: 1 BB: 0 P: 6 | R: 0 E: 0 K: 0 S: 3 | H: 1 LOB: 0 BB: 0 P: 3 | R: 1 E: 0 K: 0 S: 4 | H: 1 LOB: 0 BB: 0 P: 4 | R: 0 E: 0 K: 1 S: 5 | H: 0 LOB: 2 BB: 1 P: 10 | R: 0 E: 0 K: 0 S: 3 | H: 1 LOB: 2 BB: 2 P: 11 | R: 0 E: 0 K: 1 S: 5 | H: 0 LOB: 1 BB: 1 P: 9 | R: 0 E: 1 K: 0 S: 3 | H: 0 LOB: 1 BB: 1 P: 7 | R: 0 E: 0 K: 1 S: 6 | H: 1 LOB: 1 BB: 0 P: 6 | 1B: 4 2B: 1 3B: 0 HR: 1 | SF: 0 SAC: 1 DP: 3 HBP: 1 | WP: 0 PB: 0 SB: 0 CS: 0 | PA: 36 |
| PITCHER | IP WLS BF H R ER SO BB IBB HBP BLK WP HR S P ERA WHIP | | | | | | | | | | | | | | | | | | | | | |
| Milt Pappas, R (1.1) ERA: 1.0 | 9.0 W 36 5 1 1 4 5 0 1 0 0 1 38 59 1.00 1.111 | | | | | | | | | | | | | | | | | | | | | |

| Batter | 1 | 2 | 3 | 4 | 5 | 6 | 7 | 8 | 9 | AB | R | H | RBI | BB | SO | LOB | TOP | | | | | | | | | |
|--|------------------------------|---------------------------------|-------------------------------------|----------------------------------|------------------------------|---------------------------------|------------------------------|---------------------------------|------------------------------|---------------------------------|------------------------------|---------------------------------|------------------------------|---------------------------------|------------------------------|---------------------------------|---|------------------------------------|----------------------------------|--------|--|--|--|--|--|--|
| Luis Aparicio, R OBP: 0.250, SLG: 0.267 (1, 6) | | | | | | | | | | 4 | 0 | 3 | 0 | 0 | 0 | 0 | <p>Baltimore Orioles @ New York Yankees Yankee Stadium, Bronx, NY</p> <p>Sat Apr 13 1963, 3:33 AM EST Att: 22,899 - Unknown - 62 F</p> <p>livebaseballscores.com</p> <p>AB 31 R 1 H 5 RBI 1 BB 2 SO 5 LOB 13</p> | | | | | | | | | |
| Jackie Brandt, R OBP: 0.188, SLG: 0.333 (1, 8) | | | | | | | | | | 3 | 0 | 0 | 0 | 1 | 2 | 2 | | | | | | | | | | |
| Brooks Robinson, R OBP: 0.250, SLG: 0.143 (1, 5) | | | | | | | | | | 4 | 0 | 1 | 0 | 0 | 0 | 4 | | | | | | | | | | |
| Jim Gentile, L OBP: 0.188, SLG: 0.333 (1, 3) | | | | | | | | | | 4 | 0 | 0 | 0 | 0 | 1 | 4 | | | | | | | | | | |
| Al Smith, R OBP: 0.500, SLG: 0.692 (1, 9) | | | | | | | | | | 3 | 1 | 1 | 1 | 1 | 0 | 0 | | | | | | | | | | |
| Boog Powell, L OBP: 0.313, SLG: 0.867 (1, 7) | | | | | | | | | | 4 | 0 | 0 | 0 | 0 | 0 | 1 | | | | | | | | | | |
| Jerry Adair, R OBP: 0.267, SLG: 0.357 (1, 4) | | | | | | | | | | 3 | 0 | 0 | 0 | 0 | 1 | 1 | | | | | | | | | | |
| Dick Brown, R OBP: 0.357, SLG: 0.385 (1, 2) | | | | | | | | | | 3 | 0 | 0 | 0 | 0 | 0 | 1 | | | | | | | | | | |
| Steve Barber, L (1, 1) | | | | | | | | | | 1 | 0 | 0 | 0 | 0 | 1 | 0 | | | | | | | | | | |
| Bob Saverine, S (6, PH) | | | | | | | | | | 1 | 0 | 0 | 0 | 0 | 0 | 0 | | | | | | | | | | |
| Dick Hall, R (6, PH) | | | | | | | | | | 0 | 0 | 0 | 0 | 0 | 0 | 0 | | | | | | | | | | |
| Russ Snyder, L (8, PH) | | | | | | | | | | 1 | 0 | 0 | 0 | 0 | 0 | 0 | | | | | | | | | | |
| Wes Stock, R (8, 1) | | | | | | | | | | 0 | 0 | 0 | 0 | 0 | 0 | 0 | | | | | | | | | | |
| Inning Stats | R: 0 E: 0 K: 2 S: 8 | H: 1 LOB: 1 BB: 0 P: 8 | R: 0 E: 0 K: 1 S: 5 | H: 0 LOB: 0 BB: 0 P: 5 | R: 0 E: 0 K: 1 S: 5 | H: 0 LOB: 0 BB: 0 P: 5 | R: 0 E: 1 K: 0 S: 4 | H: 1 LOB: 0 BB: 1 P: 4 | R: 1 E: 0 K: 0 S: 4 | H: 1 LOB: 0 BB: 0 P: 4 | R: 0 E: 1 K: 0 S: 3 | H: 0 LOB: 1 BB: 1 P: 7 | R: 0 E: 0 K: 0 S: 4 | H: 1 LOB: 0 BB: 0 P: 4 | R: 0 E: 0 K: 0 S: 3 | H: 0 LOB: 0 BB: 0 P: 3 | 1B: 3 2B: 2 3B: 0 HR: 1 | SF: 0 SAC: 0 DP: 1 HBP: 0 | WP: 0 PB: 0 SB: 1 CS: 0 | PA: 33 | | | | | | |
| PITCHER Ralph Terry, R ERA: 1.5 (1, 1) | IP: 9.0 WLS: W BF: 33 | H: 5 R: 1 ER: 1 SO: 5 | BB: 2 IBB: 0 HBP: 0 BLK: 0 | WP: 0 HR: 1 S: 41 P: 49 | ERA: 1.00 WHIP: 0.778 | | | | | | | | | | | ERA: 1.00 WHIP: 0.778 | | | | | | | | | | |

| Batter | 1 | 2 | 3 | 4 | 5 | 6 | 7 | 8 | 9 | AB | R | H | RBI | BB | SO | LOB | BOTTOM | | | | | | | | | |
|---|------------------------------|---------------------------------|-------------------------------------|----------------------------------|------------------------------|---------------------------------|------------------------------|---------------------------------|------------------------------|---------------------------------|------------------------------|---------------------------------|------------------------------|---------------------------------|------------------------------|---------------------------------|--|----------------------------------|------------------------------------|----------------------------------|--------|--|--|--|--|--|
| Tony Kubek, L OBP: 0.222, SLG: 0.222 (1, 6) | | | | | | | | | | 4 | 2 | 1 | 0 | 0 | 2 | 1 | <p>Baltimore Orioles @ New York Yankees Yankee Stadium, Bronx, NY</p> <p>Sat Apr 13 1963, 3:33 AM EST Att: 22,899 - Unknown - 62 F</p> <p>livebaseballscores.com</p> <p>AB 31 R 6 H 7 RBI 5 BB 1 SO 7 LOB 7</p> | | | | | | | | | |
| Bobby Richardson, R OBP: 0.222, SLG: 0.389 (1, 4) | | | | | | | | | | 4 | 1 | 1 | 0 | 0 | 0 | 2 | | | | | | | | | | |
| Tom Tresh, S OBP: 0.615, SLG: 1.222 (1, 7) | | | | | | | | | | 4 | 1 | 4 | 4 | 0 | 0 | 0 | | | | | | | | | | |
| Mickey Mantle, S OBP: 0.538, SLG: 1.000 Jack Reed, R OBP: 0.250, SLG: 0.250 (2, 8) | | | | | | | | | | 1 | 0 | 0 | 0 | 0 | 0 | 1 | | | | | | | | | | |
| Elston Howard, R OBP: 0.313, SLG: 0.714 (1, 2) | | | | | | | | | | 3 | 0 | 0 | 0 | 1 | 2 | 0 | | | | | | | | | | |
| Clete Boyer, R OBP: 0.400, SLG: 0.667 (1, 5) | | | | | | | | | | 4 | 1 | 1 | 1 | 0 | 0 | 1 | | | | | | | | | | |
| Hector Lopez, R OBP: 0.200, SLG: 0.077 (1, 9) | | | | | | | | | | 3 | 0 | 0 | 0 | 0 | 1 | 0 | | | | | | | | | | |
| Joe Pepitone, L OBP: 0.250, SLG: 0.688 (1, 3) | | | | | | | | | | 3 | 1 | 0 | 0 | 0 | 0 | 0 | | | | | | | | | | |
| Ralph Terry, R (1, 1) | | | | | | | | | | 2 | 0 | 0 | 0 | 0 | 2 | 0 | | | | | | | | | | |
| Inning Stats | R: 2 E: 1 K: 1 S: 7 | H: 3 LOB: 0 BB: 0 P: 7 | R: 1 E: 0 K: 1 S: 6 | H: 1 LOB: 0 BB: 0 P: 6 | R: 0 E: 0 K: 0 S: 3 | H: 0 LOB: 0 BB: 0 P: 3 | R: 2 E: 2 K: 0 S: 6 | H: 1 LOB: 1 BB: 0 P: 6 | R: 0 E: 0 K: 2 S: 7 | H: 0 LOB: 0 BB: 0 P: 7 | R: 0 E: 0 K: 2 S: 7 | H: 0 LOB: 0 BB: 0 P: 7 | R: 1 E: 0 K: 0 S: 4 | H: 1 LOB: 1 BB: 1 P: 8 | R: 0 E: 0 K: 0 S: 4 | H: 0 LOB: 0 BB: 0 P: 3 | | 1B: 3 2B: 2 3B: 0 HR: 2 | SF: 0 SAC: 1 DP: 1 HBP: 0 | WP: 0 PB: 0 SB: 0 CS: 0 | PA: 33 | | | | | |
| PITCHER Steve Barber, L ERA: 2.08 Dick Hall, R ERA Wes Stock, R ERA: 4.5 (1, 1) | IP: 5.0 WLS: L BF: 22 | H: 6 R: 5 ER: 2 SO: 3 | BB: 0 IBB: 0 HBP: 0 BLK: 0 | WP: 0 HR: 1 S: 28 P: 28 | ERA: 3.60 WHIP: 1.200 | | | | | | | | | | | ERA: 3.60 WHIP: 1.200 | | | | | | | | | | |

| Batter | 1 | 2 | 3 | 4 | 5 | 6 | 7 | 8 | 9 | AB | R | H | RBI | BB | SO | LOB | TOP | | | | | |
|--|--|---------------------------------|------------------------------|---------------------------------|------------------------------|---------------------------------|------------------------------|---------------------------------|------------------------------|---------------------------------|------------------------------|---------------------------------|------------------------------|----------------------------------|------------------------------|---|--|------------------------------|---------------------------------|----------------------------------|------------------------------------|----------------------------------|
| Luis Aparicio, R OBP: 0.300, SLG: 0.368 (1, 6) | 0-0 1-3 | | 0-0 6-3 | | | 0-0 2B | | 0-0 FC4-6 1B | | 4 | 0 | 2 | 0 | 0 | 0 | 0 | <p>Baltimore Orioles @ New York Yankees Yankee Stadium, Bronx, NY Sun Apr 14 1963, 3:33 AM EST Att: 18,638 - Unknown - 60 F</p> <p>livebaseballscores.com</p> <p>AB 31 R 1 H 5 RBI 1 BB 3 SO 8 LOB 15</p>  | | | | | |
| Russ Snyder, L (1, 8) | 0-0 1-3 | | | 0-3 K | | 0-0 5-3 | | 0-0 FC4-6 G3 | | 4 | 0 | 0 | 0 | 0 | 1 | 2 | | | | | | |
| Brooks Robinson, R OBP: 0.250, SLG: 0.118 (1, 5) | 0-0 5-3 | | | 0-0 F7 | | 4-0 G4-6-3 BB | | 0-0 G3 | | 3 | 0 | 0 | 0 | 1 | 0 | 1 | | | | | | |
| Jim Gentile, L OBP: 0.150, SLG: 0.263 (1, 3) | | 0-0 F8 | | 0-3 K | | 0-0 G4-6-3 BB | | 0-0 3-1 | | 4 | 0 | 0 | 0 | 0 | 1 | 3 | | | | | | |
| Al Smith, R OBP: 0.450, SLG: 0.588 (1, 9) | | 0-3 K | | | 0-0 F4 | | 0-0 BB 1B | | 0-0 6-3 | | 4 | 0 | 1 | 0 | 0 | 1 | | 0 | | | | |
| Boog Powell, L OBP: 0.400, SLG: 0.941 (1, 7) | | 4-0 BB | | | 0-0 3B | | 4-0 1-2 BB | | 0-0 F7 | | 2 | 1 | 1 | 0 | 2 | 0 | | 0 | | | | |
| Jerry Adair, R OBP: 0.263, SLG: 0.444 (1, 4) | | 0-0 4-3 | | | 0-0 3B | | 0-3 K | | 0-0 F2 | | 4 | 0 | 1 | 1 | 0 | 1 | | 3 | | | | |
| Dick Brown, R OBP: 0.294, SLG: 0.313 (1, 2) | | | 0-3 K | | 0-3 K | | 0-3 K | | | | 3 | 0 | 0 | 0 | 0 | 3 | | 3 | | | | |
| Chuck Estrada, R Buster Narum, R Bob Saverine, S Pete Burnside, R Dave McNally, R Charlie Lau, L Stu Miller, R (1, 1) (3, 1) (5, PH) (5, 1) (6, 1) (7, PH) (7, 1) | | | 0-0 4-3 | | 0-3 K | | 0-0 L9 | | | | 1 | 0 | 0 | 0 | 0 | 0 | | 0 | | | | |
| Inning Stats | R: 0 E: 0 K: 0 S: 3 | H: 0 LOB: 0 BB: 0 P: 3 | R: 0 E: 0 K: 1 S: 5 | H: 0 LOB: 1 BB: 1 P: 9 | R: 0 E: 0 K: 1 S: 5 | H: 0 LOB: 0 BB: 0 P: 5 | R: 0 E: 0 K: 2 S: 7 | H: 0 LOB: 0 BB: 0 P: 7 | R: 1 E: 0 K: 2 S: 9 | H: 2 LOB: 1 BB: 0 P: 9 | R: 0 E: 0 K: 0 S: 3 | H: 1 LOB: 1 BB: 1 P: 7 | R: 0 E: 0 K: 2 S: 8 | H: 1 LOB: 2 BB: 1 P: 12 | R: 0 E: 0 K: 0 S: 4 | H: 1 LOB: 1 BB: 0 P: 4 | | R: 0 E: 0 K: 0 S: 3 | H: 0 LOB: 0 BB: 0 P: 3 | 1B: 2 2B: 1 3B: 2 HR: 0 | SF: 0 SAC: 0 DP: 1 HBP: 0 | WP: 0 PB: 0 SB: 0 CS: 0 |
| PITCHER Stan Williams, R ERA: 1.0 (1, 1) | IP: 9.0 WLS: W BF: 34 H: 5 R: 1 ER: 1 SO: 8 BB: 3 IBB: 0 HBP: 0 BLK: 0 WP: 0 HR: 0 S: 47 P: 59 ERA: 1.00 WHIP: 0.889 | | | | | | | | | | | | | | | PITCHER IP: WLS: BF: H: R: ER: SO: BB: IBB: HBP: BLK: WP: HR: S: P: ERA: WHIP | | | | | | |

| Batter | 1 | 2 | 3 | 4 | 5 | 6 | 7 | 8 | 9 | AB | R | H | RBI | BB | SO | LOB | BOTTOM | | | |
|---|---|----------------------------------|------------------------------|---------------------------------|------------------------------|----------------------------------|------------------------------|---------------------------------|------------------------------|----------------------------------|------------------------------|---------------------------------|------------------------------|---------------------------------|------------------------------|---|--|----------------------------------|------------------------------------|----------------------------------|
| Tony Kubek, L OBP: 0.182, SLG: 0.182 (1, 6) | 0-0 F9 | 0-0 F5 | | 0-0 4-3 | | 0-0 F4 | | | | 4 | 0 | 0 | 0 | 0 | 0 | 1 | <p>Baltimore Orioles @ New York Yankees Yankee Stadium, Bronx, NY Sun Apr 14 1963, 3:33 AM EST Att: 18,638 - Unknown - 60 F</p> <p>livebaseballscores.com</p> <p>AB 30 R 5 H 6 RBI 5 BB 6 SO 4 LOB 14</p>  | | | |
| Bobby Richardson, R OBP: 0.227, SLG: 0.333 (1, 4) | 4-0 S 1B BB | | 0-0 F8 | 0-0 F6 | | 0-3 K | | | | 3 | 1 | 0 | 0 | 1 | 1 | 1 | | | | |
| Joe Pepitone, L OBP: 0.250, SLG: 0.600 (1, 3) | 0-0 F8 | | 0-0 BB FC6-4 1B | 0-0 4-3 | | 0-0 4-3 | | | | 4 | 1 | 1 | 0 | 0 | 0 | 2 | | | | |
| Tom Tresh, S OBP: 0.647, SLG: 1.091 (1, 8) (8, 7) | 4-0 1B 1-2 1B BB | | 4-0 FC6-4 1B BB | | 0-0 S 1B | | 0-0 L8 | | | 2 | 2 | 1 | 0 | 2 | 0 | 0 | | | | |
| Johnny Blanchard, L OBP: 0.400, SLG: 0.250 Jack Reed, R OBP: 0.250, SLG: 0.250 (1, 9) (8, 8) | 0-0 1B | | 4-0 FC6-4 BB | | 0-3 K | | 0-0 1-3 | | | 3 | 0 | 1 | 1 | 1 | 1 | 1 | | | | |
| Elston Howard, R OBP: 0.300, SLG: 0.611 (1, 2) | 0-0 1B | | 0-0 FC6-4 1B BB | | 0-0 F8 | | 0-3 K | | | 4 | 1 | 1 | 2 | 0 | 1 | 3 | | | | |
| Hector Lopez, R OBP: 0.263, SLG: 0.067 (1, 7) (8, 9) | 0-0 1-3 | | 0-0 1B 1-2 BB | | 4-0 1-2 BB | | 0-0 F7 | | | 2 | 0 | 0 | 0 | 2 | 0 | 2 | | | | |
| Clete Boyer, R OBP: 0.368, SLG: 0.579 (1, 5) | | 0-0 F3 | | 0-0 1-2 2H 3H 1B | | 0-0 F7 | | 0-0 1-3 | | 4 | 0 | 1 | 2 | 0 | 0 | 2 | | | | |
| Stan Williams, R OBP: 0.250, SLG: 0.250 (1, 1) | | 0-0 4-3 | | 0-0 4-3 | | 0-0 1B | | 0-3 K | | 4 | 0 | 1 | 0 | 0 | 1 | 2 | | | | |
| Inning Stats | R: 2 E: 0 K: 0 S: 5 | H: 2 LOB: 2 BB: 2 P: 13 | R: 0 E: 0 K: 0 S: 3 | H: 0 LOB: 0 BB: 0 P: 3 | R: 3 E: 0 K: 0 S: 5 | H: 2 LOB: 2 BB: 3 P: 17 | R: 0 E: 0 K: 0 S: 3 | H: 0 LOB: 0 BB: 0 P: 3 | R: 0 E: 0 K: 1 S: 6 | H: 1 LOB: 2 BB: 1 P: 10 | R: 0 E: 0 K: 1 S: 6 | H: 1 LOB: 1 BB: 0 P: 6 | R: 0 E: 0 K: 1 S: 5 | H: 0 LOB: 0 BB: 0 P: 5 | R: 0 E: 0 K: 1 S: 5 | H: 0 LOB: 0 BB: 0 P: 5 | | 1B: 6 2B: 0 3B: 0 HR: 0 | SF: 0 SAC: 0 DP: 0 HBP: 0 | WP: 0 PB: 0 SB: 2 CS: 0 |
| PITCHER Chuck Estrada, R ERA: 16.88 Buster Narum, R ERA: Pete Burnside, L ERA: Dave McNally, L ERA: Stu Miller, R ERA: (1, 1) (3, 1) (5, 1) (6, 1) (7, 1) | IP: 2.2 WLS: L BF: 16 H: 3 R: 5 ER: 5 SO: 5 BB: 5 IBB: 0 HBP: 0 BLK: 0 WP: 0 HR: 0 S: 11 P: 31 ERA: 16.88 WHIP: 3.000 | | | | | | | | | | | | | | | PITCHER IP: WLS: BF: H: R: ER: SO: BB: IBB: HBP: BLK: WP: HR: S: P: ERA: WHIP | | | | |

| Batter | 1 | 2 | 3 | 4 | 5 | 6 | 7 | 8 | 9 | AB | R | H | RBI | BB | SO | LOB | TOP | | | | | |
|--|--|---------------------------------|------------------------------|---------------------------------|------------------------------|---------------------------------|------------------------------|---------------------------------|------------------------------|---------------------------------|------------------------------|---------------------------------|------------------------------|---------------------------------|------------------------------|---------------------------------|---|---------------------------------|----------------------------------|------------------------------------|----------------------------------|--------|
| Luis Aparicio, R (1, 6) OBP: 0.292, SLG: 0.348 | F4 | | | E S 1B | | F8 | | F8 | | 4 | 1 | 1 | 0 | 0 | 0 | 1 | <p>Baltimore Orioles @ Boston Red Sox Fenway Park, Boston, MA Tue Apr 16 1963, 3:33 AM EST Att: 26,161 - Unknown</p> <p>livebaseballscorecards.com</p> | | | | | |
| Jackie Brandt, R (1, 8) OBP: 0.150, SLG: 0.263 | K | | | K | | F8 | | | K | 4 | 0 | 0 | 0 | 0 | 3 | 1 | | | | | | |
| Brooks Robinson, R (1, 5) OBP: 0.250, SLG: 0.143 | 6-3 | | | 1B | | 6-3 | | | F7 | 4 | 0 | 1 | 1 | 0 | 0 | 0 | | | | | | |
| Jim Gentile, L (1, 3) OBP: 0.125, SLG: 0.217 | | K | | F3 | | | | F9 | K | 4 | 0 | 0 | 0 | 0 | 2 | 1 | | | | | | |
| Al Smith, R (1, 9) OBP: 0.435, SLG: 0.550 | | 5-3 | | | | | | F5 | | 3 | 0 | 1 | 0 | 0 | 0 | 0 | | | | | | |
| Boog Powell, L (1, 7) OBP: 0.348, SLG: 0.800 | | K | | | | | | | | 3 | 0 | 0 | 0 | 0 | 1 | 2 | | | | | | |
| Jerry Adair, R (1, 4) OBP: 0.227, SLG: 0.381 | | | L5 | | 6-3 | | | | 6-3 | 3 | 0 | 0 | 0 | 0 | 0 | 0 | | | | | | |
| Dick Brown, R (1, 2) OBP: 0.300, SLG: 0.316 | | | F4 | | | | | | K | 3 | 0 | 1 | 0 | 0 | 1 | 0 | | | | | | |
| Robin Roberts, S (1, 1) OBP: 0.167, SLG: 0.333 | | | K | | L6 | | | | | 2 | 0 | 0 | 0 | 0 | 1 | 0 | | | | | | |
| Russ Snyder, L (8, PH) OBP: 0.167, SLG: 0.333 | | | | | | | | | | 1 | 0 | 1 | 0 | 0 | 0 | 0 | | | | | | |
| Buster Narum, R (8, 1) OBP: 0.167, SLG: 0.333 | | | | | | | | | | 0 | 0 | 0 | 0 | 0 | 0 | 0 | | | | | | |
| Wes Stock, R (8, 1) OBP: 0.167, SLG: 0.333 | | | | | | | | | | 0 | 0 | 0 | 0 | 0 | 0 | 0 | | | | | | |
| Inning Stats | R: 0 E: 0 K: 1 S: 5 | H: 0 LOB: 0 BB: 0 P: 5 | R: 0 E: 0 K: 2 S: 7 | H: 0 LOB: 0 BB: 0 P: 7 | R: 0 E: 0 K: 1 S: 5 | H: 0 LOB: 0 BB: 0 P: 5 | R: 1 E: 0 K: 1 S: 8 | H: 3 LOB: 2 BB: 0 P: 8 | R: 0 E: 0 K: 0 S: 3 | H: 1 LOB: 0 BB: 0 P: 3 | R: 0 E: 0 K: 0 S: 3 | H: 0 LOB: 0 BB: 0 P: 3 | R: 0 E: 0 K: 0 S: 3 | H: 0 LOB: 0 BB: 0 P: 3 | R: 0 E: 0 K: 1 S: 6 | H: 1 LOB: 1 BB: 0 P: 6 | R: 0 E: 0 K: 2 S: 7 | H: 0 LOB: 0 BB: 0 P: 7 | 1B: 4 2B: 1 3B: 0 HR: 0 | SF: 0 SAC: 0 DP: 0 HBP: 0 | WP: 0 PB: 0 SB: 1 CS: 0 | PA: 31 |
| PITCHER Bill Monbouquette, R (1, 1) ERA: 2.57 | IP: 9.0 WLS: W BF: 31 H: 5 R: 1 ER: 1 SO: 8 BB: 0 IBB: 0 HBP: 0 BLK: 0 WP: 0 HR: 0 S: 47 P: 47 ERA: 1.00 WHIP: 0.556 | | | | | | | | | | | | | | | PITCHER | | | | | | |

| Batter | 1 | 2 | 3 | 4 | 5 | 6 | 7 | 8 | 9 | AB | R | H | RBI | BB | SO | LOB | BOTTOM | | | | | |
|--|--|---------------------------------|------------------------------|---------------------------------|------------------------------|---------------------------------|------------------------------|---------------------------------|------------------------------|---------------------------------|------------------------------|---------------------------------|------------------------------|---------------------------------|------------------------------|---------------------------------|---|---------------------------------|----------------------------------|------------------------------------|----------------------------------|--------|
| Chuck Schilling, R (1, 4) OBP: 0.370, SLG: 0.360 | F9 | | | F7 | | E FC2 2B | | 1B | | 3 | 1 | 1 | 0 | 1 | 0 | 0 | <p>Baltimore Orioles @ Boston Red Sox Fenway Park, Boston, MA Tue Apr 16 1963, 3:33 AM EST Att: 26,161 - Unknown</p> <p>livebaseballscorecards.com</p> | | | | | |
| Roman Mejias, R (1, 8) OBP: 0.095, SLG: 0.050 | F6 | | | F7 | | E5 FC2 HR | | F2 | | 4 | 1 | 0 | 1 | 0 | 0 | 2 | | | | | | |
| Carl Yastrzemski, L (1, 7) OBP: 0.400, SLG: 0.593 | 4-3 | | | 4-3 | | 2-3 3-H FC2 HR | | 1B | | 4 | 1 | 1 | 0 | 0 | 0 | 2 | | | | | | |
| Dick Stuart, R (1, 3) OBP: 0.292, SLG: 0.476 | | K | | | 6-3 | | | | | 4 | 1 | 2 | 4 | 0 | 1 | 0 | | | | | | |
| Gary Geiger, L (8, PR) (9, 3) | | | | | | 1-H 2-H HR | | 1B | | 0 | 0 | 0 | 0 | 0 | 0 | 0 | | | | | | |
| Lou Clinton, R (1, 9) OBP: 0.182, SLG: 0.364 | | K | | | 1B | | | F4 | | 4 | 1 | 1 | 0 | 0 | 1 | 2 | | | | | | |
| Frank Malzone, R (1, 5) OBP: 0.286, SLG: 0.316 | | | | | 2B | | | 1-3 | | 3 | 0 | 1 | 0 | 0 | 0 | 0 | | | | | | |
| Eddie Bressoud, R (1, 6) OBP: 0.269, SLG: 0.280 | | | L1 | | | | | | | 3 | 0 | 1 | 1 | 0 | 0 | 0 | | | | | | |
| Bob Tillman, R (1, 2) OBP: 0.286, SLG: 0.368 | | | F9 | | | | | F7 | | 3 | 1 | 1 | 0 | 0 | 0 | 0 | | | | | | |
| Bill Monbouquette, R (1, 1) ERA: 2.57 | | | K | | | | | F4 | | 3 | 0 | 0 | 0 | 0 | 2 | 1 | | | | | | |
| Inning Stats | R: 0 E: 0 K: 0 S: 3 | H: 0 LOB: 0 BB: 0 P: 3 | R: 0 E: 0 K: 2 S: 7 | H: 0 LOB: 0 BB: 0 P: 7 | R: 0 E: 0 K: 1 S: 5 | H: 0 LOB: 0 BB: 0 P: 5 | R: 0 E: 0 K: 0 S: 3 | H: 0 LOB: 0 BB: 0 P: 3 | R: 1 E: 0 K: 0 S: 4 | H: 3 LOB: 2 BB: 0 P: 4 | R: 4 E: 1 K: 1 S: 9 | H: 3 LOB: 0 BB: 0 P: 9 | R: 0 E: 0 K: 0 S: 3 | H: 0 LOB: 0 BB: 0 P: 3 | R: 1 E: 0 K: 0 S: 5 | H: 2 LOB: 2 BB: 1 P: 9 | R: 0 E: 0 K: 2 S: 7 | H: 0 LOB: 0 BB: 0 P: 7 | 1B: 5 2B: 2 3B: 0 HR: 1 | SF: 0 SAC: 0 DP: 0 HBP: 0 | WP: 0 PB: 0 SB: 0 CS: 0 | PA: 32 |
| PITCHER Robin Roberts, R (1, 1) ERA: 2.63 | IP: 7.0 WLS: L BF: 26 H: 6 R: 5 ER: 2 SO: 4 BB: 0 IBB: 0 HBP: 0 BLK: 0 WP: 0 HR: 1 S: 34 P: 34 ERA: 2.57 WHIP: 0.857 | | | | | | | | | | | | | | | PITCHER | | | | | | |
| Buster Narum, R (8, 1) ERA: 4.5 | 0.2 | 5 | 2 | 1 | 1 | 0 | 1 | 0 | 0 | 0 | 0 | 4 | 8 | 13.50 | 4.500 | | | | | | | |
| Wes Stock, R (8, 1) ERA: 3.86 | 0.1 | 1 | 0 | 0 | 0 | 0 | 0 | 0 | 0 | 0 | 1 | 1 | 0.00 | 0.000 | | | | | | | | |

| Batter | 1 | 2 | 3 | 4 | 5 | 6 | 7 | 8 | 9 | AB | R | H | RBI | BB | SO | LOB | TOP | |
|--|---|-------------------------|------------------------------|---------------------------------|------------------------------|---------------------------------|-------------------------------|----------------------------------|------------------------------|---------------------------------|------------------------------|---------------------------------|------------------------------|---------------------------------|----------------------------------|------------------------------------|--|--------|
| Luis Aparicio, R OBP: 0.321, SLG: 0.444 (1, 6) | | | | | | | | | | 4 | 2 | 2 | 0 | 0 | 1 | 0 | Baltimore Orioles @ Boston Red Sox Fenway Park, Boston, MA Wed Apr 17 1963, 3:33 AM EST Att: 8,389 - Unknown | |
| Russ Snyder, L OBP: 0.300, SLG: 0.400 (1, 8) (9, 7) | | | | | | | | | | 4 | 0 | 2 | 1 | 0 | 0 | 2 | | |
| Al Smith, R OBP: 0.444, SLG: 0.667 (1, 9) | | | | | | | | | | 4 | 1 | 2 | 2 | 0 | 1 | 1 | | |
| Jim Gentile, L OBP: 0.107, SLG: 0.185 (1, 3) | | | | | | | | | | 4 | 0 | 0 | 0 | 0 | 1 | 2 | | |
| Boog Powell, L OBP: 0.333, SLG: 0.708 Jackie Brandt, R OBP: 0.150, SLG: 0.263 (1, 7) (9, 8) | | | | | | | | | | 4 | 0 | 1 | 0 | 0 | 0 | 2 | | |
| Brooks Robinson, R OBP: 0.250, SLG: 0.160 (1, 5) | | | | | | | | | | 4 | 0 | 1 | 0 | 0 | 2 | 1 | | |
| Jerry Adair, R OBP: 0.231, SLG: 0.360 (1, 4) | | | | | | | | | | 4 | 1 | 1 | 0 | 0 | 1 | 1 | | |
| John Orsino, R OBP: 0.250, SLG: 1.000 (1, 2) | | | | | | | | | | 4 | 1 | 1 | 2 | 0 | 0 | 1 | | |
| Steve Barber, L Stu Miller, R (1, 1) (8, 1) | | | | | | | | | | 3 | 0 | 0 | 0 | 0 | 2 | 1 | | |
| | | | | | | | | | | 1 | 0 | 0 | 0 | 0 | 0 | 0 | | |
| Inning Stats | R: 1 E: 1 K: 0 S: 4 | H: 1 LOB: 0 BB: 4 | R: 0 E: 0 K: 0 S: 3 | H: 0 LOB: 0 BB: 0 P: 3 | R: 0 E: 0 K: 2 S: 7 | H: 2 LOB: 1 BB: 0 P: 4 | R: 2 E: 0 K: 2 S: 10 | H: 3 LOB: 1 BB: 0 P: 10 | R: 0 E: 0 K: 1 S: 6 | H: 1 LOB: 1 BB: 0 P: 6 | R: 2 E: 0 K: 1 S: 8 | H: 3 LOB: 1 BB: 0 P: 8 | R: 0 E: 0 K: 0 S: 3 | H: 0 LOB: 0 BB: 0 P: 3 | 1B: 7 2B: 0 3B: 1 HR: 2 | SF: 0 SAC: 0 DP: 2 HBP: 0 | WP: 0 PB: 0 SB: 0 CS: 0 | PA: 36 |
| PITCHER | IP WLS BF H R ER SO BB IBB HBP BLK WP HR S P ERA WHIP | | | | | | | | | | | | | | | | | |
| Earl Wilson, R ERA: 1.69 Dick Radatz, R ERA: 9.0 Jack Lamabe, R ERA: 6.75 (1, 1) (8, 1) (9, 1) | 7.0 L 27 7 3 2 7 0 0 0 0 0 1 41 41 2.57 1.000 | | | | | | | | | | | | | | | | | |

| | |
|-----|----|
| AB | 36 |
| R | 5 |
| H | 10 |
| RBI | 5 |
| BB | 0 |
| SO | 8 |
| LOB | 11 |



| Batter | 1 | 2 | 3 | 4 | 5 | 6 | 7 | 8 | 9 | AB | R | H | RBI | BB | SO | LOB | BOTTOM | | | | | |
|--|---|----------------------------------|------------------------------|----------------------------------|------------------------------|---------------------------------|------------------------------|---------------------------------|------------------------------|---------------------------------|------------------------------|---------------------------------|------------------------------|---------------------------------|------------------------------|---------------------------------|--|---------------------------------|----------------------------------|------------------------------------|----------------------------------|--------|
| Chuck Schilling, R OBP: 0.344, SLG: 0.310 (1, 4) | | | | | | | | | | 4 | 0 | 0 | 0 | 1 | 1 | 2 | Baltimore Orioles @ Boston Red Sox Fenway Park, Boston, MA Wed Apr 17 1963, 3:33 AM EST Att: 8,389 - Unknown | | | | | |
| Roman Mejias, R OBP: 0.125, SLG: 0.087 Dick Radatz, R OBP: 0.150, SLG: 0.263 Billy Gardner, R OBP: 0.150, SLG: 0.263 Jack Lamabe, R OBP: 0.150, SLG: 0.263 (1, 8) (8, 1) (8, PH) (9, 1) | | | | | | | | | | 3 | 0 | 1 | 0 | 0 | 2 | 0 | | | | | | |
| Carl Yastrzemski, L OBP: 0.379, SLG: 0.536 (1, 7) (8, 8) | | | | | | | | | | 4 | 1 | 1 | 0 | 0 | 2 | 2 | | | | | | |
| Dick Stuart, R OBP: 0.286, SLG: 0.480 (1, 3) | | | | | | | | | | 4 | 1 | 1 | 0 | 0 | 1 | 3 | | | | | | |
| Lou Clinton, R OBP: 0.192, SLG: 0.462 (1, 9) | | | | | | | | | | 4 | 1 | 1 | 3 | 0 | 0 | 3 | | | | | | |
| Frank Malzone, R OBP: 0.240, SLG: 0.261 (1, 5) | | | | | | | | | | 4 | 0 | 0 | 0 | 0 | 2 | 0 | | | | | | |
| Eddie Bressoud, R OBP: 0.300, SLG: 0.286 (1, 6) | | | | | | | | | | 3 | 1 | 1 | 0 | 1 | 0 | 0 | | | | | | |
| Bob Tillman, R OBP: 0.333, SLG: 0.409 Felix Mantilla, R OBP: 0.333, SLG: 0.409 Russ Nixon, L OBP: 0.333, SLG: 0.333 (1, 2) (7, PR) (8, 2) | | | | | | | | | | 3 | 0 | 2 | 0 | 0 | 0 | 0 | | | | | | |
| Earl Wilson, R OBP: 0.167, SLG: 0.167 Dick Williams, R OBP: 0.167, SLG: 0.167 Gary Geiger, L OBP: 0.167, SLG: 0.167 (1, 1) (7, PH) (8, 7) (9, PH) | | | | | | | | | | 1 | 0 | 0 | 0 | 0 | 0 | 2 | | | | | | |
| | | | | | | | | | | 1 | 0 | 0 | 0 | 0 | 1 | | | | | | | |
| Inning Stats | R: 0 E: 0 K: 1 S: 6 | H: 1 LOB: 2 BB: 1 P: 10 | R: 1 E: 0 K: 1 S: 6 | H: 1 LOB: 1 BB: 1 P: 10 | R: 0 E: 0 K: 3 S: 9 | H: 0 LOB: 0 BB: 0 P: 9 | R: 0 E: 0 K: 0 S: 3 | H: 0 LOB: 0 BB: 0 P: 3 | R: 0 E: 0 K: 1 S: 5 | H: 0 LOB: 0 BB: 0 P: 5 | R: 0 E: 0 K: 1 S: 6 | H: 1 LOB: 1 BB: 0 P: 6 | R: 0 E: 0 K: 0 S: 4 | H: 2 LOB: 2 BB: 0 P: 4 | R: 3 E: 1 K: 1 S: 8 | H: 2 LOB: 0 BB: 0 P: 8 | R: 0 E: 0 K: 2 S: 8 | H: 1 LOB: 1 BB: 0 P: 8 | 1B: 6 2B: 1 3B: 0 HR: 1 | SF: 0 SAC: 0 DP: 1 HBP: 0 | WP: 0 PB: 0 SB: 0 CS: 0 | PA: 37 |
| PITCHER | IP WLS BF H R ER SO BB IBB HBP BLK WP HR S P ERA WHIP | | | | | | | | | | | | | | | | | | | | | |
| Steve Barber, L ERA: 1.74 Stu Miller, R ERA: (1, 1) (8, 1) | 7.2 S 32 7 4 1 7 2 0 0 0 0 0 0 11 11 0.00 0.750 | | | | | | | | | | | | | | | | | | | | | |




| Batter | 1 | 2 | 3 | 4 | 5 | 6 | 7 | 8 | 9 | AB | R | H | RBI | BB | SO | LOB | TOP | | | | | | | | | | | | | | | | | |
|---|---|---------------------------------|------------------------------|----------------------------------|------------------------------|---------------------------------|------------------------------|---------------------------------|------------------------------|---------------------------------|------------------------------|---------------------------------|------------------------------|---------------------------------|------------------------------|---------------------------------|--|----------------------------------|-----------------------------------|------------------------------------|----------------------------------|--------|--|--|--|--|--|--|--|--|--|--|--|--|
| Vic Davallilo, L (1,8) OBP: 0.276, SLG: 0.448 | | | | | | | | | | 5 | 0 | 3 | 0 | 0 | 1 | 3 | Cleveland Indians @ Baltimore Orioles Memorial Stadium, Baltimore, MD Fri Apr 19 1963, 6:05 PM EST Att: 13,548 - Unknown | | | | | | | | | | | | | | | | | |
| Al Luplow, L (1,9) OBP: 0.231, SLG: 0.308 | | | | | | | | | | 5 | 0 | 2 | 0 | 0 | 1 | 3 | | | | | | | | | | | | | | | | | | |
| Tito Francona, L (1,7) OBP: 0.333, SLG: 0.500 | | | | | | | | | | 5 | 1 | 2 | 1 | 0 | 0 | 3 | | | | | | | | | | | | | | | | | | |
| Fred Whitfield, L (1,3) OBP: 0.250, SLG: 0.438 Joe Adcock, R (9,PH) OBP: 0.250, SLG: 0.250 | | | | | | | | | | 4 | 1 | 1 | 0 | 0 | 0 | 3 | | | | | | | | | | | | | | | | | | |
| John Romano, R (1,2) OBP: 0.308, SLG: 0.520 | | | | | | | | | | 5 | 2 | 2 | 1 | 0 | 1 | 3 | | | | | | | | | | | | | | | | | | |
| Max Alvis, R (1,5) OBP: 0.296, SLG: 0.500 | | | | | | | | | | 4 | 0 | 0 | 0 | 0 | 0 | 3 | | | | | | | | | | | | | | | | | | |
| Tony Martinez, R (1,6) OBP: 0.286, SLG: 0.269 | | | | | | | | | | 3 | 0 | 1 | 1 | 1 | 0 | 0 | | | | | | | | | | | | | | | | | | |
| Woodie Held, R (1,4) OBP: 0.579, SLG: 0.833 | | | | | | | | | | 2 | 0 | 0 | 1 | 1 | 1 | 1 | | | | | | | | | | | | | | | | | | |
| Pedro Ramos, S (1,1) | | | | | | | | | | 3 | 0 | 0 | 0 | 0 | 3 | 3 | | | | | | | | | | | | | | | | | | |
| Ron Nischwitz, S (8,1) | | | | | | | | | | 0 | 0 | 0 | 0 | 0 | 0 | 0 | | | | | | | | | | | | | | | | | | |
| Jack Curtis, L (8,1) | | | | | | | | | | 0 | 0 | 0 | 0 | 0 | 0 | 0 | | | | | | | | | | | | | | | | | | |
| Barry Latman, R (8,1) | | | | | | | | | | 0 | 0 | 0 | 0 | 0 | 0 | 0 | | | | | | | | | | | | | | | | | | |
| Ellis Burton, S (9,PH) OBP: 0.176, SLG: 0.235 | | | | | | | | | | 1 | 1 | 1 | 0 | 0 | 0 | 0 | | | | | | | | | | | | | | | | | | |
| Inning Stats | R: 0 E: 0 K: 0 S: 4 | H: 2 LOB: 1 BB: 0 P: 4 | R: 1 E: 1 K: 1 S: 7 | H: 1 LOB: 2 BB: 1 P: 11 | R: 0 E: 0 K: 1 S: 6 | H: 1 LOB: 0 BB: 0 P: 6 | R: 0 E: 0 K: 1 S: 5 | H: 0 LOB: 0 BB: 0 P: 5 | R: 0 E: 0 K: 1 S: 5 | H: 1 LOB: 1 BB: 0 P: 5 | R: 3 E: 0 K: 1 S: 9 | H: 4 LOB: 1 BB: 0 P: 9 | R: 0 E: 0 K: 0 S: 4 | H: 1 LOB: 1 BB: 0 P: 4 | R: 0 E: 0 K: 0 S: 3 | H: 0 LOB: 1 BB: 1 P: 7 | R: 1 E: 0 K: 2 S: 10 | H: 3 LOB: 2 BB: 0 P: 10 | 1B: 10 2B: 3 3B: 0 HR: 0 | SF: 0 SAC: 1 DP: 1 HBP: 0 | WP: 0 PB: 0 SB: 0 CS: 0 | PA: 41 | | | | | | | | | | | | |
| PITCHER | IP WLS BF H R ER SO BB IBB HBP BLK WP HR S P ERA WHIP | | | | | | | | | | | | | | | | | | | | | | | | | | | | | | | | | |
| Milt Pappas, R (1,1) ERA: 2.51 | 5.1 | 25 | 9 | 4 | 3 | 4 | 1 | 0 | 0 | 0 | 0 | 0 | 0 | 0 | 32 | 36 | 5.06 | 1.875 | | | | | | | | | | | | | | | | |
| Dick Hall, R (6,1) ERA: | 1.2 | 6 | 1 | 0 | 0 | 1 | 0 | 0 | 0 | 0 | 0 | 0 | 0 | 0 | 8 | 8 | 0.00 | 0.600 | | | | | | | | | | | | | | | | |
| Wes Stock, R (8,1) ERA: 2.7 | 1.0 | W | 4 | 0 | 0 | 0 | 1 | 0 | 0 | 0 | 0 | 0 | 0 | 0 | 3 | 7 | 0.00 | 1.000 | | | | | | | | | | | | | | | | |
| Dean Stone, L (9,1) ERA: 13.5 | 0.2 | S | 5 | 3 | 1 | 1 | 2 | 0 | 0 | 0 | 0 | 0 | 0 | 0 | 9 | 9 | 13.50 | 4.500 | | | | | | | | | | | | | | | | |
| Stu Miller, R (9,1) ERA: | 0.1 | S | 1 | 0 | 0 | 0 | 0 | 0 | 0 | 0 | 0 | 0 | 0 | 0 | 1 | 1 | 0.00 | 0.000 | | | | | | | | | | | | | | | | |

| Batter | 1 | 2 | 3 | 4 | 5 | 6 | 7 | 8 | 9 | AB | R | H | RBI | BB | SO | LOB | BOTTOM | | | | | | | | | | | | | | | | | |
|--|---|---------------------------------|------------------------------|---------------------------------|------------------------------|---------------------------------|------------------------------|---------------------------------|------------------------------|---------------------------------|------------------------------|---------------------------------|------------------------------|---------------------------------|-------------------------------|----------------------------------|--|----------------------------------|------------------------------------|----------------------------------|--------|--|--|--|--|--|--|--|--|--|--|--|--|--|
| Luis Aparicio, R (1,6) OBP: 0.394, SLG: 0.625 | | | | | | | | | | 5 | 3 | 4 | 2 | 0 | 0 | 0 | Cleveland Indians @ Baltimore Orioles Memorial Stadium, Baltimore, MD Fri Apr 19 1963, 6:05 PM EST Att: 13,548 - Unknown | | | | | | | | | | | | | | | | | |
| Russ Snyder, L (1,8) OBP: 0.297, SLG: 0.400 | | | | | | | | | | 5 | 0 | 1 | 2 | 0 | 0 | 2 | | | | | | | | | | | | | | | | | | |
| Al Smith, R (1,9) OBP: 0.438, SLG: 0.724 | | | | | | | | | | 5 | 1 | 2 | 2 | 0 | 1 | 3 | | | | | | | | | | | | | | | | | | |
| Jim Gentile, L (1,3) OBP: 0.219, SLG: 0.267 | | | | | | | | | | 3 | 1 | 3 | 1 | 1 | 0 | 0 | | | | | | | | | | | | | | | | | | |
| Boog Powell, L (1,7) OBP: 0.333, SLG: 0.704 Bob Saverine, S (8,PH) OBP: 0.333, SLG: 0.333 | | | | | | | | | | 3 | 0 | 1 | 0 | 0 | 1 | 3 | | | | | | | | | | | | | | | | | | |
| Brooks Robinson, R (1,5) OBP: 0.250, SLG: 0.172 | | | | | | | | | | 4 | 1 | 1 | 0 | 0 | 1 | 2 | | | | | | | | | | | | | | | | | | |
| Jerry Adair, R (1,4) OBP: 0.233, SLG: 0.321 | | | | | | | | | | 3 | 1 | 0 | 1 | 1 | 0 | 2 | | | | | | | | | | | | | | | | | | |
| John Orsino, R (1,2) OBP: 0.250, SLG: 0.625 | | | | | | | | | | 4 | 0 | 1 | 0 | 0 | 0 | 3 | | | | | | | | | | | | | | | | | | |
| Milt Pappas, R (1,1) ERA: 5.25 Dick Hall, R (7,PH) Charlie Lau, L (8,PH) Wes Stock, R (8,PH) Bob Johnson, R (9,1) Dean Stone, L (9,1) Stu Miller, R (9,1) | | | | | | | | | | 2 | 0 | 0 | 0 | 0 | 1 | 0 | | | | | | | | | | | | | | | | | | |
| Inning Stats | R: 1 E: 0 K: 0 S: 5 | H: 2 LOB: 1 BB: 0 P: 5 | R: 0 E: 0 K: 0 S: 3 | H: 0 LOB: 0 BB: 0 P: 3 | R: 1 E: 0 K: 1 S: 8 | H: 3 LOB: 2 BB: 0 P: 8 | R: 0 E: 0 K: 0 S: 3 | H: 0 LOB: 0 BB: 0 P: 3 | R: 0 E: 0 K: 1 S: 5 | H: 0 LOB: 0 BB: 0 P: 5 | R: 0 E: 0 K: 1 S: 7 | H: 2 LOB: 2 BB: 0 P: 7 | R: 0 E: 0 K: 0 S: 4 | H: 2 LOB: 0 BB: 0 P: 4 | R: 5 E: 0 K: 1 S: 10 | H: 5 LOB: 2 BB: 2 P: 18 | | 1B: 9 2B: 3 3B: 0 HR: 2 | SF: 0 SAC: 0 DP: 1 HBP: 0 | WP: 0 PB: 0 SB: 1 CS: 0 | PA: 39 | | | | | | | | | | | | | |
| PITCHER | IP WLS BF H R ER SO BB IBB HBP BLK WP HR S P ERA WHIP | | | | | | | | | | | | | | | | | | | | | | | | | | | | | | | | | |
| Pedro Ramos, R (1,1) ERA: 5.25 | 7.0 | 30 | 10 | 4 | 4 | 3 | 0 | 0 | 0 | 0 | 0 | 0 | 0 | 0 | 36 | 36 | 5.14 | 1.429 | | | | | | | | | | | | | | | | |
| Ron Nischwitz, L (8,1) ERA: | 0.0 | L | 2 | 1 | 0 | 0 | 1 | 0 | 0 | 0 | 0 | 0 | 0 | 0 | 1 | 5 | ∞ | ∞ | | | | | | | | | | | | | | | | |
| Jack Curtis, L (8,1) ERA: | 0.0 | 2 | 1 | 1 | 1 | 0 | 1 | 0 | 0 | 0 | 0 | 0 | 0 | 0 | 1 | 5 | ∞ | ∞ | | | | | | | | | | | | | | | | |
| Barry Latman, R (8,1) ERA: 4.5 | 1.0 | 5 | 2 | 3 | 3 | 1 | 0 | 0 | 0 | 0 | 0 | 0 | 0 | 7 | 7 | 27.00 | 2.000 | | | | | | | | | | | | | | | | | |



| Batter | 1 | 2 | 3 | 4 | 5 | 6 | 7 | 8 | 9 | AB | R | H | RBI | BB | SO | LOB | TOP | | | |
|---|---|---------------------------------|-------------------------------|----------------------------------|------------------------------|---------------------------------|------------------------------|---------------------------------|------------------------------|---------------------------------|------------------------------|--|--|----------------------------------|------------------------------|---------------------------------|---|------------------------------------|------------------------------------|----------------------------------|
| Vic Davallio, L (1.8) OBP: 0.273, SLG: 0.424 | 6-3 | | L6 | | | FC6-4 1B | | F8 | | 4 | 0 | 1 | 0 | 0 | 0 | 1 | Cleveland Indians @ Baltimore Orioles Memorial Stadium, Baltimore, MD Sat Apr 20 1963, 3:33 AM EST Att: 4,715 - Unknown | | | |
| Tony Martinez, R (1.6) OBP: 0.250, SLG: 0.233 | 6-3 | | K | | | K | | FC4-6 1-2f | | 4 | 0 | 0 | 0 | 0 | 2 | 2 | | | | |
| Tito Francona, L (1.7) OBP: 0.357, SLG: 0.536 | | | | 1-3 | | K | | | 1B | 4 | 0 | 2 | 0 | 0 | 1 | 1 | | | | |
| Joe Adcock, R (1.3) OBP: 0.250, SLG: 0.250 | | | | | 1B | FC6-4 1-2f | | | 1B | 4 | 0 | 1 | 0 | 0 | 2 | 3 | | | | |
| John Romano, R (1.2) OBP: 0.333, SLG: 0.586 | | | | | | | 5-3 | | 1B | 4 | 1 | 2 | 0 | 0 | 0 | 1 | | | | |
| Max Alvis, R (1.5) OBP: 0.290, SLG: 0.448 | | | | | | | 6-3 | | F8 | 3 | 0 | 0 | 0 | 1 | 0 | 2 | | | | |
| Al Luplow, L (1.9) OBP: 0.176, SLG: 0.235 | | | | | | | K | | FC6-4 1-2f | 4 | 0 | 0 | 0 | 0 | 1 | 3 | | | | |
| Woodie Held, R (1.4) OBP: 0.545, SLG: 0.733 | | | | | | | | 5-3 | | 3 | 0 | 1 | 0 | 0 | 1 | 0 | | | | |
| Mudcat Grant, R (1.1) Bob Allen, L (2.1) Willie Tasby, R (5. Ph) Jack Curtis, L (5.1) Jim Perry, S (7.1) Ron Nischwitz, S (7.1) Ellis Burton, S (5. Ph) Gary Bell, R (8.1) | | | | | | | | | FC4-6 BB | 0 | 0 | 0 | 0 | 0 | 0 | 0 | | C | | |
| | | | | | | | | | | 0 | 0 | 0 | 0 | 0 | 0 | 0 | | | | |
| Inning Stats | R: 0 E: 0 K: 1 S: 6 | H: 1 LOB: 1 BB: 0 P: 6 | R: 1 E: 0 K: 1 S: 5 | H: 1 LOB: 0 BB: 1 P: 9 | R: 0 E: 0 K: 2 S: 7 | H: 0 LOB: 0 BB: 0 P: 7 | R: 0 E: 0 K: 0 S: 3 | H: 1 LOB: 0 BB: 0 P: 3 | R: 0 E: 0 K: 1 S: 6 | H: 1 LOB: 1 BB: 0 P: 6 | R: 0 E: 0 K: 1 S: 5 | H: 0 LOB: 0 BB: 0 P: 5 | R: 0 E: 0 K: 0 S: 3 | H: 0 LOB: 1 BB: 1 P: 7 | R: 0 E: 0 K: 1 S: 7 | H: 2 LOB: 2 BB: 0 P: 7 | 1B: 5 2B: 1 3B: 1 HR: 0 | SF: 0 SAC: 0 DP: 2 HBP: 0 | WP: 1 PB: 0 SB: 0 CS: 0 | PA: 34 |
| PITCHER Dave McNally, L (1.1) ERA: 0.9 | IP: 9.0 WLS: W BF: 34 H: 7 R: 1 ER: 1 SO: 9 BB: 2 IBB: 0 HBP: 0 BLK: 0 WP: 1 HR: 0 S: 50 P: 58 ERA: 1.00 WHIP: 1.000 | | | | | | | | | | | PITCHER | IP: 9.0 WLS: W BF: 34 H: 7 R: 1 ER: 1 SO: 9 BB: 2 IBB: 0 HBP: 0 BLK: 0 WP: 1 HR: 0 S: 50 P: 58 ERA: 1.00 WHIP: 1.000 | | | | | | | |
| Batter | 1 | 2 | 3 | 4 | 5 | 6 | 7 | 8 | 9 | AB | R | H | RBI | BB | SO | LOB | BOTTOM | | | |
| Luis Aparicio, R (1.6) OBP: 0.421, SLG: 0.611 | K | S 1B | | F7 | | BB | S 1B | | | 4 | 0 | 2 | 3 | 1 | 1 | 0 | Cleveland Indians @ Baltimore Orioles Memorial Stadium, Baltimore, MD Sat Apr 20 1963, 3:33 AM EST Att: 4,715 - Unknown | | | |
| Russ Snyder, L (1.8) OBP: 0.250, SLG: 0.350 | 1B | F8 | | K | | F9 | F6 | | | 5 | 0 | 1 | 0 | 0 | 1 | 5 | | | | |
| Al Smith, R (1.9) Jackie Brandt, R (5.8) OBP: 0.143, SLG: 0.250 | 1B | S 1B | | | | | 5-3 | K | | 4 | 0 | 3 | 1 | 0 | 0 | 0 | | | | |
| Jim Gentile, L (1.3) OBP: 0.189, SLG: 0.229 | F8 | K | | F8 | | G3 | K | | | 5 | 0 | 0 | 0 | 0 | 2 | 5 | | | | |
| Boog Powell, L (1.7) OBP: 0.314, SLG: 0.613 | F7 | | 1-3 | | 1-3 | 1B 2B BB | F7 | | | 4 | 1 | 0 | 0 | 1 | 0 | 2 | | | | |
| Brooks Robinson, R (1.5) OBP: 0.306, SLG: 0.273 | | FC 1B 2B | BLK E 1B | | 6-3 | 2B BB 1B | | | | 4 | 3 | 3 | 0 | 0 | 0 | 0 | | | | |
| Jerry Adair, R (1.4) OBP: 0.235, SLG: 0.344 | | FC 1B BB | F8 | | 5-3 | BB WP 2B | | | | 4 | 2 | 1 | 1 | 0 | 0 | 2 | | | | |
| John Orsino, R (1.2) OBP: 0.417, SLG: 0.700 | | 1B 1B BB | E9 | | | K WP BB 1B IBB | | | | 2 | 2 | 1 | 1 | 2 | 1 | 0 | | | | |
| Dave McNally, R (1.1) | K | | 6-3 | | | F7 | 1B WP BB | | | 3 | 0 | 0 | 1 | 1 | 1 | 4 | | | | |
| Inning Stats | R: 0 E: 0 K: 1 S: 7 | H: 2 LOB: 2 BB: 0 P: 7 | R: 3 E: 0 K: 2 S: 11 | H: 3 LOB: 1 BB: 1 P: 15 | R: 1 E: 0 K: 0 S: 5 | H: 2 LOB: 1 BB: 0 P: 5 | R: 0 E: 0 K: 1 S: 6 | H: 1 LOB: 0 BB: 0 P: 6 | R: 0 E: 0 K: 0 S: 3 | H: 0 LOB: 0 BB: 0 P: 3 | R: 0 E: 0 K: 1 S: 5 | H: 0 LOB: 1 BB: 1 P: 9 | R: 4 E: 0 K: 0 S: 6 | H: 3 LOB: 2 BB: 3 P: 18 | R: 0 E: 0 K: 2 S: 7 | H: 0 LOB: 0 BB: 0 P: 7 | | 1B: 8 2B: 3 3B: 0 HR: 0 | SF: 0 SAC: 0 DP: 0 HBP: 0 | WP: 1 PB: 0 SB: 3 CS: 0 |
| PITCHER Mudcat Grant, R (1.1) ERA: 4.2 | IP: 1.2 WLS: L BF: 12 H: 5 R: 3 ER: 3 SO: 2 BB: 1 IBB: 0 HBP: 0 BLK: 0 WP: 0 HR: 0 S: 15 P: 19 ERA: 16.20 WHIP: 3.600 | | | | | | | | | | | PITCHER Gary Bell, R (8.1) ERA: 1.5 | IP: 8.1 WLS: W BF: 33 H: 0 R: 0 ER: 0 SO: 2 BB: 0 IBB: 0 HBP: 0 BLK: 0 WP: 0 HR: 0 S: 7 P: 7 ERA: 0.00 WHIP: 0.000 | | | | | | | |
| Bob Allen, L (3.8) ERA: 3.86 | 2.1 10 3 1 1 2 0 0 0 0 1 0 0 14 14 3.86 1.286 | | | | | | | | | | | | | | | | | | | |
| Jack Curtis, L (5.1) ERA: 20.25 | 2.2 13 2 4 4 1 2 1 0 0 0 0 0 12 24 13.50 1.500 | | | | | | | | | | | | | | | | | | | |
| Jim Perry, R (7.1) ERA: 2.25 | 0.0 2 1 0 0 0 1 0 0 0 0 1 0 1 5 ∞ ∞ | | | | | | | | | | | | | | | | | | | |
| Ron Nischwitz, L (7.1) ERA: 54.0 | 0.1 1 0 0 0 0 0 0 0 0 0 0 0 1 1 0.00 0.000 | | | | | | | | | | | | | | | | | | | |

| Batter | 1 | 2 | 3 | 4 | 5 | 6 | 7 | 8 | 9 | AB | R | H | RBI | BB | SO | LOB | TOP | | | | | |
|---|---|----------------------------------|------------------------------|---------------------------------|------------------------------|---------------------------------|------------------------------|---------------------------------|------------------------------|---------------------------------|------------------------------|---------------------------------|------------------------------|---------------------------------|------------------------------|--|---|---------------------------------|----------------------------------|------------------------------------|----------------------------------|--------|
| Vic Davallilo, L OBP: 0.297, SLG: 0.432 | 1-3 | | G6-4-3 1B | | | G5-4-3 1B | | K | | 4 | 0 | 2 | 0 | 0 | 1 | 0 | Cleveland Indians @ Baltimore Orioles Memorial Stadium, Baltimore, MD Sun Apr 21 1963, 3:33 AM EST Unknown | | | | | |
| Tony Martinez, R OBP: 0.250, SLG: 0.212 | 1B BB | | L9 | | | K | | F8 | 3 | 0 | 0 | 0 | 1 | 1 | 2 | | | | | | | |
| Tito Francona, L OBP: 0.313, SLG: 0.469 | K | | G6-4-3 1-2 | | | G5-4-3 1-2 | | F7 | 4 | 0 | 0 | 0 | 0 | 1 | 3 | | | | | | | |
| Joe Adcock, R OBP: 0.250, SLG: 0.250 | 1-2 1B | | | F2 | | 5-3 | | K | 4 | 0 | 1 | 0 | 0 | 1 | 0 | | | | | | | |
| John Romano, R OBP: 0.333, SLG: 0.548 | L8 | | | K | | BB | | BB | 2 | 0 | 0 | 0 | 1 | 1 | 2 | | | | | | | |
| Max Alvis, R OBP: 0.294, SLG: 0.500 | | 3B | | K | | F6 | | F6 | 3 | 0 | 1 | 0 | 0 | 1 | 1 | | | | | | | |
| Al Luplow, L OBP: 0.150, SLG: 0.200 | L6 | | | K | | F6 | | F6 | 3 | 0 | 0 | 0 | 0 | 1 | 2 | | | | | | | |
| Woodie Held, R OBP: 0.480, SLG: 0.611 | K | | | K | | K | | F8 | 3 | 0 | 0 | 0 | 0 | 2 | 1 | | | | | | | |
| Sam McDowell, L Jim Perry, S Willie Tasby, R Bob Allen, L Ellis Burton, S Pedro Ramos, S | K | | | K | | K | | 4-3 | 0 | 0 | 0 | 0 | 0 | 0 | 0 | AB 29 R 0 H 4 RBI 0 BB 2 SO 11 LOB 12  | | | | | | |
| Inning Stats | R: 0 E: 0 K: 1 S: 6 | H: 1 LOB: 2 BB: 1 P: 10 | R: 0 E: 0 K: 2 S: 8 | H: 1 LOB: 0 BB: 0 P: 8 | R: 0 E: 0 K: 0 S: 3 | H: 1 LOB: 0 BB: 0 P: 3 | R: 0 E: 0 K: 2 S: 7 | H: 0 LOB: 0 BB: 0 P: 7 | R: 0 E: 0 K: 3 S: 9 | H: 0 LOB: 0 BB: 0 P: 9 | R: 0 E: 0 K: 1 S: 5 | H: 1 LOB: 0 BB: 0 P: 5 | R: 0 E: 0 K: 0 S: 3 | H: 0 LOB: 1 BB: 1 P: 7 | R: 0 E: 0 K: 1 S: 5 | H: 0 LOB: 0 BB: 0 P: 5 | R: 0 E: 0 K: 1 S: 5 | H: 0 LOB: 0 BB: 0 P: 5 | 1B: 3 2B: 0 3B: 1 HR: 0 | SF: 0 SAC: 0 DP: 2 HBP: 0 | WP: 0 PB: 0 SB: 0 CS: 0 | PA: 31 |
| PITCHER Steve Barber, L ERA: 1.21 | IP: 9.0 WLS: W BF: 31 H: 4 R: 0 ER: 0 SO: 11 BB: 2 IBB: 0 HBP: 0 BLK: 0 WP: 0 HR: 0 S: 51 P: 59 ERA: 0.00 WHIP: 0.667 | | | | | | | | | | | | | | | | | | | | | |

| Batter | 1 | 2 | 3 | 4 | 5 | 6 | 7 | 8 | 9 | AB | R | H | RBI | BB | SO | LOB | BOTTOM | | | |
|---|--|--|---|---------------------------------|------------------------------|---------------------------------|------------------------------|---------------------------------|------------------------------|---------------------------------|------------------------------|---------------------------------|------------------------------|---------------------------------|------------------------------|---------------------------------|---|------------------------------------|----------------------------------|--------|
| Luis Aparicio, R OBP: 0.419, SLG: 0.585 | BB BB 1B | | FC6-4 | 2H 1B | | F3 | | 5-3 | | 5 | 2 | 2 | 1 | 0 | 0 | 4 | Cleveland Indians @ Baltimore Orioles Memorial Stadium, Baltimore, MD Sun Apr 21 1963, 3:33 AM EST Unknown | | | |
| Jackie Brandt, R OBP: 0.240, SLG: 0.435 | BB BB 1-2 SF8 BB | L9 | | 2H 1B | | HR | | | 3 | 2 | 2 | 2 | 1 | 0 | 0 | | | | | |
| Al Smith, R Russ Snyder, L | BB BB 1-2 2-3 SF8 BB | K | | K | | G4-6-3 1B | | | 3 | 1 | 1 | 0 | 1 | 2 | 1 | | | | | |
| Jim Gentile, L OBP: 0.195, SLG: 0.211 | BB BB 1B BB 1-2 2-3 3H | F9 | | F8 | | G4-6-3 1-2 | | | 3 | 1 | 0 | 1 | 1 | 0 | 2 | | | | | |
| Brooks Robinson, R OBP: 0.300, SLG: 0.278 | SF8 | | F8 | | F8 | | 1B | | 3 | 0 | 1 | 1 | 0 | 0 | 0 | | | | | |
| Boog Powell, L OBP: 0.308, SLG: 0.571 | BB BB 1-2 3H 1B | | F8 | | K2-3 | | 4-3 | | 4 | 0 | 1 | 1 | 0 | 1 | 1 | | | | | |
| Jerry Adair, R OBP: 0.237, SLG: 0.333 | BB BB 1-2 2-3 1B | | 6-3 | | F8 | | | L7 | 4 | 0 | 1 | 0 | 0 | 0 | 0 | | | | | |
| John Orsino, R OBP: 0.438, SLG: 0.615 | F4 | | | SH3-4 1B | | 6-3 | | BB | 3 | 1 | 1 | 0 | 1 | 0 | 3 | | | | | |
| Steve Barber, L | FC6-4 1-2 2-3 3H BB | | SH3-4 | 1B | | K | | K | 2 | 0 | 0 | 1 | 1 | 2 | 1 | | | | | |
| Inning Stats | R: 4 E: 0 K: 0 S: 6 | H: 3 LOB: 3 BB: 4 P: 22 | R: 0 E: 0 K: 1 S: 5 | H: 0 LOB: 0 BB: 0 P: 5 | R: 0 E: 0 K: 0 S: 3 | H: 0 LOB: 0 BB: 0 P: 3 | R: 2 E: 0 K: 1 S: 8 | H: 3 LOB: 1 BB: 0 P: 8 | R: 0 E: 0 K: 1 S: 5 | H: 0 LOB: 0 BB: 0 P: 5 | R: 1 E: 0 K: 0 S: 5 | H: 3 LOB: 1 BB: 0 P: 5 | R: 0 E: 0 K: 1 S: 5 | H: 0 LOB: 1 BB: 1 P: 9 | R: 0 E: 0 K: 1 S: 5 | H: 0 LOB: 1 BB: 1 P: 9 | 1B: 8 2B: 0 3B: 0 HR: 1 | SF: 1 SAC: 1 DP: 1 HBP: 0 | WP: 0 PB: 0 SB: 0 CS: 0 | PA: 37 |
| PITCHER Sam McDowell, L Jim Perry, R Bob Allen, L Pedro Ramos, R | IP: 0.1 WLS: L BF: 16 H: 4 R: 2 ER: 2 SO: 2 BB: 1 IBB: 0 HBP: 0 BLK: 0 WP: 0 HR: 0 S: 19 P: 23 ERA: 4.91 WHIP: 1.364 | IP: 3.2 WLS: L BF: 11 H: 3 R: 1 ER: 1 SO: 2 BB: 0 IBB: 0 HBP: 0 BLK: 0 WP: 1 HR: 1 S: 15 P: 15 ERA: 3.00 WHIP: 1.000 | IP: 1.0 WLS: L BF: 4 H: 0 R: 0 ER: 0 SO: 1 BB: 1 IBB: 0 HBP: 0 BLK: 0 WP: 0 HR: 0 S: 5 P: 9 ERA: 0.00 WHIP: 1.000 | | | | | | | | | | | | | | | | | |

| Batter | 1 | 2 | 3 | 4 | 5 | 6 | 7 | 8 | 9 | AB | R | H | RBI | BB | SO | LOB | TOP | | | | | | | | | | | | | | | | | | | | | |
|---|------------------------------|---------------------------------|------------------------------|---------------------------------|------------------------------|---------------------------------|------------------------------|---------------------------------|------------------------------|---------------------------------|------------------------------|---------------------------------|------------------------------|---------------------------------|------------------------------|----------------------------------|----------------------------------|------------------------------------|----------------------------------|--------|--|----|-----|----|---|---|----|----|----|-----|-----|-----|----|----|---|---|-----|------|
| Vic Davallilo, L OBP: 0.293, SLG: 0.415 (1, 8) | F5 | | F8 | | | F8 | | | BLK 1B | 4 | 0 | 1 | 0 | 0 | 0 | 0 | | | | | | | | | | | | | | | | | | | | | | |
| Willie Kirkland, L OBP: 0.182, SLG: 0.200 (1, 9) | F9 | | | L8 | | | 1B 2B | | L5 | 4 | 1 | 1 | 0 | 0 | 0 | 1 | | | | | | | | | | | | | | | | | | | | | | |
| Tito Francona, L OBP: 0.306, SLG: 0.444 (1, 7) | 1-3 | | | K | | | G5-4-3 1B | | K | 4 | 0 | 1 | 1 | 0 | 2 | 1 | | | | | | | | | | | | | | | | | | | | | | |
| Fred Whitfield, L OBP: 0.211, SLG: 0.368 Joe Adcock, R OBP: 0.296, SLG: 0.250 (9, PH) (9, 3) | | F7 | | 3-1 | | | K | | IBB | 3 | 0 | 0 | 0 | 0 | 1 | 1 | | | | | | | | | | | | | | | | | | | | | | |
| Woodie Held, R OBP: 0.448, SLG: 0.682 (1, 4) | | HR | | | L6 | | G5-4-3 | | L6 | 4 | 1 | 1 | 1 | 0 | 0 | 3 | | | | | | | | | | | | | | | | | | | | | | |
| Max Alvis, R OBP: 0.297, SLG: 0.486 (1, 5) | F9 | | | | F9 | | | | F9 SH1-4 1B | 3 | 0 | 1 | 0 | 0 | 0 | 0 | | | | | | | | | | | | | | | | | | | | | | |
| Tony Martinez, R OBP: 0.237, SLG: 0.200 (1, 6) | 6-3 | | | | F9 | | | | SH1-4 | 2 | 0 | 0 | 0 | 0 | 0 | 0 | | | | | | | | | | | | | | | | | | | | | | |
| Doc Edwards, R OBP: 0.200, SLG: 0.200 (1, 2) | | | K | | | F8 | | | F9 | 3 | 0 | 0 | 0 | 0 | 1 | 1 | | | | | | | | | | | | | | | | | | | | | | |
| Dick Donovan, L (1, 1) | | | L9 | | | F5 | | | 4-3 | 3 | 0 | 0 | 0 | 0 | 0 | 1 | | | | | | | | | | | | | | | | | | | | | | |
| Inning Stats | R: 0 E: 0 K: 0 S: 3 | H: 0 LOB: 0 BB: 0 P: 3 | R: 1 E: 0 K: 0 S: 4 | H: 1 LOB: 0 BB: 0 P: 4 | R: 0 E: 0 K: 1 S: 5 | H: 0 LOB: 0 BB: 0 P: 5 | R: 0 E: 0 K: 1 S: 5 | H: 0 LOB: 0 BB: 0 P: 5 | R: 0 E: 0 K: 0 S: 3 | H: 0 LOB: 0 BB: 0 P: 3 | R: 1 E: 0 K: 1 S: 6 | H: 2 LOB: 0 BB: 0 P: 6 | R: 0 E: 0 K: 0 S: 4 | H: 1 LOB: 1 BB: 0 P: 4 | R: 0 E: 0 K: 1 S: 6 | H: 1 LOB: 2 BB: 1 P: 10 | 1B: 3 2B: 1 3B: 0 HR: 1 | SF: 0 SAC: 1 DP: 1 HBP: 0 | WP: 0 PB: 0 SB: 0 CS: 0 | PA: 32 | | | | | | | | | | | | | | | | | | |
| PITCHER | IP | WLS | BF | H | R | ER | SO | BB | IBB | HBP | BLK | WP | HR | S | P | ERA | WHIP | PITCHER | | | | IP | WLS | BF | H | R | ER | SO | BB | IBB | HBP | BLK | WP | HR | S | P | ERA | WHIP |
| Robin Roberts, R ERA: 2.49 (1, 1) | 8.0 | L | 27 | 4 | 2 | 2 | 3 | 0 | 0 | 0 | 0 | 0 | 1 | 33 | 33 | 2.25 | 0.500 | | | | | | | | | | | | | | | | | | | | | |
| Pete Burnside, L ERA: (9, 1) | 0.2 | | 3 | 1 | 0 | 0 | 1 | 0 | 0 | 0 | 1 | 0 | 0 | 5 | 5 | 0.00 | 1.500 | | | | | | | | | | | | | | | | | | | | | |
| Stu Miller, R ERA: (9, 1) | 0.1 | | 2 | 0 | 0 | 0 | 0 | 0 | 1 | 0 | 0 | 0 | 0 | 1 | 5 | 0.00 | 0.000 | | | | | | | | | | | | | | | | | | | | | |

Cleveland Indians @ Baltimore Orioles
Memorial Stadium, Baltimore, MD
Sun Apr 21 1963, 3:38 AM EST
Att: 23,228 - Unknown


AB 30
R 2
H 5
RBI 2
BB 1
SO 4
LOB 8



| Batter | 1 | 2 | 3 | 4 | 5 | 6 | 7 | 8 | 9 | AB | R | H | RBI | BB | SO | LOB | BOTTOM | | | | | | | | | | | | | | | | | | | | | |
|---|------------------------------|---------------------------------|------------------------------|---------------------------------|------------------------------|---------------------------------|------------------------------|---------------------------------|------------------------------|---------------------------------|------------------------------|---------------------------------|------------------------------|---------------------------------|------------------------------|---------------------------------|----------------------------------|------------------------------------|----------------------------------|--------|--|----|-----|----|---|---|----|----|----|-----|-----|-----|----|----|---|---|-----|------|
| Luis Aparicio, R OBP: 0.426, SLG: 0.578 (1, 6) | 6-3 S 1B | | 6-3 | | | | | | K | 4 | 0 | 2 | 0 | 0 | 1 | 0 | | | | | | | | | | | | | | | | | | | | | | |
| Jackie Brandt, R OBP: 0.241, SLG: 0.407 (1, 8) (8, 7) | 6-3 1-3 | | | 5-3 | | K | | | G4-3 1B | 4 | 0 | 1 | 0 | 0 | 1 | 3 | | | | | | | | | | | | | | | | | | | | | | |
| Al Smith, R OBP: 0.432, SLG: 0.625 (1, 9) | F9 | | | F8 | | F7 | | | G4-3 | 4 | 0 | 0 | 0 | 0 | 0 | 4 | | | | | | | | | | | | | | | | | | | | | | |
| Jim Gentile, L OBP: 0.182, SLG: 0.195 (1, 3) | F7 | | | K | | 4-3 | | | | 3 | 0 | 0 | 0 | 0 | 1 | 1 | | | | | | | | | | | | | | | | | | | | | | |
| Boog Powell, L OBP: 0.286, SLG: 0.526 Bob Saverine, S OBP: 0.333, SLG: 0.333 (1, 7) (8, 8) | | 3-1 | | | 4-3 | | K | | | 3 | 0 | 0 | 0 | 0 | 1 | 0 | | | | | | | | | | | | | | | | | | | | | | |
| Brooks Robinson, R OBP: 0.302, SLG: 0.308 (1, 5) | | 1-3 | | | 4-3 | | | | | 3 | 0 | 1 | 0 | 0 | 0 | 0 | | | | | | | | | | | | | | | | | | | | | | |
| Jerry Adair, R OBP: 0.220, SLG: 0.308 (1, 4) | | L8 | | | F8 | | | | 5-3 | 3 | 0 | 0 | 0 | 0 | 0 | 0 | | | | | | | | | | | | | | | | | | | | | | |
| Dick Brown, R OBP: 0.273, SLG: 0.286 Russ Snyder, L OBP: 0.238, SLG: 0.333 Hobie Landrith, L (1, 2) (8, PH) (9, 2) | | | K | | | K | | | 6-3 | 2 | 0 | 0 | 0 | 0 | 2 | 0 | | | | | | | | | | | | | | | | | | | | | | |
| Robin Roberts, S Charlie Lau, L Pete Burnside, R Stu Miller, R (1, 1) (8, PH) (9, 1) (9, 1) | | | F8 | | | E4 1B | | | F8 | 2 | 0 | 0 | 0 | 0 | 0 | 0 | | | | | | | | | | | | | | | | | | | | | | |
| Inning Stats | R: 0 E: 0 K: 0 S: 4 | H: 1 LOB: 1 BB: 0 P: 4 | R: 0 E: 0 K: 0 S: 3 | H: 0 LOB: 0 BB: 0 P: 3 | R: 0 E: 0 K: 1 S: 5 | H: 0 LOB: 0 BB: 0 P: 5 | R: 0 E: 0 K: 1 S: 5 | H: 0 LOB: 0 BB: 0 P: 5 | R: 0 E: 1 K: 2 S: 9 | H: 1 LOB: 2 BB: 0 P: 9 | R: 0 E: 0 K: 1 S: 5 | H: 1 LOB: 1 BB: 0 P: 5 | R: 0 E: 0 K: 0 S: 3 | H: 0 LOB: 0 BB: 0 P: 3 | R: 0 E: 0 K: 1 S: 5 | H: 1 LOB: 0 BB: 0 P: 5 | 1B: 3 2B: 1 3B: 0 HR: 0 | SF: 0 SAC: 0 DP: 1 HBP: 0 | WP: 0 PB: 0 SB: 1 CS: 0 | PA: 30 | | | | | | | | | | | | | | | | | | |
| PITCHER | IP | WLS | BF | H | R | ER | SO | BB | IBB | HBP | BLK | WP | HR | S | P | ERA | WHIP | PITCHER | | | | IP | WLS | BF | H | R | ER | SO | BB | IBB | HBP | BLK | WP | HR | S | P | ERA | WHIP |
| Dick Donovan, R ERA: 2.92 (1, 1) | 9.0 | W | 30 | 4 | 0 | 0 | 6 | 0 | 0 | 0 | 0 | 0 | 0 | 42 | 42 | 0.00 | 0.444 | | | | | | | | | | | | | | | | | | | | | |

Cleveland Indians @ Baltimore Orioles
Memorial Stadium, Baltimore, MD
Sun Apr 21 1963, 3:38 AM EST
Att: 23,228 - Unknown

AB 30
R 0
H 4
RBI 0
BB 0
SO 6
LOB 8




| Batter | 1 | 2 | 3 | 4 | 5 | 6 | 7 | 8 | 9 | AB | R | H | RBI | BB | SO | LOB | TOP | | | | | |
|---|--|---------------------------------|------------------------------|---------------------------------|-------------------------------|----------------------------------|------------------------------|---------------------------------|------------------------------|---------------------------------|------------------------------|---------------------------------|------------------------------|---------------------------------|------------------------------|---------------------------------|--|---------------------------------|----------------------------------|------------------------------------|----------------------------------|--------|
| Lenny Green, L OBP: 0.322, SLG: 0.375 (1, 8) | | | | | | | | | | 4 | 0 | 0 | 0 | 0 | 1 | 1 | Minnesota Twins @ Baltimore Orioles Memorial Stadium, Baltimore, MD Tue Apr 23 1963, 6:05 PM EST Att.: 4,055 - Unknown livebaseballscores.com | | | | | |
| Vic Power, R OBP: 0.263, SLG: 0.321 (1, 3) | | | | | | | | | | 4 | 0 | 1 | 0 | 0 | 1 | 0 | | | | | | |
| Jimmie Hall, L OBP: 0.265, SLG: 0.333 (1, 7) | | | | | | | | | | | 4 | 0 | 0 | 0 | 1 | 1 | | | | | | |
| Bob Allison, R OBP: 0.382, SLG: 0.653 (1, 9) | | | | | | | | | | | 4 | 0 | 0 | 0 | 1 | 1 | | | | | | |
| Earl Battey, R OBP: 0.395, SLG: 0.487 (1, 2) | | | | | | | | | | | 3 | 0 | 1 | 0 | 0 | 0 | | | | | | |
| Bernie Allen, L OBP: 0.296, SLG: 0.250 (1, 4) | | | | | | | | | | | 3 | 0 | 2 | 0 | 0 | 1 | | | | | | |
| Rich Rollins, R OBP: 0.308, SLG: 0.250 (1, 5) | | | | | | | | | | | 3 | 0 | 1 | 0 | 0 | 3 | | | | | | |
| Zolio Versalles, R OBP: 0.220, SLG: 0.271 (1, 6) | | | | | | | | | | 3 | 0 | 0 | 0 | 0 | 1 | 2 | | | | | | |
| Dick Stigman, R (1, 1) | | | | | | | | | | 2 | 0 | 0 | 0 | 0 | 1 | 1 | | | | | | |
| Don Mincher, L (8, PH) | | | | | | | | | | 1 | 0 | 0 | 0 | 0 | 1 | 0 | | | | | | |
| Ray Moore, R (8, 1) | | | | | | | | | | 0 | 0 | 0 | 0 | 0 | 0 | 0 | | | | | | |
| Inning Stats | R: 0 E: 0 K: 2 S: 7 | H: 0 LOB: 0 BB: 0 P: 7 | R: 0 E: 0 K: 1 S: 5 | H: 0 LOB: 0 BB: 0 P: 5 | R: 0 E: 0 K: 3 S: 10 | H: 1 LOB: 1 BB: 0 P: 10 | R: 0 E: 0 K: 0 S: 3 | H: 1 LOB: 0 BB: 0 P: 3 | R: 0 E: 1 K: 0 S: 4 | H: 1 LOB: 1 BB: 0 P: 4 | R: 0 E: 0 K: 0 S: 3 | H: 0 LOB: 0 BB: 0 P: 3 | R: 0 E: 0 K: 1 S: 7 | H: 2 LOB: 2 BB: 0 P: 7 | R: 0 E: 0 K: 1 S: 5 | H: 0 LOB: 0 BB: 0 P: 5 | R: 0 E: 0 K: 0 S: 3 | H: 0 LOB: 0 BB: 0 P: 3 | 1B: 5 2B: 0 3B: 0 HR: 0 | SF: 0 SAC: 0 DP: 1 HBP: 0 | WP: 0 PB: 0 SB: 0 CS: 0 | PA: 31 |
| PITCHER Milt Pappas, R ERA: 1.54 (1, 1) | IP: 9.0 WLS: W BF: 31 H: 5 R: 0 ER: 0 SO: 8 BB: 0 IBB: 0 HBP: 0 BLK: 0 WP: 0 HR: 0 S: 47 P: 47 ERA: 0.00 WHIP: 0.556 | | | | | | | | | | | | | | | PITCHER | | | | | | |

| Batter | 1 | 2 | 3 | 4 | 5 | 6 | 7 | 8 | 9 | AB | R | H | RBI | BB | SO | LOB | BOTTOM | | | |
|--|--|---------------------------------|------------------------------|---------------------------------|------------------------------|---------------------------------|------------------------------|----------------------------------|------------------------------|---------------------------------|------------------------------|---------------------------------|------------------------------|---------------------------------|------------------------------|---------------------------------|--|------------------------------------|----------------------------------|--------|
| Luis Aparicio, R OBP: 0.431, SLG: 0.571 (1, 6) | | | | | | | | | | 4 | 0 | 2 | 0 | 0 | 1 | 3 | Minnesota Twins @ Baltimore Orioles Memorial Stadium, Baltimore, MD Tue Apr 23 1963, 6:05 PM EST Att.: 4,055 - Unknown livebaseballscores.com | | | |
| Jackie Brandt, R OBP: 0.212, SLG: 0.355 (1, 8) | | | | | | | | | | 4 | 0 | 0 | 0 | 0 | 1 | 2 | | | | |
| Al Smith, R OBP: 0.438, SLG: 0.605 (1, 9) | | | | | | | | | | 3 | 0 | 1 | 0 | 1 | 0 | 0 | | | | |
| Jim Gentile, L OBP: 0.188, SLG: 0.200 (1, 3) | | | | | | | | | | 4 | 0 | 1 | 0 | 0 | 1 | 2 | | | | |
| Brooks Robinson, R OBP: 0.319, SLG: 0.326 (1, 5) | | | | | | | | | | 4 | 1 | 2 | 0 | 0 | 0 | 2 | | | | |
| Joe Gaines, R OBP: 1.000, SLG: 1.000 (1, 7) | | | | | | | | | | 1 | 0 | 1 | 0 | 2 | 0 | 0 | | | | |
| Russ Snyder, L OBP: 0.227, SLG: 0.318 (6, FR) (7, 7) | | | | | | | | | | 1 | 0 | 0 | 0 | 0 | 0 | 1 | | | | |
| Jerry Adair, R OBP: 0.205, SLG: 0.293 (1, 4) | | | | | | | | | | 2 | 0 | 0 | 1 | 0 | 0 | 2 | | | | |
| John Orsino, R OBP: 0.421, SLG: 0.563 (1, 2) | | | | | | | | | | 3 | 0 | 1 | 0 | 0 | 0 | 2 | | | | |
| Milt Pappas, R (1, 1) | | | | | | | | | | 2 | 0 | 0 | 0 | 1 | 0 | 0 | | | | |
| Inning Stats | R: 0 E: 0 K: 1 S: 5 | H: 0 LOB: 0 BB: 0 P: 5 | R: 1 E: 0 K: 0 S: 5 | H: 2 LOB: 1 BB: 0 P: 5 | R: 0 E: 0 K: 0 S: 5 | H: 2 LOB: 2 BB: 0 P: 5 | R: 0 E: 0 K: 0 S: 4 | H: 1 LOB: 3 BB: 2 P: 12 | R: 0 E: 0 K: 1 S: 5 | H: 1 LOB: 1 BB: 1 P: 9 | R: 0 E: 0 K: 0 S: 2 | H: 0 LOB: 1 BB: 1 P: 6 | R: 0 E: 0 K: 0 S: 3 | H: 1 LOB: 0 BB: 0 P: 3 | R: 0 E: 0 K: 1 S: 6 | H: 1 LOB: 1 BB: 0 P: 6 | 1B: 8 2B: 1 3B: 0 HR: 0 | SF: 1 SAC: 0 DP: 3 HBP: 0 | WP: 0 PB: 0 SB: 1 CS: 0 | PA: 33 |
| PITCHER Dick Stigman, L ERA: 1.64 Ray Moore, R ERA: (8, 1) | IP: 7.0 WLS: L BF: 29 H: 7 R: 1 ER: 1 SO: 2 BB: 4 IBB: 0 HBP: 0 BLK: 0 WP: 0 HR: 0 S: 29 P: 45 ERA: 1.29 WHIP: 1.571 | | | | | | | | | | | | | | | PITCHER | | | | |

| Batter | 1 | 2 | 3 | 4 | 5 | 6 | 7 | 8 | 9 | AB | R | H | RBI | BB | SO | LOB | TOP | | | | | |
|---|---|---------------------------------|------------------------------|----------------------------------|------------------------------|---------------------------------|------------------------------|---------------------------------|------------------------------|---------------------------------|------------------------------|---------------------------------|------------------------------|----------------------------------|------------------------------|---------------------------------|---|----------------------------------|----------------------------------|------------------------------------|----------------------------------|--------|
| Wayne Causey, L (1,6) OBP: 0.435, SLG: 0.524 | | | | | | | | | | 4 | 1 | 2 | 1 | 1 | 0 | 4 | Kansas City Athletics @ Baltimore Orioles Memorial Stadium, Baltimore, MD Wed Apr 24 1963, 6:05 PM EST Att: 3,159 - Unknown livebaseballscorecards.com | | | | | |
| Gino Cimoli, R (1,9) OBP: 0.397, SLG: 0.481 | | | | | | | | | | 5 | 1 | 2 | 1 | 0 | 1 | 2 | | | | | | |
| Ed Charles, R (1,5) OBP: 0.411, SLG: 0.354 | | | | | | | | | | 3 | 1 | 2 | 2 | 2 | 0 | 2 | | | | | | |
| Norm Siebern, L (1,3) OBP: 0.305, SLG: 0.313 | | | | | | | | | | 5 | 0 | 1 | 1 | 1 | 0 | 2 | | 3 | | | | |
| George Alusik, R (1,7) OBP: 0.308, SLG: 0.375 | | | | | | | | | | 5 | 0 | 1 | 0 | 0 | 1 | 2 | | | | | | |
| Jerry Lumpe, L (1,4) OBP: 0.226, SLG: 0.222 | | | | | | | | | | 4 | 0 | 1 | 0 | 0 | 1 | 1 | | | | | | |
| Bobby Del Greco, R (1,8) OBP: 0.300, SLG: 0.250 | | | | | | | | | | 4 | 0 | 0 | 0 | 0 | 1 | 2 | | | | | | |
| Haywood Sullivan, R (1,2) OBP: 0.480, SLG: 0.400 | | | | | | | | | | 0 | 2 | 0 | 0 | 4 | 0 | 0 | | | | | | |
| Orlando Pena, R (1,1) OBP: 0.500, SLG: 0.250 | | | | | | | | | | 1 | 0 | 0 | 0 | 1 | 0 | 1 | | | | | | |
| Inning Stats | R: 0 E: 0 K: 1 S: 5 | H: 1 LOB: 1 BB: 1 P: 9 | R: 0 E: 0 K: 1 S: 6 | H: 2 LOB: 3 BB: 2 P: 14 | R: 0 E: 0 K: 0 S: 3 | H: 1 LOB: 0 BB: 0 P: 3 | R: 0 E: 0 K: 1 S: 5 | H: 0 LOB: 0 BB: 0 P: 5 | R: 0 E: 0 K: 0 S: 4 | H: 0 LOB: 2 BB: 1 P: 8 | R: 0 E: 0 K: 1 S: 5 | H: 0 LOB: 0 BB: 0 P: 5 | R: 1 E: 0 K: 1 S: 6 | H: 1 LOB: 1 BB: 1 P: 10 | R: 0 E: 0 K: 1 S: 5 | H: 0 LOB: 1 BB: 1 P: 9 | R: 4 E: 0 K: 0 S: 6 | H: 3 LOB: 1 BB: 2 P: 14 | 1B: 9 2B: 1 3B: 0 HR: 0 | SF: 0 SAC: 2 DP: 2 HBP: 0 | WP: 0 PB: 0 SB: 1 CS: 1 | PA: 41 |
| PITCHER | IP WLS BF H R ER SO BB IBB HBP BLK WP HR S P ERA WHIP | | | | | | | | | | | | | | | | | | | | | |
| Mike McCormick, L (1,1) ERA: 1.35 | 6.2 L 28 6 1 1 4 5 0 0 0 0 0 0 31 51 1.35 1.650 | | | | | | | | | | | | | | | | | | | | | |
| Dick Hall, R (7,1) ERA: | 0.1 1 0 0 0 1 0 0 0 0 0 0 0 3 3 0.00 0.000 | | | | | | | | | | | | | | | | | | | | | |
| Stu Miller, R (8,1) ERA: 5.14 | 2.0 12 3 4 4 1 2 1 0 0 0 0 0 11 23 18.00 2.500 | | | | | | | | | | | | | | | | | | | | | |

| Batter | 1 | 2 | 3 | 4 | 5 | 6 | 7 | 8 | 9 | AB | R | H | RBI | BB | SO | LOB | BOTTOM | | | | | |
|--|---|---------------------------------|------------------------------|---------------------------------|------------------------------|---------------------------------|-------------------------------|----------------------------------|------------------------------|---------------------------------|------------------------------|----------------------------------|------------------------------|---------------------------------|------------------------------|---------------------------------|---|---------------------------------|----------------------------------|------------------------------------|----------------------------------|--------|
| Luis Aparicio, R (1,6) OBP: 0.429, SLG: 0.547 | | | | | | | | | | 4 | 0 | 1 | 0 | 1 | 0 | 2 | Kansas City Athletics @ Baltimore Orioles Memorial Stadium, Baltimore, MD Wed Apr 24 1963, 6:05 PM EST Att: 3,159 - Unknown livebaseballscorecards.com | | | | | |
| Jackie Brandt, R (1,8) OBP: 0.222, SLG: 0.333 | | | | | | | | | | 2 | 0 | 0 | 0 | 1 | 1 | 2 | | | | | | |
| Al Smith, R (1,9) OBP: 0.423, SLG: 0.565 | | | | | | | | | | 3 | 0 | 0 | 0 | 1 | 1 | 2 | | | | | | |
| Jim Gentile, L (1,3) OBP: 0.212, SLG: 0.224 | | | | | | | | | | 4 | 0 | 2 | 0 | 0 | 0 | 1 | | | | | | |
| Boog Powell, L (1,7) OBP: 0.304, SLG: 0.524 | | | | | | | | | | 4 | 0 | 2 | 0 | 0 | 2 | 2 | | | | | | |
| Brooks Robinson, R (1,5) OBP: 0.333, SLG: 0.362 | | | | | | | | | | 4 | 0 | 2 | 0 | 0 | 1 | 2 | | | | | | |
| Jerry Adair, R (1,4) OBP: 0.188, SLG: 0.267 | | | | | | | | | | 4 | 0 | 0 | 0 | 0 | 0 | 2 | | | | | | |
| John Orsino, R (1,2) OBP: 0.435, SLG: 0.550 | | | | | | | | | | 4 | 0 | 2 | 0 | 0 | 0 | 0 | | | | | | |
| Mike McCormick, L (1,1) OBP: 0.500, SLG: 0.500 | | | | | | | | | | 2 | 0 | 1 | 0 | 0 | 1 | 0 | | | | | | |
| Dick Hall, R (7,1) ERA: | | | | | | | | | | 0 | 0 | 0 | 0 | 0 | 0 | 0 | | | | | | |
| Bob Saverine, S (7,PH) OBP: 0.250, SLG: 0.250 | | | | | | | | | | 1 | 0 | 0 | 0 | 0 | 1 | 1 | | | | | | |
| Stu Miller, R (8,1) ERA: | | | | | | | | | | 0 | 0 | 0 | 0 | 0 | 0 | 0 | | | | | | |
| Charlie Lau, L (9,PH) ERA: | | | | | | | | | | 1 | 0 | 0 | 0 | 0 | 0 | 1 | | | | | | |
| Inning Stats | R: 0 E: 0 K: 0 S: 3 | H: 0 LOB: 1 BB: 1 P: 7 | R: 0 E: 0 K: 1 S: 5 | H: 0 LOB: 0 BB: 0 P: 5 | R: 0 E: 0 K: 1 S: 5 | H: 0 LOB: 0 BB: 0 P: 5 | R: 0 E: 0 K: 3 S: 10 | H: 1 LOB: 2 BB: 1 P: 14 | R: 0 E: 0 K: 0 S: 4 | H: 1 LOB: 1 BB: 0 P: 4 | R: 0 E: 0 K: 1 S: 6 | H: 3 LOB: 2 BB: 1 P: 10 | R: 0 E: 0 K: 1 S: 7 | H: 2 LOB: 2 BB: 0 P: 7 | R: 0 E: 0 K: 0 S: 5 | H: 2 LOB: 0 BB: 0 P: 5 | R: 0 E: 0 K: 0 S: 3 | H: 1 LOB: 0 BB: 0 P: 3 | 1B: 9 2B: 1 3B: 0 HR: 0 | SF: 0 SAC: 1 DP: 1 HBP: 0 | WP: 0 PB: 0 SB: 1 CS: 0 | PA: 37 |
| PITCHER | IP WLS BF H R ER SO BB IBB HBP BLK WP HR S P ERA WHIP | | | | | | | | | | | | | | | | | | | | | |
| Orlando Pena, R (1,1) ERA: 1.23 | 9.0 W 37 10 0 0 7 3 0 0 0 0 0 0 48 60 0.00 1.444 | | | | | | | | | | | | | | | | | | | | | |




| Batter | 1 | 2 | 3 | 4 | 5 | 6 | 7 | 8 | 9 | 10 | AB | R | H | RBI | BB | SO | LOB | | | | | |
|--|---|---------------------------------|------------------------------|---------------------------------|------------------------------|---------------------------------|------------------------------|---------------------------------|------------------------------|---------------------------------|------------------------------|---------------------------------|------------------------------|----------------------------------|------------------------------|---------------------------------|------------------------------|----------------------------------|----------------------------------|------------------------------------|----------------------------------|--------|
| Wayne Causey, L OBP: 0.500, SLG: 0.542 | G1-4-3 BB | | K | | | 1B | | BB 1B | | 1-6-3 4-3 1B | 3 | 0 | 2 | 0 | 2 | 1 | 1 | | | | | |
| Gino Cimoli, R OBP: 0.381, SLG: 0.456 | F9 | | | 4-3 | | 6-3 1B | | F4 | | 4-3 | 5 | 1 | 1 | 0 | 0 | 0 | 3 | | | | | |
| Ed Charles, R OBP: 0.426, SLG: 0.365 | G1-4-3 | | | BB FC4-6 1B | | 6-3 | | BB 1B | | 1-6-3 1BB | 4 | 1 | 2 | 0 | 1 | 0 | 2 | | | | | |
| Norm Siebern, L OBP: 0.328, SLG: 0.314 | | F7 | | FC4-6 BB | | 1B | | BB | | 1-6-3 | 3 | 0 | 1 | 1 | 2 | 0 | 2 | | | | | |
| George Alusk, R OBP: 0.258, SLG: 0.310 | F4 | | | FC4-6 | | 1B | | BB | | K | 5 | 0 | 0 | 1 | 0 | 2 | 7 | | | | | |
| Jerry Lumpe, L OBP: 0.213, SLG: 0.207 | 6-3 | | | 1-2 2-H | | 4-1 | | K | | K | 4 | 0 | 0 | 0 | 0 | 0 | 1 | | | | | |
| Bobby Del Greco, R OBP: 0.214, SLG: 0.167 | | | E6 6-3 | | | F9 | | K | | 4-3 | 4 | 0 | 0 | 0 | 0 | 1 | 0 | | | | | |
| Haywood Sullivan, R OBP: 0.448, SLG: 0.417 | | | 6-3 | | | K | | 1-3 | | 1-3 | 4 | 0 | 1 | 0 | 0 | 1 | 1 | | | | | |
| Dave Wickersham, R OBP: 0.375, SLG: 0.286 Chuck Essegian, R OBP: 0.196, SLG: 0.256 John Wyatt, R OBP: 0.196, SLG: 0.256 | K | | K | | | K | | B5-3 | | F8 | 3 | 0 | 0 | 0 | 0 | 2 | 1 | | | | | |
| | | | | | | | | | | | 1 | 0 | 0 | 0 | 0 | 0 | 1 | | | | | |
| | | | | | | | | | | | 0 | 0 | 0 | 0 | 0 | 0 | 0 | | | | | |
| Inning Stats | R: 0 E: 0 K: 0 S: 2 | H: 0 LOB: 0 BB: 1 P: 6 | R: 0 E: 0 K: 0 S: 3 | H: 0 LOB: 0 BB: 0 P: 3 | R: 0 E: 1 K: 2 S: 8 | H: 0 LOB: 1 BB: 0 P: 8 | R: 1 E: 0 K: 2 S: 4 | H: 1 LOB: 1 BB: 1 P: 8 | R: 0 E: 0 K: 2 S: 7 | H: 0 LOB: 0 BB: 0 P: 7 | R: 1 E: 0 K: 1 S: 5 | H: 3 LOB: 1 BB: 0 P: 5 | R: 0 E: 0 K: 1 S: 6 | H: 1 LOB: 3 BB: 2 P: 14 | R: 0 E: 0 K: 1 S: 4 | H: 1 LOB: 1 BB: 0 P: 4 | R: 0 E: 0 K: 1 S: 6 | H: 1 LOB: 2 BB: 1 P: 10 | 1B: 6 2B: 1 3B: 0 HR: 0 | SF: 0 SAC: 0 DP: 1 HBP: 0 | WP: 0 PB: 0 SB: 0 CS: 0 | PA: 41 |
| PITCHER Steve Barber, L ERA: 1.38 | IP: 10.0 WLS: 7 BF: 41 H: 7 R: 2 ER: 2 SO: 7 BB: 4 IBB: 1 HBP: 0 BLK: 0 WP: 0 HR: 0 S: 50 P: 70 ERA: 1.80 WHIP: 1.100 | | | | | | | | | | | | | | | | | | | | | |

TOP

Kansas City Athletics @ Baltimore Orioles
Memorial Stadium, Baltimore, MD
Thu Apr 25 1963, 6:05 PM EST
Att: 4,390 - Unknown

| | |
|-----|----|
| AB | 36 |
| R | 2 |
| H | 7 |
| RBI | 2 |
| BB | 5 |
| SO | 7 |
| LOB | 19 |




| Batter | 1 | 2 | 3 | 4 | 5 | 6 | 7 | 8 | 9 | 10 | AB | R | H | RBI | BB | SO | LOB | | | | | |
|--|--|---------------------------------|------------------------------|---------------------------------|------------------------------|---------------------------------|------------------------------|---------------------------------|------------------------------|---------------------------------|------------------------------|---------------------------------|------------------------------|---------------------------------|------------------------------|---------------------------------|------------------------------|---------------------------------|----------------------------------|------------------------------------|----------------------------------|--------|
| Luis Aparicio, R OBP: 0.393, SLG: 0.500 | 6-3 | | 4-3 | | 6-3 | | FC6-4 | | K | | 5 | 0 | 0 | 0 | 0 | 1 | 2 | | | | | |
| Jackie Brandt, R OBP: 0.220, SLG: 0.316 | 4-3 | | | HR 1B | K | | 6-3 | | F9 | | 5 | 1 | 1 | 0 | 0 | 1 | 1 | | | | | |
| Al Smith, R OBP: 0.404, SLG: 0.588 | K | | | HR | | 4-3 | | 6-3 | | L7 | 5 | 1 | 1 | 2 | 0 | 1 | 0 | | | | | |
| Jim Gentile, L OBP: 0.246, SLG: 0.302 | | FC 1B | | F2 | | FC3-6 HBP | | F9 | | HR | 4 | 1 | 2 | 1 | 0 | 0 | 0 | | | | | |
| Boog Powell, L OBP: 0.320, SLG: 0.522 | | K | | 1B | | FC3-6 BB | | 1B | | 1B | 4 | 0 | 2 | 0 | 0 | 1 | 2 | | | | | |
| Brooks Robinson, R OBP: 0.364, SLG: 0.380 | | F8 | | 1B | | 1B | | 1B | | 1B | 3 | 0 | 2 | 0 | 1 | 0 | 1 | | | | | |
| Jerry Adair, R OBP: 0.176, SLG: 0.250 Charlie Lau, L OBP: 0.176, SLG: 0.250 Bob Johnson, R OBP: 0.176, SLG: 0.250 | FC | | | 1B | | BB | | 1B | | K | 3 | 0 | 0 | 0 | 0 | 2 | 5 | | | | | |
| | | | | | | | | | | | 1 | 0 | 0 | 0 | 0 | 1 | 2 | | | | | |
| | | | | | | | | | | | 0 | 0 | 0 | 0 | 0 | 0 | 0 | | | | | |
| Inning Stats | R: 0 E: 0 K: 1 S: 5 | H: 1 LOB: 1 BB: 0 P: 6 | R: 0 E: 0 K: 1 S: 6 | H: 1 LOB: 0 BB: 0 P: 6 | R: 0 E: 0 K: 1 S: 5 | H: 0 LOB: 0 BB: 0 P: 5 | R: 2 E: 0 K: 1 S: 9 | H: 4 LOB: 2 BB: 0 P: 9 | R: 0 E: 0 K: 1 S: 5 | H: 1 LOB: 0 BB: 0 P: 5 | R: 0 E: 0 K: 1 S: 5 | H: 1 LOB: 1 BB: 0 P: 4 | R: 0 E: 0 K: 1 S: 7 | H: 2 LOB: 2 BB: 0 P: 7 | R: 0 E: 0 K: 1 S: 5 | H: 0 LOB: 0 BB: 0 P: 5 | R: 1 E: 0 K: 0 S: 3 | H: 1 LOB: 0 BB: 0 P: 3 | 1B: 7 2B: 1 3B: 0 HR: 2 | SF: 0 SAC: 0 DP: 0 HBP: 1 | WP: 0 PB: 0 SB: 0 CS: 0 | PA: 40 |
| PITCHER Dave Wickersham, R ERA: 2.13 John Wyatt, R ERA: 1.5 | IP: 8.0 WLS: 9 BF: 34 H: 9 R: 2 ER: 2 SO: 7 BB: 1 IBB: 0 HBP: 1 BLK: 0 WP: 0 HR: 1 S: 46 P: 51 ERA: 2.25 WHIP: 1.250 | | | | | | | | | | | | | | | | | | | | | |

BOTTOM

Kansas City Athletics @ Baltimore Orioles
Memorial Stadium, Baltimore, MD
Thu Apr 25 1963, 6:05 PM EST
Att: 4,390 - Unknown

| | |
|-----|----|
| AB | 38 |
| R | 3 |
| H | 10 |
| RBI | 3 |
| BB | 1 |
| SO | 8 |
| LOB | 15 |



| Batter | 1 | 2 | 3 | 4 | 5 | 6 | 7 | 8 | 9 | AB | R | H | RBI | BB | SO | LOB | TOP | | | | | | | | | | |
|--|------------------------------|---------------------------------|------------------------------|---------------------------------|------------------------------|---------------------------------|------------------------------|---------------------------------|------------------------------|---------------------------------|------------------------------|---------------------------------|------------------------------|----------------------------------|------------------------------|---------------------------------|----------------------------------|------------------------------------|--|--|--|--|--|--|--|--|--|
| Albie Pearson, L OBP: 0.417, SLG: 0.377 (1, 8) | 0-0 4-3 | | 0-0 3-1 | | | 0-0 G3 | | 0-0 1B | 0-0 1B | 4 | 0 | 1 | 0 | 0 | 0 | 1 | | | | | | | | | | | |
| Joe Koppe, R OBP: 0.417, SLG: 0.364 Bob Sadowski, L OBP: 0.462, SLG: 0.222 (1, 4) (9, PH) | 0-3 K | | | 0-0 F9 | | | 0-0 5-3 | 0-0 F9 | 0-0 F9 | 3 | 0 | 0 | 0 | 0 | 1 | 0 | | | | | | | | | | | |
| Lee Thomas, L OBP: 0.338, SLG: 0.432 (1, 3) | 0-0 1-3 | | | 0-3 K | | | 0-0 4-3 | 0-0 1B | 0-0 1B | 4 | 0 | 1 | 0 | 0 | 1 | 0 | | | | | | | | | | | |
| Felix Torres, R OBP: 0.323, SLG: 0.357 (1, 5) | | 0-0 6-3 | | 0-0 6-3 | | | 0-0 F8 | 0-0 1B | 0-0 G6-4-3 | 4 | 0 | 0 | 0 | 0 | 2 | | | | | | | | | | | | |
| Leon Wagner, L OBP: 0.357, SLG: 0.652 (1, 9) | | 0-3 K | | | 0-0 CS | | | 0-0 F7 | | 3 | 0 | 1 | 0 | 0 | 1 | 0 | | | | | | | | | | | |
| Ken Hunt, R OBP: 0.265, SLG: 0.400 (1, 7) | | 0-0 6-3 | | | 0-3 K | | | 4-0 FC6-4 | | 2 | 0 | 0 | 0 | 1 | 1 | 1 | | | | | | | | | | | |
| Jim Fregosi, R OBP: 0.286, SLG: 0.361 (1, 6) | | | 0-0 6-3 | | 0-0 F8 | | | 0-0 FC6-4 | | 3 | 1 | 0 | 0 | 0 | 0 | 1 | | | | | | | | | | | |
| Ed Sadowski, R OBP: 0.250, SLG: 0.750 (1, 2) | | | 0-0 E7 | | | 0-3 K | | 0-0 HR | | 3 | 1 | 2 | 2 | 0 | 1 | 0 | | | | | | | | | | | |
| Bo Belinsky, L OBP: 0.156, SLG: 0.166 George Thomas, R OBP: 0.156, SLG: 0.166 Eli Grba, R OBP: 0.156, SLG: 0.166 (1, 1) (8, PH) (8, 1) | | | 0-0 4-3 | | 0-0 1B | | 0-0 1-3 | 0-3 K | 0-3 HR | 2 | 0 | 0 | 0 | 0 | 0 | 1 | | | | | | | | | | | |
| Inning Stats | R: 0 E: 0 K: 1 S: 5 | H: 0 LOB: 0 BB: 0 P: 5 | R: 0 E: 0 K: 1 S: 5 | H: 0 LOB: 0 BB: 0 P: 5 | R: 0 E: 1 K: 0 S: 4 | H: 1 LOB: 1 BB: 0 P: 4 | R: 0 E: 0 K: 1 S: 5 | H: 0 LOB: 0 BB: 0 P: 5 | R: 0 E: 0 K: 1 S: 5 | H: 1 LOB: 0 BB: 0 P: 5 | R: 0 E: 0 K: 0 S: 3 | H: 0 LOB: 0 BB: 0 P: 3 | R: 2 E: 0 K: 1 S: 6 | H: 1 LOB: 0 BB: 1 P: 10 | R: 0 E: 0 K: 0 S: 4 | H: 2 LOB: 1 BB: 0 P: 4 | 1B: 4 2B: 1 3B: 0 HR: 1 | SF: 0 SAC: 0 DP: 2 HBP: 0 | WP: 0 PA: 31 PB: 0 SB: 0 CS: 1 | | | | | | | | |
| PITCHER | IP | WLS | BF | H | R | ER | SO | BB | IBB | HBP | BLK | WP | HR | S | P | ERA | WHIP | | | | | | | | | | |
| Dave McNally, L ERA: 1.5 (1, 1) | 8.0 | W | 28 | 4 | 2 | 2 | 6 | 1 | 0 | 0 | 0 | 0 | 1 | 39 | 43 | 2.25 | 0.625 | | | | | | | | | | |
| Dick Hall, R ERA: (9, 1) | 0.1 | | 1 | 0 | 0 | 0 | 0 | 0 | 0 | 0 | 0 | 0 | 0 | 1 | 1 | 0.00 | 0.000 | | | | | | | | | | |
| Dean Stone, L ERA: 6.75 (9, 1) | 0.2 | S | 2 | 1 | 0 | 0 | 0 | 0 | 0 | 0 | 0 | 0 | 0 | 2 | 2 | 0.00 | 1.500 | | | | | | | | | | |

Los Angeles Angels @ Baltimore Orioles
Memorial Stadium, Baltimore, MD
Sat Apr 27 1963, 3:33 AM EST
Att: 5,462 - Unknown

AB 30
R 2
H 5
RBI 2
BB 1
SO 6
LOB 7



| Batter | 1 | 2 | 3 | 4 | 5 | 6 | 7 | 8 | 9 | AB | R | H | RBI | BB | SO | LOB | BOTTOM | | | | | | | | | | |
|--|------------------------------|---------------------------------|------------------------------|---------------------------------|------------------------------|---------------------------------|------------------------------|---------------------------------|------------------------------|---------------------------------|------------------------------|---------------------------------|------------------------------|---------------------------------|------------------------------|---------------------------------|----------------------------------|------------------------------------|--|--|--|--|--|--|--|--|--|
| Bob Johnson, R OBP: 0.273, SLG: 0.273 (1, 6) | 0-0 2B | | 0-0 F4 | 0-0 1-3 | | | 0-0 BB | | | 4 | 1 | 2 | 0 | 0 | 0 | 2 | | | | | | | | | | | |
| Joe Gaines, R OBP: 0.750, SLG: 1.400 (1, 7) | 0-0 1B | | 0-0 HR | | 0-3 K | | 4-0 1B | | | 3 | 2 | 2 | 1 | 1 | 1 | 0 | | | | | | | | | | | |
| Al Smith, R OBP: 0.439, SLG: 0.589 Russ Snyder, L OBP: 0.217, SLG: 0.304 (1, 9) (7, PR) (8, 9) | 1-0 2B | | 4-0 HR | | 0-0 K | | 0-0 BB | | | 2 | 0 | 2 | 1 | 1 | 0 | 0 | | | | | | | | | | | |
| Jim Gentile, L OBP: 0.239, SLG: 0.323 (1, 3) | 0-3 K | | 0-0 3-1 | | 0-3 2B | | 0-0 1B | | | 4 | 0 | 0 | 0 | 0 | 2 | 6 | | | | | | | | | | | |
| Brooks Robinson, R OBP: 0.359, SLG: 0.414 (1, 5) | 0-0 G1-2-3 | | 0-0 F4 | | 0-0 F9 | | 0-0 6-3 | | | 4 | 0 | 0 | 0 | 0 | 0 | 6 | | | | | | | | | | | |
| Jackie Brandt, R OBP: 0.294, SLG: 0.413 (1, 8) | 3-H | | | 0-0 1B | | 0-0 1B | | 4-0 BB | | 3 | 1 | 3 | 1 | 1 | 0 | 0 | | | | | | | | | | | |
| Jerry Adair, R OBP: 0.183, SLG: 0.232 (1, 4) | | 0-0 F3 | | 0-0 1B | | 0-0 1B | | 0-0 8-4 | | 4 | 0 | 1 | 0 | 0 | 0 | 2 | | | | | | | | | | | |
| Dick Brown, R OBP: 0.250, SLG: 0.370 (1, 2) | | 0-3 K | | 0-0 F6 | | 0-0 E5 | | 0-3 K | | 4 | 0 | 0 | 0 | 0 | 2 | 2 | | | | | | | | | | | |
| Dave McNally, R OBP: 0.183, SLG: 0.232 Dick Hall, R OBP: 0.183, SLG: 0.232 Dean Stone, L OBP: 0.183, SLG: 0.232 (1, 1) (9, 1) (9, 1) | | 0-3 K | | 0-3 K | | 0-3 K | | | | 3 | 0 | 0 | 0 | 0 | 3 | 3 | | | | | | | | | | | |
| Inning Stats | R: 0 E: 0 K: 1 S: 6 | H: 2 LOB: 2 BB: 0 P: 7 | R: 1 E: 0 K: 2 S: 8 | H: 1 LOB: 0 BB: 0 P: 8 | R: 1 E: 0 K: 0 S: 4 | H: 1 LOB: 1 BB: 1 P: 8 | R: 0 E: 0 K: 1 S: 7 | H: 2 LOB: 2 BB: 0 P: 7 | R: 0 E: 0 K: 2 S: 8 | H: 1 LOB: 1 BB: 0 P: 8 | R: 0 E: 1 K: 1 S: 6 | H: 1 LOB: 1 BB: 0 P: 6 | R: 2 E: 0 K: 0 S: 4 | H: 2 LOB: 1 BB: 1 P: 8 | R: 0 E: 0 K: 1 S: 4 | H: 0 LOB: 0 BB: 1 P: 8 | 1B: 6 2B: 3 3B: 0 HR: 2 | SF: 0 SAC: 0 DP: 4 HBP: 1 | WP: 0 PA: 35 PB: 0 SB: 0 CS: 0 | | | | | | | | |
| PITCHER | IP | WLS | BF | H | R | ER | SO | BB | IBB | HBP | BLK | WP | HR | S | P | ERA | WHIP | | | | | | | | | | |
| Bo Belinsky, L ERA: 4.26 Eli Grba, R ERA: 1.17 (1, 1) (8, 1) | 7.0 | L | 32 | 10 | 4 | 4 | 7 | 2 | 0 | 0 | 0 | 0 | 2 | 43 | 52 | 5.14 | 1.714 | | | | | | | | | | |
| Eli Grba, R ERA: 1.17 (8, 1) | 1.0 | | 3 | 0 | 0 | 0 | 1 | 1 | 0 | 0 | 0 | 0 | 0 | 4 | 8 | 0.00 | 1.000 | | | | | | | | | | |

Los Angeles Angels @ Baltimore Orioles
Memorial Stadium, Baltimore, MD
Sat Apr 27 1963, 3:33 AM EST
Att: 5,462 - Unknown

AB 31
R 4
H 10
RBI 3
BB 3
SO 8
LOB 21



| Batter | 1 | 2 | 3 | 4 | 5 | 6 | 7 | 8 | 9 | AB | R | H | RBI | BB | SO | LOB | TOP | | | | | |
|--|------------------------------|---------------------------------|------------------------------|---------------------------------|------------------------------|---------------------------------|------------------------------|---------------------------------|------------------------------|----------------------------------|------------------------------|---------------------------------|------------------------------|---------------------------------|------------------------------|----------------------------------|------------------------------|---------------------------------|----------------------------------|------------------------------------|----------------------------------|--------|
| Albie Pearson, L OBP: 0.404, SLG: 0.356 (1, 8) | F7 | | K | | K | | 1-3 | | CS BB | 4 | 0 | 0 | 0 | 1 | 2 | 3 | | | | | | |
| Jim Fregosi, R OBP: 0.299, SLG: 0.400 (1, 6) | K | | | F7 | 2B | | | BB 2B | CS | 4 | 0 | 2 | 2 | 0 | 1 | 0 | | | | | | |
| Lee Thomas, L OBP: 0.333, SLG: 0.423 (1, 3) | F8 | | | 1B FC6-4 | 4-3 | | | F6 | | 4 | 1 | 1 | 0 | 0 | 0 | 2 | | | | | | |
| Leon Wagner, L OBP: 0.365, SLG: 0.638 (1, 9) | | 1-4-3 | | FC6-4 1B | | K | | FC5 BB IBB | | 3 | 0 | 1 | 0 | 1 | 1 | 0 | | | | | | |
| Bob Sadowski, L OBP: 0.471, SLG: 0.250 (1, 4) | | FC3-6 1B | | FC6-4 1-2f | | F8 | | BB 1-2 2-3 | | 3 | 0 | 1 | 1 | 1 | 0 | 1 | | | | | | |
| Ed Kirkpatrick, L OBP: 0.143, SLG: 0.143 George Thomas, R (8, PH) Ed Sadowski, R (8, 2) OBP: 0.133, SLG: 0.182 OBP: 0.250, SLG: 0.750 | FC3-6 1-2f | | | K | | K | | F9 | | 3 | 0 | 0 | 0 | 0 | 2 | 2 | | | | | | |
| Felix Torres, R OBP: 0.318, SLG: 0.350 (1, 5) | | 5-3 | | | | BB 2B 1B | | E8 FC5 2-3f | | 4 | 1 | 1 | 0 | 0 | 0 | 4 | | | | | | |
| Ken Hunt, R OBP: 0.237, SLG: 0.353 (1, 7) | | | F8 | | F3 | | | K | K | 4 | 0 | 0 | 0 | 0 | 2 | 2 | | | | | | |
| Dean Chance, R (1, 1) | | | K | | | | | K | 4-3 | 3 | 1 | 0 | 0 | 1 | 2 | 1 | | | | | | |
| Inning Stats | R: 0 E: 0 K: 1 S: 5 | H: 0 LOB: 0 BB: 0 P: 5 | R: 0 E: 0 K: 0 S: 4 | H: 1 LOB: 1 BB: 0 P: 4 | R: 0 E: 0 K: 2 S: 7 | H: 0 LOB: 0 BB: 0 P: 7 | R: 1 E: 0 K: 1 S: 7 | H: 2 LOB: 1 BB: 0 P: 7 | R: 2 E: 0 K: 1 S: 7 | H: 2 LOB: 1 BB: 1 P: 11 | R: 0 E: 0 K: 2 S: 7 | H: 0 LOB: 0 BB: 0 P: 7 | R: 0 E: 1 K: 2 S: 8 | H: 0 LOB: 1 BB: 0 P: 8 | R: 0 E: 0 K: 0 S: 4 | H: 1 LOB: 3 BB: 2 P: 12 | R: 0 E: 0 K: 1 S: 4 | H: 0 LOB: 0 BB: 1 P: 8 | 1B: 4 2B: 2 3B: 0 HR: 0 | SF: 0 SAC: 0 DP: 0 HBP: 0 | WP: 0 PB: 0 SB: 0 CS: 1 | PA: 38 |
| PITCHER | IP | WLS | BF | H | R | ER | SO | BB | IBB | HBP | BLK | WP | HR | S | P | ERA | WHIP | | | | | |
| Milt Pappas, R ERA: 1.44 Pete Burnside, L ERA: 5.09 Dean Stone, L ERA: 2.7 Wes Stock, R ERA: 1.59 Mike McCormick, L ERA: 1.29 | 1.2 | | 6 | 1 | 0 | 0 | 1 | 0 | 0 | 0 | 0 | 0 | 0 | 8 | 8 | 0.00 | 0.600 | | | | | |
| Stu Miller, R ERA: 3.27 | 1.1 | | 4 | 0 | 0 | 0 | 1 | 1 | 0 | 0 | 0 | 0 | 0 | 5 | 9 | 0.00 | 0.750 | | | | | |

Los Angeles Angels @ Baltimore Orioles
Memorial Stadium, Baltimore, MD
Sun Apr 28 1963, 3:33 AM EDT
Att: 9,034 - Unknown

AB 33
R 3
H 6
RBI 3
BB 4
SO 10
LOB 18





| Batter | 1 | 2 | 3 | 4 | 5 | 6 | 7 | 8 | 9 | AB | R | H | RBI | BB | SO | LOB | BOTTOM | | | | | |
|--|------------------------------|---------------------------------|------------------------------|---------------------------------|------------------------------|---------------------------------|------------------------------|---------------------------------|------------------------------|---------------------------------|------------------------------|---------------------------------|------------------------------|---------------------------------|------------------------------|---------------------------------|------------------------------|---------------------------------|----------------------------------|------------------------------------|----------------------------------|--------|
| Luis Aparicio, R OBP: 0.379, SLG: 0.468 (1, 6) | 6-3 | | K | | FC1-6 5-3 1-2f | | F7 | | | 4 | 0 | 0 | 0 | 0 | 1 | 1 | | | | | | |
| Jackie Brandt, R OBP: 0.291, SLG: 0.400 (1, 8) | F8 | | E 1B | | 5-3 2-3 | | | 5-3 | | 4 | 0 | 1 | 0 | 0 | 0 | 1 | | | | | | |
| Al Smith, R OBP: 0.429, SLG: 0.583 (1, 9) | 4-3 | | F8 | | F2 | | | 2B | | 4 | 0 | 1 | 0 | 0 | 0 | 2 | | | | | | |
| Jim Gentile, L OBP: 0.254, SLG: 0.323 (1, 3) | | E6 SH 4-3 | E7 1B | | 5-3 BB | | | F5 | | 3 | 1 | 1 | 0 | 1 | 0 | 1 | | | | | | |
| Brooks Robinson, R OBP: 0.343, SLG: 0.393 (1, 5) | | SH E 4-3 2-3 | K | | 5-3 1-2 | | | 5-3 | | 3 | 0 | 0 | 0 | 0 | 1 | 4 | | | | | | |
| Boog Powell, L OBP: 0.310, SLG: 0.537 (1, 7) | 4-3 | | | | F7 | | K | | | 4 | 1 | 1 | 2 | 0 | 1 | 2 | | | | | | |
| Jerry Adair, R OBP: 0.175, SLG: 0.220 Charlie Lau, L (9, PH) | | | E1 SH1-3 2-3 | | F7 | | 5-3 | | | 3 | 0 | 0 | 0 | 0 | 0 | 2 | | | | | | |
| Dick Brown, R OBP: 0.226, SLG: 0.333 (1, 2) | | SH1-3 1-2 | | | K | | | | | 3 | 0 | 0 | 0 | 0 | 2 | 0 | | | | | | |
| Milt Pappas, R Pete Burnside, L Bob Sadowski, L Dean Stone, L Jackie Brandt, R Al Smith, R Jim Gentile, L Brooks Robinson, R Boog Powell, L Jerry Adair, R Charlie Lau, L Dick Brown, R Stu Miller, R Mike McCormick, L | | | K | | FC1-6 1B | | K | | F8 | 0 | 0 | 0 | 0 | 0 | 0 | 0 | | | | | | |
| Inning Stats | R: 0 E: 0 K: 0 S: 3 | H: 0 LOB: 0 BB: 0 P: 3 | R: 1 E: 3 K: 1 S: 8 | H: 0 LOB: 2 BB: 0 P: 8 | R: 0 E: 1 K: 2 S: 9 | H: 2 LOB: 2 BB: 0 P: 9 | R: 0 E: 0 K: 1 S: 5 | H: 0 LOB: 0 BB: 0 P: 5 | R: 0 E: 1 K: 0 S: 4 | H: 1 LOB: 1 BB: 0 P: 4 | R: 0 E: 0 K: 1 S: 5 | H: 0 LOB: 1 BB: 1 P: 9 | R: 0 E: 0 K: 1 S: 5 | H: 0 LOB: 0 BB: 0 P: 5 | R: 0 E: 0 K: 0 S: 4 | H: 1 LOB: 1 BB: 0 P: 4 | R: 1 E: 0 K: 1 S: 6 | H: 1 LOB: 0 BB: 0 P: 6 | 1B: 3 2B: 1 3B: 0 HR: 1 | SF: 0 SAC: 2 DP: 0 HBP: 0 | WP: 0 PB: 0 SB: 0 CS: 0 | PA: 36 |
| PITCHER | IP | WLS | BF | H | R | ER | SO | BB | IBB | HBP | BLK | WP | HR | S | P | ERA | WHIP | | | | | |
| Dean Chance, R ERA: 3.9 | 9.0 | W | 36 | 5 | 2 | 1 | 7 | 1 | 0 | 0 | 0 | 0 | 1 | 49 | 53 | 1.00 | 0.667 | | | | | |

Los Angeles Angels @ Baltimore Orioles
Memorial Stadium, Baltimore, MD
Sun Apr 28 1963, 3:33 AM EDT
Att: 9,034 - Unknown

AB 33
R 2
H 5
RBI 2
BB 1
SO 7
LOB 15





| Batter | 1 | 2 | 3 | 4 | 5 | 6 | 7 | 8 | 9 | AB | R | H | RBI | BB | SO | LOB | TOP | | | | | |
|--|---|---------------------------------|------------------------------|---------------------------------|------------------------------|---------------------------------|------------------------------|---------------------------------|------------------------------|---------------------------------|------------------------------|---------------------------------|------------------------------|---------------------------------|------------------------------|---------------------------------|--|---------------------------------|-----------------------------------|------------------------------------|----------------------------------|--------|
| Luis Aparicio, R (1,6) OBP: 0.380, SLG: 0.463 | F7 | | 6-3 | | | | | | 5-3 | 5 | 0 | 2 | 0 | 0 | 0 | 0 | <p>Baltimore Orioles @ Minnesota Twins Metropolitan Stadium, Bloomington, MI Tue Apr 30 1963, 4:33 AM EDT Att: 5,635 - Unknown</p> <p>livebaseballscores.com</p> <p>AB 37 R 1 H 11 RBI 1 BB 0 SO 3 LOB 17</p>  | | | | | |
| Charlie Lau, L (1,2) OBP: 0.100, SLG: 0.100 | FC6-4 1B | | F7 | | | | | | | 4 | 0 | 1 | 0 | 0 | 0 | 2 | | | | | | |
| Al Smith, R (1,9) OBP: 0.432, SLG: 0.594 | FC6-4 1B | | | | | | | | | 4 | 1 | 2 | 0 | 0 | 0 | 1 | | | | | | |
| Jim Gentile, L (1,3) OBP: 0.267, SLG: 0.333 | 1B | | | | | | | | | 4 | 0 | 2 | 0 | 0 | 0 | 2 | | | | | | |
| Boog Powell, L (1,7) OBP: 0.306, SLG: 0.517 Joe Gaines, R (8, PR) OBP: 0.667, SLG: 1.167 | K | | | | | | | | | 4 | 0 | 1 | 0 | 0 | 1 | 4 | | | | | | |
| Brooks Robinson, R (1,5) OBP: 0.352, SLG: 0.400 | | | | | | | | | | 4 | 0 | 2 | 1 | 0 | 0 | 2 | | | | | | |
| Jackie Brandt, R (1,8) OBP: 0.288, SLG: 0.389 | K | | | | | | | | | 4 | 0 | 1 | 0 | 0 | 1 | 4 | | | | | | |
| Jerry Adair, R (1,4) OBP: 0.164, SLG: 0.206 | | | | | | | | | | 4 | 0 | 0 | 0 | 0 | 0 | 2 | | | | | | |
| Steve Barber, L (1,1) OBP: 0.188, SLG: 0.200 Bob Saverine, S (7, PH) OBP: 0.333, SLG: 0.333 Dick Hall, R (7,1) Wes Stock, R (8,1) Russ Snyder, L (9, PH) OBP: 0.200, SLG: 0.280 | F9 | | | | | | | | | 2 | 0 | 0 | 0 | 0 | 0 | 0 | | | | | | |
| | | | | | | | | | | 1 | 0 | 0 | 0 | 0 | 0 | 0 | | | | | | |
| | | | | | | | | | | 0 | 0 | 0 | 0 | 0 | 0 | 0 | | | | | | |
| | | | | | | | | | | 1 | 0 | 0 | 0 | 0 | 1 | 0 | | | | | | |
| Inning Stats | R: 0 E: 0 K: 1 S: 7 | H: 2 LOB: 2 BB: 0 P: 7 | R: 0 E: 0 K: 1 S: 5 | H: 0 LOB: 0 BB: 0 P: 5 | R: 0 E: 0 K: 0 S: 3 | H: 0 LOB: 0 BB: 0 P: 3 | R: 0 E: 0 K: 0 S: 5 | H: 2 LOB: 2 BB: 0 P: 5 | R: 0 E: 0 K: 0 S: 4 | H: 1 LOB: 1 BB: 0 P: 4 | R: 1 E: 0 K: 0 S: 6 | H: 3 LOB: 2 BB: 0 P: 6 | R: 0 E: 0 K: 0 S: 3 | H: 1 LOB: 0 BB: 0 P: 3 | R: 0 E: 0 K: 0 S: 5 | H: 2 LOB: 2 BB: 0 P: 5 | R: 0 E: 0 K: 1 S: 5 | H: 0 LOB: 0 BB: 0 P: 5 | 1B: 10 2B: 1 3B: 0 HR: 0 | SF: 0 SAC: 0 DP: 0 HBP: 0 | WP: 0 PB: 0 SB: 0 CS: 0 | PA: 37 |
| PITCHER Camilo Pascual, R (1,1) ERA: 4.67 | IP: 9.0 WLS: W BF: 37 H: 11 R: 1 ER: 1 SO: 3 BB: 0 IBB: 0 HBP: 0 BLK: 0 WP: 0 HR: 0 S: 43 P: 43 ERA: 1.00 WHIP: 1.222 | | | | | | | | | | | | | | | | | | | | | |


| Batter | 1 | 2 | 3 | 4 | 5 | 6 | 7 | 8 | 9 | AB | R | H | RBI | BB | SO | LOB | BOTTOM | | | |
|--|--|---------------------------------|------------------------------|---------------------------------|------------------------------|---------------------------------|------------------------------|----------------------------------|------------------------------|---------------------------------|------------------------------|---------------------------------|------------------------------|---------------------------------|-------------------------------|----------------------------------|--|------------------------------------|----------------------------------|--------|
| Lenny Green, L (1,8) OBP: 0.295, SLG: 0.337 | 4-1 | F5 | | 1B BB | | | | | | 4 | 1 | 0 | 0 | 1 | 0 | 3 | <p>Baltimore Orioles @ Minnesota Twins Metropolitan Stadium, Bloomington, MI Tue Apr 30 1963, 4:33 AM EDT Att: 5,635 - Unknown</p> <p>livebaseballscores.com</p> <p>AB 38 R 8 H 14 RBI 8 BB 2 SO 5 LOB 15</p>  | | | |
| Vic Power, R (1,3) OBP: 0.286, SLG: 0.329 | 2B 1B | | 6-3 | 1B 2H | | | | | | 5 | 2 | 3 | 1 | 0 | 0 | 0 | | | | |
| Rich Rollins, R (1,5) OBP: 0.308, SLG: 0.378 | F7 | | K | F8 | | | | | | 5 | 0 | 2 | 2 | 0 | 1 | 3 | | | | |
| Bob Allison, R (1,9) OBP: 0.407, SLG: 0.657 | 1H 2B | | | 2B | | | | | | 5 | 0 | 2 | 1 | 0 | 2 | 2 | | | | |
| Earl Battey, R (1,2) OBP: 0.319, SLG: 0.476 | F7 | | | | | | | | | 4 | 0 | 0 | 0 | 0 | 0 | 3 | | | | |
| Jim Lemon, R (1,7) OBP: 0.167, SLG: 0.118 Jimmie Hall, L (8,7) OBP: 0.321, SLG: 0.318 Bill Tuttle, R (9,8) | | | | | | | | | | 3 | 0 | 0 | 0 | 0 | 1 | 2 | | | | |
| | | | | | | | | | | 0 | 1 | 0 | 0 | 1 | 0 | 0 | | | | |
| | | | | | | | | | | 0 | 0 | 0 | 0 | 0 | 0 | 0 | | | | |
| | | | | | | | | | | 4 | 2 | 2 | 0 | 0 | 0 | 0 | | | | |
| | | | | | | | | | | 4 | 2 | 3 | 2 | 0 | 0 | 0 | | | | |
| | | | | | | | | | | 4 | 0 | 2 | 2 | 0 | 1 | 2 | | | | |
| Inning Stats | R: 1 E: 0 K: 0 S: 5 | H: 2 LOB: 1 BB: 0 P: 5 | R: 1 E: 0 K: 0 S: 5 | H: 2 LOB: 1 BB: 0 P: 5 | R: 0 E: 0 K: 2 S: 8 | H: 1 LOB: 2 BB: 0 P: 9 | R: 1 E: 0 K: 1 S: 7 | H: 2 LOB: 2 BB: 1 P: 11 | R: 0 E: 0 K: 0 S: 3 | H: 0 LOB: 0 BB: 0 P: 3 | R: 0 E: 0 K: 0 S: 4 | H: 1 LOB: 1 BB: 0 P: 4 | R: 0 E: 0 K: 1 S: 6 | H: 1 LOB: 1 BB: 0 P: 6 | R: 5 E: 1 K: 1 S: 10 | H: 5 LOB: 1 BB: 1 P: 14 | 1B: 8 2B: 6 3B: 0 HR: 0 | SF: 0 SAC: 0 DP: 0 HBP: 1 | WP: 0 PB: 0 SB: 0 CS: 0 | PA: 41 |
| PITCHER Steve Barber, L (1,1) ERA: 1.77 Dick Hall, R (7,1) ERA: 8.43 Wes Stock, R (8,1) ERA: 1.42 | IP: 6.0 WLS: L BF: 28 H: 8 R: 3 ER: 3 SO: 3 BB: 1 IBB: 0 HBP: 0 BLK: 0 WP: 0 HR: 0 S: 32 P: 37 ERA: 4.50 WHIP: 1.500 | | | | | | | | | | | | | | | | | | | |


| Batter | 1 | 2 | 3 | 4 | 5 | 6 | 7 | 8 | 9 | AB | R | H | RBI | BB | SO | LOB | TOP | | | |
|--|--|---------------------------------|------------------------------|---------------------------------|------------------------------|---------------------------------|------------------------------|---------------------------------|------------------------------|---------------------------------|------------------------------|---------------------------------|--|---------------------------------|------------------------------|---------------------------------|---|------------------------------------|-------------------------|--------|
| Luis Aparicio, R OBP: 0.373, SLG: 0.443 (1, 6) | F5 | | 1-3 | | | F8 | | BB | | 3 | 0 | 0 | 0 | 1 | 0 | 0 | <p>Baltimore Orioles @ Chicago White Sox Comiskey Park, Chicago, IL Wed May 01 1963, 8:05 PM EDT Unknown</p> <p>livebaseballscorecards.com</p> | | | |
| Bob Johnson, R OBP: 0.297, SLG: 0.333 (1, 4) | F5 | | 2B | | | F2 | | 1-3 | | 4 | 0 | 1 | 0 | 0 | 0 | 2 | | | | |
| Al Smith, R OBP: 0.423, SLG: 0.574 (1, 9) | 1B | | 6-3 | | | 6-3 | | | K | 4 | 0 | 1 | 0 | 0 | 1 | 1 | | | | |
| Jim Gentile, L OBP: 0.253, SLG: 0.315 (1, 3) | K | | | | F2 | | | | 4-3 | 4 | 0 | 0 | 0 | 0 | 1 | 1 | | | | |
| Brooks Robinson, R OBP: 0.333, SLG: 0.377 (1, 5) | | F4 | | | 1-5-3 | | | | 6-3 | 4 | 0 | 0 | 0 | 0 | 1 | 0 | | | | |
| Boog Powell, L OBP: 0.308, SLG: 0.508 Pete Burnside, R (7, 1) | | 4-3 1B | | | K | | | | 6-3 | 3 | 0 | 1 | 0 | 0 | 1 | 0 | | | | |
| Jackie Brandt, R OBP: 0.274, SLG: 0.368 (1, 8) | | 4-3 1-2 | | | | F7 | | | 5-3 | 3 | 0 | 0 | 0 | 0 | 0 | 1 | | | | |
| John Orsino, R OBP: 0.313, SLG: 0.379 (1, 2) | | | | | | F8 | | | 5-3 | 3 | 0 | 0 | 0 | 0 | 0 | 1 | | | | |
| Mike McCormick, L OBP: 0.250, SLG: 0.250 Buster Narum, R (7, 1) | | | | | | | | | | 2 | 0 | 0 | 0 | 0 | 1 | 0 | | | | |
| Russ Snyder, L OBP: 0.231, SLG: 0.346 (7, 7) | | | 6-3 | | | K | | | | 0 | 0 | 0 | 0 | 0 | 0 | 0 | | | | |
| Inning Stats | R: 0 E: 0 K: 1 S: 6 | H: 1 LOB: 1 BB: 0 P: 6 | R: 0 E: 0 K: 0 S: 4 | H: 1 LOB: 1 BB: 0 P: 4 | R: 0 E: 0 K: 0 S: 4 | H: 1 LOB: 1 BB: 0 P: 4 | R: 0 E: 0 K: 1 S: 5 | H: 0 LOB: 0 BB: 0 P: 5 | R: 0 E: 0 K: 1 S: 5 | H: 0 LOB: 0 BB: 0 P: 5 | R: 0 E: 0 K: 1 S: 5 | H: 0 LOB: 0 BB: 0 P: 5 | R: 0 E: 0 K: 1 S: 4 | H: 1 LOB: 2 BB: 1 P: 8 | R: 0 E: 0 K: 1 S: 5 | H: 0 LOB: 0 BB: 0 P: 5 | 1B: 2 2B: 2 3B: 0 HR: 0 | SF: 0 SAC: 0 DP: 0 HBP: 0 | WP: 0 PB: 0 CS: 1 | PA: 32 |
| PITCHER Ray Herbert, R ERA: 3.97 (1, 1) | IP: 9.0 WLS: W BF: 32 H: 4 R: 0 ER: 0 SO: 5 BB: 1 IBB: 0 HBP: 0 BLK: 0 WP: 0 HR: 0 S: 41 P: 45 ERA: 0.00 WHIP: 0.556 | | | | | | | | | | | PITCHER | IP: 9.0 WLS: W BF: 32 H: 4 R: 0 ER: 0 SO: 5 BB: 1 IBB: 0 HBP: 0 BLK: 0 WP: 0 HR: 0 S: 41 P: 45 ERA: 0.00 WHIP: 0.556 | | | | | | | |

| Batter | 1 | 2 | 3 | 4 | 5 | 6 | 7 | 8 | 9 | AB | R | H | RBI | BB | SO | LOB | BOTTOM | | | |
|---|--|---------------------------------|------------------------------|---------------------------------|------------------------------|---------------------------------|------------------------------|----------------------------------|------------------------------|---------------------------------|------------------------------|---------------------------------|--|----------------------------------|------------------------------|---------------------------------|---|----------------------------------|------------------------------------|-------------------------|
| Jim Landis, R OBP: 0.280, SLG: 0.378 (1, 8) | G3 3B | | 1-3 | | | | 5-3 | F7 | | 5 | 2 | 2 | 1 | 0 | 0 | 2 | <p>Baltimore Orioles @ Chicago White Sox Comiskey Park, Chicago, IL Wed May 01 1963, 8:05 PM EDT Unknown</p> <p>livebaseballscorecards.com</p> | | | |
| Nellie Fox, L OBP: 0.385, SLG: 0.345 (1, 4) | F8 | | | 1B | | F8 | | 1B | | 4 | 2 | 2 | 1 | 0 | 0 | 1 | | | | |
| Floyd Robinson, L OBP: 0.422, SLG: 0.463 (1, 9) | G3 3H | | | F6 | | F7 | | 1B IBB | | 3 | 0 | 0 | 1 | 1 | 0 | 1 | | | | |
| Dave Nicholson, R OBP: 0.262, SLG: 0.340 (1, 7) | F9 | | | K | | | F7 | 1B | | 4 | 0 | 1 | 1 | 0 | 1 | 1 | | | | |
| Joe Cunningham, L OBP: 0.403, SLG: 0.429 (1, 3) | | G3 | | BB 1B | | | F4 | 5-3 | | 4 | 1 | 1 | 0 | 0 | 0 | 2 | | | | |
| Ron Hansen, R OBP: 0.283, SLG: 0.340 (1, 6) | | F8 | | 1B BB | | | | 1B 3B | | 2 | 1 | 1 | 0 | 2 | 0 | 0 | | | | |
| Pete Ward, L OBP: 0.353, SLG: 0.386 (1, 5) | | K | | FC6-4 1B | | | K | 4-3 | | 4 | 0 | 1 | 2 | 0 | 2 | 2 | | | | |
| Cam Carreon, R OBP: 0.240, SLG: 0.217 (1, 2) | | | | F9 | | FC6-4 | | G3 | | 4 | 0 | 0 | 0 | 0 | 3 | | | | | |
| Ray Herbert, R OBP: 0.222, SLG: 0.333 (1, 1) | | | | F7 | | | K | 1B 2B | | 4 | 1 | 2 | 1 | 0 | 1 | 0 | | | | |
| Inning Stats | R: 1 E: 0 K: 0 S: 4 | H: 1 LOB: 0 BB: 0 P: 4 | R: 0 E: 0 K: 1 S: 5 | H: 0 LOB: 0 BB: 0 P: 5 | R: 0 E: 0 K: 0 S: 3 | H: 0 LOB: 0 BB: 0 P: 3 | R: 2 E: 0 K: 1 S: 8 | H: 3 LOB: 2 BB: 1 P: 12 | R: 1 E: 0 K: 1 S: 6 | H: 1 LOB: 0 BB: 0 P: 6 | R: 0 E: 0 K: 1 S: 5 | H: 0 LOB: 1 BB: 1 P: 9 | R: 2 E: 0 K: 0 S: 6 | H: 3 LOB: 2 BB: 1 P: 10 | R: 1 E: 0 K: 0 S: 5 | H: 2 LOB: 1 BB: 0 P: 5 | | 1B: 6 2B: 1 3B: 2 HR: 1 | SF: 0 SAC: 0 DP: 0 HBP: 0 | WP: 0 PB: 0 CS: 0 |
| PITCHER Mike McCormick, L ERA: 4.05 Buster Narum, R ERA: 7.71 Pete Burnside, L ERA: 5.4 (1, 1) | IP: 6.1 WLS: L BF: 27 H: 6 R: 5 ER: 5 SO: 4 BB: 2 IBB: 0 HBP: 0 BLK: 0 WP: 0 HR: 1 S: 33 P: 41 ERA: 7.11 WHIP: 1.263 | | | | | | | | | | | PITCHER | IP: 6.1 WLS: L BF: 27 H: 6 R: 5 ER: 5 SO: 4 BB: 2 IBB: 0 HBP: 0 BLK: 0 WP: 0 HR: 1 S: 33 P: 41 ERA: 7.11 WHIP: 1.263 | | | | | | | |

| Batter | 1 | 2 | 3 | 4 | 5 | 6 | 7 | 8 | 9 | AB | R | H | RBI | BB | SO | LOB | TOP | | | | | |
|---|---|--|--|----------------------------------|------------------------------|---------------------------------|------------------------------|---------------------------------|------------------------------|---------------------------------|------------------------------|---------------------------------|------------------------------|---------------------------------|------------------------------|---------------------------------|---|------------------------------|---------------------------------|----------------------------------|------------------------------------|----------------------------------|
| Luis Aparicio, R OBP: 0.350, SLG: 0.413 (1, 6) | 1-3 | F8 | | | F9 | | F6 | F8 | | 5 | 0 | 0 | 0 | 0 | 0 | 4 | <p>Baltimore Orioles @ Chicago White Sox Comiskey Park, Chicago, IL Wed May 01 1963, 8:05 PM EDT Att: 16,717 - Unknown</p> <p>livebaseballscores.com</p> <p>AB 36 R 4 H 8 RBI 4 BB 5 SO 1 LOB 23</p>  | | | | | |
| Russ Snyder, L OBP: 0.298, SLG: 0.355 (1, 9) | 1B | F7 | | | E7 | | 1B 1-2 | F8 | | 5 | 0 | 2 | 0 | 0 | 0 | 2 | | | | | | |
| Bob Johnson, R OBP: 0.250, SLG: 0.300 (1, 4) | F9 | | 1-6-3 | | 6-3 | | 1B 1-2 2-H | 1-3 | | 5 | 0 | 1 | 1 | 0 | 0 | 2 | | | | | | |
| Jim Gentile, L OBP: 0.262, SLG: 0.303 (1, 3) | 4-3 | | 4-3 | | FC6-4 IBB | | F6 | BB | | 3 | 0 | 0 | 0 | 2 | 0 | 3 | | | | | | |
| Brooks Robinson, R OBP: 0.313, SLG: 0.351 (1, 5) | | 3-1 | 4-3 | | FC6-4 1-2 | | F6 | K | | 5 | 0 | 0 | 0 | 0 | 1 | 5 | | | | | | |
| Boog Powell, L OBP: 0.333, SLG: 0.516 (1, 7) | | E4 2B 1B | | | FC4-6 1B | | G6-3 BB | F8 BB G3 1B | | 3 | 2 | 2 | 0 | 1 | 0 | 0 | | | | | | |
| Jackie Brandt, R OBP: 0.288, SLG: 0.383 (1, 8) | | 1B 2B | | | FC4-6 1-2 | | G6-3 1-2 | G3 BB | | 3 | 1 | 1 | 0 | 1 | 0 | 2 | | | | | | |
| Dick Brown, R OBP: 0.228, SLG: 0.303 (1, 2) | | 1B IBB | | | F8 | | G3 | F8 | | 3 | 0 | 0 | 0 | 1 | 0 | 3 | | | | | | |
| Robin Roberts, S Wes Stock, R Bob Saverine, S Dean Stone, L Stu Miller, R Charlie Lau, L Dick Hall, R (1, 1) (6, 1) (7, Ph) (7, 1) (7, 1) (8, Ph) (8, 1) | | 1-2 2-H 3-H 1B | | | 5-3 | | 1B 1B | G3 1-2 3-H | | 2 | 0 | 1 | 2 | 0 | 0 | 1 | | | | | | |
| Inning Stats | R: 0 E: 0 K: 0 S: 4 | H: 1 LOB: 1 BB: 0 P: 4 | R: 2 E: 1 K: 0 S: 6 | H: 2 LOB: 2 BB: 1 P: 10 | R: 0 E: 0 K: 0 S: 3 | H: 0 LOB: 0 BB: 0 P: 3 | R: 0 E: 0 K: 0 S: 4 | H: 1 LOB: 1 BB: 0 P: 4 | R: 0 E: 1 K: 0 S: 4 | H: 0 LOB: 2 BB: 1 P: 8 | R: 0 E: 0 K: 0 S: 2 | H: 0 LOB: 0 BB: 1 P: 6 | R: 1 E: 0 K: 0 S: 6 | H: 3 LOB: 2 BB: 0 P: 6 | R: 1 E: 0 K: 0 S: 4 | H: 1 LOB: 1 BB: 1 P: 8 | | R: 0 E: 0 K: 1 S: 5 | H: 0 LOB: 1 BB: 1 P: 9 | 1B: 7 2B: 1 3B: 0 HR: 0 | SF: 0 SAC: 0 DP: 1 HBP: 0 | WP: 0 PB: 0 SB: 0 CS: 0 |
| PITCHER | IP WLS BF H R ER SO BB IBB HBP BLK WP HR S P ERA WHIP | 6.1 W 30 7 3 2 0 1 2 0 0 0 0 0 27 39 2.84 1.263 | 2.2 S 11 1 1 1 1 2 0 0 0 0 0 0 11 19 3.38 1.125 | | | | | | | | | | | | | | | | | | | |

| Batter | 1 | 2 | 3 | 4 | 5 | 6 | 7 | 8 | 9 | AB | R | H | RBI | BB | SO | LOB | BOTTOM | | | | |
|--|---|--|--|---|---|---------------------------------|------------------------------|---------------------------------|------------------------------|---------------------------------|------------------------------|---------------------------------|------------------------------|----------------------------------|------------------------------|---------------------------------|--|-----------------------------------|------------------------------------|----------------------------------|--------|
| Jim Landis, R OBP: 0.295, SLG: 0.340 (1, 8) | K | | 5-3 | | 6-3 | | F3 | K | | 5 | 0 | 0 | 0 | 0 | 2 | 0 | <p>Baltimore Orioles @ Chicago White Sox Comiskey Park, Chicago, IL Wed May 01 1963, 8:05 PM EDT Att: 16,717 - Unknown</p> <p>livebaseballscores.com</p> <p>AB 35 R 6 H 13 RBI 6 BB 1 SO 5 LOB 10</p>  | | | | |
| Nellie Fox, L OBP: 0.377, SLG: 0.339 (1, 4) | G3 | | 4-3 | | F8 | | BB 1B 1B | | | 4 | 1 | 1 | 0 | 0 | 0 | 0 | | | | | |
| Joe Cunningham, L OBP: 0.425, SLG: 0.450 (1, 3) | 1B | | 1B 1B | | 1-3 | | BB 1B | | | 4 | 2 | 3 | 0 | 0 | 0 | 0 | | | | | |
| Floyd Robinson, L OBP: 0.441, SLG: 0.526 (1, 9) | F5 | | 1B 1B | | 1B | | HR 1-2 2-3 BB | | | 3 | 1 | 2 | 1 | 1 | 0 | 1 | | | | | |
| Pete Ward, L OBP: 0.347, SLG: 0.377 (1, 5) | | F4 | 1-3 3-H | | 1B | | K | F5 | | 4 | 0 | 1 | 1 | 0 | 1 | 3 | | | | | |
| Dave Nicholson, R OBP: 0.292, SLG: 0.368 (1, 7) | 2B 1B | | F3 | | F3 | | 1B SH1-3 1B | 1-3 2-H 3-H 1B | | 4 | 1 | 3 | 2 | 0 | 0 | 2 | | | | | |
| Ron Hansen, R OBP: 0.297, SLG: 0.368 (1, 6) | | F7 | | | F7 | | SH1-3 1B | F5 | | 4 | 1 | 2 | 0 | 0 | 0 | 2 | | | | | |
| Sherm Lollar, R OBP: 0.250, SLG: 0.286 (1, 2) | | F8 | | | F8 | | SH1-3 | | | 3 | 0 | 1 | 2 | 0 | 1 | 0 | | | | | |
| Joe Horlen, R Hoyt Wilhelm, R OBP: 0.200, SLG: 0.200 OBP: 0.167, SLG: 0.167 (1, 1) (7, 1) | | F3 | | | K | | 3-1 | 4-3 | | 3 | 0 | 0 | 0 | 0 | 1 | 2 | | | | | |
| Inning Stats | R: 0 E: 0 K: 1 S: 6 | H: 1 LOB: 1 BB: 0 P: 6 | R: 1 E: 0 K: 0 S: 5 | H: 3 LOB: 1 BB: 0 P: 5 | R: 1 E: 0 K: 0 S: 6 | H: 3 LOB: 2 BB: 0 P: 6 | R: 0 E: 0 K: 1 S: 5 | H: 0 LOB: 0 BB: 0 P: 5 | R: 0 E: 0 K: 0 S: 3 | H: 0 LOB: 0 BB: 0 P: 3 | R: 2 E: 0 K: 1 S: 8 | H: 3 LOB: 1 BB: 0 P: 8 | R: 2 E: 0 K: 0 S: 6 | H: 3 LOB: 2 BB: 1 P: 10 | R: 0 E: 0 K: 2 S: 7 | H: 0 LOB: 0 BB: 0 P: 7 | | 1B: 10 2B: 2 3B: 0 HR: 1 | SF: 0 SAC: 1 DP: 0 HBP: 0 | WP: 0 PB: 0 SB: 0 CS: 0 | PA: 37 |
| PITCHER | IP WLS BF H R ER SO BB IBB HBP BLK WP HR S P ERA WHIP | 5.1 L 24 9 4 4 0 0 0 0 0 0 0 0 3 3 0.00 1.500 | 0.2 5 2 2 2 0 1 0 0 0 0 0 0 0 4 8 27.00 4.500 | 0.1 2 1 0 0 0 0 0 0 0 0 0 0 0 2 2 0.00 3.000 | 1.0 3 0 0 0 2 0 0 0 0 0 0 0 0 7 7 0.00 0.000 | | | | | | | | | | | | | | | | |

| Batter | 1 | 2 | 3 | 4 | 5 | 6 | 7 | 8 | 9 | AB | R | H | RBI | BB | SO | LOB | TOP | | | | | |
|---|---|---------------------------------|------------------------------|---------------------------------|------------------------------|---------------------------------|------------------------------|----------------------------------|------------------------------|----------------------------------|------------------------------|---------------------------------|------------------------------|---------------------------------|------------------------------|---------------------------------|--|------------------------------|----------------------------------|----------------------------------|------------------------------------|----------------------------------|
| Luis Aparicio, R OBP: 0.353, SLG: 0.413 | 6-3 | | F9 | | | | F8 | | 4-3 | 5 | 1 | 2 | 0 | 0 | 0 | 0 | <p>Baltimore Orioles @ Chicago White Sox Comiskey Park, Chicago, IL Thu May 02 1963, 8:05 PM EDT Att: 10,501 - Unknown</p> <p>AB 36 R 8 H 11 RBI 8 BB 5 SO 9 LOB 21</p>  | | | | | |
| Joe Gaines, R OBP: 0.500, SLG: 0.700 | | | | K | E6 | | F6 | | 4-3 | 4 | 0 | 0 | 1 | 1 | 1 | 4 | | | | | | |
| Al Smith, R Stu Miller, R | | | | | K | | | | K | 4 | 1 | 0 | 0 | 1 | 3 | 7 | | | | | | |
| Jim Gentile, L | | | | | | | | | | 3 | 1 | 2 | 3 | 2 | 0 | 0 | | | | | | |
| Brooks Robinson, R | | | | | | | | | | 5 | 0 | 1 | 2 | 0 | 0 | 4 | | | | | | |
| Bob Johnson, R | | | | | | | | | | 5 | 1 | 3 | 1 | 0 | 0 | 2 | | | | | | |
| Jackie Brandt, R | | | | | | | | | | 4 | 1 | 1 | 0 | 0 | 2 | 2 | | | | | | |
| John Orsino, R | | | | | | | | | | 3 | 2 | 1 | 0 | 1 | 2 | 1 | | | | | | |
| Dave McNally, R Pete Burnside, R Bob Sweeney, R Buster Narum, R Jerry Adair, R Dean Stone, L Ringo Powell, L Russ Stanley, L | | | | | | | | | | 1 | 0 | 0 | 0 | 0 | 0 | 0 | | | | | | |
| Inning Stats | R: 0 E: 0 K: 1 S: 4 | H: 0 LOB: 1 BB: 1 P: 8 | R: 0 E: 0 K: 0 S: 4 | H: 1 LOB: 1 BB: 0 P: 4 | R: 0 E: 0 K: 2 S: 7 | H: 0 LOB: 0 BB: 0 P: 7 | R: 2 E: 0 K: 1 S: 6 | H: 1 LOB: 1 BB: 1 P: 10 | R: 2 E: 2 K: 1 S: 9 | H: 3 LOB: 3 BB: 1 P: 13 | R: 0 E: 0 K: 2 S: 8 | H: 1 LOB: 1 BB: 0 P: 8 | R: 0 E: 0 K: 0 S: 3 | H: 0 LOB: 0 BB: 0 P: 3 | R: 1 E: 0 K: 1 S: 6 | H: 2 LOB: 0 BB: 0 P: 6 | | R: 3 E: 0 K: 1 S: 8 | H: 3 LOB: 3 BB: 2 P: 16 | 1B: 9 2B: 1 3B: 0 HR: 2 | SF: 1 SAC: 0 DP: 2 HBP: 0 | WP: 1 PB: 0 SB: 0 CS: 1 |
| PITCHER | IP WLS BF H R ER SO BB IBB HBP BLK WP HR S P ERA WHIP | | | | | | | | | | | | | | | | | | | | | |
| Juan Pizarro, L ERA: 1.6 | (1, 1) 7.0 31 7 5 4 7 3 0 0 0 0 0 1 42 54 5.14 1.429 | | | | | | | | | | | | | | | | | | | | | |
| Dom Zanni, R ERA: 8.31 | (8, 1) 1.0 4 1 1 1 1 1 0 0 0 0 0 1 5 9 9.00 2.000 | | | | | | | | | | | | | | | | | | | | | |
| Gary Peters, L ERA: 4.63 | (9, 1) 0.0 L 2 2 0 0 0 0 0 0 0 0 0 0 2 2 ∞ ∞ | | | | | | | | | | | | | | | | | | | | | |
| Mike Joyce, R ERA: 3.6 | (9, 1) 1.0 5 1 2 2 1 0 1 0 0 0 1 0 6 10 18.00 1.000 | | | | | | | | | | | | | | | | | | | | | |

| Batter | 1 | 2 | 3 | 4 | 5 | 6 | 7 | 8 | 9 | AB | R | H | RBI | BB | SO | LOB | BOTTOM | | | | | |
|--|--|---------------------------------|------------------------------|----------------------------------|------------------------------|---------------------------------|------------------------------|----------------------------------|------------------------------|---------------------------------|------------------------------|---------------------------------|------------------------------|----------------------------------|------------------------------|---------------------------------|--|----------------------------------|----------------------------------|------------------------------------|----------------------------------|--------|
| Jim Landis, R OBP: 0.300, SLG: 0.415 | | | | | | | | | | 3 | 3 | 2 | 1 | 2 | 0 | 0 | <p>Baltimore Orioles @ Chicago White Sox Comiskey Park, Chicago, IL Thu May 02 1963, 8:05 PM EDT Att: 10,501 - Unknown</p> <p>AB 36 R 7 H 10 RBI 6 BB 7 SO 8 LOB 25</p>  | | | | | |
| Nellie Fox, L OBP: 0.392, SLG: 0.364 | | | | | | | | | | 4 | 1 | 2 | 0 | 1 | 0 | 2 | | | | | | |
| Floyd Robinson, L OBP: 0.425, SLG: 0.500 | | | | | | | | | | 5 | 0 | 1 | 2 | 0 | 0 | 6 | | | | | | |
| Dave Nicholson, R OBP: 0.286, SLG: 0.344 | | | | | | | | | | 4 | 0 | 0 | 0 | 1 | 1 | 6 | | | | | | |
| Joe Cunningham, L OBP: 0.421, SLG: 0.453 | | | | | | | | | | 4 | 1 | 1 | 2 | 1 | 1 | 1 | | | | | | |
| Ron Hansen, R OBP: 0.290, SLG: 0.355 | | | | | | | | | | 5 | 0 | 1 | 1 | 0 | 1 | 2 | | | | | | |
| Pete Ward, L OBP: 0.351, SLG: 0.379 | | | | | | | | | | 5 | 1 | 2 | 0 | 0 | 1 | 2 | | | | | | |
| Al Weis, S OBP: 0.400, SLG: 0.250 | | | | | | | | | | 0 | 0 | 0 | 0 | 0 | 0 | 0 | | | | | | |
| Cam Carreon, R OBP: 0.310, SLG: 0.240 | | | | | | | | | | 2 | 1 | 1 | 0 | 2 | 0 | 0 | | | | | | |
| Charlie Maxwell, L OBP: 0.167, SLG: 0.167 | | | | | | | | | | 1 | 0 | 0 | 0 | 0 | 1 | 2 | | | | | | |
| Juan Pizarro, L | | | | | | | | | | 3 | 0 | 0 | 0 | 0 | 3 | 4 | | | | | | |
| Dom Zanni, R | | | | | | | | | | 0 | 0 | 0 | 0 | 0 | 0 | 0 | | | | | | |
| Gary Peters, L OBP: 0.333, SLG: 0.333 | | | | | | | | | | 0 | 0 | 0 | 0 | 0 | 0 | 0 | | | | | | |
| Mike Joyce, R | | | | | | | | | | 0 | 0 | 0 | 0 | 0 | 0 | 0 | | | | | | |
| Inning Stats | R: 3 E: 0 K: 1 S: 9 | H: 4 LOB: 1 BB: 0 P: 9 | R: 1 E: 0 K: 1 S: 6 | H: 1 LOB: 1 BB: 1 P: 10 | R: 0 E: 0 K: 0 S: 3 | H: 0 LOB: 0 BB: 0 P: 3 | R: 3 E: 0 K: 1 S: 7 | H: 2 LOB: 1 BB: 2 P: 15 | R: 0 E: 0 K: 0 S: 5 | H: 0 LOB: 0 BB: 0 P: 5 | R: 0 E: 0 K: 0 S: 5 | H: 2 LOB: 3 BB: 1 P: 9 | R: 0 E: 0 K: 1 S: 5 | H: 0 LOB: 2 BB: 2 P: 13 | R: 0 E: 0 K: 0 S: 3 | H: 0 LOB: 0 BB: 0 P: 3 | R: 0 E: 0 K: 3 S: 10 | H: 1 LOB: 3 BB: 1 P: 14 | 1B: 7 2B: 2 3B: 0 HR: 1 | SF: 0 SAC: 1 DP: 0 HBP: 0 | WP: 2 PB: 0 SB: 1 CS: 0 | PA: 44 |
| PITCHER | IP WLS BF H R ER SO BB IBB HBP BLK WP HR S P ERA WHIP | | | | | | | | | | | | | | | | | | | | | |
| Dave McNally, L ERA: 4.22 | (1, 1) 3.1 3 1 0 0 0 0 0 0 0 0 0 0 3 3 0.00 1.500 | | | | | | | | | | | | | | | | | | | | | |
| Pete Burnside, L ERA: 4.51 | (4, 1) 0.2 3 1 0 0 0 0 0 0 0 0 0 0 3 3 0.00 1.500 | | | | | | | | | | | | | | | | | | | | | |
| Buster Narum, R ERA: 5.4 | (5, 1) 1.0 3 0 0 0 0 1 0 0 0 0 0 0 5 5 0.00 0.000 | | | | | | | | | | | | | | | | | | | | | |
| Dean Stone, L ERA: 3.86 | (6, 1) 3.0 W 14 2 0 0 1 1 2 0 0 0 0 0 13 25 0.00 1.000 | | | | | | | | | | | | | | | | | | | | | |
| Stu Miller, R ERA: 2.92 | (9, 1) 1.0 S 5 1 0 0 3 1 0 0 0 0 0 0 10 14 0.00 2.000 | | | | | | | | | | | | | | | | | | | | | |

| Batter | 1 | 2 | 3 | 4 | 5 | 6 | 7 | 8 | 9 | AB | R | H | RBI | BB | SO | LOB | TOP | | | | | | | | |
|--|------------------------------|---------------------------------|------------------------------|---------------------------------|------------------------------|---------------------------------|------------------------------|---------------------------------|------------------------------|---------------------------------|------------------------------|---------------------------------|------------------------------|---------------------------------|------------------------------|---------------------------------|------------------------------|---------------------------------|----------------------------------|------------------------------------|----------------------------------|--------|--|--|--|
| Luis Aparicio, R OBP: 0.356, SLG: 0.447 | F8 | FC5 | | 1B | | L9 | | | HR | 5 | 1 | 2 | 1 | 0 | 0 | 3 | | | | | | | | | |
| Joe Gaines, R OBP: 0.526, SLG: 0.857 Russ Snyder, L OBP: 0.258, SLG: 0.355 | BB | | 2B | 1B | | K | | | HR | 4 | 2 | 2 | 1 | 1 | 1 | 1 | | | | | | | | | |
| Al Smith, R OBP: 0.409, SLG: 0.526 | K | | 4-3 | | | L9 | | | 1B | 4 | 1 | 1 | 0 | 1 | 1 | 3 | | | | | | | | | |
| Jim Gentile, L OBP: 0.298, SLG: 0.369 | 4-3 | | 2B | | | L9 | | | 1B | 5 | 1 | 2 | 0 | 0 | 0 | 3 | | | | | | | | | |
| Brooks Robinson, R OBP: 0.300, SLG: 0.349 | | 1-3 | 2B | | | F3 | | | SF8 | 4 | 0 | 1 | 3 | 0 | 0 | 0 | | | | | | | | | |
| Bob Johnson, R OBP: 0.367, SLG: 0.586 | 1B | 4-3 | | | | BB | | | F4 | 4 | 1 | 2 | 1 | 1 | 0 | 2 | | | | | | | | | |
| Jackie Brandt, R OBP: 0.293, SLG: 0.377 | 1B | | K | | | F5 | | | K | 5 | 0 | 2 | 0 | 0 | 2 | 2 | | | | | | | | | |
| John Orsino, R OBP: 0.317, SLG: 0.333 | FC6 | | | | | F7 | | | FC6-4 | 4 | 1 | 0 | 0 | 0 | 0 | 5 | | | | | | | | | |
| Chuck Estrada, R OBP: 0.317, SLG: 0.333 | L9 | | | | | HR | | | 3-1 | 4 | 1 | 0 | 0 | 0 | 0 | 5 | | | | | | | | | |
| Buster Narum, R OBP: 1.000, SLG: 4.000 Bob Saverine, S OBP: 0.333, SLG: 0.364 Wes Stock, R OBP: 0.333, SLG: 0.364 | | L9 | | | | HR | | | F8 | 1 | 0 | 0 | 0 | 0 | 0 | 3 | | | | | | | | | |
| | | | | | | | | | | 1 | 1 | 1 | 2 | 0 | 0 | 0 | | | | | | | | | |
| | | | | | | | | | | 1 | 0 | 0 | 0 | 0 | 1 | 0 | | | | | | | | | |
| | | | | | | | | | | 1 | 0 | 0 | 0 | 0 | 0 | 0 | | | | | | | | | |
| Inning Stats | R: 0 E: 0 K: 1 S: 5 | H: 0 LOB: 1 BB: 1 P: 9 | R: 0 E: 1 K: 0 S: 6 | H: 2 LOB: 3 BB: 0 P: 6 | R: 2 E: 0 K: 1 S: 8 | H: 3 LOB: 1 BB: 0 P: 8 | R: 2 E: 0 K: 0 S: 5 | H: 2 LOB: 1 BB: 0 P: 6 | R: 0 E: 0 K: 0 S: 3 | H: 0 LOB: 1 BB: 1 P: 7 | R: 0 E: 0 K: 2 S: 7 | H: 0 LOB: 0 BB: 0 P: 7 | R: 0 E: 0 K: 0 S: 2 | H: 0 LOB: 0 BB: 1 P: 6 | R: 1 E: 0 K: 1 S: 6 | H: 1 LOB: 0 BB: 0 P: 6 | R: 3 E: 0 K: 0 S: 8 | H: 5 LOB: 2 BB: 0 P: 8 | 1B: 7 2B: 2 3B: 0 HR: 4 | SF: 1 SAC: 0 DP: 1 HBP: 1 | WP: 0 PB: 0 SB: 1 CS: 0 | PA: 44 | | | |
| PITCHER | IP | WLS | BF | H | R | ER | SO | BB | IBB | HBP | BLK | WP | HR | S | P | ERA | WHIP | | | | | | | | |
| Don Mossi, L ERA: 3.57 | 3.0 | | 18 | 6 | 4 | 4 | 2 | 1 | 0 | 1 | 1 | 0 | 1 | 20 | 25 | 12.00 | 2.333 | | | | | | | | |
| Paul Foytack, R ERA: 4.35 | 5.0 | L | 20 | 4 | 3 | 3 | 3 | 2 | 0 | 0 | 0 | 0 | 3 | 24 | 32 | 5.40 | 1.200 | | | | | | | | |
| Bob Anderson, R ERA: 2.16 | 1.0 | | 6 | 3 | 1 | 1 | 0 | 0 | 0 | 0 | 0 | 0 | 0 | 6 | 6 | 9.00 | 3.000 | | | | | | | | |

Baltimore Orioles @ Detroit Tigers
Tiger Stadium, Detroit, MI
Fri May 03 1963, 7:05 PM EDT
Att: 10,953 - Unknown

AB 39
R 8
H 13
RBI 8
BB 3
SO 5
LOB 22



| Batter | 1 | 2 | 3 | 4 | 5 | 6 | 7 | 8 | 9 | AB | R | H | RBI | BB | SO | LOB | BOTTOM | | | | | | | | |
|--|------------------------------|---------------------------------|------------------------------|----------------------------------|------------------------------|----------------------------------|------------------------------|---------------------------------|------------------------------|---------------------------------|------------------------------|---------------------------------|------------------------------|---------------------------------|------------------------------|----------------------------------|------------------------------|---------------------------------|----------------------------------|------------------------------------|----------------------------------|--------|--|--|--|
| Jake Wood, R OBP: 0.351, SLG: 0.429 | E | | | 1-3 | | | | | F9 | 5 | 1 | 2 | 1 | 0 | 0 | 0 | | | | | | | | | |
| Dick McAuliffe, L OBP: 0.282, SLG: 0.231 | K | | G4-6-3 | 4-3 | | | | | | 4 | 0 | 0 | 0 | 0 | 1 | 3 | | | | | | | | | |
| Bill Bruton, L OBP: 0.286, SLG: 0.299 | F8 | | | | | F8 | | | F7 | 4 | 0 | 1 | 0 | 0 | 0 | 1 | | | | | | | | | |
| Al Kaline, R OBP: 0.378, SLG: 0.472 | E7 | | FC5-4 | | | K | | | L3 | 4 | 1 | 1 | 1 | 0 | 1 | 1 | | | | | | | | | |
| Gus Triandos, R OBP: 0.363, SLG: 0.493 | 5-3 | | 2B | | | | | | K | 3 | 1 | 1 | 0 | 1 | 1 | 1 | | | | | | | | | |
| Rocky Colavito, R OBP: 0.323, SLG: 0.337 | | 5-3 | | | | FC6-4 | | | | 3 | 0 | 1 | 2 | 1 | 0 | 1 | | | | | | | | | |
| Whitey Herzog, L OBP: 0.400, SLG: 0.364 | | | | | | | | | F7 | 3 | 1 | 1 | 0 | 1 | 1 | 1 | | | | | | | | | |
| Chico Fernandez, R OBP: 0.236, SLG: 0.163 | | | | | | | | | F8 | 3 | 1 | 0 | 0 | 1 | 0 | 2 | | | | | | | | | |
| Don Mossi, L OBP: 0.400, SLG: 0.385 Paul Foytack, R ERA: 3.0 Bob Anderson, R OBP: 0.389, SLG: 0.250 | | | | | | | | | 5-3 | 0 | 0 | 0 | 0 | 1 | 0 | 0 | | | | | | | | | |
| | | | | | | | | | | 2 | 0 | 0 | 0 | 0 | 1 | 0 | | | | | | | | | |
| | | | | | | | | | | 0 | 0 | 0 | 0 | 0 | 0 | 0 | | | | | | | | | |
| | | | | | | | | | | 1 | 0 | 0 | 0 | 0 | 1 | 0 | | | | | | | | | |
| Inning Stats | R: 1 E: 1 K: 1 S: 7 | H: 2 LOB: 1 BB: 0 P: 7 | R: 2 E: 0 K: 0 S: 4 | H: 2 LOB: 1 BB: 2 P: 12 | R: 2 E: 0 K: 0 S: 4 | H: 2 LOB: 1 BB: 2 P: 12 | R: 0 E: 0 K: 1 S: 5 | H: 0 LOB: 0 BB: 0 P: 5 | R: 0 E: 0 K: 0 S: 6 | H: 1 LOB: 1 BB: 0 P: 6 | R: 0 E: 0 K: 0 S: 3 | H: 0 LOB: 0 BB: 0 P: 3 | R: 0 E: 0 K: 0 S: 3 | H: 0 LOB: 0 BB: 0 P: 3 | R: 0 E: 0 K: 2 S: 7 | H: 0 LOB: 1 BB: 1 P: 11 | R: 0 E: 0 K: 1 S: 5 | H: 0 LOB: 0 BB: 0 P: 5 | 1B: 4 2B: 2 3B: 1 HR: 0 | SF: 0 SAC: 0 DP: 2 HBP: 0 | WP: 2 PB: 0 SB: 0 CS: 0 | PA: 37 | | | |
| PITCHER | IP | WLS | BF | H | R | ER | SO | BB | IBB | HBP | BLK | WP | HR | S | P | ERA | WHIP | | | | | | | | |
| Chuck Estrada, R ERA: 18.0 | 2.1 | | 15 | 6 | 5 | 5 | 1 | 3 | 0 | 0 | 0 | 2 | 0 | 14 | 26 | 19.29 | 3.857 | | | | | | | | |
| Buster Narum, R ERA: 3.0 | 2.2 | | 9 | 1 | 0 | 0 | 2 | 0 | 1 | 0 | 0 | 0 | 0 | 12 | 16 | 0.00 | 0.375 | | | | | | | | |
| Wes Stock, R ERA: 0.82 | 4.0 | W | 13 | 0 | 0 | 0 | 3 | 1 | 0 | 0 | 0 | 0 | 0 | 18 | 22 | 0.00 | 0.250 | | | | | | | | |

Baltimore Orioles @ Detroit Tigers
Tiger Stadium, Detroit, MI
Fri May 03 1963, 7:05 PM EDT
Att: 10,953 - Unknown

AB 32
R 5
H 7
RBI 4
BB 5
SO 6
LOB 10



| Batter | 1 | 2 | 3 | 4 | 5 | 6 | 7 | 8 | 9 | AB | R | H | RBI | BB | SO | LOB | TOP | | | | | |
|--|---|---------------------------------|------------------------------|---------------------------------|------------------------------|---------------------------------|------------------------------|---------------------------------|------------------------------|---------------------------------|------------------------------|---------------------------------|------------------------------|---------------------------------|------------------------------|---------------------------------|---|---------------------------------|----------------------------------|------------------------------------|----------------------------------|--------|
| Luis Aparicio, R (1,6) OBP: 0.347, SLG: 0.438 | 5-3 | | 6-3 | | FC5-4 | | SF8 | | 4-3 | 4 | 0 | 1 | 1 | 0 | 0 | 1 | <p>Baltimore Orioles @ Detroit Tigers Tiger Stadium, Detroit, MI Sat May 04 1963, 4:33 AM EDT Att: 5,396 - Unknown</p> <p>livebaseballscorecards.com</p> | | | | | |
| Russ Snyder, L (1,9) OBP: 0.250, SLG: 0.333 | 4-3 | | | | CS | | E4 | | 4-3 | 5 | 1 | 1 | 0 | 0 | 1 | 1 | | | | | | |
| Bob Johnson, R (1,4) OBP: 0.343, SLG: 0.529 | | | | | K | | 5-3 | | 4-3 | 5 | 0 | 1 | 0 | 0 | 2 | 3 | | | | | | |
| Jim Gentile, L (1,3) OBP: 0.306, SLG: 0.375 | F5 | | | | 4-3 | | WP | | 4-3 | 4 | 2 | 2 | 0 | 0 | 0 | 2 | | | | | | |
| Brooks Robinson, R (1,5) OBP: 0.309, SLG: 0.368 | | | | | | | 1B | | K | 4 | 1 | 2 | 2 | 0 | 1 | 1 | | | | | | |
| Boog Powell, L (1,7) OBP: 0.338, SLG: 0.551 | | | | | | | HR | | K | 4 | 1 | 1 | 2 | 0 | 0 | 2 | | | | | | |
| Al Smith, R (8,9) OBP: 0.409, SLG: 0.526 | | | | | L9 | | HR | | 4-3 | 0 | 0 | 0 | 0 | 0 | 0 | 0 | | | | | | |
| Jackie Brandt, R (1,8) OBP: 0.304, SLG: 0.425 | | | | | | | 5-3 | | HR | 4 | 2 | 2 | 2 | 0 | 0 | 0 | | | | | | |
| John Orsino, R (1,2) OBP: 0.333, SLG: 0.400 | | | | | 5-3 | | FC1-5 | | F4 | 4 | 1 | 2 | 1 | 0 | 0 | 0 | | | | | | |
| Steve Barber, L (1,1) OBP: 0.150, SLG: 0.158 | | | | | K | | FC1-5 | | 4-3 | 4 | 0 | 0 | 0 | 0 | 1 | 2 | | | | | | |
| Inning Stats | R: 0 E: 0 K: 0 S: 4 | H: 1 LOB: 1 BB: 0 P: 4 | R: 0 E: 0 K: 0 S: 3 | H: 0 LOB: 0 BB: 0 P: 3 | R: 0 E: 0 K: 1 S: 5 | H: 0 LOB: 0 BB: 0 P: 5 | R: 1 E: 0 K: 1 S: 7 | H: 2 LOB: 1 BB: 0 P: 7 | R: 1 E: 0 K: 0 S: 4 | H: 2 LOB: 0 BB: 0 P: 4 | R: 3 E: 0 K: 1 S: 8 | H: 3 LOB: 0 BB: 0 P: 8 | R: 1 E: 1 K: 0 S: 5 | H: 1 LOB: 1 BB: 0 P: 5 | R: 2 E: 0 K: 1 S: 7 | H: 2 LOB: 2 BB: 0 P: 7 | R: 0 E: 0 K: 1 S: 6 | H: 1 LOB: 1 BB: 0 P: 6 | 1B: 7 2B: 3 3B: 0 HR: 2 | SF: 1 SAC: 0 DP: 0 HBP: 0 | WP: 1 PB: 0 SB: 2 CS: 1 | PA: 40 |
| PITCHER | IP WLS BF H R ER SO BB IBB HBP BLK WP HR S P ERA WHIP | | | | | | | | | | | | | | | | | | | | | |
| Jim Bunning, R (1,1) ERA: 2.64 | 6.0 L 25 8 5 5 3 0 0 0 0 0 1 1 31 31 7.50 1.333 | | | | | | | | | | | | | | | | | | | | | |
| Bill Faul, R ERA: 7.2 | 2.0 10 3 3 3 1 0 0 0 0 0 0 1 12 12 13.50 1.500 | | | | | | | | | | | | | | | | | | | | | |
| Bob Anderson, R ERA: 1.93 | 1.0 4 1 0 0 1 0 0 0 0 0 0 0 6 6 0.00 1.000 | | | | | | | | | | | | | | | | | | | | | |

| Batter | 1 | 2 | 3 | 4 | 5 | 6 | 7 | 8 | 9 | AB | R | H | RBI | BB | SO | LOB | BOTTOM | | | | | |
|---|---|---------------------------------|------------------------------|---------------------------------|------------------------------|---------------------------------|------------------------------|---------------------------------|------------------------------|---------------------------------|------------------------------|---------------------------------|------------------------------|----------------------------------|------------------------------|---------------------------------|---|---------------------------------|----------------------------------|------------------------------------|----------------------------------|--------|
| Jake Wood, R (1,4) OBP: 0.341, SLG: 0.487 | 6-3 | | | | HR | | 5-3 | | 6-3 | 4 | 1 | 1 | 1 | 0 | 0 | 1 | <p>Baltimore Orioles @ Detroit Tigers Tiger Stadium, Detroit, MI Sat May 04 1963, 4:33 AM EDT Att: 5,396 - Unknown</p> <p>livebaseballscorecards.com</p> | | | | | |
| Bill Bruton, L (1,8) OBP: 0.273, SLG: 0.284 | 4-3 | | | | F7 | | F8 | | K | 4 | 0 | 0 | 0 | 0 | 1 | 1 | | | | | | |
| Al Kaline, R (1,9) OBP: 0.392, SLG: 0.543 | K | | | | HR | | 2B | | HR | 3 | 3 | 2 | 2 | 1 | 1 | 0 | | | | | | |
| Gus Triandos, R (1,2) OBP: 0.345, SLG: 0.466 | | | | | K | | K | | F8 | 4 | 0 | 0 | 0 | 0 | 2 | 1 | | | | | | |
| Rocky Colavito, R (1,7) OBP: 0.310, SLG: 0.322 | | | | | 4-3 | | K | | F8 | 4 | 0 | 0 | 0 | 0 | 1 | 1 | | | | | | |
| Bill Freehan, R (1,3) OBP: 0.375, SLG: 0.308 | | | | | F5 | | K | | BB | 3 | 0 | 1 | 1 | 1 | 1 | 0 | | | | | | |
| Bubba Phillips, R (1,5) OBP: 0.222, SLG: 0.244 | | | | | K | | F3 | | F6 | 4 | 0 | 0 | 0 | 0 | 1 | 2 | | | | | | |
| Coot Veal, R (1,6) OBP: 0.323, SLG: 0.231 | | | | | 6-3 | | 1-3 | | BB | 2 | 0 | 0 | 0 | 1 | 0 | 0 | | | | | | |
| Jim Bunning, R (1,1) OBP: 0.267, SLG: 0.267 | | | | | 4-3 | | F9 | | 6-3 | 1 | 0 | 0 | 0 | 0 | 0 | 0 | | | | | | |
| Purnal Goldy, R (6,PH) | | | | | | | | | | 1 | 0 | 0 | 0 | 0 | 0 | 0 | | | | | | |
| Bill Faul, R (7,1) | | | | | | | | | | 0 | 0 | 0 | 0 | 0 | 0 | 0 | | | | | | |
| Frank Kostro, R (8,PH) OBP: 0.378, SLG: 0.241 | | | | | | | | | | 0 | 0 | 0 | 0 | 0 | 0 | 1 | | | | | | |
| Bob Anderson, R (9,1) | | | | | | | | | | 0 | 0 | 0 | 0 | 0 | 0 | 0 | | | | | | |
| Inning Stats | R: 0 E: 0 K: 1 S: 5 | H: 0 LOB: 0 BB: 0 P: 5 | R: 0 E: 0 K: 0 S: 3 | H: 0 LOB: 0 BB: 0 P: 3 | R: 0 E: 0 K: 1 S: 5 | H: 0 LOB: 0 BB: 0 P: 5 | R: 2 E: 0 K: 1 S: 7 | H: 2 LOB: 0 BB: 0 P: 7 | R: 0 E: 0 K: 1 S: 5 | H: 0 LOB: 0 BB: 0 P: 5 | R: 0 E: 0 K: 0 S: 3 | H: 0 LOB: 0 BB: 0 P: 3 | R: 1 E: 0 K: 2 S: 8 | H: 1 LOB: 1 BB: 1 P: 12 | R: 0 E: 0 K: 1 S: 5 | H: 0 LOB: 1 BB: 1 P: 9 | R: 1 E: 0 K: 0 S: 4 | H: 1 LOB: 1 BB: 1 P: 8 | 1B: 0 2B: 1 3B: 0 HR: 3 | SF: 0 SAC: 0 DP: 0 HBP: 0 | WP: 0 PB: 0 SB: 0 CS: 0 | PA: 34 |
| PITCHER | IP WLS BF H R ER SO BB IBB HBP BLK WP HR S P ERA WHIP | | | | | | | | | | | | | | | | | | | | | |
| Steve Barber, L (1,1) ERA: 2.14 | 9.0 W 34 4 4 4 7 3 0 0 0 0 0 3 45 57 4.00 0.778 | | | | | | | | | | | | | | | | | | | | | |

| Batter | 1 | 2 | 3 | 4 | 5 | 6 | 7 | 8 | 9 | AB | R | H | RBI | BB | SO | LOB | TOP | | | | |
|---|---|---|---|---|---|---|---|---|---|---|---|---|---|---|---|---|---|---|---|---|---|
| Chuck Schilling, R OBP: 0.391, SLG: 0.476 (1, 4) | | | | | | | | | | 5 | 1 | 2 | 0 | 0 | 1 | 3 | | | | | |
| Eddie Bressoud, R OBP: 0.321, SLG: 0.405 (1, 6) | | | | | | | | | | 5 | 0 | 1 | 0 | 0 | 1 | 2 | | | | | |
| Carl Yastrzemski, L OBP: 0.492, SLG: 0.506 (1, 7) | | | | | | | | | | 5 | 1 | 2 | 1 | 0 | 2 | 0 | | | | | |
| Dick Stuart, R OBP: 0.313, SLG: 0.392 (1, 3) | | | | | | | | | | 5 | 1 | 1 | 0 | 0 | 4 | 3 | | | | | |
| Lou Clinton, R OBP: 0.293, SLG: 0.440 (1, 9) | | | | | | | | | | 3 | 2 | 2 | 2 | 2 | 1 | 2 | | | | | |
| Frank Malzone, R OBP: 0.364, SLG: 0.437 (1, 5) | | | | | | | | | | 4 | 0 | 3 | 1 | 1 | 0 | 1 | | | | | |
| Roman Mejias, R OBP: 0.157, SLG: 0.222 (1, 8) | | | | | | | | | | 4 | 0 | 2 | 1 | 0 | 0 | 5 | | | | | |
| Bob Tillman, R OBP: 0.279, SLG: 0.300 (1, 2) | | | | | | | | | | 4 | 0 | 0 | 0 | 0 | 1 | 4 | | | | | |
| Earl Wilson, R OBP: 0.125, SLG: 0.125 (1, 1) | | | | | | | | | | 3 | 0 | 0 | 0 | 0 | 0 | 4 | | | | | |
| Inning Stats | R: 1 E: 0 K: 2 S: 11 | H: 4 LOB: 3 BB: 0 P: 11 | R: 0 E: 0 K: 0 S: 3 | H: 0 LOB: 0 BB: 0 P: 3 | R: 0 E: 0 K: 1 S: 5 | H: 0 LOB: 0 BB: 0 P: 5 | R: 1 E: 0 K: 1 S: 8 | H: 3 LOB: 1 BB: 1 P: 8 | R: 1 E: 0 K: 1 S: 7 | H: 2 LOB: 2 BB: 1 P: 11 | R: 2 E: 1 K: 2 S: 10 | H: 3 LOB: 2 BB: 1 P: 14 | R: 0 E: 0 K: 1 S: 5 | H: 1 LOB: 0 BB: 0 P: 5 | R: 0 E: 0 K: 1 S: 4 | H: 0 LOB: 0 BB: 1 P: 8 | 1B: 11 2B: 1 3B: 0 HR: 1 | SF: 0 SAC: 1 DP: 2 HBP: 0 | WP: 0 PB: 0 SB: 2 CS: 0 | PA: 42 | |
| PITCHER | IP WLS BF H R ER SO BB IBB HBP BLK WP HR S P ERA WHIP | IP WLS BF H R ER SO BB IBB HBP BLK WP HR S P ERA WHIP | IP WLS BF H R ER SO BB IBB HBP BLK WP HR S P ERA WHIP | IP WLS BF H R ER SO BB IBB HBP BLK WP HR S P ERA WHIP | IP WLS BF H R ER SO BB IBB HBP BLK WP HR S P ERA WHIP | IP WLS BF H R ER SO BB IBB HBP BLK WP HR S P ERA WHIP | IP WLS BF H R ER SO BB IBB HBP BLK WP HR S P ERA WHIP | IP WLS BF H R ER SO BB IBB HBP BLK WP HR S P ERA WHIP | IP WLS BF H R ER SO BB IBB HBP BLK WP HR S P ERA WHIP | IP WLS BF H R ER SO BB IBB HBP BLK WP HR S P ERA WHIP | IP WLS BF H R ER SO BB IBB HBP BLK WP HR S P ERA WHIP | IP WLS BF H R ER SO BB IBB HBP BLK WP HR S P ERA WHIP | IP WLS BF H R ER SO BB IBB HBP BLK WP HR S P ERA WHIP | IP WLS BF H R ER SO BB IBB HBP BLK WP HR S P ERA WHIP | IP WLS BF H R ER SO BB IBB HBP BLK WP HR S P ERA WHIP | IP WLS BF H R ER SO BB IBB HBP BLK WP HR S P ERA WHIP | IP WLS BF H R ER SO BB IBB HBP BLK WP HR S P ERA WHIP | IP WLS BF H R ER SO BB IBB HBP BLK WP HR S P ERA WHIP | IP WLS BF H R ER SO BB IBB HBP BLK WP HR S P ERA WHIP | IP WLS BF H R ER SO BB IBB HBP BLK WP HR S P ERA WHIP | IP WLS BF H R ER SO BB IBB HBP BLK WP HR S P ERA WHIP |
| Robin Roberts, R ERA: 3.51 (1, 1) | 6.0 | L | 29 | 9 | 3 | 3 | 6 | 1 | 0 | 0 | 0 | 0 | 0 | 0 | 0 | 44 | 4.50 | 1.667 | | | |
| Stu Miller, R ERA: 3.77 (7, 1) | 2.0 | | 10 | 4 | 2 | 2 | 3 | 1 | 0 | 0 | 0 | 0 | 0 | 1 | 15 | 19 | 9.00 | 2.500 | | | |
| Buster Narum, R ERA: 3.0 (9, 1) | 1.0 | | 3 | 0 | 0 | 0 | 1 | 1 | 0 | 0 | 0 | 0 | 0 | 0 | 4 | 8 | 0.00 | 1.000 | | | |

Boston Red Sox @ Baltimore Orioles
Memorial Stadium, Baltimore, MD
 Tue May 07 1963, 7:05 PM EDT
 Att: 6,431 - Unknown

| | |
|-----|----|
| AB | 38 |
| R | 5 |
| H | 13 |
| RBI | 5 |
| BB | 3 |
| SO | 10 |
| LOB | 24 |



| Batter | 1 | 2 | 3 | 4 | 5 | 6 | 7 | 8 | 9 | AB | R | H | RBI | BB | SO | LOB | BOTTOM | | | | | |
|--|---|---|---|---|---|---|---|---|---|---|---|---|---|---|---|---|---|---|---|---|---|--------|
| Luis Aparicio, R OBP: 0.337, SLG: 0.412 (1, 6) | | | | | | | | | | 3 | 0 | 0 | 0 | 1 | 1 | 0 | | | | | | |
| Russ Snyder, L OBP: 0.250, SLG: 0.308 (1, 8) | | | | | | | | | | 3 | 0 | 0 | 0 | 1 | 0 | 1 | | | | | | |
| Al Smith, R OBP: 0.381, SLG: 0.482 (1, 9) | | | | | | | | | | 4 | 0 | 0 | 0 | 0 | 1 | 2 | | | | | | |
| Jim Gentile, L OBP: 0.321, SLG: 0.396 (1, 3) | | | | | | | | | | 4 | 1 | 1 | 0 | 0 | 1 | 1 | | | | | | |
| Brooks Robinson, R OBP: 0.311, SLG: 0.358 (1, 5) | | | | | | | | | | 3 | 0 | 1 | 0 | 1 | 0 | 1 | | | | | | |
| Boog Powell, L OBP: 0.341, SLG: 0.539 (1, 7) | | | | | | | | | | 4 | 0 | 1 | 1 | 0 | 0 | 1 | | | | | | |
| Bob Johnson, R OBP: 0.302, SLG: 0.439 (1, 4) | | | | | | | | | | 3 | 0 | 0 | 0 | 0 | 1 | 3 | | | | | | |
| John Orsino, R OBP: 0.346, SLG: 0.457 (1, 2) | | | | | | | | | | 3 | 0 | 0 | 0 | 0 | 0 | 2 | | | | | | |
| Robin Roberts, S OBP: 0.100, SLG: 0.100 (1, 1) | | | | | | | | | | 1 | 0 | 0 | 0 | 0 | 1 | 0 | | | | | | |
| Bob Saverine, S OBP: 0.286, SLG: 0.308 (6, PH) | | | | | | | | | | 1 | 0 | 0 | 0 | 0 | 1 | 0 | | | | | | |
| Stu Miller, R (7, 1) | | | | | | | | | | 0 | 0 | 0 | 0 | 0 | 0 | 0 | | | | | | |
| Jackie Brandt, R OBP: 0.288, SLG: 0.397 (8, PH) | | | | | | | | | | 1 | 0 | 0 | 0 | 0 | 1 | 0 | | | | | | |
| Buster Narum, R OBP: 1.000, SLG: 4.000 (9, 1) | | | | | | | | | | 0 | 0 | 0 | 0 | 0 | 0 | 0 | | | | | | |
| Inning Stats | R: 0 E: 0 K: 2 S: 7 | H: 0 LOB: 0 BB: 0 P: 7 | R: 0 E: 0 K: 2 S: 8 | H: 1 LOB: 1 BB: 0 P: 8 | R: 0 E: 0 K: 1 S: 5 | H: 0 LOB: 0 BB: 0 P: 5 | R: 0 E: 0 K: 0 S: 3 | H: 0 LOB: 1 BB: 1 P: 7 | R: 0 E: 0 K: 0 S: 3 | H: 0 LOB: 0 BB: 0 P: 3 | R: 0 E: 0 K: 1 S: 5 | H: 0 LOB: 0 BB: 0 P: 5 | R: 1 E: 0 K: 0 S: 5 | H: 2 LOB: 2 BB: 1 P: 9 | R: 0 E: 0 K: 1 S: 5 | H: 0 LOB: 1 BB: 1 P: 9 | R: 0 E: 0 K: 0 S: 3 | H: 0 LOB: 0 BB: 0 P: 3 | 1B: 2 2B: 1 3B: 0 HR: 0 | SF: 0 SAC: 0 DP: 0 HBP: 0 | WP: 0 PB: 0 SB: 0 CS: 0 | PA: 33 |
| PITCHER | IP WLS BF H R ER SO BB IBB HBP BLK WP HR S P ERA WHIP | IP WLS BF H R ER SO BB IBB HBP BLK WP HR S P ERA WHIP | IP WLS BF H R ER SO BB IBB HBP BLK WP HR S P ERA WHIP | IP WLS BF H R ER SO BB IBB HBP BLK WP HR S P ERA WHIP | IP WLS BF H R ER SO BB IBB HBP BLK WP HR S P ERA WHIP | IP WLS BF H R ER SO BB IBB HBP BLK WP HR S P ERA WHIP | IP WLS BF H R ER SO BB IBB HBP BLK WP HR S P ERA WHIP | IP WLS BF H R ER SO BB IBB HBP BLK WP HR S P ERA WHIP | IP WLS BF H R ER SO BB IBB HBP BLK WP HR S P ERA WHIP | IP WLS BF H R ER SO BB IBB HBP BLK WP HR S P ERA WHIP | IP WLS BF H R ER SO BB IBB HBP BLK WP HR S P ERA WHIP | IP WLS BF H R ER SO BB IBB HBP BLK WP HR S P ERA WHIP | IP WLS BF H R ER SO BB IBB HBP BLK WP HR S P ERA WHIP | IP WLS BF H R ER SO BB IBB HBP BLK WP HR S P ERA WHIP | IP WLS BF H R ER SO BB IBB HBP BLK WP HR S P ERA WHIP | IP WLS BF H R ER SO BB IBB HBP BLK WP HR S P ERA WHIP | IP WLS BF H R ER SO BB IBB HBP BLK WP HR S P ERA WHIP | IP WLS BF H R ER SO BB IBB HBP BLK WP HR S P ERA WHIP | IP WLS BF H R ER SO BB IBB HBP BLK WP HR S P ERA WHIP | IP WLS BF H R ER SO BB IBB HBP BLK WP HR S P ERA WHIP | IP WLS BF H R ER SO BB IBB HBP BLK WP HR S P ERA WHIP | |
| Earl Wilson, R ERA: 2.45 (1, 1) | 9.0 | W | 33 | 3 | 1 | 1 | 7 | 3 | 0 | 0 | 0 | 0 | 0 | 0 | 44 | 56 | 1.00 | 0.667 | | | | |

Boston Red Sox @ Baltimore Orioles
Memorial Stadium, Baltimore, MD
 Tue May 07 1963, 7:05 PM EDT
 Att: 6,431 - Unknown

| | |
|-----|----|
| AB | 30 |
| R | 1 |
| H | 3 |
| RBI | 1 |
| BB | 3 |
| SO | 7 |
| LOB | 11 |



| Batter | 1 | 2 | 3 | 4 | 5 | 6 | 7 | 8 | 9 | AB | R | H | RBI | BB | SO | LOB | TOP | | | | | |
|---|---|---------------------------------|------------------------------|---------------------------------|------------------------------|---------------------------------|------------------------------|---------------------------------|------------------------------|---------------------------------|------------------------------|---------------------------------|------------------------------|---------------------------------|------------------------------|---------------------------------|------------------------------|---------------------------------|----------------------------------|------------------------------------|----------------------------------|--------|
| Chuck Schilling, R OBP: 0.402, SLG: 0.489 (1, 4) | F9 | | | | | | | | FC5-4 BB | 4 | 1 | 2 | 1 | 1 | 0 | 2 | | | | | | |
| Eddie Bressoud, R OBP: 0.328, SLG: 0.430 (1, 6) | K | | K | | | | | | FC5-4 BB | 5 | 1 | 2 | 1 | 0 | 2 | 4 | | | | | | |
| Carl Yastrzemski, L OBP: 0.390, SLG: 0.488 (1, 7) | 4-3 | | F8 | | | | | | | 3 | 1 | 0 | 0 | 0 | 1 | 3 | | | | | | |
| Dick Stuart, R OBP: 0.322, SLG: 0.397 (1, 3) | | K | | | | | | | F3 | 4 | 0 | 2 | 1 | 0 | 1 | 0 | | | | | | |
| Lou Clinton, R OBP: 0.279, SLG: 0.418 (1, 9) | 5-3 | | | | | | | | K | 4 | 0 | 0 | 0 | 0 | 1 | 3 | | | | | | |
| Frank Malzone, R OBP: 0.358, SLG: 0.427 (1, 5) | 5-3 | | | | | | | | 5-3 | 4 | 0 | 1 | 1 | 0 | 0 | 0 | | | | | | |
| Roman Mejias, R OBP: 0.149, SLG: 0.212 (1, 8) | | | 1-3 | | | | | | F9 | 4 | 0 | 0 | 0 | 0 | 0 | 1 | | | | | | |
| Bob Tillman, R OBP: 0.306, SLG: 0.344 (1, 2) | | | 1B 2B 1B | | | | | | BB 1B | 4 | 1 | 3 | 0 | 0 | 0 | 0 | | | | | | |
| Gene Conley, R OBP: 0.207, SLG: 0.687 (5, 1) Jack Lamabe, R (5, 1) Mike Fornieles, R (5, 1) Dick Williams, R (7, PH) Arnold Earley, L (7, 1) Billy Gardner, R OBP: 0.250, SLG: 0.250 (9, PH) | | | 2B 1B | | | | | | F9 | 2 | 0 | 2 | 0 | 0 | 0 | 0 | | | | | | |
| Inning Stats | R: 0 E: 0 K: 1 S: 5 | H: 0 LOB: 0 BB: 0 P: 5 | R: 0 E: 0 K: 1 S: 5 | H: 0 LOB: 0 BB: 0 P: 5 | R: 1 E: 0 K: 1 S: 8 | H: 3 LOB: 2 BB: 0 P: 8 | R: 0 E: 0 K: 0 S: 3 | H: 1 LOB: 0 BB: 0 P: 3 | R: 0 E: 0 K: 0 S: 4 | H: 2 LOB: 1 BB: 0 P: 4 | R: 2 E: 0 K: 0 S: 5 | H: 3 LOB: 1 BB: 1 P: 9 | R: 1 E: 0 K: 1 S: 7 | H: 2 LOB: 1 BB: 0 P: 7 | R: 0 E: 0 K: 1 S: 5 | H: 0 LOB: 0 BB: 0 P: 5 | R: 0 E: 0 K: 0 S: 4 | H: 1 LOB: 2 BB: 1 P: 8 | 1B: 8 2B: 4 3B: 0 HR: 0 | SF: 0 SAC: 0 DP: 3 HBP: 0 | WP: 0 PB: 0 SB: 0 CS: 0 | PA: 38 |
| PITCHER Steve Barber, L ERA: 2.4 (1, 1) | IP: 9.0 WLS: W BF: 38 H: 12 R: 4 ER: 4 SO: 5 BB: 2 IBB: 0 HBP: 0 BLK: 0 WP: 0 HR: 0 S: 46 P: 54 ERA: 4.00 WHIP: 1.556 | | | | | | | | | | | | | | | PITCHER | | | | | | |

Boston Red Sox @ Baltimore Orioles
Memorial Stadium, Baltimore, MD
Wed May 08 1963, 7:05 PM EDT
Att: 5,914 - Unknown

AB 36
R 4
H 12
RBI 4
BB 2
SO 5
LOB 14



| Batter | 1 | 2 | 3 | 4 | 5 | 6 | 7 | 8 | 9 | AB | R | H | RBI | BB | SO | LOB | BOTTOM | | | |
|---|---|---------------------------------|------------------------------|---------------------------------|------------------------------|---------------------------------|------------------------------|---------------------------------|-------------------------------|----------------------------------|------------------------------|---------------------------------|------------------------------|---------------------------------|------------------------------|---------------------------------|-----------------------------------|------------------------------------|----------------------------------|--------|
| Luis Aparicio, R OBP: 0.330, SLG: 0.402 (1, 6) | 6-3 | | F2 | | | | | | 1-3 | 5 | 1 | 1 | 0 | 0 | 0 | 0 | | | | |
| Russ Snyder, L OBP: 0.288, SLG: 0.333 (6, 7) | 1-3 | | F7 | | | | | | S FC HBP | 3 | 1 | 1 | 1 | 1 | 0 | 0 | | | | |
| Al Smith, R OBP: 0.366, SLG: 0.483 Bob Saverine, S OBP: 0.267, SLG: 0.286 (7, 8) | E S 1B | | | | | | | | FC S | 4 | 2 | 2 | 1 | 0 | 0 | 1 | | | | |
| Jim Gentile, L OBP: 0.333, SLG: 0.440 (1, 3) | 1B BB | | | | | | | | K | 4 | 2 | 2 | 1 | 1 | 1 | 3 | | | | |
| Brooks Robinson, R OBP: 0.333, SLG: 0.390 (1, 5) | 1B | | | | | | | | K | 5 | 2 | 4 | 2 | 0 | 1 | 2 | | | | |
| Boog Powell, L OBP: 0.353, SLG: 0.544 Jackie Brandt, R OBP: 0.282, SLG: 0.392 (6, 8) (7, 9) | | K | | | | | | | G4-6-3 | 3 | 0 | 2 | 1 | 0 | 1 | 0 | | | | |
| Charlie Lau, L OBP: 0.250, SLG: 0.313 (1, 2) | F8 | | | | | | | | 3B 2B | 4 | 1 | 3 | 2 | 0 | 0 | 0 | | | | |
| Jerry Adair, R OBP: 0.181, SLG: 0.250 (1, 4) | F4 | | | | | | | | 3B | 4 | 0 | 2 | 2 | 0 | 0 | 2 | | | | |
| Steve Barber, L OBP: 0.125, SLG: 0.130 (1, 1) | P6 | | | | | | | | K | 4 | 0 | 0 | 0 | 0 | 2 | 3 | | | | |
| Inning Stats | R: 1 E: 1 K: 0 S: 4 | H: 2 LOB: 2 BB: 1 P: 8 | R: 0 E: 0 K: 1 S: 5 | H: 0 LOB: 0 BB: 0 P: 5 | R: 0 E: 0 K: 0 S: 3 | H: 0 LOB: 0 BB: 0 P: 3 | R: 2 E: 0 K: 0 S: 6 | H: 4 LOB: 1 BB: 0 P: 6 | R: 5 E: 0 K: 1 S: 12 | H: 7 LOB: 2 BB: 0 P: 12 | R: 0 E: 0 K: 0 S: 2 | H: 0 LOB: 0 BB: 1 P: 6 | R: 2 E: 0 K: 1 S: 8 | H: 4 LOB: 1 BB: 0 P: 8 | R: 0 E: 0 K: 2 S: 8 | H: 0 LOB: 2 BB: 0 P: 9 | 1B: 11 2B: 4 3B: 1 HR: 1 | SF: 0 SAC: 0 DP: 3 HBP: 1 | WP: 0 PB: 0 SB: 4 CS: 0 | PA: 41 |
| PITCHER Gene Conley, R ERA: 5.63 Jack Lamabe, R ERA: 6.35 Mike Fornieles, R ERA: 3.86 Arnold Earley, L ERA: 2.45 (1, 1) (5, 1) (5, 1) (7, 1) | IP: 4.1 WLS: L BF: 20 H: 8 R: 5 ER: 5 SO: 1 BB: 1 IBB: 0 HBP: 0 BLK: 0 WP: 0 HR: 0 S: 21 P: 25 ERA: 10.38 WHIP: 2.077 | | | | | | | | | | | | | | | PITCHER | | | | |

Boston Red Sox @ Baltimore Orioles
Memorial Stadium, Baltimore, MD
Wed May 08 1963, 7:05 PM EDT
Att: 5,914 - Unknown

AB 38
R 10
H 17
RBI 10
BB 2
SO 5
LOB 13



| Batter | 1 | 2 | 3 | 4 | 5 | 6 | 7 | 8 | 9 | AB | R | H | RBI | BB | SO | LOB | TOP | | | | | |
|---|---|---|--|---------------------------------|------------------------------|---------------------------------|------------------------------|---------------------------------|------------------------------|----------------------------------|------------------------------|---------------------------------|------------------------------|---------------------------------|------------------------------|----------------------------------|---|------------------------------------|----------------------------------|--------|--|--|
| Chuck Schilling, R (1.4) OBP: 0.396, SLG: 0.478 | 5-3 | | F7 | | | | | K | | 4 | 0 | 1 | 0 | 0 | 1 | 2 | Boston Red Sox @ Baltimore Orioles Memorial Stadium, Baltimore, MD Thu May 09 1963, 7:05 PM EDT Att. 4,679 - Unknown - 91 F | | | | | |
| Eddie Bressoud, R (1.6) OBP: 0.311, SLG: 0.410 | 6-3 | | | K | | F6 | | 5-3 | | 4 | 0 | 0 | 1 | 0 | 1 | 3 | | | | | | |
| Carl Yastrzemski, L (1.7) OBP: 0.460, SLG: 0.477 | | | | F8 | | | | 4-3 | | 2 | 0 | 0 | 0 | 2 | 0 | 1 | | | | | | |
| Dick Stuart, R (1.3) OBP: 0.319, SLG: 0.383 | F2 | | | F8 | | F9 | | | | 3 | 0 | 0 | 0 | 1 | 0 | 4 | | | | | | |
| Lou Clinton, R (1.9) OBP: 0.267, SLG: 0.398 | | 5-3 | | | | K | | F5 | | 4 | 0 | 0 | 0 | 0 | 2 | 1 | | | | | | |
| Frank Malzone, R (1.5) OBP: 0.341, SLG: 0.405 | | F8 | | | F5 | | F9 | FC5-4 | | 4 | 0 | 0 | 0 | 0 | 0 | 1 | | | | | | |
| Roman Mejias, R (1.8) OBP: 0.143, SLG: 0.202 | | | K | | K | | 6-3 | K | | 4 | 0 | 0 | 0 | 0 | 3 | 1 | | | | | | |
| Bob Tillman, R (1.2) OBP: 0.307, SLG: 0.358 | | | K | | | F7 | | 1B 5-3 2B | | 3 | 1 | 1 | 0 | 0 | 1 | 0 | | | | | | |
| Bill Monbouquette, R (1.1) OBP: 0.286, SLG: 0.231 | | | K | | | | | 5-3 1B | | 1 | 0 | 0 | 0 | 1 | 1 | 0 | | | | | | |
| Arnold Earley, L (6.1) Gary Geiger, L (8. PH) Mike Fornieles, R (8.1) | | | | | | BB 1B BB | | 2-3 1B | | 0 | 0 | 0 | 0 | 0 | 0 | 0 | | | | | | |
| Inning Stats | R: 0 E: 0 K: 0 S: 3 | H: 0 LOB: 1 BB: 1 P: 7 | R: 0 E: 0 K: 1 S: 5 | H: 0 LOB: 0 BB: 0 P: 5 | R: 0 E: 0 K: 2 S: 7 | H: 0 LOB: 0 BB: 0 P: 7 | R: 0 E: 0 K: 1 S: 5 | H: 0 LOB: 0 BB: 0 P: 5 | R: 0 E: 0 K: 2 S: 7 | H: 1 LOB: 3 BB: 2 P: 12 | R: 0 E: 0 K: 0 S: 3 | H: 0 LOB: 0 BB: 0 P: 3 | R: 1 E: 0 K: 1 S: 7 | H: 2 LOB: 1 BB: 0 P: 7 | R: 0 E: 0 K: 2 S: 7 | H: 0 LOB: 1 BB: 1 P: 11 | 1B: 2 2B: 1 3B: 0 HR: 0 | SF: 0 SAC: 0 DP: 0 HBP: 0 | WP: 0 PB: 1 SB: 0 CS: 0 | PA: 34 | | |
| PITCHER | IP WLS BF H R ER SO BB IBB HBP BLK WP HR S P ERA WHIP | 7.0 W 26 2 1 1 6 3 0 0 0 0 0 35 47 1.29 0.714 | 2.0 S 8 1 0 0 3 1 0 0 0 0 0 0 13 17 0.00 1.000 | | | | | | | | | | | | | | | | | | | |

| | |
|-----|----|
| AB | 30 |
| R | 1 |
| H | 3 |
| RBI | 1 |
| BB | 4 |
| SO | 9 |
| LOB | 13 |



| Batter | 1 | 2 | 3 | 4 | 5 | 6 | 7 | 8 | 9 | AB | R | H | RBI | BB | SO | LOB | BOTTOM | | | | |
|--|---|--|--|--|------------------------------|---------------------------------|------------------------------|---------------------------------|------------------------------|---------------------------------|------------------------------|----------------------------------|------------------------------|---------------------------------|------------------------------|---------------------------------|---|------------------------------------|----------------------------------|--------|--|
| Luis Aparicio, R (1.6) OBP: 0.336, SLG: 0.406 | G4-6-3 1B | | FC1-2 S | | | SH1-4 E 1B | 6-3 | | | 4 | 1 | 2 | 0 | 0 | 0 | 1 | Boston Red Sox @ Baltimore Orioles Memorial Stadium, Baltimore, MD Thu May 09 1963, 7:05 PM EDT Att. 4,679 - Unknown - 91 F | | | | |
| Russ Snyder, L (1.8) OBP: 0.271, SLG: 0.311 | F9 | | F8 | | | SH1-4 | | 3-1 | | 3 | 0 | 0 | 0 | 0 | 0 | 2 | | | | | |
| Al Smith, R (1.9) OBP: 0.381, SLG: 0.473 | G4-6-3 1-2 | | | K | | E8 PB 2B 1B | | 5-3 | | 4 | 1 | 1 | 1 | 0 | 1 | 1 | | | | | |
| Jim Gentile, L (1.3) OBP: 0.348, SLG: 0.441 | | | | 4-3 | | 2B PB IBB | | | | 2 | 1 | 1 | 0 | 2 | 0 | 0 | | | | | |
| Brooks Robinson, R (1.5) OBP: 0.330, SLG: 0.394 | | F8 | | F4 | | 2B 1B 2B | | 2-3 | | 4 | 0 | 1 | 2 | 0 | 0 | 2 | | | | | |
| Boog Powell, L (1.7) OBP: 0.356, SLG: 0.580 | | K | | | | 1B HR | | F8 | | 2 | 1 | 1 | 1 | 0 | 1 | 1 | | | | | |
| Jackie Brandt, R (6. PH) OBP: 0.279, SLG: 0.388 | | | K | | | | | | | 1 | 0 | 0 | 0 | 0 | 0 | 1 | | | | | |
| John Orsino, R (1.2) OBP: 0.327, SLG: 0.429 | | F9 | | | | 6-3 | | K | | 3 | 0 | 0 | 0 | 0 | 1 | 2 | | | | | |
| Jerry Adair, R (1.4) OBP: 0.187, SLG: 0.268 | | | SH3-4 FC1-2 2B | | | 6-3 | | K | | 3 | 0 | 1 | 0 | 0 | 1 | 0 | | | | | |
| Chuck Estrada, R (1.1) Stu Miller, R (8.1) | | | SH3-4 2-3 | | | 5-3 | | K | | 2 | 0 | 0 | 0 | 0 | 1 | 0 | | | | | |
| Inning Stats | R: 0 E: 0 K: 0 S: 3 | H: 1 LOB: 0 BB: 0 P: 3 | R: 0 E: 0 K: 1 S: 6 | H: 1 LOB: 0 BB: 0 P: 6 | R: 0 E: 0 K: 0 S: 4 | H: 1 LOB: 1 BB: 0 P: 4 | R: 0 E: 0 K: 1 S: 5 | H: 0 LOB: 0 BB: 0 P: 5 | R: 1 E: 0 K: 0 S: 4 | H: 1 LOB: 0 BB: 0 P: 4 | R: 3 E: 1 K: 1 S: 8 | H: 3 LOB: 1 BB: 1 P: 12 | R: 0 E: 0 K: 2 S: 7 | H: 0 LOB: 0 BB: 0 P: 7 | R: 0 E: 0 K: 0 S: 3 | H: 0 LOB: 1 BB: 1 P: 7 | 1B: 4 2B: 2 3B: 0 HR: 1 | SF: 0 SAC: 2 DP: 1 HBP: 0 | WP: 0 PB: 1 SB: 1 CS: 0 | PA: 32 | |
| PITCHER | IP WLS BF H R ER SO BB IBB HBP BLK WP HR S P ERA WHIP | 5.1 L 23 7 4 4 2 0 1 0 0 0 0 11 26 30 6.75 1.312 | 1.2 5 0 0 0 3 0 0 0 0 0 0 0 11 11 0.00 0.000 | 1.0 4 0 0 0 0 1 0 0 0 0 0 0 3 7 0.00 1.000 | | | | | | | | | | | | | | | | | |


| | |
|-----|----|
| AB | 28 |
| R | 4 |
| H | 7 |
| RBI | 4 |
| BB | 2 |
| SO | 5 |
| LOB | 10 |



| Batter | 1 | 2 | 3 | 4 | 5 | 6 | 7 | 8 | 9 | AB | R | H | RBI | BB | SO | LOB | TOP | | | |
|---|---|---|---|---|---|---|---|---|---|---|---|---|---|---|---|---|---|---|---|--|
| Phil Linz, R OBP: 0.222, SLG: 0.125 Joe Peppone, L OBP: 0.264, SLG: 0.471 (8, 9) | 0-0 4-3 | | 0-0 F9 | | | 4-0 G6-4-3 BB | | 0-0 1-3 | | 2 | 0 | 0 | 0 | 1 | 0 | 0 | 20 0 0 0 1 0 0 1 0 0 0 0 0 2 | | | |
| Clete Boyer, R OBP: 0.357, SLG: 0.521 (1, 5) | 0-0 F4 | | 0-0 4-3 | | | 0-0 G6-4-3 1-2 | | 0-0 1B 1B | | 4 | 0 | 1 | 2 | 0 | 0 | 1 | 4 0 1 2 0 0 1 | | | |
| Tom Tresh, S OBP: 0.380, SLG: 0.631 (1, 7) | 0-0 6-3 | | 0-0 6-3 | | | 0-0 B1-3 | | 0-0 1-2 1B | | 4 | 0 | 1 | 0 | 0 | 0 | 0 | 4 0 1 0 0 0 0 | | | |
| Mickey Mantle, S OBP: 0.373, SLG: 0.549 (1, 8) | | 4-0 1B 1B BB | | 0-3 K | | | 0-0 F9 | 0-3 K | | 3 | 1 | 0 | 0 | 1 | 2 | 2 | 3 1 0 0 1 2 2 | | | |
| Elston Howard, R OBP: 0.292, SLG: 0.524 (1, 2) | | 0-0 BB 1B 1B | | 0-0 6-3 | | | 0-0 F8 | | 0-0 1-3 | 4 | 0 | 1 | 0 | 0 | 0 | 0 | 4 0 1 0 0 0 0 | | | |
| Harry Bright, R OBP: 0.393, SLG: 0.500 (1, 3) | | 0-0 L8-6 BB 1B | | 0-0 F9 | | | 0-0 6-3 | | 0-3 K | 4 | 0 | 1 | 1 | 0 | 1 | 0 | 4 0 1 1 0 1 0 | | | |
| Hector Lopez, R OBP: 0.277, SLG: 0.356 (8, 4) | | | 0-3 K | | 0-3 K | | | 0-0 6-3 | 0-3 K | 4 | 0 | 0 | 0 | 0 | 3 | 2 | 4 0 0 0 0 3 2 | | | |
| Tony Kubek, L OBP: 0.221, SLG: 0.245 (1, 6) | | 4-0 1-2 2-3 BB | | 0-0 4-3 | | | | 4-0 1B 1B BB | | 1 | 1 | 0 | 0 | 2 | 0 | 0 | 1 1 0 0 2 0 0 | | | |
| Whitey Ford, L OBP: 0.143, SLG: 0.357 Jack Reed, R OBP: 0.266, SLG: 0.429 Roger Maris, L OBP: 0.281, SLG: 0.415 Hal Reniff, R (8, 1) Luis Arroyo, L (8, 1) | 0-0 L8-6 | | 0-0 6-3 | | 0-0 6-3 | | | 0-0 1-3 1B | | 2 | 0 | 0 | 0 | 0 | 0 | 3 | 2 0 0 0 0 0 3 0 0 0 0 0 0 0 1 1 1 0 0 0 0 0 0 0 0 0 0 0 0 0 0 0 0 0 0 | | | |
| Inning Stats | R: 0 E: 0 K: 0 S: 3 | H: 0 LOB: 0 BB: 0 P: 3 | R: 1 E: 0 K: 1 S: 6 | H: 2 LOB: 2 BB: 2 P: 14 | R: 0 E: 0 K: 0 S: 3 | H: 0 LOB: 0 BB: 0 P: 3 | R: 0 E: 0 K: 1 S: 5 | H: 0 LOB: 0 BB: 0 P: 5 | R: 0 E: 0 K: 0 S: 2 | H: 0 LOB: 0 BB: 1 P: 6 | R: 0 E: 0 K: 0 S: 3 | H: 0 LOB: 0 BB: 0 P: 3 | R: 2 E: 0 K: 1 S: 8 | H: 3 LOB: 2 BB: 1 P: 12 | R: 0 E: 0 K: 2 S: 7 | H: 0 LOB: 0 BB: 0 P: 7 | 1B: 5 2B: 1 3B: 0 HR: 0 | SF: 0 SAC: 0 DP: 2 HBP: 0 | WP: 0 PA: 34 SB: 0 CS: 0 | |
| PITCHER | IP WLS BF H R ER SO BB IBB HBP BLK WP HR S P ERA WHIP | IP WLS BF H R ER SO BB IBB HBP BLK WP HR S P ERA WHIP | IP WLS BF H R ER SO BB IBB HBP BLK WP HR S P ERA WHIP | IP WLS BF H R ER SO BB IBB HBP BLK WP HR S P ERA WHIP | IP WLS BF H R ER SO BB IBB HBP BLK WP HR S P ERA WHIP | IP WLS BF H R ER SO BB IBB HBP BLK WP HR S P ERA WHIP | IP WLS BF H R ER SO BB IBB HBP BLK WP HR S P ERA WHIP | IP WLS BF H R ER SO BB IBB HBP BLK WP HR S P ERA WHIP | IP WLS BF H R ER SO BB IBB HBP BLK WP HR S P ERA WHIP | IP WLS BF H R ER SO BB IBB HBP BLK WP HR S P ERA WHIP | IP WLS BF H R ER SO BB IBB HBP BLK WP HR S P ERA WHIP | IP WLS BF H R ER SO BB IBB HBP BLK WP HR S P ERA WHIP | IP WLS BF H R ER SO BB IBB HBP BLK WP HR S P ERA WHIP | IP WLS BF H R ER SO BB IBB HBP BLK WP HR S P ERA WHIP | IP WLS BF H R ER SO BB IBB HBP BLK WP HR S P ERA WHIP | IP WLS BF H R ER SO BB IBB HBP BLK WP HR S P ERA WHIP | IP WLS BF H R ER SO BB IBB HBP BLK WP HR S P ERA WHIP | IP WLS BF H R ER SO BB IBB HBP BLK WP HR S P ERA WHIP | IP WLS BF H R ER SO BB IBB HBP BLK WP HR S P ERA WHIP | |
| Mike McCormick, L ERA: 3.48 Dick Hall, R ERA: 7.71 | 7.1 W 8 3 1 1 3 0 0 0 0 0 0 28 44 2.46 0.818 | 1.2 L 8 3 1 1 3 0 0 0 0 0 0 14 14 5.40 1.800 | | | | | | | | | | | | | | | | | | |

New York Yankees @ Baltimore Orioles
Memorial Stadium, Baltimore, MD
Fri May 10 1963, 7:05 PM EDT
Att: 26,685 - Unknown - 85 F

AB 30
R 3
H 5
RBI 3
BB 4
SO 6
LOB 10



| Batter | 1 | 2 | 3 | 4 | 5 | 6 | 7 | 8 | 9 | AB | R | H | RBI | BB | SO | LOB | BOTTOM | | | |
|---|---|---|---|---|---|---|---|---|---|---|---|---|---|---|---|---|---|---|---|--|
| Luis Aparicio, R OBP: 0.333, SLG: 0.427 (1, 6) | 0-0 F3 | | 0-3 K | | | 0-0 HR | 0-0 G6-4-3 1-2 | | | 4 | 1 | 1 | 1 | 0 | 1 | 1 | 4 1 1 1 0 1 1 | | | |
| Joe Gaines, R OBP: 0.458, SLG: 0.667 (1, 7) | 0-3 K | | | 0-0 F7 | | 0-0 4-3 | | 4-0 SH1-4 BB | | 3 | 1 | 0 | 0 | 1 | 1 | 0 | 3 1 0 0 1 1 0 | | | |
| Al Smith, R OBP: 0.369, SLG: 0.510 Russ Snyder, L OBP: 0.271, SLG: 0.311 (8, 9) | 0-0 1B | | | 0-0 5-3 | | 0-0 HR | | 0-0 SH1-4 | | 3 | 1 | 2 | 1 | 0 | 0 | 0 | 3 1 2 1 0 0 0 0 0 0 0 0 0 0 | | | |
| Jim Gentile, L OBP: 0.353, SLG: 0.438 (1, 3) | 0-3 K | | | 0-0 3B 1B | | 0-3 K | | 4-0 2B 1B BB | | 3 | 2 | 1 | 0 | 1 | 2 | 1 | 3 2 1 0 1 2 1 | | | |
| Brooks Robinson, R OBP: 0.336, SLG: 0.417 (1, 5) | | 0-0 6-3 | | 0-0 1H 3B | | 0-0 1B 1B | | 0-3 K | | 4 | 0 | 2 | 1 | 0 | 1 | 2 | 4 0 2 1 0 1 2 | | | |
| Jackie Brandt, R OBP: 0.289, SLG: 0.405 (1, 8) | | 0-3 K | | 0-0 F7 | | 0-0 1B 1B | | 0-0 1-3 2H 1B 2B | | 4 | 1 | 2 | 1 | 0 | 1 | 1 | 4 1 2 1 0 1 1 | | | |
| John Orsino, R OBP: 0.322, SLG: 0.415 (1, 2) | | 0-0 L5 | | | 0-0 6-3 | 0-0 F9 | | 0-0 2B 1B | | 4 | 0 | 1 | 2 | 0 | 2 | 2 | 4 0 1 2 0 0 2 | | | |
| Jerry Adair, R OBP: 0.190, SLG: 0.280 (1, 4) | | | 0-0 L9 | | 0-0 F3 | | 0-0 F7 | 0-0 1-3 2B | | 4 | 0 | 1 | 0 | 0 | 0 | 0 | 4 0 1 0 0 0 0 | | | |
| Mike McCormick, L OBP: 0.286, SLG: 0.286 Dick Hall, R OBP: 0.667, SLG: 0.667 (8, 1) | 0-0 L3 | | 0-0 L3 | | 0-0 F5 | | 0-0 G6-4-3 1B | 0-3 K | | 3 | 0 | 1 | 0 | 0 | 0 | 0 | 3 0 1 0 0 0 0 1 0 0 0 0 1 2 | | | |
| Inning Stats | R: 0 E: 0 K: 2 S: 8 | H: 1 LOB: 1 BB: 0 P: 8 | R: 0 E: 0 K: 1 S: 5 | H: 0 LOB: 0 BB: 0 P: 5 | R: 0 E: 0 K: 1 S: 5 | H: 0 LOB: 0 BB: 0 P: 5 | R: 1 E: 0 K: 0 S: 5 | H: 2 LOB: 1 BB: 0 P: 5 | R: 0 E: 0 K: 0 S: 3 | H: 0 LOB: 0 BB: 0 P: 3 | R: 2 E: 0 K: 1 S: 9 | H: 4 LOB: 2 BB: 0 P: 9 | R: 0 E: 0 K: 0 S: 3 | H: 1 LOB: 0 BB: 0 P: 3 | R: 3 E: 0 K: 2 S: 10 | H: 3 LOB: 2 BB: 2 P: 18 | 1B: 6 2B: 2 3B: 1 HR: 2 | SF: 0 SAC: 1 DP: 1 HBP: 0 | WP: 0 PA: 36 SB: 0 CS: 0 | |
| PITCHER | IP WLS BF H R ER SO BB IBB HBP BLK WP HR S P ERA WHIP | IP WLS BF H R ER SO BB IBB HBP BLK WP HR S P ERA WHIP | IP WLS BF H R ER SO BB IBB HBP BLK WP HR S P ERA WHIP | IP WLS BF H R ER SO BB IBB HBP BLK WP HR S P ERA WHIP | IP WLS BF H R ER SO BB IBB HBP BLK WP HR S P ERA WHIP | IP WLS BF H R ER SO BB IBB HBP BLK WP HR S P ERA WHIP | IP WLS BF H R ER SO BB IBB HBP BLK WP HR S P ERA WHIP | IP WLS BF H R ER SO BB IBB HBP BLK WP HR S P ERA WHIP | IP WLS BF H R ER SO BB IBB HBP BLK WP HR S P ERA WHIP | IP WLS BF H R ER SO BB IBB HBP BLK WP HR S P ERA WHIP | IP WLS BF H R ER SO BB IBB HBP BLK WP HR S P ERA WHIP | IP WLS BF H R ER SO BB IBB HBP BLK WP HR S P ERA WHIP | IP WLS BF H R ER SO BB IBB HBP BLK WP HR S P ERA WHIP | IP WLS BF H R ER SO BB IBB HBP BLK WP HR S P ERA WHIP | IP WLS BF H R ER SO BB IBB HBP BLK WP HR S P ERA WHIP | IP WLS BF H R ER SO BB IBB HBP BLK WP HR S P ERA WHIP | IP WLS BF H R ER SO BB IBB HBP BLK WP HR S P ERA WHIP | IP WLS BF H R ER SO BB IBB HBP BLK WP HR S P ERA WHIP | IP WLS BF H R ER SO BB IBB HBP BLK WP HR S P ERA WHIP | |
| Whitey Ford, L ERA: 3.26 Hal Reniff, R ERA: 3.94 Luis Arroyo, L ERA: 8.44 | 7.0 L 7 3 3 3 1 2 0 0 0 0 0 7 15 40.50 7.500 | 0.2 L 7 3 3 3 1 2 0 0 0 0 0 7 15 40.50 7.500 | | | | | | | | | | | | | | | | | | |

New York Yankees @ Baltimore Orioles
Memorial Stadium, Baltimore, MD
Fri May 10 1963, 7:05 PM EDT
Att: 26,685 - Unknown - 85 F

AB 33
R 6
H 11
RBI 6
BB 2
SO 7
LOB 9



| Batter | 1 | 2 | 3 | 4 | 5 | 6 | 7 | 8 | 9 | AB R H RBI BB SO LOB | TOP | | | | | | | | | | | |
|---|---|---------------------------------|------------------------------|---------------------------------|------------------------------|---------------------------------|-------------------------------|----------------------------------|------------------------------|---------------------------------|--|---------------------------------|---|---------------------------------|------------------------------|---------------------------------|------------------------------|---------------------------------|-----------------------------------|------------------------------------|----------------------------------|--------|
| Tony Kubek, L (1,6) OBP: 0.218, SLG: 0.240 | 5-3 | | K | K | | F7 | | 1B | 6-3 | 6 1 1 0 0 2 1 | New York Yankees @ Baltimore Orioles Memorial Stadium, Baltimore, MD Sat May 11 1963, 3:33 AM EDT Att: 12,171 - Unknown - 56 F AB 45 R 13 H 19 RBI 12 BB 1 SO 5 LOB 16 | | | | | | | | | | | |
| Clete Boyer, R (1,5) OBP: 0.375, SLG: 0.550 | F9 | | | 2B | | | | 1B | 4-3 | 6 2 4 1 0 0 0 | | | | | | | | | | | | |
| Tom Tresh, S (1,7) OBP: 0.371, SLG: 0.607 | F8 | | | 1B | | 4-3 | | F4 | | 5 1 1 0 0 0 4 | | | | | | | | | | | | |
| Mickey Mantle, S (1,8) OBP: 0.391, SLG: 0.618 | | 4-3 | | 4-3 | HR | | | F8 | | 4 3 2 3 1 0 2 | | | | | | | | | | | | |
| Jack Reed, R (8,8) OBP: 0.296, SLG: 0.429 | | | | 1B | 2B | | | | | 0 0 0 0 0 0 0 | | | | | | | | | | | | |
| Elston Howard, R (1,2) OBP: 0.298, SLG: 0.517 | | | | 4-3 | F8 | | K | 1B | | 5 1 2 1 0 1 2 | | | | | | | | | | | | |
| Roger Maris, L (1,9) OBP: 0.295, SLG: 0.474 | | | | 2-3 | | | | 1-3 | 2B | | | | | | | | | | | | | |
| Hector Lopez, R (7,9) OBP: 0.288, SLG: 0.367 | F8 | | | 1B | SH | | | 2B | 1B | 4 2 2 3 0 0 1 | | | | | | | | | | | | |
| Harry Bright, R (1,3) OBP: 0.077, SLG: 0.077 | | | | 3-H | | | | 1-2 | 1B | 1 0 1 1 0 0 0 | | | | | | | | | | | | |
| Joe Pepitone, L (5, PH) OBP: 0.293, SLG: 0.507 | K | | | SH | 3B | | | 1-3 | 2B | 2 1 1 0 0 1 1 | | | | | | | | | | | | |
| Phil Linz, R (1,4) OBP: 0.231, SLG: 0.167 | | | 1-3 | SH | G6-3 | | | 1-3 | F2 | 3 0 3 1 0 0 0 | | | | | | | | | | | | |
| Stan Williams, R (1,1) OBP: 0.077, SLG: 0.077 | | | | | | | | | G3 | 4 1 1 0 0 0 3 | | | | | | | | | | | | |
| Steve Hamilton, L (1,1) OBP: 0.333, SLG: 0.667 | K | | | 2-H | 3B | | | | | 0 0 0 0 0 0 0 | | | | | | | | | | | | |
| Inning Stats | R: 0 E: 0 K: 0 S: 3 | H: 0 LOB: 0 BB: 0 P: 3 | R: 0 E: 0 K: 1 S: 6 | H: 1 LOB: 1 BB: 0 P: 6 | R: 0 E: 0 K: 2 S: 7 | H: 0 LOB: 0 BB: 0 P: 7 | R: 7 E: 1 K: 1 S: 13 | H: 7 LOB: 1 BB: 0 P: 13 | R: 2 E: 0 K: 0 S: 4 | H: 2 LOB: 0 BB: 1 P: 8 | R: 0 E: 0 K: 0 S: 4 | H: 1 LOB: 1 BB: 0 P: 4 | R: 1 E: 0 K: 1 S: 8 | H: 3 LOB: 2 BB: 0 P: 8 | R: 3 E: 0 K: 0 S: 8 | H: 5 LOB: 2 BB: 0 P: 8 | R: 0 E: 0 K: 0 S: 3 | H: 0 LOB: 0 BB: 0 P: 3 | 1B: 12 2B: 4 3B: 1 HR: 2 | SF: 0 SAC: 1 DP: 1 HBP: 0 | WP: 1 PB: 0 SB: 0 CS: 0 | PA: 47 |
| PITCHER | IP WLS BF H R ER SO BB IBB HBP BLK WP HR S P ERA WHIP | | | | | | | | | | | PITCHER | IP WLS BF H R ER SO BB IBB HBP BLK WP HR S P ERA WHIP | | | | | | | | | |
| Dave McNally, L (1,1) ERA: 5.47 | 3.1 L 16 6 5 5 3 0 0 0 0 0 1 0 22 22 13.50 1.800 | | | | | | | | | | | | | | | | | | | | | |
| Wes Stock, R (4,1) ERA: 4.29 | 1.0 9 4 4 2 1 1 0 0 0 0 0 1 10 14 18.00 5.000 | | | | | | | | | | | | | | | | | | | | | |
| Milt Pappas, R (5,1) ERA: 1.63 | 2.2 11 4 1 1 1 0 0 0 0 0 0 1 13 13 3.38 1.500 | | | | | | | | | | | | | | | | | | | | | |
| Dean Stone, L (8,1) ERA: 6.0 | 2.0 11 5 3 3 0 0 0 0 0 0 0 0 11 11 13.50 2.500 | | | | | | | | | | | | | | | | | | | | | |

| Batter | 1 | 2 | 3 | 4 | 5 | 6 | 7 | 8 | 9 | AB R H RBI BB SO LOB | BOTTOM | | | | | | | | | |
|--|---|----------------------------------|------------------------------|---------------------------------|------------------------------|---------------------------------|------------------------------|---------------------------------|------------------------------|---------------------------------|--|---------------------------------|---|---------------------------------|------------------------------|---------------------------------|----------------------------------|------------------------------------|----------------------------------|--------|
| Luis Aparicio, R (1,6) OBP: 0.331, SLG: 0.416 | G1-4-3 | FC6-2 | | | | | | 6-3 | | 3 1 0 0 1 0 2 | New York Yankees @ Baltimore Orioles Memorial Stadium, Baltimore, MD Sat May 11 1963, 3:33 AM EDT Att: 12,171 - Unknown - 56 F AB 30 R 1 H 4 RBI 0 BB 3 SO 11 LOB 13 | | | | | | | | | |
| Russ Snyder, L (1,9) OBP: 0.289, SLG: 0.292 | G1-4-3 | K | | | 1-4-3 | | | G3 | | 3 0 0 0 1 1 2 | | | | | | | | | | |
| Jackie Brandt, R (1,8) OBP: 0.287, SLG: 0.398 | G1-4-3 | | K | | | | | F6 | | 4 0 1 0 0 1 2 | | | | | | | | | | |
| Jim Gentile, L (1,3) OBP: 0.350, SLG: 0.426 | 1B | | K | | | | L9 | | K | 3 0 0 0 1 2 1 | | | | | | | | | | |
| Brooks Robinson, R (1,5) OBP: 0.333, SLG: 0.411 | | | K | | | | K | | 5-3 | 4 0 1 0 0 2 1 | | | | | | | | | | |
| Boog Powell, L (1,7) OBP: 0.341, SLG: 0.553 | K | | | | F7 | | | F6 | | 4 0 0 0 0 1 3 | | | | | | | | | | |
| John Orsino, R (1,2) OBP: 0.323, SLG: 0.411 | | | | | F7 | | | F5 | | 3 0 1 0 0 0 0 | | | | | | | | | | |
| Jerry Adair, R (1,4) OBP: 0.195, SLG: 0.295 | | | | | K | | | F8 | | 3 0 1 0 0 1 0 | | | | | | | | | | |
| Dave McNally, R (1,1) ERA: 4.54 | | | | | K | | | | | 1 0 0 0 0 1 2 | | | | | | | | | | |
| Wes Stock, R (4,1) ERA: 4.29 | | | | | | | | | | 0 0 0 0 0 0 0 | | | | | | | | | | |
| Milt Pappas, R (5,1) ERA: 1.63 | | | | | | | | | | 1 0 0 0 0 1 0 | | | | | | | | | | |
| Joe Gaines, R (7, PH) OBP: 0.440, SLG: 0.632 | | | | | | | | | | 1 0 0 0 0 1 0 | | | | | | | | | | |
| Dean Stone, L (8,1) ERA: 6.0 | | | | | | | | | | 0 0 0 0 0 0 0 | | | | | | | | | | |
| Inning Stats | R: 1 E: 0 K: 1 S: 5 | H: 1 LOB: 2 BB: 3 P: 17 | R: 0 E: 0 K: 2 S: 9 | H: 2 LOB: 0 BB: 0 P: 9 | R: 0 E: 0 K: 3 S: 9 | H: 0 LOB: 0 BB: 0 P: 9 | R: 0 E: 0 K: 1 S: 5 | H: 0 LOB: 0 BB: 0 P: 5 | R: 0 E: 0 K: 1 S: 6 | H: 1 LOB: 1 BB: 0 P: 6 | R: 0 E: 0 K: 1 S: 5 | H: 0 LOB: 0 BB: 0 P: 5 | R: 0 E: 0 K: 0 S: 3 | H: 0 LOB: 0 BB: 0 P: 3 | R: 0 E: 0 K: 1 S: 5 | H: 0 LOB: 0 BB: 0 P: 5 | 1B: 3 2B: 1 3B: 0 HR: 0 | SF: 0 SAC: 0 DP: 1 HBP: 0 | WP: 1 PB: 1 SB: 0 CS: 0 | PA: 33 |
| PITCHER | IP WLS BF H R ER SO BB IBB HBP BLK WP HR S P ERA WHIP | | | | | | | | | | | PITCHER | IP WLS BF H R ER SO BB IBB HBP BLK WP HR S P ERA WHIP | | | | | | | |
| Stan Williams, R (1,1) ERA: 4.54 | 8.1 W 28 3 0 0 11 0 0 0 0 0 0 0 50 50 0.00 0.360 | | | | | | | | | | | | | | | | | | | |
| Steve Hamilton, L (1,1) ERA: 2.87 | | | | | | | | | | | | | | | | | | | | |

| Batter | 1 | 2 | 3 | 4 | 5 | 6 | 7 | 8 | 9 | AB | R | H | RBI | BB | SO | LOB | TOP | | |
|--|------------------------------|---------------------------------|-------------------------------------|----------------------------------|------------------------------|---------------------------------|------------------------------|----------------------------------|------------------------------|---------------------------------|------------------------------|---------------------------------|------------------------------|---------------------------------|------------------------------|----------------------------------|---|------------------------------------|--|
| Hector Lopez, R OBP: 0.290, SLG: 0.365 (1, 9) | | | | | | | | | | 3 | 0 | 1 | 0 | 0 | 0 | 0 | New York Yankees @ Baltimore Orioles Memorial Stadium, Baltimore, MD Sun May 12, 1963, 3:33 AM EDT Att: 23,435 - Unknown - 54 F | | |
| Bobby Richardson, R OBP: 0.257, SLG: 0.300 (1, 4) | | | | | | | | | | 4 | 0 | 0 | 0 | 0 | 0 | 2 | | | |
| Tom Tresh, S OBP: 0.367, SLG: 0.591 (1, 7) | | | | | | | | | | 4 | 0 | 1 | 0 | 0 | 1 | 2 | | | |
| Mickey Mantle, S OBP: 0.382, SLG: 0.610 (1, 8) | | | | | | | | | | 4 | 0 | 1 | 0 | 0 | 0 | 1 | | | |
| Clete Boyer, R OBP: 0.370, SLG: 0.534 (1, 5) | | | | | | | | | | 3 | 1 | 0 | 0 | 1 | 0 | 0 | | | |
| Elston Howard, R OBP: 0.306, SLG: 0.527 (1, 2) | | | | | | | | | | 4 | 1 | 2 | 1 | 0 | 1 | 3 | | | |
| Harry Bright, R OBP: 0.312, SLG: 0.484 (9, PR) | | | | | | | | | | 3 | 0 | 1 | 0 | 1 | 0 | 3 | | | |
| Joe Pepitone, L OBP: 0.293, SLG: 0.507 (9, 3) | | | | | | | | | | 0 | 0 | 0 | 0 | 0 | 0 | 0 | | | |
| Tony Kubek, L OBP: 0.211, SLG: 0.234 (1, 6) | | | | | | | | | | 3 | 0 | 0 | 1 | 0 | 0 | 2 | | | |
| Jim Bouton, R OBP: 0.182, SLG: 0.100 (1, 1) | | | | | | | | | | 3 | 0 | 0 | 0 | 1 | 3 | 2 | | | |
| Inning Stats | R: 0 E: 0 K: 1 S: 6 | H: 1 LOB: 1 BB: 0 P: 6 | R: 0 E: 0 K: 0 S: 3 | H: 0 LOB: 0 BB: 0 P: 3 | R: 0 E: 0 K: 1 S: 5 | H: 0 LOB: 0 BB: 0 P: 5 | R: 0 E: 0 K: 1 S: 5 | H: 2 LOB: 3 BB: 0 P: 11 | R: 0 E: 0 K: 0 S: 3 | H: 0 LOB: 0 BB: 0 P: 3 | R: 0 E: 0 K: 0 S: 4 | H: 2 LOB: 1 BB: 0 P: 4 | R: 0 E: 0 K: 0 S: 3 | H: 0 LOB: 1 BB: 1 P: 7 | R: 2 E: 1 K: 1 S: 7 | H: 1 LOB: 2 BB: 1 P: 11 | 1B: 4 2B: 3 3B: 0 HR: 0 | SF: 1 SAC: 1 DP: 1 HBP: 0 | WP: 1 PA: 36 PB: 0 SB: 0 CS: 0 |
| PITCHER Steve Barber, L ERA: 2.11 (1, 1) | IP: 9.0 WLS: L BF: 36 | H: 6 R: 2 ER: 0 SO: 5 | BB: 1 IBB: 2 HBP: 0 BLK: 0 | WP: 1 HR: 0 S: 43 P: 55 | ERA: 0.00 WHIP: 0.778 | | | | | | | | | | | | | | |

| Batter | 1 | 2 | 3 | 4 | 5 | 6 | 7 | 8 | 9 | AB | R | H | RBI | BB | SO | LOB | BOTTOM | | |
|--|------------------------------|---------------------------------|-------------------------------------|----------------------------------|------------------------------|---------------------------------|------------------------------|---------------------------------|------------------------------|---------------------------------|------------------------------|---------------------------------|------------------------------|---------------------------------|----------------------------------|------------------------------------|---|--|--|
| Luis Aparicio, R OBP: 0.320, SLG: 0.402 (1, 6) | | | | | | | | | | 4 | 0 | 0 | 0 | 0 | 0 | 0 | New York Yankees @ Baltimore Orioles Memorial Stadium, Baltimore, MD Sun May 12, 1963, 3:33 AM EDT Att: 23,435 - Unknown - 54 F | | |
| Jerry Adair, R OBP: 0.196, SLG: 0.293 (1, 4) | | | | | | | | | | 4 | 0 | 1 | 0 | 0 | 0 | 0 | | | |
| Al Smith, R OBP: 0.375, SLG: 0.490 (1, 9) | | | | | | | | | | 4 | 0 | 0 | 0 | 0 | 3 | 1 | | | |
| Jim Gentile, L OBP: 0.341, SLG: 0.414 (1, 3) | | | | | | | | | | 3 | 0 | 0 | 0 | 0 | 0 | 1 | | | |
| Brooks Robinson, R OBP: 0.333, SLG: 0.409 (1, 5) | | | | | | | | | | 3 | 0 | 1 | 0 | 0 | 0 | 0 | | | |
| Boog Powell, L OBP: 0.333, SLG: 0.540 (1, 7) | | | | | | | | | | 2 | 0 | 0 | 0 | 0 | 0 | 0 | | | |
| Jackie Brandt, R OBP: 0.289, SLG: 0.389 (1, 8) | | | | | | | | | | 2 | 0 | 0 | 0 | 1 | 0 | 0 | | | |
| Dick Brown, R OBP: 0.216, SLG: 0.286 (1, 2) | | | | | | | | | | 2 | 0 | 0 | 0 | 0 | 1 | 0 | | | |
| Russ Snyder, L OBP: 0.294, SLG: 0.286 (9, PH) | | | | | | | | | | 1 | 0 | 0 | 0 | 0 | 0 | 2 | | | |
| John Orsino, R OBP: 0.323, SLG: 0.411 (9, 2) | | | | | | | | | | 0 | 0 | 0 | 0 | 0 | 0 | 0 | | | |
| Steve Barber, L OBP: 0.111, SLG: 0.115 (1, 1) | | | | | | | | | | 3 | 0 | 0 | 0 | 0 | 1 | 2 | | | |
| Inning Stats | R: 0 E: 0 K: 0 S: 3 | H: 0 LOB: 0 BB: 0 P: 3 | R: 0 E: 0 K: 0 S: 3 | H: 0 LOB: 0 BB: 0 P: 3 | R: 0 E: 0 K: 1 S: 5 | H: 0 LOB: 0 BB: 0 P: 5 | R: 0 E: 0 K: 2 S: 7 | H: 0 LOB: 0 BB: 0 P: 7 | R: 0 E: 0 K: 1 S: 6 | H: 1 LOB: 1 BB: 0 P: 6 | R: 0 E: 1 K: 0 S: 4 | H: 1 LOB: 2 BB: 1 P: 8 | R: 0 E: 0 K: 1 S: 5 | H: 0 LOB: 0 BB: 0 P: 5 | 1B: 2 2B: 0 3B: 0 HR: 0 | SF: 0 SAC: 1 DP: 0 HBP: 0 | WP: 0 PA: 30 PB: 0 SB: 0 CS: 0 | | |
| PITCHER Jim Bouton, R ERA: 2.04 (1, 1) | IP: 9.0 WLS: W BF: 30 | H: 2 R: 0 ER: 0 SO: 5 | BB: 0 IBB: 1 HBP: 0 BLK: 0 | WP: 0 HR: 0 S: 39 P: 43 | ERA: 0.00 WHIP: 0.222 | | | | | | | | | | | | | | |

| Batter | 1 | 2 | 3 | 4 | 5 | 6 | 7 | 8 | 9 | AB | R | H | RBI | BB | SO | LOB | TOP | | | | | | | |
|--|---|---|---|---|---|---|---|---|---|---|---|---|---|---|---|---|---|---|---|---|---|---|---|---|
| Luis Aparicio, R OBP: 0.326, SLG: 0.397 (1, 6) | F9 | | F9 | F8 | | 6-3 | | | 1B | 5 | 0 | 1 | 0 | 0 | 0 | 2 | | | | | | | | |
| Jerry Adair, R OBP: 0.268, SLG: 0.341 (1, 4) | K | | F9 | | | | 1-3 | | SF8 | 4 | 1 | 1 | 2 | 0 | 1 | 1 | | | | | | | | |
| Al Smith, R OBP: 0.350, SLG: 0.454 Bob Saverine, S OBP: 0.313, SLG: 0.286 (7, 8) | 4-3 | | 5-3 | | F6 | | F2 | | BB | 4 | 0 | 0 | 0 | 0 | 0 | 1 | | | | | | | | |
| Jim Gentile, L OBP: 0.351, SLG: 0.466 Russ Snyder, L OBP: 0.250, SLG: 0.269 (5, 7) | | HR | | SH | FC5 | | 1-3 | | 6-3 | 2 | 2 | 2 | 1 | 1 | 0 | 0 | | | | | | | | |
| Brooks Robinson, R OBP: 0.336, SLG: 0.407 (1, 5) | | | | SH | FC5 | | | | F4 | 3 | 0 | 1 | 0 | 0 | 0 | 1 | | | | | | | | |
| Boog Powell, L OBP: 0.320, SLG: 0.548 (5, 3) | K | | FC3-6 | HR | SF7 | | | | 3-1 | 3 | 1 | 0 | 1 | 0 | 1 | 2 | | | | | | | | |
| Jackie Brandt, R OBP: 0.286, SLG: 0.402 (7, 9) | F9 | | | HR | F2 | | | | CS | 3 | 1 | 1 | 2 | 1 | 0 | 2 | | | | | | | | |
| John Orsino, R OBP: 0.343, SLG: 0.393 (1, 2) | F9 | | | | | K | | | CS | 4 | 0 | 1 | 0 | 0 | 1 | 1 | | | | | | | | |
| Milt Pappas, R OBP: 0.250, SLG: 0.182 (1, 1) | | | | | | K | | | 1B | 4 | 1 | 2 | 0 | 0 | 2 | 1 | | | | | | | | |
| | | | | | | | | | 1B | | | | | | | | | | | | | | | |
| Inning Stats | R: 0 E: 0 K: 1 S: 5 | H: 0 LOB: 0 BB: 0 P: 5 | R: 1 E: 0 K: 1 S: 7 | H: 2 LOB: 1 BB: 0 P: 7 | R: 0 E: 0 K: 0 S: 4 | H: 1 LOB: 1 BB: 0 P: 4 | R: 3 E: 2 K: 1 S: 9 | H: 3 LOB: 1 BB: 0 P: 9 | R: 2 E: 1 K: 0 S: 5 | H: 1 LOB: 1 BB: 1 P: 9 | R: 0 E: 0 K: 2 S: 7 | H: 0 LOB: 0 BB: 0 P: 7 | R: 0 E: 0 K: 0 S: 3 | H: 0 LOB: 0 BB: 0 P: 3 | R: 0 E: 0 K: 0 S: 2 | H: 0 LOB: 0 BB: 1 P: 6 | R: 1 E: 0 K: 0 S: 5 | H: 2 LOB: 2 BB: 1 P: 9 | 1B: 6 2B: 0 3B: 0 HR: 3 | SF: 2 SAC: 1 DP: 0 HBP: 0 | WP: 0 PB: 0 SB: 1 CS: 1 | PA: 41 | | |
| PITCHER | IP WLS BF H R ER SO BB IBB HBP BLK WP HR S P ERA WHIP | IP WLS BF H R ER SO BB IBB HBP BLK WP HR S P ERA WHIP | IP WLS BF H R ER SO BB IBB HBP BLK WP HR S P ERA WHIP | IP WLS BF H R ER SO BB IBB HBP BLK WP HR S P ERA WHIP | IP WLS BF H R ER SO BB IBB HBP BLK WP HR S P ERA WHIP | IP WLS BF H R ER SO BB IBB HBP BLK WP HR S P ERA WHIP | IP WLS BF H R ER SO BB IBB HBP BLK WP HR S P ERA WHIP | IP WLS BF H R ER SO BB IBB HBP BLK WP HR S P ERA WHIP | IP WLS BF H R ER SO BB IBB HBP BLK WP HR S P ERA WHIP | IP WLS BF H R ER SO BB IBB HBP BLK WP HR S P ERA WHIP | IP WLS BF H R ER SO BB IBB HBP BLK WP HR S P ERA WHIP | IP WLS BF H R ER SO BB IBB HBP BLK WP HR S P ERA WHIP | IP WLS BF H R ER SO BB IBB HBP BLK WP HR S P ERA WHIP | IP WLS BF H R ER SO BB IBB HBP BLK WP HR S P ERA WHIP | IP WLS BF H R ER SO BB IBB HBP BLK WP HR S P ERA WHIP | IP WLS BF H R ER SO BB IBB HBP BLK WP HR S P ERA WHIP | IP WLS BF H R ER SO BB IBB HBP BLK WP HR S P ERA WHIP | IP WLS BF H R ER SO BB IBB HBP BLK WP HR S P ERA WHIP | IP WLS BF H R ER SO BB IBB HBP BLK WP HR S P ERA WHIP | IP WLS BF H R ER SO BB IBB HBP BLK WP HR S P ERA WHIP | IP WLS BF H R ER SO BB IBB HBP BLK WP HR S P ERA WHIP | IP WLS BF H R ER SO BB IBB HBP BLK WP HR S P ERA WHIP | IP WLS BF H R ER SO BB IBB HBP BLK WP HR S P ERA WHIP | IP WLS BF H R ER SO BB IBB HBP BLK WP HR S P ERA WHIP |

Baltimore Orioles @ Washington Senators
D.C. Stadium, Washington, DC
Wed May 15 1963, 7:05 PM EDT
Att: 5,864 - Unknown

AB 34
R 7
H 9
RBI 6
BB 3
SO 5
LOB 13



| Batter | 1 | 2 | 3 | 4 | 5 | 6 | 7 | 8 | 9 | AB | R | H | RBI | BB | SO | LOB | BOTTOM | | | | | | | |
|--|---|---|---|---|---|---|---|---|---|---|---|---|---|---|---|---|---|---|---|---|---|---|---|---|
| Minnie Minoso, R OBP: 0.339, SLG: 0.208 Jim Bronstad, R (7, 1) | K | | 4-3 | | | G3 | | | F6 | 3 | 0 | 0 | 0 | 0 | 1 | 0 | | | | | | | | |
| Dick Phillips, L OBP: 0.269, SLG: 0.255 (9, PH) | | | | | | | | | | 0 | 0 | 0 | 0 | 0 | 0 | 0 | | | | | | | | |
| Jim Piersall, R OBP: 0.286, SLG: 0.297 (1, 8) | 6-3 | | | | F9 | | | | 4-3 | 4 | 0 | 0 | 0 | 0 | 0 | 0 | | | | | | | | |
| Chuck Hinton, R OBP: 0.340, SLG: 0.549 (1, 5) | | | | | 6-3 | | | | F9 | 4 | 0 | 1 | 0 | 0 | 0 | 0 | | | | | | | | |
| Jim King, L OBP: 0.326, SLG: 0.429 (1, 9) | F9 | | | | F2 | | | | 1B | 3 | 0 | 1 | 0 | 0 | 0 | 1 | | | | | | | | |
| Bobo Osborne, L OBP: 0.338, SLG: 0.488 (1, 3) | | | | | | | | | 3-1 | 3 | 0 | 0 | 0 | 0 | 0 | 1 | | | | | | | | |
| Ken Retzer, L OBP: 0.333, SLG: 0.359 (1, 2) | F6 | | | | | F6 | | | | 3 | 1 | 1 | 1 | 0 | 0 | 0 | | | | | | | | |
| Chuck Cottier, R OBP: 0.261, SLG: 0.389 (1, 4) | | | | | | | | | HR | 3 | 0 | 0 | 0 | 0 | 0 | 0 | | | | | | | | |
| Ed Brinkman, R OBP: 0.323, SLG: 0.404 (1, 6) | | | | | | | | | 6-3 | 3 | 0 | 0 | 0 | 0 | 0 | 0 | | | | | | | | |
| Tom Cheney, R OBP: 0.111, SLG: 0.111 Tom Brown, S OBP: 0.120, SLG: 0.083 (6, PH) | | | | | | | | | F7 | 1 | 0 | 0 | 0 | 0 | 0 | 0 | | | | | | | | |
| | | | | | | | | | G3 | 2 | 0 | 0 | 0 | 0 | 0 | 0 | | | | | | | | |
| Inning Stats | R: 0 E: 0 K: 1 S: 6 | H: 1 LOB: 1 BB: 0 P: 6 | R: 0 E: 0 K: 0 S: 3 | H: 0 LOB: 0 BB: 0 P: 3 | R: 0 E: 0 K: 0 S: 3 | H: 0 LOB: 0 BB: 0 P: 3 | R: 0 E: 0 K: 0 S: 3 | H: 0 LOB: 0 BB: 0 P: 3 | R: 0 E: 0 K: 0 S: 3 | H: 0 LOB: 0 BB: 0 P: 3 | R: 0 E: 0 K: 0 S: 4 | H: 1 LOB: 1 BB: 0 P: 4 | R: 1 E: 0 K: 0 S: 4 | H: 1 LOB: 0 BB: 0 P: 4 | R: 0 E: 0 K: 0 S: 3 | H: 0 LOB: 0 BB: 0 P: 3 | 1B: 2 2B: 0 3B: 0 HR: 1 | SF: 0 SAC: 0 DP: 0 HBP: 0 | WP: 0 PB: 0 SB: 0 CS: 0 | PA: 30 | | | | |
| PITCHER | IP WLS BF H R ER SO BB IBB HBP BLK WP HR S P ERA WHIP | IP WLS BF H R ER SO BB IBB HBP BLK WP HR S P ERA WHIP | IP WLS BF H R ER SO BB IBB HBP BLK WP HR S P ERA WHIP | IP WLS BF H R ER SO BB IBB HBP BLK WP HR S P ERA WHIP | IP WLS BF H R ER SO BB IBB HBP BLK WP HR S P ERA WHIP | IP WLS BF H R ER SO BB IBB HBP BLK WP HR S P ERA WHIP | IP WLS BF H R ER SO BB IBB HBP BLK WP HR S P ERA WHIP | IP WLS BF H R ER SO BB IBB HBP BLK WP HR S P ERA WHIP | IP WLS BF H R ER SO BB IBB HBP BLK WP HR S P ERA WHIP | IP WLS BF H R ER SO BB IBB HBP BLK WP HR S P ERA WHIP | IP WLS BF H R ER SO BB IBB HBP BLK WP HR S P ERA WHIP | IP WLS BF H R ER SO BB IBB HBP BLK WP HR S P ERA WHIP | IP WLS BF H R ER SO BB IBB HBP BLK WP HR S P ERA WHIP | IP WLS BF H R ER SO BB IBB HBP BLK WP HR S P ERA WHIP | IP WLS BF H R ER SO BB IBB HBP BLK WP HR S P ERA WHIP | IP WLS BF H R ER SO BB IBB HBP BLK WP HR S P ERA WHIP | IP WLS BF H R ER SO BB IBB HBP BLK WP HR S P ERA WHIP | IP WLS BF H R ER SO BB IBB HBP BLK WP HR S P ERA WHIP | IP WLS BF H R ER SO BB IBB HBP BLK WP HR S P ERA WHIP | IP WLS BF H R ER SO BB IBB HBP BLK WP HR S P ERA WHIP | IP WLS BF H R ER SO BB IBB HBP BLK WP HR S P ERA WHIP | IP WLS BF H R ER SO BB IBB HBP BLK WP HR S P ERA WHIP | IP WLS BF H R ER SO BB IBB HBP BLK WP HR S P ERA WHIP | IP WLS BF H R ER SO BB IBB HBP BLK WP HR S P ERA WHIP |

Baltimore Orioles @ Washington Senators
D.C. Stadium, Washington, DC
Wed May 15 1963, 7:05 PM EDT
Att: 5,864 - Unknown

AB 30
R 1
H 3
RBI 1
BB 0
SO 1
LOB 2



| Batter | 1 | 2 | 3 | 4 | 5 | 6 | 7 | 8 | 9 | AB | R | H | RBI | BB | SO | LOB | TOP | | | | | |
|---|---|---|------------------------------|----------------------------------|------------------------------|---------------------------------|------------------------------|---------------------------------|------------------------------|---------------------------------|------------------------------|---------------------------------|------------------------------|----------------------------------|------------------------------|---------------------------------|--|---------------------------------|----------------------------------|------------------------------------|-------------------------|--------|
| Ed Brinkman, R (1, 6) OBP: 0.313, SLG: 0.390 | F7 | K | | | L5 | | | K | | 4 | 0 | 0 | 0 | 0 | 2 | 2 | Washington Senators @ Baltimore Orioles Memorial Stadium, Baltimore, MD Thu May 16 1963, 7:05 PM EDT Att: 3,893 - Unknown | | | | | |
| Tom Brown, S (1, 7) OBP: 0.172, SLG: 0.179 | 2B | | F8 | | | 1B | | F8 | | 4 | 0 | 2 | 0 | 0 | 0 | 0 | | | | | | |
| Chuck Hinton, R (1, 5) OBP: 0.331, SLG: 0.534 | F4 | | F7 | | | F3 | | F8 | | 4 | 0 | 0 | 0 | 0 | 0 | 2 | | | | | | |
| Bobo Osborne, L (1, 3) OBP: 0.329, SLG: 0.472 | G3 | | 4-3 | | | L9 | | | 4-3 | 4 | 0 | 0 | 0 | 0 | 0 | 2 | | | | | | |
| Jim King, L (1, 9) OBP: 0.333, SLG: 0.425 | | BB SF9 1B | | | F9 | | | F4 | | 3 | 1 | 1 | 0 | 1 | 0 | 1 | | | | | | |
| Don Lock, R (1, 8) OBP: 0.359, SLG: 0.388 | | BB BB 1-2 BB | | | F7 | | | BB | G6-4-3 BB | 2 | 0 | 0 | 0 | 2 | 0 | 1 | | | | | | |
| Ken Retzer, L (1, 2) OBP: 0.333, SLG: 0.341 | | BB BB 1-2 2-3 BB | | | K | | | F7 | | 2 | 0 | 0 | 0 | 1 | 1 | 1 | | | | | | |
| Chuck Cottier, R (1, 4) OBP: 0.253, SLG: 0.376 | | | | | | 6-3 | | K | | 3 | 0 | 0 | 0 | 0 | 1 | 4 | | | | | | |
| Don Rudolph, L (1, 1) OBP: 0.267, SLG: 0.385 | | | | | | 4-3 | | K | | 1 | 0 | 0 | 1 | 0 | 0 | 0 | | | | | | |
| Jim Coates, R (5, 1) | | | | | | | | | | 0 | 0 | 0 | 0 | 0 | 0 | 0 | | | | | | |
| Jim Duckworth, R (5, 1) | | | | | | | | | | 1 | 0 | 0 | 0 | 0 | 1 | 1 | | | | | | |
| Inning Stats | R: 0 E: 0 K: 0 S: 4 | H: 1 LOB: 1 BB: 0 P: 4 | R: 1 E: 0 K: 1 S: 6 | H: 1 LOB: 2 BB: 2 P: 14 | R: 0 E: 0 K: 0 S: 3 | H: 0 LOB: 0 BB: 0 P: 3 | R: 0 E: 0 K: 1 S: 5 | H: 0 LOB: 0 BB: 0 P: 5 | R: 0 E: 0 K: 0 S: 3 | H: 0 LOB: 1 BB: 0 P: 3 | R: 0 E: 0 K: 0 S: 4 | H: 0 LOB: 1 BB: 0 P: 4 | R: 0 E: 0 K: 2 S: 7 | H: 0 LOB: 1 BB: 1 P: 11 | R: 0 E: 0 K: 1 S: 5 | H: 0 LOB: 0 BB: 1 P: 5 | R: 0 E: 0 K: 0 S: 2 | H: 0 LOB: 0 BB: 1 P: 6 | 1B: 2 2B: 1 3B: 0 HR: 0 | SF: 1 SAC: 0 DP: 1 HBP: 0 | WP: 0 PB: 0 CS: 0 | PA: 33 |
| PITCHER | IP WLS BF H R ER SO BB IBB HBP BLK WP HR S P ERA WHIP | IP WLS BF H R ER SO BB IBB HBP BLK WP HR S P ERA WHIP | | | | | | | | | | | | | | | | | | | | |
| Chuck Estrada, R (1, 1) ERA: 6.0 | 5.0 W 19 2 1 1 2 2 0 0 0 0 0 0 21 29 1.80 0.800 | 4.0 S 14 1 0 0 3 2 0 0 0 0 0 0 18 26 0.00 0.750 | | | | | | | | | | | | | | | | | | | | |
| Dick Hall, R (6, 1) ERA: 6.0 | | | | | | | | | | | | | | | | | | | | | | |

| Batter | 1 | 2 | 3 | 4 | 5 | 6 | 7 | 8 | 9 | AB | R | H | RBI | BB | SO | LOB | BOTTOM | | | |
|---|---|---|------------------------------|---------------------------------|------------------------------|---------------------------------|------------------------------|----------------------------------|-------------------------------|----------------------------------|------------------------------|----------------------------------|------------------------------|----------------------------------|------------------------------|---------------------------------|--|------------------------------------|-------------------------|--------|
| Luis Aparicio, R (1, 6) OBP: 0.329, SLG: 0.397 | G1-6-3 1B | | 6-3 | | E5 1B | | | | | 5 | 1 | 2 | 0 | 0 | 1 | 4 | Washington Senators @ Baltimore Orioles Memorial Stadium, Baltimore, MD Thu May 16 1963, 7:05 PM EDT Att: 3,893 - Unknown | | | |
| Jerry Adair, R (1, 4) OBP: 0.208, SLG: 0.333 | F8 | | | 6-3 | 1B 1B | 6-3 | K | 1B | | 5 | 1 | 1 | 0 | 0 | 1 | 3 | | | | |
| Al Smith, R (1, 9) OBP: 0.341, SLG: 0.441 | G1-6-3 | | | F9 | F7 | | | K | | 3 | 0 | 0 | 0 | 0 | 0 | 3 | | | | |
| Dick Hall, R (6, 1) OBP: 0.600, SLG: 0.600 | 1-2 | | | | | E 1B | 1B | K | | 2 | 1 | 1 | 0 | 0 | 1 | 2 | | | | |
| Jim Gentle, L (1, 3) OBP: 0.358, SLG: 0.467 | | L8 | | | | | | | | 2 | 2 | 1 | 0 | 1 | 0 | 0 | | | | |
| Boog Powell, L (6, 3) OBP: 0.314, SLG: 0.537 | | | | 1B BB | 1B 1B | E3 PB 1B | G3 | | | 2 | 1 | 0 | 0 | 0 | 0 | 3 | | | | |
| Brooks Robinson, R (1, 5) OBP: 0.346, SLG: 0.414 | | 6-3 | | 1B 2B 1B | 1B 1B | 1-3 1B | G3 | | | 5 | 2 | 3 | 4 | 0 | 0 | 0 | | | | |
| Joe Gaines, R (1, 7) OBP: 0.500, SLG: 0.636 | | F9 | | 1-3 2H 2B 1B | HBP 1B 1-2 2H 1B | FC6 BB | | 1-3 BB | | 3 | 1 | 2 | 2 | 2 | 0 | 0 | | | | |
| Jackie Brandt, R (1, 8) OBP: 0.291, SLG: 0.412 | | | F2 | 1B 2B | HBP 1B | L8 | | 1-3 BB | | 5 | 0 | 2 | 3 | 0 | 0 | 3 | | | | |
| John Orsino, R (1, 2) OBP: 0.360, SLG: 0.391 | | | SH3-4 1B | 1B | 1-2 2H 1B | FC6 | | F8 | | 3 | 0 | 1 | 0 | 1 | 0 | 3 | | | | |
| Chuck Estrada, R (1, 1) OBP: 0.200, SLG: 0.200 | | | SH3-4 | 1B | 1-2 2H 1B | | | | | 1 | 0 | 1 | 0 | 0 | 0 | 0 | | | | |
| Russ Snyder, L (5, PH) OBP: 0.259, SLG: 0.264 | | | | 1-2 1B | K | | | 1B BB | | 1 | 0 | 0 | 0 | 1 | 1 | 3 | | | | |
| Inning Stats | R: 0 E: 0 K: 0 S: 3 | H: 1 LOB: 0 BB: 0 P: 3 | R: 0 E: 0 K: 0 S: 3 | H: 0 LOB: 0 BB: 0 P: 3 | R: 0 E: 0 K: 0 S: 4 | H: 1 LOB: 1 BB: 0 P: 4 | R: 3 E: 0 K: 0 S: 6 | H: 4 LOB: 2 BB: 2 P: 14 | R: 4 E: 1 K: 2 S: 13 | H: 5 LOB: 3 BB: 0 P: 14 | R: 2 E: 1 K: 0 S: 6 | H: 2 LOB: 2 BB: 1 P: 10 | R: 0 E: 0 K: 2 S: 8 | H: 1 LOB: 1 BB: 1 P: 12 | R: 0 E: 0 K: 0 S: 3 | H: 0 LOB: 1 BB: 1 P: 7 | 1B: 13 2B: 1 3B: 0 HR: 0 | SF: 0 SAC: 1 DP: 1 HBP: 1 | WP: 0 PB: 1 CS: 0 | PA: 44 |
| PITCHER | IP WLS BF H R ER SO BB IBB HBP BLK WP HR S P ERA WHIP | IP WLS BF H R ER SO BB IBB HBP BLK WP HR S P ERA WHIP | | | | | | | | | | | | | | | | | | |
| Don Rudolph, L (1, 1) ERA: 4.66 | 4.0 L 20 7 5 5 0 0 0 0 0 0 0 0 5 6 27.00 12.000 | 0.1 6 4 2 1 0 0 0 0 1 0 0 0 0 5 6 27.00 12.000 | | | | | | | | | | | | | | | | | | |
| Jim Coates, R (5, 1) ERA: 9.0 | | | | | | | | | | | | | | | | | | | | |
| Jim Duckworth, R (5, 1) ERA: 6.43 | | | | | | | | | | | | | | | | | | | | |

| Batter | 1 | 2 | 3 | 4 | 5 | 6 | 7 | 8 | 9 | AB | R | H | RBI | BB | SO | LOB | TOP | | |
|---|---|---------------------------------|------------------------------|---------------------------------|------------------------------|---------------------------------|------------------------------|---------------------------------|------------------------------|---------------------------------|------------------------------|---------------------------------|------------------------------|----------------------------------|------------------------------|----------------------------------|---|------------------------------------|-----------------|
| Jim Landis, R OBP: 0.375, SLG: 0.530 (1, 8) | L9 | 5-3 | | | 5-3 | | | FC5 E BB | | 3 | 0 | 0 | 0 | 1 | 0 | 1 | Chicago White Sox @ Baltimore Orioles Memorial Stadium, Baltimore, MD Sat May 18 1963, 7:05 PM EDT Att: 16,349 - Unknown | | |
| Nelle Fox, L OBP: 0.357, SLG: 0.344 (1, 4) | 2-3 | | K | | | 1B | | E4 1-2 | | 4 | 0 | 1 | 0 | 0 | 1 | 1 | | | |
| Floyd Robinson, L OBP: 0.401, SLG: 0.479 (1, 9) | BB 1B | | 4-3 | | | F7 | | K | | 4 | 0 | 1 | 0 | 0 | 1 | 3 | | | |
| Dave Nicholson, R OBP: 0.357, SLG: 0.513 (1, 7) | 1-2 BB | | K | | | K | | FC5 2-3f | | 3 | 0 | 0 | 0 | 1 | 2 | 3 | | | |
| Pete Ward, L OBP: 0.324, SLG: 0.371 (1, 5) | L1 | | | | F8 | F8 | | G3 | | 4 | 0 | 0 | 0 | 0 | 0 | 3 | | | |
| Ron Hansen, R OBP: 0.304, SLG: 0.367 (1, 6) | | 2B 2B | | K | | | K | FC4-6 2-1 BB | | 3 | 1 | 1 | 0 | 1 | 2 | 0 | | | |
| Joe Cunningham, L OBP: 0.361, SLG: 0.324 (1, 3) | | K | | 6-3 | | | K | FC4-6 1-2 BB | | 3 | 0 | 0 | 0 | 1 | 2 | 1 | | | |
| Cam Carreon, R OBP: 0.333, SLG: 0.333 Hoyt Wilhelm, R OBP: 0.100, SLG: 0.100 (7, 1) | 6-3 2H 2B | | | | K | | 5-3 | FC4-6 2-1 1-2 2-3 | | 3 | 0 | 1 | 1 | 0 | 1 | 0 | | | |
| Gary Peters, L OBP: 0.273, SLG: 0.500 Sherm Lollar, R OBP: 0.214, SLG: 0.167 (7, 2) | 6-3 2-3 | | | | K | | | F7 1-2 3-H | 2-1 | 2 | 0 | 0 | 0 | 0 | 1 | 1 | | | |
| Inning Stats | R: 0 E: 0 K: 0 S: 4 | H: 1 LOB: 2 BB: 1 P: 8 | R: 1 E: 0 K: 1 S: 7 | H: 2 LOB: 1 BB: 0 P: 7 | R: 0 E: 0 K: 2 S: 5 | H: 0 LOB: 0 BB: 0 P: 5 | R: 0 E: 0 K: 1 S: 5 | H: 0 LOB: 0 BB: 0 P: 7 | R: 0 E: 0 K: 2 S: 6 | H: 1 LOB: 1 BB: 0 P: 6 | R: 0 E: 0 K: 2 S: 7 | H: 0 LOB: 0 BB: 0 P: 7 | R: 0 E: 1 K: 1 S: 6 | H: 0 LOB: 2 BB: 1 P: 10 | R: 0 E: 0 K: 0 S: 2 | H: 0 LOB: 0 BB: 2 P: 10 | 1B: 2 2B: 2 3B: 0 HR: 0 | SF: 0 SAC: 0 DP: 0 HBP: 0 | WP: 0 PA: 35 |
| PITCHER Steve Barber, L ERA: 1.98 (1, 1) | IP: 9.0 WLS: W BF: 36 H: 4 R: 1 ER: 1 SO: 10 BB: 4 IBB: 0 HBP: 0 BLK: 0 WP: 0 HR: 0 S: 51 P: 67 ERA: 1.00 WHIP: 0.889 | | | | | | | | | | | | | | | PITCHER | | | |

| Batter | 1 | 2 | 3 | 4 | 5 | 6 | 7 | 8 | 9 | AB | R | H | RBI | BB | SO | LOB | BOTTOM |
|---|--|---------------------------------|------------------------------|---------------------------------|------------------------------|---------------------------------|------------------------------|---------------------------------|------------------------------|---------------------------------|------------------------------|---------------------------------|------------------------------|---------------------------------|----------------------------------|------------------------------------|---|
| Luis Aparicio, R OBP: 0.319, SLG: 0.385 (1, 6) | F9 | | 6-3 | | | L6 | | K | | 4 | 0 | 0 | 0 | 0 | 1 | 0 | Chicago White Sox @ Baltimore Orioles Memorial Stadium, Baltimore, MD Sat May 18 1963, 7:05 PM EDT Att: 16,349 - Unknown |
| Jerry Adair, R OBP: 0.210, SLG: 0.330 (1, 4) | 4-3 | | | L8 | | F7 | | BB 1B | | 4 | 1 | 1 | 0 | 0 | 0 | 0 | |
| Al Smith, R OBP: 0.354, SLG: 0.447 (1, 9) | 1B | | | 1-3 | | S 1B | | 1B 1B | | 3 | 1 | 2 | 0 | 1 | 0 | 0 | |
| Jim Gentile, L OBP: 0.362, SLG: 0.463 (1, 3) | K | | | K | | 1B HBP | | 1B 1B | | 3 | 0 | 1 | 1 | 0 | 2 | 1 | |
| Brooks Robinson, R OBP: 0.345, SLG: 0.412 (1, 5) | | 4-3 | | | K | | | 1-2 2H 1B | | 3 | 0 | 1 | 1 | 0 | 1 | 0 | |
| Joe Gaines, R OBP: 0.455, SLG: 0.560 (1, 7) | | 4-3 | | | 6-3 | | K | | | 3 | 0 | 0 | 0 | 0 | 1 | 2 | |
| Jackie Brandt, R OBP: 0.283, SLG: 0.490 (1, 8) | | | K | | | K | | F5 | | 3 | 0 | 0 | 0 | 0 | 2 | 2 | |
| John Orsino, R OBP: 0.346, SLG: 0.373 (1, 2) | | | | 6-3 | | K | | 2-3 | | 3 | 0 | 0 | 0 | 0 | 1 | 0 | |
| Steve Barber, L OBP: 0.100, SLG: 0.103 (1, 1) | | | | K | | K | | 1-3 | | 3 | 0 | 0 | 0 | 0 | 2 | 0 | |
| Inning Stats | R: 0 E: 0 K: 1 S: 6 | H: 1 LOB: 1 BB: 0 P: 6 | R: 0 E: 0 K: 1 S: 5 | H: 0 LOB: 0 BB: 0 P: 5 | R: 0 E: 0 K: 1 S: 5 | H: 0 LOB: 0 BB: 0 P: 5 | R: 0 E: 0 K: 2 S: 7 | H: 0 LOB: 0 BB: 0 P: 7 | R: 1 E: 0 K: 1 S: 7 | H: 2 LOB: 2 BB: 0 P: 8 | R: 0 E: 0 K: 1 S: 5 | H: 0 LOB: 0 BB: 0 P: 5 | R: 1 E: 0 K: 0 S: 2 | H: 2 LOB: 2 BB: 1 P: 6 | 1B: 5 2B: 0 3B: 0 HR: 0 | SF: 0 SAC: 0 DP: 0 HBP: 1 | WP: 0 PA: 31 |
| PITCHER Gary Peters, L ERA: 3.03 Hoyt Wilhelm, R ERA: 1.34 (7, 1) | IP: 6.1 WLS: L BF: 23 H: 3 R: 1 ER: 1 SO: 8 BB: 0 IBB: 0 HBP: 1 BLK: 0 WP: 0 HR: 0 S: 38 P: 39 ERA: 1.42 WHIP: 0.474 | | | | | | | | | | | | | | | PITCHER | |

| | |
|-----|----|
| AB | 31 |
| R | 1 |
| H | 4 |
| RBI | 1 |
| BB | 4 |
| SO | 10 |
| LOB | 15 |

| | |
|-----|----|
| AB | 29 |
| R | 2 |
| H | 5 |
| RBI | 2 |
| BB | 1 |
| SO | 10 |
| LOB | 5 |

| Batter | 1 | 2 | 3 | 4 | 5 | 6 | 7 | 8 | 9 | AB | R | H | RBI | BB | SO | LOB | TOP | | | |
|---|--|---------------------------------|------------------------------|---------------------------------|------------------------------|---------------------------------|------------------------------|---------------------------------|------------------------------|---------------------------------|------------------------------|---------------------------------|------------------------------|---------------------------------|------------------------------|---------------------------------|---|------------------------------------|----------------------------------|--------|
| Jim Landis, R OBP: 0.370, SLG: 0.517 (1, 8) | | | | | | | | | | 4 | 0 | 1 | 0 | 0 | 0 | 0 | Chicago White Sox @ Baltimore Orioles Memorial Stadium, Baltimore, MD Sun May 19 1963, 3:33 AM EDT Unknown | | | |
| Nelle Fox, L OBP: 0.354, SLG: 0.348 (1, 4) | | | | | | | | | | 4 | 1 | 1 | 0 | 0 | 0 | 1 | | | | |
| Joe Cunningham, L OBP: 0.349, SLG: 0.311 (1, 3) | | | | | | | | | | 4 | 0 | 0 | 0 | 0 | 0 | 2 | | | | |
| Floyd Robinson, L OBP: 0.404, SLG: 0.500 (1, 9) | | | | | | | | | | 3 | 1 | 2 | 1 | 0 | 0 | 1 | | | | |
| Pete Ward, L OBP: 0.322, SLG: 0.390 (1, 5) | | | | | | | | | | 4 | 1 | 1 | 1 | 0 | 1 | 2 | | | | |
| Dave Nicholson, R OBP: 0.350, SLG: 0.504 (1, 7) | | | | | | | | | | 2 | 0 | 0 | 1 | 0 | 1 | 0 | | | | |
| Ron Hansen, R OBP: 0.297, SLG: 0.358 (1, 6) | | | | | | | | | | 3 | 0 | 0 | 0 | 0 | 0 | 0 | | | | |
| J.C. Martin, L OBP: 0.247, SLG: 0.264 (1, 2) | | | | | | | | | | 3 | 0 | 0 | 0 | 0 | 0 | 0 | | | | |
| Juan Pizarro, L OBP: 0.167, SLG: 0.294 (5, PH) | | | | | | | | | | 1 | 0 | 0 | 0 | 0 | 1 | 0 | | | | |
| Deacon Jones, L (5, PH) | | | | | | | | | | 1 | 0 | 0 | 0 | 0 | 1 | 0 | | | | |
| Dave DeBusschere, R (5, 1) | | | | | | | | | | 0 | 0 | 0 | 0 | 0 | 0 | 0 | | | | |
| Charlie Maxwell, L OBP: 0.455, SLG: 0.346 (8, PH) | | | | | | | | | | 1 | 0 | 0 | 0 | 0 | 0 | 0 | | | | |
| Joe Horlen, R OBP: 0.286, SLG: 0.286 (8, 1) | | | | | | | | | | 0 | 0 | 0 | 0 | 0 | 0 | 0 | | | | |
| Inning Stats | R: 0 E: 0 K: 0 S: 4 | H: 1 LOB: 1 BB: 0 P: 4 | R: 0 E: 0 K: 1 S: 5 | H: 0 LOB: 0 BB: 0 P: 5 | R: 0 E: 0 K: 1 S: 5 | H: 0 LOB: 0 BB: 0 P: 5 | R: 2 E: 0 K: 1 S: 7 | H: 2 LOB: 0 BB: 0 P: 7 | R: 0 E: 0 K: 1 S: 5 | H: 0 LOB: 0 BB: 0 P: 5 | R: 1 E: 0 K: 0 S: 4 | H: 1 LOB: 0 BB: 0 P: 4 | R: 0 E: 0 K: 0 S: 3 | H: 0 LOB: 0 BB: 0 P: 3 | R: 0 E: 0 K: 0 S: 4 | H: 1 LOB: 1 BB: 0 P: 4 | 1B: 1 2B: 3 3B: 0 HR: 1 | SF: 2 SAC: 0 DP: 0 HBP: 0 | WP: 0 PB: 0 SB: 1 CS: 0 | PA: 32 |
| PITCHER Robin Roberts, R ERA: 3.05 (1, 1) | IP: 9.0 WLS: W BF: 32 H: 5 R: 3 ER: 3 SO: 4 BB: 0 IBB: 0 HBP: 0 BLK: 0 WP: 0 HR: 1 S: 40 P: 40 ERA: 3.00 WHIP: 0.556 | | | | | | | | | | | | | | | PITCHER | | | | |

| Batter | 1 | 2 | 3 | 4 | 5 | 6 | 7 | 8 | 9 | AB | R | H | RBI | BB | SO | LOB | BOTTOM | | | |
|--|--|---------------------------------|------------------------------|---------------------------------|------------------------------|----------------------------------|------------------------------|---------------------------------|------------------------------|----------------------------------|------------------------------|---------------------------------|------------------------------|---------------------------------|------------------------------|---------------------------------|---|------------------------------------|----------------------------------|--------|
| Luis Aparicio, R OBP: 0.318, SLG: 0.396 (1, 6) | | | | | | | | | | 4 | 0 | 1 | 1 | 0 | 0 | 0 | Chicago White Sox @ Baltimore Orioles Memorial Stadium, Baltimore, MD Sun May 19 1963, 3:33 AM EDT Unknown | | | |
| Jerry Adair, R OBP: 0.211, SLG: 0.327 (1, 4) | | | | | | | | | | 4 | 0 | 1 | 0 | 0 | 1 | 1 | | | | |
| Al Smith, R OBP: 0.351, SLG: 0.441 (1, 9) | | | | | | | | | | 4 | 0 | 1 | 0 | 0 | 0 | 0 | | | | |
| Russ Snyder, L OBP: 0.259, SLG: 0.264 (8, 9) | | | | | | | | | | 0 | 0 | 0 | 0 | 0 | 0 | 0 | | | | |
| Jim Gentile, L OBP: 0.372, SLG: 0.472 (1, 3) | | | | | | | | | | 2 | 1 | 1 | 0 | 2 | 1 | 0 | | | | |
| Brooks Robinson, R OBP: 0.343, SLG: 0.407 (1, 5) | | | | | | | | | | 4 | 0 | 1 | 0 | 0 | 1 | 5 | | | | |
| Joe Gaines, R OBP: 0.459, SLG: 0.643 (1, 7) | | | | | | | | | | 3 | 2 | 1 | 2 | 1 | 0 | 1 | | | | |
| Jackie Brandt, R OBP: 0.282, SLG: 0.389 (1, 8) | | | | | | | | | | 3 | 0 | 0 | 0 | 1 | 0 | 1 | | | | |
| Dick Brown, R OBP: 0.195, SLG: 0.256 (1, 2) | | | | | | | | | | 4 | 0 | 0 | 0 | 0 | 1 | 4 | | | | |
| Robin Roberts, S OBP: 0.222, SLG: 0.222 (1, 1) | | | | | | | | | | 4 | 1 | 1 | 1 | 0 | 0 | 0 | | | | |
| Inning Stats | R: 0 E: 0 K: 1 S: 5 | H: 0 LOB: 0 BB: 0 P: 5 | R: 2 E: 0 K: 0 S: 4 | H: 1 LOB: 0 BB: 1 P: 8 | R: 0 E: 0 K: 1 S: 7 | H: 2 LOB: 3 BB: 1 P: 11 | R: 2 E: 1 K: 1 S: 8 | H: 2 LOB: 1 BB: 0 P: 8 | R: 0 E: 0 K: 1 S: 6 | H: 1 LOB: 3 BB: 2 P: 14 | R: 0 E: 1 K: 0 S: 3 | H: 0 LOB: 0 BB: 0 P: 3 | R: 0 E: 0 K: 0 S: 4 | H: 1 LOB: 1 BB: 0 P: 4 | R: 0 E: 0 K: 0 S: 3 | H: 0 LOB: 0 BB: 0 P: 3 | 1B: 4 2B: 1 3B: 1 HR: 1 | SF: 0 SAC: 0 DP: 0 HBP: 0 | WP: 1 PB: 0 SB: 0 CS: 1 | PA: 37 |
| PITCHER Juan Pizarro, L ERA: 1.67 (1, 1) | IP: 4.0 WLS: L BF: 20 H: 4 R: 4 ER: 2 SO: 3 BB: 2 IBB: 0 HBP: 0 BLK: 0 WP: 0 HR: 1 S: 24 P: 32 ERA: 4.50 WHIP: 1.750 | | | | | | | | | | | | | | | PITCHER | | | | |
| Dave DeBusschere, R ERA: 4.15 (5, 1) | IP: 3.0 WLS: L BF: 13 H: 2 R: 0 ER: 0 SO: 1 BB: 2 IBB: 0 HBP: 0 BLK: 0 WP: 0 HR: 0 S: 13 P: 21 ERA: 0.00 WHIP: 1.333 | | | | | | | | | | | | | | | PITCHER | | | | |
| Joe Horlen, R ERA: 5.03 (8, 1) | IP: 1.0 WLS: L BF: 3 H: 0 R: 0 ER: 0 SO: 0 BB: 0 IBB: 0 HBP: 0 BLK: 0 WP: 0 HR: 0 S: 3 P: 3 ERA: 0.00 WHIP: 0.000 | | | | | | | | | | | | | | | PITCHER | | | | |

| Batter | 1 | 2 | 3 | 4 | 5 | 6 | 7 | 8 | 9 | AB | R | H | RBI | BB | SO | LOB | TOP | | | |
|--|--|----------------------------------|------------------------------|---------------------------------|------------------------------|---------------------------------|------------------------------|---------------------------------|------------------------------|---------------------------------|------------------------------|---------------------------------|------------------------------|---------------------------------|------------------------------|---------------------------------|----------------------------------|------------------------------------|----------------------------------|--------|
| Jake Wood, R OBP: 0.320, SLG: 0.469 (1, 4) | 4-0 S BB | | 0-0 2B | | 0-0 F9 | | 1-0 HBP | | | 2 | 0 | 1 | 0 | 1 | 0 | 0 | | | | |
| Bill Bruton, L OBP: 0.322, SLG: 0.359 (1, 8) | 4-0 BB | | 0-0 F5 | | 0-0 F9 | | 0-0 F8 | | | 3 | 0 | 0 | 0 | 1 | 0 | 2 | | | | |
| Al Kaline, R OBP: 0.382, SLG: 0.518 (1, 9) | 0-0 L8 | | 0-0 L1-3 | | 0-3 K | | | 0-0 L6 | | 4 | 0 | 0 | 0 | 0 | 1 | 3 | | | | |
| Norm Cash, L OBP: 0.330, SLG: 0.366 Mike Roarke, R (8, 2) | 0-0 F8 | | 0-0 F4 | | | 0-0 G3 | | 0-3 K | | 4 | 0 | 0 | 0 | 0 | 1 | 3 | | | | |
| Rocky Colavito, R OBP: 0.342, SLG: 0.364 (1, 7) | 0-0 F9 | | | 0-3 K | | 0-0 5-3 | | 0-0 F7 | | 4 | 0 | 0 | 0 | 0 | 1 | 2 | | | | |
| Bill Freehan, R OBP: 0.492, SLG: 0.725 (8, 3) | | 0-0 1-3 | | 0-0 1B 2B | | 4-0 BB | | 0-0 5-3 | | 3 | 0 | 1 | 0 | 1 | 0 | 0 | | | | |
| Dick McAuliffe, L OBP: 0.298, SLG: 0.303 (1, 6) | | 0-0 3-1 | | 0-0 2-3 1B | | 0-0 4-3 | | 0-0 FC4-6 1B | | 4 | 0 | 2 | 0 | 0 | 0 | 1 | | | | |
| Don Wert, R OBP: 0.320, SLG: 0.391 (1, 5) | | 0-0 1B | | 0-3 K | | | 0-3 K | 0-0 FC4-6 WP | | 4 | 0 | 1 | 0 | 0 | 2 | 3 | | | | |
| Phil Regan, R OBP: 0.236, SLG: 0.412 Frank Kostro, R Bob Anderson, R Whitley Herzog, L Dick Egan, L Gus Triandos, R (1, 1) (4, PH) (4, 1) (7, PH) (7, 1) (9, PH) | 0-0 F9 | | 0-0 F9 | | 0-3 K | | 0-3 K | 0-3 K | 0-3 K | 1 | 0 | 0 | 0 | 0 | 0 | 1 | | | | |
| Inning Stats | R: 0 E: 0 K: 0 S: 3 | H: 0 LOB: 2 BB: 2 P: 11 | R: 0 E: 0 K: 0 S: 4 | H: 1 LOB: 1 BB: 0 P: 4 | R: 0 E: 0 K: 2 S: 4 | H: 1 LOB: 1 BB: 0 P: 4 | R: 0 E: 0 K: 1 S: 5 | H: 2 LOB: 2 BB: 0 P: 9 | R: 0 E: 0 K: 0 S: 3 | H: 0 LOB: 1 BB: 0 P: 7 | R: 0 E: 0 K: 1 S: 7 | H: 0 LOB: 1 BB: 0 P: 8 | R: 0 E: 0 K: 1 S: 5 | H: 0 LOB: 0 BB: 0 P: 5 | R: 0 E: 0 K: 1 S: 6 | H: 1 LOB: 1 BB: 0 P: 6 | 1B: 3 2B: 2 3B: 0 HR: 0 | SF: 0 SAC: 0 DP: 0 HBP: 1 | WP: 1 PB: 0 SB: 1 CS: 0 | PA: 36 |
| PITCHER Mitt Pappas, R ERA: 1.18 (1, 1) | IP: 9.0 WLS: W BF: 36 H: 5 R: 0 ER: 0 SO: 7 BB: 3 IBB: 0 HBP: 1 BLK: 0 WP: 1 HR: 0 S: 46 P: 59 ERA: 0.00 WHIP: 0.889 | | | | | | | | | | | | | | | PITCHER | | | | |

Detroit Tigers @ Baltimore Orioles
Memorial Stadium, Baltimore, MD
 Mon May 20 1963, 7:05 PM EDT
 Att: 5,969 - Unknown

AB 32
 R 0
 H 5
 RBI 0
 BB 3
 SO 7
 LOB 18



| Batter | 1 | 2 | 3 | 4 | 5 | 6 | 7 | 8 | 9 | AB | R | H | RBI | BB | SO | LOB | BOTTOM | | | |
|--|---|---------------------------------|------------------------------|----------------------------------|------------------------------|----------------------------------|------------------------------|---------------------------------|------------------------------|---------------------------------|------------------------------|---------------------------------|------------------------------|---------------------------------|------------------------------|---------------------------------|----------------------------------|------------------------------------|----------------------------------|--------|
| Luis Aparicio, R OBP: 0.306, SLG: 0.374 (1, 6) | 0-0 F2 | | 0-0 4-3 | | 4-0 S BB | | 0-0 G4-6-3 | | | 3 | 0 | 0 | 0 | 1 | 0 | 2 | | | | |
| Jerry Adair, R OBP: 0.212, SLG: 0.345 (1, 4) | 0-0 5-3 | | 0-0 HR | | 0-3 K | | 0-0 B5-3 | | | 4 | 1 | 1 | 1 | 0 | 1 | 1 | | | | |
| Al Smith, R OBP: 0.341, SLG: 0.426 Russ Snyder, L OBP: 0.250, SLG: 0.271 (1, 9) (7, 9) (9, 7) | 0-0 F3 | | 0-3 K | | 0-3 K | | 0-3 K | | | 3 | 0 | 0 | 0 | 0 | 2 | 0 | | | | |
| Jim Gentile, L OBP: 0.379, SLG: 0.489 (1, 3) | | 0-0 HR | | 0-0 F7 | | 4-0 HR BB | | 4-0 BB | | 2 | 2 | 1 | 1 | 2 | 0 | 0 | | | | |
| Brooks Robinson, R OBP: 0.338, SLG: 0.401 (1, 5) | | 0-0 6-3 | | 4-0 1B BB | | 0-0 F5 | | 0-0 F7 | | 3 | 0 | 0 | 0 | 1 | 0 | 2 | | | | |
| Boog Powell, L OBP: 0.336, SLG: 0.569 Bob Saverine, S OBP: 0.294, SLG: 0.267 (1, 7) (9, 8) | 4-0 HR BB | | 0-0 1-3 1B | | 0-0 1-H HR | | 0-0 4-3 | | | 3 | 2 | 2 | 2 | 1 | 0 | 0 | | | | |
| Jackie Brandt, R OBP: 0.274, SLG: 0.400 (1, 8) (9, 9) | 0-0 HR | | 0-0 F5 | | 0-0 F5 | | 0-3 K | | | 4 | 1 | 1 | 2 | 0 | 1 | 2 | | | | |
| John Orsino, R OBP: 0.372, SLG: 0.473 (1, 2) | 1-0 SH1-4 HBP | | 0-0 F4 | | 0-0 FC1-6 1B | | 0-0 5-3 | | | 3 | 0 | 1 | 0 | 0 | 0 | 0 | | | | |
| Mitt Pappas, R OBP: 0.214, SLG: 0.154 (1, 1) | 0-0 SH1-4 | | 0-0 5-3 | | 0-0 FC1-6 G4-6-3 | | | | | 2 | 0 | 0 | 0 | 0 | 0 | 1 | | | | |
| Inning Stats | R: 0 E: 0 K: 0 S: 3 | H: 0 LOB: 0 BB: 0 P: 3 | R: 3 E: 0 K: 0 S: 5 | H: 2 LOB: 1 BB: 1 P: 10 | R: 1 E: 0 K: 1 S: 7 | H: 2 LOB: 1 BB: 1 P: 11 | R: 0 E: 0 K: 1 S: 5 | H: 0 LOB: 1 BB: 1 P: 9 | R: 2 E: 0 K: 0 S: 3 | H: 1 LOB: 0 BB: 0 P: 3 | R: 0 E: 0 K: 1 S: 5 | H: 0 LOB: 1 BB: 1 P: 9 | R: 0 E: 0 K: 1 S: 5 | H: 0 LOB: 0 BB: 0 P: 5 | R: 0 E: 0 K: 1 S: 5 | H: 0 LOB: 0 BB: 0 P: 5 | 1B: 2 2B: 0 3B: 0 HR: 4 | SF: 0 SAC: 1 DP: 1 HBP: 1 | WP: 0 PB: 0 SB: 1 CS: 0 | PA: 35 |
| PITCHER Phil Regan, R ERA: 3.23 Bob Anderson, R ERA: 3.21 Dick Egan, L ERA: 4.6 (1, 1) (4, 1) (7, 1) | IP: 3.0 WLS: L BF: 16 H: 4 R: 4 ER: 4 SO: 4 BB: 2 IBB: 0 HBP: 0 BLK: 0 WP: 0 HR: 3 S: 15 P: 24 ERA: 12.00 WHIP: 2.000 | | | | | | | | | | | | | | | PITCHER | | | | |

Detroit Tigers @ Baltimore Orioles
Memorial Stadium, Baltimore, MD
 Mon May 20 1963, 7:05 PM EDT
 Att: 5,969 - Unknown


AB 28
 R 6
 H 6
 RBI 6
 BB 5
 SO 5
 LOB 8



| Batter | 1 | 2 | 3 | 4 | 5 | 6 | 7 | 8 | 9 | AB | R | H | RBI | BB | SO | LOB | TOP | | | | | | | | |
|---|------------------------------|---------------------------------|------------------------------|---------------------------------|------------------------------|---------------------------------|------------------------------|----------------------------------|------------------------------|---------------------------------|------------------------------|---------------------------------|------------------------------|---------------------------------|------------------------------|----------------------------------|------------------------------|---------------------------------|----------------------------------|------------------------------------|----------------------------------|--------|--|--|--|
| Jake Wood, R OBP: 0.315, SLG: 0.455 (1, 4) | F4 | | F6 | | | L7 | | | F9 | 5 | 0 | 1 | 1 | 0 | 0 | 1 | | | | | | | | | |
| Bill Bruton, L OBP: 0.320, SLG: 0.356 (1, 8) | K | | | | | F4 | 6-3 | | | 4 | 0 | 1 | 0 | 0 | 1 | 2 | | | | | | | | | |
| Norm Cash, L OBP: 0.336, SLG: 0.396 (1, 3) | 4-3 | | | | | | | | | 3 | 1 | 1 | 1 | 1 | 0 | 0 | | | | | | | | | |
| Al Kaline, R OBP: 0.391, SLG: 0.529 (1, 9) | | | | | | | | | | 3 | 0 | 2 | 0 | 1 | 0 | 2 | | | | | | | | | |
| Rocky Colavito, R OBP: 0.340, SLG: 0.356 (1, 7) | | | | | | | | | | 3 | 0 | 0 | 0 | 1 | 1 | 4 | | | | | | | | | |
| Bill Freehan, R OBP: 0.464, SLG: 0.673 (1, 2) | | | | | | | | | | 4 | 0 | 0 | 0 | 0 | 2 | 4 | | | | | | | | | |
| Dick McAuliffe, L OBP: 0.297, SLG: 0.301 (1, 6) | | | | | | | | | | 4 | 1 | 1 | 0 | 0 | 1 | 2 | | | | | | | | | |
| Don Wert, R OBP: 0.321, SLG: 0.385 (7, PH) | | | | | | | | | | 3 | 0 | 1 | 0 | 0 | 0 | 0 | | | | | | | | | |
| Frank Kostro, R OBP: 0.380, SLG: 0.286 (9, PH) | | | | | | | | | | 1 | 0 | 0 | 0 | 0 | 1 | 0 | | | | | | | | | |
| Mickey Lolich, S (1, 1) | | | | | | | | | | 1 | 0 | 0 | 0 | 1 | 1 | 0 | | | | | | | | | |
| Whitey Herzog, L OBP: 0.310, SLG: 0.304 (7, PH) | | | | | | | | | | 1 | 0 | 0 | 0 | 0 | 1 | 2 | | | | | | | | | |
| Tom Sturdivant, L (7, 1) | | | | | | | | | | 0 | 0 | 0 | 0 | 0 | 0 | 0 | | | | | | | | | |
| Gus Triandos, R OBP: 0.339, SLG: 0.458 (9, PH) | | | | | | | | | | 1 | 0 | 0 | 0 | 0 | 0 | 0 | | | | | | | | | |
| Inning Stats | R: 0 E: 0 K: 1 S: 5 | H: 0 LOB: 0 BB: 0 P: 5 | R: 0 E: 0 K: 0 S: 3 | H: 1 LOB: 0 BB: 0 P: 3 | R: 0 E: 0 K: 0 S: 3 | H: 0 LOB: 1 BB: 1 P: 7 | R: 0 E: 0 K: 2 S: 8 | H: 1 LOB: 2 BB: 1 P: 12 | R: 0 E: 0 K: 1 S: 5 | H: 0 LOB: 0 BB: 0 P: 5 | R: 1 E: 0 K: 0 S: 4 | H: 1 LOB: 1 BB: 1 P: 8 | R: 1 E: 0 K: 1 S: 8 | H: 3 LOB: 2 BB: 0 P: 8 | R: 0 E: 0 K: 2 S: 8 | H: 1 LOB: 2 BB: 1 P: 12 | R: 0 E: 0 K: 1 S: 5 | H: 0 LOB: 0 BB: 0 P: 5 | 1B: 5 2B: 1 3B: 0 HR: 1 | SF: 0 SAC: 0 DP: 1 HBP: 0 | WP: 0 PB: 0 SB: 0 CS: 0 | PA: 37 | | | |
| PITCHER | IP | WLS | BF | H | R | ER | SO | BB | IBB | HBP | BLK | WP | HR | S | P | ERA | WHIP | | | | | | | | |
| Chuck Estrada, R ERA: 4.88 (1, 1) | 6.0 | W | 23 | 3 | 1 | 1 | 4 | 3 | 0 | 0 | 0 | 0 | 1 | 28 | 40 | 1.50 | 1.000 | | | | | | | | |
| Stu Miller, R ERA: 3.32 (7, 1) | 0.2 | | 5 | 3 | 1 | 1 | 1 | 0 | 0 | 0 | 0 | 0 | 0 | 7 | 7 | 13.50 | 4.500 | | | | | | | | |
| Dave McNally, L ERA: 4.94 (7, 1) | 0.2 | | 4 | 1 | 0 | 0 | 0 | 1 | 0 | 0 | 0 | 0 | 0 | 3 | 7 | 0.00 | 3.000 | | | | | | | | |
| Dick Hall, R ERA: 5.31 (8, 1) | 1.2 | S | 5 | 0 | 0 | 0 | 3 | 0 | 0 | 0 | 0 | 0 | 0 | 11 | 11 | 0.00 | 0.000 | | | | | | | | |

Detroit Tigers @ Baltimore Orioles
Memorial Stadium, Baltimore, MD
 Tue May 21, 1963, 7:05 PM EDT
 Att: 4,773 - Unknown

AB 33
 R 2
 H 7
 RBI 2
 BB 4
 SO 8
 LOB 17



| Batter | 1 | 2 | 3 | 4 | 5 | 6 | 7 | 8 | 9 | AB | R | H | RBI | BB | SO | LOB | BOTTOM | | | | | | | | |
|--|------------------------------|----------------------------------|------------------------------|---------------------------------|------------------------------|---------------------------------|------------------------------|---------------------------------|------------------------------|---------------------------------|------------------------------|---------------------------------|------------------------------|---------------------------------|------------------------------|---------------------------------|----------------------------------|------------------------------------|----------------------------------|--------|--|--|--|--|--|
| Luis Aparicio, R OBP: 0.311, SLG: 0.380 (1, 6) | E S BB | | 5-3 | | | BLK | | | 1-3 | 3 | 0 | 1 | 0 | 1 | 0 | 0 | | | | | | | | | |
| Jerry Adair, R OBP: 0.213, SLG: 0.350 (1, 4) | K | | | | | L9 | | | | 4 | 0 | 1 | 0 | 0 | 2 | 2 | | | | | | | | | |
| Al Smith, R OBP: 0.348, SLG: 0.427 (8, 9) | K | | | | | | | | | 2 | 1 | 1 | 0 | 1 | 1 | 1 | | | | | | | | | |
| Russ Snyder, L OBP: 0.262, SLG: 0.300 (9, 7) | | | | | | | | | | 1 | 0 | 1 | 0 | 0 | 0 | 0 | | | | | | | | | |
| Jim Gentile, L OBP: 0.377, SLG: 0.485 (1, 3) | L9 | | | | | | | | | 1 | 0 | 0 | 0 | 0 | 0 | 1 | | | | | | | | | |
| Boog Powell, L OBP: 0.336, SLG: 0.562 (4, 3) | | | | | | | | | | 3 | 2 | 1 | 0 | 0 | 0 | 1 | | | | | | | | | |
| Brooks Robinson, R OBP: 0.335, SLG: 0.396 (1, 5) | | | | | | | | | | 2 | 0 | 0 | 1 | 1 | 0 | 2 | | | | | | | | | |
| Joe Gaines, R OBP: 0.439, SLG: 0.710 (8, PH) | | | | | | | | | | 2 | 1 | 1 | 2 | 0 | 0 | 1 | | | | | | | | | |
| Bob Saverine, S OBP: 0.278, SLG: 0.250 (9, 8) | | | | | | | | | | 1 | 0 | 0 | 0 | 0 | 0 | 0 | | | | | | | | | |
| Jackie Brandt, R OBP: 0.276, SLG: 0.398 (9, 9) | | | | | | | | | | 3 | 0 | 1 | 1 | 0 | 2 | 1 | | | | | | | | | |
| John Orsino, R OBP: 0.360, SLG: 0.455 (1, 2) | | | | | | | | | | 3 | 0 | 0 | 0 | 0 | 1 | 1 | | | | | | | | | |
| Chuck Estrada, R OBP: 0.143, SLG: 0.143 (7, 1) | | | | | | | | | | 2 | 0 | 0 | 0 | 0 | 2 | 0 | | | | | | | | | |
| Stu Miller, R (7, 1) | | | | | | | | | | 0 | 0 | 0 | 0 | 0 | 0 | 0 | | | | | | | | | |
| Dave McNally, R (7, 1) | | | | | | | | | | 1 | 0 | 0 | 0 | 0 | 1 | 0 | | | | | | | | | |
| Dick Hall, R OBP: 0.600, SLG: 0.600 (8, 1) | | | | | | | | | | 0 | 0 | 0 | 0 | 0 | 0 | 0 | | | | | | | | | |
| Inning Stats | R: 0 E: 0 K: 2 S: 7 | H: 0 LOB: 1 BB: 1 P: 11 | R: 1 E: 0 K: 1 S: 6 | H: 1 LOB: 0 BB: 0 P: 6 | R: 0 E: 0 K: 1 S: 5 | H: 1 LOB: 1 BB: 1 P: 9 | R: 0 E: 0 K: 1 S: 5 | H: 0 LOB: 1 BB: 1 P: 9 | R: 0 E: 0 K: 1 S: 6 | H: 1 LOB: 1 BB: 0 P: 6 | R: 2 E: 0 K: 1 S: 8 | H: 3 LOB: 1 BB: 0 P: 8 | R: 0 E: 0 K: 2 S: 7 | H: 0 LOB: 0 BB: 0 P: 7 | R: 1 E: 0 K: 0 S: 4 | H: 1 LOB: 0 BB: 0 P: 4 | 1B: 3 2B: 3 3B: 0 HR: 1 | SF: 2 SAC: 0 DP: 0 HBP: 0 | WP: 2 PB: 0 SB: 1 CS: 1 | PA: 34 | | | | | |
| PITCHER | IP | WLS | BF | H | R | ER | SO | BB | IBB | HBP | BLK | WP | HR | S | P | ERA | WHIP | | | | | | | | |
| Mickey Lolich, L ERA: 3.6 (1, 1) | 6.0 | L | 26 | 6 | 3 | 3 | 7 | 3 | 0 | 0 | 1 | 1 | 1 | 37 | 49 | 4.50 | 1.500 | | | | | | | | |
| Tom Sturdivant, R ERA: 4.73 (7, 1) | 2.0 | | 7 | 1 | 1 | 1 | 2 | 0 | 0 | 0 | 0 | 1 | 0 | 11 | 11 | 4.50 | 0.500 | | | | | | | | |

Detroit Tigers @ Baltimore Orioles
Memorial Stadium, Baltimore, MD
 Tue May 21, 1963, 7:05 PM EDT
 Att: 4,773 - Unknown


AB 28
 R 4
 H 7
 RBI 4
 BB 3
 SO 9
 LOB 10



| Batter | 1 | 2 | 3 | 4 | 5 | 6 | 7 | 8 | 9 | AB | R | H | RBI | BB | SO | LOB | TOP | | | |
|--|---|---------------------------------|------------------------------|----------------------------------|------------------------------|---------------------------------|------------------------------|---------------------------------|------------------------------|---------------------------------|------------------------------|----------------------------------|------------------------------|---------------------------------|------------------------------|---------------------------------|----------------------------------|------------------------------------|----------------------------------|--------|
| Don Wert, R (1, 5) OBP: 0.344, SLG: 0.379 Bubba Phillips, R (7, 5) OBP: 0.198, SLG: 0.243 | 1-0 SH2-3 HBP | 0-0 1-3 2-H 1B | | 0-0 F8 | | 0-0 F9 | | 0-0 F7 | | 3 | 0 | 1 | 1 | 0 | 0 | 3 | | | | |
| Bill Bruton, L (1, 8) OBP: 0.325, SLG: 0.360 | 0-0 SH2-3 | 0-0 F6 | | | 0-0 SH1-4 1B | 0-0 1-2 2-H 1B | | | 0-0 F5 | 4 | 0 | 2 | 0 | 0 | 0 | 2 | | | | |
| Frank Kostro, R (1, 7) OBP: 0.370, SLG: 0.267 | 0-0 6-3 | | 0-0 L5 | | 0-0 SH1-4 1B | | 4-0 FC5-4 BB | | 0-3 K | 3 | 0 | 0 | 0 | 1 | 1 | 1 | | | | |
| Al Kaline, R (1, 9) OBP: 0.398, SLG: 0.531 | 4-0 BB | | 0-0 4-3 2B | | 4-0 IBB | | 0-0 FC5-4 BB | | 0-0 L8 | 3 | 0 | 1 | 0 | 2 | 0 | 1 | | | | |
| Gus Triandos, R (1, 2) OBP: 0.327, SLG: 0.440 | 0-0 F9 | | 0-0 4-3 | | 0-0 F8 | | 0-3 K | | | 4 | 0 | 0 | 0 | 0 | 1 | 6 | | | | |
| Norm Cash, L (1, 3) OBP: 0.342, SLG: 0.388 | | 4-0 CS BB | 0-3 K | | 0-0 4-3 | | 4-0 1-2 BB | | | 2 | 0 | 0 | 0 | 2 | 1 | 3 | | | | |
| Jake Wood, R (1, 4) OBP: 0.313, SLG: 0.442 | | 0-3 K | | 0-3 K | | 4-0 SH 1B BB | | 0-3 K | | 3 | 0 | 0 | 0 | 1 | 3 | 3 | | | | |
| Dick McAuliffe, L (1, 6) OBP: 0.306, SLG: 0.298 | | 4-0 BB 1B BB | | 4-0 FC5-4 BB | | 0-0 SH 1B | | 0-0 F6 | | 1 | 1 | 0 | 0 | 2 | 0 | 0 | | | | |
| Jim Bunning, R (1, 1) OBP: 0.273, SLG: 0.238 Whitey Herzog, L (8, PH) OBP: 0.300, SLG: 0.292 Terry Fox, R (8, 1) | | 4-0 1B BB | | 0-0 FC5-4 1-2 | | 0-0 F2 | | 0-0 4-3 | | 2 | 0 | 0 | 0 | 1 | 0 | 3 | | | | |
| | | | | | | | | | | 0 | 0 | 0 | 0 | 0 | 0 | 0 | | | | |
| Inning Stats | R: 0 E: 0 K: 0 S: 3 | H: 0 LOB: 2 BB: 1 P: 8 | R: 1 E: 0 K: 1 S: 5 | H: 1 LOB: 2 BB: 3 P: 17 | R: 0 E: 0 K: 1 S: 6 | H: 1 LOB: 1 BB: 0 P: 6 | R: 0 E: 0 K: 1 S: 5 | H: 0 LOB: 1 BB: 1 P: 9 | R: 0 E: 0 K: 0 S: 4 | H: 1 LOB: 2 BB: 1 P: 8 | R: 0 E: 0 K: 2 S: 7 | H: 0 LOB: 2 BB: 2 P: 15 | R: 0 E: 0 K: 0 S: 3 | H: 0 LOB: 0 BB: 0 P: 3 | R: 0 E: 0 K: 1 S: 5 | H: 0 LOB: 0 BB: 0 P: 5 | 1B: 3 2B: 2 3B: 0 HR: 0 | SF: 0 SAC: 3 DP: 1 HBP: 1 | WP: 0 PB: 0 SB: 0 CS: 1 | PA: 40 |
| PITCHER | IP WLS BF H R ER SO BB IBB HBP BLK WP HR S P ERA WHIP | | | | | | | | | | | | | | | | | | | |
| Steve Barber, L (1, 1) ERA: 1.95 Wes Stock, R (7, 1) ERA: 3.05 | 6.0 W 30 4 1 1 3 7 1 1 0 0 0 0 0 0 27 60 1.50 1.833 | | | | | | | | | | | | | | | | | | | |

Detroit Tigers @ Baltimore Orioles
Memorial Stadium, Baltimore, MD
 Wed May 22 1963, 7:05 PM EDT
 Att: 10,608 - Unknown


AB 27
 R 1
 H 4
 RBI 1
 BB 9
 SO 6
 LOB 22



| Batter | 1 | 2 | 3 | 4 | 5 | 6 | 7 | 8 | 9 | AB | R | H | RBI | BB | SO | LOB | BOTTOM | | | |
|---|---|---------------------------------|------------------------------|---------------------------------|------------------------------|---------------------------------|------------------------------|---------------------------------|------------------------------|---------------------------------|------------------------------|---------------------------------|------------------------------|---------------------------------|------------------------------|---------------------------------|----------------------------------|------------------------------------|----------------------------------|--------|
| Luis Aparicio, R (1, 6) OBP: 0.309, SLG: 0.390 | 0-0 F5 | | | 0-3 K | 0-0 1-H 3B | | | 0-3 K | | 4 | 0 | 1 | 1 | 0 | 2 | 0 | | | | |
| Jerry Adair, R (1, 4) OBP: 0.206, SLG: 0.339 | 0-0 6-3 | | | 0-0 F3 | 0-3 K | | | 0-0 F7 | | 4 | 0 | 0 | 0 | 0 | 1 | 1 | | | | |
| Al Smith, R (1, 9) OBP: 0.349, SLG: 0.433 Russ Snyder, L (7, 9) OBP: 0.258, SLG: 0.295 | 0-0 4-3 | | | 0-0 1B 2B | | 0-0 5-3 | | 0-0 4-3 | | 3 | 1 | 1 | 0 | 0 | 0 | 0 | | | | |
| Jim Gentile, L (1, 3) OBP: 0.376, SLG: 0.481 | | 0-3 K | | 0-0 1B 1B | | 0-0 F7 | | | | 3 | 0 | 1 | 1 | 0 | 1 | 0 | | | | |
| Brooks Robinson, R (1, 5) OBP: 0.335, SLG: 0.395 | | 0-0 F7 | | 0-0 1-2 1B | | 0-3 K | | | | 3 | 0 | 1 | 0 | 0 | 1 | 0 | | | | |
| Boog Powell, L (1, 7) OBP: 0.328, SLG: 0.546 Bob Saverine, S (8, 8) OBP: 0.278, SLG: 0.250 | | 0-0 4-3 | | 0-0 F6 | | | 0-3 K | | | 3 | 0 | 0 | 0 | 0 | 1 | 2 | | | | |
| Charlie Lau, L (1, 2) OBP: 0.211, SLG: 0.263 Dick Brown, R (7, 2) OBP: 0.190, SLG: 0.250 | | | 0-0 L9 | | 0-0 G3 | | 0-0 F4 | | | 2 | 0 | 0 | 0 | 0 | 0 | 0 | | | | |
| Jackie Brandt, R (1, 8) OBP: 0.285, SLG: 0.405 | | | 0-3 K | | 0-0 3B 1B | | | | | 3 | 1 | 2 | 0 | 0 | 1 | 0 | | | | |
| Steve Barber, L (1, 1) OBP: 0.094, SLG: 0.097 Wes Stock, R (7, 1) | | | 0-3 K | | 0-3 K | | 0-3 K | | | 2 | 0 | 0 | 0 | 0 | 2 | 1 | | | | |
| | | | | | | | | | | 1 | 0 | 0 | 0 | 0 | 1 | 1 | | | | |
| Inning Stats | R: 0 E: 0 K: 0 S: 3 | H: 0 LOB: 0 BB: 0 P: 3 | R: 0 E: 0 K: 1 S: 5 | H: 0 LOB: 0 BB: 0 P: 5 | R: 0 E: 0 K: 2 S: 7 | H: 0 LOB: 0 BB: 0 P: 7 | R: 1 E: 0 K: 1 S: 8 | H: 3 LOB: 2 BB: 0 P: 8 | R: 1 E: 0 K: 2 S: 9 | H: 2 LOB: 1 BB: 0 P: 9 | R: 0 E: 0 K: 1 S: 5 | H: 0 LOB: 0 BB: 0 P: 5 | R: 0 E: 0 K: 2 S: 8 | H: 1 LOB: 1 BB: 0 P: 8 | R: 0 E: 0 K: 1 S: 5 | H: 0 LOB: 0 BB: 0 P: 5 | 1B: 4 2B: 1 3B: 1 HR: 0 | SF: 0 SAC: 0 DP: 0 HBP: 0 | WP: 0 PB: 0 SB: 0 CS: 0 | PA: 30 |
| PITCHER | IP WLS BF H R ER SO BB IBB HBP BLK WP HR S P ERA WHIP | | | | | | | | | | | | | | | | | | | |
| Jim Bunning, R (1, 1) ERA: 3.2 Terry Fox, R (8, 1) ERA: 2.45 | 7.0 L 27 6 2 2 9 0 0 0 0 0 0 0 0 45 45 2.57 0.857 | | | | | | | | | | | | | | | | | | | |

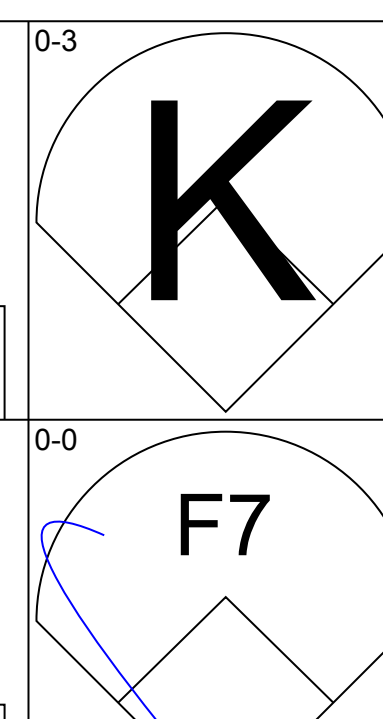
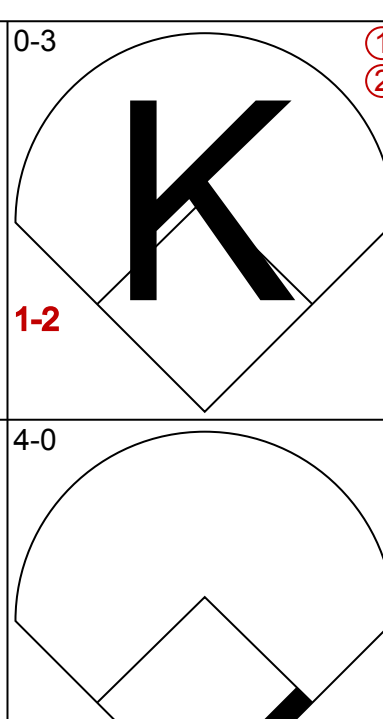
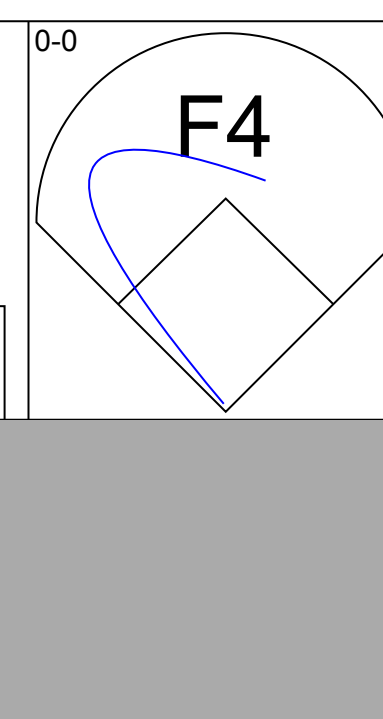
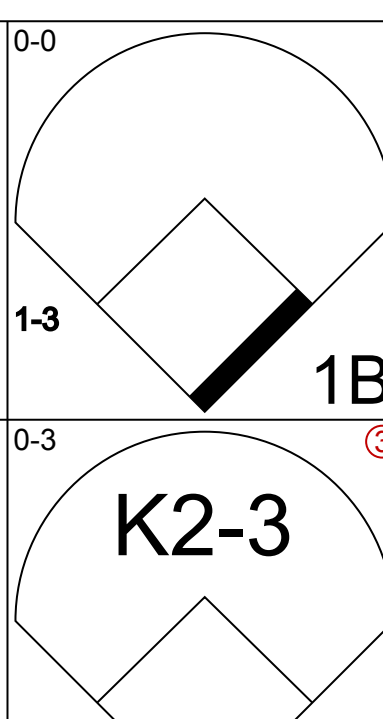
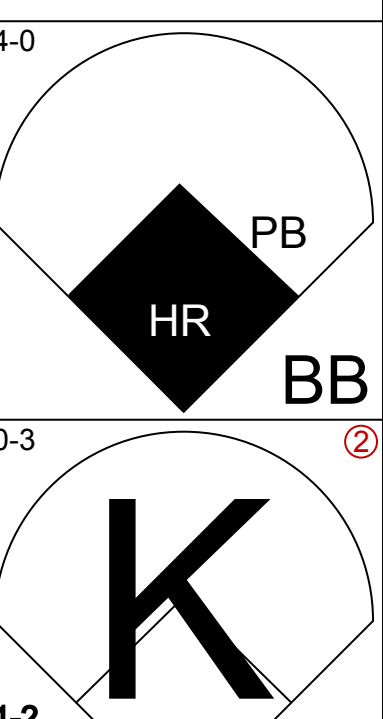
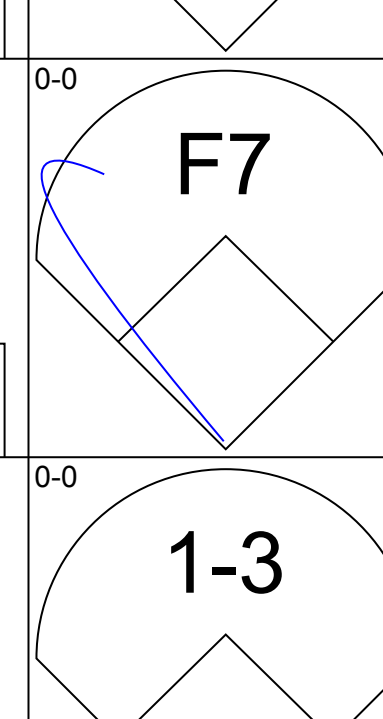
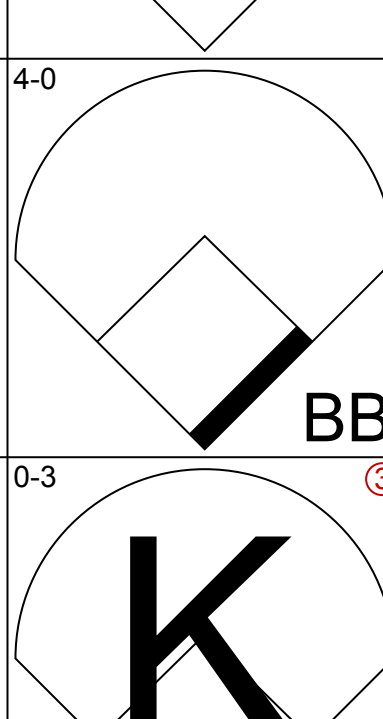
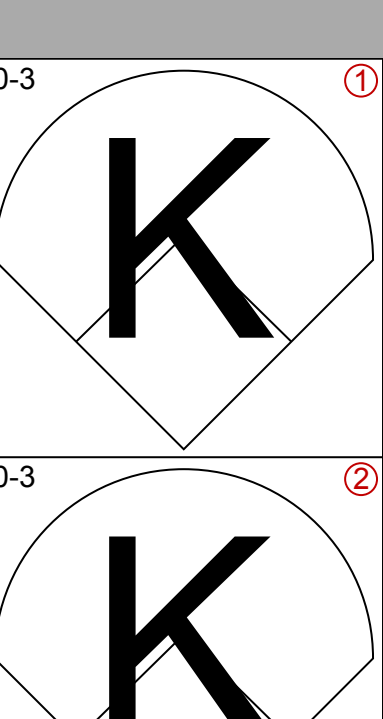
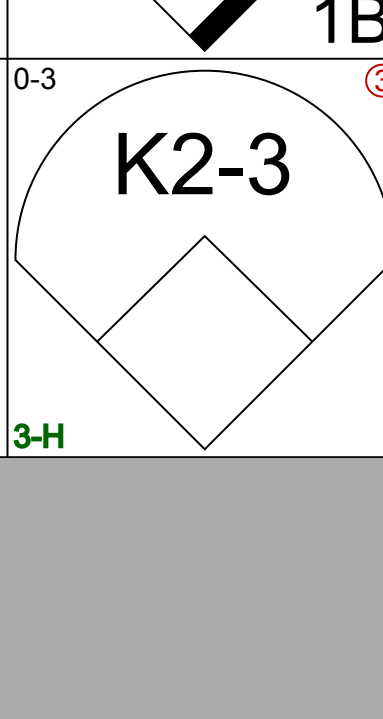
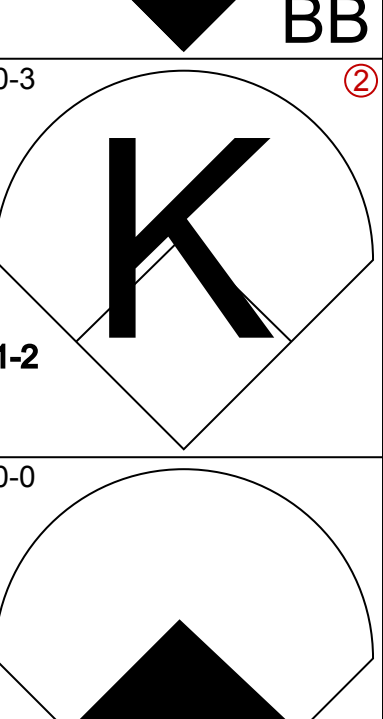
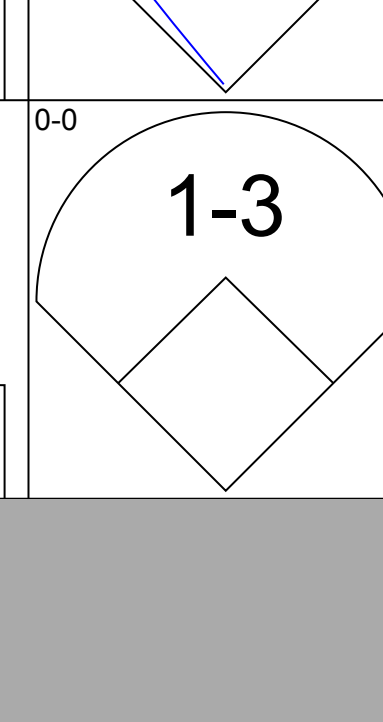
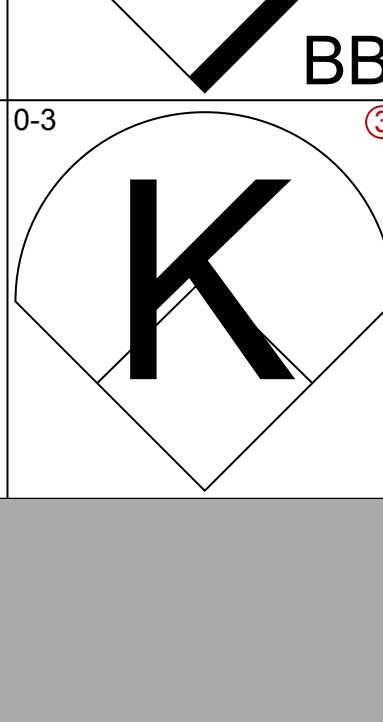
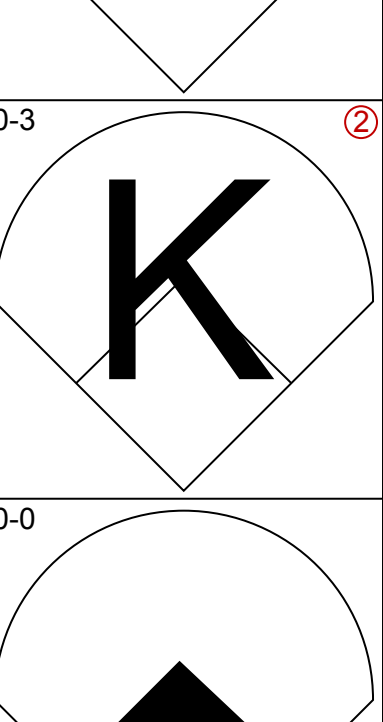
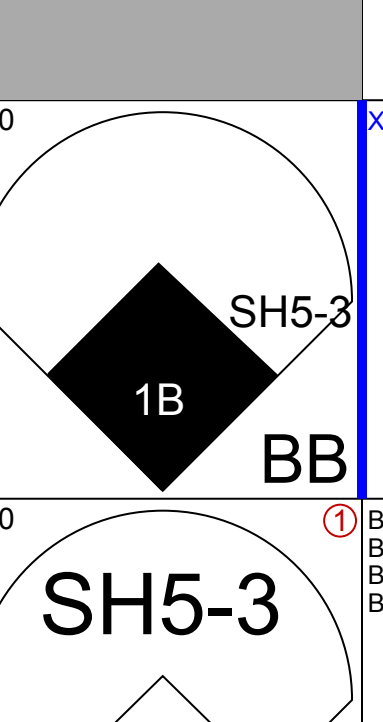
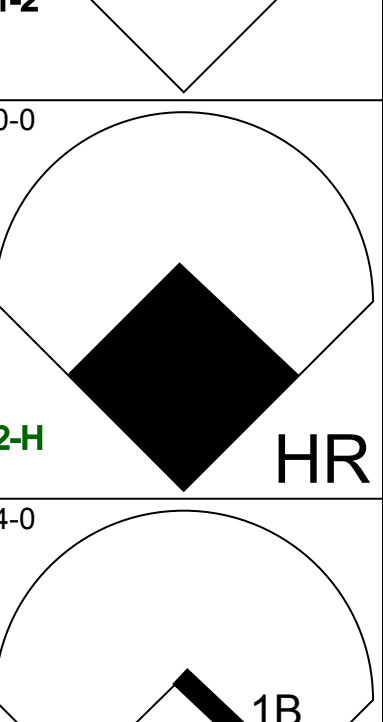
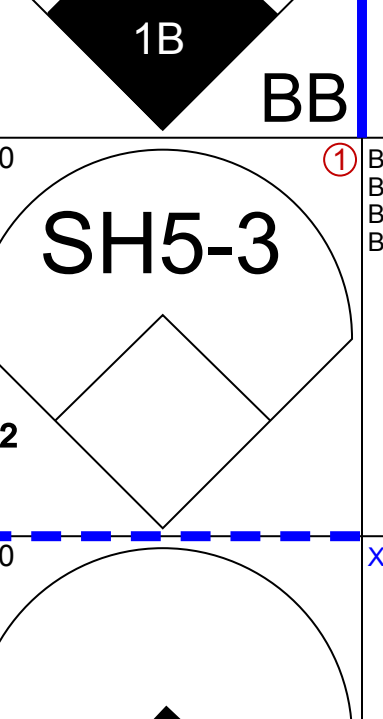
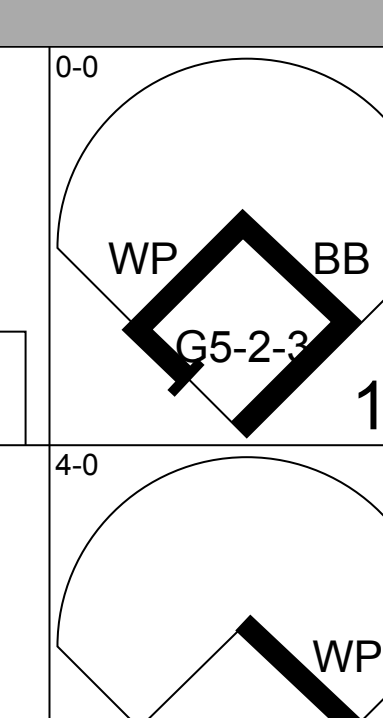
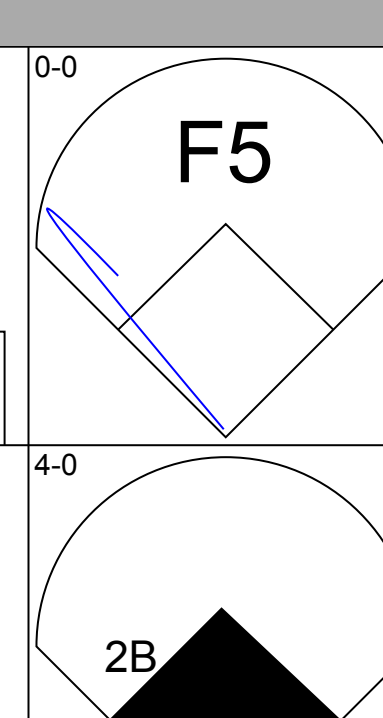
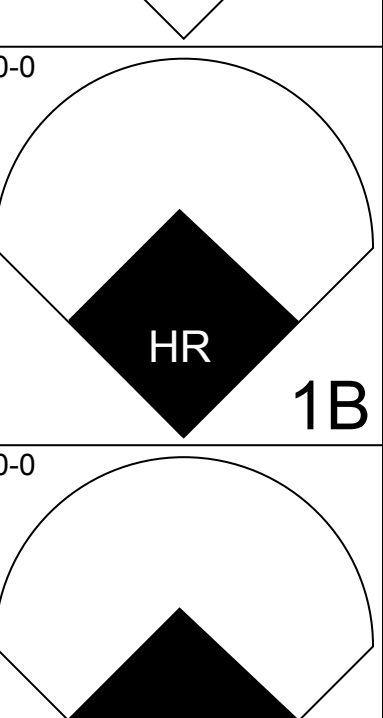
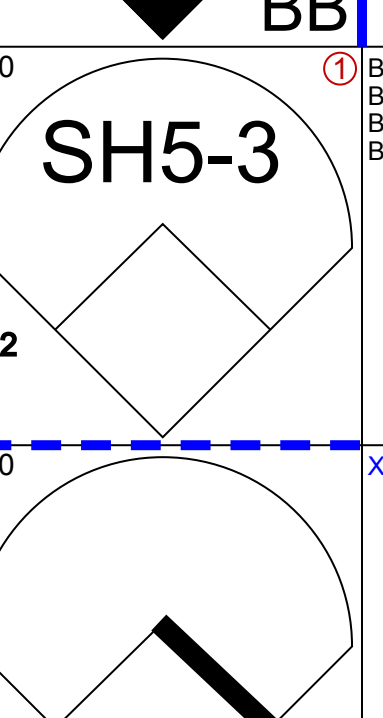
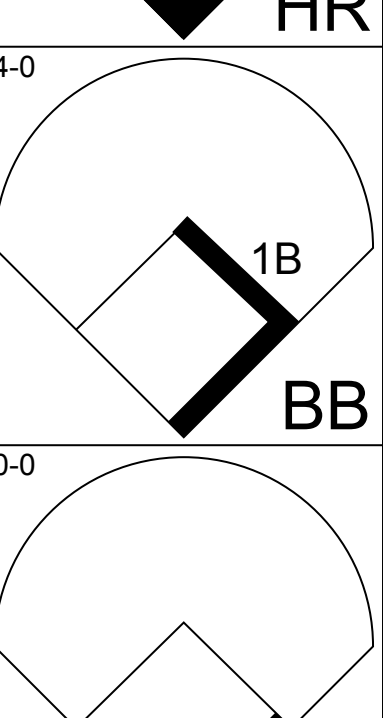
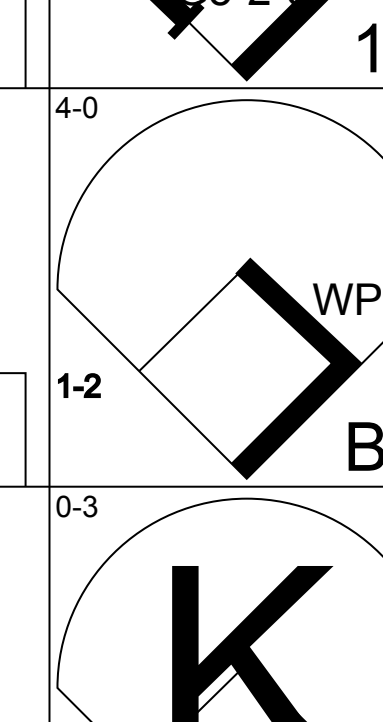
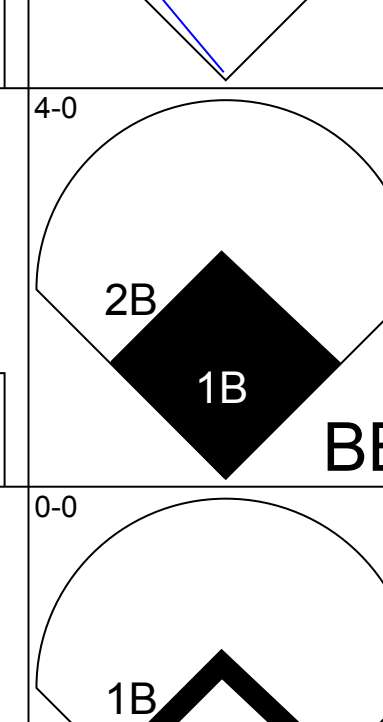
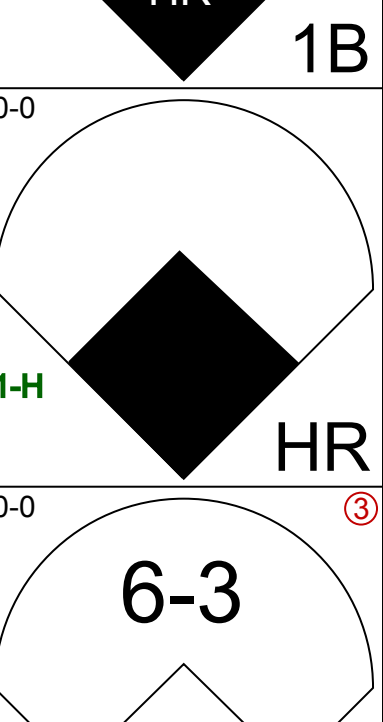
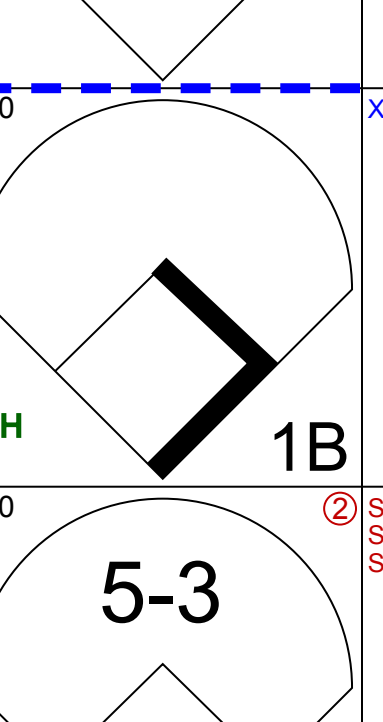
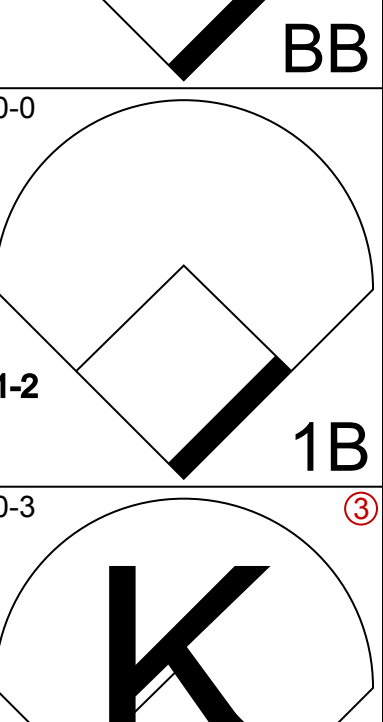


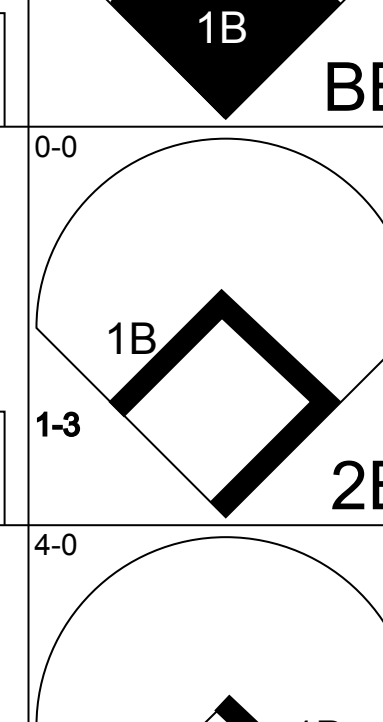
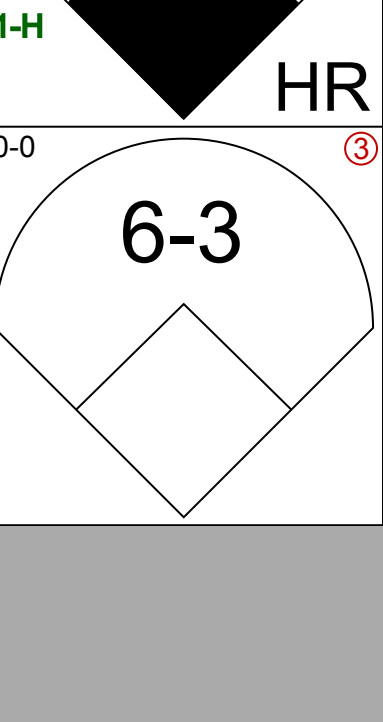
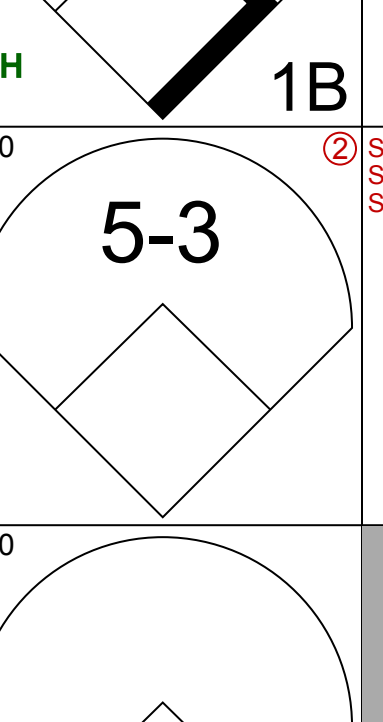
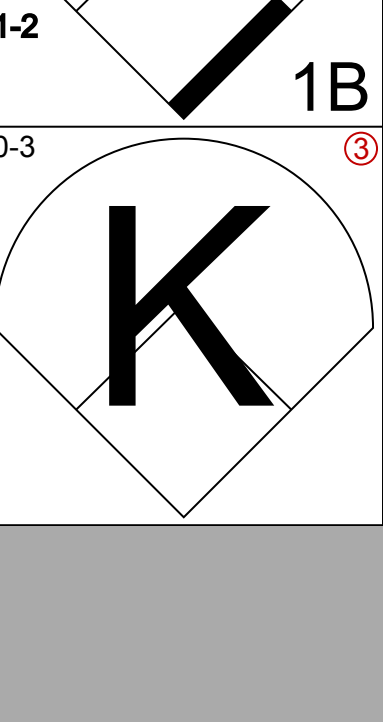
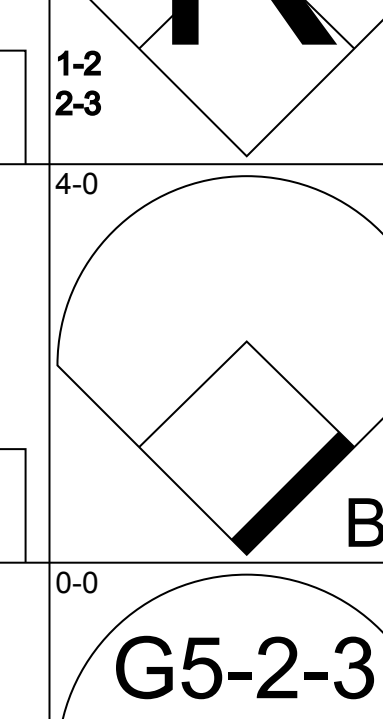
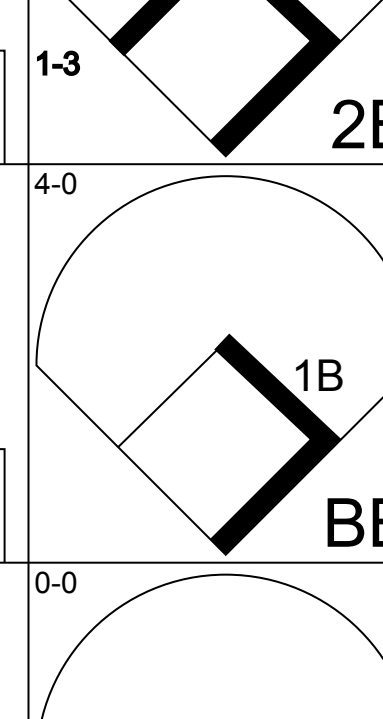

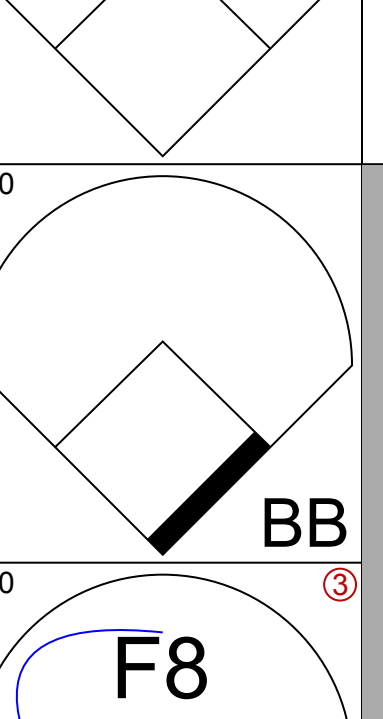

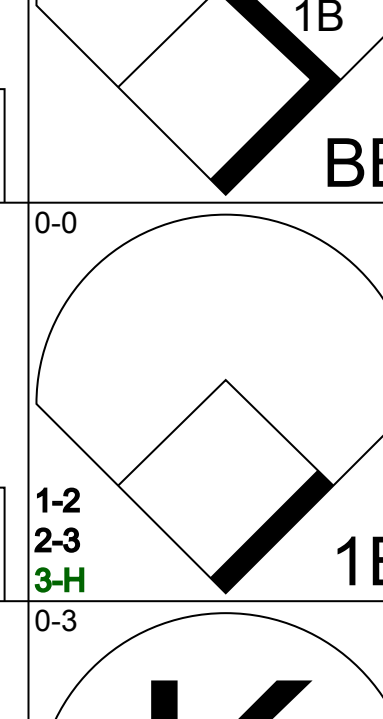
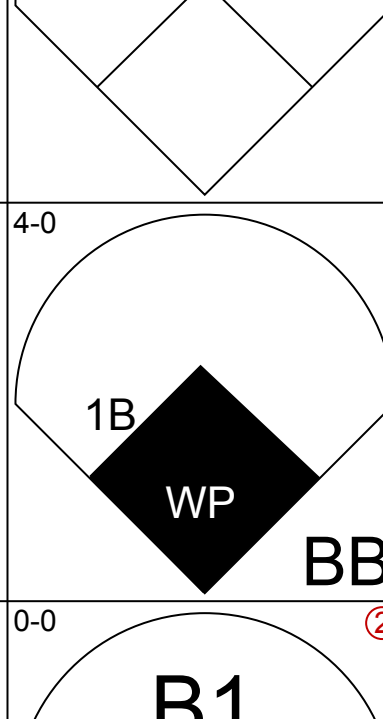
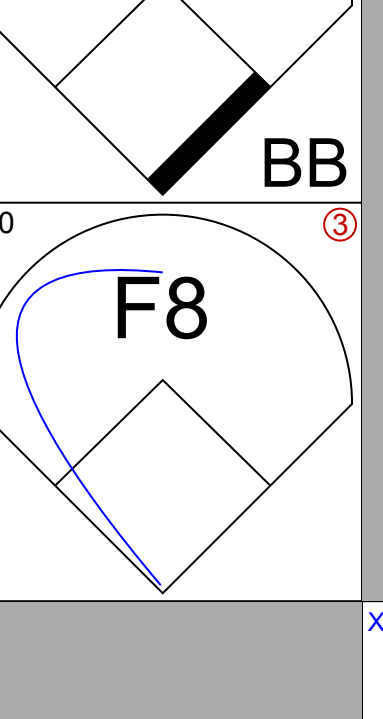
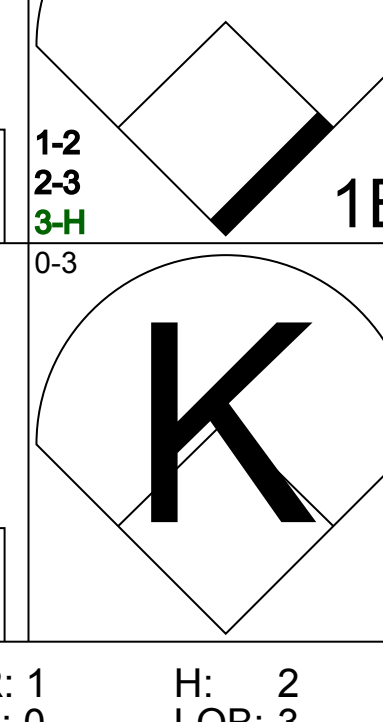
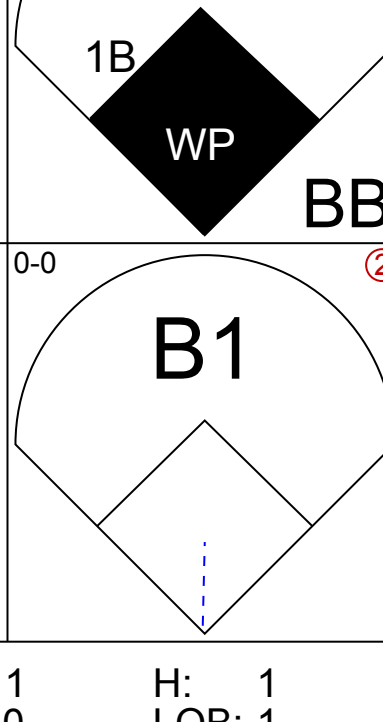
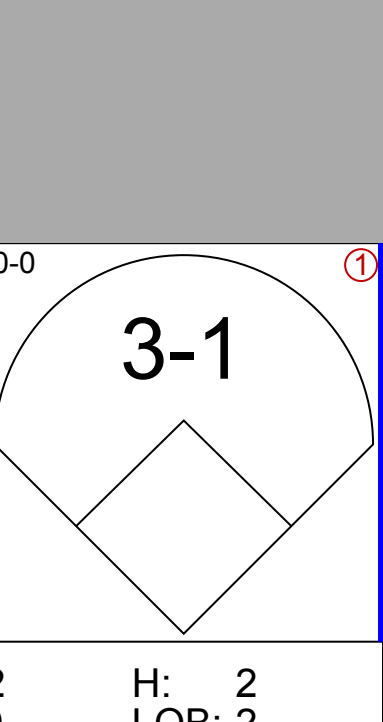
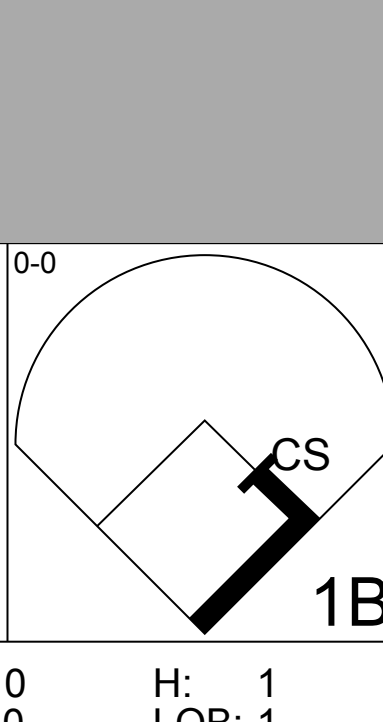
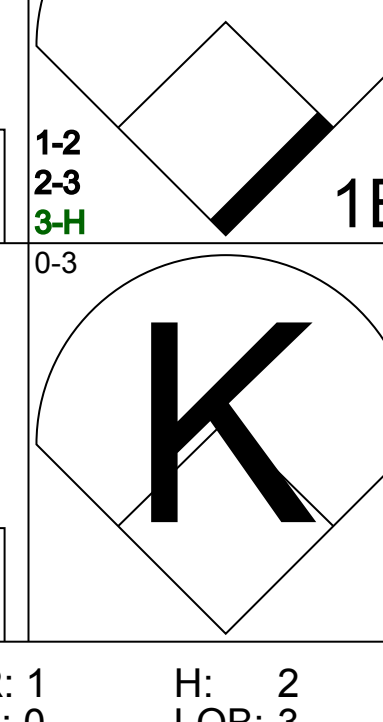
Detroit Tigers @ Baltimore Orioles
Memorial Stadium, Baltimore, MD
 Wed May 22 1963, 7:05 PM EDT
 Att: 10,608 - Unknown

AB 30
 R 2
 H 6
 RBI 2
 BB 0
 SO 10
 LOB 5



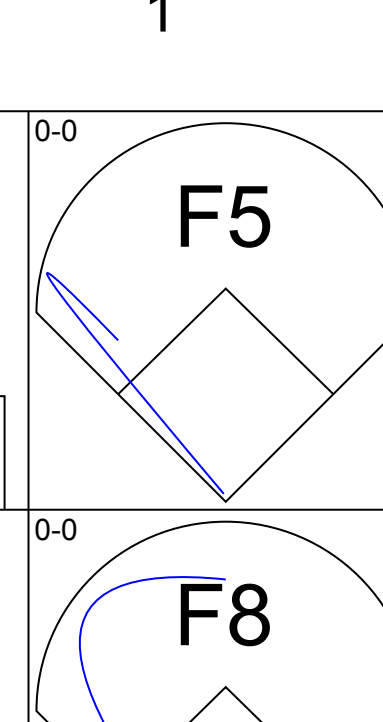
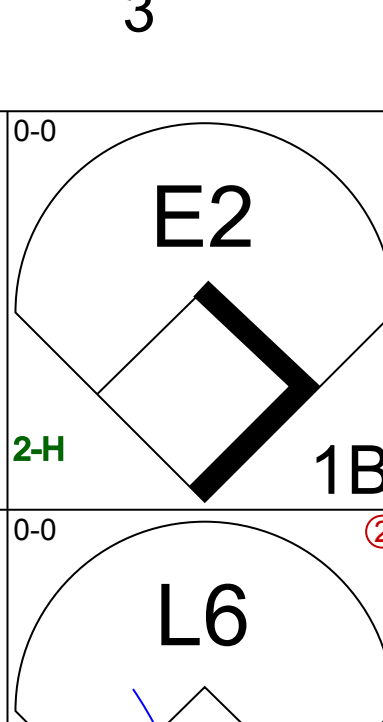
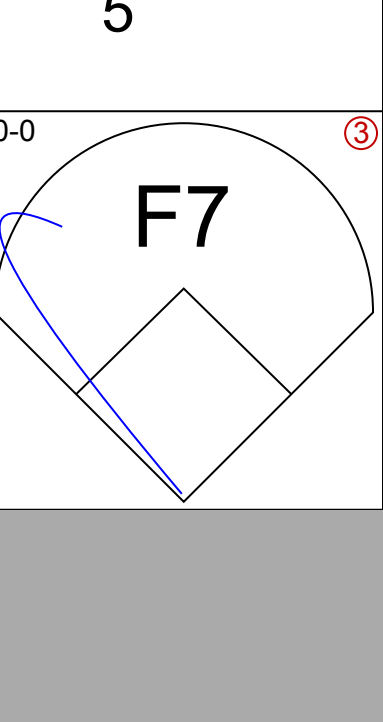
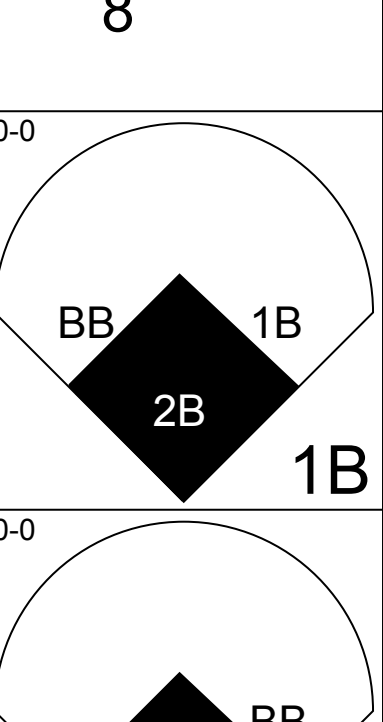
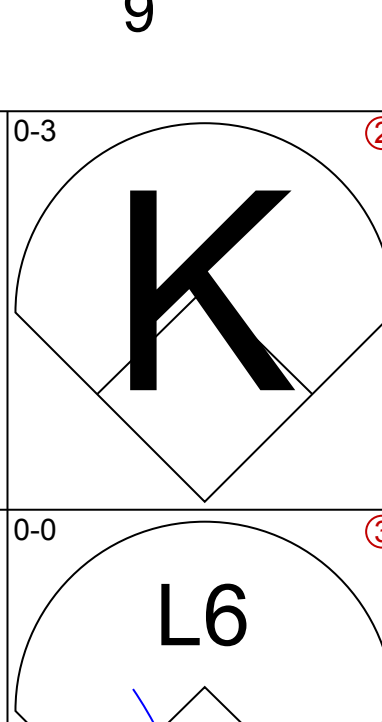
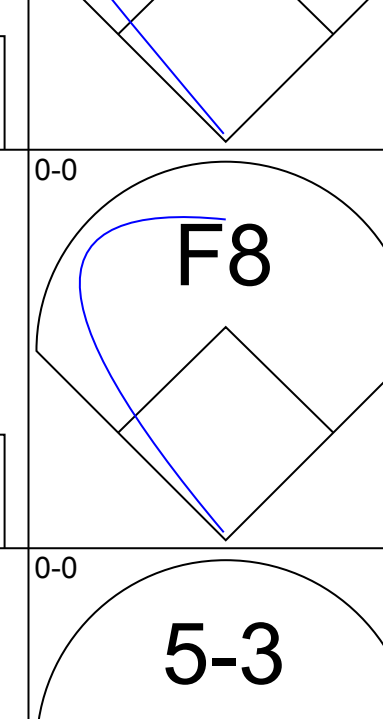
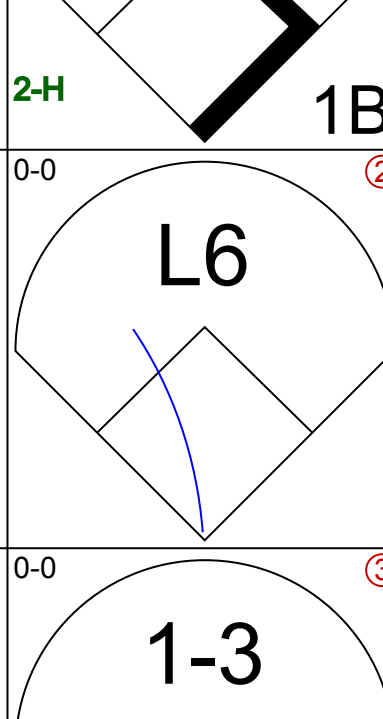
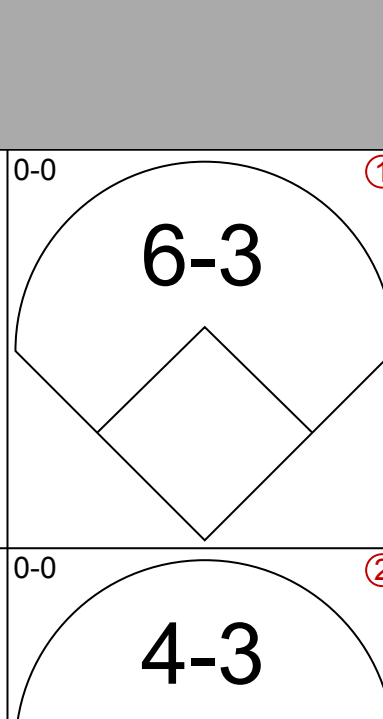
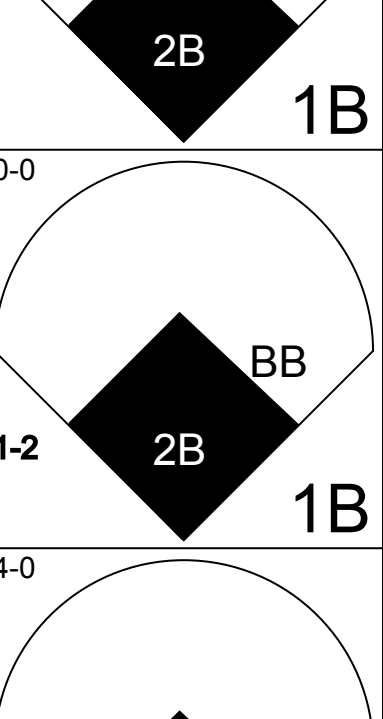
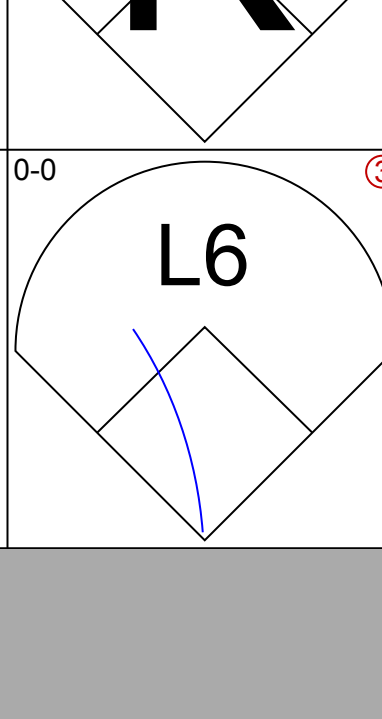
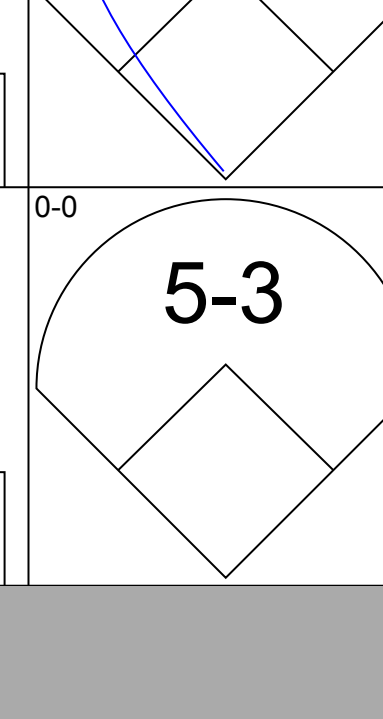
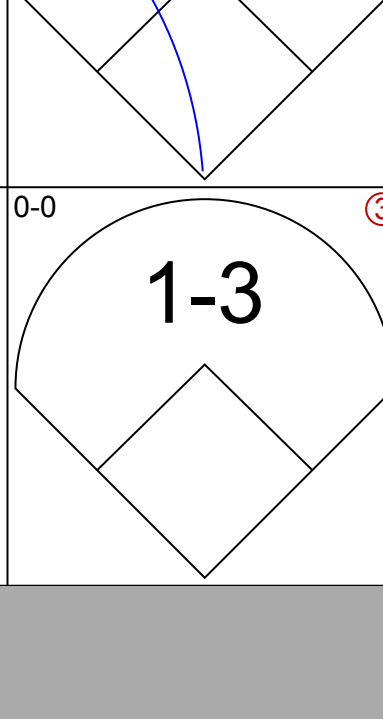
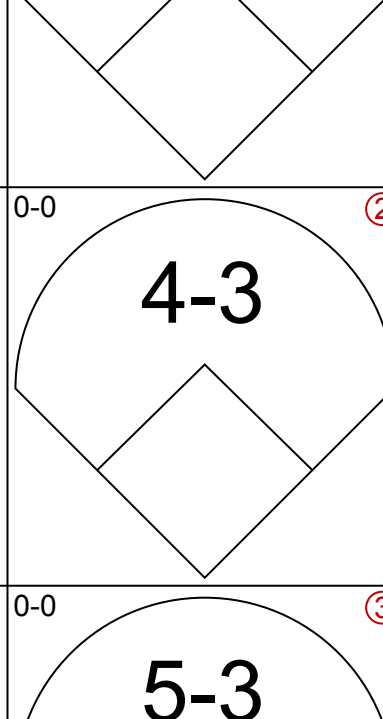
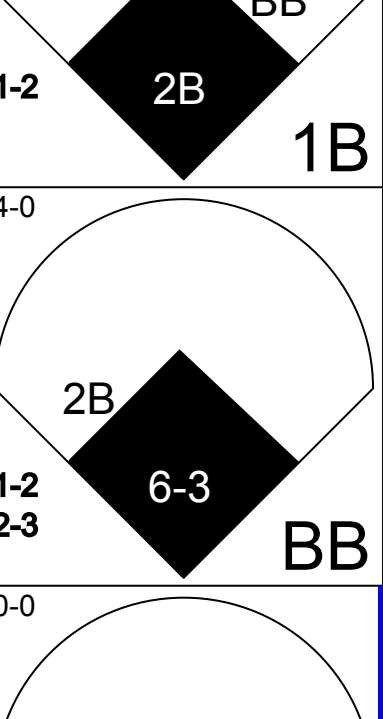
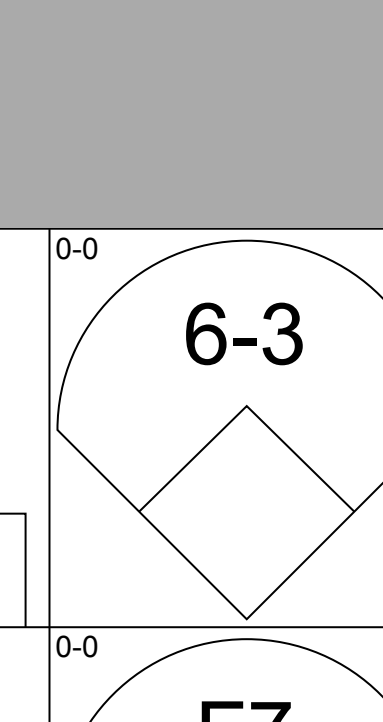
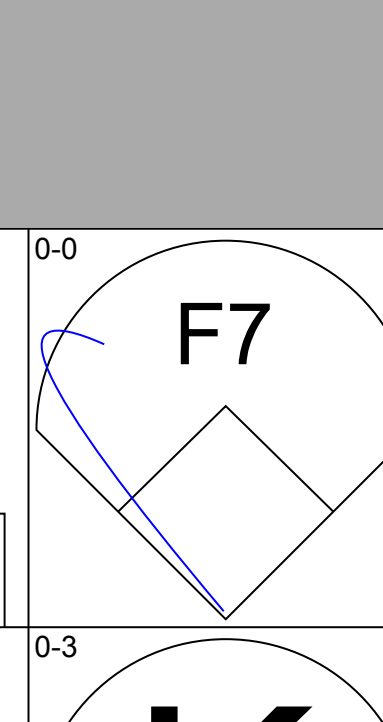
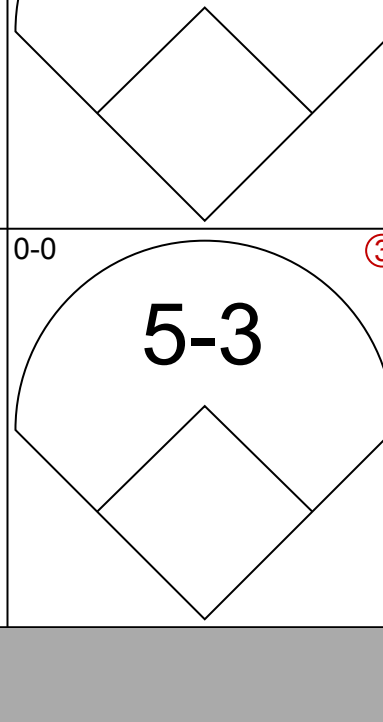
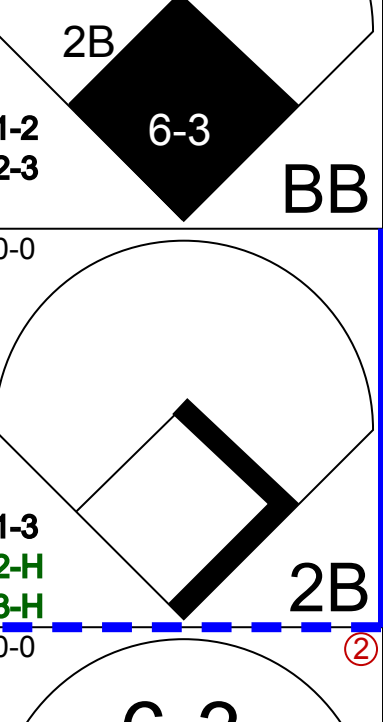
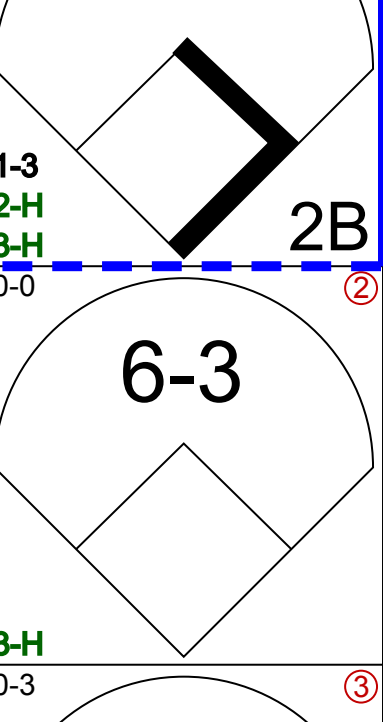
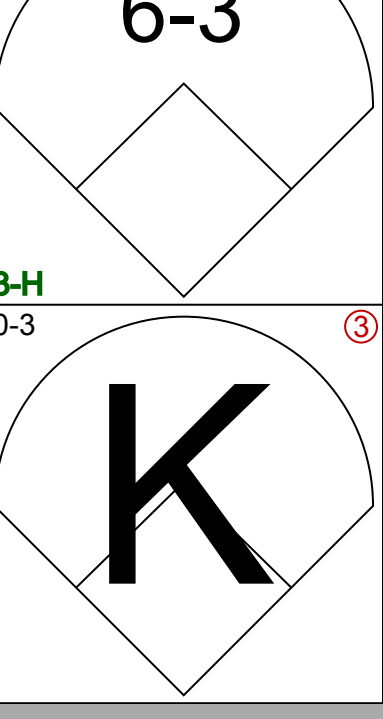

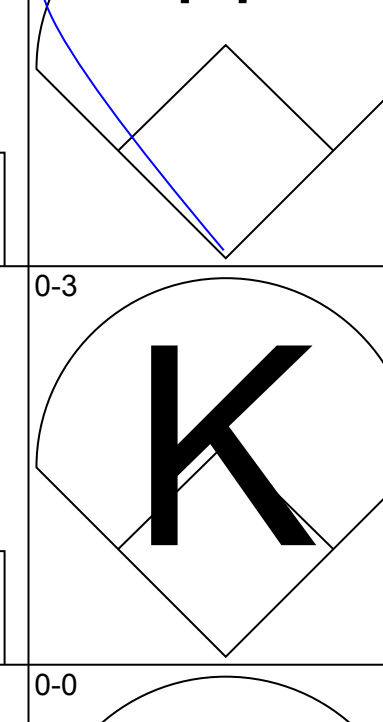
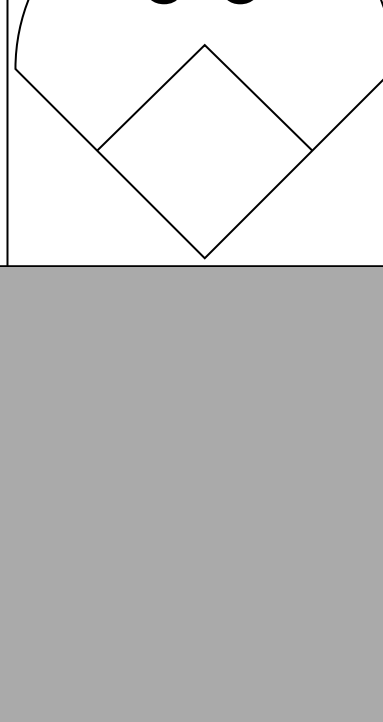
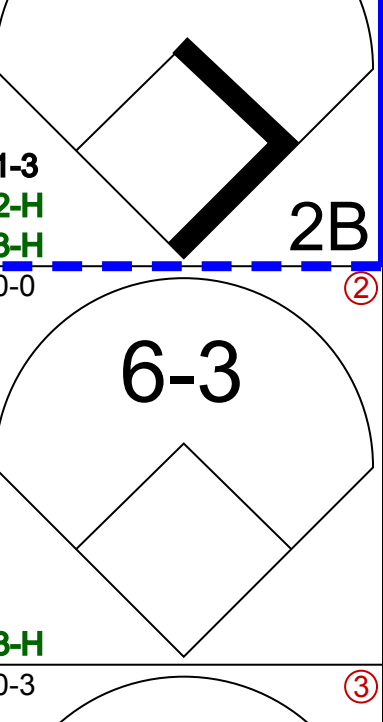
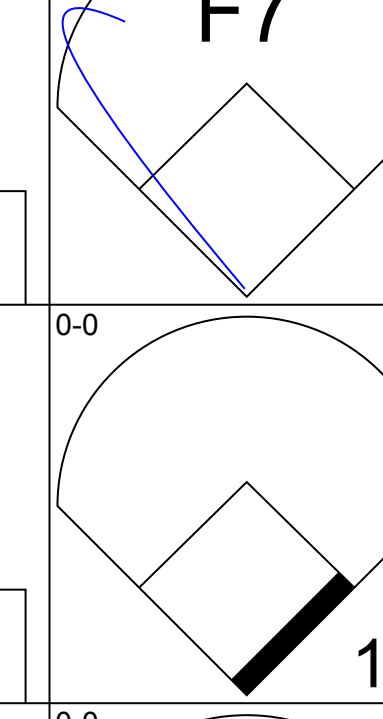
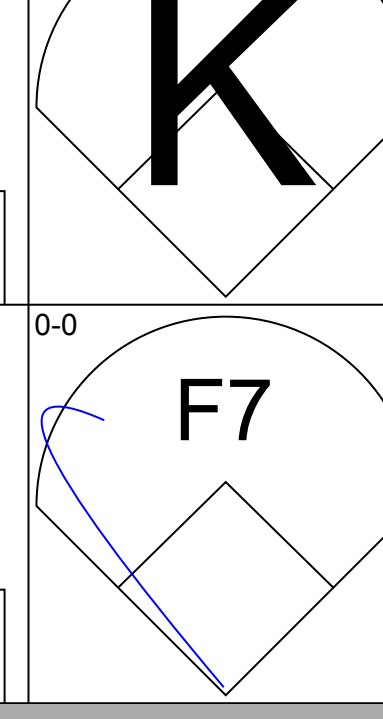

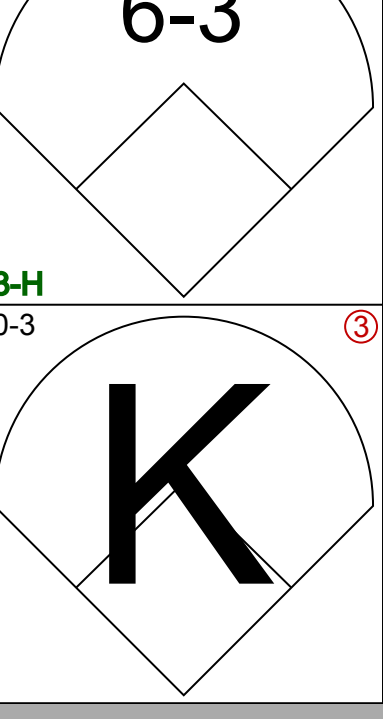
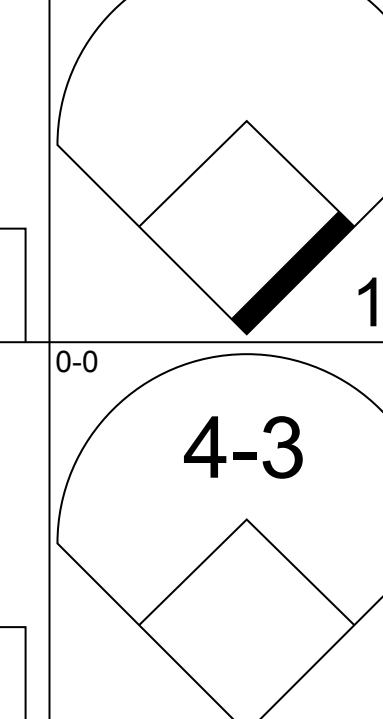
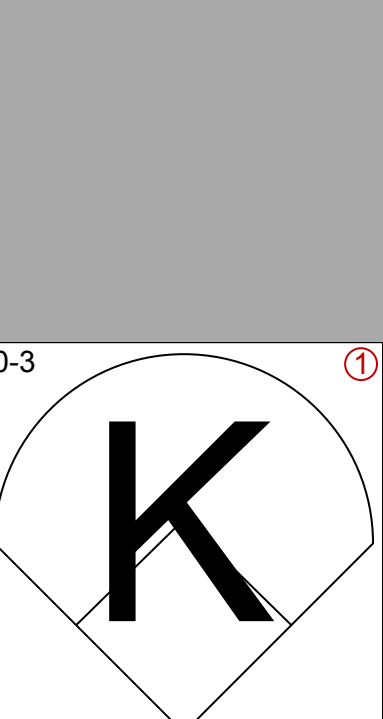
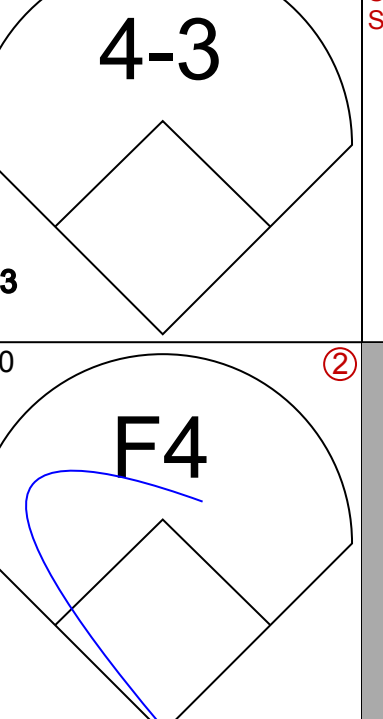
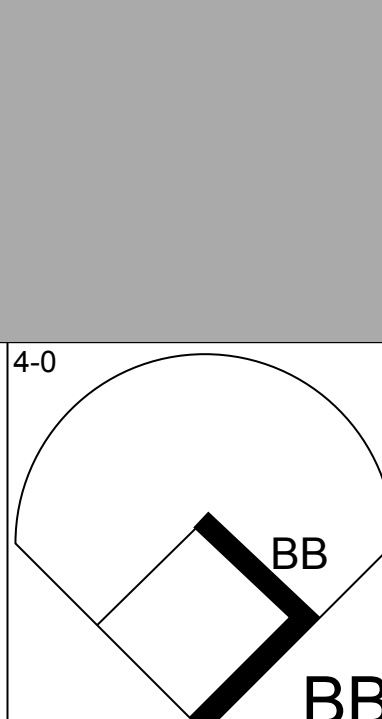
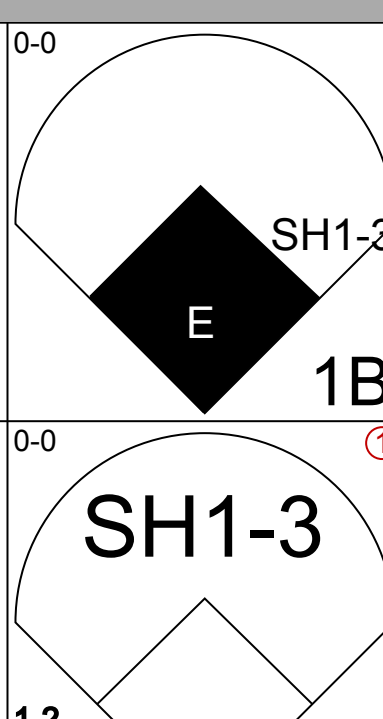
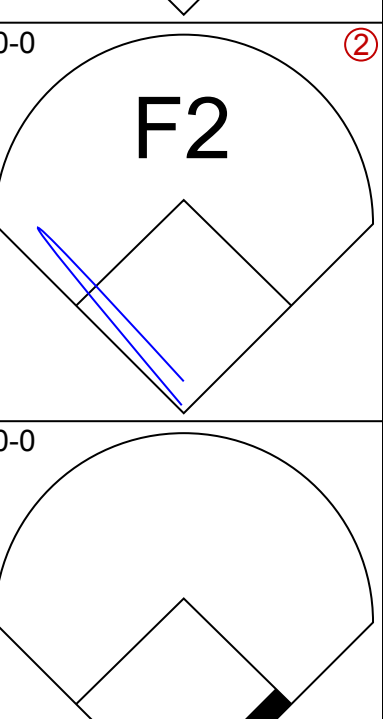
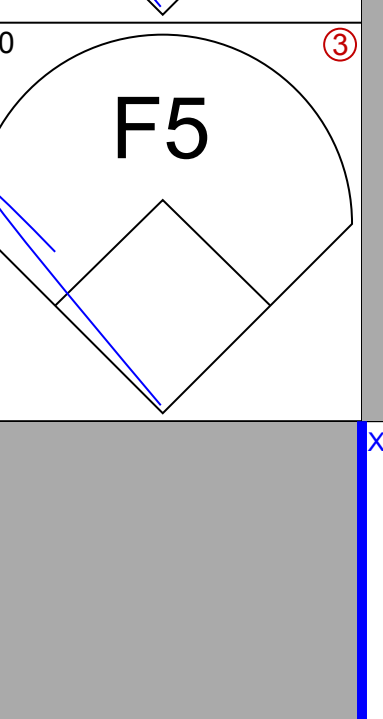
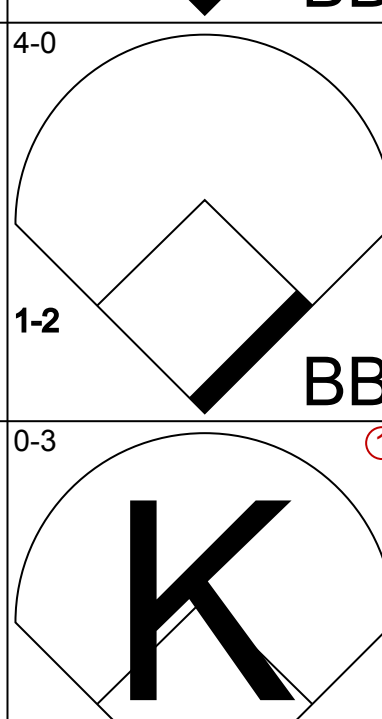
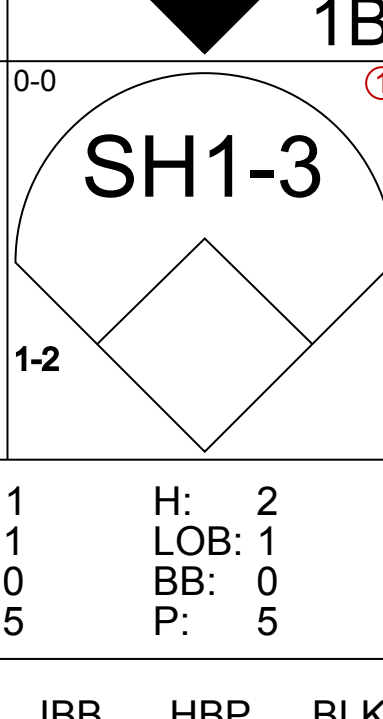
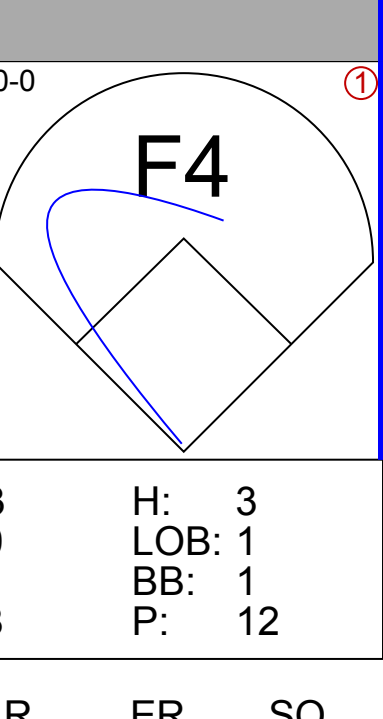
| Batter | 1 | 2 | 3 | 4 | 5 | 6 | 7 | 8 | 9 | AB | R | H | RBI | BB | SO | LOB | TOP | | | |
|---|--|---------------------------------|------------------------------|---------------------------------|------------------------------|---------------------------------|------------------------------|---------------------------------|------------------------------|---------------------------------|------------------------------|---------------------------------|------------------------------|---------------------------------|------------------------------|---------------------------------|--|------------------------------------|-------------------------|--------|
| Ed Brinkman, R (1,6) OBP: 0.301, SLG: 0.361 | | | | | | | | | | 4 | 0 | 2 | 0 | 0 | 0 | 0 | <p>Washington Senators @ Baltimore Orioles</p> <p>Memorial Stadium, Baltimore, MD</p> <p>Thu May 23 1963, 7:05 PM EDT</p> <p>Att: 4,555 - Unknown</p> <p>livebaseballscores.com</p> <p>AB 29 R 0 H 2 RBI 0 BB 0 SO 7 LOB 4</p> | | | |
| Jim King, L (1,9) OBP: 0.313, SLG: 0.433 | | | | | | | | | | 4 | 0 | 0 | 0 | 0 | 0 | 2 | | | | |
| Chuck Hinton, R (1,7) OBP: 0.333, SLG: 0.521 | | | | | | | | | | 3 | 0 | 0 | 0 | 0 | 0 | 1 | | | | |
| Bobo Osborne, L (1,3) | | | | | | | | | | 3 | 0 | 0 | 0 | 0 | 1 | 1 | | | | |
| Don Lock, R (1,8) OBP: 0.343, SLG: 0.386 | | | | | | | | | | 3 | 0 | 0 | 0 | 0 | 1 | 0 | | | | |
| Ken Retzer, L (1,2) OBP: 0.286, SLG: 0.290 | | | | | | | | | | 3 | 0 | 0 | 0 | 0 | 1 | 0 | | | | |
| Mary Breeding, R (1,5) OBP: 0.304, SLG: 0.360 | | | | | | | | | | 3 | 0 | 0 | 0 | 0 | 1 | 0 | | | | |
| Chuck Cottier, R (1,4) OBP: 0.233, SLG: 0.350 | | | | | | | | | | 3 | 0 | 0 | 0 | 0 | 1 | 0 | | | | |
| Claude Osteen, L (1,1) OBP: 0.263, SLG: 0.222 | | | | | | | | | | 1 | 0 | 0 | 0 | 0 | 1 | 0 | | | | |
| Jim Duckworth, R (3,1) | | | | | | | | | | 1 | 0 | 0 | 0 | 0 | 1 | 0 | | | | |
| Dick Phillips, L (9, PH) OBP: 0.241, SLG: 0.226 | | | | | | | | | | 1 | 0 | 0 | 0 | 0 | 0 | 0 | | | | |
| Inning Stats | R: 0 E: 0 K: 0 S: 3 | H: 0 LOB: 0 BB: 0 P: 3 | R: 0 E: 0 K: 0 S: 3 | H: 0 LOB: 0 BB: 0 P: 3 | R: 0 E: 0 K: 2 S: 7 | H: 0 LOB: 0 BB: 0 P: 7 | R: 0 E: 0 K: 1 S: 6 | H: 1 LOB: 1 BB: 0 P: 6 | R: 0 E: 0 K: 3 S: 9 | H: 0 LOB: 0 BB: 0 P: 9 | R: 0 E: 0 K: 1 S: 6 | H: 1 LOB: 1 BB: 0 P: 6 | R: 0 E: 0 K: 0 S: 3 | H: 0 LOB: 0 BB: 0 P: 3 | R: 0 E: 0 K: 0 S: 3 | H: 0 LOB: 0 BB: 0 P: 3 | 1B: 1 2B: 1 3B: 0 HR: 0 | SF: 0 SAC: 0 DP: 0 HBP: 0 | WP: 0 PB: 0 CS: 0 | PA: 29 |
| PITCHER Robin Roberts, R (1,1) ERA: 2.65 | IP: 9.0 WLS: W BF: 29 H: 2 R: 0 ER: 0 SO: 7 BB: 0 IBB: 0 HBP: 0 BLK: 0 WP: 0 HR: 0 S: 43 P: 43 ERA: 0.00 WHIP: 0.222 | | | | | | | | | | | | | | | PITCHER | | | | |

| Batter | 1 | 2 | 3 | 4 | 5 | 6 | 7 | 8 | 9 | AB | R | H | RBI | BB | SO | LOB | BOTTOM | | | |
|---|---|---------------------------------|------------------------------|---------------------------------|------------------------------|---------------------------------|------------------------------|---------------------------------|------------------------------|---------------------------------|------------------------------|----------------------------------|------------------------------|----------------------------------|------------------------------|----------------------------------|--|------------------------------------|-------------------------|--------|
| Luis Aparicio, R (1,6) OBP: 0.306, SLG: 0.384 | | | | | | | | | | 5 | 0 | 1 | 0 | 0 | 0 | 3 | <p>Washington Senators @ Baltimore Orioles</p> <p>Memorial Stadium, Baltimore, MD</p> <p>Thu May 23 1963, 7:05 PM EDT</p> <p>Att: 4,555 - Unknown</p> <p>livebaseballscores.com</p> <p>AB 32 R 6 H 10 RBI 6 BB 5 SO 4 LOB 17</p> | | | |
| Jerry Adair, R (1,4) OBP: 0.206, SLG: 0.357 | | | | | | | | | | 5 | 1 | 1 | 1 | 0 | 1 | 5 | | | | |
| Al Smith, R (1,9) OBP: 0.354, SLG: 0.462 | | | | | | | | | | 3 | 2 | 2 | 1 | 0 | 0 | 0 | | | | |
| Russ Snyder, L (7,9) OBP: 0.269, SLG: 0.295 | | | | | | | | | | 0 | 0 | 0 | 0 | 0 | 1 | 0 | | | | |
| Boog Powell, L (1,3) OBP: 0.333, SLG: 0.541 | | | | | | | | | | 3 | 1 | 1 | 0 | 1 | 1 | 0 | | | | |
| Brooks Robinson, R (1,5) OBP: 0.327, SLG: 0.384 | | | | | | | | | | 4 | 1 | 0 | 0 | 0 | 0 | 5 | | | | |
| Jackie Brandt, R (1,7) OBP: 0.299, SLG: 0.427 | | | | | | | | | | 3 | 1 | 2 | 2 | 1 | 0 | 0 | | | | |
| John Orsino, R (1,2) OBP: 0.355, SLG: 0.450 | | | | | | | | | | 3 | 0 | 1 | 1 | 0 | 0 | 2 | | | | |
| Bob Saverine, S (1,8) OBP: 0.318, SLG: 0.263 | | | | | | | | | | 3 | 0 | 1 | 1 | 1 | 1 | 1 | | | | |
| Robin Roberts, S (1,1) OBP: 0.273, SLG: 0.238 | | | | | | | | | | 3 | 0 | 1 | 0 | 1 | 1 | 1 | | | | |
| Inning Stats | R: 1 E: 0 K: 1 S: 6 | H: 1 LOB: 0 BB: 0 P: 6 | R: 1 E: 0 K: 0 S: 5 | H: 2 LOB: 1 BB: 0 P: 5 | R: 4 E: 1 K: 0 S: 8 | H: 4 LOB: 1 BB: 0 P: 8 | R: 0 E: 0 K: 1 S: 5 | H: 0 LOB: 0 BB: 0 P: 5 | R: 0 E: 0 K: 1 S: 4 | H: 0 LOB: 0 BB: 1 P: 8 | R: 0 E: 0 K: 1 S: 6 | H: 2 LOB: 2 BB: 2 P: 14 | R: 0 E: 0 K: 0 S: 4 | H: 1 LOB: 3 BB: 2 P: 12 | R: 0 E: 0 K: 0 S: 4 | H: 1 LOB: 3 BB: 2 P: 12 | 1B: 6 2B: 2 3B: 0 HR: 2 | SF: 1 SAC: 0 DP: 0 HBP: 0 | WP: 1 PB: 1 CS: 1 | PA: 38 |
| PITCHER Claude Osteen, L (1,1) ERA: 3.75 | IP: 2.1 WLS: L BF: 15 H: 7 R: 6 ER: 4 SO: 1 BB: 0 IBB: 0 HBP: 0 BLK: 0 WP: 0 HR: 2 S: 17 P: 17 ERA: 15.43 WHIP: 3.000 | | | | | | | | | | | | | | | PITCHER | | | | |
| Jim Duckworth, R (3,1) ERA: 5.2 | IP: 5.2 WLS: L BF: 23 H: 3 R: 0 ER: 0 SO: 3 BB: 5 IBB: 0 HBP: 0 BLK: 0 WP: 1 HR: 0 S: 24 P: 44 ERA: 0.00 WHIP: 1.412 | | | | | | | | | | | | | | | PITCHER | | | | |


| Batter | 1 | 2 | 3 | 4 | 5 | 6 | 7 | 8 | 9 | AB | R | H | RBI | BB | SO | LOB | TOP | | | |
|---|--|--|---|---|---|---|--|---|---|---------------------------------|------------------------------|----------------------------------|------------------------------|----------------------------------|------------------------------|---------------------------------|--|------------------------------------|----------------------------------|--------|
| Luis Aparicio, R OBP: 0.309, SLG: 0.380 (1, 6) |  | |  |  | |  | |  | | 4 | 1 | 1 | 0 | 1 | 2 | 4 | Baltimore Orioles @ Cleveland Indians Cleveland Municipal Stadium, Cleveland, OH Fri May 24 1963, 7:05 PM EDT Att: 6,744 - Unknown | | | |
| Jerry Adair, R OBP: 0.206, SLG: 0.346 (1, 4) |  | |  | |  |  | |  | | 4 | 0 | 0 | 0 | 1 | 3 | 2 | | | | |
| Al Smith, R OBP: 0.451, SLG: 0.451 (7, PR) |  | |  | |  | | |  |  | 3 | 0 | 0 | 0 | 1 | 2 | 1 | | | | |
| Russ Snyder, L OBP: 0.279, SLG: 0.355 (7, 9) | | | | | | | |  | | 1 | 2 | 1 | 2 | 0 | 0 | 0 | | | | |
| Jim Gentile, L OBP: 0.385, SLG: 0.486 (1, 3) | |  | |  |  | |  |  | | 3 | 1 | 2 | 0 | 1 | 0 | 0 | | | | |
| Brooks Robinson, R OBP: 0.347, SLG: 0.416 (1, 5) | |  | |  |  | |  |  | | 3 | 2 | 3 | 3 | 2 | 0 | 0 | | | | |
| Jackie Brandt, R OBP: 0.295, SLG: 0.426 (1, 7) |  | |  |  |  | |  |  | | 5 | 0 | 1 | 0 | 0 | 2 | 6 | | | | |
| John Orsino, R OBP: 0.367, SLG: 0.439 (1, 2) | |  | |  |  | |  | | | 2 | 0 | 0 | 0 | 3 | 1 | 0 | | | | |
| Bob Saverine, S OBP: 0.333, SLG: 0.261 (1, 8) |  | | |  | |  |  | | | 4 | 1 | 1 | 1 | 1 | 1 | 5 | | | | |
| Mike McCormick, L OBP: 0.250, SLG: 0.250 (1, 1) | | | |  | |  | |  | | 4 | 0 | 1 | 0 | 0 | 1 | 4 | | | | |
| Dave McNally, R (8, 1) | | |  |  | | | | | | 1 | 0 | 0 | 0 | 0 | 1 | 0 | | | | |
| Inning Stats | R: 0 E: 0 K: 1 S: 5 | H: 0 LOB: 0 BB: 0 P: 5 | R: 0 E: 0 K: 1 S: 5 | H: 1 LOB: 2 BB: 2 P: 13 | R: 0 E: 0 K: 2 S: 7 | H: 1 LOB: 3 BB: 1 P: 11 | R: 1 E: 0 K: 1 S: 7 | H: 2 LOB: 0 BB: 2 P: 15 | R: 2 E: 0 K: 2 S: 9 | H: 2 LOB: 0 BB: 0 P: 9 | R: 1 E: 0 K: 0 S: 4 | H: 1 LOB: 2 BB: 2 P: 12 | R: 2 E: 0 K: 3 S: 9 | H: 2 LOB: 2 BB: 2 P: 17 | R: 0 E: 0 K: 3 S: 9 | H: 0 LOB: 0 BB: 0 P: 9 | 1B: 7 2B: 1 3B: 0 HR: 2 | SF: 0 SAC: 1 DP: 1 HBP: 0 | WP: 2 PB: 1 SB: 0 CS: 1 | PA: 45 |
| PITCHER | IP | WLS | BF | H | R | ER | SO | BB | IBB | HBP | BLK | WP | HR | S | P | ERA | WHIP | | | |
| Sam McDowell, L ERA: 4.67 (1, 1) | 6.1 | L | 31 | 7 | 5 | 5 | 8 | 7 | 0 | 0 | 0 | 2 | 1 | 40 | 68 | 7.11 | 2.211 | | | |
| Barry Latman, R ERA: 4.75 (7, 1) | 1.2 | | 11 | 3 | 2 | 2 | 2 | 3 | 0 | 0 | 0 | 0 | 1 | 12 | 24 | 10.80 | 3.600 | | | |
| Gary Bell, R ERA: 4.81 (9, 1) | 1.0 | | 3 | 0 | 0 | 0 | 3 | 0 | 0 | 0 | 0 | 0 | 0 | 9 | 9 | 0.00 | 0.000 | | | |


| | |
|-----|----|
| AB | 34 |
| R | 7 |
| H | 10 |
| RBI | 6 |
| BB | 10 |
| SO | 13 |
| LOB | 22 |



| Batter | 1 | 2 | 3 | 4 | 5 | 6 | 7 | 8 | 9 | AB | R | H | RBI | BB | SO | LOB | BOTTOM | | | | | |
|---|---|---|---|---|--|---|---|---|---|---------------------------------|------------------------------|---------------------------------|------------------------------|---------------------------------|------------------------------|----------------------------------|--|----------------------------------|----------------------------------|------------------------------------|----------------------------------|--------|
| Vic Davalillo, L OBP: 0.295, SLG: 0.382 (1, 8) |  | |  | |  | | |  |  | 5 | 1 | 2 | 0 | 0 | 1 | 3 | Baltimore Orioles @ Cleveland Indians Cleveland Municipal Stadium, Cleveland, OH Fri May 24 1963, 7:05 PM EDT Att: 6,744 - Unknown | | | | | |
| Tony Martinez, R OBP: 0.180, SLG: 0.194 (1, 6) |  | |  | | |  | |  |  | 5 | 1 | 1 | 0 | 0 | 0 | 3 | | | | | | |
| Woodie Held, R OBP: 0.330, SLG: 0.474 (1, 4) |  | |  | | |  | |  | | 3 | 1 | 0 | 0 | 1 | 0 | 1 | | | | | | |
| Joe Adcock, R OBP: 0.317, SLG: 0.474 (8, PR) | |  | |  | |  | |  | | 4 | 0 | 1 | 2 | 0 | 0 | 0 | | | | | | |
| Pedro Ramos, S OBP: 0.125, SLG: 0.125 (9, 3) | | | | | | | |  | | 0 | 0 | 0 | 0 | 0 | 0 | 0 | | | | | | |
| Jerry Kindall, R OBP: 0.176, SLG: 0.133 (9, 3) | | | | | | | |  | | 0 | 0 | 0 | 0 | 0 | 0 | 0 | | | | | | |
| Tito Francona, L OBP: 0.331, SLG: 0.391 (1, 7) |  | | |  | | |  |  | | 4 | 0 | 1 | 1 | 0 | 1 | 1 | | | | | | |
| Max Alvis, R OBP: 0.295, SLG: 0.460 (1, 5) | |  | |  | | |  |  | | 4 | 0 | 1 | 0 | 0 | 1 | 2 | | | | | | |
| Gene Green, R OBP: 0.259, SLG: 0.261 (9, PR) | |  | | |  | |  | | | 3 | 0 | 0 | 0 | 1 | 1 | 2 | | | | | | |
| Ellis Burton, S OBP: 0.286, SLG: 0.387 (9, PR) | | | | | | | |  | | 0 | 0 | 0 | 0 | 0 | 0 | 0 | | | | | | |
| Doc Edwards, R OBP: 0.303, SLG: 0.323 (9, PH) | | |  | |  | |  | |  | 3 | 1 | 1 | 0 | 0 | 0 | 1 | | | | | | |
| John Romano, R OBP: 0.373, SLG: 0.511 (9, PH) | | | | | | | | | | 0 | 0 | 0 | 0 | 1 | 0 | 0 | | | | | | |
| Sam McDowell, L OBP: 0.286, SLG: 0.231 (1, 1) | | | | | | | | | | 1 | 0 | 1 | 0 | 0 | 0 | 0 | | | | | | |
| Barry Latman, R OBP: 0.200, SLG: 0.200 (7, 1) | | |  | | | | | | | 0 | 0 | 0 | 0 | 0 | 0 | 0 | | | | | | |
| Miguel de la Hoz, R OBP: 0.167, SLG: 0.222 (8, PH) | | | | | | | | | | 1 | 0 | 0 | 0 | 0 | 0 | 0 | | | | | | |
| Gary Bell, R (9, 1) | | | | | | | | | | 0 | 0 | 0 | 0 | 0 | 0 | 0 | | | | | | |
| Fred Whitfield, L OBP: 0.290, SLG: 0.414 (9, PH) | | | | | | | |  | | 1 | 0 | 0 | 0 | 0 | 1 | 2 | | | | | | |
| Inning Stats | R: 0 E: 0 K: 0 S: 3 | H: 0 LOB: 0 BB: 0 P: 3 | R: 0 E: 0 K: 0 S: 4 | H: 1 LOB: 1 BB: 0 P: 4 | R: 1 E: 1 K: 0 S: 5 | H: 2 LOB: 1 BB: 0 P: 5 | R: 0 E: 0 K: 1 S: 5 | H: 0 LOB: 0 BB: 0 P: 5 | R: 0 E: 0 K: 1 S: 6 | H: 1 LOB: 1 BB: 0 P: 6 | R: 0 E: 0 K: 0 S: 3 | H: 0 LOB: 0 BB: 0 P: 3 | R: 0 E: 0 K: 0 S: 4 | H: 1 LOB: 1 BB: 0 P: 4 | R: 3 E: 0 K: 1 S: 8 | H: 3 LOB: 1 BB: 1 P: 12 | R: 0 E: 0 K: 2 S: 7 | H: 0 LOB: 2 BB: 2 P: 15 | 1B: 6 2B: 2 3B: 0 HR: 0 | SF: 0 SAC: 1 DP: 0 HBP: 0 | WP: 0 PB: 0 SB: 0 CS: 0 | PA: 38 |
| PITCHER | IP | WLS | BF | H | R | ER | SO | BB | IBB | HBP | BLK | WP | HR | S | P | ERA | WHIP | | | | | |
| Mike McCormick, L ERA: 4.06 (1, 1) | 7.1 | W | 31 | 8 | 4 | 3 | 2 | 1 | 0 | 0 | 0 | 0 | 0 | 11 | 38 | 3.68 | 1.227 | | | | | |
| Dave McNally, L ERA: 4.66 (8, 1) | 1.2 | S | 7 | 0 | 0 | 0 | 3 | 2 | 0 | 0 | 0 | 0 | 0 | 11 | 19 | 0.00 | 1.200 | | | | | |



| Batter | 1 | 2 | 3 | 4 | 5 | 6 | 7 | 8 | 9 | AB | R | H | RBI | BB | SO | LOB | TOP | | | | | | | | | |
|---|------------------------------|---------------------------------|------------------------------|----------------------------------|------------------------------|---------------------------------|------------------------------|---------------------------------|------------------------------|---------------------------------|------------------------------|---------------------------------|------------------------------|----------------------------------|------------------------------|----------------------------------|--|------------------------------|----------------------------------|-----------------------------------|------------------------------------|----------------------------------|--------|--|--|--|
| Luis Aparicio, R OBP: 0.314, SLG: 0.380 | 6-3 | | 4-3 | | FC6-4 | | F9 | | | 5 | 0 | 1 | 1 | 0 | 0 | 5 | Baltimore Orioles @ Cleveland Indians Cleveland Municipal Stadium, Cleveland, OH Sun May 26 1963, 3:33 AM EDT Unknown | | | | | | | | | |
| Jerry Adair, R OBP: 0.212, SLG: 0.360 | | | F8 | | G5-4-3 | | SF8 | L5 | | 4 | 0 | 1 | 1 | 0 | 0 | 4 | | | | | | | | | | |
| Russ Snyder, L OBP: 0.269, SLG: 0.333 | G6-4-3 | | | | | | | | | 5 | 0 | 2 | 0 | 0 | 1 | 1 | | | | | | | | | | |
| Jim Gentile, L OBP: 0.398, SLG: 0.503 | | | | | | | | | | 3 | 3 | 2 | 3 | 2 | 0 | 1 | | | | | | | | | | |
| Brooks Robinson, R OBP: 0.352, SLG: 0.432 | | | | | | | | | | 5 | 3 | 2 | 2 | 0 | 0 | 3 | | | | | | | | | | |
| Boog Powell, L OBP: 0.333, SLG: 0.538 | | | | | | | | | | 4 | 1 | 1 | 2 | 1 | 0 | 1 | | | | | | | | | | |
| Jackie Brandt, R OBP: 0.311, SLG: 0.435 | | | | | | | | | | 5 | 1 | 3 | 1 | 0 | 1 | 1 | | | | | | | | | | |
| John Orsino, R OBP: 0.383, SLG: 0.455 | | | | | | | | | | 3 | 1 | 2 | 0 | 2 | 1 | 1 | | | | | | | | | | |
| Steve Barber, L Dick Hall, R Joe Garber, R Wes Stock, R Charlie Lau, L Bob Savarin, S Stu Miller, R | 4-3 | | | | | | | | | 1 | 0 | 0 | 0 | 0 | 0 | 0 |  | | | | | | | | | |
| Inning Stats | R: 0 E: 0 K: 0 S: 3 | H: 1 LOB: 0 BB: 0 P: 3 | R: 1 E: 0 K: 1 S: 6 | H: 1 LOB: 1 BB: 1 P: 10 | R: 0 E: 0 K: 0 S: 3 | H: 0 LOB: 0 BB: 0 P: 3 | R: 2 E: 0 K: 1 S: 7 | H: 2 LOB: 0 BB: 0 P: 7 | R: 0 E: 0 K: 0 S: 4 | H: 2 LOB: 1 BB: 0 P: 4 | R: 1 E: 0 K: 0 S: 4 | H: 1 LOB: 0 BB: 0 P: 4 | R: 3 E: 0 K: 0 S: 7 | H: 4 LOB: 2 BB: 1 P: 11 | R: 1 E: 0 K: 0 S: 4 | H: 2 LOB: 2 BB: 2 P: 12 | | R: 2 E: 0 K: 2 S: 9 | H: 2 LOB: 2 BB: 2 P: 17 | 1B: 11 2B: 2 3B: 0 HR: 2 | SF: 1 SAC: 0 DP: 2 HBP: 0 | WP: 0 PB: 0 SB: 0 CS: 0 | PA: 45 | | | |
| PITCHER | IP | WLS | BF | H | R | ER | SO | BB | IBB | HBP | BLK | WP | HR | S | P | ERA | WHIP | | | | | | | | | |
| Dick Donovan, R ERA: 4.3 | (1, 1) | 6.2 | L | 31 | 11 | 7 | 7 | 2 | 2 | 0 | 0 | 0 | 0 | 2 | 33 | 41 | 9.45 | 1.950 | | | | | | | | |
| Gary Bell, R ERA: 4.59 | (7, 1) | 1.1 | | 7 | 2 | 1 | 1 | 0 | 2 | 0 | 0 | 0 | 0 | 0 | 5 | 13 | 6.75 | 3.000 | | | | | | | | |
| Bob Allen, L ERA: 3.95 | (9, 1) | 1.0 | | 7 | 2 | 2 | 2 | 2 | 1 | 1 | 0 | 0 | 0 | 0 | 9 | 17 | 18.00 | 3.000 | | | | | | | | |

| Batter | 1 | 2 | 3 | 4 | 5 | 6 | 7 | 8 | 9 | AB | R | H | RBI | BB | SO | LOB | BOTTOM | | | | | | | | | |
|---|------------------------------|----------------------------------|------------------------------|---------------------------------|------------------------------|---------------------------------|------------------------------|----------------------------------|------------------------------|---------------------------------|------------------------------|---------------------------------|------------------------------|---------------------------------|------------------------------|---------------------------------|--|------------------------------|---------------------------------|-----------------------------------|------------------------------------|----------------------------------|--------|--|--|--|
| Dick Howser, R OBP: 0.321, SLG: 0.200 | 5-3 | | | | | | | | | 4 | 1 | 1 | 1 | 1 | 1 | 0 | Baltimore Orioles @ Cleveland Indians Cleveland Municipal Stadium, Cleveland, OH Sun May 26 1963, 3:33 AM EDT Unknown | | | | | | | | | |
| Vic Davallilo, L OBP: 0.314, SLG: 0.425 | | | | | | | | | | 5 | 2 | 2 | 0 | 0 | 0 | 4 | | | | | | | | | | |
| Woodie Held, R OBP: 0.339, SLG: 0.480 | | | | | | | | | | 5 | 0 | 2 | 2 | 0 | 1 | 1 | | | | | | | | | | |
| Joe Adcock, R OBP: 0.330, SLG: 0.470 | | | | | | | | | | 4 | 0 | 2 | 0 | 1 | 2 | 2 | | | | | | | | | | |
| John Romano, R Joe Azcue, R | | | | | | | | | | 2 | 0 | 0 | 1 | 1 | 0 | 2 | | | | | | | | | | |
| Al Luplow, L OBP: 0.298, SLG: 0.333 | | | | | | | | | | 1 | 0 | 0 | 0 | 0 | 0 | 0 | | | | | | | | | | |
| Max Alvis, R OBP: 0.277, SLG: 0.430 | | | | | | | | | | 3 | 1 | 1 | 1 | 1 | 1 | 2 | | | | | | | | | | |
| Jerry Kindall, R OBP: 0.238, SLG: 0.211 | | | | | | | | | | 4 | 0 | 0 | 0 | 0 | 1 | 4 | | | | | | | | | | |
| Dick Donovan, L Gary Bell, R Willie Kirkland, L Bob Allen, L | | | | | | | | | | 4 | 1 | 2 | 0 | 0 | 1 | 0 |  | | | | | | | | | |
| Inning Stats | R: 1 E: 0 K: 1 S: 8 | H: 3 LOB: 3 BB: 1 P: 12 | R: 0 E: 0 K: 2 S: 7 | H: 0 LOB: 0 BB: 0 P: 7 | R: 0 E: 0 K: 0 S: 4 | H: 2 LOB: 1 BB: 0 P: 4 | R: 5 E: 1 K: 0 S: 8 | H: 4 LOB: 2 BB: 2 P: 16 | R: 0 E: 0 K: 2 S: 7 | H: 0 LOB: 0 BB: 0 P: 7 | R: 0 E: 0 K: 0 S: 3 | H: 0 LOB: 0 BB: 0 P: 3 | R: 0 E: 0 K: 1 S: 5 | H: 1 LOB: 0 BB: 0 P: 5 | R: 0 E: 0 K: 0 S: 4 | H: 1 LOB: 2 BB: 1 P: 8 | | R: 0 E: 0 K: 2 S: 7 | H: 0 LOB: 0 BB: 0 P: 7 | 1B: 10 2B: 1 3B: 0 HR: 0 | SF: 1 SAC: 0 DP: 2 HBP: 0 | WP: 0 PB: 0 SB: 0 CS: 0 | PA: 41 | | | |
| PITCHER | IP | WLS | BF | H | R | ER | SO | BB | IBB | HBP | BLK | WP | HR | S | P | ERA | WHIP | | | | | | | | | |
| Steve Barber, L ERA: 2.27 | (1, 1) | 3.1 | | 21 | 9 | 6 | 4 | 3 | 0 | 1 | 0 | 0 | 0 | 0 | 2 | 6 | 0.00 | 0.000 | | | | | | | | |
| Dick Hall, R ERA: 5.14 | (4, 1) | 0.2 | | 3 | 0 | 0 | 0 | 0 | 0 | 0 | 0 | 0 | 0 | 0 | 2 | 6 | 0.00 | 0.000 | | | | | | | | |
| Wes Stock, R ERA: 2.61 | (5, 1) | 2.0 | W | 6 | 0 | 0 | 0 | 2 | 0 | 0 | 0 | 0 | 0 | 0 | 10 | 10 | 0.00 | 0.000 | | | | | | | | |
| Stu Miller, R ERA: 2.88 | (7, 1) | 3.0 | S | 11 | 2 | 0 | 0 | 3 | 1 | 0 | 0 | 0 | 0 | 0 | 16 | 20 | 0.00 | 1.000 | | | | | | | | |

| Batter | 1 | 2 | 3 | 4 | 5 | 6 | 7 | 8 | 9 | AB | R | H | RBI | BB | SO | LOB | TOP | | | |
|---|---|----------------------------------|------------------------------|---------------------------------|------------------------------|---------------------------------|------------------------------|---------------------------------|------------------------------|---------------------------------|------------------------------|---------------------------------|------------------------------|----------------------------------|------------------------------|---------------------------------|--|-----------------------------------|------------------------------------|----------------------------------|
| Luis Aparicio, R OBP: 0.316, SLG: 0.377 (1, 6) | | | | | | | | | | 4 | 2 | 1 | 0 | 0 | 0 | 2 | Baltimore Orioles @ Cleveland Indians Cleveland Municipal Stadium, Cleveland, OH Sun May 26 1963, 3:38 AM EDT Att: 8,209 - Unknown livebaseballscorecards.com | | | |
| Jerry Adair, R OBP: 0.213, SLG: 0.357 (1, 4) | | | | | | | | | | 4 | 1 | 1 | 0 | 0 | 3 | 1 | | | | |
| Al Smith, R OBP: 0.353, SLG: 0.449 (1, 9) | | | | | | | | | | 4 | 1 | 2 | 0 | 0 | 0 | 2 | | | | |
| Jim Gentile, L OBP: 0.392, SLG: 0.493 (1, 3) | | | | | | | | | | 5 | 0 | 1 | 1 | 0 | 0 | 4 | | | | |
| Brooks Robinson, R OBP: 0.365, SLG: 0.440 (1, 5) | | | | | | | | | | 4 | 1 | 3 | 2 | 1 | 0 | 1 | | | | |
| Boog Powell, L OBP: 0.331, SLG: 0.528 Bob Saverine, S OBP: 0.321, SLG: 0.250 (1, 7) (8, 8) | | | | | | | | | | 4 | 1 | 1 | 1 | 0 | 1 | 3 | | | | |
| Jackie Brandt, R OBP: 0.314, SLG: 0.448 (8, 7) | | | | | | | | | | 5 | 0 | 2 | 2 | 0 | 0 | 2 | | | | |
| Dick Brown, R OBP: 0.222, SLG: 0.286 (1, 2) | | | | | | | | | | 2 | 0 | 1 | 0 | 1 | 0 | 0 | | | | |
| Chuck Estrada, R OBP: 0.111, SLG: 0.111 Dave McNally, R (6, 1) Russ Snyder, L OBP: 0.266, SLG: 0.329 Wes Stock, R (7, 1) (7, 1) | | | | | | | | | | 2 | 0 | 0 | 0 | 0 | 1 | 1 | | | | |
| Inning Stats | R: 1 E: 0 K: 2 S: 10 | H: 3 LOB: 2 BB: 0 P: 10 | R: 0 E: 0 K: 1 S: 6 | H: 1 LOB: 1 BB: 0 P: 6 | R: 0 E: 0 K: 1 S: 6 | H: 1 LOB: 0 BB: 0 P: 3 | R: 0 E: 0 K: 0 S: 5 | H: 0 LOB: 0 BB: 0 P: 5 | R: 0 E: 0 K: 0 S: 4 | H: 1 LOB: 1 BB: 0 P: 4 | R: 0 E: 0 K: 1 S: 6 | H: 1 LOB: 1 BB: 0 P: 6 | R: 3 E: 0 K: 1 S: 8 | H: 3 LOB: 2 BB: 2 P: 16 | R: 2 E: 1 K: 0 S: 6 | H: 2 LOB: 2 BB: 0 P: 7 | | 1B: 10 2B: 1 3B: 1 HR: 0 | SF: 0 SAC: 3 DP: 0 HBP: 1 | WP: 0 PB: 0 SB: 3 CS: 0 |
| PITCHER | IP WLS BF H R ER SO BB IBB HBP BLK WP HR S P ERA WHIP | | | | | | | | | | | | | | | | | | | |
| Mudcat Grant, R ERA: 4.05 Jerry Walker, R ERA: 5.71 | (1, 1) (9, 1) | 8.1 0.2 | L 3 | 40 1 | 11 0 | 6 0 | 5 0 | 7 0 | 0 0 | 0 0 | 0 0 | 0 0 | 0 0 | 0 3 | 3 3 | 0.00 0.00 | 1.500 | | | |

| Batter | 1 | 2 | 3 | 4 | 5 | 6 | 7 | 8 | 9 | AB | R | H | RBI | BB | SO | LOB | BOTTOM | |
|---|---|----------------------------------|------------------------------|---------------------------------|------------------------------|----------------------------------|------------------------------|---------------------------------|------------------------------|---------------------------------|------------------------------|---------------------------------|------------------------------|---------------------------------|----------------------------------|------------------------------------|--|----------------------------------|
| Dick Howser, R OBP: 0.351, SLG: 0.196 (1, 6) | | | | | | | | | | 1 | 1 | 0 | 0 | 3 | 0 | 0 | Baltimore Orioles @ Cleveland Indians Cleveland Municipal Stadium, Cleveland, OH Sun May 26 1963, 3:38 AM EDT Att: 8,209 - Unknown livebaseballscorecards.com | |
| Vic Davallilo, L OBP: 0.311, SLG: 0.420 (1, 8) | | | | | | | | | | 4 | 0 | 1 | 1 | 0 | 0 | 2 | | |
| Woodie Held, R OBP: 0.336, SLG: 0.467 (1, 4) | | | | | | | | | | 3 | 0 | 0 | 0 | 0 | 1 | 3 | | |
| Fred Whitfield, L OBP: 0.254, SLG: 0.364 (1, 3) | | | | | | | | | | 4 | 0 | 0 | 0 | 0 | 0 | 5 | | |
| Tito Francona, L OBP: 0.318, SLG: 0.373 (1, 7) | | | | | | | | | | 4 | 0 | 1 | 0 | 0 | 0 | 2 | | |
| Max Alvis, R OBP: 0.284, SLG: 0.440 (1, 5) | | | | | | | | | | 4 | 0 | 2 | 0 | 0 | 0 | 1 | | |
| Al Luplow, L OBP: 0.257, SLG: 0.318 (1, 9) | | | | | | | | | | 3 | 0 | 0 | 0 | 1 | 2 | 2 | | |
| Joe Azcue, R (1, 2) | | | | | | | | | | 3 | 0 | 0 | 0 | 1 | 0 | 3 | | |
| Mudcat Grant, R OBP: 0.118, SLG: 0.176 Jerry Walker, S OBP: 0.333, SLG: 0.200 Willie Kirkland, L OBP: 0.296, SLG: 0.339 (1, 1) (9, 1) (9, PH) | | | | | | | | | | 3 | 0 | 1 | 0 | 0 | 1 | 4 | | |
| Inning Stats | R: 0 E: 0 K: 1 S: 6 | H: 1 LOB: 2 BB: 1 P: 10 | R: 0 E: 0 K: 1 S: 5 | H: 0 LOB: 0 BB: 0 P: 5 | R: 0 E: 0 K: 0 S: 4 | H: 1 LOB: 2 BB: 1 P: 10 | R: 0 E: 0 K: 0 S: 6 | H: 1 LOB: 1 BB: 1 P: 8 | R: 0 E: 0 K: 0 S: 3 | H: 0 LOB: 1 BB: 1 P: 7 | R: 0 E: 0 K: 1 S: 6 | H: 1 LOB: 0 BB: 0 P: 6 | R: 0 E: 0 K: 0 S: 3 | H: 0 LOB: 0 BB: 0 P: 3 | 1B: 4 2B: 1 3B: 0 HR: 0 | SF: 1 SAC: 1 DP: 0 HBP: 1 | | WP: 1 PB: 0 SB: 2 CS: 0 |
| PITCHER | IP WLS BF H R ER SO BB IBB HBP BLK WP HR S P ERA WHIP | | | | | | | | | | | | | | | | | |
| Chuck Estrada, R ERA: 4.03 Dave McNally, L ERA: 4.5 Wes Stock, R ERA: 2.28 | (1, 1) (6, 1) (7, 1) | 5.0 1.0 3.0 | W 5 | 22 1 | 3 0 | 0 0 | 0 0 | 0 0 | 0 1 | 0 0 | 0 0 | 0 0 | 0 4 | 8 8 | 0.00 0.00 | 2.000 | | |

| Batter | 1 | 2 | 3 | 4 | 5 | 6 | 7 | 8 | 9 | 10 | 11 | AB | R | H | RBI | BB | SO | LOB | TOP | |
|---|---|---|------------------------------|----------------------------------|------------------------------|---------------------------------|------------------------------|---------------------------------|------------------------------|---------------------------------|------------------------------|---------------------------------|------------------------------|---------------------------------|------------------------------|---------------------------------|----------------------------------|------------------------------------|----------------------------------|--------|
| Luis Aparicio, R OBP: 0.320, SLG: 0.380 (1, 6) | 4-3 | | WP 1B | | 5-3 | | S 1B | | F6 | | | 5 | 0 | 2 | 0 | 0 | 0 | 1 | | |
| Jerry Adair, R OBP: 0.225, SLG: 0.366 (1, 4) | L8 1B | | F8 | | | 1B 2B | L6 | | | F3 | | 5 | 1 | 2 | 0 | 0 | 0 | 2 | | |
| Al Smith, R OBP: 0.364, SLG: 0.469 (1, 9) | L8 | | K | | | S 1B | 4-3 | | | K2-3 | | 5 | 1 | 1 | 1 | 0 | 2 | 3 | | |
| Jim Gentile, L OBP: 0.384, SLG: 0.471 (1, 3) | | 2B BB | | K | | K | | F2 | | 4-3 | | 4 | 0 | 0 | 0 | 1 | 2 | 1 | | |
| Brooks Robinson, R OBP: 0.353, SLG: 0.423 (1, 5) | | K | | F7 | | 3B 1B | | K | | | 6-3 | 5 | 1 | 1 | 1 | 0 | 2 | 1 | | |
| Boog Powell, L OBP: 0.333, SLG: 0.539 Bob Saverine, S OBP: 0.310, SLG: 0.240 (1, 7) (11, 8) | | K | | F9 | | SF7 3B | | | | 4-3 | | 5 | 1 | 2 | 1 | 0 | 1 | 1 | | |
| Jackie Brandt, R OBP: 0.302, SLG: 0.437 (1, 8) (11, 7) | | 2B | | F6 | | SF7 | | F9 | | 6-3 | | 4 | 0 | 1 | 1 | 0 | 0 | 1 | | |
| John Orsino, R OBP: 0.383, SLG: 0.442 (1, 2) | 6-3 | | | 6-3 | | 5-3 | | | F4 | | | 4 | 0 | 0 | 0 | 0 | 0 | 2 | | |
| Mike McCormick, L OBP: 0.300, SLG: 0.396 Dick Hall, R OBP: 0.303, SLG: 0.300 Rube Stewart, R OBP: 0.298, SLG: 0.318 Dave McNally, R OBP: 0.298, SLG: 0.318 Wes Stock, R OBP: 0.298, SLG: 0.318 Dean Stone, L OBP: 0.298, SLG: 0.318 Stu Miller, R OBP: 0.298, SLG: 0.318 (1, 1) (6, 1) (9, PH) (8, 1) (8, 1) (8, 1) (11, 1) | | | F9 | | | 1B | F7 | | F6 | | | 2 | 0 | 1 | 0 | 0 | 0 | 0 | | |
| Inning Stats | R: 0 E: 0 K: 0 S: 3 | H: 1 LOB: 1 BB: 0 P: 3 | R: 0 E: 0 K: 2 S: 8 | H: 1 LOB: 2 BB: 1 P: 12 | R: 0 E: 0 K: 1 S: 6 | H: 1 LOB: 1 BB: 0 P: 6 | R: 0 E: 0 K: 1 S: 5 | H: 0 LOB: 0 BB: 0 P: 5 | R: 0 E: 0 K: 0 S: 4 | H: 1 LOB: 1 BB: 0 P: 4 | R: 0 E: 0 K: 1 S: 6 | H: 0 LOB: 0 BB: 0 P: 3 | R: 0 E: 0 K: 0 S: 5 | H: 0 LOB: 0 BB: 0 P: 5 | R: 0 E: 0 K: 0 S: 3 | H: 0 LOB: 0 BB: 0 P: 3 | 1B: 7 2B: 2 3B: 1 HR: 0 | SF: 1 SAC: 0 DP: 0 HBP: 0 | WP: 1 PB: 0 SB: 2 CS: 0 | PA: 43 |
| PITCHER | IP WLS BF H R ER SO BB IBB HBP BLK WP HR S P ERA WHIP | IP WLS BF H R ER SO BB IBB HBP BLK WP HR S P ERA WHIP | | | | | | | | | | | | | | | | | | |
| Dave Wickersham, R ERA: 3.52 Bill Fischer, R ERA: 1.53 (1, 1) (7, 1) | 6.1 4.2 W 15 1 0 0 2 0 0 0 0 0 0 19 19 0.00 0.214 | | | | | | | | | | | | | | | | | | | |

Baltimore Orioles @ Kansas City Athletics
Municipal Stadium, Kansas City, MO
Wed May 29 1963, 8:05 PM EDT
Att: 12,987 - Unknown


| | |
|-----|----|
| AB | 41 |
| R | 4 |
| H | 10 |
| RBI | 4 |
| BB | 1 |
| SO | 7 |
| LOB | 12 |



| Batter | 1 | 2 | 3 | 4 | 5 | 6 | 7 | 8 | 9 | 10 | 11 | AB | R | H | RBI | BB | SO | LOB | BOTTOM | |
|--|---|---|------------------------------|---------------------------------|------------------------------|---------------------------------|------------------------------|----------------------------------|------------------------------|---------------------------------|------------------------------|----------------------------------|------------------------------|---------------------------------|------------------------------|----------------------------------|----------------------------------|------------------------------------|----------------------------------|--------|
| Wayne Causey, L OBP: 0.400, SLG: 0.490 (1, 6) | K | | FC4-6 | | L4 | | F7 | | SH5-4 | | 1B IBB | 5 | 0 | 1 | 0 | 0 | 1 | 1 | | |
| Gino Cimoli, R OBP: 0.341, SLG: 0.408 (1, 9) | E5 1B | | K | | 5-3 | | FC5-4 1B | | BB BB | | 1B IBB | 4 | 0 | 2 | 0 | 2 | 1 | 1 | | |
| Ed Charles, R OBP: 0.387, SLG: 0.395 (1, 5) | F8 | | | SH2-3 2B 1B | | 2-6 1B | FC5-4 | | BB BB | | 1B | 5 | 1 | 3 | 1 | 1 | 0 | 2 | | |
| Norm Siebern, L OBP: 0.351, SLG: 0.391 (1, 3) | 3-1 | | | E9 2B SH2-3 | | 2-6 | K | | K | | 1B | 5 | 2 | 1 | 1 | 0 | 2 | 6 | | |
| Chuck Essegian, R OBP: 0.174, SLG: 0.337 Bobby Del Greco, R (10, PR) OBP: 0.250, SLG: 0.297 (1, 7) (11, 8) | | 5-3 | | SH2-3 | | F7 | | 1-3 | | | G5-6-3 1B | 4 | 0 | 1 | 0 | 0 | 0 | 0 | | |
| Doc Edwards, R OBP: 0.317, SLG: 0.316 (1, 2) | | 5-3 | | 2B IBB | | F8 | | F6 | | G5-6-3 | 1B | 4 | 1 | 0 | 0 | 1 | 0 | 1 | | |
| Jerry Lumpe, L OBP: 0.275, SLG: 0.319 (1, 4) | F8 | | | 1H 2H 3H 2B | | 2B | | F7 | | L4 | | 5 | 0 | 2 | 3 | 0 | 0 | 1 | | |
| John Wojcik, L OBP: 0.235, SLG: 0.133 (1, 7) George Alusk, R OBP: 0.328, SLG: 0.392 (11, PH) | | | 4-3 | | L5 | | IBB | | K | | FC4-6 BB | 3 | 0 | 0 | 0 | 1 | 1 | 1 | | |
| Dave Wickersham, R OBP: 0.314, SLG: 0.337 Bill Fischer, R OBP: 0.250, SLG: 0.297 Ted Bowsfeld, R OBP: 0.235, SLG: 0.143 (1, 1) (7, 1) (11, PR) | | | FC4-6 1B | | K | | 3-1 | | BB SH5-4 HBP | | FC4-6 1B | 3 | 0 | 1 | 0 | 0 | 1 | 3 | | |
| Inning Stats | R: 0 E: 1 K: 1 S: 6 | H: 1 LOB: 1 BB: 0 P: 6 | R: 0 E: 0 K: 0 S: 3 | H: 0 LOB: 0 BB: 0 P: 3 | R: 0 E: 0 K: 1 S: 6 | H: 1 LOB: 1 BB: 0 P: 6 | R: 3 E: 1 K: 1 S: 8 | H: 2 LOB: 1 BB: 1 P: 12 | R: 0 E: 0 K: 0 S: 3 | H: 1 LOB: 0 BB: 0 P: 3 | R: 0 E: 0 K: 2 S: 7 | H: 0 LOB: 3 BB: 2 P: 16 | R: 0 E: 0 K: 0 S: 3 | H: 1 LOB: 1 BB: 0 P: 3 | R: 1 E: 0 K: 0 S: 3 | H: 2 LOB: 3 BB: 2 P: 11 | 1B: 8 2B: 2 3B: 0 HR: 1 | SF: 0 SAC: 2 DP: 1 HBP: 1 | WP: 0 PB: 0 SB: 0 CS: 0 | PA: 48 |
| PITCHER | IP WLS BF H R ER SO BB IBB HBP BLK WP HR S P ERA WHIP | IP WLS BF H R ER SO BB IBB HBP BLK WP HR S P ERA WHIP | | | | | | | | | | | | | | | | | | |
| Mike McCormick, L ERA: 4.25 Dick Hall, R ERA: 4.5 Dave McNally, L ERA: 4.4 Wes Stock, R ERA: 2.28 Dean Stone, L ERA: 6.35 (1, 1) (6, 1) (9, 1) (9, 1) (9, 1) | 5.0 3.0 0.2 0.0 1.2 | 5.0 3.0 0.2 0.0 1.2 | | | | | | | | | | | | | | | | | | |
| PITCHER | IP WLS BF H R ER SO BB IBB HBP BLK WP HR S P ERA WHIP | IP WLS BF H R ER SO BB IBB HBP BLK WP HR S P ERA WHIP | | | | | | | | | | | | | | | | | | |
| Stu Miller, R ERA: 3.08 (11, 1) | 0.0 0.0 0.2 0.0 1.2 | 0.0 0.0 0.2 0.0 1.2 | | | | | | | | | | | | | | | | | | |

Baltimore Orioles @ Kansas City Athletics
Municipal Stadium, Kansas City, MO
Wed May 29 1963, 8:05 PM EDT
Att: 12,987 - Unknown

| | |
|-----|----|
| AB | 39 |
| R | 5 |
| H | 11 |
| RBI | 5 |
| BB | 6 |
| SO | 6 |
| LOB | 17 |



| Batter | 1 | 2 | 3 | 4 | 5 | 6 | 7 | 8 | 9 | AB | R | H | RBI | BB | SO | LOB | TOP | | | |
|---|---|---------------------------------|------------------------------|---------------------------------|------------------------------|----------------------------------|------------------------------|---------------------------------|------------------------------|---------------------------------|------------------------------|---------------------------------|------------------------------|---------------------------------|------------------------------|---------------------------------|--|------------------------------------|----------------------------------|--------|
| Luis Aparicio, R OBP: 0.306, SLG: 0.363 (1, 6) | F9 | | E9 S 1B | | F8 | | 6-3 | | F8 | 5 | 1 | 0 | 0 | 0 | 0 | 2 | Baltimore Orioles @ Los Angeles Angels Dodger Stadium, Los Angeles, CA Fri May 31 1963, 7:05 PM PDT Att: 9,172 - Unknown | | | |
| Jerry Adair, R OBP: 0.231, SLG: 0.364 (1, 4) | F9 | | S 1B | | 5-3 | | | 2B | K | 5 | 2 | 2 | 0 | 0 | 1 | 1 | | | | |
| Al Smith, R OBP: 0.367, SLG: 0.473 (1, 9) | F8 | | 1B | | 6-3 | | | F8 1-H | SF8 2B | 3 | 1 | 1 | 1 | 1 | 0 | 0 | | | | |
| Jim Gentile, L OBP: 0.383, SLG: 0.460 (1, 3) | | 4-3 | 1B | | L3 | | | BB | BB | 3 | 0 | 1 | 2 | 1 | 0 | 0 | | | | |
| Brooks Robinson, R OBP: 0.343, SLG: 0.410 (1, 5) | | E3 FC3-6 | L5 | | L7 | | | F8 | F8 | 4 | 0 | 0 | 0 | 0 | 0 | 4 | | | | |
| Boog Powell, L OBP: 0.336, SLG: 0.530 (1, 7) | | FC3-6 | | | 1-3 | | | SF8 | SF8 | 2 | 0 | 0 | 1 | 1 | 0 | 1 | | | | |
| Jackie Brandt, R OBP: 0.290, SLG: 0.418 (1, 8) | | F8 | | | 6-3 | | | F5 | B2-3 | 4 | 0 | 0 | 0 | 0 | 0 | 3 | | | | |
| John Orsino, R OBP: 0.370, SLG: 0.424 (1, 2) | | | F3 | | F3 | | | K | 6-3 | 4 | 0 | 0 | 0 | 0 | 1 | 1 | | | | |
| Mitt Pappas, R OBP: 0.167, SLG: 0.118 (1, 1) | | | K | | L5 | | | | | 2 | 0 | 0 | 0 | 0 | 1 | 1 | | | | |
| Dick Hall, R OBP: 0.571, SLG: 0.571 (5, 1) | | | | | | | | | | 1 | 0 | 1 | 0 | 0 | 0 | 0 | | | | |
| Russ Snyder, L OBP: 0.264, SLG: 0.325 (9, PH) | | | | | | | | | | 1 | 0 | 1 | 0 | 0 | 0 | 0 | | | | |
| Inning Stats | R: 0 E: 0 K: 0 S: 3 | H: 0 LOB: 0 BB: 0 P: 3 | R: 0 E: 1 K: 0 S: 4 | H: 0 LOB: 1 BB: 0 P: 4 | R: 2 E: 1 K: 1 S: 8 | H: 2 LOB: 2 BB: 1 P: 12 | R: 0 E: 0 K: 0 S: 3 | H: 0 LOB: 1 BB: 1 P: 7 | R: 0 E: 0 K: 0 S: 3 | H: 0 LOB: 0 BB: 0 P: 3 | R: 0 E: 0 K: 1 S: 6 | H: 1 LOB: 1 BB: 0 P: 6 | R: 2 E: 0 K: 0 S: 5 | H: 2 LOB: 1 BB: 0 P: 9 | R: 0 E: 0 K: 1 S: 6 | H: 1 LOB: 1 BB: 0 P: 6 | 1B: 4 2B: 2 3B: 0 HR: 0 | SF: 1 SAC: 0 DP: 0 HBP: 0 | WP: 0 PB: 0 SB: 2 CS: 0 | PA: 38 |
| PITCHER | IP WLS BF H R ER SO BB IBB HBP BLK WP HR S P ERA WHIP | | | | | | | | | | | | | | | | | | | |
| Dan Osinski, R ERA: 2.93 (1, 1) | 7.0 W 31 5 4 2 2 3 0 0 0 0 0 0 32 44 2.57 1.143 | | | | | | | | | | | | | | | | | | | |
| Julio Navarro, R ERA: 2.5 (8, 1) | 2.0 S 7 1 0 0 1 0 0 0 0 0 0 0 9 9 0.00 0.500 | | | | | | | | | | | | | | | | | | | |

| Batter | 1 | 2 | 3 | 4 | 5 | 6 | 7 | 8 | 9 | AB | R | H | RBI | BB | SO | LOB | BOTTOM | | | |
|---|---|---------------------------------|------------------------------|---------------------------------|------------------------------|---------------------------------|------------------------------|---------------------------------|-------------------------------|----------------------------------|------------------------------|---------------------------------|------------------------------|---------------------------------|------------------------------|---------------------------------|--|------------------------------------|----------------------------------|--------|
| Albie Pearson, L OBP: 0.394, SLG: 0.394 (1, 8) | F8 | | G3 | | 1B | | F6 | | | 5 | 1 | 2 | 0 | 0 | 0 | 0 | Baltimore Orioles @ Los Angeles Angels Dodger Stadium, Los Angeles, CA Fri May 31 1963, 7:05 PM PDT Att: 9,172 - Unknown | | | |
| Joe Koppe, R OBP: 0.351, SLG: 0.288 (1, 6) | FC3-6 1B | | WP E HBP | | 1B | | | F4 | | 4 | 1 | 3 | 2 | 0 | 0 | 0 | | | | |
| Leon Wagner, L OBP: 0.304, SLG: 0.615 (1, 7) | FC3-6 1B | | E9 1-H | | G3 | | | 4-3 | | 5 | 1 | 2 | 1 | 0 | 0 | 2 | | | | |
| Lee Thomas, L OBP: 0.276, SLG: 0.294 (1, 9) | FC3-6 | | K | | F7 | | | K | | 5 | 0 | 0 | 0 | 0 | 3 | 5 | | | | |
| Bob Perry, R OBP: 0.243, SLG: 0.361 (9, 9) | FC3-6 1-2 2-3 | | K | | F7 | | | K | | 0 | 0 | 0 | 0 | 0 | 0 | 0 | | | | |
| Charlie Dees, L OBP: 0.467, SLG: 0.769 (1, 3) | 6-3 | | | | | | | K | | 4 | 1 | 3 | 2 | 0 | 0 | 2 | | | | |
| Buck Rodgers, S OBP: 0.273, SLG: 0.299 (1, 2) | | | 4-3 | | | | | F9 | | 4 | 1 | 2 | 0 | 0 | 0 | 2 | | | | |
| George Thomas, R OBP: 0.259, SLG: 0.344 (1, 5) | | 6-3 | | | 1-3 | | | F3 | | 4 | 0 | 0 | 0 | 0 | 1 | 2 | | | | |
| Billy Moran, R OBP: 0.289, SLG: 0.316 (1, 4) | | | | | 5-3 | | | L6 | | 4 | 0 | 2 | 1 | 0 | 0 | 0 | | | | |
| Dan Osinski, R OBP: 0.077, SLG: 0.077 (1, 1) | | | | | | | | F3 | | 4 | 2 | 1 | 0 | 0 | 1 | 2 | | | | |
| Julio Navarro, R OBP: 0.400, SLG: 0.333 (8, 1) | | | | | 1B | | | FC5-4 1B | | 0 | 0 | 0 | 0 | 0 | 0 | 0 | | | | |
| Inning Stats | R: 0 E: 0 K: 0 S: 5 | H: 2 LOB: 2 BB: 0 P: 5 | R: 0 E: 0 K: 1 S: 6 | H: 2 LOB: 1 BB: 0 P: 6 | R: 2 E: 1 K: 1 S: 7 | H: 1 LOB: 1 BB: 0 P: 8 | R: 2 E: 0 K: 0 S: 7 | H: 4 LOB: 2 BB: 0 P: 7 | R: 3 E: 0 K: 1 S: 10 | H: 5 LOB: 2 BB: 0 P: 10 | R: 0 E: 0 K: 1 S: 6 | H: 1 LOB: 1 BB: 0 P: 6 | R: 0 E: 0 K: 0 S: 3 | H: 0 LOB: 0 BB: 0 P: 3 | R: 0 E: 0 K: 1 S: 5 | H: 0 LOB: 0 BB: 0 P: 5 | 1B: 13 2B: 1 3B: 0 HR: 1 | SF: 0 SAC: 0 DP: 0 HBP: 1 | WP: 1 PB: 0 SB: 0 CS: 0 | PA: 40 |
| PITCHER | IP WLS BF H R ER SO BB IBB HBP BLK WP HR S P ERA WHIP | | | | | | | | | | | | | | | | | | | |
| Mitt Pappas, R ERA: 2.29 (1, 1) | 4.1 L 26 12 7 5 3 0 0 0 0 0 0 0 31 32 10.38 2.769 | | | | | | | | | | | | | | | | | | | |
| Dick Hall, R ERA: 3.9 (5, 1) | 3.2 14 3 0 0 2 0 0 0 0 0 0 0 18 18 0.00 0.818 | | | | | | | | | | | | | | | | | | | |



| Batter | 1 | 2 | 3 | 4 | 5 | 6 | 7 | 8 | 9 | AB | R | H | RBI | BB | SO | LOB | TOP | | | | | |
|--|--|---------------------------------|------------------------------|---------------------------------|------------------------------|----------------------------------|------------------------------|---------------------------------|------------------------------|---------------------------------|------------------------------|---------------------------------|------------------------------|---------------------------------|------------------------------|---------------------------------|---|------------------------------|---------------------------------|----------------------------------|------------------------------------|----------------------------------|
| Luis Aparicio, R (1, 6) OBP: 0.310, SLG: 0.364 | 0-0 CS 1B | | 4-0 PB BB | | 0-0 SF9 | | | 0-0 6-3 | | 2 | 0 | 1 | 1 | 1 | 0 | 0 | Baltimore Orioles @ Los Angeles Angels Dodger Stadium, Los Angeles, CA Sat Jun 01 1963, 7:05 PM PDT Att: 12,696 - Unknown | | | | | |
| Bob Saverine, S (1, 8) OBP: 0.303, SLG: 0.241 | 0-3 K | | 0-3 K | | 2-3 3-H 0-0 G3 | | | 0-0 G3 1B | | 4 | 0 | 1 | 0 | 0 | 2 | 3 | | | | | | |
| Russ Snyder, L (1, 9) OBP: 0.253, SLG: 0.310 | 0-0 3-1 | | | 0-3 K | 0-0 3-1 | | | 0-0 G3 | | 4 | 0 | 0 | 0 | 0 | 1 | 2 | | | | | | |
| Jim Gentile, L (1, 3) OBP: 0.386, SLG: 0.458 | | 4-0 1-3 BB | | 0-0 FC6-4 E 1B | | | | 0-0 4-3 | | 3 | 0 | 1 | 0 | 1 | 0 | 1 | | | | | | |
| Brooks Robinson, R (1, 5) OBP: 0.337, SLG: 0.401 | | 0-0 1-3 | | 0-0 E5 FC6-4 1B | | | | 0-0 F2 | | 4 | 0 | 0 | 0 | 0 | 0 | 2 | | | | | | |
| Boog Powell, L (1, 7) OBP: 0.327, SLG: 0.514 | | 0-3 K | | 0-0 FC6-4 | | | | 0-0 4-3 | | 4 | 0 | 0 | 0 | 0 | 1 | 3 | | | | | | |
| Jerry Adair, R (1, 4) OBP: 0.225, SLG: 0.355 | | 0-0 5-3 | | 0-0 1-3 | | | | 0-0 5-3 | | 4 | 0 | 0 | 0 | 0 | 0 | 4 | | | | | | |
| Dick Brown, R (1, 2) OBP: 0.235, SLG: 0.298 | | | 0-0 5-3 | | 4-0 2B SF9 BB | | | 0-0 5-3 | | 2 | 1 | 0 | 0 | 1 | 0 | 0 | | | | | | |
| Chuck Estrada, R (1, 1) Dean Stone, L (3, 1) Joe Gaines, R (5, PH) Dave McNally, R (5, 1) Al Smith, R (7, PH) Wes Stock, R (7, 1) | | 0-3 K | | 0-0 SF9 1-3 2B | | | | 0-0 6-3 | | 1 | 0 | 0 | 0 | 0 | 0 | 0 | | | | | | |
| Inning Stats | R: 0 E: 0 K: 1 S: 5 | H: 1 LOB: 0 BB: 0 P: 5 | R: 0 E: 0 K: 1 S: 5 | H: 0 LOB: 1 BB: 1 P: 9 | R: 0 E: 0 K: 2 S: 7 | H: 0 LOB: 1 BB: 1 P: 11 | R: 0 E: 1 K: 1 S: 7 | H: 1 LOB: 2 BB: 0 P: 7 | R: 1 E: 0 K: 0 S: 4 | H: 1 LOB: 1 BB: 1 P: 8 | R: 0 E: 0 K: 0 S: 3 | H: 0 LOB: 0 BB: 0 P: 3 | R: 0 E: 0 K: 0 S: 3 | H: 0 LOB: 0 BB: 0 P: 3 | R: 0 E: 1 K: 0 S: 4 | H: 1 LOB: 1 BB: 0 P: 4 | | R: 0 E: 1 K: 0 S: 3 | H: 0 LOB: 0 BB: 0 P: 3 | 1B: 3 2B: 1 3B: 0 HR: 0 | SF: 1 SAC: 0 DP: 1 HBP: 0 | WP: 0 PB: 1 SB: 1 CS: 0 |
| PITCHER Ken McBride, R (1, 1) ERA: 2.96 | IP: 9.0 WLS: W BF: 34 H: 4 R: 1 ER: 1 SO: 5 BB: 3 IBB: 0 HBP: 0 BLK: 0 WP: 0 HR: 0 S: 41 P: 53 ERA: 1.00 WHIP: 0.778 | | | | | | | | | | | | | | | PITCHER | | | | | | |

| Batter | 1 | 2 | 3 | 4 | 5 | 6 | 7 | 8 | 9 | AB | R | H | RBI | BB | SO | LOB | BOTTOM | | | |
|--|---|---------------------------------|------------------------------|---------------------------------|------------------------------|---------------------------------|------------------------------|---------------------------------|------------------------------|---------------------------------|------------------------------|---------------------------------|------------------------------|---------------------------------|------------------------------|---------------------------------|---|-----------------------------------|------------------------------------|----------------------------------|
| Albie Pearson, L (1, 8) OBP: 0.394, SLG: 0.394 | 0-0 F8 | 0-0 F9 | | 0-0 G3 | | 0-0 FC4-6-2 SF9 1B | | 0-0 E S 1B | | 5 | 1 | 2 | 0 | 0 | 0 | 1 | Baltimore Orioles @ Los Angeles Angels Dodger Stadium, Los Angeles, CA Sat Jun 01 1963, 7:05 PM PDT Att: 12,696 - Unknown | | | |
| Joe Koppe, R (1, 6) OBP: 0.339, SLG: 0.286 | 0-0 F4 | | 0-0 F2 | 0-0 F4 | | 0-0 SF9 | | 0-0 G6-4-3 1B | | 4 | 0 | 1 | 2 | 0 | 0 | 1 | | | | |
| Leon Wagner, L (1, 7) Bob Perry, R (6, 7) OBP: 0.237, SLG: 0.351 | 0-0 1B | | 0-0 1B | | 0-0 6-3 | | 0-0 FC6-2 BB | | 0-0 G6-4-3 | | 3 | 2 | 2 | 0 | 1 | 0 | | | | |
| Charlie Dees, L (1, 3) OBP: 0.526, SLG: 0.765 | 0-0 1B | | 0-0 1B | | 0-0 1B | | 0-0 FC4-6-2 | | 0-0 1-2 2-3 | | 4 | 1 | 3 | 0 | 0 | 2 | | | | |
| Buck Rodgers, S (1, 2) OBP: 0.296, SLG: 0.318 | 0-0 1B | | 0-0 BB | | 0-0 1B | | 0-0 1B | | 0-0 1B | | 3 | 1 | 3 | 2 | 1 | 0 | | | | |
| Lee Thomas, L (1, 9) OBP: 0.281, SLG: 0.295 | 0-0 F8 | | 0-0 1-3 2-H 1B | | 0-0 E 1B | | 0-0 1B | | 0-0 F8 | | 3 | 0 | 1 | 1 | 1 | 0 | | | | |
| Felix Torres, R (1, 5) OBP: 0.300, SLG: 0.336 | | 0-0 F8 | 0-0 G5-4-3 | | 0-0 F8 | | 0-0 G5-4-3 1B | | 0-0 1B | | 4 | 0 | 1 | 0 | 0 | 4 | | | | |
| Billy Moran, R (1, 4) OBP: 0.294, SLG: 0.332 | | 0-0 HR | | 4-0 SH1-4 BB | | 0-0 F9 | | 0-0 G5-4-3 | | 3 | 1 | 1 | 1 | 1 | 0 | 3 | | | | |
| Ken McBride, R (1, 1) OBP: 0.214, SLG: 0.370 | | 0-0 6-3 | | 0-0 SH1-4 | | 0-0 1B SF9 2B | | 0-0 6-3 | | 3 | 1 | 1 | 0 | 0 | 0 | 0 | | | | |
| Inning Stats | R: 1 E: 0 K: 0 S: 6 | H: 3 LOB: 2 BB: 0 P: 6 | R: 1 E: 0 K: 0 S: 4 | H: 1 LOB: 0 BB: 0 P: 4 | R: 1 E: 0 K: 0 S: 5 | H: 3 LOB: 2 BB: 1 P: 9 | R: 0 E: 0 K: 0 S: 3 | H: 0 LOB: 1 BB: 1 P: 7 | R: 2 E: 0 K: 0 S: 6 | H: 3 LOB: 1 BB: 0 P: 6 | R: 1 E: 0 K: 0 S: 4 | H: 2 LOB: 1 BB: 1 P: 8 | R: 0 E: 0 K: 0 S: 3 | H: 1 LOB: 1 BB: 1 P: 7 | R: 1 E: 0 K: 0 S: 4 | H: 2 LOB: 0 BB: 0 P: 4 | | 1B: 13 2B: 2 3B: 0 HR: 1 | SF: 1 SAC: 1 DP: 4 HBP: 0 | WP: 0 PB: 0 SB: 1 CS: 0 |
| PITCHER Chuck Estrada, R (1, 1) Dean Stone, L (3, 1) Dave McNally, L (5, 1) Wes Stock, R (7, 1) | IP: 2.1 WLS: L BF: 14 H: 7 R: 3 ER: 3 SO: 3 BB: 0 IBB: 0 HBP: 0 BLK: 0 WP: 0 HR: 1 S: 14 P: 14 ERA: 11.57 WHIP: 3.000 | | | | | | | | | | | | | | | PITCHER | | | | |

| Batter | 1 | 2 | 3 | 4 | 5 | 6 | 7 | 8 | 9 | AB | R | H | RBI | BB | SO | LOB | TOP | | | | | |
|---|------------------------------|----------------------------------|------------------------------|---------------------------------|------------------------------|---------------------------------|------------------------------|---------------------------------|------------------------------|---------------------------------|------------------------------|---------------------------------|------------------------------|---------------------------------|------------------------------|---------------------------------|------------------------------|----------------------------------|----------------------------------|------------------------------------|----------------------------------|--------|
| Bob Johnson, R OBP: 0.313, SLG: 0.409 (1, 6) | | | | | | | | | | 3 | 1 | 0 | 0 | 2 | 0 | 2 | | | | | | |
| Bob Saverine, S OBP: 0.316, SLG: 0.242 (1, 8) | | | | | | | | | | 4 | 0 | 1 | 1 | 1 | 1 | 0 | | | | | | |
| Al Smith, R OBP: 0.366, SLG: 0.464 (1, 9) | | | | | | | | | | 4 | 0 | 1 | 0 | 1 | 0 | 3 | | | | | | |
| Jim Gentile, L OBP: 0.383, SLG: 0.453 (1, 3) | | | | | | | | | | 4 | 0 | 1 | 0 | 0 | 0 | 3 | | | | | | |
| Brooks Robinson, R OBP: 0.330, SLG: 0.393 (1, 5) | | | | | | | | | | 4 | 0 | 0 | 0 | 0 | 2 | 5 | | | | | | |
| Boog Powell, L OBP: 0.331, SLG: 0.511 (1, 7) | | | | | | | | | | 3 | 1 | 1 | 0 | 1 | 0 | 2 | | | | | | |
| Jerry Adair, R OBP: 0.220, SLG: 0.347 (1, 4) | | | | | | | | | | 4 | 0 | 0 | 0 | 0 | 0 | 4 | | | | | | |
| John Orsino, R OBP: 0.366, SLG: 0.427 (1, 2) | | | | | | | | | | 4 | 0 | 1 | 0 | 0 | 0 | 0 | | | | | | |
| Robin Roberts, S OBP: 0.286, SLG: 0.250 (5, PR) | | | | | | | | | | 1 | 0 | 1 | 0 | 0 | 0 | 0 | | | | | | |
| Russ Snyder, L OBP: 0.299, SLG: 0.306 (5, PR) | | | | | | | | | | 1 | 0 | 0 | 0 | 0 | 1 | 0 | | | | | | |
| Mike McCormick, L OBP: 0.282, SLG: 0.288 (7, PR) | | | | | | | | | | 0 | 0 | 0 | 0 | 0 | 0 | 0 | | | | | | |
| Charlie Latta, S OBP: 0.291, SLG: 0.228 (7, PR) | | | | | | | | | | 1 | 0 | 0 | 1 | 0 | 0 | 1 | | | | | | |
| Stu Miller, R OBP: 0.285, SLG: 0.250 (7, PR) | | | | | | | | | | 0 | 0 | 0 | 0 | 0 | 0 | 0 | | | | | | |
| Joe Gaines, R OBP: 0.433, SLG: 0.694 (8, PR) | | | | | | | | | | 1 | 0 | 0 | 0 | 0 | 0 | 0 | | | | | | |
| Inning Stats | R: 1 E: 0 K: 0 S: 4 | H: 1 LOB: 2 BB: 2 P: 12 | R: 0 E: 0 K: 0 S: 4 | H: 1 LOB: 1 BB: 0 P: 4 | R: 0 E: 0 K: 0 S: 3 | H: 0 LOB: 0 BB: 0 P: 3 | R: 0 E: 0 K: 1 S: 5 | H: 0 LOB: 0 BB: 0 P: 5 | R: 0 E: 0 K: 1 S: 5 | H: 0 LOB: 0 BB: 0 P: 5 | R: 0 E: 1 K: 1 S: 6 | H: 0 LOB: 1 BB: 0 P: 6 | R: 0 E: 0 K: 0 S: 4 | H: 1 LOB: 1 BB: 1 P: 8 | R: 0 E: 0 K: 1 S: 8 | H: 3 LOB: 3 BB: 0 P: 8 | R: 0 E: 0 K: 0 S: 3 | H: 0 LOB: 2 BB: 2 P: 11 | 1B: 5 2B: 1 3B: 0 HR: 0 | SF: 0 SAC: 0 DP: 0 HBP: 0 | WP: 0 PB: 0 SB: 1 CS: 0 | PA: 39 |
| PITCHER | IP | WLS | BF | H | R | ER | SO | BB | IBB | HBP | BLK | WP | HR | S | P | ERA | WHIP | | | | | |
| Dean Chance, R ERA: 3.55 (1, 1) | 8.2 | W | 38 | 6 | 2 | 2 | 4 | 5 | 0 | 0 | 0 | 0 | 0 | 41 | 61 | 2.08 | 1.269 | | | | | |
| Julio Navarro, R ERA: 2.49 (9, 1) | 0.1 | S | 1 | 0 | 0 | 0 | 0 | 0 | 0 | 0 | 0 | 0 | 0 | 1 | 1 | 0.00 | 0.000 | | | | | |

Baltimore Orioles @ Los Angeles Angels
Dodger Stadium, Los Angeles, CA
Sun Jun 02 1963, 3:33 AM PDT
Att: 11,745 - Unknown

AB 34
R 2
H 6
RBI 2
BB 5
SO 4
LOB 20

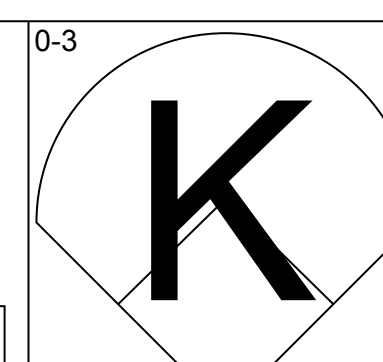
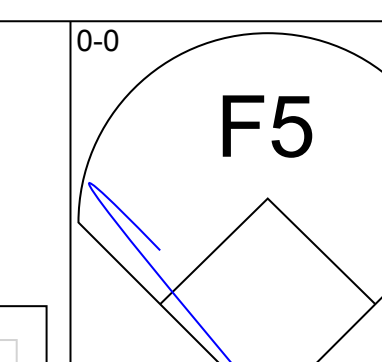
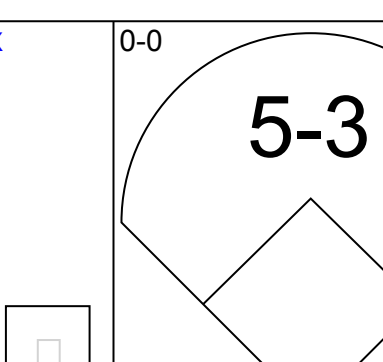
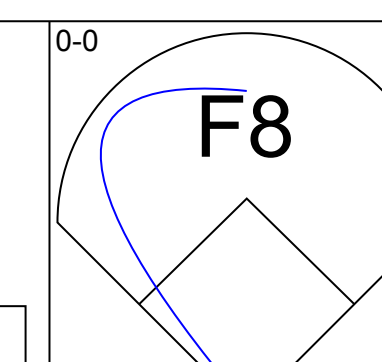
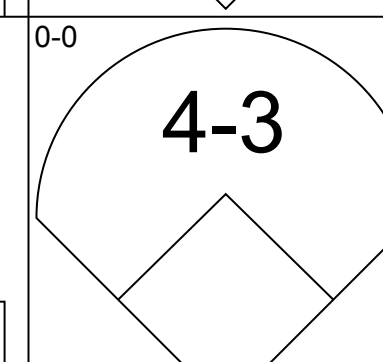
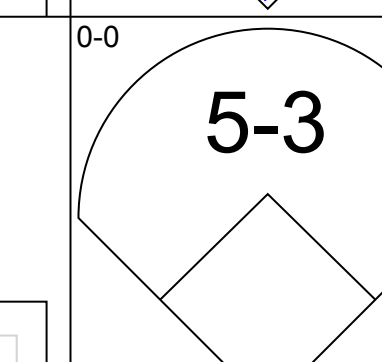
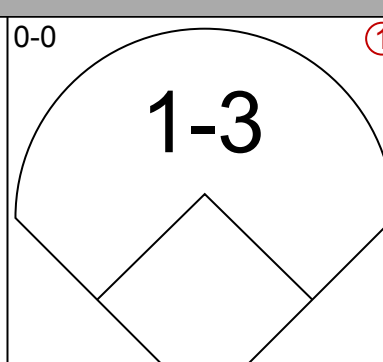
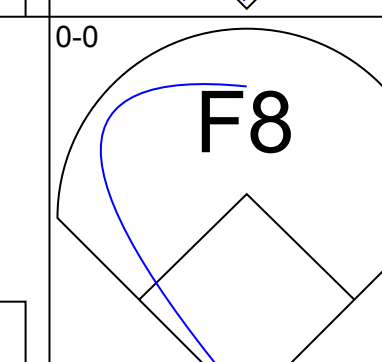
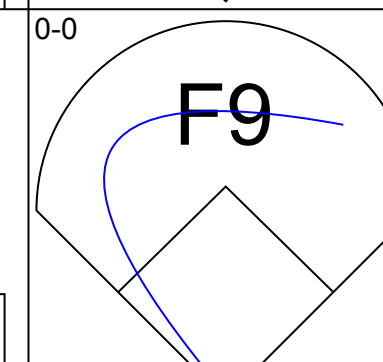
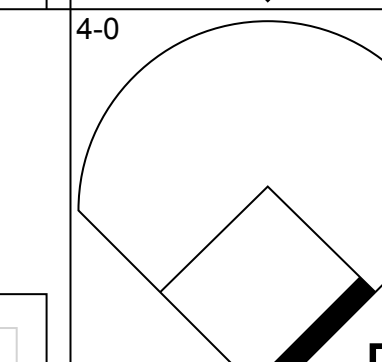
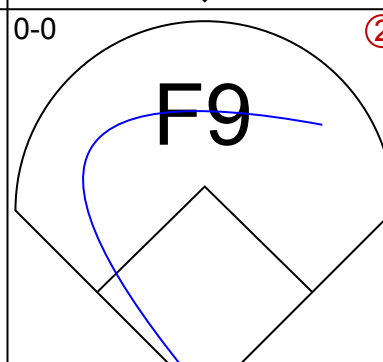
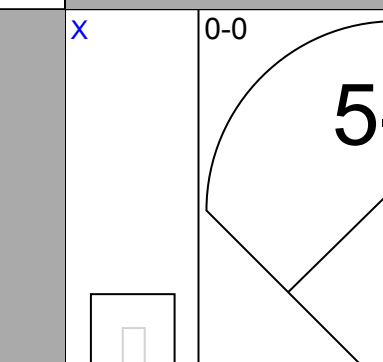
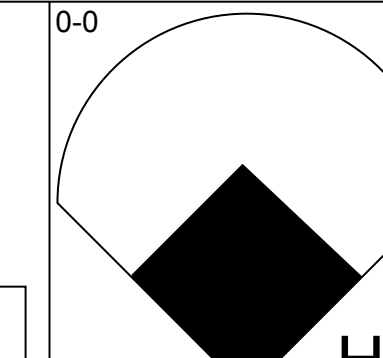
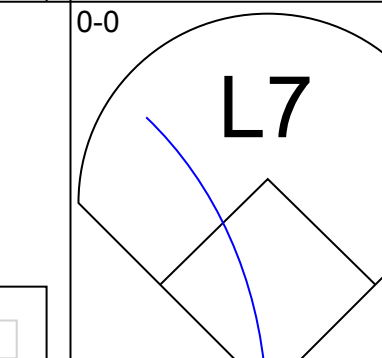
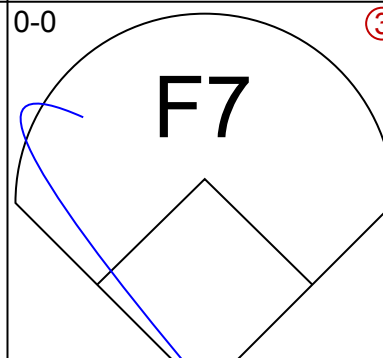
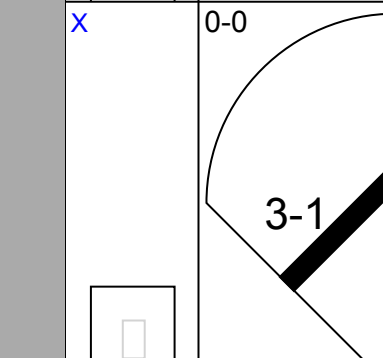
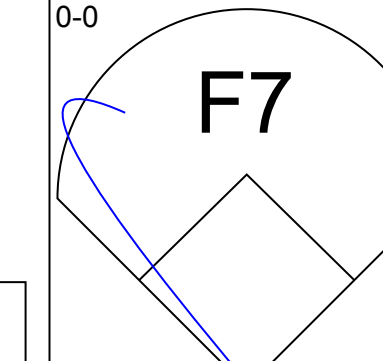
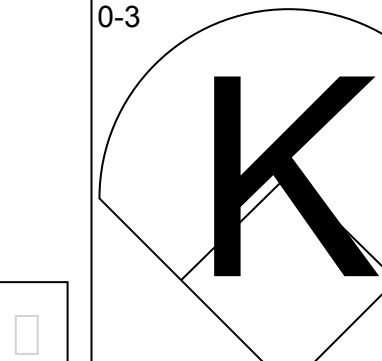
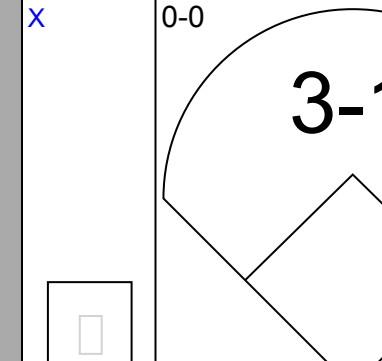
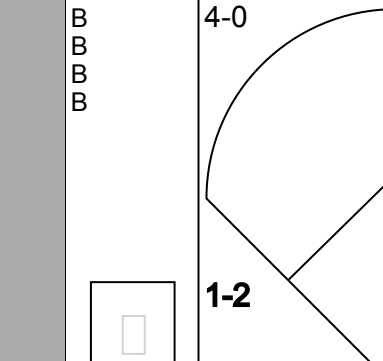
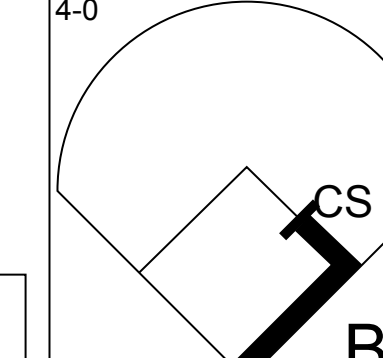
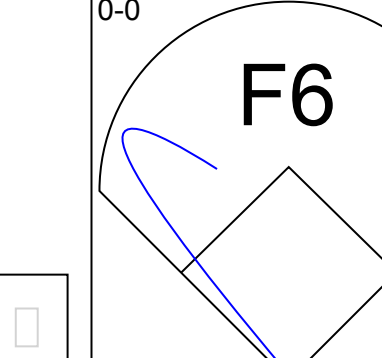
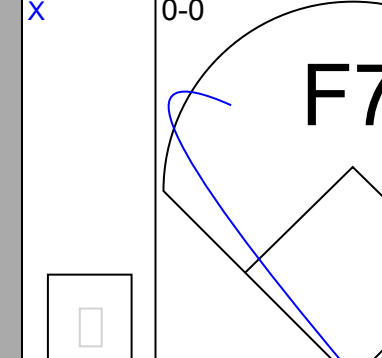
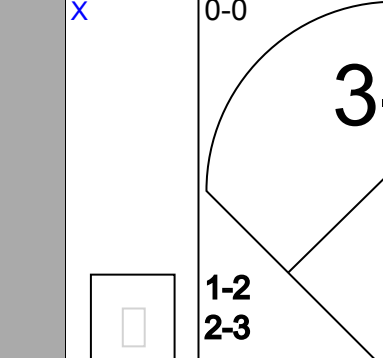
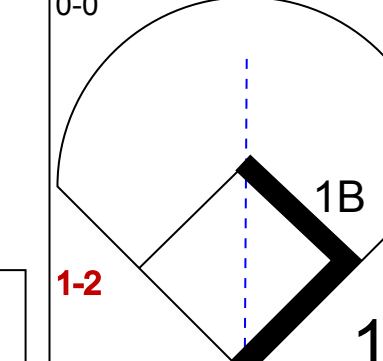
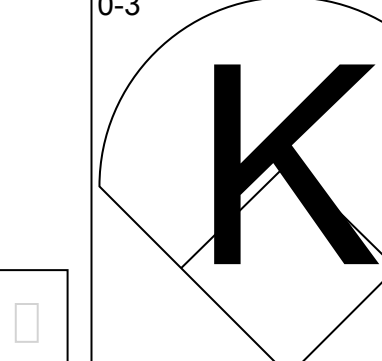
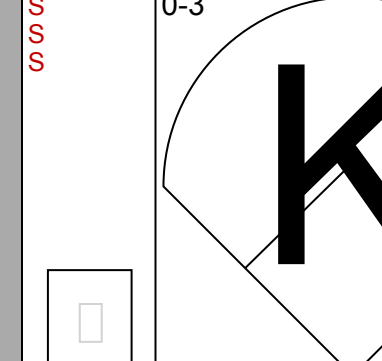
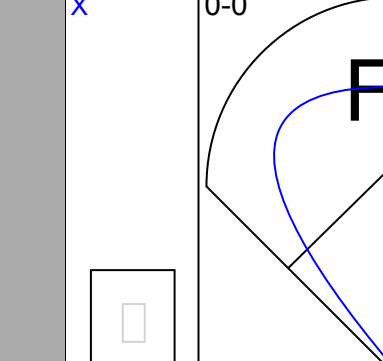
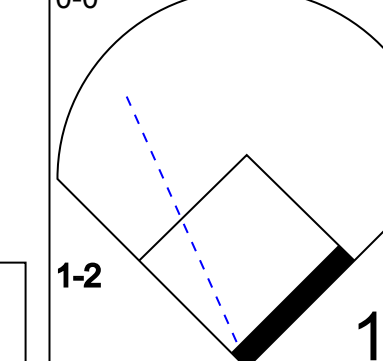
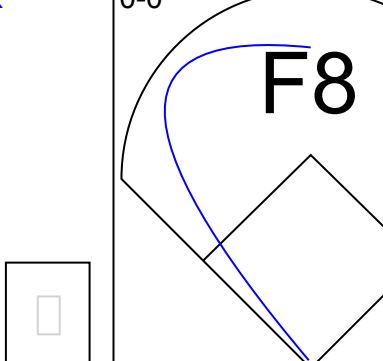
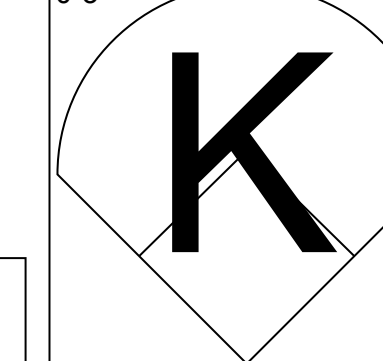
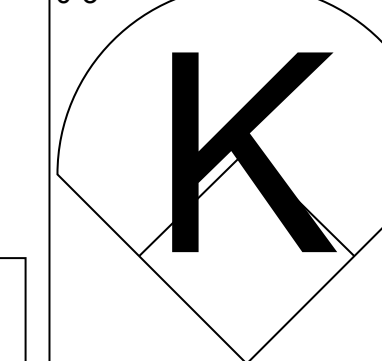


| Batter | 1 | 2 | 3 | 4 | 5 | 6 | 7 | 8 | 9 | AB | R | H | RBI | BB | SO | LOB | BOTTOM | | | | | |
|---|------------------------------|---------------------------------|------------------------------|---------------------------------|------------------------------|---------------------------------|------------------------------|---------------------------------|------------------------------|---------------------------------|------------------------------|---------------------------------|------------------------------|---------------------------------|------------------------------|---------------------------------|------------------------------|---------------------------------|-----------------------------------|------------------------------------|----------------------------------|--------|
| Albie Pearson, L OBP: 0.400, SLG: 0.416 (1, 8) | | | | | | | | | | 4 | 2 | 3 | 3 | 0 | 0 | 0 | | | | | | |
| Joe Koppe, R OBP: 0.348, SLG: 0.317 (1, 6) | | | | | | | | | | 4 | 0 | 2 | 0 | 0 | 0 | 1 | | | | | | |
| Leon Wagner, L OBP: 0.308, SLG: 0.606 (7, PR) | | | | | | | | | | 3 | 0 | 0 | 0 | 1 | 0 | 2 | | | | | | |
| Bob Perry, R OBP: 0.237, SLG: 0.351 (8, 7) | | | | | | | | | | 0 | 0 | 0 | 0 | 0 | 0 | 0 | | | | | | |
| Charlie Dees, L OBP: 0.435, SLG: 0.619 (1, 3) | | | | | | | | | | 4 | 0 | 0 | 0 | 0 | 1 | 2 | | | | | | |
| Buck Rodgers, S OBP: 0.299, SLG: 0.321 (4, PR) | | | | | | | | | | 2 | 0 | 1 | 0 | 0 | 1 | 0 | | | | | | |
| Ed Sadowski, R OBP: 0.289, SLG: 0.380 (5, 2) | | | | | | | | | | 2 | 2 | 1 | 0 | 0 | 0 | 1 | | | | | | |
| Lee Thomas, L OBP: 0.285, SLG: 0.316 (1, 9) | | | | | | | | | | 4 | 2 | 2 | 1 | 0 | 1 | 1 | | | | | | |
| Felix Torres, R OBP: 0.313, SLG: 0.348 (1, 5) | | | | | | | | | | 4 | 0 | 3 | 1 | 0 | 0 | 0 | | | | | | |
| Billy Moran, R OBP: 0.293, SLG: 0.330 (1, 4) | | | | | | | | | | 4 | 2 | 1 | 2 | 0 | 0 | 2 | | | | | | |
| Dean Chance, R (1, 1) | | | | | | | | | | 3 | 0 | 0 | 0 | 0 | 2 | 4 | | | | | | |
| Julio Navarro, R OBP: 0.400, SLG: 0.333 (9, 1) | | | | | | | | | | 0 | 0 | 0 | 0 | 0 | 0 | 0 | | | | | | |
| Inning Stats | R: 0 E: 0 K: 0 S: 3 | H: 0 LOB: 0 BB: 0 P: 3 | R: 0 E: 0 K: 1 S: 5 | H: 0 LOB: 0 BB: 0 P: 5 | R: 2 E: 0 K: 0 S: 6 | H: 3 LOB: 1 BB: 0 P: 6 | R: 3 E: 1 K: 0 S: 7 | H: 4 LOB: 2 BB: 0 P: 7 | R: 0 E: 0 K: 1 S: 6 | H: 1 LOB: 1 BB: 0 P: 6 | R: 1 E: 0 K: 1 S: 6 | H: 1 LOB: 0 BB: 0 P: 6 | R: 1 E: 2 K: 0 S: 3 | H: 1 LOB: 1 BB: 1 P: 7 | R: 1 E: 0 K: 2 S: 9 | H: 3 LOB: 2 BB: 0 P: 9 | R: 0 E: 0 K: 2 S: 9 | H: 3 LOB: 3 BB: 0 P: 9 | 1B: 10 2B: 1 3B: 0 HR: 2 | SF: 0 SAC: 1 DP: 0 HBP: 0 | WP: 0 PB: 0 SB: 0 CS: 0 | PA: 36 |
| PITCHER | IP | WLS | BF | H | R | ER | SO | BB | IBB | HBP | BLK | WP | HR | S | P | ERA | WHIP | | | | | |
| Robin Roberts, R ERA: 2.84 (5, 1) | 2.0 | L | 8 | 2 | 1 | 1 | 2 | 0 | 0 | 0 | 0 | 0 | 0 | 1 | 12 | 4.50 | 1.000 | | | | | |
| Mike McCormick, L ERA: 4.29 (7, 1) | 2.0 | | 10 | 4 | 2 | 1 | 2 | 0 | 1 | 0 | 0 | 0 | 0 | 12 | 16 | 4.50 | 2.000 | | | | | |

Baltimore Orioles @ Los Angeles Angels
Dodger Stadium, Los Angeles, CA
Sun Jun 02 1963, 3:33 AM PDT
Att: 11,745 - Unknown

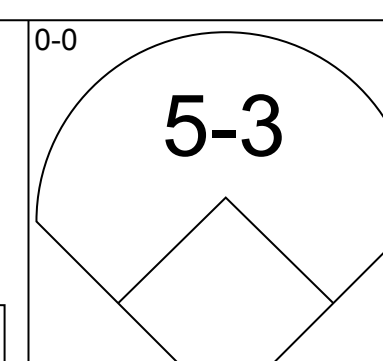
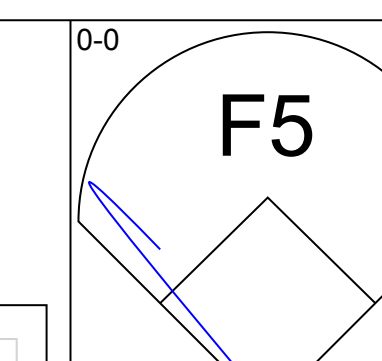
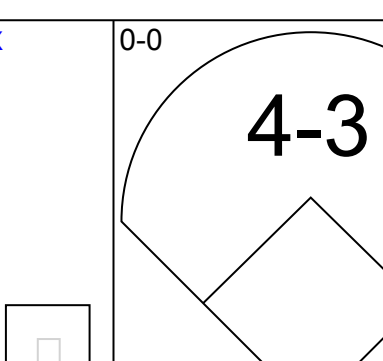
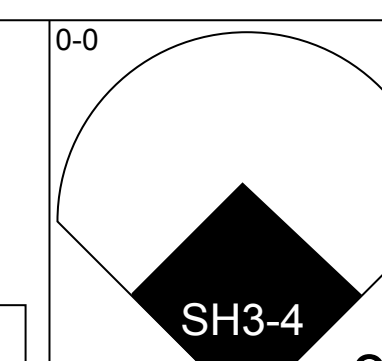
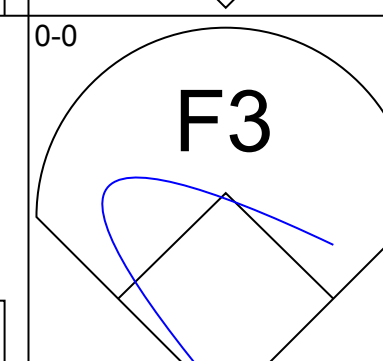
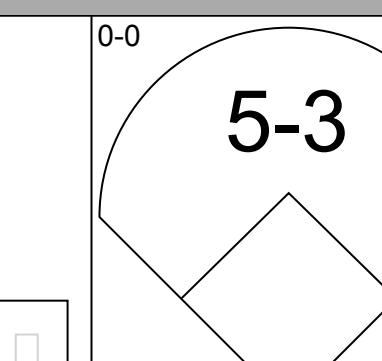
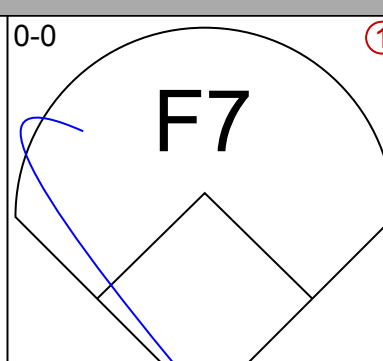
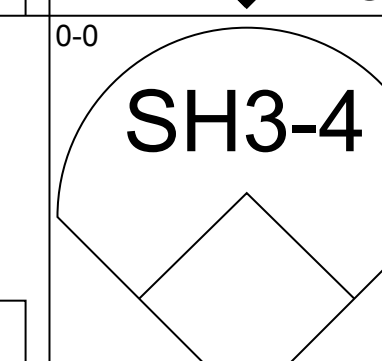
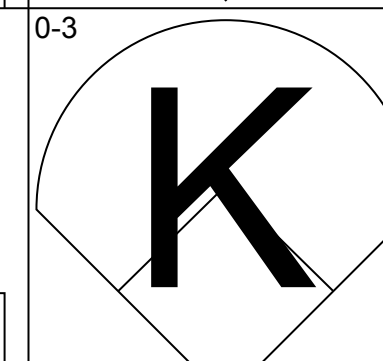
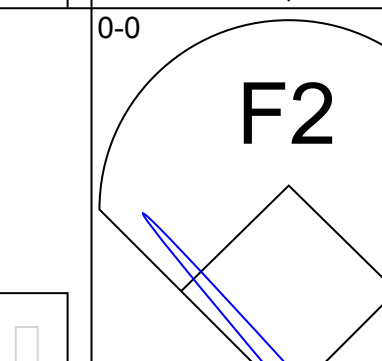
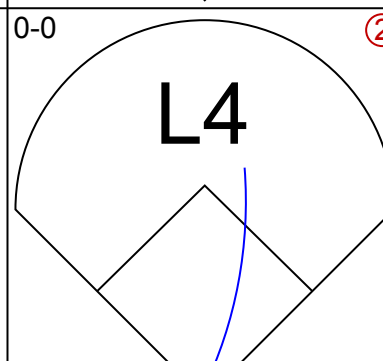
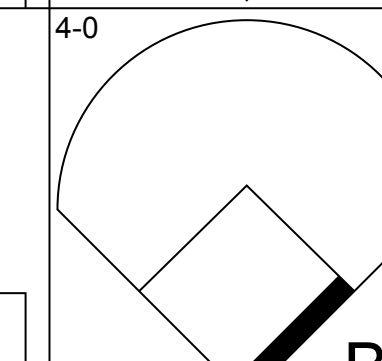
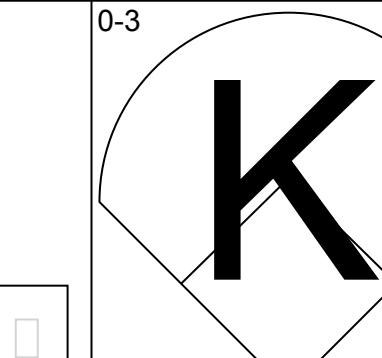
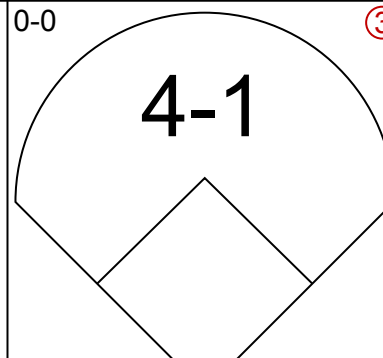
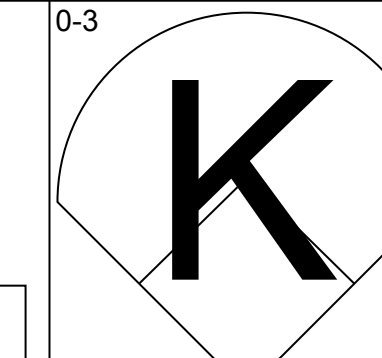
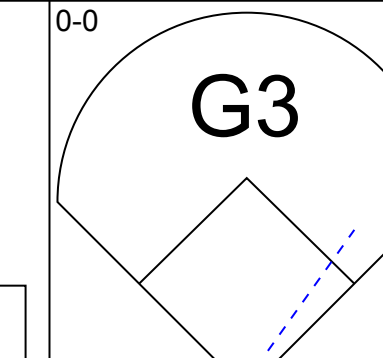
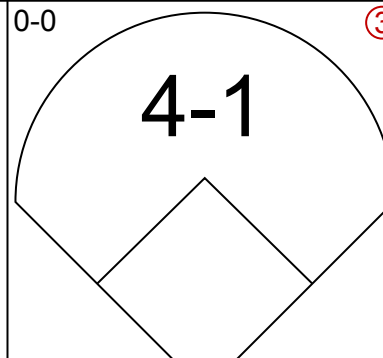
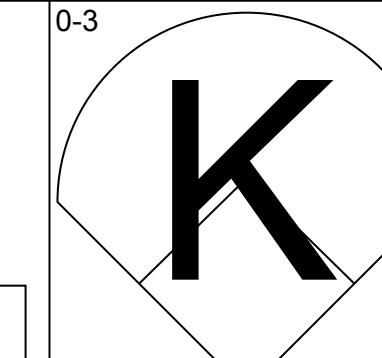
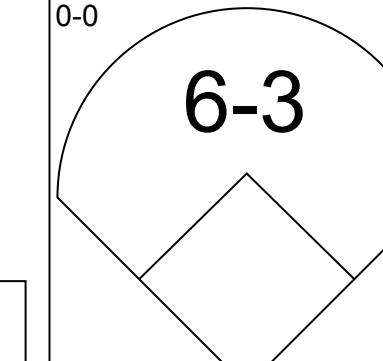
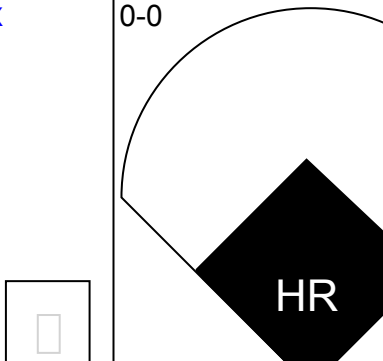
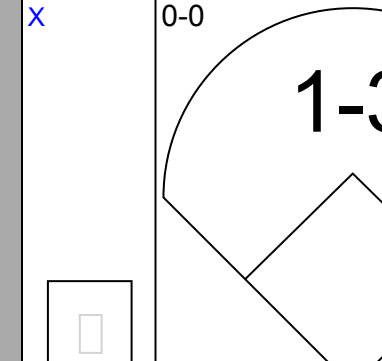
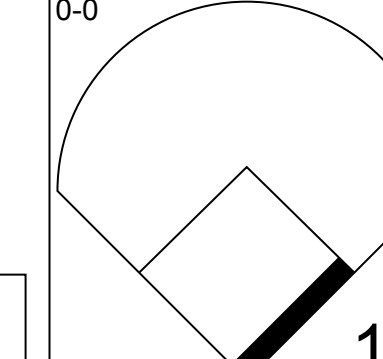
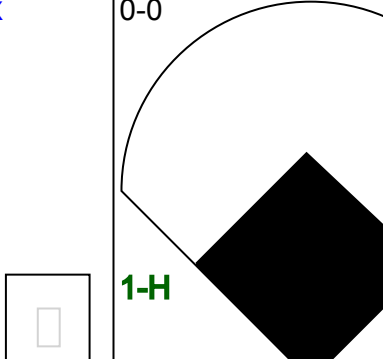
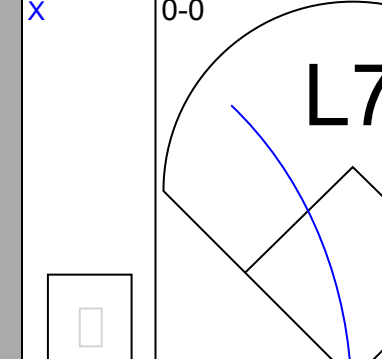
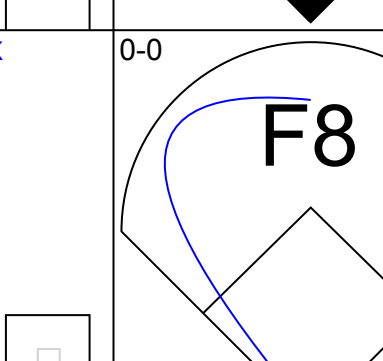

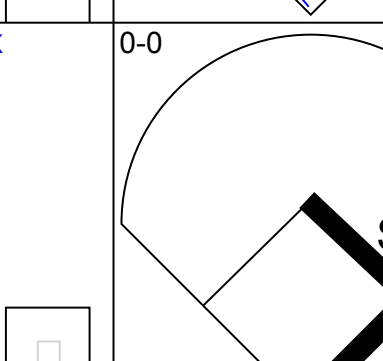
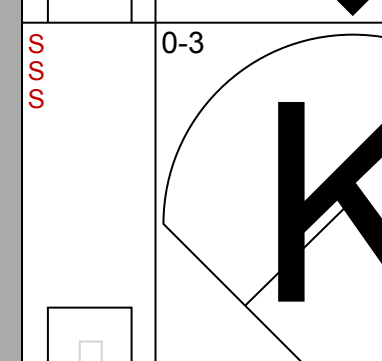
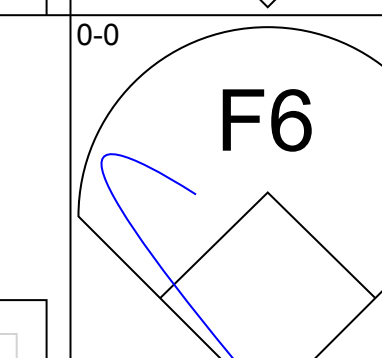
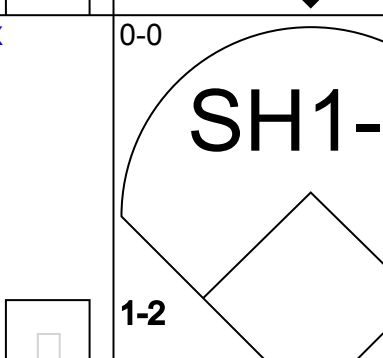

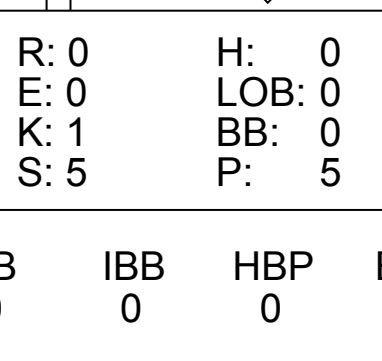
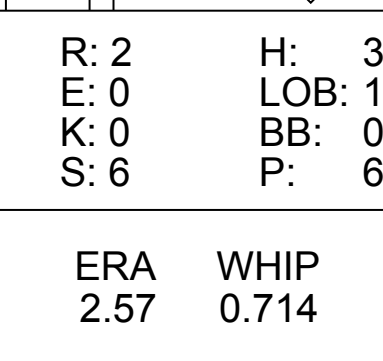
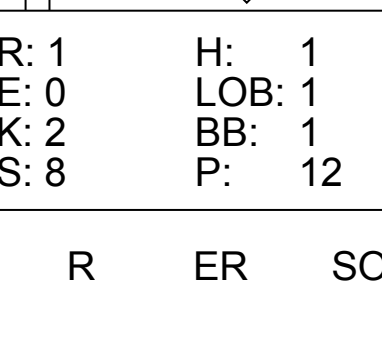
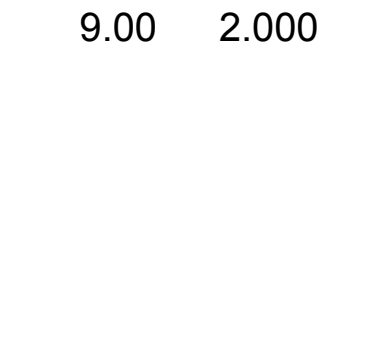
AB 34
R 8
H 13
RBI 7
BB 1
SO 5
LOB 13



| Batter | 1 | 2 | 3 | 4 | 5 | 6 | 7 | 8 | 9 | AB | R | H | RBI | BB | SO | LOB | TOP | | | |
|--|---|--|---|---|---|---|---|---|---|---------------------------------|------------------------------|---------------------------------|------------------------------|---------------------------------|------------------------------|---------------------------------|--|------------------------------------|----------------------------------|--------|
| Clete Boyer, R OBP: 0.337, SLG: 0.475 (1,5) |  | |  | |  | | |  | | 4 | 0 | 0 | 0 | 0 | 1 | 1 | New York Yankees @ Baltimore Orioles Memorial Stadium, Baltimore, MD Tue Jun 04 1963, 7:05 PM EDT Att: 39,472 - Unknown - 79 F | | | |
| Bobby Richardson, R OBP: 0.272, SLG: 0.369 (1,4) |  | |  | | |  | |  | | 4 | 0 | 0 | 0 | 0 | 0 | 1 | | | | |
| Tom Tresh, S OBP: 0.349, SLG: 0.494 (1,7) |  | |  | | |  | | |  | 3 | 0 | 0 | 0 | 1 | 0 | 0 | | | | |
| Mickey Mantle, S OBP: 0.430, SLG: 0.632 (1,8) | |  |  | | |  | | |  | 4 | 1 | 2 | 1 | 0 | 0 | 1 | | | | |
| Roger Maris, L OBP: 0.333, SLG: 0.557 (1,9) |  | | |  | | |  | |  | 3 | 0 | 0 | 0 | 1 | 1 | 0 | | | | |
| Joe Pepitone, L OBP: 0.323, SLG: 0.540 (1,3) | |  | |  | | |  | |  | 3 | 0 | 0 | 0 | 1 | 0 | 2 | | | | |
| Elston Howard, R OBP: 0.294, SLG: 0.477 (1,2) | |  | |  | | |  | |  | 4 | 0 | 1 | 0 | 0 | 2 | 2 | | | | |
| Phil Linz, R OBP: 0.324, SLG: 0.258 (1,6) | |  | | | |  | | | | 3 | 0 | 2 | 0 | 0 | 0 | 0 | | | | |
| Ralph Terry, R OBP: 0.103, SLG: 0.071 (8, PH) | | |  | | | | |  | | 2 | 0 | 0 | 0 | 0 | 2 | 2 | | | | |
| Harry Bright, R OBP: 0.395, SLG: 0.475 (8, PH) | | | | | | | | | | 1 | 0 | 0 | 0 | 0 | 1 | 1 | | | | |
| Steve Hamilton, L OBP: 0.333, SLG: 0.667 (8, 1) | | | | | | | | | | 0 | 0 | 0 | 0 | 0 | 0 | 0 | | | | |
| Inning Stats | R: 0 E: 0 K: 1 S: 5 | H: 0 LOB: 0 BB: 0 P: 5 | R: 1 E: 0 K: 1 S: 7 | H: 3 LOB: 2 BB: 1 P: 11 | R: 0 E: 0 K: 0 S: 3 | H: 0 LOB: 1 BB: 1 P: 7 | R: 0 E: 0 K: 2 S: 7 | H: 0 LOB: 0 BB: 0 P: 7 | R: 0 E: 0 K: 1 S: 5 | H: 0 LOB: 0 BB: 0 P: 3 | R: 0 E: 0 K: 1 S: 5 | H: 0 LOB: 0 BB: 0 P: 5 | R: 0 E: 0 K: 1 S: 6 | H: 1 LOB: 1 BB: 0 P: 6 | R: 0 E: 0 K: 0 S: 4 | H: 1 LOB: 2 BB: 1 P: 8 | 1B: 4 2B: 0 3B: 0 HR: 1 | SF: 0 SAC: 0 DP: 0 HBP: 0 | WP: 0 PB: 0 SB: 0 CS: 1 | PA: 34 |
| PITCHER | IP WLS BF H R ER SO BB IBB HBP BLK WP HR S P ERA WHIP | | | | | | | | | | | | | | | | | | | |
| Steve Barber, L ERA: 2.49 (1, 1) | 8.2 W 33 5 1 1 7 3 0 0 0 0 0 1 44 56 1.04 0.923 | | | | | | | | | | | | | | | | | | | |
| Dick Hall, R ERA: 3.95 (9, 1) | 0.1 S 1 0 0 0 0 0 0 0 0 0 0 0 1 1 0.00 0.000 | | | | | | | | | | | | | | | | | | | |

| | |
|-----|----|
| AB | 31 |
| R | 1 |
| H | 5 |
| RBI | 1 |
| BB | 3 |
| SO | 7 |
| LOB | 10 |



| Batter | 1 | 2 | 3 | 4 | 5 | 6 | 7 | 8 | 9 | AB | R | H | RBI | BB | SO | LOB | BOTTOM | | | |
|---|---|---|---|---|--|---|---|---|---|---------------------------------|------------------------------|---------------------------------|------------------------------|---------------------------------|------------------------------|----------------------------------|--|------------------------------------|----------------------------------|--------|
| Luis Aparicio, R OBP: 0.309, SLG: 0.372 (1,6) |  | |  | |  | | |  | | 4 | 1 | 1 | 0 | 0 | 0 | 1 | New York Yankees @ Baltimore Orioles Memorial Stadium, Baltimore, MD Tue Jun 04 1963, 7:05 PM EDT Att: 39,472 - Unknown - 79 F | | | |
| Jerry Adair, R OBP: 0.217, SLG: 0.341 (1,4) |  | | |  | |  | |  | | 3 | 0 | 0 | 1 | 0 | 0 | 0 | | | | |
| Al Smith, R OBP: 0.360, SLG: 0.455 (1,9) | | |  | |  | |  | |  | 3 | 0 | 0 | 0 | 0 | 1 | 0 | | | | |
| Russ Snyder, L OBP: 0.258, SLG: 0.306 (7,9) | | | |  | |  | |  | | 4 | 0 | 0 | 0 | 0 | 2 | 1 | | | | |
| Jim Gentile, L OBP: 0.376, SLG: 0.443 (1,3) | |  | | | |  | |  | | 4 | 0 | 0 | 0 | 0 | 2 | 1 | | | | |
| Brooks Robinson, R OBP: 0.330, SLG: 0.392 (1,5) | |  | | | |  | | |  | 3 | 1 | 1 | 0 | 0 | 0 | 0 | | | | |
| Boog Powell, L OBP: 0.338, SLG: 0.535 (1,7) | |  | | | |  | | |  | 3 | 1 | 2 | 2 | 0 | 0 | 0 | | | | |
| Bob Saverine, S OBP: 0.316, SLG: 0.242 (9,8) | | | | | |  | | | | 0 | 0 | 0 | 0 | 0 | 0 | 0 | | | | |
| Jackie Brandt, R OBP: 0.291, SLG: 0.416 (1,8) | | |  | |  | | |  | | 3 | 0 | 1 | 0 | 0 | 1 | 1 | | | | |
| Dick Brown, R OBP: 0.241, SLG: 0.300 (1,2) | | |  | | |  | |  | | 3 | 0 | 1 | 0 | 0 | 2 | 1 | | | | |
| Steve Barber, L OBP: 0.081, SLG: 0.083 (1, 1) | | |  | | |  | |  | | 2 | 0 | 0 | 0 | 0 | 1 | 0 | | | | |
| Dick Hall, R OBP: 0.571, SLG: 0.571 (9, 1) | | | | | |  | | | | 0 | 0 | 0 | 0 | 0 | 0 | 0 | | | | |
| Inning Stats | R: 0 E: 0 K: 1 S: 5 | H: 0 LOB: 0 BB: 0 P: 5 | R: 0 E: 0 K: 1 S: 6 | H: 1 LOB: 1 BB: 0 P: 6 | R: 0 E: 0 K: 1 S: 5 | H: 0 LOB: 0 BB: 0 P: 5 | R: 0 E: 0 K: 1 S: 5 | H: 0 LOB: 0 BB: 0 P: 5 | R: 2 E: 0 K: 0 S: 6 | H: 3 LOB: 1 BB: 0 P: 6 | R: 0 E: 0 K: 0 S: 3 | H: 0 LOB: 0 BB: 0 P: 3 | R: 0 E: 0 K: 1 S: 6 | H: 1 LOB: 1 BB: 0 P: 6 | R: 1 E: 0 K: 2 S: 8 | H: 1 LOB: 1 BB: 1 P: 12 | 1B: 4 2B: 0 3B: 1 HR: 1 | SF: 0 SAC: 2 DP: 0 HBP: 0 | WP: 0 PB: 0 SB: 0 CS: 0 | PA: 31 |
| PITCHER | IP WLS BF H R ER SO BB IBB HBP BLK WP HR S P ERA WHIP | | | | | | | | | | | | | | | | | | | |
| Ralph Terry, R ERA: 3.12 (1, 1) | 7.0 L 26 5 2 2 5 0 0 0 0 0 0 1 36 36 2.57 0.714 | | | | | | | | | | | | | | | | | | | |
| Steve Hamilton, L ERA: 2.95 (8, 1) | 1.0 5 1 1 1 2 1 0 0 0 0 0 0 8 12 9.00 2.000 | | | | | | | | | | | | | | | | | | | |

| | |
|-----|----|
| AB | 28 |
| R | 3 |
| H | 6 |
| RBI | 3 |
| BB | 1 |
| SO | 7 |
| LOB | 4 |



| Batter | 1 | 2 | 3 | 4 | 5 | 6 | 7 | 8 | 9 | AB | R | H | RBI | BB | SO | LOB | TOP | | | |
|---|---|---|---|---|------------------------------|---------------------------------|------------------------------|---------------------------------|------------------------------|---------------------------------|------------------------------|---------------------------------|------------------------------|---------------------------------|---|----------------------------------|----------------------------------|------------------------------------|----------------------------------|--------|
| Phil Linz, R OBP: 0.368, SLG: 0.324 (1, 6) | L4 | | E 1-H 2B | | 4-0 BB | | 0-0 1B | | SH3-4 1-2 | 3 | 0 | 2 | 1 | 1 | 0 | 0 | | | | |
| Bobby Richardson, R OBP: 0.266, SLG: 0.300 (1, 4) | F9 | | E5 | | 1-3 | | 1-3 | | 5-3 | 5 | 0 | 0 | 0 | 0 | 0 | 4 | | | | |
| Tom Tresh, S OBP: 0.351, SLG: 0.488 (1, 7) | F6 | | K | | 6-3 | | | 1B SH1-4 FC1-2 1B | | 4 | 0 | 1 | 0 | 1 | 1 | 2 | | | | |
| Mickey Mantle, S OBP: 0.441, SLG: 0.647 Harry Bright, R OBP: 0.395, SLG: 0.475 Jack Reed, R OBP: 0.346, SLG: 0.500 (1, 8) | | | | | | | | | | | | | | | | | | | | |
| Roger Maris, L OBP: 0.339, SLG: 0.584 (1, 9) | L1-3 1B | | | | BB | | HR 2B | | SH1-4 1-2 K | 2 | 1 | 2 | 0 | 1 | 0 | 0 | | | | |
| Joe Pepitone, L OBP: 0.327, SLG: 0.532 (6, 8) | L1-3 1-2 | | | | F8 | | 2H HR | | 1B E 1B | 4 | 2 | 2 | 2 | 0 | 0 | 2 | | | | |
| Joe Pepitone, L (8, 3) | F5 | | | | F9 | | L7 | | 1B E 1-2 2-3 | 4 | 0 | 1 | 0 | 0 | 0 | 1 | | | | |
| Elston Howard, R OBP: 0.288, SLG: 0.468 (8, PH) Yogi Berra, L OBP: 0.222, SLG: 0.333 (8, 2) | | | 4-3 | | F4 | | K | | FC1-2 1-3 2-H 3-H | 3 | 0 | 0 | 0 | 0 | 1 | 1 | | | | |
| Clete Boyer, R OBP: 0.330, SLG: 0.464 (1, 5) | | | 4-3 | | G3 | | K | | F5 | 4 | 0 | 0 | 0 | 0 | 1 | 2 | | | | |
| Whitey Ford, L OBP: 0.258, SLG: 0.286 (1, 1) | | | 2B 1B | | 1-3 | | K | | SH3-4 BB | 3 | 1 | 1 | 0 | 1 | 1 | 0 | | | | |
| Inning Stats | R: 0 E: 0 K: 0 S: 3 | H: 0 LOB: 0 BB: 0 P: 3 | R: 0 E: 0 K: 0 S: 3 | H: 1 LOB: 0 BB: 0 P: 3 | R: 1 E: 1 K: 1 S: 8 | H: 2 LOB: 2 BB: 0 P: 8 | R: 0 E: 0 K: 0 S: 3 | H: 0 LOB: 1 BB: 1 P: 7 | R: 0 E: 0 K: 1 S: 7 | H: 0 LOB: 0 BB: 1 P: 7 | R: 0 E: 0 K: 2 S: 8 | H: 1 LOB: 1 BB: 0 P: 8 | R: 1 E: 1 K: 0 S: 6 | H: 3 LOB: 2 BB: 0 P: 6 | R: 0 E: 0 K: 1 S: 5 | H: 0 LOB: 2 BB: 2 P: 13 | 1B: 6 2B: 3 3B: 0 HR: 1 | SF: 0 SAC: 2 DP: 1 HBP: 0 | WP: 0 PB: 0 SB: 0 CS: 0 | PA: 40 |
| PITCHER | IP WLS BF H R ER SO BB IBB HBP BLK WP HR S P ERA WHIP | 7.1 L 31 7 4 3 4 2 0 0 0 0 1 37 45 3.68 1.227 | 0.0 2 2 0 0 0 0 0 0 0 0 0 0 2 2 ∞ ∞ | 1.2 7 0 0 0 1 1 1 0 0 0 0 0 7 15 0.00 0.600 | PITCHER | | | | | | | | | | IP WLS BF H R ER SO BB IBB HBP BLK WP HR S P ERA WHIP | | | | | |

New York Yankees @ Baltimore Orioles
Memorial Stadium, Baltimore, MD
Wed Jun 05 1963, 7:05 PM EDT
Att: 24,934 - Unknown

AB 34
R 4
H 9
RBI 3
BB 4
SO 5
LOB 16



| Batter | 1 | 2 | 3 | 4 | 5 | 6 | 7 | 8 | 9 | AB | R | H | RBI | BB | SO | LOB | BOTTOM | | | | | |
|---|---|--|------------------------------|---------------------------------|------------------------------|---------------------------------|------------------------------|---------------------------------|------------------------------|---------------------------------|------------------------------|---------------------------------|---|---------------------------------|------------------------------|---------------------------------|------------------------------|---------------------------------|-----------------------------------|------------------------------------|----------------------------------|--------|
| Luis Aparicio, R OBP: 0.306, SLG: 0.368 (1, 6) | F7 | | L4 | | FC5-4 2-H 1B | | FC1-6 FC5-4 1-2 | | F8 | 5 | 0 | 1 | 0 | 0 | 0 | 2 | | | | | | |
| Jerry Adair, R OBP: 0.217, SLG: 0.339 (1, 4) | CS 1B | | 5-3 | | FC5-4 1-2 | | FC5-4 1-2 | | | 4 | 0 | 1 | 0 | 0 | 0 | 2 | | | | | | |
| Al Smith, R OBP: 0.358, SLG: 0.450 (1, 9) | K 1-2 | | | | | | 6-3 | | 5-3 | 4 | 0 | 1 | 0 | 0 | 1 | 2 | | | | | | |
| Jim Gentile, L OBP: 0.368, SLG: 0.433 (1, 3) | | | G3 | | 3-1 | | K | | 3-1 | 4 | 0 | 0 | 0 | 0 | 1 | 1 | | | | | | |
| Brooks Robinson, R OBP: 0.333, SLG: 0.409 (1, 5) | | | F3 | | 5-3 | | HR | | K2-4-2 1B | 4 | 1 | 2 | 1 | 0 | 0 | 0 | | | | | | |
| Joe Gaines, R OBP: 0.440, SLG: 0.675 Russ Snyder, L OBP: 0.258, SLG: 0.306 (1, 7) | | | HR 1B | | G6-4-3 1B | | E1 FC5 1B | | K2-4-2 1-2 | 4 | 1 | 2 | 0 | 0 | 1 | 1 | | | | | | |
| Jackie Brandt, R OBP: 0.301, SLG: 0.442 (1, 8) | | | HR | | G6-4-3 1-2 | | | | FC1-4 1B | 4 | 1 | 3 | 2 | 0 | 0 | 1 | | | | | | |
| Dick Brown, R OBP: 0.259, SLG: 0.333 Bob Saverine, S OBP: 0.316, SLG: 0.242 (1, 2) | | | 1B | | | | FC5 1B 2B | | FC1-4 1-2 | 4 | 0 | 2 | 0 | 0 | 0 | 3 | | | | | | |
| Mitt Pappas, R OBP: 0.190, SLG: 0.150 Dave McNally, R (8, 1) Stu Miller, R OBP: 0.250, SLG: 0.250 John Orsino, R OBP: 0.363, SLG: 0.423 (8, PH) | | | K | | | | FC1-6 1B | | K | 3 | 0 | 1 | 0 | 0 | 2 | 2 | | | | | | |
| Inning Stats | R: 0 E: 0 K: 1 S: 5 | H: 1 LOB: 1 BB: 0 P: 5 | R: 2 E: 0 K: 1 S: 8 | H: 3 LOB: 1 BB: 0 P: 8 | R: 0 E: 0 K: 0 S: 4 | H: 1 LOB: 1 BB: 0 P: 4 | R: 0 E: 0 K: 0 S: 3 | H: 1 LOB: 0 BB: 0 P: 3 | R: 0 E: 0 K: 1 S: 6 | H: 2 LOB: 1 BB: 0 P: 6 | R: 1 E: 1 K: 1 S: 8 | H: 2 LOB: 2 BB: 0 P: 8 | R: 0 E: 0 K: 0 S: 4 | H: 1 LOB: 1 BB: 0 P: 4 | R: 0 E: 0 K: 1 S: 5 | H: 1 LOB: 1 BB: 0 P: 5 | R: 0 E: 0 K: 1 S: 6 | H: 1 LOB: 1 BB: 0 P: 6 | 1B: 10 2B: 3 3B: 0 HR: 2 | SF: 0 SAC: 0 DP: 3 HBP: 0 | WP: 0 PB: 0 SB: 0 CS: 1 | PA: 37 |
| PITCHER | IP WLS BF H R ER SO BB IBB HBP BLK WP HR S P ERA WHIP | 9.0 W 37 13 3 3 6 0 0 0 0 0 2 49 49 3.00 1.444 | PITCHER | | | | | | | | | | IP WLS BF H R ER SO BB IBB HBP BLK WP HR S P ERA WHIP | | | | | | | | | |

New York Yankees @ Baltimore Orioles
Memorial Stadium, Baltimore, MD
Wed Jun 05 1963, 7:05 PM EDT
Att: 24,934 - Unknown


AB 37
R 3
H 13
RBI 3
BB 0
SO 6
LOB 15



| Batter | 1 | 2 | 3 | 4 | 5 | 6 | 7 | 8 | 9 | 10 | 11 | 12 | 13 | 14 | AB | R | H | RBI | BB | SO | LOB | TOP | | | | | | | | |
|---|------------------------------|---------------------------------|-------------------------------|----------------------------------|------------------------------|----------------------------------|------------------------------|---------------------------------|------------------------------|---------------------------------|------------------------------|----------------------------------|------------------------------|---------------------------------|------------------------------|---------------------------------|------------------------------|---------------------------------|------------------------------|---------------------------------|------------------------------|---------------------------------|------------------------------|---------------------------------|------------------------------|---------------------------------|----------------------------------|------------------------------------|----------------------------------|--------|
| Chuck Schilling, R OBP: 0.355, SLG: 0.406 (1, 4) | L9 | | F6 | | 5-3 | | F9 | | 2H 1B | | | 2-3 | | 2H 1B | 7 | 0 | 2 | 2 | 0 | 0 | 0 | | | | | | | | | |
| Gary Geiger, L OBP: 0.411, SLG: 0.542 (1, 8) | 1B | | WP BB | | K | | | | 6-3 | | | F9 | | K | 6 | 1 | 2 | 0 | 1 | 2 | 2 | | | | | | | | | |
| Carl Yastrzemski, L OBP: 0.353, SLG: 0.380 (1, 7) | 1B | | FC5 1B | | 4-3 | | 6-3 | | | | | | | K | 5 | 0 | 1 | 0 | 1 | 1 | 1 | | | | | | | | | |
| Dick Stuart, R OBP: 0.301, SLG: 0.472 (1, 3) | K | | K | | | | | | F2 | | | | | | 5 | 0 | 1 | 0 | 1 | 2 | 4 | | | | | | | | | |
| Felix Mantilla, R OBP: 0.290, SLG: 0.500 (13, PR) | K | | K | | | | | | | G3 | | | | | 0 | 0 | 0 | 0 | 0 | 0 | 0 | | | | | | | | | |
| Dick Williams, R OBP: 0.179, SLG: 0.222 (13, 3) | K | | K | | | | | | | | | | | | 0 | 0 | 0 | 0 | 0 | 0 | 0 | | | | | | | | | |
| Frank Malzone, R OBP: 0.390, SLG: 0.519 (1, 5) | 1B | | | | | | | | | 1-3 | | | | | 6 | 0 | 2 | 1 | 0 | 0 | 2 | | | | | | | | | |
| Lou Clinton, R OBP: 0.284, SLG: 0.432 (1, 9) | | | FC5 | | | | | | | | | | | F7 | 5 | 0 | 0 | 0 | 1 | 2 | 4 | | | | | | | | | |
| Eddie Bressoud, R OBP: 0.325, SLG: 0.437 (1, 6) | | | | | | | | | | | | | | F6 | 5 | 0 | 0 | 0 | 1 | 2 | 4 | | | | | | | | | |
| Bob Tillman, R OBP: 0.192, SLG: 0.311 (6, PH) | 1B | | | | | | | | | | | | | | 5 | 0 | 1 | 0 | 1 | 1 | 0 | | | | | | | | | |
| Russ Nixon, L OBP: 0.388, SLG: 0.474 (8, 2) | K | | | | | | | | | | | | | | 2 | 0 | 0 | 0 | 0 | 1 | 1 | | | | | | | | | |
| Earl Wilson, R OBP: 0.162, SLG: 0.219 (8, 1) | K | | | | | | | | | | | | | | 4 | 2 | 2 | 0 | 0 | 0 | 3 | | | | | | | | | |
| Arnold Earley, L OBP: 0.250, SLG: 0.250 (9, PH) | K | | | | | | | | | | | | | | 3 | 0 | 0 | 0 | 0 | 1 | 1 | | | | | | | | | |
| Roman Mejias, R OBP: 0.185, SLG: 0.233 (9, 1) | K | | | | | | | | | | | | | | 0 | 0 | 0 | 0 | 0 | 0 | 0 | | | | | | | | | |
| Dick Radatz, R OBP: 0.185, SLG: 0.233 (9, 1) | K | | | | | | | | | | | | | | 1 | 0 | 0 | 0 | 0 | 0 | 1 | | | | | | | | | |
| Dick Radatz, R OBP: 0.185, SLG: 0.233 (9, 1) | K | | | | | | | | | | | | | | 1 | 0 | 0 | 0 | 0 | 1 | 0 | | | | | | | | | |
| Inning Stats | R: 1 E: 0 K: 1 S: 7 | H: 3 LOB: 2 BB: 0 P: 7 | R: 0 E: 0 K: 3 S: 10 | H: 1 LOB: 1 BB: 0 P: 10 | R: 0 E: 0 K: 1 S: 6 | H: 1 LOB: 3 BB: 2 P: 14 | R: 0 E: 0 K: 0 S: 3 | H: 0 LOB: 0 BB: 0 P: 3 | R: 0 E: 0 K: 1 S: 5 | H: 0 LOB: 0 BB: 0 P: 5 | R: 0 E: 0 K: 0 S: 3 | H: 1 LOB: 2 BB: 0 P: 11 | R: 0 E: 0 K: 0 S: 4 | H: 1 LOB: 1 BB: 0 P: 4 | R: 0 E: 0 K: 1 S: 5 | H: 0 LOB: 0 BB: 0 P: 5 | R: 0 E: 0 K: 0 S: 3 | H: 0 LOB: 0 BB: 0 P: 3 | R: 0 E: 0 K: 1 S: 5 | H: 0 LOB: 0 BB: 0 P: 9 | R: 0 E: 0 K: 1 S: 9 | H: 0 LOB: 1 BB: 1 P: 9 | R: 0 E: 0 K: 2 S: 9 | H: 2 LOB: 1 BB: 0 P: 9 | R: 0 E: 0 K: 1 S: 9 | H: 2 LOB: 1 BB: 0 P: 9 | 1B: 9 2B: 2 3B: 0 HR: 0 | SF: 0 SAC: 1 DP: 1 HBP: 0 | WP: 1 PB: 0 SB: 0 CS: 0 | PA: 56 |
| PITCHER | IP | WLS | BF | H | R | ER | SO | BB | IBB | HBP | BLK | WP | HR | S | P | ERA | WHIP | | | | | | | | | | | | | |
| Milt Pappas, R ERA: 2.39 (6, 1) | 5.1 | | 25 | 6 | 1 | 0 | 6 | 0 | 0 | 0 | 0 | 0 | 0 | 5 | 49 | 1.69 | 1.875 | | | | | | | | | | | | | |
| Dave McNally, L ERA: 4.72 (8, 1) | 1.2 | 5 | 1 | 0 | 0 | 0 | 0 | 0 | 0 | 0 | 0 | 0 | 0 | 5 | 5 | 0.00 | 0.600 | | | | | | | | | | | | | |
| Dick Hall, R ERA: 3.38 (13, 1) | 5.0 | 17 | 2 | 1 | 1 | 2 | 0 | 0 | 0 | 0 | 0 | 0 | 0 | 21 | 21 | 1.80 | 0.400 | | | | | | | | | | | | | |
| Stu Miller, R ERA: 2.97 (13, 1) | 2.0 | L | 9 | 2 | 1 | 1 | 3 | 1 | 0 | 0 | 0 | 0 | 0 | 14 | 18 | 4.50 | 1.500 | | | | | | | | | | | | | |

Boston Red Sox @ Baltimore Orioles
Memorial Stadium, Baltimore, MD
Sun Jun 09 1963, 3:33 AM EDT
Att. 6,357 - Unknown


AB: 50
R: 3
H: 11
RBI: 3
BB: 5
SO: 11
LOB: 19



| Batter | 1 | 2 | 3 | 4 | 5 | 6 | 7 | 8 | 9 | 10 | 11 | 12 | 13 | 14 | AB | R | H | RBI | BB | SO | LOB | BOTTOM | | | | | | |
|--|------------------------------|---------------------------------|------------------------------|---------------------------------|------------------------------|---------------------------------|------------------------------|---------------------------------|------------------------------|----------------------------------|------------------------------|---------------------------------|------------------------------|---------------------------------|------------------------------|---------------------------------|------------------------------|---------------------------------|------------------------------|---------------------------------|------------------------------|---------------------------------|------------------------------|---------------------------------|----------------------------------|------------------------------------|----------------------------------|--------|
| Luis Aparicio, R OBP: 0.311, SLG: 0.360 (1, 6) | L8 | | F5 | | S BB | | 4-3 | | | F2 | | F5 | | | 6 | 0 | 1 | 0 | 0 | 0 | 3 | | | | | | | |
| Russ Snyder, L OBP: 0.280, SLG: 0.295 (1, 9) | 1B | | K | | S | | 1-3 | | | K | | | | F5 | 4 | 1 | 0 | 0 | 2 | 2 | 0 | | | | | | | |
| Brooks Robinson, R OBP: 0.327, SLG: 0.398 (1, 5) | F9 | | FC6-4 | | 1-2 | | | | | | | | | K | 6 | 0 | 2 | 0 | 0 | 2 | 4 | | | | | | | |
| Jim Gentile, L OBP: 0.363, SLG: 0.438 (1, 3) | 2B | | K | | 1-2 | | | | | | | | | | 6 | 1 | 1 | 0 | 0 | 2 | 3 | | | | | | | |
| Boog Powell, L OBP: 0.335, SLG: 0.523 (8, PH) | E7 | | | | | | | | | | | | | | 3 | 0 | 2 | 1 | 0 | 0 | 0 | | | | | | | |
| Al Smith, R OBP: 0.356, SLG: 0.447 (9, 8) | 1B | | | | | | | | | | | | | | 1 | 0 | 0 | 0 | 0 | 0 | 1 | | | | | | | |
| Bob Saverine, S OBP: 0.293, SLG: 0.222 (9, 8) | 2B | | | | | | | | | | | | | | 2 | 0 | 0 | 0 | 0 | 2 | 0 | | | | | | | |
| Jackie Brandt, R OBP: 0.305, SLG: 0.433 (9, 7) | 4-3 | | | | | | | | | | | | | | 5 | 0 | 1 | 0 | 1 | 2 | 2 | | | | | | | |
| Jerry Adair, R OBP: 0.206, SLG: 0.323 (1, 4) | | | | | | | | | | | | | | | 5 | 0 | 0 | 0 | 0 | 1 | 1 | | | | | | | |
| Dick Brown, R OBP: 0.290, SLG: 0.349 (1, 2) | | | | | | | | | | | | | | | 4 | 0 | 1 | 0 | 1 | 2 | 0 | | | | | | | |
| Milt Pappas, R ERA: 2.39 (6, 1) | 7.1 | | 30 | 6 | 2 | 1 | 5 | 3 | 0 | 0 | 0 | 0 | 0 | 2 | 49 | 1.23 | 1.227 | | | | | | | | | | | |
| Arnold Earley, L ERA: 4.34 (8, 1) | 0.2 | 2 | 0 | 0 | 0 | 0 | 0 | 0 | 0 | 0 | 0 | 0 | 0 | 2 | 2 | 0.00 | 0.000 | | | | | | | | | | | |
| Dick Radatz, R ERA: 1.12 (9, 1) | 6.0 | W | 20 | 2 | 0 | 0 | 10 | 0 | 1 | 0 | 0 | 0 | 0 | 39 | 43 | 0.00 | 0.333 | | | | | | | | | | | |
| Inning Stats | R: 2 E: 1 K: 0 S: 5 | H: 2 LOB: 1 BB: 1 P: 9 | R: 0 E: 0 K: 1 S: 5 | H: 0 LOB: 0 BB: 0 P: 5 | R: 0 E: 0 K: 2 S: 8 | H: 0 LOB: 0 BB: 0 P: 8 | R: 0 E: 0 K: 0 S: 3 | H: 0 LOB: 0 BB: 1 P: 6 | R: 0 E: 0 K: 0 S: 3 | H: 1 LOB: 1 BB: 0 P: 12 | R: 0 E: 0 K: 0 S: 4 | H: 1 LOB: 1 BB: 0 P: 4 | R: 0 E: 0 K: 0 S: 4 | H: 1 LOB: 1 BB: 0 P: 4 | R: 0 E: 0 K: 3 S: 9 | H: 0 LOB: 0 BB: 0 P: 9 | R: 0 E: 0 K: 2 S: 7 | H: 1 LOB: 0 BB: 0 P: 7 | R: 0 E: 0 K: 0 S: 7 | H: 1 LOB: 2 BB: 1 P: 8 | R: 0 E: 0 K: 1 S: 5 | H: 0 LOB: 0 BB: 0 P: 5 | R: 0 E: 0 K: 2 S: 7 | H: 0 LOB: 0 BB: 0 P: 7 | 1B: 7 2B: 4 3B: 0 HR: 0 | SF: 0 SAC: 1 DP: 1 HBP: 0 | WP: 0 PB: 1 SB: 2 CS: 2 | PA: 52 |
| PITCHER | IP | WLS | BF | H | R | ER | SO | BB | IBB | HBP | BLK | WP | HR | S | P | ERA | WHIP | | | | | | | | | | | |
| Earl Wilson, R ERA: 2.82 (8, 1) | 7.1 | | 30 | 6 | 2 | 1 | 5 | 3 | 0 | 0 | 0 | 0 | 0 | 2 | 49 | 1.23 | 1.227 | | | | | | | | | | | |
| Arnold Earley, L ERA: 4.34 (8, 1) | 0.2 | 2 | 0 | 0 | 0 | 0 | 0 | 0 | 0 | 0 | 0 | 0 | 0 | 2 | 2 | 0.00 | 0.000 | | | | | | | | | | | |
| Dick Radatz, R ERA: 1.12 (9, 1) | 6.0 | W | 20 | 2 | 0 | 0 | 10 | 0 | 1 | 0 | 0 | 0 | 0 | 39 | 43 | 0.00 | 0.333 | | | | | | | | | | | |

Boston Red Sox @ Baltimore Orioles
Memorial Stadium, Baltimore, MD
Sun Jun 09 1963, 3:33 AM EDT
Att. 6,357 - Unknown

AB: 47
R: 2
H: 8
RBI: 1
BB: 4
SO: 15
LOB: 17



| Batter | 1 | 2 | 3 | 4 | 5 | 6 | 7 | 8 | 9 | AB | R | H | RBI | BB | SO | LOB | TOP | | | | | |
|---|---|----------------------------------|------------------------------|----------------------------------|------------------------------|---------------------------------|------------------------------|---------------------------------|------------------------------|---------------------------------|------------------------------|---------------------------------|------------------------------|---------------------------------|------------------------------|---------------------------------|--|---------------------------------|----------------------------------|------------------------------------|----------------------------------|--------|
| Dick Howser, R OBP: 0.339, SLG: 0.234 (1, 6) | | | | | | | | | | 3 | 1 | 1 | 0 | 1 | 1 | 0 | Cleveland Indians @ Baltimore Orioles Memorial Stadium, Baltimore, MD Mon Jun 10 1963, 7:05 PM EDT Att: 9,470 - Unknown | | | | | |
| Vic Davallio, L OBP: 0.339, SLG: 0.464 (1, 8) | | | | | | | | | | 4 | 0 | 1 | 0 | 0 | 1 | 2 | | | | | | |
| Al Luplow, L OBP: 0.274, SLG: 0.308 (1, 9) | | | | | | | | | | 3 | 0 | 0 | 1 | 1 | 0 | 1 | | | | | | |
| Joe Adcock, R OBP: 0.339, SLG: 0.514 (1, 3) | | | | | | | | | | 3 | 1 | 1 | 1 | 1 | 1 | 1 | | | | | | |
| Tito Francona, L OBP: 0.281, SLG: 0.309 (1, 7) | | | | | | | | | | 4 | 0 | 0 | 0 | 0 | 1 | 2 | | | | | | |
| Max Alvis, R OBP: 0.306, SLG: 0.429 (1, 5) | | | | | | | | | | 4 | 0 | 0 | 0 | 0 | 0 | 2 | | | | | | |
| Joe Azcue, R OBP: 0.404, SLG: 0.434 (1, 2) | | | | | | | | | | 4 | 0 | 2 | 0 | 0 | 0 | 0 | | | | | | |
| Woodie Held, R OBP: 0.359, SLG: 0.480 (1, 4) | | | | | | | | | | 4 | 0 | 1 | 0 | 0 | 1 | 1 | | | | | | |
| Barry Latman, R OBP: 0.200, SLG: 0.500 Ted Abernathy, R (9, 1) | | | | | | | | | 3 | 1 | 1 | 1 | 0 | 0 | 2 | 0 | | | | | | |
| Inning Stats | R: 1 E: 0 K: 1 S: 7 | H: 2 LOB: 2 BB: 1 P: 11 | R: 0 E: 0 K: 1 S: 6 | H: 1 LOB: 2 BB: 1 P: 10 | R: 0 E: 0 K: 0 S: 2 | H: 0 LOB: 0 BB: 1 P: 6 | R: 0 E: 0 K: 0 S: 3 | H: 0 LOB: 0 BB: 0 P: 3 | R: 0 E: 0 K: 1 S: 5 | H: 0 LOB: 0 BB: 0 P: 5 | R: 1 E: 0 K: 0 S: 4 | H: 1 LOB: 0 BB: 0 P: 4 | R: 1 E: 0 K: 0 S: 4 | H: 1 LOB: 0 BB: 0 P: 4 | R: 0 E: 0 K: 2 S: 7 | H: 0 LOB: 0 BB: 0 P: 7 | R: 0 E: 0 K: 0 S: 5 | H: 2 LOB: 2 BB: 0 P: 5 | 1B: 4 2B: 1 3B: 0 HR: 2 | SF: 0 SAC: 1 DP: 1 HBP: 0 | WP: 0 PB: 0 SB: 0 CS: 0 | PA: 36 |
| PITCHER | IP WLS BF H R ER SO BB IBB HBP BLK WP HR S P ERA WHIP | | | | | | | | | | | | | | | | | | | | | |
| Mike McCormick, L ERA: 4.23 (1, 1) | 6.2 L 27 5 3 3 3 3 0 0 0 0 0 2 30 42 4.05 1.200 | | | | | | | | | | | | | | | | | | | | | |
| Stu Miller, R ERA: 2.96 (7, 1) | 1.1 4 0 0 0 2 0 0 0 0 0 0 0 8 8 0.00 0.000 | | | | | | | | | | | | | | | | | | | | | |
| Wes Stock, R ERA: 3.41 (9, 1) | 1.0 5 2 0 0 0 0 0 0 0 0 0 0 5 5 0.00 2.000 | | | | | | | | | | | | | | | | | | | | | |

| Batter | 1 | 2 | 3 | 4 | 5 | 6 | 7 | 8 | 9 | AB | R | H | RBI | BB | SO | LOB | BOTTOM | | | | | |
|--|---|----------------------------------|------------------------------|---------------------------------|------------------------------|---------------------------------|------------------------------|---------------------------------|------------------------------|---------------------------------|------------------------------|---------------------------------|------------------------------|---------------------------------|------------------------------|---------------------------------|--|---------------------------------|----------------------------------|------------------------------------|----------------------------------|--------|
| Luis Aparicio, R OBP: 0.314, SLG: 0.362 (1, 6) | | | | | | | | | | 4 | 0 | 2 | 1 | 0 | 1 | 2 | Cleveland Indians @ Baltimore Orioles Memorial Stadium, Baltimore, MD Mon Jun 10 1963, 7:05 PM EDT Att: 9,470 - Unknown | | | | | |
| Bob Saverine, S OBP: 0.287, SLG: 0.200 (1, 4) | | | | | | | | | | 4 | 0 | 0 | 0 | 0 | 2 | 2 | | | | | | |
| Al Smith, R OBP: 0.353, SLG: 0.439 (1, 9) | | | | | | | | | | 3 | 1 | 0 | 0 | 1 | 1 | 1 | | | | | | |
| Jim Gentile, L OBP: 0.366, SLG: 0.436 Bob Johnson, R OBP: 0.313, SLG: 0.409 (9, PR) | | | | | | | | | | 3 | 0 | 1 | 0 | 1 | 1 | 1 | | | | | | |
| Boog Powell, L OBP: 0.333, SLG: 0.522 (1, 7) | | | | | | | | | | 4 | 0 | 1 | 1 | 0 | 1 | 1 | | | | | | |
| Brooks Robinson, R OBP: 0.326, SLG: 0.395 (1, 5) | | | | | | | | | | 4 | 0 | 1 | 0 | 0 | 1 | 2 | | | | | | |
| Jackie Brandt, R OBP: 0.306, SLG: 0.431 (1, 8) | | | | | | | | | | 3 | 0 | 1 | 0 | 0 | 2 | 0 | | | | | | |
| John Orsino, R OBP: 0.362, SLG: 0.430 (1, 2) | | | | | | | | | | 3 | 1 | 1 | 0 | 0 | 1 | 2 | | | | | | |
| Mike McCormick, L OBP: 0.267, SLG: 0.267 Stu Miller, R OBP: 0.250, SLG: 0.250 Charlie Lau, L OBP: 0.200, SLG: 0.208 Wes Stock, R (9, 1) | | | | | | | | | | 1 | 0 | 0 | 0 | 0 | 1 | 0 | | | | | | |
| Inning Stats | R: 0 E: 1 K: 3 S: 10 | H: 1 LOB: 1 BB: 0 P: 10 | R: 0 E: 0 K: 1 S: 5 | H: 0 LOB: 0 BB: 0 P: 5 | R: 1 E: 0 K: 1 S: 6 | H: 2 LOB: 1 BB: 0 P: 6 | R: 0 E: 0 K: 0 S: 2 | H: 0 LOB: 0 BB: 1 P: 6 | R: 0 E: 0 K: 2 S: 7 | H: 0 LOB: 0 BB: 0 P: 7 | R: 0 E: 0 K: 1 S: 5 | H: 0 LOB: 0 BB: 0 P: 5 | R: 0 E: 0 K: 1 S: 5 | H: 0 LOB: 0 BB: 0 P: 5 | R: 0 E: 1 K: 2 S: 9 | H: 2 LOB: 2 BB: 0 P: 9 | R: 1 E: 0 K: 0 S: 4 | H: 2 LOB: 2 BB: 1 P: 8 | 1B: 5 2B: 3 3B: 0 HR: 0 | SF: 0 SAC: 1 DP: 2 HBP: 0 | WP: 0 PB: 0 SB: 1 CS: 1 | PA: 33 |
| PITCHER | IP WLS BF H R ER SO BB IBB HBP BLK WP HR S P ERA WHIP | | | | | | | | | | | | | | | | | | | | | |
| Barry Latman, R ERA: 4.65 (1, 1) | 8.2 W 32 7 2 2 11 2 0 0 0 0 0 0 0 1 1 2.08 1.038 | | | | | | | | | | | | | | | | | | | | | |
| Ted Abernathy, R ERA: 2.25 (9, 1) | 0.1 S 1 0 0 0 0 0 0 0 0 0 0 0 0 1 1 0.00 0.000 | | | | | | | | | | | | | | | | | | | | | |



| Batter | 1 | 2 | 3 | 4 | 5 | 6 | 7 | 8 | 9 | AB | R | H | RBI | BB | SO | LOB | TOP | | | | | |
|--|---|----------------------------------|------------------------------|---------------------------------|------------------------------|---------------------------------|------------------------------|---------------------------------|------------------------------|---------------------------------|------------------------------|---------------------------------|------------------------------|---------------------------------|------------------------------|---------------------------------|---|----------------------------------|----------------------------------|------------------------------------|----------------------------------|--------|
| Luis Aparicio, R (1,6) OBP: 0.319, SLG: 0.369 | F8 | | F8 | | G6-4-3 | | | G4-6-3 BB 1-2 1B | | 4 | 0 | 1 | 0 | 0 | 0 | 2 | Baltimore Orioles @ Boston Red Sox Fenway Park, Boston, MA Fri Jun 14 1963, 7:05 PM EDT Att: 18,015 - Unknown | | | | | |
| Al Smith, R (1,9) OBP: 0.361, SLG: 0.453 | 1B | | F7 | | | K | | G4-6-3 BB 1-2 2-3 | | 3 | 0 | 1 | 0 | 1 | 1 | 0 | | | | | | |
| Boog Powell, L (1,7) OBP: 0.328, SLG: 0.506 | F5 | | F9 | | | FC5-4 BB | | G4-6-3 1-2 2-3 3-H | | 3 | 0 | 0 | 0 | 1 | 0 | 3 | | | | | | |
| Jim Gentile, L (1,3) OBP: 0.359, SLG: 0.414 | BB 1B | | F7 | | | F4 | | F2 | | 4 | 0 | 1 | 0 | 0 | 0 | 2 | | | | | | |
| Brooks Robinson, R (1,5) OBP: 0.325, SLG: 0.387 | 1-2 BB | | F9 | | | FC5-4 1-2 | | K | | 3 | 0 | 0 | 0 | 1 | 1 | 1 | | | | | | |
| John Orsino, R (1,2) OBP: 0.353, SLG: 0.414 | K | | 5-3 | | | K | | F3 | | 4 | 0 | 0 | 0 | 0 | 2 | 3 | | | | | | |
| Russ Snyder, L (1,8) OBP: 0.275, SLG: 0.290 | | 5-3 | | | E 2B | F7 | | BB | | 3 | 0 | 1 | 0 | 1 | 0 | 0 | | | | | | |
| Jerry Adair, R (1,4) OBP: 0.207, SLG: 0.340 | G3 | | F6 | | | 5-3 | | K | | 4 | 0 | 0 | 0 | 0 | 1 | 2 | | | | | | |
| Mitt Pappas, R (1,1) OBP: 0.160, SLG: 0.125 | K | | FC1 | | | | | BB 1B G4-6-3 1B | | 2 | 0 | 0 | 0 | 0 | 1 | 1 | | | | | | |
| Wes Stock, R (6,1) | | | | | | | | | | 0 | 0 | 0 | 0 | 0 | 0 | 0 | | | | | | |
| Bob Saverine, S (8, PH) OBP: 0.321, SLG: 0.255 | | | | | | | | | | 1 | 1 | 1 | 0 | 0 | 0 | 0 | | | | | | |
| Dean Stone, L (8,1) | | | | | | | | | | 0 | 0 | 0 | 0 | 0 | 0 | 0 | | | | | | |
| Inning Stats | R: 0 E: 0 K: 1 S: 7 | H: 2 LOB: 3 BB: 1 P: 11 | R: 0 E: 0 K: 1 S: 5 | H: 0 LOB: 0 BB: 0 P: 5 | R: 0 E: 0 K: 0 S: 3 | H: 0 LOB: 0 BB: 0 P: 3 | R: 0 E: 0 K: 0 S: 3 | H: 0 LOB: 0 BB: 0 P: 3 | R: 0 E: 1 K: 0 S: 4 | H: 1 LOB: 1 BB: 0 P: 4 | R: 0 E: 0 K: 1 S: 5 | H: 0 LOB: 1 BB: 1 P: 9 | R: 0 E: 0 K: 1 S: 5 | H: 0 LOB: 0 BB: 0 P: 5 | R: 1 E: 0 K: 0 S: 4 | H: 2 LOB: 1 BB: 1 P: 8 | R: 0 E: 0 K: 2 S: 7 | H: 0 LOB: 1 BB: 1 P: 11 | 1B: 4 2B: 1 3B: 0 HR: 0 | SF: 0 SAC: 0 DP: 2 HBP: 0 | WP: 0 PB: 0 SB: 0 CS: 0 | PA: 35 |
| PITCHER | IP WLS BF H R ER SO BB IBB HBP BLK WP HR S P ERA WHIP | | | | | | | | | | | | | | | | | | | | | |
| Earl Wilson, R (1,1) ERA: 2.71 | 7.0 W 29 5 1 1 4 3 0 0 0 0 0 0 34 46 1.29 1.143 | | | | | | | | | | | | | | | | | | | | | |
| Dick Radatz, R (8,1) ERA: 0.88 | 2.0 S 6 0 0 0 2 1 0 0 0 0 0 0 9 13 0.00 0.500 | | | | | | | | | | | | | | | | | | | | | |

AB 31
R 1
H 5
RBI 0
BB 4
SO 6
LOB 14



| Batter | 1 | 2 | 3 | 4 | 5 | 6 | 7 | 8 | 9 | AB | R | H | RBI | BB | SO | LOB | BOTTOM | | | | | |
|---|---|---------------------------------|------------------------------|---------------------------------|------------------------------|---------------------------------|------------------------------|---------------------------------|------------------------------|---------------------------------|------------------------------|----------------------------------|------------------------------|---------------------------------|------------------------------|---------------------------------|---|---------------------------------|----------------------------------|------------------------------------|----------------------------------|--------|
| Chuck Schilling, R (1,4) OBP: 0.347, SLG: 0.392 | 2B | | F6 | | 4-3 | FC5-4 1-2 | | | | 4 | 0 | 1 | 0 | 0 | 0 | 3 | Baltimore Orioles @ Boston Red Sox Fenway Park, Boston, MA Fri Jun 14 1963, 7:05 PM EDT Att: 18,015 - Unknown | | | | | |
| Roman Mejias, R (1,8) OBP: 0.197, SLG: 0.291 | F2 | | HR | | F4 | | | G4-6-3 1B | | 4 | 1 | 2 | 1 | 0 | 0 | 2 | | | | | | |
| Carl Yastrzemski, L (1,7) OBP: 0.376, SLG: 0.419 | 4-3 | | 6-3 | | | 2B | | G4-6-3 1-2 | | 4 | 1 | 1 | 0 | 0 | 0 | 2 | | | | | | |
| Frank Maltzone, R (1,5) OBP: 0.381, SLG: 0.522 | F8 | | | | FC6-4 1B | 6-3 | | F4 | | 4 | 0 | 1 | 0 | 0 | 0 | 2 | | | | | | |
| Dick Stuart, R (1,3) OBP: 0.306, SLG: 0.510 | | HR | | | F8 | 2B BB | | F9 | | 3 | 2 | 1 | 1 | 1 | 0 | 1 | | | | | | |
| Russ Nixon, L (1,2) OBP: 0.353, SLG: 0.467 | K | | F7 | | | 2B 2B | | 1B | | 4 | 1 | 2 | 1 | 0 | 1 | 1 | | | | | | |
| Eddie Bressoud, R (1,6) OBP: 0.329, SLG: 0.430 | | G1-4-3 BB | FC6-4 1-2 | | | 2B FC5-2 HBP | | F8 | | 2 | 0 | 0 | 0 | 1 | 0 | 2 | | | | | | |
| Lou Clinton, R (1,9) OBP: 0.274, SLG: 0.410 | | G1-4-3 1-2 | | | 1-3 | | | F4 | | 4 | 0 | 1 | 2 | 0 | 0 | 2 | | | | | | |
| Earl Wilson, R (1,1) OBP: 0.194, SLG: 0.229 | | | 5-3 | | | 1-3 2-H 3-H | | 2B | | 3 | 0 | 1 | 0 | 0 | 0 | 2 | | | | | | |
| Dick Radatz, R (8,1) ERA: 4.76 | | | | | 4-3 1B | FC5-2 FC5-4 3-H | | | | 0 | 0 | 0 | 0 | 0 | 0 | 0 | | | | | | |
| Inning Stats | R: 0 E: 0 K: 0 S: 4 | H: 1 LOB: 1 BB: 0 P: 4 | R: 1 E: 0 K: 1 S: 5 | H: 1 LOB: 0 BB: 0 P: 9 | R: 1 E: 0 K: 0 S: 4 | H: 1 LOB: 0 BB: 0 P: 4 | R: 0 E: 0 K: 0 S: 4 | H: 1 LOB: 1 BB: 0 P: 4 | R: 0 E: 0 K: 0 S: 4 | H: 1 LOB: 1 BB: 0 P: 4 | R: 3 E: 0 K: 0 S: 6 | H: 3 LOB: 2 BB: 1 P: 11 | R: 0 E: 0 K: 0 S: 3 | H: 1 LOB: 0 BB: 0 P: 3 | R: 0 E: 0 K: 0 S: 4 | H: 1 LOB: 1 BB: 0 P: 4 | R: 0 E: 0 K: 0 S: 4 | H: 1 LOB: 1 BB: 0 P: 4 | 1B: 4 2B: 4 3B: 0 HR: 2 | SF: 0 SAC: 0 DP: 2 HBP: 1 | WP: 0 PB: 0 SB: 0 CS: 0 | PA: 35 |
| PITCHER | IP WLS BF H R ER SO BB IBB HBP BLK WP HR S P ERA WHIP | | | | | | | | | | | | | | | | | | | | | |
| Mitt Pappas, R (1,1) ERA: 2.84 | 5.1 L 26 8 5 1 0 0 0 0 0 0 0 0 25 34 8.44 1.875 | | | | | | | | | | | | | | | | | | | | | |
| Wes Stock, R (6,1) ERA: 4.13 | 1.2 5 1 0 0 0 0 0 0 0 0 0 5 5 0.00 0.600 | | | | | | | | | | | | | | | | | | | | | |
| Dean Stone, L (8,1) ERA: 4.76 | 1.0 4 1 0 0 0 0 0 0 0 0 0 4 4 0.00 1.000 | | | | | | | | | | | | | | | | | | | | | |

AB 32
R 5
H 10
RBI 5
BB 2
SO 1
LOB 17



| Batter | 1 | 2 | 3 | 4 | 5 | 6 | 7 | 8 | 9 | AB | R | H | RBI | BB | SO | LOB | TOP | | | | | |
|---|--|---------------------------------|------------------------------|---------------------------------|------------------------------|---------------------------------|------------------------------|---------------------------------|------------------------------|---------------------------------|------------------------------|---------------------------------|------------------------------|---------------------------------|------------------------------|---------------------------------|---|---------------------------------|----------------------------------|------------------------------------|----------------------------------|--------|
| Luis Aparicio, R (1.6) | 0-0 6-3 | | 0-0 6-3 | | 0-0 F2 | | | 0-0 F8 | | 4 | 0 | 0 | 0 | 0 | 0 | 0 | <p>Baltimore Orioles @ Boston Red Sox Fenway Park, Boston, MA Sun Jun 16 1963, 3:33 AM EDT Unknown</p> | | | | | |
| Russ Snyder, L (1.8) | 0-0 1B 5-3 1B | | 0-0 6-3 | | 0-0 4-3 | | | 0-0 F8 | | 4 | 0 | 1 | 0 | 0 | 0 | 0 | | | | | | |
| Al Smith, R (1.9) | 0-0 5-3 1-2 | | 0-0 6-3 | | | | | 0-0 F8 | | 4 | 0 | 1 | 0 | 0 | 0 | 1 | | | | | | |
| Jim Gentile, L (1.3) | 0-0 2-3 1B | | | 0-0 3-1 | | | | 0-0 K | | 4 | 0 | 1 | 0 | 0 | 1 | 1 | | | | | | |
| Boog Powell, L (1.7) | 0-0 F5 | | | 0-0 1B G3 2B | | | | 0-0 K | | 4 | 1 | 2 | 0 | 0 | 0 | 2 | | | | | | |
| Brooks Robinson, R (1.5) | | 0-0 F9 | | 0-0 2-3 1B | | | | 0-3 K | | 4 | 0 | 1 | 0 | 0 | 2 | 1 | | | | | | |
| Charlie Lau, L (1.2) | | 0-3 K | | 0-0 G3 | | | | 0-0 4-3 | | 4 | 0 | 0 | 1 | 0 | 1 | 1 | | | | | | |
| Jerry Adair, R (1.4) | | 0-0 1B | | 0-0 6-3 | | | | 0-0 5-3 | | 3 | 0 | 1 | 0 | 0 | 0 | 1 | | | | | | |
| Ike Delock, R (1.1) | | 0-3 K | | | 0-0 F7 | | | 0-3 K | | 2 | 0 | 0 | 0 | 0 | 1 | 1 | | | | | | |
| Dick Hall, R (5.1) | | | | | | | | | | 1 | 0 | 0 | 0 | 0 | 1 | 0 | | | | | | |
| Inning Stats | R: 0 E: 0 K: 0 S: 5 | H: 2 LOB: 2 BB: 0 P: 5 | R: 0 E: 0 K: 2 S: 8 | H: 1 LOB: 1 BB: 0 P: 8 | R: 0 E: 0 K: 0 S: 3 | H: 0 LOB: 0 BB: 0 P: 3 | R: 1 E: 1 K: 0 S: 5 | H: 2 LOB: 1 BB: 0 P: 5 | R: 0 E: 0 K: 0 S: 3 | H: 0 LOB: 0 BB: 0 P: 3 | R: 0 E: 0 K: 2 S: 8 | H: 1 LOB: 1 BB: 0 P: 8 | R: 0 E: 0 K: 1 S: 5 | H: 0 LOB: 0 BB: 0 P: 5 | R: 0 E: 0 K: 1 S: 4 | H: 1 LOB: 1 BB: 0 P: 4 | R: 0 E: 0 K: 1 S: 5 | H: 0 LOB: 0 BB: 0 P: 5 | 1B: 5 2B: 2 3B: 0 HR: 0 | SF: 0 SAC: 0 DP: 0 HBP: 0 | WP: 0 PB: 0 SB: 0 CS: 0 | PA: 34 |
| PITCHER Bill Monbouquette, R (1.1) ERA: 3.48 | IP: 9.0 WLS: W BF: 34 H: 7 R: 1 ER: 1 SO: 6 BB: 0 IBB: 0 HBP: 0 BLK: 0 WP: 0 HR: 0 S: 46 P: 46 ERA: 1.00 WHIP: 0.778 | | | | | | | | | | | | | | | PITCHER | | | | | | |

| Batter | 1 | 2 | 3 | 4 | 5 | 6 | 7 | 8 | 9 | AB | R | H | RBI | BB | SO | LOB | BOTTOM | | | | | |
|---|--|---------------------------------|------------------------------|---------------------------------|------------------------------|---------------------------------|------------------------------|---------------------------------|------------------------------|----------------------------------|------------------------------|---------------------------------|------------------------------|---------------------------------|-------------------------------|----------------------------------|---|----------------------------------|----------------------------------|------------------------------------|----------------------------------|--------|
| Chuck Schilling, R (1.4) | 0-0 4-3 | | 0-0 F6 | | 0-0 HR 1B | | | 0-0 6-3 | | 4 | 1 | 1 | 2 | 0 | 0 | 1 | <p>Baltimore Orioles @ Boston Red Sox Fenway Park, Boston, MA Sun Jun 16 1963, 3:33 AM EDT Unknown</p> | | | | | |
| Roman Mejias, R (1.8) | 0-0 F6 | | 0-0 F9 | | 0-0 HR 1B | | | 0-0 HR | | 4 | 2 | 2 | 3 | 0 | 0 | 1 | | | | | | |
| Carl Yastrzemski, L (1.7) | 0-0 F8 | | | 0-0 L8 | | | | 0-0 3-1 | | 4 | 1 | 1 | 0 | 0 | 0 | 0 | | | | | | |
| Frank Maltzone, R (1.5) | | 0-0 F9 | | 0-0 6-3 | | | | 0-0 F1 | | 4 | 1 | 1 | 1 | 0 | 0 | 0 | | | | | | |
| Dick Stuart, R (1.3) | | 0-0 6-3 | | 0-0 6-3 | | | | 0-0 HR | | 3 | 1 | 1 | 1 | 1 | 0 | 0 | | | | | | |
| Lou Clinton, R (1.9) | | 0-0 3B | | | 0-0 SH1-3 1B | | | 0-0 K | | 4 | 1 | 2 | 0 | 0 | 1 | 2 | | | | | | |
| Eddie Bressoud, R (1.6) | | 0-3 K | | | 0-3 K | | | 0-3 F2 | | 4 | 0 | 0 | 0 | 0 | 3 | 4 | | | | | | |
| Bob Tillman, R (1.2) | | | 4-0 FC1-8 BB | | 4-0 SH1-3 1B | | | 0-0 F8 | | 2 | 1 | 1 | 1 | 2 | 0 | 0 | | | | | | |
| Bill Monbouquette, R (1.1) | | | 0-0 FC1-6 | | 0-0 SH1-3 | | | 0-3 K | | 3 | 0 | 0 | 0 | 0 | 2 | 3 | | | | | | |
| Inning Stats | R: 0 E: 0 K: 0 S: 3 | H: 0 LOB: 0 BB: 0 P: 3 | R: 0 E: 0 K: 1 S: 6 | H: 1 LOB: 1 BB: 0 P: 6 | R: 0 E: 0 K: 0 S: 3 | H: 0 LOB: 0 BB: 1 P: 7 | R: 0 E: 0 K: 0 S: 3 | H: 0 LOB: 0 BB: 0 P: 3 | R: 4 E: 0 K: 1 S: 8 | H: 3 LOB: 0 BB: 1 P: 12 | R: 1 E: 0 K: 1 S: 6 | H: 1 LOB: 0 BB: 0 P: 6 | R: 0 E: 0 K: 1 S: 5 | H: 0 LOB: 0 BB: 0 P: 5 | R: 3 E: 0 K: 2 S: 11 | H: 4 LOB: 2 BB: 1 P: 15 | R: 0 E: 0 K: 2 S: 11 | H: 0 LOB: 0 BB: 1 P: 15 | 1B: 4 2B: 1 3B: 1 HR: 3 | SF: 0 SAC: 1 DP: 0 HBP: 0 | WP: 0 PB: 0 SB: 0 CS: 0 | PA: 36 |
| PITCHER Ike Delock, R (1.1) ERA: 4.66 Dick Hall, R (5.1) ERA: 3.95 | IP: 4.2 WLS: L BF: 19 H: 3 R: 3 ER: 3 SO: 3 BB: 2 IBB: 0 HBP: 0 BLK: 0 WP: 0 HR: 0 S: 21 P: 29 ERA: 5.79 WHIP: 1.071 | | | | | | | | | | | | | | | PITCHER | | | | | | |

| | |
|-----|----|
| AB | 34 |
| R | 1 |
| H | 7 |
| RBI | 1 |
| BB | 0 |
| SO | 6 |
| LOB | 8 |

| | |
|-----|----|
| AB | 32 |
| R | 8 |
| H | 9 |
| RBI | 8 |
| BB | 3 |
| SO | 6 |
| LOB | 11 |



| Batter | 1 | 2 | 3 | 4 | 5 | 6 | 7 | 8 | 9 | AB | R | H | RBI | BB | SO | LOB | TOP | | | |
|--|---|---|---|---|---|---|---|---|---|---|---|---|---|---|---|---|---|----------------------------------|------------------------------------|----------------------------------|
| Luis Aparicio, R OBP: 0.312, SLG: 0.363 (1, 6) | L4 | | L8 | | 1B 2B | FC6-4 | | F9 | | 5 | 0 | 1 | 0 | 0 | 0 | 3 | Baltimore Orioles @ Boston Red Sox Fenway Park, Boston, MA Sun Jun 16 1963, 3:38 AM EDT Att: 29,258 - Unknown | | | |
| Joe Gaines, R OBP: 0.452, SLG: 0.604 (1, 8) | 1B BB | | K | | 2-3 1B | | 2B BB | K | | 3 | 1 | 1 | 0 | 2 | 2 | 1 | | | | |
| Brooks Robinson, R OBP: 0.325, SLG: 0.393 (1, 5) | F4 | | | 4-3 2B | 4-3 | | E G3 2B | 5-3 | | 5 | 1 | 2 | 1 | 0 | 0 | 4 | | | | |
| Boog Powell, L OBP: 0.328, SLG: 0.503 (1, 7) | 1-3 1B | | | 4-3 2-3 | | 4-3 | K | | 0-3 K | 5 | 0 | 1 | 0 | 0 | 2 | 2 | | | | |
| Al Smith, R OBP: 0.355, SLG: 0.444 (1, 9) | K | | | L4 | | 4-0 BB 1B BB | E3 WP G3 | F8 | | 4 | 1 | 0 | 0 | 1 | 1 | 4 | | | | |
| John Orsino, R OBP: 0.340, SLG: 0.397 (1, 3) | | F2 | | K | | F2 | G3 | F7 | | 5 | 0 | 0 | 1 | 0 | 1 | 3 | | | | |
| Dick Brown, R OBP: 0.315, SLG: 0.369 (1, 2) | | L7 | | | 1B 4-3 2B | 1-2 1B BB | 2-3 BB | | | 2 | 2 | 1 | 0 | 2 | 0 | 0 | | | | |
| Jerry Adair, R OBP: 0.214, SLG: 0.343 (1, 4) | | F8 | | | 2-3 1B | 1-2 2-H 1B | 1B | K | | 4 | 0 | 2 | 1 | 0 | 1 | 2 | | | | |
| Robin Roberts, S Wes Stock, R Jim Gentile, L Stu Miller, R Russ Snyder, L Dean Stone, L (1, 1) (5, 1) (6, PH) (6, 1) (8, PH) (8, 1) | | | F7 | | 4-3 3-H | 1-2 2-H 1B | FC6-4 1B | 1B | | 2 | 0 | 0 | 1 | 0 | 0 | 0 | | | | |
| Inning Stats | R: 0 E: 0 K: 1 S: 6 | H: 1 LOB: 2 BB: 1 P: 10 | R: 0 E: 0 K: 0 S: 3 | H: 0 LOB: 0 BB: 0 P: 3 | R: 0 E: 0 K: 1 S: 5 | H: 0 LOB: 0 BB: 0 P: 5 | R: 0 E: 0 K: 1 S: 6 | H: 1 LOB: 1 BB: 0 P: 6 | R: 2 E: 0 K: 0 S: 5 | H: 2 LOB: 2 BB: 2 P: 13 | R: 2 E: 1 K: 2 S: 9 | H: 1 LOB: 2 BB: 2 P: 17 | R: 0 E: 0 K: 1 S: 6 | H: 1 LOB: 1 BB: 0 P: 6 | R: 0 E: 0 K: 1 S: 5 | H: 0 LOB: 0 BB: 0 P: 5 | | 1B: 6 2B: 4 3B: 0 HR: 0 | SF: 0 SAC: 0 DP: 0 HBP: 0 | WP: 1 PB: 0 SB: 0 CS: 0 |
| PITCHER | IP WLS BF H R ER SO BB IBB HBP BLK WP HR S P ERA WHIP | IP WLS BF H R ER SO BB IBB HBP BLK WP HR S P ERA WHIP | IP WLS BF H R ER SO BB IBB HBP BLK WP HR S P ERA WHIP | IP WLS BF H R ER SO BB IBB HBP BLK WP HR S P ERA WHIP | IP WLS BF H R ER SO BB IBB HBP BLK WP HR S P ERA WHIP | IP WLS BF H R ER SO BB IBB HBP BLK WP HR S P ERA WHIP | IP WLS BF H R ER SO BB IBB HBP BLK WP HR S P ERA WHIP | IP WLS BF H R ER SO BB IBB HBP BLK WP HR S P ERA WHIP | IP WLS BF H R ER SO BB IBB HBP BLK WP HR S P ERA WHIP | IP WLS BF H R ER SO BB IBB HBP BLK WP HR S P ERA WHIP | IP WLS BF H R ER SO BB IBB HBP BLK WP HR S P ERA WHIP | IP WLS BF H R ER SO BB IBB HBP BLK WP HR S P ERA WHIP | IP WLS BF H R ER SO BB IBB HBP BLK WP HR S P ERA WHIP | IP WLS BF H R ER SO BB IBB HBP BLK WP HR S P ERA WHIP | IP WLS BF H R ER SO BB IBB HBP BLK WP HR S P ERA WHIP | IP WLS BF H R ER SO BB IBB HBP BLK WP HR S P ERA WHIP | IP WLS BF H R ER SO BB IBB HBP BLK WP HR S P ERA WHIP | | | |
| Dave Morehead, R ERA: 4.25 (1, 1) | 5.2 W 26 | 7 3 3 3 | 3 3 3 | 3 3 3 | 3 0 0 0 | 0 0 0 0 | 0 0 0 0 | 0 0 2 2 | 0 0 29 41 | 4.76 1.765 | | | | | | | | | | |
| Jack Lamabe, R ERA: 3.27 (6, 1) | 0.1 S 14 | 2 2 1 4 | 0 2 1 4 | 0 2 0 0 | 0 0 0 0 | 0 0 0 0 | 0 0 1 0 | 2 2 20 28 | 0.00 3.000 | | | | | | | | | | | |
| Dick Radatz, R ERA: 1.0 (7, 1) | 3.0 S 14 | 2 2 1 4 | 2 2 1 4 | 2 0 0 0 | 0 0 0 0 | 0 0 0 0 | 1 0 20 28 | 3.00 1.333 | | | | | | | | | | | | |

| | |
|-----|----|
| AB | 37 |
| R | 5 |
| H | 10 |
| RBI | 5 |
| BB | 5 |
| SO | 7 |
| LOB | 19 |



| Batter | 1 | 2 | 3 | 4 | 5 | 6 | 7 | 8 | 9 | AB | R | H | RBI | BB | SO | LOB | BOTTOM | | | |
|---|---|---|---|---|---|---|---|---|---|---|---|---|---|---|---|---|---|------------------------------------|----------------------------------|--------|
| Chuck Schilling, R OBP: 0.338, SLG: 0.382 (1, 4) | 4-3 | | F7 | | F8 | K | FC6-5 | | | 5 | 0 | 0 | 0 | 0 | 1 | 2 | Baltimore Orioles @ Boston Red Sox Fenway Park, Boston, MA Sun Jun 16 1963, 3:38 AM EDT Att: 29,258 - Unknown | | | |
| Roman Mejias, R OBP: 0.211, SLG: 0.352 (1, 8) | 6-3 | | 5-3 | | HR | FC3-2 1B HBP | G6-4-3 | G6-4-3 | | 4 | 2 | 1 | 1 | 0 | 0 | 1 | | | | |
| Carl Yastrzemski, L OBP: 0.394, SLG: 0.434 (1, 7) | 2B 1B | | | 2B 1B | 1B 2B | E1 FC3-2 1B | WP BB 2B 1B | | | 5 | 5 | 4 | 0 | 0 | 0 | 2 | | | | |
| Frank Maltzone, R OBP: 0.388, SLG: 0.530 (1, 5) | 1-3 2B | | | 1B 2B | 2-H 1B | FC3-2 1B | WP 2B BB | | | 4 | 3 | 3 | 2 | 1 | 0 | 3 | | | | |
| Dick Stuart, R OBP: 0.307, SLG: 0.515 (1, 3) | F9 | | | K | F2 | BB 1B | K | | | 5 | 0 | 1 | 2 | 0 | 2 | 6 | | | | |
| Lou Clinton, R OBP: 0.285, SLG: 0.427 (1, 9) | | F2 | | 1B IBB | L8 | 1-2 2-H 1B | | | | 4 | 0 | 2 | 3 | 1 | 0 | 1 | | | | |
| Eddie Bressoud, R OBP: 0.325, SLG: 0.418 (1, 6) | | F6 | | F3 | | 1B | F5 | | | 4 | 1 | 1 | 0 | 1 | 0 | 4 | | | | |
| Russ Nixon, L OBP: 0.367, SLG: 0.468 (1, 2) | | K | | | 1-3 2-H 3-H 1B | | | | | 4 | 1 | 2 | 2 | 1 | 1 | 3 | | | | |
| Dave Morehead, R OBP: 0.050, SLG: 0.050 Jack Lamabe, R (1, 1) (6, 1) | | | F3 | | K | | E7 FC3-2 2B | K | | 2 | 0 | 0 | 0 | 0 | 1 | 2 | | | | |
| Dick Williams, R OBP: 0.207, SLG: 0.286 Dick Radatz, R OBP: 0.077, SLG: 0.154 (6, PH) (7, 1) | | | | | | 1-3 2-H 3-H 1B | FC6-5 2B | K | | 2 | 0 | 1 | 1 | 0 | 0 | 0 | | | | |
| Inning Stats | R: 1 E: 0 K: 0 S: 5 | H: 2 LOB: 1 BB: 0 P: 5 | R: 0 E: 0 K: 1 S: 5 | H: 0 LOB: 0 BB: 0 P: 5 | R: 0 E: 0 K: 0 S: 3 | H: 0 LOB: 0 BB: 0 P: 3 | R: 2 E: 0 K: 2 S: 10 | H: 3 LOB: 2 BB: 1 P: 14 | R: 2 E: 0 K: 1 S: 6 | H: 3 LOB: 1 BB: 0 P: 6 | R: 5 E: 2 K: 1 S: 11 | H: 5 LOB: 3 BB: 1 P: 16 | R: 0 E: 0 K: 0 S: 3 | H: 1 LOB: 0 BB: 0 P: 3 | R: 2 E: 0 K: 2 S: 9 | H: 2 LOB: 2 BB: 2 P: 17 | 1B: 9 2B: 6 3B: 0 HR: 1 | SF: 0 SAC: 0 DP: 1 HBP: 1 | WP: 1 PB: 0 SB: 0 CS: 0 | PA: 45 |
| PITCHER | IP WLS BF H R ER SO BB IBB HBP BLK WP HR S P ERA WHIP | IP WLS BF H R ER SO BB IBB HBP BLK WP HR S P ERA WHIP | IP WLS BF H R ER SO BB IBB HBP BLK WP HR S P ERA WHIP | IP WLS BF H R ER SO BB IBB HBP BLK WP HR S P ERA WHIP | IP WLS BF H R ER SO BB IBB HBP BLK WP HR S P ERA WHIP | IP WLS BF H R ER SO BB IBB HBP BLK WP HR S P ERA WHIP | IP WLS BF H R ER SO BB IBB HBP BLK WP HR S P ERA WHIP | IP WLS BF H R ER SO BB IBB HBP BLK WP HR S P ERA WHIP | IP WLS BF H R ER SO BB IBB HBP BLK WP HR S P ERA WHIP | IP WLS BF H R ER SO BB IBB HBP BLK WP HR S P ERA WHIP | IP WLS BF H R ER SO BB IBB HBP BLK WP HR S P ERA WHIP | IP WLS BF H R ER SO BB IBB HBP BLK WP HR S P ERA WHIP | IP WLS BF H R ER SO BB IBB HBP BLK WP HR S P ERA WHIP | IP WLS BF H R ER SO BB IBB HBP BLK WP HR S P ERA WHIP | IP WLS BF H R ER SO BB IBB HBP BLK WP HR S P ERA WHIP | IP WLS BF H R ER SO BB IBB HBP BLK WP HR S P ERA WHIP | | | | |
| Robin Roberts, R ERA: 3.41 (1, 1) | 4.1 L 22 | 5 5 3 | 5 5 3 | 1 0 0 | 0 0 0 | 0 0 0 | 0 0 2 2 | 0 0 14 19 | 10.38 1.846 | | | | | | | | | | | |
| Wes Stock, R ERA: 4.05 (5, 1) | 0.2 S 14 | 0 6 5 2 | 0 6 5 2 | 0 1 0 1 | 0 1 0 0 | 0 0 1 0 | 0 0 14 19 | 0.00 3.500 | | | | | | | | | | | | |
| Stu Miller, R ERA: 3.03 (6, 1) | 2.0 S 14 | 6 6 5 2 | 6 6 5 2 | 1 1 0 1 | 0 1 0 0 | 0 0 1 0 | 0 0 14 19 | 9.00 3.500 | | | | | | | | | | | | |
| Dean Stone, L ERA: 5.5 (8, 1) | 1.0 S 14 | 7 2 2 2 | 7 2 2 2 | 2 2 2 2 | 0 0 0 0 | 0 0 0 0 | 1 0 9 17 | 18.00 4.000 | | | | | | | | | | | | |

| | |
|-----|----|
| AB | 40 |
| R | 12 |
| H | 16 |
| RBI | 11 |
| BB | 4 |
| SO | 6 |
| LOB | 26 |



| Batter | 1 | 2 | 3 | 4 | 5 | 6 | 7 | 8 | 9 | AB | R | H | RBI | BB | SO | LOB | TOP | | | | | | | | | | |
|---|------------------------------|---------------------------------|------------------------------|---------------------------------|------------------------------|---------------------------------|------------------------------|---------------------------------|-------------------------------|----------------------------------|------------------------------|---------------------------------|------------------------------|---------------------------------|------------------------------|---------------------------------|--|------------------------------------|----------------------------------|--------|--|--|--|--|--|--|--|
| Luis Aparicio, R (1, 6) OBP: 0.314, SLG: 0.368 | G3 | | 6-3 | | 2B | | 5-3 | | 1B | 5 | 1 | 2 | 1 | 0 | 0 | 0 | Baltimore Orioles @ Boston Red Sox Fenway Park, Boston, MA Mon Jun 17 1963, 3:33 AM EDT Att: 7,219 - Unknown | | | | | | | | | | |
| Jerry Adair, R (1, 4) OBP: 0.210, SLG: 0.336 | 6-3 | | K | | K | | 5-3 | | | 4 | 0 | 0 | 0 | 0 | 2 | 2 | | | | | | | | | | | |
| Brooks Robinson, R (1, 5) OBP: 0.328, SLG: 0.390 | BB | | 6-3 | | 2B | HR | K | | | 2 | 1 | 0 | 0 | 2 | 1 | 0 | | | | | | | | | | | |
| Al Smith, R (1, 9) OBP: 0.353, SLG: 0.445 | F9 | | | | HR | | | | 5-3 | 4 | 1 | 1 | 1 | 0 | 0 | 1 | | | | | | | | | | | |
| Joe Gaines, R (1, 8) OBP: 0.439, SLG: 0.635 | | | F9 | | | | | | F9 | 4 | 1 | 1 | 3 | 0 | 0 | 0 | | | | | | | | | | | |
| John Orsino, R (1, 3) OBP: 0.338, SLG: 0.392 | BLK | | | | F3 | | | | F6 | 4 | 0 | 1 | 0 | 0 | 0 | 0 | | | | | | | | | | | |
| Dick Brown, R (1, 2) OBP: 0.312, SLG: 0.362 | 6-3 | | | | K2-3 | | 6-3 | | 1B | 4 | 0 | 1 | 0 | 0 | 1 | 1 | | | | | | | | | | | |
| Jackie Brandt, R (1, 7) OBP: 0.307, SLG: 0.422 | | | F6 | | SH | | F8 | | F9 | 2 | 1 | 1 | 0 | 0 | 0 | 1 | | | | | | | | | | | |
| Russ Snyder, L (5, 8) OBP: 0.276, SLG: 0.289 | | | | | 2B | 1B | | | | 2 | 0 | 0 | 0 | 0 | 0 | 1 | | | | | | | | | | | |
| Mike McCormick, L (1, 1) OBP: 0.278, SLG: 0.444 | | | | | SH | 2B | F7 | | K | 3 | 2 | 1 | 1 | 0 | 1 | 1 | | | | | | | | | | | |
| Inning Stats | R: 0 E: 0 K: 0 S: 3 | H: 0 LOB: 1 BB: 1 P: 7 | R: 0 E: 0 K: 0 S: 4 | H: 1 LOB: 1 BB: 0 P: 4 | R: 1 E: 0 K: 1 S: 6 | H: 1 LOB: 0 BB: 0 P: 6 | R: 0 E: 0 K: 0 S: 3 | H: 0 LOB: 0 BB: 0 P: 3 | R: 6 E: 1 K: 2 S: 12 | H: 4 LOB: 0 BB: 1 P: 16 | R: 0 E: 0 K: 0 S: 5 | H: 0 LOB: 0 BB: 0 P: 5 | R: 0 E: 0 K: 0 S: 3 | H: 0 LOB: 0 BB: 0 P: 3 | R: 0 E: 0 K: 1 S: 6 | H: 2 LOB: 2 BB: 0 P: 6 | 1B: 4 2B: 2 3B: 0 HR: 2 | SF: 0 SAC: 1 DP: 0 HBP: 0 | WP: 1 PB: 0 SB: 0 CS: 0 | PA: 37 | | | | | | | |
| PITCHER | IP | WLS | BF | H | R | ER | SO | BB | IBB | HBP | BLK | WP | HR | S | P | ERA | WHIP | | | | | | | | | | |
| Wilbur Wood, L (1, 1) ERA: 3.38 | 4.2 | L | 22 | 5 | 6 | 2 | 3 | 2 | 0 | 0 | 1 | 1 | 1 | 26 | 34 | 3.86 | 1.500 | | | | | | | | | | |
| Jack Lamabe, R (5, 1) ERA: 3.02 | 3.1 | | 11 | 1 | 1 | 0 | 1 | 0 | 0 | 0 | 0 | 0 | 1 | 13 | 13 | 0.00 | 0.300 | | | | | | | | | | |
| Arnold Earley, L (9, 1) ERA: 4.5 | 1.0 | | 4 | 2 | 0 | 0 | 1 | 0 | 0 | 0 | 0 | 0 | 0 | 6 | 6 | 0.00 | 2.000 | | | | | | | | | | |

AB 34
R 7
H 8
RBI 6
BB 2
SO 5
LOB 7



| Batter | 1 | 2 | 3 | 4 | 5 | 6 | 7 | 8 | 9 | AB | R | H | RBI | BB | SO | LOB | BOTTOM | | | | | | | | | | |
|--|------------------------------|---------------------------------|------------------------------|---------------------------------|------------------------------|---------------------------------|------------------------------|---------------------------------|------------------------------|---------------------------------|------------------------------|---------------------------------|------------------------------|---------------------------------|------------------------------|---------------------------------|--|---------------------------------|----------------------------------|------------------------------------|----------------------------------|--------|--|--|--|--|--|
| Chuck Schilling, R (1, 4) OBP: 0.337, SLG: 0.377 | F7 | | F8 | | | F8 | | FC6-4 | | 3 | 0 | 0 | 0 | 1 | 0 | 2 | Baltimore Orioles @ Boston Red Sox Fenway Park, Boston, MA Mon Jun 17 1963, 3:33 AM EDT Att: 7,219 - Unknown | | | | | | | | | | |
| Roman Mejias, R (1, 8) OBP: 0.212, SLG: 0.350 | CS | | G5-4-3 | | | K | | FC6-4 | | 4 | 0 | 1 | 0 | 0 | 1 | 3 | | | | | | | | | | | |
| Carl Yastrzemski, L (1, 7) OBP: 0.386, SLG: 0.430 | F7 | | | | K2-4-2 | | | F8 | | 2 | 0 | 0 | 0 | 2 | 0 | 2 | | | | | | | | | | | |
| Frank Maltzone, R (1, 5) OBP: 0.381, SLG: 0.521 | | | F8 | | F9 | | | FC6-4 | | 4 | 0 | 0 | 0 | 0 | 0 | 3 | | | | | | | | | | | |
| Arnold Earley, L (9, 1) OBP: 0.143, SLG: 0.143 | | | | | | F6 | | FC6-4 | | 0 | 0 | 0 | 0 | 0 | 0 | 0 | | | | | | | | | | | |
| Dick Stuart, R (1, 3) OBP: 0.301, SLG: 0.505 | | | F3 | | K2-4-2 | | | 6-3 | | 4 | 0 | 0 | 0 | 0 | 1 | 1 | | | | | | | | | | | |
| Lou Clinton, R (1, 9) OBP: 0.293, SLG: 0.430 | | | | | | F9 | | | | 3 | 0 | 2 | 0 | 1 | 0 | 0 | | | | | | | | | | | |
| Eddie Bressoud, R (1, 6) OBP: 0.319, SLG: 0.410 | | | BB | | | 6-3 | | F7 | | 4 | 0 | 0 | 0 | 0 | 1 | 3 | | | | | | | | | | | |
| Bob Tillman, R (1, 2) OBP: 0.275, SLG: 0.336 | | | | | | | | K | | 4 | 1 | 2 | 1 | 0 | 1 | 2 | | | | | | | | | | | |
| Wilbur Wood, R (1, 1) ERA: 3.86 | | | E | | | | | | | 1 | 0 | 0 | 0 | 0 | 0 | 1 | | | | | | | | | | | |
| Jack Lamabe, R (5, 1) ERA: 3.02 | | | E1 | | | | | | | 1 | 0 | 0 | 0 | 0 | 1 | 0 | | | | | | | | | | | |
| Dick Williams, R (8, PH) OBP: 0.233, SLG: 0.414 | | | G5-4-3 | | | | | | | 1 | 1 | 1 | 1 | 0 | 0 | 0 | | | | | | | | | | | |
| Inning Stats | R: 0 E: 0 K: 0 S: 3 | H: 1 LOB: 0 BB: 0 P: 3 | R: 0 E: 0 K: 1 S: 5 | H: 0 LOB: 1 BB: 1 P: 9 | R: 0 E: 1 K: 0 S: 4 | H: 1 LOB: 1 BB: 0 P: 4 | R: 0 E: 0 K: 1 S: 4 | H: 0 LOB: 1 BB: 1 P: 8 | R: 1 E: 0 K: 1 S: 6 | H: 1 LOB: 0 BB: 0 P: 6 | R: 0 E: 0 K: 1 S: 5 | H: 0 LOB: 1 BB: 1 P: 9 | R: 0 E: 0 K: 1 S: 6 | H: 1 LOB: 1 BB: 0 P: 6 | R: 1 E: 0 K: 0 S: 4 | H: 1 LOB: 1 BB: 0 P: 8 | R: 0 E: 0 K: 0 S: 4 | H: 1 LOB: 1 BB: 0 P: 4 | 1B: 4 2B: 1 3B: 0 HR: 2 | SF: 0 SAC: 0 DP: 2 HBP: 0 | WP: 0 PB: 0 SB: 0 CS: 1 | PA: 35 | | | | | |
| PITCHER | IP | WLS | BF | H | R | ER | SO | BB | IBB | HBP | BLK | WP | HR | S | P | ERA | WHIP | | | | | | | | | | |
| Mike McCormick, L (1, 1) ERA: 3.86 | 9.0 | W | 35 | 6 | 2 | 2 | 5 | 4 | 0 | 0 | 0 | 0 | 2 | 41 | 57 | 2.00 | 1.111 | | | | | | | | | | |

AB 31
R 2
H 6
RBI 2
BB 4
SO 5
LOB 17



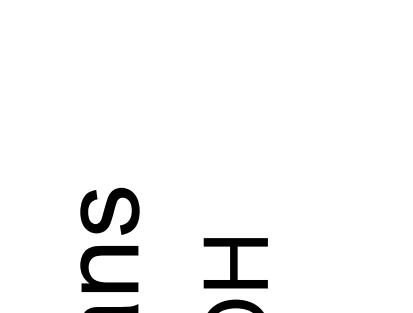
| Batter | 1 | 2 | 3 | 4 | 5 | 6 | 7 | 8 | 9 | AB | R | H | RBI | BB | SO | LOB | TOP | | |
|--|---|---------------------------------|------------------------------|---------------------------------|------------------------------|---------------------------------|------------------------------|---------------------------------|------------------------------|---------------------------------|------------------------------|---------------------------------|------------------------------|---------------------------------|------------------------------|---------------------------------|---|------------------------------------|--|
| Luis Aparicio, R OBP: 0.309, SLG: 0.362 | F4 | | 5-3 | | | K | | F4 | | 4 | 0 | 0 | 0 | 0 | 1 | 2 | Baltimore Orioles @ Cleveland Indians Cleveland Municipal Stadium, Cleveland, OH Tue Jun 18 1963, 7:05 PM EDT Att: 6,583 - Unknown | | |
| Joe Gaines, R OBP: 0.414, SLG: 0.589 Stu Miller, R OBP: 0.250, SLG: 0.250 | 4-3 | | | B5-3 | | 5-3 | | K | | 4 | 0 | 0 | 0 | 0 | 1 | 1 | | | |
| Brooks Robinson, R OBP: 0.327, SLG: 0.385 | F8 | | | | BB | L4 | | K | | 3 | 0 | 0 | 0 | 1 | 1 | | | | |
| Jim Gentile, L OBP: 0.358, SLG: 0.425 | | K | | | F7 | | | F7 | | 4 | 1 | 1 | 1 | 0 | 1 | 1 | | | |
| Al Smith, R OBP: 0.356, SLG: 0.443 | L7 | | | K | | | HR | | | 3 | 1 | 1 | 0 | 0 | 1 | 1 | | | |
| Boog Powell, L OBP: 0.326, SLG: 0.503 | F8 | | | | | G3 | | | | 4 | 1 | 1 | 0 | 0 | 0 | 1 | | | |
| Charlie Lau, L OBP: 0.200, SLG: 0.231 | | | F3 | | | | | | | 4 | 0 | 1 | 1 | 0 | 1 | 2 | | | |
| Jerry Adair, R OBP: 0.206, SLG: 0.330 | | | K | | | F3 | | | | 4 | 0 | 0 | 0 | 0 | 3 | 2 | | | |
| Dave McNally, R Wes Stock, R Russ Snyder, L OBP: 0.281, SLG: 0.296 | | | K | WP | | K | | | | 1 | 0 | 0 | 0 | 0 | 1 | 0 | | | |
| | | | | | | | | | | 1 | 0 | 0 | 0 | 0 | 1 | 1 | | | |
| | | | | | | | | | | 1 | 0 | 1 | 0 | 0 | 0 | 0 | | | |
| Inning Stats | R: 0 E: 0 K: 0 S: 3 | H: 0 LOB: 0 BB: 0 P: 3 | R: 0 E: 0 K: 1 S: 5 | H: 0 LOB: 0 BB: 0 P: 5 | R: 0 E: 0 K: 2 S: 8 | H: 0 LOB: 1 BB: 0 P: 8 | R: 0 E: 0 K: 1 S: 5 | H: 1 LOB: 1 BB: 1 P: 9 | R: 0 E: 0 K: 1 S: 6 | H: 0 LOB: 0 BB: 0 P: 5 | R: 1 E: 0 K: 2 S: 9 | H: 2 LOB: 1 BB: 0 P: 9 | R: 0 E: 0 K: 2 S: 8 | H: 1 LOB: 1 BB: 0 P: 8 | R: 2 E: 0 K: 1 S: 6 | H: 1 LOB: 0 BB: 0 P: 7 | 1B: 3 2B: 1 3B: 0 HR: 1 | SF: 0 SAC: 0 DP: 0 HBP: 1 | WP: 2 PA: 35 PB: 0 SB: 0 CS: 0 |
| PITCHER Barry Latman, R ERA: 4.61 | IP: 9.0 WLS: W BF: 35 H: 5 R: 3 ER: 3 SO: 11 BB: 1 IBB: 0 HBP: 1 BLK: 1 WP: 2 HR: 1 S: 55 P: 60 ERA: 3.00 WHIP: 0.667 | | | | | | | | | | | | | | | PITCHER | | | |

| Batter | 1 | 2 | 3 | 4 | 5 | 6 | 7 | 8 | 9 | AB | R | H | RBI | BB | SO | LOB | BOTTOM | | |
|---|---|----------------------------------|------------------------------|----------------------------------|------------------------------|---------------------------------|------------------------------|---------------------------------|------------------------------|---------------------------------|------------------------------|---------------------------------|------------------------------|---------------------------------|------------------------------|---------------------------------|---|------------------------------------|--|
| Dick Howser, R OBP: 0.344, SLG: 0.279 | FC3-6 BB 1B | FC5-6 S | 5-3 | | | | | F7 | | 5 | 1 | 2 | 1 | 0 | 0 | 3 | Baltimore Orioles @ Cleveland Indians Cleveland Municipal Stadium, Cleveland, OH Tue Jun 18 1963, 7:05 PM EDT Att: 6,583 - Unknown | | |
| Jerry Kindall, R OBP: 0.281, SLG: 0.313 | FC3-6 1B | SF8 | 5-3 | | G5-4-3 1B | | | F2 | | 4 | 0 | 1 | 1 | 0 | 0 | 2 | | | |
| Willie Kirkland, L OBP: 0.350, SLG: 0.514 | FC3-6 BB 1B | HBP | | | | FC5-4 1B | | K | | 4 | 1 | 2 | 1 | 0 | 1 | 2 | | | |
| Max Alvis, R OBP: 0.310, SLG: 0.406 | BB 1B | F6 | | | F7 | FC5-4 1B | | | | 3 | 0 | 0 | 0 | 1 | 0 | 3 | | | |
| Woodie Held, R OBP: 0.345, SLG: 0.435 | K | | K | | F8 | G5-4-3 | | | | 4 | 0 | 0 | 0 | 0 | 2 | 4 | | | |
| Tito Francona, L OBP: 0.293, SLG: 0.318 | | | | | | | | F6 | | 3 | 1 | 2 | 1 | 1 | 0 | 0 | | | |
| Joe Azcue, R OBP: 0.333, SLG: 0.404 | BB 1B | 6-3 | 1B 2B | | K | | | F7 | | 4 | 1 | 1 | 1 | 0 | 1 | 4 | | | |
| Willie Tasby, R OBP: 0.455, SLG: 0.667 | | FC5-6 SF8 BB | 2B 1B | | | 1B 2B | | | | 2 | 3 | 2 | 0 | 2 | 0 | 0 | | | |
| Barry Latman, R OBP: 0.250, SLG: 0.467 | | FC5-6 BB | 5-3 1B 2B | | B5 | | | K | | 3 | 0 | 1 | 2 | 1 | 1 | 2 | | | |
| Inning Stats | R: 1 E: 0 K: 1 S: 7 | H: 2 LOB: 3 BB: 2 P: 15 | R: 1 E: 0 K: 0 S: 3 | H: 0 LOB: 2 BB: 2 P: 12 | R: 3 E: 0 K: 1 S: 9 | H: 4 LOB: 1 BB: 0 P: 9 | R: 1 E: 0 K: 1 S: 7 | H: 2 LOB: 1 BB: 0 P: 7 | R: 1 E: 0 K: 0 S: 4 | H: 2 LOB: 0 BB: 0 P: 4 | R: 0 E: 0 K: 0 S: 3 | H: 1 LOB: 0 BB: 1 P: 3 | R: 0 E: 0 K: 1 S: 5 | H: 0 LOB: 1 BB: 1 P: 9 | R: 0 E: 0 K: 1 S: 5 | H: 0 LOB: 0 BB: 0 P: 5 | 1B: 7 2B: 3 3B: 0 HR: 1 | SF: 1 SAC: 0 DP: 2 HBP: 1 | WP: 0 PA: 39 PB: 0 SB: 1 CS: 0 |
| PITCHER Dave McNally, L ERA: 4.91 Wes Stock, R ERA: 4.03 Stu Miller, R ERA: 2.95 | IP: 2.1 WLS: L BF: 18 H: 6 R: 5 ER: 2 SO: 2 BB: 1 IBB: 0 HBP: 0 BLK: 0 WP: 0 HR: 0 S: 17 P: 34 ERA: 19.29 WHIP: 4.286 | | | | | | | | | | | | | | | PITCHER | | | |

AB 33
R 3
H 5
RBI 2
BB 1
SO 11
LOB 12



AB 32
R 7
H 11
RBI 7
BB 5
SO 5
LOB 20



livebaseballscores.com

livebaseballscores.com


| Batter | 1 | 2 | 3 | 4 | 5 | 6 | 7 | 8 | 9 | AB | R | H | RBI | BB | SO | LOB | TOP | | | | | |
|--|---|---|---|---|---|---|---|---|---|---|---|---|---|---|---|---|---|---|---|---|---|--|
| Luis Aparicio, R OBP: 0.306, SLG: 0.359 (1, 6) | | | | | | | | | | 4 | 1 | 1 | 1 | 1 | 0 | 0 | Baltimore Orioles @ Cleveland Indians Cleveland Municipal Stadium, Cleveland, OH Wed Jun 19 1963, 7:05 PM EDT Att: 13,150 - Unknown | | | | | |
| Bob Saverine, S OBP: 0.322, SLG: 0.308 (1, 4) | | | | | | | | | | 4 | 1 | 0 | 0 | 1 | 0 | 5 | | | | | | |
| Brooks Robinson, R OBP: 0.324, SLG: 0.379 (1, 5) | | | | | | | | | | 5 | 0 | 2 | 2 | 0 | 2 | 1 | | | | | | |
| Jim Gentile, L OBP: 0.366, SLG: 0.445 Joe Gaines, R OBP: 0.408, SLG: 0.579 (7, PR) (7, 7) | | | | | | | | | | 4 | 0 | 3 | 0 | 0 | 0 | 1 | | | | | | |
| Booq Powell, L OBP: 0.337, SLG: 0.505 (1, 7) (7, 3) | | | | | | | | | | 3 | 2 | 1 | 0 | 2 | 0 | 1 | | | | | | |
| Jackie Brandt, R OBP: 0.304, SLG: 0.413 (1, 8) | | | | | | | | | | 5 | 0 | 0 | 0 | 0 | 0 | 7 | | | | | | |
| Russ Snyder, L OBP: 0.299, SLG: 0.308 (1, 9) | | | | | | | | | | 4 | 0 | 3 | 2 | 1 | 0 | 1 | | | | | | |
| Dick Brown, R OBP: 0.321, SLG: 0.370 (1, 2) | | | | | | | | | | 4 | 1 | 2 | 1 | 0 | 0 | 2 | | | | | | |
| Milt Pappas, R OBP: 0.148, SLG: 0.115 (1, 1) | | | | | | | | | | 2 | 0 | 0 | 0 | 0 | 1 | 4 | | | | | | |
| Inning Stats | R: 0 E: 0 K: 1 S: 5 | H: 0 LOB: 0 BB: 0 P: 5 | R: 0 E: 0 K: 0 S: 4 | H: 1 LOB: 1 BB: 0 P: 4 | R: 1 E: 1 K: 0 S: 5 | H: 1 LOB: 1 BB: 0 P: 5 | R: 1 E: 0 K: 0 S: 6 | H: 3 LOB: 2 BB: 0 P: 6 | R: 1 E: 1 K: 0 S: 5 | H: 1 LOB: 2 BB: 1 P: 9 | R: 2 E: 0 K: 2 S: 10 | H: 3 LOB: 2 BB: 1 P: 14 | R: 1 E: 0 K: 0 S: 3 | H: 1 LOB: 0 BB: 0 P: 7 | R: 0 E: 0 K: 0 S: 3 | H: 1 LOB: 1 BB: 0 P: 3 | | 1B: 11 2B: 1 3B: 0 HR: 0 | SF: 0 SAC: 2 DP: 2 HBP: 0 | WP: 0 PB: 0 SB: 1 CS: 0 | PA: 43 | |
| PITCHER | IP WLS BF H R ER SO BB IBB HBP BLK WP HR S P ERA WHIP | IP WLS BF H R ER SO BB IBB HBP BLK WP HR S P ERA WHIP | IP WLS BF H R ER SO BB IBB HBP BLK WP HR S P ERA WHIP | IP WLS BF H R ER SO BB IBB HBP BLK WP HR S P ERA WHIP | IP WLS BF H R ER SO BB IBB HBP BLK WP HR S P ERA WHIP | IP WLS BF H R ER SO BB IBB HBP BLK WP HR S P ERA WHIP | IP WLS BF H R ER SO BB IBB HBP BLK WP HR S P ERA WHIP | IP WLS BF H R ER SO BB IBB HBP BLK WP HR S P ERA WHIP | IP WLS BF H R ER SO BB IBB HBP BLK WP HR S P ERA WHIP | IP WLS BF H R ER SO BB IBB HBP BLK WP HR S P ERA WHIP | IP WLS BF H R ER SO BB IBB HBP BLK WP HR S P ERA WHIP | IP WLS BF H R ER SO BB IBB HBP BLK WP HR S P ERA WHIP | IP WLS BF H R ER SO BB IBB HBP BLK WP HR S P ERA WHIP | IP WLS BF H R ER SO BB IBB HBP BLK WP HR S P ERA WHIP | IP WLS BF H R ER SO BB IBB HBP BLK WP HR S P ERA WHIP | IP WLS BF H R ER SO BB IBB HBP BLK WP HR S P ERA WHIP | IP WLS BF H R ER SO BB IBB HBP BLK WP HR S P ERA WHIP | IP WLS BF H R ER SO BB IBB HBP BLK WP HR S P ERA WHIP | IP WLS BF H R ER SO BB IBB HBP BLK WP HR S P ERA WHIP | IP WLS BF H R ER SO BB IBB HBP BLK WP HR S P ERA WHIP | IP WLS BF H R ER SO BB IBB HBP BLK WP HR S P ERA WHIP | |
| Gary Bell, R ERA: 3.49 Sam McDowell, L ERA: 4.91 Jerry Walker, R ERA: 3.71 Ron Nischwitz, L ERA: 6.48 | 6.0 L 29 7 3 1 1 1 2 0 0 0 0 0 28 40 1.50 1.333 | 1.1 9 3 0.2 4 1 0 0 0 0 0 0 0 0 11 19 20.25 3.750 | 0.2 2 1 0 0 0 0 0 0 0 0 0 0 0 2 2 0.00 1.500 | 1.0 4 1 0 0 0 0 0 0 0 0 0 0 0 3 3 0.00 1.000 | | | | | | | | | | | | | | | | | | |


| | |
|-----|----|
| AB | 36 |
| R | 6 |
| H | 12 |
| RBI | 6 |
| BB | 5 |
| SO | 3 |
| LOB | 23 |



| Batter | 1 | 2 | 3 | 4 | 5 | 6 | 7 | 8 | 9 | AB | R | H | RBI | BB | SO | LOB | BOTTOM | | | | | |
|--|---|---|---|---|---|---|---|---|---|---|---|---|---|---|---|---|---|---|---|---|---|--|
| Dick Howser, R OBP: 0.335, SLG: 0.279 (1, 6) | | | | | | | | | | 3 | 0 | 0 | 0 | 0 | 1 | 1 | Baltimore Orioles @ Cleveland Indians Cleveland Municipal Stadium, Cleveland, OH Wed Jun 19 1963, 7:05 PM EDT Att: 13,150 - Unknown | | | | | |
| Sam McDowell, L OBP: 0.278, SLG: 0.235 Jerry Walker, S OBP: 0.250, SLG: 0.182 Gene Green, R OBP: 0.244, SLG: 0.250 (8, PH) Ron Nischwitz, S (9, 1) | | | | | | | | | | 0 | 0 | 0 | 0 | 0 | 0 | 0 | | | | | | |
| Jerry Kindall, R OBP: 0.247, SLG: 0.292 (1, 4) (7, 6) | | | | | | | | | | 4 | 0 | 0 | 0 | 0 | 2 | 2 | | | | | | |
| Willie Kirkland, L OBP: 0.359, SLG: 0.513 (1, 8) | | | | | | | | | | 4 | 1 | 2 | 0 | 0 | 1 | 0 | | | | | | |
| Tito Francona, L OBP: 0.302, SLG: 0.339 (1, 3) | | | | | | | | | | 3 | 1 | 1 | 2 | 1 | 0 | 1 | | | | | | |
| Woodie Held, R OBP: 0.342, SLG: 0.425 (1, 5) (7, 4) | | | | | | | | | | 4 | 0 | 0 | 0 | 0 | 1 | 1 | | | | | | |
| Al Luplow, L OBP: 0.260, SLG: 0.281 (1, 9) | | | | | | | | | | 4 | 0 | 0 | 0 | 0 | 0 | 1 | | | | | | |
| Joe Azcue, R OBP: 0.320, SLG: 0.421 (1, 2) | | | | | | | | | | 3 | 0 | 0 | 0 | 0 | 1 | 0 | | | | | | |
| Willie Tasby, R OBP: 0.412, SLG: 0.500 (1, 7) | | | | | | | | | | 3 | 0 | 1 | 0 | 0 | 1 | 0 | | | | | | |
| Gary Bell, R OBP: 0.125, SLG: 0.067 Miguel de la Hoz, R OBP: 0.214, SLG: 0.357 (6, PH) (7, 5) | | | | | | | | | | 1 | 0 | 0 | 0 | 0 | 0 | 1 | | | | | | |
| Inning Stats | R: 0 E: 0 K: 1 S: 6 | H: 1 LOB: 1 BB: 0 P: 6 | R: 0 E: 0 K: 1 S: 5 | H: 0 LOB: 0 BB: 0 P: 5 | R: 0 E: 0 K: 1 S: 6 | H: 1 LOB: 1 BB: 0 P: 6 | R: 0 E: 0 K: 0 S: 3 | H: 0 LOB: 0 BB: 0 P: 3 | R: 0 E: 0 K: 1 S: 5 | H: 0 LOB: 0 BB: 0 P: 5 | R: 2 E: 0 K: 0 S: 5 | H: 2 LOB: 0 BB: 0 P: 5 | R: 0 E: 0 K: 1 S: 6 | H: 1 LOB: 1 BB: 0 P: 6 | R: 0 E: 0 K: 2 S: 7 | H: 0 LOB: 1 BB: 1 P: 11 | 1B: 4 2B: 0 3B: 0 HR: 1 | SF: 0 SAC: 0 DP: 0 HBP: 0 | WP: 0 PB: 0 SB: 1 CS: 0 | PA: 33 | | |
| PITCHER | IP WLS BF H R ER SO BB IBB HBP BLK WP HR S P ERA WHIP | IP WLS BF H R ER SO BB IBB HBP BLK WP HR S P ERA WHIP | IP WLS BF H R ER SO BB IBB HBP BLK WP HR S P ERA WHIP | IP WLS BF H R ER SO BB IBB HBP BLK WP HR S P ERA WHIP | IP WLS BF H R ER SO BB IBB HBP BLK WP HR S P ERA WHIP | IP WLS BF H R ER SO BB IBB HBP BLK WP HR S P ERA WHIP | IP WLS BF H R ER SO BB IBB HBP BLK WP HR S P ERA WHIP | IP WLS BF H R ER SO BB IBB HBP BLK WP HR S P ERA WHIP | IP WLS BF H R ER SO BB IBB HBP BLK WP HR S P ERA WHIP | IP WLS BF H R ER SO BB IBB HBP BLK WP HR S P ERA WHIP | IP WLS BF H R ER SO BB IBB HBP BLK WP HR S P ERA WHIP | IP WLS BF H R ER SO BB IBB HBP BLK WP HR S P ERA WHIP | IP WLS BF H R ER SO BB IBB HBP BLK WP HR S P ERA WHIP | IP WLS BF H R ER SO BB IBB HBP BLK WP HR S P ERA WHIP | IP WLS BF H R ER SO BB IBB HBP BLK WP HR S P ERA WHIP | IP WLS BF H R ER SO BB IBB HBP BLK WP HR S P ERA WHIP | IP WLS BF H R ER SO BB IBB HBP BLK WP HR S P ERA WHIP | IP WLS BF H R ER SO BB IBB HBP BLK WP HR S P ERA WHIP | IP WLS BF H R ER SO BB IBB HBP BLK WP HR S P ERA WHIP | IP WLS BF H R ER SO BB IBB HBP BLK WP HR S P ERA WHIP | IP WLS BF H R ER SO BB IBB HBP BLK WP HR S P ERA WHIP | |
| Milt Pappas, R ERA: 2.74 | 9.0 W 33 5 2 2 8 1 0 0 0 0 0 1 48 52 2.00 0.667 | | | | | | | | | | | | | | | | | | | | | |



| Batter | 1 | 2 | 3 | 4 | 5 | 6 | 7 | 8 | 9 | AB | R | H | RBI | BB | SO | LOB | TOP | | | | |
|---|---|---------------------------------|------------------------------|----------------------------------|------------------------------|---------------------------------|------------------------------|---------------------------------|------------------------------|---------------------------------|------------------------------|---------------------------------|------------------------------|---------------------------------|------------------------------|---------------------------------|---|----------------------------------|------------------------------------|----------------------------------|--------|
| Luis Aparicio, R (1, 6) OBP: 0.311, SLG: 0.367 | 0-3 K | | 0-0 FC4-6 1B | | 0-0 1B | | | 0-0 L8 | | 4 | 0 | 2 | 0 | 0 | 1 | 0 | <p>Baltimore Orioles @ Minnesota Twins Metropolitan Stadium, Bloomington, MI</p> <p>Fri Jun 21 1963, 8:05 PM EDT Unknown</p> <p>livebaseballscores.com</p> <p>AB 35 R 2 H 8 RBI 2 BB 1 SO 7 LOB 12</p>  | | | | |
| Russ Snyder, L (1, 9) OBP: 0.303, SLG: 0.313 | 0-0 4-3 | | 0-0 FC4-6 FC6-4 1-2 | | 0-0 F6 | | | 0-3 K | | 4 | 0 | 0 | 0 | 0 | 1 | 2 | | | | | |
| Brooks Robinson, R (1, 5) OBP: 0.317, SLG: 0.370 | 0-3 K | | 0-0 FC6-4 1-2 | | | 0-0 1-6-3 | | | 0-0 F5 | 4 | 0 | 0 | 0 | 0 | 1 | 1 | | | | | |
| Jim Gentile, L (1, 3) OBP: 0.365, SLG: 0.458 Jerry Adair, R (9, PR) OBP: 0.204, SLG: 0.327 | | | 0-0 F9 | | 0-0 F4 | | | 0-0 G1 | | 4 | 0 | 1 | 0 | 0 | 0 | 0 | | | | | |
| Boog Powell, L (1, 7) OBP: 0.338, SLG: 0.497 | | 4-0 WP 1B BB | | 0-0 L7 | | 0-0 F6 | | | 0-0 1B 1B 1B | 3 | 1 | 1 | 0 | 1 | 0 | 0 | | | | | |
| Jackie Brandt, R (1, 8) OBP: 0.312, SLG: 0.418 | | | 0-0 1B 1-H | | 0-0 1B | | | 0-0 F9 | | 4 | 0 | 3 | 2 | 0 | 0 | 0 | | | | | |
| Dick Brown, R (1, 2) OBP: 0.326, SLG: 0.370 Joe Gaines, R (9, PR) OBP: 0.403, SLG: 0.569 | 0-3 K | | | 0-0 F2 | | | 0-0 6-3 | | 0-0 1B 1-2 2-3 | 4 | 0 | 1 | 0 | 0 | 1 | 2 | | | | | |
| Bob Saverine, S (1, 4) OBP: 0.284, SLG: 0.267 Al Smith, R (9, PH) OBP: 0.351, SLG: 0.435 | 0-0 F7 | | | | 0-3 K | | 0-0 1-3 | | 0-3 K | 3 | 0 | 0 | 0 | 0 | 1 | 1 | | | | | |
| Ike Delock, R (1, 1) OBP: 0.200, SLG: 0.227 Charlie Lau, L (8, PH) OBP: 0.364, SLG: 0.562 Dean Stone, L (8, PH) OBP: 0.307, SLG: 0.319 John Orsino, R (9, PH) OBP: 0.336, SLG: 0.389 | | | 0-0 F7 | | 0-3 K | | | 0-0 F4 | 0-0 5-3 | 2 | 0 | 0 | 0 | 0 | 1 | 0 | | | | | |
| Inning Stats | R: 0 E: 0 K: 2 S: 7 | H: 0 LOB: 0 BB: 0 P: 7 | R: 1 E: 0 K: 1 S: 6 | H: 1 LOB: 1 BB: 1 P: 10 | R: 0 E: 0 K: 0 S: 4 | H: 1 LOB: 1 BB: 0 P: 4 | R: 0 E: 0 K: 0 S: 4 | H: 1 LOB: 1 BB: 0 P: 4 | R: 0 E: 0 K: 2 S: 8 | H: 0 LOB: 0 BB: 0 P: 3 | R: 0 E: 0 K: 0 S: 3 | H: 0 LOB: 0 BB: 0 P: 3 | R: 0 E: 0 K: 1 S: 5 | H: 0 LOB: 0 BB: 0 P: 5 | R: 1 E: 0 K: 1 S: 9 | H: 4 LOB: 3 BB: 0 P: 9 | | 1B: 8 2B: 0 3B: 0 HR: 0 | SF: 0 SAC: 0 DP: 0 HBP: 0 | WP: 1 PB: 0 SB: 0 CS: 0 | PA: 36 |
| PITCHER | IP WLS BF H R ER SO BB IBB HBP BLK WP HR S P ERA WHIP | | | | | | | | | | | | | | | | | | | | |
| Lee Stange, R (1, 1) ERA: 2.53 | 8.1 W 34 8 2 2 6 1 0 0 0 1 0 45 49 2.16 1.080 | | | | | | | | | | | | | | | | | | | | |
| Bill Dailey, R (9, 1) ERA: 2.14 | 0.2 S 2 0 0 0 1 0 0 0 0 0 0 4 4 0.00 0.000 | | | | | | | | | | | | | | | | | | | | |

| Batter | 1 | 2 | 3 | 4 | 5 | 6 | 7 | 8 | 9 | AB | R | H | RBI | BB | SO | LOB | BOTTOM | | | | |
|---|---|---------------------------------|------------------------------|---------------------------------|------------------------------|----------------------------------|------------------------------|---------------------------------|------------------------------|----------------------------------|------------------------------|---------------------------------|------------------------------|---------------------------------|------------------------------|---------------------------------|--|----------------------------------|------------------------------------|----------------------------------|--------|
| Zoilo Versalles, R (1, 6) OBP: 0.322, SLG: 0.430 | 0-0 F2 | | 0-0 F6 | | 0-0 G5-4-3 1-2 | | | 0-0 F3 | | 4 | 0 | 0 | 0 | 0 | 0 | 2 | <p>Baltimore Orioles @ Minnesota Twins Metropolitan Stadium, Bloomington, MI</p> <p>Fri Jun 21 1963, 8:05 PM EDT Unknown</p> <p>livebaseballscores.com</p> <p>AB 27 R 5 H 4 RBI 5 BB 4 SO 2 LOB 5</p>  | | | | |
| Vic Power, R (1, 3) OBP: 0.275, SLG: 0.346 | 0-0 F8 | | | 0-0 F8 | | 0-0 F8 | | 0-0 F9 | | 4 | 0 | 0 | 0 | 0 | 0 | 0 | | | | | |
| Harmon Killebrew, R (1, 7) OBP: 0.394, SLG: 0.562 Lenny Green, L (9, 8) OBP: 0.307, SLG: 0.319 | 0-0 5-3 | | | 0-0 HR | | 4-0 HR BB | | 0-0 F8 | | 3 | 2 | 1 | 1 | 1 | 0 | 0 | | | | | |
| Jimmie Hall, L (1, 8) OBP: 0.321, SLG: 0.407 | | 0-0 F8 | | 4-0 HR BB | | 0-0 HR 1-H | | 0-0 F8 | | 3 | 2 | 1 | 2 | 1 | 0 | 0 | | | | | |
| Bob Allison, R (1, 9) OBP: 0.389, SLG: 0.591 | 0-0 5-3 | | | 0-0 HR | | 0-0 5-3 | | | | 3 | 1 | 1 | 2 | 0 | 0 | 0 | | | | | |
| Earl Battey, R (1, 2) OBP: 0.345, SLG: 0.511 | 0-0 F7 | | | 0-0 F3 | | 4-0 BB | | | | 2 | 0 | 0 | 0 | 1 | 0 | 0 | | | | | |
| Rich Rollins, R (1, 5) OBP: 0.373, SLG: 0.434 | | | 4-0 BB | | 0-0 F3 | | 0-0 6-3 | | | 2 | 0 | 0 | 0 | 1 | 0 | 1 | | | | | |
| Bernie Allen, L (1, 4) OBP: 0.285, SLG: 0.307 | | | 0-3 K | | 0-0 F9 | | 0-0 3-1 | | | 3 | 0 | 0 | 0 | 0 | 1 | 1 | | | | | |
| Lee Stange, R (1, 1) OBP: 0.333, SLG: 0.333 Bill Dailey, R (9, 1) OBP: 0.222, SLG: 0.125 | 0-3 K | | 0-3 K | | 0-0 G5-4-3 1B | | 0-0 F6 | | | 3 | 0 | 1 | 0 | 0 | 1 | 1 | | | | | |
| Inning Stats | R: 0 E: 0 K: 0 S: 3 | H: 0 LOB: 0 BB: 0 P: 3 | R: 0 E: 0 K: 0 S: 3 | H: 0 LOB: 0 BB: 0 P: 3 | R: 0 E: 0 K: 2 S: 7 | H: 0 LOB: 1 BB: 1 P: 11 | R: 3 E: 0 K: 0 S: 5 | H: 2 LOB: 0 BB: 1 P: 9 | R: 0 E: 0 K: 0 S: 3 | H: 1 LOB: 1 BB: 2 P: 12 | R: 0 E: 0 K: 0 S: 3 | H: 0 LOB: 0 BB: 0 P: 3 | R: 0 E: 0 K: 0 S: 3 | H: 0 LOB: 0 BB: 0 P: 3 | R: 0 E: 0 K: 1 S: 9 | H: 0 LOB: 0 BB: 0 P: 9 | | 1B: 1 2B: 0 3B: 0 HR: 3 | SF: 0 SAC: 0 DP: 1 HBP: 0 | WP: 0 PB: 0 SB: 0 CS: 0 | PA: 31 |
| PITCHER | IP WLS BF H R ER SO BB IBB HBP BLK WP HR S P ERA WHIP | | | | | | | | | | | | | | | | | | | | |
| Ike Delock, R (1, 1) ERA: 4.93 | 7.0 L 28 4 5 5 2 4 0 0 0 0 0 0 3 28 44 6.43 1.143 | | | | | | | | | | | | | | | | | | | | |
| Dean Stone, L (8, 1) ERA: 5.12 | 1.0 3 0 0 0 0 0 0 0 0 0 0 0 3 3 0.00 0.000 | | | | | | | | | | | | | | | | | | | | |

| Batter | 1 | 2 | 3 | 4 | 5 | 6 | 7 | 8 | 9 | AB | R | H | RBI | BB | SO | LOB | TOP | | | | | | | |
|--|---|---|---|---|---|---|---|---|---|---|---|---|---|---|---|---|--|---|---|---|---|---|---|---|
| Luis Aparicio, R (1,6) OBP: 0.306, SLG: 0.357 | | | | | | | | | | 4 | 0 | 0 | 0 | 1 | 1 | 4 | <p>Baltimore Orioles @ Minnesota Twins Metropolitan Stadium, Bloomington, MI Sun Jun 23 1963, 4:33 AM EDT Att: 24,679 - Unknown</p> <p>livebaseballscorecards.com</p> <p>AB 35 R 4 H 8 RBI 3 BB 8 SO 8 LOB 27</p> | | | | | | | |
| Joe Gaines, R (1,7) OBP: 0.390, SLG: 0.515 | | | | | | | | | | 4 | 1 | 0 | 0 | 1 | 1 | 2 | | | | | | | | |
| Brooks Robinson, R (1,5) OBP: 0.319, SLG: 0.363 | | | | | | | | | | 5 | 0 | 1 | 0 | 0 | 2 | 3 | | | | | | | | |
| Jim Gentile, L (1,3) OBP: 0.361, SLG: 0.450 | | | | | | | | | | 4 | 1 | 2 | 0 | 1 | 0 | 2 | | | | | | | | |
| Al Smith, R (1,9) OBP: 0.366, SLG: 0.478 | | | | | | | | | | 4 | 2 | 3 | 2 | 1 | 0 | 1 | | | | | | | | |
| Jackie Brandt, R (1,8) OBP: 0.309, SLG: 0.404 | | | | | | | | | | 3 | 0 | 0 | 0 | 1 | 1 | 5 | | | | | | | | |
| Stu Miller, R (7,1) OBP: 0.333, SLG: 0.333 | | | | | | | | | | 1 | 0 | 1 | 0 | 0 | 0 | 0 | | | | | | | | |
| Bob Johnson, R (1,4) OBP: 0.328, SLG: 0.436 | | | | | | | | | | 3 | 0 | 1 | 1 | 1 | 1 | 3 | | | | | | | | |
| Jerry Adair, R (8,4) OBP: 0.204, SLG: 0.326 | | | | | | | | | | 1 | 0 | 0 | 0 | 0 | 0 | 2 | | | | | | | | |
| Dick Brown, R (1,2) OBP: 0.323, SLG: 0.356 | | | | | | | | | | 3 | 0 | 0 | 0 | 1 | 1 | 2 | | | | | | | | |
| Steve Barber, L (1,1) OBP: 0.111, SLG: 0.093 | | | | | | | | | | 2 | 0 | 0 | 0 | 1 | 1 | 3 | | | | | | | | |
| Russ Snyder, L (7,8) OBP: 0.304, SLG: 0.336 | | | | | | | | | | 1 | 0 | 0 | 0 | 0 | 0 | 0 | | | | | | | | |
| Inning Stats | R: 0 E: 0 K: 1 S: 5 | H: 0 LOB: 1 BB: 1 P: 9 | R: 1 E: 0 K: 2 S: 8 | H: 1 LOB: 0 BB: 0 P: 8 | R: 0 E: 0 K: 1 S: 5 | H: 0 LOB: 1 BB: 1 P: 9 | R: 1 E: 0 K: 1 S: 7 | H: 2 LOB: 3 BB: 2 P: 15 | R: 0 E: 0 K: 0 S: 5 | H: 2 LOB: 3 BB: 1 P: 9 | R: 0 E: 0 K: 0 S: 3 | H: 0 LOB: 0 BB: 0 P: 3 | R: 2 E: 0 K: 2 S: 9 | H: 2 LOB: 2 BB: 2 P: 17 | R: 0 E: 0 K: 1 S: 5 | H: 0 LOB: 0 BB: 0 P: 5 | R: 0 E: 0 K: 0 S: 4 | H: 1 LOB: 2 BB: 1 P: 8 | 1B: 5 2B: 2 3B: 0 HR: 1 | SF: 0 SAC: 0 DP: 0 HBP: 0 | WP: 2 PB: 0 SB: 1 CS: 0 | PA: 43 | | |
| PITCHER | IP WLS BF H R ER SO BB IBB HBP BLK WP HR S P ERA WHIP | IP WLS BF H R ER SO BB IBB HBP BLK WP HR S P ERA WHIP | IP WLS BF H R ER SO BB IBB HBP BLK WP HR S P ERA WHIP | IP WLS BF H R ER SO BB IBB HBP BLK WP HR S P ERA WHIP | IP WLS BF H R ER SO BB IBB HBP BLK WP HR S P ERA WHIP | IP WLS BF H R ER SO BB IBB HBP BLK WP HR S P ERA WHIP | IP WLS BF H R ER SO BB IBB HBP BLK WP HR S P ERA WHIP | IP WLS BF H R ER SO BB IBB HBP BLK WP HR S P ERA WHIP | IP WLS BF H R ER SO BB IBB HBP BLK WP HR S P ERA WHIP | IP WLS BF H R ER SO BB IBB HBP BLK WP HR S P ERA WHIP | IP WLS BF H R ER SO BB IBB HBP BLK WP HR S P ERA WHIP | IP WLS BF H R ER SO BB IBB HBP BLK WP HR S P ERA WHIP | IP WLS BF H R ER SO BB IBB HBP BLK WP HR S P ERA WHIP | IP WLS BF H R ER SO BB IBB HBP BLK WP HR S P ERA WHIP | IP WLS BF H R ER SO BB IBB HBP BLK WP HR S P ERA WHIP | IP WLS BF H R ER SO BB IBB HBP BLK WP HR S P ERA WHIP | IP WLS BF H R ER SO BB IBB HBP BLK WP HR S P ERA WHIP | IP WLS BF H R ER SO BB IBB HBP BLK WP HR S P ERA WHIP | IP WLS BF H R ER SO BB IBB HBP BLK WP HR S P ERA WHIP | IP WLS BF H R ER SO BB IBB HBP BLK WP HR S P ERA WHIP | IP WLS BF H R ER SO BB IBB HBP BLK WP HR S P ERA WHIP | IP WLS BF H R ER SO BB IBB HBP BLK WP HR S P ERA WHIP | IP WLS BF H R ER SO BB IBB HBP BLK WP HR S P ERA WHIP | IP WLS BF H R ER SO BB IBB HBP BLK WP HR S P ERA WHIP |
| Dick Stigman, L (1,1) ERA: 3.53 | 3.1 | L | 16 | 3 | 2 | 2 | 4 | 3 | 0 | 0 | 0 | 0 | 0 | 2 | 0 | 17 | 33 | 5.40 | 1.800 | | | | | |
| Mike Fomiele, R (4,1) ERA: 6.75 | 3.1 | | 17 | 3 | 2 | 2 | 2 | 4 | 0 | 0 | 0 | 0 | 2 | 0 | 4 | 4 | 33 | 5.40 | 2.100 | | | | | |
| Lee Stange, R (7,1) ERA: 2.49 | 0.1 | 2 | 1 | 0 | 0 | 1 | 0 | 0 | 0 | 0 | 0 | 0 | 0 | 0 | 4 | 4 | 0.00 | 3.000 | | | | | | |
| Ray Moore, R (8,1) ERA: 6.85 | 2.0 | 8 | 1 | 0 | 0 | 1 | 1 | 0 | 0 | 0 | 0 | 0 | 0 | 9 | 13 | 0.00 | 1.000 | | | | | | | |

| Batter | 1 | 2 | 3 | 4 | 5 | 6 | 7 | 8 | 9 | AB | R | H | RBI | BB | SO | LOB | BOTTOM | | | | | | | |
|---|---|---|---|---|---|---|---|---|---|---|---|---|---|---|---|---|--|---|---|---|---|---|---|---|
| Zoilo Versalles, R (1,6) OBP: 0.318, SLG: 0.443 | | | | | | | | | | 4 | 0 | 1 | 0 | 0 | 1 | 1 | <p>Baltimore Orioles @ Minnesota Twins Metropolitan Stadium, Bloomington, MI Sun Jun 23 1963, 4:33 AM EDT Att: 24,679 - Unknown</p> <p>livebaseballscorecards.com</p> <p>AB 33 R 1 H 8 RBI 1 BB 2 SO 4 LOB 15</p> | | | | | | | |
| Vic Power, R (1,5) OBP: 0.276, SLG: 0.353 | | | | | | | | | | 3 | 0 | 1 | 0 | 1 | 0 | 1 | | | | | | | | |
| Harmon Killebrew, R (1,7) OBP: 0.367, SLG: 0.567 | | | | | | | | | | 4 | 0 | 1 | 0 | 0 | 1 | 4 | | | | | | | | |
| Bob Allison, R (1,8) OBP: 0.394, SLG: 0.579 | | | | | | | | | | 3 | 1 | 1 | 0 | 1 | 1 | 1 | | | | | | | | |
| Earl Battey, R (1,2) OBP: 0.345, SLG: 0.500 | | | | | | | | | | 3 | 0 | 0 | 0 | 0 | 0 | 2 | | | | | | | | |
| Wally Post, R (1,9) OBP: 0.250, SLG: 0.421 | | | | | | | | | | 4 | 0 | 1 | 1 | 0 | 0 | 0 | | | | | | | | |
| Vic Wertz, L (1,3) OBP: 0.133, SLG: 0.071 | | | | | | | | | | 4 | 0 | 1 | 0 | 0 | 0 | 2 | | | | | | | | |
| Johnny Goryl, R (1,4) OBP: 0.304, SLG: 0.435 | | | | | | | | | | 4 | 0 | 2 | 0 | 0 | 0 | 1 | | | | | | | | |
| Dick Stigman, R (1,1) ERA: 3.53 | | | | | | | | | | 1 | 0 | 0 | 0 | 0 | 0 | 1 | | | | | | | | |
| Mike Fomiele, R (4,1) ERA: 6.75 | | | | | | | | | | 1 | 0 | 0 | 0 | 0 | 1 | 1 | | | | | | | | |
| Lee Stange, R (7,1) ERA: 2.49 | | | | | | | | | | 0 | 0 | 0 | 0 | 0 | 0 | 1 | | | | | | | | |
| Lenny Green, R (7,1) ERA: 3.33 | | | | | | | | | | 0 | 0 | 0 | 0 | 0 | 0 | 1 | | | | | | | | |
| Ray Moore, R (8,1) ERA: 6.85 | | | | | | | | | | 0 | 0 | 0 | 0 | 0 | 0 | 1 | | | | | | | | |
| Jimmie Hall, L (8,1) OBP: 0.327, SLG: 0.440 | | | | | | | | | | 1 | 0 | 0 | 0 | 0 | 0 | 0 | | | | | | | | |
| Inning Stats | R: 0 E: 0 K: 1 S: 6 | H: 1 LOB: 2 BB: 1 P: 10 | R: 0 E: 0 K: 0 S: 4 | H: 1 LOB: 0 BB: 0 P: 4 | R: 0 E: 0 K: 0 S: 4 | H: 1 LOB: 1 BB: 0 P: 4 | R: 0 E: 0 K: 0 S: 3 | H: 0 LOB: 0 BB: 0 P: 3 | R: 0 E: 0 K: 1 S: 6 | H: 1 LOB: 1 BB: 0 P: 6 | R: 1 E: 0 K: 1 S: 6 | H: 2 LOB: 1 BB: 0 P: 7 | R: 0 E: 0 K: 0 S: 4 | H: 2 LOB: 2 BB: 1 P: 8 | R: 0 E: 0 K: 1 S: 5 | H: 0 LOB: 0 BB: 0 P: 5 | R: 0 E: 0 K: 0 S: 3 | H: 0 LOB: 0 BB: 0 P: 3 | 1B: 8 2B: 0 3B: 0 HR: 0 | SF: 0 SAC: 0 DP: 2 HBP: 1 | WP: 0 PB: 0 SB: 0 CS: 0 | PA: 36 | | |
| PITCHER | IP WLS BF H R ER SO BB IBB HBP BLK WP HR S P ERA WHIP | IP WLS BF H R ER SO BB IBB HBP BLK WP HR S P ERA WHIP | IP WLS BF H R ER SO BB IBB HBP BLK WP HR S P ERA WHIP | IP WLS BF H R ER SO BB IBB HBP BLK WP HR S P ERA WHIP | IP WLS BF H R ER SO BB IBB HBP BLK WP HR S P ERA WHIP | IP WLS BF H R ER SO BB IBB HBP BLK WP HR S P ERA WHIP | IP WLS BF H R ER SO BB IBB HBP BLK WP HR S P ERA WHIP | IP WLS BF H R ER SO BB IBB HBP BLK WP HR S P ERA WHIP | IP WLS BF H R ER SO BB IBB HBP BLK WP HR S P ERA WHIP | IP WLS BF H R ER SO BB IBB HBP BLK WP HR S P ERA WHIP | IP WLS BF H R ER SO BB IBB HBP BLK WP HR S P ERA WHIP | IP WLS BF H R ER SO BB IBB HBP BLK WP HR S P ERA WHIP | IP WLS BF H R ER SO BB IBB HBP BLK WP HR S P ERA WHIP | IP WLS BF H R ER SO BB IBB HBP BLK WP HR S P ERA WHIP | IP WLS BF H R ER SO BB IBB HBP BLK WP HR S P ERA WHIP | IP WLS BF H R ER SO BB IBB HBP BLK WP HR S P ERA WHIP | IP WLS BF H R ER SO BB IBB HBP BLK WP HR S P ERA WHIP | IP WLS BF H R ER SO BB IBB HBP BLK WP HR S P ERA WHIP | IP WLS BF H R ER SO BB IBB HBP BLK WP HR S P ERA WHIP | IP WLS BF H R ER SO BB IBB HBP BLK WP HR S P ERA WHIP | IP WLS BF H R ER SO BB IBB HBP BLK WP HR S P ERA WHIP | IP WLS BF H R ER SO BB IBB HBP BLK WP HR S P ERA WHIP | IP WLS BF H R ER SO BB IBB HBP BLK WP HR S P ERA WHIP | IP WLS BF H R ER SO BB IBB HBP BLK WP HR S P ERA WHIP |
| Steve Barber, L (1,1) ERA: 2.71 | 6.1 | W | 29 | 8 | 1 | 1 | 3 | 2 | 0 | 0 | 0 | 0 | 0 | 1 | 0 | 41 | 1.42 | 1.579 | | | | | | |
| Stu Miller, R (7,1) ERA: 3.33 | 2.2 | S | 7 | 0 | 0 | 0 | 1 | 0 | 0 | 0 | 0 | 0 | 0 | 9 | 9 | 0.00 | 0.000 | | | | | | | |

| Batter | 1 | 2 | 3 | 4 | 5 | 6 | 7 | 8 | 9 | AB | R | H | RBI | BB | SO | LOB | TOP | | | | | |
|---|------------------------------|---------------------------------|------------------------------|---------------------------------|------------------------------|---------------------------------|------------------------------|---------------------------------|------------------------------|---------------------------------|------------------------------|---------------------------------|------------------------------|----------------------------------|------------------------------|---------------------------------|------------------------------|---------------------------------|----------------------------------|------------------------------------|----------------------------------|--------|
| Luis Aparicio, R OBP: 0.306, SLG: 0.351 (1, 6) | 1-3 | | F9 | | | 6-3 | BB 2B BB | F8 | | 4 | 1 | 0 | 0 | 1 | 0 | 1 | | | | | | |
| Russ Snyder, L OBP: 0.312, SLG: 0.333 (1, 9) | K | | | 3-1 | | 2B | 1B | 6-3 | | 4 | 2 | 1 | 0 | 1 | 1 | 0 | | | | | | |
| Bob Johnson, R OBP: 0.400, SLG: 0.524 (1, 4) | 2B | | | G4-6-3 1B | | 2B | 2B | F8 | | 4 | 2 | 3 | 1 | 1 | 0 | 0 | | | | | | |
| Jim Gentile, L OBP: 0.361, SLG: 0.465 (1, 3) | F9 | | | G4-6-3 1-2 | | 2B | 2B | HR | | 5 | 1 | 3 | 6 | 0 | 0 | 2 | | | | | | |
| Boog Powell, L OBP: 0.332, SLG: 0.487 (1, 7) | | | | | | 4-3 | | F9 | F9 | 5 | 1 | 2 | 0 | 0 | 0 | 1 | | | | | | |
| Jackie Brandt, R OBP: 0.304, SLG: 0.409 Bob Saverine, S OBP: 0.290, SLG: 0.262 (1, 8) (7, 8) | K | | | | | F8 | | 1B | BB | 3 | 0 | 0 | 0 | 0 | 1 | 3 | | | | | | |
| Brooks Robinson, R OBP: 0.322, SLG: 0.369 (1, 5) | 5-3 | | | | | 1B | | BB | BB | 0 | 1 | 0 | 0 | 1 | 0 | 0 | | | | | | |
| Dick Brown, R OBP: 0.320, SLG: 0.351 (1, 2) | | | F4 | | | K | | 1-3 | 6-3 | 4 | 0 | 0 | 0 | 0 | 1 | 4 | | | | | | |
| Robin Roberts, S OBP: 0.282, SLG: 0.289 (1, 1) | | | G3 | | | K | | 1-3 | | 4 | 0 | 1 | 2 | 0 | 1 | 2 | | | | | | |
| Inning Stats | R: 0 E: 0 K: 1 S: 6 | H: 1 LOB: 1 BB: 0 P: 6 | R: 0 E: 0 K: 1 S: 5 | H: 1 LOB: 0 BB: 0 P: 5 | R: 0 E: 0 K: 0 S: 3 | H: 0 LOB: 0 BB: 0 P: 3 | R: 0 E: 0 K: 0 S: 3 | H: 1 LOB: 0 BB: 0 P: 3 | R: 1 E: 0 K: 2 S: 9 | H: 2 LOB: 1 BB: 0 P: 9 | R: 2 E: 0 K: 0 S: 6 | H: 3 LOB: 1 BB: 0 P: 6 | R: 4 E: 0 K: 0 S: 4 | H: 2 LOB: 1 BB: 3 P: 16 | R: 2 E: 0 K: 0 S: 5 | H: 2 LOB: 1 BB: 1 P: 9 | R: 1 E: 0 K: 0 S: 4 | H: 1 LOB: 0 BB: 0 P: 4 | 1B: 6 2B: 7 3B: 0 HR: 1 | SF: 0 SAC: 0 DP: 2 HBP: 0 | WP: 0 PB: 0 SB: 0 CS: 1 | PA: 41 |
| PITCHER | IP | WLS | BF | H | R | ER | SO | BB | IBB | HBP | BLK | WP | HR | S | P | ERA | WHIP | | | | | |
| Dean Chance, R ERA: 3.2 (1, 1) | 5.1 | L | 22 | 8 | 3 | 3 | 4 | 0 | 0 | 0 | 0 | 0 | 0 | 30 | 30 | 5.06 | 1.500 | | | | | |
| Mel Nelson, L ERA: 4.59 (6, 1) | 1.1 | | 7 | 1 | 3 | 3 | 0 | 2 | 0 | 0 | 0 | 0 | 0 | 5 | 13 | 20.25 | 2.250 | | | | | |
| Don Lee, R ERA: 4.02 (7, 1) | 0.0 | | 1 | 0 | 0 | 0 | 0 | 1 | 0 | 0 | 0 | 0 | 0 | 0 | 4 | ∞ | ∞ | | | | | |
| Jack Spring, L ERA: 3.24 (7, 1) | 1.1 | | 7 | 3 | 3 | 3 | 0 | 1 | 0 | 0 | 0 | 0 | 0 | 6 | 10 | 20.25 | 3.000 | | | | | |
| Art Fowler, R ERA: 1.9 (9, 1) | 1.0 | | 4 | 1 | 1 | 1 | 0 | 0 | 0 | 0 | 0 | 0 | 1 | 4 | 4 | 9.00 | 1.000 | | | | | |

Baltimore Orioles @ Los Angeles Angels
Dodger Stadium, Los Angeles, CA
Tue Jun 25 1963, 7:05 PM PDT
Att: 9,442 - Unknown

livebaseballscorecards.com

AB 37
R 10
H 13
RBI 10
BB 4
SO 4
LOB 13




| Batter | 1 | 2 | 3 | 4 | 5 | 6 | 7 | 8 | 9 | AB | R | H | RBI | BB | SO | LOB | BOTTOM | | | | | |
|--|------------------------------|---------------------------------|------------------------------|---------------------------------|------------------------------|---------------------------------|------------------------------|---------------------------------|------------------------------|---------------------------------|------------------------------|---------------------------------|------------------------------|---------------------------------|------------------------------|---------------------------------|------------------------------|---------------------------------|----------------------------------|------------------------------------|----------------------------------|--------|
| Albie Pearson, L OBP: 0.398, SLG: 0.418 (1, 9) | 4-3 | | 3-1 | | | F7 | | 3-1 | | 4 | 0 | 0 | 0 | 0 | 1 | | | | | | | |
| Jim Fregosi, R OBP: 0.295, SLG: 0.415 (1, 6) | F9 | | F3 | | | F8 | | 4-3 | | 4 | 0 | 0 | 0 | 0 | 1 | | | | | | | |
| Leon Wagner, L OBP: 0.303, SLG: 0.539 (1, 7) | K | | | | | F9 | | 1B | | 4 | 0 | 1 | 0 | 0 | 2 | 0 | | | | | | |
| Lee Thomas, L OBP: 0.303, SLG: 0.323 (1, 3) | | | F8 | | | 6-3 | | F9 | | 4 | 0 | 0 | 0 | 0 | 1 | | | | | | | |
| Felix Torres, R OBP: 0.315, SLG: 0.364 (1, 5) | | | HBP | | | F9 | | F6 | | 3 | 0 | 0 | 0 | 0 | 1 | | | | | | | |
| Billy Moran, R OBP: 0.286, SLG: 0.343 (1, 4) | | | F7 | | | PB 1B | | 2B | | 3 | 0 | 2 | 0 | 0 | 1 | | | | | | | |
| Hank Foiles, R OBP: 0.361, SLG: 0.484 (1, 2) | K | | | | | F6 | | F8 | | 3 | 0 | 0 | 0 | 0 | 1 | 3 | | | | | | |
| Bob Perry, R OBP: 0.314, SLG: 0.364 (1, 8) | | | F2 | | | F7 | | 6-3 | | 3 | 0 | 0 | 0 | 0 | 1 | | | | | | | |
| Dean Chance, R OBP: 0.121, SLG: 0.094 Mel Nelson, L OBP: 0.190, SLG: 0.100 Don Lee, R OBP: 0.093, SLG: 0.050 Jack Spring, L OBP: 0.136, SLG: 0.241 Bob Sadowski, L OBP: 0.233, SLG: 0.241 Art Fowler, R OBP: 0.500, SLG: 0.250 (1, 1) (6, 1) (7, 1) (7, 1) (8, PH) (9, 1) | | | | | | | | 3-1 | | 2 | 0 | 1 | 0 | 0 | 1 | 1 | | | | | | |
| Inning Stats | R: 0 E: 0 K: 1 S: 5 | H: 0 LOB: 0 BB: 0 P: 5 | R: 0 E: 0 K: 1 S: 5 | H: 0 LOB: 1 BB: 0 P: 6 | R: 0 E: 0 K: 0 S: 4 | H: 1 LOB: 1 BB: 0 P: 4 | R: 0 E: 0 K: 1 S: 5 | H: 0 LOB: 0 BB: 0 P: 5 | R: 0 E: 0 K: 1 S: 6 | H: 1 LOB: 1 BB: 0 P: 6 | R: 0 E: 0 K: 0 S: 3 | H: 0 LOB: 0 BB: 0 P: 3 | R: 0 E: 0 K: 0 S: 4 | H: 1 LOB: 1 BB: 0 P: 4 | R: 0 E: 0 K: 0 S: 3 | H: 0 LOB: 0 BB: 0 P: 3 | R: 0 E: 0 K: 0 S: 4 | H: 1 LOB: 1 BB: 0 P: 4 | 1B: 3 2B: 1 3B: 0 HR: 0 | SF: 0 SAC: 0 DP: 0 HBP: 1 | WP: 0 PB: 1 SB: 0 CS: 0 | PA: 32 |
| PITCHER | IP | WLS | BF | H | R | ER | SO | BB | IBB | HBP | BLK | WP | HR | S | P | ERA | WHIP | | | | | |
| Robin Roberts, R ERA: 3.03 (1, 1) | 9.0 | W | 32 | 4 | 0 | 0 | 4 | 0 | 0 | 1 | 0 | 0 | 0 | 39 | 40 | 0.00 | 0.444 | | | | | |

Baltimore Orioles @ Los Angeles Angels
Dodger Stadium, Los Angeles, CA
Tue Jun 25 1963, 7:05 PM PDT
Att: 9,442 - Unknown

livebaseballscorecards.com

AB 31
R 0
H 4
RBI 0
BB 0
SO 4
LOB 10



| Batter | 1 | 2 | 3 | 4 | 5 | 6 | 7 | 8 | 9 | AB | R | H | RBI | BB | SO | LOB | TOP | | | |
|---|--|---------------------------------|------------------------------|----------------------------------|------------------------------|---------------------------------|------------------------------|----------------------------------|------------------------------|---------------------------------|------------------------------|---------------------------------|------------------------------|---------------------------------|------------------------------|---------------------------------|---|------------------------------------|----------------------------------|--------|
| Luis Aparicio, R (1,6) OBP: 0.302, SLG: 0.355 | 0-0 5-3 | | 0-3 K | | 0-0 5-3 | | | 0-0 F3 | | 4 | 0 | 0 | 0 | 0 | 1 | 0 | Baltimore Orioles @ Los Angeles Angels Dodger Stadium, Los Angeles, CA Wed Jun 26 1963, 7:05 PM PDT Att: 12,075 - Unknown | | | |
| Russ Snyder, L (1,9) OBP: 0.322, SLG: 0.322 | 0-0 G3 | | 0-0 4-3 | | | 0-3 K | | 0-0 L8 | | 4 | 0 | 0 | 0 | 0 | 1 | 0 | | | | |
| Bob Johnson, R (1,4) OBP: 0.385, SLG: 0.486 | 4-0 BB | | | 0-0 5-3 | | 0-0 E5 HR | | 0-0 5-3 | | 3 | 1 | 0 | 0 | 1 | 0 | 0 | | | | |
| Jim Gentile, L (1,3) OBP: 0.359, SLG: 0.460 Joe Gaines, R (9, PR) OBP: 0.391, SLG: 0.535 | 0-0 4-3 | | | 0-3 K | | 0-3 K | | | 0-0 E 1-3 1B | 4 | 0 | 1 | 0 | 0 | 2 | 2 | | | | |
| Boog Powell, L (1,7) OBP: 0.330, SLG: 0.495 | | 0-3 K | | 0-0 BB 1B | | 0-0 1-H HR | | | 0-0 1-3 | 4 | 1 | 2 | 2 | 0 | 1 | 1 | | | | |
| Jackie Brandt, R (1,8) OBP: 0.305, SLG: 0.402 Bob Saverine, S (7,8) OBP: 0.290, SLG: 0.262 Charlie Lau, L (9, PH) OBP: 0.206, SLG: 0.234 | | 4-0 BB | | 4-0 BB 1B | | 4-0 BB | | | 0-0 E4 G6-4-3 | 1 | 0 | 0 | 0 | 2 | 0 | 0 | | | | |
| Brooks Robinson, R (1,5) OBP: 0.318, SLG: 0.361 | | 0-0 F6 | | 0-0 F4 | | | 0-0 F9 | | 0-0 G6-4-3 | 4 | 0 | 0 | 0 | 0 | 0 | 5 | | | | |
| John Orsino, R (1,2) OBP: 0.331, SLG: 0.383 | | 0-3 K | | | 0-0 F9 | | 0-0 F7 | | | 3 | 0 | 0 | 0 | 0 | 1 | 1 | | | | |
| Mike McCormick, L (1,1) OBP: 0.217, SLG: 0.348 Stu Miller, R (8,1) OBP: 0.333, SLG: 0.333 | | | 0-3 K | | 0-0 6-3 | | 0-0 L9 | | | 3 | 0 | 0 | 0 | 0 | 1 | 0 | | | | |
| | | | | | | | | | | 0 | 0 | 0 | 0 | 0 | 0 | 0 | | | | |
| Inning Stats | R: 0 E: 0 K: 0 S: 3 | H: 0 LOB: 1 BB: 1 P: 7 | R: 0 E: 0 K: 2 S: 7 | H: 0 LOB: 1 BB: 1 P: 11 | R: 0 E: 0 K: 2 S: 7 | H: 0 LOB: 0 BB: 0 P: 7 | R: 0 E: 0 K: 1 S: 6 | H: 1 LOB: 2 BB: 1 P: 10 | R: 0 E: 0 K: 0 S: 3 | H: 0 LOB: 0 BB: 0 P: 3 | R: 2 E: 1 K: 0 S: 9 | H: 1 LOB: 0 BB: 0 P: 9 | R: 0 E: 0 K: 0 S: 3 | H: 0 LOB: 0 BB: 0 P: 3 | R: 0 E: 0 K: 0 S: 4 | H: 1 LOB: 2 BB: 0 P: 4 | 1B: 2 2B: 0 3B: 0 HR: 1 | SF: 0 SAC: 0 DP: 1 HBP: 0 | WP: 0 PB: 0 SB: 0 CS: 0 | PA: 34 |
| PITCHER Ken McBride, R (1,1) ERA: 2.71 | IP: 9.0 WLS: W BF: 34 H: 3 R: 2 ER: 0 SO: 7 BB: 3 IBB: 0 HBP: 0 BLK: 0 WP: 0 HR: 1 S: 45 P: 57 ERA: 0.00 WHIP: 0.667 | | | | | | | | | | | | | | | PITCHER | | | | |

| Batter | 1 | 2 | 3 | 4 | 5 | 6 | 7 | 8 | 9 | AB | R | H | RBI | BB | SO | LOB | BOTTOM |
|--|--|---------------------------------|------------------------------|---------------------------------|------------------------------|---------------------------------|------------------------------|---------------------------------|------------------------------|----------------------------------|------------------------------------|----------------------------------|------------------------------|---------------------------------|------------------------------|----------------------------------|---|
| Albie Pearson, L (1,9) OBP: 0.401, SLG: 0.424 | 0-0 F9 | | 4-0 FC5-4 BB | | 0-0 4-3 | | | 0-0 SF9 3B | | 3 | 1 | 1 | 1 | 1 | 0 | 0 | Baltimore Orioles @ Los Angeles Angels Dodger Stadium, Los Angeles, CA Wed Jun 26 1963, 7:05 PM PDT Att: 12,075 - Unknown |
| Jim Fregosi, R (1,6) OBP: 0.290, SLG: 0.404 | 0-0 5-3 | | 0-0 F9 | | | 0-0 E6 G4-6-3 | | 0-0 SF9 | | 3 | 0 | 0 | 1 | 0 | 0 | 1 | |
| Leon Wagner, L (1,7) OBP: 0.312, SLG: 0.553 | 0-0 1B 1B | | 0-0 F5 | | | 0-0 G4-6-3 1-2 | | 0-0 BB BB | | 3 | 1 | 1 | 0 | 1 | 0 | 2 | |
| Felix Torres, R (1,5) OBP: 0.317, SLG: 0.359 | 0-0 1B 1-2 1B | | 0-0 FC5-4 1-2 | | | 0-0 L7 | | 4-0 FC6-4 BB | | 3 | 0 | 1 | 0 | 1 | 0 | 1 | |
| Billy Moran, R (1,4) OBP: 0.281, SLG: 0.337 | 0-0 1-3 2-H 1B | | | 0-0 F3 | | | 0-0 6-3 | 0-0 FC6-4 1-2 | | 4 | 0 | 1 | 1 | 0 | 0 | 2 | |
| Lee Thomas, L (1,3) OBP: 0.300, SLG: 0.320 Hank Foiles, R (7, PH) OBP: 0.351, SLG: 0.469 Charlie Dees, L (8,3) OBP: 0.402, SLG: 0.468 | 0-0 G3 | | | 0-0 F8 | | | 0-0 F7 | | | 2 | 0 | 0 | 0 | 0 | 0 | 2 | |
| Ed Sadowski, R (1,2) OBP: 0.269, SLG: 0.331 | | 0-0 F7 | | 0-0 F2 | | | 0-0 F6 | | | 3 | 0 | 0 | 0 | 0 | 0 | 0 | |
| Bob Perry, R (1,8) OBP: 0.312, SLG: 0.349 | | 0-0 L4 | | | 0-0 L7 | | | 4-0 SH3-4 3B BB | | 2 | 1 | 0 | 0 | 1 | 0 | 0 | |
| Ken McBride, R (1,1) OBP: 0.174, SLG: 0.267 | | 0-0 G1 | | | 0-0 5-3 | | | 0-0 SH3-4 1-2 | | 2 | 0 | 0 | 0 | 0 | 0 | 0 | |
| | | | | | | | | | | 1B: 3 2B: 0 3B: 1 HR: 0 | SF: 1 SAC: 1 DP: 1 HBP: 0 | WP: 0 PB: 0 SB: 0 CS: 0 | PA: 32 | | | | |
| Inning Stats | R: 1 E: 0 K: 0 S: 6 | H: 3 LOB: 2 BB: 0 P: 6 | R: 0 E: 0 K: 0 S: 3 | H: 0 LOB: 0 BB: 0 P: 3 | R: 0 E: 0 K: 0 S: 3 | H: 0 LOB: 1 BB: 1 P: 7 | R: 0 E: 0 K: 0 S: 3 | H: 0 LOB: 0 BB: 0 P: 3 | R: 0 E: 0 K: 0 S: 3 | H: 0 LOB: 0 BB: 0 P: 3 | R: 0 E: 1 K: 0 S: 3 | H: 0 LOB: 0 BB: 0 P: 3 | R: 0 E: 0 K: 0 S: 3 | H: 0 LOB: 0 BB: 0 P: 3 | R: 2 E: 0 K: 0 S: 4 | H: 1 LOB: 2 BB: 3 P: 16 | |
| PITCHER Mike McCormick, L (1,1) ERA: 3.82 Stu Miller, R (8,1) ERA: 3.28 | IP: 7.2 WLS: L BF: 31 H: 4 R: 3 ER: 3 SO: 3 BB: 4 IBB: 0 HBP: 0 BLK: 0 WP: 0 HR: 0 S: 27 P: 43 ERA: 3.52 WHIP: 1.043 | | | | | | | | | | | | | | | PITCHER | |

| Batter | 1 | 2 | 3 | 4 | 5 | 6 | 7 | 8 | 9 | AB | R | H | RBI | BB | SO | LOB | TOP |
|---|--|---------------------------------|------------------------------|---------------------------------|------------------------------|---------------------------------|------------------------------|---------------------------------|------------------------------|---------------------------------|------------------------------|---------------------------------|------------------------------|---------------------------------|----------------------------------|------------------------------------|--------------------------|
| Bobby Del Greco, R (1, 8) OBP: 0.294, SLG: 0.363 | 0-3 K | | | 0-0 F8 | | 0-3 K | | 0-0 F2 | | 4 | 0 | 0 | 0 | 0 | 2 | 1 | |
| Wayne Causey, L (1, 6) OBP: 0.351, SLG: 0.403 | 0-0 F8 | | | 0-3 K | | | 0-0 6-3 | 4-0 BB | | 3 | 0 | 0 | 0 | 1 | 1 | 0 | |
| Ed Charles, R (1, 5) OBP: 0.349, SLG: 0.400 | 0-0 4-3 | | | 0-0 1B | | | 0-0 1-3 | 0-0 4-3 | | 4 | 0 | 1 | 0 | 0 | 0 | 2 | |
| Norm Siebern, L (1, 7) OBP: 0.383, SLG: 0.415 | | 0-0 4-3 | | 0-0 F2 | | | 0-0 1B | 0-0 K | | 4 | 1 | 1 | 0 | 0 | 1 | 1 | |
| Gino Cimoli, R (1, 9) OBP: 0.333, SLG: 0.382 | | 0-0 3-1 | | | 0-0 4-3 | | 0-0 1B | 0-0 5-3 | | 3 | 0 | 1 | 0 | 0 | 0 | 0 | |
| George Alusik, R (7, PR) OBP: 0.295, SLG: 0.348 | | | | | | | 1-3 1B | | | 1 | 0 | 0 | 0 | 0 | 0 | 0 | |
| Ken Harrelson, R (1, 3) OBP: 0.260, SLG: 0.447 | | 0-0 5-3 | | | 0-3 K | | 0-0 1B | 0-0 2B | | 4 | 0 | 2 | 1 | 0 | 1 | 0 | |
| Haywood Sullivan, R (1, 2) OBP: 0.301, SLG: 0.263 | | | 0-0 1-3 | | 0-0 1-3 | | 0-0 F9 | 0-0 F8 | | 4 | 0 | 0 | 0 | 0 | 0 | 3 | |
| Sammy Esposito, R (1, 4) | | | 0-0 F9 | | | 0-0 6-3 | | 0-0 5-3 | | 3 | 0 | 0 | 0 | 0 | 0 | 0 | |
| Orlando Pena, R (1, 1) OBP: 0.250, SLG: 0.250 | | | 0-0 5-3 | | | 0-0 1-3 | | 0-0 BB | | 3 | 0 | 1 | 0 | 0 | 0 | 0 | |
| Inning Stats | R: 0 E: 0 K: 1 S: 5 | H: 0 LOB: 0 BB: 0 P: 5 | R: 0 E: 0 K: 0 S: 3 | H: 0 LOB: 0 BB: 0 P: 3 | R: 0 E: 0 K: 0 S: 3 | H: 1 LOB: 1 BB: 0 P: 6 | R: 0 E: 0 K: 1 S: 5 | H: 0 LOB: 0 BB: 0 P: 5 | R: 1 E: 0 K: 0 S: 6 | H: 3 LOB: 2 BB: 0 P: 6 | R: 0 E: 0 K: 0 S: 4 | H: 1 LOB: 2 BB: 1 P: 8 | R: 0 E: 0 K: 1 S: 6 | H: 1 LOB: 1 BB: 0 P: 6 | 1B: 5 2B: 1 3B: 0 HR: 0 | SF: 0 SAC: 0 DP: 0 HBP: 0 | WP: 0 PA: 34 CS: 0 |
| PITCHER Steve Barber, L (1, 1) ERA: 2.6 | IP: 9.0 WLS: W BF: 34 H: 6 R: 1 ER: 1 SO: 5 BB: 1 IBB: 0 HBP: 0 BLK: 0 WP: 0 HR: 0 S: 43 P: 47 ERA: 1.00 WHIP: 0.778 | | | | | | | | | | | | | | | | |

Kansas City Athletics @ Baltimore Orioles
Memorial Stadium, Baltimore, MD
 Fri Jun 28 1963, 7:05 PM EDT
 Att: 18,818 - Unknown

| | |
|-----|----|
| AB | 33 |
| R | 1 |
| H | 6 |
| RBI | 1 |
| BB | 1 |
| SO | 5 |
| LOB | 7 |



| Batter | 1 | 2 | 3 | 4 | 5 | 6 | 7 | 8 | 9 | AB | R | H | RBI | BB | SO | LOB | BOTTOM | | |
|--|--|---------------------------------|------------------------------|----------------------------------|------------------------------|---------------------------------|------------------------------|----------------------------------|------------------------------|---------------------------------|------------------------------|----------------------------------|------------------------------|---------------------------------|------------------------------|---------------------------------|----------------------------------|------------------------------------|--------------------------|
| Luis Aparicio, R (1, 6) OBP: 0.303, SLG: 0.359 | 0-3 K | | 0-3 K | | 0-0 S HBP | 0-0 1B | | 0-0 2B | 0-0 4-3 | 5 | 0 | 2 | 1 | 0 | 2 | 0 | | | |
| Russ Snyder, L (1, 8) OBP: 0.305, SLG: 0.340 | 0-0 F8 | | 0-0 6-3 | | 1-0 S | 0-0 1-3 | | 0-0 HR | 0-0 4-3 | 4 | 1 | 1 | 1 | 0 | 0 | 1 | | | |
| Bob Johnson, R (1, 4) OBP: 0.390, SLG: 0.479 | 1-0 HBP | | 0-0 1B | | 0-0 F1 | | 0-0 6-3 | | 0-0 4-3 | 3 | 0 | 1 | 0 | 0 | 0 | 2 | | | |
| Jim Gentile, L (1, 3) OBP: 0.361, SLG: 0.459 | 0-0 F9 | | 0-0 1B | | 4-0 1-2 2-3 | | 0-3 K | | 0-0 4-3 | 3 | 0 | 1 | 0 | 1 | 1 | 1 | | | |
| Boog Powell, L (1, 7) OBP: 0.333, SLG: 0.498 | | 0-0 1B | 0-0 F8 | | 0-3 K | | 4-0 BB | | 0-0 4-3 | 3 | 0 | 1 | 0 | 1 | 1 | 5 | | | |
| Al Smith, R (1, 9) OBP: 0.348, SLG: 0.452 | | 0-0 5-3 | | 0-0 6-3 | | 0-0 L6 | | 0-3 K | | 4 | 0 | 0 | 0 | 0 | 1 | 5 | | | |
| Brooks Robinson, R (1, 5) OBP: 0.321, SLG: 0.361 | | 4-0 1B | | 0-0 1-3 | | 0-0 SH3 | | 0-0 5-3 | | 3 | 1 | 1 | 0 | 1 | 0 | 0 | | | |
| Dick Brown, R (1, 2) OBP: 0.312, SLG: 0.340 | | 0-3 K | | 0-0 1B | | 0-0 SH3 | | 0-0 6-3 | | 3 | 0 | 1 | 0 | 0 | 1 | 2 | | | |
| Steve Barber, L (1, 1) OBP: 0.122, SLG: 0.106 | 0-0 1-2 2H | | 0-0 1B | | 0-3 K | | 0-0 F3 | | 0-0 L7 | 4 | 0 | 1 | 0 | 0 | 1 | 2 | | | |
| Inning Stats | R: 0 E: 0 K: 1 S: 5 | H: 0 LOB: 1 BB: 0 P: 6 | R: 0 E: 0 K: 1 S: 6 | H: 2 LOB: 3 BB: 1 P: 10 | R: 0 E: 0 K: 1 S: 7 | H: 2 LOB: 2 BB: 0 P: 7 | R: 0 E: 0 K: 1 S: 6 | H: 1 LOB: 3 BB: 1 P: 11 | R: 1 E: 0 K: 0 S: 5 | H: 2 LOB: 1 BB: 0 P: 5 | R: 0 E: 0 K: 2 S: 7 | H: 0 LOB: 1 BB: 1 P: 11 | R: 0 E: 0 K: 0 S: 3 | H: 0 LOB: 0 BB: 0 P: 3 | R: 1 E: 0 K: 0 S: 2 | H: 1 LOB: 0 BB: 0 P: 2 | 1B: 6 2B: 2 3B: 0 HR: 1 | SF: 0 SAC: 1 DP: 0 HBP: 2 | WP: 0 PA: 38 CS: 0 |
| PITCHER Orlando Pena, R (1, 1) ERA: 3.41 | IP: 8.1 WLS: L BF: 38 H: 9 R: 2 ER: 2 SO: 7 BB: 2 IBB: 1 HBP: 2 BLK: 0 WP: 0 HR: 1 S: 47 P: 61 ERA: 2.16 WHIP: 1.320 | | | | | | | | | | | | | | | | | | |

Kansas City Athletics @ Baltimore Orioles
Memorial Stadium, Baltimore, MD
 Fri Jun 28 1963, 7:05 PM EDT
 Att: 18,818 - Unknown

| | |
|-----|----|
| AB | 32 |
| R | 2 |
| H | 9 |
| RBI | 2 |
| BB | 3 |
| SO | 7 |
| LOB | 18 |



| Batter | 1 | 2 | 3 | 4 | 5 | 6 | 7 | 8 | 9 | AB | R | H | RBI | BB | SO | LOB | TOP | | | | | | | | |
|---|------------------------------|---------------------------------|-------------------------------------|----------------------------------|------------------------------|---------------------------------|------------------------------|---------------------------------|------------------------------|---------------------------------|------------------------------|---------------------------------|------------------------------|---------------------------------|------------------------------|---------------------------------|---|------------------------------------|----------------------------------|--------|--|--|--|--|--|
| Bobby Del Greco, R OBP: 0.295, SLG: 0.362 (1, 8) | F7 | | CS 1B | | SH1-4 | | | F8 | | 3 | 0 | 1 | 0 | 0 | 0 | 0 | Kansas City Athletics @ Baltimore Orioles Memorial Stadium, Baltimore, MD Sat Jun 29 1963, 3:33 AM EDT Att: 7,780 - Unknown | | | | | | | | |
| Wayne Causey, L OBP: 0.346, SLG: 0.397 (1, 6) | K | | K | | 1-3 | | | 6-3 | | 4 | 0 | 0 | 0 | 0 | 2 | 2 | | | | | | | | | |
| Ed Charles, R OBP: 0.347, SLG: 0.398 (1, 5) | F7 | | FC4-6 1B | | 6-3 | | | 6-3 | | 4 | 0 | 1 | 0 | 0 | 0 | 1 | | | | | | | | | |
| Norm Siebern, L OBP: 0.378, SLG: 0.408 (1, 7) | | F8 | FC4-6 1-2 | | | F3 | | | 4-3 | 4 | 0 | 0 | 0 | 0 | 0 | 1 | | | | | | | | | |
| George Alusik, R OBP: 0.301, SLG: 0.370 (1, 9) | | 1B 2B | | 6-3 SF9 2B | | F9 | | | E5 G6-3 | 4 | 2 | 2 | 0 | 0 | 0 | 0 | | | | | | | | | |
| Jerry Lumpe, L OBP: 0.288, SLG: 0.309 (1, 4) | | BB 1B | | 6-3 2-3 | | 4-3 | | | G6-3 1-2 | 4 | 0 | 1 | 1 | 0 | 0 | 2 | | | | | | | | | |
| Ken Harrelson, R OBP: 0.283, SLG: 0.458 (1, 3) | | FC6-4 BB | | SF9 3-H | | | G5-4-3 1B | | | 1 | 0 | 1 | 1 | 1 | 0 | 0 | | | | | | | | | |
| Haywood Sullivan, R OBP: 0.294, SLG: 0.275 (1, 2) | | F9 | | F8 3-H | | | G5-4-3 1-2 | | | 3 | 0 | 0 | 0 | 0 | 0 | 3 | | | | | | | | | |
| Moe Drabowsky, R OBP: 0.182, SLG: 0.273 (1, 1) | | FC6-4 1-2 | | | SH1-4 1B | | | F8 | | 3 | 0 | 1 | 0 | 0 | 0 | 2 | | | | | | | | | |
| Inning Stats | R: 0 E: 0 K: 1 S: 5 | H: 0 LOB: 0 BB: 0 P: 5 | R: 1 E: 0 K: 0 S: 5 | H: 2 LOB: 2 BB: 1 P: 9 | R: 0 E: 0 K: 1 S: 6 | H: 2 LOB: 1 BB: 0 P: 6 | R: 1 E: 0 K: 0 S: 4 | H: 1 LOB: 0 BB: 0 P: 4 | R: 0 E: 0 K: 0 S: 4 | H: 0 LOB: 0 BB: 0 P: 3 | R: 0 E: 0 K: 0 S: 3 | H: 1 LOB: 0 BB: 0 P: 3 | R: 0 E: 0 K: 0 S: 3 | H: 0 LOB: 0 BB: 0 P: 3 | R: 0 E: 1 K: 0 S: 3 | H: 0 LOB: 0 BB: 0 P: 3 | 1B: 5 2B: 3 3B: 0 HR: 0 | SF: 1 SAC: 1 DP: 3 HBP: 0 | WP: 0 PB: 0 SB: 0 CS: 1 | PA: 33 | | | | | |
| PITCHER Mitt Pappas, R ERA: 2.97 (1, 1) | IP: 9.0 WLS: W BF: 33 | H: 7 R: 2 ER: 2 SO: 2 | BB: 1 IBB: 0 HBP: 0 BLK: 0 | WP: 0 HR: 0 S: 36 P: 40 | ERA: 2.00 WHIP: 0.889 | | | | | | | | | | | | | | | | | | | | |

| Batter | 1 | 2 | 3 | 4 | 5 | 6 | 7 | 8 | 9 | AB | R | H | RBI | BB | SO | LOB | BOTTOM | | | | | | | | |
|---|------------------------------|---------------------------------|-------------------------------------|----------------------------------|------------------------------|---------------------------------|------------------------------|---------------------------------|------------------------------|---------------------------------|------------------------------|---------------------------------|------------------------------|---------------------------------|------------------------------|---------------------------------|---|------------------------------------|----------------------------------|--------|--|--|--|--|--|
| Luis Aparicio, R OBP: 0.300, SLG: 0.355 (1, 6) | F3 | | F1 | | | F6 | | S 1B | | 3 | 0 | 0 | 0 | 0 | 0 | 0 | Kansas City Athletics @ Baltimore Orioles Memorial Stadium, Baltimore, MD Sat Jun 29 1963, 3:33 AM EDT Att: 7,780 - Unknown | | | | | | | | |
| Bob Saverine, S OBP: 0.300, SLG: 0.274 (7, 6) | | | | | | | | S 1B | | 1 | 1 | 1 | 0 | 0 | 0 | 0 | | | | | | | | | |
| Russ Snyder, L OBP: 0.304, SLG: 0.338 (1, 8) | 4-3 | | 4-3 | | | F9 | | S 1B | | 4 | 0 | 1 | 1 | 0 | 0 | 0 | | | | | | | | | |
| Al Smith, R OBP: 0.343, SLG: 0.444 (1, 9) | K | | | F5 | | 5-3 | | F8 1-2 | | 4 | 0 | 0 | 0 | 0 | 1 | 1 | | | | | | | | | |
| Jim Gentile, L OBP: 0.364, SLG: 0.476 (1, 3) | | HR | | F2 | | F9 1B 2B | | | | 3 | 2 | 2 | 1 | 0 | 0 | 0 | | | | | | | | | |
| Boog Powell, L OBP: 0.329, SLG: 0.491 (1, 7) | F3 | | | G3 | | F9 2-3 | | | | 3 | 0 | 0 | 0 | 0 | 0 | 1 | | | | | | | | | |
| Brooks Robinson, R OBP: 0.324, SLG: 0.362 (1, 5) | | BB | | | K | | CS 1B | | | 2 | 0 | 1 | 1 | 1 | 1 | 0 | | | | | | | | | |
| Jerry Adair, R OBP: 0.204, SLG: 0.324 (1, 4) | F7 | | | | 5-3 | | K 1-2 | | | 3 | 0 | 0 | 0 | 0 | 1 | 2 | | | | | | | | | |
| Dick Brown, R OBP: 0.313, SLG: 0.340 (1, 2) | 5-3 | | | | | | | K | | 3 | 0 | 1 | 0 | 0 | 1 | 1 | | | | | | | | | |
| Mitt Pappas, R OBP: 0.129, SLG: 0.100 (1, 1) | | | F6 | | K | | | F6 | | 3 | 0 | 0 | 0 | 0 | 1 | 1 | | | | | | | | | |
| Inning Stats | R: 0 E: 0 K: 1 S: 5 | H: 0 LOB: 0 BB: 0 P: 5 | R: 1 E: 0 K: 0 S: 4 | H: 1 LOB: 1 BB: 1 P: 8 | R: 0 E: 0 K: 0 S: 3 | H: 0 LOB: 0 BB: 0 P: 3 | R: 0 E: 0 K: 0 S: 3 | H: 0 LOB: 0 BB: 0 P: 3 | R: 0 E: 0 K: 0 S: 3 | H: 0 LOB: 0 BB: 0 P: 3 | R: 1 E: 0 K: 1 S: 6 | H: 2 LOB: 2 BB: 0 P: 6 | R: 0 E: 0 K: 0 S: 7 | H: 2 LOB: 1 BB: 0 P: 7 | R: 1 E: 0 K: 1 S: 7 | H: 2 LOB: 1 BB: 0 P: 7 | 1B: 4 2B: 1 3B: 0 HR: 1 | SF: 0 SAC: 0 DP: 0 HBP: 0 | WP: 0 PB: 0 SB: 2 CS: 1 | PA: 30 | | | | | |
| PITCHER Moe Drabowsky, R ERA: 3.68 (1, 1) | IP: 8.0 WLS: L BF: 30 | H: 6 R: 3 ER: 3 SO: 5 | BB: 1 IBB: 0 HBP: 0 BLK: 0 | WP: 0 HR: 1 S: 39 P: 43 | ERA: 3.38 WHIP: 0.875 | | | | | | | | | | | | | | | | | | | | |

AB 30
R 2
H 7
RBI 2
BB 1
SO 2
LOB 11



AB 29
R 3
H 6
RBI 3
BB 1
SO 5
LOB 6



| Batter | 1 | 2 | 3 | 4 | 5 | 6 | 7 | 8 | 9 | 10 | 11 | 12 | 13 | 14 | AB | R | H | RBI | BB | SO | LOB | TOP | | | | | | |
|---|------------------------------|---------------------------------|------------------------------|---------------------------------|------------------------------|---------------------------------|------------------------------|----------------------------------|------------------------------|---------------------------------|------------------------------|---------------------------------|------------------------------|---------------------------------|------------------------------|---------------------------------|------------------------------|---------------------------------|------------------------------|---------------------------------|------------------------------|---------------------------------|------------------------------|---------------------------------|-------------------------|------------------------------------|-------------------------|--------|
| Bobby Del Graco, R OBP: 0.281, SLG: 0.344 (1, 8) | F2 | | F9 | | F7 | | | 3-1 | | K | | | F7 | | 6 | 0 | 0 | 0 | 0 | 1 | 3 | | | | | | | |
| Wayne Causey, L OBP: 0.346, SLG: 0.397 (1, 6) | 4-3 | | | F7 | | 4-3 1B | | | | F7 | | | F8 | | 5 | 1 | 1 | 0 | 1 | 0 | 1 | | | | | | | |
| Jerry Lumpe, L OBP: 0.286, SLG: 0.305 (1, 4) | 4-3 | | | F8 | | 4-3 | | | | | | | | | 6 | 1 | 1 | 0 | 0 | 0 | 2 | | | | | | | |
| Norm Siebern, L OBP: 0.381, SLG: 0.416 (1, 7) | | | | | | | | | | | | | | | | | | | | | | | | | | | | |
| Ed Charles, R OBP: 0.344, SLG: 0.391 (1, 5) | | 1B | | | 2B | | | | | | | | | | | | | | | | | | | | | | | |
| George Alusik, R OBP: 0.302, SLG: 0.368 (1, 9) | | | | | | | | | | | | | | | | | | | | | | | | | | | | |
| Doc Edwards, R OBP: 0.292, SLG: 0.364 (1, 2) | | | | | | | | | | | | | | | | | | | | | | | | | | | | |
| Ken Harrelson, R OBP: 0.288, SLG: 0.453 (1, 3) | | | | | | | | | | | | | | | | | | | | | | | | | | | | |
| Ed Rakov, S OBP: 0.200, SLG: 0.146 (10, 1) | | | | | | | | | | | | | | | | | | | | | | | | | | | | |
| John Wyatt, R OBP: 0.344, SLG: 0.302 (13, PH) | | | | | | | | | | | | | | | | | | | | | | | | | | | | |
| Manny Jimenez, L OBP: 0.190, SLG: 0.111 (13, 1) | | | | | | | | | | | | | | | | | | | | | | | | | | | | |
| Ted Bowsfield, R OBP: 0.302, SLG: 0.368 (13, 1) | | | | | | | | | | | | | | | | | | | | | | | | | | | | |
| Bill Fischer, R OBP: 0.302, SLG: 0.368 (13, 1) | | | | | | | | | | | | | | | | | | | | | | | | | | | | |
| Inning Stats | R: 0 E: 0 K: 0 S: 3 | H: 0 LOB: 0 BB: 0 P: 3 | R: 0 E: 0 K: 1 S: 6 | H: 1 LOB: 1 BB: 0 P: 6 | R: 0 E: 0 K: 0 S: 3 | H: 0 LOB: 0 BB: 0 P: 3 | R: 0 E: 0 K: 2 S: 8 | H: 1 LOB: 2 BB: 1 P: 12 | R: 1 E: 0 K: 0 S: 4 | H: 2 LOB: 0 BB: 0 P: 4 | R: 0 E: 0 K: 0 S: 3 | H: 0 LOB: 0 BB: 0 P: 3 | R: 0 E: 0 K: 1 S: 5 | H: 1 LOB: 1 BB: 0 P: 5 | R: 0 E: 0 K: 1 S: 5 | H: 0 LOB: 0 BB: 0 P: 5 | R: 0 E: 0 K: 1 S: 5 | H: 0 LOB: 0 BB: 0 P: 5 | R: 0 E: 0 K: 1 S: 5 | H: 0 LOB: 0 BB: 0 P: 5 | R: 0 E: 0 K: 0 S: 3 | H: 0 LOB: 0 BB: 0 P: 3 | R: 2 E: 0 K: 0 S: 5 | H: 2 LOB: 1 BB: 1 P: 9 | 1B: 6 2B: 3 HR: 0 | SF: 0 SAC: 1 DP: 1 HBP: 0 | WP: 0 PB: 0 CS: 0 | PA: 53 |
| PITCHER | IP | WLS | BF | H | R | ER | SO | BB | IBB | HBP | BLK | WP | HR | S | P | ERA | WHIP | | | | | | | | | | | |
| Robin Roberts, R ERA: 2.85 (1, 1) | 13.1 | | 49 | 8 | 2 | 2 | 7 | 2 | 0 | 0 | 0 | 0 | 0 | 61 | 69 | 1.35 | 0.750 | | | | | | | | | | | |
| Dick Hall, R ERA: 4.73 (14, 1) | 0.2 | | 4 | 1 | 1 | 1 | 0 | 0 | 1 | 0 | 0 | 0 | 0 | 3 | 7 | 13.50 | 1.500 | | | | | | | | | | | |

Kansas City Athletics @ Baltimore Orioles
Memorial Stadium, Baltimore, MD
Sun Jun 30 1963, 3:33 AM EDT
Unknown

AB 49
R 3
H 9
RBI 3
BB 3
SO 7
LOB 19



| Batter | 1 | 2 | 3 | 4 | 5 | 6 | 7 | 8 | 9 | 10 | 11 | 12 | 13 | 14 | AB | R | H | RBI | BB | SO | LOB | BOTTOM | | | | | |
|---|------------------------------|----------------------------------|------------------------------|---------------------------------|------------------------------|---------------------------------|------------------------------|---------------------------------|------------------------------|---------------------------------|------------------------------|---------------------------------|------------------------------|---------------------------------|------------------------------|----------------------------------|------------------------------|---------------------------------|----------------------------------|------------------------------------|----------------------------------|--------|--|--|--|--|--|
| Bob Savarin, S OBP: 0.325, SLG: 0.294 (1, 6) | 1-3 | | | F7 | | | | | | | | | | | 6 | 0 | 3 | 0 | 1 | 1 | 3 | | | | | | |
| Russ Snyder, L OBP: 0.297, SLG: 0.329 (1, 8) | 4-3 | | | | | | | | | | | | | | 7 | 0 | 1 | 0 | 0 | 0 | 4 | | | | | | |
| Fred Valentine, S (1, 9) | | | | | | | | | | | | | | | 5 | 1 | 0 | 0 | 1 | 0 | 2 | | | | | | |
| Jim Gentile, L OBP: 0.366, SLG: 0.471 (1, 3) | | | | | | | | | | | | | | | 3 | 0 | 0 | 0 | 3 | 1 | 1 | | | | | | |
| Joe Gaines, R OBP: 0.391, SLG: 0.535 (14, 7) | | | | | | | | | | | | | | | 0 | 0 | 0 | 0 | 0 | 0 | 0 | | | | | | |
| Boog Powell, L OBP: 0.329, SLG: 0.491 (1, 7) | | | | | | | | | | | | | | | 6 | 0 | 2 | 1 | 0 | 1 | 2 | | | | | | |
| Brooks Robinson, R OBP: 0.324, SLG: 0.357 (1, 5) | | | | | | | | | | | | | | | 4 | 0 | 0 | 0 | 2 | 2 | 2 | | | | | | |
| Jerry Adair, R OBP: 0.204, SLG: 0.319 (1, 4) | | | | | | | | | | | | | | | 4 | 0 | 0 | 0 | 1 | 1 | 1 | | | | | | |
| Charlie Lau, L OBP: 0.204, SLG: 0.229 (13, PH) | | | | | | | | | | | | | | | 1 | 0 | 0 | 0 | 0 | 0 | 3 | | | | | | |
| Bob Johnson, R OBP: 0.390, SLG: 0.479 (14, 4) | | | | | | | | | | | | | | | 0 | 0 | 0 | 0 | 0 | 0 | 0 | | | | | | |
| Dick Brown, R OBP: 0.305, SLG: 0.343 (1, 2) | | | | | | | | | | | | | | | 5 | 0 | 2 | 0 | 0 | 0 | 1 | | | | | | |
| Jackie Brandt, R OBP: 0.305, SLG: 0.402 (12, PR) | | | | | | | | | | | | | | | 0 | 0 | 0 | 0 | 0 | 0 | 0 | | | | | | |
| John Orsino, R OBP: 0.305, SLG: 0.381 (13, 2) | | | | | | | | | | | | | | | 1 | 0 | 0 | 0 | 0 | 0 | 0 | | | | | | |
| Robin Roberts, S OBP: 0.295, SLG: 0.302 (1, 1) | | | | | | | | | | | | | | | 5 | 0 | 2 | 0 | 0 | 1 | 2 | | | | | | |
| Dick Hall, R OBP: 0.455, SLG: 0.727 (14, 1) | | | | | | | | | | | | | | | 0 | 0 | 0 | 0 | 0 | 0 | 0 | | | | | | |
| Al Smith, R OBP: 0.341, SLG: 0.442 (14, PH) | | | | | | | | | | | | | | | 1 | 0 | 0 | 0 | 0 | 1 | 0 | | | | | | |
| Inning Stats | R: 1 E: 0 K: 1 S: 6 | H: 1 LOB: 2 BB: 2 P: 14 | R: 0 E: 0 K: 1 S: 5 | H: 0 LOB: 1 BB: 1 P: 9 | R: 0 E: 0 K: 1 S: 6 | H: 1 LOB: 1 BB: 0 P: 6 | R: 0 E: 0 K: 0 S: 3 | H: 2 LOB: 2 BB: 1 P: 8 | R: 0 E: 0 K: 0 S: 3 | H: 0 LOB: 0 BB: 0 P: 3 | R: 0 E: 0 K: 0 S: 3 | H: 1 LOB: 1 BB: 0 P: 3 | R: 0 E: 0 K: 1 S: 5 | H: 0 LOB: 0 BB: 0 P: 5 | R: 0 E: 0 K: 1 S: 5 | H: 1 LOB: 1 BB: 2 P: 11 | R: 0 E: 0 K: 1 S: 6 | H: 1 LOB: 1 BB: 0 P: 6 | 1B: 9 2B: 1 3B: 0 HR: 0 | SF: 0 SAC: 0 DP: 2 HBP: 0 | WP: 0 PB: 0 SB: 3 CS: 1 | PA: 57 | | | | | |
| PITCHER | IP | WLS | BF | H | R | ER | SO | BB | IBB | HBP | BLK | WP | HR | S | P | ERA | WHIP | | | | | | | | | | |
| Ed Rakov, R ERA: 3.31 (1, 1) | 9.1 | | 37 | 7 | 1 | 1 | 4 | 5 | 0 | 0 | 0 | 0 | 0 | 40 | 60 | 0.96 | 1.286 | | | | | | | | | | |
| John Wyatt, L ERA: 2.48 (10, 1) | 2.2 | | 10 | 1 | 0 | 0 | 3 | 1 | 0 | 0 | 0 | 0 | 0 | 15 | 19 | 0.00 | 0.750 | | | | | | | | | | |
| Ted Bowsfield, L (13, 1) | 0.1 | | 3 | 1 | 0 | 0 | 0 | 1 | 0 | 0 | 0 | 0 | 0 | 2 | 6 | 0.00 | 6.000 | | | | | | | | | | |
| Bill Fischer, R ERA: 3.08 (13, 1) | 1.2 | | 6 | 1 | 0 | 0 | 1 | 0 | 1 | 0 | 0 | 0 | 0 | 7 | 11 | 0.00 | 0.600 | | | | | | | | | | |

Kansas City Athletics @ Baltimore Orioles
Memorial Stadium, Baltimore, MD
Sun Jun 30 1963, 3:33 AM EDT
Unknown

AB 48
R 1
H 10
RBI 1
BB 8
SO 8
LOB 21



| Batter | 1 | 2 | 3 | 4 | 5 | 6 | 7 | 8 | 9 | 10 | 11 | 12 | AB | R | H | RBI | BB | SO | LOB | |
|--|------------------------------|---------------------------------|------------------------------|---------------------------------|------------------------------|---------------------------------|------------------------------|---------------------------------|------------------------------|---------------------------------|------------------------------|---------------------------------|------------------------------|----------------------------------|------------------------------|---------------------------------|----------------------------------|------------------------------------|----------------------------------|--------|
| Bobby Del Greco, R OBP: 0.277, SLG: 0.359 | F8 | | HR | | K | | F4 | | 5-3 | | | K | 6 | 1 | 1 | 1 | 0 | 2 | 0 | |
| Wayne Causey, L OBP: 0.349, SLG: 0.399 | BB | | 2B | 1B | | | 4-3 | | | 6-3 | | F8 | 6 | 1 | 3 | 0 | 0 | 0 | 0 | |
| George Alusik, R OBP: 0.303, SLG: 0.369 | 1B | | 1B | | F6 | | 6-3 | | | F9 | | 5-3 | 5 | 1 | 1 | 0 | 1 | 0 | 1 | |
| Norm Siebern, L OBP: 0.362, SLG: 0.416 | F5 | | 1B | 2B | F9 | | | | | 1-3 | | | 5 | 0 | 2 | 2 | 0 | 0 | 3 | |
| Ed Charles, R OBP: 0.342, SLG: 0.385 | F3 | | G6-4-3 | | | 5-3 | | | 1B | | | WP | 4 | 0 | 0 | 0 | 1 | 0 | 4 | |
| Jerry Lunge, L OBP: 0.262, SLG: 0.301 | | 4-3 | | | F8 | | 4-3 | | | F7 | | SH1-4 | 4 | 0 | 0 | 0 | 0 | 0 | 1 | |
| Ken Harrelson, R OBP: 0.281, SLG: 0.431 | | 6-3 | | | K | | 1B | | K | | | K | 5 | 0 | 1 | 0 | 0 | 3 | 2 | |
| Haywood Sullivan, R OBP: 0.300, SLG: 0.283 | | 1-3 | | | | | | | | F8 | | FC4-6 | 4 | 0 | 2 | 0 | 0 | 0 | 0 | |
| Manny Jimenez, L OBP: 0.354, SLG: 0.302 | | | | | | | | | | | | IBB | 0 | 0 | 0 | 0 | 1 | 0 | 0 | |
| Tony La Russa, R OBP: 0.354, SLG: 0.302 | | | | | | | | | | | | | 0 | 0 | 0 | 0 | 0 | 0 | 0 | |
| Bill Fischer, R OBP: 0.354, SLG: 0.302 | | | | | | | | | | | | | 0 | 0 | 0 | 0 | 0 | 0 | 0 | |
| Diego Segui, R OBP: 0.227, SLG: 0.190 | | | 4-3 | | | | | | | 6-3 | | FC4-6 | 3 | 0 | 0 | 0 | 0 | 1 | 3 | |
| John Wyatt, R OBP: 0.289, SLG: 0.361 | | | | | K | | | | | | | | 1 | 0 | 0 | 0 | 0 | 0 | 0 | |
| Doc Edwards, R OBP: 0.289, SLG: 0.361 | | | | | | | | | | | | | 1 | 0 | 0 | 0 | 0 | 0 | 2 | |
| Inning Stats | R: 0 E: 0 K: 4 S: 4 | H: 1 LOB: 2 BB: 1 P: 6 | R: 0 E: 0 K: 3 S: 3 | H: 0 LOB: 0 BB: 0 P: 3 | R: 3 E: 0 K: 0 S: 6 | H: 4 LOB: 0 BB: 0 P: 6 | R: 0 E: 0 K: 2 S: 8 | H: 1 LOB: 1 BB: 0 P: 6 | R: 0 E: 0 K: 1 S: 6 | H: 1 LOB: 1 BB: 0 P: 6 | R: 0 E: 0 K: 1 S: 3 | H: 0 LOB: 0 BB: 0 P: 3 | R: 0 E: 0 K: 1 S: 5 | H: 0 LOB: 2 BB: 2 P: 13 | R: 0 E: 0 K: 1 S: 5 | H: 0 LOB: 2 BB: 2 P: 6 | 1B: 8 2B: 1 3B: 0 HR: 1 | SF: 0 SAC: 1 DP: 1 HBP: 0 | WP: 1 PB: 0 SB: 0 CS: 0 | PA: 48 |
| PITCHER | IP | WLS | BF | H | R | ER | SO | BB | IBB | HBP | BLK | WP | HR | S | P | ERA | WHIP | | | |
| Mike McCormick, L ERA: 3.68 | (1, 1) | 10.1 | 42 | 10 | 3 | 3 | 4 | 2 | 0 | 0 | 0 | 1 | 0 | 9 | 13 | 0.00 | 0.000 | | | |
| Stu Miller, R ERA: 3.17 | (11, 1) | 1.2 | W | 6 | 0 | 0 | 0 | 2 | 0 | 1 | 0 | 0 | 0 | 9 | 13 | 0.00 | 0.000 | | | |


TOP

Kansas City Athletics @ Baltimore Orioles
Memorial Stadium, Baltimore, MD

Sun Jun 30 1963, 7:05 PM EDT
Att. 9,840 - Unknown

livebaseballscorecards.com

AB 44
R 3
H 10
RBI 3
BB 3
SO 6
LOB 16



| Batter | 1 | 2 | 3 | 4 | 5 | 6 | 7 | 8 | 9 | 10 | 11 | 12 | AB | R | H | RBI | BB | SO | LOB | | | |
|---|------------------------------|----------------------------------|------------------------------|---------------------------------|------------------------------|---------------------------------|------------------------------|---------------------------------|------------------------------|---------------------------------|------------------------------|---------------------------------|------------------------------|---------------------------------|------------------------------|---------------------------------|------------------------------|---------------------------------|----------------------------------|------------------------------------|----------------------------------|--------|
| Bob Saverine, S OBP: 0.313, SLG: 0.284 | 4-3 | | 4-3 | | K | | 4-3 | | | F7 | | 1B | 6 | 0 | 1 | 1 | 0 | 1 | 0 | | | |
| Russ Snyder, L OBP: 0.300, SLG: 0.350 | E | | 6-3 | | | HR | 4-3 | | | F8 | | | 5 | 1 | 2 | 1 | 0 | 0 | 0 | | | |
| Fred Valentine, S OBP: 0.182, SLG: 0.100 | F4 | | 6-3 | | | K | 1B | | | F7 | | | 5 | 0 | 1 | 0 | 0 | 1 | 1 | | | |
| Jim Gentile, L OBP: 0.367, SLG: 0.468 | BB | | | | K | | S | | | | | F6 | 4 | 0 | 1 | 0 | 1 | 1 | 0 | | | |
| Boog Powell, L OBP: 0.326, SLG: 0.484 | K | | | | 1-3 | 6-3 | 1B | | | K | | K2-3 | 5 | 0 | 1 | 0 | 0 | 3 | 4 | | | |
| Brooks Robinson, R OBP: 0.325, SLG: 0.361 | | | 2B | | 1-3 | | HR | | | K | | F9 | 5 | 1 | 2 | 0 | 0 | 1 | 3 | | | |
| Bob Johnson, R OBP: 0.391, SLG: 0.526 | | G3 | | | K | | HR | | | K | | WP | 5 | 2 | 2 | 2 | 0 | 2 | 2 | | | |
| John Orsino, R OBP: 0.331, SLG: 0.384 | | | | | | | F7 | | | F5 | | 1B | 4 | 0 | 1 | 0 | 1 | 1 | 1 | | | |
| Mike McCormick, L ERA: 3.296 | | | | | | | F6 | | | | | 1B | 4 | 0 | 0 | 0 | 0 | 2 | 2 | | | |
| Stu Miller, R ERA: 2.31 | | | | | | | | | | | | IBB | 0 | 0 | 0 | 0 | 0 | 0 | 0 | | | |
| Al Smith, R OBP: 0.344, SLG: 0.442 | | | | | | | | | | 9-6 | | 1B | 0 | 0 | 0 | 0 | 1 | 0 | 0 | | | |
| Inning Stats | R: 0 E: 0 K: 1 S: 6 | H: 1 LOB: 2 BB: 1 P: 10 | R: 0 E: 0 K: 2 S: 8 | H: 1 LOB: 1 BB: 0 P: 8 | R: 0 E: 0 K: 0 S: 3 | H: 0 LOB: 0 BB: 0 P: 3 | R: 0 E: 0 K: 2 S: 8 | H: 1 LOB: 1 BB: 0 P: 6 | R: 0 E: 0 K: 1 S: 6 | H: 1 LOB: 0 BB: 0 P: 6 | R: 2 E: 0 K: 1 S: 7 | H: 2 LOB: 2 BB: 0 P: 9 | R: 0 E: 0 K: 1 S: 5 | H: 1 LOB: 0 BB: 0 P: 5 | R: 0 E: 0 K: 0 S: 3 | H: 0 LOB: 0 BB: 0 P: 3 | R: 0 E: 0 K: 1 S: 5 | H: 0 LOB: 3 BB: 2 P: 5 | 1B: 6 2B: 4 3B: 0 HR: 2 | SF: 0 SAC: 0 DP: 1 HBP: 0 | WP: 1 PB: 0 SB: 2 CS: 0 | PA: 46 |
| PITCHER | IP | WLS | BF | H | R | ER | SO | BB | IBB | HBP | BLK | WP | HR | S | P | ERA | WHIP | | | | | |
| Diego Segui, R ERA: 4.8 | (1, 1) | 7.1 | 31 | 8 | 3 | 3 | 8 | 1 | 0 | 0 | 0 | 0 | 2 | 46 | 10 | 3.68 | 1.227 | | | | | |
| John Wyatt, R ERA: 2.31 | (8, 1) | 2.2 | 8 | 1 | 0 | 0 | 3 | 0 | 0 | 0 | 0 | 0 | 0 | 14 | 14 | 0.00 | 0.375 | | | | | |
| Bill Fischer, R ERA: 3.2 | (11, 1) | 1.0 | L | 7 | 2 | 1 | 1 | 0 | 2 | 0 | 0 | 1 | 0 | 7 | 15 | 9.00 | 2.000 | | | | | |

BOTTOM

Kansas City Athletics @ Baltimore Orioles
Memorial Stadium, Baltimore, MD

Sun Jun 30 1963, 7:05 PM EDT
Att. 9,840 - Unknown

livebaseballscorecards.com

AB 43
R 4
H 11
RBI 4
BB 3
SO 12
LOB 13




| Batter | 1 | 2 | 3 | 4 | 5 | 6 | 7 | 8 | 9 | AB | R | H | RBI | BB | SO | LOB | TOP | | |
|--|---|---|---|---|---|---|---|---|---|---|---|---|---|---|---|---|---|------------------------------------|--|
| Bobby Del Greco, R OBP: 0.274, SLG: 0.348 (1, 8) | 0-0 6-3 | 0-0 5-3 | | 0-3 K | | 0-0 6-3 | | | 0-0 CS BB | 4 | 0 | 0 | 0 | 1 | 1 | 1 | | | |
| Wayne Causey, L OBP: 0.350, SLG: 0.414 (1, 6) | 0-0 1B 2B | 0-0 3-1 | | 0-0 HR | | | 0-3 K | | 0-0 F8 | 5 | 2 | 2 | 1 | 0 | 1 | 1 | | | |
| George Alusik, R OBP: 0.307, SLG: 0.370 (1, 9) | 0-0 2B 1B | | 0-0 SH1-3 BB 1B | 0-0 6-3 | | | 0-3 K | | 0-0 6-3 | 5 | 2 | 2 | 0 | 0 | 1 | 0 | | | |
| Norm Siebern, L OBP: 0.383, SLG: 0.419 (1, 7) | 0-0 1B FC4-6 2B | | 4-0 1B SH1-3 BB | | 0-0 1-3 | | 0-3 K | | | 3 | 1 | 1 | 1 | 1 | 1 | 0 | | | |
| Doc Edwards, R OBP: 0.299, SLG: 0.364 (1, 2) | 4-0 FC4-6 1B IBB | | 0-0 SH1-3 | | 0-3 K | | | 0-0 6-3 1B SF9 1B | | 2 | 1 | 1 | 0 | 1 | 1 | 0 | | | |
| Ken Harrelson, R OBP: 0.309, SLG: 0.443 (1, 3) | 0-0 FC4-6 1B | | 4-0 1B IBB | | 0-3 K | | | 0-0 6-3 1B | | 3 | 0 | 2 | 1 | 1 | 1 | 0 | | | |
| Jerry Lumpe, L OBP: 0.282, SLG: 0.300 (1, 4) | 0-0 FC4-6 1B | | 0-0 1B | | 0-0 F6 | | | 0-0 6-3 | | 4 | 0 | 1 | 2 | 0 | 0 | 4 | | | |
| Sammy Esposito, R OBP: 0.143, SLG: 0.167 (1, 5) | 0-0 F6 | | 0-0 B3-5 1B | | 0-0 1B | | | 0-0 SF9 | | 3 | 0 | 1 | 1 | 0 | 0 | 5 | | | |
| Dave Wickersham, R OBP: 0.190, SLG: 0.171 Moe Drabowsky, R OBP: 0.162, SLG: 0.273 John Wyatt, R (8, 1) (9, 1) | | 0-3 K | | 0-0 F3 | | 0-3 K | | 0-3 K | | 4 | 0 | 0 | 0 | 0 | 3 | 2 | | | |
| Inning Stats | R: 3 E: 0 K: 0 S: 7 | H: 4 LOB: 2 BB: 1 P: 11 | R: 0 E: 0 K: 1 S: 5 | H: 0 LOB: 0 BB: 5 | R: 1 E: 0 K: 0 S: 4 | H: 2 LOB: 2 BB: 12 | R: 1 E: 0 K: 1 S: 6 | H: 1 LOB: 0 BB: 0 P: 7 | R: 0 E: 0 K: 1 S: 6 | H: 1 LOB: 1 BB: 0 P: 6 | R: 0 E: 0 K: 3 S: 9 | H: 0 LOB: 0 BB: 0 P: 9 | R: 1 E: 0 K: 1 S: 7 | H: 2 LOB: 1 BB: 0 P: 7 | R: 0 E: 0 K: 0 S: 2 | H: 0 LOB: 0 BB: 6 | 1B: 7 2B: 3 3B: 0 HR: 1 | SF: 1 SAC: 1 DP: 1 HBP: 0 | WP: 0 PA: 39 PB: 0 CS: 1 SB: 0 |
| PITCHER | IP WLS BF H R ER SO BB IBB HBP BLK WP HR S P ERA WHIP | IP WLS BF H R ER SO BB IBB HBP BLK WP HR S P ERA WHIP | IP WLS BF H R ER SO BB IBB HBP BLK WP HR S P ERA WHIP | IP WLS BF H R ER SO BB IBB HBP BLK WP HR S P ERA WHIP | IP WLS BF H R ER SO BB IBB HBP BLK WP HR S P ERA WHIP | IP WLS BF H R ER SO BB IBB HBP BLK WP HR S P ERA WHIP | IP WLS BF H R ER SO BB IBB HBP BLK WP HR S P ERA WHIP | IP WLS BF H R ER SO BB IBB HBP BLK WP HR S P ERA WHIP | IP WLS BF H R ER SO BB IBB HBP BLK WP HR S P ERA WHIP | IP WLS BF H R ER SO BB IBB HBP BLK WP HR S P ERA WHIP | IP WLS BF H R ER SO BB IBB HBP BLK WP HR S P ERA WHIP | IP WLS BF H R ER SO BB IBB HBP BLK WP HR S P ERA WHIP | IP WLS BF H R ER SO BB IBB HBP BLK WP HR S P ERA WHIP | IP WLS BF H R ER SO BB IBB HBP BLK WP HR S P ERA WHIP | IP WLS BF H R ER SO BB IBB HBP BLK WP HR S P ERA WHIP | IP WLS BF H R ER SO BB IBB HBP BLK WP HR S P ERA WHIP | IP WLS BF H R ER SO BB IBB HBP BLK WP HR S P ERA WHIP | | |
| Dave McNally, L ERA: 5.44 | 2.1 L | 16 6 4 4 1 | 6 4 1 1 3 | 1 1 1 1 3 | 0 0 0 0 0 | 0 0 1 14 14 | 15.43 3.000 | | | | | | | | | | | | |
| Ike Delock, R ERA: 4.89 | 2.2 8 | 1 1 1 1 3 | 0 0 0 0 0 | 0 0 0 0 0 | 0 0 1 14 15 | 3.38 0.375 | | | | | | | | | | | | | |
| Wes Stock, R ERA: 3.5 | 2.0 7 | 1 1 0 0 4 | 0 0 0 0 0 | 0 0 0 0 0 | 0 0 0 15 15 | 0.00 0.500 | | | | | | | | | | | | | |
| Herman Starrette, R ERA: 9.0 | 1.0 5 | 2 2 1 1 1 | 0 0 0 0 0 | 0 0 0 0 0 | 0 0 0 7 7 | 9.00 2.000 | | | | | | | | | | | | | |
| Stu Miller, R ERA: 3.1 | 1.0 3 | 0 0 0 0 0 | 1 0 0 0 0 | 0 0 0 0 0 | 0 0 0 2 6 | 0.00 1.000 | | | | | | | | | | | | | |

Kansas City Athletics @ Baltimore Orioles
Memorial Stadium, Baltimore, MD
Mon Jul 01 1963, 7:05 PM EDT
Att: 5,232 - Unknown

livebaseballscorecards.com

AB 33
R 6
H 10
RBI 6
BB 4
SO 9
LOB 13




| Batter | 1 | 2 | 3 | 4 | 5 | 6 | 7 | 8 | 9 | AB | R | H | RBI | BB | SO | LOB | BOTTOM | | |
|---|---|---|---|---|---|---|---|---|---|---|---|---|---|---|---|---|---|------------------------------------|--|
| Bob Saverine, S OBP: 0.307, SLG: 0.269 (1, 6) | 0-0 1-3 | | 0-3 K | | 0-0 3-1 | | 0-0 4-3 | | 4-0 FC3-6 BB BB | 4 | 0 | 0 | 0 | 1 | 1 | 0 | | | |
| Russ Snyder, L OBP: 0.308, SLG: 0.349 (1, 8) | 0-0 F2 1B | | 0-0 F6 | | 4-0 BB | | | 4-0 2B SF9 BB | 0-0 F7 | 3 | 1 | 1 | 0 | 2 | 0 | 1 | | | |
| Fred Valentine, S OBP: 0.313, SLG: 0.286 (1, 9) | 0-0 F2 1B | | 0-0 F6 | | 0-0 F5 | | | 0-0 1B 2B | 4-0 FC3-6 BB | 4 | 1 | 2 | 0 | 1 | 0 | 1 | | | |
| Jim Gentile, L OBP: 0.364, SLG: 0.472 Jackie Brandt, R OBP: 0.305, SLG: 0.402 (9, PR) | 0-0 F2 | | | 0-0 1B 3B | | 0-0 F9 | | 0-0 SF9 | 0-0 FC3-6 | 4 | 1 | 1 | 1 | 0 | 0 | 4 | | | |
| Boog Powell, L OBP: 0.320, SLG: 0.474 (1, 7) | 0-3 K | | | 0-3 K | | 0-0 F8 | | 0-0 F6 | 0-0 4-3 | 5 | 0 | 0 | 0 | 0 | 2 | 6 | | | |
| Brooks Robinson, R OBP: 0.327, SLG: 0.361 (1, 5) | | 0-0 F3 | | 0-0 F2 | | 4-0 FC5-4 BB | | 0-0 2B 1B | | 3 | 1 | 1 | 1 | 1 | 0 | 1 | | | |
| Bob Johnson, R OBP: 0.407, SLG: 0.543 (1, 4) | | 4-0 BB | | 0-0 1B | | 0-0 FC5-4 | | 0-0 1B 2B | | 3 | 0 | 2 | 1 | 1 | 0 | 1 | | | |
| Dick Brown, R OBP: 0.308, SLG: 0.333 Al Smith, R OBP: 0.346, SLG: 0.445 Stu Miller, R OBP: 0.333, SLG: 0.333 (8, PH) (9, 1) | | 0-3 K | | 0-3 F4 | | | 0-0 5-3 | 0-0 1B | | 3 | 0 | 0 | 0 | 0 | 1 | 2 | | | |
| Dave McNally, R ERA: 3.61 | 7.2 W | 34 6 4 4 6 | 7 4 4 4 6 | 4 0 0 0 0 | 0 0 0 0 0 | 0 0 5 13 | 0.00 4.500 | | | | | | | | | | | | |
| Moe Drabowsky, R ERA: 3.6 | 0.2 S | 2 0 | 0 0 | 0 0 | 0 0 | 0 0 | 0.00 0.000 | | | | | | | | | | | | |
| John Wyatt, R ERA: 2.27 | 0.2 S | 2 0 | 0 0 | 0 0 | 0 0 | 0 0 | 0.00 0.000 | | | | | | | | | | | | |
| Inning Stats | R: 0 E: 0 K: 1 S: 7 | H: 2 LOB: 2 BB: 0 P: 7 | R: 0 E: 0 K: 2 S: 7 | H: 0 LOB: 1 BB: 1 P: 11 | R: 0 E: 0 K: 1 S: 5 | H: 0 LOB: 0 BB: 0 | R: 1 E: 0 K: 1 S: 7 | H: 2 LOB: 1 BB: 0 P: 7 | R: 0 E: 0 K: 0 S: 3 | H: 0 LOB: 1 BB: 1 P: 7 | R: 0 E: 0 K: 0 S: 3 | H: 0 LOB: 0 BB: 0 P: 3 | R: 3 E: 0 K: 1 S: 9 | H: 4 LOB: 2 BB: 1 P: 13 | R: 0 E: 0 K: 0 S: 3 | H: 0 LOB: 2 BB: 2 P: 11 | 1B: 5 2B: 2 3B: 1 HR: 0 | SF: 1 SAC: 0 DP: 0 HBP: 0 | WP: 0 PA: 41 PB: 0 CS: 0 SB: 0 |
| PITCHER | IP WLS BF H R ER SO BB IBB HBP BLK WP HR S P ERA WHIP | IP WLS BF H R ER SO BB IBB HBP BLK WP HR S P ERA WHIP | IP WLS BF H R ER SO BB IBB HBP BLK WP HR S P ERA WHIP | IP WLS BF H R ER SO BB IBB HBP BLK WP HR S P ERA WHIP | IP WLS BF H R ER SO BB IBB HBP BLK WP HR S P ERA WHIP | IP WLS BF H R ER SO BB IBB HBP BLK WP HR S P ERA WHIP | IP WLS BF H R ER SO BB IBB HBP BLK WP HR S P ERA WHIP | IP WLS BF H R ER SO BB IBB HBP BLK WP HR S P ERA WHIP | IP WLS BF H R ER SO BB IBB HBP BLK WP HR S P ERA WHIP | IP WLS BF H R ER SO BB IBB HBP BLK WP HR S P ERA WHIP | IP WLS BF H R ER SO BB IBB HBP BLK WP HR S P ERA WHIP | IP WLS BF H R ER SO BB IBB HBP BLK WP HR S P ERA WHIP | IP WLS BF H R ER SO BB IBB HBP BLK WP HR S P ERA WHIP | IP WLS BF H R ER SO BB IBB HBP BLK WP HR S P ERA WHIP | IP WLS BF H R ER SO BB IBB HBP BLK WP HR S P ERA WHIP | IP WLS BF H R ER SO BB IBB HBP BLK WP HR S P ERA WHIP | IP WLS BF H R ER SO BB IBB HBP BLK WP HR S P ERA WHIP | | |

Kansas City Athletics @ Baltimore Orioles
Memorial Stadium, Baltimore, MD
Mon Jul 01 1963, 7:05 PM EDT
Att: 5,232 - Unknown

livebaseballscorecards.com

AB 34
R 4
H 8
RBI 4
BB 6
SO 7
LOB 19



| Batter | 1 | 2 | 3 | 4 | 5 | 6 | 7 | 8 | 9 | AB | R | H | RBI | BB | SO | LOB | TOP | | | |
|--|---|---------------------------------|------------------------------|---------------------------------|------------------------------|---------------------------------|-------------------------------|----------------------------------|------------------------------|---------------------------------|------------------------------|---------------------------------|------------------------------|----------------------------------|------------------------------|----------------------------------|----------------------------------|------------------------------------|----------------------------------|--------|
| Albie Pearson, L OBP: 0.388, SLG: 0.417 (1, 8) | 1-3 | | F5 | | F9 | | | HR | 4-3 | 5 | 1 | 1 | 1 | 0 | 0 | 3 | | | | |
| Jim Fregosi, R OBP: 0.299, SLG: 0.418 (1, 6) | 2B | | | 6-3 | K | | | L4 BB 1B | | 4 | 0 | 2 | 0 | 0 | 1 | 1 | | | | |
| Leon Wagner, L OBP: 0.418, SLG: 0.582 (1, 7) | F7 | | | K | | L9 | | BB | | 3 | 0 | 0 | 0 | 1 | 1 | 1 | | | | |
| Felix Torres, R OBP: 0.333, SLG: 0.385 (1, 5) | K | | | E 2B | | K | | K | | 4 | 1 | 1 | 0 | 0 | 3 | 3 | | | | |
| Charlie Dees, L OBP: 0.396, SLG: 0.432 (1, 3) | | 3-1 | | E7 1B 2H | | K | | L4 | | 4 | 1 | 1 | 1 | 0 | 1 | 2 | | | | |
| Buck Rodgers, S OBP: 0.319, SLG: 0.366 Ed Sadowski, R OBP: 0.266, SLG: 0.321 (9, PR) | G1-6-3 1B | | | | | | 5-3 | | | 4 | 0 | 3 | 1 | 0 | 0 | 0 | | | | |
| Lee Thomas, L OBP: 0.306, SLG: 0.332 (1, 9) | G1-6-3 1-2 | | | | | | | K | | 4 | 0 | 1 | 0 | 0 | 2 | 3 | | | | |
| Billy Moran, R OBP: 0.280, SLG: 0.326 (1, 4) | | | 6-3 | | F9 SH1-4 BB | | K | | F2 | 3 | 0 | 0 | 0 | 1 | 1 | 3 | | | | |
| Paul Foytack, R OBP: 0.200, SLG: 0.111 Art Fowler, R OBP: 0.333, SLG: 0.200 Bob Sadowski, L OBP: 0.338, SLG: 0.236 (9, PH) | | | K | | SH1-4 | | F9 | | BB | 2 | 0 | 0 | 0 | 0 | 1 | 1 | | | | |
| | | | | | | | | | | 0 | 0 | 0 | 0 | 0 | 0 | 0 | | | | |
| | | | | | | | | | | 0 | 0 | 0 | 0 | 1 | 0 | 0 | | | | |
| Inning Stats | R: 0 E: 0 K: 1 S: 6 | H: 1 LOB: 1 BB: 0 P: 6 | R: 0 E: 0 K: 0 S: 3 | H: 1 LOB: 0 BB: 0 P: 3 | R: 0 E: 0 K: 1 S: 5 | H: 0 LOB: 0 BB: 0 P: 5 | R: 2 E: 1 K: 2 S: 10 | H: 3 LOB: 1 BB: 0 P: 10 | R: 0 E: 0 K: 1 S: 5 | H: 0 LOB: 0 BB: 0 P: 7 | R: 0 E: 0 K: 1 S: 6 | H: 1 LOB: 1 BB: 0 P: 6 | R: 1 E: 0 K: 1 S: 6 | H: 2 LOB: 1 BB: 1 P: 10 | R: 0 E: 0 K: 1 S: 6 | H: 1 LOB: 2 BB: 1 P: 10 | 1B: 6 2B: 3 3B: 0 HR: 1 | SF: 0 SAC: 1 DP: 2 HBP: 0 | WP: 0 PB: 0 SB: 1 CS: 0 | PA: 37 |
| PITCHER | IP WLS BF H R ER SO BB IBB HBP BLK WP HR S P ERA WHIP | | | | | | | | | | | | | | | | | | | |
| Steve Barber, L ERA: 2.99 Dick Hall, R ERA: 4.53 Stu Miller, R ERA: 2.98 | (1, 1) (5, 1) (8, 1) | 4.0 3.0 2.0 | WLS W S | BF 12 8 | H 3 1 | R 1 0 | ER 1 0 | SO 4 2 | BB 1 2 | IBB 0 0 | HBP 0 0 | BLK 0 0 | WP 0 0 | HR 0 1 | S 24 20 | P 28 20 | ERA 2.25 3.00 | WHIP 1.500 1.000 | | |

Los Angeles Angels @ Baltimore Orioles
Memorial Stadium, Baltimore, MD
Tue Jul 02 1963, 7:05 PM EDT
Att: 5,681 - Unknown

| | |
|-----|----|
| AB | 33 |
| R | 3 |
| H | 9 |
| RBI | 3 |
| BB | 3 |
| SO | 10 |
| LOB | 17 |



| Batter | 1 | 2 | 3 | 4 | 5 | 6 | 7 | 8 | 9 | AB | R | H | RBI | BB | SO | LOB | BOTTOM | | | |
|--|---|---------------------------------|------------------------------|---------------------------------|------------------------------|---------------------------------|------------------------------|---------------------------------|------------------------------|---------------------------------|------------------------------|----------------------------------|------------------------------|---------------------------------|----------------------------------|------------------------------------|----------------------------------|------------------------|--|--|
| Luis Aparicio, R OBP: 0.300, SLG: 0.354 (1, 6) | 6-3 | | F5 | F9 | | | PB 1B | | | 4 | 1 | 1 | 0 | 0 | 0 | 1 | | | | |
| Russ Snyder, L OBP: 0.312, SLG: 0.353 (7, 7) (8, 9) | G3 | | BB 1B | | CS 1B | | F4 | | | 4 | 1 | 2 | 0 | 0 | 0 | 1 | | | | |
| Bob Johnson, R OBP: 0.411, SLG: 0.541 (1, 4) | 1B | | F4 | | K 1-2 | | BB 2B 1B | | | 4 | 1 | 2 | 1 | 0 | 1 | 2 | | | | |
| Jim Gentile, L OBP: 0.369, SLG: 0.470 (1, 3) | K | | 1B BB | | FC6-4 BB | | 2B BB | | | 1 | 0 | 0 | 0 | 3 | 1 | 1 | | | | |
| Fred Valentine, S OBP: 0.313, SLG: 0.286 Al Smith, R OBP: 0.353, SLG: 0.455 (8, 7) | | 2B BLK 1B | 1-3 2-H 1B | | FC6-4 | | 1-3 2-H 2B | | | 0 | 0 | 0 | 0 | 0 | 0 | 0 | | | | |
| Boog Powell, L OBP: 0.316, SLG: 0.468 Bob Saverine, S OBP: 0.303, SLG: 0.266 (7, 8) | F7 | | F7 | | | K2-3 | F8 | | | 3 | 0 | 0 | 0 | 0 | 1 | 3 | | | | |
| Brooks Robinson, R OBP: 0.326, SLG: 0.362 (1, 5) | | BLK 1-3 2B | | 5-3 | | | F8 | | 5-3 | 4 | 0 | 1 | 0 | 0 | 0 | 0 | | | | |
| Dick Brown, R OBP: 0.298, SLG: 0.322 (1, 2) | F2 | | F7 | | | | 4-3 | | K | 4 | 0 | 0 | 0 | 0 | 1 | 1 | | | | |
| Steve Barber, L OBP: 0.137, SLG: 0.122 Dick Hall, R OBP: 0.417, SLG: 0.667 Stu Miller, R OBP: 0.286, SLG: 0.286 (8, 1) | K | | | | | | K | | 1-3 | 2 | 0 | 1 | 0 | 0 | 1 | 1 | | | | |
| | | | | | | | | | | 1 | 0 | 0 | 0 | 0 | 1 | 0 | | | | |
| | | | | | | | | | | 1 | 0 | 0 | 0 | 0 | 0 | 0 | | | | |
| Inning Stats | R: 0 E: 0 K: 1 S: 6 | H: 1 LOB: 1 BB: 0 P: 6 | R: 1 E: 0 K: 1 S: 7 | H: 2 LOB: 1 BB: 0 P: 7 | R: 1 E: 0 K: 0 S: 5 | H: 2 LOB: 1 BB: 1 P: 9 | R: 0 E: 0 K: 0 S: 4 | H: 1 LOB: 0 BB: 0 P: 4 | R: 0 E: 0 K: 1 S: 5 | H: 0 LOB: 0 BB: 0 P: 5 | R: 2 E: 0 K: 1 S: 8 | H: 3 LOB: 2 BB: 1 P: 12 | R: 0 E: 0 K: 1 S: 5 | H: 0 LOB: 0 BB: 0 P: 5 | 1B: 8 2B: 3 3B: 0 HR: 0 | SF: 0 SAC: 0 DP: 1 HBP: 0 | WP: 0 PB: 1 SB: 0 CS: 1 | PA: 36 | | |
| PITCHER | IP WLS BF H R ER SO BB IBB HBP BLK WP HR S P ERA WHIP | | | | | | | | | | | | | | | | | | | |
| Paul Foytack, R ERA: 5.5 Art Fowler, R ERA: 1.66 | (1, 1) (8, 1) | 7.0 1.0 | L | BF 33 3 | H 10 0 | R 4 0 | ER 4 0 | SO 5 1 | BB 3 0 | IBB 0 0 | HBP 0 0 | BLK 0 0 | WP 0 0 | HR 0 5 | S 40 5 | P 52 5 | ERA 5.14 0.00 | WHIP 1.857 0.000 | | |

Los Angeles Angels @ Baltimore Orioles
Memorial Stadium, Baltimore, MD
Tue Jul 02 1963, 7:05 PM EDT
Att: 5,681 - Unknown

| | |
|-----|----|
| AB | 33 |
| R | 4 |
| H | 10 |
| RBI | 3 |
| BB | 3 |
| SO | 6 |
| LOB | 13 |



| Batter | 1 | 2 | 3 | 4 | 5 | 6 | 7 | 8 | 9 | AB | R | H | RBI | BB | SO | LOB | TOP | | | |
|--|--|---------------------------------|------------------------------|----------------------------------|------------------------------|---------------------------------|------------------------------|---------------------------------|------------------------------|---------------------------------|------------------------------|---------------------------------|------------------------------|---------------------------------|------------------------------|---------------------------------|--|----------------------------------|------------------------------------|----------------------------------|
| Albie Pearson, L OBP: 0.391, SLG: 0.436 (1, 8) | 0-0 3B | | 0-0 HR | | 4-0 4-3 S BB | | 0-0 L3 | | 0-0 4-3 | 4 | 1 | 2 | 1 | 1 | 0 | 1 | Los Angeles Angels @ Baltimore Orioles Memorial Stadium, Baltimore, MD Wed Jul 03 1963, 7:05 PM EDT Att: 7,419 - Unknown | | | |
| Jim Fregosi, R OBP: 0.296, SLG: 0.417 (1, 6) | 0-0 L3 | | 0-0 6-3 | | 0-3 K | | 0-0 1B 2B | | 0-0 1-3 | 5 | 0 | 1 | 0 | 0 | 1 | 2 | | | | |
| Leon Wagner, L OBP: 0.316, SLG: 0.577 (1, 7) | 0-3 K | | 0-3 K2-3 | | 0-0 4-3 | | 0-0 2-3 1B | | | 4 | 0 | 1 | 0 | 0 | 2 | 2 | | | | |
| Charlie Dees, L OBP: 0.374, SLG: 0.417 Bob Perry, R OBP: 0.314, SLG: 0.333 (1, 3) (7, 9) | 0-0 F6 | | 0-3 K | | 0-0 4-3 | | 0-0 F6 | | | 4 | 0 | 0 | 0 | 0 | 1 | 4 | | | | |
| Lee Thomas, L OBP: 0.305, SLG: 0.329 (7, 3) | | 0-0 F5 | | 4-0 1B BB | | 0-0 F9 | | 0-0 F9 | | 3 | 0 | 0 | 0 | 1 | 0 | 0 | | | | |
| Buck Rodgers, S OBP: 0.317, SLG: 0.357 (1, 2) | | 4-0 2B BB | | 0-0 F7 | | 0-0 4-3 | | 0-0 F7 | | 3 | 0 | 0 | 0 | 1 | 0 | 1 | | | | |
| Felix Torres, R OBP: 0.340, SLG: 0.391 (1, 5) | | 0-0 F9 | | 0-0 1-2 1B | | 0-0 FC6-4 1B | | 0-0 1B | | 4 | 0 | 3 | 0 | 0 | 0 | 1 | | | | |
| Joe Koppe, R OBP: 0.279, SLG: 0.263 (1, 4) | | 0-0 1-3 2B | | 0-0 F2 | | 0-0 FC6-4 1-2 | | 0-0 F6 | | 4 | 0 | 1 | 0 | 0 | 0 | 4 | | | | |
| Dean Chance, R OBP: 0.135, SLG: 0.111 Bob Sadowski, L OBP: 0.348, SLG: 0.250 Julio Navarro, R OBP: 0.333, SLG: 0.273 Frank Kostro, R OBP: 0.328, SLG: 0.236 (1, 1) (7, PH) (7, 1) (9, PH) | | 0-3 K | | 0-0 L9 | | 0-0 L3 1B | | 0-0 5-3 | | 2 | 0 | 0 | 0 | 0 | 1 | 4 | | | | |
| Inning Stats | R: 0 E: 0 K: 1 S: 6 | H: 1 LOB: 1 BB: 0 P: 6 | R: 0 E: 0 K: 1 S: 6 | H: 1 LOB: 2 BB: 1 P: 10 | R: 1 E: 0 K: 2 S: 8 | H: 1 LOB: 0 BB: 0 P: 8 | R: 0 E: 0 K: 0 S: 4 | H: 0 LOB: 1 BB: 1 P: 9 | R: 0 E: 0 K: 0 S: 5 | H: 3 LOB: 2 BB: 0 P: 5 | R: 0 E: 0 K: 0 S: 4 | H: 1 LOB: 1 BB: 0 P: 4 | R: 0 E: 0 K: 0 S: 3 | H: 0 LOB: 0 BB: 0 P: 3 | R: 0 E: 0 K: 0 S: 3 | H: 0 LOB: 0 BB: 0 P: 3 | | 1B: 5 2B: 3 3B: 1 HR: 1 | SF: 0 SAC: 0 DP: 1 HBP: 0 | WP: 0 PB: 0 SB: 1 CS: 0 |
| PITCHER Mitt Pappas, R ERA: 2.8 (1, 1) | IP: 9.0 WLS: W BF: 38 H: 9 R: 1 ER: 1 SO: 5 BB: 3 IBB: 0 HBP: 0 BLK: 0 WP: 0 HR: 1 S: 45 P: 57 ERA: 1.00 WHIP: 1.333 | | | | | | | | | | | | | | | PITCHER | | | | |

| Batter | 1 | 2 | 3 | 4 | 5 | 6 | 7 | 8 | 9 | AB | R | H | RBI | BB | SO | LOB | BOTTOM | | | |
|--|--|---------------------------------|------------------------------|---------------------------------|-------------------------------|----------------------------------|------------------------------|---------------------------------|------------------------------|---------------------------------|------------------------------|---------------------------------|------------------------------|---------------------------------|------------------------------|---------------------------------|--|----------------------------------|------------------------------------|----------------------------------|
| Luis Aparicio, R OBP: 0.299, SLG: 0.356 (1, 6) | 0-0 5-3 | | 0-0 PB E 2B | | 0-0 F8 | | 0-0 6-3 | | | 4 | 1 | 1 | 0 | 0 | 0 | 0 | Los Angeles Angels @ Baltimore Orioles Memorial Stadium, Baltimore, MD Wed Jul 03 1963, 7:05 PM EDT Att: 7,419 - Unknown | | | |
| Russ Snyder, L OBP: 0.316, SLG: 0.356 (1, 8) | 0-0 G3 1B | | 0-0 PB E 1B | | 0-0 F9 | | 0-0 F4 | | | 4 | 1 | 2 | 0 | 0 | 0 | 0 | | | | |
| Bob Johnson, R OBP: 0.414, SLG: 0.551 Jerry Adair, R OBP: 0.203, SLG: 0.317 (1, 4) (8, 4) | 0-0 G3 | | 0-0 E7 2B | | 0-0 6-3 | | 0-0 2B | | | 4 | 1 | 2 | 2 | 0 | 0 | 1 | | | | |
| Jim Gentile, L OBP: 0.373, SLG: 0.474 (1, 3) | 4-0 BB | | 0-0 1B 2B | | 0-0 F8 | | 4-0 IBB | | | 2 | 0 | 1 | 1 | 2 | 0 | 0 | | | | |
| Al Smith, R OBP: 0.347, SLG: 0.447 (1, 9) | 0-0 L8 | | 0-0 6-3 | | 0-3 K | | 0-0 F8 | | | 4 | 0 | 0 | 0 | 0 | 1 | 5 | | | | |
| Boog Powell, L OBP: 0.315, SLG: 0.466 Joe Gaines, R OBP: 0.396, SLG: 0.533 (1, 7) (3, PH) (4, 7) | | 0-3 K | | 0-0 2-3 1B | | 0-3 K | | 0-0 G4-3 1B | | 1 | 0 | 0 | 0 | 0 | 1 | 0 | | | | |
| Brooks Robinson, R OBP: 0.326, SLG: 0.364 (1, 5) | | 0-0 S 2B | | 0-0 F5 | | 0-0 6-3 | | 0-0 G4-3 1-2 | | 4 | 0 | 1 | 0 | 0 | 0 | 3 | | | | |
| John Orsino, R OBP: 0.327, SLG: 0.373 (1, 2) | | 0-0 5-3 | | 4-0 1-2 BB | | 0-0 F7 | | 0-0 F9 | | 3 | 0 | 0 | 0 | 1 | 0 | 1 | | | | |
| Mitt Pappas, R OBP: 0.118, SLG: 0.091 (1, 1) | | 0-3 K2-3 | | 0-3 K | | 0-0 6-3 | | | | 3 | 0 | 0 | 0 | 0 | 2 | 4 | | | | |
| Inning Stats | R: 0 E: 0 K: 0 S: 4 | H: 1 LOB: 2 BB: 1 P: 8 | R: 0 E: 0 K: 2 S: 8 | H: 1 LOB: 0 BB: 0 P: 8 | R: 3 E: 1 K: 1 S: 10 | H: 5 LOB: 3 BB: 1 P: 14 | R: 0 E: 0 K: 0 S: 3 | H: 0 LOB: 0 BB: 0 P: 3 | R: 0 E: 0 K: 0 S: 3 | H: 0 LOB: 0 BB: 0 P: 3 | R: 0 E: 0 K: 0 S: 4 | H: 1 LOB: 2 BB: 1 P: 8 | R: 0 E: 0 K: 0 S: 3 | H: 1 LOB: 0 BB: 0 P: 3 | R: 0 E: 0 K: 0 S: 3 | H: 0 LOB: 0 BB: 0 P: 3 | | 1B: 5 2B: 4 3B: 0 HR: 0 | SF: 0 SAC: 0 DP: 1 HBP: 0 | WP: 0 PB: 1 SB: 1 CS: 0 |
| PITCHER Dean Chance, R ERA: 3.41 Julio Navarro, R ERA: 2.79 (1, 1) (7, 1) | IP: 6.0 WLS: L BF: 27 H: 7 R: 3 ER: 3 SO: 3 BB: 2 IBB: 0 HBP: 0 BLK: 0 WP: 0 HR: 0 S: 35 P: 43 ERA: 4.50 WHIP: 1.500 | | | | | | | | | | | | | | | PITCHER | | | | |

| Batter | 1 | 2 | 3 | 4 | 5 | 6 | 7 | 8 | 9 | AB | R | H | RBI | BB | SO | LOB | TOP | | | | | | |
|--|---|---------------------------------|------------------------------|---------------------------------|------------------------------|---------------------------------|------------------------------|----------------------------------|------------------------------|---------------------------------|------------------------------|---------------------------------|------------------------------|---------------------------------|------------------------------|---------------------------------|---|---------------------------------|----------------------------------|------------------------------------|----------------------------------|--------|--|
| Albie Pearson, L OBP: 0.394, SLG: 0.442 | | | | | | | | | | 5 | 1 | 3 | 1 | 0 | 1 | 0 | Los Angeles Angels @ Baltimore Orioles Memorial Stadium, Baltimore, MD Thu Jul 04 1963, 7:05 PM EDT Att: 25,840 - Unknown | | | | | | |
| Jim Fregosi, R OBP: 0.303, SLG: 0.424 | | | | | | | | | | 5 | 0 | 3 | 0 | 0 | 0 | 1 | | | | | | | |
| Leon Wagner, L OBP: 0.313, SLG: 0.569 | | | | | | | | | | 4 | 0 | 0 | 0 | 1 | 0 | 4 | | | | | | | |
| Felix Torres, R OBP: 0.342, SLG: 0.390 | | | | | | | | | | 3 | 0 | 1 | 1 | 1 | 0 | 3 | | | | | | | |
| Lee Thomas, L OBP: 0.304, SLG: 0.325 | | | | | | | | | | 3 | 0 | 0 | 0 | 1 | 1 | 6 | | | | | | | |
| Hank Foiles, R OBP: 0.311, SLG: 0.400 | | | | | | | | | | 4 | 0 | 1 | 0 | 0 | 0 | 2 | | | | | | | |
| Joe Koppe, R OBP: 0.278, SLG: 0.274 | | | | | | | | | | 4 | 1 | 1 | 0 | 0 | 1 | 1 | | | | | | | |
| Bob Perry, R OBP: 0.315, SLG: 0.333 | | | | | | | | | | 3 | 1 | 1 | 0 | 0 | 0 | 1 | | | | | | | |
| Mel Nelson, R OBP: 0.100, SLG: 0.100 | | | | | | | | | | 0 | 0 | 0 | 0 | 0 | 0 | 0 | | | | | | | |
| Jack Spring, R OBP: 0.500, SLG: 0.500 | | | | | | | | | | 2 | 1 | 1 | 2 | 0 | 1 | 1 | | | | | | | |
| Bob Turley, R OBP: 0.130, SLG: 0.304 | | | | | | | | | | 0 | 0 | 0 | 0 | 0 | 0 | 0 | | | | | | | |
| Don Lee, R OBP: 0.048, SLG: 0.048 | | | | | | | | | | 0 | 0 | 0 | 0 | 0 | 0 | 0 | | | | | | | |
| Art Fowler, R OBP: 0.333, SLG: 0.200 | | | | | | | | | | 0 | 0 | 0 | 0 | 0 | 0 | 0 | | | | | | | |
| Charlie Dees, L OBP: 0.368, SLG: 0.410 | | | | | | | | | | 2 | 0 | 0 | 0 | 0 | 2 | 0 | | | | | | | |
| Bob Sadowski, L OBP: 0.343, SLG: 0.246 | | | | | | | | | | 1 | 0 | 0 | 0 | 0 | 1 | 0 | | | | | | | |
| Inning Stats | R: 1 E: 0 K: 1 S: 8 | H: 3 LOB: 2 BB: 0 P: 8 | R: 2 E: 0 K: 1 S: 8 | H: 3 LOB: 1 BB: 0 P: 8 | R: 0 E: 0 K: 0 S: 3 | H: 1 LOB: 1 BB: 1 P: 7 | R: 1 E: 0 K: 1 S: 8 | H: 3 LOB: 3 BB: 1 P: 12 | R: 0 E: 0 K: 0 S: 3 | H: 0 LOB: 0 BB: 0 P: 3 | R: 0 E: 0 K: 1 S: 6 | H: 1 LOB: 1 BB: 0 P: 6 | R: 0 E: 0 K: 0 S: 2 | H: 0 LOB: 0 BB: 1 P: 6 | R: 0 E: 0 K: 3 S: 9 | H: 0 LOB: 0 BB: 0 P: 9 | R: 0 E: 0 K: 0 S: 3 | H: 0 LOB: 0 BB: 0 P: 3 | 1B: 7 2B: 3 3B: 0 HR: 1 | SF: 0 SAC: 0 DP: 1 HBP: 0 | WP: 0 PB: 0 SB: 1 CS: 0 | PA: 39 | |
| PITCHER | IP WLS BF H R ER SO BB IBB HBP BLK WP HR S P ERA WHIP | | | | | | | | | | | | | | | | | | | | | | |
| Mike McCormick, L ERA: 3.97 | (1, 1) | 3.0 | 17 | 8 | 4 | 4 | 2 | 1 | 0 | 0 | 0 | 0 | 0 | 0 | 1 | 20 | 24 | 12.00 | 3.000 | | | | |
| Wes Stock, R ERA: 3.08 | (4, 1) | 6.0 | W | 22 | 3 | 0 | 0 | 5 | 1 | 1 | 0 | 0 | 0 | 0 | 0 | 30 | 38 | 0.00 | 0.667 | | | | |

| Batter | 1 | 2 | 3 | 4 | 5 | 6 | 7 | 8 | 9 | AB | R | H | RBI | BB | SO | LOB | BOTTOM | | | | | | |
|--|---|---------------------------------|------------------------------|----------------------------------|------------------------------|---------------------------------|------------------------------|---------------------------------|------------------------------|----------------------------------|------------------------------|----------------------------------|------------------------------|---------------------------------|------------------------------|----------------------------------|---|------------------------------------|----------------------------------|--------|--|--|--|
| Luis Aparicio, R OBP: 0.306, SLG: 0.365 | | | | | | | | | | 3 | 3 | 2 | 0 | 2 | 1 | 1 | Los Angeles Angels @ Baltimore Orioles Memorial Stadium, Baltimore, MD Thu Jul 04 1963, 7:05 PM EDT Att: 25,840 - Unknown | | | | | | |
| Russ Snyder, L OBP: 0.328, SLG: 0.371 | | | | | | | | | | 4 | 1 | 3 | 2 | 1 | 1 | 0 | | | | | | | |
| Joe Gaines, R OBP: 0.396, SLG: 0.513 | | | | | | | | | | 3 | 1 | 0 | 0 | 2 | 2 | 2 | | | | | | | |
| Jim Gentile, L OBP: 0.374, SLG: 0.474 | | | | | | | | | | 4 | 0 | 1 | 2 | 1 | 1 | 4 | | | | | | | |
| Al Smith, R OBP: 0.346, SLG: 0.444 | | | | | | | | | | 4 | 0 | 1 | 1 | 0 | 0 | 3 | | | | | | | |
| Bob Saverine, S OBP: 0.300, SLG: 0.263 | | | | | | | | | | 1 | 0 | 0 | 0 | 0 | 1 | 3 | | | | | | | |
| Brooks Robinson, R OBP: 0.327, SLG: 0.365 | | | | | | | | | | 5 | 2 | 2 | 0 | 0 | 0 | 5 | | | | | | | |
| Jerry Adair, R OBP: 0.208, SLG: 0.320 | | | | | | | | | | 4 | 0 | 2 | 1 | 0 | 1 | 2 | | | | | | | |
| John Orsino, R OBP: 0.331, SLG: 0.375 | | | | | | | | | | 2 | 0 | 1 | 1 | 1 | 0 | 2 | | | | | | | |
| Mike McCormick, L OBP: 0.179, SLG: 0.286 | | | | | | | | | | 1 | 0 | 0 | 0 | 0 | 1 | 1 | | | | | | | |
| Wes Stock, R ERA: 3.08 | (4, 1) | | | | | | | | | 3 | 0 | 0 | 0 | 0 | 2 | 3 | | | | | | | |
| Inning Stats | R: 1 E: 0 K: 0 S: 4 | H: 1 LOB: 1 BB: 1 P: 8 | R: 1 E: 1 K: 2 S: 8 | H: 1 LOB: 1 BB: 1 P: 12 | R: 0 E: 0 K: 2 S: 7 | H: 0 LOB: 0 BB: 0 P: 7 | R: 1 E: 0 K: 0 S: 5 | H: 2 LOB: 1 BB: 0 P: 5 | R: 3 E: 0 K: 1 S: 8 | H: 3 LOB: 2 BB: 2 P: 16 | R: 1 E: 0 K: 2 S: 9 | H: 2 LOB: 2 BB: 1 P: 13 | R: 0 E: 0 K: 1 S: 6 | H: 2 LOB: 1 BB: 0 P: 6 | R: 0 E: 0 K: 2 S: 8 | H: 1 LOB: 3 BB: 2 P: 16 | 1B: 8 2B: 4 3B: 0 HR: 0 | SF: 1 SAC: 0 DP: 0 HBP: 0 | WP: 0 PB: 0 SB: 2 CS: 1 | PA: 42 | | | |
| PITCHER | IP WLS BF H R ER SO BB IBB HBP BLK WP HR S P ERA WHIP | | | | | | | | | | | | | | | | | | | | | | |
| Bob Turley, R ERA: 3.52 | (1, 1) | 4.0 | L | 20 | 5 | 5 | 4 | 4 | 3 | 0 | 0 | 0 | 0 | 0 | 0 | 25 | 37 | 9.00 | 2.000 | | | | |
| Don Lee, R ERA: 3.97 | (5, 1) | 0.0 | | 3 | 2 | 1 | 1 | 0 | 1 | 0 | 0 | 0 | 0 | 0 | 2 | 6 | ∞ | ∞ | | | | | |
| Art Fowler, R ERA: 1.74 | (5, 1) | 3.0 | | 13 | 4 | 1 | 1 | 4 | 0 | 1 | 0 | 0 | 0 | 0 | 20 | 24 | 3.00 | 1.333 | | | | | |
| Mel Nelson, L ERA: 5.07 | (8, 1) | 0.0 | | 3 | 1 | 0 | 0 | 0 | 2 | 0 | 0 | 0 | 0 | 0 | 1 | 9 | ∞ | ∞ | | | | | |
| Jack Spring, L ERA: 3.08 | (8, 1) | 1.0 | | 3 | 0 | 0 | 0 | 2 | 0 | 0 | 0 | 0 | 0 | 0 | 7 | 7 | 0.00 | 0.000 | | | | | |

| Batter | 1 | 2 | 3 | 4 | 5 | 6 | 7 | 8 | 9 | AB | R | H | RBI | BB | SO | LOB | TOP | | |
|--|---|---------------------------------|------------------------------|---------------------------------|------------------------------|---------------------------------|------------------------------|----------------------------------|------------------------------|----------------------------------|------------------------------|---------------------------------|------------------------------|---------------------------------|------------------------------|---------------------------------|----------------------------------|------------------------------------|--|
| Lenny Green, L OBP: 0.303, SLG: 0.307 (1, 8) | 0-0 6-3 | | | 0-0 F5 | | 4-0 BB 1B BB | 0-0 F6 | | 0-0 FC1-6 FC6-4 | 4 | 1 | 0 | 0 | 1 | 0 | 2 | | | |
| Vic Power, R OBP: 0.271, SLG: 0.337 (1, 3) | 0-0 F7 | | | 0-0 G5-4-3 1B | | 0-0 BB 1B | | 0-3 K | 0-0 FC6-4 | 5 | 0 | 2 | 0 | 0 | 1 | 1 | | | |
| Rich Rollins, R OBP: 0.372, SLG: 0.438 (1, 5) | 0-0 5-3 | | | 0-0 G5-4-3 1-2 | | 0-0 F9 | | 0-0 E6 | | 4 | 0 | 0 | 0 | 0 | 0 | 3 | | | |
| Jimmie Hall, L OBP: 0.357, SLG: 0.538 (1, 7) | | 0-0 L8 | | | 4-0 BB 1B BB | 4-0 BB | | 0-3 K | | 2 | 0 | 0 | 0 | 2 | 1 | 1 | | | |
| Bob Allison, R OBP: 0.398, SLG: 0.568 (1, 9) | | 0-3 K | | | 0-0 F9 | 4-0 BB | | 0-0 F6 | | 3 | 0 | 0 | 1 | 1 | 1 | 2 | | | |
| Earl Battey, R OBP: 0.349, SLG: 0.500 (1, 2) | 0-0 F4 | | | | 0-0 BB 1B | 0-0 F8 | | | 0-0 2B | 4 | 1 | 2 | 0 | 0 | 0 | 3 | | | |
| Zolo Versailles, R OBP: 0.316, SLG: 0.440 (1, 6) | | | 0-0 6-3 | | 4-0 BB 1B BB | 0-0 G6-4-3 BB | | 0-0 5-3 | | 3 | 1 | 1 | 1 | 1 | 0 | 0 | | | |
| Johnny Goryl, R OBP: 0.353, SLG: 0.484 (1, 4) | | | 0-0 F7 | | 0-0 G6-4-3 1-2 | 0-0 F8 | | 0-0 FC1-6 1B | | 4 | 0 | 2 | 1 | 0 | 0 | 3 | | | |
| Ray Moore, R Lee Stange, R Bernie Allen, R Jim Perry, R Vic Wertz, L Gary Roggenburk, R Harmon Killebrew, R (1, 1) (1, 1) (6, PH) (6, 1) (7, PH) (7, 1) (9, PH) | 0-0 F4 | | | | 0-0 G3 | 0-0 F8 | | 0-3 K | | 0 | 0 | 0 | 0 | 0 | 0 | 0 | | | |
| Inning Stats | R: 0 E: 0 K: 0 S: 3 | H: 0 LOB: 0 BB: 0 P: 3 | R: 0 E: 0 K: 1 S: 5 | H: 0 LOB: 0 BB: 0 P: 5 | R: 0 E: 0 K: 0 S: 3 | H: 1 LOB: 0 BB: 0 P: 3 | R: 0 E: 0 K: 0 S: 3 | H: 1 LOB: 2 BB: 2 P: 11 | R: 1 E: 0 K: 0 S: 4 | H: 1 LOB: 3 BB: 3 P: 16 | R: 0 E: 0 K: 2 S: 8 | H: 1 LOB: 1 BB: 0 P: 4 | R: 0 E: 1 K: 2 S: 8 | H: 0 LOB: 1 BB: 0 P: 8 | R: 2 E: 0 K: 1 S: 8 | H: 3 LOB: 1 BB: 0 P: 8 | 1B: 4 2B: 3 3B: 0 HR: 0 | SF: 0 SAC: 0 DP: 2 HBP: 0 | WP: 0 PA: 38 PB: 0 SB: 0 CS: 0 |
| PITCHER | IP WLS BF H R ER SO BB IBB HBP BLK WP HR S P ERA WHIP | | | | | | | | | | | | | | | | | | |
| Ike Delock, R ERA: 4.58 (1, 1) | 5.2 W 23 3 1 1 1 1 5 0 0 0 0 0 0 20 40 1.59 1.412 | | | | | | | | | | | | | | | | | | |
| Dick Hall, R ERA: 4.75 (6, 1) | 2.1 12 4 2 2 2 0 0 0 0 0 0 0 16 16 7.71 1.714 | | | | | | | | | | | | | | | | | | |
| Stu Miller, R ERA: 2.92 (9, 1) | 1.0 S 3 0 0 0 1 0 0 0 0 0 0 0 5 5 0.00 0.000 | | | | | | | | | | | | | | | | | | |

Minnesota Twins @ Baltimore Orioles
Memorial Stadium, Baltimore, MD
Fri Jul 05 1963, 7:05 PM EDT
Unknown

| | |
|-----|----|
| AB | 33 |
| R | 3 |
| H | 7 |
| RBI | 3 |
| BB | 5 |
| SO | 4 |
| LOB | 17 |



| Batter | 1 | 2 | 3 | 4 | 5 | 6 | 7 | 8 | 9 | AB | R | H | RBI | BB | SO | LOB | BOTTOM | |
|--|---|----------------------------------|------------------------------|----------------------------------|------------------------------|---------------------------------|------------------------------|---------------------------------|------------------------------|---------------------------------|------------------------------|----------------------------------|------------------------------|---------------------------------|----------------------------------|------------------------------------|--|--|
| Luis Aparicio, R OBP: 0.308, SLG: 0.361 (1, 6) | 4-0 1B S E BB | 4-0 SH1-3 BB | | 0-0 F7 | | 0-0 L7 | | 0-0 F5 | | 3 | 1 | 0 | 0 | 2 | 0 | 3 | | |
| Bob Saverine, S OBP: 0.298, SLG: 0.253 (1, 8) | 0-0 E6 BB 1B | 0-0 SH1-3 | | 0-0 F5 | | 0-0 4-3 | | 4-0 BB | | 3 | 1 | 0 | 0 | 1 | 0 | 1 | | |
| Russ Snyder, L OBP: 0.327, SLG: 0.368 (1, 9) | 0-0 E6 1-2 2-H BB 1B | 0-0 4-3 | | 0-0 F3 | | 0-3 K | | 0-0 PO | | 4 | 1 | 1 | 0 | 0 | 1 | 1 | | |
| Jim Gentile, L OBP: 0.378, SLG: 0.478 (1, 3) | 4-0 1B 2B 1-2 2-3 BB | 4-0 BB | | | 0-3 K | | 0-0 PB 2B | | | 2 | 1 | 1 | 0 | 2 | 1 | 0 | | |
| Boog Powell, L OBP: 0.318, SLG: 0.464 (1, 7) | 0-0 2B 1-3 2-H 3-H 1B | 0-0 F8 | | 0-0 F7 | | 4-0 BB | | 2-3 BB | | 3 | 0 | 1 | 2 | 1 | 0 | 2 | | |
| Brooks Robinson, R OBP: 0.326, SLG: 0.366 (1, 5) | 0-0 BB | | 0-0 F3 | | 0-0 1-3 | | 0-3 K | | | 4 | 0 | 1 | 1 | 0 | 1 | 2 | | |
| Jerry Adair, R OBP: 0.209, SLG: 0.319 (1, 4) | 0-0 F3 | | 0-0 4-3 | | | 0-0 6-3 | | 0-0 1B FC 1B | | 4 | 0 | 1 | 0 | 0 | 0 | 2 | | |
| John Orsino, R OBP: 0.335, SLG: 0.378 (1, 2) | 0-0 F9 | | 0-0 E6 1B | | 0-0 5-3 | | 0-0 F5 FC PO 1B | | | 4 | 0 | 2 | 0 | 0 | 0 | 2 | | |
| Ike Delock, R Dick Hall, R Stu Miller, R (1, 1) (6, 1) (9, 1) | 0-3 K | | 0-0 F9 | | 0-0 2B | | 0-0 FC F5 | | | 2 | 0 | 0 | 0 | 0 | 1 | 3 | | |
| Inning Stats | R: 4 E: 2 K: 1 S: 9 | H: 3 LOB: 2 BB: 2 P: 17 | R: 0 E: 0 K: 0 S: 3 | H: 0 LOB: 2 BB: 2 P: 11 | R: 0 E: 1 K: 0 S: 4 | H: 1 LOB: 1 BB: 0 P: 4 | R: 0 E: 0 K: 0 S: 3 | H: 0 LOB: 0 BB: 0 P: 3 | R: 0 E: 0 K: 0 S: 4 | H: 1 LOB: 1 BB: 0 P: 4 | R: 0 E: 0 K: 2 S: 8 | H: 1 LOB: 2 BB: 1 P: 12 | R: 0 E: 0 K: 0 S: 4 | H: 2 LOB: 2 BB: 1 P: 8 | 1B: 5 2B: 3 3B: 0 HR: 0 | SF: 0 SAC: 1 DP: 0 HBP: 0 | WP: 0 PA: 39 PB: 1 SB: 1 CS: 0 | |
| PITCHER | IP WLS BF H R ER SO BB IBB HBP BLK WP HR S P ERA WHIP | | | | | | | | | | | | | | | | | |
| Ray Moore, R ERA: 7.99 Lee Stange, R Jim Perry, R Gary Roggenburk, L (1, 1) (1, 1) (6, 1) (7, 1) | 0.0 L 5 2 4 3 0 2 0 0 0 0 0 0 0 21 29 0.00 0.800 | | | | | | | | | | | | | | | | | |
| | 5.0 19 2 0 0 2 2 0 0 0 0 0 0 4 4 0.00 1.000 | | | | | | | | | | | | | | | | | |
| | 1.0 4 1 0 0 0 0 0 0 0 0 0 0 4 4 0.00 1.000 | | | | | | | | | | | | | | | | | |
| | 2.0 10 3 0 0 2 2 0 0 0 0 0 0 12 20 0.00 2.500 | | | | | | | | | | | | | | | | | |

Minnesota Twins @ Baltimore Orioles
Memorial Stadium, Baltimore, MD
Fri Jul 05 1963, 7:05 PM EDT
Unknown

| | |
|-----|----|
| AB | 31 |
| R | 4 |
| H | 8 |
| RBI | 3 |
| BB | 6 |
| SO | 4 |
| LOB | 18 |



| Batter | 1 | 2 | 3 | 4 | 5 | 6 | 7 | 8 | 9 | AB | R | H | RBI | BB | SO | LOB | TOP | |
|---|---|---|------------------------------|---------------------------------|------------------------------|---------------------------------|------------------------------|---------------------------------|------------------------------|---------------------------------|------------------------------|---------------------------------|------------------------------|---------------------------------|----------------------------------|------------------------------------|--|--|
| Zoilo Versalles, R OBP: 0.314, SLG: 0.435 | 4-0 BB | | 0-0 F8 | | 0-0 G5-4-3 | | | 0-0 B1-3 | | 3 | 0 | 0 | 0 | 1 | 0 | 2 | | |
| Vic Power, R OBP: 0.276, SLG: 0.343 | 0-0 F7 | | 0-0 F9 | | | 0-0 F6 | | 0-0 F8 | | 4 | 0 | 0 | 0 | 0 | 0 | 2 | | |
| Harmon Killebrew, R OBP: 0.369, SLG: 0.559 Lenny Green, L OBP: 0.300, SLG: 0.304 | 0-3 K | | 0-0 1B | | | 0-0 5-3 | | 4-0 BB | | 3 | 0 | 1 | 0 | 1 | 1 | 1 | | |
| Bob Allison, R OBP: 0.399, SLG: 0.574 | 0-3 K | | 0-3 K | | | 0-0 HR | | 0-3 K | | 4 | 1 | 1 | 1 | 0 | 3 | 4 | | |
| Earl Battey, R OBP: 0.351, SLG: 0.500 | | 0-0 E9 1B | | 0-0 F9 | | 0-0 FC6 1B | | 0-0 F9 | | 4 | 0 | 2 | 0 | 0 | 0 | 0 | | |
| Rich Rollins, R OBP: 0.371, SLG: 0.446 | | 0-3 K | | 0-0 6-3 | | 0-0 FC6 | | 0-0 3-1 1B | | 4 | 0 | 1 | 0 | 0 | 1 | 2 | | |
| Jimmie Hall, L OBP: 0.360, SLG: 0.549 | | 0-0 L5-3 1B | | 0-0 6-3 | | | 0-0 G4-6-3 1B | 0-0 3-1 | | 4 | 0 | 2 | 0 | 0 | 0 | 1 | | |
| Johnny Goryl, R OBP: 0.377, SLG: 0.522 | | 0-0 L5-3 | | | 4-0 G5-4-3 BB | | 0-0 G4-6-3 | 4-0 BB | | 2 | 0 | 0 | 0 | 2 | 0 | 3 | | |
| Dick Stigman, R OBP: 0.186, SLG: 0.128 Vic Wertz, L OBP: 0.194, SLG: 0.321 | | | 0-0 1B | | 0-3 K | | 0-3 K | 0-0 F7 | | 3 | 0 | 1 | 0 | 0 | 2 | 1 | | |
| | | | 0-0 1B | | 0-3 K | | 0-3 K | 0-0 F7 | | 1 | 0 | 0 | 0 | 0 | 0 | 2 | | |
| Inning Stats | R: 0 E: 0 K: 2 S: 7 | H: 0 LOB: 1 BB: 1 P: 11 | R: 0 E: 1 K: 1 S: 6 | H: 2 LOB: 1 BB: 0 P: 6 | R: 0 E: 0 K: 1 S: 7 | H: 2 LOB: 2 BB: 0 P: 7 | R: 0 E: 0 K: 0 S: 3 | H: 0 LOB: 0 BB: 0 P: 3 | R: 0 E: 0 K: 1 S: 5 | H: 1 LOB: 1 BB: 0 P: 5 | R: 0 E: 0 K: 1 S: 5 | H: 0 LOB: 1 BB: 1 P: 9 | R: 0 E: 0 K: 0 S: 4 | H: 1 LOB: 2 BB: 1 P: 8 | 1B: 7 2B: 1 3B: 0 HR: 1 | SF: 0 SAC: 0 DP: 3 HBP: 0 | WP: 0 PA: 36 PB: 0 SB: 0 CS: 0 | |
| PITCHER | IP WLS BF H R ER SO BB IBB HBP BLK WP HR S P ERA WHIP | | | | | | | | | | | | | | | | | |
| Dave McNally, L ERA: 4.83 Stu Miller, R ERA: 2.85 | (1, 1) (8, 1) | 7.2 W 30 7 1 1 6 3 0 0 0 0 1 39 51 1.17 1.304 | | | | | | | | | | | | | | | | |
| | (1, 1) (8, 1) | 1.1 S 6 1 0 0 1 1 0 0 0 0 0 0 7 11 0.00 1.500 | | | | | | | | | | | | | | | | |

Minnesota Twins @ Baltimore Orioles
Memorial Stadium, Baltimore, MD
Sat Jul 06 1963, 3:33 AM EDT
Att: 5,344 - Unknown

AB 32
R 1
H 8
RBI 1
BB 4
SO 7
LOB 18



| Batter | 1 | 2 | 3 | 4 | 5 | 6 | 7 | 8 | 9 | AB | R | H | RBI | BB | SO | LOB | BOTTOM | |
|--|---|---|------------------------------|---------------------------------|-------------------------------|----------------------------------|------------------------------|---------------------------------|------------------------------|---------------------------------|------------------------------|---------------------------------|------------------------------|---------------------------------|----------------------------------|------------------------------------|--|--|
| Luis Aparicio, R OBP: 0.311, SLG: 0.364 | 0-0 CS 1B | | 0-0 3B 1B | | 0-0 L9-3 1B | | | 0-0 4-3 | | 4 | 1 | 3 | 0 | 0 | 0 | 0 | | |
| Joe Gaines, R OBP: 0.375, SLG: 0.477 Bob Saverine, S OBP: 0.295, SLG: 0.250 | 0-0 F9 | | 0-3 K | | 0-0 L9-3 | | | 0-3 K | | 3 | 0 | 0 | 0 | 0 | 1 | 4 | | |
| Jackie Brandt, R OBP: 0.303, SLG: 0.406 | 0-3 K | | 0-0 1H 2H 3B | | | 0-0 F7 | | 0-0 6-3 | | 4 | 0 | 1 | 2 | 0 | 1 | 0 | | |
| Al Smith, R OBP: 0.348, SLG: 0.443 Russ Snyder, L OBP: 0.329, SLG: 0.366 | | 0-0 5-3 | 0-3 K | | | 0-0 6-3 | | | | 3 | 0 | 0 | 0 | 0 | 1 | 1 | | |
| Brooks Robinson, R OBP: 0.328, SLG: 0.371 | | 0-0 2B | | 0-0 F9 | | 0-3 K | | | | 3 | 0 | 1 | 0 | 0 | 1 | 0 | | |
| Boog Powell, L OBP: 0.313, SLG: 0.454 | | 0-0 1-3 | | 0-0 3-1 | | | 0-0 6-3 | | | 3 | 0 | 0 | 0 | 0 | 1 | 0 | | |
| Jerry Adair, R OBP: 0.211, SLG: 0.331 | | 0-0 5-3 | | 0-0 1B | | | 0-0 6-3 | | | 3 | 0 | 1 | 0 | 0 | 1 | 0 | | |
| John Orsino, R OBP: 0.341, SLG: 0.391 | | | 0-0 1B 3B 1B | | 0-3 K | | | 0-0 2B | | 3 | 1 | 2 | 0 | 0 | 1 | 1 | | |
| Dave McNally, R Stu Miller, R OBP: 0.286, SLG: 0.286 | | | 0-0 B5 | | 0-3 K | | | 0-0 F8 | | 3 | 0 | 0 | 0 | 0 | 1 | 2 | | |
| | | | 0-0 K | | 0-3 K | | | 0-0 F8 | | 0 | 0 | 0 | 0 | 0 | 0 | 0 | | |
| Inning Stats | R: 0 E: 0 K: 1 S: 5 | H: 1 LOB: 0 BB: 0 P: 5 | R: 0 E: 0 K: 0 S: 4 | H: 1 LOB: 1 BB: 0 P: 4 | R: 2 E: 0 K: 2 S: 10 | H: 3 LOB: 1 BB: 0 P: 10 | R: 0 E: 0 K: 1 S: 6 | H: 1 LOB: 1 BB: 0 P: 6 | R: 0 E: 0 K: 1 S: 5 | H: 0 LOB: 0 BB: 0 P: 5 | R: 0 E: 0 K: 0 S: 4 | H: 1 LOB: 1 BB: 0 P: 4 | R: 0 E: 0 K: 1 S: 5 | H: 0 LOB: 0 BB: 0 P: 5 | 1B: 5 2B: 3 3B: 1 HR: 0 | SF: 0 SAC: 0 DP: 1 HBP: 0 | WP: 0 PA: 30 PB: 0 SB: 1 CS: 1 | |
| PITCHER | IP WLS BF H R ER SO BB IBB HBP BLK WP HR S P ERA WHIP | | | | | | | | | | | | | | | | | |
| Dick Stigman, L ERA: 3.36 | (1, 1) | 8.0 L 30 8 2 2 7 0 0 0 0 0 0 44 44 2.25 1.000 | | | | | | | | | | | | | | | | |

Minnesota Twins @ Baltimore Orioles
Memorial Stadium, Baltimore, MD
Sat Jul 06 1963, 3:33 AM EDT
Att: 5,344 - Unknown

AB 30
R 2
H 8
RBI 2
BB 0
SO 7
LOB 10



| Batter | 1 | 2 | 3 | 4 | 5 | 6 | 7 | 8 | 9 | 10 | AB | R | H | RBI | BB | SO | LOB | TOP | | | | | |
|--|------------------------------|---------------------------------|------------------------------|---------------------------------|------------------------------|---------------------------------|------------------------------|---------------------------------|------------------------------|---------------------------------|------------------------------|---------------------------------|------------------------------|---------------------------------|------------------------------|---------------------------------|------------------------------|---------------------------------|------------------------------|---------------------------------|----------------------------------|------------------------------------|--|
| Zoilo Versalles, R OBP: 0.309, SLG: 0.429 (1, 6) | 6-3 | | 6-3 | | | F8 | 1-3 | | | K | 5 | 0 | 0 | 0 | 0 | 1 | 4 | | | | | | |
| Vic Power, R OBP: 0.275, SLG: 0.341 (1, 3) | 4-3 | | 6-3 | | | F8 | | F8 | | F4 | 5 | 0 | 1 | 0 | 0 | 0 | 0 | | | | | | |
| Harmon Killebrew, R OBP: 0.370, SLG: 0.553 (8, PR) | F8 | | | | | SF8 | | | | | 2 | 0 | 1 | 1 | 1 | 0 | 0 | | | | | | |
| Lenny Green, L OBP: 0.303, SLG: 0.312 (8, 8) | | | | | | | | | | | 1 | 1 | 1 | 0 | 0 | 0 | 0 | | | | | | |
| Jimmie Hall, L OBP: 0.352, SLG: 0.635 (1, 8) | | | F5 | | | K | | | | F6 | 5 | 0 | 0 | 0 | 0 | 1 | 3 | | | | | | |
| Bob Allison, R OBP: 0.398, SLG: 0.570 (1, 9) | | | | | | | | | | | 4 | 0 | 1 | 0 | 0 | 1 | 2 | | | | | | |
| Earl Battey, R OBP: 0.353, SLG: 0.498 (1, 2) | | | | | | | | | | | 3 | 0 | 1 | 0 | 1 | 1 | 1 | | | | | | |
| Bernie Allen, L OBP: 0.282, SLG: 0.303 (9, PR) | | | | | | | | | | | 0 | 0 | 0 | 0 | 0 | 0 | 0 | | | | | | |
| Jerry Zimmerman, R OBP: 0.167, SLG: 0.167 (9, 2) | | | | | | | | | | | 0 | 0 | 0 | 0 | 0 | 0 | 0 | | | | | | |
| Rich Rollins, R OBP: 0.367, SLG: 0.440 (1, 5) | | | | | | | | | | | 3 | 0 | 0 | 0 | 0 | 0 | 2 | | | | | | |
| Johnny Goyl, R OBP: 0.383, SLG: 0.514 (1, 4) | | | | | | | | | | | 3 | 1 | 1 | 0 | 1 | 0 | 2 | | | | | | |
| Jim Perry, S OBP: 0.293, SLG: 0.243 (8, 1) | | | | | | | | | | | 3 | 1 | 2 | 1 | 0 | 1 | 0 | | | | | | |
| Bill Dalley, R OBP: 0.308, SLG: 0.250 (8, 1) | | | | | | | | | | | 0 | 0 | 0 | 0 | 0 | 0 | 0 | | | | | | |
| Vic Wertz, L OBP: 0.188, SLG: 0.310 (9, PH) | | | | | | | | | | | 1 | 0 | 0 | 0 | 0 | 0 | 2 | | | | | | |
| Jim Kaat, L OBP: 0.152, SLG: 0.167 (9, 1) | | | | | | | | | | | 0 | 0 | 0 | 0 | 0 | 0 | 0 | | | | | | |
| Lee Stange, R OBP: 0.167, SLG: 0.167 (10, 1) | | | | | | | | | | | 0 | 0 | 0 | 0 | 0 | 0 | 0 | | | | | | |
| Inning Stats | R: 0 E: 0 K: 0 S: 3 | H: 0 LOB: 0 BB: 0 P: 7 | R: 0 E: 0 K: 0 S: 3 | H: 0 LOB: 1 BB: 1 P: 7 | R: 0 E: 0 K: 1 S: 5 | H: 0 LOB: 0 BB: 0 P: 5 | R: 0 E: 0 K: 0 S: 2 | H: 0 LOB: 0 BB: 1 P: 6 | R: 0 E: 0 K: 1 S: 5 | H: 0 LOB: 0 BB: 0 P: 5 | R: 2 E: 0 K: 1 S: 8 | H: 3 LOB: 1 BB: 0 P: 8 | R: 0 E: 0 K: 0 S: 5 | H: 2 LOB: 3 BB: 1 P: 9 | R: 1 E: 1 K: 1 S: 6 | H: 1 LOB: 1 BB: 0 P: 6 | R: 0 E: 0 K: 0 S: 4 | H: 1 LOB: 2 BB: 0 P: 4 | R: 0 E: 0 K: 1 S: 6 | H: 1 LOB: 1 BB: 0 P: 6 | 1B: 5 2B: 3 3B: 0 HR: 0 | SF: 1 SAC: 1 DP: 1 HBP: 0 | WP: 0 PA: 40 PB: 0 SB: 0 CS: 1 |
| PITCHER | IP 8.0 | WLS 33 | BF 7 | H 3 | R 2 | ER 4 | SO 4 | BB 2 | IBB 1 | HBP 0 | BLK 0 | WP 0 | HR 0 | S 38 | P 50 | ERA 2.25 | WHIP 1.125 | | | | | | |
| Mitt Pappas, R ERA: 2.75 (1, 1) | | | | | | | | | | | | | | | | | | | | | | | |
| Stu Miller, R ERA: 2.75 (9, 1) | | | | | | | | | | | | | | | | | | | | | | | |

Minnesota Twins @ Baltimore Orioles
 Memorial Stadium, Baltimore, MD
 Sun Jul 07 1963, 3:33 AM EDT
 Att: 6,793 - Unknown

AB 35
 R 3
 H 8
 RBI 2
 BB 3
 SO 5
 LOB 16



| Batter | 1 | 2 | 3 | 4 | 5 | 6 | 7 | 8 | 9 | 10 | AB | R | H | RBI | BB | SO | LOB | BOTTOM | | | | |
|--|------------------------------|---------------------------------|------------------------------|---------------------------------|------------------------------|---------------------------------|------------------------------|---------------------------------|------------------------------|----------------------------------|------------------------------|---------------------------------|------------------------------|---------------------------------|------------------------------|---------------------------------|------------------------------|---------------------------------|----------------------------------|------------------------------------|--|--|
| Luis Aparicio, R OBP: 0.312, SLG: 0.370 (1, 6) | FC | | F7 | | | F9 | | FC6-4 | | | 5 | 1 | 2 | 0 | 0 | 1 | | | | | | |
| Russ Snyder, L OBP: 0.330, SLG: 0.366 (1, 8) | FC | | 4-3 | | | | | | | | 5 | 0 | 2 | 1 | 0 | 0 | 0 | | | | | |
| Jackie Brandt, R OBP: 0.303, SLG: 0.409 (1, 7) | | | | | | | | | | | 3 | 0 | 1 | 0 | 0 | 0 | 0 | | | | | |
| Jim Gentile, L OBP: 0.376, SLG: 0.474 (9, 3) | | | 1-3 | | | | | | | | 1 | 0 | 0 | 0 | 0 | 2 | | | | | | |
| Boog Powell, L OBP: 0.312, SLG: 0.455 (1, 3) | 4-3 | | | | | | | | | | 4 | 0 | 1 | 0 | 0 | 1 | 3 | | | | | |
| Bob Saverine, S OBP: 0.302, SLG: 0.250 (8, PR) | | | | | | | | | | | 0 | 2 | 0 | 0 | 1 | 0 | 0 | | | | | |
| Al Smith, R OBP: 0.350, SLG: 0.440 (1, 9) | F4 | | | | | | | | | | 2 | 0 | 0 | 0 | 2 | 0 | 2 | | | | | |
| Brooks Robinson, R OBP: 0.327, SLG: 0.372 (1, 5) | K | | | | | | | | | | 4 | 0 | 1 | 1 | 0 | 1 | 4 | | | | | |
| Jerry Adair, R OBP: 0.208, SLG: 0.325 (1, 4) | | | F3 | | | | | | | | 4 | 0 | 0 | 0 | 0 | 2 | | | | | | |
| John Orsino, R OBP: 0.339, SLG: 0.406 (1, 2) | | | | | | | | | | | 4 | 1 | 1 | 1 | 0 | 1 | 0 | | | | | |
| Mitt Pappas, R OBP: 0.135, SLG: 0.111 (1, 1) | | | L6 | | | | | | | | 3 | 0 | 1 | 0 | 0 | 1 | 0 | | | | | |
| Stu Miller, R OBP: 0.250, SLG: 0.250 (9, 1) | | | | | | | | | | | 1 | 0 | 0 | 0 | 0 | 0 | 0 | | | | | |
| Inning Stats | R: 1 E: 0 K: 1 S: 8 | H: 2 LOB: 2 BB: 0 P: 8 | R: 0 E: 0 K: 1 S: 5 | H: 0 LOB: 0 BB: 0 P: 5 | R: 0 E: 0 K: 0 S: 3 | H: 0 LOB: 0 BB: 0 P: 3 | R: 0 E: 0 K: 0 S: 3 | H: 0 LOB: 0 BB: 0 P: 3 | R: 1 E: 0 K: 1 S: 6 | H: 1 LOB: 1 BB: 0 P: 10 | R: 0 E: 0 K: 0 S: 4 | H: 1 LOB: 1 BB: 0 P: 4 | R: 1 E: 0 K: 0 S: 5 | H: 2 LOB: 2 BB: 1 P: 9 | R: 0 E: 0 K: 0 S: 5 | H: 2 LOB: 2 BB: 0 P: 5 | R: 1 E: 1 K: 0 S: 1 | H: 0 LOB: 1 BB: 1 P: 5 | 1B: 4 2B: 3 3B: 1 HR: 1 | SF: 0 SAC: 2 DP: 0 HBP: 0 | WP: 1 PA: 41 PB: 0 SB: 0 CS: 0 | |
| PITCHER | IP 7.2 | WLS 31 | BF 6 | H 3 | R 3 | ER 4 | SO 4 | BB 1 | IBB 0 | HBP 0 | BLK 0 | WP 0 | HR 1 | S 38 | P 42 | ERA 3.52 | WHIP 0.913 | | | | | |
| Jim Perry, R ERA: 3.31 (1, 1) | | | | | | | | | | | | | | | | | | | | | | |
| Bill Dalley, R ERA: 1.56 (8, 1) | | | | | | | | | | | | | | | | | | | | | | |
| Jim Kaat, L ERA: 3.84 (9, 1) | | | | | | | | | | | | | | | | | | | | | | |
| Lee Stange, R ERA: 2.16 (10, 1) | | | | | | | | | | | | | | | | | | | | | | |

Minnesota Twins @ Baltimore Orioles
 Memorial Stadium, Baltimore, MD
 Sun Jul 07 1963, 3:33 AM EDT
 Att: 6,793 - Unknown

AB 36
 R 4
 H 9
 RBI 3
 BB 3
 SO 4
 LOB 14



| Batter | 1 | 2 | 3 | 4 | 5 | 6 | 7 | 8 | 9 | AB | R | H | RBI | BB | SO | LOB | TOP | | | | |
|--|---|---------------------------------|------------------------------|---------------------------------|------------------------------|---------------------------------|------------------------------|---------------------------------|------------------------------|---------------------------------|------------------------------|---------------------------------|------------------------------|----------------------------------|------------------------------|---------------------------------|------------------------------|---------------------------------|-----------------------------------|------------------------------------|--|
| Luis Aparicio, R (1, 6) OBP: 0.314, SLG: 0.371 | F3 | | | 6-3 | | 1B | 1B | | F8 | 5 | 1 | 2 | 0 | 0 | 0 | 1 | | | | | |
| Russ Snyder, L (1, 8) OBP: 0.327, SLG: 0.362 (8, 9) | 6-3 | | | F7 | | G3 | 1B | | F5 | 5 | 0 | 1 | 2 | 0 | 0 | 2 | | | | | |
| Al Smith, R (1, 9) OBP: 0.356, SLG: 0.448 Bob Saverine, S (8, PR) OBP: 0.302, SLG: 0.250 (8, 8) | K | | | 1B | | | 1B | 1B | FC5-4 | 4 | 1 | 3 | 0 | 0 | 1 | 0 | | | | | |
| Jim Gentile, L (1, 3) OBP: 0.378, SLG: 0.475 | | F4 | | 4-1 | | | 1B | 1B | FC5-4 | 4 | 1 | 2 | 1 | 0 | 0 | 1 | | | | | |
| Boog Powell, L (1, 7) OBP: 0.311, SLG: 0.449 | | F4 | | | F9 | | 1B | 1B | FC5-4 | 3 | 1 | 0 | 1 | 1 | 0 | 1 | | | | | |
| Brooks Robinson, R (1, 5) OBP: 0.326, SLG: 0.371 | | 5-3 | | | 6-3 | | 1B | 1B | K | 4 | 0 | 1 | 0 | 0 | 1 | 1 | | | | | |
| Jerry Adair, R (1, 4) OBP: 0.205, SLG: 0.320 | | | F8 | | F8 | | FC4-6 | 1B | 5-3 | 4 | 1 | 0 | 1 | 0 | 0 | 4 | | | | | |
| John Orsino, R (1, 2) OBP: 0.332, SLG: 0.396 | | | F4 | | K2-3 | | 5-3 | | L6 | 4 | 0 | 0 | 1 | 0 | 1 | 1 | | | | | |
| Robin Roberts, S (1, 1) OBP: 0.298, SLG: 0.304 Joe Gaines, R (6, PH) OBP: 0.371, SLG: 0.471 Dick Hall, R (6, PH) OBP: 0.429, SLG: 0.714 Jackie Brandt, R (7, PH) OBP: 0.306, SLG: 0.412 Stu Miller, R (7, 1) OBP: 0.333, SLG: 0.333 | | | K | | B3 | | 1B | 1B | | 1 | 0 | 0 | 0 | 0 | 1 | 0 | | | | | |
| Inning Stats | R: 0 E: 0 K: 1 S: 5 | H: 0 LOB: 0 BB: 0 P: 5 | R: 0 E: 0 K: 0 S: 3 | H: 0 LOB: 0 BB: 0 P: 3 | R: 0 E: 0 K: 1 S: 5 | H: 0 LOB: 0 BB: 0 P: 5 | R: 0 E: 0 K: 0 S: 4 | H: 1 LOB: 1 BB: 0 P: 4 | R: 0 E: 0 K: 0 S: 3 | H: 0 LOB: 0 BB: 0 P: 3 | R: 0 E: 0 K: 1 S: 6 | H: 1 LOB: 1 BB: 0 P: 6 | R: 6 E: 0 K: 0 S: 8 | H: 6 LOB: 1 BB: 1 P: 12 | R: 1 E: 0 K: 1 S: 7 | H: 2 LOB: 2 BB: 0 P: 7 | R: 0 E: 0 K: 0 S: 4 | H: 1 LOB: 1 BB: 0 P: 4 | 1B: 10 2B: 1 3B: 0 HR: 0 | SF: 0 SAC: 0 DP: 0 HBP: 0 | WP: 0 PA: 38 PB: 0 SB: 2 CS: 0 |
| PITCHER | IP WLS BF H R ER SO BB IBB HBP BLK WP HR S P ERA WHIP | | | | | | | | | | | | | | | | | | | | |
| Tom Cheney, R (1, 1) ERA: 2.76 | 5.2 | 19 | 2 | 2 | 0 | 3 | 0 | 0 | 0 | 0 | 0 | 0 | 0 | 0 | 25 | 25 | 0.00 | 0.353 | | | |
| Claude Osteen, L (6, 1) ERA: 3.46 | 0.1 | 4 | 2 | 3 | 3 | 0 | 1 | 0 | 0 | 0 | 0 | 0 | 0 | 0 | 3 | 7 | 81.00 | 9.000 | | | |
| Ron Kline, R (7, 1) ERA: 3.0 | 2.0 | L | 11 | 6 | 4 | 4 | 1 | 0 | 0 | 0 | 0 | 0 | 0 | 13 | 13 | 18.00 | 3.000 | | | | |
| Pete Burnside, L (9, 1) ERA: 5.16 | 1.0 | 4 | 1 | 0 | 0 | 0 | 0 | 0 | 0 | 0 | 0 | 0 | 0 | 4 | 4 | 0.00 | 1.000 | | | | |

Baltimore Orioles @ Washington Senators
D.C. Stadium, Washington, DC
Thu Jul 11 1963, 7:05 PM EDT
Att: 9,992 - Unknown

AB 37
R 7
H 11
RBI 7
BB 1
SO 4
LOB 11



| Batter | 1 | 2 | 3 | 4 | 5 | 6 | 7 | 8 | 9 | AB | R | H | RBI | BB | SO | LOB | BOTTOM | |
|---|---|----------------------------------|------------------------------|----------------------------------|------------------------------|---------------------------------|------------------------------|---------------------------------|------------------------------|---------------------------------|-------------------------------|----------------------------------|----------------------------------|------------------------------------|--|-------|--------|-------|
| Don Blasingame, L (1, 4) OBP: 0.288, SLG: 0.205 | F4 | | BB | FC4-6 | | L3 | | G3-6 | | 5 | 2 | 1 | 0 | 0 | 0 | 2 | | |
| Dick Phillips, L (1, 3) OBP: 0.330, SLG: 0.344 | F5 | | F8 | 1B | | 1B | | | HR | 5 | 1 | 3 | 1 | 0 | 0 | 1 | | |
| Jim King, L (1, 9) OBP: 0.349, SLG: 0.518 | F6 | | BB | 1B | | 1B | | | 1B | 4 | 1 | 3 | 1 | 1 | 0 | 0 | | |
| Chuck Hinton, R (1, 7) OBP: 0.321, SLG: 0.426 | | BB | F8 | F7 | | L5 | | | K | 4 | 0 | 0 | 0 | 1 | 1 | 7 | | |
| Don Leppert, R (1, 2) OBP: 0.329, SLG: 0.421 | | BB | G5-2-3 | 2B | | G3 | | | K | 3 | 0 | 0 | 0 | 2 | 2 | 1 | | |
| Don Lock, R (1, 8) OBP: 0.328, SLG: 0.426 | | BB | G5-2-3 | 2B | | K | | | E4 | 4 | 0 | 1 | 2 | 1 | 1 | 1 | | |
| Don Zimmer, R (1, 5) OBP: 0.336, SLG: 0.516 | | G5-2-3 | 5-3 | | | 5-3 | | | K | 5 | 0 | 1 | 0 | 0 | 1 | 7 | | |
| Ed Brinkman, R (1, 6) OBP: 0.276, SLG: 0.321 | | | | G3 | | 6-3 | | | F9 | 3 | 0 | 0 | 0 | 1 | 0 | 1 | | |
| Tom Cheney, R (1, 1) OBP: 0.091, SLG: 0.091 Claude Osteen, L (6, 1) OBP: 0.147, SLG: 0.121 Ron Kline, R (7, 1) OBP: 0.333, SLG: 1.000 Minnie Minoso, R (8, PH) OBP: 0.325, SLG: 0.272 Pete Burnside, R (9, 1) | | 6-3 | | 1B | | F7 | | | E5 | 2 | 0 | 1 | 0 | 0 | 0 | 3 | | |
| Inning Stats | R: 0 E: 0 K: 0 S: 3 | H: 0 LOB: 3 BB: 4 P: 18 | R: 2 E: 0 K: 0 S: 5 | H: 2 LOB: 2 BB: 2 P: 13 | R: 1 E: 0 K: 0 S: 6 | H: 3 LOB: 2 BB: 0 P: 6 | R: 0 E: 0 K: 0 S: 5 | H: 2 LOB: 2 BB: 0 P: 5 | R: 0 E: 1 K: 0 S: 3 | H: 0 LOB: 0 BB: 0 P: 3 | R: 1 E: 1 K: 3 S: 12 | H: 2 LOB: 2 BB: 0 P: 12 | 1B: 7 2B: 2 3B: 0 HR: 1 | SF: 0 SAC: 0 DP: 2 HBP: 0 | WP: 0 PA: 43 PB: 0 SB: 0 CS: 0 | | | |
| PITCHER | IP WLS BF H R ER SO BB IBB HBP BLK WP HR S P ERA WHIP | | | | | | | | | | | | | | | | | |
| Robin Roberts, R (1, 1) ERA: 3.11 | 5.0 | 26 | 6 | 3 | 3 | 1 | 5 | 1 | 0 | 0 | 0 | 0 | 0 | 0 | 22 | 46 | 5.40 | 2.200 |
| Dick Hall, R (6, 1) ERA: 4.6 | 1.0 | W | 5 | 2 | 0 | 0 | 0 | 0 | 0 | 0 | 0 | 5 | 5 | 0.00 | 2.000 | | | |
| Stu Miller, R (7, 1) ERA: 2.76 | 3.0 | S | 12 | 2 | 1 | 1 | 4 | 0 | 0 | 0 | 0 | 1 | 20 | 20 | 3.00 | 0.667 | | |

Baltimore Orioles @ Washington Senators
D.C. Stadium, Washington, DC
Thu Jul 11 1963, 7:05 PM EDT
Att: 9,992 - Unknown

AB 37
R 4
H 10
RBI 4
BB 6
SO 5
LOB 23



| Batter | 1 | 2 | 3 | 4 | 5 | 6 | 7 | 8 | 9 | AB | R | H | RBI | BB | SO | LOB | TOP | | | | | |
|---|--|---------------------------------|------------------------------|---------------------------------|-----------------------------------|---------------------------------|------------------------------|---------------------------------|------------------------------|---------------------------------|------------------------------|---------------------------------|------------------------------|---------------------------------|------------------------------|---------------------------------|--|---------------------------------|----------------------------------|------------------------------------|----------------------------------|--------|
| Luis Aparicio, R (1,6) OBP: 0.314, SLG: 0.368 Bob Saverine, S (7,PH) OBP: 0.296, SLG: 0.244 | 4-0 FC4-6 BB | | 0-0 L4 | | 0-0 FC1-6 FC5 BB 1-2f | | 0-3 K | | 0-0 F7 | 2 | 0 | 0 | 0 | 1 | 0 | 1 | 2 0 0 0 1 0 1 2 0 0 0 0 1 2 | | | | | |
| Russ Snyder, L (1,8) OBP: 0.329, SLG: 0.360 | 0-0 FC4-6 G6-4-3 1-2f | | 0-0 3-1 1B | | 4-0 1-2 BB | | 0-0 F8 | | 0-0 4-3 | 4 | 0 | 1 | 0 | 1 | 0 | 3 | 4 0 1 0 1 0 3 | | | | | |
| Al Smith, R (1,9) OBP: 0.354, SLG: 0.449 | 0-0 G6-4-3 1-2f | | 0-0 3-1 | | 0-0 FC5 2-3f | | | | 0-0 1-3 G3 2B | 4 | 1 | 1 | 0 | 0 | 0 | 4 | 4 1 1 0 0 0 4 | | | | | |
| Jim Gentile, L (1,3) OBP: 0.376, SLG: 0.475 | | 0-0 4-3 E 2B | | 0-0 F7 | | | | | 0-0 1-3 | 4 | 1 | 1 | 0 | 0 | 0 | 2 | 4 1 1 0 0 0 2 | | | | | |
| Boog Powell, L (1,7) OBP: 0.310, SLG: 0.444 | | 0-0 4-3 2-3 | | 0-0 G3 | | 4-0 G6-4-3 BB | | | 0-0 G3 | 3 | 0 | 0 | 1 | 1 | 0 | 1 | 3 0 0 1 1 0 1 | | | | | |
| Brooks Robinson, R (1,5) OBP: 0.322, SLG: 0.367 | | 0-0 E6 1B FC1-2-5-1 | | 0-3 K | | 0-0 G6-4-3 1-2f | | | 0-0 L4 | 4 | 0 | 0 | 1 | 0 | 1 | 1 | 4 0 0 1 0 1 1 | | | | | |
| Jerry Adair, R (1,4) OBP: 0.213, SLG: 0.327 | | 0-0 FC1-2-5-1 1-3 1B | | 0-0 6-3 | | | | | 0-0 E 1B | 4 | 1 | 3 | 0 | 0 | 0 | 0 | 4 1 3 0 0 0 0 | | | | | |
| John Orsino, R (1,2) OBP: 0.335, SLG: 0.417 Dick Brown, R (9,2) OBP: 0.307, SLG: 0.339 | | 0-0 FC1-2-5-1 1-3 3-H | | 0-0 F3 | | 0-0 FC1-6 1B | | | 0-0 E5 1-2 | 4 | 1 | 2 | 2 | 0 | 0 | 3 | 4 1 2 2 0 0 3 0 0 0 0 0 0 0 | | | | | |
| Mitt Pappas, R (1,1) OBP: 0.128, SLG: 0.105 Joe Gaines, R (7,PH) OBP: 0.368, SLG: 0.466 Wes Stock, R (7,1) Stu Miller, R (9,1) OBP: 0.333, SLG: 0.333 | | 0-3 K | | 0-0 F3 | | | | | 0-3 K | 2 | 0 | 0 | 0 | 0 | 1 | 3 | 2 0 0 0 0 1 3 1 0 0 0 0 1 2 1 0 0 0 0 1 0 0 0 0 0 0 1 0 | | | | | |
| Inning Stats | R: 0 E: 0 K: 0 S: 2 | H: 0 LOB: 0 BB: 1 P: 6 | R: 1 E: 1 K: 1 S: 8 | H: 2 LOB: 2 BB: 0 P: 8 | R: 0 E: 0 K: 1 S: 4 | H: 1 LOB: 1 BB: 0 P: 4 | R: 0 E: 0 K: 1 S: 5 | H: 0 LOB: 0 BB: 0 P: 5 | R: 0 E: 0 K: 0 S: 4 | H: 1 LOB: 2 BB: 1 P: 8 | R: 0 E: 0 K: 0 S: 2 | H: 0 LOB: 0 BB: 1 P: 6 | R: 0 E: 1 K: 2 S: 9 | H: 1 LOB: 2 BB: 0 P: 9 | R: 1 E: 0 K: 0 S: 4 | H: 1 LOB: 0 BB: 0 P: 4 | R: 2 E: 0 K: 1 S: 7 | H: 2 LOB: 0 BB: 0 P: 7 | 1B: 5 2B: 2 3B: 0 HR: 1 | SF: 0 SAC: 0 DP: 2 HBP: 0 | WP: 0 PB: 0 SB: 0 CS: 0 | PA: 38 |
| PITCHER Bennie Daniels, R (1,1) ERA: 4.12 | IP: 9.0 WLS: L BF: 38 H: 8 R: 4 ER: 4 SO: 5 BB: 3 IBB: 0 HBP: 0 BLK: 0 WP: 0 HR: 1 S: 45 P: 57 ERA: 4.00 WHIP: 1.222 | | | | | | | | | | | | | | | PITCHER | IP: 9.0 WLS: L BF: 38 H: 8 R: 4 ER: 4 SO: 5 BB: 3 IBB: 0 HBP: 0 BLK: 0 WP: 0 HR: 1 S: 45 P: 57 ERA: 4.00 WHIP: 1.222 | | | | | |

Baltimore Orioles @ Washington Senators
D.C. Stadium, Washington, DC
Fri Jul 12, 1963, 7:05 PM EDT
Att: 10,788 - Unknown

| | |
|-----|----|
| AB | 35 |
| R | 4 |
| H | 8 |
| RBI | 4 |
| BB | 3 |
| SO | 5 |
| LOB | 22 |



| Batter | 1 | 2 | 3 | 4 | 5 | 6 | 7 | 8 | 9 | AB | R | H | RBI | BB | SO | LOB | BOTTOM | | | | | |
|--|---|---------------------------------|------------------------------|---------------------------------|------------------------------|---------------------------------|------------------------------|---------------------------------|------------------------------|---------------------------------|------------------------------|---------------------------------|------------------------------|---------------------------------|------------------------------|---------------------------------|---|---------------------------------|----------------------------------|------------------------------------|----------------------------------|--------|
| Don Blasingame, L (1,4) OBP: 0.304, SLG: 0.229 | 0-0 1B | | 0-0 3-1 | | | 0-0 1B G4-6-3 1B | | | 0-0 L6 | 4 | 1 | 2 | 0 | 0 | 0 | 0 | 4 1 2 0 0 0 0 | | | | | |
| Dick Phillips, L (1,3) OBP: 0.327, SLG: 0.340 | 0-0 F9 | | 0-0 4-3 | | | 0-0 G4-6-3 1B | | | 0-0 L4 | 4 | 0 | 1 | 1 | 0 | 0 | 1 | 4 0 1 1 0 0 1 | | | | | |
| Jim King, L (1,9) OBP: 0.344, SLG: 0.509 | 0-0 F2 | | | | 0-0 F8 | | | | 0-0 4-3 | 4 | 0 | 0 | 0 | 0 | 0 | 2 | 4 0 0 0 0 0 2 | | | | | |
| Chuck Hinton, R (1,7) OBP: 0.320, SLG: 0.422 | 0-3 K | | | | 0-0 F9 | | | | 4-0 BB | 3 | 0 | 0 | 0 | 1 | 1 | 1 | 3 0 0 0 1 1 1 | | | | | |
| Don Lock, R (1,8) OBP: 0.327, SLG: 0.434 | | 0-0 HR | | | 0-3 K | | | | 0-3 K | 4 | 1 | 1 | 1 | 0 | 3 | 1 | 4 1 1 1 0 3 1 | | | | | |
| Don Zimmer, R (1,5) OBP: 0.324, SLG: 0.493 | | 0-0 F8 | | | 0-3 K | | | | 0-0 5-3 | 3 | 0 | 0 | 0 | 0 | 1 | 0 | 3 0 0 0 0 1 0 | | | | | |
| Hobie Landrith, L (1,2) OBP: 0.299, SLG: 0.241 | | 0-3 K | | | 0-0 3-1 | | | | 0-0 F9 | 3 | 0 | 0 | 0 | 0 | 1 | 0 | 3 0 0 0 0 1 0 | | | | | |
| Ed Brinkman, R (1,6) OBP: 0.274, SLG: 0.318 | | 0-0 1-3 | | | 0-3 K | | | | 0-0 5-3 | 3 | 0 | 0 | 0 | 0 | 1 | 0 | 3 0 0 0 0 1 0 | | | | | |
| Bennie Daniels, L (1,1) OBP: 0.346, SLG: 0.190 | | | 0-3 K | | | 0-0 1B 1B | | | 0-0 F8 | 3 | 1 | 1 | 0 | 0 | 1 | 0 | 3 1 1 0 0 1 0 | | | | | |
| Inning Stats | R: 0 E: 0 K: 1 S: 6 | H: 1 LOB: 0 BB: 0 P: 6 | R: 1 E: 0 K: 1 S: 6 | H: 1 LOB: 0 BB: 0 P: 6 | R: 0 E: 0 K: 1 S: 5 | H: 0 LOB: 0 BB: 0 P: 5 | R: 0 E: 0 K: 1 S: 5 | H: 0 LOB: 0 BB: 0 P: 5 | R: 0 E: 0 K: 0 S: 3 | H: 0 LOB: 0 BB: 0 P: 3 | R: 2 E: 0 K: 0 S: 5 | H: 3 LOB: 0 BB: 0 P: 5 | R: 0 E: 0 K: 1 S: 5 | H: 0 LOB: 0 BB: 0 P: 5 | R: 0 E: 0 K: 0 S: 3 | H: 0 LOB: 0 BB: 0 P: 3 | R: 0 E: 0 K: 1 S: 5 | H: 0 LOB: 1 BB: 1 P: 9 | 1B: 4 2B: 0 3B: 0 HR: 1 | SF: 0 SAC: 0 DP: 1 HBP: 0 | WP: 0 PB: 0 SB: 0 CS: 0 | PA: 32 |
| PITCHER Mitt Pappas, R (1,1) ERA: 2.84 Wes Stock, R (7,1) ERA: 2.92 Stu Miller, R (9,1) ERA: 2.75 | IP: 6.0 WLS: W BF: 9 H: 0 R: 0 ER: 0 SO: 1 BB: 1 IBB: 0 HBP: 0 BLK: 0 WP: 0 HR: 1 S: 10 P: 14 ERA: 0.00 WHIP: 0.375 | | | | | | | | | | | | | | | PITCHER | IP: 6.0 WLS: W BF: 9 H: 0 R: 0 ER: 0 SO: 1 BB: 1 IBB: 0 HBP: 0 BLK: 0 WP: 0 HR: 1 S: 10 P: 14 ERA: 0.00 WHIP: 0.375 | | | | | |

Baltimore Orioles @ Washington Senators
D.C. Stadium, Washington, DC
Fri Jul 12, 1963, 7:05 PM EDT
Att: 10,788 - Unknown

| | |
|-----|----|
| AB | 31 |
| R | 3 |
| H | 5 |
| RBI | 2 |
| BB | 1 |
| SO | 8 |
| LOB | 5 |




| Batter | 1 | 2 | 3 | 4 | 5 | 6 | 7 | 8 | 9 | AB | R | H | RBI | BB | SO | LOB | TOP | | | | | |
|---|---|----------------------------------|------------------------------|---------------------------------|------------------------------|---------------------------------|------------------------------|---------------------------------|--|---------------------------------|------------------------------|---------------------------------|------------------------------|----------------------------------|------------------------------|---------------------------------|------------------------------|---------------------------------|----------------------------------|------------------------------------|----------------------------------|--------|
| Bob Saverine, S (1, 6) OBP: 0.291, SLG: 0.233 | 4-0 1B SF7 BB | | 0-0 F6 | | 0-0 4-3 | 0-3 K | | 0-0 G3 | 4 1 0 0 1 1 2 | | | | | | | | | | | | | |
| Russ Snyder, L (1, 8) OBP: 0.335, SLG: 0.371 | 0-0 SF7 1-2 1B | | 0-0 E3 | | 0-0 E6 1B | 0-0 F4 | | 0-0 2B | 5 1 3 0 0 0 0 | | | | | | | | | | | | | |
| Al Smith, R (1, 9) OBP: 0.352, SLG: 0.442 | 0-0 1-3 | | 0-3 K | | 0-0 F7 | 4-0 FC3-6 BB | | 0-3 K | 4 0 0 0 1 2 5 | | | | | | | | | | | | | |
| Jim Gentile, L (1, 3) OBP: 0.371, SLG: 0.469 | 0-0 SF7 | | 0-0 4-3 | | 0-0 L5 | 0-0 FC3-6 1-2 | | 0-0 F8 | 4 0 0 1 0 0 4 | | | | | | | | | | | | | |
| Boog Powell, L (1, 7) OBP: 0.320, SLG: 0.451 | 0-0 1B | | | 0-0 G6-4-3 1B | | 0-0 1B 2B | | | 3 1 3 1 1 0 0 | | | | | | | | | | | | | |
| Brooks Robinson, R (1, 5) OBP: 0.322, SLG: 0.365 | 0-3 K | | | 0-0 1B G6-4-3 | | 0-0 F7 F8 | | | 4 0 1 0 0 1 4 | | | | | | | | | | | | | |
| Jerry Adair, R (1, 4) OBP: 0.213, SLG: 0.326 | | 0-0 B3-6-4 1B | | 0-0 G6-4-3 | | 0-0 F3 | | 0-0 F8 | 4 0 1 0 0 0 3 | | | | | | | | | | | | | |
| John Orsino, R (1, 2) OBP: 0.339, SLG: 0.416 | | 0-0 F8 | | 4-0 IBB | | 0-0 2B 1B | | 0-0 5-3 | 3 0 1 0 1 0 1 | | | | | | | | | | | | | |
| Ike Delock, R (1, 1) Steve Barber, L (4, 1) Bob Johnson, R (6, Ph) Dick Hall, R (6, 1) Jackie Brandt, R (8, Ph) Herman Starrette, R (8, 1) | | 0-0 B3-6-4 | | 0-0 6-3 | | 0-0 1-3 2-H 2B | | 0-0 L5 | 2 0 0 0 0 0 0 3 0 0 0 0 0 0 0 0 1 0 0 1 1 0 0 0 0 0 0 0 0 0 0 0 0 0 1 0 0 0 0 0 0 0 0 0 0 0 0 0 0 0 0 0 | | | | | | | | | | | | | |
| Inning Stats | R: 2 E: 0 K: 1 S: 7 | H: 2 LOB: 1 BB: 1 P: 11 | R: 0 E: 0 K: 0 S: 3 | H: 1 LOB: 0 BB: 0 P: 3 | R: 0 E: 1 K: 1 S: 6 | H: 0 LOB: 1 BB: 0 P: 6 | R: 0 E: 0 K: 0 S: 4 | H: 2 LOB: 1 BB: 1 P: 8 | R: 0 E: 1 K: 0 S: 4 | H: 1 LOB: 1 BB: 0 P: 4 | R: 1 E: 0 K: 1 S: 8 | H: 3 LOB: 2 BB: 0 P: 8 | R: 0 E: 1 K: 0 S: 3 | H: 0 LOB: 2 BB: 2 P: 11 | R: 0 E: 0 K: 0 S: 3 | H: 0 LOB: 1 BB: 0 P: 6 | R: 0 E: 0 K: 1 S: 6 | H: 1 LOB: 1 BB: 0 P: 6 | 1B: 8 2B: 2 3B: 0 HR: 0 | SF: 1 SAC: 0 DP: 2 HBP: 0 | WP: 0 PB: 0 SB: 2 CS: 0 | PA: 40 |
| PITCHER | IP WLS BF H R ER SO BB IBB HBP BLK WP HR S P ERA WHIP | | | | | | | | | | | | | | | | | | | | | |
| Jim Duckworth, R (1, 1) ERA: 4.44 | 5.2 27 9 3 3 2 1 1 0 0 0 0 29 37 4.76 1.765 | | | | | | | | | | | | | | | | | | | | | |
| Steve Ridzik, R (6, 1) ERA: 1.74 | 3.1 W 13 1 0 0 2 2 0 0 0 0 0 0 15 23 0.00 0.900 | | | | | | | | | | | | | | | | | | | | | |

Baltimore Orioles @ Washington Senators
D.C. Stadium, Washington, DC
Sat Jul 13 1963, 3:33 AM EDT
Att: 5,110 - Unknown

livebaseballscorecards.com

AB 35
R 3
H 10
RBI 3
BB 4
SO 4
LOB 22




| Batter | 1 | 2 | 3 | 4 | 5 | 6 | 7 | 8 | 9 | AB | R | H | RBI | BB | SO | LOB | BOTTOM | | | |
|--|---|---------------------------------|------------------------------|---------------------------------|------------------------------|---------------------------------|------------------------------|---------------------------------|--------------------------------|---------------------------------|------------------------------|---------------------------------|------------------------------|---------------------------------|------------------------------|---------------------------------|----------------------------------|------------------------------------|----------------------------------|--------|
| Don Blasingame, L (1, 4) OBP: 0.317, SLG: 0.235 | 4-0 G3-6-3 BB | | 0-0 F3 | | 0-0 4-3 | | | 0-0 L3 1B | 3 0 1 0 1 0 1 | | | | | | | | | | | |
| Dick Phillips, L (1, 3) OBP: 0.316, SLG: 0.327 | 0-3 K | | | 0-0 6-3 | 0-0 L1 | | | 0-0 L3 | 4 0 0 0 0 1 2 | | | | | | | | | | | |
| Jim King, L (1, 9) OBP: 0.346, SLG: 0.519 | 0-0 G3-6-3 | | | 0-0 HR | | 0-0 F9 | | 4-0 FC6-4 BB | 3 1 1 1 1 0 1 | | | | | | | | | | | |
| Chuck Hinton, R (1, 7) OBP: 0.325, SLG: 0.440 | | 0-0 CS 2B | | 0-0 1B 2B | | 0-0 HR | | 0-0 FC6-4 | 4 2 3 1 0 0 1 | | | | | | | | | | | |
| Don Lock, R (1, 8) OBP: 0.330, SLG: 0.435 | | 4-0 G6-4-3 BB | | 0-0 1B 2-H | | 0-3 K | | | 2 1 1 1 1 1 0 | | | | | | | | | | | |
| Don Zimmer, R (1, 5) OBP: 0.325, SLG: 0.486 | | 0-0 G6-4-3 | | 0-0 1B | | 0-3 K | | | 3 0 1 1 0 1 2 | | | | | | | | | | | |
| Ken Retzer, L (1, 2) OBP: 0.250, SLG: 0.243 | | | 0-0 F5 | 0-0 F7 | | | 0-0 F9 | | 3 0 0 0 0 0 1 | | | | | | | | | | | |
| Ed Brinkman, R (1, 6) OBP: 0.274, SLG: 0.316 | | | 4-0 SH1-3 BB | 0-0 L8 | | | 0-3 K | | 2 0 0 0 1 1 1 | | | | | | | | | | | |
| Jim Duckworth, R (1, 1) Steve Ridzik, R (6, 1) | | | 0-0 SH1-3 | | 0-3 K | | 0-0 1-3 | | 1 0 0 0 0 1 0 1 0 0 0 0 0 0 | | | | | | | | | | | |
| Inning Stats | R: 0 E: 0 K: 1 S: 4 | H: 0 LOB: 0 BB: 1 P: 8 | R: 0 E: 0 K: 0 S: 2 | H: 1 LOB: 1 BB: 1 P: 6 | R: 0 E: 0 K: 0 S: 3 | H: 0 LOB: 1 BB: 1 P: 7 | R: 3 E: 0 K: 0 S: 7 | H: 4 LOB: 1 BB: 0 P: 7 | R: 0 E: 0 K: 1 S: 5 | H: 0 LOB: 0 BB: 0 P: 5 | R: 1 E: 0 K: 2 S: 8 | H: 1 LOB: 0 BB: 0 P: 8 | R: 0 E: 0 K: 1 S: 5 | H: 0 LOB: 0 BB: 0 P: 5 | R: 0 E: 0 K: 0 S: 3 | H: 1 LOB: 1 BB: 1 P: 7 | 1B: 3 2B: 3 3B: 0 HR: 2 | SF: 0 SAC: 1 DP: 3 HBP: 0 | WP: 0 PB: 0 SB: 1 CS: 1 | PA: 31 |
| PITCHER | IP WLS BF H R ER SO BB IBB HBP BLK WP HR S P ERA WHIP | | | | | | | | | | | | | | | | | | | |
| Ike Delock, R (1, 1) ERA: 4.76 | 3.1 15 5 3 3 1 3 0 0 0 0 0 0 7 7 0.00 0.000 | | | | | | | | | | | | | | | | | | | |
| Steve Barber, L (4, 1) ERA: 2.56 | 1.2 5 0 0 0 0 1 0 0 0 0 0 0 7 7 0.00 0.000 | | | | | | | | | | | | | | | | | | | |
| Dick Hall, R (6, 1) ERA: 4.67 | 2.0 L 7 1 1 1 3 0 0 0 0 0 0 1 13 13 4.50 0.500 | | | | | | | | | | | | | | | | | | | |
| Herman Starrette, R (8, 1) ERA: 9.0 | 1.0 4 1 0 0 0 0 1 0 0 0 0 0 0 3 7 0.00 2.000 | | | | | | | | | | | | | | | | | | | |

Baltimore Orioles @ Washington Senators
D.C. Stadium, Washington, DC
Sat Jul 13 1963, 3:33 AM EDT
Att: 5,110 - Unknown

livebaseballscorecards.com

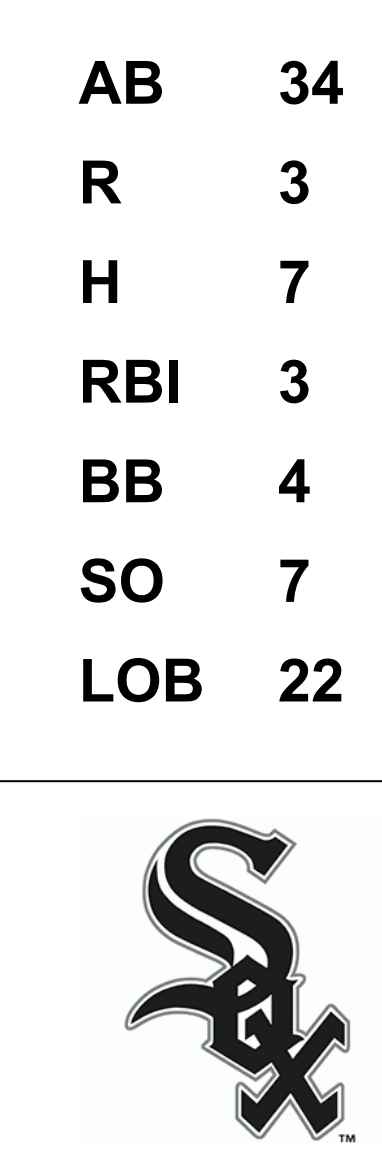
AB 26
R 4
H 7
RBI 4
BB 4
SO 5
LOB 9



| Batter | 1 | 2 | 3 | 4 | 5 | 6 | 7 | 8 | 9 | AB | R | H | RBI | BB | SO | LOB | TOP | | | | | |
|---|---|---------------------------------|------------------------------|---------------------------------|------------------------------|----------------------------------|------------------------------|---------------------------------|------------------------------|----------------------------------|------------------------------|---------------------------------|------------------------------|---------------------------------|------------------------------|---------------------------------|---|---------------------------------|-----------------------------------|------------------------------------|-------------------------|--------|
| Bob Saverine, S (1, 6) OBP: 0.306, SLG: 0.253 | | | | | | | | | | 5 | 1 | 3 | 0 | 0 | 1 | 0 | Baltimore Orioles @ Chicago White Sox Comiskey Park, Chicago, IL Sun Jul 14 1963, 4:33 AM EDT Unknown | | | | | |
| Russ Snyder, L (1, 8) OBP: 0.336, SLG: 0.371 | | | | | | | | | | 5 | 2 | 2 | 0 | 0 | 0 | 1 | | | | | | |
| Al Smith, R (1, 9) OBP: 0.354, SLG: 0.443 | | | | | | | | | | 4 | 1 | 2 | 2 | 0 | 0 | 2 | | | | | | |
| Jackie Brandt, R (7, 9) OBP: 0.304, SLG: 0.408 | | | | | | | | | | 1 | 0 | 0 | 0 | 0 | 1 | 0 | | | | | | |
| Jim Gentile, L (1, 3) OBP: 0.372, SLG: 0.468 | | | | | | | | | | 3 | 0 | 1 | 1 | 1 | 0 | 1 | | | | | | |
| Boog Powell, L (1, 7) OBP: 0.323, SLG: 0.449 | | | | | | | | | | 3 | 0 | 1 | 2 | 1 | 1 | 0 | | | | | | |
| Brooks Robinson, R (1, 5) OBP: 0.321, SLG: 0.367 | | | | | | | | | | 4 | 1 | 1 | 0 | 0 | 0 | 5 | | | | | | |
| Jerry Adair, R (1, 4) OBP: 0.214, SLG: 0.324 | | | | | | | | | | 4 | 0 | 1 | 0 | 0 | 0 | 6 | | | | | | |
| John Orsino, R (1, 2) OBP: 0.337, SLG: 0.412 | | | | | | | | | | 4 | 0 | 1 | 1 | 0 | 1 | 1 | | | | | | |
| Mike McCormick, L (1, 1) OBP: 0.188, SLG: 0.258 | | | | | | | | | | 3 | 1 | 0 | 0 | 1 | 0 | 1 | | | | | | |
| Stu Miller, R (8, 1) OBP: 0.333, SLG: 0.333 | | | | | | | | | | 0 | 0 | 0 | 0 | 0 | 0 | 0 | | | | | | |
| Inning Stats | R: 0 E: 1 K: 0 S: 4 | H: 1 LOB: 1 BB: 0 P: 4 | R: 0 E: 0 K: 2 S: 8 | H: 1 LOB: 1 BB: 0 P: 8 | R: 4 E: 0 K: 0 S: 7 | H: 5 LOB: 1 BB: 1 P: 11 | R: 0 E: 0 K: 1 S: 5 | H: 0 LOB: 0 BB: 0 P: 5 | R: 1 E: 0 K: 0 S: 4 | H: 2 LOB: 2 BB: 2 P: 12 | R: 0 E: 0 K: 0 S: 3 | H: 0 LOB: 0 BB: 0 P: 3 | R: 0 E: 1 K: 0 S: 3 | H: 0 LOB: 0 BB: 0 P: 3 | R: 1 E: 0 K: 0 S: 5 | H: 2 LOB: 1 BB: 0 P: 5 | R: 0 E: 0 K: 1 S: 5 | H: 1 LOB: 0 BB: 0 P: 5 | 1B: 11 2B: 2 3B: 0 HR: 0 | SF: 0 SAC: 0 DP: 3 HBP: 0 | WP: 0 PB: 0 CS: 0 | PA: 39 |
| PITCHER | IP WLS BF H R ER SO BB IBB HBP BLK WP HR S P ERA WHIP | | | | | | | | | | | | | | | | | | | | | |
| Ray Herbert, R (1, 1) ERA: 3.67 | 2.0 L 13 6 4 4 2 1 0 0 0 0 0 0 16 20 18.00 3.500 | | | | | | | | | | | | | | | | | | | | | |
| Joe Shipley, R (3, 1) ERA: 3.0 | 2.0 10 3 1 1 1 2 0 0 0 0 0 0 10 18 4.50 2.500 | | | | | | | | | | | | | | | | | | | | | |
| Dave DeBusschere, R (5, 1) ERA: 4.46 | 2.0 5 0 0 0 0 0 0 0 0 0 0 0 5 5 0.00 0.000 | | | | | | | | | | | | | | | | | | | | | |
| Eddie Fisher, R (7, 1) ERA: 5.16 | 2.0 8 2 1 1 0 0 0 0 0 0 0 0 8 8 4.50 1.000 | | | | | | | | | | | | | | | | | | | | | |
| Jim Brosnan, R (9, 1) ERA: 2.41 | 1.0 3 1 0 0 1 0 0 0 0 0 0 0 5 5 0.00 1.000 | | | | | | | | | | | | | | | | | | | | | |


| Batter | 1 | 2 | 3 | 4 | 5 | 6 | 7 | 8 | 9 | AB | R | H | RBI | BB | SO | LOB | BOTTOM | | | |
|--|---|---------------------------------|------------------------------|---------------------------------|------------------------------|---------------------------------|------------------------------|---------------------------------|------------------------------|----------------------------------|------------------------------|---------------------------------|------------------------------|----------------------------------|------------------------------|---------------------------------|---|------------------------------------|-------------------------|--------|
| Jim Landis, R (1, 8) OBP: 0.325, SLG: 0.417 | | | | | | | | | | 4 | 0 | 0 | 0 | 1 | 1 | 3 | Baltimore Orioles @ Chicago White Sox Comiskey Park, Chicago, IL Sun Jul 14 1963, 4:33 AM EDT Unknown | | | |
| Floyd Robinson, L (1, 7) OBP: 0.365, SLG: 0.451 | | | | | | | | | | 5 | 0 | 0 | 1 | 0 | 0 | 3 | | | | |
| Mike Hershberger, R (1, 9) OBP: 0.359, SLG: 0.385 | | | | | | | | | | 4 | 1 | 2 | 0 | 1 | 0 | 1 | | | | |
| Pete Ward, L (1, 5) OBP: 0.354, SLG: 0.469 | | | | | | | | | | 3 | 1 | 1 | 0 | 1 | 2 | 2 | | | | |
| Jim Lemon, R (1, 3) OBP: 0.298, SLG: 0.297 | | | | | | | | | | 4 | 0 | 1 | 0 | 0 | 1 | 3 | | | | |
| Ron Hansen, R (1, 6) OBP: 0.326, SLG: 0.388 | | | | | | | | | | 3 | 0 | 1 | 2 | 1 | 0 | 1 | | | | |
| Nellie Fox, L (1, 4) OBP: 0.312, SLG: 0.320 | | | | | | | | | | 2 | 0 | 0 | 0 | 0 | 0 | 1 | | | | |
| Eddie Fisher, R (7, 1) OBP: 0.250, SLG: 0.211 | | | | | | | | | | 0 | 0 | 0 | 0 | 0 | 0 | 0 | | | | |
| Charlie Maxwell, L (8, PH) OBP: 0.384, SLG: 0.354 | | | | | | | | | | 1 | 0 | 0 | 0 | 1 | 2 | | | | | |
| Jim Brosnan, R (9, 1) OBP: 0.286, SLG: 0.286 | | | | | | | | | | 0 | 0 | 0 | 0 | 0 | 0 | 0 | | | | |
| Sherm Lollar, R (1, 2) OBP: 0.317, SLG: 0.315 | | | | | | | | | | 3 | 1 | 1 | 0 | 0 | 1 | 0 | | | | |
| J.C. Martin, L (8, PH) OBP: 0.250, SLG: 0.270 | | | | | | | | | | 1 | 0 | 0 | 0 | 1 | 2 | | | | | |
| Ray Herbert, R (1, 1) OBP: 0.256, SLG: 0.366 | | | | | | | | | | 0 | 0 | 0 | 0 | 0 | 0 | 0 | | | | |
| Joe Shipley, R (3, 1) ERA: 3.86 | | | | | | | | | | 1 | 0 | 0 | 0 | 0 | 0 | 0 | | | | |
| Dave DeBusschere, R (5, 1) OBP: 0.317, SLG: 0.313 | | | | | | | | | | 0 | 0 | 0 | 0 | 0 | 0 | 0 | | | | |
| Al Weis, S (5, 4) OBP: 0.317, SLG: 0.313 | | | | | | | | | | 2 | 0 | 1 | 0 | 0 | 0 | 2 | | | | |
| Dave Nicholson, R (6, PH) OBP: 0.319, SLG: 0.428 | | | | | | | | | | 1 | 0 | 0 | 0 | 0 | 0 | 2 | | | | |
| Inning Stats | R: 0 E: 0 K: 1 S: 5 | H: 0 LOB: 1 BB: 1 P: 9 | R: 0 E: 0 K: 0 S: 3 | H: 0 LOB: 0 BB: 0 P: 3 | R: 0 E: 0 K: 0 S: 3 | H: 0 LOB: 1 BB: 1 P: 7 | R: 1 E: 0 K: 1 S: 7 | H: 2 LOB: 1 BB: 0 P: 7 | R: 0 E: 0 K: 1 S: 6 | H: 1 LOB: 2 BB: 1 P: 10 | R: 1 E: 1 K: 1 S: 7 | H: 1 LOB: 1 BB: 0 P: 7 | R: 1 E: 0 K: 2 S: 9 | H: 2 LOB: 2 BB: 1 P: 13 | R: 0 E: 0 K: 0 S: 3 | H: 0 LOB: 0 BB: 0 P: 3 | 1B: 6 2B: 1 3B: 0 HR: 0 | SF: 0 SAC: 1 DP: 0 HBP: 0 | WP: 0 PB: 0 CS: 0 | PA: 39 |
| PITCHER | IP WLS BF H R ER SO BB IBB HBP BLK WP HR S P ERA WHIP | | | | | | | | | | | | | | | | | | | |
| Mike McCormick, L (1, 1) ERA: 3.86 | 2.0 S 7 1 0 0 2 0 0 0 0 0 0 0 11 11 0.00 0.500 | | | | | | | | | | | | | | | | | | | |


AB 36
R 6
H 12
RBI 6
BB 3
SO 4
LOB 17



| Batter | 1 | 2 | 3 | 4 | 5 | 6 | 7 | 8 | 9 | AB | R | H | RBI | BB | SO | LOB | TOP | | | | | | | | |
|---|------------------------------|---------------------------------|------------------------------|---------------------------------|------------------------------|---------------------------------|------------------------------|---------------------------------|------------------------------|---------------------------------|------------------------------|---------------------------------|------------------------------|---------------------------------|------------------------------|----------------------------------|---|----------------------------------|----------------------------------|------------------------------------|----------------------------------|--------|--|--|--|
| Bob Saverine, S OBP: 0.301, SLG: 0.242 (1, 6) | | | | | | | | | | 4 | 0 | 0 | 0 | 1 | 1 | 4 | Baltimore Orioles @ Chicago White Sox Comiskey Park, Chicago, IL Sun Jul 14 1963, 4:38 AM EDT Att: 22,607 - Unknown | | | | | | | | |
| Russ Snyder, L OBP: 0.331, SLG: 0.364 (1, 8) | | | | | | | | | | 4 | 0 | 0 | 0 | 0 | 0 | 2 | | | | | | | | | |
| Jackie Brandt, R OBP: 0.299, SLG: 0.402 (1, 9) | | | | | | | | | | 4 | 0 | 0 | 0 | 0 | 1 | 3 | | | | | | | | | |
| Jim Gentile, L OBP: 0.376, SLG: 0.469 (9, PR) | | | | | | | | | | 3 | 0 | 2 | 0 | 1 | 0 | 0 | | | | | | | | | |
| Dick Hall, R OBP: 0.429, SLG: 0.714 (9, PR) | | | | | | | | | | 0 | 1 | 0 | 0 | 0 | 0 | 0 | | | | | | | | | |
| Steve Barber, L OBP: 0.137, SLG: 0.122 (9, 1) | | | | | | | | | | 0 | 0 | 0 | 0 | 0 | 0 | 0 | | | | | | | | | |
| Stu Miller, R OBP: 0.333, SLG: 0.333 (9, 1) | | | | | | | | | | 0 | 0 | 0 | 0 | 0 | 0 | 0 | | | | | | | | | |
| Boog Powell, L OBP: 0.325, SLG: 0.452 (9, 3) | | | | | | | | | | 3 | 1 | 1 | 0 | 1 | 0 | 1 | | | | | | | | | |
| Brooks Robinson, R OBP: 0.321, SLG: 0.365 (1, 5) | | | | | | | | | | 2 | 0 | 0 | 0 | 0 | 0 | 1 | | | | | | | | | |
| Jerry Adair, R OBP: 0.217, SLG: 0.324 (3, PR) | | | | | | | | | | 0 | 0 | 0 | 0 | 0 | 0 | 0 | | | | | | | | | |
| Bob Johnson, R OBP: 0.408, SLG: 0.548 (3, 4) | | | | | | | | | | 3 | 0 | 0 | 0 | 0 | 0 | 6 | | | | | | | | | |
| Dick Brown, R OBP: 0.313, SLG: 0.344 (1, 2) | | | | | | | | | | 4 | 0 | 2 | 2 | 0 | 1 | 0 | | | | | | | | | |
| Dave McNally, R OBP: 0.336, SLG: 0.443 (8, PH) | | | | | | | | | | 2 | 0 | 0 | 0 | 0 | 0 | 2 | | | | | | | | | |
| Al Smith, R OBP: 0.314, SLG: 0.368 (8, PH) | | | | | | | | | | 0 | 0 | 0 | 0 | 0 | 0 | 0 | | | | | | | | | |
| Luis Aparicio, R OBP: 0.314, SLG: 0.368 (8, PH) | | | | | | | | | | 0 | 0 | 0 | 0 | 0 | 0 | 0 | | | | | | | | | |
| George Brunet, L OBP: 0.334, SLG: 0.491 (9, 7) | | | | | | | | | | 1 | 0 | 0 | 0 | 0 | 1 | 2 | | | | | | | | | |
| Joe Gaines, R OBP: 0.354, SLG: 0.491 (9, 7) | | | | | | | | | | 1 | 0 | 0 | 0 | 0 | 1 | 2 | | | | | | | | | |
| Inning Stats | R: 0 E: 0 K: 0 S: 3 | H: 0 LOB: 0 BB: 0 P: 3 | R: 0 E: 0 K: 0 S: 3 | H: 1 LOB: 0 BB: 0 P: 3 | R: 0 E: 0 K: 1 S: 5 | H: 1 LOB: 2 BB: 0 P: 6 | R: 0 E: 0 K: 0 S: 4 | H: 1 LOB: 3 BB: 0 P: 9 | R: 0 E: 0 K: 2 S: 7 | H: 0 LOB: 0 BB: 0 P: 7 | R: 0 E: 0 K: 0 S: 3 | H: 0 LOB: 0 BB: 0 P: 3 | R: 0 E: 0 K: 0 S: 3 | H: 0 LOB: 0 BB: 0 P: 3 | R: 0 E: 1 K: 1 S: 5 | H: 0 LOB: 2 BB: 2 P: 13 | R: 2 E: 1 K: 2 S: 10 | H: 2 LOB: 2 BB: 1 P: 14 | 1B: 4 2B: 1 3B: 0 HR: 0 | SF: 0 SAC: 1 DP: 2 HBP: 2 | WP: 0 PB: 0 SB: 1 CS: 0 | PA: 37 | | | |
| PITCHER | IP | WLS | BF | H | R | ER | SO | BB | IBB | HBP | BLK | WP | HR | S | P | ERA | WHIP | | | | | | | | |
| John Buzhardt, R ERA: 2.43 (1, 1) | 5.0 | | 19 | 3 | 0 | 0 | 3 | 1 | 0 | 2 | 0 | 0 | 0 | 22 | 28 | 0.00 | 0.800 | | | | | | | | |
| Hoyt Wilhelm, R ERA: 2.6 (6, 1) | 4.0 | W | 18 | 2 | 2 | 2 | 3 | 3 | 0 | 0 | 0 | 0 | 0 | 21 | 33 | 4.50 | 1.250 | | | | | | | | |

| Batter | 1 | 2 | 3 | 4 | 5 | 6 | 7 | 8 | 9 | AB | R | H | RBI | BB | SO | LOB | BOTTOM | | | | | | | | |
|--|------------------------------|---------------------------------|------------------------------|---------------------------------|------------------------------|---------------------------------|------------------------------|---------------------------------|------------------------------|---------------------------------|------------------------------|---------------------------------|------------------------------|---------------------------------|------------------------------|---------------------------------|---|---------------------------------|----------------------------------|------------------------------------|----------------------------------|--------|--|--|--|
| Mike Hershberger, R OBP: 0.353, SLG: 0.381 (1, 8) | | | | | | | | | | 5 | 0 | 1 | 0 | 0 | 0 | 5 | Baltimore Orioles @ Chicago White Sox Comiskey Park, Chicago, IL Sun Jul 14 1963, 4:38 AM EDT Att: 22,607 - Unknown | | | | | | | | |
| Nellie Fox, L OBP: 0.316, SLG: 0.325 (1, 4) | | | | | | | | | | 4 | 1 | 2 | 2 | 1 | 0 | 1 | | | | | | | | | |
| Floyd Robinson, L OBP: 0.363, SLG: 0.448 (9, 7) | | | | | | | | | | 4 | 0 | 1 | 0 | 0 | 1 | 2 | | | | | | | | | |
| Dave Nicholson, R OBP: 0.325, SLG: 0.435 (1, 7) | | | | | | | | | | 3 | 0 | 2 | 1 | 1 | 1 | 0 | | | | | | | | | |
| Jim Landis, R OBP: 0.325, SLG: 0.417 (9, 8) | | | | | | | | | | 0 | 0 | 0 | 0 | 0 | 0 | 0 | | | | | | | | | |
| Ron Hansen, R OBP: 0.322, SLG: 0.381 (1, 6) | | | | | | | | | | 4 | 0 | 0 | 0 | 0 | 1 | 6 | | | | | | | | | |
| Pete Ward, L OBP: 0.353, SLG: 0.467 (1, 5) | | | | | | | | | | 4 | 0 | 1 | 0 | 0 | 1 | 2 | | | | | | | | | |
| Cam Carreon, R OBP: 0.296, SLG: 0.333 (1, 2) | | | | | | | | | | 3 | 0 | 0 | 0 | 0 | 0 | 0 | | | | | | | | | |
| J.C. Martin, L OBP: 0.264, SLG: 0.274 (8, 2) | | | | | | | | | | 1 | 1 | 1 | 0 | 0 | 0 | 0 | | | | | | | | | |
| Tom McCraw, L OBP: 0.261, SLG: 0.299 (9, PH) | | | | | | | | | | 3 | 0 | 2 | 0 | 0 | 1 | 0 | | | | | | | | | |
| Al Weis, S OBP: 0.323, SLG: 0.313 (9, PH) | | | | | | | | | | 0 | 1 | 0 | 0 | 1 | 0 | 0 | | | | | | | | | |
| John Buzhardt, R OBP: 0.085, SLG: 0.128 (1, 1) | | | | | | | | | | 1 | 0 | 0 | 0 | 0 | 0 | 1 | | | | | | | | | |
| Jim Lemon, R OBP: 0.305, SLG: 0.297 (5, PH) | | | | | | | | | | 0 | 0 | 0 | 0 | 1 | 0 | 0 | | | | | | | | | |
| Hoyt Wilhelm, R OBP: 0.048, SLG: 0.048 (6, 1) | | | | | | | | | | 1 | 0 | 0 | 0 | 0 | 0 | 1 | | | | | | | | | |
| Sherm Lollar, R OBP: 0.311, SLG: 0.309 (9, PH) | | | | | | | | | | 1 | 0 | 0 | 0 | 0 | 0 | 3 | | | | | | | | | |
| Gary Peters, L OBP: 0.176, SLG: 0.226 (9, PR) | | | | | | | | | | 0 | 0 | 0 | 0 | 0 | 0 | 0 | | | | | | | | | |
| Inning Stats | R: 1 E: 0 K: 0 S: 5 | H: 2 LOB: 2 BB: 1 P: 9 | R: 0 E: 0 K: 0 S: 4 | H: 1 LOB: 1 BB: 0 P: 4 | R: 0 E: 0 K: 2 S: 7 | H: 0 LOB: 0 BB: 0 P: 7 | R: 0 E: 0 K: 1 S: 5 | H: 0 LOB: 0 BB: 0 P: 5 | R: 0 E: 0 K: 1 S: 4 | H: 0 LOB: 0 BB: 1 P: 8 | R: 0 E: 0 K: 0 S: 3 | H: 1 LOB: 1 BB: 1 P: 7 | R: 0 E: 0 K: 1 S: 6 | H: 1 LOB: 1 BB: 0 P: 6 | R: 0 E: 0 K: 0 S: 5 | H: 2 LOB: 2 BB: 0 P: 5 | R: 2 E: 0 K: 0 S: 5 | H: 3 LOB: 2 BB: 1 P: 9 | 1B: 8 2B: 2 3B: 0 HR: 0 | SF: 0 SAC: 0 DP: 2 HBP: 0 | WP: 1 PB: 0 SB: 0 CS: 0 | PA: 38 | | | |
| PITCHER | IP | WLS | BF | H | R | ER | SO | BB | IBB | HBP | BLK | WP | HR | S | P | ERA | WHIP | | | | | | | | |
| Dave McNally, L ERA: 4.43 (1, 1) | 7.0 | | 27 | 5 | 1 | 1 | 5 | 3 | 0 | 0 | 0 | 0 | 0 | 34 | 46 | 1.29 | 1.143 | | | | | | | | |
| George Brunet, L ERA: 6.59 (8, 1) | 1.0 | | 5 | 2 | 0 | 0 | 0 | 0 | 0 | 0 | 0 | 0 | 0 | 5 | 5 | 0.00 | 2.000 | | | | | | | | |
| Steve Barber, L ERA: 2.69 (9, 1) | 0.0 | L | 3 | 2 | 2 | 2 | 0 | 1 | 0 | 0 | 0 | 0 | 0 | 2 | 6 | ∞ | ∞ | | | | | | | | |
| Stu Miller, R ERA: 2.63 (9, 1) | 0.2 | | 3 | 1 | 0 | 0 | 0 | 0 | 0 | 0 | 0 | 0 | 0 | 3 | 3 | 0.00 | 1.500 | | | | | | | | |

| Batter | 1 | 2 | 3 | 4 | 5 | 6 | 7 | 8 | 9 | AB | R | H | RBI | BB | SO | LOB | TOP | | |
|--|--|---------------------------------|------------------------------|---------------------------------|------------------------------|---------------------------------|------------------------------|---------------------------------|------------------------------|---------------------------------|------------------------------|---------------------------------|------------------------------|---------------------------------|------------------------------|---------------------------------|---|------------------------------------|--------------------------|
| Bob Johnson, R OBP: 0.393, SLG: 0.526 (1, 4) | 2-3 | | FC6-4 | | | K | | | K | 4 | 0 | 0 | 0 | 0 | 2 | 1 | <p>Baltimore Orioles @ Chicago White Sox Comiskey Park, Chicago, IL Mon Jul 15 1963, 8:05 PM EDT Att: 17,764 - Unknown</p> <p>livebaseballscores.com</p> <p>AB 28 R 0 H 1 RBI 0 BB 0 SO 13 LOB 1</p>  | | |
| Russ Snyder, L OBP: 0.326, SLG: 0.359 (1, 8) | K | | | | | | 6-3 | | | 3 | 0 | 0 | 0 | 0 | 2 | 0 | | | |
| Brooks Robinson, R OBP: 0.319, SLG: 0.362 (1, 5) | F9 | | | 4-3 | | | P4 | | | 3 | 0 | 0 | 0 | 0 | 0 | 0 | | | |
| Al Smith, R OBP: 0.352, SLG: 0.438 (1, 9) | | 5-3 | | | | | | | K | 3 | 0 | 0 | 0 | 0 | 2 | 0 | | | |
| Jackie Brandt, R OBP: 0.295, SLG: 0.397 (1, 7) | | P6 | | | | K | | | 4-3 | 3 | 0 | 0 | 0 | 0 | 1 | 0 | | | |
| Boog Powell, L OBP: 0.322, SLG: 0.447 (1, 3) | | 4-1 | | | | K | | | F8 | 3 | 0 | 0 | 0 | 0 | 1 | 0 | | | |
| John Orsino, R OBP: 0.332, SLG: 0.405 (1, 2) | | | 6-3 | | | K | | | | 3 | 0 | 0 | 0 | 0 | 2 | 0 | | | |
| Bob Saverine, S OBP: 0.293, SLG: 0.235 (1, 6) | | | K | | | | | | K | 3 | 0 | 0 | 0 | 0 | 3 | 0 | | | |
| Robin Roberts, S OBP: 0.306, SLG: 0.313 George Brunet, R (8, 1) | | | | | | | 1-3 | | | 2 | 0 | 1 | 0 | 0 | 0 | 0 | | | |
| Joe Gaines, R OBP: 0.361, SLG: 0.456 (9, PH) | | | FC6-4 1B | | | | | | 5-3 | 1 | 0 | 0 | 0 | 0 | 0 | 0 | | | |
| Inning Stats | R: 0 E: 0 K: 1 S: 5 | H: 0 LOB: 0 BB: 0 P: 5 | R: 0 E: 0 K: 0 S: 3 | H: 0 LOB: 0 BB: 0 P: 3 | R: 0 E: 0 K: 1 S: 6 | H: 1 LOB: 1 BB: 0 P: 6 | R: 0 E: 0 K: 2 S: 7 | H: 0 LOB: 0 BB: 0 P: 7 | R: 0 E: 0 K: 3 S: 9 | H: 0 LOB: 0 BB: 0 P: 9 | R: 0 E: 0 K: 2 S: 7 | H: 0 LOB: 0 BB: 0 P: 7 | R: 0 E: 0 K: 1 S: 5 | H: 0 LOB: 0 BB: 0 P: 5 | R: 0 E: 0 K: 2 S: 7 | H: 0 LOB: 0 BB: 0 P: 7 | 1B: 1 2B: 0 3B: 0 HR: 0 | SF: 0 SAC: 0 DP: 0 HBP: 0 | WP: 0 PA: 28 CS: 0 |
| PITCHER Gary Peters, L ERA: 2.38 (1, 1) | IP 9.0 WLS W BF 28 H 1 R 0 ER 0 SO 13 BB 0 IBB 0 HBP 0 BLK 0 WP 0 HR 0 S 54 P 54 ERA 0.00 WHIP 0.111 | | | | | | | | | | | | | | | | | | |

| Batter | 1 | 2 | 3 | 4 | 5 | 6 | 7 | 8 | 9 | AB | R | H | RBI | BB | SO | LOB | BOTTOM | | |
|--|--|---------------------------------|------------------------------|---------------------------------|------------------------------|---------------------------------|------------------------------|---------------------------------|------------------------------|---------------------------------|------------------------------|----------------------------------|------------------------------|---------------------------------|------------------------------|---------------------------------|--|----------------------------------|------------------------------------|
| Mike Hershberger, R OBP: 0.351, SLG: 0.383 (1, 8) (9, 9) | F9 | | FC5-4 | | | | | | F8 | 4 | 0 | 1 | 0 | 0 | 0 | 2 | <p>Baltimore Orioles @ Chicago White Sox Comiskey Park, Chicago, IL Mon Jul 15 1963, 8:05 PM EDT Att: 17,764 - Unknown</p> <p>livebaseballscores.com</p> <p>AB 33 R 4 H 10 RBI 4 BB 2 SO 3 LOB 12</p>  | | |
| Nellie Fox, L OBP: 0.316, SLG: 0.325 (1, 4) | | | 6-3 | | | | | | F7 | 3 | 0 | 1 | 0 | 0 | 0 | 2 | | | |
| Floyd Robinson, L OBP: 0.359, SLG: 0.443 (1, 9) (9, 7) | | | | 6-3 | | | | | P6 | 4 | 0 | 0 | 0 | 0 | 0 | 2 | | | |
| Pete Ward, L OBP: 0.352, SLG: 0.464 (1, 5) | | | | | F7 | | | | 3-1 | 4 | 1 | 1 | 0 | 0 | 0 | 1 | | | |
| Tom McCraw, L OBP: 0.275, SLG: 0.331 (1, 3) | | 4-3 | | | | | | | | 3 | 1 | 2 | 2 | 1 | 0 | 0 | | | |
| Dave Nicholson, R OBP: 0.321, SLG: 0.428 Jim Landis, R OBP: 0.325, SLG: 0.417 (9, 8) | | | | | | | | | | 4 | 0 | 0 | 0 | 0 | 2 | 2 | | | |
| Ron Hansen, R OBP: 0.324, SLG: 0.381 (1, 6) | | | | | | | | | | 0 | 0 | 0 | 0 | 0 | 0 | 0 | | | |
| J.C. Martin, L OBP: 0.269, SLG: 0.298 (1, 2) | | | | | | | | | | 3 | 1 | 1 | 0 | 1 | 1 | 1 | | | |
| Gary Peters, L OBP: 0.211, SLG: 0.286 (1, 1) | | | | | | | | | | 4 | 1 | 2 | 2 | 0 | 0 | 0 | | | |
| Inning Stats | R: 0 E: 0 K: 0 S: 4 | H: 1 LOB: 1 BB: 0 P: 4 | R: 0 E: 0 K: 0 S: 3 | H: 0 LOB: 0 BB: 0 P: 3 | R: 0 E: 1 K: 0 S: 4 | H: 1 LOB: 1 BB: 0 P: 4 | R: 0 E: 0 K: 1 S: 6 | H: 1 LOB: 1 BB: 0 P: 6 | R: 2 E: 0 K: 0 S: 5 | H: 2 LOB: 1 BB: 1 P: 9 | R: 0 E: 0 K: 2 S: 7 | H: 0 LOB: 1 BB: 1 P: 11 | R: 0 E: 0 K: 0 S: 4 | H: 1 LOB: 1 BB: 0 P: 4 | R: 2 E: 0 K: 0 S: 7 | H: 4 LOB: 2 BB: 0 P: 7 | | 1B: 6 2B: 2 3B: 0 HR: 2 | SF: 0 SAC: 1 DP: 0 HBP: 0 |
| PITCHER Robin Roberts, R ERA: 3.19 George Brunet, L ERA: 6.43 (8, 1) | IP 7.2 WLS L BF 35 H 10 R 4 ER 4 SO 3 BB 2 IBB 0 HBP 0 BLK 0 WP 0 HR 2 S 39 P 47 ERA 4.70 WHIP 1.565 | | | | | | | | | | | | | | | | | | |

| Batter | 1 | 2 | 3 | 4 | 5 | 6 | 7 | 8 | 9 | AB | R | H | RBI | BB | SO | LOB | TOP | | | | | |
|---|---|---------------------------------|------------------------------|---------------------------------|------------------------------|---------------------------------|------------------------------|---------------------------------|------------------------------|---------------------------------|------------------------------|---------------------------------|------------------------------|---------------------------------|------------------------------|---------------------------------|------------------------------|---------------------------------|----------------------------------|------------------------------------|----------------------------------|--------|
| Bob Saverine, S (1, 6) OBP: 0.292, SLG: 0.229 | F8 | | | K | | 1-3 | | G6-3 BB | | 3 | 0 | 0 | 0 | 1 | 1 | 0 | | | | | | |
| Russ Snyder, L (1, 8) OBP: 0.321, SLG: 0.353 | K | | | 4-3 | | 4-3 | | B2 | | 4 | 0 | 0 | 0 | 0 | 1 | 1 | | | | | | |
| Boog Powell, L (1, 7) OBP: 0.324, SLG: 0.459 | 4-3 | | | HR | | HR | | G6-3 1-2 | | 4 | 2 | 2 | 1 | 0 | 0 | 1 | | | | | | |
| Jim Gentile, L (1, 3) OBP: 0.378, SLG: 0.479 | | 3-1 | | | | HR | | F8 | | 4 | 1 | 2 | 2 | 0 | 0 | 0 | | | | | | |
| Al Smith, R (1, 9) OBP: 0.348, SLG: 0.432 | | | | | | HR | | 6-3 | | 4 | 0 | 0 | 0 | 0 | 1 | 1 | | | | | | |
| Jackie Brandt, R (9, 9) OBP: 0.295, SLG: 0.397 | K | | | 4-3 | | F6 | | | | 0 | 0 | 0 | 0 | 0 | 0 | 0 | | | | | | |
| Brooks Robinson, R (1, 5) OBP: 0.320, SLG: 0.372 | | 6-3 | | | | L9 | | HR | | 4 | 1 | 2 | 1 | 0 | 0 | 0 | | | | | | |
| Bob Johnson, R (1, 4) OBP: 0.387, SLG: 0.545 | | | | 6-3 | | 4-3 | | F1 1-2 | | 4 | 1 | 1 | 1 | 0 | 0 | 1 | | | | | | |
| John Orsino, R (1, 2) OBP: 0.335, SLG: 0.407 | | | | 5-3 | | | | F7 | | 4 | 0 | 2 | 0 | 0 | 0 | 1 | | | | | | |
| Mitt Pappas, R (1, 1) OBP: 0.119, SLG: 0.098 | | | | | | HR | | 1B | | | | | | | | | | | | | | |
| Stu Miller, R (8, 1) OBP: 0.300, SLG: 0.300 | | | | K | | F7 | | 6-3 | | 3 | 0 | 0 | 0 | 0 | 1 | 2 | | | | | | |
| | | | | | | | | K | | 1 | 0 | 0 | 0 | 0 | 1 | 1 | | | | | | |
| Inning Stats | R: 0 E: 0 K: 1 S: 5 | H: 0 LOB: 0 BB: 0 P: 5 | R: 0 E: 0 K: 1 S: 5 | H: 0 LOB: 0 BB: 0 P: 5 | R: 0 E: 0 K: 1 S: 5 | H: 0 LOB: 0 BB: 0 P: 5 | R: 1 E: 0 K: 1 S: 7 | H: 2 LOB: 1 BB: 0 P: 7 | R: 0 E: 0 K: 0 S: 4 | H: 1 LOB: 1 BB: 0 P: 4 | R: 2 E: 0 K: 0 S: 5 | H: 2 LOB: 0 BB: 0 P: 5 | R: 0 E: 0 K: 0 S: 4 | H: 1 LOB: 1 BB: 0 P: 4 | R: 0 E: 0 K: 0 S: 2 | H: 0 LOB: 0 BB: 1 P: 6 | R: 2 E: 0 K: 1 S: 8 | H: 3 LOB: 1 BB: 0 P: 8 | 1B: 5 2B: 0 3B: 0 HR: 4 | SF: 0 SAC: 0 DP: 1 HBP: 0 | WP: 0 PB: 0 SB: 0 CS: 0 | PA: 36 |
| PITCHER | IP WLS BF H R ER SO BB IBB HBP BLK WP HR S P ERA WHIP | | | | | | | | | | | | | | | | | | | | | |
| Frank Lary, R (1, 1) ERA: 4.32 | 8.0 L 30 6 3 3 4 1 0 0 0 0 2 37 41 3.38 0.875 | | | | | | | | | | | | | | | | | | | | | |
| Mickey Lolich, L (9, 1) ERA: 3.68 | 1.0 6 3 2 2 1 0 0 0 0 0 2 8 8 18.00 3.000 | | | | | | | | | | | | | | | | | | | | | |

Baltimore Orioles @ Detroit Tigers
Tiger Stadium, Detroit, MI
Tue Jul 16 1963, 7:05 PM EDT
Att: 16,725 - Unknown

AB 35
R 5
H 9
RBI 5
BB 1
SO 5
LOB 8



| Batter | 1 | 2 | 3 | 4 | 5 | 6 | 7 | 8 | 9 | AB | R | H | RBI | BB | SO | LOB | BOTTOM | | | | | |
|--|---|---------------------------------|------------------------------|---------------------------------|------------------------------|---------------------------------|------------------------------|----------------------------------|------------------------------|---------------------------------|------------------------------|---------------------------------|------------------------------|---------------------------------|------------------------------|----------------------------------|------------------------------|----------------------------------|----------------------------------|------------------------------------|----------------------------------|--------|
| Jake Wood, R (1, 4) OBP: 0.326, SLG: 0.408 | 4-3 2B | | K | | K | | | 1B BB 1B | 1-3 | 5 | 0 | 2 | 0 | 0 | 2 | 3 | | | | | | |
| Dick McAuliffe, L (1, 6) OBP: 0.336, SLG: 0.388 | 4-3 2-3 | | | F8 | | F7 | | 1B BB | | 3 | 0 | 0 | 0 | 1 | 0 | 1 | | | | | | |
| Al Kaline, R (1, 9) OBP: 0.387, SLG: 0.530 | K | | | K | | L8 | | 1B BB | | 4 | 0 | 1 | 1 | 0 | 2 | 1 | | | | | | |
| Rocky Colavito, R (1, 7) OBP: 0.356, SLG: 0.414 | 6-3 | | | | | F7 | | 1B BB | | 3 | 0 | 0 | 0 | 1 | 1 | 4 | | | | | | |
| Bill Bruton, L (1, 8) OBP: 0.310, SLG: 0.360 | | L8 | | | | K | | 4-3 | 5-3 | 4 | 0 | 0 | 0 | 0 | 1 | 4 | | | | | | |
| Norm Cash, L (1, 3) OBP: 0.345, SLG: 0.421 | | G3 | | | | 4-3 | | F8 | | 3 | 0 | 0 | 0 | 1 | 0 | 0 | | | | | | |
| Bubba Phillips, R (1, 5) OBP: 0.265, SLG: 0.317 | | | | | | 5-3 | | F6 | | 4 | 0 | 1 | 0 | 0 | 1 | 0 | | | | | | |
| Bill Freehan, R (1, 2) OBP: 0.373, SLG: 0.451 | | | | K | | 1B 2B | | F4 | | 4 | 1 | 1 | 0 | 0 | 2 | 2 | | | | | | |
| Frank Lary, R (1, 1) OBP: 0.375, SLG: 0.286 | | | | | | | | 1B BB 1B | | 2 | 0 | 1 | 1 | 0 | 0 | 0 | | | | | | |
| Gates Brown, L (8, PH) OBP: 0.308, SLG: 0.391 | | | | | | | | 1B | | 1 | 1 | 1 | 0 | 0 | 0 | 0 | | | | | | |
| Mickey Lolich, S (9, 1) OBP: 0.304, SLG: 0.059 | | | | | | | | BB 1B | | 0 | 0 | 0 | 0 | 0 | 0 | 0 | | | | | | |
| George Thomas, R (8, PH) OBP: 0.260, SLG: 0.332 | | | | | | 2H 1B | | 1B | | 1 | 0 | 0 | 0 | 0 | 1 | 2 | | | | | | |
| Inning Stats | R: 0 E: 0 K: 1 S: 6 | H: 1 LOB: 1 BB: 0 P: 6 | R: 0 E: 0 K: 1 S: 5 | H: 0 LOB: 0 BB: 0 P: 5 | R: 0 E: 0 K: 2 S: 7 | H: 0 LOB: 0 BB: 0 P: 7 | R: 0 E: 0 K: 2 S: 7 | H: 0 LOB: 1 BB: 1 P: 11 | R: 1 E: 0 K: 1 S: 7 | H: 2 LOB: 1 BB: 0 P: 7 | R: 0 E: 0 K: 0 S: 3 | H: 0 LOB: 0 BB: 0 P: 3 | R: 0 E: 0 K: 0 S: 3 | H: 0 LOB: 0 BB: 0 P: 3 | R: 1 E: 0 K: 1 S: 8 | H: 3 LOB: 3 BB: 1 P: 12 | R: 0 E: 0 K: 2 S: 8 | H: 1 LOB: 2 BB: 1 P: 12 | 1B: 5 2B: 2 3B: 0 HR: 0 | SF: 0 SAC: 0 DP: 0 HBP: 0 | WP: 0 PB: 0 SB: 0 CS: 0 | PA: 37 |
| PITCHER | IP WLS BF H R ER SO BB IBB HBP BLK WP HR S P ERA WHIP | | | | | | | | | | | | | | | | | | | | | |
| Mitt Pappas, R (1, 1) ERA: 2.82 | 7.1 W 29 5 2 2 7 2 0 0 0 0 0 0 13 17 2.46 0.955 | | | | | | | | | | | | | | | | | | | | | |
| Stu Miller, R (8, 1) ERA: 2.56 | 1.2 S 8 2 0 0 3 1 0 0 0 0 0 0 13 17 0.00 1.800 | | | | | | | | | | | | | | | | | | | | | |

Baltimore Orioles @ Detroit Tigers
Tiger Stadium, Detroit, MI
Tue Jul 16 1963, 7:05 PM EDT
Att: 16,725 - Unknown

AB 34
R 2
H 7
RBI 2
BB 3
SO 10
LOB 17



| Batter | 1 | 2 | 3 | 4 | 5 | 6 | 7 | 8 | 9 | AB | R | H | RBI | BB | SO | LOB | TOP | | | |
|---|--|---------------------------------|------------------------------|---------------------------------|------------------------------|---------------------------------|------------------------------|---------------------------------|------------------------------|---------------------------------|------------------------------|---------------------------------|------------------------------|---------------------------------|------------------------------|---------------------------------|---|----------------------------------|------------------------------------|----------------------------------|
| Jackie Brandt, R OBP: 0.295, SLG: 0.398 (1, 8) | | | | | | | | | | 4 | 1 | 1 | 0 | 0 | 0 | 0 | <p>Baltimore Orioles @ Detroit Tigers Tiger Stadium, Detroit, MI Wed Jul 17 1963, 4:33 AM EDT Att: 5,691 - Unknown</p> | | | |
| Bob Johnson, R OBP: 0.383, SLG: 0.533 (1, 4) | | | | | | | | | | 4 | 0 | 1 | 1 | 0 | 0 | 0 | | | | |
| Boog Powell, L OBP: 0.323, SLG: 0.454 (1, 7) | | | | | | | | | | 3 | 0 | 0 | 0 | 1 | 0 | 1 | | | | |
| Jim Gentile, L OBP: 0.374, SLG: 0.473 (1, 3) | | | | | | | | | | 4 | 0 | 0 | 0 | 0 | 2 | 2 | | | | |
| Al Smith, R OBP: 0.346, SLG: 0.429 (1, 9) | | | | | | | | | | 4 | 0 | 1 | 0 | 0 | 1 | 1 | | | | |
| Brooks Robinson, R OBP: 0.320, SLG: 0.370 (1, 5) | | | | | | | | | | 4 | 0 | 1 | 0 | 0 | 0 | 1 | | | | |
| John Orsino, R OBP: 0.330, SLG: 0.400 (1, 2) | | | | | | | | | | 3 | 0 | 0 | 0 | 0 | 0 | 2 | | | | |
| Bob Saverine, S OBP: 0.301, SLG: 0.234 (1, 6) | | | | | | | | | | 2 | 0 | 1 | 0 | 1 | 0 | 1 | | | | |
| Steve Barber, L OBP: 0.132, SLG: 0.118 Dick Hall, R OBP: 0.429, SLG: 0.714 Joe Gaines, R OBP: 0.353, SLG: 0.451 Wes Stock, R OBP: 0.353, SLG: 0.451 Herman Starrette, R OBP: 0.353, SLG: 0.451 (1, 1) | | | | | | | | | | 2 | 0 | 0 | 0 | 0 | 1 | 1 | | | | |
| Inning Stats | R: 1 E: 0 K: 1 S: 7 | H: 2 LOB: 1 BB: 0 P: 7 | R: 0 E: 0 K: 1 S: 6 | H: 1 LOB: 1 BB: 0 P: 6 | R: 0 E: 0 K: 0 S: 3 | H: 0 LOB: 1 BB: 1 P: 7 | R: 0 E: 0 K: 0 S: 4 | H: 0 LOB: 0 BB: 0 P: 4 | R: 0 E: 0 K: 1 S: 5 | H: 0 LOB: 0 BB: 0 P: 5 | R: 0 E: 0 K: 0 S: 3 | H: 1 LOB: 1 BB: 1 P: 7 | R: 0 E: 0 K: 0 S: 3 | H: 0 LOB: 0 BB: 0 P: 3 | R: 0 E: 0 K: 1 S: 5 | H: 0 LOB: 0 BB: 0 P: 5 | | 1B: 4 2B: 1 3B: 0 HR: 0 | SF: 0 SAC: 0 DP: 1 HBP: 0 | WP: 0 PB: 0 SB: 1 CS: 0 |
| PITCHER Hank Aguirre, L ERA: 4.32 (1, 1) | IP: 9.0 WLS: W BF: 33 H: 5 R: 1 ER: 1 SO: 4 BB: 2 IBB: 0 HBP: 0 BLK: 0 WP: 0 HR: 0 S: 39 P: 47 ERA: 1.00 WHIP: 0.778 | | | | | | | | | | | | | | | PITCHER | | | | |

AB 31
R 1
H 5
RBI 1
BB 2
SO 4
LOB 11




| Batter | 1 | 2 | 3 | 4 | 5 | 6 | 7 | 8 | 9 | AB | R | H | RBI | BB | SO | LOB | BOTTOM | |
|--|--|---------------------------------|------------------------------|----------------------------------|------------------------------|---------------------------------|------------------------------|----------------------------------|------------------------------|---------------------------------|------------------------------|---------------------------------|-------------------------------|----------------------------------|----------------------------------|------------------------------------|---|----------------------------------|
| Jake Wood, R OBP: 0.327, SLG: 0.406 (1, 4) | | | | | | | | | | 4 | 1 | 1 | 0 | 1 | 0 | 4 | <p>Baltimore Orioles @ Detroit Tigers Tiger Stadium, Detroit, MI Wed Jul 17 1963, 4:33 AM EDT Att: 5,691 - Unknown</p> | |
| Dick McAuliffe, L OBP: 0.334, SLG: 0.385 (1, 6) | | | | | | | | | | 5 | 1 | 1 | 0 | 0 | 1 | 2 | | |
| Al Kaline, R OBP: 0.390, SLG: 0.531 (1, 9) | | | | | | | | | | 5 | 2 | 3 | 0 | 0 | 0 | 0 | | |
| Rocky Colavito, R OBP: 0.354, SLG: 0.417 (1, 7) | | | | | | | | | | 5 | 0 | 1 | 2 | 0 | 0 | 4 | | |
| Bubba Phillips, R OBP: 0.271, SLG: 0.327 (1, 5) | | | | | | | | | | 5 | 2 | 3 | 1 | 0 | 0 | 1 | | |
| Norm Cash, L OBP: 0.350, SLG: 0.427 (1, 3) | | | | | | | | | | 3 | 1 | 2 | 0 | 1 | 0 | 1 | | |
| George Thomas, R ERA: 2.78 Bill Bruton, L OBP: 0.312, SLG: 0.360 (6, PH) (9, 8) | | | | | | | | | | 1 | 0 | 1 | 1 | 2 | 0 | 0 | | |
| Gus Triandos, R OBP: 0.319, SLG: 0.401 (1, 2) | | | | | | | | | | 3 | 1 | 1 | 4 | 1 | 0 | 4 | | |
| Hank Aguirre, R OBP: 0.205, SLG: 0.238 (1, 1) | | | | | | | | | | 4 | 0 | 0 | 0 | 0 | 3 | 6 | | |
| Inning Stats | R: 2 E: 0 K: 0 S: 5 | H: 2 LOB: 1 BB: 1 P: 9 | R: 0 E: 0 K: 0 S: 2 | H: 0 LOB: 2 BB: 2 P: 10 | R: 0 E: 0 K: 0 S: 3 | H: 0 LOB: 2 BB: 0 P: 3 | R: 0 E: 0 K: 1 S: 5 | H: 0 LOB: 2 BB: 2 P: 13 | R: 0 E: 0 K: 1 S: 8 | H: 3 LOB: 1 BB: 0 P: 8 | R: 0 E: 0 K: 0 S: 3 | H: 0 LOB: 0 BB: 0 P: 3 | R: 6 E: 0 K: 1 S: 11 | H: 6 LOB: 1 BB: 1 P: 15 | 1B: 9 2B: 2 3B: 1 HR: 1 | SF: 0 SAC: 0 DP: 2 HBP: 0 | | WP: 0 PB: 0 SB: 0 CS: 0 |
| PITCHER Steve Barber, L ERA: 4.6 Wes Stock, R ERA: 3.8 Herman Starrette, R ERA: 8.1 (1, 1) | IP: 5.0 WLS: L BF: 25 H: 7 R: 3 ER: 3 SO: 7 BB: 5 IBB: 0 HBP: 0 BLK: 0 WP: 0 HR: 0 S: 24 P: 44 ERA: 5.40 WHIP: 2.400 | | | | | | | | | | | | | | | PITCHER | | |

AB 35
R 9
H 13
RBI 8
BB 6
SO 4
LOB 22



| Batter | 1 | 2 | 3 | 4 | 5 | 6 | 7 | 8 | 9 | AB | R | H | RBI | BB | SO | LOB | TOP | |
|--|---|---------------------------------|------------------------------|---------------------------------|------------------------------|---------------------------------|------------------------------|---------------------------------|------------------------------|---------------------------------|------------------------------|----------------------------------|------------------------------|----------------------------------|----------------------------------|------------------------------------|--|--------|
| Luis Aparicio, R (1,6) OBP: 0.316, SLG: 0.373 | SH1-3 SF9 2B | | F7 | | | 5-3 | | FC1-2 1B | | 4 | 1 | 2 | 0 | 0 | 0 | 0 | Baltimore Orioles @ Kansas City Athletics Municipal Stadium, Kansas City, MO Fri Jul 19 1963, 8:05 PM EDT Att: 7,769 - Unknown livebaseballscorecards.com | |
| Russ Snyder, L (1,8) OBP: 0.321, SLG: 0.357 | SH1-3 | | F8 | | | K2-3 | | FC1-2 | | 3 | 0 | 0 | 0 | 0 | 1 | 3 | | |
| Boog Powell, L (1,7) OBP: 0.320, SLG: 0.458 | SF9 | | | | | 4-3 | | F7 | | 3 | 0 | 0 | 1 | 0 | 1 | 3 | | |
| Jim Gentile, L (1,3) OBP: 0.367, SLG: 0.462 | K | | | | | 3-1 | | F7 | | 3 | 0 | 0 | 0 | 1 | 1 | 0 | | |
| Brooks Robinson, R (1,5) OBP: 0.318, SLG: 0.369 | | 6-3 | | | | F7 | | 6-3 | | 4 | 0 | 0 | 0 | 0 | 0 | 1 | | |
| Bob Johnson, R (1,4) OBP: 0.382, SLG: 0.522 | | F6 | | | | 5-3 | | | | 3 | 0 | 0 | 0 | 0 | 0 | 0 | | |
| Steve Barber, L (7,1) OBP: 0.132, SLG: 0.118 | | | | | | | | | | 0 | 0 | 0 | 0 | 0 | 0 | 0 | | |
| Al Smith, R (9, PH) OBP: 0.347, SLG: 0.430 | | | | | | | | | | 1 | 0 | 1 | 0 | 0 | 0 | 0 | | |
| Joe Gaines, R (9, PR) OBP: 0.364, SLG: 0.467 | | | | | | | | | | 0 | 0 | 0 | 0 | 0 | 0 | 0 | | |
| John Orsino, R (1,2) OBP: 0.340, SLG: 0.420 | | | | | | | | | | 3 | 0 | 2 | 0 | 0 | 0 | 2 | | |
| Jackie Brandt, R (1,9) OBP: 0.288, SLG: 0.386 | | 1B | | | | HBP | | 1B | | 3 | 0 | 2 | 0 | 0 | 0 | 2 | | |
| Jackie Brandt, R (1,9) OBP: 0.288, SLG: 0.386 | | 5-3 | | | | F8 | | FC1-2 1B | | 3 | 0 | 0 | 0 | 1 | 1 | 4 | | |
| Dave McNally, R (1,1) OBP: 0.305, SLG: 0.227 | | | | | | G3 | | K | | 2 | 0 | 0 | 0 | 0 | 1 | 1 | | |
| Bob Saverine, S (7,4) OBP: 0.305, SLG: 0.227 | | | | | | K | | | | 1 | 0 | 0 | 0 | 0 | 1 | 2 | | |
| Inning Stats | R: 1 E: 0 K: 1 S: 6 | H: 1 LOB: 0 BB: 0 P: 6 | R: 0 E: 0 K: 0 S: 4 | H: 1 LOB: 1 BB: 0 P: 4 | R: 0 E: 0 K: 1 S: 5 | H: 0 LOB: 0 BB: 0 P: 5 | R: 0 E: 0 K: 1 S: 5 | H: 0 LOB: 1 BB: 0 P: 4 | R: 0 E: 0 K: 0 S: 3 | H: 0 LOB: 0 BB: 0 P: 3 | R: 0 E: 0 K: 1 S: 7 | H: 2 LOB: 3 BB: 1 P: 11 | R: 0 E: 0 K: 1 S: 6 | H: 1 LOB: 2 BB: 1 P: 10 | 1B: 4 2B: 1 3B: 0 HR: 0 | SF: 1 SAC: 1 DP: 0 HBP: 1 | WP: 0 PB: 0 SB: 0 CS: 0 | PA: 35 |
| PITCHER | IP WLS BF H R ER SO BB IBB HBP BLK WP HR S P ERA WHIP | | | | | | | | | | | | | | | | | |
| Orlando Pena, R (1,1) ERA: 3.52 | 8.1 W 33 5 1 1 5 2 0 0 1 0 0 0 40 49 1.08 0.840 | | | | | | | | | | | | | | | | | |
| John Wyatt, R (9,1) ERA: 2.72 | 0.2 S 2 0 0 0 1 0 0 0 0 0 0 0 4 4 0.00 0.000 | | | | | | | | | | | | | | | | | |

| Batter | 1 | 2 | 3 | 4 | 5 | 6 | 7 | 8 | 9 | AB | R | H | RBI | BB | SO | LOB | BOTTOM | | | |
|--|---|---------------------------------|------------------------------|---------------------------------|------------------------------|---------------------------------|------------------------------|----------------------------------|------------------------------|---------------------------------|------------------------------|---------------------------------|------------------------------|---------------------------------|------------------------------|----------------------------------|--|------------------------------------|----------------------------------|--------|
| Gino Cimoli, R (1,8) OBP: 0.341, SLG: 0.411 | G3 | | 6-3 | | | | | FC4-6 1B | | 4 | 0 | 1 | 0 | 0 | 0 | 1 | Baltimore Orioles @ Kansas City Athletics Municipal Stadium, Kansas City, MO Fri Jul 19 1963, 8:05 PM EDT Att: 7,769 - Unknown livebaseballscorecards.com | | | |
| Ken Harrelson, R (1,7) OBP: 0.311, SLG: 0.441 | | | | | | | | | | 2 | 0 | 0 | 1 | 1 | 0 | 0 | | | | |
| Tony La Russa, R (8, PR) OBP: 0.277, SLG: 0.297 | | | | | | | | | | 0 | 0 | 0 | 0 | 0 | 0 | 0 | | | | |
| Bobby Del Greco, R (9,8) OBP: 0.277, SLG: 0.297 | | | | | | | | | | 0 | 0 | 0 | 0 | 0 | 0 | 0 | | | | |
| Ed Charles, R (1,5) OBP: 0.343, SLG: 0.399 | | 6-3 | | | | | | SH2-4 BB | | 2 | 0 | 0 | 0 | 1 | 0 | 1 | | | | |
| Norm Siebern, L (1,3) OBP: 0.382, SLG: 0.438 | | | | | | | | | | 2 | 0 | 1 | 0 | 2 | 1 | 2 | | | | |
| George Alusik, R (1,9) OBP: 0.343, SLG: 0.461 | | | | | | | | | | 4 | 0 | 0 | 0 | 0 | 2 | 6 | | | | |
| Jerry Lumpe, L (1,4) OBP: 0.317, SLG: 0.360 | | | | | | | | | | 2 | 0 | 0 | 0 | 1 | 0 | 0 | | | | |
| Doc Edwards, R (1,2) OBP: 0.296, SLG: 0.390 | | | | | | | | | | 3 | 1 | 1 | 1 | 0 | 0 | 3 | | | | |
| Sammy Esposito, R (1,6) OBP: 0.133, SLG: 0.077 | | | | | | | | | | 3 | 0 | 0 | 0 | 0 | 1 | 1 | | | | |
| Orlando Pena, R (1,1) OBP: 0.250, SLG: 0.229 | | | | | | | | | | 2 | 1 | 1 | 0 | 1 | 0 | 0 | | | | |
| John Wyatt, R (9,1) ERA: 2.74 | | | | | | | | | | 0 | 0 | 0 | 0 | 0 | 0 | 0 | | | | |
| Inning Stats | R: 0 E: 0 K: 0 S: 3 | H: 0 LOB: 0 BB: 0 P: 3 | R: 0 E: 0 K: 0 S: 3 | H: 1 LOB: 0 BB: 0 P: 3 | R: 1 E: 0 K: 0 S: 4 | H: 1 LOB: 0 BB: 0 P: 4 | R: 0 E: 0 K: 1 S: 5 | H: 0 LOB: 3 BB: 3 P: 17 | R: 1 E: 1 K: 0 S: 4 | H: 1 LOB: 1 BB: 1 P: 8 | R: 0 E: 0 K: 0 S: 2 | H: 0 LOB: 0 BB: 1 P: 6 | R: 0 E: 1 K: 1 S: 6 | H: 1 LOB: 1 BB: 0 P: 6 | R: 0 E: 0 K: 2 S: 7 | H: 0 LOB: 2 BB: 1 P: 11 | 1B: 3 2B: 1 3B: 0 HR: 1 | SF: 1 SAC: 1 DP: 2 HBP: 0 | WP: 0 PB: 0 SB: 1 CS: 1 | PA: 32 |
| PITCHER | IP WLS BF H R ER SO BB IBB HBP BLK WP HR S P ERA WHIP | | | | | | | | | | | | | | | | | | | |
| Dave McNally, L (1,1) ERA: 4.16 | 6.0 L 24 3 2 1 1 5 0 0 0 0 0 0 21 41 1.50 1.333 | | | | | | | | | | | | | | | | | | | |
| Steve Barber, L (7,1) ERA: 2.74 | 2.0 8 1 0 0 3 1 0 0 0 0 0 0 13 17 0.00 1.000 | | | | | | | | | | | | | | | | | | | |



| Batter | 1 | 2 | 3 | 4 | 5 | 6 | 7 | 8 | 9 | AB | R | H | RBI | BB | SO | LOB | TOP | | | | | | | | | | | | | | | | | | | | | |
|---|------------------------------|---------------------------------|------------------------------|---------------------------------|------------------------------|---------------------------------|-------------------------------|----------------------------------|------------------------------|---------------------------------|------------------------------|---------------------------------|------------------------------|----------------------------------|------------------------------|---------------------------------|----------------------------------|------------------------------------|----------------------------------|--------|--|----|-----|----|---|---|----|----|----|-----|-----|-----|----|----|---|---|-----|------|
| Luis Aparicio, R OBP: 0.317, SLG: 0.371 (1, 6) | 6-3 | | | 1B E BB | K | | 1B | | F8 | 4 | 1 | 1 | 0 | 1 | 1 | 1 | | | | | | | | | | | | | | | | | | | | | | |
| Russ Snyder, L OBP: 0.322, SLG: 0.356 Al Smith, R OBP: 0.346, SLG: 0.428 (1, 8) (5, 9) | 5-3 | | | E1 2B 1B | 4-3 | | L7 | | | 3 | 1 | 1 | 0 | 0 | 0 | 0 | | | | | | | | | | | | | | | | | | | | | | |
| Boog Powell, L OBP: 0.323, SLG: 0.463 (1, 7) | 1-6-3 | | | 1B 1H | | | | K | | 4 | 1 | 2 | 1 | 0 | 1 | 0 | | | | | | | | | | | | | | | | | | | | | | |
| John Orsino, R OBP: 0.342, SLG: 0.419 (1, 2) | | F9 | | SH1-3 2H 1B | 5-3 | | | CS BB | | 3 | 1 | 1 | 1 | 1 | 0 | 1 | | | | | | | | | | | | | | | | | | | | | | |
| Brooks Robinson, R OBP: 0.318, SLG: 0.374 (1, 5) | F8 | | | SH1-3 | | | F5 3B | K | | 3 | 0 | 1 | 0 | 0 | 1 | 1 | | | | | | | | | | | | | | | | | | | | | | |
| Jim Gentile, L OBP: 0.366, SLG: 0.468 (1, 3) | 4-3 | | | K | | | F7 | | | 4 | 1 | 1 | 1 | 0 | 1 | 2 | | | | | | | | | | | | | | | | | | | | | | |
| Bob Johnson, R OBP: 0.378, SLG: 0.513 (1, 4) | | | K | WP 1B | | | F5 3H | | HR | 4 | 1 | 1 | 1 | 0 | 2 | 1 | | | | | | | | | | | | | | | | | | | | | | |
| Jackie Brandt, R OBP: 0.294, SLG: 0.392 (1, 9) (5, 8) | | | G3-6-3 1B | 1H FC4-6 1B | | | K | | SH1-4 1B | 4 | 0 | 3 | 1 | 0 | 1 | 0 | | | | | | | | | | | | | | | | | | | | | | |
| Robin Roberts, S OBP: 0.288, SLG: 0.294 Stu Miller, R OBP: 0.364, SLG: 0.455 (1, 1) (9, 1) | | | G3-6-3 1-2 | FC4-6 1-2 | | | K | | SH1-4 1-2 | 3 | 0 | 0 | 0 | 0 | 1 | 2 | | | | | | | | | | | | | | | | | | | | | | |
| Inning Stats | R: 0 E: 0 K: 0 S: 3 | H: 0 LOB: 0 BB: 0 P: 3 | R: 0 E: 0 K: 0 S: 3 | H: 0 LOB: 0 BB: 0 P: 3 | R: 0 E: 0 K: 1 S: 5 | H: 1 LOB: 0 BB: 0 P: 5 | R: 5 E: 1 K: 1 S: 10 | H: 5 LOB: 1 BB: 1 P: 14 | R: 0 E: 0 K: 1 S: 6 | H: 1 LOB: 1 BB: 0 P: 6 | R: 0 E: 0 K: 2 S: 8 | H: 1 LOB: 1 BB: 0 P: 8 | R: 0 E: 0 K: 2 S: 6 | H: 0 LOB: 0 BB: 1 P: 10 | R: 1 E: 0 K: 1 S: 7 | H: 2 LOB: 1 BB: 0 P: 7 | 1B: 8 2B: 1 3B: 1 HR: 1 | SF: 0 SAC: 2 DP: 1 HBP: 0 | WP: 1 PB: 0 SB: 0 CS: 1 | PA: 37 | | | | | | | | | | | | | | | | | | |
| PITCHER | IP | WLS | BF | H | R | ER | SO | BB | IBB | HBP | BLK | WP | HR | S | P | ERA | WHIP | PITCHER | | | | IP | WLS | BF | H | R | ER | SO | BB | IBB | HBP | BLK | WP | HR | S | P | ERA | WHIP |
| Dave Wickersham, R ERA: 4.21 (1, 1) | 3.2 | L | 17 | 6 | 5 | 5 | 2 | 1 | 0 | 0 | 0 | 1 | 0 | 20 | 24 | 12.27 | 1.909 | | | | | | | | | | | | | | | | | | | | | |
| Ed Rakow, R ERA: 3.94 (4, 1) | 4.1 | | 15 | 3 | 0 | 0 | 5 | 1 | 0 | 0 | 0 | 0 | 0 | 24 | 28 | 0.00 | 0.923 | | | | | | | | | | | | | | | | | | | | | |
| Pete Lovrich, R ERA: 7.3 (9, 1) | 1.0 | | 5 | 2 | 1 | 1 | 1 | 0 | 0 | 0 | 0 | 0 | 1 | 7 | 7 | 9.00 | 2.000 | | | | | | | | | | | | | | | | | | | | | |

Baltimore Orioles @ Kansas City Athletics
Municipal Stadium, Kansas City, MO

AB 33
R 6
H 11
RBI 5
BB 2
SO 8
LOB 9



livebaseballscores.com

Sat Jul 20 1963, 8:05 PM EDT
Att: 10,293 - Unknown

| Batter | 1 | 2 | 3 | 4 | 5 | 6 | 7 | 8 | 9 | AB | R | H | RBI | BB | SO | LOB | BOTTOM | | | | | | | | | | | | | | | | | | | | | |
|--|------------------------------|---------------------------------|------------------------------|---------------------------------|------------------------------|---------------------------------|------------------------------|---------------------------------|------------------------------|---------------------------------|------------------------------|---------------------------------|------------------------------|---------------------------------|------------------------------|----------------------------------|----------------------------------|------------------------------------|----------------------------------|--------|--|----|-----|----|---|---|----|----|----|-----|-----|-----|----|----|---|---|-----|------|
| Gino Cimoli, R OBP: 0.336, SLG: 0.405 (1, 9) | 6-3 | | | 6-3 | | | K | L8 | | 4 | 0 | 0 | 0 | 0 | 1 | 1 | | | | | | | | | | | | | | | | | | | | | | |
| Jose Tartabull, L OBP: 0.283, SLG: 0.308 (1, 8) | 4-3 | | | B3 | | | 1B | | FC5-4 BB 1B | 4 | 1 | 2 | 0 | 0 | 0 | 0 | | | | | | | | | | | | | | | | | | | | | | |
| Jerry Lumpe, L OBP: 0.313, SLG: 0.356 (1, 4) | F5 | | | 4-3 | | | F7 | | F6 | 4 | 0 | 0 | 0 | 0 | 0 | 2 | | | | | | | | | | | | | | | | | | | | | | |
| Norm Siebern, L OBP: 0.384, SLG: 0.438 Ken Harrelson, R OBP: 0.312, SLG: 0.432 (1, 3) (4, 3) | | G1-6-3 BB | | | F3 | | F9 | | FC5-4 BB | 0 | 0 | 0 | 0 | 1 | 0 | 0 | | | | | | | | | | | | | | | | | | | | | | |
| George Altusik, R OBP: 0.337, SLG: 0.451 (1, 7) | | G1-6-3 1-2 | | | 5-3 | | | F9 | FC5-4 1B | 4 | 0 | 0 | 0 | 0 | 0 | 3 | | | | | | | | | | | | | | | | | | | | | | |
| Ed Charles, R OBP: 0.344, SLG: 0.403 (1, 5) | K | | | | K | | | 2B 2B | 1-2 3H 1B | 4 | 1 | 2 | 1 | 0 | 2 | 0 | | | | | | | | | | | | | | | | | | | | | | |
| Doc Edwards, R OBP: 0.289, SLG: 0.380 (1, 2) | | | F2 | | | 1-3 | | 6-3 | K | 4 | 0 | 0 | 0 | 0 | 1 | 3 | | | | | | | | | | | | | | | | | | | | | | |
| Sammy Esposito, R OBP: 0.118, SLG: 0.067 Charlie Lau, L OBP: 0.289, SLG: 0.338 Tony La Russa, R (8, PH) (9, 6) | | | | K | | | 1-3 | | 2B 2B | 2 | 0 | 0 | 0 | 0 | 1 | 0 | | | | | | | | | | | | | | | | | | | | | | |
| Dave Wickersham, R OBP: 0.170, SLG: 0.152 Ed Rakow, S OBP: 0.180, SLG: 0.130 Wayne Causey, L OBP: 0.353, SLG: 0.407 Pete Lovrich, R (1, 1) (4, 1) (6, PH) (9, 1) | | | | K | | | K | | 2B | 1 | 0 | 0 | 0 | 0 | 1 | 0 | | | | | | | | | | | | | | | | | | | | | | |
| Inning Stats | R: 0 E: 0 K: 0 S: 3 | H: 0 LOB: 0 BB: 0 P: 3 | R: 0 E: 0 K: 1 S: 4 | H: 0 LOB: 0 BB: 1 P: 8 | R: 0 E: 0 K: 2 S: 7 | H: 0 LOB: 0 BB: 0 P: 7 | R: 0 E: 0 K: 0 S: 3 | H: 0 LOB: 0 BB: 0 P: 3 | R: 0 E: 0 K: 1 S: 5 | H: 0 LOB: 0 BB: 0 P: 5 | R: 0 E: 0 K: 1 S: 6 | H: 1 LOB: 1 BB: 0 P: 6 | R: 2 E: 0 K: 0 S: 6 | H: 3 LOB: 1 BB: 0 P: 6 | R: 1 E: 0 K: 1 S: 7 | H: 2 LOB: 2 BB: 1 P: 11 | 1B: 3 2B: 3 3B: 0 HR: 0 | SF: 0 SAC: 0 DP: 1 HBP: 0 | WP: 0 PB: 0 SB: 0 CS: 0 | PA: 34 | | | | | | | | | | | | | | | | | | |
| PITCHER | IP | WLS | BF | H | R | ER | SO | BB | IBB | HBP | BLK | WP | HR | S | P | ERA | WHIP | PITCHER | | | | IP | WLS | BF | H | R | ER | SO | BB | IBB | HBP | BLK | WP | HR | S | P | ERA | WHIP |
| Robin Roberts, R ERA: 3.2 (1, 1) | 1.0 | S | 5 | 1 | 0 | 0 | 1 | 1 | 0 | 0 | 0 | 0 | 0 | 6 | 10 | 0.00 | 2.000 | | | | | | | | | | | | | | | | | | | | | |

Baltimore Orioles @ Kansas City Athletics
Municipal Stadium, Kansas City, MO

AB 32
R 3
H 6
RBI 3
BB 2
SO 7
LOB 10




livebaseballscores.com

Sat Jul 20 1963, 8:05 PM EDT
Att: 10,293 - Unknown

| Batter | 1 | 2 | 3 | 4 | 5 | 6 | 7 | 8 | 9 | AB | R | H | RBI | BB | SO | LOB | TOP | | | |
|---|--|---------------------------------|------------------------------|---------------------------------|------------------------------|---------------------------------|------------------------------|---------------------------------|------------------------------|----------------------------------|------------------------------|---------------------------------|------------------------------|---------------------------------|------------------------------|---------------------------------|----------------------------------|------------------------------------|----------------------------------|--------|
| Luis Aparicio, R (1, 6) OBP: 0.313, SLG: 0.367 | F6 | | F9 | | | 6-3 | | K | | 4 | 0 | 0 | 0 | 0 | 1 | 2 | | | | |
| Russ Snyder, L (1, 8) OBP: 0.320, SLG: 0.352 | F5 S BB | | | G3 | | F8 | | | 5-3 | 3 | 0 | 0 | 0 | 1 | 0 | 0 | | | | |
| Boog Powell, L (1, 7) OBP: 0.318, SLG: 0.456 | F5 1-3 | | | F8 | | 6-3 | | | 4-3 | 4 | 0 | 0 | 0 | 0 | 0 | 1 | | | | |
| John Orsino, R (1, 2) OBP: 0.341, SLG: 0.415 Bob Saverine, S (9, PR) OBP: 0.305, SLG: 0.227 | | F6 | | 6-3 | | | K | | | 4 | 0 | 1 | 0 | 0 | 1 | 0 | | | | |
| Brooks Robinson, R (1, 5) OBP: 0.319, SLG: 0.374 | | F2 | | | 4-0 HR BB | | | | | 3 | 1 | 1 | 0 | 1 | 0 | 1 | | | | |
| Jim Gentile, L (1, 3) OBP: 0.363, SLG: 0.464 | | F8 | | | 0-3 K | | | | | 3 | 0 | 0 | 0 | 0 | 1 | 2 | | | | |
| Bob Johnson, R (1, 4) OBP: 0.385, SLG: 0.550 | | | S 2B | | 0-0 K | | | K | | 3 | 1 | 2 | 2 | 0 | 1 | 0 | | | | |
| Jackie Brandt, R (1, 9) OBP: 0.291, SLG: 0.387 | | | F8 2-3 | | 0-3 K | | | F8 | | 3 | 0 | 0 | 0 | 0 | 1 | 1 | | | | |
| Mitt Pappas, R (1, 1) OBP: 0.114, SLG: 0.093 Dick Hall, R (7, 1) OBP: 0.400, SLG: 0.667 Al Smith, R (8, PH) OBP: 0.348, SLG: 0.430 Joe Gaines, R (8, PR) OBP: 0.364, SLG: 0.467 George Brunet, R (8, 1) OBP: 0.364, SLG: 0.467 | | | K | | 0-0 5-3 | | | | | 2 | 0 | 0 | 0 | 0 | 1 | 1 | | | | |
| Inning Stats | R: 0 E: 0 K: 0 S: 2 | H: 0 LOB: 0 BB: 1 P: 6 | R: 0 E: 0 K: 0 S: 3 | H: 0 LOB: 0 BB: 0 P: 3 | R: 0 E: 0 K: 1 S: 6 | H: 1 LOB: 1 BB: 0 P: 6 | R: 0 E: 0 K: 0 S: 3 | H: 0 LOB: 0 BB: 0 P: 3 | R: 2 E: 0 K: 2 S: 8 | H: 1 LOB: 0 BB: 1 P: 12 | R: 0 E: 0 K: 0 S: 3 | H: 1 LOB: 0 BB: 0 P: 5 | R: 0 E: 0 K: 1 S: 5 | H: 1 LOB: 1 BB: 0 P: 8 | R: 0 E: 0 K: 0 S: 4 | H: 1 LOB: 1 BB: 0 P: 4 | 1B: 3 2B: 1 3B: 0 HR: 1 | SF: 0 SAC: 0 DP: 1 HBP: 0 | WP: 0 PB: 0 SB: 2 CS: 0 | PA: 32 |
| PITCHER Moe Drabowsky, R (1, 1) ERA: 2.84 | IP: 9.0 WLS: W BF: 32 H: 5 R: 2 ER: 2 SO: 6 BB: 2 IBB: 0 HBP: 0 BLK: 0 WP: 0 HR: 1 S: 42 P: 50 ERA: 2.00 WHIP: 0.778 | | | | | | | | | | | | | | | PITCHER | | | | |

Baltimore Orioles @ Kansas City Athletics
Municipal Stadium, Kansas City, MO
Sun Jul 21 1963, 4:33 AM EDT
Att: 10,543 - Unknown


AB 30
R 2
H 5
RBI 2
BB 2
SO 6
LOB 8



| Batter | 1 | 2 | 3 | 4 | 5 | 6 | 7 | 8 | 9 | AB | R | H | RBI | BB | SO | LOB | BOTTOM | | | |
|--|--|---------------------------------|------------------------------|---------------------------------|------------------------------|---------------------------------|------------------------------|----------------------------------|------------------------------|---------------------------------|------------------------------|---------------------------------|------------------------------|---------------------------------|------------------------------|---------------------------------|----------------------------------|------------------------------------|----------------------------------|--------|
| Jose Tartabull, L (1, 8) OBP: 0.274, SLG: 0.296 | 4-3 | | L9 | | F6 | | | K | | 4 | 0 | 0 | 0 | 0 | 1 | 1 | | | | |
| Wayne Causey, L (1, 6) OBP: 0.354, SLG: 0.417 | L1 | | | S 3B 1B | | HR | | F8 | | 4 | 2 | 2 | 1 | 0 | 0 | 0 | | | | |
| Jerry Lumpe, L (1, 4) OBP: 0.313, SLG: 0.361 | 3-1 | | | 1-H 2B 3B | | L9 | | F6 | | 4 | 1 | 1 | 1 | 0 | 0 | 0 | | | | |
| Charlie Lau, L (1, 2) OBP: 0.291, SLG: 0.350 | | 1-3 | | 6-3 K 2B | | L3 | | | | 3 | 0 | 1 | 1 | 0 | 0 | 0 | | | | |
| George Altusik, R (1, 9) OBP: 0.332, SLG: 0.444 | | L9 | | 6-3 2-3 | | 6-3 | | | | 3 | 0 | 0 | 0 | 0 | 0 | 1 | | | | |
| Ed Charles, R (1, 5) OBP: 0.347, SLG: 0.402 | | 4-3 | | 4-0 K IBB | | | B1-5-4 1B BB | | | 1 | 0 | 0 | 0 | 2 | 0 | 0 | | | | |
| Chuck Essegian, R (1, 7) OBP: 0.281, SLG: 0.341 Bobby Del Greco, R (7, PR) OBP: 0.277, SLG: 0.297 | | | 5-3 | 0-3 K | 1-2 3-H | | B1-5-4 1B | | | 3 | 0 | 1 | 0 | 0 | 1 | 2 | | | | |
| Ken Harrelson, R (1, 3) OBP: 0.304, SLG: 0.418 | | | K | | 6-3 | | B1-5-4 1B 2-3 | | | 3 | 0 | 0 | 0 | 0 | 1 | 2 | | | | |
| Moe Drabowsky, R (1, 1) OBP: 0.273, SLG: 0.455 | | | 1B | | 6-3 | | F5 | | | 3 | 0 | 1 | 0 | 0 | 0 | 2 | | | | |
| Inning Stats | R: 0 E: 0 K: 0 S: 3 | H: 0 LOB: 0 BB: 0 P: 3 | R: 0 E: 0 K: 0 S: 3 | H: 0 LOB: 0 BB: 0 P: 3 | R: 0 E: 0 K: 1 S: 6 | H: 1 LOB: 1 BB: 0 P: 6 | R: 2 E: 0 K: 1 S: 7 | H: 3 LOB: 2 BB: 1 P: 11 | R: 0 E: 0 K: 0 S: 3 | H: 0 LOB: 0 BB: 0 P: 3 | R: 1 E: 0 K: 0 S: 4 | H: 1 LOB: 0 BB: 0 P: 4 | R: 0 E: 0 K: 0 S: 3 | H: 1 LOB: 2 BB: 1 P: 7 | R: 0 E: 0 K: 1 S: 5 | H: 0 LOB: 0 BB: 0 P: 5 | 1B: 3 2B: 1 3B: 1 HR: 1 | SF: 0 SAC: 0 DP: 1 HBP: 0 | WP: 0 PB: 0 SB: 1 CS: 0 | PA: 30 |
| PITCHER Mitt Pappas, R (1, 1) ERA: 2.89 Dick Hall, R (7, 1) ERA: 4.52 George Brunet, L (8, 1) ERA: 5.63 | IP: 6.0 WLS: L BF: 25 H: 6 R: 3 ER: 3 SO: 2 BB: 1 IBB: 0 HBP: 0 BLK: 0 WP: 0 HR: 1 S: 27 P: 35 ERA: 4.50 WHIP: 1.167 | | | | | | | | | | | | | | | PITCHER | | | | |

Baltimore Orioles @ Kansas City Athletics
Municipal Stadium, Kansas City, MO
Sun Jul 21 1963, 4:33 AM EDT
Att: 10,543 - Unknown

AB 28
R 3
H 6
RBI 3
BB 2
SO 3
LOB 8



| Batter | 1 | 2 | 3 | 4 | 5 | 6 | 7 | 8 | 9 | AB | R | H | RBI | BB | SO | LOB | TOP | | | |
|--|--|---------------------------------|------------------------------|---------------------------------|------------------------------|---------------------------------|------------------------------|---------------------------------|------------------------------|---------------------------------|------------------------------|---------------------------------|------------------------------|---------------------------------|------------------------------|----------------------------------|---|------------------------------------|----------------------------------|--------|
| Mary Breeding, R OBP: 0.296, SLG: 0.339 | 0-0 6-3 | | 0-0 5-3 | | | 0-0 6-3 | | 0-0 F9 | 4 0 0 0 0 0 0 | | | | | | | | <p>Washington Senators @ Baltimore Orioles</p> <p>Memorial Stadium, Baltimore, MD</p> <p>Tue Jul 23 1963, 7:05 PM EDT</p> <p>Att: 5,894 - Unknown</p> <p>livebaseballscores.com</p> | | | |
| Dick Phillips, L OBP: 0.294, SLG: 0.317 | 0-3 K | | 0-3 K | | | 0-0 F5 | | 0-0 4-3 | 4 0 0 0 0 2 0 | | | | | | | | | | | |
| Chuck Hinton, R OBP: 0.335, SLG: 0.458 | 0-3 K | | | 0-0 4-3 | | | 0-0 F8 | 4-0 BB | 3 0 0 0 1 1 0 | | | | | | | | | | | |
| Don Lock, R OBP: 0.337, SLG: 0.448 | | 0-0 FC1-6 1B | | 0-0 5-3 | | | 0-0 FC3-6 1B | 4-0 BB | 3 0 2 0 1 0 0 | | | | | | | | | | | |
| Don Zimmer, R OBP: 0.321, SLG: 0.490 | | 0-0 FC1-6 1B | | 0-0 6-3 | | | 0-0 FC3-6 E | 1-2 BB | 4 0 0 0 0 0 4 | | | | | | | | | | | |
| Minnie Minoso, R OBP: 0.318, SLG: 0.271 | | 0-0 1B | | | 0-0 FC1-6 1B | | 0-0 F9 | | 3 0 2 0 0 0 1 | | | | | | | | | | | |
| Ed Brinkman, R OBP: 0.273, SLG: 0.313 | | 0-0 F3 | | | 0-0 FC1-6 1B | | | 0-0 5-3 | 3 0 0 0 0 0 3 | | | | | | | | | | | |
| Hobie Landrith, L OBP: 0.291, SLG: 0.236 (8, PH) | | 0-0 F8 | | | 0-0 G3-6-1 | | | 0-0 4-3 | 2 0 0 0 0 0 3 | | | | | | | | | | | |
| Don Leppert, R OBP: 0.311, SLG: 0.393 (8, 2) | | | | | 0-0 G3-6-1 | | | 0-0 4-3 | 1 0 0 0 0 0 0 | | | | | | | | | | | |
| Claude Osteen, L OBP: 0.179, SLG: 0.158 | | | 0-0 6-3 | | | 0-3 K | | 0-0 1-3 | 2 0 0 0 0 1 0 | | | | | | | | | | | |
| Jim Duckworth, R (6, 1) | | | | | | | | | 0 0 0 0 0 0 0 | | | | | | | | | | | |
| Chuck Cottier, R OBP: 0.253, SLG: 0.319 (8, PH) | | | | | | | | | 1 0 0 0 0 0 0 | | | | | | | | | | | |
| Pete Burnside, R (8, 1) | | | | | | | | | 0 0 0 0 0 0 0 | | | | | | | | | | | |
| Inning Stats | R: 0 E: 0 K: 2 S: 7 | H: 0 LOB: 0 BB: 0 P: 7 | R: 0 E: 0 K: 0 S: 5 | H: 2 LOB: 2 BB: 0 P: 5 | R: 0 E: 0 K: 1 S: 5 | H: 0 LOB: 0 BB: 0 P: 5 | R: 0 E: 0 K: 0 S: 3 | H: 0 LOB: 0 BB: 0 P: 3 | R: 0 E: 0 K: 1 S: 5 | H: 1 LOB: 0 BB: 0 P: 3 | R: 0 E: 0 K: 0 S: 4 | H: 1 LOB: 1 BB: 0 P: 4 | R: 0 E: 0 K: 0 S: 3 | H: 0 LOB: 0 BB: 0 P: 3 | R: 0 E: 0 K: 0 S: 3 | H: 0 LOB: 2 BB: 2 P: 11 | 1B: 4 2B: 0 3B: 0 HR: 0 | SF: 0 SAC: 0 DP: 1 HBP: 0 | WP: 0 PB: 0 SB: 0 CS: 0 | PA: 32 |
| PITCHER Steve Barber, L ERA: 2.59 | IP: 9.0 WLS: W BF: 32 H: 4 R: 0 ER: 0 SO: 4 BB: 2 IBB: 0 HBP: 0 BLK: 0 WP: 0 HR: 0 S: 38 P: 46 ERA: 0.00 WHIP: 0.667 | | | | | | | | | | | | | | | | | | | |

| Batter | 1 | 2 | 3 | 4 | 5 | 6 | 7 | 8 | 9 | AB | R | H | RBI | BB | SO | LOB | BOTTOM | | | | |
|--|--|---------------------------------|------------------------------|---------------------------------|------------------------------|---------------------------------|------------------------------|---------------------------------|------------------------------|---------------------------------|------------------------------|----------------------------------|------------------------------|---------------------------------|------------------------------|----------------------------------|---|-----------------------------------|------------------------------------|----------------------------------|--------|
| Luis Aparicio, R OBP: 0.321, SLG: 0.374 | 0-0 1B FC4-6 | | 0-0 G4-3 1B | | | 0-0 1B | 0-0 S 1B | | 4 2 4 0 0 0 0 | | | | | | | | <p>Washington Senators @ Baltimore Orioles</p> <p>Memorial Stadium, Baltimore, MD</p> <p>Tue Jul 23 1963, 7:05 PM EDT</p> <p>Att: 5,894 - Unknown</p> <p>livebaseballscores.com</p> | | | | |
| Bob Johnson, R OBP: 0.388, SLG: 0.548 | 0-0 FC4-6 1B | | 0-0 G4-3 | | | 0-0 1B | 0-0 F8 | | 4 0 2 0 0 0 2 | | | | | | | | | | | | |
| Boog Powell, L OBP: 0.318, SLG: 0.453 | 0-0 FC4-6 1-4-3 | | | 0-0 G3 | | 0-0 HR 1B | 0-3 K | | 4 1 1 2 0 1 2 | | | | | | | | | | | | |
| John Orsino, R OBP: 0.339, SLG: 0.427 | 0-0 1-4-3 | | | 0-0 F8 | | 0-0 HR | 0-0 F9 | | 4 1 1 2 0 0 2 | | | | | | | | | | | | |
| Brooks Robinson, R OBP: 0.319, SLG: 0.373 | 0-0 F9 | | | 0-0 5-3 | | 0-0 E 1B | | 0-0 F9 | 4 0 1 0 0 0 1 | | | | | | | | | | | | |
| Jim Gentile, L OBP: 0.360, SLG: 0.459 | | 0-0 5-3 | | | 0-0 G3 | 0-0 F8 | | 0-0 G3 | 4 0 0 0 0 0 1 | | | | | | | | | | | | |
| Jackie Brandt, R OBP: 0.294, SLG: 0.387 | | 0-0 CS 1B | | | 0-0 6-3 | 0-0 E3 BB | 1-3 BB | 4-0 1B BB | 3 0 1 0 1 0 1 | | | | | | | | | | | | |
| Joe Gaines, R OBP: 0.366, SLG: 0.462 (6, PR) | | 0-3 K | | | 4-0 BB | 4-0 BB | 1-2 BB | 0-0 1B | 1 0 0 0 1 1 1 | | | | | | | | | | | | |
| Russ Snyder, L OBP: 0.326, SLG: 0.354 (6, 9) | | | | | 0-0 BB | 0-0 BB | | 1-3 1B | 1 0 1 0 1 0 0 | | | | | | | | | | | | |
| Steve Barber, L OBP: 0.123, SLG: 0.109 | | | 0-0 5-3 | | 0-3 K | 0-0 6-3 | | 0-3 K | 4 0 0 0 0 2 6 | | | | | | | | | | | | |
| Inning Stats | R: 1 E: 0 K: 0 S: 5 | H: 2 LOB: 1 BB: 0 P: 5 | R: 0 E: 0 K: 1 S: 5 | H: 1 LOB: 1 BB: 0 P: 5 | R: 0 E: 0 K: 0 S: 3 | H: 1 LOB: 0 BB: 0 P: 3 | R: 0 E: 0 K: 0 S: 3 | H: 0 LOB: 0 BB: 0 P: 3 | R: 0 E: 0 K: 1 S: 5 | H: 0 LOB: 1 BB: 1 P: 9 | R: 3 E: 1 K: 0 S: 8 | H: 5 LOB: 3 BB: 1 P: 12 | R: 0 E: 0 K: 1 S: 6 | H: 1 LOB: 1 BB: 0 P: 6 | R: 0 E: 0 K: 1 S: 6 | H: 1 LOB: 2 BB: 1 P: 10 | | 1B: 10 2B: 1 3B: 0 HR: 1 | SF: 0 SAC: 0 DP: 2 HBP: 0 | WP: 0 PB: 0 SB: 0 CS: 1 | PA: 36 |
| PITCHER Claude Osteen, L ERA: 3.37 | IP: 5.1 WLS: L BF: 23 H: 9 R: 4 ER: 4 SO: 2 BB: 1 IBB: 0 HBP: 0 BLK: 0 WP: 0 HR: 1 S: 26 P: 30 ERA: 6.75 WHIP: 1.875 | | | | | | | | | | | | | | | | | | | | |
| Jim Duckworth, R ERA: 4.79 | IP: 1.2 WLS: 8 BF: 1 H: 0 R: 0 ER: 0 SO: 1 BB: 1 IBB: 0 HBP: 0 BLK: 0 WP: 0 HR: 0 S: 9 P: 13 ERA: 0.00 WHIP: 1.200 | | | | | | | | | | | | | | | | | | | | |
| Pete Burnside, L ERA: 4.18 | IP: 1.0 WLS: 5 BF: 1 H: 0 R: 0 ER: 0 SO: 1 BB: 1 IBB: 0 HBP: 0 BLK: 0 WP: 0 HR: 0 S: 6 P: 10 ERA: 0.00 WHIP: 2.000 | | | | | | | | | | | | | | | | | | | | |

| Batter | 1 | 2 | 3 | 4 | 5 | 6 | 7 | 8 | 9 | AB | R | H | RBI | BB | SO | LOB | TOP | | | | | | | | | | | | | | | | | |
|---|---|---------------------------------|------------------------------|----------------------------------|------------------------------|---------------------------------|------------------------------|---------------------------------|------------------------------|---------------------------------|------------------------------|---------------------------------|------------------------------|---------------------------------|------------------------------|---------------------------------|---|------------------------------------|-------------------------|--------|--|--|--|--|--|--|--|--|--|--|--|--|--|--|
| Minnie Minoso, R OBP: 0.320, SLG: 0.293 (1, 7) | | | | | | | | | | 4 | 1 | 2 | 4 | 0 | 0 | 1 | Washington Senators @ Baltimore Orioles Memorial Stadium, Baltimore, MD Wed Jul 24 1963, 7:05 PM EDT Att: 4,656 - Unknown | | | | | | | | | | | | | | | | | |
| Dick Phillips, L OBP: 0.293, SLG: 0.315 (1, 3) | | | | | | | | | | 4 | 0 | 1 | 0 | 0 | 1 | 1 | | | | | | | | | | | | | | | | | | |
| Chuck Hinton, R OBP: 0.334, SLG: 0.459 (1, 9) | | | | | | | | | | 4 | 1 | 1 | 0 | 0 | 2 | 2 | | | | | | | | | | | | | | | | | | |
| Don Lock, R OBP: 0.336, SLG: 0.446 (1, 8) | | | | | | | | | | 4 | 0 | 1 | 0 | 0 | 1 | 2 | | | | | | | | | | | | | | | | | | |
| Don Zimmer, R OBP: 0.319, SLG: 0.481 (1, 5) | | | | | | | | | | 4 | 0 | 1 | 1 | 0 | 0 | 1 | | | | | | | | | | | | | | | | | | |
| Mary Breeding, R OBP: 0.296, SLG: 0.339 Pete Burnside, R (7, 1) | | | | | | | | | | 3 | 1 | 1 | 0 | 0 | 1 | 1 | | | | | | | | | | | | | | | | | | |
| Jim King, L OBP: 0.337, SLG: 0.494 (9, PH) | | | | | | | | | | 0 | 0 | 0 | 0 | 0 | 0 | 0 | | | | | | | | | | | | | | | | | | |
| Ed Brinkman, R OBP: 0.275, SLG: 0.315 (1, 6) | | | | | | | | | | 4 | 1 | 2 | 0 | 0 | 0 | 0 | | | | | | | | | | | | | | | | | | |
| Hobie Landrith, L OBP: 0.283, SLG: 0.228 Bobo Osborne, L OBP: 0.313, SLG: 0.401 (9, PH) | | | | | | | | | | 3 | 0 | 0 | 0 | 0 | 0 | 3 | | | | | | | | | | | | | | | | | | |
| Bennie Daniels, L OBP: 0.355, SLG: 0.200 Jim Duckworth, R (5, 1) | | | | | | | | | | 1 | 1 | 0 | 0 | 1 | 0 | 1 | | | | | | | | | | | | | | | | | | |
| Don Blasingame, L OBP: 0.280, SLG: 0.212 (7, 4) | | | | | | | | | | 0 | 0 | 0 | 0 | 0 | 0 | 0 | | | | | | | | | | | | | | | | | | |
| Inning Stats | R: 0 E: 0 K: 0 S: 4 | H: 1 LOB: 1 BB: 0 P: 4 | R: 4 E: 0 K: 1 S: 8 | H: 3 LOB: 0 BB: 1 P: 12 | R: 1 E: 0 K: 2 S: 8 | H: 2 LOB: 0 BB: 0 P: 8 | R: 0 E: 0 K: 0 S: 4 | H: 1 LOB: 1 BB: 0 P: 4 | R: 0 E: 0 K: 0 S: 3 | H: 0 LOB: 0 BB: 0 P: 3 | R: 0 E: 0 K: 0 S: 3 | H: 0 LOB: 0 BB: 0 P: 3 | R: 0 E: 0 K: 0 S: 4 | H: 2 LOB: 1 BB: 0 P: 4 | R: 0 E: 0 K: 1 S: 5 | H: 0 LOB: 0 BB: 0 P: 5 | 1B: 6 2B: 2 3B: 0 HR: 1 | SF: 0 SAC: 0 DP: 1 HBP: 0 | WP: 0 PB: 0 CS: 0 | PA: 35 | | | | | | | | | | | | | | |
| PITCHER | IP WLS BF H R ER SO BB IBB HBP BLK WP HR S P ERA WHIP | | | | | | | | | | | | | | | | | | | | | | | | | | | | | | | | | |
| Dave McNally, L ERA: 4.67 Dick Hall, R ERA: 4.12 | (1, 1) (3, 1) | 2.1 6.2 | 14 W 21 | 6 3 | 5 0 | 5 0 | 2 2 | 1 0 | 0 0 | 0 0 | 0 0 | 0 0 | 0 0 | 1 25 | 17 25 | 21 25 | 19.29 0.00 | 3.000 0.450 | | | | | | | | | | | | | | | | |


| Batter | 1 | 2 | 3 | 4 | 5 | 6 | 7 | 8 | 9 | AB | R | H | RBI | BB | SO | LOB | BOTTOM | | | | | | | | | | | |
|---|---|---------------------------------|------------------------------|---------------------------------|------------------------------|---------------------------------|------------------------------|---------------------------------|------------------------------|----------------------------------|------------------------------|---------------------------------|------------------------------|---------------------------------|------------------------------|---------------------------------|---|----------------------------------|------------------------------------|-------------------------|--------|--|--|--|--|--|--|--|
| Luis Aparicio, R OBP: 0.316, SLG: 0.369 (1, 6) | | | | | | | | | | 5 | 0 | 0 | 0 | 0 | 0 | 1 | Washington Senators @ Baltimore Orioles Memorial Stadium, Baltimore, MD Wed Jul 24 1963, 7:05 PM EDT Att: 4,656 - Unknown | | | | | | | | | | | |
| Russ Snyder, L OBP: 0.325, SLG: 0.353 (1, 9) | | | | | | | | | | 4 | 0 | 1 | 0 | 0 | 1 | 1 | | | | | | | | | | | | |
| Boog Powell, L OBP: 0.317, SLG: 0.449 Bob Saverine, S OBP: 0.305, SLG: 0.227 (8, 8) | | | | | | | | | | 3 | 0 | 0 | 0 | 1 | 2 | 1 | | | | | | | | | | | | |
| John Orsino, R OBP: 0.346, SLG: 0.453 (1, 2) | | | | | | | | | | 4 | 2 | 3 | 1 | 0 | 1 | 1 | | | | | | | | | | | | |
| Brooks Robinson, R OBP: 0.320, SLG: 0.374 (1, 5) | | | | | | | | | | 4 | 1 | 2 | 1 | 0 | 0 | 2 | | | | | | | | | | | | |
| Jim Gentile, L OBP: 0.361, SLG: 0.457 (1, 3) | | | | | | | | | | 3 | 2 | 1 | 0 | 1 | 1 | 3 | | | | | | | | | | | | |
| Bob Johnson, R OBP: 0.391, SLG: 0.570 (1, 4) | | | | | | | | | | 4 | 2 | 2 | 3 | 0 | 0 | 3 | | | | | | | | | | | | |
| Jackie Brandt, R OBP: 0.294, SLG: 0.396 (8, 7) | | | | | | | | | | 4 | 1 | 1 | 3 | 0 | 0 | 0 | | | | | | | | | | | | |
| Dave McNally, R Dick Hall, R OBP: 0.389, SLG: 0.611 | (1, 1) (3, 1) | | | | | | | | | 1 | 0 | 0 | 0 | 0 | 0 | 0 | | | | | | | | | | | | |
| Inning Stats | R: 0 E: 0 K: 2 S: 8 | H: 1 LOB: 1 BB: 0 P: 8 | R: 4 E: 0 K: 0 S: 7 | H: 4 LOB: 0 BB: 0 P: 7 | R: 0 E: 0 K: 0 S: 4 | H: 1 LOB: 2 BB: 1 P: 8 | R: 0 E: 0 K: 0 S: 4 | H: 1 LOB: 1 BB: 0 P: 4 | R: 3 E: 0 K: 1 S: 7 | H: 2 LOB: 0 BB: 1 P: 11 | R: 0 E: 0 K: 1 S: 5 | H: 0 LOB: 0 BB: 0 P: 5 | R: 1 E: 0 K: 1 S: 7 | H: 2 LOB: 1 BB: 0 P: 7 | R: 0 E: 0 K: 0 S: 3 | H: 0 LOB: 0 BB: 0 P: 3 | | 1B: 7 2B: 1 3B: 0 HR: 3 | SF: 0 SAC: 0 DP: 0 HBP: 0 | WP: 0 PB: 0 CS: 0 | PA: 37 | | | | | | | |
| PITCHER | IP WLS BF H R ER SO BB IBB HBP BLK WP HR S P ERA WHIP | | | | | | | | | | | | | | | | | | | | | | | | | | | |
| Bennie Daniels, R ERA: 4.36 Jim Duckworth, R ERA: 4.9 Pete Burnside, L ERA: 4.2 | (1, 1) (5, 1) (7, 1) | 4.1 1.2 2.0 | L 7 | 1 2 1 1 | 2 2 1 1 | 1 1 1 1 | 0 0 0 0 | 0 0 0 0 | 0 0 0 0 | 0 0 10 10 | 10.80 10.80 4.50 | 2.077 1.200 1.000 | | | | | | | | | | | | | | | | |



| Batter | 1 | 2 | 3 | 4 | 5 | 6 | 7 | 8 | 9 | AB | R | H | RBI | BB | SO | LOB | TOP | | | | | |
|--|------------------------------|---------------------------------|------------------------------|---------------------------------|------------------------------|---------------------------------|------------------------------|---------------------------------|------------------------------|---------------------------------|------------------------------|---------------------------------|------------------------------|---------------------------------|------------------------------|---------------------------------|--|---------------------------------|----------------------------------|------------------------------------|-------------------------|--------|
| Don Blasingame, L (1,4) OBP: 0.291, SLG: 0.229 | F8 | | 1B | | 1B | | | F5 | | 4 | 0 | 2 | 0 | 0 | 0 | 0 | Washington Senators @ Baltimore Orioles Memorial Stadium, Baltimore, MD Thu Jul 25 1963, 7:05 PM EDT Att: 4,620 - Unknown | | | | | |
| Dick Phillips, L (1,3) OBP: 0.292, SLG: 0.336 Ron Kline, R (8,1) OBP: 0.200, SLG: 0.600 | 4-3 | | 4-3 | | F3 | | | HR | | 4 | 1 | 1 | 1 | 0 | 0 | 2 | | | | | | |
| Jim King, L (1,9) OBP: 0.339, SLG: 0.498 | 1B | | | 1B | G6-3 | | | 3-1 | | 4 | 1 | 2 | 0 | 0 | 0 | 0 | | | | | | |
| Chuck Hinton, R (1,7) OBP: 0.336, SLG: 0.459 | K | | | 1B | G6-3 | | | K | | 4 | 0 | 2 | 0 | 0 | 2 | 1 | | | | | | |
| Don Lock, R (1,8) OBP: 0.332, SLG: 0.440 | | 4-3 | | G6-3 | G6-3 | | | E5 | | 4 | 0 | 0 | 0 | 0 | 0 | 2 | | | | | | |
| Don Zimmer, R (1,5) OBP: 0.316, SLG: 0.473 | F9 | | | 1B | | | | G6-3 | | 4 | 0 | 1 | 0 | 0 | 1 | 2 | | | | | | |
| Ken Retzer, L (1,2) OBP: 0.260, SLG: 0.242 | 3-1 | | | F9 | | | | K | | 4 | 0 | 0 | 0 | 0 | 1 | 2 | | | | | | |
| Ed Brinkman, R (1,6) OBP: 0.273, SLG: 0.313 | | | 6-3 | | K | | | F8 | | 3 | 0 | 0 | 0 | 0 | 1 | 0 | | | | | | |
| Tom Cheney, R (1,1) OBP: 0.091, SLG: 0.091 Steve Ridzik, R (2,1) | F9 | | | F9 | | | | F2 | | 0 | 0 | 0 | 0 | 0 | 0 | 0 | | | | | | |
| Bobo Osborne, L (8,PH) OBP: 0.312, SLG: 0.399 | | | | | | | | | | 2 | 0 | 0 | 0 | 0 | 0 | 0 | | | | | | |
| Inning Stats | R: 0 E: 0 K: 1 S: 6 | H: 1 LOB: 1 BB: 0 P: 6 | R: 0 E: 0 K: 0 S: 3 | H: 0 LOB: 0 BB: 0 P: 3 | R: 0 E: 0 K: 0 S: 4 | H: 1 LOB: 1 BB: 0 P: 4 | R: 1 E: 0 K: 0 S: 5 | H: 3 LOB: 1 BB: 0 P: 5 | R: 0 E: 0 K: 1 S: 6 | H: 1 LOB: 0 BB: 0 P: 6 | R: 0 E: 0 K: 1 S: 5 | H: 0 LOB: 0 BB: 0 P: 5 | R: 0 E: 0 K: 1 S: 5 | H: 0 LOB: 0 BB: 0 P: 5 | R: 1 E: 0 K: 0 S: 4 | H: 1 LOB: 0 BB: 0 P: 4 | R: 0 E: 1 K: 1 S: 6 | H: 1 LOB: 1 BB: 0 P: 6 | 1B: 6 2B: 1 3B: 0 HR: 1 | SF: 0 SAC: 0 DP: 2 HBP: 0 | WP: 0 PB: 0 CS: 0 | PA: 34 |
| PITCHER | IP | WLS | BF | H | R | ER | SO | BB | IBB | HBP | BLK | WP | HR | S | P | ERA | WHIP | | | | | |
| Robin Roberts, R (1,1) ERA: 3.15 Stu Miller, R (9,1) ERA: 2.47 | 8.0 | W | 31 | 8 | 2 | 2 | 4 | 0 | 0 | 0 | 0 | 0 | 1 | 39 | 39 | 2.25 | 1.000 | | | | | |
| 1.0 | S | 3 | 0 | 0 | 0 | 0 | 1 | 0 | 0 | 0 | 0 | 0 | 0 | 5 | 5 | 0.00 | 0.000 | | | | | |

| Batter | 1 | 2 | 3 | 4 | 5 | 6 | 7 | 8 | 9 | AB | R | H | RBI | BB | SO | LOB | BOTTOM | | | | |
|---|------------------------------|---------------------------------|------------------------------|---------------------------------|------------------------------|----------------------------------|------------------------------|---------------------------------|------------------------------|---------------------------------|------------------------------|---------------------------------|------------------------------|---------------------------------|------------------------------|---------------------------------|--|------------------------------------|-------------------------|--------|--|
| Luis Aparicio, R (1,6) OBP: 0.318, SLG: 0.371 | BB | | 1B | | F3 | | | FC2-3 | | 4 | 1 | 2 | 0 | 0 | 0 | 1 | Washington Senators @ Baltimore Orioles Memorial Stadium, Baltimore, MD Thu Jul 25 1963, 7:05 PM EDT Att: 4,620 - Unknown | | | | |
| Russ Snyder, L (1,9) OBP: 0.331, SLG: 0.354 | 1B | | 1B | | HR | | | F7 | | 2 | 1 | 1 | 0 | 2 | 0 | 0 | | | | | |
| Boog Powell, L (1,7) OBP: 0.316, SLG: 0.456 Bob Saverine, S (9,8) OBP: 0.305, SLG: 0.227 | BB | | 1B | | BB | | | K | | 4 | 1 | 1 | 2 | 0 | 1 | 4 | | | | | |
| John Orsino, R (1,2) OBP: 0.345, SLG: 0.449 | F7 | | F6 | | HR | | | K | | 0 | 0 | 0 | 0 | 0 | 0 | 0 | | | | | |
| John Orsino, R (1,2) OBP: 0.345, SLG: 0.449 | F4 | | 1B | | F6 | | | F8 | | 4 | 0 | 1 | 2 | 0 | 0 | 1 | | | | | |
| Brooks Robinson, R (1,5) OBP: 0.318, SLG: 0.371 | F8 | | 5-3 | | 5-3 | | | | | 3 | 0 | 0 | 0 | 0 | 0 | 2 | | | | | |
| Jim Gentile, L (1,3) OBP: 0.358, SLG: 0.453 | K | | | | F6 | | | | | 3 | 0 | 0 | 0 | 0 | 1 | 0 | | | | | |
| Bob Johnson, R (1,4) OBP: 0.380, SLG: 0.557 | 1-3 | | | | L3 | | | L1 | | 3 | 0 | 0 | 0 | 0 | 0 | 0 | | | | | |
| Jackie Brandt, R (1,8) OBP: 0.297, SLG: 0.400 | | | FC4-6 | | F7 | | | SH3-4 | | 2 | 0 | 1 | 0 | 1 | 0 | 0 | | | | | |
| Robin Roberts, S (1,1) ERA: 2.74 Stu Miller, R (9,1) OBP: 0.364, SLG: 0.455 | FC4-6 | | 1B | | 3-1 | | | SH3-4 | | 2 | 1 | 0 | 0 | 0 | 0 | 1 | | | | | |
| Inning Stats | R: 0 E: 0 K: 0 S: 3 | H: 1 LOB: 1 BB: 1 P: 7 | R: 0 E: 0 K: 1 S: 5 | H: 0 LOB: 0 BB: 0 P: 5 | R: 2 E: 0 K: 0 S: 6 | H: 3 LOB: 2 BB: 1 P: 10 | R: 0 E: 0 K: 0 S: 3 | H: 0 LOB: 0 BB: 0 P: 3 | R: 2 E: 0 K: 0 S: 4 | H: 1 LOB: 0 BB: 1 P: 8 | R: 0 E: 0 K: 0 S: 3 | H: 0 LOB: 0 BB: 0 P: 3 | R: 0 E: 0 K: 1 S: 5 | H: 0 LOB: 0 BB: 0 P: 5 | R: 0 E: 0 K: 1 S: 5 | H: 0 LOB: 0 BB: 0 P: 5 | 1B: 4 2B: 2 3B: 0 HR: 1 | SF: 0 SAC: 1 DP: 1 HBP: 0 | WP: 0 PB: 0 CS: 0 | PA: 31 | |
| PITCHER | IP | WLS | BF | H | R | ER | SO | BB | IBB | HBP | BLK | WP | HR | S | P | ERA | WHIP | | | | |
| Tom Cheney, R (1,1) ERA: 2.74 Steve Ridzik, R (2,1) ERA: 6.66 Ron Kline, R (8,1) ERA: 3.08 | 1.0 | L | 24 | 5 | 4 | 4 | 1 | 2 | 0 | 0 | 0 | 0 | 1 | 24 | 32 | 6.00 | 1.167 | | | | |
| 1.0 | S | 3 | 0 | 0 | 0 | 0 | 1 | 0 | 0 | 0 | 0 | 0 | 0 | 5 | 5 | 0.00 | 0.000 | | | | |



| Batter | 1 | 2 | 3 | 4 | 5 | 6 | 7 | 8 | 9 | AB | R | H | RBI | BB | SO | LOB | TOP | | | | | | | | | | |
|--|------------------------------|---------------------------------|------------------------------|---------------------------------|------------------------------|---------------------------------|------------------------------|---------------------------------|------------------------------|---------------------------------|------------------------------|---------------------------------|------------------------------|---------------------------------|------------------------------|---------------------------------|---|------------------------------|---------------------------------|----------------------------------|------------------------------------|-------------------------|--------|--|--|--|--|
| Mike Hershberger, R OBP: 0.358, SLG: 0.393 (1, 8) | F4 | | 3-1 | | | L4-3 BB | | 1-3 | | 3 | 0 | 0 | 0 | 1 | 0 | 0 | Chicago White Sox @ Baltimore Orioles Memorial Stadium, Baltimore, MD Fri Jul 26 1963, 7:05 PM EDT Att: 23,618 - Unknown - 90 F | | | | | | | | | | |
| Nelle Fox, L OBP: 0.320, SLG: 0.332 (1, 4) | F8 | | | G3 | | L4-3 | | F9 | | 4 | 0 | 0 | 0 | 0 | 0 | 1 | | | | | | | | | | | |
| Floyd Robinson, L OBP: 0.348, SLG: 0.429 (1, 9) | K | | | 5-3 | | 1-3 | | 6-3 | | 4 | 0 | 0 | 0 | 0 | 1 | 0 | | | | | | | | | | | |
| Pete Ward, L OBP: 0.345, SLG: 0.461 (1, 5) | | F9 | | 4-1 | | | | F9 | | 3 | 0 | 0 | 0 | 1 | 0 | 0 | | | | | | | | | | | |
| Charlie Maxwell, L OBP: 0.385, SLG: 0.348 (1, 7) | | G3 1B | | 4-3 | | K | | | | 3 | 0 | 1 | 0 | 0 | 1 | 1 | | | | | | | | | | | |
| Tom McCraw, L OBP: 0.287, SLG: 0.314 (1, 3) | | G3 1-2 | | 4-3 | | F5 | | | | 3 | 0 | 0 | 0 | 0 | 0 | 2 | | | | | | | | | | | |
| Ron Hansen, R OBP: 0.315, SLG: 0.390 (1, 6) | | F2 | | | 1B 1B | | | 6-3 | | 3 | 0 | 1 | 0 | 0 | 0 | 2 | | | | | | | | | | | |
| J.C. Martin, L OBP: 0.260, SLG: 0.286 (1, 2) | | | F8 | | | 1-2 1B | | 3-1 | | 3 | 0 | 1 | 0 | 0 | 0 | 0 | | | | | | | | | | | |
| Dave DeBusschere, R OBP: 0.083, SLG: 0.083 Taylor Phillips, L (5, 1) | | | 1-3 | | | 6-3 | | 5-3 | | 2 | 0 | 0 | 0 | 0 | 0 | 2 | | | | | | | | | | | |
| Al Weis, S OBP: 0.315, SLG: 0.306 Eddie Fisher, R OBP: 0.238, SLG: 0.200 (8, PH) (8, 1) | | | | | | | | | | 0 | 0 | 0 | 0 | 0 | 0 | 0 | | | | | | | | | | | |
| | | | | | | | | | | 0 | 0 | 0 | 0 | 0 | 0 | 0 | AB 29 R 0 H 3 RBI 0 BB 2 SO 2 LOB 8  | | | | | | | | | | |
| Inning Stats | R: 0 E: 0 K: 1 S: 5 | H: 0 LOB: 0 BB: 0 P: 5 | R: 0 E: 0 K: 0 S: 4 | H: 1 LOB: 1 BB: 0 P: 4 | R: 0 E: 0 K: 0 S: 3 | H: 0 LOB: 0 BB: 0 P: 3 | R: 0 E: 0 K: 0 S: 3 | H: 0 LOB: 0 BB: 0 P: 3 | R: 0 E: 0 K: 1 S: 5 | H: 2 LOB: 2 BB: 0 P: 5 | R: 0 E: 0 K: 0 S: 2 | H: 0 LOB: 1 BB: 1 P: 6 | R: 0 E: 0 K: 0 S: 5 | H: 0 LOB: 0 BB: 0 P: 9 | R: 0 E: 0 K: 0 S: 3 | H: 0 LOB: 0 BB: 0 P: 3 | | R: 0 E: 0 K: 0 S: 3 | H: 0 LOB: 0 BB: 0 P: 3 | 1B: 3 2B: 1 3B: 0 HR: 0 | SF: 0 SAC: 0 DP: 1 HBP: 0 | WP: 0 PB: 0 CS: 0 | PA: 31 | | | | |
| PITCHER Milt Pappas, R ERA: 2.71 (1, 1) | IP | WLS | BF | H | R | ER | SO | BB | IBB | HBP | BLK | WP | HR | S | P | ERA | WHIP | | | | | | | | | | |
| | 9.0 | W | 31 | 3 | 0 | 0 | 2 | 2 | 0 | 0 | 0 | 0 | 0 | 33 | 41 | 0.00 | 0.556 | | | | | | | | | | |

| Batter | 1 | 2 | 3 | 4 | 5 | 6 | 7 | 8 | 9 | AB | R | H | RBI | BB | SO | LOB | BOTTOM | | | | | | | | | | |
|--|------------------------------|---------------------------------|------------------------------|---------------------------------|------------------------------|----------------------------------|------------------------------|---------------------------------|------------------------------|----------------------------------|------------------------------|---------------------------------|------------------------------|---------------------------------|------------------------------|---------------------------------|--|------------------------------------|-------------------------|--------|--|--|--|--|--|--|--|
| Luis Aparicio, R OBP: 0.320, SLG: 0.377 (1, 6) | HR 3B | | 4-3 | | B1 | 2H 1B | | | | 4 | 1 | 2 | 1 | 0 | 0 | 1 | Chicago White Sox @ Baltimore Orioles Memorial Stadium, Baltimore, MD Fri Jul 26 1963, 7:05 PM EDT Att: 23,618 - Unknown - 90 F | | | | | | | | | | |
| Russ Snyder, L OBP: 0.333, SLG: 0.356 (1, 9) | 4-3 | | BB 1B | | HR 1B | F4 | | | | 4 | 1 | 2 | 0 | 0 | 0 | 2 | | | | | | | | | | | |
| Boog Powell, L OBP: 0.316, SLG: 0.465 Bob Saverine, S OBP: 0.305, SLG: 0.227 (8, 8) | HR 3H | | 1-2 BB | | F6 | | K | | | 3 | 1 | 1 | 2 | 1 | 1 | 2 | | | | | | | | | | | |
| John Orsino, R OBP: 0.343, SLG: 0.460 (1, 2) | 6-3 | | K | | HR | | K | | | 4 | 1 | 1 | 3 | 0 | 2 | 2 | | | | | | | | | | | |
| Brooks Robinson, R OBP: 0.318, SLG: 0.368 (1, 5) | F9 | | F3 | | BB | | K | | | 3 | 0 | 0 | 0 | 1 | 1 | 2 | | | | | | | | | | | |
| Jim Gentile, L OBP: 0.355, SLG: 0.448 (1, 3) | | 4-3 | | G3 | 4-3 | | | K | | 4 | 0 | 0 | 0 | 0 | 1 | 1 | | | | | | | | | | | |
| Bob Johnson, R OBP: 0.390, SLG: 0.563 (1, 4) | | 5-3 1B | | 6-3 | | WP 1B 1B | | G6-3 1B | | 4 | 1 | 3 | 0 | 0 | 0 | 0 | | | | | | | | | | | |
| Jackie Brandt, R OBP: 0.293, SLG: 0.394 (8, 7) | 5-3 | | | 2-3 | | F9 | | G6-3 | | 4 | 0 | 0 | 0 | 0 | 0 | 3 | | | | | | | | | | | |
| Milt Pappas, R OBP: 0.106, SLG: 0.087 (1, 1) | F2 | | | | E5 HR 1B | K | | | | 3 | 1 | 0 | 0 | 0 | 1 | 2 | | | | | | | | | | | |
| Inning Stats | R: 2 E: 0 K: 0 S: 5 | H: 2 LOB: 0 BB: 0 P: 5 | R: 0 E: 0 K: 0 S: 4 | H: 1 LOB: 1 BB: 0 P: 4 | R: 0 E: 0 K: 1 S: 6 | H: 1 LOB: 2 BB: 1 P: 10 | R: 0 E: 0 K: 0 S: 3 | H: 0 LOB: 0 BB: 0 P: 3 | R: 3 E: 1 K: 0 S: 6 | H: 2 LOB: 1 BB: 1 P: 10 | R: 1 E: 0 K: 1 S: 7 | H: 2 LOB: 1 BB: 0 P: 7 | R: 0 E: 0 K: 3 S: 9 | H: 0 LOB: 0 BB: 0 P: 9 | R: 0 E: 0 K: 1 S: 5 | H: 1 LOB: 0 BB: 0 P: 5 | 1B: 6 2B: 0 3B: 1 HR: 2 | SF: 0 SAC: 0 DP: 1 HBP: 0 | WP: 1 PB: 0 CS: 0 | PA: 35 | | | | | | | |
| PITCHER Dave DeBusschere, R ERA: 4.5 Taylor Phillips, L ERA: 9.82 Eddie Fisher, R ERA: 4.85 (1, 1) (5, 1) (8, 1) | IP | WLS | BF | H | R | ER | SO | BB | IBB | HBP | BLK | WP | HR | S | P | ERA | WHIP | | | | | | | | | | |
| | 4.2 | L | 23 | 6 | 5 | 2 | 1 | 2 | 0 | 0 | 0 | 0 | 2 | 23 | 31 | 3.86 | 1.714 | | | | | | | | | | |
| | 2.1 | | 9 | 2 | 1 | 1 | 4 | 0 | 0 | 0 | 0 | 1 | 0 | 17 | 17 | 3.86 | 0.857 | | | | | | | | | | |
| | 1.0 | | 3 | 1 | 0 | 0 | 1 | 0 | 0 | 0 | 0 | 0 | 0 | 5 | 5 | 0.00 | 1.000 | | | | | | | | | | |

| Batter | 1 | 2 | 3 | 4 | 5 | 6 | 7 | 8 | 9 | AB | R | H | RBI | BB | SO | LOB | TOP |
|---|--|----------------------------------|------------------------------|---------------------------------|------------------------------|---------------------------------|------------------------------|---------------------------------|------------------------------|---------------------------------|------------------------------|---------------------------------|------------------------------|---------------------------------|----------------------------------|------------------------------------|--|
| Bill Bruton, L OBP: 0.316, SLG: 0.355 (1, 8) | 4-0 2B E BB | | 0-0 G3 | | | 0-3 K | | 0-3 K | | 3 | 1 | 0 | 0 | 1 | 2 | 0 | |
| Dick McAuliffe, L OBP: 0.335, SLG: 0.391 (1, 6) | 0-0 E9 1-H 2B | | 0-0 F7 | | | 0-0 F2 | | | 0-0 CS 1B | 4 | 0 | 2 | 0 | 0 | 0 | 0 | |
| Al Kaline, R OBP: 0.382, SLG: 0.528 (1, 9) | 0-3 K | | | 0-0 L6-3 | | 0-0 L9 | | | 0-0 L9 | 4 | 0 | 0 | 0 | 0 | 1 | 2 | |
| Rocky Colavito, R OBP: 0.364, SLG: 0.430 (1, 7) | 0-0 1-3 | | | 0-0 6-3 | | | | | 0-3 K | 4 | 0 | 0 | 0 | 0 | 1 | 2 | |
| Norm Cash, L OBP: 0.363, SLG: 0.449 (1, 3) | 0-0 F5 | | | 4-0 BB | | | 1-0 HBP | | | 1 | 0 | 0 | 0 | 1 | 0 | 1 | |
| Whitely Herzog, L OBP: 0.294, SLG: 0.244 (7, 3) | | | | 0-0 BB | | | | | | 0 | 0 | 0 | 0 | 0 | 0 | 0 | |
| Bubba Phillips, R OBP: 0.272, SLG: 0.316 (1, 5) | | 0-0 F7 | | 0-0 F5 | | | | 0-0 F8 | | 3 | 0 | 0 | 0 | 0 | 0 | 2 | |
| Bill Freehan, R OBP: 0.347, SLG: 0.408 (1, 2) | | 0-0 F8 | | | 0-0 5-3 | | | 0-0 F7 | | 3 | 0 | 0 | 0 | 0 | 0 | 1 | |
| Don Wert, R OBP: 0.331, SLG: 0.343 (1, 4) | | 0-3 K | | | 0-0 F9 | | | 0-0 F9 | | 3 | 0 | 0 | 0 | 0 | 1 | 0 | |
| Mickey Lolich, S OBP: 0.241, SLG: 0.043 (1, 1) | | | 0-3 K | | 0-3 K | | | 0-0 L9 | | 3 | 0 | 0 | 0 | 0 | 2 | 0 | |
| Inning Stats | R: 1 E: 1 K: 1 S: 6 | H: 1 LOB: 1 BB: 1 P: 10 | R: 0 E: 0 K: 1 S: 5 | H: 0 LOB: 0 BB: 0 P: 5 | R: 0 E: 0 K: 1 S: 5 | H: 0 LOB: 1 BB: 1 P: 7 | R: 0 E: 0 K: 0 S: 3 | H: 0 LOB: 0 BB: 0 P: 5 | R: 0 E: 0 K: 1 S: 5 | H: 0 LOB: 1 BB: 0 P: 4 | R: 0 E: 0 K: 1 S: 5 | H: 0 LOB: 0 BB: 0 P: 5 | R: 0 E: 0 K: 1 S: 5 | H: 1 LOB: 1 BB: 0 P: 5 | 1B: 1 2B: 2 3B: 0 HR: 0 | SF: 0 SAC: 0 DP: 1 HBP: 1 | WP: 0 PA: 31 PB: 0 SB: 0 CS: 1 |
| PITCHER Robin Roberts, R ERA: 2.99 (1, 1) | IP: 9.0 WLS: W BF: 31 H: 2 R: 1 ER: 0 SO: 7 BB: 2 IBB: 0 HBP: 1 BLK: 0 WP: 0 HR: 0 S: 42 P: 51 ERA: 0.00 WHIP: 0.444 | | | | | | | | | | | | | | | | |

Detroit Tigers @ Baltimore Orioles
 Memorial Stadium, Baltimore, MD
 Mon Jul 29 1963, 7:05 PM EDT
 Att: 4,199 - Unknown
livebaseballscorecards.com

| | |
|-----|----|
| AB | 28 |
| R | 1 |
| H | 2 |
| RBI | 0 |
| BB | 2 |
| SO | 7 |
| LOB | 8 |



| Batter | 1 | 2 | 3 | 4 | 5 | 6 | 7 | 8 | 9 | AB | R | H | RBI | BB | SO | LOB | BOTTOM | | |
|---|--|---------------------------------|------------------------------|---------------------------------|------------------------------|---------------------------------|------------------------------|---------------------------------|------------------------------|---------------------------------|------------------------------|---------------------------------|------------------------------|---------------------------------|------------------------------|---------------------------------|----------------------------------|------------------------------------|--|
| Luis Aparicio, R OBP: 0.312, SLG: 0.366 (1, 6) | 0-0 F3 | | | 0-0 F7 | | 0-0 F8 | | | 0-0 L7 | 4 | 0 | 0 | 0 | 0 | 0 | 1 | | | |
| Russ Snyder, L OBP: 0.330, SLG: 0.355 (1, 9) | 0-0 4-3 | | | 0-0 F8 | | | 0-3 K | | 0-0 HR | 3 | 0 | 0 | 0 | 0 | 1 | 0 | | | |
| Dick Brown, R OBP: 0.316, SLG: 0.370 (9, PH) | | | | | | | | | | 1 | 1 | 1 | 2 | 0 | 0 | 0 | | | |
| Bob Johnson, R OBP: 0.371, SLG: 0.523 (1, 3) | 0-0 F3 | | | 0-0 1B | | 0-0 F7 | | | | 3 | 0 | 1 | 0 | 0 | 0 | 0 | | | |
| John Orsino, R OBP: 0.336, SLG: 0.443 (1, 2) | | 0-0 5-3 | | 0-0 L6 | | | | 0-0 L9 | | 3 | 0 | 0 | 0 | 0 | 0 | 1 | | | |
| Joe Gaines, R OBP: 0.379, SLG: 0.490 (1, 7) | | 0-0 L7 | | | 0-0 F7 | | | 0-3 K | | 3 | 0 | 0 | 0 | 0 | 1 | 0 | | | |
| Brooks Robinson, R OBP: 0.314, SLG: 0.360 (1, 5) | | 0-0 F7 | | | 0-0 F7 | | | 0-0 P4 | | 3 | 0 | 0 | 0 | 0 | 0 | 0 | | | |
| Jackie Brandt, R OBP: 0.283, SLG: 0.379 (1, 8) | | | 0-3 K | | 0-0 6-3 | | | 0-0 6-3 | | 3 | 0 | 0 | 0 | 0 | 1 | 0 | | | |
| Jerry Adair, R OBP: 0.218, SLG: 0.322 (1, 4) | | | 0-3 K | | | 0-3 K | | | 0-0 6-3 | 3 | 0 | 0 | 0 | 0 | 2 | 0 | | | |
| Robin Roberts, S OBP: 0.268, SLG: 0.273 (1, 1) | | | | 0-0 6-3 | | | | | 0-0 HR | 2 | 0 | 0 | 0 | 0 | 0 | 0 | | | |
| Al Smith, R OBP: 0.348, SLG: 0.429 (9, PH) | | | | | | 0-0 F4 | | | | 1 | 0 | 1 | 0 | 0 | 0 | 0 | | | |
| Bob Saverine, S OBP: 0.302, SLG: 0.225 (9, PR) | | | | | | | | | HR | 0 | 1 | 0 | 0 | 0 | 0 | 0 | | | |
| Inning Stats | R: 0 E: 0 K: 0 S: 3 | H: 0 LOB: 0 BB: 0 P: 3 | R: 0 E: 0 K: 0 S: 3 | H: 0 LOB: 0 BB: 0 P: 3 | R: 0 E: 0 K: 2 S: 7 | H: 1 LOB: 1 BB: 0 P: 7 | R: 0 E: 0 K: 0 S: 4 | H: 1 LOB: 1 BB: 0 P: 4 | R: 0 E: 0 K: 0 S: 3 | H: 0 LOB: 0 BB: 0 P: 3 | R: 0 E: 0 K: 1 S: 5 | H: 0 LOB: 0 BB: 0 P: 5 | R: 0 E: 0 K: 1 S: 5 | H: 0 LOB: 0 BB: 0 P: 5 | R: 0 E: 0 K: 1 S: 5 | H: 2 LOB: 1 BB: 0 P: 4 | 1B: 2 2B: 0 3B: 0 HR: 1 | SF: 0 SAC: 0 DP: 0 HBP: 0 | WP: 0 PA: 29 PB: 0 SB: 0 CS: 0 |
| PITCHER Mickey Lolich, L ERA: 3.84 (1, 1) | IP: 8.2 WLS: L BF: 29 H: 3 R: 2 ER: 2 SO: 5 BB: 0 IBB: 0 HBP: 0 BLK: 0 WP: 0 HR: 1 S: 39 P: 39 ERA: 2.08 WHIP: 0.346 | | | | | | | | | | | | | | | | | | |

Detroit Tigers @ Baltimore Orioles
 Memorial Stadium, Baltimore, MD
 Mon Jul 29 1963, 7:05 PM EDT
 Att: 4,199 - Unknown
livebaseballscorecards.com


| | |
|-----|----|
| AB | 29 |
| R | 2 |
| H | 3 |
| RBI | 2 |
| BB | 0 |
| SO | 5 |
| LOB | 2 |




| Batter | 1 | 2 | 3 | 4 | 5 | 6 | 7 | 8 | 9 | AB | R | H | RBI | BB | SO | LOB | TOP | | | |
|--|--|---------------------------------|------------------------------|---------------------------------|------------------------------|----------------------------------|------------------------------|---------------------------------|------------------------------|---------------------------------|------------------------------|---------------------------------|------------------------------|---------------------------------|------------------------------|---------------------------------|--|------------------------------------|----------------------------------|--------|
| Bill Bruton, L OBP: 0.318, SLG: 0.355 (1, 8) | 4-3 | | G3 BB | | 1-2 1B | | | L8 | | 3 | 0 | 1 | 0 | 1 | 0 | 0 | Detroit Tigers @ Baltimore Orioles Memorial Stadium, Baltimore, MD Tue Jul 30 1963, 7:05 PM EDT Att: 7,686 - Unknown | | | |
| Dick McAuliffe, L OBP: 0.332, SLG: 0.387 (1, 6) | F3 | | G3 | | 1-3 | | | F8 | | 4 | 0 | 0 | 0 | 0 | 0 | 4 | | | | |
| Al Kaline, R OBP: 0.380, SLG: 0.524 Gates Brown, L OBP: 0.294, SLG: 0.367 (6, 7) | F3 | | K | | | | | K | | 3 | 0 | 0 | 0 | 0 | 1 | 2 | | | | |
| Rocky Colavito, R OBP: 0.361, SLG: 0.425 (6, 9) | | F6 | | 4-3 | | | | K | | 4 | 0 | 0 | 0 | 0 | 2 | 0 | | | | |
| Bubba Phillips, R OBP: 0.272, SLG: 0.316 (1, 5) | | 1-3 | | K | | | | 5-3 | | 4 | 0 | 1 | 0 | 0 | 1 | 0 | | | | |
| Whitey Herzog, L OBP: 0.309, SLG: 0.233 (1, 3) | | | | G3 | | | | F8 | | 2 | 0 | 0 | 0 | 2 | 0 | 1 | | | | |
| Bill Freehan, R OBP: 0.340, SLG: 0.399 (1, 2) | | | | | | | | BB | | 4 | 0 | 0 | 0 | 0 | 0 | 2 | | | | |
| Don Wert, R OBP: 0.331, SLG: 0.343 (1, 4) | | | | | | | | F9 | | 3 | 0 | 1 | 0 | 0 | 0 | 0 | | | | |
| Hank Aquirre, R OBP: 0.188, SLG: 0.217 Bob Anderson, R OBP: 0.667, SLG: 0.667 Norm Cash, L OBP: 0.362, SLG: 0.448 Phil Regan, R OBP: 0.250, SLG: 0.303 (7, 1) | | | G3 SH3-4 1B | | 6-3 | | | 4-3 | | 0 | 0 | 0 | 0 | 0 | 0 | 0 | | | | |
| | | | | | | | | 3-1 | | 1 | 0 | 1 | 0 | 0 | 0 | 0 | | | | |
| | | | | | | | | | | 0 | 0 | 0 | 0 | 0 | 0 | 0 | | | | |
| Inning Stats | R: 0 E: 0 K: 0 S: 3 | H: 0 LOB: 0 BB: 0 P: 3 | R: 0 E: 0 K: 0 S: 3 | H: 0 LOB: 1 BB: 1 P: 7 | R: 0 E: 0 K: 1 S: 6 | H: 1 LOB: 2 BB: 1 P: 10 | R: 0 E: 0 K: 1 S: 5 | H: 0 LOB: 0 BB: 0 P: 5 | R: 0 E: 0 K: 1 S: 6 | H: 2 LOB: 2 BB: 0 P: 5 | R: 0 E: 0 K: 1 S: 6 | H: 1 LOB: 1 BB: 0 P: 6 | R: 0 E: 0 K: 0 S: 3 | H: 0 LOB: 0 BB: 0 P: 3 | R: 0 E: 0 K: 1 S: 5 | H: 0 LOB: 0 BB: 1 P: 9 | 1B: 4 2B: 0 3B: 0 HR: 0 | SF: 0 SAC: 1 DP: 0 HBP: 0 | WP: 0 PB: 0 SB: 0 CS: 0 | PA: 34 |
| PITCHER Mitt Pappas, R ERA: 2.54 (1, 1) | IP: 9.0 WLS: W BF: 34 H: 4 R: 0 ER: 0 SO: 5 BB: 3 IBB: 0 HBP: 0 BLK: 0 WP: 0 HR: 0 S: 41 P: 53 ERA: 0.00 WHIP: 0.778 | | | | | | | | | | | | | | | | | | | |

| Batter | 1 | 2 | 3 | 4 | 5 | 6 | 7 | 8 | 9 | AB | R | H | RBI | BB | SO | LOB | BOTTOM | | | |
|---|---|---------------------------------|------------------------------|---------------------------------|------------------------------|---------------------------------|------------------------------|---------------------------------|------------------------------|---------------------------------|------------------------------|---------------------------------|------------------------------|---------------------------------|------------------------------|---------------------------------|--|-----------------------------------|------------------------------------|----------------------------------|
| Luis Aparicio, R OBP: 0.311, SLG: 0.364 (1, 6) | S 1B | F6 | | 6-3 | FC4-6 1B | | | K | | 5 | 0 | 1 | 1 | 0 | 1 | 3 | Detroit Tigers @ Baltimore Orioles Memorial Stadium, Baltimore, MD Tue Jul 30 1963, 7:05 PM EDT Att: 7,686 - Unknown | | | |
| Joe Gaines, R OBP: 0.388, SLG: 0.495 (1, 7) | K | | | 2B | 1B | | | K | | 5 | 1 | 3 | 1 | 0 | 2 | 1 | | | | |
| Bob Johnson, R OBP: 0.370, SLG: 0.520 Jim Gentile, L OBP: 0.355, SLG: 0.445 (6, 3) | | | | 2B | 1B | | | 4-3 | | 3 | 0 | 1 | 0 | 0 | 1 | 2 | | | | |
| John Orsino, R OBP: 0.337, SLG: 0.447 (1, 2) | F7 | | | 1B | 2B | | | F8 | | 5 | 2 | 2 | 1 | 0 | 0 | 3 | | | | |
| Al Smith, R OBP: 0.355, SLG: 0.439 (1, 9) | | | | | | | | 1B | | 5 | 2 | 4 | 1 | 0 | 1 | 0 | | | | |
| Brooks Robinson, R OBP: 0.317, SLG: 0.371 (1, 5) | | | | 1B | 1B | | | 1B | | 5 | 2 | 3 | 4 | 0 | 0 | 1 | | | | |
| Jackie Brandt, R OBP: 0.286, SLG: 0.380 (1, 8) | | | | 1B | 1B | | | F4 | | 4 | 1 | 2 | 0 | 0 | 0 | 3 | | | | |
| Jerry Adair, R OBP: 0.222, SLG: 0.325 (1, 4) | | | | | | | | K | | 4 | 1 | 2 | 1 | 0 | 1 | 3 | | | | |
| Mitt Pappas, R OBP: 0.100, SLG: 0.082 (1, 1) | K | | | | | | | 5-3 | | 3 | 0 | 0 | 0 | 0 | 1 | 5 | | | | |
| Inning Stats | R: 0 E: 0 K: 1 S: 6 | H: 1 LOB: 1 BB: 0 P: 6 | R: 2 E: 0 K: 1 S: 8 | H: 3 LOB: 1 BB: 0 P: 8 | R: 2 E: 0 K: 1 S: 8 | H: 3 LOB: 1 BB: 0 P: 8 | R: 1 E: 0 K: 0 S: 6 | H: 3 LOB: 2 BB: 0 P: 6 | R: 3 E: 0 K: 0 S: 8 | H: 5 LOB: 2 BB: 0 P: 8 | R: 1 E: 0 K: 1 S: 8 | H: 3 LOB: 0 BB: 0 P: 8 | R: 0 E: 0 K: 2 S: 7 | H: 0 LOB: 0 BB: 0 P: 7 | R: 0 E: 0 K: 1 S: 5 | H: 0 LOB: 0 BB: 0 P: 5 | | 1B: 15 2B: 2 3B: 0 HR: 1 | SF: 0 SAC: 1 DP: 0 HBP: 0 | WP: 0 PB: 0 SB: 1 CS: 0 |
| PITCHER Hank Aguirre, L ERA: 4.45 (1, 1) | IP: 2.1 WLS: L BF: 14 H: 7 R: 4 ER: 4 SO: 3 BB: 0 IBB: 0 HBP: 0 BLK: 0 WP: 0 HR: 1 S: 20 P: 20 ERA: 15.43 WHIP: 3.000 | | | | | | | | | | | | | | | | | | | |
| Bob Anderson, R ERA: 3.71 (3, 1) | 3.2 | 22 | 11 | 5 | 5 | 1 | 0 | 0 | 0 | 0 | 0 | 24 | 24 | 12.27 | 3.000 | | | | | |
| Phil Regan, R ERA: 3.64 (7, 1) | 2.0 | 6 | 0 | 0 | 0 | 3 | 0 | 0 | 0 | 0 | 0 | 12 | 12 | 0.00 | 0.000 | | | | | |

AB 30
R 0
H 4
RBI 0
BB 3
SO 5
LOB 9




AB 41
R 9
H 18
RBI 9
BB 0
SO 7
LOB 23



| Batter | 1 | 2 | 3 | 4 | 5 | 6 | 7 | 8 | 9 | AB | R | H | RBI | BB | SO | LOB | TOP | | | | | |
|--|--|---------------------------------|------------------------------|---------------------------------|------------------------------|---------------------------------|------------------------------|---------------------------------|------------------------------|---------------------------------|------------------------------|---------------------------------|------------------------------|---------------------------------|------------------------------|---------------------------------|------------------------------|---------------------------------|----------------------------------|------------------------------------|----------------------------------|--------|
| Don Wert, R OBP: 0.336, SLG: 0.342 (1,4) | | | | | | | | | | 3 | 1 | 0 | 1 | 0 | 1 | 1 | | | | | | |
| Dick McAuliffe, L OBP: 0.329, SLG: 0.384 (1,6) | | | | | | | | | | 3 | 0 | 0 | 0 | 0 | 1 | 2 | | | | | | |
| Al Kaline, R OBP: 0.376, SLG: 0.518 (1,9) | | | | | | | | | | 4 | 0 | 0 | 0 | 0 | 0 | 4 | | | | | | |
| Rocky Colavito, R OBP: 0.362, SLG: 0.426 (1,7) | | | | | | | | | | 4 | 0 | 2 | 1 | 0 | 0 | 1 | | | | | | |
| Bubba Phillips, R OBP: 0.269, SLG: 0.311 (1,5) | | | | | | | | | | 4 | 0 | 0 | 0 | 0 | 0 | 2 | | | | | | |
| George Thomas, R OBP: 0.280, SLG: 0.355 (1,8) | | | | | | | | | | 4 | 0 | 0 | 0 | 0 | 2 | 1 | | | | | | |
| Mike Roarke, R OBP: 0.348, SLG: 0.318 (1,2) | | | | | | | | | | 4 | 0 | 2 | 0 | 0 | 1 | 1 | | | | | | |
| Bill Freehan, R OBP: 0.335, SLG: 0.392 (1,3) | | | | | | | | | | 3 | 0 | 0 | 0 | 0 | 0 | 2 | | | | | | |
| Frank Lary, R OBP: 0.250, SLG: 0.200 (1,1) | | | | | | | | | | 2 | 0 | 0 | 0 | 0 | 0 | 1 | | | | | | |
| Gus Triandos, R OBP: 0.313, SLG: 0.398 (8, PH) | | | | | | | | | | 1 | 0 | 1 | 0 | 0 | 0 | 0 | | | | | | |
| Jake Wood, R OBP: 0.330, SLG: 0.407 (8, PR) | | | | | | | | | | 0 | 0 | 0 | 0 | 0 | 0 | 0 | | | | | | |
| Fred Gladding, L OBP: 0.280, SLG: 0.355 (8, 1) | | | | | | | | | | 0 | 0 | 0 | 0 | 0 | 0 | 0 | | | | | | |
| Inning Stats | R: 1 E: 1 K: 0 S: 4 | H: 1 LOB: 1 BB: 1 P: 8 | R: 0 E: 0 K: 1 S: 5 | H: 0 LOB: 0 BB: 0 P: 5 | R: 0 E: 0 K: 1 S: 5 | H: 0 LOB: 0 BB: 0 P: 5 | R: 0 E: 0 K: 0 S: 3 | H: 0 LOB: 0 BB: 0 P: 3 | R: 0 E: 0 K: 1 S: 6 | H: 1 LOB: 1 BB: 0 P: 6 | R: 0 E: 0 K: 0 S: 4 | H: 1 LOB: 1 BB: 0 P: 4 | R: 0 E: 0 K: 1 S: 6 | H: 1 LOB: 1 BB: 0 P: 6 | R: 0 E: 0 K: 0 S: 4 | H: 1 LOB: 1 BB: 0 P: 4 | R: 0 E: 0 K: 0 S: 4 | H: 1 LOB: 1 BB: 0 P: 4 | 1B: 5 2B: 1 3B: 0 HR: 0 | SF: 0 SAC: 1 DP: 1 HBP: 0 | WP: 0 PB: 0 SB: 0 CS: 0 | PA: 34 |
| PITCHER Steve Barber, L ERA: 2.62 (1,1) | IP: 9.0 WLS: W BF: 34 H: 6 R: 1 ER: 0 SO: 4 BB: 1 IBB: 0 HBP: 0 BLK: 0 WP: 0 HR: 0 S: 41 P: 45 ERA: 0.00 WHIP: 0.778 | | | | | | | | | | | | | | | PITCHER | | | | | | |

Detroit Tigers @ Baltimore Orioles
Memorial Stadium, Baltimore, MD
 Wed Jul 31 1963, 7:05 PM EDT
 Att: 8,078 - Unknown


AB 32
 R 1
 H 6
 RBI 1
 BB 1
 SO 4
 LOB 15



| Batter | 1 | 2 | 3 | 4 | 5 | 6 | 7 | 8 | 9 | AB | R | H | RBI | BB | SO | LOB | BOTTOM | | | |
|--|--|----------------------------------|------------------------------|---------------------------------|------------------------------|---------------------------------|------------------------------|---------------------------------|------------------------------|---------------------------------|------------------------------|---------------------------------|------------------------------|---------------------------------|------------------------------|---------------------------------|----------------------------------|------------------------------------|----------------------------------|--------|
| Luis Aparicio, R OBP: 0.310, SLG: 0.363 (1,6) | | | | | | | | | | 4 | 1 | 1 | 0 | 0 | 0 | 2 | | | | |
| Russ Snyder, L OBP: 0.332, SLG: 0.357 (1,8) | | | | | | | | | | 4 | 1 | 2 | 0 | 0 | 0 | 1 | | | | |
| Boog Powell, L OBP: 0.316, SLG: 0.453 (1,7) | | | | | | | | | | 3 | 0 | 0 | 0 | 1 | 1 | 1 | | | | |
| Bob Saverine, S OBP: 0.302, SLG: 0.225 (9,9) | | | | | | | | | | 0 | 0 | 0 | 0 | 0 | 0 | 0 | | | | |
| Jim Gentile, L OBP: 0.356, SLG: 0.442 (1,3) | | | | | | | | | | 2 | 0 | 0 | 1 | 1 | 1 | 2 | | | | |
| Al Smith, R OBP: 0.355, SLG: 0.438 (1,9) | | | | | | | | | | 3 | 0 | 1 | 1 | 0 | 0 | 2 | | | | |
| Jackie Brandt, R OBP: 0.286, SLG: 0.380 (9,7) | | | | | | | | | | 0 | 0 | 0 | 0 | 0 | 0 | 0 | | | | |
| Brooks Robinson, R OBP: 0.315, SLG: 0.368 (1,5) | | | | | | | | | | 3 | 0 | 0 | 0 | 0 | 0 | 3 | | | | |
| Dick Brown, R OBP: 0.309, SLG: 0.362 (1,2) | | | | | | | | | | 3 | 0 | 0 | 0 | 0 | 0 | 2 | | | | |
| Jerry Adair, R OBP: 0.226, SLG: 0.332 (1,4) | | | | | | | | | | 3 | 0 | 2 | 0 | 0 | 0 | 0 | | | | |
| Steve Barber, L OBP: 0.131, SLG: 0.119 (1,1) | | | | | | | | | | 2 | 0 | 0 | 0 | 0 | 1 | 1 | | | | |
| Inning Stats | R: 2 E: 0 K: 0 S: 6 | H: 3 LOB: 2 BB: 1 P: 10 | R: 0 E: 0 K: 0 S: 4 | H: 1 LOB: 1 BB: 0 P: 4 | R: 0 E: 0 K: 0 S: 3 | H: 0 LOB: 0 BB: 0 P: 4 | R: 0 E: 0 K: 1 S: 5 | H: 0 LOB: 0 BB: 0 P: 5 | R: 0 E: 0 K: 0 S: 2 | H: 0 LOB: 0 BB: 1 P: 6 | R: 0 E: 0 K: 0 S: 4 | H: 1 LOB: 1 BB: 0 P: 4 | R: 0 E: 0 K: 2 S: 7 | H: 1 LOB: 0 BB: 0 P: 7 | R: 0 E: 0 K: 0 S: 4 | H: 1 LOB: 0 BB: 0 P: 7 | 1B: 5 2B: 2 3B: 0 HR: 0 | SF: 0 SAC: 1 DP: 2 HBP: 1 | WP: 0 PB: 0 SB: 0 CS: 1 | PA: 31 |
| PITCHER Frank Lary, R ERA: 3.56 (1,1) | IP: 7.0 WLS: L BF: 28 H: 5 R: 2 ER: 2 SO: 2 BB: 2 IBB: 0 HBP: 1 BLK: 0 WP: 0 HR: 0 S: 27 P: 36 ERA: 2.57 WHIP: 1.000 | | | | | | | | | | | | | | | PITCHER | | | | |
| Fred Gladding, R ERA: (8,1) | IP: 1.0 WLS: L BF: 3 H: 1 R: 0 ER: 0 SO: 2 BB: 0 IBB: 0 HBP: 0 BLK: 0 WP: 0 HR: 0 S: 7 P: 7 ERA: 0.00 WHIP: 1.000 | | | | | | | | | | | | | | | PITCHER | | | | |

Detroit Tigers @ Baltimore Orioles
Memorial Stadium, Baltimore, MD
 Wed Jul 31 1963, 7:05 PM EDT
 Att: 8,078 - Unknown

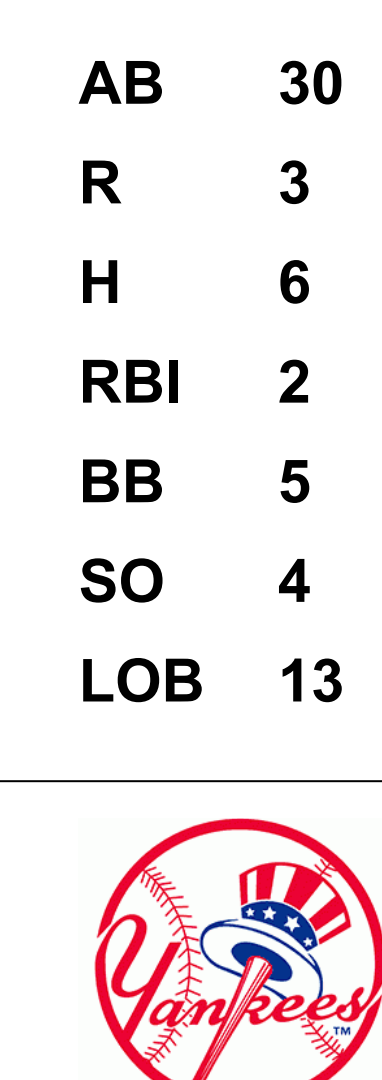
AB 27
 R 2
 H 6
 RBI 2
 BB 2
 SO 3
 LOB 14



| Batter | 1 | 2 | 3 | 4 | 5 | 6 | 7 | 8 | 9 | AB | R | H | RBI | BB | SO | LOB | TOP | | | |
|--|--|---------------------------------|------------------------------|---------------------------------|------------------------------|---------------------------------|------------------------------|---------------------------------|------------------------------|---------------------------------|-------------------------------|----------------------------------|------------------------------|---------------------------------|------------------------------|----------------------------------|--|------------------------------------|----------------------------------|--------|
| Luis Aparicio, R OBP: 0.304, SLG: 0.355 | F6 | | F9 | | FC4-6 | | | F9 | G6-4-3 | 5 | 0 | 0 | 0 | 0 | 0 | 4 | <p>Baltimore Orioles @ New York Yankees Yankee Stadium, Bronx, NY</p> <p>Sat Aug 03 1963, 3:33 AM EDT Att: 28,595 - Unknown - 86 F</p> <p>livebaseballscores.com</p> | | | |
| Jackie Brandt, R OBP: 0.294, SLG: 0.385 | 1B | | 6-3 | | | 1B | | 1B | | 4 | 1 | 3 | 0 | 0 | 0 | 0 | | | | |
| Boog Powell, L OBP: 0.317, SLG: 0.461 | 1B | | K | | | 1B | | K | | 4 | 0 | 2 | 0 | 0 | 2 | 1 | | | | |
| John Orsino, R OBP: 0.335, SLG: 0.440 | 1B | | | L5 | | K | | F4 | | 4 | 0 | 1 | 1 | 0 | 1 | 3 | | | | |
| Al Smith, R OBP: 0.354, SLG: 0.434 | K | | | 1-3 | | G5-4-3 | | | K | 4 | 0 | 0 | 0 | 0 | 2 | 4 | | | | |
| Brooks Robinson, R OBP: 0.316, SLG: 0.371 | L4 | | | K | | | | | E 1B 2B | 4 | 1 | 1 | 0 | 0 | 2 | 2 | | | | |
| Jim Gentile, L OBP: 0.355, SLG: 0.436 | | | K | | | | | | E6 2B 1B | 3 | 0 | 0 | 0 | 0 | 3 | 0 | | | | |
| Bob Johnson, R OBP: 0.374, SLG: 0.523 | | | | | K | | | | 1-3 1B | 1 | 0 | 1 | 0 | 0 | 0 | 0 | | | | |
| Jerry Adair, R OBP: 0.231, SLG: 0.340 | 5-3 | | | | 6-3 | | | | | 4 | 0 | 2 | 1 | 0 | 0 | 0 | | | | |
| Mitt Pappas, R OBP: 0.113, SLG: 0.078 | | | | | | | | | 3-H 4-0 2B | 2 | 0 | 0 | 0 | 0 | 1 | 2 | | 1 | | |
| Stu Miller, R OBP: 0.364, SLG: 0.455 | | | | | | | | | G6-4-3 IBB | 0 | 0 | 0 | 0 | 0 | 0 | 0 | | | | |
| Joe Gaines, R OBP: 0.388, SLG: 0.495 | | | | | FC4-6 BB | | | | | 0 | 0 | 0 | 0 | 0 | 0 | 0 | | | | |
| Russ Snyder, L OBP: 0.337, SLG: 0.357 | | | | | | | | | | 0 | 0 | 0 | 0 | 1 | 0 | 0 | | | | |
| Inning Stats | R: 1 E: 0 K: 1 S: 8 | H: 3 LOB: 2 BB: 0 P: 8 | R: 0 E: 0 K: 2 S: 7 | H: 0 LOB: 0 BB: 0 P: 7 | R: 0 E: 0 K: 1 S: 5 | H: 0 LOB: 0 BB: 0 P: 5 | R: 0 E: 0 K: 1 S: 5 | H: 0 LOB: 1 BB: 1 P: 9 | R: 0 E: 0 K: 3 S: 6 | H: 2 LOB: 1 BB: 0 P: 6 | R: 0 E: 0 K: 3 S: 10 | H: 1 LOB: 1 BB: 0 P: 10 | R: 0 E: 0 K: 1 S: 6 | H: 1 LOB: 1 BB: 0 P: 6 | R: 1 E: 1 K: 1 S: 7 | H: 3 LOB: 2 BB: 1 P: 11 | 1B: 8 2B: 2 3B: 0 HR: 0 | SF: 0 SAC: 0 DP: 2 HBP: 0 | WP: 0 PB: 0 SB: 1 CS: 0 | PA: 37 |
| PITCHER | IP WLS BF H R ER SO BB IBB HBP BLK WP HR S P ERA WHIP | | | | | | | | | | | | | | | | | | | |
| Al Downing, L ERA: 3.01 | (1, 1) 8.1 W 35 10 2 2 12 1 0 0 0 0 0 0 58 62 2.16 1.320 | | | | | | | | | | | | | | | | | | | |
| Bill Stafford, R ERA: 5.52 | (9, 1) 0.2 S 2 0 0 0 0 0 0 1 0 0 0 0 0 1 5 0.00 0.000 | | | | | | | | | | | | | | | | | | | |

| Batter | 1 | 2 | 3 | 4 | 5 | 6 | 7 | 8 | 9 | AB | R | H | RBI | BB | SO | LOB | BOTTOM | | | |
|---|--|---------------------------------|------------------------------|---------------------------------|------------------------------|---------------------------------|------------------------------|---------------------------------|------------------------------|----------------------------------|------------------------------|---------------------------------|------------------------------|---------------------------------|------------------------------|----------------------------------|--|------------------------------------|----------------------------------|--------|
| Tony Kubek, L OBP: 0.272, SLG: 0.317 | F8 | | F7 | | F9 | | K | | | 4 | 0 | 0 | 0 | 0 | 1 | 1 | <p>Baltimore Orioles @ New York Yankees Yankee Stadium, Bronx, NY</p> <p>Sat Aug 03 1963, 3:33 AM EDT Att: 28,595 - Unknown - 86 F</p> <p>livebaseballscores.com</p> | | | |
| Bobby Richardson, R OBP: 0.366, SLG: 0.343 | F7 | | | S 1B | 1B | | | 6-3 | | 4 | 0 | 2 | 0 | 0 | 0 | 0 | | | | |
| Tom Tresh, S OBP: 0.364, SLG: 0.497 | F8 | | | L8 | F8 | | | 1B WP BB | | 3 | 1 | 0 | 0 | 1 | 0 | 3 | | | | |
| Roger Maris, L OBP: 0.342, SLG: 0.568 | | L8 | | F6 | | 4-3 | | L9 | | 4 | 0 | 0 | 0 | 0 | 0 | 2 | | | | |
| Joe Pepitone, L OBP: 0.310, SLG: 0.469 | | K | | | 4-0 1-2 BB | | F7 | BB WP 1B | | 3 | 0 | 1 | 0 | 1 | 1 | 0 | | | | |
| Yogi Berra, L OBP: 0.357, SLG: 0.489 | | | | F9 | | 6-3 | | BB 1B | | 3 | 0 | 1 | 0 | 1 | 0 | 2 | | | | |
| Johnny Blanchard, L OBP: 0.319, SLG: 0.519 | | | | | | | | 3-H 4-0 IBB | | 3 | 2 | 2 | 2 | 0 | 0 | 1 | | | | |
| Jack Reed, R OBP: 0.293, SLG: 0.302 | F3 | | | | | | | 1-2 2-3 BB | | 0 | 0 | 0 | 0 | 0 | 0 | 0 | | | | |
| Hector Lopez, R OBP: 0.304, SLG: 0.418 | | | | | HR | | | HR | | 0 | 0 | 0 | 0 | 1 | 0 | 0 | | | | |
| Clete Boyer, R OBP: 0.304, SLG: 0.391 | | | | 6-3 | | | | F9 | L7 | 3 | 0 | 0 | 0 | 1 | 0 | 3 | | | | |
| Al Downing, R OBP: 0.100, SLG: 0.167 | | | | | | | | | | 3 | 0 | 0 | 0 | 0 | 2 | 1 | | | | |
| Bill Stafford, R OBP: 0.318, SLG: 0.381 | F8 | | | | K | | | | | 0 | 0 | 0 | 0 | 0 | 0 | 0 | | | | |
| Inning Stats | R: 0 E: 0 K: 0 S: 3 | H: 0 LOB: 0 BB: 0 P: 3 | R: 0 E: 0 K: 1 S: 6 | H: 1 LOB: 1 BB: 0 P: 6 | R: 0 E: 0 K: 0 S: 3 | H: 0 LOB: 0 BB: 0 P: 3 | R: 0 E: 0 K: 0 S: 4 | H: 1 LOB: 2 BB: 1 P: 8 | R: 1 E: 0 K: 1 S: 7 | H: 2 LOB: 2 BB: 1 P: 11 | R: 0 E: 0 K: 0 S: 3 | H: 0 LOB: 0 BB: 0 P: 3 | R: 1 E: 0 K: 2 S: 8 | H: 1 LOB: 0 BB: 0 P: 8 | R: 1 E: 0 K: 0 S: 4 | H: 1 LOB: 3 BB: 3 P: 16 | 1B: 4 2B: 0 3B: 0 HR: 2 | SF: 0 SAC: 0 DP: 0 HBP: 0 | WP: 1 PB: 0 SB: 1 CS: 0 | PA: 35 |
| PITCHER | IP WLS BF H R ER SO BB IBB HBP BLK WP HR S P ERA WHIP | | | | | | | | | | | | | | | | | | | |
| Mitt Pappas, R ERA: 2.59 | (1, 1) 7.2 L 33 6 3 3 4 3 1 0 0 0 0 0 0 37 53 3.52 1.174 | | | | | | | | | | | | | | | | | | | |
| Stu Miller, R ERA: 2.49 | (8, 1) 0.1 2 0 0 0 0 1 0 0 0 0 0 0 1 5 0.00 3.000 | | | | | | | | | | | | | | | | | | | |

AB 35
R 2
H 10
RBI 2
BB 2
SO 12
LOB 15



| Batter | 1 | 2 | 3 | 4 | 5 | 6 | 7 | 8 | 9 | AB | R | H | RBI | BB | SO | LOB | TOP | | | | | | | | |
|---|------------------------------|---------------------------------|------------------------------|---------------------------------|------------------------------|---------------------------------|------------------------------|---------------------------------|-------------------------------|----------------------------------|------------------------------|---------------------------------|------------------------------|---------------------------------|------------------------------|---------------------------------|--|---------------------------------|----------------------------------|------------------------------------|----------------------------------|--------|--|--|--|
| Luis Aparicio, R OBP: 0.305, SLG: 0.355 (1, 6) | 6-3 | | 5-3 | | E5 | | L5 | | G4-6-3 | 5 | 0 | 2 | 2 | 0 | 0 | 0 | <p>Baltimore Orioles @ New York Yankees Yankee Stadium, Bronx, NY Sun Aug 04 1963, 3:33 AM EDT Unknown - 86 F</p> <p>livebaseballscorecards.com</p> | | | | | | | | |
| Russ Snyder, L OBP: 0.334, SLG: 0.358 (1, 9) | 4-3 | | | 4-3 | K | | | F8 | G4-6-3 | 5 | 1 | 1 | 0 | 0 | 1 | 3 | | | | | | | | | |
| Boog Powell, L OBP: 0.316, SLG: 0.467 Bob Saverine, S OBP: 0.302, SLG: 0.225 (1, 7) (8, 8) | 4-3 | | | F2 | | | | F8 | | 4 | 1 | 1 | 1 | 0 | 0 | 1 | | | | | | | | | |
| John Orsino, R OBP: 0.341, SLG: 0.462 (1, 2) | | F7 | | | | | | | | 4 | 1 | 3 | 2 | 0 | 0 | 0 | | | | | | | | | |
| Jim Gentile, L OBP: 0.351, SLG: 0.431 (1, 3) | | 1-4-3 | | G3 | | | | F9 | | 4 | 0 | 0 | 0 | 0 | 0 | 2 | | | | | | | | | |
| Brooks Robinson, R OBP: 0.314, SLG: 0.368 (1, 5) | | 5-3 | | | F3 | | F4 | | 6-3 | 4 | 0 | 0 | 0 | 0 | 0 | 1 | | | | | | | | | |
| Jackie Brandt, R OBP: 0.294, SLG: 0.383 (8, 7) | | | F3 | | 2B | | F7 | | 5-3 | 4 | 1 | 1 | 0 | 0 | 0 | 1 | | | | | | | | | |
| Jerry Adair, R OBP: 0.234, SLG: 0.349 (1, 4) | | | F4 | | | | 6-3 | | | 4 | 2 | 2 | 0 | 0 | 0 | 0 | | | | | | | | | |
| Steve Barber, L OBP: 0.141, SLG: 0.177 Dick Hall, R OBP: 0.421, SLG: 0.632 (1, 1) (7, 1) | | | | | K | | F5 | | | 3 | 1 | 1 | 1 | 0 | 1 | 2 | | | | | | | | | |
| | | | | | | | | | | 1 | 0 | 1 | 1 | 0 | 0 | 0 | | | | | | | | | |
| Inning Stats | R: 0 E: 0 K: 0 S: 3 | H: 0 LOB: 0 BB: 0 P: 3 | R: 0 E: 0 K: 0 S: 3 | H: 0 LOB: 0 BB: 0 P: 3 | R: 1 E: 0 K: 0 S: 4 | H: 1 LOB: 0 BB: 0 P: 4 | R: 0 E: 0 K: 0 S: 4 | H: 1 LOB: 1 BB: 0 P: 4 | R: 2 E: 1 K: 2 S: 10 | H: 3 LOB: 1 BB: 0 P: 10 | R: 1 E: 0 K: 0 S: 5 | H: 2 LOB: 1 BB: 0 P: 5 | R: 0 E: 0 K: 0 S: 3 | H: 0 LOB: 0 BB: 0 P: 3 | R: 2 E: 0 K: 0 S: 5 | H: 2 LOB: 0 BB: 0 P: 5 | R: 1 E: 0 K: 0 S: 5 | H: 3 LOB: 1 BB: 0 P: 5 | 1B: 5 2B: 4 3B: 0 HR: 3 | SF: 0 SAC: 0 DP: 1 HBP: 0 | WP: 0 PB: 0 SB: 0 CS: 0 | PA: 38 | | | |
| PITCHER | IP | WLS | BF | H | R | ER | SO | BB | IBB | HBP | BLK | WP | HR | S | P | ERA | WHIP | | | | | | | | |
| Ralph Terry, L ERA: 3.29 (1, 1) | 5.0 | L | 22 | 7 | 4 | 4 | 2 | 0 | 0 | 0 | 0 | 0 | 2 | 26 | 26 | 7.20 | 1.400 | | | | | | | | |
| Steve Hamilton, L ERA: 2.17 (6, 1) | 2.0 | | 6 | 0 | 0 | 0 | 0 | 0 | 0 | 0 | 0 | 0 | 0 | 6 | 6 | 0.00 | 0.000 | | | | | | | | |
| Tom Metcalf, R ERA: 13.5 (8, 1) | 2.0 | | 10 | 5 | 3 | 3 | 0 | 0 | 0 | 0 | 0 | 0 | 1 | 10 | 10 | 13.50 | 2.500 | | | | | | | | |

| Batter | 1 | 2 | 3 | 4 | 5 | 6 | 7 | 8 | 9 | AB | R | H | RBI | BB | SO | LOB | BOTTOM | | | | | | | | |
|--|------------------------------|---------------------------------|------------------------------|---------------------------------|------------------------------|----------------------------------|------------------------------|---------------------------------|------------------------------|---------------------------------|------------------------------|---------------------------------|------------------------------|---------------------------------|------------------------------|---------------------------------|--|---------------------------------|----------------------------------|------------------------------------|----------------------------------|--------|--|--|--|
| Tony Kubek, L OBP: 0.274, SLG: 0.317 (1, 6) | K | | K | | | | | | | 3 | 1 | 1 | 0 | 1 | 2 | 0 | <p>Baltimore Orioles @ New York Yankees Yankee Stadium, Bronx, NY Sun Aug 04 1963, 3:33 AM EDT Unknown - 86 F</p> <p>livebaseballscorecards.com</p> | | | | | | | | |
| Bobby Richardson, R OBP: 0.306, SLG: 0.341 (1, 4) | 6-3 | | | | F8 | | FC4-6 | | | 3 | 0 | 0 | 0 | 1 | 0 | 2 | | | | | | | | | |
| Tom Tresh, S OBP: 0.363, SLG: 0.495 (1, 8) | | | | | K | | K | | | 4 | 0 | 1 | 0 | 0 | 3 | 3 | | | | | | | | | |
| Elston Howard, R OBP: 0.327, SLG: 0.520 (1, 2) | F8 | | FC6-4 | | | | | | | 4 | 0 | 1 | 1 | 0 | 0 | 2 | | | | | | | | | |
| Harry Bright, R OBP: 0.328, SLG: 0.487 (1, 3) | | F9 | | | | | K | | | 4 | 0 | 1 | 0 | 0 | 2 | 1 | | | | | | | | | |
| Joe Pepitone, L OBP: 0.309, SLG: 0.475 (1, 9) | | | | F2 | | | F9 | | F6 | 4 | 1 | 1 | 1 | 0 | 0 | 1 | | | | | | | | | |
| Hector Lopez, R OBP: 0.300, SLG: 0.412 (1, 7) | | 6-3 | | 1-3 | | | F3 | | F2 | 4 | 0 | 0 | 0 | 0 | 0 | 1 | | | | | | | | | |
| Clete Boyer, R OBP: 0.306, SLG: 0.391 (1, 5) | | | | | | | 6-3 | | 4-3 | 3 | 0 | 1 | 0 | 1 | 0 | 0 | | | | | | | | | |
| Ralph Terry, R OBP: 0.091, SLG: 0.078 Steve Hamilton, L OBP: 0.250, SLG: 0.417 Phil Lutz, R OBP: 0.333, SLG: 0.373 Tom Metcalf, R (1, 1) (6, 1) (7, PH) (8, 1) | | 5-3 | | L7 | | | | | 4-3 | 2 | 0 | 0 | 0 | 0 | 0 | 3 | | | | | | | | | |
| Johnny Blanchard, L OBP: 0.316, SLG: 0.514 (8, PH) | | | | | | | | | | 0 | 0 | 0 | 0 | 0 | 0 | 0 | | | | | | | | | |
| | | | | | | | | | | 1 | 0 | 0 | 0 | 0 | 0 | 0 | | | | | | | | | |
| Inning Stats | R: 0 E: 0 K: 1 S: 6 | H: 1 LOB: 1 BB: 0 P: 6 | R: 1 E: 0 K: 0 S: 5 | H: 2 LOB: 1 BB: 0 P: 5 | R: 0 E: 0 K: 2 S: 7 | H: 0 LOB: 1 BB: 1 P: 11 | R: 0 E: 0 K: 0 S: 4 | H: 1 LOB: 2 BB: 1 P: 8 | R: 1 E: 0 K: 2 S: 9 | H: 2 LOB: 1 BB: 0 P: 9 | R: 0 E: 0 K: 0 S: 3 | H: 0 LOB: 0 BB: 0 P: 3 | R: 0 E: 0 K: 1 S: 5 | H: 0 LOB: 1 BB: 1 P: 9 | R: 0 E: 0 K: 1 S: 5 | H: 0 LOB: 0 BB: 0 P: 5 | R: 0 E: 0 K: 0 S: 3 | H: 0 LOB: 0 BB: 0 P: 3 | 1B: 3 2B: 1 3B: 1 HR: 1 | SF: 0 SAC: 0 DP: 0 HBP: 0 | WP: 0 PB: 0 SB: 0 CS: 0 | PA: 36 | | | |
| PITCHER | IP | WLS | BF | H | R | ER | SO | BB | IBB | HBP | BLK | WP | HR | S | P | ERA | WHIP | | | | | | | | |
| Steve Barber, L ERA: 2.63 (1, 1) | 6.1 | W | 28 | 6 | 2 | 2 | 5 | 2 | 1 | 0 | 0 | 0 | 0 | 35 | 47 | 2.84 | 1.263 | | | | | | | | |
| Dick Hall, R ERA: 3.97 (7, 1) | 2.2 | S | 8 | 0 | 0 | 0 | 2 | 0 | 0 | 0 | 0 | 0 | 0 | 12 | 12 | 0.00 | 0.000 | | | | | | | | |

| Batter | 1 | 2 | 3 | 4 | 5 | 6 | 7 | 8 | 9 | 10 | AB | R | H | RBI | BB | SO | LOB | TOP | | | | | | |
|--|---|---|---|---|---|---|---|---|---|---|---|---|---|---|---|---|---|--|---|---|---|---|---|---|
| Luis Aparicio, R OBP: 0.301, SLG: 0.350 (1, 6) | E3 4-3 2B | F2 | | F9 | 6-3 | | F4 | | F4 | | 6 | 1 | 0 | 0 | 0 | 0 | 4 | Baltimore Orioles @ New York Yankees Yankee Stadium, Bronx, NY Sun Aug 04 1963, 3:38 AM EDT Att: 39,432 - Unknown - 84 F | | | | | | |
| Russ Snyder, L OBP: 0.334, SLG: 0.365 (1, 9) | F9 | BB E 1B | | FC1-6 BB 1B | | 1B | 4-3 | | 1-3 | | 6 | 3 | 2 | 0 | 0 | 0 | 2 | | | | | | | |
| Boog Powell, L OBP: 0.320, SLG: 0.466 (1, 7) | 4-3 | | | BB 1B | | FC4-6 1B | F6 | | | | 3 | 1 | 1 | 2 | 2 | 0 | 1 | | | | | | | |
| Bob Saveryne, S OBP: 0.308, SLG: 0.225 (8, 8) | | E BB | | BB 1B | | | | | BB | | 0 | 0 | 0 | 0 | 1 | 0 | 0 | | | | | | | |
| Jim Gentile, L OBP: 0.356, SLG: 0.436 (1, 3) | 3B 2B | E9 1B | | 1B BB | | K | | | BB SH1-3 1B | | 5 | 1 | 3 | 3 | 1 | 2 | 2 | | | | | | | |
| Jackie Brandt, R OBP: 0.296, SLG: 0.390 (1, 8) | | F6 | | 1B | | FC4-6 HR | | | SH1-3 | | 5 | 1 | 2 | 3 | 0 | 0 | 3 | | | | | | | |
| Brooks Robinson, R OBP: 0.316, SLG: 0.375 (1, 5) | K | | | 1B | | | | | | | 5 | 1 | 2 | 2 | 1 | 1 | 3 | | | | | | | |
| Jerry Adair, R OBP: 0.233, SLG: 0.349 (1, 4) | | K | | 1-3 | | | F6 | | | | 6 | 0 | 1 | 0 | 0 | 1 | 3 | | | | | | | |
| Dick Brown, R OBP: 0.315, SLG: 0.361 (8, PH) | | E3 1B BB | | F4 | | | | | F9 | | 3 | 1 | 1 | 0 | 1 | 0 | 0 | | | | | | | |
| John Orsino, R OBP: 0.343, SLG: 0.462 (8, 2) | | | | | | | | | | | 0 | 0 | 0 | 0 | 1 | 0 | 0 | | | | | | | |
| Dave McNally, R OBP: 0.301, SLG: 0.333 (2, PH) | | | | | | | | | | | 0 | 0 | 0 | 0 | 0 | 0 | 0 | | | | | | | |
| Fred Valentine, S OBP: 0.307, SLG: 0.323 (2, PH) | | | | | | | | | | | 0 | 1 | 0 | 0 | 1 | 0 | 0 | | | | | | | |
| Mike McCormick, L OBP: 0.303, SLG: 0.324 (2, PH) | | | | | | | | | | | 0 | 0 | 0 | 0 | 0 | 0 | 0 | | | | | | | |
| Herman Starnette, R OBP: 0.250, SLG: 0.417 (7, PH) | | BB 1B E BB | | | | | SH3-4 1B | | 1-2 2-3 BB | | 1 | 0 | 0 | 0 | 1 | 3 | 3 | | | | | | | |
| George Brunet, R OBP: 0.303, SLG: 0.433 (8, PH) | | | | | | | | | | | 0 | 0 | 0 | 0 | 0 | 0 | 0 | | | | | | | |
| Al Smith, R OBP: 0.303, SLG: 0.433 (8, PH) | | | | | | | | | | | 1 | 0 | 0 | 0 | 0 | 1 | 3 | | | | | | | |
| Stu Miller, R OBP: 0.304, SLG: 0.455 (8, PH) | | | | | | | | | | | 0 | 0 | 0 | 0 | 0 | 0 | 0 | | | | | | | |
| Inning Stats | R: 2 E: 1 K: 1 S: 8 | H: 2 LOB: 1 BB: 0 P: 8 | R: 3 E: 2 K: 1 S: 8 | H: 2 LOB: 2 BB: 2 P: 16 | R: 0 E: 0 K: 0 S: 3 | H: 0 LOB: 0 BB: 0 P: 3 | R: 2 E: 0 K: 0 S: 4 | H: 1 LOB: 2 BB: 3 P: 16 | R: 0 E: 0 K: 0 S: 4 | H: 1 LOB: 1 BB: 0 P: 4 | R: 3 E: 0 K: 1 S: 9 | H: 4 LOB: 2 BB: 1 P: 13 | R: 0 E: 0 K: 1 S: 6 | H: 1 LOB: 3 BB: 2 P: 14 | R: 0 E: 0 K: 1 S: 5 | H: 0 LOB: 1 BB: 1 P: 9 | R: 0 E: 0 K: 0 S: 3 | H: 1 LOB: 0 BB: 0 P: 3 | 1B: 7 2B: 2 3B: 2 HR: 1 | SF: 0 SAC: 2 DP: 1 HBP: 0 | WP: 0 PB: 0 SB: 0 CS: 0 | PA: 52 | | |
| PITCHER | IP WLS BF H R ER SO BB IBB HBP BLK WP HR S P ERA WHIP | IP WLS BF H R ER SO BB IBB HBP BLK WP HR S P ERA WHIP | IP WLS BF H R ER SO BB IBB HBP BLK WP HR S P ERA WHIP | IP WLS BF H R ER SO BB IBB HBP BLK WP HR S P ERA WHIP | IP WLS BF H R ER SO BB IBB HBP BLK WP HR S P ERA WHIP | IP WLS BF H R ER SO BB IBB HBP BLK WP HR S P ERA WHIP | IP WLS BF H R ER SO BB IBB HBP BLK WP HR S P ERA WHIP | IP WLS BF H R ER SO BB IBB HBP BLK WP HR S P ERA WHIP | IP WLS BF H R ER SO BB IBB HBP BLK WP HR S P ERA WHIP | IP WLS BF H R ER SO BB IBB HBP BLK WP HR S P ERA WHIP | IP WLS BF H R ER SO BB IBB HBP BLK WP HR S P ERA WHIP | IP WLS BF H R ER SO BB IBB HBP BLK WP HR S P ERA WHIP | IP WLS BF H R ER SO BB IBB HBP BLK WP HR S P ERA WHIP | IP WLS BF H R ER SO BB IBB HBP BLK WP HR S P ERA WHIP | IP WLS BF H R ER SO BB IBB HBP BLK WP HR S P ERA WHIP | IP WLS BF H R ER SO BB IBB HBP BLK WP HR S P ERA WHIP | IP WLS BF H R ER SO BB IBB HBP BLK WP HR S P ERA WHIP | IP WLS BF H R ER SO BB IBB HBP BLK WP HR S P ERA WHIP | IP WLS BF H R ER SO BB IBB HBP BLK WP HR S P ERA WHIP | IP WLS BF H R ER SO BB IBB HBP BLK WP HR S P ERA WHIP | IP WLS BF H R ER SO BB IBB HBP BLK WP HR S P ERA WHIP | IP WLS BF H R ER SO BB IBB HBP BLK WP HR S P ERA WHIP | IP WLS BF H R ER SO BB IBB HBP BLK WP HR S P ERA WHIP | IP WLS BF H R ER SO BB IBB HBP BLK WP HR S P ERA WHIP |
| Jim Bouton, R ERA: 2.67 (1, 1) | 1.2 | 3.1 | 2.0 | 3.0 | | | | | | | 0.00 | 3.600 | | | | | | | | | | | | |
| Bill Stafford, R ERA: 5.83 (2, 1) | 3.1 | 16 | 3 | 3 | 3 | 0 | 3 | 0 | 0 | 0 | 0 | 13 | 25 | 8.10 | 1.800 | | | | | | | | | |
| Steve Hamilton, L ERA: 2.44 (6, 1) | 2.0 | 10 | 3 | 2 | 2 | 1 | 0 | 1 | 0 | 0 | 0 | 11 | 15 | 9.00 | 1.500 | | | | | | | | | |
| Hal Reniff, R ERA: 2.89 (8, 1) | 3.0 | W | 13 | 2 | 0 | 0 | 2 | 2 | 1 | 0 | 0 | 0 | 14 | 26 | 0.00 | 1.333 | | | | | | | | |

| Batter | 1 | 2 | 3 | 4 | 5 | 6 | 7 | 8 | 9 | 10 | AB | R | H | RBI | BB | SO | LOB | BOTTOM | | | | | | |
|--|---|---|---|---|---|---|---|---|---|---|---|---|---|---|---|---|---|--|---|---|---|---|---|---|
| Tony Kubek, L OBP: 0.275, SLG: 0.316 (1, 6) | 4-3 | BB 1B BB | L7 | | F8 | | 5-3 | | | 1B SF9 1B | 5 | 2 | 1 | 0 | 1 | 0 | 2 | Baltimore Orioles @ New York Yankees Yankee Stadium, Bronx, NY Sun Aug 04 1963, 3:38 AM EDT Att: 39,432 - Unknown - 84 F | | | | | | |
| Bobby Richardson, R OBP: 0.308, SLG: 0.341 (1, 4) | 2B 6-3 1B | 1B BB | F7 | | F6 | | F3 | | | 1-3 1B | 5 | 2 | 2 | 0 | 1 | 0 | 2 | | | | | | | |
| Tom Tresh, S OBP: 0.370, SLG: 0.500 (1, 8) | BB 1B 2B | 1B E BB | 1B | | | HR 1B | | | | 1-2 1B | 4 | 3 | 3 | 0 | 2 | 1 | 0 | | | | | | | |
| Elston Howard, R Yogi Berra, L OBP: 0.354, SLG: 0.489 (10, PH) | 6-3 | K | 4-3 | | | HR | | | | SF9 | 5 | 1 | 1 | 3 | 0 | 2 | 6 | | | | | | | |
| Hary Bright, R Johnny Blanchard, L OBP: 0.308, SLG: 0.500 (4, PH) | BB 1B BB | 1-3 2-3 3-H | 1B | | F4 | | 1-3 | | | L4 | 1 | 1 | 1 | 2 | 1 | 0 | 0 | | | | | | | |
| Jos Pepliton, L OBP: 0.310, SLG: 0.471 (1, 9) | 1B BB | 1-3 2-3 3-H | 1B | | 3-1 | | F4 | | | 3-1 | 3 | 1 | 0 | 0 | 2 | 0 | 0 | | | | | | | |
| Hector Lopez, R OBP: 0.298, SLG: 0.408 (1, 7) | 1B 1B | F9 | | 1-3 | | 6-3 | | | | F8 | 5 | 0 | 1 | 2 | 0 | 0 | 2 | | | | | | | |
| Clete Boyer, R OBP: 0.307, SLG: 0.389 (1, 5) | 1B | | K | | | | | | | K | 4 | 0 | 1 | 1 | 1 | 3 | 2 | | | | | | | |
| Jim Bouton, R ERA: 5.07 (1, 1) | 0.2 | 7 | 3 | 4 | 4 | 0 | 2 | 0 | 0 | 0 | 0 | 0 | 0 | 0 | 0 | 0 | 0 | | | | | | | |
| Wes Stock, R ERA: 3.51 (2, 1) | 0.1 | 2 | 1 | 0 | 0 | 1 | 0 | 0 | 0 | 0 | 0 | 0 | 0 | 0 | 0 | 0 | 0 | | | | | | | |
| Mike McCormick, L ERA: 4.08 (2, 1) | 0.1 | 6 | 1 | 3 | 2 | 1 | 4 | 0 | 0 | 0 | 0 | 0 | 4 | 20 | 54.00 | 15.000 | | | | | | | | |
| Herman Starnette, R ERA: 3.46 (6, 1) | 3.2 | 16 | 3 | 2 | 2 | 1 | 1 | 0 | 1 | 0 | 0 | 1 | 16 | 21 | 4.91 | 1.091 | | | | | | | | |
| Mickey Mantle, S Hal Reniff, R ERA: 5.3 (6, 1) | 2.0 | 7 | 1 | 1 | 1 | 1 | 0 | 0 | 0 | 0 | 0 | 0 | 1 | 9 | 9 | 4.50 | 0.500 | | | | | | | |
| Inning Stats | R: 4 E: 0 K: 1 S: 9 | H: 4 LOB: 2 BB: 2 P: 17 | R: 3 E: 1 K: 2 S: 8 | H: 1 LOB: 2 BB: 4 P: 24 | R: 0 E: 0 K: 0 S: 4 | H: 1 LOB: 2 BB: 0 P: 5 | R: 0 E: 0 K: 0 S: 3 | H: 0 LOB: 0 BB: 0 P: 3 | R: 0 E: 0 K: 0 S: 5 | H: 2 LOB: 0 BB: 1 P: 5 | R: 1 E: 0 K: 1 S: 6 | H: 1 LOB: 0 BB: 0 P: 6 | R: 0 E: 0 K: 2 S: 7 | H: 0 LOB: 0 BB: 0 P: 7 | R: 0 E: 0 K: 1 S: 5 | H: 0 LOB: 0 BB: 0 P: 5 | R: 1 E: 0 K: 1 S: 6 | H: 2 LOB: 2 BB: 1 P: 10 | 1B: 8 2B: 1 3B: 0 HR: 2 | SF: 1 SAC: 1 DP: 0 HBP: 1 | WP: 0 PB: 0 SB: 0 CS: 0 | PA: 49 | | |
| PITCHER | IP WLS BF H R ER SO BB IBB HBP BLK WP HR S P ERA WHIP | IP WLS BF H R ER SO BB IBB HBP BLK WP HR S P ERA WHIP | IP WLS BF H R ER SO BB IBB HBP BLK WP HR S P ERA WHIP | IP WLS BF H R ER SO BB IBB HBP BLK WP HR S P ERA WHIP | IP WLS BF H R ER SO BB IBB HBP BLK WP HR S P ERA WHIP | IP WLS BF H R ER SO BB IBB HBP BLK WP HR S P ERA WHIP | IP WLS BF H R ER SO BB IBB HBP BLK WP HR S P ERA WHIP | IP WLS BF H R ER SO BB IBB HBP BLK WP HR S P ERA WHIP | IP WLS BF H R ER SO BB IBB HBP BLK WP HR S P ERA WHIP | IP WLS BF H R ER SO BB IBB HBP BLK WP HR S P ERA WHIP | IP WLS BF H R ER SO BB IBB HBP BLK WP HR S P ERA WHIP | IP WLS BF H R ER SO BB IBB HBP BLK WP HR S P ERA WHIP | IP WLS BF H R ER SO BB IBB HBP BLK WP HR S P ERA WHIP | IP WLS BF H R ER SO BB IBB HBP BLK WP HR S P ERA WHIP | IP WLS BF H R ER SO BB IBB HBP BLK WP HR S P ERA WHIP | IP WLS BF H R ER SO BB IBB HBP BLK WP HR S P ERA WHIP | IP WLS BF H R ER SO BB IBB HBP BLK WP HR S P ERA WHIP | IP WLS BF H R ER SO BB IBB HBP BLK WP HR S P ERA WHIP | IP WLS BF H R ER SO BB IBB HBP BLK WP HR S P ERA WHIP | IP WLS BF H R ER SO BB IBB HBP BLK WP HR S P ERA WHIP | IP WLS BF H R ER SO BB IBB HBP BLK WP HR S P ERA WHIP | IP WLS BF H R ER SO BB IBB HBP BLK WP HR S P ERA WHIP | IP WLS BF H R ER SO BB IBB HBP BLK WP HR S P ERA WHIP | IP WLS BF H R ER SO BB IBB HBP BLK WP HR S P ERA WHIP |
| Dave McNally, L ERA: 5.07 (1, 1) | 0.2 | 7 | 3 | 4 | 4 | 0 | 2 | 0 | 0 | 0 | 0 | 0 | 0 | 0 | 0 | 0 | 0 | | | | | | | |
| Wes Stock, R ERA: 3.51 (2, 1) | 0.1 | 2 | 1 | 0 | 0 | 1 | 0 | 0 | 0 | 0 | 0 | 0 | 4 | 4 | 0.00 | 3.000 | | | | | | | | |
| Mike McCormick, L ERA: 4.08 (2, 1) | 0.1 | 6 | 1 | 3 | 2 | 1 | 4 | 0 | 0 | 0 | 0 | 0 | 4 | 20 | 54.00 | 15.000 | | | | | | | | |
| Herman Starnette, R ERA: 3.46 (6, 1) | 3.2 | 16 | 3 | 2 | 2 | 1 | 1 | 0 | 1 | 0 | 0 | 1 | 16 | 21 | 4.91 | 1.091 | | | | | | | | |
| Mickey Mantle, S Hal Reniff, R ERA: 5.3 (6, 1) | 2.0 | 7 | 1 | 1 | 1 | 1 | 0 | 0 | 0 | 0 | 0 | 0 | 1 | 9 | 9 | 4.50 | 0.500 | | | | | | | |



| Batter | 1 | 2 | 3 | 4 | 5 | 6 | 7 | 8 | 9 | AB | R | H | RBI | BB | SO | LOB | TOP | | | | | | | | |
|---|------------------------------|---------------------------------|------------------------------|---------------------------------|------------------------------|---------------------------------|------------------------------|---------------------------------|------------------------------|---------------------------------|------------------------------|---------------------------------|------------------------------|---------------------------------|------------------------------|---------------------------------|------------------------------|---------------------------------|----------------------------------|------------------------------------|----------------------------------|--------|--|--|--|
| Tito Francona, L OBP: 0.301, SLG: 0.336 (1, 7) | | | | | | | | | | 4 | 1 | 1 | 0 | 0 | 0 | 0 | | | | | | | | | |
| Larry Brown, R OBP: 0.358, SLG: 0.374 (1, 6) | | | | | | | | | | 4 | 0 | 2 | 0 | 0 | 0 | 0 | | | | | | | | | |
| Willie Kirkland, L OBP: 0.315, SLG: 0.400 (1, 8) | | | | | | | | | | 4 | 0 | 0 | 0 | 0 | 0 | 3 | | | | | | | | | |
| Fred Whitfield, L OBP: 0.302, SLG: 0.482 (1, 3) | | | | | | | | | | 3 | 2 | 2 | 2 | 1 | 0 | 0 | | | | | | | | | |
| Max Alvis, R OBP: 0.320, SLG: 0.437 (1, 5) | | | | | | | | | | 4 | 0 | 1 | 1 | 0 | 0 | 2 | | | | | | | | | |
| John Romano, R OBP: 0.335, SLG: 0.395 (1, 2) | | | | | | | | | | 4 | 0 | 0 | 0 | 0 | 1 | 3 | | | | | | | | | |
| Al Luplow, L OBP: 0.300, SLG: 0.328 (1, 9) | | | | | | | | | | 4 | 0 | 2 | 0 | 0 | 1 | 1 | | | | | | | | | |
| Woodie Held, R OBP: 0.352, SLG: 0.460 (1, 4) | | | | | | | | | | 4 | 1 | 1 | 1 | 0 | 1 | 2 | | | | | | | | | |
| Barry Latman, R OBP: 0.219, SLG: 0.300 (1, 1) | | | | | | | | | | 0 | 0 | 0 | 0 | 0 | 0 | 0 | | | | | | | | | |
| Early Wynn, S OBP: 0.333, SLG: 0.200 (5, PH) | | | | | | | | | | 1 | 0 | 0 | 0 | 0 | 1 | 0 | | | | | | | | | |
| Sammy Sosa, R OBP: 0.286, SLG: 0.275 (5, PH) | | | | | | | | | | 1 | 0 | 0 | 0 | 0 | 0 | 0 | | | | | | | | | |
| Pedro Ramos, R OBP: 0.256, SLG: 0.300 (5, PH) | | | | | | | | | | 0 | 0 | 0 | 0 | 0 | 0 | 0 | | | | | | | | | |
| Willie Tasby, R OBP: 0.205, SLG: 0.054 (7, PH) | | | | | | | | | | 1 | 0 | 0 | 0 | 0 | 0 | 0 | | | | | | | | | |
| Jerry Walker, S OBP: 0.205, SLG: 0.143 (7, PH) | | | | | | | | | | 0 | 0 | 0 | 0 | 0 | 0 | 0 | | | | | | | | | |
| Joe Adcock, R OBP: 0.325, SLG: 0.430 (9, PH) | | | | | | | | | | 1 | 0 | 0 | 0 | 0 | 0 | 1 | | | | | | | | | |
| Inning Stats | R: 1 E: 0 K: 0 S: 5 | H: 2 LOB: 2 BB: 1 P: 9 | R: 1 E: 0 K: 1 S: 6 | H: 1 LOB: 0 BB: 0 P: 6 | R: 0 E: 0 K: 0 S: 3 | H: 0 LOB: 0 BB: 0 P: 3 | R: 0 E: 0 K: 0 S: 4 | H: 1 LOB: 1 BB: 0 P: 4 | R: 0 E: 0 K: 1 S: 3 | H: 0 LOB: 0 BB: 0 P: 3 | R: 1 E: 0 K: 1 S: 7 | H: 2 LOB: 1 BB: 0 P: 7 | R: 0 E: 0 K: 0 S: 3 | H: 0 LOB: 0 BB: 0 P: 3 | R: 1 E: 0 K: 0 S: 4 | H: 2 LOB: 0 BB: 0 P: 4 | R: 0 E: 0 K: 2 S: 8 | H: 1 LOB: 1 BB: 0 P: 8 | 1B: 4 2B: 2 3B: 1 HR: 3 | SF: 0 SAC: 0 DP: 1 HBP: 0 | WP: 0 PB: 0 SB: 1 CS: 0 | PA: 36 | | | |
| PITCHER | IP | WLS | BF | H | R | ER | SO | BB | IBB | HBP | BLK | WP | HR | S | P | ERA | WHIP | | | | | | | | |
| Robin Roberts, R ERA: 3.06 (1, 1) | 7.2 | W | 31 | 8 | 4 | 4 | 2 | 1 | 0 | 0 | 0 | 0 | 3 | 34 | 38 | 4.70 | 1.174 | | | | | | | | |
| Stu Miller, R ERA: 2.45 (8, 1) | 1.1 | S | 5 | 1 | 0 | 0 | 2 | 0 | 0 | 0 | 0 | 0 | 0 | 9 | 9 | 0.00 | 0.750 | | | | | | | | |

Cleveland Indians @ Baltimore Orioles
Memorial Stadium, Baltimore, MD
Tue Aug 06 1963, 7:05 PM EDT
Att: 16,448 - Unknown

| | |
|-----|----|
| AB | 35 |
| R | 4 |
| H | 9 |
| RBI | 4 |
| BB | 1 |
| SO | 4 |
| LOB | 12 |



| Batter | 1 | 2 | 3 | 4 | 5 | 6 | 7 | 8 | 9 | AB | R | H | RBI | BB | SO | LOB | BOTTOM | | | | | | | | |
|---|------------------------------|---------------------------------|------------------------------|---------------------------------|------------------------------|----------------------------------|------------------------------|---------------------------------|------------------------------|---------------------------------|------------------------------|---------------------------------|------------------------------|---------------------------------|----------------------------------|------------------------------------|----------------------------------|--------|--|--|--|--|--|--|--|
| Luis Aparicio, R OBP: 0.300, SLG: 0.349 (1, 6) | | | | | | | | | | 4 | 1 | 1 | 0 | 0 | 1 | 0 | | | | | | | | | |
| Russ Snyder, L OBP: 0.337, SLG: 0.364 (7, 9) | | | | | | | | | | 3 | 1 | 1 | 0 | 1 | 1 | 0 | | | | | | | | | |
| Boog Powell, L OBP: 0.320, SLG: 0.465 (1, 7) | | | | | | | | | | 3 | 1 | 1 | 1 | 0 | 1 | 0 | | | | | | | | | |
| Bob Saverine, S OBP: 0.305, SLG: 0.223 (7, 8) | | | | | | | | | | 1 | 0 | 0 | 0 | 0 | 0 | 1 | | | | | | | | | |
| John Orsino, R OBP: 0.342, SLG: 0.459 (1, 2) | | | | | | | | | | 4 | 1 | 1 | 1 | 0 | 2 | 0 | | | | | | | | | |
| Jim Gentile, L OBP: 0.359, SLG: 0.454 (1, 3) | | | | | | | | | | 3 | 2 | 2 | 4 | 1 | 0 | 0 | | | | | | | | | |
| Brooks Robinson, R OBP: 0.318, SLG: 0.374 (1, 5) | | | | | | | | | | 2 | 0 | 0 | 0 | 2 | 0 | 0 | | | | | | | | | |
| Jackie Brandt, R OBP: 0.292, SLG: 0.385 (7, 7) | | | | | | | | | | 4 | 0 | 0 | 0 | 0 | 0 | 3 | | | | | | | | | |
| Jerry Adair, R OBP: 0.231, SLG: 0.346 (1, 4) | | | | | | | | | | 3 | 0 | 0 | 0 | 0 | 2 | 0 | | | | | | | | | |
| Robin Roberts, S OBP: 0.242, SLG: 0.246 (1, 1) | | | | | | | | | | 3 | 0 | 0 | 0 | 0 | 0 | 0 | | | | | | | | | |
| Stu Miller, R OBP: 0.364, SLG: 0.455 (8, 1) | | | | | | | | | | 0 | 0 | 0 | 0 | 0 | 0 | 0 | | | | | | | | | |
| Inning Stats | R: 5 E: 0 K: 0 S: 8 | H: 5 LOB: 0 BB: 0 P: 8 | R: 0 E: 0 K: 0 S: 3 | H: 0 LOB: 0 BB: 0 P: 3 | R: 0 E: 0 K: 2 S: 7 | H: 0 LOB: 2 BB: 2 P: 15 | R: 0 E: 0 K: 1 S: 5 | H: 0 LOB: 0 BB: 0 P: 5 | R: 0 E: 0 K: 1 S: 5 | H: 1 LOB: 0 BB: 0 P: 6 | R: 0 E: 0 K: 1 S: 5 | H: 0 LOB: 1 BB: 1 P: 9 | R: 0 E: 0 K: 1 S: 5 | H: 0 LOB: 1 BB: 1 P: 9 | 1B: 4 2B: 0 3B: 0 HR: 2 | SF: 0 SAC: 0 DP: 0 HBP: 0 | WP: 0 PB: 0 SB: 1 CS: 0 | PA: 34 | | | | | | | |
| PITCHER | IP | WLS | BF | H | R | ER | SO | BB | IBB | HBP | BLK | WP | HR | S | P | ERA | WHIP | | | | | | | | |
| Barry Latman, R ERA: 4.49 (1, 1) | 0.0 | L | 5 | 5 | 0 | 0 | 3 | 2 | 0 | 0 | 0 | 0 | 0 | 18 | 26 | 0.00 | 0.500 | | | | | | | | |
| Early Wynn, R ERA: 2.59 (1, 1) | 4.0 | | 14 | 0 | 0 | 0 | 3 | 2 | 0 | 0 | 0 | 0 | 0 | 18 | 26 | 0.00 | 0.500 | | | | | | | | |
| Pedro Ramos, R ERA: 3.49 (5, 1) | 2.0 | | 7 | 1 | 1 | 1 | 2 | 0 | 0 | 0 | 0 | 0 | 1 | 11 | 11 | 4.50 | 0.500 | | | | | | | | |
| Jerry Walker, R ERA: 5.16 (7, 1) | 2.0 | | 8 | 0 | 0 | 0 | 2 | 2 | 0 | 0 | 0 | 0 | 0 | 10 | 18 | 0.00 | 1.000 | | | | | | | | |

Cleveland Indians @ Baltimore Orioles
Memorial Stadium, Baltimore, MD
Tue Aug 06 1963, 7:05 PM EDT
Att: 16,448 - Unknown

| | |
|-----|----|
| AB | 30 |
| R | 6 |
| H | 6 |
| RBI | 6 |
| BB | 4 |
| SO | 7 |
| LOB | 4 |



| Batter | 1 | 2 | 3 | 4 | 5 | 6 | 7 | 8 | 9 | AB | R | H | RBI | BB | SO | LOB | TOP | | |
|---|------------------------------|---------------------------------|------------------------------|---------------------------------|------------------------------|---------------------------------|------------------------------|----------------------------------|------------------------------|---------------------------------|------------------------------|---------------------------------|------------------------------|---------------------------------|----------------------------------|------------------------------------|----------------------------------|--------|--|
| Al Luplow, L OBP: 0.301, SLG: 0.327 (1, 9) | 0-0 4-3 | | 0-0 FC4-6 1B | | 4-0 BB | | 0-0 3-1 | | 0-0 6-3 | 4 | 0 | 1 | 1 | 1 | 0 | 1 | | | |
| Larry Brown, R OBP: 0.351, SLG: 0.359 (1, 6) | 0-3 K | | 0-0 FC4-6 1-2 3-H | | 0-3 K | | 4-0 BB | | 0-0 F4 | 4 | 0 | 0 | 1 | 1 | 2 | 3 | | | |
| Willie Kirkland, L OBP: 0.311, SLG: 0.395 (1, 8) | 0-0 3-1 | | 0-0 F9 | | 0-3 K | | 0-0 F8 | | | 4 | 0 | 0 | 0 | 0 | 1 | 3 | | | |
| Fred Whitfield, L OBP: 0.305, SLG: 0.500 (1, 3) | | 0-0 F7 | | 0-0 L8 FC4-2 2B | | 0-0 6-3 | | 0-0 HR | | 4 | 1 | 2 | 1 | 0 | 0 | 1 | | | |
| Tito Francona, L OBP: 0.306, SLG: 0.337 (1, 7) | 4-0 BB | | 0-0 L8 | | 0-0 CS 1B | | 4-0 G6-4-3 BB | | | 2 | 0 | 1 | 0 | 2 | 0 | 1 | | | |
| Max Alvis, R OBP: 0.317, SLG: 0.432 (1, 5) | 0-0 G5-4-3 1-2 | | 0-0 FC4-2 1B | | 0-0 6-3 | | 0-3 K | | | 4 | 0 | 0 | 0 | 0 | 1 | 4 | | | |
| Joe Azcue, R OBP: 0.293, SLG: 0.435 (1, 2) | | | 0-0 L9 | | 0-0 BB 1B | | 0-0 HR | | 0-0 G6-4-3 1-2 | 4 | 1 | 2 | 1 | 0 | 0 | 1 | | | |
| Woodie Held, R OBP: 0.356, SLG: 0.464 (1, 4) | | | 0-0 1B 2B | | 4-0 1-2 BB | | 0-0 6-3 | | 1-0 6-3 HBP | 2 | 1 | 1 | 0 | 1 | 0 | 0 | | | |
| Mudcat Grant, R OBP: 0.204, SLG: 0.234 (1, 1) | | | 4-0 1B FC4-6 BB | | 0-3 K | | 0-3 K | | 0-3 K | 3 | 1 | 0 | 0 | 1 | 3 | 4 | | | |
| Inning Stats | R: 0 E: 0 K: 1 S: 5 | H: 0 LOB: 0 BB: 0 P: 5 | R: 0 E: 0 K: 0 S: 2 | H: 0 LOB: 0 BB: 1 P: 6 | R: 2 E: 0 K: 0 S: 5 | H: 2 LOB: 1 BB: 1 P: 9 | R: 0 E: 0 K: 1 S: 7 | H: 2 LOB: 3 BB: 1 P: 11 | R: 0 E: 0 K: 0 S: 4 | H: 2 LOB: 1 BB: 0 P: 4 | R: 0 E: 0 K: 1 S: 5 | H: 0 LOB: 1 BB: 1 P: 9 | R: 0 E: 0 K: 1 S: 5 | H: 0 LOB: 1 BB: 0 P: 6 | 1B: 3 2B: 2 3B: 0 HR: 2 | SF: 0 SAC: 0 DP: 2 HBP: 1 | WP: 0 PB: 0 SB: 0 CS: 1 | PA: 38 | |
| PITCHER | IP | WLS | BF | H | R | ER | SO | BB | IBB | HBP | BLK | WP | HR | S | P | ERA | WHIP | | |
| Mitt Pappas, R ERA: 2.64 (1, 1) | 7.0 | L | 30 | 6 | 3 | 3 | 5 | 5 | 0 | 0 | 0 | 0 | 1 | 35 | 55 | 3.86 | 1.571 | | |
| George Brunet, L ERA: 6.14 (8, 1) | 2.0 | | 8 | 1 | 1 | 1 | 2 | 1 | 0 | 1 | 0 | 0 | 1 | 10 | 15 | 4.50 | 1.000 | | |

Cleveland Indians @ Baltimore Orioles
Memorial Stadium, Baltimore, MD
Wed Aug 07 1963, 7:05 PM EDT
Att: 7,080 - Unknown

| | |
|-----|----|
| AB | 31 |
| R | 4 |
| H | 7 |
| RBI | 4 |
| BB | 6 |
| SO | 7 |
| LOB | 18 |



| Batter | 1 | 2 | 3 | 4 | 5 | 6 | 7 | 8 | 9 | AB | R | H | RBI | BB | SO | LOB | BOTTOM | | |
|---|------------------------------|---------------------------------|------------------------------|---------------------------------|------------------------------|---------------------------------|------------------------------|---------------------------------|------------------------------|---------------------------------|------------------------------|---------------------------------|------------------------------|---------------------------------|----------------------------------|------------------------------------|----------------------------------|--------|--|
| Luis Aparicio, R OBP: 0.300, SLG: 0.348 (1, 6) | 0-0 F4 | | 0-0 CS 1B | | 0-0 F7 | | 0-0 5-3 | | | 4 | 0 | 1 | 0 | 0 | 0 | 1 | | | |
| Russ Snyder, L OBP: 0.338, SLG: 0.362 (1, 8) | 0-0 6-3 | | 4-0 1-2 BB | | 0-0 1-3 | | 4-0 G6-4-3 BB | | | 2 | 0 | 0 | 0 | 2 | 0 | 0 | | | |
| Boog Powell, L OBP: 0.317, SLG: 0.459 (1, 7) | 0-0 F8 | | 0-0 F5 | | 0-0 F6 | | 0-3 K | | | 4 | 0 | 0 | 0 | 0 | 1 | 3 | | | |
| John Orsino, R OBP: 0.341, SLG: 0.455 (1, 2) | | 0-0 F3 | | 0-0 L6 | | 0-0 BB 1B | | 0-0 G6-4-3 1-2 | | 4 | 1 | 1 | 0 | 0 | 0 | 1 | | | |
| Jim Gentile, L OBP: 0.361, SLG: 0.452 (1, 3) | | 4-0 FC6-4 BB | | 0-0 L9 | | 4-0 1B 1-2 BB | | 0-0 F5 | | 2 | 0 | 0 | 0 | 2 | 0 | 0 | | | |
| Brooks Robinson, R OBP: 0.317, SLG: 0.372 (1, 5) | | 0-3 K | | 0-0 6-3 | | 0-0 1-3 2-H | | 0-0 F9 | | 4 | 0 | 1 | 1 | 0 | 1 | 1 | | | |
| Jackie Brandt, R OBP: 0.289, SLG: 0.380 (1, 9) | | 0-0 FC6-4 1-2 | | 0-0 F4 | | 0-0 F8 | | 0-0 4-3 | | 4 | 0 | 0 | 0 | 0 | 0 | 3 | | | |
| Jerry Adair, R OBP: 0.232, SLG: 0.349 (1, 4) | | | 0-0 4-3 | | 0-0 2B | | 0-0 F8 | | | 3 | 0 | 1 | 0 | 0 | 0 | 0 | | | |
| Mitt Pappas, R OBP: 0.127, SLG: 0.094 (1, 1) | | | 0-0 1B | | 0-3 K | | 0-0 4-3 | | | 2 | 0 | 1 | 0 | 0 | 1 | 1 | | | |
| Fred Valentine, S OBP: 0.400, SLG: 0.313 (7, PH) | | | | | | | | | | 1 | 0 | 0 | 0 | 0 | 0 | 0 | | | |
| George Brunet, R (8, 1) | | | | | | | | | | 0 | 0 | 0 | 0 | 0 | 0 | 0 | | | |
| Inning Stats | R: 0 E: 0 K: 0 S: 3 | H: 0 LOB: 0 BB: 0 P: 3 | R: 0 E: 0 K: 1 S: 5 | H: 0 LOB: 1 BB: 1 P: 9 | R: 0 E: 0 K: 0 S: 4 | H: 2 LOB: 2 BB: 1 P: 8 | R: 0 E: 0 K: 0 S: 3 | H: 0 LOB: 0 BB: 0 P: 3 | R: 0 E: 0 K: 1 S: 4 | H: 0 LOB: 0 BB: 1 P: 8 | R: 0 E: 0 K: 0 S: 3 | H: 0 LOB: 0 BB: 0 P: 3 | R: 0 E: 0 K: 1 S: 4 | H: 0 LOB: 0 BB: 1 P: 8 | 1B: 4 2B: 1 3B: 0 HR: 0 | SF: 0 SAC: 0 DP: 1 HBP: 0 | WP: 0 PB: 0 SB: 0 CS: 1 | PA: 34 | |
| PITCHER | IP | WLS | BF | H | R | ER | SO | BB | IBB | HBP | BLK | WP | HR | S | P | ERA | WHIP | | |
| Mudcat Grant, R ERA: 3.85 (1, 1) | 9.0 | W | 34 | 5 | 1 | 1 | 3 | 4 | 0 | 0 | 0 | 0 | 0 | 36 | 52 | 1.00 | 1.000 | | |

Cleveland Indians @ Baltimore Orioles
Memorial Stadium, Baltimore, MD
Wed Aug 07 1963, 7:05 PM EDT
Att: 7,080 - Unknown

| | |
|-----|----|
| AB | 30 |
| R | 1 |
| H | 5 |
| RBI | 1 |
| BB | 4 |
| SO | 3 |
| LOB | 10 |



| Batter | 1 | 2 | 3 | 4 | 5 | 6 | 7 | 8 | 9 | AB | R | H | RBI | BB | SO | LOB | TOP | | | |
|---|---|---------------------------------|------------------------------|---------------------------------|------------------------------|---------------------------------|------------------------------|---------------------------------|------------------------------|---------------------------------|------------------------------|---------------------------------|------------------------------|---------------------------------|------------------------------|---------------------------------|---|----------------------------------|------------------------------------|----------------------------------|
| Woodie Held, R (1,4) OBP: 0.355, SLG: 0.461 | 0-3 K | | 0-0 1B | | 0-3 K | | | 0-3 K | | 4 | 0 | 1 | 0 | 0 | 3 | 2 | Cleveland Indians @ Baltimore Orioles Memorial Stadium, Baltimore, MD Thu Aug 08 1963, 7:05 PM EDT Att: 7,738 - Unknown | | | |
| Larry Brown, R (1,6) OBP: 0.339, SLG: 0.346 | 0-0 6-3 | | 0-0 F4 | | | 0-0 F2 | | 0-0 F7 | | 4 | 0 | 0 | 0 | 0 | 2 | | | | | |
| Willie Kirkland, L (1,8) OBP: 0.308, SLG: 0.390 | 0-3 K | | 0-0 6-3 | | | 0-0 4-3 | | 0-3 K | | 4 | 0 | 0 | 0 | 0 | 2 | | | | | |
| Joe Adcock, R (1,3) OBP: 0.323, SLG: 0.427 | | 0-0 G6-4-3 1B | | 0-3 K | | 0-0 F7 | | | 0-0 F6 | 4 | 0 | 1 | 0 | 0 | 1 | | | | | |
| Joe Azcue, R (1,2) OBP: 0.297, SLG: 0.441 | | 0-0 G6-4-3 1B | | 0-0 F4 | | | 0-0 FC4-6 1B S | | 0-0 5-3 2B | 4 | 2 | 2 | 0 | 0 | 1 | | | | | |
| Max Alvis, R (1,5) OBP: 0.316, SLG: 0.433 | | 0-0 2B | | 0-0 5-3 | | | 0-0 F3 | | 0-0 5-3 | 4 | 0 | 1 | 0 | 0 | 2 | | | | | |
| Willie Tasby, R (1,9) OBP: 0.346, SLG: 0.443 | | 0-0 1-3 2B | | | 0-0 CS 1B 1B | | 0-0 FC4-6 1B | | 4-0 2B IBB | 3 | 0 | 2 | 0 | 1 | 0 | | | | | |
| Tito Francona, L (1,7) OBP: 0.308, SLG: 0.341 | | | 0-0 4-3 | | 0-0 1B | | 0-0 FC4-6 S | | 0-0 2B 1-H 3-H | 4 | 0 | 2 | 1 | 0 | 2 | | | | | |
| Dick Donovan, L (1,1) OBP: 0.143, SLG: 0.163 | | | 0-0 1B 1B | | 0-3 K | | 0-3 K | | | 3 | 0 | 1 | 0 | 0 | 2 | 3 | C | | | |
| Inning Stats | R: 0 E: 0 K: 2 S: 7 | H: 0 LOB: 0 BB: 0 P: 7 | R: 0 E: 0 K: 0 S: 4 | H: 2 LOB: 1 BB: 0 P: 4 | R: 0 E: 0 K: 0 S: 5 | H: 2 LOB: 2 BB: 0 P: 5 | R: 0 E: 0 K: 1 S: 5 | H: 0 LOB: 0 BB: 0 P: 5 | R: 0 E: 0 K: 2 S: 8 | H: 2 LOB: 2 BB: 0 P: 8 | R: 0 E: 0 K: 1 S: 3 | H: 2 LOB: 1 BB: 0 P: 7 | R: 0 E: 0 K: 2 S: 7 | H: 0 LOB: 0 BB: 0 P: 7 | R: 1 E: 0 K: 0 S: 4 | H: 2 LOB: 2 BB: 1 P: 8 | | 1B: 7 2B: 4 3B: 0 HR: 0 | SF: 0 SAC: 0 DP: 2 HBP: 0 | WP: 0 PB: 0 SB: 2 CS: 1 |
| PITCHER Steve Barber, L (1,1) ERA: 2.6 | IP: 9.0 WLS: L BF: 35 H: 10 R: 2 ER: 2 SO: 8 BB: 0 IBB: 1 HBP: 0 BLK: 0 WP: 0 HR: 0 S: 50 P: 54 ERA: 2.00 WHIP: 1.111 | | | | | | | | | | | | | | | PITCHER | | | | |

| Batter | 1 | 2 | 3 | 4 | 5 | 6 | 7 | 8 | 9 | AB | R | H | RBI | BB | SO | LOB | BOTTOM | | | |
|--|--|---------------------------------|------------------------------|---------------------------------|------------------------------|---------------------------------|------------------------------|---------------------------------|------------------------------|---------------------------------|------------------------------|---------------------------------|------------------------------|---------------------------------|------------------------------|---------------------------------|---|------------------------------------|----------------------------------|--------|
| Luis Aparicio, R (1,6) OBP: 0.299, SLG: 0.347 | 0-0 FC6-4 1B | | | 0-0 6-3 | | 0-0 F8 | | | 0-0 6-3 | 4 | 0 | 1 | 0 | 0 | 0 | 0 | Cleveland Indians @ Baltimore Orioles Memorial Stadium, Baltimore, MD Thu Aug 08 1963, 7:05 PM EDT Att: 7,738 - Unknown | | | |
| Russ Snyder, L (1,8) OBP: 0.340, SLG: 0.363 | 0-0 FC6-4 1B | | | 0-0 FC4-6 1B | | | 0-0 F6 | | 0-3 K | 2 | 0 | 1 | 0 | 0 | 0 | 1 | | | | |
| Al Smith, R (5,9) OBP: 0.350, SLG: 0.430 | 0-0 G6-3 | | | 0-0 FC4-6 1B | | | 0-0 1-3 | | | 2 | 0 | 0 | 0 | 0 | 1 | 0 | | | | |
| Boog Powell, L (1,7) OBP: 0.314, SLG: 0.455 | 0-0 G6-3 | | | 0-0 FC4-6 | | | 0-0 1-3 | | | 3 | 0 | 0 | 0 | 0 | 0 | 2 | | | | |
| John Orsino, R (1,2) OBP: 0.337, SLG: 0.450 | | 0-3 K | | 0-0 F4 | | | 0-0 F5 | | | 3 | 0 | 0 | 0 | 0 | 1 | 1 | | | | |
| Jim Gentile, L (1,3) OBP: 0.358, SLG: 0.448 | | 0-0 4-3 | | | 0-0 3-1 | | | 0-3 K | | 3 | 0 | 0 | 0 | 0 | 1 | 0 | | | | |
| Brooks Robinson, R (1,5) OBP: 0.315, SLG: 0.370 | | 0-0 4-3 | | | 0-0 6-3 | | | 0-0 F3 | | 3 | 0 | 0 | 0 | 0 | 0 | 0 | | | | |
| Jackie Brandt, R (1,9) OBP: 0.289, SLG: 0.383 | | | 0-0 F4 | | 0-3 K | | | 0-0 2B | | 3 | 0 | 1 | 0 | 0 | 1 | 0 | | | | |
| Jerry Adair, R (1,4) OBP: 0.229, SLG: 0.345 | | | 0-0 F9 | | | 0-0 F3 | | 0-0 F3 | | 3 | 0 | 0 | 0 | 0 | 0 | 1 | | | | |
| Steve Barber, L (1,1) OBP: 0.136, SLG: 0.172 | | | 0-0 F6 | | | 0-3 K | | | 0-0 1-3 | 2 | 0 | 0 | 0 | 0 | 1 | 0 | Orioles | | | |
| Bob Johnson, R (9,PH) OBP: 0.372, SLG: 0.519 | | | | | | | | | | 1 | 0 | 0 | 0 | 0 | 0 | 0 | | | | |
| Inning Stats | R: 0 E: 0 K: 0 S: 3 | H: 1 LOB: 0 BB: 0 P: 3 | R: 0 E: 0 K: 1 S: 5 | H: 0 LOB: 0 BB: 0 P: 5 | R: 0 E: 0 K: 0 S: 3 | H: 0 LOB: 0 BB: 0 P: 3 | R: 0 E: 0 K: 0 S: 4 | H: 1 LOB: 1 BB: 0 P: 4 | R: 0 E: 0 K: 1 S: 5 | H: 0 LOB: 0 BB: 0 P: 5 | R: 0 E: 0 K: 1 S: 3 | H: 0 LOB: 0 BB: 0 P: 3 | R: 0 E: 0 K: 1 S: 6 | H: 1 LOB: 1 BB: 0 P: 6 | R: 0 E: 0 K: 1 S: 5 | H: 0 LOB: 0 BB: 0 P: 5 | 1B: 2 2B: 1 3B: 0 HR: 0 | SF: 0 SAC: 0 DP: 1 HBP: 0 | WP: 0 PB: 0 SB: 0 CS: 0 | PA: 29 |
| PITCHER Dick Donovan, R (1,1) ERA: 4.93 | IP: 9.0 WLS: W BF: 29 H: 3 R: 0 ER: 0 SO: 5 BB: 0 IBB: 0 HBP: 0 BLK: 0 WP: 0 HR: 0 S: 39 P: 39 ERA: 0.00 WHIP: 0.333 | | | | | | | | | | | | | | | PITCHER | | | | |

| Batter | 1 | 2 | 3 | 4 | 5 | 6 | 7 | 8 | 9 | AB | R | H | RBI | BB | SO | LOB | TOP | | | | | |
|---|---|---------------------------------|------------------------------|---------------------------------|------------------------------|---------------------------------|------------------------------|---------------------------------|------------------------------|---------------------------------|------------------------------|----------------------------------|------------------------------|---------------------------------|------------------------------|----------------------------------|------------------------------|---------------------------------|----------------------------------|------------------------------------|----------------------------------|--------|
| Luis Aparicio, R (1, 6) OBP: 0.300, SLG: 0.348 | F3 | | | 6-3 | | SF9 BB 1-2 2-3 1B | | 3B 1B | G6-4-3 | 5 | 1 | 2 | 0 | 0 | 0 | 1 | | | | | | |
| Russ Snyder, L (1, 8) OBP: 0.342, SLG: 0.369 | K | | | 4-3 | | G6-4-3 1-2 2-3 3H BB | | BLK 3B | | 3 | 1 | 1 | 3 | 1 | 1 | 0 | | | | | | |
| Boog Powell, L (1, 3) | F7 | | | 3-1 | | SF9 2-3 3-H | | 5-3 BB | | 2 | 0 | 0 | 1 | 1 | 0 | 0 | | | | | | |
| John Orsino, R (1, 2) OBP: 0.336, SLG: 0.444 | | F8 | | | G3 1B 6-3-2-5 HBP | G6-4-3 1-2 | | 5-3 | | 3 | 1 | 0 | 0 | 0 | 0 | 3 | | | | | | |
| Al Smith, R (1, 9) OBP: 0.350, SLG: 0.429 | 5-3 | | | | G3 1B 6-3-2-5 1-2 | | 6-3 | K | | 3 | 0 | 1 | 0 | 0 | 0 | 0 | | | | | | |
| Bob Saverine, S (7, 8) OBP: 0.303, SLG: 0.221 | | | | | | | | | | 1 | 0 | 0 | 0 | 0 | 1 | 1 | | | | | | |
| Bob Johnson, R (1, 5) OBP: 0.363, SLG: 0.506 | K | | | | G3 1-2 2-3 | | 6-3 | 6-3 | | 4 | 0 | 0 | 0 | 0 | 1 | 3 | | | | | | |
| Brooks Robinson, R (9, 5) OBP: 0.315, SLG: 0.370 | | | | | | | | | | 0 | 0 | 0 | 0 | 0 | 0 | 0 | | | | | | |
| Jackie Brandt, R (1, 7) OBP: 0.289, SLG: 0.381 | | | 3-1 | | 6-3-5-2-5 2-3H 3-H | | FC4 1B | E6 1B FC3-6 | | 4 | 1 | 1 | 1 | 0 | 0 | 1 | | | | | | |
| Jerry Adair, R (1, 4) OBP: 0.233, SLG: 0.351 | | | 6-3 | | | 1B BB 2B | FC4 1-2 | FC3-6 1B | | 4 | 1 | 2 | 0 | 0 | 0 | 1 | | | | | | |
| Dave McNally, R (1, 1) | | | | | | | | | | 1 | 1 | 0 | 0 | 1 | 0 | 0 | | | | | | |
| Dick Hall, R (7, 1) OBP: 0.429, SLG: 0.619 | 5-3 | | | | | BB 1B SF9 BB | | FC3-6 G6-4-3 1-2H 3-H | | 2 | 1 | 1 | 1 | 0 | 0 | 1 | | | | | | |
| Inning Stats | R: 0 E: 0 K: 1 S: 5 | H: 0 LOB: 0 BB: 0 P: 5 | R: 0 E: 0 K: 1 S: 5 | H: 0 LOB: 0 BB: 0 P: 5 | R: 0 E: 0 K: 0 S: 3 | H: 0 LOB: 0 BB: 0 P: 3 | R: 0 E: 0 K: 0 S: 3 | H: 0 LOB: 0 BB: 0 P: 3 | R: 1 E: 0 K: 0 S: 3 | H: 1 LOB: 0 BB: 0 P: 4 | R: 2 E: 0 K: 0 S: 4 | H: 2 LOB: 1 BB: 2 P: 12 | R: 0 E: 0 K: 0 S: 4 | H: 1 LOB: 1 BB: 0 P: 4 | R: 3 E: 0 K: 1 S: 8 | H: 3 LOB: 1 BB: 1 P: 12 | R: 1 E: 1 K: 0 S: 4 | H: 1 LOB: 0 BB: 0 P: 4 | 1B: 6 2B: 2 3B: 1 HR: 0 | SF: 1 SAC: 0 DP: 3 HBP: 1 | WP: 0 PB: 0 SB: 0 CS: 0 | PA: 37 |
| PITCHER | IP WLS BF H R ER SO BB IBB HBP BLK WP HR S P ERA WHIP | | | | | | | | | | | | | | | | | | | | | |
| Jim Duckworth, R (1, 1) ERA: 4.69 | 5.0 L 20 3 3 3 2 2 0 1 0 0 0 21 30 5.40 1.000 | | | | | | | | | | | | | | | | | | | | | |
| Ed Roebuck, R (6, 1) ERA: 3.73 | 4.0 17 5 4 3 1 1 0 0 1 0 0 18 22 6.75 1.500 | | | | | | | | | | | | | | | | | | | | | |

Baltimore Orioles @ Washington Senators
D.C. Stadium, Washington, DC
Fri Aug 09 1963, 7:05 PM EDT
Att: 4,486 - Unknown

AB 32
R 7
H 8
RBI 6
BB 3
SO 3
LOB 11



| Batter | 1 | 2 | 3 | 4 | 5 | 6 | 7 | 8 | 9 | AB | R | H | RBI | BB | SO | LOB | BOTTOM | | | | | |
|---|---|----------------------------------|------------------------------|---------------------------------|------------------------------|---------------------------------|------------------------------|---------------------------------|------------------------------|---------------------------------|------------------------------|---------------------------------|------------------------------|---------------------------------|------------------------------|---------------------------------|------------------------------|---------------------------------|----------------------------------|------------------------------------|----------------------------------|--------|
| Ed Brinkman, R (1, 6) OBP: 0.269, SLG: 0.309 | K | F8 | | F9 | | | F7 | | | 3 | 0 | 0 | 0 | 0 | 1 | 3 | | | | | | |
| Don Blasingame, L (7, PH) OBP: 0.321, SLG: 0.298 | | | | | | | | | | 1 | 0 | 0 | 0 | 0 | 0 | 1 | | | | | | |
| Minnie Minoso, R (1, 7) OBP: 0.319, SLG: 0.311 | | | | | F8 | | F9 | | | 3 | 1 | 1 | 0 | 0 | 1 | 0 | | | | | | |
| Jim King, L (7, PH) OBP: 0.325, SLG: 0.492 | 3B 2B | | K | | | | | | | 1 | 0 | 0 | 0 | 0 | 0 | 1 | | | | | | |
| Chuck Hinton, R (1, 9) OBP: 0.342, SLG: 0.452 | 2H 3B | | E 1B | | L6 | | FC6-4 1-2 | | | 4 | 0 | 2 | 1 | 0 | 0 | 1 | | | | | | |
| Don Leppert, R (1, 2) OBP: 0.309, SLG: 0.385 | K | | 5-3 | | 6-3 | | | K | | 4 | 0 | 0 | 0 | 0 | 2 | 2 | | | | | | |
| Don Lock, R (1, 8) OBP: 0.330, SLG: 0.440 | IBB | | F2 | | | 5-3 | | 5-3 | | 3 | 0 | 0 | 0 | 1 | 0 | 1 | | | | | | |
| Don Zimmer, R (1, 5) OBP: 0.291, SLG: 0.429 | F4 | | | F3 | | 5-3 | | 5-3 | | 4 | 0 | 0 | 0 | 0 | 0 | 2 | | | | | | |
| Dick Phillips, L (1, 3) OBP: 0.267, SLG: 0.291 | | | 4-3 | 1B S 1B | | | | | F8 | 3 | 0 | 1 | 0 | 1 | 0 | 0 | | | | | | |
| Chuck Cottier, R (1, 4) OBP: 0.253, SLG: 0.327 | F4 | | | | | | F7 | | F2 | 4 | 0 | 1 | 0 | 0 | 0 | 1 | | | | | | |
| Jim Duckworth, R (1, 1) | | | | | | | | | | 1 | 0 | 0 | 0 | 0 | 1 | 2 | | | | | | |
| Ed Roebuck, R (6, 1) OBP: 0.375, SLG: 0.375 | | | | | | | | | K | 1 | 0 | 1 | 0 | 0 | 0 | 0 | | | | | | |
| Bobo Osborne, L (9, PH) OBP: 0.306, SLG: 0.377 | | | | | | | FC6-4 1B | | | 1 | 0 | 0 | 0 | 0 | 1 | 0 | | | | | | |
| Inning Stats | R: 1 E: 0 K: 2 S: 9 | H: 2 LOB: 2 BB: 1 P: 13 | R: 0 E: 0 K: 0 S: 3 | H: 0 LOB: 1 BB: 0 P: 4 | R: 0 E: 1 K: 1 S: 6 | H: 1 LOB: 1 BB: 0 P: 6 | R: 0 E: 0 K: 1 S: 7 | H: 2 LOB: 2 BB: 0 P: 7 | R: 0 E: 0 K: 0 S: 3 | H: 0 LOB: 0 BB: 0 P: 3 | R: 0 E: 0 K: 0 S: 3 | H: 0 LOB: 1 BB: 1 P: 7 | R: 0 E: 0 K: 0 S: 4 | H: 1 LOB: 1 BB: 0 P: 4 | R: 0 E: 0 K: 1 S: 5 | H: 0 LOB: 0 BB: 0 P: 5 | R: 0 E: 0 K: 1 S: 5 | H: 0 LOB: 0 BB: 0 P: 5 | 1B: 4 2B: 1 3B: 1 HR: 0 | SF: 0 SAC: 0 DP: 0 HBP: 1 | WP: 0 PB: 0 SB: 1 CS: 0 | PA: 36 |
| PITCHER | IP WLS BF H R ER SO BB IBB HBP BLK WP HR S P ERA WHIP | | | | | | | | | | | | | | | | | | | | | |
| Dave McNally, L (1, 1) ERA: 4.81 | 6.0 W 27 6 1 1 4 1 0 0 0 0 0 32 41 1.50 1.167 | | | | | | | | | | | | | | | | | | | | | |
| Dick Hall, R (7, 1) ERA: 3.53 | 3.0 S 9 0 0 0 2 0 0 0 0 0 0 13 13 0.00 0.000 | | | | | | | | | | | | | | | | | | | | | |

Baltimore Orioles @ Washington Senators
D.C. Stadium, Washington, DC
Fri Aug 09 1963, 7:05 PM EDT
Att: 4,486 - Unknown

AB 33
R 1
H 6
RBI 1
BB 2
SO 6
LOB 14



| Batter | 1 | 2 | 3 | 4 | 5 | 6 | 7 | 8 | 9 | AB | R | H | RBI | BB | SO | LOB | TOP | | | | | | | | |
|--|------------------------------|---------------------------------|------------------------------|---------------------------------|------------------------------|----------------------------------|------------------------------|----------------------------------|------------------------------|---------------------------------|------------------------------|----------------------------------|------------------------------|---------------------------------|------------------------------|----------------------------------|--|----------------------------------|----------------------------------|------------------------------------|----------------------------------|--------|--|--|--|
| Luis Aparicio, R OBP: 0.293, SLG: 0.339 (1, 6) | 0-3 K | | 0-0 F8 | 0-0 4-3 | | 0-0 5-3 | | 0-0 1B | | 5 | 0 | 1 | 1 | 0 | 1 | 3 | | | | | | | | | |
| Bob Johnson, R OBP: 0.370, SLG: 0.497 (1, 4) | 0-0 1-3 | | 4-0 1B BB | | 0-0 F3 | | 0-0 FC5-4 1B | | 0-0 F8 | 4 | 1 | 1 | 0 | 1 | 0 | 0 | | | | | | | | | |
| Boog Powell, L OBP: 0.322, SLG: 0.490 (1, 3) | 0-0 F8 | | 0-0 1B 1-2 | | 0-0 F9 | | 0-3 K | | 0-0 HR | 5 | 1 | 2 | 1 | 0 | 1 | 1 | | | | | | | | | |
| John Orsino, R OBP: 0.347, SLG: 0.464 (1, 2) | | 0-0 HR | 0-0 1B 1-2 2H | | 0-0 FC6-4 1B | | 0-3 K | | 0-0 4-3 | 5 | 1 | 3 | 2 | 0 | 1 | 1 | | | | | | | | | |
| Al Smith, R OBP: 0.344, SLG: 0.420 Bob Saverine, S OBP: 0.306, SLG: 0.226 (7, 8) | | 0-3 K | 0-0 F6 | | 0-0 FC6-4 1-2 | | 0-0 FC5-4 1-2 | | 0-0 WP S 1B | 4 | 0 | 0 | 0 | 0 | 1 | 4 | | | | | | | | | |
| Brooks Robinson, R OBP: 0.315, SLG: 0.367 (1, 5) | | 0-0 F7 | | 0-0 F9 | | 0-0 6-3 | | 4-0 SH1-3 BB WP BB | 3 | 1 | 0 | 0 | 2 | 0 | 0 | 0 | | | | | | | | | |
| Jackie Brandt, R OBP: 0.298, SLG: 0.380 (7, 9) (8, 7) | | 0-0 1B | | 0-0 E3 1B | | 0-3 K | | 4-0 WP SH1-3 BB 1-2 | 4 | 1 | 1 | 0 | 1 | 2 | 2 | | AB 37 R 6 H 11 RBI 5 BB 5 SO 10 LOB 14 | | | | | | | | |
| Joe Gaines, R OBP: 0.386, SLG: 0.486 Russ Snyder, L OBP: 0.334, SLG: 0.360 (8, PH) (8, 9) | | 0-3 K | | 0-3 K | | 4-0 2B BB | | 0-0 SH1-3 1-2 2-3 3H | 2 | 1 | 0 | 0 | 1 | 2 | 2 | | | | | | | | | | |
| Steve Barber, L OBP: 0.157, SLG: 0.206 (1, 1) | | | 0-3 K | | 0-0 1-3 1B | | 0-0 1-H 2B | | 0-3 K | 4 | 0 | 2 | 1 | 0 | 2 | 1 | | | | | | | | | |
| Inning Stats | R: 0 E: 0 K: 1 S: 5 | H: 0 LOB: 0 BB: 0 P: 5 | R: 1 E: 0 K: 2 S: 9 | H: 2 LOB: 1 BB: 0 P: 9 | R: 1 E: 0 K: 1 S: 7 | H: 2 LOB: 2 BB: 1 P: 11 | R: 0 E: 1 K: 1 S: 7 | H: 1 LOB: 2 BB: 0 P: 7 | R: 0 E: 0 K: 0 S: 4 | H: 1 LOB: 1 BB: 1 P: 4 | R: 1 E: 0 K: 0 S: 6 | H: 1 LOB: 1 BB: 1 P: 10 | R: 0 E: 0 K: 2 S: 8 | H: 1 LOB: 1 BB: 0 P: 8 | R: 2 E: 0 K: 1 S: 5 | H: 1 LOB: 1 BB: 2 P: 13 | R: 1 E: 0 K: 1 S: 7 | H: 2 LOB: 2 BB: 1 P: 11 | 1B: 8 2B: 1 3B: 0 HR: 2 | SF: 0 SAC: 1 DP: 0 HBP: 0 | WP: 2 PB: 1 SB: 0 CS: 1 | PA: 43 | | | |
| PITCHER | IP | WLS | BF | H | R | ER | SO | BB | IBB | HBP | BLK | WP | HR | S | P | ERA | WHIP | | | | | | | | |
| Dick Stigman, L ERA: 2.79 (1, 1) | 7.0 | L | 32 | 8 | 3 | 3 | 8 | 2 | 0 | 0 | 0 | 0 | 1 | 46 | 54 | 3.86 | 1.429 | | | | | | | | |
| Don Williams, R ERA: 13.5 (8, 1) | 0.0 | | 2 | 0 | 2 | 2 | 0 | 2 | 0 | 0 | 0 | 0 | 0 | 0 | 8 | ∞ | ∞ | | | | | | | | |
| Ray Moore, R ERA: 6.9 (8, 1) | 2.0 | | 9 | 3 | 1 | 1 | 2 | 1 | 0 | 0 | 0 | 2 | 1 | 12 | 16 | 4.50 | 2.000 | | | | | | | | |

Baltimore Orioles @ Minnesota Twins
Metropolitan Stadium, Bloomington, MI
Tue Aug 13 1963, 8:05 PM EDT
Att: 26,513 - Unknown

livebaseballscores.com



| Batter | 1 | 2 | 3 | 4 | 5 | 6 | 7 | 8 | 9 | AB | R | H | RBI | BB | SO | LOB | BOTTOM | | | | | | | | |
|---|------------------------------|---------------------------------|------------------------------|---------------------------------|------------------------------|---------------------------------|------------------------------|---------------------------------|------------------------------|---------------------------------|------------------------------|---------------------------------|------------------------------|---------------------------------|------------------------------|---------------------------------|---|------------------------------------|----------------------------------|--------|--|--|--|--|--|
| Rich Rollins, R OBP: 0.373, SLG: 0.476 (1, 5) | 0-0 1B FC5-2-5 | | 0-0 F7 | | 0-3 K | | 0-0 E5 | | | 4 | 0 | 1 | 0 | 0 | 1 | 1 | | | | | | | | | |
| Vic Power, R OBP: 0.289, SLG: 0.365 (1, 4) | 0-0 1B FC5-2-5 | | 0-0 F3 | | 0-0 F4 | | 0-0 F2 | | | 4 | 0 | 1 | 0 | 0 | 0 | 2 | | | | | | | | | |
| Zoilo Versalles, R OBP: 0.310, SLG: 0.433 (1, 6) | 0-0 FC5-2-5 | | 0-3 K | | | 0-0 6-3 | | 0-0 F3 | | 4 | 0 | 0 | 0 | 0 | 1 | 2 | | | | | | | | | |
| Harmon Killebrew, R OBP: 0.358, SLG: 0.530 (1, 7) | 0-0 FC6-4 | | | 0-0 1-3 | | 0-0 FC5-4 | | 0-0 HR | | 4 | 1 | 3 | 1 | 0 | 0 | 0 | | | | | | | | | |
| Don Mincher, L OBP: 0.350, SLG: 0.537 (1, 3) | 0-3 K | | | 0-0 1B | | 0-0 FC5-4 | | 4-0 G5-4-3 BB | | 3 | 0 | 1 | 0 | 1 | 1 | 4 | | | | | | | | | |
| Earl Battey, R OBP: 0.356, SLG: 0.480 (1, 2) | 0-0 FC6-4 | | | 0-0 1B | | 0-0 F7 | | 0-0 G5-4-3 | | 4 | 0 | 1 | 0 | 0 | 0 | 5 | | | | | | | | | |
| Wally Post, R OBP: 0.218, SLG: 0.327 (1, 9) | | 0-3 K | | 0-3 K | | | 0-0 L1 | | 0-3 K | 4 | 0 | 0 | 0 | 0 | 3 | 2 | AB 35 R 1 H 8 RBI 1 BB 1 SO 10 LOB 19 | | | | | | | | |
| Jimmie Hall, L OBP: 0.327, SLG: 0.489 (1, 8) | | 0-3 K | | 0-0 1-3 | | | 0-0 E PB 1B | | 0-0 F6 | 4 | 0 | 1 | 0 | 0 | 1 | 2 | | | | | | | | | |
| Dick Stigman, R OBP: 0.200, SLG: 0.113 Johnny Goryl, R OBP: 0.377, SLG: 0.581 Don Williams, R Ray Moore, R Lenny Green, L OBP: 0.300, SLG: 0.317 (8, PH) | | 0-3 K | | | 0-0 4-3 | | 0-3 K | | 0-3 K | 2 | 0 | 0 | 0 | 0 | 1 | 0 | | | | | | | | | |
| Inning Stats | R: 0 E: 0 K: 1 S: 8 | H: 3 LOB: 3 BB: 0 P: 8 | R: 0 E: 0 K: 3 S: 9 | H: 0 LOB: 0 BB: 0 P: 9 | R: 0 E: 0 K: 1 S: 5 | H: 0 LOB: 0 BB: 0 P: 5 | R: 0 E: 0 K: 1 S: 7 | H: 2 LOB: 2 BB: 0 P: 7 | R: 0 E: 0 K: 0 S: 4 | H: 1 LOB: 1 BB: 0 P: 4 | R: 0 E: 1 K: 1 S: 7 | H: 1 LOB: 2 BB: 0 P: 7 | R: 0 E: 0 K: 0 S: 3 | H: 1 LOB: 0 BB: 1 P: 7 | R: 1 E: 0 K: 2 S: 7 | H: 0 LOB: 0 BB: 0 P: 7 | 1B: 7 2B: 0 3B: 0 HR: 1 | SF: 0 SAC: 0 DP: 1 HBP: 0 | WP: 0 PB: 1 SB: 0 CS: 0 | PA: 36 | | | | | |
| PITCHER | IP | WLS | BF | H | R | ER | SO | BB | IBB | HBP | BLK | WP | HR | S | P | ERA | WHIP | | | | | | | | |
| Steve Barber, L ERA: 2.53 (1, 1) | 9.0 | W | 36 | 8 | 1 | 1 | 10 | 1 | 0 | 0 | 0 | 0 | 1 | 55 | 59 | 1.00 | 1.000 | | | | | | | | |

Baltimore Orioles @ Minnesota Twins
Metropolitan Stadium, Bloomington, MI
Tue Aug 13 1963, 8:05 PM EDT
Att: 26,513 - Unknown



| Batter | 1 | 2 | 3 | 4 | 5 | 6 | 7 | 8 | 9 | 10 | 11 | 12 | 13 | AB | R | H | RBI | BB | SO | LOB | TOP | | |
|--|---|---|--|---|------------------------------|---------------------------------|------------------------------|---------------------------------|------------------------------|---------------------------------|------------------------------|---------------------------------|------------------------------|---------------------------------|------------------------------|---------------------------------|------------------------------|---------------------------------|----------------------------------|------------------------------------|-----------------------------------|--------|--|
| Luis Aparicio, R OBP: 0.262, SLG: 0.337 (1, 6) | F8 | | 4-3 | | | E4 1-2 | | F9 | | | SH1-4 1-2 | | | | 5 | 0 | 1 | 0 | 0 | 0 | 1 | | |
| Russ Snyder, L OBP: 0.337, SLG: 0.373 (1, 8) | HR | | | CS 1B | | | | 6-3 | | | F7 | | F7 1B | 6 | 1 | 3 | 1 | 0 | 0 | 2 | | | |
| Boog Powell, L OBP: 0.321, SLG: 0.484 (1, 7) | F4 | | | K 1-2 | | F5 | | | | F8 | | | | 4 | 0 | 0 | 0 | 1 | 1 | 4 | | | |
| John Orsino, R OBP: 0.341, SLG: 0.456 (1, 2) | 6-3 | | | 5-3 | | F9 | | | | F9 | | 6-3 IBB | | 5 | 0 | 0 | 0 | 0 | 0 | 5 | | | |
| Jim Gentile, L OBP: 0.354, SLG: 0.442 (1, 3) | | F7 | | | | G3 | | | | F8 | | | G3 | 5 | 0 | 0 | 0 | 0 | 1 | 0 | | | |
| Bob Johnson, R OBP: 0.366, SLG: 0.486 (1, 4) | | L3 | | | | K | | 1-3 | | | | | F8 | 4 | 0 | 0 | 0 | 1 | 1 | 0 | | | |
| Brooks Robinson, R OBP: 0.314, SLG: 0.365 (1, 5) | | | 5-3 | | | F9 | | | | K | | | F3 | 5 | 0 | 1 | 0 | 0 | 1 | 1 | | | |
| Jackie Brandt, R OBP: 0.293, SLG: 0.374 (1, 9) | | | 4-3 | | | 6-3 | | F7 | | | | | F9 | 5 | 0 | 0 | 0 | 0 | 0 | 2 | | | |
| Robin Roberts, S OBP: 0.242, SLG: 0.246 (1, 1) | | | | | | | | | | | | | | 3 | 0 | 1 | 0 | 0 | 0 | 0 | | | |
| Bob Saverine, S OBP: 0.231, SLG: 0.226 (11, PH) | | | F5 | | | | | | | | | | | 0 | 0 | 0 | 0 | 1 | 0 | 0 | | | |
| Stu Miller, R OBP: 0.385, SLG: 0.615 (11, 1) | | | | | | 1B E 1B | | F3 | | | | SH1-4 BB | | 1 | 0 | 0 | 0 | 0 | 1 | 0 | | | |
| Inning Stats | R: 1 E: 0 K: 0 S: 4 | H: 1 LOB: 0 BB: 0 P: 4 | R: 0 E: 0 K: 0 S: 3 | H: 0 LOB: 0 BB: 0 P: 3 | R: 0 E: 0 K: 1 S: 5 | H: 1 LOB: 0 BB: 0 P: 5 | R: 0 E: 0 K: 1 S: 6 | H: 2 LOB: 3 BB: 0 P: 6 | R: 0 E: 1 K: 0 S: 6 | H: 1 LOB: 1 BB: 0 P: 6 | R: 0 E: 0 K: 0 S: 3 | H: 0 LOB: 0 BB: 0 P: 3 | R: 0 E: 0 K: 1 S: 4 | H: 0 LOB: 0 BB: 1 P: 8 | R: 0 E: 0 K: 0 S: 3 | H: 0 LOB: 0 BB: 0 P: 3 | R: 0 E: 0 K: 1 S: 6 | H: 1 LOB: 1 BB: 0 P: 6 | 1B: 5 2B: 1 3B: 0 HR: 1 | SF: 0 SAC: 1 DP: 2 HBP: 0 | WIP: 0 PB: 0 SB: 0 CS: 1 | PA: 47 | |
| PITCHER | IP WLS BF H R ER SO BB IBB HBP BLK WP HR S P ERA WHIP | 7.0 26 6 5 1 1 3 0 0 0 0 0 1 32 32 1.29 0.714 | 2.0 6 0 0 0 0 0 0 0 0 0 0 0 6 6 0.00 0.000 | 4.0 15 1 0 0 2 2 1 0 0 0 0 0 16 28 0.00 0.750 | PITCHER | | | | | | | | | | | | | | | | | | |

Baltimore Orioles @ Minnesota Twins
 Metropolitan Stadium, Bloomington, MI
 Wed Aug 14 1963, 8:05 PM EDT
 Att. 25,014 - Unknown

AB 43
 R 1
 H 6
 RBI 1
 BB 3
 SO 5
 LOB 15



| Batter | 1 | 2 | 3 | 4 | 5 | 6 | 7 | 8 | 9 | 10 | 11 | 12 | 13 | AB | R | H | RBI | BB | SO | LOB | BOTTOM | |
|--|---|--|--|---------------------------------|------------------------------|---------------------------------|------------------------------|---------------------------------|------------------------------|----------------------------------|------------------------------|----------------------------------|------------------------------|---------------------------------|------------------------------|---------------------------------|------------------------------|---------------------------------|----------------------------------|------------------------------------|-----------------------------------|--------|
| Rich Rollins, R OBP: 0.368, SLG: 0.469 (1, 5) | F9 | | L9 | | | F9 | F7 | | | 6-3 | | | K | 6 | 0 | 0 | 0 | 0 | 1 | 3 | | |
| Vic Power, R OBP: 0.267, SLG: 0.364 (1, 4) (9, 3) | F8 | | 6-3 | | | F6 | | F6 | | F7 | | | 1B 2B | 6 | 1 | 1 | 0 | 0 | 0 | 0 | | |
| Don Mincher, L OBP: 0.340, SLG: 0.525 (1, 3) | | | | 4-3 | | F5 | | 5-3 BB | | F6 | | | 1B | 3 | 0 | 0 | 0 | 1 | 0 | 0 | | |
| Bernie Allen, L OBP: 0.272, SLG: 0.300 (8, 4) | | | | | | | | | | | | | | 2 | 0 | 1 | 1 | 0 | 0 | 0 | | |
| Harmon Killebrew, R OBP: 0.336, SLG: 0.534 (1, 7) | | F7 | | | | F8 | | HR 1-2 | | 5-3 | | | K | 5 | 1 | 1 | 1 | 0 | 1 | 1 | | |
| Jimmie Hall, L OBP: 0.333, SLG: 0.495 (1, 8) | | 1B 1B | | | | | | BB 2B | | IBB | | F4 | | 4 | 0 | 3 | 0 | 1 | 0 | 0 | | |
| Bob Allison, R OBP: 0.362, SLG: 0.521 (1, 9) | | F4 | | | | F2 | | F6 | | F6 | | 5-3 | | 5 | 0 | 0 | 0 | 0 | 0 | 5 | | |
| Earl Battey, R OBP: 0.357, SLG: 0.478 (1, 2) | | | 1B | | | F6 | | BB IBB | | 5-3 | | | 6-3 | 4 | 0 | 1 | 0 | 1 | 0 | 0 | | |
| Zolo Versalles, R OBP: 0.307, SLG: 0.429 (1, 6) | | L8 | | | | F8 | | F9 | | F3 | | | F8 | 5 | 0 | 0 | 0 | 0 | 0 | 4 | | |
| Jim Perry, S OBP: 0.309, SLG: 0.285 (7, PH) | | | | | | | | | | | | | | 2 | 0 | 0 | 0 | 0 | 0 | 0 | | |
| Lenny Green, L OBP: 0.302, SLG: 0.317 (8, 1) | | | 3-1 | | | 4-3 | | | | F7 | | | F8 | 0 | 0 | 0 | 0 | 1 | 0 | 0 | | |
| Gary Roggenbuck, R OBP: 0.143, SLG: 0.143 (9, PH) | | | | | | | | 1-2 2-3 | | | | | | 1 | 0 | 0 | 0 | 0 | 0 | 0 | | |
| Vic Wertz, L OBP: 0.256, SLG: 0.256 (10, 1) | | | | | | | | | | | | | | 1 | 0 | 0 | 0 | 0 | 0 | 0 | | |
| Bill Dalley, R OBP: 0.250, SLG: 0.368 (10, 1) | | | | | | | | | | | | | | 1 | 0 | 0 | 0 | 0 | 0 | 0 | | |
| Inning Stats | R: 0 E: 0 K: 0 S: 3 | H: 0 LOB: 0 BB: 0 P: 3 | R: 0 E: 0 K: 0 S: 5 | H: 2 LOB: 2 BB: 0 P: 5 | R: 0 E: 0 K: 0 S: 3 | H: 1 LOB: 1 BB: 0 P: 4 | R: 0 E: 0 K: 0 S: 3 | H: 0 LOB: 0 BB: 0 P: 3 | R: 1 E: 0 K: 0 S: 5 | H: 2 LOB: 3 BB: 2 P: 13 | R: 0 E: 0 K: 0 S: 3 | H: 0 LOB: 2 BB: 2 P: 11 | R: 0 E: 0 K: 1 S: 5 | H: 0 LOB: 0 BB: 0 P: 5 | R: 0 E: 0 K: 0 S: 3 | H: 0 LOB: 0 BB: 0 P: 3 | R: 0 E: 0 K: 1 S: 6 | H: 2 LOB: 1 BB: 0 P: 5 | 1B: 4 2B: 2 3B: 0 HR: 1 | SF: 0 SAC: 0 DP: 0 HBP: 0 | WIP: 0 PB: 0 SB: 0 CS: 0 | PA: 48 |
| PITCHER | IP WLS BF H R ER SO BB IBB HBP BLK WP HR S P ERA WHIP | 10.0 39 5 5 1 1 0 2 2 0 0 0 1 35 51 0.90 0.700 | 2.1 9 2 1 1 2 0 0 0 0 0 0 0 13 13 3.86 0.857 | PITCHER | | | | | | | | | | | | | | | | | | |

Baltimore Orioles @ Minnesota Twins
 Metropolitan Stadium, Bloomington, MI
 Wed Aug 14 1963, 8:05 PM EDT
 Att. 25,014 - Unknown

AB 44
 R 2
 H 7
 RBI 2
 BB 4
 SO 2
 LOB 13



| Batter | 1 | 2 | 3 | 4 | 5 | 6 | 7 | 8 | 9 | AB | R | H | RBI | BB | SO | LOB | TOP | | | |
|---|--|---------------------------------|------------------------------|---------------------------------|-------------------------------|----------------------------------|------------------------------|---------------------------------|------------------------------|---------------------------------|------------------------------|---------------------------------|------------------------------|---------------------------------|------------------------------|----------------------------------|----------------------------------|------------------------------------|----------------------------------|--------|
| Luis Aparicio, R OBP: 0.292, SLG: 0.336 (1, 6) | F8 | | SH5-4 | | | | F5 | | 6-3 | 4 | 0 | 1 | 0 | 0 | 0 | 0 | | | | |
| Russ Snyder, L OBP: 0.335, SLG: 0.368 (1, 8) | K | | E3 | | | | E3 | | 1B | 4 | 1 | 0 | 1 | 1 | 1 | 2 | | | | |
| Boog Powell, L OBP: 0.324, SLG: 0.485 (1, 7) | 3-1 | | K | | | | | | 1B | 4 | 1 | 2 | 0 | 1 | 1 | 2 | | | | |
| John Orsino, R OBP: 0.340, SLG: 0.456 Herman Starrette, R OBP: 0.335, SLG: 0.368 Bob Johnson, R OBP: 0.369, SLG: 0.489 (1, 2) | | FC5 | K | | | | F4 | | E4 | 4 | 0 | 1 | 0 | 0 | 2 | 6 | | | | |
| Jim Gentile, L OBP: 0.353, SLG: 0.440 (1, 3) | F6 | | | | | | 3-1 | | | 4 | 0 | 1 | 0 | 0 | 0 | 1 | | | | |
| Brooks Robinson, R OBP: 0.311, SLG: 0.361 (1, 5) | 5-3 | | | | | | F6 | | K | 4 | 0 | 0 | 0 | 0 | 2 | 2 | | | | |
| Jackie Brandt, R OBP: 0.296, SLG: 0.376 (1, 9) | FC5 | | | | | | | | F8 | 4 | 0 | 2 | 0 | 0 | 0 | 2 | | | | |
| Jerry Adair, R OBP: 0.236, SLG: 0.348 (1, 4) | | | SH5-4 | | | | F9 | | L3 | 4 | 1 | 1 | 0 | 0 | 1 | 3 | | | | |
| Milt Pappas, R OBP: 0.138, SLG: 0.161 Dick Hall, R OBP: 0.429, SLG: 0.619 Joe Garms, R OBP: 0.383, SLG: 0.482 George Brunet, L OBP: 0.366, SLG: 0.452 Fred Valentine, S OBP: 0.409, SLG: 0.234 Wes Stock, R OBP: 0.333, SLG: 0.358 (1, 1) | | | SH | | | | K | | K | 0 | 0 | 0 | 0 | 0 | 0 | 0 | | | | |
| Inning Stats | R: 0 E: 0 K: 1 S: 5 | H: 0 LOB: 0 BB: 0 P: 5 | R: 0 E: 0 K: 0 S: 4 | H: 1 LOB: 1 BB: 0 P: 4 | R: 1 E: 2 K: 2 S: 10 | H: 1 LOB: 2 BB: 0 P: 10 | R: 0 E: 0 K: 2 S: 8 | H: 1 LOB: 1 BB: 0 P: 8 | R: 0 E: 0 K: 1 S: 4 | H: 1 LOB: 2 BB: 0 P: 4 | R: 0 E: 0 K: 1 S: 7 | H: 1 LOB: 2 BB: 0 P: 7 | R: 0 E: 0 K: 1 S: 6 | H: 1 LOB: 1 BB: 0 P: 6 | R: 2 E: 1 K: 1 S: 6 | H: 2 LOB: 1 BB: 1 P: 10 | 1B: 8 2B: 1 3B: 0 HR: 0 | SF: 0 SAC: 2 DP: 0 HBP: 0 | WP: 0 PB: 0 SB: 0 CS: 0 | PA: 40 |
| PITCHER Lee Stange, R ERA: 2.91 (1, 1) | IP: 9.0 WLS: W BF: 40 H: 9 R: 3 ER: 1 SO: 9 BB: 2 IBB: 0 HBP: 0 BLK: 0 WP: 0 HR: 0 S: 56 P: 64 ERA: 1.00 WHIP: 1.222 | | | | | | | | | | | | | | | PITCHER | | | | |

Baltimore Orioles @ Minnesota Twins
Metropolitan Stadium, Bloomington, MI
Thu Aug 15 1963, 8:05 PM EDT
Att: 22,537 - Unknown

AB 36
R 3
H 9
RBI 2
BB 2
SO 9
LOB 18





| Batter | 1 | 2 | 3 | 4 | 5 | 6 | 7 | 8 | 9 | AB | R | H | RBI | BB | SO | LOB | BOTTOM | | | |
|--|---|---------------------------------|------------------------------|---------------------------------|------------------------------|----------------------------------|------------------------------|---------------------------------|------------------------------|---------------------------------|------------------------------|----------------------------------|-------------------------------|----------------------------------|-------------------------------|----------------------------------|-----------------------------------|------------------------------------|----------------------------------|--------|
| Rich Rollins, R OBP: 0.367, SLG: 0.466 (1, 5) | L6 | | F8 | | 6-3 | | | | K | 6 | 2 | 2 | 1 | 0 | 1 | 4 | | | | |
| Vic Power, R OBP: 0.293, SLG: 0.374 Bernie Allen, L OBP: 0.272, SLG: 0.300 (1, 4) | | | 1B | | F5 | | | | | 5 | 3 | 4 | 2 | 0 | 0 | 0 | | | | |
| Jimmie Hall, L OBP: 0.337, SLG: 0.506 (1, 8) | F7 | | WP | | 6-3 | | | | | 5 | 2 | 3 | 5 | 0 | 0 | 1 | | | | |
| Harmon Killebrew, R OBP: 0.354, SLG: 0.530 Jerry Zimmerman, R OBP: 0.194, SLG: 0.194 (1, 7) | F4 | | SF9 | | E5 | | | | F8 | 3 | 0 | 0 | 1 | 1 | 0 | 1 | | | | |
| Don Mincher, L OBP: 0.355, SLG: 0.552 (1, 3) | | | HR | | FC4-6 | | | | 1B | 4 | 2 | 2 | 1 | 1 | 1 | 3 | | | | |
| Bob Allison, R OBP: 0.384, SLG: 0.529 (1, 9) | F7 | | 1B | | K | | | | BB | 5 | 1 | 3 | 2 | 0 | 1 | 1 | | | | |
| Earl Batley, R OBP: 0.356, SLG: 0.478 Lenny Green, L OBP: 0.305, SLG: 0.317 (1, 2) | 5-3 | | 1B | | | | | | HR | 4 | 1 | 2 | 1 | 0 | 0 | 0 | | | | |
| Zoilo Versalles, R OBP: 0.304, SLG: 0.424 (1, 6) | F9 | | K | | | | | | K | 5 | 1 | 0 | 0 | 0 | 3 | 6 | | | | |
| Lee Stange, R OBP: 0.219, SLG: 0.074 (1, 1) | | | 1B | | F9 | | | | K | 4 | 1 | 0 | 0 | 1 | 2 | 5 | | | | |
| Inning Stats | R: 0 E: 0 K: 0 S: 4 | H: 1 LOB: 1 BB: 0 P: 4 | R: 1 E: 0 K: 0 S: 4 | H: 1 LOB: 0 BB: 0 P: 4 | R: 4 E: 0 K: 1 S: 9 | H: 4 LOB: 2 BB: 2 P: 17 | R: 0 E: 0 K: 0 S: 3 | H: 0 LOB: 0 BB: 0 P: 3 | R: 0 E: 1 K: 1 S: 6 | H: 0 LOB: 1 BB: 0 P: 6 | R: 3 E: 0 K: 1 S: 9 | H: 4 LOB: 2 BB: 1 P: 13 | R: 5 E: 0 K: 2 S: 12 | H: 4 LOB: 0 BB: 0 P: 12 | R: 0 E: 0 K: 3 S: 11 | H: 2 LOB: 3 BB: 1 P: 15 | 1B: 10 2B: 3 3B: 0 HR: 3 | SF: 1 SAC: 0 DP: 0 HBP: 0 | WP: 2 PB: 1 SB: 1 CS: 0 | PA: 46 |
| PITCHER Milt Pappas, R ERA: 2.91 (1, 1) Dick Hall, R ERA: 3.76 (3, 1) George Brunet, L ERA: 6.66 (5, 1) Wes Stock, R ERA: 3.6 (7, 1) Herman Starrette, R ERA: 3.0 (8, 1) | IP: 2.2 WLS: L BF: 16 H: 6 R: 5 ER: 5 SO: 0 BB: 2 IBB: 0 HBP: 0 BLK: 0 WP: 0 HR: 1 S: 14 P: 22 ERA: 16.88 WHIP: 3.000 | | | | | | | | | | | | | | | PITCHER | | | | |

Baltimore Orioles @ Minnesota Twins
Metropolitan Stadium, Bloomington, MI
Thu Aug 15 1963, 8:05 PM EDT
Att: 22,537 - Unknown

AB 41
R 13
H 16
RBI 13
BB 4
SO 8
LOB 21



| Batter | 1 | 2 | 3 | 4 | 5 | 6 | 7 | 8 | 9 | AB | R | H | RBI | BB | SO | LOB | TOP | | | | | | | | | | |
|---|------------------------------|---------------------------------|------------------------------|----------------------------------|------------------------------|---------------------------------|------------------------------|----------------------------------|------------------------------|---------------------------------|------------------------------|---------------------------------|------------------------------|---------------------------------|------------------------------|---------------------------------|--|---------------------------------|----------------------------------|------------------------------------|----------------------------------|--------|--|--|--|--|--|
| Luis Aparicio, R OBP: 0.293, SLG: 0.339 (1, 6) | F8 | F9 | | | | | | | 6-3 | 5 | 0 | 2 | 1 | 0 | 0 | 2 | <p>Baltimore Orioles @ Kansas City Athletics Municipal Stadium, Kansas City, MO</p> <p>livebaseballscorecards.com</p> <p>AB 37 R 4 H 12 RBI 4 BB 2 SO 7 LOB 15</p>  | | | | | | | | | | |
| Russ Snyder, L OBP: 0.336, SLG: 0.369 (1, 8) (9, 7) | | | K | 4-3 | | | | | | 5 | 0 | 2 | 0 | 0 | 1 | 3 | | | | | | | | | | | |
| Boog Powell, L OBP: 0.323, SLG: 0.481 Bob Saverine, S OBP: 0.311, SLG: 0.226 (1, 7) (9, 8) | | | | 6-3 | | | | | G3-6-1 | 5 | 0 | 1 | 0 | 0 | 1 | 2 | | | | | | | | | | | |
| Jim Gentile, L OBP: 0.352, SLG: 0.446 (1, 3) | F2 | | | | | | | | G4-6-3 | 4 | 1 | 1 | 1 | 0 | 1 | 2 | | | | | | | | | | | |
| Jackie Brandt, R OBP: 0.295, SLG: 0.374 (1, 9) | | | | | | | | | | 4 | 1 | 1 | 0 | 0 | 2 | 0 | | | | | | | | | | | |
| Brooks Robinson, R OBP: 0.315, SLG: 0.369 (1, 5) | | | | | | | | | | 4 | 2 | 3 | 1 | 0 | 0 | 0 | | | | | | | | | | | |
| Dick Brown, R OBP: 0.311, SLG: 0.355 (1, 2) | | | | | | | | | | 4 | 0 | 1 | 0 | 0 | 2 | 3 | | | | | | | | | | | |
| Jerry Adair, R OBP: 0.237, SLG: 0.347 (1, 4) | | | | | | | | | | 4 | 0 | 1 | 1 | 0 | 0 | 2 | | | | | | | | | | | |
| Dave McNally, R Stu Miller, R OBP: 0.357, SLG: 0.571 (1, 1) (6, 1) | | | | | | | | | | 1 | 0 | 0 | 0 | 2 | 0 | 0 | | | | | | | | | | | |
| | | | | | | | | | | 1 | 0 | 0 | 0 | 0 | 0 | 1 | | | | | | | | | | | |
| Inning Stats | R: 0 E: 0 K: 1 S: 6 | H: 1 LOB: 1 BB: 0 P: 6 | R: 1 E: 0 K: 1 S: 7 | H: 2 LOB: 2 BB: 1 P: 11 | R: 0 E: 0 K: 2 S: 7 | H: 0 LOB: 0 BB: 0 P: 7 | R: 2 E: 0 K: 1 S: 8 | H: 3 LOB: 2 BB: 1 P: 12 | R: 1 E: 0 K: 2 S: 9 | H: 2 LOB: 1 BB: 0 P: 9 | R: 0 E: 0 K: 0 S: 4 | H: 1 LOB: 1 BB: 0 P: 4 | R: 0 E: 0 K: 0 S: 3 | H: 1 LOB: 0 BB: 0 P: 3 | R: 0 E: 0 K: 0 S: 4 | H: 1 LOB: 1 BB: 0 P: 4 | R: 0 E: 0 K: 0 S: 3 | H: 1 LOB: 0 BB: 0 P: 3 | 1B: 8 2B: 3 3B: 0 HR: 1 | SF: 0 SAC: 0 DP: 2 HBP: 0 | WP: 0 PB: 0 SB: 2 CS: 0 | PA: 39 | | | | | |
| PITCHER | IP | WLS | BF | H | R | ER | SO | BB | IBB | HBP | BLK | WP | HR | S | P | ERA | WHIP | | | | | | | | | | |
| Orlando Pena, R ERA: 3.69 (1, 1) | 6.0 | L | 29 | 9 | 4 | 4 | 7 | 2 | 0 | 0 | 0 | 0 | 1 | 41 | 49 | 6.00 | 1.833 | | | | | | | | | | |
| Ted Bowsfield, L ERA: 4.73 (7, 1) | 3.0 | | 10 | 3 | 0 | 0 | 0 | 0 | 0 | 0 | 0 | 0 | 0 | 10 | 10 | 0.00 | 1.000 | | | | | | | | | | |

| Batter | 1 | 2 | 3 | 4 | 5 | 6 | 7 | 8 | 9 | AB | R | H | RBI | BB | SO | LOB | BOTTOM | | | | | | | | | | |
|--|------------------------------|---------------------------------|------------------------------|----------------------------------|------------------------------|---------------------------------|------------------------------|---------------------------------|------------------------------|---------------------------------|------------------------------|---------------------------------|------------------------------|---------------------------------|------------------------------|----------------------------------|---|---------------------------------|----------------------------------|------------------------------------|----------------------------------|--------|--|--|--|--|--|
| Gino Cimoli, R OBP: 0.322, SLG: 0.383 (1, 9) | | | | | | | | | | 3 | 0 | 1 | 0 | 2 | 0 | 1 | <p>Baltimore Orioles @ Kansas City Athletics Municipal Stadium, Kansas City, MO</p> <p>livebaseballscorecards.com</p> <p>AB 31 R 3 H 8 RBI 3 BB 6 SO 4 LOB 19</p>  | | | | | | | | | | |
| Wayne Causey, L OBP: 0.348, SLG: 0.421 (1, 6) | | | | | | | | | | 5 | 1 | 1 | 0 | 0 | 0 | 2 | | | | | | | | | | | |
| Manny Jimenez, L OBP: 0.350, SLG: 0.313 Ken Harrelson, R OBP: 0.278, SLG: 0.388 (1, 7) (5, PR) (6, 7) | | | | | | | | | | 2 | 0 | 1 | 0 | 0 | 0 | 2 | | | | | | | | | | | |
| Norm Siebern, L OBP: 0.363, SLG: 0.418 (1, 3) | | | | | | | | | | 2 | 0 | 0 | 0 | 0 | 2 | 1 | | | | | | | | | | | |
| | | | | | | | | | | 4 | 0 | 1 | 1 | 0 | 0 | 2 | | | | | | | | | | | |
| Doc Edwards, R OBP: 0.271, SLG: 0.333 (1, 2) | | | | | | | | | | 4 | 1 | 1 | 0 | 0 | 1 | 1 | | | | | | | | | | | |
| Jerry Lumpe, L OBP: 0.324, SLG: 0.362 (1, 4) | | | | | | | | | | 2 | 1 | 2 | 0 | 2 | 0 | 0 | | | | | | | | | | | |
| Bobby Del Greco, R OBP: 0.298, SLG: 0.311 (1, 8) | | | | | | | | | | 3 | 0 | 0 | 0 | 1 | 0 | 4 | | | | | | | | | | | |
| Sammy Esposito, R OBP: 0.250, SLG: 0.298 (1, 5) | | | | | | | | | | 3 | 0 | 1 | 1 | 1 | 0 | 3 | | | | | | | | | | | |
| Orlando Pena, R OBP: 0.240, SLG: 0.222 Chuck Essegian, R OBP: 0.278, SLG: 0.333 Charlie Lau, L OBP: 0.331, SLG: 0.381 Ted Bowsfield, R OBP: 0.182, SLG: 0.105 Jose Tartabull, L OBP: 0.282, SLG: 0.292 (1, 1) (6, PH) (6, PH) (7, 1) (9, PH) | | | | | | | | | | 2 | 0 | 0 | 0 | 0 | 1 | 3 | | | | | | | | | | | |
| | | | | | | | | | | 0 | 0 | 0 | 0 | 0 | 0 | 0 | | | | | | | | | | | |
| | | | | | | | | | | 0 | 0 | 0 | 1 | 0 | 0 | 0 | | | | | | | | | | | |
| | | | | | | | | | | 0 | 0 | 0 | 0 | 0 | 0 | 0 | | | | | | | | | | | |
| | | | | | | | | | | 1 | 0 | 0 | 0 | 0 | 0 | 0 | | | | | | | | | | | |
| Inning Stats | R: 0 E: 0 K: 0 S: 4 | H: 2 LOB: 1 BB: 0 P: 4 | R: 0 E: 0 K: 1 S: 5 | H: 0 LOB: 2 BB: 2 P: 13 | R: 1 E: 0 K: 0 S: 4 | H: 2 LOB: 1 BB: 1 P: 8 | R: 0 E: 0 K: 1 S: 6 | H: 1 LOB: 1 BB: 0 P: 6 | R: 0 E: 0 K: 0 S: 3 | H: 0 LOB: 1 BB: 0 P: 4 | R: 2 E: 0 K: 0 S: 6 | H: 3 LOB: 1 BB: 0 P: 6 | R: 0 E: 0 K: 1 S: 5 | H: 0 LOB: 0 BB: 0 P: 5 | R: 0 E: 0 K: 0 S: 2 | H: 0 LOB: 2 BB: 2 P: 10 | R: 0 E: 0 K: 1 S: 5 | H: 0 LOB: 1 BB: 1 P: 9 | 1B: 7 2B: 1 3B: 0 HR: 0 | SF: 1 SAC: 0 DP: 2 HBP: 1 | WP: 0 PB: 0 SB: 0 CS: 0 | PA: 39 | | | | | |
| PITCHER | IP | WLS | BF | H | R | ER | SO | BB | IBB | HBP | BLK | WP | HR | S | P | ERA | WHIP | | | | | | | | | | |
| Dave McNally, L ERA: 4.83 (1, 1) | 5.1 | | 26 | 8 | 3 | 3 | 2 | 3 | 0 | 1 | 0 | 0 | 0 | 26 | 39 | 5.06 | 2.062 | | | | | | | | | | |
| Stu Miller, R ERA: 2.4 (6, 1) | 3.2 | S | 13 | 0 | 0 | 0 | 2 | 3 | 0 | 0 | 0 | 0 | 0 | 14 | 26 | 0.00 | 0.818 | | | | | | | | | | |

| Batter | 1 | 2 | 3 | 4 | 5 | 6 | 7 | 8 | 9 | AB | R | H | RBI | BB | SO | LOB | TOP | | |
|--|------------------------------|---------------------------------|------------------------------|---------------------------------|------------------------------|---------------------------------|------------------------------|---------------------------------|------------------------------|---------------------------------|------------------------------|---------------------------------|------------------------------|---------------------------------|------------------------------|---------------------------------|-----------------------------------|------------------------------------|-----------------|
| Luis Aparicio, R OBP: 0.291, SLG: 0.336 | F8 | | FC5-4 | | 5-3 | | | | 1B | 5 | 0 | 2 | 0 | 0 | 0 | 3 | | | |
| Russ Snyder, L OBP: 0.331, SLG: 0.361 | G3 | | | F7 | F6 | | F8 | | F7 | 5 | 0 | 0 | 0 | 0 | 0 | 5 | | | |
| Boog Powell, L OBP: 0.333, SLG: 0.491 | 1-3 | | | 4-1 | | 1B | | 1B | HR | 5 | 1 | 4 | 1 | 0 | 0 | 0 | | | |
| Jim Gentile, L OBP: 0.348, SLG: 0.439 | | F2 | | 4-1 | | | | F6 | K | 5 | 0 | 1 | 0 | 0 | 1 | 4 | | | |
| Jackie Brandt, R OBP: 0.301, SLG: 0.388 | K | | | | BB | | F6 | HR | FC5-4 | 4 | 1 | 1 | 0 | 1 | 1 | 4 | | | |
| Brooks Robinson, R OBP: 0.312, SLG: 0.371 | 5-3 | | | F9 | | F9 | | HR | | 4 | 1 | 1 | 3 | 0 | 0 | 4 | | | |
| Dick Brown, R OBP: 0.301, SLG: 0.338 | | | FC5-4 | | F2 | 4-3 | | 6-3 | | 3 | 0 | 0 | 0 | 1 | 0 | 2 | | | |
| Jerry Adair, R OBP: 0.237, SLG: 0.344 | | | F3 | | | 2B | 5-3 | 6-3 | | 4 | 0 | 1 | 0 | 0 | 0 | 1 | | | |
| Robin Roberts, S George Brunet, R Fred Valentin, S Mike McCormick, L Bob Johnson, R Herman Starrette, R Al Smith, R Wes Stock, R John Wyatt, R Ted Bowsfield, L | F8 | | | | | 2B | 4-3 | | 1B | 3 | 0 | 0 | 0 | 0 | 0 | 0 | | | |
| Inning Stats | R: 0 E: 0 K: 0 S: 3 | H: 0 LOB: 0 BB: 0 P: 3 | R: 0 E: 0 K: 1 S: 5 | H: 0 LOB: 0 BB: 0 P: 5 | R: 0 E: 0 K: 0 S: 3 | H: 0 LOB: 1 BB: 1 P: 7 | R: 0 E: 0 K: 0 S: 4 | H: 1 LOB: 2 BB: 1 P: 8 | R: 0 E: 0 K: 0 S: 5 | H: 2 LOB: 2 BB: 0 P: 5 | R: 0 E: 0 K: 0 S: 4 | H: 1 LOB: 1 BB: 0 P: 4 | R: 3 E: 0 K: 0 S: 6 | H: 3 LOB: 0 BB: 0 P: 6 | R: 1 E: 0 K: 1 S: 8 | H: 3 LOB: 2 BB: 0 P: 8 | 1B: 10 2B: 1 3B: 0 HR: 1 | SF: 0 SAC: 0 DP: 0 HBP: 0 | WP: 0 PA: 41 |
| PITCHER | IP | WLS | BF | H | R | ER | SO | BB | IBB | HBP | BLK | WP | HR | S | P | ERA | WHIP | | |
| Dave Wickersham, R ERA: 4.11 | 8.0 | W | 36 | 10 | 4 | 4 | 1 | 2 | 0 | 0 | 0 | 0 | 1 | 36 | 44 | 4.50 | 1.500 | | |
| John Wyatt, R ERA: 2.53 | 0.1 | | 3 | 2 | 0 | 0 | 0 | 0 | 0 | 0 | 0 | 0 | 0 | 3 | 3 | 0.00 | 6.000 | | |
| Ted Bowsfield, L ERA: 4.7 | 0.2 | S | 2 | 0 | 0 | 0 | 1 | 0 | 0 | 0 | 0 | 0 | 0 | 4 | 4 | 0.00 | 0.000 | | |

Baltimore Orioles @ Kansas City Athletics
Municipal Stadium, Kansas City, MO
Sun Aug 18 1963, 4:33 AM EDT
Att: 5,669 - Unknown

AB 39
R 4
H 12
RBI 4
BB 2
SO 2
LOB 24



| Batter | 1 | 2 | 3 | 4 | 5 | 6 | 7 | 8 | 9 | AB | R | H | RBI | BB | SO | LOB | BOTTOM | | |
|--|------------------------------|---------------------------------|------------------------------|---------------------------------|------------------------------|---------------------------------|------------------------------|---------------------------------|------------------------------|---------------------------------|------------------------------|---------------------------------|------------------------------|---------------------------------|------------------------------|---------------------------------|----------------------------------|------------------------------------|-----------------|
| Jose Tartabull, L OBP: 0.275, SLG: 0.300 | S | L7 | | | | WP | | | | 3 | 1 | 2 | 0 | 1 | 0 | 2 | | | |
| Wayne Causey, L OBP: 0.343, SLG: 0.415 | K | F8 | | F6 | | L6 | | | | 4 | 0 | 0 | 0 | 0 | 1 | 5 | | | |
| Norm Siebern, L OBP: 0.360, SLG: 0.416 | 2B | FC4-6 | | | K | | F2 | | | 4 | 1 | 1 | 1 | 0 | 1 | 2 | | | |
| Manny Jimenez, L OBP: 0.365, SLG: 0.352 | HR | G3 | | | | G3 | | 1B | | 4 | 2 | 2 | 1 | 0 | 0 | 0 | | | |
| Ed Charles, R OBP: 0.347, SLG: 0.394 | F7 | | F8 | | | F9 | | | | 3 | 0 | 1 | 1 | 1 | 0 | 1 | | | |
| Jerry Lumpe, L OBP: 0.322, SLG: 0.365 | HR | | F8 | | F8 | | 4-3 | | | 4 | 1 | 1 | 2 | 0 | 0 | 2 | | | |
| Gino Cimoli, R OBP: 0.320, SLG: 0.377 | F3 | | 6-3 | | | K | | 4-3 | | 4 | 0 | 0 | 0 | 0 | 1 | 2 | | | |
| Charlie Lau, L OBP: 0.328, SLG: 0.385 | | | | F9 | | F4 | | F9 | | 4 | 0 | 1 | 0 | 0 | 0 | 0 | | | |
| Dave Wickersham, R OBP: 0.164, SLG: 0.150 | | E5 | | | | 6-3 | | | | 3 | 0 | 0 | 0 | 0 | 1 | 1 | | | |
| John Wyatt, R ERA: 2.53 | | | | K | | | | | | 0 | 0 | 0 | 0 | 0 | 0 | 0 | | | |
| Ted Bowsfield, R OBP: 0.182, SLG: 0.105 | | | | | | | | | | 0 | 0 | 0 | 0 | 0 | 0 | 0 | | | |
| Inning Stats | R: 4 E: 0 K: 1 S: 9 | H: 4 LOB: 0 BB: 0 P: 9 | R: 0 E: 1 K: 0 S: 5 | H: 1 LOB: 2 BB: 0 P: 5 | R: 0 E: 0 K: 0 S: 3 | H: 0 LOB: 1 BB: 1 P: 7 | R: 0 E: 0 K: 1 S: 5 | H: 0 LOB: 1 BB: 1 P: 9 | R: 1 E: 0 K: 2 S: 9 | H: 2 LOB: 1 BB: 0 P: 9 | R: 0 E: 0 K: 0 S: 4 | H: 1 LOB: 1 BB: 0 P: 4 | R: 0 E: 0 K: 0 S: 3 | H: 0 LOB: 0 BB: 0 P: 3 | R: 0 E: 0 K: 0 S: 3 | H: 0 LOB: 0 BB: 0 P: 3 | 1B: 3 2B: 4 3B: 0 HR: 1 | SF: 0 SAC: 0 DP: 0 HBP: 0 | WP: 1 PA: 35 |
| PITCHER | IP | WLS | BF | H | R | ER | SO | BB | IBB | HBP | BLK | WP | HR | S | P | ERA | WHIP | | |
| Robin Roberts, R ERA: 3.22 | 1.0 | L | 8 | 5 | 4 | 4 | 1 | 0 | 0 | 0 | 0 | 0 | 0 | 4 | 4 | 0.00 | 0.000 | | |
| George Brunet, L ERA: 6.39 | 1.0 | | 4 | 0 | 0 | 0 | 0 | 0 | 0 | 0 | 0 | 0 | 0 | 4 | 4 | 0.00 | 0.000 | | |
| Mike McCormick, L ERA: 4.58 | 2.0 | | 8 | 0 | 0 | 0 | 1 | 2 | 0 | 0 | 0 | 0 | 0 | 8 | 16 | 0.00 | 1.000 | | |
| Herman Starrette, R ERA: 3.18 | 2.0 | | 9 | 3 | 1 | 1 | 2 | 0 | 0 | 0 | 0 | 1 | 0 | 13 | 13 | 4.50 | 1.500 | | |
| Wes Stock, R ERA: 3.48 | 2.0 | | 6 | 0 | 0 | 0 | 0 | 0 | 0 | 0 | 0 | 0 | 0 | 6 | 6 | 0.00 | 0.000 | | |


Baltimore Orioles @ Kansas City Athletics
Municipal Stadium, Kansas City, MO
Sun Aug 18 1963, 4:33 AM EDT
Att: 5,669 - Unknown


AB 33
R 5
H 8
RBI 5
BB 2
SO 4
LOB 15



| Batter | 1 | 2 | 3 | 4 | 5 | 6 | 7 | 8 | 9 | AB | R | H | RBI | BB | SO | LOB | TOP | |
|--|--|---------------------------------|------------------------------|---------------------------------|------------------------------|---------------------------------|------------------------------|---------------------------------|------------------------------|---------------------------------|------------------------------|---------------------------------|------------------------------|---------------------------------|----------------------------------|------------------------------------|--|--------|
| Albie Pearson, L OBP: 0.400, SLG: 0.405 (1, 8) | F9 | | BB | | 1B | | | FC5-4 BB | | 2 | 0 | 1 | 0 | 2 | 0 | 0 | Los Angeles Angels @ Baltimore Orioles Memorial Stadium, Baltimore, MD Thu Aug 22 1963, 7:05 PM EDT Att: 4,963 - Unknown livebaseballscorecards.com | |
| Jim Fregosi, R OBP: 0.312, SLG: 0.396 (1, 6) | WP | | K | | 1B | | | K | | 4 | 1 | 2 | 0 | 0 | 2 | 2 | | |
| Leon Wagner, L OBP: 0.366, SLG: 0.476 (1, 7) | BLK | | F6 | | G3 | | | F5 | | 4 | 0 | 1 | 0 | 0 | 0 | 4 | | |
| Billy Moran, R OBP: 0.304, SLG: 0.357 (1, 4) | FC6-4 BB | | L5 | | | | F9 | FC5-4 | | 3 | 0 | 0 | 0 | 1 | 0 | 2 | | |
| Felix Torres, R OBP: 0.320, SLG: 0.368 (1, 5) | L8 | | | K | | F9 | | | | 4 | 0 | 1 | 0 | 0 | 1 | 2 | | |
| Buck Rodgers, S OBP: 0.309, SLG: 0.324 (1, 2) | FC6-4 | | | 4-3 | | 6-3 | | | 1B | 4 | 0 | 0 | 0 | 0 | 1 | 3 | | |
| Lee Thomas, L OBP: 0.304, SLG: 0.324 (1, 3) | | 4-3 | | 4-3 | | | F7 | | L8 | 4 | 0 | 0 | 0 | 0 | 0 | 1 | | |
| Ken Hunt, R OBP: 0.261, SLG: 0.346 (7, PH) | | | | | 6-3 | | | | | 2 | 0 | 0 | 0 | 0 | 1 | 0 | | |
| Frank Kostro, R OBP: 0.299, SLG: 0.261 (7, PH) | | K | | | | | 1-3 | | K | 1 | 0 | 0 | 0 | 0 | 0 | 0 | | |
| Jack Spring, R OBP: 0.333, SLG: 0.333 (9, PH) | | | | | | | | | | 0 | 0 | 0 | 0 | 0 | 0 | 0 | | |
| Hank Foiles, R OBP: 0.277, SLG: 0.345 (7, PH) | | | | | | | | | | 1 | 0 | 0 | 0 | 0 | 1 | 1 | | |
| Dean Chance, R OBP: 0.177, SLG: 0.167 (7, PH) | | | | | 1-3 | | | | | 2 | 0 | 0 | 0 | 0 | 1 | 0 | | |
| Joe Koppe, R OBP: 0.263, SLG: 0.290 (7, 9) | | | | | | | K | | | 1 | 0 | 0 | 0 | 0 | 1 | 0 | | |
| Inning Stats | R: 1 E: 0 K: 0 S: 5 | H: 2 LOB: 2 BB: 1 P: 9 | R: 0 E: 0 K: 2 S: 7 | H: 0 LOB: 1 BB: 0 P: 7 | R: 0 E: 0 K: 1 S: 5 | H: 0 LOB: 0 BB: 1 P: 9 | R: 0 E: 0 K: 0 S: 3 | H: 2 LOB: 2 BB: 0 P: 5 | R: 0 E: 0 K: 0 S: 5 | H: 0 LOB: 0 BB: 0 P: 3 | R: 0 E: 0 K: 1 S: 5 | H: 0 LOB: 1 BB: 1 P: 9 | R: 0 E: 0 K: 2 S: 8 | H: 1 LOB: 1 BB: 0 P: 8 | 1B: 4 2B: 0 3B: 1 HR: 0 | SF: 0 SAC: 0 DP: 0 HBP: 0 | WP: 1 PB: 0 SB: 0 CS: 0 | PA: 35 |
| PITCHER Dave McNally, L ERA: 4.47 (1, 1) | IP: 9.0 WLS: W BF: 35 H: 5 R: 1 ER: 1 SO: 8 BB: 3 IBB: 0 HBP: 0 BLK: 1 WP: 1 HR: 0 S: 48 P: 60 ERA: 1.00 WHIP: 0.889 | | | | | | | | | | | | | | | | | |

| Batter | 1 | 2 | 3 | 4 | 5 | 6 | 7 | 8 | 9 | AB | R | H | RBI | BB | SO | LOB | BOTTOM |
|--|--|---------------------------------|------------------------------|----------------------------------|------------------------------|---------------------------------|------------------------------|---------------------------------|------------------------------|----------------------------------|----------------------------------|------------------------------------|----------------------------------|--------|----|-----|--|
| Luis Aparicio, R OBP: 0.288, SLG: 0.329 (1, 6) | 5-3 | | | G4-3 | | | F7 | | | 3 | 0 | 0 | 0 | 1 | 0 | 1 | Los Angeles Angels @ Baltimore Orioles Memorial Stadium, Baltimore, MD Thu Aug 22 1963, 7:05 PM EDT Att: 4,963 - Unknown livebaseballscorecards.com |
| Russ Snyder, L OBP: 0.332, SLG: 0.361 (6, 9) | E9 HR | | | E1 1B | | | F5 | | | 3 | 1 | 1 | 0 | 1 | 0 | 0 | |
| Boog Powell, L OBP: 0.337, SLG: 0.495 (1, 7) | HR | | | | 4-3 | | 1-3 | | | 4 | 1 | 1 | 2 | 0 | 0 | 3 | |
| John Orsino, R OBP: 0.352, SLG: 0.473 (1, 2) | | | K | | | | | 4-3 E 1-3 BB | | 2 | 1 | 1 | 0 | 2 | 1 | 0 | |
| Jackie Brandt, R OBP: 0.298, SLG: 0.383 (6, 8) | F7 | | | F7 | | F4 | | 1-3 | | 3 | 0 | 0 | 0 | 0 | 0 | 2 | |
| Bob Saverine, S OBP: 0.307, SLG: 0.222 (1, 3) | K | | | K | | F8 | | 4-3 | | 4 | 0 | 0 | 0 | 0 | 2 | 3 | |
| Brooks Robinson, R OBP: 0.313, SLG: 0.369 (1, 5) | | E5 BB | | | 1B E 1B | | 5-3 | | E5 | 4 | 1 | 1 | 0 | 0 | 0 | 0 | |
| Jerry Adair, R OBP: 0.246, SLG: 0.351 (1, 4) | | K | | E8 SH G4-3 1B | | | 5-3 | | | 3 | 1 | 1 | 0 | 1 | 1 | 1 | |
| Dave McNally, R (1, 1) | | 6-3 | | SH G4-3 | | | F8 | | F9 | 3 | 0 | 0 | 0 | 0 | 0 | 3 | |
| Inning Stats | R: 2 E: 1 K: 1 S: 8 | H: 2 LOB: 1 BB: 0 P: 8 | R: 0 E: 1 K: 1 S: 6 | H: 0 LOB: 2 BB: 2 P: 14 | R: 0 E: 0 K: 2 S: 7 | H: 3 LOB: 1 BB: 0 P: 7 | R: 0 E: 0 K: 0 S: 3 | H: 0 LOB: 0 BB: 0 P: 3 | R: 0 E: 1 K: 0 S: 4 | H: 0 LOB: 2 BB: 2 P: 12 | 1B: 3 2B: 1 3B: 0 HR: 1 | SF: 0 SAC: 1 DP: 1 HBP: 0 | WP: 0 PB: 0 SB: 0 CS: 0 | PA: 36 | | | |
| PITCHER Dean Chance, R ERA: 3.18 Jack Spring, L ERA: 2.64 (7, 1) | IP: 6.0 WLS: L BF: 27 H: 5 R: 4 ER: 3 SO: 4 BB: 3 IBB: 0 HBP: 0 BLK: 0 WP: 0 HR: 1 S: 32 P: 44 ERA: 4.50 WHIP: 1.333 | | | | | | | | | | | | | | | | |

| Batter | 1 | 2 | 3 | 4 | 5 | 6 | 7 | 8 | 9 | AB | R | H | RBI | BB | SO | LOB | TOP | | | | | | |
|---|--|---------------------------------|------------------------------|----------------------------------|------------------------------|---------------------------------|------------------------------|----------------------------------|------------------------------|---------------------------------|------------------------------|---------------------------------|------------------------------|---------------------------------|------------------------------|---------------------------------|--|------------------------------|---------------------------------|----------------------------------|------------------------------------|----------------------------------|--------|
| Lenny Green, L OBP: 0.312, SLG: 0.321 (1, 8) | 0-0 4-3 | | 0-0 4-3 | 0-3 K | | | 0-0 F7 | | 0-0 4-3 | 5 | 0 | 0 | 0 | 0 | 1 | 2 | Minnesota Twins @ Baltimore Orioles Memorial Stadium, Baltimore, MD Fri Aug 23 1963, 7:05 PM EDT Unknown livebaseballscores.com AB 33 R 4 H 6 RBI 4 BB 5 SO 5 LOB 17  | | | | | | |
| Rich Rollins, R OBP: 0.388, SLG: 0.466 (1, 5) | 0-0 6-3 | | 4-0 BB | | 0-0 1B | | 0-0 F4 | | 0-0 F9 | 4 | 0 | 1 | 0 | 1 | 0 | 2 | | | | | | | |
| Jimmie Hall, L OBP: 0.334, SLG: 0.510 (1, 9) | 0-0 F7 | | 0-3 K | | 0-0 3-6 | | 4-0 BB | | | 3 | 0 | 0 | 0 | 1 | 1 | 2 | | | | | | | |
| Don Mincher, L OBP: 0.358, SLG: 0.549 (1, 3) | | 4-0 2B BB | | 0-0 F6 | | 0-0 E3 | | 0-0 F4 | | 3 | 1 | 0 | 0 | 1 | 0 | 3 | | | | | | | |
| Harmon Killebrew, R OBP: 0.350, SLG: 0.512 (1, 7) | 0-0 G3 1-H 2B | | 4-0 1B FC1-6 BB | | 0-3 K | | | 0-0 6-3 | | 3 | 1 | 1 | 1 | 1 | 1 | 1 | | | | | | | |
| Earl Battey, R OBP: 0.358, SLG: 0.464 (1, 2) | 0-0 G3 | | 0-0 FC1-6 1B | | 0-0 F8 | | | 0-0 4-3 | | 4 | 0 | 1 | 0 | 0 | 0 | 1 | | | | | | | |
| Zolo Versailles, R OBP: 0.296, SLG: 0.411 (1, 6) | 0-0 F4 | | 0-3 K | | 0-0 1-3 | | 0-0 1-3 | | 0-0 6-3 | 4 | 0 | 0 | 0 | 0 | 1 | 3 | | | | | | | |
| Bernie Allen, L OBP: 0.275, SLG: 0.307 (1, 4) | 4-0 IBB | | 0-0 FC1-6 HR | | 0-0 4-3 | | | 0-0 4-3 | | 3 | 1 | 0 | 1 | 1 | 0 | 1 | | | | | | | |
| Dick Stigman, R OBP: 0.197, SLG: 0.111 (1, 1) | 0-3 K | | 0-0 HR | | 0-0 PB | | | 0-0 4-3 | | 1 | 0 | 0 | 0 | 0 | 1 | 2 | | | | | | | |
| Bill Pleis, L OBP: 0.313, SLG: 0.154 (3, 1) | | | | | | | | | | 0 | 0 | 0 | 0 | 0 | 0 | 0 | | | | | | | |
| Vic Wertz, L OBP: 0.240, SLG: 0.341 (4, PH) | | | | | | | | | | 1 | 1 | 1 | 2 | 0 | 0 | 0 | | | | | | | |
| Ray Moore, R OBP: 0.333, SLG: 0.333 (4, 1) | | | | | | | | | | 1 | 0 | 1 | 0 | 0 | 0 | 0 | | | | | | | |
| Johnny Goryl, R OBP: 0.365, SLG: 0.562 (9, PH) | | | | | | | | | | 1 | 0 | 1 | 0 | 0 | 0 | 0 | | | | | | | |
| Inning Stats | R: 0 E: 0 K: 0 S: 3 | H: 0 LOB: 0 BB: 0 P: 3 | R: 1 E: 0 K: 1 S: 6 | H: 1 LOB: 2 BB: 2 P: 14 | R: 0 E: 0 K: 1 S: 5 | H: 0 LOB: 1 BB: 1 P: 9 | R: 3 E: 0 K: 2 S: 9 | H: 2 LOB: 0 BB: 1 P: 13 | R: 0 E: 0 K: 0 S: 6 | H: 1 LOB: 2 BB: 0 P: 6 | R: 0 E: 0 K: 0 S: 3 | H: 0 LOB: 0 BB: 0 P: 3 | R: 0 E: 0 K: 0 S: 4 | H: 1 LOB: 2 BB: 1 P: 8 | R: 0 E: 0 K: 0 S: 3 | H: 0 LOB: 0 BB: 0 P: 3 | | R: 0 E: 0 K: 0 S: 4 | H: 1 LOB: 1 BB: 0 P: 4 | 1B: 4 2B: 2 3B: 0 HR: 1 | SF: 0 SAC: 0 DP: 1 HBP: 0 | WP: 0 PB: 1 SB: 0 CS: 0 | PA: 38 |
| PITCHER Mitt Pappas, R ERA: 2.87 (1, 1) | IP: 9.0 WLS: W BF: 38 H: 6 R: 4 ER: 4 SO: 5 BB: 4 IBB: 1 HBP: 0 BLK: 0 WP: 0 HR: 1 S: 43 P: 63 ERA: 4.00 WHIP: 1.111 | | | | | | | | | | | | | | | PITCHER | | | | | | | |

| Batter | 1 | 2 | 3 | 4 | 5 | 6 | 7 | 8 | 9 | AB | R | H | RBI | BB | SO | LOB | BOTTOM | | | | |
|---|--|--------------------------------------|-------------------------------|----------------------------------|------------------------------|--|---|----------------------------------|------------------------------|---------------------------------|------------------------------|---------------------------------|------------------------------|---------------------------------|------------------------------|---------------------------------|---|-----------------------------------|------------------------------------|----------------------------------|--------|
| Luis Aparicio, R OBP: 0.294, SLG: 0.339 (1, 6) | 0-0 S 1B | 0-0 1-2 2-H 3-H HR 1B | | 0-0 1B 3B | 4-0 BB | | 0-0 1-2 1B 1B | | | 4 | 3 | 4 | 2 | 1 | 0 | 0 | Minnesota Twins @ Baltimore Orioles Memorial Stadium, Baltimore, MD Fri Aug 23 1963, 7:05 PM EDT Unknown livebaseballscores.com AB 41 R 14 H 19 RBI 13 BB 3 SO 5 LOB 27  | | | | |
| Bob Johnson, R OBP: 0.376, SLG: 0.519 (1, 3) | 0-3 K | 0-0 1-H 2-H HR | | 0-0 6-3 | 0-0 F8 | | 0-0 1-2 2-3 E 1B | | | 5 | 2 | 2 | 3 | 0 | 1 | 4 | | | | | |
| Boog Powell, L OBP: 0.338, SLG: 0.494 (7, PR) | 0-0 F7 | 0-0 6-3 | | 0-0 BB 3B 1B | 0-0 F7 | | 0-0 1-H 2-H 3-H E9 6-3 1B | | | 5 | 1 | 2 | 3 | 0 | 0 | 3 | | | | | |
| Joe Gaines, R OBP: 0.383, SLG: 0.482 (8, 7) | | | | 3-H 3B 1B | | | | | | 0 | 0 | 0 | 0 | 0 | 0 | 0 | | | | | |
| Brooks Robinson, R OBP: 0.315, SLG: 0.379 (1, 5) | 0-0 F9 | | 0-0 HR | 4-0 1-2 3B BB | | 0-0 1B FC4-6 2B | 0-0 F7 | | | 4 | 3 | 2 | 1 | 1 | 0 | 2 | | | | | |
| Jackie Brandt, R OBP: 0.305, SLG: 0.398 Bob Saverine, S OBP: 0.304, SLG: 0.220 (7, 8) | | 0-0 1B FC5-2 1B | 0-0 FC6-5 2B | 0-0 1-H 2-H 3B | | 0-0 2-3 FC4-6 1B | 0-0 6-3 | | | 4 | 0 | 4 | 2 | 0 | 0 | 0 | | | | | |
| Al Smith, R OBP: 0.346, SLG: 0.419 (1, 9) | | 0-0 FC5-2 1B 1B | 4-0 FC6-5 1B BB | 0-3 K | | 0-0 FC4-6 FC1-6 S 1-2 3-H | 0-0 F8 | | | 4 | 2 | 1 | 1 | 1 | 1 | 4 | | | | | |
| Jerry Adair, R OBP: 0.245, SLG: 0.349 (1, 4) | | 0-0 FC5-2 1B 1B | 0-0 FC6-5 G1-5-3 1B | 0-0 F8 | | 0-0 FC1-6-5 | | 0-0 5-3 | | 5 | 1 | 1 | 0 | 0 | 0 | 4 | | | | | |
| Dick Brown, R OBP: 0.303, SLG: 0.333 (1, 2) | | 0-0 FC5-2 1B HR | 0-0 1-2 2-H 1B | | 0-0 SH3-4 1B | | 0-0 K | | 0-0 F5 | 5 | 1 | 2 | 1 | 0 | 1 | 4 | | | | | |
| Mitt Pappas, R OBP: 0.145, SLG: 0.167 (1, 1) | 0-3 K | 0-3 G1-5-3 | | 0-0 SH3-4 | | 0-0 1-2 | | 0-0 1B 1B | 0-3 K | 4 | 1 | 1 | 0 | 0 | 2 | 5 | | | | | |
| Inning Stats | R: 0 E: 0 K: 1 S: 6 | H: 1 LOB: 1 BB: 0 P: 6 | R: 5 E: 0 K: 1 S: 10 | H: 5 LOB: 0 BB: 0 P: 10 | R: 2 E: 0 K: 0 S: 5 | H: 3 LOB: 1 BB: 1 P: 9 | R: 3 E: 0 K: 1 S: 8 | H: 3 LOB: 1 BB: 1 P: 12 | R: 0 E: 0 K: 0 S: 4 | H: 1 LOB: 2 BB: 1 P: 8 | R: 1 E: 0 K: 1 S: 7 | H: 2 LOB: 1 BB: 0 P: 7 | R: 3 E: 1 K: 0 S: 7 | H: 4 LOB: 2 BB: 0 P: 7 | R: 0 E: 0 K: 1 S: 5 | H: 0 LOB: 0 BB: 0 P: 5 | | 1B: 13 2B: 2 3B: 2 HR: 2 | SF: 0 SAC: 1 DP: 1 HBP: 0 | WP: 0 PB: 0 SB: 2 CS: 0 | PA: 45 |
| PITCHER Dick Stigman, L ERA: 3.28 Bill Pleis, L ERA: 4.66 Ray Moore, R ERA: 7.17 (1, 1) | IP: 2.1 WLS: L BF: 17 H: 9 R: 7 ER: 7 SO: 2 BB: 1 IBB: 0 HBP: 0 BLK: 0 WP: 0 HR: 0 S: 1 P: 1 ERA: 0.00 WHIP: 0.000 | | | | | | | | | | | | | | | PITCHER | | | | | |
| (3, 1) | 0.2 | 1 | 0 | 0 | 0 | 0 | 0 | 0 | 0 | 0 | 0 | 1 | 1 | 0.00 | 0.000 | | | | | | |
| (4, 1) | 5.0 | 27 | 10 | 7 | 7 | 3 | 2 | 0 | 0 | 0 | 0 | 31 | 39 | 12.60 | 2.400 | | | | | | |

| Batter | 1 | 2 | 3 | 4 | 5 | 6 | 7 | 8 | 9 | AB | R | H | RBI | BB | SO | LOB | TOP | | | |
|---|--|---------------------------------|------------------------------|---------------------------------|------------------------------|---------------------------------|------------------------------|---------------------------------|------------------------------|---------------------------------|------------------------------|---------------------------------|------------------------------|---------------------------------|------------------------------|---------------------------------|----------------------------------|------------------------------------|----------------------------------|--------|
| Lenny Green, L (1.8) OBP: 0.315, SLG: 0.323 | F5 | | | | | 4-3 | | | | | | | | | | | 4 0 2 1 0 0 0 | | | |
| Rich Rollins, R (1.5) OBP: 0.395, SLG: 0.461 | F9 | | | | | 6-3 | | | | | | | | | | | 4 0 0 0 0 0 2 | | | |
| Jimmie Hall, L (1.9) OBP: 0.338, SLG: 0.520 | 4-3 | | | | | | | | | | | | | | | | 3 1 2 1 1 0 0 | | | |
| Don Mincher, L (1.3) OBP: 0.356, SLG: 0.542 | | | | | | | | | | | | | | | | | 4 0 1 0 0 0 2 | | | |
| Harmon Killebrew, R (1.7) OBP: 0.349, SLG: 0.509 | | | | | | | | | | | | | | | | | 4 0 1 0 0 0 2 | | | |
| Zoilo Versalles, R (1.6) OBP: 0.294, SLG: 0.408 | | | | | | | | | | | | | | | | | 4 0 0 0 0 1 4 | | | |
| Bernie Allen, L (1.4) OBP: 0.278, SLG: 0.313 | | | | | | | | | | | | | | | | | 4 1 2 0 0 0 2 | | | |
| Jerry Zimmerman, R (1.2) OBP: 0.179, SLG: 0.179 | | | | | | | | | | | | | | | | | 3 0 0 0 0 0 2 | | | |
| Jim Perry, S (1.1) OBP: 0.298, SLG: 0.255 | | | | | | | | | | | | | | | | | 1 0 0 0 0 0 1 | | | |
| Johnny Goryl, R (5. PH) OBP: 0.356, SLG: 0.557 | | | | | | | | | | | | | | | | | 1 0 0 0 0 0 0 | | | |
| Gary Roggenburk, R (5.1) OBP: 0.250, SLG: 0.143 | | | | | | | | | | | | | | | | | 0 0 0 0 0 0 0 | | | |
| Vic Wertz, L (8. PH) OBP: 0.235, SLG: 0.333 | | | | | | | | | | | | | | | | | 1 0 0 0 0 0 0 | | | |
| Bill Dalley, R (8.1) OBP: 0.250, SLG: 0.368 | | | | | | | | | | | | | | | | | 0 0 0 0 0 0 0 | | | |
| Inning Stats | R: 0 E: 0 K: 0 S: 3 | H: 0 LOB: 0 BB: 0 P: 3 | R: 0 E: 0 K: 0 S: 3 | H: 1 LOB: 0 BB: 0 P: 3 | R: 1 E: 0 K: 0 S: 5 | H: 2 LOB: 1 BB: 0 P: 5 | R: 0 E: 0 K: 1 S: 6 | H: 1 LOB: 1 BB: 0 P: 6 | R: 0 E: 0 K: 0 S: 3 | H: 0 LOB: 0 BB: 0 P: 3 | R: 0 E: 0 K: 0 S: 4 | H: 1 LOB: 2 BB: 1 P: 8 | R: 0 E: 0 K: 0 S: 4 | H: 1 LOB: 0 BB: 0 P: 4 | R: 0 E: 0 K: 0 S: 4 | H: 1 LOB: 2 BB: 1 P: 8 | 1B: 6 2B: 1 3B: 0 HR: 1 | SF: 0 SAC: 0 DP: 2 HBP: 0 | WP: 0 PB: 0 SB: 0 CS: 0 | PA: 34 |
| PITCHER Robin Roberts, R (1.1) ERA: 3.17 | IP: 9.0 WLS: W BF: 34 H: 8 R: 2 ER: 2 SO: 1 BB: 1 IBB: 0 HBP: 0 BLK: 0 WP: 0 HR: 1 S: 35 P: 39 ERA: 2.00 WHIP: 1.000 | | | | | | | | | | | | | | | PITCHER | | | | |

Minnesota Twins @ Baltimore Orioles
Memorial Stadium, Baltimore, MD
Fri Aug 23 1963, 7:05 PM EDT
Att: 13,544 - Unknown

| | |
|-----|----|
| AB | 33 |
| R | 2 |
| H | 8 |
| RBI | 2 |
| BB | 1 |
| SO | 1 |
| LOB | 15 |



| Batter | 1 | 2 | 3 | 4 | 5 | 6 | 7 | 8 | 9 | AB | R | H | RBI | BB | SO | LOB | BOTTOM | | | |
|--|---|----------------------------------|------------------------------|---------------------------------|------------------------------|---------------------------------|------------------------------|----------------------------------|------------------------------|---------------------------------|------------------------------|---------------------------------|------------------------------|---------------------------------|------------------------------|---------------------------------|----------------------------------|------------------------------------|----------------------------------|--------|
| Luis Aparicio, R (1.6) OBP: 0.294, SLG: 0.336 | 6-3 | | | | | | | | | | | | | | | | 4 1 0 0 1 0 2 | | | |
| Russ Snyder, L (1.8) OBP: 0.337, SLG: 0.384 | | | | | | | | | | | | | | | | | 4 2 3 4 0 0 1 | | | |
| Boog Powell, L (1.7) OBP: 0.335, SLG: 0.488 | | | | | | | | | | | | | | | | | 4 0 0 0 0 0 1 | | | |
| John Orsino, R (1.2) OBP: 0.351, SLG: 0.470 | | | | | | | | | | | | | | | | | 4 0 1 0 0 0 0 | | | |
| Brooks Robinson, R (1.5) OBP: 0.317, SLG: 0.383 | | | | | | | | | | | | | | | | | 3 1 1 0 1 0 0 | | | |
| Jim Gentile, L (1.3) OBP: 0.348, SLG: 0.441 | | | | | | | | | | | | | | | | | 3 1 2 2 1 1 0 | | | |
| Bob Johnson, R (1.4) OBP: 0.374, SLG: 0.514 | | | | | | | | | | | | | | | | | 4 0 1 0 0 0 4 | | | |
| Fred Valentine, S (1.9) OBP: 0.444, SLG: 0.333 | | | | | | | | | | | | | | | | | 2 0 1 0 1 0 1 | | | |
| Bob Saveryne, S (8.8) OBP: 0.309, SLG: 0.227 | | | | | | | | | | | | | | | | | 1 0 1 0 0 0 0 | | | |
| Robin Roberts, S (1.1) OBP: 0.246, SLG: 0.250 | | | | | | | | | | | | | | | | | 3 1 1 0 0 0 3 | | | |
| Inning Stats | R: 1 E: 0 K: 0 S: 5 | H: 2 LOB: 3 BB: 2 P: 13 | R: 0 E: 0 K: 0 S: 4 | H: 1 LOB: 1 BB: 0 P: 4 | R: 0 E: 0 K: 0 S: 3 | H: 0 LOB: 0 BB: 0 P: 3 | R: 4 E: 0 K: 0 S: 6 | H: 4 LOB: 0 BB: 1 P: 10 | R: 1 E: 0 K: 0 S: 5 | H: 2 LOB: 2 BB: 1 P: 9 | R: 0 E: 0 K: 1 S: 5 | H: 1 LOB: 0 BB: 0 P: 5 | R: 0 E: 1 K: 0 S: 4 | H: 1 LOB: 1 BB: 0 P: 4 | R: 0 E: 0 K: 0 S: 4 | H: 1 LOB: 1 BB: 0 P: 4 | 1B: 7 2B: 1 3B: 1 HR: 3 | SF: 0 SAC: 1 DP: 2 HBP: 0 | WP: 0 PB: 0 SB: 1 CS: 0 | PA: 37 |
| PITCHER Jim Perry, R (1.1) ERA: 3.5 | IP: 4.0 WLS: L BF: 21 H: 7 R: 5 ER: 5 SO: 0 BB: 3 IBB: 0 HBP: 0 BLK: 0 WP: 0 HR: 3 S: 18 P: 30 ERA: 11.25 WHIP: 2.500 | | | | | | | | | | | | | | | PITCHER | | | | |
| Gary Roggenburk, L (5.1) ERA: 2.0 | IP: 3.0 WLS: 12 BF: 3 H: 1 R: 1 ER: 1 SO: 1 BB: 0 IBB: 0 HBP: 0 BLK: 0 WP: 0 HR: 0 S: 13 P: 17 ERA: 3.00 WHIP: 1.333 | | | | | | | | | | | | | | | PITCHER | | | | |
| Bill Dalley, R (8.1) ERA: 1.62 | IP: 1.0 WLS: 4 BF: 1 H: 0 R: 0 ER: 0 SO: 0 BB: 0 IBB: 0 HBP: 0 BLK: 0 WP: 0 HR: 0 S: 4 P: 4 ERA: 0.00 WHIP: 1.000 | | | | | | | | | | | | | | | PITCHER | | | | |

Minnesota Twins @ Baltimore Orioles
Memorial Stadium, Baltimore, MD
Fri Aug 23 1963, 7:05 PM EDT
Att: 13,544 - Unknown

| | |
|-----|----|
| AB | 32 |
| R | 6 |
| H | 11 |
| RBI | 6 |
| BB | 4 |
| SO | 1 |
| LOB | 12 |



| Batter | 1 | 2 | 3 | 4 | 5 | 6 | 7 | 8 | 9 | 10 | AB | R | H | RBI | BB | SO | LOB | TOP | | | |
|--|------------------------------|---------------------------------|------------------------------|---------------------------------|------------------------------|---------------------------------|------------------------------|----------------------------------|------------------------------|---------------------------------|------------------------------|---------------------------------|------------------------------|---------------------------------|------------------------------|---------------------------------|------------------------------|---|----------------------------------|------------------------------------|-----------------|
| Rich Rollins, R OBP: 0.360, SLG: 0.454 (1.5) | K | | | | | | FC6-4 1B | | K | | 5 | 1 | 1 | 0 | 0 | 2 | 3 | Minnesota Twins @ Baltimore Orioles Memorial Stadium, Baltimore, MD Sun Aug 25 1963, 3:33 AM EDT Att: 6,021 - Unknown | | | |
| Vic Power, R OBP: 0.290, SLG: 0.370 (1.3) | 5-3 | | F8 | | 5-3 | | 1B 1B | | SH1-3 1B | 2B | 5 | 1 | 2 | 1 | 0 | 0 | 3 | | | | |
| Jimmie Hall, L OBP: 0.339, SLG: 0.525 (1.8) | F8 | | F8 | | 4-3 | | 1B 1B | | SH1-3 | | 4 | 0 | 1 | 1 | 0 | 0 | 3 | | | | |
| Harmon Killebrew, R OBP: 0.391, SLG: 0.599 (10, PR) | K | | | FC6-4 1B | | K | | 6-3 | | 1B 1B | 4 | 0 | 1 | 0 | 1 | 2 | 0 | | | | |
| Lenny Green, L OBP: 0.310, SLG: 0.319 (10, B) | | | | | | | | | | | 0 | 1 | 0 | 0 | 0 | 0 | 0 | | | | |
| Bob Allison, R OBP: 0.379, SLG: 0.516 (1.9) | 5-3 | | F4 | | F3 | | 5-3 | | 1B 1B | | 5 | 0 | 1 | 1 | 0 | 0 | 1 | | | | |
| Earl Battey, R OBP: 0.361, SLG: 0.475 (1.2) | HR | | FC6-4 BB | | F9 | | 2B | | 1B 1B | | 4 | 1 | 3 | 2 | 1 | 0 | 0 | | | | |
| Zoilo Versalles, R OBP: 0.292, SLG: 0.403 (1.6) | CS 1B | | FC6-4 1B | | 6-3 | | F9 | | G5-4-3 1B | | 5 | 0 | 1 | 0 | 0 | 0 | 5 | | | | |
| Bernie Allen, L OBP: 0.283, SLG: 0.318 (1.4) | CS | | 4-3 | | K | | FC6-4 1B | | K | | 4 | 1 | 1 | 0 | 0 | 2 | 2 | | | | |
| Camilo Pascual, R OBP: 0.315, SLG: 0.353 (1.1) | 1B | | 1B | | 2B | | FC6-4 BB | | K | | 3 | 0 | 2 | 0 | 1 | 1 | 0 | | | | |
| Inning Stats | R: 0 E: 0 K: 1 S: 5 | H: 0 LOB: 0 BB: 0 P: 5 | R: 1 E: 0 K: 1 S: 6 | H: 2 LOB: 0 BB: 0 P: 6 | R: 0 E: 0 K: 0 S: 5 | H: 2 LOB: 2 BB: 0 P: 5 | R: 0 E: 0 K: 0 S: 6 | H: 1 LOB: 2 BB: 1 P: 10 | R: 0 E: 0 K: 0 S: 4 | H: 0 LOB: 0 BB: 0 P: 5 | R: 2 E: 0 K: 0 S: 5 | H: 3 LOB: 1 BB: 1 P: 9 | R: 0 E: 0 K: 0 S: 4 | H: 1 LOB: 1 BB: 0 P: 4 | R: 0 E: 0 K: 3 S: 9 | H: 0 LOB: 0 BB: 0 P: 9 | R: 2 E: 0 K: 0 S: 5 | H: 3 LOB: 2 BB: 1 P: 9 | 1B: 9 2B: 3 3B: 0 HR: 1 | SF: 0 SAC: 1 DP: 1 HBP: 0 | WP: 1 PA: 44 |
| PITCHER | IP | WLS | BF | H | R | ER | SO | BB | IBB | HBP | BLK | WP | HR | S | P | ERA | WHIP | | | | |
| Steve Barber, L ERA: 2.61 (1.1) | 8.0 | | 34 | 10 | 3 | 3 | 4 | 2 | 0 | 0 | 0 | 1 | 1 | 40 | 48 | 3.38 | 1.500 | | | | |
| Stu Miller, R ERA: 2.49 (9.1) | 2.0 | L | 9 | 3 | 2 | 2 | 3 | 0 | 1 | 0 | 0 | 0 | 0 | 14 | 18 | 9.00 | 1.500 | | | | |

| Batter | 1 | 2 | 3 | 4 | 5 | 6 | 7 | 8 | 9 | 10 | AB | R | H | RBI | BB | SO | LOB | BOTTOM | | | |
|--|------------------------------|---------------------------------|-------------------------------|----------------------------------|------------------------------|---------------------------------|------------------------------|---------------------------------|------------------------------|---------------------------------|------------------------------|---------------------------------|------------------------------|----------------------------------|------------------------------|----------------------------------|------------------------------|---|----------------------------------|------------------------------------|-----------------|
| Luis Aparicio, R OBP: 0.297, SLG: 0.341 (1.6) | F6 | E6 | | F8 | | | 4-3 1B | | E G5-2-3 1B | | 5 | 1 | 2 | 0 | 0 | 0 | 2 | Minnesota Twins @ Baltimore Orioles Memorial Stadium, Baltimore, MD Sun Aug 25 1963, 3:33 AM EDT Att: 6,021 - Unknown | | | |
| Russ Snyder, L OBP: 0.337, SLG: 0.385 (1.8) | F6 | SF8 | | F8 | | 4-3 | 1B | | E3 G5-2-3 1B | | 4 | 0 | 1 | 1 | 0 | 0 | 1 | | | | |
| Boog Powell, L OBP: 0.335, SLG: 0.484 (1.7) | BB 1B | K | | G5-4-3 1B | | K | | | G5-2-3 1B | | 4 | 0 | 2 | 0 | 1 | 2 | 3 | | | | |
| John Orsino, R OBP: 0.348, SLG: 0.460 (1.2) | BB 1B | | F5 | G5-4-3 1B | | G5-4-3 1B | | G5-2-3 | | | 4 | 0 | 1 | 1 | 1 | 0 | 4 | | | | |
| Jackie Brandt, R OBP: 0.303, SLG: 0.393 (1.9) | 5-3 | | 6-3 | | | F6 | | 5-3 | 1B | | 4 | 0 | 0 | 0 | 1 | 0 | 2 | | | | |
| Jim Gentile, L OBP: 0.351, SLG: 0.439 (1.3) | | | | | | F6 | | | 1B | | 2 | 1 | 1 | 0 | 2 | 0 | 0 | | | | |
| Bob Saverine, S OBP: 0.309, SLG: 0.227 (8, PR) | BB 1B | | | | | F6 | | | K | | 0 | 0 | 0 | 0 | 0 | 0 | 0 | | | | |
| Bob Johnson, R OBP: 0.370, SLG: 0.508 (9, PH) | BB 1B | | | | | F6 | | | K | | 1 | 0 | 0 | 0 | 0 | 1 | 3 | | | | |
| Brooks Robinson, R OBP: 0.317, SLG: 0.384 (1.5) | K | | 5-3 | | | | | K | | | 5 | 0 | 1 | 0 | 0 | 3 | 3 | | | | |
| Jerry Adair, R OBP: 0.248, SLG: 0.347 (1.4) | | | | 4-3 | | | | | K | | 4 | 1 | 2 | 0 | 1 | 1 | 0 | | | | |
| Steve Barber, L OBP: 0.167, SLG: 0.200 (1.1) | | | | | | | | | K | | 2 | 0 | 0 | 0 | 1 | 0 | 2 | | | | |
| Al Smith, R OBP: 0.341, SLG: 0.412 (8, PH) | | | | | | | | | | | 1 | 0 | 0 | 0 | 0 | 0 | 2 | | | | |
| Stu Miller, R OBP: 0.357, SLG: 0.571 (9.1) | | | | | | | | | | | 0 | 0 | 0 | 0 | 0 | 0 | 0 | | | | |
| Fred Valentine, S OBP: 0.429, SLG: 0.316 (10, PH) | | | | | | | | | | | 1 | 0 | 0 | 0 | 0 | 1 | 0 | | | | |
| Inning Stats | R: 0 E: 0 K: 0 S: 4 | H: 1 LOB: 2 BB: 1 P: 8 | R: 2 E: 1 K: 2 S: 10 | H: 2 LOB: 2 BB: 1 P: 14 | R: 0 E: 0 K: 0 S: 3 | H: 0 LOB: 1 BB: 1 P: 7 | R: 0 E: 0 K: 0 S: 3 | H: 0 LOB: 0 BB: 0 P: 3 | R: 0 E: 0 K: 0 S: 3 | H: 1 LOB: 0 BB: 1 P: 3 | R: 0 E: 0 K: 1 S: 6 | H: 2 LOB: 1 BB: 0 P: 6 | R: 0 E: 0 K: 1 S: 6 | H: 1 LOB: 2 BB: 1 P: 10 | R: 0 E: 1 K: 3 S: 6 | H: 2 LOB: 3 BB: 2 P: 14 | R: 0 E: 0 K: 3 S: 9 | H: 0 LOB: 0 BB: 0 P: 9 | 1B: 9 2B: 1 3B: 0 HR: 0 | SF: 1 SAC: 0 DP: 2 HBP: 0 | WP: 0 PA: 45 |
| PITCHER | IP | WLS | BF | H | R | ER | SO | BB | IBB | HBP | BLK | WP | HR | S | P | ERA | WHIP | | | | |
| Camilo Pascual, R ERA: 2.45 (1.1) | 10.0 | W | 45 | 10 | 3 | 1 | 8 | 4 | 3 | 0 | 0 | 0 | 0 | 54 | 82 | 0.90 | 1.400 | | | | |




| Batter | 1 | 2 | 3 | 4 | 5 | 6 | 7 | 8 | 9 | 10 | AB | R | H | RBI | BB | SO | LOB | | |
|--|------------------------------|---------------------------------|------------------------------|---------------------------------|------------------------------|---------------------------------|------------------------------|---------------------------------|------------------------------|---------------------------------|------------------------------|---------------------------------|------------------------------|----------------------------------|------------------------------|---------------------------------|----------------------------------|------------------------------------|--|
| Jose Tartabull, L OBP: 0.288, SLG: 0.318 (1, 8) | F2 | | F9 | | E1 1B | | F5 | | | BLK 1B BB | 4 | 1 | 1 | 0 | 1 | 0 | 1 | | |
| Wayne Causey, L OBP: 0.347, SLG: 0.408 (1, 6) | F9 | | 1B | | F9 | | | 4-3 | | FC6-4 1B | 5 | 0 | 2 | 1 | 0 | 0 | 1 | | |
| Norm Siebern, L OBP: 0.358, SLG: 0.434 (1, 3) | HR | | L7 | | 3-1 | | | 4-3 | | FC6-4 1-2f | 5 | 1 | 1 | 1 | 0 | 0 | 3 | | |
| Manny Jimenez, L OBP: 0.359, SLG: 0.337 Bobby Del Greco, R OBP: 0.302, SLG: 0.317 (1, 7) (10, 7) | 1B | | 1B | | 1-3 | | | 4-3 | | F4 | 5 | 0 | 2 | 0 | 0 | 0 | 1 | | |
| Jerry Lumpe, L OBP: 0.326, SLG: 0.376 (1, 4) | K | | F7 | | 5-3 | | | | | F8 | 5 | 0 | 0 | 0 | 0 | 1 | 4 | | |
| Ed Charles, R OBP: 0.344, SLG: 0.401 (1, 5) | | 6-3 | | | K | | | 5-3 | | | 4 | 0 | 1 | 0 | 0 | 1 | 0 | | |
| Gino Cimoli, R OBP: 0.316, SLG: 0.382 (1, 9) | | F4 | | | 6-3 | | K | | | F7 | 4 | 0 | 0 | 0 | 0 | 1 | 1 | | |
| Charlie Lau, L OBP: 0.314, SLG: 0.361 (1, 2) | | | | | 4-3 | | | | | | 3 | 0 | 2 | 0 | 1 | 0 | 0 | | |
| Ed Rakow, S OBP: 0.169, SLG: 0.111 (1, 1) | | | | | | | K | | | K | 4 | 0 | 0 | 0 | 0 | 3 | 4 | | |
| Inning Stats | R: 1 E: 0 K: 1 S: 7 | H: 2 LOB: 1 BB: 0 P: 7 | R: 0 E: 0 K: 1 S: 6 | H: 1 LOB: 1 BB: 0 P: 6 | R: 0 E: 0 K: 1 S: 5 | H: 2 LOB: 2 BB: 0 P: 5 | R: 0 E: 0 K: 0 S: 4 | H: 0 LOB: 0 BB: 0 P: 3 | R: 0 E: 1 K: 0 S: 4 | H: 1 LOB: 1 BB: 0 P: 8 | R: 0 E: 0 K: 2 S: 8 | H: 0 LOB: 0 BB: 0 P: 3 | R: 0 E: 0 K: 1 S: 6 | H: 1 LOB: 2 BB: 1 P: 10 | R: 1 E: 0 K: 0 S: 4 | H: 1 LOB: 1 BB: 1 P: 8 | 1B: 7 2B: 1 3B: 0 HR: 1 | SF: 0 SAC: 0 DP: 0 HBP: 0 | |
| PITCHER | IP 9.0 | WLS 36 | H 8 | R 1 | ER 1 | SO 6 | BB 0 | IBB 0 | HBP 0 | BLK 0 | WP 0 | HR 1 | S 47 | P 51 | ERA 1.00 | WHIP 0.889 | | | |
| Robin Roberts, R ERA: 3.08 George Brunet, L ERA: 6.49 (1, 1) (10, 1) | 1.0 | L | 5 | 1 | 1 | 1 | 0 | 1 | 0 | 0 | 1 | 0 | 0 | 4 | 8 | 9.00 | 2.000 | | |

TOP

Kansas City Athletics @ Baltimore Orioles
Memorial Stadium, Baltimore, MD
Tue Aug 27 1963, 7:05 PM EDT
Att: 5,132 - Unknown

| | |
|-----|----|
| AB | 39 |
| R | 2 |
| H | 9 |
| RBI | 2 |
| BB | 2 |
| SO | 6 |
| LOB | 15 |



| | |
|-------|--------|
| WP: 0 | PA: 41 |
| PB: 0 | |
| SB: 0 | |
| CS: 0 | |

livebaseballscorecards.com

| Batter | 1 | 2 | 3 | 4 | 5 | 6 | 7 | 8 | 9 | 10 | AB | R | H | RBI | BB | SO | LOB | |
|---|------------------------------|---------------------------------|------------------------------|---------------------------------|------------------------------|---------------------------------|------------------------------|---------------------------------|------------------------------|----------------------------------|------------------------------|----------------------------------|------------------------------|---------------------------------|----------------------------------|------------------------------------|-----|--|
| Luis Aparicio, R OBP: 0.296, SLG: 0.339 (1, 6) | F7 | | | 5-3 | | | | | | 1-3 | 5 | 0 | 1 | 0 | 0 | 0 | 0 | |
| Russ Snyder, L OBP: 0.335, SLG: 0.380 (1, 8) (10, 7) | K | | | 6-3 | | | | IBB 1B | | 5-3 | 4 | 0 | 0 | 0 | 1 | 1 | 0 | |
| Boog Powell, L OBP: 0.338, SLG: 0.491 (1, 7) (10, 3) | 4-3 | | | 1B | | | | HR | | 4-3 | 4 | 1 | 2 | 1 | 1 | 0 | 0 | |
| John Orsino, R OBP: 0.346, SLG: 0.458 (1, 2) | | F7 | | 1B | | | | F7 | | 4-3 | 4 | 0 | 1 | 0 | 0 | 0 | 3 | |
| Jim Gentile, L OBP: 0.352, SLG: 0.442 Bob Saverine, S OBP: 0.309, SLG: 0.227 (1, 3) (9, PH) (10, 8) | | 3-1 | | 1-2 1B | | | | 1-2 2-3 IBB | | 4-3 | 4 | 0 | 2 | 0 | 0 | 0 | 2 | |
| Jackie Brandt, R OBP: 0.302, SLG: 0.389 (1, 9) | | F6 | | 1-3 | | | | 2B | | BB 1B | 4 | 0 | 2 | 0 | 0 | 0 | 0 | |
| Brooks Robinson, R OBP: 0.316, SLG: 0.383 (1, 5) | | | | 6-3 | | | | F8 | | BB 1B | 3 | 0 | 0 | 0 | 1 | 0 | 1 | |
| Jerry Adair, R OBP: 0.246, SLG: 0.345 Bob Johnson, R OBP: 0.368, SLG: 0.505 (1, 4) (9, PH) (10, 4) | | | F3 | | G4-6-3 1B | | | K | | F1 | 4 | 0 | 1 | 0 | 0 | 1 | 3 | |
| Robin Roberts, S OBP: 0.236, SLG: 0.239 Al Smith, R OBP: 0.340, SLG: 0.411 George Brunet, R (1, 1) (9, PH) (10, 1) | | | K | | G4-6-3 1-2f | | | 4-3 | | K | 3 | 0 | 0 | 0 | 0 | 1 | 1 | |
| | | | F8 | | | | | 4-3 | | K | 1 | 0 | 0 | 0 | 0 | 1 | 2 | |
| Inning Stats | R: 0 E: 0 K: 1 S: 5 | H: 0 LOB: 0 BB: 0 P: 5 | R: 0 E: 0 K: 0 S: 3 | H: 0 LOB: 0 BB: 0 P: 3 | R: 0 E: 0 K: 1 S: 5 | H: 0 LOB: 2 BB: 0 P: 5 | R: 0 E: 0 K: 0 S: 3 | H: 1 LOB: 1 BB: 0 P: 7 | R: 0 E: 0 K: 0 S: 4 | H: 1 LOB: 3 BB: 2 P: 12 | R: 0 E: 0 K: 2 S: 8 | H: 1 LOB: 2 BB: 1 P: 12 | R: 0 E: 0 K: 0 S: 3 | H: 0 LOB: 0 BB: 0 P: 3 | 1B: 5 2B: 1 3B: 0 HR: 1 | SF: 0 SAC: 0 DP: 1 HBP: 0 | | |
| PITCHER | IP 10.0 | WLS 39 | H 7 | R 1 | ER 1 | SO 5 | BB 2 | IBB 1 | HBP 0 | BLK 0 | WP 0 | HR 1 | S 46 | P 58 | ERA 0.90 | WHIP 0.900 | | |

BOTTOM

Kansas City Athletics @ Baltimore Orioles
Memorial Stadium, Baltimore, MD
Tue Aug 27 1963, 7:05 PM EDT
Att: 5,132 - Unknown

| | |
|-----|----|
| AB | 36 |
| R | 1 |
| H | 7 |
| RBI | 1 |
| BB | 3 |
| SO | 5 |
| LOB | 14 |




| | |
|-------|--------|
| WP: 0 | PA: 39 |
| PB: 0 | |
| SB: 0 | |
| CS: 0 | |

livebaseballscorecards.com


| Batter | 1 | 2 | 3 | 4 | 5 | 6 | 7 | 8 | 9 | AB | R | H | RBI | BB | SO | LOB | TOP | | | | | |
|--|--|---------------------------------|------------------------------|---------------------------------|------------------------------|---------------------------------|------------------------------|---------------------------------|------------------------------|---------------------------------|------------------------------|---------------------------------|------------------------------|---------------------------------|------------------------------|---------------------------------|---|---------------------------------|----------------------------------|------------------------------------|----------------------------------|--------|
| Jose Tartabull, L (1, 8) OBP: 0.287, SLG: 0.316 | 0-0 6-3 | | | 0-0 F9 | | 0-0 L4-3 1B | | 0-0 6-3 | 0-0 6-3 | 4 | 0 | 1 | 0 | 0 | 0 | 0 | Kansas City Athletics @ Baltimore Orioles Memorial Stadium, Baltimore, MD Wed Aug 28 1963, 7:05 PM EDT Att: 5,256 - Unknown | | | | | |
| Wayne Causey, L (1, 6) OBP: 0.344, SLG: 0.405 | 0-0 F8 | | | 0-0 F7 | | 0-0 L4-3 | | 0-3 K | 0-3 K | 4 | 0 | 0 | 0 | 0 | 1 | 1 | | | | | | |
| Norm Siebern, L (1, 3) OBP: 0.355, SLG: 0.431 | 0-0 1-3 | | | 0-0 F7 | | | 0-0 L9 | | | 3 | 0 | 0 | 0 | 0 | 0 | 0 | | | | | | |
| Manny Jimenez, L (1, 7) OBP: 0.347, SLG: 0.349 | | 4-0 CS BB | | | 0-0 2B | | 0-3 K | | | 2 | 0 | 1 | 0 | 1 | 1 | 0 | | | | | | |
| Jerry Lumpe, L (1, 4) OBP: 0.325, SLG: 0.373 | 0-0 4-3 | | | 0-0 F7 | | | 0-0 6-3 | | | 3 | 0 | 0 | 0 | 0 | 0 | 2 | | | | | | |
| Ed Charles, R (1, 5) OBP: 0.343, SLG: 0.399 | 0-0 F9 | | | 0-0 F9 | | | | 0-0 6-3 | | 3 | 0 | 0 | 0 | 0 | 0 | 1 | | | | | | |
| Gino Cimoli, R (1, 9) OBP: 0.314, SLG: 0.379 | | | 0-0 4-3 | | 0-0 6-3 | | | 0-0 3-1 | | 3 | 0 | 0 | 0 | 0 | 0 | 1 | | | | | | |
| Charlie Lau, L (1, 2) OBP: 0.314, SLG: 0.381 | | | 0-0 F4 | | | 0-0 HR | | 0-0 1-3 | | 3 | 1 | 1 | 1 | 0 | 0 | 0 | | | | | | |
| Dave Wickersham, R (1, 1) OBP: 0.156, SLG: 0.143 | | | 0-0 1-3 | | | 0-0 6-3 | | 0-0 F3 | | 1 | 0 | 0 | 0 | 0 | 0 | 0 | | | | | | |
| Ken Harrelson, R (6, PH) OBP: 0.310, SLG: 0.389 | | | | | | | | | | 1 | 0 | 0 | 0 | 0 | 0 | 0 | | | | | | |
| John Wyatt, R (6, 1) OBP: 0.182, SLG: 0.105 | | | | | | | | | | 0 | 0 | 0 | 0 | 0 | 0 | 0 | | | | | | |
| Ted Bowsfield, R (9, PH) OBP: 0.322, SLG: 0.329 | | | | | | | | | | 1 | 0 | 0 | 0 | 0 | 0 | 0 | | | | | | |
| Inning Stats | R: 0 E: 0 K: 0 S: 3 | H: 0 LOB: 0 BB: 0 P: 3 | R: 0 E: 0 K: 0 S: 2 | H: 0 LOB: 0 BB: 1 P: 6 | R: 0 E: 0 K: 0 S: 3 | H: 0 LOB: 0 BB: 0 P: 3 | R: 0 E: 0 K: 0 S: 3 | H: 0 LOB: 0 BB: 0 P: 3 | R: 0 E: 0 K: 0 S: 4 | H: 1 LOB: 1 BB: 0 P: 4 | R: 1 E: 0 K: 0 S: 4 | H: 2 LOB: 0 BB: 0 P: 4 | R: 0 E: 0 K: 1 S: 5 | H: 0 LOB: 0 BB: 0 P: 5 | R: 0 E: 0 K: 0 S: 3 | H: 0 LOB: 0 BB: 0 P: 3 | R: 0 E: 0 K: 1 S: 5 | H: 0 LOB: 0 BB: 0 P: 5 | 1B: 1 2B: 2 3B: 0 HR: 1 | SF: 0 SAC: 0 DP: 1 HBP: 0 | WP: 0 PB: 0 SB: 0 CS: 1 | PA: 29 |
| PITCHER Milt Pappas, R (1, 1) ERA: 2.78 | IP: 9.0 WLS: W BF: 29 H: 3 R: 1 ER: 1 SO: 2 BB: 1 IBB: 0 HBP: 0 BLK: 0 WP: 0 HR: 1 S: 32 P: 36 ERA: 1.00 WHIP: 0.444 | | | | | | | | | | | | | | | | | | | | | |

| Batter | 1 | 2 | 3 | 4 | 5 | 6 | 7 | 8 | 9 | AB | R | H | RBI | BB | SO | LOB | BOTTOM | | | |
|--|--|---------------------------------|------------------------------|----------------------------------|------------------------------|---------------------------------|------------------------------|---------------------------------|------------------------------|---------------------------------|------------------------------|---------------------------------|------------------------------|---------------------------------|------------------------------|---------------------------------|---|------------------------------------|----------------------------------|--------|
| Luis Aparicio, R (1, 6) OBP: 0.294, SLG: 0.337 | 0-0 4-3 | | 0-0 5-3 | | | 0-0 F7 | | 0-3 K | | 4 | 0 | 0 | 0 | 0 | 1 | 1 | Kansas City Athletics @ Baltimore Orioles Memorial Stadium, Baltimore, MD Wed Aug 28 1963, 7:05 PM EDT Att: 5,256 - Unknown | | | |
| Russ Snyder, L (1, 8) OBP: 0.334, SLG: 0.377 | 4-0 CS BB | | 0-0 F4 | | | 0-3 K | | 0-0 FC4-6 | | 3 | 0 | 0 | 0 | 1 | 1 | 1 | | | | |
| Boog Powell, L (1, 7) OBP: 0.337, SLG: 0.489 | 0-0 F9 | | 0-0 L8 | | | 0-0 1B | | 0-3 K | | 4 | 0 | 1 | 0 | 0 | 1 | 2 | | | | |
| Bob Saverine, S (9, 8) OBP: 0.309, SLG: 0.227 | 1-2 | | | | | 0-0 1B | | | | 0 | 0 | 0 | 0 | 0 | 0 | 0 | | | | |
| John Orsino, R (1, 2) OBP: 0.349, SLG: 0.458 | | 0-0 6-3 | | 4-0 G3-6 BB | | 0-0 1B | | 0-0 1B | | 2 | 0 | 1 | 0 | 1 | 0 | 0 | | | | |
| Jim Gentile, L (1, 3) OBP: 0.350, SLG: 0.439 | | 0-0 G3 | | 0-0 G3-6 | | 0-0 6-3 | | | | 3 | 0 | 0 | 0 | 0 | 0 | 3 | | | | |
| Jackie Brandt, R (1, 9) OBP: 0.303, SLG: 0.397 | | | 0-0 HR | | 0-3 K | | | 0-0 F9 | | 3 | 1 | 1 | 1 | 0 | 1 | 0 | | | | |
| Brooks Robinson, R (1, 5) OBP: 0.317, SLG: 0.381 | | 4-0 HR BB | | | 0-0 F7 | | | 0-0 F9 | | 2 | 1 | 0 | 0 | 1 | 0 | 0 | | | | |
| Jerry Adair, R (1, 4) OBP: 0.247, SLG: 0.353 | | 0-0 HR | | | 0-0 4-3 | | | 0-0 5-3 | | 3 | 1 | 1 | 2 | 0 | 0 | 0 | | | | |
| Milt Pappas, R (1, 1) OBP: 0.154, SLG: 0.175 | | 0-3 K | | | 0-3 K | | | 0-0 FC4-6 1B | | 3 | 0 | 1 | 0 | 0 | 2 | 0 | | | | |
| Inning Stats | R: 0 E: 0 K: 0 S: 2 | H: 2 LOB: 1 BB: 1 P: 6 | R: 3 E: 0 K: 1 S: 7 | H: 2 LOB: 0 BB: 1 P: 11 | R: 0 E: 0 K: 0 S: 3 | H: 0 LOB: 0 BB: 0 P: 3 | R: 0 E: 0 K: 1 S: 4 | H: 0 LOB: 0 BB: 1 P: 8 | R: 0 E: 0 K: 1 S: 5 | H: 0 LOB: 0 BB: 0 P: 5 | R: 0 E: 0 K: 1 S: 7 | H: 2 LOB: 2 BB: 0 P: 7 | R: 0 E: 0 K: 0 S: 3 | H: 0 LOB: 0 BB: 0 P: 3 | R: 0 E: 0 K: 2 S: 8 | H: 1 LOB: 1 BB: 0 P: 8 | 1B: 3 2B: 0 3B: 0 HR: 2 | SF: 0 SAC: 0 DP: 1 HBP: 0 | WP: 0 PB: 0 SB: 0 CS: 1 | PA: 30 |
| PITCHER Dave Wickersham, R (1, 1) ERA: 4.14 | IP: 5.0 WLS: L BF: 18 H: 2 R: 3 ER: 3 SO: 3 BB: 3 IBB: 0 HBP: 0 BLK: 0 WP: 0 HR: 2 S: 21 P: 33 ERA: 5.40 WHIP: 1.000 | | | | | | | | | | | | | | | | | | | |
| John Wyatt, R (6, 1) ERA: 3.3 | 2.0 BF: 8 H: 2 R: 0 ER: 0 SO: 1 BB: 0 IBB: 0 HBP: 0 BLK: 0 WP: 0 HR: 0 S: 10 P: 10 ERA: 0.00 WHIP: 1.000 | | | | | | | | | | | | | | | | | | | |
| Ted Bowsfield, L (8, 1) ERA: 4.66 | 1.0 BF: 4 H: 1 R: 0 ER: 0 SO: 2 BB: 0 IBB: 0 HBP: 0 BLK: 0 WP: 0 HR: 0 S: 8 P: 8 ERA: 0.00 WHIP: 1.000 | | | | | | | | | | | | | | | | | | | |

| | |
|-----|----|
| AB | 28 |
| R | 1 |
| H | 3 |
| RBI | 1 |
| BB | 1 |
| SO | 2 |
| LOB | 5 |



| | |
|-----|----|
| AB | 27 |
| R | 3 |
| H | 5 |
| RBI | 3 |
| BB | 3 |
| SO | 6 |
| LOB | 7 |



| Batter | 1 | 2 | 3 | 4 | 5 | 6 | 7 | 8 | 9 | AB | R | H | RBI | BB | SO | LOB | TOP | | | | | | | | | | |
|---|------------------------------|---------------------------------|------------------------------|---------------------------------|------------------------------|---------------------------------|------------------------------|---------------------------------|------------------------------|---------------------------------|------------------------------|---------------------------------|------------------------------|---------------------------------|------------------------------|---------------------------------|--|---------------------------------|----------------------------------|------------------------------------|----------------------------------|--------|--|--|--|--|--|
| Tony Kubek, L (1, 6) OBP: 0.292, SLG: 0.342 | F9 | | G5-4-3 1B | | | HR 1B | | 4-3 | | 4 | 1 | 2 | 0 | 0 | 0 | 0 | New York Yankees @ Baltimore Orioles Memorial Stadium, Baltimore, MD Sat Aug 31 1963, 7:05 PM EDT Att: 23,256 - Unknown - 80 F livebaseballscorecards.com | | | | | | | | | | |
| Bobby Richardson, R (1, 4) OBP: 0.304, SLG: 0.348 | 4-3 | | G5-4-3 1-2 | | | F8 | | L8 | | 4 | 0 | 0 | 0 | 0 | 0 | 2 | | | | | | | | | | | |
| Tom Tresh, S (1, 8) OBP: 0.366, SLG: 0.480 | L8 | | | BB | | HR 1-H | | F7 | | 3 | 1 | 1 | 2 | 1 | 0 | 0 | | | | | | | | | | | |
| Roger Maris, L (1, 9) OBP: 0.339, SLG: 0.532 | | 4-3 HR 1B | | F8 | | G4-6-3 1B | | B4-3 | | 4 | 1 | 2 | 0 | 0 | 0 | 1 | | | | | | | | | | | |
| Joe Pepitone, L (1, 3) OBP: 0.304, SLG: 0.439 | 4-3 | | | F9 | | G4-6-3 1-2 | | G6-3 1B | | 4 | 0 | 1 | 0 | 0 | 0 | 3 | | | | | | | | | | | |
| Yogi Berra, L (1, 2) OBP: 0.363, SLG: 0.521 | | HR 2-H | | 4-3 | | | | G6-3 1B | | 4 | 2 | 2 | 2 | 0 | 0 | 2 | | | | | | | | | | | |
| Johnny Blanchard, L (1, 7) Jack Reed, R (9, 7) OBP: 0.301, SLG: 0.462 OBP: 0.295, SLG: 0.291 | F6 | | | F8 | | G6-3 1-3 1B | | | | 3 | 0 | 1 | 0 | 0 | 0 | 0 | | | | | | | | | | | |
| Clete Boyer, R (1, 5) OBP: 0.299, SLG: 0.371 | F7 | | | 6-3 | | G6-3 1-2 3-H | | | | 3 | 0 | 0 | 0 | 0 | 0 | 1 | | | | | | | | | | | |
| Jim Bouton, R (1, 1) Hal Reniff, R (9, 1) OBP: 0.083, SLG: 0.085 | | | K | K | | F9 | | | | 3 | 0 | 0 | 0 | 0 | 2 | 0 | | | | | | | | | | | |
| | | | | | | | | | | 0 | 0 | 0 | 0 | 0 | 0 | 0 | | | | | | | | | | | |
| Inning Stats | R: 0 E: 0 K: 0 S: 3 | H: 0 LOB: 0 BB: 0 P: 3 | R: 2 E: 0 K: 0 S: 5 | H: 2 LOB: 0 BB: 0 P: 5 | R: 0 E: 0 K: 1 S: 5 | H: 1 LOB: 0 BB: 0 P: 5 | R: 0 E: 0 K: 0 S: 3 | H: 0 LOB: 1 BB: 1 P: 7 | R: 0 E: 0 K: 1 S: 5 | H: 0 LOB: 0 BB: 0 P: 5 | R: 2 E: 0 K: 0 S: 5 | H: 3 LOB: 0 BB: 0 P: 5 | R: 1 E: 0 K: 0 S: 4 | H: 2 LOB: 0 BB: 0 P: 4 | R: 0 E: 0 K: 0 S: 3 | H: 0 LOB: 0 BB: 0 P: 3 | R: 0 E: 0 K: 0 S: 3 | H: 1 LOB: 0 BB: 0 P: 3 | 1B: 7 2B: 0 3B: 0 HR: 2 | SF: 0 SAC: 0 DP: 4 HBP: 0 | WP: 0 PB: 0 SB: 0 CS: 0 | PA: 33 | | | | | |
| PITCHER | IP | WLS | BF | H | R | ER | SO | BB | IBB | HBP | BLK | WP | HR | S | P | ERA | WHIP | | | | | | | | | | |
| Robin Roberts, R (1, 1) ERA: 3.2 | 6.0 | L | 25 | 8 | 5 | 5 | 2 | 1 | 0 | 0 | 0 | 0 | 2 | 28 | 32 | 7.50 | 1.500 | | | | | | | | | | |
| Herman Starrette, R (7, 1) ERA: 2.84 | 2.0 | | 5 | 0 | 0 | 0 | 0 | 0 | 0 | 0 | 0 | 0 | 0 | 5 | 5 | 0.00 | 0.000 | | | | | | | | | | |
| George Brunet, L (9, 1) ERA: 6.26 | 1.0 | | 3 | 1 | 0 | 0 | 0 | 0 | 0 | 0 | 0 | 0 | 0 | 3 | 3 | 0.00 | 1.000 | | | | | | | | | | |

| Batter | 1 | 2 | 3 | 4 | 5 | 6 | 7 | 8 | 9 | AB | R | H | RBI | BB | SO | LOB | BOTTOM | | | | | | | | | | | |
|---|------------------------------|---------------------------------|------------------------------|----------------------------------|------------------------------|---------------------------------|------------------------------|---------------------------------|------------------------------|---------------------------------|------------------------------|---------------------------------|----------------------------------|------------------------------------|----------------------------------|--------|--|-------|--|--|--|--|--|--|--|--|--|--|
| Luis Aparicio, R (1, 6) OBP: 0.293, SLG: 0.335 | 1-3 | F8 | | | F8 | | | | | 4 | 0 | 1 | 0 | 0 | 0 | 3 | New York Yankees @ Baltimore Orioles Memorial Stadium, Baltimore, MD Sat Aug 31 1963, 7:05 PM EDT Att: 23,256 - Unknown - 80 F livebaseballscorecards.com | | | | | | | | | | | |
| Russ Snyder, L (1, 8) OBP: 0.331, SLG: 0.373 | F6 | | 4-3 | | | F7 | | K | | 4 | 0 | 0 | 0 | 0 | 1 | 1 | | | | | | | | | | | | |
| Boog Powell, L (1, 7) OBP: 0.336, SLG: 0.484 | 4-3 | | 3-1 | | | F6 | | | | 4 | 1 | 1 | 0 | 0 | 0 | 0 | | | | | | | | | | | | |
| John Orsino, R (1, 2) OBP: 0.347, SLG: 0.461 | | 2B 4-3 BB | F8 | | | 5-3 | | | | 3 | 2 | 1 | 2 | 1 | 0 | 0 | | | | | | | | | | | | |
| Jim Gentile, L (1, 3) Bob Saverine, S (9, PR) OBP: 0.349, SLG: 0.437 OBP: 0.309, SLG: 0.227 | F9 | | | F5 | | | | | | 4 | 0 | 1 | 0 | 0 | 0 | 1 | | | | | | | | | | | | |
| Al Smith, R (1, 9) OBP: 0.341, SLG: 0.419 | | | | 6-3 | | | | | | 4 | 0 | 1 | 0 | 0 | 0 | 1 | | | | | | | | | | | | |
| Brooks Robinson, R (1, 5) OBP: 0.314, SLG: 0.376 | | | | 6-3 | | | | | | 3 | 0 | 0 | 0 | 1 | 2 | 1 | | | | | | | | | | | | |
| Bob Johnson, R (1, 4) OBP: 0.368, SLG: 0.495 | | 4-3 | | | 4-3 | | | | | 4 | 0 | 1 | 1 | 0 | 0 | 3 | | | | | | | | | | | | |
| Robin Roberts, S (1, 1) Herman Starrette, R (7, 1) Fred Valentine, S (8, PH) George Brunet, R (9, 1) OBP: 0.243, SLG: 0.236 OBP: 0.433, SLG: 0.333 | | | | | 1-3 | | | | | 1 | 0 | 0 | 0 | 1 | 0 | 0 | | | | | | | | | | | | |
| | | | | | | | | | | 0 | 0 | 0 | 0 | 0 | 0 | 0 | | | | | | | | | | | | |
| | | | | | | | | | | 1 | 0 | 0 | 0 | 0 | 0 | 1 | | | | | | | | | | | | |
| | | | | | | | | | | 0 | 0 | 0 | 0 | 0 | 0 | 0 | | | | | | | | | | | | |
| Inning Stats | R: 0 E: 0 K: 0 S: 3 | H: 0 LOB: 0 BB: 0 P: 3 | R: 1 E: 0 K: 0 S: 4 | H: 1 LOB: 3 BB: 3 P: 16 | R: 0 E: 0 K: 0 S: 3 | H: 0 LOB: 0 BB: 0 P: 3 | R: 0 E: 0 K: 0 S: 3 | H: 0 LOB: 0 BB: 0 P: 3 | R: 0 E: 0 K: 1 S: 6 | H: 2 LOB: 1 BB: 0 P: 6 | R: 2 E: 0 K: 1 S: 8 | H: 3 LOB: 1 BB: 0 P: 8 | 1B: 4 2B: 1 3B: 0 HR: 1 | SF: 0 SAC: 0 DP: 1 HBP: 0 | WP: 0 PB: 0 SB: 0 CS: 0 | PA: 35 | | | | | | | | | | | | |
| PITCHER | IP | WLS | BF | H | R | ER | SO | BB | IBB | HBP | BLK | WP | HR | S | P | ERA | WHIP | | | | | | | | | | | |
| Jim Bouton, R (1, 1) ERA: 2.5 | 8.0 | W | 32 | 8 | 3 | 3 | 2 | 3 | 0 | 0 | 0 | 0 | 0 | 1 | 33 | 45 | 3.38 | 1.125 | | | | | | | | | | |
| Hal Reniff, R (9, 1) ERA: 3.0 | 1.0 | S | 3 | 0 | 0 | 0 | 1 | 0 | 0 | 0 | 0 | 0 | 0 | 5 | 5 | 0.00 | 0.000 | | | | | | | | | | | |

| Batter | 1 | 2 | 3 | 4 | 5 | 6 | 7 | 8 | 9 | AB | R | H | RBI | BB | SO | LOB | TOP | | | | | |
|---------------------------|---|---------------------------------|------------------------------|---------------------------------|------------------------------|---------------------------------|------------------------------|---------------------------------|------------------------------|---------------------------------|------------------------------|---------------------------------|------------------------------|---------------------------------|-------------------------------|----------------------------------|------------------------------|---------------------------------|----------------------------------|------------------------------------|----------------------------------|--------|
| Tony Kubek, L (1,6) | | | | | | | | | | 4 | 0 | 1 | 0 | 0 | 0 | 0 | | | | | | |
| Bobby Richardson, R (1,4) | | | | | | | | | | 4 | 1 | 2 | 0 | 0 | 0 | 0 | | | | | | |
| Tom Tresh, S (1,8) | | | | | | | | | | 3 | 2 | 3 | 3 | 1 | 0 | 0 | | | | | | |
| Elston Howard, R (1,2) | | | | | | | | | | 4 | 0 | 1 | 0 | 0 | 1 | 3 | | | | | | |
| Joe Pepitone, L (1,3) | | | | | | | | | | 4 | 0 | 1 | 0 | 0 | 1 | 3 | | | | | | |
| Hector Lopez, R (1,7) | | | | | | | | | | 4 | 0 | 0 | 0 | 0 | 0 | 1 | | | | | | |
| Phil Linz, R (1,9) | | | | | | | | | | 3 | 0 | 0 | 0 | 0 | 1 | 0 | | | | | | |
| Jack Reed, R (8,9) | | | | | | | | | | 1 | 0 | 1 | 0 | 0 | 0 | 0 | | | | | | |
| Clete Boyer, R (1,5) | | | | | | | | | | 4 | 1 | 1 | 0 | 0 | 1 | 1 | | | | | | |
| Ralph Terry, R (1,1) | | | | | | | | | | 1 | 0 | 0 | 0 | 0 | 0 | 0 | | | | | | |
| Steve Hamilton, L (5,1) | | | | | | | | | | 0 | 0 | 0 | 0 | 0 | 0 | 0 | | | | | | |
| Harry Bright, R (6,PH) | | | | | | | | | | 1 | 0 | 0 | 0 | 0 | 0 | 0 | | | | | | |
| Tom Metcalf, R (6,1) | | | | | | | | | | 0 | 0 | 0 | 0 | 0 | 0 | 0 | | | | | | |
| Mickey Mantle, S (8,PH) | | | | | | | | | | 1 | 1 | 1 | 2 | 0 | 0 | 1 | | | | | | |
| Hal Reniff, R (8,1) | | | | | | | | | | 1 | 0 | 0 | 0 | 0 | 1 | 1 | | | | | | |
| Inning Stats | R: 0 E: 0 K: 0 S: 3 | H: 1 LOB: 1 BB: 1 P: 7 | R: 0 E: 0 K: 0 S: 3 | H: 1 LOB: 0 BB: 0 P: 3 | R: 0 E: 0 K: 0 S: 3 | H: 0 LOB: 0 BB: 0 P: 3 | R: 0 E: 0 K: 1 S: 6 | H: 2 LOB: 1 BB: 0 P: 6 | R: 0 E: 0 K: 0 S: 3 | H: 0 LOB: 0 BB: 0 P: 3 | R: 0 E: 0 K: 0 S: 3 | H: 0 LOB: 0 BB: 0 P: 3 | R: 1 E: 0 K: 1 S: 6 | H: 1 LOB: 0 BB: 0 P: 6 | R: 4 E: 0 K: 1 S: 10 | H: 5 LOB: 1 BB: 0 P: 10 | R: 0 E: 0 K: 2 S: 8 | H: 1 LOB: 1 BB: 0 P: 8 | 1B: 7 2B: 1 3B: 0 HR: 3 | SF: 0 SAC: 0 DP: 2 HBP: 0 | WP: 0 PB: 0 SB: 1 CS: 0 | PA: 36 |
| PITCHER | IP WLS BF H R ER SO BB IBB HBP BLK WP HR S P ERA WHIP | | | | | | | | | | | | | | | | | | | | | |
| Mike McCormick, L (1,1) | 7.2 | | 29 | 8 | 4 | 4 | 3 | 1 | 0 | 0 | 0 | 0 | 0 | 0 | 2 | 34 | 38 | 4.70 | 1.174 | | | |
| Dick Hall, R (8,1) | 0.1 | L | 3 | 2 | 1 | 1 | 0 | 0 | 0 | 0 | 0 | 0 | 0 | 1 | 3 | 3 | 27.00 | 6.000 | | | | |
| Stu Miller, R (9,1) | 1.0 | | 4 | 1 | 0 | 0 | 2 | 0 | 0 | 0 | 0 | 0 | 0 | 0 | 8 | 8 | 0.00 | 1.000 | | | | |

New York Yankees @ Baltimore Orioles
Memorial Stadium, Baltimore, MD

AB 35
R 5
H 11
RBI 5
BB 1
SO 5
LOB 9



WP: 0 PA: 36
PB: 0
SB: 1
CS: 0

New York Yankees @ Baltimore Orioles
Memorial Stadium, Baltimore, MD

AB 37
R 4
H 9
RBI 4
BB 1
SO 6
LOB 16



WP: 0 PA: 39
PB: 0
SB: 1
CS: 0

| Batter | 1 | 2 | 3 | 4 | 5 | 6 | 7 | 8 | 9 | AB | R | H | RBI | BB | SO | LOB | BOTTOM | | | | | |
|--------------------------|---|---------------------------------|------------------------------|---------------------------------|------------------------------|---------------------------------|------------------------------|---------------------------------|------------------------------|----------------------------------|------------------------------|---------------------------------|------------------------------|---------------------------------|------------------------------|---------------------------------|------------------------------|---------------------------------|----------------------------------|------------------------------------|----------------------------------|--------|
| Luis Aparicio, R (1,6) | | | | | | | | | | 5 | 2 | 2 | 0 | 0 | 0 | 1 | | | | | | |
| Russ Snyder, L (1,8) | | | | | | | | | | 5 | 1 | 1 | 0 | 0 | 0 | 2 | | | | | | |
| Boog Powell, L (1,7) | | | | | | | | | | 4 | 0 | 2 | 1 | 1 | 1 | 1 | | | | | | |
| John Orsino, R (1,2) | | | | | | | | | | 3 | 1 | 1 | 2 | 0 | 0 | 3 | | | | | | |
| Jim Gentile, L (1,3) | | | | | | | | | | 4 | 0 | 1 | 1 | 0 | 1 | 3 | | | | | | |
| Al Smith, R (1,9) | | | | | | | | | | 4 | 0 | 0 | 0 | 0 | 1 | 3 | | | | | | |
| Bob Saverine, S (8,8) | | | | | | | | | | 0 | 0 | 0 | 0 | 0 | 0 | 0 | | | | | | |
| Brooks Robinson, R (1,5) | | | | | | | | | | 4 | 0 | 0 | 0 | 0 | 1 | 1 | | | | | | |
| Bob Johnson, R (1,4) | | | | | | | | | | 4 | 0 | 1 | 0 | 0 | 0 | 1 | | | | | | |
| Mike McCormick, L (1,1) | | | | | | | | | | 3 | 0 | 1 | 0 | 0 | 1 | 1 | | | | | | |
| Dick Hall, R (8,1) | | | | | | | | | | 0 | 0 | 0 | 0 | 0 | 0 | 0 | | | | | | |
| Fred Valentine, S (6,PH) | | | | | | | | | | 1 | 0 | 0 | 0 | 0 | 1 | 0 | | | | | | |
| Stu Miller, R (9,1) | | | | | | | | | | 0 | 0 | 0 | 0 | 0 | 0 | 0 | | | | | | |
| Inning Stats | R: 0 E: 0 K: 0 S: 4 | H: 1 LOB: 0 BB: 0 P: 4 | R: 0 E: 1 K: 0 S: 4 | H: 0 LOB: 1 BB: 0 P: 4 | R: 3 E: 0 K: 0 S: 6 | H: 3 LOB: 0 BB: 0 P: 6 | R: 0 E: 0 K: 0 S: 3 | H: 0 LOB: 0 BB: 0 P: 3 | R: 0 E: 0 K: 2 S: 9 | H: 2 LOB: 3 BB: 0 P: 10 | R: 0 E: 0 K: 1 S: 6 | H: 1 LOB: 1 BB: 0 P: 6 | R: 1 E: 0 K: 0 S: 5 | H: 2 LOB: 2 BB: 1 P: 9 | R: 0 E: 0 K: 2 S: 7 | H: 0 LOB: 0 BB: 0 P: 7 | R: 0 E: 0 K: 1 S: 5 | H: 0 LOB: 0 BB: 0 P: 5 | 1B: 7 2B: 1 3B: 0 HR: 1 | SF: 0 SAC: 0 DP: 0 HBP: 1 | WP: 0 PB: 0 SB: 1 CS: 0 | PA: 39 |
| PITCHER | IP WLS BF H R ER SO BB IBB HBP BLK WP HR S P ERA WHIP | | | | | | | | | | | | | | | | | | | | | |
| Ralph Terry, R (1,1) | 4.2 | | 22 | 6 | 3 | 3 | 1 | 0 | 0 | 0 | 0 | 0 | 0 | 0 | 3 | 3 | 0.00 | 0.000 | | | | |
| Steve Hamilton, L (5,1) | 0.1 | | 1 | 0 | 0 | 0 | 1 | 0 | 0 | 0 | 0 | 0 | 0 | 3 | 3 | 0.00 | 0.000 | | | | | |
| Tom Metcalf, R (6,1) | 2.0 | W | 10 | 3 | 1 | 1 | 1 | 0 | 1 | 0 | 0 | 11 | 15 | 4.50 | 1.500 | | | | | | | |
| Hal Reniff, R (8,1) | 2.0 | S | 6 | 0 | 0 | 0 | 3 | 0 | 0 | 0 | 0 | 12 | 12 | 0.00 | 0.000 | | | | | | | |

WP: 0 PA: 39
PB: 0
SB: 1
CS: 0


| Batter | 1 | 2 | 3 | 4 | 5 | 6 | 7 | 8 | 9 | AB | R | H | RBI | BB | SO | LOB | TOP | | | | | |
|--|---|---|---|---|---|---|---|---|---|---|---|---|---|---|---|---|---|---|---|---|---|---|
| Luis Aparicio, R (1, 6) OBP: 0.294, SLG: 0.335 | 6-3 | | F9 | | | 6-3 | | 1-3 2-H 1B | | 4 | 0 | 1 | 1 | 0 | 0 | 0 | Baltimore Orioles @ Boston Red Sox Fenway Park, Boston, MA Mon Sep 02 1963, 3:33 AM EDT Unknown | | | | | |
| Russ Snyder, L (1, 8) OBP: 0.328, SLG: 0.376 | F2 | | | B4-3 | | | 4-3 1B 2B | SF7 | | 3 | 1 | 1 | 1 | 0 | 0 | 0 | | | | | | |
| Boog Powell, L (1, 7) OBP: 0.335, SLG: 0.480 | F8 | | | 3-1 | | | 4-3 | F5 | | 4 | 0 | 0 | 0 | 0 | 0 | 2 | | | | | | |
| John Orsino, R (1, 2) OBP: 0.350, SLG: 0.469 Bob Saverine, S (9, PR) OBP: 0.309, SLG: 0.227 | | K | | F8 | | | | | G4-6-3 1B | 4 | 0 | 2 | 1 | 0 | 1 | 0 | | | | | | |
| Jim Gentile, L (1, 3) OBP: 0.348, SLG: 0.432 | | F9 | | | K | | | | G4-6-3 1B | 3 | 0 | 0 | 0 | 1 | 1 | 1 | | | | | | |
| Al Smith, R (1, 9) OBP: 0.337, SLG: 0.416 Stu Miller, R (7, 1) OBP: 0.357, SLG: 0.571 Jackie Brandt, R (9, PH) OBP: 0.304, SLG: 0.398 | | | | | L8 | | | | F5 | 3 | 0 | 1 | 0 | 0 | 0 | 2 | | | | | | |
| Brooks Robinson, R (1, 5) OBP: 0.310, SLG: 0.371 | | F2 | | | | | | | | 3 | 0 | 0 | 0 | 0 | 1 | 1 | | | | | | |
| Bob Johnson, R (1, 4) OBP: 0.366, SLG: 0.488 | | | F4 | | | 5-3 | | | | 3 | 1 | 1 | 0 | 0 | 0 | 0 | | | | | | |
| Mitt Pappas, R (1, 1) OBP: 0.149, SLG: 0.169 Fred Valentine, S (7, 9) OBP: 0.438, SLG: 0.346 | | | K | | | K | | | | 2 | 0 | 0 | 0 | 0 | 2 | 0 | | | | | | |
| | | | | | | | | | | 1 | 1 | 1 | 0 | 0 | 0 | 0 | | | | | | |
| Inning Stats | R: 0 E: 0 K: 0 S: 3 | H: 0 LOB: 0 BB: 0 P: 3 | R: 0 E: 0 K: 1 S: 6 | H: 1 LOB: 1 BB: 0 P: 6 | R: 0 E: 0 K: 1 S: 5 | H: 0 LOB: 0 BB: 0 P: 5 | R: 0 E: 0 K: 0 S: 3 | H: 0 LOB: 0 BB: 0 P: 3 | R: 0 E: 0 K: 2 S: 7 | H: 0 LOB: 0 BB: 0 P: 7 | R: 1 E: 0 K: 0 S: 4 | H: 2 LOB: 1 BB: 1 P: 8 | R: 2 E: 0 K: 0 S: 6 | H: 3 LOB: 1 BB: 0 P: 6 | R: 0 E: 0 K: 0 S: 3 | H: 1 LOB: 1 BB: 0 P: 3 | 1B: 5 2B: 2 3B: 0 HR: 0 | SF: 1 SAC: 0 DP: 2 HBP: 0 | WP: 0 PB: 0 SB: 0 CS: 0 | PA: 33 | | |
| PITCHER | IP WLS BF H R ER SO BB IBB HBP BLK WP HR S P ERA WHIP | IP WLS BF H R ER SO BB IBB HBP BLK WP HR S P ERA WHIP | IP WLS BF H R ER SO BB IBB HBP BLK WP HR S P ERA WHIP | IP WLS BF H R ER SO BB IBB HBP BLK WP HR S P ERA WHIP | IP WLS BF H R ER SO BB IBB HBP BLK WP HR S P ERA WHIP | IP WLS BF H R ER SO BB IBB HBP BLK WP HR S P ERA WHIP | IP WLS BF H R ER SO BB IBB HBP BLK WP HR S P ERA WHIP | IP WLS BF H R ER SO BB IBB HBP BLK WP HR S P ERA WHIP | IP WLS BF H R ER SO BB IBB HBP BLK WP HR S P ERA WHIP | IP WLS BF H R ER SO BB IBB HBP BLK WP HR S P ERA WHIP | IP WLS BF H R ER SO BB IBB HBP BLK WP HR S P ERA WHIP | IP WLS BF H R ER SO BB IBB HBP BLK WP HR S P ERA WHIP | IP WLS BF H R ER SO BB IBB HBP BLK WP HR S P ERA WHIP | IP WLS BF H R ER SO BB IBB HBP BLK WP HR S P ERA WHIP | IP WLS BF H R ER SO BB IBB HBP BLK WP HR S P ERA WHIP | IP WLS BF H R ER SO BB IBB HBP BLK WP HR S P ERA WHIP | IP WLS BF H R ER SO BB IBB HBP BLK WP HR S P ERA WHIP | IP WLS BF H R ER SO BB IBB HBP BLK WP HR S P ERA WHIP | IP WLS BF H R ER SO BB IBB HBP BLK WP HR S P ERA WHIP | IP WLS BF H R ER SO BB IBB HBP BLK WP HR S P ERA WHIP | IP WLS BF H R ER SO BB IBB HBP BLK WP HR S P ERA WHIP | IP WLS BF H R ER SO BB IBB HBP BLK WP HR S P ERA WHIP |


| | |
|-----|----|
| AB | 31 |
| R | 3 |
| H | 7 |
| RBI | 3 |
| BB | 1 |
| SO | 5 |
| LOB | 7 |





| Batter | 1 | 2 | 3 | 4 | 5 | 6 | 7 | 8 | 9 | AB | R | H | RBI | BB | SO | LOB | BOTTOM | | | | | |
|--|---|---|---|---|---|---|---|---|---|---|---|---|---|---|---|---|---|---|---|---|---|---|
| Gary Geiger, L (1, 8) OBP: 0.330, SLG: 0.472 | SH4-3 WP 2B | | G3-6 | | | G3 | | 1B SH1-4 BB | | 3 | 1 | 1 | 0 | 1 | 0 | 2 | Baltimore Orioles @ Boston Red Sox Fenway Park, Boston, MA Mon Sep 02 1963, 3:33 AM EDT Unknown | | | | | |
| Chuck Schilling, R (1, 4) OBP: 0.296, SLG: 0.327 | SH4-3 | | F7 | | | SF9 | | SH1-4 | | 1 | 0 | 0 | 1 | 0 | 0 | 0 | | | | | | |
| Carl Yastrzemski, L (1, 7) OBP: 0.411, SLG: 0.466 | F7 | | | | | 3-1 | | | | 4 | 0 | 2 | 0 | 0 | 0 | 0 | | | | | | |
| Dick Stuart, R (1, 3) OBP: 0.309, SLG: 0.514 | F5 | | | G6-4-3 1B | | | | | G6-4-3 1B | 4 | 0 | 0 | 0 | 0 | 3 | | | | | | | |
| Frank Matzone, R (1, 5) OBP: 0.331, SLG: 0.436 | | L5 | | 1-3 | | | | | | 3 | 1 | 1 | 0 | 0 | 0 | 0 | | | | | | |
| Lou Clinton, R (1, 9) OBP: 0.293, SLG: 0.421 | | | | | F6 | | | | | 2 | 1 | 1 | 0 | 1 | 0 | 0 | | | | | | |
| Eddie Bressoud, R (1, 6) OBP: 0.324, SLG: 0.437 | | | | | | | | | | 3 | 0 | 1 | 2 | 0 | 2 | 1 | | | | | | |
| Russ Nixon, L (1, 2) OBP: 0.319, SLG: 0.388 | | F5 | | | | 4-3 | | | | 2 | 0 | 0 | 0 | 1 | 0 | 1 | | | | | | |
| Bill Monbouquette, R (1, 1) OBP: 0.189, SLG: 0.139 Dick Radatz, R (8, 1) OBP: 0.074, SLG: 0.077 | | | | | | | | | | 2 | 1 | 1 | 0 | 1 | 0 | 2 | | | | | | |
| | | | | | | | | | | 0 | 0 | 0 | 0 | 0 | 0 | 0 | | | | | | |
| Inning Stats | R: 1 E: 0 K: 0 S: 4 | H: 1 LOB: 0 BB: 0 P: 4 | R: 0 E: 0 K: 1 S: 5 | H: 0 LOB: 1 BB: 1 P: 9 | R: 0 E: 0 K: 0 S: 2 | H: 0 LOB: 0 BB: 1 P: 6 | R: 0 E: 0 K: 0 S: 3 | H: 1 LOB: 0 BB: 0 P: 3 | R: 0 E: 0 K: 1 S: 5 | H: 0 LOB: 0 BB: 0 P: 5 | R: 1 E: 0 K: 0 S: 4 | H: 1 LOB: 0 BB: 0 P: 4 | R: 2 E: 0 K: 0 S: 5 | H: 3 LOB: 1 BB: 1 P: 9 | R: 0 E: 0 K: 0 S: 3 | H: 1 LOB: 1 BB: 1 P: 7 | 1B: 3 2B: 3 3B: 1 HR: 0 | SF: 1 SAC: 2 DP: 3 HBP: 0 | WP: 1 PB: 0 SB: 0 CS: 2 | PA: 31 | | |
| PITCHER | IP WLS BF H R ER SO BB IBB HBP BLK WP HR S P ERA WHIP | IP WLS BF H R ER SO BB IBB HBP BLK WP HR S P ERA WHIP | IP WLS BF H R ER SO BB IBB HBP BLK WP HR S P ERA WHIP | IP WLS BF H R ER SO BB IBB HBP BLK WP HR S P ERA WHIP | IP WLS BF H R ER SO BB IBB HBP BLK WP HR S P ERA WHIP | IP WLS BF H R ER SO BB IBB HBP BLK WP HR S P ERA WHIP | IP WLS BF H R ER SO BB IBB HBP BLK WP HR S P ERA WHIP | IP WLS BF H R ER SO BB IBB HBP BLK WP HR S P ERA WHIP | IP WLS BF H R ER SO BB IBB HBP BLK WP HR S P ERA WHIP | IP WLS BF H R ER SO BB IBB HBP BLK WP HR S P ERA WHIP | IP WLS BF H R ER SO BB IBB HBP BLK WP HR S P ERA WHIP | IP WLS BF H R ER SO BB IBB HBP BLK WP HR S P ERA WHIP | IP WLS BF H R ER SO BB IBB HBP BLK WP HR S P ERA WHIP | IP WLS BF H R ER SO BB IBB HBP BLK WP HR S P ERA WHIP | IP WLS BF H R ER SO BB IBB HBP BLK WP HR S P ERA WHIP | IP WLS BF H R ER SO BB IBB HBP BLK WP HR S P ERA WHIP | IP WLS BF H R ER SO BB IBB HBP BLK WP HR S P ERA WHIP | IP WLS BF H R ER SO BB IBB HBP BLK WP HR S P ERA WHIP | IP WLS BF H R ER SO BB IBB HBP BLK WP HR S P ERA WHIP | IP WLS BF H R ER SO BB IBB HBP BLK WP HR S P ERA WHIP | IP WLS BF H R ER SO BB IBB HBP BLK WP HR S P ERA WHIP | IP WLS BF H R ER SO BB IBB HBP BLK WP HR S P ERA WHIP |



| Batter | 1 | 2 | 3 | 4 | 5 | 6 | 7 | 8 | 9 | AB | R | H | RBI | BB | SO | LOB | TOP | | | |
|--|--|---------------------------------|------------------------------|---------------------------------|------------------------------|---------------------------------|------------------------------|---------------------------------|------------------------------|---------------------------------|------------------------------|---------------------------------|------------------------------|---------------------------------|------------------------------|---------------------------------|--|------------------------------------|----------------------------------|--------|
| Luis Aparicio, R (1, 6) OBP: 0.295, SLG: 0.335 | 4-0 L6-3 BB | | 0-0 L7 | | 0-0 1B | | | 0-0 F8 | | 3 | 0 | 1 | 0 | 1 | 0 | 1 | <p>Baltimore Orioles @ Boston Red Sox Fenway Park, Boston, MA Mon Sep 02 1963, 3:38 AM EDT Att: 17,288 - Unknown</p> <p>AB 29 R 0 H 5 RBI 0 BB 1 SO 5 LOB 9</p>  | | | |
| Russ Snyder, L (1, 8) OBP: 0.328, SLG: 0.374 | 0-0 L6-3 1-2 | | | 0-0 FC6-4 1B | 0-0 F7 | | | 0-0 F5 | | 4 | 0 | 1 | 0 | 0 | 0 | 3 | | | | |
| Boog Powell, L (1, 7) OBP: 0.335, SLG: 0.478 | 0-0 L4 | | | 0-0 FC6-4 1B 1-2 | | | | 0-0 G4-6-3 1B | | 4 | 0 | 1 | 0 | 0 | 0 | 1 | | | | |
| Jim Gentile, L (1, 3) OBP: 0.345, SLG: 0.429 | | 0-3 K | | 0-0 F7 | | | | 0-0 G4-6-3 1-2 | 0-3 K | 4 | 0 | 0 | 0 | 0 | 2 | 2 | | | | |
| Fred Valentine, S (1, 9) OBP: 0.417, SLG: 0.333 | | 0-0 F7 | | 0-0 1B | | | | 0-0 F8 | | 4 | 0 | 1 | 0 | 0 | 0 | 0 | | | | |
| Bob Johnson, R (1, 5) OBP: 0.361, SLG: 0.480 | | 0-0 1-3 | | 0-0 F8 | | | | | | 3 | 0 | 0 | 0 | 0 | 1 | 2 | | | | |
| Jerry Adair, R (1, 4) OBP: 0.242, SLG: 0.346 | | | 0-0 6-3 | | | | | | | 3 | 0 | 0 | 0 | 0 | 1 | 0 | | | | |
| Dick Brown, R (1, 2) OBP: 0.304, SLG: 0.329 | | | 0-0 L4 | | 1-0 1B SH1-4 HBP | | | 0-0 L7 | | 2 | 0 | 0 | 0 | 0 | 0 | 0 | | | | |
| Dave McNally, R (1, 1) OBP: 0.147, SLG: 0.033 | | | | | | | | | 0-3 K | 1 | 0 | 1 | 0 | 0 | 0 | 0 | | | | |
| Al Smith, R (8, PH) OBP: 0.336, SLG: 0.415 | | | | | | | | | | 1 | 0 | 0 | 0 | 0 | 1 | 0 | | | | |
| Herman Starrette, R (8, 1) | | | | | | | | | | 0 | 0 | 0 | 0 | 0 | 0 | 0 | | | | |
| Inning Stats | R: 0 E: 0 K: 0 S: 2 | H: 0 LOB: 0 BB: 1 P: 6 | R: 0 E: 0 K: 1 S: 5 | H: 0 LOB: 0 BB: 0 P: 5 | R: 0 E: 0 K: 0 S: 4 | H: 1 LOB: 1 BB: 0 P: 4 | R: 0 E: 0 K: 0 S: 5 | H: 2 LOB: 2 BB: 0 P: 5 | R: 0 E: 0 K: 1 S: 6 | H: 1 LOB: 2 BB: 0 P: 7 | R: 0 E: 0 K: 0 S: 3 | H: 0 LOB: 0 BB: 0 P: 3 | R: 0 E: 0 K: 1 S: 5 | H: 0 LOB: 0 BB: 0 P: 5 | R: 0 E: 0 K: 1 S: 5 | H: 0 LOB: 0 BB: 0 P: 5 | 1B: 5 2B: 1 3B: 0 HR: 0 | SF: 0 SAC: 1 DP: 2 HBP: 1 | WP: 0 PB: 0 SB: 0 CS: 0 | PA: 32 |
| PITCHER Bob Heffner, R (1, 1) ERA: 4.19 | IP: 9.0 WLS: W BF: 32 H: 5 R: 0 ER: 0 SO: 5 BB: 1 IBB: 0 HBP: 1 BLK: 0 WP: 0 HR: 0 S: 40 P: 45 ERA: 0.00 WHIP: 0.667 | | | | | | | | | | | | | | | PITCHER | | | | |

| Batter | 1 | 2 | 3 | 4 | 5 | 6 | 7 | 8 | 9 | AB | R | H | RBI | BB | SO | LOB | BOTTOM | | | |
|---|--|---------------------------------|------------------------------|---------------------------------|------------------------------|---------------------------------|------------------------------|---------------------------------|------------------------------|---------------------------------|------------------------------|---------------------------------|------------------------------|---------------------------------|------------------------------|---------------------------------|---|------------------------------------|----------------------------------|--------|
| Felix Mantilla, R (1, 8) OBP: 0.344, SLG: 0.384 | 0-0 F8 | | 4-0 1-2 BB | | 0-0 6-3 2-3 | | | 4-0 CS BB | | 2 | 0 | 0 | 0 | 2 | 0 | 1 | <p>Baltimore Orioles @ Boston Red Sox Fenway Park, Boston, MA Mon Sep 02 1963, 3:38 AM EDT Att: 17,288 - Unknown</p> <p>AB 30 R 2 H 8 RBI 2 BB 4 SO 5 LOB 16</p>  | | | |
| Chuck Schilling, R (1, 4) OBP: 0.294, SLG: 0.325 | 0-0 F7 | | 0-0 4-3 | | 0-0 F8 | | | 0-0 F7 1-2 | | 4 | 0 | 0 | 0 | 0 | 0 | 4 | | | | |
| Carl Yastrzemski, L (1, 7) OBP: 0.412, SLG: 0.467 | 0-3 K | | | 4-0 G6-4-3 1B BB | | | | 0-0 K 1B 2B | | 3 | 1 | 1 | 0 | 1 | 2 | 0 | | | | |
| Dick Stuart, R (1, 3) OBP: 0.311, SLG: 0.514 | | 0-3 K | | 0-0 G6-4-3 1B | | | | 0-0 F6 | | 4 | 0 | 2 | 1 | 0 | 1 | 0 | | | | |
| Frank Matzone, R (1, 5) OBP: 0.330, SLG: 0.437 | | 0-3 K | | 0-0 G6-4-3 1-2 2-3 | | | | 0-0 1B 2B | | 4 | 0 | 1 | 0 | 0 | 1 | 3 | | | | |
| Lou Clinton, R (1, 9) OBP: 0.292, SLG: 0.420 | | 0-0 F6 | | 0-0 F4 | | | | 0-0 FC5-4 BB 1-2 | | 4 | 0 | 1 | 0 | 0 | 0 | 2 | | | | |
| Eddie Bressoud, R (1, 6) OBP: 0.325, SLG: 0.439 | | | 0-0 F7 | | 0-0 1B 2B | | | 0-0 FC6-4 1-2 | | 3 | 1 | 1 | 0 | 1 | 0 | 2 | | | | |
| Bob Tillman, R (1, 2) OBP: 0.315, SLG: 0.370 | | | 0-0 FC6-4 1B | | 0-0 6-3 PB 2H 1B | | | 0-0 F4 | | 3 | 0 | 2 | 1 | 0 | 0 | 2 | | | | |
| Bob Heffner, R (1, 1) OBP: 0.176, SLG: 0.242 | | | 0-0 FC6-4 BB 1-2 | | 0-0 6-3 1-2 | | | | | 3 | 0 | 0 | 0 | 0 | 1 | 2 | | | | |
| Inning Stats | R: 0 E: 0 K: 1 S: 5 | H: 0 LOB: 0 BB: 0 P: 5 | R: 0 E: 0 K: 2 S: 7 | H: 0 LOB: 0 BB: 0 P: 7 | R: 0 E: 0 K: 0 S: 4 | H: 1 LOB: 2 BB: 1 P: 8 | R: 0 E: 0 K: 0 S: 3 | H: 1 LOB: 1 BB: 1 P: 7 | R: 1 E: 0 K: 0 S: 5 | H: 2 LOB: 1 BB: 0 P: 5 | R: 1 E: 0 K: 0 S: 5 | H: 2 LOB: 2 BB: 1 P: 9 | R: 0 E: 0 K: 1 S: 4 | H: 0 LOB: 0 BB: 1 P: 8 | R: 0 E: 0 K: 1 S: 7 | H: 2 LOB: 2 BB: 0 P: 7 | 1B: 5 2B: 3 3B: 0 HR: 0 | SF: 0 SAC: 0 DP: 1 HBP: 0 | WP: 0 PB: 1 SB: 0 CS: 1 | PA: 34 |
| PITCHER Dave McNally, L (1, 1) ERA: 4.34 | IP: 7.0 WLS: L BF: 29 H: 6 R: 2 ER: 2 SO: 4 BB: 4 IBB: 0 HBP: 0 BLK: 0 WP: 0 HR: 0 S: 33 P: 49 ERA: 2.57 WHIP: 1.429 | | | | | | | | | | | | | | | PITCHER | | | | |
| Herman Starrette, R (8, 1) ERA: 2.7 | IP: 1.0 WLS: L BF: 5 H: 2 R: 0 ER: 0 SO: 1 BB: 0 IBB: 0 HBP: 0 BLK: 0 WP: 0 HR: 0 S: 7 P: 7 ERA: 0.00 WHIP: 2.000 | | | | | | | | | | | | | | | PITCHER | | | | |

| Batter | 1 | 2 | 3 | 4 | 5 | 6 | 7 | 8 | 9 | AB | R | H | RBI | BB | SO | LOB | TOP | | | | | | | | | | | |
|---|------------------------------|---------------------------------|-------------------------------|----------------------------------|------------------------------|----------------------------------|------------------------------|---------------------------------|------------------------------|---------------------------------|------------------------------|----------------------------------|------------------------------|---------------------------------|------------------------------|---------------------------------|---|------------------------------|---------------------------------|----------------------------------|------------------------------------|----------------------------------|--------|--|--|--|--|--|
| Luis Aparicio, R OBP: 0.297, SLG: 0.341 (1, 6) | F4 | | FC4-6 1B | | | E 1B | | | 6-3 | 5 | 2 | 4 | 0 | 0 | 1 | | <p>Baltimore Orioles @ Cleveland Indians Cleveland Municipal Stadium, Cleveland, OH</p> <p>Wed Sep 04 1963, 7:05 PM EDT Att: 2,648 - Unknown</p> <p>livebaseballscorecards.com</p> <p>AB 33 R 6 H 7 RBI 5 BB 5 SO 6 LOB 13</p>  | | | | | | | | | | | |
| Russ Snyder, L OBP: 0.328, SLG: 0.372 (1, 8) (7, 9) | F7 | | 1B | | FC6-4 1B | 4-3 | | 4-3 | 4 | 0 | 1 | 0 | 1 | 0 | 0 | | | | | | | | | | | | | |
| Al Smith, R OBP: 0.334, SLG: 0.411 (1, 7) | F7 | | 1B | | FC6-4 | | | 1B | 4 | 0 | 2 | 1 | 0 | 0 | 1 | | | | | | | | | | | | | |
| Boog Powell, L Wes Stock, R Dick Hall, R Stu Miller, R OBP: 0.331, SLG: 0.473 (6, 1) OBP: 0.458, SLG: 0.625 OBP: 0.357, SLG: 0.571 (1, 3) (8, 1) (9, 1) | | K | K | | F8 | | | K | 3 | 0 | 0 | 0 | 0 | 2 | 4 | | | | | | | | | | | | | |
| Jackie Brandt, R Bob Saverine, S OBP: 0.308, SLG: 0.400 OBP: 0.309, SLG: 0.227 (1, 9) (7, 8) | 1B | | | | F8 | FC6-4 HR 1B | | F8 | 4 | 1 | 2 | 0 | 0 | 0 | 0 | | | | | | | | | | | | | |
| Brooks Robinson, R OBP: 0.309, SLG: 0.369 (1, 5) | K | | | | F9 | F4 | | F9 | 4 | 0 | 0 | 0 | 0 | 1 | 2 | | | | | | | | | | | | | |
| Bob Johnson, R OBP: 0.361, SLG: 0.474 (1, 4) | K | | | | L8 | FC6-4 BB | | F9 | 3 | 0 | 0 | 0 | 1 | 1 | | | | | | | | | | | | | | |
| Dick Brown, R OBP: 0.302, SLG: 0.323 (1, 2) | | | | | 5-3 | FC6-4 HR BB | | F8 | 3 | 1 | 0 | 0 | 1 | 0 | 2 | | | | | | | | | | | | | |
| Robin Roberts, S Jim Gentile, L OBP: 0.250, SLG: 0.233 OBP: 0.346, SLG: 0.428 (1, 1) (6, PH) (6, 3) | | | K | | 1B FC6-4 BB | 1B HR BB | | F7 | 1 | 1 | 0 | 0 | 1 | 1 | 1 | | | | | | | | | | | | | |
| Inning Stats | R: 0 E: 0 K: 0 S: 3 | H: 0 LOB: 0 BB: 0 P: 3 | R: 0 E: 0 K: 3 S: 10 | H: 1 LOB: 1 BB: 0 P: 10 | R: 0 E: 0 K: 2 S: 8 | H: 1 LOB: 3 BB: 2 P: 16 | R: 0 E: 0 K: 0 S: 3 | H: 0 LOB: 0 BB: 0 P: 3 | R: 2 E: 1 K: 0 S: 5 | H: 2 LOB: 1 BB: 1 P: 9 | R: 4 E: 0 K: 0 S: 5 | H: 2 LOB: 0 BB: 2 P: 13 | R: 0 E: 0 K: 1 S: 5 | H: 1 LOB: 0 BB: 0 P: 5 | R: 0 E: 0 K: 0 S: 3 | H: 0 LOB: 0 BB: 0 P: 3 | | R: 0 E: 0 K: 0 S: 3 | H: 0 LOB: 0 BB: 0 P: 3 | 1B: 6 2B: 0 3B: 0 HR: 1 | SF: 0 SAC: 0 DP: 0 HBP: 0 | WP: 0 PB: 0 SB: 1 CS: 0 | PA: 38 | | | | | |
| PITCHER | IP | WLS | BF | H | R | ER | SO | BB | IBB | HBP | BLK | WP | HR | S | P | ERA | | WHIP | | | | | | | | | | |
| Mudcat Grant, R ERA: 3.87 Ted Abernathy, R ERA: 3.13 Jerry Walker, R ERA: 4.73 Gary Bell, R ERA: 2.83 (1, 1) (6, 1) (8, 1) (9, 1) | 5.2 | L | 28 | 6 | 6 | 5 | 5 | 5 | 0 | 0 | 0 | 0 | 1 | 33 | 53 | 7.94 | | 1.941 | | | | | | | | | | |

| Batter | 1 | 2 | 3 | 4 | 5 | 6 | 7 | 8 | 9 | AB | R | H | RBI | BB | SO | LOB | BOTTOM | | | | | | | | | | | |
|---|------------------------------|---------------------------------|------------------------------|---------------------------------|------------------------------|---------------------------------|------------------------------|---------------------------------|------------------------------|---------------------------------|------------------------------|---------------------------------|------------------------------|---------------------------------|------------------------------|---------------------------------|--|------------------------------|---------------------------------|----------------------------------|------------------------------------|----------------------------------|--------|--|--|--|--|--|
| Dick Howser, R OBP: 0.338, SLG: 0.287 (1, 6) | F3 | | SH3-4 | | F3 | | 1-3 | | F8 | 4 | 0 | 0 | 0 | 0 | 0 | | <p>Baltimore Orioles @ Cleveland Indians Cleveland Municipal Stadium, Cleveland, OH</p> <p>Wed Sep 04 1963, 7:05 PM EDT Att: 2,648 - Unknown</p> <p>livebaseballscorecards.com</p> <p>AB 39 R 5 H 13 RBI 3 BB 1 SO 8 LOB 14</p>  | | | | | | | | | | | |
| Vic Davallillo, L OBP: 0.329, SLG: 0.439 (1, 8) | F7 | | 4-3 | | F8 | | 1B | | 4-3 | 5 | 0 | 1 | 0 | 0 | 0 | 1 | | | | | | | | | | | | |
| Max Alvis, R OBP: 0.332, SLG: 0.479 (1, 5) | F2 | | 1B | | E6 1B | | K | | 1B | 5 | 0 | 2 | 1 | 0 | 1 | 1 | | | | | | | | | | | | |
| Fred Whitfield, L Tony Martinez, R OBP: 0.294, SLG: 0.470 OBP: 0.197, SLG: 0.198 (1, 3) (9, PR) | | E 2B | 1B | | 1B | | K | | 1B | 5 | 1 | 4 | 0 | 0 | 1 | 1 | | | | | | | | | | | | |
| Bob Chance, L Tommy Agee, R Jerry Walker, S Larry Brown, L John Romano, R OBP: 0.180, SLG: 0.100 OBP: 0.318, SLG: 0.389 OBP: 0.321, SLG: 0.386 (1, 9) (8, 9) (8, 1) (8, PH) (9, 4) (9, PH) | | K | K | | F6 | | F9 | | K | 3 | 0 | 0 | 0 | 0 | 2 | 5 | | | | | | | | | | | | |
| Joe Azcue, R OBP: 0.299, SLG: 0.467 (1, 2) | E2 1B | | | | 5-3 | | 1-3 | | 5-3 | 4 | 0 | 1 | 0 | 0 | 0 | 0 | | | | | | | | | | | | |
| Al Luplow, L OBP: 0.314, SLG: 0.330 (1, 7) (8, 9) | K | | | | G4-6-3 1B | | K | | 2B E BB | 3 | 1 | 1 | 0 | 1 | 2 | 1 | | | | | | | | | | | | |
| Miguel de la Hoz, R Willie Kirkland, L Gary Bell, R OBP: 0.314, SLG: 0.438 OBP: 0.308, SLG: 0.388 OBP: 0.125, SLG: 0.087 (1, 4) (8, PH) (9, 1) | F9 | | | | G4-6-3 | | K | | E7 1B 2B | 3 | 0 | 0 | 0 | 0 | 1 | 2 | | | | | | | | | | | | |
| Mudcat Grant, R Ted Abernathy, R Tito Francona, L OBP: 0.219, SLG: 0.279 OBP: 0.500, SLG: 0.600 OBP: 0.307, SLG: 0.356 (1, 1) (6, 1) (7, PH) (8, 7) | | | 4-3 SH3-4 1B | | HR | | HR | | 4-3 | 2 | 2 | 2 | 1 | 0 | 0 | 0 | | | | | | | | | | | | |
| Inning Stats | R: 0 E: 0 K: 0 S: 3 | H: 2 LOB: 1 BB: 0 P: 9 | R: 1 E: 1 K: 2 S: 9 | H: 2 LOB: 1 BB: 0 P: 9 | R: 1 E: 0 K: 1 S: 8 | H: 3 LOB: 2 BB: 0 P: 8 | R: 0 E: 0 K: 0 S: 3 | H: 1 LOB: 0 BB: 0 P: 3 | R: 1 E: 0 K: 0 S: 6 | H: 2 LOB: 2 BB: 0 P: 6 | R: 0 E: 0 K: 2 S: 7 | H: 0 LOB: 0 BB: 0 P: 7 | R: 1 E: 0 K: 2 S: 9 | H: 2 LOB: 1 BB: 0 P: 9 | R: 1 E: 1 K: 0 S: 4 | H: 1 LOB: 1 BB: 1 P: 8 | | R: 0 E: 0 K: 1 S: 7 | H: 2 LOB: 2 BB: 0 P: 7 | 1B: 9 2B: 2 3B: 0 HR: 2 | SF: 0 SAC: 1 DP: 1 HBP: 0 | WP: 0 PB: 0 SB: 0 CS: 0 | PA: 41 | | | | | |
| PITCHER | IP | WLS | BF | H | R | ER | SO | BB | IBB | HBP | BLK | WP | HR | S | P | ERA | | WHIP | | | | | | | | | | |
| Robin Roberts, R ERA: 3.21 Wes Stock, R ERA: 3.33 Dick Hall, R ERA: 3.34 Stu Miller, R ERA: 2.45 (1, 1) (6, 1) (8, 1) (9, 1) | 5.0 | W | 23 | 3 | 3 | 2 | 3 | 0 | 0 | 0 | 0 | 0 | 1 | 29 | 29 | 3.60 | | 1.600 | | | | | | | | | | |

| Batter | 1 | 2 | 3 | 4 | 5 | 6 | 7 | 8 | 9 | AB | R | H | RBI | BB | SO | LOB | TOP | | | | | | | | | | | | | | | |
|---|---|----------------------------------|------------------------------|---------------------------------|------------------------------|---------------------------------|------------------------------|---------------------------------|------------------------------|---------------------------------|------------------------------|---------------------------------|------------------------------|---------------------------------|------------------------------|---------------------------------|---|------------------------------------|----------------------------------|--------|--|--|--|--|--|--|--|--|--|--|--|--|
| Gary Geiger, L OBP: 0.327, SLG: 0.465 (1, 8) | | | | | | | | | | 5 | 1 | 1 | 0 | 0 | 1 | 1 | Boston Red Sox @ Baltimore Orioles Memorial Stadium, Baltimore, MD Fri Sep 06 1963, 7:05 PM EDT Unknown | | | | | | | | | | | | | | | |
| Felix Mantilla, R OBP: 0.315, SLG: 0.340 (1, 6) | | | | | | | | | | 5 | 0 | 1 | 0 | 0 | 0 | 1 | | | | | | | | | | | | | | | | |
| Carl Yastrzemski, L OBP: 0.416, SLG: 0.491 (1, 7) | | | | | | | | | | 4 | 1 | 3 | 0 | 1 | 0 | 1 | | | | | | | | | | | | | | | | |
| Frank Malzone, R OBP: 0.332, SLG: 0.435 (1, 5) | | | | | | | | | | 4 | 1 | 2 | 0 | 0 | 0 | 2 | | | | | | | | | | | | | | | | |
| Dick Stuart, R OBP: 0.311, SLG: 0.519 (1, 3) | | | | | | | | | | 4 | 1 | 2 | 4 | 0 | 0 | 1 | | | | | | | | | | | | | | | | |
| Lou Clinton, R OBP: 0.289, SLG: 0.420 (1, 9) | | | | | | | | | | 4 | 0 | 0 | 0 | 0 | 3 | 4 | | | | | | | | | | | | | | | | |
| Russ Nixon, L OBP: 0.323, SLG: 0.391 (1, 2) | | | | | | | | | | 3 | 0 | 2 | 0 | 0 | 1 | 3 | | | | | | | | | | | | | | | | |
| Chuck Schilling, R OBP: 0.292, SLG: 0.321 (1, 4) | | | | | | | | | | 4 | 0 | 0 | 0 | 0 | 0 | 3 | | | | | | | | | | | | | | | | |
| Bill Monbouquette, R OBP: 0.165, SLG: 0.136 Dick Williams, R OBP: 0.339, SLG: 0.379 (9, PH) | | | | | | | | | | 2 | 0 | 0 | 0 | 0 | 0 | 0 | AB 36 R 4 H 11 RBI 4 BB 1 SO 6 LOB 16 | | | | | | | | | | | | | | | |
| Inning Stats | R: 1 E: 0 K: 2 S: 10 | H: 3 LOB: 3 BB: 1 P: 14 | R: 0 E: 0 K: 0 S: 3 | H: 0 LOB: 0 BB: 0 P: 3 | R: 3 E: 0 K: 1 S: 9 | H: 4 LOB: 1 BB: 0 P: 9 | R: 0 E: 0 K: 1 S: 5 | H: 0 LOB: 0 BB: 0 P: 5 | R: 0 E: 0 K: 0 S: 4 | H: 1 LOB: 1 BB: 0 P: 4 | R: 0 E: 0 K: 0 S: 3 | H: 1 LOB: 0 BB: 0 P: 3 | R: 0 E: 0 K: 1 S: 6 | H: 1 LOB: 1 BB: 0 P: 6 | R: 0 E: 0 K: 1 S: 6 | H: 1 LOB: 1 BB: 0 P: 6 | 1B: 7 2B: 3 3B: 0 HR: 1 | SF: 0 SAC: 1 DP: 1 HBP: 1 | WP: 0 PB: 0 SB: 0 CS: 0 | PA: 39 | | | | | | | | | | | | |
| PITCHER | IP WLS BF H R ER SO BB IBB HBP BLK WP HR S P ERA WHIP | | | | | | | | | | | | | | | | | | | | | | | | | | | | | | | |
| Mitt Pappas, R ERA: 2.97 Dick Hall, R ERA: 3.24 | (1, 1) (7, 1) | 6.0 S | 28 11 | 8 3 | 4 0 | 4 0 | 4 2 | 0 0 | 0 0 | 0 0 | 0 0 | 0 0 | 1 15 | 39 15 | 6.00 0.00 | 1.333 1.000 | | | | | | | | | | | | | | | | |

| Batter | 1 | 2 | 3 | 4 | 5 | 6 | 7 | 8 | 9 | AB | R | H | RBI | BB | SO | LOB | BOTTOM | | | | | | | | | | | | | | |
|---|---|---------------------------------|------------------------------|---------------------------------|------------------------------|---------------------------------|------------------------------|---------------------------------|------------------------------|---------------------------------|------------------------------|---------------------------------|------------------------------|---------------------------------|------------------------------|---------------------------------|---|------------------------------------|----------------------------------|--------|--|--|--|--|--|--|--|--|--|--|--|
| Luis Aparicio, R OBP: 0.295, SLG: 0.338 (1, 6) | | | | | | | | | | 4 | 0 | 0 | 0 | 0 | 0 | 1 | Boston Red Sox @ Baltimore Orioles Memorial Stadium, Baltimore, MD Fri Sep 06 1963, 7:05 PM EDT Unknown | | | | | | | | | | | | | | |
| Russ Snyder, L OBP: 0.329, SLG: 0.373 (9, 7) | | | | | | | | | | 4 | 0 | 2 | 0 | 0 | 0 | 0 | | | | | | | | | | | | | | | |
| Boog Powell, L OBP: 0.475, SLG: 0.475 Bob Saverine, S OBP: 0.309, SLG: 0.227 (1, 7) (9, 8) | | | | | | | | | | 3 | 1 | 1 | 0 | 0 | 0 | 1 | | | | | | | | | | | | | | | |
| Jim Gentile, L OBP: 0.347, SLG: 0.426 (1, 3) | | | | | | | | | | 2 | 1 | 0 | 0 | 2 | 0 | 0 | | | | | | | | | | | | | | | |
| Jackie Brandt, R OBP: 0.307, SLG: 0.406 (1, 9) | | | | | | | | | | 4 | 1 | 1 | 3 | 0 | 1 | 2 | | | | | | | | | | | | | | | |
| Brooks Robinson, R OBP: 0.307, SLG: 0.366 (1, 5) | | | | | | | | | | 4 | 0 | 0 | 0 | 0 | 0 | 2 | | | | | | | | | | | | | | | |
| Bob Johnson, R OBP: 0.361, SLG: 0.472 (1, 4) | | | | | | | | | | 3 | 1 | 1 | 0 | 0 | 0 | 0 | | | | | | | | | | | | | | | |
| Dick Brown, R OBP: 0.303, SLG: 0.323 (1, 2) | | | | | | | | | | 3 | 1 | 1 | 0 | 0 | 0 | 0 | | | | | | | | | | | | | | | |
| Mitt Pappas, R OBP: 0.199, SLG: 0.224 Dick Hall, R OBP: 0.440, SLG: 0.600 (1, 1) (7, 1) | | | | | | | | | | 2 | 1 | 1 | 3 | 0 | 0 | 0 | | | | | | | | | | | | | | | |
| Inning Stats | R: 3 E: 0 K: 0 S: 5 | H: 2 LOB: 0 BB: 1 P: 9 | R: 3 E: 0 K: 0 S: 6 | H: 3 LOB: 0 BB: 0 P: 6 | R: 0 E: 0 K: 1 S: 5 | H: 0 LOB: 0 BB: 0 P: 5 | R: 0 E: 0 K: 0 S: 3 | H: 0 LOB: 0 BB: 0 P: 3 | R: 0 E: 0 K: 0 S: 3 | H: 1 LOB: 0 BB: 0 P: 3 | R: 0 E: 0 K: 0 S: 3 | H: 0 LOB: 0 BB: 0 P: 3 | R: 0 E: 1 K: 0 S: 4 | H: 0 LOB: 1 BB: 0 P: 4 | R: 0 E: 0 K: 0 S: 4 | H: 1 LOB: 2 BB: 1 P: 8 | 1B: 4 2B: 1 3B: 0 HR: 2 | SF: 0 SAC: 1 DP: 0 HBP: 0 | WP: 0 PB: 0 SB: 0 CS: 1 | PA: 33 | | | | | | | | | | | |
| PITCHER | IP WLS BF H R ER SO BB IBB HBP BLK WP HR S P ERA WHIP | | | | | | | | | | | | | | | | | | | | | | | | | | | | | | |
| Bill Monbouquette, R ERA: 3.52 | (1, 1) | 8.0 L | 33 33 | 7 6 | 6 6 | 6 6 | 1 1 | 1 1 | 0 0 | 0 0 | 0 2 | 33 33 | 41 41 | 6.75 6.75 | 1.000 1.000 | | | | | | | | | | | | | | | | |

| Batter | 1 | 2 | 3 | 4 | 5 | 6 | 7 | 8 | 9 | AB | R | H | RBI | BB | SO | LOB | TOP | | | | | | | | |
|---|------------------------------|----------------------------------|------------------------------|---------------------------------|------------------------------|---------------------------------|------------------------------|---------------------------------|------------------------------|---------------------------------|------------------------------|---------------------------------|------------------------------|---------------------------------|------------------------------|---------------------------------|--|---------------------------------|----------------------------------|------------------------------------|----------------------------------|--------|--|--|--|
| Felix Mantilla, R OBP: 0.308, SLG: 0.357 (1, 6) | 5-3 | 6-3 | | | 3-1 | | HR | | | 4 | 1 | 1 | 1 | 0 | 0 | 1 | Boston Red Sox @ Baltimore Orioles Memorial Stadium, Baltimore, MD Sat Sep 07 1963, 7:05 PM EDT Att: 8,630 - Unknown livebaseballscores.com | | | | | | | | |
| Roman Mejias, R OBP: 0.247, SLG: 0.344 (1, 8) | FC6-4 1B | | F8 | | F7 | | 1-3 | | | 4 | 0 | 1 | 0 | 0 | 0 | 0 | | | | | | | | | |
| Carl Yastrzemski, L OBP: 0.417, SLG: 0.499 (1, 7) | FC6-4 BB 1-2 | | G5-4-3 1B | | F8 | | 4-3 | | | 4 | 0 | 1 | 0 | 0 | 0 | 1 | | | | | | | | | |
| Frank Maltzone, R OBP: 0.334, SLG: 0.436 (1, 5) | 1-2 BB | | G5-4-3 | | K | | E3 2B | | | 3 | 1 | 1 | 0 | 1 | 1 | 1 | | | | | | | | | |
| Dick Stuart, R OBP: 0.310, SLG: 0.516 (1, 3) | K | | | 4-3 | | 1B 2B | | 6-3 | | 4 | 1 | 1 | 0 | 0 | 1 | 2 | | | | | | | | | |
| Lou Clinton, R OBP: 0.292, SLG: 0.422 (1, 9) | | F9 BB SF9 1B | | FC6-4 1B | | 2-H 1B | | F6 | | 4 | 1 | 3 | 1 | 0 | 0 | 0 | | | | | | | | | |
| Bob Tillman, R OBP: 0.312, SLG: 0.359 (1, 2) | | 1-2 BB | | F9 | | K | | 3-1 | | 3 | 0 | 0 | 0 | 1 | 1 | 2 | | | | | | | | | |
| Billy Gardner, R OBP: 0.253, SLG: 0.243 (1, 4) | | F9 | | FC6-4 | | | F8 | | F9 | 4 | 0 | 0 | 0 | 0 | 0 | 3 | | | | | | | | | |
| Dave Morehead, R OBP: 0.098, SLG: 0.100 (1, 1) | | SF9 | | | | | F3 | | K | 2 | 0 | 0 | 1 | 0 | 1 | 0 | | | | | | | | | |
| Dick Radatz, R OBP: 0.071, SLG: 0.074 (8, 1) | | | | | K | | | | | 1 | 0 | 0 | 0 | 0 | 1 | 0 | | | | | | | | | |
| Inning Stats | R: 0 E: 0 K: 1 S: 6 | H: 1 LOB: 2 BB: 1 P: 10 | R: 1 E: 0 K: 0 S: 4 | H: 1 LOB: 1 BB: 1 P: 8 | R: 0 E: 0 K: 0 S: 3 | H: 1 LOB: 0 BB: 0 P: 3 | R: 0 E: 0 K: 0 S: 4 | H: 1 LOB: 1 BB: 0 P: 4 | R: 0 E: 0 K: 1 S: 5 | H: 0 LOB: 0 BB: 0 P: 5 | R: 1 E: 0 K: 2 S: 9 | H: 2 LOB: 1 BB: 0 P: 9 | R: 1 E: 0 K: 0 S: 4 | H: 1 LOB: 0 BB: 0 P: 4 | R: 1 E: 0 K: 0 S: 4 | H: 1 LOB: 0 BB: 0 P: 4 | R: 0 E: 0 K: 1 S: 5 | H: 0 LOB: 0 BB: 0 P: 5 | 1B: 5 2B: 2 3B: 0 HR: 1 | SF: 1 SAC: 0 DP: 1 HBP: 0 | WP: 0 PB: 0 SB: 0 CS: 0 | PA: 36 | | | |
| PITCHER | IP | WLS | BF | H | R | ER | SO | BB | IBB | HBP | BLK | WP | HR | S | P | ERA | WHIP | | | | | | | | |
| Dave McNally, L ERA: 4.27 (1, 1) | 8.0 | L | 33 | 8 | 4 | 3 | 4 | 2 | 0 | 0 | 0 | 0 | 1 | 39 | 47 | 3.38 | 1.250 | | | | | | | | |
| Herman Starrette, R ERA: 2.57 (8, 1) | 1.0 | S | 3 | 0 | 0 | 0 | 1 | 0 | 0 | 0 | 0 | 0 | 0 | 5 | 5 | 0.00 | 0.000 | | | | | | | | |

| Batter | 1 | 2 | 3 | 4 | 5 | 6 | 7 | 8 | 9 | AB | R | H | RBI | BB | SO | LOB | BOTTOM | | | | | | | | |
|--|------------------------------|---------------------------------|------------------------------|---------------------------------|------------------------------|---------------------------------|------------------------------|---------------------------------|------------------------------|---------------------------------|------------------------------|----------------------------------|------------------------------|---------------------------------|------------------------------|----------------------------------|--|---------------------------------|----------------------------------|------------------------------------|----------------------------------|--------|--|--|--|
| Luis Aparicio, R OBP: 0.296, SLG: 0.336 (1, 6) | L1-3 BB | | F6 | | | F9 | | 2B BB | | 2 | 0 | 0 | 0 | 2 | 0 | 0 | Boston Red Sox @ Baltimore Orioles Memorial Stadium, Baltimore, MD Sat Sep 07 1963, 7:05 PM EDT Att: 8,630 - Unknown livebaseballscores.com | | | | | | | | |
| Russ Snyder, L OBP: 0.330, SLG: 0.372 (1, 8) | L1-3 | | | B1-3 | | 6-3 BB | | 1-3 2B | | 3 | 0 | 1 | 0 | 1 | 0 | 1 | | | | | | | | | |
| Boog Powell, L OBP: 0.334, SLG: 0.476 (1, 7) | 4-3 | | | 4-3 | | 6-3 | | F5 | | 4 | 0 | 0 | 0 | 0 | 0 | 3 | | | | | | | | | |
| John Orsino, R OBP: 0.342, SLG: 0.453 (1, 2) | | L7 | | F4 | | BB | | F7 | | 3 | 0 | 0 | 0 | 1 | 0 | 2 | | | | | | | | | |
| Jim Gentile, L OBP: 0.345, SLG: 0.429 (1, 3) | | K | | | K | K | | K | | 4 | 0 | 0 | 0 | 0 | 4 | 2 | | | | | | | | | |
| Jackie Brandt, R OBP: 0.308, SLG: 0.412 (1, 9) | | BB | | | HR | | | F8 | | 3 | 1 | 1 | 1 | 1 | 1 | 0 | | | | | | | | | |
| Brooks Robinson, R OBP: 0.308, SLG: 0.366 (1, 5) | | | | | | FC1-6 1B | | F3 | | 4 | 0 | 2 | 0 | 0 | 0 | 1 | | | | | | | | | |
| Bob Johnson, R OBP: 0.349, SLG: 0.455 (1, 4) | | | 4-3 | | FC1-6 1B | | F9 | | K | 4 | 0 | 0 | 0 | 0 | 1 | 2 | | | | | | | | | |
| Dave McNally, R OBP: 0.139, SLG: 0.031 (1, 1) | | | | | | | | | | 2 | 0 | 0 | 0 | 0 | 1 | 1 | | | | | | | | | |
| Sam Bowers, R (8, PH) | | | | | | | | | | 1 | 0 | 0 | 0 | 0 | 1 | 0 | | | | | | | | | |
| Herman Starrette, R (8, 1) | | | | | | | | | | 0 | 0 | 0 | 0 | 0 | 0 | 0 | | | | | | | | | |
| Inning Stats | R: 0 E: 0 K: 0 S: 2 | H: 0 LOB: 0 BB: 1 P: 6 | R: 0 E: 0 K: 1 S: 5 | H: 0 LOB: 1 BB: 1 P: 9 | R: 0 E: 0 K: 1 S: 5 | H: 0 LOB: 0 BB: 0 P: 5 | R: 0 E: 0 K: 0 S: 3 | H: 0 LOB: 0 BB: 0 P: 3 | R: 1 E: 0 K: 1 S: 7 | H: 2 LOB: 1 BB: 0 P: 7 | R: 0 E: 0 K: 1 S: 5 | H: 0 LOB: 2 BB: 2 P: 13 | R: 0 E: 0 K: 1 S: 5 | H: 0 LOB: 0 BB: 0 P: 5 | R: 0 E: 0 K: 1 S: 6 | H: 1 LOB: 2 BB: 1 P: 10 | R: 0 E: 0 K: 2 S: 8 | H: 1 LOB: 1 BB: 0 P: 8 | 1B: 2 2B: 2 3B: 0 HR: 1 | SF: 0 SAC: 0 DP: 1 HBP: 0 | WP: 0 PB: 0 SB: 0 CS: 0 | PA: 35 | | | |
| PITCHER | IP | WLS | BF | H | R | ER | SO | BB | IBB | HBP | BLK | WP | HR | S | P | ERA | WHIP | | | | | | | | |
| Dave Morehead, R ERA: 3.95 (1, 1) | 7.1 | W | 29 | 3 | 1 | 1 | 6 | 5 | 0 | 0 | 0 | 0 | 1 | 36 | 56 | 1.23 | 1.091 | | | | | | | | |
| Dick Radatz, R ERA: 1.79 (8, 1) | 1.2 | S | 6 | 1 | 0 | 0 | 2 | 0 | 0 | 0 | 0 | 0 | 0 | 10 | 10 | 0.00 | 0.600 | | | | | | | | |

| Batter | 1 | 2 | 3 | 4 | 5 | 6 | 7 | 8 | 9 | AB | R | H | RBI | BB | SO | LOB | TOP | | | | | | | | |
|--|------------------------------|---------------------------------|------------------------------|---------------------------------|------------------------------|---------------------------------|------------------------------|---------------------------------|------------------------------|---------------------------------|-------------------------------|----------------------------------|------------------------------|----------------------------------|------------------------------|---------------------------------|---|---------------------------------|-----------------------------------|------------------------------------|----------------------------------|--------|--|--|--|
| Felix Mantilla, R OBP: 0.328, SLG: 0.405 (1, 6) | 0-0 6-3 SH5-3 1B | | 0-0 2B | | 0-0 F8 | 4-0 BB | | 0-0 1-H HR | | 4 | 1 | 3 | 2 | 1 | 0 | 0 | Boston Red Sox @ Baltimore Orioles Memorial Stadium, Baltimore, MD Sun Sep 08 1963, 3:33 AM EDT Att: 5,370 - Unknown | | | | | | | | |
| Roman Mejias, R OBP: 0.246, SLG: 0.341 (1, 8) | 0-0 SH5-3 | | 0-0 L4 | | 0-0 F3 | 0-0 F8 | | 0-0 L6 | | 2 | 0 | 0 | 0 | 0 | 0 | 1 | | | | | | | | | |
| Gary Geiger, L OBP: 0.326, SLG: 0.462 (6, PH) | 1-2 SH5-3 | | | | | | | | | 2 | 0 | 0 | 0 | 0 | 0 | 3 | | | | | | | | | |
| Carl Yastrzemski, L OBP: 0.419, SLG: 0.488 (1, 7) | 0-0 6-3 | | 0-3 K | | | 0-0 1B | 4-0 1B | 4-0 FC5-4 BB | | 3 | 2 | 1 | 0 | 2 | 1 | 2 | | | | | | | | | |
| Frank Maltzone, R OBP: 0.334, SLG: 0.435 (1, 5) | 0-0 F9 | | | 0-0 1-3 | | 0-0 1B | 0-0 E7 | 0-0 FC5-4 BB | | 5 | 1 | 2 | 0 | 0 | 0 | 2 | | | | | | | | | |
| Dick Stuart, R OBP: 0.313, SLG: 0.516 (1, 3) | | 0-3 K | | 0-0 1B | | 0-0 1B | 0-3 K | | 0-0 FC6-4 1B | 5 | 1 | 3 | 1 | 0 | 2 | 1 | | | | | | | | | |
| Lou Clinton, R OBP: 0.293, SLG: 0.421 (1, 9) | 0-0 F8 | | | 0-0 1B | | 0-0 1B | 0-0 F3 | | 0-0 FC6-4 FC5-4 | 5 | 0 | 2 | 1 | 0 | 0 | 2 | | | | | | | | | |
| Bob Tillman, R OBP: 0.313, SLG: 0.363 (1, 2) | 0-0 2B | | 0-3 K | | 0-0 1B | 1-3 2-H E | 0-0 F3 | | 0-3 1-2 FC5-4 | 5 | 0 | 2 | 1 | 0 | 3 | 4 | | | | | | | | | |
| Billy Gardner, R OBP: 0.250, SLG: 0.253 (1, 4) | 0-3 K | | | 0-0 5-3 | | 0-3 K | | 0-0 FC1-5 2B | 0-0 FC5-4 | 5 | 0 | 1 | 0 | 0 | 2 | 6 | | | | | | | | | |
| Gene Conley, R OBP: 0.231, SLG: 0.308 (1, 1) | | | 0-0 F4 | | 0-3 K | | 0-3 K | | 0-0 FC1-5 | 1 | 0 | 0 | 0 | 0 | 0 | 0 | | | | | | | | | |
| Chuck Schilling, R OBP: 0.291, SLG: 0.320 (5, PH) | | | | | | | | | | 1 | 0 | 0 | 0 | 0 | 1 | 0 | | | | | | | | | |
| Jack Lamabe, R OBP: 0.074, SLG: 0.154 (5, 1) | | | | | | | | | | 2 | 1 | 0 | 0 | 0 | 1 | 3 | | | | | | | | | |
| Inning Stats | R: 0 E: 0 K: 0 S: 4 | H: 1 LOB: 1 BB: 0 P: 4 | R: 0 E: 0 K: 2 S: 8 | H: 1 LOB: 1 BB: 0 P: 8 | R: 0 E: 0 K: 1 S: 6 | H: 1 LOB: 2 BB: 0 P: 6 | R: 0 E: 0 K: 1 S: 7 | H: 2 LOB: 2 BB: 0 P: 7 | R: 0 E: 0 K: 1 S: 5 | H: 0 LOB: 0 BB: 0 P: 5 | R: 3 E: 1 K: 2 S: 12 | H: 5 LOB: 3 BB: 1 P: 16 | R: 1 E: 1 K: 2 S: 8 | H: 1 LOB: 1 BB: 1 P: 12 | R: 2 E: 0 K: 0 S: 5 | H: 2 LOB: 1 BB: 1 P: 9 | R: 0 E: 0 K: 1 S: 6 | H: 1 LOB: 1 BB: 0 P: 6 | 1B: 10 2B: 3 3B: 0 HR: 1 | SF: 0 SAC: 1 DP: 0 HBP: 0 | WP: 0 PB: 0 SB: 0 CS: 0 | PA: 44 | | | |
| PITCHER | IP | WLS | BF | H | R | ER | SO | BB | IBB | HBP | BLK | WP | HR | S | P | ERA | WHIP | | | | | | | | |
| Steve Barber, L ERA: 2.67 (1, 1) | 5.0 | L | 25 | 10 | 3 | 3 | 5 | 0 | 0 | 0 | 0 | 0 | 0 | 35 | 35 | 5.40 | 2.000 | | | | | | | | |
| Stu Miller, R ERA: 2.4 (6, 1) | 2.0 | | 9 | 1 | 1 | 0 | 4 | 2 | 0 | 0 | 0 | 0 | 0 | 15 | 23 | 0.00 | 1.500 | | | | | | | | |
| Wes Stock, R ERA: 3.49 (8, 1) | 2.0 | | 10 | 3 | 2 | 2 | 1 | 1 | 0 | 0 | 0 | 0 | 1 | 11 | 15 | 9.00 | 2.000 | | | | | | | | |

| | |
|-----|----|
| AB | 40 |
| R | 6 |
| H | 14 |
| RBI | 5 |
| BB | 3 |
| SO | 10 |
| LOB | 24 |



| Batter | 1 | 2 | 3 | 4 | 5 | 6 | 7 | 8 | 9 | AB | R | H | RBI | BB | SO | LOB | BOTTOM | | | | | | | | |
|---|------------------------------|---------------------------------|------------------------------|---------------------------------|------------------------------|---------------------------------|------------------------------|---------------------------------|------------------------------|---------------------------------|------------------------------|---------------------------------|------------------------------|---------------------------------|------------------------------|---------------------------------|---|---------------------------------|----------------------------------|------------------------------------|----------------------------------|--------|--|--|--|
| Luis Aparicio, R OBP: 0.295, SLG: 0.335 (1, 6) | 0-0 5-3 | | 0-0 F9 | | 0-0 F7 | | 0-0 F8 | | 0-0 1B | 5 | 0 | 1 | 1 | 0 | 0 | 3 | Boston Red Sox @ Baltimore Orioles Memorial Stadium, Baltimore, MD Sun Sep 08 1963, 3:33 AM EDT Att: 5,370 - Unknown | | | | | | | | |
| Russ Snyder, L OBP: 0.331, SLG: 0.375 (1, 8) | 0-0 B4-3 | | 0-0 HR | | 0-3 K | | 0-0 1B | | 0-0 3-1 | 5 | 1 | 2 | 0 | 0 | 1 | 1 | | | | | | | | | |
| Boog Powell, L OBP: 0.333, SLG: 0.474 (1, 7) | 0-0 1B | | 0-0 5-3 | | 0-0 F8 | | 0-0 G4-6-3 | | | 4 | 0 | 1 | 0 | 0 | 0 | 3 | | | | | | | | | |
| John Orsino, R OBP: 0.343, SLG: 0.463 (1, 2) | 0-0 BB | | 0-0 HR | | 0-0 G3 | | | 0-3 K | | 4 | 1 | 2 | 2 | 0 | 1 | 0 | | | | | | | | | |
| Jackie Brandt, R OBP: 0.308, SLG: 0.409 (1, 9) | 4-0 1B | | 0-0 F7 | | | 0-3 K | | 0-0 F6 | | 3 | 0 | 0 | 0 | 1 | 1 | 0 | | | | | | | | | |
| Jim Gentile, L OBP: 0.343, SLG: 0.425 (1, 3) | 0-0 L8 | | 0-0 6-3 | | | 0-3 K | | 0-0 F5 | | 4 | 0 | 0 | 0 | 0 | 1 | 3 | | | | | | | | | |
| Brooks Robinson, R OBP: 0.307, SLG: 0.365 (1, 5) | | 0-0 L3 | | 0-0 6-3 | | | | | 0-0 5-3 | 4 | 0 | 1 | 0 | 0 | 0 | 0 | | | | | | | | | |
| Bob Johnson, R OBP: 0.347, SLG: 0.451 (1, 4) | | 0-0 5-3 | | 0-0 6-3 | | | | | 0-0 3-1 | 4 | 1 | 1 | 0 | 0 | 0 | 1 | | | | | | | | | |
| Steve Barber, L OBP: 0.179, SLG: 0.210 (1, 1) | | | | | | | | | 0-0 3-1 | 2 | 0 | 2 | 0 | 0 | 0 | 0 | | | | | | | | | |
| Stu Miller, R OBP: 0.357, SLG: 0.571 (6, 1) | | | | | | | | | | 0 | 0 | 0 | 0 | 0 | 0 | 0 | | | | | | | | | |
| Fred Valentine, S OBP: 0.432, SLG: 0.355 (7, PH) | | | | | | | | | | 1 | 0 | 1 | 0 | 0 | 0 | 0 | | | | | | | | | |
| Wes Stock, R (8, 1) | | | | | | | | | | 0 | 0 | 0 | 0 | 0 | 0 | 0 | | | | | | | | | |
| Sam Bowers, R (9, PH) | | | | | | | | | | 1 | 0 | 0 | 0 | 0 | 0 | 1 | | | | | | | | | |
| Inning Stats | R: 0 E: 0 K: 0 S: 5 | H: 2 LOB: 3 BB: 1 P: 9 | R: 0 E: 0 K: 0 S: 4 | H: 1 LOB: 0 BB: 0 P: 4 | R: 2 E: 0 K: 0 S: 5 | H: 2 LOB: 0 BB: 0 P: 5 | R: 0 E: 0 K: 0 S: 4 | H: 1 LOB: 1 BB: 0 P: 4 | R: 0 E: 0 K: 1 S: 5 | H: 0 LOB: 0 BB: 0 P: 5 | R: 0 E: 0 K: 2 S: 8 | H: 1 LOB: 1 BB: 0 P: 8 | R: 0 E: 0 K: 0 S: 4 | H: 2 LOB: 1 BB: 0 P: 4 | R: 0 E: 0 K: 1 S: 5 | H: 0 LOB: 0 BB: 0 P: 5 | R: 1 E: 0 K: 0 S: 5 | H: 2 LOB: 1 BB: 0 P: 5 | 1B: 9 2B: 1 3B: 0 HR: 1 | SF: 0 SAC: 0 DP: 1 HBP: 0 | WP: 0 PB: 0 SB: 1 CS: 0 | PA: 38 | | | |
| PITCHER | IP | WLS | BF | H | R | ER | SO | BB | IBB | HBP | BLK | WP | HR | S | P | ERA | WHIP | | | | | | | | |
| Gene Conley, R ERA: 7.27 (1, 1) | 4.0 | | 19 | 6 | 2 | 2 | 0 | 1 | 0 | 0 | 0 | 0 | 0 | 18 | 22 | 4.50 | 1.750 | | | | | | | | |
| Jack Lamabe, R ERA: 3.36 (5, 1) | 5.0 | W | 19 | 5 | 1 | 1 | 4 | 0 | 0 | 0 | 0 | 0 | 0 | 27 | 27 | 1.80 | 1.000 | | | | | | | | |



| Batter | 1 | 2 | 3 | 4 | 5 | 6 | 7 | 8 | 9 | AB | R | H | RBI | BB | SO | LOB | TOP | | | | | | | | | | |
|---|------------------------------|---------------------------------|------------------------------|---------------------------------|------------------------------|---------------------------------|------------------------------|---------------------------------|------------------------------|---------------------------------|------------------------------|---------------------------------|------------------------------|---------------------------------|------------------------------|---------------------------------|------------------------------|---------------------------------|----------------------------------|------------------------------------|--------------------------|--|--|--|--|--|--|
| Luis Aparicio, R (1, 6) OBP: 0.297, SLG: 0.336 | 0-0 4-3 | | 0-0 1B | | 0-0 1-3 | | | 0-0 F9 | | 4 | 0 | 1 | 0 | 0 | 0 | 0 | | | | | | | | | | | |
| Bob Saverine, S (1, 4) OBP: 0.310, SLG: 0.232 | 0-0 1-3 | | 0-0 G4-6-3 1B | | | 0-0 F8 | | 0-3 K | | 4 | 0 | 0 | 0 | 0 | 0 | 1 | | | | | | | | | | | |
| Al Smith, R (1, 7) OBP: 0.337, SLG: 0.410 Russ Snyder, L (8, PR) OBP: 0.331, SLG: 0.375 | 0-3 K | | | 0-0 6-3 | | 0-0 1B SF8 1B | | 4-0 BB | | 3 | 1 | 1 | 0 | 1 | 1 | 0 | | | | | | | | | | | |
| John Orsino, R (1, 2) OBP: 0.351, SLG: 0.479 Dick Brown, R (9, 2) OBP: 0.313, SLG: 0.329 | | 0-0 1B 2B | | 0-0 3B | | 0-0 SF8 1B | | 0-0 F9 | | 4 | 1 | 3 | 0 | 0 | 0 | 1 | | | | | | | | | | | |
| Jackie Brandt, R (1, 8) OBP: 0.305, SLG: 0.404 | | 0-0 6-3 | | 0-0 F8 | | 0-0 SF8 | | | 0-0 5-3 | 3 | 0 | 0 | 1 | 0 | 0 | 2 | | | | | | | | | | | |
| Jim Gentile, L (1, 3) OBP: 0.344, SLG: 0.425 | | 0-0 1B | | 4-0 FC6-4 BB | | 0-0 3-1 | | | 0-0 4-3 | 3 | 0 | 1 | 1 | 1 | 0 | 1 | | | | | | | | | | | |
| Sam Bowens, R (1, 9) OBP: 0.300, SLG: 0.222 | 0-0 F6 | | | 0-0 FC6-4 | | | 0-0 F4 | | 0-0 6-3 | 4 | 0 | 0 | 0 | 0 | 0 | 3 | | | | | | | | | | | |
| Brooks Robinson, R (1, 5) OBP: 0.305, SLG: 0.363 | 0-0 L6 | | | | 0-0 4-3 | | 0-3 K | | | 3 | 0 | 0 | 0 | 0 | 1 | 1 | | | | | | | | | | | |
| Mitt Pappas, R (1, 1) OBP: 0.155, SLG: 0.217 Joe Gaines, R (7, PH) OBP: 0.372, SLG: 0.466 Dick Hall, R (7, 1) OBP: 0.440, SLG: 0.600 Stu Miller, R (8, 1) OBP: 0.357, SLG: 0.571 | | | 0-3 K | | 0-0 F9 | | 0-3 K | | | 2 | 0 | 0 | 0 | 0 | 1 | 0 | | | | | | | | | | | |
| | | | | | | | | | | 1 | 0 | 0 | 0 | 0 | 1 | 0 | | | | | | | | | | | |
| | | | | | | | | | | 0 | 0 | 0 | 0 | 0 | 0 | 0 | | | | | | | | | | | |
| | | | | | | | | | | 0 | 0 | 0 | 0 | 0 | 0 | 0 | | | | | | | | | | | |
| Inning Stats | R: 0 E: 0 K: 1 S: 5 | H: 0 LOB: 0 BB: 0 P: 5 | R: 1 E: 0 K: 0 S: 5 | H: 2 LOB: 1 BB: 0 P: 5 | R: 0 E: 0 K: 1 S: 5 | H: 1 LOB: 0 BB: 0 P: 5 | R: 0 E: 0 K: 0 S: 4 | H: 1 LOB: 2 BB: 1 P: 8 | R: 0 E: 0 K: 0 S: 3 | H: 0 LOB: 0 BB: 0 P: 3 | R: 1 E: 0 K: 0 S: 5 | H: 2 LOB: 1 BB: 0 P: 5 | R: 0 E: 0 K: 2 S: 7 | H: 0 LOB: 0 BB: 0 P: 7 | R: 0 E: 0 K: 1 S: 5 | H: 0 LOB: 0 BB: 1 P: 9 | R: 0 E: 0 K: 0 S: 3 | H: 0 LOB: 0 BB: 0 P: 3 | 1B: 4 2B: 1 3B: 1 HR: 0 | SF: 1 SAC: 0 DP: 1 HBP: 0 | WP: 0 PA: 34 CS: 0 | | | | | | |
| PITCHER | IP | WLS | BF | H | R | ER | SO | BB | IBB | HBP | BLK | WP | HR | S | P | ERA | WHIP | | | | | | | | | | |
| Frank Baumann, L (1, 1) ERA: 3.1 | 7.0 | L | 27 | 6 | 2 | 2 | 4 | 1 | 0 | 0 | 0 | 0 | 0 | 34 | 38 | 2.57 | 1.000 | | | | | | | | | | |
| Bruce Howard, R (8, 1) ERA: 2.57 | 2.0 | | 7 | 0 | 0 | 0 | 1 | 1 | 0 | 0 | 0 | 0 | 0 | 8 | 12 | 0.00 | 0.500 | | | | | | | | | | |

Baltimore Orioles @ Chicago White Sox
Comiskey Park, Chicago, IL
Tue Sep 10 1963, 8:05 PM EDT
Att: 6,955 - Unknown

AB 31
R 2
H 6
RBI 2
BB 2
SO 5
LOB 9





| Batter | 1 | 2 | 3 | 4 | 5 | 6 | 7 | 8 | 9 | AB | R | H | RBI | BB | SO | LOB | BOTTOM | | | | | | | | | | |
|--|------------------------------|----------------------------------|------------------------------|---------------------------------|------------------------------|----------------------------------|------------------------------|---------------------------------|------------------------------|---------------------------------|------------------------------|---------------------------------|------------------------------|---------------------------------|------------------------------|----------------------------------|------------------------------|---------------------------------|----------------------------------|------------------------------------|--------------------------|--|--|--|--|--|--|
| Mike Hershberger, R (1, 8) OBP: 0.334, SLG: 0.351 | 0-0 1B | | 0-3 K | | 0-0 F9 | | | 4-0 1B BB | 0-0 F6 | 4 | 1 | 1 | 0 | 1 | 1 | 1 | | | | | | | | | | | |
| Joe Cunningham, L (1, 3) OBP: 0.373, SLG: 0.356 | 0-0 4-3 | | 0-0 4-3 | | 0-0 3-1 | | | 0-0 BB 1B | 0-0 L3 | 5 | 0 | 1 | 0 | 0 | 0 | 2 | | | | | | | | | | | |
| Floyd Robinson, L (1, 9) OBP: 0.362, SLG: 0.412 | 4-0 1B BB | | 0-0 WP 2B | | | 0-0 G4-6-3 BB 1B | | 0-0 1B BB | 1-2 3H 1B | 3 | 0 | 3 | 1 | 1 | 0 | 0 | | | | | | | | | | | |
| Pete Ward, L (1, 5) OBP: 0.344, SLG: 0.472 | 0-0 1B | | 4-0 BB | | | 4-0 G4-6-3 BB | | 0-0 F4 | | 2 | 0 | 1 | 0 | 2 | 0 | 2 | | | | | | | | | | | |
| Charlie Maxwell, L (1, 7) OBP: 0.372, SLG: 0.364 | 0-3 K | | 0-0 F5 | | | 0-0 G4-6-3 | | 0-3 K | | 4 | 0 | 0 | 0 | 0 | 2 | 8 | | | | | | | | | | | |
| Ron Hansen, R (1, 6) OBP: 0.314, SLG: 0.344 | | 0-0 6-3 | | 0-0 F3 | | 0-0 F3 | | 4-0 FC6-4 BB | 1-2 2-3 BB | 3 | 0 | 0 | 0 | 1 | 0 | 1 | | | | | | | | | | | |
| Nellie Fox, L (1, 4) OBP: 0.306, SLG: 0.317 | | 0-0 F7 | | 0-0 F7 | | | 1-0 G4-6-3 HBP | 0-0 FC6-4 | | 3 | 0 | 0 | 0 | 0 | 0 | 3 | | | | | | | | | | | |
| J.C. Martin, L (1, 2) OBP: 0.260, SLG: 0.277 | | 0-0 FC6-4 1B | | 0-0 3-1 | | | 0-0 G4-6-3 | | 0-0 3-1 | 4 | 0 | 1 | 0 | 0 | 0 | 1 | | | | | | | | | | | |
| Frank Baumann, L (1, 1) OBP: 0.167, SLG: 0.091 Tom McCraw, L (7, PH) OBP: 0.305, SLG: 0.384 Bruce Howard, S (8, 1) OBP: 1.000, SLG: 1.000 Cam Carreon, R (8, PH) OBP: 0.320, SLG: 0.333 Al Weis, S (8, PR) OBP: 0.340, SLG: 0.320 | | 0-0 FC6-4 | | 0-0 F7 | | | 0-0 F7 | | 4-0 BB | 2 | 0 | 0 | 0 | 0 | 0 | 1 | | | | | | | | | | | |
| | | | | | | | | | | 1 | 0 | 0 | 0 | 0 | 1 | 0 | | | | | | | | | | | |
| | | | | | | | | | | 0 | 0 | 0 | 0 | 0 | 0 | 0 | | | | | | | | | | | |
| | | | | | | | | | | 0 | 0 | 0 | 0 | 1 | 0 | 0 | | | | | | | | | | | |
| | | | | | | | | | | 0 | 0 | 0 | 0 | 0 | 0 | 0 | | | | | | | | | | | |
| Inning Stats | R: 0 E: 0 K: 1 S: 6 | H: 2 LOB: 2 BB: 1 P: 10 | R: 0 E: 0 K: 0 S: 4 | H: 1 LOB: 0 BB: 0 P: 4 | R: 0 E: 0 K: 1 S: 6 | H: 1 LOB: 1 BB: 1 P: 10 | R: 0 E: 0 K: 0 S: 3 | H: 0 LOB: 0 BB: 0 P: 3 | R: 0 E: 0 K: 0 S: 3 | H: 0 LOB: 0 BB: 0 P: 3 | R: 0 E: 0 K: 0 S: 3 | H: 1 LOB: 1 BB: 1 P: 7 | R: 0 E: 0 K: 1 S: 4 | H: 0 LOB: 0 BB: 0 P: 5 | R: 1 E: 0 K: 1 S: 7 | H: 2 LOB: 2 BB: 2 P: 15 | R: 0 E: 0 K: 0 S: 3 | H: 0 LOB: 2 BB: 1 P: 7 | 1B: 6 2B: 1 3B: 0 HR: 0 | SF: 0 SAC: 0 DP: 2 HBP: 1 | WP: 1 PA: 38 CS: 0 | | | | | | |
| PITCHER | IP | WLS | BF | H | R | ER | SO | BB | IBB | HBP | BLK | WP | HR | S | P | ERA | WHIP | | | | | | | | | | |
| Mitt Pappas, R (1, 1) ERA: 2.88 | 6.0 | W | 24 | 5 | 0 | 0 | 2 | 3 | 0 | 0 | 0 | 0 | 0 | 25 | 37 | 0.00 | 1.333 | | | | | | | | | | |
| Dick Hall, R (7, 1) ERA: 3.3 | 1.0 | | 6 | 2 | 1 | 1 | 1 | 1 | 0 | 1 | 0 | 0 | 0 | 6 | 11 | 9.00 | 3.000 | | | | | | | | | | |
| Stu Miller, R (8, 1) ERA: 2.33 | 2.0 | S | 8 | 0 | 0 | 0 | 1 | 2 | 0 | 0 | 0 | 0 | 0 | 8 | 16 | 0.00 | 1.000 | | | | | | | | | | |

Baltimore Orioles @ Chicago White Sox
Comiskey Park, Chicago, IL
Tue Sep 10 1963, 8:05 PM EDT
Att: 6,955 - Unknown

AB 31
R 1
H 7
RBI 1
BB 6
SO 4
LOB 19




| Batter | 1 | 2 | 3 | 4 | 5 | 6 | 7 | 8 | 9 | AB | R | H | RBI | BB | SO | LOB | TOP | | | |
|---|------------------------------|---------------------------------|-------------------------------------|----------------------------------|------------------------------|---------------------------------|------------------------------|---------------------------------|------------------------------|---------------------------------|------------------------------|---------------------------------|------------------------------|---------------------------------|----------------------------------|------------------------------------|--|-------------------------------------|----------------------------------|--------------------------|
| Luis Aparicio, R (1, 6) OBP: 0.297, SLG: 0.335 | L6 | | F5 | | | F8 | | 1B | | 4 | 0 | 1 | 0 | 0 | 0 | 1 | <p>Baltimore Orioles @ Chicago White Sox Comiskey Park, Chicago, IL Wed Sep 11, 1963, 8:05 PM EDT Att: 7,154 - Unknown</p> <p>livebaseballscores.com</p> <p>AB 30 R 2 H 3 RBI 2 BB 1 SO 6 LOB 5</p>  | | | |
| Bob Saverine, S (1, 4) OBP: 0.309, SLG: 0.233 | K | | 4-3 | | | G5-3 SF 1-3 1B | | K | | 4 | 0 | 1 | 0 | 0 | 2 | 1 | | | | |
| Russ Snyder, L (1, 8) OBP: 0.328, SLG: 0.372 | E1 | | | 1-3 | | SF | | | F9 | 3 | 0 | 0 | 1 | 0 | 0 | 0 | | | | |
| Boog Powell, L (1, 7) OBP: 0.330, SLG: 0.469 | L8 | | | K | | G5-3 2-3f | | | K | 4 | 0 | 0 | 0 | 0 | 2 | 3 | | | | |
| John Orsino, R (1, 2) OBP: 0.350, SLG: 0.485 | | HR | | 1-3 | | | | | F8 | 4 | 1 | 1 | 1 | 0 | 0 | 0 | | | | |
| Jim Gentile, L (1, 3) OBP: 0.342, SLG: 0.422 | | F8 | | | | F8 | | | F6 | 3 | 0 | 0 | 0 | 0 | 0 | 0 | | | | |
| Jackie Brandt, R (1, 9) OBP: 0.303, SLG: 0.401 | | 6-3 | | | | F6 | | | K2-3 | 3 | 0 | 0 | 0 | 0 | 1 | 0 | | | | |
| Brooks Robinson, R (1, 5) OBP: 0.303, SLG: 0.361 | | 6-3 | | | | F7 | | | F2 | 3 | 0 | 0 | 0 | 0 | 0 | 0 | | | | |
| Mike McCormick, L (1, 1) OBP: 0.190, SLG: 0.225 | | | K | | | | | | F6 | 1 | 1 | 0 | 0 | 1 | 1 | 0 | | | | |
| Bob Johnson, R (8, PH) OBP: 0.347, SLG: 0.446 | | | | | | 1B SF BB | | | | 1 | 0 | 0 | 0 | 0 | 0 | 0 | | | | |
| Stu Miller, R (8, 1) OBP: 0.357, SLG: 0.571 | | | | | | | | | | 0 | 0 | 0 | 0 | 0 | 0 | 0 | | | | |
| Inning Stats | R: 0 E: 1 K: 1 S: 6 | H: 0 LOB: 1 BB: 0 P: 6 | R: 1 E: 0 K: 0 S: 4 | H: 1 LOB: 0 BB: 4 | R: 0 E: 0 K: 1 S: 5 | H: 0 LOB: 0 BB: 0 P: 5 | R: 0 E: 0 K: 1 S: 5 | H: 0 LOB: 0 BB: 0 P: 5 | R: 0 E: 0 K: 1 S: 5 | H: 0 LOB: 0 BB: 0 P: 5 | R: 0 E: 0 K: 1 S: 6 | H: 1 LOB: 1 BB: 0 P: 6 | R: 0 E: 0 K: 1 S: 5 | H: 0 LOB: 0 BB: 0 P: 5 | 1B: 2 2B: 0 3B: 0 HR: 1 | SF: 1 SAC: 0 DP: 1 HBP: 0 | WP: 0 PA: 32 PB: 0 SB: 1 CS: 0 | | | |
| PITCHER Eddie Fisher, R (1, 1) ERA: 4.31 | IP: 9.0 WLS: W BF: 32 | H: 3 R: 2 ER: 2 SO: 6 | BB: 1 IBB: 0 HBP: 0 BLK: 0 | WP: 0 HR: 1 S: 43 P: 47 | ERA: 2.00 WHIP: 0.444 | PITCHER | | | | | | | | | | IP: 9.0 WLS: W BF: 32 | H: 3 R: 2 ER: 2 SO: 6 | BB: 1 IBB: 0 HBP: 0 BLK: 0 | WP: 0 HR: 1 S: 43 P: 47 | ERA: 2.00 WHIP: 0.444 |

| Batter | 1 | 2 | 3 | 4 | 5 | 6 | 7 | 8 | 9 | AB | R | H | RBI | BB | SO | LOB | BOTTOM | | | |
|---|------------------------------|---------------------------------|-------------------------------------|----------------------------------|------------------------------|----------------------------------|------------------------------|---------------------------------|------------------------------|----------------------------------|------------------------------|----------------------------------|------------------------------|---------------------------------|------------------------------|---------------------------------|---|-------------------------------------|--|--------------------------|
| Jim Landis, R (1, 8) OBP: 0.316, SLG: 0.378 | 1-3 | 6-3 | | FC5-4 1-2f 2-3 | | 1B BB | | 5-3 | | 4 | 1 | 0 | 0 | 1 | 0 | 3 | <p>Baltimore Orioles @ Chicago White Sox Comiskey Park, Chicago, IL Wed Sep 11, 1963, 8:05 PM EDT Att: 7,154 - Unknown</p> <p>livebaseballscores.com</p> <p>AB 32 R 3 H 9 RBI 3 BB 5 SO 4 LOB 19</p>  | | | |
| Floyd Robinson, L (1, 9) OBP: 0.334, SLG: 0.412 | WP 1B | | F4 | 5-3 | | 1B 1B | | 4-3 | | 5 | 0 | 2 | 0 | 0 | 0 | 2 | | | | |
| Dave Nicholson, R (1, 7) OBP: 0.334, SLG: 0.430 | 4-0 BB BB | | | | | | | | | 3 | 1 | 2 | 2 | 1 | 1 | 0 | | | | |
| Mike Hershberger, R (7, 9) OBP: 0.334, SLG: 0.351 | 1-2 BB | | HR | | | 1-2 2-H 1B | | | | 0 | 0 | 0 | 0 | 0 | 0 | 0 | | | | |
| Jim Lemon, R (1, 3) OBP: 0.306, SLG: 0.289 | F9 | | | | | F9 | | | | 3 | 0 | 0 | 0 | 1 | 1 | 4 | | | | |
| Tom McCraw, L (7, 3) OBP: 0.305, SLG: 0.384 | | | | | | | | | | 0 | 0 | 0 | 0 | 0 | 0 | 0 | | | | |
| Pete Ward, L (1, 5) OBP: 0.345, SLG: 0.475 | 4-3 | | K | | | | | SH5-3 2B | | 4 | 0 | 2 | 0 | 0 | 1 | 3 | | | | |
| Ron Hansen, R (1, 6) OBP: 0.314, SLG: 0.342 | | 1-3 | F8 | | | SH5-3 1B | | SH5-3 2-3 | | 2 | 0 | 0 | 0 | 1 | 0 | 1 | | | | |
| Nellie Fox, L (1, 4) OBP: 0.306, SLG: 0.315 | | 1-3 | | 1B FC1-5 BB | | 4-3 | | 4-3 | | 3 | 0 | 0 | 0 | 1 | 0 | 3 | | | | |
| Cam Carreon, R (1, 2) OBP: 0.324, SLG: 0.350 | | | | FC5-4 FC1-5 1B | | 6-3 | | F9 | | 3 | 1 | 2 | 1 | 0 | 0 | 0 | | | | |
| J.C. Martin, L (7, 2) OBP: 0.259, SLG: 0.276 | | HR | | | | | | | | 1 | 0 | 0 | 0 | 0 | 0 | 1 | | | | |
| Eddie Fisher, R (1, 1) OBP: 0.206, SLG: 0.156 | | 1B | | FC1-5 FC5-4 | | K | | F8 | | 4 | 0 | 1 | 0 | 0 | 1 | 2 | | | | |
| Inning Stats | R: 0 E: 0 K: 0 S: 4 | H: 1 LOB: 2 BB: 1 P: 8 | R: 1 E: 0 K: 0 S: 5 | H: 2 LOB: 1 BB: 0 P: 5 | R: 1 E: 0 K: 1 S: 6 | H: 1 LOB: 1 BB: 1 P: 10 | R: 0 E: 0 K: 0 S: 4 | H: 1 LOB: 2 BB: 1 P: 8 | R: 0 E: 0 K: 2 S: 8 | H: 1 LOB: 2 BB: 1 P: 12 | R: 1 E: 0 K: 1 S: 7 | H: 2 LOB: 1 BB: 1 P: 11 | R: 0 E: 0 K: 0 S: 4 | H: 1 LOB: 1 BB: 0 P: 4 | R: 0 E: 0 K: 0 S: 3 | H: 0 LOB: 0 BB: 0 P: 3 | 1B: 5 2B: 2 3B: 0 HR: 2 | SF: 0 SAC: 1 DP: 0 HBP: 0 | WP: 1 PA: 38 PB: 0 SB: 0 CS: 0 | |
| PITCHER Mike McCormick, L (1, 1) ERA: 4.35 | IP: 7.0 WLS: L BF: 35 | H: 9 R: 3 ER: 3 SO: 4 | BB: 4 IBB: 1 HBP: 0 BLK: 0 | WP: 0 HR: 2 S: 38 P: 58 | ERA: 3.86 WHIP: 1.857 | PITCHER | | | | | | | | | | IP: 1.0 WLS: 3 BF: 3 | H: 0 R: 0 ER: 0 SO: 0 | BB: 0 IBB: 0 HBP: 0 BLK: 0 | WP: 0 HR: 0 S: 3 P: 3 | ERA: 0.00 WHIP: 0.000 |


| Batter | 1 | 2 | 3 | 4 | 5 | 6 | 7 | 8 | 9 | AB | R | H | RBI | BB | SO | LOB | TOP | | | |
|---|---|-------------------------------------|----------------------------------|---------------------------------|------------------------------|---------------------------------|------------------------------|----------------------------------|------------------------------|---------------------------------|------------------------------|---------------------------------|------------------------------|---------------------------------|------------------------------|---------------------------------|--|-------------------------------------|----------------------------------|--------------------------|
| Luis Aparicio, R (1, 6) OBP: 0.298, SLG: 0.339 | 6-3 | | 2H 3B | | 4-0 BB | | | F3 | | 3 | 0 | 1 | 1 | 1 | 0 | 0 | <p>Baltimore Orioles @ Detroit Tigers Tiger Stadium, Detroit, MI Fri Sep 13 1963, 7:05 PM EDT Att: 10,760 - Unknown</p> | | | |
| Bob Saverine, S (1, 4) OBP: 0.307, SLG: 0.233 | 3-1 | | 4-3 | | 4-3 | | | G3 1B | | 4 | 0 | 1 | 0 | 0 | 0 | 2 | | | | |
| Russ Snyder, L (1, 8) OBP: 0.327, SLG: 0.371 | E1 1B | | 1-3 | | | 0-3 K | | G3 | | 4 | 0 | 1 | 0 | 0 | 1 | 2 | | | | |
| Boog Powell, L (1, 7) OBP: 0.331, SLG: 0.467 | 6-3 | | | 4-0 BB BB | | 6-3 | | IBB | | 2 | 0 | 0 | 0 | 2 | 0 | 1 | | | | |
| John Orsino, R (1, 2) OBP: 0.349, SLG: 0.481 | | 4-0 G4-6-3 BB | | 0-0 F4 | | 0-0 F8 | | 1-3 | | 3 | 0 | 0 | 0 | 1 | 0 | 3 | | | | |
| Jim Gentile, L (1, 3) OBP: 0.341, SLG: 0.419 | | 0-0 G4-6-3 1-2 | | 4-0 G5-3 BB | | 0-3 K | | 4-3 | | 3 | 0 | 0 | 0 | 1 | 1 | 1 | | | | |
| Jackie Brandt, R (1, 9) OBP: 0.302, SLG: 0.398 | | 0-3 K | | 0-0 G5-3 1-2 | | 0-0 G3 | | BB | | 3 | 0 | 0 | 0 | 1 | 1 | 2 | | | | |
| Brooks Robinson, R (1, 5) OBP: 0.305, SLG: 0.368 | | | 0-0 SH1-4 3B 1B | | 4-3 | | 0-0 HR | F8 | | 4 | 2 | 2 | 1 | 0 | 0 | 1 | | | | |
| Steve Barber, L (1, 1) OBP: 0.172, SLG: 0.202 | | | 0-0 SH1-4 | | 0-0 L4 | | 0-0 L9 | 0-3 K | | 3 | 0 | 0 | 0 | 0 | 1 | 1 | | | | |
| Stu Miller, R (9, 1) OBP: 0.357, SLG: 0.571 | | | 1-2 | | | | | | | 0 | 0 | 0 | 0 | 0 | 0 | 0 | | | | |
| Inning Stats | R: 0 E: 1 K: 0 S: 4 | H: 1 LOB: 1 BB: 0 P: 4 | R: 0 E: 0 K: 1 S: 4 | H: 0 LOB: 0 BB: 1 P: 8 | R: 1 E: 0 K: 0 S: 5 | H: 2 LOB: 1 BB: 0 P: 5 | R: 0 E: 0 K: 0 S: 2 | H: 0 LOB: 1 BB: 2 P: 10 | R: 0 E: 0 K: 1 S: 3 | H: 0 LOB: 0 BB: 0 P: 5 | R: 1 E: 0 K: 1 S: 6 | H: 1 LOB: 0 BB: 0 P: 6 | R: 0 E: 0 K: 0 S: 4 | H: 1 LOB: 2 BB: 1 P: 8 | R: 0 E: 0 K: 1 S: 5 | H: 0 LOB: 1 BB: 1 P: 9 | 1B: 3 2B: 0 3B: 1 HR: 1 | SF: 0 SAC: 1 DP: 2 HBP: 0 | WP: 0 PB: 0 SB: 0 CS: 0 | PA: 36 |
| PITCHER Phil Regan, R (1, 1) ERA: 3.63 | IP: 9.0 WLS: W BF: 36 H: 5 R: 2 ER: 2 SO: 4 | BB: 5 IBB: 1 HBP: 0 BLK: 0 | WP: 0 HR: 1 S: 38 P: 62 | ERA: 2.00 WHIP: 1.111 | PITCHER | | | | | | | | | | | | IP: 9.0 WLS: W BF: 36 H: 5 R: 2 ER: 2 SO: 4 | BB: 5 IBB: 1 HBP: 0 BLK: 0 | WP: 0 HR: 1 S: 38 P: 62 | ERA: 2.00 WHIP: 1.111 |

| Batter | 1 | 2 | 3 | 4 | 5 | 6 | 7 | 8 | 9 | AB | R | H | RBI | BB | SO | LOB | BOTTOM | | | | | | | |
|---|---|-------------------------------------|----------------------------------|-----------------------------------|------------------------------|---------------------------------|------------------------------|---------------------------------|------------------------------|---------------------------------|------------------------------|---------------------------------|------------------------------|---------------------------------|------------------------------|---------------------------------|--|-------------------------------------|----------------------------------|------------------------------------|----------------------------------|--------|--|--|
| George Thomas, R (1, 8) OBP: 0.283, SLG: 0.340 | 5-3 | | FC1-6 1B | | 0-0 F8 | | 5-3 | | 0-0 SF8 | 4 | 0 | 1 | 1 | 0 | 0 | 0 | <p>Baltimore Orioles @ Detroit Tigers Tiger Stadium, Detroit, MI Fri Sep 13 1963, 7:05 PM EDT Att: 10,760 - Unknown</p> | | | | | | | |
| Dick McAuliffe, L (1, 6) OBP: 0.347, SLG: 0.407 | 4-0 FC6-4 BB | | FC1-6 1-2 | | 0-0 2B 1B | | 4-3 | | 3-H | 3 | 1 | 1 | 0 | 1 | 0 | 1 | | | | | | | | |
| Al Kaline, R (1, 9) OBP: 0.376, SLG: 0.508 | 0-0 FC6-4 1-2 | | 0-3 K | | 0-0 1-H 2B | | 4-0 G5-4-3 BB | | | 3 | 0 | 1 | 1 | 1 | 1 | 2 | | | | | | | | |
| Rocky Colavito, R (1, 7) OBP: 0.363, SLG: 0.441 | 0-0 L7 | | | 0-0 1B 1B | 4-0 IBB | | 0-0 F8 | | | 3 | 1 | 1 | 0 | 1 | 0 | 2 | | | | | | | | |
| Bubba Phillips, R (1, 5) OBP: 0.282, SLG: 0.315 | | 0-0 F5 | | 0-0 1B 1-2 1B | 0-0 F7 | | 0-0 G5-4-3 1-2 | | | 4 | 0 | 1 | 0 | 0 | 0 | 3 | | | | | | | | |
| Bill Freehan, R (1, 3) OBP: 0.343, SLG: 0.394 | | 4-0 BB | | 0-3 K | | 0-0 G1-6-3 1B | | 6-3 | | 3 | 0 | 1 | 0 | 1 | 1 | 2 | | | | | | | | |
| Gus Triandos, R (1, 2) OBP: 0.316, SLG: 0.397 | | 0-0 F2 | | 0-0 G1-6-3 1-3 2-H 1B | | 0-0 G1-6-3 1-2 | | 1B SF8 1B | | 4 | 0 | 2 | 1 | 0 | 0 | 2 | | | | | | | | |
| Gates Brown, L (9, PR) OBP: 0.338, SLG: 0.380 | | | | 1-3 2-H 1B | | 1-2 | | 1B | | 0 | 1 | 0 | 0 | 0 | 0 | 0 | | | | | | | | |
| George Smith, R (1, 4) OBP: 0.280, SLG: 0.286 | | 0-3 K | | 0-0 G1-6-3 1-2 | | 0-0 6-3 | | IBB 1B | | 4 | 0 | 1 | 0 | 0 | 1 | 3 | | | | | | | | |
| Phil Regan, R (1, 1) OBP: 0.177, SLG: 0.190 | | | | 0-0 6-3 | | 0-0 4-3 | | 4-0 IBB | | 3 | 0 | 0 | 0 | 0 | 1 | 0 | | | | | | | | |
| Willie Horton, R (9, PH) OBP: 1.000, SLG: 1.000 | | | | | | | | 1-2 IBB | | 0 | 0 | 0 | 0 | 0 | 0 | 0 | | | | | | | | |
| Bill Bruton, L (9, PH) OBP: 0.347, SLG: 0.388 | | | | | | | | 0-0 K | | 0 | 0 | 0 | 0 | 1 | 0 | 0 | | | | | | | | |
| Inning Stats | R: 0 E: 0 K: 0 S: 3 | H: 0 LOB: 1 BB: 1 P: 7 | R: 0 E: 0 K: 1 S: 5 | H: 0 LOB: 1 BB: 1 P: 9 | R: 0 E: 0 K: 1 S: 6 | H: 1 LOB: 1 BB: 0 P: 6 | R: 1 E: 0 K: 1 S: 7 | H: 3 LOB: 1 BB: 0 P: 7 | R: 1 E: 0 K: 0 S: 5 | H: 2 LOB: 2 BB: 1 P: 9 | R: 0 E: 0 K: 0 S: 3 | H: 1 LOB: 0 BB: 0 P: 3 | R: 0 E: 0 K: 1 S: 5 | H: 0 LOB: 0 BB: 0 P: 5 | R: 0 E: 0 K: 0 S: 2 | H: 0 LOB: 1 BB: 1 P: 6 | R: 1 E: 0 K: 0 S: 4 | H: 2 LOB: 2 BB: 1 P: 8 | 1B: 8 2B: 1 3B: 0 HR: 0 | SF: 1 SAC: 0 DP: 3 HBP: 0 | WP: 0 PB: 0 SB: 0 CS: 0 | PA: 37 | | |
| PITCHER Steve Barber, L (1, 1) ERA: 2.69 | IP: 8.1 WLS: L BF: 35 H: 9 R: 3 ER: 3 SO: 4 | BB: 3 IBB: 1 HBP: 0 BLK: 0 | WP: 0 HR: 0 S: 39 P: 55 | ERA: 3.24 WHIP: 1.440 | PITCHER | | | | | | | | | | | | IP: 8.1 WLS: L BF: 35 H: 9 R: 3 ER: 3 SO: 4 | BB: 3 IBB: 1 HBP: 0 BLK: 0 | WP: 0 HR: 0 S: 39 P: 55 | ERA: 3.24 WHIP: 1.440 | | | | |
| Stu Miller, R (9, 1) ERA: 2.3 | 0.1 | 2 | 0 | 0 | 0 | 0 | 0 | 0 | 1 | 5 | 0.00 | 0.000 | | | | | | | | | | | | |

AB 29
R 2
H 5
RBI 2
BB 6
SO 4
LOB 13



AB 31
R 3
H 9
RBI 3
BB 5
SO 4
LOB 15



| Batter | 1 | 2 | 3 | 4 | 5 | 6 | 7 | 8 | 9 | AB | R | H | RBI | BB | SO | LOB | TOP | | | |
|---|------------------------------|---------------------------------|-------------------------------------|----------------------------------|------------------------------|---------------------------------|------------------------------|---------------------------------|------------------------------|----------------------------------|------------------------------|---------------------------------|------------------------------|---------------------------------|------------------------------|----------------------------------|---|-------------------------------------|----------------------------------|--------------------------|
| Luis Aparicio, R OBP: 0.296, SLG: 0.335 (1, 6) | L7 | | 4-3 | | | F6 | | F7 | | 4 | 0 | 0 | 0 | 0 | 0 | 2 | <p>Baltimore Orioles @ Detroit Tigers</p> <p>Tiger Stadium, Detroit, MI</p> <p>Sun Sep 15 1963, 4:33 AM EDT</p> <p>Att: 7,817 - Unknown</p> | | | |
| Russ Snyder, L OBP: 0.323, SLG: 0.368 (1, 8) (9, 7) | F8 | | | K | | 4-3 | | | 4-3 | 4 | 0 | 0 | 0 | 0 | 1 | 0 | | | | |
| Boog Powell, L OBP: 0.328, SLG: 0.460 Jerry Adair, R OBP: 0.241, SLG: 0.345 (1, 7) (9, 4) | 3-1 | | | L9 | | 3-1 | | | FC5-4 BB | 3 | 0 | 0 | 0 | 1 | 0 | 0 | | | | |
| John Orsino, R OBP: 0.347, SLG: 0.483 (1, 2) | | L7 | | F6 | | | K | | FC5-4 BB | 4 | 0 | 0 | 0 | 0 | 1 | 1 | | | | |
| Jim Gentile, L OBP: 0.342, SLG: 0.423 (1, 3) | | K | | | HR | | 3-1 | | BB | 3 | 1 | 1 | 1 | 1 | 1 | 0 | | | | |
| Brooks Robinson, R OBP: 0.304, SLG: 0.369 (1, 5) | | 1-3 | | | 1B WP BB | | 5-3 | | K | 3 | 1 | 0 | 0 | 1 | 1 | 2 | | | | |
| Al Smith, R OBP: 0.337, SLG: 0.409 Jackie Brandt, R OBP: 0.302, SLG: 0.397 (1, 9) (8, 9) | | | K | | B3-6-4 1B WP | | | L7 | | 3 | 0 | 1 | 0 | 0 | 1 | 0 | | | | |
| Bob Saverine, S OBP: 0.319, SLG: 0.246 (1, 4) (9, 8) | | | | | BB | | | | 2B | 1 | 0 | 1 | 0 | 2 | 0 | 0 | | | | |
| Mitt Pappas, R OBP: 0.151, SLG: 0.211 Fred Valentine, S OBP: 0.410, SLG: 0.333 Stu Miller, R OBP: 0.357, SLG: 0.571 (1, 1) (8, PH) (8, 1) | | | 6-3 | | B3-6-4 1-2 3-H BB | | | F5 | | 2 | 0 | 0 | 0 | 0 | 0 | 3 | | | | |
| | | | 1-2 | | 1-2 2-3F | | | | | 1 | 0 | 0 | 0 | 0 | 0 | 1 | | | | |
| | | | | | | | | | | 0 | 0 | 0 | 0 | 0 | 0 | 0 | | | | |
| Inning Stats | R: 0 E: 0 K: 0 S: 3 | H: 0 LOB: 0 BB: 0 P: 3 | R: 0 E: 0 K: 1 S: 5 | H: 0 LOB: 0 BB: 0 P: 5 | R: 0 E: 0 K: 1 S: 5 | H: 0 LOB: 0 BB: 0 P: 9 | R: 0 E: 0 K: 1 S: 5 | H: 0 LOB: 0 BB: 0 P: 5 | R: 2 E: 0 K: 0 S: 3 | H: 2 LOB: 0 BB: 2 P: 11 | R: 0 E: 0 K: 0 S: 3 | H: 0 LOB: 0 BB: 0 P: 3 | R: 0 E: 0 K: 1 S: 5 | H: 1 LOB: 1 BB: 0 P: 4 | R: 0 E: 0 K: 1 S: 5 | H: 0 LOB: 2 BB: 2 P: 13 | 1B: 1 2B: 1 3B: 1 HR: 1 | SF: 0 SAC: 0 DP: 0 HBP: 0 | WP: 1 PB: 0 SB: 0 CS: 0 | PA: 33 |
| PITCHER Frank Lary, R ERA: 3.22 (1, 1) | IP: 9.0 WLS: L BF: 33 | H: 3 R: 2 ER: 2 SO: 5 | BB: 5 IBB: 0 HBP: 0 BLK: 0 | WP: 1 HR: 1 S: 38 P: 58 | ERA: 2.00 WHIP: 0.889 | PITCHER | | | | | | | | | | IP: 9.0 WLS: L BF: 33 | H: 3 R: 2 ER: 2 SO: 5 | BB: 5 IBB: 0 HBP: 0 BLK: 0 | WP: 1 HR: 1 S: 38 P: 58 | ERA: 2.00 WHIP: 0.889 |

AB 28
R 2
H 3
RBI 1
BB 5
SO 5
LOB 9



| Batter | 1 | 2 | 3 | 4 | 5 | 6 | 7 | 8 | 9 | AB | R | H | RBI | BB | SO | LOB | BOTTOM | | | | | |
|--|------------------------------|---------------------------------|-------------------------------------|----------------------------------|------------------------------|---------------------------------|------------------------------|---------------------------------|------------------------------|---------------------------------|------------------------------|----------------------------------|------------------------------|---------------------------------|------------------------------|---------------------------------|---|-------------------------------------|----------------------------------|------------------------------------|----------------------------------|--------|
| Bill Bruton, L OBP: 0.342, SLG: 0.381 (1, 8) | 4-3 | | 1-3 | | K | | 4-3 | | | 4 | 0 | 0 | 0 | 0 | 1 | 3 | <p>Baltimore Orioles @ Detroit Tigers</p> <p>Tiger Stadium, Detroit, MI</p> <p>Sun Sep 15 1963, 4:33 AM EDT</p> <p>Att: 7,817 - Unknown</p> | | | | | |
| Dick McAuliffe, L OBP: 0.344, SLG: 0.403 (1, 6) | L7 | | 3-1 | | | F9 L4-3 1B | | 3-1 | | 4 | 0 | 1 | 0 | 0 | 0 | 1 | | | | | | |
| Al Kaline, R OBP: 0.373, SLG: 0.501 (1, 9) | L5-3 | | | L5-3 | | L4-3 | | L7 | | 4 | 0 | 0 | 0 | 0 | 0 | 1 | | | | | | |
| Rocky Colavito, R OBP: 0.363, SLG: 0.439 (1, 7) | | | | F4 | | BB | | 1B | | 3 | 0 | 2 | 0 | 1 | 0 | 0 | | | | | | |
| Norm Cash, L OBP: 0.381, SLG: 0.463 (1, 3) | | K | | | HR | F9 | | K | | 4 | 1 | 1 | 1 | 0 | 2 | 4 | | | | | | |
| Bubba Phillips, R OBP: 0.277, SLG: 0.309 (1, 5) | | | K | | K | | K | | F6 | 4 | 0 | 0 | 0 | 0 | 3 | 3 | | | | | | |
| Gus Triandos, R OBP: 0.314, SLG: 0.403 Gates Brown, L OBP: 0.346, SLG: 0.380 (1, 2) (9, PR) | | F7 | | | F9 | | 6-3 | | FC4-6 1B | 4 | 0 | 1 | 0 | 0 | 0 | 1 | | | | | | |
| Don Wert, R OBP: 0.321, SLG: 0.365 (1, 4) | | | | SH1-4 2B | | 1B | | FC4-6 FC6-4 | 3 | 0 | 2 | 0 | 1 | 0 | 1 | 1 | | | | | | |
| Frank Lary, R OBP: 0.250, SLG: 0.286 Willie Horton, R OBP: 0.667, SLG: 1.667 (1, 1) (9, PH) | | | SH1-4 | | K | | B2 | | FC6-4 | 2 | 0 | 0 | 0 | 0 | 1 | 2 | | | | | | |
| | | | 2-3 | | | | | | | 1 | 0 | 0 | 0 | 0 | 0 | 1 | | | | | | |
| Inning Stats | R: 0 E: 0 K: 0 S: 3 | H: 0 LOB: 0 BB: 0 P: 3 | R: 0 E: 0 K: 2 S: 8 | H: 1 LOB: 1 BB: 0 P: 8 | R: 0 E: 0 K: 0 S: 4 | H: 1 LOB: 1 BB: 0 P: 4 | R: 1 E: 0 K: 1 S: 6 | H: 1 LOB: 0 BB: 0 P: 6 | R: 0 E: 0 K: 2 S: 8 | H: 1 LOB: 1 BB: 0 P: 8 | R: 0 E: 0 K: 1 S: 6 | H: 1 LOB: 2 BB: 1 P: 10 | R: 0 E: 0 K: 1 S: 6 | H: 0 LOB: 1 BB: 1 P: 7 | R: 0 E: 0 K: 1 S: 6 | H: 1 LOB: 1 BB: 0 P: 6 | R: 0 E: 0 K: 0 S: 4 | H: 1 LOB: 1 BB: 0 P: 4 | 1B: 5 2B: 1 3B: 0 HR: 1 | SF: 0 SAC: 1 DP: 0 HBP: 0 | WP: 0 PB: 0 SB: 0 CS: 0 | PA: 36 |
| PITCHER Mitt Pappas, R ERA: 2.83 Stu Miller, R ERA: 2.26 (1, 1) (8, 1) | IP: 7.0 WLS: W BF: 28 | H: 5 R: 1 ER: 1 SO: 6 | BB: 2 IBB: 0 HBP: 0 BLK: 0 | WP: 0 HR: 1 S: 38 P: 46 | ERA: 1.29 WHIP: 1.000 | PITCHER | | | | | | | | | | IP: 2.0 WLS: S BF: 8 | H: 2 R: 0 ER: 0 SO: 1 | BB: 0 IBB: 0 HBP: 0 BLK: 0 | WP: 0 HR: 0 S: 10 P: 10 | ERA: 0.00 WHIP: 1.000 | | |



| Batter | 1 | 2 | 3 | 4 | 5 | 6 | 7 | 8 | 9 | AB | R | H | RBI | BB | SO | LOB | TOP | | | | | |
|---|---|---------------------------------|------------------------------|----------------------------------|------------------------------|---------------------------------|------------------------------|---------------------------------|------------------------------|---------------------------------|------------------------------|----------------------------------|------------------------------|---------------------------------|------------------------------|---------------------------------|---|---------------------------------|----------------------------------|------------------------------------|----------------------------------|--------|
| Luis Aparicio, R OBP: 0.294, SLG: 0.333 (1, 6) | 6-3 | | SH1-4 | | F6 | | F7 | G3 | | 4 | 0 | 0 | 0 | 0 | 0 | 3 | <p>Baltimore Orioles @ Los Angeles Angels Dodger Stadium, Los Angeles, CA Wed Sep 18 1963, 7:05 PM PDT Unknown</p> | | | | | |
| Russ Snyder, L OBP: 0.322, SLG: 0.366 (1, 8) | 1-3 | | F6 | | | 1B WP 1B | K | | 6-3 | 5 | 1 | 1 | 0 | 0 | 1 | 1 | | | | | | |
| Boog Powell, L Jackie Brandt, R OBP: 0.329, SLG: 0.462 (7, PR) OBP: 0.303, SLG: 0.399 (7, 7) | F7 | | F8 | | | FC3-6 1B WP 1B | | | | 4 | 1 | 2 | 0 | 0 | 0 | 1 | | | | | | |
| John Orsino, R OBP: 0.345, SLG: 0.477 (1, 2) | | F8 | | K | | FC3-6 1B BB | F7 | | F3 | 4 | 0 | 0 | 0 | 1 | 1 | 2 | | | | | | |
| Jim Gentile, L OBP: 0.342, SLG: 0.420 (1, 3) | | F9 BB BB | | F9 | | FC3-6 1B BB | | G3 | | 3 | 1 | 0 | 0 | 2 | 0 | 3 | | | | | | |
| Brooks Robinson, R OBP: 0.304, SLG: 0.367 (1, 5) | | | | F8 | | F4 | | SH1-4 | | 2 | 0 | 0 | 0 | 1 | 0 | 2 | | | | | | |
| Sam Bowers, R OBP: 0.235, SLG: 0.188 (1, 9) | | F9 | | | E5 G3 | BB 1B | | E5 FC6-4 | | 4 | 0 | 1 | 1 | 0 | 0 | 3 | | | | | | |
| Bob Saverine, S OBP: 0.317, SLG: 0.241 (1, 4) | | L7 | | | F7 | | | FC6-4 1B | | 3 | 0 | 0 | 0 | 1 | 0 | 5 | | | | | | |
| Steve Barber, L Bob Johnson, R Dick Hall, R OBP: 0.178, SLG: 0.198 (8, PH) OBP: 0.349, SLG: 0.448 (8, 1) OBP: 0.440, SLG: 0.600 (8, 1) | | | SH1-4 BB | | G3 | K | | | | 2 | 0 | 0 | 0 | 1 | 1 | 4 | | | | | | |
| | | | | | | | | | | 1 | 0 | 1 | 1 | 0 | 0 | 0 | | | | | | |
| | | | | | | | | | | 0 | 0 | 0 | 0 | 0 | 0 | 0 | | | | | | |
| Inning Stats | R: 0 E: 0 K: 0 S: 3 | H: 0 LOB: 0 BB: 0 P: 3 | R: 0 E: 0 K: 0 S: 3 | H: 0 LOB: 2 BB: 2 P: 11 | R: 0 E: 0 K: 0 S: 3 | H: 0 LOB: 1 BB: 1 P: 7 | R: 0 E: 0 K: 1 S: 5 | H: 0 LOB: 0 BB: 0 P: 5 | R: 0 E: 1 K: 0 S: 4 | H: 0 LOB: 1 BB: 0 P: 4 | R: 2 E: 0 K: 1 S: 8 | H: 3 LOB: 3 BB: 2 P: 16 | R: 0 E: 0 K: 1 S: 6 | H: 1 LOB: 1 BB: 0 P: 6 | R: 1 E: 1 K: 0 S: 5 | H: 1 LOB: 2 BB: 1 P: 9 | R: 0 E: 0 K: 0 S: 4 | H: 1 LOB: 1 BB: 0 P: 4 | 1B: 5 2B: 1 3B: 0 HR: 0 | SF: 0 SAC: 2 DP: 0 HBP: 0 | WP: 1 PB: 0 SB: 0 CS: 0 | PA: 41 |
| PITCHER | IP WLS BF H R ER SO BB IBB HBP BLK WP HR S P ERA WHIP | | | | | | | | | | | | | | | | | | | | | |
| Aubrey Gatewood, R ERA: 1.69 (1, 1) | 7.0 L 31 4 2 2 3 5 0 0 0 0 1 0 32 52 2.57 1.286 | | | | | | | | | | | | | | | | | | | | | |
| Dan Osinski, R ERA: 3.24 (8, 1) | 2.0 10 2 1 0 0 1 0 0 0 0 0 0 9 13 0.00 1.500 | | | | | | | | | | | | | | | | | | | | | |

| Batter | 1 | 2 | 3 | 4 | 5 | 6 | 7 | 8 | 9 | AB | R | H | RBI | BB | SO | LOB | BOTTOM | | | | | |
|--|---|---------------------------------|------------------------------|---------------------------------|------------------------------|---------------------------------|------------------------------|---------------------------------|------------------------------|---------------------------------|------------------------------|----------------------------------|------------------------------|---------------------------------|------------------------------|---------------------------------|---|---------------------------------|----------------------------------|------------------------------------|----------------------------------|--------|
| Albie Pearson, L OBP: 0.412, SLG: 0.406 (1, 8) | 3-1 | | F9 | | 3-1 | | | F9 | | 4 | 0 | 0 | 0 | 0 | 0 | 1 | <p>Baltimore Orioles @ Los Angeles Angels Dodger Stadium, Los Angeles, CA Wed Sep 18 1963, 7:05 PM PDT Unknown</p> | | | | | |
| Jim Fregosi, R OBP: 0.323, SLG: 0.417 (1, 6) | | | F7 | | | FC5-4 1B | | 5-3 | | 4 | 0 | 2 | 0 | 0 | 0 | 0 | | | | | | |
| Charlie Dees, L OBP: 0.352, SLG: 0.392 (1, 3) | F6 | | G3 | | | FC5-4 1B | | 5-3 | | 4 | 0 | 0 | 0 | 0 | 0 | 2 | | | | | | |
| Felix Torres, R OBP: 0.314, SLG: 0.366 (1, 5) | K | | | K | | K | | | F5 | 4 | 0 | 0 | 0 | 0 | 3 | 2 | | | | | | |
| Billy Moran, R OBP: 0.308, SLG: 0.379 (1, 4) | | K | | 6-3 | | | | 1-3 | | 3 | 0 | 0 | 0 | 1 | 1 | 0 | | | | | | |
| Bob Perry, R Leon Wagner, L OBP: 0.300, SLG: 0.350 (9, PH) OBP: 0.356, SLG: 0.457 (9, PH) | | 1B 1B 1B | | F9 | | F9 | | | F4 | 3 | 1 | 1 | 0 | 0 | 0 | 2 | | | | | | |
| Buck Rodgers, S OBP: 0.306, SLG: 0.299 (1, 2) | | 1B K2-5 1B | | | F8 | | | F9 | | 3 | 0 | 1 | 0 | 0 | 0 | 0 | | | | | | |
| Ed Kirkpatrick, L OBP: 0.258, SLG: 0.321 (1, 7) | | 1B | | | | | | F2 | | 3 | 0 | 2 | 1 | 0 | 0 | 0 | | | | | | |
| Aubrey Gatewood, R Hank Foiles, R Dan Osinski, R OBP: 0.128, SLG: 0.111 (7, PH) OBP: 0.291, SLG: 0.410 (8, 1) OBP: 0.128, SLG: 0.111 (8, 1) | | K2-5 | | | K | | | F7 | | 2 | 0 | 0 | 0 | 0 | 2 | 3 | | | | | | |
| | | | | | | | | | | 1 | 0 | 0 | 0 | 0 | 0 | 0 | | | | | | |
| | | | | | | | | | | 0 | 0 | 0 | 0 | 0 | 0 | 0 | | | | | | |
| Inning Stats | R: 0 E: 0 K: 1 S: 6 | H: 1 LOB: 1 BB: 0 P: 6 | R: 1 E: 0 K: 2 S: 9 | H: 3 LOB: 0 BB: 0 P: 9 | R: 0 E: 0 K: 0 S: 3 | H: 0 LOB: 0 BB: 0 P: 3 | R: 0 E: 0 K: 1 S: 5 | H: 0 LOB: 0 BB: 0 P: 5 | R: 0 E: 0 K: 1 S: 6 | H: 1 LOB: 1 BB: 0 P: 6 | R: 0 E: 0 K: 1 S: 6 | H: 1 LOB: 2 BB: 1 P: 10 | R: 0 E: 0 K: 0 S: 3 | H: 0 LOB: 0 BB: 0 P: 3 | R: 0 E: 0 K: 0 S: 3 | H: 0 LOB: 0 BB: 0 P: 3 | R: 0 E: 0 K: 0 S: 3 | H: 0 LOB: 0 BB: 0 P: 3 | 1B: 4 2B: 3 3B: 0 HR: 0 | SF: 0 SAC: 0 DP: 1 HBP: 0 | WP: 0 PB: 0 SB: 1 CS: 0 | PA: 33 |
| PITCHER | IP WLS BF H R ER SO BB IBB HBP BLK WP HR S P ERA WHIP | | | | | | | | | | | | | | | | | | | | | |
| Steve Barber, L ERA: 2.65 (1, 1) | 7.0 W 27 6 1 1 6 1 0 0 0 0 0 0 38 42 1.29 1.000 | | | | | | | | | | | | | | | | | | | | | |
| Dick Hall, R ERA: 3.23 (8, 1) | 2.0 S 6 0 0 0 0 0 0 0 0 0 0 0 6 6 0.00 0.000 | | | | | | | | | | | | | | | | | | | | | |

| Batter | 1 | 2 | 3 | 4 | 5 | 6 | 7 | 8 | 9 | AB | R | H | RBI | BB | SO | LOB | TOP | | | | | |
|---|---|---------------------------------|------------------------------|---------------------------------|------------------------------|---------------------------------|------------------------------|---------------------------------|------------------------------|----------------------------------|------------------------------|----------------------------------|------------------------------|---------------------------------|------------------------------|---------------------------------|---|---------------------------------|----------------------------------|------------------------------------|----------------------------------|--------|
| Luis Aparicio, R (1, 6) OBP: 0.295, SLG: 0.335 | | | | | | | | | | 5 | 2 | 2 | 0 | 0 | 0 | 2 | <p>Baltimore Orioles @ Los Angeles Angels Dodger Stadium, Los Angeles, CA Wed Sep 18 1963, 7:05 PM PDT Att: 2,372 - Unknown</p> <p>AB 37 R 7 H 10 RBI 5 BB 2 SO 6 LOB 13</p> | | | | | |
| Russ Snyder, L (1, 8) OBP: 0.325, SLG: 0.369 | | | | | | | | | | 5 | 2 | 3 | 1 | 0 | 0 | 0 | | | | | | |
| Boog Powell, L (1, 7) OBP: 0.331, SLG: 0.475 | | | | | | | | | | 4 | 2 | 2 | 3 | 0 | 1 | 3 | | | | | | |
| Jackie Brandt, R (7, 7) OBP: 0.303, SLG: 0.398 | | | | | | | | | | 1 | 0 | 0 | 0 | 0 | 0 | 0 | | | | | | |
| Jim Gentile, L (1, 3) OBP: 0.341, SLG: 0.417 | | | | | | | | | | 3 | 0 | 0 | 1 | 1 | 0 | 0 | | | | | | |
| Brooks Robinson, R (1, 5) OBP: 0.302, SLG: 0.365 | | | | | | | | | | 4 | 0 | 0 | 0 | 0 | 0 | 2 | | | | | | |
| Sam Bowens, R (1, 9) OBP: 0.238, SLG: 0.250 | | | | | | | | | | 4 | 0 | 1 | 0 | 0 | 1 | 2 | | | | | | |
| Dick Brown, R (1, 2) OBP: 0.306, SLG: 0.321 | | | | | | | | | | 4 | 0 | 0 | 0 | 0 | 0 | 2 | | | | | | |
| Bob Saverine, S (1, 4) OBP: 0.321, SLG: 0.243 | | | | | | | | | | 3 | 0 | 1 | 0 | 1 | 2 | 0 | | | | | | |
| Mike McCormick, L (1, 1) OBP: 0.196, SLG: 0.227 | | | | | | | | | | 4 | 1 | 1 | 0 | 0 | 2 | 2 | | | | | | |
| George Brunet, R (8, 1) OBP: 0.357, SLG: 0.571 | | | | | | | | | | 0 | 0 | 0 | 0 | 0 | 0 | 0 | | | | | | |
| Stu Miller, R (8, 1) OBP: 0.357, SLG: 0.571 | | | | | | | | | | 0 | 0 | 0 | 0 | 0 | 0 | 0 | | | | | | |
| Inning Stats | R: 2 E: 1 K: 1 S: 8 | H: 2 LOB: 1 BB: 0 P: 8 | R: 0 E: 0 K: 0 S: 4 | H: 1 LOB: 1 BB: 0 P: 4 | R: 1 E: 0 K: 0 S: 4 | H: 1 LOB: 0 BB: 0 P: 4 | R: 0 E: 0 K: 1 S: 5 | H: 0 LOB: 0 BB: 0 P: 5 | R: 4 E: 1 K: 0 S: 7 | H: 4 LOB: 1 BB: 1 P: 11 | R: 0 E: 0 K: 2 S: 8 | H: 1 LOB: 1 BB: 0 P: 12 | R: 0 E: 0 K: 0 S: 4 | H: 1 LOB: 1 BB: 0 P: 4 | R: 0 E: 0 K: 2 S: 7 | H: 0 LOB: 0 BB: 0 P: 7 | R: 0 E: 0 K: 0 S: 3 | H: 0 LOB: 0 BB: 0 P: 3 | 1B: 6 2B: 2 3B: 0 HR: 2 | SF: 1 SAC: 0 DP: 0 HBP: 0 | WP: 0 PB: 0 SB: 0 CS: 0 | PA: 40 |
| PITCHER | IP WLS BF H R ER SO BB IBB HBP BLK WP HR S P ERA WHIP | | | | | | | | | | | | | | | | | | | | | |
| Ken McBride, R (1, 1) ERA: 3.26 | 4.0 L 20 7 6 4 2 0 0 0 0 0 0 1 24 24 9.00 1.750 | | | | | | | | | | | | | | | | | | | | | |
| Mel Nelson, L (5, 1) ERA: 5.4 | 0.0 2 1 1 1 0 1 0 0 0 0 0 1 1 5 ∞ ∞ | | | | | | | | | | | | | | | | | | | | | |
| Paul Foytack, R (5, 1) ERA: 4.7 | 2.0 8 1 0 0 2 1 0 0 0 0 0 0 11 15 0.00 1.000 | | | | | | | | | | | | | | | | | | | | | |
| Mike Lee, L (7, 1) ERA: 4.5 | 2.0 7 1 0 0 2 0 0 0 0 0 0 0 11 11 0.00 0.500 | | | | | | | | | | | | | | | | | | | | | |
| Fred Newman, R (9, 1) ERA: 5.44 | 1.0 3 0 0 0 0 0 0 0 0 0 0 0 3 3 0.00 0.000 | | | | | | | | | | | | | | | | | | | | | |

| Batter | 1 | 2 | 3 | 4 | 5 | 6 | 7 | 8 | 9 | AB | R | H | RBI | BB | SO | LOB | BOTTOM | | | | | |
|---|---|---------------------------------|------------------------------|---------------------------------|------------------------------|---------------------------------|------------------------------|----------------------------------|------------------------------|---------------------------------|------------------------------|----------------------------------|------------------------------|---------------------------------|------------------------------|----------------------------------|--|----------------------------------|----------------------------------|------------------------------------|----------------------------------|--------|
| Albie Pearson, L (1, 8) OBP: 0.412, SLG: 0.407 | | | | | | | | | | 5 | 0 | 2 | 1 | 0 | 0 | 2 | <p>Baltimore Orioles @ Los Angeles Angels Dodger Stadium, Los Angeles, CA Wed Sep 18 1963, 7:05 PM PDT Att: 2,372 - Unknown</p> <p>AB 36 R 5 H 9 RBI 5 BB 6 SO 8 LOB 27</p> | | | | | |
| Jim Fregosi, R (1, 6) OBP: 0.322, SLG: 0.415 | | | | | | | | | | 5 | 0 | 1 | 0 | 0 | 1 | 3 | | | | | | |
| Charlie Dees, L (1, 3) OBP: 0.356, SLG: 0.396 | | | | | | | | | | 3 | 1 | 2 | 0 | 0 | 1 | 1 | | | | | | |
| Lee Thomas, L (6, 3) OBP: 0.296, SLG: 0.311 | | | | | | | | | | 2 | 0 | 1 | 0 | 0 | 0 | 0 | | | | | | |
| Billy Moran, R (1, 4) OBP: 0.307, SLG: 0.379 | | | | | | | | | | 5 | 1 | 1 | 1 | 0 | 1 | 4 | | | | | | |
| Bob Perry, R (1, 9) OBP: 0.299, SLG: 0.348 | | | | | | | | | | 4 | 1 | 1 | 0 | 0 | 1 | 2 | | | | | | |
| Leon Wagner, L (9, PH) OBP: 0.355, SLG: 0.456 | | | | | | | | | | 1 | 0 | 0 | 0 | 0 | 0 | 1 | | | | | | |
| Tom Satriano, L (1, 5) OBP: 0.283, SLG: 0.179 | | | | | | | | | | 1 | 1 | 0 | 0 | 4 | 0 | 2 | | | | | | |
| Hank Foiles, R (1, 2) OBP: 0.311, SLG: 0.413 | | | | | | | | | | 2 | 1 | 1 | 2 | 2 | 0 | 1 | | | | | | |
| Bob Sadowski, L (9, PH) OBP: 0.312, SLG: 0.300 | | | | | | | | | | 1 | 0 | 0 | 0 | 0 | 1 | 2 | | | | | | |
| Ed Kirkpatrick, L (1, 7) OBP: 0.242, SLG: 0.300 | | | | | | | | | | 4 | 0 | 0 | 0 | 0 | 2 | 6 | | | | | | |
| Ken McBride, R (1, 1) OBP: 0.176, SLG: 0.264 | | | | | | | | | | 2 | 0 | 0 | 0 | 0 | 1 | 2 | | | | | | |
| Mel Nelson, L (5, 1) OBP: 0.105, SLG: 0.100 | | | | | | | | | | 0 | 0 | 0 | 0 | 0 | 0 | 0 | | | | | | |
| Paul Foytack, R (5, 1) OBP: 0.296, SLG: 0.211 | | | | | | | | | | 0 | 0 | 0 | 0 | 0 | 0 | 0 | | | | | | |
| Frank Kostroff, R (6, PH) OBP: 0.296, SLG: 0.289 | | | | | | | | | | 0 | 0 | 0 | 0 | 0 | 0 | 0 | | | | | | |
| Mike Lee, L (7, 1) OBP: 0.333, SLG: 0.366 | | | | | | | | | | 0 | 0 | 0 | 0 | 0 | 0 | 0 | | | | | | |
| Felix Torres, R (8, PH) OBP: 0.313, SLG: 0.366 | | | | | | | | | | 0 | 0 | 0 | 0 | 0 | 0 | 0 | | | | | | |
| Fred Newman, R (9, 1) OBP: 0.296, SLG: 0.250 | | | | | | | | | | 0 | 0 | 0 | 0 | 0 | 0 | 0 | | | | | | |
| Inning Stats | R: 0 E: 0 K: 1 S: 6 | H: 1 LOB: 1 BB: 0 P: 6 | R: 0 E: 0 K: 0 S: 3 | H: 0 LOB: 1 BB: 1 P: 7 | R: 0 E: 0 K: 1 S: 5 | H: 0 LOB: 0 BB: 0 P: 5 | R: 3 E: 0 K: 0 S: 7 | H: 4 LOB: 2 BB: 1 P: 11 | R: 0 E: 1 K: 1 S: 7 | H: 1 LOB: 2 BB: 0 P: 7 | R: 0 E: 0 K: 1 S: 6 | H: 1 LOB: 2 BB: 1 P: 10 | R: 0 E: 0 K: 0 S: 3 | H: 0 LOB: 0 BB: 0 P: 3 | R: 2 E: 0 K: 2 S: 8 | H: 1 LOB: 1 BB: 2 P: 16 | R: 0 E: 0 K: 2 S: 8 | H: 1 LOB: 2 BB: 1 P: 12 | 1B: 7 2B: 2 3B: 0 HR: 0 | SF: 1 SAC: 0 DP: 0 HBP: 0 | WP: 1 PB: 0 SB: 0 CS: 0 | PA: 43 |
| PITCHER | IP WLS BF H R ER SO BB IBB HBP BLK WP HR S P ERA WHIP | | | | | | | | | | | | | | | | | | | | | |
| Mike McCormick, L (1, 1) ERA: 4.47 | 7.0 W 34 7 5 5 4 5 0 0 0 0 0 0 37 57 6.43 1.714 | | | | | | | | | | | | | | | | | | | | | |
| George Brunet, L (8, 1) ERA: 6.35 | 0.2 3 1 0 0 1 0 0 0 0 0 1 0 5 5 0.00 1.500 | | | | | | | | | | | | | | | | | | | | | |
| Stu Miller, R (8, 1) ERA: 2.23 | 1.1 S 6 1 0 0 3 1 0 0 0 0 0 0 11 15 0.00 1.500 | | | | | | | | | | | | | | | | | | | | | |

| Batter | 1 | 2 | 3 | 4 | 5 | 6 | 7 | 8 | 9 | AB | R | H | RBI | BB | SO | LOB | TOP | | | | | |
|---|--|---------------------------------|------------------------------|---------------------------------|------------------------------|---------------------------------|------------------------------|---------------------------------|------------------------------|----------------------------------|------------------------------|---------------------------------|------------------------------|---------------------------------|------------------------------|---------------------------------|--|---------------------------------|----------------------------------|------------------------------------|----------------------------------|--------|
| Luis Aparicio, R OBP: 0.296, SLG: 0.336 (1, 6) | 5-3 | | S FC3-5 6-3 1B | | S 1B | | | F8 | | 4 | 1 | 2 | 0 | 0 | 0 | 0 | Baltimore Orioles @ Los Angeles Angels Dodger Stadium, Los Angeles, CA Thu Sep 19 1963, 3:33 AM PDT Att: 476 - Unknown livebaseballscorecards.com | | | | | |
| Bob Johnson, R OBP: 0.352, SLG: 0.447 (1, 3) | 6-3 | | FC3-5 S 1-2 2-3F | | 4-0 1B | | | 5-3 1B | | 3 | 0 | 1 | 0 | 1 | 0 | 2 | | | | | | |
| Al Smith, R OBP: 0.336, SLG: 0.406 (1, 7) | FC5-4 BB | | 6-3 | | 1-2 2-H | | F5 | 5-3 | | 3 | 0 | 0 | 1 | 1 | 0 | 4 | | | | | | |
| John Orsino, R OBP: 0.344, SLG: 0.473 Dick Brown, R OBP: 0.306, SLG: 0.321 (1, 2) (8, 2) | FC5-4 1-2 | | K | | 0-3 | | F7 | HBP | | 3 | 0 | 0 | 0 | 0 | 1 | 2 | | | | | | |
| Brooks Robinson, R OBP: 0.302, SLG: 0.363 (1, 5) | | 6-3 | | | 0-0 | | F9 | F3 | | 3 | 0 | 0 | 0 | 1 | 0 | 2 | | | | | | |
| Sam Bowens, R OBP: 0.200, SLG: 0.208 (1, 9) | | 5-3 | | | 0-3 | | 8-6 | 6-3 | | 4 | 0 | 0 | 0 | 0 | 1 | 1 | | | | | | |
| Jackie Brandt, R OBP: 0.302, SLG: 0.403 (1, 8) | | HR | | | 0-3 | | K | F8 | | 4 | 1 | 1 | 1 | 0 | 2 | 0 | | | | | | |
| Bob Saverine, S OBP: 0.314, SLG: 0.236 (1, 4) | | 5-3 | | | 0-0 | | F9 | K | | 4 | 0 | 0 | 0 | 0 | 1 | 0 | | | | | | |
| Dave McNally, R OBP: 0.154, SLG: 0.057 Herman Starrette, R Wes Stock, R (8, 1) (8, 1) | | | FC3-5 1B | | 0-3 | | K | 5-3 | | 3 | 0 | 1 | 0 | 0 | 1 | 0 | | | | | | |
| Inning Stats | R: 0 E: 0 K: 0 S: 3 | H: 0 LOB: 1 BB: 1 P: 7 | R: 1 E: 0 K: 0 S: 4 | H: 1 LOB: 0 BB: 0 P: 4 | R: 1 E: 0 K: 1 S: 7 | H: 2 LOB: 1 BB: 0 P: 7 | R: 0 E: 0 K: 2 S: 7 | H: 0 LOB: 0 BB: 0 P: 7 | R: 0 E: 0 K: 1 S: 6 | H: 1 LOB: 2 BB: 1 P: 10 | R: 0 E: 0 K: 0 S: 2 | H: 0 LOB: 0 BB: 1 P: 6 | R: 0 E: 0 K: 1 S: 5 | H: 0 LOB: 0 BB: 0 P: 5 | R: 0 E: 0 K: 0 S: 4 | H: 1 LOB: 2 BB: 0 P: 5 | R: 0 E: 0 K: 1 S: 5 | H: 0 LOB: 0 BB: 0 P: 5 | 1B: 4 2B: 1 3B: 0 HR: 1 | SF: 0 SAC: 0 DP: 1 HBP: 1 | WP: 0 PB: 0 SB: 3 CS: 0 | PA: 35 |
| PITCHER Bo Belinsky, L ERA: 5.53 (1, 1) | IP: 9.0 WLS: W BF: 35 H: 5 R: 2 ER: 2 SO: 6 BB: 3 IBB: 0 HBP: 1 BLK: 0 WP: 0 HR: 1 S: 43 P: 56 ERA: 2.00 WHIP: 0.889 | | | | | | | | | | | | | | | PITCHER | | | | | | |

| Batter | 1 | 2 | 3 | 4 | 5 | 6 | 7 | 8 | 9 | AB | R | H | RBI | BB | SO | LOB | BOTTOM | | | | | |
|--|--|---------------------------------|------------------------------|---------------------------------|------------------------------|---------------------------------|------------------------------|---------------------------------|------------------------------|---------------------------------|------------------------------|---------------------------------|------------------------------|---------------------------------|------------------------------|----------------------------------|--|----------------------------------|----------------------------------|------------------------------------|----------------------------------|--------|
| Albie Pearson, L OBP: 0.412, SLG: 0.409 (1, 8) | F7 | | G3 | | 1-3 | | SH5-4 FC 2B | FC6-2 1B | | 5 | 1 | 2 | 0 | 0 | 0 | 0 | Baltimore Orioles @ Los Angeles Angels Dodger Stadium, Los Angeles, CA Thu Sep 19 1963, 3:33 AM PDT Att: 476 - Unknown livebaseballscorecards.com | | | | | |
| Jim Fregosi, R OBP: 0.323, SLG: 0.417 (1, 6) | F3 | | 2B | | 5-3 1B | | SH5-4 2-3 | FC6-2 1-2 | | 4 | 1 | 2 | 0 | 0 | 0 | 2 | | | | | | |
| Billy Moran, R OBP: 0.308, SLG: 0.378 (1, 4) | WP 1B | | 2B BB | | 5-3 1-2 | | FC G5-4-3 | F5 | | 4 | 0 | 1 | 1 | 1 | 0 | 3 | | | | | | |
| Felix Torres, R OBP: 0.312, SLG: 0.366 (1, 5) | 6-3 1-2 | | 2B 1-3 2-H | | 6-3 | | G5-4-3 1-2 | F9 | | 5 | 0 | 1 | 1 | 0 | 0 | 5 | | | | | | |
| Bob Perry, R OBP: 0.304, SLG: 0.359 (1, 9) | | 4-3 | F3 | | | | 1B FC4-6 1B | PB 1B 2B | | 4 | 2 | 2 | 0 | 0 | 0 | 2 | | | | | | |
| Ed Kirkpatrick, L OBP: 0.243, SLG: 0.286 (1, 7) | | 4-3 | | | 1-3 | | K | PB 1B BB | | 3 | 1 | 0 | 0 | 1 | 1 | 1 | | | | | | |
| Buck Rodgers, S OBP: 0.312, SLG: 0.302 (1, 2) | | FC4-6 BB | | | L4 | | FC4-6 1-3 1B | 2B 1B | | 3 | 1 | 2 | 2 | 1 | 0 | 0 | | | | | | |
| Lee Thomas, L OBP: 0.298, SLG: 0.314 (1, 3) | FC4-6 1-2 | | | | 1B | | FC4-6 1-2 | 1B 2B | | 4 | 1 | 2 | 2 | 0 | 0 | 2 | | | | | | |
| Bo Belinsky, L OBP: 0.111, SLG: 0.077 (1, 1) | | | 5-3 | | K | | 5-3 | 1B FC6-2 1B | | 4 | 0 | 1 | 1 | 0 | 1 | 2 | | | | | | |
| Inning Stats | R: 0 E: 0 K: 0 S: 4 | H: 1 LOB: 1 BB: 0 P: 4 | R: 0 E: 0 K: 0 S: 3 | H: 0 LOB: 1 BB: 1 P: 7 | R: 1 E: 0 K: 0 S: 5 | H: 2 LOB: 2 BB: 1 P: 9 | R: 0 E: 0 K: 1 S: 6 | H: 1 LOB: 1 BB: 0 P: 6 | R: 0 E: 0 K: 0 S: 4 | H: 1 LOB: 1 BB: 0 P: 4 | R: 1 E: 0 K: 1 S: 7 | H: 2 LOB: 1 BB: 0 P: 7 | R: 1 E: 0 K: 0 S: 4 | H: 1 LOB: 0 BB: 0 P: 4 | R: 4 E: 0 K: 0 S: 8 | H: 5 LOB: 2 BB: 1 P: 12 | R: 4 E: 0 K: 0 S: 8 | H: 7 LOB: 1 BB: 1 P: 12 | 1B: 8 2B: 5 3B: 0 HR: 0 | SF: 0 SAC: 1 DP: 1 HBP: 0 | WP: 1 PB: 1 SB: 0 CS: 0 | PA: 40 |
| PITCHER Dave McNally, L ERA: 4.4 Herman Starrette, R Wes Stock, R (1, 1) (8, 1) (8, 1) | IP: 7.0 WLS: L BF: 33 H: 9 R: 5 ER: 5 SO: 2 BB: 3 IBB: 0 HBP: 0 BLK: 0 WP: 1 HR: 0 S: 34 P: 46 ERA: 6.43 WHIP: 1.714 | | | | | | | | | | | | | | | PITCHER | | | | | | |



| Batter | 1 | 2 | 3 | 4 | 5 | 6 | 7 | 8 | 9 | AB | R | H | RBI | BB | SO | LOB | TOP | | | | | | | | | | | | | | | | | |
|--|---|----------------------------------|------------------------------|---------------------------------|------------------------------|---------------------------------|------------------------------|---------------------------------|------------------------------|---------------------------------|------------------------------|----------------------------------|------------------------------|----------------------------------|------------------------------|----------------------------------|--|----------------------------------|------------------------------------|-------------------------|--------|--|--|--|--|--|--|--|--|--|--|--|--|--|
| Don Blasingame, L (1,4) OBP: 0.320, SLG: 0.318 | | | | | | | | | | 5 | 1 | 3 | 0 | 0 | 0 | 1 | Washington Senators @ Baltimore Orioles Memorial Stadium, Baltimore, MD Fri Sep 20 1963, 7:05 PM EDT Att: 3,115 - Unknown | | | | | | | | | | | | | | | | | |
| Dick Phillips, L (1,3) OBP: 0.296, SLG: 0.365 | | | | | | | | | | 5 | 0 | 1 | 0 | 0 | 0 | 5 | | | | | | | | | | | | | | | | | | |
| Chuck Hinton, R (1,7) OBP: 0.345, SLG: 0.436 | | | | | | | | | | 4 | 2 | 0 | 0 | 1 | 2 | 2 | | | | | | | | | | | | | | | | | | |
| Jim King, L (1,9) OBP: 0.306, SLG: 0.460 | | | | | | | | | | 5 | 1 | 1 | 1 | 0 | 1 | 2 | | | | | | | | | | | | | | | | | | |
| Don Lock, R (1,8) OBP: 0.339, SLG: 0.449 | | | | | | | | | | 2 | 1 | 1 | 2 | 2 | 0 | 0 | | | | | | | | | | | | | | | | | | |
| Ken Retzer, L (1,2) OBP: 0.285, SLG: 0.321 | | | | | | | | | | 5 | 1 | 2 | 1 | 0 | 2 | 2 | | | | | | | | | | | | | | | | | | |
| Don Zimmer, R (1,5) OBP: 0.290, SLG: 0.424 | | | | | | | | | | 4 | 0 | 1 | 1 | 0 | 2 | 2 | | | | | | | | | | | | | | | | | | |
| Ed Brinkman, R (1,6) OBP: 0.266, SLG: 0.314 | | | | | | | | | | 3 | 0 | 1 | 1 | 0 | 0 | 0 | | | | | | | | | | | | | | | | | | |
| Carl Bouldin, S (1,1) Ed Roebuck, R (6,1) Don Rudolph, L (6,1) Ron Kline, R (7,1) Tom Brown, S (8,PH) Ed Hobaugh, R (8,1) | | | | | | | | | | 2 | 0 | 0 | 0 | 1 | 0 | 1 | livebaseballscores.com | | | | | | | | | | | | | | | | | |
| Inning Stats | R: 5 E: 0 K: 0 S: 8 | H: 5 LOB: 1 BB: 1 P: 12 | R: 0 E: 0 K: 0 S: 4 | H: 1 LOB: 1 BB: 0 P: 4 | R: 0 E: 0 K: 2 S: 7 | H: 0 LOB: 0 BB: 0 P: 7 | R: 0 E: 0 K: 0 S: 3 | H: 0 LOB: 0 BB: 0 P: 3 | R: 1 E: 1 K: 0 S: 5 | H: 1 LOB: 1 BB: 0 P: 5 | R: 0 E: 0 K: 1 S: 6 | H: 1 LOB: 2 BB: 1 P: 10 | R: 0 E: 0 K: 1 S: 6 | H: 1 LOB: 2 BB: 1 P: 10 | R: 0 E: 0 K: 3 S: 9 | H: 0 LOB: 1 BB: 1 P: 13 | | 1B: 7 2B: 3 3B: 0 HR: 0 | SF: 2 SAC: 0 DP: 0 HBP: 0 | WP: 0 PB: 0 CS: 0 | PA: 42 | | | | | | | | | | | | | |
| PITCHER | IP WLS BF H R ER SO BB IBB HBP BLK WP HR S P ERA WHIP | | | | | | | | | | | | | | | | | | | | | | | | | | | | | | | | | |
| Milt Pappas, R (1,1) ERA: 3.03 | 0.1 | 6 | 4 | 5 | 5 | 0 | 1 | 0 | 0 | 0 | 0 | 0 | 0 | 0 | 5 | 9 | 135.00 | 15.000 | | | | | | | | | | | | | | | | |
| Dick Hall, R (1,1) ERA: 3.09 | 4.2 | 18 | 3 | 1 | 0 | 2 | 0 | 0 | 0 | 0 | 0 | 0 | 0 | 22 | 22 | 0.00 | 0.643 | | | | | | | | | | | | | | | | | |
| Wes Stock, R (6,1) ERA: 3.59 | 1.0 | 5 | 1 | 0 | 0 | 1 | 1 | 0 | 0 | 0 | 0 | 0 | 0 | 6 | 10 | 0.00 | 2.000 | | | | | | | | | | | | | | | | | |
| Stu Miller, R (7,1) ERA: 2.17 | 3.0 | W | 13 | 2 | 0 | 0 | 5 | 2 | 0 | 0 | 0 | 0 | 0 | 21 | 29 | 0.00 | 1.333 | | | | | | | | | | | | | | | | | |


| Batter | 1 | 2 | 3 | 4 | 5 | 6 | 7 | 8 | 9 | AB | R | H | RBI | BB | SO | LOB | BOTTOM | | | | | | | | | | | | | | | | | |
|--|---|---------------------------------|------------------------------|---------------------------------|------------------------------|---------------------------------|------------------------------|---------------------------------|------------------------------|----------------------------------|------------------------------|----------------------------------|------------------------------|---------------------------------|------------------------------|---------------------------------|--|------------------------------------|-------------------------|--------|--|--|--|--|--|--|--|--|--|--|--|--|--|--|
| Jerry Adair, R (1,4) OBP: 0.244, SLG: 0.344 | | | | | | | | | | 4 | 1 | 1 | 2 | 1 | 0 | 2 | Washington Senators @ Baltimore Orioles Memorial Stadium, Baltimore, MD Fri Sep 20 1963, 7:05 PM EDT Att: 3,115 - Unknown | | | | | | | | | | | | | | | | | |
| Russ Snyder, L (1,8) OBP: 0.323, SLG: 0.366 | | | | | | | | | | 3 | 0 | 0 | 0 | 0 | 0 | 2 | | | | | | | | | | | | | | | | | | |
| Jackie Brandt, R (6,PH) OBP: 0.301, SLG: 0.401 | | | | | | | | | | 2 | 0 | 0 | 0 | 0 | 1 | 2 | | | | | | | | | | | | | | | | | | |
| Boog Powell, L (1,7) OBP: 0.331, SLG: 0.480 | | | | | | | | | | 4 | 1 | 1 | 1 | 1 | 1 | 2 | | | | | | | | | | | | | | | | | | |
| John Orsino, R (1,2) OBP: 0.346, SLG: 0.472 | | | | | | | | | | 3 | 0 | 1 | 1 | 1 | 0 | 0 | | | | | | | | | | | | | | | | | | |
| Jim Gentile, L (1,3) OBP: 0.342, SLG: 0.417 | | | | | | | | | | 3 | 1 | 1 | 0 | 1 | 1 | 2 | | | | | | | | | | | | | | | | | | |
| Brooks Robinson, R (1,5) OBP: 0.303, SLG: 0.366 | | | | | | | | | | 4 | 3 | 2 | 0 | 0 | 1 | 3 | | | | | | | | | | | | | | | | | | |
| Sam Bowens, R (1,9) OBP: 0.276, SLG: 0.357 | | | | | | | | | | 4 | 1 | 3 | 3 | 0 | 0 | 1 | | | | | | | | | | | | | | | | | | |
| Bob Saverine, S (1,6) OBP: 0.318, SLG: 0.257 | | | | | | | | | | 4 | 0 | 2 | 0 | 0 | 1 | 3 | | | | | | | | | | | | | | | | | | |
| Milt Pappas, R (1,1) ERA: 6.05 | 5.0 | 25 | 8 | 5 | 5 | 3 | 3 | 0 | 0 | 0 | 0 | 0 | 0 | 0 | 0 | 0 | livebaseballscores.com | | | | | | | | | | | | | | | | | |
| Dick Hall, R (1,1) ERA: 3.66 | 0.1 | 3 | 1 | 0 | 0 | 0 | 1 | 0 | 0 | 0 | 0 | 0 | 0 | 2 | 6 | 0.00 | | 6.000 | | | | | | | | | | | | | | | | |
| Don Rudolph, L (6,1) ERA: 4.63 | 0.2 | L | 4 | 1 | 2 | 2 | 1 | 1 | 0 | 0 | 0 | 0 | 0 | 5 | 9 | 27.00 | 3.000 | | | | | | | | | | | | | | | | | |
| Ron Kline, R (7,1) ERA: 2.83 | 1.0 | 4 | 2 | 0 | 0 | 0 | 0 | 0 | 0 | 0 | 0 | 0 | 0 | 4 | 4 | 0.00 | 2.000 | | | | | | | | | | | | | | | | | |
| Ed Hobaugh, R (8,1) ERA: 6.23 | 1.0 | 3 | 0 | 0 | 0 | 1 | 0 | 0 | 0 | 0 | 0 | 0 | 0 | 5 | 5 | 0.00 | 0.000 | | | | | | | | | | | | | | | | | |
| Inning Stats | R: 0 E: 0 K: 0 S: 3 | H: 0 LOB: 0 BB: 0 P: 3 | R: 0 E: 0 K: 1 S: 5 | H: 0 LOB: 1 BB: 1 P: 9 | R: 0 E: 0 K: 0 S: 4 | H: 2 LOB: 1 BB: 0 P: 4 | R: 2 E: 0 K: 1 S: 8 | H: 3 LOB: 1 BB: 0 P: 8 | R: 1 E: 0 K: 1 S: 6 | H: 1 LOB: 2 BB: 2 P: 14 | R: 2 E: 0 K: 1 S: 8 | H: 3 LOB: 2 BB: 1 P: 12 | R: 2 E: 0 K: 0 S: 5 | H: 3 LOB: 1 BB: 1 P: 9 | R: 0 E: 0 K: 1 S: 5 | H: 0 LOB: 0 BB: 0 P: 5 | 1B: 8 2B: 2 3B: 2 HR: 1 | SF: 0 SAC: 0 DP: 1 HBP: 0 | WP: 0 PB: 0 CS: 0 | PA: 39 | | | | | | | | | | | | | | |
| PITCHER | IP WLS BF H R ER SO BB IBB HBP BLK WP HR S P ERA WHIP | | | | | | | | | | | | | | | | | | | | | | | | | | | | | | | | | |
| Carl Bouldin, R (1,1) ERA: 6.05 | 5.0 | 25 | 8 | 5 | 5 | 3 | 3 | 0 | 0 | 0 | 0 | 0 | 0 | 0 | 0 | 0 | 9.00 | 2.200 | | | | | | | | | | | | | | | | |
| Ed Roebuck, R (6,1) ERA: 3.66 | 0.1 | 3 | 1 | 0 | 0 | 0 | 1 | 0 | 0 | 0 | 0 | 0 | 0 | 2 | 6 | 0.00 | 6.000 | | | | | | | | | | | | | | | | | |
| Don Rudolph, L (6,1) ERA: 4.63 | 0.2 | L | 4 | 1 | 2 | 2 | 1 | 1 | 0 | 0 | 0 | 0 | 0 | 5 | 9 | 27.00 | 3.000 | | | | | | | | | | | | | | | | | |
| Ron Kline, R (7,1) ERA: 2.83 | 1.0 | 4 | 2 | 0 | 0 | 0 | 0 | 0 | 0 | 0 | 0 | 0 | 0 | 4 | 4 | 0.00 | 2.000 | | | | | | | | | | | | | | | | | |
| Ed Hobaugh, R (8,1) ERA: 6.23 | 1.0 | 3 | 0 | 0 | 0 | 1 | 0 | 0 | 0 | 0 | 0 | 0 | 0 | 5 | 5 | 0.00 | 0.000 | | | | | | | | | | | | | | | | | |



| Batter | 1 | 2 | 3 | 4 | 5 | 6 | 7 | 8 | 9 | AB | R | H | RBI | BB | SO | LOB | TOP | | | | | |
|---|--|--|---|---|---|---|--|--|---|--|---|--|---|--|---|--|---|----------------------------------|------------------------------------|------------------------------------|----------------------------------|--------|
| Jim Landis, R (1, 8) <small>OBP: 0.316, SLG: 0.369</small> Mike Hershberger, R (1, 8) <small>OBP: 0.331, SLG: 0.349</small> | SH5-3 3B BB E | F8 | 5-3 | SF9 | G1-2-3 | | | G3 1B SF9 1B | 0-0 | 0 | 1 | 0 | 0 | 1 | 0 | 0 | | | | | | |
| Don Buford, S (1, 5) <small>OBP: 0.423, SLG: 0.660</small> | E4 SH5-3 3B 1-2 | 6-3 | | | 6-3 | | F9 | 0-0 | SF9 G3 1B 1-2 | 6 | 3 | 2 | 1 | 0 | 0 | 2 | | | | | | |
| Floyd Robinson, L (1, 9) <small>OBP: 0.364, SLG: 0.424</small> | SH5-3 1-2 2-3 | | 6-3 | | 2B | | 6-3 | 0-0 | G3 1-2 2-3 | 5 | 1 | 2 | 2 | 0 | 0 | 2 | | | | | | |
| Jim Lemon, R (1, 3) <small>OBP: 0.310, SLG: 0.289</small> Tom McCraw, L (5, PR) <small>OBP: 0.307, SLG: 0.377</small> | K | | K | | 1B | K | F6 | 2-3 3-H | SF9 | 3 | 0 | 1 | 1 | 0 | 2 | 2 | | | | | | |
| Dave Nicholson, R (1, 7) <small>OBP: 0.320, SLG: 0.419</small> | 1B 3B 2-H 3-H | | F7 | | 1B 1B 1-2 | BB 1B | | K | 1B S E BB 4-0 | 4 | 4 | 2 | 2 | 2 | 1 | 0 | | | | | | |
| Ron Hansen, R (1, 6) <small>OBP: 0.328, SLG: 0.348</small> | 1B | | | SH2-3 BB | 1B BB 1-3 2-H | 1B BB 1-2 G1-2-3 | | 2B BB | E 1B 1-3 3-H | 3 | 1 | 3 | 3 | 3 | 0 | 0 | | | | | | |
| Cam Carreon, R (1, 2) <small>OBP: 0.349, SLG: 0.337</small> Deacon Jones, L (5, PH) <small>OBP: 0.286, SLG: 0.273</small> J.C. Martin, L (5, 2) <small>OBP: 0.267, SLG: 0.282</small> | K | | SH2-3 BB 1-2 | BB 1B SF9 IBB | | 1B | 1-2 2-H | E3 1-2 3-H | 0-0 | 1 | 0 | 0 | 0 | 1 | 1 | | | | | | | |
| Al Weis, S (1, 4) <small>OBP: 0.349, SLG: 0.330</small> Joe Cunningham, L (5, PH) <small>OBP: 0.365, SLG: 0.359</small> Nellie Fox, L (5, 4) <small>OBP: 0.302, SLG: 0.309</small> | | SH2-4 1B | K | 1B BB 1-2 2-3 3-H | | 1B | 1-2 2-3 3-H | G3 0-0 | F2 0-0 | 2 | 0 | 1 | 0 | 0 | 1 | 2 | | | | | | |
| Ray Herbert, R (1, 1) <small>OBP: 0.315, SLG: 0.333</small> | SH2-4 1-2 | | SH2-3 1-2 2-3 | 1B BB 1-2 2-3 3-H | | K | | K 0-0 | | 2 | 1 | 0 | 1 | 1 | 2 | 5 | | | | | | |
| Inning Stats | R: 3 E: 1 K: 2 S: 10 | H: 2 LOB: 1 BB: 1 P: 14 | R: 0 E: 0 K: 0 S: 4 | H: 1 LOB: 1 BB: 0 P: 4 | R: 0 E: 0 K: 1 S: 5 | H: 0 LOB: 0 BB: 0 P: 5 | R: 0 E: 0 K: 1 S: 5 | H: 0 LOB: 2 BB: 2 P: 13 | R: 8 E: 0 K: 1 S: 11 | H: 6 LOB: 2 BB: 3 P: 23 | R: 1 E: 0 K: 1 S: 7 | H: 3 LOB: 0 BB: 1 P: 11 | R: 0 E: 0 K: 0 S: 3 | H: 0 LOB: 0 BB: 0 P: 3 | R: 0 E: 0 K: 2 S: 8 | H: 1 LOB: 2 BB: 1 P: 12 | R: 3 E: 1 K: 0 S: 7 | H: 3 LOB: 2 BB: 1 P: 11 | 1B: 12 2B: 3 3B: 1 HR: 0 | SF: 2 SAC: 3 DP: 1 HBP: 0 | WP: 0 PB: 2 SB: 1 CS: 0 | PA: 53 |
| PITCHER | IP: 4.1 WLS: L BF: 24 ERA: 2.75 | WLS: 5 BF: 2 H: 1 R: 1 ER: 1 SO: 1 BB: 1 HBP: 0 BLK: 0 WP: 0 HR: 0 S: 11 P: 30 | WLS: 2 BF: 16 H: 5 R: 3 ER: 3 SO: 4 BB: 0 HBP: 0 BLK: 0 WP: 0 HR: 0 S: 22 P: 30 | WLS: 1.0 BF: 8 H: 3 R: 3 ER: 2 SO: 0 BB: 1 HBP: 0 BLK: 0 WP: 0 HR: 0 S: 7 P: 11 | WLS: 0.1 BF: 5 H: 2 R: 1 ER: 1 SO: 1 BB: 1 HBP: 0 BLK: 0 WP: 0 HR: 0 S: 11 P: 27.00 | WLS: 3.1 BF: 16 H: 5 R: 3 ER: 3 SO: 4 BB: 2 HBP: 0 BLK: 0 WP: 0 HR: 0 S: 22 P: 8.10 | WLS: 1.0 BF: 8 H: 3 R: 3 ER: 2 SO: 0 BB: 1 HBP: 0 BLK: 0 WP: 0 HR: 0 S: 7 P: 18.00 | IP: 9.0 WLS: W BF: 30 ERA: 3.24 | WLS: 9.0 BF: 30 H: 2 R: 0 ER: 0 SO: 9 BB: 2 HBP: 0 BLK: 0 WP: 0 HR: 0 S: 46 P: 54 | IP: 9.0 WLS: W BF: 30 ERA: 0.00 | WLS: 9.0 BF: 30 H: 2 R: 0 ER: 0 SO: 9 BB: 2 HBP: 0 BLK: 0 WP: 0 HR: 0 S: 46 P: 54 | IP: 9.0 WLS: W BF: 30 ERA: 0.00 | WLS: 9.0 BF: 30 H: 2 R: 0 ER: 0 SO: 9 BB: 2 HBP: 0 BLK: 0 WP: 0 HR: 0 S: 46 P: 54 | IP: 9.0 WLS: W BF: 30 ERA: 0.00 | WLS: 9.0 BF: 30 H: 2 R: 0 ER: 0 SO: 9 BB: 2 HBP: 0 BLK: 0 WP: 0 HR: 0 S: 46 P: 54 | IP: 9.0 WLS: W BF: 30 ERA: 0.00 | WLS: 9.0 BF: 30 H: 2 R: 0 ER: 0 SO: 9 BB: 2 HBP: 0 BLK: 0 WP: 0 HR: 0 S: 46 P: 54 | 1B: 2 2B: 0 3B: 0 HR: 0 | SF: 0 SAC: 0 DP: 1 HBP: 0 | WP: 0 PB: 0 SB: 0 CS: 0 | PA: 30 | |

Chicago White Sox @ Baltimore Orioles
 Memorial Stadium, Baltimore, MD
 Tue Sep 24 1963, 7:05 PM EDT
 Att: 2,661 - Unknown


AB 39
 R 15
 H 16
 RBI 14
 BB 9
 SO 8
 LOB 27



| Batter | 1 | 2 | 3 | 4 | 5 | 6 | 7 | 8 | 9 | AB | R | H | RBI | BB | SO | LOB | BOTTOM | | | | | |
|---|--|---|---|---|---|---|---|---|---|---|---|---|---|---|---|---|---|----------------------------------|------------------------------------|------------------------------------|----------------------------------|--------|
| Luis Aparicio, R (1, 6) <small>OBP: 0.293, SLG: 0.333</small> | 6-3 | | F9 | | | G3-6-3 1B | | 5-3 | 0-0 | 4 | 0 | 1 | 0 | 0 | 0 | 1 | | | | | | |
| Fred Valentine, S (1, 9) <small>OBP: 0.388, SLG: 0.293</small> | F9 | | BB 1-2 | | | K | | K | 0-0 | 3 | 0 | 0 | 0 | 1 | 2 | 1 | | | | | | |
| Boog Powell, L (1, 7) <small>OBP: 0.326, SLG: 0.470</small> | 1-3 | | 1-3 | | | G3-6-3 1-2 | | 3-1 | 0-0 | 4 | 0 | 0 | 0 | 0 | 0 | 3 | | | | | | |
| John Orsino, R (1, 2) <small>OBP: 0.347, SLG: 0.470</small> | | F7 | | K | | 4-3 | | 4-3 | 0-0 | 3 | 0 | 0 | 0 | 0 | 1 | 0 | | | | | | |
| Jim Gentile, L (1, 3) <small>OBP: 0.343, SLG: 0.415</small> | | BB | | K | | F4 | | 4-3 | 0-0 | 2 | 0 | 0 | 0 | 1 | 1 | 0 | | | | | | |
| Brooks Robinson, R (1, 5) <small>OBP: 0.304, SLG: 0.370</small> Bob Johnson, R (7, 5) <small>OBP: 0.345, SLG: 0.438</small> | | F7 | | 5-3 | | 4-3 | | 4-3 | 0-0 | 2 | 0 | 0 | 0 | 0 | 0 | 1 | | | | | | |
| Jackie Brandt, R (1, 8) <small>OBP: 0.300, SLG: 0.400</small> | | F3 | | K | | F6 | | F6 | 0-0 | 3 | 0 | 0 | 0 | 0 | 1 | 1 | | | | | | |
| Bob Saverine, S (1, 4) <small>OBP: 0.319, SLG: 0.258</small> | | BB 1B | | 1-3 | | K | | K | 0-3 | 3 | 0 | 1 | 0 | 0 | 1 | 0 | | | | | | |
| Steve Barber, L (1, 1) <small>OBP: 0.176, SLG: 0.195</small> Wes Stock, R (5, 1) <small>OBP: 0.322, SLG: 0.366</small> Stu Miller, R (9, 1) <small>OBP: 0.333, SLG: 0.533</small> | K | | K | | K | | K | 0-3 | K | 0-0 | 1 | 0 | 0 | 0 | 0 | 1 | | | | | | |
| Inning Stats | R: 0 E: 0 K: 0 S: 3 | H: 0 LOB: 0 BB: 0 P: 3 | R: 0 E: 0 K: 0 S: 3 | H: 0 LOB: 1 BB: 1 P: 7 | R: 0 E: 0 K: 1 S: 6 | H: 1 LOB: 2 BB: 1 P: 10 | R: 0 E: 0 K: 2 S: 7 | H: 0 LOB: 0 BB: 0 P: 7 | R: 0 E: 0 K: 1 S: 5 | H: 1 LOB: 0 BB: 0 P: 5 | R: 0 E: 0 K: 0 S: 3 | H: 0 LOB: 0 BB: 0 P: 3 | R: 0 E: 0 K: 2 S: 7 | H: 0 LOB: 0 BB: 0 P: 7 | R: 0 E: 0 K: 1 S: 5 | H: 0 LOB: 0 BB: 0 P: 5 | R: 0 E: 0 K: 1 S: 5 | H: 0 LOB: 0 BB: 0 P: 5 | 1B: 2 2B: 0 3B: 0 HR: 0 | SF: 0 SAC: 0 DP: 1 HBP: 0 | WP: 0 PB: 0 SB: 0 CS: 0 | PA: 30 |
| PITCHER | IP: 9.0 WLS: W BF: 30 ERA: 3.24 | WLS: 9.0 BF: 30 H: 2 R: 0 ER: 0 SO: 9 BB: 2 HBP: 0 BLK: 0 WP: 0 HR: 0 S: 46 P: 54 | WLS: 9.0 BF: 30 H: 2 R: 0 ER: 0 SO: 9 BB: 2 HBP: 0 BLK: 0 WP: 0 HR: 0 S: 46 P: 54 | WLS: 9.0 BF: 30 H: 2 R: 0 ER: 0 SO: 9 BB: 2 HBP: 0 BLK: 0 WP: 0 HR: 0 S: 46 P: 54 | WLS: 9.0 BF: 30 H: 2 R: 0 ER: 0 SO: 9 BB: 2 HBP: 0 BLK: 0 WP: 0 HR: 0 S: 46 P: 54 | WLS: 9.0 BF: 30 H: 2 R: 0 ER: 0 SO: 9 BB: 2 HBP: 0 BLK: 0 WP: 0 HR: 0 S: 46 P: 54 | WLS: 9.0 BF: 30 H: 2 R: 0 ER: 0 SO: 9 BB: 2 HBP: 0 BLK: 0 WP: 0 HR: 0 S: 46 P: 54 | WLS: 9.0 BF: 30 H: 2 R: 0 ER: 0 SO: 9 BB: 2 HBP: 0 BLK: 0 WP: 0 HR: 0 S: 46 P: 54 | WLS: 9.0 BF: 30 H: 2 R: 0 ER: 0 SO: 9 BB: 2 HBP: 0 BLK: 0 WP: 0 HR: 0 S: 46 P: 54 | WLS: 9.0 BF: 30 H: 2 R: 0 ER: 0 SO: 9 BB: 2 HBP: 0 BLK: 0 WP: 0 HR: 0 S: 46 P: 54 | WLS: 9.0 BF: 30 H: 2 R: 0 ER: 0 SO: 9 BB: 2 HBP: 0 BLK: 0 WP: 0 HR: 0 S: 46 P: 54 | WLS: 9.0 BF: 30 H: 2 R: 0 ER: 0 SO: 9 BB: 2 HBP: 0 BLK: 0 WP: 0 HR: 0 S: 46 P: 54 | WLS: 9.0 BF: 30 H: 2 R: 0 ER: 0 SO: 9 BB: 2 HBP: 0 BLK: 0 WP: 0 HR: 0 S: 46 P: 54 | WLS: 9.0 BF: 30 H: 2 R: 0 ER: 0 SO: 9 BB: 2 HBP: 0 BLK: 0 WP: 0 HR: 0 S: 46 P: 54 | WLS: 9.0 BF: 30 H: 2 R: 0 ER: 0 SO: 9 BB: 2 HBP: 0 BLK: 0 WP: 0 HR: 0 S: 46 P: 54 | WLS: 9.0 BF: 30 H: 2 R: 0 ER: 0 SO: 9 BB: 2 HBP: 0 BLK: 0 WP: 0 HR: 0 S: 46 P: 54 | WLS: 9.0 BF: 30 H: 2 R: 0 ER: 0 SO: 9 BB: 2 HBP: 0 BLK: 0 WP: 0 HR: 0 S: 46 P: 54 | 1B: 2 2B: 0 3B: 0 HR: 0 | SF: 0 SAC: 0 DP: 1 HBP: 0 | WP: 0 PB: 0 SB: 0 CS: 0 | PA: 30 | |

Chicago White Sox @ Baltimore Orioles
 Memorial Stadium, Baltimore, MD
 Tue Sep 24 1963, 7:05 PM EDT
 Att: 2,661 - Unknown

AB 28
 R 0
 H 2
 RBI 0
 BB 2
 SO 9
 LOB 8



| Batter | 1 | 2 | 3 | 4 | 5 | 6 | 7 | 8 | 9 | AB | R | H | RBI | BB | SO | LOB | TOP | | | |
|---|---|---|---|---|---|---|---|---|---|---|---|---|---|---|---|---|---|---|---|--|
| Bill Bruton, L OBP: 0.332, SLG: 0.375 (1, 8) | 0-0 6-3 2B | | 0-3 K | | 0-0 6-3 | | 0-0 B3 | 0-0 F8 | | 5 | 0 | 1 | 0 | 0 | 1 | 3 | | | | |
| Dick McAuliffe, L OBP: 0.335, SLG: 0.385 (1, 6) | 0-0 6-3 | | 4-0 1B BB | | 4-0 BB | | 0-0 G3 | | 0-0 FC4-6 1B | 3 | 0 | 1 | 0 | 2 | 0 | 1 | | | | |
| Norm Cash, L OBP: 0.386, SLG: 0.471 (1, 3) | 4-0 FC6-4 BB | | 0-0 1-3 1B | | 0-3 K | | 0-0 2B | | 0-0 FC4-6 1-2 | 4 | 0 | 2 | 0 | 1 | 1 | 3 | | | | |
| Rocky Colavito, R OBP: 0.359, SLG: 0.440 (1, 9) | 0-0 F2 | | 0-0 F7 | | 4-0 2B 4-3 BB | | 4-0 BB | | 0-3 K | 3 | 1 | 0 | 0 | 2 | 1 | 5 | | | | |
| Willie Horton, R OBP: 0.242, SLG: 0.455 (1, 7) | 0-0 FC6-4 1-2 | | | | 0-0 F8 | | 0-0 4-3 FC4-6 2B | | 0-3 K | 5 | 1 | 1 | 0 | 0 | 1 | 5 | | | | |
| Bubba Phillips, R OBP: 0.276, SLG: 0.304 (1, 5) | | 4-0 G6-4-3 BB | | 0-3 K | | 0-0 4-3 | | 4-0 1B BB | | 2 | 0 | 0 | 1 | 2 | 1 | 1 | | | | |
| John Sullivan, L (1, 2) | | 0-0 G6-4-3 1-2 | | 0-0 3-1 | | 0-0 FC4-6 BB | | 0-0 F8 | | 2 | 0 | 0 | 0 | 1 | 0 | 1 | | | | |
| Bill Freehan, R OBP: 0.327, SLG: 0.370 (6, PR) (6, 2) | | 0-3 K | | 4-0 6-3 WP BB | | 0-0 FC4-6 1-2 3-H | | 0-0 1-2 1B | | 1 | 0 | 0 | 0 | 1 | 1 | 0 | | | | |
| George Smith, R OBP: 0.302, SLG: 0.290 (6, PH) Gates Brown, L OBP: 0.300, SLG: 0.291 Jim Bunning, R OBP: 0.300, SLG: 0.190 Al Kaline, R OBP: 0.304, SLG: 0.513 Whitney Herzog, L OBP: 0.292, SLG: 0.228 Terry Fox, R OBP: 0.231, SLG: 0.091 (8, 1) | | 0-3 K | | 0-3 K | | 0-0 F5 | | 0-0 F8 | | 1 | 0 | 0 | 0 | 1 | 1 | 0 | | | | |
| Hank Aquirre, R OBP: 0.165, SLG: 0.171 (6, PH) Don Wert, R OBP: 0.320, SLG: 0.368 (6, 4) | | | 0-3 K | | 0-3 K | | 0-0 F5 | | 0-0 F8 | 2 | 0 | 0 | 0 | 0 | 2 | 1 | | | | |
| Inning Stats | R: 0 E: 0 K: 0 S: 4 | H: 1 LOB: 2 BB: 1 P: 8 | R: 0 E: 0 K: 1 S: 4 | H: 0 LOB: 0 BB: 1 P: 8 | R: 0 E: 0 K: 2 S: 8 | H: 1 LOB: 2 BB: 1 P: 12 | R: 0 E: 0 K: 1 S: 5 | H: 0 LOB: 0 BB: 0 P: 5 | R: 0 E: 0 K: 0 S: 7 | H: 0 LOB: 2 BB: 2 P: 15 | R: 2 E: 0 K: 0 S: 4 | H: 1 LOB: 1 BB: 2 P: 12 | R: 0 E: 0 K: 0 S: 4 | H: 1 LOB: 2 BB: 1 P: 8 | R: 0 E: 0 K: 2 S: 8 | H: 1 LOB: 1 BB: 0 P: 8 | 1B: 3 2B: 3 3B: 0 HR: 0 | SF: 0 SAC: 0 DP: 1 HBP: 0 | WP: 1 PA: 41 PB: 0 SB: 0 CS: 0 | |
| PITCHER | IP WLS BF H R ER SO BB IBB HBP BLK WP HR S P ERA WHIP | IP WLS BF H R ER SO BB IBB HBP BLK WP HR S P ERA WHIP | IP WLS BF H R ER SO BB IBB HBP BLK WP HR S P ERA WHIP | IP WLS BF H R ER SO BB IBB HBP BLK WP HR S P ERA WHIP | IP WLS BF H R ER SO BB IBB HBP BLK WP HR S P ERA WHIP | IP WLS BF H R ER SO BB IBB HBP BLK WP HR S P ERA WHIP | IP WLS BF H R ER SO BB IBB HBP BLK WP HR S P ERA WHIP | IP WLS BF H R ER SO BB IBB HBP BLK WP HR S P ERA WHIP | IP WLS BF H R ER SO BB IBB HBP BLK WP HR S P ERA WHIP | IP WLS BF H R ER SO BB IBB HBP BLK WP HR S P ERA WHIP | IP WLS BF H R ER SO BB IBB HBP BLK WP HR S P ERA WHIP | IP WLS BF H R ER SO BB IBB HBP BLK WP HR S P ERA WHIP | IP WLS BF H R ER SO BB IBB HBP BLK WP HR S P ERA WHIP | IP WLS BF H R ER SO BB IBB HBP BLK WP HR S P ERA WHIP | IP WLS BF H R ER SO BB IBB HBP BLK WP HR S P ERA WHIP | IP WLS BF H R ER SO BB IBB HBP BLK WP HR S P ERA WHIP | IP WLS BF H R ER SO BB IBB HBP BLK WP HR S P ERA WHIP | IP WLS BF H R ER SO BB IBB HBP BLK WP HR S P ERA WHIP | IP WLS BF H R ER SO BB IBB HBP BLK WP HR S P ERA WHIP | |
| John Miller, R ERA: 3.18 Stu Miller, R ERA: 2.24 | 7.0 W 33 4 2 2 6 9 0 0 0 1 0 36 72 2.57 1.857 | 2.0 S 8 2 0 0 2 0 0 0 0 0 0 12 12 0.00 1.000 | | | | | | | | | | | | | | | | | | |

Detroit Tigers @ Baltimore Orioles
Memorial Stadium, Baltimore, MD
 Fri Sep 27 1963, 7:05 PM EDT
 Att: 3,521 - Unknown

| | |
|-----|----|
| AB | 32 |
| R | 2 |
| H | 6 |
| RBI | 2 |
| BB | 9 |
| SO | 8 |
| LOB | 25 |



| Batter | 1 | 2 | 3 | 4 | 5 | 6 | 7 | 8 | 9 | AB | R | H | RBI | BB | SO | LOB | BOTTOM | | | |
|---|---|---|---|---|---|---|---|---|---|---|---|---|---|---|---|---|---|---|---|--|
| Bob Johnson, R OBP: 0.343, SLG: 0.433 (1, 6) | 0-0 1B 1B | | 0-3 K | | 0-0 L3 | | 0-3 K | | | 4 | 1 | 1 | 0 | 0 | 2 | 0 | | | | |
| Joe Gaines, R OBP: 0.384, SLG: 0.480 Russ Snyder, L OBP: 0.322, SLG: 0.365 (7, 7) | 0-0 1B 1B | | 0-0 1B 2B | | 0-0 F8 | | 0-0 F6 | | | 3 | 2 | 2 | 0 | 0 | 0 | 0 | | | | |
| Jim Gentile, L OBP: 0.348, SLG: 0.419 (1, 3) | 0-0 SH5-4 FC1-2 2-H 3-H | | 0-0 1B 1B | | 0-3 K | | 0-0 1B | | | 4 | 0 | 3 | 3 | 0 | 1 | 0 | | | | |
| John Orsino, R OBP: 0.344, SLG: 0.466 (1, 2) | 0-0 FC1-2 SH5-4 1-2 1B | | 0-0 L5 | | 0-0 L7 | | 0-0 L4 | | | 4 | 0 | 1 | 0 | 0 | 0 | 2 | | | | |
| Brooks Robinson, R OBP: 0.303, SLG: 0.367 (1, 5) | 0-0 SH5-4 1-2 2-3 | | 4-0 FC5-4 BB | | 0-0 5-3 | | 0-0 F8 | | | 2 | 0 | 0 | 0 | 1 | 0 | 0 | | | | |
| Sam Bowens, R OBP: 0.381, SLG: 0.462 (1, 9) | 4-0 FC1-2 IBB | | 0-0 FC5-4 5-3 1-2 | | 0-0 F7 | | 0-0 HR 1B | | | 3 | 1 | 1 | 0 | 1 | 0 | 1 | | | | |
| Jackie Brandt, R OBP: 0.301, SLG: 0.410 (1, 8) | 0-0 FC1-2 FC6-4 1-2 2-3 3-H | | 0-0 5-3 1-2 | | 0-3 K2-3 | | 0-0 HR 1B | | | 4 | 1 | 1 | 2 | 0 | 1 | 4 | | | | |
| Jerry Adair, R OBP: 0.244, SLG: 0.341 (1, 4) | 0-0 FC6-4 1-2 | | 4-0 IBB | | 0-0 5-3 | | 0-0 F4 | | | 3 | 0 | 0 | 0 | 1 | 0 | 3 | | | | |
| John Miller, R Stu Miller, R OBP: 0.313, SLG: 0.500 (8, 1) | | 0-0 4-3 | | 0-3 K | | 0-0 4-3 | | 0-3 K | | 3 | 0 | 0 | 0 | 0 | 1 | 2 | | | | |
| Inning Stats | R: 2 E: 0 K: 0 S: 7 | H: 4 LOB: 3 BB: 1 P: 11 | R: 1 E: 0 K: 1 S: 7 | H: 2 LOB: 1 BB: 0 P: 7 | R: 0 E: 0 K: 1 S: 5 | H: 0 LOB: 2 BB: 2 P: 13 | R: 0 E: 0 K: 1 S: 5 | H: 0 LOB: 0 BB: 0 P: 5 | R: 0 E: 0 K: 0 S: 3 | H: 0 LOB: 0 BB: 0 P: 3 | R: 0 E: 0 K: 1 S: 5 | H: 0 LOB: 0 BB: 0 P: 5 | R: 0 E: 0 K: 1 S: 6 | H: 1 LOB: 1 BB: 0 P: 6 | R: 2 E: 0 K: 1 S: 7 | H: 2 LOB: 0 BB: 0 P: 7 | 1B: 7 2B: 1 3B: 0 HR: 1 | SF: 0 SAC: 1 DP: 0 HBP: 0 | WP: 0 PA: 36 PB: 0 SB: 0 CS: 0 | |
| PITCHER | IP WLS BF H R ER SO BB IBB HBP BLK WP HR S P ERA WHIP | IP WLS BF H R ER SO BB IBB HBP BLK WP HR S P ERA WHIP | IP WLS BF H R ER SO BB IBB HBP BLK WP HR S P ERA WHIP | IP WLS BF H R ER SO BB IBB HBP BLK WP HR S P ERA WHIP | IP WLS BF H R ER SO BB IBB HBP BLK WP HR S P ERA WHIP | IP WLS BF H R ER SO BB IBB HBP BLK WP HR S P ERA WHIP | IP WLS BF H R ER SO BB IBB HBP BLK WP HR S P ERA WHIP | IP WLS BF H R ER SO BB IBB HBP BLK WP HR S P ERA WHIP | IP WLS BF H R ER SO BB IBB HBP BLK WP HR S P ERA WHIP | IP WLS BF H R ER SO BB IBB HBP BLK WP HR S P ERA WHIP | IP WLS BF H R ER SO BB IBB HBP BLK WP HR S P ERA WHIP | IP WLS BF H R ER SO BB IBB HBP BLK WP HR S P ERA WHIP | IP WLS BF H R ER SO BB IBB HBP BLK WP HR S P ERA WHIP | IP WLS BF H R ER SO BB IBB HBP BLK WP HR S P ERA WHIP | IP WLS BF H R ER SO BB IBB HBP BLK WP HR S P ERA WHIP | IP WLS BF H R ER SO BB IBB HBP BLK WP HR S P ERA WHIP | IP WLS BF H R ER SO BB IBB HBP BLK WP HR S P ERA WHIP | IP WLS BF H R ER SO BB IBB HBP BLK WP HR S P ERA WHIP | IP WLS BF H R ER SO BB IBB HBP BLK WP HR S P ERA WHIP | |
| Hank Aquirre, L ERA: 3.63 Jim Bunning, R ERA: 3.66 Terry Fox, R ERA: 3.59 | 5.0 L 24 6 3 3 3 6 3 3 3 0 0 27 39 5.40 1.400 | 2.0 7 1 0 0 2 0 0 0 0 0 0 11 11 0.00 0.500 | | | | | | | | | | | | | | | | | | |

Detroit Tigers @ Baltimore Orioles
Memorial Stadium, Baltimore, MD
 Fri Sep 27 1963, 7:05 PM EDT
 Att: 3,521 - Unknown

| | |
|-----|----|
| AB | 32 |
| R | 5 |
| H | 9 |
| RBI | 5 |
| BB | 3 |
| SO | 6 |
| LOB | 12 |



| Batter | 1 | 2 | 3 | 4 | 5 | 6 | 7 | 8 | 9 | AB | R | H | RBI | BB | SO | LOB | TOP | | | |
|---|---|---------------------------------|------------------------------|---------------------------------|------------------------------|----------------------------------|------------------------------|---------------------------------|------------------------------|---------------------------------|------------------------------|---------------------------------|------------------------------|----------------------------------|------------------------------|---------------------------------|----------------------------------|------------------------------------|----------------------------------|--------|
| George Thomas, R (1, 8) OBP: 0.276, SLG: 0.330 Norm Cash, L (8, PH) OBP: 0.386, SLG: 0.470 | | | | | | | | | | 4 | 1 | 1 | 0 | 0 | 1 | 2 | | | | |
| Dick McAuliffe, L (1, 6) OBP: 0.334, SLG: 0.383 | | | | | | | | | | 5 | 0 | 1 | 0 | 0 | 0 | 3 | | | | |
| Willie Horton, R (1, 7) OBP: 0.289, SLG: 0.474 | | | | | | | | | | 5 | 1 | 3 | 1 | 0 | 0 | 1 | | | | |
| Rocky Colavito, R (1, 9) OBP: 0.358, SLG: 0.437 | | | | | | | | | | 4 | 0 | 0 | 0 | 1 | 0 | 4 | | | | |
| Don Wert, R (1, 5) OBP: 0.321, SLG: 0.366 | | | | | | | | | | 4 | 1 | 1 | 0 | 1 | 1 | | | | | |
| Gus Triandos, R (1, 2) OBP: 0.315, SLG: 0.407 Willie Smith, L (8, PR) OBP: 0.125, SLG: 0.125 Mickey Lolich, S (8, 1) OBP: 0.244, SLG: 0.056 | | | | | | | | | | 2 | 0 | 0 | 1 | 1 | 0 | 0 | | | | |
| Bill Freehan, R (1, 3) OBP: 0.329, SLG: 0.382 | | | | | | | | | | 4 | 1 | 2 | 2 | 0 | 0 | 2 | | | | |
| George Smith, R (1, 4) OBP: 0.298, SLG: 0.287 Bubba Phillips, R (7, PH) OBP: 0.276, SLG: 0.312 | | | | | | | | | | 2 | 0 | 0 | 0 | 0 | 2 | 0 | | | | |
| Phil Regan, R (1, 1) OBP: 0.179, SLG: 0.190 Fred Gladning, L (5, 1) OBP: 0.227, SLG: 0.250 Frank Lary, R (7, 1) OBP: 0.215, SLG: 0.514 Al Kaline, R (8, PH) OBP: 0.303, SLG: 0.228 | | | | | | | | | | 2 | 0 | 1 | 0 | 0 | 1 | 0 | | | | |
| Inning Stats | R: 1 E: 0 K: 0 S: 5 | H: 2 LOB: 1 BB: 0 P: 5 | R: 1 E: 0 K: 1 S: 7 | H: 2 LOB: 1 BB: 0 P: 7 | R: 1 E: 0 K: 0 S: 4 | H: 1 LOB: 2 BB: 2 P: 12 | R: 0 E: 0 K: 2 S: 7 | H: 0 LOB: 0 BB: 0 P: 7 | R: 0 E: 0 K: 1 S: 5 | H: 0 LOB: 0 BB: 0 P: 3 | R: 0 E: 0 K: 1 S: 8 | H: 3 LOB: 2 BB: 0 P: 8 | R: 2 E: 0 K: 1 S: 8 | H: 3 LOB: 2 BB: 1 P: 12 | R: 0 E: 0 K: 0 S: 3 | H: 1 LOB: 0 BB: 0 P: 3 | 1B: 9 2B: 1 3B: 0 HR: 2 | SF: 1 SAC: 0 DP: 1 HBP: 0 | WP: 0 PB: 1 SB: 0 CS: 0 | PA: 41 |
| PITCHER | IP WLS BF H R ER SO BB IBB HBP BLK WP HR S P ERA WHIP | | | | | | | | | | | | | | | | | | | |
| Dave McNally, L (1, 1) ERA: 4.58 | 7.0 W 34 10 6 6 5 3 0 0 0 0 2 41 53 7.71 1.857 | | | | | | | | | | | | | | | | | | | |
| Dick Hall, R (8, 1) ERA: 2.98 | 2.0 S 7 2 0 0 1 0 0 0 0 0 0 9 9 0.00 1.000 | | | | | | | | | | | | | | | | | | | |

Detroit Tigers @ Baltimore Orioles
 Memorial Stadium, Baltimore, MD
 Sat Sep 28 1963, 3:33 AM EDT
 Att: 2,998 - Unknown

| | |
|-----|----|
| AB | 37 |
| R | 6 |
| H | 12 |
| RBI | 6 |
| BB | 3 |
| SO | 6 |
| LOB | 17 |



| Batter | 1 | 2 | 3 | 4 | 5 | 6 | 7 | 8 | 9 | AB | R | H | RBI | BB | SO | LOB | BOTTOM | | | |
|---|---|---------------------------------|------------------------------|---------------------------------|------------------------------|---------------------------------|------------------------------|---------------------------------|------------------------------|----------------------------------|------------------------------|---------------------------------|------------------------------|----------------------------------|------------------------------|---------------------------------|----------------------------------|------------------------------------|----------------------------------|--------|
| Bob Johnson, R (1, 6) OBP: 0.348, SLG: 0.434 | | | | | | | | | | 4 | 2 | 2 | 1 | 1 | 1 | 1 | | | | |
| Sam Bowers, R (1, 9) OBP: 0.383, SLG: 0.512 | | | | | | | | | | 4 | 2 | 1 | 2 | 1 | 0 | 2 | | | | |
| Jim Gentile, L (1, 3) OBP: 0.351, SLG: 0.423 | | | | | | | | | | 3 | 2 | 2 | 1 | 0 | 0 | 0 | | | | |
| John Orsino, R (1, 2) OBP: 0.346, SLG: 0.475 | | | | | | | | | | 2 | 1 | 1 | 2 | 1 | 0 | 1 | | | | |
| Boog Powell, L (1, 7) OBP: 0.328, SLG: 0.469 | | | | | | | | | | 3 | 0 | 1 | 1 | 1 | 0 | 0 | | | | |
| Brooks Robinson, R (1, 5) OBP: 0.302, SLG: 0.365 | | | | | | | | | | 3 | 0 | 0 | 0 | 1 | 1 | 3 | | | | |
| Jackie Brandt, R (1, 8) OBP: 0.299, SLG: 0.407 | | | | | | | | | | 3 | 0 | 0 | 1 | 0 | 1 | 2 | | | | |
| Jerry Adair, R (1, 4) OBP: 0.246, SLG: 0.348 | | | | | | | | | | 4 | 1 | 2 | 0 | 0 | 0 | 2 | | | | |
| Dave McNally, R (1, 1) OBP: 0.143, SLG: 0.053 Dick Hall, R (8, 1) OBP: 0.464, SLG: 0.607 | | | | | | | | | | 3 | 0 | 0 | 0 | 0 | 1 | 2 | | | | |
| Inning Stats | R: 0 E: 0 K: 0 S: 3 | H: 0 LOB: 0 BB: 0 P: 4 | R: 0 E: 0 K: 0 S: 3 | H: 0 LOB: 0 BB: 0 P: 3 | R: 4 E: 0 K: 1 S: 9 | H: 4 LOB: 0 BB: 0 P: 9 | R: 0 E: 0 K: 1 S: 5 | H: 0 LOB: 0 BB: 0 P: 5 | R: 3 E: 1 K: 0 S: 6 | H: 3 LOB: 2 BB: 2 P: 14 | R: 0 E: 0 K: 1 S: 6 | H: 1 LOB: 1 BB: 0 P: 6 | R: 1 E: 0 K: 1 S: 6 | H: 1 LOB: 2 BB: 2 P: 14 | R: 0 E: 0 K: 0 S: 2 | H: 0 LOB: 0 BB: 1 P: 6 | 1B: 4 2B: 3 3B: 0 HR: 2 | SF: 2 SAC: 0 DP: 0 HBP: 1 | WP: 0 PB: 0 SB: 1 CS: 1 | PA: 38 |
| PITCHER | IP WLS BF H R ER SO BB IBB HBP BLK WP HR S P ERA WHIP | | | | | | | | | | | | | | | | | | | |
| Phil Regan, R (1, 1) ERA: 3.86 | 4.2 L 23 7 7 7 2 1 0 1 0 0 0 7 11 0.00 1.500 | | | | | | | | | | | | | | | | | | | |
| Fred Gladning, R (5, 1) ERA: 1.98 | 1.1 6 1 0 0 1 1 0 0 0 0 0 7 11 0.00 1.500 | | | | | | | | | | | | | | | | | | | |
| Frank Lary, R (7, 1) ERA: 3.27 | 1.0 6 1 1 1 1 2 0 0 0 0 0 6 14 9.00 3.000 | | | | | | | | | | | | | | | | | | | |
| Mickey Lolich, L (8, 1) ERA: 3.55 | 1.0 3 0 0 0 0 1 0 0 0 0 0 2 6 0.00 1.000 | | | | | | | | | | | | | | | | | | | |

Detroit Tigers @ Baltimore Orioles
 Memorial Stadium, Baltimore, MD
 Sat Sep 28 1963, 3:33 AM EDT
 Att: 2,998 - Unknown

| | |
|-----|----|
| AB | 30 |
| R | 8 |
| H | 9 |
| RBI | 8 |
| BB | 5 |
| SO | 4 |
| LOB | 13 |



| Batter | 1 | 2 | 3 | 4 | 5 | 6 | 7 | 8 | 9 | AB | R | H | RBI | BB | SO | LOB | TOP | | | | | | | | | | | |
|--|------------------------------|---------------------------------|------------------------------|---------------------------------|------------------------------|----------------------------------|------------------------------|----------------------------------|------------------------------|---------------------------------|------------------------------|---------------------------------|------------------------------|---------------------------------|------------------------------|---------------------------------|--|----------------------------------|------------------------------------|----------------------------------|--------|--|--|--|--|--|--|--|
| Bill Bruton, L OBP: 0.330, SLG: 0.372 (1, 8) | L7 | | F2 | | F5 | | | K | | 4 | 0 | 0 | 0 | 1 | 1 | 2 | Detroit Tigers @ Baltimore Orioles Memorial Stadium, Baltimore, MD Sun Sep 29 1963, 3:33 AM EDT Att: 2,109 - Unknown | | | | | | | | | | | |
| Dick McAuliffe, L OBP: 0.334, SLG: 0.384 (1, 6) | 6-3 | | | F5 | | 2B | | 5-3 | | 4 | 0 | 1 | 0 | 1 | 0 | 2 | | | | | | | | | | | | |
| Norm Cash, L OBP: 0.386, SLG: 0.471 (1, 3) | F4 | | | | | HR | | K | | 4 | 1 | 1 | 0 | 1 | 1 | 1 | | | | | | | | | | | | |
| Gates Brown, L OBP: 0.333, SLG: 0.402 George Thomas, R OBP: 0.276, SLG: 0.330 (9, 7) | | G3 | 4-3 | | | HR | | K | | 5 | 1 | 2 | 2 | 0 | 1 | 3 | | | | | | | | | | | | |
| Willie Horton, R OBP: 0.326, SLG: 0.488 (1, 9) | | | | | | | | 3-1 | | 5 | 2 | 3 | 0 | 0 | 0 | 2 | | | | | | | | | | | | |
| Don Wert, R OBP: 0.326, SLG: 0.382 (1, 4) | K | | | | | | | HR | | 5 | 3 | 3 | 1 | 0 | 1 | 3 | | | | | | | | | | | | |
| Bubba Phillips, R OBP: 0.276, SLG: 0.310 (1, 5) | 5-3 | | | | | | | 6-3 | | 5 | 0 | 1 | 1 | 0 | 0 | 2 | | | | | | | | | | | | |
| Bill Freehan, R OBP: 0.331, SLG: 0.387 (1, 2) | | | | | | | | K | | 4 | 0 | 2 | 1 | 0 | 1 | 2 | | | | | | | | | | | | |
| Denny McLain, R OBP: 0.167, SLG: 0.800 (1, 1) | | | | | | | | 5-3 | | 2 | 0 | 0 | 1 | 0 | 0 | 1 | | | | | | | | | | | | |
| Inning Stats | R: 0 E: 0 K: 0 S: 3 | H: 0 LOB: 0 BB: 0 P: 3 | R: 0 E: 0 K: 1 S: 6 | H: 1 LOB: 1 BB: 0 P: 6 | R: 0 E: 0 K: 0 S: 4 | H: 1 LOB: 3 BB: 2 P: 12 | R: 2 E: 1 K: 0 S: 6 | H: 3 LOB: 2 BB: 1 P: 10 | R: 4 E: 0 K: 0 S: 8 | H: 5 LOB: 1 BB: 0 P: 8 | R: 0 E: 0 K: 0 S: 5 | H: 2 LOB: 0 BB: 0 P: 5 | R: 0 E: 0 K: 1 S: 7 | H: 0 LOB: 0 BB: 0 P: 7 | R: 1 E: 0 K: 1 S: 6 | H: 1 LOB: 0 BB: 0 P: 6 | | 1B: 7 2B: 4 3B: 0 HR: 2 | SF: 1 SAC: 1 DP: 0 HBP: 0 | WP: 0 PB: 0 SB: 0 CS: 0 | PA: 43 | | | | | | | |
| PITCHER | IP | WLS | BF | H | R | ER | SO | BB | IBB | HBP | BLK | WP | HR | S | P | ERA | WHIP | | | | | | | | | | | |
| Wally Bunker, R ERA: 13.5 | (1, 1) | 4.0 | L | 25 | 10 | 6 | 6 | 1 | 3 | 0 | 0 | 0 | 0 | 1 | 24 | 36 | 13.50 | 3.250 | | | | | | | | | | |
| Herman Starrette, R ERA: 3.46 | (5, 1) | 2.0 | | 8 | 2 | 0 | 0 | 0 | 0 | 0 | 0 | 0 | 0 | 0 | 8 | 8 | 0.00 | 1.000 | | | | | | | | | | |
| Wes Stock, R ERA: 3.94 | (7, 1) | 2.0 | | 6 | 0 | 0 | 0 | 3 | 0 | 0 | 0 | 0 | 0 | 12 | 12 | 0.00 | 0.000 | | | | | | | | | | | |
| George Brunet, L ERA: 6.06 | (9, 1) | 1.0 | | 4 | 1 | 1 | 1 | 1 | 0 | 0 | 0 | 0 | 1 | 6 | 6 | 9.00 | 1.000 | | | | | | | | | | | |

| Batter | 1 | 2 | 3 | 4 | 5 | 6 | 7 | 8 | 9 | AB | R | H | RBI | BB | SO | LOB | BOTTOM | | | | | | | | | | | |
|--|------------------------------|---------------------------------|------------------------------|----------------------------------|------------------------------|----------------------------------|------------------------------|----------------------------------|------------------------------|----------------------------------|------------------------------|----------------------------------|------------------------------|---------------------------------|------------------------------|---------------------------------|--|------------------------------------|----------------------------------|--------|--|--|--|--|--|--|--|--|
| Bob Johnson, R OBP: 0.347, SLG: 0.429 Wes Stock, R (7, 1) | K2-3 | | L9 | | F7 | | | K | | 3 | 0 | 0 | 0 | 1 | 1 | 2 | Detroit Tigers @ Baltimore Orioles Memorial Stadium, Baltimore, MD Sun Sep 29 1963, 3:33 AM EDT Att: 2,109 - Unknown | | | | | | | | | | | |
| Joe Gaines, R OBP: 0.381, SLG: 0.476 George Brunet, R (9, 1) | | | | | | 1B | | | | 1 | 0 | 0 | 0 | 0 | 1 | 0 | | | | | | | | | | | | |
| Sam Bowers, R OBP: 0.385, SLG: 0.500 (1, 9) | 4-3 | | | | | | | | | 5 | 0 | 2 | 0 | 0 | 0 | 0 | | | | | | | | | | | | |
| Jim Gentile, L OBP: 0.353, SLG: 0.429 (1, 3) | K | | | | | | | | | 4 | 2 | 2 | 1 | 1 | 2 | 2 | | | | | | | | | | | | |
| John Orsino, R OBP: 0.349, SLG: 0.475 (1, 2) | | | | | | | | | | 4 | 1 | 2 | 0 | 1 | 0 | 2 | | | | | | | | | | | | |
| Boog Powell, L OBP: 0.328, SLG: 0.470 (1, 7) | | | | | | | | | | 5 | 0 | 2 | 0 | 0 | 1 | 5 | | | | | | | | | | | | |
| Brooks Robinson, R OBP: 0.305, SLG: 0.365 (7, 6) | | | | | | | | | | 3 | 0 | 1 | 1 | 2 | 1 | 0 | | | | | | | | | | | | |
| Jackie Brandt, R OBP: 0.298, SLG: 0.404 (7, 5) | | | | | | | | | | 4 | 0 | 0 | 0 | 1 | 2 | 4 | | | | | | | | | | | | |
| Jerry Adair, R OBP: 0.246, SLG: 0.346 (1, 4) | | | | | | | | | | 3 | 0 | 0 | 0 | 1 | 2 | 5 | | | | | | | | | | | | |
| Wally Bunker, R OBP: 0.500, SLG: 0.500 Herman Starrette, R Russ Snyder, L OBP: 0.321, SLG: 0.364 (7, 8) | | | | | | | | | | 2 | 0 | 1 | 0 | 0 | 0 | 0 | | | | | | | | | | | | |
| Inning Stats | R: 0 E: 0 K: 2 S: 7 | H: 0 LOB: 0 BB: 0 P: 7 | R: 1 E: 0 K: 1 S: 6 | H: 2 LOB: 1 BB: 1 P: 10 | R: 0 E: 0 K: 0 S: 4 | H: 1 LOB: 3 BB: 2 P: 12 | R: 0 E: 0 K: 1 S: 6 | H: 1 LOB: 2 BB: 1 P: 10 | R: 1 E: 0 K: 1 S: 7 | H: 2 LOB: 3 BB: 2 P: 15 | R: 0 E: 0 K: 1 S: 6 | H: 1 LOB: 0 BB: 1 P: 10 | R: 0 E: 0 K: 3 S: 9 | H: 0 LOB: 0 BB: 0 P: 9 | R: 1 E: 0 K: 1 S: 8 | H: 3 LOB: 2 BB: 0 P: 8 | 1B: 8 2B: 2 3B: 0 HR: 1 | SF: 0 SAC: 0 DP: 1 HBP: 0 | WP: 1 PB: 0 SB: 0 CS: 0 | PA: 43 | | | | | | | | |
| PITCHER | IP | WLS | BF | H | R | ER | SO | BB | IBB | HBP | BLK | WP | HR | S | P | ERA | WHIP | | | | | | | | | | | |
| Denny McLain, R ERA: 4.29 | (1, 1) | 9.0 | W | 43 | 10 | 3 | 3 | 11 | 7 | 0 | 0 | 0 | 1 | 1 | 58 | 86 | 3.00 | 1.889 | | | | | | | | | | |