

# Baltimore Orioles - 1964

Batter	1	2	3	4	5	6	7	8	9	AB	R	H	RBI	BB	SO	LOB	TOP																								
Jackie Brandt, R OBP: 0.200, SLG: 0.200 (1, 8)										5	0	1	0	0	1	0																									
Luis Aparicio, R OBP: 0.500, SLG: 1.000 (1, 6)										3	1	1	0	1	0	1																									
Boog Powell, L OBP: 0.250, SLG: 1.000 (1, 7)										4	1	1	2	0	2	1																									
Norm Siebern, L OBP: 0.500, SLG: 0.333 (1, 3)										3	1	1	0	0	0	0																									
John Orsino, R OBP: 0.250, SLG: 1.000 (1, 2)										4	1	1	1	0	0	2																									
Sam Bowens, R (1, 9)										2	0	0	0	1	0	1																									
Willie Kirkland, L (8, 9)										0	0	0	0	1	0	0																									
Brooks Robinson, R OBP: 0.250, SLG: 0.250 (1, 5)										4	0	1	0	0	0	2																									
Jerry Adair, R (1, 4)										4	0	0	0	0	0	3																									
Milt Pappas, R (1, 1)										2	0	0	0	0	2	0																									
Dick Hall, R (6, 1)										0	0	0	0	0	0	0																									
Joe Gaines, R OBP: 1.000, SLG: 4.000 Stu Miller, R (7, 1)										1	1	1	1	0	0	0																									
										1	0	0	0	0	0	0																									
<b>Inning Stats</b>	R: 0 E: 0 K: 0 S: 3	H: 1 LOB: 0 BB: 0 P: 3	R: 0 E: 0 K: 0 S: 4	H: 1 LOB: 2 BB: 1 P: 8	R: 0 E: 0 K: 2 S: 7	H: 0 LOB: 1 BB: 1 P: 11	R: 1 E: 1 K: 0 S: 4	H: 0 LOB: 1 BB: 0 P: 5	R: 0 E: 0 K: 1 S: 5	H: 0 LOB: 0 BB: 0 P: 5	R: 1 E: 0 K: 1 S: 6	H: 1 LOB: 0 BB: 0 P: 6	R: 1 E: 0 K: 1 S: 6	H: 1 LOB: 0 BB: 0 P: 6	R: 2 E: 0 K: 0 S: 5	H: 3 LOB: 1 BB: 1 P: 9	R: 0 E: 0 K: 0 S: 3	H: 0 LOB: 0 BB: 0 P: 3	1B: 3 2B: 0 3B: 1 HR: 3	SF: 0 SAC: 0 DP: 2 HBP: 1	WP: 1 PB: 0 CS: 1	PA: 37																			
<b>PITCHER</b>	IP	WLS	BF	H	R	ER	SO	BB	IBB	HBP	BLK	WP	HR	S	P	ERA	WHIP	<b>PITCHER</b>							IP	WLS	BF	H	R	ER	SO	BB	IBB	HBP	BLK	WP	HR	S	P	ERA	WHIP
Gary Peters, L ERA: 2.57 (1, 1)	7.0		28	4	3	2	5	2	0	1	0	1	2	35	44	2.57	0.857																								
Hoyt Wilhelm, R ERA (8, 1)	0.0	L	3	3	2	2	0	0	0	0	0	0	1	3	3	∞	∞																								
John Buzhardt, R ERA (8, 1)	2.0		6	0	0	0	0	1	0	0	0	0	0	5	9	0.00	0.500																								

Baltimore Orioles @ Chicago White Sox  
Comiskey Park, Chicago, IL  
Tue Apr 14 1964, 4:33 AM EST  
Att: 20,766 - Unknown

AB 33  
R 5  
H 7  
RBI 4  
BB 3  
SO 5  
LOB 10




Batter	1	2	3	4	5	6	7	8	9	AB	R	H	RBI	BB	SO	LOB	BOTTOM																									
Jim Landis, R OBP: 0.250, SLG: 0.750 (1, 8)										4	1	1	0	0	1	1																										
Don Buford, S OBP: 0.333, SLG: 0.333 Al Weis, S (1, 4)										3	1	1	0	0	0	1																										
Floyd Robinson, L OBP: 0.500, SLG: 0.500 (1, 9)										4	1	2	1	0	0	1																										
Dave Nicholson, R OBP: 0.500, SLG: 0.750 (1, 7)										4	0	2	2	0	1	1																										
Joe Cunningham, L OBP: 0.250, SLG: 0.250 (1, 3)										4	0	1	0	0	0	2																										
Ron Hansen, R (1, 6)										3	0	0	0	1	1	3																										
Charley Smith, R (1, 5)										3	0	0	0	1	0	2																										
J.C. Martin, L OBP: 0.250, SLG: 0.250 (1, 2)										4	0	1	0	0	0	1																										
Gary Peters, L (1, 1)										2	0	0	0	0	1	2																										
Minnie Minoso, R (7, PH)										1	0	0	0	0	0	0																										
Hoyt Wilhelm, R (8, 1)										0	0	0	0	0	0	0																										
John Buzhardt, R (8, 1)										0	0	0	0	0	0	0																										
Tom McCraw, L (9, PH)										1	0	0	0	0	0	0																										
<b>Inning Stats</b>	R: 1 E: 0 K: 0 S: 5	H: 2 LOB: 1 BB: 0 P: 5	R: 0 E: 0 K: 0 S: 3	H: 1 LOB: 1 BB: 1 P: 7	R: 0 E: 0 K: 1 S: 5	H: 0 LOB: 0 BB: 0 P: 5	R: 0 E: 0 K: 1 S: 5	H: 0 LOB: 0 BB: 0 P: 5	R: 0 E: 0 K: 1 S: 5	H: 0 LOB: 1 BB: 1 P: 9	R: 2 E: 1 K: 0 S: 6	H: 3 LOB: 1 BB: 0 P: 6	R: 0 E: 0 K: 0 S: 3	H: 0 LOB: 0 BB: 0 P: 3	R: 0 E: 0 K: 2 S: 9	H: 2 LOB: 2 BB: 0 P: 9	R: 0 E: 0 K: 0 S: 3	H: 0 LOB: 0 BB: 0 P: 3	1B: 6 2B: 1 3B: 1 HR: 0	SF: 0 SAC: 0 DP: 1 HBP: 0	WP: 0 PB: 0 CS: 0	PA: 36																				
<b>PITCHER</b>	IP	WLS	BF	H	R	ER	SO	BB	IBB	HBP	BLK	WP	HR	S	P	ERA	WHIP	<b>PITCHER</b>							IP	WLS	BF	H	R	ER	SO	BB	IBB	HBP	BLK	WP	HR	S	P	ERA	WHIP	
Milt Pappas, R ERA: 3.6 (6, 1)	5.0		22	6	3	2	3	2	0	0	0	0	0	26	34	3.60	1.600																									
Dick Hall, R ERA (6, 1)	1.0		3	0	0	0	0	0	0	0	0	0	0	3	3	0.00	0.000																									
Stu Miller, R ERA (7, 1)	3.0	W	11	2	0	0	2	0	0	0	0	0	0	15	15	0.00	0.667																									


Baltimore Orioles @ Chicago White Sox  
Comiskey Park, Chicago, IL  
Tue Apr 14 1964, 4:33 AM EST  
Att: 20,766 - Unknown

AB 34  
R 3  
H 8  
RBI 3  
BB 2  
SO 5  
LOB 14





Batter	1	2	3	4	5	6	7	8	9	AB	R	H	RBI	BB	SO	LOB	TOP			
Jackie Brandt, R OBP: 0.400, SLG: 0.444	0-0 1B 2B		4-0 FC4-6 BB		0-0 E 1B 1B		0-0 F5		0-3 K	4	1	2	0	1	1	0	<p><b>Baltimore Orioles @ Chicago White Sox</b> Comiskey Park, Chicago, IL Thu Apr 16 1964, 4:33 AM EST Att. 4,037 - Unknown</p> <p>livebaseballscores.com</p> <p>AB 34 R 4 H 9 RBI 4 BB 2 SO 8 LOB 14</p> 			
Luis Aparicio, R OBP: 0.500, SLG: 0.714	0-0 2-3 1B		0-0 F7		0-0 E4 1B SF7		0-0 S 1B			4	1	2	0	0	0	2				
Boog Powell, L OBP: 0.250, SLG: 0.625	0-3 K		0-0 FC4-6 1-2		0-0 HR 1B		0-3 K			4	1	1	1	0	2	4				
Norm Siebern, L OBP: 0.375, SLG: 0.200	4-0 G5-4-3 IBB		0-0 F8		0-0 SF7		0-3 K			2	0	0	1	1	1	2				
John Orsino, R OBP: 0.250, SLG: 1.000	0-0 G5-4-3			0-0 F6		0-0 HR		0-3 K		4	1	1	2	0	1	3				
Willie Kirkland, L OBP: 0.400, SLG: 0.250		0-0 F8		0-3 K		0-0 F8		0-0 CS 1B		4	0	1	0	0	1	0				
Brooks Robinson, R OBP: 0.250, SLG: 0.250		0-0 6-3		0-0 FC4-6 1B		0-0 F7		0-0 5-3		4	0	1	0	0	0	1				
Jerry Adair, R OBP: 0.125, SLG: 0.125		0-0 1B		0-0 FC4-6		0-0 6-3		0-0 5-3		4	0	1	0	0	0	1				
Dave McNally, R Harvey Haddix, L Stu Miller, R	0-3 K				0-0 5-3		0-3 K		0-0 F8	3	0	0	0	0	2	1				
<b>Inning Stats</b>	R: 0 E: 0 K: 1 S: 6	H: 2 LOB: 2 BB: 1 P: 10	R: 0 E: 0 K: 1 S: 6	H: 1 LOB: 1 BB: 0 P: 6	R: 0 E: 0 K: 0 S: 3	H: 0 LOB: 1 BB: 1 P: 7	R: 0 E: 0 K: 1 S: 6	H: 1 LOB: 1 BB: 0 P: 6	R: 4 E: 1 K: 0 S: 7	H: 3 LOB: 0 BB: 0 P: 7	R: 0 E: 0 K: 2 S: 5	H: 0 LOB: 1 BB: 0 P: 5	R: 0 E: 0 K: 1 S: 5	H: 1 LOB: 1 BB: 0 P: 5	R: 0 E: 0 K: 1 S: 5	H: 0 LOB: 0 BB: 0 P: 5	1B: 7 2B: 1 3B: 0 HR: 1	SF: 1 SAC: 0 DP: 1 HBP: 0	WP: 0 PB: 0 SB: 1 CS: 1	PA: 37
<b>PITCHER</b>	IP WLS BF H R ER SO BB IBB HBP BLK WP HR S P ERA WHIP	6.1 L 29 8 4 1 4 1 1 0 0 0 1 35 43 1.42 1.421	7.1 L 5 1 0 0 3 0 0 0 0 0 0 11 11 0.00 0.600	9.1 L 3 0 0 0 1 0 0 0 0 0 0 5 5 0.00 0.000	<b>PITCHER</b>										IP WLS BF H R ER SO BB IBB HBP BLK WP HR S P ERA WHIP					

Batter	1	2	3	4	5	6	7	8	9	AB	R	H	RBI	BB	SO	LOB	BOTTOM			
Mike Hershberger, R OBP: 0.500, SLG: 0.500	0-0 1B FC3-2-5-2		0-0 F8			0-0 F8		0-0 4-3 FC1-2 1B		4	0	2	0	0	0	0	<p><b>Baltimore Orioles @ Chicago White Sox</b> Comiskey Park, Chicago, IL Thu Apr 16 1964, 4:33 AM EST Att. 4,037 - Unknown</p> <p>livebaseballscores.com</p> <p>AB 33 R 3 H 8 RBI 3 BB 0 SO 5 LOB 17</p> 			
Don Buford, S OBP: 0.286, SLG: 0.286	0-0 1-3 1B		0-0 1-3			0-0 F9		0-0 FC1-2 4-3		4	0	1	0	0	0	3				
Floyd Robinson, L OBP: 0.250, SLG: 0.250	0-0 FC3-2-5-2 G5-4-3 3-H		0-0 L9			0-0 E6		0-0 4-3		4	0	0	1	0	0	4				
Dave Nicholson, R OBP: 0.250, SLG: 0.375	0-0 G5-4-3			0-0 F9		0-0 5-3		0-3 K		4	0	0	0	0	1	6				
Ron Hansen, R OBP: 0.375, SLG: 0.857		0-0 HR		0-0 F4		0-3 K		0-0 2B		4	1	2	1	0	1	0				
Charley Smith, R OBP: 0.250, SLG: 0.429		0-0 SF7 3B		0-0 6-3		0-0 6-3		0-3 K		4	1	1	0	0	1	1				
Joe Cunningham, L OBP: 0.250, SLG: 0.143		1-0 G5-4-3 HBP			0-0 1-6-3		0-3 K		0-0 F9	3	0	0	0	0	1	1				
Jerry McNertney, R OBP: 0.333, SLG: 0.500 Al Weis, S J.C. Martin, L OBP: 0.200, SLG: 0.200	0-0 SF7				0-0 6-3			0-0 1B FC1-2 1B	0-3 K2-3	2	0	1	1	0	0	0				
Ray Herbert, R Don Mossi, L Minnie Minoso, R OBP: 0.500, SLG: 0.500 Eddie Fisher, R	0-0 G5-4-3				0-0 F3			0-0 FC1-2 1B 4-3 1B		2	0	0	0	0	0	0				
<b>Inning Stats</b>	R: 0 E: 0 K: 0 S: 4	H: 2 LOB: 1 BB: 0 P: 4	R: 2 E: 0 K: 0 S: 4	H: 2 LOB: 0 BB: 0 P: 5	R: 0 E: 0 K: 0 S: 3	H: 0 LOB: 0 BB: 0 P: 3	R: 0 E: 0 K: 0 S: 3	H: 0 LOB: 0 BB: 0 P: 3	R: 0 E: 1 K: 0 S: 4	H: 0 LOB: 1 BB: 0 P: 4	R: 0 E: 0 K: 2 S: 7	H: 0 LOB: 0 BB: 0 P: 7	R: 1 E: 0 K: 1 S: 8	H: 3 LOB: 3 BB: 0 P: 8	R: 0 E: 0 K: 2 S: 8	H: 1 LOB: 1 BB: 0 P: 8	1B: 5 2B: 1 3B: 1 HR: 1	SF: 1 SAC: 0 DP: 2 HBP: 1	WP: 0 PB: 0 SB: 0 CS: 0	PA: 35
<b>PITCHER</b>	IP WLS BF H R ER SO BB IBB HBP BLK WP HR S P ERA WHIP	7.0 W 27 6 3 3 2 0 0 0 0 0 1 30 31 3.86 0.857	8.1 S 5 2 0 0 1 0 0 0 0 0 0 7 7 0.00 2.000	9.1 S 3 0 0 0 2 0 0 0 0 0 0 7 7 0.00 0.000	<b>PITCHER</b>										IP WLS BF H R ER SO BB IBB HBP BLK WP HR S P ERA WHIP					











Batter	1	2	3	4	5	6	7	8	9	AB	R	H	RBI	BB	SO	LOB	TOP										
Phil Linz, R OBP: 0.176, SLG: 0.125 Pedro Gonzalez, R (1, 6)	L4		FC6-4		6-3	1-3		6-3		1	0	0	0	0	0	0	<b>New York Yankees @ Baltimore Orioles</b> Memorial Stadium, Baltimore, MD Sun Apr 19 1964, 3:33 AM EST Att: 26,144 - Overcast - 70 F										
Bobby Richardson, R OBP: 0.250, SLG: 0.211 (1, 4)	1B		F9		4-3	1B		F7		5	0	2	1	0	0	1											
Roger Maris, L OBP: 0.300, SLG: 0.350 (1, 9)	F7			F5	1B	2B		4-3		5	1	2	0	0	0	1											
Mickey Mantle, S OBP: 0.300, SLG: 0.263 Hector Lopez, R (1, 8)	F5			G3	1B	L3			K	5	1	1	1	0	1	3											
Tom Tresh, S OBP: 0.400, SLG: 0.438 (9, 8)		K			1B					2	1	1	0	3	1	0											
Joe Pepitone, L OBP: 0.200, SLG: 0.167 (1, 3)	F8									5	1	2	2	0	0	2											
Johnny Blanchard, L Elston Howard, R OBP: 0.500, SLG: 0.385 (1, 2)										2	0	0	0	2	1	2											
Clete Boyer, R OBP: 0.276, SLG: 0.188 (2, 6)										5	1	1	1	0	3	4											
Bud Daley, L Steve Hamilton, L (6, 1)										1	0	0	0	0	0	2											
Inning Stats	R: 0 E: 0 K: 0 S: 4	H: 1 LOB: 1 BB: 0 P: 4	R: 0 E: 0 K: 2 S: 7	H: 0 LOB: 0 BB: 7 P: 7	R: 0 E: 0 K: 0 S: 3	H: 0 LOB: 1 BB: 0 P: 4	R: 2 E: 1 K: 0 S: 5	H: 2 LOB: 2 BB: 2 P: 13	R: 2 E: 0 K: 1 S: 8	H: 3 LOB: 2 BB: 0 P: 8	R: 0 E: 0 K: 1 S: 5	H: 0 LOB: 2 BB: 2 P: 13	R: 0 E: 0 K: 2 S: 3	H: 0 LOB: 0 BB: 0 P: 3	R: 0 E: 0 K: 2 S: 8	H: 1 LOB: 2 BB: 1 P: 12		1B: 6 2B: 3 3B: 0 HR: 0	SF: 0 SAC: 1 DP: 0 HBP: 1	WP: 1 PB: 1 SB: 2 CS: 0	PA: 44						
PITCHER	IP	WLS	BF	H	R	ER	SO	BB	IBB	HBP	BLK	WP	HR	S	P	ERA	WHIP										
Milt Pappas, R ERA: 4.0 (1, 1)	4.0	L	18	3	2	2	2	1	1	1	0	0	0	19	28	4.50	1.000										
Mike McCormick, L ERA: 27.0 (5, 1)	0.2		6	3	2	2	0	1	0	0	0	0	0	5	9	27.00	6.000										
Wes Stock, R ERA: (5, 1)	0.1		1	0	0	0	0	0	0	0	0	0	0	1	1	0.00	0.000										
Chuck Estrada, R ERA: (6, 1)	2.0		11	2	1	0	2	1	1	0	0	1	0	13	21	0.00	1.500										
Harvey Haddix, L ERA: 1.69 (8, 1)	2.0		8	1	0	0	2	1	0	0	0	0	0	11	15	0.00	1.000										

Batter	1	2	3	4	5	6	7	8	9	AB	R	H	RBI	BB	SO	LOB	BOTTOM											
Jackie Brandt, R OBP: 0.346, SLG: 0.440 (1, 8)	2-3		F5		G4-6-3				K	5	0	1	0	0	1	3	<b>New York Yankees @ Baltimore Orioles</b> Memorial Stadium, Baltimore, MD Sun Apr 19 1964, 3:33 AM EST Att: 26,144 - Overcast - 70 F											
Bob Johnson, R OBP: 0.600, SLG: 0.750 (1, 6)	L6-4			6-3		FC3-6	FC4-6			3	1	1	0	1	0	1												
Boog Powell, L OBP: 0.143, SLG: 0.286 Joe Gaines, R OBP: 0.667, SLG: 2.000 (1, 7)	L6-4									2	0	0	0	0	1	1												
Norm Siebern, L OBP: 0.348, SLG: 0.176 (6, PH)										1	0	0	0	1	0	0												
John Orsino, R OBP: 0.409, SLG: 0.737 (7, 7)										3	0	0	0	1	1	2												
Sam Bowens, R OBP: 0.495, SLG: 0.500 (1, 2)										3	0	1	1	0	0	1												
Sam Bowens, R OBP: 0.495, SLG: 0.500 (1, 9)										4	1	2	0	0	1	1												
Brooks Robinson, R OBP: 0.304, SLG: 0.333 (1, 5)										4	1	1	0	0	1	2												
Jerry Adair, R OBP: 0.227, SLG: 0.238 (1, 4)										4	0	3	0	0	0	1												
Milt Pappas, R ERA: 4.0 (1, 1)	4.0	L	18	3	2	2	2	1	1	1	0	0	0	19	28	4.50		1.000	<b>New York Yankees @ Baltimore Orioles</b> Memorial Stadium, Baltimore, MD Sun Apr 19 1964, 3:33 AM EST Att: 26,144 - Overcast - 70 F									
Mike McCormick, L ERA: 27.0 (5, 1)	0.2		6	3	2	2	0	1	0	0	0	0	0	5	9	27.00	6.000											
Wes Stock, R ERA: (5, 1)	0.1		1	0	0	0	0	0	0	0	0	0	0	1	1	0.00	0.000											
Chuck Estrada, R ERA: (6, 1)	2.0		11	2	1	0	2	1	1	0	0	1	0	13	21	0.00	1.500											
Harvey Haddix, L ERA: 1.69 (8, 1)	2.0		8	1	0	0	2	1	0	0	0	0	0	11	15	0.00	1.000											
Inning Stats	R: 0 E: 0 K: 0 S: 3	H: 1 LOB: 0 BB: 0 P: 3	R: 0 E: 0 K: 1 S: 5	H: 0 LOB: 0 BB: 0 P: 5	R: 0 E: 0 K: 0 S: 4	H: 1 LOB: 1 BB: 0 P: 4	R: 0 E: 0 K: 1 S: 5	H: 0 LOB: 1 BB: 1 P: 9	R: 2 E: 2 K: 0 S: 5	H: 2 LOB: 0 BB: 0 P: 5	R: 1 E: 0 K: 1 S: 6	H: 1 LOB: 2 BB: 2 P: 14	R: 0 E: 0 K: 0 S: 4	H: 2 LOB: 1 BB: 0 P: 4	R: 0 E: 0 K: 1 S: 6	H: 1 LOB: 1 BB: 0 P: 6	R: 0 E: 0 K: 2 S: 8	H: 1 LOB: 1 BB: 0 P: 8		1B: 6 2B: 4 3B: 0 HR: 0	SF: 1 SAC: 0 DP: 3 HBP: 0	WP: 0 PB: 0 SB: 0 CS: 0	PA: 37					
PITCHER	IP	WLS	BF	H	R	ER	SO	BB	IBB	HBP	BLK	WP	HR	S	P	ERA	WHIP											
Bud Daley, L ERA: 3.6 (1, 1)	5.0	W	21	4	3	2	2	4	3	2	2	0	0	22	34	3.60	1.400											
Steve Hamilton, L ERA: (6, 1)	4.0	S	16	5	0	0	4	0	0	0	0	0	0	24	24	0.00	1.250											



Batter	1	2	3	4	5	6	7	8	9	AB	R	H	RBI	BB	SO	LOB	TOP										
<b>Chuck Schilling, R</b> <small>OBP: 0.235, SLG: 0.250</small> (1, 4)	4-3	F4															5 0 3 0 0 0 0										
<b>Eddie Bressoud, R</b> <small>OBP: 0.464, SLG: 0.577</small> (1, 6)	BB 1B		F4														5 1 1 0 0 0 4										
<b>Carl Yastrzemski, L</b> <small>OBP: 0.290, SLG: 0.348</small> (1, 7)	1B 2B BB																3 2 1 1 1 0 0										
<b>Frank Maltzone, R</b> <small>OBP: 0.583, SLG: 0.773</small> (1, 5)	2B 1-3 2H																4 0 3 1 0 0 0										
<b>Dick Stuart, R</b> <small>OBP: 0.333, SLG: 0.286</small> (1, 3)																	2 0 1 1 1 0 0										
<b>Lou Clinton, R</b> <small>OBP: 0.167, SLG: 0.167</small> (1, 9)	K																4 0 0 0 0 3 6										
<b>Tony Conigliaro, R</b> <small>OBP: 0.250, SLG: 0.478</small> (1, 8)	6-3																4 0 0 0 0 2 4										
<b>Bob Tillman, R</b> <small>OBP: 0.389, SLG: 0.438</small> (1, 2)																	3 0 0 0 1 2 0										
<b>Jack Lamabe, R</b> <small>OBP: 0.333, SLG: 0.500</small> <b>Dick Radatz, R</b> (8, 1)	K																3 0 0 0 0 2 1 1 0 0 0 0 1 0										
<b>Inning Stats</b>	R: 2 E: 0 K: 1 S: 8	H: 3 LOB: 2 BB: 1 P: 12	R: 0 E: 0 K: 2 S: 7	H: 0 LOB: 0 BB: 0 P: 7	R: 1 E: 0 K: 0 S: 4	H: 2 LOB: 1 BB: 0 P: 5	R: 0 E: 0 K: 2 S: 7	H: 0 LOB: 0 BB: 0 P: 7	R: 0 E: 0 K: 0 S: 3	H: 1 LOB: 0 BB: 0 P: 3	R: 0 E: 0 K: 1 S: 5	H: 0 LOB: 0 BB: 0 P: 5	R: 0 E: 0 K: 2 S: 8	H: 1 LOB: 2 BB: 1 P: 12	R: 0 E: 0 K: 1 S: 6	H: 1 LOB: 2 BB: 1 P: 10	R: 0 E: 0 K: 1 S: 6	H: 1 LOB: 1 BB: 0 P: 6	R: 0 E: 0 K: 1 S: 6	H: 1 LOB: 1 BB: 0 P: 6	1B: 5 2B: 4 3B: 0 HR: 1	SF: 0 SAC: 0 DP: 2 HBP: 1	WP: 0 PB: 0 SB: 0 CS: 0	PA: 38			
<b>PITCHER</b>	IP	WLS	BF	H	R	ER	SO	BB	IBB	HBP	BLK	WP	HR	S	P	ERA	WHIP										
<b>Steve Barber, L</b> <small>ERA: 5.4</small> (1, 1)	1.0	L	7	3	2	2	1	1	0	0	0	0	0	8	12	18.00	4.000										
<b>Chuck Estrada, R</b> <small>ERA: 1.5</small> (2, 1)	4.0		14	3	1	1	4	0	0	1	0	0	1	21	22	2.25	0.750										
<b>Wes Stock, R</b> <small>ERA:</small> (6, 1)	2.0		8	1	0	0	3	1	0	0	0	0	0	13	17	0.00	1.000										
<b>Dick Hall, R</b> <small>ERA:</small> (8, 1)	2.0		9	2	0	0	2	0	1	0	0	0	0	12	16	0.00	1.000										

**Boston Red Sox @ Baltimore Orioles**  
 Memorial Stadium, Baltimore, MD  
 Thu Apr 23 1964, 6:05 PM EST  
 Unknown

AB 34  
 R 3  
 H 9  
 RBI 3  
 BB 3  
 SO 10  
 LOB 15



Batter	1	2	3	4	5	6	7	8	9	AB	R	H	RBI	BB	SO	LOB	BOTTOM										
<b>Jackie Brandt, R</b> <small>OBP: 0.355, SLG: 0.433</small> (1, 8)	4-3		F7														5 0 2 0 0 0 2										
<b>Luis Aparicio, R</b> <small>OBP: 0.375, SLG: 0.368</small> (1, 6)	F9		F6														5 0 0 0 0 0 5										
<b>Boog Powell, L</b> <small>OBP: 0.160, SLG: 0.320</small> (1, 7)	F8																4 1 1 0 0 0 1										
<b>Norm Siebern, L</b> <small>OBP: 0.370, SLG: 0.238</small> (1, 3)																	4 0 2 0 0 0 1										
<b>John Orsino, R</b> <small>OBP: 0.423, SLG: 0.696</small> (1, 2)																	4 0 2 1 0 1 2										
<b>Willie Kirkland, L</b> <small>OBP: 0.287, SLG: 0.154</small> (1, 9)																	4 0 1 0 0 1 3										
<b>Brooks Robinson, R</b> <small>OBP: 0.296, SLG: 0.320</small> (8, 1)																	4 0 1 0 0 2 3										
<b>Jerry Adair, R</b> <small>OBP: 0.269, SLG: 0.280</small> (1, 4)																	4 0 2 0 0 1 3										
<b>Steve Barber, L</b> <small>OBP: 0.500, SLG: 0.500</small> <b>Chuck Estrada, R</b> <small>ERA: 1.5</small> (2, 1) <b>Lou Jackson, L</b> <small>ERA:</small> (5, PH) <b>Wes Stock, R</b> <small>ERA:</small> (6, 1) <b>Russ Snyder, L</b> <small>OBP: 0.200, SLG: 0.200</small> (7, PH) <b>Dick Hall, R</b> <small>ERA:</small> (8, 1) <b>Bob Johnson, R</b> <small>OBP: 0.607, SLG: 1.000</small> (9, PH)																	0 0 0 0 0 0 0 0 0 0 0 0 0 0 1 0 0 0 0 0 0 1 0 0 0 0 0 0 0 0 1 0 0 0 0 0 1 0 0 0 0 0 0 0 0 0 1 0 0 1 0 0 0 0 1 0 1 0 0 0 0 0										
<b>Inning Stats</b>	R: 0 E: 0 K: 0 S: 3	H: 0 LOB: 0 BB: 0 P: 3	R: 0 E: 0 K: 1 S: 6	H: 1 LOB: 1 BB: 0 P: 6	R: 0 E: 0 K: 0 S: 4	H: 1 LOB: 1 BB: 0 P: 4	R: 1 E: 0 K: 1 S: 7	H: 2 LOB: 1 BB: 0 P: 7	R: 0 E: 0 K: 0 S: 4	H: 2 LOB: 1 BB: 0 P: 4	R: 0 E: 0 K: 0 S: 6	H: 3 LOB: 3 BB: 0 P: 6	R: 0 E: 0 K: 1 S: 6	H: 1 LOB: 1 BB: 0 P: 6	R: 0 E: 0 K: 2 S: 8	H: 1 LOB: 1 BB: 0 P: 8	R: 0 E: 0 K: 1 S: 6	H: 1 LOB: 1 BB: 0 P: 6	R: 0 E: 0 K: 1 S: 6	H: 1 LOB: 1 BB: 0 P: 6	1B: 10 2B: 2 3B: 0 HR: 0	SF: 0 SAC: 1 DP: 1 HBP: 0	WP: 0 PB: 0 SB: 0 CS: 0	PA: 38			
<b>PITCHER</b>	IP	WLS	BF	H	R	ER	SO	BB	IBB	HBP	BLK	WP	HR	S	P	ERA	WHIP										
<b>Jack Lamabe, R</b> <small>ERA: 0.56</small> (1, 1)	7.0		31	11	1	1	3	0	0	0	0	0	0	13	37	1.29	1.571										
<b>Dick Radatz, R</b> <small>ERA:</small> (8, 1)	2.0		7	1	0	0	3	0	0	0	0	0	0	13	13	0.00	0.500										

**Boston Red Sox @ Baltimore Orioles**  
 Memorial Stadium, Baltimore, MD  
 Thu Apr 23 1964, 6:05 PM EST  
 Unknown

AB 37  
 R 1  
 H 12  
 RBI 1  
 BB 0  
 SO 6  
 LOB 21





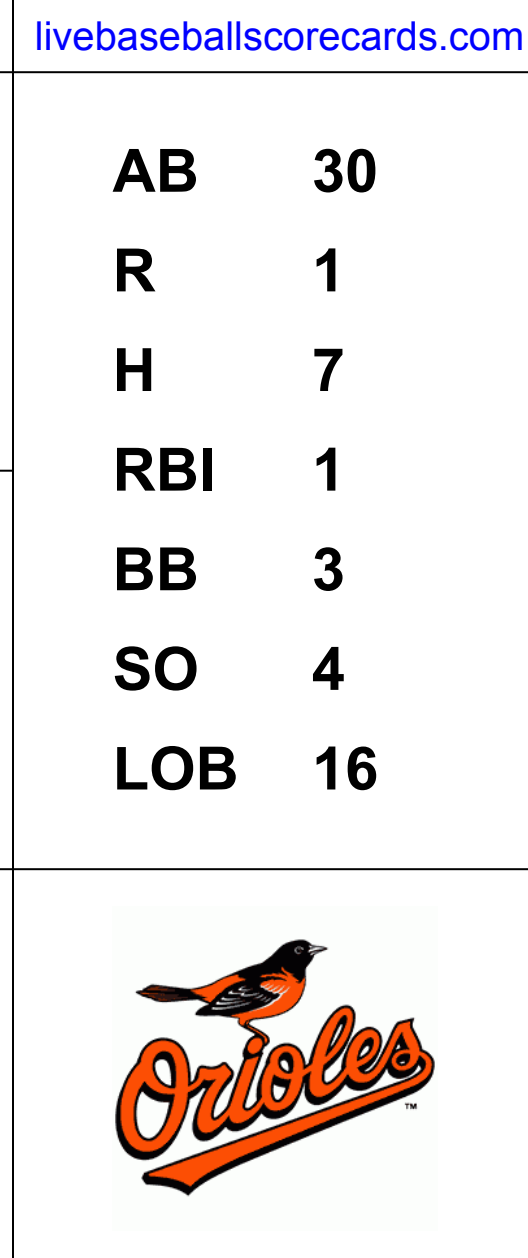
Batter	1	2	3	4	5	6	7	8	9	AB	R	H	RBI	BB	SO	LOB	TOP			
Chuck Schilling, R (1,4) OBP: 0.238, SLG: 0.250										4	0	1	0	0	1	0	<b>Boston Red Sox @ Baltimore Orioles</b> Memorial Stadium, Baltimore, MD Thu Apr 23 1964, 6:05 PM EST Att: 9,636 - Unknown			
Eddie Bressoud, R (1,6) OBP: 0.438, SLG: 0.533										4	0	1	0	0	0	1				
Carl Yastrzemski, L (1,7) OBP: 0.241, SLG: 0.370										4	0	2	0	0	1	1				
Frank Maltzone, R (1,5) OBP: 0.536, SLG: 0.692										4	0	1	0	0	0	4				
Dick Stuart, R (1,3) OBP: 0.286, SLG: 0.240										4	0	0	0	0	1	3				
Tony Conigliaro, R (1,8) OBP: 0.214, SLG: 0.407										4	0	0	0	0	0	0				
Lou Clinton, R (1,9) OBP: 0.179, SLG: 0.148										3	0	0	0	1	2	0				
Russ Nixon, L (1,2) OBP: 0.455, SLG: 0.545										4	0	3	0	0	0	0				
Dave Morehead, R (1,1) OBP: 0.333, SLG: 0.333										3	0	1	0	0	0	1				
Dick Radatz, R (8,1)										0	0	0	0	0	0	0				
Dalton Jones, L (9, PH) OBP: 0.200, SLG: 0.500										1	0	0	0	0	0	2				
<b>Inning Stats</b>	R: 0 E: 0 K: 1 S: 6	H: 1 LOB: 1 BB: 0 P: 6	R: 0 E: 0 K: 1 S: 5	H: 0 LOB: 0 BB: 0 P: 5	R: 0 E: 0 K: 0 S: 3	H: 0 LOB: 0 BB: 0 P: 3	R: 0 E: 0 K: 0 S: 4	H: 1 LOB: 1 BB: 0 P: 4	R: 0 E: 0 K: 1 S: 6	H: 2 LOB: 2 BB: 0 P: 6	R: 0 E: 0 K: 0 S: 5	H: 2 LOB: 2 BB: 0 P: 5	R: 0 E: 0 K: 1 S: 6	H: 1 LOB: 1 BB: 0 P: 6	R: 0 E: 0 K: 1 S: 6	H: 1 LOB: 2 BB: 1 P: 8	1B: 8 2B: 1 3B: 0 HR: 0	SF: 0 SAC: 0 DP: 0 HBP: 0	WP: 0 PB: 0 SB: 0 CS: 0	PA: 36
<b>PITCHER</b> Robin Roberts, R (1,1) ERA: 0.5	IP: 9.0 WLS: W BF: 36 H: 9 R: 0 ER: 0 SO: 5 BB: 1 IBB: 0 HBP: 0 BLK: 0 WP: 0 HR: 0 S: 45 P: 49 ERA: 0.00 WHIP: 1.111															<b>PITCHER</b>				

livebaseballscores.com

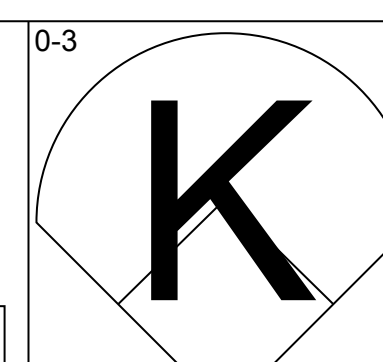
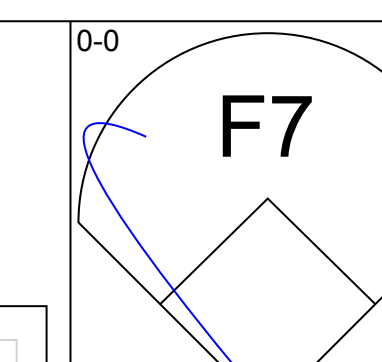
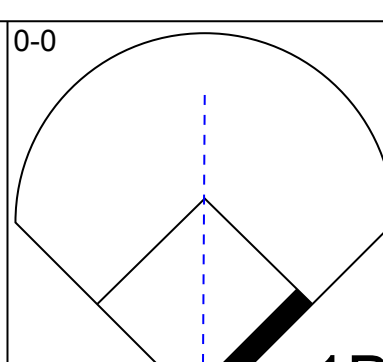
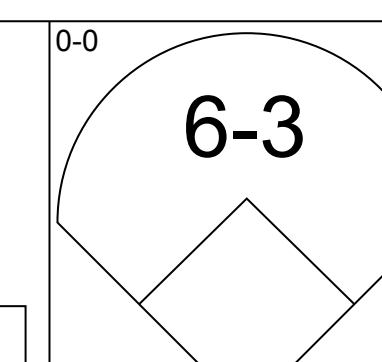
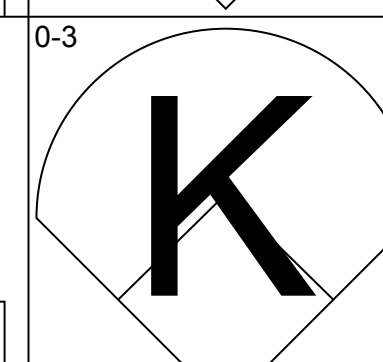
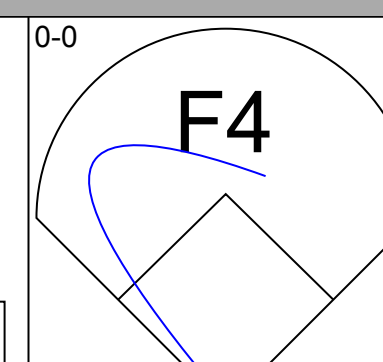
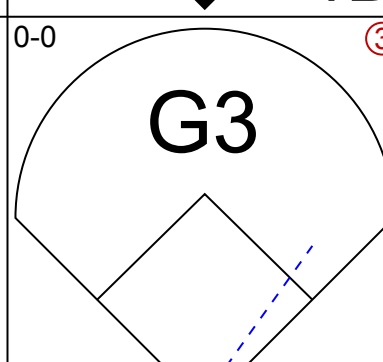
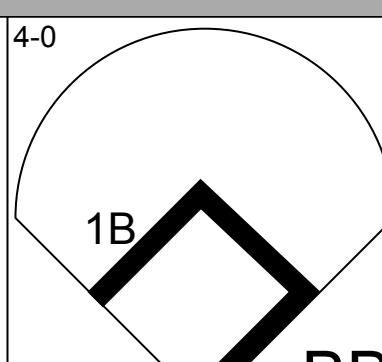
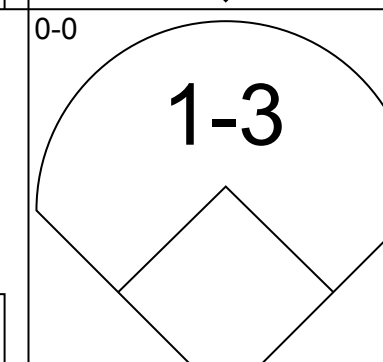
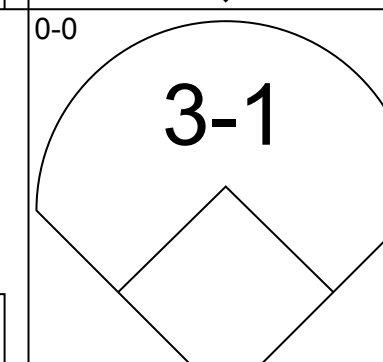
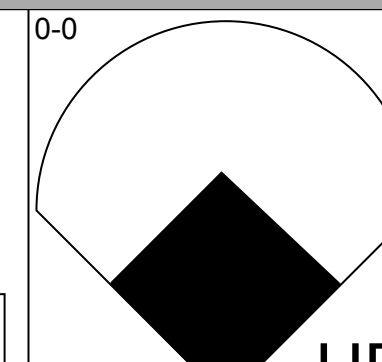
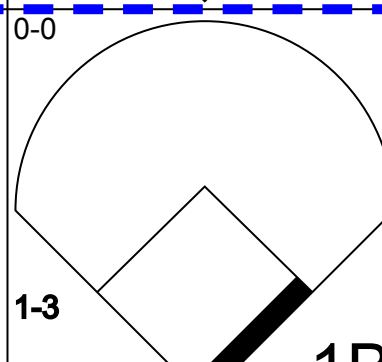
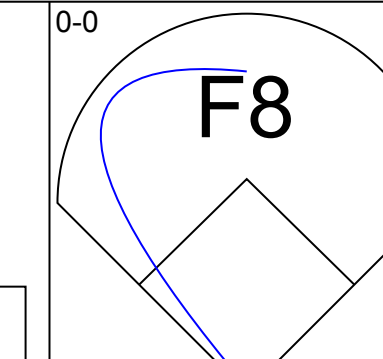
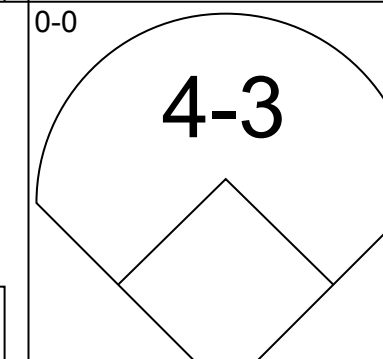
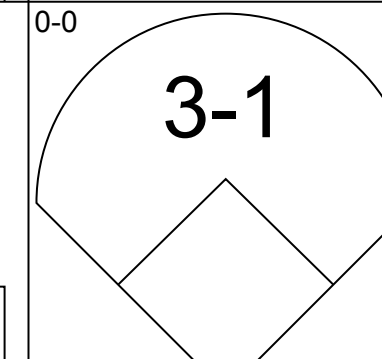
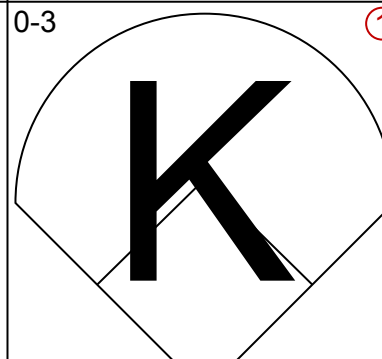
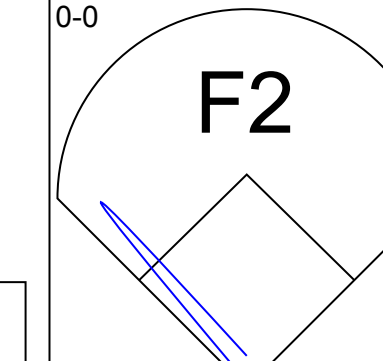
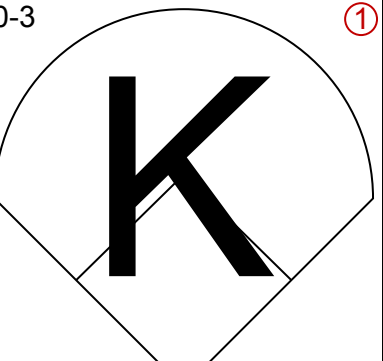
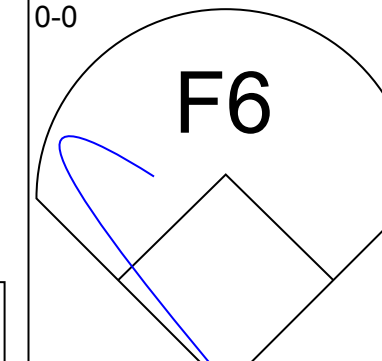
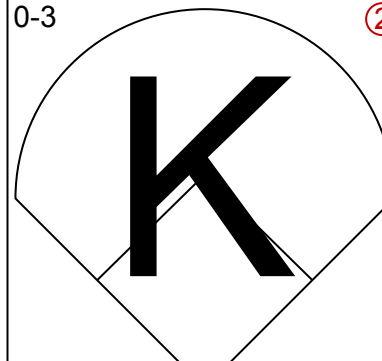
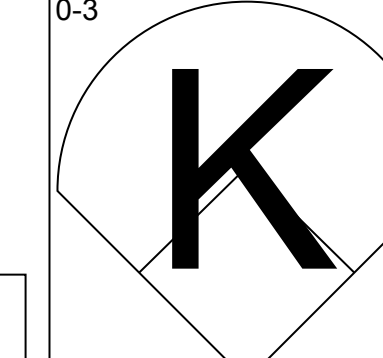
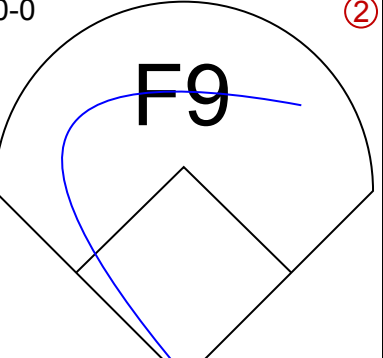
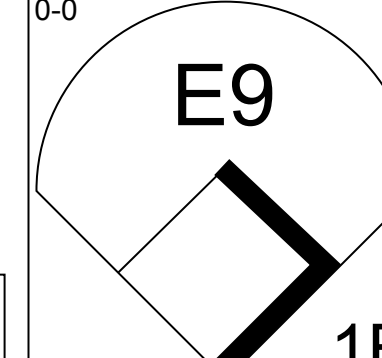
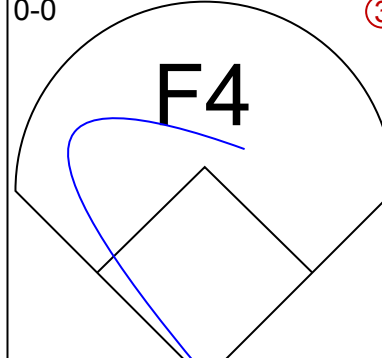
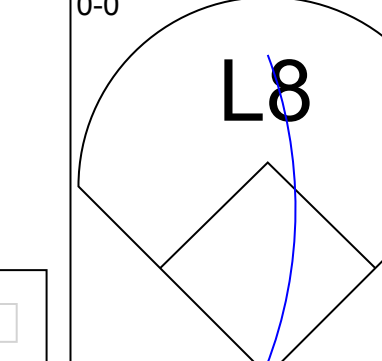
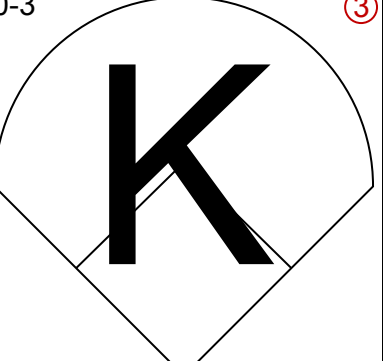
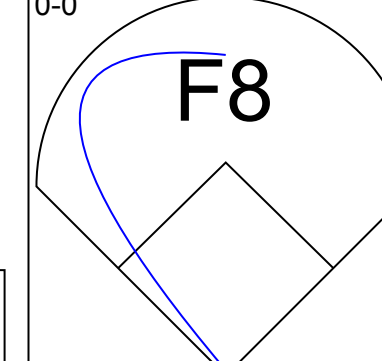
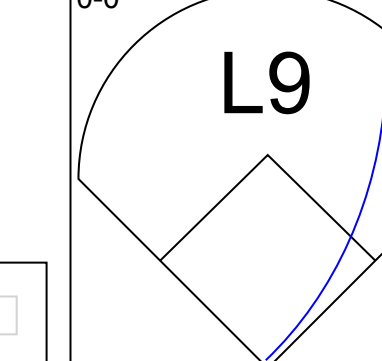
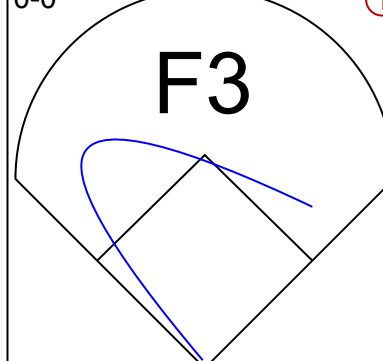
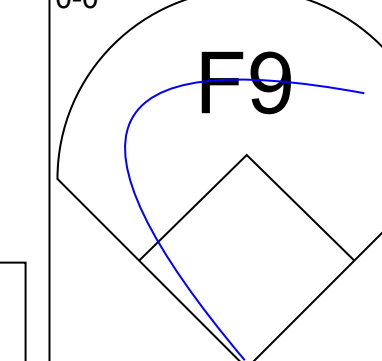
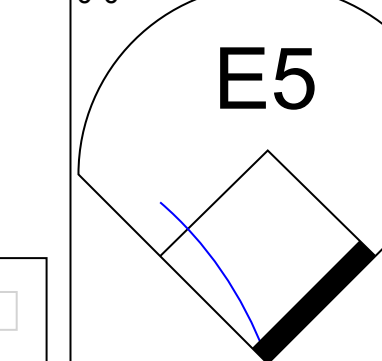
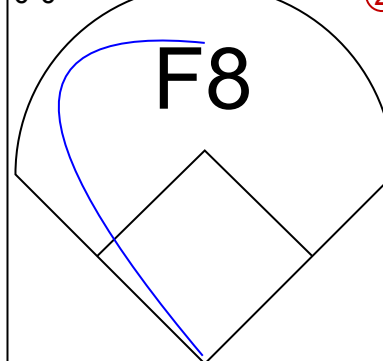
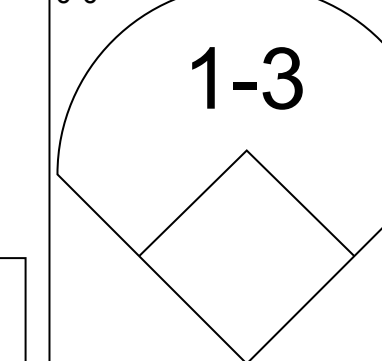
AB 35  
R 0  
H 9  
RBI 0  
BB 1  
SO 5  
LOB 12

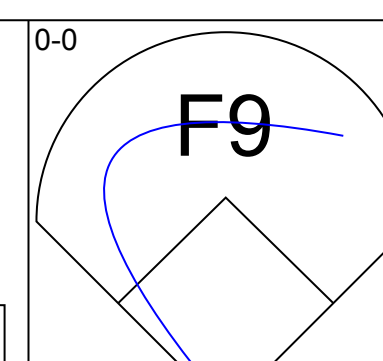
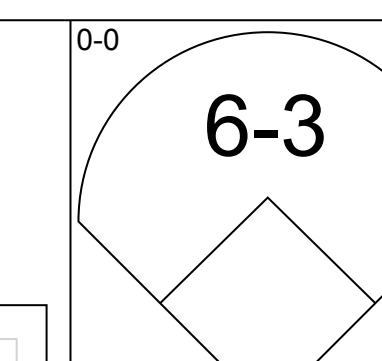
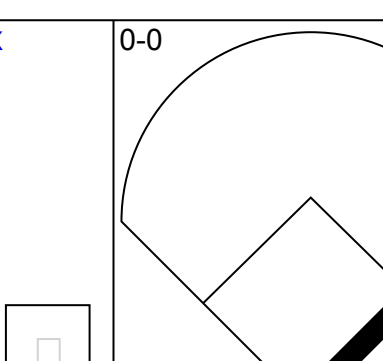
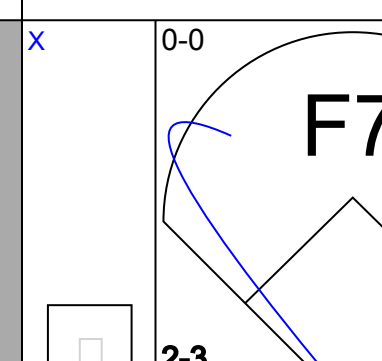
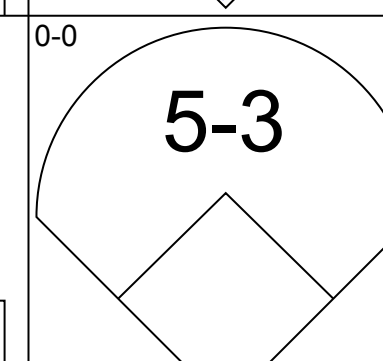
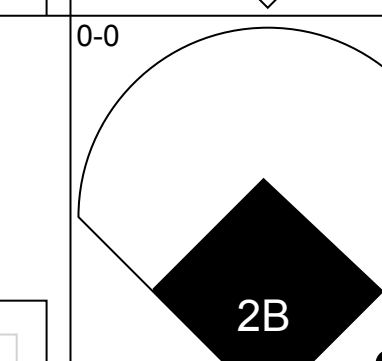
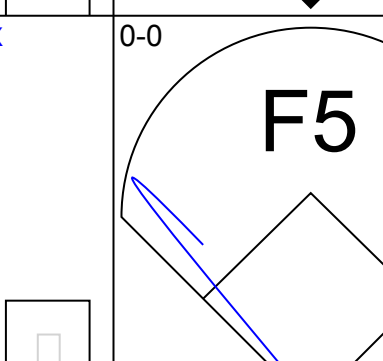
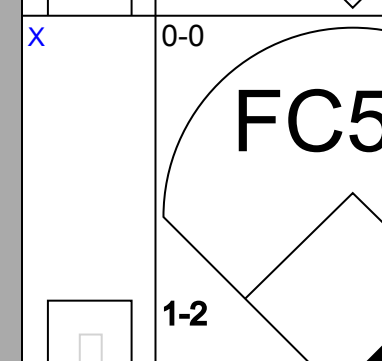

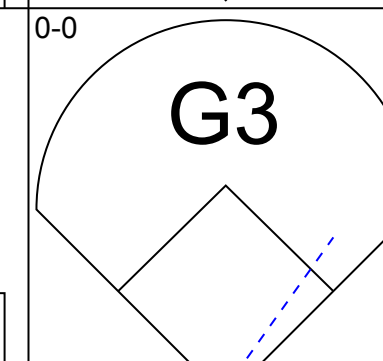
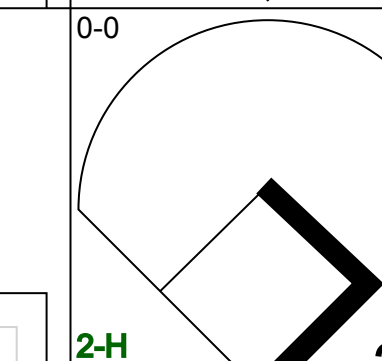
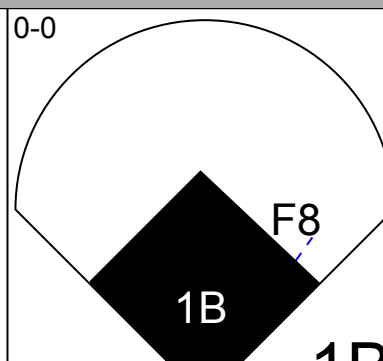
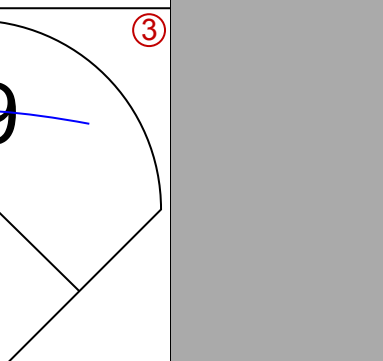
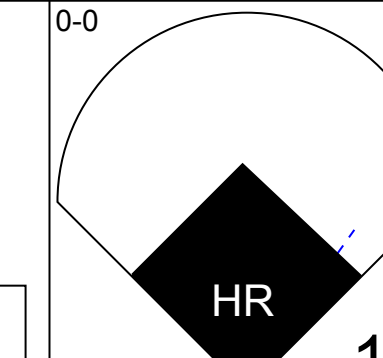
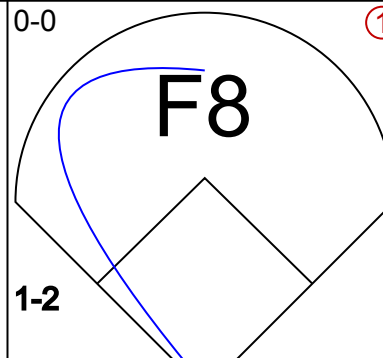
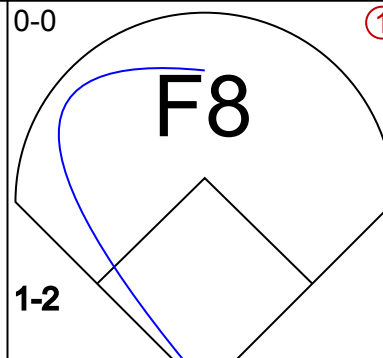
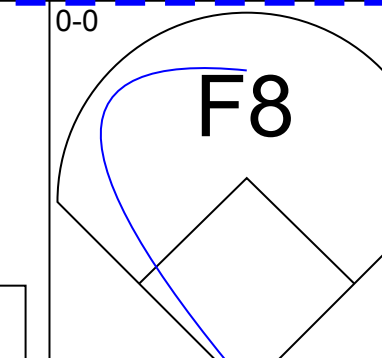
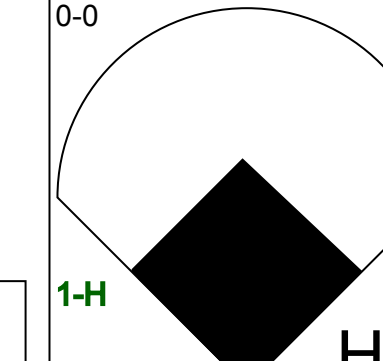
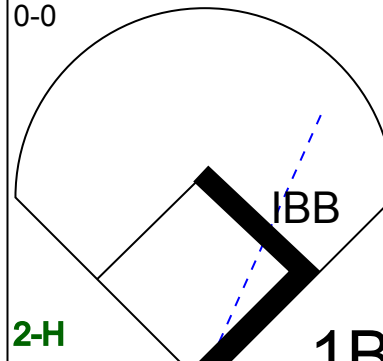
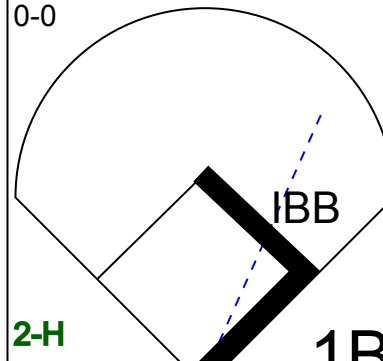
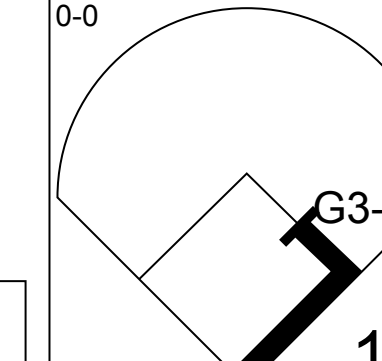
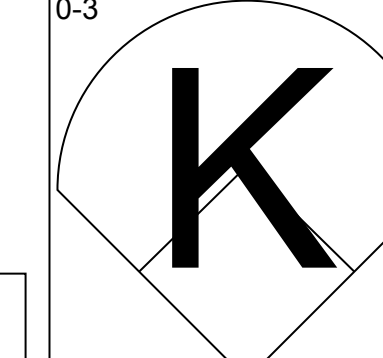
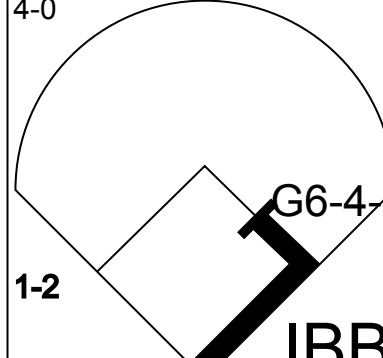
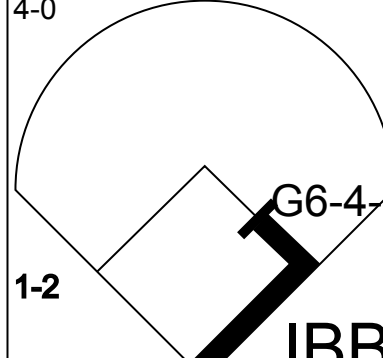
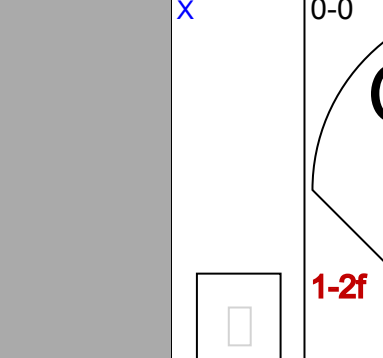
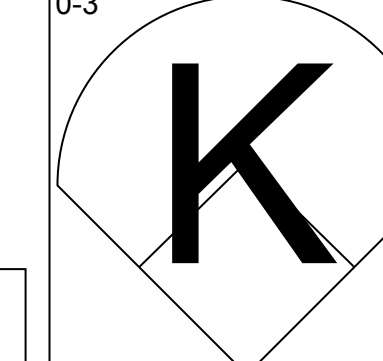
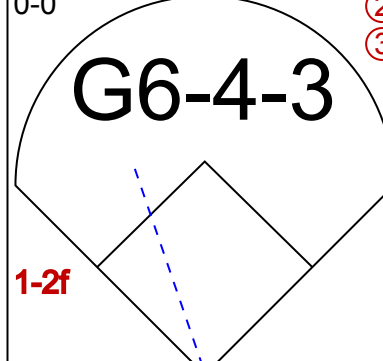
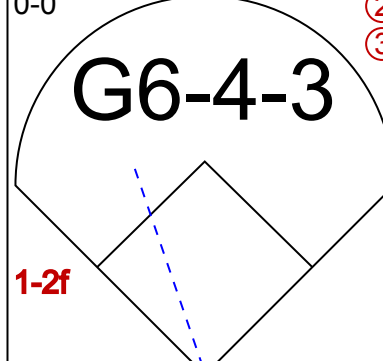

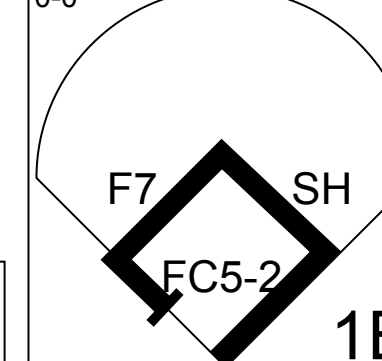
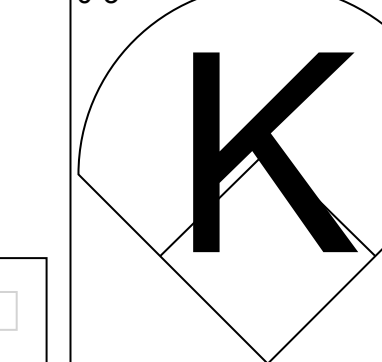
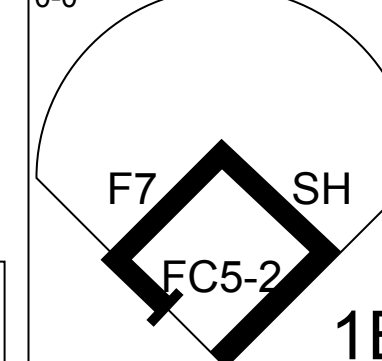
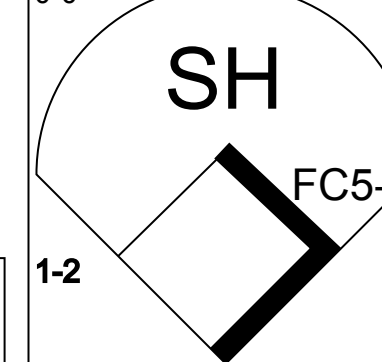
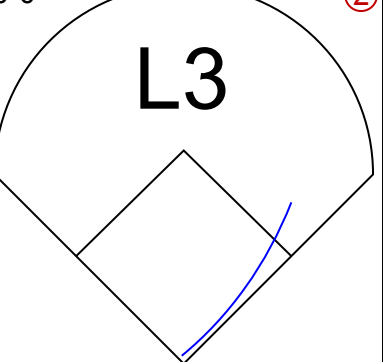
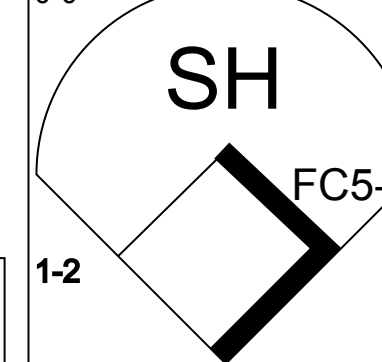


Batter	1	2	3	4	5	6	7	8	9	AB	R	H	RBI	BB	SO	LOB	BOTTOM												
Jackie Brandt, R (1,8) OBP: 0.343, SLG: 0.412										4	1	1	0	0	1	2	<b>Boston Red Sox @ Baltimore Orioles</b> Memorial Stadium, Baltimore, MD Thu Apr 23 1964, 6:05 PM EST Att: 9,636 - Unknown												
Luis Aparicio, R (1,6) OBP: 0.357, SLG: 0.348										4	0	1	0	0	1	1													
Norm Siebern, L (1,3) OBP: 0.355, SLG: 0.240										4	0	1	1	0	1	1													
Boog Powell, L (1,7) OBP: 0.172, SLG: 0.286										3	0	0	0	1	0	0													
Russ Snyder, L (8, PR) OBP: 0.200, SLG: 0.200										0	0	0	0	0	0	0													
John Orsino, R (1,2) OBP: 0.400, SLG: 0.615										3	0	0	0	1	0	3													
Willie Kirkland, L (1,9) OBP: 0.283, SLG: 0.176										4	0	1	0	0	1	4													
Brooks Robinson, R (1,5) OBP: 0.367, SLG: 0.370										2	0	2	0	1	0	0													
Jerry Adair, R (1,4) OBP: 0.241, SLG: 0.250										3	0	0	0	0	0	4													
Robin Roberts, S (1,1) OBP: 0.167, SLG: 0.167										3	0	1	0	0	0	1													
<b>Inning Stats</b>	R: 0 E: 0 K: 0 S: 3	H: 0 LOB: 0 BB: 0 P: 3	R: 0 E: 0 K: 0 S: 3	H: 0 LOB: 2 BB: 2 P: 11	R: 0 E: 0 K: 1 S: 6	H: 1 LOB: 1 BB: 0 P: 6	R: 0 E: 0 K: 0 S: 3	H: 0 LOB: 0 BB: 0 P: 3	R: 0 E: 0 K: 1 S: 6	H: 1 LOB: 1 BB: 0 P: 6	R: 0 E: 0 K: 1 S: 5	H: 0 LOB: 0 BB: 0 P: 5	R: 0 E: 0 K: 0 S: 4	H: 2 LOB: 1 BB: 0 P: 4	R: 1 E: 0 K: 1 S: 8	H: 3 LOB: 3 BB: 1 P: 12	1B: 7 2B: 0 3B: 0 HR: 0	SF: 0 SAC: 0 DP: 0 HBP: 0	WP: 1 PB: 0 SB: 0 CS: 0	PA: 33									
<b>PITCHER</b> Dave Morehead, R (1,1) ERA: 1.23	IP: 7.1 WLS: L BF: 31 H: 7 R: 1 ER: 1 SO: 3 BB: 3 IBB: 0 HBP: 0 BLK: 0 WP: 1 HR: 0 S: 34 P: 46 ERA: 1.23 WHIP: 1.364															<b>PITCHER</b>													
Dick Radatz, R (8,1) ERA:	0.2	2	0	0	0	1	0	0	0	0	0	4	4	0.00	0.000														





Batter	1	2	3	4	5	6	7	8	9	AB	R	H	RBI	BB	SO	LOB	TOP						
Jackie Brandt, R (1, 8) OBP: 0.333, SLG: 0.395										4	0	1	0	0	1	1	<p><b>Baltimore Orioles @ New York Yankees</b>            Yankee Stadium, Bronx, NY            Sat Apr 25 1964, 3:33 AM EST            Att: 13,659 - Cloudy - 54 F</p>						
Luis Aparicio, R (1, 6) OBP: 0.344, SLG: 0.368										3	0	0	0	1	1								
Norm Siebern, L (1, 3) OBP: 0.371, SLG: 0.379										4	1	2	1	0	0								
Boog Powell, L (1, 7) OBP: 0.156, SLG: 0.258 Joe Gaines, R (9, PH) OBP: 0.500, SLG: 1.333										3	0	0	0	0	0	0							
John Orsino, R (1, 2) OBP: 0.353, SLG: 0.533										4	0	0	0	0	2	2							
Willie Kirkland, L (1, 9) OBP: 0.273, SLG: 0.200 Sam Bowers, R (9, PH) OBP: 0.417, SLG: 0.455										3	0	1	0	0	1	0							
Brooks Robinson, R (1, 5) OBP: 0.333, SLG: 0.333										3	0	0	0	0	1	1							
Jerry Adair, R (1, 4) OBP: 0.219, SLG: 0.226										3	0	0	0	0	0	0							
Milt Pappas, R (1, 1) Bob Johnson, R (8, PH) OBP: 0.571, SLG: 0.833 Stu Miller, R (8, 1)										2	0	0	0	0	0	0							
<b>Inning Stats</b>	R: 0 E: 0 K: 2 S: 7	H: 0 LOB: 0 BB: 0 P: 7	R: 0 E: 0 K: 1 S: 5	H: 0 LOB: 0 BB: 0 P: 5	R: 0 E: 1 K: 0 S: 4	H: 0 LOB: 1 BB: 0 P: 4	R: 0 E: 0 K: 0 S: 3	H: 0 LOB: 0 BB: 0 P: 3	R: 0 E: 0 K: 2 S: 7	H: 0 LOB: 0 BB: 0 P: 7	R: 0 E: 0 K: 0 S: 4	H: 1 LOB: 1 BB: 0 P: 4	R: 1 E: 1 K: 0 S: 5	H: 2 LOB: 1 BB: 0 P: 5	R: 0 E: 0 K: 0 S: 3	H: 0 LOB: 0 BB: 0 P: 3		R: 0 E: 0 K: 2 S: 8	H: 1 LOB: 2 BB: 1 P: 12	1B: 3 2B: 0 3B: 0 HR: 1	SF: 0 SAC: 0 DP: 0 HBP: 0	WP: 0 PB: 0 SB: 0 CS: 0	PA: 33
<b>PITCHER</b>	IP WLS BF H R ER SO BB IBB HBP BLK WP HR S P ERA WHIP																						
Jim Bouton, R (1, 1) ERA: 2.0	8.0 W 29 3 1 1 5 1 0 0 0 0 1 38 42 1.12 0.500																						
Steve Hamilton, L (9, 1) ERA:	1.0 S 4 1 0 0 2 0 0 0 0 0 0 0 8 8 0.00 1.000																						

Batter	1	2	3	4	5	6	7	8	9	AB	R	H	RBI	BB	SO	LOB	BOTTOM				
Phil Linz, R (1, 6) OBP: 0.192, SLG: 0.160										4	0	1	0	0	0	2	<p><b>Baltimore Orioles @ New York Yankees</b>            Yankee Stadium, Bronx, NY            Sat Apr 25 1964, 3:33 AM EST            Att: 13,659 - Cloudy - 54 F</p>				
Bobby Richardson, R (1, 4) OBP: 0.333, SLG: 0.323										4	1	1	0	0	0	3					
Roger Maris, L (1, 9) OBP: 0.321, SLG: 0.393 Hector Lopez, R (7, 9)										3	1	2	1	0	0	0					
Mickey Mantle, S (1, 8) OBP: 0.375, SLG: 0.345										4	1	1	0	0	1	2					
Tom Tresh, S (1, 7) OBP: 0.438, SLG: 0.538										4	1	3	3	0	0	0					
Joe Pepitone, L (1, 3) OBP: 0.219, SLG: 0.143										3	0	0	0	1	1	1					
Elston Howard, R (1, 2) OBP: 0.423, SLG: 0.348										3	0	0	0	0	1	2					
Clete Boyer, R (1, 5) OBP: 0.276, SLG: 0.308										3	0	1	0	0	1	0					
Jim Bouton, R (1, 1) Steve Hamilton, L (9, 1)										2	0	0	0	0	1	0					
<b>Inning Stats</b>	R: 0 E: 0 K: 0 S: 3	H: 0 LOB: 0 BB: 0 P: 3	R: 2 E: 0 K: 3 S: 11	H: 2 LOB: 0 BB: 0 P: 11	R: 1 E: 0 K: 2 S: 9	H: 2 LOB: 1 BB: 0 P: 9	R: 0 E: 0 K: 0 S: 3	H: 0 LOB: 0 BB: 0 P: 3	R: 0 E: 0 K: 0 S: 4	H: 1 LOB: 1 BB: 0 P: 4	R: 1 E: 0 K: 0 S: 4	H: 2 LOB: 1 BB: 1 P: 8	R: 0 E: 0 K: 0 S: 5	H: 1 LOB: 2 BB: 0 P: 5	R: 0 E: 0 K: 0 S: 3	H: 1 LOB: 0 BB: 0 P: 3		1B: 6 2B: 2 3B: 0 HR: 1	SF: 0 SAC: 1 DP: 2 HBP: 0	WP: 0 PB: 0 SB: 0 CS: 0	PA: 33
<b>PITCHER</b>	IP WLS BF H R ER SO BB IBB HBP BLK WP HR S P ERA WHIP																				
Milt Pappas, R (1, 1) ERA: 4.5	7.0 L 30 8 4 4 5 0 0 0 0 0 1 39 43 5.14 1.143																				
Stu Miller, R (8, 1) ERA:	1.0 3 1 0 0 0 0 0 0 0 0 0 0 3 3 0.00 1.000																				



Batter	1	2	3	4	5	6	7	8	9	AB	R	H	RBI	BB	SO	LOB	TOP				
Jackie Brandt, R OBP: 0.341, SLG: 0.381	L9	1B		F8		E3		BB		4	0	1	1	1	0	1	<p>Baltimore Orioles @ New York Yankees Yankee Stadium, Bronx, NY Sun Apr 26 1964, 3:33 AM EDT Att: 18,988 - Sunny - 62 F</p>				
Luis Aparicio, R OBP: 0.333, SLG: 0.276	6-3	L9		FC6-4		SH1-3		BB		3	0	0	0	1	0	3					
Joe Gaines, R OBP: 0.259, SLG: 0.571 Russ Snyder, L OBP: 0.167, SLG: 0.167	1-3			B1		L6		BB		4	0	0	0	0	1	1					
Norm Siebern, L OBP: 0.350, SLG: 0.333		4-3		1B		4-3		BB		4	0	0	0	1	0	1					
John Orsino, R OBP: 0.308, SLG: 0.457	6-3			K		E6		BB		5	1	0	0	0	1	1					
Brooks Robinson, R OBP: 0.368, SLG: 0.400	1B			FC6-4		1B		BB		5	1	3	0	0	0	0					
Sam Bowens, R OBP: 0.438, SLG: 0.429 Harvey Haddix, L	1B			FC6-4		1BB		BB		3	1	1	1	1	0	2					
Jerry Adair, R OBP: 0.278, SLG: 0.265	1B			FC2-6		1B		BB		3	1	2	1	1	0	0					
Dave McNally, R OBP: 0.167, SLG: 0.167 Stu Miller, R	1B			FC2-6		F3		BB		3	0	1	1	0	0	4					
Boog Powell, L OBP: 0.152, SLG: 0.250	1B			FC6-4				BB		1	0	0	0	0	0	0					
<b>Inning Stats</b>	R: 0 E: 0 K: 0 S: 3	H: 0 LOB: 0 BB: 0 P: 3	R: 3 E: 0 K: 0 S: 7	H: 4 LOB: 2 BB: 1 P: 11	R: 0 E: 0 K: 1 S: 6	H: 1 LOB: 2 BB: 1 P: 10	R: 0 E: 0 K: 0 S: 4	H: 1 LOB: 1 BB: 0 P: 4	R: 1 E: 1 K: 0 S: 6	H: 2 LOB: 3 BB: 1 P: 10	R: 0 E: 0 K: 0 S: 3	H: 0 LOB: 0 BB: 0 P: 3	R: 0 E: 0 K: 0 S: 3	H: 0 LOB: 2 BB: 2 P: 11	R: 0 E: 0 K: 0 S: 3	H: 0 LOB: 0 BB: 0 P: 3	1B: 7 2B: 1 3B: 0 HR: 0	SF: 0 SAC: 1 DP: 0 HBP: 0	WP: 0 PB: 0 SB: 0 CS: 0	PA: 42	
<b>PITCHER</b>	IP	WLS	BF	H	R	ER	SO	BB	IBB	HBP	BLK	WP	HR	S	P	ERA	WHIP				
Whitey Ford, L ERA: 2.33	(1, 1)	7.0		34	8	4	3	2	2	1	0	0	0	35	47	3.86	1.429				
Hal Reniff, R ERA:	(8, 1)	2.0	W	8	0	0	0	0	2	0	0	0	0	6	14	0.00	1.000				

AB	36
R	4
H	8
RBI	4
BB	5
SO	2
LOB	15



Batter	1	2	3	4	5	6	7	8	9	AB	R	H	RBI	BB	SO	LOB	BOTTOM				
Phil Linz, R OBP: 0.200, SLG: 0.172	5-3	6-3			K					4	0	1	0	0	1	1	<p>Baltimore Orioles @ New York Yankees Yankee Stadium, Bronx, NY Sun Apr 26 1964, 3:33 AM EDT Att: 18,988 - Sunny - 62 F</p>				
Bobby Richardson, R OBP: 0.351, SLG: 0.343	5-3				G6-4-3		1B			4	0	2	1	0	0	0					
Hector Lopez, R OBP: 0.250, SLG: 0.143	1B				K		F3			3	1	1	0	1	1	4					
Mickey Mantle, S OBP: 0.361, SLG: 0.333 Hal Reniff, R	E				G6-4-3		K			4	2	1	0	0	1	5					
Tom Tresh, S OBP: 0.444, SLG: 0.533	E7				5-3		1B			4	1	2	0	0	0	0					
Elston Howard, R OBP: 0.367, SLG: 0.296	5-3				6-3		F4			4	0	0	0	0	0	3					
Joe Pepitone, L OBP: 0.222, SLG: 0.156					1-3		F8			4	0	1	0	0	0	1					
Clete Boyer, R OBP: 0.273, SLG: 0.276	F2				F7		1B			3	1	0	0	1	0	1					
Whitey Ford, L Harry Bright, R Archie Moore, L Pedro Gonzalez, R	SH1-4				L8		1B			1	0	0	0	0	0	0					
<b>Inning Stats</b>	R: 2 E: 1 K: 0 S: 6	H: 2 LOB: 1 BB: 0 P: 6	R: 0 E: 0 K: 0 S: 4	H: 1 LOB: 1 BB: 0 P: 4	R: 0 E: 0 K: 1 S: 5	H: 1 LOB: 0 BB: 0 P: 5	R: 0 E: 0 K: 0 S: 3	H: 0 LOB: 0 BB: 0 P: 3	R: 0 E: 0 K: 1 S: 5	H: 0 LOB: 0 BB: 0 P: 5	R: 1 E: 0 K: 0 S: 4	H: 1 LOB: 1 BB: 1 P: 8	R: 1 E: 0 K: 1 S: 7	H: 2 LOB: 3 BB: 2 P: 15	R: 1 E: 0 K: 0 S: 4	H: 1 LOB: 0 BB: 0 P: 4		1B: 8 2B: 0 3B: 0 HR: 0	SF: 0 SAC: 1 DP: 1 HBP: 0	WP: 0 PB: 1 SB: 0 CS: 0	PA: 35
<b>PITCHER</b>	IP	WLS	BF	H	R	ER	SO	BB	IBB	HBP	BLK	WP	HR	S	P	ERA	WHIP				
Dave McNally, L ERA: 3.38	(1, 1)	6.1		27	5	4	2	2	3	0	0	0	0	28	40	2.84	1.263				
Stu Miller, R ERA:	(7, 1)	0.2		4	2	0	0	1	0	0	0	0	0	6	6	0.00	3.000				
Harvey Haddix, L ERA: 1.42	(8, 1)	1.0	L	4	1	1	0	0	0	0	0	0	0	4	4	0.00	1.000				





Batter	1	2	3	4	5	6	7	8	9	10	11	AB	R	H	RBI	BB	SO	LOB
Jackie Brandt, R OBP: 0.340, SLG: 0.375 (1, 8)												6	1	2	0	0	2	2
Luis Aparicio, R OBP: 0.341, SLG: 0.294 (1, 6)												5	0	2	0	0	0	1
Norm Siebern, L OBP: 0.311, SLG: 0.297 (1, 3)												4	0	0	1	0	0	1
Boog Powell, L OBP: 0.162, SLG: 0.250 Russ Snyder, L OBP: 0.266, SLG: 0.286 (1, 7)												4	0	1	0	0	1	1
John Orsino, R OBP: 0.341, SLG: 0.462 (1, 2)												4	2	2	0	1	0	2
Brooks Robinson, R OBP: 0.357, SLG: 0.385 (1, 5)												4	0	1	0	0	1	1
Sam Bowers, R OBP: 0.400, SLG: 0.389 Bob Johnson, R OBP: 0.635, SLG: 0.833 Willie Kirkland, L OBP: 0.273, SLG: 0.200 (1, 9)												4	0	1	0	0	1	2
Jerry Adair, R OBP: 0.317, SLG: 0.308 (1, 4)												5	0	3	2	0	1	0
Robin Roberts, S Stu Miller, R Dick Hall, R (1, 1)												4	0	0	0	0	1	2

**Baltimore Orioles @ Boston Red Sox**  
Fenway Park, Boston, MA  
Tue Apr 28 1964, 3:33 AM EDT  
Att: 2,085 - Unknown

livebaseballscores.com

AB 42  
R 4  
H 13  
RBI 3  
BB 2  
SO 8  
LOB 14

WP: 0 PA: 46  
PB: 0  
SB: 2  
CS: 0

Inning Stats	R: 1	H: 2	E: 0	K: 1	S: 7	LOB: 1	BB: 0	P: 7	R: 0	H: 0	E: 0	K: 1	S: 5	LOB: 0	BB: 0	P: 5	R: 0	H: 1	E: 0	K: 1	S: 5	LOB: 0	BB: 0	P: 5	R: 0	H: 2	E: 0	K: 1	S: 7	LOB: 2	BB: 0	P: 7	R: 0	H: 0	E: 0	K: 0	S: 3	LOB: 0	BB: 0	P: 3	R: 0	H: 1	E: 0	K: 0	S: 4	LOB: 1	BB: 0	P: 4	R: 0	H: 1	E: 0	K: 0	S: 3	LOB: 1	BB: 0	P: 3	R: 0	H: 1	E: 0	K: 0	S: 4	LOB: 0	BB: 0	P: 4	R: 1	H: 2	E: 1	K: 1	S: 7	LOB: 2	BB: 1	P: 11	R: 0	H: 0	E: 0	K: 1	S: 5	LOB: 0	BB: 0	P: 5	R: 2	H: 3	E: 1	K: 2	S: 10	LOB: 2	BB: 1	P: 14	1B: 13	SF: 1	2B: 0	SAC: 1	3B: 0	DP: 1	HR: 0	HBP: 0	WP: 0	PA: 46
--------------	------	------	------	------	------	--------	-------	------	------	------	------	------	------	--------	-------	------	------	------	------	------	------	--------	-------	------	------	------	------	------	------	--------	-------	------	------	------	------	------	------	--------	-------	------	------	------	------	------	------	--------	-------	------	------	------	------	------	------	--------	-------	------	------	------	------	------	------	--------	-------	------	------	------	------	------	------	--------	-------	-------	------	------	------	------	------	--------	-------	------	------	------	------	------	-------	--------	-------	-------	--------	-------	-------	--------	-------	-------	-------	--------	-------	--------

Batter	1	2	3	4	5	6	7	8	9	10	11	AB	R	H	RBI	BB	SO	LOB
Chuck Schilling, R OBP: 0.256, SLG: 0.222 (1, 4)												4	1	1	0	1	0	1
Eddie Bressoud, R OBP: 0.420, SLG: 0.511 (1, 6)												4	1	2	0	1	1	0
Carl Yastrzemski, L OBP: 0.255, SLG: 0.356 (1, 7)												5	1	1	1	0	1	3
Frank Malzone, R OBP: 0.435, SLG: 0.535 (1, 5)												4	1	0	0	1	0	3
Dick Stuart, R OBP: 0.356, SLG: 0.475 (1, 3)												5	1	3	5	0	0	0
Tony Contellaro, R OBP: 0.237, SLG: 0.405 (1, 8)												4	0	3	0	0	0	0
Lou Clinton, R OBP: 0.171, SLG: 0.121 (1, 9)												4	0	0	0	0	0	4
Bob Tillman, R OBP: 0.367, SLG: 0.346 (1, 2)												3	0	0	0	1	0	3
Jack Lamabe, R Dillon Jones, R Dick Williams, R Earl Wilson, R Bob Heffner, R (1, 1)												2	0	0	0	0	1	0

**Baltimore Orioles @ Boston Red Sox**  
Fenway Park, Boston, MA  
Tue Apr 28 1964, 3:33 AM EDT  
Att: 2,085 - Unknown

livebaseballscores.com

AB 37  
R 6  
H 11  
RBI 6  
BB 4  
SO 3  
LOB 16

Inning Stats	R: 0	H: 1	E: 0	K: 0	S: 3	LOB: 1	BB: 1	P: 7	R: 0	H: 2	E: 0	K: 0	S: 4	LOB: 1	BB: 0	P: 4	R: 0	H: 0	E: 0	K: 2	S: 7	LOB: 0	BB: 0	P: 7	R: 0	H: 0	E: 0	K: 0	S: 3	LOB: 0	BB: 0	P: 3	R: 0	H: 0	E: 0	K: 0	S: 3	LOB: 0	BB: 0	P: 3	R: 0	H: 0	E: 0	K: 1	S: 5	LOB: 0	BB: 0	P: 5	R: 0	H: 0	E: 0	K: 0	S: 3	LOB: 0	BB: 0	P: 3	R: 2	H: 4	E: 0	K: 0	S: 6	LOB: 2	BB: 0	P: 6	R: 0	H: 1	E: 0	K: 0	S: 3	LOB: 1	BB: 1	P: 7	R: 4	H: 2	E: 0	K: 0	S: 3	LOB: 0	BB: 2	P: 11	1B: 8	SF: 0	2B: 2	SAC: 0	3B: 0	DP: 3	HR: 1	HBP: 0	WP: 0	PA: 41
--------------	------	------	------	------	------	--------	-------	------	------	------	------	------	------	--------	-------	------	------	------	------	------	------	--------	-------	------	------	------	------	------	------	--------	-------	------	------	------	------	------	------	--------	-------	------	------	------	------	------	------	--------	-------	------	------	------	------	------	------	--------	-------	------	------	------	------	------	------	--------	-------	------	------	------	------	------	------	--------	-------	------	------	------	------	------	------	--------	-------	-------	-------	-------	-------	--------	-------	-------	-------	--------	-------	--------

PITCHER	IP	WLS	BF	H	R	ER	SO	BB	IBB	HBP	BLK	WP	HR	S	P	ERA	WHIP
Jack Lamabe, R ERA: 1.0	9.0		33	9	1	2	3	1	0	0	1	0	0	38	42	2.00	1.111
Stu Miller, R ERA: 2.7	1.1	L	7	1	3	3	0	2	1	0	0	0	0	4	16	20.25	2.250
Dick Hall, R ERA: 1.8	0.0		1	1	1	1	0	0	0	0	0	0	1	1			

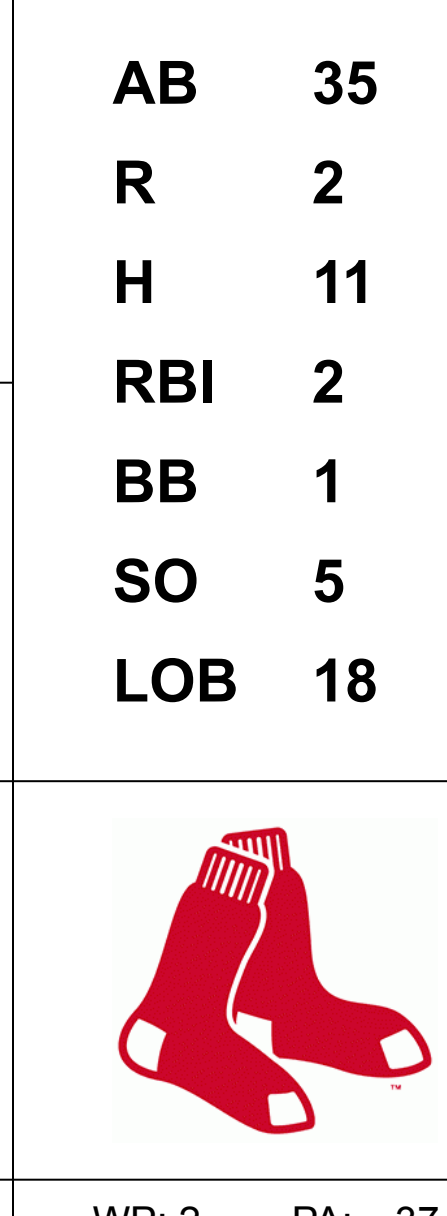


Batter	1	2	3	4	5	6	7	8	9	AB	R	H	RBI	BB	SO	LOB	TOP					
Jackie Brandt, R OBP: 0.345, SLG: 0.396 (1, 8)										5	0	2	2	0	1	0	<b>Baltimore Orioles @ Boston Red Sox</b> Fenway Park, Boston, MA Wed Apr 29 1964, 3:33 AM EDT Att: 1,199 - Unknown					
Luis Aparicio, R OBP: 0.304, SLG: 0.256 (1, 6)										5	0	0	0	0	0	3						
Norm Siebern, L OBP: 0.306, SLG: 0.293 (1, 3)										4	0	1	0	0	0	3						
Boog Powell, L OBP: 0.195, SLG: 0.256 Russ Snyder, L OBP: 0.296, SLG: 0.286 (1, 7) (8, 7)										3	0	1	0	1	0	0						
John Orsino, R OBP: 0.391, SLG: 0.442 (1, 2)										4	0	1	0	0	2	2						
Brooks Robinson, R OBP: 0.391, SLG: 0.535 (1, 5)										4	3	3	1	0	1	0						
Sam Bowens, R OBP: 0.417, SLG: 0.350 (1, 9)										2	1	0	0	2	0	1						
Jerry Adair, R OBP: 0.311, SLG: 0.302 (1, 4)										4	0	1	1	0	0	1						
Chuck Estrada, R Wes Stock, R Bob Johnson, R Harvey Haddix, L (1, 1) (6, 1) (7, PH) (7, 1)										2	0	0	0	0	1	0						
<b>Inning Stats</b>	R: 0 E: 0 K: 1 S: 7	H: 2 LOB: 2 BB: 0 P: 7	R: 1 E: 0 K: 1 S: 6	H: 1 LOB: 0 BB: 0 P: 6	R: 0 E: 0 K: 1 S: 4	H: 2 LOB: 2 BB: 1 P: 8	R: 0 E: 0 K: 1 S: 5	H: 0 LOB: 0 BB: 0 P: 5	R: 0 E: 0 K: 0 S: 3	H: 0 LOB: 0 BB: 0 P: 3	R: 0 E: 0 K: 0 S: 3	H: 0 LOB: 0 BB: 0 P: 3	R: 2 E: 0 K: 1 S: 8	H: 3 LOB: 2 BB: 1 P: 12	R: 1 E: 0 K: 1 S: 6	H: 1 LOB: 1 BB: 1 P: 10		R: 0 E: 0 K: 2 S: 7	H: 0 LOB: 0 BB: 0 P: 7	1B: 5 2B: 3 3B: 0 HR: 1	SF: 0 SAC: 0 DP: 0 HBP: 0	WP: 0 PB: 0 SB: 0 CS: 0
<b>PITCHER</b>	IP WLS BF H R ER SO BB IBB HBP BLK WP HR S P ERA WHIP																					
Dave Morehead, R ERA: 2.7 Dick Radatz, R ERA: 0.69 (1, 1) (7, 1)	6.0 L 25 6 3 3 3 2 0 0 0 0 0 1 29 37 4.50 1.333																					

AB	35
R	4
H	9
RBI	4
BB	3
SO	7
LOB	13



Batter	1	2	3	4	5	6	7	8	9	AB	R	H	RBI	BB	SO	LOB	BOTTOM					
Chuck Schilling, R OBP: 0.250, SLG: 0.220 (1, 4)										5	0	1	0	0	1	4	<b>Baltimore Orioles @ Boston Red Sox</b> Fenway Park, Boston, MA Wed Apr 29 1964, 3:33 AM EDT Att: 1,199 - Unknown					
Eddie Bressoud, R OBP: 0.407, SLG: 0.490 (1, 6)										4	0	1	0	0	1	1						
Carl Yastrzemski, L OBP: 0.295, SLG: 0.367 (1, 7)										4	1	1	0	0	1	2						
Frank Maltzone, R OBP: 0.420, SLG: 0.511 (1, 5)										4	0	1	0	0	0	2						
Dick Stuart, R OBP: 0.367, SLG: 0.488 (1, 3)										3	0	2	1	0	0	0						
Tony Conigliaro, R OBP: 0.214, SLG: 0.366 (1, 8)										4	0	0	0	0	1	3						
Lou Clinton, R OBP: 0.205, SLG: 0.216 (1, 9)										4	1	2	0	0	1	2						
Bob Tillman, R OBP: 0.412, SLG: 0.433 (1, 2)										4	0	3	1	0	0	1						
Dave Morehead, R OBP: 0.333, SLG: 0.200 Dick Radatz, R Felix Mantilla, R OBP: 0.083, SLG: 0.083 (1, 1) (7, 1) (9, PH)										2	0	0	0	1	0	2						
<b>Inning Stats</b>	R: 0 E: 0 K: 0 S: 4	H: 1 LOB: 1 BB: 0 P: 4	R: 1 E: 0 K: 0 S: 5	H: 2 LOB: 1 BB: 0 P: 5	R: 0 E: 0 K: 1 S: 6	H: 1 LOB: 1 BB: 0 P: 6	R: 0 E: 0 K: 1 S: 7	H: 2 LOB: 3 BB: 1 P: 11	R: 1 E: 0 K: 1 S: 7	H: 2 LOB: 1 BB: 0 P: 7	R: 0 E: 0 K: 0 S: 4	H: 1 LOB: 1 BB: 0 P: 4	R: 0 E: 0 K: 1 S: 5	H: 0 LOB: 0 BB: 0 P: 5	R: 0 E: 0 K: 0 S: 3	H: 1 LOB: 0 BB: 0 P: 3		R: 0 E: 0 K: 1 S: 5	H: 1 LOB: 0 BB: 0 P: 5	1B: 8 2B: 2 3B: 1 HR: 0	SF: 1 SAC: 0 DP: 2 HBP: 0	WP: 2 PB: 0 SB: 0 CS: 0
<b>PITCHER</b>	IP WLS BF H R ER SO BB IBB HBP BLK WP HR S P ERA WHIP																					
Chuck Estrada, R ERA: 2.45 Wes Stock, R Harvey Haddix, L ERA: 0.96 (1, 1) (6, 1) (7, 1)	5.0 W 24 8 2 2 3 1 0 0 0 0 0 0 29 33 3.60 1.800																					









Batter	1	2	3	4	5	6	7	8	9	AB	R	H	RBI	BB	SO	LOB	TOP			
Dick Howser, R (1,6) OBP: 0.304, SLG: 0.250	0-0 4-3		4-0 3-1 BB		0-0 1-3		0-0 F7		0-3 K	4	0	0	0	1	1	0	<b>Cleveland Indians @ Baltimore Orioles</b> <b>Memorial Stadium, Baltimore, MD</b> Sun May 03 1964, 3:33 AM EDT Unknown			
Vic Davallio, L (1,8) OBP: 0.250, SLG: 0.296	0-3 K		0-0 F6		0-0 F6		0-0 L6		0-3 K	5	0	0	0	0	2	2				
Leon Wagner, L (1,7) OBP: 0.326, SLG: 0.622	0-0 4-3		0-0 3-1		4-0 1B BB		0-0 F4			3	0	0	0	1	0	2				
Al Smith, R (1,9) OBP: 0.263, SLG: 0.353		0-0 F8	0-0 F8		0-0 FC5-4 1B			4-0 HR BB		3	1	1	0	1	0	2				
Joe Azcue, R (1,2) OBP: 0.444, SLG: 0.750		0-0 1B 2B		0-0 1B	0-0 FC5-4 1-2			0-0 F4		4	0	2	0	0	0	3				
Woodie Held, R (1,4) OBP: 0.347, SLG: 0.548		0-3 K		0-0 F7		0-0 6-3		0-0 HR		4	1	1	2	0	1	2				
Max Alvis, R (1,5) OBP: 0.216, SLG: 0.208		0-0 1B		0-0 F5		0-3 K2-3		0-0 L4-3 1B		4	0	2	0	0	1	1				
Tito Francona, L (1,3) OBP: 0.431, SLG: 0.325		0-0 L6		0-0 1B	0-0 1B	0-0 BB		0-0 L4-3		3	0	1	0	1	0	3				
Mudcat Grant, R (1,1) OBP: 0.400, SLG: 0.375			0-0 3-1 BB		0-0 1B		0-0 F8		0-0 G3	3	0	1	0	0	1	3				
Don McMahon, R (6,1) OBP: 1.000, SLG: 1.000				0-0 K						0	0	0	0	0	0	0				
Gary Bell, R (8,1) OBP: 1.000, SLG: 1.000										0	0	0	0	0	0	0				
Al Luplow, L (9, FH)										1	0	0	0	0	0	0				
<b>Inning Stats</b>	R: 0 E: 0 K: 1 S: 5	H: 0 LOB: 0 BB: 0 P: 5	R: 0 E: 0 K: 1 S: 7	H: 2 LOB: 2 BB: 0 P: 7	R: 0 E: 0 K: 0 S: 4	H: 1 LOB: 2 BB: 1 P: 8	R: 0 E: 0 K: 1 S: 7	H: 2 LOB: 2 BB: 0 P: 7	R: 0 E: 0 K: 0 S: 4	H: 0 LOB: 1 BB: 1 P: 9	R: 0 E: 0 K: 0 S: 3	H: 0 LOB: 0 BB: 0 P: 3	R: 2 E: 0 K: 0 S: 4	H: 2 LOB: 0 BB: 1 P: 8	R: 0 E: 0 K: 2 S: 7	H: 0 LOB: 0 BB: 0 P: 7	1B: 6 2B: 2 3B: 0 HR: 1	SF: 0 SAC: 0 DP: 1 HBP: 0	WP: 0 PB: 0 SB: 0 CS: 0	PA: 38
<b>PITCHER</b>	IP WLS BF H R ER SO BB IBB HBP BLK WP HR S P ERA WHIP	IP WLS BF H R ER SO BB IBB HBP BLK WP HR S P ERA WHIP	IP WLS BF H R ER SO BB IBB HBP BLK WP HR S P ERA WHIP	IP WLS BF H R ER SO BB IBB HBP BLK WP HR S P ERA WHIP	IP WLS BF H R ER SO BB IBB HBP BLK WP HR S P ERA WHIP	IP WLS BF H R ER SO BB IBB HBP BLK WP HR S P ERA WHIP	IP WLS BF H R ER SO BB IBB HBP BLK WP HR S P ERA WHIP	IP WLS BF H R ER SO BB IBB HBP BLK WP HR S P ERA WHIP	IP WLS BF H R ER SO BB IBB HBP BLK WP HR S P ERA WHIP	IP WLS BF H R ER SO BB IBB HBP BLK WP HR S P ERA WHIP	IP WLS BF H R ER SO BB IBB HBP BLK WP HR S P ERA WHIP	IP WLS BF H R ER SO BB IBB HBP BLK WP HR S P ERA WHIP	IP WLS BF H R ER SO BB IBB HBP BLK WP HR S P ERA WHIP	IP WLS BF H R ER SO BB IBB HBP BLK WP HR S P ERA WHIP	IP WLS BF H R ER SO BB IBB HBP BLK WP HR S P ERA WHIP	IP WLS BF H R ER SO BB IBB HBP BLK WP HR S P ERA WHIP	IP WLS BF H R ER SO BB IBB HBP BLK WP HR S P ERA WHIP			
Dave McNally, L (1,1) ERA: 3.05	7.1 W 34 8 2 2 4 4 0 0 0 0 1 38 54 2.46 1.636	1.2 S 4 0 0 0 2 0 0 0 0 0 0 8 8 0.00 0.000																		
Stu Miller, R (8,1) ERA: 1.98																				

AB	34
R	2
H	8
RBI	2
BB	4
SO	6
LOB	18



Batter	1	2	3	4	5	6	7	8	9	AB	R	H	RBI	BB	SO	LOB	BOTTOM			
Jackie Brandt, R (1,8) OBP: 0.338, SLG: 0.371	0-0 6-3		0-0 F6			0-0 3-1		0-0 E 1B		4	1	1	0	0	0	1	<b>Cleveland Indians @ Baltimore Orioles</b> <b>Memorial Stadium, Baltimore, MD</b> Sun May 03 1964, 3:33 AM EDT Unknown			
Luis Aparicio, R (1,6) OBP: 0.291, SLG: 0.250	0-0 6-3		0-0 4-3			0-0 E 1B		0-0 SH WP		3	1	1	1	0	0	0				
Brooks Robinson, R (1,5) OBP: 0.375, SLG: 0.481	0-3 K			0-0 6-3		0-0 E7 L6-4 1B		0-0 6-3		4	0	1	0	0	1	0				
Norm Siebern, L (1,3) OBP: 0.373, SLG: 0.347		4-0 HR BB		0-0 G4-6-3 1B		4-0 IBB		0-0 4-3		2	1	1	0	2	0	0				
Boog Powell, L (1,7) OBP: 0.217, SLG: 0.279		0-0 F8		0-0 G4-6-3 1-2		0-0 L6-4		4-0 BB		3	0	0	0	1	0	5				
Russ Snyder, L (8, PR) OBP: 0.375, SLG: 0.286										0	0	0	0	0	0	0				
Sam Bowens, R (1,9) OBP: 0.412, SLG: 0.467		0-0 HR			0-3 K		0-0 1-3 1B		0-3 K	4	1	2	2	0	2	1				
Jerry Adair, R (1,4) OBP: 0.276, SLG: 0.294		0-3 K			0-0 L4		0-0 1-3			3	0	0	0	0	1	1				
John Orsino, R (1,2) OBP: 0.298, SLG: 0.385		0-0 F6			0-0 F4		0-0 F8			3	0	0	0	0	0	1				
Dave McNally, R (1,1) OBP: 0.222, SLG: 0.333			0-3 K			0-0 3-1 1B 2B		0-0 F3		3	1	1	0	0	1	1				
Stu Miller, R (8,1) ERA: 4.15										0	0	0	0	0	0	0				
<b>Inning Stats</b>	R: 0 E: 0 K: 1 S: 5	H: 0 LOB: 0 BB: 0 P: 5	R: 2 E: 0 K: 1 S: 6	H: 1 LOB: 0 BB: 1 P: 10	R: 0 E: 0 K: 1 S: 5	H: 0 LOB: 0 BB: 0 P: 5	R: 0 E: 0 K: 0 S: 3	H: 1 LOB: 0 BB: 0 P: 3	R: 0 E: 0 K: 1 S: 5	H: 0 LOB: 0 BB: 0 P: 5	R: 1 E: 0 K: 0 S: 5	H: 3 LOB: 2 BB: 1 P: 9	R: 0 E: 0 K: 0 S: 4	H: 1 LOB: 1 BB: 0 P: 4	R: 2 E: 1 K: 1 S: 7	H: 1 LOB: 1 BB: 1 P: 11	1B: 5 2B: 2 3B: 0 HR: 1	SF: 0 SAC: 1 DP: 2 HBP: 0	WP: 1 PB: 0 SB: 0 CS: 0	PA: 33
<b>PITCHER</b>	IP WLS BF H R ER SO BB IBB HBP BLK WP HR S P ERA WHIP	IP WLS BF H R ER SO BB IBB HBP BLK WP HR S P ERA WHIP	IP WLS BF H R ER SO BB IBB HBP BLK WP HR S P ERA WHIP	IP WLS BF H R ER SO BB IBB HBP BLK WP HR S P ERA WHIP	IP WLS BF H R ER SO BB IBB HBP BLK WP HR S P ERA WHIP	IP WLS BF H R ER SO BB IBB HBP BLK WP HR S P ERA WHIP	IP WLS BF H R ER SO BB IBB HBP BLK WP HR S P ERA WHIP	IP WLS BF H R ER SO BB IBB HBP BLK WP HR S P ERA WHIP	IP WLS BF H R ER SO BB IBB HBP BLK WP HR S P ERA WHIP	IP WLS BF H R ER SO BB IBB HBP BLK WP HR S P ERA WHIP	IP WLS BF H R ER SO BB IBB HBP BLK WP HR S P ERA WHIP	IP WLS BF H R ER SO BB IBB HBP BLK WP HR S P ERA WHIP	IP WLS BF H R ER SO BB IBB HBP BLK WP HR S P ERA WHIP	IP WLS BF H R ER SO BB IBB HBP BLK WP HR S P ERA WHIP	IP WLS BF H R ER SO BB IBB HBP BLK WP HR S P ERA WHIP	IP WLS BF H R ER SO BB IBB HBP BLK WP HR S P ERA WHIP				
Mudcat Grant, R (1,1) ERA: 6.75	5.1 L 22 5 3 3 4 1 1 0 0 0 1 28 36 5.06 1.125	1.2 7 2 2 0 0 0 0 0 0 0 0 7 7 0.00 1.200																		
Don McMahon, R (6,1) ERA: 2.35																				
Gary Bell, R (8,1) ERA: 4.15																				

AB	29
R	5
H	7
RBI	3
BB	3
SO	5
LOB	10






Batter	1	2	3	4	5	6	7	8	9	AB	R	H	RBI	BB	SO	LOB	TOP		
Dick Howser, R OBP: 0.311, SLG: 0.283 (1, 6)	0-0 6-3		0-0 F7			0-0 SF 1-3 2B	0-0 F9		0-0 1-2 1B	5	1	2	0	0	0	0			
Vic Davallo, L OBP: 0.230, SLG: 0.276 (1, 8)	0-0 F3			0-0 L6		0-0 SF SF7		0-0 1-3	0-0 F8	4	0	0	1	0	0	2			
Leon Wagner, L OBP: 0.314, SLG: 0.583 (1, 7)	0-0 F4			0-0 F2		0-0 SF7 IBB		0-0 F8		3	0	0	0	1	0	0			
Fred Whitfield, L OBP: 0.323, SLG: 0.296 (8, PR)		0-0 F7		0-0 CS 1B		0-0 SF7		0-0 BB 1B		3	0	2	1	0	0	0			
Pedro Ramos, S OBP: 0.296, SLG: 0.286 (8, 3)					0-0 CS 1B	1-2 2-3 3-H 4-0				0	0	0	0	0	0	0			
Jerry Kindall, R (8, 3)										0	0	0	0	0	0	0			
Tito Francona, L OBP: 0.436, SLG: 0.310 (1, 9)		0-3 K		0-0 CS	0-0 E4 CS			4-0 BB BB	0-0 BB 1B	2	0	0	0	2	1	0			
Joe Azzue, R OBP: 0.385, SLG: 0.583 (1, 2)		0-0 1B			0-0 F3	0-0 F4		0-0 BB 1B		4	0	1	0	0	0	6			
Woodie Held, R OBP: 0.321, SLG: 0.500 (1, 4)		0-3 K		0-0 F6			0-0 F8		0-0 F7	4	0	0	0	0	1	1			
Max Alvis, R OBP: 0.236, SLG: 0.288 (1, 5)			0-0 F8			0-0 F8	0-0 HR		0-0 FC1-6 1B	4	1	2	1	0	0	0			
Tommy John, R OBP: 0.250, SLG: 0.250 (1, 1)		0-3 K				2B SF 1B	0-0 1-3		0-0 FC1-6 1B	4	1	1	0	0	1	1			
<b>Inning Stats</b>	R: 0 E: 0 K: 0 S: 3	H: 0 LOB: 0 BB: 0 P: 3	R: 0 E: 0 K: 2 S: 8	H: 1 LOB: 1 BB: 0 P: 8	R: 0 E: 0 K: 1 S: 5	H: 0 LOB: 0 BB: 0 P: 5	R: 0 E: 0 K: 0 S: 3	H: 1 LOB: 0 BB: 0 P: 3	R: 0 E: 1 K: 0 S: 6	H: 2 LOB: 3 BB: 2 P: 14	R: 1 E: 0 K: 0 S: 4	H: 1 LOB: 0 BB: 0 P: 4	R: 0 E: 0 K: 0 S: 4	H: 1 LOB: 2 BB: 1 P: 8	R: 0 E: 0 K: 0 S: 5	H: 2 LOB: 2 BB: 0 P: 5	1B: 6 2B: 1 3B: 0 HR: 1	SF: 2 SAC: 0 DP: 0 HBP: 0	WP: 0 PA: 39 PB: 0 SB: 0 CS: 2
<b>PITCHER</b> Robin Roberts, R ERA: 1.25 (1, 1)	IP: 9.0 WLS: L BF: 38	H: 8 R: 3 ER: 2 SO: 3	BB: 1 IBB: 2 HBP: 0 BLK: 0	WP: 0 HR: 1 S: 41 P: 53	ERA: 2.00 WHIP: 1.000														

Cleveland Indians @ Baltimore Orioles  
Memorial Stadium, Baltimore, MD  
Sun May 03 1964, 3:38 AM EDT  
Att: 11,583 - Unknown

AB 33  
R 3  
H 8  
RBI 3  
BB 3  
SO 3  
LOB 10




livebaseballscores.com

Batter	1	2	3	4	5	6	7	8	9	AB	R	H	RBI	BB	SO	LOB	BOTTOM		
Jackie Brandt, R OBP: 0.319, SLG: 0.348 (1, 8)	0-0 3-1		0-0 G5-3			0-0 6-3			0-3 K	4	0	0	0	0	1	2			
Luis Aparicio, R OBP: 0.271, SLG: 0.231 (1, 6)	0-0 4-3			0-3 K			0-0 6-3		0-0 F7	4	0	0	0	0	1	0			
Brooks Robinson, R OBP: 0.356, SLG: 0.455 (1, 5)	0-0 6-3			0-0 4-3			0-0 F3			3	0	0	0	0	0	0			
Norm Siebern, L OBP: 0.355, SLG: 0.327 (1, 3)		0-0 5-3		0-0 L8			0-0 3-1			3	0	0	0	0	0	0			
Sam Bowens, R OBP: 0.378, SLG: 0.424 (1, 9)		0-3 K			0-0 F8			0-0 6-3		3	0	0	0	0	1	0			
Boog Powell, L OBP: 0.224, SLG: 0.267 (1, 7)		0-0 F9			4-0 BB G6-4-3			0-3 K		2	0	0	0	1	1	0			
Jerry Adair, R OBP: 0.281, SLG: 0.296 (1, 4)			0-0 1-3		0-0 G6-4-3			0-0 1B		3	0	1	0	0	0	1			
Dick Brown, R OBP: 0.200, SLG: 0.200 (1, 2)			0-0 G5-3 1B			0-3 K2-3		0-0 F7		3	0	1	0	0	1	1			
Robin Roberts, S OBP: 0.167, SLG: 0.167 (8, PH)			0-0 1B						0-3 K	2	0	1	0	0	0	0			
Joe Gaines, R OBP: 0.214, SLG: 0.333 (8, PH)			1-2 1B							1	0	0	0	0	1	0			
<b>Inning Stats</b>	R: 0 E: 0 K: 0 S: 3	H: 0 LOB: 0 BB: 0 P: 3	R: 0 E: 0 K: 1 S: 5	H: 0 LOB: 0 BB: 0 P: 5	R: 0 E: 0 K: 1 S: 5	H: 0 LOB: 0 BB: 0 P: 5	R: 0 E: 0 K: 0 S: 2	H: 0 LOB: 0 BB: 1 P: 6	R: 0 E: 0 K: 1 S: 5	H: 0 LOB: 0 BB: 0 P: 5	R: 0 E: 0 K: 0 S: 3	H: 0 LOB: 0 BB: 0 P: 3	R: 0 E: 0 K: 1 S: 6	H: 1 LOB: 1 BB: 0 P: 6	R: 0 E: 0 K: 2 S: 7	H: 0 LOB: 0 BB: 0 P: 7	1B: 3 2B: 0 3B: 0 HR: 0	SF: 0 SAC: 0 DP: 2 HBP: 0	WP: 0 PA: 29 PB: 0 SB: 0 CS: 0
<b>PITCHER</b> Tommy John, L ERA: (1, 1)	IP: 9.0 WLS: W BF: 29	H: 3 R: 0 ER: 0 SO: 6	BB: 1 IBB: 0 HBP: 0 BLK: 0	WP: 0 HR: 0 S: 40 P: 44	ERA: 0.00 WHIP: 0.444														

Cleveland Indians @ Baltimore Orioles  
Memorial Stadium, Baltimore, MD  
Sun May 03 1964, 3:38 AM EDT  
Att: 11,583 - Unknown

AB 28  
R 0  
H 3  
RBI 0  
BB 1  
SO 6  
LOB 4



livebaseballscores.com



Batter	1	2	3	4	5	6	7	8	9	AB	R	H	RBI	BB	SO	LOB	TOP										
Ed Brinkman, R (1, 6) OBP: 0.194, SLG: 0.286	L6	K					6-3			4	0	1	1	0	1	1	<b>Washington Senators @ Baltimore Orioles</b> <b>Memorial Stadium, Baltimore, MD</b> Mon May 04 1964, 7:05 PM EDT Att: 3,199 - Unknown <a href="http://livebaseballscorecards.com">livebaseballscorecards.com</a>										
Don Blasingame, L (1, 4) OBP: 0.327, SLG: 0.365	F5		5-3	F5			F5			4	0	0	0	0	2												
Chuck Hinton, R (1, 7) OBP: 0.348, SLG: 0.441	1B		6-3				F8			3	1	0	0	1	0												
Jim King, L (1, 9) OBP: 0.269, SLG: 0.429										4	1	2	2	0	1												
Don Lock, R (8, 9) OBP: 0.356, SLG: 0.255	1B									0	0	0	0	0	0												
Bill Skowron, R (1, 3) OBP: 0.265, SLG: 0.455	L8		F9							4	0	0	0	0	1												
Mike Brumley, L (1, 2) OBP: 0.214, SLG: 0.225		K								4	0	0	0	0	1												
Ken Hunt, R (1, 8) OBP: 0.355, SLG: 0.462		1B		1B			K			3	2	1	0	1	1												
John Kennedy, R (1, 5) OBP: 0.344, SLG: 0.357	L4			K						4	0	1	0	0	1												
Tom Cheney, R (1, 1) OBP: 0.400, SLG: 0.400										3	0	2	1	0	0												
Jim Duckworth, R (6, 1)										0	0	0	0	0	0												
Steve Ridzik, R (6, 1)										0	0	0	0	0	0												
Fred Valentine, S (9, PH) OBP: 0.231, SLG: 0.333	1B									1	0	0	0	0	1												
<b>Inning Stats</b>	R: 1 E: 0 K: 0 S: 4	H: 1 LOB: 1 BB: 1 P: 8	R: 1 E: 0 K: 2 S: 9	H: 2 LOB: 1 BB: 0 P: 9	R: 1 E: 0 K: 0 S: 4	H: 1 LOB: 0 BB: 0 P: 4	R: 1 E: 0 K: 1 S: 7	H: 2 LOB: 2 BB: 1 P: 11	R: 0 E: 0 K: 1 S: 5	H: 0 LOB: 0 BB: 0 P: 5	R: 0 E: 0 K: 1 S: 6	H: 1 LOB: 1 BB: 0 P: 6	R: 0 E: 0 K: 0 S: 3	H: 0 LOB: 0 BB: 0 P: 3	R: 0 E: 0 K: 1 S: 5	H: 0 LOB: 0 BB: 0 P: 5	1B: 3 2B: 3 3B: 0 HR: 1	SF: 0 SAC: 0 DP: 0 HBP: 0	WP: 0 PB: 0 SB: 1 CS: 0	PA: 36							
<b>PITCHER</b>	IP	WLS	BF	H	R	ER	SO	BB	IBB	HBP	BLK	WP	HR	S	P	ERA	WHIP										
Chuck Estrada, R (1, 1) ERA: 4.2	4.0		20	6	4	4	3	2	0	0	0	0	1	24	32	9.00	2.000										
Dick Hall, R (5, 1) ERA: 1.5	5.0	W	16	1	0	0	3	0	0	0	0	0	0	22	22	0.00	0.200										


Batter	1	2	3	4	5	6	7	8	9	AB	R	H	RBI	BB	SO	LOB	BOTTOM										
Jackie Brandt, R (1, 8) OBP: 0.311, SLG: 0.329	F7		K					F9		4	1	0	0	1	1	2	<b>Washington Senators @ Baltimore Orioles</b> <b>Memorial Stadium, Baltimore, MD</b> Mon May 04 1964, 7:05 PM EDT Att: 3,199 - Unknown <a href="http://livebaseballscorecards.com">livebaseballscorecards.com</a>										
Luis Aparicio, R (1, 6) OBP: 0.286, SLG: 0.268	5-3		L5							4	1	2	2	0	0												
Brooks Robinson, R (1, 5) OBP: 0.349, SLG: 0.441	E7									4	0	1	1	0	2												
Norm Siebern, L (1, 3) OBP: 0.379, SLG: 0.393	1B									4	2	3	1	0	0												
Boog Powell, L (1, 7) OBP: 0.245, SLG: 0.292		K								3	2	1	1	1	1												
Sam Bowens, R (1, 9) OBP: 0.390, SLG: 0.459	F7									4	1	2	2	0	0												
Jerry Adair, R (1, 4) OBP: 0.279, SLG: 0.281	5-3									3	1	0	0	1	0												
John Orsino, R (1, 2) OBP: 0.328, SLG: 0.455										3	2	2	2	1	0												
Chuck Estrada, R (1, 1) ERA: 5.3										1	0	0	0	0	0												
Dick Hall, R (5, 1) ERA: 1.5										2	1	0	1	0	0												
<b>Inning Stats</b>	R: 0 E: 1 K: 0 S: 4	H: 2 LOB: 2 BB: 0 P: 4	R: 0 E: 0 K: 1 S: 5	H: 0 LOB: 0 BB: 0 P: 5	R: 1 E: 0 K: 1 S: 6	H: 1 LOB: 0 BB: 0 P: 6	R: 1 E: 0 K: 0 S: 4	H: 1 LOB: 0 BB: 0 P: 4	R: 0 E: 0 K: 0 S: 3	H: 0 LOB: 0 BB: 0 P: 3	R: 3 E: 1 K: 0 S: 8	H: 4 LOB: 1 BB: 4 P: 24	R: 1 E: 0 K: 0 S: 4	H: 2 LOB: 0 BB: 0 P: 4	R: 0 E: 0 K: 0 S: 3	H: 1 LOB: 0 BB: 0 P: 3	1B: 6 2B: 3 3B: 1 HR: 1	SF: 0 SAC: 1 DP: 2 HBP: 0	WP: 0 PB: 0 SB: 0 CS: 0	PA: 37							
<b>PITCHER</b>	IP	WLS	BF	H	R	ER	SO	BB	IBB	HBP	BLK	WP	HR	S	P	ERA	WHIP										
Tom Cheney, R (1, 1) ERA: 5.3	5.1	L	22	6	5	5	2	1	0	0	0	0	1	25	29	8.44	1.312										
Jim Duckworth, R (6, 1) ERA: 1.99	0.0		5	1	3	2	0	2	1	0	0	0	0	2	14	∞	∞										
Steve Ridzik, R (6, 1) ERA: 2.95	2.2		10	4	3	1	0	0	0	0	0	0	0	10	10	3.38	1.500										




Batter	1	2	3	4	5	6	7	8	9	AB	R	H	RBI	BB	SO	LOB	TOP			
Ed Brinkman, R (1, 6) OBP: 0.197, SLG: 0.274	F5		CS	1B FC5-4 BB		6-3			5-3	3	1	0	0	1	0	0	<b>Washington Senators @ Baltimore Orioles</b> Memorial Stadium, Baltimore, MD Tue May 05 1964, 7:05 PM EDT Att: 4,599 - Unknown <a href="http://livebaseballscorecards.com">livebaseballscorecards.com</a>			
Don Blasingame, L (1, 4) OBP: 0.305, SLG: 0.339	F6			F6		3-1			1-3	4	0	0	0	0	0	1				
Chuck Hinton, R (1, 7) OBP: 0.342, SLG: 0.429	K			FC5-4 BB 1-3 1B		K			4-3	4	0	1	0	0	2	0				
Jim King, L (1, 9) OBP: 0.273, SLG: 0.412		L9		FC5-4 BB 1-2		F8				2	0	0	0	1	0	0				
Bill Skowron, R (1, 3) OBP: 0.254, SLG: 0.435	F6			FC5-4 FC6-4		L6				3	0	0	1	0	0	2				
Ken Hunt, R (1, 8) OBP: 0.324, SLG: 0.414	K			FC6-4 1-2 2-3 3-4		F8				3	0	0	0	0	1	2				
Ken Retzer, L (1, 2) OBP: 0.273, SLG: 0.158			F9		F9			F6		3	0	0	0	0	0	0				
John Kennedy, R (1, 5) OBP: 0.353, SLG: 0.345						4-3		F6		1	0	0	0	1	0	0				
Fred Valentine, S (8, PH) OBP: 0.222, SLG: 0.320				CS BB						1	0	0	0	0	0	0				
Don Zimmer, R (8, 5) OBP: 0.294, SLG: 0.489										0	0	0	0	0	0	0				
Jim Hannan, R (1, 1) OBP: 0.333, SLG: 0.250			K		2-3			1-3		2	0	0	0	0	1	1				
Dick Phillips, L (8, PH) OBP: 0.333, SLG: 0.250										1	0	0	0	0	0	0				
Howie Koplitz, R (8, 1)										0	0	0	0	0	0	0				
<b>Inning Stats</b>	R: 0 E: 0 K: 1 S: 5	H: 0 LOB: 0 BB: 0 P: 5	R: 0 E: 0 K: 1 S: 5	H: 0 LOB: 0 BB: 0 P: 5	R: 0 E: 0 K: 1 S: 4	H: 0 LOB: 0 BB: 1 P: 8	R: 1 E: 0 K: 0 S: 4	H: 1 LOB: 2 BB: 2 P: 12	R: 0 E: 0 K: 0 S: 3	H: 0 LOB: 0 BB: 0 P: 3	R: 0 E: 0 K: 0 S: 3	H: 0 LOB: 0 BB: 0 P: 3	R: 0 E: 0 K: 0 S: 3	H: 0 LOB: 0 BB: 0 P: 3	R: 0 E: 0 K: 0 S: 3	H: 0 LOB: 0 BB: 0 P: 3	1B: 1 2B: 0 3B: 0 HR: 0	SF: 0 SAC: 0 DP: 0 HBP: 0	WP: 0 PB: 0 CS: 1	PA: 31
<b>PITCHER</b> Wally Bunker, R (1, 1) ERA: 1.0	IP: 9.0 WLS: W BF: 30 H: 1 R: 1 ER: 1 SO: 4 BB: 3 IBB: 0 HBP: 0 BLK: 0 WP: 0 HR: 0 S: 35 P: 47 ERA: 1.00 WHIP: 0.444																			

Batter	1	2	3	4	5	6	7	8	9	AB	R	H	RBI	BB	SO	LOB	BOTTOM			
Jackie Brandt, R (1, 8) OBP: 0.308, SLG: 0.324	K		FC6-5 CS			K		E5 1B		4	0	1	0	0	2	1	<b>Washington Senators @ Baltimore Orioles</b> Memorial Stadium, Baltimore, MD Tue May 05 1964, 7:05 PM EDT Att: 4,599 - Unknown <a href="http://livebaseballscorecards.com">livebaseballscorecards.com</a>			
Luis Aparicio, R (1, 6) OBP: 0.288, SLG: 0.288	5-3		CS	CS 2B		F9				3	0	1	0	0	0	0				
Brooks Robinson, R (1, 5) OBP: 0.348, SLG: 0.435	L7			K		HR 1B				3	1	1	0	0	1	1				
Norm Siebern, L (1, 3) OBP: 0.391, SLG: 0.448		6-3 S BB		1-3		HR 1B				2	1	1	2	1	0	0				
Boog Powell, L (1, 7) OBP: 0.250, SLG: 0.280		K			4-3					2	0	0	0	1	1	1				
Russ Snyder, L (7, PR) OBP: 0.375, SLG: 0.286		1-2				CS BB				0	0	0	0	0	0	0				
Sam Bowens, R (1, 9) OBP: 0.384, SLG: 0.425		6-3			5-3			F8		3	0	0	0	0	0	2				
Jerry Adair, R (1, 4) OBP: 0.266, SLG: 0.267		F4			5-3			K		3	0	0	0	0	1	1				
John Orsino, R (1, 2) OBP: 0.344, SLG: 0.466			FC6-5 SH5-4 1B			K		1B 1B		3	0	2	0	0	1	0				
Wally Bunker, R (1, 1)			SH5-4 1-2			1-3		F1		2	0	0	0	0	0	1				
<b>Inning Stats</b>	R: 0 E: 0 K: 1 S: 5	H: 0 LOB: 0 BB: 0 P: 5	R: 0 E: 0 K: 1 S: 5	H: 0 LOB: 1 BB: 1 P: 9	R: 0 E: 0 K: 0 S: 3	H: 1 LOB: 0 BB: 0 P: 3	R: 0 E: 0 K: 1 S: 5	H: 1 LOB: 0 BB: 0 P: 5	R: 0 E: 0 K: 2 S: 7	H: 0 LOB: 0 BB: 0 P: 7	R: 2 E: 0 K: 0 S: 4	H: 2 LOB: 1 BB: 1 P: 8	R: 0 E: 1 K: 1 S: 6	H: 2 LOB: 2 BB: 0 P: 6	R: 0 E: 0 K: 0 S: 6	H: 0 LOB: 0 BB: 0 P: 6	1B: 4 2B: 1 3B: 0 HR: 1	SF: 0 SAC: 1 DP: 0 HBP: 0	WP: 0 PB: 0 CS: 3	PA: 29
<b>PITCHER</b> Jim Hannan, R (1, 1) ERA: 2.03 Howie Koplitz, R (8, 1) ERA: 7.0	IP: 7.0 WLS: L BF: 24 H: 4 R: 2 ER: 2 SO: 5 BB: 2 IBB: 0 HBP: 0 BLK: 0 WP: 0 HR: 1 S: 32 P: 40 ERA: 2.57 WHIP: 0.857																			



Batter	1	2	3	4	5	6	7	8	9	AB	R	H	RBI	BB	SO	LOB	TOP		
Jackie Brandt, R (1, 8) OBP: 0.313, SLG: 0.312	4-0 1B SF BB	0-0 5-3			0-3 K		4-0 BB		0-0 F9	3	1	0	0	2	1	2	<p>Baltimore Orioles @ Cleveland Indians Cleveland Municipal Stadium, Cleveland, OH Wed May 06 1964, 7:05 PM EDT Att: 5,653 - Unknown</p> <p>AB 32 R 5 H 5 RBI 5 BB 5 SO 11 LOB 16</p> 		
Luis Aparicio, R (1, 6) OBP: 0.282, SLG: 0.281	0-0 SF 5-3 1B		0-0 6-3		0-0 F2		0-0 4-3		0-3 K	5	1	1	0	0	1	2			
Brooks Robinson, R (1, 5) OBP: 0.357, SLG: 0.492	0-0 SF 5-3 1-3 3-H		0-3 K		0-0 BB 1B				0-0 HR	3	1	2	2	0	1	0			
Norm Siebern, L (1, 3) OBP: 0.397, SLG: 0.433	0-0 F7		0-0 F1		4-0 BB 1B				4-0 HR BB	2	1	0	0	2	0	2			
Sam Bowens, R (1, 9) OBP: 0.333, SLG: 0.386	0-0 5-3			0-0 1-3		0-0 F2		0-3 K	0-3 BB 1B	4	0	0	1	0	1	4			
Boog Powell, L (1, 7) OBP: 0.250, SLG: 0.333	0-0 4-3			0-3 K		0-0 F9		0-0 HR	0-0 HR	4	1	1	2	0	1	3			
Jerry Adair, R (1, 4) OBP: 0.250, SLG: 0.250			0-3 K		0-3 K		0-0 F3		0-0 1-3	4	0	0	0	0	2	2			
John Orsino, R (1, 2) OBP: 0.338, SLG: 0.443			0-3 K		4-0 FC1-6 BB		0-0 6-3		0-3 K	3	0	0	0	1	2	0			
Mike McCormick, L (1, 1) OBP: 0.333, SLG: 0.333			0-0		0-0 FC1-6		0-3 K		0-3 K	2	0	1	0	0	0	1			
Wes Stock, R (6, 1)										0	0	0	0	0	0	0			
Harvey Haddix, L (6, 1)										1	0	0	0	0	1	0			
Russ Snyder, L (9, PH) OBP: 0.333, SLG: 0.250					1-2					1	0	0	0	0	1	0			
<b>Inning Stats</b>	R: 2 E: 1 K: 0 S: 5	H: 1 LOB: 1 BB: 1 P: 9	R: 0 E: 0 K: 2 S: 8	H: 1 LOB: 1 BB: 0 P: 8	R: 0 E: 0 K: 1 S: 5	H: 0 LOB: 0 BB: 0 P: 5	R: 0 E: 0 K: 2 S: 7	H: 0 LOB: 0 BB: 0 P: 7	R: 0 E: 0 K: 1 S: 4	H: 1 LOB: 2 BB: 1 P: 8	R: 0 E: 0 K: 1 S: 5	H: 0 LOB: 1 BB: 1 P: 9	R: 0 E: 0 K: 2 S: 9	H: 2 LOB: 0 BB: 1 P: 13	R: 0 E: 0 K: 2 S: 7	H: 0 LOB: 0 BB: 0 P: 7	1B: 3 2B: 0 3B: 0 HR: 2	SF: 1 SAC: 0 DP: 0 HBP: 0	WP: 0 PA: 38 PB: 0 SB: 0 CS: 0
<b>PITCHER</b>	IP WLS BF H R ER SO BB IBB HBP BLK WP HR S P ERA WHIP	IP WLS BF H R ER SO BB IBB HBP BLK WP HR S P ERA WHIP	IP WLS BF H R ER SO BB IBB HBP BLK WP HR S P ERA WHIP	IP WLS BF H R ER SO BB IBB HBP BLK WP HR S P ERA WHIP	IP WLS BF H R ER SO BB IBB HBP BLK WP HR S P ERA WHIP	IP WLS BF H R ER SO BB IBB HBP BLK WP HR S P ERA WHIP	IP WLS BF H R ER SO BB IBB HBP BLK WP HR S P ERA WHIP	IP WLS BF H R ER SO BB IBB HBP BLK WP HR S P ERA WHIP	IP WLS BF H R ER SO BB IBB HBP BLK WP HR S P ERA WHIP	IP WLS BF H R ER SO BB IBB HBP BLK WP HR S P ERA WHIP	IP WLS BF H R ER SO BB IBB HBP BLK WP HR S P ERA WHIP	IP WLS BF H R ER SO BB IBB HBP BLK WP HR S P ERA WHIP	IP WLS BF H R ER SO BB IBB HBP BLK WP HR S P ERA WHIP	IP WLS BF H R ER SO BB IBB HBP BLK WP HR S P ERA WHIP	IP WLS BF H R ER SO BB IBB HBP BLK WP HR S P ERA WHIP	IP WLS BF H R ER SO BB IBB HBP BLK WP HR S P ERA WHIP	IP WLS BF H R ER SO BB IBB HBP BLK WP HR S P ERA WHIP		
Jack Kralick, L (1, 1) ERA: 0.89	1.0	6	1	2	1	0	1	0	0	0	0	0	0	0	0	0	9.00	2.000	
Don McMahon, R (2, 1) ERA: 1.99	3.0	10	1	0	0	5	0	0	0	0	0	0	0	0	20	20	0.00	0.333	
Gary Bell, R (5, 1) ERA: 4.63	3.0	W	15	2	2	2	4	0	0	0	0	0	1	15	31	6.00	2.000		
Ted Abernathy, R (8, 1) ERA: 1.5	2.0	S	7	1	1	1	4	0	0	0	0	0	1	15	15	4.50	0.500		

Batter	1	2	3	4	5	6	7	8	9	AB	R	H	RBI	BB	SO	LOB	BOTTOM		
Dick Howser, R (1, 6) OBP: 0.355, SLG: 0.373	0-0 4-1 1B		0-0 F7		0-0 5-3	0-0 HR		0-0 S 1B		5	1	3	1	0	0	0	<p>Baltimore Orioles @ Cleveland Indians Cleveland Municipal Stadium, Cleveland, OH Wed May 06 1964, 7:05 PM EDT Att: 5,653 - Unknown</p> <p>AB 36 R 7 H 11 RBI 7 BB 3 SO 7 LOB 13</p> 		
Larry Brown, R (1, 4) OBP: 0.300, SLG: 0.556	0-3 K		0-0 BB 1B		0-0 F9	0-0 HR		0-0 6-3		5	1	2	1	0	1	2			
Leon Wagner, L (1, 7) OBP: 0.303, SLG: 0.567	0-0 4-1 1-2		0-3 K		0-3 K	4-0 S BB		0-0 F4		4	0	0	0	1	2	3			
Wally Post, R (1, 9) Al Luplow, L (8, 9)	0-0 F8		4-0 BB			0-0 BB K2-3				2	1	0	0	2	1	2			
Joe Azcue, R (1, 2) OBP: 0.280, SLG: 0.478		0-0 F9	0-0 L8			0-0 1B HR 1B		0-0 L4		4	1	1	0	0	0	2			
Woodie Held, R (1, 8) OBP: 0.297, SLG: 0.491		0-0 5-3		0-0 1-3		0-0 1-3 HR 1B		0-0 HR		4	2	2	2	0	0	0			
Max Alvis, R (1, 5) OBP: 0.269, SLG: 0.375		0-0 1B 1B		0-0 E6 FC4-6		0-0 1-3 3-H HR		0-0 L7		4	1	2	3	0	0	0			
Tito Francona, L (1, 3) OBP: 0.433, SLG: 0.308		0-0 1-2 1B		0-0 FC4-6		0-0 F7		0-3 K		4	0	1	0	0	1	1			
Jack Kralick, L (1, 1) OBP: 0.167, SLG: 0.091		0-3 K		0-0 L7		0-3 K		0-0 F8		0	0	0	0	0	0	0			
Don McMahon, R (2, 1) OBP: 0.500, SLG: 0.500										1	0	0	0	0	1	2			
Al Smith, R (4, PH) OBP: 0.208, SLG: 0.273										1	0	0	0	0	0	1			
Gary Bell, R (5, 1) OBP: 0.500, SLG: 0.500										1	0	0	0	0	1	0			
Ted Abernathy, R (8, 1)										1	0	0	0	0	0	0			
<b>Inning Stats</b>	R: 0 E: 0 K: 1 S: 6	H: 1 LOB: 1 BB: 0 P: 6	R: 0 E: 0 K: 1 S: 7	H: 2 LOB: 2 BB: 0 P: 7	R: 0 E: 0 K: 1 S: 6	H: 1 LOB: 2 BB: 1 P: 10	R: 0 E: 1 K: 0 S: 4	H: 0 LOB: 0 BB: 0 P: 4	R: 0 E: 0 K: 1 S: 5	H: 0 LOB: 0 BB: 0 P: 5	R: 6 E: 0 K: 2 S: 12	H: 5 LOB: 1 BB: 2 P: 20	R: 1 E: 0 K: 1 S: 6	H: 1 LOB: 0 BB: 0 P: 6	R: 0 E: 0 K: 0 S: 4	H: 1 LOB: 1 BB: 0 P: 4	1B: 7 2B: 0 3B: 0 HR: 4	SF: 0 SAC: 0 DP: 0 HBP: 0	WP: 0 PA: 39 PB: 0 SB: 2 CS: 0
<b>PITCHER</b>	IP WLS BF H R ER SO BB IBB HBP BLK WP HR S P ERA WHIP	IP WLS BF H R ER SO BB IBB HBP BLK WP HR S P ERA WHIP	IP WLS BF H R ER SO BB IBB HBP BLK WP HR S P ERA WHIP	IP WLS BF H R ER SO BB IBB HBP BLK WP HR S P ERA WHIP	IP WLS BF H R ER SO BB IBB HBP BLK WP HR S P ERA WHIP	IP WLS BF H R ER SO BB IBB HBP BLK WP HR S P ERA WHIP	IP WLS BF H R ER SO BB IBB HBP BLK WP HR S P ERA WHIP	IP WLS BF H R ER SO BB IBB HBP BLK WP HR S P ERA WHIP	IP WLS BF H R ER SO BB IBB HBP BLK WP HR S P ERA WHIP	IP WLS BF H R ER SO BB IBB HBP BLK WP HR S P ERA WHIP	IP WLS BF H R ER SO BB IBB HBP BLK WP HR S P ERA WHIP	IP WLS BF H R ER SO BB IBB HBP BLK WP HR S P ERA WHIP	IP WLS BF H R ER SO BB IBB HBP BLK WP HR S P ERA WHIP	IP WLS BF H R ER SO BB IBB HBP BLK WP HR S P ERA WHIP	IP WLS BF H R ER SO BB IBB HBP BLK WP HR S P ERA WHIP	IP WLS BF H R ER SO BB IBB HBP BLK WP HR S P ERA WHIP			
Mike McCormick, L (1, 1) ERA: 4.09	5.0	L	24	6	3	3	4	0	0	0	0	0	0	0	38	5.40	1.600		
Wes Stock, R (6, 1) ERA: 5.4	0.2	5	3	3	3	1	0	0	0	0	0	0	0	3	7	7	40.50	4.500	
Harvey Haddix, L (6, 1) ERA: 3.55	2.1	10	2	1	1	2	1	0	0	0	0	0	0	1	13	17	3.86	1.286	



Batter	1	2	3	4	5	6	7	8	9	AB	R	H	RBI	BB	SO	LOB	TOP			
Jackie Brandt, R OBP: 0.318, SLG: 0.317 (1, 8)										5	1	2	0	0	1	1	<b>Baltimore Orioles @ Cleveland Indians</b> Cleveland Municipal Stadium, Cleveland, OH Thu May 07 1964, 7:05 PM EDT Att: 3,962 - Unknown <a href="http://livebaseballscorecards.com">livebaseballscorecards.com</a>			
Luis Aparicio, R OBP: 0.263, SLG: 0.261 (1, 6)										5	0	0	0	0	0	2				
Brooks Robinson, R OBP: 0.373, SLG: 0.493 (1, 5)										4	2	2	0	1	0	1				
Norm Siebern, L OBP: 0.410, SLG: 0.438 (1, 3)										4	1	2	1	1	0	1				
Boog Powell, L OBP: 0.266, SLG: 0.362 (1, 7)										4	0	2	3	0	0	2				
Sam Bowens, R OBP: 0.346, SLG: 0.417 (1, 9)										4	0	2	0	0	0	3				
John Orsino, R OBP: 0.319, SLG: 0.415 (1, 2)										4	0	0	0	0	1	2				
Jerry Adair, R OBP: 0.236, SLG: 0.235 (1, 4)										4	0	0	0	0	1	2				
Dave McNally, R Wes Stock, R Lou Jackson, L Harvey Haddix, L Willie Kirkland, L Stu Miller, R (1, 1) (6, 1) (7, Ph) (7, 1) (8, Ph) (8, 1)										2	0	1	0	0	1	1				
<b>Inning Stats</b>	R: 0 E: 0 K: 0 S: 5	H: 3 LOB: 2 BB: 0 P: 5	R: 0 E: 0 K: 2 S: 8	H: 1 LOB: 1 BB: 0 P: 8	R: 2 E: 0 K: 1 S: 6	H: 1 LOB: 1 BB: 2 P: 14	R: 0 E: 0 K: 0 S: 4	H: 1 LOB: 0 BB: 0 P: 4	R: 0 E: 0 K: 1 S: 6	H: 1 LOB: 0 BB: 0 P: 6	R: 2 E: 0 K: 0 S: 7	H: 4 LOB: 2 BB: 0 P: 7	R: 0 E: 0 K: 0 S: 3	H: 0 LOB: 0 BB: 0 P: 3	R: 0 E: 1 K: 0 S: 4	H: 0 LOB: 1 BB: 0 P: 4	1B: 9 2B: 2 3B: 0 HR: 0	SF: 0 SAC: 0 DP: 1 HBP: 0	WP: 0 PB: 0 SB: 0 CS: 0	PA: 40
<b>PITCHER</b>	IP WLS BF H R ER SO BB IBB HBP BLK WP HR S P ERA WHIP	Mudcat Grant, R ERA: 6.41 Ted Abernathy, R ERA: 1.26	6.2 W 32 11 4 4 4 2 0 0 0 0 0 0 38 46 5.40 1.950	2.1 S 8 0 0 0 0 0 0 0 0 0 0 0 8 8 0.00 0.000	<b>PITCHER</b>	IP WLS BF H R ER SO BB IBB HBP BLK WP HR S P ERA WHIP														

Batter	1	2	3	4	5	6	7	8	9	AB	R	H	RBI	BB	SO	LOB	BOTTOM			
Dick Howser, R OBP: 0.370, SLG: 0.389 (1, 6)										5	0	3	4	0	0	1	<b>Baltimore Orioles @ Cleveland Indians</b> Cleveland Municipal Stadium, Cleveland, OH Thu May 07 1964, 7:05 PM EDT Att: 3,962 - Unknown <a href="http://livebaseballscorecards.com">livebaseballscorecards.com</a>			
Larry Brown, R OBP: 0.333, SLG: 0.643 (1, 4)										5	0	2	0	0	0	4				
Leon Wagner, L OBP: 0.395, SLG: 0.547 (1, 7)										4	0	1	1	0	0	2				
Wally Post, R Al Luplow, L (1, 9) (8, 9)										3	0	0	0	1	2	1				
Joe Azcue, R OBP: 0.241, SLG: 0.407 (1, 2)										4	0	0	0	0	0	1				
Woodie Held, R OBP: 0.309, SLG: 0.500 (1, 8)										3	2	1	0	1	0	0				
Max Alvis, R OBP: 0.282, SLG: 0.397 (1, 5)										4	2	2	0	0	0	1				
Tito Francona, L OBP: 0.465, SLG: 0.389 (1, 3)										2	3	2	2	1	0	0				
Mudcat Grant, R OBP: 0.462, SLG: 0.700 Ted Abernathy, R (1, 1) (7, 1)										2	2	1	2	0	1	3				
<b>Inning Stats</b>	R: 0 E: 0 K: 0 S: 3	H: 2 LOB: 0 BB: 0 P: 3	R: 0 E: 0 K: 0 S: 3	H: 0 LOB: 0 BB: 0 P: 3	R: 2 E: 0 K: 0 S: 6	H: 3 LOB: 1 BB: 0 P: 6	R: 0 E: 0 K: 0 S: 2	H: 0 LOB: 0 BB: 1 P: 6	R: 3 E: 0 K: 1 S: 8	H: 3 LOB: 1 BB: 0 P: 9	R: 2 E: 0 K: 1 S: 7	H: 2 LOB: 2 BB: 1 P: 12	R: 0 E: 0 K: 1 S: 5	H: 0 LOB: 0 BB: 0 P: 5	R: 2 E: 0 K: 0 S: 5	H: 2 LOB: 1 BB: 1 P: 9	1B: 7 2B: 2 3B: 1 HR: 2	SF: 0 SAC: 1 DP: 2 HBP: 2	WP: 0 PB: 0 SB: 2 CS: 0	PA: 38
<b>PITCHER</b>	IP WLS BF H R ER SO BB IBB HBP BLK WP HR S P ERA WHIP	Dave McNally, L ERA: 4.85 Wes Stock, R ERA: 4.79 Harvey Haddix, L ERA: 3.29 Stu Miller, R ERA: 3.07	5.1 L 26 7 7 1 0 0 0 0 0 0 0 0 5 5 0.00 1.500	1.0 3 0 0 0 1 0 0 0 0 0 0 0 5 5 0.00 0.000	1.0 6 2 2 2 0 0 1 0 0 0 0 0 5 9 18.00 2.000	<b>PITCHER</b>	IP WLS BF H R ER SO BB IBB HBP BLK WP HR S P ERA WHIP													







Batter	1	2	3	4	5	6	7	8	9	AB	R	H	RBI	BB	SO	LOB	TOP				
Jackie Brandt, R OBP: 0.333, SLG: 0.352	F5			F7	F8			K	HR	5	1	3	0	1	2		<b>Baltimore Orioles @ Detroit Tigers</b> Tiger Stadium, Detroit, MI Sat May 09 1964, 4:33 AM EDT Att: 4,431 - Unknown				
Luis Aparicio, R OBP: 0.241, SLG: 0.238	6-3			F7		4-3 S 6-3 1B		5-3	F4	5	1	1	0	0	0						
Sam Bowers, R OBP: 0.328, SLG: 0.386	3-1			3-1		4-3 1-3		2B 1B		4	1	1	0	0	0	1					
Norm Siebern, L OBP: 0.425, SLG: 0.451		4-3			6-3	6-3				4	0	1	2	0	0	0					
Brooks Robinson, R OBP: 0.381, SLG: 0.494		1-3			L9	3-H 4-0 BB		2B F7		3	0	0	0	1	0	1					
Joe Gaines, R OBP: 0.235, SLG: 0.333										3	1	1	0	0	0	1					
Boog Powell, L OBP: 0.257, SLG: 0.333		F8			HR	F6			L9 1B HR BB	0	1	0	0	1	0	0					
Dick Brown, R OBP: 0.365, SLG: 0.667			F5							3	1	2	2	0	0	0					
Willie Kirkland, L OBP: 0.320, SLG: 0.227					HR		FC6-4 1B		1-2 HR 1B	1	1	1	0	0	0	0					
John Orsino, R OBP: 0.319, SLG: 0.415										0	0	0	0	0	0	0					
Jerry Adair, R OBP: 0.259, SLG: 0.250			4-3			1B	FC6-4 CS 1-2		L9	4	0	1	0	0	0	3					
Chuck Estrada, R OBP: 0.167, SLG: 0.167									2-3	3	0	1	0	0	1	1					
Stu Miller, R										0	0	0	0	0	0	0					
Wes Stock, R										0	0	0	0	0	0	0					
Harvey Haddix, L										0	0	0	0	0	0	0					
Russ Snyder, L OBP: 0.300, SLG: 0.222										1	0	0	0	0	1	2					
Dick Hall, R										0	0	0	0	0	0	0					
<b>Inning Stats</b>	R: 0 E: 0 K: 0 S: 3	H: 0 LOB: 0 BB: 0 P: 3	R: 0 E: 0 K: 0 S: 3	H: 0 LOB: 0 BB: 0 P: 3	R: 0 E: 0 K: 0 S: 3	H: 0 LOB: 0 BB: 0 P: 3	R: 0 E: 0 K: 0 S: 3	H: 0 LOB: 0 BB: 0 P: 3	R: 2 E: 0 K: 0 S: 7	H: 4 LOB: 2 BB: 0 P: 7	R: 1 E: 0 K: 0 S: 4	H: 1 LOB: 1 BB: 1 P: 8	R: 0 E: 0 K: 1 S: 5	H: 1 LOB: 0 BB: 0 P: 5	R: 1 E: 0 K: 0 S: 7	H: 2 LOB: 1 BB: 0 P: 7	R: 3 E: 0 K: 1 S: 7	H: 2 LOB: 0 BB: 1 P: 11	1B: 7 2B: 1 3B: 0 HR: 2	SF: 0 SAC: 0 DP: 0 HBP: 0	WP: 0 PA: 38 PB: 0 SB: 1 CS: 1
<b>PITCHER</b>	IP	WLS	BF	H	R	ER	SO	BB	IBB	HBP	BLK	WP	HR	S	P	ERA	WHIP				
Hank Aguirre, L ERA: 3.41	7.2		31	8	4	4	2	1	0	0	0	0	1	34	38	4.70	1.174				
Larry Sherry, R ERA: 3.31	1.1	L	7	2	3	3	1	1	0	0	0	0	1	8	12	20.25	2.250				

AB	36
R	7
H	10
RBI	7
BB	2
SO	3
LOB	11



Batter	1	2	3	4	5	6	7	8	9	AB	R	H	RBI	BB	SO	LOB	BOTTOM				
Dick McAuliffe, L OBP: 0.349, SLG: 0.467	E7 FC6-2 4-3			G3				1B 1B	1B SF7 1B	5	3	3	0	0	0	1	<b>Baltimore Orioles @ Detroit Tigers</b> Tiger Stadium, Detroit, MI Sat May 09 1964, 4:33 AM EDT Att: 4,431 - Unknown				
Jerry Lumpe, L OBP: 0.301, SLG: 0.338	4-3			F7				F7	SF7 BB 1B	5	1	2	0	0	0	3					
Al Kaline, R OBP: 0.381, SLG: 0.338	FC6-2			L7				1B BB	1B SF7 BB	4	1	2	0	1	0	2					
Norm Cash, L OBP: 0.366, SLG: 0.514	4-3			1B				5-3	1B SF7	2	1	0	2	2	0	2					
Don Demeter, R OBP: 0.250, SLG: 0.400		L8			F6			1B BB	1B F8	5	0	2	2	0	0	3					
Willie Horton, R OBP: 0.254, SLG: 0.200		G3 1B		4-3				L7	F2	4	0	1	1	1	0	3					
Bill Freehan, R OBP: 0.433, SLG: 0.451		G3			6-3			F4	4-3	4	0	0	1	0	0	1					
Don Wert, R OBP: 0.298, SLG: 0.377					5-3			5-3	F2	3	0	0	0	1	0	2					
Bill Bruton, L OBP: 0.265, SLG: 0.333									4-3	1	0	0	0	0	0	0					
Hank Aguirre, R										3	0	0	0	0	3	2					
Larry Sherry, R									1-3	1	0	0	0	0	0	0					
<b>Inning Stats</b>	R: 0 E: 1 K: 0 S: 4	H: 0 LOB: 1 BB: 0 P: 4	R: 0 E: 0 K: 1 S: 6	H: 1 LOB: 2 BB: 1 P: 10	R: 1 E: 0 K: 0 S: 5	H: 2 LOB: 1 BB: 1 P: 9	R: 0 E: 0 K: 1 S: 6	H: 0 LOB: 0 BB: 0 P: 6	R: 1 E: 1 K: 0 S: 5	H: 2 LOB: 1 BB: 0 P: 5	R: 0 E: 0 K: 1 S: 5	H: 0 LOB: 0 BB: 0 P: 5	R: 3 E: 0 K: 0 S: 6	H: 3 LOB: 2 BB: 2 P: 14	R: 1 E: 0 K: 0 S: 5	H: 2 LOB: 2 BB: 1 P: 9	R: 0 E: 0 K: 0 S: 3	H: 0 LOB: 0 BB: 0 P: 3	1B: 9 2B: 1 3B: 0 HR: 0	SF: 2 SAC: 0 DP: 0 HBP: 0	WP: 0 PA: 44 PB: 1 SB: 0 CS: 0
<b>PITCHER</b>	IP	WLS	BF	H	R	ER	SO	BB	IBB	HBP	BLK	WP	HR	S	P	ERA	WHIP				
Chuck Estrada, R ERA: 4.64	6.1		31	7	5	4	3	1	0	0	0	0	0	3	7	0.00	3.000				
Stu Miller, R ERA: 2.45	0.2		4	1	0	0	0	1	0	0	0	0	0	3	7	0.00	3.000				
Wes Stock, R ERA: 6.0	0.1		4	2	1	1	0	1	0	0	0	0	0	3	7	27.00	9.000				
Harvey Haddix, L ERA: 3.14	0.2	W	2	0	0	0	0	0	0	0	0	0	0	2	2	0.00	0.000				
Dick Hall, R ERA: 1.38	1.0	S	3	0	0	0	0	0	0	0	0	0	0	3	3	0.00	0.000				

AB	37
R	6
H	10
RBI	6
BB	5
SO	3
LOB	19





Batter	1	2	3	4	5	6	7	8	9	AB	R	H	RBI	BB	SO	LOB	TOP			
Jackie Brandt, R OBP: 0.340, SLG: 0.358 (1, 8)										4	0	2	0	0	1	0	<p><b>Baltimore Orioles @ Detroit Tigers</b> Tiger Stadium, Detroit, MI Sun May 10 1964, 4:33 AM EDT Unknown</p>			
Luis Aparicio, R OBP: 0.242, SLG: 0.229 (1, 6)										3	0	0	0	1	0	1				
Sam Bowens, R OBP: 0.323, SLG: 0.393 Willie Kirkland, L OBP: 0.320, SLG: 0.227 (1, 9) (9, 9)										4	0	1	0	0	3	3				
Norm Siebern, L OBP: 0.429, SLG: 0.438 (1, 3)										2	1	0	0	2	0	2				
Brooks Robinson, R OBP: 0.379, SLG: 0.481 (1, 5)										2	1	0	0	1	1	2				
Boog Powell, L OBP: 0.243, SLG: 0.313 Russ Snyder, L OBP: 0.300, SLG: 0.222 (1, 7) (9, 7)										4	0	0	1	0	1	3				
Dick Brown, R OBP: 0.294, SLG: 0.500 (1, 2)										4	0	0	0	0	1	0				
Jerry Adair, R OBP: 0.247, SLG: 0.238 (1, 4)										4	0	0	0	0	2	0				
Milt Pappas, R Dick Hall, R (1, 1) (9, 1)										3	0	0	0	0	2	0				
<b>Inning Stats</b>	R: 0 E: 0 S: 6	H: 1 LOB: 3 BB: 2 P: 14	R: 0 E: 0 S: 5	H: 0 LOB: 0 BB: 0 P: 5	R: 0 E: 0 S: 5	H: 0 LOB: 0 BB: 0 P: 5	R: 2 E: 1 S: 6	H: 0 LOB: 1 BB: 0 P: 10	R: 0 E: 0 S: 8	H: 0 LOB: 0 BB: 0 P: 5	R: 0 E: 0 S: 5	H: 0 LOB: 0 BB: 0 P: 5	R: 0 E: 0 S: 6	H: 1 LOB: 2 BB: 1 P: 10	R: 0 E: 0 S: 7	H: 0 LOB: 0 BB: 0 P: 7		1B: 2 2B: 1 3B: 0 HR: 0	SF: 0 SAC: 1 DP: 0 HBP: 0	WP: 0 PB: 0 SB: 0 CS: 0
<b>PITCHER</b> Dave Wickersham, R ERA: 1.47 (1, 1)	IP: 9.0 WLS: L BF: 35	H: 3 R: 2 ER: 0 SO: 11	BB: 4 IBB: 0 HBP: 0 BLK: 0	WP: 0 HR: 0 S: 53 P: 69	ERA: 0.00 WHIP: 0.778	<b>PITCHER</b>										IP: 9.0 WLS: L BF: 35	H: 3 R: 2 ER: 0 SO: 11	BB: 4 IBB: 0 HBP: 0 BLK: 0	WP: 0 HR: 0 S: 53 P: 69	ERA: 0.00 WHIP: 0.778

AB	30
R	2
H	3
RBI	1
BB	4
SO	11
LOB	11



Batter	1	2	3	4	5	6	7	8	9	AB	R	H	RBI	BB	SO	LOB	BOTTOM			
Dick McAuliffe, L OBP: 0.345, SLG: 0.468 (1, 6)										4	1	1	0	0	0	0	<p><b>Baltimore Orioles @ Detroit Tigers</b> Tiger Stadium, Detroit, MI Sun May 10 1964, 4:33 AM EDT Unknown</p>			
Jerry Lumpe, L OBP: 0.295, SLG: 0.333 (1, 4)										4	0	1	0	0	0	1				
Al Kaline, R OBP: 0.575, SLG: 0.347 George Thomas, R OBP: 0.571, SLG: 1.667 (1, 9) (9, PR)										4	0	1	1	0	2	1				
Norm Cash, L OBP: 0.360, SLG: 0.493 (1, 3)										3	0	0	0	1	2	1				
Don Demeter, R OBP: 0.250, SLG: 0.392 (1, 8)										4	0	1	0	0	2	3				
Willie Horton, R OBP: 0.239, SLG: 0.186 (1, 7)										4	0	0	0	0	0	4				
Bill Freehan, R OBP: 0.429, SLG: 0.444 (1, 2)										3	0	1	0	0	1	1				
Don Wert, R OBP: 0.291, SLG: 0.367 Bill Bruton, L OBP: 0.292, SLG: 0.325 Bubba Phillips, R OBP: 0.333, SLG: 0.333 (1, 5) (9, PH) (9, 5)										2	0	0	0	0	0	1				
Dave Wickersham, R OBP: 0.143, SLG: 0.143 Gates Brown, L OBP: 0.143, SLG: 0.571 (1, 1) (9, PH)										2	0	0	0	0	0	0				
<b>Inning Stats</b>	R: 0 E: 0 S: 5	H: 0 LOB: 0 BB: 0 P: 5	R: 0 E: 0 S: 7	H: 0 LOB: 0 BB: 0 P: 7	R: 0 E: 0 S: 3	H: 1 LOB: 0 BB: 0 P: 3	R: 0 E: 0 S: 8	H: 1 LOB: 1 BB: 0 P: 8	R: 0 E: 0 S: 3	H: 0 LOB: 0 BB: 0 P: 3	R: 0 E: 0 S: 3	H: 0 LOB: 0 BB: 0 P: 3	R: 0 E: 0 S: 6	H: 1 LOB: 1 BB: 0 P: 6	R: 1 E: 1 S: 8	H: 2 LOB: 3 BB: 1 P: 12		1B: 3 2B: 2 3B: 0 HR: 0	SF: 0 SAC: 0 DP: 1 HBP: 0	WP: 0 PB: 0 SB: 0 CS: 0
<b>PITCHER</b> Milt Pappas, R ERA: 3.33 Dick Hall, R ERA: 1.32 (1, 1) (9, 1)	IP: 8.1 WLS: W BF: 29	H: 4 R: 1 ER: 0 SO: 6	BB: 0 IBB: 0 HBP: 0 BLK: 0	WP: 0 HR: 0 S: 41 P: 41	ERA: 0.00 WHIP: 0.480	<b>PITCHER</b>										IP: 0.2 WLS: S BF: 4	H: 1 R: 0 ER: 0 SO: 1	BB: 0 IBB: 0 HBP: 0 BLK: 0	WP: 0 HR: 0 S: 5 P: 9	ERA: 0.00 WHIP: 1.500










Batter	1	2	3	4	5	6	7	8	9	AB	R	H	RBI	BB	SO	LOB	TOP								
Jackie Brandt, R OBP: 0.354, SLG: 0.353	F8 1B BB	F8		FC5-4 1B			F8		L4	4	1	1	0	1	0	1									
Luis Aparicio, R OBP: 0.238, SLG: 0.226	F7	F3		FC5-4 1-2			6-3		S 1B	5	0	1	0	0	0	3									
Willie Kirkland, L OBP: 0.286, SLG: 0.250	F4		3-1			G3		F7	F7	5	0	0	0	0	0	2									
Norm Siebern, L OBP: 0.420, SLG: 0.430	PB 1B 1B		K			6-3			SH1-3 2B 1B	4	1	2	0	0	1	0									
Brooks Robinson, R OBP: 0.379, SLG: 0.471	PB 1B		HR 1B			F4		1-2	SH1-3 2B	3	1	2	1	0	0	0									
Boog Powell, L OBP: 0.269, SLG: 0.362	4-0 1-2 2-3 IBB		HR			4-3		2B BB	2B BB	2	1	1	2	2	0	0									
John Orsino, R OBP: 0.313, SLG: 0.403	6-3		F7			6-3			1-3 2H 2B	4	0	1	1	0	0	3									
Jerry Adair, R OBP: 0.247, SLG: 0.221		BB				6-3			4-3	3	0	0	0	1	0	2									
Mike McCormick, L OBP: 0.167, SLG: 0.167		K				4-3			K	3	0	0	0	0	1	1									
Stu Miller, R (7, 1)										0	0	0	0	0	0	0									
Lou Jackson, L OBP: 0.375, SLG: 0.375									K	1	0	0	0	0	1	0									
<b>Inning Stats</b>	R: 1 E: 0 K: 0 S: 5	H: 2 LOB: 3 BB: 2 P: 13	R: 0 E: 0 K: 1 S: 5	H: 0 LOB: 1 BB: 1 P: 9	R: 2 E: 0 K: 1 S: 7	H: 2 LOB: 0 BB: 0 P: 7	R: 0 E: 0 K: 0 S: 4	H: 1 LOB: 1 BB: 0 P: 4	R: 0 E: 0 K: 0 S: 3	H: 0 LOB: 0 BB: 0 P: 3	R: 0 E: 0 K: 0 S: 3	H: 0 LOB: 0 BB: 0 P: 3	R: 0 E: 0 K: 0 S: 3	H: 0 LOB: 2 BB: 1 P: 9	R: 1 E: 0 K: 0 S: 5	H: 2 LOB: 2 BB: 1 P: 9	R: 0 E: 0 K: 1 S: 6	H: 1 LOB: 1 BB: 0 P: 6	1B: 6 2B: 1 3B: 0 HR: 1	SF: 0 SAC: 1 DP: 0 HBP: 0	WP: 0 PB: 1 SB: 1 CS: 0	PA: 39			
<b>PITCHER</b>	IP WLS BF H R ER SO BB IBB HBP BLK WP HR S P ERA WHIP	7.2 W 33 6 4 4 2 3 1 0 0 0 1 33 49 4.70 1.174	8.1 S 6 2 0 0 1 0 0 0 0 0 0 8 8 0.00 1.500																						

**Baltimore Orioles @ Washington Senators**  
D.C. Stadium, Washington, DC  
Mon May 11, 1964, 7:05 PM EDT  
Att: 3,813 - Unknown

**AB 34**  
**R 4**  
**H 8**  
**RBI 4**  
**BB 4**  
**SO 3**  
**LOB 12**



Batter	1	2	3	4	5	6	7	8	9	AB	R	H	RBI	BB	SO	LOB	BOTTOM								
Don Zimmer, R OBP: 0.286, SLG: 0.507	HR 1B			1B		6-3				5	1	4	2	0	0	0									
John Kennedy, R OBP: 0.371, SLG: 0.446	HR 1B	F9		2B 1B		F4	5-3			5	1	2	0	0	0	3									
Chuck Hinton, R OBP: 0.373, SLG: 0.535	K		FC4-6 1B	1-3 2B		FC6-4 1B			K	5	0	3	0	0	2	2									
Bill Skowron, R OBP: 0.292, SLG: 0.549	L8		FC4-6 WP FC4-2 1-2	5-3		FC6-4 1-2			K	5	0	0	0	0	1	6									
Don Lock, R OBP: 0.441, SLG: 0.414	HR		BB WP BB			E BB			1B FC8 BB	2	2	1	3	3	1	0									
Don Leppert, R OBP: 0.182, SLG: 0.143			FC4-2 BB 1-2 2H			F6			F5	2	0	0	0	0	1	2									
Mike Brumley, L OBP: 0.286, SLG: 0.275										2	0	0	0	0	0	2									
Ken Hunt, R OBP: 0.326, SLG: 0.368		F9		1-2 2-3 BB		F8			3B 1B	3	1	1	0	1	0	1									
Chuck Cottier, R OBP: 0.214, SLG: 0.130										2	0	0	0	1	0	4									
Don Blasingame, L OBP: 0.326, SLG: 0.378		1B BB	F8			E4			FC8 IBB	0	0	0	0	1	0	0									
Bennie Daniels, L OBP: 0.154, SLG: 0.083						F7				4	1	0	1	0	1	5									
Ron Kline, R (8, 1)		K							FC8 3B 1-2 3H	0	0	0	0	0	0	0									
<b>Inning Stats</b>	R: 3 E: 0 K: 2 S: 10	H: 3 LOB: 0 BB: 0 P: 10	R: 0 E: 0 K: 1 S: 6	H: 1 LOB: 2 BB: 1 P: 10	R: 0 E: 0 K: 0 S: 4	H: 1 LOB: 3 BB: 2 P: 12	R: 0 E: 0 K: 0 S: 5	H: 3 LOB: 2 BB: 0 P: 5	R: 0 E: 0 K: 0 S: 4	H: 0 LOB: 2 BB: 1 P: 8	R: 0 E: 0 K: 0 S: 4	H: 1 LOB: 1 BB: 0 P: 4	R: 3 E: 0 K: 0 S: 5	H: 2 LOB: 1 BB: 2 P: 13	R: 0 E: 0 K: 3 S: 9	H: 0 LOB: 0 BB: 0 P: 9	1B: 8 2B: 1 3B: 1 HR: 1	SF: 0 SAC: 0 DP: 0 HBP: 0	WP: 1 PB: 0 SB: 0 CS: 0	PA: 41					
<b>PITCHER</b>	IP WLS BF H R ER SO BB IBB HBP BLK WP HR S P ERA WHIP	6.1 L 7 1 1 1 3 0 1 0 0 0 0 12 16 5.40 0.600																							

**Baltimore Orioles @ Washington Senators**  
D.C. Stadium, Washington, DC  
Mon May 11, 1964, 7:05 PM EDT  
Att: 3,813 - Unknown

**AB 35**  
**R 6**  
**H 11**  
**RBI 6**  
**BB 6**  
**SO 6**  
**LOB 25**





Batter	1	2	3	4	5	6	7	8	9	AB R H RBI BB SO LOB	TOP									
Jackie Brandt, R OBP: 0.339, SLG: 0.336 (1, 8)	L5	K		F7		K		F6		5 0 0 0 0 2 1	<b>Baltimore Orioles @ Washington Senators</b> D.C. Stadium, Washington, DC Tue May 12 1964, 7:05 PM EDT Att: 2,188 - Unknown <a href="http://livebaseballscorecards.com">livebaseballscorecards.com</a>									
Luis Aparicio, R OBP: 0.255, SLG: 0.237 (1, 6)	1B		K	1B		BB		F9		4 1 2 0 1 1 0										
Willie Kirkland, L OBP: 0.325, SLG: 0.257 (1, 9)	1B		FC4-6 BB	F7		BB		4-3		3 1 1 1 2 0 2										
Norm Siebern, L OBP: 0.410, SLG: 0.417 (1, 3)	L9		FC4-6 1B HR		FC5-4 BB 1B	K		F7		5 1 1 0 0 1 4										
Brooks Robinson, R OBP: 0.380, SLG: 0.467 (1, 5)	1B		1B	HR		K		F9		5 1 2 1 0 1 3										
Boog Powell, L OBP: 0.293, SLG: 0.408 Russ Snyder, L OBP: 0.300, SLG: 0.222 (1, 7) (9, 7)	1B		HR		FC5-4 BB					2 1 1 3 2 1 0 0 0 0 0 0 0 0										
John Orsino, R OBP: 0.310, SLG: 0.395 (1, 2)	K		F5		FC5-4 BB					4 0 1 0 0 1 4										
Jerry Adair, R OBP: 0.247, SLG: 0.213 (1, 4)		L9		F8				G6-4-3		3 0 0 0 1 0 1										
Dave McNally, R OBP: 0.267, SLG: 0.286 (1, 1)	K			1B		K		K		3 0 0 0 1 3 3										
<b>Inning Stats</b>	R: 2 E: 0 K: 1 S: 8	H: 3 LOB: 2 BB: 1 P: 12	R: 0 E: 0 K: 2 S: 7	H: 0 LOB: 0 BB: 0 P: 7	R: 3 E: 0 K: 1 S: 7	H: 2 LOB: 0 BB: 1 P: 11	R: 0 E: 0 K: 0 S: 4	H: 1 LOB: 2 BB: 1 P: 8	R: 0 E: 0 K: 2 S: 8	H: 0 LOB: 3 BB: 2 P: 16		R: 0 E: 0 K: 1 S: 5	H: 1 LOB: 0 BB: 0 P: 5	R: 0 E: 0 K: 1 S: 5	H: 0 LOB: 0 BB: 0 P: 5	R: 0 E: 0 K: 0 S: 3	H: 0 LOB: 0 BB: 0 P: 3	1B: 7 2B: 0 3B: 0 HR: 1	SF: 0 SAC: 0 DP: 1 HBP: 0	WP: 0 PB: 0 SB: 5 CS: 0
<b>PITCHER</b>	IP WLS BF H R ER SO BB IBB HBP BLK WP HR S P ERA WHIP											IP WLS BF H R ER SO BB IBB HBP BLK WP HR S P ERA WHIP								
Dave Stenhouse, R ERA: 10.54 (1, 1)	3.0 L 16 5 5 5 4 2 0 0 0 0 0 1 22 30 15.00 2.333																			
Howie Kopitz, R ERA: 4.75 (4, 1)	3.0 16 2 0 0 4 5 0 0 0 0 0 0 19 39 0.00 2.333																			
Tom Cheney, R ERA: 5.04 (7, 1)	2.0 6 1 0 0 2 0 0 0 0 0 0 0 10 10 0.00 0.500																			
Steve Ridzik, R ERA: 2.49 (9, 1)	1.0 3 0 0 0 0 0 0 0 0 0 0 0 3 3 0.00 0.000																			


Batter	1	2	3	4	5	6	7	8	9	AB R H RBI BB SO LOB	BOTTOM									
Don Zimmer, R OBP: 0.272, SLG: 0.481 (1, 5)	F8		F9			G6-4-3			F9	4 0 0 0 0 0 1	<b>Baltimore Orioles @ Washington Senators</b> D.C. Stadium, Washington, DC Tue May 12 1964, 7:05 PM EDT Att: 2,188 - Unknown <a href="http://livebaseballscorecards.com">livebaseballscorecards.com</a>									
John Kennedy, R OBP: 0.348, SLG: 0.417 (1, 6)	F9		F4			6-3			5-3	4 0 0 0 0 0 0										
Chuck Hinton, R OBP: 0.377, SLG: 0.539 (1, 7)	2B			6-3			F3		BB	3 0 1 0 1 0 0										
Bill Skowron, R OBP: 0.282, SLG: 0.528 (1, 3)	F8			F9			4-3			4 0 0 0 0 0 2										
Don Lock, R OBP: 0.438, SLG: 0.403 (1, 9)		FC6-4 BB		F3			F8			2 0 0 0 1 0 0										
Ken Hunt, R OBP: 0.306, SLG: 0.341 (1, 8)	FC6-4 6-3				F9				5-3	3 0 0 0 0 0 1										
Don Leppert, R OBP: 0.200, SLG: 0.130 (1, 2)	6-3				F8			FC6-4 BB		2 0 0 0 1 0 1										
Chuck Cottler, R OBP: 0.194, SLG: 0.115 (1, 4)	F9				F8			FC6-4		3 0 0 0 0 0 2										
Dave Stenhouse, R OBP: 1.000, SLG: 1.000 Dick Phillips, L OBP: 0.207, SLG: 0.190 Howie Kopitz, R OBP: 0.226, SLG: 0.310 Fred Valentine, S OBP: 0.425, SLG: 0.425 Tom Cheney, R OBP: 0.300, SLG: 0.250 Ed Brinkman, R OBP: 0.250, SLG: 0.250 Steve Ridzik, R OBP: 0.250, SLG: 0.250 (1, 1) (3, PH) (4, 1) (6, PH) (7, 1) (8, PH) (9, 1)			K			G6-4-3 1B			F5	0 0 0 0 0 0 0 1 0 0 0 0 0 1 0 0 0 0 0 0 0 0 0 0 0 0 0 0 0 1 0 1 0 0 0 0 0 0 0 0 0 0 1 0 0 0 0 0 1 0 0 0 0 0 0 0										
<b>Inning Stats</b>	R: 0 E: 0 K: 0 S: 4	H: 1 LOB: 1 BB: 0 P: 4	R: 0 E: 0 K: 0 S: 3	H: 0 LOB: 1 BB: 1 P: 7	R: 0 E: 0 K: 1 S: 5	H: 0 LOB: 0 BB: 0 P: 5	R: 0 E: 0 K: 0 S: 3	H: 0 LOB: 0 BB: 0 P: 3	R: 0 E: 0 K: 0 S: 3	H: 1 LOB: 0 BB: 0 P: 3		R: 0 E: 0 K: 0 S: 3	H: 0 LOB: 0 BB: 0 P: 3	R: 0 E: 0 K: 0 S: 3	H: 0 LOB: 1 BB: 1 P: 7	R: 0 E: 0 K: 0 S: 3	H: 0 LOB: 1 BB: 1 P: 7	1B: 1 2B: 1 3B: 0 HR: 0	SF: 0 SAC: 0 DP: 1 HBP: 0	WP: 0 PB: 0 SB: 0 CS: 0
<b>PITCHER</b>	IP WLS BF H R ER SO BB IBB HBP BLK WP HR S P ERA WHIP											IP WLS BF H R ER SO BB IBB HBP BLK WP HR S P ERA WHIP								
Dave McNally, L ERA: 3.6 (1, 1)	9.0 W 31 2 0 0 1 3 0 0 0 0 0 0 30 42 0.00 0.556																			




Batter	1	2	3	4	5	6	7	8	9	AB	R	H	RBI	BB	SO	LOB	TOP			
Jackie Brandt, R (1, 8) OBP: 0.328, SLG: 0.324	5-3		4-3		F7			K		4	0	0	0	0	1	0	<b>Baltimore Orioles @ Washington Senators</b> D.C. Stadium, Washington, DC Thu May 14 1964, 7:05 PM EDT Att: 4,224 - Unknown <a href="http://livebaseballscorecards.com">livebaseballscorecards.com</a>			
Luis Aparicio, R (1, 6) OBP: 0.294, SLG: 0.248	4-3 1B		4-3 1B			5-3		K		4	1	2	0	0	1	0				
Willie Kirkland, L (1, 9) OBP: 0.295, SLG: 0.231	4-3 1-2		F8			6-3			F7	4	0	0	0	0	2					
Norm Siebern, L (1, 3) OBP: 0.413, SLG: 0.414	FC5-4 2H 1B			G3 BB		G3			K	3	0	1	1	1	1	0				
Brooks Robinson, R (1, 5) OBP: 0.375, SLG: 0.469	FC5-4 1-2			F2						4	0	1	0	0	2					
Boog Powell, L (1, 7) OBP: 0.291, SLG: 0.392		K		G3 1-2						3	0	0	0	1	1	2				
John Orsino, R (1, 2) OBP: 0.299, SLG: 0.380		F5		5-3						3	0	0	0	0	2					
Jerry Adair, R (1, 4) OBP: 0.240, SLG: 0.207		4-3								3	0	0	0	0	1					
Robin Roberts, S (1, 1) OBP: 0.118, SLG: 0.118										2	0	0	0	0	2	0				
Russ Snyder, L (8, PH) OBP: 0.273, SLG: 0.200										1	0	0	0	0	1	0				
Stu Miller, R (8, 1)								K		0	0	0	0	0	0	0				
<b>Inning Stats</b>	R: 1 E: 0 K: 0 S: 5	H: 2 LOB: 1 BB: 0 P: 5	R: 0 E: 0 K: 1 S: 5	H: 0 LOB: 0 BB: 0 P: 5	R: 0 E: 0 K: 1 S: 6	H: 1 LOB: 1 BB: 0 P: 6	R: 0 E: 0 K: 0 S: 3	H: 0 LOB: 1 BB: 1 P: 7	R: 0 E: 0 K: 1 S: 5	H: 0 LOB: 0 BB: 0 P: 5	R: 0 E: 0 K: 0 S: 3	H: 0 LOB: 1 BB: 1 P: 7	R: 0 E: 0 K: 3 S: 9	H: 0 LOB: 0 BB: 0 P: 9	R: 0 E: 0 K: 1 S: 6	H: 1 LOB: 1 BB: 0 P: 6	1B: 3 2B: 1 3B: 0 HR: 0	SF: 0 SAC: 0 DP: 0 HBP: 0	WP: 0 PB: 0 SB: 0 CS: 0	PA: 33
<b>PITCHER</b> Buster Narum, R (1, 1) ERA: 2.83	IP: 9.0 WLS: W BF: 33 H: 4 R: 1 ER: 1 SO: 7 BB: 2 IBB: 0 HBP: 0 BLK: 0 WP: 0 HR: 0 S: 45 P: 53 ERA: 1.00 WHIP: 0.667															<b>PITCHER</b>				

Batter	1	2	3	4	5	6	7	8	9	AB	R	H	RBI	BB	SO	LOB	BOTTOM			
Don Zimmer, R (1, 5) OBP: 0.282, SLG: 0.531	5-3	1-1 2-2 3-4 HR		FC6-4 1-2				2B		4	1	2	4	0	0	1	<b>Baltimore Orioles @ Washington Senators</b> D.C. Stadium, Washington, DC Thu May 14 1964, 7:05 PM EDT Att: 4,224 - Unknown <a href="http://livebaseballscorecards.com">livebaseballscorecards.com</a>			
Don Blasingame, L (1, 4) OBP: 0.312, SLG: 0.360	F6	K			4-3			F3		4	0	0	0	0	1	1				
Chuck Hinton, R (1, 7) OBP: 0.373, SLG: 0.528				F7					K	4	0	1	0	0	1	0				
Jim King, L (1, 9) OBP: 0.321, SLG: 0.436	K			FC6-4 1B						4	0	2	0	0	1	1				
Bill Skowron, R (1, 3) OBP: 0.281, SLG: 0.518		BB HR 1B		FC6-4 1-2						4	1	1	0	0	2					
Don Lock, R (1, 8) OBP: 0.430, SLG: 0.387		BB HR BB		K						3	1	0	0	1	2	2				
Mike Brumley, L (1, 2) OBP: 0.288, SLG: 0.278		K								3	0	1	0	0	1	2				
John Kennedy, R (1, 6) OBP: 0.348, SLG: 0.403		HR BB			F4					2	1	0	0	1	0	1				
Buster Narum, R (1, 1)		K		FC5-6 1B						3	0	0	0	0	1	4				
<b>Inning Stats</b>	R: 0 E: 0 K: 1 S: 6	H: 1 LOB: 1 BB: 0 P: 6	R: 4 E: 0 K: 3 S: 11	H: 2 LOB: 0 BB: 2 P: 19	R: 0 E: 0 K: 1 S: 6	H: 1 LOB: 1 BB: 0 P: 6	R: 0 E: 0 K: 0 S: 4	H: 1 LOB: 1 BB: 0 P: 4	R: 0 E: 0 K: 0 S: 3	H: 0 LOB: 0 BB: 0 P: 3	R: 0 E: 0 K: 1 S: 5	H: 0 LOB: 0 BB: 0 P: 5	R: 0 E: 0 K: 0 S: 4	H: 1 LOB: 1 BB: 0 P: 4	R: 0 E: 0 K: 1 S: 6	H: 1 LOB: 1 BB: 0 P: 6		1B: 5 2B: 1 3B: 0 HR: 1	SF: 0 SAC: 0 DP: 0 HBP: 0	WP: 0 PB: 0 SB: 2 CS: 0
<b>PITCHER</b> Robin Roberts, R (1, 1) ERA: 2.16	IP: 7.0 WLS: L BF: 29 H: 6 R: 4 ER: 4 SO: 6 BB: 2 IBB: 0 HBP: 0 BLK: 0 WP: 0 HR: 1 S: 39 P: 47 ERA: 5.14 WHIP: 1.143															<b>PITCHER</b>				
Stu Miller, R (8, 1) ERA: 2.57	IP: 1.0 WLS: L BF: 4 H: 1 R: 0 ER: 0 SO: 1 BB: 0 IBB: 0 HBP: 0 BLK: 0 WP: 0 HR: 0 S: 6 P: 6 ERA: 0.00 WHIP: 1.000															<b>PITCHER</b>				



Batter	1	2	3	4	5	6	7	8	9	AB	R	H	RBI	BB	SO	LOB	TOP					
Albie Pearson, L (1,8) OBP: 0.314, SLG: 0.341	4-0 BB G6-4-3		0-0 F9		0-0 3-1			0-0 F8		3	0	0	0	1	0	3	<b>Los Angeles Angels @ Baltimore Orioles</b> Memorial Stadium, Baltimore, MD Fri May 15 1964, 7:05 PM EDT Unknown 					
Billy Moran, R (1,5) OBP: 0.286, SLG: 0.281	0-0 G6-4-3		0-0 6-3			0-0 F8		0-0 F8		4	0	0	0	0	0	2						
Jim Fregosi, R (1,6) OBP: 0.448, SLG: 0.659	0-0 5-3			0-3 K		0-0 4-3 3B		0-0 6-3		4	1	1	0	0	1	0						
Lee Thomas, L (1,9) OBP: 0.274, SLG: 0.327		0-0 F4		0-0 3-1		0-0 4-3		0-0 F2		4	0	0	1	0	0	0						
Buck Rodgers, S (1,2) OBP: 0.295, SLG: 0.267		0-0 L9		0-0 F8		0-0 F3		0-0 F8		4	0	0	0	0	0	0						
Joe Adcock, R (1,3) OBP: 0.318, SLG: 0.431					0-0 F2					2	0	1	0	1	0	0						
Charlie Dees, L (7, PR) OBP: 0.200, SLG: 0.167										1	0	0	0	0	0	0						
Ed Kirkpatrick, L (1,7) OBP: 0.329, SLG: 0.348		0-0 5-3			4-0 1B BB			0-0 L8		2	0	0	0	1	0	2						
Bobby Knoop, R (1,4) OBP: 0.283, SLG: 0.327			0-0 SH3-4 1B		0-3 K			0-0 F8		3	0	1	0	0	1	2						
Dean Chance, R (1,1) OBP: 0.200, SLG: 0.111			0-0 SH3-4		0-0 1-2 1B			0-0 F5		1	0	1	0	0	0	0						
Tom Satriano, L (7, PH) OBP: 0.400, SLG: 0.359										1	0	0	0	0	0	1						
Dan Osinski, R (7,1)										0	0	0	0	0	0	0						
Bob Duliba, R (7,1)										0	0	0	0	0	0	0						
<b>Inning Stats</b>	R: 0 E: 0 K: 0 S: 2	H: 0 LOB: 0 BB: 1 P: 6	R: 0 E: 0 K: 0 S: 4	H: 1 LOB: 1 BB: 0 P: 4	R: 0 E: 0 K: 1 S: 4	H: 1 LOB: 1 BB: 0 P: 4	R: 0 E: 0 K: 1 S: 5	H: 0 LOB: 0 BB: 0 P: 5	R: 0 E: 0 K: 1 S: 6	H: 1 LOB: 2 BB: 1 P: 10	R: 1 E: 0 K: 0 S: 4	H: 1 LOB: 0 BB: 0 P: 4	R: 0 E: 0 K: 0 S: 3	H: 0 LOB: 1 BB: 1 P: 7	R: 0 E: 0 K: 0 S: 3	H: 0 LOB: 0 BB: 0 P: 3	R: 0 E: 0 K: 0 S: 3	H: 0 LOB: 0 BB: 0 P: 3	1B: 2 2B: 1 3B: 1 HR: 0	SF: 0 SAC: 1 DP: 1 HBP: 0	WP: 0 PB: 0 SB: 0 CS: 0	PA: 33
<b>PITCHER</b> Wally Bunker, R (1,1) ERA: 0.67	IP: 9.0 WLS: W BF: 33 H: 4 R: 1 ER: 1 SO: 2 BB: 3 IBB: 0 HBP: 0 BLK: 0 WP: 0 HR: 0 S: 34 P: 46 ERA: 1.00 WHIP: 0.778															<b>PITCHER</b>						

Batter	1	2	3	4	5	6	7	8	9	AB	R	H	RBI	BB	SO	LOB	BOTTOM		
Jackie Brandt, R (1,8) OBP: 0.325, SLG: 0.322	0-0 2-3	0-3 K			0-0 5-3			0-0 BB 3B 1B		4	1	1	0	0	1	0	<b>Los Angeles Angels @ Baltimore Orioles</b> Memorial Stadium, Baltimore, MD Fri May 15 1964, 7:05 PM EDT Unknown 		
Luis Aparicio, R (1,6) OBP: 0.281, SLG: 0.298	0-0 HR		0-0 6-3		0-0 4-3 2B		4-0 1-2 3B BB		3	2	2	1	1	0	0				
Bob Johnson, R (1,4) OBP: 0.429, SLG: 0.667	0-0 F8		0-0 G3		0-0 4-3		0-0 1B 3B		4	1	1	2	0	0	1				
Norm Siebern, L (1,3) OBP: 0.425, SLG: 0.440	0-0 E9 1B 2B		0-0 1B		0-0 4-3		0-0 1B		4	1	3	1	0	0	1				
Brooks Robinson, R (1,5) OBP: 0.370, SLG: 0.460	0-0 1B 1B		0-0 F9		0-0 5-3		0-0 F8		4	0	1	1	0	0	2				
Boog Powell, L (1,7) OBP: 0.307, SLG: 0.408	0-0 1B			0-0 FC3-6 1B		0-3 K2-3		0-0 6-3		2	0	2	0	0	0				
Russ Snyder, L (5,7) OBP: 0.231, SLG: 0.167	0-0 1B			0-0 FC3-6 1B		0-0 F8		0-0 4-1		2	0	0	0	0	1				
Willie Kirkland, L (1,9) OBP: 0.271, SLG: 0.209	0-0 5-3			0-0 FC3-6 1B		0-0 F8		0-0 4-1		4	0	0	0	0	3				
John Orsino, R (1,2) OBP: 0.308, SLG: 0.422		0-0 G4-6-3 1B		0-0 6-3		0-3 K		0-0 HR		4	1	2	1	0	1				
Wally Bunker, R (1,1) OBP: 0.200, SLG: 0.300	0-0 G4-6-3		0-0 4-3		0-0 6-3		0-3 K		4	0	0	0	0	1	2				
<b>Inning Stats</b>	R: 2 E: 1 K: 0 S: 7	H: 4 LOB: 2 BB: 0 P: 7	R: 0 E: 0 K: 1 S: 5	H: 1 LOB: 0 BB: 0 P: 5	R: 0 E: 0 K: 0 S: 4	H: 1 LOB: 1 BB: 0 P: 4	R: 0 E: 0 K: 0 S: 4	H: 1 LOB: 1 BB: 0 P: 4	R: 0 E: 0 K: 1 S: 5	H: 0 LOB: 0 BB: 0 P: 5	R: 3 E: 0 K: 1 S: 8	H: 3 LOB: 1 BB: 1 P: 12	R: 1 E: 0 K: 1 S: 6	H: 1 LOB: 0 BB: 0 P: 6	1B: 7 2B: 2 3B: 1 HR: 2	SF: 0 SAC: 0 DP: 1 HBP: 0		WP: 0 PB: 0 SB: 0 CS: 0	PA: 36
<b>PITCHER</b> Dean Chance, R (1,1) ERA: 2.28	IP: 6.0 WLS: L BF: 25 H: 8 R: 2 ER: 2 SO: 2 BB: 0 IBB: 2 HBP: 0 BLK: 0 WP: 0 HR: 1 S: 29 P: 29 ERA: 3.00 WHIP: 1.333															<b>PITCHER</b>			
Dan Osinski, R (7,1) ERA: 3.18	0.2 6 3 3 3 1 1 0 0 0 0 0 7 11 40.50 6.000																		
Bob Duliba, R (7,1) ERA: 1.59	1.1 5 1 1 1 1 0 0 0 0 0 1 7 7 6.75 0.750																		







Batter	1	2	3	4	5	6	7	8	9	AB	R	H	RBI	BB	SO	LOB	TOP					
<b>Albie Pearson, L</b> OBP: 0.297, SLG: 0.320 (1, 8)	0-0 3-1	0-0 F1					0-0 5-3 SH1-4 1B		0-0 L8								4 0 1 0 0 0 3					
<b>Billy Moran, R</b> OBP: 0.286, SLG: 0.275 (1, 5)	4-0 BB 1B BB	0-0 4-3					0-0 SH1-4 1-2		0-0 G6-4-3 1-2f								2 1 0 0 1 0 3					
<b>Jim Fregosi, R</b> OBP: 0.450, SLG: 0.651 (1, 6)	0-0 BB 1B 1-2		0-0 6-3				0-0 5-3 2-3		0-0 G3-6-3 1B								4 0 2 0 0 0 1					
<b>Joe Adcock, R</b> OBP: 0.314, SLG: 0.410 (1, 3)	4-0 BB 1B 1-2 2-3 3-4		0-0 6-3				0-0 5-3		0-3 K								3 0 0 0 1 1 2					
<b>Buck Rodgers, S</b> OBP: 0.291, SLG: 0.257 (1, 2)	4-0 BB 1-2 2-3 3-4		0-0 4-3				0-3 K		0-0 G3-6-3 1-2f								3 0 0 1 1 1 1					
<b>Lee Thomas, L</b> OBP: 0.288, SLG: 0.333 (1, 9)	0-3 K			0-0 1-3			0-3 K		0-0 4-3								4 0 0 0 0 2 3					
<b>Bobby Knoop, R</b> OBP: 0.281, SLG: 0.321 (1, 4)	0-0 1-3			0-3 K			0-3 K		0-0 F5								4 0 0 0 0 2 3					
<b>Jim Piersall, R</b> OBP: 0.286, SLG: 0.263 (7, PH)		0-3 K		4-0 BB			0-0 2B		0-0 4-3								1 0 0 0 1 1 0 2 0 1 0 0 0 0					
<b>Ed Kirkpatrick, L</b> OBP: 0.354, SLG: 0.371 (7, 7)				0-3 K			4-0 BB										1 0 0 0 1 1 1 0 0 0 0 0 0 0 0 0 0 0 1 0 0 0 0 0 0 0 0 0 0 0 0 0 0 0 0					
<b>Fred Newman, R</b> OBP: 0.231, SLG: 0.167 (6, 1)		4-0 BB		0-3 K			0-0 BB										1 0 0 0 1 1 1 0 0 0 0 0 0 0 0 0 0 0 1 0 0 0 0 0 0 0 0 0 0 0 0 0 0 0 0					
<b>Don Lee, R</b> OBP: 0.500, SLG: 0.500 (7, PH)							0-3 K										1 0 0 0 1 1 1 0 0 0 0 0 0 0 0 0 0 0 1 0 0 0 0 0 0 0 0 0 0 0 0 0 0 0 0					
<b>Tom Satriano, L</b> OBP: 0.420, SLG: 0.341 (7, PH)							0-0 BB										1 0 0 0 1 1 1 0 0 0 0 0 0 0 0 0 0 0 1 0 0 0 0 0 0 0 0 0 0 0 0 0 0 0 0					
<b>Dick Simpson, R</b> OBP: 0.175, SLG: 0.194 (7, 1)							0-0 BB										1 0 0 0 1 1 1 0 0 0 0 0 0 0 0 0 0 0 1 0 0 0 0 0 0 0 0 0 0 0 0 0 0 0 0					
<b>Barry Latman, R</b> OBP: 0.182, SLG: 0.182 (7, 1)							0-0 BB										1 0 0 0 1 1 1 0 0 0 0 0 0 0 0 0 0 0 1 0 0 0 0 0 0 0 0 0 0 0 0 0 0 0 0					
<b>Inning Stats</b>	R: 1 E: 0 K: 1 S: 6	H: 1 LOB: 3 BB: 3 P: 18	R: 0 E: 0 K: 1 S: 5	H: 0 LOB: 1 BB: 1 P: 9	R: 0 E: 0 K: 0 S: 3	H: 0 LOB: 0 BB: 0 P: 3	R: 0 E: 0 K: 2 S: 7	H: 0 LOB: 1 BB: 1 P: 11	R: 0 E: 0 K: 0 S: 4	H: 1 LOB: 1 BB: 0 P: 4	R: 0 E: 0 K: 3 S: 9	H: 0 LOB: 0 BB: 0 P: 9	R: 0 E: 0 K: 0 S: 3	H: 1 LOB: 2 BB: 1 P: 7	R: 0 E: 0 K: 1 S: 5	H: 1 LOB: 0 BB: 0 P: 5	R: 0 E: 0 K: 0 S: 3	H: 0 LOB: 0 BB: 0 P: 3	1B: 3 2B: 1 3B: 0 HR: 0	SF: 0 SAC: 1 DP: 2 HBP: 0	WP: 0 PB: 0 SB: 0 CS: 0	PA: 35
<b>PITCHER</b>	IP WLS BF H R ER SO BB IBB HBP BLK WP HR S P ERA WHIP																	<b>PITCHER</b>	IP WLS BF H R ER SO BB IBB HBP BLK WP HR S P ERA WHIP			
<b>Steve Barber, L</b> ERA: 3.86	(1, 1) 5.0 22 2 1 1 4 5 0 0 0 0 0 0 25 45 1.80 1.400																					
<b>Dick Hall, R</b> ERA: 1.15	(6, 1) 2.0 W 7 1 0 0 3 1 0 0 0 0 0 0 12 16 0.00 1.000																					
<b>Stu Miller, R</b> ERA: 2.35	(8, 1) 2.0 S 6 1 0 0 1 0 0 0 0 0 0 0 8 8 0.00 0.500																					

Los Angeles Angels @ Baltimore Orioles  
Memorial Stadium, Baltimore, MD  
Sat May 16 1964, 7:05 PM EDT  
Att: 7,089 - Unknown

AB 28  
R 1  
H 4  
RBI 1  
BB 6  
SO 8  
LOB 17



Batter	1	2	3	4	5	6	7	8	9	AB	R	H	RBI	BB	SO	LOB	BOTTOM					
<b>Russ Snyder, L</b> OBP: 0.222, SLG: 0.176 (1, 8)	0-0 B1			0-0 E 1B 1B	0-0 4-3		0-0 SH4-3 1-3										3 0 1 0 0 0 1					
<b>Luis Aparicio, R</b> OBP: 0.293, SLG: 0.304 (1, 6)	0-0 6-3			0-0 E 1B 1-2			0-0 F8 CS BB		4-0 BB								3 0 1 0 1 0 0					
<b>Bob Johnson, R</b> OBP: 0.261, SLG: 0.400 (1, 4)	0-0 4-3			0-0 F2			0-3 K		0-0 F9 1-2								4 0 0 0 0 1 4					
<b>Norm Siebern, L</b> OBP: 0.426, SLG: 0.455 (1, 3)		0-0 3-1		0-0 E4 1-2 2-3 3-4	0-0 G4-6-3		0-0 1B 2B		0-0 G3								4 1 1 0 0 0 2					
<b>Brooks Robinson, R</b> OBP: 0.376, SLG: 0.495 (1, 5)		0-0 6-3		0-0 G4-6-3 1-2f			0-0 1B 1B		0-0 HR								4 2 2 2 0 0 3					
<b>Boog Powell, L</b> OBP: 0.315, SLG: 0.450 (1, 7)		0-0 4-3					0-0 1B 2H		0-0 HR								4 1 2 2 0 0 0					
<b>Willie Kirkland, L</b> OBP: 0.304, SLG: 0.240 (1, 9)				0-0 F7			0-0 1B 1B		0-3 K								4 1 2 0 0 1 0					
<b>John Orsino, R</b> OBP: 0.295, SLG: 0.402 (1, 2)				0-3 K			0-0 5-3 1-2		0-0 F3								4 0 0 0 0 1 3					
<b>Steve Barber, L</b> OBP: 0.333, SLG: 0.333 (5, PH)				0-0 3-1			0-0 1B 2H		0-0 E6 FC5-4								1 0 0 0 0 0 0 1 0 1 1 0 0 0 0 0 0 0 0 0 0 0 0 0 0 1 0 0 1 0 0 0 0 0 1					
<b>Joe Gaines, R</b> OBP: 0.278, SLG: 0.375 (6, 1)							0-0 SH4-3 S		0-0 FC5-4 1-2f								1 0 0 0 0 0 0 1 0 1 1 0 0 0 0 0 0 0 0 0 0 0 0 0 0 1 0 0 1 0 0 0 0 0 1					
<b>Bob Saverine, S</b> (7, PH)							0-0 1B										1 0 0 0 0 0 0 1 0 1 1 0 0 0 0 0 0 0 0 0 0 0 0 0 0 1 0 0 1 0 0 0 0 0 1					
<b>Stu Miller, R</b> (8, 1)							0-0 1B										1 0 0 0 0 0 0 1 0 1 1 0 0 0 0 0 0 0 0 0 0 0 0 0 0 1 0 0 1 0 0 0 0 0 1					
<b>Inning Stats</b>	R: 0 E: 0 K: 0 S: 3	H: 0 LOB: 0 BB: 0 P: 3	R: 0 E: 0 K: 0 S: 3	H: 0 LOB: 0 BB: 0 P: 3	R: 0 E: 1 K: 0 S: 5	H: 0 LOB: 0 BB: 0 P: 5	R: 0 E: 0 K: 0 S: 5	H: 2 LOB: 2 BB: 0 P: 5	R: 1 E: 0 K: 0 S: 5	H: 2 LOB: 1 BB: 0 P: 5	R: 2 E: 0 K: 1 S: 9	H: 4 LOB: 2 BB: 0 P: 9	R: 0 E: 0 K: 0 S: 2	H: 0 LOB: 1 BB: 2 P: 10	R: 2 E: 1 K: 1 S: 8	H: 2 LOB: 1 BB: 0 P: 8	R: 2 E: 1 K: 1 S: 8	H: 2 LOB: 1 BB: 0 P: 8	1B: 7 2B: 1 3B: 0 HR: 2	SF: 0 SAC: 1 DP: 1 HBP: 0	WP: 0 PB: 0 SB: 1 CS: 1	PA: 36
<b>PITCHER</b>	IP WLS BF H R ER SO BB IBB HBP BLK WP HR S P ERA WHIP																	<b>PITCHER</b>	IP WLS BF H R ER SO BB IBB HBP BLK WP HR S P ERA WHIP			
<b>Fred Newman, R</b> ERA: 3.26	(1, 1) 5.2 L 25 8 3 3 2 0 0 0 0 0 0 0 29 29 4.76 1.412																					
<b>Don Lee, R</b> ERA: 2.51	(6, 1) 0.1 1 0 0 0 0 0 0 0 0 0 0 1 1 0.00 0.000																					
<b>Barry Latman, R</b> ERA: 3.12	(7, 1) 2.0 10 2 2 2 1 2 0 0 0 0 0 2 10 18 9.00 2.000																					

Los Angeles Angels @ Baltimore Orioles  
Memorial Stadium, Baltimore, MD  
Sat May 16 1964, 7:05 PM EDT  
Att: 7,089 - Unknown

AB 33  
R 5  
H 10  
RBI 5  
BB 2  
SO 3  
LOB 14



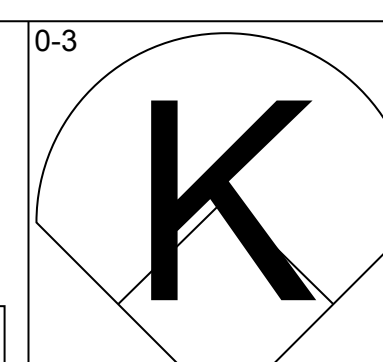
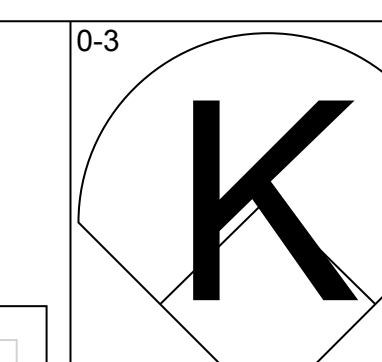
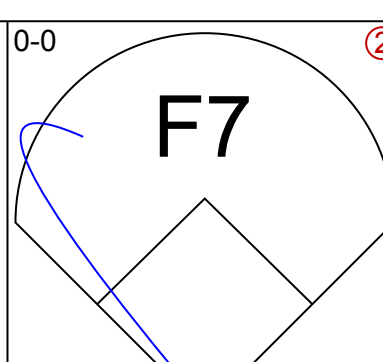
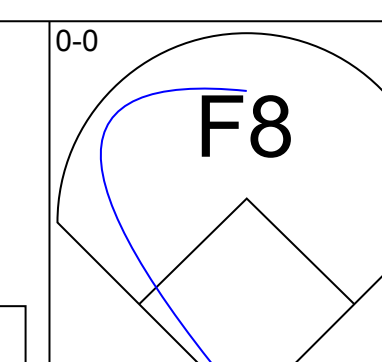
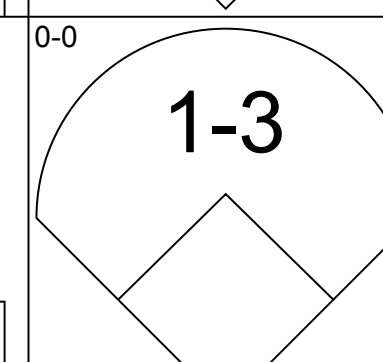
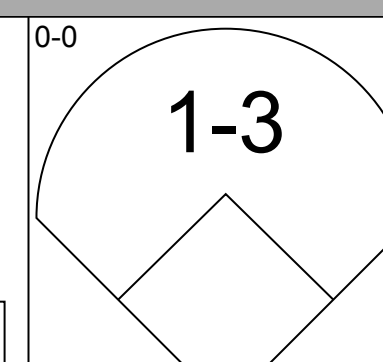
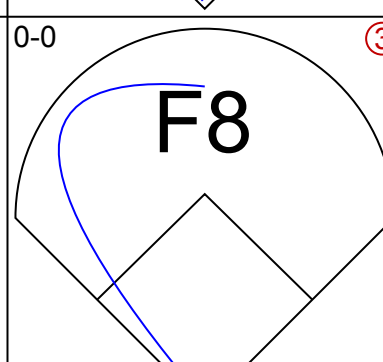
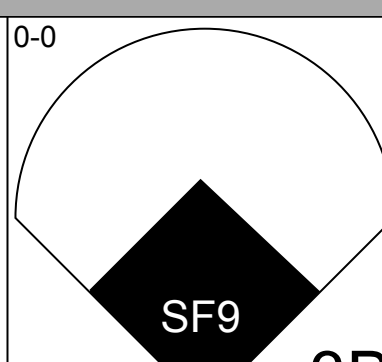
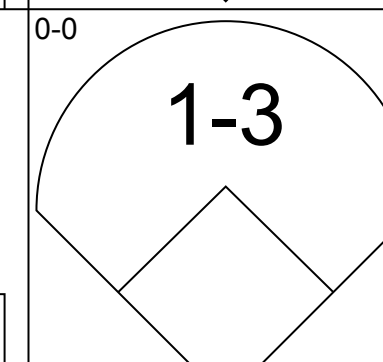
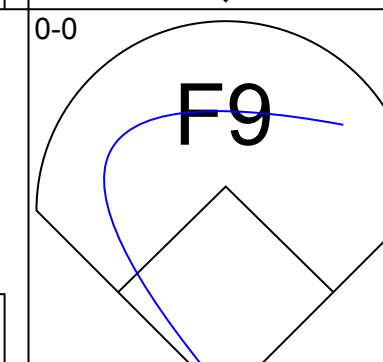
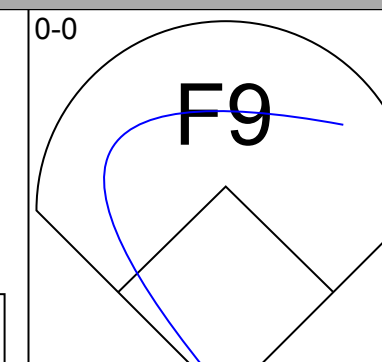
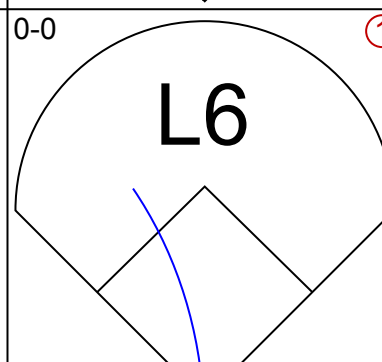
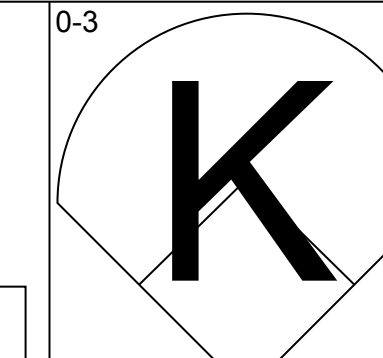
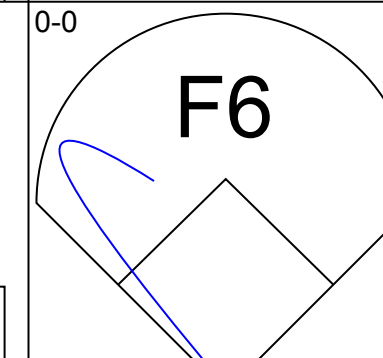
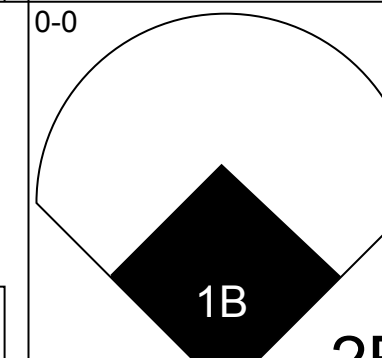
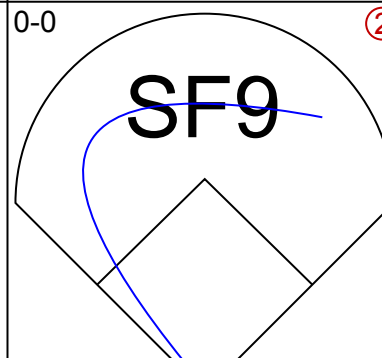
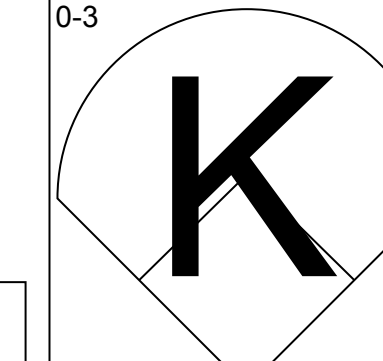
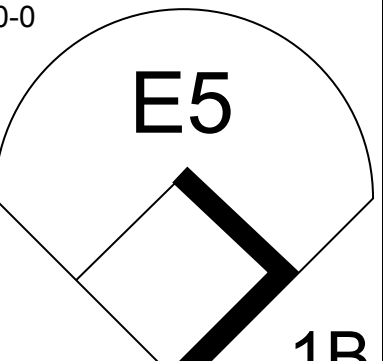
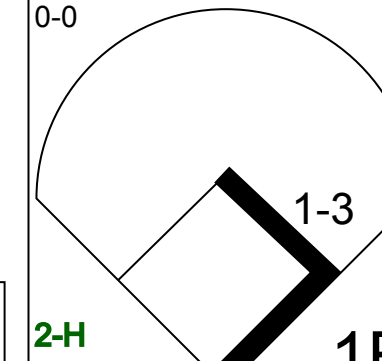
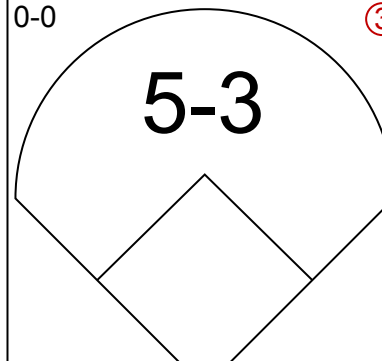
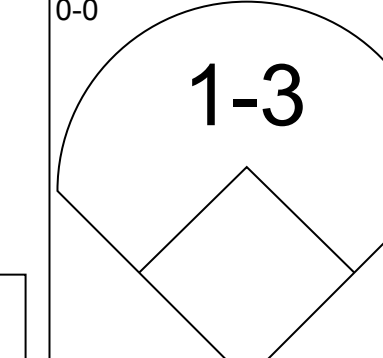
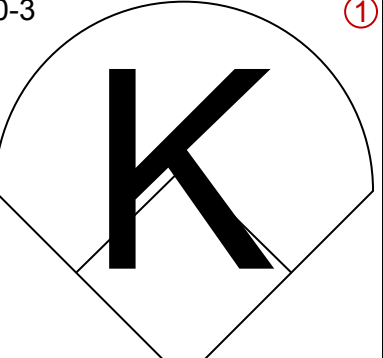
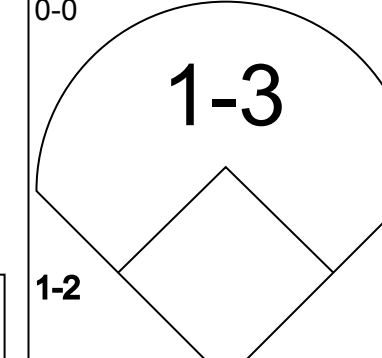
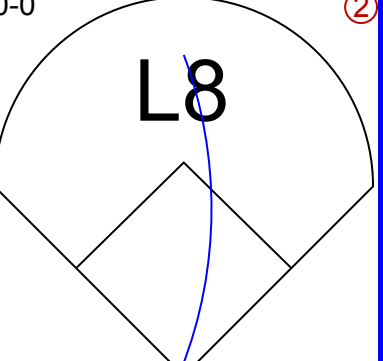
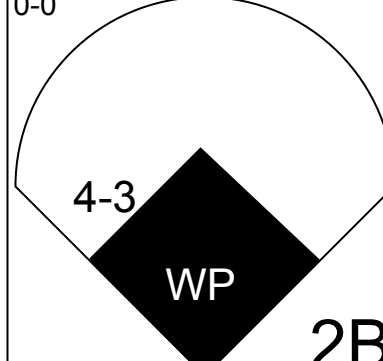
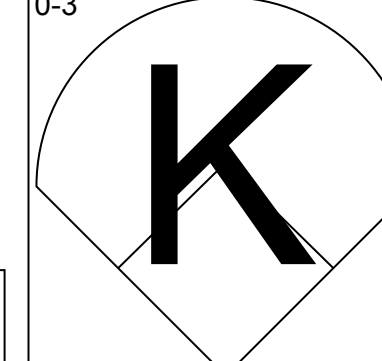
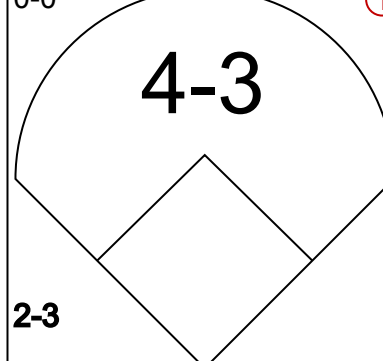
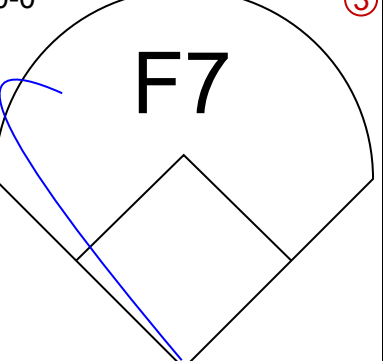
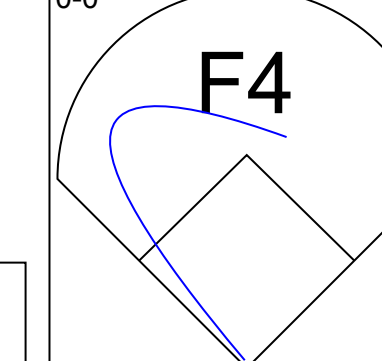
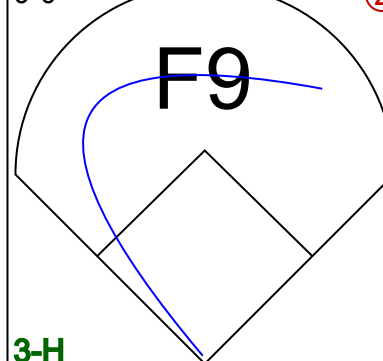
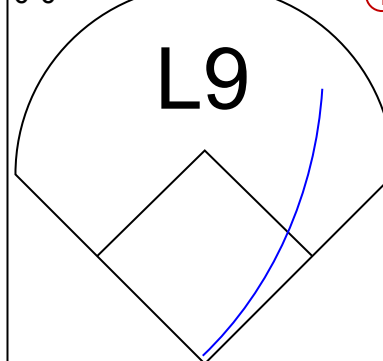
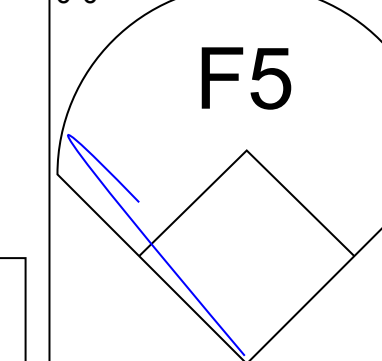








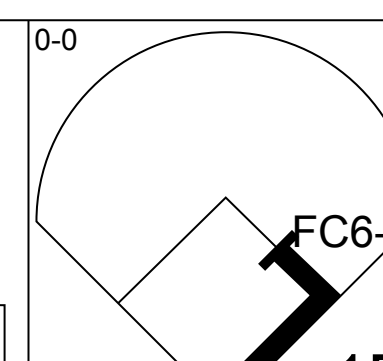
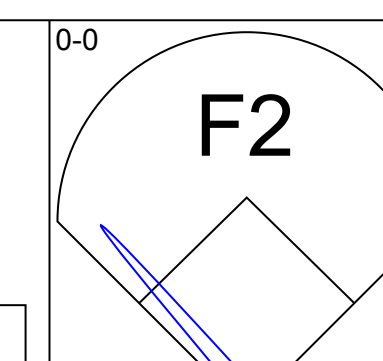
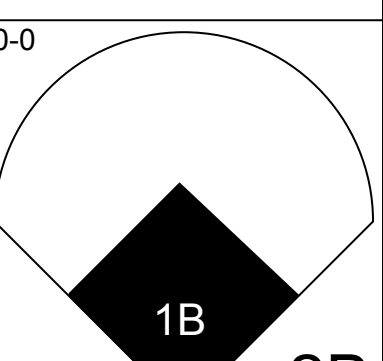
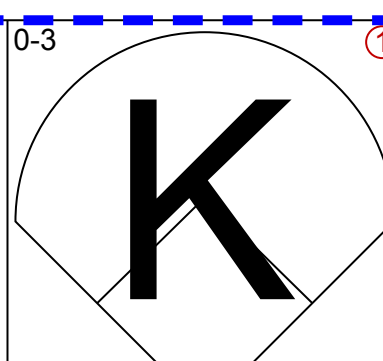
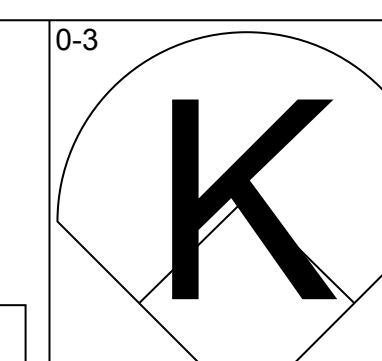
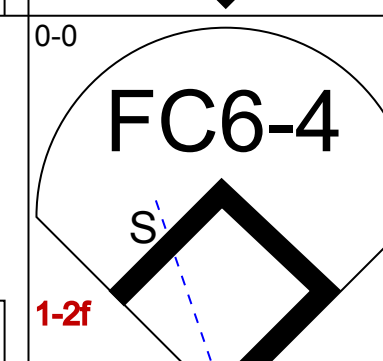
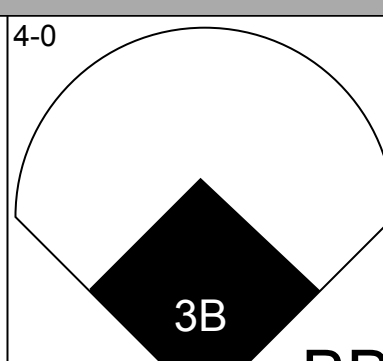
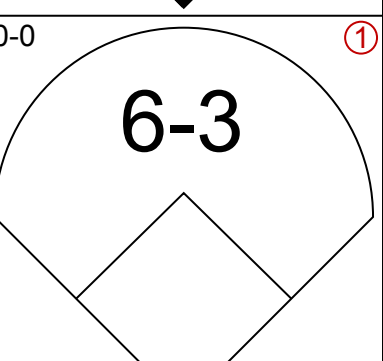
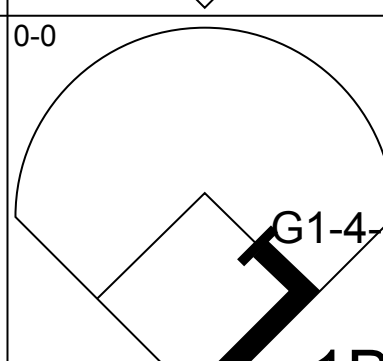
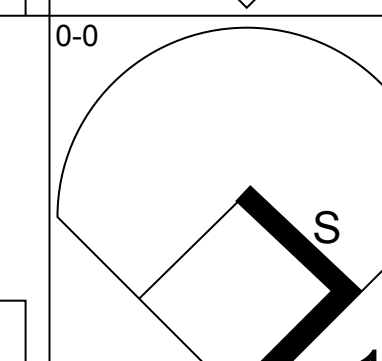
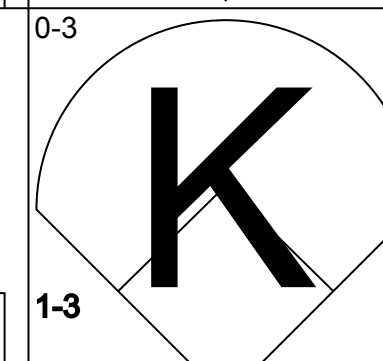
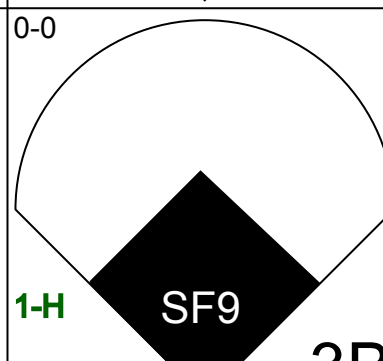
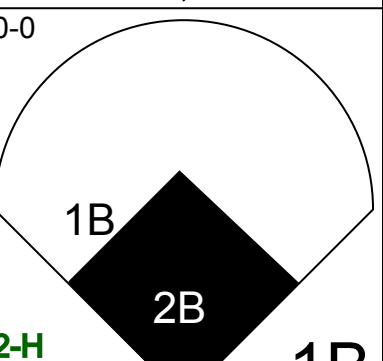
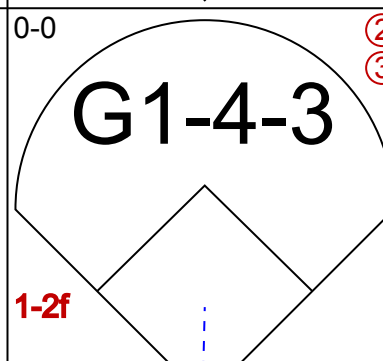
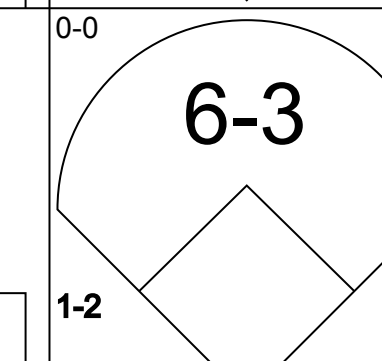
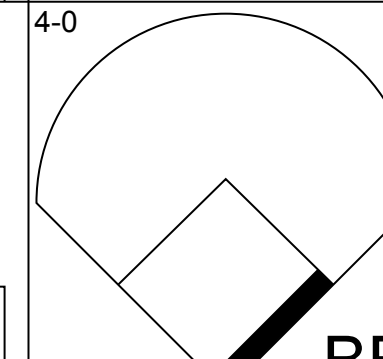
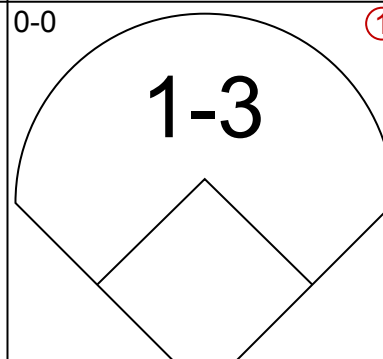
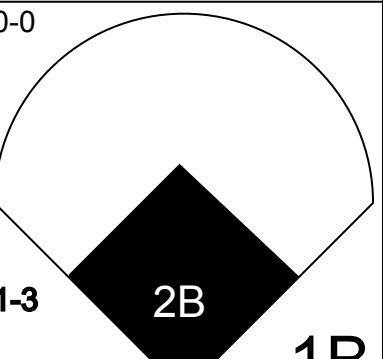
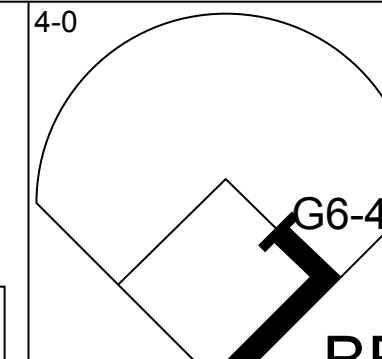
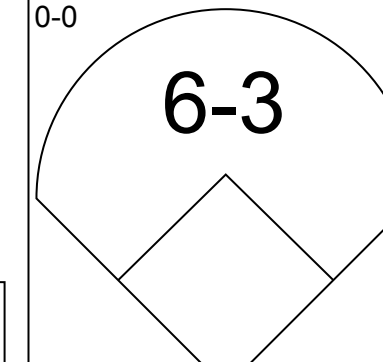
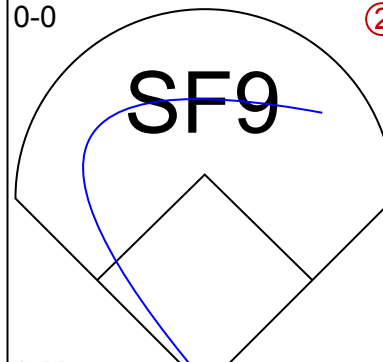
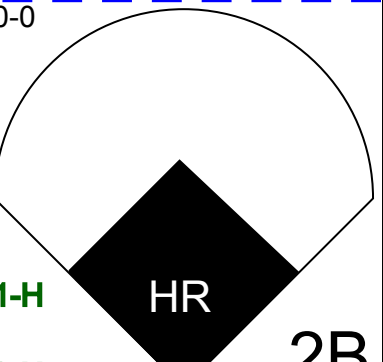


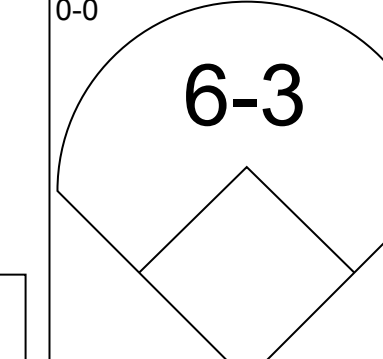
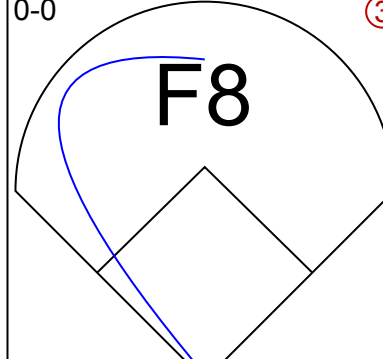
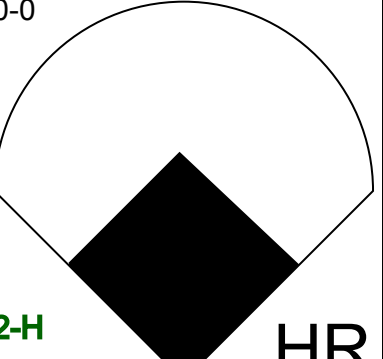
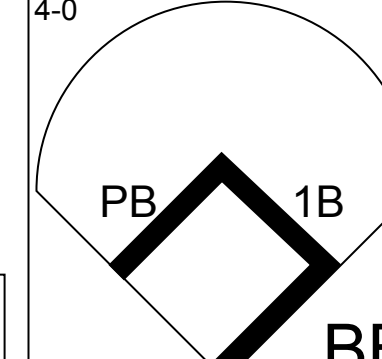
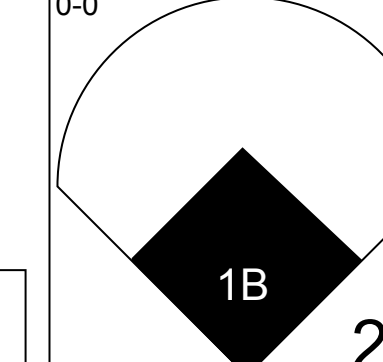
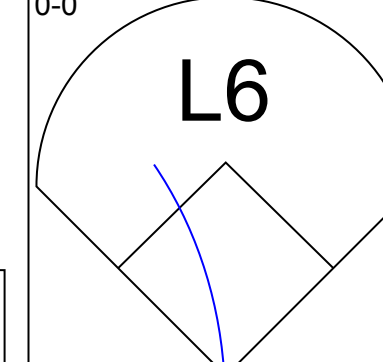
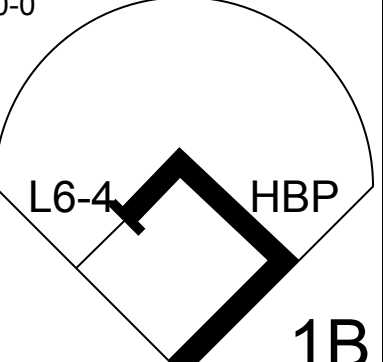
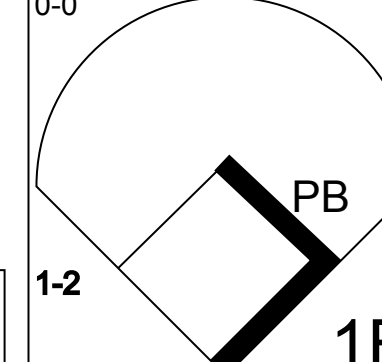
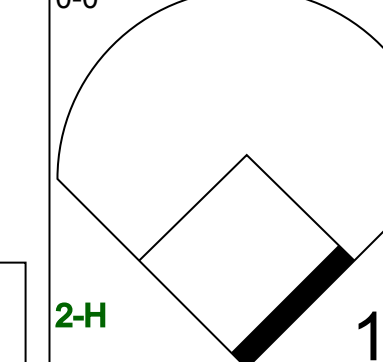
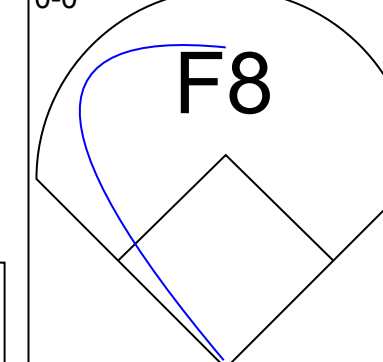
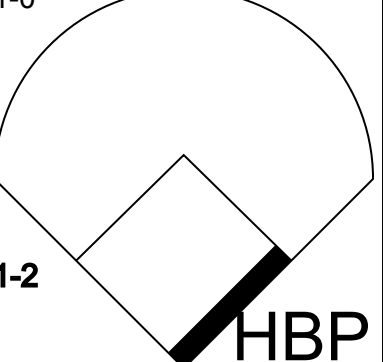
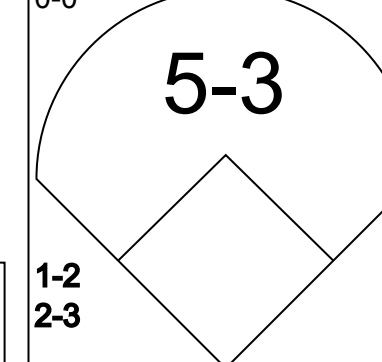
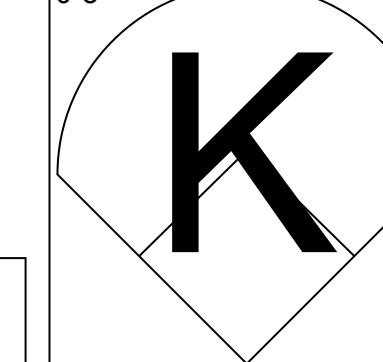
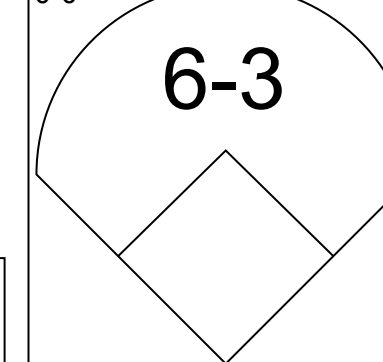
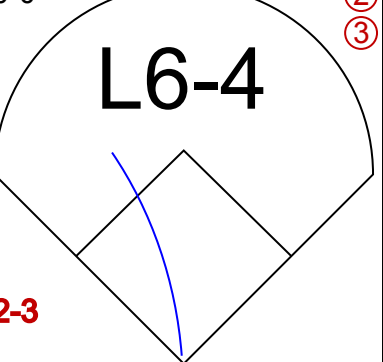
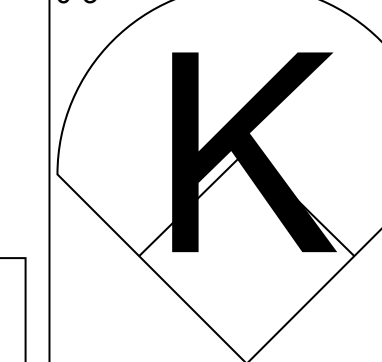


Batter	1	2	3	4	5	6	7	8	9	AB	R	H	RBI	BB	SO	LOB	TOP		
Wayne Causey, L (1, 6) OBP: 0.381, SLG: 0.323										4	0	0	0	0	2	0			
Nelson Mathews, R (1, 8) OBP: 0.360, SLG: 0.437										4	1	1	0	0	0	0			
Ed Charles, R (1, 5) OBP: 0.371, SLG: 0.369										4	0	0	0	0	0	1			
Jim Gentile, L (1, 3) OBP: 0.377, SLG: 0.472										3	1	1	1	0	1	0			
Rocky Colavito, R (1, 9) OBP: 0.417, SLG: 0.667										4	0	2	1	0	1	0			
Manny Jimenez, L (1, 7) OBP: 0.276, SLG: 0.481										3	0	0	0	0	1	2			
Charlie Lau, L (1, 2) OBP: 0.419, SLG: 0.561										2	1	1	0	0	0	1			
Dave Duncan, R (5, 2) OBP: 0.333, SLG: 0.333										1	0	0	0	0	1	1			
Dick Green, R (1, 4) OBP: 0.248, SLG: 0.351										3	0	0	0	0	0	2			
Diego Segui, R (1, 1) Jack Aker, R (5, 1) Jose Tartabull, L (6, PH) Vern Handrahan, L (6, PH) George Alusk, R (6, PH) Ted Bowsfield, R (8, 1)										1	0	0	0	0	0	0			
<b>Inning Stats</b>	R: 0 E: 0 K: 1 S: 5	H: 0 LOB: 0 BB: 0 P: 5	R: 0 E: 0 K: 2 S: 7	H: 0 LOB: 0 BB: 0 P: 7	R: 1 E: 0 K: 1 S: 6	H: 1 LOB: 0 BB: 0 P: 6	R: 0 E: 0 K: 0 S: 3	H: 0 LOB: 0 BB: 0 P: 3	R: 0 E: 0 K: 0 S: 3	H: 0 LOB: 0 BB: 0 P: 3	R: 1 E: 0 K: 1 S: 7	H: 2 LOB: 1 BB: 0 P: 7	R: 0 E: 0 K: 0 S: 3	H: 0 LOB: 0 BB: 0 P: 3	R: 1 E: 0 K: 0 S: 4	H: 1 LOB: 0 BB: 0 P: 4	1B: 2 2B: 2 3B: 1 HR: 0	SF: 1 SAC: 0 DP: 0 HBP: 0	WP: 1 PA: 32 PB: 0 SB: 0 CS: 0
<b>PITCHER</b> Mitt Pappas, R (1, 1) ERA: 2.6	IP: 9.0 WLS: W BF: 32 H: 5 R: 3 ER: 3 SO: 6 BB: 0 IBB: 0 HBP: 0 BLK: 0 WP: 1 HR: 0 S: 44 P: 44 ERA: 3.00 WHIP: 0.556											<b>PITCHER</b>	IP: 9.0 WLS: W BF: 32 H: 5 R: 3 ER: 3 SO: 6 BB: 0 IBB: 0 HBP: 0 BLK: 0 WP: 1 HR: 0 S: 44 P: 44 ERA: 3.00 WHIP: 0.556						

Kansas City Athletics @ Baltimore Orioles  
Memorial Stadium, Baltimore, MD  
Wed May 20 1964, 7:05 PM EDT  
Att: 6,197 - Unknown

AB 31  
R 3  
H 5  
RBI 2  
BB 0  
SO 6  
LOB 7



Batter	1	2	3	4	5	6	7	8	9	AB	R	H	RBI	BB	SO	LOB	BOTTOM		
Jackie Brandt, R (1, 8) OBP: 0.326, SLG: 0.362										5	1	2	0	0	2	1			
Luis Aparicio, R (1, 6) OBP: 0.321, SLG: 0.333										4	1	2	0	1	0	2			
Bob Johnson, R (1, 4) OBP: 0.263, SLG: 0.382										5	2	2	2	0	1	3			
Norm Siebern, L (1, 3) OBP: 0.437, SLG: 0.477										2	1	1	0	2	0	1			
Brooks Robinson, R (1, 5) OBP: 0.357, SLG: 0.471										3	1	1	3	0	0	3			
Boog Powell, L (1, 7) OBP: 0.337, SLG: 0.533										3	1	1	2	1	0	0			
Willie Kirkland, L (1, 9) OBP: 0.333, SLG: 0.288										4	1	3	0	0	0	0			
John Orsino, R (1, 2) OBP: 0.299, SLG: 0.398										3	0	1	1	0	0	2			
Mitt Pappas, R (1, 1) OBP: 0.176, SLG: 0.188										4	0	0	0	0	2	3			
<b>Inning Stats</b>	R: 0 E: 0 K: 1 S: 6	H: 1 LOB: 2 BB: 1 P: 10	R: 1 E: 0 K: 1 S: 7	H: 2 LOB: 1 BB: 0 P: 7	R: 2 E: 0 K: 0 S: 4	H: 1 LOB: 0 BB: 1 P: 8	R: 0 E: 0 K: 0 S: 3	H: 0 LOB: 0 BB: 0 P: 3	R: 5 E: 0 K: 0 S: 8	H: 6 LOB: 1 BB: 0 P: 9	R: 0 E: 0 K: 1 S: 5	H: 1 LOB: 0 BB: 0 P: 5	R: 0 E: 0 K: 0 S: 3	H: 1 LOB: 2 BB: 2 P: 11	R: 0 E: 0 K: 2 S: 8	H: 1 LOB: 1 BB: 0 P: 8	1B: 8 2B: 4 3B: 1 HR: 1	SF: 1 SAC: 0 DP: 3 HBP: 1	WP: 0 PA: 39 PB: 1 SB: 3 CS: 0
<b>PITCHER</b> Diego Segui, R (1, 1) ERA: 4.3 Jack Aker, R (5, 1) ERA: 10.03 Vern Handrahan, R (6, 1) ERA: 7.17 Ted Bowsfield, L (8, 1) ERA: 5.56	IP: 4.1 WLS: L BF: 22 H: 7 R: 6 ER: 6 SO: 2 BB: 2 IBB: 0 HBP: 0 BLK: 0 WP: 0 HR: 1 S: 24 P: 32 ERA: 12.46 WHIP: 2.077											<b>PITCHER</b>	IP: 4.1 WLS: L BF: 22 H: 7 R: 6 ER: 6 SO: 2 BB: 2 IBB: 0 HBP: 0 BLK: 0 WP: 0 HR: 1 S: 24 P: 32 ERA: 12.46 WHIP: 2.077						

Kansas City Athletics @ Baltimore Orioles  
Memorial Stadium, Baltimore, MD  
Wed May 20 1964, 7:05 PM EDT  
Att: 6,197 - Unknown

AB 33  
R 8  
H 13  
RBI 8  
BB 4  
SO 5  
LOB 15









Batter	1	2	3	4	5	6	7	8	9	AB	R	H	RBI	BB	SO	LOB	TOP			
Zoilo Versalles, R OBP: 0.336, SLG: 0.380										4	1	1	0	1	1	2	<b>Minnesota Twins @ Baltimore Orioles</b> Memorial Stadium, Baltimore, MD Fri May 22 1964, 7:05 PM EDT Att: 14,009 - Unknown			
Rich Rollins, R OBP: 0.348, SLG: 0.489										4	1	1	0	1	1	3				
Tony Oliva, L OBP: 0.421, SLG: 0.671 Vic Power, R OBP: 0.185, SLG: 0.192										1	1	1	1	0	0	0				
Bob Allison, R OBP: 0.394, SLG: 0.635										5	0	1	0	0	2	4				
Jimmie Hall, L OBP: 0.357, SLG: 0.593										5	0	0	0	0	2	6				
Harmon Killebrew, R OBP: 0.369, SLG: 0.521 Lenny Green, L										3	1	3	2	2	0	0				
Earl Battey, R OBP: 0.337, SLG: 0.443										4	0	2	2	0	1	2				
Bernie Allen, L OBP: 0.297, SLG: 0.305										3	0	2	0	2	0	1				
Jim Kaat, L OBP: 0.320, SLG: 0.333 Gerry Arrigo, L										3	0	0	0	0	1	5				
Bill Fischer, R										2	0	0	0	0	0	3				
<b>Inning Stats</b>	R: 4 E: 0 K: 2 S: 12	H: 5 LOB: 1 BB: 0 P: 12	R: 0 E: 0 K: 2 S: 7	H: 0 LOB: 0 BB: 0 P: 7	R: 1 E: 0 K: 0 S: 6	H: 3 LOB: 3 BB: 0 P: 7	R: 0 E: 0 K: 0 S: 5	H: 2 LOB: 2 BB: 0 P: 5	R: 0 E: 0 K: 1 S: 8	H: 1 LOB: 1 BB: 1 P: 12	R: 0 E: 0 K: 0 S: 4	H: 1 LOB: 3 BB: 2 P: 12	R: 0 E: 0 K: 1 S: 5	H: 0 LOB: 0 BB: 0 P: 5	R: 0 E: 0 K: 0 S: 2	H: 0 LOB: 1 BB: 2 P: 10	1B: 11 2B: 1 3B: 0 HR: 0	SF: 0 SAC: 2 DP: 0 HBP: 1	WP: 0 PB: 0 SB: 0 CS: 1	PA: 45
<b>PITCHER</b>	IP WLS BF H R ER SO BB IBB HBP BLK WP HR S P ERA WHIP																			
Steve Barber, L ERA: 5.74	(1, 1) 4.0 23 10 5 5 4 0 0 1 0 0 0 30 31 11.25 2.500																			
Wes Stock, R ERA: 3.5	(5, 1) 3.0 15 2 0 0 3 3 1 0 0 0 0 17 33 0.00 1.667																			
Dick Hall, R ERA: 0.96	(8, 1) 2.0 W 7 0 0 0 1 2 0 0 0 0 0 7 15 0.00 1.000																			

Batter	1	2	3	4	5	6	7	8	9	AB	R	H	RBI	BB	SO	LOB	BOTTOM					
Jackie Brandt, R OBP: 0.331, SLG: 0.374										4	2	2	0	0	0	0	<b>Minnesota Twins @ Baltimore Orioles</b> Memorial Stadium, Baltimore, MD Fri May 22 1964, 7:05 PM EDT Att: 14,009 - Unknown					
Luis Aparicio, R OBP: 0.322, SLG: 0.341										3	1	2	0	0	0	0						
Bob Johnson, R OBP: 0.255, SLG: 0.333										4	0	0	0	0	2	3						
Norm Siebern, L OBP: 0.431, SLG: 0.457										4	0	1	2	0	1	1						
Brooks Robinson, R OBP: 0.362, SLG: 0.480										4	0	0	0	0	1	2						
Boog Powell, L OBP: 0.354, SLG: 0.531										3	0	0	0	1	2	1						
Sam Bowens, R OBP: 0.354, SLG: 0.507										4	2	3	2	0	0	1						
John Orsino, R OBP: 0.310, SLG: 0.429										4	1	1	1	0	1	1						
Steve Barber, L OBP: 0.250, SLG: 0.250 Joe Gaines, R OBP: 0.286, SLG: 0.333 Wes Stock, R										1	0	0	0	0	1	0						
Jerry Adair, R OBP: 0.238, SLG: 0.204 Dick Hall, R										1	0	0	0	0	0	0						
<b>Inning Stats</b>	R: 2 E: 0 K: 2 S: 10	H: 3 LOB: 1 BB: 0 P: 10	R: 1 E: 0 K: 2 S: 8	H: 1 LOB: 0 BB: 0 P: 8	R: 0 E: 0 K: 0 S: 4	H: 1 LOB: 1 BB: 0 P: 4	R: 0 E: 0 K: 1 S: 6	H: 1 LOB: 1 BB: 0 P: 6	R: 1 E: 0 K: 0 S: 4	H: 1 LOB: 0 BB: 0 P: 4	R: 0 E: 0 K: 0 S: 2	H: 0 LOB: 0 BB: 1 P: 6	R: 0 E: 0 K: 0 S: 3	H: 0 LOB: 0 BB: 0 P: 3	R: 0 E: 0 K: 2 S: 7	H: 0 LOB: 0 BB: 0 P: 7	R: 2 E: 0 K: 2 S: 8	H: 2 LOB: 2 BB: 0 P: 8	1B: 3 2B: 3 3B: 0 HR: 3	SF: 0 SAC: 1 DP: 1 HBP: 0	WP: 1 PB: 0 SB: 1 CS: 0	PA: 35
<b>PITCHER</b>	IP WLS BF H R ER SO BB IBB HBP BLK WP HR S P ERA WHIP																					
Jim Kaat, L ERA: 3.65	(1, 1) 5.0 22 7 4 4 5 0 0 0 0 0 0 32 32 7.20 1.400																					
Gerry Arrigo, L ERA: 5.47	(6, 1) 3.2 12 1 1 1 4 1 0 0 0 0 0 1 19 23 2.46 0.545																					
Bill Fischer, R ERA: 7.36	(9, 1) 0.0 L 1 1 1 0 0 0 0 0 0 0 1 1 1 ∞ ∞																					

AB	36
R	5
H	12
RBI	5
BB	6
SO	8
LOB	26





Batter	1	2	3	4	5	6	7	8	9	AB	R	H	RBI	BB	SO	LOB	TOP																			
Zoilo Versalles, R OBP: 0.331, SLG: 0.373	F7			5-3			F8		F8	5	0	1	2	0	0	1																				
Vic Power, R OBP: 0.188, SLG: 0.194	5-3	K					F8	E8	K2-3	5	1	1	0	0	2	2																				
Rich Rollins, R OBP: 0.344, SLG: 0.476	K						4-3	1-3	5-3	4	0	0	0	1	1	1																				
Bob Allison, R OBP: 0.390, SLG: 0.622		K	K				F8	G3		4	1	1	1	0	2	1																				
Harmon Killebrew, R OBP: 0.321, SLG: 0.533		1B					K	E		3	1	2	0	1	1	0																				
Jimmie Hall, L OBP: 0.362, SLG: 0.589		BB					F8	G3		4	1	2	0	0	0	2																				
Earl Batley, R OBP: 0.333, SLG: 0.433		SF8					F8	E		2	0	0	1	1	0	0																				
Bernie Allen, L OBP: 0.304, SLG: 0.316		BB						E1		3	1	1	0	1	1	2																				
Lee Stange, R OBP: 0.278, SLG: 0.071		1B					K	FC4		3	0	0	0	1	2	4																				
<b>Inning Stats</b>	R: 0 H: 0 E: 0 K: 1 S: 5	H: 2 R: 5 ER: 4 LOB: 0 BB: 0 P: 5	R: 3 H: 2 E: 0 K: 2 S: 9	H: 2 R: 5 ER: 0 LOB: 2 BB: 3 P: 21	R: 0 H: 2 E: 0 K: 1 S: 5	H: 2 R: 9 ER: 1 LOB: 1 BB: 0 P: 9	R: 0 H: 1 E: 0 K: 1 S: 6	H: 1 R: 0 ER: 0 LOB: 0 BB: 0 P: 6	R: 0 H: 0 E: 0 K: 0 S: 3	H: 0 R: 0 ER: 0 LOB: 0 BB: 0 P: 3	R: 0 H: 0 E: 0 K: 2 S: 7	H: 0 R: 0 ER: 0 LOB: 0 BB: 0 P: 7	R: 2 H: 3 E: 2 K: 0 S: 7	H: 3 R: 0 ER: 0 LOB: 3 BB: 1 P: 11	R: 0 H: 0 E: 0 K: 1 S: 5	H: 0 R: 0 ER: 0 LOB: 0 BB: 0 P: 5	1B: 6 2B: 2 3B: 0 HR: 0	SF: 1 SAC: 0 DP: 0 HBP: 0	WP: 0 PA: 39 PB: 0 SB: 0 CS: 1																	
<b>PITCHER</b>	IP	WLS	BF	H	R	ER	SO	BB	IBB	HBP	BLK	WP	HR	S	P	ERA	WHIP	<b>PITCHER</b>		IP	WLS	BF	H	R	ER	SO	BB	IBB	HBP	BLK	WP	HR	S	P	ERA	WHIP
Dave McNally, L ERA: 4.26	(1, 1)	8.0	L	36	8	5	4	8	4	1	0	0	0	0	47	67	4.50	1.500																		
Harvey Haddix, L ERA: 3.12	(9, 1)	1.0		3	0	0	0	1	0	0	0	0	0	5	5	0.00	0.000																			

Minnesota Twins @ Baltimore Orioles  
Memorial Stadium, Baltimore, MD  
Sat May 23 1964, 3:33 AM EDT  
Att: 7,336 - Unknown

AB	33
R	5
H	8
RBI	4
BB	5
SO	9
LOB	13



Batter	1	2	3	4	5	6	7	8	9	AB	R	H	RBI	BB	SO	LOB	BOTTOM																				
Jackie Brandt, R OBP: 0.329, SLG: 0.371	1B		K		1-3			F8		4	0	1	0	0	1	1																					
Luis Aparicio, R OBP: 0.327, SLG: 0.346	1B		FC5-4				L9	FC6		4	0	2	0	0	0	1																					
Bob Johnson, R OBP: 0.295, SLG: 0.326	K						F9	FC6		4	0	1	0	0	1	3																					
Norm Siebern, L OBP: 0.419, SLG: 0.442	L3						F9			4	0	0	0	0	0	3																					
Brooks Robinson, R OBP: 0.359, SLG: 0.469							F4	F5		3	0	0	0	1	0	0																					
Boog Powell, L OBP: 0.388, SLG: 0.576										3	1	2	1	1	0	0																					
Sam Bowens, R OBP: 0.337, SLG: 0.481							G6-4-3	HR		4	0	0	0	0	1	4																					
John Orsino, R OBP: 0.303, SLG: 0.417							G6-4-3	F3		3	0	0	0	0	1	1																					
Dave McNally, R OBP: 0.294, SLG: 0.313							F4			2	0	1	0	0	1	0																					
Russ Snyder, L OBP: 0.375, SLG: 0.364										1	0	0	0	0	0	0																					
Harvey Haddix, L ERA: 3.12										0	0	0	0	0	0	0																					
<b>Inning Stats</b>	R: 0 H: 2 E: 0 K: 1 S: 6	H: 0 R: 1 ER: 1 LOB: 0 BB: 0 P: 5	R: 0 H: 0 E: 0 K: 1 S: 5	H: 0 R: 5 ER: 0 LOB: 0 BB: 0 P: 5	R: 0 H: 1 E: 0 K: 1 S: 6	H: 1 R: 6 ER: 0 LOB: 1 BB: 0 P: 6	R: 0 H: 1 E: 0 K: 0 S: 3	H: 1 R: 0 ER: 0 LOB: 2 BB: 0 P: 11	R: 0 H: 0 E: 0 K: 1 S: 5	H: 0 R: 0 ER: 0 LOB: 0 BB: 0 P: 5	R: 0 H: 0 E: 0 K: 0 S: 3	H: 0 R: 0 ER: 0 LOB: 0 BB: 0 P: 3	R: 0 H: 1 E: 0 K: 1 S: 6	H: 1 R: 1 ER: 0 LOB: 1 BB: 0 P: 6	R: 0 H: 1 E: 0 K: 0 S: 4	H: 1 R: 0 ER: 0 LOB: 1 BB: 0 P: 4	R: 1 H: 1 E: 0 K: 0 S: 4	H: 1 R: 0 ER: 0 LOB: 0 BB: 0 P: 4	1B: 5 2B: 2 3B: 0 HR: 1	SF: 0 SAC: 0 DP: 2 HBP: 0	WP: 0 PA: 34 PB: 0 SB: 0 CS: 0																
<b>PITCHER</b>	IP	WLS	BF	H	R	ER	SO	BB	IBB	HBP	BLK	WP	HR	S	P	ERA	WHIP	<b>PITCHER</b>		IP	WLS	BF	H	R	ER	SO	BB	IBB	HBP	BLK	WP	HR	S	P	ERA	WHIP	
Lee Stange, R ERA: 5.02	(1, 1)	9.0	W	34	7	1	1	5	2	0	0	0	0	1	42	50	1.00	1.000																			

Minnesota Twins @ Baltimore Orioles  
Memorial Stadium, Baltimore, MD  
Sat May 23 1964, 3:33 AM EDT  
Att: 7,336 - Unknown

AB	32
R	1
H	7
RBI	1
BB	2
SO	5
LOB	13






Batter	1	2	3	4	5	6	7	8	9	AB	R	H	RBI	BB	SO	LOB	TOP			
Zoilo Versalles, R OBP: 0.259, SLG: 0.370	F8			F9		L7		G1-4-3 1B		4	0	1	0	0	0	1	<b>Minnesota Twins @ Baltimore Orioles</b> Memorial Stadium, Baltimore, MD Sun May 24 1964, 3:33 AM EDT Unknown			
Rich Rollins, R OBP: 0.341, SLG: 0.469	K					E4 1-2		G1-4-3 1-2		4	0	1	0	0	1	2				
Tony Oliva, L OBP: 0.410, SLG: 0.653	3-1			K		F8			F4	4	0	0	0	0	1	3				
Bob Allison, R OBP: 0.386, SLG: 0.610				K		E5 1-2 2-3			F8	4	0	1	0	0	1	3				
Jimmie Hall, L OBP: 0.351, SLG: 0.569						G1			F8	4	0	0	0	0	1	4				
Harmon Killebrew, R OBP: 0.314, SLG: 0.520	K					F8				3	0	0	0	0	2	0				
Earl Batley, R OBP: 0.333, SLG: 0.430				4-3					F3	3	0	1	0	0	0	0				
Bernie Allen, L OBP: 0.297, SLG: 0.307				1-3		F6			F7	3	0	0	0	0	0	1				
Jim Roland, R OBP: 0.143, SLG: 0.143				F4					1-3	2	0	1	0	0	0	0				
Lenny Green, L (8, PH)										1	0	0	0	0	0	0				
Bill Pleis, L (8, 1)										0	0	0	0	0	0	0				
<b>Inning Stats</b>	R: 0 E: 0 K: 1 S: 5	H: 0 LOB: 0 BB: 0 P: 5	R: 0 E: 0 K: 1 S: 5	H: 1 LOB: 0 BB: 0 P: 5	R: 0 E: 0 K: 2 S: 3	H: 0 LOB: 0 BB: 0 P: 3	R: 0 E: 0 K: 2 S: 8	H: 1 LOB: 1 BB: 0 P: 8	R: 0 E: 0 K: 1 S: 6	H: 1 LOB: 3 BB: 0 P: 6	R: 0 E: 0 K: 1 S: 5	H: 0 LOB: 0 BB: 0 P: 5	R: 0 E: 0 K: 0 S: 3	H: 1 LOB: 0 BB: 0 P: 3	R: 0 E: 0 K: 0 S: 3	H: 0 LOB: 0 BB: 0 P: 3	1B: 5 2B: 0 3B: 0 HR: 0	SF: 0 SAC: 0 DP: 2 HBP: 0	WP: 0 PB: 0 SB: 0 CS: 0	PA: 32
<b>PITCHER</b> Robin Roberts, R ERA: 1.88	IP: 9.0 WLS: W BF: 32 H: 5 R: 0 ER: 0 SO: 6 BB: 0 IBB: 0 HBP: 0 BLK: 0 WP: 0 HR: 0 S: 44 P: 44 ERA: 0.00 WHIP: 0.556															<b>PITCHER</b>				

Batter	1	2	3	4	5	6	7	8	9	AB	R	H	RBI	BB	SO	LOB	BOTTOM			
Jackie Brandt, R OBP: 0.327, SLG: 0.370	F3		F3		SF8		FC3-6 1B			3	0	1	1	0	0	0	<b>Minnesota Twins @ Baltimore Orioles</b> Memorial Stadium, Baltimore, MD Sun May 24 1964, 3:33 AM EDT Unknown			
Luis Aparicio, R OBP: 0.325, SLG: 0.343			K		FC5-6 2B		FC3-6 CS			4	1	1	0	0	1	2				
Sam Bowens, R OBP: 0.506, SLG: 0.506							CS			4	0	3	1	0	1	1				
Willie Kirkland, L OBP: 0.333, SLG: 0.288	K									0	0	0	0	0	0	0				
Norm Siebern, L OBP: 0.408, SLG: 0.427	F7		K		G3					4	0	0	0	0	2	4				
Brooks Robinson, R OBP: 0.356, SLG: 0.463			5-3		6-3		F9			4	0	1	0	0	0	0				
Boog Powell, L OBP: 0.372, SLG: 0.569										3	0	1	0	1	2	1				
Russ Snyder, L OBP: 0.375, SLG: 0.364							K			0	0	0	0	0	0	0				
Bob Johnson, R OBP: 0.259, SLG: 0.327			F8		G5-4-3					3	0	1	0	0	0	2				
Jerry Adair, R OBP: 0.238, SLG: 0.204										0	0	0	0	0	0	0				
John Orsino, R OBP: 0.311, SLG: 0.427							SH SF8 2B			2	1	1	0	1	0	1				
Robin Roberts, S OBP: 0.091, SLG: 0.091			F2				SH FC5-6			2	0	0	0	0	0	2				
<b>Inning Stats</b>	R: 0 E: 0 K: 1 S: 6	H: 1 LOB: 1 BB: 0 P: 6	R: 0 E: 0 K: 0 S: 4	H: 1 LOB: 2 BB: 1 P: 8	R: 0 E: 0 K: 2 S: 8	H: 1 LOB: 0 BB: 0 P: 8	R: 0 E: 0 K: 0 S: 2	H: 0 LOB: 0 BB: 1 P: 6	R: 2 E: 0 K: 0 S: 6	H: 2 LOB: 1 BB: 0 P: 6	R: 0 E: 0 K: 1 S: 6	H: 1 LOB: 1 BB: 0 P: 6	R: 0 E: 0 K: 0 S: 3	H: 1 LOB: 0 BB: 0 P: 3	R: 0 E: 0 K: 2 S: 8	H: 2 LOB: 1 BB: 0 P: 8	1B: 7 2B: 2 3B: 0 HR: 0	SF: 1 SAC: 1 DP: 1 HBP: 0	WP: 0 PB: 0 SB: 1 CS: 2	PA: 34
<b>PITCHER</b> Jim Roland, L ERA: 2.93	IP: 7.0 WLS: L BF: 29 H: 7 R: 2 ER: 2 SO: 4 BB: 2 IBB: 0 HBP: 0 BLK: 0 WP: 0 HR: 0 S: 35 P: 43 ERA: 2.57 WHIP: 1.286															<b>PITCHER</b>				
Bill Pleis, L ERA: 2.3	IP: 1.0 WLS: L BF: 4 H: 2 R: 0 ER: 0 SO: 2 BB: 0 IBB: 0 HBP: 0 BLK: 0 WP: 0 HR: 0 S: 8 P: 8 ERA: 0.00 WHIP: 2.000															<b>PITCHER</b>				

AB 32  
R 0  
H 5  
RBI 0  
BB 0  
SO 6  
LOB 14



AB 29  
R 2  
H 9  
RBI 2  
BB 2  
SO 6  
LOB 13



livebaseballscores.com

livebaseballscores.com



Batter	1	2	3	4	5	6	7	8	9	AB	R	H	RBI	BB	SO	LOB	TOP																
Zoilo Versalles, R OBP: 0.327, SLG: 0.373 (1, 6)										4	0	1	0	0	1	3	<b>Minnesota Twins @ Baltimore Orioles</b> Memorial Stadium, Baltimore, MD Sun May 24 1964, 3:38 AM EDT Att: 15,917 - Unknown																
Rich Rollins, R OBP: 0.327, SLG: 0.467 (1, 5)										5	0	1	1	0	0	3																	
Tony Oliva, L Lee Stange, R OBP: 0.410, SLG: 0.664 OBP: 0.278, SLG: 0.071 (1, 9) (9, 1)										5	1	2	2	0	3	3																	
Bob Allison, R OBP: 0.387, SLG: 0.602 (1, 3) (9, 9)										5	1	2	0	0	1	2																	
Jimmie Hall, L OBP: 0.353, SLG: 0.570 (1, 8)										5	1	2	1	0	0	2																	
Harmon Killebrew, R OBP: 0.312, SLG: 0.535 (1, 7)										4	1	1	2	0	1	2																	
Bernie Allen, L OBP: 0.295, SLG: 0.305 (1, 4)										4	0	1	0	0	1	0																	
Joe McCabe, R OBP: 0.188, SLG: 0.200 Jerry Zimmerman, R OBP: 0.421, SLG: 0.313 (1, 2) (8, 2)										4	1	2	0	0	1	2																	
Dick Stigman, R OBP: 0.131, SLG: 0.143 Jim Perry, S OBP: 0.206, SLG: 0.500 Don Mincher, L OBP: 0.386, SLG: 0.729 Gerry Arrigo, L Lenny Green, L Bill Pleis, L Vic Power, R OBP: 0.188, SLG: 0.194 (1, 1) (3, 1) (5, PH) (5, 1) (7, PH) (7, 1) (9, 3)										1	0	0	0	0	1	1																	
<b>Inning Stats</b>	R: 0 E: 0 K: 1 S: 6	H: 1 LOB: 1 BB: 0 P: 6	R: 0 E: 0 K: 1 S: 5	H: 0 LOB: 0 BB: 0 P: 5	R: 0 E: 0 K: 1 S: 6	H: 1 LOB: 1 BB: 0 P: 6	R: 0 E: 0 K: 0 S: 4	H: 1 LOB: 1 BB: 0 P: 4	R: 1 E: 0 K: 1 S: 7	H: 2 LOB: 2 BB: 1 P: 11	R: 0 E: 0 K: 2 S: 9	H: 2 LOB: 0 BB: 0 P: 9	R: 0 E: 0 K: 1 S: 5	H: 0 LOB: 0 BB: 0 P: 5	R: 3 E: 0 K: 2 S: 10	H: 3 LOB: 0 BB: 0 P: 10		R: 2 E: 0 K: 0 S: 6	H: 3 LOB: 1 BB: 0 P: 6	1B: 8 2B: 3 3B: 0 HR: 2	SF: 0 SAC: 1 DP: 0 HBP: 0	WP: 1 PA: 41 PB: 0 SB: 0 CS: 0											
<b>PITCHER</b>	IP WLS BF H R ER SO BB IBB HBP BLK WP HR S P ERA WHIP																																
Milt Pappas, R ERA: 3.19 Stu Miller, R ERA: 2.39 (1, 1) (9, 1)	8.2 0.1	WLS W	BF 1	H 0	R 0	ER 0	SO 9	BB 1	IBB 0	HBP 0	BLK 0	WP 1	HR 2	S 57	P 61	ERA 6.23	WHIP 1.615																

AB	39
R	6
H	13
RBI	6
BB	1
SO	9
LOB	18



Batter	1	2	3	4	5	6	7	8	9	AB	R	H	RBI	BB	SO	LOB	BOTTOM																
Jackie Brandt, R OBP: 0.329, SLG: 0.367 (1, 8)										4	1	1	0	1	1	0	<b>Minnesota Twins @ Baltimore Orioles</b> Memorial Stadium, Baltimore, MD Sun May 24 1964, 3:38 AM EDT Att: 15,917 - Unknown																
Luis Aparicio, R OBP: 0.321, SLG: 0.336 (1, 6)										3	1	0	1	1	0	2																	
Sam Bowens, R OBP: 0.341, SLG: 0.482 (1, 9)										4	1	0	0	0	1	1																	
Norm Siebern, L OBP: 0.410, SLG: 0.425 (1, 3)										3	1	1	1	1	0	0																	
Brooks Robinson, R OBP: 0.353, SLG: 0.456 (1, 5)										2	0	0	1	1	1	1																	
Boog Powell, L OBP: 0.376, SLG: 0.558 (1, 7)										2	1	0	0	2	0	1																	
Jerry Adair, R OBP: 0.248, SLG: 0.247 (1, 4)										4	1	2	2	0	0	2																	
Dick Brown, R OBP: 0.240, SLG: 0.391 (1, 2)										3	0	0	1	0	1	0																	
Milt Pappas, R OBP: 0.150, SLG: 0.158 Stu Miller, R John Orsino, R Bob Saverine, S (1, 1) (9, 1) (9, PH) (9, PR)	2.1 1.2 2.0 2.1 0.1	WLS L	BF 2	H 1	R 1	ER 2	SO 14	BB 3	IBB 0	HBP 0	BLK 0	WP 1	HR 0	S 12	P 24	ERA 7.71		WHIP 2.143	1B: 3 2B: 0 3B: 0 HR: 1	SF: 3 SAC: 0 DP: 1 HBP: 0	WP: 1 PA: 38 PB: 1 SB: 1 CS: 0												
<b>PITCHER</b>	IP WLS BF H R ER SO BB IBB HBP BLK WP HR S P ERA WHIP																																
Dick Stigman, L ERA: 6.53 Jim Perry, R ERA: 2.51 Gerry Arrigo, L ERA: 5.06 Bill Pleis, L ERA: 2.5 Lee Stange, R ERA: 4.98 (1, 1) (3, 1) (5, 1) (7, 1) (9, 1)	2.1 1.2 2.0 2.1 0.1	WLS L	BF 2	H 1	R 1	ER 2	SO 14	BB 3	IBB 0	HBP 0	BLK 0	WP 1	HR 0	S 12	P 24	ERA 7.71	WHIP 2.143																

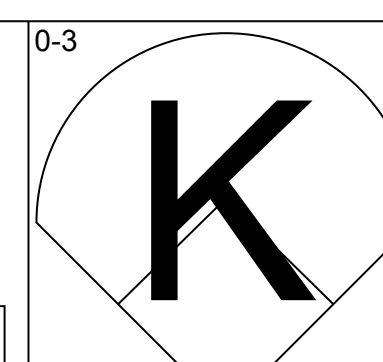
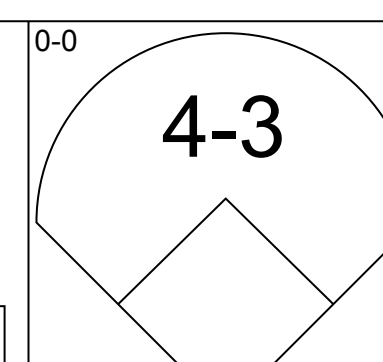
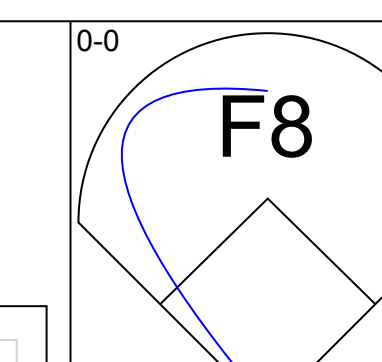
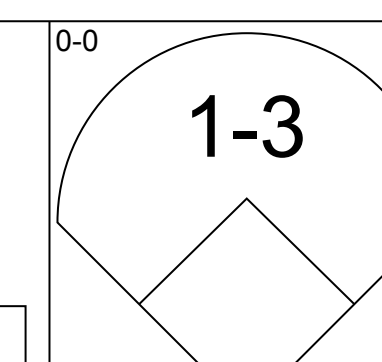
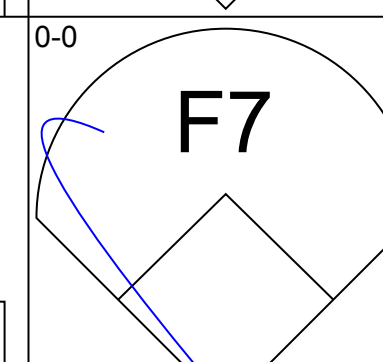
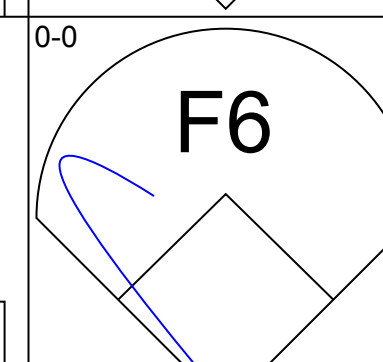
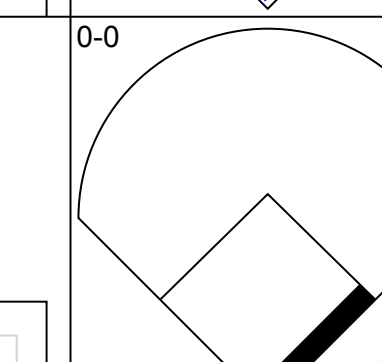
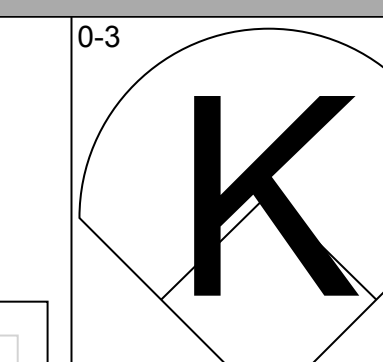
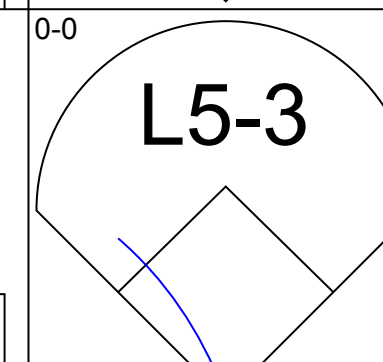
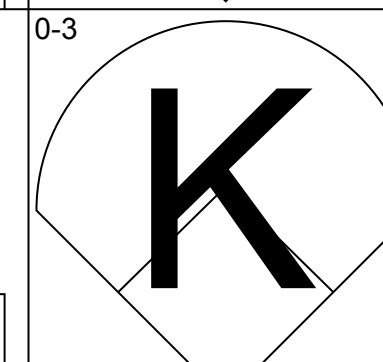
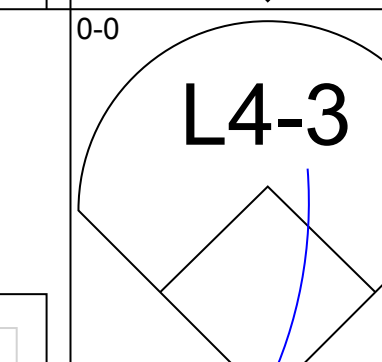
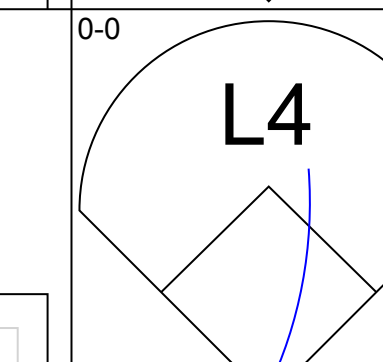
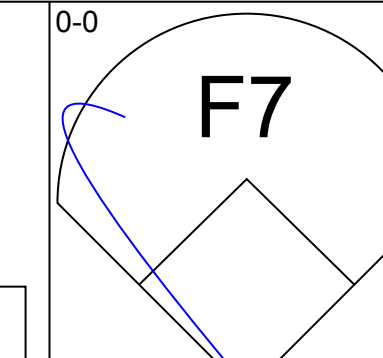
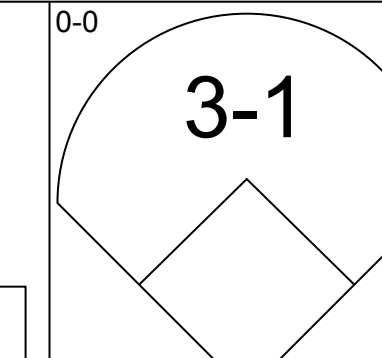
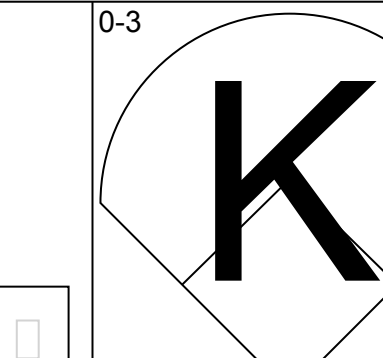
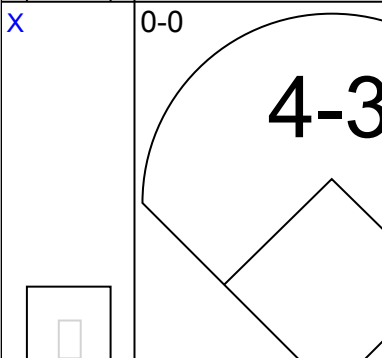
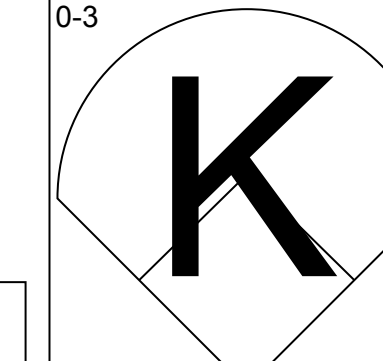
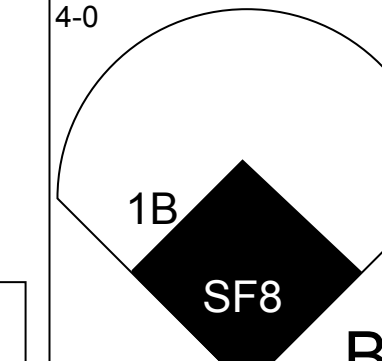
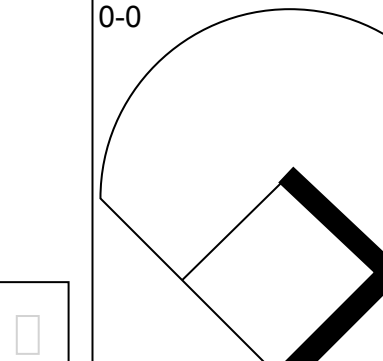
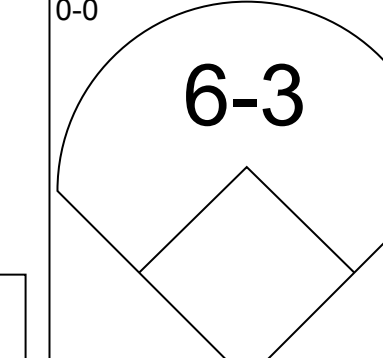
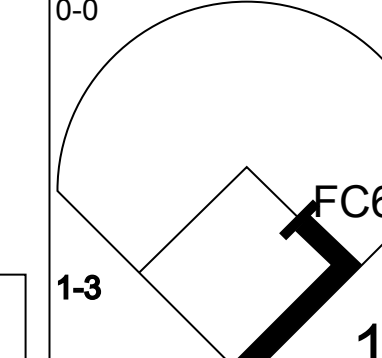
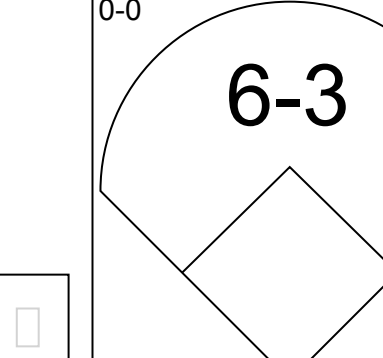
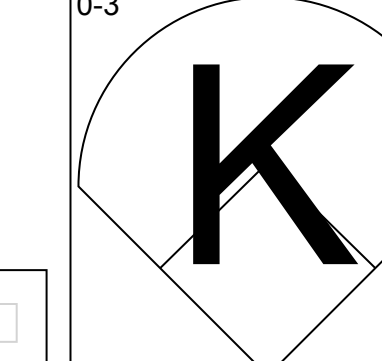
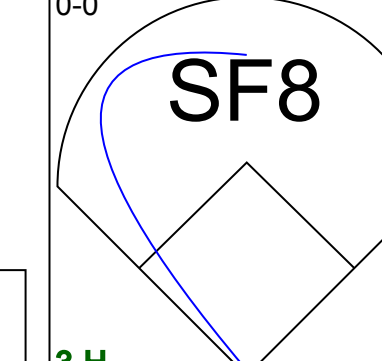
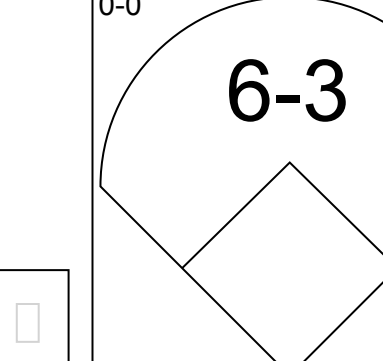
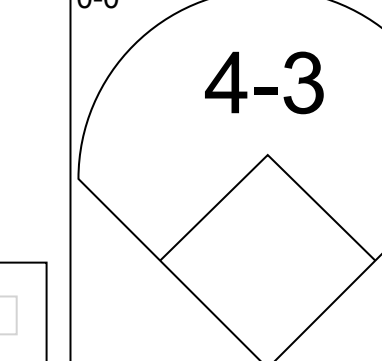
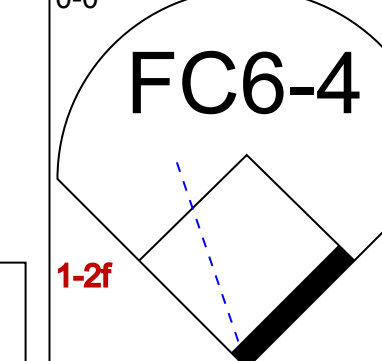
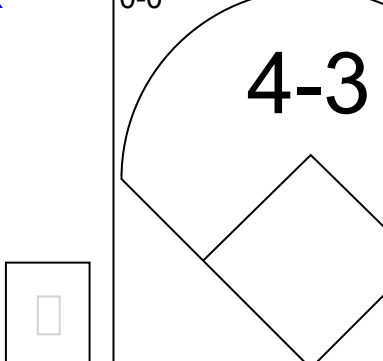
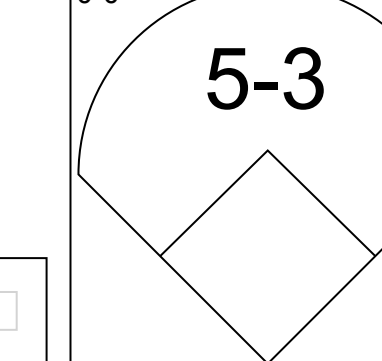
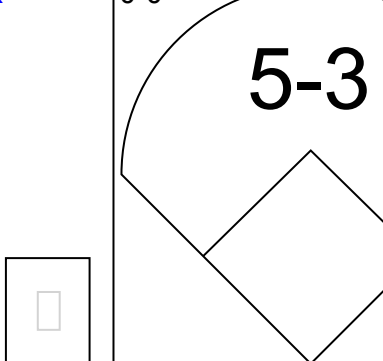
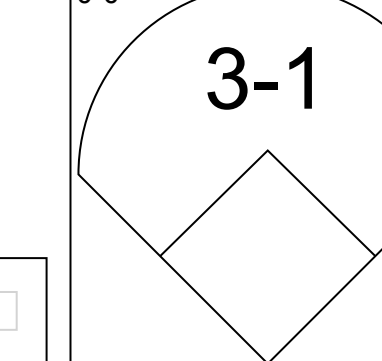
AB	28
R	7
H	4
RBI	6
BB	7
SO	6
LOB	9








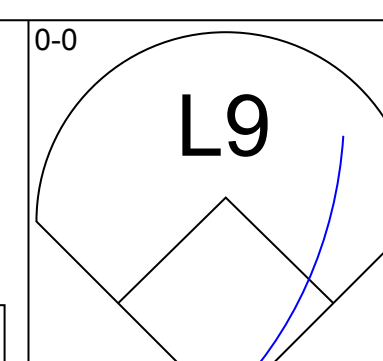
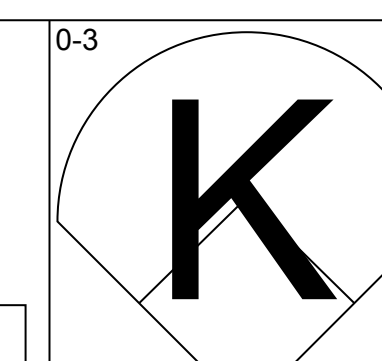
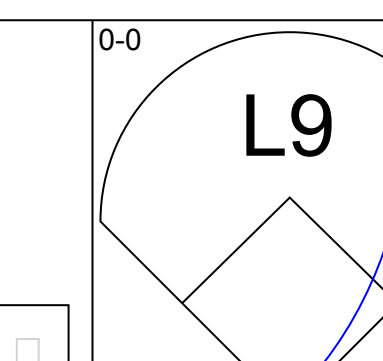
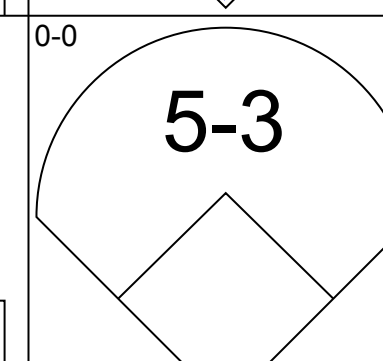
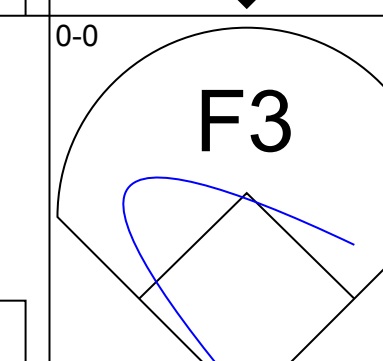
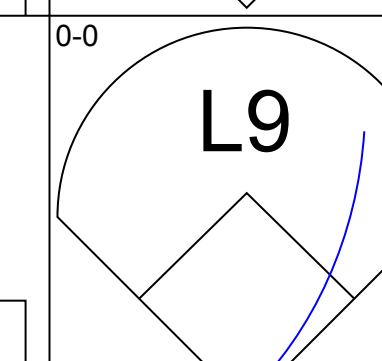
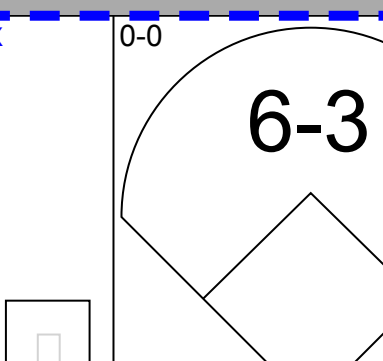
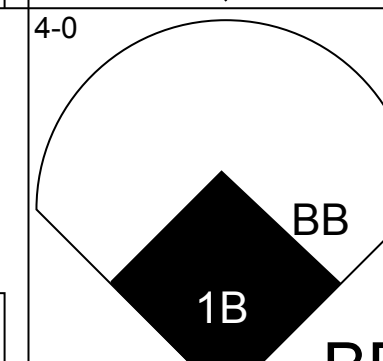
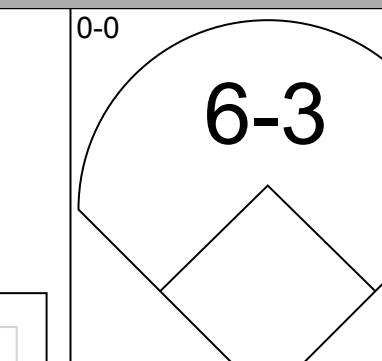
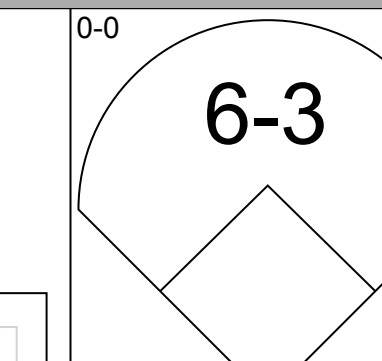
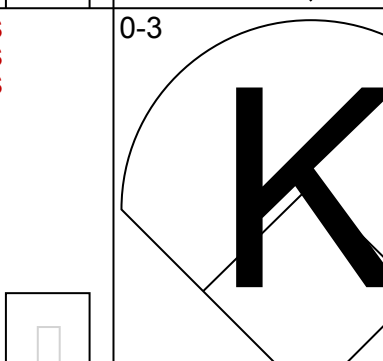
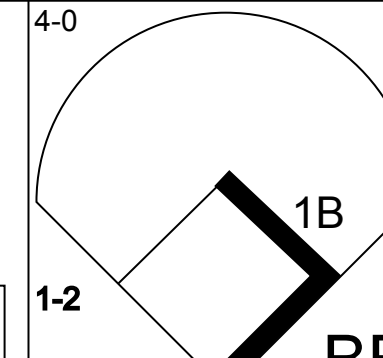
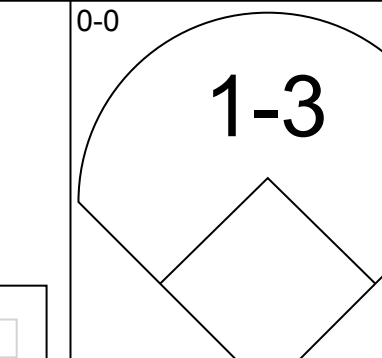
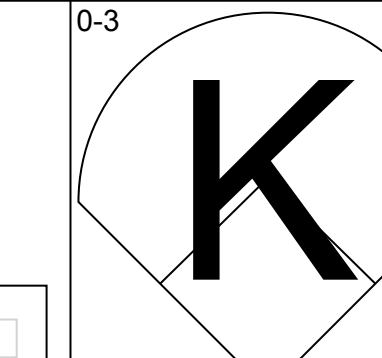
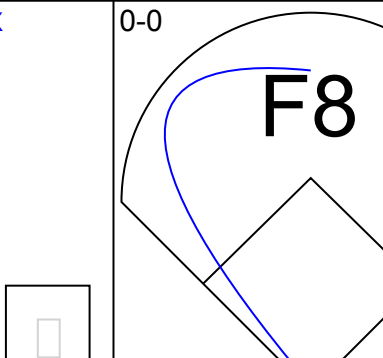
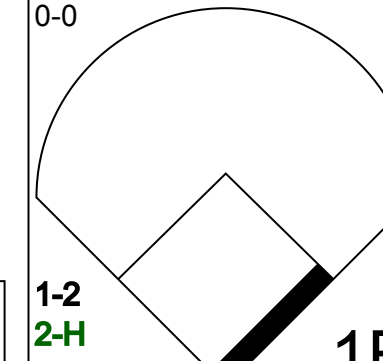
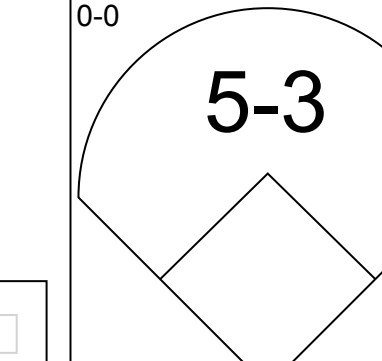
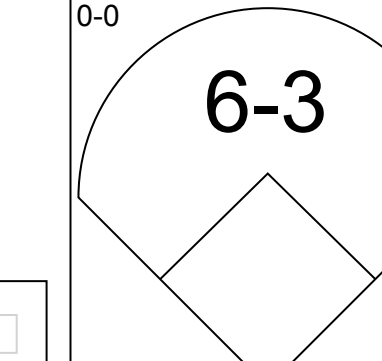
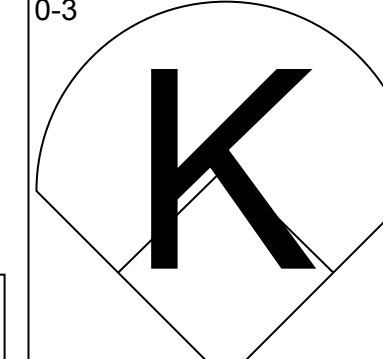



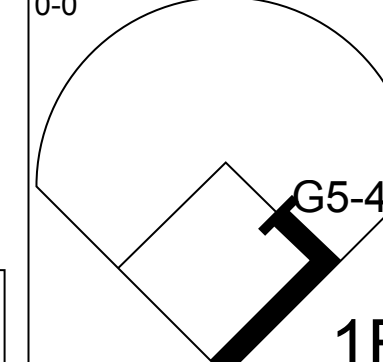
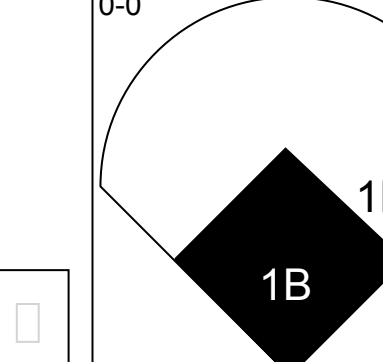
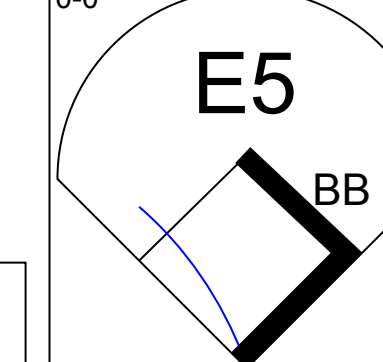
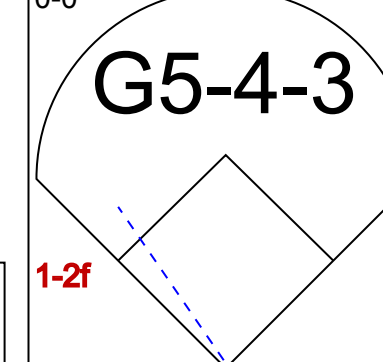
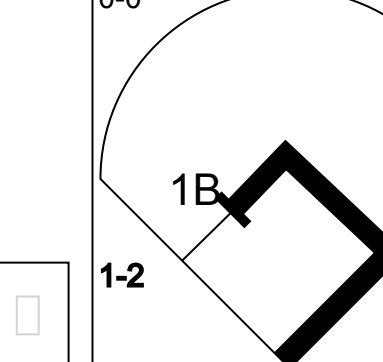
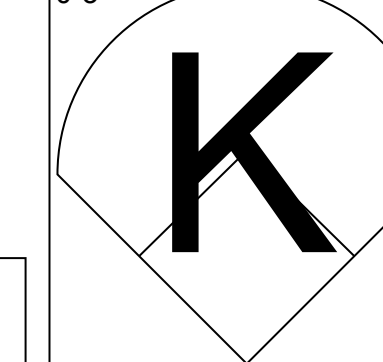

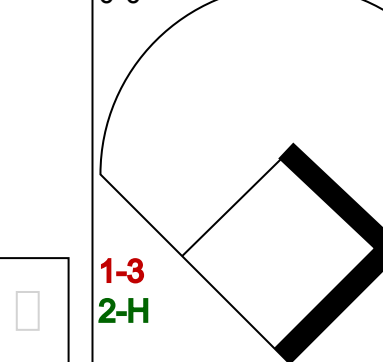



Batter	1	2	3	4	5	6	7	8	9	AB	R	H	RBI	BB	SO	LOB	TOP			
Bill Bruton, L OBP: 0.304, SLG: 0.402 (1,8)										4	0	0	0	0	1	0				
Gates Brown, L OBP: 0.362, SLG: 0.558 (1,7)										4	0	1	0	0	0	1				
Al Kaline, R OBP: 0.346, SLG: 0.360 (1,9)										4	0	0	0	0	0	1				
Norm Cash, L OBP: 0.354, SLG: 0.471 (1,3)										4	0	0	0	0	0	1				
Jerry Lumpe, L OBP: 0.274, SLG: 0.336 (1,4)										2	1	1	0	1	1	0				
Bill Freehan, R OBP: 0.408, SLG: 0.538 (1,2)										3	0	1	0	0	0	1				
Don Wert, R OBP: 0.316, SLG: 0.381 (1,5)										2	0	0	1	0	1	1				
Dick McAuliffe, L OBP: 0.322, SLG: 0.431 (1,6)										3	0	0	0	0	0	1				
Mickey Lolich, S (1,1)										2	0	0	0	0	0	0				
Don Demeter, R (8, PH)										1	0	0	0	0	0	0				
Julio Navarro, R (8, 1)										0	0	0	0	0	0	0				
<b>Inning Stats</b>	R: 0 E: 0 K: 1 S: 5	H: 0 LOB: 0 BB: 0 P: 5	R: 0 E: 0 K: 1 S: 5	H: 0 LOB: 0 BB: 0 P: 5	R: 0 E: 0 K: 1 S: 5	H: 0 LOB: 0 BB: 0 P: 5	R: 1 E: 0 K: 0 S: 4	H: 1 LOB: 1 BB: 1 P: 8	R: 0 E: 0 K: 0 S: 4	H: 1 LOB: 1 BB: 0 P: 4	R: 0 E: 0 K: 1 S: 6	H: 1 LOB: 1 BB: 0 P: 6	R: 0 E: 0 K: 0 S: 3	H: 0 LOB: 0 BB: 0 P: 3	R: 0 E: 0 K: 1 S: 5	H: 0 LOB: 0 BB: 0 P: 5	1B: 2 2B: 1 3B: 0 HR: 0	SF: 1 SAC: 0 DP: 0 HBP: 0	WP: 0 PB: 0 SB: 0 CS: 0	PA: 31
<b>PITCHER</b>	IP WLS BF H R ER SO BB IBB HBP BLK WP HR S P ERA WHIP																			
Wally Bunker, R (1,1) ERA: 1.76	7.0 W 25 3 1 1 5 1 0 0 0 0 0 0 34 38 1.29 0.571																			
Stu Miller, R (8,1) ERA: 2.22	2.0 S 6 0 0 0 1 0 0 0 0 0 0 0 8 8 0.00 0.000																			

**Detroit Tigers @ Baltimore Orioles**  
**Memorial Stadium, Baltimore, MD**  
 Tue May 26 1964, 7:05 PM EDT  
 Att: 10,683 - Unknown


AB 29  
 R 1  
 H 3  
 RBI 1  
 BB 1  
 SO 6  
 LOB 4



Batter	1	2	3	4	5	6	7	8	9	AB	R	H	RBI	BB	SO	LOB	BOTTOM			
Jackie Brandt, R OBP: 0.329, SLG: 0.361 (1,8)										3	0	0	0	1	1	1				
Luis Aparicio, R OBP: 0.315, SLG: 0.329 (1,6)										4	0	0	0	0	0	2				
Sam Bowens, R OBP: 0.330, SLG: 0.446 (1,9)										3	1	0	0	1	1	0				
Willie Kirkland, L OBP: 0.333, SLG: 0.288 (9,9)										3	0	0	0	1	1	0				
Norm Siebern, L OBP: 0.402, SLG: 0.406 (1,3)										3	0	0	0	1	1	0				
Brooks Robinson, R OBP: 0.350, SLG: 0.451 (1,5)										3	0	1	1	0	0	0				
Boog Powell, L OBP: 0.364, SLG: 0.532 (1,7)										3	0	0	0	0	1	2				
Russ Snyder, L OBP: 0.360, SLG: 0.348 (9,7)										0	0	0	0	0	0	0				
Jerry Adair, R OBP: 0.259, SLG: 0.260 (1,4)										3	1	2	0	0	0	0				
Dick Brown, R OBP: 0.281, SLG: 0.400 (1,2)										3	0	1	0	0	0	1				
Wally Bunker, R (1,1) ERA: 0.188, SLG: 0.200										2	0	0	0	0	2	1				
Bob Johnson, R (7, PH) OBP: 0.273, SLG: 0.340										1	0	1	1	0	0	0				
Stu Miller, R (8,1) ERA: 6.41										0	0	0	0	0	0	0				
<b>Inning Stats</b>	R: 1 E: 0 K: 1 S: 6	H: 1 LOB: 2 BB: 2 P: 14	R: 0 E: 1 K: 1 S: 6	H: 0 LOB: 2 BB: 1 P: 10	R: 0 E: 0 K: 0 S: 3	H: 0 LOB: 0 BB: 0 P: 3	R: 0 E: 0 K: 0 S: 3	H: 1 LOB: 0 BB: 0 P: 3	R: 0 E: 0 K: 2 S: 7	H: 0 LOB: 0 BB: 0 P: 7	R: 0 E: 0 K: 1 S: 5	H: 0 LOB: 0 BB: 0 P: 5	R: 1 E: 0 K: 0 S: 5	H: 3 LOB: 1 BB: 0 P: 5	R: 0 E: 0 K: 1 S: 5	H: 0 LOB: 0 BB: 0 P: 5	1B: 5 2B: 0 3B: 0 HR: 0	SF: 0 SAC: 0 DP: 1 HBP: 0	WP: 0 PB: 0 SB: 0 CS: 0	PA: 31
<b>PITCHER</b>	IP WLS BF H R ER SO BB IBB HBP BLK WP HR S P ERA WHIP																			
Mickey Lolich, L (1,1) ERA: 3.48	7.0 L 28 5 2 2 5 3 0 0 0 0 0 0 35 47 2.57 1.143																			
Julio Navarro, R (8,1) ERA: 6.41	1.0 3 0 0 0 1 0 0 0 0 0 0 0 5 5 0.00 0.000																			

**Detroit Tigers @ Baltimore Orioles**  
**Memorial Stadium, Baltimore, MD**  
 Tue May 26 1964, 7:05 PM EDT  
 Att: 10,683 - Unknown

AB 28  
 R 2  
 H 5  
 RBI 2  
 BB 3  
 SO 6  
 LOB 7






Batter	1	2	3	4	5	6	7	8	9	AB	R	H	RBI	BB	SO	LOB	TOP								
Don Wert, R OBP: 0.306, SLG: 0.371 (1, 6)	6-3		E5 1B	G6-4-3			L6		SF9	4	0	0	1	0	0	3									
Jerry Lumpe, L OBP: 0.272, SLG: 0.331 (1, 4)	4-3				F3		F6		4-3	5	0	1	1	0	0	1									
Al Kaline, R OBP: 0.343, SLG: 0.381 (1, 9)	K		L9				L5-3			4	1	1	1	0	1	2									
Bill Freehan, R OBP: 0.395, SLG: 0.518 (1, 2)		4-3		K2-3	4-3			F3		4	0	0	0	0	1	0									
Don Demeter, R OBP: 0.264, SLG: 0.377 Bill Bruton, L OBP: 0.301, SLG: 0.398 (8, PH)	4-3			WP	K			K		3	1	1	0	0	1	0									
Jake Wood, R OBP: 0.160, SLG: 0.130 Dick McAuliffe, L OBP: 0.322, SLG: 0.431 (8, 6)	6-3			3B				K		1	0	0	0	0	1	0									
Norm Cash, L OBP: 0.358, SLG: 0.479 (1, 3)			G3	1B			F4			3	1	0	0	1	1	0									
George Thomas, R OBP: 0.405, SLG: 0.765 (1, 7)			F8	2B			F8		1B	4	2	2	1	0	0	0									
Phil Regan, R OBP: 0.474, SLG: 0.375 Ed Rakow, S (5, 1)			1B	1B			F6		1B	3	0	2	1	1	0	0									
<b>Inning Stats</b>	R: 0 E: 0 K: 1 S: 5	H: 0 LOB: 0 BB: 0 P: 5	R: 0 E: 0 K: 0 S: 3	H: 0 LOB: 0 BB: 0 P: 3	R: 1 E: 1 K: 0 S: 6	H: 2 LOB: 2 BB: 0 P: 6	R: 3 E: 0 K: 1 S: 8	H: 4 LOB: 1 BB: 1 P: 12	R: 1 E: 0 K: 1 S: 6	H: 1 LOB: 0 BB: 0 P: 6	R: 0 E: 0 K: 0 S: 3	H: 0 LOB: 1 BB: 1 P: 7	R: 0 E: 0 K: 2 S: 7	H: 0 LOB: 0 BB: 0 P: 3	R: 0 E: 0 K: 2 S: 7	H: 0 LOB: 0 BB: 0 P: 7	R: 1 E: 0 K: 1 S: 7	H: 2 LOB: 1 BB: 0 P: 7	1B: 6 2B: 1 3B: 1 HR: 1	SF: 1 SAC: 0 DP: 1 HBP: 0	WP: 1 PB: 0 SB: 1 CS: 0	PA: 38			
<b>PITCHER</b>	IP	WLS	BF	H	R	ER	SO	BB	IBB	HBP	BLK	WP	HR	S	P	ERA	WHIP								
Dave McNally, L ERA: 4.53 Wes Stock, R ERA: 3.38 Dick Hall, R ERA: 1.52	3.1	L	18	6	4	3	2	1	0	0	0	1	0	21	25	8.10	2.100								
	0.2	1	0	0	0	0	0	0	0	0	0	0	0	1	1	0.00	0.000								
	5.0	19	3	2	2	4	4	1	0	0	0	0	1	26	30	3.60	0.800								

**Detroit Tigers @ Baltimore Orioles**  
**Memorial Stadium, Baltimore, MD**  
 Wed May 27 1964, 7:05 PM EDT  
 Att: 9,068 - Unknown


AB 35  
 R 6  
 H 9  
 RBI 5  
 BB 2  
 SO 6  
 LOB 9



Batter	1	2	3	4	5	6	7	8	9	AB	R	H	RBI	BB	SO	LOB	BOTTOM								
Jackie Brandt, R OBP: 0.326, SLG: 0.356 (1, 8)	K		1B	G6-4-3			F8		K	5	1	1	0	0	2	5									
Luis Aparicio, R OBP: 0.312, SLG: 0.325 (1, 6)			G3				F6		5-3	5	0	1	0	0	0	2									
Russ Snyder, L OBP: 0.429, SLG: 0.400 Sam Bowers, R OBP: 0.324, SLG: 0.436 (5, PR)	1B								F5	2	0	2	0	1	0	0									
Boog Powell, L OBP: 0.365, SLG: 0.526 (1, 3)	K		SF9				F8			2	1	0	0	0	1	0									
Brooks Robinson, R OBP: 0.346, SLG: 0.442 (1, 5)		F4	K				1B		L9	3	0	1	1	1	1	2									
Willie Kirkland, L OBP: 0.343, SLG: 0.302 (1, 9)	E6			2B			1B		3-1	4	1	2	1	0	0	1									
Jerry Adair, R OBP: 0.259, SLG: 0.269 (1, 4)		F8		1B			FC4		1-3	4	0	1	0	0	0	3									
Dick Brown, R OBP: 0.278, SLG: 0.382 (1, 2)				K					L9	4	0	1	1	0	1	2									
Dave McNally, R OBP: 0.278, SLG: 0.294 Wes Stock, R OBP: 0.286, SLG: 0.340 Dick Hall, R OBP: 0.500, SLG: 0.333 (5, 1)	F8			BB					1B	1	0	0	0	0	0	1									
<b>Inning Stats</b>	R: 0 E: 0 K: 2 S: 7	H: 1 LOB: 1 BB: 1 P: 11	R: 1 E: 1 K: 0 S: 5	H: 1 LOB: 1 BB: 0 P: 5	R: 1 E: 0 K: 1 S: 7	H: 2 LOB: 1 BB: 0 P: 7	R: 0 E: 0 K: 1 S: 6	H: 2 LOB: 2 BB: 1 P: 10	R: 1 E: 0 K: 0 S: 6	H: 3 LOB: 2 BB: 0 P: 6	R: 0 E: 0 K: 0 S: 3	H: 0 LOB: 1 BB: 1 P: 7	R: 0 E: 0 K: 1 S: 5	H: 0 LOB: 1 BB: 1 P: 9	R: 0 E: 0 K: 1 S: 6	H: 1 LOB: 1 BB: 0 P: 6	R: 0 E: 0 K: 0 S: 4	H: 1 LOB: 1 BB: 0 P: 4	1B: 10 2B: 1 3B: 0 HR: 0	SF: 1 SAC: 0 DP: 1 HBP: 0	WP: 0 PB: 0 SB: 0 CS: 1	PA: 41			
<b>PITCHER</b>	IP	WLS	BF	H	R	ER	SO	BB	IBB	HBP	BLK	WP	HR	S	P	ERA	WHIP								
Phil Regan, R ERA: 4.81 Ed Rakow, R ERA: 3.05	4.2	W	24	9	3	2	4	2	0	0	0	0	0	30	38	3.86	2.357								
	4.1	W	17	2	0	0	2	2	0	0	0	0	0	19	27	0.00	0.923								

**Detroit Tigers @ Baltimore Orioles**  
**Memorial Stadium, Baltimore, MD**  
 Wed May 27 1964, 7:05 PM EDT  
 Att: 9,068 - Unknown

AB 36  
 R 3  
 H 11  
 RBI 3  
 BB 4  
 SO 6  
 LOB 19





Batter	1	2	3	4	5	6	7	8	9	AB	R	H	RBI	BB	SO	LOB	TOP			
Jackie Brandt, R OBP: 0.330, SLG: 0.371										4	1	2	1	0	2	0	<b>Baltimore Orioles @ Los Angeles Angels</b> Dodger Stadium, Los Angeles, CA Fri May 29 1964, 7:05 PM PDT Att: 7,802 - Unknown			
Luis Aparicio, R OBP: 0.316, SLG: 0.331										3	0	2	2	0	0					
Sam Bowers, R OBP: 0.321, SLG: 0.429										4	0	1	0	0	1	3				
Boog Powell, L OBP: 0.355, SLG: 0.508										4	0	0	0	0	3	3				
Brooks Robinson, R OBP: 0.349, SLG: 0.440										3	0	1	0	1	1	1				
Willie Kirkland, L OBP: 0.324, SLG: 0.284										4	0	0	0	0	2	3				
Jerry Adair, R OBP: 0.258, SLG: 0.268										4	1	1	0	0	1	1				
Dick Brown, R OBP: 0.275, SLG: 0.368										4	1	1	0	0	1	0				
Robin Roberts, S OBP: 0.083, SLG: 0.083										2	0	0	0	0	2	0				
Stu Miller, R (8, 1)										0	0	0	0	0	0	0				
<b>Inning Stats</b>	R: 1 E: 0 K: 0 S: 5	H: 2 LOB: 1 BB: 1 P: 9	R: 2 E: 0 K: 0 S: 6	H: 3 LOB: 1 BB: 0 P: 6	R: 0 E: 0 K: 3 S: 9	H: 0 LOB: 0 BB: 0 P: 9	R: 0 E: 0 K: 2 S: 7	H: 0 LOB: 0 BB: 0 P: 7	R: 0 E: 0 K: 3 S: 10	H: 1 LOB: 1 BB: 0 P: 10	R: 0 E: 0 K: 0 S: 3	H: 1 LOB: 0 BB: 0 P: 3	R: 0 E: 0 K: 1 S: 6	H: 1 LOB: 1 BB: 0 P: 6	R: 0 E: 0 K: 2 S: 7	H: 0 LOB: 0 BB: 0 P: 7	1B: 7 2B: 0 3B: 1 HR: 0	SF: 1 SAC: 1 DP: 1 HBP: 0	WP: 2 PB: 0 SB: 0 CS: 0	PA: 35
<b>PITCHER</b>	IP WLS BF H R ER SO BB IBB HBP BLK WP HR S P ERA WHIP																			
Dean Chance, R ERA: 2.57	(1, 1) 2.0 L 12 5 3 3 0 1 0 0 0 0 2 0 11 15 13.50 3.000																			
Dan Osinski, R ERA: 4.57	(3, 1) 5.0 16 2 0 0 10 0 0 0 0 0 0 0 36 36 0.00 0.400																			
Bob Lee, R ERA: 1.97	(8, 1) 2.0 7 1 0 0 3 0 0 0 0 0 0 0 13 13 0.00 0.500																			

Batter	1	2	3	4	5	6	7	8	9	AB	R	H	RBI	BB	SO	LOB	BOTTOM					
Albie Pearson, L OBP: 0.306, SLG: 0.285										4	0	0	0	0	0	3	<b>Baltimore Orioles @ Los Angeles Angels</b> Dodger Stadium, Los Angeles, CA Fri May 29 1964, 7:05 PM PDT Att: 7,802 - Unknown					
Bobby Knoop, R OBP: 0.280, SLG: 0.309										4	0	0	0	0	2							
Ed Kirkpatrick, L OBP: 0.358, SLG: 0.404										3	0	0	0	2	2							
Lee Thomas, L OBP: 0.320, SLG: 0.346										5	0	0	0	1	4							
Billy Moran, R OBP: 0.318, SLG: 0.331											5	0	1	0	0	3						
Buck Rodgers, S OBP: 0.306, SLG: 0.284											4	2	3	0	0	1						
Tom Satriano, L OBP: 0.386, SLG: 0.338											2	0	1	0	2	0						
Joe Koppe, R OBP: 0.388, SLG: 0.379											4	0	2	2	0	1						
Dean Chance, R OBP: 0.231, SLG: 0.167											0	0	0	0	0	0						
Willie Smith, L OBP: 0.125, SLG: 0.200										1	0	0	0	0	2							
Dan Osinski, R OBP: 0.125, SLG: 0.200										1	0	0	0	0	1							
Jim Fregosi, R OBP: 0.115, SLG: 0.190										1	0	0	0	0	0							
Charlie Dees, L OBP: 0.115, SLG: 0.190										0	0	0	0	0	0							
Bob Lee, R (8, 1)										0	0	0	0	0	0							
Joe Adcock, R OBP: 0.345, SLG: 0.469										1	0	1	0	0	0							
Bob Perry, R OBP: 0.333, SLG: 0.333										0	0	0	0	0	0							
<b>Inning Stats</b>	R: 0 E: 0 K: 0 S: 3	H: 0 LOB: 1 BB: 1 P: 7	R: 1 E: 0 K: 0 S: 5	H: 2 LOB: 2 BB: 1 P: 9	R: 0 E: 0 K: 0 S: 3	H: 0 LOB: 0 BB: 0 P: 3	R: 1 E: 0 K: 0 S: 5	H: 2 LOB: 1 BB: 0 P: 5	R: 0 E: 0 K: 0 S: 3	H: 0 LOB: 0 BB: 0 P: 3	R: 0 E: 0 K: 1 S: 6	H: 1 LOB: 2 BB: 1 P: 10	R: 0 E: 0 K: 0 S: 4	H: 1 LOB: 2 BB: 0 P: 4	R: 0 E: 0 K: 1 S: 7	H: 2 LOB: 2 BB: 0 P: 7	R: 0 E: 1 K: 1 S: 7	H: 1 LOB: 3 BB: 1 P: 11	1B: 6 2B: 3 3B: 0 HR: 0	SF: 0 SAC: 2 DP: 0 HBP: 0	WP: 0 PB: 0 SB: 0 CS: 0	PA: 41
<b>PITCHER</b>	IP WLS BF H R ER SO BB IBB HBP BLK WP HR S P ERA WHIP																					
Robin Roberts, R ERA: 1.93	(1, 1) 7.2 W 34 8 2 2 1 3 0 0 0 0 0 0 33 45 2.35 1.435																					
Stu Miller, R ERA: 2.12	(8, 1) 1.1 S 7 1 0 0 2 0 1 0 0 0 0 0 10 14 0.00 0.750																					







Batter	1	2	3	4	5	6	7	8	9	AB	R	H	RBI	BB	SO	LOB	TOP			
Bob Saverine, S (1, 8) OBP: 0.286, SLG: 0.167	6-3		FC5 1B		3-1		FC2-6 1B		K	5	0	1	0	0	1	1				
Luis Aparicio, R (1, 6) OBP: 0.326, SLG: 0.341	S 1B		BLK FC5 1B		L4		1B		K	5	1	3	0	0	1	0				
Sam Bowers, R (1, 7) OBP: 0.336, SLG: 0.454	5-3		FC5 1B		FC4 1B		K		L7	5	0	1	0	0	1	5				
Brooks Robinson, R (1, 5) OBP: 0.345, SLG: 0.427	L3		FC6-4 1B		FC4 1B		1-3			3	0	0	0	1	0	4				
Bob Johnson, R (1, 3) OBP: 0.283, SLG: 0.333		5-3 2B 1B	FC6-4 1B		5-3		K			4	1	1	1	0	1	2				
Gino Cimoli, R (1, 9) Willie Kirkland, L (9, 9) OBP: 0.308, SLG: 0.268	5-3		K		F7		E4 1B			4	0	0	0	0	1	3				
Jerry Adair, R (1, 4) OBP: 0.266, SLG: 0.275	5-3			6-3		1B	FC6-4 1B			4	0	2	0	0	0	1				
Dick Brown, R (1, 2) OBP: 0.292, SLG: 0.413				F8		1-3	K			4	0	1	1	0	1	3				
Steve Barber, L (1, 1) Joe Gaines, R (8, PH) Stu Miller, R (8, 1)	4-3			K			FC2-6 1B		FC6-4	3	0	1	0	0	1	1				
<b>Inning Stats</b>	R: 0 E: 0 K: 0 S: 4	H: 1 LOB: 1 BB: 0 P: 4	R: 1 E: 0 K: 0 S: 5	H: 2 LOB: 1 BB: 0 P: 5	R: 1 E: 0 K: 1 S: 7	H: 2 LOB: 2 BB: 1 P: 11	R: 0 E: 0 K: 1 S: 5	H: 0 LOB: 0 BB: 0 P: 5	R: 0 E: 0 K: 0 S: 4	H: 1 LOB: 1 BB: 0 P: 4	R: 0 E: 0 K: 1 S: 7	H: 2 LOB: 2 BB: 0 P: 7	R: 0 E: 1 K: 2 S: 9	H: 1 LOB: 2 BB: 0 P: 9	R: 0 E: 0 K: 2 S: 7	H: 0 LOB: 0 BB: 0 P: 7	1B: 9 2B: 1 3B: 0 HR: 0	SF: 0 SAC: 0 DP: 0 HBP: 0	WP: 0 PB: 0 SB: 1 CS: 0	PA: 39
<b>PITCHER</b>	IP WLS BF H R ER SO BB IBB HBP BLK WP HR S P ERA WHIP																			
Bo Belinsky, L (1, 1) ERA: 3.29	8.0 L 36 10 2 2 5 0 1 0 1 0 0 45 49 2.25 1.250																			
Bob Lee, R (9, 1) ERA: 1.93	1.0 3 0 0 0 2 0 0 0 0 0 0 7 7 0.00 0.000																			

**Baltimore Orioles @ Los Angeles Angels**  
**Dodger Stadium, Los Angeles, CA**  
Sun May 31 1964, 3:33 AM PDT  
Att: 7,567 - Unknown

livebaseballscorecards.com

AB 38  
R 2  
H 10  
RBI 2  
BB 1  
SO 7  
LOB 22



Batter	1	2	3	4	5	6	7	8	9	AB	R	H	RBI	BB	SO	LOB	BOTTOM			
Joe Koppe, R (1, 6) OBP: 0.373, SLG: 0.379	4-3		5-3			FC5-4 1B		FC6-4		4	0	1	0	0	0	1				
Ed Kirkpatrick, L (1, 7) OBP: 0.339, SLG: 0.378	4-3		L4			F9			F9	4	0	0	0	0	0	1				
Bob Perry, R (1, 8) OBP: 0.300, SLG: 0.300	4-3			K		FC5-4			1B	4	0	1	0	0	1	1				
Joe Adcock, R (1, 3) OBP: 0.355, SLG: 0.480 Charlie Dees, L (9, PR) OBP: 0.143, SLG: 0.115		4-3 1B 2B		4-3		K			1B	4	1	2	0	0	1	0				
Felix Torres, R (1, 5) OBP: 0.311, SLG: 0.465	4-3			K		F9			G6-4-3	4	0	0	0	0	1	3				
Buck Rodgers, S (1, 2) OBP: 0.293, SLG: 0.270		F6			6-3		5-3			3	0	0	0	0	0	1				
Lee Thomas, L (1, 9) OBP: 0.335, SLG: 0.354 Albie Pearson, L (8, PR) OBP: 0.305, SLG: 0.279			FC6-4 1B		G5-4-3 BB		FC6-4 1B			2	0	2	1	1	0	0				
Bobby Knoop, R (1, 4) OBP: 0.276, SLG: 0.304		FC6-4			G5-4-3		K			3	0	0	0	0	1	3				
Bo Belinsky, L (1, 1) ERA: 5.26 Tom Satriano, L (8, PH) OBP: 0.366, SLG: 0.316 Bob Lee, R (9, 1)			L7			K		F7		2	0	0	0	0	1	0				
<b>Inning Stats</b>	R: 0 E: 0 K: 0 S: 3	H: 0 LOB: 0 BB: 0 P: 3	R: 1 E: 0 K: 0 S: 5	H: 2 LOB: 1 BB: 0 P: 5	R: 0 E: 0 K: 2 S: 7	H: 0 LOB: 0 BB: 0 P: 7	R: 0 E: 0 K: 1 S: 6	H: 1 LOB: 1 BB: 0 P: 6	R: 0 E: 0 K: 1 S: 5	H: 0 LOB: 0 BB: 0 P: 5	R: 0 E: 0 K: 1 S: 6	H: 1 LOB: 1 BB: 0 P: 6	R: 0 E: 0 K: 1 S: 4	H: 2 LOB: 2 BB: 0 P: 4	R: 0 E: 0 K: 0 S: 3	H: 0 LOB: 0 BB: 0 P: 4	1B: 5 2B: 1 3B: 0 HR: 0	SF: 0 SAC: 0 DP: 2 HBP: 0	WP: 0 PB: 0 SB: 0 CS: 0	PA: 32
<b>PITCHER</b>	IP WLS BF H R ER SO BB IBB HBP BLK WP HR S P ERA WHIP																			
Steve Barber, L (1, 1) ERA: 5.26	7.0 W 24 3 1 1 4 1 0 0 0 0 0 31 35 1.29 0.571																			
Stu Miller, R (8, 1) ERA: 1.99	2.0 S 8 3 0 0 1 0 0 0 0 0 0 10 10 0.00 1.500																			


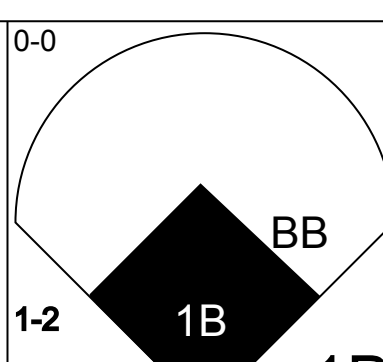
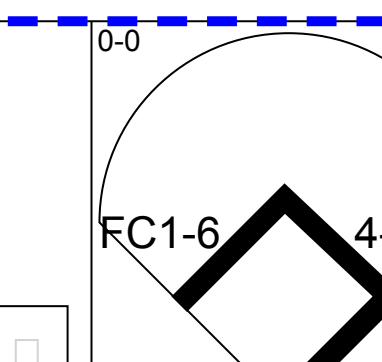
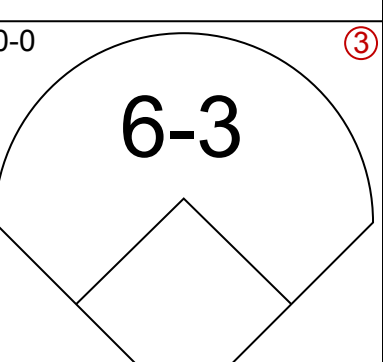
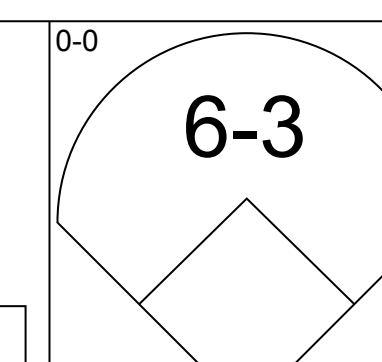

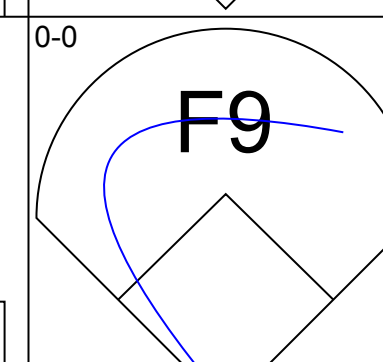
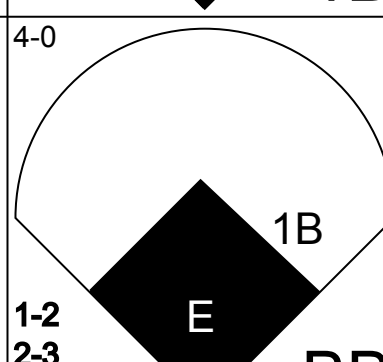
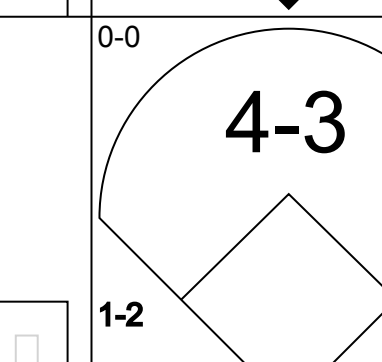
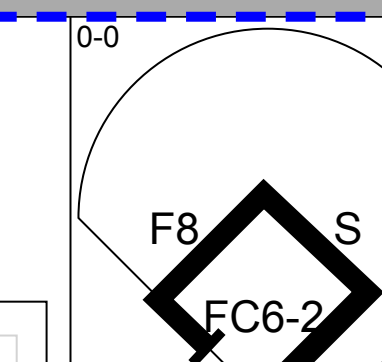
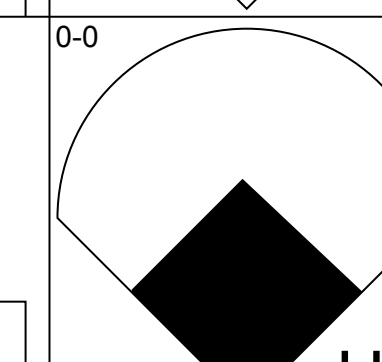
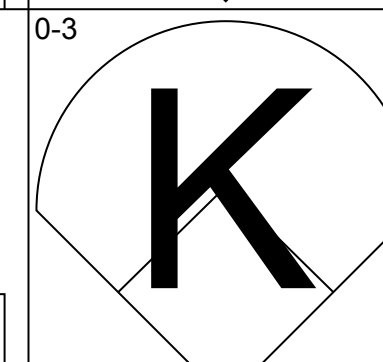
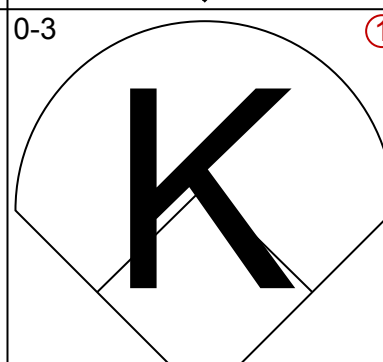
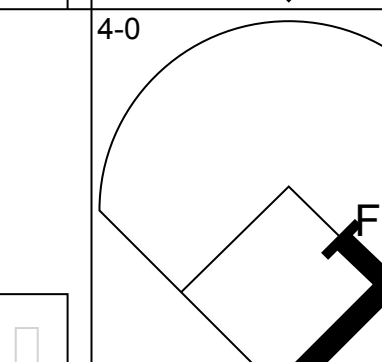
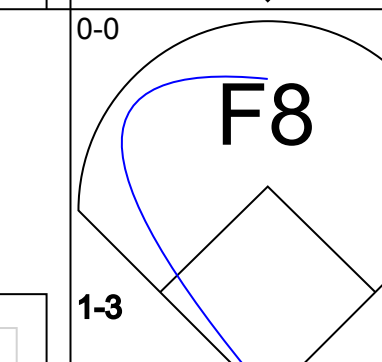
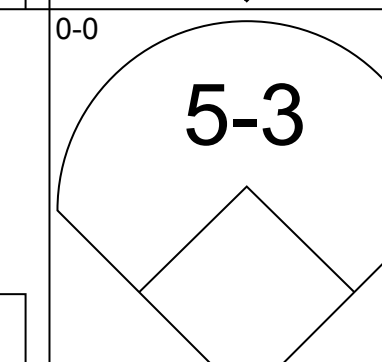
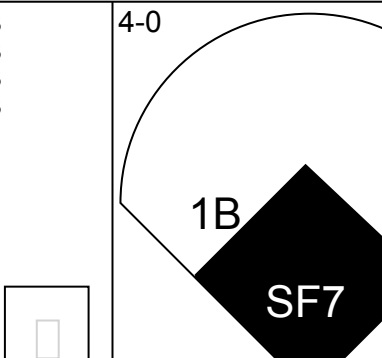
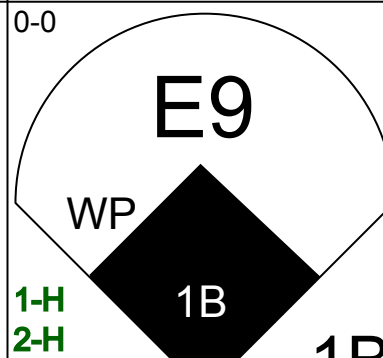
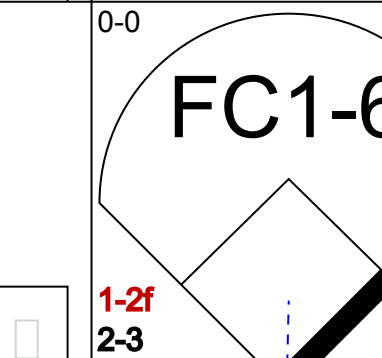
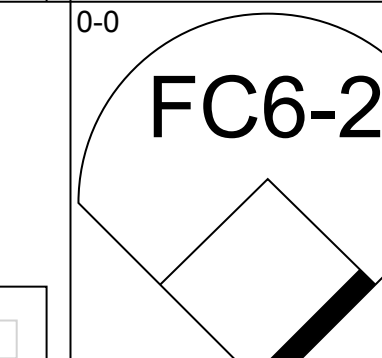

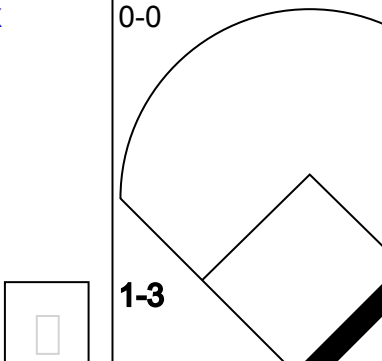
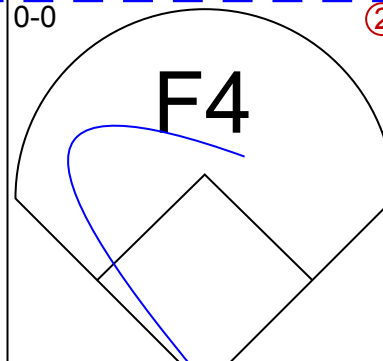
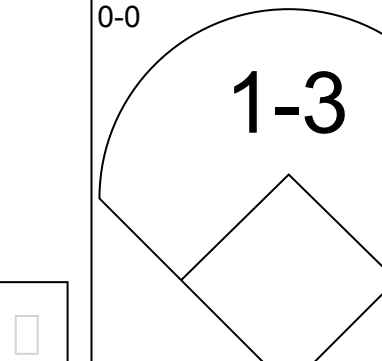
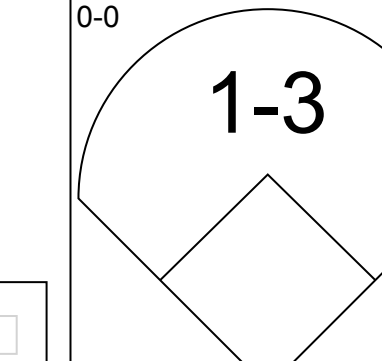


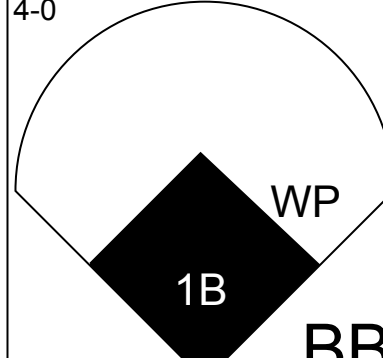
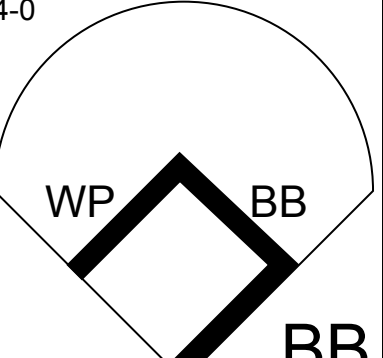
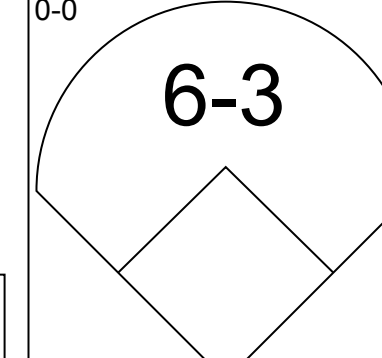
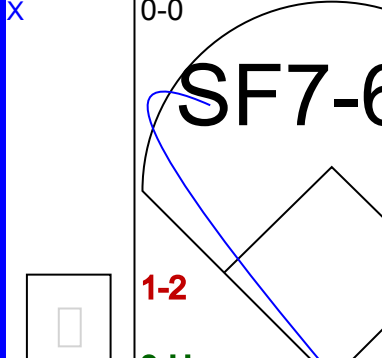

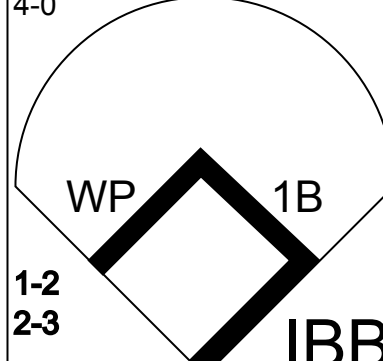
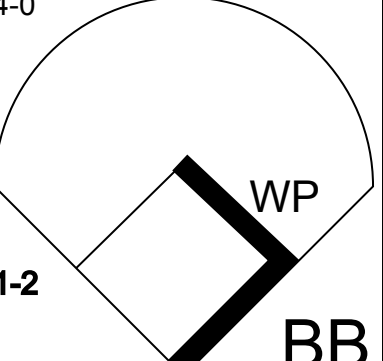
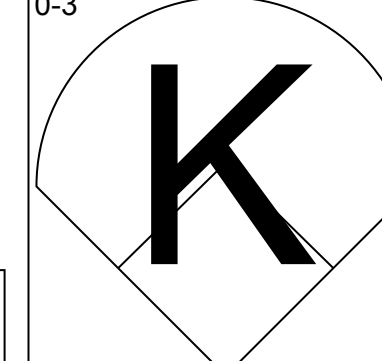
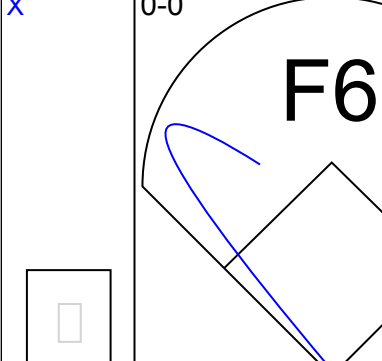

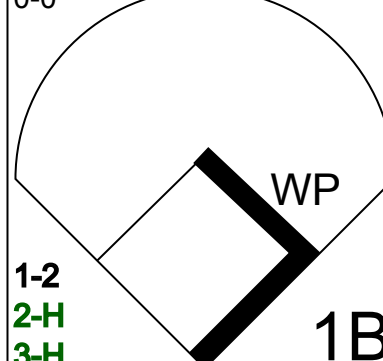
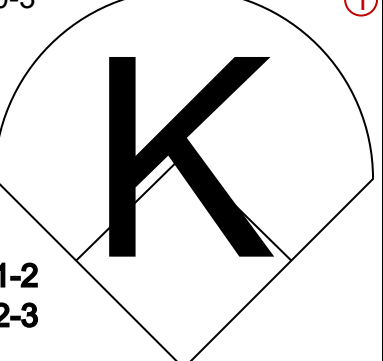
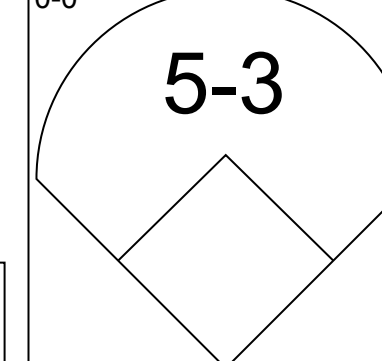
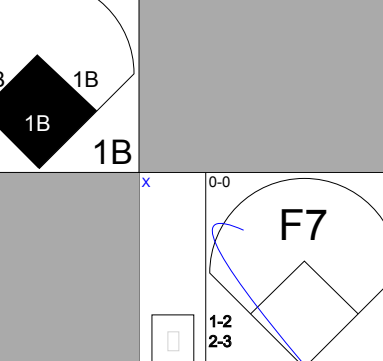
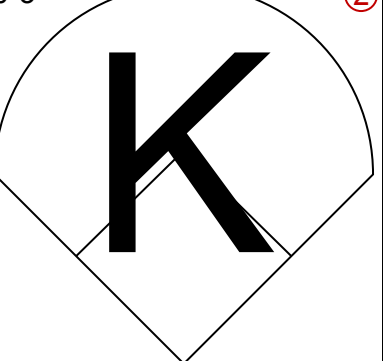
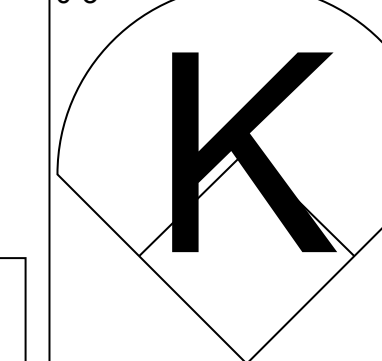
**Baltimore Orioles @ Los Angeles Angels**  
**Dodger Stadium, Los Angeles, CA**  
Sun May 31 1964, 3:33 AM PDT  
Att: 7,567 - Unknown


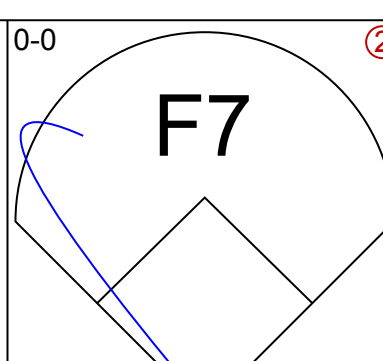
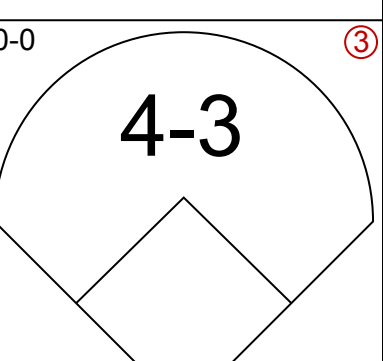
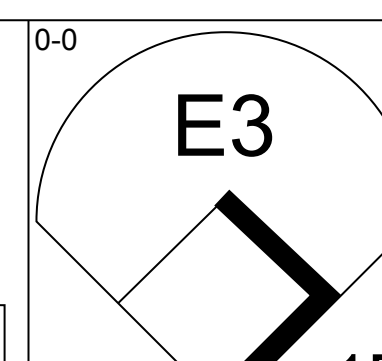

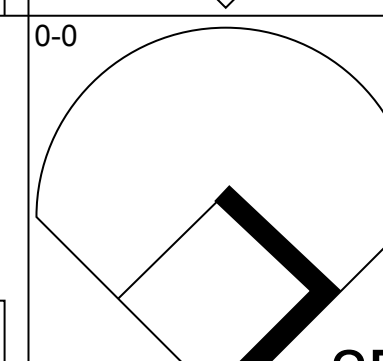
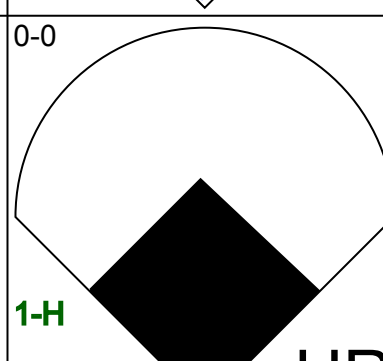
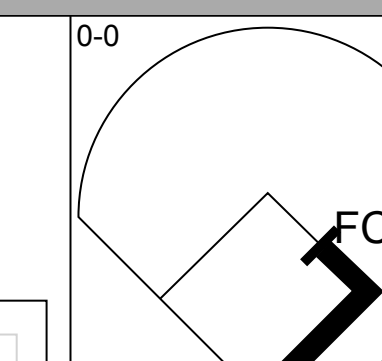
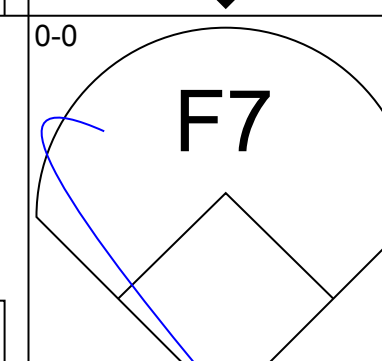
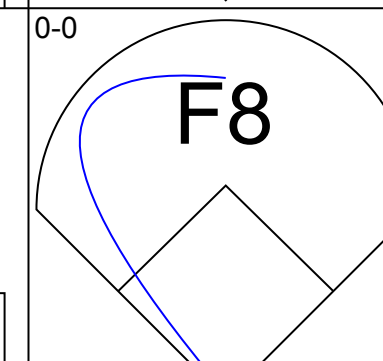
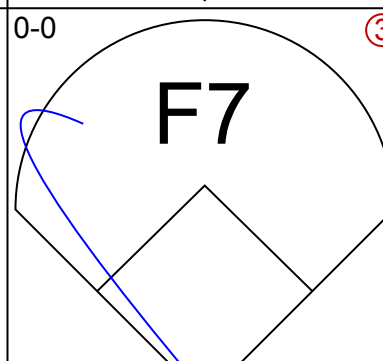
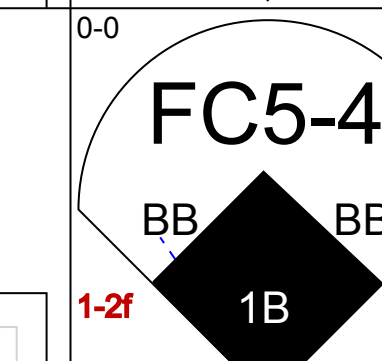
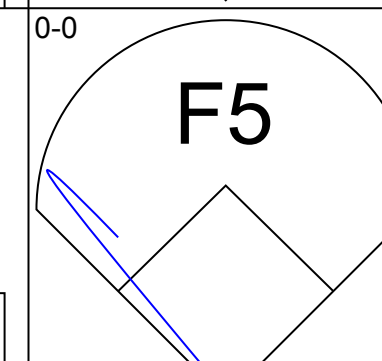
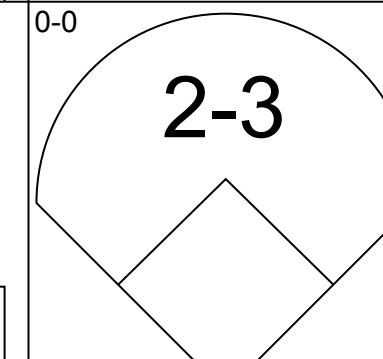
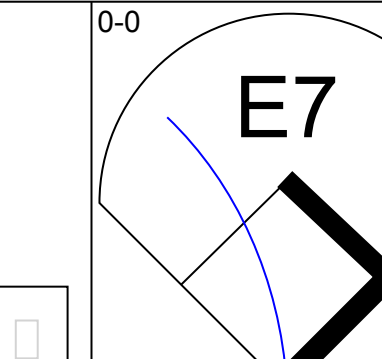
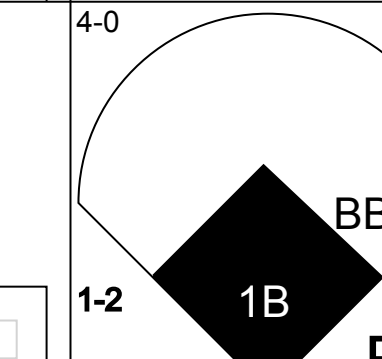
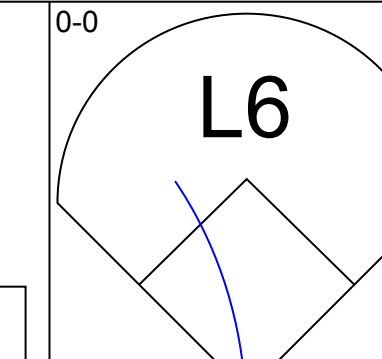
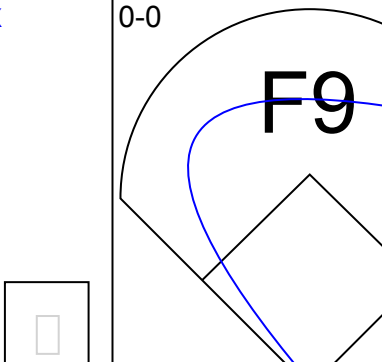
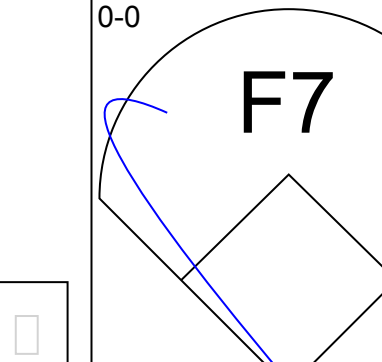
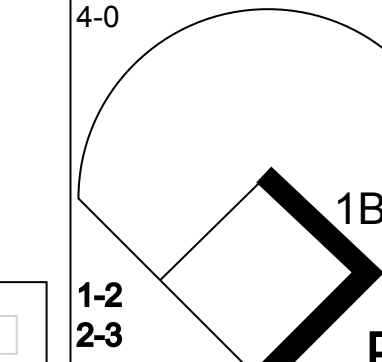
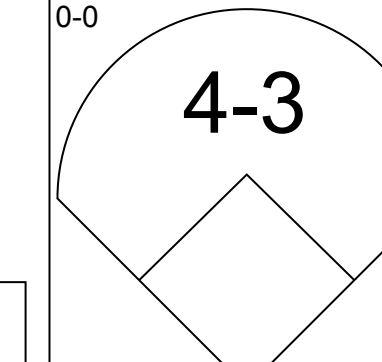
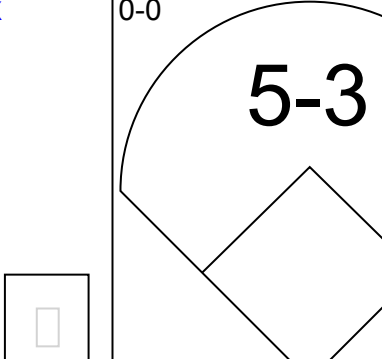
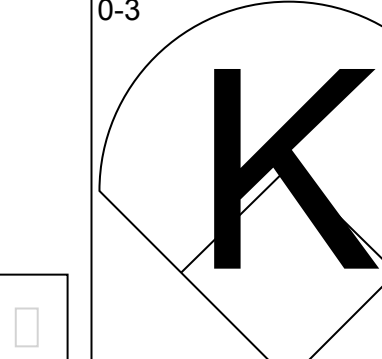
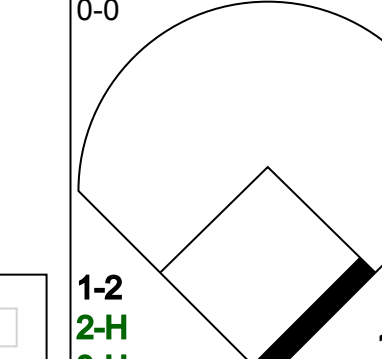
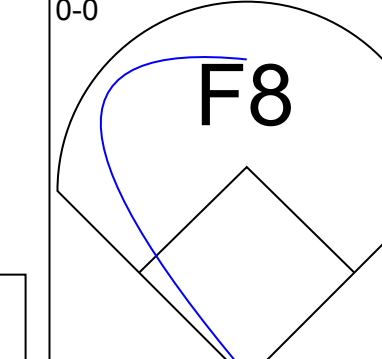

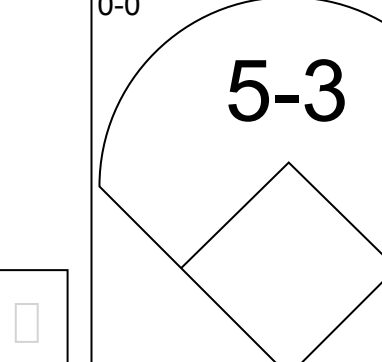
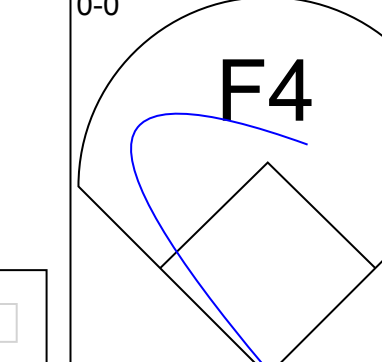
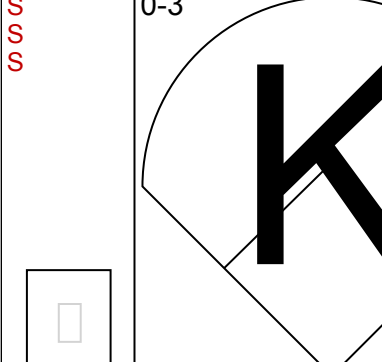
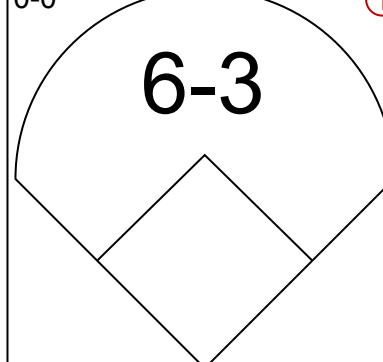
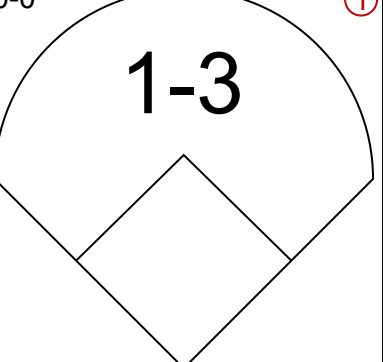
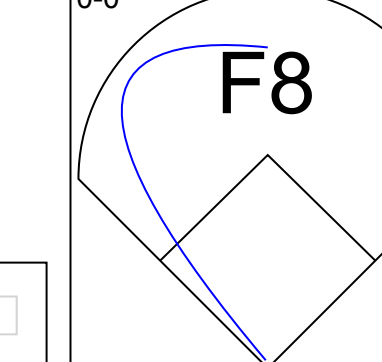

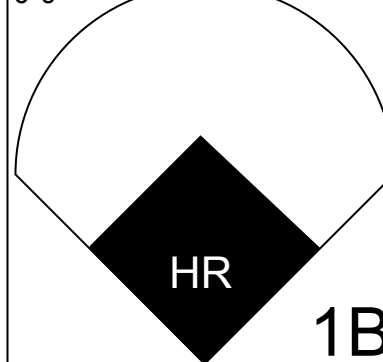
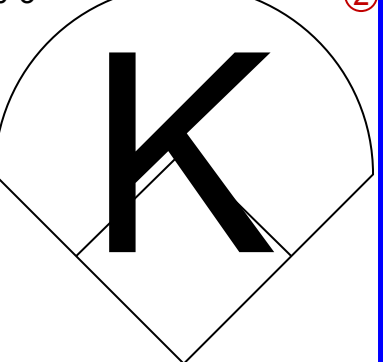
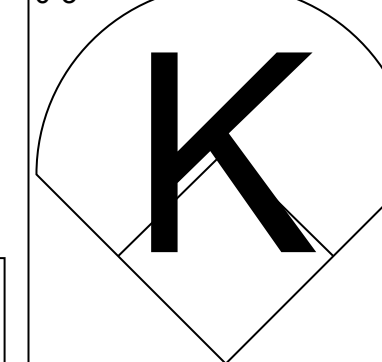
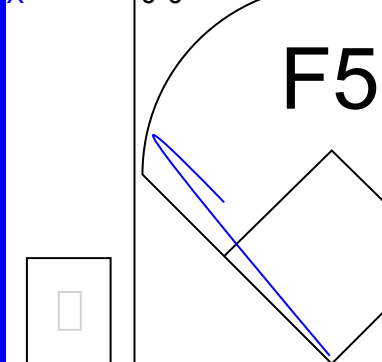
livebaseballscorecards.com

AB 31  
R 1  
H 6  
RBI 1  
BB 1  
SO 5  
LOB 11





Batter	1	2	3	4	5	6	7	8	9	AB	R	H	RBI	BB	SO	LOB	TOP					
Jerry Adair, R OBP: 0.271, SLG: 0.280 (1, 4)										5	1	2	0	0	1	2	<p><b>Baltimore Orioles @ Kansas City Athletics</b> Municipal Stadium, Kansas City, MO Mon Jun 01 1964, 8:05 PM EDT Att: 4,310 - Unknown</p> <p>AB 33 R 8 H 9 RBI 7 BB 8 SO 7 LOB 23</p> 					
Luis Aparicio, R OBP: 0.333, SLG: 0.362 (1, 6)										4	2	2	1	1	0	1						
Sam Bowers, R OBP: 0.331, SLG: 0.438 (1, 9) (9, 7)										4	0	0	0	1	2	4						
Norm Siebern, L OBP: 0.408, SLG: 0.404 (1, 3)										3	3	1	2	2	0	3						
Brooks Robinson, R OBP: 0.346, SLG: 0.426 (1, 5)										5	0	2	0	0	0	4						
Boog Powell, L OBP: 0.353, SLG: 0.488 (9, PH) (9, 9)											2	1	0	0	2	2						
Willie Kirkland, L OBP: 0.313, SLG: 0.260 (1, 8)											2	0	0	1	2	1						
Dick Brown, R OBP: 0.288, SLG: 0.400 (1, 2)											4	0	1	2	0	1						
Wally Bunker, R OBP: 0.211, SLG: 0.222 Dick Hall, R OBP: 0.400, SLG: 0.250 (1, 1) (6, 1)										3	1	1	0	0	1	4						
										1	0	0	0	0	1	0						
<b>Inning Stats</b>	R: 0 E: 0 K: 2 S: 7	H: 0 LOB: 0 BB: 0 P: 7	R: 1 E: 0 K: 0 S: 4	H: 1 LOB: 1 BB: 1 P: 8	R: 5 E: 1 K: 1 S: 9	H: 4 LOB: 2 BB: 3 P: 21	R: 0 E: 0 K: 0 S: 4	H: 1 LOB: 2 BB: 1 P: 8	R: 0 E: 0 K: 2 S: 7	H: 0 LOB: 2 BB: 2 P: 15	R: 0 E: 0 K: 1 S: 4	H: 1 LOB: 1 BB: 0 P: 4	R: 0 E: 0 K: 1 S: 5	H: 0 LOB: 0 BB: 0 P: 5	R: 1 E: 0 K: 1 S: 6	H: 1 LOB: 0 BB: 0 P: 6	R: 1 E: 0 K: 0 S: 3	H: 1 LOB: 0 BB: 1 P: 7	1B: 8 2B: 1 3B: 0 HR: 1	SF: 2 SAC: 0 DP: 1 HBP: 0	WP: 3 PB: 0 SB: 1 CS: 0	PA: 43
<b>PITCHER</b>	IP WLS BF H R ER SO BB IBB HBP BLK WP HR S P ERA WHIP																					
Aurelio Montezgado, R ERA: 8.69 (1, 1)	2.1 L 13 4 5 5 3 2 0 0 0 0 0 0 17 25 19.29 2.571																					
Moe Drabowsky, R ERA: 6.06 (3, 1)	0.2 5 1 1 1 0 1 1 0 0 0 2 0 3 11 13.50 3.000																					
Vern Handrahan, R ERA: 6.75 (4, 1)	2.0 10 1 0 0 2 3 0 0 0 0 1 0 11 23 0.00 2.000																					
Joe Grzenda, L ERA: 8.68 (6, 1)	2.0 7 1 0 0 1 0 0 0 0 0 0 0 9 9 0.00 0.500																					
Ted Bowsfield, L ERA: 7.04 (8, 1)	2.0 8 2 2 2 1 1 0 0 0 0 0 1 9 13 9.00 1.500																					

Batter	1	2	3	4	5	6	7	8	9	AB	R	H	RBI	BB	SO	LOB	BOTTOM					
Jose Tartabull, L OBP: 0.188, SLG: 0.250 (1, 8)										4	0	1	0	0	0	1	<p><b>Baltimore Orioles @ Kansas City Athletics</b> Municipal Stadium, Kansas City, MO Mon Jun 01 1964, 8:05 PM EDT Att: 4,310 - Unknown</p> <p>AB 34 R 4 H 6 RBI 4 BB 2 SO 4 LOB 13</p> 					
Wayne Causey, L OBP: 0.413, SLG: 0.409 (1, 6)										4	1	3	2	0	0	1						
George Alusik, R OBP: 0.468, SLG: 0.431 (1, 7)										4	1	0	0	0	0	3						
Rocky Colavito, R OBP: 0.406, SLG: 0.624 (1, 9)										3	1	0	0	1	0	1						
Charlie Lau, L OBP: 0.345, SLG: 0.434 (1, 2)										3	0	0	0	1	0	1						
Ed Charles, R OBP: 0.335, SLG: 0.312 (1, 5)										4	0	1	2	0	1	1						
Doc Edwards, R OBP: 0.257, SLG: 0.278 (1, 3)										4	0	0	0	0	1	3						
Dick Green, R OBP: 0.239, SLG: 0.322 (1, 4)										4	0	0	0	0	0	2						
Aurelio Montezgado, R ERA: 8.69 Moe Drabowsky, R ERA: 6.06 Vern Handrahan, R ERA: 6.75 Joe Grzenda, L ERA: 8.68 Ted Bowsfield, L ERA: 7.04 (1, 1) (6, 1) (1, 1) (1, 1) (1, 1) (1, 1) (1, 1)										0	0	0	0	0	0	0						
										0	0	0	0	0	0	0						
<b>Inning Stats</b>	R: 0 E: 0 K: 0 S: 4	H: 1 LOB: 1 BB: 0 P: 4	R: 0 E: 0 K: 0 S: 3	H: 0 LOB: 0 BB: 0 P: 3	R: 2 E: 0 K: 0 S: 5	H: 2 LOB: 0 BB: 0 P: 5	R: 0 E: 1 K: 1 S: 6	H: 0 LOB: 1 BB: 0 P: 6	R: 0 E: 0 K: 1 S: 5	H: 0 LOB: 0 BB: 0 P: 5	R: 2 E: 0 K: 0 S: 5	H: 2 LOB: 2 BB: 2 P: 13	R: 0 E: 1 K: 1 S: 6	H: 1 LOB: 1 BB: 0 P: 6	R: 0 E: 0 K: 0 S: 3	H: 0 LOB: 0 BB: 0 P: 3	R: 0 E: 0 K: 1 S: 5	H: 0 LOB: 0 BB: 0 P: 5	1B: 4 2B: 1 3B: 0 HR: 1	SF: 0 SAC: 0 DP: 0 HBP: 0	WP: 0 PB: 0 SB: 0 CS: 0	PA: 36
<b>PITCHER</b>	IP WLS BF H R ER SO BB IBB HBP BLK WP HR S P ERA WHIP																					
Wally Bunker, R ERA: 2.33 Dick Hall, R ERA: 1.32 (1, 1) (6, 1)	5.1 W 24 5 4 4 2 2 0 0 0 0 0 0 16 16 0.00 0.273																					







Batter	1	2	3	4	5	6	7	8	9	AB	R	H	RBI	BB	SO	LOB	TOP				
Jerry Adair, R OBP: 0.294, SLG: 0.311 (1,4)											5	0	3	0	0	0					
Luis Aparicio, R OBP: 0.342, SLG: 0.383 (1,6)											5	1	3	1	0	0	3				
Sam Bowers, R OBP: 0.315, SLG: 0.413 (1,9) (9,7)											4	0	0	0	0	1	3				
Norm Siebern, L OBP: 0.421, SLG: 0.396 (1,3)											2	1	0	0	2	0	2				
Brooks Robinson, R OBP: 0.337, SLG: 0.412 (1,5)											3	0	0	0	0	1	1				
Boog Powell, L OBP: 0.354, SLG: 0.549 Gino Cimoli, R (9,9)											4	2	2	3	0	1	0				
Willie Kirkland, L OBP: 0.308, SLG: 0.296 (1,8)											4	1	1	1	0	3	0				
Dick Brown, R OBP: 0.267, SLG: 0.351 (1,2)											3	0	0	0	1	1	0				
Robin Roberts, S OBP: 0.071, SLG: 0.071 (1,1)											4	0	0	0	0	3	1				
<b>Inning Stats</b>	R: 0 E: 0 K: 1 S: 5	H: 1 LOB: 0 BB: 0 P: 5	R: 0 E: 0 K: 0 S: 3	H: 0 LOB: 0 BB: 0 P: 3	R: 0 E: 0 K: 1 S: 5	H: 0 LOB: 1 BB: 1 P: 10	R: 0 E: 0 K: 2 S: 7	H: 0 LOB: 0 BB: 0 P: 7	R: 0 E: 0 K: 1 S: 6	H: 1 LOB: 1 BB: 0 P: 6	R: 2 E: 0 K: 2 S: 8	H: 1 LOB: 0 BB: 1 P: 12	R: 0 E: 0 K: 1 S: 7	H: 2 LOB: 2 BB: 0 P: 7	R: 2 E: 0 K: 1 S: 8	H: 3 LOB: 2 BB: 1 P: 12	1B: 5 2B: 0 3B: 0 HR: 4	SF: 0 SAC: 1 DP: 0 HBP: 0	WP: 0 PB: 0 SB: 1 CS: 1	PA: 38	
<b>PITCHER</b>	IP WLS BF H R ER SO BB IBB HBP BLK WP HR S P ERA WHIP	8.0 L 31 6 3 3 9 2 0 0 0 0 2 47 55 3.38 1.000	1.0 7 3 2 2 1 1 0 0 0 0 2 8 12 18.00 4.000																		

Baltimore Orioles @ Kansas City Athletics  
Municipal Stadium, Kansas City, MO  
Wed Jun 03 1964, 8:05 PM EDT  
Att: 5,906 - Unknown

AB 34  
R 5  
H 9  
RBI 5  
BB 3  
SO 10  
LOB 10



Batter	1	2	3	4	5	6	7	8	9	AB	R	H	RBI	BB	SO	LOB	BOTTOM				
Wayne Causey, L OBP: 0.422, SLG: 0.421 (1,6)										4	1	3	0	0	0	0					
Dick Green, R OBP: 0.248, SLG: 0.331 (1,4)										2	0	1	0	1	0	1					
George Alusik, R OBP: 0.440, SLG: 0.391 Jim Gentile, L OBP: 0.387, SLG: 0.525 Jose Tartabull, L OBP: 0.188, SLG: 0.250 (8, FR) (9,7)										3	0	0	0	0	1	3					
Rocky Colavito, R OBP: 0.399, SLG: 0.603 (1,9)										4	0	0	0	0	1	3					
Ed Charles, R OBP: 0.332, SLG: 0.304 (1,5)											3	0	0	0	1	1					
Doc Edwards, R OBP: 0.247, SLG: 0.266 (1,3)											4	0	0	0	0	1					
Billy Bryan, L OBP: 0.391, SLG: 0.600 (1,2)											4	0	2	0	0	1					
Nelson Mathews, R OBP: 0.311, SLG: 0.353 (1,8)											3	0	0	0	0	2	3				
Diego Segui, R OBP: 0.217, SLG: 0.318 Charlie Lau, L OBP: 0.333, SLG: 0.417 John Wyatt, R (9,1)										2	0	0	0	0	1	0					
<b>Inning Stats</b>	R: 0 E: 0 K: 0 S: 4	H: 1 LOB: 1 BB: 0 P: 4	R: 0 E: 0 K: 1 S: 5	H: 0 LOB: 1 BB: 1 P: 9	R: 0 E: 0 K: 2 S: 7	H: 0 LOB: 0 BB: 0 P: 11	R: 0 E: 0 K: 0 S: 3	H: 0 LOB: 0 BB: 0 P: 3	R: 0 E: 0 K: 1 S: 6	H: 1 LOB: 1 BB: 0 P: 6	R: 0 E: 0 K: 1 S: 6	H: 1 LOB: 1 BB: 0 P: 6	R: 1 E: 1 K: 0 S: 5	H: 2 LOB: 1 BB: 0 P: 5	R: 0 E: 0 K: 1 S: 5	H: 0 LOB: 0 BB: 0 P: 5	1B: 5 2B: 1 3B: 0 HR: 0	SF: 0 SAC: 1 DP: 1 HBP: 0	WP: 0 PB: 1 SB: 1 CS: 0	PA: 34	
<b>PITCHER</b>	IP WLS BF H R ER SO BB IBB HBP BLK WP HR S P ERA WHIP	9.0 W 34 6 1 0 6 2 0 0 0 0 0 44 52 0.00 0.889																			

Baltimore Orioles @ Kansas City Athletics  
Municipal Stadium, Kansas City, MO  
Wed Jun 03 1964, 8:05 PM EDT  
Att: 5,906 - Unknown

AB 31  
R 1  
H 6  
RBI 0  
BB 2  
SO 6  
LOB 14

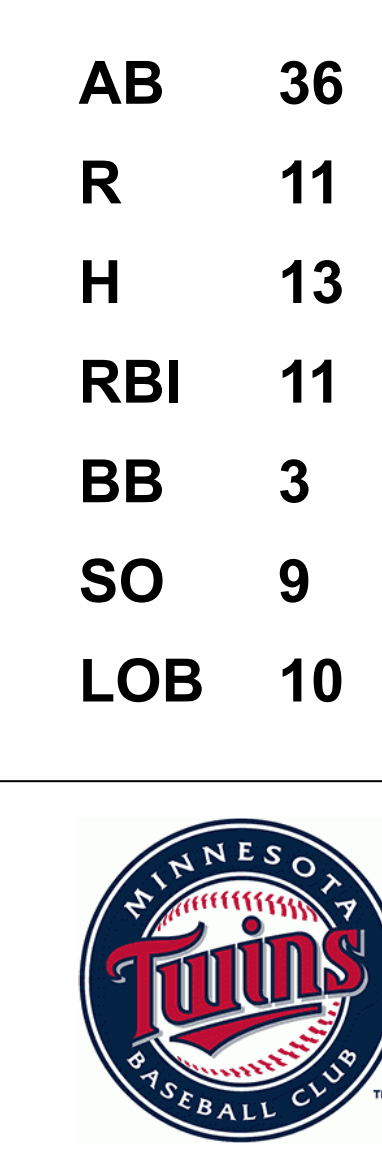




Batter	1	2	3	4	5	6	7	8	9	AB	R	H	RBI	BB	SO	LOB	TOP					
Jackie Brandt, R OBP: 0.335, SLG: 0.406	F2		HR	K		2-3			K	4	1	1	1	0	1	1	<b>Baltimore Orioles @ Minnesota Twins</b> Metropolitan Stadium, Bloomington, MI Fri Jun 05 1964, 8:05 PM EDT Att: 15,949 - Unknown					
Willie Kirkland, L OBP: 0.304, SLG: 0.293										1	0	0	0	0	1							
Luis Aparicio, R OBP: 0.340, SLG: 0.385	5-3		K			G3 1B 2B			G1-6-3	4	1	1	0	0	1	0						
Bob Saverine, S OBP: 0.250, SLG: 0.143										1	0	0	0	0	0	1						
Sam Bowens, R OBP: 0.313, SLG: 0.403	F8		2-3			G3 1B BB				3	1	0	0	1	1	0						
Norm Siebern, L OBP: 0.418, SLG: 0.387			F8			G3				3	0	0	0	1	0	2						
Brooks Robinson, R OBP: 0.346, SLG: 0.437										4	1	3	3	0	0	0						
Boog Powell, L OBP: 0.352, SLG: 0.562			E6 1B			F5				4	1	1	1	0	1	3						
Jerry Adair, R OBP: 0.299, SLG: 0.317						F4				4	0	2	0	0	0	1						
Dick Brown, R OBP: 0.250, SLG: 0.328			K			F8				4	0	0	0	0	2	3						
Mitt Pappas, R OBP: 0.125, SLG: 0.130						F2				0	0	0	0	0	0	0						
Chuck Estrada, R OBP: 0.100, SLG: 0.100			K							1	0	0	0	0	1	2						
Wes Stock, R										2	0	0	0	0	1	1						
Harvey Haddix, L										0	0	0	0	0	0	0						
Bob Johnson, R (9, PH)										1	0	1	0	0	0	0						
<b>Inning Stats</b>	R: 0 E: 0 K: 0 S: 3	H: 0 LOB: 0 BB: 0 P: 3	R: 1 E: 1 K: 2 S: 10	H: 2 LOB: 2 BB: 0 P: 10	R: 1 E: 0 K: 2 S: 9	H: 2 LOB: 2 BB: 1 P: 13	R: 0 E: 0 K: 1 S: 6	H: 1 LOB: 1 BB: 0 P: 6	R: 2 E: 0 K: 0 S: 5	H: 2 LOB: 1 BB: 1 P: 9	R: 0 E: 0 K: 2 S: 7	H: 0 LOB: 0 BB: 0 P: 7	R: 0 E: 0 K: 1 S: 5	H: 0 LOB: 0 BB: 0 P: 5	R: 1 E: 0 K: 0 S: 4	H: 1 LOB: 0 BB: 0 P: 4	R: 0 E: 0 K: 1 S: 5	H: 1 LOB: 0 BB: 0 P: 5	1B: 5 2B: 1 3B: 0 HR: 3	SF: 0 SAC: 0 DP: 1 HBP: 0	WP: 0 PB: 0 SB: 0 CS: 0	PA: 38
<b>PITCHER</b> Lee Stange, R ERA: 4.83	IP: 9.0 WLS: W BF: 38 H: 9 R: 5 ER: 5 SO: 9 BB: 2 IBB: 0 HBP: 0 BLK: 0 WP: 0 HR: 3 S: 54 P: 62 ERA: 5.00 WHIP: 1.222																					

Batter	1	2	3	4	5	6	7	8	9	AB	R	H	RBI	BB	SO	LOB	BOTTOM				
Zoilo Versalles, R OBP: 0.324, SLG: 0.379	HR	3B BB	6-3			HR				4	3	2	3	1	1	0	<b>Baltimore Orioles @ Minnesota Twins</b> Metropolitan Stadium, Bloomington, MI Fri Jun 05 1964, 8:05 PM EDT Att: 15,949 - Unknown				
Rich Rollins, R OBP: 0.328, SLG: 0.456	5-3	1B 3B				F9				5	1	2	1	0	0	0					
Tony Oliva, L OBP: 0.414, SLG: 0.667	1B 2B	HBP 1B				F7				5	3	3	1	0	0	1					
Bob Allison, R OBP: 0.397, SLG: 0.594	HR 1B	1B SF8 HBP								4	2	3	2	0	1	1					
Jimmie Hall, L OBP: 0.360, SLG: 0.585	HR 1B	1-3 2H 1B				K				5	1	2	3	0	2	3					
Harmon Killebrew, R OBP: 0.346, SLG: 0.524		SF8 2B				K				2	0	1	1	1	1	0					
Bernie Allen, L OBP: 0.274, SLG: 0.309	F9	4-3				F7				4	0	0	0	0	0	4					
Jerry Zimmerman, R OBP: 0.290, SLG: 0.214	5-3		F8			4-3				4	0	0	0	0	1	1					
Lee Stange, R OBP: 0.222, SLG: 0.048			K			K				3	1	0	0	1	3	0					
<b>Inning Stats</b>	R: 4 E: 0 K: 0 S: 8	H: 5 LOB: 1 BB: 0 P: 8	R: 4 E: 0 K: 1 S: 8	H: 3 LOB: 1 BB: 1 P: 13	R: 0 E: 0 K: 1 S: 5	H: 0 LOB: 0 BB: 0 P: 5	R: 0 E: 0 K: 1 S: 6	H: 1 LOB: 1 BB: 0 P: 6	R: 0 E: 0 K: 1 S: 5	H: 0 LOB: 0 BB: 0 P: 5	R: 3 E: 0 K: 1 S: 8	H: 3 LOB: 2 BB: 2 P: 16	R: 0 E: 0 K: 3 S: 9	H: 0 LOB: 0 BB: 0 P: 9	R: 0 E: 0 K: 1 S: 6	H: 1 LOB: 1 BB: 0 P: 6		1B: 5 2B: 3 3B: 2 HR: 3	SF: 1 SAC: 0 DP: 0 HBP: 1	WP: 0 PB: 0 SB: 1 CS: 0	PA: 41
<b>PITCHER</b> Mitt Pappas, R ERA: 3.29 Chuck Estrada, R ERA: 5.97 Wes Stock, R ERA: 4.3 Harvey Haddix, L ERA: 2.53	IP: 0.1 WLS: L BF: 6 H: 5 R: 4 ER: 4 SO: 4 BB: 0 IBB: 0 HBP: 0 BLK: 0 WP: 0 HR: 2 S: 6 P: 6 ERA: 108.00 WHIP: 15.000	IP: 1.0 WLS: L BF: 8 H: 3 R: 4 ER: 4 SO: 1 BB: 0 IBB: 0 HBP: 0 BLK: 0 WP: 0 HR: 0 S: 8 P: 13 ERA: 36.00 WHIP: 4.000	IP: 4.0 WLS: L BF: 17 H: 4 R: 3 ER: 3 SO: 3 BB: 1 IBB: 0 HBP: 0 BLK: 0 WP: 0 HR: 1 S: 22 P: 26 ERA: 6.75 WHIP: 1.250	IP: 2.2 WLS: L BF: 10 H: 1 R: 0 ER: 0 SO: 5 BB: 0 IBB: 1 HBP: 0 BLK: 0 WP: 0 HR: 0 S: 19 P: 23 ERA: 0.00 WHIP: 0.375																	

AB 36  
R 5  
H 9  
RBI 5  
BB 2  
SO 9  
LOB 15





Batter	1	2	3	4	5	6	7	8	9	AB	R	H	RBI	BB	SO	LOB	TOP										
Jerry Adair, R OBP: 0.291, SLG: 0.308 (1, 4)										4	0	0	0	0	0	1											
Luis Aparicio, R OBP: 0.343, SLG: 0.387 (1, 6)										4	1	2	0	0	1	0											
Sam Bowers, R OBP: 0.312, SLG: 0.406 (1, 9) (9, 7)										4	0	1	1	0	1	0											
Norm Siebern, L OBP: 0.409, SLG: 0.377 (1, 3)										4	0	0	0	0	3	1											
Brooks Robinson, R OBP: 0.349, SLG: 0.438 (1, 5)										4	0	2	0	0	1	1											
Gino Cimoli, R (1, 8) (9, 9)										4	0	0	0	0	2	3											
Boog Powell, L OBP: 0.356, SLG: 0.583 (1, 7)										2	1	1	1	1	0	0											
Willie Kirkland, L OBP: 0.304, SLG: 0.293 (8, 7) (9, 8)										0	0	0	0	0	0	0											
Dick Brown, R OBP: 0.239, SLG: 0.313 (1, 2)										3	0	0	0	0	1	1											
Steve Barber, L OBP: 0.273, SLG: 0.273 (1, 1)										3	0	1	0	0	2	0											
Stu Miller, R (8, 1)										0	0	0	0	0	0	0											
<b>Inning Stats</b>	R: 0 E: 0 K: 2 S: 7	H: 0 LOB: 0 BB: 0 P: 7	R: 0 E: 0 K: 1 S: 5	H: 1 LOB: 0 BB: 0 P: 5	R: 1 E: 0 K: 2 S: 8	H: 1 LOB: 0 BB: 0 P: 8	R: 1 E: 0 K: 2 S: 9	H: 2 LOB: 1 BB: 0 P: 9	R: 0 E: 0 K: 0 S: 4	H: 1 LOB: 1 BB: 0 P: 4	R: 0 E: 0 K: 1 S: 5	H: 0 LOB: 0 BB: 0 P: 5	R: 0 E: 0 K: 0 S: 3	H: 0 LOB: 1 BB: 1 P: 7	R: 0 E: 0 K: 1 S: 5	H: 1 LOB: 0 BB: 0 P: 5	R: 0 E: 0 K: 2 S: 8	H: 1 LOB: 1 BB: 0 P: 8	1B: 5 2B: 1 3B: 0 HR: 1	SF: 0 SAC: 0 DP: 1 HBP: 0	WP: 0 PB: 0 SB: 1 CS: 1	PA: 34					
<b>PITCHER</b>	IP	WLS	BF	H	R	ER	SO	BB	IBB	HBP	BLK	WP	HR	S	P	ERA	WHIP										
Dick Stigman, L ERA: 4.6 (1, 1)	8.0	L	29	6	2	2	9	1	0	0	0	0	1	46	50	2.25	0.875										
Gerry Arrigo, L ERA: 4.09 (9, 1)	1.0		4	1	0	0	2	0	0	0	0	0	0	8	8	0.00	1.000										

Baltimore Orioles @ Minnesota Twins  
Metropolitan Stadium, Bloomington, MI  
Sat Jun 06 1964, 4:33 AM EDT  
Att: 18,736 - Unknown

AB 32  
R 2  
H 7  
RBI 2  
BB 1  
SO 11  
LOB 7

Batter	1	2	3	4	5	6	7	8	9	AB	R	H	RBI	BB	SO	LOB	BOTTOM										
Zoilo Versalles, R OBP: 0.332, SLG: 0.380 (1, 6)										2	0	1	0	2	1	1											
Rich Rollins, R OBP: 0.332, SLG: 0.451 (1, 5)										2	0	0	0	2	0	2											
Tony Oliva, L OBP: 0.411, SLG: 0.657 (1, 9)										3	0	0	0	1	0	2											
Bob Allison, R OBP: 0.394, SLG: 0.604 (1, 3)										4	1	1	1	0	0	5											
Jimmie Hall, L OBP: 0.352, SLG: 0.568 (1, 8)										4	0	0	0	0	2	2											
Harmon Killebrew, R OBP: 0.338, SLG: 0.512 (1, 7)										4	0	0	0	0	0	0											
Bernie Allen, L OBP: 0.279, SLG: 0.314 (1, 4)										4	0	2	0	0	0	0											
Jerry Zimmerman, R OBP: 0.294, SLG: 0.226 (1, 2)										3	0	1	0	0	1	1											
Don Mincher, L OBP: 0.368, SLG: 0.692 (9, PH)										1	0	0	0	0	0	1											
Dick Stigman, R OBP: 0.083, SLG: 0.087 (1, 1)										2	0	0	0	0	0	2											
Johnny Goryl, R OBP: 0.290, SLG: 0.273 (8, PH)										1	0	0	0	0	0	0											
Gerry Arrigo, L OBP: 0.286, SLG: 0.231 (9, 1)										0	0	0	0	0	0	0											
<b>Inning Stats</b>	R: 0 E: 0 K: 0 S: 3	H: 0 LOB: 2 BB: 2 P: 11	R: 0 E: 0 K: 1 S: 6	H: 1 LOB: 0 BB: 0 P: 6	R: 0 E: 0 K: 0 S: 2	H: 0 LOB: 0 BB: 1 P: 6	R: 1 E: 0 K: 0 S: 4	H: 1 LOB: 0 BB: 0 P: 4	R: 0 E: 0 K: 1 S: 6	H: 1 LOB: 1 BB: 0 P: 6	R: 0 E: 0 K: 1 S: 5	H: 0 LOB: 0 BB: 0 P: 5	R: 0 E: 0 K: 0 S: 3	H: 0 LOB: 0 BB: 0 P: 3	R: 0 E: 0 K: 0 S: 3	H: 1 LOB: 2 BB: 2 P: 11	R: 0 E: 0 K: 1 S: 6	H: 1 LOB: 1 BB: 0 P: 6	1B: 4 2B: 0 3B: 0 HR: 1	SF: 0 SAC: 0 DP: 2 HBP: 0	WP: 0 PB: 0 SB: 0 CS: 0	PA: 35					
<b>PITCHER</b>	IP	WLS	BF	H	R	ER	SO	BB	IBB	HBP	BLK	WP	HR	S	P	ERA	WHIP										
Steve Barber, L ERA: 4.36 (1, 1)	7.1	W	30	4	1	1	3	5	0	0	0	0	0	7	7	0.00	0.600										
Stu Miller, R ERA: 1.89 (8, 1)	1.2	S	5	1	0	0	1	0	0	0	0	0	0	7	7	0.00	0.600										

Baltimore Orioles @ Minnesota Twins  
Metropolitan Stadium, Bloomington, MI  
Sat Jun 06 1964, 4:33 AM EDT  
Att: 18,736 - Unknown

AB 30  
R 1  
H 5  
RBI 1  
BB 5  
SO 4  
LOB 16



Batter	1	2	3	4	5	6	7	8	9	AB	R	H	RBI	BB	SO	LOB	TOP					
Jerry Adair, R OBP: 0.290, SLG: 0.306 (1, 4)										4	1	1	0	0	1	1	<p><b>Baltimore Orioles @ Minnesota Twins</b> Metropolitan Stadium, Bloomington, MI Sun Jun 07 1964, 4:33 AM EDT Att: 24,637 - Unknown</p> <p>livebaseballscorecards.com</p> <p>AB 29 R 2 H 5 RBI 2 BB 3 SO 5 LOB 9</p>					
Luis Aparicio, R OBP: 0.336, SLG: 0.379 (1, 6)										4	0	0	0	0	0	1						
Sam Bowens, R OBP: 0.303, SLG: 0.397 (1, 9)										3	0	0	1	0	2	1						
Norm Siebern, L OBP: 0.416, SLG: 0.374 (1, 3)										1	1	0	0	3	0	0						
Brooks Robinson, R OBP: 0.352, SLG: 0.440 (1, 5)										4	0	2	0	0	1	2						
Boog Powell, L OBP: 0.355, SLG: 0.573 (1, 7)										4	0	1	1	0	0	2						
Willie Kirkland, L OBP: 0.295, SLG: 0.282 (1, 8)										3	0	0	0	0	0	2						
Dick Brown, R OBP: 0.229, SLG: 0.299 (1, 2)										3	0	0	0	0	0	0						
Wally Bunker, R OBP: 0.190, SLG: 0.200 (8, PH)										2	0	0	0	0	1	0						
Bob Johnson, R OBP: 0.306, SLG: 0.357 (8, 1)										1	0	1	0	0	0	0						
Harvey Haddix, L (8, 1)										0	0	0	0	0	0	0						
<b>Inning Stats</b>	R: 2 E: 0 K: 0 S: 6	H: 3 LOB: 2 BB: 1 P: 10	R: 0 E: 0 K: 0 S: 3	H: 0 LOB: 0 BB: 0 P: 3	R: 0 E: 1 K: 1 S: 5	H: 0 LOB: 0 BB: 0 P: 5	R: 0 E: 0 K: 0 S: 3	H: 1 LOB: 0 BB: 0 P: 3	R: 0 E: 0 K: 2 S: 7	H: 0 LOB: 0 BB: 0 P: 7	R: 0 E: 0 K: 1 S: 5	H: 0 LOB: 1 BB: 1 P: 9	R: 0 E: 0 K: 0 S: 3	H: 0 LOB: 0 BB: 0 P: 3	R: 0 E: 0 K: 0 S: 3	H: 1 LOB: 0 BB: 0 P: 3	R: 0 E: 0 K: 1 S: 5	H: 0 LOB: 1 BB: 1 P: 9	1B: 5 2B: 0 3B: 0 HR: 0	SF: 1 SAC: 0 DP: 2 HBP: 0	WP: 0 PB: 0 SB: 1 CS: 1	PA: 33
<b>PITCHER</b> Camilo Pascual, R ERA: 3.27 (1, 1)	IP: 9.0 WLS: W BF: 33 H: 5 R: 2 ER: 2 SO: 5 BB: 3 IBB: 0 HBP: 0 BLK: 0 WP: 0 HR: 0 S: 40 P: 52 ERA: 2.00 WHIP: 0.889															<b>PITCHER</b>	IP: 9.0 WLS: W BF: 33 H: 5 R: 2 ER: 2 SO: 5 BB: 3 IBB: 0 HBP: 0 BLK: 0 WP: 0 HR: 0 S: 40 P: 52 ERA: 2.00 WHIP: 0.889					

Batter	1	2	3	4	5	6	7	8	9	AB	R	H	RBI	BB	SO	LOB	BOTTOM			
Zoilo Versalles, R OBP: 0.330, SLG: 0.374 (1, 6)										3	1	0	0	1	0	2	<p><b>Baltimore Orioles @ Minnesota Twins</b> Metropolitan Stadium, Bloomington, MI Sun Jun 07 1964, 4:33 AM EDT Att: 24,637 - Unknown</p> <p>livebaseballscorecards.com</p> <p>AB 31 R 5 H 7 RBI 5 BB 1 SO 3 LOB 4</p>			
Rich Rollins, R OBP: 0.325, SLG: 0.441 (1, 5)										4	0	0	0	0	0	1				
Tony Oliva, L OBP: 0.408, SLG: 0.649 (1, 9)										4	0	1	1	0	0	0				
Bob Allison, R OBP: 0.386, SLG: 0.590 (1, 3)										4	0	0	0	0	0	1				
Jimmie Hall, L OBP: 0.349, SLG: 0.567 (1, 8)										4	1	1	0	0	2	0				
Harmon Killebrew, R OBP: 0.338, SLG: 0.526 (1, 7)										3	1	1	2	0	1	0				
Bernie Allen, L OBP: 0.286, SLG: 0.340 (1, 4)										3	2	2	1	0	0	0				
Jerry Zimmerman, R OBP: 0.297, SLG: 0.235 (1, 2)										3	0	1	0	0	0	0				
Camilo Pascual, R OBP: 0.265, SLG: 0.313 (1, 1)										3	0	1	1	0	0	0				
<b>Inning Stats</b>	R: 0 E: 0 K: 0 S: 3	H: 0 LOB: 0 BB: 0 P: 3	R: 2 E: 0 K: 0 S: 5	H: 2 LOB: 0 BB: 0 P: 5	R: 1 E: 0 K: 0 S: 4	H: 1 LOB: 1 BB: 1 P: 8	R: 1 E: 0 K: 2 S: 10	H: 3 LOB: 2 BB: 0 P: 10	R: 0 E: 0 K: 0 S: 3	H: 0 LOB: 0 BB: 0 P: 3	R: 1 E: 0 K: 1 S: 6	H: 1 LOB: 0 BB: 0 P: 6	R: 0 E: 0 K: 0 S: 3	H: 0 LOB: 0 BB: 0 P: 3	R: 0 E: 0 K: 0 S: 3	H: 0 LOB: 0 BB: 0 P: 3	1B: 4 2B: 1 3B: 0 HR: 2	SF: 0 SAC: 0 DP: 0 HBP: 0	WP: 0 PB: 0 SB: 0 CS: 0	PA: 32
<b>PITCHER</b> Wally Bunker, R ERA: 2.87 Harvey Haddix, L ERA: 2.42 (1, 1)	IP: 7.0 WLS: L BF: 29 H: 7 R: 5 ER: 5 SO: 3 BB: 1 IBB: 0 HBP: 0 BLK: 0 WP: 0 HR: 2 S: 34 P: 38 ERA: 6.43 WHIP: 1.143															<b>PITCHER</b>	IP: 7.0 WLS: L BF: 29 H: 7 R: 5 ER: 5 SO: 3 BB: 1 IBB: 0 HBP: 0 BLK: 0 WP: 0 HR: 2 S: 34 P: 38 ERA: 6.43 WHIP: 1.143			
<b>PITCHER</b> Harvey Haddix, L ERA: 2.42 (8, 1)	IP: 1.0 WLS: 3 BF: 0 H: 0 R: 0 ER: 0 SO: 0 BB: 0 IBB: 0 HBP: 0 BLK: 0 WP: 0 HR: 0 S: 3 P: 3 ERA: 0.00 WHIP: 0.000															<b>PITCHER</b>	IP: 1.0 WLS: 3 BF: 0 H: 0 R: 0 ER: 0 SO: 0 BB: 0 IBB: 0 HBP: 0 BLK: 0 WP: 0 HR: 0 S: 3 P: 3 ERA: 0.00 WHIP: 0.000			



Batter	1	2	3	4	5	6	7	8	9	AB	R	H	RBI	BB	SO	LOB	TOP			
Jerry Adair, R OBP: 0.288, SLG: 0.303 (1, 4)	6-3		F9		F9			1B	K	5	1	1	0	0	1	1	<b>Baltimore Orioles @ Chicago White Sox</b> Comiskey Park, Chicago, IL Tue Jun 09 1964, 8:05 PM EDT Att: 29,465 - Unknown			
Luis Aparicio, R OBP: 0.339, SLG: 0.387 (1, 6)	CS 1B		2B			F9		F8		4	0	2	0	0	0	1				
Sam Bowens, R OBP: 0.308, SLG: 0.396 (1, 9)	1-2 BB		K			F2		1B	E 1B	3	1	1	0	1	1	1				
Norm Siebern, L OBP: 0.423, SLG: 0.404 (1, 3)	4-3			HR		FC6-4 1B		PB E 1B		4	2	3	2	0	0	1				
Brooks Robinson, R OBP: 0.345, SLG: 0.430 (1, 5)		5-3		F8		FC6-4 1-2		F7		4	0	0	0	0	0	2				
Boog Powell, L OBP: 0.353, SLG: 0.562 (1, 7)	BB			F2				F8	E4	3	0	0	0	1	0	0				
Gino Cimoli, R OBP: 0.045, SLG: 0.048 (1, 8)				F8				F8		4	0	1	0	0	0	1				
Bob Saverine, S OBP: 0.250, SLG: 0.143 (9, PR)									SH2-3 PB 1B	0	1	0	0	0	0	0				
Dick Brown, R OBP: 0.230, SLG: 0.296 (1, 2)				F3					F7	4	0	1	0	0	0	2				
Dave McNally, R Wes Stock, R Joe Gaines, R Harvey Haddix, L Dick Hall, R Bob Johnson, R			K		6-3			K	SH2-3	1	0	0	0	0	1	0				
<b>Inning Stats</b>	R: 0 E: 0 K: 0 S: 3	H: 1 LOB: 1 BB: 1 P: 7	R: 0 E: 0 K: 0 S: 3	H: 0 LOB: 1 BB: 1 P: 7	R: 0 E: 0 K: 2 S: 8	H: 1 LOB: 1 BB: 0 P: 8	R: 1 E: 0 K: 0 S: 4	H: 1 LOB: 0 BB: 0 P: 4	R: 0 E: 0 K: 0 S: 4	H: 1 LOB: 1 BB: 0 P: 4	R: 0 E: 0 K: 1 S: 6	H: 1 LOB: 1 BB: 0 P: 6	R: 3 E: 2 K: 0 S: 6	H: 3 LOB: 1 BB: 0 P: 6	R: 1 E: 0 K: 1 S: 6	H: 1 LOB: 1 BB: 0 P: 6	1B: 7 2B: 1 3B: 0 HR: 1	SF: 0 SAC: 1 DP: 0 HBP: 0	WP: 0 PB: 0 SB: 0 CS: 1	PA: 37
<b>PITCHER</b>	IP WLS BF H R ER SO BB IBB HBP BLK WP HR S P ERA WHIP																			
Juan Pizarro, L ERA: 1.91 (1, 1)	7.1 W 31 8 4 3 3 2 0 0 0 0 0 1 35 43 3.68 1.364																			
Hoyt Wilhelm, R ERA: 1.49 (8, 1)	1.2 S 6 1 1 0 1 0 0 0 0 0 0 0 8 8 0.00 0.600																			

Batter	1	2	3	4	5	6	7	8	9	AB	R	H	RBI	BB	SO	LOB	BOTTOM			
Mike Hershberger, R OBP: 0.328, SLG: 0.337 (1, 8)	E 1-3 1B		5-3	FC6-4 3B		F8		K		5	2	1	1	0	1	1	<b>Baltimore Orioles @ Chicago White Sox</b> Comiskey Park, Chicago, IL Tue Jun 09 1964, 8:05 PM EDT Att: 29,465 - Unknown			
Al Weis, S OBP: 0.313, SLG: 0.350 (1, 4)	E4 PB 1-3		E5 BB	1B 3B		FC6-4 1B		PB S 1B BB		4	2	2	1	1	0	1				
Floyd Robinson, L OBP: 0.371, SLG: 0.449 (1, 9)	1-3		BB	CS 1B		FC6-4 1-2		BB BB 1B 1B		4	1	2	3	1	0	2				
Pete Ward, L OBP: 0.386, SLG: 0.500 (1, 5)	G5-4-3 BB		F5	K		F6		BB BB 1B BB		3	1	0	0	2	1	4				
Ron Hansen, R OBP: 0.356, SLG: 0.419 (1, 6)	G5-4-3		F9		F4		FC5-4 BB	1B BB		3	0	0	0	2	0	4				
Dave Nicholson, R OBP: 0.413, SLG: 0.480 (1, 7)		6-3		1B 1B 1B		6-3		FC5-4 SH5-3 K		5	1	1	0	0	1	4				
Tom McCraw, L OBP: 0.357, SLG: 0.410 (1, 3)		F5		1B 1B	1B BB		SH5-3			3	1	2	2	1	0	0				
Cam Carreon, R OBP: 0.233, SLG: 0.214 (1, 2)				1B FC6-4 1B						3	1	3	0	1	0	0				
J.C. Martin, L OBP: 0.234, SLG: 0.311 (8, 2)				1B FC6-4 1B						1	0	0	0	0	0	2				
Juan Pizarro, L OBP: 0.321, SLG: 0.407 (1, 1)				1B FC6-4 1B						4	0	1	2	0	2	5				
Hoyt Wilhelm, R ERA: 1.29 (8, 1)				1B		5-3		K		0	0	0	0	0	0	0				
<b>Inning Stats</b>	R: 1 E: 1 K: 0 S: 4	H: 1 LOB: 1 BB: 1 P: 8	R: 0 E: 0 K: 1 S: 6	H: 1 LOB: 0 BB: 0 P: 6	R: 0 E: 1 K: 0 S: 4	H: 0 LOB: 2 BB: 1 P: 8	R: 5 E: 0 K: 1 S: 10	H: 6 LOB: 1 BB: 0 P: 10	R: 0 E: 0 K: 0 S: 4	H: 1 LOB: 2 BB: 1 P: 8	R: 0 E: 0 K: 0 S: 4	H: 1 LOB: 1 BB: 0 P: 4	R: 0 E: 0 K: 1 S: 5	H: 0 LOB: 2 BB: 2 P: 13	R: 3 E: 0 K: 2 S: 9	H: 2 LOB: 2 BB: 3 P: 21	1B: 11 2B: 1 3B: 1 HR: 0	SF: 0 SAC: 1 DP: 2 HBP: 0	WP: 0 PB: 2 SB: 1 CS: 1	PA: 44
<b>PITCHER</b>	IP WLS BF H R ER SO BB IBB HBP BLK WP HR S P ERA WHIP																			
Dave McNally, L ERA: 4.35 (1, 1)	3.1 L 20 7 6 5 1 2 0 0 0 0 0 0 4 4 0.00 1.500																			
Wes Stock, R ERA: 4.11 (4, 1)	0.2 2 1 0 0 1 0 0 0 0 0 0 0 4 4 0.00 1.500																			
Harvey Haddix, L ERA: 3.16 (5, 1)	3.1 18 3 3 3 2 4 1 0 0 0 0 0 17 37 8.10 2.100																			
Dick Hall, R ERA: 1.29 (8, 1)	0.2 4 1 0 0 1 1 0 0 0 0 0 0 5 9 0.00 3.000																			



Batter	1	2	3	4	5	6	7	8	9	AB	R	H	RBI	BB	SO	LOB	TOP										
Jackie Brandt, R OBP: 0.328, SLG: 0.399	F4		G6-3			F8		SF7		3	0	0	1	0	0	1											
Luis Aparicio, R OBP: 0.342, SLG: 0.386	5-3			6-3						3	0	1	0	1	0	0											
Sam Bowens, R OBP: 0.307, SLG: 0.391				K				F5		4	0	1	0	0	1	3											
Norm Siebern, L OBP: 0.414, SLG: 0.394				K				F6		4	0	0	0	0	1	3											
Brooks Robinson, R OBP: 0.343, SLG: 0.426		5-3				F7				4	0	1	0	0	0	0											
Boog Powell, L OBP: 0.356, SLG: 0.557		G4-3 BB				K				3	0	1	0	1	2	1											
Jerry Adair, R OBP: 0.293, SLG: 0.308		G4-3								4	0	2	0	0	0	2											
Dick Brown, R OBP: 0.231, SLG: 0.293				K						4	1	1	0	0	1	3											
Robin Roberts, S OBP: 0.100, SLG: 0.069										1	0	0	0	1	0	0											
Dick Hall, R OBP: 0.400, SLG: 0.250						6-3				0	0	0	0	0	0	0											
Bob Johnson, R OBP: 0.317, SLG: 0.368										1	0	1	0	0	0	0											
Stu Miller, R OBP: 0.317, SLG: 0.368										0	0	0	0	0	0	0											
<b>Inning Stats</b>	R: 0 E: 0 K: 1 S: 6	H: 1 LOB: 1 BB: 0 P: 6	R: 0 E: 0 K: 0 S: 2	H: 0 LOB: 0 BB: 1 P: 6	R: 0 E: 0 K: 1 S: 4	H: 0 LOB: 0 BB: 1 P: 8	R: 0 E: 0 K: 1 S: 5	H: 0 LOB: 0 BB: 0 P: 5	R: 0 E: 0 K: 1 S: 6	H: 1 LOB: 1 BB: 0 P: 6	R: 0 E: 0 K: 0 S: 4	H: 1 LOB: 1 BB: 0 P: 4	R: 0 E: 0 K: 0 S: 4	H: 1 LOB: 1 BB: 0 P: 4	R: 1 E: 0 K: 0 S: 5	H: 2 LOB: 2 BB: 1 P: 9	R: 0 E: 0 K: 1 S: 6	H: 2 LOB: 1 BB: 0 P: 6	1B: 8 2B: 0 3B: 0 HR: 0	SF: 1 SAC: 0 DP: 3 HBP: 0	WP: 1 PB: 1 CS: 0	PA: 35					
<b>PITCHER</b>	IP	WLS	BF	H	R	ER	SO	BB	IBB	HBP	BLK	WP	HR	S	P	ERA	WHIP										
Gary Peters, L ERA: 3.36	8.1	W	34	8	1	0	5	3	0	0	0	1	0	41	53	0.00	1.320										
Eddie Fisher, R ERA: 3.77	0.2	S	1	0	0	0	0	0	0	0	0	0	0	1	1	0.00	0.000										

Baltimore Orioles @ Chicago White Sox  
Comiskey Park, Chicago, IL  
Wed Jun 10 1964, 8:05 PM EDT  
Att: 22,080 - Unknown

AB 31  
R 1  
H 8  
RBI 1  
BB 3  
SO 5  
LOB 13



Batter	1	2	3	4	5	6	7	8	9	AB	R	H	RBI	BB	SO	LOB	BOTTOM										
Tom McCraw, L OBP: 0.358, SLG: 0.427			G6-3					F9		5	1	2	0	0	0	3											
Don Buford, S OBP: 0.316, SLG: 0.301										4	0	3	0	0	0	1											
Al Weis, S OBP: 0.313, SLG: 0.350										0	0	0	0	0	0	0											
Floyd Robinson, L OBP: 0.374, SLG: 0.457										4	1	2	1	0	0	3											
Pete Ward, L OBP: 0.385, SLG: 0.490										2	0	0	0	1	0	1											
Ron Hansen, R OBP: 0.359, SLG: 0.421										4	0	2	1	0	0	3											
Minnie Minoza, R OBP: 0.474, SLG: 0.588										3	0	1	0	0	0	2											
Gene Stephens, L OBP: 0.375, SLG: 0.286										0	0	0	0	0	0	0											
Mike Hershberger, R OBP: 0.329, SLG: 0.333										2	0	0	0	1	0	2											
J.C. Martin, L OBP: 0.235, SLG: 0.301										3	0	0	0	1	0	5											
Gary Peters, L OBP: 0.241, SLG: 0.310										4	0	1	0	0	0	5											
Eddie Fisher, R OBP: 0.200, SLG: 0.200										0	0	0	0	0	0	0											
<b>Inning Stats</b>	R: 1 E: 0 K: 0 S: 5	H: 2 LOB: 1 BB: 0 P: 5	R: 0 E: 0 K: 0 S: 3	H: 0 LOB: 0 BB: 0 P: 3	R: 0 E: 0 K: 0 S: 3	H: 2 LOB: 0 BB: 0 P: 3	R: 1 E: 1 K: 0 S: 6	H: 2 LOB: 2 BB: 0 P: 6	R: 0 E: 0 K: 1 S: 4	H: 1 LOB: 1 BB: 0 P: 4	R: 0 E: 0 K: 0 S: 5	H: 1 LOB: 3 BB: 1 P: 9	R: 0 E: 0 K: 0 S: 4	H: 2 LOB: 2 BB: 1 P: 8	R: 0 E: 0 K: 0 S: 4	H: 1 LOB: 2 BB: 1 P: 8	1B: 9 2B: 1 3B: 1 HR: 0	SF: 0 SAC: 2 DP: 1 HBP: 0	WP: 0 PB: 0 SB: 0 CS: 2	PA: 38							
<b>PITCHER</b>	IP	WLS	BF	H	R	ER	SO	BB	IBB	HBP	BLK	WP	HR	S	P	ERA	WHIP										
Robin Roberts, R ERA: 1.71	6.0	L	29	10	2	1	0	0	0	0	0	0	0	28	32	1.50	1.833										
Dick Hall, R ERA: 1.24	1.0		3	0	0	0	0	0	1	0	0	0	0	2	6	0.00	0.000										
Stu Miller, R ERA: 1.83	1.0		5	1	0	0	0	0	1	0	0	0	0	4	8	0.00	1.000										

Baltimore Orioles @ Chicago White Sox  
Comiskey Park, Chicago, IL  
Wed Jun 10 1964, 8:05 PM EDT  
Att: 22,080 - Unknown

AB 31  
R 2  
H 11  
RBI 2  
BB 3  
SO 0  
LOB 25





Batter	1	2	3	4	5	6	7	8	9	AB	R	H	RBI	BB	SO	LOB	TOP																			
Jackie Brandt, R OBP: 0.322, SLG: 0.390 Stu Miller, R (8, 1)	F3		F6			F7	FC4-6			4	0	0	0	0	0	2																				
Luis Aparicio, R OBP: 0.350, SLG: 0.410	2B		6-3			HR		SH2-3 HR BB		3	2	2	1	1	0	0																				
Sam Bowers, R OBP: 0.307, SLG: 0.397	F4		1-3			2B		SH2-3		3	0	1	0	0	0	1																				
Norm Siebern, L OBP: 0.416, SLG: 0.392	BB		G6-4-3 1B			F6		F9		3	0	1	0	1	0	2																				
Brooks Robinson, R OBP: 0.341, SLG: 0.438	K		G6-4-3			5-3		HR		4	1	1	2	0	1	4																				
Willie Kirkland, L OBP: 0.283, SLG: 0.270		4-3				F9		4-3		4	0	0	0	0	0	0																				
Jerry Adair, R OBP: 0.304, SLG: 0.319					G6-4-3 1B			6-3		4	0	3	0	0	0	0																				
Dick Brown, R OBP: 0.220, SLG: 0.278		K			K			F3		4	0	0	0	0	3	3																				
Mitt Pappas, R OBP: 0.148, SLG: 0.120 Gino Cimoli, R OBP: 0.043, SLG: 0.045	F8		G6-4-3			G6-4-3	FC4-6 BB	F6		2	0	0	0	1	0	2																				
<b>Inning Stats</b>	R: 0 E: 0 K: 1 S: 6	H: 1 LOB: 2 BB: 1 P: 10	R: 0 E: 0 K: 1 S: 6	H: 1 LOB: 1 BB: 0 P: 6	R: 0 E: 0 K: 0 S: 3	H: 0 LOB: 0 BB: 0 P: 3	R: 0 E: 0 K: 0 S: 3	H: 1 LOB: 0 BB: 0 P: 3	R: 0 E: 0 K: 1 S: 5	H: 1 LOB: 2 BB: 1 P: 5	R: 0 E: 0 K: 1 S: 6	H: 1 LOB: 2 BB: 1 P: 10	R: 0 E: 0 K: 0 S: 4	H: 0 LOB: 0 BB: 0 P: 8	R: 0 E: 0 K: 0 S: 3	H: 0 LOB: 0 BB: 0 P: 3	1B: 4 2B: 2 3B: 0 HR: 2	SF: 0 SAC: 1 DP: 2 HBP: 0	WP: 0 PA: 36 CS: 0																	
<b>PITCHER</b>	IP	WLS	BF	H	R	ER	SO	BB	IBB	HBP	BLK	WP	HR	S	P	ERA	WHIP	<b>PITCHER</b>		IP	WLS	BF	H	R	ER	SO	BB	IBB	HBP	BLK	WP	HR	S	P	ERA	WHIP
Fred Talbot, R ERA: 2.08	7.0		28	7	1	1	4	2	0	0	0	0	1	34	42	1.29	1.286																			
Hoyt Wilhelm, R ERA: 1.85	2.0	L	8	1	2	2	0	1	0	0	0	0	1	7	11	9.00	1.000																			

Baltimore Orioles @ Chicago White Sox  
Comiskey Park, Chicago, IL  
Thu Jun 11 1964, 4:33 AM EDT  
Att: 9,344 - Unknown

AB 32  
R 3  
H 8  
RBI 3  
BB 3  
SO 4  
LOB 14



Batter	1	2	3	4	5	6	7	8	9	AB	R	H	RBI	BB	SO	LOB	BOTTOM																			
Tom McCraw, L OBP: 0.355, SLG: 0.447	HR		G3		F4			4-3		4	1	1	1	0	0	2																				
Don Buford, S OBP: 0.322, SLG: 0.308	1B		CS 1B			G3		K		4	0	2	0	0	1	0																				
Floyd Robinson, L OBP: 0.371, SLG: 0.448	K		CS	4-3		F3		BB		3	0	0	0	1	1	1																				
Pete Ward, L OBP: 0.372, SLG: 0.471	F7			F7		F8		K		4	0	0	0	0	1	2																				
Ron Hansen, R OBP: 0.352, SLG: 0.411	F7			6-3			F4	F2		4	0	0	0	0	0	2																				
Minnie Minoso, R OBP: 0.500, SLG: 0.556 Hoyt Wilhelm, R (8, 1)	G4-3 BB				5-3		FC1-4 BB	G3		1	0	0	0	2	0	0																				
Joe Cunningham, L OBP: 0.347, SLG: 0.308										0	0	0	0	0	0	0																				
Mike Hershberger, R OBP: 0.329, SLG: 0.333	G4-3				1B		FC4-6			3	0	1	0	0	0	2																				
J.C. Martin, L OBP: 0.228, SLG: 0.292	F6				K		FC4-6			3	0	0	0	0	1	2																				
Fred Talbot, R OBP: 0.333, SLG: 0.333 Gene Stephens, L OBP: 0.333, SLG: 0.250			F5					3-1		2	0	1	0	0	0	0																				
<b>Inning Stats</b>	R: 1 E: 0 K: 1 S: 7	H: 2 LOB: 1 BB: 0 P: 7	R: 0 E: 0 K: 0 S: 2	H: 0 LOB: 0 BB: 1 P: 6	R: 0 E: 0 K: 0 S: 3	H: 1 LOB: 0 BB: 0 P: 3	R: 0 E: 0 K: 0 S: 3	H: 0 LOB: 0 BB: 0 P: 3	R: 0 E: 0 K: 0 S: 3	H: 0 LOB: 1 BB: 1 P: 7	R: 0 E: 0 K: 1 S: 5	H: 0 LOB: 0 BB: 0 P: 5	R: 0 E: 0 K: 1 S: 5	H: 0 LOB: 1 BB: 1 P: 9	1B: 4 2B: 0 3B: 0 HR: 1	SF: 0 SAC: 0 DP: 1 HBP: 0	WP: 0 PA: 34 CS: 1																			
<b>PITCHER</b>	IP	WLS	BF	H	R	ER	SO	BB	IBB	HBP	BLK	WP	HR	S	P	ERA	WHIP	<b>PITCHER</b>		IP	WLS	BF	H	R	ER	SO	BB	IBB	HBP	BLK	WP	HR	S	P	ERA	WHIP
Mitt Pappas, R ERA: 3.09	7.0		26	5	1	1	2	2	0	0	0	0	1	28	36	1.29	1.000																			
Stu Miller, R ERA: 1.73	2.0	S	7	0	0	0	2	1	0	0	0	0	0	10	14	0.00	0.500																			

Baltimore Orioles @ Chicago White Sox  
Comiskey Park, Chicago, IL  
Thu Jun 11 1964, 4:33 AM EDT  
Att: 9,344 - Unknown

AB 30  
R 1  
H 5  
RBI 1  
BB 3  
SO 4  
LOB 12







Batter	1	2	3	4	5	6	7	8	9	AB	R	H	RBI	BB	SO	LOB	TOP			
Jackie Brandt, R OBP: 0.320, SLG: 0.387	F7			1B		FC6-4		5-3		4	0	1	0	0	0	2	<b>Baltimore Orioles @ Boston Red Sox</b> Fenway Park, Boston, MA Fri Jun 12 1964, 7:05 PM EDT Att: 19,629 - Unknown			
Luis Aparicio, R OBP: 0.343, SLG: 0.402	K			F9		L9		F2		4	0	0	0	0	1	3				
Sam Bowers, R OBP: 0.306, SLG: 0.393	K			K			HR	4-3		4	1	1	0	0	2	1				
Norm Siebern, L OBP: 0.413, SLG: 0.395		K		G3			1-3		2B	4	1	1	0	0	1	2				
Brooks Robinson, R OBP: 0.344, SLG: 0.460	5-3				K				2B	4	1	2	3	0	1	0				
Willie Kirkland, L OBP: 0.277, SLG: 0.264							HR		2B	2	0	0	0	0	2	0				
Harvey Haddix, L									2B	1	0	0	0	0	1	0				
Joe Gaines, R OBP: 0.250, SLG: 0.286	K				K				K	1	0	0	0	0	1	1				
Jerry Adair, R OBP: 0.302, SLG: 0.317				6-3		F4		L9		4	0	1	0	0	0	0				
Dick Brown, R OBP: 0.221, SLG: 0.277				K				F7	5-3	4	0	1	0	0	1	2				
Steve Barber, L OBP: 0.273, SLG: 0.273										0	0	0	0	0	0	0				
Wes Stock, R										1	0	0	0	0	1	0				
Bob Johnson, R OBP: 0.323, SLG: 0.362									5-3	1	0	0	0	1	1	1				
<b>Inning Stats</b>	R: 0 E: 0 K: 2 S: 7	H: 0 LOB: 0 BB: 0 P: 7	R: 0 E: 0 K: 2 S: 7	H: 0 LOB: 0 BB: 0 P: 7	R: 0 E: 0 K: 2 S: 7	H: 1 LOB: 1 BB: 0 P: 6	R: 0 E: 0 K: 1 S: 6	H: 0 LOB: 0 BB: 0 P: 7	R: 0 E: 0 K: 1 S: 6	H: 1 LOB: 1 BB: 0 P: 6	R: 2 E: 0 K: 1 S: 7	H: 2 LOB: 0 BB: 0 P: 7	R: 0 E: 0 K: 0 S: 3	H: 0 LOB: 1 BB: 1 P: 7	R: 1 E: 0 K: 1 S: 8	H: 3 LOB: 2 BB: 0 P: 8	1B: 4 2B: 2 3B: 0 HR: 1	SF: 0 SAC: 0 DP: 0 HBP: 0	WP: 0 PB: 0 SB: 0 CS: 0	PA: 35
<b>PITCHER</b> Dave Morehead, R ERA: 4.24	IP: 9.0 WLS: W BF: 35 H: 7 R: 3 ER: 3 SO: 12 BB: 1 IBB: 0 HBP: 0 BLK: 0 WP: 0 HR: 1 S: 58 P: 62 ERA: 3.00 WHIP: 0.889											<b>PITCHER</b>	IP: 9.0 WLS: W BF: 35 H: 7 R: 3 ER: 3 SO: 12 BB: 1 IBB: 0 HBP: 0 BLK: 0 WP: 0 HR: 1 S: 58 P: 62 ERA: 3.00 WHIP: 0.889							

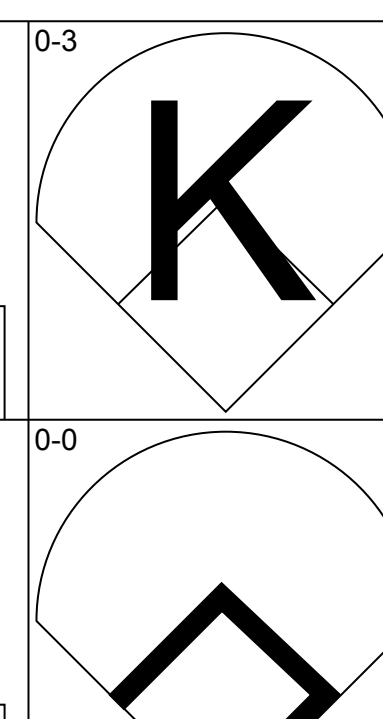
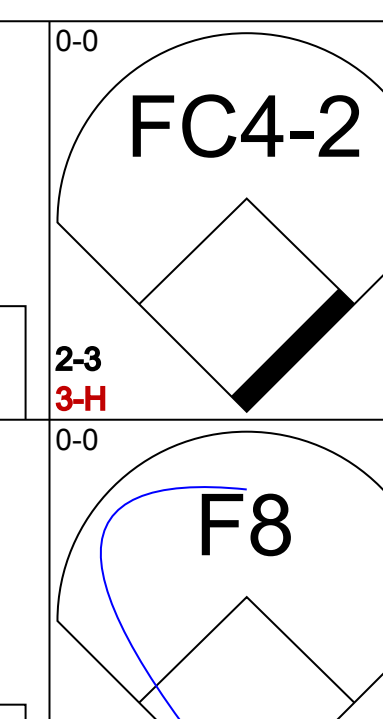
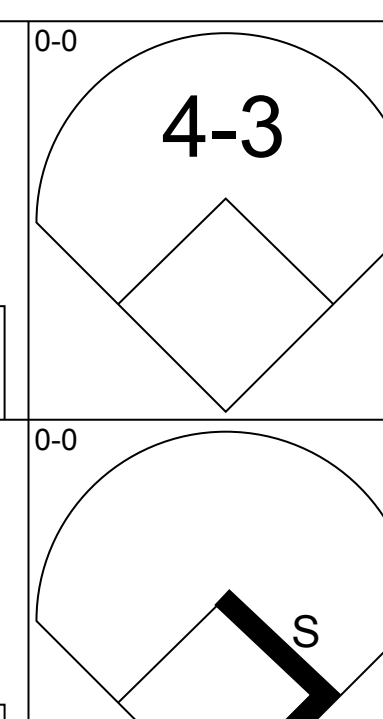
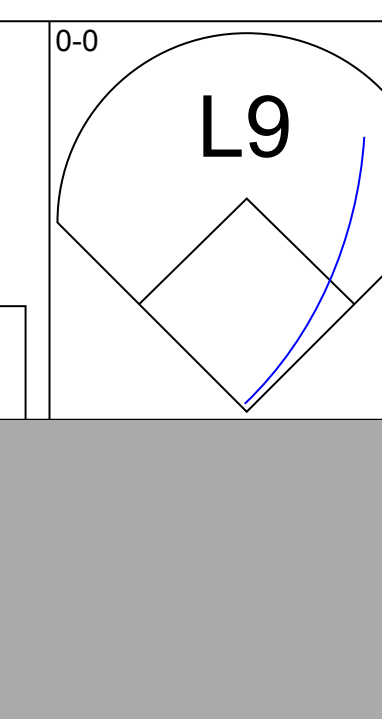
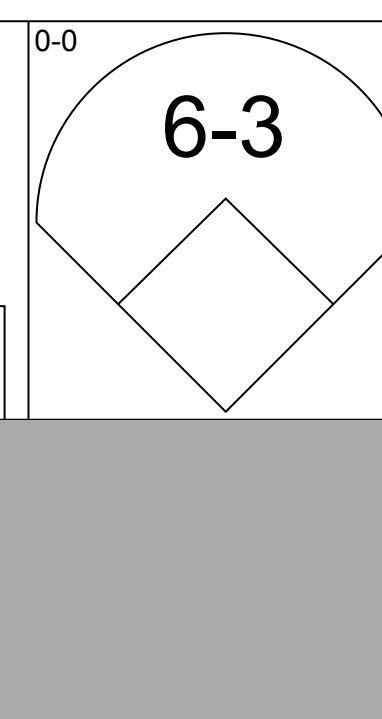
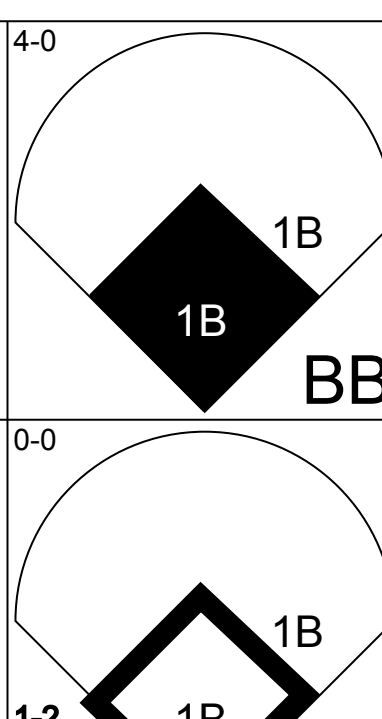
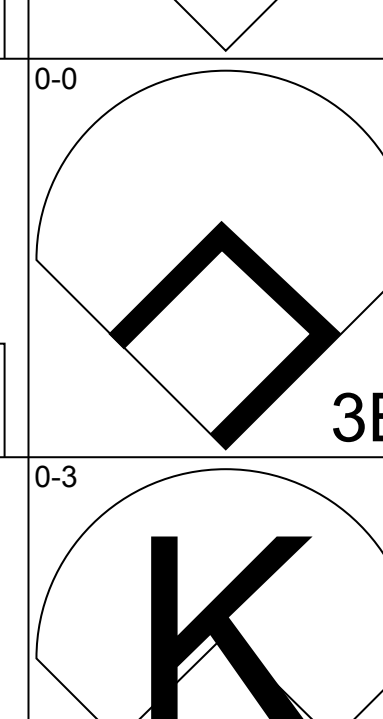
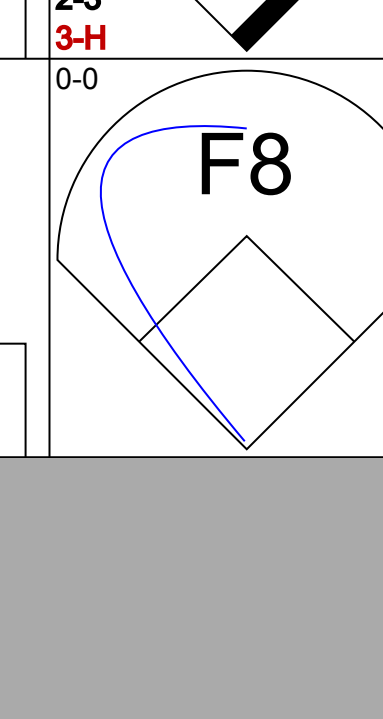
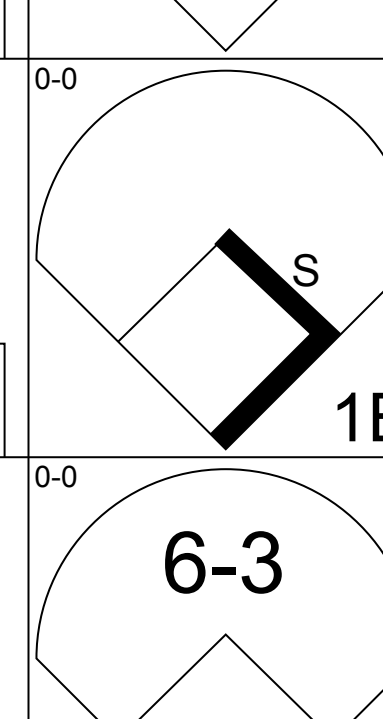


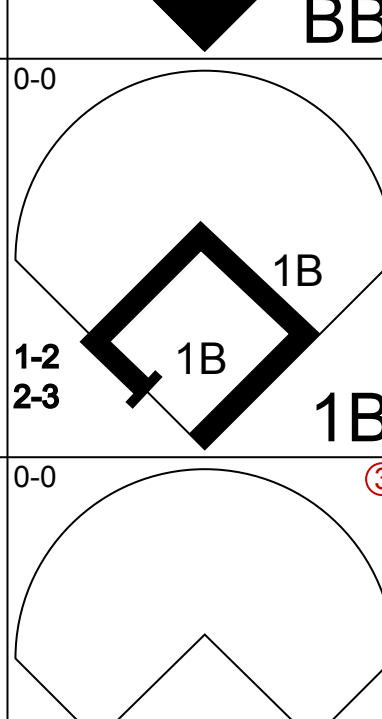
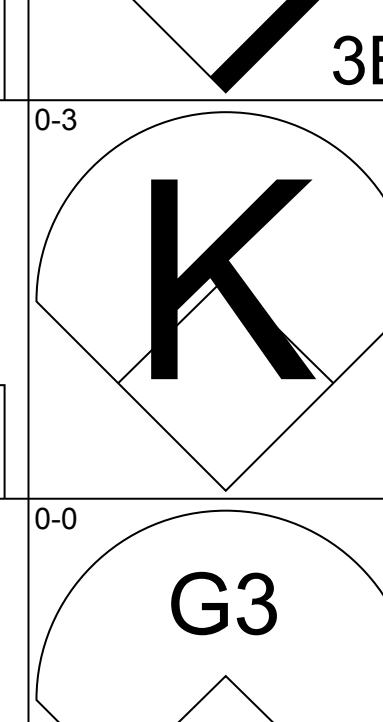
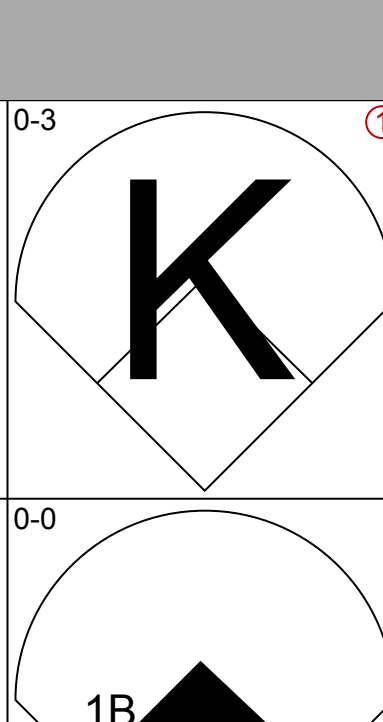
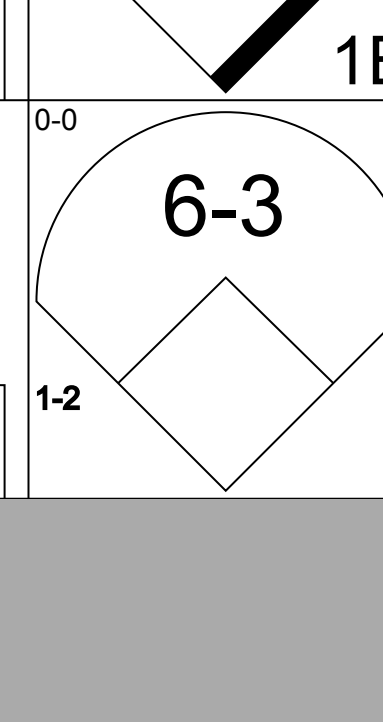
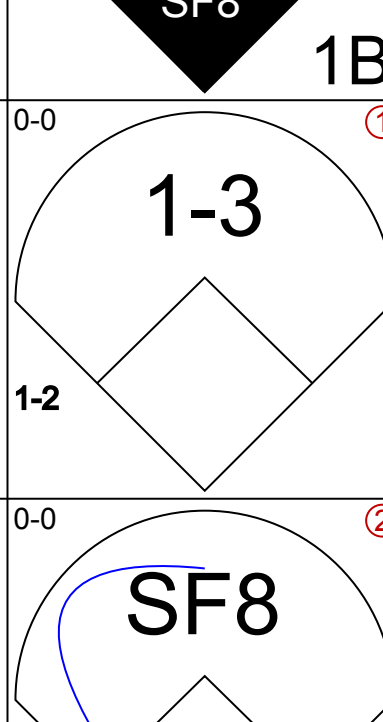
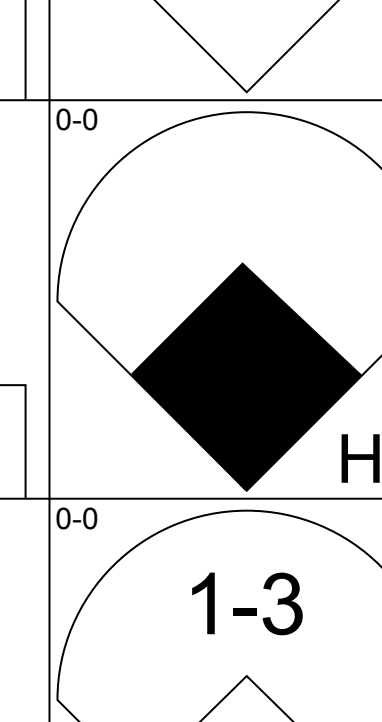
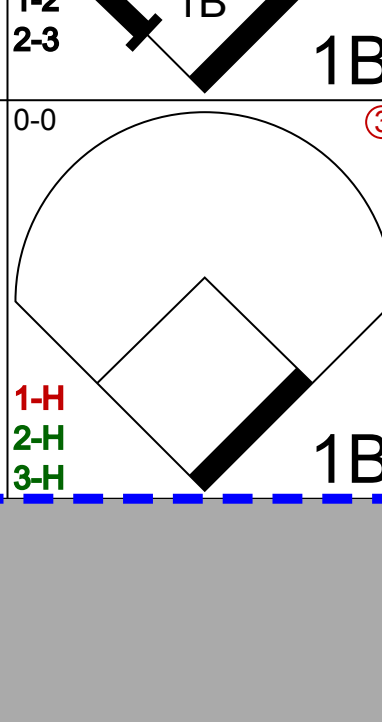
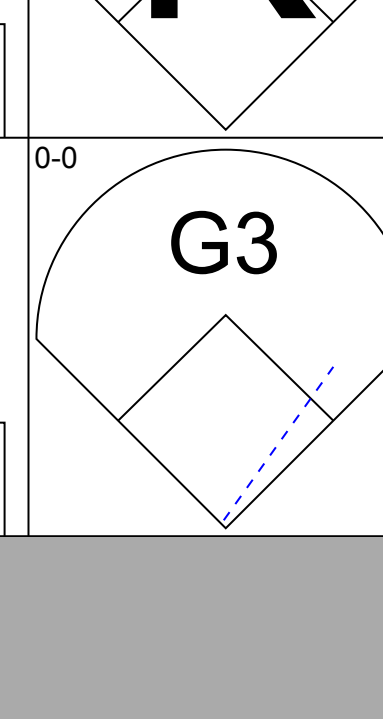
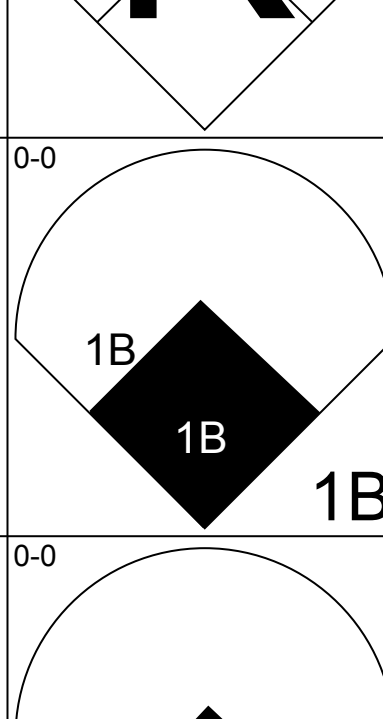
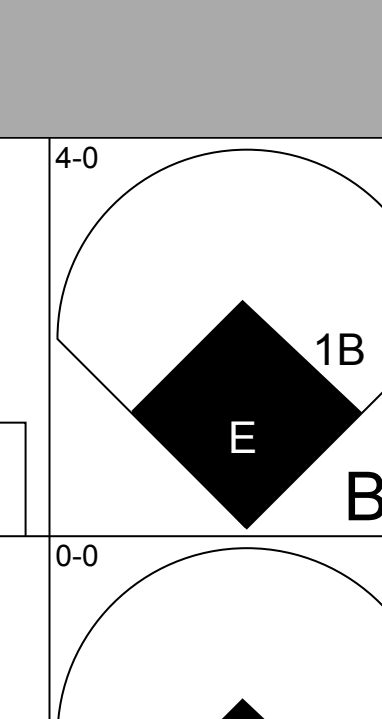
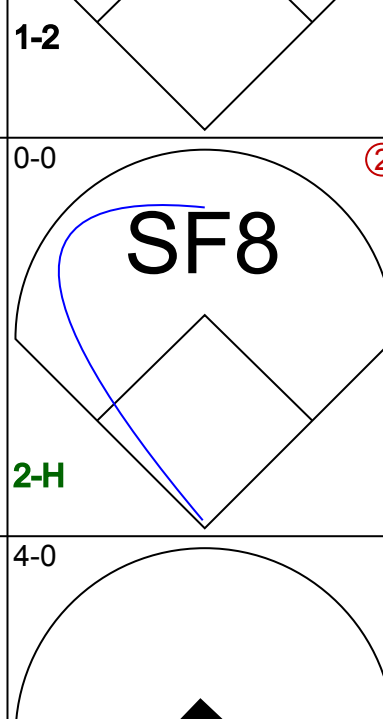
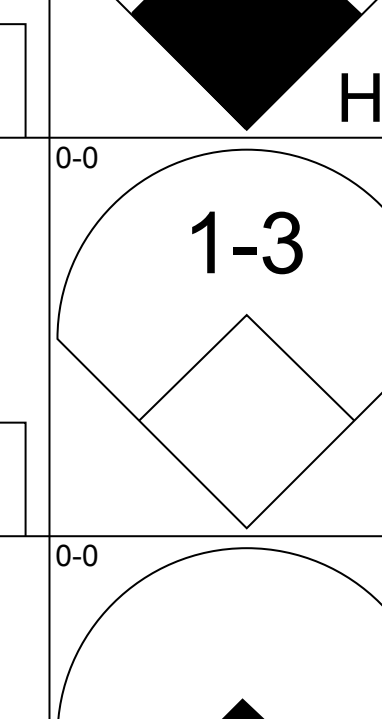
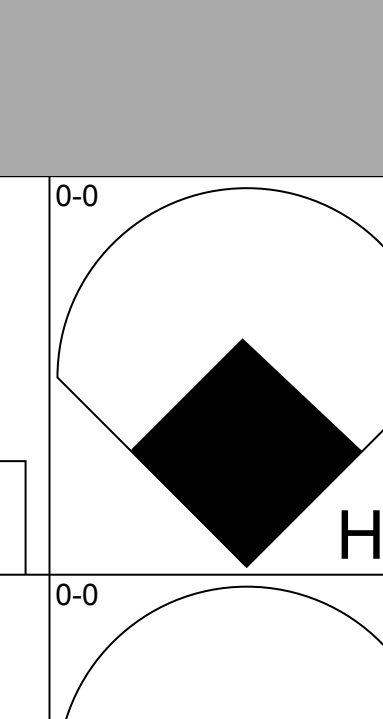
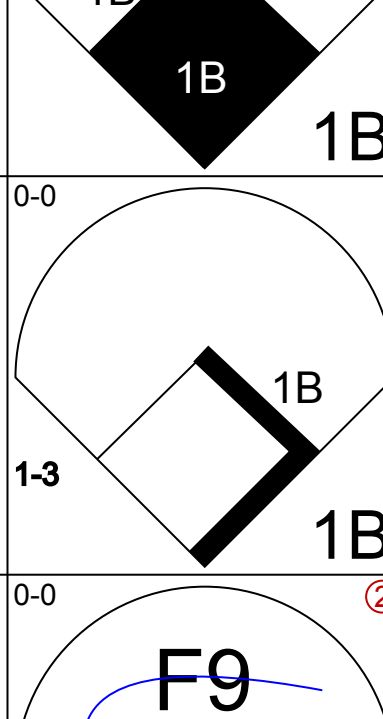
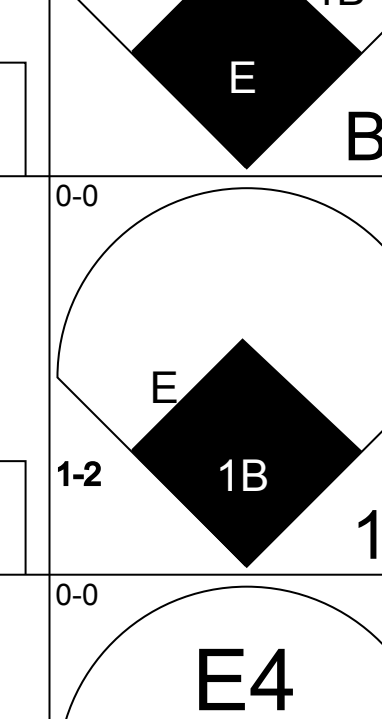
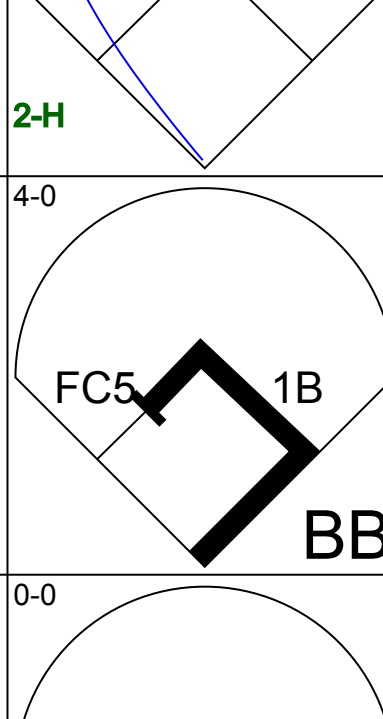
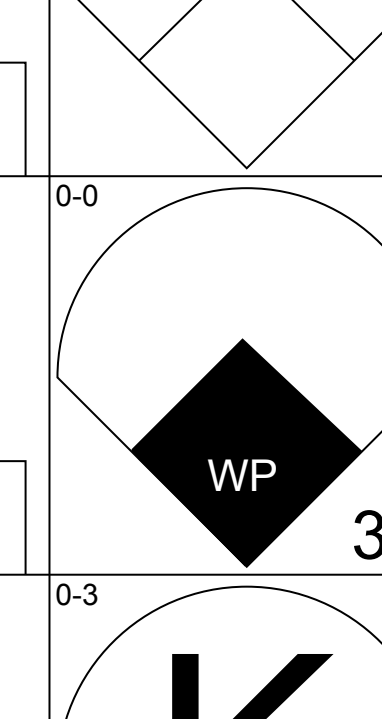

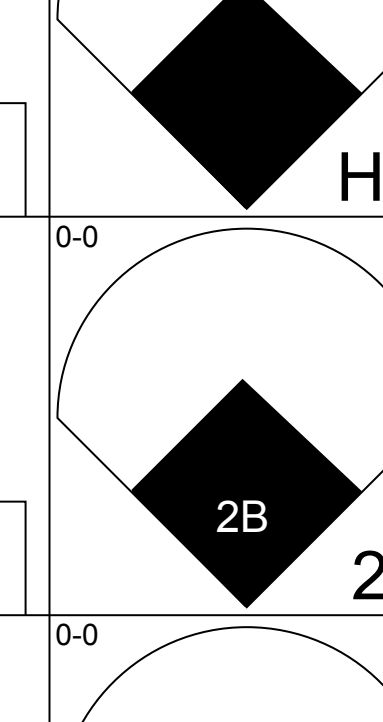
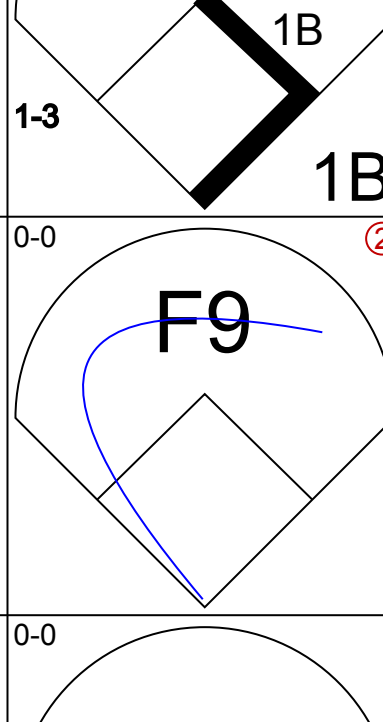
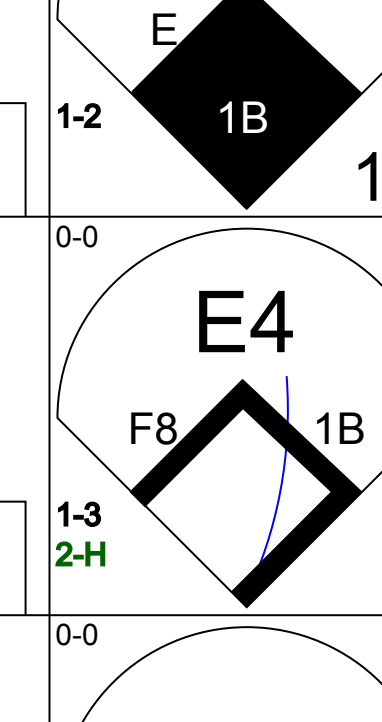
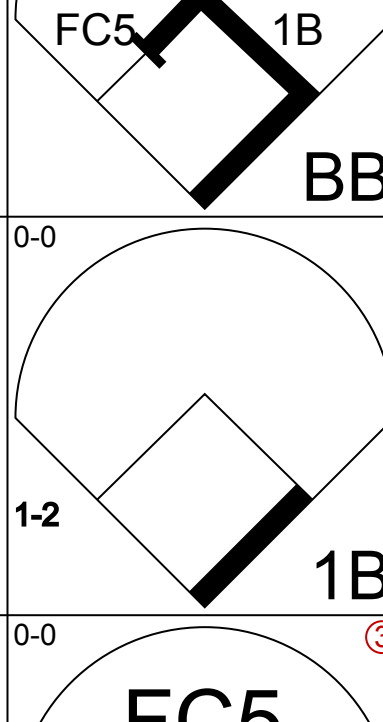
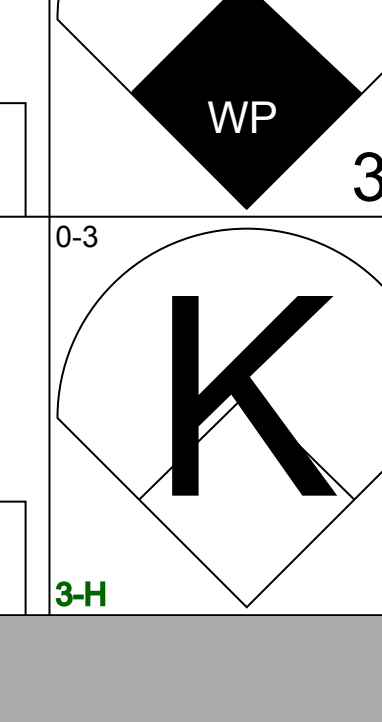
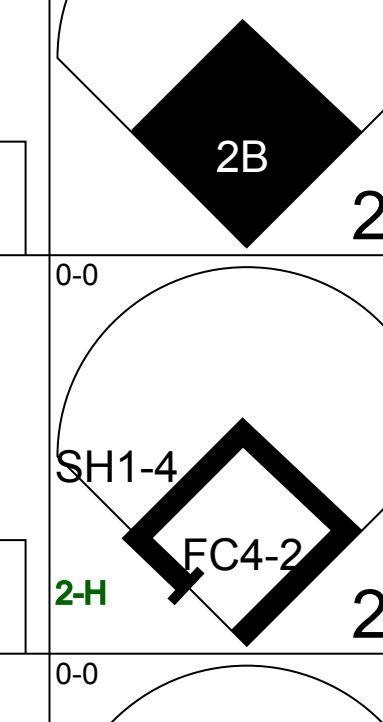
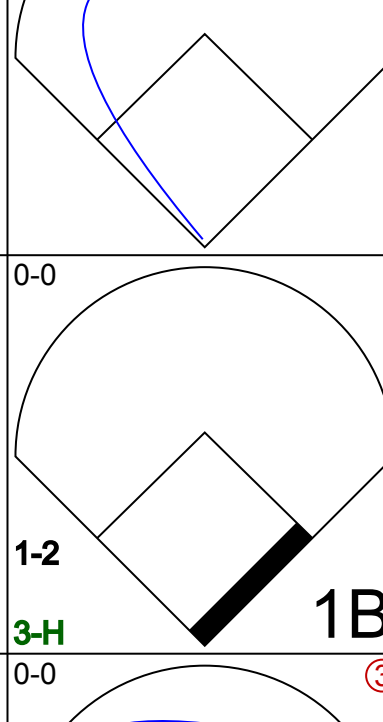
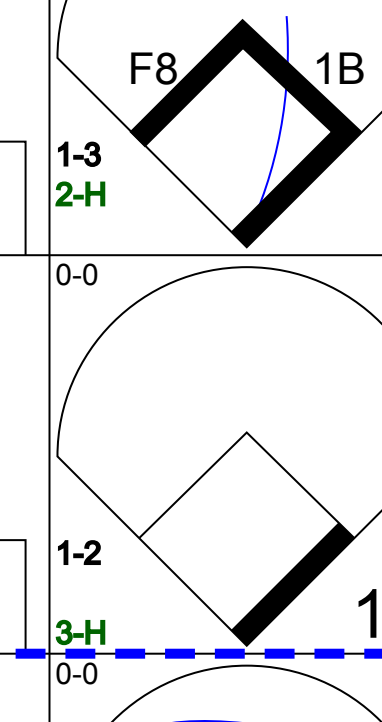
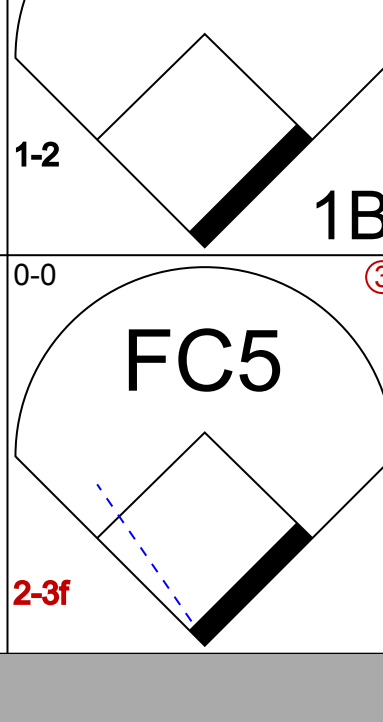
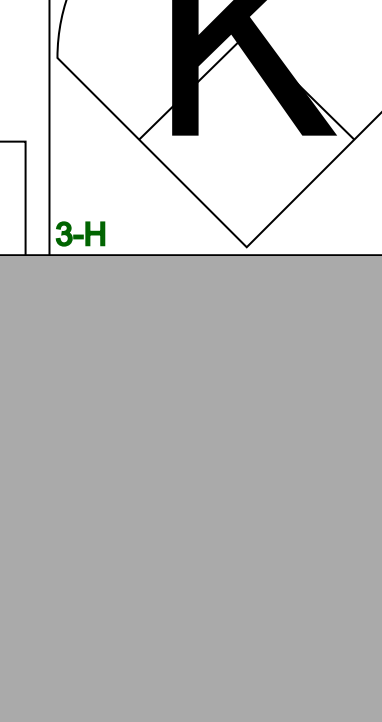
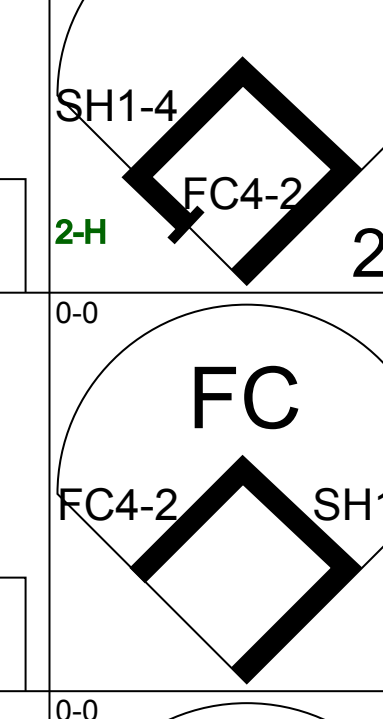
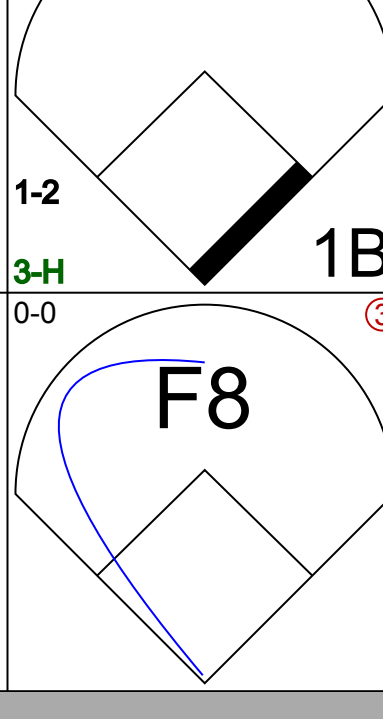
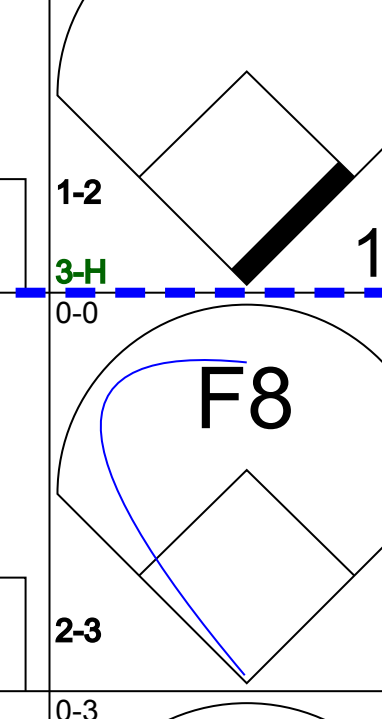
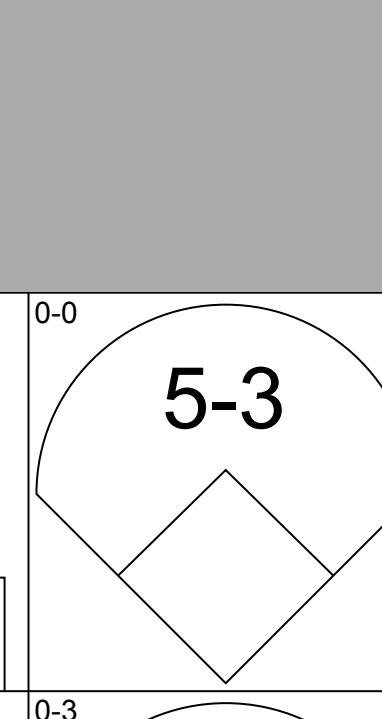
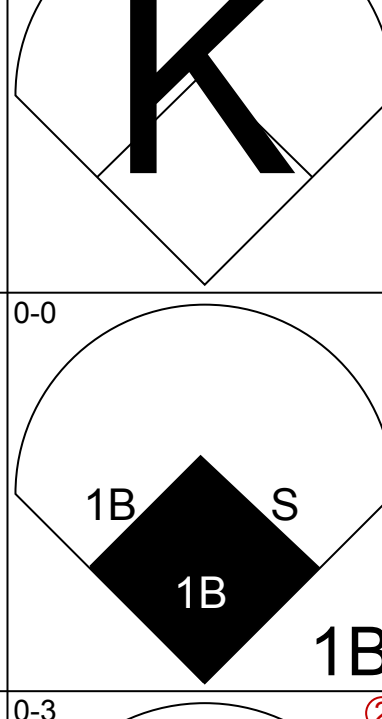
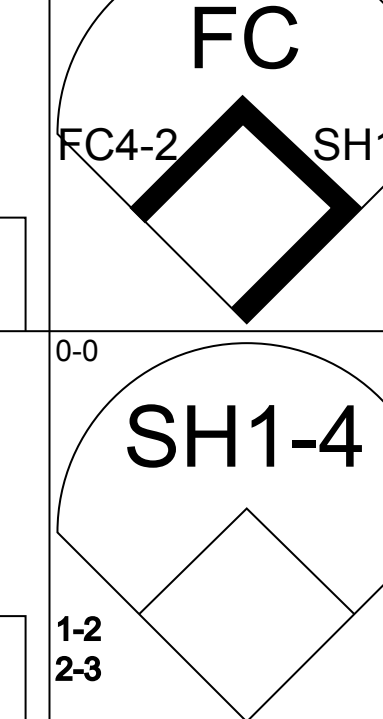
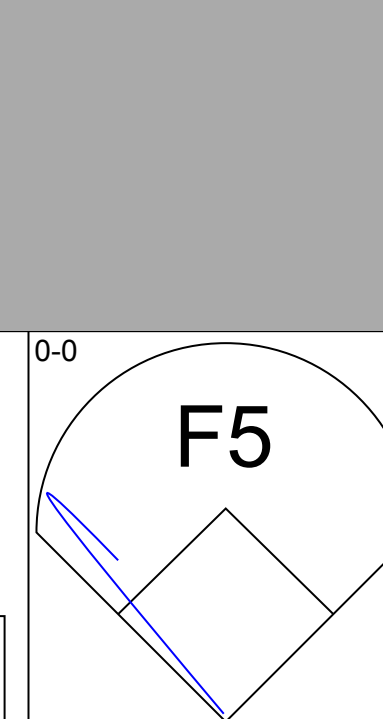
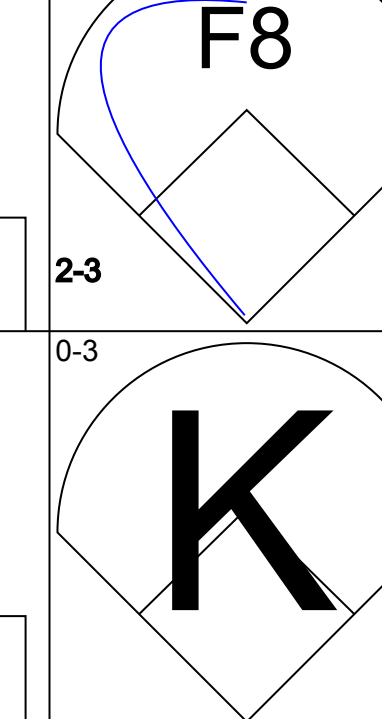
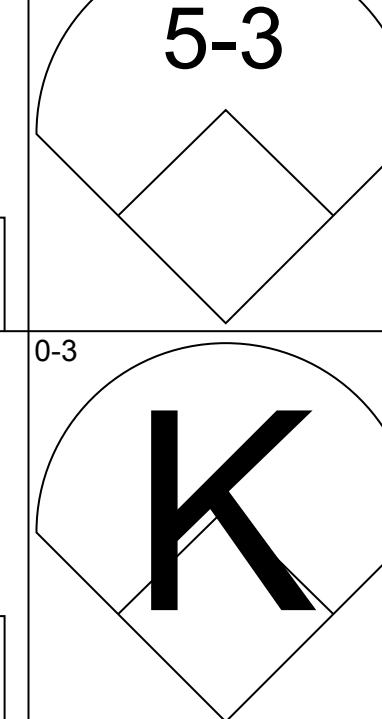
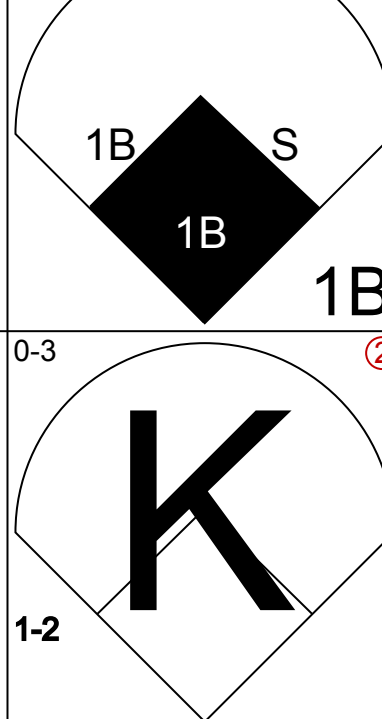
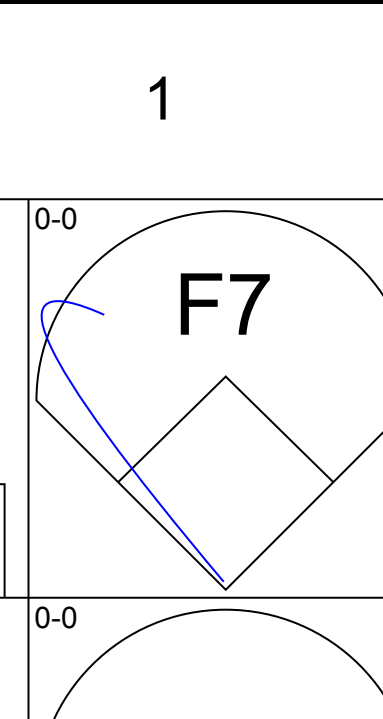
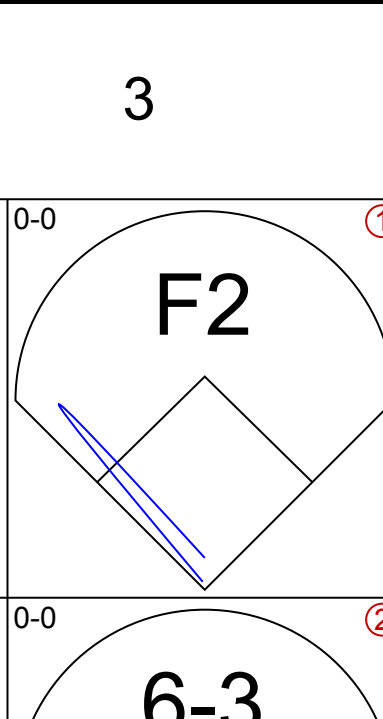
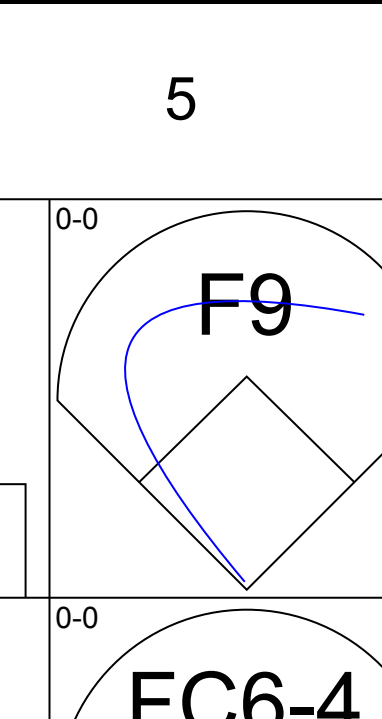
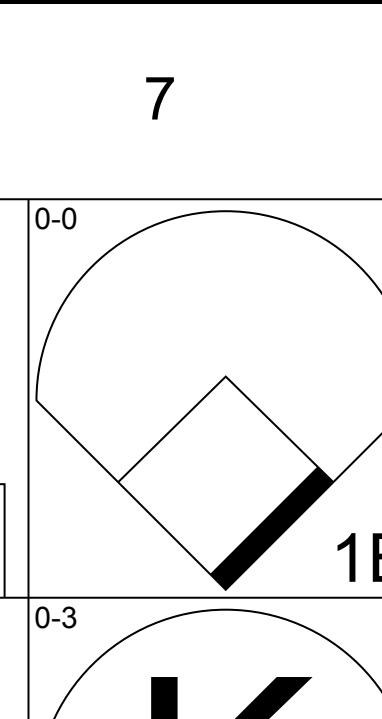
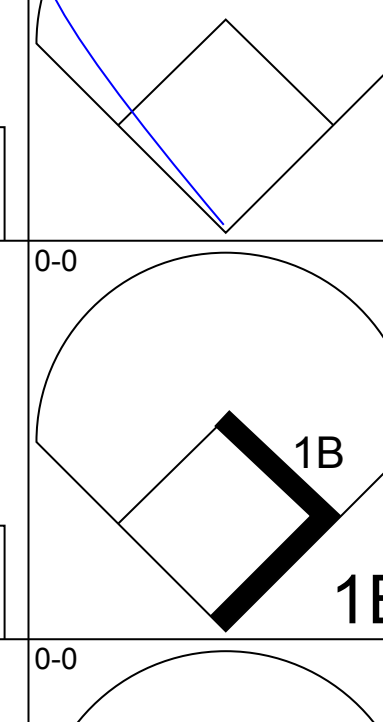
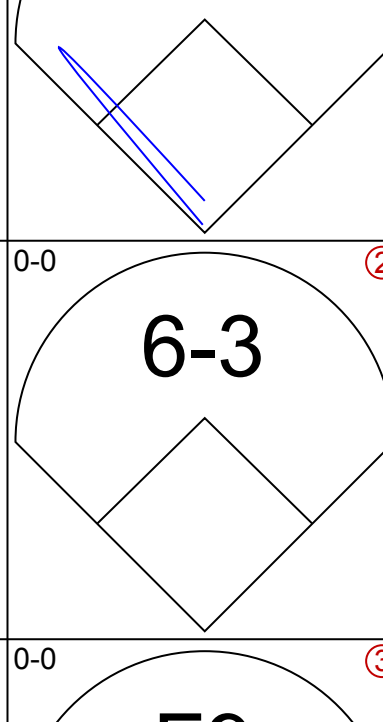
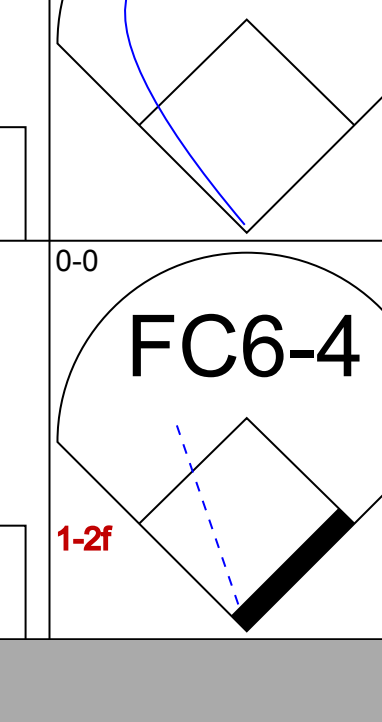
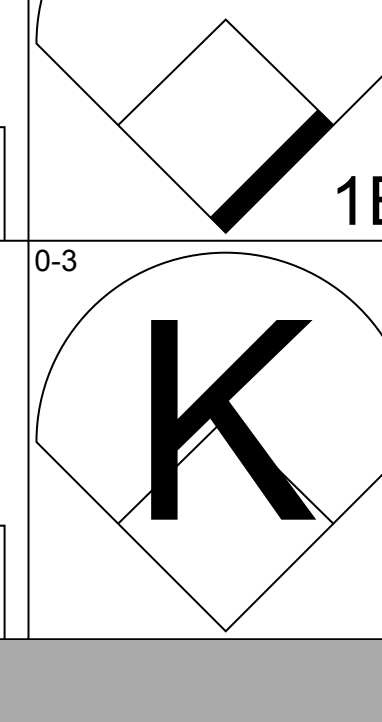
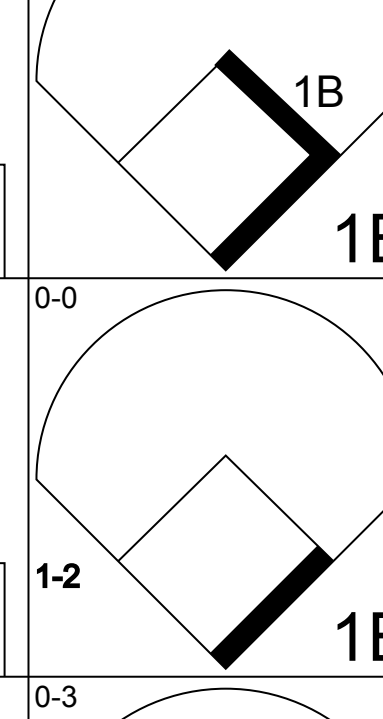
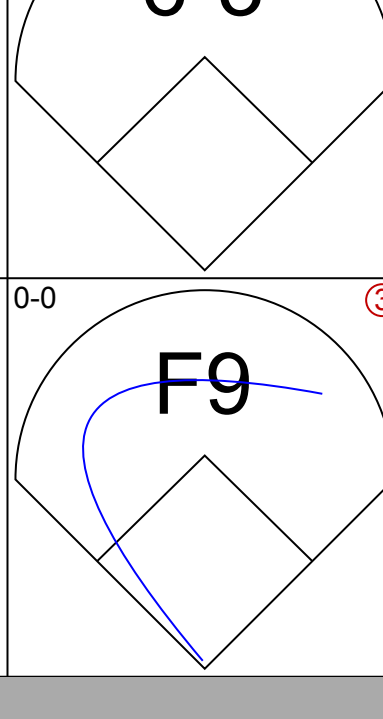
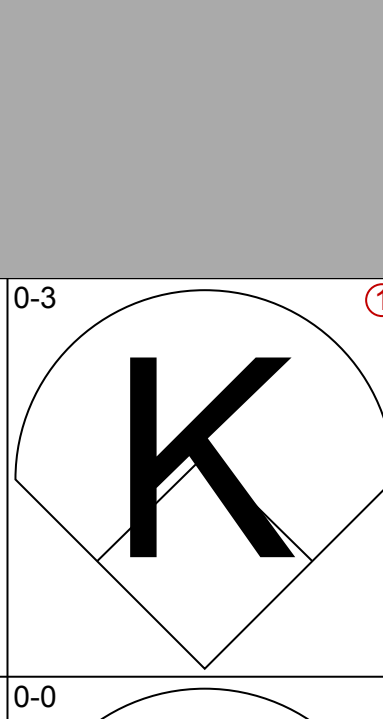
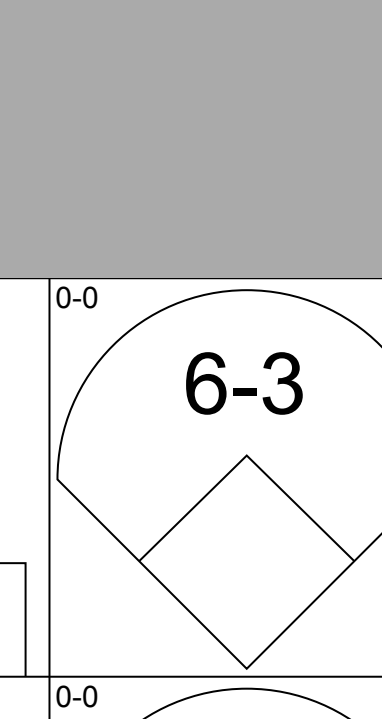
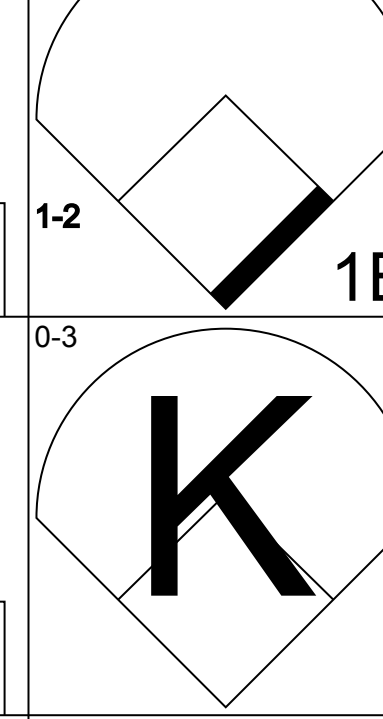
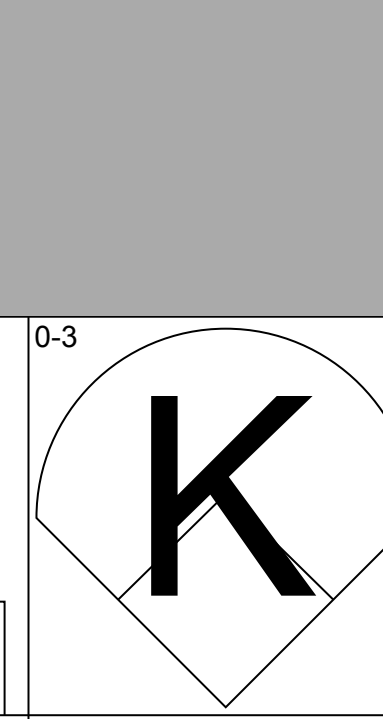
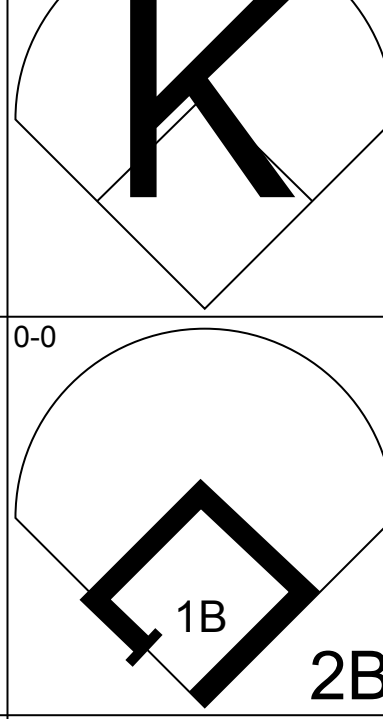
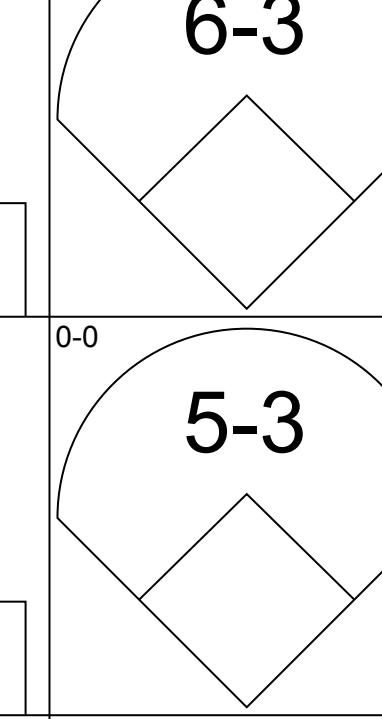
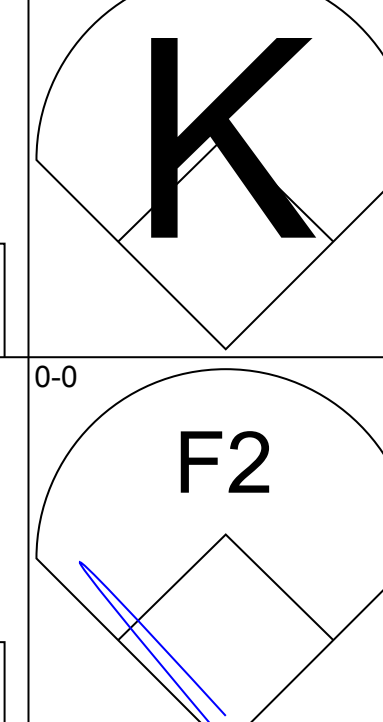
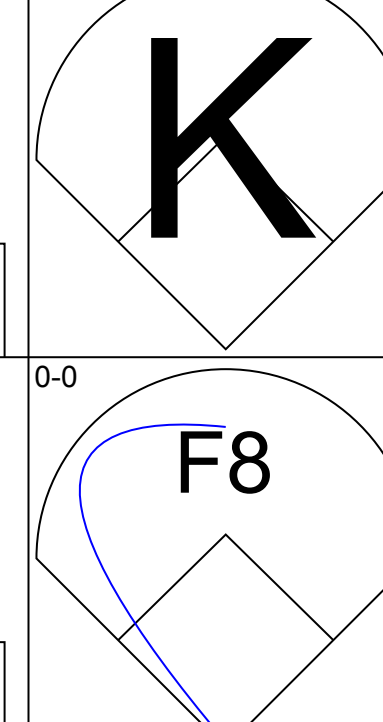
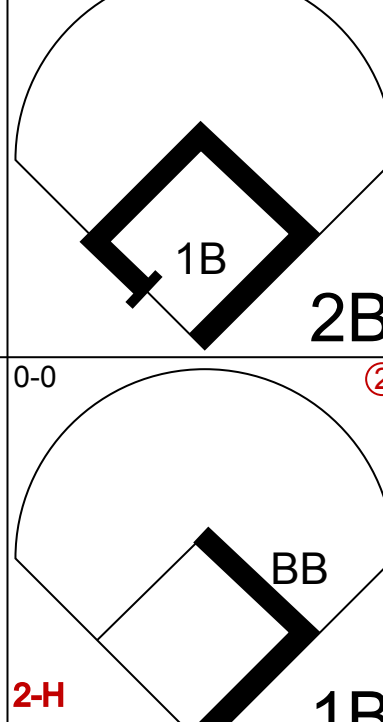
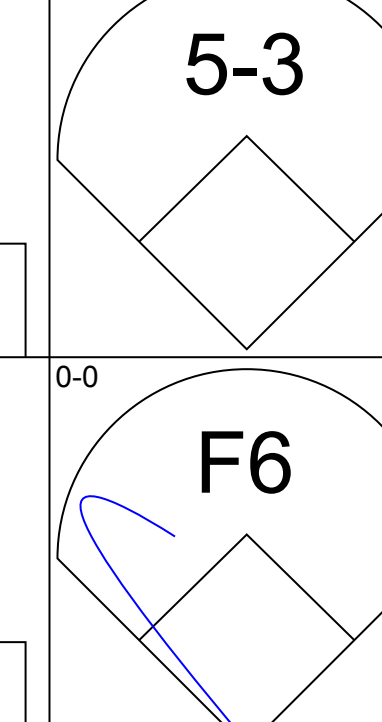

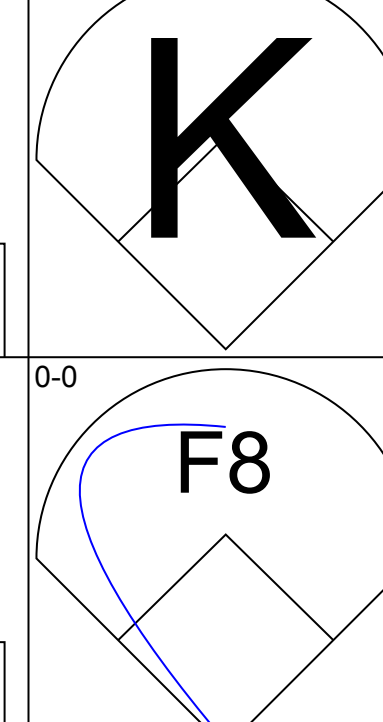
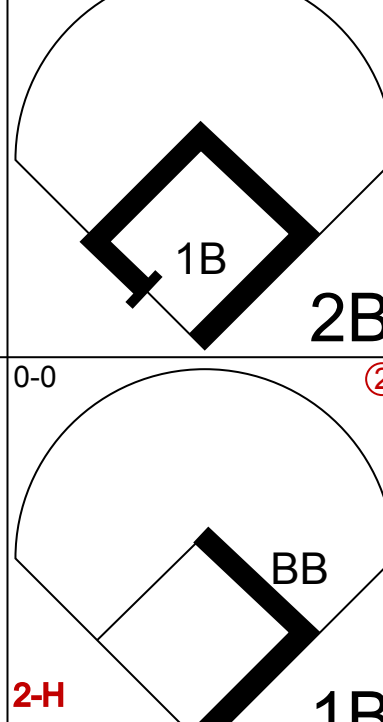

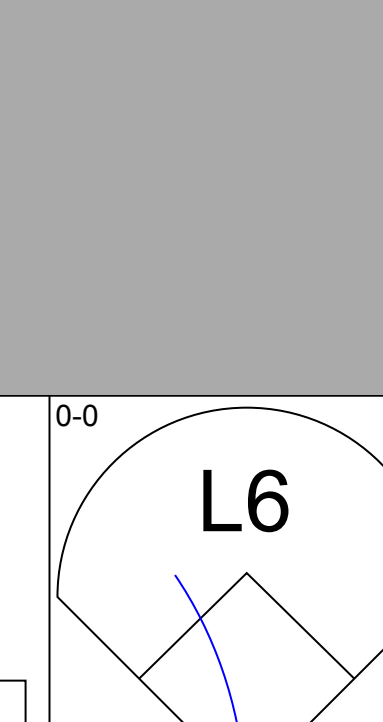

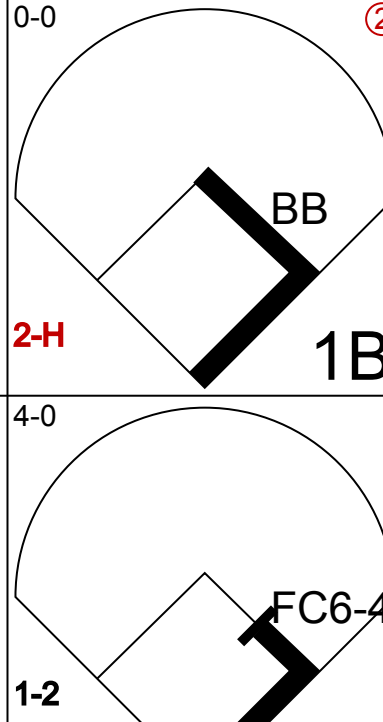
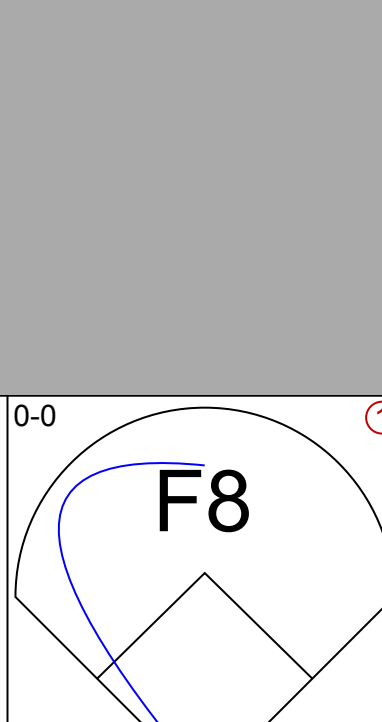
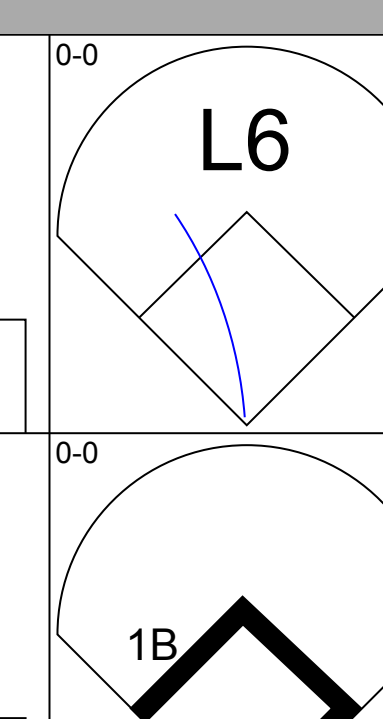
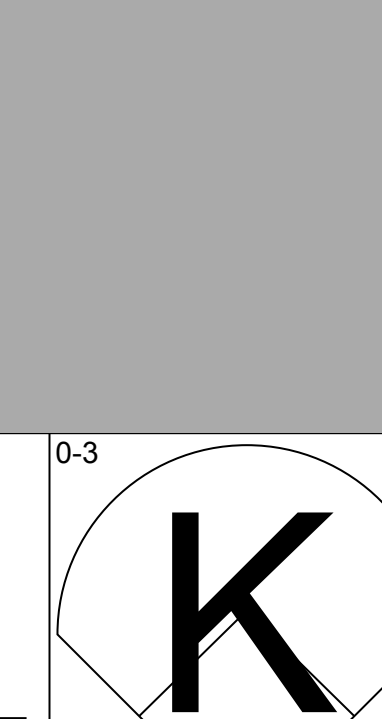

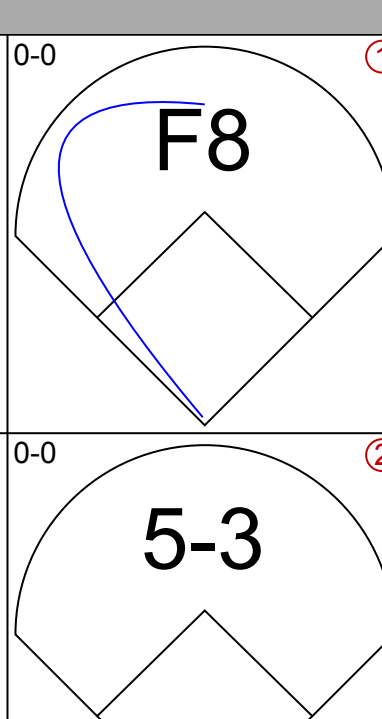
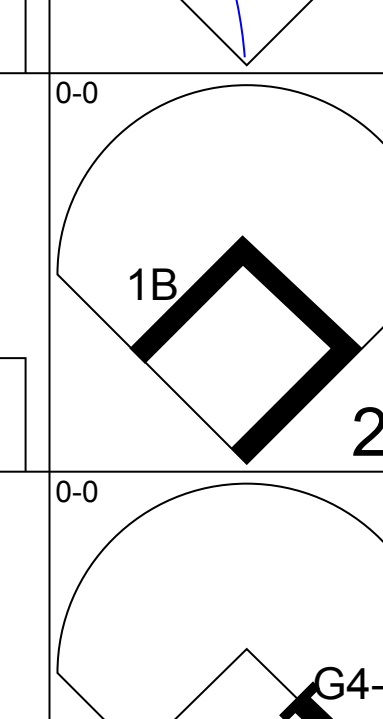
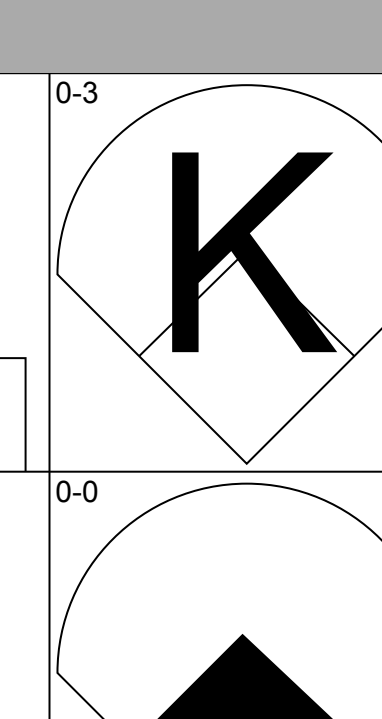
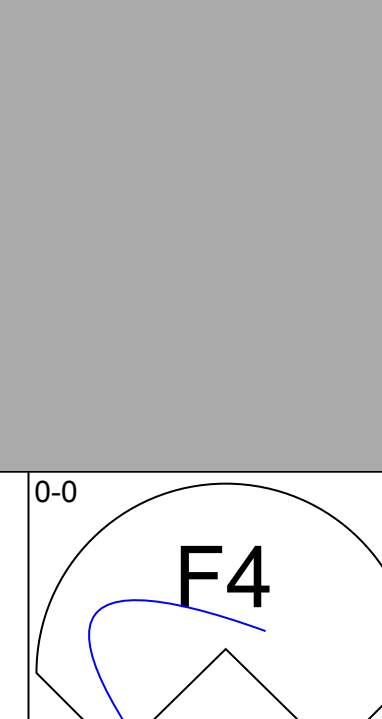
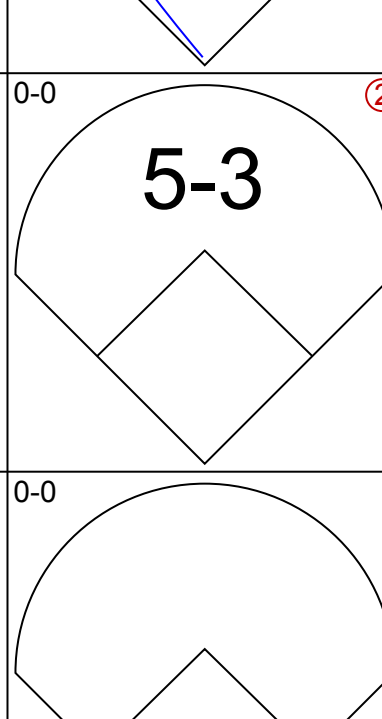
Batter	1	2	3	4	5	6	7	8	9	AB	R	H	RBI	BB	SO	LOB	BOTTOM				
Chuck Schilling, R OBP: 0.304, SLG: 0.264	HR	F9			6-3					3	1	1	0	1	0	1	<b>Baltimore Orioles @ Boston Red Sox</b> Fenway Park, Boston, MA Fri Jun 12 1964, 7:05 PM EDT Att: 19,629 - Unknown				
Felix Mantilla, R OBP: 0.283, SLG: 0.473	HR		F9		1-3		G5-4-3			4	1	1	2	0	0	1					
Tony Conigliaro, R OBP: 0.316, SLG: 0.497	K		5-3		4-3			HR		4	1	1	1	0	1	0					
Dick Stuart, R OBP: 0.320, SLG: 0.469	5-3		F9			K	F8			4	0	0	0	0	1	0					
Frank Matzone, R OBP: 0.324, SLG: 0.393	6-3				K	E5		1-4-3		1	0	0	0	0	0	0					
Dick Williams, R OBP: 0.267, SLG: 0.536						2B				3	1	0	0	0	1	0					
Lee Thomas, L OBP: 0.354, SLG: 0.421		1B		F8		F3		F4		4	0	1	0	0	0	1					
Eddie Bressoud, R OBP: 0.397, SLG: 0.463		1B			HR		2B	F9		2	2	1	1	2	0	0					
Bob Tillman, R OBP: 0.365, SLG: 0.429										2	1	2	2	1	0	0					
Dave Morehead, R OBP: 0.148, SLG: 0.080										3	0	1	1	0	1	2					
<b>Inning Stats</b>	R: 2 E: 0 K: 1 S: 7	H: 2 LOB: 0 BB: 0 P: 7	R: 1 E: 0 K: 0 S: 4	H: 3 LOB: 1 BB: 1 P: 8	R: 0 E: 0 K: 0 S: 3	H: 0 LOB: 0 BB: 0 P: 3	R: 2 E: 0 K: 2 S: 8	H: 1 LOB: 0 BB: 1 P: 12	R: 0 E: 0 K: 0 S: 3	H: 0 LOB: 0 BB: 0 P: 3	R: 1 E: 1 K: 1 S: 7	H: 1 LOB: 2 BB: 1 P: 11	R: 1 E: 0 K: 0 S: 3	H: 1 LOB: 0 BB: 1 P: 7	R: 0 E: 0 K: 0 S: 3	H: 0 LOB: 0 BB: 0 P: 3		1B: 4 2B: 1 3B: 0 HR: 3	SF: 0 SAC: 0 DP: 1 HBP: 0	WP: 0 PB: 0 SB: 0 CS: 0	PA: 34
<b>PITCHER</b> Steve Barber, L ERA: 4.93	IP: 1.2 WLS: L BF: 9 H: 5 R: 3 ER: 3 SO: 3 BB: 1 IBB: 0 HBP: 0 BLK: 0 WP: 0 HR: 1 S: 10 P: 14 ERA: 16.20 WHIP: 3.600											<b>PITCHER</b>	IP: 1.2 WLS: L BF: 9 H: 5 R: 3 ER: 3 SO: 3 BB: 1 IBB: 0 HBP: 0 BLK: 0 WP: 0 HR: 1 S: 10 P: 14 ERA: 16.20 WHIP: 3.600								
Wes Stock, R ERA: 4.34	3.1	12	1	2	2	2	1	0	0	0	0	1	15	19	5.40	0.600					
Harvey Haddix, L ERA: 3.14	3.0	13	2	2	1	1	1	1	0	0	0	1	13	21	3.00	1.000					



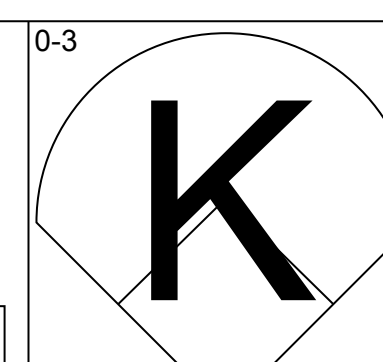
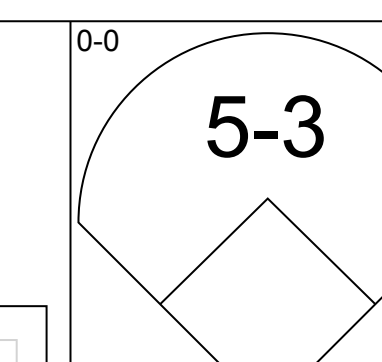
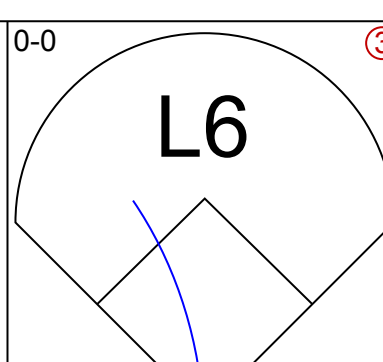
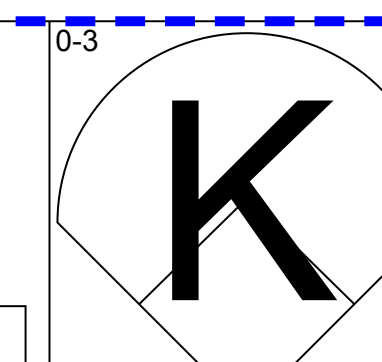
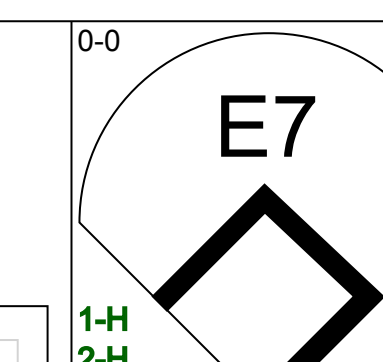
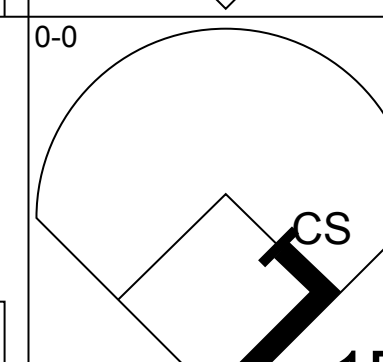
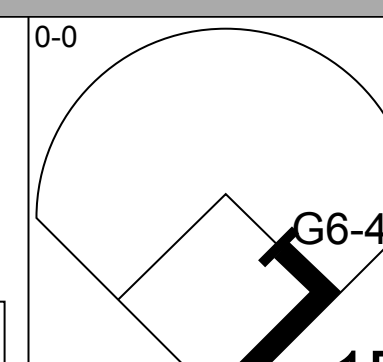
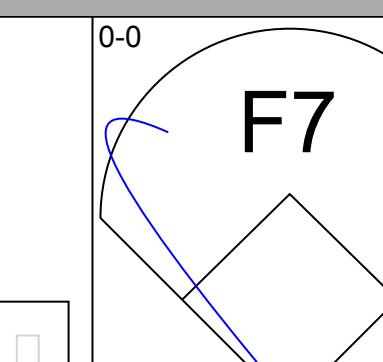
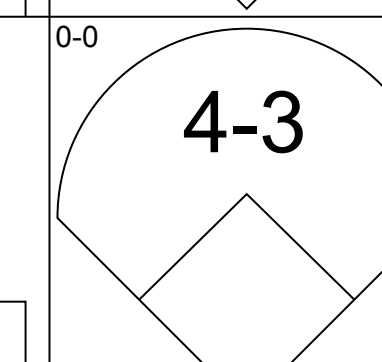
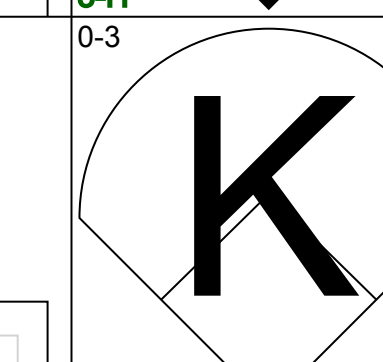
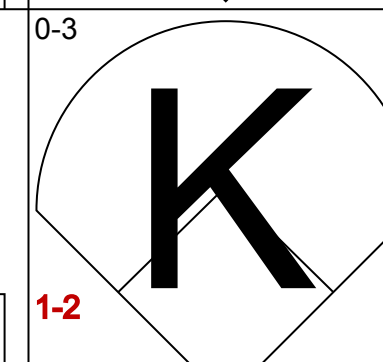
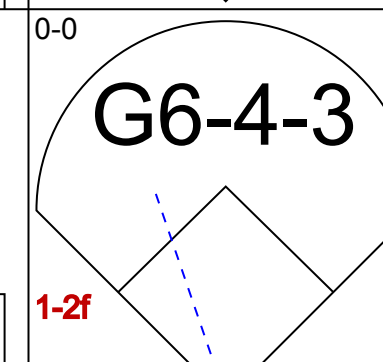
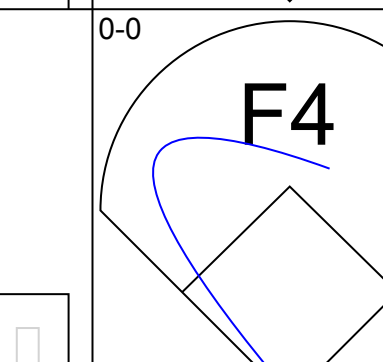
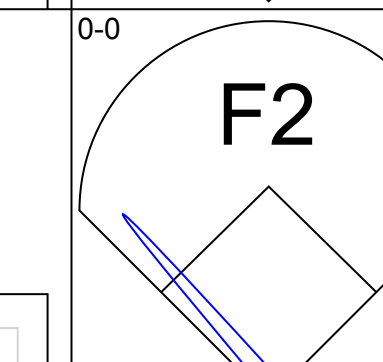
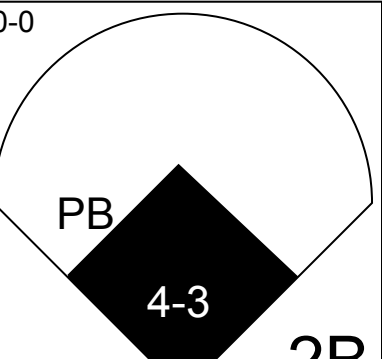
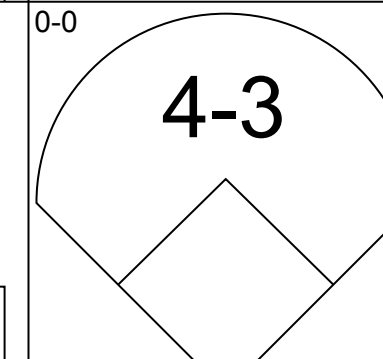
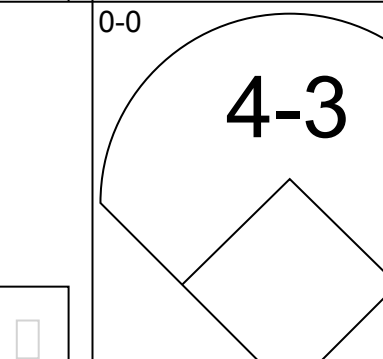
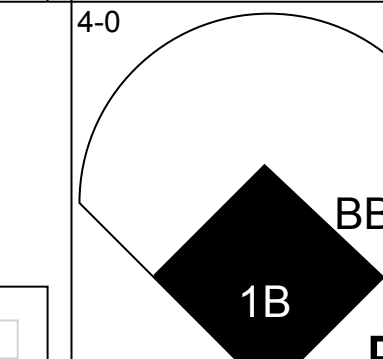
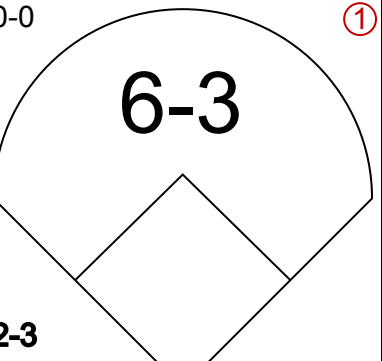
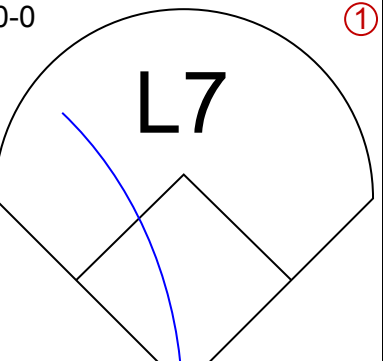
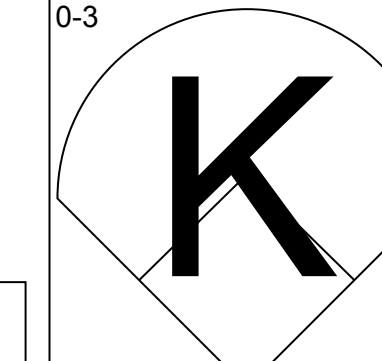
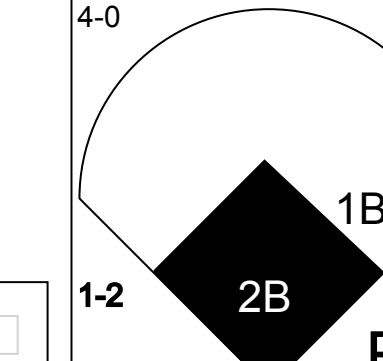
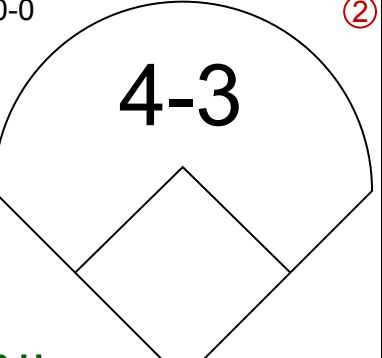
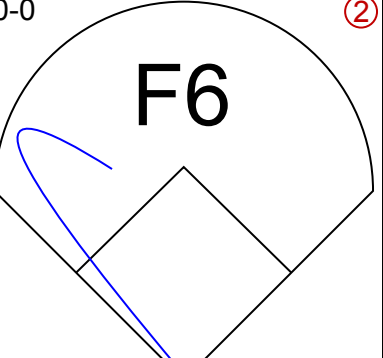
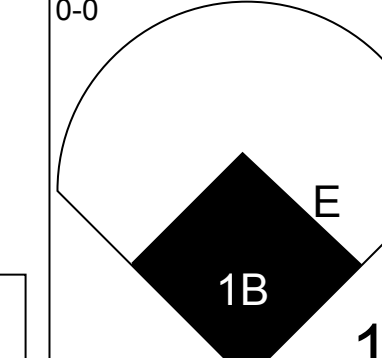
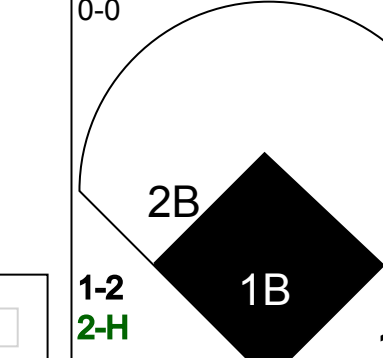
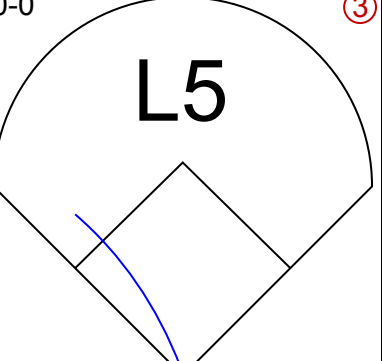
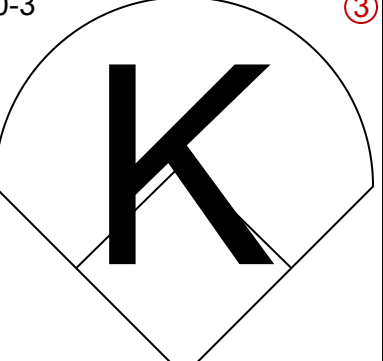
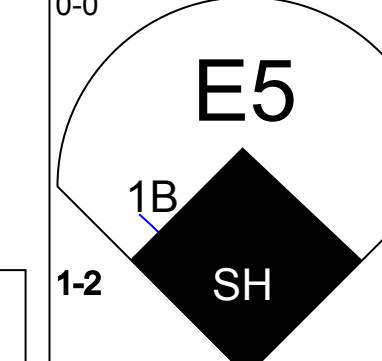
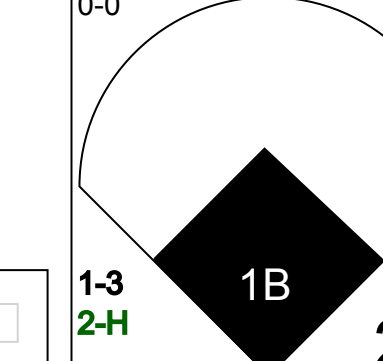
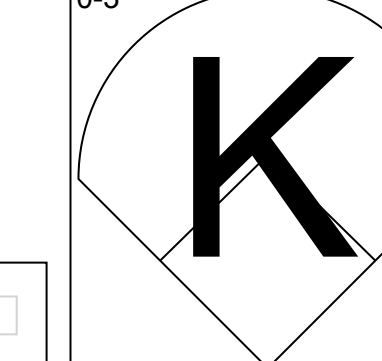
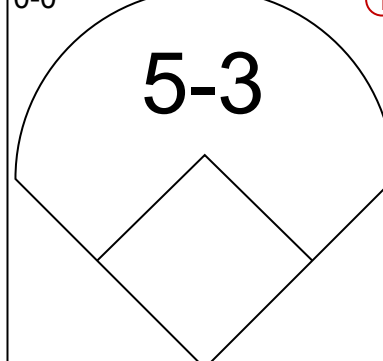
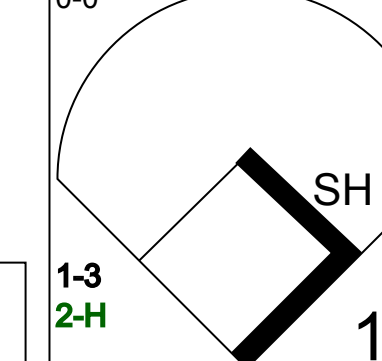
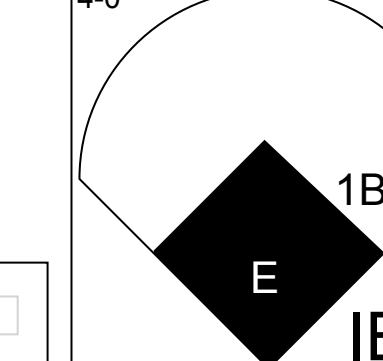
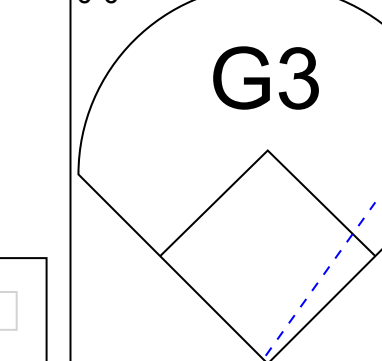

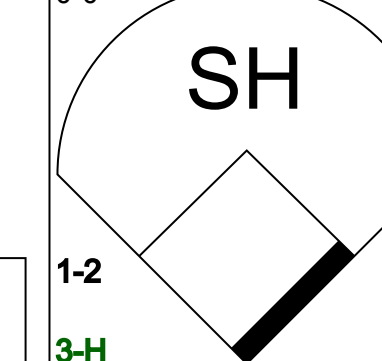
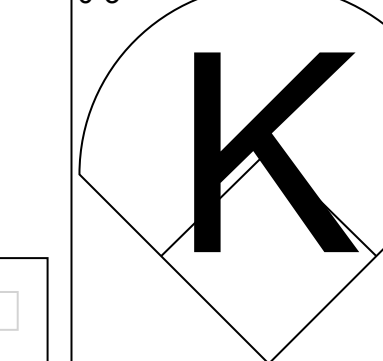
Batter	1	2	3	4	5	6	7	8	9	AB	R	H	RBI	BB	SO	LOB	TOP			
Jackie Brandt, R (1, 8) OBP: 0.314, SLG: 0.379	F8		K			L6			K	4	0	0	0	0	2	1	<p><b>Baltimore Orioles @ Boston Red Sox</b> Fenway Park, Boston, MA Sat Jun 13 1964, 3:33 AM EDT Att: 7,286 - Unknown</p> <p>livebaseballscores.com</p> <p>AB 29 R 2 H 5 RBI 2 BB 1 SO 9 LOB 8</p> 			
Luis Aparicio, R (1, 6) OBP: 0.341, SLG: 0.398 Bob Johnson, R (4, 6) OBP: 0.313, SLG: 0.350	6-3		F6			1-3			F8	2	0	0	0	0	1	2				
Joe Gaines, R (1, 7) OBP: 0.250, SLG: 0.280	L4			F2			G6-4-3 1B		K	4	0	1	0	0	1	0				
Norm Siebern, L (1, 3) OBP: 0.411, SLG: 0.390		G4-6-3 BB		4-3					K	2	0	0	0	1	1	1				
Brooks Robinson, R (1, 5) OBP: 0.339, SLG: 0.453		K		4-3					G6-4-3 1-2	3	0	0	0	0	1	2				
Jerry Adair, R (1, 4) OBP: 0.303, SLG: 0.335		G4-6-3 1-2			6-3				HR	3	1	1	1	0	0	1				
Sam Bowens, R (1, 9) OBP: 0.313, SLG: 0.419				HR		G5-4-3 1B			K	3	1	2	1	0	1	0				
Dick Brown, R (1, 2) OBP: 0.225, SLG: 0.279						G5-4-3 1-2			K	3	0	1	0	0	1	1				
Wally Bunker, R (1, 1) OBP: 0.174, SLG: 0.182 Wes Stock, R (7, 1)						K			5-3	2	0	0	0	0	2	1				
										1	0	0	0	0	0	0				
<b>Inning Stats</b>	R: 0 E: 0 K: 0 S: 3	H: 0 LOB: 0 BB: 0 P: 3	R: 0 E: 0 K: 1 S: 4	H: 0 LOB: 0 BB: 1 P: 8	R: 1 E: 0 K: 2 S: 9	H: 2 LOB: 1 BB: 0 P: 9	R: 0 E: 0 K: 0 S: 3	H: 0 LOB: 0 BB: 0 P: 3	R: 0 E: 0 K: 1 S: 5	H: 0 LOB: 0 BB: 0 P: 5	R: 0 E: 0 K: 1 S: 5	H: 1 LOB: 0 BB: 0 P: 5	R: 1 E: 0 K: 2 S: 8	H: 1 LOB: 0 BB: 0 P: 8	R: 0 E: 0 K: 2 S: 7	H: 0 LOB: 0 BB: 0 P: 7	1B: 3 2B: 0 3B: 0 HR: 2	SF: 0 SAC: 0 DP: 3 HBP: 0	WP: 0 PB: 0 SB: 0 CS: 0	PA: 30
<b>PITCHER</b> Earl Wilson, R (1, 1) ERA: 4.34	IP: 9.0 WLS: W BF: 30 H: 5 R: 2 ER: 2 SO: 9 BB: 1 IBB: 0 HBP: 0 BLK: 0 WP: 0 HR: 2 S: 47 P: 51 ERA: 2.00 WHIP: 0.667															<b>PITCHER</b>				

Batter	1	2	3	4	5	6	7	8	9	AB	R	H	RBI	BB	SO	LOB	BOTTOM			
Dalton Jones, L (1, 4) OBP: 0.315, SLG: 0.404	L8	F6		S 2B 1B		S 1B 3B		4-3		5	2	2	0	0	0	2	<p><b>Baltimore Orioles @ Boston Red Sox</b> Fenway Park, Boston, MA Sat Jun 13 1964, 3:33 AM EDT Att: 7,286 - Unknown</p> <p>livebaseballscores.com</p> <p>AB 33 R 6 H 9 RBI 6 BB 4 SO 3 LOB 13</p> 			
Felix Mantilla, R (1, 7) OBP: 0.313, SLG: 0.525	F9	2B		1-H 2B		FC6-4 1B				4	0	3	4	0	0	0				
Tony Conigliaro, R (1, 8) OBP: 0.317, SLG: 0.508 Roman Mejias, R (3, 8) OBP: 0.246, SLG: 0.377	3B	6-3		F7		FC6-4 1-2				2	0	1	0	0	0	1				
Dick Stuart, R (1, 3) OBP: 0.319, SLG: 0.465	5-3		K		5-3				1B	4	0	1	0	0	1	1				
Lee Thomas, L (1, 9) OBP: 0.356, SLG: 0.425		BB 2B 2B		4-3					F9	3	1	1	0	1	0	1				
Dick Williams, R (1, 5) OBP: 0.265, SLG: 0.484		K		BB		F8			F4	3	0	0	0	1	1	3				
Eddie Bressoud, R (1, 6) OBP: 0.395, SLG: 0.456		BB 2B BB		K		F7			F9	3	1	0	0	1	1	3				
Bob Tillman, R (1, 2) OBP: 0.362, SLG: 0.420		2B 2B BB		5-3		5-3			2-3	3	1	0	0	1	0	0				
Earl Wilson, R (1, 1) OBP: 0.360, SLG: 0.455		1-3 2-H 2B		F4		6-3			F8	4	1	1	2	0	0	0				
<b>Inning Stats</b>	R: 0 E: 0 K: 0 S: 4	H: 1 LOB: 1 BB: 0 P: 4	R: 4 E: 0 K: 1 S: 8	H: 3 LOB: 1 BB: 2 P: 16	R: 0 E: 0 K: 2 S: 7	H: 0 LOB: 1 BB: 1 P: 11	R: 1 E: 0 K: 0 S: 5	H: 2 LOB: 1 BB: 0 P: 5	R: 0 E: 0 K: 0 S: 3	H: 0 LOB: 1 BB: 1 P: 7	R: 1 E: 0 K: 0 S: 5	H: 2 LOB: 1 BB: 0 P: 5	R: 0 E: 0 K: 0 S: 4	H: 1 LOB: 0 BB: 0 P: 4	R: 0 E: 0 K: 0 S: 3	H: 0 LOB: 0 BB: 0 P: 3	1B: 3 2B: 4 3B: 2 HR: 0	SF: 0 SAC: 0 DP: 0 HBP: 0	WP: 0 PB: 0 SB: 1 CS: 0	PA: 37
<b>PITCHER</b> Wally Bunker, R (1, 1) ERA: 3.49 Wes Stock, R (7, 1) ERA: 3.92	IP: 6.0 WLS: L BF: 30 H: 8 R: 6 ER: 6 SO: 3 BB: 4 IBB: 0 HBP: 0 BLK: 0 WP: 0 HR: 0 S: 32 P: 48 ERA: 9.00 WHIP: 2.000															<b>PITCHER</b>				



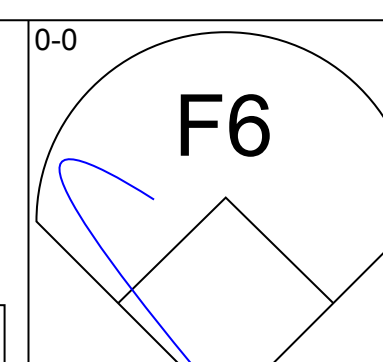
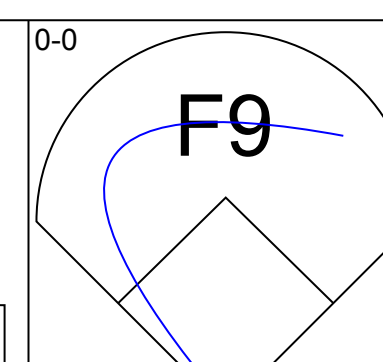
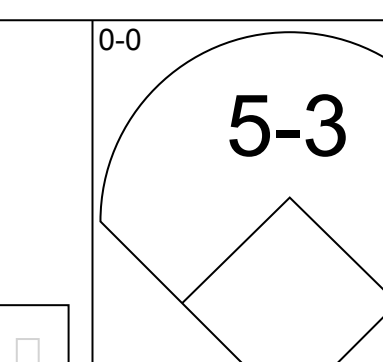
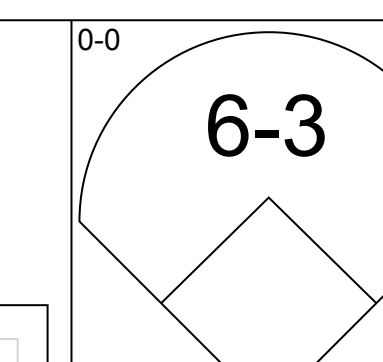
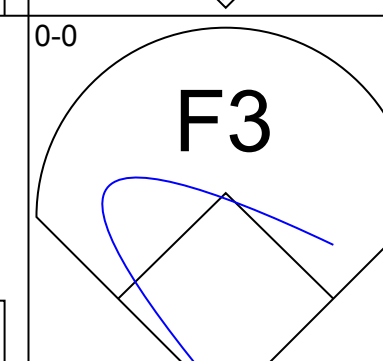
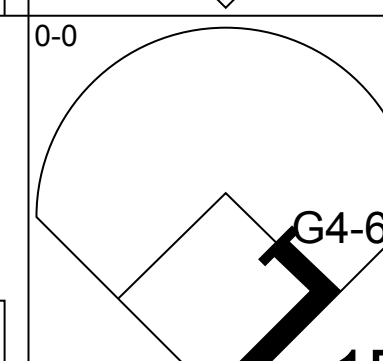
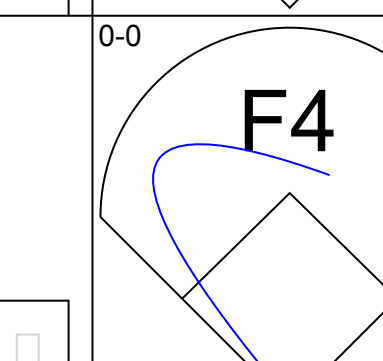
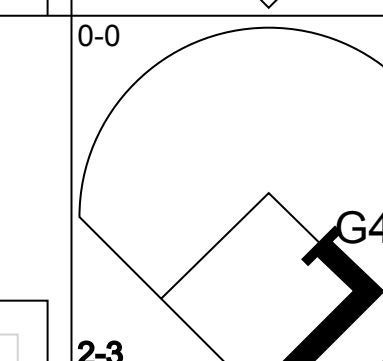
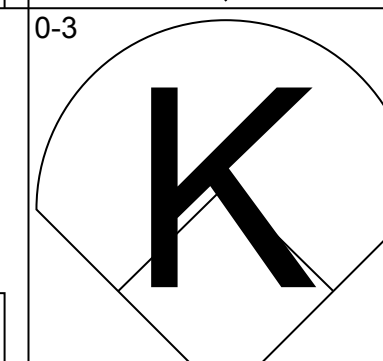
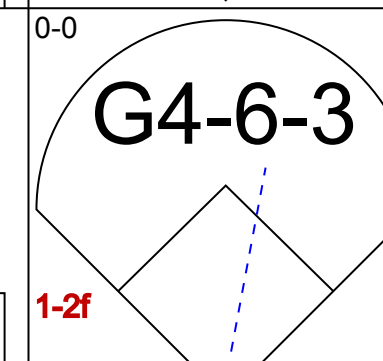
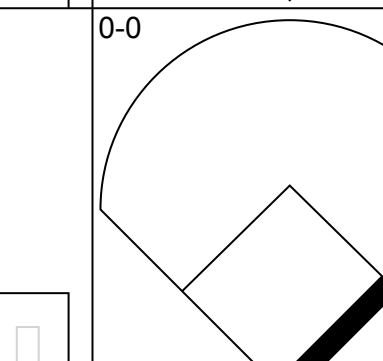
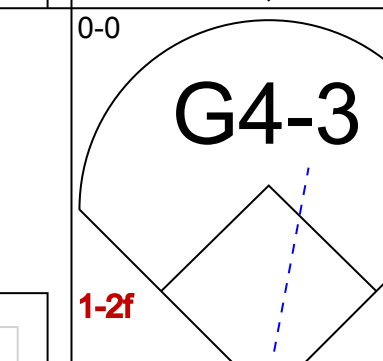
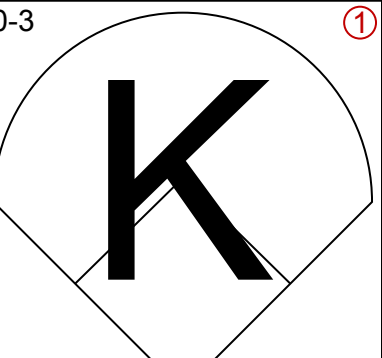
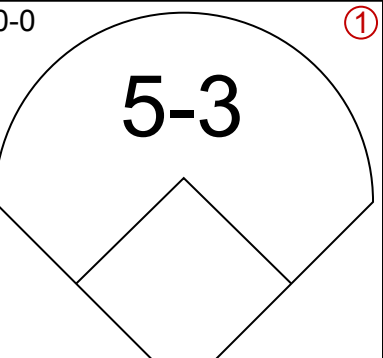
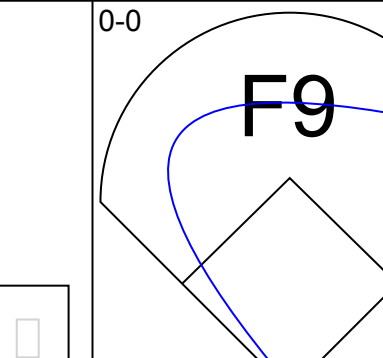
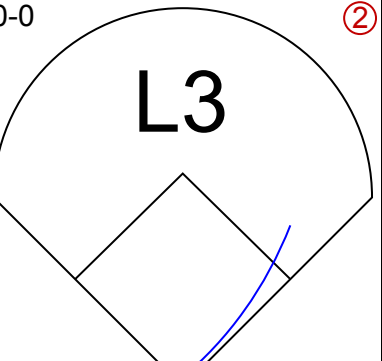
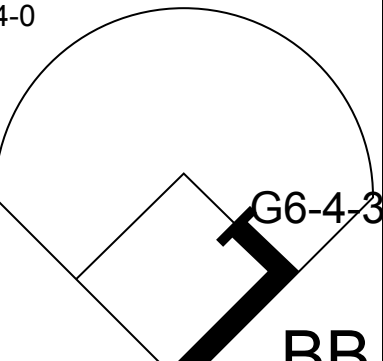
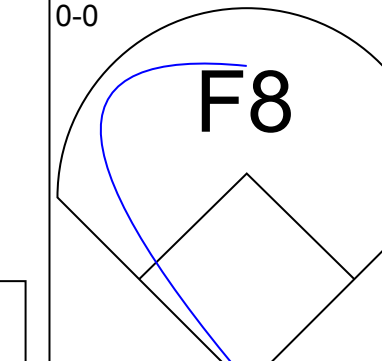
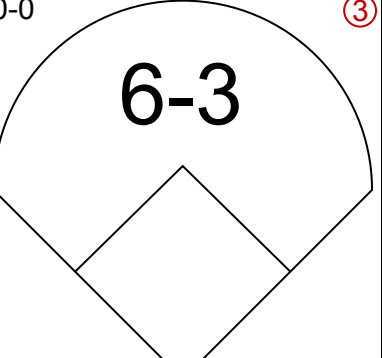
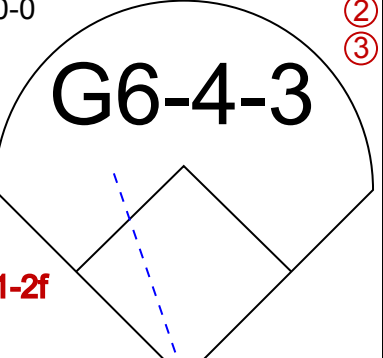
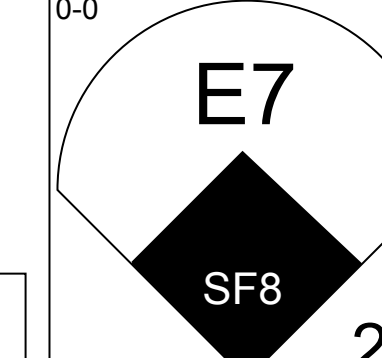
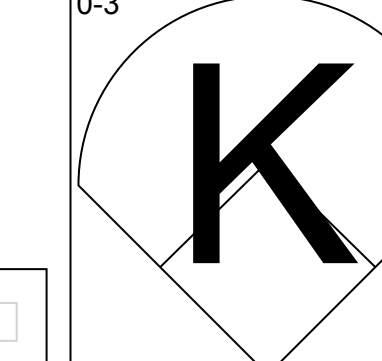
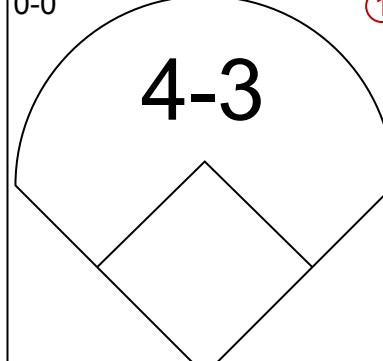
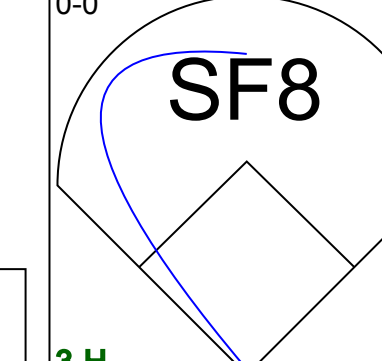
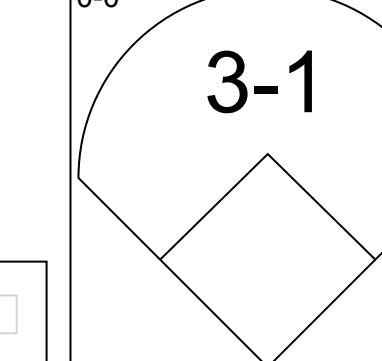
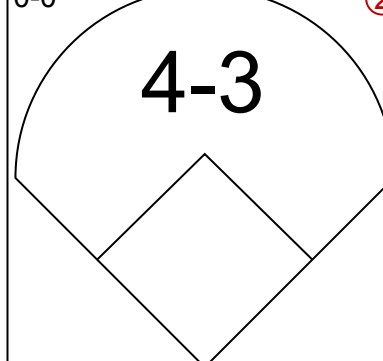
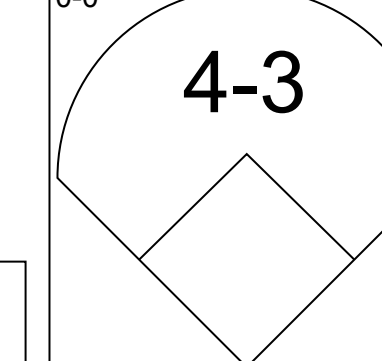
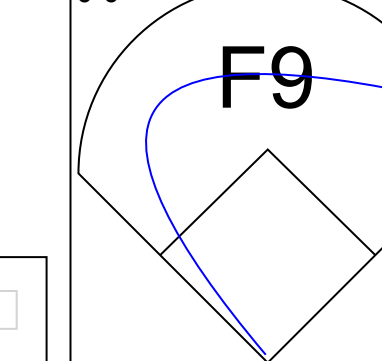
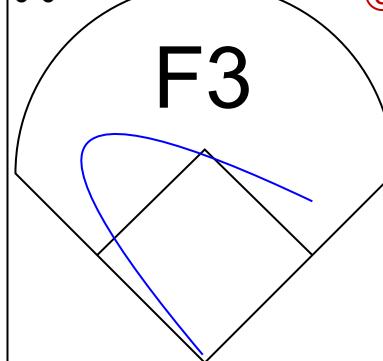
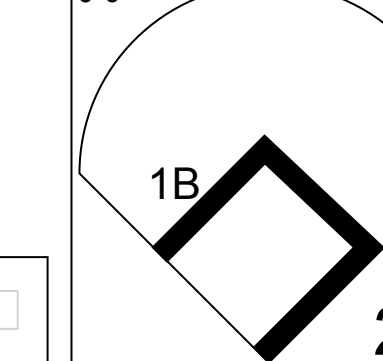
Batter	1	2	3	4	5	6	7	8	9	AB	R	H	RBI	BB	SO	LOB	TOP								
<b>Bob Saverine, S</b> OBP: 0.214, SLG: 0.083 (1, 8)										5	1	0	0	1	1	4	<b>Baltimore Orioles @ Boston Red Sox</b> Fenway Park, Boston, MA Sun Jun 14 1964, 3:33 AM EDT Unknown								
<b>Luis Aparicio, R</b> OBP: 0.349, SLG: 0.415 (1, 6)										6	1	4	0	0	0	2									
<b>Sam Bowers, R</b> OBP: 0.313, SLG: 0.435 (1, 9)										6	1	2	3	0	2	3									
<b>Norm Siebern, L</b> OBP: 0.411, SLG: 0.389 (1, 3)										3	2	1	1	1	0	1									
<b>Brooks Robinson, R</b> OBP: 0.354, SLG: 0.488 (1, 5)										4	3	4	1	1	0	0									
<b>Jackie Brandt, R</b> OBP: 0.316, SLG: 0.385 (1, 7)										5	1	2	0	0	1	3									
<b>Jerry Adair, R</b> OBP: 0.311, SLG: 0.349 (1, 4)										5	0	3	3	0	1	2									
<b>Dick Brown, R</b> OBP: 0.223, SLG: 0.275 (1, 2)										5	1	1	0	0	0	5									
<b>Dave McNally, R</b> OBP: 0.222, SLG: 0.200 (1, 1)										4	0	0	0	0	3	3									
<b>Inning Stats</b>	R: 0 E: 0 K: 2 S: 8	H: 1 LOB: 1 BB: 0 P: 8	R: 2 E: 0 K: 0 S: 7	H: 3 LOB: 2 BB: 0 P: 7	R: 1 E: 0 K: 1 S: 8	H: 3 LOB: 2 BB: 0 P: 8	R: 0 E: 0 K: 0 S: 4	H: 1 LOB: 1 BB: 0 P: 4	R: 2 E: 1 K: 1 S: 8	H: 2 LOB: 2 BB: 1 P: 12	R: 1 E: 0 K: 0 S: 5	H: 2 LOB: 2 BB: 1 P: 9	R: 0 E: 0 K: 1 S: 5	H: 0 LOB: 0 BB: 0 P: 5	R: 2 E: 0 K: 1 S: 7	H: 2 LOB: 0 BB: 0 P: 7	R: 2 E: 0 K: 2 S: 9	H: 3 LOB: 2 BB: 1 P: 13	1B: 11 2B: 2 3B: 2 HR: 2	SF: 1 SAC: 1 DP: 0 HBP: 0	WP: 1 PB: 0 SB: 4 CS: 0	PA: 48			
<b>PITCHER</b>	IP	WLS	BF	H	R	ER	SO	BB	IBB	HBP	BLK	WP	HR	S	P	ERA	WHIP								
<b>Jack Lamabe, R</b> ERA: 4.13 (1, 1)	4.0	L	25	10	5	4	3	1	0	0	0	0	1	30	34	9.00	2.750								
<b>Arnold Earley, L</b> ERA: 2.3 (5, 1)	1.0		3	0	0	0	1	0	0	0	0	0	0	5	5	0.00	0.000								
<b>Bob Heffner, R</b> ERA: 2.82 (6, 1)	2.0		9	2	1	1	1	1	0	0	0	0	0	10	14	4.50	1.500								
<b>Bill Spanswick, L</b> ERA: 7.18 (8, 1)	1.0		5	2	2	2	1	0	0	0	0	1	1	7	7	18.00	2.000								
<b>Dave Gray, R</b> ERA: 18.0 (9, 1)	1.0		6	3	2	2	2	1	0	0	0	0	0	9	13	18.00	4.000								
Batter	1	2	3	4	5	6	7	8	9	AB	R	H	RBI	BB	SO	LOB	BOTTOM								
<b>Chuck Schilling, R</b> OBP: 0.302, SLG: 0.263 (1, 4)										4	0	1	0	0	0	1	<b>Baltimore Orioles @ Boston Red Sox</b> Fenway Park, Boston, MA Sun Jun 14 1964, 3:33 AM EDT Unknown								
<b>Felix Mantilla, R</b> OBP: 0.309, SLG: 0.508 (1, 7)										4	0	1	0	0	1	2									
<b>Tony Conigliaro, R</b> OBP: 0.316, SLG: 0.503 (1, 8)										4	0	1	0	0	1	0									
<b>Dick Stuart, R</b> OBP: 0.318, SLG: 0.466 (1, 3)										4	0	1	0	0	2	2									
<b>Lee Thomas, L</b> OBP: 0.354, SLG: 0.421 (1, 9)										4	0	1	0	0	0	2									
<b>Dick Williams, R</b> OBP: 0.263, SLG: 0.441 (1, 5)										3	0	0	0	1	0	0									
<b>Eddie Bressoud, R</b> OBP: 0.393, SLG: 0.457 (1, 6)										4	0	1	0	0	1	2									
<b>Bob Tillman, R</b> OBP: 0.371, SLG: 0.447 (1, 2)										4	1	3	1	0	0	0									
<b>Jack Lamabe, R</b> OBP: 0.121, SLG: 0.156 (1, 1) <b>Arnold Earley, L</b> OBP: 0.266, SLG: 0.387 (5, PH) <b>Roman Mejias, R</b> OBP: 0.322, SLG: 0.425 (6, PH) <b>Bob Heffner, R</b> OBP: 0.322, SLG: 0.425 (7, PH) <b>Frank Malzone, R</b> OBP: 0.322, SLG: 0.425 (8, PH) <b>Bill Spanswick, L</b> OBP: 0.255, SLG: 0.400 (9, PH) <b>Dave Gray, R</b> OBP: 0.255, SLG: 0.400 (9, PH)										1	0	0	0	0	0	2									
<b>Inning Stats</b>	R: 0 E: 0 K: 1 S: 7	H: 2 LOB: 2 BB: 0 P: 7	R: 0 E: 0 K: 0 S: 4	H: 2 LOB: 1 BB: 0 P: 4	R: 0 E: 0 K: 1 S: 3	H: 0 LOB: 0 BB: 0 P: 3	R: 0 E: 0 K: 1 S: 5	H: 0 LOB: 0 BB: 0 P: 5	R: 1 E: 0 K: 1 S: 7	H: 2 LOB: 1 BB: 0 P: 7	R: 0 E: 0 K: 1 S: 6	H: 2 LOB: 2 BB: 1 P: 10	R: 0 E: 0 K: 1 S: 6	H: 1 LOB: 1 BB: 0 P: 6	R: 0 E: 0 K: 0 S: 3	H: 0 LOB: 0 BB: 0 P: 3	R: 0 E: 0 K: 1 S: 6	H: 1 LOB: 1 BB: 0 P: 6	1B: 7 2B: 2 3B: 0 HR: 1	SF: 0 SAC: 0 DP: 1 HBP: 0	WP: 0 PB: 0 SB: 0 CS: 0	PA: 36			
<b>PITCHER</b>	IP	WLS	BF	H	R	ER	SO	BB	IBB	HBP	BLK	WP	HR	S	P	ERA	WHIP								
<b>Dave McNally, L</b> ERA: 3.91 (1, 1)	9.0	W	36	10	1	1	6	1	0	0	0	0	1	47	51	1.00	1.222								



Batter	1	2	3	4	5	6	7	8	9	AB	R	H	RBI	BB	SO	LOB	TOP			
Jackie Brandt, R OBP: 0.313, SLG: 0.380 (1, 8)									 1B	5	0	1	2	0	2	2	<p><b>Baltimore Orioles @ Boston Red Sox</b> Fenway Park, Boston, MA Sun Jun 14 1964, 3:38 AM EDT Att: 29,863 - Unknown</p>			
Luis Aparicio, R OBP: 0.353, SLG: 0.418 Bob Saverine, S OBP: 0.188, SLG: 0.071 (8, PH) (8, 6)	 1B			 1B						3	0	2	0	0	0	0				
Sam Bowers, R OBP: 0.306, SLG: 0.424 (1, 9)	 1-2			 1-2						4	0	0	0	0	1	2				
Norm Siebern, L OBP: 0.413, SLG: 0.394 (1, 3)		 4-3 2B							 1B BB	3	2	1	0	1	0	0				
Brooks Robinson, R OBP: 0.352, SLG: 0.481 (1, 5)	 2-3								 2B BB	3	1	0	0	1	1	1				
Jerry Adair, R OBP: 0.315, SLG: 0.352 (1, 4)	 3-H							 E 1B	 1B 1B	4	2	2	2	0	0	0				
Gino Cimoli, R OBP: 0.074, SLG: 0.115 (1, 7)								 1B SH	 2B	4	2	1	1	0	1	1				
Dick Brown, R OBP: 0.235, SLG: 0.277 (1, 2)								 1B	 E IBB	3	1	1	1	1	1	0				
Chuck Estrada, R OBP: 0.091, SLG: 0.091 Joe Gaines, R OBP: 0.241, SLG: 0.269 Dick Hall, R OBP: 0.333, SLG: 0.200 (6, PH) (6, 1)										1	0	0	0	0	0	0				
<b>Inning Stats</b>	R: 0 E: 0 K: 2 S: 7	H: 1 LOB: 0 BB: 0 P: 7	R: 1 E: 0 K: 0 S: 4	H: 1 LOB: 0 BB: 0 P: 4	R: 0 E: 0 K: 1 S: 5	H: 0 LOB: 0 BB: 0 P: 5	R: 0 E: 0 K: 0 S: 3	H: 1 LOB: 0 BB: 0 P: 3	R: 0 E: 0 K: 1 S: 5	H: 0 LOB: 0 BB: 0 P: 5	R: 0 E: 0 K: 0 S: 3	H: 0 LOB: 0 BB: 0 P: 3	R: 2 E: 1 K: 2 S: 11	H: 2 LOB: 2 BB: 0 P: 11	R: 5 E: 1 K: 2 S: 10	H: 3 LOB: 1 BB: 3 P: 22		1B: 6 2B: 2 3B: 0 HR: 0	SF: 0 SAC: 1 DP: 1 HBP: 0	WP: 0 PB: 1 SB: 0 CS: 1
<b>PITCHER</b>	IP	WLS	BF	H	R	ER	SO	BB	IBB	HBP	BLK	WP	HR	S	P	ERA	WHIP			
Ed Connolly, L ERA: 2.78 Bob Hefner, R ERA: 3.15 Dick Radatz, R ERA: 1.98	(1, 1)	7.1	L	27	5	3	0	6	0	0	0	0	0	39	39	0.00	0.682			
(8, 1)	1.0		5	0	2	2	1	2	0	0	0	0	0	5	13	18.00	2.000			
(9, 1)	0.2		6	3	3	2	2	0	1	0	0	0	0	9	13	27.00	4.500			

AB 34  
R 8  
H 8  
RBI 7  
BB 3  
SO 9  
LOB 12



Batter	1	2	3	4	5	6	7	8	9	AB	R	H	RBI	BB	SO	LOB	BOTTOM			
Dalton Jones, L OBP: 0.306, SLG: 0.391 (1, 4)										4	0	0	0	0	0	1	<p><b>Baltimore Orioles @ Boston Red Sox</b> Fenway Park, Boston, MA Sun Jun 14 1964, 3:38 AM EDT Att: 29,863 - Unknown</p>			
Tony Conigliaro, R OBP: 0.319, SLG: 0.502 (1, 7)				 1B					 1B	4	0	2	0	0	0	0				
Carl Yastrzemski, L OBP: 0.350, SLG: 0.440 (1, 8)				 1-2					 1-2	4	0	1	0	0	1	3				
Dick Stuart, R OBP: 0.314, SLG: 0.459 (1, 3)										3	0	0	0	0	1	1				
Lee Thomas, L OBP: 0.354, SLG: 0.417 (1, 9)						 BB				2	0	0	0	1	0	0				
Felix Mantilla, R OBP: 0.310, SLG: 0.515 Dick Radatz, R OBP: 0.250, SLG: 0.313 (9, 1)						 1-2		 SF8 2B		3	1	1	0	0	0	1				
Eddie Bressoud, R OBP: 0.388, SLG: 0.453 (1, 6)								 3-H		2	0	0	1	0	1	0				
Russ Nixon, L OBP: 0.393, SLG: 0.412 Bob Tillman, R OBP: 0.371, SLG: 0.447 (9, 2)										3	0	0	0	0	0	0				
Ed Connolly, L Bob Hefner, R Dick Williams, R (8, 1) (9, 5)									 2B	2	0	0	0	0	0	0				
<b>Inning Stats</b>	R: 0 E: 0 K: 1 S: 5	H: 0 LOB: 0 BB: 0 P: 5	R: 0 E: 0 K: 1 S: 5	H: 0 LOB: 0 BB: 0 P: 5	R: 0 E: 0 K: 1 S: 5	H: 0 LOB: 0 BB: 0 P: 5	R: 0 E: 0 K: 0 S: 3	H: 1 LOB: 0 BB: 0 P: 3	R: 0 E: 0 K: 0 S: 4	H: 0 LOB: 0 BB: 0 P: 4	R: 1 E: 1 K: 0 S: 4	H: 1 LOB: 1 BB: 0 P: 4	R: 0 E: 0 K: 0 S: 4	H: 2 LOB: 1 BB: 0 P: 4	1B: 3 2B: 2 3B: 0 HR: 0	SF: 1 SAC: 0 DP: 3 HBP: 0		WP: 0 PB: 0 SB: 0 CS: 0	PA: 30	
<b>PITCHER</b>	IP	WLS	BF	H	R	ER	SO	BB	IBB	HBP	BLK	WP	HR	S	P	ERA	WHIP			
Chuck Estrada, R ERA: 5.15 Dick Hall, R ERA: 1.09	(1, 1)	5.0	W	15	1	0	0	3	1	0	0	0	0	15	15	0.00	1.000			
(6, 1)	4.0	S	15	4	1	0	0	0	0	0	0	0	0	15	15	0.00	1.000			





Batter	1	2	3	4	5	6	7	8	9	AB	R	H	RBI	BB	SO	LOB	TOP										
Tom McCraw, L (1, 3) OBP: 0.359, SLG: 0.478	5-3			1B						5	1	2	0	0	1	1	Chicago White Sox @ Baltimore Orioles Memorial Stadium, Baltimore, MD Mon Jun 15 1964, 7:05 PM EDT Att: 23,492 - Unknown										
Don Buford, S (1, 4) OBP: 0.331, SLG: 0.325	3-1			1B						4	1	3	1	0	1	1											
Floyd Robinson, L (1, 9) OBP: 0.373, SLG: 0.444				1B						5	1	3	1	0	1	1											
Pete Ward, L (1, 5) OBP: 0.354, SLG: 0.421	1B			1B						5	1	1	2	0	2	4											
Gene Stephens, L (1, 8) OBP: 0.313, SLG: 0.154	BB			1B						1	1	0	0	1	1	0											
Minnie Minoza, R (4, PH) OBP: 0.440, SLG: 0.476	BB			5-3						1	0	0	0	0	2												
Eddie Fisher, R (4, 1) OBP: 0.125, SLG: 0.125	1B			BB						2	0	0	0	0	1	0											
Dave Nicholson, R (1, 7) OBP: 0.398, SLG: 0.458	1B			2B						4	1	0	0	1	2	0											
Al Weis, S (1, 6) OBP: 0.308, SLG: 0.357	1B			BB						4	1	1	2	0	1	0											
Jerry McNertney, R (1, 2) OBP: 0.292, SLG: 0.333	1B			S						4	1	1	2	0	0	0											
Fred Talbot, R (1, 1) OBP: 0.500, SLG: 0.750	2B			2B						1	0	1	1	0	0	0											
Mike Hershberger, R (4, PH) OBP: 0.314, SLG: 0.318	2B			2B						3	0	0	0	0	1	1											
<b>Inning Stats</b>	R: 7 E: 0 K: 1 S: 11	H: 6 LOB: 1 BB: 2 P: 19	R: 0 E: 0 K: 2 S: 7	H: 0 LOB: 0 BB: 0 P: 7	R: 0 E: 0 K: 2 S: 7	H: 0 LOB: 0 BB: 0 P: 7	R: 1 E: 0 K: 2 S: 10	H: 3 LOB: 2 BB: 0 P: 10	R: 0 E: 0 K: 0 S: 3	H: 0 LOB: 0 BB: 0 P: 3	R: 0 E: 0 K: 1 S: 5	H: 0 LOB: 0 BB: 0 P: 5	R: 1 E: 0 K: 0 S: 5	H: 2 LOB: 1 BB: 0 P: 5	R: 0 E: 0 K: 1 S: 5	H: 0 LOB: 0 BB: 0 P: 5	1B: 10 2B: 3 3B: 0 HR: 0	SF: 1 SAC: 0 DP: 0 HBP: 0	WP: 0 PB: 0 SB: 1 CS: 0	PA: 42							
<b>PITCHER</b>	IP	WLS	BF	H	R	ER	SO	BB	IBB	HBP	BLK	WP	HR	S	P	ERA	WHIP										
Robin Roberts, R (1, 1) ERA: 2.4	0.1	L	8	5	7	7	0	2	0	0	0	0	0	6	14	189.00	21.000										
Harvey Haddix, L (1, 1) ERA: 2.89	8.2		34	8	2	2	11	0	0	0	0	0	0	56	56	2.08	0.923										

Batter	1	2	3	4	5	6	7	8	9	AB	R	H	RBI	BB	SO	LOB	BOTTOM										
Bob Saverine, S (1, 6) OBP: 0.250, SLG: 0.167	E4			1B						4	0	2	0	0	0	0	Chicago White Sox @ Baltimore Orioles Memorial Stadium, Baltimore, MD Mon Jun 15 1964, 7:05 PM EDT Att: 23,492 - Unknown										
Gino Cimoli, R (1, 9) OBP: 0.065, SLG: 0.100	L8			1B						4	0	0	0	0	3												
Jerry Adair, R (1, 4) OBP: 0.314, SLG: 0.350	1B			1B						4	0	1	0	0	2												
Norm Siebern, L (1, 3) OBP: 0.405, SLG: 0.385	F9			F8						4	0	0	0	0	1	3											
Brooks Robinson, R (1, 5) OBP: 0.351, SLG: 0.481	6-3			F4						4	1	1	0	0	2												
Jackie Brandt, R (1, 8) OBP: 0.321, SLG: 0.392	1B			1-3						4	0	3	0	0	0	0											
Sam Bowens, R (1, 7) OBP: 0.305, SLG: 0.420	K			E6						4	0	1	1	0	1	2											
Dick Brown, R (1, 2) OBP: 0.228, SLG: 0.268	F6			6-3						3	0	0	0	0	3												
Charlie Lau, L (9, PH) OBP: 0.323, SLG: 0.395	F1			6-3						1	0	0	0	0	2												
Robin Roberts, S (1, 1) OBP: 0.100, SLG: 0.069	K			F9						0	0	0	0	0	0	0											
Harvey Haddix, L (1, 1) ERA: 2.89	K			F9						3	0	0	0	0	1	2											
Bob Johnson, R (9, PH) OBP: 0.309, SLG: 0.344	K			F9						1	0	0	0	0	2												
<b>Inning Stats</b>	R: 0 E: 1 K: 0 S: 5	H: 1 LOB: 2 BB: 0 P: 5	R: 0 E: 0 K: 2 S: 8	H: 1 LOB: 1 BB: 0 P: 8	R: 0 E: 0 K: 0 S: 4	H: 1 LOB: 1 BB: 0 P: 4	R: 0 E: 0 K: 0 S: 4	H: 0 LOB: 0 BB: 0 P: 4	R: 0 E: 0 K: 0 S: 3	H: 0 LOB: 0 BB: 0 P: 3	R: 0 E: 0 K: 0 S: 4	H: 1 LOB: 1 BB: 0 P: 4	R: 0 E: 0 K: 0 S: 3	H: 1 LOB: 2 BB: 0 P: 3	R: 1 E: 0 K: 1 S: 8	H: 3 LOB: 3 BB: 0 P: 8	1B: 6 2B: 3 3B: 0 HR: 0	SF: 0 SAC: 0 DP: 1 HBP: 0	WP: 0 PB: 0 SB: 0 CS: 0	PA: 36							
<b>PITCHER</b>	IP	WLS	BF	H	R	ER	SO	BB	IBB	HBP	BLK	WP	HR	S	P	ERA	WHIP										
Fred Talbot, R (1, 1) ERA: 1.54	3.0		13	3	0	0	2	0	0	0	0	0	0	17	17	0.00	1.000										
Eddie Fisher, R (4, 1) ERA: 3.27	6.0	W	23	5	1	1	1	0	0	0	0	0	0	25	25	1.50	0.833										





Batter	1	2	3	4	5	6	7	8	9	AB	R	H	RBI	BB	SO	LOB	TOP			
Tom McCraw, L (1, 8) OBP: 0.356, SLG: 0.467	4-0 S E BB		0-0 F2		0-0 F7		0-3 K			3	1	0	0	1	1	1	Chicago White Sox @ Baltimore Orioles Memorial Stadium, Baltimore, MD Tue Jun 16 1964, 7:05 PM EDT Unknown			
Don Buford, S (1, 4) OBP: 0.336, SLG: 0.331	0-0 E9		0-0 F7			0-0 HR 1B		0-0 F8		4	2	2	1	0	0	0				
Al Weis, S (8, 4) OBP: 0.308, SLG: 0.357	1-H 1B									0	0	0	0	0	0	0				
Floyd Robinson, L (1, 9) OBP: 0.371, SLG: 0.456	0-3 K		0-0 3-1			0-0 F7		0-0 HR		4	1	1	1	0	1	2				
Pete Ward, L (1, 5) OBP: 0.358, SLG: 0.442	0-0 F7			0-0 4-3		0-0 HR		4-0 G6-4-3 BB		3	1	1	2	1	0	1				
Joe Cunningham, L (1, 3) OBP: 0.346, SLG: 0.324	0-0					0-0 HR		0-0 BB		3	0	2	1	0	0	0				
Jim Landis, R (6, 8) OBP: 0.286, SLG: 0.413	2-H 1B					1-3		G6-4-3		1	0	0	0	0	0	1				
Dave Nicholson, R (1, 7) OBP: 0.390, SLG: 0.448	0-0 F6			0-3 K		0-3 K			0-3 K	4	0	0	0	0	3	2				
Ron Hansen, R (1, 6) OBP: 0.344, SLG: 0.378		0-0 F7		0-0 F8			0-0 5-3		0-0 6-3	4	0	0	0	0	0	1				
J.C. Martin, L (1, 2) OBP: 0.222, SLG: 0.291		0-0 F8			0-0 L3		0-0 3-1		0-0 WP 2B	4	0	1	0	0	0	0				
Juan Pizarro, L (1, 1) OBP: 0.313, SLG: 0.387		0-0 G3			0-0 F6			0-3 K		4	0	1	0	0	1	1				
<b>Inning Stats</b>	R: 2 E: 1 K: 1 S: 7	H: 2 LOB: 1 BB: 1 P: 11	R: 0 E: 0 K: 0 S: 3	H: 0 LOB: 0 BB: 0 P: 3	R: 0 E: 0 K: 1 S: 6	H: 1 LOB: 1 BB: 0 P: 6	R: 0 E: 0 K: 0 S: 3	H: 0 LOB: 0 BB: 0 P: 3	R: 2 E: 0 K: 1 S: 7	H: 2 LOB: 0 BB: 0 P: 7	R: 0 E: 0 K: 1 S: 6	H: 1 LOB: 1 BB: 0 P: 6	R: 1 E: 0 K: 2 S: 3	H: 1 LOB: 0 BB: 1 P: 7	R: 0 E: 0 K: 2 S: 8	H: 1 LOB: 1 BB: 0 P: 8	1B: 4 2B: 2 3B: 0 HR: 2	SF: 0 SAC: 0 DP: 1 HBP: 0	WP: 1 PB: 0 CS: 1	PA: 36
<b>PITCHER</b> Mitt Pappas, R (1, 1) ERA: 3.19	IP: 9.0 WLS: L BF: 36	H: 8 R: 5 ER: 4 SO: 6	BB: 2 IBB: 0 HBP: 0 BLK: 0	WP: 1 HR: 2 S: 46 P: 54	ERA: 4.00 WHIP: 1.111	<b>PITCHER</b>										IP: 9.0 WLS: L BF: 36	H: 8 R: 5 ER: 4 SO: 6	BB: 2 IBB: 0 HBP: 0 BLK: 0	WP: 1 HR: 2 S: 46 P: 54	ERA: 4.00 WHIP: 1.111

Batter	1	2	3	4	5	6	7	8	9	AB	R	H	RBI	BB	SO	LOB	BOTTOM			
Bob Saverine, S (1, 6) OBP: 0.250, SLG: 0.182	0-0 6-3			0-0 4-3		0-0 5-3			0-0 WP 1B	4	0	1	0	0	0	0	Chicago White Sox @ Baltimore Orioles Memorial Stadium, Baltimore, MD Tue Jun 16 1964, 7:05 PM EDT Unknown			
Gino Cimoli, R (1, 9) OBP: 0.086, SLG: 0.118	0-0 F5			0-0 1-3			0-0 1-3 1B		0-0 L4	4	0	1	0	0	0	1				
Jerry Adair, R (1, 4) OBP: 0.314, SLG: 0.350	0-0						0-0 1-3		0-0 F8	0	0	0	0	0	0	0				
Bob Johnson, R (1, 4) OBP: 0.306, SLG: 0.338	0-0 5-3						1-2 1B			4	0	1	0	0	0	2				
Brooks Robinson, R (1, 5) OBP: 0.350, SLG: 0.477		4-0 G6-4-3 BB		0-0 L4			0-0 F8			2	0	0	0	1	0	2				
Jackie Brandt, R (1, 8) OBP: 0.321, SLG: 0.388		0-0 G6-4-3			4-0 G4-6-3 BB		0-0 F8			2	0	0	0	1	0	2				
Norm Siebern, L (1, 3) OBP: 0.400, SLG: 0.379		0-3 K			0-0 G4-6-3			0-3 K		3	0	0	0	0	2	1				
Sam Bowens, R (1, 7) OBP: 0.299, SLG: 0.412			0-3 K		0-0 G3			0-3 K2-3		3	0	0	0	0	2	0				
Dick Brown, R (1, 2) OBP: 0.221, SLG: 0.260			0-0 5-3			0-0 1-3		0-3 K		3	0	0	0	0	1	0				
Mitt Pappas, R (1, 1) OBP: 0.138, SLG: 0.111			0-0 5-3			0-3 K			0-0 F4	2	0	0	0	0	1	0				
John Orsino, R (8, PH) OBP: 0.315, SLG: 0.423										1	0	0	0	0	0	0				
<b>Inning Stats</b>	R: 0 E: 0 K: 0 S: 3	H: 0 LOB: 0 BB: 0 P: 3	R: 0 E: 0 K: 1 S: 4	H: 0 LOB: 0 BB: 1 P: 8	R: 0 E: 0 K: 1 S: 5	H: 0 LOB: 0 BB: 0 P: 5	R: 0 E: 0 K: 0 S: 4	H: 1 LOB: 1 BB: 0 P: 4	R: 0 E: 0 K: 0 S: 2	H: 0 LOB: 0 BB: 1 P: 6	R: 0 E: 0 K: 1 S: 5	H: 0 LOB: 0 BB: 0 P: 5	R: 0 E: 0 K: 3 S: 9	H: 0 LOB: 1 BB: 0 P: 9	R: 0 E: 0 K: 0 S: 4	H: 1 LOB: 1 BB: 0 P: 4	1B: 3 2B: 0 3B: 0 HR: 0	SF: 0 SAC: 0 DP: 2 HBP: 0	WP: 1 PB: 0 CS: 0	PA: 30
<b>PITCHER</b> Juan Pizarro, L (1, 1) ERA: 2.09	IP: 9.0 WLS: W BF: 30	H: 3 R: 0 ER: 0 SO: 6	BB: 2 IBB: 0 HBP: 0 BLK: 0	WP: 1 HR: 0 S: 40 P: 48	ERA: 0.00 WHIP: 0.556	<b>PITCHER</b>										IP: 9.0 WLS: W BF: 30	H: 3 R: 0 ER: 0 SO: 6	BB: 2 IBB: 0 HBP: 0 BLK: 0	WP: 1 HR: 0 S: 40 P: 48	ERA: 0.00 WHIP: 0.556



Batter	1	2	3	4	5	6	7	8	9	AB	R	H	RBI	BB	SO	LOB	TOP			
Jim Landis, R (1, 8) OBP: 0.264, SLG: 0.380	6-3		6-3		FC6-4			6-3		4	0	0	0	0	0	1	Chicago White Sox @ Baltimore Orioles Memorial Stadium, Baltimore, MD Tue Jun 16 1964, 7:05 PM EDT Att: 21,057 - Unknown			
Al Weis, S (1, 4) OBP: 0.306, SLG: 0.354	K			1B	1-3			F9		4	1	1	0	0	1	1				
Pete Ward, L (1, 5) OBP: 0.348, SLG: 0.429	F9			F5				F5		4	0	0	0	0	0	1				
Ron Hansen, R (1, 6) OBP: 0.346, SLG: 0.380				1B				F8		4	0	2	0	0	0	0				
Dave Nicholson, R (1, 7) OBP: 0.383, SLG: 0.438	K			F9				5-3		4	0	0	0	0	1	3				
Mike Hershberger, R (1, 9) OBP: 0.314, SLG: 0.318	FC8-4							4-3		3	0	1	1	0	0	1				
Tom McCraw, L (1, 3) OBP: 0.349, SLG: 0.457	4-3			G3				K		3	0	0	0	0	1	3				
Jerry McNertney, R (1, 2) OBP: 0.279, SLG: 0.317			K		F9			4-3		3	0	0	0	0	1	0				
Joe Horlen, R (1, 1) OBP: 0.294, SLG: 0.250			6-3							1	0	0	0	1	0	0				
Frank Baumann, L (6, 1) Minnie Minoso, R (8, PH) Hoyt Wilhelm, R (8, 1)					FC6-4			K		0	0	0	0	0	0	0				
										1	0	0	0	0	1	0				
										0	0	0	0	0	1	0				
										0	0	0	0	0	0	0				
<b>Inning Stats</b>	R: 0 E: 0 K: 1 S: 5	H: 0 LOB: 0 BB: 0 P: 5	R: 0 E: 0 K: 1 S: 6	H: 1 LOB: 1 BB: 0 P: 6	R: 0 E: 0 K: 1 S: 5	H: 0 LOB: 0 BB: 0 P: 5	R: 1 E: 0 K: 0 S: 6	H: 3 LOB: 2 BB: 0 P: 6	R: 0 E: 0 K: 0 S: 3	H: 0 LOB: 1 BB: 1 P: 7	R: 0 E: 0 K: 0 S: 3	H: 0 LOB: 0 BB: 0 P: 3	R: 0 E: 0 K: 1 S: 5	H: 0 LOB: 0 BB: 0 P: 5	R: 0 E: 0 K: 0 S: 3	H: 0 LOB: 0 BB: 0 P: 3	1B: 4 2B: 0 3B: 0 HR: 0	SF: 0 SAC: 0 DP: 0 HBP: 0	WP: 0 PB: 0 SB: 0 CS: 0	PA: 32
<b>PITCHER</b> Steve Barber, L (1, 1) ERA: 4.12	IP: 9.0 WLS: W BF: 32 H: 4 R: 1 ER: 1 SO: 5 BB: 1 IBB: 0 HBP: 0 BLK: 0 WP: 0 HR: 0 S: 41 P: 45 ERA: 1.00 WHIP: 0.556															<b>PITCHER</b>				

Batter	1	2	3	4	5	6	7	8	9	AB	R	H	RBI	BB	SO	LOB	BOTTOM			
Jackie Brandt, R (1, 8) OBP: 0.316, SLG: 0.381	6-3		4-3	1-3		F8				4	0	0	0	0	0	6	Chicago White Sox @ Baltimore Orioles Memorial Stadium, Baltimore, MD Tue Jun 16 1964, 7:05 PM EDT Att: 21,057 - Unknown			
Sam Bowers, R (1, 7) OBP: 0.304, SLG: 0.411			K		G6-4-3			1-3		3	0	1	0	1	1	1				
Jerry Adair, R (1, 4) OBP: 0.307, SLG: 0.342	K			4-3	G6-4-3			6-3		4	0	0	0	0	1	2				
Norm Siebern, L (1, 3) OBP: 0.397, SLG: 0.372	F7			1B	1-3			3-1		3	1	0	0	1	0	1				
Brooks Robinson, R (1, 5) OBP: 0.353, SLG: 0.477		4-3		1B		2B		F7		4	1	2	0	0	0	0				
Charlie Lau, L (1, 2) OBP: 0.336, SLG: 0.423	K			1B		FC6-2				4	1	3	1	0	1	0				
Willie Kirkland, L (1, 9) Gino Cimoli, R (6, PH) Bob Saverine, S (7, 9)		6-3		1B		FC6-2		5-3		2	0	1	1	0	0	0				
Bob Saverine, S (1, 6) OBP: 0.250, SLG: 0.231				4-3	F5			1-3		4	0	1	0	0	0	6				
Steve Barber, L (1, 1) OBP: 0.286, SLG: 0.286				2B		FC6-2		1-3		3	0	1	1	0	2	4				
				K						1	0	0	0	0	0	1				
										0	0	0	0	0	0	0				
<b>Inning Stats</b>	R: 0 E: 0 K: 1 S: 5	H: 0 LOB: 1 BB: 1 P: 9	R: 0 E: 0 K: 1 S: 5	H: 0 LOB: 0 BB: 0 P: 5	R: 0 E: 0 K: 2 S: 8	H: 1 LOB: 1 BB: 0 P: 8	R: 3 E: 0 K: 0 S: 7	H: 4 LOB: 2 BB: 1 P: 11	R: 0 E: 0 K: 1 S: 7	H: 2 LOB: 3 BB: 1 P: 11	R: 0 E: 0 K: 0 S: 3	H: 0 LOB: 0 BB: 0 P: 3	R: 0 E: 0 K: 0 S: 4	H: 1 LOB: 1 BB: 0 P: 4	R: 0 E: 0 K: 0 S: 4	H: 1 LOB: 1 BB: 0 P: 4	1B: 6 2B: 3 3B: 0 HR: 0	SF: 0 SAC: 0 DP: 1 HBP: 0	WP: 0 PB: 0 SB: 0 CS: 0	PA: 35
<b>PITCHER</b> Joe Horlen, R (1, 1) ERA: 3.24 Frank Baumann, L (6, 1) Hoyt Wilhelm, R (8, 1) ERA: 2.25	IP: 5.0 WLS: L BF: 24 H: 8 R: 3 ER: 3 SO: 4 BB: 2 IBB: 0 HBP: 0 BLK: 0 WP: 0 HR: 0 S: 30 P: 38 ERA: 5.40 WHIP: 2.000															<b>PITCHER</b>				







Batter	1	2	3	4	5	6	7	8	9	AB	R	H	RBI	BB	SO	LOB	TOP					
Don Buford, S OBP: 0.331, SLG: 0.326 (1, 5)	6-3		5-3			F9		4-3		4	0	0	0	0	0	0	Chicago White Sox @ Baltimore Orioles Memorial Stadium, Baltimore, MD Thu Jun 18 1964, 7:05 PM EDT Att: 28,315 - Unknown					
Al Weis, S OBP: 0.316, SLG: 0.374 (1, 4)	HBP			F8		HR		BB		2	1	1	1	1	0	0						
Mike Hershberger, R OBP: 0.310, SLG: 0.332 (1, 8) (7, 9)	K			HR		6-3		BB		3	1	1	1	1	1	1						
Ron Hansen, R OBP: 0.339, SLG: 0.375 (1, 6)	4-3			2B		F9		K		4	0	1	0	0	1	3						
Floyd Robinson, L OBP: 0.366, SLG: 0.458 (1, 9) (7, 7)		4-3		5-3				1B		4	0	1	0	0	0	1						
Dave Nicholson, R OBP: 0.378, SLG: 0.430 J.C. Martin, L OBP: 0.221, SLG: 0.287 (1, 7) (7, 2)	6-3			K				1B		3	0	0	0	0	1	1						
Joe Cunningham, L OBP: 0.348, SLG: 0.321 (1, 3)	L5					K		1B		4	0	1	0	0	1	1						
Jerry McNertney, R OBP: 0.282, SLG: 0.306 Gene Stephens, L OBP: 0.350, SLG: 0.375 Hoyt Wilhelm, R (1, 2) (7, PR) (7, 1)	6-3			6-3		6-3		5-3		2	0	0	0	1	0	0						
Frank Kreutzer, R OBP: 0.125, SLG: 0.250 Jim Landis, R OBP: 0.255, SLG: 0.365 (1, 1) (7, PH) (7, 8)	K			L6		F9		K		2	0	0	0	0	1	0						
<b>Inning Stats</b>	R: 0 E: 0 K: 1 S: 5	H: 0 LOB: 1 BB: 0 P: 6	R: 0 E: 0 K: 0 S: 3	H: 0 LOB: 0 BB: 0 P: 3	R: 0 E: 0 K: 1 S: 5	H: 0 LOB: 0 BB: 0 P: 5	R: 1 E: 0 K: 1 S: 7	H: 2 LOB: 1 BB: 0 P: 7	R: 0 E: 0 K: 1 S: 5	H: 0 LOB: 0 BB: 0 P: 5	R: 1 E: 0 K: 0 S: 4	H: 1 LOB: 0 BB: 0 P: 4	R: 0 E: 0 K: 0 S: 4	H: 1 LOB: 2 BB: 1 P: 8	R: 0 E: 0 K: 1 S: 5	H: 1 LOB: 2 BB: 2 P: 13		R: 0 E: 0 K: 1 S: 6	H: 1 LOB: 1 BB: 0 P: 6	1B: 3 2B: 1 3B: 0 HR: 2	SF: 0 SAC: 0 DP: 0 HBP: 1	WP: 0 PB: 0 SB: 2 CS: 0
<b>PITCHER</b>	IP	WLS	BF	H	R	ER	SO	BB	IBB	HBP	BLK	WP	HR	S	P	ERA	WHIP					
Dave McNally, L ERA: 3.79 Stu Miller, R ERA: 1.64 (1, 1) (8, 1)	7.0	L	27	4	2	2	4	1	0	1	0	0	2	33	38	2.57	0.714					

Batter	1	2	3	4	5	6	7	8	9	AB	R	H	RBI	BB	SO	LOB	BOTTOM					
Jackie Brandt, R OBP: 0.314, SLG: 0.390 (1, 8)	6-3		F5					K		4	0	0	0	0	2	2	Chicago White Sox @ Baltimore Orioles Memorial Stadium, Baltimore, MD Thu Jun 18 1964, 7:05 PM EDT Att: 28,315 - Unknown					
Sam Bowers, R OBP: 0.312, SLG: 0.438 (1, 7) (8, 9)	1B			4-3-6		K		K		4	0	2	0	0	2	0						
Jerry Adair, R OBP: 0.305, SLG: 0.339 (1, 4)	K			4-3-6		4-3		1B		4	0	1	0	0	1	2						
Brooks Robinson, R OBP: 0.354, SLG: 0.476 (1, 5)	K			1B		BB		F6		4	0	2	0	0	1	2						
John Orsino, R OBP: 0.313, SLG: 0.412 (1, 2)	F7			1-3		1B		K		3	0	0	0	1	1	1						
Norm Siebern, L OBP: 0.397, SLG: 0.372 (1, 3)	4-3			1B		G3		F9		4	0	1	0	0	0	2						
Gino Cimoli, R OBP: 0.103, SLG: 0.108 Boog Powell, L OBP: 0.352, SLG: 0.550 (1, 9) (7, PH) (8, 7)	1-3					F9		4-3		2	0	0	0	0	0	1						
Bob Saverine, S OBP: 0.212, SLG: 0.194 Bob Johnson, R OBP: 0.301, SLG: 0.333 (1, 6) (7, PH) (8, 6)	4-3			K		K				2	0	0	0	0	1	1						
Dave McNally, R OBP: 0.241, SLG: 0.222 Charlie Lau, L OBP: 0.326, SLG: 0.409 Stu Miller, R (1, 1) (7, PH) (8, 1)	K			1B		F6				2	0	1	0	0	1	0						
<b>Inning Stats</b>	R: 0 E: 0 K: 2 S: 8	H: 1 LOB: 1 BB: 0 P: 8	R: 0 E: 0 K: 0 S: 3	H: 0 LOB: 0 BB: 0 P: 3	R: 0 E: 0 K: 1 S: 5	H: 0 LOB: 0 BB: 0 P: 5	R: 0 E: 0 K: 0 S: 4	H: 2 LOB: 1 BB: 0 P: 4	R: 0 E: 0 K: 2 S: 9	H: 2 LOB: 2 BB: 0 P: 9	R: 0 E: 0 K: 1 S: 6	H: 1 LOB: 2 BB: 1 P: 10	R: 0 E: 0 K: 1 S: 5	H: 0 LOB: 0 BB: 0 P: 5	R: 0 E: 0 K: 2 S: 8	H: 1 LOB: 1 BB: 0 P: 8		R: 0 E: 0 K: 1 S: 5	H: 0 LOB: 0 BB: 0 P: 5	1B: 7 2B: 1 3B: 0 HR: 0	SF: 0 SAC: 0 DP: 1 HBP: 0	WP: 0 PB: 0 SB: 0 CS: 0
<b>PITCHER</b>	IP	WLS	BF	H	R	ER	SO	BB	IBB	HBP	BLK	WP	HR	S	P	ERA	WHIP					
Frank Kreutzer, L ERA: 2.88 Hoyt Wilhelm, R ERA: 2.11 (1, 1) (7, 1)	6.0	W	24	6	0	0	6	1	0	0	0	0	0	35	39	0.00	1.167					



Batter	1	2	3	4	5	6	7	8	9	AB	R	H	RBI	BB	SO	LOB	TOP			
Dalton Jones, L (1,4) OBP: 0.301, SLG: 0.384	1-3		2B		F5			K		4	0	1	0	0	1	2	<b>Boston Red Sox @ Baltimore Orioles</b> Memorial Stadium, Baltimore, MD Fri Jun 19 1964, 7:05 PM EDT Unknown			
Tony Conigliaro, R (1,7) OBP: 0.326, SLG: 0.516	F4		L7			FC1-5		G1-6-3		4	0	2	0	0	0	0				
Carl Yastrzemski, L (1,8) OBP: 0.356, SLG: 0.448	CS			L7		FC1-5		G1-6-3		3	0	1	0	1	0	1				
Dick Stuart, R (1,3) OBP: 0.314, SLG: 0.455	CS	F4		5-3		FC1-5		5-3		4	0	0	0	0	0	2				
Lee Thomas, L (1,9) OBP: 0.341, SLG: 0.408		HR		3-1		G1-6-3		F4		4	1	1	1	0	0	2				
Frank Malzone, R (1,5) OBP: 0.326, SLG: 0.402		F7			F4			5-3		4	0	0	0	0	0	0				
Eddie Bressoud, R (1,6) OBP: 0.385, SLG: 0.461			1B		F8			L4		3	0	2	0	0	0	0				
Russ Nixon, L (1,2) OBP: 0.385, SLG: 0.390					F8					3	0	1	0	0	1	2				
Earl Wilson, R (7, PR) OBP: 0.337, SLG: 0.560			K							0	0	0	0	0	0	0				
Bob Tillman, R (7, 2) OBP: 0.377, SLG: 0.435								FC6-4		0	0	0	0	0	0	0				
Ed Connolly, L (1,1) OBP: 0.250, SLG: 0.625					F8			FC6-4		1	0	0	0	1	0	0				
Bob Heffner, R (6, 1) OBP: 0.301, SLG: 0.500										0	0	0	0	0	0	0				
Felix Mantilla, R (7, PH) OBP: 0.301, SLG: 0.500										1	0	0	0	0	0	1				
Dick Radatz, R (7, 1) OBP: 0.222, SLG: 0.278										0	0	0	0	0	0	0				
<b>Inning Stats</b>	R: 0 E: 0 K: 0 S: 3	H: 1 LOB: 0 BB: 0 P: 3	R: 1 E: 0 K: 1 S: 7	H: 2 LOB: 1 BB: 0 P: 7	R: 0 E: 0 K: 0 S: 3	H: 1 LOB: 0 BB: 0 P: 3	R: 0 E: 0 K: 0 S: 3	H: 0 LOB: 0 BB: 0 P: 3	R: 0 E: 0 K: 0 S: 4	H: 1 LOB: 2 BB: 1 P: 8	R: 0 E: 0 K: 0 S: 3	H: 1 LOB: 1 BB: 0 P: 7	R: 0 E: 0 K: 1 S: 5	H: 1 LOB: 0 BB: 0 P: 5	R: 0 E: 0 K: 0 S: 3	H: 0 LOB: 0 BB: 0 P: 3	1B: 4 2B: 3 3B: 0 HR: 1	SF: 0 SAC: 0 DP: 2 HBP: 0	WP: 0 PB: 0 SB: 0 CS: 1	PA: 34
<b>PITCHER</b>	IP WLS BF H R ER SO BB IBB HBP BLK WP HR S P ERA WHIP																			
Robin Roberts, R (1,1) ERA: 2.32	7.0 W 27 7 1 1 1 2 0 0 0 0 0 1 27 35 1.29 1.286																			
Stu Miller, R (8,1) ERA: 1.56	2.0 S 6 1 0 0 1 0 0 0 0 0 0 0 8 8 0.00 0.500																			


Batter	1	2	3	4	5	6	7	8	9	AB	R	H	RBI	BB	SO	LOB	BOTTOM			
Jackie Brandt, R (1,8) OBP: 0.314, SLG: 0.386	6-3		F7		SH2-3					2	0	0	0	1	0	0	<b>Boston Red Sox @ Baltimore Orioles</b> Memorial Stadium, Baltimore, MD Fri Jun 19 1964, 7:05 PM EDT Unknown			
Jerry Adair, R (1,4) OBP: 0.304, SLG: 0.337			6-3		5-3		F8			4	0	1	0	0	0	4				
Sam Bowens, R (1,9) OBP: 0.316, SLG: 0.433				1B	HBP		K		F3	2	0	0	0	1	1	1				
Stu Miller, R (8,1) ERA: 1.56				FC1-2	HBP					0	0	0	0	0	0	0				
Norm Siebern, L (1,3) OBP: 0.398, SLG: 0.368			K		FC1-2			F7		2	1	0	0	1	1	2				
Brooks Robinson, R (1,5) OBP: 0.352, SLG: 0.472			F8		FC1-2			F9		4	1	1	0	0	0	3				
John Orsino, R (1,2) OBP: 0.318, SLG: 0.409					L5			SF8		1	0	0	1	2	0	3				
Bob Saverine, S (8, PR) OBP: 0.212, SLG: 0.194										0	0	0	0	0	0	0				
Gino Cimoli, R (9, 7) OBP: 0.103, SLG: 0.108										0	0	0	0	0	0	0				
Boog Powell, L (1,7) OBP: 0.350, SLG: 0.542					FC1-2			F3		4	0	1	1	0	1	5				
Dick Brown, R (9, 2) OBP: 0.221, SLG: 0.260			K		FC1-2					0	0	0	0	0	0	0				
Bob Johnson, R (1,6) OBP: 0.299, SLG: 0.329			G5-4-3		5-3			6-3		4	0	1	0	0	0	5				
Robin Roberts, S (1,1) ERA: 2.57										2	0	1	0	0	1	0				
Willie Kirkland, L (8, 9) OBP: 0.292, SLG: 0.302										0	0	0	0	0	0	0				
<b>Inning Stats</b>	R: 0 E: 0 K: 1 S: 6	H: 1 LOB: 2 BB: 1 P: 10	R: 0 E: 0 K: 1 S: 4	H: 0 LOB: 0 BB: 1 P: 8	R: 0 E: 0 K: 1 S: 5	H: 0 LOB: 0 BB: 0 P: 5	R: 0 E: 0 K: 0 S: 4	H: 1 LOB: 3 BB: 0 P: 6	R: 0 E: 0 K: 1 S: 6	H: 1 LOB: 1 BB: 0 P: 6	R: 2 E: 1 K: 0 S: 6	H: 2 LOB: 3 BB: 2 P: 14	R: 0 E: 0 K: 0 S: 3	H: 0 LOB: 0 BB: 0 P: 3	R: 0 E: 0 K: 0 S: 2	H: 0 LOB: 1 BB: 1 P: 6	1B: 5 2B: 0 3B: 0 HR: 0	SF: 1 SAC: 2 DP: 1 HBP: 2	WP: 0 PB: 0 SB: 0 CS: 1	PA: 35
<b>PITCHER</b>	IP WLS BF H R ER SO BB IBB HBP BLK WP HR S P ERA WHIP																			
Ed Connolly, L (1,1) ERA: 2.57	5.1 L 25 4 2 1 4 3 0 2 0 0 0 0 28 42 1.69 1.312																			
Bob Heffner, R (6,1) ERA: 3.04	0.2 4 1 0 0 0 1 0 0 0 0 0 0 3 7 0.00 3.000																			
Dick Radatz, R (7,1) ERA: 1.86	2.0 6 0 0 0 0 0 1 0 0 0 0 0 5 9 0.00 0.500																			



Batter	1	2	3	4	5	6	7	8	9	AB	R	H	RBI	BB	SO	LOB	TOP										
Dalton Jones, L (1, 4) OBP: 0.304, SLG: 0.384	5-3		FC4					G3		5	2	2	0	0	0	2											
Tony Conigliaro, R (1, 7) OBP: 0.328, SLG: 0.526	4-3		F8						G6-4-3 BB	5	1	2	2	0	0	3											
Carl Yastrzemski, L (1, 8) OBP: 0.397, SLG: 0.449	4-3			5-3				F7	G6-4-3 BB	4	0	1	2	1	0	0											
Dick Stuart, R (1, 3) OBP: 0.312, SLG: 0.462		F8			F6			6-3	G6-4-3 BB	5	1	1	1	0	0	3											
Lee Thomas, L (1, 9) OBP: 0.346, SLG: 0.413		BB				F7		FC4-6 BB	F4	4	0	2	0	1	0	1											
Felix Mantilla, R (1, 5) OBP: 0.299, SLG: 0.479		F8			F4			FC4-6 BB		3	0	0	0	1	0	3											
Eddie Bressoud, R (1, 6) OBP: 0.380, SLG: 0.453			F9		F5			FC6-4 BB	K	4	0	0	0	0	1	3											
Bob Tillman, R (1, 2) OBP: 0.379, SLG: 0.434			1-3					F6		3	0	1	0	1	0	0											
Bill Spanswick, L (1, 1) OBP: 0.429, SLG: 0.333										2	1	0	0	1	0	3											
Bob Hefner, R (6, 1) OBP: 0.250, SLG: 0.625										0	0	0	0	0	0	0											
Russ Nixon, L (8, PH) OBP: 0.394, SLG: 0.390										0	0	0	0	1	0	0											
Earl Wilson, R (8, PH) OBP: 0.357, SLG: 0.560										0	0	0	0	0	0	0											
Dick Radatz, R (8, 1) OBP: 0.222, SLG: 0.278										0	0	0	0	0	0	0											
<b>Inning Stats</b>	R: 0 E: 0 K: 0 S: 3	H: 0 LOB: 0 BB: 0 P: 3	R: 0 E: 0 K: 0 S: 3	H: 0 LOB: 1 BB: 1 P: 7	R: 0 E: 0 K: 0 S: 3	H: 0 LOB: 1 BB: 1 P: 7	R: 1 E: 0 K: 0 S: 5	H: 2 LOB: 1 BB: 0 P: 5	R: 2 E: 0 K: 0 S: 6	H: 3 LOB: 1 BB: 0 P: 6	R: 0 E: 0 K: 0 S: 3	H: 0 LOB: 2 BB: 2 P: 11	R: 2 E: 0 K: 0 S: 6	H: 3 LOB: 1 BB: 0 P: 6	R: 0 E: 0 K: 1 S: 5	H: 0 LOB: 1 BB: 1 P: 9	R: 0 E: 0 K: 0 S: 3	H: 1 LOB: 1 BB: 1 P: 7	1B: 5 2B: 2 3B: 0 HR: 2	SF: 0 SAC: 0 DP: 1 HBP: 0	WP: 0 PB: 0 SB: 1 CS: 0	PA: 41					
<b>PITCHER</b>	IP	WLS	BF	H	R	ER	SO	BB	IBB	HBP	BLK	WP	HR	S	P	ERA	WHIP										
Chuck Estrada, R (1, 1) ERA: 5.06	6.0	W	27	5	3	3	0	4	0	0	0	0	1	23	39	4.50	1.500										
Dick Hall, R (7, 1) ERA: 1.54	2.0		10	3	2	2	1	1	0	0	0	0	1	11	15	9.00	2.000										
Stu Miller, R (9, 1) ERA: 1.52	1.0	S	4	1	0	0	0	1	0	0	0	0	0	3	7	0.00	2.000										

**Boston Red Sox @ Baltimore Orioles**  
**Memorial Stadium, Baltimore, MD**  
 Fri Jun 19 1964, 7:05 PM EDT  
 Att: 22,151 - Unknown


AB	35
R	5
H	9
RBI	5
BB	6
SO	1
LOB	18



Batter	1	2	3	4	5	6	7	8	9	AB	R	H	RBI	BB	SO	LOB	BOTTOM										
Jackie Brandt, R (1, 8) OBP: 0.316, SLG: 0.388	F3			G3	K			FC4-6		4	1	1	0	1	1	4											
Jerry Adair, R (1, 4) OBP: 0.300, SLG: 0.332	F8			G3	FC4-6			SH3-4		3	0	0	0	0	0	2											
Sam Bowens, R (1, 7) OBP: 0.315, SLG: 0.429	F5			K				F8		4	1	1	0	0	1	2											
Brooks Robinson, R (1, 5) OBP: 0.358, SLG: 0.476										4	1	3	1	0	1	1											
John Orsino, R (1, 3) OBP: 0.309, SLG: 0.395		G6-4-3		1-3				6-3		4	0	0	0	0	1	4											
Bob Johnson, R (1, 6) OBP: 0.309, SLG: 0.351		4-3			L7			5-3		4	1	2	1	0	0	0											
Gino Cimoli, R (1, 9) OBP: 0.122, SLG: 0.154										2	1	1	0	0	0	0											
Boog Powell, L (6, PH) OBP: 0.351, SLG: 0.538										1	0	0	0	1	0	1											
Stu Miller, R (9, 1) ERA: 1.83										0	0	0	0	0	0	0											
Dick Brown, R (1, 2) OBP: 0.231, SLG: 0.298										4	1	2	3	0	1	2											
Chuck Estrada, R (1, 1) OBP: 0.154, SLG: 0.154										2	0	1	0	0	1	0											
Dick Hall, R (6, PH) ERA: 3.1										1	0	0	0	0	0	1											
Willie Kirkland, L (8, PH) OBP: 0.299, SLG: 0.302										0	0	0	0	1	0	0											
<b>Inning Stats</b>	R: 0 E: 0 K: 0 S: 3	H: 0 LOB: 0 BB: 0 P: 3	R: 0 E: 0 K: 0 S: 3	H: 1 LOB: 0 BB: 0 P: 3	R: 0 E: 0 K: 2 S: 7	H: 0 LOB: 0 BB: 0 P: 7	R: 1 E: 0 K: 1 S: 7	H: 2 LOB: 1 BB: 0 P: 7	R: 2 E: 0 K: 1 S: 8	H: 3 LOB: 1 BB: 0 P: 8	R: 3 E: 1 K: 1 S: 9	H: 4 LOB: 1 BB: 0 P: 9	R: 0 E: 0 K: 1 S: 5	H: 0 LOB: 1 BB: 1 P: 9	R: 0 E: 0 K: 0 S: 4	H: 1 LOB: 3 BB: 2 P: 12	1B: 7 2B: 3 3B: 0 HR: 1	SF: 0 SAC: 1 DP: 1 HBP: 0	WP: 0 PB: 0 SB: 0 CS: 0	PA: 37							
<b>PITCHER</b>	IP	WLS	BF	H	R	ER	SO	BB	IBB	HBP	BLK	WP	HR	S	P	ERA	WHIP										
Bill Spanswick, L (1, 1) ERA: 7.4	5.0	L	22	8	5	5	4	8	0	0	0	0	1	30	30	9.00	1.600										
Bob Hefner, R (6, 1) ERA: 3.1	2.0		9	2	1	1	2	1	0	0	0	0	0	12	16	4.50	1.500										
Dick Radatz, R (8, 1) ERA: 1.83	1.0		6	1	0	0	0	0	2	0	0	0	0	4	12	0.00	1.000										

**Boston Red Sox @ Baltimore Orioles**  
**Memorial Stadium, Baltimore, MD**  
 Fri Jun 19 1964, 7:05 PM EDT  
 Att: 22,151 - Unknown

AB	33
R	6
H	11
RBI	5
BB	3
SO	6
LOB	17







Batter	1	2	3	4	5	6	7	8	9	AB	R	H	RBI	BB	SO	LOB	TOP			
Dalton Jones, L OBP: 0.316, SLG: 0.418 (1, 4)										5	1	4	1	0	1	1	<b>Boston Red Sox @ Baltimore Orioles</b> Memorial Stadium, Baltimore, MD Sat Jun 20 1964, 7:05 PM EDT Att: 12,186 - Unknown			
Tony Conigliaro, R OBP: 0.321, SLG: 0.515 (1, 7)										5	0	0	0	0	1	4				
Carl Yastrzemski, L OBP: 0.362, SLG: 0.649 Roman Mejias, R OBP: 0.246, SLG: 0.369 (1, 8)										0	0	0	0	1	0	0				
Dick Stuart, R OBP: 0.310, SLG: 0.458 Dick Williams, R OBP: 0.293, SLG: 0.472 (1, 3)										2	0	0	0	0	0	4				
Lee Thomas, L OBP: 0.341, SLG: 0.407 (1, 9)										4	0	0	0	0	0	1				
Frank Malzone, R OBP: 0.328, SLG: 0.403 Chuck Schilling, R OBP: 0.293, SLG: 0.257 (1, 5)										2	0	1	0	0	0	0				
Eddie Bressoud, R OBP: 0.377, SLG: 0.450 Felix Mantilla, R OBP: 0.304, SLG: 0.479 (1, 6)										2	0	0	0	0	0	1				
Bob Tillman, R OBP: 0.377, SLG: 0.446 (1, 2)										4	1	1	3	0	0	1				
Dave Morehead, R OBP: 0.138, SLG: 0.074 Arnold Earley, L (1, 1)										0	0	0	0	0	0	0				
Dave Gray, R OBP: 1.000, SLG: 1.000 Pete Charton, L (8, 1)										1	0	1	0	0	0	0				
Russ Nixon, L OBP: 0.386, SLG: 0.383 (9, PH)										1	0	0	0	0	0	0				
<b>Inning Stats</b>	R: 0 E: 0 K: 0 S: 3	H: 1 LOB: 1 BB: 0 P: 4	R: 0 E: 0 K: 0 S: 4	H: 1 LOB: 1 BB: 0 P: 4	R: 0 E: 0 K: 0 S: 4	H: 0 LOB: 0 BB: 0 P: 3	R: 0 E: 0 K: 1 S: 6	H: 1 LOB: 1 BB: 0 P: 6	R: 1 E: 0 K: 2 S: 6	H: 1 LOB: 1 BB: 1 P: 10	R: 0 E: 0 K: 1 S: 8	H: 1 LOB: 0 BB: 0 P: 8	R: 0 E: 0 K: 0 S: 3	H: 0 LOB: 0 BB: 0 P: 3	R: 4 E: 0 K: 0 S: 7	H: 4 LOB: 0 BB: 0 P: 7	1B: 7 2B: 1 3B: 0 HR: 2	SF: 0 SAC: 0 DP: 1 HBP: 1	WP: 0 PB: 0 SB: 0 CS: 0	PA: 39
<b>PITCHER</b> Mitt Pappas, R ERA: 3.38 (1, 1)	IP: 9.0 WLS: W BF: 39 H: 10 R: 5 ER: 5 SO: 4 BB: 2 IBB: 0 HBP: 1 BLK: 0 WP: 0 HR: 2 S: 44 P: 53 ERA: 5.00 WHIP: 1.333															<b>PITCHER</b>	IP: 9.0 WLS: W BF: 39 H: 10 R: 5 ER: 5 SO: 4 BB: 2 IBB: 0 HBP: 1 BLK: 0 WP: 0 HR: 2 S: 44 P: 53 ERA: 5.00 WHIP: 1.333			

Batter	1	2	3	4	5	6	7	8	9	AB	R	H	RBI	BB	SO	LOB	BOTTOM
Jackie Brandt, R OBP: 0.316, SLG: 0.387 (1, 8)										6	2	2	0	0	2	4	<b>Boston Red Sox @ Baltimore Orioles</b> Memorial Stadium, Baltimore, MD Sat Jun 20 1964, 7:05 PM EDT Att: 12,186 - Unknown
Jerry Adair, R OBP: 0.297, SLG: 0.328 (1, 4)										5	1	1	0	0	0	5	
Boog Powell, L OBP: 0.358, SLG: 0.544 (1, 7)										4	2	2	1	1	0	1	
Norm Siebern, L OBP: 0.398, SLG: 0.366 (1, 3)										4	1	1	1	1	1	4	
Brooks Robinson, R OBP: 0.368, SLG: 0.483 Bob Saverine, S OBP: 0.235, SLG: 0.194 (5, PR)										1	1	1	3	3	0	0	
John Orsino, R OBP: 0.312, SLG: 0.385 (1, 2)										3	2	0	0	2	1	6	
Bob Johnson, R OBP: 0.337, SLG: 0.380 (1, 6)										5	1	4	3	0	0	0	
Willie Kirkland, L OBP: 0.286, SLG: 0.290 (1, 9)										4	0	0	2	0	1	4	
Mitt Pappas, R OBP: 0.176, SLG: 0.129 (1, 1)										4	0	1	0	1	1	1	
<b>Inning Stats</b>	R: 6 E: 2 K: 1 S: 11	H: 5 LOB: 2 BB: 2 P: 19	R: 1 E: 0 K: 0 S: 7	H: 2 LOB: 3 BB: 1 P: 10	R: 0 E: 0 K: 0 S: 5	H: 2 LOB: 2 BB: 0 P: 5	R: 0 E: 0 K: 2 S: 7	H: 0 LOB: 0 BB: 0 P: 7	R: 0 E: 0 K: 1 S: 5	H: 0 LOB: 0 BB: 0 P: 5	R: 3 E: 1 K: 0 S: 4	H: 1 LOB: 1 BB: 3 P: 16	1B: 10 2B: 2 3B: 0 HR: 0	SF: 1 SAC: 0 DP: 1 HBP: 0	WP: 1 PB: 0 SB: 0 CS: 0	PA: 46	
<b>PITCHER</b> Dave Morehead, R ERA: 4.96 Arnold Earley, L ERA: 2.18 Dave Gray, R ERA: 7.71 Pete Charton, R ERA: 9.95	IP: 0.0 WLS: L BF: 7 H: 6 R: 6 ER: 5 SO: 0 BB: 1 IBB: 0 HBP: 0 BLK: 0 WP: 0 HR: 0 S: 6 P: 10 ERA: ∞ WHIP: ∞															<b>PITCHER</b>	IP: 0.0 WLS: L BF: 7 H: 6 R: 6 ER: 5 SO: 0 BB: 1 IBB: 0 HBP: 0 BLK: 0 WP: 0 HR: 0 S: 6 P: 10 ERA: ∞ WHIP: ∞



Batter	1	2	3	4	5	6	7	8	9	AB	R	H	RBI	BB	SO	LOB	TOP								
<b>Chuck Schilling, R</b> OBP: 0.283, SLG: 0.248 (1, 4)	1-4-3		F9		SH 1B	F7	F9			4	1	0	0	0	0	2	<b>Boston Red Sox @ Baltimore Orioles</b> Memorial Stadium, Baltimore, MD Sun Jun 21 1964, 3:33 AM EDT Att: 6,723 - Unknown 								
<b>Tony Conigliaro, R</b> OBP: 0.323, SLG: 0.517 (1, 7)	L4		L5		K 1B	E7 HR 1B		1B SF8 2B		5	2	2	1	0	1	3									
<b>Carl Yastrzemski, L</b> OBP: 0.371, SLG: 0.455 <b>Roman Mejias, R</b> OBP: 0.246, SLG: 0.369 (1, 8) (8, 8)	1B				E 1B	HR BB		K		4	2	3	2	1	1	1									
<b>Dick Stuart, R</b> OBP: 0.319, SLG: 0.476 (1, 3)	BB 1B				E8 4-3 1B	HR				5	1	4	4	0	1	1									
<b>Frank Matzone, R</b> OBP: 0.329, SLG: 0.402 (1, 5)	1-2 BB			6-3	4-3			SF8		3	0	1	1	1	0	1									
<b>Lee Thomas, L</b> OBP: 0.338, SLG: 0.400 (1, 9)	6-3			K	4-0 BB	F7		F5		4	0	0	0	1	1	5									
<b>Eddie Bressoud, R</b> OBP: 0.374, SLG: 0.449 (1, 6)		L8		5-3	F7				F7	5	0	1	0	0	0	2									
<b>Bob Tillman, R</b> OBP: 0.377, SLG: 0.448 (1, 2)		L9			SH 1B BB	E 2B			L6	4	2	1	0	1	1	1									
<b>Earl Wilson, R</b> OBP: 0.355, SLG: 0.519 <b>Bill Monbouquette, R</b> OBP: 0.287, SLG: 0.150 (1, 1) (6, 1)	F6				1-2 1B BB	SH 5-3			L9	2	1	0	0	1	0	1									
<b>Inning Stats</b>	R: 0 E: 0 K: 0 S: 5	H: 2 LOB: 3 BB: 1 P: 9	R: 0 E: 0 K: 0 S: 3	H: 0 LOB: 0 BB: 0 P: 3	R: 0 E: 0 K: 1 S: 6	H: 1 LOB: 1 BB: 0 P: 6	R: 0 E: 0 K: 1 S: 5	H: 0 LOB: 0 BB: 0 P: 5	R: 4 E: 1 K: 1 S: 8	H: 2 LOB: 2 BB: 3 P: 20	R: 4 E: 1 K: 0 S: 7	H: 4 LOB: 1 BB: 1 P: 11	R: 0 E: 0 K: 0 S: 4	H: 1 LOB: 1 BB: 0 P: 4	R: 1 E: 0 K: 1 S: 7	H: 2 LOB: 1 BB: 0 P: 7	R: 0 E: 0 K: 2 S: 7	H: 0 LOB: 0 BB: 0 P: 7	1B: 8 2B: 3 3B: 0 HR: 1	SF: 1 SAC: 1 DP: 0 HBP: 0	WP: 0 PB: 0 SB: 0 CS: 0	PA: 45			
<b>PITCHER</b>	IP	WLS	BF	H	R	ER	SO	BB	IBB	HBP	BLK	WP	HR	S	P	ERA	WHIP								
<b>Steve Barber, L</b> ERA: 4.31 <b>Dick Hall, R</b> ERA: 2.45 <b>Herman Starrette, R</b> ERA: <b>Harvey Haddix, L</b> ERA: 2.97 (1, 1) (5, 1) (7, 1) (8, 1)	4.1	L	22	5	4	3	3	3	0	0	0	0	0	25	37	6.23	1.846								

Batter	1	2	3	4	5	6	7	8	9	AB	R	H	RBI	BB	SO	LOB	BOTTOM								
<b>Jackie Brandt, R</b> OBP: 0.314, SLG: 0.383 (1, 8)	F8		BB 1B	6-3		FC5-4 1-4-3	FC6-4			5	0	1	1	0	0	4	<b>Boston Red Sox @ Baltimore Orioles</b> Memorial Stadium, Baltimore, MD Sun Jun 21 1964, 3:33 AM EDT Att: 6,723 - Unknown 								
<b>Jerry Adair, R</b> OBP: 0.290, SLG: 0.321 (1, 4)	5-3		F8	F7		1-4-3		5-3		5	0	0	0	0	0	3									
<b>Boog Powell, L</b> OBP: 0.359, SLG: 0.539 (1, 7)	BB 1B		F2			K		G3		5	0	2	0	0	1	2									
<b>Norm Siebern, L</b> OBP: 0.406, SLG: 0.371 (1, 3)	1-2 BB		BB 1B			K		2B FC5 BB	1B	3	1	2	0	2	1	1									
<b>Brooks Robinson, R</b> OBP: 0.369, SLG: 0.479 (1, 5)	K		BB 1B			G6-4-3 1B	F5	F9		4	0	1	0	1	1	4									
<b>John Orsino, R</b> OBP: 0.315, SLG: 0.417 (1, 2)		HR	F9		G6-4-3		E 1B 2B		4-3	5	2	2	1	0	0	5									
<b>Bob Johnson, R</b> OBP: 0.341, SLG: 0.381 (1, 6)		K		SH1-4 BB 6-3 1B		HR 1B	FC5 1B		1-3	5	2	2	1	0	1	1									
<b>Willie Kirkland, L</b> OBP: 0.291, SLG: 0.317 (1, 9)		K		6-3 SH1-4 BB		HR	L4		E3	4	1	1	2	1	1	2									
<b>Steve Barber, L</b> ERA: 4.31 <b>Dick Hall, R</b> ERA: 2.45 <b>Gino Cimoli, R</b> ERA: 3.14 <b>Herman Starrette, R</b> ERA: <b>Charlie Lau, L</b> OBP: 0.331, SLG: 0.414 <b>Harvey Haddix, L</b> ERA: 2.97 (1, 1) (5, 1) (6, PH) (7, 1) (8, 1) (9, PH)	5.0	W	27	9	4	4	5	4	0	0	0	0	0	21	25	2.25	1.000								
<b>Inning Stats</b>	R: 0 E: 0 K: 1 S: 6	H: 1 LOB: 2 BB: 1 P: 10	R: 1 E: 0 K: 3 S: 10	H: 1 LOB: 0 BB: 0 P: 10	R: 0 E: 0 K: 0 S: 5	H: 2 LOB: 3 BB: 1 P: 9	R: 1 E: 0 K: 0 S: 4	H: 1 LOB: 1 BB: 1 P: 8	R: 0 E: 0 K: 1 S: 6	H: 2 LOB: 1 BB: 0 P: 6	R: 2 E: 0 K: 1 S: 7	H: 2 LOB: 1 BB: 1 P: 11	R: 2 E: 1 K: 0 S: 6	H: 2 LOB: 2 BB: 1 P: 10	R: 0 E: 0 K: 0 S: 4	H: 1 LOB: 1 BB: 0 P: 4	R: 0 E: 1 K: 1 S: 6	H: 0 LOB: 1 BB: 0 P: 6	1B: 9 2B: 1 3B: 0 HR: 2	SF: 0 SAC: 1 DP: 1 HBP: 0	WP: 0 PB: 0 SB: 0 CS: 0	PA: 45			
<b>PITCHER</b>	IP	WLS	BF	H	R	ER	SO	BB	IBB	HBP	BLK	WP	HR	S	P	ERA	WHIP								
<b>Earl Wilson, R</b> ERA: 4.31 <b>Bill Monbouquette, R</b> ERA: 5.3 (1, 1) (6, 1)	5.0	S	18	3	2	1	2	1	0	0	0	0	0	21	25	2.25	1.000								



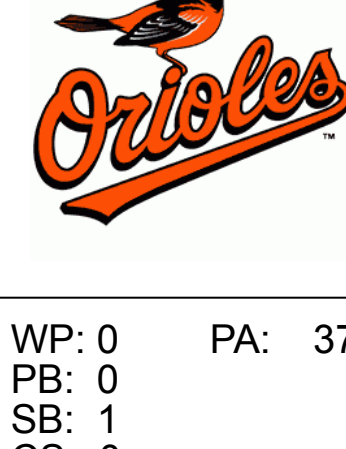
Batter	1	2	3	4	5	6	7	8	9	AB	R	H	RBI	BB	SO	LOB	TOP																	
Phil Linz, R OBP: 0.304, SLG: 0.376 (1, 5)										5	2	2	0	0	1	6	<b>New York Yankees @ Baltimore Orioles</b> Memorial Stadium, Baltimore, MD Tue Jun 23 1964, 7:05 PM EDT Att: 31,860 - Unknown																	
Bobby Richardson, R OBP: 0.256, SLG: 0.333 (1, 4)										5	1	1	0	0	0	1																		
Mickey Mantle, S OBP: 0.434, SLG: 0.628 (1, 8)										5	1	1	4	0	1	0																		
Roger Maris, L OBP: 0.355, SLG: 0.495 (1, 9)										5	1	1	1	0	0	0																		
Tom Tresh, S OBP: 0.369, SLG: 0.434 (1, 7)										5	1	1	0	0	1	0																		
Joe Pepitone, L OBP: 0.303, SLG: 0.395 (1, 3)										4	1	1	0	0	0	1																		
Elston Howard, R OBP: 0.368, SLG: 0.484 (1, 2)										4	1	3	2	0	0	0																		
Clete Boyer, R OBP: 0.264, SLG: 0.289 (1, 6)										3	0	2	1	1	1	0																		
Rollie Sheldon, R OBP: 0.125, SLG: 0.125 (8, PH)										2	0	0	0	0	2	2																		
Johnny Blanchard, L OBP: 0.392, SLG: 0.339 (8, PH)										0	0	0	0	1	0	0																		
Pete Mikkelsen, R OBP: 0.250, SLG: 0.214 (8, PH)										0	0	0	0	0	0	0																		
<b>Inning Stats</b>	R: 1 E: 0 K: 0 S: 4	H: 1 LOB: 0 BB: 0 P: 4	R: 1 E: 0 K: 2 S: 10	H: 3 LOB: 2 BB: 0 P: 10	R: 0 E: 0 K: 0 S: 3	H: 0 LOB: 0 BB: 0 P: 3	R: 2 E: 0 K: 0 S: 5	H: 2 LOB: 1 BB: 1 P: 9	R: 0 E: 0 K: 0 S: 3	H: 0 LOB: 0 BB: 0 P: 3	R: 0 E: 0 K: 0 S: 3	H: 0 LOB: 0 BB: 0 P: 3	R: 3 E: 0 K: 2 S: 10	H: 3 LOB: 0 BB: 0 P: 10	R: 0 E: 0 K: 0 S: 5	H: 2 LOB: 2 BB: 1 P: 9	R: 1 E: 0 K: 2 S: 8	H: 1 LOB: 0 BB: 0 P: 8	1B: 8 2B: 1 3B: 0 HR: 3	SF: 0 SAC: 1 DP: 0 HBP: 0	WP: 0 PB: 1 SB: 0 CS: 0	PA: 41												
<b>PITCHER</b>	IP WLS BF H R ER SO BB IBB HBP BLK WP HR S P ERA WHIP																																	
Wally Bunker, R ERA: 3.39 (1, 1)	3.1	17	6	4	3	2	1	0	0	0	0	0	0	1	20	24	8.10	2.100																
Harvey Haddix, L ERA: 2.95 (4, 1)	1.2	5	0	0	0	0	0	0	0	0	0	0	0	0	5	5	0.00	0.000																
Chuck Estrada, R ERA: 5.32 (6, 1)	3.0	W	15	5	3	2	0	1	0	0	0	0	1	18	22	9.00	1.667																	
Stu Miller, R ERA: 1.7 (9, 1)	1.0	S	4	1	1	1	2	0	0	0	0	0	1	8	8	9.00	1.000																	

AB	38
R	8
H	12
RBI	8
BB	2
SO	6
LOB	10



Batter	1	2	3	4	5	6	7	8	9	AB	R	H	RBI	BB	SO	LOB	BOTTOM																	
Jackie Brandt, R OBP: 0.315, SLG: 0.383 (1, 8)										5	1	2	0	0	1	1	<b>New York Yankees @ Baltimore Orioles</b> Memorial Stadium, Baltimore, MD Tue Jun 23 1964, 7:05 PM EDT Att: 31,860 - Unknown																	
Bob Johnson, R OBP: 0.326, SLG: 0.364 (1, 6)										4	0	0	0	0	0	4																		
Stu Miller, R (9, 1)										0	0	0	0	0	0	0																		
Boog Powell, L OBP: 0.362, SLG: 0.574 (1, 7)										4	2	2	2	0	2	2																		
Norm Siebern, L OBP: 0.408, SLG: 0.370 (1, 3)										3	1	1	0	1	1	0																		
Brooks Robinson, R OBP: 0.371, SLG: 0.483 (1, 5)										4	1	2	2	0	0	1																		
John Orsino, R OBP: 0.320, SLG: 0.427 (1, 2)										4	0	2	1	0	0	1																		
Bob Saverine, S OBP: 0.235, SLG: 0.194 (8, FR)										0	1	0	0	0	0	0																		
Willie Kirkland, L OBP: 0.289, SLG: 0.315 (1, 9)										4	1	1	2	0	0	2																		
Jerry Adair, R OBP: 0.299, SLG: 0.325 (1, 4)										3	1	2	1	1	0	1																		
Wally Bunker, R OBP: 0.148, SLG: 0.154 (4, 1)										1	0	0	0	0	1	1																		
Sam Bowers, R OBP: 0.112, SLG: 0.124 (5, PH)										0	0	0	0	0	0	0																		
Chuck Estrada, R OBP: 0.192, SLG: 0.154 (8, PH)										1	0	0	0	0	0	1																		
Charlie Lau, L OBP: 0.341, SLG: 0.433 (9, 2)										0	0	0	0	0	0	0																		
										2	1	2	1	0	0	0																		
<b>Inning Stats</b>	R: 0 E: 0 K: 1 S: 5	H: 0 LOB: 0 BB: 0 P: 5	R: 0 E: 0 K: 0 S: 4	H: 1 LOB: 1 BB: 0 P: 4	R: 0 E: 0 K: 1 S: 5	H: 1 LOB: 1 BB: 1 P: 9	R: 1 E: 0 K: 0 S: 4	H: 2 LOB: 0 BB: 0 P: 4	R: 0 E: 0 K: 0 S: 3	H: 1 LOB: 0 BB: 0 P: 3	R: 1 E: 0 K: 1 S: 6	H: 1 LOB: 0 BB: 0 P: 6	R: 0 E: 0 K: 0 S: 4	H: 1 LOB: 1 BB: 0 P: 4	R: 7 E: 0 K: 2 S: 14	H: 7 LOB: 1 BB: 1 P: 18	R: 1 E: 0 K: 2 S: 8	H: 7 LOB: 1 BB: 1 P: 18	1B: 9 2B: 3 3B: 0 HR: 2	SF: 0 SAC: 0 DP: 3 HBP: 0	WP: 0 PB: 0 SB: 1 CS: 0	PA: 37												
<b>PITCHER</b>	IP WLS BF H R ER SO BB IBB HBP BLK WP HR S P ERA WHIP																																	
Rollie Sheldon, R ERA: 2.74 (1, 1)	7.0	26	7	2	2	3	1	0	0	0	0	0	0	2	31	35	2.57	1.143																
Pete Mikkelsen, R ERA: 4.5 (8, 1)	0.2	L	8	5	7	7	1	1	0	0	0	0	0	9	13	94.50	9.000																	
Ralph Terry, R ERA: 6.96 (8, 1)	0.1		3	2	0	0	1	0	0	0	0	0	0	5	5	0.00	6.000																	

AB	35
R	9
H	14
RBI	9
BB	2
SO	5
LOB	14





Batter	1	2	3	4	5	6	7	8	9	AB	R	H	RBI	BB	SO	LOB	TOP					
Phil Linz, R OBP: 0.303, SLG: 0.379 (1, 5)	5-3		L5	2B			F7			4	0	1	2	0	0	1	<b>New York Yankees @ Baltimore Orioles</b> Memorial Stadium, Baltimore, MD Wed Jun 24 1964, 7:05 PM EDT Att: 34,528 - Unknown					
Bobby Richardson, R OBP: 0.256, SLG: 0.332 (1, 4)	6-3		L8			L7		1B	4	0	1	0	0	0	1							
Mickey Mantle, S OBP: 0.430, SLG: 0.619 (1, 8)	F5		G3			F8		1B	4	0	1	0	0	0	1							
Roger Maris, L OBP: 0.353, SLG: 0.489 (1, 9)		F8		F9	BB	F8		L8	4	1	1	0	0	0	2							
Tom Tresh, S OBP: 0.367, SLG: 0.428 (1, 7)		K		BB	BB	F8		F5	3	1	0	0	1	1	2							
Joe Pepitone, L OBP: 0.303, SLG: 0.393 (1, 3)		1B		F9	BB	4-3		P4	4	0	1	0	0	0	4							
Elston Howard, R OBP: 0.370, SLG: 0.482 (1, 2)		1B		1B	BB	F8		1-3	3	1	1	0	1	0	0							
Clete Boyer, R OBP: 0.264, SLG: 0.288 (1, 6)		F9		2B	BB	B2-3		F7	4	1	1	2	0	0	2							
Whitey Ford, L OBP: 0.302, SLG: 0.216 (1, 1)									0	0	0	0	0	0	0	<b>Yankees</b>						
Archie Moore, L OBP: 0.250, SLG: 0.296 (3, PH)									2	0	1	0	0	0	0							
Stan Williams, R OBP: 0.333, SLG: 0.444 (3, 1)									2	0	0	0	0	2	2							
Johnny Blanchard, L OBP: 0.388, SLG: 0.333 (9, PH)									1	0	0	0	0	0	0							
<b>Inning Stats</b>	R: 0 E: 0 K: 0 S: 3	H: 0 LOB: 0 BB: 0 P: 3	R: 0 E: 0 K: 1 S: 7	H: 2 LOB: 2 BB: 0 P: 7	R: 0 E: 0 K: 1 S: 4	H: 1 LOB: 1 BB: 0 P: 4	R: 4 E: 0 K: 1 S: 7	H: 3 LOB: 1 BB: 2 P: 15	R: 0 E: 0 K: 0 S: 3	H: 0 LOB: 0 BB: 0 P: 3	R: 0 E: 0 K: 1 S: 5	H: 0 LOB: 0 BB: 0 P: 5	R: 0 E: 0 K: 0 S: 5	H: 2 LOB: 2 BB: 0 P: 5	R: 0 E: 0 K: 0 S: 3		H: 0 LOB: 0 BB: 0 P: 3	1B: 6 2B: 2 3B: 0 HR: 0	SF: 0 SAC: 0 DP: 0 HBP: 0	WP: 0 PB: 0 SB: 0 CS: 0	PA: 36	
<b>PITCHER</b>	IP	WLS	BF	H	R	ER	SO	BB	IBB	HBP	BLK	WP	HR	S	P		ERA	WHIP				
Robin Roberts, R ERA: 2.58 (1, 1)	4.0		19	6	4	4	2	2	0	0	0	0	0	21	29		9.00	2.000				
Harvey Haddix, L ERA: 2.72 (5, 1)	2.0		6	0	0	0	0	0	0	0	0	0	0	6	6		0.00	0.000				
Dick Hall, R ERA: 2.27 (7, 1)	3.0	W	11	2	0	0	1	0	0	0	0	0	0	13	13	0.00	0.667					

Batter	1	2	3	4	5	6	7	8	9	AB	R	H	RBI	BB	SO	LOB	BOTTOM				
Jackie Brandt, R OBP: 0.321, SLG: 0.404 (1, 8)	1B	2B		BB		L7		F5		5	2	3	2	0	0	3	<b>New York Yankees @ Baltimore Orioles</b> Memorial Stadium, Baltimore, MD Wed Jun 24 1964, 7:05 PM EDT Att: 34,528 - Unknown				
Bob Johnson, R OBP: 0.320, SLG: 0.366 (1, 6)		HR		2-3	1B	F3		1-3	5	0	1	0	0	1	6						
Dick Brown, R OBP: 0.231, SLG: 0.298 (9, 2)	F3			K		F3		1-3	0	0	0	0	0	0	0						
Boog Powell, L OBP: 0.363, SLG: 0.566 (1, 7)									4	1	1	1	1	1	3						
Gino Cimoli, R OBP: 0.143, SLG: 0.154 (9, 7)	1B	P5		1-2	BB	K		L9	0	0	0	0	0	0	0						
Norm Siebern, L OBP: 0.405, SLG: 0.368 (1, 3)			6-3		4-3		F8		4	0	1	0	0	0	3						
Brooks Robinson, R OBP: 0.369, SLG: 0.486 (1, 5)	SF8					F7		F8	3	0	1	1	0	0	0						
John Orsino, R OBP: 0.318, SLG: 0.422 (1, 2)	FC6-4					F7			4	0	1	0	0	1	2						
Bob Saverine, S OBP: 0.235, SLG: 0.194 (8, FR)	1-2			K				1B	0	1	0	0	0	0	0						
Jerry Adair, R OBP: 0.302, SLG: 0.329 (1, 4)			6-3		5-3			1B	4	1	2	0	0	0	1						
Willie Kirkland, L OBP: 0.298, SLG: 0.318 (1, 9)		SH1-3		1B				E1	2	1	1	0	1	0	0						
Robin Roberts, S OBP: 0.152, SLG: 0.125 (1, 1)				SH3-4				E	1	1	1	0	0	0	0						
Harvey Haddix, L (4, PH)				SH3-4		B5		E1	1	0	0	0	0	0	1						
Dick Hall, R OBP: 0.375, SLG: 0.286 (7, 1)		HR						1B	1	0	1	1	0	0	0						
<b>Inning Stats</b>	R: 2 E: 0 K: 0 S: 6	H: 3 LOB: 1 BB: 0 P: 6	R: 2 E: 0 K: 0 S: 6	H: 4 LOB: 1 BB: 0 P: 6	R: 0 E: 0 K: 1 S: 6	H: 1 LOB: 1 BB: 0 P: 6	R: 0 E: 0 K: 1 S: 6	H: 1 LOB: 3 BB: 2 P: 14	R: 0 E: 0 K: 0 S: 3	H: 0 LOB: 0 BB: 0 P: 3	R: 0 E: 0 K: 1 S: 5	H: 0 LOB: 0 BB: 0 P: 5	R: 3 E: 2 K: 0 S: 7	H: 3 LOB: 3 BB: 0 P: 7	R: 0 E: 0 K: 0 S: 3	H: 0 LOB: 0 BB: 0 P: 3	1B: 9 2B: 3 3B: 0 HR: 1	SF: 1 SAC: 2 DP: 0 HBP: 0	WP: 0 PB: 0 SB: 0 CS: 0	PA: 39	
<b>PITCHER</b>	IP	WLS	BF	H	R	ER	SO	BB	IBB	HBP	BLK	WP	HR	S	P	ERA	WHIP				
Whitey Ford, L ERA: 1.73 (1, 1)	2.0		12	7	4	4	0	0	0	0	0	0	0	1	12	18.00	3.500				
Stan Williams, R ERA: 4.4 (3, 1)	6.0	L	27	6	3	0	3	2	0	0	0	0	0	31	39	0.00	1.333				



Batter	1	2	3	4	5	6	7	8	9	AB	R	H	RBI	BB	SO	LOB	TOP			
Phil Linz, R OBP: 0.302, SLG: 0.372 (1, 5)										3	0	0	0	1	2	0	<b>New York Yankees @ Baltimore Orioles</b> Memorial Stadium, Baltimore, MD Thu Jun 25 1964, 7:05 PM EDT Att: 36,369 - Unknown			
Bobby Richardson, R OBP: 0.291, SLG: 0.329 (1, 4)										4	0	0	0	0	1	3				
Hector Lopez, R OBP: 0.340, SLG: 0.486 (1, 9)										3	0	1	0	1	0	0				
Mickey Mantle, S OBP: 0.426, SLG: 0.608 (1, 8)										3	0	0	0	1	2	1				
Tom Tresh, S OBP: 0.362, SLG: 0.420 (1, 7)										4	0	0	0	0	1	3				
Elston Howard, R OBP: 0.368, SLG: 0.475 (1, 2)										3	0	0	0	1	1	1				
Joe Pepitone, L OBP: 0.303, SLG: 0.404 (1, 3)										3	1	1	1	0	1	1				
Clete Boyer, R OBP: 0.265, SLG: 0.289 (1, 6)										3	0	1	0	0	0	0				
Jim Bouton, R OBP: 0.132, SLG: 0.135 (7, PH)										2	0	0	0	0	1	2				
Pedro Gonzalez, R OBP: 0.300, SLG: 0.321 (7, 1)										1	0	0	0	0	0	0				
Hal Reniff, R OBP: 0.143, SLG: 0.143 (7, 1)										0	0	0	0	0	0	0				
<b>Inning Stats</b>	R: 0 E: 0 K: 0 S: 3	H: 0 LOB: 0 BB: 0 P: 3	R: 0 E: 0 K: 1 S: 5	H: 0 LOB: 0 BB: 0 P: 5	R: 1 E: 0 K: 2 S: 8	H: 1 LOB: 0 BB: 0 P: 8	R: 0 E: 0 K: 0 S: 2	H: 0 LOB: 1 BB: 2 P: 10	R: 0 E: 0 K: 1 S: 6	H: 1 LOB: 3 BB: 2 P: 14	R: 0 E: 0 K: 2 S: 8	H: 0 LOB: 0 BB: 0 P: 5	R: 0 E: 0 K: 1 S: 5	H: 0 LOB: 0 BB: 0 P: 5	R: 0 E: 0 K: 1 S: 5	H: 0 LOB: 0 BB: 0 P: 5	1B: 2 2B: 0 3B: 0 HR: 1	SF: 0 SAC: 0 DP: 1 HBP: 0	WP: 0 PB: 1 SB: 0 CS: 0	PA: 33
<b>PITCHER</b> Steve Barber, L ERA: 3.79 (1, 1)	IP: 9.0 WLS: W BF: 33 H: 3 R: 1 ER: 1 SO: 9 BB: 4 IBB: 0 HBP: 0 BLK: 0 WP: 0 HR: 1 S: 47 P: 63 ERA: 1.00 WHIP: 0.778															<b>PITCHER</b>				

Batter	1	2	3	4	5	6	7	8	9	AB	R	H	RBI	BB	SO	LOB	BOTTOM			
Jackie Brandt, R OBP: 0.320, SLG: 0.402 (1, 8)										4	0	1	0	0	1	1	<b>New York Yankees @ Baltimore Orioles</b> Memorial Stadium, Baltimore, MD Thu Jun 25 1964, 7:05 PM EDT Att: 36,369 - Unknown			
Bob Johnson, R OBP: 0.317, SLG: 0.361 (1, 6)										4	0	1	1	0	1	1				
Gino Cimoli, R OBP: 0.143, SLG: 0.154 (9, 7)										0	0	0	0	0	0	0				
Boog Powell, L OBP: 0.365, SLG: 0.580 (1, 7)										3	1	1	1	1	1	1				
Bob Saverine, S OBP: 0.235, SLG: 0.194 (9, 6)										0	0	0	0	0	0	0				
Norm Siebern, L OBP: 0.407, SLG: 0.364 (1, 3)										2	0	0	0	2	0	1				
Brooks Robinson, R OBP: 0.372, SLG: 0.498 (1, 5)										2	1	1	1	1	0	1				
John Orsino, R OBP: 0.323, SLG: 0.428 (1, 2)										3	0	1	0	1	0	3				
Willie Kirkland, L OBP: 0.289, SLG: 0.307 (1, 9)										4	0	0	0	0	0	6				
Jerry Adair, R OBP: 0.303, SLG: 0.333 (1, 4)										3	1	1	0	0	0	3				
Steve Barber, L OBP: 0.222, SLG: 0.222 (1, 1)										3	0	0	0	0	1	2				
<b>Inning Stats</b>	R: 1 E: 0 K: 0 S: 4	H: 1 LOB: 0 BB: 0 P: 4	R: 1 E: 0 K: 0 S: 5	H: 2 LOB: 1 BB: 0 P: 5	R: 0 E: 0 K: 2 S: 7	H: 0 LOB: 0 BB: 0 P: 7	R: 0 E: 0 K: 0 S: 3	H: 0 LOB: 1 BB: 1 P: 7	R: 1 E: 0 K: 0 S: 5	H: 2 LOB: 1 BB: 0 P: 5	R: 0 E: 0 K: 0 S: 3	H: 0 LOB: 2 BB: 2 P: 11	R: 0 E: 0 K: 2 S: 7	H: 1 LOB: 0 BB: 0 P: 7	R: 0 E: 0 K: 0 S: 3	H: 0 LOB: 2 BB: 2 P: 11	1B: 2 2B: 2 3B: 0 HR: 2	SF: 0 SAC: 1 DP: 0 HBP: 0	WP: 0 PB: 0 SB: 0 CS: 1	PA: 34
<b>PITCHER</b> Jim Bouton, R ERA: 3.04 (7, 1)	IP: 6.0 WLS: L BF: 26 H: 5 R: 3 ER: 3 SO: 3 BB: 3 IBB: 0 HBP: 0 BLK: 0 WP: 0 HR: 2 S: 27 P: 39 ERA: 4.50 WHIP: 1.333															<b>PITCHER</b>				
Hal Reniff, R ERA: 3.09 (7, 1)	IP: 2.0 WLS: L BF: 8 H: 1 R: 0 ER: 0 SO: 2 BB: 2 IBB: 0 HBP: 0 BLK: 0 WP: 0 HR: 0 S: 10 P: 18 ERA: 0.00 WHIP: 1.500															<b>PITCHER</b>				







Batter	1	2	3	4	5	6	7	8	9	AB	R	H	RBI	BB	SO	LOB	TOP										
Jackie Brandt, R OBP: 0.318, SLG: 0.394	0-0 4-3		0-0 5-3		0-0 1B			0-3 K		4	0	1	0	0	1	0	<b>Baltimore Orioles @ Washington Senators</b> D.C. Stadium, Washington, DC Sat Jun 27 1964, 3:33 AM EDT Att: 3,052 - Unknown										
Bob Johnson, R OBP: 0.312, SLG: 0.353 Bob Saverine, S OBP: 0.250, SLG: 0.188	0-0 1-3		0-0 6-3		0-0 F4			0-0 6-3		4	0	0	0	0	0	1											
Boog Powell, L OBP: 0.379, SLG: 0.643 Gino Cimoli, R OBP: 0.136, SLG: 0.146	0-0 HR			0-0 HR		0-0 G3			0-0 HR	4	3	3	3	0	0	0											
Norm Siebern, L OBP: 0.412, SLG: 0.369	0-0 F7			0-0 F8		0-0 G3			0-0 2B	4	0	1	0	0	0	0											
Brooks Robinson, R OBP: 0.372, SLG: 0.488		0-0 6-3		0-0 1B		0-0 5-3			0-0 6-3	4	0	1	0	0	0	1											
Charlie Lau, L OBP: 0.342, SLG: 0.425		4-0 FC4-6 BB		0-0 1B			0-0 G3		0-0 F7	3	0	1	0	1	0	1											
Willie Kirkland, L OBP: 0.288, SLG: 0.328		0-0 F7		0-3 K			0-0 G5-4-3 1B		0-0 L1-3	4	0	1	0	0	1	3											
Jerry Adair, R OBP: 0.298, SLG: 0.328		0-0 FC4-6 1-2			0-0 F7		0-0 G5-4-3 1-2			3	0	0	0	0	0	2											
Mitt Pappas, R OBP: 0.167, SLG: 0.121 John Orsino, R OBP: 0.319, SLG: 0.418 Stu Miller, R OBP: 0.154, SLG: 0.154			0-0 5-3		0-0 6-3			0-0 6-3		2	0	0	0	0	0	0											
<b>Inning Stats</b>	R: 1 E: 0 K: 0 S: 4	H: 1 LOB: 0 BB: 0 P: 4	R: 0 E: 0 K: 0 S: 3	H: 0 LOB: 1 BB: 1 P: 7	R: 0 E: 0 K: 0 S: 3	H: 0 LOB: 0 BB: 0 P: 3	R: 1 E: 0 K: 1 S: 7	H: 3 LOB: 1 BB: 0 P: 7	R: 0 E: 0 K: 0 S: 4	H: 0 LOB: 0 BB: 0 P: 3	R: 0 E: 0 K: 0 S: 3	H: 1 LOB: 0 BB: 0 P: 3	R: 0 E: 0 K: 1 S: 5	H: 0 LOB: 0 BB: 0 P: 5	R: 1 E: 0 K: 0 S: 5	H: 2 LOB: 1 BB: 0 P: 5		1B: 4 2B: 1 3B: 0 HR: 3	SF: 0 SAC: 0 DP: 1 HBP: 0	WP: 0 PB: 0 SB: 0 CS: 0	PA: 34						
<b>PITCHER</b>	IP	WLS	BF	H	R	ER	SO	BB	IBB	HBP	BLK	WP	HR	S	P	ERA	WHIP										
Jim Hannan, R ERA: 4.5	5.0	L	20	5	2	2	1	1	0	0	0	0	2	21	25	3.60	1.200										
Bennie Daniels, R ERA: 4.15	3.0		9	1	0	0	1	0	0	0	0	0	0	11	11	0.00	0.333										
Ron Kline, R ERA: 3.0	1.0		5	2	1	1	0	0	0	0	0	0	1	5	5	9.00	2.000										

Batter	1	2	3	4	5	6	7	8	9	AB	R	H	RBI	BB	SO	LOB	BOTTOM										
Don Blasingame, L OBP: 0.310, SLG: 0.322	0-0 F8			0-0 F9		0-0 3-1			0-0 4-3	4	0	0	0	0	0	0	<b>Baltimore Orioles @ Washington Senators</b> D.C. Stadium, Washington, DC Sat Jun 27 1964, 3:33 AM EDT Att: 3,052 - Unknown										
John Kennedy, R OBP: 0.327, SLG: 0.419	0-0 F5			0-0 F7		0-0 G3			0-3 K	4	0	0	0	0	1	0											
Chuck Hinton, R OBP: 0.379, SLG: 0.487	0-3 K			0-0 6-3		0-0 F9			0-3 K	4	0	0	0	0	2	0											
Jim King, L OBP: 0.378, SLG: 0.500		0-0 G3-6 1B			0-0 F8		0-3 K			3	0	1	0	0	1	0											
Bill Skowron, R OBP: 0.305, SLG: 0.471		0-0 F3			0-3 K		0-0 5-3			3	0	0	0	0	1	1											
Mike Brumley, L OBP: 0.332, SLG: 0.302		0-0 G3-6 1-2			0-0 1B 2B		0-3 K			3	1	1	0	0	1	1											
Don Lock, R OBP: 0.369, SLG: 0.434			0-0 F3		4-0 1B BB			0-0 F7		2	0	0	0	1	0	0											
Ed Brinkman, R OBP: 0.280, SLG: 0.355			0-0 F9		0-0 FC5-4 1-3 2H 1B			0-3 K		3	0	1	1	0	1	0											
Jim Hannan, R OBP: 0.273, SLG: 0.300 Don Zimmer, R OBP: 0.293, SLG: 0.446 Bennie Daniels, L OBP: 0.179, SLG: 0.231 Dick Phillips, L OBP: 0.330, SLG: 0.322 Ron Kline, R OBP: 0.154, SLG: 0.154			0-0 1-3		0-0 FC5-4 1-2			0-0 G3		1	0	0	0	0	0	0											
<b>Inning Stats</b>	R: 0 E: 0 K: 1 S: 5	H: 0 LOB: 0 BB: 0 P: 5	R: 0 E: 0 K: 0 S: 3	H: 1 LOB: 0 BB: 0 P: 3	R: 0 E: 0 K: 0 S: 3	H: 0 LOB: 0 BB: 0 P: 3	R: 0 E: 0 K: 0 S: 3	H: 0 LOB: 0 BB: 0 P: 3	R: 0 E: 0 K: 2 S: 7	H: 0 LOB: 0 BB: 0 P: 7	R: 0 E: 0 K: 1 S: 5	H: 0 LOB: 0 BB: 0 P: 5	R: 0 E: 0 K: 2 S: 7	H: 0 LOB: 0 BB: 0 P: 7	R: 0 E: 0 K: 2 S: 7	H: 0 LOB: 0 BB: 0 P: 7		1B: 2 2B: 1 3B: 0 HR: 0	SF: 0 SAC: 0 DP: 1 HBP: 0	WP: 0 PB: 0 SB: 0 CS: 0	PA: 30						
<b>PITCHER</b>	IP	WLS	BF	H	R	ER	SO	BB	IBB	HBP	BLK	WP	HR	S	P	ERA	WHIP										
Mitt Pappas, R ERA: 3.22	7.0	W	24	3	1	1	4	1	0	0	0	0	0	31	35	1.29	0.571										
Stu Miller, R ERA: 1.54	2.0	S	6	0	0	0	3	0	0	0	0	0	0	12	12	0.00	0.000										



Batter	1	2	3	4	5	6	7	8	9	AB R H RBI BB SO LOB	TOP																	
Jackie Brandt, R (1, 8) OBP: 0.323, SLG: 0.399	0-0 SH3 SF9 2B	4-0 G6-4-3 BB			0-0 SH3 1B		0-0 L5		0-0 F2	4 1 2 0 1 0 0	<b>Baltimore Orioles @ Washington Senators</b> D.C. Stadium, Washington, DC Sun Jun 28 1964, 3:33 AM EDT Att: 14,645 - Unknown																	
Bob Johnson, R (1, 6) OBP: 0.315, SLG: 0.385	0-0 SH3	0-0 G6-4-3			0-0 SH3		0-0		0-0 F3	2 1 1 1 0 0 2																		
Bob Saverine, S (8, 6) OBP: 0.243, SLG: 0.182	2-3	1-2			1-2		0-0 HR		0-0	1 0 0 0 0 0 0																		
Boog Powell, L (1, 7) OBP: 0.375, SLG: 0.630	4-0 2B BB				0-0 F8		0-0		0-0 F7	4 1 0 0 1 0 1																		
Gino Cimoli, R (9, 7) OBP: 0.136, SLG: 0.146					0-0 F8		0-0 4-3			0 0 0 0 0 0 0																		
Norm Siebern, L (1, 3) OBP: 0.410, SLG: 0.369	0-0 SF9				0-0 F6		0-3 K		0-0 E SH3-4 SF7 1B	3 1 1 1 0 1 1																		
Brooks Robinson, R (1, 5) OBP: 0.372, SLG: 0.490	0-0 1B 2B				0-0 F9		0-0 6-3		0-0 SH3-4	3 1 1 1 0 0 0																		
John Orsino, R (1, 2) OBP: 0.318, SLG: 0.413	0-0 1B				0-0 5-3		0-0 5-3		0-0 E5 E	4 1 1 1 0 0 1																		
Willie Kirkland, L (1, 9) OBP: 0.294, SLG: 0.325	0-0 F6				4-0 FC6-4 BB		4-0 BB		0-0 SF7	1 0 0 1 2 0 1																		
Jerry Adair, R (1, 4) OBP: 0.298, SLG: 0.323		4-0 FC3-6 BB			0-0 F9		0-0 F6		0-0 E8	3 0 0 0 1 0 2																		
Wally Bunker, R (1, 1) OBP: 0.138, SLG: 0.143					0-0 FC3-6 BB		0-3 K		0-3 K	2 0 0 0 0 0 2																		
Charlie Lau, L (7, PH) OBP: 0.360, SLG: 0.422		FC3-6			0-0 FC6-4		0-3 K			1 0 0 0 0 1 0																		
Herman Starrette, R (7, 1) OBP: 0.375, SLG: 0.286		1-2			1-2					1 0 0 0 0 1 1																		
Dick Hall, R (8, 1) OBP: 0.375, SLG: 0.286										0 0 0 0 0 0 0																		
<b>Inning Stats</b>	R: 3 E: 0 K: 0 S: 6	H: 3 LOB: 1 BB: 1 P: 10	R: 0 E: 0 K: 0 S: 2	H: 0 LOB: 1 BB: 2 P: 10	R: 0 E: 0 K: 0 S: 3	H: 0 LOB: 0 BB: 0 P: 3	R: 0 E: 0 K: 0 S: 3	H: 0 LOB: 1 BB: 1 P: 7	R: 0 E: 0 K: 0 S: 6	H: 1 LOB: 3 BB: 0 P: 6	R: 0 E: 0 K: 0 S: 3	H: 0 LOB: 1 BB: 0 P: 7	R: 1 E: 0 K: 1 S: 6	H: 1 LOB: 0 BB: 0 P: 6	R: 2 E: 2 K: 1 S: 8	H: 1 LOB: 1 BB: 0 P: 8	R: 0 E: 0 K: 0 S: 3	H: 0 LOB: 0 BB: 0 P: 3	1B: 3 2B: 2 3B: 0 HR: 1	SF: 2 SAC: 3 DP: 1 HBP: 0	WP: 0 PA: 39 PB: 0 SB: 0 CS: 0							
<b>PITCHER</b>	IP WLS BF H R ER SO BB IBB HBP BLK WP HR S P ERA WHIP											IP WLS BF H R ER SO BB IBB HBP BLK WP HR S P ERA WHIP																
Alan Koch, R (1, 1) ERA: 4.8	1.0	8	3	3	3	0	2	0	0	0	0	0	0	6	14	27.00	5.000											
Dave Stierhouse, R (2, 1) ERA: 7.95	6.1	L	25	3	3	1	2	3	0	0	0	0	0	1	26	38	1.42	0.947										
Ron Kline, R (8, 1) ERA: 2.95	0.2		3	0	0	0	1	0	0	0	0	0	0	5	5	0.00	0.000											
Buster Narum, R (9, 1) ERA: 4.22	1.0		3	0	0	0	0	0	0	0	0	0	0	3	3	0.00	0.000											

AB	29
R	6
H	6
RBI	5
BB	5
SO	3
LOB	11



Batter	1	2	3	4	5	6	7	8	9	AB R H RBI BB SO LOB	BOTTOM																	
Don Lock, R (1, 8) OBP: 0.374, SLG: 0.440	0-0 HR 2B	0-3 K		0-0 6-3		0-0 FC6-4 1B		4-0 BB		4 1 2 1 1 1 3	<b>Baltimore Orioles @ Washington Senators</b> D.C. Stadium, Washington, DC Sun Jun 28 1964, 3:33 AM EDT Att: 14,645 - Unknown																	
Don Blasingame, L (1, 4) OBP: 0.305, SLG: 0.317	0-0 F7			0-0 4-3		0-0 3-1		0-0 F8		4 0 0 0 0 0 2																		
Don Zimmer, R (8, PH) OBP: 0.291, SLG: 0.444										1 0 0 0 0 1 2																		
Buster Narum, R (9, 1) OBP: 0.033, SLG: 0.033										0 0 0 0 0 0 0																		
Chuck Hinton, R (1, 7) OBP: 0.376, SLG: 0.482	0-3 K			0-0 4-3		0-0 BB HBP 1B		0-0 FC6-4		5 0 1 0 0 1 4																		
Jim King, L (1, 9) OBP: 0.383, SLG: 0.515	0-0 HR			0-0 4-1		1-0 BB HBP		0-0 FC5-4 BB 1B		4 1 2 2 0 0 0																		
Dick Phillips, L (1, 3) OBP: 0.343, SLG: 0.315	4-0 FC6-4 BB			0-0 G3		4-0 1-2 2-3 BB		4-0 FC5-4 BB		2 0 0 0 3 0 0																		
John Kennedy, R (1, 5) OBP: 0.324, SLG: 0.414	0-0 FC6-4			0-0 FC6-4 E 1B		0-0 F9		0-0 FC5-4 G4-3		5 1 1 0 0 1 6																		
Mike Brumley, L (1, 2) OBP: 0.325, SLG: 0.295		0-3 K		0-0 E4 SH1-4 1H		0-0 4-3		0-0 G4-3		4 0 0 0 0 1 5																		
Ed Brinkman, R (1, 6) OBP: 0.279, SLG: 0.358	0-0 5-3			0-0 FC4 SH1-4		0-0 4-3 1B 2B		0-0 K		4 1 1 0 0 1 1																		
Alan Koch, R (1, 1) ERA: 4.8	6.0			4-0 SH1-4		0-0 4-3		0-0 BB 1B		0 0 0 0 0 0 0																		
Dave Stierhouse, R (2, 1) ERA: 7.95	0.2									1 0 0 0 0 1 0																		
Ron Kline, R (8, 1) ERA: 2.95	0.2									0 0 0 0 0 0 0																		
Bill Skowron, R (8, PH) OBP: 0.360, SLG: 0.422										1 0 1 0 0 0 0																		
Chuck Cotter, R (8, PH) OBP: 0.360, SLG: 0.422										0 0 0 0 0 0 0																		
Dick Hall, R (8, 1) ERA: 2.18										0 0 0 0 0 0 0																		
<b>Inning Stats</b>	R: 2 E: 0 K: 1 S: 7	H: 2 LOB: 1 BB: 1 P: 11	R: 0 E: 0 K: 2 S: 7	H: 0 LOB: 1 BB: 1 P: 11	R: 0 E: 0 K: 0 S: 3	H: 0 LOB: 0 BB: 0 P: 3	R: 1 E: 1 K: 0 S: 6	H: 1 LOB: 2 BB: 0 P: 6	R: 0 E: 0 K: 0 S: 4	H: 1 LOB: 3 BB: 1 P: 9	R: 1 E: 0 K: 0 S: 5	H: 2 LOB: 1 BB: 0 P: 5	R: 0 E: 0 K: 0 S: 3	H: 1 LOB: 1 BB: 1 P: 7	R: 0 E: 0 K: 2 S: 8	H: 1 LOB: 2 BB: 1 P: 12	R: 0 E: 0 K: 1 S: 5	H: 0 LOB: 0 BB: 0 P: 5	1B: 5 2B: 2 3B: 0 HR: 1	SF: 0 SAC: 1 DP: 1 HBP: 1	WP: 0 PA: 42 PB: 0 SB: 0 CS: 0							
<b>PITCHER</b>	IP WLS BF H R ER SO BB IBB HBP BLK WP HR S P ERA WHIP											IP WLS BF H R ER SO BB IBB HBP BLK WP HR S P ERA WHIP																
Wally Bunker, R (1, 1) ERA: 4.8	6.0													1	32	45	4.50	1.500										
Herman Starrette, R (7, 1) ERA: 2.18	1.1	W	7	2	0	0	1	2	0	0	0	0	0	7	15	0.00	3.000											
Dick Hall, R (8, 1) ERA: 2.18	1.2	S	5	0	0	0	2	0	0	0	0	0	0	9	9	0.00	0.000											

AB	35
R	4
H	8
RBI	3
BB	5
SO	6
LOB	24







Batter	1	2	3	4	5	6	7	8	9	AB	R	H	RBI	BB	SO	LOB	TOP		
Zoilo Versalles, R OBP: 0.322, SLG: 0.419	0-3 K		0-0 F4		0-0 L6-3			0-0 F7		4	0	0	0	0	1	1	<b>Minnesota Twins @ Baltimore Orioles</b> Memorial Stadium, Baltimore, MD Mon Jun 29 1964, 7:05 PM EDT Att: 16,610 - Unknown		
Rich Rollins, R OBP: 0.330, SLG: 0.433	0-0 5-3		0-0 F3			0-0 5-3		0-0 F4		4	0	0	0	0	0	0			
Tony Oliva, L OBP: 0.366, SLG: 0.579	0-0 HR		0-0 F6			0-0 1B		0-0 HR		4	2	3	2	0	0	0			
Harmon Killebrew, R OBP: 0.372, SLG: 0.628	4-0 FC4-B BB			0-0 6-3		0-3 K		0-0 HR		3	1	1	1	1	1	1			
Bob Allison, R OBP: 0.436, SLG: 0.665	0-0 FC4-6			0-0 F8		0-3 K		0-0 6-3		4	0	0	0	0	1	2			
Jimmie Hall, L OBP: 0.315, SLG: 0.500		0-0 1B		0-0 1B			0-0 2B		0-0 6-3	4	0	3	0	0	0	0			
Ron Henry, R OBP: 0.111, SLG: 0.222		0-0 F4		0-3 K			0-3 K		0-0 F8	4	0	0	0	0	2	3			
Jim Snyder, R OBP: 0.250, SLG: 0.375		0-0 F9			0-0 F2		0-0 F9		0-0 F4	4	0	0	0	0	0	2			
Camilo Pascual, R OBP: 0.295, SLG: 0.295		0-0 4-3			4-0 L6-3 BB			0-3 K		1	0	0	0	0	0	1			
Johnny Klippstein, R OBP: 0.355, SLG: 0.636										0	0	0	0	1	0	0			
Don Mincher, L OBP: 0.355, SLG: 0.636										1	0	0	0	0	1	1			
Jerry Fosnow, R OBP: 0.355, SLG: 0.636										0	0	0	0	0	0	0			
<b>Inning Stats</b>	R: 1 E: 0 K: 1 S: 6	H: 1 LOB: 1 BB: 1 P: 10	R: 0 E: 0 K: 0 S: 4	H: 1 LOB: 1 BB: 0 P: 4	R: 0 E: 0 K: 0 S: 3	H: 0 LOB: 0 BB: 0 P: 3	R: 0 E: 0 K: 1 S: 6	H: 1 LOB: 1 BB: 0 P: 6	R: 0 E: 0 K: 0 S: 2	H: 0 LOB: 0 BB: 1 P: 6	R: 0 E: 0 K: 2 S: 8	H: 1 LOB: 1 BB: 0 P: 8	R: 0 E: 0 K: 2 S: 5	H: 2 LOB: 0 BB: 0 P: 5	R: 0 E: 0 K: 0 S: 3	H: 0 LOB: 0 BB: 0 P: 3	1B: 3 2B: 2 3B: 0 HR: 3	SF: 0 SAC: 0 DP: 1 HBP: 0	WP: 0 PA: 35 PB: 0 SB: 0 CS: 0
<b>PITCHER</b> Robin Roberts, R ERA: 2.62	IP: 9.0 WLS: W BF: 35 H: 7 R: 3 ER: 3 SO: 6 BB: 2 IBB: 0 HBP: 0 BLK: 0 WP: 0 HR: 3 S: 45 P: 53 ERA: 3.00 WHIP: 1.000															<b>PITCHER</b>			

Batter	1	2	3	4	5	6	7	8	9	AB	R	H	RBI	BB	SO	LOB	BOTTOM		
Jackie Brandt, R OBP: 0.328, SLG: 0.404	0-0 1B PB 1B		0-0 2B E 2B	0-0 5-3			4-0 SH2-3 HR BB	0-0 FC5-4		4	3	2	0	1	0	2	<b>Minnesota Twins @ Baltimore Orioles</b> Memorial Stadium, Baltimore, MD Mon Jun 29 1964, 7:05 PM EDT Att: 16,610 - Unknown		
Bob Johnson, R OBP: 0.316, SLG: 0.393	0-0 F9		0-0 E BB 2B	0-3 K			0-0 SH2-3		3	1	1	1	0	1	1	0			
Luis Aparicio, R OBP: 0.347, SLG: 0.411			2-3 3-H E 2B				1-2 K		0	0	0	0	0	0	0	0			
Boog Powell, L OBP: 0.377, SLG: 0.627	0-0 PB 1B		0-0 BB E 1B		0-0 4-3		0-3 K		4	0	2	0	0	1	1	0			
Gino Cimoli, R OBP: 0.136, SLG: 0.146			0-0 BB E 1B		0-0 4-3		0-0 K		0	0	0	0	0	0	0	0			
Norm Siebern, L OBP: 0.411, SLG: 0.382	0-3 K		0-0 E3 BB 1B		4-0 4-3 BB		0-0 HR		3	1	1	3	1	1	3	0			
Brooks Robinson, R OBP: 0.366, SLG: 0.483	0-0 L4		0-0 F6		0-0 4-3		0-0 5-3		4	0	0	0	0	0	5	0			
John Orsino, R OBP: 0.310, SLG: 0.403		0-3 K	0-3 K		0-0 6-3			0-3 K	4	0	0	0	0	3	4	0			
Willie Kirkland, L OBP: 0.293, SLG: 0.318		0-3 K	4-0 FC4 BB			0-0 F9		0-3 K	3	0	0	1	1	2	0	0			
Jerry Adair, R OBP: 0.297, SLG: 0.326		0-0 4-3	0-0 FC4			0-0 L9		0-0 2B	4	0	1	0	0	0	3	0			
Robin Roberts, S OBP: 0.189, SLG: 0.118			4-0 2B BB		0-0 6-3		0-0 L5		4	0	0	0	2	0	0	0			
<b>Inning Stats</b>	R: 1 E: 0 K: 1 S: 7	H: 2 LOB: 1 BB: 0 P: 7	R: 0 E: 0 K: 2 S: 7	H: 0 LOB: 0 BB: 0 P: 7	R: 3 E: 1 K: 1 S: 9	H: 3 LOB: 3 BB: 2 P: 17	R: 0 E: 0 K: 1 S: 5	H: 0 LOB: 0 BB: 0 P: 5	R: 0 E: 0 K: 0 S: 3	H: 0 LOB: 1 BB: 1 P: 7	R: 0 E: 0 K: 0 S: 3	H: 0 LOB: 0 BB: 0 P: 3	R: 2 E: 0 K: 1 S: 6	H: 1 LOB: 1 BB: 1 P: 10	R: 0 E: 0 K: 2 S: 8	H: 1 LOB: 2 BB: 1 P: 12	1B: 3 2B: 3 3B: 0 HR: 1	SF: 0 SAC: 1 DP: 0 HBP: 0	WP: 0 PA: 37 PB: 1 SB: 0 CS: 0
<b>PITCHER</b> Camilo Pascual, R ERA: 3.78	IP: 2.2 WLS: L BF: 16 H: 5 R: 4 ER: 2 SO: 4 BB: 2 IBB: 0 HBP: 0 BLK: 0 WP: 0 HR: 0 S: 22 P: 30 ERA: 6.75 WHIP: 2.625															<b>PITCHER</b>			
Johnny Klippstein, R ERA: 3.6	3.1	11	0	0	0	1	1	0	0	0	0	12	16	0.00	0.300				
Jerry Fosnow, L ERA: 9.0	7.1	10	2	2	2	3	2	0	0	0	0	1	14	9.00	2.000				

**AB 33**  
**R 3**  
**H 7**  
**RBI 3**  
**BB 2**  
**SO 6**  
**LOB 11**



**AB 31**  
**R 6**  
**H 7**  
**RBI 5**  
**BB 5**  
**SO 8**  
**LOB 19**



livebaseballscores.com

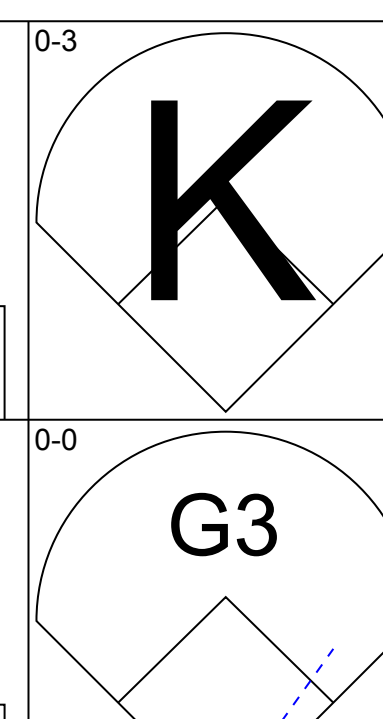
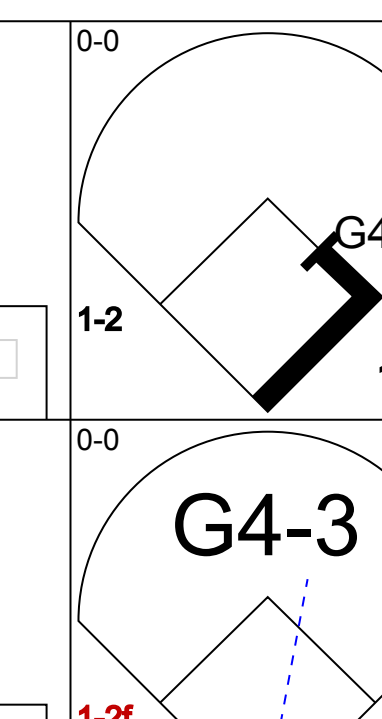
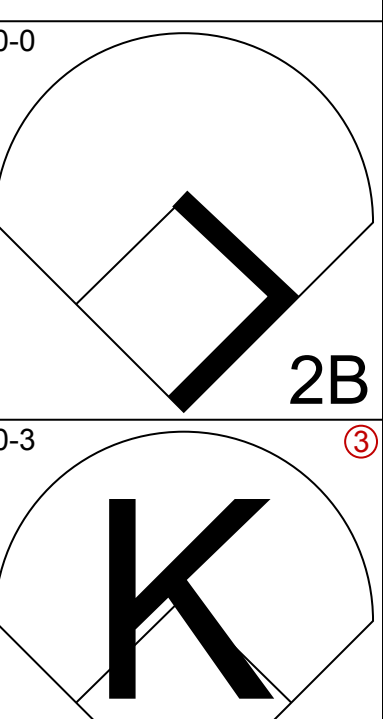
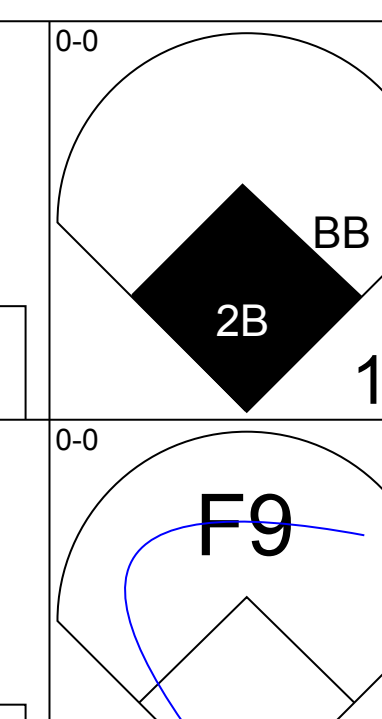
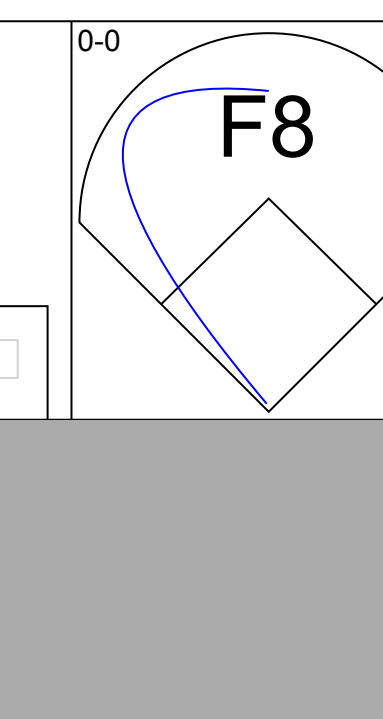
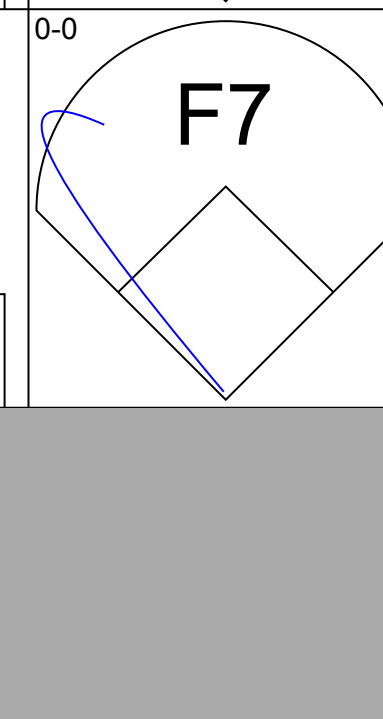


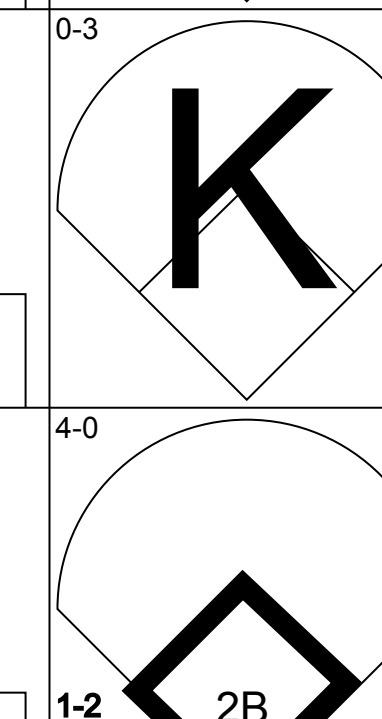

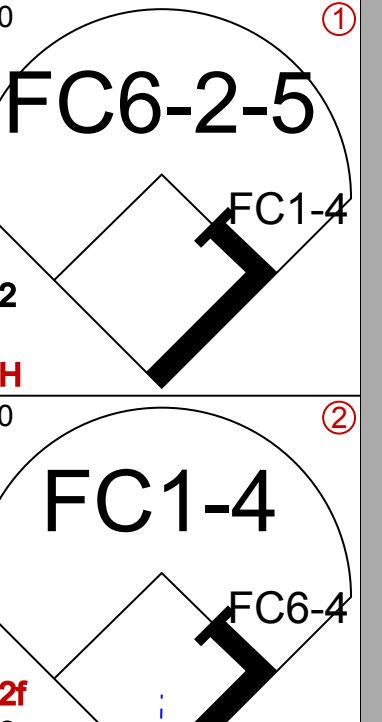
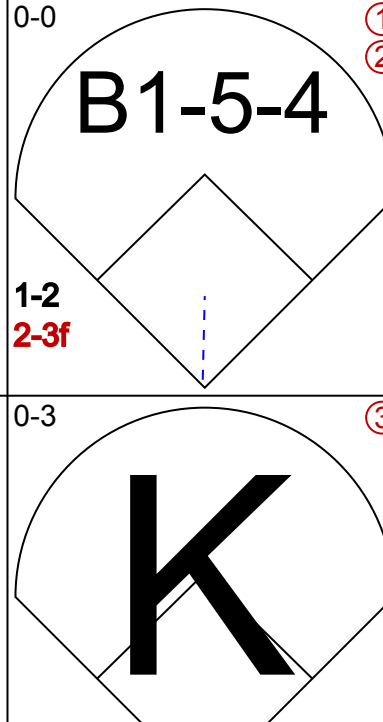
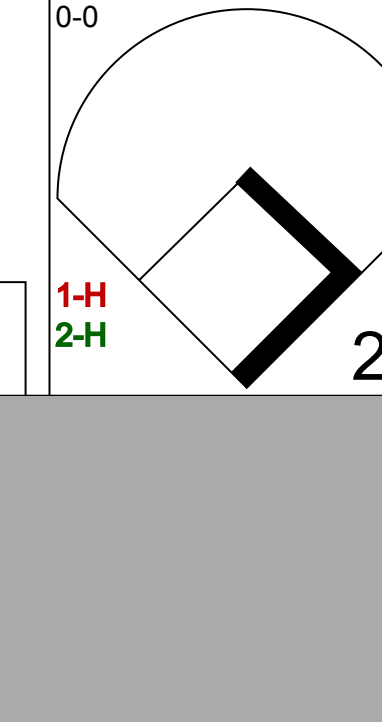
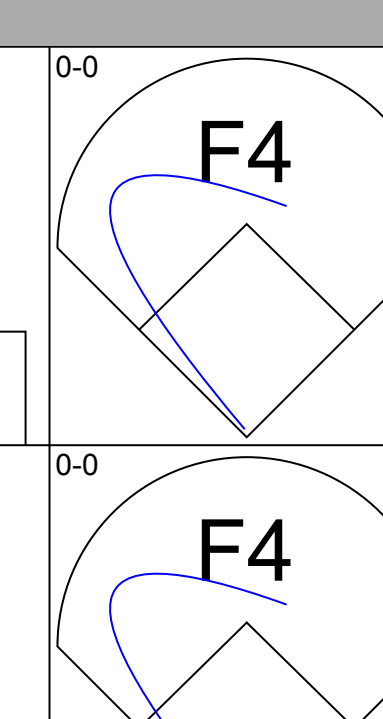
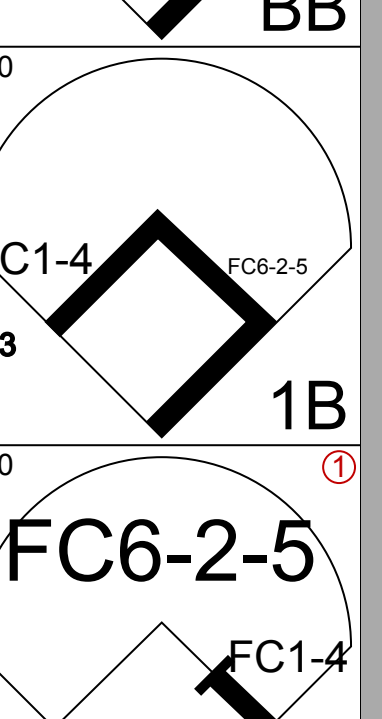
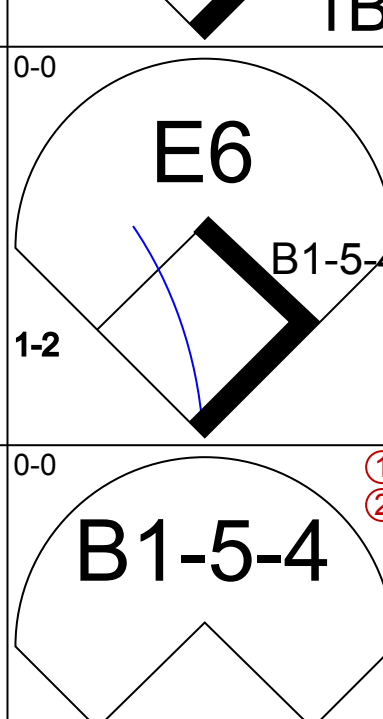
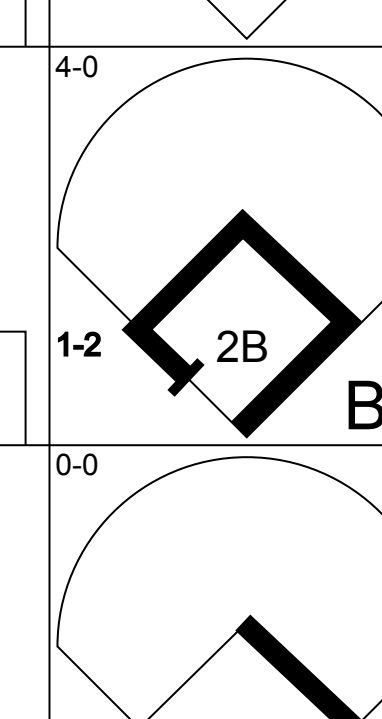
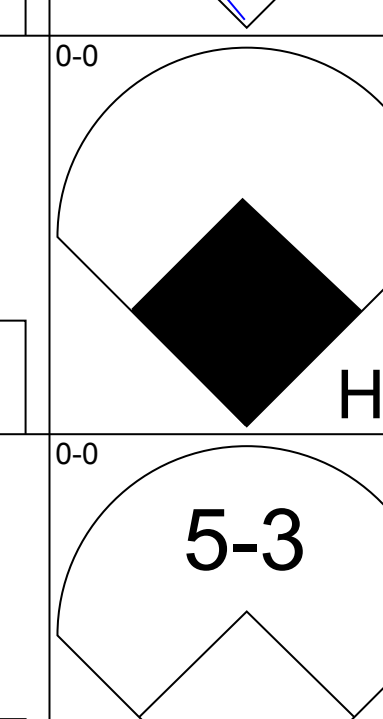
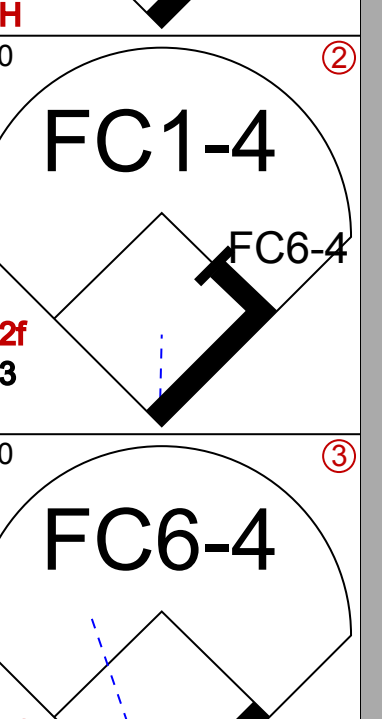





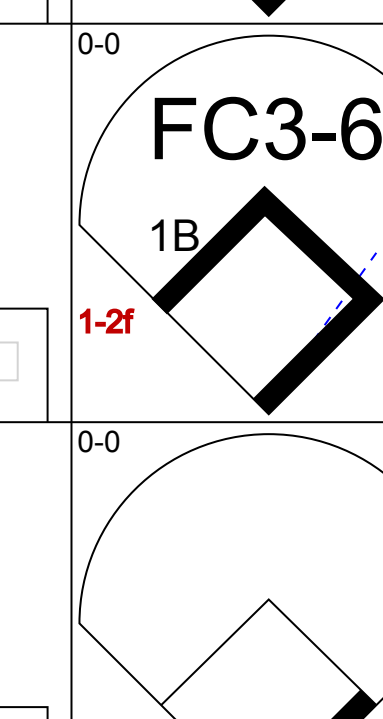
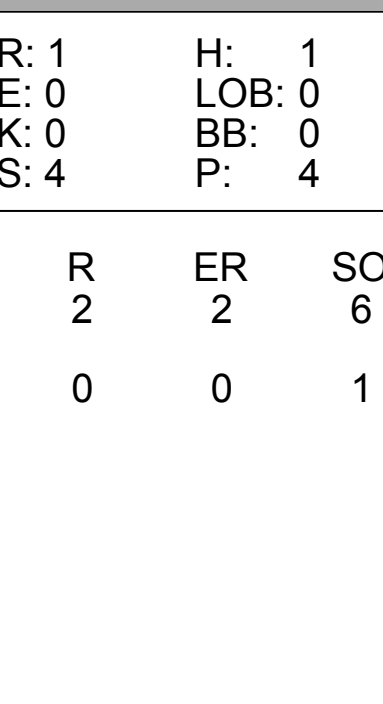
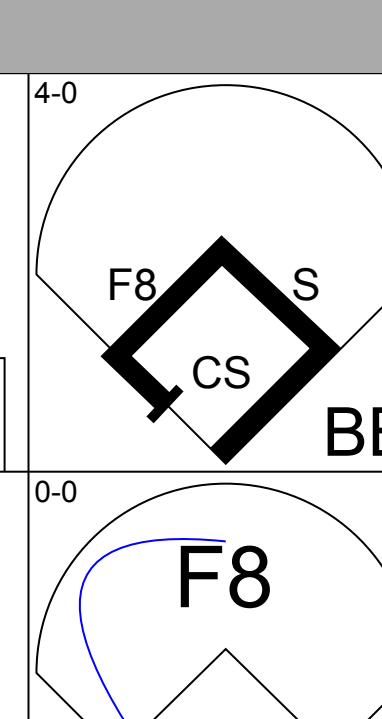
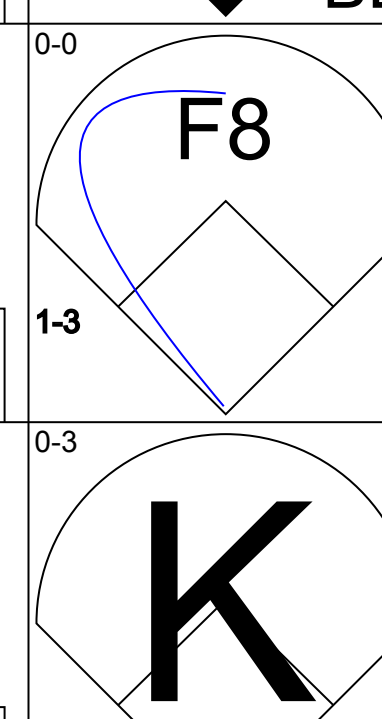
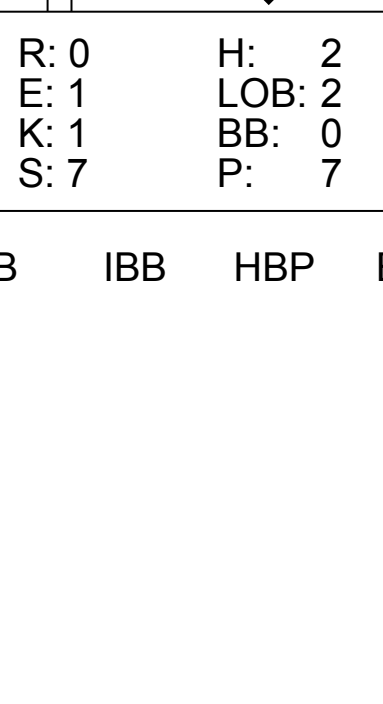
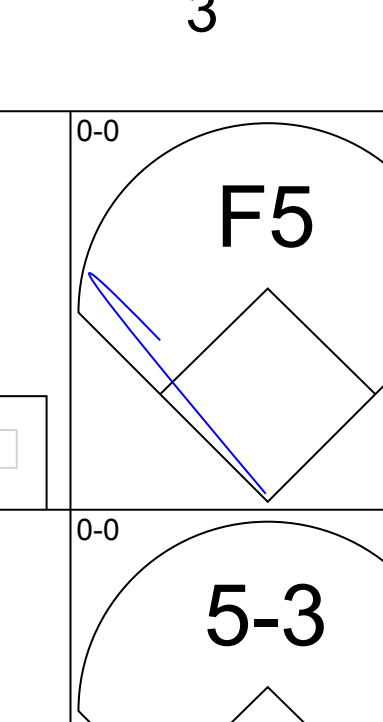
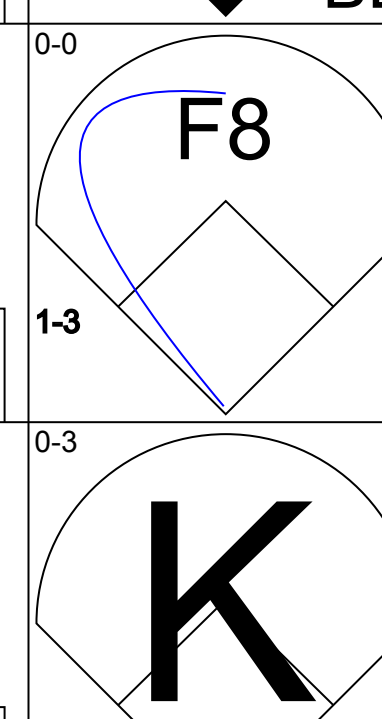



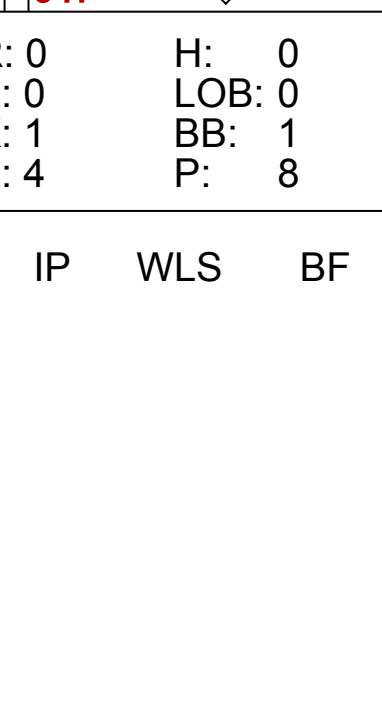
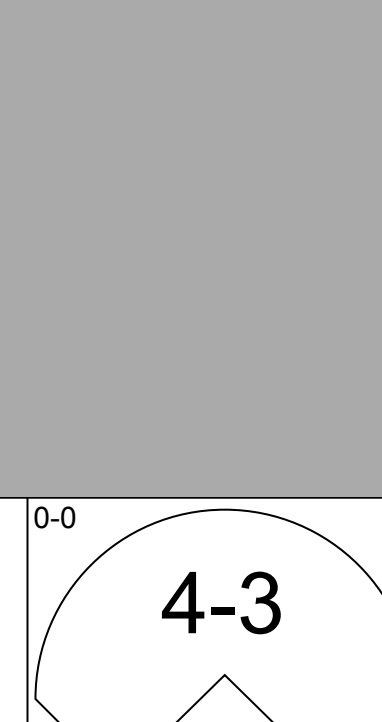


livebaseballscores.com



Batter	1	2	3	4	5	6	7	8	9	AB	R	H	RBI	BB	SO	LOB	TOP			
Zoilo Versalles, R OBP: 0.320, SLG: 0.415	4-3	1-3	FC6-4	FC6-4	FC5-6	FC5-6	F4			5	0	1	0	0	0	3	<b>Minnesota Twins @ Baltimore Orioles</b> Memorial Stadium, Baltimore, MD Tue Jun 30 1964, 3:33 AM EDT Att: 8,365 - Unknown <a href="http://livebaseballscorecards.com">livebaseballscorecards.com</a>			
Rich Rollins, R OBP: 0.331, SLG: 0.429	FC6-4		6-3		FC5-6	FC5-6	F8			3	0	0	0	2	0	1				
Tony Oliva, L OBP: 0.364, SLG: 0.573	FC6-4		WP	WP	F8	F8	L7			5	2	1	0	0	0	3				
Harmon Killebrew, R OBP: 0.379, SLG: 0.627	1B		WP	WP	1B	1B	L7			2	1	1	0	3	0	0				
Bob Allison, R OBP: 0.436, SLG: 0.661	1B		1B	1B	BB	BB	IBB			3	0	1	1	1	2	4				
Jimmie Hall, L OBP: 0.314, SLG: 0.496	4-3		1B	1B	BB	BB	F8			4	0	1	2	0	1	7				
Earl Batley, R OBP: 0.319, SLG: 0.376			6-3		F3	F3	SH3-4			2	0	0	0	2	0	0				
Jim Snyder, R OBP: 0.273, SLG: 0.300	FC5-4		F9		SH3-4	SH3-4	SH3-4			2	0	0	0	1	0	1				
Gerry Arrigo, L OBP: 0.281, SLG: 0.190	SH2-4		SH2-4		4-3	4-3	F8			2	0	0	0	1	0	2				
Al Worthington, R ERA:			FC6-4		4-3	4-3	F8			0	0	0	0	0	0	0				
<b>Inning Stats</b>	R: 1 E: 0 K: 0 S: 5	H: 2 LOB: 2 BB: 1 P: 9	R: 0 E: 0 K: 0 S: 3	H: 0 LOB: 1 BB: 1 P: 7	R: 2 E: 0 K: 1 S: 6	H: 2 LOB: 1 BB: 1 P: 10	R: 0 E: 0 K: 0 S: 3	H: 0 LOB: 1 BB: 1 P: 7	R: 0 E: 0 K: 2 S: 7	H: 0 LOB: 0 BB: 2 P: 15	R: 0 E: 0 K: 0 S: 4	H: 1 LOB: 3 BB: 2 P: 12	R: 0 E: 0 K: 0 S: 3	H: 0 LOB: 1 BB: 1 P: 7	R: 0 E: 0 K: 0 S: 3	H: 0 LOB: 0 BB: 0 P: 3	1B: 5 2B: 1 3B: 0 HR: 0	SF: 0 SAC: 2 DP: 1 HBP: 0	WP: 2 PA: 40	
<b>PITCHER</b>	IP WLS BF H R ER SO BB IBB HBP BLK WP HR S P ERA WHIP	IP WLS BF H R ER SO BB IBB HBP BLK WP HR S P ERA WHIP	IP WLS BF H R ER SO BB IBB HBP BLK WP HR S P ERA WHIP	IP WLS BF H R ER SO BB IBB HBP BLK WP HR S P ERA WHIP	IP WLS BF H R ER SO BB IBB HBP BLK WP HR S P ERA WHIP	IP WLS BF H R ER SO BB IBB HBP BLK WP HR S P ERA WHIP	IP WLS BF H R ER SO BB IBB HBP BLK WP HR S P ERA WHIP	IP WLS BF H R ER SO BB IBB HBP BLK WP HR S P ERA WHIP	IP WLS BF H R ER SO BB IBB HBP BLK WP HR S P ERA WHIP	IP WLS BF H R ER SO BB IBB HBP BLK WP HR S P ERA WHIP	IP WLS BF H R ER SO BB IBB HBP BLK WP HR S P ERA WHIP	IP WLS BF H R ER SO BB IBB HBP BLK WP HR S P ERA WHIP	IP WLS BF H R ER SO BB IBB HBP BLK WP HR S P ERA WHIP	IP WLS BF H R ER SO BB IBB HBP BLK WP HR S P ERA WHIP	IP WLS BF H R ER SO BB IBB HBP BLK WP HR S P ERA WHIP	IP WLS BF H R ER SO BB IBB HBP BLK WP HR S P ERA WHIP	IP WLS BF H R ER SO BB IBB HBP BLK WP HR S P ERA WHIP	IP WLS BF H R ER SO BB IBB HBP BLK WP HR S P ERA WHIP	IP WLS BF H R ER SO BB IBB HBP BLK WP HR S P ERA WHIP	
Steve Barber, L ERA: 3.8	7.0	L	33	5	3	3	3	8	1	0	0	0	2	0	30	66	3.86	1.857		
Herman Starrette, R ERA:	2.0	S	7	0	0	0	0	1	0	0	0	0	0	0	6	10	0.00	0.500		

Batter	1	2	3	4	5	6	7	8	9	AB	R	H	RBI	BB	SO	LOB	BOTTOM				
Jackie Brandt, R OBP: 0.327, SLG: 0.402	L1		FC4-6		1B		K			4	0	1	0	0	1	2	<b>Minnesota Twins @ Baltimore Orioles</b> Memorial Stadium, Baltimore, MD Tue Jun 30 1964, 3:33 AM EDT Att: 8,365 - Unknown <a href="http://livebaseballscorecards.com">livebaseballscorecards.com</a>				
Luis Aparicio, R OBP: 0.341, SLG: 0.404	1-3		F3		F3		6-3			4	0	0	0	0	0	3					
Boog Powell, L OBP: 0.379, SLG: 0.628	4-3		F4		4-3	4-3	2B			3	1	1	0	1	0	0					
Norm Siebern, L OBP: 0.409, SLG: 0.379	4-3		1B		4-3	4-3	F5			4	0	1	0	0	0	2					
Brooks Robinson, R OBP: 0.368, SLG: 0.479	BB		L9		5-3	5-3	BB			2	0	0	1	2	0	1					
John Orsino, R OBP: 0.303, SLG: 0.392	K		F4		K	K	6-3			4	0	0	0	0	2	4					
Sam Bowens, R OBP: 0.312, SLG: 0.422	L6		1B		1B		K			3	0	1	0	0	1	1					
Willie Kirkland, L OBP: 0.291, SLG: 0.315			FC4-6		1B		K			1	0	0	0	0	0	0					
Jerry Adair, R OBP: 0.292, SLG: 0.321			K		K		F8			4	0	0	0	0	2	1					
Steve Barber, L OBP: 0.250, SLG: 0.211			FC4-6		K		1B			1	0	0	0	1	1	1					
Bob Johnson, R OBP: 0.322, SLG: 0.398					K		K			1	0	1	0	0	0	0					
Herman Starrette, R ERA:					K		K			0	0	0	0	0	0	0					
Charlie Lau, L OBP: 0.338, SLG: 0.419					K		K			1	0	0	0	0	1	0					
<b>Inning Stats</b>	R: 0 E: 0 K: 0 S: 3	H: 0 LOB: 0 BB: 0 P: 3	R: 0 E: 0 K: 1 S: 5	H: 0 LOB: 1 BB: 1 P: 9	R: 0 E: 0 K: 1 S: 5	H: 0 LOB: 1 BB: 1 P: 9	R: 0 E: 0 K: 0 S: 4	H: 1 LOB: 0 BB: 0 P: 4	R: 0 E: 0 K: 2 S: 9	H: 2 LOB: 2 BB: 0 P: 9	R: 1 E: 0 K: 1 S: 6	H: 1 LOB: 0 BB: 0 P: 6	R: 0 E: 0 K: 2 S: 8	H: 1 LOB: 1 BB: 0 P: 8	R: 0 E: 0 K: 0 S: 3	H: 0 LOB: 2 BB: 2 P: 11	R: 0 E: 0 K: 1 S: 5	H: 0 LOB: 0 BB: 0 P: 5	1B: 4 2B: 1 3B: 0 HR: 0	SF: 0 SAC: 0 DP: 0 HBP: 0	WP: 0 PA: 36
<b>PITCHER</b>	IP WLS BF H R ER SO BB IBB HBP BLK WP HR S P ERA WHIP	IP WLS BF H R ER SO BB IBB HBP BLK WP HR S P ERA WHIP	IP WLS BF H R ER SO BB IBB HBP BLK WP HR S P ERA WHIP	IP WLS BF H R ER SO BB IBB HBP BLK WP HR S P ERA WHIP	IP WLS BF H R ER SO BB IBB HBP BLK WP HR S P ERA WHIP	IP WLS BF H R ER SO BB IBB HBP BLK WP HR S P ERA WHIP	IP WLS BF H R ER SO BB IBB HBP BLK WP HR S P ERA WHIP	IP WLS BF H R ER SO BB IBB HBP BLK WP HR S P ERA WHIP	IP WLS BF H R ER SO BB IBB HBP BLK WP HR S P ERA WHIP	IP WLS BF H R ER SO BB IBB HBP BLK WP HR S P ERA WHIP	IP WLS BF H R ER SO BB IBB HBP BLK WP HR S P ERA WHIP	IP WLS BF H R ER SO BB IBB HBP BLK WP HR S P ERA WHIP	IP WLS BF H R ER SO BB IBB HBP BLK WP HR S P ERA WHIP	IP WLS BF H R ER SO BB IBB HBP BLK WP HR S P ERA WHIP	IP WLS BF H R ER SO BB IBB HBP BLK WP HR S P ERA WHIP	IP WLS BF H R ER SO BB IBB HBP BLK WP HR S P ERA WHIP	IP WLS BF H R ER SO BB IBB HBP BLK WP HR S P ERA WHIP	IP WLS BF H R ER SO BB IBB HBP BLK WP HR S P ERA WHIP	IP WLS BF H R ER SO BB IBB HBP BLK WP HR S P ERA WHIP		
Gerry Arrigo, L ERA: 3.57	7.2	W	31	5	1	1	7	3	0	0	0	0	0	42	54	1.17	1.043				
Al Worthington, R ERA: 6.0	1.1	S	5	0	0	0	1	1	0	0	0	0	0	6	10	0.00	0.750				

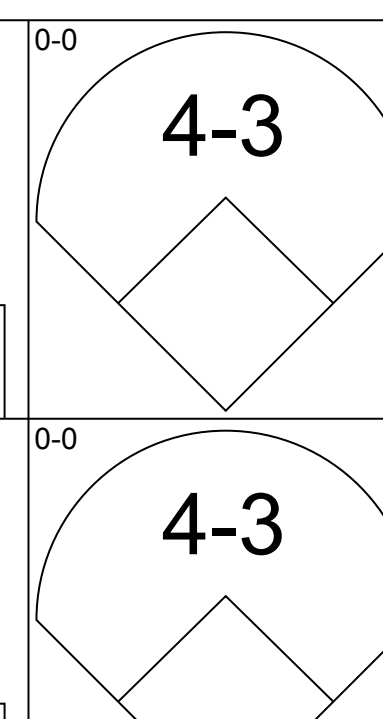
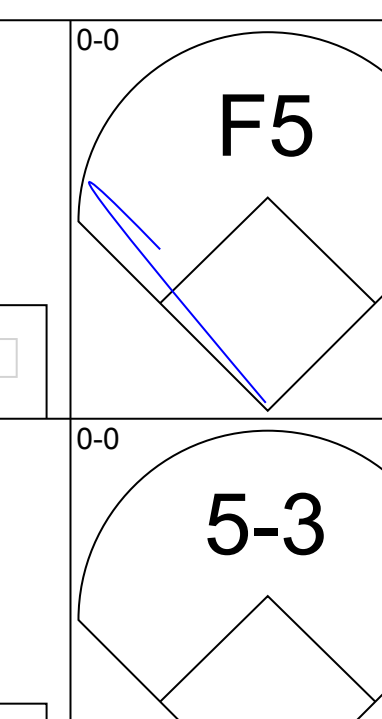
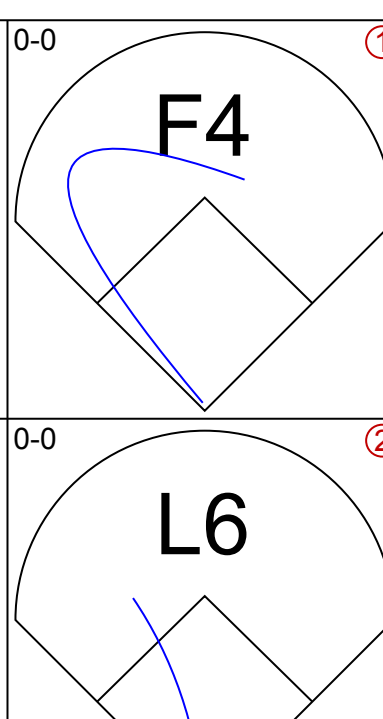
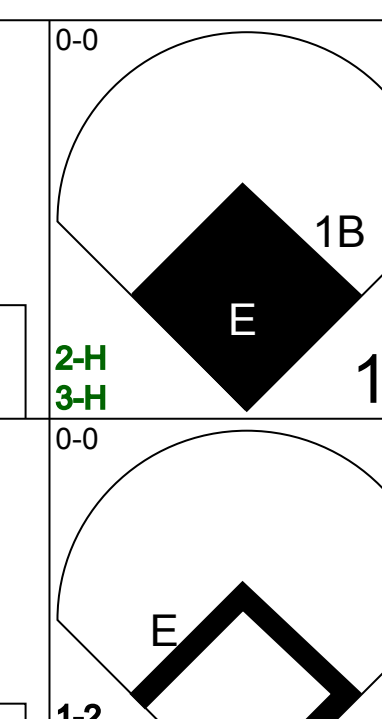
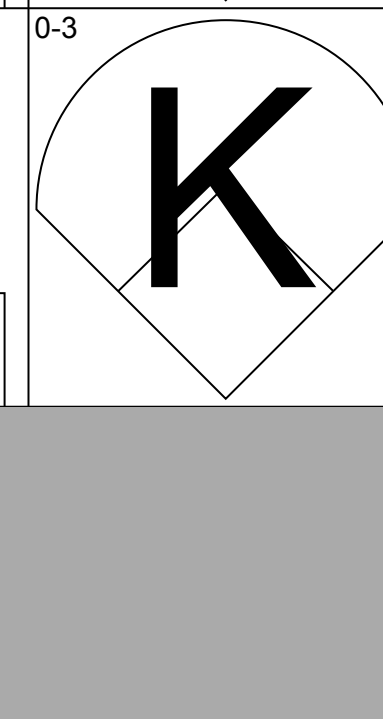


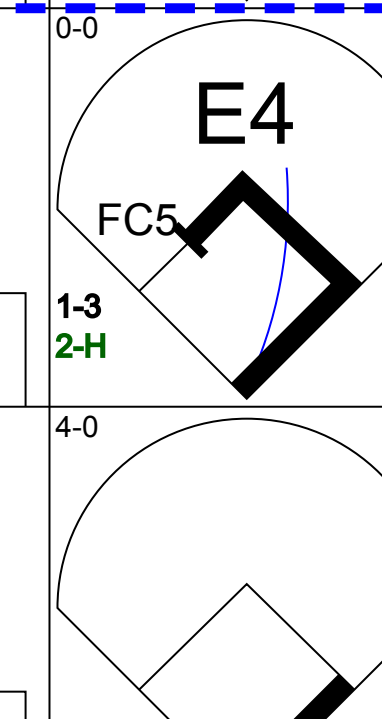

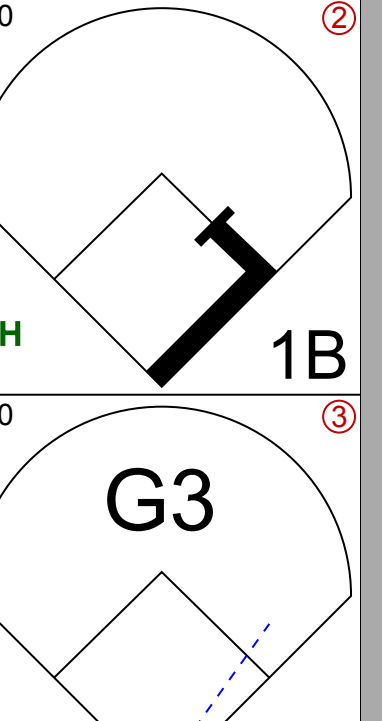

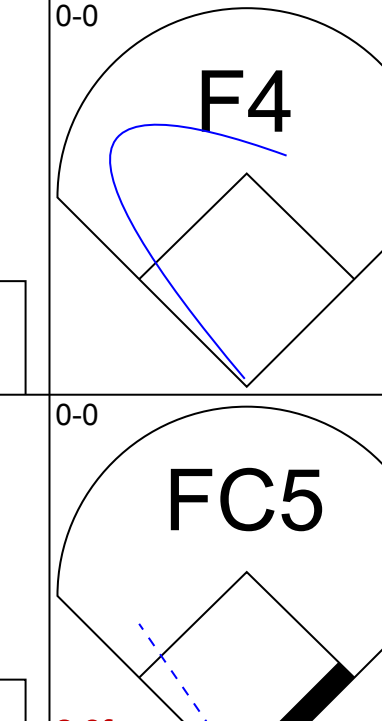
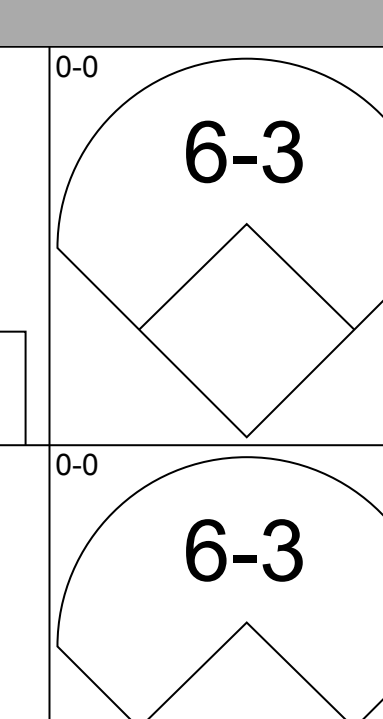
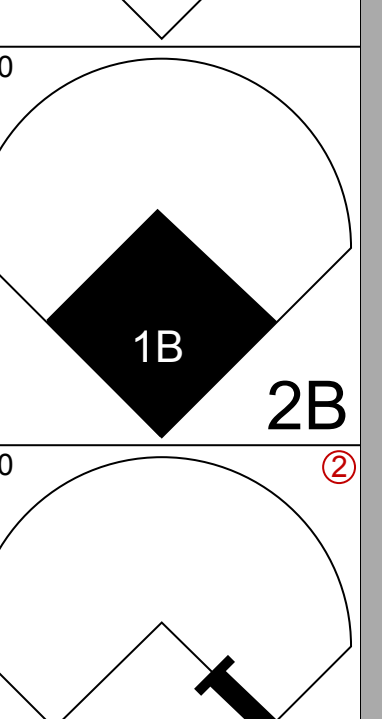

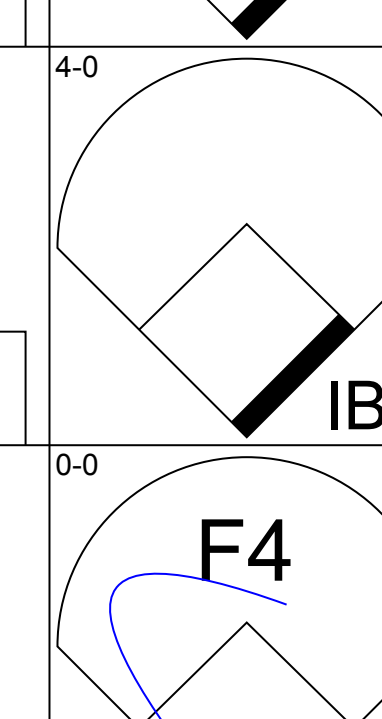
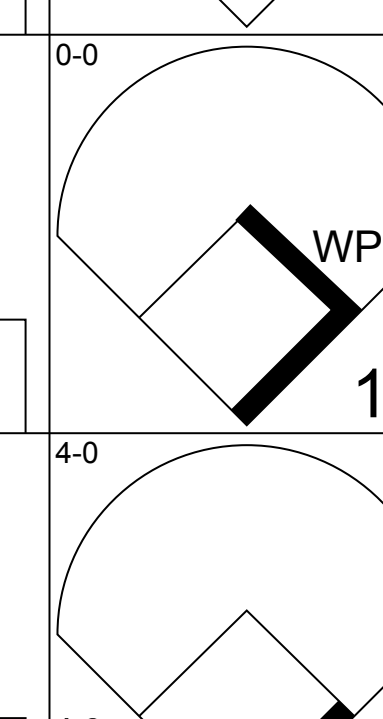
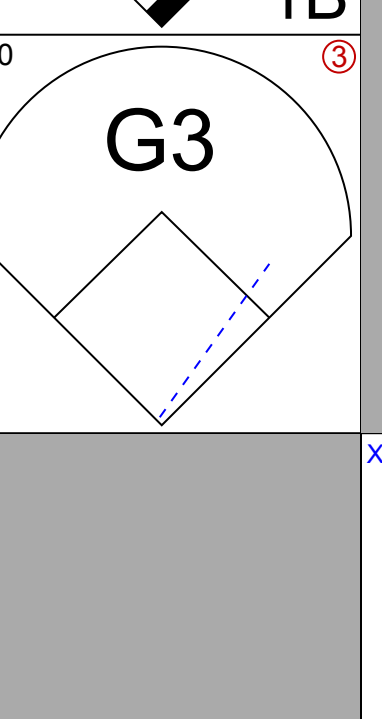

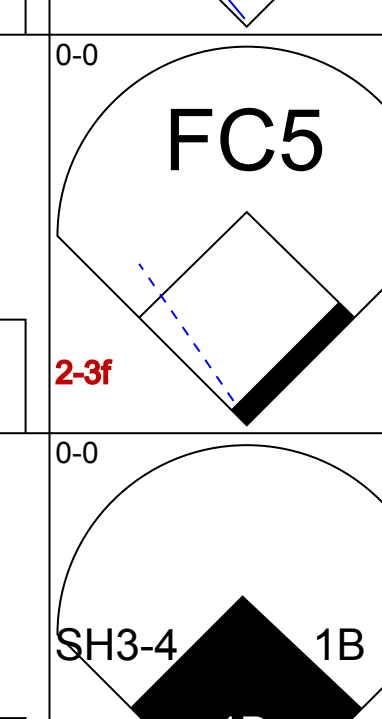
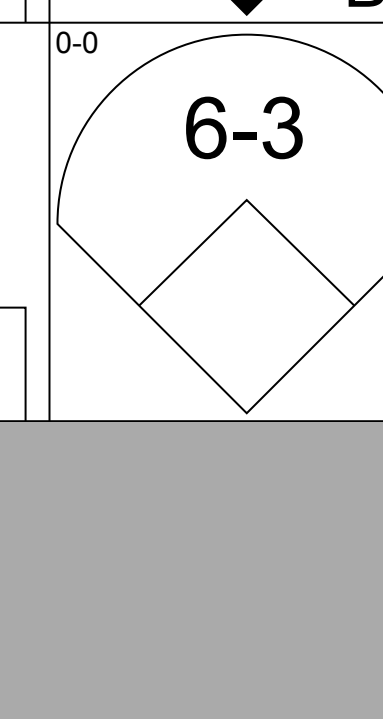


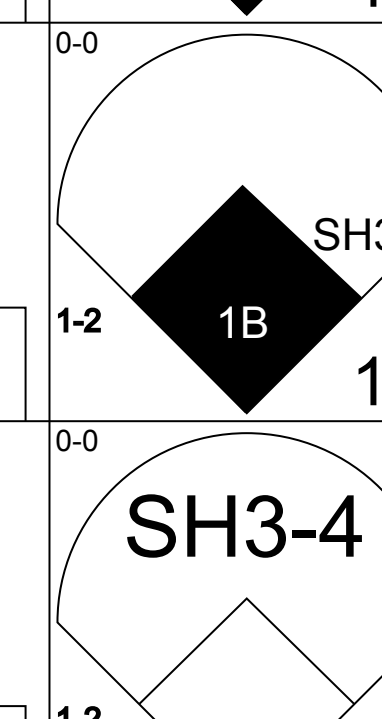
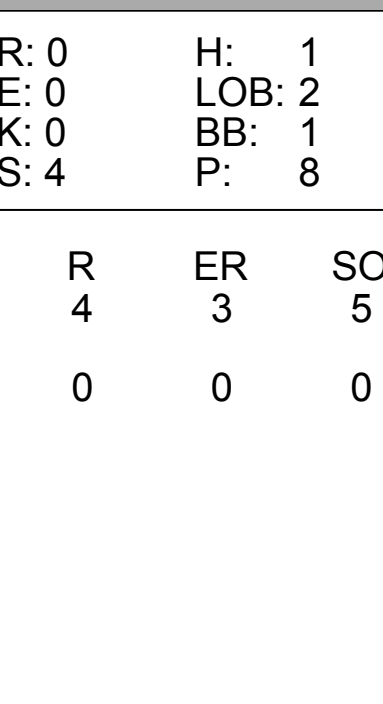
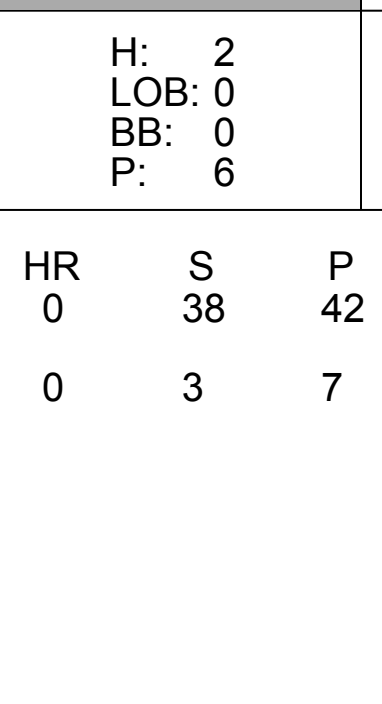
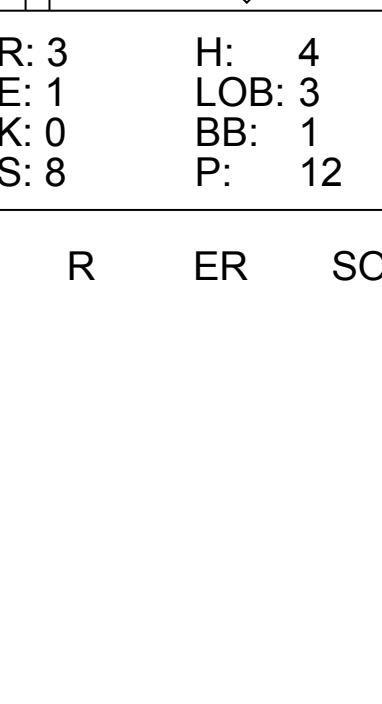


Batter	1	2	3	4	5	6	7	8	9	AB	R	H	RBI	BB	SO	LOB	TOP		
Jim Piersall, R OBP: 0.419, SLG: 0.466 (1, 7)										5	1	3	0	0	1	2			
Willie Smith, L OBP: 0.309, SLG: 0.468 (1, 9)										4	0	0	0	0	1	4			
Jim Fregosi, R OBP: 0.403, SLG: 0.520 (1, 6)										3	0	1	0	1	1	1			
Joe Adcock, R OBP: 0.342, SLG: 0.486 Vic Power, R OBP: 0.295, SLG: 0.306 (8, 3)										3	0	1	0	1	0	1			
Bob Perry, R OBP: 0.365, SLG: 0.429 (1, 8)										4	0	1	1	0	0	4			
Buck Rodgers, S OBP: 0.309, SLG: 0.306 (1, 2)										4	1	1	1	0	2	3			
Bobby Knoop, R OBP: 0.307 Albie Pearson, L OBP: 0.309, SLG: 0.275 (9, PH)										2	0	0	0	1	0	2	AB 33		
Tom Satriano, L OBP: 0.304, SLG: 0.247 (1, 5)										4	0	0	0	0	0	2	R 2		
Dean Chance, R OBP: 0.118, SLG: 0.063 Bob Duliba, R (8, 1)										2	0	0	0	1	2	1	H 9		
Lenny Green, L OBP: 0.255, SLG: 0.128 (9, PH)										0	0	0	0	0	0	0	RBI 2		
<b>Inning Stats</b>	R: 0 E: 0 K: 1 S: 5	H: 0 LOB: 0 BB: 0 P: 5	R: 1 E: 0 K: 0 S: 4	H: 1 LOB: 0 BB: 0 P: 4	R: 0 E: 0 K: 0 S: 3	H: 1 LOB: 1 BB: 1 P: 7	R: 0 E: 0 K: 0 S: 4	H: 1 LOB: 2 BB: 1 P: 8	R: 0 E: 0 K: 1 S: 6	H: 1 LOB: 1 BB: 0 P: 6	R: 0 E: 0 K: 1 S: 4	H: 0 LOB: 0 BB: 1 P: 8	R: 1 E: 0 K: 1 S: 6	H: 2 LOB: 2 BB: 1 P: 10	R: 0 E: 1 K: 1 S: 7	H: 2 LOB: 2 BB: 0 P: 7	1B: 6 2B: 2 3B: 0 HR: 1	SF: 0 SAC: 0 DP: 2 HBP: 0	WP: 0 PA: 37 PB: 0 SB: 1 CS: 1
<b>PITCHER</b>	IP WLS BF H R ER SO BB IBB HBP BLK WP HR S P ERA WHIP																		
Dave McNally, L ERA: 3.81 Stu Miller, R ERA: 1.51 (9, 1)	8.0 W 32 7 2 2 6 4 0 0 0 0 0 1 40 56 2.25 1.375																		

Los Angeles Angels @ Baltimore Orioles  
Memorial Stadium, Baltimore, MD  
Wed Jul 01 1964, 7:05 PM EDT  
Att: 23,217 - Unknown

AB	33
R	2
H	9
RBI	2
BB	4
SO	7
LOB	20



Batter	1	2	3	4	5	6	7	8	9	AB	R	H	RBI	BB	SO	LOB	BOTTOM		
Jackie Brandt, R OBP: 0.326, SLG: 0.400 (1, 8)										4	1	1	2	0	0	0			
Luis Aparicio, R OBP: 0.340, SLG: 0.401 (1, 6)										4	0	1	0	0	0	0			
Boog Powell, L OBP: 0.373, SLG: 0.615 Gino Cimoli, R OBP: 0.136, SLG: 0.146 (9, 7)										4	0	0	0	0	3	1			
Norm Siebern, L OBP: 0.410, SLG: 0.383 (1, 3)										3	1	1	0	1	0	0			
Brooks Robinson, R OBP: 0.367, SLG: 0.476 (1, 5)										4	0	1	1	0	0	3			
Charlie Lau, L OBP: 0.336, SLG: 0.414 Stu Miller, R (9, 1)										4	0	1	0	0	0	3			
Willie Kirkland, L OBP: 0.298, SLG: 0.318 (1, 9)										2	1	1	0	1	0	0			
Jerry Adair, R OBP: 0.296, SLG: 0.325 (1, 4)										3	1	2	0	0	0	2			
Dave McNally, R OBP: 0.235, SLG: 0.194 Bob Johnson, R OBP: 0.322, SLG: 0.398 Dick Brown, R OBP: 0.231, SLG: 0.298 (9, 2)										2	0	0	0	0	2	1			
<b>Inning Stats</b>	R: 0 E: 0 K: 1 S: 5	H: 0 LOB: 0 BB: 0 P: 5	R: 0 E: 0 K: 0 S: 4	H: 1 LOB: 2 BB: 1 P: 8	R: 0 E: 0 K: 1 S: 5	H: 0 LOB: 0 BB: 0 P: 5	R: 1 E: 0 K: 1 S: 6	H: 2 LOB: 0 BB: 0 P: 6	R: 0 E: 0 K: 1 S: 5	H: 1 LOB: 0 BB: 0 P: 5	R: 0 E: 0 K: 1 S: 3	H: 0 LOB: 0 BB: 0 P: 3	R: 3 E: 1 K: 0 S: 8	H: 4 LOB: 3 BB: 1 P: 12	R: 0 E: 1 K: 1 S: 7	H: 1 LOB: 2 BB: 0 P: 7	1B: 7 2B: 1 3B: 0 HR: 0	SF: 0 SAC: 1 DP: 0 HBP: 0	WP: 1 PA: 33 PB: 0 SB: 0 CS: 1
<b>PITCHER</b>	IP WLS BF H R ER SO BB IBB HBP BLK WP HR S P ERA WHIP																		
Dean Chance, R ERA: 1.97 Bob Duliba, R ERA: 1.83 (8, 1)	0.2 L 4 0 0 0 0 0 1 0 0 0 0 0 3 7 0.00 0.000																		

Los Angeles Angels @ Baltimore Orioles  
Memorial Stadium, Baltimore, MD  
Wed Jul 01 1964, 7:05 PM EDT  
Att: 23,217 - Unknown

AB	30
R	4
H	8
RBI	3
BB	2
SO	5
LOB	10





Batter	1	2	3	4	5	6	7	8	9	AB	R	H	RBI	BB	SO	LOB	TOP									
Albie Pearson, L OBP: 0.311, SLG: 0.278 (1, 8)	4-3		G3		5-3		SH3-4 1B		BB HR 1B	5	2	2	0	0	0	0	<b>Los Angeles Angels @ Baltimore Orioles</b> Memorial Stadium, Baltimore, MD Thu Jul 02 1964, 7:05 PM EDT Att: 8,689 - Unknown									
Tom Satriano, L OBP: 0.308, SLG: 0.260 (1, 5)	F8			BB 1B	2B		SH3-4		E1 BB HR	4	2	2	0	0	0	1										
Jim Fregosi, R OBP: 0.411, SLG: 0.527 (1, 6)				BB BB BB 2B	6-3				HR BB	3	3	2	1	2	0	1										
Willie Smith, L OBP: 0.337, SLG: 0.549 (1, 9)	F4						2B 1B		HR BB	5	2	4	6	0	0	1										
Joe Adcock, R OBP: 0.342, SLG: 0.489 Joe Koppe, R OBP: 0.352, SLG: 0.326 Vic Power, R OBP: 0.261, SLG: 0.300 (1, 3) (6, PR) (6, 3)		5-3					1B 2B		K	3	0	1	0	0	0	1		2								
Buck Rodgers, S OBP: 0.307, SLG: 0.306 (1, 2)	4-3						1B 2B		F8	0	1	0	0	0	0	0		0								
Ed Kirkpatrick, L OBP: 0.330, SLG: 0.379 Jim Piersall, R OBP: 0.411, SLG: 0.456 (1, 7) (8, PH) (8, 7)		G3					FC5-4 1B		K	2	0	0	0	0	1	0		2								
Bobby Knoop, R OBP: 0.300, SLG: 0.301 (1, 4)							F8		K	5	0	0	0	0	3	5										
Bob Meyer, R Don Lee, R Lenny Green, L Dan Osinski, R Bob Duliba, R (1, 1) (3, 1) (5, PH) (5, 1) (9, 1)		5-3					1-3		K2-3	1	0	0	0	0	0	0		0								
Inning Stats	R: 0 E: 0 K: 0 S: 4	H: 1 LOB: 1 BB: 0 P: 4	R: 0 E: 0 K: 0 S: 3	H: 0 LOB: 0 BB: 0 P: 3	R: 0 E: 0 K: 1 S: 5	H: 0 LOB: 0 BB: 0 P: 5	R: 2 E: 0 K: 1 S: 7	H: 2 LOB: 2 BB: 2 P: 15	R: 0 E: 0 K: 0 S: 6	H: 1 LOB: 1 BB: 0 P: 6	R: 2 E: 0 K: 0 S: 6	H: 3 LOB: 2 BB: 0 P: 6	R: 2 E: 0 K: 0 S: 6	H: 3 LOB: 1 BB: 0 P: 6	R: 0 E: 0 K: 3 S: 9	H: 0 LOB: 0 BB: 0 P: 9		R: 4 E: 2 K: 2 S: 11	H: 2 LOB: 1 BB: 1 P: 15	1B: 6 2B: 5 3B: 0 HR: 1	SF: 1 SAC: 1 DP: 0 HBP: 0	WP: 0 PB: 0 SB: 0 CS: 0	PA: 44			
PITCHER	IP	WLS	BF	H	R	ER	SO	BB	IBB	HBP	BLK	WP	HR	S	P	ERA	WHIP									
Milt Pappas, R ERA: 3.42 Dick Hall, R ERA: 2.49 Harvey Haddix, L ERA: 2.44 Stu Miller, R ERA: 2.03 (1, 1) (6, 1) (8, 1) (9, 1)	5.0		23	6	4	4	3	1	1	0	0	0	0	0	27	35	7.20	1.400								

Batter	1	2	3	4	5	6	7	8	9	AB	R	H	RBI	BB	SO	LOB	BOTTOM									
Jackie Brandt, R OBP: 0.327, SLG: 0.421 (1, 8)	6-3	F5				6-3				5	2	2	4	0	0	2	<b>Los Angeles Angels @ Baltimore Orioles</b> Memorial Stadium, Baltimore, MD Thu Jul 02 1964, 7:05 PM EDT Att: 8,689 - Unknown									
Luis Aparicio, R OBP: 0.341, SLG: 0.398 Stu Miller, R (1, 6) (9, 1)	F9					K			1-4-3	4	0	1	0	1	1	0										
Boog Powell, L OBP: 0.373, SLG: 0.610 (1, 7)	K					K			L8	5	0	2	0	0	2	0										
Norm Siebern, L OBP: 0.414, SLG: 0.383 (1, 3)									E8	3	1	1	0	2	1	2										
Brooks Robinson, R OBP: 0.364, SLG: 0.471 (1, 5)									E6	5	0	1	0	0	1	4										
Jerry Adair, R OBP: 0.295, SLG: 0.323 (1, 4)									G1-4-3	5	1	1	0	0	0	5										
Gino Cimoli, R OBP: 0.167, SLG: 0.222 (1, 9)									G1-4-3	4	1	2	1	0	1	1										
Dick Brown, R OBP: 0.243, SLG: 0.302 Charlie Lau, L OBP: 0.333, SLG: 0.411 (1, 2) (8, PH) (9, 2)									K	2	0	1	1	1	0	1										
Milt Pappas, R OBP: 0.154, SLG: 0.111 Dick Hall, R OBP: 0.375, SLG: 0.286 Harvey Haddix, L Bob Johnson, R OBP: 0.328, SLG: 0.404 (1, 1) (6, 1) (8, 1) (9, 6)									K	3	0	0	0	0	1	5										
Inning Stats	R: 0 E: 0 K: 1 S: 5	H: 0 LOB: 0 BB: 0 P: 5	R: 2 E: 0 K: 0 S: 6	H: 3 LOB: 1 BB: 1 P: 10	R: 0 E: 1 K: 0 S: 3	H: 1 LOB: 2 BB: 2 P: 11	R: 2 E: 0 K: 2 S: 11	H: 4 LOB: 2 BB: 0 P: 11	R: 0 E: 0 K: 0 S: 4	H: 0 LOB: 2 BB: 1 P: 8	R: 0 E: 0 K: 2 S: 7	H: 0 LOB: 0 BB: 0 P: 7	R: 0 E: 0 K: 1 S: 5	H: 0 LOB: 0 BB: 0 P: 5	R: 2 E: 0 K: 2 S: 9	H: 2 LOB: 0 BB: 0 P: 9		R: 0 E: 1 K: 0 S: 4	H: 2 LOB: 1 BB: 0 P: 4	1B: 9 2B: 0 3B: 1 HR: 2	SF: 0 SAC: 0 DP: 2 HBP: 0	WP: 0 PB: 0 SB: 0 CS: 0	PA: 42			
PITCHER	IP	WLS	BF	H	R	ER	SO	BB	IBB	HBP	BLK	WP	HR	S	P	ERA	WHIP									
Bob Meyer, L ERA: 4.39 Don Lee, R ERA: 3.02 Dan Osinski, R ERA: 4.47 Bob Duliba, R ERA: 1.79 (1, 1) (3, 1) (5, 1) (9, 1)	2.0		12	4	2	2	2	1	0	0	0	0	0	1	13	17	9.00	2.500								



Batter	1	2	3	4	5	6	7	8	9	AB	R	H	RBI	BB	SO	LOB	TOP
Wayne Causey, L (1, 6) OBP: 0.405, SLG: 0.395	0-0 4-3			0-0 1-3		0-0 F9			4-0 BB	3	0	0	0	1	0	0	<b>Kansas City Athletics @ Baltimore Orioles</b> Memorial Stadium, Baltimore, MD Fri Jul 03 1964, 7:05 PM EDT Att: 11,035 - Unknown <a href="http://livebaseballscorecards.com">livebaseballscorecards.com</a>
George Williams, R (1, 4) OBP: 0.258, SLG: 0.256	0-0 F3			0-0 4-3			0-0 F8		0-0 F9	4	0	0	0	0	0	1	
Nelson Mathews, R (1, 8) OBP: 0.293, SLG: 0.352	0-3 K			0-3 K			0-0 4-3			3	0	0	0	0	2	0	
Rocky Colavito, R (1, 9) OBP: 0.383, SLG: 0.536		0-0 F7			0-0 4-3 2B			0-0 G3		3	0	1	0	0	0	0	
Manny Jimenez, L (1, 7) OBP: 0.286, SLG: 0.410		0-0 3-1			0-0 4-3				0-0 6-3	3	0	0	0	0	0	1	
Billy Bryan, L (1, 2) OBP: 0.308, SLG: 0.586		0-0 F9			0-3 K				0-0 L9	3	0	0	0	0	1	1	
Ed Charles, R (1, 5) OBP: 0.319, SLG: 0.365 George Alusik, R (8, PH) OBP: 0.365, SLG: 0.345			0-0 F9		0-0 F4			0-0 F8		2	0	0	0	0	0	1	
Rick Joseph, R (1, 3) OBP: 0.265, SLG: 0.261			0-0 F3			0-0 F3			0-0 F6	3	0	0	0	0	0	0	
Orlando Pena, R (1, 1) OBP: 0.133, SLG: 0.163 Ted Bowsfield, R (6, 1)			0-3 K			0-0 F8			0-3 K	2	0	0	0	0	1	0	
Wes Stock, R (8, 1) OBP: 0.125, SLG: 0.125 Jose Tartabull, L (8, PH) OBP: 0.185, SLG: 0.192										0	0	0	0	0	0	0	
<b>Inning Stats</b>	R: 0 E: 0 K: 1 S: 5	H: 0 LOB: 0 BB: 0 P: 5	R: 0 E: 0 K: 0 S: 3	H: 0 LOB: 0 BB: 0 P: 3	R: 0 E: 0 K: 1 S: 5	H: 0 LOB: 0 BB: 0 P: 5	R: 0 E: 0 K: 1 S: 6	H: 1 LOB: 1 BB: 0 P: 6	R: 0 E: 0 K: 0 S: 3	H: 0 LOB: 0 BB: 0 P: 3	R: 0 E: 0 K: 0 S: 3	H: 0 LOB: 0 BB: 0 P: 3	R: 0 E: 0 K: 1 S: 5	H: 0 LOB: 1 BB: 1 P: 9	1B: 0 2B: 1 3B: 0 HR: 0	SF: 0 SAC: 0 DP: 0 HBP: 0	WP: 0 PA: 29 PB: 0 CS: 0
<b>PITCHER</b> Wally Bunker, R (1, 1) ERA: 3.12	IP: 9.0 WLS: W BF: 29 H: 1 R: 0 ER: 0 SO: 5 BB: 1 IBB: 0 HBP: 0 BLK: 0 WP: 0 HR: 0 S: 38 P: 42 ERA: 0.00 WHIP: 0.222											<b>PITCHER</b>	IP: WLS: BF: H: R: ER: SO: BB: IBB: HBP: BLK: WP: HR: S: P: ERA: WHIP:				

Batter	1	2	3	4	5	6	7	8	9	AB	R	H	RBI	BB	SO	LOB	BOTTOM		
Jackie Brandt, R (1, 8) OBP: 0.322, SLG: 0.415	0-0 F5		0-3 K		0-3 K			0-0 F7		4	0	0	0	0	2	0	<b>Kansas City Athletics @ Baltimore Orioles</b> Memorial Stadium, Baltimore, MD Fri Jul 03 1964, 7:05 PM EDT Att: 11,035 - Unknown <a href="http://livebaseballscorecards.com">livebaseballscorecards.com</a>		
Bob Johnson, R (1, 6) OBP: 0.342, SLG: 0.438 Bob Saverine, S (9, 6) OBP: 0.243, SLG: 0.182	0-0 G4-6-3 1B		1-0 HBP			0-0 F5		0-0 HR		3	1	2	1	0	0	0			
Boog Powell, L (1, 7) OBP: 0.367, SLG: 0.598 Gino Cimoli, R (9, 7) OBP: 0.167, SLG: 0.222	0-0 G4-6-3 1-2		0-3 K			0-3 K		0-0 4-3		4	0	0	0	0	2	2			
Norm Siebern, L (1, 3) OBP: 0.415, SLG: 0.379		4-0 1B E BB		0-0 L8		4-0 1B BB		0-0 E4 1B 1B		2	2	0	0	2	0	0			
Brooks Robinson, R (1, 5) OBP: 0.369, SLG: 0.486		0-3 K		0-0 HR		0-0 1-2 1B		0-0 1-3 1B		4	1	3	1	0	1	1			
Charlie Lau, L (1, 2) OBP: 0.335, SLG: 0.413 Dick Brown, R (6, PH) OBP: 0.248, SLG: 0.306		0-0 E 1B		0-3 K		0-0 F8		0-0 1-2 1B		2	0	1	0	0	1	0			
Willie Kirkland, L (1, 9) OBP: 0.290, SLG: 0.309		0-0 E3 G6-4-3		0-0 F7			0-0 5-3	0-0 F3		4	0	0	1	0	0	3			
Jerry Adair, R (1, 4) OBP: 0.291, SLG: 0.319		0-0 G6-4-3 1-2		0-3 K			0-0 F9			3	0	0	0	0	1	2			
Wally Bunker, R (1, 1) OBP: 0.125, SLG: 0.129			0-3 K		0-0 5-3		0-3 K			3	0	0	0	0	2	0			
<b>Inning Stats</b>	R: 0 E: 0 K: 0 S: 3	H: 1 LOB: 0 BB: 0 P: 3	R: 1 E: 1 K: 1 S: 6	H: 1 LOB: 1 BB: 1 P: 10	R: 0 E: 0 K: 3 S: 9	H: 0 LOB: 0 BB: 0 P: 10	R: 1 E: 0 K: 1 S: 6	H: 1 LOB: 0 BB: 0 P: 6	R: 0 E: 0 K: 2 S: 7	H: 0 LOB: 0 BB: 0 P: 7	R: 0 E: 0 K: 1 S: 6	H: 1 LOB: 2 BB: 1 P: 10	R: 0 E: 0 K: 1 S: 5	H: 0 LOB: 0 BB: 0 P: 5	R: 2 E: 1 K: 0 S: 7	H: 3 LOB: 2 BB: 0 P: 7	1B: 5 2B: 0 3B: 0 HR: 2	SF: 0 SAC: 0 DP: 2 HBP: 1	WP: 0 PA: 34 PB: 0 CS: 0
<b>PITCHER</b> Orlando Pena, R (1, 1) ERA: 4.07 Ted Bowsfield, L (6, 1) ERA: 4.78 Wes Stock, R (8, 1) ERA: 3.18	IP: 5.2 WLS: L BF: 23 H: 4 R: 2 ER: 2 SO: 8 BB: 2 IBB: 0 HBP: 1 BLK: 0 WP: 0 HR: 1 S: 36 P: 45 ERA: 3.18 WHIP: 1.059											<b>PITCHER</b>	IP: WLS: BF: H: R: ER: SO: BB: IBB: HBP: BLK: WP: HR: S: P: ERA: WHIP:						



Batter	1	2	3	4	5	6	7	8	9	AB	R	H	RBI	BB	SO	LOB	TOP					
Wayne Causey, L OBP: 0.402, SLG: 0.391	0-0 3-1 1B	0-0 F8			0-0 F7	0-0 6-3		0-0 F8		5	1	1	0	0	0	3	<b>Kansas City Athletics @ Baltimore Orioles</b> Memorial Stadium, Baltimore, MD Sat Jul 04 1964, 7:05 PM EDT Att: 37,922 - Unknown					
George Williams, R OBP: 0.286, SLG: 0.276	0-3 K	0-0 F4			0-0 HR 2B		0-0 HR 1B	0-0 F2		5	2	2	0	0	1	3						
Manny Jimenez, L OBP: 0.310, SLG: 0.519 Jose Tartabull, L OBP: 0.179, SLG: 0.185	0-0 1B 3-1 1B		0-0 HR		0-0 HR		0-0 HR	0-0 F9		4	3	4	5	0	0	0						
Rocky Colavito, R OBP: 0.377, SLG: 0.526	0-0 3-1		0-0 F9		0-3 K		0-0 F7	0-0 6-3		5	0	0	0	0	1	2						
Billy Bryan, L OBP: 0.313, SLG: 0.577	0-0 BB 1B		0-0 1-3		0-0 1B		0-0 F4	0-3 K		5	0	2	1	0	1	0						
George Aluskis, R OBP: 0.388, SLG: 0.352	0-0 1-2 BB		0-0 6-3		0-0 F9		0-0 2B			3	0	1	0	1	0	1						
Nelson Mathews, R OBP: 0.290, SLG: 0.348	0-3 K		0-0 F8		0-0 1-3		0-0 4-3			4	0	0	0	0	1	4						
Rick Joseph, R OBP: 0.283, SLG: 0.280		0-0 SH2-4 1B		0-3 K		0-0 F8		0-0 1B		4	0	2	0	0	1	0						
Moe Drabowsky, R OBP: 0.036, SLG: 0.036 Jose Santiago, R OBP: 0.000, SLG: 0.000 Ted Bowsfield, R OBP: 0.000, SLG: 0.000 Jim Gentile, L OBP: 0.000, SLG: 0.000 Dick Green, R OBP: 0.000, SLG: 0.000 Dan Pfister, R OBP: 0.000, SLG: 0.000 John Wyatt, R OBP: 0.000, SLG: 0.000		0-0 SH2-4		0-3 K		0-0 BB		0-3 K		0	0	0	0	0	0	0						
<b>Inning Stats</b>	R: 1 E: 0 K: 2 S: 10	H: 3 LOB: 3 BB: 1 P: 14	R: 0 E: 0 K: 0 S: 4	H: 1 LOB: 1 BB: 0 P: 4	R: 1 E: 0 K: 0 S: 4	H: 1 LOB: 0 BB: 0 P: 4	R: 0 E: 0 K: 2 S: 7	H: 0 LOB: 0 BB: 0 P: 7	R: 2 E: 0 K: 1 S: 8	H: 3 LOB: 1 BB: 1 P: 8	R: 0 E: 0 K: 0 S: 3	H: 0 LOB: 1 BB: 1 P: 7	R: 2 E: 0 K: 0 S: 6	H: 3 LOB: 1 BB: 0 P: 6	R: 0 E: 0 K: 1 S: 6	H: 1 LOB: 0 BB: 0 P: 6		R: 0 E: 0 K: 1 S: 5	H: 0 LOB: 0 BB: 0 P: 5	1B: 7 2B: 2 3B: 0 HR: 3	SF: 0 SAC: 1 DP: 0 HBP: 0	WP: 0 PB: 0 CS: 0
<b>PITCHER</b>	IP WLS BF H R ER SO BB IBB HBP BLK WP HR S P ERA WHIP	IP WLS BF H R ER SO BB IBB HBP BLK WP HR S P ERA WHIP																				
Robin Roberts, R ERA: 2.83	(1, 1)	4.2	23	8	4	4	5	1	0	0	0	0	0	0	0	2	32	36	7.71	1.929		
Harvey Haddix, L ERA: 2.37	(5, 1)	1.1	5	0	0	0	0	1	0	0	0	0	0	0	0	0	4	8	0.00	0.750		
Dick Hall, R ERA: 2.78	(7, 1)	2.0	10	4	2	2	1	0	0	0	0	0	1	12	12	9.00	2.000					
Stu Miller, R ERA: 1.99	(9, 1)	1.0	3	0	0	0	1	0	0	0	0	0	0	0	5	5	0.00	0.000				

Batter	1	2	3	4	5	6	7	8	9	AB	R	H	RBI	BB	SO	LOB	BOTTOM					
Jackie Brandt, R OBP: 0.324, SLG: 0.413	0-0 6-3	0-0 BB 1B		0-0 6-3		0-0 BB		0-0 F9		4	0	1	0	1	0	1	<b>Kansas City Athletics @ Baltimore Orioles</b> Memorial Stadium, Baltimore, MD Sat Jul 04 1964, 7:05 PM EDT Att: 37,922 - Unknown					
Bob Johnson, R OBP: 0.344, SLG: 0.436	0-0 BB 1B	0-0 F3		0-3 K		0-3 K		0-0 E 1B		5	1	2	1	0	2	2						
Boog Powell, L OBP: 0.376, SLG: 0.615	0-0 1B E BB	0-0 BB 1B		0-0 HR		0-0 4-3 1B		0-0 E3		4	3	3	1	1	0	1						
Norm Siebern, L OBP: 0.418, SLG: 0.379	0-0 FC6-4 E 2B	0-0 1B BB		0-0 BB 1B		0-0 G5-4-3 1B BB		0-0 F8		3	1	1	1	2	0	3						
Brooks Robinson, R OBP: 0.366, SLG: 0.481	0-0 E5 FC6-4	0-0 F8		0-0 1B BB		0-0 G5-4-3 1B		0-0 F9		5	0	1	1	0	0	5						
Charlie Lau, L OBP: 0.131, SLG: 0.407 John Franco, R OBP: 0.306, SLG: 0.394	0-0 FC6-4		0-0 6-3		0-0 G5-4-3		0-0 1B		0-0 1B	2	0	0	0	0	0	2						
Bob Savarin, S OBP: 0.247, SLG: 0.182 Dick Brown, R OBP: 0.256, SLG: 0.312 Chuck Estrada, R OBP: 0.154, SLG: 0.154	0-0 2B 1-2 2-3		0-0 6-3		0-0 1-2 2-3		0-0 1B		0-0 1B	0	0	0	0	0	0	0						
Willie Kirkland, L OBP: 0.288, SLG: 0.312	0-0 1-3 3H 2B		0-0 3-1		0-0 4-3		0-0 F7		0-0 F7	5	0	1	1	0	0	3						
Jerry Adair, R OBP: 0.286, SLG: 0.313	0-0 5-3		0-0 6-3		0-0 F5		0-0 6-3	0-0 F8		5	0	0	0	0	0	3						
Robin Roberts, S OBP: 0.179, SLG: 0.111 Harvey Haddix, L OBP: 0.000, SLG: 0.000 Sam Bowers, R OBP: 0.000, SLG: 0.000 Dick Hall, R OBP: 0.000, SLG: 0.000 Gino Cimoli, R OBP: 0.000, SLG: 0.000 Stu Miller, R OBP: 0.000, SLG: 0.000		0-0 4-3		0-3 K		0-0 F3		0-0 PB 1B 2B		2	0	0	0	0	1	0						
<b>Inning Stats</b>	R: 3 E: 1 K: 0 S: 7	H: 3 LOB: 2 BB: 1 P: 11	R: 0 E: 0 K: 0 S: 5	H: 2 LOB: 3 BB: 1 P: 9	R: 0 E: 0 K: 2 S: 3	H: 0 LOB: 0 BB: 0 P: 3	R: 0 E: 0 K: 2 S: 7	H: 0 LOB: 0 BB: 0 P: 7	R: 1 E: 0 K: 0 S: 4	H: 2 LOB: 1 BB: 1 P: 8	R: 0 E: 0 K: 1 S: 5	H: 0 LOB: 1 BB: 1 P: 9	R: 1 E: 0 K: 0 S: 5	H: 2 LOB: 1 BB: 0 P: 5	R: 1 E: 1 K: 0 S: 6	H: 2 LOB: 2 BB: 0 P: 6	R: 0 E: 0 K: 0 S: 4	H: 1 LOB: 0 BB: 0 P: 4	1B: 9 2B: 2 3B: 0 HR: 1	SF: 0 SAC: 0 DP: 1 HBP: 0	WP: 0 PB: 1 CS: 0	PA: 44
<b>PITCHER</b>	IP WLS BF H R ER SO BB IBB HBP BLK WP HR S P ERA WHIP	IP WLS BF H R ER SO BB IBB HBP BLK WP HR S P ERA WHIP																				
Moe Drabowsky, R ERA: 5.71	(1, 1)	3.1	16	4	1	1	2	2	0	0	0	0	0	0	1	18	26	2.70	1.800			
Jose Santiago, R ERA: 3.53	(5, 1)	1.0	2	0	0	0	0	0	0	0	0	0	0	0	2	2	0.00	0.000				
Ted Bowsfield, L ERA: 4.7	(6, 1)	1.0	5	1	1	1	1	1	0	0	0	0	0	0	6	10	9.00	2.000				
Dan Pfister, R ERA: 6.66	(7, 1)	3.0	14	4	1	1	0	0	0	0	0	0	0	0	14	14	3.00	1.333				

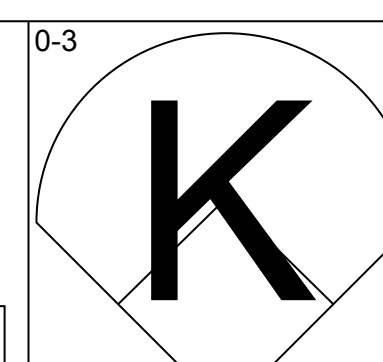
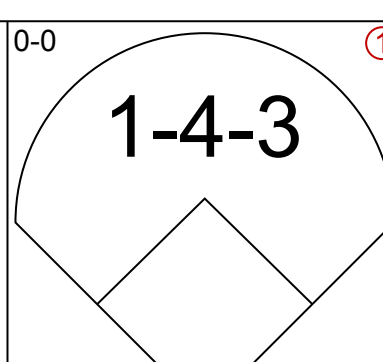
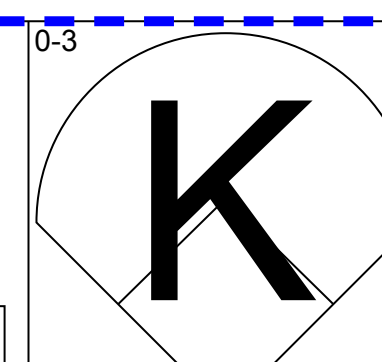
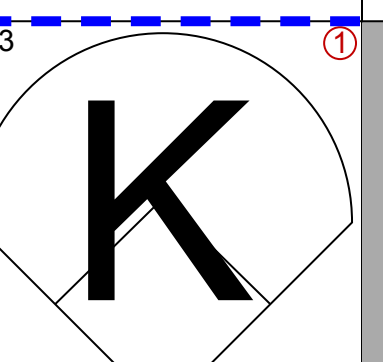
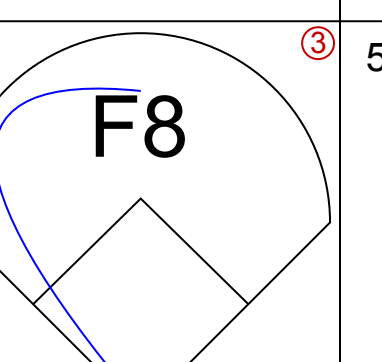
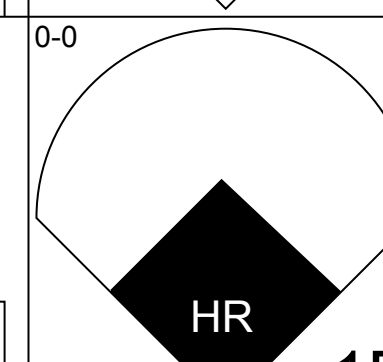
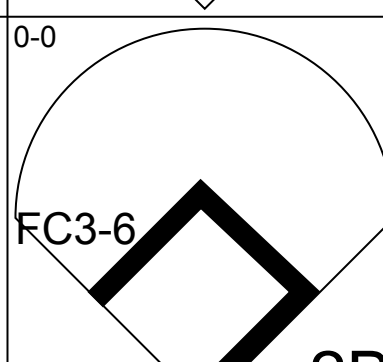
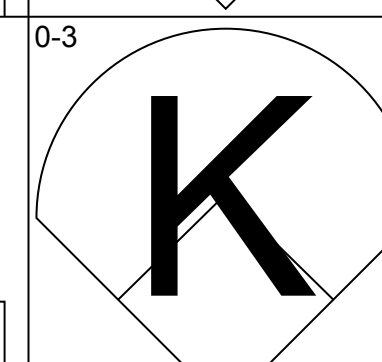
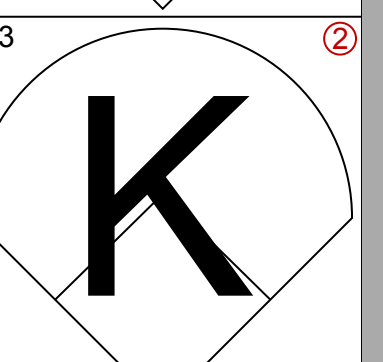
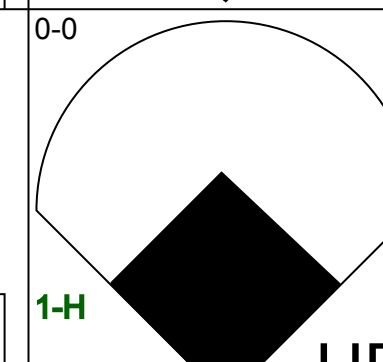
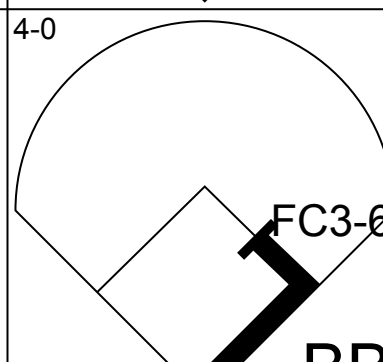
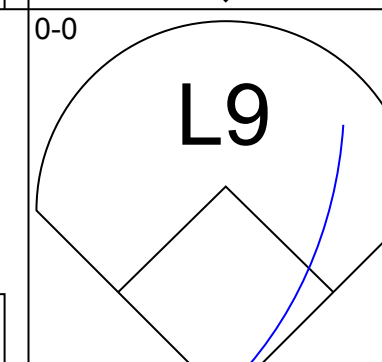
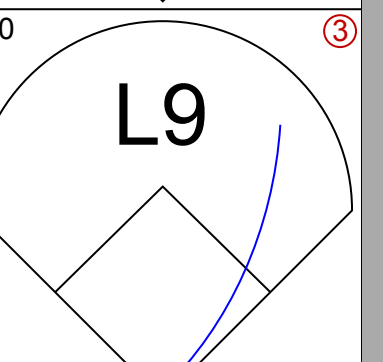
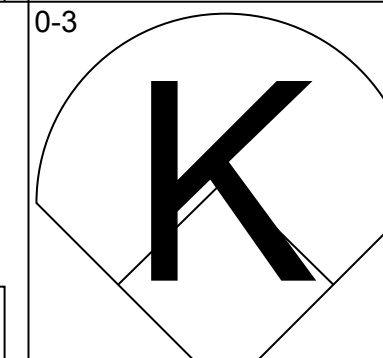
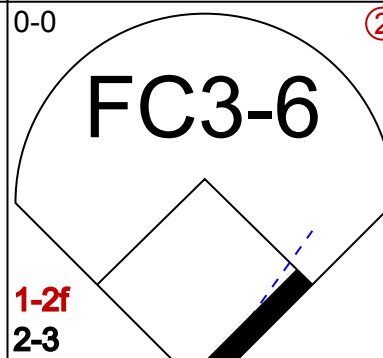
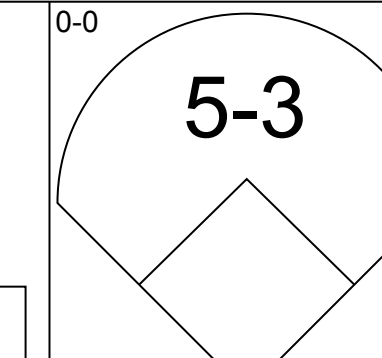

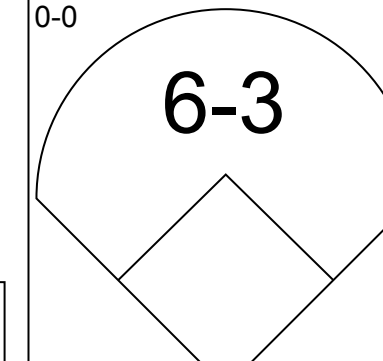
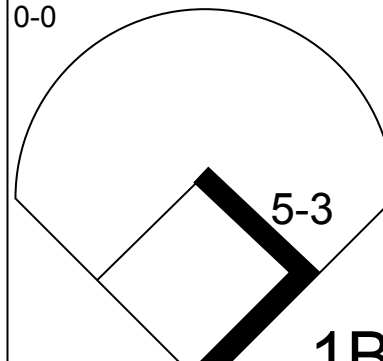
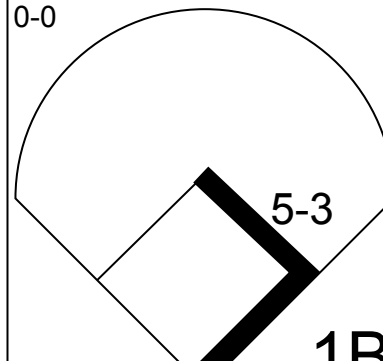

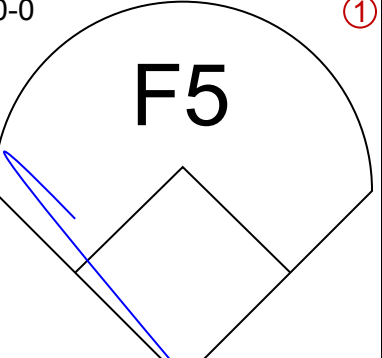
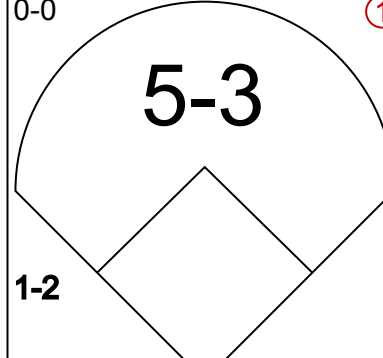
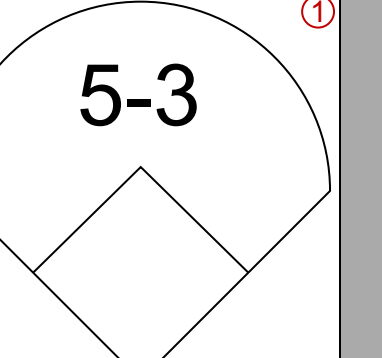

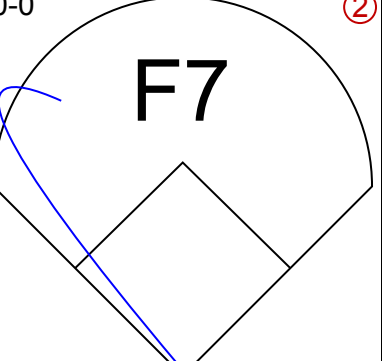
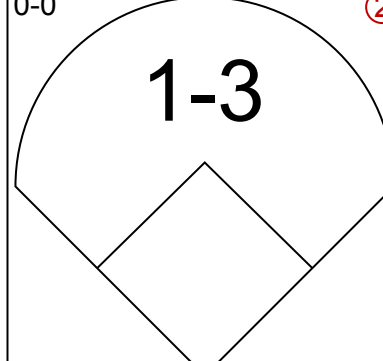
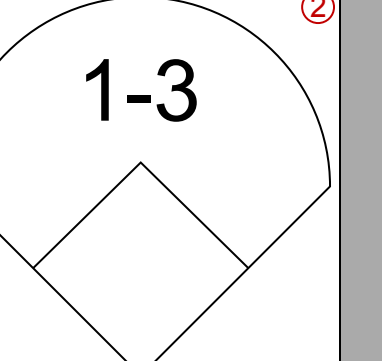
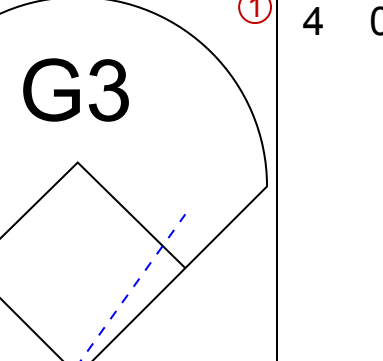
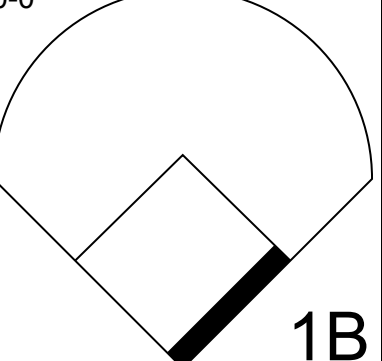
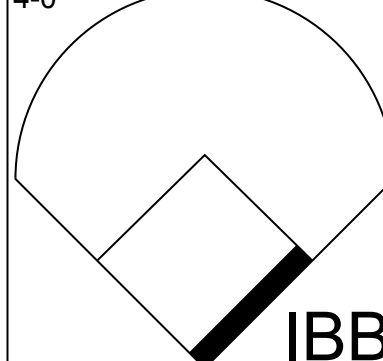
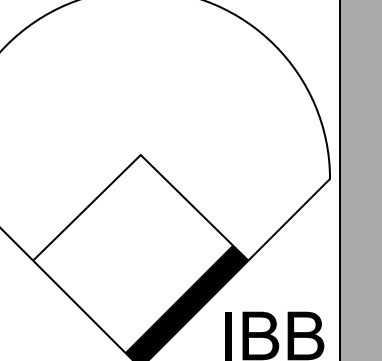
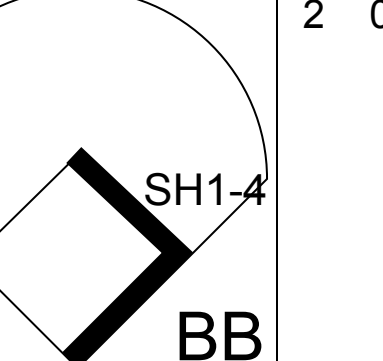





Batter	1	2	3	4	5	6	7	8	9	AB	R	H	RBI	BB	SO	LOB	TOP				
Wayne Causey, L (1,6) OBP: 0.402, SLG: 0.393	1-3		F5	IBB			SH FC4-2-5 2B		F8	4	0	1	0	1	0	1	<b>Kansas City Athletics @ Baltimore Orioles</b> Memorial Stadium, Baltimore, MD Sun Jul 05 1964, 3:33 AM EDT Att: 7,653 - Unknown <a href="http://livebaseballscorecards.com">livebaseballscorecards.com</a>				
George Williams, R (1,4) OBP: 0.285, SLG: 0.275	K		2B	F8			SH FC4-2-5 2-3		2-3	4	1	1	0	0	1	2					
Manny Jimenez, L (1,7) OBP: 0.308, SLG: 0.519 Jose Tartabull, L (7,7) OBP: 0.179, SLG: 0.185	F9		1B	2B	4-3		FC4-2-5 FC5-4 1-2			4	1	1	2	0	0	2					
Rocky Colavito, R (1,9) OBP: 0.375, SLG: 0.522		K	1B	1B	F7		F5			4	0	1	1	0	1	2					
George Alusik, R (1,3) OBP: 0.371, SLG: 0.362		F9	2B	1B	4-3		FC5-4 1-2			4	0	2	0	0	0	2					
Doc Edwards, R (1,2) OBP: 0.229, SLG: 0.242		F9	F6		F7			5-3		4	0	0	0	0	0	3					
Nelson Mathews, R (1,8) OBP: 0.289, SLG: 0.346	F8		E6	SH3	1B			5-3		4	0	1	0	0	0	1					
Rick Joseph, R (1,5) OBP: 0.263, SLG: 0.259			6-3	K	K			1-3		4	0	0	0	0	2	2					
John O'Donoghue, R (1,1) OBP: 0.258, SLG: 0.355 Wes Stock, R (9,1) OBP: 0.125, SLG: 0.125			1B	2B	1B	SH3	6-3		4-3	3	1	1	0	0	0	1					
<b>Inning Stats</b>	R: 0 E: 0 K: 1 S: 5	H: 0 LOB: 0 BB: 0 P: 5	R: 0 E: 0 K: 1 S: 6	H: 1 LOB: 1 BB: 0 P: 6	R: 3 E: 0 K: 0 S: 8	H: 5 LOB: 2 BB: 0 P: 8	R: 0 E: 1 K: 1 S: 6	H: 0 LOB: 2 BB: 1 P: 10	R: 0 E: 0 K: 0 S: 3	H: 1 LOB: 1 BB: 0 P: 6	R: 0 E: 0 K: 0 S: 5	H: 1 LOB: 2 BB: 0 P: 5	R: 0 E: 0 K: 0 S: 3	H: 0 LOB: 0 BB: 0 P: 3	R: 0 E: 0 K: 0 S: 3	H: 0 LOB: 0 BB: 0 P: 3	1B: 5 2B: 3 3B: 0 HR: 0	SF: 0 SAC: 2 DP: 0 HBP: 0	WP: 0 PB: 0 SB: 0 CS: 0	PA: 38	
<b>PITCHER</b>	IP	WLS	BF	H	R	ER	SO	BB	IBB	HBP	BLK	WP	HR	S	P	ERA	WHIP				
Steve Barber, L (1,1) ERA: 4.05	2.2	L	14	6	3	3	2	0	0	0	0	0	0	18	18	10.12	2.250				
Chuck Estrada, R (3,1) ERA: 5.09	2.1		9	0	0	0	1	0	1	0	0	0	0	10	14	0.00	0.000				
Milt Pappas, R (6,1) ERA: 3.32	3.0		12	2	0	0	1	0	0	0	0	0	0	14	14	0.00	0.667				
Stu Miller, R (9,1) ERA: 1.95	1.0		3	0	0	0	0	0	0	0	0	0	0	3	3	0.00	0.000				

Batter	1	2	3	4	5	6	7	8	9	AB	R	H	RBI	BB	SO	LOB	BOTTOM				
Jackie Brandt, R (1,8) OBP: 0.326, SLG: 0.418	F8		5-3							4	0	2	0	0	0	0	<b>Kansas City Athletics @ Baltimore Orioles</b> Memorial Stadium, Baltimore, MD Sun Jul 05 1964, 3:33 AM EDT Att: 7,653 - Unknown <a href="http://livebaseballscorecards.com">livebaseballscorecards.com</a>				
Bob Johnson, R (1,6) OBP: 0.341, SLG: 0.455	G3		HR		1B			F8		4	1	1	1	0	0	2					
Sam Bowens, R (1,7) OBP: 0.304, SLG: 0.411	E5		E5	G4-3		5-3		L8		4	0	0	0	0	0	1					
Norm Siebern, L (1,3) OBP: 0.416, SLG: 0.374	6-3		G4-3			K			BB	3	0	0	0	1	1	2					
Brooks Robinson, R (1,5) OBP: 0.365, SLG: 0.477		1B	1B	E4	FC6-4	5-3		F9		4	0	1	0	0	0	1					
Gino Cimoli, R (1,9) OBP: 0.173, SLG: 0.245 Boog Powell, L (9,PH) OBP: 0.375, SLG: 0.612	F8		FC6-4	G6-3		F4		K		3	0	0	0	0	0	2					
Jerry Adair, R (1,4) OBP: 0.286, SLG: 0.313 Charlie Lau, L (9,PH) OBP: 0.329, SLG: 0.404	F8		G6-3				G6-4-3	F7		3	0	1	0	0	0	2					
Dick Brown, R (1,2) OBP: 0.256, SLG: 0.313			1B		1-3		G6-4-3			3	0	1	0	0	0	1					
Steve Barber, L (1,1) OBP: 0.228, SLG: 0.200 Chuck Estrada, R (3,1) OBP: 0.154, SLG: 0.154 Luis Aparicio, R (5,PH) OBP: 0.142, SLG: 0.111 Milt Pappas, R (6,1) OBP: 0.192, SLG: 0.391 John Orsino, R (8,PH) OBP: 0.192, SLG: 0.391 Stu Miller, R (9,1)	F5		F9					F4		1	0	0	0	0	0	2					
<b>Inning Stats</b>	R: 0 E: 1 K: 0 S: 4	H: 0 LOB: 1 BB: 0 P: 4	R: 0 E: 0 K: 0 S: 5	H: 2 LOB: 2 BB: 0 P: 5	R: 1 E: 1 K: 0 S: 4	H: 1 LOB: 0 BB: 0 P: 4	R: 0 E: 0 K: 0 S: 3	H: 0 LOB: 0 BB: 0 P: 3	R: 0 E: 0 K: 1 S: 5	H: 1 LOB: 1 BB: 0 P: 5	R: 0 E: 0 K: 0 S: 3	H: 1 LOB: 0 BB: 0 P: 3	R: 0 E: 0 K: 0 S: 4	H: 1 LOB: 1 BB: 0 P: 4	R: 0 E: 0 K: 1 S: 5	H: 0 LOB: 1 BB: 1 P: 9	1B: 4 2B: 1 3B: 0 HR: 1	SF: 0 SAC: 0 DP: 3 HBP: 0	WP: 0 PB: 0 SB: 0 CS: 0	PA: 34	
<b>PITCHER</b>	IP	WLS	BF	H	R	ER	SO	BB	IBB	HBP	BLK	WP	HR	S	P	ERA	WHIP				
John O'Donoghue, L (1,1) ERA: 4.36	8.0		30	6	1	1	1	0	0	0	0	0	1	32	32	1.12	0.750				
Wes Stock, R (9,1) ERA: 3.1	1.0	S	4	0	0	0	1	1	0	0	0	0	0	5	9	0.00	1.000				

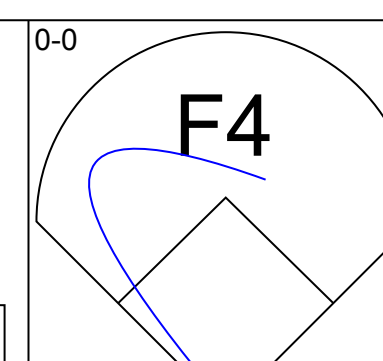
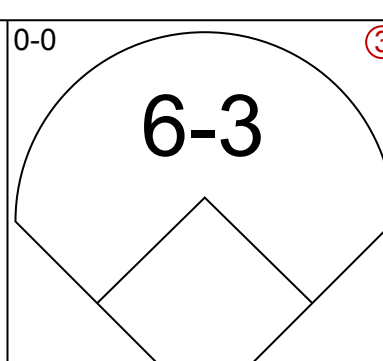
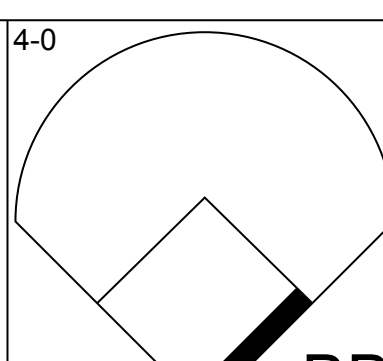
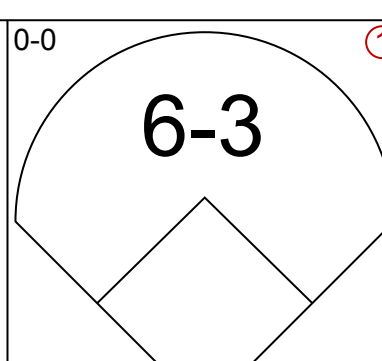
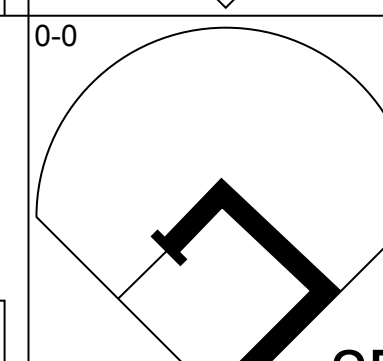
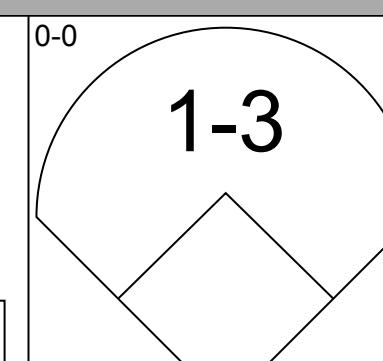
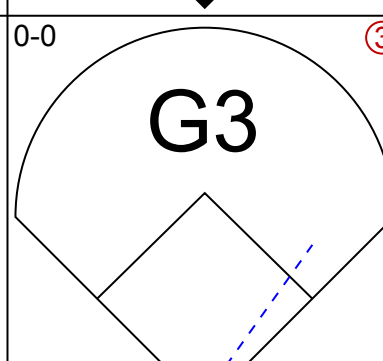
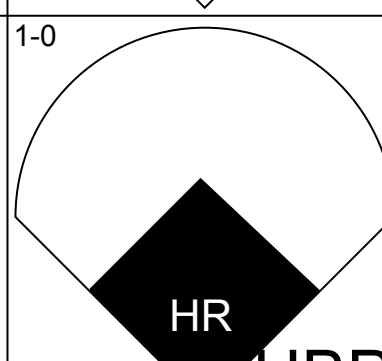
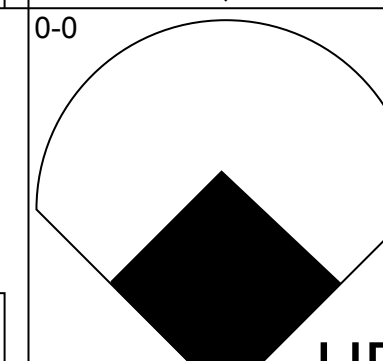
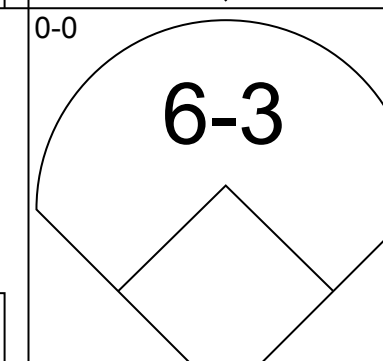
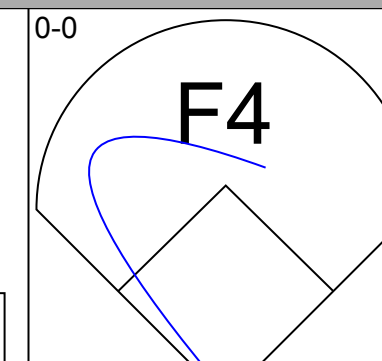
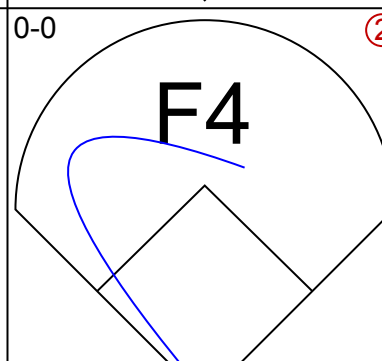
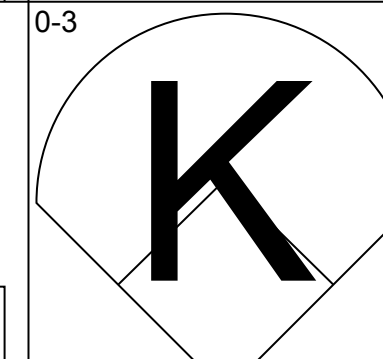
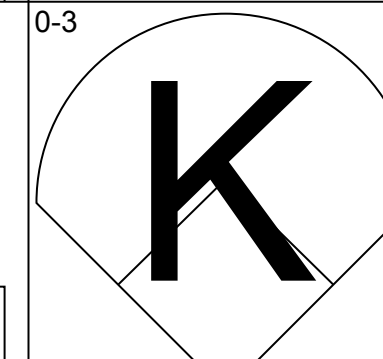
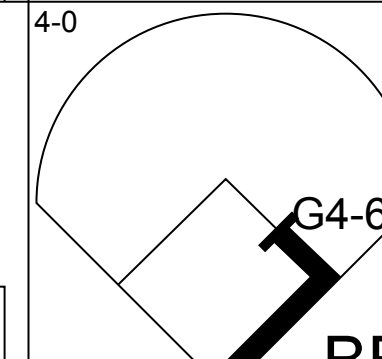
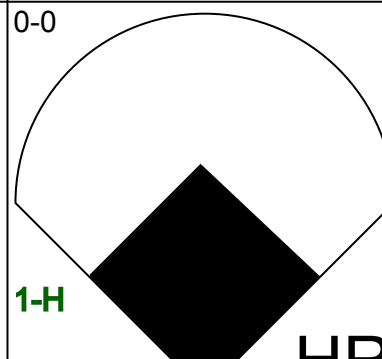
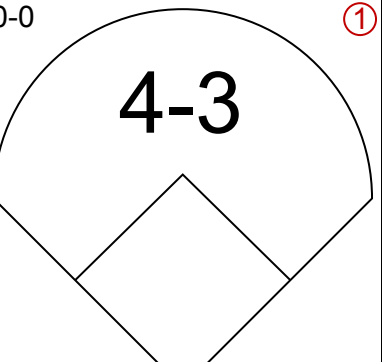
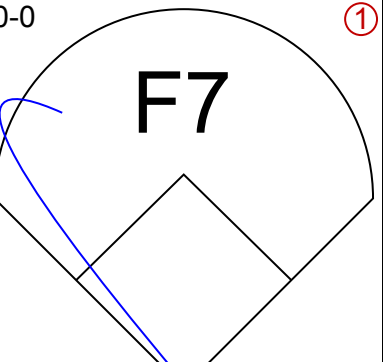
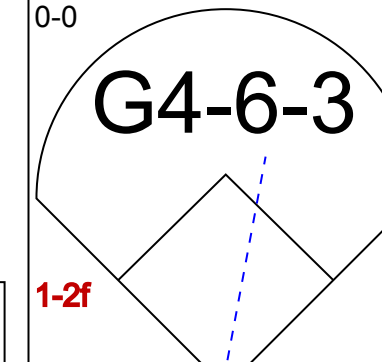
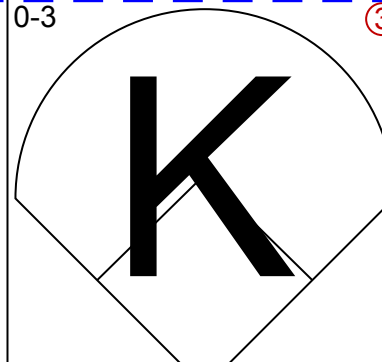
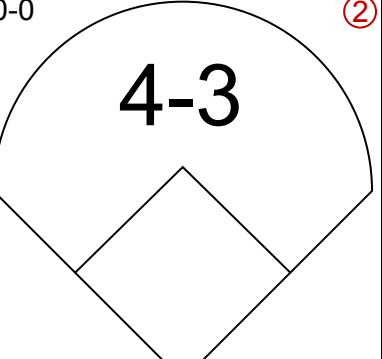
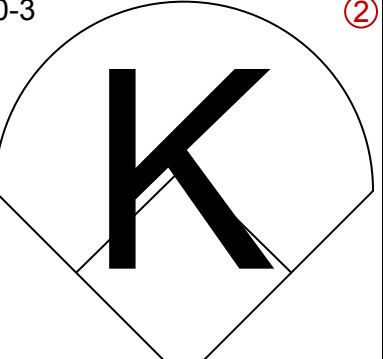
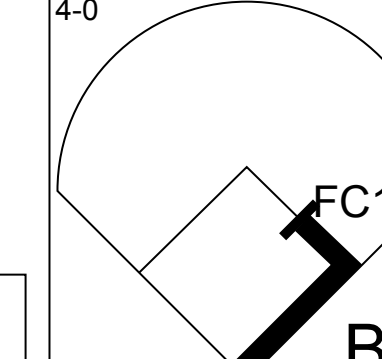
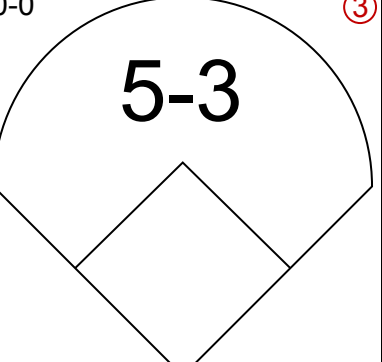
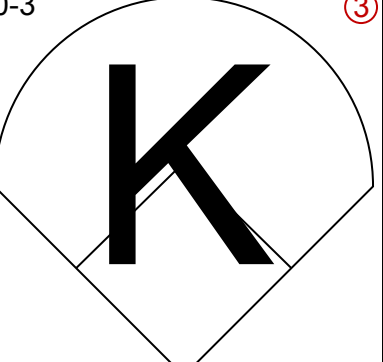
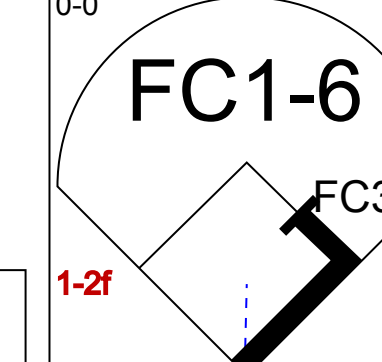
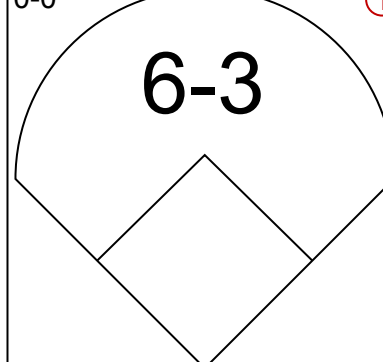
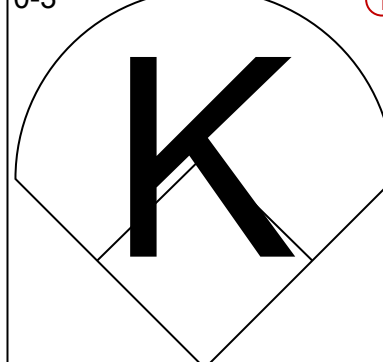
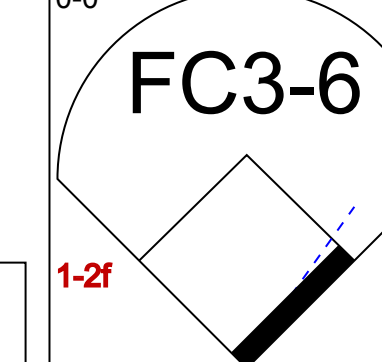
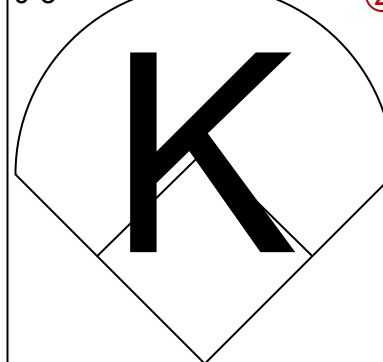
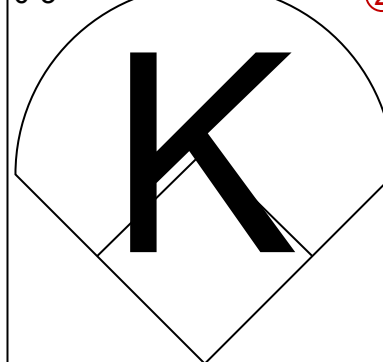
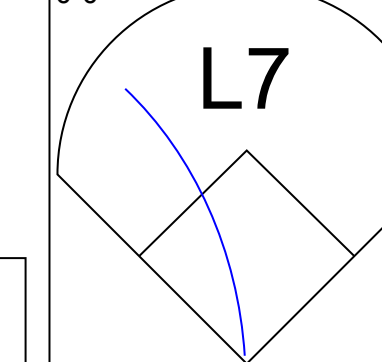




Batter	1	2	3	4	5	6	7	8	9	AB	R	H	RBI	BB	SO	LOB	TOP								
Jackie Brandt, R OBP: 0.324, SLG: 0.414										5	1	1	0	0	2	1	<b>Baltimore Orioles @ Cleveland Indians</b> Cleveland Municipal Stadium, Cleveland, OH Thu Jul 09 1964, 7:05 PM EDT Unknown								
Luis Aparicio, R OBP: 0.342, SLG: 0.402										4	1	2	0	0	1	1									
Boog Powell, L OBP: 0.380, SLG: 0.641										3	2	2	4	1	0	0									
Norm Siebern, L OBP: 0.410, SLG: 0.368										4	0	0	0	0	2	2									
Brooks Robinson, R OBP: 0.363, SLG: 0.474										4	0	1	0	0	0	2									
Charlie Lau, L OBP: 0.327, SLG: 0.400										4	0	1	0	0	0	1									
Willie Kirkland, L OBP: 0.280, SLG: 0.303										4	0	0	0	0	1	2									
Jerry Adair, R OBP: 0.293, SLG: 0.314										2	0	1	0	2	0	1									
Wally Bunker, R OBP: 0.114, SLG: 0.118 Stu Miller, R										3	0	0	0	0	3	3									
<b>Inning Stats</b>	R: 2 E: 0 K: 2 S: 9	H: 2 LOB: 0 BB: 0 P: 9	R: 0 E: 0 K: 1 S: 6	H: 1 LOB: 1 BB: 0 P: 6	R: 0 E: 0 K: 0 S: 4	H: 1 LOB: 2 BB: 1 P: 8	R: 0 E: 0 K: 1 S: 5	H: 1 LOB: 0 BB: 0 P: 5	R: 2 E: 0 K: 2 S: 9	H: 2 LOB: 0 BB: 0 P: 9	R: 0 E: 0 K: 1 S: 6	H: 1 LOB: 0 BB: 1 P: 10	R: 0 E: 0 K: 0 S: 7	H: 0 LOB: 0 BB: 0 P: 7	R: 0 E: 0 K: 0 S: 3	H: 0 LOB: 0 BB: 0 P: 3	R: 0 E: 0 K: 0 S: 3	H: 0 LOB: 1 BB: 1 P: 7	1B: 5 2B: 1 3B: 0 HR: 2	SF: 0 SAC: 1 DP: 1 HBP: 0	WP: 0 PB: 0 SB: 0 CS: 0	PA: 37			
<b>PITCHER</b>	IP WLS BF H R ER SO BB IBB HBP BLK WP HR S P ERA WHIP	IP WLS BF H R ER SO BB IBB HBP BLK WP HR S P ERA WHIP	IP WLS BF H R ER SO BB IBB HBP BLK WP HR S P ERA WHIP	IP WLS BF H R ER SO BB IBB HBP BLK WP HR S P ERA WHIP	IP WLS BF H R ER SO BB IBB HBP BLK WP HR S P ERA WHIP	IP WLS BF H R ER SO BB IBB HBP BLK WP HR S P ERA WHIP	IP WLS BF H R ER SO BB IBB HBP BLK WP HR S P ERA WHIP	IP WLS BF H R ER SO BB IBB HBP BLK WP HR S P ERA WHIP	IP WLS BF H R ER SO BB IBB HBP BLK WP HR S P ERA WHIP	IP WLS BF H R ER SO BB IBB HBP BLK WP HR S P ERA WHIP	IP WLS BF H R ER SO BB IBB HBP BLK WP HR S P ERA WHIP	IP WLS BF H R ER SO BB IBB HBP BLK WP HR S P ERA WHIP	IP WLS BF H R ER SO BB IBB HBP BLK WP HR S P ERA WHIP	IP WLS BF H R ER SO BB IBB HBP BLK WP HR S P ERA WHIP	IP WLS BF H R ER SO BB IBB HBP BLK WP HR S P ERA WHIP	IP WLS BF H R ER SO BB IBB HBP BLK WP HR S P ERA WHIP	IP WLS BF H R ER SO BB IBB HBP BLK WP HR S P ERA WHIP	IP WLS BF H R ER SO BB IBB HBP BLK WP HR S P ERA WHIP	IP WLS BF H R ER SO BB IBB HBP BLK WP HR S P ERA WHIP	IP WLS BF H R ER SO BB IBB HBP BLK WP HR S P ERA WHIP	IP WLS BF H R ER SO BB IBB HBP BLK WP HR S P ERA WHIP	IP WLS BF H R ER SO BB IBB HBP BLK WP HR S P ERA WHIP	IP WLS BF H R ER SO BB IBB HBP BLK WP HR S P ERA WHIP	IP WLS BF H R ER SO BB IBB HBP BLK WP HR S P ERA WHIP	IP WLS BF H R ER SO BB IBB HBP BLK WP HR S P ERA WHIP


AB	33
R	4
H	8
RBI	4
BB	3
SO	9
LOB	13




Batter	1	2	3	4	5	6	7	8	9	AB	R	H	RBI	BB	SO	LOB	BOTTOM							
Dick Howser, R OBP: 0.299, SLG: 0.297										3	0	0	0	1	0	0	<b>Baltimore Orioles @ Cleveland Indians</b> Cleveland Municipal Stadium, Cleveland, OH Thu Jul 09 1964, 7:05 PM EDT Unknown							
Vic Davallillo, L OBP: 0.283, SLG: 0.311										3	1	1	0	0	0	1								
Leon Wagner, L OBP: 0.335, SLG: 0.479										4	1	1	1	0	0	1								
Bob Chance, L OBP: 0.434, SLG: 0.578										3	1	1	2	1	2	0								
Tito Francona, L OBP: 0.369, SLG: 0.336										4	0	0	0	0	1	1								
Billy Moran, R OBP: 0.296, SLG: 0.300										2	0	0	0	1	1	0								
Joe Azcue, R OBP: 0.266, SLG: 0.330										3	0	0	0	0	1	1								
Larry Brown, R OBP: 0.261, SLG: 0.366 Sonny Siebert, R OBP: 0.250, SLG: 0.333 Fred Whitfield, L OBP: 0.303, SLG: 0.395 Pedro Ramos, S OBP: 0.276, SLG: 0.444										2	0	0	0	0	1	0								
Dick Donovan, L OBP: 0.300, SLG: 0.250 Woodie Held, R OBP: 0.275, SLG: 0.423										1	0	0	0	0	1	0								
<b>Inning Stats</b>	R: 1 E: 0 K: 1 S: 6	H: 2 LOB: 0 BB: 0 P: 6	R: 0 E: 0 K: 0 S: 3	H: 0 LOB: 0 BB: 0 P: 3	R: 0 E: 0 K: 1 S: 5	H: 0 LOB: 0 BB: 0 P: 5	R: 0 E: 0 K: 1 S: 5	H: 0 LOB: 0 BB: 0 P: 5	R: 0 E: 0 K: 2 S: 7	H: 0 LOB: 1 BB: 1 P: 11	R: 0 E: 0 K: 0 S: 2	H: 0 LOB: 0 BB: 1 P: 6	R: 0 E: 0 K: 0 S: 3	H: 0 LOB: 1 BB: 1 P: 7	R: 2 E: 0 K: 1 S: 6	H: 1 LOB: 0 BB: 0 P: 7	1B: 0 2B: 1 3B: 0 HR: 2	SF: 0 SAC: 0 DP: 1 HBP: 1	WP: 0 PB: 0 SB: 0 CS: 0	PA: 32				
<b>PITCHER</b>	IP WLS BF H R ER SO BB IBB HBP BLK WP HR S P ERA WHIP	IP WLS BF H R ER SO BB IBB HBP BLK WP HR S P ERA WHIP	IP WLS BF H R ER SO BB IBB HBP BLK WP HR S P ERA WHIP	IP WLS BF H R ER SO BB IBB HBP BLK WP HR S P ERA WHIP	IP WLS BF H R ER SO BB IBB HBP BLK WP HR S P ERA WHIP	IP WLS BF H R ER SO BB IBB HBP BLK WP HR S P ERA WHIP	IP WLS BF H R ER SO BB IBB HBP BLK WP HR S P ERA WHIP	IP WLS BF H R ER SO BB IBB HBP BLK WP HR S P ERA WHIP	IP WLS BF H R ER SO BB IBB HBP BLK WP HR S P ERA WHIP	IP WLS BF H R ER SO BB IBB HBP BLK WP HR S P ERA WHIP	IP WLS BF H R ER SO BB IBB HBP BLK WP HR S P ERA WHIP	IP WLS BF H R ER SO BB IBB HBP BLK WP HR S P ERA WHIP	IP WLS BF H R ER SO BB IBB HBP BLK WP HR S P ERA WHIP	IP WLS BF H R ER SO BB IBB HBP BLK WP HR S P ERA WHIP	IP WLS BF H R ER SO BB IBB HBP BLK WP HR S P ERA WHIP	IP WLS BF H R ER SO BB IBB HBP BLK WP HR S P ERA WHIP	IP WLS BF H R ER SO BB IBB HBP BLK WP HR S P ERA WHIP	IP WLS BF H R ER SO BB IBB HBP BLK WP HR S P ERA WHIP	IP WLS BF H R ER SO BB IBB HBP BLK WP HR S P ERA WHIP	IP WLS BF H R ER SO BB IBB HBP BLK WP HR S P ERA WHIP	IP WLS BF H R ER SO BB IBB HBP BLK WP HR S P ERA WHIP	IP WLS BF H R ER SO BB IBB HBP BLK WP HR S P ERA WHIP	IP WLS BF H R ER SO BB IBB HBP BLK WP HR S P ERA WHIP	IP WLS BF H R ER SO BB IBB HBP BLK WP HR S P ERA WHIP





Batter	1	2	3	4	5	6	7	8	9	AB	R	H	RBI	BB	SO	LOB	TOP			
Jackie Brandt, R OBP: 0.319, SLG: 0.407	F4	F9			F4		F9		F7	5	0	0	0	0	0	3	<p><b>Baltimore Orioles @ Cleveland Indians</b> Cleveland Municipal Stadium, Cleveland, OH</p> <p>Thu Jul 09 1964, 7:05 PM EDT Att: 15,684 - Unknown</p> <p>livebaseballscorecards.com</p> <p>AB 36 R 2 H 9 RBI 2 BB 5 SO 7 LOB 25</p> 			
Luis Aparicio, R OBP: 0.343, SLG: 0.402	4-3		1B		K				6-3	5	0	2	0	0	1	0				
Sam Bowens, R OBP: 0.311, SLG: 0.426					K		F3		HR	3	1	1	1	2	1	3				
Norm Siebern, L OBP: 0.413, SLG: 0.370							FC6-4		E3	4	1	2	0	1	0	1				
Brooks Robinson, R OBP: 0.361, SLG: 0.468	FC6-4								FC4-6	4	0	0	0	1	1	6				
John Orsino, R OBP: 0.308, SLG: 0.394					F7					4	0	2	0	0	0	2				
Bob Saverine, S OBP: 0.243, SLG: 0.182							F5			0	0	0	0	0	0	0				
Dick Brown, R OBP: 0.256, SLG: 0.313										0	0	0	0	0	0	0				
Boog Powell, L OBP: 0.376, SLG: 0.632										3	0	0	0	0	2	3				
Bob Johnson, R OBP: 0.346, SLG: 0.467					K					1	0	1	1	0	0	0				
Jerry Adair, R OBP: 0.289, SLG: 0.309										4	0	0	0	0	2	4				
Harvey Haddix, L OBP: 0.170, SLG: 0.240					F9					0	0	0	0	0	0	0				
Mitt Pappas, R OBP: 0.190, SLG: 0.132										2	0	1	0	1	0	0				
Gino Cimoli, R OBP: 0.170, SLG: 0.240										1	0	0	0	0	0	3				
<b>Inning Stats</b>	R: 0 E: 0 K: 0 S: 3	H: 0 LOB: 2 BB: 2 P: 11	R: 0 E: 0 K: 1 S: 8	H: 1 LOB: 2 BB: 1 P: 12	R: 0 E: 0 K: 1 S: 6	H: 2 LOB: 1 BB: 0 P: 6	R: 0 E: 0 K: 1 S: 5	H: 0 LOB: 0 BB: 0 P: 5	R: 0 E: 0 K: 0 S: 5	H: 0 LOB: 2 BB: 2 P: 11	R: 0 E: 0 K: 0 S: 5	H: 2 LOB: 2 BB: 0 P: 5	R: 1 E: 0 K: 2 S: 10	H: 3 LOB: 3 BB: 0 P: 10	R: 1 E: 1 K: 0 S: 5	H: 1 LOB: 1 BB: 0 P: 5	1B: 7 2B: 1 3B: 0 HR: 1	SF: 0 SAC: 0 DP: 1 HBP: 0	WP: 0 PB: 0 SB: 0 CS: 0	PA: 41
<b>PITCHER</b> Sam McDowell, L ERA: 2.54	IP: 9.0 WLS: L BF: 41 H: 9 R: 2 ER: 2 SO: 7 BB: 5 IBB: 0 HBP: 0 BLK: 0 WP: 0 HR: 1 S: 50 P: 70 ERA: 2.00 WHIP: 1.556																			

Batter	1	2	3	4	5	6	7	8	9	AB	R	H	RBI	BB	SO	LOB	BOTTOM						
Dick Howser, R OBP: 0.296, SLG: 0.293	F5		K			5-3		K		4	0	0	0	0	2	0	<p><b>Baltimore Orioles @ Cleveland Indians</b> Cleveland Municipal Stadium, Cleveland, OH</p> <p>Thu Jul 09 1964, 7:05 PM EDT Att: 15,684 - Unknown</p> <p>livebaseballscorecards.com</p> <p>AB 30 R 1 H 4 RBI 1 BB 3 SO 9 LOB 5</p> 						
Vic Davallito, L OBP: 0.278, SLG: 0.306	4-3		4-3			B4		F7		4	0	0	0	0	0	0							
Leon Wagner, L OBP: 0.334, SLG: 0.474						L8		K		3	0	0	0	1	1	0							
Bob Chance, L OBP: 0.423, SLG: 0.561	G3					K		4-3		4	0	0	0	0	1	1							
Fred Whitfield, L OBP: 0.304, SLG: 0.399										3	0	1	0	0	0	0							
Al Smith, R OBP: 0.198, SLG: 0.314						4-3				1	1	0	0	0	1	0							
John Romano, R OBP: 0.369, SLG: 0.500						K				3	0	0	0	1	2	0							
Chico Salmon, R OBP: 0.385, SLG: 0.423										3	0	2	1	0	0	0							
Billy Moran, R OBP: 0.300, SLG: 0.302										2	0	1	0	1	0	0							
Sam McDowell, L OBP: 0.125, SLG: 0.045										3	0	0	0	0	2	4							
<b>Inning Stats</b>	R: 0 E: 0 K: 0 S: 3	H: 0 LOB: 1 BB: 1 P: 7	R: 0 E: 1 K: 1 S: 7	H: 2 LOB: 0 BB: 0 P: 7	R: 0 E: 0 K: 1 S: 5	H: 0 LOB: 0 BB: 0 P: 5	R: 0 E: 0 K: 2 S: 7	H: 0 LOB: 0 BB: 0 P: 7	R: 0 E: 0 K: 1 S: 5	H: 0 LOB: 0 BB: 0 P: 5	R: 0 E: 0 K: 0 S: 3	H: 0 LOB: 2 BB: 2 P: 3	R: 1 E: 0 K: 0 S: 4	H: 2 LOB: 2 BB: 2 P: 12	R: 0 E: 0 K: 2 S: 7	H: 0 LOB: 0 BB: 0 P: 7		R: 0 E: 0 K: 2 S: 7	H: 0 LOB: 0 BB: 0 P: 7	1B: 3 2B: 1 3B: 0 HR: 0	SF: 0 SAC: 0 DP: 0 HBP: 0	WP: 0 PB: 0 SB: 0 CS: 0	PA: 33
<b>PITCHER</b> Mitt Pappas, R ERA: 3.19 Harvey Haddix, L ERA: 2.29	IP: 7.0 WLS: W BF: 27 H: 4 R: 1 ER: 1 SO: 5 BB: 1 IBB: 2 HBP: 0 BLK: 0 WP: 0 HR: 0 S: 34 P: 46 ERA: 1.29 WHIP: 0.714																						



Batter	1	2	3	4	5	6	7	8	9	AB	R	H	RBI	BB	SO	LOB	TOP	
Jackie Brandt, R (1, 8) OBP: 0.318, SLG: 0.405										4	0	1	0	0	0	0	<b>Baltimore Orioles @ Cleveland Indians</b> Cleveland Municipal Stadium, Cleveland, OH Fri Jul 10 1964, 7:05 PM EDT Att: 17,429 - Unknown	
Luis Aparicio, R (1, 6) OBP: 0.338, SLG: 0.396										4	0	0	0	0	0	1		
Sam Bowers, R (1, 9) OBP: 0.310, SLG: 0.422										4	0	1	0	0	0	0		
Norm Siebern, L (1, 3) OBP: 0.408, SLG: 0.364										4	0	0	0	0	0	2		
Brooks Robinson, R (1, 5) OBP: 0.363, SLG: 0.468										4	0	2	0	0	0	2		
John Orsino, R (1, 2) OBP: 0.312, SLG: 0.396										4	0	2	0	0	0	1		
Boog Powell, L (1, 7) OBP: 0.373, SLG: 0.626										2	0	0	0	0	1	1		
Gino Cimoli, R (6, 7) OBP: 0.167, SLG: 0.235										1	0	0	0	0	0	2		
Jerry Adair, R (1, 4) OBP: 0.286, SLG: 0.306										3	0	0	0	0	1	3		
Steve Barber, L (1, 1) OBP: 0.227, SLG: 0.190										1	0	0	0	0	1	1		
Herman Starrette, R (3, 1)										2	0	0	0	0	1	0		
<b>Inning Stats</b>	R: 0 E: 0 K: 0 S: 5	H: 2 LOB: 2 BB: 0 P: 5	R: 0 E: 0 K: 3 S: 10	H: 1 LOB: 1 BB: 0 P: 10	R: 0 E: 0 K: 0 S: 3	H: 0 LOB: 0 BB: 0 P: 3	R: 0 E: 0 K: 0 S: 3	H: 0 LOB: 0 BB: 0 P: 3	R: 0 E: 0 K: 0 S: 3	H: 2 LOB: 2 BB: 0 P: 5	R: 0 E: 0 K: 1 S: 5	H: 0 LOB: 0 BB: 0 P: 5	R: 0 E: 0 K: 0 S: 4	H: 1 LOB: 1 BB: 0 P: 4	1B: 6 2B: 0 3B: 0 HR: 0	SF: 0 SAC: 0 DP: 0 HBP: 0	WP: 0 PB: 0 SB: 0 CS: 0	PA: 33
<b>PITCHER</b> Jack Kralick, L (1, 1) ERA: 2.42	IP: 9.0 WLS: W BF: 33 H: 6 R: 0 ER: 0 SO: 4 BB: 0 IBB: 0 HBP: 0 BLK: 0 WP: 0 HR: 0 S: 41 P: 41 ERA: 0.00 WHIP: 0.667																	

livebaseballscores.com

AB 33  
R 0  
H 6  
RBI 0  
BB 0  
SO 4  
LOB 13



Batter	1	2	3	4	5	6	7	8	9	AB	R	H	RBI	BB	SO	LOB	BOTTOM			
Dick Howser, R (1, 6) OBP: 0.301, SLG: 0.296										3	2	0	1	0	1		<b>Baltimore Orioles @ Cleveland Indians</b> Cleveland Municipal Stadium, Cleveland, OH Fri Jul 10 1964, 7:05 PM EDT Att: 17,429 - Unknown			
Al Smith, R (1, 9) OBP: 0.200, SLG: 0.311										4	2	1	0	0	1	2				
Leon Wagner, L (1, 7) OBP: 0.333, SLG: 0.472										4	0	1	1	0	0	4				
Bob Chance, L (1, 3) OBP: 0.431, SLG: 0.606										3	3	2	5	1	1	1				
Chico Salmon, R (1, 4) OBP: 0.448, SLG: 0.464										2	1	2	0	1	0	0				
Vic Davallito, L (1, 8) OBP: 0.276, SLG: 0.305										4	0	1	0	0	0	3				
Joe Azcue, R (1, 2) OBP: 0.257, SLG: 0.321										3	0	0	1	0	1	0				
Billy Moran, R (1, 5) OBP: 0.300, SLG: 0.301										4	0	1	1	0	0	0				
Jack Kralick, L (1, 1) OBP: 0.191, SLG: 0.196										4	0	1	0	0	1	1				
<b>Inning Stats</b>	R: 2 E: 0 K: 1 S: 8	H: 3 LOB: 1 BB: 0 P: 8	R: 0 E: 0 K: 1 S: 5	H: 0 LOB: 0 BB: 0 P: 5	R: 3 E: 0 K: 0 S: 5	H: 3 LOB: 0 BB: 1 P: 9	R: 0 E: 0 K: 0 S: 4	H: 1 LOB: 1 BB: 0 P: 4	R: 1 E: 1 K: 1 S: 7	H: 1 LOB: 1 BB: 0 P: 7	R: 0 E: 0 K: 1 S: 5	H: 0 LOB: 0 BB: 0 P: 5	R: 0 E: 0 K: 0 S: 2	H: 0 LOB: 0 BB: 1 P: 6	R: 2 E: 0 K: 0 S: 5	H: 3 LOB: 1 BB: 1 P: 9		1B: 9 2B: 1 3B: 0 HR: 2	SF: 1 SAC: 1 DP: 1 HBP: 0	WP: 0 PB: 0 SB: 1 CS: 1
<b>PITCHER</b> Steve Barber, L (1, 1) ERA: 4.57	IP: 2.1 WLS: L BF: 13 H: 5 R: 5 ER: 5 SO: 2 BB: 0 IBB: 0 HBP: 0 BLK: 0 WP: 0 HR: 2 S: 17 P: 17 ERA: 19.29 WHIP: 2.571																			
<b>PITCHER</b> Herman Starrette, R (3, 1) ERA: 1.64	IP: 5.2 WLS: L BF: 23 H: 5 R: 3 ER: 2 SO: 2 BB: 3 IBB: 0 HBP: 0 BLK: 0 WP: 0 HR: 0 S: 24 P: 36 ERA: 3.18 WHIP: 1.412																			

livebaseballscores.com

AB 31  
R 8  
H 11  
RBI 8  
BB 3  
SO 4  
LOB 12





Batter	1	2	3	4	5	6	7	8	9	AB	R	H	RBI	BB	SO	LOB	TOP			
Jackie Brandt, R OBP: 0.322, SLG: 0.428 (1, 8)	0-0 E 6-3 1B		0-0 1-H HR		0-0 HR	0-0 FC8-4		0-3 K	5 3 3 3 0 1 1								<b>Baltimore Orioles @ Cleveland Indians</b> Cleveland Municipal Stadium, Cleveland, OH Sat Jul 11 1964, 3:33 AM EDT Att: 9,395 - Unknown			
Luis Aparicio, R OBP: 0.339, SLG: 0.396 (1, 6)	0-0 F8		0-0 G3		0-0 CS 1B	0-0 F9		0-0 CS 1B	5 0 2 0 0 0 2											
Sam Bowers, R OBP: 0.318, SLG: 0.441 (1, 9) (8, 7)	0-0 6-3		0-0 G3 HR		0-0 1B 3B		4-0 CS BB	0-0 CS	3 2 2 0 1 0 1											
Norm Siebern, L OBP: 0.406, SLG: 0.362 (1, 3)	0-0 E6 1B		0-0 G3		0-3 K		0-0 F3	0-0 F3	4 0 1 0 0 1 3											
Brooks Robinson, R OBP: 0.364, SLG: 0.479 (1, 5)	0-0 5-3		0-0 HR		0-0 1B		0-0 F8		4 1 2 3 0 0 1											
Bob Johnson, R OBP: 0.343, SLG: 0.460 Jerry Adair, R OBP: 0.286, SLG: 0.306 (8, 4)		0-0 F9	0-0 4-3		0-0 1B		0-0 4-3	0-0 4-3	4 0 1 0 0 0 0 0 0 0 0 0 0 0											
Boog Powell, L OBP: 0.367, SLG: 0.615 Gino Cimoli, R OBP: 0.167, SLG: 0.235 (8, 9)		0-3 K		0-3 K2-3		0-0 4-3		0-3 K	4 0 0 0 0 3 2 0 0 0 0 0 0 0											
Dick Brown, R OBP: 0.264, SLG: 0.319 (1, 2)		0-3 K		0-0 F7 1B		0-0 FC8-4 1B		0-3 K	4 0 2 0 0 2 0											
Dave McNally, R OBP: 0.237, SLG: 0.200 Stu Miller, R (9, 1)			0-0 HR 1B		0-0 F7		0-3 K	0-3 K	4 1 1 0 0 2 2 0 0 0 0 0 0 0											
<b>Inning Stats</b>	R: 1 E: 1 K: 0 S: 5	H: 2 LOB: 1 BB: 0 P: 5	R: 0 E: 0 K: 2 S: 7	H: 0 LOB: 0 BB: 7	R: 4 E: 0 K: 0 S: 7	H: 4 LOB: 0 BB: 0 P: 7	R: 0 E: 0 K: 1 S: 5	H: 1 LOB: 0 BB: 0 P: 5	R: 2 E: 0 K: 1 S: 9	H: 5 LOB: 2 BB: 0 P: 9	R: 0 E: 0 K: 0 S: 2	H: 0 LOB: 0 BB: 1 P: 6	R: 0 E: 0 K: 2 S: 7	H: 0 LOB: 0 BB: 0 P: 7	R: 0 E: 0 K: 2 S: 7	H: 1 LOB: 0 BB: 0 P: 7		1B: 9 2B: 1 3B: 1 HR: 3	SF: 0 SAC: 0 DP: 0 HBP: 0	WP: 0 PB: 1 SB: 0 CS: 3
<b>PITCHER</b>	IP WLS BF H R ER SO BB IBB HBP BLK WP HR S P ERA WHIP	IP WLS BF H R ER SO BB IBB HBP BLK WP HR S P ERA WHIP																		
Tommy John, L ERA: 3.67 (1, 1)	2.2 L 14 6 5 4 2 0 0 0 0 0 2 18 18 13.50 2.250																			
Sonny Siebert, R ERA: 4.3 (3, 1)	2.0 9 5 2 2 2 0 0 0 0 0 1 13 13 9.00 2.500																			
Don McMahon, R ERA: 1.6 (5, 1)	2.1 9 2 0 0 1 1 0 0 0 0 0 10 14 0.00 1.286																			
Ted Abernathy, R ERA: 3.23 (8, 1)	2.0 6 1 0 0 4 0 0 0 0 0 0 14 14 0.00 0.500																			

Batter	1	2	3	4	5	6	7	8	9	AB	R	H	RBI	BB	SO	LOB	BOTTOM			
Dick Howser, R OBP: 0.299, SLG: 0.295 (1, 6)	0-0 F7		0-0 4-3		0-0 F6		0-0 F3		0-0 SH5-3 1B	5 0 1 0 0 0 4							<b>Baltimore Orioles @ Cleveland Indians</b> Cleveland Municipal Stadium, Cleveland, OH Sat Jul 11 1964, 3:33 AM EDT Att: 9,395 - Unknown			
Al Smith, R OBP: 0.202, SLG: 0.309 Ted Abernathy, R (8, 1)	0-0 1B	0-0 5-3			0-0 5-3		0-0 F5		0-3 K	4 1 1 0 0 0 2 0 0 0 0 0 0 0 1 0 0 0 0 1 2										
John Romano, R OBP: 0.368, SLG: 0.497 (9, PH)	0-0 1B						0-0 G3		0-0 SH5-3	4 1 1 1 0 1 1										
Leon Wagner, L OBP: 0.332, SLG: 0.469 (1, 7)	0-0 1B 1B		0-3 K		0-0 F2		0-0 G3		0-0 SH5-3	4 1 1 1 0 1 1										
Bob Chance, L OBP: 0.442, SLG: 0.619 (1, 3)	0-0 1-3 2H WP 1B		0-0 5-3 2B		0-0 1B		0-0 FC4-6 1B		0-3 K	5 1 4 1 0 1 1										
Chico Salmon, R OBP: 0.424, SLG: 0.438 (1, 4) (8, 9)	0-0 WP 1-3 1B		0-0 5-3		0-0 F9		0-0 FC4-6 1B		0-0 FC4-6 1B	4 0 1 1 0 0 3										
Vic Davallito, L OBP: 0.276, SLG: 0.305 (1, 8)	0-0 1-3 2-3 1B				0-0 6-3		0-0 L8		0-0 1B	4 0 1 0 0 0 2										
Joe Azcue, R OBP: 0.256, SLG: 0.318 (1, 2)	0-0 6-3				0-0 1B 1B		0-0 L7		0-0 F7	4 0 1 0 0 0 3										
Billy Moran, R OBP: 0.295, SLG: 0.296 (1, 5)		0-0 6-3			0-0 F7		0-0 6-3		0-0 F7	4 0 0 0 0 0 3										
Tommy John, R OBP: 0.208, SLG: 0.208 Sonny Siebert, R OBP: 0.294, SLG: 0.375 Don McMahon, R OBP: 0.167, SLG: 0.167 Larry Brown, R OBP: 0.267, SLG: 0.373 (7, PH) (8, 4)		0-0 E7 4-3 1B			0-0 1B		4-0 BB		0-0 SH5-3 2B	1 0 1 0 0 0 0 1 0 1 0 0 0 0 0 0 0 0 0 0 0 1 1 1 0 1 0 0										
<b>Inning Stats</b>	R: 3 E: 0 K: 0 S: 7	H: 4 LOB: 1 BB: 0 P: 7	R: 0 E: 1 K: 0 S: 4	H: 1 LOB: 0 BB: 0 P: 4	R: 0 E: 0 K: 1 S: 5	H: 1 LOB: 0 BB: 0 P: 5	R: 0 E: 0 K: 0 S: 5	H: 2 LOB: 2 BB: 0 P: 5	R: 0 E: 0 K: 0 S: 4	H: 1 LOB: 1 BB: 0 P: 4	R: 0 E: 0 K: 0 S: 3	H: 0 LOB: 0 BB: 1 P: 3	R: 0 E: 0 K: 0 S: 5	H: 2 LOB: 2 BB: 0 P: 5	R: 0 E: 0 K: 2 S: 9	H: 2 LOB: 1 BB: 0 P: 9	1B: 11 2B: 3 3B: 0 HR: 0	SF: 0 SAC: 1 DP: 1 HBP: 0	WP: 1 PB: 0 SB: 0 CS: 0	PA: 40
<b>PITCHER</b>	IP WLS BF H R ER SO BB IBB HBP BLK WP HR S P ERA WHIP	IP WLS BF H R ER SO BB IBB HBP BLK WP HR S P ERA WHIP																		
Dave McNally, L ERA: 3.87 (1, 1)	8.0 W 13 4 4 4 2 0 0 0 0 0 7 7 4.50 1.750																			
Stu Miller, R ERA: 1.9 (9, 1)	1.0 S 3 0 0 0 2 0 0 0 0 0 7 7 0.00 0.000																			

AB 37  
R 7  
H 14  
RBI 6  
BB 1  
SO 9  
LOB 12






Batter	1	2	3	4	5	6	7	8	9	AB	R	H	RBI	BB	SO	LOB	TOP					
Jackie Brandt, R OBP: 0.321, SLG: 0.424	0-0 4-3		0-0 4-3 1B		0-0 F6		0-0 5-3		0-0 F3	5	0	1	0	0	0	0						
Luis Aparicio, R OBP: 0.342, SLG: 0.402	0-0 5-3		0-0 L8		0-0 1B 2B			0-0 5-3 1B		4	2	2	0	0	0	1						
Sam Bowens, R OBP: 0.321, SLG: 0.439	0-0 F8		0-0 4-3 1-2		0-0 2H 1B			4-0 1-2 5-3 HR BB		3	1	1	1	1	0	1						
Norm Siebern, L OBP: 0.404, SLG: 0.358		0-0 G3	4-0 BB		0-0 4-3			0-0 1-2 2H 5-3		3	0	0	1	1	0	2						
Brooks Robinson, R OBP: 0.366, SLG: 0.487		1-0 BB E HBP	0-0 F8		0-0 F2			0-0 2H HR		3	1	1	2	0	0	2						
Bob Johnson, R OBP: 0.333, SLG: 0.446		0-0 E6 1-2		0-0 F4		0-0 3-1		0-0 F6		4	0	0	0	0	0	1						
Jerry Adair, R OBP: 0.286, SLG: 0.306		0-0 BB								0	0	0	0	0	0	0						
Gino Cimoli, R OBP: 0.155, SLG: 0.218		0-3 K		0-0 G3		0-3 K		0-0 F4		4	0	0	0	0	2	2						
John Orsino, R OBP: 0.311, SLG: 0.390		4-0 1-2 2-3 BB		0-3 K		0-3 K		0-3 K		3	0	0	0	1	3	0						
Robin Roberts, S OBP: 0.171, SLG: 0.105		0-3 K			0-3 K		0-0 5-3		0-3 K	2	0	0	0	0	2	3						
Dick Brown, R OBP: 0.262, SLG: 0.316										1	0	0	0	0	0	0						
Harvey Haddix, L Stu Miller, R										1	0	0	0	0	1	0						
										0	0	0	0	0	0	0						
<b>Inning Stats</b>	R: 0 E: 0 K: 0 S: 3	H: 0 LOB: 0 BB: 3 P: 3	R: 0 E: 1 K: 2 S: 8	H: 0 LOB: 3 BB: 1 P: 13	R: 0 E: 0 K: 0 S: 4	H: 1 LOB: 2 BB: 1 P: 8	R: 0 E: 0 K: 1 S: 5	H: 0 LOB: 0 BB: 0 P: 5	R: 1 E: 0 K: 1 S: 7	H: 2 LOB: 1 BB: 0 P: 7	R: 0 E: 0 K: 1 S: 5	H: 0 LOB: 0 BB: 0 P: 5	R: 0 E: 0 K: 1 S: 5	H: 0 LOB: 0 BB: 0 P: 5	R: 3 E: 0 K: 0 S: 5	H: 2 LOB: 0 BB: 1 P: 9	R: 0 E: 0 K: 2 S: 7	H: 0 LOB: 0 BB: 0 P: 7	1B: 3 2B: 1 3B: 0 HR: 1	SF: 0 SAC: 0 DP: 0 HBP: 1	WP: 0 PA: 37 FB: 0 SB: 2 CS: 0	
<b>PITCHER</b>	IP WLS BF H R ER SO BB IBB HBP BLK WP HR S P ERA WHIP	IP WLS BF H R ER SO BB IBB HBP BLK WP HR S P ERA WHIP	IP WLS BF H R ER SO BB IBB HBP BLK WP HR S P ERA WHIP	IP WLS BF H R ER SO BB IBB HBP BLK WP HR S P ERA WHIP	IP WLS BF H R ER SO BB IBB HBP BLK WP HR S P ERA WHIP	IP WLS BF H R ER SO BB IBB HBP BLK WP HR S P ERA WHIP	IP WLS BF H R ER SO BB IBB HBP BLK WP HR S P ERA WHIP	IP WLS BF H R ER SO BB IBB HBP BLK WP HR S P ERA WHIP	IP WLS BF H R ER SO BB IBB HBP BLK WP HR S P ERA WHIP	IP WLS BF H R ER SO BB IBB HBP BLK WP HR S P ERA WHIP	IP WLS BF H R ER SO BB IBB HBP BLK WP HR S P ERA WHIP	IP WLS BF H R ER SO BB IBB HBP BLK WP HR S P ERA WHIP	IP WLS BF H R ER SO BB IBB HBP BLK WP HR S P ERA WHIP	IP WLS BF H R ER SO BB IBB HBP BLK WP HR S P ERA WHIP	IP WLS BF H R ER SO BB IBB HBP BLK WP HR S P ERA WHIP	IP WLS BF H R ER SO BB IBB HBP BLK WP HR S P ERA WHIP	IP WLS BF H R ER SO BB IBB HBP BLK WP HR S P ERA WHIP	IP WLS BF H R ER SO BB IBB HBP BLK WP HR S P ERA WHIP	IP WLS BF H R ER SO BB IBB HBP BLK WP HR S P ERA WHIP	IP WLS BF H R ER SO BB IBB HBP BLK WP HR S P ERA WHIP	IP WLS BF H R ER SO BB IBB HBP BLK WP HR S P ERA WHIP	IP WLS BF H R ER SO BB IBB HBP BLK WP HR S P ERA WHIP

**Baltimore Orioles @ Detroit Tigers**  
Tiger Stadium, Detroit, MI  
Sun Jul 12 1964, 4:33 AM EDT  
Unknown


AB 33  
R 4  
H 5  
RBI 4  
BB 3  
SO 8  
LOB 12



Batter	1	2	3	4	5	6	7	8	9	AB	R	H	RBI	BB	SO	LOB	BOTTOM					
Jerry Lumpe, L OBP: 0.287, SLG: 0.305	4-0 BB HBP BB		0-3 K		0-0 F8		4-0 IBB		0-0 1-3	3	0	0	0	2	1	5						
George Thomas, R OBP: 0.343, SLG: 0.494	1-0 BB HBP		0-0 F7		4-0 G4-6-3 BB		0-3 K		0-0 3-1	3	0	0	0	1	1	4						
Gates Brown, L OBP: 0.350, SLG: 0.614	0-0 F7		0-0 F8		0-0 G4-6-3 1-2		0-3 K		0-0 1B 1B	5	0	1	0	0	1	3						
Dick McAuliffe, L OBP: 0.360, SLG: 0.519	0-3 K		0-0 F2		4-0 2B BB		0-0 F7		0-0 G1-6-3 1B	4	1	1	0	1	1	2						
Norm Cash, L OBP: 0.314, SLG: 0.378	4-0 FC4 1-2 2-3 BB		0-3 K		0-0 WP 1-H 2B		0-3 K		0-0 G1-6-3 1-2	4	0	1	1	1	2	2						
Don Demeter, R OBP: 0.296, SLG: 0.442	0-0 FC4 1-2			0-0 HR		0-0 6-3		0-0 5-3		4	1	1	1	0	0	4						
Bill Freehan, R OBP: 0.341, SLG: 0.457		0-0 E S 1B		0-0 F8		0-0 F9		0-0 1B 1B		4	0	2	0	0	0	0						
Don Wert, R OBP: 0.319, SLG: 0.362		4-0 SH3 BB		4-0 FC5-4 BB		0-0 S 1B		0-0 L8		2	0	1	0	2	0	1						
Hank Aguirre, R Al Kaline, R Joe Sparna, R Fred Gladding, L		0-0 SH3		0-0 FC5-4		0-3 K		0-0 1B		2	0	0	0	0	1	2						
				1-2		1-2		1-3		1	0	1	0	0	0	0						
										0	0	0	0	0	0	0						
										0	0	0	0	0	0	0						
<b>Inning Stats</b>	R: 0 E: 0 K: 1 S: 5	H: 0 LOB: 3 BB: 2 P: 14	R: 0 E: 0 K: 1 S: 6	H: 1 LOB: 2 BB: 1 P: 10	R: 0 E: 0 K: 1 S: 5	H: 0 LOB: 0 BB: 0 P: 5	R: 1 E: 0 K: 0 S: 4	H: 1 LOB: 1 BB: 1 P: 8	R: 1 E: 0 K: 0 S: 3	H: 1 LOB: 2 BB: 2 P: 11	R: 0 E: 0 K: 2 S: 8	H: 1 LOB: 2 BB: 1 P: 12	R: 0 E: 0 K: 2 S: 7	H: 0 LOB: 0 BB: 0 P: 7	R: 0 E: 0 K: 0 S: 5	H: 2 LOB: 2 BB: 0 P: 5	R: 0 E: 0 K: 0 S: 4	H: 2 LOB: 1 BB: 0 P: 4	1B: 6 2B: 1 3B: 0 HR: 1	SF: 0 SAC: 1 DP: 2 HBP: 1	WP: 1 PA: 41 FB: 0 SB: 2 CS: 0	
<b>PITCHER</b>	IP WLS BF H R ER SO BB IBB HBP BLK WP HR S P ERA WHIP	IP WLS BF H R ER SO BB IBB HBP BLK WP HR S P ERA WHIP	IP WLS BF H R ER SO BB IBB HBP BLK WP HR S P ERA WHIP	IP WLS BF H R ER SO BB IBB HBP BLK WP HR S P ERA WHIP	IP WLS BF H R ER SO BB IBB HBP BLK WP HR S P ERA WHIP	IP WLS BF H R ER SO BB IBB HBP BLK WP HR S P ERA WHIP	IP WLS BF H R ER SO BB IBB HBP BLK WP HR S P ERA WHIP	IP WLS BF H R ER SO BB IBB HBP BLK WP HR S P ERA WHIP	IP WLS BF H R ER SO BB IBB HBP BLK WP HR S P ERA WHIP	IP WLS BF H R ER SO BB IBB HBP BLK WP HR S P ERA WHIP	IP WLS BF H R ER SO BB IBB HBP BLK WP HR S P ERA WHIP	IP WLS BF H R ER SO BB IBB HBP BLK WP HR S P ERA WHIP	IP WLS BF H R ER SO BB IBB HBP BLK WP HR S P ERA WHIP	IP WLS BF H R ER SO BB IBB HBP BLK WP HR S P ERA WHIP	IP WLS BF H R ER SO BB IBB HBP BLK WP HR S P ERA WHIP	IP WLS BF H R ER SO BB IBB HBP BLK WP HR S P ERA WHIP	IP WLS BF H R ER SO BB IBB HBP BLK WP HR S P ERA WHIP	IP WLS BF H R ER SO BB IBB HBP BLK WP HR S P ERA WHIP	IP WLS BF H R ER SO BB IBB HBP BLK WP HR S P ERA WHIP	IP WLS BF H R ER SO BB IBB HBP BLK WP HR S P ERA WHIP	IP WLS BF H R ER SO BB IBB HBP BLK WP HR S P ERA WHIP	IP WLS BF H R ER SO BB IBB HBP BLK WP HR S P ERA WHIP

**Baltimore Orioles @ Detroit Tigers**  
Tiger Stadium, Detroit, MI  
Sun Jul 12 1964, 4:33 AM EDT  
Unknown

AB 32  
R 2  
H 8  
RBI 2  
BB 7  
SO 7  
LOB 23















Batter	1	2	3	4	5	6	7	8	9	AB	R	H	RBI	BB	SO	LOB	TOP					
Jackie Brandt, R OBP: 0.321, SLG: 0.415	0-0 6-3		0-0 6-3		0-3 K		0-0 P6		4-0 1B BB	4	0	0	0	1	1	2	<p><b>Baltimore Orioles @ New York Yankees</b> Yankee Stadium, Bronx, NY Tue Jul 14 1964, 7:05 PM EDT Att: 38,102 - Unknown - 79 F</p> <p>livebaseballscores.com</p> <p>AB 33 R 3 H 6 RBI 3 BB 5 SO 6 LOB 17</p> 					
Luis Aparicio, R OBP: 0.348, SLG: 0.410	0-0 P4			4-0 S 2B BB		0-0 F8	0-0 F8		0-0 1B 2-3	4	1	1	0	1	0	2						
Norm Siebern, L OBP: 0.394, SLG: 0.345	0-0 L4			0-0 P4		0-0 P4		0-0 L7	0-0 F8	5	0	0	0	0	0	4						
Brooks Robinson, R OBP: 0.364, SLG: 0.492		0-0 FC6-4 1B		0-0 5-3		0-0 E3		0-0 F9		4	0	1	0	0	0	1						
Sam Bowens, R OBP: 0.321, SLG: 0.454		0-0 F3		0-0 2H 2B		0-3 K		0-0 1B		4	0	2	1	0	1	2						
John Orsino, R OBP: 0.303, SLG: 0.374		0-3 K		0-0 F7			4-0 BB 1B	0-0 P5		3	1	0	0	1	1	3						
Gino Cimoli, R OBP: 0.154, SLG: 0.242		0-0 FC6-4 1-2			0-0 SF9 3B		0-0 F5		0-3 K	4	1	1	0	0	1	2						
Jerry Adair, R OBP: 0.281, SLG: 0.296			0-3 K		0-0 SF9		4-0 1B BB	4-0 1B BB		1	0	0	1	2	1	0						
Mitt Pappas, R OBP: 0.182, SLG: 0.125			0-0 5-3		0-3 K		0-0 1-3 2H 1B	0-0 P5		2	0	0	0	0	1	0						
Bob Johnson, R OBP: 0.343, SLG: 0.455 Stu Miller, R OBP: 0.365, SLG: 0.609										1	0	1	1	0	0	0						
Boog Powell, L OBP: 0.365, SLG: 0.609										0	0	0	0	0	0	0						
Boog Powell, L OBP: 0.365, SLG: 0.609										1	0	0	0	0	0	1						
<b>Inning Stats</b>	R: 0 E: 0 K: 0 S: 3	H: 0 LOB: 0 BB: 0 P: 3	R: 0 E: 0 K: 1 S: 6	H: 1 LOB: 1 BB: 0 P: 6	R: 0 E: 0 K: 1 S: 5	H: 0 LOB: 0 BB: 0 P: 5	R: 1 E: 0 K: 0 S: 4	H: 1 LOB: 1 BB: 1 P: 8	R: 1 E: 0 K: 2 S: 8	H: 1 LOB: 0 BB: 0 P: 8	R: 0 E: 1 K: 1 S: 6	H: 0 LOB: 1 BB: 0 P: 6	R: 1 E: 0 K: 0 S: 4	H: 1 LOB: 2 BB: 2 P: 12	R: 0 E: 0 K: 0 S: 4	H: 1 LOB: 1 BB: 2 P: 4	R: 0 E: 0 K: 1 S: 6	H: 1 LOB: 3 BB: 2 P: 14	1B: 4 2B: 1 3B: 1 HR: 0	SF: 1 SAC: 0 DP: 0 HBP: 0	WP: 0 PB: 0 SB: 1 CS: 0	PA: 39
<b>PITCHER</b> Al Downing, L ERA: 3.12	IP: 9.0 WLS: W BF: 39 H: 6 R: 3 ER: 3 SO: 6 BB: 5 IBB: 0 HBP: 0 BLK: 0 WP: 0 HR: 0 S: 46 P: 66 ERA: 3.00 WHIP: 1.222															<b>PITCHER</b>	IP: 0 WLS: 0 BF: 0 H: 0 R: 0 ER: 0 SO: 0 BB: 0 IBB: 0 HBP: 0 BLK: 0 WP: 0 HR: 0 S: 0 P: 0 ERA: 0 WHIP: 0					

Batter	1	2	3	4	5	6	7	8	9	AB	R	H	RBI	BB	SO	LOB	BOTTOM			
Tony Kubek, L OBP: 0.271, SLG: 0.352	0-0 4-3		0-0 P6		0-0 F8		0-0 L8			4	0	0	0	0	0	0	<p><b>Baltimore Orioles @ New York Yankees</b> Yankee Stadium, Bronx, NY Tue Jul 14 1964, 7:05 PM EDT Att: 38,102 - Unknown - 79 F</p> <p>livebaseballscores.com</p> <p>AB 30 R 4 H 6 RBI 4 BB 3 SO 1 LOB 11</p> 			
Bobby Richardson, R OBP: 0.272, SLG: 0.305	0-0 F9			0-0 BB 1B	0-0 5-3		0-0 L7			4	1	1	0	0	0	0				
Mickey Mantle, S OBP: 0.451, SLG: 0.632 Pedro Gonzalez, R OBP: 0.300, SLG: 0.333	0-3 K			4-0 1B BB	0-0 1B		0-0 G4 E 1B			3	2	2	0	1	1	0				
Roger Maris, L OBP: 0.355, SLG: 0.486		0-0 F9		0-0 BB FC6-4 1B	0-0 4-1		0-0 G4		0-0 1-2	4	1	1	1	0	0	2				
Tom Tresh, S OBP: 0.359, SLG: 0.429		4-0 BB		0-0 FC6-4 BB 1B		0-0 L8		0-0 E9 1B		3	0	2	2	1	0	0				
Joe Pepitone, L OBP: 0.291, SLG: 0.387		0-0 F7		0-0 L8		0-0 G3		0-0 1-3		4	0	0	0	0	0	4				
Johnny Blanchard, L OBP: 0.379, SLG: 0.349		0-0 F7		4-0 FC6-4 BB		0-0 1-3				2	0	0	0	1	0	1				
Clete Boyer, R OBP: 0.286, SLG: 0.333			0-0 F9	0-0 FC6-4		0-0 L7				3	0	0	1	0	0	2				
Al Downing, R OBP: 0.195, SLG: 0.250			0-0 5-3	0-0 P4		0-0 4-3				3	0	0	0	0	0	2				
<b>Inning Stats</b>	R: 0 E: 0 K: 1 S: 5	H: 0 LOB: 0 BB: 0 P: 5	R: 0 E: 0 K: 0 S: 3	H: 0 LOB: 1 BB: 1 P: 7	R: 0 E: 0 K: 0 S: 3	H: 0 LOB: 0 BB: 0 P: 3	R: 3 E: 0 K: 0 S: 6	H: 3 LOB: 2 BB: 2 P: 14	R: 0 E: 0 K: 0 S: 4	H: 1 LOB: 1 BB: 0 P: 4	R: 0 E: 0 K: 0 S: 3	H: 0 LOB: 0 BB: 0 P: 3	R: 0 E: 1 K: 0 S: 5	H: 0 LOB: 1 BB: 0 P: 5	R: 1 E: 0 K: 0 S: 5	H: 2 LOB: 1 BB: 0 P: 5		1B: 6 2B: 0 3B: 0 HR: 0	SF: 0 SAC: 0 DP: 0 HBP: 0	WP: 0 PB: 0 SB: 0 CS: 0
<b>PITCHER</b> Mitt Pappas, R ERA: 3.26 Stu Miller, R ERA: 2.09	IP: 6.0 WLS: L BF: 25 H: 4 R: 3 ER: 3 SO: 1 BB: 3 IBB: 0 HBP: 0 BLK: 0 WP: 0 HR: 0 S: 24 P: 36 ERA: 4.50 WHIP: 1.167															<b>PITCHER</b>	IP: 0 WLS: 0 BF: 0 H: 0 R: 0 ER: 0 SO: 0 BB: 0 IBB: 0 HBP: 0 BLK: 0 WP: 0 HR: 0 S: 0 P: 0 ERA: 0 WHIP: 0			



Batter	1	2	3	4	5	6	7	8	9	AB	R	H	RBI	BB	SO	LOB	TOP					
Jackie Brandt, R OBP: 0.320, SLG: 0.413	5-3		6-3			5-3			1B	4	0	1	0	0	0	0						
Luis Aparicio, R OBP: 0.343, SLG: 0.404	6-3			6-3			F7		L6	4	0	0	0	0	0	1						
Boog Powell, L OBP: 0.360, SLG: 0.599	K			F7			F7		4-3	4	0	0	0	0	1	1						
Brooks Robinson, R OBP: 0.361, SLG: 0.488		F7		5-3			F9			3	0	0	0	0	0	0						
Sam Bowens, R OBP: 0.321, SLG: 0.452		1B			5-3				5-3	3	0	1	0	0	0	0						
Gino Cimoli, R OBP: 0.147, SLG: 0.231		F9			K				5-3	3	0	0	0	0	1	1						
Jerry Adair, R OBP: 0.281, SLG: 0.296		4-3			6-3				1B	3	0	1	0	0	0	1						
John Orsino, R OBP: 0.299, SLG: 0.368			6-3			K			5-3	3	0	0	0	0	1	1						
Dave McNally, R OBP: 0.225, SLG: 0.189			K			K				2	0	0	0	0	2	0						
Bob Johnson, R OBP: 0.340, SLG: 0.451			K			K			6-3	1	0	0	0	0	0	0						
<b>Inning Stats</b>	R: 0 E: 0 K: 1 S: 5	H: 0 LOB: 0 BB: 0 P: 5	R: 0 E: 0 K: 0 S: 4	H: 1 LOB: 1 BB: 0 P: 4	R: 0 E: 0 K: 1 S: 5	H: 0 LOB: 0 BB: 0 P: 5	R: 0 E: 0 K: 0 S: 3	H: 0 LOB: 0 BB: 0 P: 3	R: 0 E: 0 K: 1 S: 5	H: 0 LOB: 0 BB: 0 P: 5	R: 0 E: 0 K: 2 S: 7	H: 0 LOB: 0 BB: 0 P: 7	R: 0 E: 0 K: 0 S: 3	H: 0 LOB: 0 BB: 0 P: 3	R: 0 E: 0 K: 0 S: 4	H: 1 LOB: 1 BB: 0 P: 4	R: 0 E: 0 K: 0 S: 4	H: 1 LOB: 1 BB: 0 P: 4	1B: 3 2B: 0 3B: 0 HR: 0	SF: 0 SAC: 0 DP: 0 HBP: 0	WP: 0 PB: 0 SB: 0 CS: 0	PA: 30
<b>PITCHER</b> Whitey Ford, L ERA: 2.04	IP: 9.0 WLS: W BF: 30 H: 3 R: 0 ER: 0 SO: 5 BB: 0 IBB: 0 HBP: 0 BLK: 0 WP: 0 HR: 0 S: 40 P: 40 ERA: 0.00 WHIP: 0.333															<b>PITCHER</b>						

Baltimore Orioles @ New York Yankees  
Yankee Stadium, Bronx, NY  
Wed Jul 15 1964, 3:33 AM EDT  
Att: 26,476 - Unknown - 87 F

AB 30  
R 0  
H 3  
RBI 0  
BB 0  
SO 5  
LOB 5



Batter	1	2	3	4	5	6	7	8	9	AB	R	H	RBI	BB	SO	LOB	BOTTOM			
Tony Kubek, L OBP: 0.271, SLG: 0.350	K		L7			L4-3 1B		3-1		4	0	1	0	0	1	2				
Bobby Richardson, R OBP: 0.270, SLG: 0.303	P6		F8			L4-3 1-2				3	0	0	0	0	0	1				
Roger Maris, L OBP: 0.351, SLG: 0.480	L7			K			F3			3	0	0	0	0	1	0				
Mickey Mantle, S OBP: 0.453, SLG: 0.631		S 1B BB		G1-4-3 BB			F7			2	1	1	0	1	0	0				
Tom Tresh, S OBP: 0.359, SLG: 0.426		S 1B BB		G1-4-3 1-2			6-3			2	1	0	0	1	0	1				
Eiston Howard, R OBP: 0.362, SLG: 0.435		1-5-3			G1-6-3 1B			6-3		3	0	1	0	0	0	2				
Joe Pepitone, L OBP: 0.295, SLG: 0.389			G5-4-3 1B		G1-6-3 1-2			1B 1B		3	0	2	2	0	0	1				
Clete Boyer, R OBP: 0.287, SLG: 0.333		G5-4-3 1-2 2-H 3-H			5-3			1B		3	0	1	0	0	0	1				
Whitey Ford, L OBP: 0.288, SLG: 0.182			F9			1-3		K		3	0	0	0	0	1	2				
<b>Inning Stats</b>	R: 0 E: 0 K: 1 S: 5	H: 2 LOB: 0 BB: 1 P: 8	R: 0 E: 0 K: 0 S: 3	H: 2 LOB: 0 BB: 1 P: 8	R: 0 E: 0 K: 1 S: 4	H: 0 LOB: 0 BB: 1 P: 8	R: 0 E: 0 K: 0 S: 3	H: 1 LOB: 0 BB: 0 P: 3	R: 0 E: 0 K: 0 S: 3	H: 1 LOB: 0 BB: 0 P: 3	R: 0 E: 0 K: 0 S: 3	H: 0 LOB: 0 BB: 0 P: 3	R: 0 E: 0 K: 1 S: 7	H: 2 LOB: 2 BB: 0 P: 7	R: 0 E: 0 K: 1 S: 7	H: 2 LOB: 2 BB: 0 P: 7	1B: 6 2B: 1 3B: 0 HR: 0	SF: 0 SAC: 0 DP: 4 HBP: 0	WP: 0 PB: 0 SB: 2 CS: 0	PA: 28
<b>PITCHER</b> Dave McNally, L ERA: 3.75	IP: 8.0 WLS: L BF: 28 H: 6 R: 2 ER: 2 SO: 3 BB: 2 IBB: 0 HBP: 0 BLK: 0 WP: 0 HR: 0 S: 32 P: 40 ERA: 2.25 WHIP: 1.000															<b>PITCHER</b>				

Baltimore Orioles @ New York Yankees  
Yankee Stadium, Bronx, NY  
Wed Jul 15 1964, 3:33 AM EDT  
Att: 26,476 - Unknown - 87 F

AB 26  
R 2  
H 6  
RBI 2  
BB 2  
SO 3  
LOB 10









Batter	1	2	3	4	5	6	7	8	9	AB	R	H	RBI	BB	SO	LOB	TOP			
Bill Bruton, L OBP: 0.360, SLG: 0.425 (1, 8)										5	0	2	0	0	0	3	<b>Detroit Tigers @ Baltimore Orioles</b> Memorial Stadium, Baltimore, MD Fri Jul 17 1964, 7:05 PM EDT Att: 22,629 - Unknown			
Dick McAuliffe, L OBP: 0.350, SLG: 0.495 (1, 6)										5	0	1	0	0	0	3				
Al Kaline, R OBP: 0.389, SLG: 0.434 (1, 9)										5	0	0	0	0	0	4				
Gates Brown, L OBP: 0.349, SLG: 0.586 (1, 7)										4	0	1	0	0	1	1				
Don Demeter, R OBP: 0.305, SLG: 0.464 (1, 3)										4	0	3	0	0	0	0				
Jerry Lumpe, L OBP: 0.286, SLG: 0.305 (8, PR)										2	0	1	0	2	0	1				
Jake Wood, R OBP: 0.219, SLG: 0.283 (8, 4)										0	0	0	0	0	0	0				
Bill Freehan, R OBP: 0.345, SLG: 0.450 (1, 2)										4	0	0	0	0	1	7				
Don Wert, R OBP: 0.320, SLG: 0.361 (1, 5)										4	0	3	0	0	0	1				
Dave Wickersham, R OBP: 0.113, SLG: 0.115 (1, 1)										1	0	0	0	0	0	0				
Terry Fox, R OBP: 0.333, SLG: 0.500 (7, PH)			4-3		SH1-4		F9		F9	0	0	0	0	0	0	0				
Norm Cash, L OBP: 0.310, SLG: 0.363 (7, 1)					SH1-4					0	0	0	0	0	0	1				
Dick Egan, L OBP: 0.341, SLG: 0.485 (9, PH)										0	0	0	0	0	0	0				
George Thomas, R OBP: 0.320, SLG: 0.361 (9, PH)										1	0	0	0	0	0	1				
<b>Inning Stats</b>	R: 0 E: 0 K: 0 S: 4	H: 1 LOB: 1 BB: 0 P: 4	R: 0 E: 0 K: 0 S: 4	H: 1 LOB: 1 BB: 0 P: 4	R: 0 E: 0 K: 0 S: 4	H: 1 LOB: 1 BB: 0 P: 4	R: 0 E: 0 K: 2 S: 7	H: 0 LOB: 1 BB: 1 P: 11	R: 0 E: 0 K: 0 S: 4	H: 1 LOB: 2 BB: 1 P: 8	R: 0 E: 0 K: 0 S: 3	H: 1 LOB: 0 BB: 0 P: 3	R: 0 E: 0 K: 0 S: 6	H: 3 LOB: 3 BB: 0 P: 6	R: 0 E: 0 K: 0 S: 5	H: 2 LOB: 2 BB: 0 P: 5	1B: 10 2B: 1 3B: 0 HR: 0	SF: 0 SAC: 1 DP: 1 HBP: 0	WP: 0 PB: 0 SB: 1 CS: 0	PA: 39
<b>PITCHER</b> Robin Roberts, R ERA: 2.64 (1, 1)	IP: 9.0 WLS: W BF: 39 H: 11 R: 0 ER: 0 SO: 2 BB: 2 IBB: 0 HBP: 0 BLK: 0 WP: 0 HR: 0 S: 41 P: 49 ERA: 0.00 WHIP: 1.444															<b>PITCHER</b>				

Batter	1	2	3	4	5	6	7	8	9	AB	R	H	RBI	BB	SO	LOB	BOTTOM												
Jackie Brandt, R OBP: 0.325, SLG: 0.412 (1, 8)										4	1	2	1	1	0	0	<b>Detroit Tigers @ Baltimore Orioles</b> Memorial Stadium, Baltimore, MD Fri Jul 17 1964, 7:05 PM EDT Att: 22,629 - Unknown												
Luis Aparicio, R OBP: 0.342, SLG: 0.400 (1, 6)										5	1	2	0	0	2														
Boog Powell, L OBP: 0.322, SLG: 0.591 (1, 7)										2	1	1	1	2	1	1													
Gino Cimoli, R OBP: 0.145, SLG: 0.227 (9, 9)										0	0	0	0	0	0	0													
Norm Siebern, L OBP: 0.397, SLG: 0.356 (1, 3)										4	1	2	1	0	1	3													
Brooks Robinson, R OBP: 0.366, SLG: 0.486 (1, 5)										3	0	1	1	1	0	4													
Sam Bowens, R OBP: 0.327, SLG: 0.459 (9, 7)										4	0	1	0	0	0	4													
Charlie Lau, L OBP: 0.322, SLG: 0.398 (1, 2)										3	0	0	0	0	2	1													
Dick Brown, R OBP: 0.280, SLG: 0.311 (9, 2)										1	1	0	0	0	0	0													
Jerry Adair, R OBP: 0.277, SLG: 0.292 (1, 4)										4	0	0	0	0	0	2													
Robin Roberts, S OBP: 0.156, SLG: 0.095 (1, 1)										4	0	0	0	0	0	2													
<b>Inning Stats</b>	R: 0 E: 0 K: 1 S: 6	H: 1 LOB: 2 BB: 1 P: 10	R: 0 E: 0 K: 0 S: 3	H: 0 LOB: 0 BB: 0 P: 3	R: 0 E: 0 K: 0 S: 3	H: 0 LOB: 0 BB: 0 P: 3	R: 2 E: 0 K: 1 S: 6	H: 2 LOB: 0 BB: 1 P: 10	R: 2 E: 0 K: 0 S: 7	H: 4 LOB: 2 BB: 0 P: 7	R: 0 E: 1 K: 1 S: 6	H: 1 LOB: 1 BB: 0 P: 6	R: 0 E: 1 K: 0 S: 6	H: 0 LOB: 3 BB: 2 P: 14	R: 1 E: 1 K: 0 S: 5	H: 1 LOB: 1 BB: 0 P: 5	1B: 8 2B: 1 3B: 0 HR: 0	SF: 0 SAC: 0 DP: 1 HBP: 0	WP: 0 PB: 0 SB: 0 CS: 0	PA: 38									
<b>PITCHER</b> Dave Wickersham, R ERA: 3.18 (1, 1)	IP: 4.2 WLS: L BF: 22 H: 7 R: 4 ER: 4 SO: 2 BB: 2 IBB: 0 HBP: 0 BLK: 0 WP: 0 HR: 0 S: 24 P: 32 ERA: 7.71 WHIP: 1.929															<b>PITCHER</b>													
Terry Fox, R ERA: 2.39 (5, 1)	1.1	5	1	0	0	1	0	0	0	0	0	7	7	0.00	0.750														
Dick Egan, L ERA: 2.97 (7, 1)	2.0	11	1	1	0	1	2	0	0	0	0	11	19	0.00	1.500														

AB	36
R	0
H	11
RBI	0
BB	2
SO	2
LOB	22



AB	34
R	5
H	9
RBI	4
BB	4
SO	4
LOB	19






Batter	1	2	3	4	5	6	7	8	9	AB	R	H	RBI	BB	SO	LOB	TOP			
Bill Bruton, L OBP: 0.356, SLG: 0.418 (1, 8)	0-0 3-1		0-0 1-3 1B		0-0 1-2		0-3 K		0-0 F3	5	0	1	0	0	1	2				
Dick McAuliffe, L OBP: 0.348, SLG: 0.495 (1, 6)	0-0 L7		0-0 F7			0-0 1B FC3-6 2B	0-0 F9			4	1	1	0	0	0	3				
Al Kaline, R OBP: 0.384, SLG: 0.427 (1, 9)	0-0 F3			0-0 F3		0-0 L6-3		0-0 L3-1		4	0	0	0	0	0	1				
Gates Brown, L OBP: 0.359, SLG: 0.590 (1, 7)		0-0 3-1		0-0 1B 1B		0-0 FC3-6 1B		0-0 BB 1B		4	0	3	0	0	0	0				
Norm Cash, L OBP: 0.309, SLG: 0.360 (1, 3)		0-0 4-3		0-0 F8		0-0 FC3-6 1B		4-0 BB 1B		3	0	0	1	1	0	2				
Jerry Lumpe, L OBP: 0.296, SLG: 0.308 (1, 4)		0-0 F8		0-0 1B		0-0 1B		0-0 F4		4	0	2	0	0	0	2				
Bill Freehan, R OBP: 0.344, SLG: 0.447 (1, 2)			0-0 1B 1B	0-0 F7		0-0 F8		0-0 F9		4	0	1	0	0	0	6				
Don Wert, R OBP: 0.319, SLG: 0.359 (1, 5)			0-3 K		0-0 E6			0-0 F9		4	0	1	0	0	1	1				
Hank Aguirre, R George Thomas, R Joe Sparma, R Bubba Phillips, L Fred Gladding, L Don Demeter, R OBP: 0.304, SLG: 0.462 (1, 1) (5, PH) (5, 1) (7, PH) (7, 1) (5, PH)			0-3 K		0-0 E6 G4-6-3		0-0 F4		0-3 K	1	0	0	0	0	1	1				
<b>Inning Stats</b>	R: 0 E: 0 K: 0 S: 3	H: 0 LOB: 0 BB: 0 P: 3	R: 0 E: 0 K: 0 S: 3	H: 0 LOB: 0 BB: 0 P: 3	R: 0 E: 0 K: 2 S: 9	H: 2 LOB: 2 BB: 0 P: 9	R: 0 E: 0 K: 0 S: 5	H: 2 LOB: 2 BB: 0 P: 5	R: 0 E: 1 K: 1 S: 6	H: 3 LOB: 2 BB: 0 P: 6	R: 0 E: 0 K: 1 S: 6	H: 1 LOB: 1 BB: 0 P: 6	R: 0 E: 0 K: 0 S: 4	H: 1 LOB: 2 BB: 1 P: 8	R: 0 E: 0 K: 1 S: 5	H: 0 LOB: 0 BB: 0 P: 5	1B: 8 2B: 1 3B: 0 HR: 0	SF: 0 SAC: 0 DP: 1 HBP: 0	WP: 0 PB: 0 SB: 0 CS: 0	PA: 37
<b>PITCHER</b> Mitt Pappas, R ERA: 3.1 (1, 1)	IP: 9.0 WLS: W BF: 37 H: 9 R: 1 ER: 1 SO: 5 BB: 1 IBB: 0 HBP: 0 BLK: 0 WP: 0 HR: 0 S: 46 P: 50 ERA: 1.00 WHIP: 1.111															<b>PITCHER</b>				

**Detroit Tigers @ Baltimore Orioles**  
**Memorial Stadium, Baltimore, MD**  
 Sat Jul 18 1964, 7:05 PM EDT  
 Unknown


AB 36  
 R 1  
 H 9  
 RBI 1  
 BB 1  
 SO 5  
 LOB 20



Batter	1	2	3	4	5	6	7	8	9	AB	R	H	RBI	BB	SO	LOB	BOTTOM			
Jackie Brandt, R OBP: 0.324, SLG: 0.409 (1, 8)	0-0 F4		0-0 FC5-6 FC1-4		0-0 FC6-4 1B		0-0 F7		0-3 K	5	0	1	0	0	1	3				
Luis Aparicio, R OBP: 0.341, SLG: 0.396 (1, 6)	0-0 4-3		0-0 FC1-4		4-0 FC6-4 BB		0-0 1-3			3	0	0	0	1	0	1				
Norm Siebern, L OBP: 0.392, SLG: 0.351 (1, 3)	0-0 3-1		0-3 K		0-3 K		0-0 4-3			4	0	0	0	0	2	3				
Brooks Robinson, R OBP: 0.365, SLG: 0.483 (1, 5)		0-0 F3		0-0 L9		0-0 FC6-4		0-0 1B		4	0	1	0	0	0	2				
Sam Bowens, R OBP: 0.325, SLG: 0.453 (9, 7)		0-0 6-3		4-0 WP 1B BB		0-3 K		0-0 F4		3	1	0	0	1	1	3				
Boog Powell, L OBP: 0.384, SLG: 0.600 Gino Cimoli, R OBP: 0.145, SLG: 0.227 (1, 7) (9, 9)		0-0 5-3		4-0 1B FC6-4 BB		0-3 K		0-0 HR		3	2	1	1	1	1	0				
Jerry Adair, R OBP: 0.283, SLG: 0.308 (1, 4)			0-0 2B 1B	0-0 FC6-4 1B		0-0 HR		0-0 3-1		4	2	3	2	0	0	0				
Dick Brown, R OBP: 0.267, SLG: 0.325 (1, 2)			0-0 1B 2B	0-0 FC6-4 FC5-4		0-0 5-3		0-0 1B		4	1	2	1	0	0	1				
Mitt Pappas, R OBP: 0.208, SLG: 0.159 (1, 1)			0-0 FC5-6 1B	0-0 FC5-4		0-0 1B		0-3 K		4	0	2	2	0	1	2				
<b>Inning Stats</b>	R: 0 E: 0 K: 0 S: 3	H: 0 LOB: 0 BB: 0 P: 3	R: 0 E: 0 K: 0 S: 3	H: 0 LOB: 0 BB: 0 P: 3	R: 2 E: 0 K: 1 S: 8	H: 3 LOB: 1 BB: 0 P: 8	R: 2 E: 0 K: 0 S: 4	H: 1 LOB: 1 BB: 2 P: 12	R: 0 E: 0 K: 2 S: 8	H: 1 LOB: 2 BB: 1 P: 12	R: 1 E: 0 K: 1 S: 7	H: 2 LOB: 1 BB: 0 P: 7	R: 0 E: 0 K: 0 S: 4	H: 1 LOB: 1 BB: 0 P: 4	R: 1 E: 0 K: 2 S: 9	H: 2 LOB: 1 BB: 0 P: 9	1B: 7 2B: 1 3B: 0 HR: 2	SF: 0 SAC: 0 DP: 0 HBP: 0	WP: 1 PB: 0 SB: 0 CS: 0	PA: 37
<b>PITCHER</b> Hank Aguirre, L ERA: 3.92 Joe Sparma, R ERA: 1.92 Fred Gladding, R ERA: 4.35 (1, 1) (5, 1) (7, 1)	IP: 4.0 WLS: L BF: 18 H: 4 R: 4 ER: 4 SO: 1 BB: 2 IBB: 0 HBP: 0 BLK: 0 WP: 1 HR: 0 S: 18 P: 26 ERA: 9.00 WHIP: 1.500															<b>PITCHER</b>				

**Detroit Tigers @ Baltimore Orioles**  
**Memorial Stadium, Baltimore, MD**  
 Sat Jul 18 1964, 7:05 PM EDT  
 Unknown

AB 34  
 R 6  
 H 10  
 RBI 6  
 BB 3  
 SO 6  
 LOB 15










Batter	1	2	3	4	5	6	7	8	9	AB	R	H	RBI	BB	SO	LOB	TOP					
Bill Bruton, L OBP: 0.346, SLG: 0.404 Terry Fox, R OBP: 0.333, SLG: 0.500 Don Demeter, R OBP: 0.302, SLG: 0.456	K		4-3			4-3	F6		F7	4	0	0	0	0	1	0						
Jerry Lumpe, L OBP: 0.302, SLG: 0.318	4-3		F8			HR		F7		4	1	1	1	0	0	0						
Al Kaline, R OBP: 0.377, SLG: 0.422	L6-3			L8		L6-3		L7		4	0	0	0	0	0	0						
Gates Brown, L OBP: 0.365, SLG: 0.604		F9		F6				L4		4	0	1	0	0	0	0						
Norm Cash, L OBP: 0.314, SLG: 0.361		4-3 1B		4-0 BB		1B		F8-4-5 1B BB		2	0	1	0	2	0	1						
Dick McAuliffe, L OBP: 0.346, SLG: 0.498	4-3 1-2			K			HR	1B E 1B		4	2	2	1	0	1	2						
Bill Freehan, R OBP: 0.346, SLG: 0.457		HBP				F4		F8-4-5 2-3		3	1	1	1	0	0	2						
Don Wert, R OBP: 0.317, SLG: 0.354	F9			K		F8		E8 1B		4	0	1	0	0	1	2						
Denny McLain, R Bubba Phillips, R Ed Rakow, S Jake Wood, R Larry Sherry, R George Thomas, R			F9			F8		F1 BB		0	0	0	0	0	0	0						
<b>Inning Stats</b>	R: 0 E: 0 K: 1 S: 5	H: 0 LOB: 0 BB: 0 P: 5	R: 0 E: 0 K: 0 S: 4	H: 1 LOB: 2 BB: 0 P: 5	R: 0 E: 0 K: 0 S: 3	H: 0 LOB: 0 BB: 0 P: 3	R: 0 E: 0 K: 1 S: 5	H: 0 LOB: 1 BB: 1 P: 9	R: 0 E: 0 K: 1 S: 5	H: 0 LOB: 0 BB: 0 P: 5	R: 1 E: 0 K: 0 S: 5	H: 2 LOB: 1 BB: 0 P: 5	R: 2 E: 0 K: 0 S: 5	H: 2 LOB: 0 BB: 0 P: 5	R: 0 E: 0 K: 0 S: 3	H: 0 LOB: 0 BB: 0 P: 3	R: 1 E: 1 K: 0 S: 4	H: 2 LOB: 2 BB: 2 P: 12	1B: 4 2B: 1 3B: 0 HR: 3	SF: 0 SAC: 0 DP: 1 HBP: 1	WP: 0 PB: 0 SB: 0 CS: 0	PA: 37
<b>PITCHER</b>	IP WLS BF H R ER SO BB IBB HBP BLK WP HR S P ERA WHIP																					
Wally Bunker, R ERA: 2.99	(1, 1) 6.0 W 24 4 2 2 3 1 0 1 0 0 2 28 33 3.00 0.833																					
Dick Hall, R ERA: 2.96	(7, 1) 1.0 4 1 1 1 0 0 0 0 0 0 1 4 4 9.00 1.000																					
Stu Miller, R ERA: 1.98	(8, 1) 2.0 S 9 2 1 0 0 2 0 0 0 0 0 0 7 15 0.00 2.000																					

**Detroit Tigers @ Baltimore Orioles**  
**Memorial Stadium, Baltimore, MD**  
Sun Jul 19 1964, 3:33 AM EDT  
Att: 7,172 - Unknown


AB 33  
R 4  
H 7  
RBI 3  
BB 3  
SO 3  
LOB 9



Batter	1	2	3	4	5	6	7	8	9	AB	R	H	RBI	BB	SO	LOB	BOTTOM			
Jackie Brandt, R OBP: 0.319, SLG: 0.402	K		K		K		1B			4	0	1	0	0	3	0				
Luis Aparicio, R OBP: 0.332, SLG: 0.385	L9		F8		6-3		L9			4	0	0	0	0	0	1				
Boog Powell, L Bob Saverine, S Gino Cimoli, R			K		4-3			4-0 BB		3	1	1	1	1	1	0				
Norm Siebern, L OBP: 0.389, SLG: 0.346	L9			2B SF8 BB		SH1-3 1B		F1		3	2	1	0	1	0	1				
Brooks Robinson, R OBP: 0.369, SLG: 0.488		F4		1-3 2B		SH1-3 1-2		F8		3	0	1	0	0	0	1				
Sam Bowers, R OBP: 0.319, SLG: 0.456		HR		SF8		K		F7		3	1	1	2	0	1	2				
Charlie Lau, L Dick Brown, R		HR		3-H 4-0 BB		2-H 3B				2	1	2	2	1	0	0				
Jerry Adair, R OBP: 0.283, SLG: 0.311		HR		BB		3B				0	0	0	0	0	0	0				
Wally Bunker, R Dick Hall, R Stu Miller, R		6-3		L9		F6				3	0	0	0	0	2					
Wally Bunker, R Dick Hall, R Stu Miller, R		K		6-3		F3				2	0	0	0	0	1	2				
<b>Inning Stats</b>	R: 1 E: 0 K: 1 S: 6	H: 1 LOB: 0 BB: 0 P: 6	R: 2 E: 0 K: 1 S: 7	H: 2 LOB: 0 BB: 0 P: 7	R: 0 E: 0 K: 2 S: 7	H: 0 LOB: 0 BB: 0 P: 7	R: 1 E: 0 K: 0 S: 4	H: 1 LOB: 2 BB: 2 P: 12	R: 0 E: 0 K: 1 S: 5	H: 0 LOB: 0 BB: 0 P: 5	R: 1 E: 0 K: 1 S: 6	H: 2 LOB: 1 BB: 0 P: 6	R: 0 E: 0 K: 0 S: 4	H: 1 LOB: 1 BB: 0 P: 4	R: 0 E: 0 K: 0 S: 3	H: 0 LOB: 1 BB: 1 P: 7	1B: 2 2B: 1 3B: 1 HR: 3	SF: 1 SAC: 1 DP: 0 HBP: 0	WP: 0 PB: 0 SB: 0 CS: 0	PA: 33
<b>PITCHER</b>	IP WLS BF H R ER SO BB IBB HBP BLK WP HR S P ERA WHIP																			
Denny McLain, R ERA: 5.1	(1, 1) 2.0 L 9 3 3 3 2 2 0 0 0 0 0 0 11 19 4.50 1.500																			
Ed Rakow, R ERA: 3.45	(3, 1) 2.0 9 1 1 1 2 2 0 0 0 0 0 0 11 19 4.50 1.500																			
Larry Sherry, R ERA: 3.67	(5, 1) 2.0 7 2 1 1 2 0 0 0 0 0 0 0 11 11 4.50 1.000																			
Terry Fox, R ERA: 2.19	(7, 1) 2.0 8 1 0 0 0 1 0 0 0 0 0 0 7 11 0.00 1.000																			

**Detroit Tigers @ Baltimore Orioles**  
**Memorial Stadium, Baltimore, MD**  
Sun Jul 19 1964, 3:33 AM EDT  
Att: 7,172 - Unknown

AB 28  
R 5  
H 7  
RBI 5  
BB 3  
SO 6  
LOB 9









Batter	1	2	3	4	5	6	7	8	9	AB	R	H	RBI	BB	SO	LOB	TOP										
Dick Howser, R OBP: 0.304, SLG: 0.296 (1, 6)	5-3		L6		G1-2-3		SH3-1	WP 1B BB		3	1	0	0	1	0	3	<b>Cleveland Indians @ Baltimore Orioles</b> Memorial Stadium, Baltimore, MD Tue Jul 21 1964, 7:05 PM EDT Att: 20,493 - Unknown										
Vic Davallio, L OBP: 0.285, SLG: 0.313 (1, 8)	6-3			4-3		WP HBP 1B	F8	1B BB		4	1	1	0	1	0	1											
John Romano, R OBP: 0.367, SLG: 0.516 Tito Francona, L OBP: 0.385, SLG: 0.405 (1, 7) (8, 9)	FC4-6 BB			4-3 WP BB		F9		HR E4 1B		3	1	2	2	2	0	1											
Bob Chance, L OBP: 0.403, SLG: 0.543 (1, 3)	FC4-6 1-2			4-3 1-3		K		1B 2B K		5	1	1	0	0	2	4											
Joe Azcue, R OBP: 0.297, SLG: 0.341 (1, 2)		6-3		F3		WP HBP		1B BB		3	1	1	0	1	0	1											
Al Smith, R OBP: 0.218, SLG: 0.278 (1, 9) (8, 5)		6-3			1B BB G1-2-3 BB	1-2 2-3 BB		1B HR 1B	K2-3	3	1	1	0	2	1	0											
Billy Moran, R Leon Wagner, L OBP: 0.283, SLG: 0.283 OBP: 0.332, SLG: 0.486 (1, 4) (8, PH) (8, 7)		1-3			1B BB 1-2	4-3		HR 1B	K	2	0	0	0	1	0	3											
Woodie Held, R OBP: 0.314, SLG: 0.470 (1, 5) (8, 4)			6-3		K		SH3-1 2B	HR 1B	F4	5	1	2	3	0	1	2											
Pedro Ramos, S Sonny Siebert, R Chico Salermo, R Ted Abernathy, R Larry Brown, R Gary Bell, R OBP: 0.265, SLG: 0.406 OBP: 0.278, SLG: 0.353 OBP: 0.333, SLG: 0.348 OBP: 0.329, SLG: 0.370 OBP: 0.300, SLG: 0.300 (1, 1) (3, 1) (5, PH) (5, 1) (7, PH) (7, 1)			F8			1-2 2-3 1B		6-3	4-3	1	0	0	0	0	0	0											
<b>Inning Stats</b>	R: 0 E: 0 K: 0 S: 3	H: 0 LOB: 1 BB: 1 P: 7	R: 0 E: 0 K: 0 S: 3	H: 0 LOB: 0 BB: 0 P: 3	R: 0 E: 0 K: 0 S: 3	H: 0 LOB: 1 BB: 1 P: 3	R: 0 E: 0 K: 1 S: 5	H: 1 LOB: 2 BB: 2 P: 13	R: 0 E: 0 K: 1 S: 6	H: 1 LOB: 3 BB: 1 P: 11	R: 0 E: 0 K: 0 S: 4	H: 1 LOB: 1 BB: 0 P: 4	R: 8 E: 1 K: 1 S: 11	H: 7 LOB: 2 BB: 3 P: 23	R: 0 E: 0 K: 2 S: 7	H: 0 LOB: 0 BB: 0 P: 7		1B: 6 2B: 2 3B: 0 HR: 2	SF: 0 SAC: 1 DP: 1 HBP: 1	WP: 3 PB: 0 SB: 0 CS: 0	PA: 44						
<b>PITCHER</b>	IP	WLS	BF	H	R	ER	SO	BB	IBB	HBP	BLK	WP	HR	S	P	ERA	WHIP										
Steve Barber, L ERA: 3.96 (1, 1)	7.0		32	5	3	3	2	6	0	1	0	2	1	29	54	3.86	1.571										
Stu Miller, R ERA: 2.59 (8, 1)	0.1	L	5	3	3	3	0	1	0	0	0	0	1	4	8	81.00	12.000										
Harvey Haddix, L ERA: 2.15 (8, 1)	0.2		4	2	2	2	1	1	0	0	0	1	0	5	9	27.00	4.500										
Dave Vineyard, R ERA: 4.5 (9, 1)	1.0		3	0	0	0	2	0	0	0	0	0	0	7	7	0.00	0.000										

Batter	1	2	3	4	5	6	7	8	9	AB	R	H	RBI	BB	SO	LOB	BOTTOM										
Jackie Brandt, R OBP: 0.315, SLG: 0.398 (1, 8)	F9 SF7 2B	FC6-4 1-2		K			6-3	K		5	1	1	0	0	2	3	<b>Cleveland Indians @ Baltimore Orioles</b> Memorial Stadium, Baltimore, MD Tue Jul 21 1964, 7:05 PM EDT Att: 20,493 - Unknown										
Luis Aparicio, R OBP: 0.329, SLG: 0.382 (1, 6)	F9 2-3		1B 2B		F6		E6 1B 1B	G4-6-3 BB		4	2	1	0	1	0	1											
Norm Siebern, L OBP: 0.399, SLG: 0.351 (1, 3)	SF7 3-H		1B SF8 BB		FC5-4 BB		1B 1-3 1B	1-2 2-3 1B	G4-6-3 1-2	2	1	1	1	2	0	1											
Boog Powell, L OBP: 0.377, SLG: 0.625 (1, 7)	F7		1-3 2-H 1B		F9		1-2 3-H 1B	1B		5	0	3	2	0	0	1											
Brooks Robinson, R OBP: 0.366, SLG: 0.481 (1, 5)		F7	K		FC5-4 1-2		K		F8	5	0	0	0	0	2	6											
Sam Bowens, R OBP: 0.313, SLG: 0.445 (1, 9)		K	SF8			E6 FC1-6	K			3	0	0	1	0	2	2											
Charlie Lau, L OBP: 0.324, SLG: 0.421 (1, 2)		1B 1B	K			FC1-6 FC4-6 1-2		K		4	1	1	0	0	2	2											
Jerry Adair, R OBP: 0.282, SLG: 0.313 (1, 4)		1B 1-3 1B		K		FC4-6 PB 1-2				4	0	2	0	0	1	1											
Steve Barber, L OBP: 0.267, SLG: 0.321 (1, 1)				K						3	0	1	1	0	2	1											
Stu Miller, R (8, 1)										0	0	0	0	0	0	0											
Harvey Haddix, L (8, 1)										0	0	0	0	0	0	0											
Bob Johnson, R OBP: 0.329, SLG: 0.435 (8, PH)										1	0	0	0	0	1	1											
Dave Vineyard, R (9, 1)										0	0	0	0	0	0	0											
<b>Inning Stats</b>	R: 1 E: 0 K: 0 S: 4	H: 1 LOB: 0 BB: 0 P: 4	R: 1 E: 0 K: 1 S: 8	H: 3 LOB: 0 BB: 0 P: 8	R: 2 E: 0 K: 2 S: 9	H: 2 LOB: 1 BB: 1 P: 13	R: 0 E: 0 K: 3 S: 9	H: 0 LOB: 0 BB: 0 P: 9	R: 0 E: 2 K: 1 S: 6	H: 0 LOB: 1 BB: 0 P: 6	R: 1 E: 1 K: 2 S: 10	H: 2 LOB: 2 BB: 0 P: 10	R: 0 E: 0 K: 3 S: 10	H: 1 LOB: 1 BB: 0 P: 10	R: 0 E: 0 K: 0 S: 3	H: 1 LOB: 1 BB: 1 P: 7	1B: 7 2B: 3 3B: 0 HR: 0	SF: 2 SAC: 0 DP: 1 HBP: 0	WP: 0 PB: 2 SB: 0 CS: 0	PA: 41							
<b>PITCHER</b>	IP	WLS	BF	H	R	ER	SO	BB	IBB	HBP	BLK	WP	HR	S	P	ERA	WHIP										
Pedro Ramos, R ERA: 4.65 (1, 1)	2.0		13	6	4	4	1	1	0	0	0	0	0	14	18	18.00	3.500										
Sonny Siebert, R ERA: 4.21 (3, 1)	2.0		6	0	0	0	5	0	0	0	0	0	0	16	16	0.00	0.000										
Ted Abernathy, R ERA: 3.27 (5, 1)	2.0		8	0	0	0	1	1	0	0	0	0	0	9	13	0.00	0.500										
Gary Bell, R ERA: 4.33 (7, 1)	3.0	W	14	4	1	0	5	1	0	0	0	0	0	23	27	0.00	1.667										









Batter	1	2	3	4	5	6	7	8	9	AB	R	H	RBI	BB	SO	LOB	TOP					
Dick Howser, R OBP: 0.305, SLG: 0.295 (1, 6)	0-0 6-3		0-0 F7		0-0 FC6			0-0 SF9 1B BB		3	0	0	0	1	0	2	<b>Cleveland Indians @ Baltimore Orioles</b> Memorial Stadium, Baltimore, MD Thu Jul 23 1964, 7:05 PM EDT Att: 7,642 - Unknown					
Vic Davallio, L OBP: 0.289, SLG: 0.329 (1, 8)	0-0 F9			0-0 FC6-4 1B		0-0 6-3		0-0 SF9 1B		4	0	2	0	0	0	0						
Leon Wagner, L OBP: 0.329, SLG: 0.480 (1, 7)	4-0 BB			0-0 F4		0-0 F9		0-0 SF9		2	0	0	1	1	0	1						
Bob Chance, L OBP: 0.396, SLG: 0.534 Pedro Ramos, S OBP: 0.295, SLG: 0.406 (1, 3) (8, 1)	0-0 G3			0-0 F8		0-0 4-3		0-0 F7		4	0	0	0	0	0	4						
John Romano, R OBP: 0.366, SLG: 0.506 (1, 2)		0-3 K		0-0 FC6-4			0-0 F8		0-0 5-3		4	0	0	0	0	1						
Tito Francona, L OBP: 0.387, SLG: 0.419 (1, 9)		0-0 G4-6-3 1B			0-0 F6		0-0 F6		0-0 F9		4	0	1	0	0	0						
Larry Brown, R OBP: 0.275, SLG: 0.364 (1, 4)		0-0 G4-6-3			0-3 K		0-0 5-3		0-0 F7		4	0	0	0	0	1						
Woodie Held, R OBP: 0.313, SLG: 0.461 (1, 5)			0-0 F4		0-0 E 1B			0-0 F9		3	0	1	0	0	0	0						
Sam McDowell, L OBP: 0.100, SLG: 0.036 Sonny Siebert, R OBP: 0.263, SLG: 0.333 Fred Whitfield, L OBP: 0.307, SLG: 0.418 (1, 1) (3, 1) (6, PH) (8, 3)			0-0 F8		0-0 E6 FC6			0-0 1B SF9 2B		1	0	0	0	0	0	0						
<b>Inning Stats</b>	R: 0 E: 0 K: 0 S: 3	H: 0 LOB: 1 BB: 1 P: 7	R: 0 E: 0 K: 1 S: 5	H: 1 LOB: 0 BB: 0 P: 5	R: 0 E: 0 K: 0 S: 3	H: 0 LOB: 0 BB: 0 P: 3	R: 0 E: 0 K: 0 S: 4	H: 1 LOB: 1 BB: 0 P: 4	R: 0 E: 1 K: 1 S: 7	H: 2 LOB: 2 BB: 0 P: 7	R: 0 E: 0 K: 0 S: 3	H: 0 LOB: 0 BB: 0 P: 3	R: 0 E: 0 K: 0 S: 3	H: 0 LOB: 0 BB: 0 P: 3	R: 1 E: 0 K: 0 S: 5	H: 2 LOB: 2 BB: 1 P: 9		R: 0 E: 0 K: 0 S: 3	H: 0 LOB: 0 BB: 0 P: 3	1B: 4 2B: 1 3B: 0 HR: 0	SF: 1 SAC: 0 DP: 1 HBP: 0	WP: 0 PB: 0 SB: 0 CS: 0
<b>PITCHER</b> Robin Roberts, R ERA: 2.53 (1, 1)	IP: 9.0 WLS: W BF: 34 H: 5 R: 1 ER: 1 SO: 2 BB: 2 IBB: 0 HBP: 0 BLK: 0 WP: 0 HR: 0 S: 36 P: 44 ERA: 1.00 WHIP: 0.778																					

Batter	1	2	3	4	5	6	7	8	9	AB	R	H	RBI	BB	SO	LOB	BOTTOM					
Jerry Adair, R OBP: 0.280, SLG: 0.310 (1, 4)	0-0 1B 1B 1B		0-0 6-3	0-3 K		0-0 5-3		0-3 K		5	1	1	0	0	2	2	<b>Cleveland Indians @ Baltimore Orioles</b> Memorial Stadium, Baltimore, MD Thu Jul 23 1964, 7:05 PM EDT Att: 7,642 - Unknown					
Luis Aparicio, R OBP: 0.339, SLG: 0.397 (1, 6)	0-0 1B 5-3 1B		4-0 1B SF8 BB	4-0 1-2 2-3 BB		0-0 F9				2	2	1	0	2	0	0						
Norm Siebern, L OBP: 0.393, SLG: 0.361 (1, 3)	0-0 5-3		0-0 1-3 HR 1B	0-0 F8			0-0 CS 1B			4	1	2	0	0	0	5						
Brooks Robinson, R OBP: 0.368, SLG: 0.480 (1, 5)	0-0 F4		0-0 SF8		0-0 SH2-3 1B		4-0 1-2 BB FC6-4			2	0	1	1	1	0	2						
Sam Bowens, R OBP: 0.313, SLG: 0.452 (1, 9) (9, 7)	0-0 1B		0-0 1-H HR		0-0 SH2-3		0-0 F3			3	1	2	4	0	0	1						
Earl Robinson, R (1, 8)	0-0 4-3		0-0 F8		4-0 G1-6-3 BB		0-0 FC6-4			3	0	0	0	1	0	2						
Boog Powell, L OBP: 0.374, SLG: 0.614 Willie Kirkland, L OBP: 0.283, SLG: 0.301 (1, 7) (9, 9)		0-0 2-3		0-0 F8	0-0 G1-6-3			0-0 1-3		4	0	0	0	0	0	2						
Dick Brown, R OBP: 0.281, SLG: 0.385 (1, 2)		0-3 K		0-0 BB HBP 1B		0-0 HR		0-0 HR		4	2	3	2	0	1	0						
Robin Roberts, S OBP: 0.163, SLG: 0.089 (1, 1)		0-0 6-3		1-0 BB HBP		0-0 F5		0-0 4-3		3	0	0	0	0	0	0						
<b>Inning Stats</b>	R: 2 E: 0 K: 0 S: 6	H: 3 LOB: 1 BB: 0 P: 6	R: 0 E: 0 K: 1 S: 5	H: 0 LOB: 0 BB: 0 P: 5	R: 3 E: 0 K: 0 S: 5	H: 2 LOB: 0 BB: 1 P: 9	R: 0 E: 0 K: 1 S: 6	H: 1 LOB: 3 BB: 1 P: 11	R: 1 E: 0 K: 0 S: 4	H: 1 LOB: 0 BB: 0 P: 4	R: 0 E: 0 K: 0 S: 3	H: 1 LOB: 1 BB: 1 P: 7	R: 0 E: 0 K: 0 S: 3	H: 1 LOB: 1 BB: 1 P: 7	R: 1 E: 0 K: 1 S: 6	H: 1 LOB: 0 BB: 0 P: 6		R: 0 E: 0 K: 0 S: 3	H: 0 LOB: 0 BB: 0 P: 3	1B: 7 2B: 0 3B: 0 HR: 3	SF: 1 SAC: 1 DP: 1 HBP: 1	WP: 0 PB: 0 SB: 0 CS: 1
<b>PITCHER</b> Sam McDowell, L ERA: 3.59 Sonny Siebert, R ERA: 4.08 Pedro Ramos, R ERA: 4.69 (1, 1) (3, 1) (8, 1)	IP: 2.2 WLS: L BF: 14 H: 4 R: 1 ER: 1 SO: 1 BB: 3 IBB: 0 HBP: 1 BLK: 0 WP: 0 HR: 1 S: 15 P: 19 ERA: 16.88 WHIP: 2.250																					



Batter	1	2	3	4	5	6	7	8	9	AB	R	H	RBI	BB	SO	LOB	TOP		
Don Blasingame, L (1,4) OBP: 0.306, SLG: 0.321	4-3		F9			4-3		G3		4	0	0	0	0	0	0	<p>Washington Senators @ Baltimore Orioles</p> <p>Memorial Stadium, Baltimore, MD</p> <p>Fri Jul 24 1964, 7:05 PM EDT</p> <p>Unknown</p> <p>livebaseballscores.com</p>		
Fred Valentine, S (1,9) OBP: 0.314, SLG: 0.331	F5			FC6-4 1B		F8		F8		4	0	1	0	0	0	0			
Chuck Hinton, R (1,7) OBP: 0.354, SLG: 0.457				FC6-4 G5-4-3 1-2		4-3		F9		3	0	0	0	1	0	1			
Joe Cunningham, L (1,3) OBP: 0.349, SLG: 0.313	L5		G5-4-3 1-2					F8		4	0	0	0	0	0	2			
Don Lock, R (1,8) OBP: 0.368, SLG: 0.465		F3				5-3		6-3		3	0	0	0	0	0	0			
Mike Brumley, L (1,2) OBP: 0.332, SLG: 0.332		F7				4-3		1B 2B		3	1	1	0	0	0	0			
John Kennedy, R (1,5) OBP: 0.304, SLG: 0.382		F4				1B		1B 2H		3	0	2	1	0	0	0			
Ed Brinkman, R (1,6) OBP: 0.272, SLG: 0.334			6-3					F7		3	0	1	0	0	0	0			
Buster Narum, R (1,1) OBP: 0.028, SLG: 0.028			K2-3			5-3		K		3	0	0	0	0	2	2			
<b>Inning Stats</b>	R: 0 E: 0 K: 0 S: 3	H: 0 LOB: 1 BB: 1 P: 7	R: 0 E: 0 K: 0 S: 3	H: 0 LOB: 0 BB: 0 P: 3	R: 0 E: 0 K: 1 S: 5	H: 1 LOB: 0 BB: 0 P: 3	R: 0 E: 0 K: 0 S: 5	H: 2 LOB: 2 BB: 0 P: 5	R: 0 E: 0 K: 0 S: 3	H: 0 LOB: 0 BB: 0 P: 3	R: 1 E: 0 K: 0 S: 4	H: 2 LOB: 1 BB: 0 P: 4	R: 0 E: 0 K: 1 S: 5	H: 0 LOB: 0 BB: 0 P: 5	R: 0 E: 0 K: 0 S: 3	H: 0 LOB: 0 BB: 0 P: 3		1B: 4 2B: 1 3B: 0 HR: 0	SF: 0 SAC: 0 DP: 1 HBP: 0
<b>PITCHER</b> Wally Bunker, R (1,1) ERA: 2.84	IP: 9.0 WLS: W BF: 31	H: 5 R: 1 ER: 1 SO: 2	BB: 1 IBB: 0 HBP: 0 BLK: 0	WP: 0 HR: 0 S: 34 P: 38	ERA: 1.00 WHIP: 0.667														

Batter	1	2	3	4	5	6	7	8	9	AB	R	H	RBI	BB	SO	LOB	BOTTOM				
Earl Robinson, R (1,8) OBP: 0.375, SLG: 0.286	FC6 1B		L4-3 1B		5-3		G5-4-3 1-2			4	0	2	0	0	0	2	<p>Washington Senators @ Baltimore Orioles</p> <p>Memorial Stadium, Baltimore, MD</p> <p>Fri Jul 24 1964, 7:05 PM EDT</p> <p>Unknown</p> <p>livebaseballscores.com</p>				
Luis Aparicio, R (1,6) OBP: 0.338, SLG: 0.398	K		L4-3 1-2					F3		4	0	1	0	0	1	2					
Norm Siebern, L (1,3) OBP: 0.394, SLG: 0.371	FC6 2B 1-2		HR					1-3 BB		3	1	1	1	1	1	2					
Boog Powell, L (1,7) OBP: 0.373, SLG: 0.613			F6					1-3 2B		4	0	1	0	0	0	1					
Brooks Robinson, R (1,5) OBP: 0.367, SLG: 0.478	6-3							6-3		4	0	1	0	0	0	3					
Sam Bowens, R (1,9) OBP: 0.308, SLG: 0.445		5-3						6-3		4	0	0	0	0	0	1					
Charlie Lau, L (1,2) OBP: 0.326, SLG: 0.430										4	0	2	0	0	1	1					
Bob Saverine, S (9, PR) OBP: 0.243, SLG: 0.182		K						1B 2B		0	1	0	0	0	0	0					
Jerry Adair, R (1,4) OBP: 0.286, SLG: 0.311								1B 2B		2	0	1	0	2	0	1					
Wally Bunker, R (1,1) OBP: 0.119, SLG: 0.100								1B IBB		3	0	0	0	0	1	3					
Bob Johnson, R (9, PH) OBP: 0.331, SLG: 0.436	K							1-2 2H		1	0	1	1	0	0	0					
<b>Inning Stats</b>	R: 0 E: 0 K: 1 S: 7	H: 2 LOB: 2 BB: 0 P: 7	R: 0 E: 0 K: 2 S: 7	H: 0 LOB: 1 BB: 1 P: 11	R: 1 E: 0 K: 0 S: 4	H: 2 LOB: 0 BB: 0 P: 4	R: 0 E: 0 K: 0 S: 4	H: 1 LOB: 1 BB: 0 P: 4	R: 0 E: 0 K: 1 S: 6	H: 1 LOB: 1 BB: 0 P: 6	R: 0 E: 0 K: 0 S: 3	H: 0 LOB: 0 BB: 0 P: 3	R: 0 E: 0 K: 0 S: 4	H: 2 LOB: 1 BB: 0 P: 4	R: 0 E: 0 K: 0 S: 3	H: 0 LOB: 1 BB: 1 P: 7	R: 1 E: 0 K: 0 S: 3	H: 2 LOB: 2 BB: 1 P: 7	1B: 6 2B: 4 3B: 0 HR: 1	SF: 0 SAC: 0 DP: 2 HBP: 0	WP: 1 PA: 36
<b>PITCHER</b> Buster Narum, R (1,1) ERA: 4.4	IP: 8.1 WLS: L BF: 36	H: 10 R: 2 ER: 2 SO: 4	BB: 2 IBB: 1 HBP: 0 BLK: 0	WP: 1 HR: 1 S: 41 P: 53	ERA: 2.16 WHIP: 1.440																



Batter	1	2	3	4	5	6	7	8	9	AB	R	H	RBI	BB	SO	LOB	TOP		
Don Blasingame, L (1,4) OBP: 0.305, SLG: 0.318										3	0	0	0	1	0	1	<p>Washington Senators @ Baltimore Orioles Memorial Stadium, Baltimore, MD Fri Jul 24, 1964, 7:05 PM EDT Att: 13,282 - Unknown</p> <p>livebaseballscorecards.com</p>		
Chuck Hinton, R (1,7) OBP: 0.353, SLG: 0.453										3	1	0	0	1	0	1			
Mike Brumley, L (1,2) OBP: 0.335, SLG: 0.336										3	1	1	0	1	0	0			
Don Lock, R (1,8) OBP: 0.367, SLG: 0.466										4	0	1	2	0	1	1			
John Kennedy, R (1,6) OBP: 0.301, SLG: 0.378										3	0	0	0	0	1	0			
Dick Phillips, L (1,3) OBP: 0.319, SLG: 0.268										3	0	0	0	0	1	0			
Fred Valentine, S (1,9) OBP: 0.308, SLG: 0.324										3	0	0	0	0	1	0			
Chuck Cottier, R (1,5) OBP: 0.269, SLG: 0.359										3	0	0	0	0	2	0			
Steve Ritzik, R (1,1) OBP: 0.294, SLG: 0.250										1	0	0	0	0	0	0			
Ken Hunt, R (6,PH) OBP: 0.242, SLG: 0.215										1	0	0	0	0	1	0			
Alan Koch, R (6,PH) OBP: 0.296, SLG: 0.407										0	0	0	0	0	0	0			
Joe Cunningham, L (8,PH) OBP: 0.353, SLG: 0.313										0	0	0	0	1	0	0			
Don Rudolph, L (8,1) OBP: 0.200, SLG: 0.111										0	0	0	0	0	0	0			
<b>Inning Stats</b>	R: 0 E: 0 K: 0 S: 2	H: 0 LOB: 1 BB: 2 P: 10	R: 0 E: 0 K: 1 S: 5	H: 0 LOB: 0 BB: 0 P: 5	R: 0 E: 0 K: 0 S: 3	H: 0 LOB: 0 BB: 0 P: 3	R: 0 E: 0 K: 1 S: 5	H: 0 LOB: 0 BB: 0 P: 5	R: 0 E: 0 K: 2 S: 7	H: 0 LOB: 0 BB: 0 P: 7	R: 0 E: 0 K: 0 S: 4	H: 2 LOB: 0 BB: 1 P: 8	R: 0 E: 0 K: 1 S: 5	H: 0 LOB: 1 BB: 1 P: 9	R: 0 E: 0 K: 0 S: 3	H: 0 LOB: 0 BB: 0 P: 3	1B: 0 2B: 2 3B: 0 HR: 0	SF: 0 SAC: 0 DP: 1 HBP: 0	WP: 0 PA: 31 CS: 0
<b>PITCHER</b> Dave Vineyard, R (1,1) ERA: 3.0	IP: 9.0 WLS: W BF: 31 H: 2 R: 2 ER: 2 SO: 7 BB: 4 IBB: 0 HBP: 0 BLK: 0 WP: 0 HR: 0 S: 41 P: 57 ERA: 2.00 WHIP: 0.667															<b>PITCHER</b>			


Batter	1	2	3	4	5	6	7	8	9	AB	R	H	RBI	BB	SO	LOB	BOTTOM		
Earl Robinson, R (1,8) OBP: 0.417, SLG: 0.364										4	1	2	0	0	1	0	<p>Washington Senators @ Baltimore Orioles Memorial Stadium, Baltimore, MD Fri Jul 24, 1964, 7:05 PM EDT Att: 13,282 - Unknown</p> <p>livebaseballscorecards.com</p>		
Luis Aparicio, R (1,6) OBP: 0.337, SLG: 0.406										4	2	1	1	0	0	3			
Norm Siebern, L (1,3) OBP: 0.390, SLG: 0.366										4	0	0	1	0	1	3			
Boog Powell, L (1,7) OBP: 0.374, SLG: 0.622										4	2	2	2	0	0	0			
Willie Kirkland, L (9,9) OBP: 0.293, SLG: 0.301										0	0	0	0	0	0	0			
Brooks Robinson, R (1,5) OBP: 0.363, SLG: 0.472										4	1	0	0	0	0	1			
Sam Bowens, R (1,9) OBP: 0.311, SLG: 0.456										3	1	1	1	0	2	2			
Jerry Adair, R (1,4) OBP: 0.286, SLG: 0.310										4	0	1	2	0	0	1			
Dick Brown, R (1,2) OBP: 0.281, SLG: 0.381										4	0	1	0	0	0	0			
Dave Vineyard, R (1,1) OBP: 0.250, SLG: 0.250										3	0	1	0	0	0	0			
<b>Inning Stats</b>	R: 0 E: 0 K: 1 S: 5	H: 0 LOB: 0 BB: 0 P: 5	R: 0 E: 0 K: 1 S: 5	H: 0 LOB: 0 BB: 0 P: 5	R: 0 E: 0 K: 0 S: 3	H: 0 LOB: 0 BB: 0 P: 3	R: 4 E: 2 K: 1 S: 10	H: 4 LOB: 1 BB: 0 P: 10	R: 1 E: 0 K: 1 S: 6	H: 1 LOB: 0 BB: 0 P: 6	R: 0 E: 0 K: 0 S: 3	H: 0 LOB: 1 BB: 0 P: 4	R: 0 E: 0 K: 0 S: 5	H: 2 LOB: 2 BB: 0 P: 5	R: 0 E: 0 K: 0 S: 5	H: 2 LOB: 0 BB: 0 P: 5	1B: 6 2B: 0 3B: 0 HR: 3	SF: 0 SAC: 0 DP: 0 HBP: 1	WP: 1 PA: 35 CS: 0
<b>PITCHER</b> Steve Ritzik, R (1,1) ERA: 2.77	IP: 5.0 WLS: L BF: 21 H: 5 R: 5 ER: 2 SO: 4 BB: 0 IBB: 0 HBP: 0 BLK: 0 WP: 1 HR: 1 S: 29 P: 29 ERA: 3.60 WHIP: 1.000															<b>PITCHER</b>			
Alan Koch, R (6,1) ERA: 4.53	IP: 2.0 WLS: 9 BF: 2 H: 0 R: 0 ER: 0 SO: 0 BB: 0 IBB: 0 HBP: 1 BLK: 0 WP: 0 HR: 0 S: 8 P: 9 ERA: 0.00 WHIP: 1.000															<b>PITCHER</b>			
Don Rudolph, L (8,1) ERA: 4.3	IP: 1.0 WLS: 5 BF: 2 H: 2 R: 2 ER: 2 SO: 0 BB: 0 IBB: 0 HBP: 0 BLK: 0 WP: 0 HR: 2 S: 5 P: 5 ERA: 18.00 WHIP: 2.000															<b>PITCHER</b>			



Batter	1	2	3	4	5	6	7	8	9	AB	R	H	RBI	BB	SO	LOB	TOP																
Ed Brinkman, R (1,6) OBP: 0.269, SLG: 0.330	6-3		5-3		F8		F8			4	0	0	0	0	0	0	Washington Senators @ Baltimore Orioles Memorial Stadium, Baltimore, MD Sat Jul 25 1964, 7:05 PM EDT Att: 7,992 - Unknown																
Joe Cunningham, L (1,3) OBP: 0.365, SLG: 0.321	FC5-4 BB		CS 1B		F8			G6-4-3 1B		3	0	2	0	1	0	0																	
Chuck Hinton, R (1,7) OBP: 0.352, SLG: 0.449	FC5-4 E S 1-2 WP		S BB		6-3			K		3	1	0	0	1	1	2																	
Don Lock, R (1,9) OBP: 0.366, SLG: 0.461	1B E BB		K					G6-4-3 1-2		3	1	0	0	1	1	2																	
John Kennedy, R (1,5) OBP: 0.306, SLG: 0.379	E8 1-H 1B			HR BB				K		2	1	1	0	2	1	0																	
Don Lepore, R (1,2) OBP: 0.204, SLG: 0.276	6-3		HR		K			5-3		4	1	1	2	0	1	2																	
Ken Hunt, R (1,8) OBP: 0.245, SLG: 0.210			F7		K					2	0	0	0	1	1	1																	
Jim King, L (9, PH) OBP: 0.360, SLG: 0.472										1	0	1	0	0	0	0																	
Fred Valentine, S (9, PR) OBP: 0.308, SLG: 0.324										0	0	0	0	0	0	0																	
Chuck Cottier, R (1,4) OBP: 0.263, SLG: 0.350										2	0	0	0	0	1	1																	
Don Blasingame, L (7, PH) OBP: 0.336, SLG: 0.319										2	0	1	0	0	0	0																	
Bennie Daniels, L (1,1) OBP: 0.231, SLG: 0.229										3	0	0	0	0	1	0																	
Ron Kline, R (8,1) OBP: 0.400, SLG: 0.250										0	0	0	0	0	0	0																	
Mike Brumley, L (9, PH) OBP: 0.335, SLG: 0.336										0	0	0	0	0	0	0																	
Don Zimmer, R (9, PH) OBP: 0.295, SLG: 0.439										1	0	0	0	0	0	2																	
<b>Inning Stats</b>	R: 2 E: 1 K: 0 S: 4	H: 1 LOB: 1 BB: 2 P: 12	R: 0 E: 0 K: 1 S: 4	H: 0 LOB: 0 BB: 1 P: 8	R: 0 E: 0 K: 1 S: 5	H: 1 LOB: 0 BB: 1 P: 9	R: 2 E: 0 K: 1 S: 6	H: 1 LOB: 0 BB: 1 P: 10	R: 0 E: 0 K: 0 S: 3	H: 0 LOB: 0 BB: 0 P: 3	R: 0 E: 0 K: 0 S: 7	H: 0 LOB: 0 BB: 0 P: 11	R: 0 E: 0 K: 0 S: 3	H: 0 LOB: 0 BB: 0 P: 3	R: 0 E: 0 K: 1 S: 5	H: 1 LOB: 0 BB: 0 P: 5	R: 0 E: 0 K: 1 S: 7	H: 2 LOB: 2 BB: 0 P: 7	1B: 5 2B: 1 3B: 0 HR: 1	SF: 0 SAC: 0 DP: 2 HBP: 0	WP: 1 PB: 0 CS: 3	PA: 36											
<b>PITCHER</b>	IP WLS BF H R ER SO BB IBB HBP BLK WP HR S P ERA WHIP																																
Steve Barber, L (1,1) ERA: 4.08	4.0	18	3	4	3	3	5	0	0	0	0	1	1	19	39	6.75	2.000																
Dick Hall, R (5,1) ERA: 2.72	3.0	10	0	0	0	2	1	0	0	0	0	0	0	13	17	0.00	0.333																
Stu Miller, R (8,1) ERA: 2.51	1.2	W	7	3	0	2	0	0	0	0	0	0	0	11	11	0.00	1.800																
Harvey Haddix, L (9,1) ERA: 2.14	0.1	S	1	0	0	0	0	0	0	0	0	0	0	1	1	0.00	0.000																

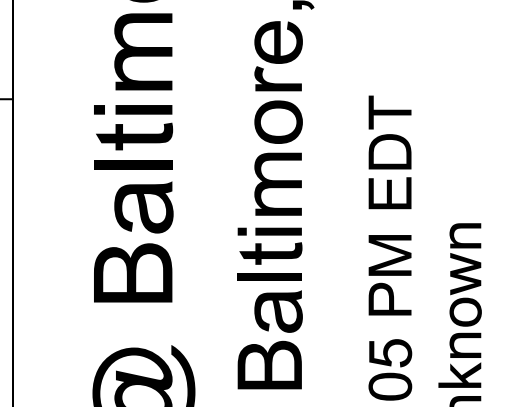
Batter	1	2	3	4	5	6	7	8	9	AB	R	H	RBI	BB	SO	LOB	BOTTOM																
Earl Robinson, R (1,8) OBP: 0.438, SLG: 0.400	SH1-3 E 1B		F7		5-3			1B 1B 1B		4	2	2	0	0	0	0	Washington Senators @ Baltimore Orioles Memorial Stadium, Baltimore, MD Sat Jul 25 1964, 7:05 PM EDT Att: 7,992 - Unknown																
Willie Kirkland, L (9,8) OBP: 0.283, SLG: 0.301										0	0	0	0	0	0	0																	
Luis Aparicio, R (1,6) OBP: 0.337, SLG: 0.403	SH1-3							F8		2	0	0	0	1	0	1																	
Norm Siebern, L (1,3) OBP: 0.388, SLG: 0.365	1-3 G3-6-3 1B		F7					F7		4	0	1	1	0	0	2																	
Boog Powell, L (1,7) OBP: 0.376, SLG: 0.620	G3-6-3 1-2							G3		4	1	2	0	0	0	1																	
Brooks Robinson, R (1,5) OBP: 0.365, SLG: 0.473								1B 1B 1B		4	1	2	0	0	0	1																	
Sam Bowens, R (1,9) OBP: 0.317, SLG: 0.456								1B 1B 1B		2	1	1	2	2	0	1																	
Charlie Lau, L (1,2) OBP: 0.273, SLG: 0.426								1B 1B 1B		4	0	1	1	0	0	4																	
Dick Brown, R (9,2) OBP: 0.281, SLG: 0.381								1B 1B 1B		0	0	0	0	0	0	0																	
Jerry Adair, R (1,4) OBP: 0.285, SLG: 0.310								1B 1B 1B		4	0	1	1	0	0	3																	
Steve Barber, L (1,1) OBP: 0.258, SLG: 0.310								1B 1B 1B		1	0	0	0	0	1	0																	
Dick Hall, R (5,1) OBP: 0.273, SLG: 0.200										1	0	0	0	0	0	0																	
Bob Johnson, R (7, PH) OBP: 0.329, SLG: 0.433										1	0	0	0	0	0	2																	
Stu Miller, R (8,1)										1	0	0	0	0	1	2																	
Harvey Haddix, L (9,1)										0	0	0	0	0	0	0																	
<b>Inning Stats</b>	R: 1 E: 1 K: 0 S: 4	H: 2 LOB: 0 BB: 0 P: 4	R: 0 E: 0 K: 0 S: 3	H: 0 LOB: 1 BB: 1 P: 7	R: 0 E: 0 K: 1 S: 5	H: 0 LOB: 1 BB: 1 P: 9	R: 0 E: 0 K: 0 S: 4	H: 1 LOB: 1 BB: 0 P: 4	R: 0 E: 0 K: 0 S: 3	H: 0 LOB: 0 BB: 0 P: 3	R: 0 E: 0 K: 0 S: 3	H: 0 LOB: 0 BB: 0 P: 3	R: 0 E: 0 K: 0 S: 4	H: 1 LOB: 2 BB: 1 P: 8	R: 4 E: 0 K: 1 S: 11	H: 6 LOB: 2 BB: 0 P: 11	1B: 10 2B: 0 3B: 0 HR: 0	SF: 0 SAC: 1 DP: 1 HBP: 0	WP: 0 PB: 0 CS: 0	PA: 36													
<b>PITCHER</b>	IP WLS BF H R ER SO BB IBB HBP BLK WP HR S P ERA WHIP																																
Bennie Daniels, R (1,1) ERA: 4.2	7.2	32	7	4	3	1	3	0	0	0	0	0	0	31	43	3.52	1.304																
Ron Kline, R (8,1) ERA: 2.74	0.1	L	4	3	1	1	0	0	0	0	0	0	0	6	6	27.00	9.000																

AB	30
R	4
H	6
RBI	2
BB	6
SO	7
LOB	10



WP	1	PA	36
PB	0		
CS	3		

AB	32
R	5
H	10
RBI	5
BB	3
SO	2
LOB	17



WP	0	PA	36
PB	0		
CS	0		



Batter	1	2	3	4	5	6	7	8	9	AB	R	H	RBI	BB	SO	LOB	TOP										
<b>Ed Brinkman, R</b> (1, 6) OBP: 0.268, SLG: 0.338										5	1	1	1	0	2	1	<b>Washington Senators @ Baltimore Orioles</b> <b>Memorial Stadium, Baltimore, MD</b> Sun Jul 26 1964, 3:33 AM EDT Att: 7,303 - Unknown <a href="http://livebaseballscorecards.com">livebaseballscorecards.com</a>										
<b>Joe Cunningham, L</b> (1, 3) OBP: 0.377, SLG: 0.341										4	1	3	0	1	0	0											
<b>Chuck Hinton, R</b> (1, 7) OBP: 0.353, SLG: 0.447										4	1	1	0	1	1	3											
<b>Don Lock, R</b> (1, 9) OBP: 0.367, SLG: 0.466										3	1	1	2	1	1	2											
<b>John Kennedy, R</b> (1, 5) OBP: 0.306, SLG: 0.381										4	0	1	0	0	2	4											
<b>Don Leggett, R</b> (1, 2) OBP: 0.206, SLG: 0.278										3	0	1	1	0	0	2											
<b>Ken Hunt, R</b> (1, 8) OBP: 0.235, SLG: 0.200										4	0	0	0	0	2	2											
<b>Chuck Cottier, R</b> (1, 4) OBP: 0.263, SLG: 0.345										4	0	1	0	0	0	1											
<b>Dave Stenhouse, R</b> (1, 1) OBP: 0.333, SLG: 0.273										3	0	0	0	0	1	1											
<b>Inning Stats</b>	R: 1 E: 0 K: 0 S: 5	H: 3 LOB: 2 BB: 1 P: 9	R: 0 E: 0 K: 0 S: 3	H: 0 LOB: 0 BB: 0 P: 3	R: 0 E: 0 K: 2 S: 9	H: 2 LOB: 2 BB: 0 P: 9	R: 0 E: 0 K: 2 S: 8	H: 1 LOB: 1 BB: 0 P: 8	R: 3 E: 1 K: 2 S: 8	H: 2 LOB: 1 BB: 1 P: 12	R: 0 E: 0 K: 1 S: 5	H: 0 LOB: 0 BB: 0 P: 5	R: 0 E: 0 K: 1 S: 5	H: 0 LOB: 0 BB: 0 P: 5	R: 0 E: 0 K: 0 S: 3	H: 0 LOB: 0 BB: 0 P: 3	1B: 5 2B: 2 3B: 1 HR: 1	SF: 1 SAC: 1 DP: 1 HBP: 0	WP: 0 PB: 1 SB: 1 CS: 1	PA: 39							
<b>PITCHER</b>	IP	WLS	BF	H	R	ER	SO	BB	IBB	HBP	BLK	WP	HR	S	P	ERA	WHIP										
<b>Dave McNally, L</b> (1, 1) ERA: 3.87	5.0	L	25	8	4	3	5	2	0	0	0	0	1	33	41	5.40	2.000										
<b>Dave Vineyard, R</b> (6, 1) ERA: 2.51	1.0		5	1	0	0	2	1	0	0	0	0	0	8	12	0.00	2.000										
<b>Steve Barber, L</b> (7, 1) ERA: 3.99	2.0		6	0	0	0	2	0	0	0	0	0	0	10	10	0.00	0.000										
<b>Stu Miller, R</b> (9, 1) ERA: 2.47	1.0		3	0	0	0	0	0	0	0	0	0	0	3	3	0.00	0.000										

Batter	1	2	3	4	5	6	7	8	9	AB	R	H	RBI	BB	SO	LOB	BOTTOM										
<b>Earl Robinson, R</b> (1, 8) OBP: 0.471, SLG: 0.400										0	0	0	0	1	0	0	<b>Washington Senators @ Baltimore Orioles</b> <b>Memorial Stadium, Baltimore, MD</b> Sun Jul 26 1964, 3:33 AM EDT Att: 7,303 - Unknown <a href="http://livebaseballscorecards.com">livebaseballscorecards.com</a>										
<b>Willie Kirkland, L</b> (3, FH) (4, 8)										2	0	0	0	0	0	0											
<b>Luis Aparicio, R</b> (1, 6) OBP: 0.333, SLG: 0.398										4	0	0	0	0	0	3											
<b>Norm Siebern, L</b> (1, 3) OBP: 0.384, SLG: 0.360										4	0	0	0	0	2	0											
<b>Boog Powell, L</b> (1, 7) OBP: 0.377, SLG: 0.621										3	0	1	0	1	1	0											
<b>Brooks Robinson, R</b> (1, 5) OBP: 0.364, SLG: 0.469										3	0	0	0	1	1	2											
<b>Sam Bowens, R</b> (1, 9) OBP: 0.313, SLG: 0.449										4	0	0	0	0	2	3											
<b>Jerry Adair, R</b> (1, 4) OBP: 0.286, SLG: 0.308										2	0	0	0	1	1	1											
<b>Dick Brown, R</b> (1, 2) OBP: 0.282, SLG: 0.401										3	1	1	1	0	0	1											
<b>Dave McNally, R</b> (1, 1) OBP: 0.206, SLG: 0.175										1	0	0	0	0	0	0											
<b>John Christy, R</b> (5, PH)										1	0	0	0	0	1	0											
<b>Dave Vineyard, R</b> (6, 1) OBP: 0.295, SLG: 0.300										0	0	0	0	0	0	0											
<b>Steve Barber, L</b> (7, 1) OBP: 0.295, SLG: 0.310										0	0	0	0	0	0	0											
<b>Bob Johnson, R</b> (8, PH) OBP: 0.333, SLG: 0.437										1	0	1	0	0	0	0											
<b>Stu Miller, R</b> (9, 1) ERA: 2.47										0	0	0	0	0	0	0											
<b>Inning Stats</b>	R: 0 E: 0 K: 1 S: 4	H: 0 LOB: 1 BB: 1 P: 8	R: 0 E: 0 K: 1 S: 5	H: 0 LOB: 1 BB: 1 P: 9	R: 1 E: 0 K: 0 S: 4	H: 1 LOB: 0 BB: 0 P: 4	R: 0 E: 0 K: 1 S: 5	H: 0 LOB: 1 BB: 1 P: 9	R: 0 E: 0 K: 1 S: 3	H: 0 LOB: 0 BB: 0 P: 3	R: 0 E: 0 K: 1 S: 5	H: 0 LOB: 0 BB: 0 P: 5	R: 0 E: 0 K: 1 S: 6	H: 1 LOB: 2 BB: 0 P: 7	R: 0 E: 0 K: 2 S: 8	H: 1 LOB: 1 BB: 0 P: 8	1B: 1 2B: 1 3B: 0 HR: 1	SF: 0 SAC: 0 DP: 1 HBP: 1	WP: 0 PB: 0 SB: 0 CS: 1	PA: 33							
<b>PITCHER</b>	IP	WLS	BF	H	R	ER	SO	BB	IBB	HBP	BLK	WP	HR	S	P	ERA	WHIP										
<b>Dave Stenhouse, R</b> (1, 1) ERA: 4.58	9.0	W	33	3	1	1	8	4	0	1	0	0	1	44	61	1.00	0.778										



Batter	1	2	3	4	5	6	7	8	9	AB	R	H	RBI	BB	SO	LOB	TOP					
Jackie Brandt, R OBP: 0.308, SLG: 0.389	4-3		K		4-3		G4-6-3		5-3	5	0	0	0	0	1	2						
Luis Aparicio, R OBP: 0.335, SLG: 0.399	1B		CS		F2			F7		4	1	2	0	0	0	0						
Norm Siebern, L OBP: 0.380, SLG: 0.355	K		L7			K		3-1		4	0	0	0	0	2	2						
Brooks Robinson, R OBP: 0.365, SLG: 0.477	3B			1-3		6-3		HR		4	2	2	2	0	0	0						
Sam Bowens, R OBP: 0.322, SLG: 0.463	1B			1B						3	0	3	1	1	0	0						
Boog Powell, L OBP: 0.373, SLG: 0.612	1-3		K			F9		BB		4	0	0	0	0	2	4						
Jerry Adair, R OBP: 0.288, SLG: 0.319		L4						HR	F8	4	1	2	1	0	0	0						
Dick Brown, R OBP: 0.281, SLG: 0.397		L6		L9			K			4	0	1	0	0	1	2						
Robin Roberts, S OBP: 0.160, SLG: 0.087										1	0	0	0	0	0	0						
John Cueto, R OBP: 0.292, SLG: 0.356										1	0	0	0	0	0	0						
Steve Barber, L OBP: 0.226, SLG: 0.310										0	0	0	0	0	0	0						
Earl Roberts, R OBP: 0.300, SLG: 0.438										1	0	1	0	0	0	0						
Dick Hall, R OBP: 0.273, SLG: 0.200										0	0	0	0	0	0	0						
Bob Johnson, R OBP: 0.331, SLG: 0.436										1	0	0	0	0	0	1						
<b>Inning Stats</b>	R: 2 E: 0 K: 1 S: 8	H: 3 LOB: 1 BB: 0 P: 8	R: 0 E: 0 K: 0 S: 3	H: 0 LOB: 0 BB: 0 P: 3	R: 0 E: 0 K: 1 S: 5	H: 1 LOB: 0 BB: 0 P: 5	R: 0 E: 0 K: 1 S: 7	H: 2 LOB: 2 BB: 0 P: 7	R: 0 E: 0 K: 0 S: 3	H: 0 LOB: 0 BB: 0 P: 3	R: 0 E: 0 K: 1 S: 6	H: 1 LOB: 1 BB: 0 P: 6	R: 1 E: 0 K: 1 S: 6	H: 2 LOB: 0 BB: 0 P: 6	R: 1 E: 0 K: 1 S: 6	H: 1 LOB: 1 BB: 1 P: 10	R: 0 E: 0 K: 0 S: 4	H: 1 LOB: 1 BB: 0 P: 4	1B: 8 2B: 0 3B: 1 HR: 2	SF: 0 SAC: 0 DP: 1 HBP: 0	WP: 0 PB: 0 SB: 1 CS: 1	PA: 37
<b>PITCHER</b>	IP WLS BF H R ER SO BB IBB HBP BLK WP HR S P ERA WHIP																					
Jim Kaat, L ERA: 3.44	(1, 1) 7.2 W 31 10 4 4 5 0 0 0 0 0 2 41 41 4.70 1.304																					
Al Worthington, R ERA: 2.12	(8, 1) 1.1 S 6 1 0 0 1 1 0 0 0 0 0 0 7 11 0.00 1.500																					

Baltimore Orioles @ Minnesota Twins  
Metropolitan Stadium, Bloomington, MI  
Tue Jul 28 1964, 8:05 PM EDT  
Att: 22,921 - Unknown

AB 36  
R 4  
H 11  
RBI 4  
BB 1  
SO 6  
LOB 11




Batter	1	2	3	4	5	6	7	8	9	AB	R	H	RBI	BB	SO	LOB	BOTTOM			
Zoilo Versalles, R OBP: 0.315, SLG: 0.449	F6		F2		HR	E6		HR		5	2	2	2	0	0	1				
Tony Oliva, L OBP: 0.370, SLG: 0.568	HR		F6		BB	F7		F8		5	1	2	0	0	0	2				
Jimmie Hall, L OBP: 0.314, SLG: 0.471	HR		F8		K	K		K		5	1	1	2	0	3	3				
Harmon Killebrew, R OBP: 0.393, SLG: 0.601	F9			4-3	BB			BB		3	1	2	0	2	0	0				
Don Mincher, L OBP: 0.337, SLG: 0.630	HR		4-3	2B	F8	FC3-6		BB		5	1	2	1	0	0	4				
Rich Rollins, R OBP: 0.341, SLG: 0.420	L4		1B	SH3	BB			1B		3	1	2	1	1	0	0				
Earl Batley, R OBP: 0.354, SLG: 0.428		F8		SH3	1B			2B		3	0	1	0	1	1	3				
Johnny Goryl, R OBP: 0.240, SLG: 0.200										2	0	0	1	0	2	0				
Bob Allison, R OBP: 0.405, SLG: 0.589										1	0	0	0	0	0	3				
Jerry Kindall, R OBP: 0.269, SLG: 0.337										0	0	0	0	0	0	0				
Jim Kaat, L OBP: 0.283, SLG: 0.288										3	0	0	0	1	1	4				
Al Worthington, R ERA: 2.12										0	0	0	0	0	0	0				
<b>Inning Stats</b>	R: 3 E: 0 K: 0 S: 6	H: 3 LOB: 0 BB: 0 P: 6	R: 0 E: 0 K: 2 S: 7	H: 0 LOB: 0 BB: 0 P: 7	R: 0 E: 0 K: 0 S: 3	H: 0 LOB: 0 BB: 0 P: 3	R: 2 E: 0 K: 0 S: 6	H: 3 LOB: 1 BB: 0 P: 6	R: 1 E: 0 K: 2 S: 9	H: 2 LOB: 3 BB: 2 P: 17	R: 0 E: 1 K: 2 S: 8	H: 0 LOB: 2 BB: 1 P: 12	R: 0 E: 0 K: 0 S: 4	H: 1 LOB: 3 BB: 2 P: 12	R: 1 E: 0 K: 1 S: 7	H: 3 LOB: 1 BB: 0 P: 7	1B: 5 2B: 3 3B: 0 HR: 4	SF: 0 SAC: 1 DP: 0 HBP: 0	WP: 0 PB: 0 SB: 0 CS: 0	PA: 41
<b>PITCHER</b>	IP WLS BF H R ER SO BB IBB HBP BLK WP HR S P ERA WHIP																			
Robin Roberts, R ERA: 2.78	(1, 1) 4.0 L 18 6 5 5 2 0 0 0 0 0 1 22 22 11.25 1.500																			
Steve Barber, L ERA: 4.0	(5, 1) 2.0 12 2 1 1 4 2 1 0 0 0 1 17 29 4.50 2.000																			
Dick Hall, R ERA: 2.78	(7, 1) 2.0 11 4 1 1 1 1 1 0 0 0 1 11 19 4.50 2.500																			


Baltimore Orioles @ Minnesota Twins  
Metropolitan Stadium, Bloomington, MI  
Tue Jul 28 1964, 8:05 PM EDT  
Att: 22,921 - Unknown

AB 35  
R 7  
H 12  
RBI 7  
BB 5  
SO 7  
LOB 20







Batter	1	2	3	4	5	6	7	8	9	AB	R	H	RBI	BB	SO	LOB	TOP											
Jackie Brandt, R OBP: 0.312, SLG: 0.393 (1, 8)	0-0 SF9 2B	0-0 1-3 1B		4-0 FC5 BB		0-0 F9		0-0 5-3		4	1	2	0	1	0	0	<p>Baltimore Orioles @ Minnesota Twins Metropolitan Stadium, Bloomington, MI Wed Jul 29 1964, 8:05 PM EDT Att: 24,476 - Unknown</p> <p>livebaseballscores.com</p> <p>AB 36 R 4 H 10 RBI 4 BB 5 SO 6 LOB 23</p> 											
Luis Aparicio, R OBP: 0.331, SLG: 0.393 (1, 6)	0-0 4-3	0-0 4-3		0-0 FC5		0-0 F8		0-0 4-3		5	0	0	0	0	0	5												
Norm Siebern, L OBP: 0.381, SLG: 0.363 (1, 3)	4-0 BB BB		0-0 E3 HR	0-3 K	0-3 K		0-0 HR		0-0 F8	4	2	1	1	1	1	2												
Boog Powell, L OBP: 0.373, SLG: 0.610 Bob Saverine, S OBP: 0.243, SLG: 0.182 Willie Kirkland, L OBP: 0.284, SLG: 0.297 (1, 7)	0-0 SF9		0-3 K	0-3 K		0-0 SH1-4 1B		0-0 1B		4	0	2	1	0	2	3												
Brooks Robinson, R OBP: 0.366, SLG: 0.476 (1, 5)	4-0 1-2 BB		0-0 F8		0-0 5-3		0-0 SH1-4		0-0 1B	3	0	1	0	1	0	1												
Sam Bowens, R OBP: 0.323, SLG: 0.471 (1, 9)	0-0 F7		0-0 HR		4-0 WP BB		0-3 K		0-0 F8	4	1	1	2	1	1	5												
Charlie Lau, L OBP: 0.327, SLG: 0.422 Dick Brown, R OBP: 0.281, SLG: 0.397 (1, 2)		0-0 6-3	0-0 1B		0-0 F8		4-0 1B		0-0 4-3	4	0	1	0	1	0	3												
Jerry Adair, R OBP: 0.285, SLG: 0.315 (1, 4)		0-0 6-3	0-0 L7		0-0 F9		0-3 K			4	0	0	0	0	1	4												
Mitt Pappas, R OBP: 0.226, SLG: 0.184 Harvey Haddix, L Stu Miller, R (6, 1)		0-0 1B		0-0 FC5 WP 1B		0-0 5-3		0-3 K		3	0	2	0	0	0	0												
Inning Stats	R: 1 E: 0 K: 0 S: 4	H: 1 LOB: 2 BB: 2 P: 12	R: 0 E: 0 K: 0 S: 5	H: 2 LOB: 2 BB: 0 P: 5	R: 2 E: 1 K: 1 S: 8	H: 2 LOB: 1 BB: 0 P: 8	R: 0 E: 0 K: 2 S: 8	H: 1 LOB: 1 BB: 1 P: 12	R: 0 E: 0 K: 0 S: 3	H: 0 LOB: 1 BB: 1 P: 7	R: 0 E: 0 K: 0 S: 3	H: 0 LOB: 0 BB: 0 P: 3	R: 1 E: 0 K: 2 S: 9	H: 2 LOB: 2 BB: 1 P: 13	R: 0 E: 0 K: 1 S: 5	H: 0 LOB: 0 BB: 0 P: 5		R: 0 E: 0 K: 0 S: 5	H: 2 LOB: 2 BB: 0 P: 5	1B: 7 2B: 1 3B: 0 HR: 2	SF: 1 SAC: 1 DP: 0 HBP: 0	WP: 2 PB: 2 SB: 0 CS: 0	PA: 43					
PITCHER	IP	WLS	BF	H	R	ER	SO	BB	IBB	HBP	BLK	WP	HR	S	P	ERA		WHIP	PITCHER									
Mudcat Grant, R ERA: 4.38 Jim Roland, L ERA: 4.19 Johnny Klippstein, R ERA: 3.07 Bill Pleis, L ERA: 4.45 Al Worthington, R ERA: 2.08 (1, 1)	3.0	L	19	6	3	1	1	3	0	0	0	1	1	18	30	3.00		3.000										
(4, 1)	3.0		12	2	1	1	2	1	0	0	0	1	1	15	19	3.00		1.000										
(7, 1)	2.0		7	0	0	0	3	0	1	0	0	0	0	12	16	0.00		0.000										
(9, 1)	0.1		3	2	0	0	0	0	0	0	0	0	0	3	3	0.00		6.000										
(9, 1)	0.2		2	0	0	0	0	0	0	0	0	0	0	2	2	0.00	0.000											

Batter	1	2	3	4	5	6	7	8	9	AB	R	H	RBI	BB	SO	LOB	BOTTOM											
Zoilo Versalles, R OBP: 0.313, SLG: 0.444 (1, 6)	0-0 1-3			0-0 F8		0-0 F8		0-0 F8		4	0	0	0	0	0	1	<p>Baltimore Orioles @ Minnesota Twins Metropolitan Stadium, Bloomington, MI Wed Jul 29 1964, 8:05 PM EDT Att: 24,476 - Unknown</p> <p>livebaseballscores.com</p> <p>AB 33 R 3 H 6 RBI 2 BB 3 SO 7 LOB 12</p> 											
Tony Oliva, L OBP: 0.371, SLG: 0.568 (1, 9)	0-0 3-1			0-0 L7		0-0 BB 1B		0-0 BB PB 1B		4	1	2	0	0	0	0												
Jimmie Hall, L OBP: 0.317, SLG: 0.469 (1, 8)	0-0 3-1			0-0 WP HR 1B		0-3 K		4-0 PB BB BB		3	1	1	0	1	1	2												
Harmon Killebrew, R OBP: 0.397, SLG: 0.609 (1, 7)		0-3 K		0-0 HR		4-0 1-2 2-3 BB		4-0 PB BB		2	1	1	2	2	1	0												
Don Mincher, L OBP: 0.333, SLG: 0.622 Bob Allison, R OBP: 0.403, SLG: 0.586 (1, 3)		0-0 L8		0-0 F8		0-0 F2		0-3 K		2	0	0	0	0	0	0												
(6, PH)								1-2 2-3 3-H		2	0	0	0	0	1	5												
(7, 3)								1-2 2-3 3-H		2	0	0	0	0	1	5												
Rich Rollins, R OBP: 0.340, SLG: 0.418 (1, 5)		0-3 K			0-0 G6-4-3 1B		0-0 F8		0-3 K	4	0	1	0	0	2	3												
Earl Batley, R OBP: 0.349, SLG: 0.421 (1, 2)				0-0 F6		0-0 G6-4-3 1B		0-0 F9		4	0	0	0	0	0	1												
Johnny Goryl, R OBP: 0.231, SLG: 0.191 (1, 4)				0-0 5-3		0-0 F4		0-0 F9		4	0	0	0	0	1	0												
(9, 1)								1-2 2-3 3-H		1	0	0	0	0	1	0												
Mudcat Grant, R ERA: 4.38 Jim Roland, L ERA: 4.19 Johnny Klippstein, R ERA: 3.07 Frank Kostro, R OBP: 0.226, SLG: 0.336 Bill Pleis, L ERA: 4.45 Al Worthington, R ERA: 2.08 Ron Henry, R OBP: 0.309, SLG: 0.350 (1, 1)	3.0		19	6	3	1	1	3	0	0	0	1	1	18	30	3.00		3.000	PITCHER									
(4, 1)	3.0		12	2	1	1	2	1	0	0	0	1	1	15	19	3.00		1.000										
(7, 1)	2.0		7	0	0	0	3	0	1	0	0	0	0	12	16	0.00		0.000										
(9, 1)	0.1		3	2	0	0	0	0	0	0	0	0	0	3	3	0.00		6.000										
(9, 1)	0.2		2	0	0	0	0	0	0	0	0	0	0	2	2	0.00	0.000											
Inning Stats	R: 0 E: 0 K: 0 S: 3	H: 0 LOB: 0 BB: 0 P: 3	R: 0 E: 0 K: 2 S: 7	H: 0 LOB: 0 BB: 0 P: 7	R: 0 E: 0 K: 1 S: 5	H: 0 LOB: 0 BB: 0 P: 5	R: 2 E: 0 K: 0 S: 5	H: 2 LOB: 0 BB: 0 P: 5	R: 0 E: 0 K: 0 S: 3	H: 1 LOB: 0 BB: 0 P: 3	R: 0 E: 0 K: 1 S: 7	H: 2 LOB: 3 BB: 1 P: 11	R: 0 E: 0 K: 0 S: 3	H: 0 LOB: 0 BB: 0 P: 3	R: 1 E: 0 K: 2 S: 9	H: 1 LOB: 3 BB: 2 P: 17	R: 0 E: 0 K: 1 S: 5	H: 0 LOB: 0 BB: 0 P: 5	1B: 5 2B: 0 3B: 0 HR: 1	SF: 0 SAC: 0 DP: 1 HBP: 0	WP: 1 PB: 1 SB: 0 CS: 0	PA: 36						
PITCHER	IP	WLS	BF	H	R	ER	SO	BB	IBB	HBP	BLK	WP	HR	S	P	ERA	WHIP	PITCHER										
Mitt Pappas, R ERA: 3.4 Harvey Haddix, L ERA: 2.04 Stu Miller, R ERA: 2.42 (1, 1)	5.0	W	18	4	2	2	3	0	0	0	0	0	0	12	24	3.60	0.800											
(6, 1)	2.2		12	2	1	0	1	2	0	0	0	0	0	12	20	0.00	1.500											
(8, 1)	1.1	S	6	0	0	0	3	1	0	0	0	0	0	11	15	0.00	0.750											



Batter	1	2	3	4	5	6	7	8	9	AB	R	H	RBI	BB	SO	LOB	TOP											
Jackie Brandt, R OBP: 0.313, SLG: 0.409	0-3 K		0-3 K						0-0 HR	5	2	3	0	2	1		<p><b>Baltimore Orioles @ Minnesota Twins</b> Metropolitan Stadium, Bloomington, MI</p> <p>Thu Jul 30 1964, 4:33 AM EDT Att: 10,554 - Unknown</p> <p>AB 35 R 7 H 10 RBI 7 BB 3 SO 4 LOB 11</p> 											
Luis Aparicio, R OBP: 0.329, SLG: 0.393	0-0 4-3		0-0 2B						0-0 F9	5	0	1	0	0	1													
Bob Johnson, R OBP: 0.327, SLG: 0.426	0-0 5-3		0-0 F7						0-0 5-3	5	0	1	0	0	0	1												
Brooks Robinson, R OBP: 0.365, SLG: 0.481		0-0 6-3	0-0 4-3						0-0 HR	4	1	1	1	0	0	2												
Sam Bowens, R OBP: 0.326, SLG: 0.471		0-0 HR							0-0 F8	4	1	2	0	0	0	0												
Earl Robinson, R OBP: 0.500, SLG: 0.579		0-0 HR							0-0 BB	3	1	1	2	1	0	1												
Jerry Adair, R OBP: 0.282, SLG: 0.312		0-0 6-3							0-0 L6	4	0	0	0	0	0	2												
Dick Brown, R OBP: 0.300, SLG: 0.427		0-0 HR							0-0 BB	2	1	2	1	2	0	0												
Dave Vineyard, R OBP: 0.143, SLG: 0.143 Stu Miller, R	0-3 K		0-0 F9						0-0 HR	3	1	0	0	0	1	3												
<b>Inning Stats</b>	R: 0 E: 0 K: 1 S: 5	H: 0 LOB: 0 BB: 0 P: 5	R: 3 E: 0 K: 1 S: 8	H: 3 LOB: 0 BB: 0 P: 8	R: 0 E: 0 K: 1 S: 6	H: 1 LOB: 1 BB: 0 P: 6	R: 0 E: 0 K: 0 S: 4	H: 1 LOB: 2 BB: 1 P: 8	R: 1 E: 0 K: 0 S: 6	H: 2 LOB: 0 BB: 0 P: 6	R: 0 E: 0 K: 0 S: 3	H: 0 LOB: 0 BB: 0 P: 3	R: 0 E: 0 K: 0 S: 4	H: 1 LOB: 1 BB: 0 P: 4	R: 1 E: 0 K: 0 S: 4	H: 1 LOB: 1 BB: 1 P: 8	R: 2 E: 0 K: 0 S: 4	H: 1 LOB: 0 BB: 1 P: 8	1B: 4 2B: 1 3B: 0 HR: 5	SF: 0 SAC: 1 DP: 1 HBP: 0	WP: 0 PB: 0 SB: 0 CS: 0	PA: 39						
<b>PITCHER</b>	IP	WLS	BF	H	R	ER	SO	BB	IBB	HBP	BLK	WP	HR	S	P	ERA	WHIP											
Gerry Arrigo, L ERA: 4.29	(1, 1)	3.2	L	17	5	3	3	3	1	0	0	0	0	2	22	26	7.36	1.636										
Jim Perry, R ERA: 3.97	(4, 1)	0.1		1	0	0	0	0	0	0	0	0	0	1	1	1	0.00	0.000										
Johnny Klippstein, R ERA: 3.06	(5, 1)	3.0		11	3	1	1	1	0	0	0	0	0	1	13	13	3.00	1.000										
Jerry Fosnow, L ERA: 9.95	(8, 1)	2.0		10	2	3	3	0	2	0	0	0	0	2	8	16	13.50	2.000										

Batter	1	2	3	4	5	6	7	8	9	AB	R	H	RBI	BB	SO	LOB	BOTTOM											
Zoilo Versalles, R OBP: 0.311, SLG: 0.440	0-0 F9		0-0 F4						0-0 5-3	4	1	0	0	1	0	1	<p><b>Baltimore Orioles @ Minnesota Twins</b> Metropolitan Stadium, Bloomington, MI</p> <p>Thu Jul 30 1964, 4:33 AM EDT Att: 10,554 - Unknown</p> <p>AB 37 R 4 H 11 RBI 4 BB 3 SO 5 LOB 18</p> 											
Tony Oliva, L OBP: 0.374, SLG: 0.573	0-0 F7		0-0 1B						0-0 1B	5	1	3	1	0	0	0												
Jimmie Hall, L OBP: 0.321, SLG: 0.471	0-0 1B		0-0 1B						0-0 1B	5	0	3	0	0	0	1												
Harmon Killebrew, R OBP: 0.397, SLG: 0.606	0-0 F4		0-3 K2-3						0-0 5-3	5	0	2	1	0	1	5												
Don Mincher, L OBP: 0.331, SLG: 0.619		0-0 3-1							0-0 5-3	4	0	1	0	0	0	2												
Rich Rollins, R OBP: 0.337, SLG: 0.414		0-0 5-3							0-0 F9	4	0	0	0	0	0	3												
Earl Batley, R OBP: 0.355, SLG: 0.426 Jerry Kindall, R OBP: 0.269, SLG: 0.337		4-0 BB							0-0 HR	2	0	1	0	2	0	0												
Johnny Goryl, R OBP: 0.222, SLG: 0.184		0-3 K							0-0 F9	4	0	0	0	0	3	4												
Gerry Arrigo, L ERA: 4.29 Jim Perry, R ERA: 3.97 Bob Allison, R OBP: 0.402, SLG: 0.594 Johnny Klippstein, R ERA: 3.06 Frank Kostro, R OBP: 0.274, SLG: 0.375 Jerry Fosnow, R ERA: 9.95 Ron Henry, R OBP: 0.365, SLG: 0.524	(1, 1)	IP	WLS	BF	H	R	ER	SO	BB	IBB	HBP	BLK	WP	HR	S	P		ERA	WHIP									
Dave Vineyard, R ERA: 3.33 Stu Miller, R ERA: 2.39	(1, 1)	8.1	W	36	9	4	4	5	3	0	0	0	0	1	43	55	4.32	1.440										
	(9, 1)	0.2	S	4	2	0	0	0	0	0	0	0	0	0	4	4	0.00	3.000										
<b>PITCHER</b>	IP	WLS	BF	H	R	ER	SO	BB	IBB	HBP	BLK	WP	HR	S	P	ERA	WHIP											
	(1, 1)	3.2	L	17	5	3	3	3	1	0	0	0	0	2	22	26	7.36	1.636										
	(4, 1)	0.1		1	0	0	0	0	0	0	0	0	0	1	1	1	0.00	0.000										
	(5, 1)	3.0		11	3	1	1	1	0	0	0	0	0	1	13	13	3.00	1.000										
	(8, 1)	2.0		10	2	3	3	0	2	0	0	0	0	2	8	16	13.50	2.000										
<b>Inning Stats</b>	R: 0 E: 0 K: 0 S: 4	H: 1 LOB: 1 BB: 0 P: 4	R: 0 E: 0 K: 1 S: 5	H: 0 LOB: 1 BB: 1 P: 9	R: 0 E: 0 K: 2 S: 9	H: 2 LOB: 0 BB: 0 P: 9	R: 0 E: 0 K: 1 S: 6	H: 1 LOB: 2 BB: 1 P: 10	R: 0 E: 0 K: 0 S: 3	H: 0 LOB: 0 BB: 0 P: 3	R: 0 E: 0 K: 0 S: 3	H: 1 LOB: 0 BB: 0 P: 3	R: 0 E: 0 K: 1 S: 5	H: 0 LOB: 0 BB: 0 P: 5	R: 0 E: 0 K: 0 S: 5	H: 2 LOB: 1 BB: 1 P: 9	R: 2 E: 0 K: 0 S: 7	H: 2 LOB: 2 BB: 0 P: 7	1B: 7 2B: 2 3B: 1 HR: 1	SF: 0 SAC: 0 DP: 1 HBP: 0	WP: 1 PB: 0 SB: 0 CS: 0	PA: 40						





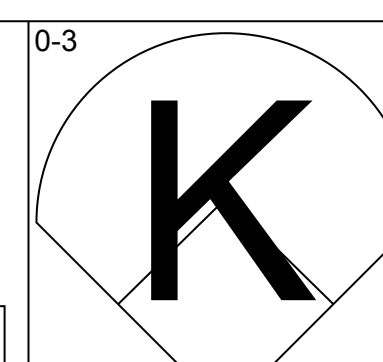
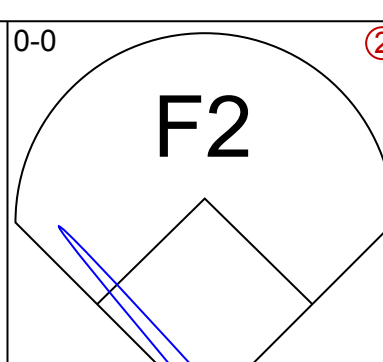
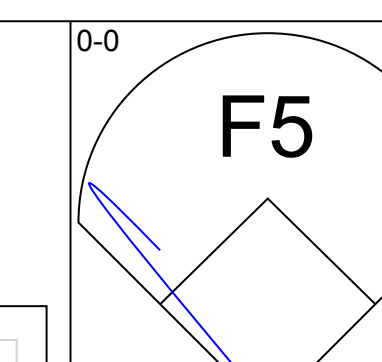
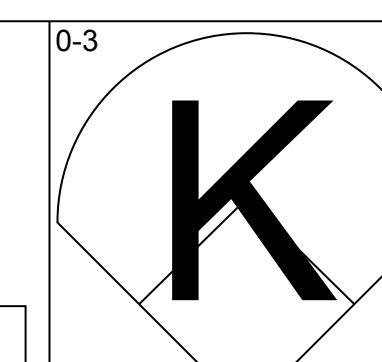
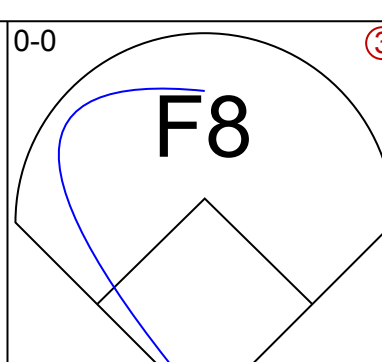

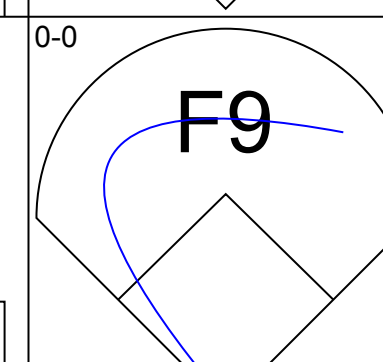
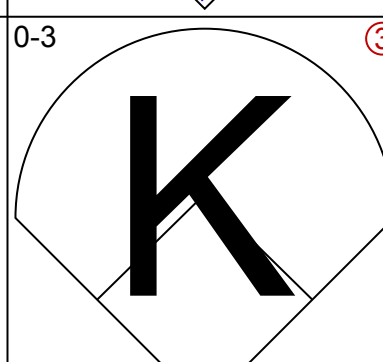
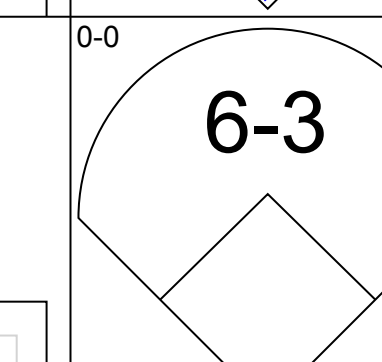
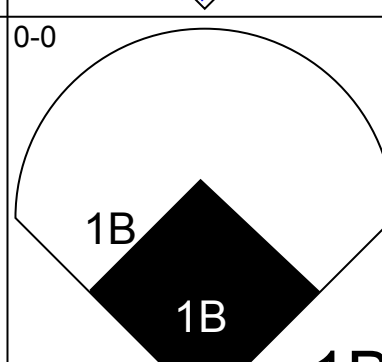
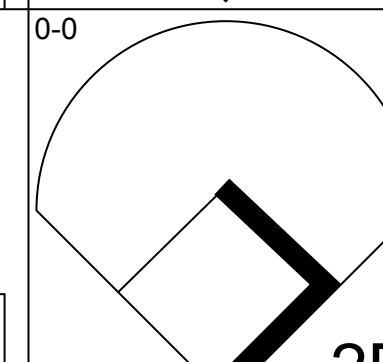
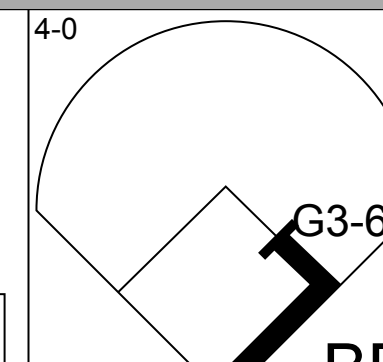
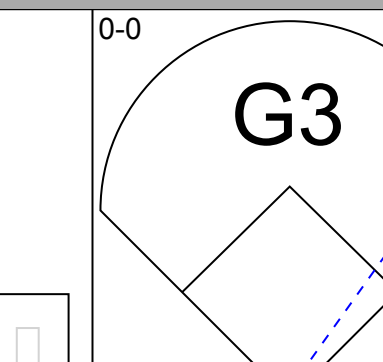
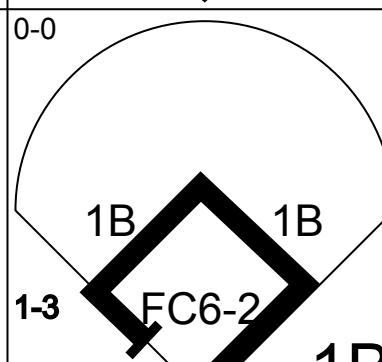
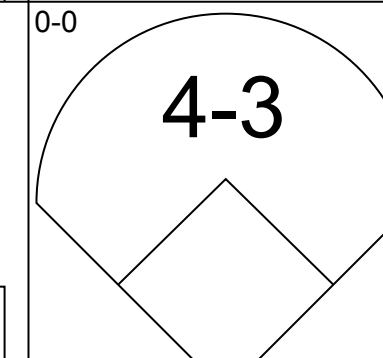
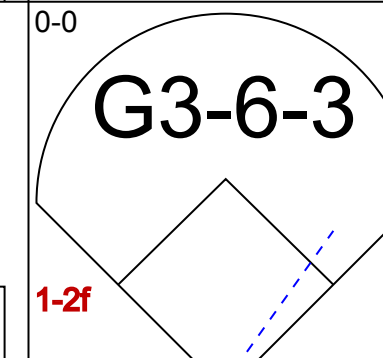
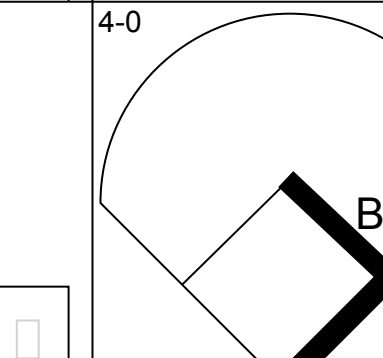
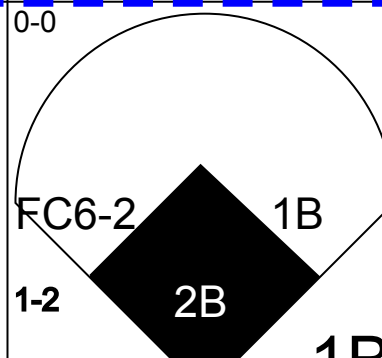
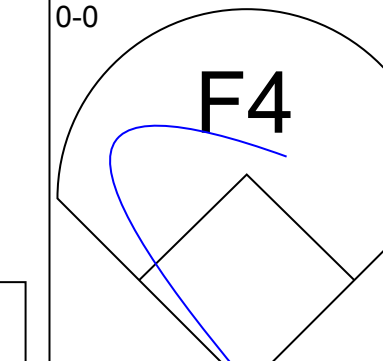
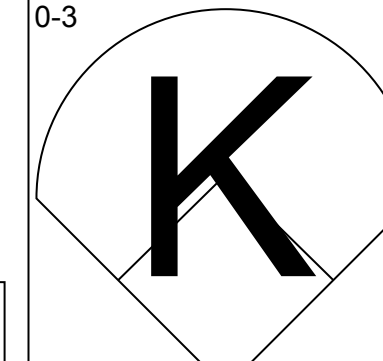
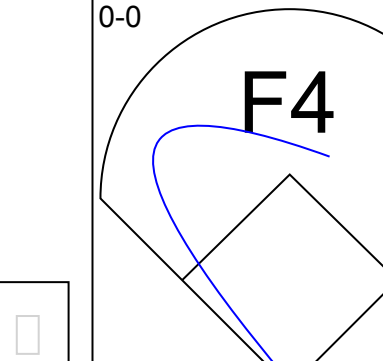
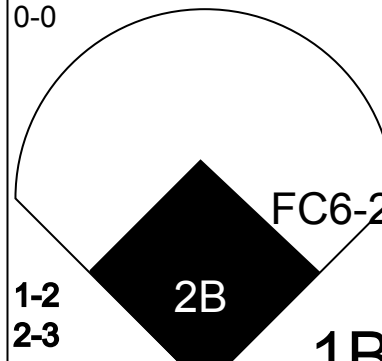
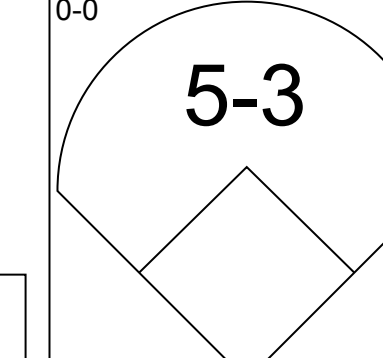
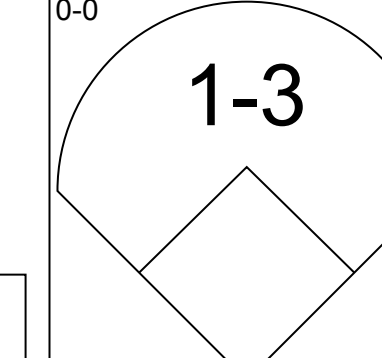
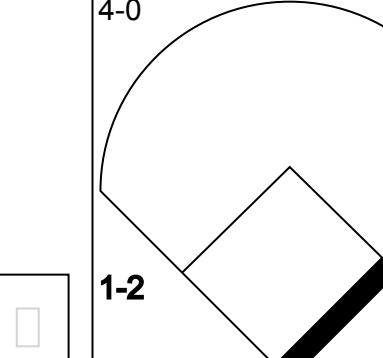
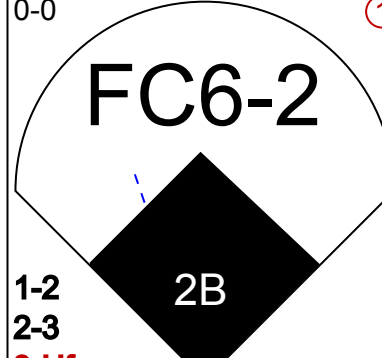
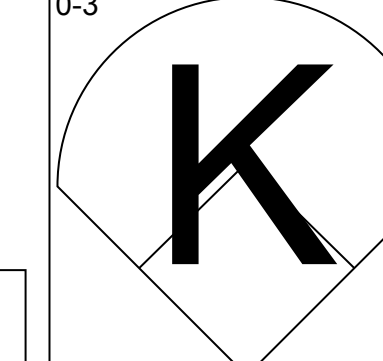
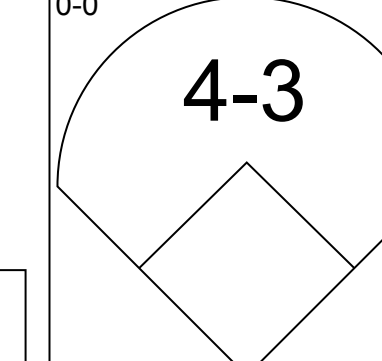
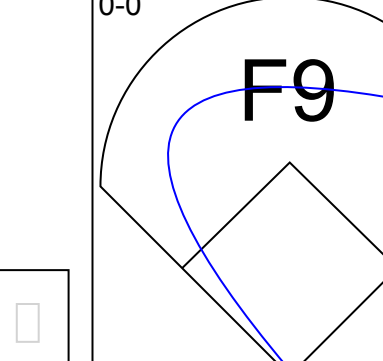
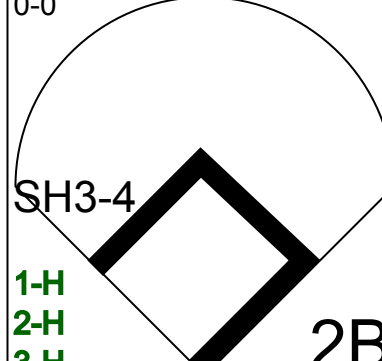
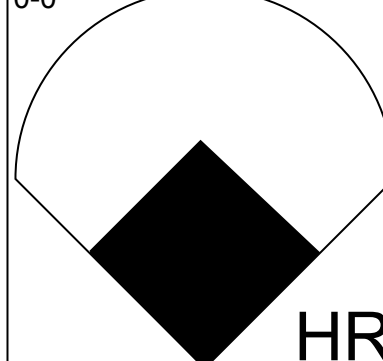
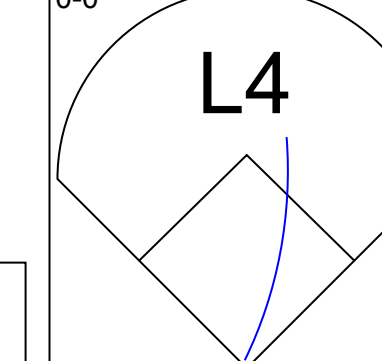
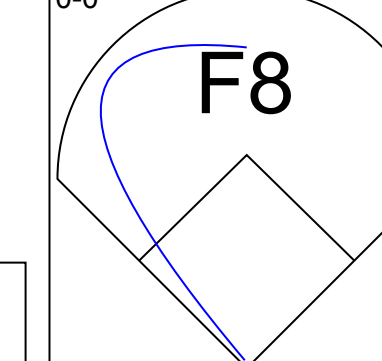
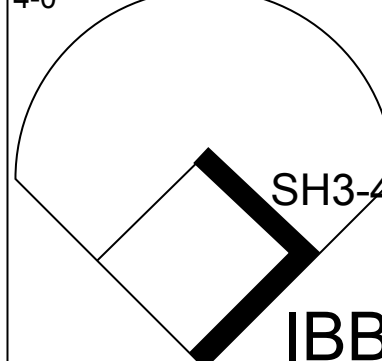
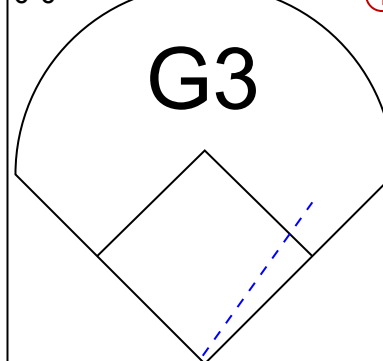
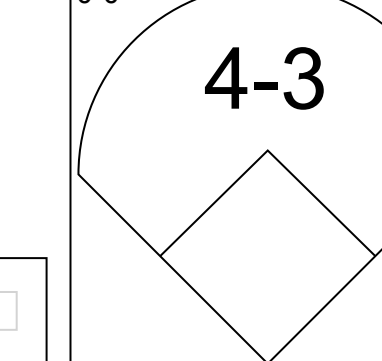
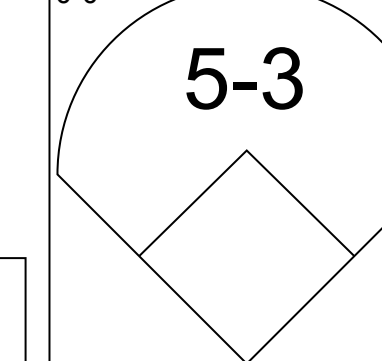
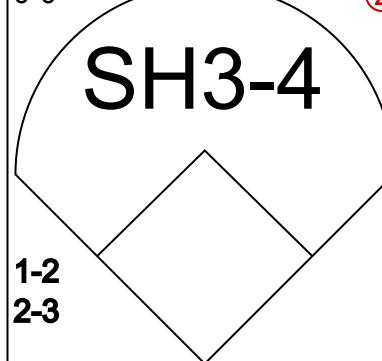


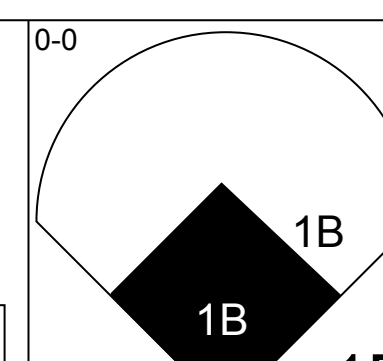
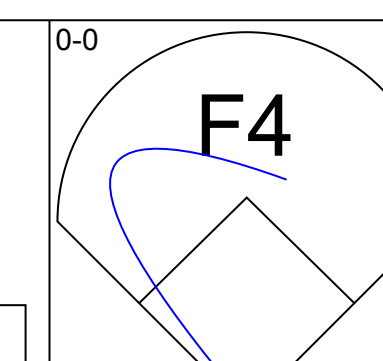
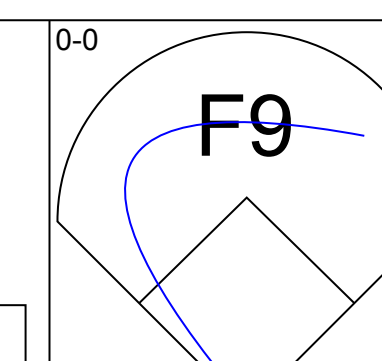
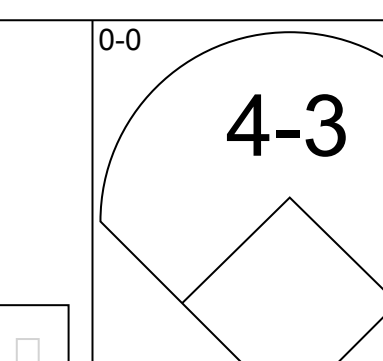

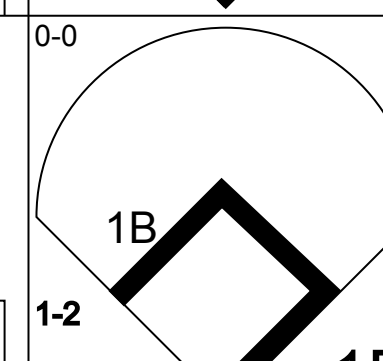
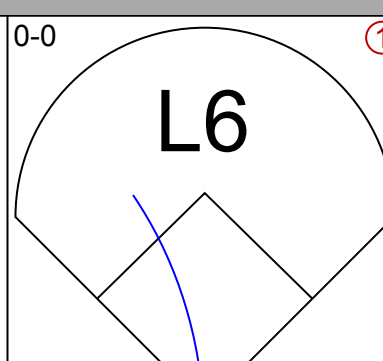
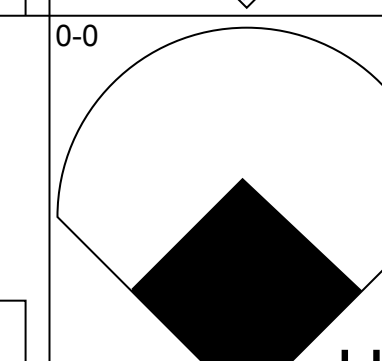
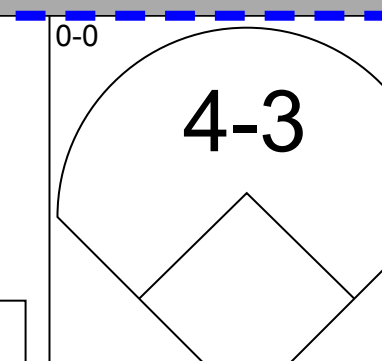
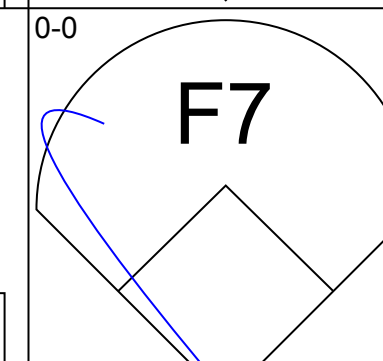
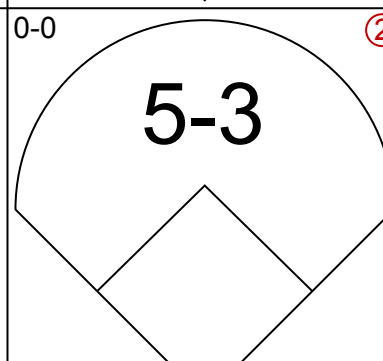
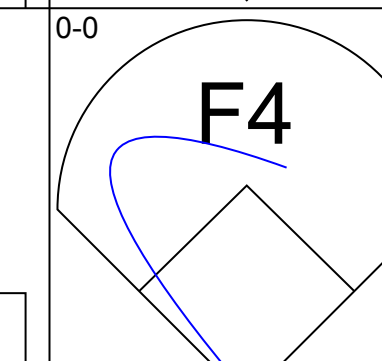
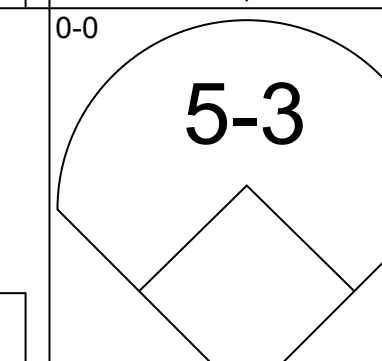
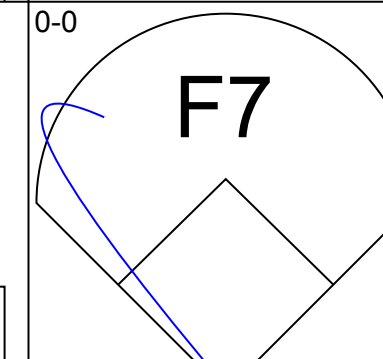
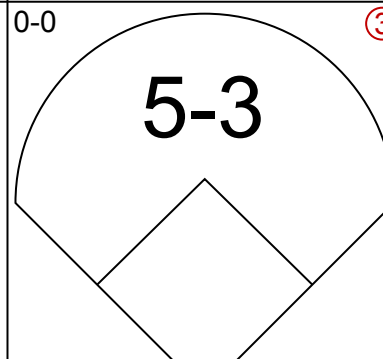
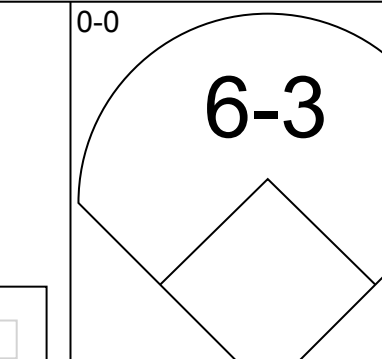
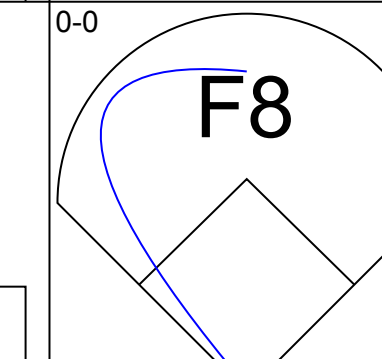
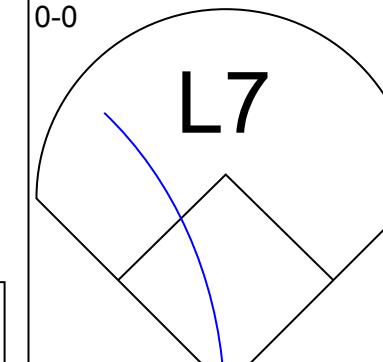
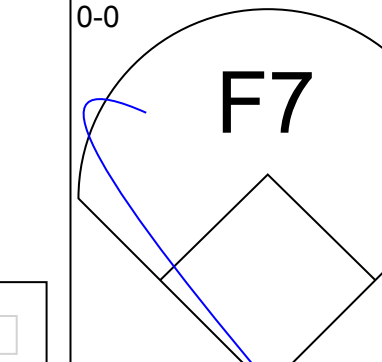
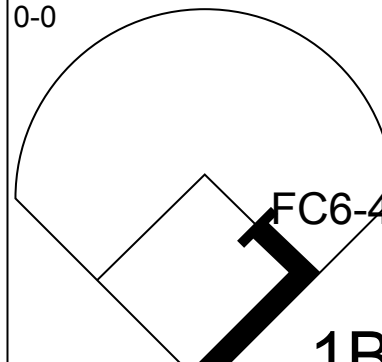
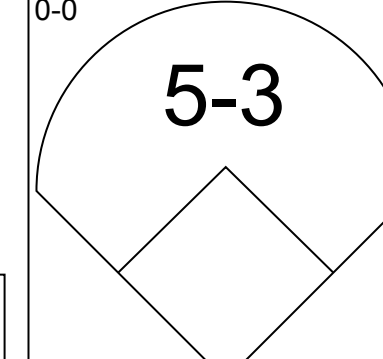
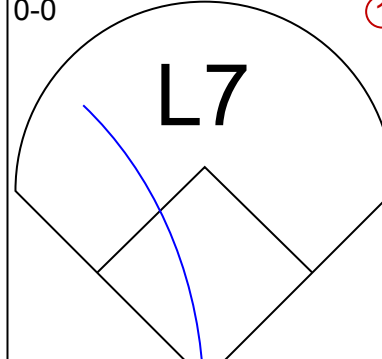

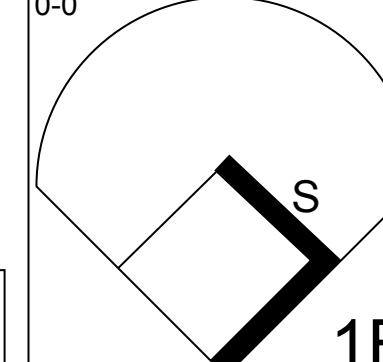

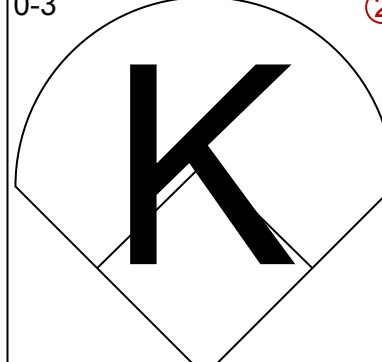
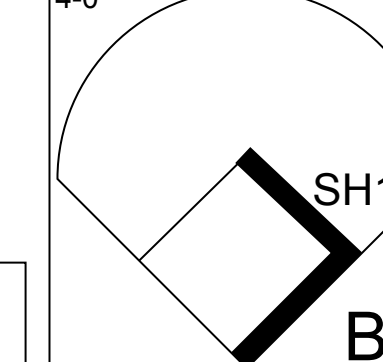
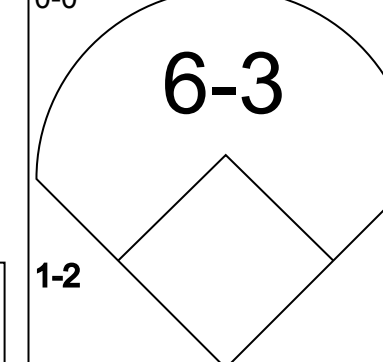
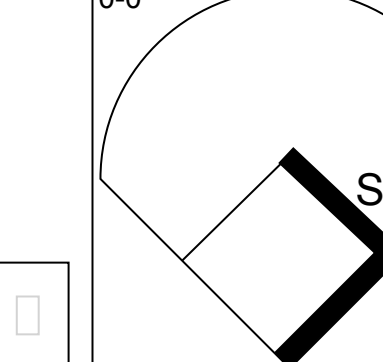
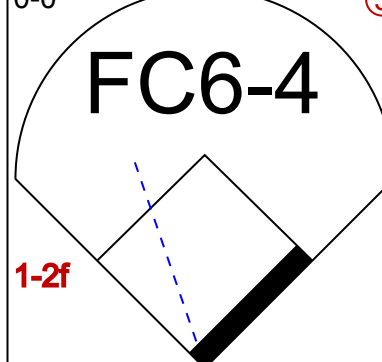
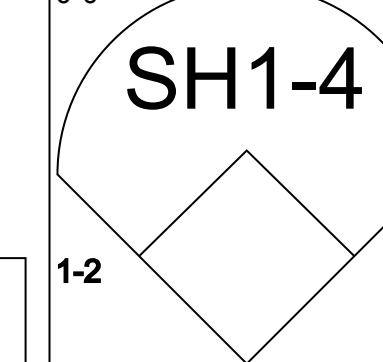

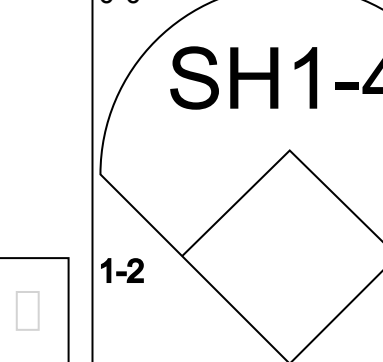

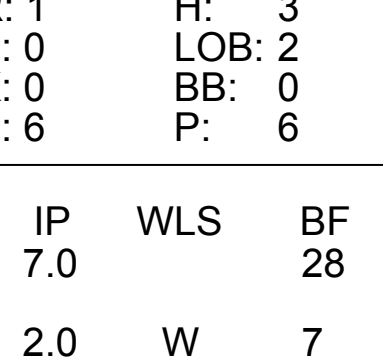
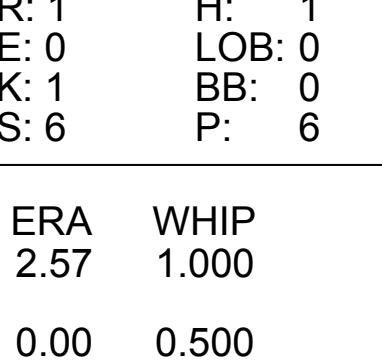
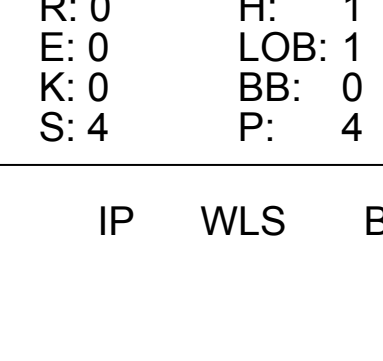
Batter	1	2	3	4	5	6	7	8	9	AB	R	H	RBI	BB	SO	LOB	TOP								
Jackie Brandt, R OBP: 0.310, SLG: 0.406 (1, 8)	F8		5-3		F9		E8 1B		K	5	1	1	1	0	1	1	<b>Baltimore Orioles @ Kansas City Athletics</b> Municipal Stadium, Kansas City, MO Fri Jul 31 1964, 8:05 PM EDT Att: 10,128 - Unknown <a href="http://livebaseballscorecards.com">livebaseballscorecards.com</a>								
Luis Aparicio, R OBP: 0.327, SLG: 0.386 (1, 6)	F8			4-3		E3 2B		F9	5	1	1	1	0	0	1										
Bob Johnson, R Norm Siebern, L OBP: 0.382, SLG: 0.363 (9, PH) (9, 3)	3-1					F8 1-H		6-3	4	0	2	1	0	0	1										
Brooks Robinson, R OBP: 0.364, SLG: 0.482 (1, 5)		F8		K		F8 2-3		1-3	5	0	0	0	0	1	4										
Sam Bowens, R OBP: 0.324, SLG: 0.465 (1, 9)		F9		F4		6-3			4	0	1	0	0	0	2										
Earl Robinson, R Boog Powell, L OBP: 0.481, SLG: 0.625 OBP: 0.373, SLG: 0.608 (8, PH) (8, 7)					F4	6-3		K	3	0	1	0	0	0	1										
Jerry Adair, R OBP: 0.284, SLG: 0.313 (1, 4)					F9			4-3	4	1	1	0	0	0	2										
Dick Brown, R OBP: 0.323, SLG: 0.477 (1, 2)			F8			HR		HR	4	3	3	3	0	0	0										
Dave McNally, R Stu Miller, R Steve Barber, L OBP: 0.200, SLG: 0.167 OBP: 0.281, SLG: 0.333 (8, 1) (8, 1) (8, 1)			K		F8		SH2-4 1B		2	0	0	0	0	0	1										
Inning Stats	R: 0 E: 0 K: 0 S: 3	H: 0 LOB: 0 BB: 0 P: 3	R: 0 E: 0 K: 0 S: 4	H: 1 LOB: 1 BB: 0 P: 4	R: 0 E: 0 K: 1 S: 5	H: 0 LOB: 0 BB: 0 P: 5	R: 0 E: 0 K: 1 S: 6	H: 1 LOB: 1 BB: 0 P: 6	R: 2 E: 0 K: 0 S: 5	H: 2 LOB: 0 BB: 0 P: 5	R: 1 E: 1 K: 0 S: 5	H: 1 LOB: 1 BB: 0 P: 5	R: 2 E: 1 K: 0 S: 6	H: 3 LOB: 1 BB: 0 P: 6	R: 0 E: 0 K: 1 S: 6	H: 1 LOB: 1 BB: 0 P: 6		R: 1 E: 0 K: 1 S: 7	H: 2 LOB: 2 BB: 1 P: 11	1B: 7 2B: 2 3B: 0 HR: 2	SF: 0 SAC: 1 DP: 0 HBP: 0	WP: 0 PB: 0 SB: 1 CS: 0	PA: 40		
PITCHER	IP	WLS	BF	H	R	ER	SO	BB	IBB	HBP	BLK	WP	HR	S	P	ERA	WHIP								
Ted Bowsfield, L ERA: 4.01 (1, 1)	6.2		29	8	5	3	2	0	0	0	0	0	1	33	33	4.05	1.200								
Jose Santiago, R ERA: 4.51 (7, 1)	0.1		1	0	0	0	0	0	0	0	0	0	0	1	1	0.00	0.000								
Moe Drabowsky, R ERA: 5.91 (8, 1)	1.0		4	1	0	0	1	0	0	0	0	0	0	6	6	0.00	1.000								
John Wyatt, R ERA: 3.6 (9, 1)	1.0	W	6	2	1	1	1	1	0	0	0	0	1	7	11	9.00	3.000								

Batter	1	2	3	4	5	6	7	8	9	AB	R	H	RBI	BB	SO	LOB	BOTTOM								
Wayne Causey, L OBP: 0.386, SLG: 0.386 (1, 4)	K		F9				F6	SF9		4	0	1	1	0	1	3	<b>Baltimore Orioles @ Kansas City Athletics</b> Municipal Stadium, Kansas City, MO Fri Jul 31 1964, 8:05 PM EDT Att: 10,128 - Unknown <a href="http://livebaseballscorecards.com">livebaseballscorecards.com</a>								
Ed Charles, R OBP: 0.319, SLG: 0.369 (1, 5)	5-3				F8			BB 1B	4	2	2	1	1	0	1										
Rocky Colavito, R OBP: 0.363, SLG: 0.541 (1, 9)	L4		F9			F8		F8	4	0	0	0	0	0	4										
Ken Harrelson, R OBP: 0.265, SLG: 0.405 (1, 7)		4-3				5-3		E3 1B 2B	4	1	1	0	0	0	1										
Jim Gentile, L OBP: 0.378, SLG: 0.482 (1, 3)	K					FC5-4 1B		BB 1B 2B BB	3	1	1	0	1	2	1										
Doc Edwards, R OBP: 0.259, SLG: 0.302 (1, 2)	6-3				G6-4-3 HBP		FC5-4	BB 2B E 1B	3	1	1	1	0	0	1										
Bert Campaneris, R OBP: 0.395, SLG: 0.600 (1, 6)			F8		G6-4-3			E 2B	4	1	1	2	0	0	2										
Nelson Mathews, R OBP: 0.285, SLG: 0.341 (1, 8)			BB 1B			F8		E1 SF9 1B	4	1	3	2	0	0	0										
Ted Bowsfield, L Jose Santiago, R George Aluskis, R Moe Drabowsky, R Manny Jimenez Jose Tartabull, L John Wyatt, R OBP: 0.190, SLG: 0.105 OBP: 0.366, SLG: 0.374 OBP: 0.299, SLG: 0.253 OBP: 0.229, SLG: 0.232 (7, PH) (8, PH) (8, PH) (8, PH) (9, 1)								BB 1B	2	0	1	0	0	0	0										
Inning Stats	R: 0 E: 0 K: 1 S: 5	H: 0 LOB: 0 BB: 0 P: 5	R: 0 E: 0 K: 1 S: 5	H: 0 LOB: 0 BB: 0 P: 5	R: 0 E: 0 K: 0 S: 5	H: 2 LOB: 3 BB: 1 P: 9	R: 0 E: 0 K: 1 S: 5	H: 1 LOB: 1 BB: 0 P: 6	R: 0 E: 0 K: 0 S: 4	H: 1 LOB: 1 BB: 0 P: 4	R: 0 E: 0 K: 0 S: 4	H: 1 LOB: 1 BB: 0 P: 4	R: 0 E: 0 K: 0 S: 4	H: 1 LOB: 1 BB: 0 P: 4	R: 6 E: 2 K: 0 S: 7	H: 4 LOB: 1 BB: 2 P: 15		R: 1 E: 0 K: 0 S: 1	H: 1 LOB: 0 BB: 0 P: 1	1B: 6 2B: 3 3B: 1 HR: 1	SF: 1 SAC: 0 DP: 1 HBP: 1	WP: 0 PB: 0 SB: 0 CS: 0	PA: 38		
PITCHER	IP	WLS	BF	H	R	ER	SO	BB	IBB	HBP	BLK	WP	HR	S	P	ERA	WHIP								
Dave McNally, L ERA: 3.86 (1, 1)	7.1		33	8	4	4	3	2	0	1	0	0	0	36	45	4.91	1.364								
Stu Miller, R ERA: 2.53 (8, 1)	0.0		3	2	1	0	0	0	1	0	0	0	0	2	6										
Steve Barber, L ERA: 4.07 (8, 1)	0.2	L	2	1	2	1	0	0	0	0	0	0	0	1	2	13.50	1.500								





Batter	1	2	3	4	5	6	7	8	9	AB	R	H	RBI	BB	SO	LOB	TOP			
Jackie Brandt, R (1, 8) OBP: 0.307, SLG: 0.401										5	0	0	0	0	2	2	<p><b>Baltimore Orioles @ Kansas City Athletics</b> Municipal Stadium, Kansas City, MO</p> <p>Sat Aug 01 1964, 8:05 PM EDT Att: 25,003 - Unknown</p> <p>livebaseballscorecards.com</p> <p>AB 32 R 5 H 7 RBI 5 BB 4 SO 5 LOB 10</p> 			
Luis Aparicio, R (1, 6) OBP: 0.322, SLG: 0.385										4	1	1	0	0	1	0				
Norm Siebern, L (1, 3) OBP: 0.386, SLG: 0.369										3	0	2	0	1	0	0				
Boog Powell, L (1, 7) OBP: 0.374, SLG: 0.605										3	1	1	1	1	0	2				
Brooks Robinson, R (1, 5) OBP: 0.363, SLG: 0.479										4	1	1	0	0	1	1				
Sam Bowens, R (1, 9) OBP: 0.323, SLG: 0.460										3	1	0	0	1	0	3				
Dick Brown, R (1, 2) OBP: 0.321, SLG: 0.477										4	0	1	3	0	1	2				
Jerry Adair, R (1, 4) OBP: 0.286, SLG: 0.322										3	1	1	1	1	0	0				
Frank Bertaina, L (1, 1) Bob Johnson, R (8, PH) Dick Hall, R (8, 1) OBP: 0.273, SLG: 0.200										2	0	0	0	0	0	0				
<b>Inning Stats</b>	R: 0 E: 0 K: 1 S: 6	H: 1 LOB: 1 BB: 0 P: 6	R: 0 E: 0 K: 1 S: 5	H: 0 LOB: 0 BB: 0 P: 5	R: 1 E: 0 K: 1 S: 6	H: 1 LOB: 0 BB: 0 P: 6	R: 0 E: 0 K: 1 S: 4	H: 0 LOB: 0 BB: 1 P: 8	R: 0 E: 0 K: 0 S: 3	H: 0 LOB: 0 BB: 0 P: 3	R: 0 E: 0 K: 0 S: 3	H: 0 LOB: 2 BB: 0 P: 11	R: 0 E: 0 K: 1 S: 5	H: 0 LOB: 0 BB: 0 P: 5	R: 4 E: 0 K: 0 S: 8	H: 5 LOB: 2 BB: 1 P: 12		1B: 4 2B: 2 3B: 0 HR: 1	SF: 0 SAC: 1 DP: 1 HBP: 0	WP: 0 PB: 0 SB: 0 CS: 0
<b>PITCHER</b>	IP WLS BF H R ER SO BB IBB HBP BLK WP HR S P ERA WHIP																			
Orlando Pena, R (1, 1) ERA: 4.48	8.0 L 30 4 3 3 5 3 0 0 0 0 1 37 49 3.38 0.875																			
John Wyatt, R (9, 1) ERA: 3.78	1.0 7 3 2 2 0 0 1 0 0 0 0 6 10 18.00 3.000																			

Batter	1	2	3	4	5	6	7	8	9	AB	R	H	RBI	BB	SO	LOB	BOTTOM					
Wayne Causey, L (1, 4) OBP: 0.385, SLG: 0.384										4	1	1	0	0	0	2	<p><b>Baltimore Orioles @ Kansas City Athletics</b> Municipal Stadium, Kansas City, MO</p> <p>Sat Aug 01 1964, 8:05 PM EDT Att: 25,003 - Unknown</p> <p>livebaseballscorecards.com</p> <p>AB 32 R 2 H 7 RBI 2 BB 1 SO 3 LOB 12</p> 					
Ed Charles, R (1, 5) OBP: 0.321, SLG: 0.378										4	1	2	1	0	0	0						
Rocky Colavito, R (1, 9) OBP: 0.359, SLG: 0.535										4	0	0	0	0	0	2						
Ken Harrelson, R (1, 3) OBP: 0.253, SLG: 0.386										4	0	0	0	0	0	2						
George Alusik, R (1, 7) OBP: 0.362, SLG: 0.373										3	0	1	1	0	0	0						
Jose Tartabull, L (8, 7) OBP: 0.250, SLG: 0.243										1	0	1	0	0	0	0						
Doc Edwards, R (1, 2) OBP: 0.254, SLG: 0.295										4	0	0	0	0	1	3						
Bert Campaneris, R (1, 6) OBP: 0.381, SLG: 0.564										4	0	1	0	0	1	1						
Nelson Mathews, R (1, 8) OBP: 0.287, SLG: 0.341										3	0	1	0	1	0	2						
Orlando Pena, R (1, 1) John Wyatt, R (9, 1) OBP: 0.182, SLG: 0.208										1	0	0	0	0	1	0						
<b>Inning Stats</b>	R: 1 E: 0 K: 0 S: 6	H: 3 LOB: 2 BB: 0 P: 6	R: 0 E: 0 K: 0 S: 3	H: 0 LOB: 1 BB: 1 P: 7	R: 0 E: 0 K: 0 S: 3	H: 0 LOB: 0 BB: 0 P: 3	R: 0 E: 0 K: 0 S: 4	H: 1 LOB: 1 BB: 0 P: 4	R: 1 E: 0 K: 1 S: 6	H: 1 LOB: 0 BB: 0 P: 6	R: 0 E: 0 K: 1 S: 5	H: 0 LOB: 0 BB: 0 P: 5	R: 0 E: 0 K: 0 S: 4	H: 1 LOB: 1 BB: 0 P: 4	R: 0 E: 0 K: 0 S: 3	H: 0 LOB: 0 BB: 0 P: 3	R: 0 E: 0 K: 1 S: 6	H: 1 LOB: 1 BB: 0 P: 6	1B: 6 2B: 0 3B: 0 HR: 1	SF: 0 SAC: 2 DP: 0 HBP: 0	WP: 0 PB: 0 SB: 1 CS: 0	PA: 35
<b>PITCHER</b>	IP WLS BF H R ER SO BB IBB HBP BLK WP HR S P ERA WHIP																					
Frank Bertaina, L (1, 1) ERA: 2.57	7.0 W 28 6 2 2 2 1 0 0 0 0 1 31 35 2.57 1.000																					
Dick Hall, R (8, 1) ERA: 2.66	2.0 W 7 1 0 0 1 0 0 0 0 0 0 9 9 0.00 0.500																					



Batter	1	2	3	4	5	6	7	8	9	AB	R	H	RBI	BB	SO	LOB	TOP										
Jackie Brandt, R OBP: 0.309, SLG: 0.404	L7	1B		FC4-6 HR	K			2B	F5	5	2	0	1	1	3												
Luis Aparicio, R OBP: 0.323, SLG: 0.385	F	1B		E8	F8			6-3		5	1	2	2	0	0	3											
Norm Siebern, L OBP: 0.383, SLG: 0.370	K	F9		FC4-6 HR			4-3			5	1	1	1	0	1	5											
Boog Powell, L OBP: 0.380, SLG: 0.615	FC3-4			2B	HR		F6			3	2	2	4	2	0	0											
Brooks Robinson, R OBP: 0.361, SLG: 0.478	FC3-4			2B	F2		K		F9	5	0	1	1	0	1	3											
Sam Bowens, R OBP: 0.324, SLG: 0.459		F7		F7	E		F3		1B	5	0	2	0	0	0	0											
Dick Brown, R OBP: 0.329, SLG: 0.478		BB		1B	F8		K		6-3	4	1	2	0	1	1	1											
Jerry Adair, R OBP: 0.290, SLG: 0.326		BB		1B			F9		6-3	5	1	3	0	0	0	2											
Robin Roberts, S OBP: 0.154, SLG: 0.083		F5		F8			K		K	2	0	0	0	0	0	4											
Steve Barber, L OBP: 0.273, SLG: 0.323										1	0	0	0	0	1	1											
John Orsino, R OBP: 0.290, SLG: 0.356										1	0	0	0	0	1	0											
Harvey Haddix, L OBP: 0.290, SLG: 0.356										1	0	0	0	0	1	2											
<b>Inning Stats</b>	R: 1 E: 0 K: 1 S: 7	H: 2 LOB: 1 BB: 0 P: 7	R: 2 E: 0 K: 0 S: 5	H: 2 LOB: 2 BB: 2 P: 13	R: 1 E: 0 K: 0 S: 5	H: 3 LOB: 2 BB: 1 P: 9	R: 3 E: 2 K: 0 S: 7	H: 3 LOB: 1 BB: 0 P: 7	R: 0 E: 0 K: 1 S: 5	H: 0 LOB: 0 BB: 0 P: 5	R: 0 E: 0 K: 1 S: 5	H: 0 LOB: 0 BB: 0 P: 5	R: 1 E: 0 K: 1 S: 7	H: 2 LOB: 2 BB: 0 P: 11	R: 0 E: 0 K: 1 S: 7	H: 2 LOB: 2 BB: 0 P: 7	1B: 11 2B: 3 3B: 0 HR: 1	SF: 0 SAC: 0 DP: 0 HBP: 0	WP: 1 PB: 0 SB: 2 CS: 0	PA: 46							
<b>PITCHER</b>	IP	WLS	BF	H	R	ER	SO	BB	IBB	HBP	BLK	WP	HR	S	P	ERA	WHIP										
Diego Segui, R ERA: 3.86	2.1		14	5	4	4	1	3	0	0	0	0	0	13	25	15.43	3.429										
Ted Bowsfield, L ERA: 4.18	1.0		8	4	3	2	0	0	0	0	0	0	1	8	8	18.00	4.000										
Moe Drabowsky, R ERA: 5.75	4.2	L	19	4	1	1	5	0	1	0	0	1	0	28	32	1.93	0.857										
Wes Stock, R ERA: 2.49	0.0		0	0	0	0	0	0	0	0	0	0	0	0	0	∞	∞										

Baltimore Orioles @ Kansas City Athletics  
Municipal Stadium, Kansas City, MO  
Sun Aug 02 1964, 4:33 AM EDT  
Att: 7,652 - Unknown

livebaseballscorecards.com

AB 42  
R 8  
H 15  
RBI 8  
BB 4  
SO 7  
LOB 24



Batter	1	2	3	4	5	6	7	8	9	AB	R	H	RBI	BB	SO	LOB	BOTTOM										
Bert Campaneris, R OBP: 0.426, SLG: 0.674	HR	1B		HR		1-3		E		4	2	3	1	0	0	0											
Wayne Causey, L OBP: 0.383, SLG: 0.382	1B	F7		K		F3		F9		5	0	1	0	0	1	5											
Ed Charles, R OBP: 0.324, SLG: 0.387	K			F9	HR				FC5-6	4	1	2	3	1	1	1											
Jim Gentile, L OBP: 0.375, SLG: 0.488	F5			K		G3			FC5-6	5	1	1	1	0	1	3											
Dick Green, R OBP: 0.291, SLG: 0.399				HR				1-2		0	0	0	0	0	0	0											
Rocky Colavito, R OBP: 0.355, SLG: 0.528	6-3			1-3		F7			F8	5	0	0	0	0	0	2											
Manny Jimenez, L OBP: 0.294, SLG: 0.532		HR		F7		1B			4-3	5	1	2	1	0	0	1											
Doc Edwards, R OBP: 0.253, SLG: 0.293										1	0	0	0	0	0	0											
Billy Bryan, L OBP: 0.296, SLG: 0.507		F4		1B		F8				3	1	1	0	0	1	1											
Nelson Mathews, R OBP: 0.292, SLG: 0.346		1B		2B	HR			K		4	1	3	1	0	1	0											
Diego Segui, R OBP: 0.193, SLG: 0.236				2B	HR					1	0	0	0	0	1	1											
Ted Bowsfield, R OBP: 0.150, SLG: 0.105				F9		F8				0	0	0	0	0	0	0											
Moe Drabowsky, R OBP: 0.028, SLG: 0.028										2	0	0	0	0	0	3											
George Alusik, R OBP: 0.361, SLG: 0.371										1	0	0	0	0	1	0											
Wes Stock, R OBP: 0.154, SLG: 0.083										0	0	0	0	0	0	0											
<b>Inning Stats</b>	R: 1 E: 0 K: 1 S: 7	H: 2 LOB: 1 BB: 0 P: 7	R: 1 E: 0 K: 1 S: 8	H: 3 LOB: 2 BB: 0 P: 8	R: 1 E: 0 K: 0 S: 4	H: 1 LOB: 0 BB: 0 P: 4	R: 4 E: 0 K: 2 S: 11	H: 4 LOB: 0 BB: 0 P: 11	R: 0 E: 0 K: 0 S: 5	H: 2 LOB: 2 BB: 0 P: 5	R: 0 E: 0 K: 0 S: 3	H: 0 LOB: 1 BB: 1 P: 7	R: 0 E: 0 K: 1 S: 5	H: 0 LOB: 0 BB: 0 P: 5	R: 0 E: 0 K: 2 S: 7	H: 0 LOB: 1 BB: 0 P: 8	R: 0 E: 0 K: 0 S: 4	H: 1 LOB: 1 BB: 0 P: 4	1B: 7 2B: 2 3B: 0 HR: 4	SF: 0 SAC: 0 DP: 0 HBP: 1	WP: 0 PB: 0 SB: 1 CS: 0	PA: 42					
<b>PITCHER</b>	IP	WLS	BF	H	R	ER	SO	BB	IBB	HBP	BLK	WP	HR	S	P	ERA	WHIP										
Robin Roberts, R ERA: 3.03	3.0		17	8	5	5	2	1	0	0	0	0	0	1	21	15.00	2.667										
Steve Barber, L ERA: 4.09	4.0	W	17	4	2	2	3	1	0	0	0	0	1	22	26	4.50	1.250										
Harvey Haddix, L ERA: 1.98	2.0	S	8	1	0	0	2	0	0	1	0	0	0	11	12	0.00	0.500										

Baltimore Orioles @ Kansas City Athletics  
Municipal Stadium, Kansas City, MO  
Sun Aug 02 1964, 4:33 AM EDT  
Att: 7,652 - Unknown

livebaseballscorecards.com

AB 40  
R 7  
H 13  
RBI 7  
BB 1  
SO 7  
LOB 17







Batter	1	2	3	4	5	6	7	8	9	AB	R	H	RBI	BB	SO	LOB	TOP										
Jackie Brandt, R OBP: 0.308, SLG: 0.401	0-3 K		0-3 K		0-0 FC2-6 E	0-0 6-3		0-0 FC1-6 1B		5	1	1	0	0	2	4	<b>Baltimore Orioles @ Los Angeles Angels</b> Dodger Stadium, Los Angeles, CA Mon Aug 03 1964, 7:05 PM PDT Att: 9,459 - Unknown										
Luis Aparicio, R OBP: 0.321, SLG: 0.382	0-0 1-3			0-0 F8 CS 1B	0-0 L9	0-0 6-3		0-0 FC1-6 2B		5	2	1	0	0	0	4											
Bob Johnson, R Norm Siebern, L OBP: 0.385, SLG: 0.375	0-0 6-3			4-0 1B BB	0-0 E	1B	0-0 F4	0-0 2B		3	1	1	0	1	0	0											
Brooks Robinson, R OBP: 0.361, SLG: 0.480		0-0 F9		0-0 F8	0-0 E6 1B	2B	0-0 5-3			5	2	2	2	0	0	3											
Sam Bowens, R OBP: 0.328, SLG: 0.459	0-3 K			0-0 1B	0-0 1B		4-0 1B BB	0-0 6-3		4	1	2	2	1	1	1											
Earl Robinson, R Boog Powell, L OBP: 0.378, SLG: 0.611	0-0 4-3			0-0 K	0-0 F9		0-0 F4		0-0 6-3	3	0	0	0	0	1	3											
Dick Brown, R OBP: 0.343, SLG: 0.484			0-0 1B	4-0 1B		0-0 2B 1B	0-0 1B	0-0 5-3		4	0	3	1	1	0	0											
Jerry Adair, R OBP: 0.292, SLG: 0.330			0-0 L6	0-0 F8		0-0 1B	0-0 1B	0-0 1-6-3		5	0	2	1	0	0	4											
Mitt Pappas, R OBP: 0.228, SLG: 0.173			0-3 K		4-0 FC2-6 BB	0-3 K	0-3 K			3	0	0	0	1	3	5											
<b>Inning Stats</b>	R: 0 E: 0 K: 1 S: 5	H: 0 LOB: 0 BB: 0 P: 5	R: 0 E: 0 K: 1 S: 5	H: 0 LOB: 0 BB: 0 P: 5	R: 0 E: 0 K: 2 S: 8	H: 1 LOB: 1 BB: 0 P: 8	R: 1 E: 0 K: 1 S: 7	H: 2 LOB: 3 BB: 2 P: 15	R: 3 E: 1 K: 0 S: 6	H: 3 LOB: 1 BB: 1 P: 10	R: 0 E: 0 K: 1 S: 7	H: 2 LOB: 2 BB: 0 P: 7	R: 2 E: 0 K: 1 S: 8	H: 3 LOB: 2 BB: 1 P: 12	R: 1 E: 0 K: 0 S: 5	H: 2 LOB: 1 BB: 0 P: 5		R: 0 E: 0 K: 0 S: 3	H: 0 LOB: 0 BB: 0 P: 3	1B: 10 2B: 3 3B: 0 HR: 0	SF: 0 SAC: 0 DP: 0 HBP: 0	WP: 0 PB: 0 SB: 0 CS: 1	PA: 44				
<b>PITCHER</b>	IP	WLS	BF	H	R	ER	SO	BB	IBB	HBP	BLK	WP	HR	S	P	ERA	WHIP										
Bo Belinsky, L ERA: 2.85	5.0	L	25	7	4	3	5	2	1	0	0	0	0	32	44	5.40	1.800										
Aubrey Gatewood, R ERA: 1.46	1.0	4	1	0	0	1	0	0	0	0	0	0	0	6	6	0.00	1.000										
Bill Kelso, R ERA: 4.91	1.0	7	3	2	2	1	1	0	0	0	0	0	0	8	12	18.00	4.000										
Bob Duliba, R ERA: 2.85	1.0	5	2	1	1	0	0	0	0	0	0	0	0	5	5	9.00	2.000										
Ken McBride, R ERA: 5.65	1.0	3	0	0	0	0	0	0	0	0	0	0	0	3	3	0.00	0.000										

Batter	1	2	3	4	5	6	7	8	9	AB	R	H	RBI	BB	SO	LOB	BOTTOM										
Bob Perry, R OBP: 0.333, SLG: 0.404	0-3 K		0-0 F9			0-0 BB 1B		0-3 K		3	0	1	0	0	1	1	<b>Baltimore Orioles @ Los Angeles Angels</b> Dodger Stadium, Los Angeles, CA Mon Aug 03 1964, 7:05 PM PDT Att: 9,459 - Unknown										
Lou Clinton, R OBP: 0.291, SLG: 0.387			0-0 F9			0-0 F7		0-0 1B		4	0	1	0	0	0	2											
Lenny Green, L OBP: 0.288, SLG: 0.200	0-0 F9		0-0 6-3			4-0 1B BB		0-3 K		3	0	0	0	1	1	2											
Jim Fregosi, R OBP: 0.409, SLG: 0.531	0-0 L7			0-0 6-3		0-0 F8		0-0 F9		4	0	1	0	0	0	2											
Willie Smith, L OBP: 0.321, SLG: 0.493		0-0 G3		0-0 G3-6 1B		0-0 F8		0-0 F9		4	0	1	0	0	0	2											
Joe Adcock, R OBP: 0.364, SLG: 0.517		0-0 F9		0-0 G3-6		0-0 F9		0-0 2B		4	0	1	0	0	0	1											
Buck Rodgers, S OBP: 0.309, SLG: 0.320		0-0 FC6-4 1B		0-0 4-3		0-0 F7		0-0 F3		4	0	1	0	0	0	1											
Felix Torres, R OBP: 0.256, SLG: 0.413		0-0 FC6-4		0-0 G1-6-3 1B		0-3 K		0-0 6-3		4	0	1	0	0	1	2											
Bobby Knoop, R OBP: 0.307, SLG: 0.297			0-0 SH1-6-4 1B		0-0 G1-6-3		0-3 K			3	0	1	0	0	1	1											
Bo Belinsky, L Aubrey Gatewood, R Jim Fregosi, R Bill Kelso, R Bob Duliba, R Vic Power, R Fred Newman, R Ken McBride, R	0-0 SH1-6-4 1B		0-0 L9		0-0 L9		0-0 1B 1B			0	0	0	0	0	0	0											
<b>Inning Stats</b>	R: 0 E: 0 K: 1 S: 5	H: 0 LOB: 0 BB: 0 P: 5	R: 0 E: 0 K: 0 S: 4	H: 1 LOB: 1 BB: 0 P: 4	R: 0 E: 0 K: 0 S: 3	H: 1 LOB: 0 BB: 0 P: 3	R: 0 E: 0 K: 0 S: 3	H: 1 LOB: 2 BB: 1 P: 8	R: 0 E: 0 K: 1 S: 5	H: 0 LOB: 0 BB: 0 P: 5	R: 0 E: 0 K: 3 S: 11	H: 2 LOB: 2 BB: 0 P: 11	R: 0 E: 0 K: 0 S: 4	H: 1 LOB: 1 BB: 0 P: 4	1B: 7 2B: 1 3B: 0 HR: 0	SF: 0 SAC: 1 DP: 2 HBP: 0	WP: 0 PB: 0 SB: 0 CS: 0	PA: 34									
<b>PITCHER</b>	IP	WLS	BF	H	R	ER	SO	BB	IBB	HBP	BLK	WP	HR	S	P	ERA	WHIP										
Mitt Pappas, R ERA: 3.19	9.0	W	34	8	0	0	5	1	0	0	0	0	0	43	47	0.00	1.000										





Batter	1	2	3	4	5	6	7	8	9	AB	R	H	RBI	BB	SO	LOB	TOP					
Jackie Brandt, R OBP: 0.308, SLG: 0.402	F2		F9		E5					4	0	1	0	0	0	2	<p><b>Baltimore Orioles @ Los Angeles Angels</b>  <b>Dodger Stadium, Los Angeles, CA</b>            Tue Aug 04 1964, 7:05 PM PDT            Att: 9,192 - Unknown</p>					
Luis Aparicio, R OBP: 0.321, SLG: 0.381	6-3		FC1-6				6-3			4	0	1	0	0	0	2						
Norm Siebern, L OBP: 0.384, SLG: 0.371	1B		F9		F8			F9		3	0	0	0	1	0	4						
Boog Powell, L OBP: 0.380, SLG: 0.610	1B			4-3		4-3		FC5-4	1B	4	0	2	0	0	0	0						
Brooks Robinson, R OBP: 0.358, SLG: 0.475	F5			4-3		K		F4		4	0	0	0	0	1	3						
Sam Bowens, R OBP: 0.327, SLG: 0.457		6-3		F3			1B	FC5-4		4	0	1	0	0	0	1						
Dick Brown, R OBP: 0.341, SLG: 0.479	F4				1B	F5			F7	4	0	1	0	0	0	1						
Jerry Adair, R OBP: 0.289, SLG: 0.326	K				F8		6-3		1-3	4	0	0	0	0	1	1						
Dave Vineyard, R OBP: 0.292, SLG: 0.290						F5			F8	1	0	1	0	0	0	0						
Dick Hall, R OBP: 0.273, SLG: 0.200										0	0	0	0	0	0	0						
Willie Kirtman, L OBP: 0.282, SLG: 0.295										0	0	0	0	0	0	1						
Frank Bertaina, L OBP: 0.290, SLG: 0.354										0	0	0	0	0	0	0						
John Crisino, R OBP: 0.220, SLG: 0.167										0	0	0	0	0	0	0						
Dave McNally, R OBP: 0.327, SLG: 0.420										0	0	0	0	0	0	0						
Bob Johnson, R OBP: 0.327, SLG: 0.420										1	0	0	0	0	0	0						
										0	0	0	0	0	0	0						
<b>Inning Stats</b>	R: 0 E: 0 K: 0 S: 4	H: 1 LOB: 2 BB: 1 P: 8	R: 0 E: 0 K: 1 S: 5	H: 0 LOB: 0 BB: 0 P: 5	R: 0 E: 0 K: 0 S: 4	H: 1 LOB: 1 BB: 0 P: 4	R: 0 E: 0 K: 0 S: 3	H: 0 LOB: 0 BB: 0 P: 3	R: 0 E: 1 K: 0 S: 6	H: 2 LOB: 3 BB: 0 P: 6	R: 0 E: 0 K: 1 S: 6	H: 1 LOB: 1 BB: 0 P: 6	R: 0 E: 0 K: 1 S: 6	H: 1 LOB: 1 BB: 0 P: 6	R: 0 E: 0 K: 0 S: 4	H: 1 LOB: 1 BB: 0 P: 4	R: 0 E: 0 K: 0 S: 3	H: 0 LOB: 0 BB: 0 P: 3	1B: 6 2B: 1 3B: 0 HR: 0	SF: 0 SAC: 0 DP: 0 HBP: 0	WP: 0 PB: 0 SB: 0 CS: 0	PA: 36
<b>PITCHER</b>	IP WLS BF H R ER SO BB IBB HBP BLK WP HR S P ERA WHIP																					
Don Lee, R ERA: 2.44	(1, 1) 4.2 20 4 0 0 1 1 0 0 0 0 0 0 21 25 0.00 1.071																					
Barry Latman, R ERA: 3.79	(5, 1) 4.1 W 16 3 0 0 2 0 0 0 0 0 0 0 20 20 0.00 0.692																					

Batter	1	2	3	4	5	6	7	8	9	AB	R	H	RBI	BB	SO	LOB	BOTTOM				
Bob Perry, R OBP: 0.338, SLG: 0.413	6-3			1B		E6				4	1	2	1	0	0	1	<p><b>Baltimore Orioles @ Los Angeles Angels</b>  <b>Dodger Stadium, Los Angeles, CA</b>            Tue Aug 04 1964, 7:05 PM PDT            Att: 9,192 - Unknown</p>				
Lenny Green, L OBP: 0.289, SLG: 0.194	4-3		F7	1B						2	0	0	0	1	0	1					
Jim Piersall, R OBP: 0.371, SLG: 0.397				BB						1	0	1	0	0	0	0					
Jim Fregosi, R OBP: 0.407, SLG: 0.527	K		3-1							4	0	1	2	0	2	3					
Willie Smith, L OBP: 0.324, SLG: 0.502										4	1	2	0	0	1	2					
Joe Adcock, R OBP: 0.362, SLG: 0.510	K									3	0	0	0	1	1	1					
Buck Rodgers, S OBP: 0.308, SLG: 0.318										3	1	0	0	1	1	2					
Tom Satriano, L OBP: 0.284, SLG: 0.238	F9									4	0	1	0	0	1	4					
Bobby Knoop, R OBP: 0.309, SLG: 0.297	K									3	1	1	0	1	1	3					
Don Lee, R OBP: 0.263, SLG: 0.278										2	1	1	2	0	0	0					
Barry Latman, R OBP: 0.118, SLG: 0.147										1	0	0	0	0	1	0					
<b>Inning Stats</b>	R: 0 E: 0 K: 1 S: 5	H: 0 LOB: 0 BB: 0 P: 5	R: 0 E: 0 K: 2 S: 8	H: 1 LOB: 2 BB: 1 P: 12	R: 0 E: 0 K: 0 S: 4	H: 1 LOB: 1 BB: 0 P: 4	R: 5 E: 0 K: 1 S: 9	H: 4 LOB: 2 BB: 3 P: 21	R: 0 E: 0 K: 0 S: 3	H: 0 LOB: 0 BB: 0 P: 3	R: 0 E: 1 K: 1 S: 7	H: 2 LOB: 2 BB: 0 P: 7	R: 0 E: 0 K: 2 S: 7	H: 0 LOB: 0 BB: 0 P: 7	R: 0 E: 0 K: 1 S: 5	H: 1 LOB: 0 BB: 0 P: 5		1B: 6 2B: 3 3B: 0 HR: 0	SF: 0 SAC: 1 DP: 1 HBP: 0	WP: 0 PB: 0 SB: 2 CS: 0	PA: 36
<b>PITCHER</b>	IP WLS BF H R ER SO BB IBB HBP BLK WP HR S P ERA WHIP																				
Dave Vineyard, R ERA: 2.89	(1, 1) 3.2 L 20 5 5 0 0 0 0 0 0 0 0 0 0 24 40 0.00 2.455																				
Dick Hall, R ERA: 2.07	(4, 1) 0.1 2 1 0 0 0 0 0 0 0 0 0 0 2 2 0.00 3.000																				
Frank Bertaina, L ERA: 2.0	(5, 1) 2.0 8 2 0 0 1 0 0 0 0 0 0 0 10 10 0.00 1.000																				
Dave McNally, L ERA: 3.8	(7, 1) 2.0 6 1 0 0 3 0 0 0 0 0 0 0 12 12 0.00 0.500																				



Batter	1	2	3	4	5	6	7	8	9	AB	R	H	RBI	BB	SO	LOB	TOP			
Jackie Brandt, R (1, 8) OBP: 0.306, SLG: 0.400	F3		1B		6-3	F7			F8	5	0	1	0	0	0	3	<b>Baltimore Orioles @ Los Angeles Angels</b> Dodger Stadium, Los Angeles, CA Wed Aug 05 1964, 7:05 PM PDT Att: 17,865 - Unknown			
Luis Aparicio, R (1, 6) OBP: 0.320, SLG: 0.379	3-1		1B		4-3				F3	4	0	1	0	0	0	0				
Norm Siebern, L (1, 3) OBP: 0.382, SLG: 0.370	K		6-3		1B				K	4	0	1	0	0	2	2				
Boog Powell, L (1, 7) OBP: 0.381, SLG: 0.607		2B	G3		1B				K	3	0	1	0	1	1	2				
Brooks Robinson, R (1, 5) OBP: 0.357, SLG: 0.475		2B			6-3	FC6-4			F4	4	0	1	0	0	0	2				
Sam Bowens, R (1, 9) OBP: 0.323, SLG: 0.461	K				2B				K	4	0	2	0	0	2	2				
Charlie Lau, L (1, 2) OBP: 0.325, SLG: 0.416					F9				K	3	0	0	0	1	1	2				
Jerry Adair, R (1, 4) OBP: 0.294, SLG: 0.329										3	0	2	0	1	0	3				
Bob Saverine, S (9, PR) OBP: 0.243, SLG: 0.182	G4-6-3									0	0	0	0	0	0	0				
Wally Bunker, R (1, 1) OBP: 0.122, SLG: 0.087										3	0	0	0	0	1	4				
Harvey Haddix, L (8, 1) OBP: 0.326, SLG: 0.417			K		F2				G4-6-3	0	0	0	0	0	0	0				
Bob Johnson, R (9, PH) OBP: 0.326, SLG: 0.417										1	0	0	0	0	0	1				
<b>Inning Stats</b>	R: 0 E: 0 K: 1 S: 5	H: 0 LOB: 0 BB: 0 P: 5	R: 0 E: 0 K: 1 S: 5	H: 1 LOB: 2 BB: 2 P: 13	R: 0 E: 0 K: 1 S: 7	H: 2 LOB: 2 BB: 0 P: 7	R: 0 E: 0 K: 0 S: 4	H: 1 LOB: 2 BB: 1 P: 8	R: 0 E: 0 K: 0 S: 5	H: 2 LOB: 2 BB: 0 P: 5	R: 0 E: 0 K: 2 S: 7	H: 0 LOB: 0 BB: 0 P: 7	R: 0 E: 0 K: 2 S: 7	H: 0 LOB: 0 BB: 0 P: 7	R: 0 E: 0 K: 0 S: 3	H: 1 LOB: 1 BB: 0 P: 3	1B: 7 2B: 2 3B: 0 HR: 0	SF: 0 SAC: 0 DP: 2 HBP: 0	WP: 0 PB: 0 SB: 1 CS: 0	PA: 37
<b>PITCHER</b>	IP WLS BF H R ER SO BB IBB HBP BLK WP HR S P ERA WHIP																			
Dean Chance, R (1, 1) ERA: 1.63	6.0 W 28 8 0 0 3 1 2 0 0 0 0 0 31 43 0.00 1.500																			
Bob Lee, R (7, 1) ERA: 1.58	3.0 S 9 1 0 0 4 0 0 0 0 0 0 0 17 17 0.00 0.333																			

Batter	1	2	3	4	5	6	7	8	9	AB	R	H	RBI	BB	SO	LOB	BOTTOM	
Bob Perry, R (1, 8) OBP: 0.335, SLG: 0.409	F9		F7		1B				6-3	4	0	1	0	0	0	1	<b>Baltimore Orioles @ Los Angeles Angels</b> Dodger Stadium, Los Angeles, CA Wed Aug 05 1964, 7:05 PM PDT Att: 17,865 - Unknown	
Lenny Green, L (1, 7) OBP: 0.299, SLG: 0.224	F9		1B		1B				K	4	1	2	0	0	1	0		
Jim Fregosi, R (1, 6) OBP: 0.408, SLG: 0.526	F2		1B		F7				1B	3	0	1	1	1	0	2		
Willie Smith, L (1, 9) OBP: 0.327, SLG: 0.502		1B	G1-6-3						3-1	4	0	2	0	0	0	1		
Joe Adcock, R (1, 3) OBP: 0.364, SLG: 0.508		1B			F8				G6-3	3	0	1	0	1	0	2		
Buck Rodgers, S (1, 2) OBP: 0.306, SLG: 0.315		F6			F8				G4-6-3	3	0	0	0	0	0	3		
Felix Torres, R (1, 5) OBP: 0.257, SLG: 0.418										3	0	1	0	0	0	2		
Lou Clinton, R (7, PR) OBP: 0.291, SLG: 0.387		5-3			5-3					0	0	0	0	0	0	0		
Tom Satriano, L (8, 5) OBP: 0.284, SLG: 0.238										0	0	0	0	0	0	0		
Bobby Knoop, R (1, 4) OBP: 0.309, SLG: 0.295					6-3				5-3	2	0	0	0	1	0	1		
Dean Chance, R (1, 1) OBP: 0.132, SLG: 0.080										2	0	0	0	0	1	3		
Bob Lee, R (7, 1) ERA: 1.58		K			3-1				K	1	0	0	0	0	1	1		
<b>Inning Stats</b>	R: 0 E: 0 K: 0 S: 3	H: 2 LOB: 3 BB: 1 P: 11	R: 1 E: 0 K: 0 S: 4	H: 2 LOB: 0 BB: 0 P: 4	R: 0 E: 0 K: 0 S: 3	H: 0 LOB: 0 BB: 0 P: 3	R: 0 E: 0 K: 0 S: 5	H: 2 LOB: 2 BB: 0 P: 5	R: 0 E: 0 K: 0 S: 2	H: 0 LOB: 1 BB: 1 P: 6	R: 0 E: 0 K: 1 S: 6	H: 1 LOB: 1 BB: 0 P: 6	R: 0 E: 0 K: 1 S: 5	H: 1 LOB: 1 BB: 1 P: 9	1B: 6 2B: 2 3B: 0 HR: 0	SF: 0 SAC: 0 DP: 3 HBP: 0	WP: 0 PB: 0 SB: 0 CS: 0	PA: 32
<b>PITCHER</b>	IP WLS BF H R ER SO BB IBB HBP BLK WP HR S P ERA WHIP																	
Wally Bunker, R (1, 1) ERA: 2.63	7.1 L 31 8 1 1 3 2 1 0 0 0 0 0 34 46 1.23 1.364																	
Harvey Haddix, L (8, 1) ERA: 1.96	0.2 1 0 0 0 0 0 0 0 0 0 0 0 1 1 0.00 0.000																	

AB 34  
R 0  
H 9  
RBI 0  
BB 3  
SO 7  
LOB 21



AB 29  
R 1  
H 8  
RBI 1  
BB 3  
SO 3  
LOB 16





Batter	1	2	3	4	5	6	7	8	9	AB	R	H	RBI	BB	SO	LOB	TOP					
Jackie Brandt, R (1, 8) OBP: 0.308, SLG: 0.399										3	1	1	0	0	1	1	<p><b>Baltimore Orioles @ New York Yankees</b>  Yankee Stadium, Bronx, NY  Fri Aug 07 1964, 7:05 PM EDT  Att: 37,167 - Unknown - 76 F</p>					
Luis Aparicio, R (1, 6) OBP: 0.379, SLG: 0.379										3	0	1	0	0	0	1						
Norm Siebern, L (1, 3) OBP: 0.384, SLG: 0.370										3	0	1	0	1	1	1						
Boog Powell, L (1, 7) OBP: 0.377, SLG: 0.599										4	0	0	0	0	0	4						
Willie Kirkland, L (9, 9) OBP: 0.292, SLG: 0.295										0	0	0	0	0	0	0						
Brooks Robinson, R (1, 5) OBP: 0.356, SLG: 0.473										4	0	1	1	0	0	0						
Sam Bowens, R (1, 9) OBP: 0.328, SLG: 0.458										4	0	1	0	0	1	2						
Charlie Lau, L (1, 2) OBP: 0.324, SLG: 0.412										4	0	1	0	0	0	1						
Jerry Adair, R (1, 4) OBP: 0.293, SLG: 0.336										4	1	1	1	0	0	2						
Steve Barber, L (1, 1) OBP: 0.257, SLG: 0.303										2	0	0	0	0	0	1						
Harvey Haddix, L (7, 1)										1	0	0	0	0	0	0						
<b>Inning Stats</b>	R: 1 E: 0 K: 1 S: 7	H: 2 LOB: 2 BB: 0 P: 8	R: 0 E: 0 K: 1 S: 6	H: 1 LOB: 1 BB: 0 P: 6	R: 0 E: 0 K: 1 S: 5	H: 1 LOB: 0 BB: 0 P: 5	R: 0 E: 0 K: 0 S: 3	H: 0 LOB: 0 BB: 0 P: 3	R: 0 E: 0 K: 0 S: 3	H: 0 LOB: 0 BB: 0 P: 3	R: 0 E: 0 K: 0 S: 3	H: 0 LOB: 0 BB: 0 P: 3	R: 0 E: 0 K: 0 S: 3	H: 0 LOB: 2 BB: 0 P: 3	R: 1 E: 0 K: 0 S: 5	H: 2 LOB: 2 BB: 1 P: 9	R: 0 E: 0 K: 0 S: 4	H: 1 LOB: 1 BB: 0 P: 4	1B: 6 2B: 0 3B: 0 HR: 1	SF: 0 SAC: 1 DP: 0 HBP: 1	WP: 0 PB: 0 SB: 0 CS: 1	PA: 35
<b>PITCHER</b>	IP WLS BF H R ER SO BB IBB HBP BLK WP HR S P ERA WHIP																					
Jim Bouton, R (1, 1) ERA: 2.5	7.0 L 25 4 1 1 3 0 0 0 1 0 0 0 0 30 31 1.29 0.571																					
Bill Stafford, R (8, 1) ERA: 2.96	2.0 10 3 1 1 0 1 0 0 0 0 0 1 9 13 4.50 2.000																					

AB	32
R	2
H	7
RBI	2
BB	1
SO	3
LOB	13



Batter	1	2	3	4	5	6	7	8	9	AB	R	H	RBI	BB	SO	LOB	BOTTOM					
Tony Kubek, L (1, 6) OBP: 0.274, SLG: 0.325										4	0	0	0	0	0	2	<p><b>Baltimore Orioles @ New York Yankees</b>  Yankee Stadium, Bronx, NY  Fri Aug 07 1964, 7:05 PM EDT  Att: 37,167 - Unknown - 76 F</p>					
Bobby Richardson, R (1, 4) OBP: 0.287, SLG: 0.328										4	0	1	0	0	0	0						
Roger Maris, L (1, 9) OBP: 0.367, SLG: 0.469										3	0	2	0	1	1	0						
Mickey Mantle, S (1, 8) OBP: 0.435, SLG: 0.589										4	0	0	0	0	1	4						
Elston Howard, R (1, 2) OBP: 0.352, SLG: 0.419										4	0	2	0	0	0	2						
Hector Lopez, R (1, 7) OBP: 0.322, SLG: 0.435										4	0	0	0	0	1	2						
Joe Pepitone, L (1, 3) OBP: 0.289, SLG: 0.404										4	0	3	0	0	0	1						
Clete Boyer, R (1, 5) OBP: 0.285, SLG: 0.325										4	0	2	0	0	0	3						
Jim Bouton, R (1, 1) OBP: 0.147, SLG: 0.164										2	0	0	0	0	1	2						
Phil Linz, R (7, PH) OBP: 0.316, SLG: 0.355										1	0	0	0	0	1	2						
Bill Stafford, R (8, 1) OBP: 0.083, SLG: 0.167										0	0	0	0	0	0	0						
Pedro Gonzalez, R (8, PH) OBP: 0.314, SLG: 0.370										1	0	0	0	0	1	2						
<b>Inning Stats</b>	R: 0 E: 0 K: 1 S: 5	H: 0 LOB: 0 BB: 0 P: 5	R: 0 E: 0 K: 0 S: 3	H: 0 LOB: 0 BB: 0 P: 3	R: 0 E: 0 K: 1 S: 7	H: 1 LOB: 0 BB: 0 P: 3	R: 0 E: 0 K: 1 S: 7	H: 2 LOB: 2 BB: 0 P: 7	R: 0 E: 0 K: 1 S: 7	H: 2 LOB: 2 BB: 0 P: 7	R: 0 E: 0 K: 0 S: 2	H: 0 LOB: 0 BB: 1 P: 6	R: 0 E: 0 K: 1 S: 7	H: 2 LOB: 2 BB: 0 P: 7	R: 0 E: 0 K: 0 S: 4	H: 1 LOB: 1 BB: 0 P: 4	R: 0 E: 0 K: 2 S: 9	H: 2 LOB: 2 BB: 0 P: 9	1B: 8 2B: 1 3B: 1 HR: 0	SF: 0 SAC: 0 DP: 2 HBP: 0	WP: 0 PB: 0 SB: 0 CS: 0	PA: 36
<b>PITCHER</b>	IP WLS BF H R ER SO BB IBB HBP BLK WP HR S P ERA WHIP																					
Steve Barber, L (1, 1) ERA: 3.83	6.2 W 26 7 0 0 3 1 0 0 0 0 0 0 31 35 0.00 1.200																					
Harvey Haddix, L (7, 1) ERA: 1.89	2.1 S 10 3 0 0 3 0 0 0 0 0 0 0 16 16 0.00 1.286																					





Batter	1	2	3	4	5	6	7	8	9	10	AB	R	H	RBI	BB	SO	LOB	TOP				
Jackie Brandt, R OBP: 0.307, SLG: 0.399 (1, 8)	1-3		6-3			5-3	BB 1B 2B		K		5	1	1	1	0	1	1	<b>Baltimore Orioles @ New York Yankees</b> Yankee Stadium, Bronx, NY Sat Aug 08 1964, 3:33 AM EDT Att: 52,796 - Overcast - 86 F				
Luis Aparicio, R OBP: 0.319, SLG: 0.375 (1, 6)	K			F9		F4	1B BB BB		G5-4-3		4	0	0	0	1	1						
Bob Johnson, R OBP: 0.322, SLG: 0.412 Boog Powell, L OBP: 0.382, SLG: 0.599 (6, PH) (6, 3)	F7			K			1B BB			G5-4-3 BB	2	0	0	0	0	1	0					
Brooks Robinson, R OBP: 0.354, SLG: 0.470 (1, 5)		L5		L6		F8				G5-4-3 BB	5	0	1	1	0	0	2					
Sam Bowers, R OBP: 0.332, SLG: 0.473 (1, 9)	K						1B SF9 2B				5	3	3	1	0	1	3					
Earl Robinson, R OBP: 0.457, SLG: 0.656 (1, 7)							1B SF9 2-3				5	1	3	2	0	0	0					
Dick Brown, R OBP: 0.339, SLG: 0.476 (1, 2)				4-3			SF9 1-2 3-H				3	1	1	1	0	1	1					
Jerry Adair, R OBP: 0.291, SLG: 0.333 (1, 4)			6-3				K				3	0	0	0	0	1	1					
Milt Pappas, R OBP: 0.228, SLG: 0.167 Norm Siebert, L OBP: 0.180, SLG: 0.388 Stu Miller, R OBP: 0.180, SLG: 0.415 Charlie Lau, L OBP: 0.237, SLG: 0.415 Bob Savene, S OBP: 0.237, SLG: 0.182 Dick Hall, R OBP: 0.273, SLG: 0.200 (1, 11) (7, PH) (7, 1) (8, PH) (8, PH) (8, 1)			K				K				2	0	0	0	0	2	1					
<b>Inning Stats</b>	R: 0 E: 0 K: 1 S: 5	H: 0 LOB: 0 BB: 0 P: 5	R: 0 E: 0 K: 1 S: 6	H: 1 LOB: 1 BB: 0 P: 6	R: 0 E: 0 K: 1 S: 5	H: 0 LOB: 0 BB: 0 P: 5	R: 1 E: 0 K: 2 S: 9	H: 2 LOB: 1 BB: 0 P: 9	R: 0 E: 0 K: 0 S: 3	H: 0 LOB: 1 BB: 1 P: 7	R: 4 E: 0 K: 0 S: 8	H: 5 LOB: 3 BB: 2 P: 16	R: 0 E: 0 K: 1 S: 5	H: 0 LOB: 0 BB: 0 P: 5	R: 0 E: 0 K: 1 S: 5	H: 1 LOB: 1 BB: 0 P: 5	R: 1 E: 0 K: 0 S: 3		H: 1 LOB: 0 BB: 1 P: 7	1B: 6 2B: 2 3B: 0 HR: 2	SF: 1 SAC: 1 DP: 2 HBP: 0	WP: 0 PA: 42
<b>PITCHER</b>	IP WLS BF H R ER SO ERA WHIP	IP WLS BF H R ER SO ERA WHIP	IP WLS BF H R ER SO ERA WHIP	IP WLS BF H R ER SO ERA WHIP	IP WLS BF H R ER SO ERA WHIP	IP WLS BF H R ER SO ERA WHIP	IP WLS BF H R ER SO ERA WHIP	IP WLS BF H R ER SO ERA WHIP	IP WLS BF H R ER SO ERA WHIP	IP WLS BF H R ER SO ERA WHIP	IP WLS BF H R ER SO ERA WHIP	IP WLS BF H R ER SO ERA WHIP	IP WLS BF H R ER SO ERA WHIP	IP WLS BF H R ER SO ERA WHIP	IP WLS BF H R ER SO ERA WHIP	IP WLS BF H R ER SO ERA WHIP	IP WLS BF H R ER SO ERA WHIP		IP WLS BF H R ER SO ERA WHIP	IP WLS BF H R ER SO ERA WHIP	IP WLS BF H R ER SO ERA WHIP	IP WLS BF H R ER SO ERA WHIP
Whitey Ford, L ERA: 2.16 (1, 1)	2.0	7	1	0	0	2	BB: 0 IBB: 0 HBP: 0 BLK: 0	WP: 0 HR: 0 S: 11	P: 11 ERA: 0.00 WHIP: 0.500													
Rollie Sheldon, R ERA: 4.12 (3, 1)	4.2	21	6	5	5	4	BB: 1 IBB: 0 HBP: 0 BLK: 0	WP: 0 HR: 1 S: 28	P: 32 ERA: 9.64 WHIP: 1.500													
Pete Mikkelsen, R ERA: 4.24 (7, 1)	1.1	7	1	0	0	1	BB: 2 IBB: 0 HBP: 0 BLK: 0	WP: 0 HR: 0 S: 7	P: 15 ERA: 0.00 WHIP: 2.250													
Hal Reniff, R ERA: 2.94 (9, 1)	2.0	L	7	2	1	1	BB: 1 IBB: 0 HBP: 0 BLK: 0	WP: 0 HR: 1 S: 8	P: 12 ERA: 4.50 WHIP: 1.500													

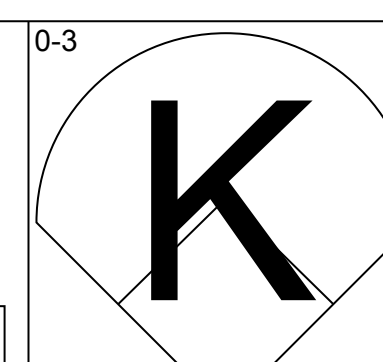
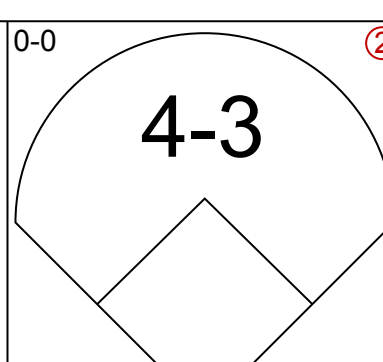
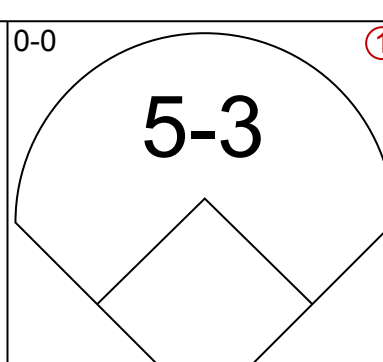
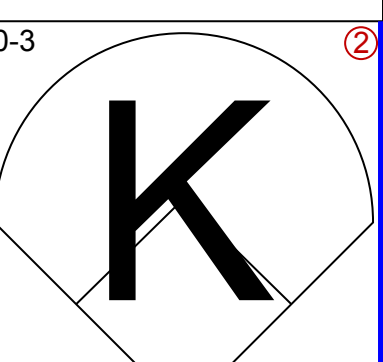

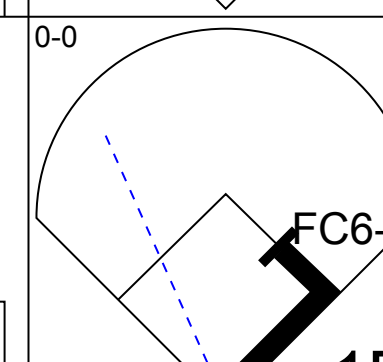
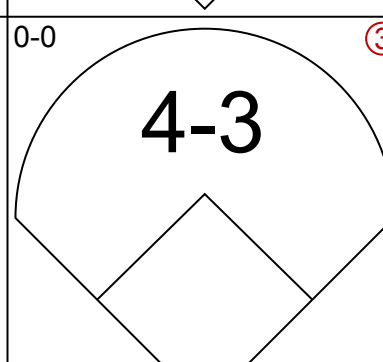
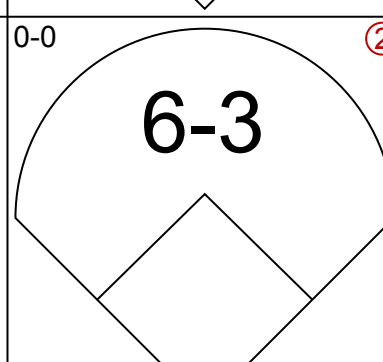
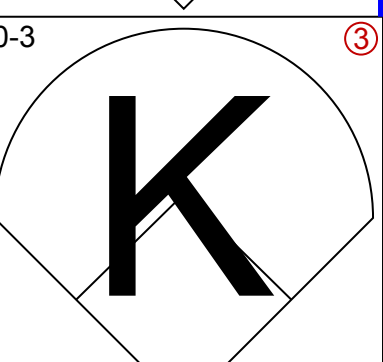
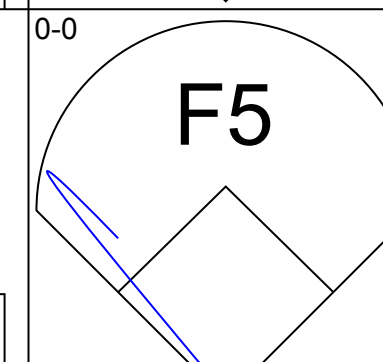
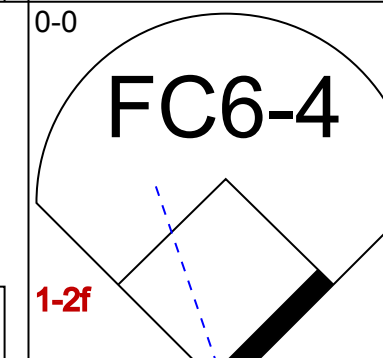
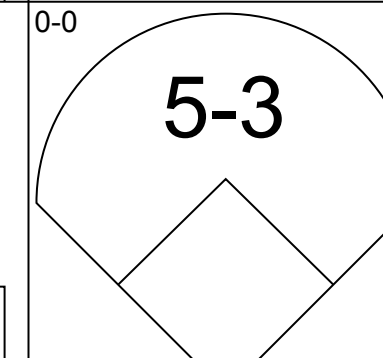

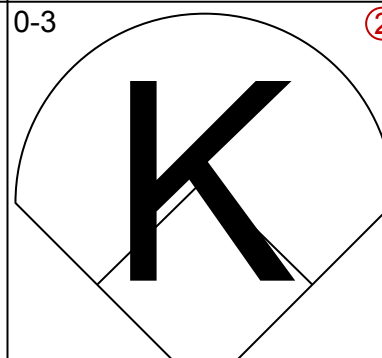

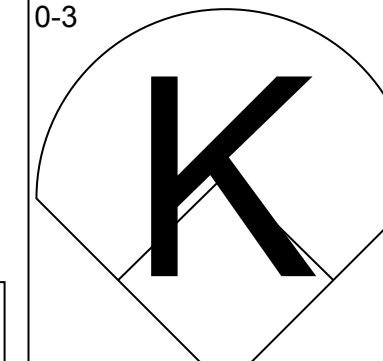
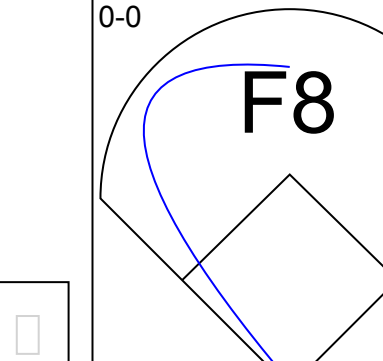
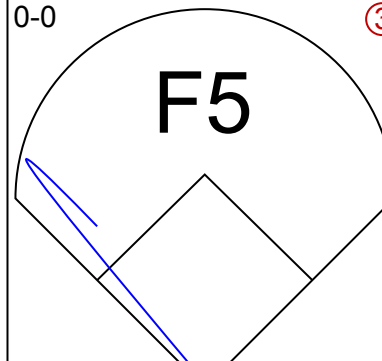
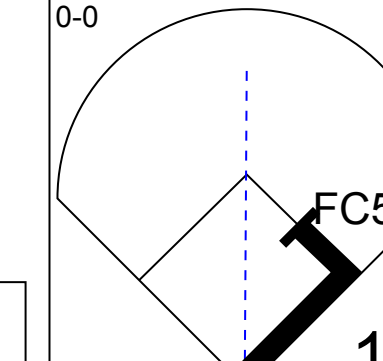
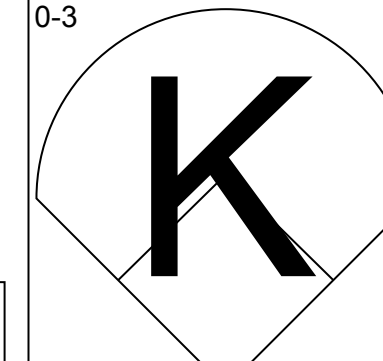
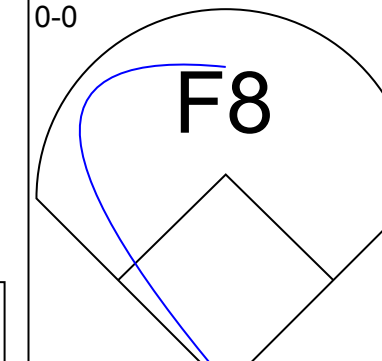
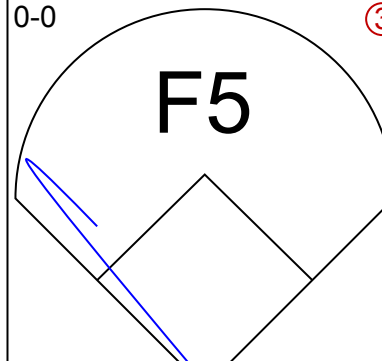
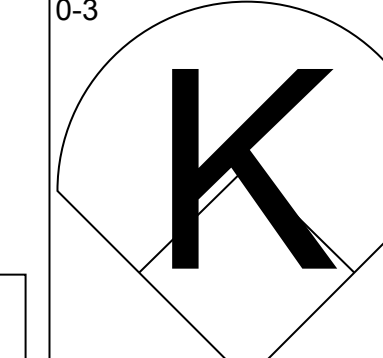
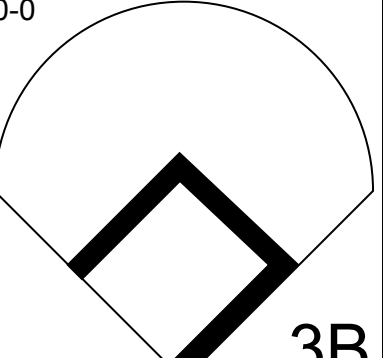
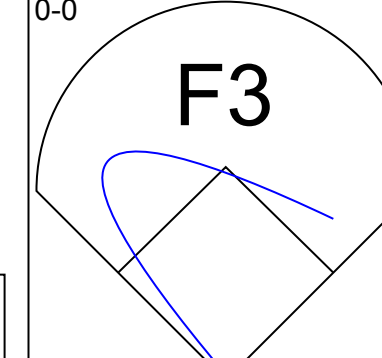
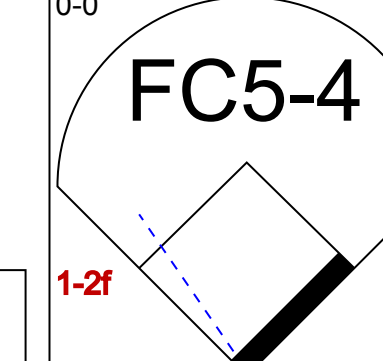
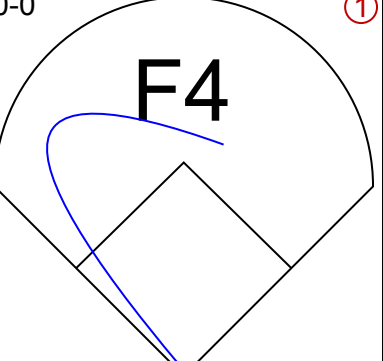
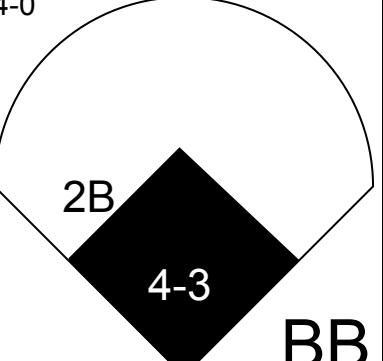

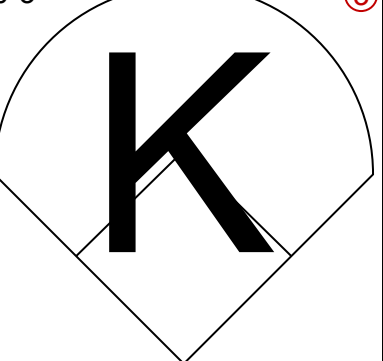
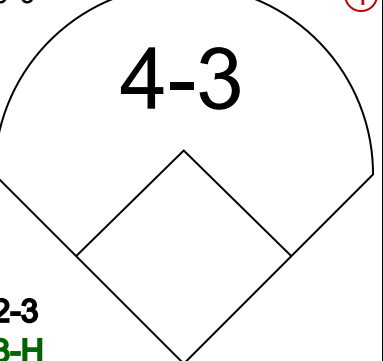
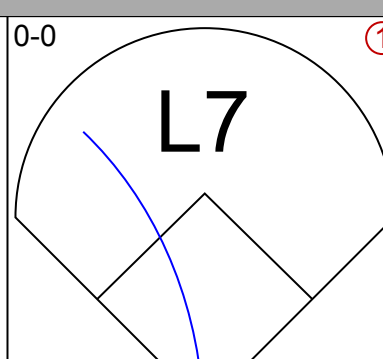
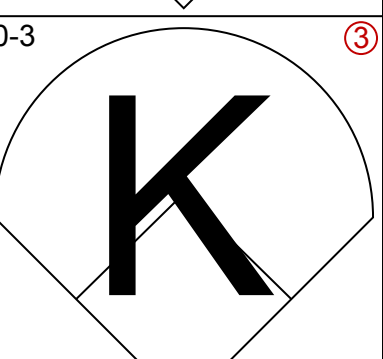
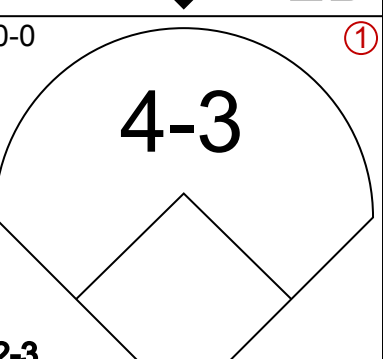
AB	36
R	6
H	10
RBI	6
BB	4
SO	8
LOB	11

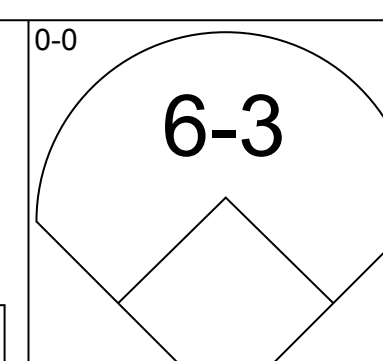
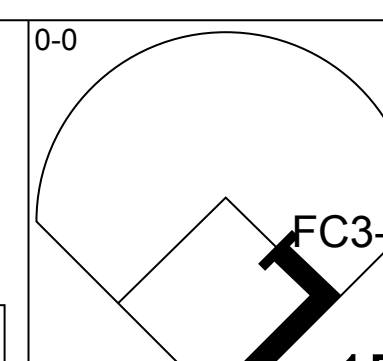
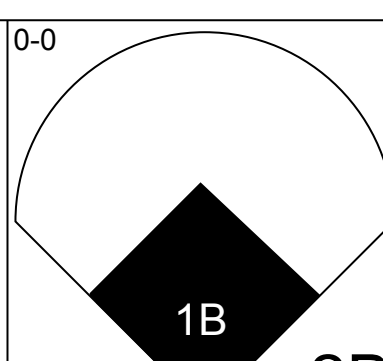


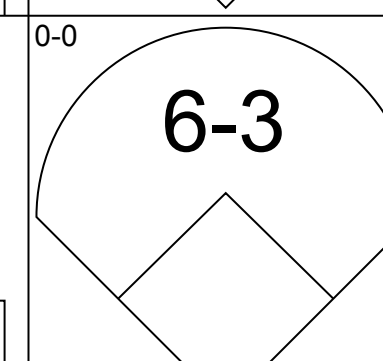
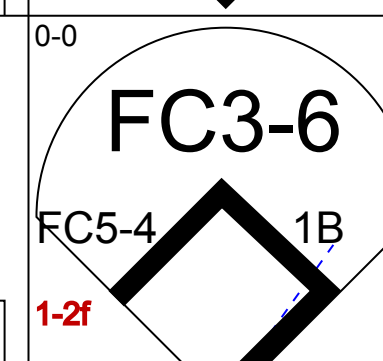
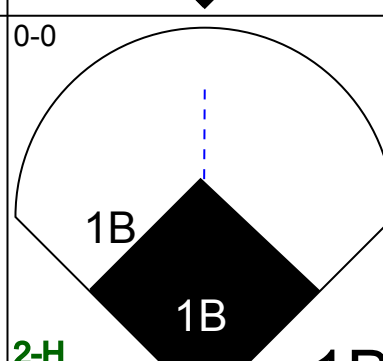
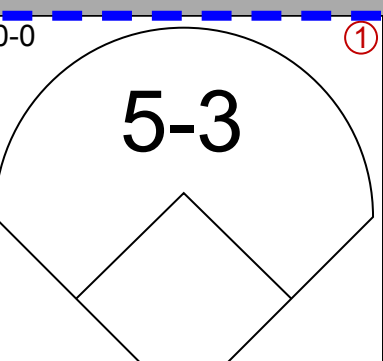
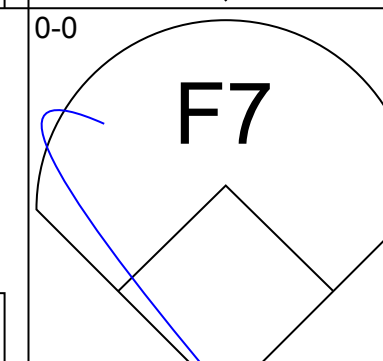
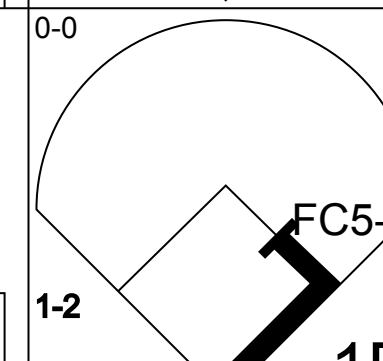
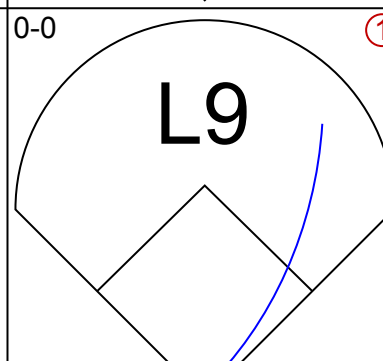
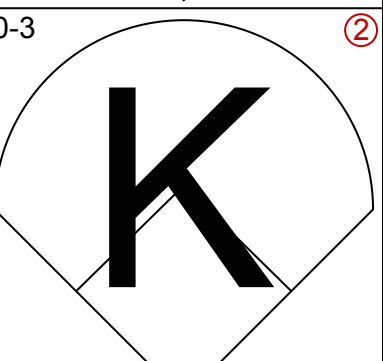
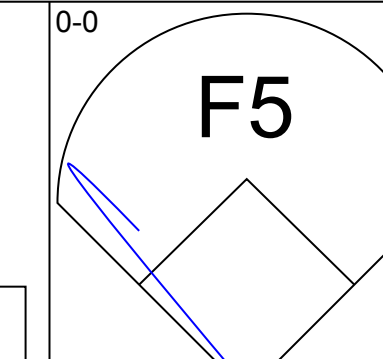
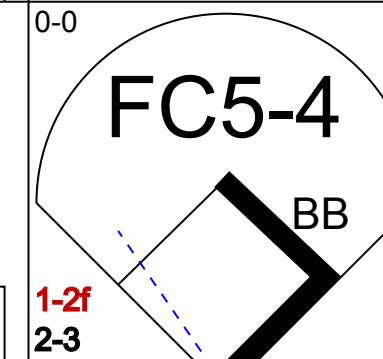
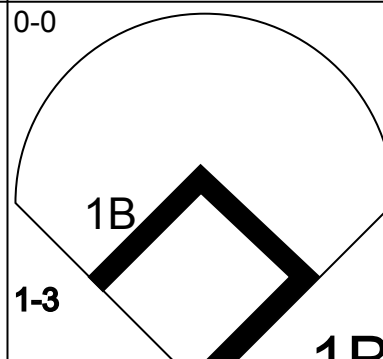
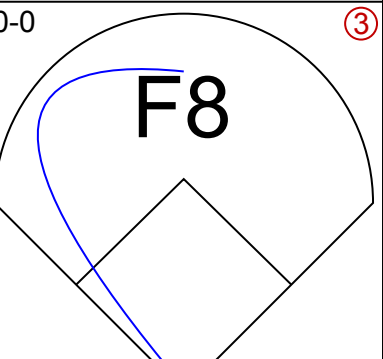
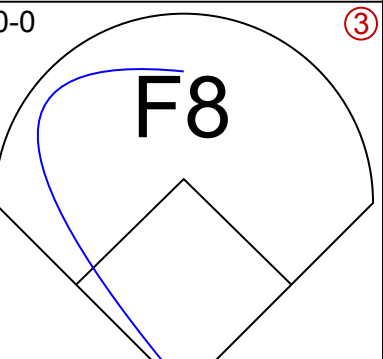
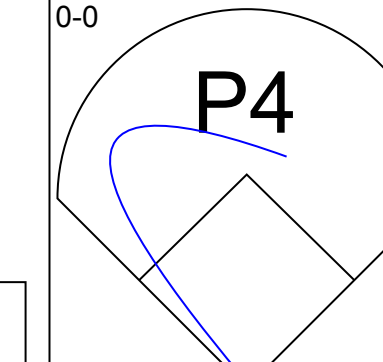
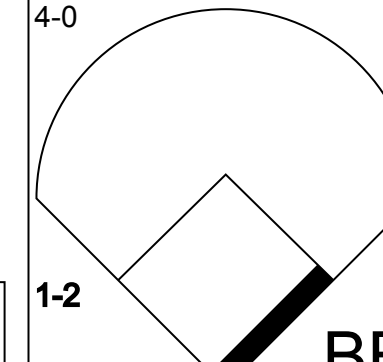
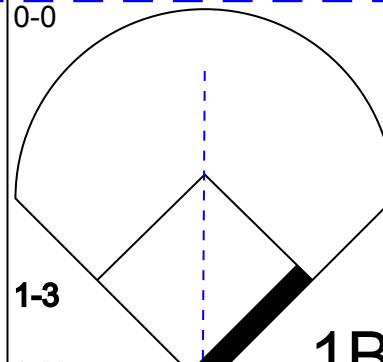

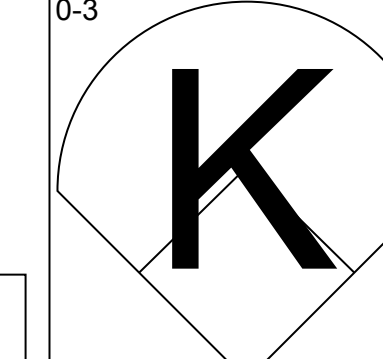
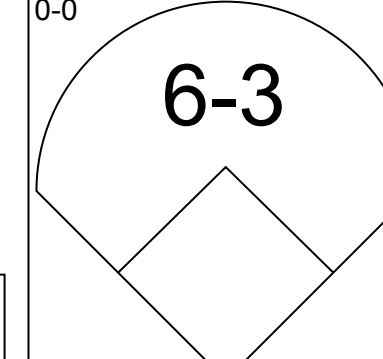
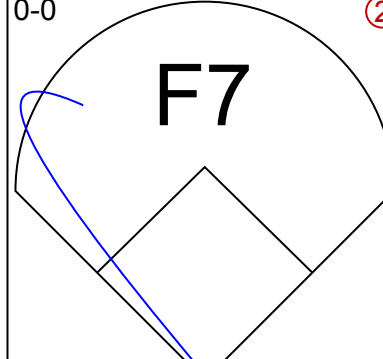
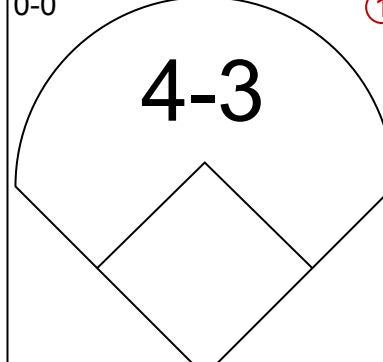
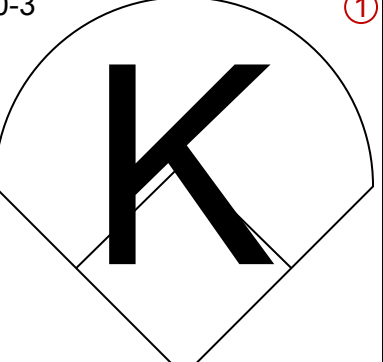
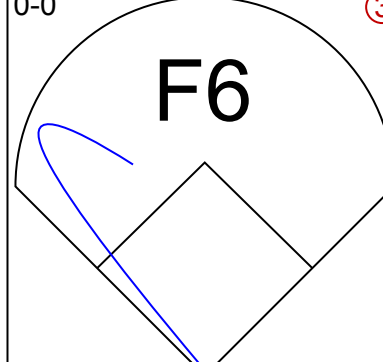
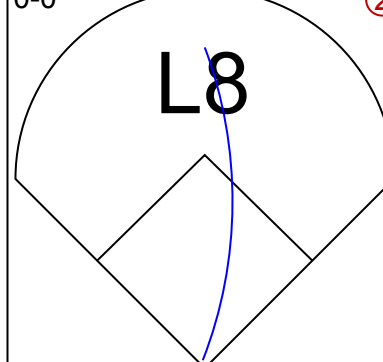
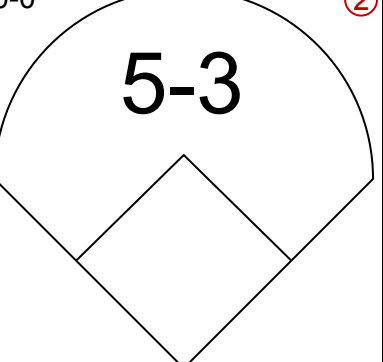
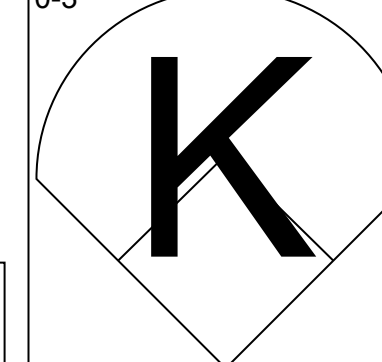
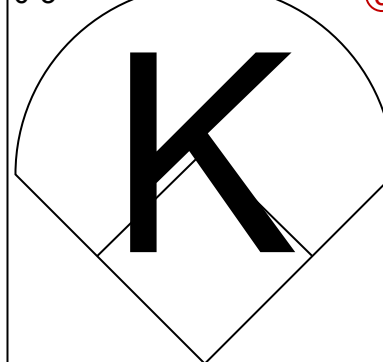
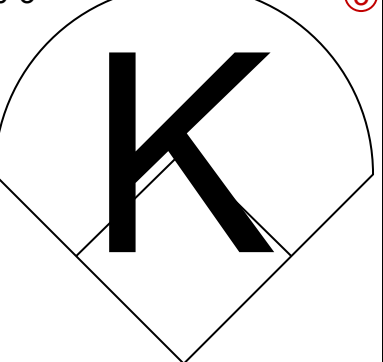
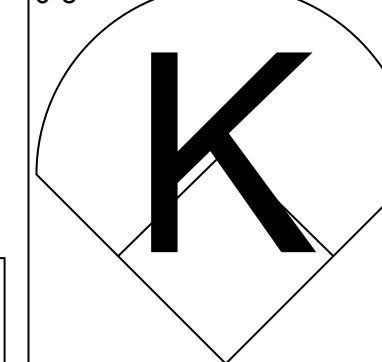


Batter	1	2	3	4	5	6	7	8	9	10	AB	R	H	RBI	BB	SO	LOB	BOTTOM						
Phil Linz, R OBP: 0.319, SLG: 0.355 (1, 6)	5-3			1B		4-3		HR HBP			3	1	1	0	0	0	0	<b>Baltimore Orioles @ New York Yankees</b> Yankee Stadium, Bronx, NY Sat Aug 08 1964, 3:33 AM EDT Att: 52,796 - Overcast - 86 F						
Bobby Richardson, R OBP: 0.287, SLG: 0.334 (1, 4)	6-3			F8		F7		HR			4	1	1	2	0	0	1							
Roger Maris, L OBP: 0.363, SLG: 0.463 (1, 9)	F5			K		F6		G3			4	0	0	0	0	1	1							
Mickey Mantle, S OBP: 0.430, SLG: 0.581 (1, 8)		K		F5							4	0	0	0	0	1	1							
Tom Tresh, S OBP: 0.373, SLG: 0.444 (1, 7)		K			F8						4	0	0	0	0	1	0							
Joe Pepitone, L OBP: 0.291, SLG: 0.415 (1, 3)				3-1							4	2	2	1	0	0	0							
Johnny Blanchard, L OBP: 0.353, SLG: 0.384 (1, 2)				6-3							4	1	1	2	0	0	0							
Clete Boyer, R OBP: 0.282, SLG: 0.321 (1, 5)				6-3		1-3					4	0	0	0	0	1	0							
Whitey Ford, L OBP: 0.279, SLG: 0.170 Rollie Sheldon, R OBP: 0.180, SLG: 0.388 Pete Mikkelsen, R OBP: 0.180, SLG: 0.415 Hector Lopez, R OBP: 0.211, SLG: 0.433 Hal Reniff, R OBP: 0.211, SLG: 0.111 Elston Howard, R OBP: 0.291, SLG: 0.417 (1, 11) (3, 1) (7, 1) (8, PH) (8, PH) (8, 1)				K		L7					0	0	0	0	0	0	0							
<b>Inning Stats</b>	R: 0 E: 0 K: 0 S: 3	H: 0 LOB: 0 BB: 0 P: 3	R: 0 E: 0 K: 2 S: 7	H: 0 LOB: 0 BB: 0 P: 7	R: 0 E: 0 K: 1 S: 5	H: 0 LOB: 0 BB: 0 P: 5	R: 0 E: 0 K: 1 S: 6	H: 1 LOB: 1 BB: 0 P: 6	R: 2 E: 0 K: 0 S: 5	H: 2 LOB: 0 BB: 0 P: 5	R: 0 E: 0 K: 0 S: 3	H: 0 LOB: 0 BB: 0 P: 3	R: 1 E: 0 K: 0 S: 4	H: 1 LOB: 0 BB: 0 P: 4	R: 2 E: 0 K: 2 S: 8	H: 1 LOB: 0 BB: 0 P: 9	R: 0 E: 0 K: 0 S: 3		H: 0 LOB: 0 BB: 0 P: 3	R: 0 E: 0 K: 0 S: 3	H: 0 LOB: 0 BB: 0 P: 3	1B: 1 2B: 1 3B: 0 HR: 3	SF: 0 SAC: 0 DP: 0 HBP: 1	WP: 0 PA: 36
<b>PITCHER</b>	IP WLS BF H R ER SO ERA WHIP	IP WLS BF H R ER SO ERA WHIP	IP WLS BF H R ER SO ERA WHIP	IP WLS BF H R ER SO ERA WHIP	IP WLS BF H R ER SO ERA WHIP	IP WLS BF H R ER SO ERA WHIP	IP WLS BF H R ER SO ERA WHIP	IP WLS BF H R ER SO ERA WHIP	IP WLS BF H R ER SO ERA WHIP	IP WLS BF H R ER SO ERA WHIP	IP WLS BF H R ER SO ERA WHIP	IP WLS BF H R ER SO ERA WHIP	IP WLS BF H R ER SO ERA WHIP	IP WLS BF H R ER SO ERA WHIP	IP WLS BF H R ER SO ERA WHIP	IP WLS BF H R ER SO ERA WHIP	IP WLS BF H R ER SO ERA WHIP		IP WLS BF H R ER SO ERA WHIP	IP WLS BF H R ER SO ERA WHIP	IP WLS BF H R ER SO ERA WHIP	IP WLS BF H R ER SO ERA WHIP		
Milt Pappas, R ERA: 3.18 (1, 1)	6.0	21	3	2	2	4	BB: 0 IBB: 0 HBP: 0 BLK: 0	WP: 0 HR: 1 S: 29	P: 29 ERA: 3.00 WHIP: 0.500															
Stu Miller, R ERA: 2.86 (7, 1)	2.0	9	2	3	3	2	BB: 0 IBB: 0 HBP: 1 BLK: 0	WP: 0 HR: 2 S: 12	P: 13 ERA: 13.50 WHIP: 1.000															
Dick Hall, R ERA: 2.58 (9, 1)	2.0	W	6	0	0	0	BB: 0 IBB: 0 HBP: 0 BLK: 0	WP: 0 HR: 0 S: 6	P: 6 ERA: 0.00 WHIP: 0.000															





Batter	1	2	3	4	5	6	7	8	9	AB	R	H	RBI	BB	SO	LOB	TOP			
Jackie Brandt, R OBP: 0.304, SLG: 0.395 Frank Bertaina, L (8, 1)										4	0	0	0	0	2	1	<p><b>Baltimore Orioles @ New York Yankees</b> Yankee Stadium, Bronx, NY Sun Aug 09 1964, 3:33 AM EDT Sunny - 74 F</p> <p>livebaseballscores.com</p> <p>AB 31 R 1 H 4 RBI 1 BB 1 SO 9 LOB 11</p> 			
Luis Aparicio, R OBP: 0.320, SLG: 0.376 Bob Saverine, S OBP: 0.237, SLG: 0.176 (6, PH) (6, 6)										2	0	1	0	0	0	0				
Boog Powell, L OBP: 0.381, SLG: 0.597 (8, PH) (8, 7)										1	0	0	0	0	1	1				
Bob Johnson, R OBP: 0.315, SLG: 0.402 (1, 3) (8, 6)										4	0	0	0	0	1	1				
Brooks Robinson, R OBP: 0.351, SLG: 0.466 (1, 5)										4	0	0	0	0	1	1				
Sam Bowens, R OBP: 0.331, SLG: 0.470 (1, 9)										4	0	1	0	0	1	0				
Earl Robinson, R OBP: 0.447, SLG: 0.686 (1, 7) (8, 8)										3	0	1	0	0	1	1				
Dick Brown, R OBP: 0.339, SLG: 0.471 (1, 2)										2	1	0	0	1	0	2				
Jerry Adair, R OBP: 0.291, SLG: 0.336 (1, 4)										3	0	1	0	0	1	2				
Dave McNally, R OBP: 0.191, SLG: 0.159 Dave Vineyard, R OBP: 0.250, SLG: 0.250 Norm Siebern, L OBP: 0.382, SLG: 0.367 (8, PH) (8, 3)										2	0	0	0	0	1	1				
<b>Inning Stats</b>	R: 0 E: 0 K: 1 S: 6	H: 1 LOB: 1 BB: 0 P: 6	R: 0 E: 0 K: 1 S: 6	H: 1 LOB: 1 BB: 0 P: 6	R: 0 E: 0 K: 0 S: 3	H: 0 LOB: 0 BB: 0 P: 3	R: 0 E: 0 K: 2 S: 7	H: 0 LOB: 0 BB: 0 P: 7	R: 0 E: 0 K: 2 S: 8	H: 1 LOB: 1 BB: 0 P: 8	R: 0 E: 0 K: 0 S: 3	H: 0 LOB: 0 BB: 0 P: 3	R: 0 E: 0 K: 1 S: 5	H: 0 LOB: 0 BB: 0 P: 5	R: 0 E: 0 K: 1 S: 5	H: 0 LOB: 0 BB: 0 P: 5	1B: 2 2B: 1 3B: 1 HR: 0	SF: 0 SAC: 0 DP: 0 HBP: 0	WP: 0 PB: 0 SB: 0 CS: 0	PA: 32
<b>PITCHER</b> Al Downing, L ERA: 3.22 (1, 1)	IP: 9.0 WLS: W BF: 32 H: 4 R: 1 ER: 1 SO: 9 BB: 1 IBB: 0 HBP: 0 BLK: 0 WP: 0 HR: 0 S: 49 P: 53 ERA: 1.00 WHIP: 0.556															<b>PITCHER</b> IP: WLS: BF: H: R: ER: SO: BB: IBB: HBP: BLK: WP: HR: S: P: ERA: WHIP:				

Batter	1	2	3	4	5	6	7	8	9	AB	R	H	RBI	BB	SO	LOB	BOTTOM			
Phil Linz, R OBP: 0.322, SLG: 0.361 (1, 6)										4	1	2	0	0	0	0	<p><b>Baltimore Orioles @ New York Yankees</b> Yankee Stadium, Bronx, NY Sun Aug 09 1964, 3:33 AM EDT Sunny - 74 F</p> <p>livebaseballscores.com</p> <p>AB 30 R 2 H 6 RBI 2 BB 1 SO 7 LOB 11</p> 			
Bobby Richardson, R OBP: 0.287, SLG: 0.333 (1, 4)										4	1	1	1	0	0	1				
Roger Maris, L OBP: 0.362, SLG: 0.461 (1, 9)										4	0	1	0	0	1	1				
Tom Tresh, S OBP: 0.372, SLG: 0.442 (1, 8)										4	0	1	0	0	0	2				
Elston Howard, R OBP: 0.353, SLG: 0.418 (1, 2)										2	0	1	1	1	0	0				
Hector Lopez, R OBP: 0.317, SLG: 0.427 (1, 7)										3	0	0	0	0	1	5				
Joe Pepitone, L OBP: 0.289, SLG: 0.412 (1, 3)										3	0	0	0	0	1	2				
Clete Boyer, R OBP: 0.280, SLG: 0.318 (1, 5)										3	0	0	0	0	1	0				
Al Downing, R OBP: 0.155, SLG: 0.179 (1, 1)										3	0	0	0	0	3	0				
<b>Inning Stats</b>	R: 0 E: 0 K: 0 S: 3	H: 0 LOB: 0 BB: 0 P: 3	R: 0 E: 0 K: 1 S: 5	H: 0 LOB: 0 BB: 0 P: 5	R: 0 E: 0 K: 1 S: 5	H: 0 LOB: 0 BB: 0 P: 5	R: 0 E: 0 K: 0 S: 5	H: 2 LOB: 3 BB: 1 P: 9	R: 0 E: 0 K: 2 S: 7	H: 0 LOB: 0 BB: 0 P: 7	R: 2 E: 0 K: 0 S: 7	H: 4 LOB: 2 BB: 0 P: 7	R: 0 E: 0 K: 2 S: 7	H: 0 LOB: 0 BB: 0 P: 7	R: 0 E: 0 K: 1 S: 5	H: 0 LOB: 0 BB: 0 P: 5		1B: 5 2B: 1 3B: 0 HR: 0	SF: 0 SAC: 0 DP: 0 HBP: 0	WP: 0 PB: 0 SB: 0 CS: 0
<b>PITCHER</b> Dave McNally, L ERA: 3.78 Dave Vineyard, R ERA: 2.73 Frank Bertaina, L ERA: 1.8 (1, 1) (6, 1) (8, 1)	IP: 5.1 WLS: L BF: 22 H: 5 R: 2 ER: 2 SO: 4 BB: 1 IBB: 0 HBP: 0 BLK: 0 WP: 0 HR: 0 S: 29 P: 33 ERA: 3.38 WHIP: 1.125															<b>PITCHER</b> IP: WLS: BF: H: R: ER: SO: BB: IBB: HBP: BLK: WP: HR: S: P: ERA: WHIP:				



Batter	1	2	3	4	5	6	7	8	9	AB	R	H	RBI	BB	SO	LOB	TOP			
Earl Robinson, R OBP: 0.429, SLG: 0.641 (1, 8)										4	0	1	0	0	0	0	<b>Baltimore Orioles @ New York Yankees</b> Yankee Stadium, Bronx, NY Sun Aug 09 1964, 3:38 AM EDT Att: 58,102 - Sunny - 74 F			
Luis Aparicio, R OBP: 0.319, SLG: 0.373 (1, 6)										3	1	0	0	1	2	1				
Norm Siebern, L OBP: 0.383, SLG: 0.367 (1, 3)										3	1	1	1	1	1	1				
Boog Powell, L OBP: 0.382, SLG: 0.609 (1, 7)										4	2	2	2	0	1	2				
Brooks Robinson, R OBP: 0.353, SLG: 0.466 (1, 5)										4	0	2	0	0	0	1				
Sam Bowens, R OBP: 0.330, SLG: 0.470 (1, 9)										4	0	1	1	0	1	2				
Charlie Lau, L OBP: 0.321, SLG: 0.407 (1, 2)										4	0	0	0	0	2	2		<b>AB 33</b> <b>R 4</b> <b>H 7</b> <b>RBI 4</b> <b>BB 2</b> <b>SO 12</b> <b>LOB 11</b>		
Dick Brown, R OBP: 0.339, SLG: 0.471 (9, 2)										0	0	0	0	0	0	0				
Jerry Adair, R OBP: 0.288, SLG: 0.332 (1, 4)										4	0	0	0	0	2	2				
Robin Roberts, S OBP: 0.148, SLG: 0.080 (1, 1)										2	0	0	0	0	2	0				
Willie Kirkland, L OBP: 0.281, SLG: 0.293 (7, PH)										1	0	0	0	0	1	0				
Dave Vineland, R OBP: 0.250, SLG: 0.250 (7, 1)										0	0	0	0	0	0	0				
Harvey Haddix, L (8, 1)										0	0	0	0	0	0	0				
<b>Inning Stats</b>	R: 0 E: 0 K: 1 S: 5	H: 0 LOB: 0 BB: 0 P: 5	R: 1 E: 0 K: 0 S: 5	H: 2 LOB: 1 BB: 0 P: 5	R: 3 E: 0 K: 1 S: 7	H: 2 LOB: 0 BB: 1 P: 11	R: 0 E: 0 K: 2 S: 7	H: 0 LOB: 0 BB: 0 P: 7	R: 0 E: 0 K: 1 S: 5	H: 1 LOB: 1 BB: 1 P: 9	R: 0 E: 0 K: 1 S: 7	H: 0 LOB: 0 BB: 0 P: 7	R: 0 E: 0 K: 3 S: 10	H: 1 LOB: 1 BB: 0 P: 10	R: 0 E: 0 K: 1 S: 6	H: 1 LOB: 1 BB: 0 P: 6	1B: 4 2B: 2 3B: 0 HR: 1	SF: 0 SAC: 0 DP: 1 HBP: 0	WP: 1 PB: 0 SB: 2 CS: 0	PA: 35
<b>PITCHER</b>	IP WLS BF H R ER SO BB IBB HBP BLK WP HR S P ERA WHIP																			
Stan Williams, R ERA: 3.8 (1, 1)	3.0 L 14 4 4 4 2 1 0 0 0 0 0 1 17 21 12.00 1.667																			
Bill Stafford, R ERA: 2.39 (4, 1)	4.0 13 1 0 0 6 1 0 0 0 0 0 0 24 28 0.00 0.500																			
Pete Mikkelsen, R ERA: 4.11 (8, 1)	2.0 8 2 0 0 4 0 0 0 0 0 1 0 16 16 0.00 1.000																			

Batter	1	2	3	4	5	6	7	8	9	AB	R	H	RBI	BB	SO	LOB	BOTTOM					
Phil Linz, R OBP: 0.317, SLG: 0.355 (1, 6)										4	0	0	0	0	0	1	<b>Baltimore Orioles @ New York Yankees</b> Yankee Stadium, Bronx, NY Sun Aug 09 1964, 3:38 AM EDT Att: 58,102 - Sunny - 74 F					
Bobby Richardson, R OBP: 0.289, SLG: 0.335 (1, 4)										4	0	2	0	0	0	0						
Tom Tresh, S OBP: 0.373, SLG: 0.443 (1, 8)										4	0	2	0	0	0	0						
Roger Maris, L OBP: 0.363, SLG: 0.469 (1, 9)										3	1	1	1	1	1	4						
Joe Pepitone, L OBP: 0.287, SLG: 0.408 (1, 3)										4	0	0	0	0	0	5						
Johnny Blanchard, L OBP: 0.350, SLG: 0.405 (1, 7)										4	1	1	1	0	0	0						
Elston Howard, R OBP: 0.355, SLG: 0.421 (1, 2)										4	0	2	0	0	1	0		<b>AB 35</b> <b>R 2</b> <b>H 8</b> <b>RBI 2</b> <b>BB 1</b> <b>SO 5</b> <b>LOB 14</b>				
Clete Boyer, R OBP: 0.277, SLG: 0.315 (1, 5)										4	0	0	0	0	1	2						
Stan Williams, R OBP: 0.150, SLG: 0.200 (1, 1)										1	0	0	0	0	1	0						
Bill Stafford, R OBP: 0.077, SLG: 0.154 (4, 1)										1	0	0	0	0	1	0						
Mickey Mantle, S OBP: 0.429, SLG: 0.580 (7, PH)										1	0	0	0	0	0	1						
Pete Mikkelsen, R (8, 1)										0	0	0	0	0	0	0						
Hector Lopez, R OBP: 0.316, SLG: 0.425 (9, PH)										1	0	0	0	0	0	1						
<b>Inning Stats</b>	R: 0 E: 0 K: 0 S: 5	H: 2 LOB: 2 BB: 0 P: 5	R: 1 E: 0 K: 1 S: 6	H: 1 LOB: 0 BB: 0 P: 6	R: 0 E: 0 K: 1 S: 7	H: 2 LOB: 2 BB: 0 P: 7	R: 0 E: 0 K: 1 S: 5	H: 0 LOB: 0 BB: 0 P: 5	R: 0 E: 0 K: 1 S: 5	H: 0 LOB: 0 BB: 0 P: 5	R: 1 E: 0 K: 0 S: 4	H: 1 LOB: 1 BB: 0 P: 4	R: 0 E: 0 K: 1 S: 6	H: 1 LOB: 1 BB: 0 P: 6	R: 0 E: 0 K: 0 S: 3	H: 0 LOB: 1 BB: 1 P: 7	R: 0 E: 0 K: 0 S: 4	H: 1 LOB: 1 BB: 0 P: 4	1B: 5 2B: 1 3B: 0 HR: 2	SF: 0 SAC: 0 DP: 0 HBP: 0	WP: 0 PB: 0 SB: 0 CS: 0	PA: 36
<b>PITCHER</b>	IP WLS BF H R ER SO BB IBB HBP BLK WP HR S P ERA WHIP																					
Robin Roberts, R ERA: 3.03 (1, 1)	6.0 W 24 6 2 2 4 0 0 0 0 0 0 0 32 32 3.00 1.000																					
Dave Vineland, R ERA: 2.59 (7, 1)	1.2 7 1 0 0 1 1 0 0 0 0 0 0 8 12 0.00 1.200																					
Harvey Haddix, L ERA: 1.85 (8, 1)	1.1 S 5 1 0 0 0 0 0 0 0 0 0 0 5 5 0.00 0.750																					







Batter	1	2	3	4	5	6	7	8	9	AB	R	H	RBI	BB	SO	LOB	TOP
Felix Mantilla, R OBP: 0.329, SLG: 0.535	F9			F8		G4-6-3			6-3	4	0	0	0	0	0	1	
Eddie Bressoud, R OBP: 0.372, SLG: 0.464	L3			F3			F9		K	4	0	0	0	0	1	0	
Carl Yastrzemski, L OBP: 0.383, SLG: 0.483	L9				1B		4-3			4	0	2	0	0	0	0	
Dick Stuart, R OBP: 0.318, SLG: 0.498		K			1-3		3-1		F8	4	0	0	0	0	1	2	
Tony Horton, R OBP: 0.396, SLG: 0.477		6-3				G6-3 1B		F9		3	0	1	0	0	0	0	
Frank Malzone, R OBP: 0.320, SLG: 0.385		F5			F3			1B 1B		3	0	1	0	0	0	1	
Lee Thomas, L OBP: 0.330, SLG: 0.391			L5		G6-3			1B 1-2 1B		3	0	1	0	0	0	1	
Bob Tillman, R OBP: 0.361, SLG: 0.435			1-4-3			5-3		F2		3	0	0	0	0	0	2	
Ed Connolly, L ERA: 0.154, SLG: 0.083									5-3	1	0	0	0	0	1	0	
Jay Ritchie, R ERA: 0.288, SLG: 0.330										0	0	0	0	0	0	0	
Dalton Jones, L ERA: 9.16										0	1	0	0	0	0	0	
Pete Charton, L ERA: 9.16										0	0	0	0	0	0	0	
Russ Nixon, L ERA: 5.14										0	0	0	0	0	2	0	
Jack Lamabe, R ERA: 5.14										0	0	0	0	0	0	0	
<b>Inning Stats</b>	R: 0 E: 0 K: 0 S: 3	H: 0 LOB: 0 BB: 0 P: 3	R: 0 E: 0 K: 1 S: 5	H: 0 LOB: 0 BB: 0 P: 5	R: 0 E: 0 K: 1 S: 5	H: 1 LOB: 1 BB: 0 P: 4	R: 0 E: 0 K: 0 S: 3	H: 1 LOB: 0 BB: 0 P: 3	R: 0 E: 0 K: 0 S: 3	H: 0 LOB: 0 BB: 0 P: 3	R: 0 E: 0 K: 0 S: 5	H: 2 LOB: 2 BB: 0 P: 5	R: 0 E: 0 K: 1 S: 6	H: 1 LOB: 1 BB: 0 P: 6	1B: 6 2B: 0 3B: 0 HR: 0	SF: 0 SAC: 0 DP: 2 HBP: 0	WP: 0 PA: 31 PB: 0 SB: 0 CS: 0
<b>PITCHER</b> Mitt Pappas, R ERA: 3.01	IP: 9.0 WLS: W BF: 31 H: 6 R: 0 ER: 0 SO: 3 BB: 0 IBB: 0 HBP: 0 BLK: 0 WP: 0 HR: 0 S: 37 P: 37 ERA: 0.00 WHIP: 0.667															<b>PITCHER</b> Mitt Pappas, R ERA: 3.01	

**Boston Red Sox @ Baltimore Orioles**  
Memorial Stadium, Baltimore, MD  
Wed Aug 12 1964, 7:05 PM EDT  
Att: 14,005 - Unknown

AB 31  
R 0  
H 6  
RBI 0  
BB 0  
SO 3  
LOB 9



Batter	1	2	3	4	5	6	7	8	9	AB	R	H	RBI	BB	SO	LOB	BOTTOM
Earl Robinson, R OBP: 0.353, SLG: 0.521	F3	K		6-3			K	G6-4-3		5	0	0	0	0	2	3	
Luis Aparicio, R OBP: 0.320, SLG: 0.370	6-3		S 1B BB		5-3		S 1B BB			2	2	0	0	2	0	0	
Boog Powell, L OBP: 0.387, SLG: 0.615			G6-4-3 1B		K		1B BB			2	0	1	1	2	1	0	
Brooks Robinson, R OBP: 0.353, SLG: 0.471	L8		G6-4-3		4-3		FC5-4 1B			4	0	1	1	0	0	2	
Sam Bowens, R OBP: 0.337, SLG: 0.500		2B HBP		HR		HR	FC5-4 1-2			3	3	2	2	0	0	2	
Norm Siebern, L OBP: 0.390, SLG: 0.370		1B 2B				FC5-4 BB		S 1B BB		1	2	1	1	3	0	0	
Dick Brown, R OBP: 0.337, SLG: 0.466			F8			FC5-4 G5-4-3		K		4	0	1	1	0	1	3	
Jerry Adair, R OBP: 0.290, SLG: 0.341		K		3-1		G5-4-3		1B 2H 1B		4	0	1	1	0	1	2	
Mitt Pappas, R OBP: 0.222, SLG: 0.172		K		K			F7	G6-4-3 1B		4	0	1	0	0	2	1	
<b>Inning Stats</b>	R: 0 E: 0 K: 0 S: 3	H: 0 LOB: 1 BB: 1 P: 7	R: 2 E: 0 K: 3 S: 11	H: 2 LOB: 1 BB: 0 P: 12	R: 2 E: 0 K: 0 S: 4	H: 2 LOB: 1 BB: 2 P: 12	R: 0 E: 0 K: 1 S: 5	H: 0 LOB: 0 BB: 0 P: 5	R: 0 E: 0 K: 0 S: 3	H: 1 LOB: 0 BB: 1 P: 7	R: 1 E: 0 K: 1 S: 6	H: 1 LOB: 2 BB: 2 P: 14	R: 1 E: 0 K: 1 S: 6	H: 2 LOB: 1 BB: 1 P: 10	1B: 5 2B: 1 3B: 0 HR: 2	SF: 0 SAC: 0 DP: 3 HBP: 1	WP: 0 PA: 37 PB: 0 SB: 3 CS: 0
<b>PITCHER</b> Ed Connolly, L ERA: 4.76	IP: 2.2 WLS: L BF: 14 H: 4 R: 4 ER: 4 SO: 3 BB: 2 IBB: 0 HBP: 1 BLK: 0 WP: 0 HR: 1 S: 17 P: 26 ERA: 13.50 WHIP: 2.250															<b>PITCHER</b> Ed Connolly, L ERA: 4.76	
Jay Ritchie, R ERA: 9.16	IP: 3.1 WLS: L BF: 8 H: 0 R: 0 ER: 0 SO: 2 BB: 1 IBB: 0 HBP: 0 BLK: 0 WP: 0 HR: 0 S: 11 P: 15 ERA: 0.00 WHIP: 0.429															<b>PITCHER</b> Jay Ritchie, R ERA: 9.16	
Pete Charton, R ERA: 9.16	IP: 6.1 WLS: L BF: 10 H: 2 R: 2 ER: 2 SO: 1 BB: 3 IBB: 0 HBP: 0 BLK: 0 WP: 0 HR: 1 S: 9 P: 21 ERA: 9.00 WHIP: 2.500															<b>PITCHER</b> Pete Charton, R ERA: 9.16	
Jack Lamabe, R ERA: 5.14	IP: 8.1 WLS: L BF: 5 H: 2 R: 1 ER: 1 SO: 1 BB: 1 IBB: 0 HBP: 0 BLK: 0 WP: 0 HR: 0 S: 6 P: 10 ERA: 9.00 WHIP: 3.000															<b>PITCHER</b> Jack Lamabe, R ERA: 5.14	

**Boston Red Sox @ Baltimore Orioles**  
Memorial Stadium, Baltimore, MD  
Wed Aug 12 1964, 7:05 PM EDT  
Att: 14,005 - Unknown

AB 29  
R 7  
H 8  
RBI 7  
BB 7  
SO 7  
LOB 13





Batter	1	2	3	4	5	6	7	8	9	AB	R	H	RBI	BB	SO	LOB	TOP					
<b>Felix Mantilla, R</b> OBP: 0.324, SLG: 0.527 (1, 4)										4	0	0	0	0	0	3						
<b>Tony Horton, R</b> OBP: 0.395, SLG: 0.438 (1, 7)										4	0	0	0	0	1	2						
<b>Carl Yastrzemski, L</b> OBP: 0.384, SLG: 0.461 (1, 8)										2	0	0	0	2	2	0						
<b>Dick Stuart, R</b> OBP: 0.315, SLG: 0.493 (1, 3)										4	0	0	0	0	3	3						
<b>Lee Thomas, L</b> OBP: 0.329, SLG: 0.388 (1, 9)										3	0	0	0	1	1	1						
<b>Frank Malzone, R</b> OBP: 0.317, SLG: 0.381 (1, 5)										4	0	0	0	0	0	2						
<b>Eddie Bressoud, R</b> OBP: 0.373, SLG: 0.469 (1, 6)										4	1	2	0	0	1	0						
<b>Russ Nixon, L</b> OBP: 0.324, SLG: 0.323 (1, 2)										4	0	2	1	0	0	1						
<b>Bill Monbouquette, R</b> OBP: 0.179, SLG: 0.137 (1, 1)										0	0	0	0	0	0	0						
<b>Jay Ritchie, R</b> OBP: 0.209, SLG: 0.500 (5, PH)										1	0	1	0	0	0	0						
<b>Roman Mejias, R</b> OBP: 0.244, SLG: 0.333 (5, PH)										1	0	0	0	0	0	1						
<b>Bill Spangnick, L</b> OBP: 0.244, SLG: 0.333 (5, PH)										0	0	0	0	0	0	0						
<b>Al Smith, R</b> OBP: 0.214, SLG: 0.252 (7, PH)										1	0	0	0	0	1	1						
<b>Pete Charton, L</b> OBP: 0.214, SLG: 0.252 (7, PH)										0	0	0	0	0	0	0						
<b>Inning Stats</b>	R: 0 E: 0 K: 2 S: 7	H: 0 LOB: 1 BB: 1 P: 11	R: 0 E: 0 K: 0 S: 3	H: 0 LOB: 0 BB: 0 P: 3	R: 0 E: 0 K: 0 S: 4	H: 1 LOB: 1 BB: 0 P: 4	R: 0 E: 0 K: 2 S: 8	H: 0 LOB: 0 BB: 0 P: 8	R: 1 E: 0 K: 0 S: 5	H: 2 LOB: 1 BB: 0 P: 5	R: 0 E: 0 K: 0 S: 2	H: 0 LOB: 1 BB: 2 P: 10	R: 0 E: 0 K: 2 S: 8	H: 1 LOB: 1 BB: 0 P: 8	R: 0 E: 0 K: 2 S: 7	H: 0 LOB: 0 BB: 0 P: 7	R: 0 E: 0 K: 1 S: 6	H: 1 LOB: 1 BB: 0 P: 6	1B: 3 2B: 3 3B: 0 HR: 0	SF: 0 SAC: 0 DP: 1 HBP: 0	WP: 1 PB: 0 SB: 1 CS: 0	PA: 35
<b>PITCHER</b>	IP	WLS	BF	H	R	ER	SO	BB	IBB	HBP	BLK	WP	HR	S	P	ERA	WHIP					
<b>Robin Roberts, R</b> ERA: 2.95 (1, 1)	7.0	W	28	4	1	1	6	3	0	0	0	1	0	37	49	1.29	1.000					
<b>Stu Miller, R</b> ERA: 2.78 (8, 1)	2.0	S	7	1	0	0	3	0	0	0	0	0	0	13	13	0.00	0.500					

**Boston Red Sox @ Baltimore Orioles**  
Memorial Stadium, Baltimore, MD  
Thu Aug 13 1964, 7:05 PM EDT  
Att: 11,024 - Unknown

AB 32  
R 1  
H 5  
RBI 1  
BB 3  
SO 9  
LOB 14



Batter	1	2	3	4	5	6	7	8	9	AB	R	H	RBI	BB	SO	LOB	BOTTOM				
<b>Earl Robinson, R</b> OBP: 0.389, SLG: 0.560 (1, 8)										2	1	2	0	1	0	0					
<b>Luis Aparicio, R</b> OBP: 0.322, SLG: 0.369 (1, 6)										3	2	1	0	1	0	2					
<b>Norm Siebern, L</b> OBP: 0.391, SLG: 0.369 (1, 3)										3	1	1	1	1	1	3					
<b>Boog Powell, L</b> OBP: 0.386, SLG: 0.609 (1, 7)										3	1	0	2	1	1	1					
<b>Brooks Robinson, R</b> OBP: 0.354, SLG: 0.477 (1, 5)										3	1	1	3	1	0	1					
<b>Sam Bowens, R</b> OBP: 0.339, SLG: 0.500 (1, 9)										4	0	2	0	0	1	0					
<b>Charlie Lau, L</b> OBP: 0.314, SLG: 0.393 (1, 2)										4	0	0	0	0	0	3					
<b>Jerry Adair, R</b> OBP: 0.287, SLG: 0.338 (1, 4)										4	0	0	0	0	1	3					
<b>Robin Roberts, S</b> OBP: 0.158, SLG: 0.094 (1, 1)										3	1	1	0	0	0	0					
<b>Stu Miller, R</b> ERA: 2.78 (8, 1)										1	0	0	0	0	0	0					
<b>Inning Stats</b>	R: 5 E: 1 K: 0 S: 7	H: 5 LOB: 0 BB: 1 P: 11	R: 0 E: 0 K: 0 S: 4	H: 1 LOB: 0 BB: 0 P: 4	R: 0 E: 0 K: 0 S: 4	H: 1 LOB: 2 BB: 1 P: 8	R: 2 E: 1 K: 0 S: 5	H: 1 LOB: 1 BB: 1 P: 9	R: 0 E: 0 K: 2 S: 7	H: 0 LOB: 0 BB: 0 P: 7	R: 0 E: 0 K: 1 S: 4	H: 0 LOB: 2 BB: 2 P: 12	R: 0 E: 0 K: 1 S: 5	H: 0 LOB: 0 BB: 0 P: 5	R: 0 E: 0 K: 0 S: 3	H: 0 LOB: 0 BB: 0 P: 3	1B: 6 2B: 1 3B: 0 HR: 1	SF: 0 SAC: 1 DP: 1 HBP: 0	WP: 0 PB: 0 SB: 1 CS: 2	PA: 36	
<b>PITCHER</b>	IP	WLS	BF	H	R	ER	SO	BB	IBB	HBP	BLK	WP	HR	S	P	ERA	WHIP				
<b>Bill Monbouquette, R</b> ERA: 4.92 (1, 1)	0.0	L	5	4	5	5	0	1	0	0	0	0	0	16	24	0.00	1.500				
<b>Jay Ritchie, R</b> ERA: 4.92 (1, 1)	4.0		18	4	2	0	0	2	0	0	0	0	0	11	19	0.00	1.000				
<b>Bill Spangnick, L</b> ERA: 7.55 (5, 1)	2.0		7	0	0	0	3	2	0	0	0	0	0	8	8	0.00	0.000				
<b>Pete Charton, R</b> ERA: 8.27 (7, 1)	2.0		6	0	0	0	1	0	0	0	0	0	0	8	8	0.00	0.000				

**Boston Red Sox @ Baltimore Orioles**  
Memorial Stadium, Baltimore, MD  
Thu Aug 13 1964, 7:05 PM EDT  
Att: 11,024 - Unknown

AB 30  
R 7  
H 8  
RBI 6  
BB 5  
SO 4  
LOB 13





Batter	1	2	3	4	5	6	7	8	9	AB	R	H	RBI	BB	SO	LOB	TOP					
Phil Linz, R OBP: 0.324, SLG: 0.360 (1, 6)										4	1	2	1	1	1	1	<b>New York Yankees @ Baltimore Orioles</b> Memorial Stadium, Baltimore, MD Fri Aug 14 1964, 7:05 PM EDT Att: 47,424 - Unknown					
Bobby Richardson, R OBP: 0.289, SLG: 0.337 (1, 4)										4	0	1	1	0	0	3						
Roger Maris, L OBP: 0.358, SLG: 0.461 (1, 9)										4	1	0	0	1	1	2						
Mickey Mantle, S OBP: 0.429, SLG: 0.599 (1, 8)										4	0	2	2	1	2	0						
Tom Tresh, S OBP: 0.366, SLG: 0.436 (1, 7)										5	0	0	0	0	2	5						
Elston Howard, R OBP: 0.356, SLG: 0.430 (1, 2)										3	0	1	0	1	0	0						
Joe Pepitone, L OBP: 0.282, SLG: 0.398 (1, 3)										4	1	1	0	0	2	4						
Clete Boyer, R OBP: 0.272, SLG: 0.316 (1, 5)										4	0	1	0	0	2	1						
Rollie Sheldon, R OBP: 0.126, SLG: 0.120 (6, 1)										2	0	0	0	0	2	1						
Steve Hamilton, L OBP: 0.273, SLG: 0.200 (7, Ph)										0	0	0	0	0	0	0						
Hal Reniff, R OBP: 0.116, SLG: 0.071 (7, Ph)										0	1	0	0	1	0	0						
Pedro Gonzalez, R OBP: 0.116, SLG: 0.071 (8, Ph)										0	0	0	0	0	0	0						
Whitey Ford, L OBP: 0.273, SLG: 0.170 (8, Ph)										0	0	0	0	1	0	0						
										0	0	0	0	0	0	0						
<b>Inning Stats</b>	R: 2 E: 0 K: 0 S: 5	H: 2 LOB: 2 BB: 2 P: 13	R: 0 E: 0 K: 1 S: 6	H: 1 LOB: 1 BB: 0 P: 6	R: 0 E: 0 K: 1 S: 5	H: 0 LOB: 0 BB: 0 P: 5	R: 0 E: 0 K: 2 S: 7	H: 0 LOB: 0 BB: 0 P: 7	R: 0 E: 0 K: 1 S: 7	H: 2 LOB: 2 BB: 0 P: 7	R: 1 E: 0 K: 2 S: 8	H: 1 LOB: 3 BB: 3 P: 20	R: 1 E: 0 K: 1 S: 7	H: 2 LOB: 2 BB: 1 P: 11	R: 0 E: 0 K: 2 S: 7	H: 0 LOB: 0 BB: 0 P: 7	1B: 4 2B: 4 3B: 0 HR: 0	SF: 0 SAC: 1 DP: 0 HBP: 0	WP: 0 PB: 0 SB: 0 CS: 0	PA: 41		
<b>PITCHER</b>	IP WLS BF H R ER SO BB IBB HBP BLK WP HR S P ERA WHIP	6.1 W 29 6 3 3 7 3 1 0 0 0 0 39 55 4.26 1.421	1.1 8 2 1 1 3 1 1 0 0 0 0 12 20 6.75 2.250	1.1 S 4 0 0 0 2 0 0 0 0 0 0 8 8 0.00 0.000																		

AB	34
R	4
H	8
RBI	4
BB	6
SO	12
LOB	17



Batter	1	2	3	4	5	6	7	8	9	AB	R	H	RBI	BB	SO	LOB	BOTTOM				
Earl Robinson, R OBP: 0.397, SLG: 0.574 (1, 8)										4	0	2	1	0	0	0	<b>New York Yankees @ Baltimore Orioles</b> Memorial Stadium, Baltimore, MD Fri Aug 14 1964, 7:05 PM EDT Att: 47,424 - Unknown				
Luis Aparicio, R OBP: 0.321, SLG: 0.368 (1, 6)										4	0	1	0	0	0	2					
Norm Siebern, L OBP: 0.391, SLG: 0.367 (1, 3)										2	1	0	0	2	0	0					
Boog Powell, L OBP: 0.384, SLG: 0.604 (1, 7)										3	1	0	0	1	1	2					
Jackie Brandt, R OBP: 0.304, SLG: 0.395 (9, 8)										0	0	0	0	0	0	0					
Brooks Robinson, R OBP: 0.355, SLG: 0.483 (1, 5)										3	1	1	3	1	0	2					
Sam Bowens, R OBP: 0.341, SLG: 0.499 (1, 9)										3	1	1	0	1	0	0					
Charlie Lau, L OBP: 0.314, SLG: 0.392 (1, 2)										3	0	1	0	0	0	0					
Dick Brown, R OBP: 0.335, SLG: 0.463 (8, 2)										1	0	0	0	0	0	2					
Jerry Adair, R OBP: 0.290, SLG: 0.340 (1, 4)										3	1	2	0	0	0	1					
Steve Barber, L OBP: 0.243, SLG: 0.286 (1, 1)										2	0	0	0	0	0	1					
Harvey Haddix, L (7, 1)										0	0	0	0	0	0	0					
Dick Hall, R OBP: 0.250, SLG: 0.182 (8, 1)										0	0	0	0	0	0	0					
<b>Inning Stats</b>	R: 0 E: 0 K: 0 S: 3	H: 0 LOB: 0 BB: 0 P: 3	R: 0 E: 0 K: 0 S: 3	H: 0 LOB: 0 BB: 0 P: 3	R: 0 E: 0 K: 0 S: 3	H: 1 LOB: 0 BB: 0 P: 3	R: 0 E: 0 K: 0 S: 4	H: 1 LOB: 2 BB: 1 P: 8	R: 1 E: 0 K: 0 S: 4	H: 2 LOB: 0 BB: 0 P: 4	R: 3 E: 0 K: 0 S: 4	H: 2 LOB: 2 BB: 2 P: 12	R: 1 E: 0 K: 0 S: 5	H: 2 LOB: 1 BB: 0 P: 5	R: 0 E: 0 K: 1 S: 5	H: 0 LOB: 2 BB: 2 P: 13	1B: 6 2B: 1 3B: 0 HR: 1	SF: 0 SAC: 1 DP: 2 HBP: 0	WP: 0 PB: 0 SB: 0 CS: 1	PA: 34	
<b>PITCHER</b>	IP WLS BF H R ER SO BB IBB HBP BLK WP HR S P ERA WHIP	5.2 L 21 5 2 2 2 0 1 0 0 0 0 1 2 6 54.00 6.000	1.0 5 2 1 1 0 0 0 0 0 0 0 5 5 9.00 2.000	1.0 5 0 0 0 1 2 0 0 0 0 0 5 13 0.00 2.000																	

AB	28
R	5
H	8
RBI	4
BB	5
SO	1
LOB	10





Batter	1	2	3	4	5	6	7	8	9	AB R H RBI BB SO LOB	TOP												
Phil Linz, R OBP: 0.332, SLG: 0.380 (1, 6)	0-0 S HR 1B		0-0 G4-6-3 BB 2B	0-0 2H 3H 1B		0-0 2H HR		0-0 4-3		5 3 4 4 0 0 1	<b>New York Yankees @ Baltimore Orioles</b> Memorial Stadium, Baltimore, MD Sat Aug 15 1964, 7:05 PM EDT Att: 47,987 - Unknown - 75 F <a href="http://livebaseballscorecards.com">livebaseballscorecards.com</a>												
Bobby Richardson, R OBP: 0.288, SLG: 0.335 (1, 4)	0-3 K		4-0 G4-6-3 BB	0-0 F9		0-0 6-3		0-0 5-3	4 0 0 0 1 1 2														
Roger Maris, L OBP: 0.358, SLG: 0.468 (1, 9)	0-0 2H HR		0-0 G4-6-3		0-0 F2		4-0 BB	0-0 6-3	4 1 1 2 1 0 2														
Mickey Mantle, S OBP: 0.428, SLG: 0.599 Hector Lopez, R OBP: 0.316, SLG: 0.425 (5, 7)	0-3 K		0-0 2B		0-0 F5		0-0 F7	0-0 F8	3 0 1 1 0 1 0 2 0 0 0 0 0 1														
Tom Tresh, S OBP: 0.362, SLG: 0.432 (1, 7) (5, 8)	0-0 5-3		0-0 6-3		0-3 K		0-0 F8		4 0 0 0 0 1 2														
Elston Howard, R OBP: 0.360, SLG: 0.434 (1, 2)		1-0 G5-4-3 HBP		0-0 1B FC5-2-6-5		0-0 2B		0-0 F4	3 1 2 0 0 0 1														
Joe Pepitone, L OBP: 0.282, SLG: 0.397 (1, 3)		0-0 G5-4-3		0-0 F6		0-0 F7		0-0 SH1-4 1B	4 0 1 0 0 0 3														
Clete Boyer, R OBP: 0.277, SLG: 0.321 (1, 5)		4-0 BB		0-0 1B FC5-2-6-5		0-0 HR 2B		0-3 K	3 2 2 1 1 1 1														
Jim Bouton, R OBP: 0.137, SLG: 0.153 (1, 1)		0-0 1-3		0-0 FC5-2-6-5 1B		0-3 K		0-0 SH1-4	3 1 0 0 0 1 4														
<b>Inning Stats</b>	R: 2 E: 0 K: 2 S: 9	H: 2 LOB: 0 BB: 0 P: 9	R: 0 E: 0 K: 0 S: 2	H: 0 LOB: 1 BB: 1 P: 7	R: 1 E: 0 K: 0 S: 4	H: 2 LOB: 1 BB: 1 P: 8	R: 2 E: 0 K: 0 S: 6	H: 3 LOB: 1 BB: 0 P: 6	R: 0 E: 0 K: 1 S: 5	H: 0 LOB: 0 BB: 0 P: 5		R: 3 E: 0 K: 1 S: 8	H: 3 LOB: 0 BB: 0 P: 8	R: 0 E: 0 K: 0 S: 3	H: 0 LOB: 1 BB: 1 P: 7	R: 0 E: 0 K: 1 S: 6	H: 1 LOB: 1 BB: 0 P: 6	R: 0 E: 0 K: 0 S: 3	H: 0 LOB: 0 BB: 0 P: 3	1B: 6 2B: 3 3B: 0 HR: 2	SF: 0 SAC: 1 DP: 2 HBP: 1	WP: 0 PA: 40 PB: 0 SB: 1 CS: 0	
<b>PITCHER</b>	IP WLS BF H R ER SO BB IBB HBP BLK WP HR S P ERA WHIP											IP WLS BF H R ER SO BB IBB HBP BLK WP HR S P ERA WHIP											
Dave McNally, L ERA: 3.89 Dave Vineyard, R ERA: 3.32 Stu Miller, R ERA: 2.74 (1, 1) (4, 1) (9, 1)	3.0 L 14 4 3 3 2 2 0 1 0 0 1 15 24 9.00 2.000											5.0 23 7 5 5 3 1 0 0 0 0 1 28 32 9.00 1.600											1.0 3 0 0 0 0 0 0 0 0 0 0 3 3 0.00 0.000

Batter	1	2	3	4	5	6	7	8	9	AB R H RBI BB SO LOB	BOTTOM										
Earl Robinson, R OBP: 0.387, SLG: 0.552 (1, 8)	0-0 4-3		0-0 5-3		0-0 L8			0-0 1B		4 0 1 0 0 0 2	<b>New York Yankees @ Baltimore Orioles</b> Memorial Stadium, Baltimore, MD Sat Aug 15 1964, 7:05 PM EDT Att: 47,987 - Unknown - 75 F <a href="http://livebaseballscorecards.com">livebaseballscorecards.com</a>										
Luis Aparicio, R OBP: 0.318, SLG: 0.364 (1, 6)	0-0 P6		0-0 F4		0-0 6-3		0-0 F7		4 0 0 0 0 0 1												
Norm Siebern, L OBP: 0.390, SLG: 0.366 (1, 3)	0-0 1B		0-0 4-3		0-0 L7		0-3 K		4 0 1 0 0 1 1												
Boog Powell, L OBP: 0.383, SLG: 0.599 (1, 7)	0-0 G6-3		0-0 F8		0-0 FC4-6 1B		0-0 F9		4 0 1 0 0 0 1												
Brooks Robinson, R OBP: 0.355, SLG: 0.488 (1, 5)		0-0 HR		0-0 6-3		0-0 FC4-6		0-0 F7	4 1 1 1 0 0 1												
Sam Bowens, R OBP: 0.342, SLG: 0.500 (1, 9)		4-0 G3-6 BB		0-0 4-3 2B		0-0 F8		0-0 F9	3 0 1 0 1 0 0												
Charlie Lau, L OBP: 0.310, SLG: 0.387 (1, 2)		0-0 G3-6		0-0 F7		0-0 F9			3 0 0 0 0 0 2												
Jerry Adair, R OBP: 0.288, SLG: 0.338 (1, 4)		0-0 P4		0-0 4-3		0-0 5-3			3 0 0 0 0 0 1												
Dave McNally, R OBP: 0.191, SLG: 0.159 Russ Snyder, L OBP: 0.414, SLG: 0.385 Dave Vineyard, R OBP: 0.300, SLG: 0.222 Bob Johnson, R OBP: 0.313, SLG: 0.400 Stu Miller, R (1, 1) (3, PH) (4, 1) (8, PH) (9, 1)			0-3 K		4-0 BB		0-0 F7		0 0 0 0 0 0 0 1 0 0 0 0 1 0 0 0 0 0 1 0 0 1 0 0 0 0 0 0 0 0 0 0 0 0 0												
<b>Inning Stats</b>	R: 0 E: 0 K: 0 S: 4	H: 1 LOB: 1 BB: 0 P: 4	R: 1 E: 0 K: 0 S: 3	H: 1 LOB: 0 BB: 1 P: 7	R: 0 E: 0 K: 1 S: 5	H: 0 LOB: 0 BB: 0 P: 5	R: 0 E: 0 K: 0 S: 3	H: 0 LOB: 0 BB: 0 P: 3	R: 0 E: 0 K: 0 S: 4	H: 1 LOB: 2 BB: 1 P: 8		R: 0 E: 0 K: 0 S: 4	H: 1 LOB: 1 BB: 0 P: 4	R: 0 E: 0 K: 0 S: 3	H: 0 LOB: 0 BB: 0 P: 3	R: 0 E: 0 K: 1 S: 6	H: 1 LOB: 1 BB: 0 P: 6	R: 0 E: 0 K: 0 S: 3	H: 0 LOB: 0 BB: 0 P: 3	1B: 3 2B: 1 3B: 0 HR: 1	SF: 0 SAC: 0 DP: 1 HBP: 0
<b>PITCHER</b>	IP WLS BF H R ER SO BB IBB HBP BLK WP HR S P ERA WHIP											IP WLS BF H R ER SO BB IBB HBP BLK WP HR S P ERA WHIP									
Jim Bouton, R ERA: 2.67 (1, 1)	9.0 W 33 5 1 1 2 2 0 0 0 0 1 35 43 1.00 0.778																				







Batter	1	2	3	4	5	6	7	8	9	AB	R	H	RBI	BB	SO	LOB	TOP											
Jackie Brandt, R OBP: 0.303, SLG: 0.393	F8			E 2B 1B	6-3		F7		6-3	5	1	1	0	0	0	2												
Luis Aparicio, R OBP: 0.317, SLG: 0.360	F7			E8 2B 1B			F3			4	2	1	0	0	0	1												
Norm Siebern, L OBP: 0.392, SLG: 0.371	K			3-1 1B 2B					4-3 2B	3	2	2	2	1	1	0												
Boog Powell, L OBP: 0.383, SLG: 0.596		K		3-1 2B					4-3 2B	4	0	1	2	0	1	2												
Brooks Robinson, R OBP: 0.353, SLG: 0.490	F5			4-3 1B			F9		6-3	4	0	1	1	0	0	2												
Sam Bowens, R OBP: 0.340, SLG: 0.493	K			4-3 1B			F2		F5	4	0	0	0	0	1	3												
Dick Brown, R OBP: 0.332, SLG: 0.451			5-3 K				F8		FC1-6 1B	4	0	1	0	0	1	2												
Jerry Adair, R OBP: 0.287, SLG: 0.338			G5-4-3 1B		5-3		F7		F8	4	0	1	0	0	0	1												
Robin Roberts, S OBP: 0.167, SLG: 0.107			G5-4-3		F8				FC1-6	3	0	1	0	0	0	1												
Dick Hall, R OBP: 0.231, SLG: 0.167			1-2						1B	1	0	0	0	0	0	1												
<b>Inning Stats</b>	R: 0 E: 0 K: 1 S: 5	H: 0 LOB: 0 BB: 0 P: 5	R: 0 E: 0 K: 2 S: 7	H: 0 LOB: 0 BB: 0 P: 7	R: 0 E: 0 K: 0 S: 3	H: 1 LOB: 0 BB: 0 P: 3	R: 3 E: 1 K: 1 S: 9	H: 4 LOB: 1 BB: 0 P: 9	R: 0 E: 0 K: 0 S: 3	H: 0 LOB: 0 BB: 0 P: 3	R: 2 E: 1 K: 0 S: 5	H: 1 LOB: 1 BB: 1 P: 9	R: 0 E: 0 K: 0 S: 4	H: 1 LOB: 1 BB: 0 P: 4	R: 0 E: 0 K: 0 S: 4	H: 1 LOB: 1 BB: 0 P: 4	R: 0 E: 0 K: 0 S: 4	H: 1 LOB: 1 BB: 0 P: 4	1B: 6 2B: 3 HR: 0	SF: 0 SAC: 0 HBP: 0	WP: 0 PB: 0 SB: 0 CS: 0	PA: 37						
<b>PITCHER</b>	IP	WLS	BF	H	R	ER	SO	BB	IBB	HBP	BLK	WP	HR	S	P	ERA	WHIP											
Bill Monbouquette, R ERA: 4.99	(1, 1)	5.0	L	22	6	5	4	4	1	0	0	0	0	0	29	33	7.20	1.400										
Jay Ritchie, R ERA:	(6, 1)	2.0		7	1	0	0	0	0	0	0	0	0	7	7	0.00	0.500											
Jack Lamabe, R ERA: 5.17	(8, 1)	2.0		8	2	0	0	0	0	0	0	0	0	8	8	0.00	1.000											

**Baltimore Orioles @ Boston Red Sox**  
Fenway Park, Boston, MA  
Tue Aug 18 1964, 7:05 PM EDT  
Att: 11,765 - Unknown

AB 36  
R 5  
H 9  
RBI 5  
BB 1  
SO 4  
LOB 15



Batter	1	2	3	4	5	6	7	8	9	AB	R	H	RBI	BB	SO	LOB	BOTTOM										
Felix Mantilla, R OBP: 0.327, SLG: 0.544	K		6-3		5-3		G6-4-3			4	0	0	0	0	1	3											
Tony Horton, R OBP: 0.338, SLG: 0.406			5-3						F7	4	1	2	0	0	0	1											
Carl Yastrzemski, L OBP: 0.377, SLG: 0.470	F5			2B 1B			F7		F8	4	1	1	0	0	0	2											
Dick Stuart, R OBP: 0.313, SLG: 0.483	K			K			L4		6-3	4	0	0	0	0	2	3											
Lee Thomas, L OBP: 0.327, SLG: 0.386		F7					E7		K	4	0	2	2	0	1	0											
Frank Malzone, R OBP: 0.317, SLG: 0.382	K			5-3			F6		F4	4	0	0	0	0	1	2											
Eddie Bressoud, R OBP: 0.366, SLG: 0.458	F7			4-3					F4	4	0	1	0	0	0	1											
Bob Tillman, R OBP: 0.359, SLG: 0.434				6-3 SH1-4 1B			F2		F6	3	0	1	0	0	0	1											
Bill Monbouquette, R OBP: 0.175, SLG: 0.135	(1, 1)						F8			1	0	0	0	0	0	0											
Jay Ritchie, R OBP: 0.500, SLG: 0.500	(6, 1)			SH1-4						0	0	0	0	0	0	0											
Dalton Jones, L OBP: 0.289, SLG: 0.328	(7, PH)									0	0	0	0	1	0	0											
Jack Lamabe, R OBP: 0.133, SLG: 0.140	(8, 1)								G6-4-3 BB	0	0	0	0	0	0	0											
<b>Inning Stats</b>	R: 0 E: 0 K: 2 S: 8	H: 1 LOB: 1 BB: 0 P: 8	R: 0 E: 0 K: 1 S: 5	H: 0 LOB: 0 BB: 0 P: 5	R: 0 E: 0 K: 0 S: 4	H: 1 LOB: 1 BB: 0 P: 4	R: 1 E: 0 K: 1 S: 7	H: 2 LOB: 1 BB: 0 P: 7	R: 0 E: 0 K: 0 S: 3	H: 0 LOB: 0 BB: 0 P: 3	R: 1 E: 1 K: 0 S: 5	H: 2 LOB: 1 BB: 0 P: 5	R: 0 E: 0 K: 0 S: 3	H: 1 LOB: 1 BB: 1 P: 7	R: 0 E: 0 K: 0 S: 3	H: 0 LOB: 0 BB: 0 P: 3	R: 0 E: 0 K: 1 S: 5	H: 0 LOB: 0 BB: 0 P: 5	1B: 5 2B: 2 HR: 0	SF: 0 SAC: 1 HBP: 0	WP: 0 PB: 0 SB: 0 CS: 0	PA: 34					
<b>PITCHER</b>	IP	WLS	BF	H	R	ER	SO	BB	IBB	HBP	BLK	WP	HR	S	P	ERA	WHIP										
Robin Roberts, R ERA: 2.95	(1, 1)	6.0	W	25	7	2	2	4	0	0	0	0	0	33	33	3.00	1.167										
Dick Hall, R ERA: 2.43	(7, 1)	3.0	S	9	0	0	0	1	1	0	0	0	0	10	14	0.00	0.333										

**Baltimore Orioles @ Boston Red Sox**  
Fenway Park, Boston, MA  
Tue Aug 18 1964, 7:05 PM EDT  
Att: 11,765 - Unknown

AB 32  
R 2  
H 7  
RBI 2  
BB 1  
SO 5  
LOB 13



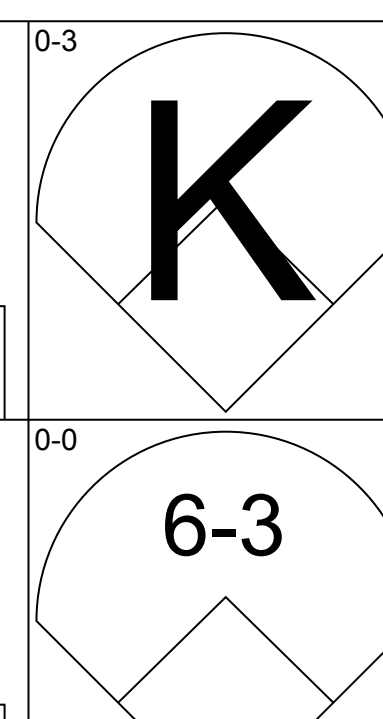
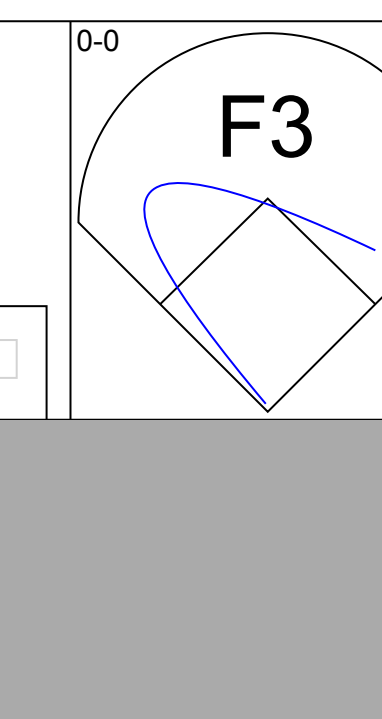
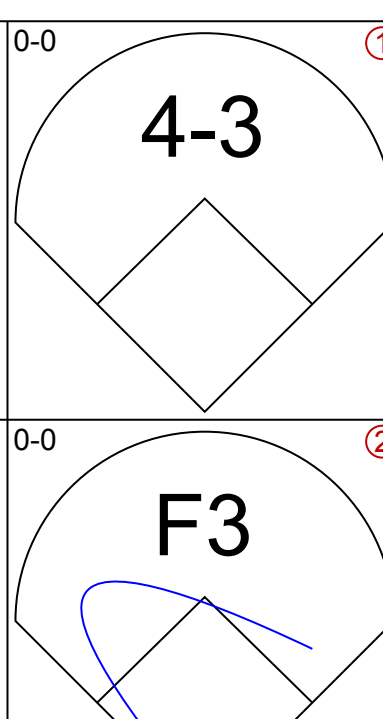
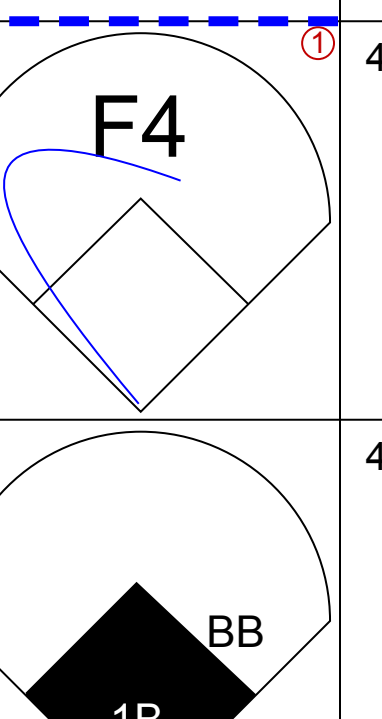
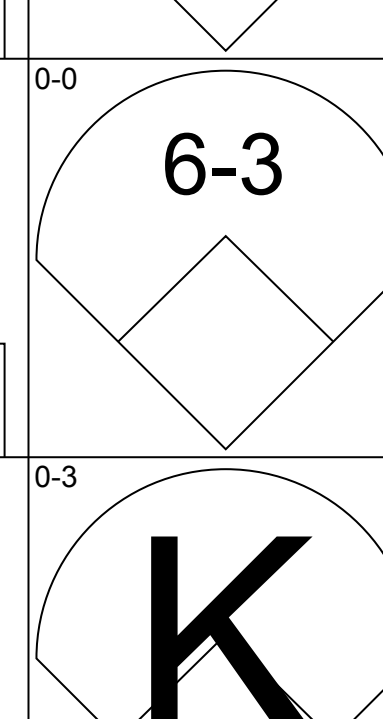
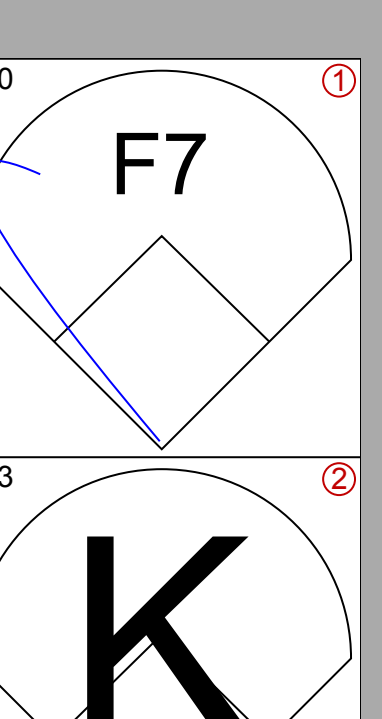
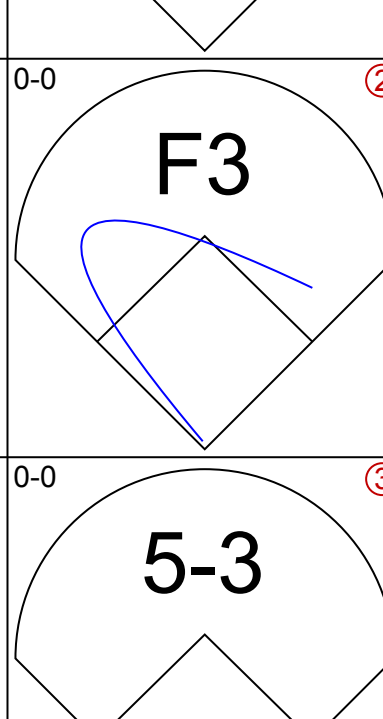
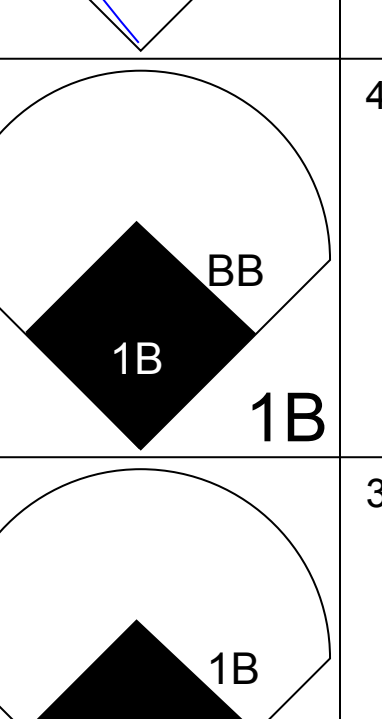
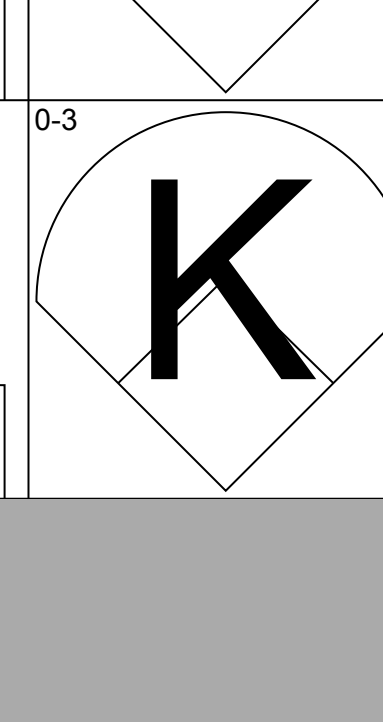
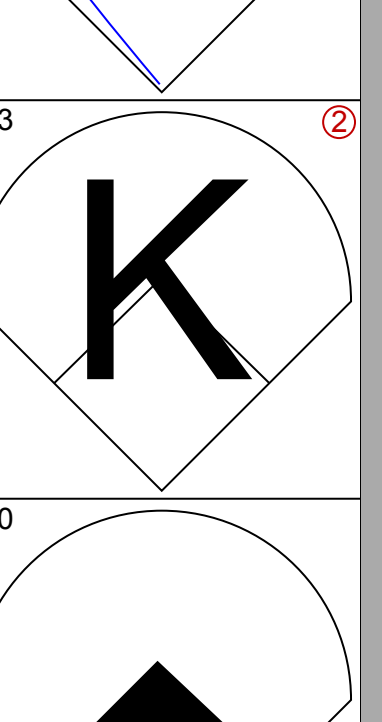
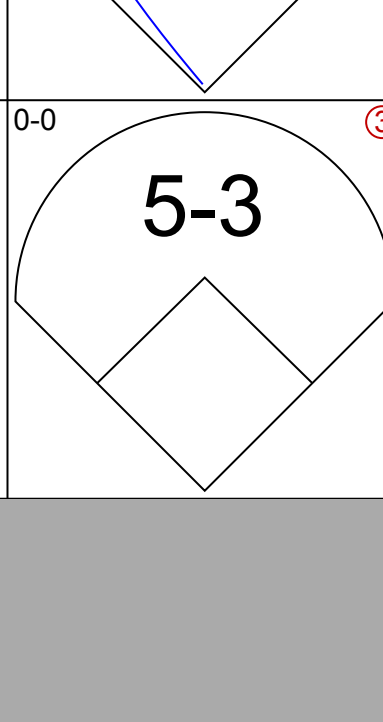
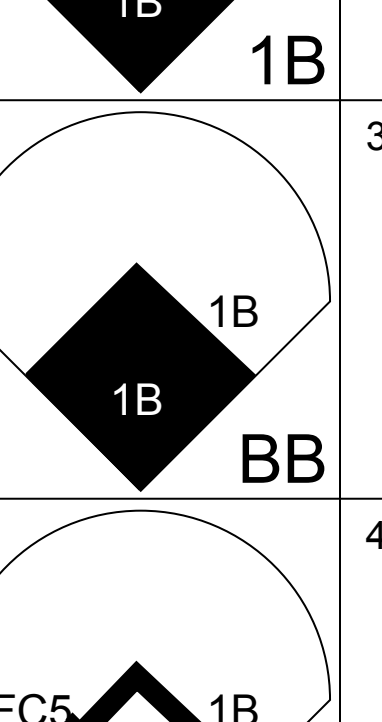
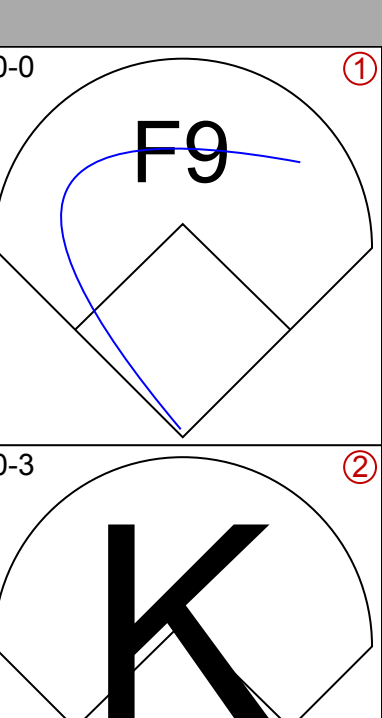
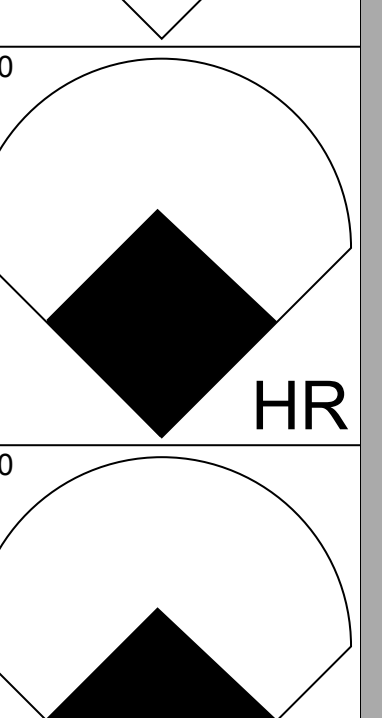
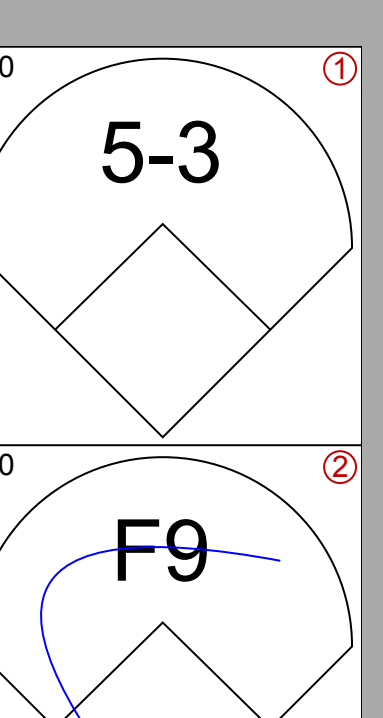
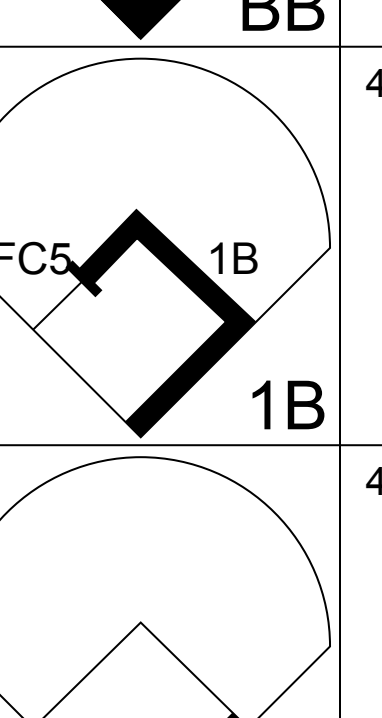

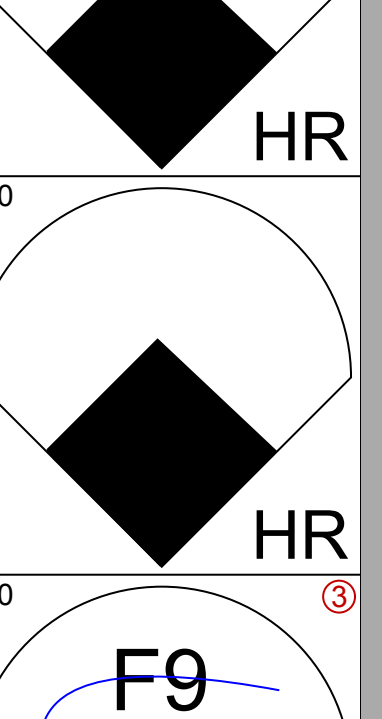
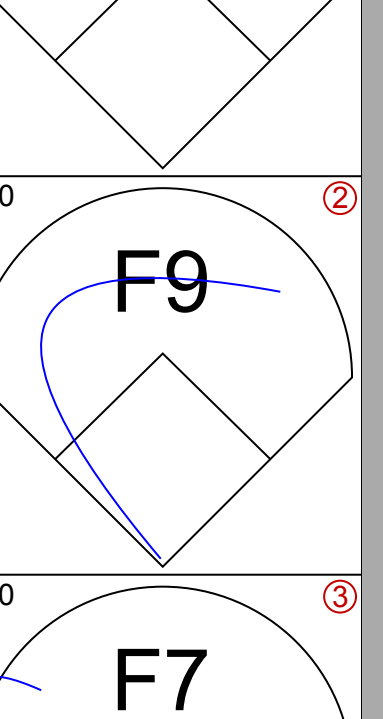
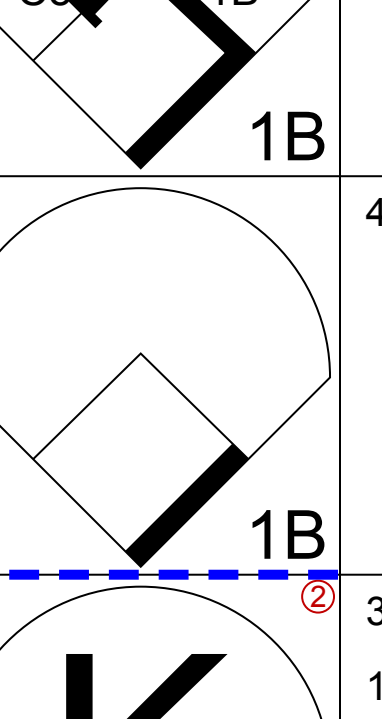
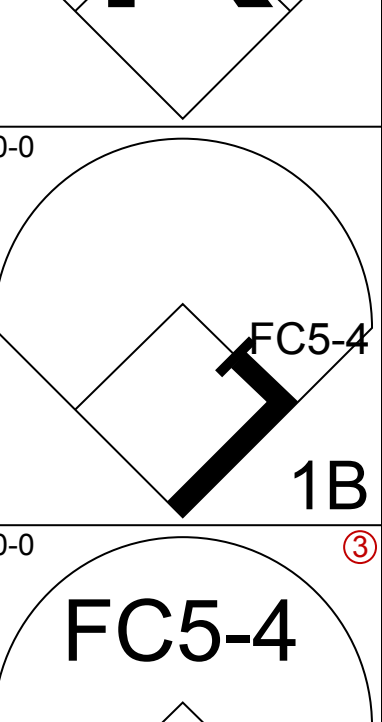
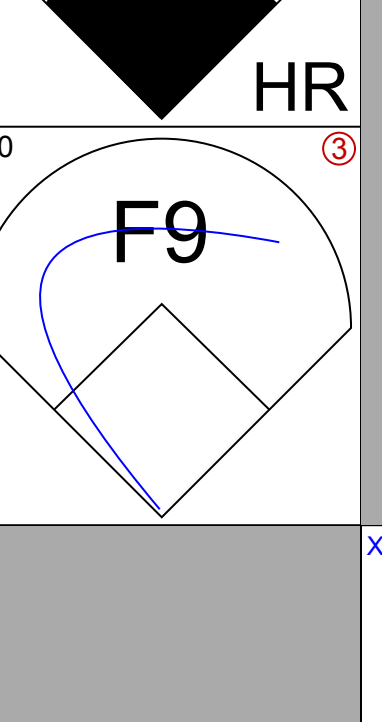
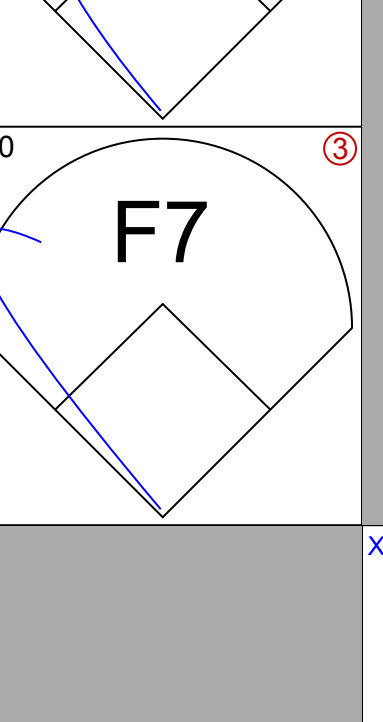
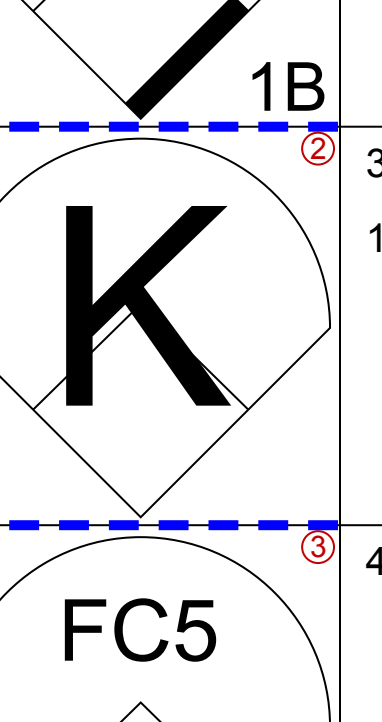
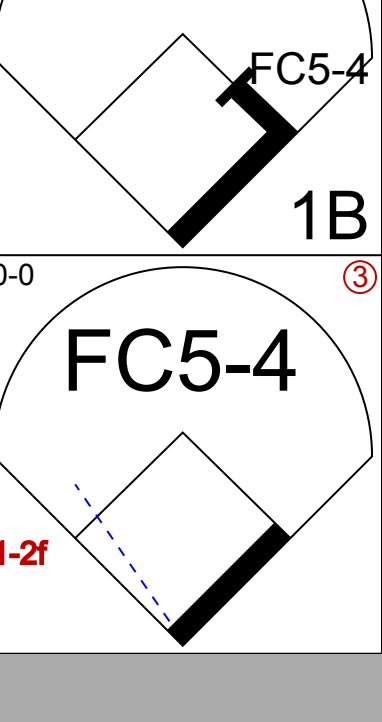
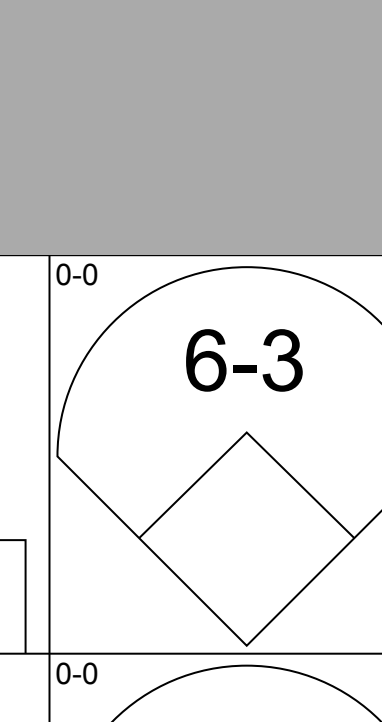
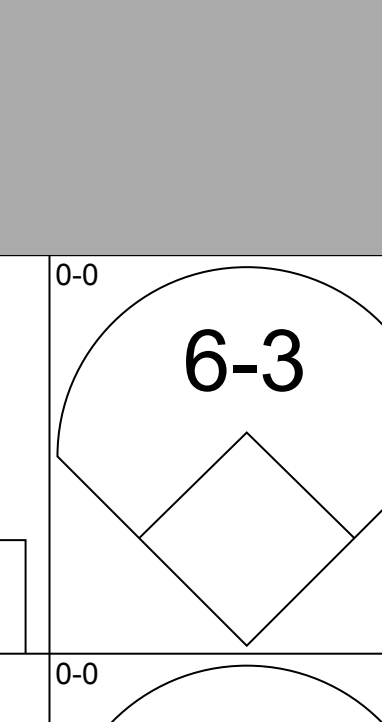
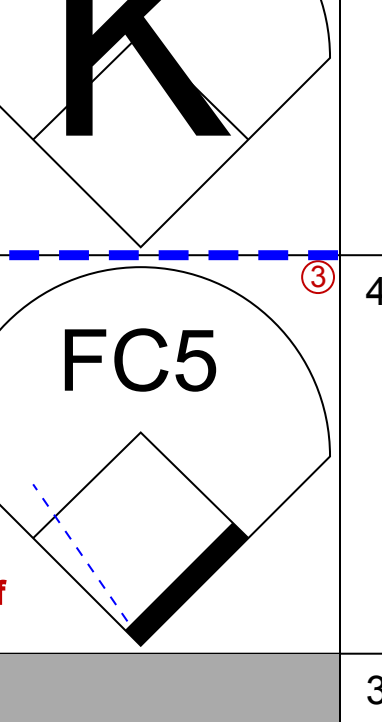
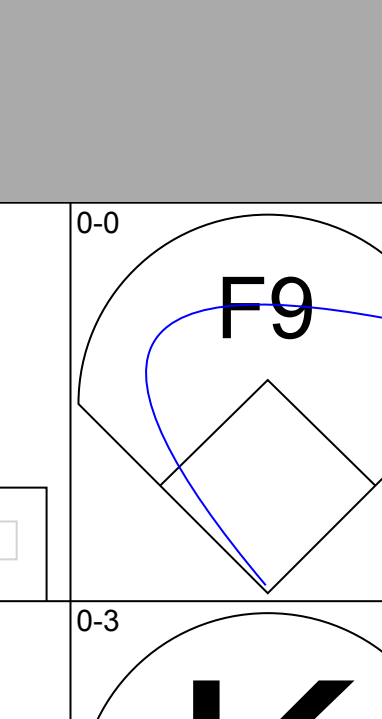
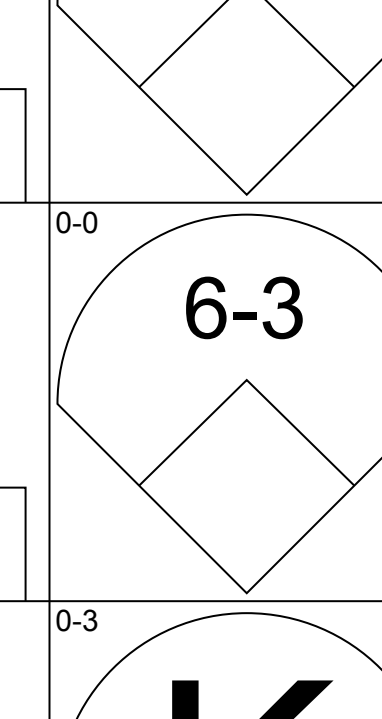
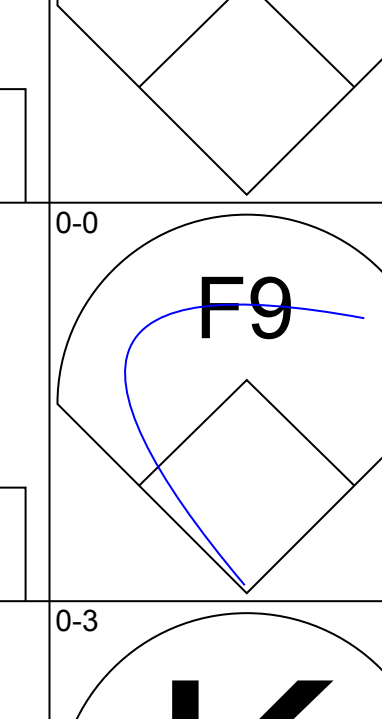
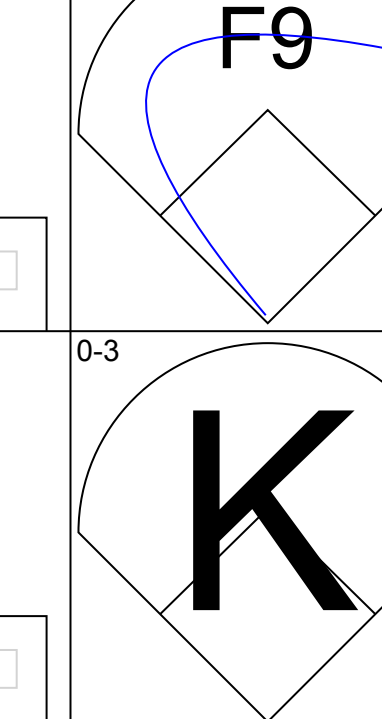
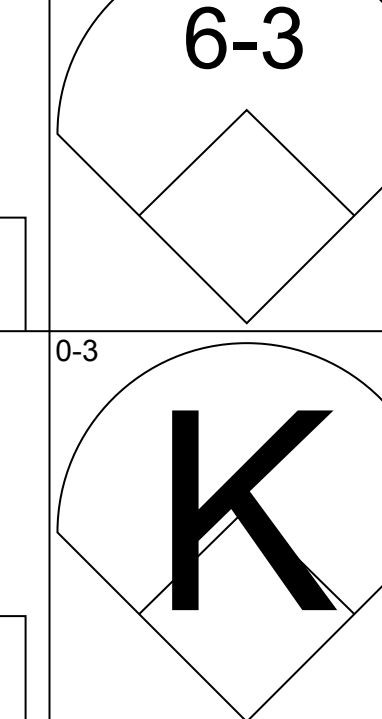
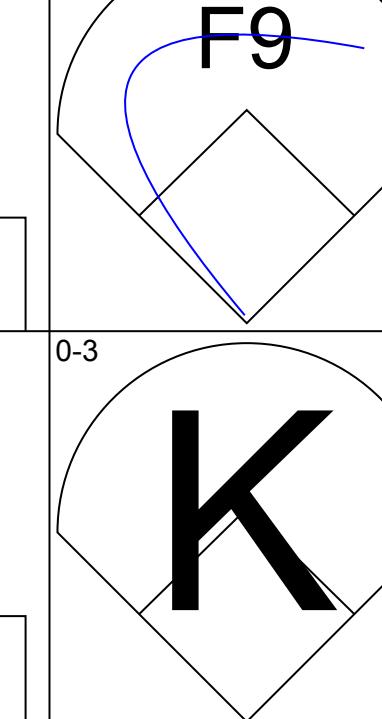


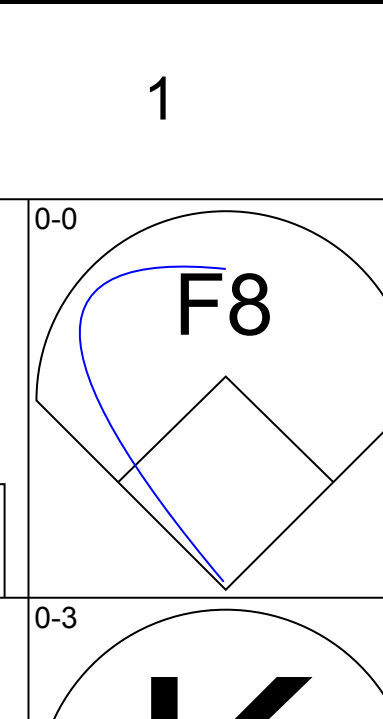
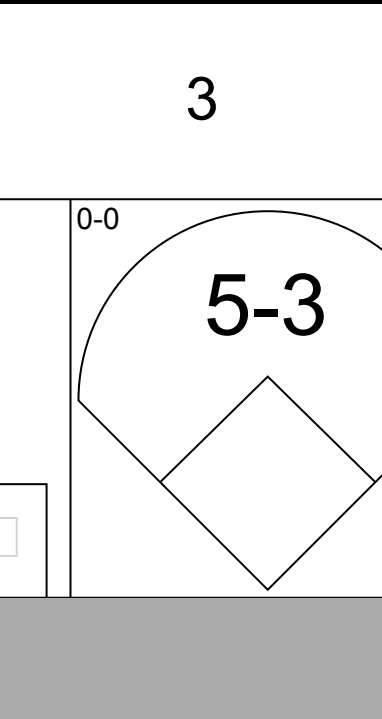
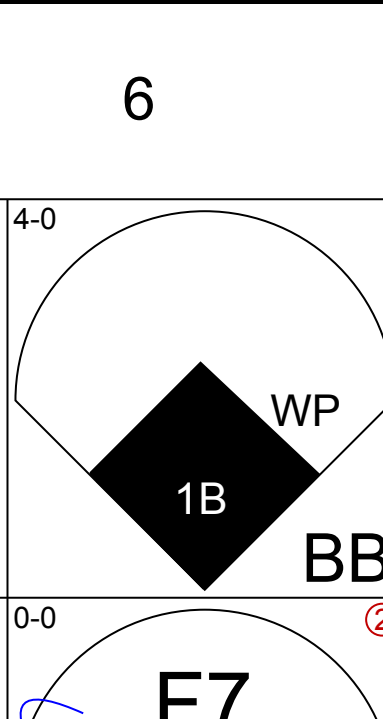
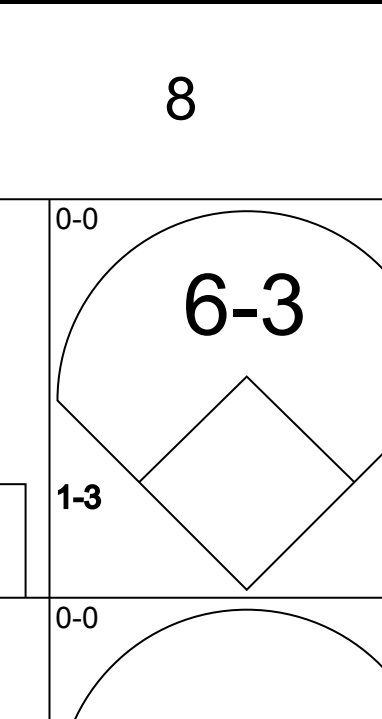
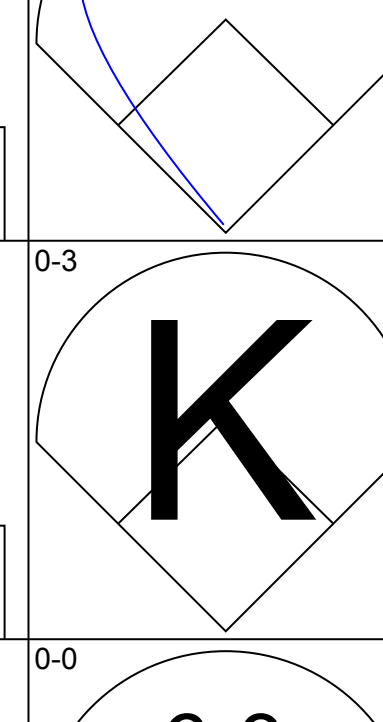
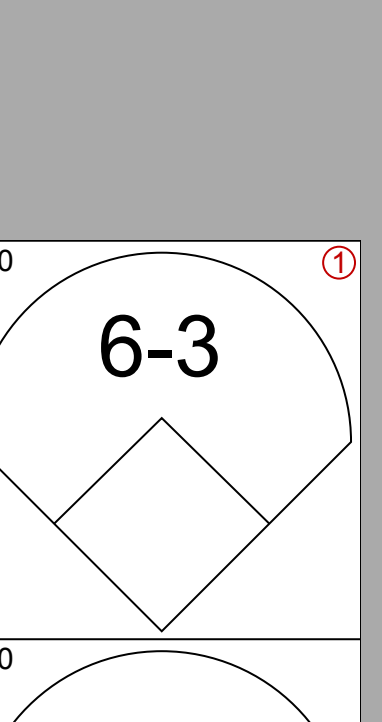
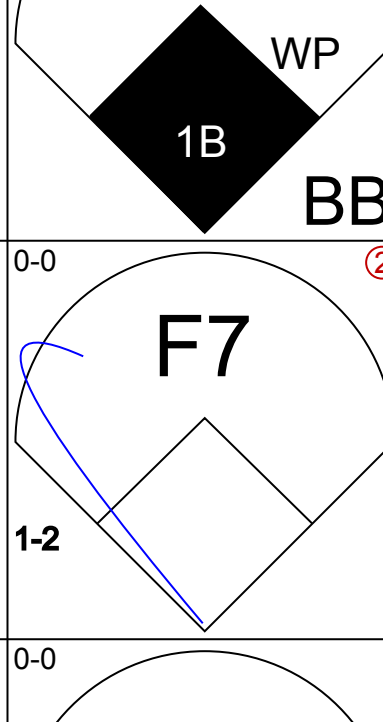
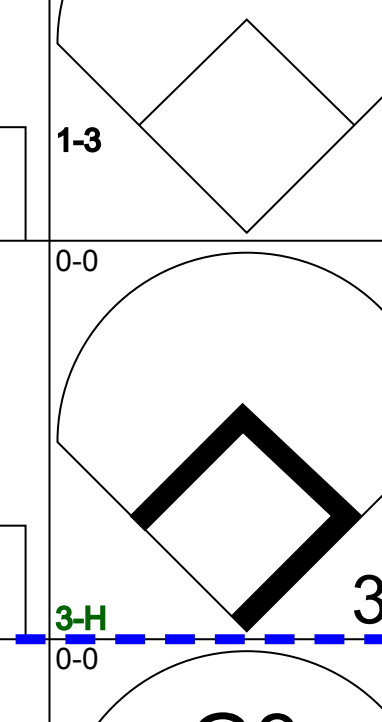
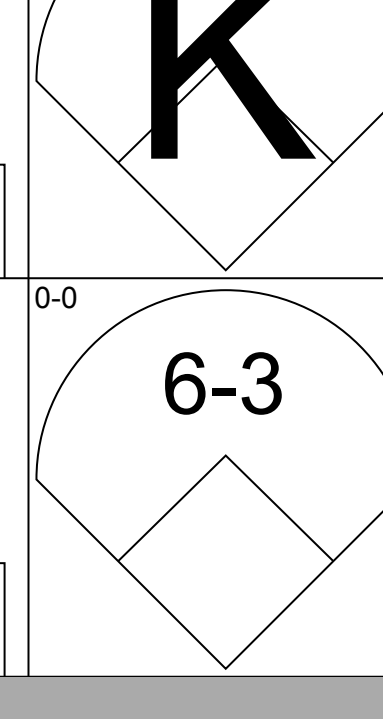
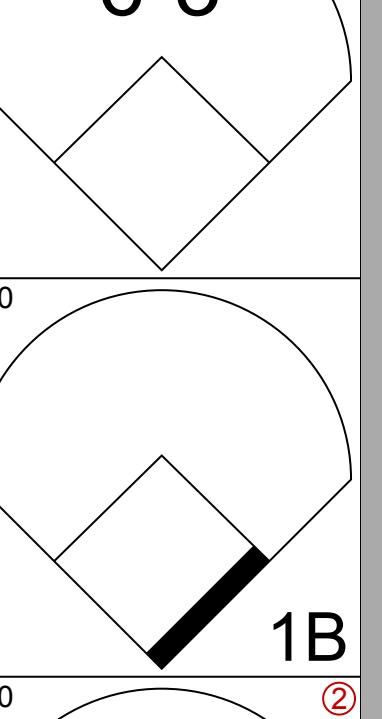
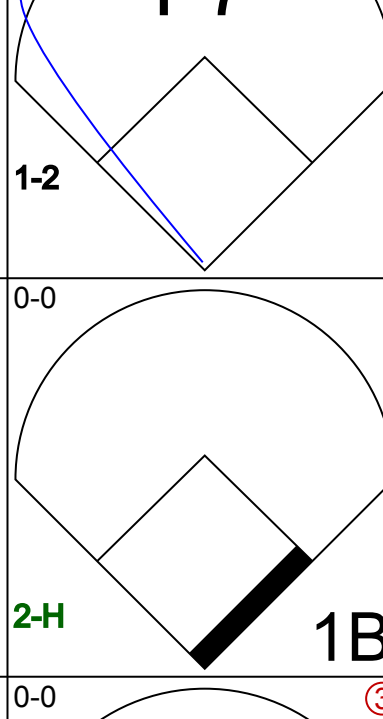
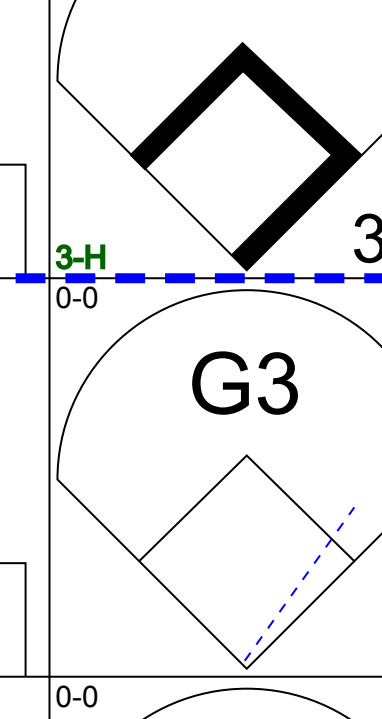
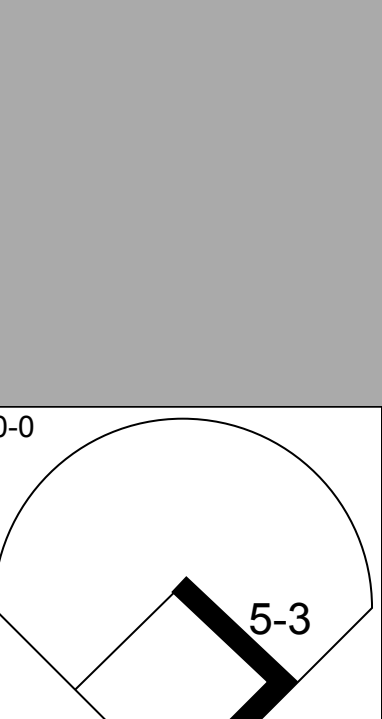
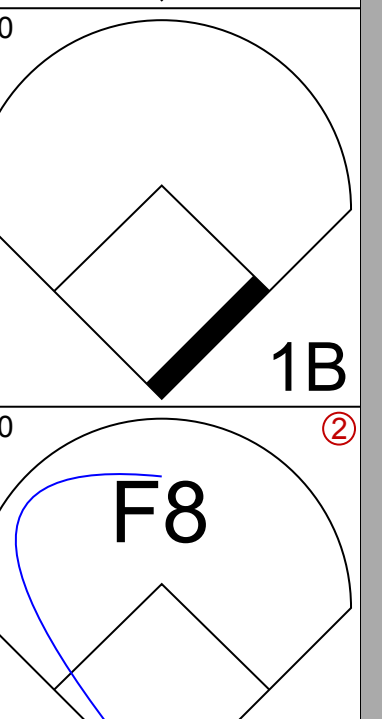
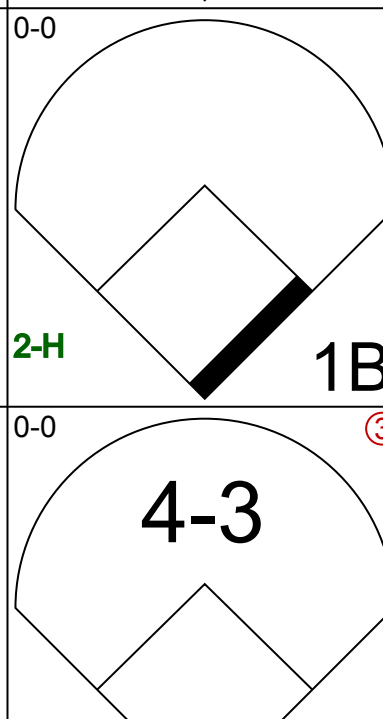
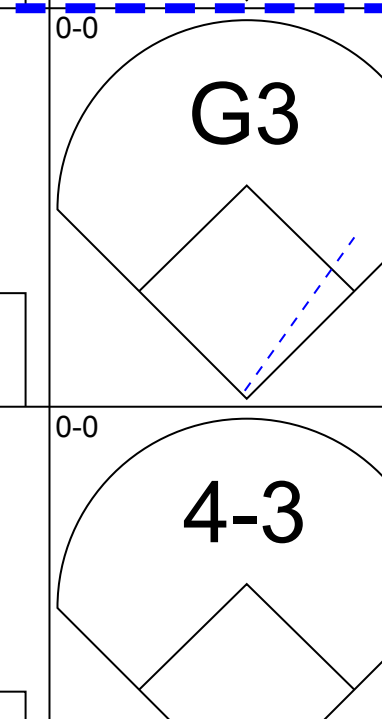

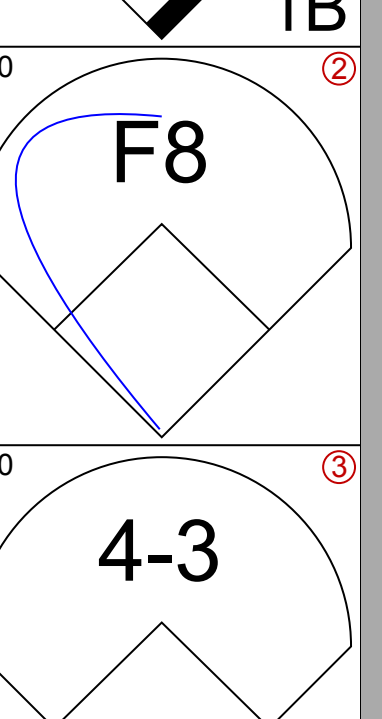
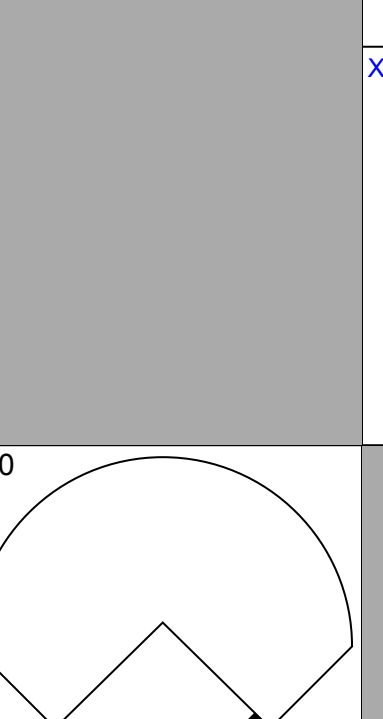

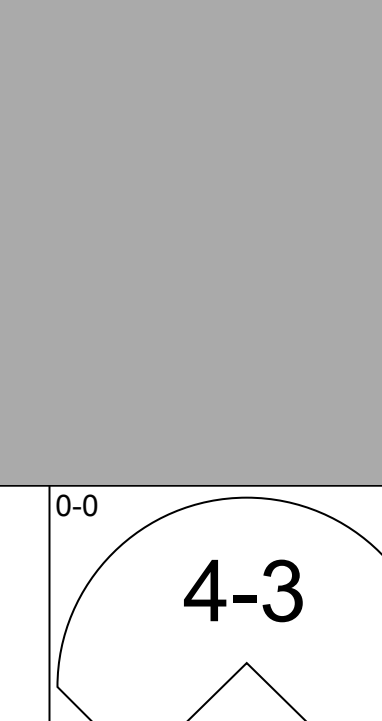
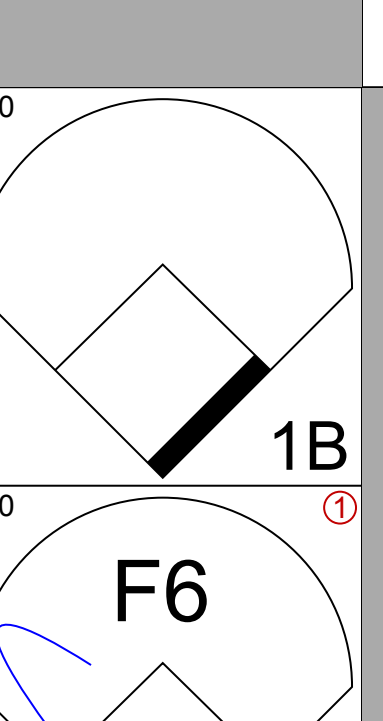
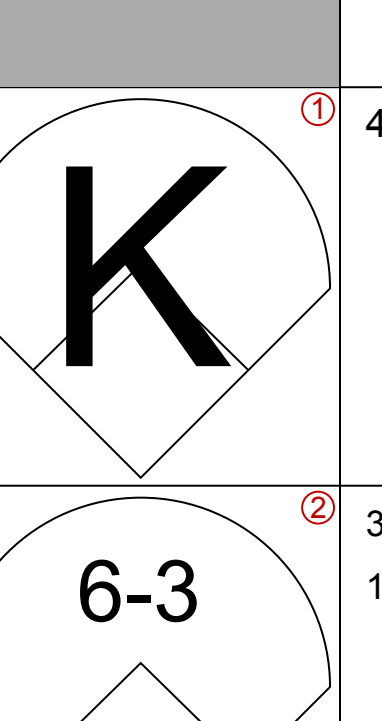

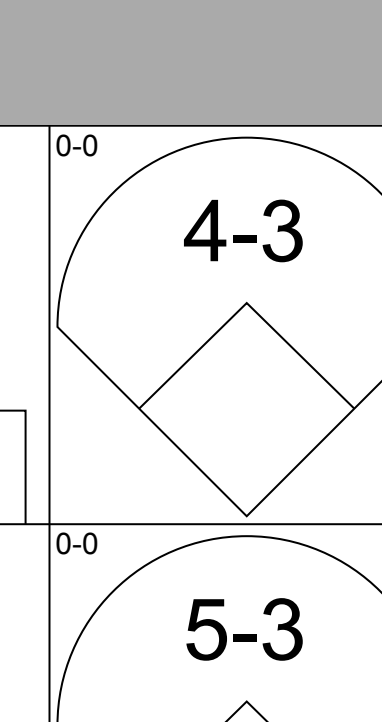
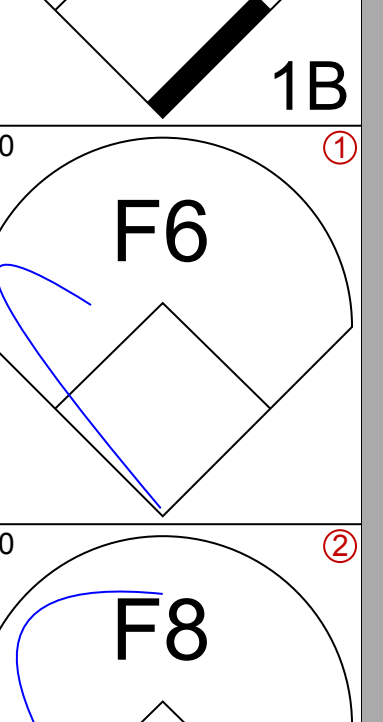
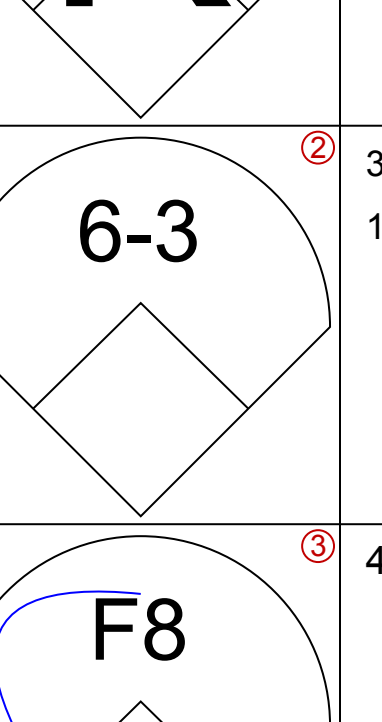

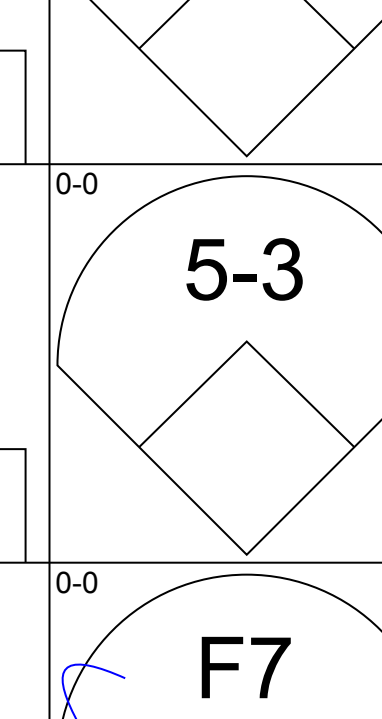
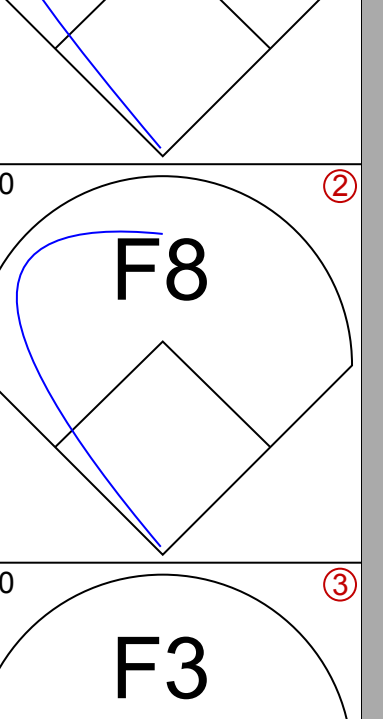











Batter	1	2	3	4	5	6	7	8	9	AB	R	H	RBI	BB	SO	LOB	TOP																																																																												
Jackie Brandt, R OBP: 0.299, SLG: 0.385 (1, 8)										4	0	0	0	0	1	0	<b>Baltimore Orioles @ Chicago White Sox</b> Comiskey Park, Chicago, IL Fri Aug 21 1964, 8:05 PM EDT Att: 41,616 - Unknown <a href="http://livebaseballscorecards.com">livebaseballscorecards.com</a>																																																																												
Luis Aparicio, R OBP: 0.316, SLG: 0.360 (1, 6)										4	1	1	0	0	0	0																																																																													
Earl Robinson, R OBP: 0.347, SLG: 0.471 (1, 7)										3	1	0	0	1	2	0																																																																													
Brooks Robinson, R OBP: 0.352, SLG: 0.491 (1, 5)										4	1	2	2	0	0	0																																																																													
Sam Bowens, R OBP: 0.348, SLG: 0.501 (1, 9)										4	1	2	2	0	1	0																																																																													
John Orsino, R OBP: 0.285, SLG: 0.364 Norm Siebern, L OBP: 0.387, SLG: 0.365 (9, PH) (9, 3)										3	0	1	0	0	0	0																																																																													
Dick Brown, R OBP: 0.322, SLG: 0.436 (1, 2)										4	0	0	0	0	0	3																																																																													
Jerry Adair, R OBP: 0.287, SLG: 0.340 (1, 4)										3	0	0	0	0	0	0																																																																													
Mitt Pappas, R OBP: 0.206, SLG: 0.159 Harvey Haddix, L (8, 1)										3	0	0	0	0	3	0																																																																													
<b>Inning Stats</b>	R: 0 E: 0 K: 2 S: 7	H: 0 LOB: 0 BB: 7 P: 7	R: 0 E: 0 K: 1 S: 6	H: 1 LOB: 1 BB: 0 P: 6	R: 0 E: 0 K: 1 S: 5	H: 0 LOB: 0 BB: 0 P: 5	R: 2 E: 0 K: 1 S: 7	H: 2 LOB: 0 BB: 0 P: 7	R: 0 E: 0 K: 1 S: 5	H: 0 LOB: 0 BB: 0 P: 5	R: 0 E: 0 K: 0 S: 3	H: 0 LOB: 0 BB: 0 P: 3	R: 0 E: 0 K: 0 S: 3	H: 0 LOB: 0 BB: 0 P: 3	R: 0 E: 0 K: 1 S: 5	H: 3 LOB: 2 BB: 1 P: 12		1B: 4 2B: 0 3B: 0 HR: 2	SF: 0 SAC: 0 DP: 0 HBP: 0	WP: 0 PA: 34 CS: 0																																																																									
<b>PITCHER</b>	IP	WLS	BF	H	R	ER	SO	BB	IBB	HBP	BLK	WP	HR	S	P	ERA	WHIP																																																																												
Juan Pizarro, L ERA: 2.1 Hoyt Wilhelm, R ERA: 2.37 Don Mossi, L ERA: 3.34 Eddie Fisher, R ERA: 3.24	(1, 1)	8.0	27	3	2	2	7	0	0	0	0	0	2	41	41	2.25	0.375																																																																												
<table border="0"> <tr> <td>IP</td><td>WLS</td><td>BF</td><td>H</td><td>R</td><td>ER</td><td>SO</td><td>BB</td><td>IBB</td><td>HBP</td><td>BLK</td><td>WP</td><td>HR</td><td>S</td><td>P</td><td>ERA</td><td>WHIP</td><td colspan="2"></td> </tr> <tr> <td>8.0</td><td>L</td><td>5</td><td>3</td><td>2</td><td>2</td><td>0</td><td>1</td><td>0</td><td>0</td><td>0</td><td>0</td><td>0</td><td>4</td><td>8</td><td>54.00</td><td>12.000</td><td colspan="2"></td> </tr> <tr> <td>0.1</td><td></td><td>1</td><td>0</td><td>0</td><td>0</td><td>1</td><td>0</td><td>0</td><td>0</td><td>0</td><td>0</td><td>0</td><td>3</td><td>3</td><td>0.00</td><td>0.000</td><td colspan="2"></td> </tr> <tr> <td>0.1</td><td></td><td>1</td><td>0</td><td>0</td><td>0</td><td>0</td><td>0</td><td>0</td><td>0</td><td>0</td><td>0</td><td>0</td><td>1</td><td>1</td><td>0.00</td><td>0.000</td><td colspan="2"></td> </tr> </table>																		IP	WLS	BF	H	R	ER	SO	BB	IBB	HBP	BLK	WP	HR	S	P	ERA	WHIP			8.0	L	5	3	2	2	0	1	0	0	0	0	0	4	8	54.00	12.000			0.1		1	0	0	0	1	0	0	0	0	0	0	3	3	0.00	0.000			0.1		1	0	0	0	0	0	0	0	0	0	0	1	1	0.00	0.000		
IP	WLS	BF	H	R	ER	SO	BB	IBB	HBP	BLK	WP	HR	S	P	ERA	WHIP																																																																													
8.0	L	5	3	2	2	0	1	0	0	0	0	0	4	8	54.00	12.000																																																																													
0.1		1	0	0	0	1	0	0	0	0	0	0	3	3	0.00	0.000																																																																													
0.1		1	0	0	0	0	0	0	0	0	0	0	1	1	0.00	0.000																																																																													

Batter	1	2	3	4	5	6	7	8	9	AB	R	H	RBI	BB	SO	LOB	BOTTOM																																						
Jim Landis, R OBP: 0.289, SLG: 0.268 (1, 8)										3	1	0	0	1	0	1	<b>Baltimore Orioles @ Chicago White Sox</b> Comiskey Park, Chicago, IL Fri Aug 21 1964, 8:05 PM EDT Att: 41,616 - Unknown <a href="http://livebaseballscorecards.com">livebaseballscorecards.com</a>																																						
Don Buford, S OBP: 0.346, SLG: 0.377 Hoyt Wilhelm, R OBP: 0.235, SLG: 0.188 Don Mossi, L OBP: 0.200, SLG: 0.200 Eddie Fisher, R OBP: 0.188, SLG: 0.188 (1, 4) (9, 1) (9, 1) (9, 1)										4	0	1	1	0	1	1																																							
Floyd Robinson, L OBP: 0.390, SLG: 0.448 (1, 9) (9, 7)										4	0	2	1	0	0	2																																							
Pete Ward, L OBP: 0.364, SLG: 0.467 (1, 5)										4	0	1	0	0	0	4																																							
Bill Skowron, R OBP: 0.324, SLG: 0.436 (1, 3)										4	0	1	0	0	1	2																																							
Tom McCraw, L OBP: 0.329, SLG: 0.381 Mike Hershberger, R OBP: 0.308, SLG: 0.290 (1, 7) (9, 9)										3	0	0	0	0	1	2																																							
Ron Hansen, R OBP: 0.348, SLG: 0.398 (1, 6)										4	0	0	0	0	0	2																																							
J.C. Martin, L OBP: 0.245, SLG: 0.296 (1, 2)										3	0	0	0	0	0	1																																							
Juan Pizarro, L OBP: 0.231, SLG: 0.355 Gary Peters, L OBP: 0.239, SLG: 0.398 Al Weis, S OBP: 0.313, SLG: 0.336 (1, 1) (8, PH) (8, PR) (9, 4)										2	0	0	0	0	0	0																																							
<b>Inning Stats</b>	R: 0 E: 0 K: 1 S: 5	H: 0 LOB: 0 BB: 0 P: 5	R: 0 E: 0 K: 1 S: 6	H: 1 LOB: 1 BB: 0 P: 6	R: 0 E: 0 K: 0 S: 3	H: 0 LOB: 0 BB: 0 P: 3	R: 0 E: 0 K: 0 S: 4	H: 1 LOB: 1 BB: 0 P: 4	R: 0 E: 0 K: 0 S: 4	H: 1 LOB: 1 BB: 0 P: 4	R: 0 E: 0 K: 0 S: 5	H: 2 LOB: 2 BB: 0 P: 5	R: 0 E: 0 K: 1 S: 5	H: 0 LOB: 0 BB: 0 P: 5	1B: 5 2B: 0 3B: 1 HR: 0	SF: 0 SAC: 0 DP: 0 HBP: 0		WP: 1 PA: 34 CS: 0																																					
<b>PITCHER</b>	IP	WLS	BF	H	R	ER	SO	BB	IBB	HBP	BLK	WP	HR	S	P	ERA	WHIP																																						
Mitt Pappas, R ERA: 2.88 Harvey Haddix, L ERA: 2.0	(1, 1)	7.1	29	6	2	2	2	1	0	0	0	0	0	7	7	2.46	0.955																																						
<table border="0"> <tr> <td>IP</td><td>WLS</td><td>BF</td><td>H</td><td>R</td><td>ER</td><td>SO</td><td>BB</td><td>IBB</td><td>HBP</td><td>BLK</td><td>WP</td><td>HR</td><td>S</td><td>P</td><td>ERA</td><td>WHIP</td><td colspan="2"></td> </tr> <tr> <td>7.1</td><td>W</td><td>5</td><td>0</td><td>0</td><td>0</td><td>1</td><td>0</td><td>0</td><td>0</td><td>0</td><td>0</td><td>0</td><td>7</td><td>7</td><td>0.00</td><td>0.000</td><td colspan="2"></td> </tr> </table>																		IP	WLS	BF	H	R	ER	SO	BB	IBB	HBP	BLK	WP	HR	S	P	ERA	WHIP			7.1	W	5	0	0	0	1	0	0	0	0	0	0	7	7	0.00	0.000		
IP	WLS	BF	H	R	ER	SO	BB	IBB	HBP	BLK	WP	HR	S	P	ERA	WHIP																																							
7.1	W	5	0	0	0	1	0	0	0	0	0	0	7	7	0.00	0.000																																							











Batter	1	2	3	4	5	6	7	8	9	AB	R	H	RBI	BB	SO	LOB	TOP			
Jerry Adair, R (1, 4) OBP: 0.285, SLG: 0.339	0-0 6-3		0-0 PB 1B		0-0 5-3		0-0 L1			4	0	1	0	0	0	0				
Luis Aparicio, R (1, 6) OBP: 0.314, SLG: 0.358	0-0 1B 2B		0-0 PB 1B		0-3 K		0-0 5-3			4	1	2	0	0	1	0				
John Orsino, R (1, 3) OBP: 0.284, SLG: 0.361	0-0 5-3		0-3 K		0-0 1B		0-0 F4			4	0	1	0	0	1	3				
Brooks Robinson, R (1, 5) OBP: 0.357, SLG: 0.502	0-0 2H 1B		4-0 1-2 2-3 IBB		0-0 F8			0-0 F4		3	0	1	1	1	0	1				
Sam Bowens, R (1, 9) OBP: 0.344, SLG: 0.492	0-0 F6		0-3 K			0-0 PB 1B		0-0 F8		4	0	1	0	0	1	4				
Earl Robinson, R (1, 7) OBP: 0.326, SLG: 0.438		0-3 K	0-0 F9			0-0 F8		0-0 F8		4	0	0	0	0	1	4				
Dick Brown, R (1, 2) OBP: 0.319, SLG: 0.430		0-0 1B		0-0 F9		0-0 F8			0-0 6-3	4	0	1	0	0	0	1	AB 34			
Jackie Brandt, R (1, 8) OBP: 0.297, SLG: 0.381		0-0 F2		0-0 F8		4-0 IBB			0-3 K G6-4-3	3	0	0	0	1	1	1	R 1			
Steve Barber, L (1, 1) OBP: 0.225, SLG: 0.263		0-3 K		0-3 K					0-0 G6-4-3	3	0	0	0	0	3	3	H 7			
Dave Vineyard, R (7, 1) OBP: 0.300, SLG: 0.222										0	0	0	0	0	0	0	RBI 1			
Dave McNally, R (7, 1) OBP: 0.204, SLG: 0.156										0	0	0	0	0	0	0	BB 2			
Bob Johnson, R (9, PH) OBP: 0.299, SLG: 0.382										1	0	0	0	0	0	1	SO 8			
<b>Inning Stats</b>	R: 1 E: 0 K: 0 S: 5	H: 2 LOB: 1 BB: 0 P: 5	R: 0 E: 0 K: 2 S: 8	H: 1 LOB: 1 BB: 0 P: 8	R: 0 E: 0 K: 2 S: 9	H: 2 LOB: 3 BB: 1 P: 13	R: 0 E: 0 K: 1 S: 5	H: 0 LOB: 0 BB: 0 P: 5	R: 0 E: 0 K: 1 S: 6	H: 1 LOB: 1 BB: 0 P: 6	R: 0 E: 0 K: 0 S: 3	H: 0 LOB: 0 BB: 0 P: 3	R: 0 E: 0 K: 0 S: 3	H: 0 LOB: 0 BB: 0 P: 3	R: 0 E: 0 K: 1 S: 5	H: 0 LOB: 0 BB: 0 P: 5	1B: 6 2B: 1 3B: 0 HR: 0	SF: 0 SAC: 0 DP: 1 HBP: 0	WP: 1 PB: 0 CS: 0	PA: 36
<b>PITCHER</b> Gary Peters, L (1, 1) ERA: 2.59	IP: 9.0 WLS: W BF: 36 H: 7 R: 1 ER: 1 SO: 8 BB: 0 IBB: 2 HBP: 0 BLK: 0 WP: 1 HR: 0 S: 50 P: 58 ERA: 1.00 WHIP: 0.778															<b>PITCHER</b>				

Baltimore Orioles @ Chicago White Sox  
Comiskey Park, Chicago, IL  
Sun Aug 23 1964, 4:38 AM EDT  
Att: 36,280 - Unknown

AB 34  
R 1  
H 7  
RBI 1  
BB 2  
SO 8  
LOB 18



Batter	1	2	3	4	5	6	7	8	9	AB	R	H	RBI	BB	SO	LOB	BOTTOM			
Jim Landis, R (1, 8) OBP: 0.287, SLG: 0.264	0-0 G1-6-3 1B		0-0 F8			0-0 G4-6-3 1B	0-0 F8			4	0	2	0	0	0	3				
Al Weis, S (1, 4) OBP: 0.307, SLG: 0.328	0-3 K			0-0 2-3		0-0 G4-6-3		0-0 F8		4	0	0	0	0	1	3				
Floyd Robinson, L (1, 9) (9, 7) OBP: 0.386, SLG: 0.441	0-0 G1-6-3			0-0 F7			0-0 1B E	0-0 G3		4	1	1	0	0	0	1				
Bill Skowron, R (1, 3) OBP: 0.328, SLG: 0.438		0-0 1-3			0-3 K		0-0 E9 1B			4	1	2	0	0	1	0				
Mike Hershberger, R (8, PR) (9, 9) OBP: 0.306, SLG: 0.288							1-H 1B			0	0	0	0	0	0	0				
Pete Ward, L (1, 5) OBP: 0.363, SLG: 0.463		0-0 F5			4-0 G5-4-3 BB		0-0 6-3	0-3 K		3	0	0	0	1	1	2				
Ron Hansen, R (1, 6) OBP: 0.346, SLG: 0.404		0-0 1-3			0-0 G5-4-3		0-0 BB G3 1B			3	1	1	1	0	0	1				
Dave Nicholson, R (1, 7) OBP: 0.342, SLG: 0.380					0-3 K		3-H 1B			3	0	1	0	0	1	0				
Tom McCraw, L (9, 3) OBP: 0.328, SLG: 0.379			0-0 5-3				0-0 G3 BB 1B			0	0	0	0	0	0	0	AB 28			
Jerry McNertney, R (1, 2) OBP: 0.292, SLG: 0.296			0-0 F9				0-0 4-3	4-0 G3 BB		2	0	0	0	0	0	0	R 3			
Don Buford, S (7, PH) OBP: 0.345, SLG: 0.373								1-2 2-3 3-H		0	0	0	0	1	0	0	H 7			
J.C. Martin, L (8, 2) OBP: 0.242, SLG: 0.292										0	0	0	0	0	0	0	RBI 2			
Gary Peters, L (1, 1) OBP: 0.253, SLG: 0.393				1-0 HBP			4-0 1B BB	0-0 G3		1	0	0	1	1	0	2	BB 3			
<b>Inning Stats</b>	R: 0 E: 0 K: 1 S: 5	H: 1 LOB: 0 BB: 0 P: 5	R: 0 E: 0 K: 0 S: 3	H: 0 LOB: 0 BB: 0 P: 3	R: 0 E: 0 K: 0 S: 3	H: 0 LOB: 1 BB: 0 P: 4	R: 0 E: 0 K: 1 S: 5	H: 0 LOB: 0 BB: 0 P: 5	R: 0 E: 0 K: 1 S: 4	H: 0 LOB: 1 BB: 1 P: 8	R: 0 E: 0 K: 0 S: 3	H: 1 LOB: 1 BB: 1 P: 7	R: 3 E: 1 K: 0 S: 7	H: 4 LOB: 2 BB: 1 P: 11	R: 0 E: 0 K: 1 S: 6	H: 1 LOB: 1 BB: 0 P: 6	1B: 7 2B: 0 3B: 0 HR: 0	SF: 0 SAC: 0 DP: 3 HBP: 1	WP: 0 PB: 0 CS: 0	PA: 32
<b>PITCHER</b> Steve Barber, L (1, 1) ERA: 3.95	IP: 6.1 WLS: L BF: 25 H: 6 R: 3 ER: 3 SO: 3 BB: 2 IBB: 0 HBP: 0 BLK: 0 WP: 0 HR: 0 S: 28 P: 37 ERA: 4.26 WHIP: 1.263															<b>PITCHER</b>				
Dave Vineyard, R (7, 1) ERA: 4.08	0.0 1 0 0 0 0 1 0 0 0 0 0 0 0 4 ∞ ∞																			
Dave McNally, L (7, 1) ERA: 3.69	1.2 6 1 0 0 1 0 0 0 0 0 0 0 8 8 0.00 0.600																			

Baltimore Orioles @ Chicago White Sox  
Comiskey Park, Chicago, IL  
Sun Aug 23 1964, 4:38 AM EDT  
Att: 36,280 - Unknown

AB 28  
R 3  
H 7  
RBI 2  
BB 3  
SO 4  
LOB 12









Batter	1	2	3	4	5	6	7	8	9	AB	R	H	RBI	BB	SO	LOB	TOP					
Chico Salmon, R OBP: 0.345, SLG: 0.400 (1, 9)										5	1	3	0	0	0	0	<b>Cleveland Indians @ Baltimore Orioles</b> <b>Memorial Stadium, Baltimore, MD</b> Wed Aug 26 1964, 7:05 PM EDT Att: 19,141 - Unknown					
Dick Howser, R OBP: 0.331, SLG: 0.324 (1, 6)										4	0	1	0	0	0	2						
Bob Chance, L OBP: 0.371, SLG: 0.481 (1, 3)										3	0	1	0	1	0	2						
Leon Wagner, L OBP: 0.330, SLG: 0.472 (1, 7)										4	1	0	0	0	1	5						
John Romano, R OBP: 0.335, SLG: 0.444 (1, 2)										4	0	1	1	0	1	3						
Vic Davallio, L OBP: 0.300, SLG: 0.336 (1, 8)										4	1	2	1	0	0	1						
Larry Brown, R OBP: 0.286, SLG: 0.370 (8, PH)										3	0	1	0	0	1	1						
Tito Francona, L OBP: 0.379, SLG: 0.384 (8, 5)										0	0	0	0	1	0	0						
Billy Moran, R OBP: 0.298, SLG: 0.290 (8, 5)										0	0	0	0	0	0	0						
Woodie Held, R OBP: 0.315, SLG: 0.431 (8, 4)										3	0	0	1	0	2	4						
Lee Stange, R OBP: 0.185, SLG: 0.065 (9, PH)										3	0	1	0	0	1	0						
Dick Donovan, L OBP: 0.327, SLG: 0.250 (9, 1)										1	0	0	0	0	1	0						
Don McMahon, R OBP: 0.167, SLG: 0.167 (9, 1)										0	0	0	0	0	0	0						
<b>Inning Stats</b>	R: 0 E: 0 K: 0 S: 5	H: 2 LOB: 2 BB: 0 P: 5	R: 0 E: 0 K: 2 S: 7	H: 0 LOB: 0 BB: 0 P: 7	R: 0 E: 0 K: 0 S: 3	H: 0 LOB: 0 BB: 0 P: 3	R: 0 E: 0 K: 1 S: 5	H: 0 LOB: 0 BB: 0 P: 5	R: 1 E: 0 K: 0 S: 6	H: 3 LOB: 2 BB: 0 P: 6	R: 0 E: 0 K: 1 S: 6	H: 1 LOB: 1 BB: 0 P: 6	R: 0 E: 0 K: 2 S: 7	H: 1 LOB: 0 BB: 0 P: 7	R: 2 E: 0 K: 0 S: 6	H: 3 LOB: 3 BB: 2 P: 14	R: 0 E: 0 K: 1 S: 5	H: 0 LOB: 0 BB: 0 P: 5	1B: 7 2B: 3 3B: 0 HR: 0	SF: 1 SAC: 1 DP: 0 HBP: 0	WP: 0 PB: 0 SB: 0 CS: 1	PA: 38
<b>PITCHER</b>	IP WLS BF H R ER SO BB IBB HBP BLK WP HR S P ERA WHIP																					
Robin Roberts, R ERA: 2.88 (8, 1)	7.0	L	27	7	1	1	6	0	0	0	0	0	0	0	0	39	39	1.29	1.000			
Stu Miller, R ERA: 2.79 (8, 1)	0.2	L	6	3	2	2	0	0	1	0	0	0	0	0	5	9	27.00	4.500				
Dave Vineyard, R ERA: 4.08 (8, 1)	0.0	L	1	0	0	0	0	0	1	0	0	0	0	0	4	∞	∞	∞				
Dick Hall, R ERA: 2.23 (8, 1)	1.1	L	4	0	0	0	1	0	0	0	0	0	0	0	6	6	0.00	0.000				

Batter	1	2	3	4	5	6	7	8	9	AB	R	H	RBI	BB	SO	LOB	BOTTOM			
Jerry Adair, R OBP: 0.288, SLG: 0.339 (1, 4)										5	0	2	0	0	0	0	<b>Cleveland Indians @ Baltimore Orioles</b> <b>Memorial Stadium, Baltimore, MD</b> Wed Aug 26 1964, 7:05 PM EDT Att: 19,141 - Unknown			
Luis Aparicio, R OBP: 0.312, SLG: 0.362 (1, 6)										5	0	0	0	0	1	3				
Norm Siebern, L OBP: 0.388, SLG: 0.375 (1, 3)										3	2	2	1	1	0	0				
Brooks Robinson, R OBP: 0.355, SLG: 0.497 (1, 5)										3	0	0	0	1	1	1				
Sam Bowens, R OBP: 0.337, SLG: 0.481 (1, 9)										4	0	0	0	0	0	4				
Earl Robinson, R OBP: 0.330, SLG: 0.432 (1, 8)										4	0	2	0	0	0	3				
Russ Snyder, L OBP: 0.444, SLG: 0.421 (1, 7)										3	0	2	1	1	0	0				
Dick Brown, R OBP: 0.315, SLG: 0.427 (8, PH)										3	0	0	0	0	1	3				
Bob Johnson, R OBP: 0.296, SLG: 0.378 (9, 2)										1	0	0	0	0	1	2				
John Orsino, R OBP: 0.284, SLG: 0.361 (9, 2)										0	0	0	0	0	0	0				
Robin Roberts, S OBP: 0.177, SLG: 0.121 (7, PH)										2	0	1	0	0	0	0				
Charles Latta, L OBP: 0.318, SLG: 0.391 (8, 1)										1	0	0	0	0	0	0				
Stu Miller, R OBP: 0.318, SLG: 0.391 (8, 1)										0	0	0	0	0	0	0				
Dave Vineyard, R OBP: 0.303, SLG: 0.222 (8, 1)										0	0	0	0	0	0	0				
Dick Hall, R OBP: 0.154, SLG: 0.154 (9, 1)										0	0	0	0	0	0	0				
Jackie Brandt, R OBP: 0.206, SLG: 0.379 (9, PH)										1	0	0	0	0	1	0				
<b>Inning Stats</b>	R: 0 E: 0 K: 1 S: 5	H: 0 LOB: 0 BB: 0 P: 5	R: 0 E: 0 K: 1 S: 5	H: 0 LOB: 0 BB: 0 P: 5	R: 0 E: 0 K: 0 S: 3	H: 0 LOB: 0 BB: 0 P: 3	R: 0 E: 0 K: 0 S: 5	H: 2 LOB: 3 BB: 1 P: 9	R: 0 E: 0 K: 0 S: 5	H: 2 LOB: 2 BB: 1 P: 9	R: 0 E: 0 K: 0 S: 3	H: 0 LOB: 0 BB: 0 P: 3	R: 1 E: 0 K: 1 S: 7	H: 2 LOB: 1 BB: 1 P: 11	R: 0 E: 0 K: 1 S: 5	H: 0 LOB: 0 BB: 0 P: 5	1B: 7 2B: 1 3B: 0 HR: 1	SF: 0 SAC: 0 DP: 0 HBP: 0	WP: 0 PB: 0 SB: 0 CS: 1	PA: 38
<b>PITCHER</b>	IP WLS BF H R ER SO BB IBB HBP BLK WP HR S P ERA WHIP																			
Lee Stange, R ERA: 4.53 (9, 1)	8.0	W	35	9	2	2	4	2	1	0	0	0	0	0	40	52	2.25	1.375		
Don McMahon, R ERA: 1.61 (9, 1)	1.0	S	3	0	0	0	1	0	0	0	0	0	0	5	5	0.00	0.000			



Batter	1	2	3	4	5	6	7	8	9	AB	R	H	RBI	BB	SO	LOB	TOP				
Jim Landis, R OBP: 0.300, SLG: 0.272 (1, 8)	6-3			F9		F9			SH 1B BB	3	1	0	0	1	0	1	Chicago White Sox @ Baltimore Orioles Memorial Stadium, Baltimore, MD Fri Aug 28 1964, 7:05 PM EDT Unknown				
Don Buford, S OBP: 0.335, SLG: 0.360 (1, 4) (9, 5)	3-1			F8			K		SH 1B FC1-6-2	3	0	0	0	0	1	0					
Floyd Robinson, L OBP: 0.377, SLG: 0.426 (1, 9) (9, 7)	3-1			L9			G3		FC1-6-2 1B	4	0	1	2	0	0	0					
Pete Ward, L OBP: 0.362, SLG: 0.466 Eddie Fisher, R OBP: 0.196, SLG: 0.188 (9, 1)		F8			F5		FC5-4 1B		K	4	0	1	0	0	1	3					
Bill Skowron, R OBP: 0.327, SLG: 0.435 (1, 3)		6-3			5-3		FC5-4 1B		FC1-6-2 1B	3	0	0	0	1	0	1					
Tom McCraw, L OBP: 0.339, SLG: 0.373 Mike Hershberger, R OBP: 0.309, SLG: 0.289 (9, 9)					F4			4-3	FC1-6-2 1B	2	0	0	0	1	0	0					
Ron Hansen, R OBP: 0.346, SLG: 0.402 (1, 6)		CS		6-3		6-3			F3	4	0	1	0	0	0	3					
J.C. Martin, L OBP: 0.244, SLG: 0.290 (1, 2)				4-3		E1		G4-6-3 1B		3	0	0	0	0	0	1					
Gary Peters, L OBP: 0.242, SLG: 0.376 Gene Stephens, L OBP: 0.345, SLG: 0.368 Al Weis, S OBP: 0.298, SLG: 0.315 (9, 4)				4-3		4-3			E3 SH BB 1B	2	0	0	0	0	0	1					
Inning Stats	R: 0 E: 0 K: 0 S: 3	H: 0 LOB: 0 BB: 0 P: 3	R: 0 E: 0 K: 0 S: 2	H: 0 LOB: 0 BB: 1 P: 6	R: 0 E: 0 K: 0 S: 3	H: 0 LOB: 0 BB: 0 P: 3	R: 0 E: 0 K: 0 S: 3	H: 0 LOB: 0 BB: 0 P: 3	R: 0 E: 1 K: 0 S: 4	H: 0 LOB: 1 BB: 0 P: 4	R: 0 E: 0 K: 1 S: 6	H: 1 LOB: 1 BB: 0 P: 6	R: 0 E: 0 K: 0 S: 3	H: 1 LOB: 0 BB: 0 P: 3	R: 2 E: 1 K: 1 S: 8	H: 1 LOB: 3 BB: 2 P: 16		1B: 3 2B: 0 3B: 0 HR: 0	SF: 0 SAC: 1 DP: 1 HBP: 0	WP: 0 PB: 0 CS: 1	PA: 35
PITCHER	IP	WLS	BF	H	R	ER	SO	BB	IBB	HBP	BLK	WP	HR	S	P	ERA	WHIP				
Wally Bunker, R ERA: 2.83 Harvey Haddix, L ERA: 2.33 Dick Hall, R ERA: 2.21	(1, 1) (9, 1) (9, 1)	8.0 0.1 0.2	L 2 2	30 0 0	3 0 0	2 0 0	1 1 0	1 0 0	2 1 0	0 0 0	0 0 0	0 0 0	0 0 0	30 3 2	38 7 2	1.12 0.00 0.00	0.625 0.000 0.000				

Batter	1	2	3	4	5	6	7	8	9	AB	R	H	RBI	BB	SO	LOB	BOTTOM				
Jerry Adair, R OBP: 0.286, SLG: 0.336 (1, 4)	6-3		5-3			SH3-4		F9		3	0	0	0	0	0	0	Chicago White Sox @ Baltimore Orioles Memorial Stadium, Baltimore, MD Fri Aug 28 1964, 7:05 PM EDT Unknown				
Luis Aparicio, R OBP: 0.312, SLG: 0.361 (1, 6)				F9		F2		K	4	0	1	0	0	1	1						
Norm Siebern, L OBP: 0.385, SLG: 0.371 (1, 3)	4-3			F5		K		F6	4	0	0	0	0	1	1						
Brooks Robinson, R OBP: 0.356, SLG: 0.496 (1, 5)		FC1-5 BB 1B		F8		4-3		HBP	3	0	1	0	0	0	0						
Sam Bowens, R OBP: 0.337, SLG: 0.477 (1, 9)		L4 FC1-5 BB		F2		5-3		1-3	3	0	0	0	1	0	1						
Earl Robinson, R OBP: 0.340, SLG: 0.467 (1, 8)		FC1-5		HR		BB			2	1	1	1	1	0	2						
Dick Brown, R OBP: 0.310, SLG: 0.421 (1, 2)		L4		4-3		F9			3	0	0	0	0	0	3						
Russ Snyder, L OBP: 0.417, SLG: 0.390 (1, 7)			F9		K			6-3	3	0	0	0	0	1	0						
Wally Bunker, R OBP: 0.155, SLG: 0.094 Harvey Haddix, L OBP: 0.214, SLG: 0.154 (9, 1)				K		SH3-4 1B		F9	3	0	1	0	0	1	0						
Inning Stats	R: 0 E: 0 K: 0 S: 3	H: 1 LOB: 0 BB: 0 P: 3	R: 0 E: 0 K: 0 S: 3	H: 1 LOB: 1 BB: 1 P: 7	R: 0 E: 0 K: 1 S: 5	H: 0 LOB: 0 BB: 0 P: 5	R: 0 E: 0 K: 0 S: 3	H: 0 LOB: 0 BB: 0 P: 3	R: 1 E: 0 K: 1 S: 6	H: 1 LOB: 0 BB: 0 P: 6	R: 0 E: 0 K: 0 S: 3	H: 0 LOB: 1 BB: 1 P: 7	R: 0 E: 0 K: 0 S: 3	H: 0 LOB: 0 BB: 0 P: 3	R: 0 E: 0 K: 1 S: 5	H: 0 LOB: 1 BB: 0 P: 6		1B: 3 2B: 1 3B: 0 HR: 1	SF: 0 SAC: 1 DP: 1 HBP: 1	WP: 0 PB: 0 CS: 0	PA: 32
PITCHER	IP	WLS	BF	H	R	ER	SO	BB	IBB	HBP	BLK	WP	HR	S	P	ERA	WHIP				
Gary Peters, L ERA: 2.54 Eddie Fisher, R ERA: 3.39	(1, 1) (9, 1)	8.0 1.0	W S	28 4	4 0	1 0	1 0	3 1	3 0	0 1	0 0	0 0	0 5	6 6	0.00 0.00	0.750					

AB 30  
R 2  
H 3  
RBI 2  
BB 3  
SO 2  
LOB 13



AB 28  
R 1  
H 4  
RBI 1  
BB 2  
SO 4  
LOB 8









Batter	1	2	3	4	5	6	7	8	9	AB	R	H	RBI	BB	SO	LOB	TOP			
Tom McCraw, L (1,7) OBP: 0.325, SLG: 0.372										4	0	1	0	0	1	1	Chicago White Sox @ Baltimore Orioles Memorial Stadium, Baltimore, MD Sat Aug 29 1964, 7:05 PM EDT Att: 32,286 - Unknown			
Don Buford, S (1,4) OBP: 0.338, SLG: 0.363										4	0	3	0	0	0	0				
Floyd Robinson, L (1,9) OBP: 0.375, SLG: 0.425										4	0	0	0	0	2	4				
Pete Ward, L (1,5) OBP: 0.358, SLG: 0.462										4	0	0	0	0	0	2				
Bill Skowron, R (1,3) OBP: 0.326, SLG: 0.432										4	0	0	0	0	0	1				
Gene Stephens, L (1,8) OBP: 0.336, SLG: 0.355										3	0	0	0	0	2	0				
Ron Hansen, R (1,6) OBP: 0.347, SLG: 0.405										3	0	1	0	0	0	0				
J.C. Martin, L (1,2) OBP: 0.243, SLG: 0.287										2	0	0	0	0	0	1				
Eddie Fisher, R (5,1) OBP: 0.188, SLG: 0.188										0	0	0	0	0	0	0				
Mike Hershberger, R (8,PH) OBP: 0.310, SLG: 0.288										1	0	0	0	0	0	0				
Frank Baumann, L (8,1)										0	0	0	0	0	0	0				
Juan Pizarro, L (1,1) OBP: 0.220, SLG: 0.338										1	0	0	0	0	1	0				
Jerry McNertney, R (5,2) OBP: 0.284, SLG: 0.292										2	0	1	0	0	0	0				
<b>Inning Stats</b>	R: 0 E: 0 K: 0 S: 4	H: 2 LOB: 1 BB: 0 P: 4	R: 0 E: 0 K: 1 S: 5	H: 0 LOB: 0 BB: 0 P: 5	R: 0 E: 0 K: 2 S: 7	H: 0 LOB: 0 BB: 0 P: 7	R: 0 E: 0 K: 1 S: 5	H: 1 LOB: 1 BB: 0 P: 6	R: 0 E: 0 K: 1 S: 6	H: 1 LOB: 1 BB: 0 P: 6	R: 0 E: 0 K: 0 S: 3	H: 0 LOB: 0 BB: 0 P: 3	R: 0 E: 0 K: 0 S: 4	H: 1 LOB: 1 BB: 0 P: 4	R: 0 E: 0 K: 1 S: 6	H: 1 LOB: 1 BB: 0 P: 6	1B: 4 2B: 2 3B: 0 HR: 0	SF: 0 SAC: 0 DP: 1 HBP: 0	WP: 0 PB: 0 SB: 0 CS: 0	PA: 32
<b>PITCHER</b> Milt Pappas, R (1,1) ERA: 2.73	IP: 9.0 WLS: W BF: 32	H: 6 R: 0 ER: 0 SO: 7	BB: 0 IBB: 0 HBP: 0 BLK: 0	WP: 0 HR: 0 S: 46 P: 46	ERA: 0.00 WHIP: 0.667	<b>PITCHER</b>										IP: 9.0 WLS: W BF: 32	H: 6 R: 0 ER: 0 SO: 7	BB: 0 IBB: 0 HBP: 0 BLK: 0	WP: 0 HR: 0 S: 46 P: 46	ERA: 0.00 WHIP: 0.667

Batter	1	2	3	4	5	6	7	8	9	AB	R	H	RBI	BB	SO	LOB	BOTTOM								
Jerry Adair, R (1,4) OBP: 0.285, SLG: 0.339										4	2	2	0	0	1	0	Chicago White Sox @ Baltimore Orioles Memorial Stadium, Baltimore, MD Sat Aug 29 1964, 7:05 PM EDT Att: 32,286 - Unknown								
Luis Aparicio, R (1,6) OBP: 0.319, SLG: 0.367										3	1	2	1	1	0	0									
Norm Siebern, L (1,3) OBP: 0.387, SLG: 0.379										3	2	1	0	0	0	2									
Brooks Robinson, R (1,5) OBP: 0.355, SLG: 0.498										3	0	0	0	1	1	3									
Sam Bowens, R (1,9) OBP: 0.340, SLG: 0.486										4	0	3	3	0	1	1									
Earl Robinson, R (1,8) OBP: 0.333, SLG: 0.459										4	0	1	1	0	0	3									
Dick Brown, R (1,2) OBP: 0.305, SLG: 0.413										4	0	0	0	0	1	4									
Russ Snyder, L (1,7) OBP: 0.386, SLG: 0.380										4	0	1	0	0	0	0									
Milt Pappas, R (1,1) OBP: 0.200, SLG: 0.157										4	0	0	0	0	2	1									
<b>Inning Stats</b>	R: 2 E: 0 K: 0 S: 6	H: 3 LOB: 2 BB: 1 P: 10	R: 0 E: 0 K: 0 S: 3	H: 0 LOB: 0 BB: 0 P: 3	R: 0 E: 0 K: 1 S: 5	H: 0 LOB: 1 BB: 1 P: 9	R: 0 E: 0 K: 2 S: 8	H: 1 LOB: 1 BB: 0 P: 8	R: 2 E: 0 K: 1 S: 9	H: 4 LOB: 2 BB: 0 P: 9	R: 0 E: 0 K: 2 S: 7	H: 0 LOB: 0 BB: 0 P: 7	R: 1 E: 0 K: 0 S: 5	H: 2 LOB: 1 BB: 0 P: 5	R: 0 E: 0 K: 0 S: 3	H: 0 LOB: 0 BB: 0 P: 3		1B: 8 2B: 1 3B: 1 HR: 0	SF: 0 SAC: 1 DP: 0 HBP: 0	WP: 0 PB: 0 SB: 1 CS: 0	PA: 36				
<b>PITCHER</b> Juan Pizarro, L (1,1) ERA: 2.14	IP: 4.2 WLS: L BF: 24	H: 8 R: 4 ER: 4 SO: 4	BB: 1 IBB: 0 HBP: 0 BLK: 0	WP: 0 HR: 0 S: 30 P: 38	ERA: 7.71 WHIP: 1.929	<b>PITCHER</b>										IP: 4.2 WLS: L BF: 24	H: 8 R: 4 ER: 4 SO: 4	BB: 1 IBB: 0 HBP: 0 BLK: 0	WP: 0 HR: 0 S: 30 P: 38	ERA: 3.86 WHIP: 0.857					
Eddie Fisher, R (5,1) ERA: 3.33	2.1	9	2	1	1	2	0	0	0	0	0	13	13	3.86	0.857										
Frank Baumann, L (8,1) ERA: 6.14	1.0	3	0	0	0	0	0	0	0	0	0	3	3	0.00	0.000										



Batter	1	2	3	4	5	6	7	8	9	AB	R	H	RBI	BB	SO	LOB	TOP								
Tom McCraw, L (1,7) Mike Hershberger, R (6,9)	K			4-3		F6		FC6-4 BB		3	0	0	0	0	1	1	Chicago White Sox @ Baltimore Orioles Memorial Stadium, Baltimore, MD Sun Aug 30 1964, 3:33 AM EDT Att: 22,339 - Unknown								
Al Weis, S (1,4)	F7			L3 1B		F4		FC6-4		4	0	1	0	0	0	3									
Floyd Robinson, L (1,9) (6,7)	4-3			L3 1-2						3	1	0	0	0	0	1									
Pete Ward, L (1,5) OBP: 0.360, SLG: 0.469		K				F7				4	1	2	1	0	1	0									
Bill Skowron, R (1,3) OBP: 0.328, SLG: 0.438		6-3				HR				3	1	1	1	1	0	1									
Gene Stephens, L (1,8) OBP: 0.329, SLG: 0.347						F7				3	0	0	0	0	0	2									
Jeff Long, R (9,PH) OBP: 0.309, SLG: 0.271						F7				1	0	0	0	0	1	0									
Jim Landis, R (9,8) OBP: 0.300, SLG: 0.276										0	0	0	0	0	0	0									
Ron Hansen, R (1,6) OBP: 0.346, SLG: 0.404						F9				4	0	1	0	0	2	0									
J.C. Martin, L (1,2) OBP: 0.244, SLG: 0.288						F7				3	0	1	0	0	0	0									
Joe Horlen, R (1,1) OBP: 0.196, SLG: 0.180										2	0	1	0	0	1	0									
Don Buford, S (8,PH) OBP: 0.337, SLG: 0.362										1	0	0	0	0	0	0									
Gary Peters, L (8,1) OBP: 0.242, SLG: 0.376										0	0	0	0	0	0	0									
Hoyt Wilhelm, R (8,1) OBP: 0.222, SLG: 0.176										0	0	0	0	0	0	0									
<b>Inning Stats</b>	R: 0 E: 0 K: 1 S: 5	H: 0 LOB: 0 BB: 0 P: 5	R: 0 E: 0 K: 1 S: 5	H: 0 LOB: 0 BB: 0 P: 5	R: 0 E: 0 K: 2 S: 7	H: 0 LOB: 0 BB: 0 P: 7	R: 0 E: 0 K: 0 S: 3	H: 1 LOB: 0 BB: 0 P: 3	R: 1 E: 0 K: 0 S: 4	H: 1 LOB: 0 BB: 0 P: 4	R: 0 E: 0 K: 0 S: 4	H: 1 LOB: 1 BB: 1 P: 7	R: 0 E: 0 K: 0 S: 3	H: 1 LOB: 1 BB: 1 P: 7	R: 0 E: 0 K: 0 S: 4	H: 2 LOB: 2 BB: 1 P: 8	R: 2 E: 0 K: 2 S: 8	H: 1 LOB: 0 BB: 0 P: 9	1B: 4 2B: 2 3B: 1 HR: 1	SF: 0 SAC: 0 DP: 2 HBP: 1	WP: 1 PB: 0 SB: 0 CS: 0	PA: 34			
<b>PITCHER</b>	IP	WLS	BF	H	R	ER	SO	BB	IBB	HBP	BLK	WP	HR	S	P	ERA	WHIP								
Robin Roberts, R (1,1) ERA: 2.82	7.0	L	24	4	1	1	4	1	0	0	0	0	1	31	35	1.29	0.714								
Stu Miller, R (8,1) ERA: 2.89	1.1		8	3	2	2	0	1	0	1	0	0	0	6	11	13.50	3.000								
Harvey Haddix, L (9,1) ERA: 2.31	0.2		2	0	0	0	2	0	0	0	0	1	0	6	6	0.00	0.000								

Batter	1	2	3	4	5	6	7	8	9	AB	R	H	RBI	BB	SO	LOB	BOTTOM								
Russ Snyder, L (1,7) OBP: 0.393, SLG: 0.389	K									4	0	2	0	0	2	0	Chicago White Sox @ Baltimore Orioles Memorial Stadium, Baltimore, MD Sun Aug 30 1964, 3:33 AM EDT Att: 22,339 - Unknown								
Luis Aparicio, R (1,6) OBP: 0.317, SLG: 0.364	4-3									3	0	0	0	0	0	2									
Norm Siebern, L (1,3) OBP: 0.386, SLG: 0.378	K									4	0	1	0	0	2	1									
Brooks Robinson, R (1,5) OBP: 0.352, SLG: 0.494		5-3								4	0	0	0	0	2	2									
Sam Bowens, R (1,9) OBP: 0.336, SLG: 0.481		F9								4	0	0	0	0	1	2									
Earl Robinson, R (1,8) OBP: 0.321, SLG: 0.441										4	0	0	0	0	2	2									
Charlie Lau, L (1,2) OBP: 0.321, SLG: 0.401										3	0	1	0	0	1	2									
Bob Saverine, S (7,PH) OBP: 0.237, SLG: 0.176										0	0	0	0	0	0	0									
Dick Brown, R (8,2) OBP: 0.303, SLG: 0.411										1	0	0	0	0	0	0									
Jerry Adair, R (1,4) OBP: 0.283, SLG: 0.337										3	0	0	0	0	0	1									
Robin Roberts, S (1,1) OBP: 0.188, SLG: 0.133										2	0	1	0	0	1	0									
Bob Johnson, R (7,PH) OBP: 0.295, SLG: 0.376										1	0	0	0	0	0	0									
Stu Miller, R (8,1) OBP: 0.125, SLG: 0.250										0	0	0	0	0	0	0									
Harvey Haddix, L (9,1) ERA: 2.47										0	0	0	0	0	0	0									
<b>Inning Stats</b>	R: 0 E: 0 K: 2 S: 7	H: 0 LOB: 0 BB: 0 P: 7	R: 0 E: 0 K: 1 S: 5	H: 0 LOB: 0 BB: 0 P: 5	R: 0 E: 0 K: 1 S: 7	H: 2 LOB: 2 BB: 0 P: 7	R: 0 E: 1 K: 2 S: 9	H: 1 LOB: 2 BB: 0 P: 9	R: 0 E: 0 K: 0 S: 7	H: 0 LOB: 0 BB: 0 P: 7	R: 0 E: 0 K: 0 S: 6	H: 0 LOB: 1 BB: 0 P: 6	R: 0 E: 1 K: 0 S: 4	H: 1 LOB: 2 BB: 0 P: 4	R: 0 E: 0 K: 0 S: 8	H: 1 LOB: 1 BB: 0 P: 8	R: 0 E: 0 K: 0 S: 3	H: 0 LOB: 0 BB: 0 P: 3	1B: 4 2B: 1 3B: 0 HR: 0	SF: 0 SAC: 1 DP: 1 HBP: 0	WP: 0 PB: 0 SB: 0 CS: 0	PA: 34			
<b>PITCHER</b>	IP	WLS	BF	H	R	ER	SO	BB	IBB	HBP	BLK	WP	HR	S	P	ERA	WHIP								
Joe Horlen, R (1,1) ERA: 2.2	7.0	W	27	4	0	0	9	0	0	0	0	0	0	45	45	0.00	0.571								
Gary Peters, L (8,1) ERA: 2.53	0.2		3	1	0	0	1	0	0	0	0	0	0	5	5	0.00	1.500								
Hoyt Wilhelm, R (8,1) ERA: 2.47	1.1	S	4	0	0	0	1	0	0	0	0	0	0	6	6	0.00	0.000								



Batter	1	2	3	4	5	6	7	8	9	AB	R	H	RBI	BB	SO	LOB	TOP							
Jackie Brandt, R OBP: 0.296, SLG: 0.376 (1, 8)	L9		4-3			F6		F2		4	0	0	0	0	0	2								
Luis Aparicio, R OBP: 0.315, SLG: 0.361 (1, 6)	E6 WP 2B		F8			K		K		4	1	0	0	0	2	2								
Norm Siebern, L OBP: 0.385, SLG: 0.377 (1, 3)	K				F2					4	0	1	0	0	1	1								
Brooks Robinson, R OBP: 0.352, SLG: 0.494 (1, 5)					6-3					4	0	1	1	0	0	1								
Sam Bowers, R OBP: 0.336, SLG: 0.477 (1, 9)	K				FC6-4 BB					3	0	0	0	1	2	2								
Earl Robinson, R OBP: 0.310, SLG: 0.425 (1, 7)			6-3		FC6-4 1-2					4	0	0	0	0	2	2								
Jerry Adair, R OBP: 0.282, SLG: 0.335 (1, 4)			4-3			F7		F9		3	0	0	0	0	0	0								
Dick Brown, R OBP: 0.300, SLG: 0.407 (8, PH)			6-3			5-3				2	0	0	0	0	0	0								
John Orsino, R OBP: 0.298, SLG: 0.365 (8, 2)								2B 1B		1	0	1	0	0	0	0								
Steve Barber, L OBP: 0.222, SLG: 0.238 (8, PH)										2	0	0	0	0	0	0								
Bob Johnson, R OBP: 0.299, SLG: 0.385 (8, PH)										1	0	1	0	0	0	0								
Dick Hall, R OBP: 0.214, SLG: 0.154 (8, 1)						F5				0	0	0	0	0	0	0								
								1-3 2B																
<b>Inning Stats</b>	R: 1 E: 1 K: 2 S: 9	H: 1 LOB: 1 BB: 0 P: 9	R: 0 E: 0 K: 0 S: 3	H: 0 LOB: 0 BB: 0 P: 3	R: 0 E: 0 K: 0 S: 3	H: 0 LOB: 0 BB: 0 P: 3	R: 0 E: 0 K: 0 S: 3	H: 0 LOB: 1 BB: 1 P: 7	R: 0 E: 0 K: 1 S: 5	H: 0 LOB: 0 BB: 0 P: 5	R: 0 E: 0 K: 1 S: 5	H: 0 LOB: 0 BB: 0 P: 5	R: 0 E: 0 K: 1 S: 7	H: 2 LOB: 2 BB: 0 P: 7	R: 0 E: 0 K: 2 S: 8	H: 1 LOB: 1 BB: 0 P: 8	1B: 2 2B: 2 3B: 0 HR: 0	SF: 0 SAC: 0 DP: 0 HBP: 0	WP: 1 PB: 0 SB: 0 CS: 0	PA: 33				
<b>PITCHER</b>	IP WLS BF H R ER SO BB IBB HBP BLK WP HR S P ERA WHIP	7.1 W 27 3 1 0 4 1 0 0 0 1 0 34 38 0.00 0.545	1.2 S 6 1 0 0 3 0 0 0 0 0 0 12 12 0.00 0.600											IP WLS BF H R ER SO BB IBB HBP BLK WP HR S P ERA WHIP										
Jim Kaat, L ERA: 3.23																								
Al Worthington, R ERA: 1.77																								

Baltimore Orioles @ Minnesota Twins  
Metropolitan Stadium, Bloomington, MI  
Tue Sep 01 1964, 8:05 PM EDT  
Att: 14,625 - Unknown

AB 32  
R 1  
H 4  
RBI 1  
BB 1  
SO 7  
LOB 10




Batter	1	2	3	4	5	6	7	8	9	AB	R	H	RBI	BB	SO	LOB	BOTTOM							
Zoilo Versalles, R OBP: 0.310, SLG: 0.439 (1, 6)	K		6-3					K		4	0	1	0	0	2	1								
Rich Rollins, R OBP: 0.334, SLG: 0.408 (1, 5)	1B BB					2B K		6-3		3	0	1	0	1	1	1								
Tony Oliva, L OBP: 0.367, SLG: 0.571 (1, 9)	1-2 1B		G3			6-3		K		4	0	1	0	0	1	1								
Harmon Killebrew, R OBP: 0.389, SLG: 0.582 (8, 3)	K					HR		K		4	2	2	2	0	2	2								
Don Mincher, L OBP: 0.315, SLG: 0.603 (8, 3)						HR		K		0	0	0	0	0	0	0								
Bob Allison, R OBP: 0.399, SLG: 0.548 (1, 3)	F7				6-3			K		3	0	0	0	0	1	2								
Jimmie Hall, L OBP: 0.336, SLG: 0.476 (1, 8)			F8		K			4-3		3	0	0	0	0	1	0								
Earl Batley, R OBP: 0.345, SLG: 0.423 (1, 2)			F8		5-3			F8		3	0	0	0	0	0	0								
Bernie Allen, L OBP: 0.309, SLG: 0.329 (9, 4)			G3							3	0	1	0	0	0	0								
Jerry Kindall, R OBP: 0.273, SLG: 0.311 (9, 4)					4-3			FC4-8 1B		0	0	0	0	0	0	0								
Jim Kaat, L OBP: 0.244, SLG: 0.236 (8, 1)					K			FC4-6 1-2		3	0	0	0	0	2	1								
Al Worthington, R OBP: 0.111, SLG: 0.111 (8, 1)					K					0	0	0	0	0	0	0								
<b>Inning Stats</b>	R: 0 E: 0 K: 2 S: 8	H: 1 LOB: 2 BB: 1 P: 12	R: 0 E: 0 K: 0 S: 3	H: 0 LOB: 0 BB: 0 P: 3	R: 0 E: 0 K: 1 S: 6	H: 1 LOB: 1 BB: 0 P: 6	R: 1 E: 0 K: 1 S: 6	H: 1 LOB: 0 BB: 0 P: 6	R: 0 E: 0 K: 1 S: 6	H: 1 LOB: 1 BB: 0 P: 6	R: 0 E: 0 K: 2 S: 6	H: 1 LOB: 0 BB: 0 P: 6	R: 0 E: 0 K: 1 S: 7	H: 0 LOB: 0 BB: 0 P: 7	R: 0 E: 0 K: 2 S: 8	H: 0 LOB: 0 BB: 0 P: 7	1B: 3 2B: 1 3B: 0 HR: 2	SF: 0 SAC: 0 DP: 0 HBP: 0	WP: 0 PB: 0 SB: 0 CS: 0	PA: 31				
<b>PITCHER</b>	IP WLS BF H R ER SO BB IBB HBP BLK WP HR S P ERA WHIP	7.0 L 28 6 2 2 8 1 0 0 0 0 0 43 47 2.57 1.000	1.0 3 0 0 0 2 0 0 0 0 0 0 0 7 7 0.00 0.000											IP WLS BF H R ER SO BB IBB HBP BLK WP HR S P ERA WHIP										
Steve Barber, L ERA: 3.88																								
Dick Hall, R ERA: 2.16																								


Baltimore Orioles @ Minnesota Twins  
Metropolitan Stadium, Bloomington, MI  
Tue Sep 01 1964, 8:05 PM EDT  
Att: 14,625 - Unknown

AB 30  
R 2  
H 6  
RBI 2  
BB 1  
SO 10  
LOB 8





Batter	1	2	3	4	5	6	7	8	9	AB R H RBI BB SO LOB	TOP												
Jackie Brandt, R (1, 8) OBP: 0.296, SLG: 0.373	4-0 FC1-4 E BB		0-0 4-3			0-0 F2		0-3 K		3 0 0 0 1 1 0	<p><b>Baltimore Orioles @ Minnesota Twins</b> Metropolitan Stadium, Bloomington, MI</p> <p>Wed Sep 02 1964, 8:05 PM EDT Att: 15,621 - Unknown</p> <p>livebaseballscores.com</p> <p>AB 31 R 2 H 4 RBI 2 BB 2 SO 9 LOB 11</p> 												
Luis Aparicio, R (1, 6) OBP: 0.314, SLG: 0.367	0-0 FC1-4-5 WP 1-3		0-3 K			0-0 F7		0-0 HR	4 1 1 1 0 1 1														
Norm Siebern, L (1, 3) OBP: 0.384, SLG: 0.378	0-3 K			0-0 L9		0-3 K		0-0 2B	4 0 1 0 0 2 1														
Brooks Robinson, R (1, 5) OBP: 0.349, SLG: 0.490	0-0 6-3			0-0 F5		0-0 F9		0-0 5-3	4 0 0 0 0 0 2														
Sam Bowens, R (1, 9) OBP: 0.337, SLG: 0.483		0-0 HR		0-0 F7		4-0 1-3 BB		0-3 K	3 1 1 1 1 1 1														
Earl Robinson, R (1, 7) OBP: 0.308, SLG: 0.418	0-3 K				0-0 1B	0-0 1-3		0-0 4-3	4 0 1 0 0 1 2														
John Orsino, R (1, 2) OBP: 0.284, SLG: 0.359	0-0 6-3			0-0 F9		0-0 F7			3 0 0 0 0 0 2														
Jerry Adair, R (1, 4) OBP: 0.280, SLG: 0.333	0-0 L8			0-3 K				0-0 4-3	3 0 0 0 0 1 1														
Mitt Pappas, R (1, 1) OBP: 0.192, SLG: 0.151			0-0 F6		0-3 K			0-3 K	3 0 0 0 0 2 1														
<b>Inning Stats</b>	R: 0 E: 1 K: 1 S: 5	H: 0 LOB: 1 BB: 1 P: 9	R: 1 E: 0 K: 1 S: 6	H: 1 LOB: 0 BB: 0 P: 6	R: 0 E: 0 K: 1 S: 5	H: 0 LOB: 0 BB: 0 P: 5	R: 0 E: 0 K: 0 S: 3	H: 0 LOB: 0 BB: 0 P: 3	R: 0 E: 0 K: 2 S: 8	H: 1 LOB: 1 BB: 0 P: 8		R: 0 E: 0 K: 1 S: 5	H: 0 LOB: 0 BB: 0 P: 5	R: 0 E: 0 K: 0 S: 3	H: 0 LOB: 1 BB: 1 P: 7	R: 0 E: 0 K: 2 S: 7	H: 0 LOB: 0 BB: 0 P: 7	R: 1 E: 0 K: 1 S: 7	H: 2 LOB: 1 BB: 0 P: 7	1B: 1 2B: 1 3B: 0 HR: 2	SF: 0 SAC: 0 DP: 0 HBP: 0	WP: 1 PB: 0 SB: 0 CS: 0	PA: 33
<b>PITCHER</b>	IP WLS BF H R ER SO BB IBB HBP BLK WP HR S P ERA WHIP											<b>PITCHER</b>	IP WLS BF H R ER SO BB IBB HBP BLK WP HR S P ERA WHIP										
Dick Stigman, L (1, 1) ERA: 3.81	8.0 L 30 4 2 2 8 2 0 0 0 1 2 44 52 2.25 0.750											Johnny Klippstein, R (9, 1) ERA: 2.7	1.0 3 0 0 0 1 0 0 0 0 0 0 5 5 0.00 0.000										

Batter	1	2	3	4	5	6	7	8	9	AB R H RBI BB SO LOB	BOTTOM												
Jerry Kindall, R (1, 4) OBP: 0.267, SLG: 0.304	0-3 K		0-0 F6			0-0 1-3			0-3 K	3 0 0 0 0 1 1	<p><b>Baltimore Orioles @ Minnesota Twins</b> Metropolitan Stadium, Bloomington, MI</p> <p>Wed Sep 02 1964, 8:05 PM EDT Att: 15,621 - Unknown</p> <p>livebaseballscores.com</p> <p>AB 28 R 0 H 1 RBI 0 BB 1 SO 10 LOB 3</p> 												
Bob Allison, R (9, FH) OBP: 0.399, SLG: 0.547									0-3 K	1 0 0 0 0 1 0													
Rich Rollins, R (1, 5) OBP: 0.331, SLG: 0.405	0-0 L7			0-0 6-3		0-3 K		0-3 K	4 0 0 0 0 2 0														
Tony Oliva, L (1, 9) OBP: 0.365, SLG: 0.568	0-0 4-3			0-3 K		0-0 1-3			0-0 1-3	3 0 0 0 0 1 0													
Harmon Killebrew, R (1, 7) OBP: 0.387, SLG: 0.578		0-3 K		0-0 F2		0-3 K			0-3 K	3 0 0 0 0 2 0													
Don Mincher, L (1, 3) OBP: 0.311, SLG: 0.594	0-0 4-3				0-0 F6			0-0 G3	0-0 G3	3 0 0 0 0 0 0													
Jimmie Hall, L (1, 8) OBP: 0.334, SLG: 0.473	0-3 K				0-0 3-1			0-0 F8	0-0 F8	3 0 0 0 0 1 0													
Zolio Versalles, R (1, 6) OBP: 0.310, SLG: 0.438			0-0 F3		0-0 5-3			0-0 1B	0-0 1B	3 0 1 0 0 0 0													
Earl Batley, R (1, 2) OBP: 0.345, SLG: 0.420				4-0 BB		0-0 6-3		0-0 F4	0-0 F4	2 0 0 0 1 0 1													
Dick Stigman, R (1, 1) OBP: 0.130, SLG: 0.134				0-3 BB		0-3 K			0-0 F9	2 0 0 0 0 2 1													
Johnny Klippstein, R (9, 1) Frank Kostro, R (9, FH) OBP: 0.236, SLG: 0.368			0-0 K			0-0 K			0-0 F9	0 0 0 0 0 0 0 1 0 0 0 0 0 0													
<b>Inning Stats</b>	R: 0 E: 0 K: 1 S: 5	H: 0 LOB: 0 BB: 0 P: 5	R: 0 E: 0 K: 2 S: 7	H: 0 LOB: 0 BB: 0 P: 7	R: 0 E: 0 K: 1 S: 5	H: 0 LOB: 1 BB: 1 P: 9	R: 0 E: 0 K: 1 S: 5	H: 0 LOB: 0 BB: 0 P: 5	R: 0 E: 0 K: 2 S: 7	H: 0 LOB: 0 BB: 0 P: 7	R: 0 E: 0 K: 0 S: 4	H: 1 LOB: 1 BB: 0 P: 4	R: 0 E: 0 K: 2 S: 7	H: 0 LOB: 0 BB: 0 P: 7	1B: 1 2B: 0 3B: 0 HR: 0	SF: 0 SAC: 0 DP: 0 HBP: 0	WP: 0 PB: 0 SB: 0 CS: 0	PA: 29					
<b>PITCHER</b>	IP WLS BF H R ER SO BB IBB HBP BLK WP HR S P ERA WHIP											<b>PITCHER</b>	IP WLS BF H R ER SO BB IBB HBP BLK WP HR S P ERA WHIP										
Mitt Pappas, R (1, 1) ERA: 2.61	9.0 W 29 1 0 0 10 1 0 0 0 0 0 48 52 0.00 0.222																						



Batter	1	2	3	4	5	6	7	8	9	AB	R	H	RBI	BB	SO	LOB	TOP					
Russ Snyder, L (1,7) OBP: 0.385, SLG: 0.368	4-0 BB G6-3			0-0 F7		0-3 K		0-0 4-3		3	0	0	0	1	1	0						
Luis Aparicio, R (1,6) OBP: 0.313, SLG: 0.366	0-0 G6-3 1-2			0-0 5-3			0-0 FC6-4 1B	0-0 F9		4	0	1	0	0	0	1						
Norm Siebern, L (1,3) OBP: 0.383, SLG: 0.377	0-3 K2-3			0-3 K			0-0 FC6-4 2B 1-2	0-0 FC5-4 1B		4	1	1	0	0	2	1						
Brooks Robinson, R (1,5) OBP: 0.350, SLG: 0.498					0-0 HR		0-0 2B 1-3	0-0 FC5-4 1-2		4	2	2	1	0	1	1						
Sam Bowens, R (1,9) OBP: 0.334, SLG: 0.479					0-0 F3		0-3 K		0-0 5-3		4	0	0	0	0	2	2					
Charlie Lau, L (1,2) OBP: 0.324, SLG: 0.397					0-0 F7		4-0 2B IBB		4-0 1B BB		2	1	0	0	2	0	0					
Jackie Brandt, R (1,8) OBP: 0.298, SLG: 0.376					0-0 6-3		0-0 2B 1-H 2-H 3-H 4-0		0-0 1B 1-3		4	0	2	3	0	1	0					
Jerry Adair, R (1,4) OBP: 0.282, SLG: 0.331					0-0 K		0-0 F9		4-0 IBB		2	0	0	0	2	1	0					
Wally Bunker, R (1,1) OBP: 0.145, SLG: 0.088					0-0 6-3		0-0 F9		0-0 F9		4	0	0	0	0	0	4					
<b>Inning Stats</b>	R: 0 E: 0 K: 1 S: 4	H: 0 LOB: 0 BB: 1 P: 8	R: 0 E: 0 K: 2 S: 7	H: 0 LOB: 0 BB: 0 P: 7	R: 0 E: 0 K: 2 S: 7	H: 0 LOB: 0 BB: 0 P: 7	R: 0 E: 0 K: 1 S: 5	H: 0 LOB: 0 BB: 0 P: 5	R: 1 E: 0 K: 0 S: 4	H: 1 LOB: 0 BB: 0 P: 4	R: 0 E: 0 K: 1 S: 5	H: 0 LOB: 0 BB: 0 P: 5	R: 3 E: 0 K: 1 S: 8	H: 3 LOB: 2 BB: 2 P: 16	R: 0 E: 0 K: 0 S: 4	H: 1 LOB: 1 BB: 0 P: 4	R: 0 E: 0 K: 0 S: 3	H: 1 LOB: 2 BB: 2 P: 11	1B: 3 2B: 2 3B: 0 HR: 1	SF: 0 SAC: 0 DP: 1 HBP: 0	WP: 0 PB: 0 SB: 0 CS: 0	PA: 36
<b>PITCHER</b>	IP WLS BF H R ER SO BB IBB HBP BLK WP HR S P ERA WHIP	6.2 L 25 4 4 4 8 1 1 0 0 0 1 39 47 5.40 0.750	0.1 2 0 0 0 0 0 1 0 0 0 0 0 1 5 0.00 0.000	2.0 9 2 0 0 0 1 1 0 0 0 0 0 7 15 0.00 1.500																		

Baltimore Orioles @ Minnesota Twins  
Metropolitan Stadium, Bloomington, MI  
Thu Sep 03 1964, 4:33 AM EDT  
Att: 7,549 - Unknown

AB 31  
R 4  
H 6  
RBI 4  
BB 5  
SO 8  
LOB 9




Batter	1	2	3	4	5	6	7	8	9	AB	R	H	RBI	BB	SO	LOB	BOTTOM					
Rich Rollins, R (1,5) OBP: 0.331, SLG: 0.404	0-0 F9				0-0 F9		0-0 F7			4	0	1	0	0	0	1						
Zoilo Versalles, R (1,6) OBP: 0.308, SLG: 0.435	0-0 L5				0-0 4-3		0-3 K			4	0	0	0	0	1	2						
Tony Oliva, L (1,9) OBP: 0.363, SLG: 0.564	0-0 4-3				0-0 F5		0-0 6-3		0-0 F7		4	0	0	0	0	0						
Harmon Killebrew, R (1,7) OBP: 0.388, SLG: 0.578					0-0 6-3		0-0 1B 4-3 1B		0-0 5-3		4	1	2	0	0	0						
Jimmie Hall, L (1,8) OBP: 0.336, SLG: 0.473					0-0 F8		0-0 4-3 BB 1-2 1B		0-0 F6		4	0	2	0	0	0						
Bob Allison, R (1,3) OBP: 0.398, SLG: 0.544					4-0 BB		4-0 4-3 BB 1-2 2-3		0-0 6-3		2	0	0	0	2	2						
Ron Henry, R (1,2) OBP: 0.143, SLG: 0.324					0-3 K		0-0 4-3		0-3 K		4	0	0	1	0	3	5					
Jerry Kindall, R (1,4) OBP: 0.263, SLG: 0.299					0-3 K				0-0 1-3		2	0	0	0	0	1	2					
Frank Kostro, R (7,PH) OBP: 0.247, SLG: 0.391											1	0	1	0	0	0	0					
Johnny Goryl, R (8,4) OBP: 0.221, SLG: 0.184											1	0	0	0	0	0	0					
Camilo Pascual, R (1,1) OBP: 0.247, SLG: 0.247					0-0 6-3						2	0	0	0	0	0	0					
Jim Perry, S (7,1) OBP: 0.200, SLG: 0.200											0	0	0	0	0	0	0					
Don Mincher, L (7,PH) OBP: 0.310, SLG: 0.592											1	0	0	0	0	0	1					
Bill Pleis, L (8,1) OBP: 0.400, SLG: 0.250											0	0	0	0	0	0	0					
<b>Inning Stats</b>	R: 0 E: 0 K: 0 S: 3	H: 0 LOB: 0 BB: 0 P: 3	R: 0 E: 0 K: 1 S: 5	H: 0 LOB: 1 BB: 1 P: 9	R: 0 E: 0 K: 1 S: 6	H: 1 LOB: 1 BB: 0 P: 6	R: 1 E: 0 K: 0 S: 5	H: 2 LOB: 2 BB: 1 P: 9	R: 0 E: 0 K: 0 S: 3	H: 0 LOB: 0 BB: 0 P: 3	R: 0 E: 0 K: 1 S: 7	H: 2 LOB: 2 BB: 0 P: 7	R: 0 E: 0 K: 1 S: 6	H: 1 LOB: 1 BB: 0 P: 6	R: 0 E: 0 K: 0 S: 3	H: 0 LOB: 0 BB: 0 P: 3	R: 0 E: 0 K: 1 S: 5	H: 0 LOB: 0 BB: 0 P: 5	1B: 5 2B: 1 3B: 0 HR: 0	SF: 0 SAC: 0 DP: 0 HBP: 0	WP: 0 PB: 0 SB: 0 CS: 0	PA: 35
<b>PITCHER</b>	IP WLS BF H R ER SO BB IBB HBP BLK WP HR S P ERA WHIP	9.0 W 35 6 1 1 5 2 0 0 0 0 0 43 51 1.00 0.889																				


Baltimore Orioles @ Minnesota Twins  
Metropolitan Stadium, Bloomington, MI  
Thu Sep 03 1964, 4:33 AM EDT  
Att: 7,549 - Unknown

AB 33  
R 1  
H 6  
RBI 1  
BB 2  
SO 5  
LOB 13





Batter	1	2	3	4	5	6	7	8	9	AB	R	H	RBI	BB	SO	LOB	TOP				
Russ Snyder, L OBP: 0.357, SLG: 0.339	6-3		FC6-4 2B		F8		G4-6-3		4-3	5	0	0	0	0	0	4	<p><b>Baltimore Orioles @ Los Angeles Angels</b> Dodger Stadium, Los Angeles, CA Fri Sep 04 1964, 7:05 PM PDT Att: 9,737 - Unknown</p> <p>livebaseballscorecards.com</p> <p>AB 33 R 1 H 6 RBI 1 BB 4 SO 2 LOB 21</p> 				
Luis Aparicio, R OBP: 0.315, SLG: 0.369	E7 4-3				F9			FC3-6 1B		4	0	2	0	0	0	0					
Norm Siebern, L OBP: 0.382, SLG: 0.374	4-3		G3					FC3-6 G6-3 1-2		3	0	0	0	1	0	4					
Brooks Robinson, R OBP: 0.349, SLG: 0.495	5-3				F8			G6-3 1-2		3	0	0	0	1	0	3					
Sam Bowens, R OBP: 0.331, SLG: 0.474		5-3	FC6-4 1-2			K			6-3	4	0	0	0	0	1	3					
Charlie Lau, L OBP: 0.331, SLG: 0.405						6-3			1B 5-3 2B	3	1	2	0	1	0	0					
Jackie Brandt, R OBP: 0.297, SLG: 0.375					L9				E 5-3 1B	4	0	1	0	0	0	2					
Jerry Adair, R OBP: 0.279, SLG: 0.328					FC1-6 1-2				5-3	4	0	0	1	0	1	3					
Robin Roberts, S Lau (4, PH) Chuck Estrada, R Dave Vineyard, R John Crano, R Bob Saverine, S Sam Jones, R Bob Johnson, R					4-3			G4-6-3 1B	E1 2-3	0	0	0	0	1	0	0					
<b>Inning Stats</b>	R: 0 E: 1 K: 0 S: 4	H: 0 LOB: 1 BB: 0 P: 4	R: 0 E: 0 K: 0 S: 4	H: 1 LOB: 1 BB: 0 P: 4	R: 0 E: 0 K: 0 S: 4	H: 1 LOB: 3 BB: 2 P: 12	R: 0 E: 0 K: 0 S: 3	H: 0 LOB: 1 BB: 1 P: 7	R: 0 E: 0 K: 1 S: 5	H: 0 LOB: 0 BB: 0 P: 5	R: 0 E: 0 K: 1 S: 5	H: 1 LOB: 0 BB: 0 P: 5	R: 0 E: 0 K: 0 S: 3	H: 1 LOB: 0 BB: 0 P: 3	R: 1 E: 1 K: 0 S: 6	H: 2 LOB: 2 BB: 0 P: 6		1B: 4 2B: 2 3B: 0 HR: 0	SF: 0 SAC: 0 DP: 2 HBP: 0	WP: 0 PB: 0 SB: 0 CS: 0	PA: 37
<b>PITCHER</b> Fred Newman, R ERA: 3.01	IP: 9.0 WLS: W BF: 37 H: 6 R: 1 ER: 1 SO: 2 BB: 3 IBB: 1 HBP: 0 BLK: 0 WP: 0 HR: 0 S: 37 P: 53 ERA: 1.00 WHIP: 1.000																				

Batter	1	2	3	4	5	6	7	8	9	AB	R	H	RBI	BB	SO	LOB	BOTTOM				
Paul Schaaf, R OBP: 0.111, SLG: 0.111	K		1B 1-3 1B		F8		G6-4-3 1-2		F6	5	1	1	0	0	1	3	<p><b>Baltimore Orioles @ Los Angeles Angels</b> Dodger Stadium, Los Angeles, CA Fri Sep 04 1964, 7:05 PM PDT Att: 9,737 - Unknown</p> <p>livebaseballscorecards.com</p> <p>AB 34 R 7 H 11 RBI 7 BB 3 SO 3 LOB 13</p> 				
Jim Fregosi, R OBP: 0.386, SLG: 0.500			1B 1-3 2B 1B		F2			6-3		4	1	2	1	0	0	1					
Willie Smith, L OBP: 0.311, SLG: 0.473					F6			HR BB		3	2	1	1	1	0	3					
Joe Adcock, R Vic Power, R					F4			HR BB		4	2	3	4	0	0	1					
Lou Clinton, R OBP: 0.304, SLG: 0.393								HR		0	0	0	0	0	0	0					
Buck Rodgers, S OBP: 0.301, SLG: 0.308										4	0	1	1	0	0	0					
Rick Reichardt, R OBP: 0.133, SLG: 0.133										3	0	0	0	1	1	0					
Bobby Knoop, R OBP: 0.294, SLG: 0.277										4	0	0	0	0	1	3					
Fred Newman, R OBP: 0.222, SLG: 0.160										4	0	2	0	0	0	0					
<b>Inning Stats</b>	R: 0 E: 0 K: 1 S: 6	H: 1 LOB: 1 BB: 0 P: 6	R: 0 E: 0 K: 1 S: 5	H: 0 LOB: 0 BB: 0 P: 5	R: 3 E: 0 K: 0 S: 8	H: 5 LOB: 3 BB: 1 P: 12	R: 0 E: 0 K: 0 S: 4	H: 1 LOB: 1 BB: 0 P: 4	R: 2 E: 0 K: 1 S: 7	H: 2 LOB: 0 BB: 0 P: 7	R: 0 E: 0 K: 0 S: 2	H: 0 LOB: 0 BB: 1 P: 6	R: 2 E: 0 K: 0 S: 4	H: 1 LOB: 0 BB: 1 P: 8	R: 0 E: 0 K: 0 S: 4	H: 1 LOB: 1 BB: 0 P: 4		1B: 6 2B: 2 3B: 0 HR: 3	SF: 0 SAC: 0 DP: 1 HBP: 0	WP: 0 PB: 0 SB: 0 CS: 0	PA: 37
<b>PITCHER</b> Robin Roberts, R ERA: 2.92 Chuck Estrada, R ERA: 5.17 Dave Vineyard, R ERA: 3.98 Sam Jones, R ERA: 9.0	IP: 3.0 WLS: L BF: 16 H: 6 R: 3 ER: 3 SO: 2 BB: 0 IBB: 0 HBP: 0 BLK: 0 WP: 0 HR: 0 S: 19 P: 23 ERA: 9.00 WHIP: 2.000																				



Batter	1	2	3	4	5	6	7	8	9	AB	R	H	RBI	BB	SO	LOB	TOP					
Jackie Brandt, R OBP: 0.296, SLG: 0.373 (1, 8)	F8	K					F8		F9	5	0	1	0	0	1	4	<b>Baltimore Orioles @ Los Angeles Angels</b> Dodger Stadium, Los Angeles, CA Sat Sep 05 1964, 7:05 PM PDT Att: 9,733 - Unknown <a href="http://livebaseballscorecards.com">livebaseballscorecards.com</a>					
Luis Aparicio, R OBP: 0.314, SLG: 0.367 (1, 6)	F6		6-3				F6		4-3	5	0	1	0	0	0	1						
Norm Siebern, L OBP: 0.383, SLG: 0.372 (1, 3)			1-3				F7			2	0	0	0	2	0	2						
Brooks Robinson, R OBP: 0.350, SLG: 0.494 (1, 5)	K						F3			3	0	1	0	1	1	3						
Sam Bowens, R OBP: 0.330, SLG: 0.474 (1, 9)			F6						F6	4	0	1	0	0	0	3						
Earl Robinson, R OBP: 0.300, SLG: 0.407 (1, 7)										3	0	0	0	0	1	1						
Charlie Lau, L OBP: 0.329, SLG: 0.403 (8, PH)	K								K	1	0	0	0	0	1	2						
Lenny Green, L OBP: 0.309, SLG: 0.290 (8, 7)										0	0	0	0	0	0	0						
John Orsino, R OBP: 0.286, SLG: 0.357 (1, 2)									F8	3	0	0	0	1	0	3						
Jerry Adair, R OBP: 0.281, SLG: 0.328 (1, 4)										3	0	1	0	1	0	1						
Bob Saverine, S OBP: 0.237, SLG: 0.176 (9, PR)										0	0	0	0	0	0	0						
Steve Barber, L OBP: 0.234, SLG: 0.233 (1, 1)										1	0	0	0	1	1	0						
Bob Johnson, R OBP: 0.295, SLG: 0.380 (7, PH)										1	0	0	0	0	1	0						
Dick Hall, R OBP: 0.214, SLG: 0.154 (7, 1)										0	0	0	0	0	0	0						
Boog Powell, L OBP: 0.380, SLG: 0.597 (9, PH)										1	0	0	0	0	1	1						
<b>Inning Stats</b>	R: 0 E: 0 K: 1 S: 5	H: 0 LOB: 1 BB: 1 P: 9	R: 0 E: 0 K: 2 S: 8	H: 1 LOB: 3 BB: 2 P: 16	R: 0 E: 0 K: 0 S: 4	H: 1 LOB: 0 BB: 0 P: 4	R: 0 E: 0 K: 0 S: 3	H: 0 LOB: 0 BB: 0 P: 3	R: 0 E: 0 K: 1 S: 7	H: 2 LOB: 2 BB: 0 P: 7	R: 0 E: 0 K: 0 S: 3	H: 0 LOB: 1 BB: 1 P: 7	R: 0 E: 0 K: 1 S: 5	H: 0 LOB: 0 BB: 0 P: 5	R: 0 E: 0 K: 1 S: 5	H: 0 LOB: 2 BB: 2 P: 13	R: 0 E: 0 K: 1 S: 6	H: 1 LOB: 1 BB: 0 P: 6	1B: 4 2B: 1 3B: 0 HR: 0	SF: 0 SAC: 0 DP: 0 HBP: 0	WP: 0 PB: 0 SB: 0 CS: 0	PA: 38
<b>PITCHER</b>	IP WLS BF H R ER SO BB IBB HBP BLK WP HR S P ERA WHIP																					
George Brunet, L ERA: 2.73 (1, 1)	7.0 W 30 4 0 0 5 5 0 0 0 0 0 0 0 35 55 0.00 1.286																					
Bob Lee, R ERA: 1.54 (8, 1)	2.0 S 8 1 0 0 2 1 0 0 0 0 0 0 0 11 15 0.00 1.000																					

Batter	1	2	3	4	5	6	7	8	9	AB	R	H	RBI	BB	SO	LOB	BOTTOM			
Jim Piersall, R OBP: 0.350, SLG: 0.373 (1, 7)	F6									3	1	1	0	0	0	0	<b>Baltimore Orioles @ Los Angeles Angels</b> Dodger Stadium, Los Angeles, CA Sat Sep 05 1964, 7:05 PM PDT Att: 9,733 - Unknown <a href="http://livebaseballscorecards.com">livebaseballscorecards.com</a>			
Paul Schaaf, R OBP: 0.231, SLG: 0.231 (1, 5)										4	0	2	0	0	0	1				
Jim Fregosi, R OBP: 0.385, SLG: 0.497 (1, 6)										3	0	0	0	1	1	2				
Joe Adcock, R OBP: 0.360, SLG: 0.502 (1, 3)										3	0	0	0	1	0	3				
Vic Power, R OBP: 0.274, SLG: 0.315 (9, 3)										0	0	0	0	0	0	0				
Lou Clinton, R OBP: 0.304, SLG: 0.391 (1, 9)										2	0	0	0	1	0	2				
Rick Reichardt, R OBP: 0.167, SLG: 0.167 (1, 8)										3	0	1	0	0	1	0				
Buck Rodgers, S OBP: 0.299, SLG: 0.305 (1, 2)										3	0	0	0	0	2	2				
Bobby Knoop, R OBP: 0.292, SLG: 0.275 (1, 4)										3	0	0	0	0	0	2				
George Brunet, R OBP: 0.250, SLG: 0.143 (1, 1)										3	0	1	0	0	2	0				
Bob Lee, R ERA: 1.54 (8, 1)										0	0	0	0	0	0	0				
<b>Inning Stats</b>	R: 0 E: 0 K: 0 S: 4	H: 1 LOB: 2 BB: 1 P: 8	R: 0 E: 0 K: 1 S: 5	H: 0 LOB: 0 BB: 0 P: 5	R: 1 E: 1 K: 2 S: 9	H: 2 LOB: 1 BB: 0 P: 9	R: 0 E: 0 K: 1 S: 5	H: 1 LOB: 1 BB: 1 P: 9	R: 0 E: 0 K: 1 S: 4	H: 1 LOB: 2 BB: 1 P: 8	R: 0 E: 0 K: 1 S: 5	H: 0 LOB: 0 BB: 0 P: 5	R: 0 E: 0 K: 1 S: 5	H: 0 LOB: 0 BB: 0 P: 5	R: 0 E: 0 K: 0 S: 3	H: 0 LOB: 0 BB: 0 P: 3	1B: 5 2B: 0 3B: 0 HR: 0	SF: 0 SAC: 1 DP: 1 HBP: 0	WP: 1 PB: 1 SB: 0 CS: 0	PA: 31
<b>PITCHER</b>	IP WLS BF H R ER SO BB IBB HBP BLK WP HR S P ERA WHIP																			
Steve Barber, L ERA: 3.71 (1, 1)	6.0 L 25 5 1 0 5 3 0 0 0 0 0 0 0 32 44 0.00 1.333																			
Dick Hall, R ERA: 2.12 (7, 1)	2.0 6 0 0 0 1 0 0 0 0 0 0 0 8 8 0.00 0.000																			








Batter	1	2	3	4	5	6	7	8	9	AB	R	H	RBI	BB	SO	LOB	TOP									
Lenny Green, L OBP: 0.318, SLG: 0.283	F9		G3				F7			3	0	0	0	2	0	0	<b>Baltimore Orioles @ Kansas City Athletics</b> Municipal Stadium, Kansas City, MO Mon Sep 07 1964, 4:33 AM EDT Unknown									
Luis Aparicio, R OBP: 0.314, SLG: 0.365			F8			G4-6-3 BB	F4	F8		5	0	1	0	0	0	4										
Norm Siebern, L OBP: 0.380, SLG: 0.369	F6						F8		4-3	5	2	2	0	0	0	1										
Boog Powell, L OBP: 0.384, SLG: 0.603 Jackie Brandt, R OBP: 0.296, SLG: 0.373								4-3	5-3	3	1	2	1	1	0	1										
Brooks Robinson, R OBP: 0.348, SLG: 0.493	F6								6-3	1	0	0	0	0	0	0										
Sam Bowens, R OBP: 0.329, SLG: 0.471		6-3						1-3		3	0	0	1	0	0	2										
Charlie Lau, L OBP: 0.335, SLG: 0.402	F4									3	1	1	0	1	0	1										
Jerry Adair, R OBP: 0.283, SLG: 0.332	F8									4	1	2	1	0	0	2										
Wally Bunker, R OBP: 0.152, SLG: 0.083			F7							3	0	0	0	1	1	0										
<b>Inning Stats</b>	R: 0 E: 0 K: 0 S: 4	H: 1 LOB: 2 BB: 1 P: 8	R: 0 E: 0 K: 0 S: 3	H: 0 LOB: 0 BB: 0 P: 3	R: 0 E: 0 K: 0 S: 3	H: 0 LOB: 0 BB: 0 P: 3	R: 1 E: 0 K: 1 S: 7	H: 2 LOB: 1 BB: 0 P: 7	R: 1 E: 0 K: 0 S: 3	H: 1 LOB: 0 BB: 1 P: 7	R: 1 E: 0 K: 0 S: 6	H: 3 LOB: 2 BB: 0 P: 6	R: 0 E: 0 K: 1 S: 5	H: 0 LOB: 0 BB: 0 P: 5	R: 3 E: 0 K: 0 S: 6	H: 3 LOB: 3 BB: 3 P: 18	R: 0 E: 0 K: 0 S: 3	H: 0 LOB: 0 BB: 0 P: 3	1B: 6 2B: 2 3B: 1 HR: 1	SF: 1 SAC: 0 DP: 1 HBP: 0	WP: 0 PB: 1 SB: 2 CS: 0	PA: 41				
<b>PITCHER</b>	IP	WLS	BF	H	R	ER	SO	BB	IBB	HBP	BLK	WP	HR	S	P	ERA	WHIP									
Orlando Pena, R ERA: 4.34	(1, 1)	7.0	L	30	8	4	3	2	2	0	0	0	0	0	2	2	3.86	1.429								
Ted Bowsfield, L ERA: 4.57	(8, 1)	0.1		2	1	0	0	0	0	0	0	0	0	2	2	0.00	3.000									
Ken Sanders, R ERA: 3.43	(8, 1)	0.2		6	1	2	2	0	2	1	0	0	0	3	15	27.00	4.500									
Jose Santiago, R ERA: 5.04	(9, 1)	1.0		3	0	0	0	0	0	0	0	0	0	3	3	0.00	0.000									

AB	35
R	6
H	10
RBI	4
BB	5
SO	2
LOB	15



Batter	1	2	3	4	5	6	7	8	9	AB	R	H	RBI	BB	SO	LOB	BOTTOM									
Bert Campaneris, R OBP: 0.335, SLG: 0.436	L6		1-3				F7		6-3	4	0	0	0	0	0	0	<b>Baltimore Orioles @ Kansas City Athletics</b> Municipal Stadium, Kansas City, MO Mon Sep 07 1964, 4:33 AM EDT Unknown									
Wayne Causey, L OBP: 0.401, SLG: 0.408			3-1				G3 WP 1B			3	0	2	0	1	0	0										
Manny Jimenez, L OBP: 0.284, SLG: 0.442							G3			4	0	0	0	0	1	3										
Rocky Colavito, R OBP: 0.369, SLG: 0.528	F8						F8			4	0	0	0	0	0	3										
Jim Gentile, L OBP: 0.381, SLG: 0.490										4	0	2	0	0	0	0										
Billy Bryan, L OBP: 0.288, SLG: 0.480										4	0	0	0	0	0	3										
Nelson Mathews, R OBP: 0.301, SLG: 0.389										3	1	1	1	0	0	0										
Dick Green, R OBP: 0.305, SLG: 0.383										3	0	1	0	0	0	0										
Orlando Pena, R OBP: 0.173, SLG: 0.186 Ted Bowsfield, R OBP: 0.174, SLG: 0.095 Ken Sanders, R										2	0	0	0	0	0	2	1									
Jose Tartabull, L OBP: 0.253, SLG: 0.242 Jose Santiago, R										0	0	0	0	0	0	0	0									
<b>Inning Stats</b>	R: 0 E: 0 K: 1 S: 5	H: 0 LOB: 1 BB: 1 P: 9	R: 1 E: 0 K: 0 S: 4	H: 1 LOB: 0 BB: 0 P: 4	R: 0 E: 0 K: 1 S: 5	H: 0 LOB: 0 BB: 0 P: 5	R: 0 E: 0 K: 0 S: 3	H: 0 LOB: 0 BB: 0 P: 3	R: 0 E: 0 K: 0 S: 6	H: 1 LOB: 1 BB: 0 P: 6	R: 0 E: 0 K: 0 S: 4	H: 1 LOB: 1 BB: 0 P: 4	R: 0 E: 0 K: 0 S: 3	H: 1 LOB: 0 BB: 0 P: 3	R: 0 E: 0 K: 0 S: 3	H: 0 LOB: 0 BB: 0 P: 3	R: 0 E: 0 K: 0 S: 5	H: 2 LOB: 2 BB: 0 P: 5	1B: 3 2B: 2 3B: 0 HR: 1	SF: 0 SAC: 0 DP: 1 HBP: 0	WP: 1 PB: 0 SB: 0 CS: 0	PA: 33				
<b>PITCHER</b>	IP	WLS	BF	H	R	ER	SO	BB	IBB	HBP	BLK	WP	HR	S	P	ERA	WHIP									
Wally Bunker, R ERA: 2.64	(1, 1)	9.0	W	33	6	1	1	3	1	0	0	0	1	1	38	42	1.00	0.778								






Batter	1	2	3	4	5	6	7	8	9	AB	R	H	RBI	BB	SO	LOB	TOP				
Jackie Brandt, R OBP: 0.293, SLG: 0.369 (1, 8)										4	0	0	0	0	0	1	<p>Baltimore Orioles @ Kansas City Athletics Municipal Stadium, Kansas City, MO Mon Sep 07 1964, 4:38 AM EDT Att: 15,358 - Unknown</p> <p>livebaseballscores.com</p> <p>AB 31 R 1 H 6 RBI 1 BB 1 SO 5 LOB 14</p>				
Luis Aparicio, R OBP: 0.314, SLG: 0.364 (1, 6)										4	0	1	0	0	0	1					
Earl Robinson, R OBP: 0.306, SLG: 0.410 (1, 7)										4	1	2	0	0	1	1					
Brooks Robinson, R OBP: 0.346, SLG: 0.490 (1, 5)										4	0	0	0	0	2	3					
Sam Bowens, R OBP: 0.326, SLG: 0.466 (1, 9)										4	0	0	0	0	2	2					
John Orsino, R OBP: 0.291, SLG: 0.363 (1, 3)										2	0	1	1	1	0	0					
Jerry Adair, R OBP: 0.283, SLG: 0.332 (1, 4)										3	0	1	0	0	0	2					
Dick Brown, R OBP: 0.301, SLG: 0.406 (1, 2)										3	0	1	0	0	0	3					
Dave McNally, R OBP: 0.204, SLG: 0.156 Dave Vineyard, R OBP: 0.250, SLG: 0.182 Stu Miller, R OBP: 0.125, SLG: 0.250 Bob Johnson, R OBP: 0.294, SLG: 0.378 Sam Jones, R (8, 1)										0	0	0	0	0	0	0					
<b>Inning Stats</b>	R: 0 E: 0 K: 0 S: 4	H: 1 LOB: 1 BB: 0 P: 4	R: 0 E: 1 K: 0 S: 4	H: 1 LOB: 1 BB: 0 P: 4	R: 0 E: 0 K: 0 S: 3	H: 0 LOB: 0 BB: 0 P: 3	R: 1 E: 0 K: 2 S: 9	H: 2 LOB: 1 BB: 0 P: 9	R: 0 E: 0 K: 1 S: 5	H: 1 LOB: 0 BB: 0 P: 5	R: 0 E: 0 K: 0 S: 2	H: 0 LOB: 0 BB: 1 P: 6	R: 0 E: 0 K: 0 S: 3	H: 0 LOB: 0 BB: 0 P: 3	R: 0 E: 0 K: 2 S: 7	H: 0 LOB: 0 BB: 0 P: 7		1B: 5 2B: 1 3B: 0 HR: 0	SF: 0 SAC: 0 DP: 3 HBP: 0	WP: 0 PB: 0 SB: 0 CS: 0	PA: 32
<b>PITCHER</b> Bob Meyer, L ERA: 4.31 (1, 1)	IP: 9.0 WLS: W BF: 32 H: 6 R: 1 ER: 1 SO: 5 BB: 1 IBB: 0 HBP: 0 BLK: 0 WP: 0 HR: 0 S: 41 P: 45 ERA: 1.00 WHIP: 0.778															<b>PITCHER</b>					


Batter	1	2	3	4	5	6	7	8	9	AB	R	H	RBI	BB	SO	LOB	BOTTOM		
Bert Campaneris, R OBP: 0.339, SLG: 0.434 Jose Tartabull, L OBP: 0.253, SLG: 0.242 (1, 7)										3	1	1	0	1	1	0	<p>Baltimore Orioles @ Kansas City Athletics Municipal Stadium, Kansas City, MO Mon Sep 07 1964, 4:38 AM EDT Att: 15,358 - Unknown</p> <p>livebaseballscores.com</p> <p>AB 32 R 6 H 8 RBI 6 BB 2 SO 14 LOB 6</p>		
Wayne Causey, L OBP: 0.400, SLG: 0.407 (1, 6)										4	1	1	0	0	1	1			
Rocky Colavito, R OBP: 0.370, SLG: 0.530 (1, 9)										4	1	2	1	0	2	0			
Jim Gentile, L OBP: 0.384, SLG: 0.510 (1, 3)										4	3	3	4	0	1	1			
Doc Edwards, R OBP: 0.247, SLG: 0.298 (1, 2)										4	0	0	0	0	1	1			
Ed Charles, R OBP: 0.316, SLG: 0.367 (1, 5)										4	0	0	0	0	2	1			
Nelson Mathews, R OBP: 0.301, SLG: 0.386 (1, 8)										3	0	0	0	1	3	0			
Dick Green, R OBP: 0.305, SLG: 0.383 (1, 4)										3	0	1	1	0	1	0			
Bob Meyer, R (1, 1)										3	0	0	0	0	2	2			
<b>Inning Stats</b>	R: 4 E: 0 K: 2 S: 11	H: 4 LOB: 0 BB: 0 P: 11	R: 0 E: 0 K: 2 S: 7	H: 0 LOB: 1 BB: 1 P: 11	R: 1 E: 0 K: 1 S: 6	H: 1 LOB: 0 BB: 0 P: 6	R: 0 E: 0 K: 2 S: 7	H: 0 LOB: 0 BB: 0 P: 7	R: 0 E: 0 K: 2 S: 9	H: 2 LOB: 2 BB: 1 P: 13	R: 0 E: 0 K: 2 S: 8	H: 1 LOB: 1 BB: 0 P: 8	R: 0 E: 0 K: 1 S: 5	H: 0 LOB: 0 BB: 0 P: 5	1B: 5 2B: 1 3B: 0 HR: 2	SF: 0 SAC: 0 DP: 0 HBP: 0		WP: 0 PB: 0 SB: 0 CS: 0	PA: 34
<b>PITCHER</b> Dave McNally, L ERA: 3.94 Dave Vineyard, R ERA: 3.96 Stu Miller, R ERA: 2.85 Sam Jones, R ERA: 6.0 (1, 1)	IP: 0.0 WLS: L BF: 4 H: 4 R: 4 ER: 4 SO: 0 BB: 0 IBB: 0 HBP: 0 BLK: 0 WP: 0 HR: 1 S: 4 P: 4 ERA: 3.00 WHIP: 0.833															<b>PITCHER</b>			







Batter	1	2	3	4	5	6	7	8	9	AB	R	H	RBI	BB	SO	LOB	TOP					
Jerry Adair, R OBP: 0.280, SLG: 0.331 (1, 4)	0-0 6-3		0-3 K		0-0 4-3			0-0 4-3		4	0	0	0	0	1	0	<p><b>Baltimore Orioles @ Washington Senators</b> D.C. Stadium, Washington, DC Wed Sep 09 1964, 7:05 PM EDT Att: 14,272 - Unknown</p> <p>livebaseballscores.com</p> <p>AB 32 R 3 H 7 RBI 3 BB 2 SO 4 LOB 10</p> 					
Luis Aparicio, R OBP: 0.312, SLG: 0.360 (1, 6)	0-0 F7			0-0 F4		4-0 1B SF8 BB		0-0 F7		3	1	0	0	1	0	0						
Boog Powell, L OBP: 0.389, SLG: 0.620 (1, 7)	0-0 F6			0-0 2B 1B		0-0 1-3 1B		0-0 1B		4	1	3	0	0	0	0						
Brooks Robinson, R OBP: 0.348, SLG: 0.494 (1, 5)		0-0 2B		0-0 1-3 1B 2B		0-0 SF8		0-0 1-2 1B		3	1	3	1	0	0	0						
Sam Bowens, R OBP: 0.325, SLG: 0.462 (1, 9)	0-0 5-3			0-0 3-1 1B		0-0 3-H G6-4-3 1-2		0-0 F7		4	0	1	2	0	0	4						
Jackie Brandt, R OBP: 0.291, SLG: 0.366 (1, 8)	0-0 5-3			0-0 3-1			0-0 6-3		0-0 6-3	4	0	0	0	0	0	2						
John Orsino, R OBP: 0.292, SLG: 0.360 Paul Blair, R (7, PR) Norm Siebern, L OBP: 0.380, SLG: 0.365 (7, 3)	0-0 F3			0-0 F5		4-0 FC6-4 BB		0-0 F9		2	0	0	0	1	0	2						
Dick Brown, R OBP: 0.296, SLG: 0.398 (1, 2)			0-0 F9		0-3 K		0-0 FC6-4 1-2		0-0 F8	4	0	0	0	0	1	1						
Steve Barber, L OBP: 0.220, SLG: 0.217 (1, 1)			0-3 K		0-0 3-1		0-3 K			3	0	0	0	0	2	1						
<b>Inning Stats</b>	R: 0 E: 0 K: 0 S: 3	H: 0 LOB: 0 BB: 0 P: 3	R: 0 E: 0 K: 0 S: 4	H: 1 LOB: 1 BB: 0 P: 4	R: 0 E: 0 K: 2 S: 7	H: 0 LOB: 0 BB: 0 P: 7	R: 2 E: 0 K: 0 S: 6	H: 3 LOB: 1 BB: 0 P: 6	R: 0 E: 0 K: 1 S: 5	H: 0 LOB: 0 BB: 0 P: 5	R: 1 E: 0 K: 0 S: 3	H: 1 LOB: 1 BB: 1 P: 7	R: 0 E: 0 K: 1 S: 5	H: 0 LOB: 1 BB: 1 P: 9	R: 0 E: 0 K: 0 S: 5	H: 2 LOB: 2 BB: 0 P: 5	R: 0 E: 0 K: 0 S: 3	H: 0 LOB: 0 BB: 0 P: 3	1B: 5 2B: 2 3B: 0 HR: 0	SF: 1 SAC: 0 DP: 1 HBP: 0	WP: 0 PB: 0 SB: 0 CS: 0	PA: 35
<b>PITCHER</b> Claude Osteen, L ERA: 3.2 (1, 1)	IP: 9.0 WLS: W BF: 35 H: 7 R: 3 ER: 3 SO: 4 BB: 2 IBB: 0 HBP: 0 BLK: 0 WP: 0 HR: 0 S: 41 P: 49 ERA: 3.00 WHIP: 1.000															<b>PITCHER</b>						

Batter	1	2	3	4	5	6	7	8	9	AB	R	H	RBI	BB	SO	LOB	BOTTOM					
Chuck Cottier, R OBP: 0.296, SLG: 0.339 (1, 4)	0-0 E1 4-3 WP 1B		0-0 F7		0-0 F9			4-0 G5-6-4 BB		3	1	1	0	1	0	1	<p><b>Baltimore Orioles @ Washington Senators</b> D.C. Stadium, Washington, DC Wed Sep 09 1964, 7:05 PM EDT Att: 14,272 - Unknown</p> <p>livebaseballscores.com</p> <p>AB 30 R 4 H 6 RBI 3 BB 4 SO 13 LOB 12</p> 					
Don Zimmer, R OBP: 0.303, SLG: 0.407 (1, 5)	0-0 4-3			0-0 HR 1B		0-0 1B		0-0 G5-6-4 1-2		4	1	2	0	0	0	2						
Chuck Hinton, R OBP: 0.339, SLG: 0.423 (1, 7)	0-0 5-3			0-3 K		0-0 F8		4-0 BB		3	0	0	0	1	1	2						
Don Lock, R OBP: 0.342, SLG: 0.449 (1, 8)	0-0 F8			0-0 1-H HR		0-3 K		0-3 K		4	1	1	2	0	2	2						
Roy Sievers, R OBP: 0.258, SLG: 0.298 (1, 3)		0-3 K		0-0 6-3		0-0 F8			0-3 K	4	0	0	0	0	2	1						
Don Leppert, R OBP: 0.225, SLG: 0.263 Fred Valentine, S OBP: 0.306, SLG: 0.310 Mike Brumley, L OBP: 0.303, SLG: 0.296 (8, 2)	0-0 5-3			0-0 L8		4-0 1B BB		0-3 K		2	0	0	0	1	0	0						
Willie Kirkland, L OBP: 0.279, SLG: 0.344 (1, 9)	0-3 K				0-3 K		0-3 K		0-0 HR	4	1	1	1	0	3	1						
John Kennedy, R OBP: 0.288, SLG: 0.340 (1, 6)			0-3 K		4-0 BB		0-0 1-3 1B			2	0	1	0	1	1	0						
Claude Osteen, L OBP: 0.176, SLG: 0.247 (1, 1)			0-3 K		0-3 K		0-3 K			3	0	0	0	0	3	3						
<b>Inning Stats</b>	R: 1 E: 1 K: 0 S: 4	H: 1 LOB: 0 BB: 0 P: 4	R: 0 E: 0 K: 2 S: 7	H: 0 LOB: 0 BB: 0 P: 7	R: 0 E: 0 K: 2 S: 7	H: 0 LOB: 0 BB: 0 P: 7	R: 2 E: 0 K: 1 S: 7	H: 2 LOB: 0 BB: 0 P: 7	R: 0 E: 0 K: 2 S: 7	H: 0 LOB: 1 BB: 1 P: 11	R: 0 E: 0 K: 1 S: 6	H: 1 LOB: 1 BB: 0 P: 6	R: 0 E: 0 K: 2 S: 7	H: 1 LOB: 2 BB: 1 P: 11	R: 0 E: 0 K: 1 S: 4	H: 0 LOB: 1 BB: 2 P: 12	R: 1 E: 0 K: 2 S: 7	H: 1 LOB: 0 BB: 0 P: 7	1B: 4 2B: 0 3B: 0 HR: 2	SF: 0 SAC: 0 DP: 1 HBP: 0	WP: 1 PB: 0 SB: 0 CS: 0	PA: 34
<b>PITCHER</b> Steve Barber, L ERA: 3.68 (1, 1)	IP: 8.2 WLS: L BF: 34 H: 6 R: 4 ER: 3 SO: 13 BB: 4 IBB: 0 HBP: 0 BLK: 0 WP: 1 HR: 2 S: 56 P: 72 ERA: 3.12 WHIP: 1.154															<b>PITCHER</b>						



Batter	1	2	3	4	5	6	7	8	9	AB	R	H	RBI	BB	SO	LOB	TOP																					
Jerry Adair, R OBP: 0.281, SLG: 0.331 (1,4)	L8		F9	2B 1B	1B		F9		6-3	6	2	1	0	0	1		<b>Baltimore Orioles @ Washington Senators</b> D.C. Stadium, Washington, DC Thu Sep 10 1964, 7:05 PM EDT Att: 5,744 - Unknown																					
Luis Aparicio, R OBP: 0.313, SLG: 0.363 (1,6)	5-3		F7	1B	1B		F8			5	1	2	1	0	0	0																						
Boog Powell, L OBP: 0.392, SLG: 0.618 Paul Blair, R (7,8)	6-3		HBP	1B	HR		F9			3	1	1	0	1	0	0																						
Brooks Robinson, R OBP: 0.352, SLG: 0.499 (1,5)		2B	BB	HR	1B				6-4-3-2	5	2	4	2	0	0	2																						
Sam Bowens, R OBP: 0.328, SLG: 0.472 (1,9)	1B	2B	FC5-4	HR			F2		G6-4-3	4	2	2	4	1	0	1																						
Bob Johnson, R OBP: 0.291, SLG: 0.374 (1,3)	F3	FC5-4	1-2	HR			1B		F7	5	1	1	0	0	0	4																						
Jackie Brandt, R OBP: 0.296, SLG: 0.372 (7,7)	FC6-4	1B					F9			4	1	3	1	1	0	1																						
John Orsino, R OBP: 0.298, SLG: 0.362 (1,2)	FC6-4						1B		5-3	4	1	2	1	1	0	2																						
Mitt Pappas, R OBP: 0.174, SLG: 0.136 (1,1)	K						K		L7	5	1	0	0	0	2	6																						
<b>Inning Stats</b>	R: 0 E: 0 K: 0 S: 3	H: 0 LOB: 0 BB: 0 P: 3	R: 2 E: 0 K: 1 S: 8	H: 3 LOB: 1 BB: 0 P: 8	R: 0 E: 0 K: 0 S: 4	H: 1 LOB: 3 BB: 1 P: 9	R: 3 E: 1 K: 0 S: 9	H: 6 LOB: 1 BB: 3 P: 21	R: 1 E: 0 K: 0 S: 4	H: 3 LOB: 0 BB: 0 P: 4	R: 1 E: 0 K: 1 S: 7	H: 2 LOB: 1 BB: 0 P: 7	R: 0 E: 0 K: 0 S: 3	H: 0 LOB: 0 BB: 0 P: 3	R: 0 E: 0 K: 0 S: 4	H: 1 LOB: 1 BB: 0 P: 4	1B: 12 2B: 4 3B: 1 HR: 1	SF: 0 SAC: 0 DP: 1 HBP: 1	WP: 0 PB: 0 SB: 0 CS: 0	PA: 46																		
<b>PITCHER</b>	IP	WLS	BF	H	R	ER	SO	BB	IBB	HBP	BLK	WP	HR	S	P	ERA	WHIP	<b>PITCHER</b>				IP	WLS	BF	H	R	ER	SO	BB	IBB	HBP	BLK	WP	HR	S	P	ERA	WHIP
Frank Kreuzer, L ERA: 4.1 (1,1)	2.2		14	4	2	2	1	1	0	1	0	0	0	0	14	19	6.75	1.875																				
Steve Ridzik, R ERA: 2.99 (3,1)	0.2	L	6	2	4	4	0	2	0	0	0	0	0	4	12	54.00	6.000																					
Jim Hannan, R ERA: 4.18 (4,1)	1.2		11	7	5	4	0	0	1	0	0	0	1	10	14	21.60	4.200																					
Don Rudolph, L ERA: 4.4 (6,1)	3.0		11	3	1	1	1	0	0	0	0	0	0	13	13	3.00	1.000																					
Ron Kline, R ERA: 1.97 (9,1)	1.0		4	1	0	0	0	0	0	0	0	0	0	4	4	0.00	1.000																					

AB 41  
R 12  
H 17  
RBI 10  
BB 4  
SO 2  
LOB 17



Batter	1	2	3	4	5	6	7	8	9	AB	R	H	RBI	BB	SO	LOB	BOTTOM																					
Don Blasingame, L OBP: 0.314, SLG: 0.311 Chuck Cottler, R OBP: 0.294, SLG: 0.336 (1,4)	F9		5-3		4-3		F6		G4-3	4	0	0	0	0	0	2	<b>Baltimore Orioles @ Washington Senators</b> D.C. Stadium, Washington, DC Thu Sep 10 1964, 7:05 PM EDT Att: 5,744 - Unknown																					
Don Zimmer, R OBP: 0.306, SLG: 0.419 (1,5)	6-3		HR		1B				F9	4	1	2	3	0	0	0																						
Jim King, L OBP: 0.342, SLG: 0.433 (1,9)	3B	1B	F4		K				HR	4	2	2	1	0	1	1																						
Don Lock, R OBP: 0.345, SLG: 0.461 (1,8)	1H	3B							HR	4	0	3	1	0	1	0																						
Willie Kirkland, L OBP: 0.275, SLG: 0.338 (1,7)	4-3								F7	4	0	0	0	0	1	3																						
Joe Cunningham, L OBP: 0.395, SLG: 0.283 (1,3)	4-3				1-3		F7		3-1	4	0	0	0	0	0	2																						
Mike Brumley, L OBP: 0.302, SLG: 0.294 (1,2)	4-3				4-3		4-3		4-3	3	1	0	0	0	0	1																						
John Kennedy, R OBP: 0.288, SLG: 0.340 (1,6)	5-3				F8				1B	4	0	1	0	0	1	1																						
Frank Kreuzer, R OBP: 0.289, SLG: 0.159 Steve Ridzik, R OBP: 0.299, SLG: 0.289 Jim Hannan, R OBP: 0.143, SLG: 0.190 Dick Phillips, L OBP: 0.143, SLG: 0.302 Don Rudolph, L OBP: 0.143, SLG: 0.277 Ron Kline, R OBP: 0.298, SLG: 0.167 Fred Valentine, S OBP: 0.206, SLG: 0.313 (1,1)	K				4-3				G4-3	0	0	0	0	0	0	0																						
<b>Inning Stats</b>	R: 1 E: 0 K: 0 S: 5	H: 2 LOB: 1 BB: 0 P: 5	R: 0 E: 0 K: 0 S: 3	H: 0 LOB: 0 BB: 0 P: 3	R: 1 E: 0 K: 1 S: 6	H: 1 LOB: 0 BB: 0 P: 6	R: 0 E: 0 K: 1 S: 5	H: 0 LOB: 0 BB: 0 P: 5	R: 2 E: 0 K: 1 S: 6	H: 1 LOB: 1 BB: 1 P: 11	R: 0 E: 0 K: 1 S: 6	H: 1 LOB: 1 BB: 0 P: 6	R: 0 E: 0 K: 1 S: 5	H: 0 LOB: 0 BB: 0 P: 5	R: 1 E: 0 K: 0 S: 5	H: 2 LOB: 1 BB: 0 P: 5	R: 0 E: 0 K: 0 S: 4	H: 2 LOB: 1 BB: 0 P: 4	1B: 4 2B: 2 3B: 1 HR: 2	SF: 0 SAC: 0 DP: 1 HBP: 1	WP: 0 PB: 0 SB: 0 CS: 0	PA: 37																
<b>PITCHER</b>	IP	WLS	BF	H	R	ER	SO	BB	IBB	HBP	BLK	WP	HR	S	P	ERA	WHIP	<b>PITCHER</b>				IP	WLS	BF	H	R	ER	SO	BB	IBB	HBP	BLK	WP	HR	S	P	ERA	WHIP
Mitt Pappas, R ERA: 2.6 (1,1)	9.0	W	37	9	5	5	5	1	0	1	0	0	2	45	50	5.00	1.111																					


AB 35  
R 5  
H 9  
RBI 5  
BB 1  
SO 5  
LOB 12





Batter	1	2	3	4	5	6	7	8	9	AB	R	H	RBI	BB	SO	LOB	TOP					
Bert Campaneris, R OBP: 0.337, SLG: 0.427 (1, 7)	4-0 BB 5-3		0-0 FC1-4		0-0 F8		0-0 F8			3	0	0	0	1	0	2	<b>Kansas City Athletics @ Baltimore Orioles</b> Memorial Stadium, Baltimore, MD Fri Sep 11 1964, 7:05 PM EDT Unknown					
Wayne Causey, L OBP: 0.397, SLG: 0.404 (1, 6)	0-0 F6		0-0 F8		0-0 F7		0-0 F3			4	0	0	0	0	0	3						
Tommie Reynolds, R OBP: 0.313, SLG: 0.310 (1, 5)	0-0 5-3		0-3 K		0-0 E6 1B		0-3 K			4	1	0	0	0	2	2						
Rocky Colavito, R OBP: 0.367, SLG: 0.525 (1, 9)	0-0 F8				0-0 L8		0-0 F7		0-0 F6	4	0	0	0	0	0	2						
Jim Gentile, L OBP: 0.385, SLG: 0.509 (1, 3)		0-0 4-3		0-0 WP 1B		0-0 1B 1B		0-3 K		4	0	2	0	0	1	0						
Billy Bryan, L OBP: 0.288, SLG: 0.477 Ken Harrelson, R OBP: 0.258, SLG: 0.415 (9, PH)	0-0 F8		0-0 F5		0-0 1B 1-2		0-0 1B 1-2 3-H		0-3 K	3	0	1	1	0	0	1						
Nelson Mathews, R OBP: 0.302, SLG: 0.393 (1, 8)		0-0 HR		0-0 6-3		0-0 K		0-0 1B		4	1	2	1	0	1	3						
Dick Green, R OBP: 0.305, SLG: 0.382 (1, 4)	0-0 2-3				0-0 1B		0-0 5-3		0-0 F9	4	0	1	0	0	0	3						
John O'Donoghue, R OBP: 0.295, SLG: 0.314 Jose Santiago, R OBP: 0.226, SLG: 0.239 Ken Sanders, R OBP: 0.226, SLG: 0.239 Larry Stahl, L OBP: 0.245, SLG: 0.223 Moe Drabowsky, R OBP: 0.245, SLG: 0.223 Doc Edwards, R OBP: 0.245, SLG: 0.223 (9, PH)			0-0 FC1-4 1B		0-0 F7		0-0 F6		0-0 F8	1	0	1	0	0	0	0						
<b>Inning Stats</b>	R: 0 E: 0 K: 0 S: 3	H: 0 LOB: 1 BB: 1 P: 7	R: 1 E: 0 K: 0 S: 4	H: 1 LOB: 1 BB: 0 P: 4	R: 0 E: 0 K: 1 S: 6	H: 1 LOB: 1 BB: 0 P: 6	R: 0 E: 0 K: 0 S: 4	H: 1 LOB: 1 BB: 0 P: 4	R: 0 E: 0 K: 1 S: 8	H: 2 LOB: 2 BB: 0 P: 8	R: 0 E: 0 K: 0 S: 3	H: 0 LOB: 0 BB: 0 P: 3	R: 0 E: 0 K: 2 S: 7	H: 0 LOB: 0 BB: 0 P: 7	R: 0 E: 0 K: 1 S: 6	H: 1 LOB: 1 BB: 0 P: 6		1B: 6 2B: 0 3B: 0 HR: 1	SF: 0 SAC: 0 DP: 0 HBP: 0	WP: 1 PB: 0 SB: 0 CS: 0	PA: 36	
<b>PITCHER</b>	IP WLS BF H R ER SO BB IBB HBP BLK WP HR S P ERA WHIP	7.0 W 29 6 2 1 2 1 0 0 0 1 1 32 36 1.29 1.000	2.0 S 7 1 0 0 3 0 0 0 0 0 0 13 13 0.00 0.500																			

Batter	1	2	3	4	5	6	7	8	9	AB	R	H	RBI	BB	SO	LOB	BOTTOM					
Jackie Brandt, R OBP: 0.297, SLG: 0.371 (1, 8)	0-0 F6	0-0 E7 1B		4-0 2B BB		0-0 2-3		0-3 K		4	1	1	1	1	1	0	<b>Kansas City Athletics @ Baltimore Orioles</b> Memorial Stadium, Baltimore, MD Fri Sep 11 1964, 7:05 PM EDT Unknown					
Luis Aparicio, R OBP: 0.314, SLG: 0.365 (1, 6)	0-0 6-3	0-0 5-3		0-0 1B 2B		4-0 BB				3	1	1	1	1	0	2						
Boog Powell, L OBP: 0.391, SLG: 0.614 Norm Siebern, L OBP: 0.379, SLG: 0.364 (6, PH) (7, 3)	0-0 F6		0-0 4-3	4-0 BB 1B BB		0-0 F8		0-0 F7		2	0	0	0	1	0	0						
Brooks Robinson, R OBP: 0.355, SLG: 0.501 (1, 5)		0-0 E 2B 1B	0-0 FC5-4 1B	0-0 BB 1B 1-2 2-H		0-0 F7				4	1	3	1	0	0	1						
Sam Bowens, R OBP: 0.327, SLG: 0.469 (1, 9)		0-0 E5 2B 1-2	0-0 FC5-4 E 1-2	4-0 BB 1B 1-2 2-S		0-0 4-3				3	1	0	0	1	0	2						
Bob Johnson, R OBP: 0.287, SLG: 0.368 Russ Snyder, L OBP: 0.352, SLG: 0.333 (7, 7)		0-3 K	0-0 E6	0-0 F9		0-0 6-3				3	0	0	0	0	1	6						
Jerry Adair, R OBP: 0.281, SLG: 0.332 (1, 4)		0-0 1B 2B 1-H 2-H	0-3 K		0-0 3-1		0-0 4-3			4	1	1	2	0	1	2						
John Orsino, R OBP: 0.293, SLG: 0.356 (1, 2)	0-0 F8		0-0 E5	0-0 F6		0-3 K				4	0	0	0	0	1	1						
Wally Bunker, R OBP: 0.159, SLG: 0.081 Harvey Haddix, L (8, 1)		4-0 E 1B BB	0-0 P1-3	0-0 4-3		0-3 K				2	0	0	0	1	0	1						
<b>Inning Stats</b>	R: 0 E: 0 K: 0 S: 3	H: 0 LOB: 0 BB: 0 P: 3	R: 3 E: 2 K: 1 S: 9	H: 3 LOB: 2 BB: 1 P: 13	R: 0 E: 1 K: 1 S: 7	H: 1 LOB: 2 BB: 0 P: 7	R: 2 E: 1 K: 0 S: 5	H: 2 LOB: 3 BB: 3 P: 17	R: 0 E: 0 K: 0 S: 3	H: 0 LOB: 0 BB: 1 P: 7	R: 0 E: 0 K: 0 S: 3	H: 0 LOB: 0 BB: 0 P: 3	R: 0 E: 0 K: 3 S: 9	H: 0 LOB: 0 BB: 0 P: 9	R: 0 E: 0 K: 3 S: 9	H: 0 LOB: 0 BB: 0 P: 9		1B: 4 2B: 3 3B: 0 HR: 0	SF: 0 SAC: 0 DP: 1 HBP: 0	WP: 0 PB: 0 SB: 0 CS: 0	PA: 37	
<b>PITCHER</b>	IP WLS BF H R ER SO BB IBB HBP BLK WP HR S P ERA WHIP	3.2 L 22 6 5 0 0 3 0 0 0 0 0 23 35 7.36 2.455	0.1 2 0 0 0 0 1 0 0 0 0 0 0 1 5 0.00 3.000	2.0 7 0 0 0 0 1 0 0 0 0 0 6 10 0.00 0.500	2.0 6 0 0 0 3 0 0 0 0 0 0 0 12 12 0.00 0.000																	





Batter	1	2	3	4	5	6	7	8	9	AB	R	H	RBI	BB	SO	LOB	TOP					
Bert Campaneris, R OBP: 0.333, SLG: 0.418 Jose Tartabull, L OBP: 0.250, SLG: 0.239	(1,7) 0-3 K	(1,7) 0-0 6-3	(1,7) 0-0	(1,7) 0-3 K	(1,7) 0-0	(1,7) 1-2 2-3 SH 2B BB	(1,7) 0-0	(1,7) 0-3 K	(1,7) 0-0	4	1	0	1	1	3	1	<b>Kansas City Athletics @ Baltimore Orioles</b> Memorial Stadium, Baltimore, MD Fri Sep 11 1964, 7:05 PM EDT Att: 21,622 - Unknown <a href="http://livebaseballscorecards.com">livebaseballscorecards.com</a>					
Wayne Causey, L OBP: 0.400, SLG: 0.413	(1,6) 0-0 HR	(1,6) 0-0	(1,6) 0-0 2B	(1,6) 0-0 F7	(1,6) 0-0	(1,6) 1-2 2-3 SH 1B SH1-4 2B	(1,6) 0-0	(1,6) 0-0 1B	(1,6) 0-0	5	3	4	3	0	0	1						
Rocky Colavito, R OBP: 0.369, SLG: 0.531	(1,9) 0-0 HR	(1,9) 0-0	(1,9) 0-0 6-3	(1,9) 0-0	(1,9) 0-0 6-3	(1,9) 0-0 SH1-4 1B	(1,9) 0-0	(1,9) 0-0 BB	(1,9) 0-0	4	1	2	2	1	0	1						
Jim Gentile, L OBP: 0.386, SLG: 0.508	(1,3) 0-0 1B	(1,3) 0-0	(1,3) 0-0 2B BB	(1,3) 0-0	(1,3) 0-3 K	(1,3) 0-0 SH1-4 1B	(1,3) 0-0	(1,3) 0-0 F5	(1,3) 0-0	3	0	1	1	1	1	1						
Nelson Mathews, R OBP: 0.301, SLG: 0.391	(1,8) 0-0 1B	(1,8) 0-0	(1,8) 0-0 F2	(1,8) 0-0	(1,8) 0-0 F2	(1,8) 0-0 F6	(1,8) 0-0	(1,8) 0-0 F9	(1,8) 0-0	5	0	1	0	0	0	3						
Doc Edwards, R OBP: 0.253, SLG: 0.303	(1,2) 0-0 F9	(1,2) 0-0	(1,2) 0-0 2B	(1,2) 0-0	(1,2) 0-0	(1,2) 0-0 WP 1B BB	(1,2) 0-0	(1,2) 0-3 K	(1,2) 0-0	4	1	2	1	1	1	2						
Tommie Reynolds, R OBP: 0.296, SLG: 0.290 Ed Charles, R OBP: 0.318, SLG: 0.368	(1,5) 0-0 4-3	(1,5) 0-0	(1,5) 0-3 K	(1,5) 0-0	(1,5) 0-0	(1,5) 0-0 F4	(1,5) 0-3	(1,5) 0-0 1B	(1,5) 0-0	4	0	0	0	0	2	6						
Dick Green, R OBP: 0.306, SLG: 0.382	(1,4) 0-0	(1,4) 0-0 F4	(1,4) 0-0	(1,4) 0-0	(1,4) 0-0	(1,4) 0-0 BB WP 2B 1B	(1,4) 0-0	(1,4) 0-0 F7	(1,4) 0-0	5	1	2	0	0	0	2						
Blue Moon Odom, R (1,1)	(1,1) 0-3 K	(1,1) 0-3	(1,1) 0-3 K	(1,1) 0-3	(1,1) 0-3	(1,1) 0-0 2B BB	(1,1) 0-3	(1,1) 0-0	(1,1) 0-0	3	1	0	0	1	3	2						
<b>Inning Stats</b>	R: 2 E: 0 K: 1 S: 9	H: 4 LOB: 2 BB: 0 P: 9	R: 0 E: 0 K: 5 S: 5	H: 0 LOB: 0 BB: 0 P: 5	R: 1 E: 0 K: 1 S: 7	H: 2 LOB: 2 BB: 1 P: 11	R: 0 E: 0 K: 2 S: 8	H: 1 LOB: 1 BB: 0 P: 8	R: 0 E: 0 K: 1 S: 5	H: 0 LOB: 0 BB: 0 P: 5	R: 0 E: 0 K: 2 S: 7	H: 0 LOB: 1 BB: 1 P: 11	R: 0 E: 0 K: 1 S: 5	H: 1 LOB: 1 BB: 0 P: 9	R: 0 E: 0 K: 1 S: 6	H: 1 LOB: 1 BB: 0 P: 6		1B: 8 2B: 4 3B: 0 HR: 1	SF: 0 SAC: 1 DP: 0 HBP: 0	WP: 1 PA: 44 PB: 0 CS: 0		
<b>PITCHER</b>	IP WLS BF H R ER SO BB IBB HBP BLK WP HR S P ERA WHIP	IP WLS BF H R ER SO BB IBB HBP BLK WP HR S P ERA WHIP	IP WLS BF H R ER SO BB IBB HBP BLK WP HR S P ERA WHIP	IP WLS BF H R ER SO BB IBB HBP BLK WP HR S P ERA WHIP	IP WLS BF H R ER SO BB IBB HBP BLK WP HR S P ERA WHIP	IP WLS BF H R ER SO BB IBB HBP BLK WP HR S P ERA WHIP	IP WLS BF H R ER SO BB IBB HBP BLK WP HR S P ERA WHIP	IP WLS BF H R ER SO BB IBB HBP BLK WP HR S P ERA WHIP	IP WLS BF H R ER SO BB IBB HBP BLK WP HR S P ERA WHIP	IP WLS BF H R ER SO BB IBB HBP BLK WP HR S P ERA WHIP	IP WLS BF H R ER SO BB IBB HBP BLK WP HR S P ERA WHIP	IP WLS BF H R ER SO BB IBB HBP BLK WP HR S P ERA WHIP	IP WLS BF H R ER SO BB IBB HBP BLK WP HR S P ERA WHIP	IP WLS BF H R ER SO BB IBB HBP BLK WP HR S P ERA WHIP	IP WLS BF H R ER SO BB IBB HBP BLK WP HR S P ERA WHIP	IP WLS BF H R ER SO BB IBB HBP BLK WP HR S P ERA WHIP	IP WLS BF H R ER SO BB IBB HBP BLK WP HR S P ERA WHIP	IP WLS BF H R ER SO BB IBB HBP BLK WP HR S P ERA WHIP	IP WLS BF H R ER SO BB IBB HBP BLK WP HR S P ERA WHIP			
Dave Vineyard, R ERA: 4.2	(1,1) 2.2 L 15 6 3 3 2 1 0 0 0 0 0 1 18 22 10.12 2.625	(1,1) 2.2 L 15 6 3 3 2 1 0 0 0 0 0 1 18 22 10.12 2.625	(1,1) 2.2 L 15 6 3 3 2 1 0 0 0 0 0 1 18 22 10.12 2.625	(1,1) 2.2 L 15 6 3 3 2 1 0 0 0 0 0 1 18 22 10.12 2.625	(1,1) 2.2 L 15 6 3 3 2 1 0 0 0 0 0 1 18 22 10.12 2.625	(1,1) 2.2 L 15 6 3 3 2 1 0 0 0 0 0 1 18 22 10.12 2.625	(1,1) 2.2 L 15 6 3 3 2 1 0 0 0 0 0 1 18 22 10.12 2.625	(1,1) 2.2 L 15 6 3 3 2 1 0 0 0 0 0 1 18 22 10.12 2.625	(1,1) 2.2 L 15 6 3 3 2 1 0 0 0 0 0 1 18 22 10.12 2.625	(1,1) 2.2 L 15 6 3 3 2 1 0 0 0 0 0 1 18 22 10.12 2.625	(1,1) 2.2 L 15 6 3 3 2 1 0 0 0 0 0 1 18 22 10.12 2.625	(1,1) 2.2 L 15 6 3 3 2 1 0 0 0 0 0 1 18 22 10.12 2.625	(1,1) 2.2 L 15 6 3 3 2 1 0 0 0 0 0 1 18 22 10.12 2.625	(1,1) 2.2 L 15 6 3 3 2 1 0 0 0 0 0 1 18 22 10.12 2.625	(1,1) 2.2 L 15 6 3 3 2 1 0 0 0 0 0 1 18 22 10.12 2.625	(1,1) 2.2 L 15 6 3 3 2 1 0 0 0 0 0 1 18 22 10.12 2.625	(1,1) 2.2 L 15 6 3 3 2 1 0 0 0 0 0 1 18 22 10.12 2.625	(1,1) 2.2 L 15 6 3 3 2 1 0 0 0 0 0 1 18 22 10.12 2.625	(1,1) 2.2 L 15 6 3 3 2 1 0 0 0 0 0 1 18 22 10.12 2.625	(1,1) 2.2 L 15 6 3 3 2 1 0 0 0 0 0 1 18 22 10.12 2.625		
Chuck Estrada, R ERA: 5.13	(3,1) 0.1 1 0 0 0 1 0 0 0 0 0 0 0 3 3 0.00 0.000	(3,1) 0.1 1 0 0 0 1 0 0 0 0 0 0 0 3 3 0.00 0.000	(3,1) 0.1 1 0 0 0 1 0 0 0 0 0 0 0 3 3 0.00 0.000	(3,1) 0.1 1 0 0 0 1 0 0 0 0 0 0 0 3 3 0.00 0.000	(3,1) 0.1 1 0 0 0 1 0 0 0 0 0 0 0 3 3 0.00 0.000	(3,1) 0.1 1 0 0 0 1 0 0 0 0 0 0 0 3 3 0.00 0.000	(3,1) 0.1 1 0 0 0 1 0 0 0 0 0 0 0 3 3 0.00 0.000	(3,1) 0.1 1 0 0 0 1 0 0 0 0 0 0 0 3 3 0.00 0.000	(3,1) 0.1 1 0 0 0 1 0 0 0 0 0 0 0 3 3 0.00 0.000	(3,1) 0.1 1 0 0 0 1 0 0 0 0 0 0 0 3 3 0.00 0.000	(3,1) 0.1 1 0 0 0 1 0 0 0 0 0 0 0 3 3 0.00 0.000	(3,1) 0.1 1 0 0 0 1 0 0 0 0 0 0 0 3 3 0.00 0.000	(3,1) 0.1 1 0 0 0 1 0 0 0 0 0 0 0 3 3 0.00 0.000	(3,1) 0.1 1 0 0 0 1 0 0 0 0 0 0 0 3 3 0.00 0.000	(3,1) 0.1 1 0 0 0 1 0 0 0 0 0 0 0 3 3 0.00 0.000	(3,1) 0.1 1 0 0 0 1 0 0 0 0 0 0 0 3 3 0.00 0.000	(3,1) 0.1 1 0 0 0 1 0 0 0 0 0 0 0 3 3 0.00 0.000	(3,1) 0.1 1 0 0 0 1 0 0 0 0 0 0 0 3 3 0.00 0.000	(3,1) 0.1 1 0 0 0 1 0 0 0 0 0 0 0 3 3 0.00 0.000	(3,1) 0.1 1 0 0 0 1 0 0 0 0 0 0 0 3 3 0.00 0.000	(3,1) 0.1 1 0 0 0 1 0 0 0 0 0 0 0 3 3 0.00 0.000	
Stu Miller, R ERA: 3.2	(4,1) 2.1 12 3 4 4 3 2 0 0 0 0 1 0 16 24 15.43 2.143	(4,1) 2.1 12 3 4 4 3 2 0 0 0 0 1 0 16 24 15.43 2.143	(4,1) 2.1 12 3 4 4 3 2 0 0 0 0 1 0 16 24 15.43 2.143	(4,1) 2.1 12 3 4 4 3 2 0 0 0 0 1 0 16 24 15.43 2.143	(4,1) 2.1 12 3 4 4 3 2 0 0 0 0 1 0 16 24 15.43 2.143	(4,1) 2.1 12 3 4 4 3 2 0 0 0 0 1 0 16 24 15.43 2.143	(4,1) 2.1 12 3 4 4 3 2 0 0 0 0 1 0 16 24 15.43 2.143	(4,1) 2.1 12 3 4 4 3 2 0 0 0 0 1 0 16 24 15.43 2.143	(4,1) 2.1 12 3 4 4 3 2 0 0 0 0 1 0 16 24 15.43 2.143	(4,1) 2.1 12 3 4 4 3 2 0 0 0 0 1 0 16 24 15.43 2.143	(4,1) 2.1 12 3 4 4 3 2 0 0 0 0 1 0 16 24 15.43 2.143	(4,1) 2.1 12 3 4 4 3 2 0 0 0 0 1 0 16 24 15.43 2.143	(4,1) 2.1 12 3 4 4 3 2 0 0 0 0 1 0 16 24 15.43 2.143	(4,1) 2.1 12 3 4 4 3 2 0 0 0 0 1 0 16 24 15.43 2.143	(4,1) 2.1 12 3 4 4 3 2 0 0 0 0 1 0 16 24 15.43 2.143	(4,1) 2.1 12 3 4 4 3 2 0 0 0 0 1 0 16 24 15.43 2.143	(4,1) 2.1 12 3 4 4 3 2 0 0 0 0 1 0 16 24 15.43 2.143	(4,1) 2.1 12 3 4 4 3 2 0 0 0 0 1 0 16 24 15.43 2.143	(4,1) 2.1 12 3 4 4 3 2 0 0 0 0 1 0 16 24 15.43 2.143	(4,1) 2.1 12 3 4 4 3 2 0 0 0 0 1 0 16 24 15.43 2.143	(4,1) 2.1 12 3 4 4 3 2 0 0 0 0 1 0 16 24 15.43 2.143	
Harvey Haddix, L ERA: 2.35	(6,1) 0.2 4 2 1 1 0 0 0 0 0 0 0 0 4 4 13.50 3.000	(6,1) 0.2 4 2 1 1 0 0 0 0 0 0 0 0 4 4 13.50 3.000	(6,1) 0.2 4 2 1 1 0 0 0 0 0 0 0 0 4 4 13.50 3.000	(6,1) 0.2 4 2 1 1 0 0 0 0 0 0 0 0 4 4 13.50 3.000	(6,1) 0.2 4 2 1 1 0 0 0 0 0 0 0 0 4 4 13.50 3.000	(6,1) 0.2 4 2 1 1 0 0 0 0 0 0 0 0 4 4 13.50 3.000	(6,1) 0.2 4 2 1 1 0 0 0 0 0 0 0 0 4 4 13.50 3.000	(6,1) 0.2 4 2 1 1 0 0 0 0 0 0 0 0 4 4 13.50 3.000	(6,1) 0.2 4 2 1 1 0 0 0 0 0 0 0 0 4 4 13.50 3.000	(6,1) 0.2 4 2 1 1 0 0 0 0 0 0 0 0 4 4 13.50 3.000	(6,1) 0.2 4 2 1 1 0 0 0 0 0 0 0 0 4 4 13.50 3.000	(6,1) 0.2 4 2 1 1 0 0 0 0 0 0 0 0 4 4 13.50 3.000	(6,1) 0.2 4 2 1 1 0 0 0 0 0 0 0 0 4 4 13.50 3.000	(6,1) 0.2 4 2 1 1 0 0 0 0 0 0 0 0 4 4 13.50 3.000	(6,1) 0.2 4 2 1 1 0 0 0 0 0 0 0 0 4 4 13.50 3.000	(6,1) 0.2 4 2 1 1 0 0 0 0 0 0 0 0 4 4 13.50 3.000	(6,1) 0.2 4 2 1 1 0 0 0 0 0 0 0 0 4 4 13.50 3.000	(6,1) 0.2 4 2 1 1 0 0 0 0 0 0 0 0 4 4 13.50 3.000	(6,1) 0.2 4 2 1 1 0 0 0 0 0 0 0 0 4 4 13.50 3.000	(6,1) 0.2 4 2 1 1 0 0 0 0 0 0 0 0 4 4 13.50 3.000	(6,1) 0.2 4 2 1 1 0 0 0 0 0 0 0 0 4 4 13.50 3.000	(6,1) 0.2 4 2 1 1 0 0 0 0 0 0 0 0 4 4 13.50 3.000
Sam Jones, R ERA: 3.0	(7,1) 3.0 12 2 0 0 4 2 0 0 0 0 0 0 18 26 0.00 1.333	(7,1) 3.0 12 2 0 0 4 2 0 0 0 0 0 0 18 26 0.00 1.333	(7,1) 3.0 12 2 0 0 4 2 0 0 0 0 0 0 18 26 0.00 1.333	(7,1) 3.0 12 2 0 0 4 2 0 0 0 0 0 0 18 26 0.00 1.333	(7,1) 3.0 12 2 0 0 4 2 0 0 0 0 0 0 18 26 0.00 1.333	(7,1) 3.0 12 2 0 0 4 2 0 0 0 0 0 0 18 26 0.00 1.333	(7,1) 3.0 12 2 0 0 4 2 0 0 0 0 0 0 18 26 0.00 1.333	(7,1) 3.0 12 2 0 0 4 2 0 0 0 0 0 0 18 26 0.00 1.333	(7,1) 3.0 12 2 0 0 4 2 0 0 0 0 0 0 18 26 0.00 1.333	(7,1) 3.0 12 2 0 0 4 2 0 0 0 0 0 0 18 26 0.00 1.333	(7,1) 3.0 12 2 0 0 4 2 0 0 0 0 0 0 18 26 0.00 1.333	(7,1) 3.0 12 2 0 0 4 2 0 0 0 0 0 0 18 26 0.00 1.333	(7,1) 3.0 12 2 0 0 4 2 0 0 0 0 0 0 18 26 0.00 1.333	(7,1) 3.0 12 2 0 0 4 2 0 0 0 0 0 0 18 26 0.00 1.333	(7,1) 3.0 12 2 0 0 4 2 0 0 0 0 0 0 18 26 0.00 1.333	(7,1) 3.0 12 2 0 0 4 2 0 0 0 0 0 0 18 26 0.00 1.333	(7,1) 3.0 12 2 0 0 4 2 0 0 0 0 0 0 18 26 0.00 1.333	(7,1) 3.0 12 2 0 0 4 2 0 0 0 0 0 0 18 26 0.00 1.333	(7,1) 3.0 12 2 0 0 4 2 0 0 0 0 0 0 18 26 0.00 1.333	(7,1) 3.0 12 2 0 0 4 2 0 0 0 0 0 0 18 26 0.00 1.333	(7,1) 3.0 12 2 0 0 4 2 0 0 0 0 0 0 18 26 0.00 1.333	

Batter	1	2	3	4	5	6	7	8	9	AB	R	H	RBI	BB	SO	LOB	BOTTOM		
Jackie Brandt, R OBP: 0.298, SLG: 0.370 Stu Miller, R OBP: 0.125, SLG: 0.250 Harvey Haddix, L (6, PH) Russ Snyder, L OBP: 0.347, SLG: 0.328 Sam Jones, R (7, 1)	(1,8) 4-0	(1,8) 0-0	(1,8) 0-3 K	(1,8) 0-0	(1,8) 0-0	(1,8) 0-0 5-3	(1,8) 0-0	(1,8) 4-0 1-3 BB	(1,8) 0-0	1	0	0	0	1	1	1	<b>Kansas City Athletics @ Baltimore Orioles</b> Memorial Stadium, Baltimore, MD Fri Sep 11 1964, 7:05 PM EDT Att: 21,622 - Unknown <a href="http://livebaseballscorecards.com">livebaseballscorecards.com</a>		
Luis Aparicio, R OBP: 0.312, SLG: 0.362	(1,6) 0-3 K	(1,6) 0-0	(1,6) 0-3 K	(1,6) 0-0	(1,6) 0-0	(1,6) 0-0 F6	(1,6) 0-0	(1,6) 0-0 1-3	(1,6) 0-0	4	0	0	0	0	2	3			
Norm Siebern, L OBP: 0.378, SLG: 0.362	(1,3) 0-0 F8	(1,3) 0-0	(1,3) 0-3 K	(1,3) 0-0	(1,3) 0-0	(1,3) 4-0	(1,3) 0-0	(1,3) 0-0 4-3	(1,3) 0-0	3	0	0	0	1	1	3			
Boog Powell, L OBP: 0.390, SLG: 0.609	(1,7) 0-0 6-3	(1,7) 0-0	(1,7) 0-0	(1,7) 0-0	(1,7) 0-0	(1,7) 0-0 F4	(1,7) 0-0	(1,7) 0-0 1B BB	(1,7) 4-0	3	0	0	0	1	0	2			
Brooks Robinson, R OBP: 0.356, SLG: 0.500	(1,5) 0-0 6-3	(1,5) 0-0	(1,5) 0-0	(1,5) 0-0	(1,5) 0-0	(1,5) 4-0 G3-6-1 1B BB	(1,5) 0-0	(1,5) 0-0 G6-3 1B	(1,5) 0-0	3	0	1	0	1	0	0			
Sam Bowens, R OBP: 0.326, SLG: 0.467	(1,9) 0-3 K	(1,9) 0-3	(1,9) 0-3 K	(1,9) 0-3	(1,9) 0-3	(1,9) 0-0 G3-6-1 1B	(1,9) 0-0	(1,9) 0-0 F3	(1,9) 0-0	4	0	1	0	0	2	2			
Charlie Lau, L OBP: 0.328, SLG: 0.397	(1,2) 0-3 K	(1,2) 0-3	(1,2) 0-3 K	(1,2) 0-0	(1,2) 0-0	(1,2) 0-0 G3	(1,2) 0-0	(1,2) 0-0 G3-6-1	(1,2) 0-0	4	0	0	0	0	1	4			
Jerry Adair, R OBP: 0.279, SLG: 0.330	(1,4) 0-0 F4	(1,4) 0-0	(1,4) 0-0	(1,4) 0-0	(1,4) 0-0	(1,4) 0-0 6-3	(1,4) 0-0	(1,4) 0-0 6-3	(1,4) 0-0	3	0	0	0	0	0	2			
Dave Vineyard, R OBP: 0.250, SLG: 0.182 Chuck Estrada, R OBP: 0.143, SLG: 0.143 Lenny Green, L OBP: 0.314, SLG: 0.275 (3, PH)	(1,1) 0-0	(1,1) 0-0	(1,1) 4-0 WP BB	(1,1) 0-0	(1,1) 0-0	(1,1) 0-0 6-3	(1,1) 0-0	(1,1) 0-0 4-3	(1,1) 0-0	0	0	0	0	0	0	0			
<b>Inning Stats</b>	R: 0 E: 0 K: 1 S: 5	H: 0 LOB: 1 BB: 1 P: 9	R: 0 E: 0 K: 2 S: 8	H: 0 LOB: 0 BB: 0 P: 8	R: 0 E: 0 K: 3 S: 9	H: 0 LOB: 1 BB: 1 P: 13	R: 0 E: 0 K: 1 S: 5	H: 0 LOB: 0 BB: 0 P: 5	R: 0 E: 0 K: 0 S: 3	H: 0 LOB: 0 BB: 0 P: 3	R: 0 E: 0 K: 0 S: 3	H: 0 LOB: 1 BB: 1 P: 7	R: 0 E: 0 K: 0 S: 3	H: 1 LOB: 1 BB: 1 P: 7	R: 0 E: 0 K: 0 S: 3	H: 0 LOB: 1 BB: 1 P: 7		R: 0 E: 0 K: 0 S: 3	H: 1 LOB: 1 BB: 1 P: 7



Batter	1	2	3	4	5	6	7	8	9	AB	R	H	RBI	BB	SO	LOB	TOP			
Bert Campaneris, R OBP: 0.327, SLG: 0.409 Jose Tartabull, L OBP: 0.290, SLG: 0.239	1-6-3		F8		F3			F6		4	0	0	0	0	0	3	<b>Kansas City Athletics @ Baltimore Orioles</b> Memorial Stadium, Baltimore, MD Sat Sep 12 1964, 7:05 PM EDT Att: 13,162 - Unknown			
Wayne Causey, L OBP: 0.399, SLG: 0.411	BB		F7			4-3		4-3		3	0	0	0	1	0	1				
Rocky Colavito, R OBP: 0.369, SLG: 0.528	F8			F6		F4			4-0	3	0	0	0	1	0	1				
Jim Gentile, L OBP: 0.385, SLG: 0.504	F2			K			BB		0-0	3	0	0	0	1	1	2				
Nelson Mathews, R OBP: 0.299, SLG: 0.388		K		5-3		5-3			0-0	4	0	0	0	0	1	2				
Doc Edwards, R OBP: 0.283, SLG: 0.306	F2				SH1-4 2B		K		0-0	4	0	1	0	0	1	1				
Ed Charles, R OBP: 0.316, SLG: 0.366	K				K		F9			3	0	0	0	0	2	1				
Dick Green, R OBP: 0.306, SLG: 0.380			K			SH1-4 BB	6-3			2	0	0	0	1	1	0				
Bob Meyer, R (1, 1)					SH1-4			K2-3		1	0	0	0	1	1	0				
<b>Inning Stats</b>	R: 0 E: 0 K: 0 S: 3	H: 0 LOB: 1 BB: 1 P: 7	R: 0 E: 0 K: 2 S: 7	H: 0 LOB: 0 BB: 0 P: 7	R: 0 E: 0 K: 1 S: 5	H: 0 LOB: 1 BB: 1 P: 9	R: 0 E: 0 K: 1 S: 5	H: 0 LOB: 0 BB: 0 P: 5	R: 0 E: 0 K: 1 S: 6	H: 1 LOB: 2 BB: 1 P: 10	R: 0 E: 0 K: 0 S: 3	H: 0 LOB: 1 BB: 1 P: 7	R: 0 E: 0 K: 1 S: 5	H: 0 LOB: 0 BB: 0 P: 5	R: 0 E: 0 K: 0 S: 3	H: 0 LOB: 1 BB: 1 P: 7	1B: 0 2B: 1 3B: 0 HR: 0	SF: 0 SAC: 1 DP: 0 HBP: 0	WP: 0 PB: 0 SB: 1 CS: 0	PA: 33
<b>PITCHER</b> Frank Bertaina, L ERA: 1.69	IP: 9.0 WLS: W BF: 33 H: 1 R: 0 ER: 0 SO: 7 BB: 5 IBB: 0 HBP: 0 BLK: 0 WP: 0 HR: 0 S: 42 P: 62 ERA: 0.00 WHIP: 0.667																			

Batter	1	2	3	4	5	6	7	8	9	AB	R	H	RBI	BB	SO	LOB	BOTTOM			
Jackie Brandt, R OBP: 0.295, SLG: 0.368	G3		F6		F9			SF9		3	0	0	1	0	0	1	<b>Kansas City Athletics @ Baltimore Orioles</b> Memorial Stadium, Baltimore, MD Sat Sep 12 1964, 7:05 PM EDT Att: 13,162 - Unknown			
Luis Aparicio, R OBP: 0.312, SLG: 0.360	5-3			S BB		F4		6-3		3	0	0	0	1	0	1				
Boog Powell, L OBP: 0.389, SLG: 0.606 Lenny Green, L OBP: 0.314, SLG: 0.275	K			F7		G4-6-3 BB				2	0	0	0	1	1	1				
Brooks Robinson, R OBP: 0.355, SLG: 0.498		F9				G4-6-3				2	0	0	0	1	0	1				
Sam Bowens, R OBP: 0.326, SLG: 0.465	K			F3		4-3 SH3 BB				2	0	0	0	1	1	2				
Bob Johnson, R OBP: 0.289, SLG: 0.366 Norm Siebern, L OBP: 0.378, SLG: 0.362				K		SH3				1	0	0	0	1	1	2				
Jerry Adair, R OBP: 0.278, SLG: 0.328				K						3	0	0	0	0	1	2				
John Orsino, R OBP: 0.298, SLG: 0.362 Bob Saveryne, S OBP: 0.237, SLG: 0.176 Dick Brown, R OBP: 0.296, SLG: 0.398			F8		SH2-4 BB		2-1	SH5-4 SF9 2B		2	0	1	0	1	0	0				
Frank Bertaina, L (1, 1)			L5		SH2-4			SH5-4		1	0	0	0	0	0	0				
<b>Inning Stats</b>	R: 0 E: 0 K: 1 S: 5	H: 0 LOB: 0 BB: 0 P: 5	R: 0 E: 0 K: 2 S: 7	H: 0 LOB: 0 BB: 1 P: 11	R: 0 E: 0 K: 0 S: 3	H: 0 LOB: 0 BB: 0 P: 3	R: 0 E: 0 K: 1 S: 5	H: 0 LOB: 2 BB: 2 P: 13	R: 0 E: 0 K: 0 S: 3	H: 0 LOB: 1 BB: 1 P: 7	R: 0 E: 0 K: 0 S: 2	H: 0 LOB: 0 BB: 1 P: 6	R: 0 E: 0 K: 0 S: 2	H: 0 LOB: 1 BB: 1 P: 6	R: 1 E: 0 K: 0 S: 4	H: 1 LOB: 1 BB: 0 P: 4	1B: 0 2B: 1 3B: 0 HR: 0	SF: 1 SAC: 3 DP: 1 HBP: 0	WP: 0 PB: 0 SB: 1 CS: 0	PA: 29
<b>PITCHER</b> Bob Meyer, L ERA: 3.96	IP: 8.0 WLS: L BF: 30 H: 1 R: 1 ER: 1 SO: 4 BB: 6 IBB: 0 HBP: 0 BLK: 0 WP: 0 HR: 0 S: 31 P: 55 ERA: 1.12 WHIP: 0.875																			

AB	27
R	0
H	1
RBI	0
BB	5
SO	7
LOB	11





Batter	1	2	3	4	5	6	7	8	9	AB	R	H	RBI	BB	SO	LOB	TOP																	
<b>Rich Rollins, R</b> OBP: 0.327, SLG: 0.400 (1,5)										5	0	1	0	0	1	1	<b>Minnesota Twins @ Baltimore Orioles</b> Memorial Stadium, Baltimore, MD Mon Sep 14 1964, 7:05 PM EDT Att: 7,930 - Unknown																	
<b>Zolo Versailles, R</b> OBP: 0.308, SLG: 0.449 (1,6)										4	0	0	0	0	0	2																		
<b>Tony Oliva, L</b> OBP: 0.356, SLG: 0.554 (1,9)										4	0	0	0	0	0	2																		
<b>Harmon Killebrew, R</b> OBP: 0.382, SLG: 0.561 (1,7)										4	0	1	0	0	2	2																		
<b>Jimmie Hall, L</b> OBP: 0.338, SLG: 0.486 (1,8)										4	1	1	1	0	1	3																		
<b>Bob Allison, R</b> OBP: 0.396, SLG: 0.541 (1,3)										3	0	1	0	1	0	0																		
<b>Earl Battey, R</b> OBP: 0.239, SLG: 0.408 (7, PR)										3	0	3	0	0	0	0																		
<b>Jim Kaat, L</b> OBP: 0.264, SLG: 0.303 (7, PR)										0	1	0	0	0	0	0																		
<b>Johnny Goryl, R</b> OBP: 0.221, SLG: 0.180 (7,4)										1	0	0	0	0	1	1																		
<b>Jerry Kindall, R</b> OBP: 0.239, SLG: 0.263 (1,4)										2	0	0	0	0	2	3																		
<b>Don Mincher, L</b> OBP: 0.307, SLG: 0.586 (7, PH)										1	1	1	2	0	0	0																		
<b>Jerry Zimmerman, R</b> OBP: 0.282, SLG: 0.229 (7,2)										1	0	0	0	0	1	0																		
<b>Mudcat Grant, R</b> OBP: 0.228, SLG: 0.315 (1,1)										3	0	1	0	0	0	1																		
<b>Al Worthington, R</b> OBP: 0.083, SLG: 0.083 (8,1)										1	0	0	0	0	0	0																		
<b>Inning Stats</b>	R: 0 E: 0 K: 0 S: 3	H: 0 LOB: 0 BB: 0 P: 3	R: 0 E: 0 K: 2 S: 8	H: 1 LOB: 2 BB: 1 P: 12	R: 0 E: 0 K: 1 S: 5	H: 0 LOB: 0 BB: 0 P: 5	R: 0 E: 0 K: 0 S: 3	H: 1 LOB: 0 BB: 0 P: 3	R: 0 E: 0 K: 1 S: 6	H: 1 LOB: 1 BB: 0 P: 6	R: 0 E: 0 K: 2 S: 9	H: 1 LOB: 2 BB: 0 P: 9	R: 2 E: 0 K: 0 S: 6	H: 3 LOB: 1 BB: 0 P: 6	R: 1 E: 0 K: 1 S: 7	H: 2 LOB: 1 BB: 0 P: 7	R: 0 E: 0 K: 1 S: 5	H: 0 LOB: 0 BB: 0 P: 5	1B: 6 2B: 1 3B: 0 HR: 2	SF: 0 SAC: 0 DP: 1 HBP: 0	WP: 0 PB: 0 SB: 0 CS: 0	PA: 37												
<b>PITCHER</b>	IP WLS BF H R ER SO BB IBB HBP BLK WP HR S P ERA WHIP																																	
<b>Mitt Pappas, R</b> ERA: 2.63 (1,1)	8.0	34	9	3	3	7	1	0	0	0	0	0	0	2	47	51	3.38	1.250																
<b>Ken Rowe, R</b> ERA: (9,1)	1.0	W 3	0	0	0	1	0	0	0	0	0	0	0	5	5	0.00	0.000																	

AB	36
R	3
H	9
RBI	3
BB	1
SO	8
LOB	15



Batter	1	2	3	4	5	6	7	8	9	AB	R	H	RBI	BB	SO	LOB	BOTTOM																	
<b>Jackie Brandt, R</b> OBP: 0.294, SLG: 0.365 (1,8)										3	0	0	0	0	1	1	<b>Minnesota Twins @ Baltimore Orioles</b> Memorial Stadium, Baltimore, MD Mon Sep 14 1964, 7:05 PM EDT Att: 7,930 - Unknown																	
<b>Charlie Lau, L</b> OBP: 0.323, SLG: 0.389 (9, PH)										1	0	0	0	0	0	2																		
<b>Lou Piniella, R</b> OBP: 0.311, SLG: 0.355 (1,6)										3	0	0	1	1	0	1																		
<b>Luis Aparicio, R</b> OBP: 0.381, SLG: 0.370 (1,3)										4	0	1	0	0	0	2																		
<b>Boog Powell, L</b> OBP: 0.387, SLG: 0.597 (1,7)										4	0	1	1	0	0	1																		
<b>Brooks Robinson, R</b> OBP: 0.357, SLG: 0.502 (1,5)										3	1	1	1	1	0	0																		
<b>Sam Bowens, R</b> OBP: 0.328, SLG: 0.472 (1,9)										4	1	2	1	0	0	3																		
<b>John Orsino, R</b> OBP: 0.297, SLG: 0.360 (1,2)										4	0	1	0	0	2	1																		
<b>Bob Saverine, S</b> OBP: 0.237, SLG: 0.176 (9, PR)										0	1	0	0	0	0	0																		
<b>Jerry Adair, R</b> OBP: 0.280, SLG: 0.331 (1,4)										3	0	2	0	0	0	0																		
<b>Mitt Pappas, R</b> OBP: 0.170, SLG: 0.133 (1,1)										2	0	0	0	0	0	2																		
<b>Russ Snyder, L</b> OBP: 0.351, SLG: 0.333 (8, PH)										1	1	1	0	0	0	0																		
<b>Ken Rowe, R</b> OBP: 0.329, SLG: 0.282 (9, PH)										0	0	0	0	0	0	0																		
<b>Lenny Green, L</b> OBP: 0.329, SLG: 0.282 (9, PH)										0	0	0	0	1	0	0																		
<b>Inning Stats</b>	R: 0 E: 0 K: 1 S: 5	H: 0 LOB: 0 BB: 0 P: 5	R: 1 E: 0 K: 1 S: 6	H: 1 LOB: 0 BB: 0 P: 6	R: 0 E: 0 K: 0 S: 4	H: 1 LOB: 1 BB: 0 P: 4	R: 0 E: 0 K: 0 S: 3	H: 0 LOB: 0 BB: 0 P: 3	R: 0 E: 0 K: 1 S: 6	H: 2 LOB: 1 BB: 0 P: 6	R: 0 E: 0 K: 0 S: 4	H: 1 LOB: 1 BB: 0 P: 4	R: 1 E: 1 K: 0 S: 4	H: 1 LOB: 2 BB: 2 P: 13	R: 1 E: 1 K: 0 S: 5	H: 1 LOB: 2 BB: 1 P: 8	R: 1 E: 1 K: 0 S: 4	H: 1 LOB: 2 BB: 1 P: 8	1B: 5 2B: 2 3B: 0 HR: 2	SF: 1 SAC: 2 DP: 0 HBP: 0	WP: 0 PB: 0 SB: 0 CS: 0	PA: 38												
<b>PITCHER</b>	IP WLS BF H R ER SO BB IBB HBP BLK WP HR S P ERA WHIP																																	
<b>Mudcat Grant, R</b> ERA: 3.75 (1,1)	7.0	26	6	2	2	3	0	0	0	0	0	0	0	2	32	32	2.57	0.857																
<b>Al Worthington, R</b> ERA: 1.61 (8,1)	1.2	L 12	3	2	1	0	1	2	0	0	0	0	0	9	21	5.40	2.400																	





Batter	1	2	3	4	5	6	7	8	9	AB	R	H	RBI	BB	SO	LOB	TOP								
<b>Rich Rollins, R</b> OBP: 0.329, SLG: 0.406 (1, 5)	F9		4-3							4	0	2	2	1	0	0	<b>Minnesota Twins @ Baltimore Orioles</b> Memorial Stadium, Baltimore, MD Tue Sep 15 1964, 7:05 PM EDT Att: 9,158 - Unknown								
<b>Zoilo Versalles, R</b> OBP: 0.307, SLG: 0.447 (1, 6)	K									5	0	1	0	0	3	6									
<b>Tony Oliva, L</b> OBP: 0.356, SLG: 0.553 (1, 9) (8, 7) (8, 9)										4	0	1	0	1	0	6									
<b>Harmon Killebrew, R</b> OBP: 0.379, SLG: 0.557 (1, 7) (8, 9) (8, 7)	F4									4	0	0	0	0	1	4									
<b>Jimmie Hall, L</b> OBP: 0.339, SLG: 0.485 (1, 8)										3	0	1	0	1	0	0									
<b>Don Mincher, L</b> OBP: 0.306, SLG: 0.581 (1, 3)	F8									4	0	1	0	0	1	2									
<b>Earl Batley, R</b> OBP: 0.336, SLG: 0.403 (1, 2)	K									4	0	0	0	0	1	2									
<b>Jay Ward, R</b> OBP: 0.500, SLG: 0.750 (1, 4)										4	1	2	0	0	0	0									
<b>Jim Kaat, L</b> ERA: 2.94 <b>Bob Allison, R</b> ERA: 3.18 <b>Jim Perry, R</b> ERA: 3.38 <b>Frank Robinson, R</b> OBP: 0.396, SLG: 0.596 <b>Harmon Killebrew, R</b> OBP: 0.379, SLG: 0.557 <b>Gerry Arrigo, L</b> ERA: 3.94										3	0	1	0	0	1	1									
<b>Inning Stats</b>	R: 0 E: 0 K: 1 S: 6	H: 1 LOB: 1 BB: 0 P: 6	R: 0 E: 0 K: 1 S: 5	H: 0 LOB: 0 BB: 0 P: 5	R: 0 E: 0 K: 1 S: 5	H: 0 LOB: 0 BB: 0 P: 5	R: 0 E: 0 K: 1 S: 6	H: 1 LOB: 2 BB: 1 P: 10	R: 0 E: 0 K: 0 S: 5	H: 2 LOB: 3 BB: 1 P: 9	R: 0 E: 0 K: 0 S: 4	H: 2 LOB: 1 BB: 0 P: 4	R: 1 E: 0 K: 2 S: 9	H: 2 LOB: 2 BB: 1 P: 13	R: 0 E: 0 K: 1 S: 5	H: 0 LOB: 0 BB: 0 P: 5		R: 1 E: 0 K: 1 S: 7	H: 2 LOB: 2 BB: 0 P: 7	1B: 6 2B: 3 3B: 1 HR: 0	SF: 0 SAC: 0 DP: 1 HBP: 0	WP: 0 PB: 0 SB: 1 CS: 0	PA: 39		
<b>PITCHER</b>	IP	WLS	BF	H	R	ER	SO	BB	IBB	HBP	BLK	WP	HR	S	P	ERA	WHIP								
<b>Robin Roberts, R</b> ERA: 2.94 <b>Stu Miller, R</b> ERA: 3.18 <b>Harvey Haddix, L</b> ERA: 2.37 <b>Ken Rowe, R</b> ERA:	6.1		28	8	1	1	5	2	0	0	0	0	0	36	44	1.42	1.579								

Batter	1	2	3	4	5	6	7	8	9	AB	R	H	RBI	BB	SO	LOB	BOTTOM								
<b>Jerry Adair, R</b> OBP: 0.277, SLG: 0.328 (1, 4)	4-3		K							5	0	0	0	0	2	3	<b>Minnesota Twins @ Baltimore Orioles</b> Memorial Stadium, Baltimore, MD Tue Sep 15 1964, 7:05 PM EDT Att: 9,158 - Unknown								
<b>Luis Aparicio, R</b> OBP: 0.313, SLG: 0.355 (1, 6)	F8									3	0	1	0	1	0	0									
<b>Bob Johnson, R</b> OBP: 0.268, SLG: 0.364 <b>Norm Siebern, L</b> OBP: 0.391, SLG: 0.370 (1, 3) (7, 3)	6-3									3	0	1	1	0	0	0									
<b>Brooks Robinson, R</b> OBP: 0.358, SLG: 0.503 (1, 5)										3	0	1	0	1	0	2									
<b>Sam Bowens, R</b> OBP: 0.325, SLG: 0.467 (1, 9)	K									4	0	0	0	0	2	3									
<b>Earl Robinson, R</b> OBP: 0.313, SLG: 0.408 <b>Russ Snyder, L</b> OBP: 0.351, SLG: 0.333 <b>Dick Brown, R</b> OBP: 0.294, SLG: 0.396 <b>Lenny Green, L</b> OBP: 0.329, SLG: 0.282 (1, 7) (7, 7) (8, PH) (9, 8)	K									3	0	1	0	0	2	1									
<b>John Orsino, R</b> OBP: 0.300, SLG: 0.362 <b>Bob Saverine, S</b> OBP: 0.237, SLG: 0.176 (1, 2) (9, PR)	K									0	0	0	0	0	0	0									
<b>Jackie Brandt, R</b> OBP: 0.296, SLG: 0.366 (1, 8) (9, 7)										2	1	1	0	1	0	0									
<b>Robin Roberts, S</b> ERA: 2.94 <b>Stu Miller, R</b> ERA: 3.18 <b>Boog Powell, R</b> OBP: 0.396, SLG: 0.596 <b>Harvey Haddix, L</b> ERA: 2.37 <b>Ken Rowe, R</b> ERA: <b>Charlie Lulu, R</b> ERA: 3.94										1	0	0	0	0	0	2									
<b>Inning Stats</b>	R: 0 E: 0 K: 0 S: 3	H: 0 LOB: 0 BB: 0 P: 3	R: 0 E: 0 K: 3 S: 10	H: 1 LOB: 1 BB: 0 P: 10	R: 1 E: 0 K: 1 S: 7	H: 2 LOB: 2 BB: 1 P: 11	R: 0 E: 0 K: 1 S: 6	H: 1 LOB: 1 BB: 1 P: 10	R: 0 E: 0 K: 0 S: 3	H: 0 LOB: 0 BB: 0 P: 3	R: 0 E: 0 K: 0 S: 4	H: 1 LOB: 1 BB: 0 P: 4	R: 0 E: 0 K: 2 S: 7	H: 0 LOB: 0 BB: 0 P: 7	R: 0 E: 0 K: 1 S: 6	H: 1 LOB: 2 BB: 1 P: 10		R: 0 E: 1 K: 1 S: 6	H: 1 LOB: 2 BB: 0 P: 6	1B: 6 2B: 1 3B: 0 HR: 0	SF: 0 SAC: 3 DP: 0 HBP: 0	WP: 0 PB: 0 SB: 0 CS: 0	PA: 37		
<b>PITCHER</b>	IP	WLS	BF	H	R	ER	SO	BB	IBB	HBP	BLK	WP	HR	S	P	ERA	WHIP								
<b>Al Worthington, R</b> ERA: 1.8	0.1		1	0	0	0	0	0	0	0	0	0	0	1	1	1.50	1.167								



Batter	1	2	3	4	5	6	7	8	9	AB	R	H	RBI	BB	SO	LOB	TOP											
<b>Rich Rollins, R</b> OBP: 0.329, SLG: 0.404										3	0	0	0	2	1	2	<b>Minnesota Twins @ Baltimore Orioles</b> Memorial Stadium, Baltimore, MD Wed Sep 16 1964, 7:05 PM EDT Att: 10,555 - Unknown											
<b>Zoilo Versalles, R</b> OBP: 0.308, SLG: 0.448										4	0	1	0	1	1	0												
<b>Tony Oliva, L</b> OBP: 0.354, SLG: 0.550										4	0	0	0	0	0	2												
<b>Harmon Killebrew, R</b> OBP: 0.380, SLG: 0.561										3	1	1	1	1	1	2												
<b>Bob Allison, R</b> OBP: 0.396, SLG: 0.540										0	0	0	0	0	0	0												
<b>Jimmie Hall, L</b> OBP: 0.337, SLG: 0.481										4	0	0	0	0	1	3												
<b>Don Mincher, L</b> OBP: 0.309, SLG: 0.576										2	1	0	0	2	0	0												
<b>Earl Batley, R</b> OBP: 0.333, SLG: 0.399										4	0	0	0	0	0	2												
<b>Jay Ward, R</b> OBP: 0.750, SLG: 0.800										1	0	1	0	3	0	0												
<b>Bill Bethea, R</b> (9, PR)										0	0	0	0	0	0	0												
<b>Jerry Kindall, R</b> OBP: 0.239, SLG: 0.263										0	0	0	0	0	0	0												
<b>Camilo Pascual, R</b> OBP: 0.239, SLG: 0.250										3	0	1	1	0	0	2												
<b>Inning Stats</b>	R: 0 E: 0 K: 2 S: 7	H: 0 LOB: 2 BB: 2 P: 15	R: 0 E: 0 K: 0 S: 4	H: 1 LOB: 1 BB: 0 P: 4	R: 0 E: 0 K: 1 S: 5	H: 0 LOB: 0 BB: 0 P: 5	R: 2 E: 0 K: 0 S: 5	H: 2 LOB: 2 BB: 2 P: 13	R: 0 E: 0 K: 1 S: 5	H: 0 LOB: 1 BB: 1 P: 9	R: 0 E: 0 K: 0 S: 3	H: 0 LOB: 0 BB: 0 P: 7	R: 0 E: 0 K: 0 S: 3	H: 0 LOB: 1 BB: 1 P: 7	R: 0 E: 0 K: 0 S: 2	H: 0 LOB: 2 BB: 2 P: 10	1B: 1 2B: 2 3B: 0 HR: 1	SF: 0 SAC: 1 DP: 0 HBP: 0	WP: 1 PB: 0 SB: 1 CS: 0	PA: 38								
<b>PITCHER</b>	IP	WLS	BF	H	R	ER	SO	BB	IBB	HBP	BLK	WP	HR	S	P	ERA	WHIP											
<b>Wally Bunker, R</b> ERA: 2.59	(1, 1)	7.0	L	30	3	2	2	4	5	1	0	0	1	1	32	56	2.57	1.143										
<b>Stu Miller, R</b> ERA: 3.13	(8, 1)	1.1		7	0	0	0	0	2	1	0	0	0	0	4	16	0.00	1.500										
<b>Dick Hall, R</b> ERA: 1.98	(9, 1)	0.2		1	1	0	0	0	0	0	0	0	0	0	1	1	0.00	1.500										

Batter	1	2	3	4	5	6	7	8	9	AB	R	H	RBI	BB	SO	LOB	BOTTOM											
<b>Jackie Brandt, R</b> OBP: 0.295, SLG: 0.363										4	0	0	0	1	2	0	<b>Minnesota Twins @ Baltimore Orioles</b> Memorial Stadium, Baltimore, MD Wed Sep 16 1964, 7:05 PM EDT Att: 10,555 - Unknown											
<b>Luis Aparicio, R</b> OBP: 0.311, SLG: 0.352										4	0	0	0	0	1	2												
<b>Norm Siebern, L</b> OBP: 0.378, SLG: 0.367										4	0	0	0	0	2	0												
<b>Boog Powell, L</b> OBP: 0.389, SLG: 0.598										2	1	1	0	2	0	0												
<b>Paul Blair, R</b> (8, PR)										0	0	0	0	0	0	0												
<b>Brooks Robinson, R</b> OBP: 0.362, SLG: 0.506										4	0	4	1	0	0	0												
<b>Sam Bowens, R</b> OBP: 0.327, SLG: 0.467										3	0	1	0	1	1	3												
<b>John Orsino, R</b> OBP: 0.297, SLG: 0.357										3	0	0	0	0	1	3												
<b>Lenny Green, L</b> OBP: 0.327, SLG: 0.280										1	0	0	0	0	1	2												
<b>Dick Brown, R</b> OBP: 0.294, SLG: 0.396										0	0	0	0	0	0	0												
<b>Jerry Adair, R</b> OBP: 0.277, SLG: 0.328										4	0	1	0	0	2	1												
<b>Wally Bunker, R</b> OBP: 0.155, SLG: 0.078										2	0	0	0	0	0	0												
<b>Russ Snyder, L</b> OBP: 0.346, SLG: 0.329										1	0	0	0	0	1	1												
<b>Stu Miller, R</b> OBP: 0.125, SLG: 0.250										0	0	0	0	0	0	0												
<b>Dick Hall, R</b> OBP: 0.200, SLG: 0.143										0	0	0	0	0	0	0												
<b>Bob Johnson, R</b> OBP: 0.287, SLG: 0.362										1	0	0	0	0	1	0												
<b>Inning Stats</b>	R: 0 E: 0 K: 1 S: 5	H: 0 LOB: 0 BB: 0 P: 5	R: 1 E: 0 K: 2 S: 9	H: 2 LOB: 1 BB: 0 P: 9	R: 0 E: 0 K: 0 S: 3	H: 0 LOB: 0 BB: 0 P: 3	R: 0 E: 0 K: 1 S: 6	H: 1 LOB: 2 BB: 1 P: 10	R: 0 E: 0 K: 0 S: 3	H: 0 LOB: 0 BB: 0 P: 3	R: 0 E: 0 K: 2 S: 8	H: 1 LOB: 2 BB: 1 P: 12	R: 0 E: 0 K: 1 S: 6	H: 1 LOB: 2 BB: 1 P: 10	R: 0 E: 0 K: 2 S: 8	H: 2 LOB: 2 BB: 1 P: 12	R: 0 E: 0 K: 3 S: 9	H: 0 LOB: 0 BB: 0 P: 9	1B: 6 2B: 1 3B: 0 HR: 0	SF: 0 SAC: 0 DP: 0 HBP: 0	WP: 1 PB: 0 SB: 0 CS: 0	PA: 37						
<b>PITCHER</b>	IP	WLS	BF	H	R	ER	SO	BB	IBB	HBP	BLK	WP	HR	S	P	ERA	WHIP											
<b>Camilo Pascual, R</b> ERA: 3.36	(1, 1)	9.0	W	37	7	1	1	12	4	0	0	0	1	0	57	73	1.00	1.222										





Batter	1	2	3	4	5	6	7	8	9	AB	R	H	RBI	BB	SO	LOB	TOP				
Jim Piersall, R OBP: 0.355, SLG: 0.389	0-0 2B 1B		0-0 1B 1B		E5 1B		0-3 K			5	2	2	1	0	1	3	<b>Los Angeles Angels @ Baltimore Orioles</b> Memorial Stadium, Baltimore, MD Fri Sep 18 1964, 7:05 PM EDT Att: 35,845 - Unknown				
Jim Fregosi, R OBP: 0.376, SLG: 0.474	0-0 1-3 2B		0-0 F4		FC6-5 1B			0-0 L7		4	1	2	0	1	0	1					
Willie Smith, L OBP: 0.308, SLG: 0.459	0-0 F9		0-0 1B 1B		E2 1B			0-0 G3		5	0	2	1	0	1	5					
Joe Adcock, R OBP: 0.353, SLG: 0.481	0-3 K		0-0 1-2 1B		K			0-0 6-3		5	1	1	2	0	1	3					
Lou Clinton, R OBP: 0.313, SLG: 0.399	0-0 F2		0-0 F7		FC6-5 2B HR			0-0 5-3		5	1	2	0	0	0	4					
Felix Torres, R OBP: 0.283, SLG: 0.415		0-0 1B 2B	0-0 F8		2-3 3-H HR			0-0 6-3		5	2	2	3	0	0	3					
Tom Satriano, L OBP: 0.293, SLG: 0.264		0-0 G4-6-3 1B		0-0 F8		2B 1-3 1B		0-0 F3		5	1	2	1	0	0	1					
Bobby Knoop, R OBP: 0.290, SLG: 0.270		0-0 G4-6-3		0-3 K		1-3 2B		0-0 K		4	0	2	0	0	1	1					
Bob Perry, R OBP: 0.311, SLG: 0.356		1-2 G4-6-3		0-0 K		1-3 2B		0-3 K		1	0	0	0	0	1	1					
Barry Latman, R OBP: 0.125, SLG: 0.175		0-0 4-1		0-3 K		4-0 BB		0-0 4-3		1	0	0	0	0	0	0					
Bill Kelso, R OBP: 0.241, SLG: 0.333										1	0	0	0	0	0	0					
Ed Kirkpatrick, L OBP: 0.241, SLG: 0.354										0	0	0	0	0	0	0					
Jack Hight, R OBP: 0.241, SLG: 0.333										0	0	0	0	0	0	0					
Fred Newman, R OBP: 0.241, SLG: 0.333										0	0	0	0	0	0	0					
Dan Osinski, R OBP: 0.113, SLG: 0.063										0	0	0	0	0	0	0					
Albie Pearson, L OBP: 0.324, SLG: 0.272										1	0	0	0	0	0	0					
Ed Sukia, R OBP: 0.113, SLG: 0.063										0	0	0	0	0	0	1					
<b>Inning Stats</b>	R: 0 E: 0 K: 1 S: 7	H: 2 LOB: 2 BB: 0 P: 7	R: 1 E: 0 K: 0 S: 4	H: 2 LOB: 0 BB: 4 P: 4	R: 1 E: 0 K: 0 S: 6	H: 3 LOB: 2 BB: 0 P: 6	R: 0 E: 0 K: 2 S: 7	H: 0 LOB: 0 BB: 0 P: 7	R: 6 E: 2 K: 1 S: 12	H: 6 LOB: 3 BB: 2 P: 20	R: 0 E: 0 K: 0 S: 3	H: 0 LOB: 0 BB: 0 P: 3	R: 0 E: 0 K: 1 S: 6	H: 1 LOB: 1 BB: 0 P: 6	R: 0 E: 0 K: 0 S: 3	H: 0 LOB: 1 BB: 0 P: 3	R: 0 E: 0 K: 1 S: 6	H: 1 LOB: 1 BB: 0 P: 6	1B: 9 2B: 5 3B: 0 HR: 1	SF: 0 SAC: 0 DP: 1 HBP: 0	WP: 0 PA: 44 PB: 0 SB: 0 CS: 0
<b>PITCHER</b>	IP WLS BF H R ER SO BB IBB HBP BLK WP HR S P ERA WHIP																				
Mitt Pappas, R ERA: 2.7	(1, 1) 4.0 21 9 5 3 3 0 0 0 0 0 0 0 27 27 6.75 2.250																				
Dave Vinyard, R ERA: 4.17	(5, 1) 0.1 2 1 0 0 0 0 0 0 0 0 0 0 2 2 0.00 3.000																				
Ken Rowe, R ERA: 4.17	(5, 1) 0.0 3 3 2 0 0 0 0 0 0 0 0 1 3 3 ∞ ∞																				
Steve Barber, L ERA: 3.81	(5, 1) 1.2 7 0 1 0 1 1 1 0 0 0 0 7 15 0.00 0.600																				
Stu Miller, R ERA: 3.02	(7, 1) 3.0 W 11 2 0 0 2 0 0 0 0 0 0 0 15 15 0.00 0.667																				

Batter	1	2	3	4	5	6	7	8	9	AB	R	H	RBI	BB	SO	LOB	BOTTOM		
Luis Aparicio, R OBP: 0.313, SLG: 0.359	4-0 1B BB	0-0 1B BB		0-0 HR		0-0 F8		0-0 L5		4	3	2	1	1	0	0	<b>Los Angeles Angels @ Baltimore Orioles</b> Memorial Stadium, Baltimore, MD Fri Sep 18 1964, 7:05 PM EDT Att: 35,845 - Unknown		
Russ Snyder, L OBP: 0.361, SLG: 0.329	4-0 1B PB BB	4-0 1B BB		0-0 F7		0-0 HR 1B		0-0 3-1		3	2	1	0	2	0	0			
Boog Powell, L OBP: 0.392, SLG: 0.606	0-0 F3	0-0		0-0		0-0		0-0 F8		5	1	3	3	0	0	2			
Jackie Brandt, R OBP: 0.295, SLG: 0.363	0-0	1-3 2-H 1B		0-0 1B		1-H HR				0	0	0	0	0	0	0			
Brooks Robinson, R OBP: 0.361, SLG: 0.504	0-0 1-3 2-H 2B 1B	0-3 K		0-3 K		0-0 F7				4	1	1	1	0	2	3			
Sam Bowens, R OBP: 0.326, SLG: 0.467	0-0 1-H 3-H 2B		0-3 K		0-0 F7		0-0 F5			4	0	1	1	0	1	0			
Norm Siebern, L OBP: 0.377, SLG: 0.364	0-3 K		0-3 K		0-0 3-1		4-0 HR BB			3	1	0	0	1	2	1			
John Orsino, R OBP: 0.300, SLG: 0.372	0-3 K		0-0 1B		0-0 HR		0-3 K			4	1	2	1	0	2	2			
Jerry Adair, R OBP: 0.277, SLG: 0.333		0-0 6-3	0-3 K		0-0 G3		0-0 HR			4	1	1	2	0	1	1			
Mitt Pappas, R OBP: 0.167, SLG: 0.129		0-3 K		0-3 K		0-0 6-3		0-0 6-3		2	0	0	0	0	2	0			
Dave Vinyard, R OBP: 0.265, SLG: 0.182										0	0	0	0	0	0	0			
Ken Rowe, R ERA: 4.17										0	0	0	0	0	0	0			
Steve Barber, L ERA: 3.81										0	0	0	0	0	0	0			
Lenny Green, L OBP: 0.342, SLG: 0.278										1	0	0	0	0	0	0			
Stu Miller, R ERA: 3.02										1	0	0	0	0	0	0			
<b>Inning Stats</b>	R: 3 E: 0 K: 2 S: 9	H: 2 LOB: 1 BB: 2 P: 17	R: 1 E: 0 K: 2 S: 9	H: 2 LOB: 1 BB: 1 P: 13	R: 0 E: 0 K: 3 S: 10	H: 1 LOB: 1 BB: 0 P: 10	R: 1 E: 0 K: 2 S: 9	H: 2 LOB: 1 BB: 0 P: 9	R: 1 E: 0 K: 0 S: 4	H: 1 LOB: 0 BB: 0 P: 4	R: 2 E: 0 K: 0 S: 5	H: 2 LOB: 0 BB: 0 P: 5	R: 2 E: 0 K: 1 S: 6	H: 1 LOB: 0 BB: 1 P: 10	R: 0 E: 0 K: 0 S: 3	H: 0 LOB: 0 BB: 0 P: 3		1B: 6 2B: 1 3B: 0 HR: 4	SF: 0 SAC: 0 DP: 0 HBP: 0
<b>PITCHER</b>	IP WLS BF H R ER SO BB IBB HBP BLK WP HR S P ERA WHIP																		
Barry Latman, R ERA: 4.0	(1, 1) 1.2 12 4 4 3 3 3 0 0 0 0 0 1 15 27 16.20 4.200																		
Bill Kelso, R ERA: 5.4	(2, 1) 2.1 10 3 1 1 6 0 0 0 0 0 0 1 22 22 3.86 1.286																		
Dan Osinski, R ERA: 3.72	(5, 1) 2.0 9 3 3 3 0 0 0 0 0 0 2 9 9 13.50 1.500																		
Ed Sukia, R ERA: 6.75	(7, 1) 2.0 L 8 1 2 2 1 1 0 0 0 0 0 1 9 13 9.00 1.000																		







Batter	1	2	3	4	5	6	7	8	9	AB	R	H	RBI	BB	SO	LOB	TOP			
Jim Piersall, R (1, 8) OBP: 0.355, SLG: 0.390 Rick Reichardt, R (4, 8) OBP: 0.184, SLG: 0.162	G3		K				K			2	0	0	0	0	1	0	<b>Los Angeles Angels @ Baltimore Orioles</b> Memorial Stadium, Baltimore, MD Sun Sep 20 1964, 3:38 AM EDT Att: 8,474 - Unknown			
Jim Fregosi, R (1, 6) OBP: 0.381, SLG: 0.479	1B			F9		FC6-4 1B		1B		4	0	2	0	0	0	2				
Willie Smith, L (1, 7) OBP: 0.309, SLG: 0.457	F9			3-1		G3-6-3 1B		F9		4	0	1	1	0	0	2				
Joe Adcock, R (1, 3) OBP: 0.352, SLG: 0.475 Tom Satriano, L (4, 3) OBP: 0.291, SLG: 0.262	5-3			5-3		G3-6-3 1B		F7		2	0	0	0	0	0	1				
Lou Clinton, R (1, 9) OBP: 0.316, SLG: 0.404		F7				4-3 BB		L7		3	1	1	0	1	0	1				
Felix Torres, R (1, 5) OBP: 0.255, SLG: 0.402	F9					F9		L8		4	0	0	0	0	0	2				
Buck Rodgers, S (1, 2) Jack Hiatt, R (4, 2) OBP: 0.400, SLG: 0.333	F8					4-3		F9		1	0	0	0	0	0	0				
Bobby Knoop, R (1, 4) Paul Schaaf, R (5, 4) OBP: 0.200, SLG: 0.130			6-3			F8		K		2	0	0	0	0	0	1				
George Brunet, R (1, 1) Bob Duliba, R (3, 1) Ken McBride, R (3, 1) Albie Pezowski, L (6, PH) Aubrey Gatewood, R (6, 1) Ed Kirkpatrick, L (7, PH) Bill Keiso, R (7, 1)			K			FC6-4 1B BB		1B		1	0	0	0	0	0	1				
<b>Inning Stats</b>	R: 0 E: 0 K: 0 S: 4	H: 1 LOB: 1 BB: 0 P: 4	R: 0 E: 0 K: 0 S: 3	H: 0 LOB: 0 BB: 0 P: 3	R: 0 E: 0 K: 2 S: 7	H: 0 LOB: 0 BB: 0 P: 7	R: 0 E: 0 K: 0 S: 3	H: 0 LOB: 0 BB: 1 P: 7	R: 1 E: 0 K: 0 S: 4	H: 2 LOB: 1 BB: 1 P: 8	R: 1 E: 0 K: 2 S: 10	H: 3 LOB: 2 BB: 0 P: 10	R: 0 E: 0 K: 0 S: 4	H: 1 LOB: 1 BB: 0 P: 4	R: 0 E: 0 K: 0 S: 3	H: 0 LOB: 0 BB: 0 P: 3		1B: 7 2B: 0 3B: 0 HR: 0	SF: 0 SAC: 0 DP: 1 HBP: 0	WP: 0 PB: 0 SB: 1 CS: 0
<b>PITCHER</b> Wally Bunker, R (1, 1) ERA: 2.57	IP: 9.0 WLS: W BF: 35 H: 7 R: 2 ER: 2 SO: 4 BB: 2 IBB: 0 HBP: 0 BLK: 0 WP: 0 HR: 0 S: 41 P: 49 ERA: 2.00 WHIP: 1.000															<b>PITCHER</b>				

Batter	1	2	3	4	5	6	7	8	9	AB	R	H	RBI	BB	SO	LOB	BOTTOM			
Luis Aparicio, R (1, 6) OBP: 0.315, SLG: 0.360	F3		E4 1B		F8			K		5	1	2	2	0	1	1	<b>Los Angeles Angels @ Baltimore Orioles</b> Memorial Stadium, Baltimore, MD Sun Sep 20 1964, 3:38 AM EDT Att: 8,474 - Unknown			
Jerry Adair, R (1, 4) OBP: 0.279, SLG: 0.330	5-3		F9		FC5-4 1-2		F9		4	0	0	0	0	0	2					
Boog Powell, L (1, 7) Paul Blair, R (9, 8) OBP: 0.397, SLG: 0.604	BB		1-3				F3		3	1	1	0	1	0	3					
Brooks Robinson, R (1, 5) OBP: 0.361, SLG: 0.510	F7		SF9		FC1-4 1B		F6		3	0	1	1	0	0	1					
Sam Bowens, R (1, 9) OBP: 0.328, SLG: 0.475		HR	2H 1B 2B		FC1-4 4-3 WP		F5		4	2	2	2	0	0	1					
Bob Johnson, R (1, 3) OBP: 0.286, SLG: 0.360	K		1B WP 1B		4-3		4-3		4	1	1	1	0	1	1					
Jackie Brandt, R (1, 8) OBP: 0.295, SLG: 0.361	K		WP 1B 1B		L5		1-3		4	1	1	0	0	1	1					
Dick Brown, R (1, 2) OBP: 0.294, SLG: 0.391	K		WP 1B IBB		1-3		K		3	1	0	0	1	2	0					
Wally Bunker, R (1, 1) OBP: 0.187, SLG: 0.106			2B		FC5-4 BB		5-3		2	1	1	0	2	0	0					
<b>Inning Stats</b>	R: 0 E: 0 K: 0 S: 3	H: 0 LOB: 1 BB: 1 P: 7	R: 1 E: 0 K: 3 S: 10	H: 1 LOB: 0 BB: 0 P: 10	R: 7 E: 2 K: 0 S: 10	H: 7 LOB: 3 BB: 2 P: 19	R: 0 E: 0 K: 0 S: 4	H: 1 LOB: 1 BB: 0 P: 4	R: 0 E: 0 K: 0 S: 3	H: 0 LOB: 0 BB: 1 P: 7	R: 0 E: 0 K: 1 S: 5	H: 0 LOB: 0 BB: 0 P: 5	R: 0 E: 0 K: 1 S: 5	H: 0 LOB: 0 BB: 0 P: 5	R: 0 E: 0 K: 1 S: 5	H: 0 LOB: 0 BB: 0 P: 5		1B: 6 2B: 2 3B: 0 HR: 1	SF: 1 SAC: 0 DP: 0 HBP: 1	WP: 2 PB: 0 SB: 0 CS: 0
<b>PITCHER</b> George Brunet, L (1, 1) ERA: 4.54 Bob Duliba, R (3, 1) ERA: 3.57 Ken McBride, R (3, 1) ERA: 5.3 Aubrey Gatewood, R (6, 1) ERA: 2.24 Bill Keiso, R (7, 1) ERA: 4.22	IP: 2.2 WLS: L BF: 14 H: 5 R: 5 ER: 5 SO: 3 BB: 1 IBB: 1 HBP: 0 BLK: 0 WP: 1 HR: 1 S: 19 P: 23 ERA: 16.88 WHIP: 2.250															<b>PITCHER</b>				










Batter	1	2	3	4	5	6	7	8	9	AB	R	H	RBI	BB	SO	LOB	TOP		
Luis Aparicio, R (1, 6) OBP: 0.316, SLG: 0.358	4-0 1B BB	0-0 E6		0-0 2H 1B		0-3 K			0-0 1B	4	1	2	1	1	1	0			
Russ Snyder, L (1, 8) OBP: 0.396, SLG: 0.329	0-0 1B BB	0-0		0-3 K			0-0 6-3		0-0 FC5-4 1B	5	1	3	0	0	1	1			
Boog Powell, L (1, 7) OBP: 0.397, SLG: 0.596	0-0 G6-4-3 1B	0-3 K		0-3 K			0-0 4-3		0-3 K	5	0	1	1	0	3	5			
Brooks Robinson, R (1, 5) OBP: 0.363, SLG: 0.508	0-0 G6-4-3 1B		0-0 FC1-5 1B		0-0 FC5-4 1B		4-0 BB		0-0 F2	4	0	3	1	1	0	2			
Sam Bowens, R (1, 9) OBP: 0.329, SLG: 0.474	0-0 G6-4-3		0-0 FC1-5 1B		0-0 FC5-4 S		0-0 6-3		0-0 FC5-4	5	0	1	0	0	0	6			
Norm Siebern, L (1, 3) OBP: 0.376, SLG: 0.364	4-0 BB		0-0 FC1-5 G1-4-3		0-3 K			0-0		3	0	1	0	1	1	3			
Charlie Lau, L (1, 2) Dick Brown, R (3, PH) OBP: 0.290, SLG: 0.386	0-3 K		0-0 G1-4-3		0-0 L5			0-0 F2		1	0	0	0	0	1	2			
Jerry Adair, R (1, 4) OBP: 0.280, SLG: 0.329		0-0 6-3		4-0 SH1-4 1B BB		0-3 K		0-3 K		3	1	0	0	1	2	1			
Steve Barber, L (1, 1) Dave Vinnyard, R (1, 1) Sam Jones, R (5, 1) Lenny Green, L (6, PH) Ken Rowe, R (6, 1) Dave McNally, R (7, 1) Bob Johnson, R (8, PH) Stu Miller, R (8, 1) OBP: 0.111, SLG: 0.222		0-0 6-3		0-0 SH1-4		0-3 K		0-0 3-1		0	0	0	0	0	0	0			
<b>Inning Stats</b>	R: 2 E: 0 K: 1 S: 7	H: 3 LOB: 2 BB: 2 P: 15	R: 0 E: 1 K: 1 S: 7	H: 1 LOB: 2 BB: 0 P: 7	R: 0 E: 0 K: 2 S: 4	H: 2 LOB: 1 BB: 0 P: 4	R: 1 E: 0 K: 2 S: 8	H: 1 LOB: 1 BB: 1 P: 12	R: 0 E: 0 K: 3 S: 9	H: 0 LOB: 0 BB: 0 P: 9	R: 0 E: 0 K: 0 S: 3	H: 0 LOB: 1 BB: 1 P: 7	R: 0 E: 0 K: 1 S: 6	H: 1 LOB: 1 BB: 0 P: 6	R: 0 E: 0 K: 1 S: 7	H: 2 LOB: 2 BB: 0 P: 7	1B: 10 2B: 0 3B: 1 HR: 0	SF: 0 SAC: 1 DP: 2 HBP: 0	WP: 0 PA: 41 PB: 0 SB: 1 CS: 0
<b>PITCHER</b>	IP WLS BF H R ER SO	IP WLS BF H R ER SO	IP WLS BF H R ER SO	IP WLS BF H R ER SO	IP WLS BF H R ER SO	IP WLS BF H R ER SO	IP WLS BF H R ER SO	IP WLS BF H R ER SO	IP WLS BF H R ER SO	IP WLS BF H R ER SO	IP WLS BF H R ER SO	IP WLS BF H R ER SO	IP WLS BF H R ER SO	IP WLS BF H R ER SO	IP WLS BF H R ER SO	IP WLS BF H R ER SO	ERA WHIP	ERA WHIP	
Phil Regan, R (1, 1) ERA: 5.07	0.0	4.0	5.0	0.0	0.0	0.0	0.0	0.0	0.0	0.0	0.0	0.0	0.0	0.0	0.0	0.0	∞	∞	
Johnnie Seale, L (1, 1) ERA: 1.59	W	17	20	1	1	4	2	0	0	0	0	0	0	23	31	2.25	1.500		
Terry Fox, R (5, 1) ERA: 2.76	S	20	4	0	0	6	1	0	0	0	0	0	0	31	35	0.00	1.000		

**Baltimore Orioles @ Detroit Tigers**  
Tiger Stadium, Detroit, MI  
Wed Sep 23 1964, 4:33 AM EDT  
Att: 2,057 - Unknown


AB 36  
R 3  
H 11  
RBI 3  
BB 4  
SO 10  
LOB 25



Batter	1	2	3	4	5	6	7	8	9	AB	R	H	RBI	BB	SO	LOB	BOTTOM		
Don Wert, R (1, 5) OBP: 0.324, SLG: 0.362	0-0 F4	0-0 L3		0-0 FC4-6 CS			0-0 SH 1B	0-0 6-3		5	1	1	1	0	0	1			
Jerry Lumpe, L (1, 4) OBP: 0.317, SLG: 0.347	0-0 PB BB 2B		0-0 1B	0-0 CS	0-0 F7		0-0 SH 1B 2B	0-0 3-1		4	2	2	0	0	0	0			
Al Kaline, R (1, 9) OBP: 0.382, SLG: 0.457	4-0 PB BB 2B		0-0 G6-3 1B		0-0 L6-3		0-0 SH1-4 2B 1B	0-0 L5-3		4	2	2	1	1	0	0			
Don Demeter, R (1, 8) OBP: 0.288, SLG: 0.444	0-0 5-3		0-3 K		0-0 F3		0-0 SH1-4			3	0	0	0	0	1	4			
Bill Freehan, R (1, 2) OBP: 0.353, SLG: 0.465	0-0 2B		0-0 G6-3			0-0 E 2B 1B	0-0 2B			4	2	3	4	0	0	2			
Norm Cash, L (1, 3) OBP: 0.341, SLG: 0.443	1-0 HBP			0-0 PB BB SF9 1B		0-0 E7 2B	0-0 BB 1B			3	2	2	1	0	0	1			
George Thomas, R (1, 7) OBP: 0.328, SLG: 0.469	0-0 F8			4-0 SF9 PB FC4-6 BB		0-0 2B	4-0 BB			2	1	1	2	2	0	2			
Dick McAuliffe, L (1, 6) OBP: 0.331, SLG: 0.436		0-0 4-3		0-0 SF9		0-0 3-1	0-3 K			3	0	0	1	0	1	2			
Phil Regan, R (1, 1) Johnnie Seale, L (1, 1)		0-3 K		4-0 FC4-6 BB		0-3 K	0-3 K			0	0	0	0	0	0	0			
Bill Bruton, L (4, PH) Terry Fox, R (5, 1)										0	0	0	0	1	0	0			
<b>Inning Stats</b>	R: 2 E: 0 K: 0 S: 5	H: 2 LOB: 1 BB: 1 P: 10	R: 0 E: 0 K: 1 S: 5	H: 0 LOB: 0 BB: 0 P: 5	R: 0 E: 0 K: 1 S: 6	H: 2 LOB: 1 BB: 0 P: 6	R: 2 E: 0 K: 0 S: 3	H: 1 LOB: 2 BB: 2 P: 11	R: 0 E: 0 K: 0 S: 3	H: 0 LOB: 0 BB: 0 P: 3	R: 2 E: 1 K: 1 S: 7	H: 2 LOB: 0 BB: 0 P: 7	R: 4 E: 1 K: 2 S: 12	H: 4 LOB: 2 BB: 1 P: 16	R: 0 E: 0 K: 0 S: 3	H: 0 LOB: 0 BB: 0 P: 3	1B: 8 2B: 3 3B: 0 HR: 0	SF: 1 SAC: 2 DP: 1 HBP: 1	WP: 0 PA: 40 PB: 2 SB: 0 CS: 1
<b>PITCHER</b>	IP WLS BF H R ER SO	IP WLS BF H R ER SO	IP WLS BF H R ER SO	IP WLS BF H R ER SO	IP WLS BF H R ER SO	IP WLS BF H R ER SO	IP WLS BF H R ER SO	IP WLS BF H R ER SO	IP WLS BF H R ER SO	IP WLS BF H R ER SO	IP WLS BF H R ER SO	IP WLS BF H R ER SO	IP WLS BF H R ER SO	IP WLS BF H R ER SO	IP WLS BF H R ER SO	IP WLS BF H R ER SO	ERA WHIP	ERA WHIP	
Steve Barber, L (1, 1) ERA: 3.84	0.2	3.1	1.0	0.0	0.0	0.0	0.0	0.0	0.0	0.0	0.0	0.0	0.0	0.0	0.0	0.0	0.00	0.000	
Dave Vinnyard, R (1, 1) ERA: 4.17	L	13	3	2	1	2	2	0	0	0	0	0	0	15	23	2.70	1.500		
Sam Jones, R (5, 1) ERA: 3.38	0	3	0	0	0	0	0	0	0	0	0	0	0	3	3	0.00	0.000		
Ken Rowe, R (6, 1) ERA: 6.75	1.1	10	5	6	3	1	0	0	0	0	0	0	0	12	12	20.25	3.750		
Dave McNally, L (7, 1) ERA: 3.89	0.2	4	1	0	0	2	1	0	0	0	0	0	0	7	11	0.00	3.000		

**Baltimore Orioles @ Detroit Tigers**  
Tiger Stadium, Detroit, MI  
Wed Sep 23 1964, 4:33 AM EDT  
Att: 2,057 - Unknown

AB 31  
R 10  
H 11  
RBI 10  
BB 4  
SO 5  
LOB 14









Batter	1	2	3	4	5	6	7	8	9	AB	R	H	RBI	BB	SO	LOB	TOP					
Luis Aparicio, R (1,6) OBP: 0.320, SLG: 0.362			4-3				E4 FC3-2 SH BB		L4-3	5	1	2	0	0	0	2	<p><b>Baltimore Orioles @ Cleveland Indians</b> Cleveland Municipal Stadium, Cleveland, OH</p> <p>Sat Sep 26 1964, 3:33 AM EDT Att: 5,980 - Unknown</p> <p>livebaseballscores.com</p> <p>AB 32 R 5 H 10 RBI 5 BB 4 SO 4 LOB 18</p>					
Russ Snyder, L (1,8) OBP: 0.380, SLG: 0.375					SH1-3		SH BB FC3-2		6-3	2	1	2	1	0	0	0						
Boog Powell, L (1,7) OBP: 0.401, SLG: 0.610					K		FC3-2 BB			3	1	1	1	1	1	4						
Brooks Robinson, R (1,5) OBP: 0.365, SLG: 0.513	F8		G6-4-3							3	1	1	2	1	0	2						
Sam Bowens, R (1,9) OBP: 0.325, SLG: 0.467	F7						6-3		G6-4-3	4	1	1	0	0	0	3						
Norm Siebern, L (1,3) OBP: 0.375, SLG: 0.362			K		K				3-1	3	0	0	0	1	2	1						
Charlie Lau, L (1,2) OBP: 0.326, SLG: 0.394							F8		F9	4	0	2	1	0	0	1						
Jerry Adair, R (1,4) OBP: 0.279, SLG: 0.326	F9				L4		F7		6-3	4	0	0	0	0	0	3						
Mitt Pappas, R (1,1) OBP: 0.177, SLG: 0.143			K		F4					3	0	1	0	0	1	2						
Jackie Brandt, R (8,8) OBP: 0.299, SLG: 0.361							SH FC3-2			0	0	0	0	1	0	0						
Dick Hall, R (8,1) OBP: 0.188, SLG: 0.133									L4-3	1	0	0	0	0	0	0						
<b>Inning Stats</b>	R: 2 E: 0 K: 0 S: 5	H: 3 LOB: 0 BB: 0 P: 5	R: 0 E: 0 K: 2 S: 8	H: 1 LOB: 1 BB: 0 P: 8	R: 0 E: 0 K: 0 S: 3	H: 1 LOB: 1 BB: 1 P: 7	R: 1 E: 0 K: 1 S: 7	H: 2 LOB: 1 BB: 0 P: 7	R: 0 E: 0 K: 1 S: 5	H: 1 LOB: 0 BB: 0 P: 5	R: 1 E: 0 K: 0 S: 4	H: 1 LOB: 2 BB: 1 P: 8	R: 1 E: 1 K: 0 S: 5	H: 1 LOB: 1 BB: 1 P: 9	R: 0 E: 0 K: 0 S: 3	H: 0 LOB: 0 BB: 0 P: 3	R: 0 E: 0 K: 0 S: 2	H: 0 LOB: 0 BB: 1 P: 6	1B: 6 2B: 2 3B: 0 HR: 3	SF: 0 SAC: 2 DP: 3 HBP: 0	WP: 0 PB: 0 SB: 1 CS: 0	PA: 38
<b>PITCHER</b>	IP WLS BF H R ER SO BB IBB HBP BLK WP HR S P ERA WHIP																					
Luis Tiant, R (1,1) ERA: 3.13	6.0 L 26 9 4 4 4 2 0 0 0 0 0 3 32 40 6.00 1.833																					
Tommy John, L (7,1) ERA: 4.29	2.0 9 1 1 0 0 1 0 0 0 0 0 0 8 12 0.00 1.000																					
Don McMahon, R (9,1) ERA: 2.34	1.0 3 0 0 0 0 1 0 0 0 0 0 0 2 6 0.00 1.000																					

Batter	1	2	3	4	5	6	7	8	9	AB	R	H	RBI	BB	SO	LOB	BOTTOM					
Tito Francona, L (1,9) OBP: 0.368, SLG: 0.402	F4			4-3		4-3				4	0	1	0	0	0	0	<p><b>Baltimore Orioles @ Cleveland Indians</b> Cleveland Municipal Stadium, Cleveland, OH</p> <p>Sat Sep 26 1964, 3:33 AM EDT Att: 5,980 - Unknown</p> <p>livebaseballscores.com</p> <p>AB 30 R 3 H 7 RBI 3 BB 0 SO 4 LOB 7</p>					
Tony Martinez, R (8, PR) OBP: 0.500, SLG: 0.750										0	0	0	0	0	0	0						
Dick Howser, R (1,6) OBP: 0.336, SLG: 0.318	F6			F9		F6		F7		4	0	0	0	0	0	2						
Fred Whitfield, L (1,3) OBP: 0.295, SLG: 0.418										4	0	0	0	0	1	2						
Don McMahon, R (9,1) OBP: 0.143, SLG: 0.143	F9			K				F6		0	0	0	0	0	0	0						
Leon Wagner, L (1,7) OBP: 0.324, SLG: 0.442					L1				K	3	0	0	0	0	1	0						
Max Alvis, R (1,5) OBP: 0.321, SLG: 0.449								F7		4	1	1	0	0	0	1						
John Romano, R (1,2) OBP: 0.345, SLG: 0.469										4	1	2	0	0	1	0						
Vic Davallilo, L (1,8) OBP: 0.314, SLG: 0.363				4-3		SF9				2	1	1	2	0	0	0						
Woodie Held, R (1,4) OBP: 0.333, SLG: 0.429										3	0	2	0	0	1	1						
Tommy Agee, R (8, PR) OBP: 0.143, SLG: 0.143										0	0	0	0	0	0	0						
Luis Tiant, R (1,1) OBP: 0.100, SLG: 0.100										1	0	0	0	0	0	1						
Al Luplow, L (6, PH) OBP: 0.167, SLG: 0.118										1	0	0	0	0	0	0						
Tommy John, R (7,1) OBP: 0.208, SLG: 0.208										0	0	0	0	0	0	0						
Bob Chance, L (8, PH) OBP: 0.347, SLG: 0.439										0	0	0	1	0	0	0						
<b>Inning Stats</b>	R: 0 E: 0 K: 0 S: 3	H: 0 LOB: 0 BB: 0 P: 3	R: 0 E: 0 K: 1 S: 5	H: 0 LOB: 0 BB: 0 P: 5	R: 0 E: 0 K: 0 S: 3	H: 1 LOB: 0 BB: 0 P: 3	R: 0 E: 0 K: 1 S: 5	H: 0 LOB: 0 BB: 0 P: 5	R: 1 E: 0 K: 0 S: 7	H: 2 LOB: 1 BB: 0 P: 7	R: 0 E: 0 K: 0 S: 3	H: 0 LOB: 0 BB: 0 P: 3	R: 0 E: 0 K: 0 S: 2	H: 0 LOB: 0 BB: 0 P: 3	R: 2 E: 0 K: 0 S: 7	H: 4 LOB: 2 BB: 0 P: 7	R: 0 E: 0 K: 1 S: 5	H: 0 LOB: 0 BB: 0 P: 5	1B: 4 2B: 3 3B: 0 HR: 0	SF: 2 SAC: 0 DP: 2 HBP: 1	WP: 0 PB: 0 SB: 0 CS: 0	PA: 33
<b>PITCHER</b>	IP WLS BF H R ER SO BB IBB HBP BLK WP HR S P ERA WHIP																					
Mitt Pappas, R (1,1) ERA: 2.72	7.0 W 26 6 3 3 3 0 0 0 0 0 0 0 31 32 3.86 0.857																					
Dick Hall, R (8,1) ERA: 1.94	2.0 S 7 1 0 0 1 0 0 0 0 0 0 0 9 9 0.00 0.500																					







Batter	1	2	3	4	5	6	7	8	9	AB	R	H	RBI	BB	SO	LOB	TOP				
Don Blasingame, L (1,4) OBP: 0.317, SLG: 0.313										4	2	3	1	0	0	2	<b>Washington Senators @ Baltimore Orioles</b> Memorial Stadium, Baltimore, MD Wed Sep 30 1964, 7:05 PM EDT Unknown <a href="http://livebaseballscorecards.com">livebaseballscorecards.com</a>				
Don Zimmer, R (1,5) OBP: 0.304, SLG: 0.414										4	0	1	1	0	2	4					
Chuck Hinton, R (1,7) OBP: 0.345, SLG: 0.418										4	0	0	0	0	2	2					
Don Lock, R (1,8) OBP: 0.346, SLG: 0.465										4	1	1	0	0	2	0					
Willie Kirkland, L (1,9) OBP: 0.275, SLG: 0.343										4	0	2	2	0	0	0					
Joe Cunningham, L (1,3) OBP: 0.350, SLG: 0.280										4	0	0	0	0	0	2					
Mike Brumley, L (1,2) OBP: 0.307, SLG: 0.301										4	0	0	0	0	0	0					
Ed Brinkman, R (1,6) OBP: 0.267, SLG: 0.331										4	1	2	0	0	1	0					
Buster Narum, R (1,1) OBP: 0.061, SLG: 0.106										3	0	1	0	0	1	1					
Jim Duckworth, R (6,1) OBP: 0.300, SLG: 0.222										0	0	0	0	0	0	0					
Dick Phillips, L (9, PH) OBP: 0.306, SLG: 0.284										1	0	0	0	0	0	0					
<b>Inning Stats</b>	R: 2 E: 0 K: 1 S: 8	H: 3 LOB: 1 BB: 0 P: 8	R: 0 E: 0 K: 1 S: 7	H: 2 LOB: 2 BB: 0 P: 7	R: 0 E: 0 K: 2 S: 8	H: 1 LOB: 0 BB: 0 P: 8	R: 2 E: 1 K: 1 S: 8	H: 3 LOB: 1 BB: 0 P: 8	R: 0 E: 0 K: 0 S: 3	H: 0 LOB: 0 BB: 0 P: 3	R: 0 E: 0 K: 0 S: 3	H: 1 LOB: 0 BB: 0 P: 3	R: 0 E: 0 K: 1 S: 5	H: 0 LOB: 0 BB: 0 P: 5	R: 0 E: 0 K: 1 S: 5	H: 0 LOB: 0 BB: 0 P: 5	R: 0 E: 0 K: 1 S: 5	H: 0 LOB: 0 BB: 0 P: 5	1B: 8 2B: 2 3B: 0 HR: 0	SF: 0 SAC: 0 DP: 1 HBP: 0	WP: 0 PA: 36 CS: 0
<b>PITCHER</b> Wally Bunker, R (1,1) ERA: 2.69	IP: 9.0 WLS: W BF: 36 H: 10 R: 4 ER: 3 SO: 8 BB: 0 IBB: 0 HBP: 0 BLK: 0 WP: 0 HR: 0 S: 52 P: 52 ERA: 3.00 WHIP: 1.111															<b>PITCHER</b>					

Batter	1	2	3	4	5	6	7	8	9	AB	R	H	RBI	BB	SO	LOB	BOTTOM				
Luis Aparicio, R (1,6) OBP: 0.320, SLG: 0.359										4	1	1	0	0	1	1	<b>Washington Senators @ Baltimore Orioles</b> Memorial Stadium, Baltimore, MD Wed Sep 30 1964, 7:05 PM EDT Unknown <a href="http://livebaseballscorecards.com">livebaseballscorecards.com</a>				
Jerry Adair, R (1,4) OBP: 0.280, SLG: 0.338										4	2	2	3	0	2	0					
Boog Powell, L (1,7) OBP: 0.401, SLG: 0.606										3	1	0	0	1	0	0					
Brooks Robinson, R (1,5) OBP: 0.365, SLG: 0.513										4	1	2	1	0	1	0					
Sam Bowens, R (1,9) OBP: 0.326, SLG: 0.464										3	1	1	0	1	1	0					
Charlie Lau, L (1,2) OBP: 0.326, SLG: 0.395										4	0	1	1	0	2	2					
Norm Siebern, L (1,3) OBP: 0.376, SLG: 0.374										4	1	2	1	0	1	1					
Jackie Brandt, R (1,8) OBP: 0.302, SLG: 0.370										4	1	1	2	0	1	2					
Wally Bunker, R (1,1) OBP: 0.183, SLG: 0.097										4	0	0	0	0	4	2					
<b>Inning Stats</b>	R: 2 E: 0 K: 0 S: 5	H: 2 LOB: 0 BB: 0 P: 5	R: 0 E: 0 K: 2 S: 8	H: 1 LOB: 1 BB: 0 P: 8	R: 0 E: 0 K: 1 S: 5	H: 0 LOB: 0 BB: 0 P: 5	R: 0 E: 0 K: 2 S: 7	H: 0 LOB: 0 BB: 0 P: 7	R: 0 E: 0 K: 3 S: 10	H: 1 LOB: 1 BB: 0 P: 10	R: 5 E: 0 K: 1 S: 9	H: 4 LOB: 0 BB: 1 P: 13	R: 1 E: 0 K: 2 S: 9	H: 2 LOB: 1 BB: 1 P: 13	R: 0 E: 0 K: 2 S: 7	H: 0 LOB: 0 BB: 0 P: 7		R: 0 E: 0 K: 2 S: 7	H: 0 LOB: 0 BB: 0 P: 7	1B: 4 2B: 3 3B: 0 HR: 3	SF: 0 SAC: 0 DP: 0 HBP: 0
<b>PITCHER</b> Buster Narum, R (1,1) ERA: 4.32	IP: 5.2 WLS: L BF: 26 H: 8 R: 7 ER: 7 SO: 8 BB: 1 IBB: 0 HBP: 0 BLK: 0 WP: 0 HR: 3 S: 41 P: 45 ERA: 11.12 WHIP: 1.588															<b>PITCHER</b>					
<b>PITCHER</b> Jim Duckworth, R (6,1) ERA: 4.34	IP: 2.1 WLS: L BF: 10 H: 2 R: 1 ER: 1 SO: 5 BB: 1 IBB: 0 HBP: 0 BLK: 0 WP: 0 HR: 0 S: 19 P: 23 ERA: 3.86 WHIP: 1.286															<b>PITCHER</b>					



Batter	1	2	3	4	5	6	7	8	9	AB	R	H	RBI	BB	SO	LOB	TOP
<b>Don Blasingame, L</b> (1,4) <small>OBP: 0.322, SLG: 0.315</small> <b>Chuck Cottler, R</b> (8,4) <small>OBP: 0.275, SLG: 0.316</small>										3	1	2	0	2	0	0	
<b>John Kennedy, R</b> (1,5) <small>OBP: 0.282, SLG: 0.328</small>										5	1	1	0	0	1	3	
<b>Chuck Hinton, R</b> (1,7) <small>OBP: 0.343, SLG: 0.417</small>										4	0	1	1	0	2	1	
<b>Willie Kirkland, L</b> (1,9) <small>OBP: 0.278, SLG: 0.354</small>										4	2	1	2	1	1	2	
<b>Don Lock, R</b> (1,8) <small>OBP: 0.348, SLG: 0.465</small>										4	1	2	0	1	1	0	
<b>Dick Phillips, L</b> (1,3) <small>OBP: 0.309, SLG: 0.288</small>										4	0	2	1	0	1	2	
<b>Mike Brumley, L</b> (1,2) <small>OBP: 0.307, SLG: 0.301</small>										4	0	1	0	0	0	5	
<b>Ed Brinkman, R</b> (1,6) <small>OBP: 0.269, SLG: 0.335</small>										4	1	2	0	0	2	1	
<b>Claude Osteen, L</b> (1,1) <small>OBP: 0.188, SLG: 0.233</small> <b>Steve Ridzik, R</b> (7,1) <small>OBP: 0.250, SLG: 0.259</small>										3	0	0	0	0	1	2	
<b>Inning Stats</b>	R: 0 H: 1 E: 0 LOB: 1 K: 1 BB: 0 S: 6 P: 6	R: 0 H: 2 E: 0 LOB: 2 K: 1 BB: 0 S: 7 P: 7	R: 3 H: 4 E: 0 LOB: 1 K: 0 BB: 1 S: 6 P: 10	R: 1 H: 1 E: 1 LOB: 0 K: 0 BB: 1 S: 3 P: 7	R: 2 H: 2 E: 0 LOB: 1 K: 2 BB: 1 S: 9 P: 13	R: 0 H: 0 E: 0 LOB: 0 K: 1 BB: 0 S: 5 P: 5	R: 0 H: 1 E: 0 LOB: 2 K: 1 BB: 1 S: 6 P: 10	R: 0 H: 1 E: 0 LOB: 1 K: 2 BB: 0 S: 8 P: 8	R: 0 H: 0 E: 0 LOB: 0 K: 2 BB: 0 S: 7 P: 7	1B: 10 SF: 1 2B: 1 SAC: 0 3B: 0 DP: 2 HR: 1 HBP: 0	WP: 0 PA: 41 FB: 1 CS: 0						
<b>PITCHER</b>	IP WLS BF H R ER SO BB IBB HBP BLK WP HR S P ERA WHIP											IP WLS BF H R ER SO BB IBB HBP BLK WP HR S P ERA WHIP					
<b>Mitt Pappas, R</b> (1,1) <small>ERA: 2.79</small> <b>Sam Jones, R</b> (4,1) <small>ERA: 3.0</small> <b>Ken Rowe, R</b> (5,1) <small>ERA: 8.31</small> <b>Stu Miller, R</b> (5,1) <small>ERA: 3.13</small> <b>Harvey Haddix, L</b> (7,1) <small>ERA: 2.42</small>	3.0 L 17 8 4 3 2 1 0 0 0 0 0 1 20 24 9.00 3.000											1.0 3 0 0 0 2 0 0 0 0 0 0 0 2 6 0.00 1.000					
<b>Batter</b>	1	2	3	4	5	6	7	8	9	AB	R	H	RBI	BB	SO	LOB	BOTTOM
<b>Luis Aparicio, R</b> (1,6) <small>OBP: 0.321, SLG: 0.363</small>										5	1	2	0	0	0	2	
<b>Jerry Adair, R</b> (1,4) <small>OBP: 0.279, SLG: 0.336</small>										5	0	1	0	0	1	1	
<b>Boog Powell, L</b> (1,7) <small>OBP: 0.399, SLG: 0.609</small>										5	1	1	2	0	1	2	
<b>Brooks Robinson, R</b> (1,5) <small>OBP: 0.366, SLG: 0.515</small>										4	1	2	0	0	1	2	
<b>Sam Bowens, R</b> (1,9) <small>OBP: 0.323, SLG: 0.460</small>										4	0	0	0	0	0	4	
<b>Bob Johnson, R</b> (1,3) <small>OBP: 0.282, SLG: 0.349</small> <b>Norm Siebern, L</b> (8,PH) <small>OBP: 0.379, SLG: 0.374</small>										3	0	0	0	0	1	1	
<b>Jackie Brandt, R</b> (1,8) <small>OBP: 0.306, SLG: 0.370</small>										2	0	1	0	2	0	0	
<b>Dick Brown, R</b> (1,2) <small>OBP: 0.298, SLG: 0.392</small>										4	0	3	1	0	0	2	
<b>Milt Pappas, R</b> (1,1) <small>ERA: 2.79</small> <b>Sam Jones, R</b> (4,1) <small>ERA: 3.0</small> <b>Ken Rowe, R</b> (5,1) <small>ERA: 8.31</small> <b>Stu Miller, R</b> (5,1) <small>ERA: 3.13</small> <b>Harvey Haddix, L</b> (7,1) <small>ERA: 2.42</small>	R: 0 H: 0 E: 0 LOB: 0 K: 0 BB: 0 S: 3 P: 3	R: 1 H: 2 E: 0 LOB: 2 K: 1 BB: 1 S: 7 P: 11	R: 2 H: 2 E: 1 LOB: 0 K: 2 BB: 0 S: 9 P: 9	R: 0 H: 2 E: 0 LOB: 2 K: 2 BB: 0 S: 9 P: 9	R: 0 H: 1 E: 0 LOB: 1 K: 1 BB: 0 S: 6 P: 6	R: 0 H: 1 E: 0 LOB: 1 K: 1 BB: 0 S: 6 P: 6	R: 0 H: 2 E: 0 LOB: 2 K: 0 BB: 0 S: 5 P: 5	R: 0 H: 0 E: 0 LOB: 1 K: 1 BB: 2 S: 4 P: 12	R: 0 H: 0 E: 0 LOB: 0 K: 0 BB: 0 S: 3 P: 3	1B: 6 SF: 0 2B: 3 SAC: 0 3B: 0 DP: 1 HR: 1 HBP: 0	WP: 0 PA: 39 FB: 0 CS: 0						
<b>PITCHER</b>	IP WLS BF H R ER SO BB IBB HBP BLK WP HR S P ERA WHIP											IP WLS BF H R ER SO BB IBB HBP BLK WP HR S P ERA WHIP					
<b>Claude Osteen, L</b> (1,1) <small>ERA: 3.33</small> <b>Steve Ridzik, R</b> (7,1) <small>ERA: 2.86</small>	6.1 W 30 10 3 3 1 2 0 0 0 0 0 0 9 17 0.00 0.750											1.0 S 3 0 0 0 2 0 0 0 0 0 0 0 2 6 0.00 0.750					

Washington Senators @ Baltimore Orioles  
 Memorial Stadium, Baltimore, MD  
 Wed Sep 30 1964, 7:05 PM EDT  
 Att: 9,405 - Unknown

AB 36  
 R 6  
 H 12  
 RBI 4  
 BB 4  
 SO 10  
 LOB 16



Washington Senators @ Baltimore Orioles  
 Memorial Stadium, Baltimore, MD  
 Wed Sep 30 1964, 7:05 PM EDT  
 Att: 9,405 - Unknown

AB 36  
 R 3  
 H 10  
 RBI 3  
 BB 3  
 SO 8  
 LOB 20





Batter	1	2	3	4	5	6	7	8	9	AB	R	H	RBI	BB	SO	LOB	TOP			
Chuck Cottier, R OBP: 0.288, SLG: 0.307 (1, 4)	6-3		K			F8			6-3	4	0	0	0	0	1	1	<b>Washington Senators @ Baltimore Orioles</b> <b>Memorial Stadium, Baltimore, MD</b> Thu Oct 01 1964, 7:05 PM EDT Att: 2,170 - Unknown  <b>AB 26</b> <b>R 0</b> <b>H 1</b> <b>RBI 0</b> <b>BB 3</b> <b>SO 9</b> <b>LOB 4</b>			
John Kennedy, R OBP: 0.280, SLG: 0.325 (1, 5)	K				F9		F7		K	4	0	0	0	0	2	0				
Chuck Hinton, R OBP: 0.341, SLG: 0.413 (1, 7)	6-3			K			F8		F7	4	0	0	0	0	1	0				
Don Lock, R OBP: 0.348, SLG: 0.466 (1, 9)				K			WP			3	0	1	0	0	1	0				
Roy Sievers, R OBP: 0.267, SLG: 0.328 Dick Phillips, L OBP: 0.309, SLG: 0.288 (7, PR) (7, 3)	L6				K		WP			2	0	0	0	1	1	0				
Ken Hunt, R OBP: 0.236, SLG: 0.200 (1, 8)	K						WP			0	0	0	0	0	0	0				
Ken Hunt, R OBP: 0.236, SLG: 0.200 (1, 8)	K				G5-4-3		F9			2	0	0	0	1	1	2				
Ed Brinkman, R OBP: 0.287, SLG: 0.333 (1, 6)			6-3		G5-4-3				K	3	0	0	0	0	1	1				
Ken Retzer, L OBP: 0.257, SLG: 0.103 (1, 2)							F8		L6	2	0	0	0	1	0	0				
Frank Kreutzer, R OBP: 0.053, SLG: 0.105 Fred Valentine, S OBP: 0.305, SLG: 0.308 Jim Bronstad, R OBP: 0.143, SLG: 0.150 (6, PH) (6, 1) (8, PH) (8, 1)	SH3-4								6-3	0	0	0	0	0	0	0				
<b>Inning Stats</b>	R: 0 E: 0 K: 1 S: 5	H: 0 LOB: 0 BB: 0 P: 5	R: 0 E: 0 K: 1 S: 5	H: 0 LOB: 0 BB: 0 P: 5	R: 0 E: 0 K: 1 S: 5	H: 0 LOB: 1 BB: 1 P: 9	R: 0 E: 0 K: 2 S: 7	H: 0 LOB: 0 BB: 0 P: 7	R: 0 E: 0 K: 1 S: 4	H: 0 LOB: 0 BB: 0 P: 8	R: 0 E: 0 K: 0 S: 4	H: 1 LOB: 3 BB: 1 P: 8	R: 0 E: 0 K: 1 S: 5	H: 0 LOB: 0 BB: 0 P: 5	R: 0 E: 0 K: 1 S: 5	H: 0 LOB: 0 BB: 0 P: 5	1B: 0 2B: 1 3B: 0 HR: 0	SF: 0 SAC: 1 DP: 1 HBP: 0	WP: 1 PB: 0 CS: 0	PA: 30
<b>PITCHER</b> Dave McNally, L ERA: 3.67 (1, 1)	IP: 9.0 WLS: W BF: 30 H: 1 R: 0 ER: 0 SO: 9 BB: 3 IBB: 0 HBP: 0 BLK: 0 WP: 1 HR: 0 S: 45 P: 57 ERA: 0.00 WHIP: 0.444															<b>PITCHER</b>				

Batter	1	2	3	4	5	6	7	8	9	AB	R	H	RBI	BB	SO	LOB	BOTTOM			
Luis Aparicio, R OBP: 0.322, SLG: 0.363 (1, 6)	F7		WP							3	1	1	0	1	1	0	<b>Washington Senators @ Baltimore Orioles</b> <b>Memorial Stadium, Baltimore, MD</b> Thu Oct 01 1964, 7:05 PM EDT Att: 2,170 - Unknown  <b>AB 31</b> <b>R 2</b> <b>H 8</b> <b>RBI 2</b> <b>BB 2</b> <b>SO 8</b> <b>LOB 15</b>			
Jerry Adair, R OBP: 0.281, SLG: 0.339 (1, 4)	F4									4	1	2	1	0	1	0				
Boog Powell, L OBP: 0.396, SLG: 0.603 Paul Blair, R (9, 8)	K									4	0	0	0	0	2	2				
Brooks Robinson, R OBP: 0.365, SLG: 0.515 (1, 5)	5-3		F3							4	0	1	1	0	0	1				
Sam Bowens, R OBP: 0.323, SLG: 0.459 (1, 9)										4	0	1	0	0	0	1				
Norm Siebern, L OBP: 0.379, SLG: 0.375 (1, 3)										4	0	2	0	0	1	1				
Jackie Brandt, R OBP: 0.307, SLG: 0.371 (9, 7)										2	0	1	0	1	0	2				
Dick Brown, R OBP: 0.294, SLG: 0.387 (1, 2)										3	0	0	0	0	1	5				
Dave McNally, R OBP: 0.200, SLG: 0.176 (1, 1)										3	0	0	0	0	2	3				
<b>Inning Stats</b>	R: 0 E: 0 K: 1 S: 5	H: 1 LOB: 2 BB: 0 P: 5	R: 1 E: 0 K: 1 S: 6	H: 1 LOB: 1 BB: 1 P: 10	R: 0 E: 0 K: 1 S: 6	H: 1 LOB: 2 BB: 1 P: 10	R: 1 E: 0 K: 0 S: 5	H: 3 LOB: 1 BB: 0 P: 5	R: 0 E: 0 K: 2 S: 8	H: 2 LOB: 1 BB: 0 P: 8	R: 0 E: 0 K: 2 S: 7	H: 0 LOB: 0 BB: 0 P: 7	R: 0 E: 0 K: 1 S: 5	H: 0 LOB: 0 BB: 0 P: 5	R: 0 E: 0 K: 1 S: 5	H: 0 LOB: 0 BB: 0 P: 5		1B: 6 2B: 2 3B: 0 HR: 0	SF: 0 SAC: 0 DP: 0 HBP: 0	WP: 1 PB: 0 CS: 2
<b>PITCHER</b> Frank Kreutzer, L ERA: 4.1 Jim Bronstad, R ERA: 4.0 Jim Hannan, R ERA: 4.0 (6, 1) (8, 1)	IP: 5.0 WLS: L BF: 23 H: 6 R: 2 ER: 2 SO: 3 BB: 2 IBB: 0 HBP: 0 BLK: 0 WP: 1 HR: 0 S: 27 P: 35 ERA: 3.60 WHIP: 1.600															<b>PITCHER</b>				







Batter	1	2	3	4	5	6	7	8	9	10	AB	R	H	RBI	BB	SO	LOB	TOP						
George Smith, R OBP: 0.375, SLG: 0.286	(1, 4) 0-3 K																	4 0 1 2 1 3 2						
Gates Brown, L OBP: 0.326, SLG: 0.458	(1, 7) 0-3 K																	5 0 1 0 0 2 2						
Jim Northrup, L OBP: 0.063, SLG: 0.167	(1, 8) 0-0 HR 2B																	5 1 1 0 0 0 2						
Wille Horton, R OBP: 0.272, SLG: 0.288	(1, 9) 0-0 HR																	5 1 1 2 0 3 1						
Bill Roman, L OBP: 0.375, SLG: 0.750	(1, 3) 0-3 K																	5 1 2 0 0 2 1						
Don Wert, R OBP: 0.325, SLG: 0.382																		4 1 1 0 1 0 1						
Dick McAuliffe, L OBP: 0.335, SLG: 0.428	(1, 6) 0-0 F8																	4 1 1 1 0 0 1						
Mike Roarke, R OBP: 0.315, SLG: 0.244	(1, 2) 0-3 K																	4 1 2 1 0 1 0						
Bill Faul, R Al Kaline, R Julio Navarro, R Norm Cash, L Fred Gladding, L	(1, 1) (6, PH) (6, 1) (9, PH) (9, 1)																	2 0 0 0 0 1 2 1 0 0 0 0 0 2 0 0 0 0 0 0 0 1 0 0 0 0 0 0 0 0 0 0 0 0 0						
<b>Inning Stats</b>	R: 2 E: 0 K: 3 S: 11	H: 2 LOB: 0 BB: 0 P: 11	R: 0 E: 0 K: 1 S: 5	H: 0 LOB: 0 BB: 0 P: 5	R: 0 E: 0 K: 1 S: 5	H: 0 LOB: 1 BB: 1 P: 9	R: 4 E: 0 K: 2 S: 12	H: 5 LOB: 1 BB: 1 P: 12	R: 0 E: 0 K: 0 S: 3	H: 0 LOB: 0 BB: 0 P: 3	R: 0 E: 0 K: 1 S: 6	H: 1 LOB: 2 BB: 1 P: 10	R: 0 E: 0 K: 2 S: 8	H: 1 LOB: 1 BB: 0 P: 8	R: 0 E: 0 K: 0 S: 3	H: 0 LOB: 0 BB: 0 P: 3	R: 0 E: 0 K: 1 S: 5	H: 0 LOB: 0 BB: 0 P: 5	R: 0 E: 0 K: 1 S: 6	H: 1 LOB: 1 BB: 0 P: 6	1B: 8 2B: 1 3B: 0 HR: 1	SF: 0 SAC: 0 DP: 0 HBP: 0	WP: 0 PB: 0 SB: 2 CS: 0	PA: 42
<b>PITCHER</b>	IP WLS BF H R ER SO BB IBB HBP BLK WP HR S P ERA WHIP																							
Mitt Pappas, R ERA: 2.97	(1, 1) 3.2 19 7 6 6 6 1 0 0 0 0 0 1 30 34 14.73 2.182																							
Sam Jones, R ERA: 2.61	(4, 1) 1.1 4 0 0 0 1 0 0 0 0 0 0 0 6 6 0.00 0.000																							
Stu Miller, R ERA: 3.06	(6, 1) 2.0 9 2 0 0 3 1 0 0 0 0 0 0 14 18 0.00 1.500																							
Dick Hall, R ERA: 1.85	(8, 1) 3.0 W 10 1 0 0 2 0 0 0 0 0 0 0 14 14 0.00 0.333																							

Detroit Tigers @ Baltimore Orioles  
Memorial Stadium, Baltimore, MD  
Sat Oct 03 1964, 3:33 AM EDT  
Att: 7,532 - Unknown

AB 40  
R 6  
H 10  
RBI 6  
BB 2  
SO 12  
LOB 14



Batter	1	2	3	4	5	6	7	8	9	10	AB	R	H	RBI	BB	SO	LOB	BOTTOM						
Luis Aparicio, R OBP: 0.323, SLG: 0.363	(1, 6) 0-3 K																	5 2 2 1 0 2 0						
Jerry Adair, R OBP: 0.283, SLG: 0.341	(1, 4) 4-0 2B BB																	4 2 2 1 1 0 1						
Boog Powell, L OBP: 0.399, SLG: 0.606	(1, 7) 0-0 F5																	4 1 2 2 1 0 1						
Brooks Robinson, R OBP: 0.368, SLG: 0.521	(1, 5) 0-0 1H 2B																	4 0 1 1 1 0 2						
Sam Bowers, R OBP: 0.323, SLG: 0.453	(1, 9) 0-0 6-3																	4 0 0 1 1 0 2						
Norm Siebern, L OBP: 0.379, SLG: 0.379	(1, 3) 0-0 HR																	4 1 1 1 0 0 0						
Charlie Lau, L OBP: 0.330, SLG: 0.391	(1, 2) 0-0 F6																	2 1 0 0 1 0 0						
Bob Saverine, S OBP: 0.237, SLG: 0.176	(9, PR) 0-0 F6																	0 0 0 0 0 0 0						
Dick Brown, R OBP: 0.294, SLG: 0.387	(10, 2) 0-0 F6																	0 0 0 0 0 0 0						
Jackie Brandt, R OBP: 0.305, SLG: 0.369	(1, 8) 0-0 F8																	4 0 0 0 0 0 2						
Mitt Pappas, R Sam Jones, R Russ Snyder, L Stu Miller, R Bob Johnson, R Dick Hall, R	(1, 1) (4, 1) (5, PH) (6, 1) (7, PH) (8, 1)																	1 0 0 0 0 0 0 0 0 0 0 0 0 0 1 0 0 0 0 0 0 0 0 0 0 0 0 0 1 0 0 0 0 0 0 1 0 0 0 0 0 0						
<b>Inning Stats</b>	R: 1 E: 0 K: 1 S: 6	H: 1 LOB: 1 BB: 1 P: 10	R: 1 E: 0 K: 0 S: 4	H: 1 LOB: 0 BB: 0 P: 4	R: 0 E: 0 K: 0 S: 3	H: 0 LOB: 0 BB: 0 P: 3	R: 0 E: 0 K: 0 S: 3	H: 0 LOB: 0 BB: 0 P: 3	R: 4 E: 0 K: 0 S: 6	H: 3 LOB: 0 BB: 1 P: 10	R: 0 E: 0 K: 3 S: 3	H: 0 LOB: 0 BB: 0 P: 3	R: 0 E: 0 K: 1 S: 5	H: 0 LOB: 0 BB: 0 P: 5	R: 0 E: 0 K: 0 S: 4	H: 2 LOB: 1 BB: 0 P: 4	R: 0 E: 0 K: 0 S: 2	H: 0 LOB: 1 BB: 0 P: 3	R: 1 E: 0 K: 0 S: 3	H: 1 LOB: 3 BB: 3 P: 15	1B: 4 2B: 2 3B: 0 HR: 2	SF: 0 SAC: 0 DP: 2 HBP: 1	WP: 2 PB: 0 SB: 1 CS: 0	PA: 41
<b>PITCHER</b>	IP WLS BF H R ER SO BB IBB HBP BLK WP HR S P ERA WHIP																							
Bill Faul, R ERA: 10.8	(1, 1) 5.0 22 5 6 6 1 2 0 0 0 0 1 2 22 30 10.80 1.400																							
Julio Navarro, R ERA: 3.58	(6, 1) 3.0 10 2 0 0 1 0 0 0 0 0 0 0 12 12 0.00 0.667																							
Fred Gladding, R ERA: 3.07	(9, 1) 1.2 L 9 1 1 1 0 1 2 1 0 1 0 5 18 5.40 1.200																							

Detroit Tigers @ Baltimore Orioles  
Memorial Stadium, Baltimore, MD  
Sat Oct 03 1964, 3:33 AM EDT  
Att: 7,532 - Unknown

AB 35  
R 7  
H 8  
RBI 7  
BB 5  
SO 2  
LOB 9

