


Baltimore Orioles - 1965

Batter	1	2	3	4	5	6	7	8	9	AB	R	H	RBI	BB	SO	LOB	TOP										
Don Buford, S OBP: 0.800, SLG: 0.500 Al Weis, S (9, 4)	4-0 PB WP BB		4-0 1B BB		4-0 1B BB		0-0 WP 1B		0-0 F9	2	2	1	0	3	0	0											
Floyd Robinson, L OBP: 0.200, SLG: 0.200 (1, 9)	0-3 K		0-0 1B 1B		0-0 F5		0-0 F8		0-0 5-3	5	1	1	0	0	1	2											
John Romano, R OBP: 0.750, SLG: 0.667 J.C. Martin, L (7, 2)	4-0 4-3 BB		0-0 1B 1B		0-0 1B 1B		0-0 L8		0-0 5-3	3	1	2	0	1	0	1											
Pete Ward, L OBP: 0.750, SLG: 0.667 (1, 5)	0-0 4-3		0-0 E5 SF8 1B		0-0 G6-4-3 1B		4-0 IBB			3	1	2	2	1	0	1											
Ron Hansen, R (1, 6)	0-0 1-3		0-0 SF8		0-0 G6-4-3 1B		0-3 K			3	0	0	1	0	1	5											
Bill Skowron, R OBP: 0.250, SLG: 0.500 Tom McCraw, L (8, 3)		0-0 2B	0-0 F9			0-0 4-3		0-0 6-3		4	0	1	0	0	0	0											
Danny Cater, R OBP: 0.500, SLG: 0.333 (1, 7)	0-3 K			0-0 F9		0-0 1B		4-0 BB		3	0	1	0	1	1	1											
Ken Berry, R OBP: 0.250, SLG: 0.250 (1, 8)	0-0 6-3			0-0 F5		0-0 1B		0-0 F3		4	0	1	0	0	0	2											
Gary Peters, L Eddie Fisher, R Tommy John, R (8, 1) (9, 1)	0-0 1-3			0-0 1-3		0-0 F7		0-0 G3		4	0	0	0	0	0	3											
Inning Stats	R: 1 E: 0 K: 1 S: 5	H: 0 LOB: 1 BB: 2 P: 13	R: 0 E: 0 K: 1 S: 6	H: 1 LOB: 1 BB: 0 P: 6	R: 3 E: 1 K: 0 S: 5	H: 3 LOB: 0 BB: 1 P: 9	R: 0 E: 0 K: 0 S: 3	H: 0 LOB: 0 BB: 0 P: 3	R: 1 E: 0 K: 0 S: 4	H: 2 LOB: 1 BB: 1 P: 8	R: 0 E: 0 K: 0 S: 4	H: 2 LOB: 1 BB: 0 P: 4	R: 0 E: 0 K: 1 S: 6	H: 1 LOB: 2 BB: 1 P: 10	R: 0 E: 0 K: 0 S: 3	H: 0 LOB: 1 BB: 1 P: 7	R: 0 E: 0 K: 0 S: 3	H: 0 LOB: 0 BB: 0 P: 3	1B: 8 2B: 1 3B: 0 HR: 0	SF: 1 SAC: 0 DP: 1 HBP: 0	WP: 2 PB: 1 SB: 1 CS: 0	PA: 39					
PITCHER	IP	WLS	BF	H	R	ER	SO	BB	IBB	HBP	BLK	WP	HR	S	P	ERA	WHIP										
Steve Barber, L ERA: 9.0	3.0	L	15	4	4	3	2	3	0	0	0	1	0	16	28	9.00	2.333										
Wally Bunker, R ERA: 4.5	2.0		8	2	1	1	0	1	0	0	0	0	0	7	11	4.50	1.500										
Ken Rowe, R ERA:	2.0		9	3	0	0	1	0	1	0	0	1	0	10	14	0.00	1.500										
Dave McNally, L ERA:	2.0		7	0	0	0	0	1	0	0	0	0	0	6	10	0.00	0.500										

Chicago White Sox @ Baltimore Orioles
Memorial Stadium, Baltimore, MD
 Tue Apr 13 1965, 3:33 AM EST
 Att: 39,455 - Unknown - 57 F


AB 32
 R 5
 H 9
 RBI 3
 BB 6
 SO 3
 LOB 15



Batter	1	2	3	4	5	6	7	8	9	AB	R	H	RBI	BB	SO	LOB	BOTTOM										
Paul Blair, R (1, 8)	0-0 F7		0-0 5-3		0-0 F9		0-0 FC6-4		0-0 F5	5	0	0	1	0	0	4											
Luis Aparicio, R OBP: 0.200, SLG: 0.600 (1, 6)	0-3 K			0-0 1B 3B		0-0 F2		0-0 FC5-4		0-0 F6	5	1	1	0	0	1	3										
Boog Powell, L OBP: 0.400, SLG: 0.250 (1, 3)	0-3 K			0-0 1B 2B		0-3 K		4-0 FC3-5 1B BB		0-3 K	4	1	1	1	1	3	2										
Brooks Robinson, R OBP: 0.500, SLG: 0.500 (1, 5)		0-0 L4		0-0 F4		0-0 1B		0-0 FC3-5 1B		0-0 FC3-5	4	0	2	0	0	0	1										
Sam Bowers, R OBP: 0.250, SLG: 0.250 (1, 9)		0-0 F5		0-0 1-3		0-0 1B		0-0 FC3-5		0-0 FC3-5	4	0	1	0	0	0	3										
Jackie Brandt, R OBP: 0.250, SLG: 0.500 (1, 7)		0-0 2-3		0-0 2B		0-0 F4		0-0 F8		0-0 F8	4	0	1	1	0	0	4										
John Orsino, R OBP: 0.500, SLG: 0.500 (1, 2)			0-0 FC5-4 1B		0-0 F8		0-0 FC5-4 1B		0-3 K	4	1	2	0	0	1	3											
Jerry Adair, R OBP: 0.500, SLG: 0.500 (1, 4)			0-0 FC5-4		0-0 6-3		0-0 FC5-4 1B		0-0 PB E 1B	4	0	2	0	0	0	1											
Steve Barber, L Davey Johnson, R Wally Bunker, R Russ Snyder, L Ken Rowe, R Bob Johnson, R Dave McNally, R Norm Siebern, L (1, 1) (3, PH) (4, 1) (5, PH) (6, 1) (7, PH) (8, 1) (9, PH)			0-3 K		0-0 4-3		0-0 FC5-4		0-0 E8	0	0	0	0	0	0	0											
Inning Stats	R: 0 E: 0 K: 2 S: 7	H: 0 LOB: 0 BB: 0 P: 7	R: 0 E: 0 K: 0 S: 3	H: 0 LOB: 0 BB: 0 P: 3	R: 0 E: 0 K: 1 S: 6	H: 1 LOB: 1 BB: 0 P: 6	R: 2 E: 0 K: 0 S: 6	H: 3 LOB: 1 BB: 0 P: 6	R: 0 E: 0 K: 1 S: 7	H: 2 LOB: 2 BB: 0 P: 7	R: 1 E: 0 K: 0 S: 5	H: 2 LOB: 1 BB: 0 P: 5	R: 0 E: 1 K: 1 S: 6	H: 1 LOB: 2 BB: 1 P: 10	R: 0 E: 1 K: 1 S: 7	H: 1 LOB: 2 BB: 0 P: 7	1B: 8 2B: 1 3B: 1 HR: 0	SF: 0 SAC: 0 DP: 0 HBP: 0	WP: 0 PB: 1 SB: 0 CS: 0	PA: 39							
PITCHER	IP	WLS	BF	H	R	ER	SO	BB	IBB	HBP	BLK	WP	HR	S	P	ERA	WHIP										
Gary Peters, L ERA: 3.86	7.0	W	30	8	3	3	4	1	0	0	0	0	0	10	10	0.00	1.286										
Eddie Fisher, R ERA:	1.2		8	2	0	0	1	0	0	0	0	0	0	10	10	0.00	1.200										
Tommy John, L ERA:	0.1	S	1	0	0	0	1	0	0	0	0	0	0	3	3	0.00	0.000										

Chicago White Sox @ Baltimore Orioles
Memorial Stadium, Baltimore, MD
 Tue Apr 13 1965, 3:33 AM EST
 Att: 39,455 - Unknown - 57 F

AB 38
 R 3
 H 10
 RBI 3
 BB 1
 SO 6
 LOB 25



Batter	1	2	3	4	5	6	7	8	9	AB	R	H	RBI	BB	SO	LOB	TOP								
Tom McCraw, L (1,7) OBP: 0.500, SLG: 0.500	F1		6-3						L4-3	4	0	2	0	0	0	0									
Don Buford, S (1,4) OBP: 0.444, SLG: 0.167	K								L4-3	4	0	0	0	0	1	2									
Floyd Robinson, L (1,9) OBP: 0.375, SLG: 0.500	2B								G4-6-3	3	0	2	0	0	0	0									
Pete Ward, L (1,5) OBP: 0.429, SLG: 0.333	G3								G4-6-3	3	0	0	0	0	0	2									
John Romano, R (1,2) OBP: 0.429, SLG: 0.333			F8						K	3	0	0	0	0	1	0									
Bill Skowron, R (1,3) OBP: 0.429, SLG: 0.571			G5-4-3						G6-4-3	3	0	2	0	0	0	0									
Ron Hansen, R (1,6)			G5-4-3						G6-4-3	3	0	0	0	0	0	2									
Ken Berry, R (1,8) OBP: 0.143, SLG: 0.143									K	3	0	0	0	0	1	0									
Joe Horlen, R (1,1)																									
Bob Locker, S (7,1)																									
Smoky Burgess, L (9,PH)																									
Inning Stats	R: 0 E: 0 K: 1 S: 6	H: 1 LOB: 1 BB: 0 P: 6	R: 0 E: 0 K: 0 S: 3	H: 1 LOB: 0 BB: 0 P: 3	R: 0 E: 0 K: 1 S: 5	H: 0 LOB: 0 BB: 0 P: 5	R: 0 E: 0 K: 0 S: 3	H: 0 LOB: 0 BB: 0 P: 3	R: 0 E: 0 K: 0 S: 3	H: 1 LOB: 1 BB: 0 P: 3	R: 0 E: 0 K: 1 S: 6	H: 1 LOB: 0 BB: 0 P: 6	R: 0 E: 0 K: 0 S: 5	H: 1 LOB: 0 BB: 0 P: 5	R: 0 E: 0 K: 0 S: 3	H: 0 LOB: 0 BB: 0 P: 3	R: 0 E: 0 K: 0 S: 3	R: 0 E: 0 K: 0 S: 3	H: 1 LOB: 0 BB: 0 P: 3	R: 0 E: 0 K: 0 S: 3	H: 0 LOB: 0 BB: 0 P: 3	1B: 5 2B: 2 3B: 0 HR: 0	SF: 0 SAC: 0 DP: 4 HBP: 0	WP: 0 PB: 0 SB: 0 CS: 0	PA: 29
PITCHER Mitt Pappas, R (1,1) ERA:	IP: 9.0 WLS: W BF: 29 H: 6 R: 0 ER: 0 SO: 4 BB: 0 IBB: 0 HBP: 0 BLK: 0 WP: 0 HR: 0 S: 37 P: 37 ERA: 0.00 WHIP: 0.667															PITCHER	IP: 9.0 WLS: W BF: 29 H: 6 R: 0 ER: 0 SO: 4 BB: 0 IBB: 0 HBP: 0 BLK: 0 WP: 0 HR: 0 S: 37 P: 37 ERA: 0.00 WHIP: 0.667								

Chicago White Sox @ Baltimore Orioles
Memorial Stadium, Baltimore, MD
Wed Apr 14 1965, 3:33 AM EST
Att. 4,248 - Unknown - 60 F

AB	29
R	0
H	6
RBI	0
BB	0
SO	4
LOB	6



Batter	1	2	3	4	5	6	7	8	9	AB	R	H	RBI	BB	SO	LOB	BOTTOM			
Paul Blair, R (1,8) OBP: 0.222, SLG: 0.222	6-3									4	0	2	1	0	0	1				
Luis Aparicio, R (1,6) OBP: 0.111, SLG: 0.333	K									4	0	0	0	0	1	2				
Boog Powell, L (1,7) OBP: 0.333, SLG: 0.375	F9									4	1	1	0	0	0	0				
Jackie Brandt, R (9,7) OBP: 0.250, SLG: 0.500	F9									0	0	0	0	0	0	0				
Brooks Robinson, R (1,5) OBP: 0.375, SLG: 0.500										4	1	1	0	0	1	1				
Norm Siebern, L (1,3) OBP: 0.400, SLG: 1.000										3	1	2	2	0	0	0				
Sam Bowens, R (1,9) OBP: 0.167, SLG: 0.167										2	0	0	0	0	0	1				
Curt Blefary, L (5,9) OBP: 0.500, SLG: 1.000										2	0	1	1	0	0	0				
Russ Snyder, L (8,FR) (9,9)										0	0	0	0	0	0	0				
John Orsino, R (1,2) OBP: 0.625, SLG: 0.857										3	2	2	0	1	1	1				
Jerry Adair, R (1,4) OBP: 0.500, SLG: 0.500										2	0	1	1	0	0	2				
Davey Johnson, R (6,4)										1	0	0	0	0	0	1				
Mitt Pappas, R (1,1) OBP: 0.333, SLG: 0.667										3	1	1	0	0	0	2				
Inning Stats	R: 0 E: 0 K: 1 S: 5	H: 0 LOB: 0 BB: 0 P: 5	R: 0 E: 0 K: 0 S: 4	H: 1 LOB: 2 BB: 1 P: 8	R: 1 E: 0 K: 0 S: 4	H: 2 LOB: 0 BB: 0 P: 4	R: 0 E: 0 K: 1 S: 5	H: 0 LOB: 0 BB: 0 P: 5	R: 0 E: 0 K: 0 S: 5	H: 0 LOB: 0 BB: 0 P: 5	R: 1 E: 0 K: 0 S: 4	H: 2 LOB: 1 BB: 0 P: 4	R: 1 E: 0 K: 0 S: 4	H: 2 LOB: 1 BB: 0 P: 4	R: 2 E: 1 K: 1 S: 8	H: 3 LOB: 1 BB: 0 P: 8	1B: 4 2B: 6 3B: 1 HR: 0	SF: 1 SAC: 0 DP: 1 HBP: 0	WP: 0 PB: 0 SB: 2 CS: 0	PA: 34
PITCHER Joe Horlen, R (1,1) ERA: 4.5	IP: 6.0 WLS: L BF: 24 H: 5 R: 3 ER: 3 SO: 2 BB: 1 IBB: 0 HBP: 0 BLK: 0 WP: 0 HR: 0 S: 27 P: 31 ERA: 4.50 WHIP: 1.167															PITCHER Bob Locker, R (7,1) ERA: 13.5	IP: 2.0 WLS: 10 BF: 5 H: 3 R: 3 ER: 3 SO: 1 BB: 0 IBB: 0 HBP: 0 BLK: 0 WP: 0 HR: 12 S: 12 P: 12 ERA: 13.50 WHIP: 2.500			

Chicago White Sox @ Baltimore Orioles
Memorial Stadium, Baltimore, MD
Wed Apr 14 1965, 3:33 AM EST
Att. 4,248 - Unknown - 60 F

AB	32
R	6
H	11
RBI	5
BB	1
SO	3
LOB	11



Batter	1	2	3	4	5	6	7	8	9	AB	R	H	RBI	BB	SO	LOB	TOP			
Lenny Green, L OBP: 0.483, SLG: 0.714 (1, 8)	F5		1B		SF8		4-3			3	0	1	1	0	0	0	Boston Red Sox @ Baltimore Orioles Memorial Stadium, Baltimore, MD Fri Apr 23 1965, 6:05 PM EST Att: 7,979 - Unknown			
Frank Matzone, R OBP: 0.310, SLG: 0.320 (1, 5)	F2		F5		F5			2-3		4	0	0	0	0	0	2				
Carl Yastrzemski, L OBP: 0.452, SLG: 0.600 (1, 7)			F8		K			F7		4	0	1	0	0	1	2				
Tony Conigliaro, R OBP: 0.500, SLG: 0.704 (1, 9)	F9		K					1B		4	0	2	0	0	1	2				
Lee Thomas, L OBP: 0.323, SLG: 0.536 (1, 3)		HR			4-3			F9		4	1	1	1	0	0	2				
Felix Mantilla, R OBP: 0.467, SLG: 0.615 (1, 4)	L8				G5-4-3			G6-3		3	0	1	0	1	1	0				
Bob Tillman, R OBP: 0.200, SLG: 0.179 (1, 2)					G5-4-3			G6-3		4	0	1	0	0	1	3				
Rico Petrocelli, R OBP: 0.231, SLG: 0.136 (1, 6)	F3									4	1	2	0	0	1	1				
Jim Lonborg, R Gary Geiger, L Jay Ritchie, R Arnold Earley, L (1, 1) (7, PH) (7, 1) (8, 1)	K				SH			F7		1	0	0	0	0	1	1				
Inning Stats	R: 0 E: 0 K: 0 S: 4	H: 1 LOB: 1 BB: 0 P: 4	R: 1 E: 0 K: 1 S: 7	H: 2 LOB: 1 BB: 0 P: 7	R: 0 E: 0 K: 1 S: 6	H: 1 LOB: 1 BB: 0 P: 6	R: 0 E: 0 K: 0 S: 3	H: 1 LOB: 0 BB: 0 P: 3	R: 1 E: 1 K: 1 S: 7	H: 1 LOB: 1 BB: 0 P: 7	R: 0 E: 0 K: 0 S: 3	H: 1 LOB: 0 BB: 0 P: 3	R: 0 E: 0 K: 0 S: 4	H: 1 LOB: 1 BB: 0 P: 4	R: 0 E: 0 K: 3 S: 9	H: 0 LOB: 0 BB: 0 P: 9		1B: 6 2B: 2 3B: 0 HR: 1	SF: 1 SAC: 1 DP: 2 HBP: 0	WP: 0 PB: 1 SB: 0 CS: 0
PITCHER Robin Roberts, R ERA: 4.91 (1, 1)	IP: 9.0 WLS: W BF: 35 H: 9 R: 2 ER: 1 SO: 6 BB: 1 IBB: 0 HBP: 0 BLK: 0 WP: 0 HR: 1 S: 46 P: 50 ERA: 1.00 WHIP: 1.111															PITCHER				

Batter	1	2	3	4	5	6	7	8	9	AB	R	H	RBI	BB	SO	LOB	BOTTOM			
Paul Blair, R OBP: 0.243, SLG: 0.361 (1, 8)	E1	F5						K		3	0	0	0	1	1	1	Boston Red Sox @ Baltimore Orioles Memorial Stadium, Baltimore, MD Fri Apr 23 1965, 6:05 PM EST Att: 7,979 - Unknown			
Luis Aparicio, R OBP: 0.351, SLG: 0.529 (1, 6)	FC6-4	5-3			F4			2B		4	1	1	0	0	0	3				
Boog Powell, L Jackie Brandt, R OBP: 0.324, SLG: 0.471 (6, PR) (9, 7)					F7			G3		3	0	1	1	1	0	1				
Brooks Robinson, R OBP: 0.278, SLG: 0.528 (1, 5)	G5-4-3				5-3			L8		4	0	0	0	0	0	3				
Norm Siebern, L OBP: 0.394, SLG: 0.464 (1, 3)					K			F8		3	1	1	0	1	1	1				
Curt Blefary, L Russ Snyder, L OBP: 0.375, SLG: 0.826 (9, 9)					G3			G6-3		2	1	0	0	1	0	1				
John Orsino, R OBP: 0.314, SLG: 0.438 (1, 2)					K			K		3	0	0	0	0	3	2				
Jerry Adair, R OBP: 0.323, SLG: 0.192 (1, 4)					4-3			6-3		2	1	0	0	1	0	0				
Robin Roberts, S OBP: 0.400, SLG: 0.600 (1, 1)					K			4-3		3	0	1	3	0	1	0				
Inning Stats	R: 0 E: 1 K: 0 S: 3	H: 0 LOB: 1 BB: 1 P: 7	R: 3 E: 0 K: 1 S: 6	H: 1 LOB: 3 BB: 3 P: 18	R: 0 E: 0 K: 1 S: 5	H: 0 LOB: 0 BB: 0 P: 5	R: 0 E: 0 K: 1 S: 5	H: 0 LOB: 0 BB: 0 P: 5	R: 0 E: 0 K: 1 S: 5	H: 1 LOB: 1 BB: 1 P: 9	R: 0 E: 0 K: 0 S: 3	H: 1 LOB: 0 BB: 0 P: 3	R: 0 E: 0 K: 1 S: 5	H: 0 LOB: 0 BB: 0 P: 5	R: 1 E: 0 K: 1 S: 7	H: 2 LOB: 1 BB: 0 P: 7		1B: 2 2B: 2 3B: 0 HR: 0	SF: 0 SAC: 0 DP: 2 HBP: 0	WP: 0 PB: 0 SB: 0 CS: 0
PITCHER Jim Lonborg, R ERA: 4.5 Jay Ritchie, R ERA: 3.38 Arnold Earley, L ERA: (1, 1) (7, 1) (8, 1)	IP: 6.0 WLS: L BF: 24 H: 2 R: 3 ER: 3 SO: 4 BB: 5 IBB: 0 HBP: 0 BLK: 0 WP: 0 HR: 0 S: 27 P: 47 ERA: 4.50 WHIP: 1.167															PITCHER				

Batter	1	2	3	4	5	6	7	8	9	10	11	12	AB	R	H	RBI	BB	SO	LOB	TOP																																																																																											
Lenny Green, L OBP: 0.486, SLG: 0.692													5	1	2	0	1	0	1																																																																																												
Frank Malzone, R OBP: 0.371, SLG: 0.419													6	1	4	0	0	0	2																																																																																												
Carl Yastrzemski, L OBP: 0.459, SLG: 0.613													6	2	3	1	0	2	4																																																																																												
Tony Conigliaro, R OBP: 0.472, SLG: 0.625													5	2	1	1	1	1	3																																																																																												
Lee Thomas, L OBP: 0.378, SLG: 0.647													6	1	4	3	0	0	2																																																																																												
Felix Mantilla, R OBP: 0.444, SLG: 0.594													6	0	2	2	0	1	3																																																																																												
Bob Tillman, R OBP: 0.167, SLG: 0.147													6	0	0	0	0	1	5																																																																																												
Rico Petrocelli, R OBP: 0.233, SLG: 0.154													4	0	1	0	0	2	2																																																																																												
Gary Geiger, L OBP: 0.500, SLG: 0.333													1	0	0	0	0	0	0																																																																																												
Eddie Bressoud, R OBP: 0.500, SLG: 0.333													0	0	0	0	0	0	0																																																																																												
Earl Wilson, R OBP: 0.375, SLG: 0.667													2	0	0	0	0	0	0																																																																																												
Dick Radatz, R OBP: 0.500, SLG: 0.333													2	0	0	0	0	1	0																																																																																												
Inning Stats	R: 3 E: 2 K: 0 S: 7	H: 5 LOB: 1 BB: 7	R: 0 E: 0 K: 1 S: 6	H: 1 LOB: 1 BB: 0	R: 1 E: 0 K: 0 S: 5	H: 2 LOB: 2 BB: 0	R: 0 E: 0 K: 0 S: 5	H: 2 LOB: 2 BB: 0	R: 0 E: 0 K: 1 S: 6	H: 1 LOB: 1 BB: 0	R: 0 E: 0 K: 2 S: 7	H: 0 LOB: 0 BB: 0	R: 0 E: 0 K: 1 S: 5	H: 0 LOB: 0 BB: 0	R: 0 E: 0 K: 0 S: 3	H: 1 LOB: 0 BB: 0	R: 0 E: 0 K: 1 S: 5	H: 0 LOB: 0 BB: 0	R: 3 E: 0 K: 1 S: 7	H: 2 LOB: 0 BB: 11	1B: 12 2B: 4 3B: 0 HR: 1	SF: 0 SAC: 1 DP: 2 HBP: 0	WP: 0 PB: 0 SB: 0 CS: 0	PA: 52																																																																																							
PITCHER	IP WLS BF H R ER SO BB IBB HBP BLK WP HR S P ERA WHIP	<table border="1"> <thead> <tr> <th>PITCHER</th> <th>IP</th> <th>WLS</th> <th>BF</th> <th>H</th> <th>R</th> <th>ER</th> <th>SO</th> <th>BB</th> <th>IBB</th> <th>HBP</th> <th>BLK</th> <th>WP</th> <th>HR</th> <th>S</th> <th>P</th> <th>ERA</th> <th>WHIP</th> </tr> </thead> <tbody> <tr> <td>Milt Pappas, R</td> <td>(1.1)</td> <td>0.1</td> <td>5</td> <td>3</td> <td>2</td> <td>0</td> <td>0</td> <td>0</td> <td>0</td> <td>0</td> <td>0</td> <td>0</td> <td>0</td> <td>5</td> <td>5</td> <td>54.00</td> <td>15.000</td> </tr> <tr> <td>Ken Rowe, R</td> <td>(1.1)</td> <td>4.2</td> <td>21</td> <td>7</td> <td>1</td> <td>1</td> <td>1</td> <td>0</td> <td>0</td> <td>0</td> <td>0</td> <td>0</td> <td>0</td> <td>23</td> <td>23</td> <td>1.93</td> <td>1.500</td> </tr> <tr> <td>Herman Starrette, R</td> <td>(6.1)</td> <td>2.0</td> <td>7</td> <td>1</td> <td>0</td> <td>0</td> <td>1</td> <td>1</td> <td>0</td> <td>0</td> <td>0</td> <td>0</td> <td>0</td> <td>8</td> <td>12</td> <td>0.00</td> <td>1.000</td> </tr> <tr> <td>Stu Miller, R</td> <td>(8.1)</td> <td>5.0</td> <td>L</td> <td>19</td> <td>4</td> <td>3</td> <td>3</td> <td>6</td> <td>0</td> <td>1</td> <td>0</td> <td>0</td> <td>0</td> <td>1</td> <td>30</td> <td>34</td> <td>5.40</td> <td>0.800</td> </tr> </tbody> </table>																			PITCHER	IP	WLS	BF	H	R	ER	SO	BB	IBB	HBP	BLK	WP	HR	S	P	ERA	WHIP	Milt Pappas, R	(1.1)	0.1	5	3	2	0	0	0	0	0	0	0	0	5	5	54.00	15.000	Ken Rowe, R	(1.1)	4.2	21	7	1	1	1	0	0	0	0	0	0	23	23	1.93	1.500	Herman Starrette, R	(6.1)	2.0	7	1	0	0	1	1	0	0	0	0	0	8	12	0.00	1.000	Stu Miller, R	(8.1)	5.0	L	19	4	3	3	6	0	1	0	0	0	1	30	34	5.40	0.800
PITCHER	IP	WLS	BF	H	R	ER	SO	BB	IBB	HBP	BLK	WP	HR	S	P	ERA	WHIP																																																																																														
Milt Pappas, R	(1.1)	0.1	5	3	2	0	0	0	0	0	0	0	0	5	5	54.00	15.000																																																																																														
Ken Rowe, R	(1.1)	4.2	21	7	1	1	1	0	0	0	0	0	0	23	23	1.93	1.500																																																																																														
Herman Starrette, R	(6.1)	2.0	7	1	0	0	1	1	0	0	0	0	0	8	12	0.00	1.000																																																																																														
Stu Miller, R	(8.1)	5.0	L	19	4	3	3	6	0	1	0	0	0	1	30	34	5.40	0.800																																																																																													

Boston Red Sox @ Baltimore Orioles
Memorial Stadium, Baltimore, MD

Sat Apr 24 1965, 3:33 AM EST
Att: 5,772 - Unknown - 54 F

AB 49
R 7
H 17
RBI 7
BB 2
SO 8
LOB 22



Batter	1	2	3	4	5	6	7	8	9	10	11	12	AB	R	H	RBI	BB	SO	LOB	BOTTOM																																																								
Paul Blair, R OBP: 0.233, SLG: 0.317													5	0	0	0	1	0	3																																																									
Luis Aparicio, R OBP: 0.349, SLG: 0.500													6	0	2	1	0	1	1																																																									
Boog Powell, L OBP: 0.286, SLG: 0.410													5	0	0	0	0	1	2																																																									
Brooks Robinson, R OBP: 0.244, SLG: 0.463													5	0	0	0	0	1	0																																																									
Norm Siebern, L OBP: 0.368, SLG: 0.406													4	0	0	0	1	0	0																																																									
Curt Stefany, L OBP: 0.379, SLG: 0.741													4	1	1	0	1	2	0																																																									
John Orsino, R OBP: 0.325, SLG: 0.500													4	2	1	1	1	1	2																																																									
Jerry Adair, R OBP: 0.333, SLG: 0.258													5	1	2	1	0	0	0																																																									
Milt Pappas, R OBP: 0.400	(1.1)	6.0	25	7	4	4	3	1	0	0	0		0	0	0	0	0	0	0																																																									
Ken Rowe, R OBP: 0.500, SLG: 1.000	(1.1)	4.2	21	7	1	1	1	0	0	0	0		0	0	0	0	0	0	0																																																									
Herman Starrette, R OBP: 0.500, SLG: 0.333	(6.1)	2.0	7	1	0	0	1	1	0	0	0		0	0	0	0	0	0	0																																																									
Stu Miller, R OBP: 0.304, SLG: 0.500	(8.1)	5.0	L	19	4	3	3	6	0	1	0		0	1	30	34	5.40	0.800																																																										
Inning Stats	R: 0 E: 0 K: 0 S: 3	H: 1 LOB: 0 BB: 0	R: 2 E: 0 K: 0 S: 6	H: 3 LOB: 2 BB: 10	R: 0 E: 0 K: 0 S: 3	H: 0 LOB: 0 BB: 0	R: 0 E: 0 K: 1 S: 5	H: 0 LOB: 0 BB: 6	R: 1 E: 1 K: 1 S: 7	H: 2 LOB: 1 BB: 0	R: 0 E: 0 K: 0 S: 5	H: 0 LOB: 0 BB: 0	R: 1 E: 0 K: 0 S: 4	H: 1 LOB: 0 BB: 0	R: 0 E: 0 K: 2 S: 7	H: 0 LOB: 0 BB: 0	R: 0 E: 0 K: 0 S: 3	H: 0 LOB: 1 BB: 1	R: 0 E: 0 K: 1 S: 5	H: 0 LOB: 2 BB: 2	R: 0 E: 0 K: 0 S: 4	H: 1 LOB: 0 BB: 4	1B: 5 2B: 1 3B: 0 HR: 2	SF: 0 SAC: 0 DP: 1 HBP: 0	WP: 0 PB: 0 SB: 0 CS: 0	PA: 47																																																		
PITCHER	IP WLS BF H R ER SO BB IBB HBP BLK WP HR S P ERA WHIP	<table border="1"> <thead> <tr> <th>PITCHER</th> <th>IP</th> <th>WLS</th> <th>BF</th> <th>H</th> <th>R</th> <th>ER</th> <th>SO</th> <th>BB</th> <th>IBB</th> <th>HBP</th> <th>BLK</th> <th>WP</th> <th>HR</th> <th>S</th> <th>P</th> <th>ERA</th> <th>WHIP</th> </tr> </thead> <tbody> <tr> <td>Earl Wilson, R</td> <td>(1.1)</td> <td>6.0</td> <td>25</td> <td>7</td> <td>4</td> <td>4</td> <td>3</td> <td>1</td> <td>0</td> <td>0</td> <td>0</td> <td>0</td> <td>0</td> <td>1</td> <td>30</td> <td>34</td> <td>6.00</td> <td>1.333</td> </tr> <tr> <td>Dick Radatz, R</td> <td>(7.1)</td> <td>6.0</td> <td>W</td> <td>22</td> <td>1</td> <td>1</td> <td>1</td> <td>4</td> <td>3</td> <td>0</td> <td>0</td> <td>0</td> <td>0</td> <td>1</td> <td>27</td> <td>39</td> <td>1.50</td> <td>0.667</td> </tr> </tbody> </table>																			PITCHER	IP	WLS	BF	H	R	ER	SO	BB	IBB	HBP	BLK	WP	HR	S	P	ERA	WHIP	Earl Wilson, R	(1.1)	6.0	25	7	4	4	3	1	0	0	0	0	0	1	30	34	6.00	1.333	Dick Radatz, R	(7.1)	6.0	W	22	1	1	1	4	3	0	0	0	0	1	27	39	1.50	0.667
PITCHER	IP	WLS	BF	H	R	ER	SO	BB	IBB	HBP	BLK	WP	HR	S	P	ERA	WHIP																																																											
Earl Wilson, R	(1.1)	6.0	25	7	4	4	3	1	0	0	0	0	0	1	30	34	6.00	1.333																																																										
Dick Radatz, R	(7.1)	6.0	W	22	1	1	1	4	3	0	0	0	0	1	27	39	1.50	0.667																																																										

Boston Red Sox @ Baltimore Orioles
Memorial Stadium, Baltimore, MD

Sat Apr 24 1965, 3:33 AM EST
Att: 5,772 - Unknown - 54 F

AB 43
R 5
H 8
RBI 5
BB 4
SO 7
LOB 9



Batter	1	2	3	4	5	6	7	8	9	AB	R	H	RBI	BB	SO	LOB	TOP										
Don Lock, R OBP: 0.280, SLG: 0.233 (1, 8)										5	1	2	0	0	3	3	Washington Senators @ Baltimore Orioles Memorial Stadium, Baltimore, MD Tue Apr 27 1965, 7:05 PM EDT Att: 3,571 - Unknown livebaseballscorecards.com										
Don Blasingame, L OBP: 0.298, SLG: 0.409 (1, 4)										4	0	0	0	0	0	2											
Woodie Held, R OBP: 0.550, SLG: 0.429 (1, 9) (8, 7)										3	2	2	0	1	0	1											
Frank Howard, R OBP: 0.320, SLG: 0.435 Ken McMullen, R OBP: 0.239, SLG: 0.231 (1, 7) (8, 5)										4	1	3	4	0	0	1											
Roy Sievers, R Joe Cunningham, L (1, 3) (7, 3)										3	0	0	0	0	0	3											
Don Zimmer, R OBP: 0.167, SLG: 0.667 Jim King, L OBP: 0.200, SLG: 0.077 (1, 5) (8, PH) (8, 9)										3	0	0	0	0	2	0											
Joe McCabe, R OBP: 0.333, SLG: 0.250 (1, 2)										4	0	0	0	0	2	2											
Ed Brinkman, R OBP: 0.220, SLG: 0.225 (1, 6)										4	0	1	0	0	0	2											
Bennie Daniels, L OBP: 0.500, SLG: 0.250 Steve Ridzik, R (1, 1) (5, 1)										0	1	0	0	1	0	0											
Inning Stats	R: 3 E: 0 K: 1 S: 8	H: 3 LOB: 0 BB: 0 P: 8	R: 0 E: 0 K: 2 S: 8	H: 1 LOB: 2 BB: 0 P: 8	R: 0 E: 0 K: 0 S: 4	H: 1 LOB: 0 BB: 0 P: 4	R: 0 E: 0 K: 1 S: 5	H: 0 LOB: 0 BB: 0 P: 5	R: 1 E: 0 K: 1 S: 6	H: 1 LOB: 2 BB: 1 P: 11	R: 0 E: 0 K: 1 S: 5	H: 0 LOB: 0 BB: 0 P: 5	R: 0 E: 0 K: 1 S: 5	H: 0 LOB: 0 BB: 0 P: 5	R: 1 E: 1 K: 0 S: 6	H: 1 LOB: 3 BB: 1 P: 10		R: 0 E: 0 K: 0 S: 4	H: 1 LOB: 1 BB: 0 P: 4	1B: 6 2B: 2 3B: 0 HR: 1	SF: 0 SAC: 2 DP: 1 HBP: 1	WP: 0 PB: 0 CS: 0	PA: 40				
PITCHER	IP	WLS	BF	H	R	ER	SO	BB	IBB	HBP	BLK	WP	HR	S	P	ERA	WHIP										
Dave McNally, L ERA: 4.8 Jim Palmer, R ERA: 3.12 Ken Rowe, R ERA: 1.86	(1, 1) (6, 1) (8, 1)	5.0 2.0 2.0	L 6 11	23 0 2	6 0 2	4 0 1	4 2 0	5 0 1	0 0 0	0 0 0	0 0 0	0 0 0	1 0 0	10 10 14	36 10 14	7.20 0.00 4.50	1.400 0.000 1.500										

Batter	1	2	3	4	5	6	7	8	9	AB	R	H	RBI	BB	SO	LOB	BOTTOM										
Paul Blair, R OBP: 0.234, SLG: 0.333 (1, 8)										4	1	1	0	0	0	4	Washington Senators @ Baltimore Orioles Memorial Stadium, Baltimore, MD Tue Apr 27 1965, 7:05 PM EDT Att: 3,571 - Unknown livebaseballscorecards.com										
Luis Aparicio, R OBP: 0.348, SLG: 0.488 (1, 6)										3	0	1	0	0	0	3											
Boog Powell, L OBP: 0.261, SLG: 0.372 (1, 7)										4	0	0	1	0	0	4											
Brooks Robinson, R OBP: 0.222, SLG: 0.422 (1, 5)										4	0	0	0	0	0	1											
Norm Siebern, L OBP: 0.333, SLG: 0.361 (1, 3)										4	0	0	0	0	1	1											
Curt Blefary, L OBP: 0.364, SLG: 0.667 (1, 9)										3	1	0	0	1	0	0											
John Orsino, R OBP: 0.364, SLG: 0.500 (1, 2)										2	0	1	0	2	0	0											
Jerry Adair, R OBP: 0.325, SLG: 0.257 (1, 4)										4	0	1	0	0	0	2											
Dave McNally, R Charlie Lau, L OBP: 0.667, SLG: 1.667 Jim Palmer, R OBP: 1.000, SLG: 1.000 Russ Snyder, L (7, PH) Ken Rowe, R OBP: 1.000, SLG: 1.000 (8, 1)	(1, 1) (5, PH) (6, 1) (7, PH) (8, 1)	4.0 5.0	W L	18 17	4 1	2 0	2 0	1 1	0 0	0 1	0 0	0 0	0 0	0 1	0 0	0 1											
Inning Stats	R: 1 E: 0 K: 0 S: 4	H: 1 LOB: 0 BB: 0 P: 4	R: 0 E: 0 K: 0 S: 3	H: 0 LOB: 1 BB: 1 P: 7	R: 0 E: 0 K: 1 S: 5	H: 0 LOB: 0 BB: 0 P: 5	R: 0 E: 0 K: 0 S: 3	H: 0 LOB: 0 BB: 0 P: 3	R: 0 E: 0 K: 0 S: 6	H: 3 LOB: 3 BB: 1 P: 10	R: 0 E: 0 K: 1 S: 5	H: 0 LOB: 0 BB: 0 P: 5	R: 0 E: 0 K: 0 S: 3	H: 0 LOB: 1 BB: 1 P: 7	R: 0 E: 0 K: 0 S: 4	H: 1 LOB: 0 BB: 0 P: 4		R: 0 E: 0 K: 0 S: 3	H: 0 LOB: 0 BB: 0 P: 3	1B: 4 2B: 1 3B: 0 HR: 0	SF: 0 SAC: 1 DP: 0 HBP: 0	WP: 1 PB: 0 CS: 0	PA: 35				
PITCHER	IP	WLS	BF	H	R	ER	SO	BB	IBB	HBP	BLK	WP	HR	S	P	ERA	WHIP										
Bennie Daniels, R ERA: 1.89 Steve Ridzik, R ERA: 3.75	(1, 1) (5, 1)	4.0 5.0	W L	18 17	4 1	2 0	2 0	1 1	0 0	0 0	0 0	1 0	0 18	18 22	0.00 0.400	0.400											



Batter	1	2	3	4	5	6	7	8	9	AB	R	H	RBI	BB	SO	LOB	TOP																	
Don Blasingame, L (1,4) OBP: 0.291, SLG: 0.462	6-3		5-3 3B	K			F6			4	1	1	0	0	1	0	Washington Senators @ Baltimore Orioles Memorial Stadium, Baltimore, MD Thu Apr 29 1965, 7:05 PM EDT Att: 4,934 - Unknown livebaseballscorecards.com																	
Woodie Held, R (1,8) OBP: 0.536, SLG: 0.714	K		5-3			HR	HR			4	2	2	3	0	1	0																		
Bob Chance, L (1,3) OBP: 0.326, SLG: 0.495	BB		1B 2B		1-3		F7			3	1	1	0	1	0	0																		
Frank Howard, R (1,7) OBP: 0.362, SLG: 0.500	F3		2B 1B		G4-6-3 BB					3	0	1	0	1	0	1																		
Willie Kirkland, L (8,7) OBP: 0.207, SLG: 0.333			1-2 1B		G4-6-3 BB					0	0	0	0	0	0	0																		
Jim King, L (1,9) OBP: 0.174, SLG: 0.143		4-3			G4-6-3		K			4	0	1	1	0	1	1																		
Don Zimmer, R (1,5) OBP: 0.143, SLG: 0.308	K		2B				6-3			3	0	0	0	1	2	0																		
Ken McMullen, R (8,5) OBP: 0.239, SLG: 0.231			BB				K			0	0	0	0	0	0	0																		
Doug Camilli, R (1,2) OBP: 0.238, SLG: 0.381			F8 1B				6-3			4	0	1	0	0	0	3																		
Ed Brinkman, R (1,6) OBP: 0.191, SLG: 0.196	FC6-4						F4			3	0	0	0	0	1	1																		
Mike Brumley, L (9,PH) OBP: 0.095, SLG: 0.095	FC6-4				K					1	0	0	0	0	1	0																		
Phil Ortega, R (1,1)					K					3	0	0	0	0	3	0																		
Don Lock, R (9,PH) OBP: 0.275, SLG: 0.227					K					1	0	0	0	0	0	0																		
Inning Stats	R: 0 E: 0 K: 1 S: 5	H: 0 LOB: 1 BB: 1 P: 9	R: 0 E: 0 K: 1 S: 6	H: 1 LOB: 1 BB: 0 P: 6	R: 2 E: 0 K: 1 S: 9	H: 4 LOB: 3 BB: 1 P: 13	R: 0 E: 0 K: 3 S: 9	H: 0 LOB: 0 BB: 0 P: 9	R: 1 E: 0 K: 0 S: 3	H: 1 LOB: 0 BB: 1 P: 7	R: 0 E: 0 K: 0 S: 3	H: 0 LOB: 0 BB: 0 P: 3	R: 1 E: 0 K: 1 S: 6	H: 1 LOB: 0 BB: 0 P: 6	R: 0 E: 0 K: 2 S: 7	H: 0 LOB: 0 BB: 0 P: 7	R: 0 E: 0 K: 1 S: 5	H: 0 LOB: 0 BB: 0 P: 5	1B: 3 2B: 1 3B: 1 HR: 2	SF: 0 SAC: 0 DP: 1 HBP: 0	WP: 0 PB: 0 CS: 0	PA: 36												
PITCHER	IP WLS BF H R ER SO BB IBB HBP BLK WP HR S P ERA WHIP																																	
Wally Bunker, R (1,1) ERA: 7.16	7.0	30	7	4	4	7	3	0	0	0	0	0	0	2	41	53	5.14	1.429																
Stu Miller, R (8,1) ERA: 6.52	2.0	6	0	0	0	3	0	0	0	0	0	0	0	0	12	12	0.00	0.000																

Batter	1	2	3	4	5	6	7	8	9	AB	R	H	RBI	BB	SO	LOB	BOTTOM																	
Paul Blair, R (1,8) OBP: 0.222, SLG: 0.294	G4-6-3 BB		L3		E6		F6			2	0	0	0	1	0	3	Washington Senators @ Baltimore Orioles Memorial Stadium, Baltimore, MD Thu Apr 29 1965, 7:05 PM EDT Att: 4,934 - Unknown livebaseballscorecards.com																	
Russ Snyder, L (7,PH) (8,8) (9,9)			1-2		1-2 2-H					1	0	0	0	0	0	1																		
Luis Aparicio, R (1,6) OBP: 0.333, SLG: 0.510	G4-6-3									4	2	2	0	0	0	1																		
Boog Powell, L (1,7) OBP: 0.259, SLG: 0.380	F6									3	0	1	1	0	0	0																		
Brooks Robinson, R (1,5) OBP: 0.245, SLG: 0.412		F4			5-3		SF9			3	1	1	1	0	0	0																		
Norm Siebern, L (1,3) OBP: 0.320, SLG: 0.395		K			F4		F4			4	1	1	2	0	1	1																		
Curt Blefary, L (1,9) OBP: 0.324, SLG: 0.588										4	0	0	0	0	1	1																		
Jackie Brandt, R (9,8) OBP: 0.333, SLG: 0.857	4-3				F5		K			0	0	0	0	0	0	0																		
John Orsino, R (1,2) OBP: 0.392, SLG: 0.628										1	1	1	1	1	0	0																		
Jerry Adair, R (1,4) OBP: 0.311, SLG: 0.325										2	0	0	0	0	0	1																		
Wally Bunker, R (1,1) OBP: 0.600, SLG: 0.333										0	0	0	0	2	0	0																		
Charlie Lau, L (7,PH) OBP: 0.500, SLG: 1.250										1	0	0	0	0	1	1																		
Stu Miller, R (8,1) (8,1)										0	0	0	0	0	0	0																		
Inning Stats	R: 0 E: 0 K: 0 S: 2	H: 0 LOB: 0 BB: 1 P: 6	R: 0 E: 0 K: 1 S: 5	H: 0 LOB: 0 BB: 0 P: 5	R: 1 E: 0 K: 0 S: 3	H: 1 LOB: 1 BB: 1 P: 7	R: 1 E: 0 K: 0 S: 4	H: 1 LOB: 0 BB: 0 P: 4	R: 0 E: 1 K: 0 S: 3	H: 0 LOB: 2 BB: 1 P: 8	R: 1 E: 0 K: 1 S: 7	H: 2 LOB: 1 BB: 0 P: 7	R: 0 E: 0 K: 1 S: 5	H: 0 LOB: 1 BB: 1 P: 9	R: 2 E: 0 K: 0 S: 5	H: 2 LOB: 0 BB: 0 P: 5	1B: 2 2B: 2 3B: 1 HR: 2	SF: 2 SAC: 1 DP: 2 HBP: 1	WP: 0 PB: 0 CS: 0	PA: 33														
PITCHER	IP WLS BF H R ER SO BB IBB HBP BLK WP HR S P ERA WHIP																																	
Phil Ortega, R (1,1) ERA: 6.85	8.0	L	33	6	5	5	3	4	0	0	1	0	0	2	34	51	5.62	1.250																



Batter	1	2	3	4	5	6	7	8	9	AB	R	H	RBI	BB	SO	LOB	TOP			
Paul Blair, R OBP: 0.254, SLG: 0.309 (1, 8)	K	FC6-3															4 1 2 0 0 1 1			
Luis Aparicio, R OBP: 0.344, SLG: 0.492 (1, 6)	S 1B BB		F2		L5		F9		E9								4 1 1 1 1 0 3			
Boog Powell, L OBP: 0.266, SLG: 0.417 (1, 7)	K		K		1-3				F2								5 0 0 0 0 3 4			
Brooks Robinson, R OBP: 0.258, SLG: 0.400 (1, 5)			F9														4 0 2 1 0 0 0			
Jackie Brandt, R OBP: 0.304, SLG: 0.682 (1, 9)	K				5-3		F5		F3								4 0 0 0 0 1 2			
John Orsino, R OBP: 0.407, SLG: 0.660 (1, 2)					L6				F6								4 1 2 0 0 0 1			
Norm Siebern, L OBP: 0.288, SLG: 0.346 (1, 3)					K												4 0 0 0 0 2 2			
Jerry Adair, R OBP: 0.321, SLG: 0.340 (1, 4)	K								1-3								4 0 1 0 0 1 1			
Don Larsen, R Harvey Haddix, L Davey Johnson, R Darold Knowles, L Ken Rowe, R Bob Johnson, R (1, 1) (5, 1) (7, PH) (7, 1) (7, 1) (8, PH)					K												2 0 1 1 0 1 1 0 0 0 0 0 0 0 1 0 1 1 1 0 0 0 0			
Inning Stats	R: 1 E: 0 K: 3 S: 10	H: 1 LOB: 1 BB: 1 P: 14	R: 1 E: 0 K: 1 S: 7	H: 2 LOB: 1 BB: 0 P: 7	R: 0 E: 0 K: 1 S: 5	H: 0 LOB: 0 BB: 0 P: 5	R: 0 E: 0 K: 1 S: 5	H: 0 LOB: 0 BB: 0 P: 5	R: 0 E: 0 K: 1 S: 6	H: 1 LOB: 1 BB: 0 P: 6	R: 0 E: 0 K: 0 S: 3	H: 0 LOB: 1 BB: 0 P: 4	R: 0 E: 0 K: 1 S: 6	H: 1 LOB: 1 BB: 0 P: 6	R: 2 E: 1 K: 0 S: 6	H: 3 LOB: 1 BB: 0 P: 6	1B: 8 2B: 2 3B: 0 HR: 0	SF: 0 SAC: 0 DP: 0 HBP: 1	WP: 0 PB: 0 SB: 1 CS: 0	PA: 39
PITCHER	IP WLS BF H R ER SO BB IBB HBP BLK WP HR S P ERA WHIP	IP WLS BF H R ER SO BB IBB HBP BLK WP HR S P ERA WHIP																		
Whitey Ford, L ERA: 4.94 (1, 1)	9.0 W 39 10 4 3 9 1 0 1 0 0 0 55 60 3.00 1.222																			

Baltimore Orioles @ New York Yankees
Yankee Stadium, Bronx, NY
Sat May 01 1965, 3:33 AM EDT
Att: 11,948 - Unknown - 70 F

AB 37
R 4
H 10
RBI 3
BB 1
SO 9
LOB 15



Batter	1	2	3	4	5	6	7	8	9	AB	R	H	RBI	BB	SO	LOB	BOTTOM			
Tom Tresh, S OBP: 0.354, SLG: 0.492 (1, 8) (8, 7)	BB 1B BB	F7			SH1-4 1B		1-3	WP 1B 2B		5	2	3	1	0	0	0				
Bobby Richardson, R OBP: 0.433, SLG: 0.415 (1, 4)	BB BB SF7 1B		5-3		SH1-4		2B BB	2B SF8 1B		3	3	2	1	1	0	0				
Joe Pepitone, L OBP: 0.295, SLG: 0.289 (1, 3)	BB BB 1-2 2-3		3-1		BB BLK 1B		BB FC5-2 2B	SF8 2B		4	1	3	1	1	0	0				
Mickey Mantle, S OBP: 0.509, SLG: 0.650 Ross Moschitto, R (7, PR) (8, 8)	BB BB 1-2 2-3 3-H		3-1		BLK BB BB		FC5-2 BB IBB	SF8 2-3 3-H		1	0	0	1	3	0	0				
Tony Kubek, L OBP: 0.276, SLG: 0.292 (1, 6)	SF7				HR		FC5-2 BB	6-3		2	1	1	3	2	0	1				
Art Lopez, L OBP: 0.250, SLG: 0.250 Hector Lopez, R (7, PH) (8, 9)	F8				G3-6-1 1B		FC5-2			3	0	1	0	0	1	4				
Johnny Blanchard, L OBP: 0.309, SLG: 0.290 (1, 2)	1-6-3				G3-6-1		FC5-2			1	0	0	0	0	0	3				
Phil Linz, R OBP: 0.250, SLG: 0.100 (1, 5)			K		F7					4	1	1	0	0	1	0				
Whitey Ford, L OBP: 0.333, SLG: 0.250 (1, 1)	4-3				SH1-4 1B 1B		F8	SH5-4 1B		3	1	1	0	0	0	0				
Inning Stats	R: 2 E: 0 K: 0 S: 5	H: 2 LOB: 2 BB: 2 P: 13	R: 0 E: 0 K: 1 S: 5	H: 0 LOB: 0 BB: 0 P: 5	R: 0 E: 0 K: 0 S: 3	H: 0 LOB: 0 BB: 0 P: 3	R: 1 E: 0 K: 0 S: 4	H: 2 LOB: 2 BB: 0 P: 4	R: 2 E: 0 K: 1 S: 7	H: 3 LOB: 2 BB: 2 P: 15	R: 0 E: 0 K: 0 S: 3	H: 0 LOB: 0 BB: 0 P: 3	R: 1 E: 0 K: 0 S: 4	H: 1 LOB: 3 BB: 3 P: 16	R: 3 E: 0 K: 0 S: 7	H: 4 LOB: 1 BB: 0 P: 7	1B: 8 2B: 3 3B: 0 HR: 1	SF: 2 SAC: 2 DP: 1 HBP: 0	WP: 1 PB: 0 SB: 0 CS: 0	PA: 41
PITCHER	IP WLS BF H R ER SO BB IBB HBP BLK WP HR S P ERA WHIP	IP WLS BF H R ER SO BB IBB HBP BLK WP HR S P ERA WHIP																		
Don Larsen, R ERA: 7.2 Harvey Haddix, L ERA: 27.0 Darold Knowles, L Ken Rowe, R (1, 1) (5, 1) (7, 1) (7, 1)	4.2 L 21 7 5 0 1 2 0 0 0 0 0 6 14 0.00 1.929	1.1 6 0 0 0 1 2 0 0 0 0 0 2 14 27.00 9.000	0.1 5 1 1 1 0 2 1 0 0 0 0 2 14 27.00 9.000	1.2 9 4 3 3 0 0 0 0 0 0 1 0 9 9 16.20 2.400																

Baltimore Orioles @ New York Yankees
Yankee Stadium, Bronx, NY
Sat May 01 1965, 3:33 AM EDT
Att: 11,948 - Unknown - 70 F


AB 30
R 9
H 12
RBI 8
BB 7
SO 2
LOB 14



Batter	1	2	3	4	5	6	7	8	9	10	AB	R	H	RBI	BB	SO	LOB	TOP	
Paul Blair, R OBP: 0.238, SLG: 0.288 (1, 8)	5-3		F8			L7			5-3		4	0	0	0	0	0	0		
Luis Aparicio, R OBP: 0.324, SLG: 0.460 (1, 6)	5-3		6-3			L7			6-3		4	0	0	0	0	0	0		
Boog Powell, L OBP: 0.250, SLG: 0.391 Jackie Brandt, R OBP: 0.304, SLG: 0.682 (1, 7) (9, 7) (10, 9)	6-3			4-3					G1		4	0	0	0	0	1	0		
Brooks Robinson, R OBP: 0.258, SLG: 0.391 (1, 5)		F7		5-3		F7				PB 1B	4	1	1	0	0	0	0		
Norm Siebern, L OBP: 0.296, SLG: 0.339 (1, 3)		HR 1B		4-3		F9			F6		4	1	1	0	0	0	1		
Curt Blefary, L OBP: 0.364, SLG: 0.725 Russ Snyder, L (1, 9) (9, 8) (10, 7)		HR 1B				G1-4-3 1B			G4-6-3 BB		2	1	2	2	1	0	0		
John Orsino, R OBP: 0.397, SLG: 0.630 (1, 2)		HR 1B		L6		G1-4-3 1-2r			G4-6-3 1-2r		4	0	1	1	0	0	2		
Jerry Adair, R OBP: 0.333, SLG: 0.353 (1, 4)		F6				F9					4	0	2	1	0	0	0		
Dave McNally, R Stu Miller, R (1, 1) (9, 1)				4-3					6-3		3	0	0	0	0	0	1		
											1	0	0	0	0	0	1		
Inning Stats	R: 0 E: 0 K: 0 S: 3	H: 0 LOB: 0 BB: 0 P: 3	R: 2 E: 0 K: 0 S: 5	H: 2 LOB: 0 BB: 0 P: 5	R: 0 E: 0 K: 0 S: 3	H: 0 LOB: 0 BB: 0 P: 3	R: 0 E: 0 K: 0 S: 3	H: 0 LOB: 0 BB: 0 P: 3	R: 0 E: 0 K: 1 S: 5	H: 0 LOB: 0 BB: 0 P: 5	R: 0 E: 0 K: 0 S: 3	H: 1 LOB: 1 BB: 1 P: 7	R: 0 E: 0 K: 0 S: 3	H: 0 LOB: 0 BB: 0 P: 3	R: 2 E: 0 K: 0 S: 5	H: 3 LOB: 1 BB: 1 P: 9	1B: 6 2B: 0 3B: 0 HR: 1	SF: 0 SAC: 0 DP: 2 HBP: 0	WP: 0 PA: 36 PB: 1 SB: 0 CS: 0
PITCHER	IP WLS BF H R ER SO BB IBB HBP BLK WP HR S P ERA WHIP	IP WLS BF H R ER SO BB IBB HBP BLK WP HR S P ERA WHIP	IP WLS BF H R ER SO BB IBB HBP BLK WP HR S P ERA WHIP	IP WLS BF H R ER SO BB IBB HBP BLK WP HR S P ERA WHIP	IP WLS BF H R ER SO BB IBB HBP BLK WP HR S P ERA WHIP	IP WLS BF H R ER SO BB IBB HBP BLK WP HR S P ERA WHIP	IP WLS BF H R ER SO BB IBB HBP BLK WP HR S P ERA WHIP	IP WLS BF H R ER SO BB IBB HBP BLK WP HR S P ERA WHIP	IP WLS BF H R ER SO BB IBB HBP BLK WP HR S P ERA WHIP	IP WLS BF H R ER SO BB IBB HBP BLK WP HR S P ERA WHIP	IP WLS BF H R ER SO BB IBB HBP BLK WP HR S P ERA WHIP	IP WLS BF H R ER SO BB IBB HBP BLK WP HR S P ERA WHIP	IP WLS BF H R ER SO BB IBB HBP BLK WP HR S P ERA WHIP	IP WLS BF H R ER SO BB IBB HBP BLK WP HR S P ERA WHIP	IP WLS BF H R ER SO BB IBB HBP BLK WP HR S P ERA WHIP	IP WLS BF H R ER SO BB IBB HBP BLK WP HR S P ERA WHIP	IP WLS BF H R ER SO BB IBB HBP BLK WP HR S P ERA WHIP	IP WLS BF H R ER SO BB IBB HBP BLK WP HR S P ERA WHIP	IP WLS BF H R ER SO BB IBB HBP BLK WP HR S P ERA WHIP
Mel Stottlemyre, R ERA: 2.03 Hal Reniff, R ERA: 6.0 (1, 1) (9, 1)	8.0 L	27 9	4 3	2 2	2 2	1 0	1 0	0 0	0 0	0 0	0 0	1 8	28 12	32 12	2.25 9.00	0.625 1.500			

Baltimore Orioles @ New York Yankees
Yankee Stadium, Bronx, NY
Sun May 02 1966, 3:33 AM EDT
Unknown - 70 F


AB 34
R 4
H 7
RBI 4
BB 2
SO 1
LOB 5



Batter	1	2	3	4	5	6	7	8	9	10	AB	R	H	RBI	BB	SO	LOB	BOTTOM			
Tom Tresh, S OBP: 0.343, SLG: 0.500 (1, 8)	F6		5-3			4-3 3B		5-3		L6	5	1	1	0	0	0	0				
Bobby Richardson, R OBP: 0.400, SLG: 0.379 (1, 4)	F4			F9		4-3		6-3		5-3	5	0	0	1	0	0	0				
Joe Pepitone, L OBP: 0.333, SLG: 0.341 (1, 3)	E1 FC5-4					G6-4-3 BB					3	1	2	0	1	0	0				
Mickey Mantle, S OBP: 0.475, SLG: 0.591 (1, 7)	FC5-4			G6-4-3		F9				F9	4	0	0	0	0	0	4				
Hector Lopez, R OBP: 0.296, SLG: 0.167 (1, 9)		5-3				5-3		FC1-6 BB		K	3	0	0	0	1	1	1				
Tony Kubek, L OBP: 0.274, SLG: 0.308 (1, 6)		K				F8		FC1-6 6-3			4	0	1	1	0	1	1				
Phil Linz, R OBP: 0.313, SLG: 0.154 (1, 5)		5-3						6-3			3	0	1	0	1	0	1				
Bob Schmidt, R OBP: 0.333, SLG: 0.500 Art Lopez, L OBP: 0.222, SLG: 0.222 Johnny Blanchard, L OBP: 0.308, SLG: 0.290 (1, 2) (9, PH) (10, 2)						L9		F9		4-1	3	0	0	0	0	1	2				
Mel Stottlemyre, R OBP: 0.125, SLG: 0.125 Pedro Gonzalez, R Hal Reniff, R Duke Carmel, L (1, 1) (8, PH) (9, 1) (10, PH)				6-3				F5		K	2	0	0	0	0	0	0				
											1	0	0	0	0	0	0				
											1	0	0	0	0	0	0				
Inning Stats	R: 0 E: 1 K: 0 S: 4	H: 0 LOB: 1 BB: 0 P: 4	R: 0 E: 0 K: 1 S: 5	H: 0 LOB: 0 BB: 0 P: 5	R: 0 E: 0 K: 1 S: 5	H: 0 LOB: 0 BB: 1 P: 6	R: 0 E: 0 K: 0 S: 2	H: 0 LOB: 0 BB: 0 P: 6	R: 0 E: 0 K: 0 S: 4	H: 1 LOB: 1 BB: 0 P: 4	R: 1 E: 0 K: 0 S: 5	H: 2 LOB: 1 BB: 0 P: 5	R: 0 E: 0 K: 0 S: 3	H: 0 LOB: 1 BB: 1 P: 7	R: 0 E: 0 K: 1 S: 5	H: 0 LOB: 2 BB: 0 P: 11	R: 0 E: 0 K: 1 S: 5	H: 0 LOB: 0 BB: 0 P: 5	1B: 2 2B: 2 3B: 1 HR: 0	SF: 0 SAC: 0 DP: 1 HBP: 0	WP: 0 PA: 38 PB: 0 SB: 0 CS: 0
PITCHER	IP WLS BF H R ER SO BB IBB HBP BLK WP HR S P ERA WHIP	IP WLS BF H R ER SO BB IBB HBP BLK WP HR S P ERA WHIP	IP WLS BF H R ER SO BB IBB HBP BLK WP HR S P ERA WHIP	IP WLS BF H R ER SO BB IBB HBP BLK WP HR S P ERA WHIP	IP WLS BF H R ER SO BB IBB HBP BLK WP HR S P ERA WHIP	IP WLS BF H R ER SO BB IBB HBP BLK WP HR S P ERA WHIP	IP WLS BF H R ER SO BB IBB HBP BLK WP HR S P ERA WHIP	IP WLS BF H R ER SO BB IBB HBP BLK WP HR S P ERA WHIP	IP WLS BF H R ER SO BB IBB HBP BLK WP HR S P ERA WHIP	IP WLS BF H R ER SO BB IBB HBP BLK WP HR S P ERA WHIP	IP WLS BF H R ER SO BB IBB HBP BLK WP HR S P ERA WHIP	IP WLS BF H R ER SO BB IBB HBP BLK WP HR S P ERA WHIP	IP WLS BF H R ER SO BB IBB HBP BLK WP HR S P ERA WHIP	IP WLS BF H R ER SO BB IBB HBP BLK WP HR S P ERA WHIP	IP WLS BF H R ER SO BB IBB HBP BLK WP HR S P ERA WHIP	IP WLS BF H R ER SO BB IBB HBP BLK WP HR S P ERA WHIP	IP WLS BF H R ER SO BB IBB HBP BLK WP HR S P ERA WHIP	IP WLS BF H R ER SO BB IBB HBP BLK WP HR S P ERA WHIP	IP WLS BF H R ER SO BB IBB HBP BLK WP HR S P ERA WHIP		
Dave McNally, L Stu Miller, R ERA: 3.8 ERA: 5.73 (1, 1) (9, 1)	8.2 W	34 4	5 0	2 0	2 0	4 1	4 0	0 6	6 6	2.08 0.000											

Baltimore Orioles @ New York Yankees
Yankee Stadium, Bronx, NY
Sun May 02 1966, 3:33 AM EDT
Unknown - 70 F

AB 35
R 2
H 5
RBI 2
BB 3
SO 5
LOB 11



Batter	1	2	3	4	5	6	7	8	9	AB	R	H	RBI	BB	SO	LOB	TOP					
Paul Blair, R OBP: 0.254, SLG: 0.339 (1, 8)	4-0 1B BB		0-0 HR		0-0 F4			0-0 E7 1B		3	3	1	1	1	0	1	Baltimore Orioles @ New York Yankees Yankee Stadium, Bronx, NY Sun May 02 1965, 3:38 AM EDT Att: 30,009 - Unknown - 74 F					
Luis Aparicio, R OBP: 0.333, SLG: 0.493 (1, 6)	0-0 1B		0-0 F5		0-0 BLK 3B			0-0 6-3		4	1	2	2	0	0	1						
Boog Powell, L OBP: 0.250, SLG: 0.382 (1, 7)	0-3 K		0-0 4-3		0-3 K			0-0 1B		4	0	1	1	0	2	1						
Russ Snyder, L (8, PR) (8, 7)								2-H 1B		0	0	0	0	0	0	0						
Brooks Robinson, R OBP: 0.257, SLG: 0.373 (1, 5)	4-0 G6-4-3 BB			0-0 L9		0-0 F2		0-0 F7		3	0	0	0	1	0	1						
John Orsino, R OBP: 0.388, SLG: 0.603 (1, 2)	0-0 G6-4-3			0-0 L5		0-0 5-3		0-0 1-2 1B		4	0	1	0	0	0	2						
Jackie Brandt, R OBP: 0.296, SLG: 0.654 (1, 9)		0-0 F5		0-0 2B		0-0 5-3		0-0 F3		4	0	1	0	0	0	2						
Bob Johnson, R OBP: 0.167, SLG: 0.167 (1, 3)		0-0 F9		0-3 K2-3			0-0 F3		0-0 F3	4	0	0	0	0	1	1						
Jerry Adair, R OBP: 0.311, SLG: 0.327 (1, 4)		0-0 1-3			0-0 E5 3B		0-0 L8		0-0 F8	4	1	0	0	0	0	0						
Robin Roberts, S OBP: 0.250, SLG: 0.417 (1, 1)			0-0 F9		0-0 6-3		0-0 F4		0-0 G3	4	0	0	0	0	0	1						
Inning Stats	R: 1 E: 0 K: 1 S: 5	H: 1 LOB: 1 BB: 2 P: 13	R: 0 E: 0 K: 0 S: 3	H: 0 LOB: 0 BB: 0 P: 3	R: 1 E: 0 K: 0 S: 4	H: 1 LOB: 0 BB: 0 P: 4	R: 0 E: 0 K: 1 S: 6	H: 1 LOB: 1 BB: 0 P: 6	R: 2 E: 1 K: 1 S: 7	H: 1 LOB: 0 BB: 0 P: 7	R: 0 E: 0 K: 0 S: 3	H: 0 LOB: 0 BB: 0 P: 3	R: 0 E: 0 K: 0 S: 3	H: 0 LOB: 0 BB: 0 P: 3	R: 1 E: 1 K: 0 S: 6	H: 2 LOB: 2 BB: 0 P: 6	R: 0 E: 0 K: 0 S: 3	H: 0 LOB: 0 BB: 0 P: 3	1B: 3 2B: 1 3B: 1 HR: 1	SF: 0 SAC: 0 DP: 1 HBP: 0	WP: 0 PB: 0 SB: 0 CS: 0	PA: 36
PITCHER	IP WLS BF H R ER SO BB IBB HBP BLK WP HR S P ERA WHIP	5.0 L 21 4 4 2 3 2 0 0 0 0 0 1 25 33 3.60 1.200	3.0 12 2 1 0 0 0 0 0 0 0 0 0 0 12 12 0.00 0.667	1.0 3 0 0 0 0 0 0 0 0 0 0 0 0 3 3 0.00 0.000																		

Batter	1	2	3	4	5	6	7	8	9	AB	R	H	RBI	BB	SO	LOB	BOTTOM					
Art Lopez, L OBP: 0.231, SLG: 0.231 (1, 9)	0-0 F7		0-0 1B		0-0 5-3			0-0 4-3		4	0	1	0	0	0	1	Baltimore Orioles @ New York Yankees Yankee Stadium, Bronx, NY Sun May 02 1965, 3:38 AM EDT Att: 30,009 - Unknown - 74 F					
Bobby Richardson, R OBP: 0.391, SLG: 0.371 (1, 4)	0-0 F6		0-0 F6			0-0 G1-6-3 1B		0-0 F8		4	0	1	0	0	0	1						
Tom Tresh, S OBP: 0.351, SLG: 0.529 (1, 8)	0-0 2B		0-0 L9			0-0 G1-6-3 1-2		0-0 G3 2B		4	0	2	0	0	0	2						
Mickey Mantle, S OBP: 0.462, SLG: 0.553 (1, 7)	4-0 BB			0-0 3-1		0-0 4-3		0-3 K		3	0	0	0	1	1	1						
Joe Pepitone, L OBP: 0.308, SLG: 0.311 (1, 3)	0-0 F8			0-0 L9			0-0 G3		0-0 G3 2-3	4	0	0	0	0	0	3						
Tony Kubek, L OBP: 0.273, SLG: 0.304 (1, 6)		0-0 F4		0-0 L7			0-0 1B		0-3 K	4	0	1	0	0	1	1						
Johnny Blanchard, L OBP: 0.266, SLG: 0.265 (1, 2)		0-0 6-3			0-0 F3		0-0 F7			3	0	0	0	0	0	1						
Phil Linz, R OBP: 0.263, SLG: 0.125 (1, 5)		0-0 F6			0-0 F7		0-0 F4			3	0	0	0	0	0	1						
Al Downing, R OBP: 0.125, SLG: 0.125 (1, 1)			0-0 F7					0-3 K		1	0	0	0	0	0	0						
Pedro Gonzalez, R OBP: 0.333, SLG: 0.667 (5, PH)										1	0	1	0	0	0	0						
Steve Hamilton, L (6, PH)										0	0	0	0	0	0	0						
Hector Lopez, R OBP: 0.267, SLG: 0.154 (8, PH)										1	0	0	0	0	1	0						
Pedro Ramos, S (9, 1)										0	0	0	0	0	0	0						
Inning Stats	R: 0 E: 0 K: 0 S: 4	H: 1 LOB: 2 BB: 1 P: 8	R: 0 E: 0 K: 0 S: 3	H: 0 LOB: 0 BB: 0 P: 3	R: 0 E: 0 K: 0 S: 4	H: 1 LOB: 1 BB: 0 P: 4	R: 0 E: 0 K: 0 S: 3	H: 0 LOB: 0 BB: 0 P: 3	R: 0 E: 0 K: 0 S: 4	H: 1 LOB: 1 BB: 0 P: 4	R: 0 E: 0 K: 0 S: 3	H: 1 LOB: 0 BB: 0 P: 3	R: 0 E: 0 K: 0 S: 4	H: 1 LOB: 1 BB: 0 P: 4	R: 0 E: 0 K: 1 S: 5	H: 0 LOB: 0 BB: 0 P: 5	R: 0 E: 0 K: 2 S: 8	H: 1 LOB: 1 BB: 0 P: 8	1B: 3 2B: 3 3B: 0 HR: 0	SF: 0 SAC: 0 DP: 1 HBP: 0	WP: 0 PB: 0 SB: 0 CS: 0	PA: 33
PITCHER	IP WLS BF H R ER SO BB IBB HBP BLK WP HR S P ERA WHIP	9.0 W 33 6 0 0 3 1 0 0 0 0 0 0 38 42 0.00 0.778																				

Batter	1	2	3	4	5	6	7	8	9	AB	R	H	RBI	BB	SO	LOB	TOP					
Paul Blair, R OBP: 0.254, SLG: 0.333 (1, 8)										4	0	1	0	0	0	0						
Luis Aparicio, R OBP: 0.316, SLG: 0.465 (1, 6)										4	0	0	0	0	0	1						
Boog Powell, L OBP: 0.237, SLG: 0.361 (1, 7)										4	0	0	0	0	1	1						
Brooks Robinson, R OBP: 0.257, SLG: 0.366 (1, 5)										4	1	1	0	0	0	1						
Curt Blefary, L OBP: 0.362, SLG: 0.767 (1, 9)										3	1	1	1	0	0	1						
Norm Siebern, L OBP: 0.288, SLG: 0.390 (1, 3)										3	1	1	2	0	1	0						
John Orsino, R OBP: 0.371, SLG: 0.574 (1, 2)										3	0	0	0	0	0	0						
Jerry Adair, R OBP: 0.297, SLG: 0.310 (1, 4)										3	0	0	0	0	0	0						
Wally Bunker, R OBP: 0.260, SLG: 0.250 Don Larsen, R OBP: 0.296, SLG: 0.250 Davey Johnson, R OBP: 0.209, SLG: 0.200 Ken Rowe, R OBP: 0.309, SLG: 1.000 Russ Snyder, L OBP: 0.100, SLG: 0.100 Jim Palmer, R OBP: 1.000, SLG: 1.000 (1, 1) (3, 1) (6, Ph) (6, Ph) (8, Ph) (8, Ph)										1	0	0	0	0	0	0						
Inning Stats	R: 0 E: 0 K: 1 S: 6	H: 1 LOB: 1 BB: 0 P: 6	R: 0 E: 0 K: 0 S: 3	H: 0 LOB: 0 BB: 0 P: 3	R: 0 E: 0 K: 1 S: 5	H: 0 LOB: 0 BB: 0 P: 5	R: 0 E: 0 K: 0 S: 3	H: 0 LOB: 0 BB: 0 P: 3	R: 1 E: 0 K: 1 S: 6	H: 1 LOB: 0 BB: 0 P: 6	R: 0 E: 0 K: 0 S: 3	H: 0 LOB: 0 BB: 0 P: 3	R: 2 E: 0 K: 0 S: 5	H: 2 LOB: 0 BB: 0 P: 5	R: 0 E: 0 K: 0 S: 3	H: 0 LOB: 0 BB: 0 P: 3	R: 0 E: 0 K: 0 S: 3	H: 0 LOB: 0 BB: 0 P: 3	1B: 2 2B: 0 3B: 0 HR: 2	SF: 0 SAC: 0 DP: 0 HBP: 0	WP: 0 PB: 1 SB: 0 CS: 0	PA: 31
PITCHER Mudcat Grant, R ERA: 4.22 (1, 1)	IP: 9.0 WLS: W BF: 31 H: 4 R: 3 ER: 3 SO: 3	BB: 0 IBB: 0 HBP: 0 BLK: 0	WP: 0 HR: 2 S: 37 P: 37	ERA: 3.00 WHIP: 0.444	PITCHER	IP: 9.0 WLS: W BF: 31 H: 4 R: 3 ER: 3 SO: 3	BB: 0 IBB: 0 HBP: 0 BLK: 0	WP: 0 HR: 2 S: 37 P: 37	ERA: 3.00 WHIP: 0.444													

Baltimore Orioles @ Minnesota Twins
Metropolitan Stadium, Bloomington, MI
Tue May 04 1965, 8:05 PM EDT
Att. 9,818 - Unknown - 59 F

AB 31
R 3
H 4
RBI 3
BB 0
SO 3
LOB 4

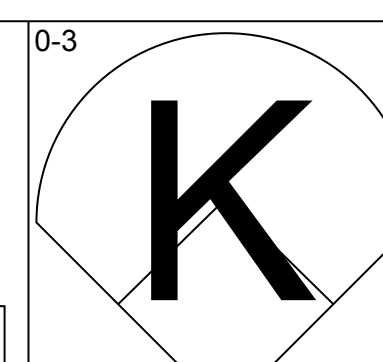
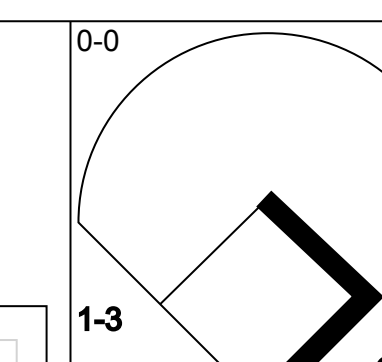
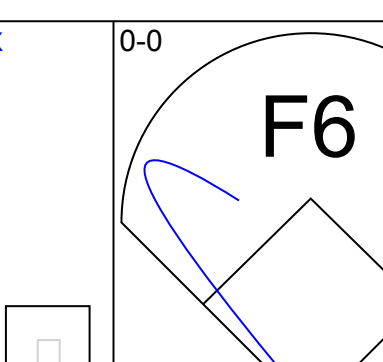
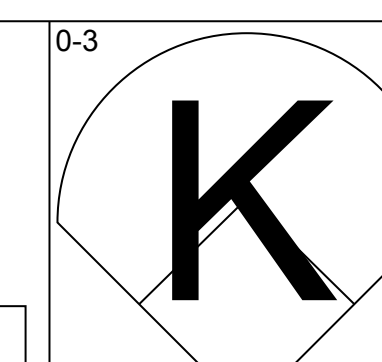
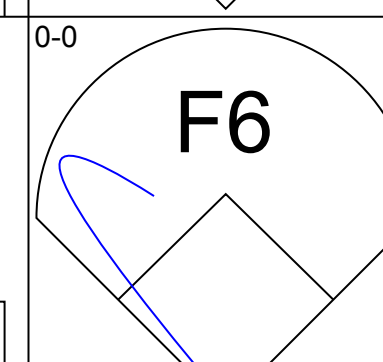
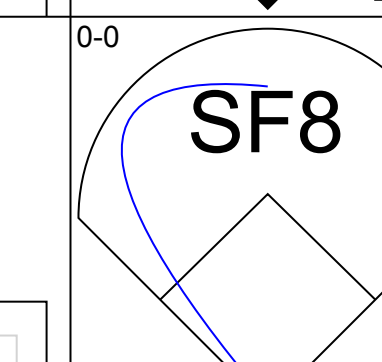
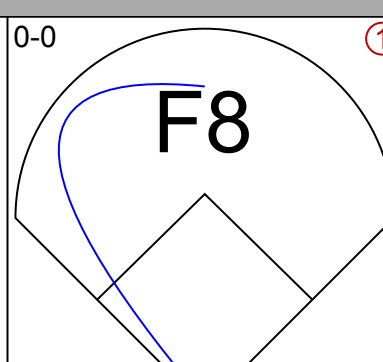
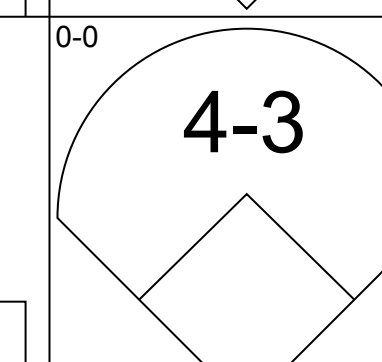
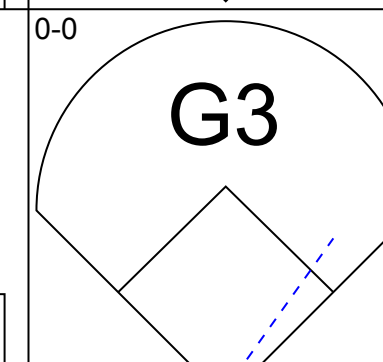
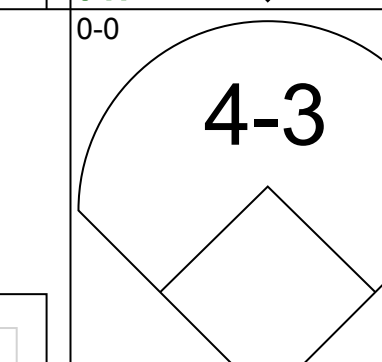
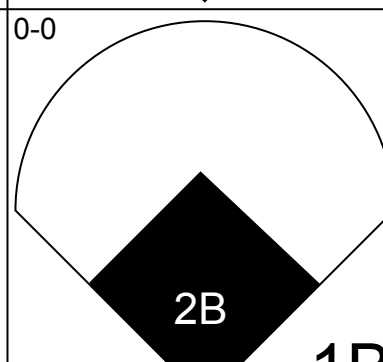
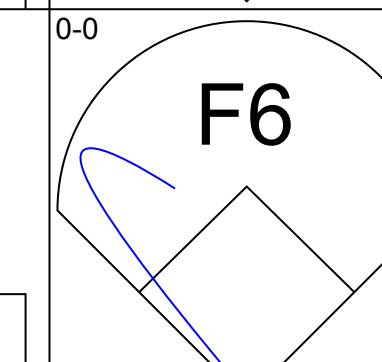
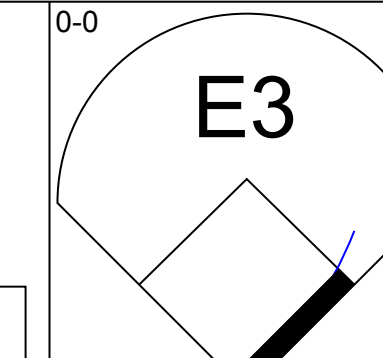
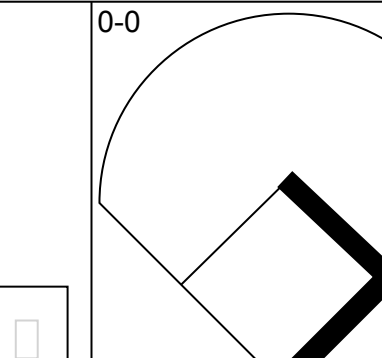
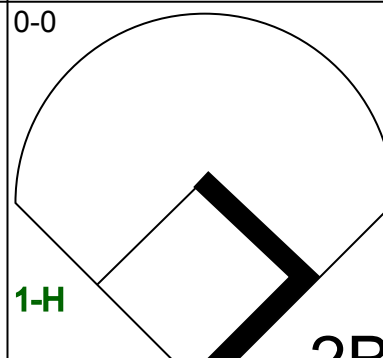
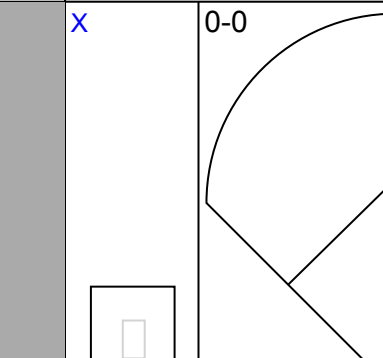
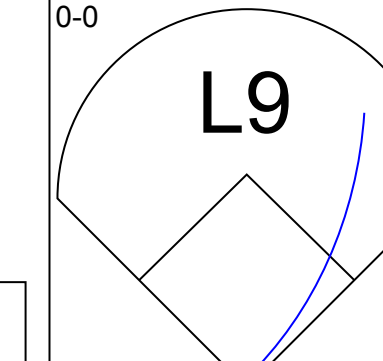
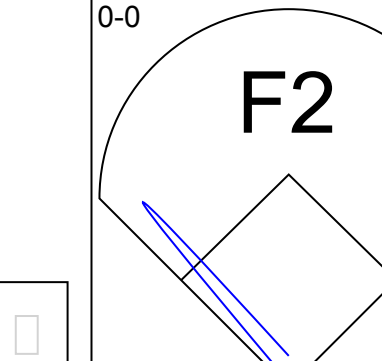
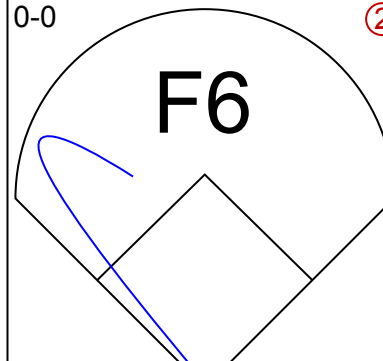
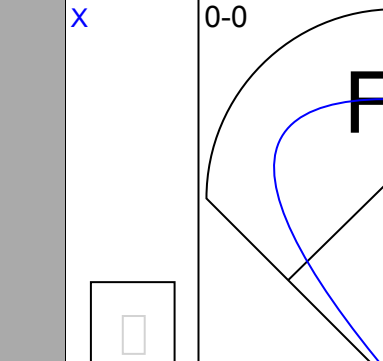
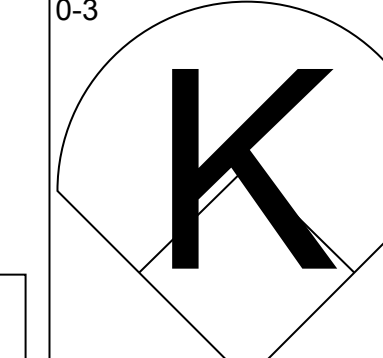
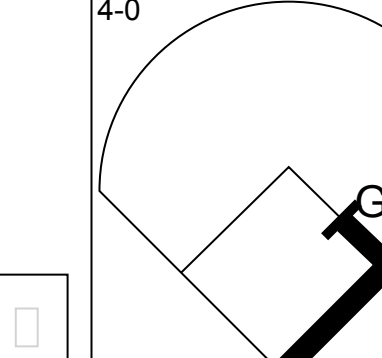
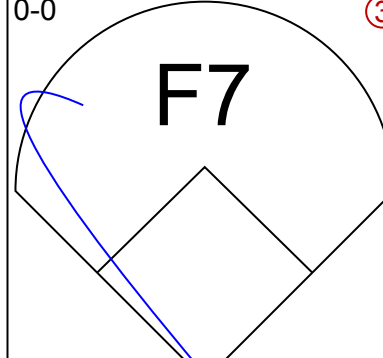
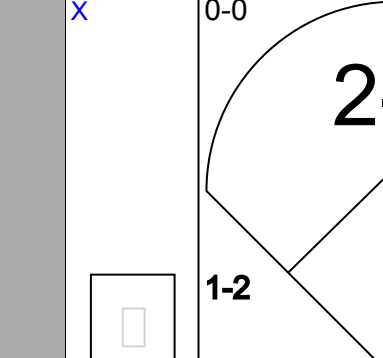
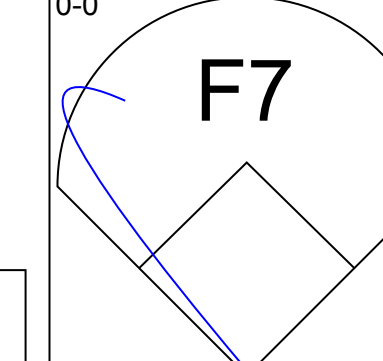
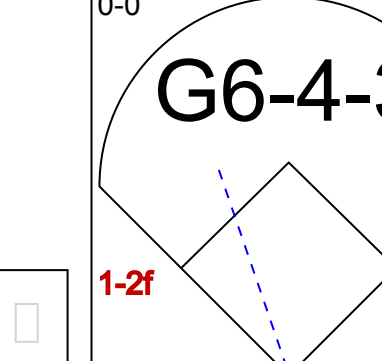
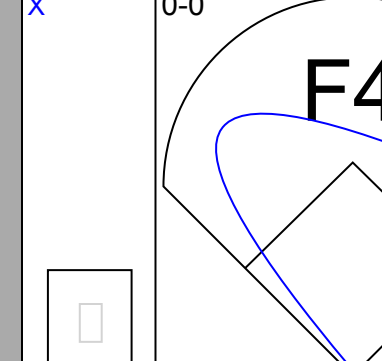
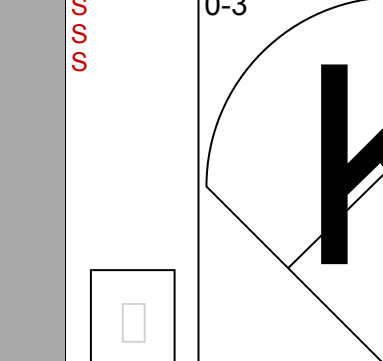
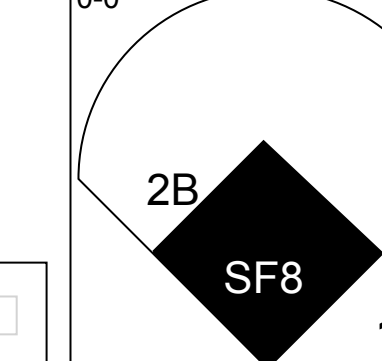
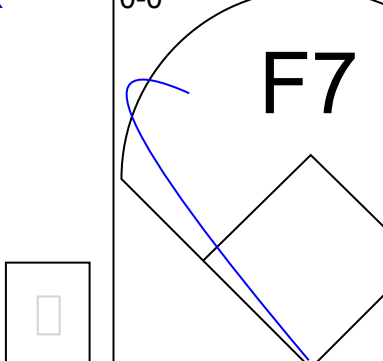
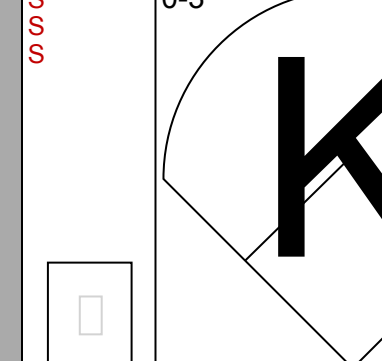
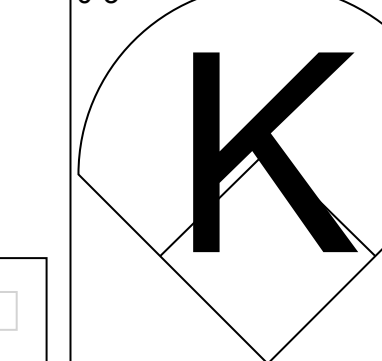
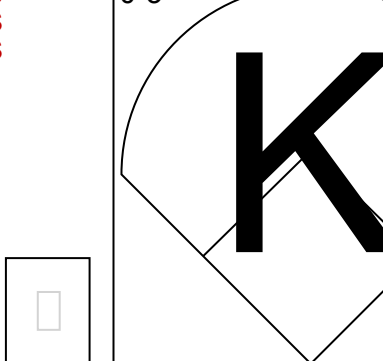
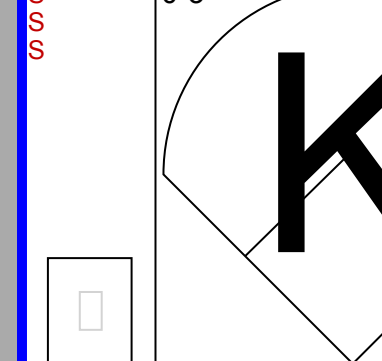


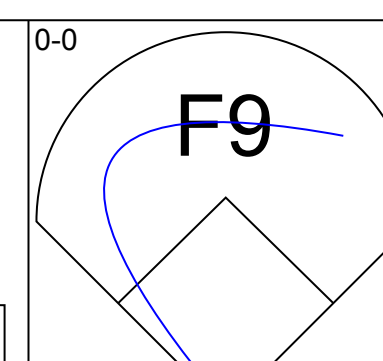
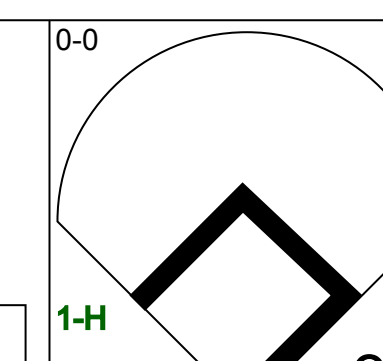
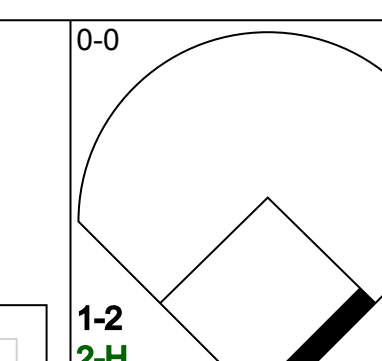
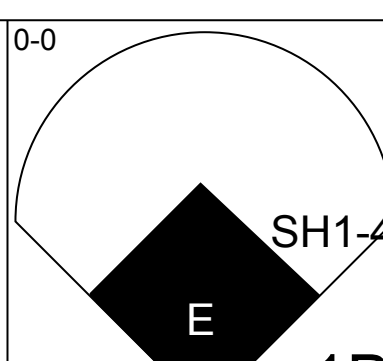
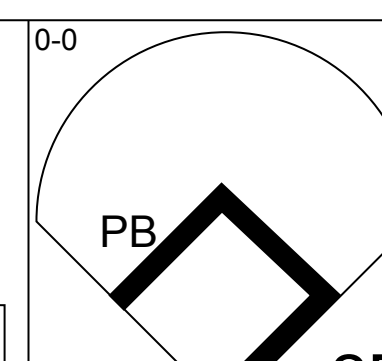
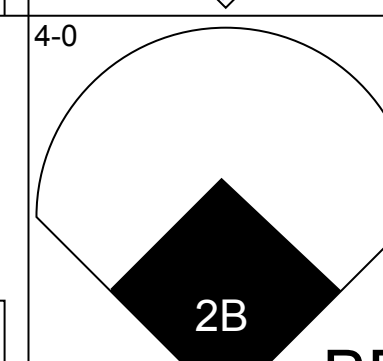
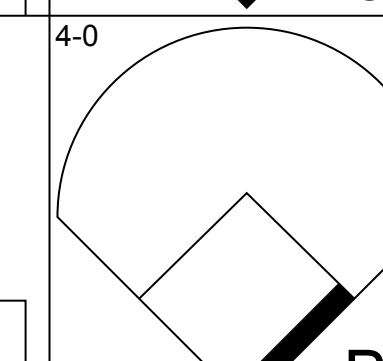
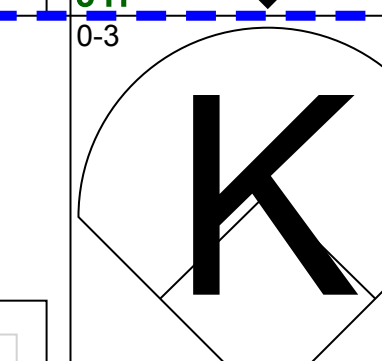
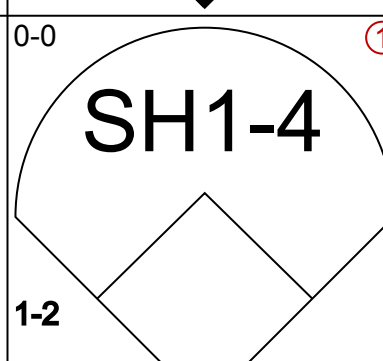
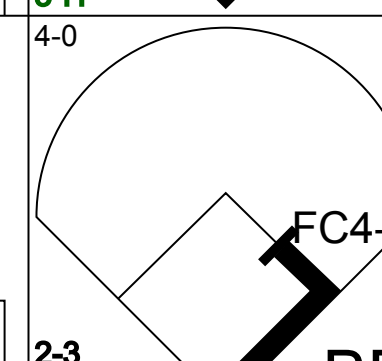
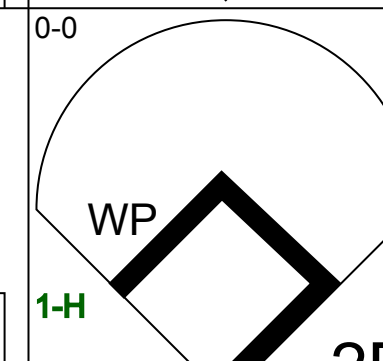
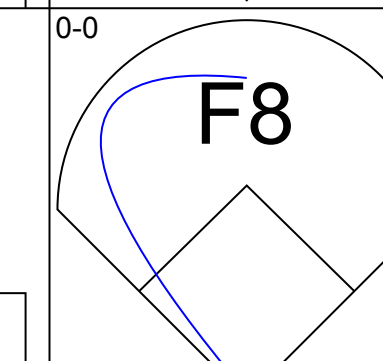
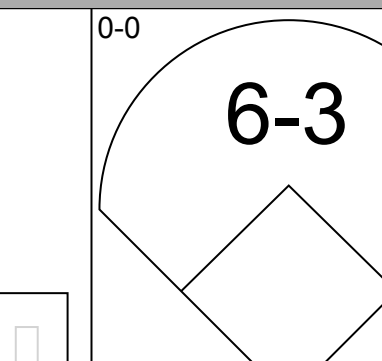
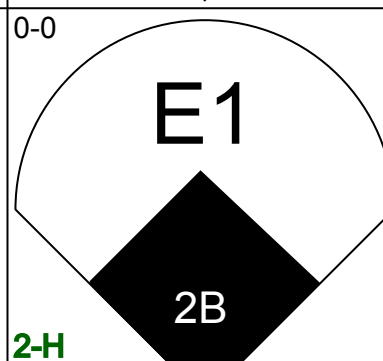
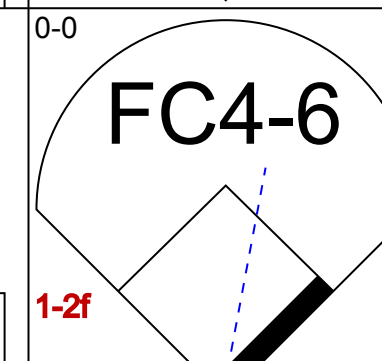
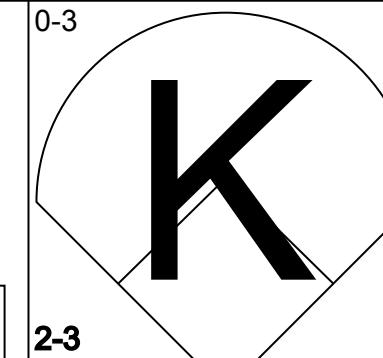
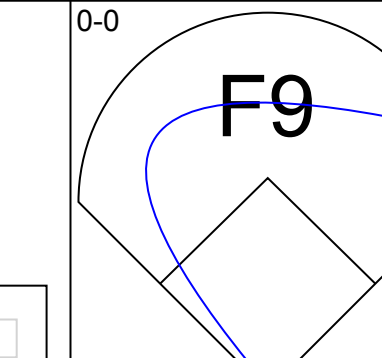
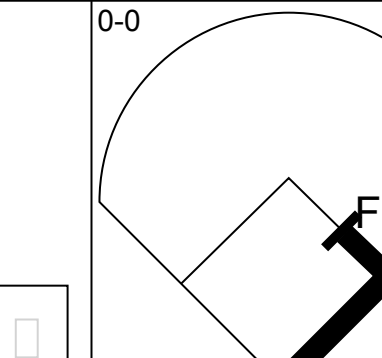
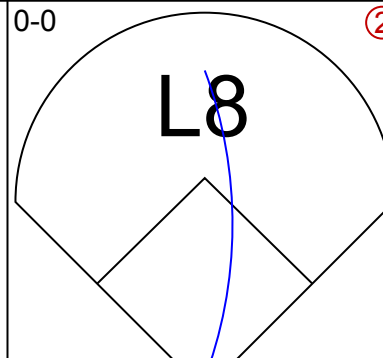
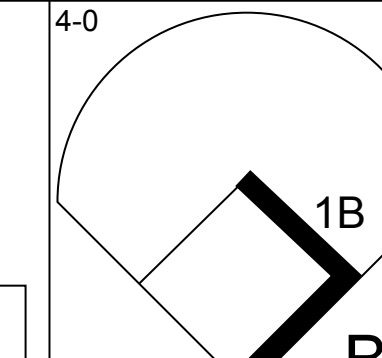
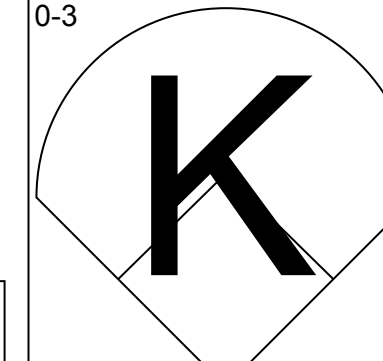
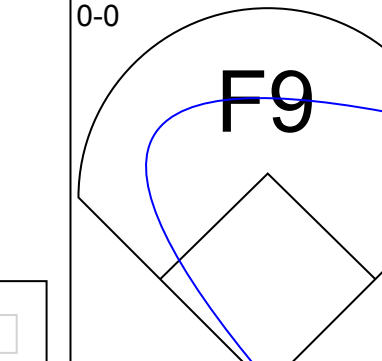
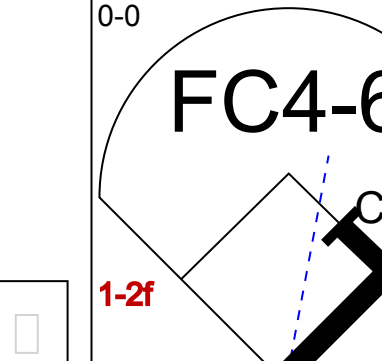
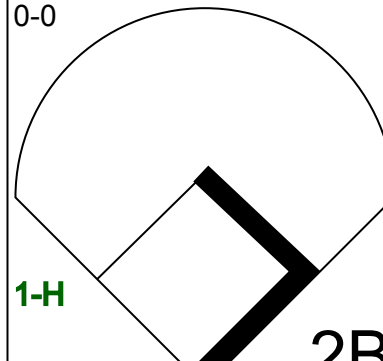
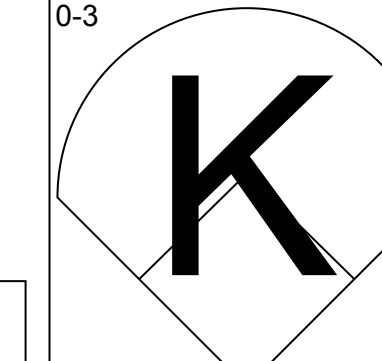
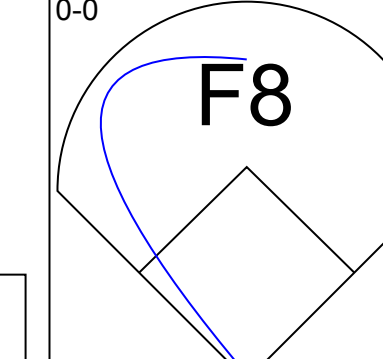
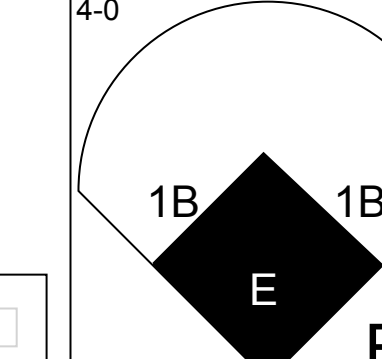
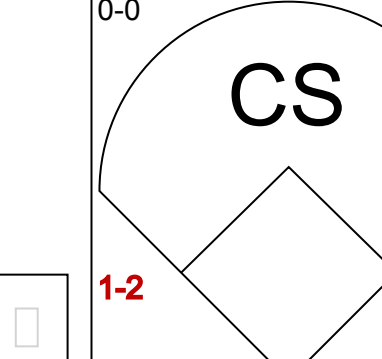
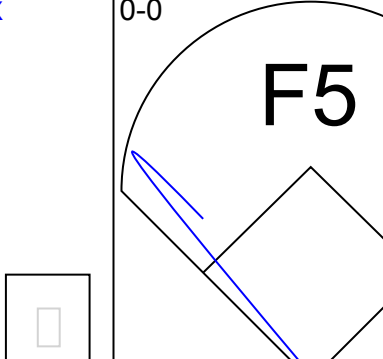
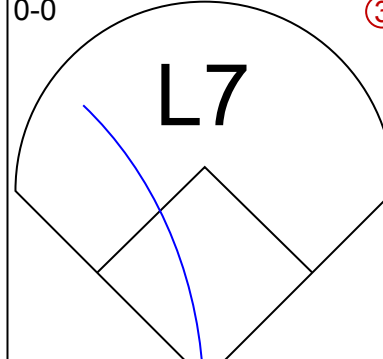
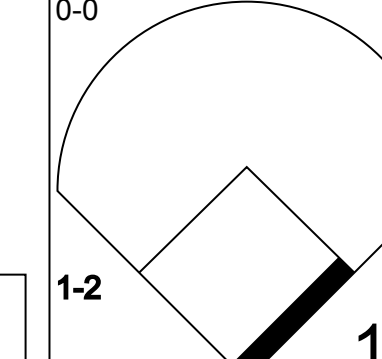
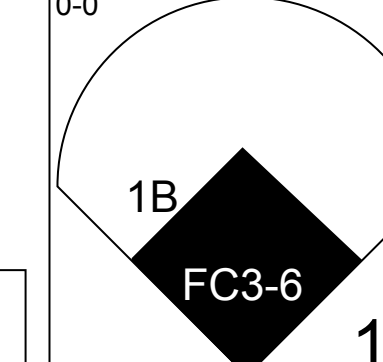
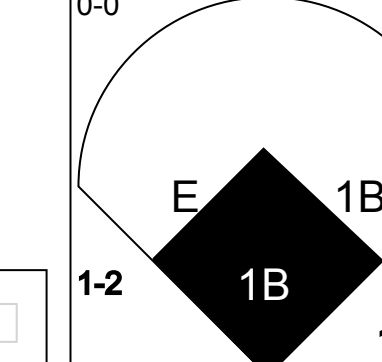
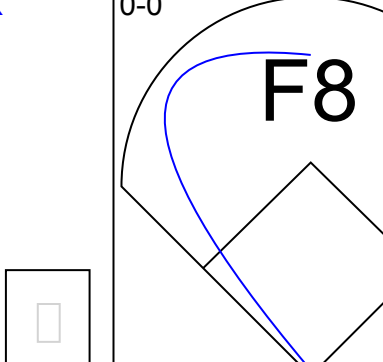
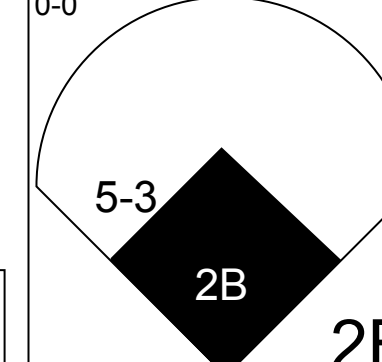
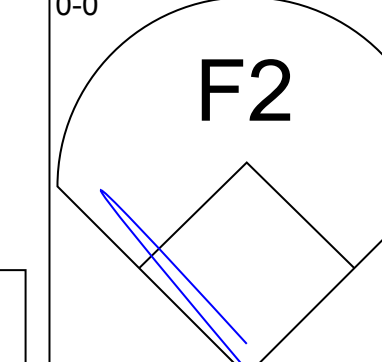
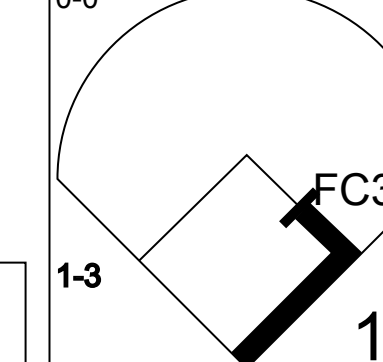
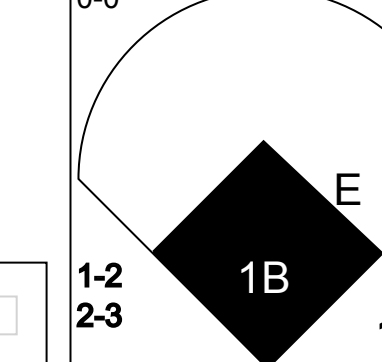
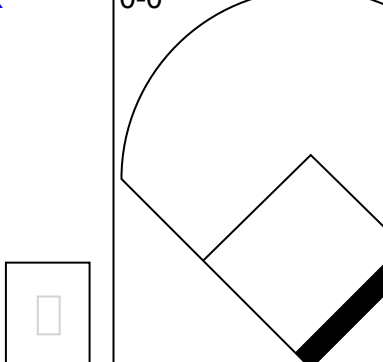
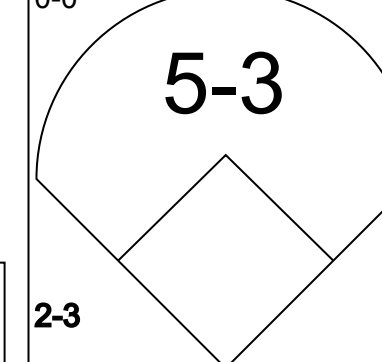
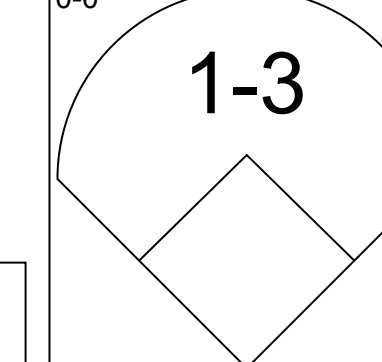
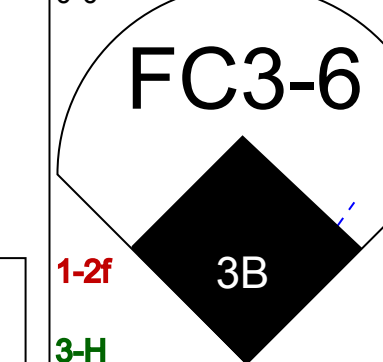
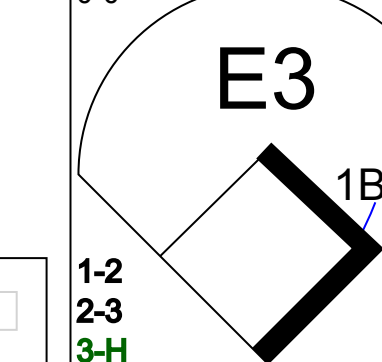
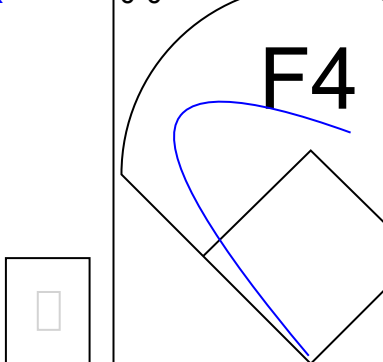
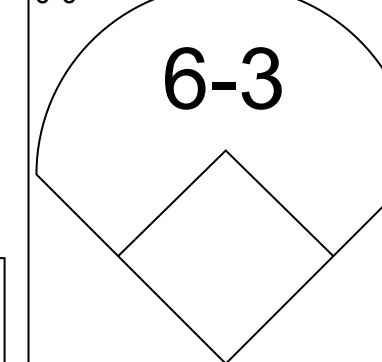
Batter	1	2	3	4	5	6	7	8	9	AB	R	H	RBI	BB	SO	LOB	BOTTOM					
Zoilo Versalles, R OBP: 0.310, SLG: 0.485 (1, 6)										4	1	2	2	0	1	0						
Rich Rollins, R OBP: 0.259, SLG: 0.259 (1, 5)										4	1	2	1	0	0	0						
Tony Oliva, L OBP: 0.239, SLG: 0.484 (1, 9)										4	1	1	2	0	0	2						
Harmon Killebrew, R OBP: 0.433, SLG: 0.426 (1, 3)										2	1	1	0	1	0	0						
Jimmie Hall, L OBP: 0.344, SLG: 0.518 (1, 8)										3	0	0	0	1	0	2						
Bob Allison, R OBP: 0.375, SLG: 0.517 (1, 7)										4	0	0	0	0	2	4						
Earl Batley, R OBP: 0.380, SLG: 0.395 (1, 2)										4	1	2	2	0	2	0						
Jerry Kindall, R OBP: 0.250, SLG: 0.267 (1, 4)										4	2	2	0	0	1	2						
Mudcat Grant, R OBP: 0.125, SLG: 0.375 (1, 1)										3	0	0	0	0	0	3						
Inning Stats	R: 0 E: 0 K: 1 S: 5	H: 0 LOB: 0 BB: 0 P: 5	R: 0 E: 0 K: 1 S: 4	H: 0 LOB: 1 BB: 1 P: 8	R: 5 E: 0 K: 0 S: 8	H: 5 LOB: 1 BB: 0 P: 9	R: 1 E: 0 K: 1 S: 8	H: 3 LOB: 2 BB: 0 P: 8	R: 1 E: 0 K: 0 S: 5	H: 2 LOB: 1 BB: 1 P: 9	R: 0 E: 0 K: 0 S: 3	H: 0 LOB: 0 BB: 0 P: 3	R: 0 E: 0 K: 1 S: 5	H: 0 LOB: 0 BB: 0 P: 5	R: 0 E: 0 K: 2 S: 7	H: 0 LOB: 0 BB: 0 P: 7	R: 0 E: 0 K: 0 S: 3	H: 0 LOB: 0 BB: 0 P: 3	1B: 5 2B: 3 3B: 1 HR: 2	SF: 0 SAC: 1 DP: 1 HBP: 1	WP: 1 PB: 0 SB: 0 CS: 1	PA: 36
PITCHER Wally Bunker, R ERA: 8.68 Don Larsen, R ERA: 7.11 Ken Rowe, R ERA: 3.38 Jim Palmer, R ERA: 2.79 (1, 1) (3, 1) (6, 1) (8, 1)	IP: 2.1 WLS: L BF: 13 H: 5 R: 5 ER: 5 SO: 2	BB: 1 IBB: 0 HBP: 0 BLK: 0	WP: 1 HR: 2 S: 15 P: 20	ERA: 19.29 WHIP: 2.571	PITCHER	IP: 9.0 WLS: W BF: 31 H: 4 R: 3 ER: 3 SO: 3	BB: 0 IBB: 0 HBP: 0 BLK: 0	WP: 0 HR: 2 S: 37 P: 37	ERA: 3.00 WHIP: 0.444													

Baltimore Orioles @ Minnesota Twins
Metropolitan Stadium, Bloomington, MI
Tue May 04 1965, 8:05 PM EDT
Att. 9,818 - Unknown - 59 F

AB 32
R 7
H 10
RBI 7
BB 2
SO 6
LOB 13



Batter	1	2	3	4	5	6	7	8	9	AB	R	H	RBI	BB	SO	LOB	TOP					
Paul Blair, R OBP: 0.253, SLG: 0.343 (1, 8)										4	0	1	0	0	2	0	<p>Baltimore Orioles @ Minnesota Twins Metropolitan Stadium, Bloomington, MI Wed May 05 1965, 8:05 PM EDT Att. 7,104 - Unknown - 71 F</p> <p>livebaseballscores.com</p>					
Luis Aparicio, R OBP: 0.300, SLG: 0.446 (1, 6)										3	0	0	1	0	0	0						
Boog Powell, L OBP: 0.238, SLG: 0.355 (1, 7)										4	1	1	0	0	0	1						
Brooks Robinson, R OBP: 0.282, SLG: 0.413 (1, 5)										4	0	3	1	0	0	0						
Curt Blefary, L OBP: 0.333, SLG: 0.702 (1, 9)										4	0	0	0	0	0	4						
Norm Siebern, L OBP: 0.286, SLG: 0.371 (1, 3)										3	0	0	0	1	1	3						
John Orsino, R OBP: 0.351, SLG: 0.538 (1, 2)										4	0	0	0	0	1	4						
Jerry Adair, R OBP: 0.299, SLG: 0.311 (1, 4)										3	1	1	0	0	1	0						
Steve Barber, L OBP: 0.200, SLG: 0.200 Herman Starrette, R Russ Snyder, L Harvey Haddix, L (1, 1) (3, 1) (7, FH) (7, 1)										1	0	0	0	0	1	1						
Inning Stats	R: 0 E: 0 K: 1 S: 5	H: 0 LOB: 0 BB: 0 P: 5	R: 0 E: 1 K: 1 S: 6	H: 0 LOB: 1 BB: 0 P: 6	R: 1 E: 0 K: 1 S: 7	H: 2 LOB: 1 BB: 0 P: 7	R: 0 E: 0 K: 0 S: 3	H: 1 LOB: 1 BB: 1 P: 7	R: 0 E: 0 K: 1 S: 5	H: 0 LOB: 0 BB: 0 P: 5	R: 1 E: 0 K: 0 S: 5	H: 2 LOB: 1 BB: 0 P: 5	R: 0 E: 0 K: 2 S: 7	H: 0 LOB: 0 BB: 0 P: 7	R: 0 E: 0 K: 1 S: 5	H: 0 LOB: 0 BB: 0 P: 5		R: 0 E: 0 K: 1 S: 6	H: 1 LOB: 1 BB: 0 P: 6	1B: 3 2B: 3 3B: 0 HR: 0	SF: 1 SAC: 0 DP: 1 HBP: 0	WP: 0 PB: 0 SB: 0 CS: 0
PITCHER Camilo Pascual, R ERA: 2.43 (1, 1)	IP: 9.0 WLS: W BF: 34 H: 6 R: 2 ER: 2 SO: 8 BB: 1 IBB: 0 HBP: 0 BLK: 0 WP: 0 HR: 0 S: 49 P: 53 ERA: 2.00 WHIP: 0.778															PITCHER IP: WLS: BF: H: R: ER: SO: BB: IBB: HBP: BLK: WP: HR: S: P: ERA: WHIP:						

Batter	1	2	3	4	5	6	7	8	9	AB	R	H	RBI	BB	SO	LOB	BOTTOM			
Zoilo Versalles, R OBP: 0.342, SLG: 0.548 (1, 6)										5	1	4	4	0	0	0	<p>Baltimore Orioles @ Minnesota Twins Metropolitan Stadium, Bloomington, MI Wed May 05 1965, 8:05 PM EDT Att. 7,104 - Unknown - 71 F</p> <p>livebaseballscores.com</p>			
Jerry Kindall, R OBP: 0.286, SLG: 0.261 (1, 4)										1	1	0	0	3	1	2				
Tony Oliva, L OBP: 0.236, SLG: 0.478 (1, 9)										5	1	1	1	0	0	4				
Harmon Killebrew, R OBP: 0.431, SLG: 0.414 (1, 3)										4	0	1	0	1	1	2				
Jimmie Hall, L OBP: 0.333, SLG: 0.508 (1, 8)										5	0	1	1	0	2	3				
Bob Allison, R OBP: 0.377, SLG: 0.500 (1, 7)										4	1	1	0	1	0	1				
Rich Rollins, R OBP: 0.286, SLG: 0.305 (1, 5)										5	3	3	0	0	2					
Jerry Zimmerman, R OBP: 0.313, SLG: 0.313 (1, 2)										5	1	3	0	0	3					
Camilo Pascual, R OBP: 0.267, SLG: 0.500 (1, 1)										4	1	0	1	0	5					
Inning Stats	R: 1 E: 0 K: 2 S: 8	H: 1 LOB: 1 BB: 1 P: 12	R: 2 E: 0 K: 0 S: 6	H: 3 LOB: 2 BB: 1 P: 10	R: 3 E: 1 K: 1 S: 9	H: 3 LOB: 2 BB: 1 P: 13	R: 0 E: 0 K: 0 S: 3	H: 1 LOB: 0 BB: 0 P: 3	R: 0 E: 0 K: 0 S: 4	H: 1 LOB: 1 BB: 0 P: 4	R: 2 E: 1 K: 0 S: 6	H: 2 LOB: 1 BB: 0 P: 6	R: 1 E: 0 K: 0 S: 5	H: 2 LOB: 2 BB: 1 P: 9	R: 0 E: 0 K: 1 S: 6	H: 1 LOB: 2 BB: 1 P: 10		1B: 9 2B: 4 3B: 1 HR: 0	SF: 0 SAC: 1 DP: 0 HBP: 0	WP: 1 PB: 1 SB: 0 CS: 1
PITCHER Steve Barber, L ERA: 9.0 Herman Starrette, R ERA: 1.29 Harvey Haddix, L ERA: 9.38 (1, 1) (3, 1) (7, 1)	IP: 2.2 WLS: L BF: 19 H: 7 R: 6 ER: 3 SO: 2 BB: 3 IBB: 0 HBP: 0 BLK: 0 WP: 0 HR: 0 S: 20 P: 32 ERA: 10.12 WHIP: 3.750															PITCHER IP: WLS: BF: H: R: ER: SO: BB: IBB: HBP: BLK: WP: HR: S: P: ERA: WHIP:				

Batter	1	2	3	4	5	6	7	8	9	AB	R	H	RBI	BB	SO	LOB	TOP								
Paul Blair, R OBP: 0.266, SLG: 0.351 (1, 8)	0-0 1-3		0-0 6-3		0-0 1-2 3-H 1B			0-0 2B 1B		4	1	2	1	0	0	0									
Luis Aparicio, R OBP: 0.299, SLG: 0.449 (1, 6)	0-3 K			0-0 6-3	0-0 5-3			0-0 1-H 1B 2B		4	1	1	1	0	1	2									
Boog Powell, L OBP: 0.244, SLG: 0.351 (1, 7)	0-3 K			1-0 G6-4-3 HBP				0-0 1B CS		1	0	0	0	0	1	0									
Russ Snyder, L OBP: 0.273, SLG: 0.200 (4, PR) (4, 9)	K			0-0 G6-4-3 1-2				0-0 1B 2-H		2	0	2	1	0	0	0									
Brooks Robinson, R OBP: 0.293, SLG: 0.456 (1, 5)		0-0 HR		0-0 G6-4-3 1-2				0-0 5-3		4	1	2	1	0	0	2									
John Orsino, R OBP: 0.346, SLG: 0.515 (1, 2)		0-0 F9			4-0 1B BB			0-0 G5-4-3		3	1	0	0	1	0	1									
Jackie Brandt, R OBP: 0.290, SLG: 0.600 (1, 9) (4, 7)	0-3 K				0-3 K			0-0 6-3		4	0	1	0	0	2	1									
Bob Johnson, R OBP: 0.111, SLG: 0.111 (1, 3)	0-3 K				0-0 F7			0-0 F9		3	0	0	0	0	1	1									
Jerry Adair, R OBP: 0.310, SLG: 0.323 (1, 4)			0-3 K		0-0 1B 1B			0-0 FC6-4 1B		4	1	2	0	0	1	1									
Robin Roberts, S OBP: 0.250, SLG: 0.375 (1, 1)			0-0 F8		0-0 1B 1B			0-0 FC6-4		4	0	1	1	0	1	2									
Inning Stats	R: 0 H: 0 E: 0 K: 2 S: 7	H: 0 LOB: 0 BB: 0 P: 7	R: 1 H: 1 E: 0 K: 2 S: 8	H: 1 LOB: 0 BB: 0 P: 8	R: 0 H: 0 E: 0 K: 1 S: 5	H: 0 LOB: 0 BB: 0 P: 5	R: 0 H: 0 E: 0 K: 0 S: 2	H: 0 LOB: 1 BB: 0 P: 3	R: 2 H: 3 E: 0 K: 1 S: 8	H: 3 LOB: 2 BB: 1 P: 12	R: 0 H: 2 E: 0 K: 0 S: 3	H: 2 LOB: 0 BB: 0 P: 3	R: 0 H: 1 E: 0 K: 0 S: 4	H: 1 LOB: 1 BB: 0 P: 4	R: 2 H: 3 E: 0 K: 0 S: 5	H: 3 LOB: 0 BB: 0 P: 5	R: 0 H: 1 E: 0 K: 1 S: 6	H: 1 LOB: 1 BB: 0 P: 6	1B: 9 2B: 1 3B: 0 HR: 1	SF: 0 SAC: 1 DP: 2 HBP: 1	WP: 0 PB: 0 SB: 0 CS: 1	PA: 36			
PITCHER	IP	WLS	BF	H	R	ER	SO	BB	IBB	HBP	BLK	WP	HR	S	P	ERA	WHIP								
Jim Kaat, L ERA: 2.11 (1, 1)	7.0	L	30	10	5	5	6	1	0	1	0	0	1	40	45	6.43	1.571								
Al Worthington, R ERA: 5.14 (8, 1)	1.0		2	0	0	0	0	0	0	0	0	0	0	2	2	0.00	0.000								
Jerry Fosnow, L ERA: 4.61 (9, 1)	1.0		4	1	0	0	1	0	0	0	0	0	0	6	6	0.00	1.000								

Baltimore Orioles @ Minnesota Twins
Metropolitan Stadium, Bloomington, MI
Thu May 06 1965, 4:33 AM EDT
Att. 5,556 - Unknown - 77 F

AB 33
R 5
H 11
RBI 5
BB 1
SO 7
LOB 10



Batter	1	2	3	4	5	6	7	8	9	AB	R	H	RBI	BB	SO	LOB	BOTTOM								
Zoilo Versalles, R OBP: 0.338, SLG: 0.526 (1, 6)	4-0 S BB		0-0 6-3			0-0 1-3		0-0 FC6-4		3	0	0	0	1	0	2									
Rich Rollins, R OBP: 0.289, SLG: 0.286 (1, 5)	0-3 K			0-0 5-3		0-0 6-3		0-0 F8		4	0	0	0	0	1	1									
Tony Oliva, L OBP: 0.237, SLG: 0.466 (1, 9)	0-3 K			0-0 F6			0-0 G5-4-3 1B	0-0 4-3		4	0	1	0	0	1	1									
Harmon Killebrew, R OBP: 0.421, SLG: 0.452 (1, 3)	0-0 F2			0-0 HR		0-0 G5-4-3		0-0 F2		4	1	1	1	0	0	2									
Jimmie Hall, L OBP: 0.319, SLG: 0.484 (1, 8)		0-0 3-1		0-0 F6		0-0 B3				3	0	0	0	0	0	0									
Bob Allison, R OBP: 0.375, SLG: 0.493 (1, 7)		0-0 4-3			0-0 G3			0-0 1B 1B		3	0	1	0	0	0	0									
Earl Batley, R OBP: 0.358, SLG: 0.370 (1, 2)		0-0 1-6-3			0-0 L7			0-0 F7		3	0	0	0	0	0	1									
Jerry Kindall, R OBP: 0.276, SLG: 0.250 (1, 4)			0-0 6-3		0-0 F8			0-0 FC6-4 1B		2	0	0	0	0	0	0									
Sandy Valdespino, L OBP: 0.500, SLG: 0.500 (8, PH)								0-0 1-2		1	0	1	0	0	0	0									
Frank Kostro, R (9, 4)								0-0 1B		0	0	0	0	0	0	0									
Jim Kaat, L OBP: 0.200, SLG: 0.200 (1, 1)			0-0 4-3			0-0 1-3				2	0	0	0	0	0	0									
Al Worthington, R (8, 1)								0-3 K		0	0	0	0	0	0	0									
Don Mincher, L OBP: 0.250, SLG: 0.375 (8, PH)								0-0 1-2		1	0	0	0	0	1	2									
Jerry Fosnow, R (9, 1)								0-0 K		0	0	0	0	0	0	0									
Inning Stats	R: 0 H: 0 E: 0 K: 2 S: 7	H: 0 LOB: 1 BB: 1 P: 11	R: 0 H: 0 E: 0 K: 0 S: 3	H: 0 LOB: 0 BB: 0 P: 3	R: 0 H: 0 E: 0 K: 0 S: 3	H: 0 LOB: 0 BB: 0 P: 3	R: 1 H: 1 E: 0 K: 0 S: 4	H: 1 LOB: 0 BB: 0 P: 4	R: 0 H: 0 E: 0 K: 0 S: 3	H: 0 LOB: 0 BB: 0 P: 3	R: 0 H: 1 E: 0 K: 0 S: 3	H: 1 LOB: 0 BB: 0 P: 3	R: 0 H: 2 E: 0 K: 1 S: 7	H: 2 LOB: 2 BB: 0 P: 7	R: 0 H: 0 E: 0 K: 0 S: 3	H: 0 LOB: 0 BB: 0 P: 3	1B: 3 2B: 0 3B: 0 HR: 1	SF: 0 SAC: 0 DP: 1 HBP: 0	WP: 0 PB: 0 SB: 1 CS: 0	PA: 31					
PITCHER	IP	WLS	BF	H	R	ER	SO	BB	IBB	HBP	BLK	WP	HR	S	P	ERA	WHIP								
Robin Roberts, R ERA: 2.37 (1, 1)	9.0	W	31	4	1	1	3	1	0	0	0	0	1	36	40	1.00	0.556								

Baltimore Orioles @ Minnesota Twins
Metropolitan Stadium, Bloomington, MI
Thu May 06 1965, 4:33 AM EDT
Att. 5,556 - Unknown - 77 F


AB 30
R 1
H 4
RBI 1
BB 1
SO 3
LOB 9



Batter	1	2	3	4	5	6	7	8	9	10	11	12	13	14	15	AB	R	H	RBI	BB	SO	LOB	TOP				
Don Wert, R OBP: 0.350, SLG: 0.328 (1, 9)	1-3	F7			F7		SH5-4 BB		CS 1B		F3			K		6	0	1	0	1	1	2					
Jerry Lumpe, L OBP: 0.338, SLG: 0.348 (1, 4)	4-3		F9				SH5-4		3-1		6-3			F7		6	0	1	0	0	0	2					
Don Demeter, R OBP: 0.288, SLG: 0.308 Norm Cash, L OBP: 0.324, SLG: 0.298 (1, 3) (9, 3)	6-3		F6		F9			F4	F3			F8		4-3		5	0	0	0	0	0	2					
Al Kaline, R OBP: 0.429, SLG: 0.500 (1, 9)		L5-3	L3		L6					L7		L8				6	1	1	1	1	0	1					
Willie Horton, R OBP: 0.333, SLG: 0.621 (1, 7)	F9			6-3	FC6			F9		F7		K				7	0	0	0	0	1	4					
Bill Freehan, R OBP: 0.225, SLG: 0.237 (1, 2)		1B 2B BB		F8		F9		E4 SH1-4			FC5-4 BB			FC3-6 1B		5	1	1	0	2	0	0					
George Thomas, R OBP: 0.353, SLG: 0.533 (1, 8)						6-3		SH1-4		FC5-4			FC3-6		6	1	2	0	0	1	2						
Dick McAuliffe, L OBP: 0.450, SLG: 0.531 (1, 6)									F6		4-3			K		5	1	2	1	1	1	2					
Hank Aguirre, R OBP: 0.270, SLG: 0.111 George Strickland, R OBP: 0.180, SLG: 0.184 Ed Rakow, S OBP: 0.180, SLG: 0.184 (8, PH) (8, PH) (8, PH)																2	0	1	2	0	0	2					
Jim Northrup, R OBP: 0.150, SLG: 0.154 Larry Sherry, R OBP: 0.150, SLG: 0.154 Jake Wood, L OBP: 0.150, SLG: 0.154 Fred Gladding, L OBP: 0.150, SLG: 0.154 (11, PH) (11, PH) (11, PH)																1	0	0	0	0	0	1					
Terry Fox, R OBP: 0.150, SLG: 0.154 (11, PH)																1	0	0	0	0	0	1					
Inning Stats	R: 0 E: 0 K: 0 S: 3	H: 0 LOB: 0 BB: 0 P: 3	R: 3 E: 0 K: 0 S: 8	H: 3 LOB: 1 BB: 1 P: 10	R: 0 E: 0 K: 0 S: 3	H: 0 LOB: 0 BB: 0 P: 3	R: 0 E: 0 K: 0 S: 4	H: 1 LOB: 2 BB: 1 P: 8	R: 0 E: 1 K: 0 S: 5	H: 1 LOB: 2 BB: 0 P: 5	R: 0 E: 0 K: 0 S: 4	H: 0 LOB: 1 BB: 0 P: 4	R: 0 E: 0 K: 1 S: 5	H: 0 LOB: 0 BB: 0 P: 5	R: 0 E: 0 K: 2 S: 8	H: 1 LOB: 1 BB: 0 P: 8	R: 0 E: 0 K: 1 S: 5	H: 0 LOB: 0 BB: 0 P: 5	R: 0 E: 0 K: 1 S: 6	H: 1 LOB: 0 BB: 0 P: 6	R: 1 E: 0 K: 1 S: 6	H: 1 LOB: 0 BB: 0 P: 6	1B: 6 2B: 2 3B: 1 HR: 1	SF: 0 SAC: 2 DP: 0 HBP: 0	WP: 0 PB: 0 SB: 1 CS: 1	PA: 61	
PITCHER	IP: 9.0 WLS: 3.58 BF: 39 H: 7 R: 3 ER: 3 SO: 0 BB: 4 IBB: 0 HBP: 0 BLK: 0 WP: 0 HR: 0 S: 35 P: 51 ERA: 3.00 WHIP: 1.222																										
Dave McNally, L ERA: 3.58 (1, 1)	Stu Miller, R ERA: 4.5 (10, 1)	Dick Hall, R ERA: 2.45 (13, 1)																									

Detroit Tigers @ Baltimore Orioles
Memorial Stadium, Baltimore, MD
Sat May 08 1965, 3:33 AM EDT
Att: 3,683 - Unknown


AB 54
R 4
H 10
RBI 4
BB 5
SO 5
LOB 20



Batter	1	2	3	4	5	6	7	8	9	10	11	12	13	14	15	AB	R	H	RBI	BB	SO	LOB	BOTTOM						
Paul Blair, R OBP: 0.265, SLG: 0.346 (8, PH)	F8	G5-3			F4		WP SH3-4 1B		C6-3 IBB			E1 1B				4	0	1	0	0	0	3							
Curt Blefary, L OBP: 0.346, SLG: 0.702 (8, PH)														SH1-4 BB		0	0	0	0	1	0	0							
Stu Miller, R OBP: 0.346, SLG: 0.702 (10, 1)																0	0	0	0	0	0	0							
Charlie Lau, L OBP: 0.400, SLG: 1.000 Dick Hall, R OBP: 1.000, SLG: 2.000 (12, PH) (13, 1)																1	0	0	0	0	0	0							
Luis Aparicio, R OBP: 0.303, SLG: 0.446 (1, 6)			K		F8		SH3-4 1B		G6-3			G6-3		SH1-4 BB		5	0	2	0	0	1	2							
Bob Johnson, R OBP: 0.290, SLG: 0.600 Norm Siebern, L OBP: 0.297, SLG: 0.359 (1, 3) (7, PH)	L9									4-3				IBB		3	1	2	1	0	0	1							
Brooks Robinson, R OBP: 0.315, SLG: 0.452 (1, 5)	CS													IBB		2	0	0	0	2	1	1							
John Orsino, R OBP: 0.341, SLG: 0.486 (1, 2)														IBB		5	1	2	0	1	0	3							
Jackie Brandt, R OBP: 0.289, SLG: 0.528 (1, 9) (10, 8)		E6 BB 1B								4-3				IBB		6	1	1	0	0	2	5							
Boog Powell, L OBP: 0.236, SLG: 0.337 (1, 7)																6	0	1	1	0	1	1							
Jerry Adair, R OBP: 0.308, SLG: 0.300 (1, 4)																5	0	0	0	2	1	2							
Dave McNally, R OBP: 0.231, SLG: 0.167 (1, 1) (10, 9)																2	0	0	0	1	1	0							
Russ Snyder, L OBP: 0.231, SLG: 0.167 (8, PH)																2	0	0	0	0	0	1							
Inning Stats	R: 0 E: 0 K: 0 S: 3	H: 1 LOB: 0 BB: 0 P: 3	R: 2 E: 1 K: 3 S: 5	H: 3 LOB: 2 BB: 2 P: 13	R: 0 E: 0 K: 3 S: 11	H: 2 LOB: 2 BB: 0 P: 11	R: 0 E: 0 K: 0 S: 3	H: 0 LOB: 0 BB: 0 P: 3	R: 1 E: 0 K: 1 S: 6	H: 1 LOB: 2 BB: 0 P: 8	R: 0 E: 0 K: 1 S: 5	H: 0 LOB: 0 BB: 0 P: 5	R: 0 E: 0 K: 1 S: 6	H: 1 LOB: 1 BB: 0 P: 6	R: 0 E: 0 K: 1 S: 5	H: 0 LOB: 0 BB: 0 P: 5	R: 0 E: 0 K: 1 S: 6	H: 0 LOB: 0 BB: 0 P: 6	R: 0 E: 0 K: 1 S: 5	H: 0 LOB: 0 BB: 0 P: 5	R: 0 E: 0 K: 1 S: 6	H: 0 LOB: 0 BB: 0 P: 6	1B: 9 2B: 0 3B: 0 HR: 1	SF: 1 SAC: 3 DP: 3 HBP: 2	WP: 0 PB: 0 SB: 1 CS: 1	PA: 63			
PITCHER	IP: 5.0 WLS: 2.3 BF: 24 H: 7 R: 3 ER: 3 SO: 4 BB: 2 IBB: 0 HBP: 2 BLK: 0 WP: 0 HR: 1 S: 28 P: 38 ERA: 5.40 WHIP: 1.800																												
Hank Aguirre, L ERA: 2.3 (6, 1)	Ed Rakow, R ERA: 8.1 (8, 1)	Larry Sherry, R ERA: 0.47 (11, 1)	Fred Gladding, R ERA: 1.08 (12, 1)	Terry Fox, R ERA: 1.35 (12, 1)																									

Detroit Tigers @ Baltimore Orioles
Memorial Stadium, Baltimore, MD
Sat May 08 1965, 3:33 AM EDT
Att: 3,683 - Unknown

AB 47
R 3
H 10
RBI 2
BB 9
SO 9
LOB 26



Batter	1	2	3	4	5	6	7	8	9	AB	R	H	RBI	BB	SO	LOB	TOP			
Dick McAuliffe, L (1,6)										4	1	2	0	0	1	1	Detroit Tigers @ Baltimore Orioles Memorial Stadium, Baltimore, MD Sun May 09 1965, 3:33 AM EDT Unknown			
Jerry Lumpe, L (1,4)										4	0	0	0	0	0	3				
Norm Cash, L (1,3)										2	0	0	1	1	0	0				
Al Kaline, R (1,9)										3	0	1	0	1	1	2				
Jim Northrup, L (1,8)										4	0	0	0	0	0	6				
Willie Horton, R (1,7)										4	0	0	0	0	1	0				
Bill Freehan, R (1,2)										4	0	0	0	0	1	0				
Don Wert, R (1,5)										3	0	2	0	0	0	0				
Phil Regan, R (1,1)										1	0	1	0	0	0	0				
Ed Rakow, S (3,1)										1	0	0	0	0	0	1				
Julio Navarro, R (4,1)										0	0	0	0	0	0	0				
Bill Roman, L (7,PH)										1	0	0	0	0	0	1				
Fred Gladding, L (7,1)										0	0	0	0	0	0	0				
Inning Stats	R: 0 E: 0 K: 0 S: 4	H: 1 LOB: 2 BB: 0 P: 5	R: 0 E: 0 K: 1 S: 5	H: 0 LOB: 0 BB: 0 P: 5	R: 0 E: 0 K: 1 S: 6	H: 1 LOB: 3 BB: 2 P: 14	R: 0 E: 0 K: 1 S: 6	H: 1 LOB: 1 BB: 0 P: 6	R: 0 E: 0 K: 0 S: 3	H: 1 LOB: 0 BB: 0 P: 3	R: 0 E: 0 K: 0 S: 3	H: 1 LOB: 0 BB: 0 P: 3	R: 1 E: 0 K: 1 S: 6	H: 1 LOB: 0 BB: 0 P: 6	R: 0 E: 0 K: 0 S: 3	H: 0 LOB: 0 BB: 0 P: 3	1B: 4 2B: 3 3B: 0 HR: 0	SF: 0 SAC: 0 DP: 2 HBP: 1	WP: 0 PB: 0 SB: 0 CS: 0	PA: 34
PITCHER	IP: 9.0 WLS: W BF: 34 ERA: 1.54	H: 6 R: 1 ER: 1 SO: 4	BB: 2 IBB: 0 HBP: 1 BLK: 0	WP: 0 HR: 0 S: 39 P: 48	ERA: 1.00 WHIP: 0.889	PITCHER										IP: 9.0 WLS: W BF: 34 ERA: 1.54	H: 6 R: 1 ER: 1 SO: 4	BB: 2 IBB: 0 HBP: 1 BLK: 0	WP: 0 HR: 0 S: 39 P: 48	ERA: 1.00 WHIP: 0.889

Batter	1	2	3	4	5	6	7	8	9	AB	R	H	RBI	BB	SO	LOB	BOTTOM			
Paul Blair, R (1,8)										4	2	2	1	1	0	2	Detroit Tigers @ Baltimore Orioles Memorial Stadium, Baltimore, MD Sun May 09 1965, 3:33 AM EDT Unknown			
Luis Aparicio, R (1,6)										3	1	0	0	1	1	4				
Boog Powell, L (1,7)										3	1	1	3	0	0	0				
Jackie Brandt, R (9,7)										0	0	0	0	0	0	0				
Brooks Robinson, R (1,5)										2	0	1	0	1	0	0				
Bob Johnson, R (4,PR) (5,5)										2	0	1	0	0	0	0				
Curt Blefary, L (1,9)										3	0	0	0	2	1	3				
Russ Snyder, L (8,PR) (9,9)										0	1	0	0	0	0	0				
Norm Siebern, L (1,3)										4	1	3	1	1	0	3				
Charlie Lau, L (1,2)										5	1	3	2	0	1	4				
Jerry Adair, R (1,4)										3	0	1	0	2	0	3				
Mitt Pappas, R (1,1)										3	0	1	0	0	1	3				
Inning Stats	R: 1 E: 1 K: 0 S: 4	H: 1 LOB: 2 BB: 2 P: 12	R: 1 E: 0 K: 0 S: 5	H: 3 LOB: 1 BB: 0 P: 5	R: 2 E: 0 K: 2 S: 11	H: 4 LOB: 2 BB: 0 P: 11	R: 2 E: 0 K: 1 S: 7	H: 2 LOB: 2 BB: 2 P: 15	R: 0 E: 0 K: 1 S: 5	H: 0 LOB: 1 BB: 1 P: 9	R: 0 E: 0 K: 0 S: 4	H: 1 LOB: 1 BB: 1 P: 8	R: 0 E: 0 K: 0 S: 3	H: 0 LOB: 1 BB: 1 P: 7	R: 1 E: 0 K: 0 S: 5	H: 2 LOB: 2 BB: 1 P: 9	1B: 8 2B: 3 3B: 1 HR: 1	SF: 2 SAC: 2 DP: 2 HBP: 0	WP: 0 PB: 0 SB: 1 CS: 0	PA: 44
PITCHER	IP: 2.2 WLS: L BF: 16 ERA: 4.18	H: 7 R: 4 ER: 2 SO: 1	BB: 2 IBB: 0 HBP: 0 BLK: 0	WP: 0 HR: 0 S: 16 P: 24	ERA: 13.50 WHIP: 3.375	PITCHER										IP: 2.2 WLS: L BF: 16 ERA: 4.18	H: 7 R: 4 ER: 2 SO: 1	BB: 2 IBB: 0 HBP: 0 BLK: 0	WP: 0 HR: 0 S: 16 P: 24	ERA: 13.50 WHIP: 3.375
Phil Regan, R (1,1)	1.0	8	3	2	2	1	2	0	0	0	0	8	16	18.00	5.000					
Ed Rakow, R (3,1)	1.0	8	3	2	2	1	2	0	0	0	0	8	16	18.00	5.000					
Julio Navarro, R (4,1)	2.1	10	1	0	0	2	2	0	0	0	0	12	20	0.00	1.286					
Fred Gladding, R (7,1)	2.0	10	2	1	1	0	2	0	0	0	0	8	16	4.50	2.000					

AB	31
R	1
H	6
RBI	1
BB	2
SO	4
LOB	14



Batter	1	2	3	4	5	6	7	8	9	10	11	12	AB	R	H	RBI	BB	SO	LOB	TOP		
Dick McAuliffe, L OBP: 0.422, SLG: 0.514 (1.6)	K		F9		L4		G3			1-3		K	6	0	0	0	0	2	2			
Jerry Lumpe, L OBP: 0.322, SLG: 0.321 (1.4)	1B			4-3	K				4-3		K		5	0	1	0	1	2	0			
Norm Cash, L OBP: 0.338, SLG: 0.286 (1.3)	F7					F5		L3					4	1	1	0	1	0	1			
Jake Wood, R OBP: 0.667, SLG: 1.000 (11, PR)				HR									0	0	0	0	0	0	0			
Don Demeter, R OBP: 0.288, SLG: 0.308 (11, 3B)				1B									0	0	0	0	0	0	0			
Gates Brown, L OBP: 0.290, SLG: 0.490 (12, PH)													1	0	0	0	0	1	3			
Fred Gladding, L (12, 1)													0	0	0	0	0	0	0			
Al Kaline, R OBP: 0.441, SLG: 0.533 (1.9)	K			HR				K					4	2	2	2	1	2	1			
Willie Horton, R OBP: 0.308, SLG: 0.605 (1.7)		F9											5	1	2	2	0	2	2			
Jim Northrup, L OBP: 0.189, SLG: 0.178 (1.8)		F7											5	0	1	0	0	1	2			
Bill Roman, L (12, 3)													0	0	0	0	0	0	0			
John Sullivan, L OBP: 0.286, SLG: 0.323 (12, PH)													4	0	0	0	0	1	2			
George Thomas, R OBP: 0.389, SLG: 0.625 (12, 8)	1-3			F6			F7						1	0	1	0	0	0	0			
Don Wert, R OBP: 0.341, SLG: 0.319 (1.5)			K		K								6	0	0	0	0	2	3			
Denny McLain, R OBP: 0.111, SLG: 0.111 (1.1)													3	0	0	0	0	1	0			
Larry Sherry, R OBP: 0.400, SLG: 0.750 (7, 1)			1-3										1	0	0	0	0	1	0			
Bill Freehan, R OBP: 0.222, SLG: 0.214 (12, 2)					K								0	0	0	0	1	0	0			
Inning Stats	R: 0 E: 0 K: 2 S: 8	H: 1 LOB: 1 BB: 0 P: 8	R: 0 E: 0 K: 3 S: 3	H: 0 LOB: 0 BB: 0 P: 3	R: 0 E: 0 K: 1 S: 5	H: 0 LOB: 0 BB: 0 P: 5	R: 2 E: 0 K: 1 S: 9	H: 4 LOB: 2 BB: 0 P: 9	R: 0 E: 0 K: 2 S: 7	H: 0 LOB: 0 BB: 0 P: 7	R: 0 E: 0 K: 0 S: 3	H: 0 LOB: 0 BB: 0 P: 3	R: 0 E: 0 K: 3 S: 9	H: 0 LOB: 0 BB: 0 P: 9	R: 0 E: 0 K: 2 S: 7	H: 0 LOB: 2 BB: 2 P: 15	R: 0 E: 0 K: 2 S: 8	H: 1 LOB: 3 BB: 2 P: 16	1B: 5 2B: 1 3B: 0 HR: 2	SF: 0 SAC: 0 DP: 0 HBP: 0	WP: 1 PB: 0 SB: 0 CS: 0	PA: 48
PITCHER	IP	WLS	BF	H	R	ER	SO	BB	IBB	HBP	BLK	WP	HR	S	P	ERA	WHIP					
Jim Palmer, R ERA: 3.78 (1.1)	28	7	0	0	0	7	2	0	0	0	0	0	2	40	40	0.00	0.500					
Stu Miller, R ERA: 3.5 (8, 1)	4	0	14	0	0	0	1	1	0	0	0	1	0	5	13	0.00	3.000					
Harvey Haddix, L ERA: 3.0 (12, 1)	0.2	5	1	0	0	1	1	0	0	0	0	0	0	3	3	0.00	0.000					
Dick Hall, R ERA: 2.38 (12, 1)	0.1	W	1	0	0	0	1	0	0	0	0	0	0	3	3	0.00	0.000					

Detroit Tigers @ Baltimore Orioles
Memorial Stadium, Baltimore, MD
Sun May 09 1965, 3:38 AM EDT
Att. 12,086 - Unknown

AB 44
R 4
H 8
RBI 4
BB 4
SO 15
LOB 16



Batter	1	2	3	4	5	6	7	8	9	10	11	12	AB	R	H	RBI	BB	SO	LOB	BOTTOM						
Paul Blair, R OBP: 0.290, SLG: 0.365 (1.8)	BB 1B BB		K		SH1-4		F7			5-3		1B HBP	3	1	0	0	1	1	1							
Luis Aparicio, R OBP: 0.303, SLG: 0.446 (1.6)	BB 1B 1-2		F7		F7					1-3		F8	6	0	2	1	0	0	3							
Norm Siebern, L OBP: 0.329, SLG: 0.392 (1.3)	K		F2		F7		2-H 3B						6	0	2	1	0	1	4							
Boog Powell, L OBP: 0.232, SLG: 0.356 (1.7)	G5-3 1-2 2-3 3-4				L9					K2-3		CS 1B	4	0	0	0	1	1	0							
Curt Blefary, L OBP: 0.371, SLG: 0.704 (7, PH)													4	1	2	2	1	0	0							
Russ Snyder, L OBP: 0.231, SLG: 0.167 (12, 9)	1-2 2-3 3-4			HR						F7			0	0	0	0	0	0	0							
John Orsino, R OBP: 0.322, SLG: 0.456 (1.2)	G5-3 2-3f				K		L9			K		1B	5	0	0	0	0	2	4							
Bob Johnson, R OBP: 0.316, SLG: 0.526 (1.5)		K								F2		L9	5	1	2	0	0	1	1							
Jerry Adair, R OBP: 0.318, SLG: 0.321 (1.4)		6-3			4-3							L6	5	1	1	1	0	0	1							
Jim Palmer, R OBP: 0.111, SLG: 0.111 (7, PH)													2	0	1	0	0	1	0							
Stu Miller, R ERA: 3.5 (8, 1)													1	0	0	0	0	1	1							
Harvey Haddix, L ERA: 3.0 (12, 1)													0	0	0	0	0	0	0							
Dick Hall, R ERA: 2.38 (12, 1)													0	0	0	0	0	0	0							
Brooks Robinson, R OBP: 0.330, SLG: 0.500 (12, PH)					SH1-4 1B							1B HBP	1	1	1	0	0	0	0							
Inning Stats	R: 1 E: 0 K: 1 S: 5	H: 1 LOB: 2 BB: 3 P: 17	R: 0 E: 0 K: 2 S: 7	H: 0 LOB: 0 BB: 0 P: 7	R: 0 E: 0 K: 1 S: 5	H: 0 LOB: 0 BB: 0 P: 5	R: 1 E: 0 K: 1 S: 7	H: 2 LOB: 1 BB: 0 P: 9	R: 0 E: 0 K: 0 S: 3	H: 0 LOB: 0 BB: 0 P: 3	R: 2 E: 0 K: 1 S: 8	H: 3 LOB: 1 BB: 0 P: 8	R: 0 E: 0 K: 2 S: 7	H: 0 LOB: 0 BB: 0 P: 5	R: 0 E: 0 K: 0 S: 3	H: 0 LOB: 0 BB: 0 P: 3	R: 0 E: 0 K: 0 S: 4	H: 1 LOB: 0 BB: 0 P: 3	R: 0 E: 0 K: 0 S: 4	H: 1 LOB: 1 BB: 0 P: 4	R: 1 E: 0 K: 0 S: 4	H: 2 LOB: 2 BB: 0 P: 6	1B: 8 2B: 1 3B: 1 HR: 1	SF: 0 SAC: 1 DP: 1 HBP: 1	WP: 0 PB: 0 SB: 0 CS: 1	PA: 49
PITCHER	IP	WLS	BF	H	R	ER	SO	BB	IBB	HBP	BLK	WP	HR	S	P	ERA	WHIP									
Denny McLain, R ERA: 3.9 (1.1)	6.2	29	7	4	4	6	3	0	0	0	0	0	1	38	50	5.40	1.500									
Larry Sherry, R ERA: 0.39 (7, 1)	4.1	14	2	0	0	2	0	0	0	0	0	0	0	18	18	0.00	0.462									
Fred Gladding, R ERA: 2.45 (12, 1)	0.2	L	5	2	1	1	0	0	0	1	0	0	0	4	5	13.50	3.000									

Detroit Tigers @ Baltimore Orioles
Memorial Stadium, Baltimore, MD
Sun May 09 1965, 3:38 AM EDT
Att. 12,086 - Unknown

AB 43
R 5
H 11
RBI 5
BB 3
SO 8
LOB 15




Batter	1	2	3	4	5	6	7	8	9	AB	R	H	RBI	BB	SO	LOB	TOP					
Dick McAuliffe, L OBP: 0.421, SLG: 0.506 (1, 6)										5	1	2	1	0	1	1	Detroit Tigers @ Baltimore Orioles Memorial Stadium, Baltimore, MD Mon May 10 1965, 7:05 PM EDT Att: 7,616 - Unknown					
Jerry Lumpe, L OBP: 0.319, SLG: 0.309 (1, 4)										3	0	0	0	1	1							
Norm Cash, L OBP: 0.346, SLG: 0.288 (1, 3)										3	1	1	0	1	0	0						
Al Kaline, R OBP: 0.433, SLG: 0.557 (1, 9)										4	1	1	3	0	1	3						
Willie Horton, R OBP: 0.279, SLG: 0.548 (1, 7)										4	0	0	0	0	1	0						
Don Demeter, R OBP: 0.286, SLG: 0.304 (1, 8)										4	1	1	0	0	0	0						
Bill Freehan, R OBP: 0.224, SLG: 0.239 (1, 2)										4	0	1	0	0	1	0						
Don Wert, R OBP: 0.348, SLG: 0.329 (1, 5)										4	1	2	0	0	0	1						
Mickey Lolich, S Terry Fox, R (1, 1) (9, 1)										3	0	0	0	0	1	2						
Inning Stats	R: 3 E: 0 K: 1 S: 8	H: 3 LOB: 0 BB: 0 P: 8	R: 0 E: 0 K: 2 S: 7	H: 0 LOB: 0 BB: 0 P: 7	R: 0 E: 0 K: 0 S: 3	H: 0 LOB: 0 BB: 0 P: 3	R: 0 E: 0 K: 1 S: 5	H: 0 LOB: 0 BB: 0 P: 5	R: 1 E: 1 K: 0 S: 5	H: 2 LOB: 3 BB: 2 P: 13	R: 1 E: 1 K: 1 S: 7	H: 2 LOB: 1 BB: 0 P: 7	R: 0 E: 0 K: 0 S: 3	H: 0 LOB: 0 BB: 0 P: 3	R: 0 E: 0 K: 0 S: 3	H: 0 LOB: 0 BB: 0 P: 3		R: 0 E: 0 K: 1 S: 6	H: 1 LOB: 1 BB: 0 P: 6	1B: 6 2B: 1 3B: 0 HR: 1	SF: 0 SAC: 1 DP: 0 HBP: 0	WP: 0 PB: 0 SB: 1 CS: 0
PITCHER	IP WLS BF H R ER SO BB IBB HBP BLK WP HR S P ERA WHIP	IP WLS BF H R ER SO BB IBB HBP BLK WP HR S P ERA WHIP															IP WLS BF H R ER SO BB IBB HBP BLK WP HR S P ERA WHIP					
Robin Roberts, R ERA: 2.8 (1, 1)	7.0 L 30 7 5 4 5 2 0 0 0 0 1 38 46 5.14 1.286																					
Herman Starrette, R ERA: 1.0 (8, 1)	2.0 7 1 0 0 1 0 0 0 0 0 0 0 9 9 0.00 0.500																					

Batter	1	2	3	4	5	6	7	8	9	AB	R	H	RBI	BB	SO	LOB	BOTTOM					
Paul Blair, R OBP: 0.289, SLG: 0.360 Curt Blefary, L OBP: 0.361, SLG: 0.704 (1, 8) (9, FH)										4	1	1	0	0	0	2	Detroit Tigers @ Baltimore Orioles Memorial Stadium, Baltimore, MD Mon May 10 1965, 7:05 PM EDT Att: 7,616 - Unknown					
Luis Aparicio, R OBP: 0.327, SLG: 0.469 (1, 6)										4	1	3	0	1	0	2						
Bob Johnson, R OBP: 0.304, SLG: 0.455 Norm Siebern, L OBP: 0.326, SLG: 0.387 (1, 3) (9, FH)										3	0	0	0	1	1	4						
Sam Bowers, R OBP: 0.333, SLG: 0.375 Boog Powell, L OBP: 0.230, SLG: 0.352 (1, 9) (6, PR) (6, 7)										2	1	2	2	0	0	0						
John Orsino, R OBP: 0.319, SLG: 0.446 (1, 2)										4	0	1	1	0	2	3						
Jackie Brandt, R OBP: 0.286, SLG: 0.575 (1, 7) (6, 9)									4	1	1	1	0	0	0							
Davey Johnson, R OBP: 0.222, SLG: 0.222 (1, 5)										4	0	1	0	0	1	0						
Jerry Adair, R OBP: 0.326, SLG: 0.333 (1, 4)									3	0	1	0	1	0	1							
Robin Roberts, S OBP: 0.222, SLG: 0.333 Dick Brown, R OBP: 1.000, SLG: 1.000 Dick Hall, R OBP: 1.000, SLG: 2.000 Herman Starrette, R OBP: 0.231, SLG: 0.167 (1, 1) (7, PH) (7, PR) (8, 1) (9, PH)										2	0	0	0	0	0	2						
Inning Stats	R: 1 E: 0 K: 1 S: 6	H: 1 LOB: 1 BB: 1 P: 10	R: 0 E: 0 K: 1 S: 6	H: 1 LOB: 1 BB: 0 P: 6	R: 2 E: 0 K: 0 S: 5	H: 3 LOB: 1 BB: 0 P: 5	R: 1 E: 0 K: 0 S: 5	H: 2 LOB: 1 BB: 0 P: 5	R: 0 E: 0 K: 0 S: 6	H: 2 LOB: 2 BB: 0 P: 6	R: 0 E: 0 K: 0 S: 3	H: 0 LOB: 0 BB: 0 P: 3	R: 0 E: 0 K: 0 S: 4	H: 2 LOB: 2 BB: 1 P: 8	R: 0 E: 0 K: 1 S: 5	H: 0 LOB: 0 BB: 0 P: 5		R: 0 E: 0 K: 0 S: 3	H: 0 LOB: 2 BB: 2 P: 11	1B: 8 2B: 2 3B: 0 HR: 1	SF: 1 SAC: 1 DP: 2 HBP: 0	WP: 0 PB: 1 SB: 1 CS: 0
PITCHER	IP WLS BF H R ER SO BB IBB HBP BLK WP HR S P ERA WHIP	IP WLS BF H R ER SO BB IBB HBP BLK WP HR S P ERA WHIP															IP WLS BF H R ER SO BB IBB HBP BLK WP HR S P ERA WHIP					
Mickey Lolich, L ERA: 3.44 (1, 1)	8.0 W 35 11 4 4 4 3 0 0 0 0 1 40 52 4.50 1.750																					
Terry Fox, R ERA: 1.25 (9, 1)	1.0 S 4 0 0 0 0 1 0 0 0 0 0 3 7 0.00 1.000																					

Batter	1	2	3	4	5	6	7	8	9	10	11	AB	R	H	RBI	BB	SO	LOB	TOP					
Chuck Hinton, R OBP: 0.292, SLG: 0.295 Billy Moran, R (9, 4)	0-0 4-3 1B		0-0 5-3		0-0 F4		0-0 F4		0-0 5-3			5	0	1	0	0	0	1						
Larry Brown, R OBP: 0.263, SLG: 0.306 (1, 6)	0-0 F8		0-3 K		0-0 F7		0-0 SH5-3			0-0 6-3		4	0	0	0	0	1	1						
Leon Wagner, L OBP: 0.432, SLG: 0.584 (1, 7)	0-0 4-3			0-0 FC4-6 1B	0-0 F7		0-0 1-3			0-0 4-3		5	1	1	0	0	0	2						
Rocky Colavito, R OBP: 0.442, SLG: 0.567 Chico Salmon, R (10, PR) (10, 9)	0-0 6-3			0-0 F8		0-0 E G1-2-3 1B		0-0 F9		0-0 CS 1B		5	0	2	0	0	0	2						
Max Alvis, R OBP: 0.361, SLG: 0.479 (1, 5)		4-0 BB 1B		0-0 FC4-6 E 1B	0-0 F9		0-0 1B		0-0 1B	0-0 CS	0-0 F9	4	1	2	0	1	0	1						
Vic Davalillo, L OBP: 0.342, SLG: 0.386 (1, 8)	0-0 F8			0-0 E1 FC4-6 1B	0-0 1B		0-0 F8		0-0 F8		0-0 4-3	5	0	1	0	0	0	4						
Fred Whitfield, L OBP: 0.405, SLG: 0.775 (1, 3)	0-0 G6-4-3 1B			0-0 FC4-6 1B	0-0 E3		0-0 F3			0-0 F5		5	0	1	1	0	0	5						
Joe Azcue, R OBP: 0.326, SLG: 0.293 (1, 2)	0-0 G6-4-3			0-0 1B	0-0 G1-2-3			0-0 5-3				4	0	1	1	0	0	5						
Ralph Terry, R OBP: 0.231 Gary Bell, R (8, 1)			0-0 6-3		0-0 1-3				0-0 6-3			2	0	0	0	1	0	2						
Don McMahon, R (9, 1)												1	0	0	0	0	0	0						
Jack Kralick, L (10, 1)												0	0	0	0	0	0	0						
Dick Donovan, L (11, 1)												0	0	0	0	0	0	0						
Inning Stats	R: 0 E: 0 K: 0 S: 4	H: 1 LOB: 1 BB: 0 P: 4	R: 0 E: 0 K: 0 S: 3	H: 1 LOB: 1 BB: 1 P: 7	R: 0 E: 0 K: 1 S: 5	H: 0 LOB: 0 BB: 0 P: 5	R: 2 E: 1 K: 0 S: 7	H: 3 LOB: 2 BB: 0 P: 7	R: 0 E: 0 K: 0 S: 3	H: 2 LOB: 2 BB: 0 P: 5	R: 0 E: 1 K: 0 S: 5	H: 0 LOB: 1 BB: 0 P: 7	R: 0 E: 0 K: 0 S: 3	H: 1 LOB: 1 BB: 0 P: 4	R: 0 E: 0 K: 0 S: 3	H: 0 LOB: 0 BB: 0 P: 3	R: 0 E: 0 K: 0 S: 3	H: 1 LOB: 0 BB: 0 P: 3	R: 0 E: 0 K: 0 S: 3	H: 0 LOB: 0 BB: 0 P: 3	1B: 9 2B: 0 3B: 0 HR: 0	SF: 0 SAC: 1 DP: 2 HBP: 0	WP: 0 PB: 0 SB: 0 CS: 1	PA: 44
PITCHER	IP 6.0	WLS 26	BF 8	H 1	R 0	ER 0	SO 1	BB 1	IBB 0	HBP 0	BLK 0	WP 0	HR 0	S 27	P 31	ERA 0.00	WHIP 1.333							
Steve Barber, L ERA: 6.16 Wally Bunker, R ERA: 7.84 Don Larsen, R ERA: 6.59 Dick Hall, R ERA: 2.03	(1, 1)	(7, 1)	(9, 1)	(10, 1)																				

Cleveland Indians @ Baltimore Orioles
Memorial Stadium, Baltimore, MD
Tue May 11 1965, 7:05 PM EDT
Att: 6,502 - Unknown


AB 40
R 2
H 9
RBI 2
BB 2
SO 1
LOB 23



Batter	1	2	3	4	5	6	7	8	9	10	11	AB	R	H	RBI	BB	SO	LOB	BOTTOM					
Paul Blair, R OBP: 0.284, SLG: 0.344 (1, 8)	0-0 6-3			0-0 F8		0-0 F5		0-0 F4		4-0 BB		4	0	0	0	1	0	2						
Luis Aparicio, R OBP: 0.330, SLG: 0.465 (1, 6)	0-0 6-3			0-0 1B		0-0 F7		0-0 PB 2B 1B		0-3 K		5	1	2	0	0	1	2						
Curt Blefary, L OBP: 0.369, SLG: 0.678 (1, 9)	0-0 F8			0-0 F2		0-3 K		0-0 FC5-4 1H 2B		0-0 4-3		5	0	1	1	0	1	3						
Boog Powell, L OBP: 0.238, SLG: 0.347 (1, 7)		0-0 F8		0-0 F8		0-3 K		4-0 FC5-4 IBB		0-0 FC2-6 1B		4	0	1	0	1	1	1						
Charlie Lau, L OBP: 0.400, SLG: 0.600 Dick Brown, R OBP: 0.500, SLG: 0.500 (11, PH)		0-0 F9		0-0 F8		0-0 F8		0-0 1B 1B	0-0 FC5-4 BB	0-0 FC2-6 HBP 1B		4	1	1	0	0	0	2						
Norm Sieben, L OBP: 0.341, SLG: 0.385 (1, 3)		0-0 F5		0-0 4-3		0-0 F8		0-0 1B 1B	4-0 1B BB	1-0 1B HBP		3	0	1	0	1	0	0						
Davey Johnson, R OBP: 0.182, SLG: 0.182 Russ Snyder, L OBP: 0.266, SLG: 0.231 Don Larsen, R OBP: 0.250, SLG: 0.250 Sam Bowers, R OBP: 0.300, SLG: 0.333 Dick Hall, R OBP: 1.000, SLG: 1.500 Jerry Adair, R OBP: 0.323, SLG: 0.329 (1, 4)			0-0 F9		0-0 F9		0-0 F8		0-0 1B 1B	0-0 3-1		2	0	0	0	0	0	0						
Steve Barber, L ERA: 1.6 Jackie Brandt, R OBP: 0.279, SLG: 0.561 Wally Bunker, R OBP: 0.500, SLG: 0.250 Bob Johnson, R OBP: 0.280, SLG: 0.417 (8, PH) (7, 1) (8, PH)			0-3 K		0-0 5-3		0-0 F8		0-0 F8		0-0 BB 1B	1	0	0	0	0	0	0						
Inning Stats	R: 0 E: 0 K: 0 S: 3	H: 0 LOB: 0 BB: 0 P: 3	R: 0 E: 0 K: 0 S: 3	H: 0 LOB: 0 BB: 0 P: 3	R: 0 E: 0 K: 1 S: 5	H: 0 LOB: 0 BB: 0 P: 5	R: 0 E: 0 K: 0 S: 4	H: 1 LOB: 1 BB: 0 P: 4	R: 0 E: 0 K: 0 S: 3	H: 0 LOB: 0 BB: 0 P: 3	R: 0 E: 0 K: 2 S: 7	H: 0 LOB: 0 BB: 0 P: 7	R: 1 E: 0 K: 0 S: 6	H: 3 LOB: 2 BB: 0 P: 6	R: 1 E: 0 K: 0 S: 4	H: 2 LOB: 2 BB: 2 P: 12	R: 0 E: 0 K: 2 S: 8	H: 1 LOB: 2 BB: 1 P: 12	R: 1 E: 0 K: 0 S: 3	H: 2 LOB: 2 BB: 0 P: 4	1B: 8 2B: 1 3B: 0 HR: 0	SF: 0 SAC: 0 DP: 1 HBP: 1	WP: 0 PB: 1 SB: 0 CS: 0	PA: 43
PITCHER	IP 7.0	WLS 24	BF 3	H 3	R 1	ER 1	SO 3	BB 0	IBB 1	HBP 0	BLK 0	WP 0	HR 0	S 30	P 30	ERA 1.29	WHIP 0.429							
Ralph Terry, R ERA: 1.6 Gary Bell, R ERA: 2.5 Don McMahon, R ERA: 5.14 Jack Kralick, L ERA: 5.91 Dick Donovan, R ERA: 5.06	(1, 1)	(8, 1)	(9, 1)	(10, 1)	(11, 1)																			

Cleveland Indians @ Baltimore Orioles
Memorial Stadium, Baltimore, MD
Tue May 11 1965, 7:05 PM EDT
Att: 6,502 - Unknown

AB 39
R 3
H 9
RBI 3
BB 3
SO 5
LOB 18



Batter	1	2	3	4	5	6	7	8	9	AB	R	H	RBI	BB	SO	LOB	TOP			
Chuck Hinton, R OBP: 0.280, SLG: 0.280 (1, 4)	L7	K		F8			4-3			4	0	0	0	0	1	2	Cleveland Indians @ Baltimore Orioles Memorial Stadium, Baltimore, MD Wed May 12, 1965, 7:05 PM EDT Att: 5,348 - Unknown			
Lary Brown, R OBP: 0.281, SLG: 0.302 (1, 6)	1B SF7	F8			5-3		1-3			4	1	1	0	0	0	1				
Leon Wagner, L OBP: 0.335, SLG: 0.580 (1, 7)	SF7 1B		F7		1B			F8		4	1	2	0	0	0	0				
Rocky Colavito, R OBP: 0.433, SLG: 0.557 (1, 9)	SF7		1-3		G5-4-3 1B			F8		3	0	1	1	0	0	0				
Max Alvis, R OBP: 0.386, SLG: 0.466 (1, 5)	1B IBB				G5-4-3 1B			F8		2	0	0	0	1	0	2				
Vic Davallito, L OBP: 0.338, SLG: 0.378 (1, 8)	1-2 2-H 1B		4-3					5-3		4	0	1	1	0	0	1				
Fred Whitfield, L OBP: 0.400, SLG: 0.738 Dick Howser, R OBP: 0.333, SLG: 0.262 (9, PH)	K			G1-4-3 BB				F4		2	0	0	0	1	1	2				
Joe Azcue, R OBP: 0.298, SLG: 0.267 (1, 2)		F8		G1-4-3 1-2				6-3		4	0	0	0	0	1	1				
Luis Tiant, R (1, 1)								F8		0	0	0	0	0	0	0				
Lee Stange, R OBP: 1.300, SLG: 1.000 Billy Moran, R (7, PH) Don McMahon, R (7, 1)										0	0	0	0	2	0	0				
										1	0	0	0	0	0	0				
										0	0	0	0	0	0	0				
Inning Stats	R: 2 E: 0 K: 1 S: 8	H: 3 LOB: 2 BB: 1 P: 12	R: 0 E: 0 K: 1 S: 5	H: 0 LOB: 1 BB: 1 P: 9	R: 0 E: 0 K: 0 S: 3	H: 0 LOB: 1 BB: 2 P: 4	R: 0 E: 0 K: 0 S: 2	H: 0 LOB: 1 BB: 0 P: 10	R: 0 E: 0 K: 0 S: 4	H: 2 LOB: 1 BB: 0 P: 4	R: 0 E: 0 K: 1 S: 5	H: 0 LOB: 0 BB: 0 P: 5	R: 0 E: 0 K: 0 S: 3	H: 0 LOB: 0 BB: 0 P: 3	R: 0 E: 0 K: 0 S: 3	H: 0 LOB: 0 BB: 0 P: 3	1B: 5 2B: 0 3B: 0 HR: 0	SF: 1 SAC: 0 DP: 2 HBP: 1	WP: 0 PB: 0 SB: 0 CS: 0	PA: 35
PITCHER Dave McNally, L ERA: 3.24 (1, 1)	IP: 9.0 WLS: W BF: 35 H: 5 R: 2 ER: 2 SO: 3 BB: 3 IBB: 1 HBP: 1 BLK: 0 WP: 0 HR: 0 S: 36 P: 53 ERA: 2.00 WHIP: 0.889																			

Batter	1	2	3	4	5	6	7	8	9	AB	R	H	RBI	BB	SO	LOB	BOTTOM			
Paul Blair, R OBP: 0.283, SLG: 0.371 (1, 8)	HR	F8			F9			F3		4	1	1	1	0	0	0	Cleveland Indians @ Baltimore Orioles Memorial Stadium, Baltimore, MD Wed May 12, 1965, 7:05 PM EDT Att: 5,348 - Unknown			
Luis Aparicio, R OBP: 0.327, SLG: 0.457 (1, 6)	1B 1B	F9			F7			6-3		4	1	1	0	0	0	0				
Curt Blefary, L OBP: 0.361, SLG: 0.651 Russ Snyder, L OBP: 0.286, SLG: 0.231 (1, 9) (9, 9)	1B SF8 1B		K2-3		F8			K		4	1	1	0	0	2	0				
Boog Powell, L OBP: 0.241, SLG: 0.347 Jackie Brandt, R OBP: 0.279, SLG: 0.561 (1, 7) (9, 7)	1B SF9 1B		K			F5				3	1	1	1	0	1	0				
Charlie Lau, L OBP: 0.333, SLG: 0.529 (1, 2)	SF8		F3			F8				2	0	0	1	0	0	0				
Norm Siebern, L OBP: 0.340, SLG: 0.383 (1, 3)	3-H 1B				4-3			F3		3	0	1	0	0	0	0				
Davey Johnson, R OBP: 0.214, SLG: 0.167 (1, 5)	SF9							6-3		1	0	0	1	1	0	0				
Jerry Adair, R OBP: 0.313, SLG: 0.318 (1, 4)	K				K			3-1		3	0	0	0	0	2	2				
Dave McNally, R (1, 1)		K			1-3			F5		3	0	0	0	0	1	1				
										1B: 4 2B: 0 3B: 0 HR: 1	SF: 2 SAC: 0 DP: 0 HBP: 0	WP: 0 PB: 0 SB: 0 CS: 0	PA: 30							
Inning Stats	R: 4 E: 0 K: 1 S: 10	H: 5 LOB: 1 BB: 0 P: 10	R: 0 E: 0 K: 1 S: 5	H: 0 LOB: 0 BB: 0 P: 5	R: 0 E: 0 K: 2 S: 7	H: 0 LOB: 0 BB: 0 P: 7	R: 0 E: 0 K: 1 S: 5	H: 0 LOB: 1 BB: 1 P: 9	R: 0 E: 0 K: 0 S: 3	H: 0 LOB: 0 BB: 0 P: 3	R: 0 E: 0 K: 0 S: 3	H: 0 LOB: 0 BB: 0 P: 3	R: 0 E: 0 K: 0 S: 3	H: 0 LOB: 0 BB: 0 P: 3	R: 0 E: 0 K: 1 S: 5	H: 0 LOB: 0 BB: 0 P: 5	1B: 4 2B: 0 3B: 0 HR: 1	SF: 2 SAC: 0 DP: 0 HBP: 0	WP: 0 PB: 0 SB: 0 CS: 0	PA: 30
PITCHER Luis Tiant, R ERA: 4.66 (1, 1) Lee Stange, R ERA: 3.0 (1, 1) Don McMahon, R ERA: 4.82 (7, 1)	IP: 0.0 WLS: L BF: 20 H: 1 R: 0 ER: 0 SO: 5 BB: 1 IBB: 0 HBP: 0 BLK: 0 WP: 0 HR: 1 S: 4 P: 4 ERA: 0.00 WHIP: 0.333																			

Batter	1	2	3	4	5	6	7	8	9	AB	R	H	RBI	BB	SO	LOB	TOP								
Horace Clarke, S OBP: 0.200, SLG: 0.200 Clete Boyer, R OBP: 0.241, SLG: 0.299	F5		F9		F7		F8		FC5-6-2 E	4	0	0	0	0	0	0	New York Yankees @ Baltimore Orioles Memorial Stadium, Baltimore, MD Fri May 14 1965, 7:05 PM EDT Att: 24,211 - Unknown - 70 F								
Bobby Richardson, R OBP: 0.345, SLG: 0.370	2B		F4		B1-3		4-3		E9 HR	5	2	1	0	0	0	1									
Tom Tresh, S OBP: 0.355, SLG: 0.518	1B		L8		F9				F7 HR	5	2	2	3	0	0	0									
Mickey Mantle, S OBP: 0.448, SLG: 0.591 Ross Moschitto, R	F6			1B		K		F8	F9	4	1	1	0	0	1	1									
Joe Pepitone, L OBP: 0.276, SLG: 0.341				1B		E1 SF8		F2		4	1	2	1	0	0	0									
Ray Barker, L OBP: 0.360, SLG: 0.250	K			F8						3	1	1	0	0	1	3									
Tony Kubek, L OBP: 0.257, SLG: 0.277		1-3		FC5-4 1B		SF8			F4	3	0	1	2	0	0	1									
Doc Edwards, R OBP: 0.226, SLG: 0.208		L9		FC5-4 1B		F4			SH IBB	3	0	0	0	1	0	3									
Bill Stafford, R Al Downing, R Art Lopez, L Steve Hamilton, L	K			K			6-3		SH E	3	0	0	0	0	2	2									
Inning Stats	R: 2 E: 0 K: 1 S: 8	H: 3 LOB: 1 BB: 0 P: 8	R: 0 E: 0 K: 1 S: 5	H: 0 LOB: 0 BB: 0 P: 5	R: 0 E: 0 K: 0 S: 3	H: 0 LOB: 0 BB: 0 P: 3	R: 1 E: 0 K: 1 S: 8	H: 3 LOB: 2 BB: 0 P: 8	R: 0 E: 0 K: 0 S: 3	H: 0 LOB: 0 BB: 0 P: 3	R: 1 E: 1 K: 1 S: 7	H: 1 LOB: 1 BB: 0 P: 7	R: 0 E: 0 K: 0 S: 3	H: 0 LOB: 0 BB: 0 P: 3	R: 0 E: 0 K: 0 S: 3	H: 0 LOB: 0 BB: 0 P: 3		R: 5 E: 2 K: 0 S: 6	H: 1 LOB: 1 BB: 1 P: 11	1B: 5 2B: 2 3B: 0 HR: 1	SF: 1 SAC: 1 DP: 0 HBP: 1	WP: 0 PB: 0 SB: 1 CS: 0	PA: 40		
PITCHER	IP	WLS	BF	H	R	ER	SO	BB	IBB	HBP	BLK	WP	HR	S	P	ERA	WHIP								
Robin Roberts, R ERA: 2.94 Harvey Haddix, L ERA: 2.25	(1, 1) (8, 1)	7.0 2.0	L 11	29 1	7 5	4 0	3 0	4 0	0 1	0 1	0 0	0 1	0 9	37 14	37	3.86	1.000								

Batter	1	2	3	4	5	6	7	8	9	AB	R	H	RBI	BB	SO	LOB	BOTTOM								
Paul Blair, R OBP: 0.289, SLG: 0.381	4-3 2B		5-3		5-3			K		4	1	1	0	0	1	0	New York Yankees @ Baltimore Orioles Memorial Stadium, Baltimore, MD Fri May 14 1965, 7:05 PM EDT Att: 24,211 - Unknown - 70 F								
Luis Aparicio, R OBP: 0.339, SLG: 0.482	4-3					K		CS 1B		4	0	2	0	0	1	1									
Curt Blefary, L Jackie Brandt, R	2-3 FC4-6 2B		F9				3-1 HR 1B		K	3	1	2	1	0	0	1									
Boog Powell, L OBP: 0.252, SLG: 0.369	3-H FC4-6 BB		L4			3-1			F7	3	0	0	0	1	0	2									
Charlie Lau, L Dick Brown, R	FC4-6			6-3			2-H HR		6-3	3	1	1	2	0	0	2									
Norm Siebern, L Bob Johnson, R	F9				G5-4-3 1B		G3		F7	3	0	1	0	0	0	2									
Davey Johnson, R OBP: 0.286, SLG: 0.235			F3		G5-4-3 1B					2	0	0	0	1	0	1									
Jerry Adair, R OBP: 0.302, SLG: 0.305			F3		B2-6-4 1B		L9			3	0	1	0	0	0	1									
Robin Roberts, S John Orsino, R Harvey Haddix, L	K				B2-6-4 1B		K			2	0	0	0	0	1	1									
Inning Stats	R: 1 E: 0 K: 0 S: 5	H: 2 LOB: 2 BB: 1 P: 9	R: 0 E: 0 K: 1 S: 5	H: 0 LOB: 0 BB: 0 P: 5	R: 0 E: 0 K: 0 S: 4	H: 1 LOB: 1 BB: 0 P: 4	R: 0 E: 0 K: 0 S: 3	H: 1 LOB: 0 BB: 0 P: 3	R: 0 E: 0 K: 1 S: 7	H: 2 LOB: 0 BB: 0 P: 7	R: 0 E: 0 K: 1 S: 4	H: 0 LOB: 0 BB: 1 P: 8	R: 0 E: 0 K: 2 S: 7	H: 1 LOB: 1 BB: 0 P: 7	R: 0 E: 0 K: 0 S: 3	H: 0 LOB: 0 BB: 0 P: 3		1B: 4 2B: 4 3B: 0 HR: 1	SF: 0 SAC: 0 DP: 3 HBP: 0	WP: 0 PB: 0 SB: 0 CS: 1	PA: 33				
PITCHER	IP	WLS	BF	H	R	ER	SO	BB	IBB	HBP	BLK	WP	HR	S	P	ERA	WHIP								
Bill Stafford, R Al Downing, L Steve Hamilton, L	(1, 1) (8, 1) (9, 1)	7.1 0.2 1.0	W 1 S	29 0 3	8 0 0	3 0 0	3 0 0	4 1 0	0 0 0	0 0 0	0 0 0	0 0 0	0 0 3	35 3 3	43	3.68	1.364								

Batter	1	2	3	4	5	6	7	8	9	AB	R	H	RBI	BB	SO	LOB	TOP				
Phil Linz, R OBP: 0.308, SLG: 0.333 (1, 6)										4	0	2	1	1	0	0	New York Yankees @ Baltimore Orioles Memorial Stadium, Baltimore, MD Sat May 15 1965, 7:05 PM EDT Att: 32,338 - Unknown				
Bobby Richardson, R OBP: 0.331, SLG: 0.357 (1, 4)										4	0	0	1	0	0	3					
Tom Tresh, S OBP: 0.352, SLG: 0.504 (1, 8) (8, 7)										3	0	0	0	1	1	3					
Mickey Mantle, S OBP: 0.451, SLG: 0.623 Ross Moschitto, R (8, 8)										3	1	1	1	1	0	1					
Hector Lopez, R OBP: 0.250, SLG: 0.372 Ray Barker, L OBP: 0.360, SLG: 0.250 (1, 9) (8, 3)										4	0	0	0	0	0	1					
Joe Pepitone, L OBP: 0.294, SLG: 0.358 (1, 3) (8, 9)										4	0	3	0	0	0	1					
Clete Boyer, R OBP: 0.253, SLG: 0.300 (1, 5)										3	1	1	0	1	0	2					
Doc Edwards, R OBP: 0.228, SLG: 0.212 (1, 2)										4	0	1	0	0	1	3					
Mel Stottlemyre, R OBP: 0.125, SLG: 0.125 Horace Clarke, S OBP: 0.167, SLG: 0.167 Pedro Ramos, S Hal Reniff, R (1, 1) (7, PH) (7, 1) (9, 1)										2	1	1	0	0	0	0					
Inning Stats	R: 0 E: 0 K: 0 S: 2	H: 0 LOB: 1 BB: 2 P: 10	R: 0 E: 0 K: 0 S: 3	H: 1 LOB: 0 BB: 0 P: 3	R: 1 E: 0 K: 0 S: 5	H: 2 LOB: 1 BB: 0 P: 5	R: 0 E: 0 K: 0 S: 5	H: 2 LOB: 2 BB: 0 P: 5	R: 0 E: 0 K: 1 S: 5	H: 0 LOB: 1 BB: 1 P: 9	R: 1 E: 0 K: 0 S: 5	H: 2 LOB: 2 BB: 1 P: 9	R: 1 E: 0 K: 1 S: 7	H: 2 LOB: 1 BB: 0 P: 7	R: 0 E: 0 K: 0 S: 3	H: 0 LOB: 0 BB: 0 P: 3		1B: 6 2B: 2 3B: 0 HR: 1	SF: 1 SAC: 0 DP: 2 HBP: 0	WP: 0 PB: 0 SB: 0 CS: 0	PA: 38
PITCHER	IP WLS BF H R ER SO BB IBB HBP BLK WP HR S P ERA WHIP	6.1 L 28 7 2 2 1 4 0 0 0 0 0 26 42 2.84 1.737	2.2 L 10 2 1 1 1 0 0 0 0 0 0 1 12 12 3.38 0.750																		

Batter	1	2	3	4	5	6	7	8	9	AB	R	H	RBI	BB	SO	LOB	BOTTOM						
Paul Blair, R OBP: 0.297, SLG: 0.374 Sam Bowers, R OBP: 0.273, SLG: 0.300 (1, 8) (9, PH)										2	0	0	0	2	1	0	New York Yankees @ Baltimore Orioles Memorial Stadium, Baltimore, MD Sat May 15 1965, 7:05 PM EDT Att: 32,338 - Unknown						
Luis Aparicio, R OBP: 0.328, SLG: 0.466 (1, 6)										4	0	0	0	0	2	2							
Curt Blefary, L OBP: 0.358, SLG: 0.620 (1, 9)										4	0	0	0	0	1	1							
Boog Powell, L OBP: 0.277, SLG: 0.425 (1, 7)										3	2	3	1	1	0	0							
Charlie Lau, L OBP: 0.333, SLG: 0.609 (1, 2)										3	0	1	0	0	0	2							
Norm Siebern, L OBP: 0.330, SLG: 0.389 (1, 3)										4	0	1	1	0	0	2							
Davey Johnson, R OBP: 0.280, SLG: 0.238 (1, 5)										4	0	1	0	0	0	2							
Jerry Adair, R OBP: 0.300, SLG: 0.303 (1, 4)										4	0	1	0	0	1	3							
Steve Barber, L OBP: 0.125, SLG: 0.125 Dick Hall, R OBP: 0.750, SLG: 1.000 Russ Snyder, L OBP: 0.333, SLG: 0.231 (1, 1) (7, 1) (9, PH)										2	0	0	0	0	0	2							
Inning Stats	R: 0 E: 0 K: 1 S: 4	H: 0 LOB: 0 BB: 1 P: 8	R: 1 E: 0 K: 1 S: 7	H: 2 LOB: 1 BB: 0 P: 7	R: 0 E: 0 K: 1 S: 5	H: 0 LOB: 1 BB: 1 P: 9	R: 1 E: 0 K: 0 S: 6	H: 3 LOB: 2 BB: 0 P: 6	R: 0 E: 0 K: 1 S: 5	H: 0 LOB: 0 BB: 0 P: 5	R: 0 E: 0 K: 0 S: 4	H: 1 LOB: 1 BB: 0 P: 4	R: 0 E: 0 K: 0 S: 3	H: 0 LOB: 0 BB: 0 P: 3	R: 0 E: 0 K: 1 S: 5	H: 0 LOB: 1 BB: 1 P: 9		R: 0 E: 0 K: 0 S: 4	H: 1 LOB: 2 BB: 1 P: 8	1B: 4 2B: 1 3B: 1 HR: 1	SF: 0 SAC: 1 DP: 0 HBP: 0	WP: 1 PB: 0 SB: 0 CS: 0	PA: 37
PITCHER	IP WLS BF H R ER SO BB IBB HBP BLK WP HR S P ERA WHIP	6.0 W 25 6 2 2 4 2 0 0 0 0 0 31 39 3.00 1.333	2.2 W 11 1 0 0 1 2 0 0 0 0 0 0 11 19 0.00 1.125																				

Batter	1	2	3	4	5	6	7	8	9	AB	R	H	RBI	BB	SO	LOB	TOP										
Phil Linz, R OBP: 0.302, SLG: 0.306	K2-3		1B	1-3		4-3			K	3	1	0	0	1	1	4	New York Yankees @ Baltimore Orioles Memorial Stadium, Baltimore, MD Sun May 16 1965, 3:33 AM EDT Att: 25,740 - Unknown - 80 F										
Pete Mikkelsen, R (6, 1)			1B							0	0	0	0	0	0												
Gil Blanco, L (8, 1)			1B							0	0	0	0	0	0												
Horace Clarke, S (9, PH)			1B							1	0	0	0	0	1												
Bobby Richardson, R OBP: 0.325, SLG: 0.350	1-3		1B			6-3			1-3	5	1	1	1	0	0												
Tom Tresh, S OBP: 0.354, SLG: 0.500	K		1B			4-3			K	5	1	2	1	0	2												
Mickey Mantle, S OBP: 0.442, SLG: 0.603		K				K			K	4	0	1	2	0	2												
Hector Lopez, R OBP: 0.235, SLG: 0.348										3	0	0	0	0	0												
Ray Barker, L (7, PH)	F3									1	0	0	0	0	1												
Joe Pepitone, L OBP: 0.302, SLG: 0.364										4	0	2	0	0	0												
Clete Boyer, R OBP: 0.253, SLG: 0.289										3	1	0	0	1	0												
Doc Edwards, R OBP: 0.246, SLG: 0.204										2	0	0	0	2	1												
Jim Bouton, R OBP: 0.263, SLG: 0.067										0	1	0	0	2	0												
Steve Hamilton, L (5, 1)										0	0	0	0	0	0												
Tony Kubek, L OBP: 0.270, SLG: 0.292										2	0	2	1	0	0												
Inning Stats	R: 0 E: 0 K: 2 S: 7	H: 0 LOB: 0 BB: 0 P: 7	R: 0 E: 0 K: 1 S: 6	H: 1 LOB: 1 BB: 0 P: 6	R: 4 E: 0 K: 0 S: 5	H: 3 LOB: 0 BB: 2 P: 13	R: 0 E: 0 K: 0 S: 3	H: 1 LOB: 2 BB: 2 P: 11	R: 0 E: 0 K: 1 S: 5	H: 0 LOB: 0 BB: 0 P: 5	R: 1 E: 0 K: 0 S: 4	H: 1 LOB: 1 BB: 2 P: 12	R: 0 E: 0 K: 1 S: 6	H: 1 LOB: 1 BB: 0 P: 6	R: 0 E: 1 K: 2 S: 8	H: 0 LOB: 0 BB: 0 P: 5	R: 0 E: 1 K: 2 S: 8	H: 1 LOB: 1 BB: 0 P: 8	1B: 8 2B: 0 3B: 0 HR: 0	SF: 0 SAC: 0 DP: 2 HBP: 0	WP: 1 PB: 0 SB: 0 CS: 0	PA: 39					
PITCHER	IP	WLS	BF	H	R	ER	SO	BB	IBB	HBP	BLK	WP	HR	S	P	ERA	WHIP										
Dave McNally, L ERA: 3.89	2.1		13	4	4	4	3	2	0	0	0	0	0	17	25	15.43	2.571										
Jim Palmer, R ERA: 3.54	3.2	W	15	2	1	1	1	4	0	0	0	1	0	13	29	2.46	1.636										
Don Larsen, R ERA: 6.14	1.0		4	1	0	0	1	0	0	0	0	0	0	6	6	0.00	1.000										
Stu Miller, R ERA: 2.86	2.0	S	7	1	0	0	3	0	0	0	0	0	0	13	13	0.00	0.500										

Batter	1	2	3	4	5	6	7	8	9	AB	R	H	RBI	BB	SO	LOB	BOTTOM										
Paul Blair, R OBP: 0.309, SLG: 0.373	4-3									3	2	1	0	2	0	0	New York Yankees @ Baltimore Orioles Memorial Stadium, Baltimore, MD Sun May 16 1965, 3:33 AM EDT Att: 25,740 - Unknown - 80 F										
Luis Aparicio, R OBP: 0.323, SLG: 0.479	F7		K							5	1	1	2	0	1												
Curt Blefary, L OBP: 0.360, SLG: 0.658										5	1	2	2	0	1												
Jackie Brandt, R OBP: 0.283, SLG: 0.535	HR									0	0	0	0	0	0												
Boog Powell, L OBP: 0.290, SLG: 0.422										3	0	1	0	2	1												
Norm Siebern, L OBP: 0.336, SLG: 0.419										3	1	1	1	1	0												
John Orsino, R OBP: 0.333, SLG: 0.471										3	0	2	0	1	0												
Bob Johnson, R OBP: 0.281, SLG: 0.367	F8									3	0	0	0	1	0												
Davey Johnson, R OBP: 0.276, SLG: 0.240										4	1	1	0	0	3												
Dave McNally, R (1, 1)										0	0	0	0	0	0												
Jim Palmer, R OBP: 0.300, SLG: 1.500										1	1	1	2	0	0												
Russ Snyder, L (6, PH)										1	0	0	0	0	1												
Don Larsen, R OBP: 0.250, SLG: 0.250										0	0	0	0	0	0												
Stu Miller, R (8, 1)										1	0	0	0	0	1												
Inning Stats	R: 1 E: 0 K: 0 S: 4	H: 1 LOB: 3 BB: 3 P: 16	R: 0 E: 0 K: 1 S: 5	H: 1 LOB: 1 BB: 1 P: 9	R: 1 E: 0 K: 1 S: 6	H: 1 LOB: 0 BB: 0 P: 6	R: 2 E: 1 K: 0 S: 5	H: 1 LOB: 0 BB: 0 P: 5	R: 0 E: 0 K: 1 S: 7	H: 2 LOB: 2 BB: 0 P: 7	R: 2 E: 0 K: 1 S: 6	H: 1 LOB: 0 BB: 1 P: 10	R: 0 E: 0 K: 0 S: 3	H: 1 LOB: 2 BB: 2 P: 11	R: 1 E: 0 K: 1 S: 7	H: 2 LOB: 1 BB: 0 P: 7	1B: 3 2B: 3 3B: 0 HR: 4	SF: 0 SAC: 1 DP: 1 HBP: 0	WP: 0 PB: 0 SB: 1 CS: 0	PA: 40							
PITCHER	IP	WLS	BF	H	R	ER	SO	BB	IBB	HBP	BLK	WP	HR	S	P	ERA	WHIP										
Jim Bouton, R ERA: 4.65	4.0		20	4	4	3	2	4	0	0	0	0	0	20	36	6.75	2.000										
Steve Hamilton, L ERA: 3.0	1.0		5	2	0	0	1	0	0	0	0	0	0	7	7	0.00	2.000										
Pete Mikkelsen, R ERA: 4.3	2.2	L	14	4	3	3	2	2	1	0	0	0	1	15	27	10.12	2.250										
Gil Blanco, L ERA:	0.1		1	0	0	0	0	0	0	0	0	0	0	1	1	0.00	0.000										



Batter	1	2	3	4	5	6	7	8	9	AB	R	H	RBI	BB	SO	LOB	TOP			
Horace Clarke, S OBP: 0.182, SLG: 0.100										3	1	0	0	1	0	0	New York Yankees @ Baltimore Orioles Memorial Stadium, Baltimore, MD Mon May 17 1965, 7:05 PM EDT Att: 18,601 - Unknown			
Bobby Richardson, R OBP: 0.323, SLG: 0.347										4	1	1	0	0	0	1				
Tom Tresh, S OBP: 0.351, SLG: 0.492										4	0	1	0	0	2	2				
Mickey Mantle, S OBP: 0.444, SLG: 0.592 Ross Moschitto, R										3	0	1	0	1	1	1				
Joe Pepitone, L OBP: 0.300, SLG: 0.359										4	0	1	2	0	1	1				
Ray Barker, L OBP: 0.333, SLG: 0.240										4	0	1	0	0	0	3				
Phil Linz, R OBP: 0.298, SLG: 0.282										3	0	0	0	1	0	3				
Doc Edwards, R OBP: 0.231, SLG: 0.190										4	0	0	0	0	0	2				
Whitey Ford, L OBP: 0.200, SLG: 0.143 Hal Reniff, R										2	0	0	0	0	0	0				
Hector Lopez, R OBP: 0.231, SLG: 0.340 Pedro Ramos, S Gil Blanco, L										0	0	0	0	0	0	0				
Inning Stats	R: 2 E: 0 K: 0 S: 5	H: 2 LOB: 2 BB: 2 P: 13	R: 0 E: 0 K: 0 S: 3	H: 0 LOB: 0 BB: 0 P: 3	R: 0 E: 0 K: 2 S: 7	H: 0 LOB: 0 BB: 0 P: 7	R: 0 E: 0 K: 0 S: 3	H: 0 LOB: 0 BB: 0 P: 3	R: 0 E: 1 K: 2 S: 8	H: 1 LOB: 1 BB: 0 P: 8	R: 0 E: 0 K: 0 S: 2	H: 0 LOB: 0 BB: 1 P: 6	R: 0 E: 0 K: 0 S: 4	H: 1 LOB: 1 BB: 0 P: 4	R: 0 E: 0 K: 0 S: 4	H: 1 LOB: 1 BB: 0 P: 4	1B: 5 2B: 0 3B: 0 HR: 0	SF: 0 SAC: 0 DP: 1 HBP: 0	WP: 0 PB: 0 SB: 0 CS: 0	PA: 35
PITCHER Milt Pappas, R ERA: 1.83	IP: 9.0 WLS: W BF: 35 H: 5 R: 2 ER: 2 SO: 4 BB: 3 IBB: 0 HBP: 0 BLK: 0 WP: 0 HR: 0 S: 40 P: 52 ERA: 2.00 WHIP: 0.889															PITCHER				

AB 32
R 2
H 5
RBI 2
BB 3
SO 4
LOB 13



Batter	1	2	3	4	5	6	7	8	9	AB	R	H	RBI	BB	SO	LOB	BOTTOM			
Paul Blair, R OBP: 0.305, SLG: 0.365										5	1	1	1	0	1	2	New York Yankees @ Baltimore Orioles Memorial Stadium, Baltimore, MD Mon May 17 1965, 7:05 PM EDT Att: 18,601 - Unknown			
Luis Aparicio, R OBP: 0.326, SLG: 0.480										4	1	1	1	1	2	0				
Jackie Brandt, R OBP: 0.333, SLG: 0.574										4	2	3	0	1	0	1				
Bob Johnson, R OBP: 0.351, SLG: 0.457										5	2	4	2	0	0	1				
John Orsino, R OBP: 0.346, SLG: 0.511										5	1	3	3	0	1	3				
Davey Johnson, R OBP: 0.285, SLG: 0.267										5	1	1	0	0	1	2				
Boog Powell, L OBP: 0.287, SLG: 0.407										4	0	0	0	1	1	3				
Dick Brown, R OBP: 0.250, SLG: 0.143 Norm Siebern, L ERA: 3.68										2	0	0	0	0	0	1				
Milt Pappas, R OBP: 0.214, SLG: 0.286										3	0	1	1	0	1	2				
Inning Stats	R: 2 E: 1 K: 3 S: 12	H: 3 LOB: 1 BB: 0 P: 12	R: 0 E: 0 K: 0 S: 3	H: 0 LOB: 0 BB: 0 P: 3	R: 0 E: 0 K: 0 S: 4	H: 1 LOB: 1 BB: 0 P: 4	R: 1 E: 1 K: 0 S: 6	H: 2 LOB: 2 BB: 0 P: 6	R: 3 E: 1 K: 1 S: 8	H: 3 LOB: 2 BB: 2 P: 16	R: 0 E: 0 K: 2 S: 8	H: 1 LOB: 2 BB: 1 P: 12	R: 3 E: 0 K: 0 S: 6	H: 3 LOB: 1 BB: 1 P: 10	R: 0 E: 1 K: 1 S: 6	H: 1 LOB: 1 BB: 0 P: 6		1B: 9 2B: 5 3B: 0 HR: 1	SF: 0 SAC: 1 DP: 1 HBP: 0	WP: 1 PB: 1 SB: 0 CS: 0
PITCHER Whitey Ford, L ERA: 6.33 Hal Reniff, R ERA: 3.68 Pedro Ramos, R ERA: 5.4 Gil Blanco, L ERA:	IP: 4.0 WLS: L BF: 23 H: 9 R: 6 ER: 6 SO: 3 BB: 1 IBB: 1 HBP: 0 BLK: 0 WP: 0 HR: 1 S: 28 P: 32 ERA: 11.25 WHIP: 2.500															PITCHER				

AB 38
R 9
H 14
RBI 8
BB 4
SO 7
LOB 17




Batter	1	2	3	4	5	6	7	8	9	AB	R	H	RBI	BB	SO	LOB	TOP										
Paul Blair, R OBP: 0.295, SLG: 0.353 (1, 8)	5-3	F7			F5			K		4	0	0	0	0	1	2	Baltimore Orioles @ Cleveland Indians Cleveland Municipal Stadium, Cleveland, OH Tue May 18 1965, 7:05 PM EDT Att: 6,593 - Unknown										
Luis Aparicio, R OBP: 0.324, SLG: 0.473 (1, 6)	2B		6-3		5-3			5-3		4	0	1	0	0	0	0											
Jackie Brandt, R OBP: 0.352, SLG: 0.600 (8, PH)							K	F5		3	0	2	0	0	1	0											
Curt Blefary, L OBP: 0.356, SLG: 0.649 (8, 9)	1-3									1	0	0	0	0	0	0											
Bob Johnson, R OBP: 0.317, SLG: 0.410 (1, 3)	E5		F3				K			4	0	0	0	0	1	3											
John Orsino, R OBP: 0.333, SLG: 0.490 (1, 2)	G5-4-3		F4				F8			4	0	0	0	0	0	4											
Boog Powell, L OBP: 0.278, SLG: 0.393 (1, 7)										4	0	0	0	0	2	0											
Davey Johnson, R OBP: 0.243, SLG: 0.242 (1, 5)										3	0	0	0	0	1	0											
Jerry Adair, R OBP: 0.310, SLG: 0.314 (1, 4)										3	0	2	0	0	0	0											
Robin Roberts, S OBP: 0.217, SLG: 0.304 (1, 1)	E8									3	0	1	0	0	1	1											
Inning Stats	R: 0 E: 1 K: 0 S: 5	H: 2 LOB: 2 BB: 0 P: 5	R: 0 E: 1 K: 0 S: 5	H: 2 LOB: 2 BB: 0 P: 5	R: 0 E: 0 K: 2 S: 4	H: 1 LOB: 1 BB: 0 P: 4	R: 0 E: 0 K: 2 S: 7	H: 0 LOB: 0 BB: 0 P: 7	R: 0 E: 0 K: 1 S: 3	H: 0 LOB: 0 BB: 0 P: 3	R: 0 E: 0 K: 2 S: 7	H: 0 LOB: 0 BB: 0 P: 7	R: 0 E: 0 K: 1 S: 6	H: 1 LOB: 1 BB: 0 P: 6	R: 0 E: 0 K: 1 S: 5	H: 0 LOB: 0 BB: 0 P: 5	R: 0 E: 0 K: 1 S: 5	H: 0 LOB: 0 BB: 0 P: 5	1B: 5 2B: 1 3B: 0 HR: 0	SF: 0 SAC: 0 DP: 1 HBP: 0	WP: 0 PB: 0 SB: 0 CS: 0	PA: 33					
PITCHER	IP	WLS	BF	H	R	ER	SO	BB	IBB	HBP	BLK	WP	HR	S	P	ERA	WHIP										
Jack Kralick, L ERA: 4.58 (1, 1)	7.0	W	27	6	0	0	5	0	0	0	0	0	0	37	37	0.00	0.857										
Don McMahon, R ERA: 3.29 (8, 1)	2.0	S	6	0	0	0	2	0	0	0	0	0	0	10	10	0.00	0.000										


AB	33
R	0
H	6
RBI	0
BB	0
SO	7
LOB	10





Batter	1	2	3	4	5	6	7	8	9	AB	R	H	RBI	BB	SO	LOB	BOTTOM										
Dick Howser, R OBP: 0.402, SLG: 0.321 (1, 6)	CS			F9		1B		SH1-4		3	0	2	0	0	0	0	Baltimore Orioles @ Cleveland Indians Cleveland Municipal Stadium, Cleveland, OH Tue May 18 1965, 7:05 PM EDT Att: 6,593 - Unknown										
Fred Whitfield, L OBP: 0.348, SLG: 0.629 (1, 3)	F2			4-3						3	0	1	1	1	0	1											
Leon Wagner, L OBP: 0.390, SLG: 0.528 (1, 7)										4	0	0	0	0	1	4											
Larry Brown, R OBP: 0.288, SLG: 0.313 (9, 4)	F9							F8		0	0	0	0	0	0	0											
Rocky Colavito, R OBP: 0.410, SLG: 0.511 (1, 9)										4	0	0	0	0	0	2											
Max Alvis, R OBP: 0.351, SLG: 0.433 (1, 5)										3	0	0	0	0	1	0											
Vic Davallito, L OBP: 0.374, SLG: 0.458 (1, 8)										3	0	2	0	0	0	0											
Chuck Hinton, R OBP: 0.330, SLG: 0.354 (1, 4)	CS									2	0	0	0	1	0	0											
Joe Azcue, R OBP: 0.317, SLG: 0.339 (1, 2)										2	1	0	0	1	0	2											
Jack Kralick, L ERA: 2.7 (1, 1)										1	0	0	0	0	0	0											
Don McMahon, R OBP: 1.000, SLG: 1.000 (8, 1)										1	0	1	0	0	0	0											
Inning Stats	R: 0 E: 0 K: 0 S: 3	H: 1 LOB: 0 BB: 0 P: 3	R: 0 E: 0 K: 0 S: 3	H: 1 LOB: 0 BB: 0 P: 3	R: 0 E: 0 K: 1 S: 5	H: 0 LOB: 0 BB: 0 P: 5	R: 0 E: 0 K: 0 S: 3	H: 0 LOB: 0 BB: 0 P: 3	R: 1 E: 0 K: 0 S: 5	H: 2 LOB: 2 BB: 1 P: 9	R: 0 E: 0 K: 1 S: 6	H: 1 LOB: 2 BB: 1 P: 10	R: 0 E: 0 K: 0 S: 4	H: 1 LOB: 2 BB: 1 P: 8	R: 0 E: 0 K: 0 S: 4	H: 1 LOB: 2 BB: 1 P: 8	1B: 6 2B: 0 3B: 0 HR: 0	SF: 0 SAC: 2 DP: 0 HBP: 0	WP: 0 PB: 0 SB: 0 CS: 2	PA: 32							
PITCHER	IP	WLS	BF	H	R	ER	SO	BB	IBB	HBP	BLK	WP	HR	S	P	ERA	WHIP										
Robin Roberts, R ERA: 2.7 (1, 1)	8.0	L	31	6	1	1	2	2	2	1	0	0	0	32	44	1.12	1.000										



Batter	1	2	3	4	5	6	7	8	9	AB	R	H	RBI	BB	SO	LOB	TOP			
Jerry Adair, R (1,4) OBP: 0.331, SLG: 0.324	4-0 BB		0-0 WP BB 1B		4-0 FC6-4 1B BB		0-0 4-3 1B		0-3 K	3	0	2	0	2	1	0	<p>Baltimore Orioles @ Cleveland Indians Cleveland Municipal Stadium, Cleveland, OH</p> <p>Wed May 19, 1965, 7:05 PM EDT Att: 6,719 - Unknown</p> <p>livebaseballscores.com</p> <p>AB 31 R 0 H 3 RBI 0 BB 6 SO 10 LOB 17</p> 			
Luis Aparicio, R (1,6) OBP: 0.329, SLG: 0.470	0-0 F8		4-0 WP BB 1B		0-0 FC6-4 1B		0-0 4-3			3	0	1	0	1	0	2				
Jackie Brandt, R (1,9) OBP: 0.328, SLG: 0.556	0-3 K		0-0 F7		0-0 FC6-4 1-2 2-3		0-0 F3			4	0	0	0	0	1	6				
Bob Johnson, R (1,3) OBP: 0.289, SLG: 0.372	0-0 6-3		0-0 G3		0-0 6-3				0-0 F9	4	0	0	0	0	0	5				
John Orsino, R (1,2) OBP: 0.321, SLG: 0.470		0-3 K		0-0 6-3		0-0 6-3			0-0 F9	4	0	0	0	0	1	0				
Boog Powell, L (1,7) OBP: 0.277, SLG: 0.383		0-0 4-3		0-0 F5		0-3 K			4-0 BB	3	0	0	0	1	1	0				
Davey Johnson, R (1,5) OBP: 0.268, SLG: 0.229		4-0 BB		0-0 E3		4-0 BB			0-0 F9	2	0	0	0	2	0	1				
Paul Blair, R (1,8) OBP: 0.287, SLG: 0.341		0-3 K		0-0 5-3		0-3 K			0-3 K	4	0	0	0	0	3	3				
Steve Barber, L (1,1) OBP: 0.100, SLG: 0.100			0-3 K		0-3 K		0-0 5-3		0-3 K	2	0	0	0	0	2	0				
Russ Snyder, L (7, PH) OBP: 0.294, SLG: 0.200										1	0	0	0	0	0	0				
Stu Miller, R (7, PH) OBP: 0.250, SLG: 0.273										0	0	0	0	0	0	0				
Sam Bowers, R (9, PH) OBP: 0.260, SLG: 0.273										1	0	0	0	0	1	0				
Inning Stats	R: 0 E: 0 K: 1 S: 5	H: 0 LOB: 1 BB: 1 P: 9	R: 0 E: 0 K: 2 S: 7	H: 0 LOB: 1 BB: 1 P: 11	R: 0 E: 0 K: 1 S: 6	H: 1 LOB: 2 BB: 1 P: 10	R: 0 E: 1 K: 0 S: 4	H: 0 LOB: 1 BB: 0 P: 4	R: 0 E: 0 K: 2 S: 7	H: 0 LOB: 1 BB: 1 P: 11	R: 0 E: 0 K: 0 S: 4	H: 1 LOB: 1 BB: 0 P: 4	R: 0 E: 0 K: 0 S: 3	H: 0 LOB: 1 BB: 1 P: 7	R: 0 E: 0 K: 3 S: 9	H: 0 LOB: 0 BB: 0 P: 9	1B: 3 2B: 0 3B: 0 HR: 0	SF: 0 SAC: 0 DP: 0 HBP: 0	WP: 1 PB: 0 SB: 2 CS: 0	PA: 37
PITCHER Sam McDowell, L (1,1) ERA: 4.02	IP: 9.0 WLS: W BF: 37 H: 3 R: 0 ER: 0 SO: 10 BB: 6 IBB: 0 HBP: 0 BLK: 0 WP: 1 HR: 0 S: 51 P: 75 ERA: 0.00 WHIP: 1.000															PITCHER				

Batter	1	2	3	4	5	6	7	8	9	AB	R	H	RBI	BB	SO	LOB	BOTTOM			
Dick Howser, R (1,6) OBP: 0.396, SLG: 0.310	4-0 G4-6-3 BB			0-0 4-3		0-0 4-3			0-0 6-3	3	0	0	0	1	0	1	<p>Baltimore Orioles @ Cleveland Indians Cleveland Municipal Stadium, Cleveland, OH</p> <p>Wed May 19, 1965, 7:05 PM EDT Att: 6,719 - Unknown</p> <p>livebaseballscores.com</p> <p>AB 26 R 2 H 4 RBI 2 BB 4 SO 5 LOB 9</p> 			
Fred Whitfield, L (1,3) OBP: 0.329, SLG: 0.591	0-0 G4-6-3 1-2			0-0 F4		0-3 K			0-0 F8	4	0	0	0	0	1	1				
Leon Wagner, L (1,7) OBP: 0.385, SLG: 0.518	0-0 6-3			0-3 K		0-0 BB 1B			0-0 4-3	4	1	1	0	0	1	0				
Larry Brown, R (9,4) OBP: 0.268, SLG: 0.313										0	0	0	0	0	0	0				
Rocky Colavito, R (1,9) OBP: 0.405, SLG: 0.495		0-0 4-3			0-0 6-3	4-0 1B BB 1B			0-0 6-3	3	0	0	0	1	0	0				
Max Alvis, R (1,5) OBP: 0.359, SLG: 0.440		0-0 F7			0-0 SH5-3 1B 1B	0-0 1-3 2-H 1B				3	1	2	1	0	0	0				
Vic Davallilo, L (1,8) OBP: 0.386, SLG: 0.449		0-3 K			0-0 SH5-3 1-2	0-0 L1				2	0	0	0	0	1	2				
Chuck Hinton, R (1,4) OBP: 0.339, SLG: 0.356			4-0 G6-4-3 BB		0-0 1B 2-H				0-0 E5	2	0	1	1	1	0	0				
Joe Azcue, R (1,2) OBP: 0.318, SLG: 0.328			0-0 G6-4-3 1-2		4-0 IBB				0-0 6-3	2	0	0	0	1	0	2				
Sam McDowell, L (1,1) OBP: 0.118, SLG: 0.063			0-0 F1		0-3 K				0-3 K	3	0	0	0	0	2	3				
Inning Stats	R: 0 E: 0 K: 0 S: 2	H: 0 LOB: 0 BB: 1 P: 6	R: 0 E: 0 K: 1 S: 5	H: 0 LOB: 0 BB: 0 P: 5	R: 0 E: 0 K: 0 S: 2	H: 0 LOB: 0 BB: 1 P: 6	R: 0 E: 0 K: 1 S: 5	H: 0 LOB: 0 BB: 0 P: 5	R: 1 E: 0 K: 1 S: 7	H: 2 LOB: 2 BB: 1 P: 11	R: 1 E: 0 K: 1 S: 7	H: 2 LOB: 2 BB: 1 P: 11	R: 0 E: 1 K: 1 S: 6	H: 0 LOB: 1 BB: 0 P: 6	R: 0 E: 0 K: 0 S: 3	H: 0 LOB: 0 BB: 0 P: 3	1B: 4 2B: 0 3B: 0 HR: 0	SF: 0 SAC: 1 DP: 2 HBP: 0	WP: 0 PB: 0 SB: 0 CS: 0	PA: 31
PITCHER Steve Barber, L (1,1) ERA: 4.88	IP: 6.0 WLS: L BF: 24 H: 4 R: 2 ER: 2 SO: 4 BB: 3 IBB: 1 HBP: 0 BLK: 0 WP: 0 HR: 0 S: 28 P: 44 ERA: 3.00 WHIP: 1.167															PITCHER				
Stu Miller, R (7,1) ERA: 2.63	IP: 2.0 WLS: 7 BF: 7 H: 0 R: 0 ER: 0 SO: 1 BB: 0 IBB: 0 HBP: 0 BLK: 0 WP: 0 HR: 0 S: 9 P: 9 ERA: 0.00 WHIP: 0.000															PITCHER				

Batter	1	2	3	4	5	6	7	8	9	AB	R	H	RBI	BB	SO	LOB	TOP										
Russ Snyder, L (1, 8) OBP: 0.364, SLG: 0.350	0-0 FC6-4 1B		0-3 K		0-0 1B		0-0 F8		0-0 2B	5	0	3	1	0	1	0	<p>Baltimore Orioles @ Cleveland Indians Cleveland Municipal Stadium, Cleveland, OH</p> <p>Thu May 20 1965, 7:05 PM EDT Att: 6,231 - Unknown</p> <p>livebaseballscores.com</p> <p>AB 34 R 2 H 8 RBI 1 BB 4 SO 9 LOB 18</p> 										
Luis Aparicio, R (1, 6) OBP: 0.331, SLG: 0.463	0-0 FC6-4 1-2		0-0 L6		0-0 1B			0-0 5-3	4-6 BB	4	0	1	0	1	0	1											
Curt Blefary, L (1, 9) OBP: 0.348, SLG: 0.617	0-3 K		0-0 4-3		0-0 F9			4-0 WP HBP BB	0-3 K	4	0	0	0	1	2	5											
Boog Powell, L (1, 7) OBP: 0.284, SLG: 0.382	0-3 K			0-0 6-3 3-1 1B		0-0 6-3		1-0 WP HBP		3	0	1	0	0	1	1											
Norm Siebern, L (1, 3) OBP: 0.336, SLG: 0.402		4-0 2B G6-4-3 BB		0-0 3-1		0-3 K		0-3 K		3	1	0	0	1	2	3											
Charlie Lau, L (1, 2) OBP: 0.357, SLG: 0.630		0-0 G6-4-3 1-3 2B		0-0 6-3		0-0 1B		0-0 F4		4	0	2	0	0	0	3											
Jerry Adair, R (1, 4) OBP: 0.328, SLG: 0.315		4-0 G6-4-3 IBB		0-0 6-3		0-0 F9			0-0 F6	3	0	0	0	1	0	2											
Davey Johnson, R (1, 5) OBP: 0.244, SLG: 0.295		0-0 G6-4-3		0-0 F8		0-3 K			0-0 F9	4	0	0	0	0	1	2											
Dave McNally, R (1, 1) Jim Palmer, R (3, 1) Jackie Brandt, R (9, PH) OBP: 0.339, SLG: 0.564		0-3 K		0-3 K		0-0 5-3			0-0 E8 2B 1B	1	0	0	0	0	1	1											
Inning Stats	R: 0 E: 0 K: 2 S: 8	H: 1 LOB: 1 BB: 0 P: 8	R: 1 E: 0 K: 1 S: 5	H: 1 LOB: 1 BB: 2 P: 13	R: 0 E: 0 K: 1 S: 5	H: 0 LOB: 0 BB: 0 P: 5	R: 0 E: 0 K: 0 S: 4	H: 1 LOB: 1 BB: 0 P: 4	R: 0 E: 0 K: 1 S: 7	H: 2 LOB: 2 BB: 0 P: 7	R: 0 E: 0 K: 1 S: 6	H: 1 LOB: 1 BB: 0 P: 6	R: 0 E: 0 K: 1 S: 5	H: 0 LOB: 0 BB: 0 P: 5	R: 0 E: 0 K: 1 S: 5	H: 0 LOB: 2 BB: 1 P: 10		R: 1 E: 1 K: 1 S: 7	H: 2 LOB: 2 BB: 1 P: 11	1B: 6 2B: 2 3B: 0 HR: 0	SF: 0 SAC: 0 DP: 1 HBP: 1	WP: 1 PA: 39 PB: 0 SB: 1 CS: 0					
PITCHER	IP 8.2	WLS W	BF 37	H 8	R 2	ER 1	SO 8	BB 2	IBB 1	HBP 1	BLK 0	WP 1	HR 0	S 49	P 62	ERA 1.04	WHIP 1.154										
PITCHER	IP (9, 1)	WLS S	BF 2	H 0	R 0	ER 0	SO 1	BB 1	IBB 0	HBP 0	BLK 0	WP 0	HR 0	S 3	P 7	ERA 0.00	WHIP 3.000										

Batter	1	2	3	4	5	6	7	8	9	AB	R	H	RBI	BB	SO	LOB	BOTTOM										
Dick Howser, R (1, 6) OBP: 0.396, SLG: 0.308	0-0 6-3		0-0 F2		4-0 1-2 2-3 BB		0-0 6-3 S 1B		0-3 K	4	0	1	0	1	1	2	<p>Baltimore Orioles @ Cleveland Indians Cleveland Municipal Stadium, Cleveland, OH</p> <p>Thu May 20 1965, 7:05 PM EDT Att: 6,231 - Unknown</p> <p>livebaseballscores.com</p> <p>AB 33 R 5 H 9 RBI 5 BB 3 SO 6 LOB 23</p> 										
Fred Whitfield, L (1, 3) OBP: 0.320, SLG: 0.606	0-0 4-3		0-0 1-H HR		0-3 K		0-0 6-3		0-0 G3	5	1	1	2	0	1	5											
Leon Wagner, L (1, 7) OBP: 0.381, SLG: 0.513	0-0 1B		0-0 6-3		0-0 SF8		0-0 1-3			3	0	1	1	0	0	1											
Rocky Colavito, R (1, 9) OBP: 0.408, SLG: 0.490	0-0 1-2 1B		4-0 4-3 BB		0-0 L3		0-0 F9			3	0	1	0	1	0	2											
Max Alvis, R (1, 5) OBP: 0.364, SLG: 0.462	0-0 F9		0-0 F8		0-0 2B		0-0 S 2B			4	0	2	0	0	0	3											
Vic Davallito, L (1, 8) OBP: 0.382, SLG: 0.441		0-0 3B 1B		0-0 4-3		0-0 F7		0-3 K2-3		4	1	1	0	0	1	3											
Chuck Hinton, R (1, 4) OBP: 0.336, SLG: 0.371		0-0 1-H SF9 3B		0-3 K		0-0 3-1		0-3 K		4	1	1	1	0	2	3											
Joe Azcue, R (1, 2) OBP: 0.329, SLG: 0.328		0-0 E5 HR		0-0 BB E SF8 1B		0-0 F7		4-0 S BB		3	2	1	0	1	0	2											
Sonny Siebert, R (1, 1) Gary Bell, R (9, 1)		0-0 SF9		0-0 E1 BB		0-0 F9		0-3 K		3	0	0	1	0	1	2											
Inning Stats	R: 0 E: 0 K: 0 S: 5	H: 2 LOB: 2 BB: 0 P: 5	R: 4 E: 1 K: 0 S: 7	H: 3 LOB: 0 BB: 0 P: 7	R: 0 E: 0 K: 1 S: 5	H: 0 LOB: 1 BB: 1 P: 9	R: 1 E: 1 K: 1 S: 7	H: 1 LOB: 2 BB: 1 P: 11	R: 0 E: 0 K: 0 S: 4	H: 1 LOB: 1 BB: 0 P: 4	R: 0 E: 0 K: 2 S: 8	H: 1 LOB: 1 BB: 0 P: 8	R: 0 E: 0 K: 2 S: 7	H: 0 LOB: 1 BB: 1 P: 11	R: 0 E: 0 K: 2 S: 7	H: 0 LOB: 1 BB: 1 P: 11		1B: 5 2B: 2 3B: 1 HR: 1	SF: 2 SAC: 0 DP: 0 HBP: 0	WP: 0 PA: 38 PB: 0 SB: 3 CS: 0							
PITCHER	IP 2.0	WLS L	BF 12	H 5	R 4	ER 2	SO 0	BB 0	IBB 0	HBP 0	BLK 0	WP 0	HR 1	S 12	P 12	ERA 9.00	WHIP 2.500										
PITCHER	IP (3, 1)	WLS 26	BF 4	H 4	R 1	ER 0	SO 6	BB 3	IBB 0	HBP 0	BLK 0	WP 0	HR 0	S 35	P 47	ERA 0.00	WHIP 1.167										

Batter	1	2	3	4	5	6	7	8	9	AB	R	H	RBI	BB	SO	LOB	TOP																					
Russ Snyder, L OBP: 0.333, SLG: 0.320 (1, 7)	F4		F7			F3		4-3		5	0	1	1	0	0	0	Baltimore Orioles @ Detroit Tigers Tiger Stadium, Detroit, MI Fri May 21 1965, 7:05 PM EDT Att: 15,039 - Unknown																					
Luis Aparicio, R OBP: 0.320, SLG: 0.447 (1, 6)	F8		F2	F7		F9			F5	5	0	0	0	0	0	3																						
Norm Siebern, L OBP: 0.339, SLG: 0.396 (1, 3)	BB		F8	F9		F3			WP	4	1	1	0	1	0	3																						
Curt Blefary, L OBP: 0.361, SLG: 0.619 Paul Blair, R OBP: 0.287, SLG: 0.341 (9, PR)	BB			1B	F9		FC6-5		E4	3	1	1	0	2	0	1																						
Charlie Lau, L OBP: 0.375, SLG: 0.613 Dick Brown, R OBP: 0.222, SLG: 0.125 (9, PH)	BB			2B			BB		FC4-6	0	0	0	0	0	0	0																						
Bob Johnson, R OBP: 0.300, SLG: 0.396 (1, 5)				1B					WP	4	2	2	1	0	0	3																						
Jackie Brandt, R OBP: 0.333, SLG: 0.559 (9, 7)				1B	2B				FC4-6	1	0	0	0	0	0	2																						
Jerry Adair, R OBP: 0.341, SLG: 0.318 (1, 4)				1B					K	5	1	2	1	0	1	3																						
Mitt Pappas, R OBP: 0.167, SLG: 0.222 Stu Miller, R (9, 1)				1B					K	2	0	1	0	2	0	0																						
									K	4	0	0	0	0	3	6																						
										0	0	0	0	0	0	0																						
Inning Stats	R: 0 E: 0 K: 0 S: 3	H: 0 LOB: 2 BB: 2 P: 11	R: 0 E: 0 K: 2 S: 8	H: 1 LOB: 1 BB: 0 P: 8	R: 0 E: 0 K: 0 S: 3	H: 0 LOB: 0 BB: 0 P: 3	R: 3 E: 0 K: 1 S: 10	H: 5 LOB: 3 BB: 1 P: 14	R: 1 E: 0 K: 0 S: 5	H: 2 LOB: 2 BB: 1 P: 9	R: 0 E: 0 K: 0 S: 3	H: 0 LOB: 1 BB: 1 P: 7	R: 0 E: 0 K: 1 S: 5	H: 0 LOB: 0 BB: 0 P: 5	R: 1 E: 2 K: 1 S: 7	H: 1 LOB: 2 BB: 0 P: 7	1B: 6 2B: 3 3B: 0 HR: 0	SF: 0 SAC: 0 DP: 0 HBP: 0	WP: 1 PB: 0 SB: 1 CS: 0	PA: 42																		
PITCHER	IP	WLS	BF	H	R	ER	SO	BB	IBB	HBP	BLK	WP	HR	S	P	ERA	WHIP	PITCHER				IP	WLS	BF	H	R	ER	SO	BB	IBB	HBP	BLK	WP	HR	S	P	ERA	WHIP
Dave Wickersham, R ERA: 5.36 (1, 1)	8.0	L	37	8	4	4	4	3	2	0	0	0	0	0	40	60	4.50	1.375																				
Ron Nischwitz, L ERA: 6.75 (9, 1)	0.1		3	1	1	0	0	0	0	0	0	0	0	0	3	3	0.00	3.000																				
Fred Gladding, R ERA: 2.75 (9, 1)	0.2		2	0	0	0	1	0	0	0	0	1	0	0	4	4	0.00	0.000																				

Batter	1	2	3	4	5	6	7	8	9	AB	R	H	RBI	BB	SO	LOB	BOTTOM																					
Dick McAuliffe, L OBP: 0.411, SLG: 0.583 (1, 6)	HR		CS			4-3		4-3		4	1	2	1	0	0	0	Baltimore Orioles @ Detroit Tigers Tiger Stadium, Detroit, MI Fri May 21 1965, 7:05 PM EDT Att: 15,039 - Unknown																					
Jerry Lumpe, L OBP: 0.345, SLG: 0.343 (1, 4)	S		1B			1B				4	1	4	0	0	0	0																						
Don Demeter, R OBP: 0.324, SLG: 0.364 (1, 3)	K		5-3			FC6-4		F7		4	0	1	0	0	1	3																						
Willie Horton, R OBP: 0.409, SLG: 0.800 (1, 7)	4-3			5-3		FC6-4		G6-4-3		3	0	0	1	1	0	2																						
Jim Northrup, L OBP: 0.253, SLG: 0.271 (1, 9)	4-3			G5-4-3		4-3		K		4	0	1	0	0	1	3																						
Bill Freehan, R OBP: 0.280, SLG: 0.241 (1, 2)			F3	G5-4-3		6-3		G6-4-3		4	0	0	0	0	0	2																						
George Thomas, R OBP: 0.333, SLG: 0.410 (1, 8)			K		5-3		F8			3	0	0	0	0	1	0																						
Don Wert, R OBP: 0.350, SLG: 0.286 (1, 5)			5-3		K		F3			3	0	0	0	0	1	0																						
Dave Wickersham, R (1, 1)								G3		2	0	0	0	0	2	0																						
Gates Brown, L OBP: 0.287, SLG: 0.433 Ron Nischwitz, S Fred Gladding, L (9, 1)			K		K					1	0	0	0	0	0	0																						
										0	0	0	0	0	0	0																						
										0	0	0	0	0	0	0																						
Inning Stats	R: 1 E: 0 K: 1 S: 7	H: 2 LOB: 1 BB: 0 P: 7	R: 0 E: 0 K: 1 S: 5	H: 0 LOB: 0 BB: 0 P: 5	R: 0 E: 0 K: 1 S: 6	H: 2 LOB: 1 BB: 0 P: 6	R: 0 E: 0 K: 0 S: 3	H: 1 LOB: 0 BB: 0 P: 3	R: 0 E: 0 K: 2 S: 7	H: 0 LOB: 0 BB: 0 P: 7	R: 1 E: 0 K: 0 S: 5	H: 2 LOB: 1 BB: 0 P: 5	R: 0 E: 0 K: 0 S: 3	H: 0 LOB: 0 BB: 0 P: 3	R: 0 E: 0 K: 0 S: 4	H: 1 LOB: 0 BB: 0 P: 4	R: 0 E: 0 K: 1 S: 4	H: 0 LOB: 0 BB: 1 P: 8	1B: 7 2B: 0 3B: 0 HR: 1	SF: 0 SAC: 0 DP: 2 HBP: 0	WP: 0 PB: 0 SB: 1 CS: 1	PA: 33																
PITCHER	IP	WLS	BF	H	R	ER	SO	BB	IBB	HBP	BLK	WP	HR	S	P	ERA	WHIP	PITCHER				IP	WLS	BF	H	R	ER	SO	BB	IBB	HBP	BLK	WP	HR	S	P	ERA	WHIP
Mitt Pappas, R ERA: 1.9 (1, 1)	8.0	W	30	8	2	2	5	0	0	0	0	0	0	0	40	40	2.25	1.000																				
Stu Miller, R ERA: 2.52 (9, 1)	1.0	S	3	0	0	0	1	1	0	0	0	0	0	0	4	8	0.00	1.000																				



Batter	1	2	3	4	5	6	7	8	9	AB	R	H	RBI	BB	SO	LOB	TOP					
Russ Snyder, L (1, 7) OBP: 0.375, SLG: 0.345										4	3	2	0	1	0	2						
Luis Aparicio, R (1, 6) OBP: 0.316, SLG: 0.459										5	1	1	2	0	0	2						
Norm Siebern, L (1, 3) OBP: 0.341, SLG: 0.415										5	0	2	1	0	0	2						
Curt Blefary, L (1, 9) OBP: 0.363, SLG: 0.607										5	0	2	1	0	2	2						
Bob Johnson, R (1, 5) OBP: 0.278, SLG: 0.365										4	0	0	0	0	1	3						
John Orsino, R (1, 2) OBP: 0.328, SLG: 0.471										4	0	2	0	0	0	2						
Jackie Brandt, R (1, 8) OBP: 0.343, SLG: 0.548										3	0	1	0	1	0	2						
Jerry Adair, R (1, 4) OBP: 0.331, SLG: 0.307										4	0	0	0	0	0	5						
Robin Roberts, S (1, 1) OBP: 0.200, SLG: 0.280										2	0	0	0	0	1	3						
Sam Bowens, R (7, PH) OBP: 0.231, SLG: 0.250										1	0	0	0	0	1	0						
Dick Hall, R (7, 1) OBP: 0.750, SLG: 1.000										0	0	0	0	0	0	0						
Charlie Lau, L (9, PH) OBP: 0.364, SLG: 0.594										1	0	0	0	0	0	0						
Inning Stats	R: 1 E: 0 K: 0 S: 5	H: 2 LOB: 1 BB: 0 P: 5	R: 0 E: 0 K: 0 S: 4	H: 2 LOB: 1 BB: 0 P: 4	R: 1 E: 0 K: 1 S: 7	H: 2 LOB: 1 BB: 0 P: 7	R: 0 E: 0 K: 1 S: 6	H: 1 LOB: 2 BB: 1 P: 10	R: 0 E: 0 K: 0 S: 3	H: 0 LOB: 0 BB: 0 P: 3	R: 0 E: 1 K: 1 S: 4	H: 0 LOB: 1 BB: 0 P: 4	R: 0 E: 1 K: 1 S: 6	H: 0 LOB: 1 BB: 0 P: 6	R: 0 E: 0 K: 1 S: 6	H: 1 LOB: 1 BB: 0 P: 6	R: 2 E: 0 K: 1 S: 7	H: 2 LOB: 1 BB: 1 P: 11	1B: 7 2B: 2 3B: 0 HR: 1	SF: 0 SAC: 0 DP: 1 HBP: 0	WP: 0 PB: 1 SB: 0 CS: 0	PA: 40
PITCHER	IP WLS BF H R ER SO BB IBB HBP BLK WP HR S P ERA WHIP																	ERA WHIP				
Joe Sparma, R (1, 1) ERA: 5.06	8.2 W 38	H 9 R 4 ER 4 SO 4	BB 2 IBB 0 HBP 0 BLK 0	WP 0 HR 1 S 44 P 52	ERA 4.15 WHIP 1.269																	
Ron Nischwitz, L (9, 1) ERA: 5.4	0.1 S 2	H 1 R 0 ER 0 SO 1	BB 0 IBB 0 HBP 0 BLK 0	WP 0 HR 0 S 4 P 4	ERA 0.00 WHIP 3.000																	

Baltimore Orioles @ Detroit Tigers
Tiger Stadium, Detroit, MI
Sat May 22 1965, 4:33 AM EDT
Att: 6,237 - Unknown

AB 38
R 4
H 10
RBI 4
BB 2
SO 5
LOB 23



Batter	1	2	3	4	5	6	7	8	9	AB	R	H	RBI	BB	SO	LOB	BOTTOM				
Dick McAuliffe, L (1, 6) OBP: 0.411, SLG: 0.591										5	1	2	2	0	0	0					
Jake Wood, R (1, 3) OBP: 0.414, SLG: 0.679										4	1	2	1	0	0	1					
Jerry Lumpe, L (1, 4) OBP: 0.341, SLG: 0.339										4	1	1	1	0	0	2					
Willie Horton, R (1, 7) OBP: 0.402, SLG: 0.787										4	0	1	1	0	1	1					
Jim Northrup, L (1, 9) OBP: 0.278, SLG: 0.329										3	2	2	1	1	0	0					
Bill Freehan, R (1, 2) OBP: 0.250, SLG: 0.231										4	0	0	1	0	0	3					
George Thomas, R (1, 8) OBP: 0.348, SLG: 0.465										4	1	2	1	0	0	2					
Don Wert, R (1, 5) OBP: 0.350, SLG: 0.287										3	1	1	0	0	1	1					
Joe Sparma, R (1, 1) Ron Nischwitz, S (9, 1)										3	1	0	0	1	2	2					
Inning Stats	R: 0 E: 0 K: 0 S: 4	H: 1 LOB: 1 BB: 0 P: 4	R: 1 E: 0 K: 1 S: 7	H: 2 LOB: 1 BB: 0 P: 7	R: 0 E: 0 K: 1 S: 5	H: 0 LOB: 0 BB: 0 P: 3	R: 0 E: 0 K: 1 S: 5	H: 0 LOB: 0 BB: 0 P: 5	R: 2 E: 0 K: 0 S: 5	H: 2 LOB: 1 BB: 1 P: 9	R: 1 E: 0 K: 0 S: 4	H: 1 LOB: 0 BB: 0 P: 4	R: 4 E: 0 K: 1 S: 10	H: 5 LOB: 2 BB: 1 P: 14	R: 0 E: 0 K: 1 S: 5	H: 0 LOB: 0 BB: 0 P: 5	1B: 6 2B: 2 3B: 2 HR: 1	SF: 0 SAC: 1 DP: 0 HBP: 0	WP: 0 PB: 0 SB: 0 CS: 0	PA: 37	
PITCHER	IP WLS BF H R ER SO BB IBB HBP BLK WP HR S P ERA WHIP																	ERA WHIP			
Robin Roberts, R (1, 1) ERA: 3.0	6.0 L 25	H 6 R 4 ER 4 SO 2	BB 1 IBB 0 HBP 0 BLK 0	WP 0 HR 1 S 28 P 32	ERA 6.00 WHIP 1.167																
Dick Hall, R (7, 1) ERA: 4.0	2.0	H 5 R 4 ER 4 SO 2	BB 0 IBB 0 HBP 0 BLK 0	WP 0 HR 0 S 15 P 19	ERA 18.00 WHIP 2.500																

Baltimore Orioles @ Detroit Tigers
Tiger Stadium, Detroit, MI
Sat May 22 1965, 4:33 AM EDT
Att: 6,237 - Unknown

AB 34
R 8
H 11
RBI 8
BB 2
SO 4
LOB 12



Batter	1	2	3	4	5	6	7	8	9	AB	R	H	RBI	BB	SO	LOB	TOP		
Jerry Adair, R OBP: 0.326, SLG: 0.303 (1, 4)										5	1	1	0	0	0	4			
Russ Snyder, L OBP: 0.405, SLG: 0.394 (1, 7)										4	1	2	0	1	0	0			
Luis Aparicio, R OBP: 0.321, SLG: 0.460 (1, 6)										4	1	2	1	0	0	1			
Bob Johnson, R OBP: 0.288, SLG: 0.368 (1, 5)										5	2	2	1	0	2	4			
Jackie Brandt, R OBP: 0.361, SLG: 0.606 (1, 9)										4	1	2	3	1	1	3			
John Orsino, R OBP: 0.333, SLG: 0.472 Norm Siebern, L OBP: 0.347, SLG: 0.449 (1, 3) (8, 3)										4	0	2	0	0	0	3			
Dick Brown, R OBP: 0.143, SLG: 0.083 (1, 2)										4	0	0	1	0	1	1			
Paul Blair, R OBP: 0.293, SLG: 0.336 (1, 8)										2	0	0	0	2	0	1			
Steve Barber, L OBP: 0.077, SLG: 0.077 Curt Bielefy, L OBP: 0.359, SLG: 0.600 Stu Miller, R (8, 1) (8, 1)										3	0	0	0	0	2	4			
Inning Stats	R: 1 E: 0 K: 1 S: 8	H: 3 LOB: 2 BB: 0 P: 8	R: 0 E: 0 K: 1 S: 5	H: 0 LOB: 0 BB: 0 P: 5	R: 0 E: 0 K: 0 S: 3	H: 0 LOB: 0 BB: 0 P: 3	R: 1 E: 0 K: 1 S: 7	H: 2 LOB: 3 BB: 2 P: 15	R: 0 E: 0 K: 1 S: 6	H: 1 LOB: 1 BB: 0 P: 4	R: 2 E: 2 K: 0 S: 6	H: 3 LOB: 1 BB: 0 P: 6	R: 0 E: 0 K: 0 S: 3	H: 0 LOB: 1 BB: 1 P: 7	R: 3 E: 0 K: 2 S: 9	H: 2 LOB: 0 BB: 1 P: 13	1B: 8 2B: 2 3B: 0 HR: 2	SF: 1 SAC: 1 DP: 0 HBP: 0	WP: 1 PA: 43 PB: 0 SB: 2 CS: 0
PITCHER	IP WLS BF H R ER SO BB IBB HBP BLK WP HR S P ERA WHIP																		
Hank Aquirre, L ERA: 3.64 (1, 1)	6.2 L 32 10 4 2 4 1 1 0 0 1 0 38 46 2.70 1.650																		
Terry Fox, R ERA: 1.09 (7, 1)	0.1 1 0 0 0 0 0 0 0 0 0 0 1 1 0.00 0.000																		
Fred Gladding, R ERA: 3.74 (8, 1)	2.0 10 2 3 3 2 2 0 0 0 0 2 12 20 13.50 2.000																		

Baltimore Orioles @ Detroit Tigers
Tiger Stadium, Detroit, MI
Sun May 23 1965, 4:33 AM EDT
Unknown

Batter	1	2	3	4	5	6	7	8	9	AB	R	H	RBI	BB	SO	LOB	BOTTOM		
Jake Wood, R OBP: 0.364, SLG: 0.594 Fred Gladding, L (8, 1)										4	0	0	0	0	0	2			
Don Wert, R OBP: 0.347, SLG: 0.280 (1, 5)										3	0	0	0	1	0	0			
Don Demeter, R OBP: 0.322, SLG: 0.369 (1, 3)										4	0	1	0	0	0	2			
Al Kaline, R OBP: 0.420, SLG: 0.544 (1, 9)										3	0	0	0	1	1	1			
Willie Horton, R OBP: 0.404, SLG: 0.780 Gates Brown, L OBP: 0.281, SLG: 0.438 (4, PR) (5, 7)										2	0	1	0	0	0	1			
Bill Freehan, R OBP: 0.269, SLG: 0.245 (1, 2)										3	1	2	0	1	0	0			
George Thomas, R OBP: 0.320, SLG: 0.426 (1, 8)										4	0	0	0	0	1	5			
Dick McAuliffe, L OBP: 0.419, SLG: 0.593 (1, 6)										3	1	2	1	1	0	1			
Hank Aquirre, R OBP: 0.235, SLG: 0.133 Terry Fox, R (7, 1) Jerry Lumpe, L OBP: 0.336, SLG: 0.336 (7, PH) (8, 4)										1	0	0	0	0	0	1			
Inning Stats	R: 0 E: 0 K: 0 S: 3	H: 0 LOB: 0 BB: 0 P: 3	R: 0 E: 0 K: 0 S: 2	H: 0 LOB: 0 BB: 1 P: 6	R: 1 E: 1 K: 0 S: 4	H: 0 LOB: 2 BB: 2 P: 12	R: 0 E: 0 K: 0 S: 4	H: 2 LOB: 2 BB: 0 P: 4	R: 0 E: 0 K: 0 S: 3	H: 1 LOB: 0 BB: 0 P: 3	R: 2 E: 0 K: 1 S: 7	H: 2 LOB: 1 BB: 1 P: 11	R: 0 E: 0 K: 2 S: 8	H: 1 LOB: 1 BB: 0 P: 8	R: 0 E: 0 K: 0 S: 4	H: 1 LOB: 1 BB: 0 P: 4	1B: 6 2B: 1 3B: 0 HR: 0	SF: 1 SAC: 1 DP: 3 HBP: 0	WP: 0 PA: 36 PB: 0 SB: 0 CS: 0
PITCHER	IP WLS BF H R ER SO BB IBB HBP BLK WP HR S P ERA WHIP																		
Steve Barber, L ERA: 4.46 Stu Miller, R ERA: 2.33 (8, 1)	7.0 W 28 5 3 2 2 4 0 0 0 0 0 26 42 2.57 1.286																		
	2.0 S 8 2 0 0 2 0 0 0 0 0 0 12 12 0.00 1.000																		

Baltimore Orioles @ Detroit Tigers
Tiger Stadium, Detroit, MI
Sun May 23 1965, 4:33 AM EDT
Unknown

Batter	1	2	3	4	5	6	7	8	9	AB	R	H	RBI	BB	SO	LOB	TOP			
Russ Snyder, L OBP: 0.405, SLG: 0.395 (1, 7)										5	2	2	0	0	1	1	Baltimore Orioles @ Detroit Tigers Tiger Stadium, Detroit, MI Sun May 23 1965, 4:38 AM EDT Att: 17,143 - Unknown			
Luis Aparicio, R OBP: 0.325, SLG: 0.458 (1, 6)										3	2	1	1	1	0	0				
Curt Blefary, L OBP: 0.359, SLG: 0.591 Sam Bowers, R OBP: 0.214, SLG: 0.231 Stu Miller, R (8, 1)										3	1	1	1	1	0	0		1		
Norm Siebern, L OBP: 0.349, SLG: 0.440 (1, 3)										2	0	0	1	2	2	1				
Charlie Lau, L OBP: 0.361, SLG: 0.559 John Orsino, R OBP: 0.344, SLG: 0.477 (8, 2)										2	1	0	0	1	0	2				
Bob Johnson, R OBP: 0.266, SLG: 0.339 (1, 5)										5	0	0	0	0	2	6				
Jackie Brandt, R OBP: 0.382, SLG: 0.609 (8, 9)										3	1	2	2	1	0	0				
Jerry Adair, R OBP: 0.324, SLG: 0.301 (1, 4)										4	1	1	0	0	0	2				
Dave McNally, R OBP: 0.118, SLG: 0.063 Paul Blair, R OBP: 0.291, SLG: 0.333 (8, 8)										3	0	1	0	0	2	1				
Inning Stats	R: 4 E: 0 K: 0 S: 6	H: 3 LOB: 1 BB: 2 P: 14	R: 0 E: 0 K: 2 S: 7	H: 0 LOB: 0 BB: 0 P: 7	R: 0 E: 0 K: 1 S: 5	H: 0 LOB: 1 BB: 1 P: 11	R: 0 E: 0 K: 2 S: 7	H: 1 LOB: 2 BB: 0 P: 7	R: 0 E: 0 K: 1 S: 3	H: 1 LOB: 0 BB: 0 P: 3	R: 0 E: 0 K: 1 S: 4	H: 0 LOB: 1 BB: 2 P: 12	R: 4 E: 1 K: 0 S: 8	H: 4 LOB: 2 BB: 1 P: 12	1B: 9 2B: 0 3B: 0 HR: 0	SF: 1 SAC: 2 DP: 2 HBP: 0		WP: 0 PB: 1 SB: 1 CS: 0	PA: 42	
PITCHER	IP WLS BF H R ER SO BB IBB HBP BLK WP HR S P ERA WHIP	IP WLS BF H R ER SO BB IBB HBP BLK WP HR S P ERA WHIP																		
Jack Hamilton, R ERA: 36.0 (1, 1)	0.2 L 7 3 4 4 0 2 0 0 0 0 0 0 5 13 54.00 7.500																			
Phil Regan, R ERA: 3.92 (6, 1)	4.1 16 1 0 0 6 1 0 0 0 0 0 0 27 31 0.00 0.462																			
Terry Fox, R ERA: 0.95 (8, 1)	2.0 6 1 0 0 1 0 0 0 0 0 0 0 8 8 0.00 0.500																			
Ron Nischwitz, L ERA: 4.5 (8, 1)	0.1 2 0 0 0 1 1 0 0 0 0 0 0 3 7 0.00 3.000																			
Larry Sherry, R ERA: 1.69 (8, 1)	1.2 11 4 4 2 0 1 1 0 0 0 0 0 9 17 10.80 3.000																			
Batter	1	2	3	4	5	6	7	8	9	AB	R	H	RBI	BB	SO	LOB	BOTTOM			
Jake Wood, R OBP: 0.316, SLG: 0.514 (1, 4)										5	0	0	0	0	1	3	Baltimore Orioles @ Detroit Tigers Tiger Stadium, Detroit, MI Sun May 23 1965, 4:38 AM EDT Att: 17,143 - Unknown			
Don Wert, R OBP: 0.345, SLG: 0.279 (1, 5)										4	0	1	0	0	1	0				
Norm Cash, L OBP: 0.319, SLG: 0.263 (1, 3)										3	0	0	0	0	0	1				
Don Demeter, R OBP: 0.328, SLG: 0.383 (1, 9)										4	1	2	0	0	0	0				
Bill Freehan, R OBP: 0.278, SLG: 0.296 (1, 2)										4	1	2	2	0	0	2				
George Thomas, R OBP: 0.340, SLG: 0.490 Jerry Lumpe, L OBP: 0.333, SLG: 0.333 (8, 1)										2	1	1	1	1	0	0				
Gates Brown, L OBP: 0.306, SLG: 0.429 (1, 7)										3	0	1	0	1	1	2				
Dick McAuliffe, L OBP: 0.415, SLG: 0.583 (1, 6)										4	0	1	0	0	1	3				
Jack Hamilton, R Phil Regan, R Ray Sherry, R Terry Fox, R Al Kaline, R Ron Nischwitz, S Larry Sherry, R Jim Northrup, L										0	0	0	0	0	0	0				
Inning Stats	R: 0 E: 0 K: 1 S: 5	H: 0 LOB: 0 BB: 0 P: 5	R: 0 E: 0 K: 1 S: 6	H: 1 LOB: 2 BB: 1 P: 10	R: 0 E: 0 K: 1 S: 6	H: 1 LOB: 1 BB: 0 P: 6	R: 2 E: 0 K: 0 S: 5	H: 3 LOB: 0 BB: 0 P: 5	R: 0 E: 0 K: 0 S: 3	H: 0 LOB: 0 BB: 0 P: 3	R: 1 E: 0 K: 2 S: 8	H: 1 LOB: 2 BB: 0 P: 8	R: 0 E: 0 K: 0 S: 4	H: 1 LOB: 2 BB: 0 P: 5	R: 0 E: 0 K: 2 S: 8	H: 1 LOB: 2 BB: 1 P: 12		1B: 5 2B: 2 3B: 0 HR: 2	SF: 0 SAC: 0 DP: 2 HBP: 1	WP: 0 PB: 0 SB: 0 CS: 0
PITCHER	IP WLS BF H R ER SO BB IBB HBP BLK WP HR S P ERA WHIP	IP WLS BF H R ER SO BB IBB HBP BLK WP HR S P ERA WHIP																		
Dave McNally, L ERA: 4.08 (8, 1)	7.0 W 27 7 3 3 5 1 0 0 0 0 0 0 12 17 0.00 1.500																			
Stu Miller, R ERA: 2.17 (8, 1)	2.0 S 10 2 0 0 2 1 0 1 0 0 0 0 12 17 0.00 1.500																			

Batter	1	2	3	4	5	6	7	8	9	AB	R	H	RBI	BB	SO	LOB	TOP																			
Russ Snyder, L (1, 8) OBP: 0.426, SLG: 0.375	0-0 4-3	0-0 FC5-4							4-0 SH3-4	2	1	0	0	3	0	1	Baltimore Orioles @ Washington Senators D.C. Stadium, Washington, DC Mon May 24 1965, 7:05 PM EDT Att: 6,361 - Unknown																			
Luis Aparicio, R (1, 6) OBP: 0.329, SLG: 0.465	0-0 2B	0-0 CS	0-0 F8		0-0 4-3		0-0 S	0-0 SH3-4	4	1	2	1	0	0	1																					
Norm Siebern, L (1, 3) OBP: 0.358, SLG: 0.446	0-0 BB		0-3 K			4-0 F9	4-0 SH3-4	0-0 F8	3	0	1	0	2	1	1																					
Boog Powell, L (1, 7) OBP: 0.287, SLG: 0.379	4-0 BB		0-0 4-3			0-0 SH3-4	0-0 F6	0-0 6-3	1	0	0	0	1	0	0																					
Jackie Brandt, R (4, 8) OBP: 0.372, SLG: 0.592	0-0 IBB					1-2 BB			2	0	0	0	0	0	3																					
Curt Blefary, L (1, 9) OBP: 0.364, SLG: 0.583	4-0 BB		0-0 F9			0-0 F9		0-0 SH3-4	3	0	1	1	1	0	1																					
Paul Blair, R (9, 8) OBP: 0.291, SLG: 0.333	1-2 2-3 3-4		0-3 K			2-3 BB		0-0 1B	0	0	0	0	0	0	0																					
John Orsino, R (1, 2) OBP: 0.344, SLG: 0.468	0-3 K		0-3 K			4-0 BB		0-0 SH3-4	2	0	0	0	1	2	3																					
Bob Johnson, R (1, 5) OBP: 0.250, SLG: 0.318	0-3 K		0-0 6-3			0-0 3-1		0-0 F9	4	0	0	0	0	1	6																					
Jerry Adair, R (1, 4) OBP: 0.322, SLG: 0.294		0-0 F7			0-0 1-3		0-0 F3	4-0 IBB	3	0	0	0	1	0	0																					
Jim Palmer, R (1, 1) OBP: 0.556, SLG: 0.875		0-0 FC5-4			0-3 K		0-0 4-3	0-3 K	2	0	1	0	0	1	0																					
Charlie Lau, L (7, PH) OBP: 0.351, SLG: 0.543									1	0	0	0	0	0	0																					
Wally Bunker, R (7, 1) OBP: 0.429, SLG: 0.200									1	0	0	0	0	1	2																					
Inning Stats	R: 1 E: 0 K: 2 S: 9	H: 2 LOB: 3 BB: 2 P: 17	R: 0 E: 0 K: 0 S: 3	H: 1 LOB: 0 BB: 0 P: 3	R: 0 E: 0 K: 1 S: 5	H: 0 LOB: 0 BB: 0 P: 5	R: 0 E: 0 K: 1 S: 5	H: 0 LOB: 0 BB: 0 P: 5	R: 0 E: 0 K: 0 S: 3	H: 0 LOB: 2 BB: 2 P: 11	R: 1 E: 0 K: 0 S: 4	H: 1 LOB: 2 BB: 2 P: 12	R: 0 E: 0 K: 1 S: 6	H: 1 LOB: 2 BB: 1 P: 10	R: 0 E: 0 K: 0 S: 3	H: 0 LOB: 1 BB: 1 P: 7	1B: 3 2B: 2 3B: 0 HR: 0	SF: 0 SAC: 3 DP: 0 HBP: 0	WP: 0 PA: 41 PB: 0 SB: 1 CS: 1																	
PITCHER	IP	WLS	BF	H	R	ER	SO	BB	IBB	HBP	BLK	WP	HR	S	P	ERA	WHIP	PITCHER		IP	WLS	BF	H	R	ER	SO	BB	IBB	HBP	BLK	WP	HR	S	P	ERA	WHIP
Bennie Daniels, R (1, 1) ERA: 2.98	7.0	L	31	4	2	2	5	6	1	0	0	0	0	34	62	2.57	1.429																			
Ron Kline, R (8, 1) ERA: 2.1	2.0	S	9	1	0	0	1	1	1	0	0	0	0	9	17	0.00	1.000																			

AB 28
R 2
H 5
RBI 2
BB 9
SO 6
LOB 18



Batter	1	2	3	4	5	6	7	8	9	AB	R	H	RBI	BB	SO	LOB	BOTTOM																			
Don Blasingame, L (1, 4) OBP: 0.282, SLG: 0.348	0-0 G1-6-3		0-0 5-3		0-0 F6		0-0 F9			4	0	1	0	0	0	2	Baltimore Orioles @ Washington Senators D.C. Stadium, Washington, DC Mon May 24 1965, 7:05 PM EDT Att: 6,361 - Unknown																			
Ken McMullen, R (1, 5) OBP: 0.315, SLG: 0.412	0-0 G1-6-3		0-0 4-3		0-0 F8			0-0 4-3	4	0	0	0	0	0	2																					
Bob Chance, L (1, 3) OBP: 0.298, SLG: 0.363	0-0 FC4-6		0-0 5-3			4-0 1B		0-0 L5	3	1	1	0	1	0	0																					
Frank Howard, R (1, 7) OBP: 0.323, SLG: 0.441	0-0 FC4-6			0-0 6-3		0-0 L7		0-0 4-3	4	0	0	0	0	0	2																					
Jim King, L (1, 9) OBP: 0.294, SLG: 0.417		4-0 FC4-6		0-0 4-3		0-0 1B		0-3 K	3	0	1	0	1	1	0																					
Willie Kirkland, L (1, 8) OBP: 0.229, SLG: 0.453		0-0 F7		4-0 FC4-6		0-0 SF8		0-0 F8	2	0	0	1	1	0	1																					
Mike Brumley, L (1, 2) OBP: 0.175, SLG: 0.130		0-0 FC4-6		0-0 FC4-6		3-H L7		0-0 F7	4	0	1	0	0	0	2																					
Ken Hamlin, R (1, 6) OBP: 0.326, SLG: 0.342		0-0 FC4-6			4-0 FC1-6		0-0 4-3		2	0	0	0	1	0	2																					
Bennie Daniels, L (1, 1) OBP: 0.308, SLG: 0.100		0-3 K			0-0 FC1-6		4-0 CS		2	0	0	0	0	1	3																					
Woodie Held, R (7, PH) OBP: 0.455, SLG: 0.620									0	0	0	0	1	0	0																					
Ed Brinkman, R (7, PR) OBP: 0.214, SLG: 0.216									0	0	0	0	0	0	0																					
Ron Kline, R (8, 1) ERA: 6.85									0	0	0	0	0	0	0																					
Inning Stats	R: 0 E: 0 K: 0 S: 4	H: 2 LOB: 1 BB: 0 P: 4	R: 0 E: 0 K: 1 S: 6	H: 1 LOB: 2 BB: 1 P: 10	R: 0 E: 0 K: 0 S: 3	H: 0 LOB: 0 BB: 0 P: 3	R: 0 E: 0 K: 0 S: 3	H: 0 LOB: 1 BB: 1 P: 7	R: 0 E: 0 K: 0 S: 2	H: 0 LOB: 1 BB: 1 P: 6	R: 0 E: 0 K: 0 S: 3	H: 0 LOB: 0 BB: 0 P: 3	R: 0 E: 0 K: 1 S: 5	H: 0 LOB: 0 BB: 0 P: 5	1B: 4 2B: 0 3B: 0 HR: 0	SF: 1 SAC: 0 DP: 1 HBP: 0	WP: 0 PA: 34 PB: 0 SB: 0 CS: 1																			
PITCHER	IP	WLS	BF	H	R	ER	SO	BB	IBB	HBP	BLK	WP	HR	S	P	ERA	WHIP	PITCHER		IP	WLS	BF	H	R	ER	SO	BB	IBB	HBP	BLK	WP	HR	S	P	ERA	WHIP
Jim Palmer, R (1, 1) ERA: 2.51	6.0	W	25	4	1	1	1	4	0	0	0	0	0	23	39	1.50	1.333																			
Wally Bunker, R (7, 1) ERA: 6.85	3.0	S	9	0	0	0	1	1	0	0	0	0	0	10	14	0.00	0.333																			

AB 28
R 1
H 4
RBI 1
BB 5
SO 2
LOB 14



Batter	1	2	3	4	5	6	7	8	9	AB	R	H	RBI	BB	SO	LOB	TOP					
Bert Campaneris, R OBP: 0.336, SLG: 0.423	6-3		1B		1-3	3-1 F8 1B		3B		5	0	3	0	0	0	0	Kansas City Athletics @ Baltimore Orioles Memorial Stadium, Baltimore, MD Tue May 25 1965, 7:05 PM EDT Att: 5,242 - Unknown					
Jim Landis, R OBP: 0.380, SLG: 0.333	6-3		1B		4-3 1B	F8		K		5	1	2	0	0	1	2						
Jim Gentile, L OBP: 0.303, SLG: 0.564			K		4-3	3-1		3-1		5	0	1	0	0	1	5						
Johnny Blanchard, L OBP: 0.309, SLG: 0.325	4-3		4-3		BB 1B	G3			G3	5	1	1	1	0	0	4						
Dick Green, R OBP: 0.362, SLG: 0.439				K	1B 1B BB			K	6-3	4	1	1	0	1	2	0						
Ed Charles, R OBP: 0.333, SLG: 0.432	F8			1B BB	1B 1-3 2-H	1B		L7	6-3	4	0	1	1	1	0	1						
Billy Bryan, L OBP: 0.329, SLG: 0.493	F3			K	1-3 3-H	1B				4	0	2	1	0	1	2						
Wayne Causey, L OBP: 0.296, SLG: 0.280	6-3				1-2 1B	1-2 BB		K		3	0	1	0	1	1	2						
John O'Donoghue, R BP: 9.347, SLG: 0.306 Skip Lockwood, R Catfish Hunter, R Mike Hershberger, R Jim Dickson, L Moe Drabowsky, R Ken Harrelson, R Wes Stock, R	L9		L9	L9	FC6-4	FC6-4		F7		1	0	0	0	0	0	0						
Inning Stats	R: 0 E: 0 K: 0 S: 4	H: 1 LOB: 1 BB: 0 P: 4	R: 0 E: 0 K: 0 S: 4	H: 1 LOB: 1 BB: 0 P: 4	R: 0 E: 0 K: 1 S: 7	H: 2 LOB: 2 BB: 0 P: 7	R: 0 E: 0 K: 2 S: 8	H: 1 LOB: 2 BB: 1 P: 12	R: 3 E: 0 K: 0 S: 7	H: 4 LOB: 3 BB: 2 P: 15	R: 0 E: 0 K: 0 S: 4	H: 1 LOB: 1 BB: 0 P: 4	R: 0 E: 0 K: 1 S: 8	H: 1 LOB: 1 BB: 0 P: 8	R: 0 E: 0 K: 1 S: 6	H: 1 LOB: 1 BB: 0 P: 6		R: 0 E: 0 K: 0 S: 3	H: 0 LOB: 0 BB: 0 P: 3	1B: 11 2B: 0 3B: 1 HR: 0	SF: 0 SAC: 0 DP: 0 HBP: 0	WP: 0 PB: 0 SB: 0 CS: 0
PITCHER	IP WLS BF H R ER SO BB IBB HBP BLK WP HR S P ERA WHIP	4.2 W 25 9 3 3 3 2 0 0 0 0 0 29 37 5.79 2.357	2.1 W 10 2 0 0 2 1 0 0 0 0 0 13 17 0.00 1.286	2.0 S 7 1 0 0 1 0 0 0 0 0 0 9 9 0.00 0.500	PITCHER										IP WLS BF H R ER SO BB IBB HBP BLK WP HR S P ERA WHIP							

AB	39
R	3
H	12
RBI	3
BB	3
SO	6
LOB	21



Batter	1	2	3	4	5	6	7	8	9	AB	R	H	RBI	BB	SO	LOB	BOTTOM			
Jerry Adair, R OBP: 0.331, SLG: 0.305	F4				FC4-6 1B		1-2 2-H 1B	K		5	0	3	2	0	1	2	Kansas City Athletics @ Baltimore Orioles Memorial Stadium, Baltimore, MD Tue May 25 1965, 7:05 PM EDT Att: 5,242 - Unknown			
Luis Aparicio, R OBP: 0.322, SLG: 0.453	6-3	3-H 1B	6-3		FC4-6 CS		K		4	0	0	0	0	1	4					
Jackie Brandt, R OBP: 0.378, SLG: 0.575	K		F2		CS	6-3 SH3 BB	1-2 2-3 BB		2	0	0	0	2	1	0					
Sam Bowens, R OBP: 0.176, SLG: 0.188		6-3	F8		SH3		K		3	0	0	0	0	1	3					
Bob Johnson, R OBP: 0.264, SLG: 0.343		1-3 3B 2B	K		6-3			E 1B 1B	4	2	2	0	0	1	1					
John Orsino, R OBP: 0.349, SLG: 0.465		4-0 3B BB	1-3 BB		K		F8	SH1-3 1B 1B	3	1	1	1	1	1	1					
Dick Brown, R Norm Siebern, L	1-3				F6		BB 1B BB	F5	1	0	0	0	0	0	2					
Paul Blair, R OBP: 0.303, SLG: 0.331		4-0 3B IBB			5-3		BB 1B BB	SH1-3 BB	1	1	0	0	3	0	0					
Mitt Pappas, R Harvey Haddix, L					1-3		L8	SH1-3	1	1	1	3	0	0	0					
Russ Snyder, L Stu Miller, R		1-H 2-H 3-H 1B 3B						1-2 2-3	0	0	0	0	0	0	0					
Inning Stats	R: 0 E: 0 K: 1 S: 5	H: 0 LOB: 0 BB: 0 P: 5	R: 4 E: 0 K: 0 S: 6	H: 3 LOB: 1 BB: 2 P: 14	R: 0 E: 0 K: 1 S: 5	H: 0 LOB: 0 BB: 0 P: 5	R: 0 E: 0 K: 1 S: 5	H: 0 LOB: 0 BB: 0 P: 5	R: 0 E: 0 K: 0 S: 3	H: 1 LOB: 0 BB: 0 P: 3	R: 0 E: 0 K: 0 S: 3	H: 0 LOB: 1 BB: 1 P: 7	R: 1 E: 0 K: 2 S: 8	H: 1 LOB: 3 BB: 3 P: 20	R: 1 E: 1 K: 1 S: 7	H: 2 LOB: 2 BB: 1 P: 11	1B: 5 2B: 1 3B: 1 HR: 0	SF: 0 SAC: 2 DP: 0 HBP: 0	WP: 0 PB: 0 SB: 0 CS: 1	PA: 38
PITCHER	IP WLS BF H R ER SO BB IBB HBP BLK WP HR S P ERA WHIP	3.0 L 14 3 4 4 4 1 0 0 0 0 0 5 5 0.00 0.000	1.0 L 3 0 0 0 1 0 0 0 0 0 0 6 18 4.50 2.000	2.0 L 9 1 1 1 0 3 0 0 0 0 0 8 12 0.00 2.000	1.0 L 5 1 0 0 2 1 0 0 0 0 0 8 12 0.00 2.000	1.0 L 6 2 1 0 1 1 0 0 0 0 0 7 11 0.00 3.000	PITCHER										IP WLS BF H R ER SO BB IBB HBP BLK WP HR S P ERA WHIP			



Batter	1	2	3	4	5	6	7	8	9	AB	R	H	RBI	BB	SO	LOB	TOP					
Bert Campaneris, R OBP: 0.338, SLG: 0.442 (1, 7)	5-3		F8			HR		F9		5	1	2	3	0	0	1						
Jim Landis, R OBP: 0.382, SLG: 0.328 (1, 8)	F8		SF8 1-2			F4			5-3	4	0	1	0	1	0	0						
Jim Gentile, L OBP: 0.316, SLG: 0.590 (1, 3)	1B		E3			HR			L8	4	1	2	1	1	0	2						
Johnny Blanchard, L OBP: 0.304, SLG: 0.322 Neilson Mathews, R OBP: 0.384, SLG: 0.446 (1, 9)	1-2		SF8			K		F8	6-3	4	0	1	1	0	1	3						
Dick Green, R OBP: 0.353, SLG: 0.426 (1, 4)	K		K			1-3				4	0	0	0	0	2	4						
Ed Charles, R OBP: 0.324, SLG: 0.418 (1, 5)		6-3			1-3			F8	F7	4	0	0	0	0	0	0						
Billy Bryan, L OBP: 0.326, SLG: 0.486 Rene Lachemann, R OBP: 0.385, SLG: 0.720 (2, 2)	K		K			1B E		F7		1	0	0	0	0	1	0						
Wayne Causey, L OBP: 0.295, SLG: 0.272 Mike Hershberger, R OBP: 0.203, SLG: 0.270 (8, 7)	G3				5-3	1B 1B		4-3		3	1	0	0	1	0	0						
Diego Segui, R OBP: 0.357, SLG: 0.385 (1, 1)			E SF8			HR		E2	3-1	4	2	3	0	0	0	0						
Inning Stats	R: 0 E: 0 K: 1 S: 7	H: 2 LOB: 2 BB: 0 P: 7	R: 0 E: 0 K: 1 S: 5	H: 0 LOB: 0 BB: 0 P: 5	R: 1 E: 1 K: 1 S: 8	H: 2 LOB: 2 BB: 0 P: 8	R: 0 E: 0 K: 1 S: 5	H: 0 LOB: 0 BB: 0 P: 5	R: 3 E: 0 K: 1 S: 8	H: 3 LOB: 3 BB: 0 P: 8	R: 2 E: 1 K: 0 S: 5	H: 3 LOB: 3 BB: 3 P: 17	R: 0 E: 0 K: 0 S: 3	H: 0 LOB: 0 BB: 0 P: 3	R: 0 E: 0 K: 0 S: 3	H: 0 LOB: 0 BB: 0 P: 3	R: 0 E: 0 K: 0 S: 3	H: 0 LOB: 0 BB: 0 P: 3	1B: 7 2B: 1 3B: 0 HR: 2	SF: 1 SAC: 0 DP: 0 HBP: 0	WP: 0 PB: 0 SB: 0 CS: 1	PA: 40
PITCHER	IP	WLS	BF	H	R	ER	SO	BB	IBB	HBP	BLK	WP	HR	S	P	ERA	WHIP					
Robin Roberts, R ERA: 3.2 (1, 1)	4.1	L	21	7	4	3	4	0	0	0	0	0	2	29	29	6.23	1.615					
Don Larsen, R ERA: 6.23 (5, 1)	2.2		13	3	2	2	1	3	0	0	0	0	0	12	24	6.75	2.250					
Wally Bunker, R ERA: 6.31 (8, 1)	2.0		6	0	0	0	0	0	0	0	0	0	0	6	6	0.00	0.000					

Kansas City Athletics @ Baltimore Orioles
Memorial Stadium, Baltimore, MD
Wed May 26 1965, 7:05 PM EDT
Att: 6,424 - Unknown

AB 36
R 6
H 10
RBI 5
BB 3
SO 5
LOB 10



Batter	1	2	3	4	5	6	7	8	9	AB	R	H	RBI	BB	SO	LOB	BOTTOM					
Russ Snyder, L OBP: 0.423, SLG: 0.364 (1, 8)	K		1-2		G4-6-3			K		3	0	1	0	1	2	1						
Luis Aparicio, R OBP: 0.320, SLG: 0.467 (1, 6)	HR		K		G4-6-3			K		4	1	1	1	0	2	3						
Norm Siebern, L OBP: 0.348, SLG: 0.424 (1, 3)	F3		F8		K			4-3		4	0	0	0	0	1	2						
Boog Powell, L OBP: 0.279, SLG: 0.367 (1, 7)	F6		K			E6		3-1		4	0	0	0	0	1	2						
Sam Bowens, R OBP: 0.143, SLG: 0.150 (1, 9)		K			K	G4-6-3		F7		4	0	0	0	0	2	1						
John Orsino, R OBP: 0.346, SLG: 0.466 (1, 2)		F8			HR	F7		5-3		4	1	1	0	0	0	0						
Bob Johnson, R OBP: 0.276, SLG: 0.384 (1, 5)		BB			HR			L5		3	1	1	2	1	1	0						
Jerry Adair, R OBP: 0.331, SLG: 0.306 (1, 4)		F7			5-3					3	0	1	0	0	0	1						
Robin Roberts, S OBP: 0.222, SLG: 0.269 Don Larsen, R OBP: 0.250, SLG: 0.250 Curt Blefary, L OBP: 0.360, SLG: 0.577 Wally Bunker, R OBP: 0.429, SLG: 0.200 (7, PH)			F8		4-3			F5		1	0	0	0	1	0	0						
Inning Stats	R: 1 E: 0 K: 1 S: 6	H: 1 LOB: 0 BB: 0 P: 6	R: 0 E: 0 K: 1 S: 5	H: 0 LOB: 1 BB: 1 P: 9	R: 0 E: 0 K: 2 S: 8	H: 1 LOB: 2 BB: 1 P: 12	R: 2 E: 0 K: 1 S: 7	H: 2 LOB: 0 BB: 0 P: 7	R: 0 E: 0 K: 1 S: 4	H: 0 LOB: 0 BB: 1 P: 8	R: 0 E: 0 K: 0 S: 3	H: 0 LOB: 0 BB: 0 P: 3	R: 0 E: 0 K: 2 S: 8	H: 1 LOB: 1 BB: 0 P: 8	R: 0 E: 0 K: 1 S: 5	H: 0 LOB: 0 BB: 0 P: 5	R: 0 E: 0 K: 0 S: 3	H: 0 LOB: 0 BB: 0 P: 3	1B: 2 2B: 1 3B: 0 HR: 2	SF: 0 SAC: 0 DP: 2 HBP: 0	WP: 0 PB: 0 SB: 0 CS: 0	PA: 34
PITCHER	IP	WLS	BF	H	R	ER	SO	BB	IBB	HBP	BLK	WP	HR	S	P	ERA	WHIP					
Diego Segui, R ERA: 4.82 (1, 1)	9.0	W	34	5	3	3	9	3	0	0	0	0	2	49	61	3.00	0.889					

Kansas City Athletics @ Baltimore Orioles
Memorial Stadium, Baltimore, MD
Wed May 26 1965, 7:05 PM EDT
Att: 6,424 - Unknown

AB 31
R 3
H 5
RBI 3
BB 3
SO 9
LOB 11




Batter	1	2	3	4	5	6	7	8	9	AB	R	H	RBI	BB	SO	LOB	TOP								
Jose Cardenal, R OBP: 0.313, SLG: 0.428 (1, 8)										5	1	1	1	0	0	3	Los Angeles Angels @ Baltimore Orioles Memorial Stadium, Baltimore, MD Fri May 28 1965, 7:05 PM EDT Unknown								
Bobby Gene Smith, R OBP: 0.421, SLG: 0.579 Willie Smith, L OBP: 0.253, SLG: 0.380 (6, PH) (6, 7)										3	0	1	2	0	1	0									
Jim Fregosi, R OBP: 0.273, SLG: 0.365 (1, 6)										4	0	1	0	0	2	1									
Joe Adcock, R OBP: 0.310, SLG: 0.488 Vic Power, R OBP: 0.353, SLG: 0.467 (7, 3)										3	0	0	0	1	2	1									
Lou Clinton, R OBP: 0.272, SLG: 0.232 (1, 9)										3	0	0	0	1	1	2									
Paul Scheal, R OBP: 0.280, SLG: 0.423 (1, 5)										4	0	1	0	0	2	1									
Buck Rodgers, S OBP: 0.289, SLG: 0.288 (1, 2)										4	1	3	0	0	0	0									
Bobby Knoop, R OBP: 0.336, SLG: 0.409 (1, 4)										2	1	1	0	2	0	0									
George Brunet, R OBP: 0.125, SLG: 0.125 (1, 1)										4	0	0	0	0	2	7									
Inning Stats	R: 0 E: 0 K: 1 S: 5	H: 0 LOB: 0 BB: 0 P: 5	R: 0 E: 0 K: 1 S: 4	H: 0 LOB: 0 BB: 1 P: 8	R: 3 E: 0 K: 2 S: 11	H: 4 LOB: 1 BB: 0 P: 11	R: 0 E: 0 K: 0 S: 4	H: 1 LOB: 2 BB: 1 P: 8	R: 0 E: 0 K: 1 S: 6	H: 1 LOB: 2 BB: 1 P: 10	R: 0 E: 0 K: 2 S: 9	H: 2 LOB: 3 BB: 1 P: 13	R: 0 E: 0 K: 1 S: 7	H: 0 LOB: 0 BB: 0 P: 7	R: 0 E: 0 K: 1 S: 5	H: 0 LOB: 0 BB: 0 P: 5	R: 0 E: 0 K: 2 S: 7	H: 0 LOB: 0 BB: 0 P: 7	1B: 5 2B: 3 3B: 0 HR: 0	SF: 0 SAC: 0 DP: 0 HBP: 0	WP: 0 PB: 0 SB: 0 CS: 1	PA: 38			
PITCHER	IP	WLS	BF	H	R	ER	SO	BB	IBB	HBP	BLK	WP	HR	S	P	ERA	WHIP								
Dave McNally, L ERA: 4.19 (1, 1)	5.0	L	26	8	3	3	5	2	2	0	0	0	0	32	48	5.40	2.000								
Dick Hall, R ERA: 3.43 (6, 1)	3.0		9	0	0	0	5	0	0	0	0	0	0	19	19	0.00	0.000								
Stu Miller, R ERA: 1.97 (9, 1)	1.0		3	0	0	0	2	0	0	0	0	0	0	7	7	0.00	0.000								

Batter	1	2	3	4	5	6	7	8	9	AB	R	H	RBI	BB	SO	LOB	BOTTOM								
Jerry Adair, R OBP: 0.323, SLG: 0.297 (1, 4)										4	0	0	0	0	1	0	Los Angeles Angels @ Baltimore Orioles Memorial Stadium, Baltimore, MD Fri May 28 1965, 7:05 PM EDT Unknown								
Luis Aparicio, R OBP: 0.313, SLG: 0.456 (1, 6)										4	0	0	0	0	0	0									
Sam Bowens, R OBP: 0.160, SLG: 0.130 (1, 9)										3	1	0	0	1	0	0									
Jackie Brandt, R OBP: 0.384, SLG: 0.566 (1, 7)										3	0	1	0	1	0	0									
Bob Johnson, R OBP: 0.275, SLG: 0.390 (1, 3)										4	0	1	0	0	0	2									
Brooks Robinson, R OBP: 0.323, SLG: 0.444 (1, 5)										3	0	0	0	0	0	1									
Dick Brown, R OBP: 0.111, SLG: 0.063 (1, 2)										3	0	0	0	0	1	1									
Paul Blair, R OBP: 0.297, SLG: 0.323 (1, 8)										3	0	0	0	0	0	1									
Dave McNally, R OBP: 0.105, SLG: 0.056 (1, 1)										2	0	0	0	0	1	1									
Dick Hall, R OBP: 0.750, SLG: 1.000 (6, PH)										0	0	0	0	0	0	0									
John Orsino, R OBP: 0.343, SLG: 0.462 (6, PH)										1	0	0	0	0	0	0									
Stu Miller, R (9, 1)										0	0	0	0	0	0	0									
Inning Stats	R: 1 E: 2 K: 0 S: 4	H: 1 LOB: 1 BB: 1 P: 8	R: 0 E: 1 K: 0 S: 4	H: 0 LOB: 1 BB: 0 P: 4	R: 0 E: 0 K: 1 S: 5	H: 0 LOB: 0 BB: 0 P: 5	R: 0 E: 0 K: 0 S: 3	H: 0 LOB: 0 BB: 0 P: 3	R: 0 E: 0 K: 1 S: 5	H: 0 LOB: 0 BB: 0 P: 5	R: 0 E: 0 K: 0 S: 3	H: 0 LOB: 0 BB: 0 P: 3	R: 0 E: 0 K: 1 S: 6	H: 1 LOB: 1 BB: 0 P: 6	R: 0 E: 0 K: 0 S: 3	H: 0 LOB: 0 BB: 0 P: 3	R: 0 E: 0 K: 0 S: 3	H: 0 LOB: 1 BB: 1 P: 7	1B: 1 2B: 1 3B: 0 HR: 0	SF: 0 SAC: 0 DP: 0 HBP: 0	WP: 0 PB: 0 SB: 0 CS: 0	PA: 32			
PITCHER	IP	WLS	BF	H	R	ER	SO	BB	IBB	HBP	BLK	WP	HR	S	P	ERA	WHIP								
George Brunet, L ERA: 1.95 (1, 1)	9.0	W	32	2	1	0	3	2	0	0	0	0	0	36	44	0.00	0.444								

Batter	1	2	3	4	5	6	7	8	9	AB	R	H	RBI	BB	SO	LOB	TOP			
Jose Cardenal, R OBP: 0.312, SLG: 0.429 (1, 8)	F3		2B			5-3			6-3	4	0	1	0	0	0	0				
Bobby Gene Smith, R OBP: 0.391, SLG: 0.522 (1, 7)	1B		5-3			G3			5-3	4	0	1	0	0	0	1				
Jim Fregosi, R OBP: 0.267, SLG: 0.357 (1, 6)	K				G3				F8	4	0	0	0	0	1	1				
Lou Clinton, R OBP: 0.263, SLG: 0.224 (1, 9)	FC6-4				F7				6-3	3	0	0	0	0	0	1				
Vic Power, R OBP: 0.278, SLG: 0.389 (1, 3)		6-3			L8				F8	3	0	0	0	0	0	0				
Paul Schaaf, R OBP: 0.281, SLG: 0.421 (1, 5)	K					K2-3			FC4-6 1B	3	0	1	0	0	2	0				
Phil Roof, R OBP: 0.111, SLG: 0.111 (8, PH)						1-3			F8	2	0	0	0	0	1	0	AB 30			
Buck Rodgers, S OBP: 0.287, SLG: 0.286 (8, 2)	K									1	0	0	0	0	0	1	R 0			
Bobby Knoop, R OBP: 0.329, SLG: 0.400 (1, 4)					4-3				FC4-6 1-2	3	0	0	0	0	1	1	H 3			
Aubrey Gatewood, R OBP: 0.500, SLG: 1.000 (6, PH)									K								RBI 0			
Julio Golay, R OBP: 0.285, SLG: 0.382 (6, PH)																	BB 0			
Rudy May, L OBP: 0.167, SLG: 0.091 (6, 1)																	SO 7			
Joe Adcock, R OBP: 0.306, SLG: 0.481 (8, PH)																	LOB 6			
Ron Piche, R (8, 1)																				
Inning Stats	R: 0 E: 0 K: 1 S: 6	H: 1 LOB: 1 BB: 0 P: 6	R: 0 E: 0 K: 2 S: 7	H: 0 LOB: 0 BB: 0 P: 7	R: 0 E: 0 K: 1 S: 6	H: 1 LOB: 1 BB: 0 P: 6	R: 0 E: 0 K: 0 S: 3	H: 0 LOB: 0 BB: 0 P: 3	R: 0 E: 0 K: 2 S: 7	H: 0 LOB: 0 BB: 0 P: 7	R: 0 E: 0 K: 0 S: 3	H: 0 LOB: 0 BB: 0 P: 3	R: 0 E: 0 K: 1 S: 6	H: 1 LOB: 1 BB: 0 P: 6	R: 0 E: 0 K: 0 S: 3	H: 0 LOB: 0 BB: 0 P: 3	1B: 2 2B: 1 3B: 0 HR: 0	SF: 0 SAC: 0 DP: 0 HBP: 0	WP: 0 PB: 0 SB: 0 CS: 0	PA: 30
PITCHER Steve Barber, L ERA: 3.61 (1, 1)	IP: 9.0 WLS: W BF: 30 H: 3 R: 0 ER: 0 SO: 7 BB: 0 IBB: 0 HBP: 0 BLK: 0 WP: 0 HR: 0 S: 44 P: 44 ERA: 0.00 WHIP: 0.333															PITCHER Steve Barber, L ERA: 3.61 (1, 1)	IP: 9.0 WLS: W BF: 30 H: 3 R: 0 ER: 0 SO: 7 BB: 0 IBB: 0 HBP: 0 BLK: 0 WP: 0 HR: 0 S: 44 P: 44 ERA: 0.00 WHIP: 0.333			

Los Angeles Angels @ Baltimore Orioles
Memorial Stadium, Baltimore, MD
Fri May 28 1965, 7:05 PM EDT
Att: 23,523 - Unknown


AB 30
R 0
H 3
RBI 0
BB 0
SO 7
LOB 6

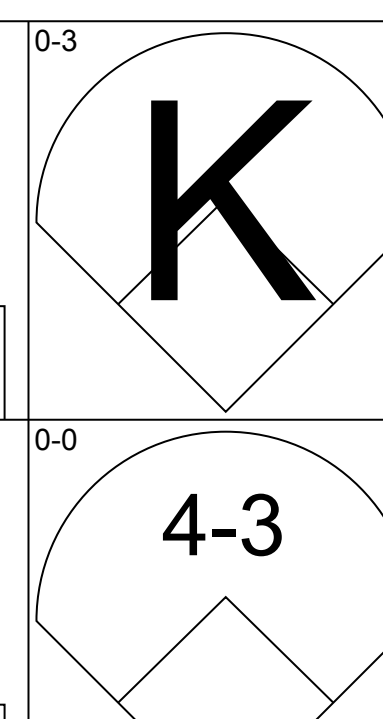
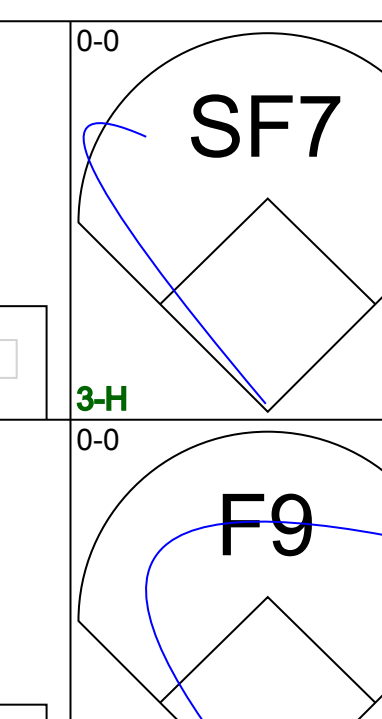
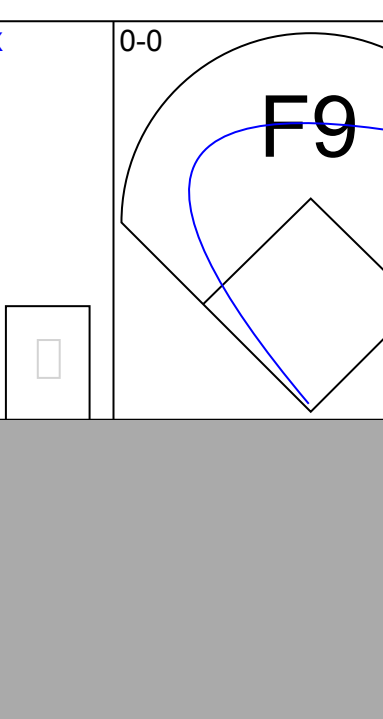
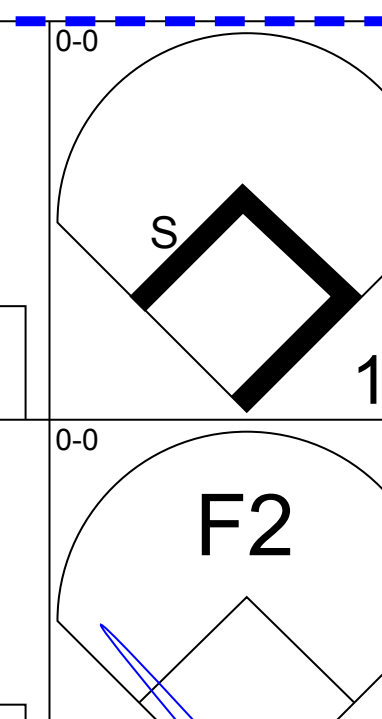
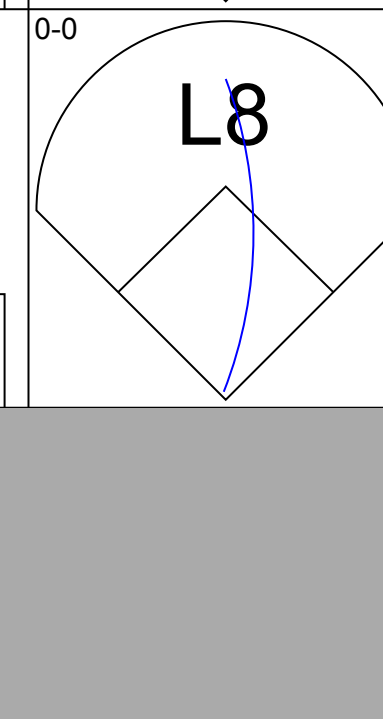

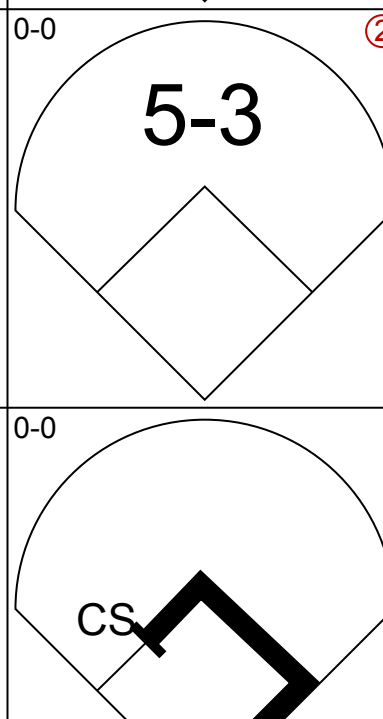
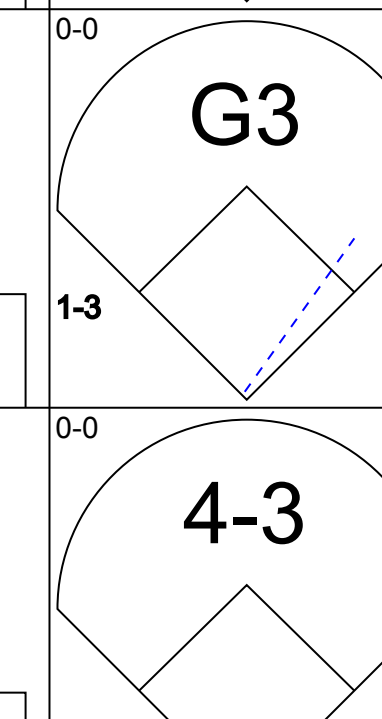

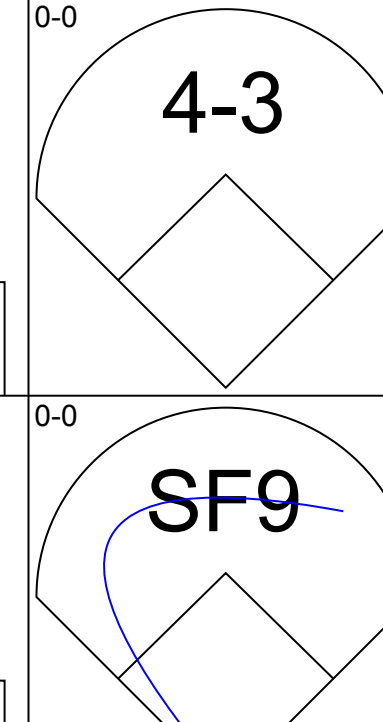
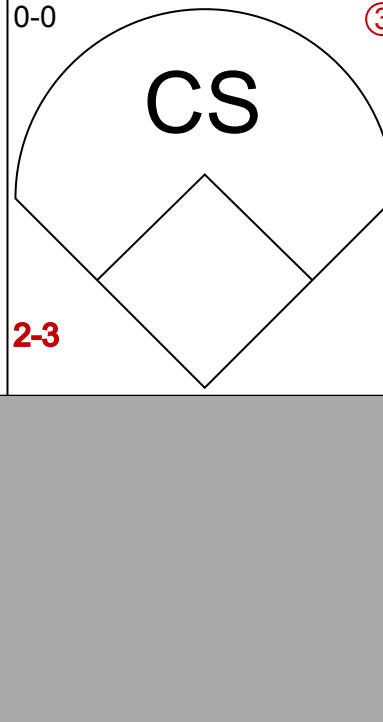

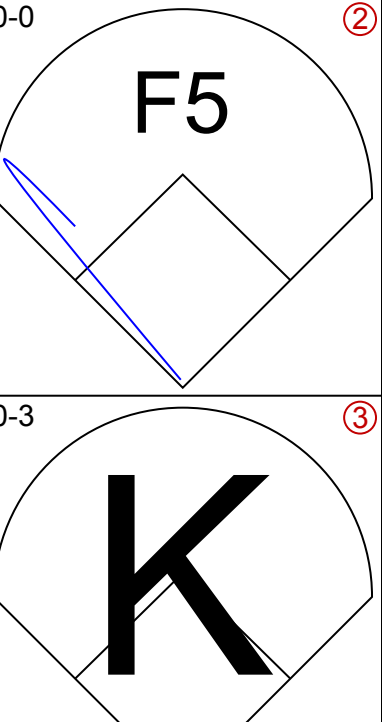
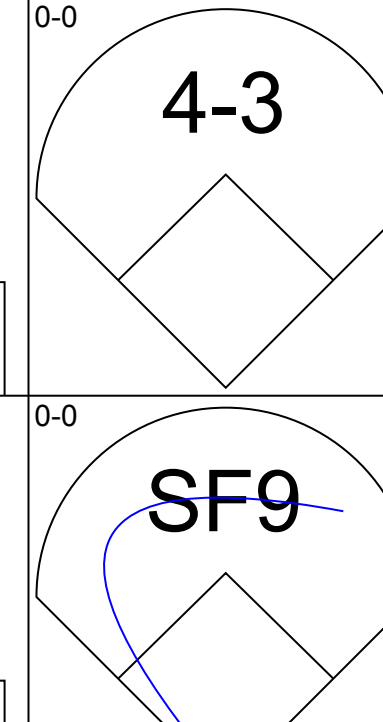
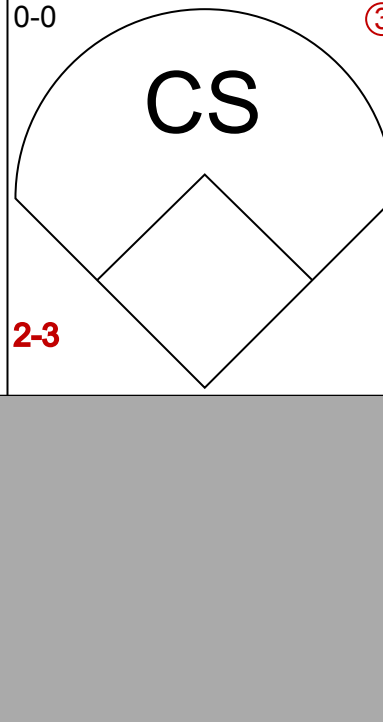


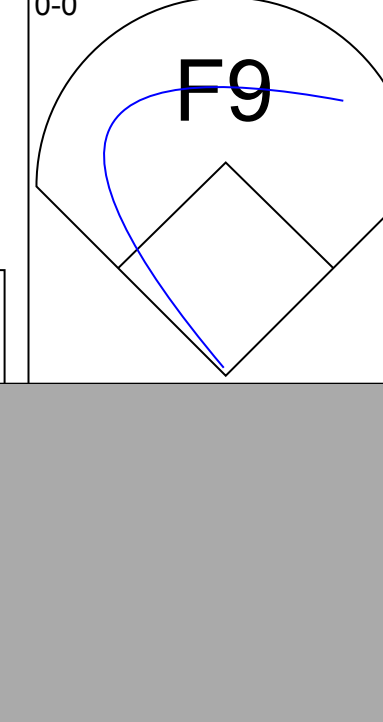

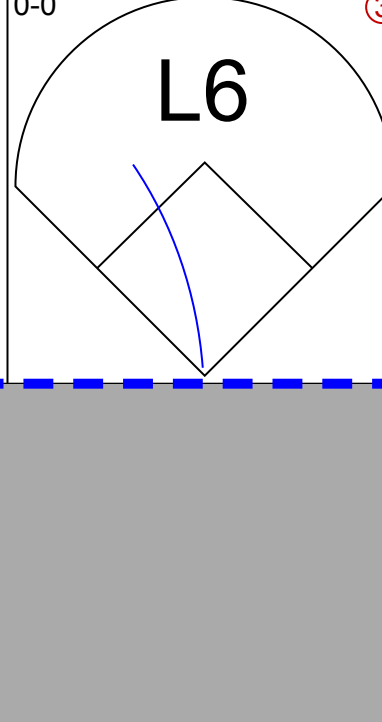
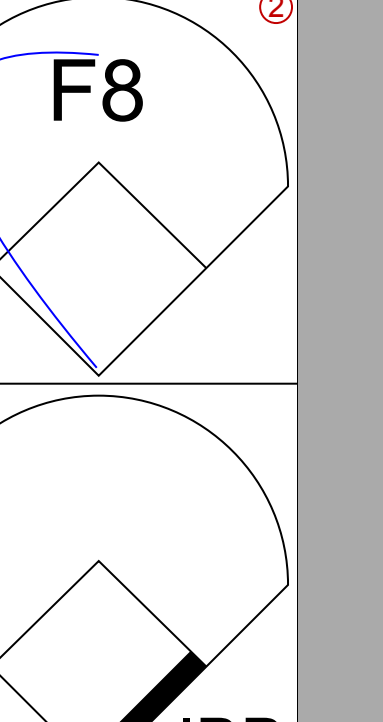


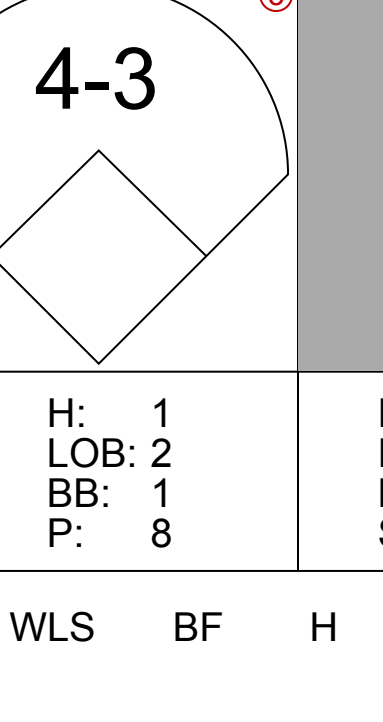

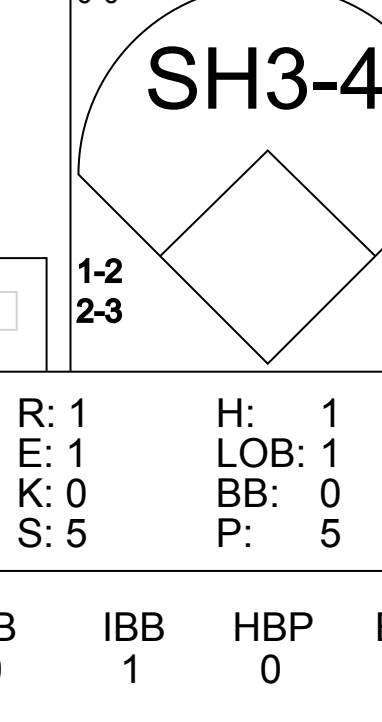

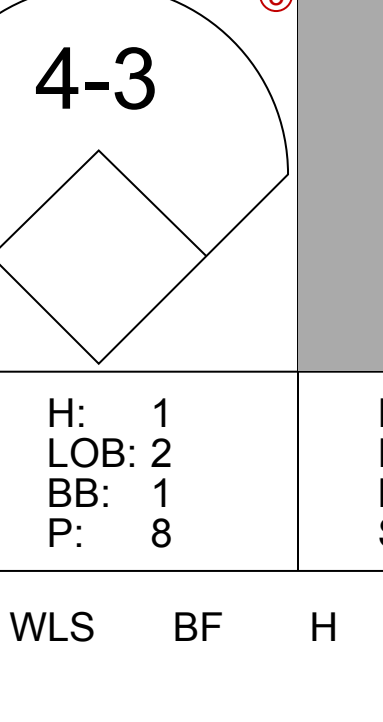

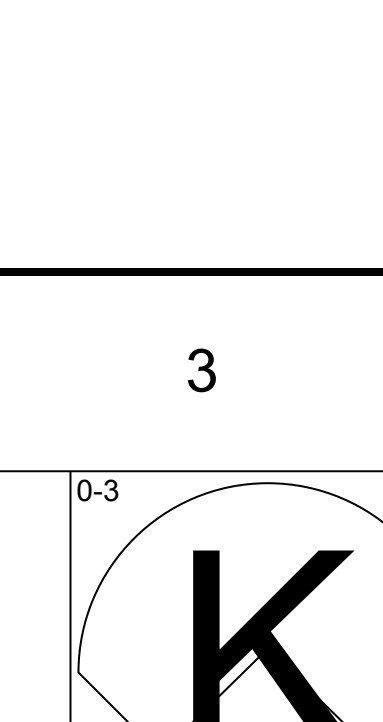
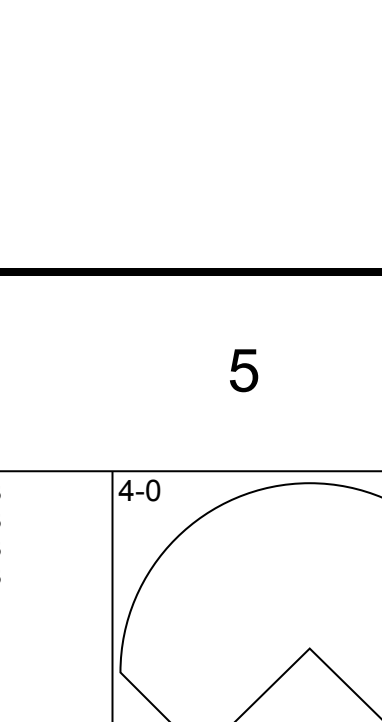
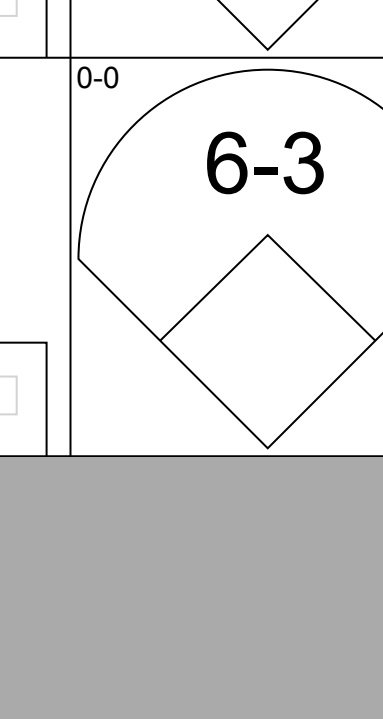
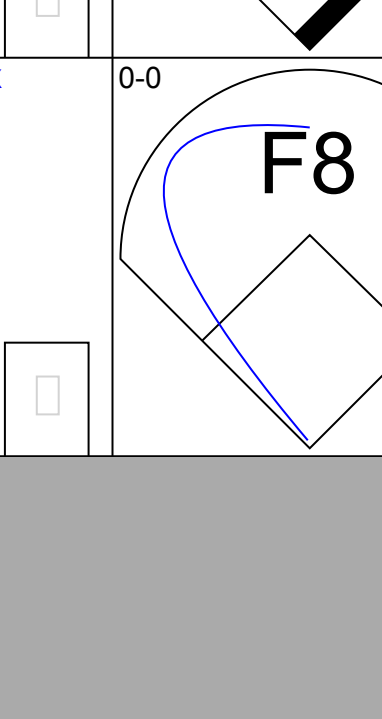
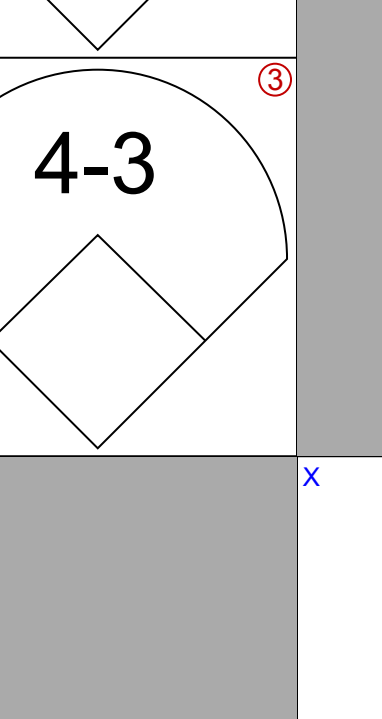


Batter	1	2	3	4	5	6	7	8	9	AB	R	H	RBI	BB	SO	LOB	BOTTOM			
Russ Snyder, L OBP: 0.411, SLG: 0.340 (1, 8)	L7									3	0	0	0	1	1	2				
Paul Blair, R OBP: 0.297, SLG: 0.323 (8, 8)										0	0	0	0	0	0	0				
Luis Aparicio, R OBP: 0.312, SLG: 0.448 (1, 6)	5-3									3	0	0	0	1	1	1				
Sam Bowens, R OBP: 0.143, SLG: 0.115 (1, 9)	F4									3	0	0	0	0	1	0				
Boog Powell, L OBP: 0.278, SLG: 0.371 (1, 3)		K								4	0	1	0	0	2	1				
Curt Blefary, L OBP: 0.377, SLG: 0.582 (1, 7)										1	1	1	0	2	0	0				
Jackie Brandt, R OBP: 0.379, SLG: 0.558 (8, 7)		1B BB								1	0	0	0	0	1	1				
John Orsino, R OBP: 0.348, SLG: 0.459 (1, 2)										3	1	1	0	1	0	2				
Brooks Robinson, R OBP: 0.330, SLG: 0.457 (1, 5)										4	1	2	2	0	1	3	AB 27			
Jerry Adair, R OBP: 0.323, SLG: 0.298 (1, 4)										3	0	1	1	0	0	3	R 3			
Steve Barber, L OBP: 0.125, SLG: 0.067 (1, 1)										2	0	0	0	1	1	0	H 6			
Inning Stats	R: 0 E: 0 K: 0 S: 3	H: 0 LOB: 0 BB: 0 P: 3	R: 0 E: 0 K: 1 S: 6	H: 1 LOB: 2 BB: 1 P: 10	R: 0 E: 0 K: 2 S: 7	H: 0 LOB: 0 BB: 0 P: 7	R: 3 E: 0 K: 1 S: 8	H: 3 LOB: 2 BB: 2 P: 16	R: 0 E: 0 K: 1 S: 4	H: 0 LOB: 0 BB: 1 P: 8	R: 0 E: 0 K: 1 S: 6	H: 1 LOB: 1 BB: 0 P: 6	R: 0 E: 0 K: 1 S: 4	H: 0 LOB: 1 BB: 1 P: 8	R: 0 E: 0 K: 1 S: 6	H: 1 LOB: 2 BB: 1 P: 10	1B: 4 2B: 3 3B: 0 HR: 0	SF: 0 SAC: 1 DP: 1 HBP: 0	WP: 0 PB: 0 SB: 0 CS: 2	PA: 34
PITCHER Aubrey Gatewood, R ERA: 4.15 (1, 1)	IP: 5.0 WLS: L BF: 22 H: 4 R: 3 ER: 3 SO: 5 BB: 4 IBB: 0 HBP: 0 BLK: 0 WP: 0 HR: 0 S: 28 P: 44 ERA: 5.40 WHIP: 1.600															PITCHER Aubrey Gatewood, R ERA: 4.15 (1, 1)	IP: 5.0 WLS: L BF: 22 H: 4 R: 3 ER: 3 SO: 5 BB: 4 IBB: 0 HBP: 0 BLK: 0 WP: 0 HR: 0 S: 28 P: 44 ERA: 5.40 WHIP: 1.600			
Rudy May, L ERA: 3.55 (6, 1)	2.0 7 1 0 0 2 1 0 0 0 0 0 10 14 0.00 1.000															Rudy May, L ERA: 3.55 (6, 1)	2.0 7 1 0 0 2 1 0 0 0 0 0 10 14 0.00 1.000			
Ron Piche, R ERA: 4.7 (8, 1)	1.0 5 1 0 0 1 1 0 0 0 0 0 6 10 0.00 2.000															Ron Piche, R ERA: 4.7 (8, 1)	1.0 5 1 0 0 1 1 0 0 0 0 0 6 10 0.00 2.000			

Los Angeles Angels @ Baltimore Orioles
Memorial Stadium, Baltimore, MD
Fri May 28 1965, 7:05 PM EDT
Att: 23,523 - Unknown

AB 27
R 3
H 6
RBI 3
BB 6
SO 8
LOB 13

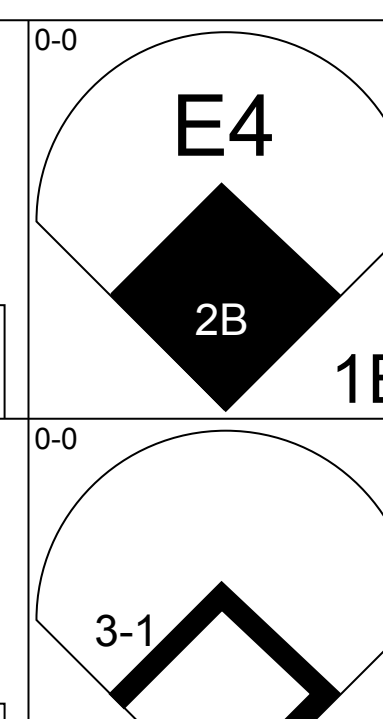
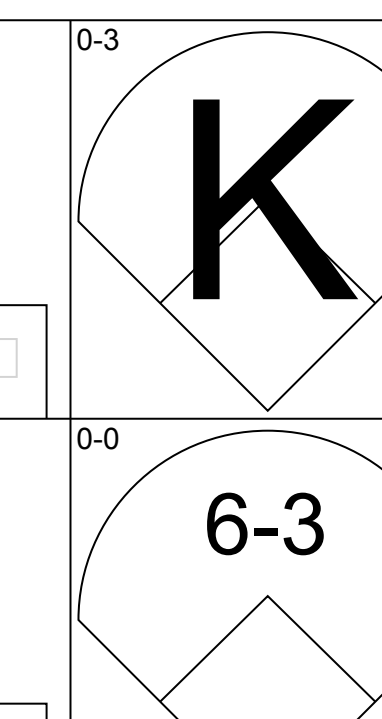
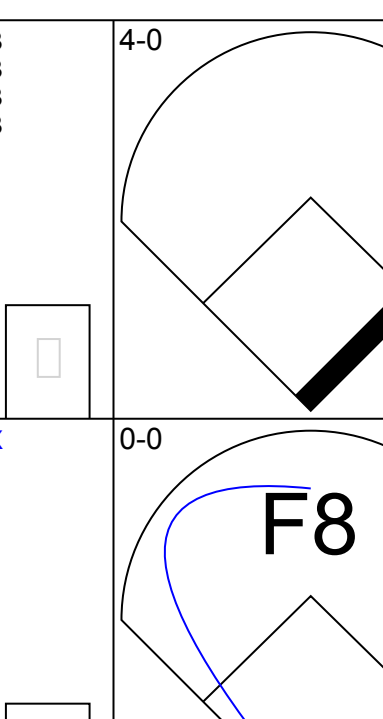
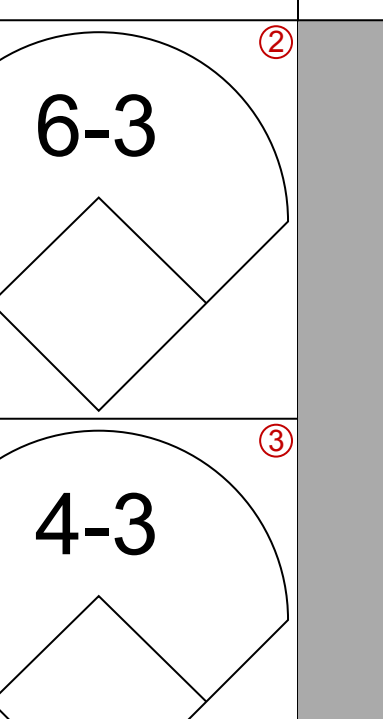
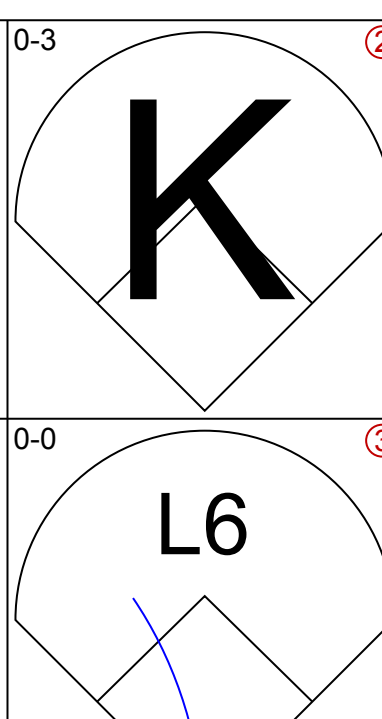
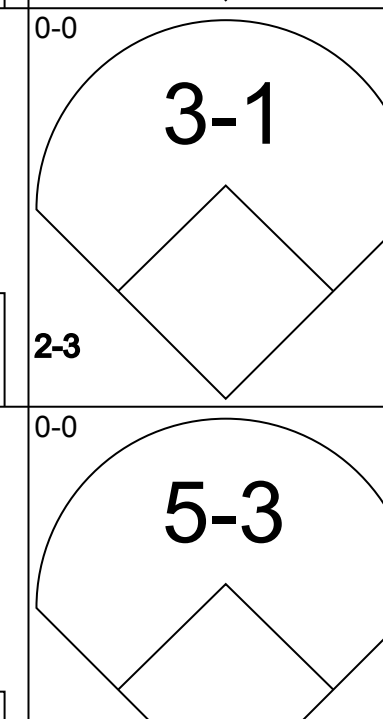


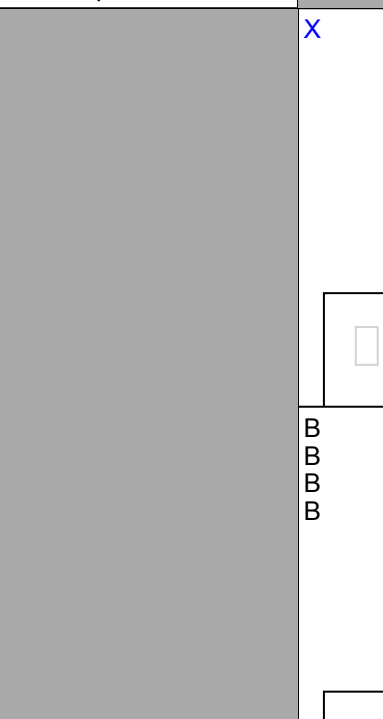

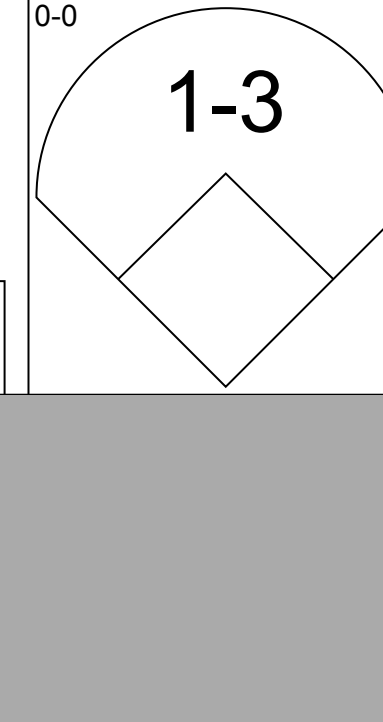
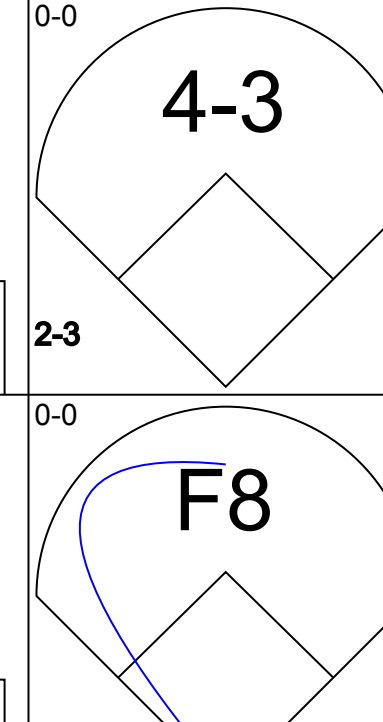
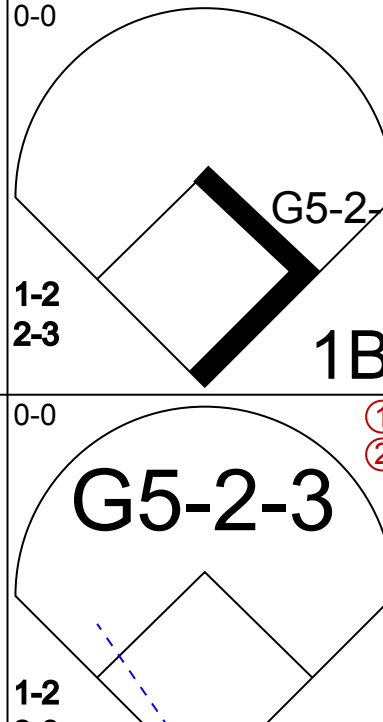
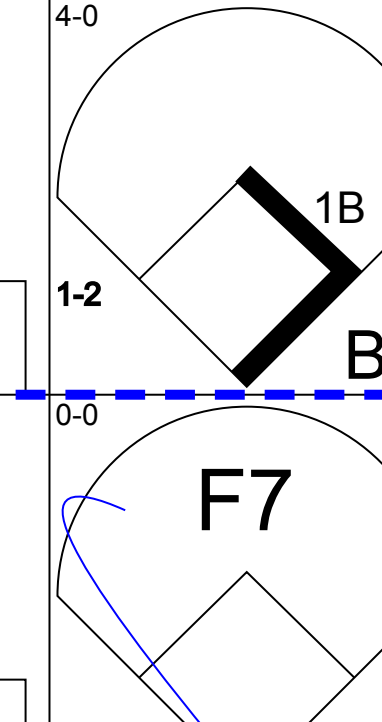


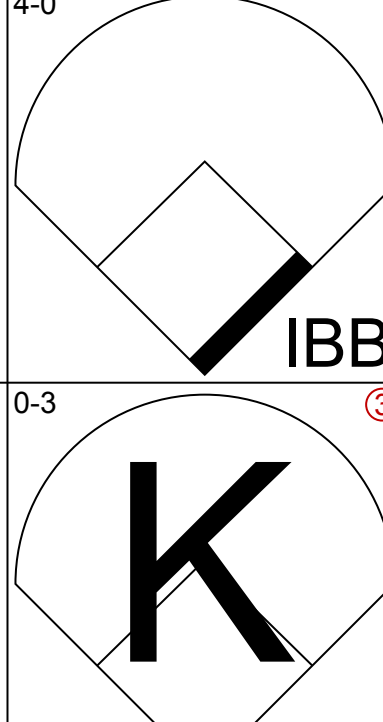
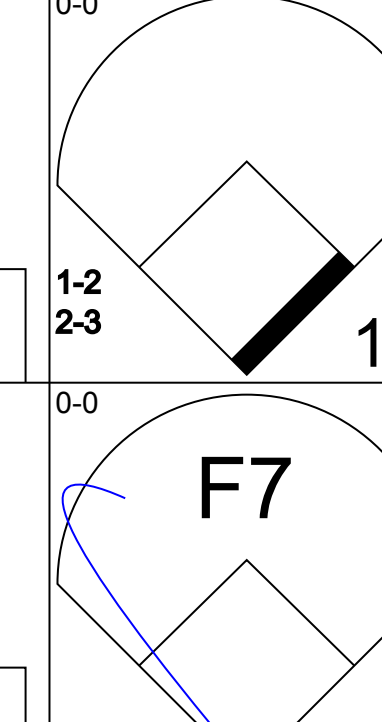


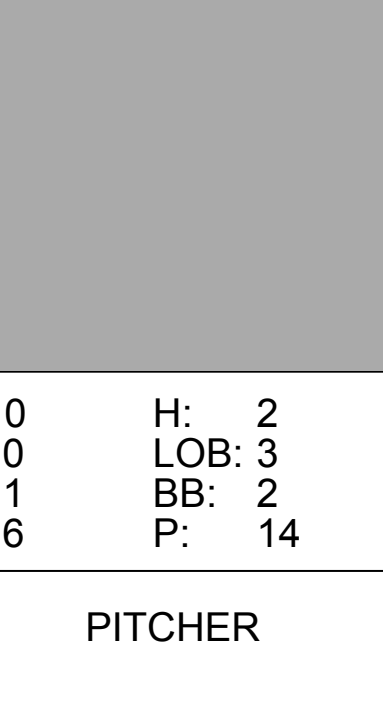
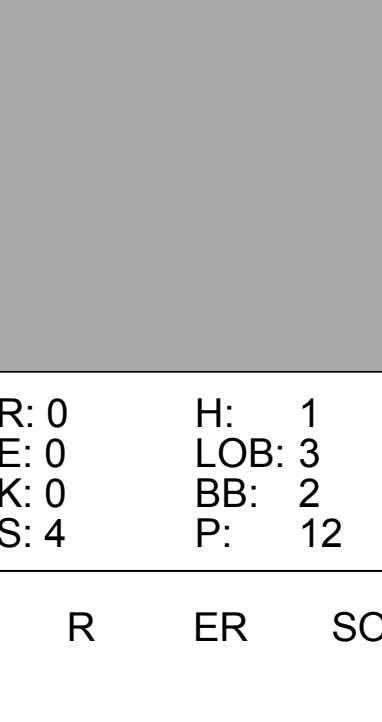
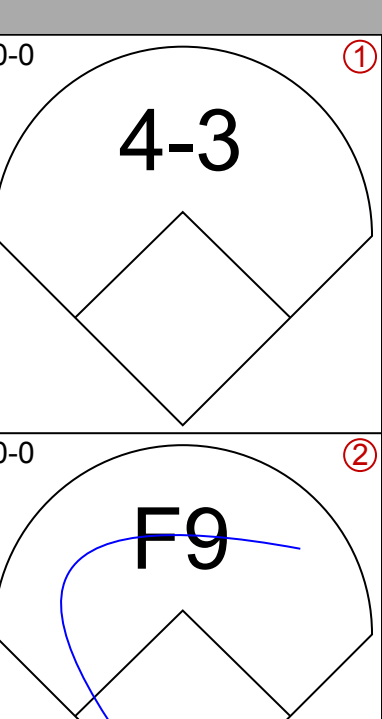
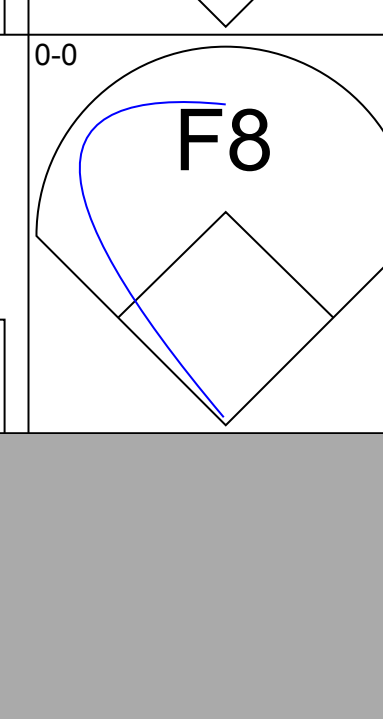
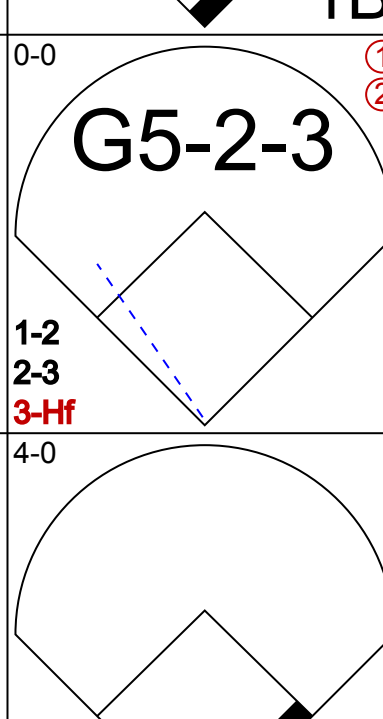
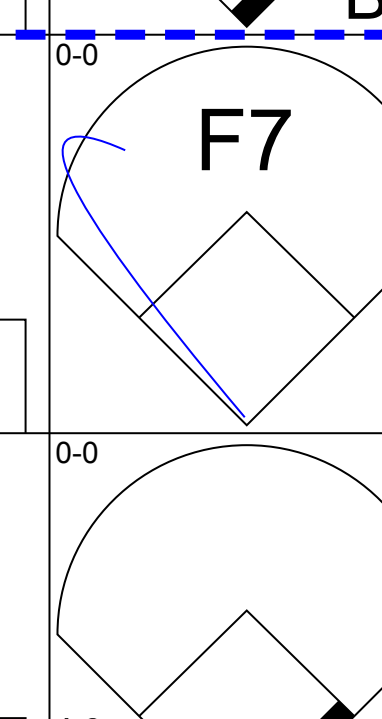
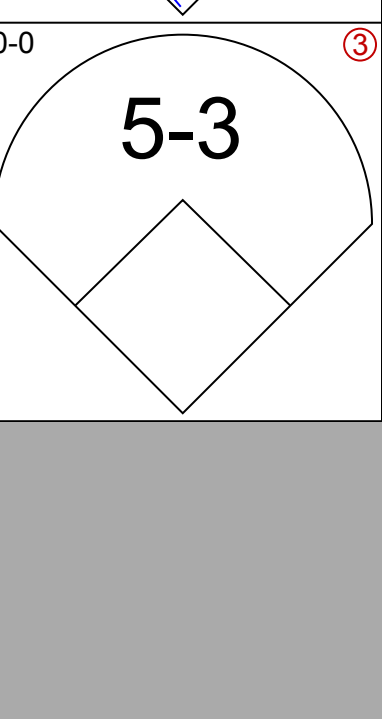
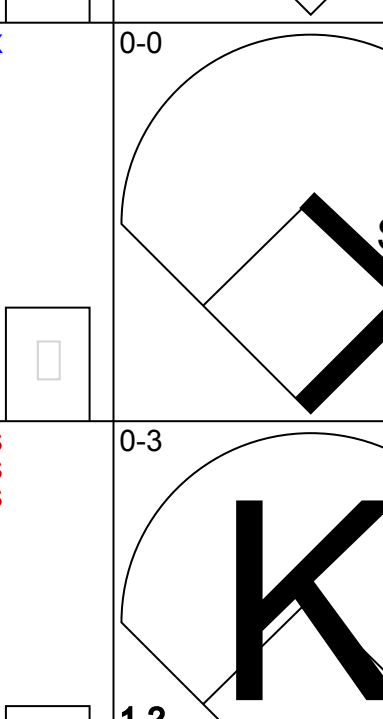

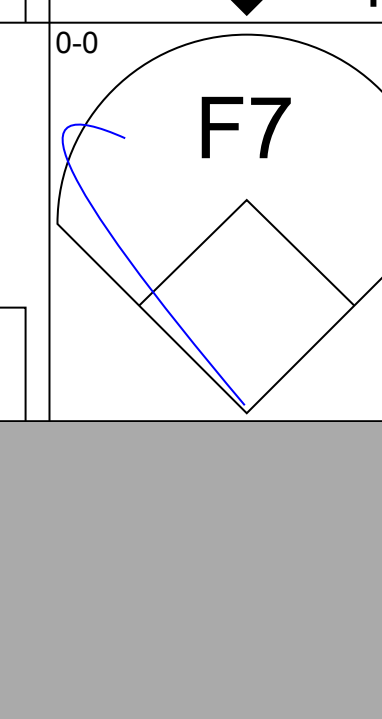
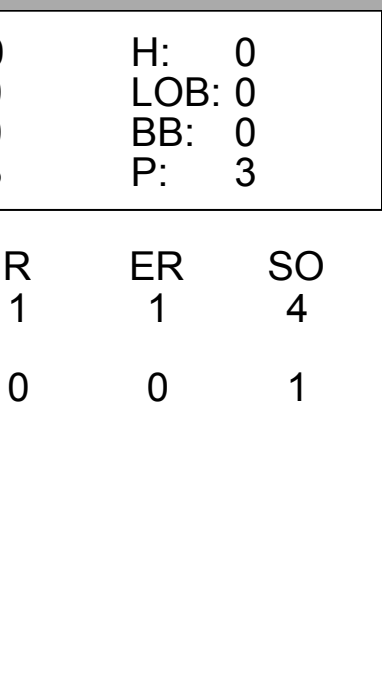
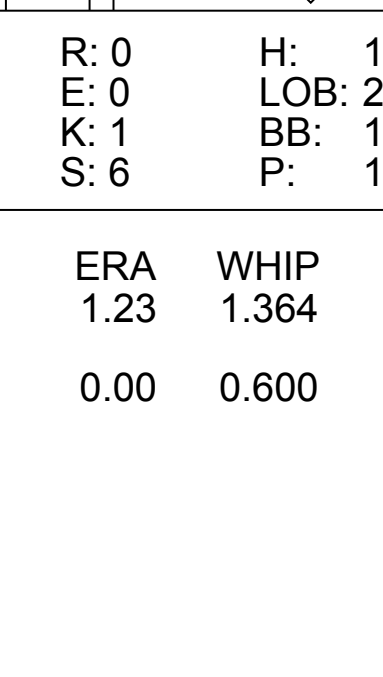
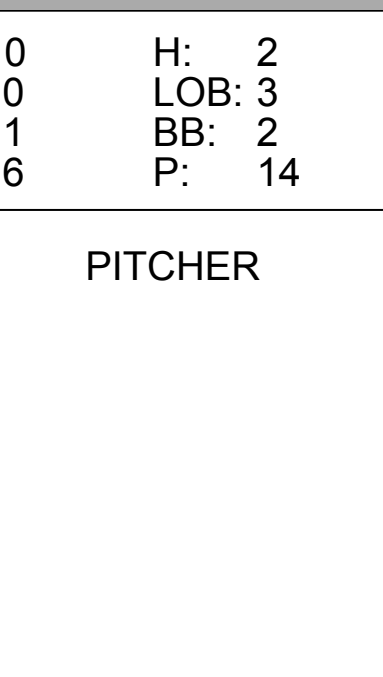
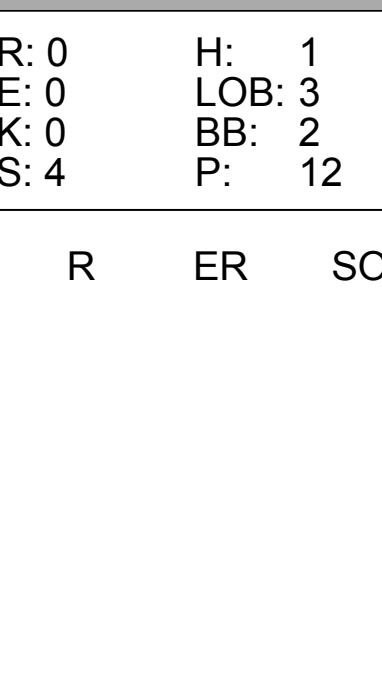
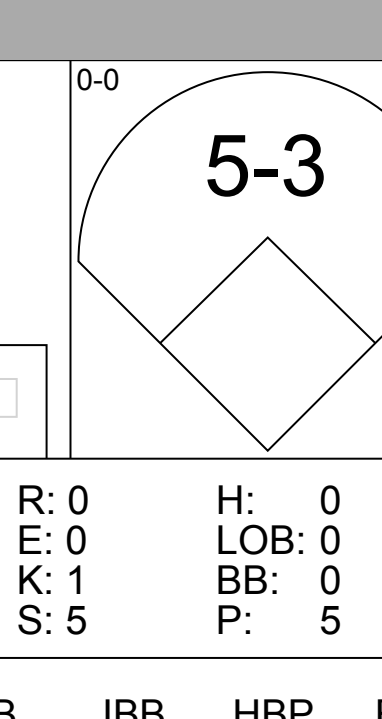
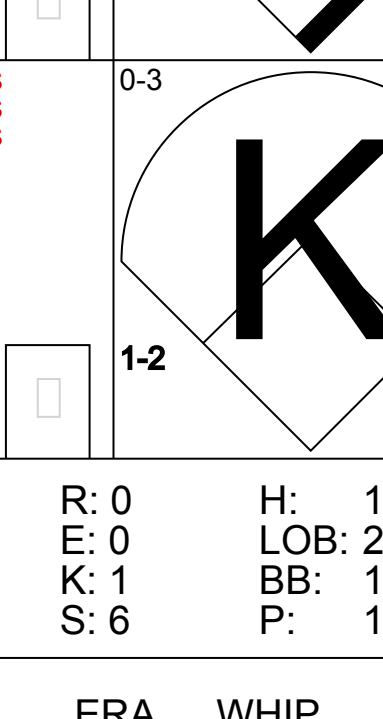
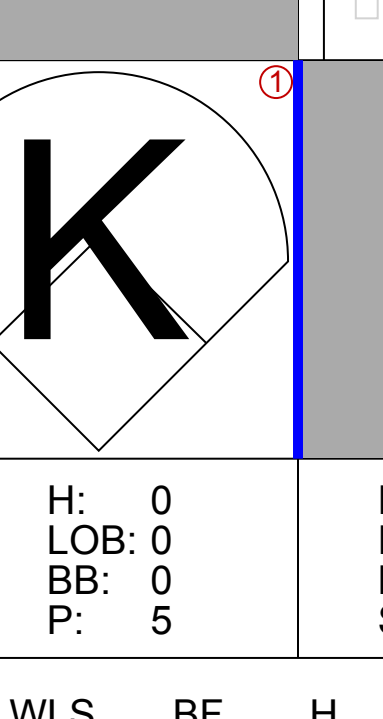
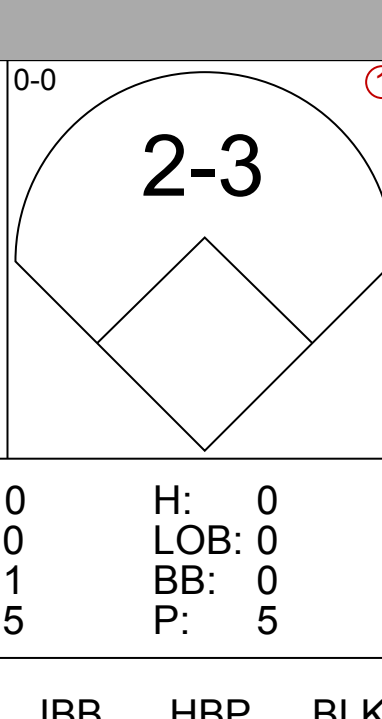


Batter	1	2	3	4	5	6	7	8	9	AB	R	H	RBI	BB	SO	LOB	TOP			
Jose Cardenal, R (1, 8) OBP: 0.311, SLG: 0.428										3	0	1	1	0	1	0				
Albie Pearson, L (1, 9) OBP: 0.356, SLG: 0.388										4	0	0	0	0	0	2				
Jim Fregosi, R (1, 6) OBP: 0.266, SLG: 0.371										4	1	1	1	0	0	1				
Willie Smith, L (1, 7) OBP: 0.260, SLG: 0.404										4	1	2	0	0	0	1				
Costen Shockley, L (1, 3) OBP: 0.255, SLG: 0.281										3	0	1	0	0	0	1				
Vic Power, R (7, 3) OBP: 0.278, SLG: 0.389										0	0	0	0	0	0	0				
Joe Adcock, R (8, 3) OBP: 0.302, SLG: 0.476										1	0	0	0	0	0	0				
Buck Rodgers, S (1, 2) OBP: 0.279, SLG: 0.279										3	0	0	1	0	1	1				
Paul Schaal, R (1, 5) OBP: 0.280, SLG: 0.417										4	1	1	0	0	0	1				
Julio Gotay, R (1, 4) OBP: 0.270, SLG: 0.361										2	0	0	0	1	0	1				
Fred Newman, R (1, 1) OBP: 0.154, SLG: 0.043										2	0	0	0	0	1	2				
Bob Lee, R (8, 1) OBP: 0.222, SLG: 0.500										0	0	0	0	0	0	0				
Inning Stats	R: 0 E: 0 K: 1 S: 5	H: 0 LOB: 0 BB: 0 P: 5	R: 0 E: 0 K: 1 S: 5	H: 0 LOB: 0 BB: 0 P: 5	R: 1 E: 1 K: 0 S: 5	H: 1 LOB: 1 BB: 0 P: 5	R: 2 E: 0 K: 0 S: 5	H: 2 LOB: 0 BB: 0 P: 5	R: 0 E: 0 K: 1 S: 3	H: 1 LOB: 0 BB: 0 P: 3	R: 0 E: 0 K: 0 S: 4	H: 1 LOB: 2 BB: 1 P: 8	R: 0 E: 0 K: 0 S: 4	H: 1 LOB: 1 BB: 0 P: 4	R: 0 E: 0 K: 0 S: 3	H: 0 LOB: 0 BB: 0 P: 3	1B: 3 2B: 1 3B: 1 HR: 1	SF: 2 SAC: 1 DP: 0 HBP: 0	WP: 0 PB: 0 SB: 2 CS: 1	PA: 35
PITCHER	IP	WLS	BF	H	R	ER	SO	BB	IBB	HBP	BLK	WP	HR	S	P	ERA	WHIP			
Mitt Pappas, R (1, 1) ERA: 2.29	7.0	L	27	5	3	2	3	0	1	0	0	0	1	32	36	2.57	0.714			
Stu Miller, R (8, 1) ERA: 1.85	2.0	S	7	1	0	0	0	0	0	0	0	0	0	7	7	0.00	0.500			

Los Angeles Angels @ Baltimore Orioles
Memorial Stadium, Baltimore, MD
Sat May 29 1965, 7:05 PM EDT
Att: 8,908 - Unknown

AB 30
R 3
H 6
RBI 3
BB 1
SO 3
LOB 10



Batter	1	2	3	4	5	6	7	8	9	AB	R	H	RBI	BB	SO	LOB	BOTTOM			
Russ Snyder, L (1, 8) OBP: 0.410, SLG: 0.333										4	1	1	0	1	2	0				
Luis Aparicio, R (1, 6) OBP: 0.309, SLG: 0.446										5	0	1	1	0	0	2				
Sam Bowens, R (1, 9) OBP: 0.156, SLG: 0.133										4	0	1	0	0	0	1				
Boog Powell, L (1, 3) OBP: 0.290, SLG: 0.381										2	0	1	0	2	0	1				
Curt Blefary, L (1, 7) OBP: 0.381, SLG: 0.574										3	0	1	0	1	0	2				
John Orsino, R (1, 2) OBP: 0.338, SLG: 0.444										4	0	0	0	0	0	6				
Brooks Robinson, R (1, 5) OBP: 0.337, SLG: 0.454										3	0	1	0	1	0	0				
Jerry Adair, R (1, 4) OBP: 0.321, SLG: 0.297										4	0	1	0	0	1	6				
Mitt Pappas, R (1, 1) OBP: 0.190, SLG: 0.333										2	0	0	0	0	1	1				
Norm Siebern, L (7, PH) OBP: 0.345, SLG: 0.420										1	0	0	0	0	1	0				
Stu Miller, R (8, 1) ERA: 1.74										0	0	0	0	0	0	0				
Charlie Lau, L (8, PH) OBP: 0.342, SLG: 0.528										1	0	0	0	0	0	0				
Inning Stats	R: 1 E: 1 K: 0 S: 5	H: 2 LOB: 1 BB: 0 P: 5	R: 0 E: 0 K: 0 S: 3	H: 0 LOB: 0 BB: 0 P: 3	R: 0 E: 0 K: 1 S: 5	H: 0 LOB: 0 BB: 0 P: 5	R: 0 E: 0 K: 0 S: 4	H: 1 LOB: 1 BB: 0 P: 4	R: 0 E: 0 K: 1 S: 6	H: 1 LOB: 2 BB: 1 P: 10	R: 0 E: 0 K: 1 S: 6	H: 2 LOB: 3 BB: 2 P: 14	R: 0 E: 0 K: 0 S: 4	H: 0 LOB: 3 BB: 2 P: 12	R: 0 E: 0 K: 1 S: 5	H: 0 LOB: 0 BB: 0 P: 5	1B: 5 2B: 2 3B: 0 HR: 0	SF: 0 SAC: 0 DP: 1 HBP: 0	WP: 1 PB: 0 SB: 1 CS: 0	PA: 38
PITCHER	IP	WLS	BF	H	R	ER	SO	BB	IBB	HBP	BLK	WP	HR	S	P	ERA	WHIP			
Fred Newman, R (1, 1) ERA: 3.07	7.1	W	32	6	1	1	4	4	1	0	0	0	0	35	55	1.23	1.364			
Bob Lee, R (8, 1) ERA: 1.74	1.2	S	6	1	0	0	1	0	0	0	0	0	0	8	8	0.00	0.600			

Los Angeles Angels @ Baltimore Orioles
Memorial Stadium, Baltimore, MD
Sat May 29 1965, 7:05 PM EDT
Att: 8,908 - Unknown

AB 33
R 1
H 7
RBI 1
BB 5
SO 5
LOB 19



Batter	1	2	3	4	5	6	7	8	9	AB	R	H	RBI	BB	SO	LOB	TOP										
Jose Cardenal, R (1, 8) OBP: 0.313, SLG: 0.427	5-3		1B		F9		2B 1B		F5	5	1	2	0	0	0	2											
Albie Pearson, L (1, 9) OBP: 0.360, SLG: 0.382	F7		K		K		2B BB		1B	4	0	1	0	1	2	3											
Jim Fregosi, R (1, 6) OBP: 0.265, SLG: 0.372	G3				F8		K		K	5	0	1	1	0	2	1											
Willie Smith, L (1, 7) OBP: 0.264, SLG: 0.400		4-3			F9		2B 1B		6-3	4	1	1	0	1	0	1											
Costen Shockley, L (1, 3) OBP: 0.265, SLG: 0.283		FC4-6 1B					K		F2	3	0	1	0	1	1	4											
Buck Rodgers, S (1, 2) OBP: 0.276, SLG: 0.286		FC4-6 1-2			F7		2B		L4	4	1	1	0	0	0	5											
Paul Schaal, R (1, 5) OBP: 0.286, SLG: 0.426					F2		2B		L4-3 1B	4	0	2	2	0	1	1											
Julio Gotay, R (1, 4) OBP: 0.268, SLG: 0.350			F5		1B		F4		L4-3 1-2	4	0	1	0	0	0	2											
Marcelino Lopez, R (1, 1) OBP: 0.154, SLG: 0.160									L9	2	0	1	0	0	1	0											
Bobby Gene Smith, R (7, PH) OBP: 0.375, SLG: 0.500										1	0	0	0	0	0	0											
Ron Piche, R (7, 1)										0	0	0	0	0	0	0											
Joe Adcock, R (8, PH) OBP: 0.299, SLG: 0.470										1	0	0	0	0	0	0											
Barry Latman, R (8, 1)										0	0	0	0	0	0	0											
Inning Stats	R: 0 E: 0 K: 0 S: 3	H: 0 LOB: 0 BB: 0 P: 3	R: 0 E: 0 K: 1 S: 6	H: 1 LOB: 1 BB: 0 P: 6	R: 0 E: 0 K: 2 S: 8	H: 1 LOB: 1 BB: 0 P: 8	R: 0 E: 0 K: 0 S: 3	H: 0 LOB: 1 BB: 1 P: 7	R: 0 E: 0 K: 1 S: 7	H: 2 LOB: 2 BB: 0 P: 7	R: 2 E: 0 K: 2 S: 10	H: 3 LOB: 1 BB: 0 P: 10	R: 1 E: 0 K: 0 S: 5	H: 2 LOB: 2 BB: 2 P: 13	R: 0 E: 0 K: 0 S: 3	H: 1 LOB: 0 BB: 0 P: 3	R: 0 E: 0 K: 1 S: 6	H: 1 LOB: 1 BB: 0 P: 6	1B: 8 2B: 4 3B: 0 HR: 0	SF: 0 SAC: 0 DP: 1 HBP: 0	WP: 0 PB: 0 SB: 3 CS: 0	PA: 40					
PITCHER	IP	WLS	BF	H	R	ER	SO	BB	IBB	HBP	BLK	WP	HR	S	P	ERA	WHIP										
Wally Bunker, R (1, 1) ERA: 5.91	6.1		30	9	3	3	6	2	0	0	0	0	0	40	48	4.26	1.737										
Stu Miller, R (7, 1) ERA: 1.92	0.2	W	3	0	0	0	0	0	1	0	0	0	0	2	6	0.00	0.000										
Harvey Haddix, L (8, 1) ERA: 1.59	1.0		3	1	0	0	0	0	0	0	0	0	0	3	3	0.00	1.000										
Dick Hall, R (9, 1) ERA: 3.27	1.0	S	4	1	0	0	1	0	0	0	0	0	0	6	6	0.00	1.000										

Los Angeles Angels @ Baltimore Orioles
Memorial Stadium, Baltimore, MD
Sun May 30 1965, 3:33 AM EDT
Att: 7,392 - Unknown

AB 37
R 3
H 11
RBI 3
BB 3
SO 7
LOB 19



Batter	1	2	3	4	5	6	7	8	9	AB	R	H	RBI	BB	SO	LOB	BOTTOM										
Jerry Adair, R (1, 4) OBP: 0.319, SLG: 0.295	L4		6-3		F8		1-2 2H 1B			4	0	1	1	0	0	0											
Luis Aparicio, R (1, 6) OBP: 0.313, SLG: 0.444			1B		K		K			3	1	1	0	1	2	2											
Jackie Brandt, R (1, 7) OBP: 0.374, SLG: 0.556			6-3		6-3		F9			4	1	1	0	0	1	4											
Brooks Robinson, R (1, 5) OBP: 0.343, SLG: 0.455	5-3		FC6-4 1B				WP 8-2 1B		F3	4	0	2	2	0	0	1											
Sam Bowens, R (1, 9) OBP: 0.139, SLG: 0.118			K		FC6-4 1-2		F5		F9	4	0	0	0	0	1	2											
Bob Johnson, R (1, 3) OBP: 0.277, SLG: 0.388							8-2			3	0	1	0	0	0	1											
Harvey Haddix, L (8, 1)										0	0	0	0	0	0	0											
Russ Snyder, L (8, PH) OBP: 0.419, SLG: 0.333										0	0	0	0	1	0	0											
Dick Hall, R (9, 1) OBP: 0.750, SLG: 1.000										0	0	0	0	0	0	0											
John Orsino, R (1, 2) OBP: 0.342, SLG: 0.469					F8		SH3 1B		5-3	4	2	2	1	0	0	2											
Paul Blair, R (1, 8) OBP: 0.300, SLG: 0.321			HR		L3		SH3			1	0	0	0	1	0	1											
Wally Bunker, R (1, 1) OBP: 0.333, SLG: 0.143			FC6-4 BB							2	0	0	0	0	0	1											
Stu Miller, R (7, 1)										0	0	0	0	0	0	0											
Boog Powell, L (7, PH) OBP: 0.295, SLG: 0.381			FC6-4 1-2		4-3		1B		IBB	0	0	0	0	1	0	0											
Inning Stats	R: 0 E: 0 K: 1 S: 6	H: 1 LOB: 1 BB: 0 P: 6	R: 1 E: 0 K: 1 S: 6	H: 1 LOB: 1 BB: 1 P: 10	R: 1 E: 0 K: 0 S: 4	H: 1 LOB: 1 BB: 1 P: 8	R: 0 E: 0 K: 0 S: 3	H: 1 LOB: 0 BB: 0 P: 3	R: 0 E: 0 K: 1 S: 5	H: 0 LOB: 0 BB: 0 P: 5	R: 1 E: 0 K: 0 S: 4	H: 2 LOB: 0 BB: 0 P: 4	R: 1 E: 0 K: 1 S: 7	H: 2 LOB: 2 BB: 1 P: 11	R: 0 E: 0 K: 0 S: 3	H: 0 LOB: 1 BB: 1 P: 7	R: 0 E: 0 K: 1 S: 6	H: 0 LOB: 1 BB: 1 P: 6	1B: 6 2B: 3 3B: 0 HR: 1	SF: 0 SAC: 1 DP: 2 HBP: 0	WP: 1 PB: 0 SB: 1 CS: 0	PA: 34					
PITCHER	IP	WLS	BF	H	R	ER	SO	BB	IBB	HBP	BLK	WP	HR	S	P	ERA	WHIP										
Marcelino Lopez, L (1, 1) ERA: 2.22	6.0		24	6	3	3	3	2	0	0	0	0	0	28	36	4.50	1.333										
Ron Piche, R (7, 1) ERA: 4.96	1.0	L	6	2	1	1	1	0	1	0	0	0	0	7	11	9.00	2.000										
Barry Latman, R (8, 1) ERA: 1.08	1.0		4	0	0	0	0	1	0	0	0	0	0	3	7	0.00	1.000										

Los Angeles Angels @ Baltimore Orioles
Memorial Stadium, Baltimore, MD
Sun May 30 1965, 3:33 AM EDT
Att: 7,392 - Unknown

AB 29
R 4
H 8
RBI 4
BB 4
SO 4
LOB 14



Batter	1	2	3	4	5	6	7	8	9	AB	R	H	RBI	BB	SO	LOB	TOP				
Zoilo Versalles, R OBP: 0.309, SLG: 0.527 (1, 6)	F4		HR		K		1B		5-3	5	1	2	2	0	1	1	Minnesota Twins @ Baltimore Orioles Memorial Stadium, Baltimore, MD Mon May 31 1965, 3:33 AM EDT Unknown				
Jerry Kindall, R OBP: 0.299, SLG: 0.321 (1, 4)	L5		F8		1B		F3		F3	4	0	0	0	1	0	1					
Sandy Valdespino, L OBP: 0.389, SLG: 0.394 (1, 7)	1B		1B		1B		2B		6-3	4	2	3	1	1	0	0					
Tony Oliva, L OBP: 0.278, SLG: 0.471 (1, 9)	1B		F2		F7		2B			4	0	2	2	0	0	3					
Jimmie Hall, L OBP: 0.375, SLG: 0.524 (1, 8)	CS		F8		F8		K			4	1	1	1	0	1	1					
Don Mincher, L OBP: 0.333, SLG: 0.444 (1, 3)					F5		K		6-3	4	0	1	0	0	1	0					
Rich Rollins, R OBP: 0.288, SLG: 0.338 (1, 5)					F8		2B		K	4	0	1	0	0	1	1					
Jerry Zimmerman, R OBP: 0.327, SLG: 0.289 (1, 2)			F9		SH5-4		5-3		FC6-4	3	1	1	0	0	0	1					
Jim Kaat, L OBP: 0.200, SLG: 0.200 (1, 1)			HR		SH5-4		K		FC6-4	3	1	1	0	0	1	2					
Inning Stats	R: 1 E: 0 K: 0 S: 3	H: 1 LOB: 0 BB: 1 P: 7	R: 0 E: 0 K: 0 S: 3	H: 1 LOB: 0 BB: 0 P: 3	R: 2 E: 0 K: 0 S: 6	H: 3 LOB: 1 BB: 0 P: 6	R: 0 E: 0 K: 0 S: 3	H: 0 LOB: 0 BB: 0 P: 3	R: 1 E: 0 K: 2 S: 9	H: 2 LOB: 1 BB: 0 P: 9	R: 1 E: 0 K: 1 S: 7	H: 3 LOB: 1 BB: 0 P: 7	R: 0 E: 0 K: 1 S: 6	H: 1 LOB: 1 BB: 0 P: 6	R: 0 E: 0 K: 0 S: 3	H: 0 LOB: 0 BB: 0 P: 3	1B: 8 2B: 2 3B: 0 HR: 2	SF: 0 SAC: 1 DP: 1 HBP: 1	WP: 0 PB: 0 SB: 1 CS: 1	PA: 40	
PITCHER	IP	WLS	BF	H	R	ER	SO	BB	IBB	HBP	BLK	WP	HR	S	P	ERA	WHIP				
Robin Roberts, R ERA: 3.54 (1, 1)	6.0	L	27	8	5	5	3	2	0	1	0	0	2	30	39	7.50	1.667				
Don Larsen, R ERA: 5.75 (7, 1)	3.0		12	4	1	1	2	0	0	0	0	0	0	16	16	3.00	1.333				

Batter	1	2	3	4	5	6	7	8	9	AB	R	H	RBI	BB	SO	LOB	BOTTOM					
Jerry Adair, R OBP: 0.312, SLG: 0.288 (1, 4)	6-3		F8			G6-3			5-3	4	0	0	0	0	0	1	Minnesota Twins @ Baltimore Orioles Memorial Stadium, Baltimore, MD Mon May 31 1965, 3:33 AM EDT Unknown					
Luis Aparicio, R OBP: 0.312, SLG: 0.440 (1, 6)	6-3				FC6-4	F7			5-3	4	0	1	0	0	0	0						
Jackie Brandt, R OBP: 0.358, SLG: 0.529 (1, 7)	F8				FC6-4				1-3	4	0	0	0	0	0	1						
Brooks Robinson, R OBP: 0.333, SLG: 0.442 (1, 5)					F6				F3	3	0	0	0	0	1	1						
Sam Bowens, R OBP: 0.128, SLG: 0.108 (1, 9)					F7				5-3	3	0	0	0	0	0	1						
Bob Johnson, R OBP: 0.279, SLG: 0.386 (1, 3)					1B				1-3	3	0	1	0	0	0	0						
John Orsino, R OBP: 0.336, SLG: 0.459 (1, 2)					F8				F7	3	0	0	0	0	0	1						
Paul Blair, R OBP: 0.301, SLG: 0.321 (1, 8)					6-3				F8	3	0	1	0	0	0	0						
Robin Roberts, S OBP: 0.214, SLG: 0.259 (1, 1)					K				1-3	1	0	0	0	0	1	0						
Russ Snyder, L OBP: 0.429, SLG: 0.333 (6, PH)						G6-3				0	0	0	0	1	0	0						
Don Larsen, R OBP: 0.200, SLG: 0.200 (7, 1)						BB				1	0	0	0	0	0	1						
Inning Stats	R: 0 E: 0 K: 0 S: 3	H: 0 LOB: 0 BB: 0 P: 3	R: 0 E: 0 K: 1 S: 6	H: 1 LOB: 1 BB: 0 P: 6	R: 0 E: 0 K: 1 S: 5	H: 0 LOB: 0 BB: 0 P: 5	R: 0 E: 0 K: 0 S: 4	H: 1 LOB: 1 BB: 0 P: 4	R: 0 E: 0 K: 0 S: 3	H: 0 LOB: 0 BB: 0 P: 3	R: 0 E: 0 K: 0 S: 2	H: 0 LOB: 0 BB: 1 P: 6	R: 0 E: 0 K: 0 S: 3	H: 0 LOB: 0 BB: 0 P: 3	R: 0 E: 0 K: 0 S: 4	H: 1 LOB: 1 BB: 0 P: 4	R: 0 E: 0 K: 0 S: 3	H: 0 LOB: 0 BB: 0 P: 3	1B: 3 2B: 0 3B: 0 HR: 0	SF: 0 SAC: 0 DP: 1 HBP: 0	WP: 0 PB: 0 SB: 0 CS: 0	PA: 30
PITCHER	IP	WLS	BF	H	R	ER	SO	BB	IBB	HBP	BLK	WP	HR	S	P	ERA	WHIP					
Jim Kaat, L ERA: 1.91 (1, 1)	9.0	W	30	3	0	0	2	1	0	0	0	0	0	33	37	0.00	0.444					

AB	35
R	6
H	12
RBI	6
BB	2
SO	5
LOB	10



AB	29
R	0
H	3
RBI	0
BB	1
SO	2
LOB	6



Batter	1	2	3	4	5	6	7	8	9	AB	R	H	RBI	BB	SO	LOB	TOP								
Zoilo Versalles, R OBP: 0.303, SLG: 0.516 (1, 6)	0-0 4-3 1		0-0 F7 2		0-0 FC6-4 2B 2		0-3 K 3			4	1	0	1	0	1	2	Minnesota Twins @ Baltimore Orioles Memorial Stadium, Baltimore, MD Mon May 31 1965, 3:38 AM EDT Att: 21,289 - Unknown								
Jerry Kindall, R OBP: 0.304, SLG: 0.333 (1, 4)	0-0 E5 2B		0-0 6-3 3		0-0 2B 1-H 3-H 4-0			0-0 FC1-5 1B 1B		4	1	2	2	0	0	0									
Tony Oliva, L OBP: 0.293, SLG: 0.483 (1, 9)	0-0 2B 2-H			4-0 G6-4-3 BB				0-0 FC1-5 1B 1-2		2	0	2	1	2	0	0									
Don Mincher, L OBP: 0.303, SLG: 0.400 Mel Nelson, R (5, 1)	0-3 K 2			0-0 F8 1	0-0 F8 3			0-0 FC1-5 1B 1-2 2-3		3	0	0	0	0	0	1		4							
Jim Kaat, L OBP: 0.194, SLG: 0.194 Johnny Klippstein, R (8, 1)	0-3 K 3			0-0 G6-4-3 1-2				0-0 G6-4-3 1-2		0	0	0	0	0	0	2		0							
Harmon Killebrew, R OBP: 0.379, SLG: 0.450 (1, 3)	0-3 K 3			0-0 G6-4-3 1-2				0-0 F8 1		4	0	0	0	0	1	4									
Jimmie Hall, L OBP: 0.372, SLG: 0.517 (1, 8)		0-0 CS 1B			0-0 4-3 1		0-3 K 2		0-0 5-3 1	4	0	1	0	0	1	0									
Rich Rollins, R OBP: 0.287, SLG: 0.335 (1, 5)	0-0 4-3 1-2				0-0 FC6-4 1B BB		0-0 F6 3		0-0 L5 2	4	1	1	0	0	0	1									
John Sevck, R (1, 2)	0-0 4-3 3				4-0 FC6-4 2B BB		0-3 K 1		0-3 K 3	2	1	0	0	1	1	0									
Jerry Zimmerman, R OBP: 0.320, SLG: 0.283 (7, 2)	0-0 4-3 3				4-0 FC6-4 2B BB		0-0 F7 2			1	0	0	0	0	1	0									
Dick Stigman, R Joe Nossek, R OBP: 0.238, SLG: 0.222 Jim Perry, S (3, 1)			0-0 G3 1		4-0 FC6-4 BB		0-0 F7 2			0	0	0	0	0	0	0									
Sandy Valdespino, L OBP: 0.395, SLG: 0.382 (5, 7)					1-2 2-3 BB					1	0	0	0	1	0	0									
Inning Stats	R: 1 E: 1 K: 2 S: 9	H: 1 LOB: 1 BB: 0 P: 9	R: 0 E: 0 K: 0 S: 3	H: 1 LOB: 0 BB: 0 P: 3	R: 0 E: 0 K: 0 S: 3	H: 0 LOB: 0 BB: 0 P: 3	R: 0 E: 0 K: 0 S: 2	H: 0 LOB: 0 BB: 1 P: 6	R: 3 E: 0 K: 0 S: 5	H: 2 LOB: 2 BB: 3 P: 17	R: 0 E: 0 K: 1 S: 5	H: 0 LOB: 0 BB: 0 P: 5	R: 0 E: 0 K: 2 S: 7	H: 0 LOB: 0 BB: 0 P: 7	R: 0 E: 0 K: 0 S: 4	H: 2 LOB: 1 BB: 0 P: 4	R: 0 E: 0 K: 1 S: 5	H: 0 LOB: 0 BB: 0 P: 5	1B: 4 2B: 2 3B: 0 HR: 0	SF: 0 SAC: 0 DP: 2 HBP: 0	WP: 0 PB: 0 SB: 0 CS: 1	PA: 35			
PITCHER	IP WLS BF H R ER SO BB IBB HBP BLK WP HR S P ERA WHIP	IP WLS BF H R ER SO BB IBB HBP BLK WP HR S P ERA WHIP	IP WLS BF H R ER SO BB IBB HBP BLK WP HR S P ERA WHIP	IP WLS BF H R ER SO BB IBB HBP BLK WP HR S P ERA WHIP	IP WLS BF H R ER SO BB IBB HBP BLK WP HR S P ERA WHIP	IP WLS BF H R ER SO BB IBB HBP BLK WP HR S P ERA WHIP	IP WLS BF H R ER SO BB IBB HBP BLK WP HR S P ERA WHIP	IP WLS BF H R ER SO BB IBB HBP BLK WP HR S P ERA WHIP	IP WLS BF H R ER SO BB IBB HBP BLK WP HR S P ERA WHIP	IP WLS BF H R ER SO BB IBB HBP BLK WP HR S P ERA WHIP	IP WLS BF H R ER SO BB IBB HBP BLK WP HR S P ERA WHIP	IP WLS BF H R ER SO BB IBB HBP BLK WP HR S P ERA WHIP	IP WLS BF H R ER SO BB IBB HBP BLK WP HR S P ERA WHIP	IP WLS BF H R ER SO BB IBB HBP BLK WP HR S P ERA WHIP	IP WLS BF H R ER SO BB IBB HBP BLK WP HR S P ERA WHIP	IP WLS BF H R ER SO BB IBB HBP BLK WP HR S P ERA WHIP	IP WLS BF H R ER SO BB IBB HBP BLK WP HR S P ERA WHIP	IP WLS BF H R ER SO BB IBB HBP BLK WP HR S P ERA WHIP	IP WLS BF H R ER SO BB IBB HBP BLK WP HR S P ERA WHIP	IP WLS BF H R ER SO BB IBB HBP BLK WP HR S P ERA WHIP	IP WLS BF H R ER SO BB IBB HBP BLK WP HR S P ERA WHIP	IP WLS BF H R ER SO BB IBB HBP BLK WP HR S P ERA WHIP	IP WLS BF H R ER SO BB IBB HBP BLK WP HR S P ERA WHIP	IP WLS BF H R ER SO BB IBB HBP BLK WP HR S P ERA WHIP	IP WLS BF H R ER SO BB IBB HBP BLK WP HR S P ERA WHIP

AB	31
R	4
H	6
RBI	4
BB	4
SO	6
LOB	13



Batter	1	2	3	4	5	6	7	8	9	AB	R	H	RBI	BB	SO	LOB	BOTTOM								
Jerry Adair, R OBP: 0.310, SLG: 0.299 (1, 4)	0-0 4-3 1				0-0 FC6-4 1-2			0-0 3B 1		4	0	1	0	0	1	1	Minnesota Twins @ Baltimore Orioles Memorial Stadium, Baltimore, MD Mon May 31 1965, 3:38 AM EDT Att: 21,289 - Unknown								
Luis Aparicio, R OBP: 0.305, SLG: 0.431 (1, 6)	0-0 F6 2		0-0 F3 1		0-0 F7 3			0-3 K 1		4	0	0	0	0	1	2									
Jackie Brandt, R OBP: 0.347, SLG: 0.511 Boog Powell, L OBP: 0.299, SLG: 0.381 Paul Blair, R OBP: 0.301, SLG: 0.321 (8, 8)	0-0 5-3 3				0-0 F8 2		0-3 K 1	4-0 G6-4-3 IBB		3	0	0	0	0	1	0									
Brooks Robinson, R OBP: 0.339, SLG: 0.444 (1, 5)		0-0 HR 1B		0-0 F9 3				0-0 G6-4-3 1-2		4	1	2	0	0	0	2									
Sam Bowens, R OBP: 0.140, SLG: 0.195 (1, 9)		0-3 K 1			0-3 K 1		0-0 7-4-3 1-2		0-0 HR	4	1	1	1	0	2	2									
Bob Johnson, R OBP: 0.281, SLG: 0.419 (1, 3)		0-0 HR 1-H			0-3 K 2			0-0 4-3 1		3	1	1	2	0	1	0									
Curt Blefary, L OBP: 0.386, SLG: 0.573 (1, 7)		4-0 HR BB			0-3 K 3			0-0 1B		2	1	1	0	1	1	0									
Dick Brown, R OBP: 0.143, SLG: 0.263 (1, 2)		0-0 HR 1-H			0-3 K 1			0-3 K 2		3	1	1	2	0	2	1									
Jim Palmer, R OBP: 0.500, SLG: 0.778 Dick Hall, R OBP: 0.300, SLG: 1.000 John Orsino, R OBP: 0.333, SLG: 0.455 Stu Miller, R (8, 1)		0-3 HR 2			1-0 FC6-4 HBP			0-3 K 3		1	0	0	0	0	1	0									
Inning Stats	R: 0 E: 0 K: 0 S: 3	H: 0 LOB: 0 BB: 0 P: 3	R: 4 E: 0 K: 3 S: 12	H: 3 LOB: 1 BB: 1 P: 16	R: 0 E: 0 K: 0 S: 3	H: 0 LOB: 0 BB: 0 P: 3	R: 0 E: 0 K: 3 S: 9	H: 0 LOB: 0 BB: 0 P: 9	R: 0 E: 0 K: 1 S: 5	H: 1 LOB: 1 BB: 0 P: 6	R: 0 E: 0 K: 1 S: 5	H: 1 LOB: 0 BB: 0 P: 5	R: 0 E: 0 K: 2 S: 8	H: 1 LOB: 1 BB: 0 P: 8	R: 0 E: 0 K: 1 S: 5	H: 1 LOB: 1 BB: 1 P: 9		R: 1 E: 0 K: 0 S: 1	H: 1 LOB: 0 BB: 0 P: 1	1B: 3 2B: 1 3B: 1 HR: 3	SF: 0 SAC: 0 DP: 2 HBP: 1	WP: 0 PB: 0 SB: 0 CS: 0	PA: 32		
PITCHER	IP WLS BF H R ER SO BB IBB HBP BLK WP HR S P ERA WHIP	IP WLS BF H R ER SO BB IBB HBP BLK WP HR S P ERA WHIP	IP WLS BF H R ER SO BB IBB HBP BLK WP HR S P ERA WHIP	IP WLS BF H R ER SO BB IBB HBP BLK WP HR S P ERA WHIP	IP WLS BF H R ER SO BB IBB HBP BLK WP HR S P ERA WHIP	IP WLS BF H R ER SO BB IBB HBP BLK WP HR S P ERA WHIP	IP WLS BF H R ER SO BB IBB HBP BLK WP HR S P ERA WHIP	IP WLS BF H R ER SO BB IBB HBP BLK WP HR S P ERA WHIP	IP WLS BF H R ER SO BB IBB HBP BLK WP HR S P ERA WHIP	IP WLS BF H R ER SO BB IBB HBP BLK WP HR S P ERA WHIP	IP WLS BF H R ER SO BB IBB HBP BLK WP HR S P ERA WHIP	IP WLS BF H R ER SO BB IBB HBP BLK WP HR S P ERA WHIP	IP WLS BF H R ER SO BB IBB HBP BLK WP HR S P ERA WHIP	IP WLS BF H R ER SO BB IBB HBP BLK WP HR S P ERA WHIP	IP WLS BF H R ER SO BB IBB HBP BLK WP HR S P ERA WHIP	IP WLS BF H R ER SO BB IBB HBP BLK WP HR S P ERA WHIP	IP WLS BF H R ER SO BB IBB HBP BLK WP HR S P ERA WHIP	IP WLS BF H R ER SO BB IBB HBP BLK WP HR S P ERA WHIP	IP WLS BF H R ER SO BB IBB HBP BLK WP HR S P ERA WHIP	IP WLS BF H R ER SO BB IBB HBP BLK WP HR S P ERA WHIP	IP WLS BF H R ER SO BB IBB HBP BLK WP HR S P ERA WHIP	IP WLS BF H R ER SO BB IBB HBP BLK WP HR S P ERA WHIP	IP WLS BF H R ER SO BB IBB HBP BLK WP HR S P ERA WHIP	IP WLS BF H R ER SO BB IBB HBP BLK WP HR S P ERA WHIP	IP WLS BF H R ER SO BB IBB HBP BLK WP HR S P ERA WHIP

AB	29
R	5
H	7
RBI	5
BB	2
SO	11
LOB	9



Batter	1	2	3	4	5	6	7	8	9	AB	R	H	RBI	BB	SO	LOB	TOP		
Russ Snyder, L OBP: 0.412, SLG: 0.309 (1, 8) (7, 9)	F9		G1		4-3	4-3			WP SH1-3 3B BB	4	1	0	0	1	0	3	Baltimore Orioles @ Kansas City Athletics Municipal Stadium, Kansas City, MO Wed Jun 02 1965, 8:05 PM EDT Att: 4,459 - Unknown livebaseballscorecards.com		
Luis Aparicio, R OBP: 0.304, SLG: 0.424 (1, 6)	5-3				F5		1-3		SH1-3	3	0	0	0	1	0	1			
Boog Powell, L OBP: 0.369, SLG: 0.403 Jackie Brandt, R OBP: 0.347, SLG: 0.511 (9, PR) (9, 7)	F5		5-3			1B 2B	1B		WP 3B	5	1	3	1	0	0	2			
Brooks Robinson, R OBP: 0.342, SLG: 0.438 (1, 5)		6-3				1B 2B	F2		1-3	4	1	1	0	1	0	1			
Curt Blefary, L OBP: 0.392, SLG: 0.575 Paul Blair, R OBP: 0.299, SLG: 0.319 (1, 9) (7, 8)					K	1B HR	F9		F8	3	1	1	2	1	1	2			
Norm Siebern, L OBP: 0.348, SLG: 0.443 (1, 3)	F9				F7					3	1	1	2	1	0	2			
Charlie Lau, L OBP: 0.317, SLG: 0.487 Dick Hall, R OBP: 0.667, SLG: 0.750 (1, 2) (6, 1)	F6				4-3		F4		K	3	0	0	0	0	0	2			
Jerry Adair, R OBP: 0.315, SLG: 0.304 (1, 4)			G1 SH1-4 1B		4-3	1B	F3		FC6-4 6-3	4	0	2	0	0	0	1			
Steve Barber, L OBP: 0.118, SLG: 0.063 John Orsino, R OBP: 0.336, SLG: 0.452 (6, PH) (6, 2)			SH1-4		F8				6-3	1	0	0	0	0	0	1			
Inning Stats	R: 0 E: 0 K: 0 S: 3	H: 0 LOB: 0 BB: 0 P: 3	R: 0 E: 0 K: 0 S: 3	H: 0 LOB: 1 BB: 1 P: 7	R: 0 E: 0 K: 0 S: 4	H: 1 LOB: 2 BB: 1 P: 8	R: 0 E: 0 K: 1 S: 5	H: 0 LOB: 1 BB: 1 P: 9	R: 0 E: 0 K: 0 S: 4	H: 1 LOB: 1 BB: 0 P: 4	R: 4 E: 0 K: 0 S: 7	H: 4 LOB: 1 BB: 1 P: 11	R: 0 E: 0 K: 1 S: 5	H: 0 LOB: 1 BB: 1 P: 9	R: 2 E: 0 K: 0 S: 4	H: 1 LOB: 1 BB: 1 P: 8		1B: 5 2B: 1 3B: 1 HR: 1	SF: 0 SAC: 2 DP: 0 HBP: 0
PITCHER	IP WLS BF H R ER SO BB IBB HBP BLK WP HR S P ERA WHIP																		
Fred Talbot, R ERA: 4.11 Wes Stock, R ERA: 8.39 Catfish Hunter, R ERA: 4.5 John Wyatt, R ERA: 3.54	(1, 1) (6, 1) (6, 1) (8, 1)	5.0 0.0 2.0 2.0	L 3 8 9	21 3 1 1	3 3 1 2	1 3 0 2	1 3 0 1	1 0 0 2	3 0 0 0	20 1 0 9	32 3 11 17	1.80 ∞ 0.00 9.00	1.200 ∞ 1.000 1.500						

Batter	1	2	3	4	5	6	7	8	9	AB	R	H	RBI	BB	SO	LOB	BOTTOM				
Wayne Causey, L OBP: 0.336, SLG: 0.282 John Wyatt, R (1, 6) (8, 1)	G4-6-3 BB		F7				F5			3	0	0	0	1	0	1	Baltimore Orioles @ Kansas City Athletics Municipal Stadium, Kansas City, MO Wed Jun 02 1965, 8:05 PM EDT Att: 4,459 - Unknown livebaseballscorecards.com				
Jim Landis, R OBP: 0.371, SLG: 0.325 (1, 8)	F9				6-3				F9	4	1	1	0	0	0	2					
Bert Campaneris, R OBP: 0.324, SLG: 0.432 (1, 7) (8, 6)	G4-6-3				6-3		6-3		K	4	0	0	0	0	1	3					
Ken Harrelson, R OBP: 0.316, SLG: 0.429 (1, 3) (8, 7)		SF8 3B			4-3		K		6-3	4	1	1	0	0	1	1					
Ed Charles, R OBP: 0.312, SLG: 0.397 (1, 5)		SF8			BB		K		F3	3	0	1	1	0	1	0					
Nelson Mathews, R OBP: 0.360, SLG: 0.395 (1, 9)		3H			3H		K		F8	3	0	0	0	1	1	0					
Dick Green, R OBP: 0.339, SLG: 0.417 (1, 4)		1-2			1-2				HR	4	1	2	1	0	0	2					
Rene Lachemann, R OBP: 0.306, SLG: 0.529 Billy Bryan, L OBP: 0.315, SLG: 0.524 (7, PH) (8, 2)			F8				F8		K	2	0	0	0	0	0	0					
Fred Talbot, R OBP: 0.364, SLG: 0.476 Wes Stock, R Catfish Hunter, R Jim Gentile, L OBP: 0.305, SLG: 0.542 (7, PH) (8, 3)					K		L9			2	1	1	0	0	1	0					
Inning Stats	R: 0 E: 0 K: 0 S: 2	H: 0 LOB: 0 BB: 1 P: 6	R: 1 E: 0 K: 0 S: 4	H: 1 LOB: 0 BB: 0 P: 4	R: 0 E: 0 K: 1 S: 5	H: 0 LOB: 0 BB: 0 P: 5	R: 1 E: 0 K: 0 S: 5	H: 2 LOB: 2 BB: 1 P: 9	R: 1 E: 1 K: 0 S: 5	H: 1 LOB: 1 BB: 0 P: 5	R: 0 E: 0 K: 3 S: 9	H: 0 LOB: 0 BB: 0 P: 9	R: 0 E: 0 K: 1 S: 5	H: 1 LOB: 1 BB: 0 P: 4	R: 0 E: 0 K: 1 S: 5	H: 0 LOB: 0 BB: 0 P: 5		R: 1 E: 0 K: 1 S: 6	H: 1 LOB: 0 BB: 0 P: 6	1B: 3 2B: 1 3B: 1 HR: 1	SF: 1 SAC: 0 DP: 1 HBP: 0
PITCHER	IP WLS BF H R ER SO BB IBB HBP BLK WP HR S P ERA WHIP																				
Steve Barber, L ERA: 3.61 Dick Hall, R ERA: 2.96	(1, 1) (6, 1)	5.0 4.0	W S	21 14	4 2	1 1	1 5	2 0	0 0	0 0	0 0	0 0	0 1	24 24	2.25 0.500						

Batter	1	2	3	4	5	6	7	8	9	AB	R	H	RBI	BB	SO	LOB	TOP										
Luis Aparicio, R (1,6) OBP: 0.302, SLG: 0.418	L6		6-3		FC6			FC6-4		5	0	1	0	0	0	2	Baltimore Orioles @ Los Angeles Angels Dodger Stadium, Los Angeles, CA Fri Jun 04 1965, 7:05 PM PDT Att: 7,103 - Unknown										
Boog Powell, L (1,7) OBP: 0.305, SLG: 0.392	G3			2B 4-3 BB		4-3		FC6	F5	4	0	0	0	1	0	4											
Bob Johnson, R (1,3) OBP: 0.280, SLG: 0.411	F4			4-3				F8		4	0	1	0	0	0	2											
Brooks Robinson, R (1,5) OBP: 0.355, SLG: 0.447		FC6-4 BB								2	1	1	0	2	0	1											
Sam Bowens, R (1,9) OBP: 0.128, SLG: 0.178	FC6-4			K				F4	E6	4	1	0	0	0	1	4											
Jackie Brandt, R (1,8) OBP: 0.343, SLG: 0.500	FC6-4			1-3				1B FC6-4	F8	4	1	1	0	0	0	5											
John Orsino, R (1,2) OBP: 0.331, SLG: 0.445					F4					2	0	0	0	0	1	1											
Dick Brown, R (6,2) OBP: 0.182, SLG: 0.300										1	0	1	0	0	0	0											
Curt Blefary, L (9, PH) OBP: 0.397, SLG: 0.579										1	0	1	1	0	0	0											
Jerry Adair, R (1,4) OBP: 0.308, SLG: 0.297			6-3		F9			FC6-4	FC3-6	4	0	0	2	0	0	2											
Milt Pappas, R (1,1) OBP: 0.217, SLG: 0.348										2	0	1	0	0	1	0											
Davey Johnson, R (7, PH) OBP: 0.244, SLG: 0.295										0	0	0	0	0	0	0											
Harvey Haddix, L (7,1) OBP: 0.200, SLG: 0.230										0	0	0	0	0	0	0											
Paul Blair, R (8, PH) OBP: 0.200, SLG: 0.230										0	0	0	0	0	0	0											
Don Larsen, R (8,1) OBP: 0.200, SLG: 0.230										0	0	0	0	0	0	0											
Charlie Lau, L (8, PH) OBP: 0.200, SLG: 0.230										1	0	1	0	0	0	0											
Inning Stats	R: 0 E: 0 K: 0 S: 3	H: 0 LOB: 0 BB: 0 P: 3	R: 0 E: 0 K: 1 S: 5	H: 0 LOB: 1 BB: 1 P: 9	R: 0 E: 0 K: 1 S: 5	H: 0 LOB: 0 BB: 0 P: 5	R: 0 E: 0 K: 1 S: 6	H: 1 LOB: 2 BB: 1 P: 10	R: 0 E: 0 K: 0 S: 4	H: 1 LOB: 0 BB: 0 P: 4	R: 0 E: 0 K: 0 S: 3	H: 1 LOB: 0 BB: 0 P: 3	R: 1 E: 0 K: 0 S: 4	H: 2 LOB: 0 BB: 0 P: 4	R: 0 E: 0 K: 0 S: 3	H: 0 LOB: 1 BB: 1 P: 7	R: 2 E: 1 K: 0 S: 7	H: 3 LOB: 3 BB: 1 P: 11	1B: 7 2B: 1 3B: 0 HR: 0	SF: 0 SAC: 0 DP: 1 HBP: 0	WP: 0 PB: 0 SB: 0 CS: 0	PA: 39					
PITCHER	IP	WLS	BF	H	R	ER	SO	BB	IBB	HBP	BLK	WP	HR	S	P	ERA	WHIP										
Marcelino Lopez, L (1,1) ERA: 2.12	8.0	W	31	5	2	1	3	4	0	0	0	0	0	33	49	1.12	1.125										
Bob Lee, R (9,1) ERA: 1.93	1.0	S	7	3	1	0	0	0	0	0	0	0	0	7	7	0.00	3.000										

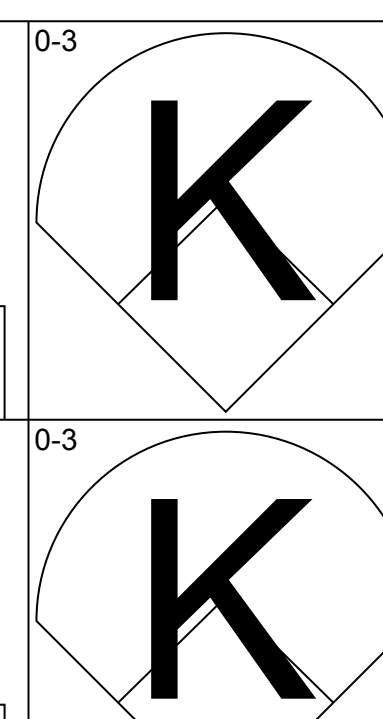
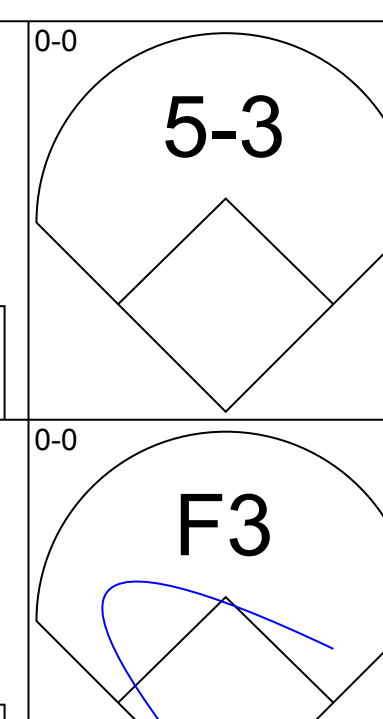
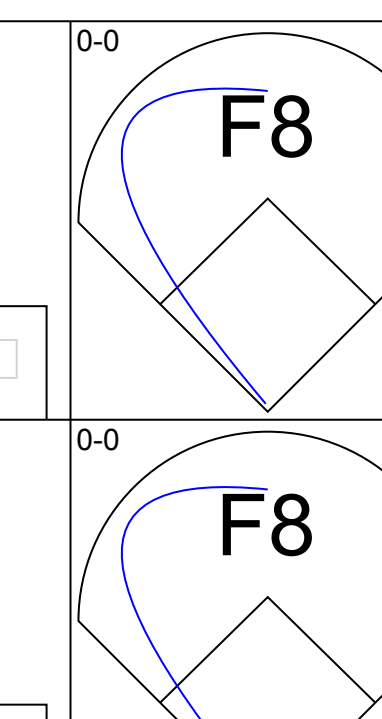
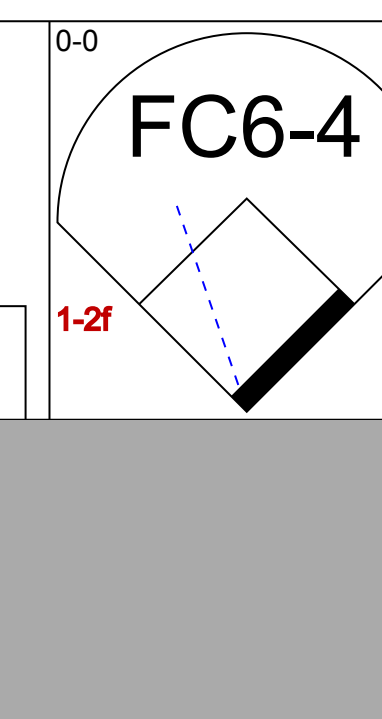

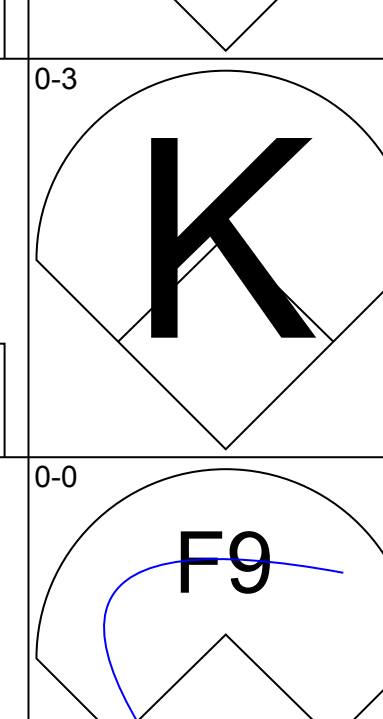
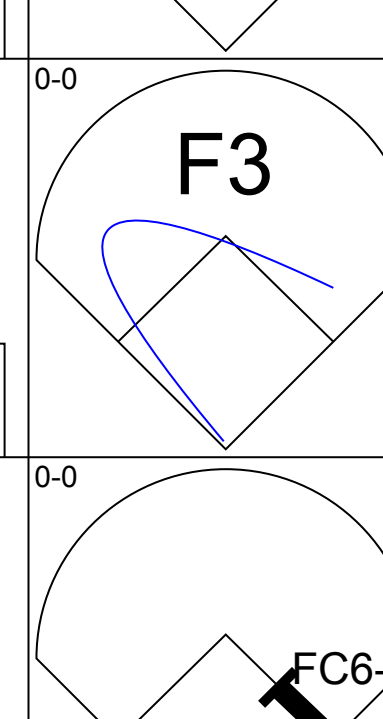
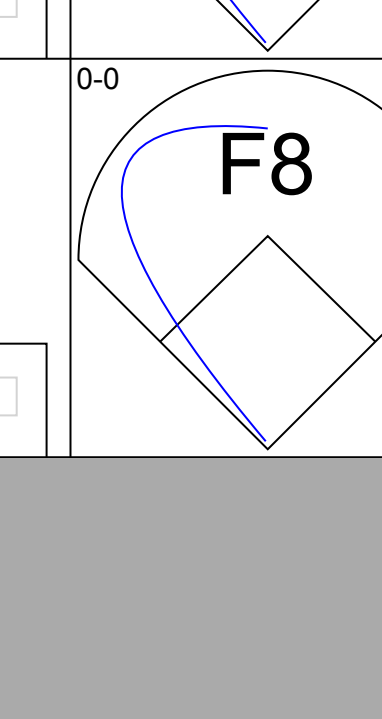
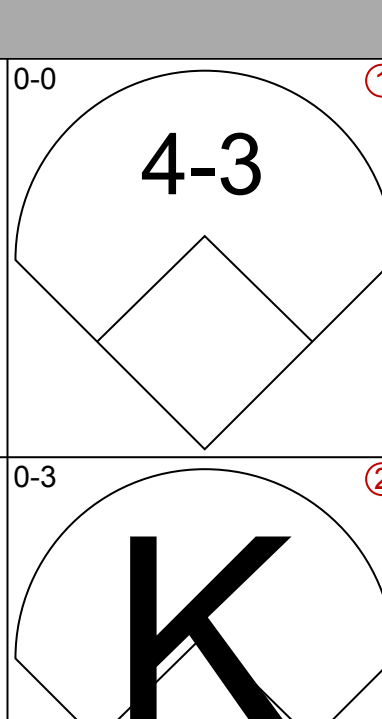
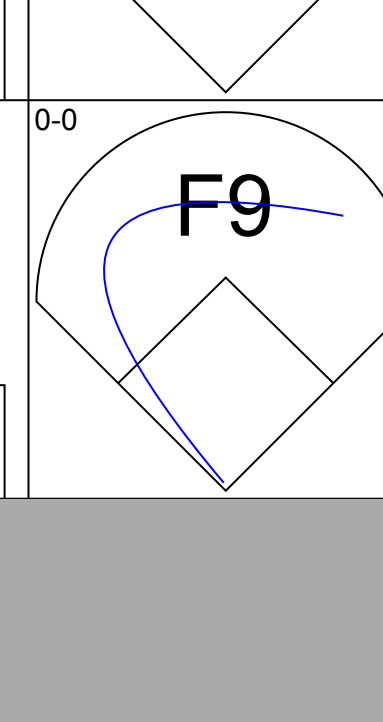
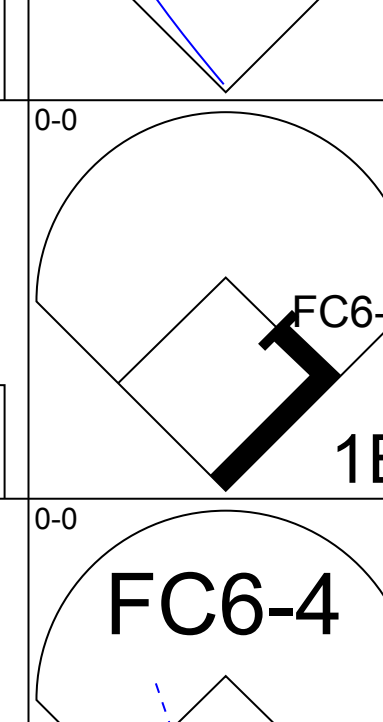
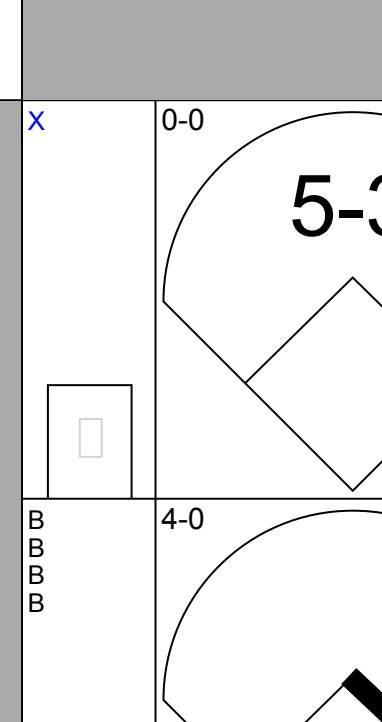
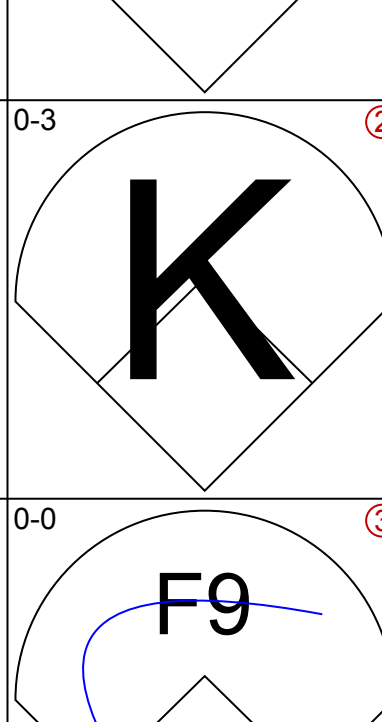
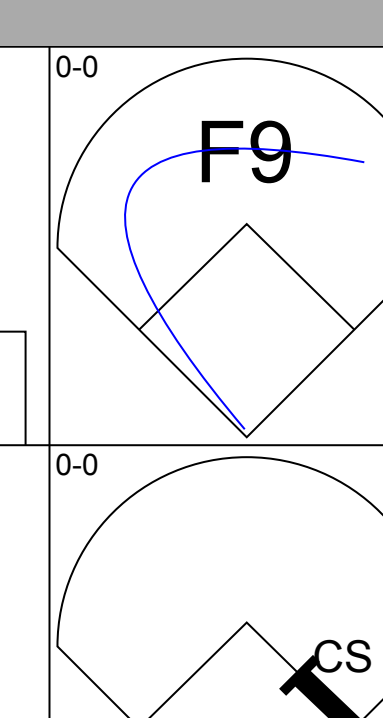
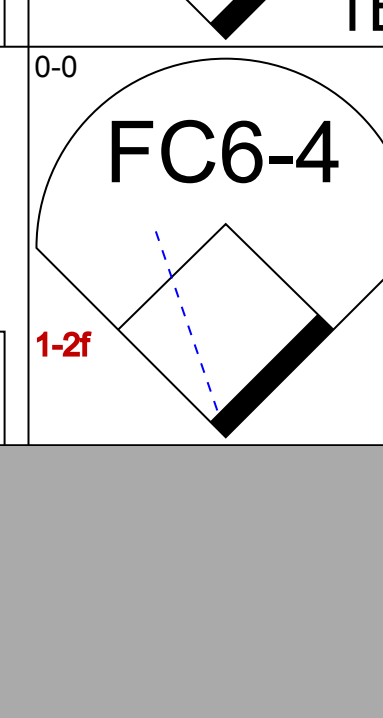
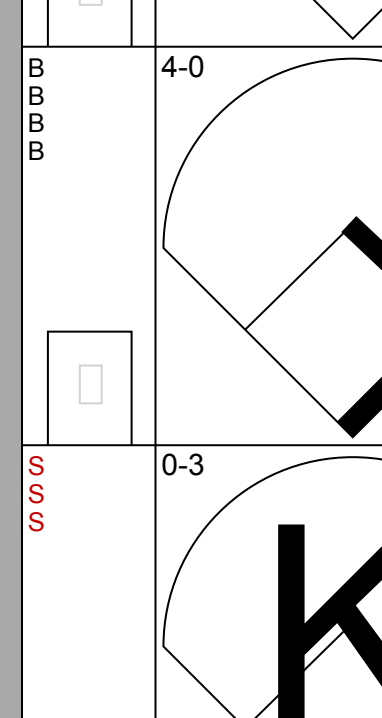
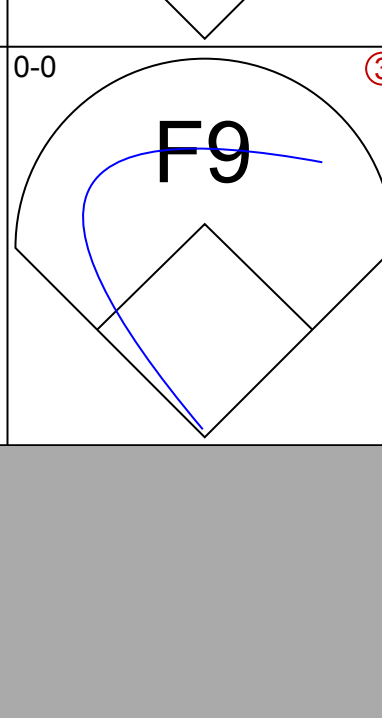
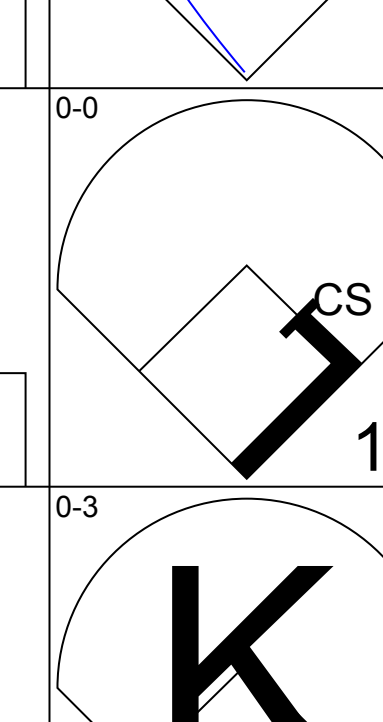
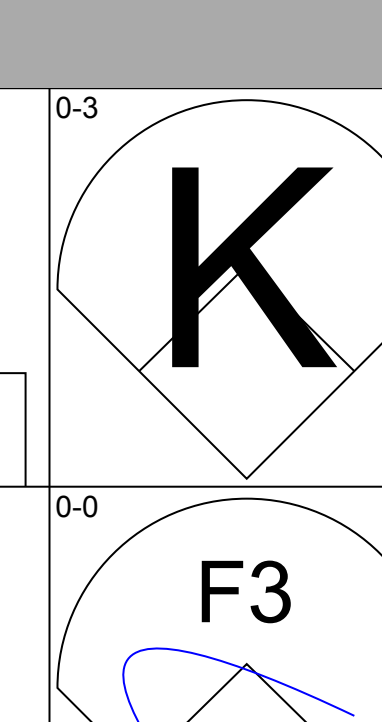
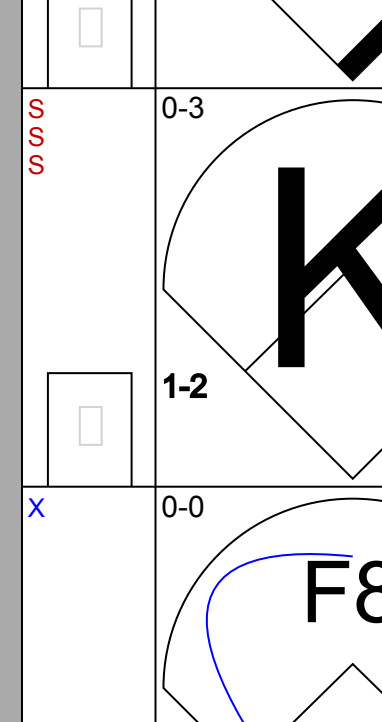
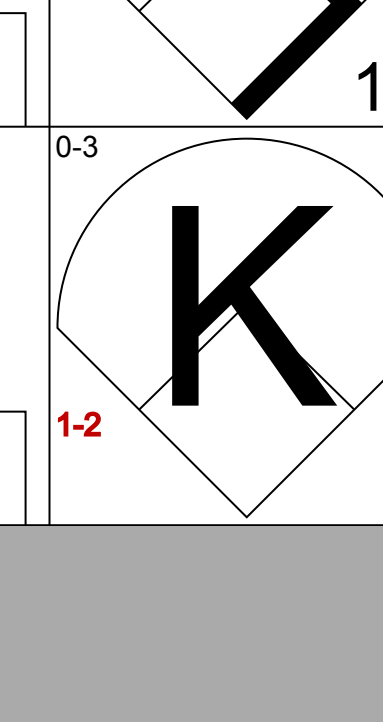
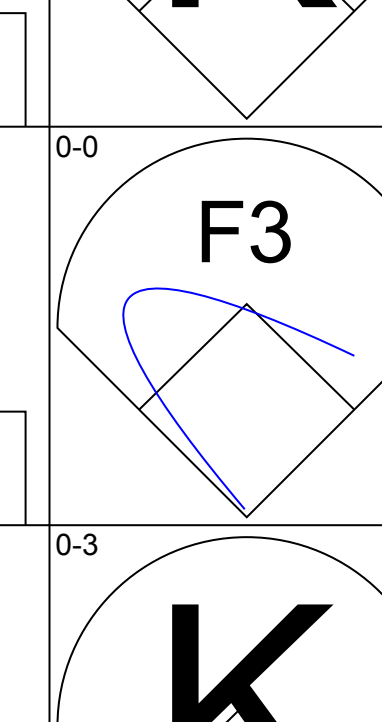
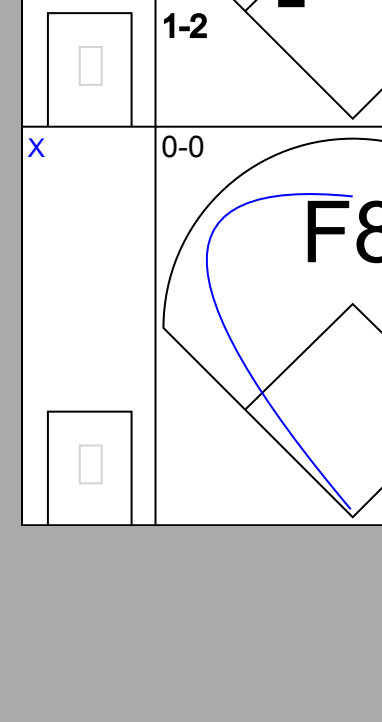
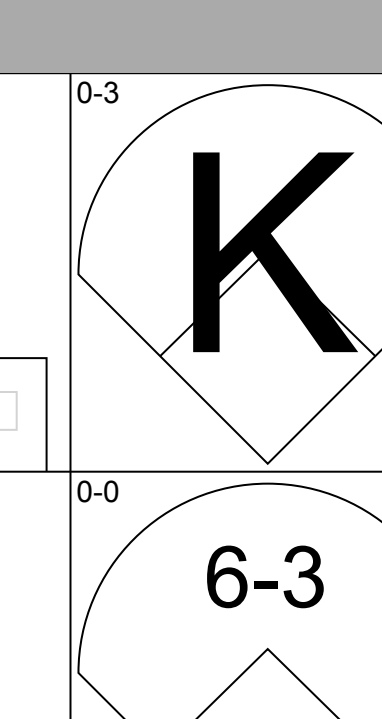
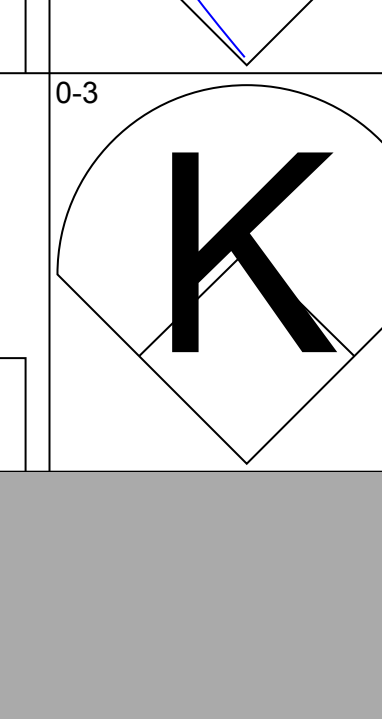
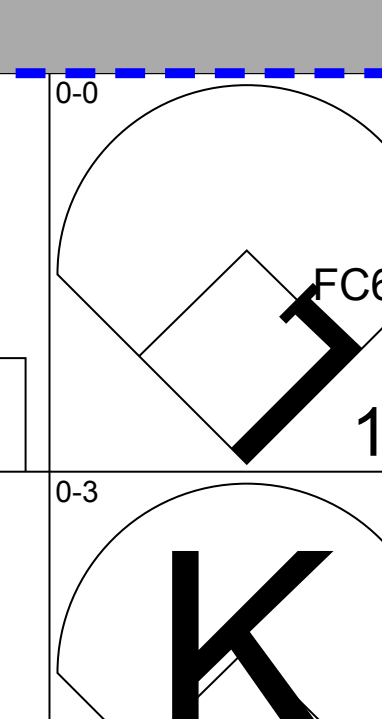
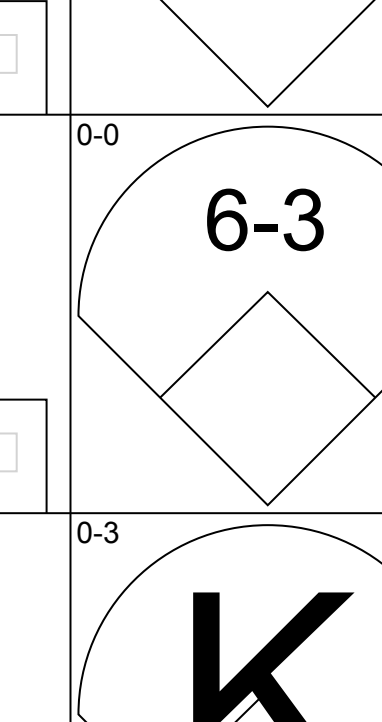
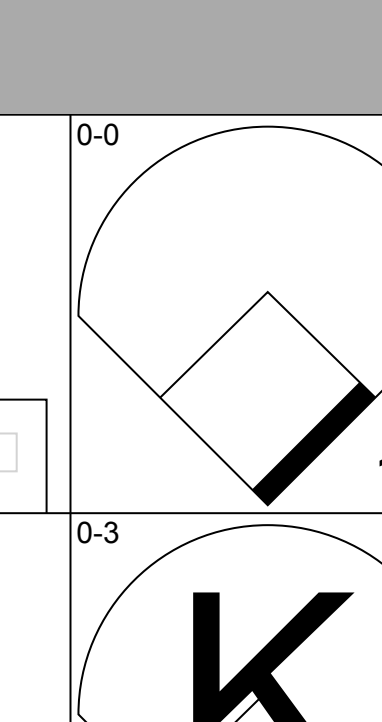
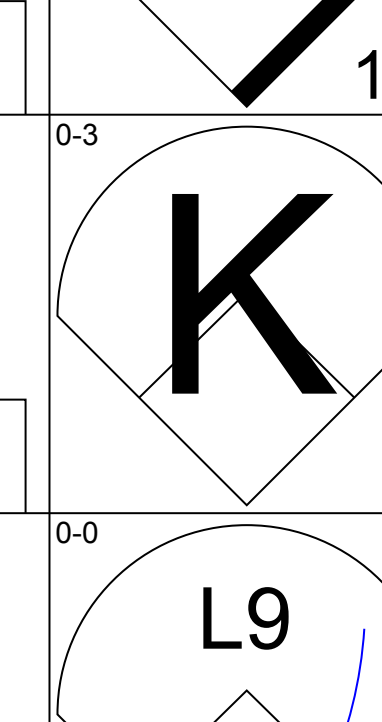
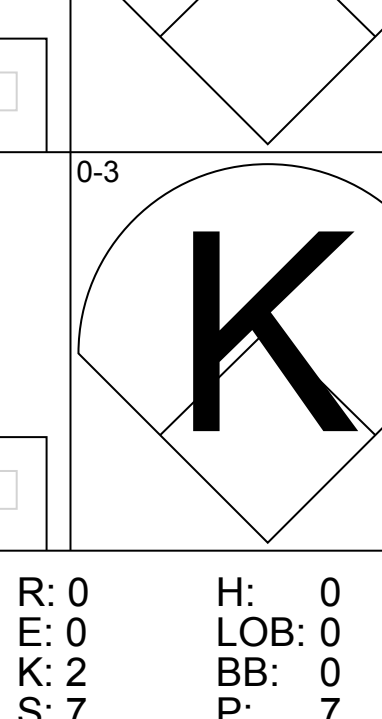
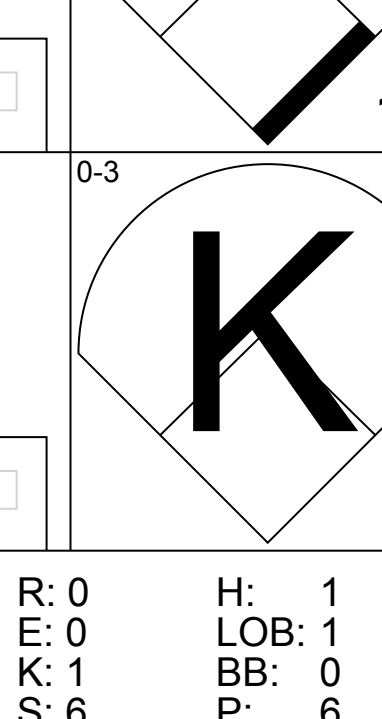
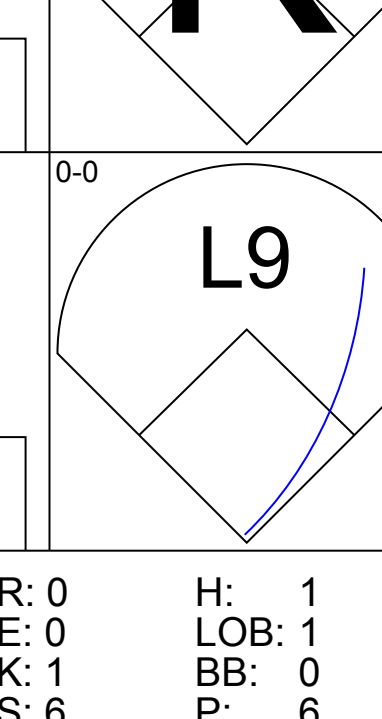
Batter	1	2	3	4	5	6	7	8	9	AB	R	H	RBI	BB	SO	LOB	BOTTOM										
Jose Cardenal, R (1,8) OBP: 0.303, SLG: 0.419	F7	3-1					FC5-6			4	0	1	0	0	0	3	Baltimore Orioles @ Los Angeles Angels Dodger Stadium, Los Angeles, CA Fri Jun 04 1965, 7:05 PM PDT Att: 7,103 - Unknown										
Albie Pearson, L (1,9) OBP: 0.381, SLG: 0.367	E9									2	3	1	1	1	0	0											
Joe Adcock, R (7, PH) OBP: 0.303, SLG: 0.435	1B									0	0	0	0	1	0	0											
Lou Clinton, R (8,9) OBP: 0.268, SLG: 0.221										0	0	0	0	0	0	0											
Jim Fregosi, R (1,6) OBP: 0.272, SLG: 0.377	G3									4	0	2	2	0	1	3											
Willie Smith, L (1,7) OBP: 0.254, SLG: 0.385	1B									3	0	0	1	0	0	2											
Buck Rodgers, S (1,2) OBP: 0.273, SLG: 0.278	G3									4	0	0	0	0	0	2											
Costen Shockley, L (1,3) OBP: 0.283, SLG: 0.275										3	0	0	0	0	0	0											
Vic Power, R (7,3) OBP: 0.250, SLG: 0.350	4-3									1	0	0	0	0	0	0											
Paul Schaal, R (1,5) OBP: 0.287, SLG: 0.490										3	0	1	0	0	0	0											
Bobby Knoop, R (1,4) OBP: 0.325, SLG: 0.386	SH1-4									3	0	1	0	0	0	0											
Marcelino Lopez, R (1,1) OBP: 0.179, SLG: 0.185										2	1	1	0	0	1	0											
Bob Lee, R (9,1) OBP: 0.222, SLG: 0.500	SH1-4									0	0	0	0	0	0	0											
Inning Stats	R: 1 E: 1 K: 0 S: 5	H: 1 LOB: 1 BB: 0 P: 5	R: 0 E: 0 K: 0 S: 5	H: 2 LOB: 2 BB: 0 P: 5	R: 1 E: 0 K: 1 S: 5	H: 0 LOB: 0 BB: 1 P: 9	R: 0 E: 0 K: 0 S: 3	H: 0 LOB: 0 BB: 0 P: 3	R: 2 E: 0 K: 1 S: 8	H: 3 LOB: 1 BB: 0 P: 8	R: 0 E: 0 K: 0 S: 3	H: 0 LOB: 0 BB: 0 P: 3	R: 0 E: 0 K: 0 S: 3	H: 1 LOB: 1 BB: 1 P: 7	R: 0 E: 0 K: 0 S: 3	H: 0 LOB: 0 BB: 0 P: 3	R: 0 E: 0 K: 0 S: 3	H: 0 LOB: 0 BB: 0 P: 3	1B: 7 2B: 1 3B: 0 HR: 0	SF: 1 SAC: 1 DP: 1 HBP: 0	WP: 0 PB: 1 SB: 4 CS: 0	PA: 33					
PITCHER	IP	WLS	BF	H	R	ER	SO	BB	IBB	HBP	BLK	WP	HR	S	P	ERA	WHIP										
Milt Pappas, R (1,1) ERA: 2.22	6.0	L	26	6	4	1	2	1	0	0	0	0	0	29	33	1.50	1.167										
Harvey Haddix, L (7,1) ERA: 1.46	1.0		4	1	0	0	0	1	0	0	0	0	0	3	7	0.00	2.000										
Don Larsen, R (8,1) ERA: 5.48	1.0		3	0	0	0	0	0	0	0	0	0	0	3	3	0.00	0.000										

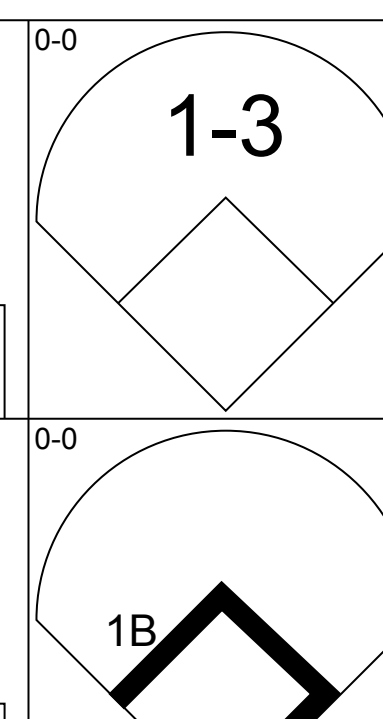
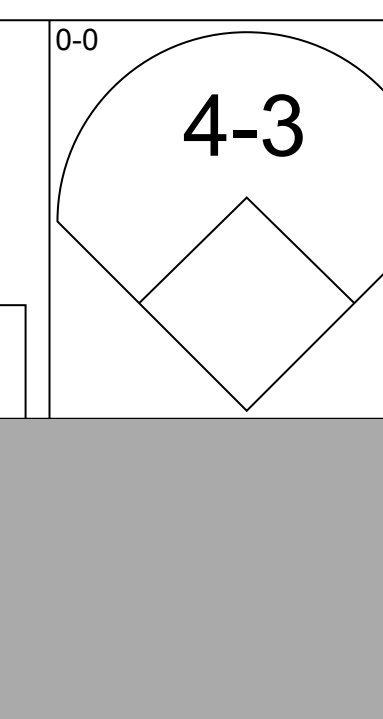
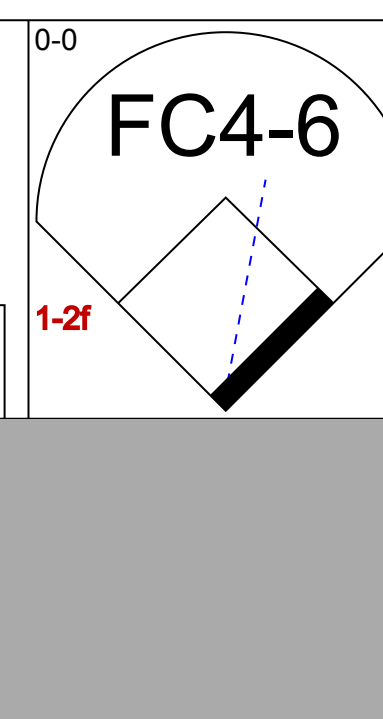
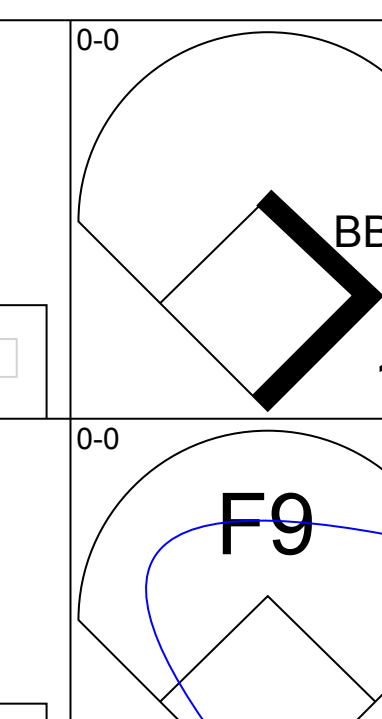
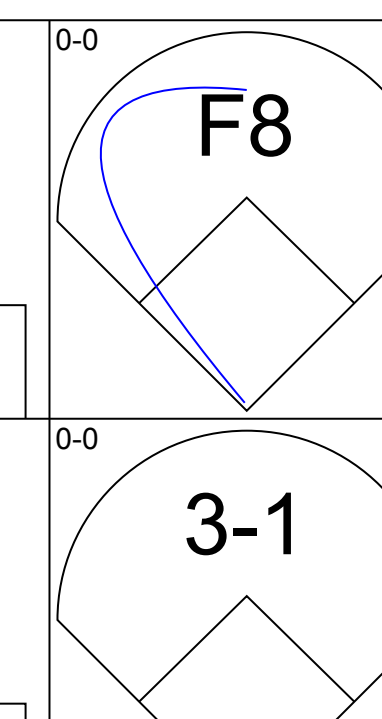

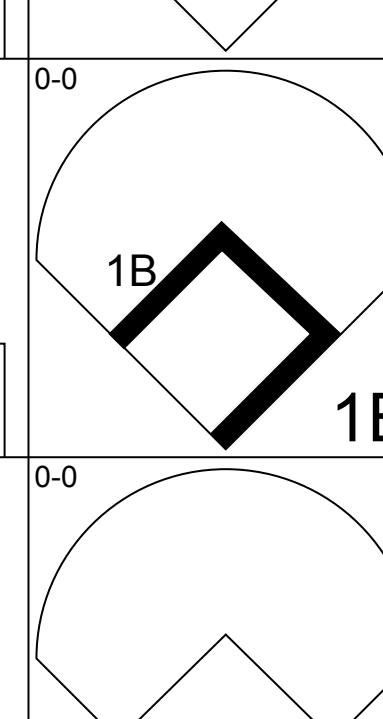
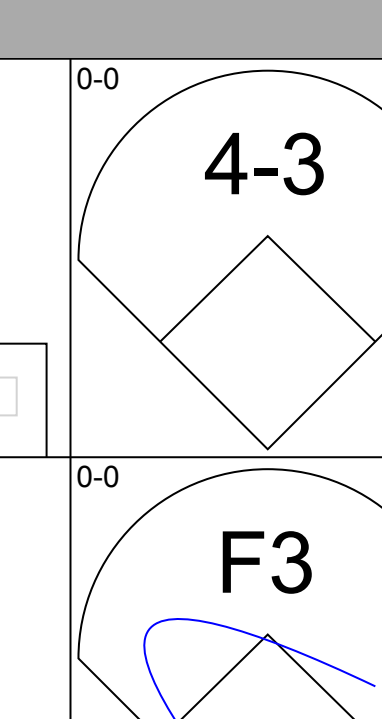
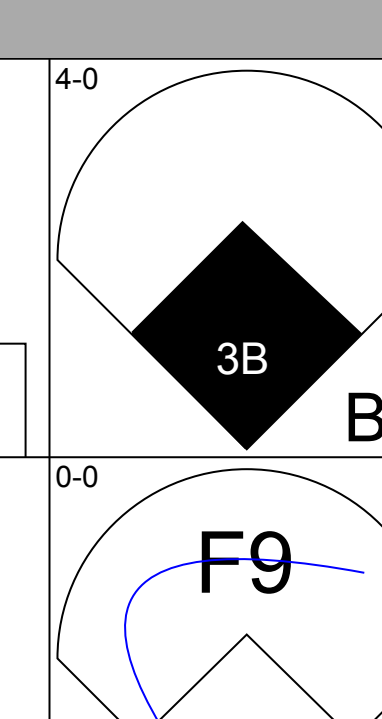
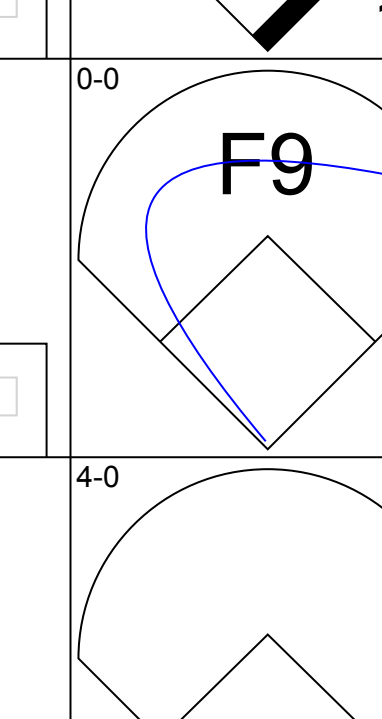
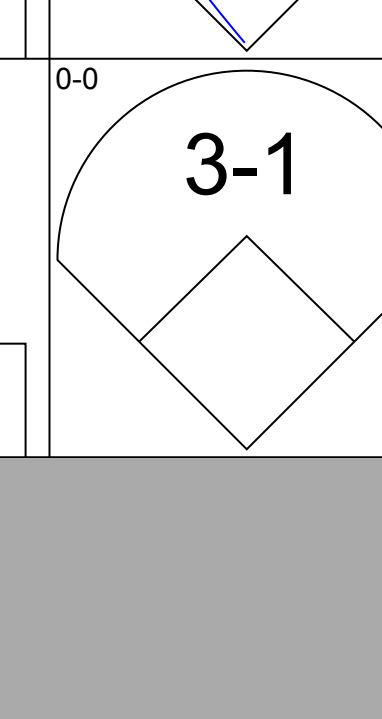
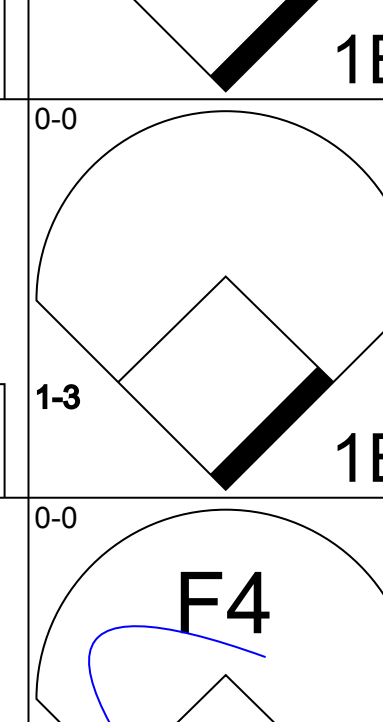
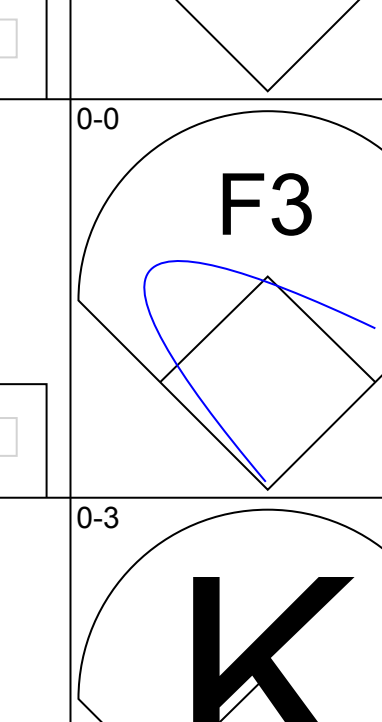
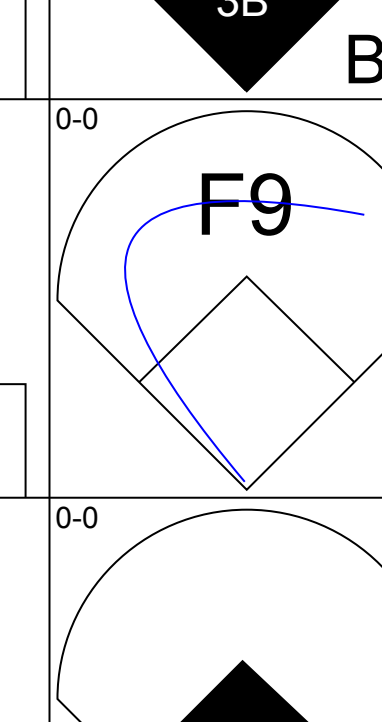
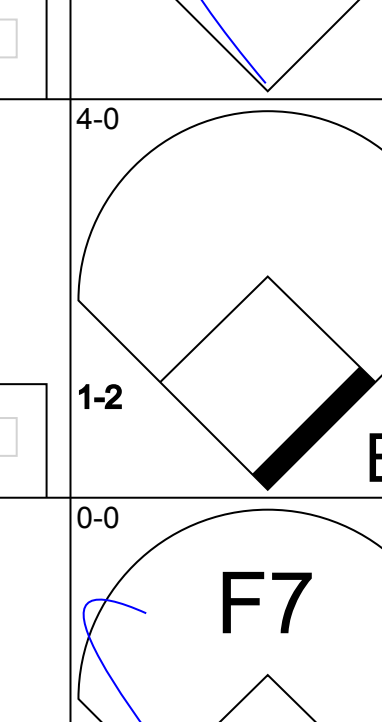
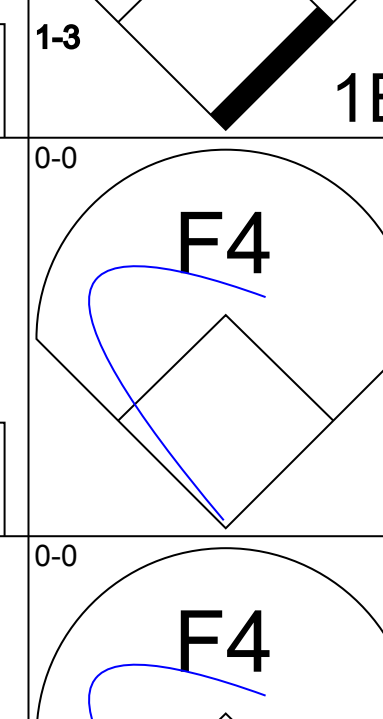
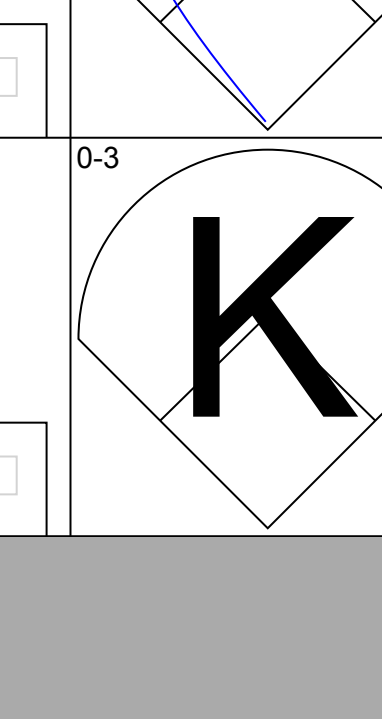
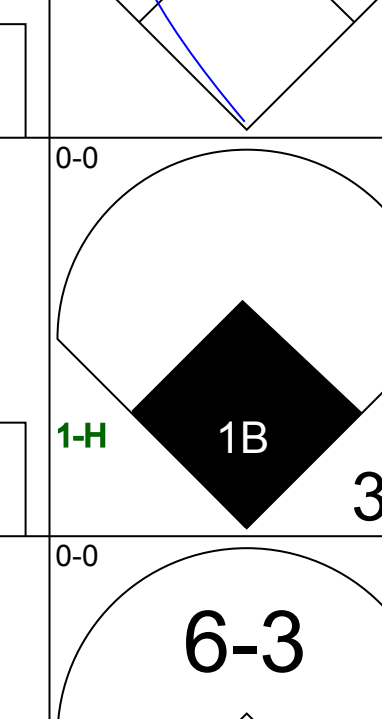
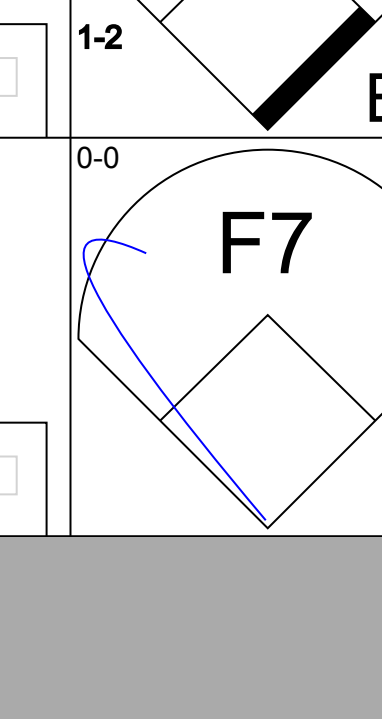
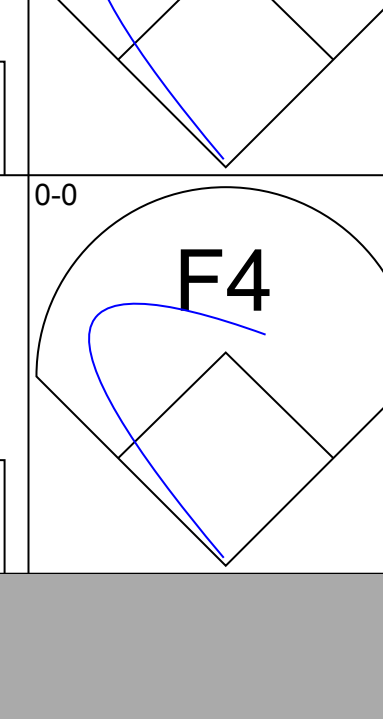
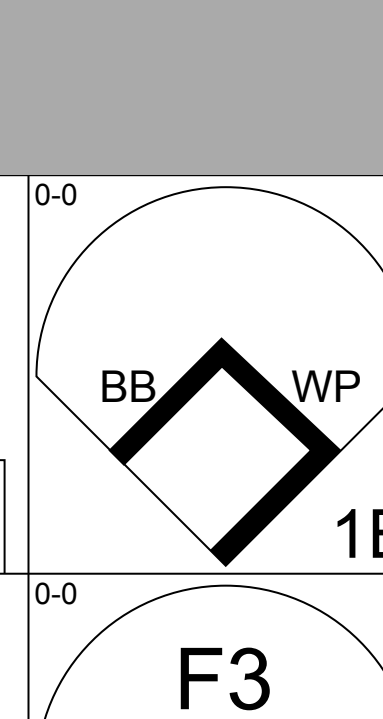
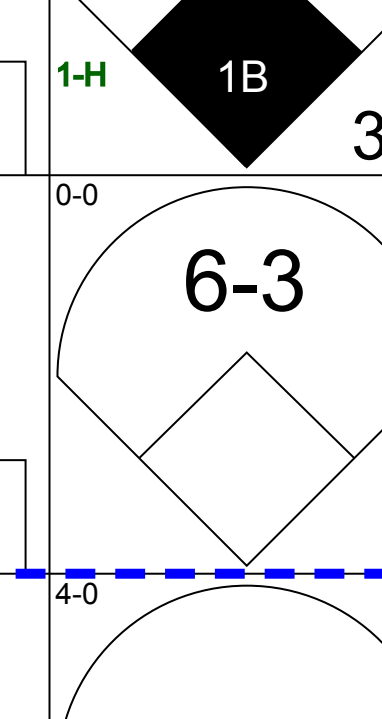

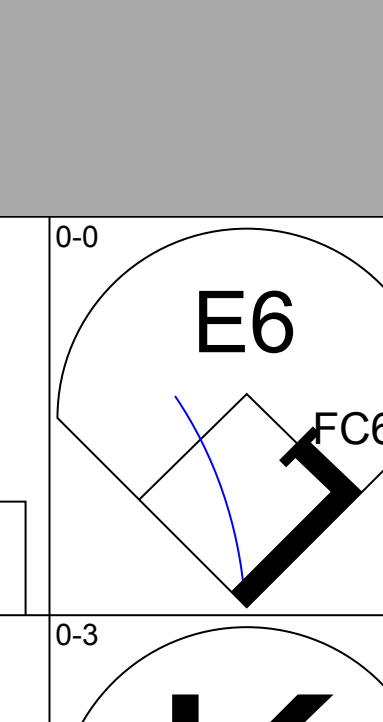
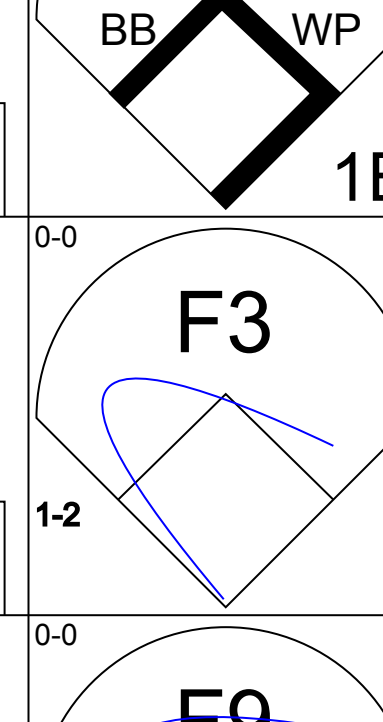
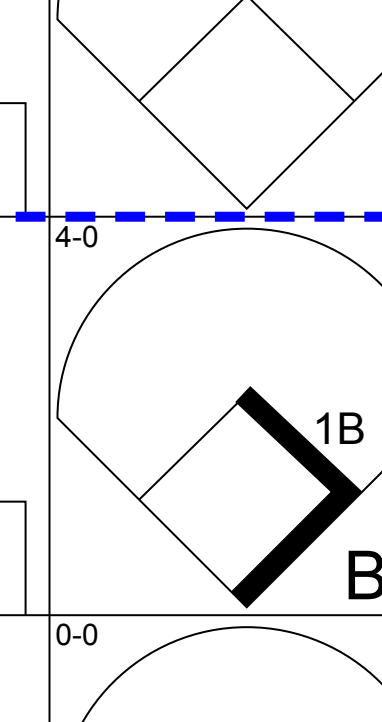

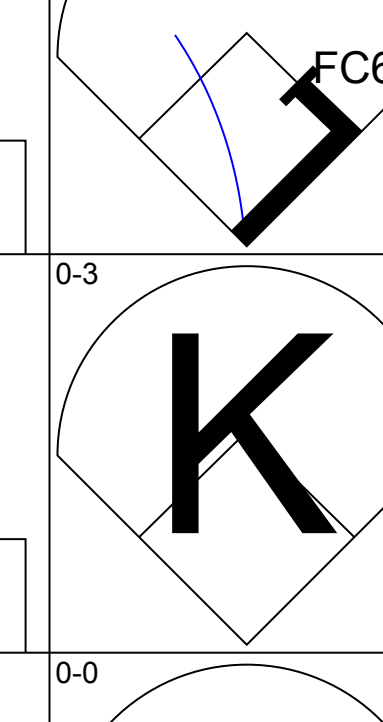
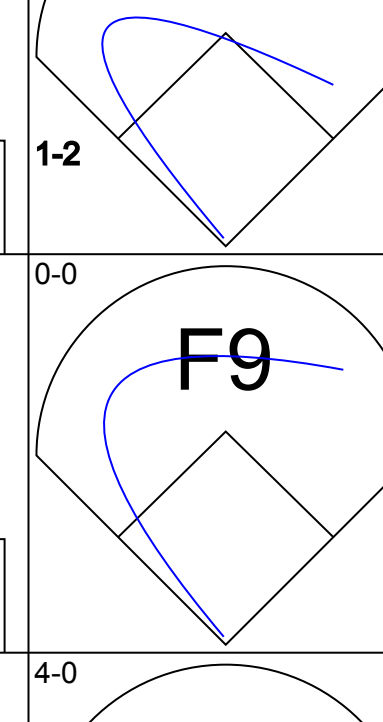
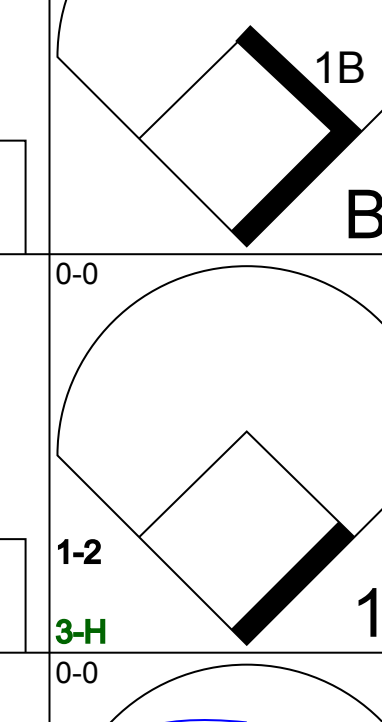

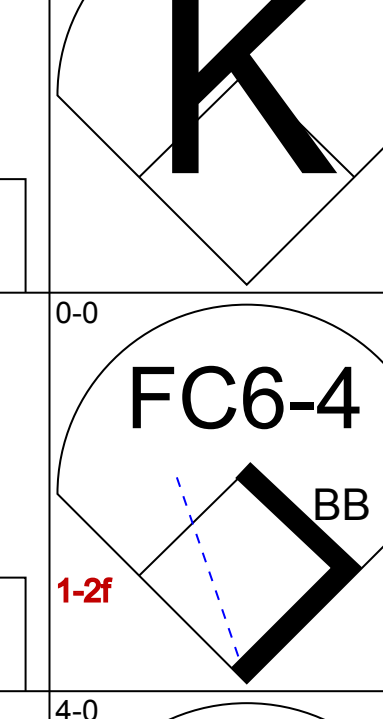
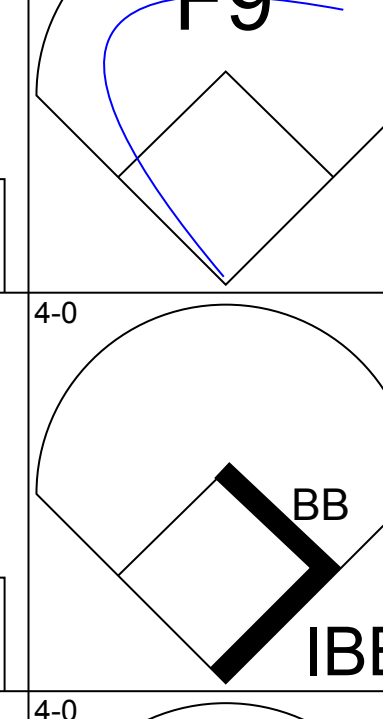
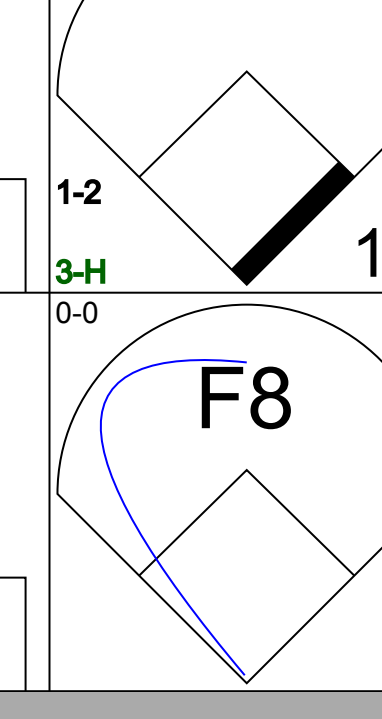

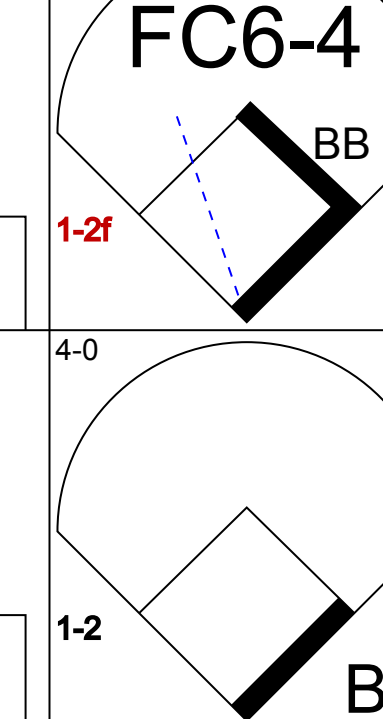
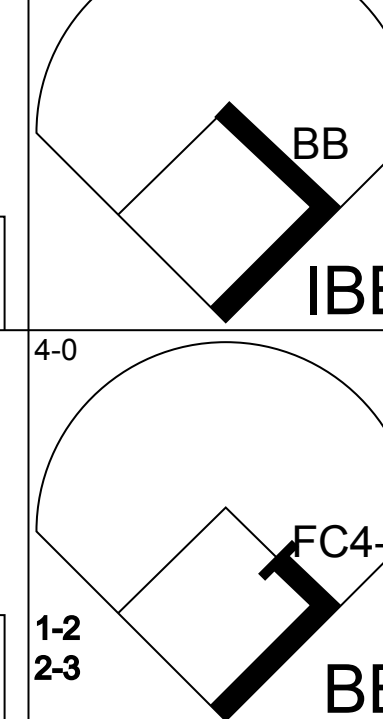
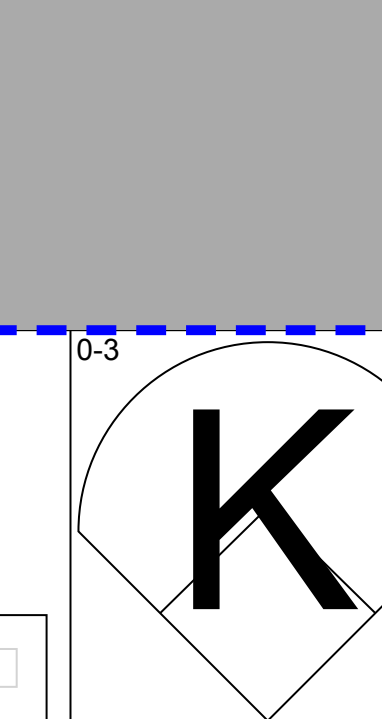
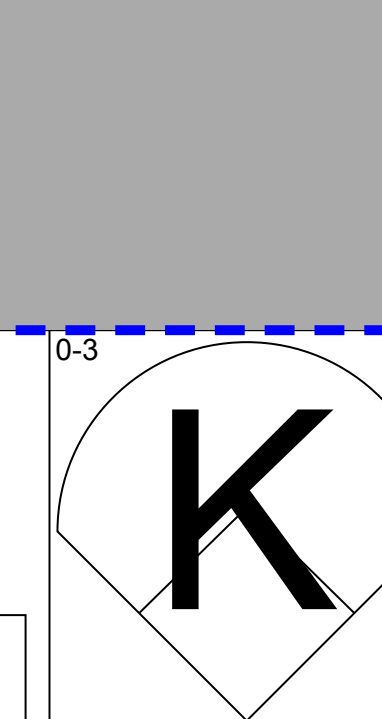


Batter	1	2	3	4	5	6	7	8	9	AB	R	H	RBI	BB	SO	LOB	TOP										
Luis Aparicio, R OBP: 0.295, SLG: 0.408 (1, 6)	K	L8	G6-4-3			F8		F8		5	0	0	0	0	1	5	Baltimore Orioles @ Los Angeles Angels Dodger Stadium, Los Angeles, CA Sat Jun 05 1965, 3:33 AM PDT Att: 3,907 - Unknown livebaseballscorecards.com										
Boog Powell, L OBP: 0.302, SLG: 0.385 (5, 3)	K		SH 1B	F8		4-3		F8		5	1	1	0	0	1	1											
Bob Johnson, R OBP: 0.287, SLG: 0.451 (5, PH)			SH 1B		F7				4-0	1	2	1	1	0	0	0											
Curt Blefary, L OBP: 0.403, SLG: 0.574 (5, 7)										1	1	0	0	2	0	0											
Paul Blair, R OBP: 0.303, SLG: 0.319 (9, PR)										0	1	0	0	0	0	0											
Brooks Robinson, R OBP: 0.372, SLG: 0.496 (1, 5)	L8									5	1	4	4	0	0	0											
Sam Bowens, R OBP: 0.154, SLG: 0.224 (1, 9)										4	0	2	1	0	0	2											
Jackie Brandt, R OBP: 0.346, SLG: 0.505 (9, 7)										5	0	2	0	0	0	3											
Jerry Adair, R OBP: 0.306, SLG: 0.296 (1, 4)										4	0	1	0	0	0	3											
Dick Brown, R OBP: 0.231, SLG: 0.304 (1, 2)										3	1	1	0	1	0	2											
Wally Bunker, R OBP: 0.385, SLG: 0.200 (1, 1)	K									3	0	1	1	1	1	3											
Inning Stats	R: 1 E: 0 K: 2 S: 8	H: 1 LOB: 0 BB: 0 P: 8	R: 0 E: 0 K: 1 S: 7	H: 2 LOB: 3 BB: 1 P: 11	R: 2 E: 1 K: 0 S: 7	H: 3 LOB: 2 BB: 0 P: 7	R: 0 E: 0 K: 0 S: 2	H: 0 LOB: 0 BB: 1 P: 6	R: 0 E: 0 K: 0 S: 4	H: 1 LOB: 1 BB: 0 P: 4	R: 1 E: 1 K: 0 S: 5	H: 2 LOB: 1 BB: 0 P: 5	R: 1 E: 0 K: 0 S: 4	H: 3 LOB: 1 BB: 1 P: 8	R: 0 E: 0 K: 0 S: 3	H: 0 LOB: 0 BB: 0 P: 3	R: 2 E: 0 K: 0 S: 4	H: 1 LOB: 1 BB: 1 P: 8	1B: 8 2B: 3 3B: 0 HR: 2	SF: 1 SAC: 1 DP: 1 HBP: 0	WP: 0 PB: 0 SB: 1 CS: 0	PA: 42					
PITCHER	IP	WLS	BF	H	R	ER	SO	BB	IBB	HBP	BLK	WP	HR	S	P	ERA	WHIP										
George Brunet, L ERA: 2.04 (1, 1)	3.0	L	17	6	3	2	3	0	1	0	0	0	0	11	26	6.00	2.000										
Aubrey Gatewood, R ERA: 4.5 (4, 1)	3.0		12	3	1	1	0	1	0	0	0	0	0	7	11	3.00	1.333										
Barry Latman, R ERA: 1.37 (7, 1)	2.0		8	3	1	1	0	1	0	0	0	0	0	7	11	4.50	2.000										
Ron Piche, R ERA: 7.23 (9, 1)	1.0		5	1	2	2	0	1	0	0	0	0	1	4	8	18.00	2.000										
Batter	1	2	3	4	5	6	7	8	9	AB	R	H	RBI	BB	SO	LOB	BOTTOM										
Jose Cardenal, R OBP: 0.302, SLG: 0.416 (1, 8)										4	0	1	0	0	0	0	Baltimore Orioles @ Los Angeles Angels Dodger Stadium, Los Angeles, CA Sat Jun 05 1965, 3:33 AM PDT Att: 3,907 - Unknown livebaseballscorecards.com										
Albie Pearson, L OBP: 0.300, SLG: 0.369 (1, 5)										2	0	1	0	0	0	0											
Al Spangola, R OBP: 0.500, SLG: 0.887 (8, PH)										0	0	0	0	1	0	0											
Tom Egan, R OBP: 0.305, SLG: 0.288 (7, 1)										0	0	0	0	0	0	0											
Ron Piche, R OBP: 0.209, SLG: 0.500 (9, 1)										1	0	1	0	0	0	0											
Jim Fregosi, R OBP: 0.267, SLG: 0.370 (1, 6)										4	0	0	0	0	1	4											
Willie Smith, L OBP: 0.259, SLG: 0.387 (1, 7)										4	0	2	0	0	0	2											
Buck Rodgers, S OBP: 0.267, SLG: 0.272 (1, 2)										4	0	0	0	0	0	5											
Costen Shockley, L OBP: 0.254, SLG: 0.264 (1, 3)										4	0	0	0	0	0	1											
Paul Schaal, R OBP: 0.283, SLG: 0.393 (1, 5)										3	0	0	0	0	0	0											
Julio Gotay, R OBP: 0.250, SLG: 0.315 (1, 4)										3	0	0	0	0	0	0											
George Brunet, R OBP: 0.167, SLG: 0.091 (3, PH)										0	0	0	0	0	0	0											
Lou Clinton, R OBP: 0.260, SLG: 0.213 (4, 9)										3	0	0	0	0	0	0											
Inning Stats	R: 0 E: 0 K: 0 S: 5	H: 2 LOB: 2 BB: 0 P: 5	R: 0 E: 0 K: 0 S: 3	H: 0 LOB: 0 BB: 0 P: 3	R: 0 E: 1 K: 0 S: 4	H: 1 LOB: 1 BB: 0 P: 4	R: 0 E: 0 K: 0 S: 3	H: 0 LOB: 0 BB: 0 P: 3	R: 0 E: 0 K: 1 S: 6	H: 1 LOB: 2 BB: 1 P: 10	R: 0 E: 0 K: 0 S: 3	H: 0 LOB: 0 BB: 0 P: 3	R: 0 E: 0 K: 0 S: 4	H: 1 LOB: 1 BB: 0 P: 4	R: 0 E: 0 K: 0 S: 3	H: 0 LOB: 0 BB: 0 P: 3	1B: 5 2B: 0 3B: 0 HR: 0	SF: 0 SAC: 0 DP: 0 HBP: 0	WP: 0 PB: 0 SB: 0 CS: 0	PA: 33							
PITCHER	IP	WLS	BF	H	R	ER	SO	BB	IBB	HBP	BLK	WP	HR	S	P	ERA	WHIP										
Wally Bunker, R ERA: 4.61 (1, 1)	9.0	W	33	5	0	0	1	1	0	0	0	0	0	34	38	0.00	0.667										

Batter	1	2	3	4	5	6	7	8	9	AB	R	H	RBI	BB	SO	LOB	TOP				
Luis Aparicio, R (1,6) OBP: 0.294, SLG: 0.405										4	0	1	0	0	0	1	Baltimore Orioles @ Los Angeles Angels Dodger Stadium, Los Angeles, CA Sun Jun 06 1965, 3:33 AM PDT Att: 6,819 - Unknown livebaseballscorecards.com				
Boog Powell, L (1,7) OBP: 0.301, SLG: 0.382										4	0	1	0	0	0	2					
Bob Johnson, R (1,3) OBP: 0.286, SLG: 0.442										4	0	1	0	0	0	2					
Brooks Robinson, R (1,5) OBP: 0.361, SLG: 0.480										4	0	0	0	0	0	2					
Sam Bowers, R (1,9) OBP: 0.143, SLG: 0.208										4	0	0	0	0	0	1					
Jackie Brandt, R (1,8) OBP: 0.345, SLG: 0.500										3	0	1	0	0	1	0					
Jerry Adair, R (1,4) OBP: 0.307, SLG: 0.297										3	0	1	0	0	0	1					
Dick Brown, R (1,2) OBP: 0.276, SLG: 0.346										3	0	2	0	0	1	0					
Jim Palmer, R (1,1) OBP: 0.417, SLG: 0.636										2	0	0	0	0	0	2					
Dick Hall, R (6,1) OBP: 0.667, SLG: 0.750										0	0	0	0	0	0	0					
John Orsino, R (6,PH) OBP: 0.329, SLG: 0.442										1	0	0	0	0	0	1					
Stu Miller, R (8,1)										0	0	0	0	0	0	0					
Inning Stats	R: 0 E: 0 K: 0 S: 4	H: 1 LOB: 1 BB: 0 P: 4	R: 0 E: 0 K: 1 S: 5	H: 0 LOB: 0 BB: 0 P: 5	R: 0 E: 0 K: 1 S: 5	H: 0 LOB: 0 BB: 0 P: 5	R: 0 E: 0 K: 0 S: 3	H: 2 LOB: 2 BB: 0 P: 5	R: 0 E: 0 K: 0 S: 3	H: 1 LOB: 1 BB: 0 P: 4	R: 0 E: 0 K: 0 S: 4	H: 1 LOB: 1 BB: 0 P: 4	R: 0 E: 0 K: 0 S: 3	H: 1 LOB: 0 BB: 0 P: 3	1B: 7 2B: 0 3B: 0 HR: 0	SF: 0 SAC: 0 DP: 2 HBP: 0	WP: 1 PA: 32 PB: 0 SB: 0 CS: 0				
PITCHER Rudy May, L (1,1) ERA: 3.06	IP: 9.0 WLS: W BF: 32 H: 7 R: 0 ER: 0 SO: 2 BB: 0 IBB: 0 HBP: 0 BLK: 0 WP: 1 HR: 0 S: 36 P: 36 ERA: 0.00 WHIP: 0.778																				

Batter	1	2	3	4	5	6	7	8	9	AB	R	H	RBI	BB	SO	LOB	BOTTOM				
Jose Cardenal, R (1,8) OBP: 0.303, SLG: 0.417										2	1	1	1	0	0	1	Baltimore Orioles @ Los Angeles Angels Dodger Stadium, Los Angeles, CA Sun Jun 06 1965, 3:33 AM PDT Att: 6,819 - Unknown livebaseballscorecards.com				
Albie Pearson, L (1,9) OBP: 0.270, SLG: 0.366										1	0	0	0	2	1	0					
Jim Fregosi, R (1,6) OBP: 0.262, SLG: 0.363										4	0	0	0	0	1	6					
Willie Smith, L (1,7) OBP: 0.259, SLG: 0.384										4	0	1	1	0	0	1					
Joe Adcock, R (1,3) OBP: 0.294, SLG: 0.421										3	0	0	0	0	1	3					
Vic Power, R (7,3) OBP: 0.286, SLG: 0.381										1	0	1	0	0	0	0					
Buck Rodgers, S (1,2) OBP: 0.272, SLG: 0.279										3	2	1	0	1	0	1					
Paul Schaal, R (1,5) OBP: 0.276, SLG: 0.386										3	0	0	0	0	0	1					
Julio Gotay, R (1,4) OBP: 0.259, SLG: 0.309										1	0	0	0	1	0	0					
Al Spangler, L (6,PH) OBP: 0.302, SLG: 0.265										1	0	0	0	0	1	1					
Bobby Knoop, R (7,4) OBP: 0.325, SLG: 0.386										0	0	0	0	0	0	0					
Rudy May, L (1,1) OBP: 0.294, SLG: 0.267										2	0	1	1	1	0	0					
Inning Stats	R: 1 E: 2 K: 2 S: 8	H: 0 LOB: 1 BB: 1 P: 12	R: 1 E: 0 K: 0 S: 3	H: 0 LOB: 3 BB: 4 P: 19	R: 0 E: 0 K: 0 S: 3	H: 0 LOB: 0 BB: 0 P: 3	R: 0 E: 0 K: 0 S: 3	H: 0 LOB: 0 BB: 0 P: 3	R: 0 E: 0 K: 1 S: 7	H: 2 LOB: 1 BB: 0 P: 7	R: 0 E: 0 K: 1 S: 5	H: 0 LOB: 0 BB: 0 P: 5	R: 0 E: 0 K: 0 S: 3	H: 1 LOB: 0 BB: 0 P: 3	1B: 3 2B: 2 3B: 0 HR: 0	SF: 1 SAC: 2 DP: 1 HBP: 0	WP: 0 PA: 34 PB: 1 SB: 0 CS: 0				
PITCHER Jim Palmer, R (1,1) ERA: 2.79	IP: 5.0 WLS: L BF: 23 H: 2 R: 2 ER: 1 SO: 2 BB: 5 IBB: 0 HBP: 0 BLK: 0 WP: 0 HR: 0 S: 22 P: 42 ERA: 1.80 WHIP: 1.400																				
Dick Hall, R (6,1) ERA: 2.97	2.0 8 2 1 1 2 0 0 0 0 0 0 12 12 4.50 1.000																				
Stu Miller, R (8,1) ERA: 1.67	1.0 3 1 0 0 0 0 0 0 0 0 0 3 3 0.00 1.000																				

Batter	1	2	3	4	5	6	7	8	9	AB	R	H	RBI	BB	SO	LOB	TOP				
Luis Aparicio, R (1, 6) OBP: 0.289, SLG: 0.397										4	0	0	0	0	1	2	<p>Baltimore Orioles @ Washington Senators D.C. Stadium, Washington, DC Tue Jun 08 1965, 7:05 PM EDT Att: 7,378 - Unknown</p> <p>AB 30 R 0 H 4 RBI 0 BB 1 SO 11 LOB 10</p> 				
Boog Powell, L (1, 7) OBP: 0.294, SLG: 0.372										4	0	0	0	0	1	1					
Bob Johnson, R (1, 3) OBP: 0.284, SLG: 0.434										4	0	1	0	0	1	0					
Brooks Robinson, R (1, 5) OBP: 0.358, SLG: 0.468										3	0	0	0	1	0	1					
Sam Bowers, R (1, 9) OBP: 0.153, SLG: 0.214										3	0	1	0	0	2	1					
Jackie Brandt, R (1, 8) OBP: 0.336, SLG: 0.485										3	0	0	0	0	1	2					
Jerry Adair, R (1, 4) OBP: 0.307, SLG: 0.297										3	0	1	0	0	2	0					
Dick Brown, R (1, 2) OBP: 0.281, SLG: 0.345										3	0	1	0	0	1	1					
Steve Barber, L (1, 1) Don Larsen, R (5, 1) John Griggs, R (6, Ph) Dave McNally, L (6, Ph) Curt Blefary, L (8, Ph) Stu Miller, R (8, 1)										1	0	0	0	0	1	0					
Inning Stats	R: 0 E: 0 K: 2 S: 7	H: 0 LOB: 0 BB: 0 P: 7	R: 0 E: 0 K: 1 S: 5	H: 1 LOB: 0 BB: 0 P: 5	R: 0 E: 0 K: 2 S: 7	H: 0 LOB: 0 BB: 0 P: 7	R: 0 E: 0 K: 0 S: 4	H: 1 LOB: 1 BB: 0 P: 4	R: 0 E: 0 K: 2 S: 7	H: 0 LOB: 0 BB: 0 P: 7	R: 0 E: 0 K: 1 S: 6	H: 1 LOB: 1 BB: 0 P: 6	R: 0 E: 0 K: 1 S: 5	H: 0 LOB: 1 BB: 1 P: 9	R: 0 E: 0 K: 1 S: 6	H: 1 LOB: 1 BB: 0 P: 6	R: 0 E: 0 K: 1 S: 5	H: 0 LOB: 0 BB: 0 P: 5	1B: 4 2B: 0 3B: 0 HR: 0	SF: 0 SAC: 0 DP: 0 HBP: 0	WP: 0 PA: 31 PB: 0 SB: 0 CS: 1
PITCHER	IP WLS BF H R ER SO BB IBB HBP BLK WP HR S P ERA WHIP																				
Pete Richert, L (1, 1) ERA: 3.64	7.0 W 24 3 0 0 9 1 0 0 0 1 0 0 41 45 0.00 0.571																				
Ron Kline, R (8, 1) ERA: 2.12	2.0 S 7 1 0 0 2 0 0 0 0 0 0 0 11 11 0.00 0.500																				

Batter	1	2	3	4	5	6	7	8	9	AB	R	H	RBI	BB	SO	LOB	BOTTOM				
Joe Cunningham, L (1, 3) OBP: 0.393, SLG: 0.405										5	0	1	0	0	0	5	<p>Baltimore Orioles @ Washington Senators D.C. Stadium, Washington, DC Tue Jun 08 1965, 7:05 PM EDT Att: 7,378 - Unknown</p> <p>AB 31 R 2 H 6 RBI 2 BB 7 SO 4 LOB 21</p> 				
Ken Hamlin, R (1, 4) Don Blasingame, L (7, 4) OBP: 0.279, SLG: 0.300 OBP: 0.281, SLG: 0.337										3	1	1	0	1	0	1					
Ken McMullen, R (1, 5) OBP: 0.330, SLG: 0.441										3	0	1	0	1	0	1					
Frank Howard, R (1, 7) Jim King, R (7, 9) OBP: 0.369, SLG: 0.540 OBP: 0.366, SLG: 0.511										4	1	1	1	0	1	4					
Woodie Held, R (1, 9) OBP: 0.403, SLG: 0.526										4	0	1	0	0	0	3					
Don Lock, R (1, 8) OBP: 0.346, SLG: 0.302										3	0	0	0	1	0	1					
Doug Camilli, R (1, 2) OBP: 0.287, SLG: 0.325										3	0	1	1	1	1	2					
Ed Brinkman, R (1, 6) OBP: 0.241, SLG: 0.288										3	0	0	0	1	0	4					
Pete Richert, L (1, 1) Ron Kline, R (8, 1) OBP: 0.176, SLG: 0.067										1	0	0	0	2	1	0					
Inning Stats	R: 0 E: 0 K: 0 S: 5	H: 2 LOB: 2 BB: 0 P: 5	R: 0 E: 1 K: 1 S: 6	H: 0 LOB: 2 BB: 1 P: 10	R: 0 E: 0 K: 1 S: 5	H: 0 LOB: 0 BB: 0 P: 5	R: 0 E: 0 K: 0 S: 4	H: 1 LOB: 3 BB: 2 P: 12	R: 2 E: 0 K: 0 S: 5	H: 2 LOB: 2 BB: 2 P: 13	R: 0 E: 0 K: 1 S: 6	H: 1 LOB: 1 BB: 1 P: 10	R: 0 E: 0 K: 0 S: 3	H: 0 LOB: 1 BB: 1 P: 7	R: 0 E: 0 K: 1 S: 5	H: 0 LOB: 0 BB: 0 P: 5	R: 0 E: 0 K: 1 S: 5	H: 0 LOB: 0 BB: 0 P: 5	1B: 5 2B: 0 3B: 1 HR: 0	SF: 0 SAC: 0 DP: 0 HBP: 0	WP: 1 PA: 38 PB: 0 SB: 0 CS: 0
PITCHER	IP WLS BF H R ER SO BB IBB HBP BLK WP HR S P ERA WHIP																				
Steve Barber, L (1, 1) ERA: 3.63	4.2 L 23 4 2 2 2 2 3 1 0 0 0 0 23 39 3.86 1.500																				
Don Larsen, R (5, 1) ERA: 5.4	0.1 3 1 0 0 0 1 0 0 0 0 0 0 2 6 0.00 6.000																				
Dave McNally, L (6, 1) ERA: 4.05	2.0 9 1 0 0 1 2 0 0 0 0 0 0 9 17 0.00 1.500																				
Stu Miller, R (8, 1) ERA: 1.63	1.0 3 0 0 0 1 0 0 0 0 0 0 0 5 5 0.00 0.000																				

Batter	1	2	3	4	5	6	7	8	9	AB	R	H	RBI	BB	SO	LOB	TOP					
Russ Snyder, L OBP: 0.423, SLG: 0.369 (1, 8)										5	0	2	1	0	1	1	Baltimore Orioles @ Washington Senators D.C. Stadium, Washington, DC Thu Jun 10 1965, 7:05 PM EDT Att: 7,516 - Unknown					
Sam Bowers, R OBP: 0.141, SLG: 0.197 (1, 9)										5	0	0	0	0	1	3						
Curt Bielefy, L OBP: 0.366, SLG: 0.538 Paul Blair, R OBP: 0.301, SLG: 0.316 (7, 8)										3	1	1	0	1	0	2						
Brooks Robinson, R OBP: 0.354, SLG: 0.459 (1, 5)										3	0	1	0	0	0	2						
Boog Powell, L OBP: 0.310, SLG: 0.385 (1, 3)										3	1	2	0	1	1	1						
Charlie Lau, L OBP: 0.327, SLG: 0.467 Luis Aparicio, R OBP: 0.289, SLG: 0.397 (8, PR) (8, 6)										2	0	0	1	1	1	2						
Jerry Adair, R OBP: 0.310, SLG: 0.301 (1, 4)										4	1	2	1	0	0	3						
Davey Johnson, R OBP: 0.245, SLG: 0.234 Dick Brown, R OBP: 0.291, SLG: 0.345 (8, 2)										4	1	1	0	0	0	5						
Wally Bunker, R OBP: 0.438, SLG: 0.250 (1, 1)										2	0	1	2	1	1	0						
Inning Stats	R: 0 E: 0 K: 0 S: 3	H: 1 LOB: 1 BB: 1 P: 7	R: 0 E: 0 K: 1 S: 6	H: 1 LOB: 1 BB: 0 P: 6	R: 0 E: 0 K: 1 S: 3	H: 0 LOB: 1 BB: 1 P: 7	R: 0 E: 0 K: 1 S: 7	H: 2 LOB: 2 BB: 0 P: 7	R: 0 E: 0 K: 1 S: 5	H: 0 LOB: 0 BB: 0 P: 5	R: 1 E: 1 K: 0 S: 4	H: 1 LOB: 1 BB: 1 P: 8	R: 1 E: 1 K: 0 S: 5	H: 2 LOB: 1 BB: 0 P: 5	R: 3 E: 0 K: 0 S: 5	H: 3 LOB: 1 BB: 1 P: 9		R: 0 E: 0 K: 2 S: 7	H: 0 LOB: 0 BB: 0 P: 7	1B: 7 2B: 3 3B: 0 HR: 0	SF: 1 SAC: 2 DP: 2 HBP: 0	WP: 0 PB: 0 SB: 1 CS: 0
PITCHER	IP WLS BF H R ER SO BB IBB HBP BLK WP HR S P ERA WHIP	8.0 L 36 10 5 4 3 2 2 0 0 0 0 0 38 54 4.50 1.500	1.0 3 0 0 0 2 0 0 0 0 0 0 0 7 7 0.00 0.000																			

Batter	1	2	3	4	5	6	7	8	9	AB	R	H	RBI	BB	SO	LOB	BOTTOM			
Ken Hamlin, R OBP: 0.312, SLG: 0.333 (1, 4)										4	0	3	0	0	0	1	Baltimore Orioles @ Washington Senators D.C. Stadium, Washington, DC Thu Jun 10 1965, 7:05 PM EDT Att: 7,516 - Unknown			
Ken McMullen, R OBP: 0.330, SLG: 0.434 (1, 5)										4	0	1	0	0	0	3				
Jim King, L OBP: 0.380, SLG: 0.554 (1, 9)										4	0	1	0	0	0	3				
Frank Howard, R OBP: 0.370, SLG: 0.531 (1, 7)										4	1	1	0	0	1	1				
Woodie Held, R OBP: 0.392, SLG: 0.500 (1, 8)										3	0	1	0	1	1	1				
Bob Chance, L OBP: 0.284, SLG: 0.368 (1, 3)										4	0	0	0	0	0	3				
Don Zimmer, R OBP: 0.323, SLG: 0.360 (1, 2)										3	0	0	1	0	0	2				
Ed Brinkman, R OBP: 0.237, SLG: 0.300 (1, 6)										3	0	0	0	0	0	2				
Buster Narum, R OBP: 0.077, SLG: 0.308 Willie Kirkland, L OBP: 0.239, SLG: 0.462 Steve Ritzik, R OBP: 0.167, SLG: 0.167 (8, PH) (9, 1)										2	0	0	0	0	0	0				
Inning Stats	R: 0 E: 0 K: 0 S: 4	H: 2 LOB: 1 BB: 0 P: 4	R: 0 E: 0 K: 0 S: 3	H: 0 LOB: 1 BB: 1 P: 7	R: 0 E: 0 K: 2 S: 7	H: 0 LOB: 0 BB: 0 P: 7	R: 0 E: 0 K: 0 S: 3	H: 0 LOB: 0 BB: 0 P: 3	R: 0 E: 0 K: 0 S: 4	H: 1 LOB: 1 BB: 0 P: 4	R: 1 E: 1 K: 0 S: 5	H: 1 LOB: 1 BB: 0 P: 5	R: 0 E: 0 K: 0 S: 4	H: 2 LOB: 1 BB: 0 P: 4	R: 0 E: 0 K: 0 S: 4	H: 1 LOB: 1 BB: 0 P: 4		1B: 8 2B: 0 3B: 0 HR: 0	SF: 1 SAC: 0 DP: 3 HBP: 0	WP: 0 PB: 0 SB: 0 CS: 0
PITCHER	IP WLS BF H R ER SO BB IBB HBP BLK WP HR S P ERA WHIP	9.0 W 34 8 1 0 2 1 0 0 0 0 0 37 41 0.00 1.000																		

Batter	1	2	3	4	5	6	7	8	9	AB	R	H	RBI	BB	SO	LOB	TOP										
Jerry Adair, R OBP: 0.307, SLG: 0.303 (1, 4)			L4	G3			K		L7	5	0	1	0	0	1	2											
Luis Aparicio, R OBP: 0.287, SLG: 0.393 (1, 6)	F6		E4	6-3			CS		F7	5	1	1	0	0	0	1											
Bob Johnson, R OBP: 0.292, SLG: 0.437 Boog Powell, L OBP: 0.309, SLG: 0.383 (7, PH) (7, 3)	F3		E	1B			K			3	1	2	0	0	0	0											
Brooks Robinson, R OBP: 0.365, SLG: 0.463 (1, 5)			E4	1B			F3			3	0	2	1	1	0	1											
Sam Bowens, R OBP: 0.134, SLG: 0.188 (1, 9)	F9		F3				FC5-4		SH3-4	3	0	0	0	0	0	3											
Jackie Brandt, R OBP: 0.331, SLG: 0.472 (1, 7)	F4			HR			F4		5-3	4	1	1	0	0	0	3											
John Orsino, R OBP: 0.338, SLG: 0.465 (1, 2)	F7			HR			G6-4-3		IBB	3	1	2	2	1	0	1											
Paul Blair, R OBP: 0.306, SLG: 0.317 (1, 8)			SH5-4	BB			G6-4-3		K	3	1	1	0	1	1	3											
Robin Roberts, S OBP: 0.214, SLG: 0.259 Norm Siebern, L OBP: 0.355, SLG: 0.432 Harvey Haddix, L Stu Miller, R (8, 1)			SH5-4	G3			K		1-3	0	0	0	0	0	0	0											
Inning Stats	R: 0 E: 0 K: 0 S: 3	H: 1 LOB: 0 BB: 0 P: 3	R: 0 E: 0 K: 0 S: 3	H: 0 LOB: 1 BB: 1 P: 7	R: 3 E: 2 K: 0 S: 7	H: 3 LOB: 1 BB: 0 P: 7	R: 2 E: 0 K: 0 S: 4	H: 2 LOB: 1 BB: 2 P: 12	R: 0 E: 0 K: 1 S: 5	H: 1 LOB: 0 BB: 0 P: 5	R: 0 E: 0 K: 2 S: 7	H: 1 LOB: 0 BB: 0 P: 7	R: 0 E: 0 K: 1 S: 6	H: 1 LOB: 2 BB: 1 P: 10	R: 0 E: 0 K: 0 S: 3	H: 0 LOB: 0 BB: 0 P: 3	1B: 8 2B: 1 3B: 0 HR: 1	SF: 0 SAC: 2 DP: 1 HBP: 0	WP: 0 PB: 0 SB: 1 CS: 2	PA: 38							
PITCHER	IP	WLS	BF	H	R	ER	SO	BB	IBB	HBP	BLK	WP	HR	S	P	ERA	WHIP										
Dennis Bennett, L ERA: 4.56 Jack Lamabe, R ERA: 8.71 Jay Ritchie, R ERA: 1.93	3.0	L	17	6	5	2	0	2	0	0	0	0	1	15	23	6.00	2.667										
	4.0		13	3	0	0	3	1	0	0	0	0	0	18	22	0.00	1.000										
	2.0		8	1	0	0	1	0	1	0	0	0	0	9	13	0.00	0.500										

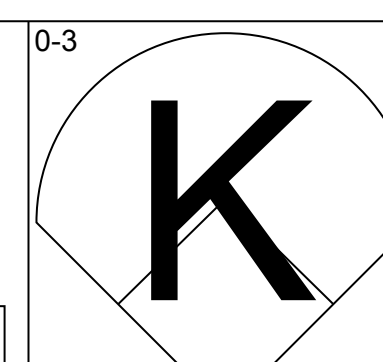
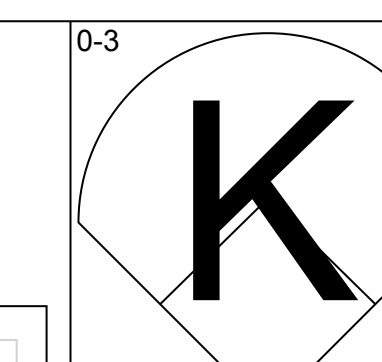
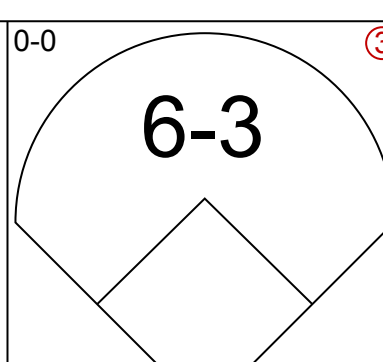
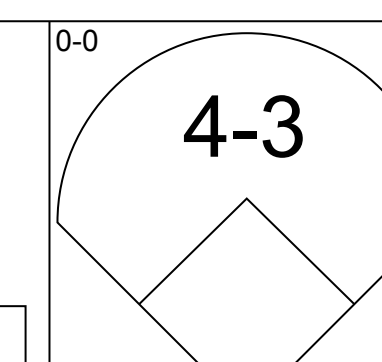

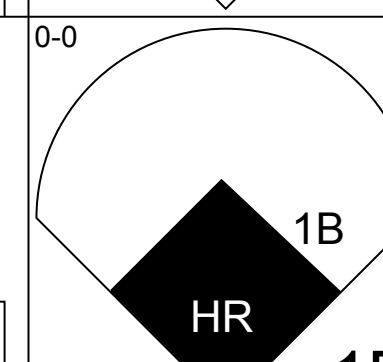
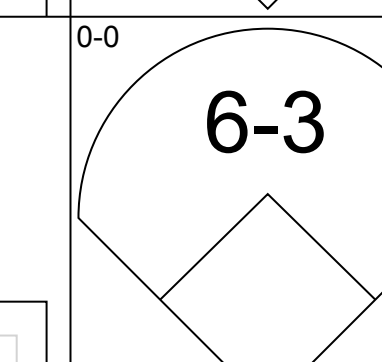
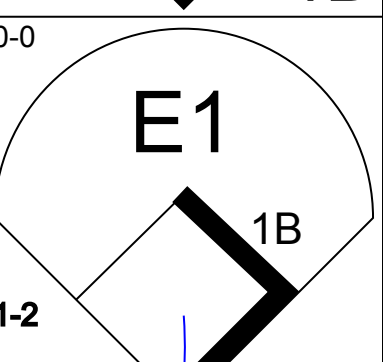
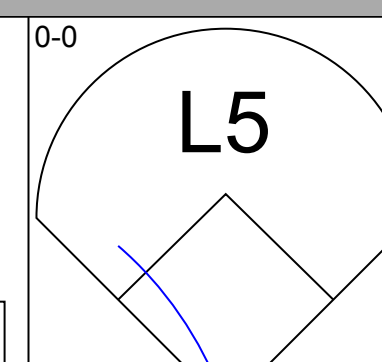
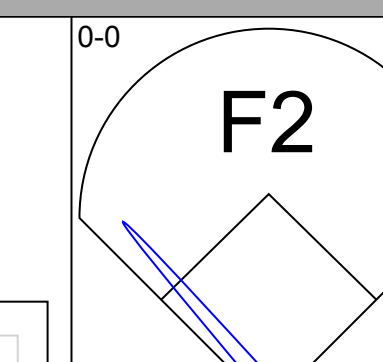
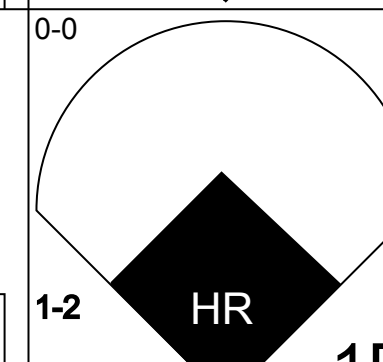
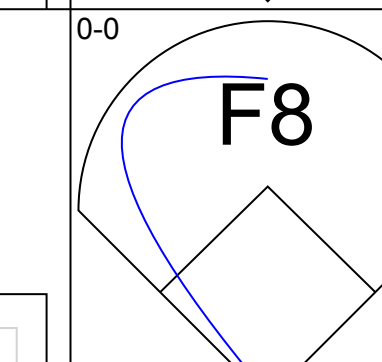
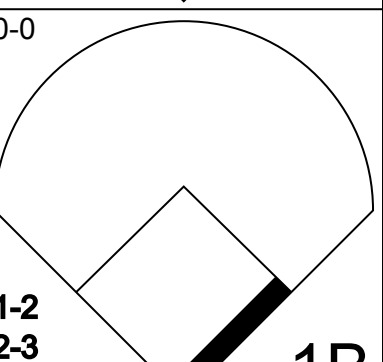
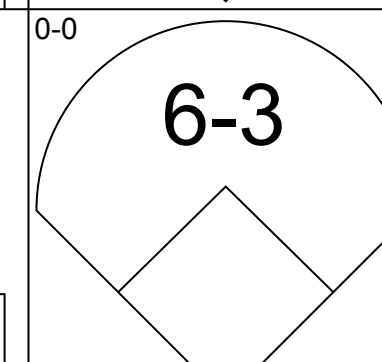
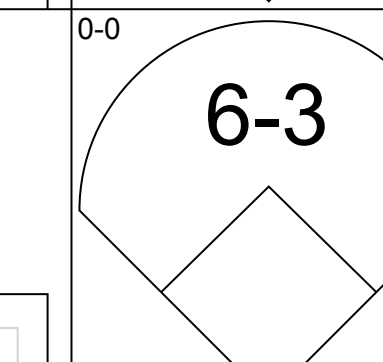
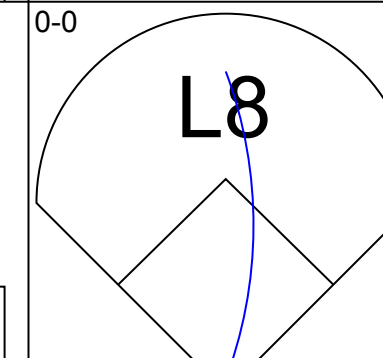
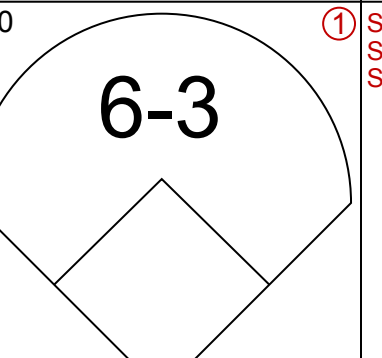
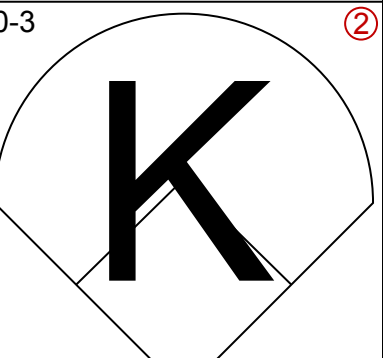
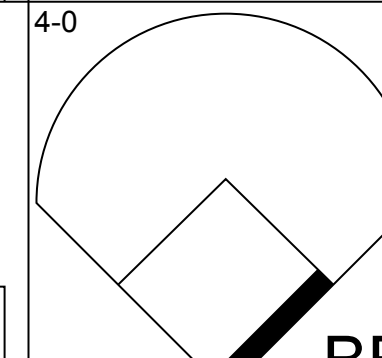
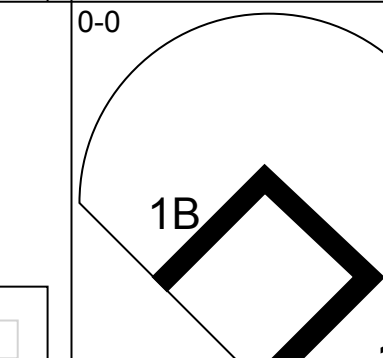
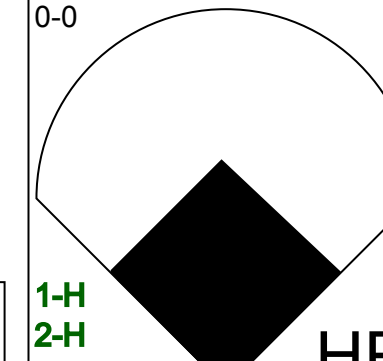
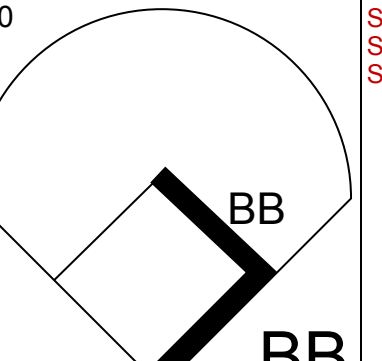
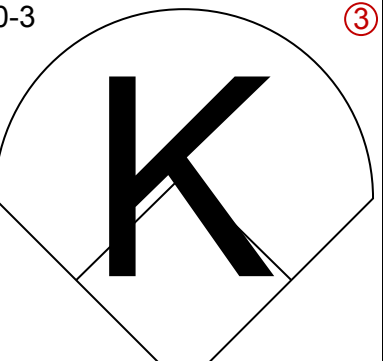
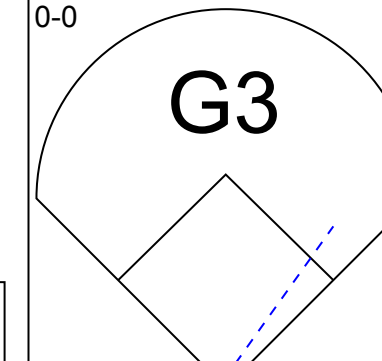
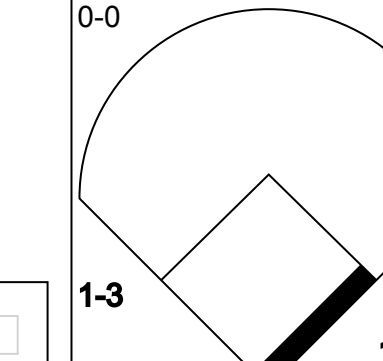
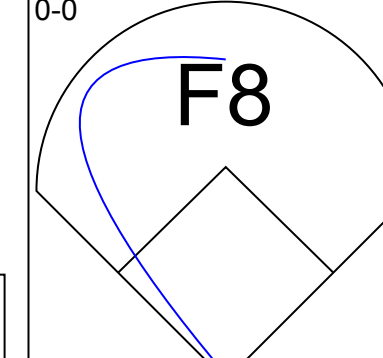
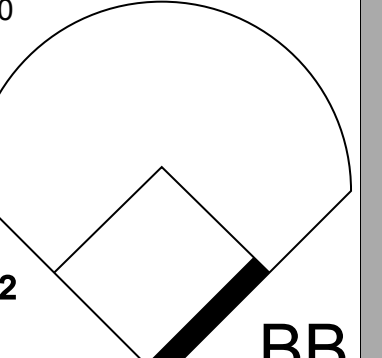
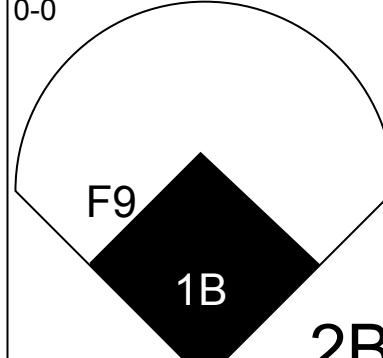
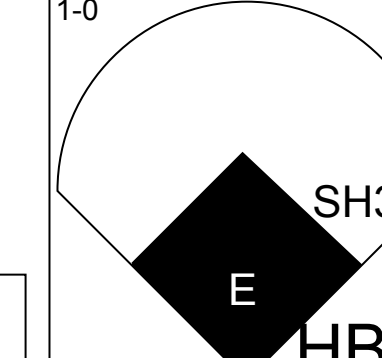
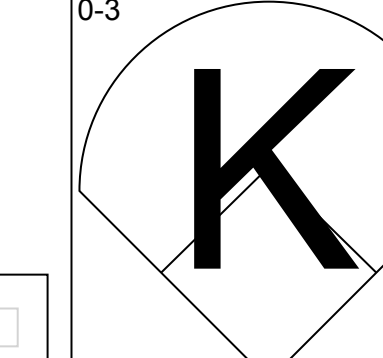
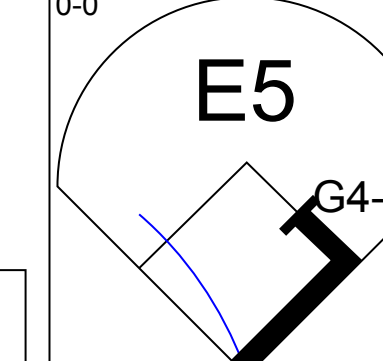
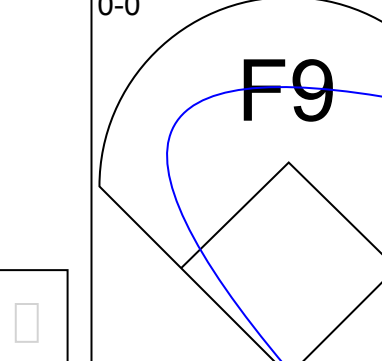
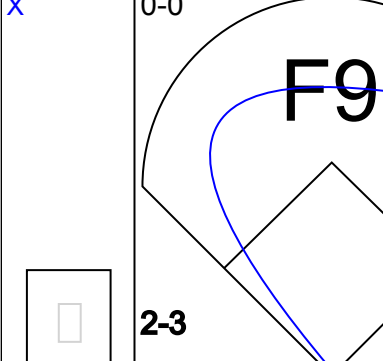
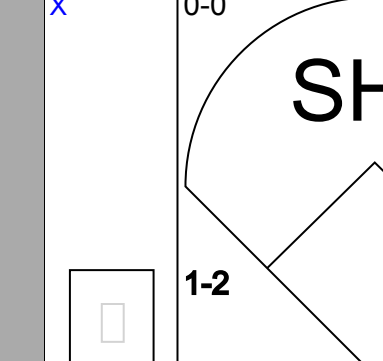
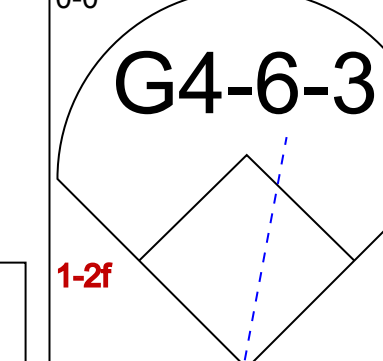
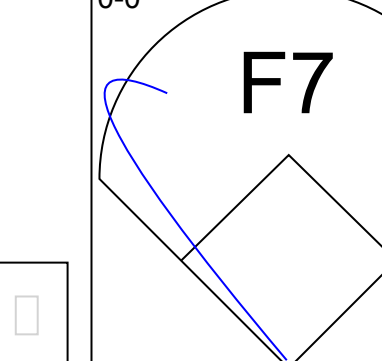
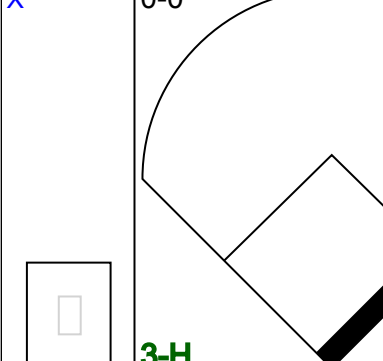
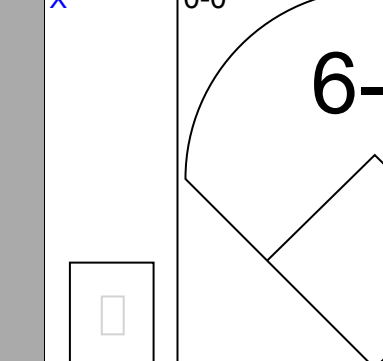
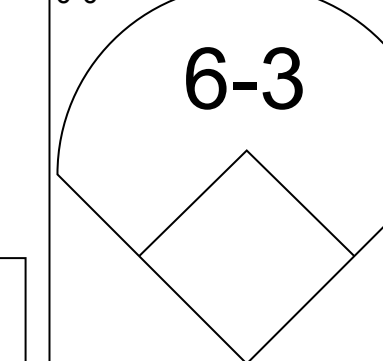
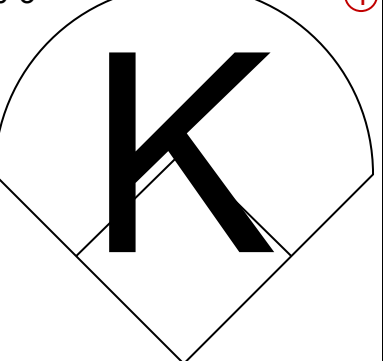

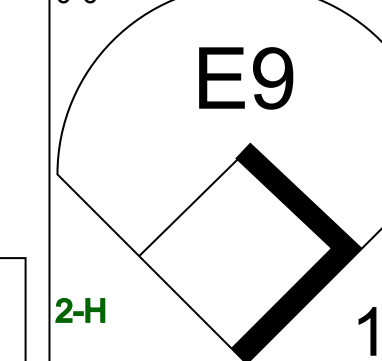
Baltimore Orioles @ Boston Red Sox
Fenway Park, Boston, MA
Fri Jun 11 1965, 7:05 PM EDT
Att: 18,849 - Unknown

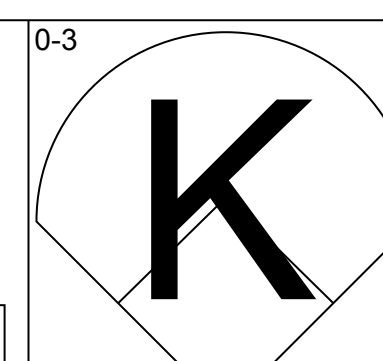
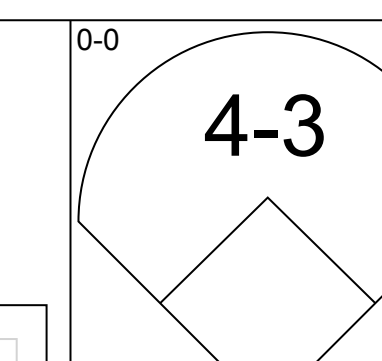
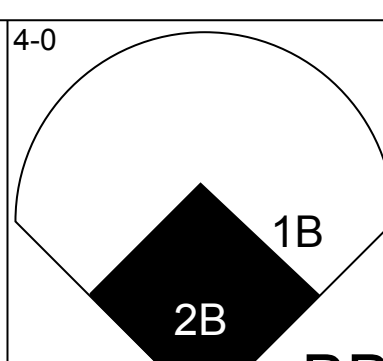
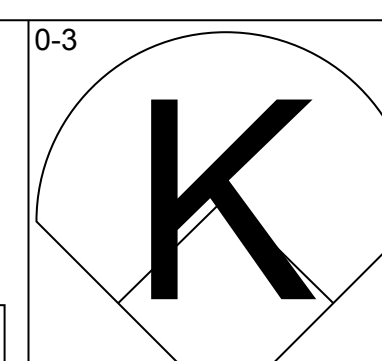

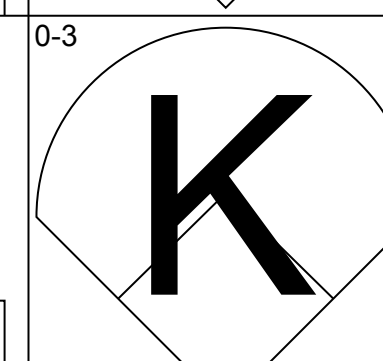
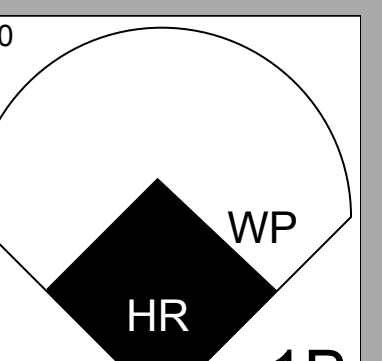
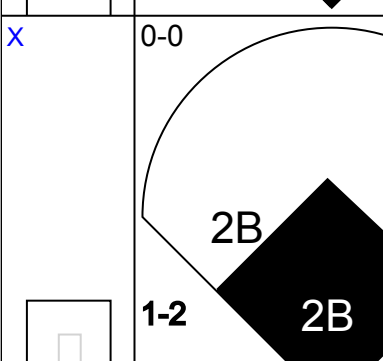
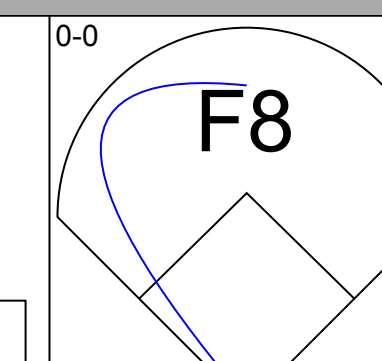
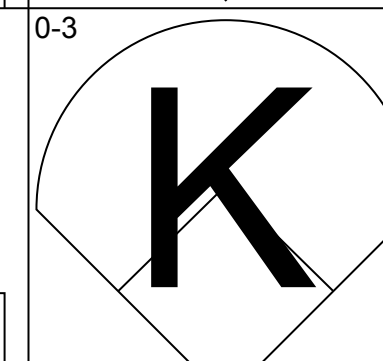
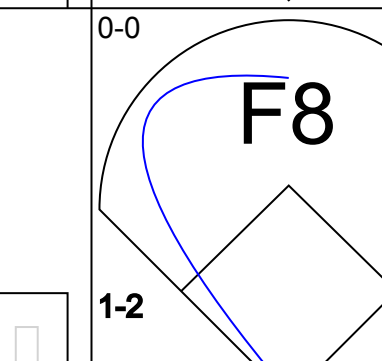
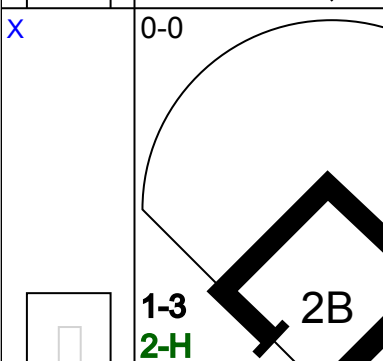
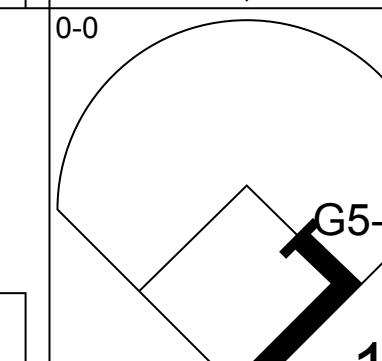
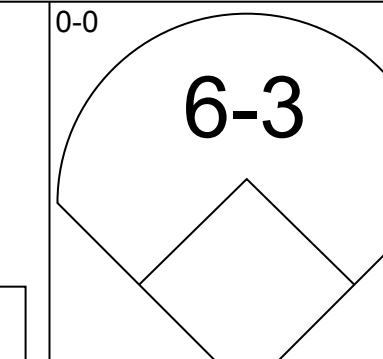
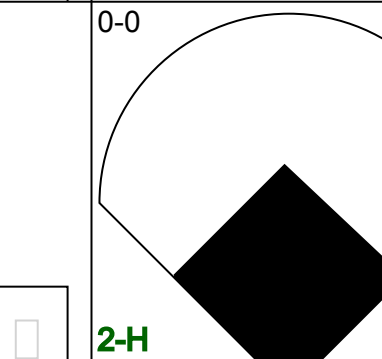
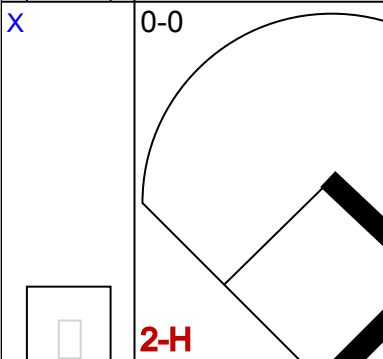
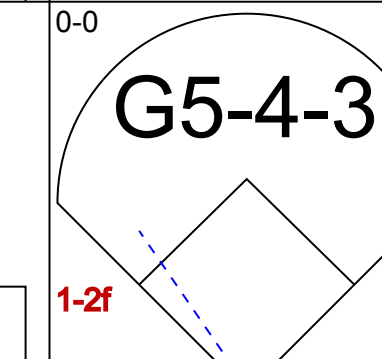
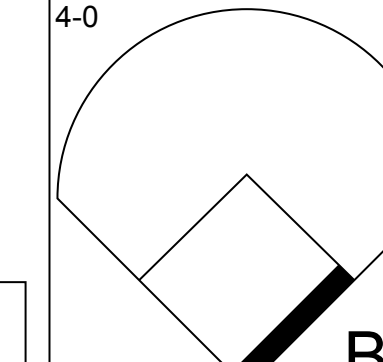
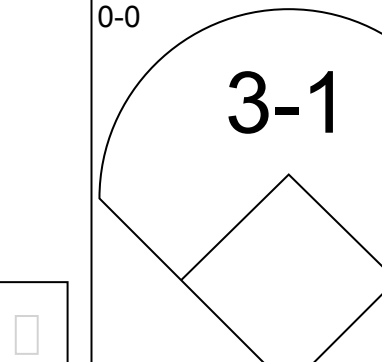
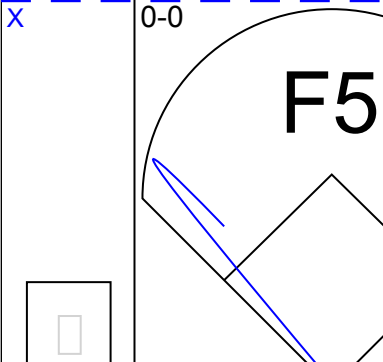

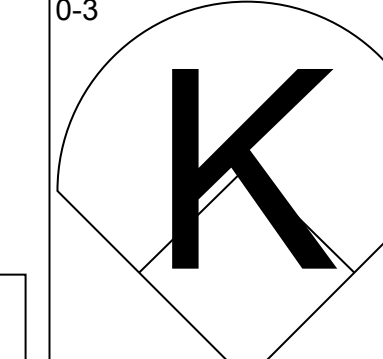
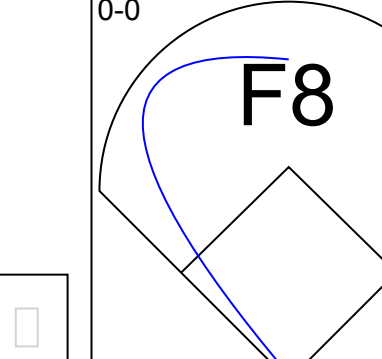
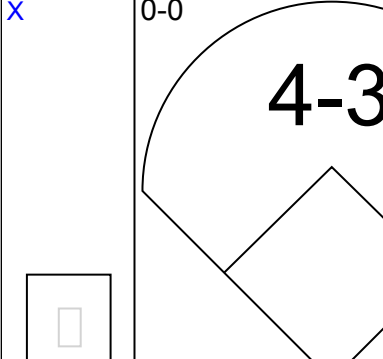

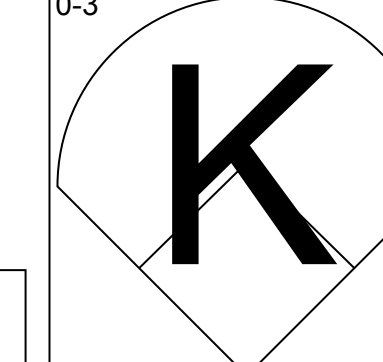
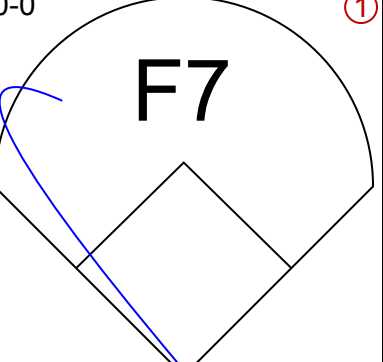
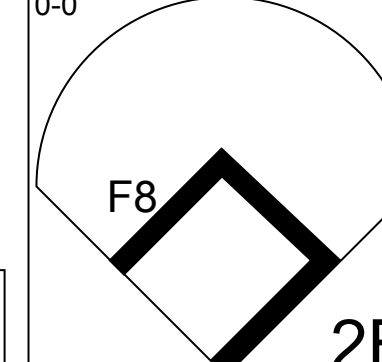
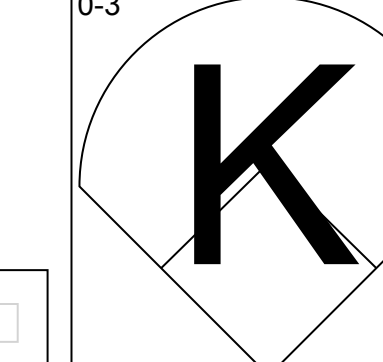
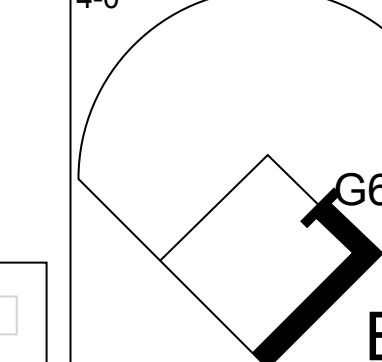
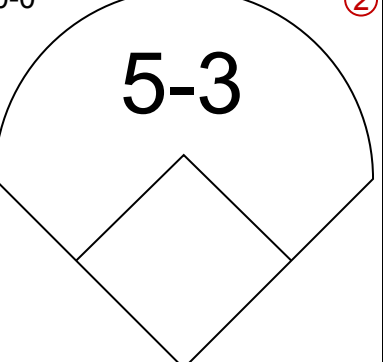
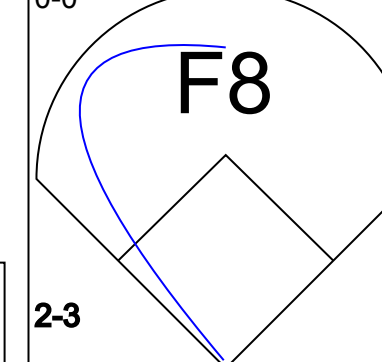
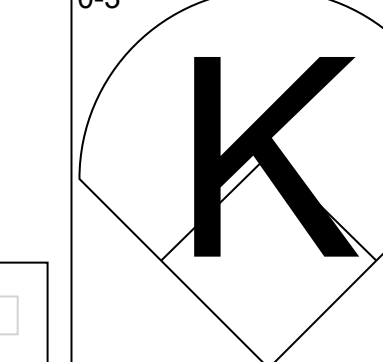
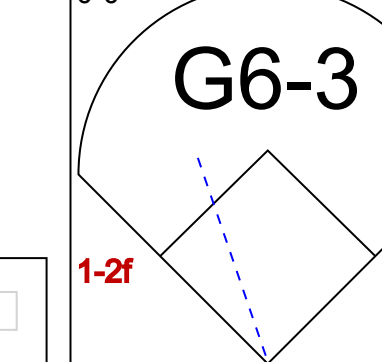
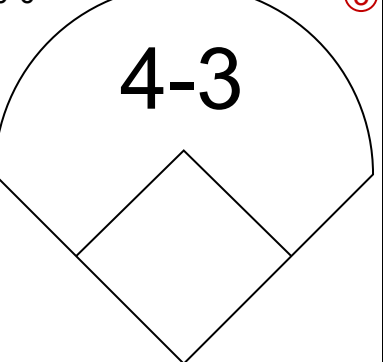
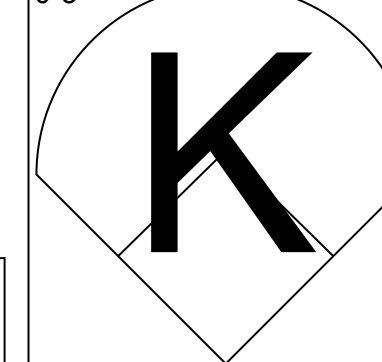
AB 32
R 5
H 10
RBI 3
BB 4
SO 4
LOB 15

Batter	1	2	3	4	5	6	7	8	9	AB	R	H	RBI	BB	SO	LOB	BOTTOM										
Lenny Green, L OBP: 0.362, SLG: 0.430 (1, 8)			1-3				5-3			4	1	1	0	0	0	0											
Dalton Jones, L OBP: 0.412, SLG: 0.509 (1, 5)	K		3-1				6-3		1-3	4	0	0	0	0	1	1											
Carl Yastrzemski, L OBP: 0.374, SLG: 0.556 (1, 7)			E6	HR			1B		4-3	4	1	2	1	0	0	0											
Felix Mantilla, R OBP: 0.412, SLG: 0.533 (1, 4)	5-3		HR				F7		BB	4	1	2	2	0	0	2											
Lee Thomas, L OBP: 0.373, SLG: 0.549 (1, 3)	F6		HR				G5-4-3		BB	2	1	1	1	2	0	1											
Tony Conigliaro, R OBP: 0.317, SLG: 0.478 (1, 9)			F8				K		K	4	0	1	0	0	2	3											
Rico Petrocelli, R OBP: 0.216, SLG: 0.220 Chuck Schilling, R OBP: 0.342, SLG: 0.500 Eddie Bressoud, R OBP: 0.298, SLG: 0.390 (6, PH) (7, 6)			K				G5-4-3		L4	2	0	0	0	0	1	1											
Mike Ryan, R OBP: 0.186, SLG: 0.239 (1, 2)	F8						6-3		F8	4	0	0	0	0	0	1											
Dennis Bennett, L OBP: 0.333, SLG: 0.333 Jack Lamabe, R Tony Horton, R OBP: 0.417, SLG: 0.400 Jay Ritchie, R OBP: 0.567, SLG: 0.500 Frank Matzone, R OBP: 0.319, SLG: 0.282 (6, PH) (8, 1) (9, PH)			K				6-3		F4	1	0	0	0	0	1	1											
Inning Stats	R: 1 E: 0 K: 1 S: 7	H: 2 LOB: 1 BB: 0 P: 7	R: 0 E: 0 K: 2 S: 8	H: 1 LOB: 0 BB: 0 P: 8	R: 3 E: 1 K: 0 S: 6	H: 2 LOB: 0 BB: 0 P: 6	R: 0 E: 0 K: 1 S: 5	H: 0 LOB: 0 BB: 0 P: 5	R: 0 E: 0 K: 1 S: 4	H: 1 LOB: 1 BB: 0 P: 4	R: 0 E: 0 K: 1 S: 3	H: 0 LOB: 0 BB: 0 P: 3	R: 0 E: 0 K: 1 S: 6	H: 1 LOB: 2 BB: 1 P: 10	R: 0 E: 0 K: 0 S: 3	H: 0 LOB: 0 BB: 0 P: 3	1B: 2 2B: 3 3B: 0 HR: 2	SF: 0 SAC: 0 DP: 1 HBP: 0	WP: 0 PB: 0 SB: 0 CS: 0	PA: 36							
PITCHER	IP	WLS	BF	H	R	ER	SO	BB	IBB	HBP	BLK	WP	HR	S	P	ERA	WHIP										
Robin Roberts, R ERA: 3.52 Harvey Haddix, L ERA: 1.96 Stu Miller, R ERA: 1.76	3.0		15	5	4	1	3	0	0	0	0	0	2	21	21	3.00	1.667										
	4.2	W	17	2	0	0	2	2	0	0	0	0	0	19	27	0.00	0.857										
	1.1	S	4	0	0	0	1	0	0	0	0	0	0	6	6	0.00	0.000										

Baltimore Orioles @ Boston Red Sox
Fenway Park, Boston, MA
Fri Jun 11 1965, 7:05 PM EDT
Att: 18,849 - Unknown

AB 34
R 4
H 7
RBI 4
BB 2
SO 6
LOB 11

Batter	1	2	3	4	5	6	7	8	9	AB	R	H	RBI	BB	SO	LOB	TOP			
Russ Snyder, L (1, 9) OBP: 0.410, SLG: 0.357										5	0	1	0	0	2	2	<p>Baltimore Orioles @ Boston Red Sox Fenway Park, Boston, MA Sat Jun 12 1965, 3:33 AM EDT Att: 8,864 - Unknown</p> <p>livebaseballscorecards.com</p> <p>AB 37 R 5 H 10 RBI 5 BB 3 SO 7 LOB 22</p> 			
Luis Aparicio, R (1, 6) OBP: 0.285, SLG: 0.388										5	1	1	0	0	0	1				
Boog Powell, L (1, 3) OBP: 0.311, SLG: 0.383										5	1	2	0	0	0	0				
Brooks Robinson, R (1, 5) OBP: 0.366, SLG: 0.457										4	0	1	0	1	1	5				
Curt Blefary, L (1, 7) OBP: 0.396, SLG: 0.562 Paul Blair, R (9, PR) OBP: 0.306, SLG: 0.317 (9, 8)										4	1	2	3	1	1	4				
John Orsino, R (1, 2) OBP: 0.345, SLG: 0.469 Dick Brown, R (9, 2) OBP: 0.281, SLG: 0.345										3	2	1	0	1	1	2				
Jackie Brandt, R (1, 8) OBP: 0.322, SLG: 0.459 (9, 7)										3	0	0	0	0	0	3				
Jerry Adair, R (1, 4) OBP: 0.306, SLG: 0.302										4	0	1	1	0	0	4				
Jim Palmer, R (1, 1) OBP: 0.333, SLG: 0.500 Dick Hall, R (6, 1) OBP: 0.714, SLG: 0.800										3	0	0	0	0	2	1				
Inning Stats	R: 3 E: 0 K: 1 S: 8	H: 3 LOB: 0 BB: 0 P: 8	R: 0 E: 1 K: 0 S: 3	H: 0 LOB: 0 BB: 0 P: 3	R: 0 E: 0 K: 1 S: 5	H: 0 LOB: 0 BB: 2 P: 5	R: 0 E: 0 K: 0 S: 3	H: 2 LOB: 3 BB: 0 P: 11	R: 0 E: 1 K: 3 S: 12	H: 2 LOB: 1 BB: 0 P: 7	R: 0 E: 0 K: 0 S: 3	H: 0 LOB: 1 BB: 1 P: 7	R: 1 E: 1 K: 0 S: 4	H: 1 LOB: 1 BB: 0 P: 5	R: 0 E: 0 K: 1 S: 7	H: 2 LOB: 2 BB: 0 P: 7		1B: 8 2B: 1 3B: 0 HR: 1	SF: 0 SAC: 1 DP: 1 HBP: 1	WP: 0 PB: 0 SB: 0 CS: 0
PITCHER Jim Lonborg, R (1, 1) ERA: 3.25	IP: 9.0 WLS: L BF: 42	H: 10 R: 5 ER: 5 SO: 7	BB: 3 IBB: 0 HBP: 1 BLK: 0	WP: 0 HR: 1 S: 52 P: 65	ERA: 5.00 WHIP: 1.444	PITCHER														

Batter	1	2	3	4	5	6	7	8	9	AB	R	H	RBI	BB	SO	LOB	BOTTOM					
Lenny Green, L (1, 8) OBP: 0.360, SLG: 0.423										3	1	0	0	1	2	1	<p>Baltimore Orioles @ Boston Red Sox Fenway Park, Boston, MA Sat Jun 12 1965, 3:33 AM EDT Att: 8,864 - Unknown</p> <p>livebaseballscorecards.com</p> <p>AB 32 R 4 H 8 RBI 4 BB 3 SO 9 LOB 12</p> 					
Dalton Jones, L (1, 5) OBP: 0.415, SLG: 0.509										4	2	2	0	0	1	0						
Carl Yastrzemski, L (1, 7) OBP: 0.377, SLG: 0.562										4	0	2	1	0	1	1						
Felix Mantilla, R (1, 4) OBP: 0.414, SLG: 0.554										4	1	2	3	0	0	1						
Lee Thomas, L (1, 3) OBP: 0.371, SLG: 0.541										3	0	0	0	1	0	1						
Tony Conigliaro, R (1, 9) OBP: 0.316, SLG: 0.474										4	0	1	0	0	1	2						
Eddie Bressoud, R (1, 6) OBP: 0.296, SLG: 0.393										4	0	1	0	0	2	2						
Bob Tillman, R (1, 2) OBP: 0.255, SLG: 0.265										3	0	0	0	1	1	2						
Jim Lonborg, R (1, 1) OBP: 0.120, SLG: 0.160										3	0	0	0	0	1	2						
Inning Stats	R: 0 E: 0 K: 3 S: 9	H: 0 LOB: 0 BB: 0 P: 9	R: 0 E: 0 K: 2 S: 7	H: 0 LOB: 1 BB: 1 P: 11	R: 0 E: 0 K: 0 S: 2	H: 0 LOB: 0 BB: 1 P: 6	R: 2 E: 0 K: 0 S: 5	H: 2 LOB: 0 BB: 0 P: 5	R: 0 E: 0 K: 0 S: 3	H: 0 LOB: 0 BB: 0 P: 3	R: 2 E: 0 K: 0 S: 5	H: 3 LOB: 1 BB: 1 P: 9	R: 0 E: 0 K: 2 S: 8	H: 1 LOB: 1 BB: 0 P: 8	R: 0 E: 0 K: 0 S: 3	H: 1 LOB: 0 BB: 0 P: 3		R: 0 E: 0 K: 2 S: 8	H: 1 LOB: 1 BB: 0 P: 8	1B: 4 2B: 3 3B: 0 HR: 1	SF: 0 SAC: 0 DP: 2 HBP: 0	WP: 1 PB: 0 SB: 0 CS: 0
PITCHER Jim Palmer, R (1, 1) ERA: 3.23 Dick Hall, R (6, 1) ERA: 2.65	IP: 5.1 WLS: W BF: 13	H: 3 R: 0 ER: 0 SO: 4	BB: 3 IBB: 0 HBP: 0 BLK: 0	WP: 0 HR: 1 S: 29 P: 41	ERA: 6.75 WHIP: 1.500	PITCHER																

Batter	1	2	3	4	5	6	7	8	9	AB	R	H	RBI	BB	SO	LOB	TOP		
Russ Snyder, L (1, 8) OBP: 0.391, SLG: 0.338	0-0 4-3			0-0 G3		0-0 F8		0-0 F4		4	0	0	0	0	0	0	Baltimore Orioles @ Boston Red Sox Fenway Park, Boston, MA Sun Jun 13 1965, 3:33 AM EDT Att: 14,452 - Unknown - 60 F		
Luis Aparicio, R (1, 6) OBP: 0.280, SLG: 0.381	0-0 1-3			0-3 K		0-0 F9			0-0 L6	4	0	0	0	0	1	0			
Boog Powell, L (1, 3) OBP: 0.310, SLG: 0.380	0-0 3-1			0-0 F8					0-0 F5	4	0	1	0	0	0	0			
Brooks Robinson, R (1, 5) OBP: 0.369, SLG: 0.465		0-0 5-3			0-0 SH3 SF9 2B				0-0 FC1-6 1B	4	1	2	0	0	0	1			
Curt Blefary, L (1, 7) OBP: 0.395, SLG: 0.553	0-0 L3				0-0 SH3				4-0 E3 FC6-4	2	0	0	0	1	0	1			
Paul Blair, R (9, PR) OBP: 0.306, SLG: 0.317					2-3				1-2 BB	0	0	0	0	0	0	0			
John Orsino, R (1, 2) OBP: 0.337, SLG: 0.459				0-3 K					0-0 F4	3	0	0	1	0	2	4			
Sam Bowens, R (1, 9) OBP: 0.143, SLG: 0.194				0-0 F6						3	0	1	0	0	0	2			
Jerry Adair, R (1, 4) OBP: 0.302, SLG: 0.297				0-3 K					0-0 L3	3	0	0	0	0	1	1			
Mitt Pappas, R (1, 1) OBP: 0.179, SLG: 0.286				0-0 G3						3	0	0	0	0	1	0			
Stu Miller, R (9, 1)									0-3 K	0	0	0	0	0	0	0			
Inning Stats	R: 0 E: 0 K: 0 S: 3	H: 0 LOB: 0 BB: 0 P: 3	R: 0 E: 0 K: 1 S: 5	H: 0 LOB: 0 BB: 0 P: 5	R: 0 E: 0 K: 1 S: 5	H: 0 LOB: 0 BB: 0 P: 5	R: 1 E: 0 K: 0 S: 5	H: 2 LOB: 1 BB: 0 P: 5	R: 0 E: 0 K: 1 S: 7	H: 1 LOB: 2 BB: 0 P: 7	R: 0 E: 0 K: 1 S: 5	H: 0 LOB: 0 BB: 0 P: 5	R: 0 E: 0 K: 0 S: 4	H: 1 LOB: 2 BB: 1 P: 8	1B: 3 2B: 1 3B: 0 HR: 0	SF: 1 SAC: 1 DP: 0 HBP: 0	WP: 0 PA: 33 FB: 0 SB: 0 CS: 0		
PITCHER	IP	WLS	BF	H	R	ER	SO	BB	IBB	HBP	BLK	WP	HR	S	P	ERA	WHIP		
Bill Monbouquette, R (1, 1) ERA: 3.23	8.0	L	28	3	1	1	5	0	0	0	0	0	0	38	38	1.12	0.375		
Dick Radatz, R (9, 1) ERA: 4.8	1.0	S	5	1	0	0	0	1	0	0	0	0	0	4	8	0.00	2.000		

AB	30
R	1
H	4
RBI	1
BB	1
SO	5
LOB	9



Batter	1	2	3	4	5	6	7	8	9	AB	R	H	RBI	BB	SO	LOB	BOTTOM		
Lenny Green, L (1, 8) OBP: 0.353, SLG: 0.415	0-0 F8					0-0 F2		0-0 F6		4	0	0	0	0	0	3	Baltimore Orioles @ Boston Red Sox Fenway Park, Boston, MA Sun Jun 13 1965, 3:33 AM EDT Att: 14,452 - Unknown - 60 F		
Dalton Jones, L (1, 5) OBP: 0.409, SLG: 0.500	0-0 2B K 1B					0-3 K		0-3 K		4	0	1	0	0	2	3			
Carl Yastrzemski, L (1, 7) OBP: 0.374, SLG: 0.560	0-0 K 1-3 2B					0-0 F7			0-0 4-3	4	0	1	0	0	0	0			
Felix Mantilla, R (1, 4) OBP: 0.416, SLG: 0.551	4-0 K BB				0-0 4-3				0-0 BB 1B	3	0	1	0	1	0	0			
Lee Thomas, L (1, 3) OBP: 0.369, SLG: 0.533	0-3 K 1-2 2-3 3-H				0-0 F3				4-0 G5-4-3 BB	3	0	0	0	1	1	3			
Tony Conigliaro, R (1, 9) OBP: 0.311, SLG: 0.465					0-0 F9				0-0 G5-4-3	4	0	0	0	0	1	2			
Eddie Bressoud, R (1, 6) OBP: 0.290, SLG: 0.384					0-0 F9				0-0 6-3	3	0	0	0	0	0	0			
Bob Tillman, R (1, 2) OBP: 0.263, SLG: 0.281										3	0	2	0	0	0	0			
Earl Wilson, R (9, PR) OBP: 0.321, SLG: 0.273										0	0	0	0	0	0	0			
Dick Radatz, R (9, 1) OBP: 0.400, SLG: 0.643										0	0	0	0	0	0	0			
Bill Monbouquette, R (1, 1) OBP: 0.133, SLG: 0.138										2	0	0	0	0	2	1			
Tony Horton, R (9, PH) OBP: 0.462, SLG: 0.455										1	0	1	0	0	0	0			
Mike Ryan, R (9, 2) OBP: 0.186, SLG: 0.239										0	0	0	0	0	0	0			
Inning Stats	R: 0 E: 0 K: 1 S: 6	H: 2 LOB: 3 BB: 1 P: 10	R: 0 E: 0 K: 1 S: 6	H: 1 LOB: 1 BB: 0 P: 6	R: 0 E: 0 K: 0 S: 3	H: 0 LOB: 0 BB: 0 P: 3	R: 0 E: 0 K: 0 S: 3	H: 0 LOB: 0 BB: 0 P: 3	R: 0 E: 0 K: 1 S: 5	H: 0 LOB: 0 BB: 0 P: 5	R: 0 E: 0 K: 1 S: 5	H: 0 LOB: 0 BB: 0 P: 5	R: 0 E: 0 K: 1 S: 7	H: 2 LOB: 3 BB: 0 P: 7	R: 0 E: 0 K: 0 S: 3	H: 1 LOB: 1 BB: 1 P: 7	1B: 4 2B: 2 3B: 0 HR: 0	SF: 0 SAC: 0 DP: 1 HBP: 0	WP: 0 PA: 33 FB: 0 SB: 0 CS: 0
PITCHER	IP	WLS	BF	H	R	ER	SO	BB	IBB	HBP	BLK	WP	HR	S	P	ERA	WHIP		
Mitt Pappas, R (1, 1) ERA: 1.97	0.2	S	1	0	0	0	0	0	0	0	0	0	0	1	1	0.00	0.000		
Stu Miller, R (9, 1) ERA: 1.73																			



Batter	1	2	3	4	5	6	7	8	9	10	AB	R	H	RBI	BB	SO	LOB	TOP	
Russ Snyder, L (1.8) OBP: 0.380, SLG: 0.333 (9, 9)	L7		4-3		4-3			SF7		6-3 1B	4	0	1	2	0	0	0	Baltimore Orioles @ New York Yankees Yankee Stadium, Bronx, NY Tue Jun 15 1966, 7:05 PM EDT Att. 13,931 - Cloudy - 60 F	
Luis Aparicio, R (1.6) OBP: 0.275, SLG: 0.373	F3		K			K		F8		6-3 1-2	5	0	0	0	0	2	2		
Boog Powell, L (1.3) OBP: 0.307, SLG: 0.375	E6 1B			FC5 1B		4-3		4-1		G3	5	0	1	0	0	0	2		
Brooks Robinson, R (1.5) OBP: 0.373, SLG: 0.466	1B			1B		K				5-3	4	0	2	0	0	1	0		
Curt Blefary, L (1.9) OBP: 0.397, SLG: 0.559 Paul Blair, R (8.8) OBP: 0.306, SLG: 0.317	1B			K			E4 G5-4-3			2B	4	0	2	0	0	1	2		
John Orsino, R (1.2) OBP: 0.329, SLG: 0.447		K		F8			G5-4-3 1-2			L7	4	0	0	0	0	1	4		
Sam Bowers, R (1.7) OBP: 0.135, SLG: 0.183		K		FC5 2-3			F7			F6	4	0	0	0	0	1	3		
Jerry Adair, R (1.4) OBP: 0.306, SLG: 0.307		G3				6-3		S SF7 1B		SH5-4 1B	4	2	2	0	0	0	0		
Wally Bunker, R (1.1) OBP: 0.389, SLG: 0.214 Norm Siebern, L (8. PH) OBP: 0.359, SLG: 0.432 Stu Miller, R (8.1)			K		K			4-0 1-2 BB		SH5-4 2B	2	0	0	0	0	2	0		
										2-3	0	0	0	0	0	0	0		
Inning Stats	R: 0 E: 1 K: 0 S: 5	H: 2 LOB: 2 BB: 0 P: 5	R: 0 E: 0 K: 2 S: 7	H: 0 LOB: 0 BB: 0 P: 7	R: 0 E: 0 K: 1 S: 7	H: 2 LOB: 2 BB: 0 P: 7	R: 0 E: 0 K: 1 S: 5	H: 0 LOB: 0 BB: 0 P: 5	R: 0 E: 1 K: 0 S: 3	H: 0 LOB: 0 BB: 0 P: 3	R: 0 E: 0 K: 0 S: 4	H: 1 LOB: 1 BB: 1 P: 8	R: 0 E: 0 K: 0 S: 4	H: 1 LOB: 1 BB: 0 P: 4	R: 1 E: 0 K: 0 S: 5	H: 2 LOB: 1 BB: 0 P: 5	1B: 6 2B: 2 3B: 0 HR: 0	SF: 1 SAC: 1 DP: 1 HBP: 0	WP: 0 PA: 39
PITCHER	IP WLS BF H R ER SO BB IBB HBP BLK WP HR S P ERA WHIP	IP WLS BF H R ER SO BB IBB HBP BLK WP HR S P ERA WHIP	IP WLS BF H R ER SO BB IBB HBP BLK WP HR S P ERA WHIP	IP WLS BF H R ER SO BB IBB HBP BLK WP HR S P ERA WHIP	IP WLS BF H R ER SO BB IBB HBP BLK WP HR S P ERA WHIP	IP WLS BF H R ER SO BB IBB HBP BLK WP HR S P ERA WHIP	IP WLS BF H R ER SO BB IBB HBP BLK WP HR S P ERA WHIP	IP WLS BF H R ER SO BB IBB HBP BLK WP HR S P ERA WHIP	IP WLS BF H R ER SO BB IBB HBP BLK WP HR S P ERA WHIP	IP WLS BF H R ER SO BB IBB HBP BLK WP HR S P ERA WHIP	IP WLS BF H R ER SO BB IBB HBP BLK WP HR S P ERA WHIP	IP WLS BF H R ER SO BB IBB HBP BLK WP HR S P ERA WHIP	IP WLS BF H R ER SO BB IBB HBP BLK WP HR S P ERA WHIP	IP WLS BF H R ER SO BB IBB HBP BLK WP HR S P ERA WHIP	IP WLS BF H R ER SO BB IBB HBP BLK WP HR S P ERA WHIP	IP WLS BF H R ER SO BB IBB HBP BLK WP HR S P ERA WHIP	IP WLS BF H R ER SO BB IBB HBP BLK WP HR S P ERA WHIP	IP WLS BF H R ER SO BB IBB HBP BLK WP HR S P ERA WHIP	IP WLS BF H R ER SO BB IBB HBP BLK WP HR S P ERA WHIP
Mel Stottlemyre, R (1.1) ERA: 2.56	9.2	38	8	2	2	8	1	0	0	0	0	0	0	0	0	0	0	1.86	0.931
Steve Hamilton, L (10.1) ERA: 2.5	0.1	1	0	0	0	0	0	0	0	0	0	0	0	0	0	0	0	0.00	0.000

AB	36
R	2
H	8
RBI	2
BB	1
SO	8
LOB	13



Batter	1	2	3	4	5	6	7	8	9	10	AB	R	H	RBI	BB	SO	LOB	BOTTOM	
Tony Kubek, L (1.6) OBP: 0.257, SLG: 0.269	F7			4-3		6-3					4	0	1	0	0	0	1	Baltimore Orioles @ New York Yankees Yankee Stadium, Bronx, NY Tue Jun 15 1966, 7:05 PM EDT Att. 13,931 - Cloudy - 60 F	
Bobby Richardson, R (1.4) OBP: 0.301, SLG: 0.311	6-3			F9		FC6-2 1B		F7			4	1	0	0	0	0	2		
Roger Maris, L (1.9) OBP: 0.341, SLG: 0.414	4-3			F6		3-H 1B				G3	4	0	1	1	0	0	0		
Mickey Mantle, S (1.7) OBP: 0.380, SLG: 0.422 Ross Moschitto, R (10.8) OBP: 0.167, SLG: 0.182		F7			4-0 BB	FC6-4 BB		F8		K	3	0	0	0	1	1	1		
Elston Howard, R (1.2) OBP: 0.235, SLG: 0.412		F4			FC6-4 1-2	FC4-6 1B				K	4	0	1	0	0	1	1		
Tom Tresh, S (1.8) OBP: 0.347, SLG: 0.509 (10.7)		F3			FC4-6 1-2	FC4-6 1B				B1-3	4	0	0	0	0	0	2		
Joe Pepitone, L (1.3) OBP: 0.294, SLG: 0.408										G3	4	0	1	0	0	0	1		
Clete Boyer, R (1.5) OBP: 0.313, SLG: 0.365				1-3							4	0	1	0	0	1	2		
Mel Stottlemyre, R (1.1) OBP: 0.189, SLG: 0.351 Steve Hamilton, L (10.1) OBP: 0.318, SLG: 0.304				K						4-3	3	0	1	0	0	1	0		
						FC6-2 3B		L6			0	0	0	0	0	0	0		
Inning Stats	R: 0 E: 0 K: 0 S: 3	H: 0 LOB: 0 BB: 0 P: 3	R: 0 E: 0 K: 0 S: 3	H: 0 LOB: 0 BB: 0 P: 3	R: 0 E: 0 K: 1 S: 5	H: 0 LOB: 0 BB: 0 P: 5	R: 0 E: 0 K: 0 S: 3	H: 0 LOB: 0 BB: 0 P: 3	R: 0 E: 0 K: 0 S: 3	H: 1 LOB: 1 BB: 0 P: 3	R: 0 E: 0 K: 0 S: 6	H: 1 LOB: 1 BB: 0 P: 6	R: 0 E: 0 K: 2 S: 7	H: 0 LOB: 0 BB: 0 P: 7	R: 0 E: 0 K: 0 S: 4	H: 1 LOB: 1 BB: 0 P: 4	1B: 4 2B: 1 3B: 1 HR: 0	SF: 0 SAC: 0 DP: 1 HBP: 0	WP: 0 PA: 36
PITCHER	IP WLS BF H R ER SO BB IBB HBP BLK WP HR S P ERA WHIP	IP WLS BF H R ER SO BB IBB HBP BLK WP HR S P ERA WHIP	IP WLS BF H R ER SO BB IBB HBP BLK WP HR S P ERA WHIP	IP WLS BF H R ER SO BB IBB HBP BLK WP HR S P ERA WHIP	IP WLS BF H R ER SO BB IBB HBP BLK WP HR S P ERA WHIP	IP WLS BF H R ER SO BB IBB HBP BLK WP HR S P ERA WHIP	IP WLS BF H R ER SO BB IBB HBP BLK WP HR S P ERA WHIP	IP WLS BF H R ER SO BB IBB HBP BLK WP HR S P ERA WHIP	IP WLS BF H R ER SO BB IBB HBP BLK WP HR S P ERA WHIP	IP WLS BF H R ER SO BB IBB HBP BLK WP HR S P ERA WHIP	IP WLS BF H R ER SO BB IBB HBP BLK WP HR S P ERA WHIP	IP WLS BF H R ER SO BB IBB HBP BLK WP HR S P ERA WHIP	IP WLS BF H R ER SO BB IBB HBP BLK WP HR S P ERA WHIP	IP WLS BF H R ER SO BB IBB HBP BLK WP HR S P ERA WHIP	IP WLS BF H R ER SO BB IBB HBP BLK WP HR S P ERA WHIP	IP WLS BF H R ER SO BB IBB HBP BLK WP HR S P ERA WHIP	IP WLS BF H R ER SO BB IBB HBP BLK WP HR S P ERA WHIP	IP WLS BF H R ER SO BB IBB HBP BLK WP HR S P ERA WHIP	IP WLS BF H R ER SO BB IBB HBP BLK WP HR S P ERA WHIP
Wally Bunker, R (1.1) ERA: 3.47	7.0	25	4	1	1	1	1	0	0	0	0	0	0	0	0	0	0	1.29	0.714
Stu Miller, R (8.1) ERA: 1.61	3.0	W	11	2	0	0	3	0	0	0	0	0	0	0	0	0	0	0.00	0.667



Batter	1	2	3	4	5	6	7	8	9	AB	R	H	RBI	BB	SO	LOB	TOP					
Jerry Adair, R (1.4) OBP: 0.317, SLG: 0.335										4	1	3	3	1	1	0	Baltimore Orioles @ New York Yankees Yankee Stadium, Bronx, NY Wed Jun 16 1965, 7:05 PM EDT Att: 10,911 - Unknown - 60 F					
Luis Aparicio, R (1.6) OBP: 0.273, SLG: 0.369										5	0	1	0	0	0	4						
Jackie Brandt, R (1.7) OBP: 0.320, SLG: 0.478										4	1	1	1	0	2	2						
Brooks Robinson, R (1.5) OBP: 0.370, SLG: 0.461										4	0	1	0	0	1	1						
Bob Johnson, R (1.3) OBP: 0.284, SLG: 0.425										3	0	0	0	0	1	2						
Boog Powell, L (8, PH) OBP: 0.305, SLG: 0.373										1	0	0	0	0	0	0						
Sam Bowens, R (1.9) OBP: 0.154, SLG: 0.253										4	1	2	1	0	1	1						
Dick Brown, R (1.2) OBP: 0.250, SLG: 0.303										4	0	0	0	0	2	2						
Paul Blair, R (1.8) OBP: 0.305, SLG: 0.315										4	1	1	0	0	0	1						
Dave McNally, R (1.1) OBP: 0.091, SLG: 0.048										3	0	0	0	0	3	0						
Norm Siebern, L (9, PH) OBP: 0.364, SLG: 0.432										0	1	0	0	1	0	0						
Dick Hall, R (9.1) OBP: 0.714, SLG: 0.800										0	0	0	0	0	0	0						
Inning Stats	R: 1 E: 0 K: 1 S: 7	H: 2 LOB: 1 BB: 0 P: 7	R: 1 E: 0 K: 2 S: 8	H: 1 LOB: 0 BB: 0 P: 8	R: 1 E: 0 K: 1 S: 6	H: 2 LOB: 0 BB: 0 P: 6	R: 0 E: 0 K: 0 S: 4	H: 1 LOB: 1 BB: 0 P: 4	R: 0 E: 0 K: 0 S: 10	H: 0 LOB: 1 BB: 0 P: 10	R: 0 E: 0 K: 1 S: 6	H: 1 LOB: 1 BB: 0 P: 6	R: 0 E: 0 K: 1 S: 5	H: 0 LOB: 1 BB: 1 P: 9	R: 0 E: 0 K: 1 S: 5	H: 0 LOB: 0 BB: 0 P: 5	R: 2 E: 0 K: 1 S: 7	H: 2 LOB: 1 BB: 1 P: 11	1B: 4 2B: 2 3B: 0 HR: 3	SF: 0 SAC: 0 DP: 1 HBP: 0	WP: 0 PB: 1 SB: 1 CS: 0	PA: 38
PITCHER	IP WLS BF H R ER SO BB IBB HBP BLK WP HR S P ERA WHIP																					
Al Downing, L (1.1) ERA: 3.27	7.0 L 29 7 3 3 9 1 0 0 0 0 0 3 46 50 3.86 1.143																					
Pedro Ramos, R (8.1) ERA: 3.69	2.0 9 2 2 2 2 1 0 0 0 0 0 0 12 16 9.00 1.500																					

Batter	1	2	3	4	5	6	7	8	9	AB	R	H	RBI	BB	SO	LOB	BOTTOM					
Phil Linz, R (1.6) OBP: 0.296, SLG: 0.275										4	0	1	0	0	0	0	Baltimore Orioles @ New York Yankees Yankee Stadium, Bronx, NY Wed Jun 16 1965, 7:05 PM EDT Att: 10,911 - Unknown - 60 F					
Bobby Richardson, R (1.4) OBP: 0.300, SLG: 0.307										3	0	0	0	1	1	1						
Roger Maris, L (1.9) OBP: 0.338, SLG: 0.409										4	0	1	0	0	0	2						
Mickey Mantle, S (1.7) OBP: 0.377, SLG: 0.418										4	0	1	0	0	0	1						
Elston Howard, R (1.2) OBP: 0.237, SLG: 0.378										3	0	0	0	0	0	1						
Tom Tresh, S (1.8) OBP: 0.348, SLG: 0.511										3	0	1	0	1	0	1						
Joe Pepitone, L (1.3) OBP: 0.293, SLG: 0.405										4	0	1	0	0	0	3						
Clete Boyer, R (1.5) OBP: 0.316, SLG: 0.385										4	1	2	1	0	1	2						
Al Downing, R (1.1) OBP: 0.214, SLG: 0.154										2	0	0	0	0	0	0						
Hector Lopez, R (7, PH) OBP: 0.247, SLG: 0.341										1	0	0	0	0	0	1						
Pedro Ramos, S (8.1) OBP: 0.167, SLG: 0.167										0	0	0	0	0	0	0						
Inning Stats	R: 0 E: 0 K: 0 S: 4	H: 1 LOB: 1 BB: 0 P: 4	R: 0 E: 0 K: 0 S: 3	H: 1 LOB: 0 BB: 0 P: 4	R: 0 E: 0 K: 0 S: 3	H: 0 LOB: 1 BB: 1 P: 7	R: 0 E: 0 K: 0 S: 4	H: 1 LOB: 1 BB: 0 P: 4	R: 1 E: 0 K: 1 S: 7	H: 2 LOB: 1 BB: 0 P: 7	R: 0 E: 0 K: 0 S: 3	H: 0 LOB: 0 BB: 1 P: 7	R: 0 E: 0 K: 0 S: 3	H: 1 LOB: 0 BB: 0 P: 3	R: 0 E: 0 K: 0 S: 3	H: 0 LOB: 0 BB: 0 P: 3	R: 0 E: 0 K: 1 S: 6	H: 1 LOB: 1 BB: 0 P: 6	1B: 5 2B: 1 3B: 0 HR: 1	SF: 0 SAC: 0 DP: 1 HBP: 1	WP: 0 PB: 0 SB: 0 CS: 0	PA: 35
PITCHER	IP WLS BF H R ER SO BB IBB HBP BLK WP HR S P ERA WHIP																					
Dave McNally, L (1.1) ERA: 3.71	8.0 W 31 6 1 1 1 2 0 0 0 0 0 0 30 39 1.12 1.000																					
Dick Hall, R (9.1) ERA: 2.57	1.0 S 4 1 0 0 1 0 0 0 0 0 0 0 6 6 0.00 1.000																					

AB 36
R 5
H 9
RBI 5
BB 2
SO 11
LOB 13



AB 32
R 1
H 7
RBI 1
BB 2
SO 2
LOB 12



Batter	1	2	3	4	5	6	7	8	9	AB	R	H	RBI	BB	SO	LOB	TOP																			
Don Zimmer, R (1, 4) OBP: 0.338, SLG: 0.338 Don Blasingame, L (7, PR) OBP: 0.277, SLG: 0.321 (7, 4)	F9		F6		K		1B		E1	4	0	1	0	0	1	0	Washington Senators @ Baltimore Orioles Memorial Stadium, Baltimore, MD Fri Jun 18 1965, 7:05 PM EDT Att: 9,054 - Unknown																			
Ken McMullen, R (1, 5) OBP: 0.335, SLG: 0.449	1-3		F8		HBP 1B		K		SF8	4	0	1	1	0	1	2																				
Jim King, L (1, 9) Woodie Held, R (9, PH) OBP: 0.370, SLG: 0.479 OBP: 0.371, SLG: 0.464 (9, 9)	BB		BB		FC6-4 HBP		F6		K	1	0	0	0	2	0	2																				
Frank Howard, R (1, 7) OBP: 0.351, SLG: 0.494	F8		6-3		FC6-4 HBP					4	0	0	0	0	0	4																				
Don Lock, R (1, 8) OBP: 0.330, SLG: 0.344		1B PB 2B		K			5-3		F9	4	1	1	0	0	1	0																				
Bob Chance, L (1, 3) Joe Cunningham, L (8, PR) OBP: 0.284, SLG: 0.359 OBP: 0.361, SLG: 0.360 (8, 3)		2-3 1B		K			K		BB	3	0	1	0	1	2	0																				
Doug Camilli, R (1, 2) OBP: 0.268, SLG: 0.303	F9		BB		F2				F6	3	0	0	0	1	0	2																				
Ed Brinkman, R (1, 6) OBP: 0.240, SLG: 0.283	F8		F7				F7		K	4	0	0	0	0	1	2																				
Pete Richert, L (1, 1) Ken Hamlin, R (9, PH) Ron Kline, R (9, 1) OBP: 0.174, SLG: 0.050 OBP: 0.318, SLG: 0.342	K				1-3		1B BB		E SF8 1B	2	0	0	0	1	1	1																				
Inning Stats	R: 0 E: 0 K: 0 S: 3	H: 0 LOB: 1 BB: 1 P: 7	R: 1 E: 0 K: 1 S: 7	H: 2 LOB: 1 BB: 0 P: 7	R: 0 E: 0 K: 0 S: 3	H: 0 LOB: 1 BB: 1 P: 7	R: 0 E: 0 K: 2 S: 7	H: 0 LOB: 1 BB: 1 P: 11	R: 0 E: 0 K: 1 S: 6	H: 1 LOB: 2 BB: 0 P: 7	R: 0 E: 0 K: 1 S: 5	H: 0 LOB: 0 BB: 0 P: 5	R: 0 E: 0 K: 1 S: 6	H: 1 LOB: 2 BB: 1 P: 10	R: 0 E: 0 K: 0 S: 3	H: 0 LOB: 1 BB: 1 P: 7		R: 1 E: 1 K: 2 S: 9	H: 2 LOB: 1 BB: 0 P: 9	1B: 5 2B: 1 3B: 0 HR: 0	SF: 1 SAC: 0 DP: 0 HBP: 1	WP: 0 PB: 1 CS: 0	PA: 39													
PITCHER	IP	WLS	BF	H	R	ER	SO	BB	IBB	HBP	BLK	WP	HR	S	P	ERA	WHIP	PITCHER		IP	WLS	BF	H	R	ER	SO	BB	IBB	HBP	BLK	WP	HR	S	P	ERA	WHIP
Jim Palmer, R (1, 1) ERA: 2.93	8.0	L	34	4	1	1	6	5	0	1	0	0	0	40	61	1.12	1.125																			
Steve Barber, L (9, 1) ERA: 3.57	1.0	S	5	2	1	0	2	0	0	0	0	0	0	9	9	0.00	2.000																			



Batter	1	2	3	4	5	6	7	8	9	AB	R	H	RBI	BB	SO	LOB	BOTTOM																			
Jerry Adair, R (1, 4) OBP: 0.317, SLG: 0.340	K		F9		F9			SH1-4		3	0	0	0	0	1	0	Washington Senators @ Baltimore Orioles Memorial Stadium, Baltimore, MD Fri Jun 18 1965, 7:05 PM EDT Att: 9,054 - Unknown																			
Luis Aparicio, R (1, 6) OBP: 0.270, SLG: 0.360	F9		F7		F8		K			4	0	0	0	0	1	1																				
Jackie Brandt, R (1, 7) OBP: 0.310, SLG: 0.462	1-3		K		F5		K			4	0	0	0	0	2	1																				
Brooks Robinson, R (1, 5) OBP: 0.358, SLG: 0.442		BB 1B 1B		F8		F9		F8		4	0	1	0	0	0	0																				
Bob Johnson, R (1, 3) OBP: 0.283, SLG: 0.422				F3		4-3		K		3	0	1	0	0	0	0																				
Boog Powell, L (9, PH) OBP: 0.299, SLG: 0.359		BB 1B						K		1	0	0	0	0	1	0																				
Sam Bowens, R (1, 9) Curt Blefary, L (9, PH) OBP: 0.199, SLG: 0.238 OBP: 0.397, SLG: 0.546		1-2 2-3 BB		WP 1B			6-3		K	2	0	1	0	1	0	0																				
John Orsino, R (1, 2) OBP: 0.324, SLG: 0.431		K		FC6-4 BB			F7			2	0	0	0	1	1	3																				
Paul Blair, R (1, 8) OBP: 0.296, SLG: 0.304		K		FC6-4			F9			3	0	0	0	0	1	5																				
Jim Palmer, R (1, 1) Russ Snyder, L (8, PH) Steve Barber, L (9, 1) OBP: 0.294, SLG: 0.438 OBP: 0.370, SLG: 0.329 OBP: 0.111, SLG: 0.059		4-3					F9		SH1-4 1B	2	0	0	0	0	0	3																				
Inning Stats	R: 0 E: 0 K: 1 S: 5	H: 0 LOB: 0 BB: 0 P: 5	R: 0 E: 0 K: 2 S: 9	H: 2 LOB: 3 BB: 1 P: 13	R: 0 E: 0 K: 1 S: 5	H: 0 LOB: 0 BB: 0 P: 5	R: 0 E: 0 K: 0 S: 4	H: 1 LOB: 2 BB: 1 P: 8	R: 0 E: 0 K: 0 S: 3	H: 0 LOB: 0 BB: 0 P: 3	R: 0 E: 0 K: 0 S: 3	H: 0 LOB: 0 BB: 0 P: 3	R: 0 E: 0 K: 0 S: 3	H: 0 LOB: 1 BB: 0 P: 3	R: 0 E: 0 K: 2 S: 8	H: 1 LOB: 1 BB: 0 P: 8	R: 0 E: 0 K: 2 S: 7	H: 0 LOB: 0 BB: 0 P: 7	1B: 4 2B: 0 3B: 0 HR: 0	SF: 0 SAC: 1 DP: 0 HBP: 0	WP: 1 PB: 0 CS: 0	PA: 33														
PITCHER	IP	WLS	BF	H	R	ER	SO	BB	IBB	HBP	BLK	WP	HR	S	P	ERA	WHIP	PITCHER		IP	WLS	BF	H	R	ER	SO	BB	IBB	HBP	BLK	WP	HR	S	P	ERA	WHIP
Pete Richert, L (1, 1) ERA: 3.03	8.0	W	30	4	0	0	6	2	0	0	0	0	0	40	48	0.00	0.750																			
Ron Kline, R (9, 1) ERA: 1.91	1.0	S	3	0	0	0	2	0	0	0	0	0	0	7	7	0.00	0.000																			





Batter	1	2	3	4	5	6	7	8	9	AB	R	H	RBI	BB	SO	LOB	TOP	
Don Zimmer, R (1, 4) OBP: 0.333, SLG: 0.333										4	0	1	0	0	1	1	Washington Senators @ Baltimore Orioles Memorial Stadium, Baltimore, MD Sat Jun 19 1965, 7:05 PM EDT Att: 7,697 - Unknown	
Ken McMullen, R (1, 5) OBP: 0.325, SLG: 0.441										4	0	0	0	0	3	2		
Jim King, L (1, 9) OBP: 0.367, SLG: 0.496										4	1	1	1	0	0	1		
Frank Howard, R (1, 7) OBP: 0.346, SLG: 0.485										4	0	0	0	0	1	1		
Don Lock, R (1, 8) OBP: 0.324, SLG: 0.338										3	0	0	0	0	1	0		
Bob Chance, L (1, 3) OBP: 0.285, SLG: 0.354										2	0	0	0	1	1	0		
Doug Camilli, R (1, 2) OBP: 0.260, SLG: 0.293										3	0	0	0	0	1	1		
Ed Brinkman, R (1, 6) OBP: 0.241, SLG: 0.283										3	0	1	0	0	0	0		
Buster Narum, R (1, 1) OBP: 0.063, SLG: 0.250										3	0	0	0	0	2	1		
Marshall Bridges, S (8, 1) OBP: 0.333, SLG: 1.000										0	0	0	0	0	0	0		
Ron Kline, R (8, 1)										0	0	0	0	0	0	0		
Inning Stats	R: 0 E: 0 K: 0 S: 4	H: 1 LOB: 1 BB: 0 P: 4	R: 0 E: 0 K: 1 S: 5	H: 0 LOB: 0 BB: 0 P: 5	R: 0 E: 0 K: 1 S: 5	H: 0 LOB: 0 BB: 0 P: 5	R: 0 E: 0 K: 2 S: 7	H: 1 LOB: 1 BB: 0 P: 8	R: 1 E: 0 K: 0 S: 4	H: 1 LOB: 1 BB: 1 P: 8	R: 0 E: 0 K: 1 S: 5	H: 0 LOB: 0 BB: 0 P: 7	R: 0 E: 0 K: 2 S: 7	H: 0 LOB: 0 BB: 0 P: 7	1B: 2 2B: 0 3B: 0 HR: 1	SF: 0 SAC: 0 DP: 0 HBP: 0	WP: 0 PB: 1 CS: 0	PA: 31
PITCHER Mitt Pappas, R (1, 1) ERA: 1.87	IP: 9.0 WLS: W BF: 31 H: 3 R: 1 ER: 1 SO: 10 BB: 1 IBB: 0 HBP: 0 BLK: 0 WP: 0 HR: 1 S: 50 P: 54 ERA: 1.00 WHIP: 0.444															PITCHER		

Batter	1	2	3	4	5	6	7	8	9	AB	R	H	RBI	BB	SO	LOB	BOTTOM			
Russ Snyder, L (1, 8) OBP: 0.356, SLG: 0.315										4	0	0	0	0	1	1	Washington Senators @ Baltimore Orioles Memorial Stadium, Baltimore, MD Sat Jun 19 1965, 7:05 PM EDT Att: 7,697 - Unknown			
Luis Aparicio, R (1, 6) OBP: 0.266, SLG: 0.354										4	0	0	0	0	0	0				
Boog Powell, L (1, 7) OBP: 0.362, SLG: 0.358										3	0	1	0	1	0	0				
Jackie Brandt, R (6, PR) OBP: 0.310, SLG: 0.462										0	1	0	0	0	0	0				
Brooks Robinson, R (1, 5) OBP: 0.367, SLG: 0.446										3	2	2	0	1	0	1				
Curt Blefary, L (1, 9) OBP: 0.394, SLG: 0.534										3	0	0	0	1	0	3				
Sam Bowens, R (9, 9) OBP: 0.159, SLG: 0.238										0	0	0	0	0	0	0				
Norm Siebern, L (1, 3) OBP: 0.371, SLG: 0.434										3	0	2	1	1	0	1				
Charlie Lau, L (1, 2) OBP: 0.340, SLG: 0.510										3	0	2	0	0	0	2				
Paul Blair, R (7, PR) OBP: 0.296, SLG: 0.304										0	0	0	0	0	0	0				
Dick Brown, R (8, 2) OBP: 0.243, SLG: 0.303										0	0	0	1	0	0	0				
Jerry Adair, R (1, 4) OBP: 0.316, SLG: 0.335										3	0	0	1	1	0	5				
Mitt Pappas, R (1, 1) OBP: 0.161, SLG: 0.258										3	0	0	0	0	2	4				
Inning Stats	R: 0 E: 0 K: 0 S: 3	H: 0 LOB: 0 BB: 0 P: 3	R: 1 E: 0 K: 0 S: 4	H: 2 LOB: 2 BB: 2 P: 12	R: 0 E: 0 K: 1 S: 5	H: 0 LOB: 0 BB: 0 P: 5	R: 0 E: 0 K: 0 S: 4	H: 1 LOB: 2 BB: 1 P: 8	R: 0 E: 0 K: 1 S: 5	H: 0 LOB: 0 BB: 0 P: 5	R: 0 E: 0 K: 0 S: 3	H: 0 LOB: 0 BB: 0 P: 7	R: 0 E: 0 K: 1 S: 6	H: 1 LOB: 1 BB: 0 P: 6	R: 2 E: 0 K: 0 S: 6	H: 3 LOB: 2 BB: 1 P: 10	1B: 6 2B: 0 3B: 1 HR: 0	SF: 1 SAC: 0 DP: 1 HBP: 0	WP: 0 PB: 0 CS: 0	PA: 35
PITCHER Buster Narum, R (1, 1) ERA: 5.25	IP: 7.1 WLS: L BF: 31 H: 6 R: 3 ER: 3 SO: 3 BB: 4 IBB: 0 HBP: 0 BLK: 0 WP: 0 HR: 0 S: 33 P: 49 ERA: 3.68 WHIP: 1.364															PITCHER				
Marshall Bridges, L (8, 1) ERA: 1.83	0.0	2	1	0	0	0	1	0	0	0	0	1	5	-	-					
Ron Kline, R (8, 1) ERA: 1.88	0.2	2	0	0	0	0	0	0	0	0	0	2	2	0.00	0.000					



Batter	1	2	3	4	5	6	7	8	9	AB	R	H	RBI	BB	SO	LOB	TOP										
Don Blasingame, L (1,4) OBP: 0.271, SLG: 0.314	F8		4-3			6-3		4-3		4	0	0	0	0	0	0	<p>Washington Senators @ Baltimore Orioles</p> <p>Memorial Stadium, Baltimore, MD</p> <p>Sun Jun 20 1965, 3:33 AM EDT</p> <p>Att: 8,332 - Unknown</p>										
Woodie Held, R (1,5) OBP: 0.374, SLG: 0.461	F8			5-3		FC4-6 BB		1B		3	0	1	0	1	0	0											
Jim King, L (1,9) OBP: 0.357, SLG: 0.480	K			F5		FC4-6 HR		4-3		4	1	0	0	0	1	2											
Frank Howard, R (1,7) OBP: 0.348, SLG: 0.498		6-3		1B		HR		L6		4	1	2	2	0	0	0											
Don Lock, R (1,8) OBP: 0.323, SLG: 0.335	5-3			1B		F3		F8		4	0	1	0	0	0	0											
Bob Chance, L (1,3) OBP: 0.284, SLG: 0.351	FC5-4 1B			4-3			F8		K	4	0	1	0	0	1	2											
Don Zimmer, R (1,2) OBP: 0.322, SLG: 0.319	FC5-4 1-2			6-3			F4			3	0	0	0	0	0	1											
Ed Brinkman, R (1,6) OBP: 0.239, SLG: 0.280			L7							2	0	0	0	0	0	0											
Joe Cunningham, L (7, PH) OBP: 0.356, SLG: 0.356				L9						1	0	0	0	0	0	0											
Ken Hamlin, R (7,6) OBP: 0.318, SLG: 0.342							6-3			0	0	0	0	0	0	0											
Howie Kopitz, R (1,1) OBP: 0.363, SLG: 0.063										1	0	0	0	0	1	0											
Mike Scambray, L (5, PH) OBP: 0.237, SLG: 0.155										1	0	0	0	0	0	0											
Mike McCormick, L (5,1) OBP: 0.220, SLG: 0.059										0	0	0	0	0	0	0											
Willie Kirkpatrick, L (8, PH) OBP: 0.228, SLG: 0.425										1	0	0	0	0	1	0											
Ryne Duren, R (8,1) OBP: 0.143, SLG: 0.143										0	0	0	0	0	0	0											
Steve Riddick, R (8,1) OBP: 0.333, SLG: 1.000										0	0	0	0	0	0	0											
Inning Stats	R: 0 E: 0 K: 1 S: 5	H: 0 LOB: 0 BB: 0 P: 5	R: 0 E: 0 K: 0 S: 4	H: 1 LOB: 1 BB: 0 P: 4	R: 0 E: 0 K: 1 S: 5	H: 0 LOB: 0 BB: 0 P: 5	R: 0 E: 0 K: 0 S: 5	H: 2 LOB: 2 BB: 0 P: 5	R: 0 E: 0 K: 0 S: 3	H: 0 LOB: 0 BB: 0 P: 3	R: 2 E: 0 K: 0 S: 4	H: 1 LOB: 0 BB: 1 P: 8	R: 0 E: 0 K: 0 S: 3	H: 0 LOB: 0 BB: 0 P: 3	R: 0 E: 0 K: 1 S: 6	H: 1 LOB: 1 BB: 0 P: 6	R: 0 E: 0 K: 1 S: 5	H: 0 LOB: 0 BB: 0 P: 5	1B: 4 2B: 0 3B: 0 HR: 1	SF: 0 SAC: 0 DP: 0 HBP: 0	WP: 0 PB: 0 CS: 0	PA: 33					
PITCHER	IP	WLS	BF	H	R	ER	SO	BB	IBB	HBP	BLK	WP	HR	S	P	ERA	WHIP										
Wally Bunker, R (1,1) ERA: 3.27	9.0	W	33	5	2	2	4	1	0	0	0	0	1	40	44	2.00	0.667										

Batter	1	2	3	4	5	6	7	8	9	AB	R	H	RBI	BB	SO	LOB	BOTTOM										
Russ Snyder, L (1,8) OBP: 0.358, SLG: 0.319	1-3		F3		IBB 1B		4-3	1B E		5	1	2	2	0	0	0	<p>Washington Senators @ Baltimore Orioles</p> <p>Memorial Stadium, Baltimore, MD</p> <p>Sun Jun 20 1965, 3:33 AM EDT</p> <p>Att: 8,332 - Unknown</p>										
Luis Aparicio, R (1,6) OBP: 0.281, SLG: 0.347	K		F3		F8		5-3	F7		5	0	0	0	0	1	3											
Boog Powell, L (1,7) OBP: 0.366, SLG: 0.358	FC6-4 BB		F4		E 1B					3	0	1	0	1	1	0											
Jackie Brandt, R (8,7) OBP: 0.315, SLG: 0.467							K	E 1B		1	1	1	1	0	0	0											
Brooks Robinson, R (1,5) OBP: 0.368, SLG: 0.447	FC6-4 1-2		F7		1-2 2-3 IBB			F8		4	1	1	2	1	0	1											
Curt Blefary, L (1,9) OBP: 0.402, SLG: 0.537								E7 2B		3	2	2	0	1	0	2											
Paul Blair, R (8, PR) OBP: 0.300, SLG: 0.309								1B		1	1	1	1	0	0	0											
Norm Siebern, L (1,3) OBP: 0.384, SLG: 0.481		2B 1B		2B BB				1B		4	4	3	3	1	1	1											
John Orsino, R (1,2) OBP: 0.333, SLG: 0.432		1B G4-6-3 2B		1B 2B				K HR		2	1	1	0	2	1	0											
Jerry Adair, R (1,4) OBP: 0.319, SLG: 0.338		G4-6-3		1B BB			4-3	BB 1B		4	1	2	2	0	0	1											
Wally Bunker, R (1,1) OBP: 0.364, SLG: 0.176		6-3		FC4-6 1B			5-3	1B BB		3	1	0	1	1	0	1											
Inning Stats	R: 0 E: 0 K: 1 S: 5	H: 0 LOB: 1 BB: 1 P: 9	R: 2 E: 0 K: 0 S: 5	H: 3 LOB: 0 BB: 0 P: 5	R: 0 E: 0 K: 0 S: 3	H: 0 LOB: 0 BB: 0 P: 3	R: 2 E: 0 K: 0 S: 4	H: 2 LOB: 1 BB: 2 P: 12	R: 0 E: 1 K: 1 S: 6	H: 2 LOB: 2 BB: 1 P: 8	R: 1 E: 0 K: 1 S: 6	H: 1 LOB: 0 BB: 0 P: 6	R: 0 E: 0 K: 1 S: 5	H: 0 LOB: 0 BB: 0 P: 5	R: 3 E: 1 K: 1 S: 11	H: 6 LOB: 1 BB: 3 P: 23		R: 8 E: 1 K: 1 S: 11	H: 6 LOB: 1 BB: 3 P: 23	1B: 10 2B: 3 3B: 0 HR: 1	SF: 0 SAC: 0 DP: 1 HBP: 0	WP: 1 PB: 0 CS: 0	PA: 42				
PITCHER	IP	WLS	BF	H	R	ER	SO	BB	IBB	HBP	BLK	WP	HR	S	P	ERA		WHIP									
Howie Kopitz, R (1,1) ERA: 5.45	4.0	L	18	5	4	4	1	3	0	0	0	0	0	17	29	9.00	2.000										
Mike McCormick, L (5,1) ERA: 3.29	3.0		12	3	1	1	2	0	1	0	0	0	1	15	19	3.00	1.000										
Ryne Duren, R (8,1) ERA: 5.06	0.1		5	2	4	4	0	1	1	0	0	1	0	3	11	108.00	9.000										
Steve Riddick, R (8,1) ERA: 5.07	0.1		5	3	3	3	0	1	0	0	0	0	0	4	8	81.00	12.000										
Marshall Bridges, L (8,1) ERA: 1.8	0.1		2	1	1	1	1	0	0	0	0	0	0	4	4	27.00	3.000										



Batter	1	2	3	4	5	6	7	8	9	AB	R	H	RBI	BB	SO	LOB	TOP			
Lenny Green, L OBP: 0.360, SLG: 0.436										3	1	1	0	1	1	0	Boston Red Sox @ Baltimore Orioles Memorial Stadium, Baltimore, MD Tue Jun 22 1965, 7:05 PM EDT Unknown			
Dalton Jones, L OBP: 0.395, SLG: 0.472										4	0	1	0	0	0	1				
Carl Yastrzemski, L OBP: 0.376, SLG: 0.568										3	0	1	1	0	0	0				
Felix Mantilla, R OBP: 0.404, SLG: 0.519										4	0	0	0	0	1	2				
Lee Thomas, L OBP: 0.362, SLG: 0.507										3	0	1	0	1	0	0				
Tony Conigliaro, R OBP: 0.320, SLG: 0.460										3	0	1	0	1	0	1				
Russ Nixon, L OBP: 0.125, SLG: 0.125										4	0	1	0	0	1	3				
Rico Petrocelli, R OBP: 0.221, SLG: 0.276										2	0	0	0	0	1	1				
Eddie Bressoud, R OBP: 0.295, SLG: 0.381										2	0	1	0	0	0	2				
Dave Morehead, R OBP: 0.207, SLG: 0.148										2	0	0	0	0	1	0				
Arnold Earley, L										0	0	0	0	0	0	0				
Tony Horton, R OBP: 0.345, SLG: 0.370										1	0	0	0	0	0	3				
Bob Duliba, R										0	0	0	0	0	0	0				
Inning Stats	R: 0 E: 0 K: 0 S: 3	H: 1 LOB: 1 BB: 1 P: 7	R: 0 E: 0 K: 2 S: 8	H: 1 LOB: 1 BB: 0 P: 8	R: 1 E: 0 K: 1 S: 7	H: 2 LOB: 1 BB: 0 P: 7	R: 0 E: 0 K: 0 S: 3	H: 0 LOB: 0 BB: 0 P: 3	R: 0 E: 0 K: 0 S: 3	H: 0 LOB: 0 BB: 0 P: 3	R: 0 E: 0 K: 0 S: 3	H: 1 LOB: 2 BB: 0 P: 11	R: 0 E: 0 K: 0 S: 3	H: 0 LOB: 0 BB: 0 P: 3	R: 0 E: 0 K: 0 S: 5	H: 2 LOB: 2 BB: 0 P: 5	1B: 6 2B: 2 3B: 0 HR: 0	SF: 1 SAC: 0 DP: 2 HBP: 0	WP: 0 PB: 0 SB: 0 CS: 0	PA: 35
PITCHER	IP WLS BF H R ER SO BB IBB HBP BLK WP HR S P ERA WHIP																			
John Miller, R ERA: 1.5	(1, 1) 6.0 W 24 4 1 1 5 3 0 0 0 0 0 0 31 43 1.50 1.167																			
Dick Hall, R ERA: 2.25	(7, 1) 3.0 S 11 3 0 0 0 0 0 0 0 0 0 0 11 11 0.00 1.000																			

AB 31
R 1
H 7
RBI 1
BB 3
SO 5
LOB 13



Batter	1	2	3	4	5	6	7	8	9	AB	R	H	RBI	BB	SO	LOB	BOTTOM			
Russ Snyder, L OBP: 0.372, SLG: 0.337										4	1	3	2	0	0	0	Boston Red Sox @ Baltimore Orioles Memorial Stadium, Baltimore, MD Tue Jun 22 1965, 7:05 PM EDT Unknown			
Luis Aparicio, R OBP: 0.281, SLG: 0.343										3	0	0	0	1	0	4				
Boog Powell, L OBP: 0.305, SLG: 0.356										4	0	1	0	0	0	2				
Brooks Robinson, R OBP: 0.370, SLG: 0.445										3	1	1	0	1	0	2				
Curt Blefary, L OBP: 0.393, SLG: 0.521										4	0	0	1	0	1	5				
Sam Bowens, R OBP: 0.159, SLG: 0.238										0	0	0	0	0	0	0				
Norm Siebern, L OBP: 0.381, SLG: 0.474										4	1	1	0	0	0	3				
Paul Blair, R OBP: 0.300, SLG: 0.309										0	0	0	0	0	0	0				
Jerry Adair, R OBP: 0.322, SLG: 0.338										3	1	1	1	1	0	0				
Dick Brown, R OBP: 0.225, SLG: 0.278										3	0	0	0	0	0	1				
John Miller, R										1	0	0	0	2	1	0				
Dick Hall, R OBP: 0.714, SLG: 0.800										0	0	0	0	0	0	0				
Inning Stats	R: 1 E: 1 K: 0 S: 5	H: 1 LOB: 2 BB: 1 P: 9	R: 0 E: 0 K: 0 S: 3	H: 1 LOB: 2 BB: 2 P: 11	R: 0 E: 0 K: 1 S: 5	H: 0 LOB: 0 BB: 0 P: 5	R: 0 E: 0 K: 0 S: 3	H: 0 LOB: 0 BB: 0 P: 3	R: 3 E: 0 K: 1 S: 9	H: 4 LOB: 2 BB: 1 P: 13	R: 0 E: 0 K: 0 S: 3	H: 0 LOB: 0 BB: 0 P: 3	R: 0 E: 0 K: 0 S: 3	H: 0 LOB: 0 BB: 0 P: 3	R: 0 E: 0 K: 0 S: 3	H: 0 LOB: 0 BB: 0 P: 3	1B: 7 2B: 0 3B: 0 HR: 0	SF: 0 SAC: 1 DP: 1 HBP: 0	WP: 0 PB: 0 SB: 0 CS: 1	PA: 35
PITCHER	IP WLS BF H R ER SO BB IBB HBP BLK WP HR S P ERA WHIP																			
Dave Morehead, R ERA: 3.89	(1, 1) 5.2 L 27 2 1 0 0 0 5 0 0 0 0 0 0 26 46 4.76 1.941																			
Arnold Earley, L ERA: 4.4	(6, 1) 0.1 2 1 0 0 0 0 0 0 0 0 0 0 2 2 0.00 3.000																			
Bob Duliba, R ERA: 3.12	(7, 1) 2.0 6 0 0 0 0 0 0 0 0 0 0 0 6 6 0.00 0.000																			

AB 29
R 4
H 7
RBI 4
BB 5
SO 2
LOB 17



Batter	1	2	3	4	5	6	7	8	9	AB	R	H	RBI	BB	SO	LOB	TOP			
Lenny Green, L (1, 8) OBP: 0.360, SLG: 0.444										5	2	2	0	0	0	0				
Dalton Jones, L (1, 5) OBP: 0.376, SLG: 0.454										5	0	0	0	0	0	2				
Carl Yastrzemski, L (1, 7) OBP: 0.377, SLG: 0.575										5	1	2	1	0	1	1				
Felix Mantilla, R (1, 4) OBP: 0.409, SLG: 0.523										4	0	3	2	0	0	1				
Lee Thomas, L (1, 3) OBP: 0.364, SLG: 0.502										2	0	0	0	2	0	2				
Tony Conigliaro, R (1, 9) OBP: 0.319, SLG: 0.456										4	0	1	0	0	1	4				
Bob Tillman, R (1, 2) OBP: 0.262, SLG: 0.323										4	1	2	1	0	1	1	AB 37 R 4 H 11 RBI 4 BB 2 SO 4 LOB 15			
Rico Petrocelli, R (1, 6) OBP: 0.222, SLG: 0.275										4	0	1	0	0	0	1				
Earl Wilson, R (1, 1) OBP: 0.294, SLG: 0.250										4	0	0	0	0	1	3				
Inning Stats	R: 1 E: 0 K: 1 S: 7	H: 2 LOB: 1 BB: 0 P: 7	R: 0 E: 0 K: 1 S: 6	H: 1 LOB: 1 BB: 0 P: 6	R: 1 E: 0 K: 0 S: 5	H: 2 LOB: 1 BB: 0 P: 5	R: 0 E: 0 K: 1 S: 6	H: 2 LOB: 1 BB: 0 P: 6	R: 1 E: 0 K: 0 S: 4	H: 2 LOB: 2 BB: 1 P: 9	R: 0 E: 0 K: 0 S: 4	H: 1 LOB: 2 BB: 1 P: 8	R: 0 E: 0 K: 1 S: 5	H: 0 LOB: 0 BB: 0 P: 5	R: 0 E: 0 K: 0 S: 3	H: 0 LOB: 0 BB: 0 P: 3	1B: 6 2B: 4 3B: 0 HR: 1	SF: 0 SAC: 0 DP: 1 HBP: 0	WP: 0 PB: 0 SB: 0 CS: 0	PA: 39
PITCHER	IP WLS BF H R ER SO BB IBB HBP BLK WP HR S P ERA WHIP																			
Robin Roberts, R (1, 1) ERA: 3.47	6.0 L 28 10 4 4 3 1 0 0 0 0 1 33 37 6.00 1.833																			
Dave McNally, L (7, 1) ERA: 3.5	2.0 8 1 0 0 1 1 0 0 0 0 0 9 13 0.00 1.000																			
Stu Miller, R (9, 1) ERA: 1.45	1.0 3 0 0 0 0 0 0 0 0 0 0 3 3 0.00 0.000																			

Boston Red Sox @ Baltimore Orioles
Memorial Stadium, Baltimore, MD
Tue Jun 22 1965, 7:05 PM EDT
Att: 20,460 - Unknown

Boston Red Sox @ Baltimore Orioles
Memorial Stadium, Baltimore, MD
Tue Jun 22 1965, 7:05 PM EDT
Att: 20,460 - Unknown

Batter	1	2	3	4	5	6	7	8	9	AB	R	H	RBI	BB	SO	LOB	BOTTOM			
Russ Snyder, L (1, 8) OBP: 0.368, SLG: 0.343										4	1	1	0	0	0	0				
Luis Aparicio, R (1, 6) OBP: 0.291, SLG: 0.353										4	1	1	2	0	0	0				
Boog Powell, L (1, 7) OBP: 0.304, SLG: 0.350										3	0	0	0	1	0	1				
Brooks Robinson, R (1, 5) OBP: 0.363, SLG: 0.435										4	0	0	0	0	1	2				
Curt Blefary, L (1, 9) OBP: 0.395, SLG: 0.517										3	0	1	0	1	0	1				
Norm Siebern, L (1, 3) OBP: 0.378, SLG: 0.464										3	0	0	0	1	2	1				
Jerry Adair, R (1, 4) OBP: 0.318, SLG: 0.333										3	0	0	0	0	2		AB 30 R 2 H 4 RBI 2 BB 3 SO 3 LOB 8			
Dick Brown, R (1, 2) OBP: 0.233, SLG: 0.282										3	0	1	0	0	0	0				
Robin Roberts, S (1, 1) OBP: 0.226, SLG: 0.241										2	0	0	0	0	0	1				
Dave McNally, R (7, 1) OBP: 0.091, SLG: 0.048										0	0	0	0	0	0	0				
Bob Johnson, R (6, PH) OBP: 0.281, SLG: 0.418										1	0	0	0	0	0	0				
Stu Miller, R (9, 1)										0	0	0	0	0	0	0				
Inning Stats	R: 0 E: 0 K: 0 S: 3	H: 0 LOB: 0 BB: 0 P: 3	R: 0 E: 0 K: 0 S: 2	H: 0 LOB: 2 BB: 2 P: 10	R: 2 E: 0 K: 0 S: 5	H: 3 LOB: 1 BB: 1 P: 9	R: 0 E: 0 K: 1 S: 5	H: 0 LOB: 0 BB: 0 P: 5	R: 0 E: 0 K: 0 S: 3	H: 0 LOB: 0 BB: 0 P: 3	R: 0 E: 1 K: 1 S: 6	H: 0 LOB: 1 BB: 0 P: 6	R: 0 E: 0 K: 0 S: 3	H: 0 LOB: 0 BB: 0 P: 3	R: 0 E: 0 K: 1 S: 6	H: 1 LOB: 1 BB: 0 P: 6	1B: 2 2B: 1 3B: 0 HR: 1	SF: 0 SAC: 0 DP: 2 HBP: 0	WP: 0 PB: 0 SB: 0 CS: 0	PA: 33
PITCHER	IP WLS BF H R ER SO BB IBB HBP BLK WP HR S P ERA WHIP																			
Earl Wilson, R (1, 1) ERA: 4.32	9.0 W 33 4 2 2 3 3 0 0 0 0 1 36 48 2.00 0.778																			

Boston Red Sox @ Baltimore Orioles
Memorial Stadium, Baltimore, MD
Tue Jun 22 1965, 7:05 PM EDT
Att: 20,460 - Unknown

Batter	1	2	3	4	5	6	7	8	9	AB	R	H	RBI	BB	SO	LOB	TOP				
Chuck Schilling, R (1,4) OBP: 0.333, SLG: 0.456	F9			K		F9		E5		4	0	0	0	0	1	0	Boston Red Sox @ Baltimore Orioles Memorial Stadium, Baltimore, MD Wed Jun 23 1965, 7:05 PM EDT Att: 22,627 - Unknown				
Frank Matzone, R (1,5) OBP: 0.286, SLG: 0.265	6-3			4-3 2B		5-3		G5-4-3		4	0	1	0	0	0	1					
Carl Yastrzemski, L (1,8) OBP: 0.379, SLG: 0.596	K			4-3 2-3		HR		WP 2B		4	1	2	1	0	1	1					
Felix Mantilla, R (1,7) OBP: 0.407, SLG: 0.518		F8		1-3				6-3		4	0	1	0	0	0	2					
Tony Horton, R (1,3) OBP: 0.333, SLG: 0.355		5-3			K			FC6-4 1B		4	1	1	0	0	1	1					
Tony Conigliaro, R (1,9) OBP: 0.318, SLG: 0.465		1-3			5-3			HR		4	1	1	2	0	1	1					
Bob Tillman, R (1,2) OBP: 0.262, SLG: 0.339			K		6-3			HR		4	1	1	1	0	2	1					
Rico Petrocelli, R (1,6) OBP: 0.218, SLG: 0.269			F9			F8				2	0	0	0	0	0	0					
Lenny Green, L (7,PH) OBP: 0.363, SLG: 0.444										0	0	0	0	1	0	0					
Eddie Bressoud, R (7,6) OBP: 0.293, SLG: 0.378										1	0	0	0	0	1	1					
Jim Lonborg, R (1,1) OBP: 0.143, SLG: 0.179										1	0	0	0	0	0	0					
Russ Nixon, L (6,PH) OBP: 0.111, SLG: 0.111										0	0	0	0	0	0	0					
Jack Lamabe, R (6,1)										0	0	0	0	0	0	0					
Arnold Earley, L (6,1)										0	0	0	0	0	0	0					
Lee Thomas, L (7,PH) OBP: 0.363, SLG: 0.500										1	0	0	0	0	0	1					
Dick Radatz, R (7,1) OBP: 0.370, SLG: 0.600										0	0	0	0	0	0	0					
Inning Stats	R: 0 E: 0 K: 1 S: 5	H: 0 LOB: 0 BB: 0 P: 5	R: 0 E: 0 K: 0 S: 3	H: 0 LOB: 0 BB: 0 P: 3	R: 0 E: 0 K: 1 S: 5	H: 0 LOB: 0 BB: 0 P: 5	R: 0 E: 0 K: 1 S: 6	H: 1 LOB: 1 BB: 0 P: 6	R: 0 E: 0 K: 1 S: 5	H: 0 LOB: 0 BB: 0 P: 5	R: 0 E: 0 K: 0 S: 3	H: 0 LOB: 0 BB: 0 P: 3	R: 4 E: 0 K: 0 S: 7	H: 4 LOB: 1 BB: 1 P: 11	R: 0 E: 1 K: 0 S: 4	H: 1 LOB: 1 BB: 0 P: 4	R: 0 E: 0 K: 3 S: 10	H: 1 LOB: 1 BB: 0 P: 10	1B: 2 2B: 2 3B: 0 HR: 3	SF: 0 SAC: 0 DP: 1 HBP: 0	WP: 1 PA: 35
PITCHER	IP WLS BF H R ER SO BB IBB HBP BLK WP HR S P ERA WHIP																				
Steve Barber, L (1,1) ERA: 3.62	6.2 W 24 4 3 3 4 0 0 0 0 0 2 32 32 4.05 0.600																				
Stu Miller, R (7,1) ERA: 1.56	2.1 S 11 3 1 1 3 1 0 0 0 1 1 16 20 3.86 1.714																				


AB	34
R	4
H	7
RBI	4
BB	1
SO	7
LOB	9




Batter	1	2	3	4	5	6	7	8	9	AB	R	H	RBI	BB	SO	LOB	BOTTOM		
Russ Snyder, L (1,8) OBP: 0.352, SLG: 0.327	5-3		4-3		K	F7		L5		5	0	0	0	0	1	3	Boston Red Sox @ Baltimore Orioles Memorial Stadium, Baltimore, MD Wed Jun 23 1965, 7:05 PM EDT Att: 22,627 - Unknown		
Luis Aparicio, R (1,6) OBP: 0.257, SLG: 0.347	5-3			E1	F9			F4		4	1	0	0	0	1	1			
Boog Powell, L (1,3) OBP: 0.307, SLG: 0.350	F9			E5 1B	FC6-4 1B			BB SF7 BB		3	2	1	1	1	0	0			
Brooks Robinson, R (1,5) OBP: 0.360, SLG: 0.431		F9		F9 3-H	FC6-4 1-2			BB 1B		4	0	1	0	0	0	2			
Curt Blefary, L (1,9) OBP: 0.403, SLG: 0.517		6-3 BB		FC4-6 1B				F8		2	0	1	1	2	0	0			
Paul Blair, R (9,8) OBP: 0.300, SLG: 0.309				FC4-6 1B				BB		0	0	0	0	0	0	0			
Sam Bowens, R (1,7) OBP: 0.183, SLG: 0.233		6-3 1-2		FC4-6 2B				SF7		2	2	0	1	1	0	2			
Jerry Adair, R (1,4) OBP: 0.321, SLG: 0.341		G3						BB		4	0	2	2	0	0	3			
Dick Brown, R (1,2) OBP: 0.234, SLG: 0.279			K		6-3			1B		4	0	1	0	0	1	1			
Steve Barber, L (1,1) OBP: 0.143, SLG: 0.150			K					F8		3	1	1	0	0	2	2			
Stu Miller, R (7,1) ERA: 5.04						1B 2B		K		1	0	0	0	0	0	0			
Inning Stats	R: 0 E: 0 K: 0 S: 3	H: 0 LOB: 0 BB: 0 P: 3	R: 0 E: 0 K: 0 S: 3	H: 0 LOB: 1 BB: 1 P: 7	R: 0 E: 0 K: 2 S: 7	H: 0 LOB: 0 BB: 0 P: 7	R: 3 E: 3 K: 0 S: 7	H: 2 LOB: 1 BB: 0 P: 7	R: 1 E: 0 K: 1 S: 7	H: 2 LOB: 1 BB: 0 P: 7	R: 1 E: 0 K: 1 S: 7	H: 2 LOB: 2 BB: 1 P: 11	R: 1 E: 0 K: 0 S: 4	H: 1 LOB: 2 BB: 2 P: 12	R: 0 E: 0 K: 0 S: 3	H: 0 LOB: 0 BB: 0 P: 3	1B: 5 2B: 2 3B: 0 HR: 0	SF: 1 SAC: 0 DP: 0 HBP: 0	WP: 0 PA: 37
PITCHER	IP WLS BF H R ER SO BB IBB HBP BLK WP HR S P ERA WHIP																		
Jim Lonborg, R (1,1) ERA: 3.25	5.0 L 22 4 4 1 3 1 0 0 0 0 0 0 3 7 1.80 1.000																		
Jack Lamabe, R (6,1) ERA: 8.17	0.1 4 2 1 1 0 1 0 0 0 0 0 0 3 7 27.00 9.000																		
Arnold Earley, L (6,1) ERA: 4.31	0.2 2 0 0 0 1 0 0 0 0 0 0 0 4 4 0.00 0.000																		
Dick Radatz, R (7,1) ERA: 5.04	2.0 9 1 1 1 0 2 0 0 0 0 0 0 7 15 4.50 1.500																		

AB	32
R	6
H	7
RBI	5
BB	4
SO	4
LOB	14




Batter	1	2	3	4	5	6	7	8	9	AB	R	H	RBI	BB	SO	LOB	TOP			
Russ Snyder, L (1,8) OBP: 0.391, SLG: 0.336	F4		F8			F9		F8		4	0	0	0	0	0	2	<p>Baltimore Orioles @ Chicago White Sox Comiskey Park, Chicago, IL Fri Jun 25 1965, 8:05 PM EDT Att: 37,544 - Unknown</p> <p>AB 31 R 0 H 8 RBI 0 BB 1 SO 4 LOB 13</p> 			
Luis Aparicio, R (1,6) OBP: 0.263, SLG: 0.363	3-1 2B			5-3		1-2 G3-6-3 1B		6-3		4	0	2	0	0	0	0				
Boog Powell, L (1,3) OBP: 0.310, SLG: 0.353	3-1 2-3			G6-4-3 1B		G3-6-3 1-2		K		4	0	1	0	0	1	3				
Brooks Robinson, R (1,5) OBP: 0.361, SLG: 0.444	F4			G6-4-3 1-2			F7		4	0	1	0	0	0	2					
Curt Blefary, L (1,9) OBP: 0.408, SLG: 0.510		4-0 BB		G5-4-3 BB		G6-4-3 1B		1-6-3		3	0	1	0	1	0	1				
Sam Bowens, R (1,7) OBP: 0.172, SLG: 0.237		G5-4-3 1-2		G6-4-3 1-2			6-3		3	0	0	0	0	0	2					
Jerry Adair, R (1,4) OBP: 0.320, SLG: 0.339		K							3	0	2	0	0	1	0					
Dick Brown, R (1,2) OBP: 0.241, SLG: 0.280			K			K		F8		3	0	0	0	0	2	2				
Wally Bunker, R (1,1) OBP: 0.364, SLG: 0.176				6-3				F9		0	0	0	0	0	0	0				
Jackie Brandt, R (3,PH) OBP: 0.313, SLG: 0.463									1	0	0	0	0	0	0	0				
Don Larsen, R (3,1) OBP: 0.333, SLG: 0.333									1	0	1	0	0	0	0	0				
Norm Siebern, L (8,PH) OBP: 0.376, SLG: 0.461									1	0	0	0	0	0	1					
Harvey Haddix, L (8,1) OBP: 0.376, SLG: 0.461									0	0	0	0	0	0	0	0				
Inning Stats	R: 0 E: 0 K: 0 S: 4	H: 1 LOB: 1 BB: 0 P: 4	R: 0 E: 0 K: 1 S: 4	H: 0 LOB: 0 BB: 1 P: 8	R: 0 E: 0 K: 1 S: 5	H: 0 LOB: 0 BB: 0 P: 5	R: 0 E: 0 K: 1 S: 3	H: 1 LOB: 1 BB: 0 P: 3	R: 0 E: 0 K: 0 S: 6	H: 2 LOB: 1 BB: 0 P: 6	R: 0 E: 0 K: 0 S: 3	H: 0 LOB: 0 BB: 0 P: 3	R: 0 E: 0 K: 0 S: 4	H: 1 LOB: 1 BB: 0 P: 4	R: 0 E: 0 K: 1 S: 6	H: 1 LOB: 1 BB: 0 P: 6	1B: 7 2B: 1 3B: 0 HR: 0	SF: 0 SAC: 0 DP: 4 HBP: 0	WP: 0 PB: 1 CS: 0	PA: 32
PITCHER Joe Horlen, R (1,1) ERA: 2.16	IP: 9.0 WLS: W BF: 32 H: 8 R: 0 ER: 0 SO: 4 BB: 1 IBB: 0 HBP: 0 BLK: 0 WP: 0 HR: 0 S: 39 P: 43 ERA: 0.00 WHIP: 1.000															PITCHER				

Batter	1	2	3	4	5	6	7	8	9	AB	R	H	RBI	BB	SO	LOB	BOTTOM			
Don Buford, S (1,4) OBP: 0.341, SLG: 0.390	F9	FC6-4 E S S		F7			F7			4	1	0	0	0	0	2	<p>Baltimore Orioles @ Chicago White Sox Comiskey Park, Chicago, IL Fri Jun 25 1965, 8:05 PM EDT Att: 37,544 - Unknown</p> <p>AB 32 R 6 H 8 RBI 4 BB 3 SO 8 LOB 12</p> 			
Floyd Robinson, L (1,9) OBP: 0.315, SLG: 0.343	4-0 WP 1B BB	1-3 1-H		F8					2	1	0	0	2	0	1					
Pete Ward, L (1,5) OBP: 0.368, SLG: 0.461	6-3 1-2					F5			1	0	0	0	0	0	1					
Al Weis, S (2,4) OBP: 0.294, SLG: 0.329	6-3 1-2	K					4-3		3	0	0	0	0	1	1					
Bill Skowron, R (1,3) OBP: 0.325, SLG: 0.453	4-0 BB 1B BB			K					3	2	1	1	1	1	0					
Tom McCraw, L (9,3) OBP: 0.259, SLG: 0.262	1B BB					F8			0	0	0	0	0	0	0					
John Romano, R (1,2) OBP: 0.336, SLG: 0.394	1B E 1B					5-3			4	1	3	1	0	0	0					
Ron Hansen, R (1,6) OBP: 0.318, SLG: 0.392	1-2 2-H E 1B								4	1	1	1	0	1	2					
Dave Nicholson, R (1,7) OBP: 0.240, SLG: 0.348	E2 1-H 2-H 1B								4	0	1	1	0	1	2					
Ken Berry, R (1,8) OBP: 0.266, SLG: 0.326	4-3								4	0	1	0	0	2	2					
Joe Horlen, R (1,1) OBP: 0.265, SLG: 0.273									3	0	1	0	0	2	1					
Inning Stats	R: 4 E: 1 K: 0 S: 6	H: 3 LOB: 1 BB: 2 P: 14	R: 1 E: 0 K: 1 S: 6	H: 1 LOB: 0 BB: 0 P: 6	R: 0 E: 0 K: 2 S: 8	H: 1 LOB: 1 BB: 0 P: 8	R: 0 E: 0 K: 1 S: 6	H: 1 LOB: 1 BB: 0 P: 6	R: 0 E: 0 K: 2 S: 7	H: 0 LOB: 0 BB: 0 P: 7	R: 0 E: 0 K: 1 S: 5	H: 0 LOB: 1 BB: 1 P: 9	R: 1 E: 0 K: 1 S: 7	H: 2 LOB: 1 BB: 0 P: 7	R: 0 E: 0 K: 1 S: 5	H: 0 LOB: 1 BB: 1 P: 9	1B: 4 2B: 3 3B: 0 HR: 1	SF: 0 SAC: 0 DP: 0 HBP: 0	WP: 1 PB: 0 SB: 2 CS: 0	PA: 35
PITCHER Wally Bunker, R (1,1) ERA: 3.57	IP: 2.0 WLS: L BF: 12 H: 4 R: 5 ER: 3 SO: 1 BB: 2 IBB: 0 HBP: 0 BLK: 0 WP: 1 HR: 0 S: 12 P: 20 ERA: 13.50 WHIP: 3.000															PITCHER				
Don Larsen, R (3,1) ERA: 4.39	5.0 BF: 18 H: 2 R: 0 ER: 0 SO: 6 BB: 1 IBB: 0 HBP: 0 BLK: 0 WP: 0 HR: 0 S: 29 P: 33 ERA: 0.00 WHIP: 0.600																			
Harvey Haddix, L (8,1) ERA: 1.35	1.0 BF: 5 H: 2 R: 1 ER: 1 SO: 1 BB: 0 IBB: 0 HBP: 0 BLK: 0 WP: 0 HR: 1 S: 7 P: 7 ERA: 9.00 WHIP: 2.000																			

Batter	1	2	3	4	5	6	7	8	9	10	11	12	13	14	AB	R	H	RBI	BB	SO	LOB	TOP					
Russ Snyder, L OBP: 0.343, SLG: 0.328 (1, 8)	F3		K			1B		F4			F8			G3	6	0	1	0	0	1	1						
Luis Aparicio, R OBP: 0.268, SLG: 0.364 (1, 6)	K			5-3		FC5-4 1B				K				FC5-4 2B 1B	5	1	2	0	1	2	0						
Jerry Adair, R OBP: 0.313, SLG: 0.331 (1, 4)	5-3			F4		FC5-4 1B				E6				E6 FC5-4	6	0	0	0	0	0	4						
Brooks Robinson, R OBP: 0.355, SLG: 0.436 (1, 5)				1-3				F2		G4-6-3				F5	6	1	1	0	0	0	3						
Bob Johnson, R OBP: 0.292, SLG: 0.421 (1, 3)	F8			1-3						SH1-4 HBP				F8	4	0	1	2	1	0	1						
Sam Bowens, R OBP: 0.163, SLG: 0.224 (1, 9)	G5-4-3			F7				F7		SH1-4				K	5	0	0	0	0	1	3						
Jackie Brandt, R OBP: 0.301, SLG: 0.444 (1, 7)			1-3	F7				4-3		6-3				E6 CS	5	0	0	0	0	2							
Dick Brown, R OBP: 0.254, SLG: 0.278 (1, 2)				F4				F8						K	4	0	1	0	1	1							
Dave McNally, R OBP: 0.280, SLG: 0.042 Stu Miller, R (8, 1)	F9							5-3		F5				K	3	0	0	0	0	1							
Norm Siebern, L OBP: 0.374, SLG: 0.458 Dick Hall, R OBP: 0.025, SLG: 0.667 (10, 1)														K	0	0	0	0	0	2							
														K	1	0	0	0	1	0							
Inning Stats	R: 0 E: 0 K: 1 S: 5	H: 0 LOB: 0 BB: 0 P: 5	R: 0 E: 0 K: 0 S: 3	H: 1 LOB: 0 BB: 0 P: 3	R: 0 E: 0 K: 1 S: 6	H: 1 LOB: 1 BB: 0 P: 6	R: 0 E: 0 K: 0 S: 5	H: 0 LOB: 0 BB: 0 P: 3	R: 0 E: 0 K: 0 S: 5	H: 2 LOB: 2 BB: 0 P: 5	R: 0 E: 0 K: 0 S: 3	H: 0 LOB: 1 BB: 1 P: 7	R: 0 E: 0 K: 1 S: 5	H: 0 LOB: 0 BB: 0 P: 5	R: 0 E: 0 K: 0 S: 2	H: 0 LOB: 0 BB: 1 P: 6	R: 0 E: 0 K: 2 S: 5	H: 0 LOB: 0 BB: 0 P: 5	R: 0 E: 1 K: 2 S: 7	H: 0 LOB: 0 BB: 0 P: 7	R: 2 E: 1 K: 0 S: 6	H: 2 LOB: 1 BB: 0 P: 6	1B: 5 2B: 1 3B: 0 HR: 0	SF: 0 SAC: 1 DP: 3 HBP: 1	WP: 0 PB: 0 CS: 1	PA: 51	
PITCHER	IP 9.2	WLS 35	BF 4	H 0	R 0	ER 0	SO 4	BB 1	IBB 0	HBP 0	BLK 0	WP 0	HR 0	S 40	P 49	ERA 0.00	WHIP 0.517										
Gary Peters, L ERA: 3.57 Eddie Fisher, R ERA: 1.26 (10, 1)	4.1	L	16	2	2	0	3	1	0	0	0	0	0	21	25	0.00	0.692										

Baltimore Orioles @ Chicago White Sox
Comiskey Park, Chicago, IL
Sat Jun 26 1965, 4:33 AM EDT
Att. 12,047 - Unknown


AB 46
R 2
H 6
RBI 2
BB 3
SO 7
LOB 18



Batter	1	2	3	4	5	6	7	8	9	10	11	12	13	14	AB	R	H	RBI	BB	SO	LOB	BOTTOM					
Don Buford, S OBP: 0.346, SLG: 0.394 (1, 5)	G4-6-3 1B		6-3		F7			FC1-5 1B		F8				SH1-4 1B	6	0	3	0	0	0	1						
Floyd Robinson, L OBP: 0.313, SLG: 0.340 (1, 9)	G4-6-3		4-3		G4-6-3			FC3-6 FC1-5 1B		4-3				SH1-4	5	0	1	0	0	0	2						
John Romano, R OBP: 0.341, SLG: 0.407 J.C. Martin, L OBP: 0.375, SLG: 0.414 (10, 2)	WP 2B							FC1-5 FC3-6		F7				IBB	4	0	2	0	0	0	2						
Bill Skowron, R OBP: 0.320, SLG: 0.449 (1, 3)								FC3-6 BB						F3	4	0	1	0	2	1	4						
Ron Hansen, R OBP: 0.314, SLG: 0.384 (1, 6)	F9				F8					5-3				4-3	5	0	0	0	1	0	7						
Dave Nicholson, R OBP: 0.226, SLG: 0.327 Danny Cater, R OBP: 0.285, SLG: 0.410 Smoky Burgess, L OBP: 0.328, SLG: 0.361 Tom McCraw, L OBP: 0.254, SLG: 0.257 (9, 7)	F3				K			F7		K				1-3	3	0	0	0	0	2	3						
Ken Berry, R OBP: 0.263, SLG: 0.317 (1, 8)	L7									F8				F8	5	0	0	0	1	1	0						
Al Weis, S OBP: 0.275, SLG: 0.305 (1, 4)	3-1				F9			6-3		K				1-3	6	0	0	0	0	2	3						
Gary Peters, L ERA: 3.24 Stu Miller, R ERA: 1.52 Eddie Fisher, R ERA: 0.059, SLG: 0.059 (10, 1)	K							F2		K				F8	4	0	1	0	0	2	0						
															1	0	0	0	0	0	0						
Inning Stats	R: 0 E: 0 K: 0 S: 4	H: 2 LOB: 2 BB: 1 P: 8	R: 0 E: 0 K: 0 S: 3	H: 0 LOB: 0 BB: 0 P: 3	R: 0 E: 0 K: 1 S: 5	H: 0 LOB: 0 BB: 0 P: 5	R: 0 E: 0 K: 1 S: 7	H: 2 LOB: 3 BB: 1 P: 11	R: 0 E: 0 K: 0 S: 5	H: 0 LOB: 0 BB: 0 P: 9	R: 0 E: 0 K: 1 S: 5	H: 2 LOB: 3 BB: 1 P: 9	R: 0 E: 0 K: 2 S: 7	H: 0 LOB: 0 BB: 0 P: 7	R: 0 E: 0 K: 0 S: 3	H: 0 LOB: 0 BB: 0 P: 7	R: 0 E: 0 K: 0 S: 3	H: 0 LOB: 0 BB: 0 P: 3	R: 0 E: 0 K: 0 S: 4	H: 1 LOB: 2 BB: 1 P: 8	R: 0 E: 0 K: 1 S: 5	H: 0 LOB: 0 BB: 0 P: 5	1B: 7 2B: 1 3B: 0 HR: 0	SF: 0 SAC: 1 DP: 2 HBP: 0	WP: 1 PB: 0 CS: 0	PA: 53	
PITCHER	IP 7.2	WLS 32	BF 7	H 0	R 0	ER 0	SO 4	BB 4	IBB 0	HBP 0	BLK 0	WP 1	HR 0	S 36	P 52	ERA 0.00	WHIP 1.435										
Dave McNally, L ERA: 3.24 Stu Miller, R ERA: 1.52 Dick Hall, R ERA: 2.0 (10, 1)	1.1	4	0	0	0	2	0	0	0	0	0	0	8	8	0.00	0.000											
	5.0	W	17	1	0	0	3	0	1	0	0	0	22	26	0.00	0.200											

Baltimore Orioles @ Chicago White Sox
Comiskey Park, Chicago, IL
Sat Jun 26 1965, 4:33 AM EDT
Att. 12,047 - Unknown

AB 47
R 0
H 8
RBI 0
BB 5
SO 9
LOB 25



Batter	1	2	3	4	5	6	7	8	9	AB	R	H	RBI	BB	SO	LOB	TOP			
Jackie Brandt, R OBP: 0.307, SLG: 0.446 (1, 7)										4	1	2	0	0	0	0	Baltimore Orioles @ Chicago White Sox Comiskey Park, Chicago, IL Sun Jun 27 1965, 4:33 AM EDT Unknown			
Luis Aparicio, R OBP: 0.271, SLG: 0.366 (1, 6)										4	0	2	0	0	0	1				
Jerry Adair, R OBP: 0.308, SLG: 0.325 (1, 4)										4	0	0	0	0	0	4				
Brooks Robinson, R OBP: 0.353, SLG: 0.432 (1, 5)										4	0	1	1	0	1	1				
Bob Johnson, R OBP: 0.290, SLG: 0.415 (1, 3)										4	0	1	0	0	2	2				
Sam Bowers, R OBP: 0.157, SLG: 0.216 (1, 9)										4	0	0	0	0	0	3				
Dick Brown, R OBP: 0.270, SLG: 0.293 (1, 2)										4	0	2	0	0	0	1				
Paul Blair, R OBP: 0.301, SLG: 0.309 (9, PH)										3	0	1	0	0	0	1				
Russ Snyder, L OBP: 0.341, SLG: 0.325 (9, PH)										1	0	0	0	0	0	0				
John Miller, R (1, 1)										2	0	0	0	0	1	2				
John Orsino, R OBP: 0.337, SLG: 0.454 (7, PH)										1	1	1	1	0	0	0				
Harvey Haddix, L (7, 1)										0	0	0	0	0	0	0				
Inning Stats	R: 1 E: 0 K: 1 S: 8	H: 3 LOB: 2 BB: 0 P: 8	R: 0 E: 0 K: 1 S: 5	H: 1 LOB: 0 BB: 0 P: 5	R: 0 E: 0 K: 0 S: 4	H: 1 LOB: 1 BB: 0 P: 4	R: 0 E: 0 K: 0 S: 5	H: 2 LOB: 2 BB: 0 P: 5	R: 0 E: 0 K: 0 S: 3	H: 1 LOB: 0 BB: 0 P: 3	R: 0 E: 0 K: 0 S: 4	H: 1 LOB: 0 BB: 0 P: 4	R: 0 E: 0 K: 2 S: 7	H: 0 LOB: 0 BB: 0 P: 7	R: 0 E: 0 K: 0 S: 3	H: 0 LOB: 0 BB: 0 P: 3	1B: 9 2B: 0 3B: 0 HR: 1	SF: 0 SAC: 0 DP: 2 HBP: 0	WP: 0 PB: 0 CS: 0	PA: 35
PITCHER	IP WLS BF H R ER SO BB IBB HBP BLK WP HR S P ERA WHIP																			
Tommy John, L ERA: 3.5 (1, 1)	7.0 W 29 10 2 2 2 0 0 0 0 0 1 33 33 2.57 1.429																			
Hoyt Wilhelm, R ERA: 2.6 (8, 1)	2.0 S 6 0 0 0 2 0 0 0 0 0 0 0 10 10 0.00 0.000																			

Batter	1	2	3	4	5	6	7	8	9	AB	R	H	RBI	BB	SO	LOB	BOTTOM					
Tom McCraw, L OBP: 0.254, SLG: 0.257 (1, 7)										4	1	1	0	0	0	2	Baltimore Orioles @ Chicago White Sox Comiskey Park, Chicago, IL Sun Jun 27 1965, 4:33 AM EDT Unknown					
Don Buford, S OBP: 0.336, SLG: 0.386 (1, 5)										4	0	0	0	0	0	2						
Floyd Robinson, L OBP: 0.312, SLG: 0.350 (1, 9)										4	1	1	1	0	0	1						
Bill Skowron, R OBP: 0.328, SLG: 0.458 (1, 3)										4	1	1	1	0	1	0						
Dave Nicholson, R OBP: 0.226, SLG: 0.327 (9, 7)										0	0	0	0	0	0	0						
J.C. Martin, L OBP: 0.391, SLG: 0.422 (1, 2)										3	1	2	0	1	0	0						
Ron Hansen, R OBP: 0.310, SLG: 0.377 (1, 6)										4	0	0	0	0	0	4						
Ken Berry, R OBP: 0.267, SLG: 0.314 (1, 8)										2	1	0	0	2	0	3						
Al Weis, S OBP: 0.295, SLG: 0.337 (1, 4)										4	1	3	1	0	0	1						
Tommy John, R OBP: 0.200, SLG: 0.158 (1, 1)										1	0	0	0	0	0	0						
Danny Cater, R OBP: 0.285, SLG: 0.410 (7, PH)										0	0	0	0	0	0	0						
Hoyt Wilhelm, R ERA: 1.64 (8, 1)										1	0	0	0	0	0	2						
Inning Stats	R: 1 E: 1 K: 0 S: 5	H: 1 LOB: 2 BB: 1 P: 9	R: 2 E: 1 K: 0 S: 4	H: 1 LOB: 0 BB: 1 P: 8	R: 1 E: 0 K: 0 S: 4	H: 1 LOB: 0 BB: 0 P: 4	R: 0 E: 0 K: 0 S: 2	H: 0 LOB: 0 BB: 1 P: 6	R: 0 E: 0 K: 0 S: 3	H: 0 LOB: 0 BB: 0 P: 3	R: 0 E: 0 K: 1 S: 6	H: 1 LOB: 1 BB: 0 P: 6	R: 0 E: 0 K: 0 S: 4	H: 1 LOB: 1 BB: 0 P: 4	R: 2 E: 1 K: 0 S: 7	H: 3 LOB: 2 BB: 0 P: 7	R: 0 E: 0 K: 0 S: 3	H: 0 LOB: 0 BB: 0 P: 3	1B: 5 2B: 2 3B: 0 HR: 2	SF: 0 SAC: 2 DP: 2 HBP: 0	WP: 1 PB: 0 SB: 2 CS: 0	PA: 36
PITCHER	IP WLS BF H R ER SO BB IBB HBP BLK WP HR S P ERA WHIP																					
John Miller, R ERA: 2.25 (1, 1)	6.0 L 25 4 4 2 1 0 3 0 0 0 0 1 24 36 3.00 1.167																					
Harvey Haddix, L ERA: 1.64 (7, 1)	2.0 11 4 2 1 0 0 0 0 0 0 0 1 11 11 4.50 2.000																					

Batter	1	2	3	4	5	6	7	8	9	AB	R	H	RBI	BB	SO	LOB	TOP																					
Russ Snyder, L OBP: 0.338, SLG: 0.317	F2		F4		F8		G4-6-3 BB			3	0	0	0	1	0	0																						
Luis Aparicio, R OBP: 0.271, SLG: 0.364	F6		FC6-4 1B		K		F8			4	0	1	0	0	1	2																						
Curt Blefary, L OBP: 0.404, SLG: 0.500	BB BB		FC6-4 1B 1-2		F6		G4-6-3			3	0	0	0	1	0	3																						
Brooks Robinson, R OBP: 0.361, SLG: 0.433	BB BB		FC1-6 1B			4-0 FC4-6 BB		F7		2	0	1	0	2	0	0																						
Norm Siebern, L OBP: 0.365, SLG: 0.445	K		FC1-6 1-2		FC4-6 1B		K			4	0	0	0	0	2	5																						
Boog Powell, L OBP: 0.305, SLG: 0.346		0-3 K			F1		F7		G3	4	0	0	0	0	1	1																						
Jerry Adair, R OBP: 0.307, SLG: 0.324		5-3			6-3		1B		F8	4	0	1	0	0	0	0																						
John Orsino, R OBP: 0.340, SLG: 0.452		BB			1B		F6		G3	3	0	1	0	1	0	2																						
Steve Barber, L Sam Sowers, R Jim Palmer, R Charlie Latta, L Robin Roberts, R Bob Johnson, R	F7		F3				BB 1B		F8	1	0	0	0	0	0	1																						
Inning Stats	R: 0 E: 0 K: 1 S: 5	H: 0 LOB: 2 BB: 2 P: 13	R: 0 E: 0 K: 1 S: 5	H: 0 LOB: 1 BB: 1 P: 9	R: 0 E: 0 K: 0 S: 5	H: 2 LOB: 2 BB: 0 P: 5	R: 0 E: 0 K: 0 S: 4	H: 1 LOB: 1 BB: 0 P: 4	R: 0 E: 0 K: 1 S: 5	H: 0 LOB: 0 BB: 0 P: 5	R: 0 E: 0 K: 0 S: 4	H: 1 LOB: 2 BB: 1 P: 8	R: 0 E: 0 K: 0 S: 3	H: 1 LOB: 1 BB: 1 P: 7	R: 0 E: 0 K: 1 S: 5	H: 0 LOB: 0 BB: 0 P: 5	R: 0 E: 0 K: 0 S: 3	H: 0 LOB: 0 BB: 0 P: 3	1B: 5 2B: 0 3B: 0 HR: 0	SF: 0 SAC: 0 DP: 1 HBP: 0	WP: 0 PB: 0 SB: 0 CS: 0	PA: 36																
PITCHER	IP	WLS	BF	H	R	ER	SO	BB	IBB	HBP	BLK	WP	HR	S	P	ERA	WHIP	PITCHER				IP	WLS	BF	H	R	ER	SO	BB	IBB	HBP	BLK	WP	HR	S	P	ERA	WHIP
Bruce Howard, R ERA: 3.55	6.0	W	28	5	0	0	3	5	0	0	0	0	0	29	49	0.00	1.667																					
Hoyt Wilhelm, R ERA: 2.44	3.0	S	8	0	0	0	1	0	0	0	0	0	0	10	10	0.00	0.000																					

Baltimore Orioles @ Chicago White Sox
Comiskey Park, Chicago, IL
Sun Jun 27 1965, 4:38 AM EDT
Att: 28,067 - Unknown

AB 31
R 0
H 5
RBI 0
BB 5
SO 4
LOB 15

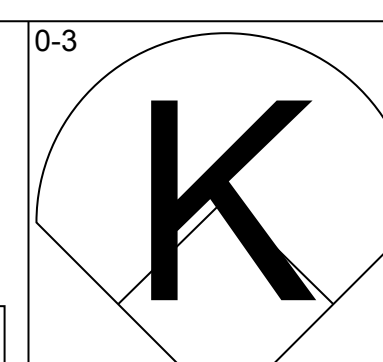
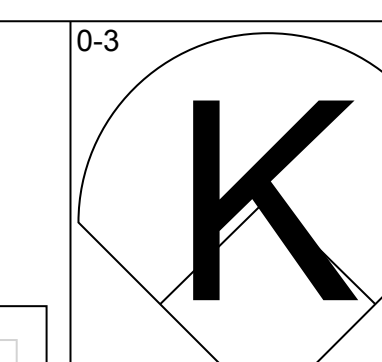
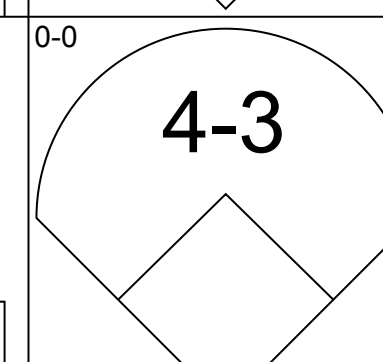
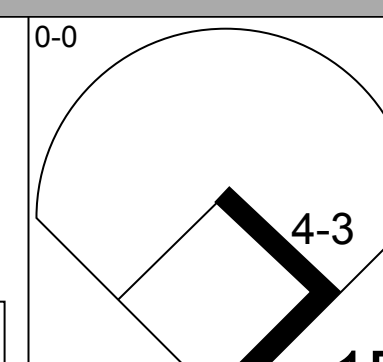
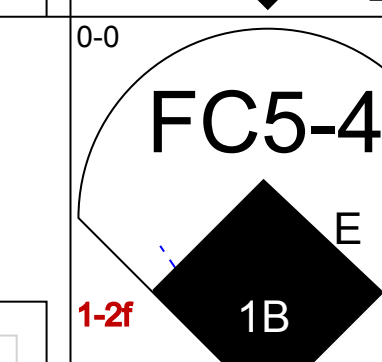
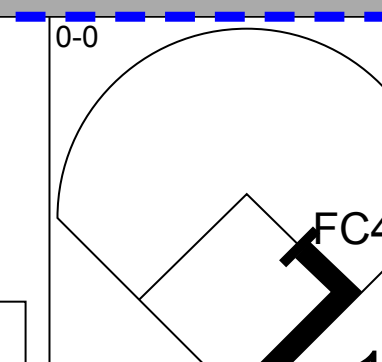
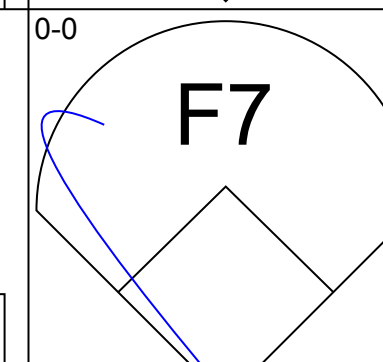
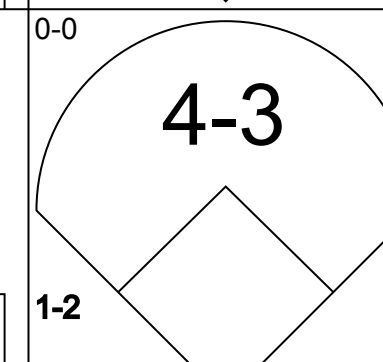
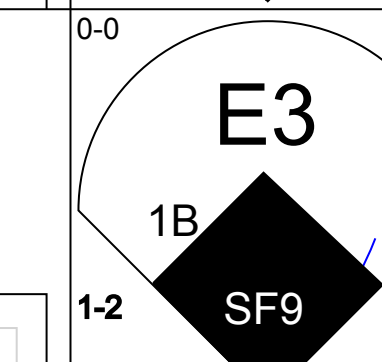
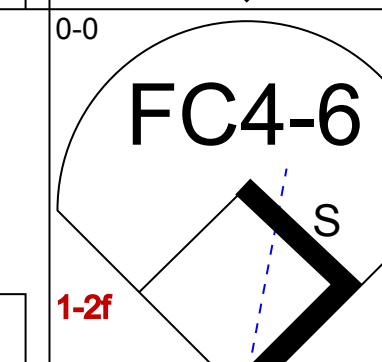
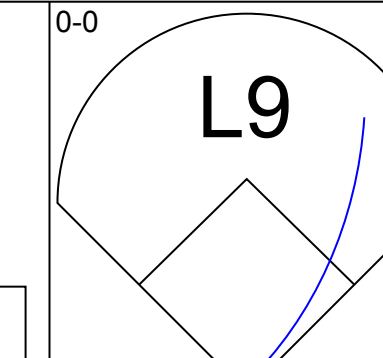
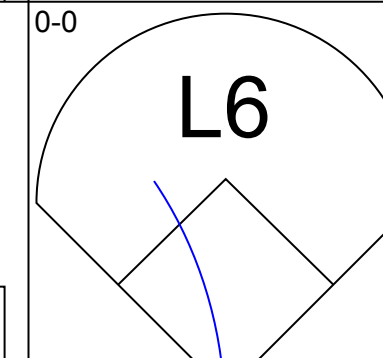
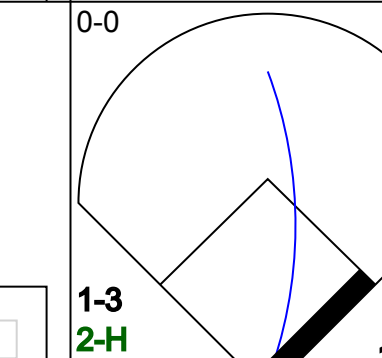
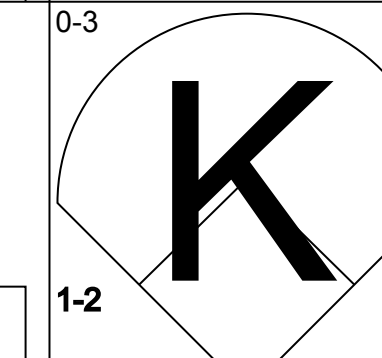

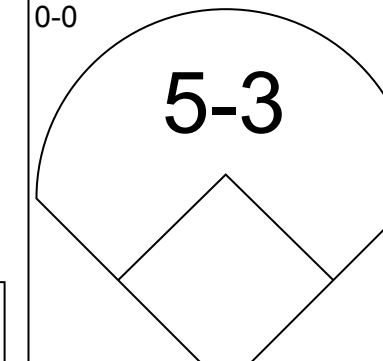
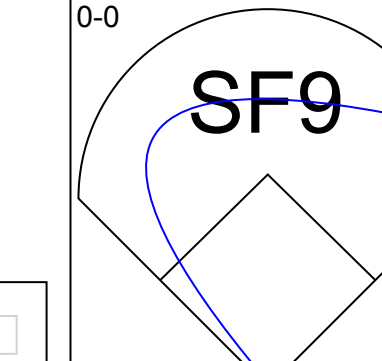
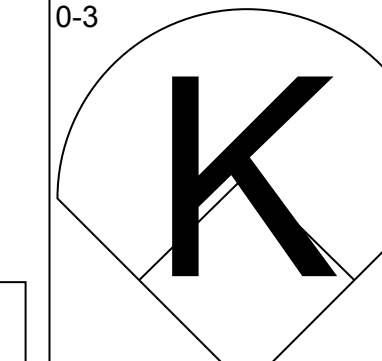

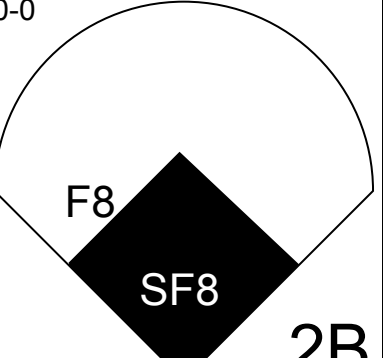
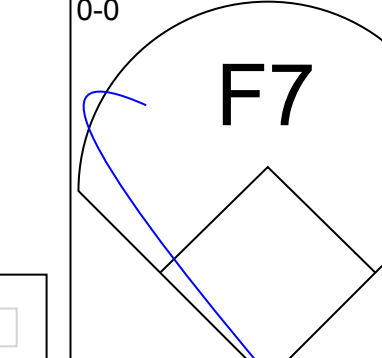
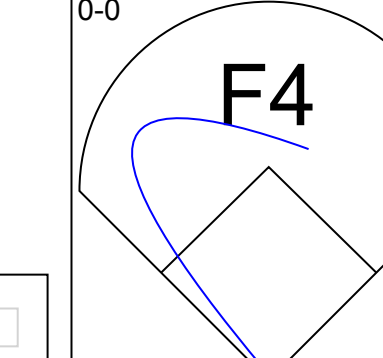

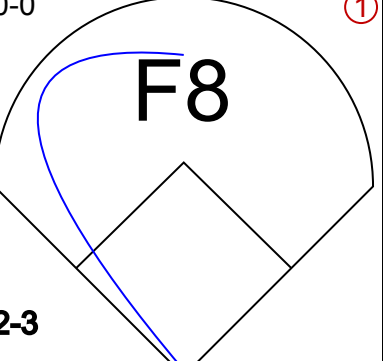
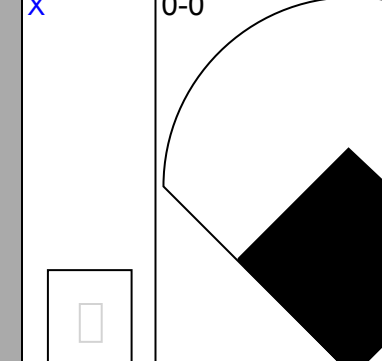
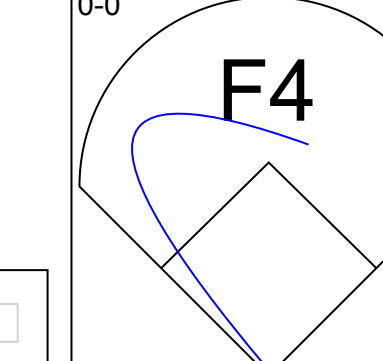
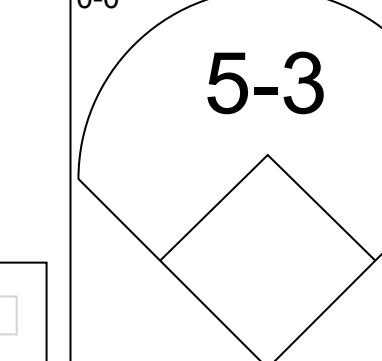
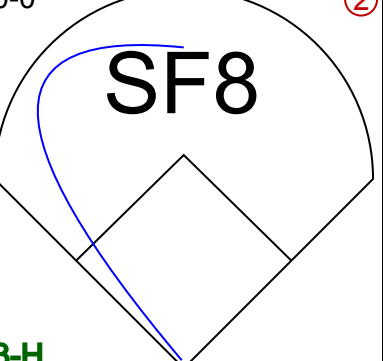
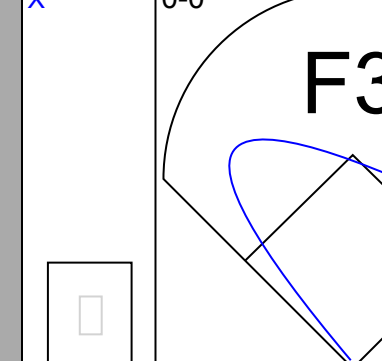
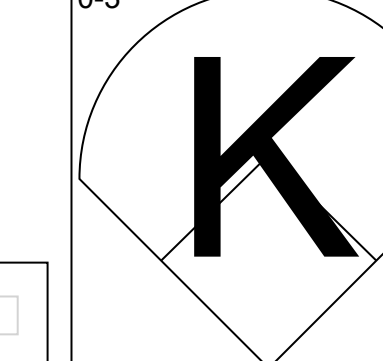
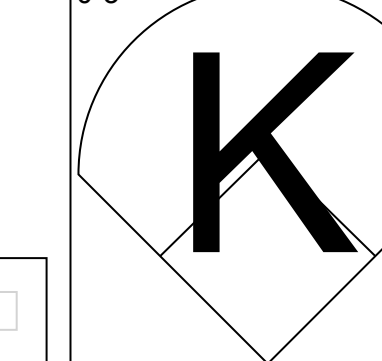
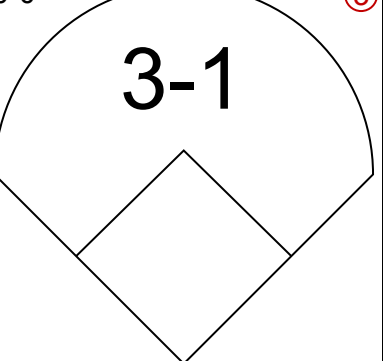
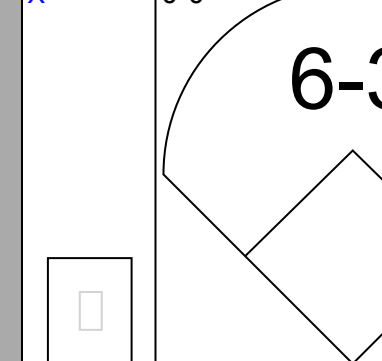



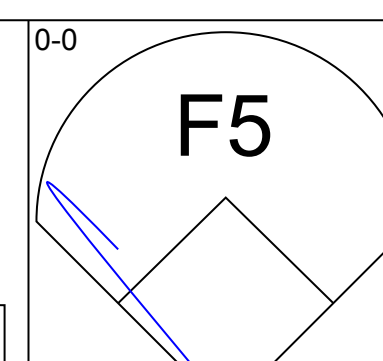
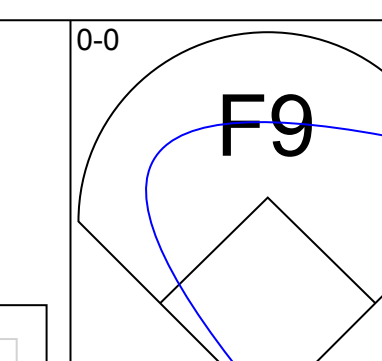
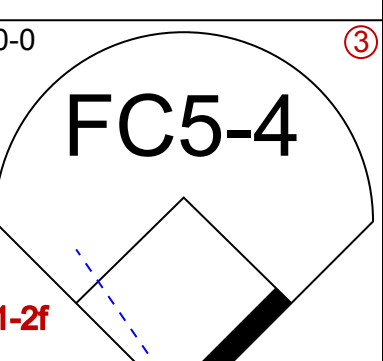
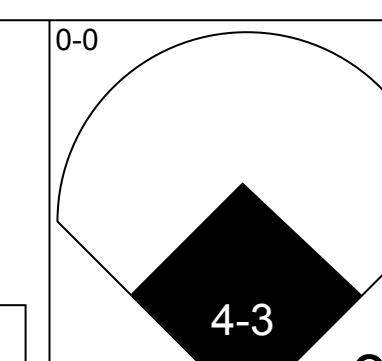
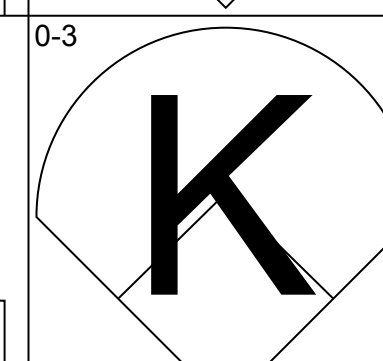
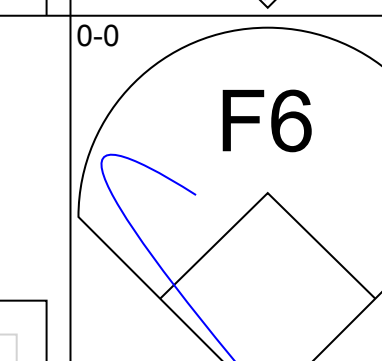
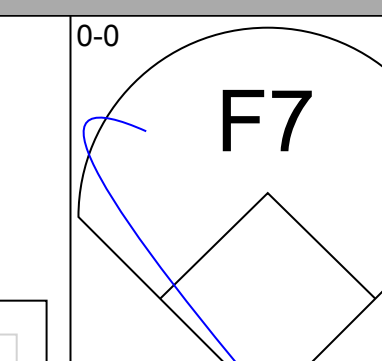
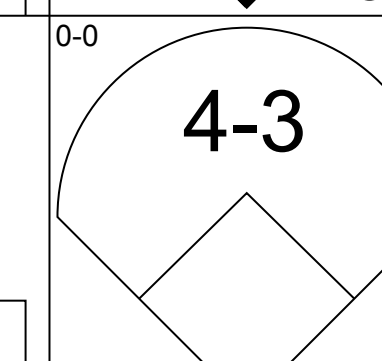
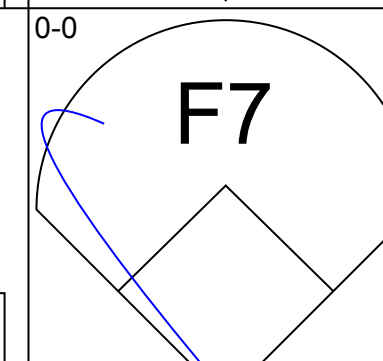
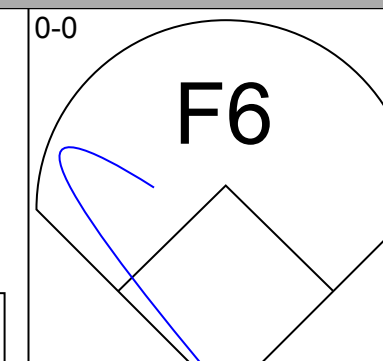
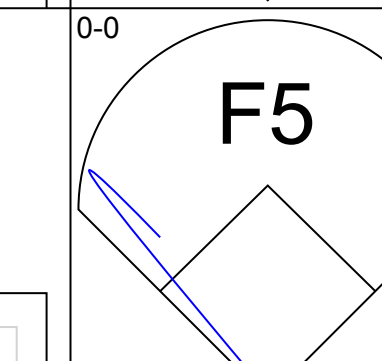
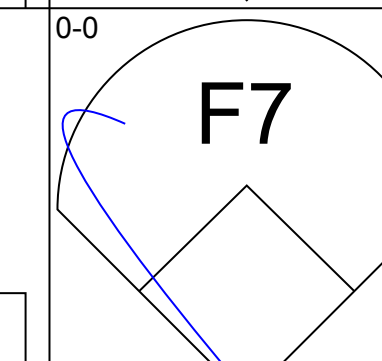
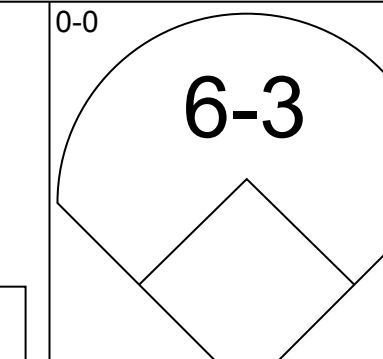
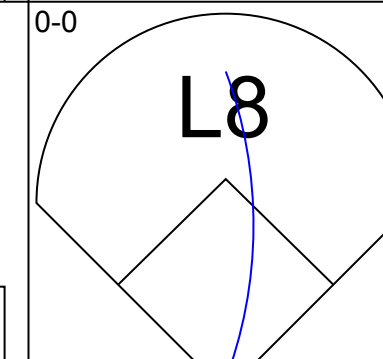
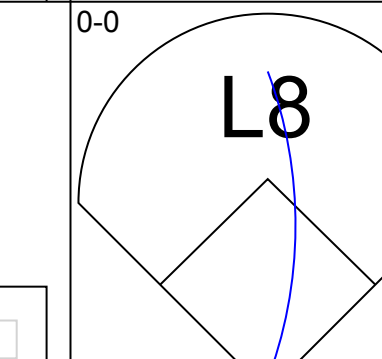
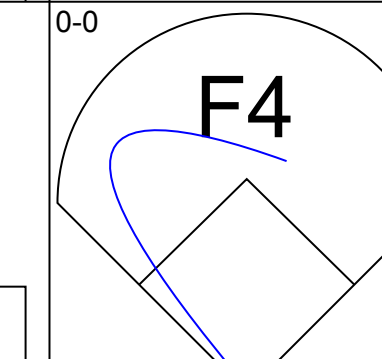
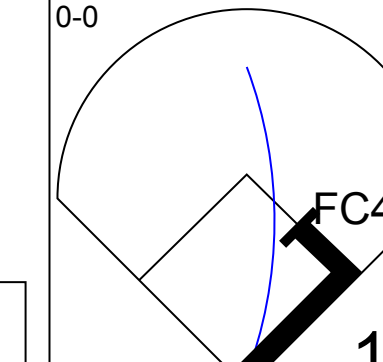
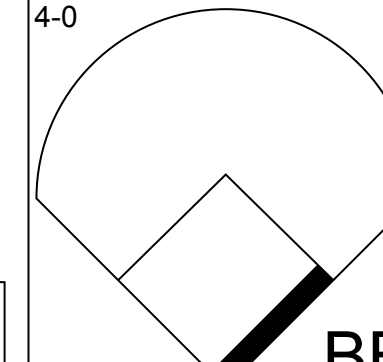
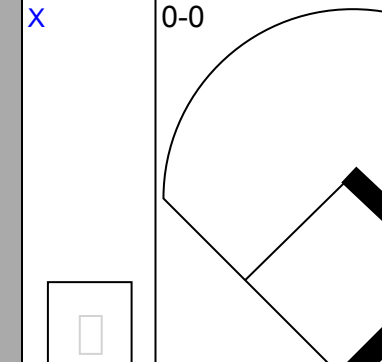

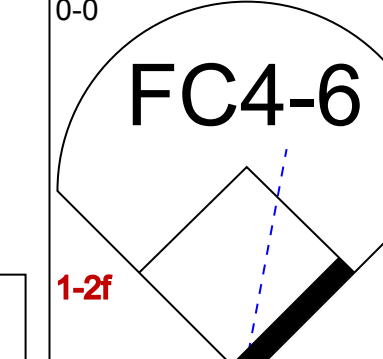
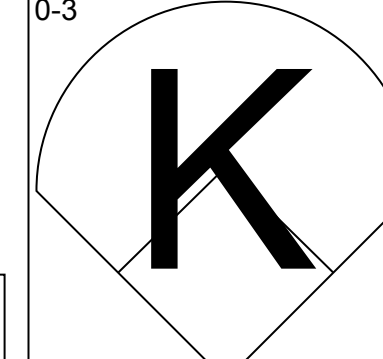
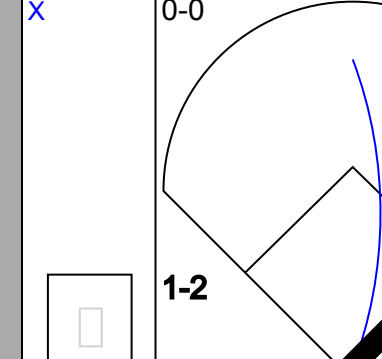

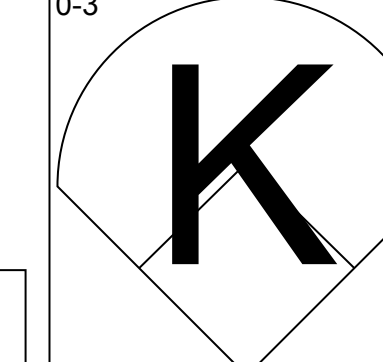
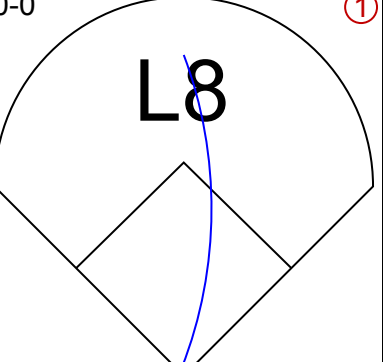
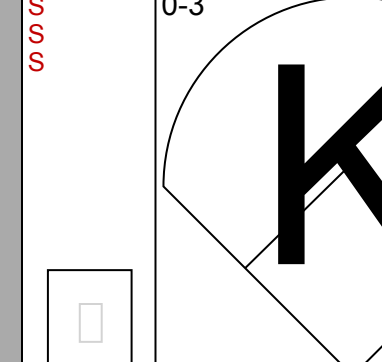
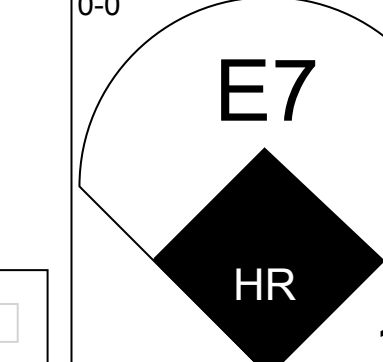
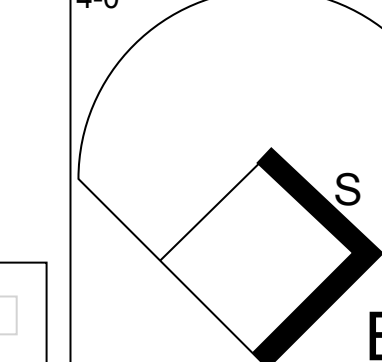
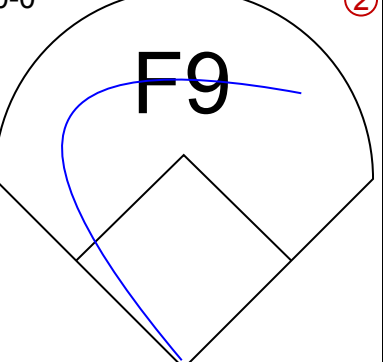
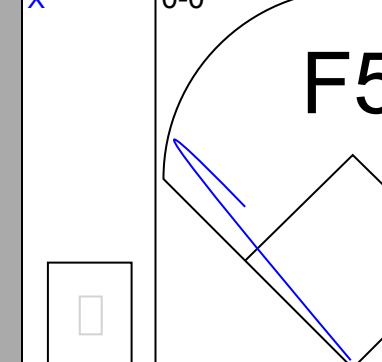
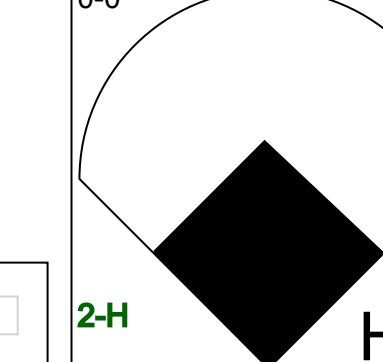
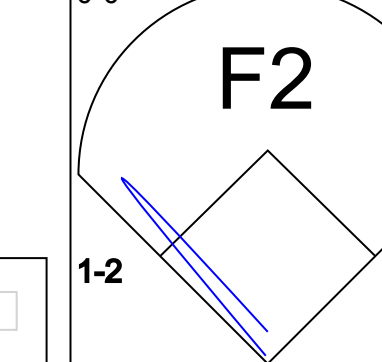
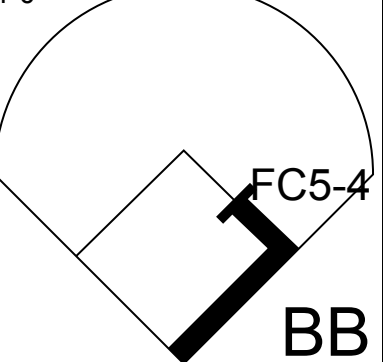
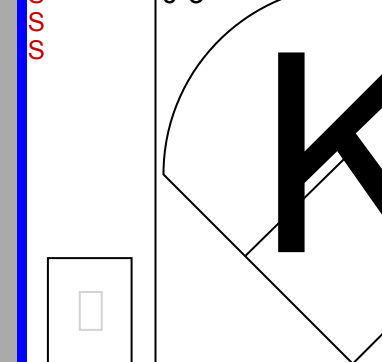
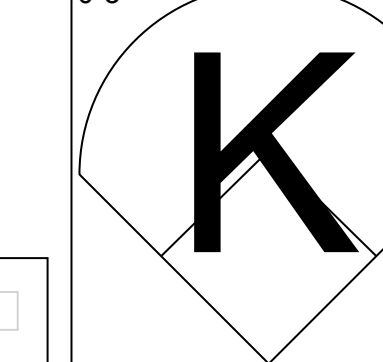

Batter	1	2	3	4	5	6	7	8	9	AB	R	H	RBI	BB	SO	LOB	BOTTOM																					
Don Buford, S OBP: 0.342, SLG: 0.388	E6 1B		5-3					CS 1B		4	1	2	0	0	0	0																						
Floyd Robinson, L OBP: 0.315, SLG: 0.353	E 1B		4-3		F8		1B	1B		4	1	2	0	0	0	1																						
John Romano, R OBP: 0.348, SLG: 0.435	K		HR			4-0 1B 9-2 BB		K		2	1	1	1	1	1	2																						
Bill Skowron, R OBP: 0.328, SLG: 0.457	1B		6-3		F3		1B			3	1	1	2	0	0	1																						
Tom McCraw, L OBP: 0.291, SLG: 0.264	2H 3H 1B						1-3 1B			1	0	1	0	0	0	0																						
Danny Cater, R OBP: 0.289, SLG: 0.412	CS 1B				K		1-3 1B		F3	4	0	2	1	0	1	2																						
Ron Hansen, R OBP: 0.306, SLG: 0.372	6-3				4-3		9-2			3	0	0	0	0	0	3																						
Ken Berry, R OBP: 0.283, SLG: 0.309			4-3		4-3			K		3	0	0	0	0	1	0																						
Al Weis, S OBP: 0.286, SLG: 0.326			1-3					F5		3	0	0	0	0	1	0																						
Bruce Howard, S Hoyt Wilhelm, R J.C. Martin, L			K		1-3			6-3		2	0	0	0	0	1	0																						
Inning Stats	R: 3 E: 2 K: 1 S: 8	H: 3 LOB: 0 BB: 0 P: 8	R: 0 E: 0 K: 1 S: 5	H: 0 LOB: 0 BB: 0 P: 5	R: 1 E: 0 K: 0 S: 4	H: 1 LOB: 0 BB: 0 P: 4	R: 0 E: 0 K: 1 S: 5	H: 0 LOB: 0 BB: 0 P: 5	R: 0 E: 0 K: 0 S: 6	H: 1 LOB: 1 BB: 0 P: 6	R: 0 E: 0 K: 0 S: 3	H: 1 LOB: 1 BB: 1 P: 7	R: 0 E: 0 K: 1 S: 5	H: 0 LOB: 0 BB: 0 P: 5	R: 0 E: 0 K: 1 S: 7	H: 3 LOB: 2 BB: 0 P: 7	1B: 8 2B: 1 3B: 0 HR: 1	SF: 0 SAC: 0 DP: 1 HBP: 0	WP: 0 PB: 0 SB: 0 CS: 2	PA: 32																		
PITCHER	IP	WLS	BF	H	R	ER	SO	BB	IBB	HBP	BLK	WP	HR	S	P	ERA	WHIP	PITCHER				IP	WLS	BF	H	R	ER	SO	BB	IBB	HBP	BLK	WP	HR	S	P	ERA	WHIP
Steve Barber, L ERA: 3.72	3.0	L	13	4	4	2	2	0	0	0	0	0	0	14	17	6.00	1.333																					
Jim Palmer, R ERA: 2.78	3.0		11	2	0	0	2	1	0	0	0	0	0	14	18	0.00	1.000																					
Robin Roberts, R ERA: 3.4	2.0		8	3	0	0	2	0	0	0	0	0	0	12	12	0.00	1.500																					

Baltimore Orioles @ Chicago White Sox
Comiskey Park, Chicago, IL
Sun Jun 27 1965, 4:38 AM EDT
Att: 28,067 - Unknown

AB 31
R 4
H 9
RBI 4
BB 1
SO 6
LOB 10



Batter	1	2	3	4	5	6	7	8	9	AB	R	H	RBI	BB	SO	LOB	TOP					
Dick McAuliffe, L (1, 6) OBP: 0.380, SLG: 0.496										3	0	0	0	1	2	0	Detroit Tigers @ Baltimore Orioles Memorial Stadium, Baltimore, MD Mon Jun 28 1965, 7:05 PM EDT Att: 13,215 - Unknown					
Jerry Lumpe, L (1, 4) OBP: 0.341, SLG: 0.344										4	1	2	0	0	0	1						
Gates Brown, L (1, 7) OBP: 0.284, SLG: 0.368										4	1	0	0	0	0	3						
Al Kaline, R (1, 8) OBP: 0.406, SLG: 0.560										4	0	1	1	0	1	2						
Willie Horton, R (1, 9) OBP: 0.375, SLG: 0.640 George Thomas, R (8, 9) OBP: 0.264, SLG: 0.373										3	0	0	1	0	1	2						
Norm Cash, L (1, 3) OBP: 0.344, SLG: 0.303										4	1	2	0	0	0	1						
Don Wert, R (1, 5) OBP: 0.319, SLG: 0.313										4	1	1	1	0	0	2						
Jackie Moore, R (1, 2) OBP: 0.193, SLG: 0.100										3	0	0	1	0	1	0						
Denny McLain, R (1, 1) OBP: 0.156, SLG: 0.100 Orlando Pena, R (9, 1) OBP: 0.200, SLG: 0.111										3	0	0	0	0	1	0						
										0	0	0	0	0	0	0						
Inning Stats	R: 0 E: 0 K: 1 S: 5	H: 0 LOB: 0 BB: 0 P: 5	R: 0 E: 0 K: 0 S: 4	H: 1 LOB: 1 BB: 0 P: 4	R: 0 E: 0 K: 2 S: 7	H: 0 LOB: 0 BB: 0 P: 7	R: 0 E: 0 K: 0 S: 4	H: 1 LOB: 1 BB: 0 P: 4	R: 1 E: 0 K: 0 S: 4	H: 1 LOB: 0 BB: 0 P: 4	R: 2 E: 1 K: 0 S: 5	H: 1 LOB: 1 BB: 1 P: 9	R: 1 E: 0 K: 0 S: 4	H: 1 LOB: 0 BB: 0 P: 4	R: 0 E: 0 K: 2 S: 8	H: 1 LOB: 1 BB: 0 P: 8		R: 0 E: 0 K: 1 S: 5	H: 0 LOB: 0 BB: 0 P: 5	1B: 4 2B: 1 3B: 0 HR: 1	SF: 2 SAC: 0 DP: 0 HBP: 0	WP: 0 PB: 0 SB: 1 CS: 0
PITCHER	IP WLS BF H R ER SO BB IBB HBP BLK WP HR S P ERA WHIP																					
Wally Bunker, R (1, 1) ERA: 3.48	7.0 L 28 5 4 2 3 1 0 0 0 0 0 1 33 37 2.57 0.857																					
Don Larsen, R (8, 1) ERA: 4.08	2.0 7 1 0 0 3 0 0 0 0 0 0 0 13 13 0.00 0.500																					

Batter	1	2	3	4	5	6	7	8	9	AB	R	H	RBI	BB	SO	LOB	BOTTOM			
Luis Aparicio, R (1, 6) OBP: 0.270, SLG: 0.369										4	1	1	0	0	0	2	Detroit Tigers @ Baltimore Orioles Memorial Stadium, Baltimore, MD Mon Jun 28 1965, 7:05 PM EDT Att: 13,215 - Unknown			
Russ Snyder, L (1, 8) OBP: 0.329, SLG: 0.308										4	0	0	1	0	1	1				
John Orsino, R (1, 2) OBP: 0.333, SLG: 0.441										4	0	0	0	0	0	0				
Brooks Robinson, R (1, 5) OBP: 0.354, SLG: 0.424										4	0	0	0	0	0	0				
Curt Blefary, L (1, 9) OBP: 0.411, SLG: 0.503										3	0	2	0	1	0	0				
Boog Powell, L (1, 3) OBP: 0.304, SLG: 0.344										4	0	1	0	0	1	2				
Jerry Adair, R (1, 4) OBP: 0.307, SLG: 0.323										4	1	1	0	0	2	3				
Sam Bowens, R (1, 7) OBP: 0.168, SLG: 0.245										3	1	1	2	1	0	2				
Wally Bunker, R (1, 1) OBP: 0.375, SLG: 0.167 Charlie Lau, L (7, PH) OBP: 0.345, SLG: 0.510 Don Larsen, R (8, 1) OBP: 0.333, SLG: 0.333 Norm Siebern, L (9, PH) OBP: 0.363, SLG: 0.442										1	0	0	0	1	0	1				
										1	0	0	0	0	1	2				
Inning Stats	R: 0 E: 0 K: 1 S: 5	H: 0 LOB: 0 BB: 0 P: 5	R: 0 E: 0 K: 1 S: 6	H: 1 LOB: 1 BB: 0 P: 6	R: 0 E: 0 K: 0 S: 3	H: 0 LOB: 1 BB: 1 P: 7	R: 0 E: 0 K: 1 S: 5	H: 0 LOB: 1 BB: 1 P: 9	R: 0 E: 0 K: 0 S: 3	H: 0 LOB: 0 BB: 0 P: 3	R: 0 E: 0 K: 2 S: 9	H: 2 LOB: 2 BB: 0 P: 9	R: 1 E: 0 K: 0 S: 4	H: 1 LOB: 0 BB: 0 P: 4	R: 2 E: 1 K: 1 S: 7	H: 2 LOB: 0 BB: 0 P: 7		1B: 4 2B: 0 3B: 1 HR: 1	SF: 0 SAC: 0 DP: 0 HBP: 0	WP: 0 PB: 0 SB: 1 CS: 0
PITCHER	IP WLS BF H R ER SO BB IBB HBP BLK WP HR S P ERA WHIP																			
Denny McLain, R (1, 1) ERA: 3.7	8.2 W 35 6 3 3 5 3 0 0 0 0 0 1 42 54 3.12 1.038																			
Orlando Pena, R (9, 1) ERA: 6.34	0.1 S 1 0 0 0 1 0 0 0 0 0 0 0 3 3 0.00 0.000																			

Batter	1	2	3	4	5	6	7	8	9	AB	R	H	RBI	BB	SO	LOB	TOP										
Dick McAuliffe, L (1, 6) OBP: 0.382, SLG: 0.496										4	0	2	0	0	1	0	Detroit Tigers @ Baltimore Orioles Memorial Stadium, Baltimore, MD Tue Jun 29 1965, 7:05 PM EDT Att: 9,425 - Unknown										
Jerry Lumpe, L (1, 4) OBP: 0.340, SLG: 0.339										3	0	0	0	1	0	3											
Gates Brown, L (1, 7) OBP: 0.271, SLG: 0.350										4	0	0	0	0	1	4											
Al Kaline, R (1, 8) OBP: 0.404, SLG: 0.555										4	0	1	0	0	1	0											
Willie Horton, R (1, 9) OBP: 0.368, SLG: 0.628										4	0	0	0	0	1	1											
Norm Cash, L (1, 3) OBP: 0.347, SLG: 0.314										4	1	2	0	0	0	1											
Don Wert, R (1, 5) OBP: 0.316, SLG: 0.310										3	0	0	0	0	0	3											
John Sullivan, L (1, 2) OBP: 0.316, SLG: 0.441									3	1	2	2	0	0	0												
Dave Wickersham, R (1, 1) Fred Gladding, L (8, 1)									2	0	0	0	0	0	0	0											
Inning Stats	R: 0 E: 0 K: 0 S: 3	H: 1 LOB: 0 BB: 0 P: 3	R: 0 E: 0 K: 1 S: 6	H: 1 LOB: 1 BB: 0 P: 6	R: 0 E: 0 K: 1 S: 5	H: 0 LOB: 0 BB: 0 P: 5	R: 0 E: 0 K: 2 S: 7	H: 0 LOB: 0 BB: 0 P: 7	R: 2 E: 0 K: 0 S: 5	H: 2 LOB: 2 BB: 0 P: 5	R: 0 E: 0 K: 0 S: 2	H: 0 LOB: 0 BB: 1 P: 6	R: 0 E: 0 K: 0 S: 4	H: 1 LOB: 1 BB: 0 P: 4	R: 0 E: 0 K: 0 S: 5	H: 2 LOB: 2 BB: 0 P: 5		R: 0 E: 0 K: 0 S: 3	H: 0 LOB: 0 BB: 0 P: 3	1B: 5 2B: 1 3B: 0 HR: 1	SF: 0 SAC: 1 DP: 2 HBP: 0	WP: 0 PB: 0 SB: 0 CS: 0	PA: 33				
PITCHER	IP	WLS	BF	H	R	ER	SO	BB	IBB	HBP	BLK	WP	HR	S	P	ERA	WHIP										
Mitt Pappas, R (1, 1) ERA: 1.84	7.0		25	5	2	2	4	1	0	0	0	0	1	32	36	2.57	0.857										
Stu Miller, R (8, 1) ERA: 1.46	2.0	W	8	2	0	0	0	0	0	0	0	0	0	8	8	0.00	1.000										

Batter	1	2	3	4	5	6	7	8	9	AB	R	H	RBI	BB	SO	LOB	BOTTOM										
Luis Aparicio, R (1, 6) OBP: 0.273, SLG: 0.367										2	0	0	0	2	1	0	Detroit Tigers @ Baltimore Orioles Memorial Stadium, Baltimore, MD Tue Jun 29 1965, 7:05 PM EDT Att: 9,425 - Unknown										
Russ Snyder, L (1, 8) OBP: 0.320, SLG: 0.299										4	0	0	0	0	0	3											
John Orsino, R (1, 2) OBP: 0.437										4	0	1	0	0	2	4											
Paul Blair, R (8, PR) OBP: 0.301, SLG: 0.309										0	1	0	0	0	0	0											
Brooks Robinson, R (1, 5) OBP: 0.361, SLG: 0.430										2	2	1	0	1	0	1											
Curt Blefary, L (1, 9) OBP: 0.410, SLG: 0.500										3	0	1	2	0	1	1											
Dick Brown, R (9, 2) OBP: 0.270, SLG: 0.293										0	0	0	0	0	0	0											
Boog Powell, L (1, 3) OBP: 0.303, SLG: 0.342										4	0	1	1	0	1	2											
Jerry Adair, R (1, 4) OBP: 0.306, SLG: 0.322										4	0	1	0	0	0	4											
Sam Bowens, R (1, 7) OBP: 0.172, SLG: 0.248										3	0	1	0	0	1	1											
Mitt Pappas, R (1, 1) OBP: 0.139, SLG: 0.222										1	0	0	0	0	0	0											
Charlie Lau, L (7, PH) OBP: 0.339, SLG: 0.500										1	0	0	0	0	1	0											
Stu Miller, R (8, 1)										0	0	0	0	0	0	0											
Inning Stats	R: 0 E: 1 K: 0 S: 4	H: 0 LOB: 1 BB: 0 P: 4	R: 0 E: 0 K: 1 S: 6	H: 1 LOB: 1 BB: 0 P: 6	R: 0 E: 0 K: 1 S: 5	H: 0 LOB: 1 BB: 1 P: 9	R: 1 E: 0 K: 0 S: 3	H: 1 LOB: 0 BB: 1 P: 7	R: 0 E: 0 K: 1 S: 6	H: 1 LOB: 2 BB: 1 P: 10	R: 0 E: 0 K: 2 S: 7	H: 0 LOB: 1 BB: 0 P: 6	R: 0 E: 0 K: 2 S: 4	H: 0 LOB: 0 BB: 0 P: 7	R: 0 E: 0 K: 1 S: 8	H: 3 LOB: 2 BB: 0 P: 8	R: 2 E: 0 K: 1 S: 8	H: 3 LOB: 2 BB: 0 P: 8	1B: 5 2B: 1 3B: 0 HR: 0	SF: 0 SAC: 2 DP: 1 HBP: 1	WP: 0 PB: 1 SB: 1 CS: 0	PA: 34					
PITCHER	IP	WLS	BF	H	R	ER	SO	BB	IBB	HBP	BLK	WP	HR	S	P	ERA	WHIP										
Dave Wickersham, R (1, 1) ERA: 4.98	7.1	L	31	5	3	3	6	3	0	1	0	0	0	39	52	3.68	1.091										
Fred Gladding, R (8, 1) ERA: 2.98	0.2		3	1	0	0	1	0	0	0	0	0	0	5	5	0.00	1.500										



Batter	1	2	3	4	5	6	7	8	9	AB	R	H	RBI	BB	SO	LOB	TOP										
Bobby Richardson, R OBP: 0.322, SLG: 0.328 (1, 4)										3	1	0	0	2	0	1	New York Yankees @ Baltimore Orioles Memorial Stadium, Baltimore, MD Wed Jun 30 1965, 7:05 PM EDT Att: 18,519 - Unknown										
Tony Kubek, L OBP: 0.250, SLG: 0.259 (1, 6)										5	1	1	0	0	0	3											
Tom Tresh, S OBP: 0.351, SLG: 0.502 (1, 8) (8, 7)										5	1	2	3	0	1	0											
Elston Howard, R OBP: 0.250, SLG: 0.312 (1, 2)										4	0	0	1	0	2	1											
Hector Lopez, R OBP: 0.271, SLG: 0.347 Roger Repoz, L (8, PH) (8, 8)										3	0	1	0	0	1	2											
Joe Pepitone, L OBP: 0.328, SLG: 0.416 (1, 3)										4	0	1	0	0	1	4											
Clete Boyer, R OBP: 0.308, SLG: 0.387 (1, 5)										4	1	1	1	0	2	2											
Phil Linz, R OBP: 0.290, SLG: 0.290 Ray Barker, L OBP: 0.368, SLG: 0.423 Ross Moschitto, R OBP: 0.158, SLG: 0.333 (8, PH) (8, FR) (8, 9)										3	1	1	0	0	0	1											
Jim Bouton, R OBP: 0.235, SLG: 0.103 Steve Hamilton, L (8, 1) Pedro Ramos, S OBP: 0.143, SLG: 0.143 (9, 1)										2	0	0	0	1	0	2											
Inning Stats	R: 1 E: 1 K: 2 S: 10	H: 2 LOB: 2 BB: 0 P: 10	R: 0 E: 0 K: 0 S: 3	H: 0 LOB: 1 BB: 1 P: 7	R: 0 E: 0 K: 1 S: 5	H: 0 LOB: 0 BB: 0 P: 5	R: 0 E: 0 K: 1 S: 6	H: 1 LOB: 1 BB: 0 P: 6	R: 0 E: 0 K: 0 S: 2	H: 1 LOB: 1 BB: 0 P: 8	R: 4 E: 0 K: 0 S: 6	H: 3 LOB: 0 BB: 1 P: 10	R: 0 E: 0 K: 1 S: 5	H: 0 LOB: 2 BB: 2 P: 13	R: 0 E: 0 K: 0 S: 3	H: 0 LOB: 0 BB: 0 P: 3		1B: 3 2B: 2 3B: 0 HR: 2	SF: 0 SAC: 1 DP: 1 HBP: 0	WP: 0 PB: 0 SB: 1 CS: 0	PA: 39						
PITCHER	IP	WLS	BF	H	R	ER	SO	BB	IBB	HBP	BLK	WP	HR	S	P	ERA	WHIP										
Dave McNally, L ERA: 3.51 Robin Roberts, R ERA: 3.33	(1, 1) (8, 1)	7.0 2.0	L 8	31 0	7 0	5 0	5 0	6 1	2 1	1 0	0 0	0 0	2 0	40 8	52 16	6.43 0.00	1.286 0.500										

Batter	1	2	3	4	5	6	7	8	9	AB	R	H	RBI	BB	SO	LOB	BOTTOM										
Luis Aparicio, R OBP: 0.278, SLG: 0.373 (1, 6)										3	1	1	0	1	1	1	New York Yankees @ Baltimore Orioles Memorial Stadium, Baltimore, MD Wed Jun 30 1965, 7:05 PM EDT Att: 18,519 - Unknown										
Russ Snyder, L OBP: 0.325, SLG: 0.304 (1, 8)										4	1	2	0	0	0	3											
John Orsino, R OBP: 0.335, SLG: 0.435 (1, 2)										3	1	1	1	0	0	1											
Brooks Robinson, R OBP: 0.359, SLG: 0.424 (1, 5)										3	0	0	0	1	1	3											
Curt Blefary, L OBP: 0.407, SLG: 0.512 (1, 7)										4	1	1	2	0	0	2											
Boog Powell, L OBP: 0.299, SLG: 0.338 Bob Johnson, R OBP: 0.286, SLG: 0.408 (8, PH) (9, 3)										3	0	0	0	0	1	2											
Sam Bowens, R OBP: 0.175, SLG: 0.248 (1, 9)										4	0	1	0	0	0	0											
Jerry Adair, R OBP: 0.305, SLG: 0.321 (1, 4)										4	0	1	0	0	0	1											
Dave McNally, R OBP: 0.074, SLG: 0.038 Norm Siebern, L OBP: 0.361, SLG: 0.439 Robin Roberts, S OBP: 0.226, SLG: 0.241 Charlie Lau, L OBP: 0.351, SLG: 0.509 Paul Blair, R OBP: 0.301, SLG: 0.309 (8, PH) (9, FR)										2	0	0	0	0	2	2											
Inning Stats	R: 2 E: 0 K: 0 S: 4	H: 2 LOB: 1 BB: 1 P: 9	R: 0 E: 0 K: 1 S: 6	H: 1 LOB: 2 BB: 1 P: 10	R: 0 E: 0 K: 1 S: 5	H: 0 LOB: 0 BB: 0 P: 5	R: 0 E: 1 K: 1 S: 6	H: 0 LOB: 1 BB: 0 P: 6	R: 0 E: 0 K: 0 S: 3	H: 0 LOB: 0 BB: 0 P: 4	R: 0 E: 0 K: 1 S: 5	H: 0 LOB: 0 BB: 0 P: 5	R: 0 E: 0 K: 1 S: 5	H: 2 LOB: 0 BB: 0 P: 5	R: 0 E: 0 K: 0 S: 4	H: 1 LOB: 1 BB: 0 P: 4		1B: 6 2B: 0 3B: 1 HR: 1	SF: 0 SAC: 0 DP: 2 HBP: 2	WP: 2 PB: 0 SB: 1 CS: 0	PA: 37						
PITCHER	IP	WLS	BF	H	R	ER	SO	BB	IBB	HBP	BLK	WP	HR	S	P	ERA	WHIP										
Jim Bouton, R ERA: 5.04 Steve Hamilton, L ERA: 1.73 Pedro Ramos, R ERA: 3.45	(1, 1) (8, 1) (9, 1)	7.2 0.1 1.0	W 1 S	32 0 4	7 0 1	4 0 0	4 0 0	5 0 0	2 0 0	2 0 0	0 0 0	0 0 0	1 1 4	38 1 4	48 1 4	4.70 0.00 0.00	1.174 0.000 1.000										

Batter	1	2	3	4	5	6	7	8	9	AB	R	H	RBI	BB	SO	LOB	TOP					
Larry Brown, R OBP: 0.301, SLG: 0.348 (1, 6)										5	0	2	1	0	2	1	Cleveland Indians @ Baltimore Orioles Memorial Stadium, Baltimore, MD Sat Jul 03 1965, 3:33 AM EDT Att: 7,403 - Unknown					
Vic Davallio, L OBP: 0.397, SLG: 0.441 (1, 8)										5	1	3	1	0	0	1						
Max Alvis, R OBP: 0.355, SLG: 0.494 (1, 5)										4	0	0	0	0	2	3						
Rocky Colavito, R OBP: 0.404, SLG: 0.555 (1, 9)										4	0	1	0	0	0	3						
Leon Wagner, L OBP: 0.359, SLG: 0.485 (1, 7)										4	1	1	1	0	1	3						
Fred Whitfield, L OBP: 0.316, SLG: 0.508 (1, 3)										4	0	3	1	0	0	0						
Joe Azcue, R OBP: 0.294, SLG: 0.263 (1, 2)										5	0	1	0	0	1	4						
Pedro Gonzalez, R OBP: 0.287, SLG: 0.391 (1, 4)										4	2	2	0	0	0	1						
Luis Tiant, R OBP: 0.086, SLG: 0.059 (1, 1)										2	0	0	0	0	1	1						
Jack Kralick, L OBP: 0.192, SLG: 0.200 (8, 1)										0	0	0	0	0	0	0						
Gary Bell, R OBP: 0.125, SLG: 0.500 (9, PH)										0	0	0	0	0	0	0						
Al Luplow, L OBP: 0.333, SLG: 0.526 (9, PH)										1	0	0	0	0	0	1						
Inning Stats	R: 0 E: 0 K: 2 S: 9	H: 2 LOB: 2 BB: 0 P: 9	R: 0 E: 0 K: 1 S: 6	H: 1 LOB: 1 BB: 0 P: 6	R: 0 E: 0 K: 1 S: 5	H: 0 LOB: 0 BB: 0 P: 5	R: 0 E: 1 K: 0 S: 4	H: 1 LOB: 1 BB: 0 P: 4	R: 0 E: 0 K: 1 S: 5	H: 0 LOB: 0 BB: 0 P: 5	R: 2 E: 0 K: 0 S: 5	H: 3 LOB: 1 BB: 0 P: 5	R: 1 E: 0 K: 0 S: 5	H: 2 LOB: 1 BB: 0 P: 5	R: 0 E: 0 K: 0 S: 5	H: 2 LOB: 2 BB: 0 P: 5	R: 1 E: 0 K: 2 S: 9	H: 2 LOB: 1 BB: 0 P: 9	1B: 12 2B: 1 3B: 0 HR: 0	SF: 0 SAC: 2 DP: 0 HBP: 0	WP: 0 PB: 0 SB: 2 CS: 0	PA: 40
PITCHER	IP WLS BF H R ER SO BB IBB HBP BLK WP HR S P ERA WHIP	7.0 30 9 3 3 5 0 0 0 0 0 0 39 39 3.86 1.286	2.0 W 10 4 1 1 2 0 0 0 0 0 0 14 14 4.50 2.000																			
Wally Bunker, R ERA: 3.51 Dick Hall, R ERA: 2.11																						

Batter	1	2	3	4	5	6	7	8	9	AB	R	H	RBI	BB	SO	LOB	BOTTOM			
Luis Aparicio, R OBP: 0.274, SLG: 0.363 (1, 6)										3	0	1	0	1	0	1	Cleveland Indians @ Baltimore Orioles Memorial Stadium, Baltimore, MD Sat Jul 03 1965, 3:33 AM EDT Att: 7,403 - Unknown			
Jackie Brandt, R OBP: 0.303, SLG: 0.426 (1, 8)										4	1	1	0	0	0	2				
Curt Bielefy, L OBP: 0.329, SLG: 0.574 Paul Blair, R OBP: 0.301, SLG: 0.309 (1, 7)										4	2	4	4	0	0	0				
Brooks Robinson, R OBP: 0.360, SLG: 0.430 (1, 5)										4	1	1	0	0	0	2				
Boog Powell, L OBP: 0.295, SLG: 0.332 (1, 3)										4	1	1	0	0	0	1				
Sam Bowers, R OBP: 0.198, SLG: 0.242 (1, 9)										4	0	1	0	0	1	2				
John Orsino, R OBP: 0.329, SLG: 0.422 Dick Hall, R OBP: 0.667, SLG: 0.714 (1, 2)										3	0	1	0	0	2	1				
Jerry Adair, R OBP: 0.305, SLG: 0.342 (1, 4)										4	1	1	3	0	0	1				
Wally Bunker, R OBP: 0.346, SLG: 0.150 Dick Brown, R OBP: 0.277, SLG: 0.300 (1, 1)										2	0	0	0	0	2	0				
Dick Brown, R OBP: 0.277, SLG: 0.300 (8, 2)										2	1	1	0	0	0	0				
Inning Stats	R: 0 E: 0 K: 0 S: 4	H: 1 LOB: 1 BB: 0 P: 4	R: 0 E: 0 K: 0 S: 4	H: 1 LOB: 0 BB: 0 P: 4	R: 0 E: 0 K: 1 S: 5	H: 1 LOB: 0 BB: 0 P: 5	R: 1 E: 0 K: 1 S: 7	H: 2 LOB: 1 BB: 0 P: 7	R: 0 E: 0 K: 1 S: 5	H: 0 LOB: 1 BB: 1 P: 9	R: 0 E: 0 K: 0 S: 3	H: 1 LOB: 0 BB: 0 P: 3	R: 0 E: 0 K: 1 S: 5	H: 0 LOB: 0 BB: 0 P: 5	R: 7 E: 0 K: 1 S: 12	H: 7 LOB: 0 BB: 0 P: 12	1B: 9 2B: 1 3B: 0 HR: 3	SF: 0 SAC: 0 DP: 2 HBP: 0	WP: 0 PB: 0 SB: 0 CS: 0	PA: 36
PITCHER	IP WLS BF H R ER SO BB IBB HBP BLK WP HR S P ERA WHIP	7.1 29 8 3 3 4 1 0 0 0 0 1 36 40 3.68 1.227	0.0 L 3 3 1 1 0 0 0 0 0 0 0 1 3 3	0.2 4 2 4 4 1 0 0 0 0 0 1 6 6 54.00 3.000																
Luis Tiant, R ERA: 3.18 Jack Kralick, L ERA: 4.5 Gary Bell, R ERA: 3.22																				

Batter	1	2	3	4	5	6	7	8	9	AB	R	H	RBI	BB	SO	LOB	TOP			
Luis Aparicio, R OBP: 0.274, SLG: 0.362										4	1	1	0	0	0	0	Baltimore Orioles @ Cleveland Indians Cleveland Municipal Stadium, Cleveland, OH Sun Jul 04 1965, 3:33 AM EDT Att: 32,756 - Unknown livebaseballscorecards.com			
Jackie Brandt, R OBP: 0.301, SLG: 0.421										4	1	1	0	0	0					
Curt Blefary, L OBP: 0.419, SLG: 0.573										2	0	1	1	2	0					
Brooks Robinson, R OBP: 0.354, SLG: 0.422										4	0	0	0	0	4					
Boog Powell, L OBP: 0.295, SLG: 0.331										4	0	1	0	0	3					
Sam Bowens, R OBP: 0.170, SLG: 0.242										4	0	1	1	0	1					
Jerry Adair, R OBP: 0.305, SLG: 0.342										3	0	1	0	0	2					
Dick Brown, R OBP: 0.265, SLG: 0.286										3	0	0	0	0	1					
Mitt Pappas, R OBP: 0.128, SLG: 0.205										3	0	0	0	0	1					
Inning Stats	R: 2 E: 0 K: 0 S: 7	H: 4 LOB: 2 BB: 0 P: 7	R: 0 E: 0 K: 0 S: 3	H: 0 LOB: 0 BB: 0 P: 3	R: 0 E: 0 K: 0 S: 3	H: 0 LOB: 1 BB: 1 P: 7	R: 0 E: 0 K: 0 S: 3	H: 1 LOB: 0 BB: 0 P: 3	R: 0 E: 0 K: 1 S: 5	H: 0 LOB: 0 BB: 0 P: 5	R: 0 E: 0 K: 1 S: 5	H: 0 LOB: 0 BB: 0 P: 5	R: 0 E: 0 K: 0 S: 3	H: 0 LOB: 0 BB: 0 P: 3	R: 0 E: 0 K: 0 S: 3	H: 1 LOB: 1 BB: 1 P: 7	1B: 6 2B: 0 3B: 0 HR: 0	SF: 0 SAC: 0 DP: 2 HBP: 0	WP: 0 PB: 0 SB: 0 CS: 0	PA: 33
PITCHER Ralph Terry, R ERA: 2.63	(1, 1)	IP: 9.0 WLS: W BF: 33	H: 6 R: 2 ER: 2 SO: 2	BB: 2 IBB: 0 HBP: 0 BLK: 0	WP: 0 HR: 0 S: 35 P: 43	ERA: 2.00 WHIP: 0.889														

Batter	1	2	3	4	5	6	7	8	9	AB	R	H	RBI	BB	SO	LOB	BOTTOM			
Dick Howser, R OBP: 0.367, SLG: 0.295										3	1	0	0	1	0	2	Baltimore Orioles @ Cleveland Indians Cleveland Municipal Stadium, Cleveland, OH Sun Jul 04 1965, 3:33 AM EDT Att: 32,756 - Unknown livebaseballscorecards.com			
Vic Davallilo, L OBP: 0.365, SLG: 0.437										3	1	0	0	1	1					
Max Alvis, R OBP: 0.350, SLG: 0.487										4	0	0	0	0	3					
Rocky Colavito, R OBP: 0.409, SLG: 0.561										4	1	3	2	0	0					
Leon Wagner, L OBP: 0.361, SLG: 0.496										4	1	2	2	0	2					
Fred Whitfield, L OBP: 0.314, SLG: 0.503										4	0	1	0	0	1					
Duke Sims, L OBP: 0.182, SLG: 0.364										3	0	0	0	0	2					
Pedro Gonzalez, R OBP: 0.288, SLG: 0.397										3	0	1	0	0	0					
Ralph Terry, R OBP: 0.189, SLG: 0.176										3	0	0	0	2	2					
Inning Stats	R: 0 E: 0 K: 1 S: 5	H: 0 LOB: 0 BB: 0 P: 5	R: 0 E: 0 K: 0 S: 4	H: 1 LOB: 1 BB: 0 P: 4	R: 0 E: 0 K: 1 S: 5	H: 0 LOB: 0 BB: 0 P: 5	R: 0 E: 0 K: 0 S: 3	H: 1 LOB: 1 BB: 1 P: 7	R: 0 E: 0 K: 0 S: 3	H: 0 LOB: 0 BB: 0 P: 3	R: 2 E: 1 K: 1 S: 7	H: 1 LOB: 1 BB: 1 P: 11	R: 0 E: 0 K: 0 S: 5	H: 2 LOB: 2 BB: 0 P: 5	R: 0 E: 0 K: 0 S: 5	H: 2 LOB: 0 BB: 0 P: 5	1B: 4 2B: 2 3B: 0 HR: 1	SF: 0 SAC: 0 DP: 1 HBP: 0	WP: 0 PB: 0 SB: 0 CS: 0	PA: 33
PITCHER Mitt Pappas, R ERA: 1.87	(1, 1)	IP: 8.0 WLS: L BF: 33	H: 7 R: 4 ER: 2 SO: 3	BB: 2 IBB: 0 HBP: 0 BLK: 0	WP: 0 HR: 1 S: 37 P: 45	ERA: 2.25 WHIP: 1.125														

Batter	1	2	3	4	5	6	7	8	9	AB	R	H	RBI	BB	SO	LOB	TOP						
Luis Aparicio, R OBP: 0.277, SLG: 0.368 Bob Johnson, R OBP: 0.291, SLG: 0.413	0-0 4-3	0-0 FC5-4		0-0 2B 3B		1-0 HBP		0-0 1B		3	1	1	1	0	0	1							
Jackie Brandt, R OBP: 0.304, SLG: 0.423	4-0 1B BB		0-0 F2	0-0 3B 2B		0-0 F8		0-0 F8		4	1	1	1	1	0	2							
Curt Bielefy, L Stu Miller, R	0-0 E3 1B 1-2		0-0 F8	0-0 F8			0-0 SH1-3 2B 1B		0-0 1-3	5	2	1	0	0	0	2							
Brooks Robinson, R OBP: 0.352, SLG: 0.419	0-0 F7		0-0 1B		0-0 5-3		0-0 SH1-3		0-0 G3	4	0	1	0	0	0	2							
Boog Powell, L OBP: 0.297, SLG: 0.336	0-0 1B		0-0 F4		0-0 G3		0-0 2B		0-0 3-1	5	0	2	3	0	0	1							
Sam Bowens, R OBP: 0.165, SLG: 0.235	0-0 F6			0-3 K	0-0 F7		0-0 6-3			4	0	0	0	0	1	2							
Jerry Adair, R OBP: 0.308, SLG: 0.344		0-0 FC4-6 1B		0-0 2B 1B		0-0 F3	0-0 F9			4	1	2	0	0	0	1	AB 38						
Dick Brown, R OBP: 0.278, SLG: 0.358		0-3 K		0-0 4-3 3B 2B		0-0 HR		0-0 F5		4	2	2	2	0	1	1	R 7						
Dave McNally, R OBP: 0.074, SLG: 0.038 Robin Roberts, S OBP: 0.209, SLG: 0.212 Russ Snyder, L OBP: 0.329, SLG: 0.309	0-0 FC4-6 1-2		0-0 FC5-4	0-0 4-3	0-0 3-1		0-0 K			0	0	0	0	0	0	0	H 11						
										4	0	0	0	0	1	2	RBI 7						
										0	0	0	0	0	0	0	BB 1						
										4	0	0	0	0	1	2	SO 3						
										0	0	0	0	0	0	0	LOB 14						
										4	0	0	0	0	0	0							
Inning Stats	R: 2 E: 1 K: 0 S: 5	H: 1 LOB: 1 BB: 1 P: 9	R: 0 E: 0 K: 1 S: 6	H: 1 LOB: 1 BB: 0 P: 6	R: 0 E: 0 K: 1 S: 4	H: 1 LOB: 1 BB: 0 P: 4	R: 3 E: 0 K: 1 S: 9	H: 4 LOB: 1 BB: 0 P: 9	R: 0 E: 0 K: 0 S: 3	H: 0 LOB: 0 BB: 0 P: 3	R: 1 E: 0 K: 0 S: 4	H: 1 LOB: 1 BB: 0 P: 5	R: 1 E: 0 K: 0 S: 5	H: 2 LOB: 1 BB: 0 P: 5	R: 0 E: 0 K: 1 S: 6	H: 1 LOB: 1 BB: 0 P: 6	R: 0 E: 0 K: 0 S: 3	H: 0 LOB: 0 BB: 0 P: 3	1B: 6 2B: 3 3B: 1 HR: 1	SF: 0 SAC: 1 DP: 0 HBP: 1	WP: 0 PB: 0 SB: 0 CS: 0	PA: 41	
PITCHER	IP WLS BF H R ER SO BB IBB HBP BLK WP HR S P ERA WHIP	IP WLS BF H R ER SO BB IBB HBP BLK WP HR S P ERA WHIP	IP WLS BF H R ER SO BB IBB HBP BLK WP HR S P ERA WHIP	IP WLS BF H R ER SO BB IBB HBP BLK WP HR S P ERA WHIP	IP WLS BF H R ER SO BB IBB HBP BLK WP HR S P ERA WHIP	IP WLS BF H R ER SO BB IBB HBP BLK WP HR S P ERA WHIP	IP WLS BF H R ER SO BB IBB HBP BLK WP HR S P ERA WHIP	IP WLS BF H R ER SO BB IBB HBP BLK WP HR S P ERA WHIP	IP WLS BF H R ER SO BB IBB HBP BLK WP HR S P ERA WHIP	IP WLS BF H R ER SO BB IBB HBP BLK WP HR S P ERA WHIP	IP WLS BF H R ER SO BB IBB HBP BLK WP HR S P ERA WHIP	IP WLS BF H R ER SO BB IBB HBP BLK WP HR S P ERA WHIP	IP WLS BF H R ER SO BB IBB HBP BLK WP HR S P ERA WHIP	IP WLS BF H R ER SO BB IBB HBP BLK WP HR S P ERA WHIP	IP WLS BF H R ER SO BB IBB HBP BLK WP HR S P ERA WHIP	IP WLS BF H R ER SO BB IBB HBP BLK WP HR S P ERA WHIP	IP WLS BF H R ER SO BB IBB HBP BLK WP HR S P ERA WHIP	IP WLS BF H R ER SO BB IBB HBP BLK WP HR S P ERA WHIP	IP WLS BF H R ER SO BB IBB HBP BLK WP HR S P ERA WHIP	IP WLS BF H R ER SO BB IBB HBP BLK WP HR S P ERA WHIP	IP WLS BF H R ER SO BB IBB HBP BLK WP HR S P ERA WHIP	IP WLS BF H R ER SO BB IBB HBP BLK WP HR S P ERA WHIP	IP WLS BF H R ER SO BB IBB HBP BLK WP HR S P ERA WHIP

Baltimore Orioles @ Kansas City Athletics
Municipal Stadium, Kansas City, MO
Mon Jul 05 1965, 4:33 AM EDT
Att: 6,386 - Unknown

AB 38
R 7
H 11
RBI 7
BB 1
SO 3
LOB 14



Batter	1	2	3	4	5	6	7	8	9	AB	R	H	RBI	BB	SO	LOB	BOTTOM						
Bert Campaneris, R OBP: 0.315, SLG: 0.394	0-0 S 2B 1B		0-3 K	0-0 F5			0-0 E SF8 1B		0-0 F8 1B	5	2	3	0	0	1	1							
Jim Landis, R OBP: 0.369, SLG: 0.377	0-0 1B SF8 2B		0-0 6-3	0-3 K			0-0 E1		0-0 F8 1B	5	1	2	1	0	1	2							
Ed Charles, R OBP: 0.333, SLG: 0.415	0-0 BB 1B		0-0 F8		0-0 5-3		0-0 SF8		0-0 F8	4	1	1	1	0	0	2							
Ken Harrelson, R OBP: 0.329, SLG: 0.444	0-0 SF8		0-0 E6 1B		0-3 K		0-3 K		0-0 F7	4	0	0	1	0	2	2							
Mike Hershberger, R OBP: 0.292, SLG: 0.307	0-0 F8		0-0 1-2 1B		0-0 6-3		0-0 F6			4	0	1	0	0	0	2							
Dick Green, R OBP: 0.336, SLG: 0.390 Jim Dickson, L	4-0 1B BB		0-3 K		0-0 F8		0-0 F7			2	0	0	0	1	1	2							
Billy Bryan, L OBP: 0.304, SLG: 0.420	1-2 BB									0	0	0	0	0	0	0							
Tommie Reynolds, R OBP: 0.320, SLG: 0.302	0-0 1-2 2H 1B		0-0 4-3		0-0 5-3		0-0 F5			4	0	1	1	0	0	2							
Rene Lachemann, R OBP: 0.262, SLG: 0.384 Wes Stock, R	0-0 F4			0-3 K		0-0 E5		0-0 2B		4	0	1	0	0	1	2							
										0	0	0	0	0	0	0							
										1	0	0	0	0	1	0							
										1	0	1	0	0	0	0							
										0	0	0	0	0	0	0							
										2	0	0	0	0	0	2							
Inning Stats	R: 3 E: 0 K: 0 S: 7	H: 4 LOB: 2 BB: 1 P: 11	R: 0 E: 0 K: 2 S: 7	H: 0 LOB: 0 BB: 0 P: 7	R: 0 E: 1 K: 1 S: 7	H: 1 LOB: 2 BB: 0 P: 7	R: 0 E: 0 K: 2 S: 8	H: 1 LOB: 1 BB: 0 P: 8	R: 0 E: 0 K: 1 S: 5	H: 0 LOB: 0 BB: 0 P: 5	R: 0 E: 1 K: 0 S: 4	H: 0 LOB: 1 BB: 0 P: 4	R: 1 E: 1 K: 1 S: 7	H: 1 LOB: 1 BB: 0 P: 7	R: 0 E: 0 K: 0 S: 4	H: 1 LOB: 1 BB: 0 P: 4	R: 0 E: 0 K: 0 S: 4	H: 2 LOB: 1 BB: 0 P: 4	1B: 8 2B: 2 3B: 0 HR: 0	SF: 2 SAC: 0 DP: 0 HBP: 0	WP: 0 PB: 0 SB: 1 CS: 0	PA: 40	
PITCHER	IP WLS BF H R ER SO BB IBB HBP BLK WP HR S P ERA WHIP	IP WLS BF H R ER SO BB IBB HBP BLK WP HR S P ERA WHIP	IP WLS BF H R ER SO BB IBB HBP BLK WP HR S P ERA WHIP	IP WLS BF H R ER SO BB IBB HBP BLK WP HR S P ERA WHIP	IP WLS BF H R ER SO BB IBB HBP BLK WP HR S P ERA WHIP	IP WLS BF H R ER SO BB IBB HBP BLK WP HR S P ERA WHIP	IP WLS BF H R ER SO BB IBB HBP BLK WP HR S P ERA WHIP	IP WLS BF H R ER SO BB IBB HBP BLK WP HR S P ERA WHIP	IP WLS BF H R ER SO BB IBB HBP BLK WP HR S P ERA WHIP	IP WLS BF H R ER SO BB IBB HBP BLK WP HR S P ERA WHIP	IP WLS BF H R ER SO BB IBB HBP BLK WP HR S P ERA WHIP	IP WLS BF H R ER SO BB IBB HBP BLK WP HR S P ERA WHIP	IP WLS BF H R ER SO BB IBB HBP BLK WP HR S P ERA WHIP	IP WLS BF H R ER SO BB IBB HBP BLK WP HR S P ERA WHIP	IP WLS BF H R ER SO BB IBB HBP BLK WP HR S P ERA WHIP	IP WLS BF H R ER SO BB IBB HBP BLK WP HR S P ERA WHIP	IP WLS BF H R ER SO BB IBB HBP BLK WP HR S P ERA WHIP	IP WLS BF H R ER SO BB IBB HBP BLK WP HR S P ERA WHIP	IP WLS BF H R ER SO BB IBB HBP BLK WP HR S P ERA WHIP	IP WLS BF H R ER SO BB IBB HBP BLK WP HR S P ERA WHIP	IP WLS BF H R ER SO BB IBB HBP BLK WP HR S P ERA WHIP	IP WLS BF H R ER SO BB IBB HBP BLK WP HR S P ERA WHIP	IP WLS BF H R ER SO BB IBB HBP BLK WP HR S P ERA WHIP

Baltimore Orioles @ Kansas City Athletics
Municipal Stadium, Kansas City, MO
Mon Jul 05 1965, 4:33 AM EDT
Att: 6,386 - Unknown

AB 37
R 4
H 10
RBI 4
BB 1
SO 7
LOB 17



Batter	1	2	3	4	5	6	7	8	9	AB	R	H	RBI	BB	SO	LOB	TOP										
Jackie Brandt, R OBP: 0.295, SLG: 0.409	F5		6-3	F7		F7			F8	5	0	0	0	0	0	3											
Bob Johnson, R OBP: 0.303, SLG: 0.432	G3 1B BB				7-5-4 2B		K		6-3	4	1	2	0	1	1	0											
Curt Bieleary, L OBP: 0.404, SLG: 0.548 Russ Snyder, L OBP: 0.329, SLG: 0.309	G3 1-2		F9		7-5-4 2-3f		G3		F8	5	0	0	0	0	0	3											
Brooks Robinson, R OBP: 0.358, SLG: 0.422			F2							3	0	2	1	1	0	1											
Boog Powell, L OBP: 0.296, SLG: 0.335	K			4-3						4	0	1	0	0	2	2											
Sam Bowens, R OBP: 0.175, SLG: 0.231			F2		1B S SF9 BB					2	2	0	0	2	0	2											
Jerry Adair, R OBP: 0.310, SLG: 0.346			F9				F9			4	0	2	1	0	0	0											
Dick Brown, R OBP: 0.289, SLG: 0.357			K							3	0	1	0	1	1	1											
Steve Barber, L OBP: 0.214, SLG: 0.292 Dick Hall, R OBP: 0.667, SLG: 0.714					SF9 HR		SH1-4		K	2	1	1	2	0	1	1											
Inning Stats	R: 1 E: 0 K: 1 S: 6	H: 1 LOB: 1 BB: 1 P: 10	R: 0 E: 0 K: 1 S: 5	H: 0 LOB: 0 BB: 0 P: 5	R: 1 E: 0 K: 0 S: 5	H: 2 LOB: 1 BB: 0 P: 5	R: 1 E: 0 K: 0 S: 4	H: 1 LOB: 2 BB: 2 P: 12	R: 0 E: 0 K: 0 S: 5	H: 3 LOB: 2 BB: 0 P: 5	R: 0 E: 0 K: 2 S: 7	H: 0 LOB: 1 BB: 1 P: 11	R: 1 E: 0 K: 1 S: 5	H: 1 LOB: 0 BB: 1 P: 9	R: 0 E: 0 K: 0 S: 3	H: 0 LOB: 0 BB: 0 P: 3	1B: 6 2B: 3 3B: 0 HR: 1	SF: 1 SAC: 1 DP: 1 HBP: 0	WP: 0 PB: 0 SB: 2 CS: 0	PA: 39							
PITCHER	IP	WLS	BF	H	R	ER	SO	BB	IBB	HBP	BLK	WP	HR	S	P	ERA	WHIP										
Catfish Hunter, R ERA: 5.28	5.0	L	24	7	3	3	2	2	1	0	0	0	1	25	37	5.40	1.800										
Jim Dickson, R ERA: 4.79	1.0		4	1	0	0	0	0	0	0	0	0	0	4	4	0.00	1.000										
Jesse Hickman, R ERA: 6.97	2.0		8	1	1	1	3	2	0	0	0	0	0	12	20	4.50	1.500										
John Wyatt, R ERA: 2.65	1.0		3	0	0	0	0	0	0	0	0	0	0	3	3	0.00	0.000										

Baltimore Orioles @ Kansas City Athletics
Municipal Stadium, Kansas City, MO
Tue Jul 06 1965, 8:05 PM EDT
Att: 3,504 - Unknown

AB 32
R 4
H 9
RBI 4
BB 5
SO 5
LOB 13



Batter	1	2	3	4	5	6	7	8	9	AB	R	H	RBI	BB	SO	LOB	BOTTOM										
Bert Campaneris, R OBP: 0.311, SLG: 0.389	L8		6-3			6-3			6-3	4	0	0	0	0	0	0											
Jim Landis, R OBP: 0.366, SLG: 0.370	K		F3			5-3				3	0	0	0	1	1	0											
Ed Charles, R OBP: 0.332, SLG: 0.410	K			K						3	0	0	0	1	2	0											
Ken Harrelson, R OBP: 0.332, SLG: 0.442										3	0	1	0	1	0	2											
Mike Hershberger, R OBP: 0.288, SLG: 0.302			F9		G5-4-3 1-2f					3	0	0	0	0	0	2											
Dick Green, R OBP: 0.336, SLG: 0.389										3	0	1	0	0	1	0											
Tommie Reynolds, R OBP: 0.302, SLG: 0.283			FC6-4-2-5-3 1-2 2-3							3	0	0	0	0	0	2											
Rene Lachemann, R OBP: 0.264, SLG: 0.412										3	1	1	1	0	1	0											
Catfish Hunter, R ERA: 5.28 Jim Dickson, L Skip Lockwood, R OBP: 0.320, SLG: 0.346 Jesse Hickman, R John Wyatt, R Nelson Mathews, R OBP: 0.316, SLG: 0.336										1	0	0	0	0	1	0											
Inning Stats	R: 0 E: 0 K: 2 S: 7	H: 0 LOB: 0 BB: 0 P: 7	R: 0 E: 0 K: 0 S: 3	H: 1 LOB: 1 BB: 1 P: 7	R: 1 E: 0 K: 1 S: 6	H: 1 LOB: 0 BB: 0 P: 6	R: 0 E: 0 K: 1 S: 5	H: 1 LOB: 0 BB: 0 P: 5	R: 0 E: 0 K: 1 S: 5	H: 0 LOB: 0 BB: 0 P: 5	R: 0 E: 0 K: 1 S: 3	H: 0 LOB: 0 BB: 0 P: 3	R: 0 E: 0 K: 1 S: 5	H: 0 LOB: 0 BB: 0 P: 5	R: 0 E: 0 K: 1 S: 5	H: 0 LOB: 2 BB: 2 P: 13	1B: 2 2B: 1 3B: 0 HR: 1	SF: 0 SAC: 0 DP: 2 HBP: 0	WP: 0 PB: 0 SB: 0 CS: 0	PA: 31							
PITCHER	IP	WLS	BF	H	R	ER	SO	BB	IBB	HBP	BLK	WP	HR	S	P	ERA	WHIP										
Steve Barber, L ERA: 3.39	8.2	W	30	3	1	1	8	3	0	0	0	0	1	43	55	1.04	0.692										
Dick Hall, R ERA: 2.09	0.1	S	1	0	0	0	0	0	0	0	0	0	0	1	1	0.00	0.000										

Baltimore Orioles @ Kansas City Athletics
Municipal Stadium, Kansas City, MO
Tue Jul 06 1965, 8:05 PM EDT
Att: 3,504 - Unknown

AB 28
R 1
H 3
RBI 1
BB 3
SO 8
LOB 6




Batter	1	2	3	4	5	6	7	8	9	AB	R	H	RBI	BB	SO	LOB	TOP								
Jackie Brandt, R OBP: 0.300, SLG: 0.408	F9			F9		E				3	0	1	1	1	0	0	Baltimore Orioles @ Kansas City Athletics Municipal Stadium, Kansas City, MO Wed Jul 07 1965, 8:05 PM EDT Att: 5,116 - Unknown								
Bob Johnson, R OBP: 0.294, SLG: 0.419	E6			F3		9-2		F9		4	0	0	0	0	0	3									
Curt Bielefy, L OBP: 0.397, SLG: 0.536 Russ Snyder, L OBP: 0.329, SLG: 0.309	G4-6-3			4-3		3-1			K	4	0	0	0	0	1	2									
Brooks Robinson, R OBP: 0.357, SLG: 0.419					5-3				6-3	4	0	1	0	0	0	0									
Sam Bowens, R OBP: 0.177, SLG: 0.246					5-3				F7	4	0	1	0	0	0	1									
Boog Powell, L OBP: 0.300, SLG: 0.336										2	0	1	0	1	1	0									
Jerry Adair, R OBP: 0.307, SLG: 0.343					L6					3	0	0	0	0	1	2									
Dick Brown, R OBP: 0.291, SLG: 0.370					F8					3	1	1	0	0	0	0									
John Miller, R OBP: 0.429, SLG: 0.200 Stu Miller, R (7, 1)				4-3						2	0	1	0	0	0	0									
										1	0	0	0	0	0	0									
Inning Stats	R: 0 E: 1 K: 0 S: 3	H: 0 LOB: 0 BB: 0 P: 3	R: 0 E: 0 K: 1 S: 5	H: 1 LOB: 0 BB: 0 P: 5	R: 0 E: 0 K: 0 S: 3	H: 0 LOB: 0 BB: 0 P: 3	R: 0 E: 0 K: 0 S: 3	H: 0 LOB: 0 BB: 0 P: 3	R: 0 E: 0 K: 0 S: 4	H: 1 LOB: 1 BB: 0 P: 4	R: 1 E: 1 K: 0 S: 5	H: 3 LOB: 1 BB: 0 P: 5	R: 0 E: 0 K: 1 S: 5	H: 1 LOB: 1 BB: 1 P: 9	R: 0 E: 0 K: 0 S: 3	H: 0 LOB: 1 BB: 1 P: 7	R: 0 E: 0 K: 1 S: 5	H: 0 LOB: 0 BB: 0 P: 5	1B: 4 2B: 2 3B: 1 HR: 0	SF: 0 SAC: 0 DP: 3 HBP: 0	WP: 0 PB: 0 CS: 0	PA: 32			
PITCHER	IP	WLS	BF	H	R	ER	SO	BB	IBB	HBP	BLK	WP	HR	S	P	ERA	WHIP								
John O'Donoghue, L ERA: 3.94	(1, 1)	7.0	L	25	6	1	1	2	1	0	0	0	0	28	32	1.29	1.000								
John Wyatt, R ERA: 2.52	(8, 1)	2.0		7	0	0	0	1	1	0	0	0	0	8	12	0.00	0.500								

AB	30
R	1
H	6
RBI	1
BB	2
SO	3
LOB	8



Batter	1	2	3	4	5	6	7	8	9	AB	R	H	RBI	BB	SO	LOB	BOTTOM								
Jim Landis, R OBP: 0.360, SLG: 0.364 Nelson Mathews, R OBP: 0.315, SLG: 0.364	F2	K					FC4-6			3	0	0	0	0	1	2	Baltimore Orioles @ Kansas City Athletics Municipal Stadium, Kansas City, MO Wed Jul 07 1965, 8:05 PM EDT Att: 5,116 - Unknown								
Wayne Causey, L OBP: 0.351, SLG: 0.307	K				L6		F9			4	0	0	0	0	1	2									
Ed Charles, R OBP: 0.334, SLG: 0.409										3	0	1	0	1	0	0									
Ken Harrelson, R OBP: 0.335, SLG: 0.443										4	0	2	0	0	1	1									
Mike Hershberger, R OBP: 0.288, SLG: 0.298										3	0	0	0	1	0	4									
Tommie Reynolds, R OBP: 0.298, SLG: 0.280										4	0	1	0	0	0	2									
Billy Bryan, L OBP: 0.311, SLG: 0.421 Jesse Hickman, R (7, PR)										2	0	1	0	0	0	0									
Rene Lachemann, R OBP: 0.264, SLG: 0.412 Bert Campaneris, R OBP: 0.310, SLG: 0.387										0	0	0	0	0	0	0									
Dick Green, R OBP: 0.332, SLG: 0.383										3	0	0	0	0	1	2									
John O'Donoghue, R OBP: 0.290, SLG: 0.300 Santiago Rosario, L OBP: 0.333, SLG: 0.200 John Wyatt, R (8, PH) Johnny Blanchard, L OBP: 0.273, SLG: 0.283										2	0	0	0	0	2	2									
										0	0	0	0	1	0	0									
										0	0	0	0	0	0	0									
										1	0	0	0	0	0	0									
Inning Stats	R: 0 E: 0 K: 1 S: 6	H: 1 LOB: 2 BB: 1 P: 10	R: 0 E: 0 K: 3 S: 11	H: 2 LOB: 2 BB: 0 P: 11	R: 0 E: 0 K: 0 S: 4	H: 1 LOB: 1 BB: 0 P: 4	R: 0 E: 0 K: 0 S: 3	H: 0 LOB: 0 BB: 0 P: 3	R: 0 E: 0 K: 1 S: 5	H: 0 LOB: 0 BB: 0 P: 5	R: 0 E: 0 K: 1 S: 5	H: 0 LOB: 1 BB: 1 P: 9	R: 0 E: 0 K: 0 S: 3	H: 0 LOB: 2 BB: 1 P: 8	R: 0 E: 0 K: 0 S: 4	H: 1 LOB: 1 BB: 0 P: 4	R: 0 E: 0 K: 1 S: 5	H: 0 LOB: 0 BB: 0 P: 5	1B: 5 2B: 0 3B: 0 HR: 0	SF: 0 SAC: 1 DP: 0 HBP: 1	WP: 1 PB: 0 CS: 0	PA: 36			
PITCHER	IP	WLS	BF	H	R	ER	SO	BB	IBB	HBP	BLK	WP	HR	S	P	ERA	WHIP								
John Miller, R ERA: 3.48	(1, 1)	6.1	W	27	4	0	0	6	3	0	0	0	0	35	48	0.00	1.105								
Stu Miller, R ERA: 1.37	(7, 1)	2.2	S	9	1	0	0	1	0	0	0	0	0	11	11	0.00	0.375								



Batter	1	2	3	4	5	6	7	8	9	AB	R	H	RBI	BB	SO	LOB	TOP					
Tom McCraw, L (1, 7) OBP: 0.288, SLG: 0.286	4-0 CS BB		4-0 CS BB			0-0 F7		0-3 K		2	0	0	0	2	1	1	Chicago White Sox @ Baltimore Orioles Memorial Stadium, Baltimore, MD Fri Jul 09 1965, 7:05 PM EDT Att: 25,239 - Unknown					
Don Buford, S (1, 4) OBP: 0.346, SLG: 0.397	0-3 K		0-0 5-3			0-3 K		0-0 4-3		4	0	0	0	0	2	2						
Floyd Robinson, L (1, 9) OBP: 0.316, SLG: 0.354	0-3 K			0-0 4-3		0-0 L3		0-0 F7		4	0	0	0	0	1	0						
John Romano, R (1, 2) OBP: 0.347, SLG: 0.423		0-3 K		0-0 F7		0-0 4-3		0-0 4-3		4	0	0	0	0	1	0						
J.C. Martin, L (1, 3) OBP: 0.363, SLG: 0.375		0-3 K		0-0 F8		0-0 4-3				3	0	0	0	0	1	0						
Danny Cater, R (1, 5) OBP: 0.306, SLG: 0.425		0-0 1B			0-0 F7		0-0 F8			3	0	1	0	0	0	0						
Ron Hansen, R (1, 6) OBP: 0.297, SLG: 0.351		0-0 1B		0-0 6-3				0-0 SH3-4 1B		3	0	2	0	0	0	0						
Ken Berry, R (1, 8) OBP: 0.258, SLG: 0.320		0-0 1-3			0-0 1B			0-0 SH3-4 1-2		2	0	1	0	0	0	2						
Bruce Howard, S (1, 1) OBP: 0.222, SLG: 0.217			0-3 K			0-0 L3		0-0 F6		2	0	0	0	0	1	1						
Smoky Burgess, L (8, PH) OBP: 0.347, SLG: 0.442										1	0	0	0	0	0	1						
Hoyt Wilhelm, R (8, 1)										0	0	0	0	0	0	0						
Inning Stats	R: 0 E: 0 K: 2 S: 6	H: 0 LOB: 0 BB: 1 P: 10	R: 0 E: 0 K: 2 S: 9	H: 2 LOB: 2 BB: 0 P: 9	R: 0 E: 0 K: 1 S: 4	H: 0 LOB: 0 BB: 1 P: 8	R: 0 E: 0 K: 0 S: 3	H: 0 LOB: 0 BB: 0 P: 3	R: 0 E: 0 K: 0 S: 4	H: 1 LOB: 1 BB: 0 P: 4	R: 0 E: 0 K: 1 S: 5	H: 0 LOB: 0 BB: 0 P: 5	R: 0 E: 0 K: 0 S: 3	H: 0 LOB: 0 BB: 0 P: 3	R: 0 E: 0 K: 1 S: 6	H: 1 LOB: 1 BB: 0 P: 6	R: 0 E: 0 K: 0 S: 3	H: 0 LOB: 0 BB: 0 P: 3	1B: 4 2B: 0 3B: 0 HR: 0	SF: 0 SAC: 1 DP: 0 HBP: 0	WP: 0 PB: 0 CS: 2	PA: 31
PITCHER Mitt Pappas, R (1, 1) ERA: 1.74	IP: 9.0 WLS: W BF: 31 H: 4 R: 0 ER: 0 SO: 7 BB: 2 IBB: 0 HBP: 0 BLK: 0 WP: 0 HR: 0 S: 43 P: 51 ERA: 0.00 WHIP: 0.667															PITCHER						

Batter	1	2	3	4	5	6	7	8	9	AB	R	H	RBI	BB	SO	LOB	BOTTOM			
Russ Snyder, L (1, 8) OBP: 0.335, SLG: 0.315	0-0 B1-3	0-0 4-3			4-0 BB		0-0 4-3			3	0	0	0	1	0	4	Chicago White Sox @ Baltimore Orioles Memorial Stadium, Baltimore, MD Fri Jul 09 1965, 7:05 PM EDT Att: 25,239 - Unknown			
Bob Johnson, R (1, 6) OBP: 0.297, SLG: 0.409	0-0 5-3		0-0 6-3		4-0 1-2 BB		0-0 F7			3	0	0	0	1	0	1				
Curt Bielefy, L (1, 7) OBP: 0.397, SLG: 0.528	0-0 L6		0-0 B1-3		0-3 K			0-3 K		4	0	0	0	0	2	2				
Jackie Brandt, R (9, 7) OBP: 0.300, SLG: 0.408										0	0	0	0	0	0	0				
Brooks Robinson, R (1, 5) OBP: 0.360, SLG: 0.422		0-0 1B	0-0 6-3			0-0 1-3		0-0 WP PB 1B		4	1	2	0	0	0	0				
Boog Powell, L (1, 3) OBP: 0.311, SLG: 0.344		0-0 2B		0-0 4-3		4-0 FC6-4 BB		4-0 WP 1B		2	0	1	1	2	0	0				
Sam Bowens, R (1, 9) OBP: 0.192, SLG: 0.248		0-3 K		4-0 G4-6-3 BB		0-0 FC6-4 1-2 BB		0-0 F2 1-2 2-3		3	0	0	0	1	1	4				
Jerry Adair, R (1, 4) OBP: 0.308, SLG: 0.346		0-0 1-3 2B		0-0 G4-6-3 1-2		0-0 4-3		0-0 F8		4	0	1	0	0	0	4				
Dick Brown, R (1, 2) OBP: 0.291, SLG: 0.351		4-0 1B			0-3 K		4-0 E BB			1	0	0	0	2	1	0				
Mitt Pappas, R (1, 1) OBP: 0.119, SLG: 0.190		0-3 K			0-3 K2-3		0-3 K			3	0	0	0	0	3	4				
Inning Stats	R: 0 E: 0 K: 0 S: 3	H: 0 LOB: 0 BB: 0 P: 3	R: 1 E: 0 K: 2 S: 10	H: 3 LOB: 3 BB: 1 P: 14	R: 0 E: 0 K: 0 S: 3	H: 0 LOB: 0 BB: 0 P: 3	R: 0 E: 0 K: 0 S: 2	H: 0 LOB: 0 BB: 1 P: 6	R: 0 E: 0 K: 3 S: 9	H: 0 LOB: 2 BB: 2 P: 17	R: 0 E: 0 K: 0 S: 3	H: 0 LOB: 1 BB: 1 P: 7	R: 0 E: 1 K: 1 S: 5	H: 0 LOB: 1 BB: 1 P: 9	R: 0 E: 0 K: 1 S: 6	H: 1 LOB: 2 BB: 1 P: 10	1B: 2 2B: 2 3B: 0 HR: 0	SF: 0 SAC: 0 DP: 1 HBP: 0	WP: 1 PB: 1 CS: 0	PA: 34
PITCHER Bruce Howard, R (1, 1) ERA: 3.26	IP: 7.0 WLS: L BF: 29 H: 3 R: 1 ER: 1 SO: 6 BB: 5 IBB: 1 HBP: 0 BLK: 0 WP: 0 HR: 0 S: 35 P: 59 ERA: 1.29 WHIP: 1.143															PITCHER Hoyt Wilhelm, R (8, 1) ERA: 2.47				

Batter	1	2	3	4	5	6	7	8	9	AB	R	H	RBI	BB	SO	LOB	TOP
Luis Aparicio, R (1, 6) OBP: 0.270, SLG: 0.361	F9		F8			6-3		F9		4	0	0	0	0	0	2	
Russ Snyder, L (1, 9) OBP: 0.338, SLG: 0.321	G3		6-3			F7			G3 1B	4	0	1	0	0	0	1	
Curt Blefary, L (1, 7) OBP: 0.380, SLG: 0.491	4-3					3-1			G3 1-2	4	0	0	0	0	1	1	
Brooks Robinson, R (1, 5) OBP: 0.356, SLG: 0.421		F3		F4		F7			K	4	0	0	0	0	1	1	
Boog Powell, L (1, 3) OBP: 0.321, SLG: 0.358		K				4-3			K	4	0	1	0	0	2	1	
John Orsino, R (1, 2) OBP: 0.327, SLG: 0.418					F7					3	0	1	0	0	0	1	
Jackie Brandt, R (1, 8) OBP: 0.301, SLG: 0.389						F5			F5	3	0	0	0	0	0	1	
Jerry Adair, R (1, 4) OBP: 0.306, SLG: 0.342			E7		F3					3	0	1	0	0	0	0	
Steve Barber, L (1, 1) OBP: 0.219, SLG: 0.286										2	0	0	0	0	2	1	
Robin Roberts, S (7, 1) OBP: 0.216, SLG: 0.229			K						F8	0	0	0	0	0	0	0	
Norm Siebern, L (6, PH) OBP: 0.364, SLG: 0.433										1	0	0	0	0	0	1	
Don Larsen, R (8, 1) OBP: 0.333, SLG: 0.333										0	0	0	0	0	0	0	
Inning Stats	R: 0 E: 0 K: 0 S: 3	H: 0 LOB: 0 BB: 0 P: 3	R: 0 E: 0 K: 1 S: 6	H: 1 LOB: 1 BB: 0 P: 6	R: 0 E: 1 K: 1 S: 6	H: 0 LOB: 1 BB: 0 P: 6	R: 0 E: 0 K: 1 S: 5	H: 0 LOB: 0 BB: 0 P: 5	R: 0 E: 0 K: 0 S: 3	H: 0 LOB: 0 BB: 0 P: 3	R: 0 E: 0 K: 0 S: 4	H: 1 LOB: 1 BB: 0 P: 4	R: 0 E: 0 K: 2 S: 8	H: 1 LOB: 1 BB: 0 P: 8	1B: 3 2B: 1 3B: 0 HR: 0	SF: 0 SAC: 0 DP: 0 HBP: 0	WP: 0 PA: 32 PB: 0 SB: 0 CS: 0
PITCHER Lee Stange, R (1, 1) ERA: 2.43	IP: 9.0 WLS: W BF: 32 H: 4 R: 0 ER: 0 SO: 6 BB: 0 IBB: 0 HBP: 0 BLK: 0 WP: 0 HR: 0 S: 44 P: 44 ERA: 0.00 WHIP: 0.444											PITCHER	IP: 9.0 WLS: W BF: 32 H: 4 R: 0 ER: 0 SO: 6 BB: 0 IBB: 0 HBP: 0 BLK: 0 WP: 0 HR: 0 S: 44 P: 44 ERA: 0.00 WHIP: 0.444				

Baltimore Orioles @ Cleveland Indians
Cleveland Municipal Stadium, Cleveland, OH
Mon Jul 19 1965, 7:05 PM EDT
Att: 9,337 - Unknown

AB 32
R 0
H 4
RBI 0
BB 0
SO 6
LOB 10



Batter	1	2	3	4	5	6	7	8	9	AB	R	H	RBI	BB	SO	LOB	BOTTOM		
Larry Brown, R (1, 6) OBP: 0.313, SLG: 0.380	K2-3	6-3			F8	K				4	0	0	0	0	2	2			
Max Alvis, R (1, 5) OBP: 0.342, SLG: 0.482	4-3 3B		L5				F5			4	1	2	0	0	0	0			
Leon Wagner, L (1, 7) OBP: 0.348, SLG: 0.486	4-3				F7					4	0	0	1	0	2	1			
Rocky Colavito, R (1, 9) OBP: 0.412, SLG: 0.542	HR 1B									3	1	2	0	1	1	1			
Chuck Hinton, R (1, 3) OBP: 0.336, SLG: 0.441	HR		FC6-4			1B SF9 2B				4	2	2	2	0	0	2			
Vic Davallo, L (1, 8) OBP: 0.350, SLG: 0.398	5-3				F7	SH1-4 WP 1B				4	1	1	0	0	0	0			
Joe Azcue, R (1, 2) OBP: 0.275, SLG: 0.239			K		6-3	SF9				3	0	0	1	0	1	0			
Pedro Gonzalez, R (1, 4) OBP: 0.303, SLG: 0.415			SH2-4 BB			SH1-4 IBB				2	0	2	0	2	0	0			
Lee Stange, R (1, 1) OBP: 0.318, SLG: 0.167			SH2-4		1-3	SH1-4				2	0	0	0	0	1	2			
Inning Stats	R: 3 E: 0 K: 1 S: 8	H: 3 LOB: 0 BB: 0 P: 8	R: 0 E: 0 K: 1 S: 5	H: 0 LOB: 1 BB: 1 P: 9	R: 0 E: 0 K: 1 S: 5	H: 0 LOB: 1 BB: 1 P: 9	R: 0 E: 0 K: 0 S: 4	H: 1 LOB: 1 BB: 0 P: 4	R: 0 E: 0 K: 1 S: 6	H: 1 LOB: 1 BB: 0 P: 6	R: 2 E: 0 K: 1 S: 7	H: 2 LOB: 1 BB: 1 P: 11	R: 0 E: 0 K: 1 S: 6	H: 1 LOB: 1 BB: 0 P: 6	R: 0 E: 0 K: 1 S: 6	H: 1 LOB: 1 BB: 0 P: 6	1B: 6 2B: 1 3B: 1 HR: 1	SF: 1 SAC: 2 DP: 0 HBP: 0	WP: 1 PA: 36 PB: 0 SB: 1 CS: 0
PITCHER Steve Barber, L (1, 1) ERA: 3.75	IP: 6.0 WLS: L BF: 28 H: 7 R: 5 ER: 5 SO: 5 BB: 2 IBB: 1 HBP: 0 BLK: 0 WP: 1 HR: 1 S: 35 P: 47 ERA: 7.50 WHIP: 1.500											PITCHER	IP: 6.0 WLS: L BF: 28 H: 7 R: 5 ER: 5 SO: 5 BB: 2 IBB: 1 HBP: 0 BLK: 0 WP: 1 HR: 1 S: 35 P: 47 ERA: 7.50 WHIP: 1.500						
Robin Roberts, R (7, 1) ERA: 3.22	1.0 4 1 0 0 1 0 0 0 0 0 0 6 6 0.00 1.000											PITCHER	1.0 4 1 0 0 1 0 0 0 0 0 0 6 6 0.00 1.000						
Don Larsen, R (8, 1) ERA: 4.4	1.0 4 1 0 0 1 0 0 0 0 0 0 6 6 0.00 1.000											PITCHER	1.0 4 1 0 0 1 0 0 0 0 0 0 6 6 0.00 1.000						



Baltimore Orioles @ Cleveland Indians
Cleveland Municipal Stadium, Cleveland, OH
Mon Jul 19 1965, 7:05 PM EDT
Att: 9,337 - Unknown

AB 30
R 5
H 9
RBI 4
BB 3
SO 7
LOB 8



Batter	1	2	3	4	5	6	7	8	9	AB	R	H	RBI	BB	SO	LOB	TOP										
Bert Campaneris, R OBP: 0.317, SLG: 0.386 (1, 6)	4-0 BB L6-4		X 0-0 1B		X 0-0 2B			X 0-3 K		3	0	2	0	1	1	0	Kansas City Athletics @ Baltimore Orioles Memorial Stadium, Baltimore, MD Wed Jul 21 1965, 7:05 PM EDT Unknown livebaseballscorecards.com										
Wayne Causey, L OBP: 0.338, SLG: 0.319 (1, 5)	0-0 L6-4		X 0-0 F2		X 0-0 4-3			X 0-0 F5		4	0	0	0	0	0	3											
Dick Green, R OBP: 0.327, SLG: 0.430 (1, 4)	4-0 BB			X 0-0 F4		X 0-3 K		X 0-0 F2		3	0	0	0	1	1	0											
Ken Harrelson, R OBP: 0.347, SLG: 0.470 (1, 3)	0-3 K			X 0-0 6-3		X 0-0 F8		X 0-0 F2		4	0	0	0	0	1	1											
Mike Hershberger, R OBP: 0.310, SLG: 0.315 (1, 9)		X 0-0 E3		X 0-0 1B		X 0-0 6-3		X 0-0 F8		4	0	1	0	0	0	0											
Jim Landis, R OBP: 0.346, SLG: 0.346 (1, 8)		X 0-0 G1-6-3		X 0-0 1B			X 0-0 F3	X 0-3 K		4	0	1	0	0	1	1											
Tommie Reynolds, R OBP: 0.321, SLG: 0.290 (1, 7)		0-3 K2-3		X 0-0 F9			X 4-0 BB			2	0	0	0	1	1	2											
Billy Bryan, L OBP: 0.292, SLG: 0.389 (1, 2)			X 0-0 F7		X 0-0 F7		X 0-0 F9			3	0	0	0	0	0	1											
John O'Donoghue, R OBP: 0.285, SLG: 0.273 Santiago Rosario, L OBP: 0.469, SLG: 0.864 Jim Dickson, L (7, 1) Don Mossi, L (7, 1) Jack Aker, R (8, 1)			X 0-0 F3		X 0-0 F2		X 0-0 G3			2	0	0	0	0	0	0											
Inning Stats	R: 0 E: 0 K: 1 S: 4	H: 0 LOB: 1 BB: 2 P: 12	R: 0 E: 1 K: 1 S: 5	H: 0 LOB: 0 BB: 0 P: 5	R: 0 E: 0 K: 0 S: 4	H: 1 LOB: 1 BB: 0 P: 4	R: 0 E: 0 K: 0 S: 5	H: 2 LOB: 2 BB: 0 P: 5	R: 0 E: 0 K: 0 S: 4	H: 1 LOB: 1 BB: 0 P: 4	R: 0 E: 0 K: 1 S: 5	H: 0 LOB: 0 BB: 0 P: 5	R: 0 E: 0 K: 1 S: 5	H: 0 LOB: 1 BB: 1 P: 7	R: 0 E: 0 K: 1 S: 5	H: 0 LOB: 0 BB: 0 P: 5		1B: 3 2B: 2 3B: 0 HR: 0	SF: 0 SAC: 0 DP: 2 HBP: 0	WP: 0 PB: 0 SB: 1 CS: 0	PA: 33						
PITCHER	IP	WLS	BF	H	R	ER	SO	BB	IBB	HBP	BLK	WP	HR	S	P	ERA	WHIP										
Mitt Pappas, R ERA: 1.67 Dick Hall, R ERA: 2.25	(1, 1)	7.0	W	27	4	0	0	3	3	0	0	0	0	30	42	0.00	1.000										

Batter	1	2	3	4	5	6	7	8	9	AB	R	H	RBI	BB	SO	LOB	BOTTOM										
Luis Aparicio, R OBP: 0.274, SLG: 0.363 (1, 6)	0-0 6-3			X 0-3 K		X 0-0 1B		X 0-0 5-3		4	0	1	0	0	1	0	Kansas City Athletics @ Baltimore Orioles Memorial Stadium, Baltimore, MD Wed Jul 21 1965, 7:05 PM EDT Unknown livebaseballscorecards.com										
Jerry Adair, R OBP: 0.307, SLG: 0.338 (1, 4)	4-0 BB G5-4-3			X 0-0 F6		X 0-0 F8		X 0-0 1-3		3	0	0	0	1	0	1											
Boog Powell, L OBP: 0.315, SLG: 0.360 (1, 3)	0-0 G5-4-3			X 0-0 3-1		X 0-0 4-3		X 0-3 K		4	0	0	0	0	1	2											
Brooks Robinson, R OBP: 0.357, SLG: 0.420 (1, 5)		X 0-0 F2		X 0-3 K		X 0-0 4-3 BB 1B		X 0-0 F9		3	0	1	0	0	1	0											
Jackie Brandt, R OBP: 0.300, SLG: 0.382 (1, 8)		0-3 K		X 0-0 K		X 4-0 BB 1B		X 1-2 BB		3	0	0	0	0	2	1											
Curt Blefary, L OBP: 0.385, SLG: 0.493 Russ Snyder, L OBP: 0.341, SLG: 0.337 (7, FR) (8, 7)		0-0 L3		X 0-0 2B		X 1-2 BB		X 4-3 BB		2	1	1	0	1	0	0											
Sam Bowens, R OBP: 0.192, SLG: 0.244 (1, 9)			X 0-0 6-3		X 0-0 2B		X 0-0 4-3			3	0	1	1	0	0	2											
Dick Brown, R OBP: 0.286, SLG: 0.323 (1, 2)			X 0-0 F8		X 0-0 F4		X 4-0 IBB			2	0	0	0	1	0	1											
Mitt Pappas, R OBP: 0.111, SLG: 0.178 Norm Siebern, L OBP: 0.364, SLG: 0.433 Bob Johnson, R OBP: 0.291, SLG: 0.403 Dick Hall, R OBP: 0.600, SLG: 0.625 (8, 1)			X 0-0 5-3		X 0-3 K		X 0-0 6-3			2	0	0	0	0	1	0											
Inning Stats	R: 0 E: 0 K: 0 S: 2	H: 0 LOB: 1 BB: 1 P: 6	R: 0 E: 0 K: 1 S: 5	H: 0 LOB: 0 BB: 0 P: 5	R: 0 E: 0 K: 0 S: 3	H: 0 LOB: 0 BB: 0 P: 3	R: 0 E: 0 K: 1 S: 5	H: 0 LOB: 0 BB: 0 P: 5	R: 1 E: 0 K: 2 S: 9	H: 2 LOB: 1 BB: 0 P: 9	R: 0 E: 0 K: 1 S: 6	H: 1 LOB: 1 BB: 0 P: 6	R: 0 E: 0 K: 0 S: 4	H: 1 LOB: 3 BB: 2 P: 12	R: 0 E: 0 K: 1 S: 5	H: 0 LOB: 0 BB: 0 P: 5		1B: 2 2B: 2 3B: 0 HR: 0	SF: 0 SAC: 0 DP: 1 HBP: 0	WP: 0 PB: 0 SB: 0 CS: 0	PA: 30						
PITCHER	IP	WLS	BF	H	R	ER	SO	BB	IBB	HBP	BLK	WP	HR	S	P	ERA	WHIP										
John O'Donoghue, L ERA: 4.09 Jim Dickson, R ERA: 5.13 Don Mossi, L ERA: 2.96 Jack Aker, R ERA:	(1, 1)	6.0	L	21	3	1	1	5	1	1	0	0	0	3	11	0.00	3.000										
	(7, 1)	0.2		5	1	0	0	0	1	1	0	0	0	3	11	0.00	3.000										
	(7, 1)	0.1		1	0	0	0	0	0	0	0	0	0	1	1	0.00	0.000										
	(8, 1)	1.0		3	0	0	0	1	0	0	0	0	0	5	5	0.00	0.000										



Batter	1	2	3	4	5	6	7	8	9	AB	R	H	RBI	BB	SO	LOB	TOP					
Bert Campaneris, R OBP: 0.314, SLG: 0.382	1-3		FC6-4		K			L7		4	0	0	0	0	1	3	Kansas City Athletics @ Baltimore Orioles Memorial Stadium, Baltimore, MD Wed Jul 21 1965, 7:05 PM EDT Att: 10,719 - Unknown livebaseballscorecards.com					
Jose Tartabull, L OBP: 0.314, SLG: 0.382	F7			6-3		F9		F6		4	0	0	0	0	1							
Dick Green, R OBP: 0.322, SLG: 0.423	F8			1-3		6-3		K		4	0	0	0	0	1							
Ken Harrelson, R OBP: 0.353, SLG: 0.485		F8		BB	1B				1B	3	2	2	1	1	0							
Johnny Blanchard, L OBP: 0.294, SLG: 0.276	F2			1-2	BB		K			3	0	1	0	1	1							
Mike Hershberger, R OBP: 0.305, SLG: 0.311	K			1-3					SF7	3	0	0	1	0	2							
Wayne Causey, L OBP: 0.343, SLG: 0.320			FC6-4	1B	FC4	BB	L5-3	BB	E4	2	0	1	0	2	0							
Tommye Reynolds, R OBP: 0.309, SLG: 0.278			K		F7		L5-3		K	4	0	0	0	0	2							
Diego Segui, R OBP: 0.265, SLG: 0.303			K		FC4				FC4-6	1	0	0	0	0	1							
Jim Dickson, L OBP: 0.251, SLG: 0.115			K							0	0	0	0	0	0							
Skip Lockwood, R OBP: 0.500, SLG: 0.500										1	0	0	0	0	0							
Don Buschhorn, R OBP: 0.500, SLG: 0.500										1	0	1	0	0	0							
Santiago Rosario, L OBP: 0.391, SLG: 0.650										1	0	0	0	0	2							
Inning Stats	R: 0 E: 0 K: 0 S: 3	H: 0 LOB: 0 BB: 0 P: 3	R: 0 E: 0 K: 1 S: 5	H: 0 LOB: 0 BB: 0 P: 5	R: 0 E: 0 K: 2 S: 8	H: 1 LOB: 1 BB: 0 P: 8	R: 0 E: 0 K: 0 S: 4	H: 1 LOB: 2 BB: 1 P: 8	R: 0 E: 0 K: 1 S: 5	H: 0 LOB: 0 BB: 1 P: 9	R: 1 E: 0 K: 1 S: 6	H: 1 LOB: 0 BB: 0 P: 6	R: 0 E: 0 K: 1 S: 4	H: 0 LOB: 0 BB: 1 P: 8	R: 0 E: 0 K: 1 S: 6	H: 1 LOB: 1 BB: 0 P: 6	R: 1 E: 1 K: 1 S: 7	H: 1 LOB: 2 BB: 1 P: 11	1B: 4 2B: 1 3B: 0 HR: 1	SF: 1 SAC: 0 DP: 1 HBP: 0	WP: 0 PB: 0 CS: 0	PA: 36
PITCHER John Miller, R ERA: 3.03	IP: 9.0 WLS: W BF: 36 H: 5 R: 2 ER: 2 SO: 8 BB: 4 IBB: 0 HBP: 0 BLK: 0 WP: 0 HR: 1 S: 48 P: 64 ERA: 2.00 WHIP: 1.000															PITCHER						

Batter	1	2	3	4	5	6	7	8	9	AB	R	H	RBI	BB	SO	LOB	BOTTOM			
Luis Aparicio, R OBP: 0.273, SLG: 0.361	S	F9		K	6-3		K			5	1	1	0	0	2	7	Kansas City Athletics @ Baltimore Orioles Memorial Stadium, Baltimore, MD Wed Jul 21 1965, 7:05 PM EDT Att: 10,719 - Unknown livebaseballscorecards.com			
Russ Snyder, L OBP: 0.342, SLG: 0.339	G4-6-3	4-3		S	K		1-3			5	1	2	3	0	1	5				
Boog Powell, L OBP: 0.317, SLG: 0.363	G4-6-3		F8	1B						1	0	1	0	0	0					
Norm Siebern, L OBP: 0.372, SLG: 0.455	G4-6-3			1B	3B					4	1	3	1	0	0					
Brooks Robinson, R OBP: 0.357, SLG: 0.417	G4-6-3	5-3		WP	E		F8			4	1	1	1	1	0					
Curt Blefary, L OBP: 0.382, SLG: 0.487	4-3		F9	S	E		FC3-6			5	1	1	1	0	0					
Jackie Brandt, R OBP: 0.288, SLG: 0.377				E6			G3			5	1	1	0	0	0					
Jerry Adair, R OBP: 0.310, SLG: 0.340		E4								4	1	2	0	0	0					
John Orsino, R OBP: 0.329, SLG: 0.433							F8			3	2	2	2	1	0					
John Miller, R OBP: 0.364, SLG: 0.125										3	0	0	0	1	1					
Inning Stats	R: 1 E: 0 K: 0 S: 5	H: 3 LOB: 1 BB: 0 P: 5	R: 0 E: 1 K: 1 S: 7	H: 1 LOB: 3 BB: 1 P: 11	R: 0 E: 0 K: 0 S: 3	H: 0 LOB: 0 BB: 0 P: 3	R: 7 E: 3 K: 1 S: 13	H: 6 LOB: 1 BB: 0 P: 13	R: 1 E: 0 K: 1 S: 6	H: 1 LOB: 0 BB: 0 P: 6	R: 0 E: 0 K: 0 S: 4	H: 1 LOB: 1 BB: 0 P: 4	R: 0 E: 0 K: 1 S: 6	H: 1 LOB: 2 BB: 1 P: 10	R: 0 E: 0 K: 0 S: 3	H: 1 LOB: 1 BB: 1 P: 7	1B: 11 2B: 1 3B: 1 HR: 1	SF: 0 SAC: 0 DP: 2 HBP: 0	WP: 1 PB: 1 CS: 0	PA: 42
PITCHER Diego Segui, R ERA: 4.76	IP: 3.2 WLS: L BF: 20 H: 7 R: 5 ER: 5 SO: 2 BB: 1 IBB: 0 HBP: 0 BLK: 0 WP: 1 HR: 0 S: 23 P: 27 ERA: 2.46 WHIP: 2.182															PITCHER				
Jim Dickson, R ERA: 5.09	0.1	5	3	3	0	0	0	0	0	1	0	5	5	0.00	9.000					
Don Buschhorn, R ERA: 3.96	4.0	17	4	1	1	2	2	0	0	0	1	19	27	2.25	1.500					

Batter	1	2	3	4	5	6	7	8	9	AB	R	H	RBI	BB	SO	LOB	TOP								
Bert Campaneris, R OBP: 0.315, SLG: 0.383 (1, 6)	0-0 6-3	0-0 2B		0-0 5-3		4-0 E BB		0-0 FC6-4 E S		4	0	1	2	1	0	2	Kansas City Athletics @ Baltimore Orioles Memorial Stadium, Baltimore, MD Thu Jul 22 1965, 7:05 PM EDT Att: 5,496 - Unknown livebaseballscorecards.com								
Wayne Causey, L OBP: 0.344, SLG: 0.319 (1, 5)	0-0 F7	0-0 5-3			0-0 F9 1B	0-0 E6		4-0 G6-4-3 BB		4	1	1	0	1	0	3									
Dick Green, R OBP: 0.327, SLG: 0.424 (1, 4)	4-0 HR BB		0-0 1-6-3 1B		0-0 FC6-4 1B	0-0 G5-3		0-0 G6-4-3		4	2	2	0	1	0	4									
Ken Harrelson, R OBP: 0.357, SLG: 0.500 Santiago Rosario, L OBP: 0.391, SLG: 0.650 (9, PR) (9, 3)	0-0 HR		0-0 F8		0-0 F9		0-0 5-3 1B	0-0 FC4-6 1B		5	2	3	2	0	0	3									
Mike Hershberger, R OBP: 0.304, SLG: 0.309 (1, 9)	0-0 L8		0-0 1-6-3		0-0 FC6-4 1B		0-0 5-3	0-0 FC4-6 HR		5	1	1	1	0	0	3									
Jim Landis, R OBP: 0.343, SLG: 0.342 (1, 8)		0-3 K	0-0 4-3		0-0 FC6-4 1B		0-0 G4-6-3 1B	0-3 K		5	0	1	1	0	2	4									
Billy Bryan, L OBP: 0.301, SLG: 0.414 (1, 2)		0-0 G3		0-0 SH1-3 1B	0-0 1-2 3H 1B		0-0 G4-6-3 1B	0-0 HR		5	1	3	3	0	0	1									
Tommy Reynolds, R OBP: 0.316, SLG: 0.287 (1, 7)		0-0 1B 2B 1B		0-0 SH1-3	0-0 F8		0-0 SH FC6-4 1B	0-0 F9		4	2	2	0	0	0	3									
Fred Talbot, R OBP: 0.292, SLG: 0.318 (1, 1)		0-0 2B 1B		0-3 K		0-3 K		0-0 SH FC6-4		3	0	1	0	0	2	1									
Inning Stats	R: 2 E: 0 K: 0 S: 4	H: 1 LOB: 0 BB: 1 P: 8	R: 1 E: 0 K: 1 S: 8	H: 3 LOB: 2 BB: 0 P: 8	R: 0 E: 0 K: 1 S: 4	H: 1 LOB: 1 BB: 0 P: 4	R: 0 E: 0 K: 1 S: 6	H: 1 LOB: 1 BB: 0 P: 6	R: 2 E: 1 K: 0 S: 7	H: 4 LOB: 2 BB: 1 P: 7	R: 0 E: 1 K: 1 S: 5	H: 0 LOB: 1 BB: 1 P: 9	R: 1 E: 0 K: 0 S: 4	H: 2 LOB: 0 BB: 0 P: 4	R: 1 E: 1 K: 0 S: 4	H: 1 LOB: 1 BB: 1 P: 8		R: 2 E: 0 K: 1 S: 7	H: 2 LOB: 1 BB: 0 P: 7	1B: 12 2B: 1 3B: 0 HR: 2	SF: 0 SAC: 2 DP: 3 HBP: 0	WP: 0 PB: 0 SB: 2 CS: 0	PA: 44		
PITCHER	IP	WLS	BF	H	R	ER	SO	BB	IBB	HBP	BLK	WP	HR	S	P	ERA	WHIP								
Wally Bunker, R ERA: 3.53 (1, 1)	4.0	L	19	6	3	3	2	1	0	0	0	0	1	22	26	6.75	1.750								
Robin Roberts, R ERA: 3.39 (5, 1)	3.0		15	6	3	3	1	1	0	0	0	0	0	16	20	9.00	2.333								
Don Larsen, R ERA: 4.68 (8, 1)	2.0		10	3	3	2	1	1	0	0	0	0	1	11	15	9.00	2.000								


Batter	1	2	3	4	5	6	7	8	9	AB	R	H	RBI	BB	SO	LOB	BOTTOM								
Luis Aparicio, R OBP: 0.273, SLG: 0.360 Bob Johnson, R OBP: 0.291, SLG: 0.403 (9, 6)	0-0 6-3		0-0 F8		0-0 L5-3 1B		0-0 F8			4	0	1	0	0	0	0	Kansas City Athletics @ Baltimore Orioles Memorial Stadium, Baltimore, MD Thu Jul 22 1965, 7:05 PM EDT Att: 5,496 - Unknown livebaseballscorecards.com								
Russ Snyder, L OBP: 0.335, SLG: 0.331 (1, 9)	0-0 1-3		0-0 4-3		0-0 L5-3		0-0 1-3			4	0	0	0	0	0	1									
Norm Siebern, L OBP: 0.380, SLG: 0.465 (1, 3)	4-0 BB E BB		0-0 1B		0-0 G3		0-0 1B 2B			3	1	2	0	1	0	0									
Brooks Robinson, R OBP: 0.356, SLG: 0.415 (1, 5)	0-0 E5 BB		0-0 F4		0-0 F4		0-0 G3-6-3 1B			4	0	1	1	0	0	2									
Curt Blefary, L OBP: 0.380, SLG: 0.481 (1, 7)	4-0 1-2 2-3 BB		0-3 K		0-0 F7		0-0 G3-6-3			3	0	0	0	1	1	1									
John Orsino, R OBP: 0.328, SLG: 0.434 (1, 2)	0-0 F8		0-0 2B		0-3 K		0-0 F3			4	0	1	0	0	1	3									
Jerry Adair, R OBP: 0.306, SLG: 0.336 (1, 4)		0-0 F8		0-0 5-3		0-0 F4		0-0 F7		4	0	0	0	0	0	1									
Jackie Brandt, R OBP: 0.302, SLG: 0.392 (1, 8)		0-0 5-3		4-0 BB		0-0 HR		0-0 F7		3	1	1	1	1	0	0									
Wally Bunker, R OBP: 0.286, SLG: 0.107 Charlie Lau, L OBP: 0.339, SLG: 0.491 Robin Roberts, S OBP: 0.216, SLG: 0.229 Sam Bowens, R OBP: 0.191, SLG: 0.242 Don Larsen, R OBP: 0.333, SLG: 0.333 (8, 1)		0-0 4-3		0-3 K		0-0 1-3				1	0	0	0	0	0	0									
Inning Stats	R: 0 E: 1 K: 0 S: 4	H: 0 LOB: 3 BB: 2 P: 12	R: 0 E: 0 K: 0 S: 3	H: 0 LOB: 0 BB: 0 P: 3	R: 0 E: 0 K: 2 S: 4	H: 1 LOB: 2 BB: 1 P: 4	R: 0 E: 0 K: 2 S: 8	H: 1 LOB: 2 BB: 1 P: 12	R: 0 E: 0 K: 1 S: 3	H: 1 LOB: 0 BB: 0 P: 3	R: 0 E: 0 K: 1 S: 5	H: 0 LOB: 0 BB: 0 P: 5	R: 1 E: 0 K: 0 S: 4	H: 1 LOB: 0 BB: 0 P: 4	R: 1 E: 0 K: 0 S: 4	H: 2 LOB: 0 BB: 0 P: 4		R: 0 E: 0 K: 0 S: 3	H: 0 LOB: 0 BB: 0 P: 3	1B: 3 2B: 3 3B: 0 HR: 1	SF: 0 SAC: 0 DP: 2 HBP: 0	WP: 0 PB: 0 SB: 0 CS: 0	PA: 35		
PITCHER	IP	WLS	BF	H	R	ER	SO	BB	IBB	HBP	BLK	WP	HR	S	P	ERA	WHIP								
Fred Talbot, R ERA: 3.66 (1, 1)	9.0	W	35	6	2	2	3	3	0	0	0	0	1	38	50	2.00	1.000								




Batter	1	2	3	4	5	6	7	8	9	AB	R	H	RBI	BB	SO	LOB	TOP					
Zoilo Versalles, R OBP: 0.277, SLG: 0.392	F4		G4-6-3			6-3		4-3		4	0	0	0	0	0	2	Minnesota Twins @ Baltimore Orioles Memorial Stadium, Baltimore, MD Fri Jul 23, 1965, 7:05 PM EDT Att: 23,160 - Unknown					
Rich Rollins, R OBP: 0.395, SLG: 0.347	L8			5-3			4-3	6-3		4	0	0	0	0	0							
Tony Oliva, L OBP: 0.345, SLG: 0.490	1-3			K			6-3	F7		4	0	0	0	0	1							
Harmon Killebrew, R OBP: 0.394, SLG: 0.506		F9		K			F4	5-3		4	0	1	0	0	1							
Bob Allison, R OBP: 0.386, SLG: 0.510		G6-4-3			F4			HR		2	1	1	1	1	0							
Earl Battey, R OBP: 0.397, SLG: 0.424		F9			6-3			HR		3	1	1	1	0	0							
Jimmie Hall, L OBP: 0.358, SLG: 0.524		G6-4-3			F5			K		3	0	0	0	0	1							
Frank Quilici, R OBP: 0.367, SLG: 0.333			G4-6-3			F8				3	0	2	0	0	0							
Jim Perry, S OBP: 0.160, SLG: 0.208					F2		L9			3	0	0	0	0	1							
Bill Pleis, L OBP: 0.350, SLG: 0.491										0	0	0	0	0	0							
Johnny Klippstein, R OBP: 0.273, SLG: 0.360										0	0	0	0	0	0							
Inning Stats	R: 0 E: 0 K: 0 S: 3	H: 0 LOB: 0 BB: 0 P: 3	R: 0 E: 0 K: 0 S: 3	H: 1 LOB: 1 BB: 1 P: 7	R: 0 E: 0 K: 0 S: 3	H: 1 LOB: 0 BB: 0 P: 3	R: 0 E: 0 K: 2 S: 7	H: 0 LOB: 0 BB: 0 P: 7	R: 0 E: 0 K: 0 S: 3	H: 0 LOB: 0 BB: 0 P: 3	R: 0 E: 0 K: 0 S: 3	H: 0 LOB: 0 BB: 0 P: 3	R: 0 E: 0 K: 0 S: 3	H: 0 LOB: 0 BB: 0 P: 3	R: 2 E: 0 K: 2 S: 10	H: 3 LOB: 1 BB: 0 P: 10	R: 0 E: 0 K: 0 S: 3	H: 0 LOB: 0 BB: 0 P: 3	1B: 2 2B: 1 3B: 0 HR: 2	SF: 0 SAC: 0 DP: 2 HBP: 0	WP: 0 PB: 0 SB: 0 CS: 0	PA: 31
PITCHER Steve Barber, L ERA: 3.6	IP: 9.0 WLS: W BF: 31 H: 5 R: 2 ER: 2 SO: 4 BB: 1 IBB: 0 HBP: 0 BLK: 0 WP: 0 HR: 2 S: 38 P: 42 ERA: 2.00 WHIP: 0.667															PITCHER						

Batter	1	2	3	4	5	6	7	8	9	AB	R	H	RBI	BB	SO	LOB	BOTTOM					
Russ Snyder, L OBP: 0.338, SLG: 0.335				1B		F7			B2	4	1	2	0	0	0	1	Minnesota Twins @ Baltimore Orioles Memorial Stadium, Baltimore, MD Fri Jul 23, 1965, 7:05 PM EDT Att: 23,160 - Unknown					
Bob Johnson, R OBP: 0.289, SLG: 0.399			G4-3	F9		L7		1B	BB	4	0	1	0	0	0	2						
Norm Siebern, L OBP: 0.383, SLG: 0.463			L8	E9		4-3		1B	BB	3	1	1	0	1	0	0						
Brooks Robinson, R OBP: 0.355, SLG: 0.413		1-3		WP		L8		1B	BB	4	0	1	1	0	1	0						
Curt Blefary, L OBP: 0.376, SLG: 0.475		F8		F9		F7				3	0	0	0	0	0	0						
John Orsino, R OBP: 0.323, SLG: 0.428		F2			F2			F9		3	0	0	0	0	0	0						
Jackie Brandt, R OBP: 0.298, SLG: 0.386			K		F4			F9		3	0	0	0	0	1	0						
Jerry Adair, R OBP: 0.304, SLG: 0.333			F3		F9			6-3		3	0	0	0	0	0	0						
Steve Barber, L ERA: 2.05										2	0	0	0	0	2	0						
Charlie Lau, L ERA: 2.48										0	0	0	0	1	0	0						
Luis Aparicio, R ERA: 2.66										0	1	0	0	0	0	0						
Inning Stats	R: 0 E: 0 K: 0 S: 3	H: 1 LOB: 0 BB: 0 P: 3	R: 0 E: 0 K: 0 S: 3	H: 0 LOB: 0 BB: 0 P: 3	R: 0 E: 0 K: 2 S: 7	H: 0 LOB: 0 BB: 0 P: 7	R: 2 E: 1 K: 1 S: 7	H: 2 LOB: 0 BB: 0 P: 7	R: 0 E: 0 K: 0 S: 3	H: 0 LOB: 0 BB: 0 P: 3	R: 0 E: 0 K: 0 S: 3	H: 0 LOB: 0 BB: 0 P: 3	R: 0 E: 0 K: 0 S: 3	H: 0 LOB: 0 BB: 0 P: 3	R: 1 E: 0 K: 0 S: 3	H: 2 LOB: 2 BB: 2 P: 11	R: 0 E: 0 K: 0 S: 3	H: 0 LOB: 0 BB: 0 P: 3	1B: 5 2B: 0 3B: 0 HR: 0	SF: 0 SAC: 0 DP: 1 HBP: 0	WP: 1 PB: 0 SB: 0 CS: 0	PA: 31
PITCHER Jim Perry, R ERA: 2.05	IP: 8.1 WLS: L BF: 29 H: 4 R: 3 ER: 2 SO: 4 BB: 1 IBB: 0 HBP: 0 BLK: 0 WP: 1 HR: 0 S: 36 P: 40 ERA: 2.16 WHIP: 0.600															PITCHER						

AB 30
R 2
H 5
RBI 2
BB 1
SO 4
LOB 8



AB 29
R 3
H 5
RBI 1
BB 2
SO 4
LOB 3



Batter	1	2	3	4	5	6	7	8	9	AB	R	H	RBI	BB	SO	LOB	TOP								
Zoilo Versalles, R OBP: 0.277, SLG: 0.391	F4		K		E6			F7		4	0	1	1	0	1	2	Minnesota Twins @ Baltimore Orioles Memorial Stadium, Baltimore, MD Sat Jul 24 1965, 7:05 PM EDT Att: 30,163 - Unknown livebaseballscorecards.com								
Rich Rollins, R OBP: 0.301, SLG: 0.342	4-3		G6-4-3		5-3			B5-3		4	0	0	0	0	0	3									
Tony Oliva, L OBP: 0.347, SLG: 0.490					F9			5-3		4	0	2	0	0	0	0									
Harmon Killebrew, R OBP: 0.393, SLG: 0.502	5-3				K			F4		3	0	0	0	1	1	1									
Bob Allison, R OBP: 0.387, SLG: 0.508		5-3						5-3		3	0	1	0	1	0	0									
Earl Battay, R OBP: 0.356, SLG: 0.420										2	0	0	0	1	0	1									
Sandy Valdespino, L OBP: 0.338, SLG: 0.233	F8				L8			FC6-4		1	0	0	0	0	0	3									
Jerry Zimmerman, R OBP: 0.237, SLG: 0.242								6-3		0	0	0	0	0	0	0									
Joe Nosssek, R OBP: 0.270, SLG: 0.333								SH3-4		2	1	1	0	0	0	0									
Bill Pleis, L OBP: 0.343, SLG: 0.143	L6				E			4-3		0	0	0	0	0	0	0									
Dick Stigman, R OBP: 0.313, SLG: 0.538										1	0	0	0	0	0	0									
Don Mincher, L OBP: 0.313, SLG: 0.538										4	0	1	0	0	0	2									
Frank Quilici, R OBP: 0.353, SLG: 0.323					F4			F6		2	0	1	0	0	0	1									
Camilo Pascual, R OBP: 0.250, SLG: 0.383										0	0	0	0	0	0	0									
Al Worthington, R OBP: 0.143, SLG: 0.143										0	0	0	0	0	0	0									
Garry Roggenburk, R OBP: 0.191, SLG: 0.242										2	0	0	0	0	0	1									
Jimmie Hall, L OBP: 0.356, SLG: 0.521										0	0	0	0	0	0	0									
Jimmie Hall, L OBP: 0.356, SLG: 0.521										2	0	0	0	0	0	1									
Inning Stats	R: 0 E: 0 K: 0 S: 4	H: 1 LOB: 1 BB: 0 P: 4	R: 0 E: 0 K: 0 S: 3	H: 0 LOB: 0 BB: 0 P: 3	R: 0 E: 0 K: 1 S: 6	H: 2 LOB: 1 BB: 0 P: 6	R: 0 E: 0 K: 1 S: 5	H: 0 LOB: 1 BB: 1 P: 9	R: 1 E: 1 K: 0 S: 5	H: 2 LOB: 1 BB: 0 P: 5	R: 0 E: 0 K: 0 S: 3	H: 0 LOB: 0 BB: 0 P: 3	R: 0 E: 0 K: 0 S: 3	H: 0 LOB: 1 BB: 1 P: 7	R: 0 E: 0 K: 0 S: 5	H: 2 LOB: 3 BB: 0 P: 9	R: 0 E: 0 K: 0 S: 3	H: 0 LOB: 0 BB: 0 P: 3	1B: 6 2B: 1 3B: 0 HR: 0	SF: 0 SAC: 1 DP: 1 HBP: 0	WP: 0 PB: 0 SB: 1 CS: 0	PA: 36			
PITCHER	IP	WLS	BF	H	R	ER	SO	BB	IBB	HBP	BLK	WP	HR	S	P	ERA	WHIP								
Dave McNally, L ERA: 3.31	6.0		23	5	1	1	2	1	0	0	0	0	0	26	30	1.50	1.000								
Dick Hall, R ERA: 2.14	3.0	W	13	2	0	0	0	1	1	0	0	0	0	11	19	0.00	1.000								

Batter	1	2	3	4	5	6	7	8	9	AB	R	H	RBI	BB	SO	LOB	BOTTOM								
Russ Snyder, L OBP: 0.330, SLG: 0.326	F7		L7		B1-4-6			K		5	0	0	0	0	1	2	Minnesota Twins @ Baltimore Orioles Memorial Stadium, Baltimore, MD Sat Jul 24 1965, 7:05 PM EDT Att: 30,163 - Unknown livebaseballscorecards.com								
Bob Johnson, R OBP: 0.287, SLG: 0.392			F9		5-3			5-3		5	0	1	0	0	0	1									
Norm Siebern, L OBP: 0.326, SLG: 0.470										4	1	2	0	0	0	1									
Sam Bowers, R OBP: 0.191, SLG: 0.242	FC3-6				F9			SH2-4		0	0	0	0	0	0	0									
Brooks Robinson, R OBP: 0.354, SLG: 0.410								1B		2	0	0	0	1	0	1									
Curt Blefary, L OBP: 0.385, SLG: 0.477										1	0	1	0	3	0	0									
Jackie Brandt, R OBP: 0.298, SLG: 0.386										0	0	0	0	0	0	0									
Boog Powell, L OBP: 0.322, SLG: 0.378										4	1	3	2	0	0	1									
John Orsino, R OBP: 0.326, SLG: 0.424										2	0	0	0	1	1	1									
Dick Brown, R OBP: 0.286, SLG: 0.323										0	0	0	0	0	0	0									
Jerry Adair, R OBP: 0.303, SLG: 0.330										3	1	0	0	1	0	7									
Dave McNally, R OBP: 0.083, SLG: 0.029										1	0	0	0	1	1	0									
Charlie Lau, L OBP: 0.350, SLG: 0.491										0	0	0	0	0	0	0									
Carl Warwick, R OBP: 0.195, SLG: 0.205										1	0	0	0	0	0	3									
Dick Hall, R OBP: 0.636, SLG: 0.778										1	0	1	1	0	0	0									
Inning Stats	R: 0 E: 0 K: 0 S: 4	H: 1 LOB: 1 BB: 0 P: 4	R: 0 E: 0 K: 1 S: 5	H: 0 LOB: 1 BB: 1 P: 9	R: 0 E: 0 K: 1 S: 5	H: 0 LOB: 0 BB: 0 P: 5	R: 0 E: 0 K: 0 S: 4	H: 1 LOB: 3 BB: 2 P: 12	R: 0 E: 0 K: 0 S: 2	H: 0 LOB: 0 BB: 1 P: 6	R: 1 E: 0 K: 0 S: 5	H: 2 LOB: 3 BB: 1 P: 10	R: 0 E: 0 K: 1 S: 6	H: 2 LOB: 2 BB: 1 P: 10	R: 2 E: 0 K: 0 S: 5	H: 2 LOB: 1 BB: 1 P: 9		1B: 5 2B: 2 3B: 0 HR: 1	SF: 0 SAC: 1 DP: 1 HBP: 1	WP: 0 PB: 0 SB: 0 CS: 0	PA: 38				
PITCHER	IP	WLS	BF	H	R	ER	SO	BB	IBB	HBP	BLK	WP	HR	S	P	ERA	WHIP								
Camilo Pascual, R ERA: 3.32	5.1		25	4	1	1	2	5	0	1	0	0	0	23	44	1.69	1.688								
Al Worthington, R ERA: 2.03	0.1		1	0	0	0	0	0	0	0	0	0	0	1	1	0.00	0.000								
Garry Roggenburk, L ERA: 0.98	0.1		1	0	0	0	0	0	0	0	0	0	0	1	1	0.00	0.000								
Bill Pleis, L ERA: 2.83	1.1	L	9	4	2	2	1	1	1	0	0	0	1	9	17	13.50	3.750								
Dick Stigman, L ERA: 5.36	0.2		2	0	0	0	0	0	0	0	0	0	0	2	2	0.00	0.000								

Batter	1	2	3	4	5	6	7	8	9	AB	R	H	RBI	BB	SO	LOB	TOP							
Zoilo Versalles, R OBP: 0.278, SLG: 0.392 (1, 6)										5	0	0	0	0	0	3	2							
Tony Oliva, L OBP: 0.349, SLG: 0.495 (1, 9)										3	0	1	1	1	0	0	0							
Jimmie Hall, L OBP: 0.358, SLG: 0.526 (1, 8)										3	1	0	0	1	0	2	0							
Harmon Killebrew, R OBP: 0.389, SLG: 0.503 Jerry Kindall, R OBP: 0.284, SLG: 0.284 (1, 5) (8, 5)										4	2	2	1	0	0	0	0							
Don Mincher, L OBP: 0.316, SLG: 0.558 (1, 3)										4	1	2	3	0	2	0	0							
Bob Allison, R OBP: 0.384, SLG: 0.496 (1, 7)										3	1	0	0	1	1	1	0							
Earl Batley, R OBP: 0.387, SLG: 0.408 (1, 2)										4	1	0	0	0	0	2	0							
Frank Quilici, R OBP: 0.341, SLG: 0.342 (1, 4)										4	1	1	0	0	0	2	0							
Mudcat Grant, R OBP: 0.237, SLG: 0.226 Gary Roggenburk, R (7, 1)										3	1	1	1	0	0	1	0							
Inning Stats	R: 3 E: 0 K: 1 S: 7	H: 2 LOB: 0 BB: 1 P: 11	R: 0 E: 0 K: 0 S: 3	H: 0 LOB: 0 BB: 0 P: 3	R: 0 E: 0 K: 1 S: 4	H: 0 LOB: 0 BB: 1 P: 8	R: 0 E: 0 K: 1 S: 5	H: 0 LOB: 0 BB: 0 P: 5	R: 1 E: 0 K: 0 S: 4	H: 1 LOB: 0 BB: 0 P: 4	R: 1 E: 0 K: 1 S: 6	H: 1 LOB: 0 BB: 0 P: 6	R: 3 E: 2 K: 0 S: 6	H: 2 LOB: 1 BB: 1 P: 10	R: 0 E: 0 K: 1 S: 6	H: 1 LOB: 1 BB: 0 P: 6	R: 0 E: 0 K: 1 S: 5	H: 0 LOB: 0 BB: 0 P: 5	1B: 3 2B: 2 3B: 0 HR: 2	SF: 0 SAC: 0 DP: 0 HBP: 0	WP: 0 PB: 1 SB: 0 CS: 1	PA: 37		
PITCHER	IP	WLS	BF	H	R	ER	SO	BB	IBB	HBP	BLK	WP	HR	S	P	ERA	WHIP							
Mitt Pappas, R ERA: 1.85 (1, 1)	7.0	L	30	6	8	4	4	3	0	0	0	0	2	35	47	5.14	1.286							
Jim Palmer, R ERA: 2.79 (8, 1)	1.0		4	1	0	0	1	0	0	0	0	0	0	6	6	0.00	1.000							
Don Larsen, R ERA: 4.54 (9, 1)	1.0		3	0	0	0	1	0	0	0	0	0	0	5	5	0.00	0.000							

Minnesota Twins @ Baltimore Orioles
 Memorial Stadium, Baltimore, MD
 Mon Jul 26 1965, 7:05 PM EDT
 Att: 19,467 - Unknown

AB	34
R	8
H	7
RBI	6
BB	3
SO	6
LOB	10



Batter	1	2	3	4	5	6	7	8	9	AB	R	H	RBI	BB	SO	LOB	BOTTOM							
Russ Snyder, L OBP: 0.335, SLG: 0.328 (1, 8)										4	0	2	0	1	0	0	0							
Bob Johnson, R OBP: 0.287, SLG: 0.399 (1, 6)										5	1	2	0	0	0	2	0							
Norm Siebern, L OBP: 0.388, SLG: 0.465 (1, 3)										4	0	1	0	1	0	2	0							
Brooks Robinson, R OBP: 0.358, SLG: 0.420 (1, 5)										3	0	2	1	1	0	1	0							
Boog Powell, L OBP: 0.320, SLG: 0.376 (1, 7)										4	0	0	0	0	0	6	0							
Curt Blefary, L OBP: 0.376, SLG: 0.466 (1, 9)										4	0	0	0	0	2	1	0							
Jerry Adair, R OBP: 0.302, SLG: 0.327 (1, 4)										4	0	1	0	0	0	1	0							
Dick Brown, R OBP: 0.292, SLG: 0.356 (1, 2)										4	1	2	1	0	0	1	0							
Mitt Pappas, R OBP: 0.106, SLG: 0.170 Sam Bowens, R OBP: 0.190, SLG: 0.241 Jim Palmer, R OBP: 0.263, SLG: 0.389 Carl Warwick, R OBP: 0.193, SLG: 0.203 Don Larsen, R OBP: 0.333, SLG: 0.333 (1, 1) (7, PH) (8, 1) (8, PH) (9, 1)										2	0	0	0	0	2	1	0							
Inning Stats	R: 0 E: 0 K: 0 S: 2	H: 0 LOB: 1 BB: 1 P: 6	R: 0 E: 0 K: 0 S: 4	H: 1 LOB: 1 BB: 0 P: 4	R: 2 E: 0 K: 1 S: 8	H: 3 LOB: 2 BB: 1 P: 12	R: 0 E: 0 K: 2 S: 8	H: 1 LOB: 1 BB: 0 P: 8	R: 0 E: 0 K: 0 S: 4	H: 1 LOB: 1 BB: 0 P: 4	R: 0 E: 0 K: 1 S: 6	H: 1 LOB: 1 BB: 0 P: 6	R: 0 E: 1 K: 0 S: 4	H: 2 LOB: 3 BB: 1 P: 9	R: 0 E: 0 K: 0 S: 6	H: 0 LOB: 1 BB: 0 P: 4	R: 0 E: 0 K: 0 S: 3	H: 1 LOB: 0 BB: 0 P: 3	1B: 9 2B: 0 3B: 0 HR: 1	SF: 0 SAC: 0 DP: 2 HBP: 0	WP: 0 PB: 0 SB: 0 CS: 0	PA: 39		
PITCHER	IP	WLS	BF	H	R	ER	SO	BB	IBB	HBP	BLK	WP	HR	S	P	ERA	WHIP							
Mudcat Grant, R ERA: 3.64 (1, 1)	6.1	W	29	9	2	2	4	2	0	0	0	0	1	35	43	2.84	1.737							
Gary Roggenburk, L ERA: 1.8 (7, 1)	2.2	S	10	1	0	0	0	1	0	0	0	0	0	9	13	0.00	0.750							

Minnesota Twins @ Baltimore Orioles
 Memorial Stadium, Baltimore, MD
 Mon Jul 26 1965, 7:05 PM EDT
 Att: 19,467 - Unknown


AB	36
R	2
H	10
RBI	2
BB	3
SO	4
LOB	16



Batter	1	2	3	4	5	6	7	8	9	10	AB	R	H	RBI	BB	SO	LOB	TOP						
Jose Cardenal, R OBP: 0.309, SLG: 0.389 (1, 8)	F8		F7			F8	F8			SH3-4 1B	5	0	2	1	0	0	4							
Merritt Ranew, L OBP: 0.239, SLG: 0.318 (1, 2)	4-3			1-3		F7				SH3-4	4	1	1	0	0	0	1							
Jim Fregosi, R OBP: 0.309, SLG: 0.411 (1, 6)				5-3		9-3				F7	4	0	0	0	1	0	3							
Wille Smith, L OBP: 0.306, SLG: 0.447 (1, 7)	CS					F5					4	0	3	1	1	0	1							
Vic Power, R OBP: 0.311, SLG: 0.383 Bob Lee, R OBP: 0.154, SLG: 0.333 Tom Satriano, L OBP: 0.291, SLG: 0.367 Dean Chance, R OBP: 0.190, SLG: 0.081 (1, 3) (8, 1) (10, PH) (10, 1)																								
Lou Clinton, R OBP: 0.319, SLG: 0.342 (1, 9)																								
Bobby Knoop, R OBP: 0.313, SLG: 0.377 (1, 4)																								
Paul Schaal, R OBP: 0.292, SLG: 0.334 (1, 5)																								
Rudy May, L OBP: 0.323, SLG: 0.333 Joe Adcock, R OBP: 0.307, SLG: 0.448 (1, 1) (8, 3)																								
Inning Stats	R: 0 E: 0 K: 0 S: 2	H: 0 LOB: 0 BB: 1 P: 6	R: 0 E: 0 K: 0 S: 2	H: 1 LOB: 0 BB: 1 P: 6	R: 0 E: 0 K: 1 S: 6	H: 1 LOB: 1 BB: 0 P: 6	R: 0 E: 0 K: 1 S: 5	H: 0 LOB: 0 BB: 0 P: 5	R: 1 E: 0 K: 0 S: 5	H: 2 LOB: 1 BB: 0 P: 5	R: 0 E: 0 K: 0 S: 4	H: 1 LOB: 3 BB: 2 P: 12	R: 1 E: 0 K: 0 S: 4	H: 2 LOB: 0 BB: 0 P: 4	R: 0 E: 1 K: 1 S: 6	H: 1 LOB: 1 BB: 0 P: 6	R: 0 E: 0 K: 1 S: 6	H: 1 LOB: 2 BB: 1 P: 10	1B: 8 2B: 2 3B: 0 HR: 0	SF: 0 SAC: 1 DP: 2 HBP: 0	WP: 0 PB: 0 SB: 0 CS: 2	PA: 42		
PITCHER	IP WLS BF H R ER SO ERA WHIP	IP WLS BF H R ER SO ERA WHIP	IP WLS BF H R ER SO ERA WHIP	IP WLS BF H R ER SO ERA WHIP	IP WLS BF H R ER SO ERA WHIP	IP WLS BF H R ER SO ERA WHIP	IP WLS BF H R ER SO ERA WHIP	IP WLS BF H R ER SO ERA WHIP	IP WLS BF H R ER SO ERA WHIP	IP WLS BF H R ER SO ERA WHIP	IP WLS BF H R ER SO ERA WHIP	IP WLS BF H R ER SO ERA WHIP	IP WLS BF H R ER SO ERA WHIP	IP WLS BF H R ER SO ERA WHIP	IP WLS BF H R ER SO ERA WHIP	IP WLS BF H R ER SO ERA WHIP	IP WLS BF H R ER SO ERA WHIP	IP WLS BF H R ER SO ERA WHIP	IP WLS BF H R ER SO ERA WHIP	IP WLS BF H R ER SO ERA WHIP	IP WLS BF H R ER SO ERA WHIP	IP WLS BF H R ER SO ERA WHIP	IP WLS BF H R ER SO ERA WHIP	
Wally Bunker, R ERA: 3.4 Dick Hall, R ERA: 2.17 (1, 1) (7, 1)	6.2 W 27 6 1 1 2 3.4 1.500	3.1 W 14 4 1 1 2 2.17 1.200																						

Los Angeles Angels @ Baltimore Orioles
Memorial Stadium, Baltimore, MD
Tue Jul 27 1965, 7:05 PM EDT
Att: 5,561 - Unknown


AB	35
R	2
H	10
RBI	2
BB	5
SO	4
LOB	16



Batter	1	2	3	4	5	6	7	8	9	10	AB	R	H	RBI	BB	SO	LOB	BOTTOM						
Norm Siebern, L OBP: 0.393, SLG: 0.474 (1, 3)	CS BB									1B SH3-4 IBB	3	0	1	0	2	1	1							
Jerry Adair, R OBP: 0.299, SLG: 0.323 (1, 4)	F8		F8							SH3-4	4	0	0	0	0	0	3							
Bob Johnson, R OBP: 0.297, SLG: 0.404 (1, 6)											3	1	1	0	2	2	0							
Brooks Robinson, R OBP: 0.362, SLG: 0.425 (1, 5)	F8										4	1	2	2	1	0	1							
Boog Powell, L OBP: 0.318, SLG: 0.372 (1, 7)											3	0	0	0	0	2	1							
Curt Blefary, L OBP: 0.376, SLG: 0.460 (1, 9)											3	0	0	0	1	0	1							
Jackie Brandt, R OBP: 0.286, SLG: 0.369 (1, 8)											4	0	0	0	0	1	3							
Dick Brown, R OBP: 0.308, SLG: 0.371 (1, 2)											4	0	3	1	0	0	0							
Wally Bunker, R OBP: 0.270, SLG: 0.100 Dick Hall, R OBP: 0.556, SLG: 0.778 Russ Snyder, L OBP: 0.338, SLG: 0.337 (1, 1) (7, 1) (10, PH)											2	0	0	0	0	1	3							
Inning Stats	R: 0 E: 0 K: 0 S: 2	H: 0 LOB: 1 BB: 2 P: 10	R: 0 E: 0 K: 1 S: 5	H: 0 LOB: 0 BB: 0 P: 5	R: 0 E: 0 K: 1 S: 6	H: 2 LOB: 1 BB: 0 P: 6	R: 2 E: 0 K: 1 S: 8	H: 3 LOB: 2 BB: 1 P: 12	R: 0 E: 0 K: 2 S: 7	H: 0 LOB: 0 BB: 0 P: 7	R: 0 E: 0 K: 0 S: 3	H: 0 LOB: 1 BB: 1 P: 7	R: 0 E: 0 K: 2 S: 7	H: 1 LOB: 1 BB: 0 P: 4	R: 0 E: 0 K: 0 S: 3	H: 0 LOB: 0 BB: 0 P: 7	R: 0 E: 0 K: 0 S: 3	H: 0 LOB: 0 BB: 0 P: 3	R: 1 E: 0 K: 0 S: 3	H: 2 LOB: 3 BB: 2 P: 11	1B: 4 2B: 3 3B: 1 HR: 0	SF: 0 SAC: 3 DP: 0 HBP: 0	WP: 0 PB: 0 SB: 0 CS: 2	PA: 40
PITCHER	IP WLS BF H R ER SO ERA WHIP	IP WLS BF H R ER SO ERA WHIP	IP WLS BF H R ER SO ERA WHIP	IP WLS BF H R ER SO ERA WHIP	IP WLS BF H R ER SO ERA WHIP	IP WLS BF H R ER SO ERA WHIP	IP WLS BF H R ER SO ERA WHIP	IP WLS BF H R ER SO ERA WHIP	IP WLS BF H R ER SO ERA WHIP	IP WLS BF H R ER SO ERA WHIP	IP WLS BF H R ER SO ERA WHIP	IP WLS BF H R ER SO ERA WHIP	IP WLS BF H R ER SO ERA WHIP	IP WLS BF H R ER SO ERA WHIP	IP WLS BF H R ER SO ERA WHIP	IP WLS BF H R ER SO ERA WHIP	IP WLS BF H R ER SO ERA WHIP	IP WLS BF H R ER SO ERA WHIP	IP WLS BF H R ER SO ERA WHIP	IP WLS BF H R ER SO ERA WHIP	IP WLS BF H R ER SO ERA WHIP	IP WLS BF H R ER SO ERA WHIP	IP WLS BF H R ER SO ERA WHIP	
Rudy May, L ERA: 3.36 Bob Lee, R ERA: 2.25 Dean Chance, R ERA: 4.1 (1, 1) (8, 1) (10, 1)	7.0 L 29 6 2 1 0 3.36 6.000	2.0 L 5 2 1 1 0 2.25 27.000																						

Los Angeles Angels @ Baltimore Orioles
Memorial Stadium, Baltimore, MD
Tue Jul 27 1965, 7:05 PM EDT
Att: 5,561 - Unknown

AB	31
R	3
H	8
RBI	3
BB	6
SO	7
LOB	13



Batter	1	2	3	4	5	6	7	8	9	AB	R	H	RBI	BB	SO	LOB	TOP																					
Jose Cardenal, R OBP: 0.306, SLG: 0.385	F8		6-3			F3		K		4	0	0	0	0	1	0																						
Jim Piersall, R OBP: 0.265, SLG: 0.261	K		E4			5-3		5-3		4	0	0	0	0	1	0																						
Jim Fregosi, R OBP: 0.308, SLG: 0.409	5-3		CS	2-3		BB 1B		K		4	0	1	0	0	1	0																						
Joe Adcock, R OBP: 0.311, SLG: 0.444 Al Spangler, L OBP: 0.277, SLG: 0.239		K		L4		BB 1B		BB 1B		2	0	0	0	2	1	0																						
Lou Clinton, R OBP: 0.323, SLG: 0.345		FC6-4 BB 1B		1-3		F8		BB 1B		4	0	2	0	0	0	2																						
Buck Rodgers, S OBP: 0.265, SLG: 0.272		FC6-4 BB 1B			K		F8	L4		3	0	0	0	1	1	2																						
Bobby Knoop, R OBP: 0.309, SLG: 0.372 Merritt Ranew, L OBP: 0.234, SLG: 0.311		FC6-4			K		F9	K		3	0	0	0	0	1	2																						
Paul Schaal, R OBP: 0.292, SLG: 0.334 Wille Smith, L OBP: 0.305, SLG: 0.445		1-2 2-3		1-3				K		3	0	1	0	0	1	2																						
Fred Newman, R OBP: 0.161, SLG: 0.104 Marcelino Lopez, R OBP: 0.204, SLG: 0.313 Ed Sukla, R			K			HR		1-3		3	1	1	1	0	1	1																						
										0	0	0	0	0	0	0																						
										0	0	0	0	0	0	0																						
Inning Stats	R: 0 E: 0 K: 1 S: 5	H: 0 LOB: 0 BB: 0 P: 5	R: 0 E: 0 K: 2 S: 8	H: 1 LOB: 2 BB: 1 P: 12	R: 0 E: 1 K: 1 S: 5	H: 0 LOB: 0 BB: 0 P: 5	R: 0 E: 0 K: 0 S: 3	H: 0 LOB: 0 BB: 0 P: 3	R: 0 E: 0 K: 2 S: 7	H: 0 LOB: 0 BB: 0 P: 7	R: 1 E: 0 K: 0 S: 5	H: 2 LOB: 1 BB: 1 P: 9	R: 0 E: 0 K: 0 S: 4	H: 1 LOB: 1 BB: 0 P: 4	R: 0 E: 0 K: 2 S: 7	H: 0 LOB: 0 BB: 1 P: 7	R: 0 E: 0 K: 2 S: 8	H: 1 LOB: 2 BB: 1 P: 12	1B: 4 2B: 0 3B: 0 HR: 1	SF: 0 SAC: 0 DP: 0 HBP: 0	WP: 0 PB: 0 SB: 0 CS: 1	PA: 36																
PITCHER	IP	WLS	BF	H	R	ER	SO	BB	IBB	HBP	BLK	WP	HR	S	P	ERA	WHIP	PITCHER				IP	WLS	BF	H	R	ER	SO	BB	IBB	HBP	BLK	WP	HR	S	P	ERA	WHIP
Steve Barber, L ERA: 3.42	(1, 1)	8.0	W	32	5	1	1	8	3	0	0	0	0	1	45	57	1.12	1.000																				
Stu Miller, R ERA: 1.79	(9, 1)	1.0	S	3	0	0	0	2	0	0	0	0	0	0	7	7	0.00	0.000																				

Los Angeles Angels @ Baltimore Orioles
Memorial Stadium, Baltimore, MD
Wed Jul 28 1965, 7:05 PM EDT
Att: 7,234 - Unknown

AB 32
R 1
H 5
RBI 1
BB 3
SO 10
LOB 13





Batter	1	2	3	4	5	6	7	8	9	AB	R	H	RBI	BB	SO	LOB	BOTTOM																					
Norm Siebern, L OBP: 0.390, SLG: 0.469 Luis Aparicio, R OBP: 0.273, SLG: 0.360	L6		K			F7		SH BB BB 1B		4	0	1	0	0	1	0																						
Russ Snyder, L OBP: 0.336, SLG: 0.332	4-3		4-3			6-3		BB BB SH BB		3	1	0	0	1	0	0																						
Boog Powell, L OBP: 0.318, SLG: 0.370		BB		4-3			K	SH BB BB		2	0	0	0	1	1	0																						
Brooks Robinson, R OBP: 0.360, SLG: 0.422	K		5-3			E6 1B 1B		L6		4	1	1	0	0	1	4																						
Curt Blefary, L OBP: 0.377, SLG: 0.458 Sam Bowers, R OBP: 0.190, SLG: 0.241		4-3 1B		4-3		F6		BB BB		3	0	1	1	1	0	1																						
Bob Johnson, R OBP: 0.301, SLG: 0.406 Jackie Brandt, R OBP: 0.286, SLG: 0.369		4-3		G6-4-3 1B		1B 2B 1B		K		4	1	2	0	0	1	4																						
Jerry Adair, R OBP: 0.301, SLG: 0.323		K		G6-4-3 1-2		2B 1B		FC6-4 BB		3	1	1	2	1	1	2																						
Dick Brown, R OBP: 0.306, SLG: 0.376		K		6-3		1-3 3-H 3-H		FC6-4		4	0	1	2	0	1	4																						
Steve Barber, L OBP: 0.189, SLG: 0.242 Stu Miller, R			K			K		K		3	0	0	0	0	3	1																						
										0	0	0	0	0	0	0																						
Inning Stats	R: 0 E: 0 K: 1 S: 5	H: 0 LOB: 1 BB: 1 P: 9	R: 0 E: 0 K: 2 S: 8	H: 1 LOB: 0 BB: 0 P: 8	R: 0 E: 0 K: 2 S: 7	H: 0 LOB: 0 BB: 0 P: 7	R: 0 E: 0 K: 0 S: 3	H: 0 LOB: 0 BB: 0 P: 3	R: 0 E: 0 K: 1 S: 5	H: 0 LOB: 0 BB: 0 P: 5	R: 3 E: 1 K: 2 S: 11	H: 4 LOB: 1 BB: 0 P: 11	R: 2 E: 1 K: 1 S: 7	H: 1 LOB: 3 BB: 3 P: 19	1B: 6 2B: 1 3B: 0 HR: 0	SF: 0 SAC: 1 DP: 1 HBP: 0	WP: 0 PB: 0 SB: 0 CS: 0	PA: 35																				
PITCHER	IP	WLS	BF	H	R	ER	SO	BB	IBB	HBP	BLK	WP	HR	S	P	ERA	WHIP	PITCHER				IP	WLS	BF	H	R	ER	SO	BB	IBB	HBP	BLK	WP	HR	S	P	ERA	WHIP
Fred Newman, R ERA: 3.05	(1, 1)	7.0	L	28	7	4	3	8	1	0	0	0	0	43	47	3.86	1.143																					
Marcelino Lopez, L ERA: 2.9	(8, 1)	0.0		2	0	0	0	0	1	0	0	0	0	1	5	∞	∞																					
Ed Sukla, R ERA: 4.96	(8, 1)	1.0		5	0	1	0	1	2	0	0	0	0	5	13	0.00	2.000																					

Los Angeles Angels @ Baltimore Orioles
Memorial Stadium, Baltimore, MD
Wed Jul 28 1965, 7:05 PM EDT
Att: 7,234 - Unknown

AB 30
R 5
H 7
RBI 5
BB 4
SO 9
LOB 16



Batter	1	2	3	4	5	6	7	8	9	AB	R	H	RBI	BB	SO	LOB	TOP					
Norm Siebern, L (1, 3) OBP: 0.397, SLG: 0.464	F8			G3		1B 1-2		K		4	0	1	0	0	1	0	Baltimore Orioles @ Minnesota Twins Metropolitan Stadium, Bloomington, MI Fri Jul 30 1965, 8:05 PM EDT Att: 36,813 - Unknown - 63 F AB 30 R 2 H 5 RBI 2 BB 1 SO 6 LOB 6 					
Luis Aparicio, R (1, 6) OBP: 0.273, SLG: 0.359	G4-6-3 1B			F8		K		4-3	4	0	1	0	0	1	2							
Russ Snyder, L (1, 8) OBP: 0.335, SLG: 0.330	G4-6-3 1-2			K		1-2 2-H 1B		1-3	4	0	1	1	0	1	1							
Brooks Robinson, R (1, 5) OBP: 0.356, SLG: 0.417		F8			5-3	F8		F2	4	0	0	0	0	2								
Boog Powell, L (1, 7) OBP: 0.315, SLG: 0.366		F7			K			6-3	3	0	0	0	0	1	0							
Curt Blefary, L (1, 9) OBP: 0.380, SLG: 0.471		F4			HR			G6-3 BB	2	1	1	1	1	0	0							
Jerry Adair, R (1, 4) OBP: 0.298, SLG: 0.320			F9		F9			G6-3 1-2	3	0	0	0	0	0	1							
Dick Brown, R (1, 2) OBP: 0.298, SLG: 0.366			5-3			6-3		P6	3	0	0	0	0	0	0							
Dave McNally, R (1, 1) OBP: 0.105, SLG: 0.056 Sam Bowers, R (8, PH) OBP: 0.169, SLG: 0.239 Dick Hall, R (8, 1) OBP: 0.636, SLG: 0.778				K		1B 1B		K	2	1	1	0	0	1	0							
										1	0	0	0	0	1	0						
										0	0	0	0	0	0	0						
Inning Stats	R: 0 E: 0 K: 0 S: 3	H: 1 LOB: 0 BB: 0 P: 3	R: 0 E: 0 K: 0 S: 3	H: 0 LOB: 0 BB: 0 P: 3	R: 0 E: 0 K: 1 S: 5	H: 0 LOB: 0 BB: 0 P: 5	R: 0 E: 0 K: 1 S: 5	H: 0 LOB: 0 BB: 0 P: 5	R: 1 E: 0 K: 1 S: 6	H: 1 LOB: 0 BB: 0 P: 6	R: 1 E: 0 K: 1 S: 8	H: 3 LOB: 2 BB: 0 P: 8	R: 0 E: 0 K: 0 S: 2	H: 0 LOB: 0 BB: 1 P: 6	R: 0 E: 0 K: 2 S: 7	H: 0 LOB: 0 BB: 0 P: 7	R: 0 E: 0 K: 0 S: 3	H: 0 LOB: 0 BB: 0 P: 3	1B: 4 2B: 0 3B: 0 HR: 1	SF: 0 SAC: 0 DP: 2 HBP: 0	WP: 0 PB: 0 SB: 0 CS: 0	PA: 31
PITCHER Mudcat Grant, R (1, 1) ERA: 3.55	IP: 9.0 WLS: W BF: 31 H: 5 R: 2 ER: 2 SO: 6 BB: 1 IBB: 0 HBP: 0 BLK: 0 WP: 0 HR: 1 S: 42 P: 46 ERA: 2.00 WHIP: 0.667															PITCHER	IP: 9.0 WLS: W BF: 31 H: 5 R: 2 ER: 2 SO: 6 BB: 1 IBB: 0 HBP: 0 BLK: 0 WP: 0 HR: 1 S: 42 P: 46 ERA: 2.00 WHIP: 0.667					

Batter	1	2	3	4	5	6	7	8	9	AB	R	H	RBI	BB	SO	LOB	BOTTOM					
Zoilo Versalles, R (1, 6) OBP: 0.279, SLG: 0.401	E 4-3 1B		FC1-5 1-2 BB		F8		6-3			3	1	1	0	1	0	1	Baltimore Orioles @ Minnesota Twins Metropolitan Stadium, Bloomington, MI Fri Jul 30 1965, 8:05 PM EDT Att: 36,813 - Unknown - 63 F AB 27 R 3 H 6 RBI 3 BB 6 SO 4 LOB 21 					
Rich Rollins, R (1, 5) OBP: 0.312, SLG: 0.348 Don Mincher, L (8, PH) OBP: 0.329, SLG: 0.584	E9 4-3 1B		FC1-5 1-2 2-3F BB		2B			2B SH	3	0	2	1	0	0	2							
Tony Oliva, L (1, 9) OBP: 0.354, SLG: 0.493	4-3		G1-6-3 1-2 1-2		F5			F7	4	0	0	1	0	0	5							
Harmon Killebrew, R (1, 3) OBP: 0.392, SLG: 0.514	K			F4		6-3		SH	4	0	1	0	0	1	1							
Bob Allison, R (1, 7) OBP: 0.378, SLG: 0.476	F8			K		FC6-4 BB		SH	2	0	0	0	2	1	1							
Earl Battey, R (1, 2) OBP: 0.397, SLG: 0.444 Jim Kaat, L (8, FR) OBP: 0.246, SLG: 0.276 Jerry Zimmerman, R (9, 2) OBP: 0.237, SLG: 0.242		FC1-4 1B			BB			SH	2	0	1	1	1	0	1							
Joe Nosske, R (1, 8) OBP: 0.273, SLG: 0.330		FC1-4 1-2 G6-4-3		4-3		FC6-4 1-2		K	4	0	0	0	0	1	6							
Frank Quilici, R (1, 4) OBP: 0.316, SLG: 0.302		G6-4-3 1-2			SH1-4 2B BB			K	3	1	0	0	1	1	4							
Mudcat Grant, R (1, 1) OBP: 0.246, SLG: 0.222			FC1-5 BB		SH1-4 1-2			6-3	1	0	0	0	1	0	0							
Inning Stats	R: 1 E: 1 K: 1 S: 7	H: 2 LOB: 1 BB: 0 P: 7	R: 0 E: 0 K: 0 S: 3	H: 1 LOB: 0 BB: 0 P: 3	R: 0 E: 0 K: 0 S: 2	H: 0 LOB: 1 BB: 2 P: 10	R: 0 E: 0 K: 1 S: 5	H: 0 LOB: 1 BB: 1 P: 9	R: 1 E: 0 K: 0 S: 4	H: 1 LOB: 1 BB: 1 P: 8	R: 0 E: 0 K: 0 S: 3	H: 0 LOB: 1 BB: 1 P: 7	R: 0 E: 0 K: 0 S: 3	H: 0 LOB: 0 BB: 0 P: 3	R: 1 E: 1 K: 2 S: 10	H: 2 LOB: 3 BB: 1 P: 14		R: 0 E: 0 K: 0 S: 3	H: 0 LOB: 0 BB: 0 P: 3	1B: 4 2B: 2 3B: 0 HR: 0	SF: 0 SAC: 2 DP: 2 HBP: 0	WP: 0 PB: 0 SB: 0 CS: 0
PITCHER Dave McNally, L (1, 1) ERA: 3.19 Dick Hall, R (8, 1) ERA: 2.27	IP: 7.0 WLS: L BF: 28 H: 4 R: 2 ER: 1 SO: 2 BB: 5 IBB: 0 HBP: 0 BLK: 0 WP: 0 HR: 0 S: 27 P: 47 ERA: 1.29 WHIP: 1.286															PITCHER	IP: 7.0 WLS: L BF: 28 H: 4 R: 2 ER: 1 SO: 2 BB: 5 IBB: 0 HBP: 0 BLK: 0 WP: 0 HR: 0 S: 27 P: 47 ERA: 1.29 WHIP: 1.286					


Batter	1	2	3	4	5	6	7	8	9	10	11	AB	R	H	RBI	BB	SO	LOB
Norm Sieberm, L OBP: 0.381, SLG: 0.455 Jackie Brandt, R OBP: 0.289, SLG: 0.372	(1, 3) 0-3 K		(2) 0-0 4-1		(3) 0-0 4-3			(2) 0-0 F8			(1) 0-0 G3 SH3-4 1B	4	0	0	0	0	1	1
Luis Aparicio, R OBP: 0.272, SLG: 0.363	(1, 6) 0-0 4-3		(2) 0-0 E6			(1) 0-0 3B		(3) 0-0 5-3			(1) 0-0 SH3-4	4	0	1	0	0	0	0
Russ Snyder, L OBP: 0.327, SLG: 0.322	(1, 8) 0-0 L6		(3) 0-0 F8			(1) 0-0 6-3			(1) 0-0 4-3		(2) 0-0 G3	5	0	0	0	0	0	3
Brooks Robinson, R OBP: 0.357, SLG: 0.415		(1, 5) 0-0 BB 1B FC5 1B		(1) 0-0 6-3		(2) 0-0 6-3			(1) 0-0 BB		(3) 0-0 F4	4	1	1	0	1	0	2
Boog Powell, L OBP: 0.317, SLG: 0.368	(1, 7) 0-0 FC5 BB 1B		(3) 0-0 FC5 BB 1B		(1) 0-0 G3-6-3 1B		(3) 0-0 F7		(2) 0-3 K			4	0	2	0	0	1	2
Curt Blefary, L OBP: 0.379, SLG: 0.465 Sam Bowens, R OBP: 0.189, SLG: 0.239	(1, 9) 4-0 BB BB BB	(9, 9) 4-0 FC5 BB		(2) 0-0 G3-6-3		(1) 0-0 G3		(3) 0-3 K				3	0	0	0	1	1	2
Jerry Adair, R OBP: 0.298, SLG: 0.322	(1, 4) 0-0 FC5		(1) 0-0 FC5			(2) 0-0 F4				(1) 0-0 5-3		4	0	1	1	0	0	2
Dick Brown, R OBP: 0.289, SLG: 0.353	(1, 2) 0-0 G6-4-3		(3) 0-0 G6-4-3		(1) 0-0 F9		(3) 0-0 6-3		(2) 0-3 K			4	0	0	0	0	1	3
John Miller, R OBP: 0.235, SLG: 0.071 Harvey Haddix, L Stu Miller, R	(1, 1) 0-0 4-3		(1) 0-0 4-3		(2) 0-0 F5		(1) 0-3 K		(3) 0-0 F8			3	0	0	0	0	1	1

Baltimore Orioles @ Minnesota Twins
Metropolitan Stadium, Bloomington, MI

Sat Jul 31 1965, 4:33 AM EDT
Att. 29,033 - Unknown - 65 F

livebaseballscores.com

AB 37
R 1
H 6
RBI 1
BB 2
SO 5
LOB 16



Inning Stats	R	H	E	K	S	IP	WLS	BF	H	R	ER	SO	BB	IBB	HBP	BLK	WP	HR	S	P	ERA	WHIP
PITCHER	0	0	0	1	5	8.0	0	29	5	1	0	2	1	0	0	0	0	0	7	11	0.00	1.000
Jim Perry, R ERA: 2.41	0	0	0	1	5	8.0	0	29	5	1	0	2	1	0	0	0	0	0	7	11	0.00	1.000
Bill Pleis, L ERA: 2.76	0	0	0	1	5	8.0	0	29	5	1	0	2	1	0	0	0	0	0	7	11	0.00	1.000
Al Worthington, R ERA: 1.70	0	0	0	1	5	8.0	0	29	5	1	0	2	1	0	0	0	0	0	7	11	0.00	1.000


Batter	1	2	3	4	5	6	7	8	9	10	11	AB	R	H	RBI	BB	SO	LOB
Zolo Versailles, R OBP: 0.278, SLG: 0.399	(1, 6) 0-0 F9		(1) 0-0 1B		(3) 0-3 K			(2) 0-0 F6		(2) 0-3 K		5	0	1	0	0	2	2
Frank Outcliff, R OBP: 0.290, SLG: 0.276	(1, 4) 0-3 K		(3) 0-0 4-3			(1) 0-0 5-3		(3) 0-0 F7		(3) 0-0 FC6-4		5	0	0	0	0	1	2
Tony Oliva, L OBP: 0.357, SLG: 0.493	(1, 9) 0-0 3-1				(1) 0-0 FC4-6 1B		(4) 0-0 FC6-4 BB		(1) 0-0 6-3		(1) 0-0 SH3-4 FC5-4 1B	4	1	2	0	1	0	0
Jimmie Hall, L OBP: 0.355, SLG: 0.518 Jim Kaat, L OBP: 0.246, SLG: 0.276 Al Worthington, R OBP: 0.125, SLG: 0.125	(1, 8) 0-0 F7		(3) 0-0 FC4-6		(1) 0-0 FC4-6		(2) 0-3 K		(1) 0-0 1B 2B		(1) 0-0 SH3-4	4	0	1	0	0	1	2
Harmon Killebrew, R OBP: 0.394, SLG: 0.513	(1, 5) 4-0 FC5-4 BB		(2) 0-0 FC5-4 BB		(2) 0-0 F8		(3) 0-0 FC6-4		(1) 0-0 1B		(4) 0-0 FC5-4 IBB	3	0	1	1	2	0	2
Don Mincher, L OBP: 0.324, SLG: 0.572 Joe Nosssek, R OBP: 0.277, SLG: 0.326	(1, 3) 0-0 F5		(2) 0-0 F5		(3) 0-0 F7		(1) 0-3 K		(1) 0-0 1B		(2) 0-0 FC5-4	3	0	0	0	0	1	2
Bob Allison, R OBP: 0.373, SLG: 0.469	(1, 7) 0-0 FC5-4		(3) 0-0 FC5-4		(1) 0-0 F7		(2) 0-3 K		(3) 0-0 G5-4-3			4	0	0	0	0	1	3
Jerry Zimmerman, R OBP: 0.241, SLG: 0.246 Sandy Valdespino, L OBP: 0.336, SLG: 0.320 Earl Battey, R OBP: 0.365, SLG: 0.442	(1, 2) 0-0 4-3		(1) 0-0 4-3		(3) 0-0 SH3-4 1B		(3) 0-0 6-3		(1) 0-0 F8			2	0	1	0	0	0	0
Jim Perry, S OBP: 0.149, SLG: 0.192 Rich Rollins, R OBP: 0.311, SLG: 0.347 Bill Pleis, L Jerry Kindall, R OBP: 0.266, SLG: 0.286	(1, 1) 0-0 4-3		(2) 0-0 4-3		(1) 0-0 SH3-4		(2) 0-0 F9		(1) 0-0 FC6-4 1B			1	0	0	0	0	0	0

Baltimore Orioles @ Minnesota Twins
Metropolitan Stadium, Bloomington, MI


Sat Jul 31 1965, 4:33 AM EDT
Att. 29,033 - Unknown - 65 F


livebaseballscores.com

AB 36
R 2
H 7
RBI 2
BB 4
SO 6
LOB 14



Inning Stats	R	H	E	K	S	IP	WLS	BF	H	R	ER	SO	BB	IBB	HBP	BLK	WP	HR	S	P	ERA	WHIP
PITCHER	0	0	0	1	5	8.1	0	32	5	1	0	0	2	1	0	0	0	0	4	10	1.08	0.840
John Miller, R ERA: 2.8	0	0	0	1	5	8.1	0	32	5	1	0	0	2	1	0	0	0	0	4	10	1.08	0.840
Harvey Haddix, L ERA: 2.33	0	0	0	1	5	8.1	0	32	5	1	0	0	2	1	0	0	0	0	4	10	1.08	0.840
Stu Miller, R ERA: 1.86	0	0	0	1	5	8.1	0	32	5	1	0	0	2	1	0	0	0	0	4	10	1.08	0.840


Batter	1	2	3	4	5	6	7	8	9	AB	R	H	RBI	BB	SO	LOB	TOP										
Luis Aparicio, R (1.6) OBP: 0.276, SLG: 0.377	F2			F6		HR		1B		4	1	2	1	0	0	0	Baltimore Orioles @ Minnesota Twins Metropolitan Stadium, Bloomington, MI Mon Aug 02 1965, 4:33 AM EDT Att: 23,535 - Unknown - 72 F										
Russ Snyder, L (1.8) OBP: 0.325, SLG: 0.324	L9			E		1B		F4		4	1	2	0	0	0	1											
Boog Powell, L (1.7) OBP: 0.315, SLG: 0.373	K			F9		K		G3		4	0	0	0	0	2	3											
Brooks Robinson, R (1.5) OBP: 0.359, SLG: 0.414		F7		6-3		E		6-3		4	0	1	1	0	0	1											
Bob Johnson, R (1.3) OBP: 0.302, SLG: 0.400		5-3				E3		1B		3	1	1	0	1	0	1											
Carl Warwick, R (1.9) OBP: 0.191, SLG: 0.190				FC6-4		1B		1B		4	0	0	0	0	0	2											
Jerry Adair, R (1.4) OBP: 0.294, SLG: 0.318				FC6-4		2-5		F7		4	0	0	0	0	0	2											
Dick Brown, R (1.2) OBP: 0.294, SLG: 0.387				1-3		FC5-4		F3		4	1	1	0	0	0	1											
Steve Barber, L (1.1) Don Larsen, R (4.1) Harvey Haddix, L (7.1) Sam Bowers, R (6. PH) Dick Hall, R (8.1) Jim Palmer, R (8.1)				F9		F3		5-3		4	1	1	0	0	0	1	AB 35 R 5 H 8 RBI 5 BB 1 SO 7 LOB 10										
Dick Brown, R (1.2) OBP: 0.294, SLG: 0.387				5-3		FC5-4		K		4	1	1	3	0	1	1											
Steve Barber, L (1.1) Don Larsen, R (4.1) Harvey Haddix, L (7.1) Sam Bowers, R (6. PH) Dick Hall, R (8.1) Jim Palmer, R (8.1)				K		K		K		1	0	0	0	0	1	0											
Inning Stats	R: 0 E: 0 K: 1 S: 5	H: 0 LOB: 0 BB: 0 P: 5	R: 0 E: 0 K: 0 S: 3	H: 0 LOB: 0 BB: 0 P: 3	R: 0 E: 0 K: 1 S: 5	H: 0 LOB: 0 BB: 0 P: 5	R: 0 E: 1 K: 0 S: 4	H: 1 LOB: 1 BB: 0 P: 4	R: 0 E: 0 K: 0 S: 3	H: 0 LOB: 1 BB: 1 P: 7	R: 2 E: 2 K: 2 S: 10	H: 3 LOB: 2 BB: 0 P: 10	R: 0 E: 0 K: 1 S: 5	H: 0 LOB: 0 BB: 0 P: 5	R: 0 E: 0 K: 1 S: 6	H: 1 LOB: 1 BB: 0 P: 6	R: 3 E: 0 K: 1 S: 8	H: 3 LOB: 0 BB: 0 P: 8	1B: 6 2B: 0 3B: 0 HR: 2	SF: 0 SAC: 0 DP: 0 HBP: 0	WP: 0 PB: 0 SB: 0 CS: 0	PA: 36					
PITCHER	IP	WLS	BF	H	R	ER	SO	BB	IBB	HBP	BLK	WP	HR	S	P	ERA	WHIP										
Jim Merritt, L (1.1) ERA: 4.15	8.2		36	8	5	4	6	1	0	0	0	0	2	46	50	4.15	1.038										
Johnny Klippstein, R (9.1) ERA: 3.23	0.1	W	1	0	0	0	1	0	0	0	0	0	0	3	3	0.00	0.000										

Batter	1	2	3	4	5	6	7	8	9	AB	R	H	RBI	BB	SO	LOB	BOTTOM										
Zoilo Versalles, R (1.6) OBP: 0.284, SLG: 0.410	L8		E6		F9			1B		4	2	2	0	0	0	1	Baltimore Orioles @ Minnesota Twins Metropolitan Stadium, Bloomington, MI Mon Aug 02 1965, 4:33 AM EDT Att: 23,535 - Unknown - 72 F										
Rich Rollins, R (1.5) OBP: 0.309, SLG: 0.346	K		SF8			6-3		2B		3	1	1	2	0	1	0											
Tony Oliva, L (1.9) OBP: 0.354, SLG: 0.492			K			K		1B		4	1	2	1	0	2	0											
Harmon Killebrew, R (1.3) OBP: 0.393, SLG: 0.507						K		3B		2	0	0	0	0	1	1											
Don Mincher, L (6.3) OBP: 0.324, SLG: 0.570	F8					F7		1B		2	0	0	0	0	0	1											
Bob Allison, R (1.7) OBP: 0.376, SLG: 0.479			G5-4-3		4-3			F6		3	0	1	1	1	0	0											
Earl Battey, R (1.2) OBP: 0.396, SLG: 0.444			BB		L6			1B		2	0	0	0	1	0	1											
Jim Kaat, L (7. PR) OBP: 0.242, SLG: 0.271			G5-4-3			FC		1B		0	0	0	0	0	0	0											
Jerry Zimmerman, R (8.2) OBP: 0.246, SLG: 0.252			1-2			FC4-2		1B		1	0	1	0	0	0	0											
Joe Nosske, R (1.8) OBP: 0.262, SLG: 0.307			1-3			FC		K		4	0	0	0	0	2	3	AB 31 R 6 H 8 RBI 5 BB 4 SO 10 LOB 15										
Frank Quilici, R (1.4) OBP: 0.294, SLG: 0.258						FC4-2		K		0	1	0	0	2	0	0											
Sandy Valdespino, L (7. PH) OBP: 0.331, SLG: 0.315			2B			BB		K		1	0	0	0	0	2	2											
Jerry Kindall, R (8.4) OBP: 0.265, SLG: 0.285			E			BB		K		1	0	0	0	0	1	2											
Jim Merritt, L (1.1) Johnny Klippstein, R (9.1) Jimmie Hall, L (9. PH)			BB			BB		K		3	0	0	0	0	3	4											
Joe Nosske, R (1.8) OBP: 0.262, SLG: 0.307			1-3			FC		K		0	0	0	0	0	0	0											
Inning Stats	R: 0 E: 0 K: 1 S: 6	H: 1 LOB: 1 BB: 0 P: 6	R: 0 E: 0 K: 0 S: 2	H: 0 LOB: 1 BB: 1 P: 6	R: 2 E: 1 K: 2 S: 8	H: 1 LOB: 0 BB: 1 P: 12	R: 0 E: 0 K: 1 S: 5	H: 0 LOB: 0 BB: 0 P: 5	R: 0 E: 0 K: 1 S: 5	H: 0 LOB: 1 BB: 1 P: 11	R: 0 E: 0 K: 1 S: 5	H: 0 LOB: 0 BB: 0 P: 5	R: 0 E: 1 K: 1 S: 6	H: 0 LOB: 2 BB: 1 P: 10	R: 0 E: 0 K: 2 S: 12	H: 5 LOB: 2 BB: 0 P: 12	R: 3 E: 0 K: 2 S: 1	H: 1 LOB: 0 BB: 0 P: 1	1B: 4 2B: 2 3B: 1 HR: 1	SF: 1 SAC: 0 DP: 1 HBP: 0	WP: 0 PB: 0 SB: 0 CS: 0	PA: 36					
PITCHER	IP	WLS	BF	H	R	ER	SO	BB	IBB	HBP	BLK	WP	HR	S	P	ERA	WHIP										
Steve Barber, L (1.1) ERA: 3.34	3.0		12	2	2	0	3	2	0	0	0	0	0	16	24	0.00	1.333										
Don Larsen, R (4.1) ERA: 4.14	3.1		13	0	0	0	4	2	0	0	0	0	0	19	27	0.00	0.600										
Harvey Haddix, L (7.1) ERA: 2.22	0.2		2	0	0	0	1	0	0	0	0	0	0	4	4	0.00	0.000										
Dick Hall, R (8.1) ERA: 2.69	0.1		6	5	3	3	0	0	0	0	0	0	0	6	6	81.00	15.000										
Jim Palmer, R (8.1) ERA: 3.09	0.2	L	3	1	1	1	2	0	0	0	0	0	1	7	7	13.50	1.500										

Batter	1	2	3	4	5	6	7	8	9	AB	R	H	RBI	BB	SO	LOB	TOP									
Norm Siebern, L (1,3) Jackie Brandt, R (7,7) OBP: 0.396, SLG: 0.461	G3		2B		F7		E8 1B		6-3	4	0	2	2	0	0	0										
Luis Aparicio, R (1,6) OBP: 0.276, SLG: 0.377	6-3		4-3		FC6-4 1B		6-3 1B		F8	5	0	2	1	0	0	1										
Russ Snyder, L (1,8) OBP: 0.328, SLG: 0.322	1-3			BB 1B SF8	FC6-4 1B		6-3			4	1	1	0	0	0	3										
Brooks Robinson, R (1,5) OBP: 0.358, SLG: 0.412		4-3		SF8 BB FC1-2 1B		F9	6-3			4	0	1	0	0	0	2										
Boog Powell, L (1,7) OBP: 0.314, SLG: 0.370	4-3			FC1-2 BB		4-3		4-3		3	0	0	0	1	0	0										
Curt Blefary, L (1,9) OBP: 0.376, SLG: 0.475	F7			SF8		3-1		HR		3	1	1	2	0	0	0										
Jerry Adair, R (1,4) OBP: 0.294, SLG: 0.317			1-3	FC1-2			SH1-3 1B	K		4	1	1	0	0	1	2										
Dick Brown, R (1,2) OBP: 0.295, SLG: 0.386			SH3 2B 1B	5-3			SH1-3 1B	K		3	1	1	0	0	1	2										
Wally Bunker, R (1,1) OBP: 0.263, SLG: 0.097			SH3				E 1B		4-3	1	0	0	0	0	1	0										
Steve Barber, L (6,1) OBP: 0.184, SLG: 0.235										0	0	0	0	0	0	0										
Charlie Lau, L (7,PH) OBP: 0.371, SLG: 0.500										0	1	0	0	1	0	0										
Stu Miller, R (7,1) OBP: 0.371, SLG: 0.500										1	0	0	0	0	0	0										
Inning Stats	R: 0 E: 0 K: 0 S: 3	H: 0 LOB: 0 BB: 0 P: 3	R: 0 E: 0 K: 0 S: 3	H: 0 LOB: 0 BB: 0 P: 3	R: 1 E: 0 K: 0 S: 5	H: 2 LOB: 1 BB: 0 P: 5	R: 1 E: 0 K: 0 S: 5	H: 2 LOB: 2 BB: 1 P: 9	R: 0 E: 0 K: 1 S: 6	H: 1 LOB: 1 BB: 0 P: 6	R: 0 E: 0 K: 0 S: 3	H: 0 LOB: 0 BB: 0 P: 3	R: 2 E: 1 K: 0 S: 6	H: 3 LOB: 2 BB: 1 P: 10	R: 1 E: 0 K: 2 S: 8	H: 1 LOB: 0 BB: 0 P: 8	R: 0 E: 0 K: 0 S: 3	H: 0 LOB: 0 BB: 0 P: 3	1B: 7 2B: 1 3B: 0 HR: 1	SF: 1 SAC: 2 DP: 0 HBP: 0	WP: 0 PB: 0 SB: 0 CS: 0	PA: 38				
PITCHER	IP WLS BF H R ER SO BB IBB HBP BLK WP HR S P ERA WHIP	6.1 L 28 7 4 4 1 2 0 0 0 0 0 1 28 36 5.68 1.421	2.2 10 2 1 1 2 0 0 0 0 0 1 14 14 3.38 0.750																							

Baltimore Orioles @ Los Angeles Angels
Dodger Stadium, Los Angeles, CA
Tue Aug 03 1965, 7:05 PM PDT
Att: 7,297 - Unknown

AB 33
R 5
H 9
RBI 5
BB 2
SO 3
LOB 10



Batter	1	2	3	4	5	6	7	8	9	AB	R	H	RBI	BB	SO	LOB	BOTTOM									
Jose Cardenal, R (1,8) Albie Pearson, L (4,9) OBP: 0.310, SLG: 0.387	1-3		6-3		FC4-6 1-2		F9			2	0	0	0	0	0	0										
Al Spangler, L (1,9) OBP: 0.287, SLG: 0.241	4-3			6-3		2B BB		L1-3 1B		3	1	1	0	1	0	0										
Jim Fregosi, R (1,6) OBP: 0.312, SLG: 0.418	4-3			1B		1B SF9 2B		L1-3 1-2		4	1	2	1	0	0	1										
Willie Smith, L (1,7) OBP: 0.307, SLG: 0.458			1-3 1B	F3		K		K		4	0	1	0	0	2	2										
Joe Adcock, R (1,3) OBP: 0.306, SLG: 0.429		F8		1-3		FC4-6 1B		K		4	0	1	0	0	1	2										
Buck Rodgers, S (1,2) OBP: 0.284, SLG: 0.272		1-3			F9	SF9		5-3		3	0	0	1	0	0	1										
Bobby Knoop, R (1,4) OBP: 0.314, SLG: 0.393					F9	FC4-6		K		2	0	0	0	1	0	2										
Bob Lee, R (7,1) OBP: 0.214, SLG: 0.385					F9	FC4-6		K		0	0	0	0	0	0	0										
Vic Power, R (9,PH) OBP: 0.302, SLG: 0.365					F9	FC4-6		K		1	0	0	0	0	1	0										
Paul Schaal, R (1,5) OBP: 0.294, SLG: 0.330			F6		F7		F6			3	0	0	0	0	0	1										
Fred Newman, R (1,1) OBP: 0.172, SLG: 0.120			6-3		FC4-6 1B		K			2	0	1	0	0	0	0										
Tom Satriano, L (7,4) OBP: 0.286, SLG: 0.394					FC4-6 1B		K			1	0	0	0	0	1	0										
Inning Stats	R: 0 E: 0 K: 0 S: 3	H: 0 LOB: 0 BB: 0 P: 3	R: 0 E: 0 K: 0 S: 4	H: 1 LOB: 0 BB: 0 P: 4	R: 0 E: 0 K: 0 S: 3	H: 0 LOB: 0 BB: 0 P: 3	R: 0 E: 0 K: 0 S: 4	H: 1 LOB: 1 BB: 0 P: 4	R: 0 E: 0 K: 1 S: 7	H: 2 LOB: 1 BB: 1 P: 11	R: 0 E: 0 K: 1 S: 5	H: 0 LOB: 0 BB: 0 P: 5	R: 0 E: 0 K: 1 S: 5	H: 1 LOB: 0 BB: 0 P: 5	R: 0 E: 0 K: 2 S: 7	H: 0 LOB: 0 BB: 0 P: 7	1B: 5 2B: 2 3B: 0 HR: 0	SF: 1 SAC: 0 DP: 1 HBP: 0	WP: 0 PB: 0 SB: 0 CS: 0	PA: 34						
PITCHER	IP WLS BF H R ER SO BB IBB HBP BLK WP HR S P ERA WHIP	5.0 21 4 2 2 0 4 2 0 0 0 0 0 6 6 0.00 1.000	3.0 9 1 0 0 4 0 0 0 0 0 0 0 17 17 0.00 0.333																							

Baltimore Orioles @ Los Angeles Angels
Dodger Stadium, Los Angeles, CA
Tue Aug 03 1965, 7:05 PM PDT
Att: 7,297 - Unknown

AB 31
R 2
H 6
RBI 2
BB 2
SO 5
LOB 11



Batter	1	2	3	4	5	6	7	8	9	AB	R	H	RBI	BB	SO	LOB	TOP					
Norm Siebern, L OBP: 0.395, SLG: 0.467										4	1	3	0	1	1	1	Baltimore Orioles @ Los Angeles Angels Dodger Stadium, Los Angeles, CA Wed Aug 04 1965, 7:05 PM PDT Unknown					
Luis Aparicio, R OBP: 0.276, SLG: 0.376										4	1	1	0	0	0	3						
Russ Snyder, L OBP: 0.325, SLG: 0.316										4	0	0	0	1	0	6						
Brooks Robinson, R OBP: 0.361, SLG: 0.416										4	1	2	2	1	0	3						
Boog Powell, L OBP: 0.314, SLG: 0.368										2	1	0	0	1	0	3						
Jackie Brandt, R OBP: 0.288, SLG: 0.364										2	1	1	1	0	0	2						
Curt Blefary, L OBP: 0.381, SLG: 0.473										3	1	1	0	1	0	2						
John Orsino, R OBP: 0.381, SLG: 0.500										3	0	1	0	0	1	1						
Charlie Lau, L OBP: 0.381, SLG: 0.500										0	0	0	0	1	0	0						
Stu Miller, R										0	0	0	0	0	0	0						
Jerry Adair, R OBP: 0.294, SLG: 0.317										3	0	1	2	0	1	0						
John Miller, R OBP: 0.222, SLG: 0.067										1	0	0	0	0	1	0						
Jim Palmer, R OBP: 0.238, SLG: 0.350										0	0	0	0	0	0	0						
Sam Rice, R OBP: 0.191, SLG: 0.236										0	0	0	0	1	0	0						
Don Larsen, R OBP: 0.255, SLG: 0.255										1	0	0	0	0	0	0						
Dick Brown, R OBP: 0.255, SLG: 0.383										1	0	0	0	0	1	2						
Inning Stats	R: 0 E: 0 K: 0 S: 4	H: 2 LOB: 1 BB: 0 P: 4	R: 2 E: 0 K: 1 S: 5	H: 1 LOB: 0 BB: 2 P: 13	R: 0 E: 0 K: 1 S: 5	H: 2 LOB: 2 BB: 0 P: 5	R: 0 E: 0 K: 1 S: 5	H: 1 LOB: 0 BB: 1 P: 6	R: 0 E: 0 K: 1 S: 4	H: 0 LOB: 0 BB: 1 P: 8	R: 0 E: 0 K: 0 S: 3	H: 0 LOB: 0 BB: 1 P: 7	R: 0 E: 0 K: 1 S: 5	H: 0 LOB: 0 BB: 0 P: 5	R: 4 E: 1 K: 1 S: 9	H: 3 LOB: 2 BB: 2 P: 17	R: 0 E: 0 K: 0 S: 4	H: 1 LOB: 2 BB: 1 P: 8	1B: 9 2B: 1 3B: 0 HR: 0	SF: 1 SAC: 1 DP: 3 HBP: 0	WP: 0 PB: 0 SB: 0 CS: 0	PA: 41
PITCHER	IP WLS BF H R ER SO BB IBB HBP BLK WP HR S P ERA WHIP																					
Dean Chance, R ERA: 4.07	(1, 1) 7.1 31 7 5 4 4 5 0 0 0 0 0 0 34 54 4.91 1.636																					
Bob Lee, R ERA: 2.11	(8, 1) 0.2 L 5 2 1 0 1 0 1 0 0 0 0 0 6 10 0.00 3.000																					
Ed Sukla, R ERA: 4.34	(9, 1) 1.0 5 1 0 0 0 0 0 1 0 0 0 0 4 8 0.00 1.000																					

Batter	1	2	3	4	5	6	7	8	9	AB	R	H	RBI	BB	SO	LOB	BOTTOM			
Albie Pearson, L OBP: 0.324, SLG: 0.329										2	1	0	0	2	1	0	Baltimore Orioles @ Los Angeles Angels Dodger Stadium, Los Angeles, CA Wed Aug 04 1965, 7:05 PM PDT Unknown			
Al Spangler, L OBP: 0.302, SLG: 0.250										3	2	2	0	2	0	0				
Jim Fregosi, R OBP: 0.316, SLG: 0.421										4	1	3	2	0	1	2				
Willie Smith, L OBP: 0.303, SLG: 0.453										4	0	0	1	0	0	6				
Jim Piersall, R OBP: 0.214, SLG: 0.255										0	0	0	0	0	0	0				
Joe Adcock, R OBP: 0.305, SLG: 0.427										1	0	0	0	0	0	2				
Ed Sukla, R										0	0	0	0	0	0	0				
Merritt Ranew, L OBP: 0.255, SLG: 0.292										3	0	0	1	1	1	0				
Vic Power, R OBP: 0.306, SLG: 0.366										5	0	2	0	0	1	2				
Bobby Knoop, R OBP: 0.312, SLG: 0.389										5	0	1	0	0	2	2				
Paul Schaal, R OBP: 0.299, SLG: 0.331										2	1	1	0	2	1	1				
Dean Chance, R OBP: 0.170, SLG: 0.071										3	0	0	0	0	3	4				
Bob Lee, R OBP: 0.214, SLG: 0.385										0	0	0	0	0	0	0				
Buck Rodgers, S OBP: 0.286, SLG: 0.275										1	0	1	0	0	0	0				
Jose Cardenal, R OBP: 0.310, SLG: 0.387										0	0	0	0	0	0	0				
Lou Clinton, R OBP: 0.325, SLG: 0.345										0	0	0	0	0	0	0				
Inning Stats	R: 1 E: 0 K: 1 S: 6	H: 1 LOB: 2 BB: 2 P: 14	R: 0 E: 0 K: 2 S: 6	H: 0 LOB: 1 BB: 1 P: 10	R: 3 E: 0 K: 1 S: 8	H: 3 LOB: 1 BB: 1 P: 12	R: 1 E: 0 K: 1 S: 7	H: 2 LOB: 2 BB: 1 P: 11	R: 0 E: 0 K: 0 S: 4	H: 1 LOB: 1 BB: 0 P: 4	R: 0 E: 0 K: 2 S: 8	H: 1 LOB: 1 BB: 0 P: 8	R: 0 E: 0 K: 1 S: 6	H: 1 LOB: 2 BB: 1 P: 10	R: 0 E: 0 K: 1 S: 5	H: 0 LOB: 0 BB: 0 P: 5	1B: 10 2B: 0 3B: 0 HR: 0	SF: 2 SAC: 1 DP: 0 HBP: 0	WP: 0 PB: 0 SB: 3 CS: 0	PA: 43
PITCHER	IP WLS BF H R ER SO BB IBB HBP BLK WP HR S P ERA WHIP																			
John Miller, R ERA: 3.4	(1, 1) 2.2 15 4 4 4 3 4 0 0 0 0 0 0 17 33 13.50 3.000																			
Jim Palmer, R ERA: 3.15	(3, 1) 1.1 7 2 1 1 2 1 0 0 0 0 0 0 10 14 6.75 2.250																			
Don Larsen, R ERA: 3.83	(5, 1) 3.0 W 13 3 0 0 3 0 1 0 0 0 0 0 18 22 0.00 1.000																			
Stu Miller, R ERA: 1.73	(8, 1) 2.0 S 8 1 0 0 2 1 0 0 0 0 0 0 11 15 0.00 1.000																			

Batter	1	2	3	4	5	6	7	8	9	AB	R	H	RBI	BB	SO	LOB	TOP										
Jackie Brandt, R (1, 8) OBP: 0.298, SLG: 0.376	4-0 BB		0-0 E S WP 1B	0-0 FC5-4 1-2 1B		0-0 F5	0-0 1-3 2-H 2B			4	1	3	1	1	0	0											
Luis Aparicio, R (1, 6) OBP: 0.277, SLG: 0.372	0-0 F8		0-0 5-3 1-H	0-0 FC5-4 1-2 2-3		4-0 BB BB	0-0 F8			4	0	0	0	1	0	5											
Curt Blefary, L (1, 9) OBP: 0.361, SLG: 0.470	0-0 G3-6 1-2		0-0 2B 1B	0-0 F7		4-0 FC5-4 1-2 BB	0-0 L9			4	1	1	0	1	0	3											
Brooks Robinson, R (1, 5) OBP: 0.362, SLG: 0.422		0-3 K	0-0 1-H 2B		0-0 4-3 2B 2B	0-3 K	0-0 F9			5	1	2	1	0	2	2											
Bob Johnson, R (1, 3) OBP: 0.299, SLG: 0.391	4-0 BB E BB		0-0 4-3		0-0 4-3 2-3	0-0 FC5-4 1-2	0-0 6-3			4	1	0	0	1	0	4											
Carl Warwick, R (1, 7) OBP: 0.202, SLG: 0.184	4-0 1B E BB		0-0 F4		4-0 2B BB		0-0 F9		0-0 2-3	3	2	0	0	2	0	1											
Jerry Adair, R (1, 4) OBP: 0.297, SLG: 0.324	0-0 E8 1-H 2-H 1B			0-0 F2		0-0 L4	0-0 1B 2B 1B		0-0 2B	5	1	3	1	0	0	2											
Dick Brown, R (1, 2) OBP: 0.303, SLG: 0.406	0-3 K		0-0 1B 2B		0-0 1B 2B 1-H 3-H 2B	0-0 2B 1B	0-0 4-3			5	1	3	2	0	1	2											
Dave McNally, R (1, 1) OBP: 0.116, SLG: 0.073	0-3 K		0-0 FC5-4 2-H 1B		0-0 F2	0-3 K	0-3 K			5	0	1	1	0	3	5											
Inning Stats	R: 0 E: 0 K: 0 S: 2	H: 0 LOB: 0 BB: 1 P: 6	R: 2 E: 1 K: 3 S: 10	H: 1 LOB: 1 BB: 2 P: 18	R: 2 E: 0 K: 0 S: 6	H: 3 LOB: 1 BB: 0 P: 6	R: 1 E: 0 K: 0 S: 6	H: 3 LOB: 2 BB: 0 P: 6	R: 2 E: 0 K: 0 S: 5	H: 2 LOB: 1 BB: 1 P: 9	R: 0 E: 0 K: 1 S: 5	H: 0 LOB: 2 BB: 2 P: 13	R: 1 E: 0 K: 1 S: 8	H: 3 LOB: 2 BB: 0 P: 8	R: 0 E: 0 K: 0 S: 3	H: 0 LOB: 0 BB: 0 P: 3	R: 0 E: 0 K: 1 S: 6	H: 1 LOB: 1 BB: 0 P: 6	1B: 7 2B: 8 3B: 0 HR: 0	SF: 0 SAC: 0 DP: 1 HBP: 0	WP: 1 PB: 0 SB: 1 CS: 0	PA: 45					
PITCHER	IP	WLS	BF	H	R	ER	SO	BB	IBB	HBP	BLK	WP	HR	S	P	ERA	WHIP	PITCHER									
Rudy May, L (1, 1) ERA: 3.58	3.1	L	19	7	5	4	3	3	0	0	0	1	0	22	34	10.80	3.000										
Aubrey Gatewood, R (4, 1) ERA: 3.95	1.2		8	2	2	2	0	1	0	0	0	0	0	7	11	10.80	1.800										
Ken McBride, R (6, 1) ERA: 4.5	4.0		18	4	1	1	3	2	0	0	0	0	0	22	30	2.25	1.500										

Baltimore Orioles @ Los Angeles Angels
Dodger Stadium, Los Angeles, CA
Wed Aug 04 1965, 7:05 PM PDT
Att: 12,111 - Unknown

AB	39
R	8
H	13
RBI	6
BB	6
SO	6
LOB	24




Batter	1	2	3	4	5	6	7	8	9	AB	R	H	RBI	BB	SO	LOB	BOTTOM										
Jim Piersall, R (1, 8) OBP: 0.259, SLG: 0.255	0-0 6-3	0-0 4-3			0-0 5-3			0-0 BB WP 1B		4	0	1	0	0	0	3											
Lou Clinton, R (1, 9) OBP: 0.324, SLG: 0.343	0-0 6-3		0-0 F9		0-0 1B		0-0 F4			4	0	1	0	0	0	1											
Jim Fregosi, R (1, 6) OBP: 0.320, SLG: 0.422	4-0 BB		0-0 5-3 1B		0-3 K		4-0 BB 1-2 BB			2	0	1	0	2	1	1											
Joe Adcock, R (1, 3) OBP: 0.300, SLG: 0.419	0-0 F9		0-0 5-3 1-2		0-3 K		0-0 F8			4	0	0	0	0	1	4											
Buck Rodgers, S (1, 2) OBP: 0.269, SLG: 0.276		0-0 1B 1-3 1B	0-3 K		0-0 F9		4-0 1-2 2-3 BB			3	0	1	0	1	1	1											
Willie Smith, L (1, 7) OBP: 0.300, SLG: 0.448	0-0 1-3 1-2		0-0 G3		0-0 F5		0-0 4-3			4	0	0	0	0	0	4											
Bobby Knoop, R (1, 4) OBP: 0.307, SLG: 0.383	0-3 K		0-0 F9		0-3 K		0-0 3-1			4	0	0	0	0	2	1											
Paul Schaaf, R (1, 5) OBP: 0.298, SLG: 0.330	0-0 BB 2-3 1B		0-0 F8		0-0 F4		0-0 L1			4	0	1	0	0	0	0											
Rudy May, L (1, 1) OBP: 0.344, SLG: 0.333	4-0 K				0-3 K		0-0 4-3			0	0	0	0	1	0	0											
Aubrey Gatewood, R (4, 1) OBP: 0.500, SLG: 0.500										0	0	0	0	0	0	0											
Joe Koppe, R (5, PH) OBP: 0.304, SLG: 0.250										1	0	0	0	0	1	0											
Ken McBride, R (6, 1)										1	0	0	0	0	0	0											
Vic Power, R (9, PH) OBP: 0.304, SLG: 0.364										1	0	0	0	0	0	0											
Inning Stats	R: 0 E: 0 K: 0 S: 3	H: 0 LOB: 1 BB: 1 P: 7	R: 0 E: 1 K: 1 S: 7	H: 2 LOB: 3 BB: 1 P: 11	R: 0 E: 0 K: 1 S: 6	H: 1 LOB: 1 BB: 0 P: 6	R: 0 E: 0 K: 0 S: 3	H: 0 LOB: 0 BB: 0 P: 3	R: 0 E: 0 K: 2 S: 8	H: 1 LOB: 1 BB: 0 P: 8	R: 0 E: 0 K: 1 S: 5	H: 0 LOB: 0 BB: 0 P: 5	R: 0 E: 0 K: 1 S: 5	H: 0 LOB: 0 BB: 0 P: 5	R: 0 E: 0 K: 0 S: 4	H: 1 LOB: 3 BB: 2 P: 12	R: 0 E: 0 K: 0 S: 3	H: 0 LOB: 0 BB: 0 P: 3	1B: 5 2B: 0 3B: 0 HR: 0	SF: 0 SAC: 0 DP: 0 HBP: 0	WP: 1 PB: 0 SB: 0 CS: 0	PA: 36					
PITCHER	IP	WLS	BF	H	R	ER	SO	BB	IBB	HBP	BLK	WP	HR	S	P	ERA	WHIP	PITCHER									
Dave McNally, L (1, 1) ERA: 2.97	9.0	W	36	5	0	0	6	4	0	0	0	1	0	44	60	0.00	1.000										

Baltimore Orioles @ Los Angeles Angels
Dodger Stadium, Los Angeles, CA
Wed Aug 04 1965, 7:05 PM PDT
Att: 12,111 - Unknown

AB	32
R	0
H	5
RBI	0
BB	4
SO	6
LOB	15



Batter	1	2	3	4	5	6	7	8	9	AB	R	H	RBI	BB	SO	LOB	TOP					
Norm Siebern, L OBP: 0.403, SLG: 0.473	0-0 1B		4-0 BB 1B 1B BB		0-0 F7		0-0 SH1-3 1B		0-0 2B 1B	4	2	3	0	1	0	0	Baltimore Orioles @ Kansas City Athletics Municipal Stadium, Kansas City, MO Fri Aug 06 1965, 8:05 PM EDT Att: 6,201 - Unknown livebaseballscorecards.com					
Bob Johnson, R OBP: 0.394, SLG: 0.393	0-3 K		0-0 BB 1B		0-0 F3		0-0 SH1-3		0-0 2B 1B	4	2	2	0	0	1	1						
Boog Powell, L OBP: 0.314, SLG: 0.365 Russ Snyder, L OBP: 0.326, SLG: 0.322	0-0 F8		4-0 WP 1B 1-2 2-3 BB		0-3 K		0-0 6-3		0-0 1-2 2B	2	0	0	0	1	1	1						
Brooks Robinson, R OBP: 0.362, SLG: 0.420	0-0 F9		0-0 WP 1-2 2-3 3-H 1B		4-0 1-3 1B BB		0-0 5-3		0-0 F7	4	0	1	2	1	0	2						
Curt Blefary, L OBP: 0.379, SLG: 0.467		0-0 F6	0-0 F7		0-0 1-3 1B		0-0 F5			4	0	1	0	0	0	2						
Jerry Adair, R OBP: 0.297, SLG: 0.321		0-0 E5	0-0 L5		0-0 F9		4-0 BB			3	0	0	0	1	0	4						
Paul Blair, R OBP: 0.294, SLG: 0.301	0-3 K2-3			0-0 L5		0-0 1-3		0-0 F6		4	0	0	0	0	1	4						
Dick Brown, R OBP: 0.295, SLG: 0.394	0-0 F6			0-3 K		0-0 1-3			0-0 F4	4	0	0	0	0	1	3						
Mill Pappas, R OBP: 0.102, SLG: 0.163 John Luciano, R OBP: 0.327, SLG: 0.421 Jim Palmer, L OBP: 0.350, SLG: 0.350 Carl Warwick, R OBP: 0.192, SLG: 0.192 Harvey Haddix, L OBP: 0.297, SLG: 0.374	0-0 F8		0-0 F8	0-3 K		0-3 K		0-3 K	0-3 K	1	0	0	0	0	0	0						
Inning Stats	R: 0 E: 0 K: 1 S: 6	H: 1 LOB: 1 BB: 0 P: 6	R: 0 E: 1 K: 1 S: 6	H: 0 LOB: 1 BB: 0 P: 6	R: 2 E: 0 K: 0 S: 5	H: 2 LOB: 2 BB: 2 P: 13	R: 0 E: 0 K: 2 S: 7	H: 0 LOB: 0 BB: 0 P: 7	R: 0 E: 0 K: 1 S: 5	H: 0 LOB: 0 BB: 0 P: 5	R: 0 E: 0 K: 0 S: 4	H: 1 LOB: 1 BB: 0 P: 8	R: 0 E: 0 K: 1 S: 6	H: 0 LOB: 1 BB: 0 P: 6	R: 0 E: 0 K: 0 S: 3	H: 0 LOB: 1 BB: 0 P: 7		R: 2 E: 0 K: 1 S: 8	H: 3 LOB: 1 BB: 0 P: 8	1B: 7 2B: 1 3B: 0 HR: 0	SF: 0 SAC: 1 DP: 0 HBP: 0	WP: 1 PB: 0 SB: 0 CS: 0
PITCHER	IP WLS BF H R ER SO BB IBB HBP BLK WP HR S P ERA WHIP																					
Rollie Sheldon, R ERA: 3.7	(1, 1) 5.0 W 23 4 2 2 5 3 0 0 0 1 0 30 42 3.60 1.400																					
Wes Stock, R ERA: 4.94	(6, 1) 4.0 S 17 4 2 2 2 1 0 0 0 0 0 20 24 4.50 1.250																					

Batter	1	2	3	4	5	6	7	8	9	AB	R	H	RBI	BB	SO	LOB	BOTTOM					
Bert Campaneris, R OBP: 0.326, SLG: 0.399	0-0 4-3	0-0 4-3		0-0 CS 1B		0-0 1B WP 1B		0-0 F9		5	1	2	1	0	0	1	Baltimore Orioles @ Kansas City Athletics Municipal Stadium, Kansas City, MO Fri Aug 06 1965, 8:05 PM EDT Att: 6,201 - Unknown livebaseballscorecards.com					
Jose Tartabull, L OBP: 0.381, SLG: 0.447	0-0 4-3		0-0 1B 2B	0-0 CS	0-0 2B	0-0 1B S 3B 1B		0-0 F5		5	3	3	0	0	0	1						
Wayne Causey, L OBP: 0.359, SLG: 0.361	0-0 2B 1B		0-0 E 1B 1B		0-0 F9	0-0 1H 3H 3B				4	2	3	2	0	0	1						
Ken Harrelson, R OBP: 0.359, SLG: 0.490 Santiago Rosario, L OBP: 0.343, SLG: 0.516	0-0 1B 2B		0-3 K		0-0 1H 2B	0-0 F8				4	1	2	2	0	1	2						
Dick Green, R OBP: 0.327, SLG: 0.423	0-0 1B 2H		0-0 E 1B 1B		0-3 K		0-3 K			4	1	2	1	0	2	1						
Jim Landis, R OBP: 0.370, SLG: 0.362	0-0 1B		0-0 F8 1B		0-0 L9		0-3 K		0-3 K	4	0	2	2	0	1	1						
Billy Bryan, L OBP: 0.315, SLG: 0.439	0-0 4-3		0-0 F8 1-2		0-0 5-3		0-0 1-3			4	0	0	0	0	0	3						
Mike Hershberger, R OBP: 0.304, SLG: 0.310		0-0 4-3		4-0 L4 BB		0-0 1B 3B		0-0 FC3-6 1B		3	1	2	0	1	0	0						
Rollie Sheldon, R OBP: 0.114, SLG: 0.061 Wes Stock, R ERA: 4.94	0-3 K		0-3 L4		0-3 K		0-3 FC3-6		0-0 1-2	2	0	0	0	0	1	1						
Inning Stats	R: 2 E: 0 K: 0 S: 7	H: 4 LOB: 2 BB: 0 P: 7	R: 0 E: 0 K: 1 S: 5	H: 0 LOB: 0 BB: 0 P: 5	R: 3 E: 1 K: 1 S: 8	H: 4 LOB: 1 BB: 0 P: 8	R: 0 E: 0 K: 0 S: 2	H: 1 LOB: 0 BB: 1 P: 6	R: 1 E: 0 K: 1 S: 7	H: 2 LOB: 1 BB: 0 P: 7	R: 3 E: 0 K: 1 S: 9	H: 4 LOB: 1 BB: 0 P: 9	R: 0 E: 0 K: 2 S: 7	H: 0 LOB: 0 BB: 0 P: 7	R: 0 E: 0 K: 0 S: 4	H: 1 LOB: 1 BB: 0 P: 4		R: 0 E: 0 K: 0 S: 4	H: 1 LOB: 1 BB: 0 P: 4	1B: 11 2B: 4 3B: 2 HR: 0	SF: 0 SAC: 0 DP: 1 HBP: 0	WP: 1 PB: 0 SB: 1 CS: 1
PITCHER	IP WLS BF H R ER SO BB IBB HBP BLK WP HR S P ERA WHIP																					
Milt Pappas, R ERA: 2.18	(1, 1) 3.0 L 16 8 5 4 2 1 0 0 0 0 1 0 18 22 12.00 2.667																					
Jim Palmer, R ERA: 3.51	(4, 1) 3.0 15 7 4 4 2 1 0 0 0 0 1 0 18 22 12.00 2.667																					
Harvey Haddix, L ERA: 2.08	(7, 1) 2.0 7 1 0 0 0 2 0 0 0 0 0 0 11 11 0.00 0.500																					

Batter	1	2	3	4	5	6	7	8	9	AB	R	H	RBI	BB	SO	LOB	TOP										
Norm Siebern, L OBP: 0.399, SLG: 0.476	L7	F6			6-3		HR		1B SH3	5	2	2	3	0	0	1											
Russ Snyder, L OBP: 0.325, SLG: 0.321	6-3		4-3				F3		1B SH3	5	1	2	0	0	0	0											
Charlie Lau, L Stu Miller, R OBP: 0.362, SLG: 0.525					4-3		K		SH3	4	0	2	0	0	1	1											
Brooks Robinson, R OBP: 0.364, SLG: 0.423	F3		F8				F7		2B	5	1	2	1	0	0	2											
Curt Blefary, L Jackie Brandt, R OBP: 0.371, SLG: 0.455			K		K		F7		2B	3	0	0	0	0	2	2											
Bob Johnson, R OBP: 0.303, SLG: 0.390					5-3		FC5-4		F2	5	1	2	2	0	0	1											
Jerry Adair, R OBP: 0.302, SLG: 0.330					6-3				F4	5	1	2	1	0	0	1											
Paul Blair, R OBP: 0.286, SLG: 0.294			F9		F8		6-3		E5	4	1	0	0	0	0	3											
Wally Bunker, R Don Larsen, R John Orsino, R OBP: 0.275, SLG: 0.121							K		6-3	2	0	1	1	0	1	0											
Dick Brown, R OBP: 0.303, SLG: 0.407							HR		3B	0	0	0	0	0	0	0											
Inning Stats	R: 0 E: 0 K: 0 S: 4	H: 1 LOB: 1 BB: 0 P: 4	R: 2 E: 0 K: 1 S: 8	H: 3 LOB: 1 BB: 0 P: 8	R: 0 E: 0 K: 1 S: 6	H: 1 LOB: 0 BB: 0 P: 6	R: 0 E: 0 K: 0 S: 3	H: 0 LOB: 0 BB: 0 P: 3	R: 0 E: 0 K: 1 S: 6	H: 2 LOB: 2 BB: 0 P: 5	R: 2 E: 0 K: 1 S: 7	H: 2 LOB: 0 BB: 0 P: 7	R: 0 E: 0 K: 0 S: 3	H: 0 LOB: 0 BB: 0 P: 3	R: 5 E: 1 K: 0 S: 9	H: 5 LOB: 1 BB: 0 P: 9	1B: 8 2B: 4 3B: 2 HR: 1	SF: 0 SAC: 1 DP: 0 HBP: 0	WP: 0 PB: 0 SB: 0 CS: 0	PA: 43							
PITCHER	IP	WLS	BF	H	R	ER	SO	BB	IBB	HBP	BLK	WP	HR	S	P	ERA	WHIP										
Diego Segui, R ERA: 4.86	(1, 1)	6.0	28	10	4	4	3	0	0	0	0	0	1	34	34	6.00	1.667										
Don Mossi, L ERA: 3.31	(7, 1)	2.1	L	10	2	3	0	1	0	0	0	0	0	12	12	0.00	0.857										
John Wyatt, R ERA: 2.38	(9, 1)	0.2		5	3	2	0	0	0	0	0	0	0	5	5	0.00	4.500										

Baltimore Orioles @ Kansas City Athletics
Municipal Stadium, Kansas City, MO
Sun Aug 08 1965, 4:33 AM EDT
Unknown

AB 42
R 9
H 15
RBI 9
BB 0
SO 4
LOB 12



Batter	1	2	3	4	5	6	7	8	9	AB	R	H	RBI	BB	SO	LOB	BOTTOM											
Bert Campaneris, R OBP: 0.324, SLG: 0.395	1-3	FC5							5-3	5	0	2	2	0	0	2												
Jose Tartabull, L OBP: 0.392, SLG: 0.478					F7		1B		K	4	0	1	0	1	1	2												
Wayne Causey, L OBP: 0.362, SLG: 0.364	G3				F8				1B	5	1	3	0	0	0	1												
Ken Harrelson, R OBP: 0.359, SLG: 0.485					1-3		G5-4-3		SH3	3	0	1	0	1	0	2												
Dick Green, R OBP: 0.325, SLG: 0.416					K				1B	5	0	1	1	0	2	3												
Jim Landis, R OBP: 0.373, SLG: 0.374									FC6-4	3	2	1	0	2	1	3												
Billy Bryan, L OBP: 0.318, SLG: 0.437					K				FC6-4	3	1	1	0	1	1	1												
Mike Hershberger, R OBP: 0.303, SLG: 0.316										4	1	1	2	0	0	4												
Diego Segui, R Don Mossi, L John Wyatt, R OBP: 0.238, SLG: 0.250										2	0	0	0	1	1	2												
Inning Stats	R: 0 E: 0 K: 0 S: 3	H: 0 LOB: 2 BB: 2 P: 11	R: 0 E: 0 K: 1 S: 6	H: 1 LOB: 2 BB: 1 P: 10	R: 0 E: 0 K: 0 S: 3	H: 0 LOB: 0 BB: 0 P: 3	R: 2 E: 0 K: 2 S: 9	H: 2 LOB: 0 BB: 0 P: 9	R: 0 E: 0 K: 0 S: 4	H: 3 LOB: 1 BB: 0 P: 4	R: 2 E: 1 K: 0 S: 4	H: 1 LOB: 2 BB: 3 P: 16	R: 0 E: 0 K: 2 S: 8	H: 1 LOB: 1 BB: 0 P: 8	R: 0 E: 0 K: 0 S: 3	H: 0 LOB: 0 BB: 0 P: 3	R: 1 E: 0 K: 1 S: 8	H: 3 LOB: 2 BB: 0 P: 8	1B: 10 2B: 0 3B: 0 HR: 1	SF: 0 SAC: 1 DP: 1 HBP: 0	WP: 0 PB: 0 SB: 0 CS: 1	PA: 42						
PITCHER	IP	WLS	BF	H	R	ER	SO	BB	IBB	HBP	BLK	WP	HR	S	P	ERA	WHIP											
Wally Bunker, R ERA: 3.54	(1, 1)	5.2		27	6	4	4	3	5	0	0	0	0	0	27	51	6.35	1.941										
Don Larsen, R ERA: 3.79	(6, 1)	0.1		2	1	0	0	0	0	0	0	0	0	2	2	0.00	3.000											
Stu Miller, R ERA: 1.75	(7, 1)	3.0	W	13	4	1	1	3	0	0	0	0	0	19	19	3.00	1.333											

Baltimore Orioles @ Kansas City Athletics
Municipal Stadium, Kansas City, MO
Sun Aug 08 1965, 4:33 AM EDT
Unknown

AB 35
R 5
H 11
RBI 5
BB 6
SO 6
LOB 20



Batter	1	2	3	4	5	6	7	8	9	AB	R	H	RBI	BB	SO	LOB	TOP				
Norm Siebern, L OBP: 0.395, SLG: 0.467 (1, 3)	F7			1-4-3		1-3		1B BB	K	4	1	0	0	1	1	1					
Russ Snyder, L OBP: 0.320, SLG: 0.316 (1, 9)	K			4-3		F8		F9		4	0	0	0	0	1	2					
Jackie Brandt, R OBP: 0.298, SLG: 0.378 (1, 7)	F8			6-3		L4		1B 1-2 1B		4	1	1	0	0	0	1					
Brooks Robinson, R OBP: 0.366, SLG: 0.424 (1, 5)		F9			E4 G6-4-3 1B		1B 1B	1B 1B		4	1	2	1	0	0	0					
Bob Johnson, R OBP: 0.307, SLG: 0.393 (1, 6)		5-3			G6-4-3 1-2 1B		L9	1B 1-2 1B		4	0	2	1	0	0	1					
Jerry Adair, R OBP: 0.302, SLG: 0.329 (1, 4)		6-3			G6-4-3 1-2 2-3		L9	1-3 2-H 1B		4	0	1	1	0	0	3					
Dick Brown, R OBP: 0.315, SLG: 0.408 (8, PH)			F9		FC6-4 HBP		1-2 1B	G3		2	0	1	0	0	0	0					
Boog Powell, L OBP: 0.315, SLG: 0.364 (8, PH)										1	0	0	0	0	0	2					
Dick Hall, R OBP: 0.636, SLG: 0.778 (8, 1)										0	0	0	0	0	0	0					
Paul Blair, R OBP: 0.282, SLG: 0.289 (1, 8)			6-3		FC6-4		F8		K	3	0	0	0	0	0	4					
Curt Blefary, L OBP: 0.370, SLG: 0.454 (9, PH)					1-2					1	0	0	0	0	1	0					
Dave McNally, R OBP: 0.115, SLG: 0.073 (3, PH)										0	0	0	0	0	0	0					
Carl Warwick, R OBP: 0.198, SLG: 0.180 (3, PH)										1	0	0	0	0	0	0					
Don Larsen, R OBP: 0.333, SLG: 0.444 (7, 1)										1	0	0	0	0	0	0					
Harvey Haddix, L OBP: 0.204, SLG: 0.427 (8, PH)										0	0	0	0	0	0	0					
John Crisino, R OBP: 0.294, SLG: 0.427 (8, 2)										2	0	0	0	0	1	0					
Inning Stats	R: 0 E: 0 K: 1 S: 5	H: 0 LOB: 0 BB: 0 P: 5	R: 0 E: 0 K: 0 S: 3	H: 0 LOB: 0 BB: 0 P: 3	R: 0 E: 0 K: 0 S: 3	H: 0 LOB: 0 BB: 0 P: 3	R: 0 E: 0 K: 0 S: 4	H: 1 LOB: 2 BB: 0 P: 5	R: 0 E: 0 K: 0 S: 4	H: 1 LOB: 1 BB: 0 P: 4	R: 0 E: 0 K: 0 S: 5	H: 2 LOB: 2 BB: 0 P: 5	R: 3 E: 0 K: 1 S: 9	H: 4 LOB: 2 BB: 1 P: 13	R: 0 E: 0 K: 2 S: 7	H: 0 LOB: 0 BB: 0 P: 7	1B: 7 2B: 1 3B: 0 HR: 0	SF: 0 SAC: 0 DP: 1 HBP: 1	WP: 0 PB: 0 SB: 0 CS: 0	PA: 37	
PITCHER	IP	WLS	BF	H	R	ER	SO	BB	IBB	HBP	BLK	WP	HR	S	P	ERA	WHIP				
John O'Donoghue, L ERA: 4.03 (1, 1)	7.2	W	32	7	3	3	2	1	0	1	0	0	0	34	39	3.52	1.043				
Jack Aker, R ERA: 4.5 (8, 1)	1.0		4	1	0	0	1	0	0	0	0	0	0	6	6	0.00	1.000				
Don Mossi, L ERA: 3.28 (9, 1)	0.1	S	1	0	0	0	1	0	0	0	0	0	0	3	3	0.00	0.000				

Baltimore Orioles @ Kansas City Athletics
Municipal Stadium, Kansas City, MO
Sun Aug 08 1965, 4:38 AM EDT
Att: 14,521 - Unknown

AB 35
R 3
H 8
RBI 3
BB 1
SO 4
LOB 14



Batter	1	2	3	4	5	6	7	8	9	AB	R	H	RBI	BB	SO	LOB	BOTTOM				
Bert Campaneris, R OBP: 0.326, SLG: 0.400 (1, 6)	CS BB	1-H 3B			F9		1-3			3	0	1	1	1	0	1					
Jose Tartabull, L OBP: 0.382, SLG: 0.460 (1, 7)	S 2B	F9			6-3		F2			4	1	1	0	0	0	2					
Jim Landis, R OBP: 0.371, SLG: 0.370 (1, 8)	2B BB			4-3		E6 E S 2B		K		3	2	0	0	1	1	0					
Ken Harrelson, R OBP: 0.358, SLG: 0.486 (1, 3)	6-3 1-H 2-H	2B		K		K		6-3		4	0	1	2	0	2	1					
Mike Hershberger, R OBP: 0.302, SLG: 0.318 (1, 9)	6-3			4-3				F7		4	0	1	1	0	0	1					
Dick Green, R OBP: 0.322, SLG: 0.412 (1, 4)	6-3							F9		3	0	0	0	0	1	2					
Ed Charles, R OBP: 0.332, SLG: 0.403 (1, 5)			F9		F8		5-3			3	0	0	0	0	0	1					
Rene Lachemann, R OBP: 0.232, SLG: 0.361 (1, 2)					F6			SH5-4 2B		3	1	2	0	0	0	0					
John O'Donoghue, R OBP: 0.238, SLG: 0.317 (1, 1)										2	0	0	0	0	1	1					
Jack Aker, R (8, 1)										0	0	0	0	0	0	0					
Don Mossi, L (9, 1)										0	0	0	0	0	0	0					
Inning Stats	R: 2 E: 0 K: 0 S: 4	H: 2 LOB: 1 BB: 2 P: 12	R: 1 E: 0 K: 1 S: 7	H: 2 LOB: 1 BB: 0 P: 7	R: 0 E: 0 K: 1 S: 5	H: 0 LOB: 0 BB: 0 P: 5	R: 0 E: 0 K: 1 S: 5	H: 0 LOB: 0 BB: 0 P: 3	R: 1 E: 1 K: 1 S: 7	H: 1 LOB: 1 BB: 0 P: 7	R: 0 E: 0 K: 0 S: 4	H: 1 LOB: 1 BB: 0 P: 4	R: 0 E: 0 K: 1 S: 5	H: 0 LOB: 0 BB: 0 P: 5	1B: 2 2B: 3 3B: 1 HR: 0	SF: 0 SAC: 1 DP: 0 HBP: 0	WP: 0 PB: 0 SB: 2 CS: 1	PA: 32			
PITCHER	IP	WLS	BF	H	R	ER	SO	BB	IBB	HBP	BLK	WP	HR	S	P	ERA	WHIP				
Dave McNally, L ERA: 3.13 (3, 1)	2.0	L	11	4	3	3	1	2	0	0	0	0	0	11	19	13.50	3.000				
Don Larsen, R ERA: 3.4 (3, 1)	4.2		17	2	1	0	3	0	0	0	0	0	0	23	23	0.00	0.429				
Harvey Haddix, L ERA: 2.05 (7, 1)	0.1		1	0	0	0	0	0	0	0	0	0	0	1	1	0.00	0.000				
Dick Hall, R ERA: 3.03 (8, 1)	1.0		3	0	0	0	1	0	0	0	0	0	0	5	5	0.00	0.000				

Baltimore Orioles @ Kansas City Athletics
Municipal Stadium, Kansas City, MO
Sun Aug 08 1965, 4:38 AM EDT
Att: 14,521 - Unknown

AB 29
R 4
H 6
RBI 4
BB 2
SO 5
LOB 9



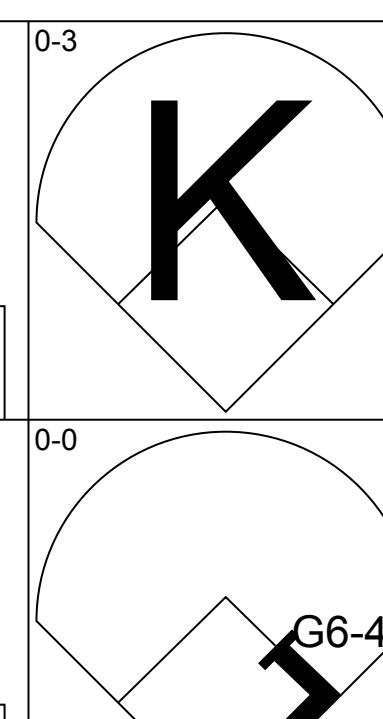
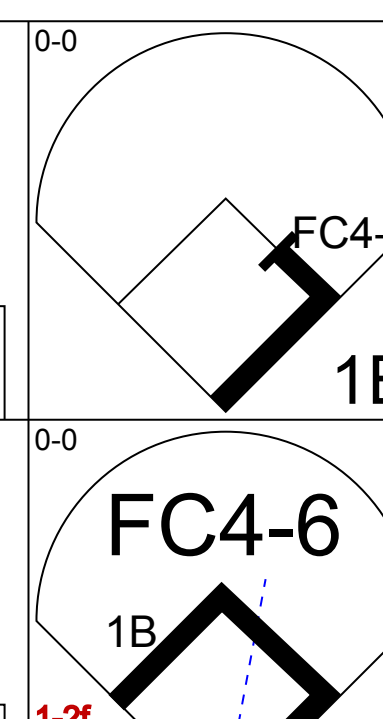
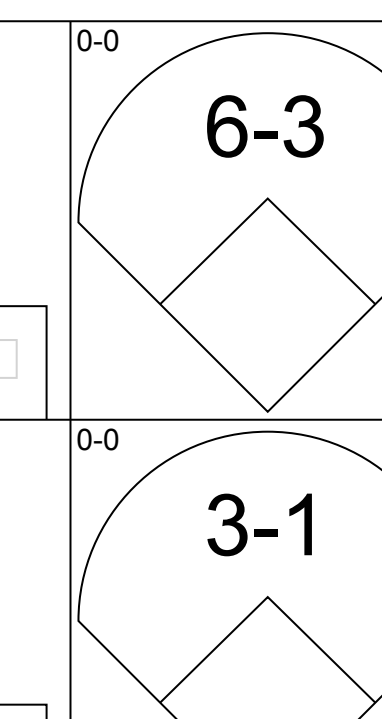
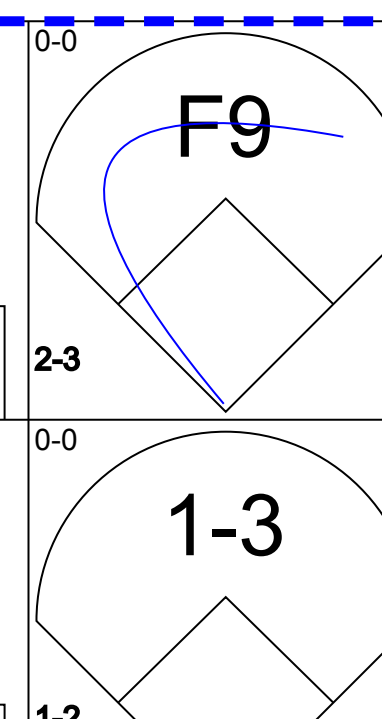
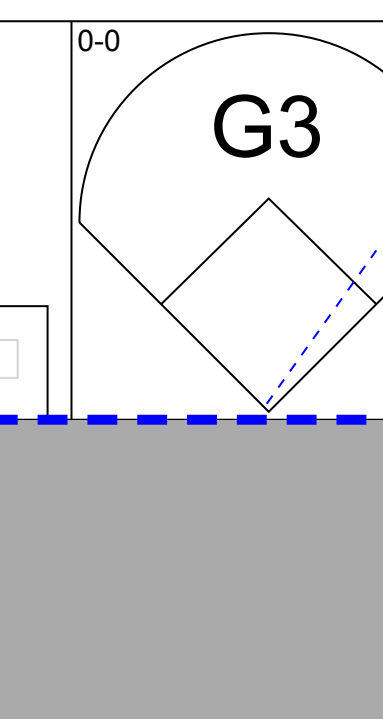
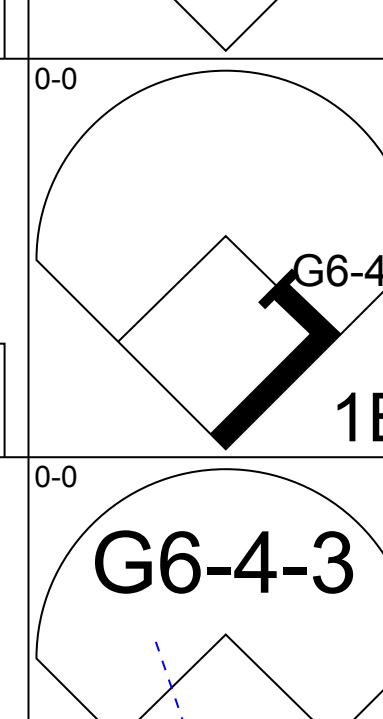
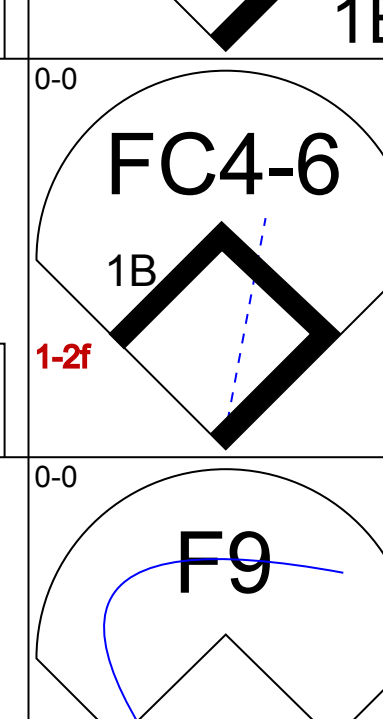
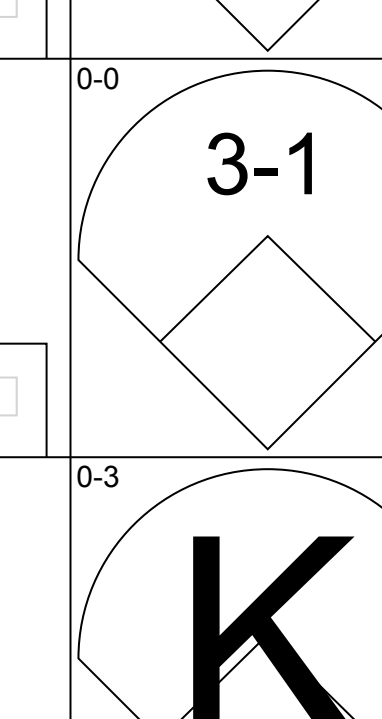
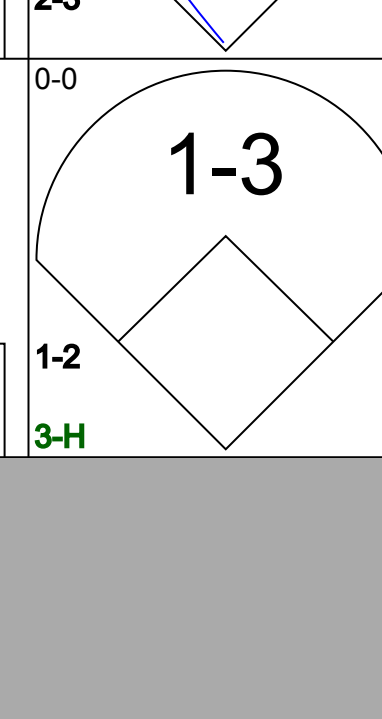
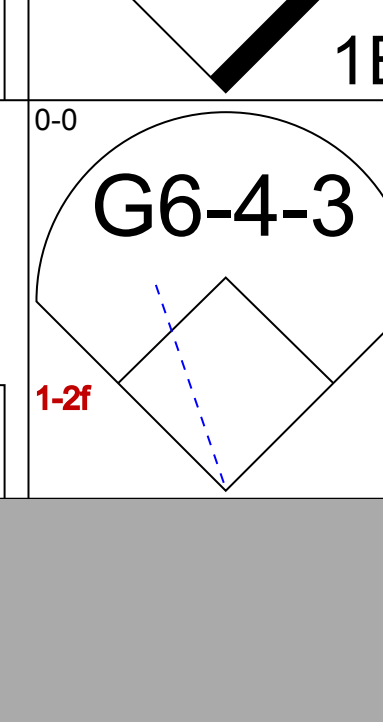
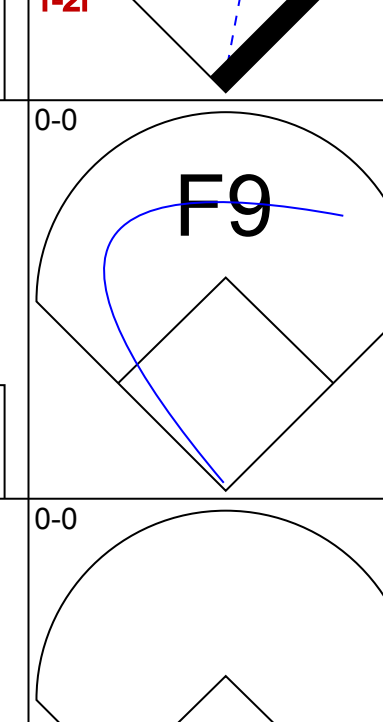
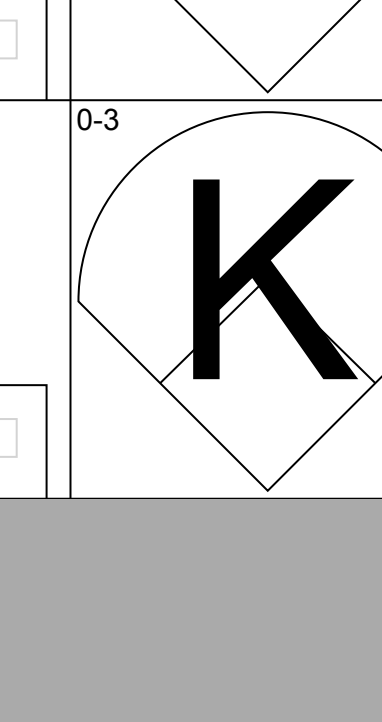
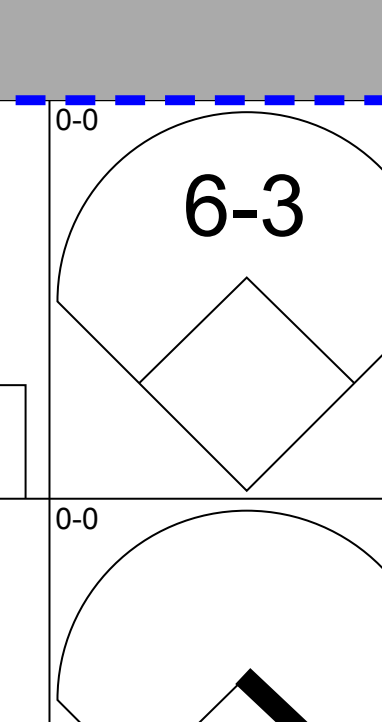
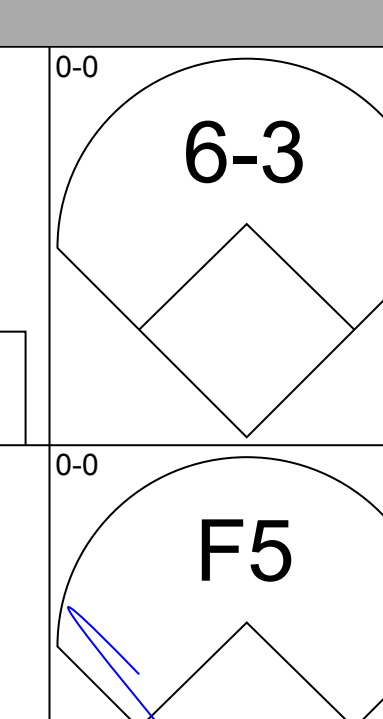
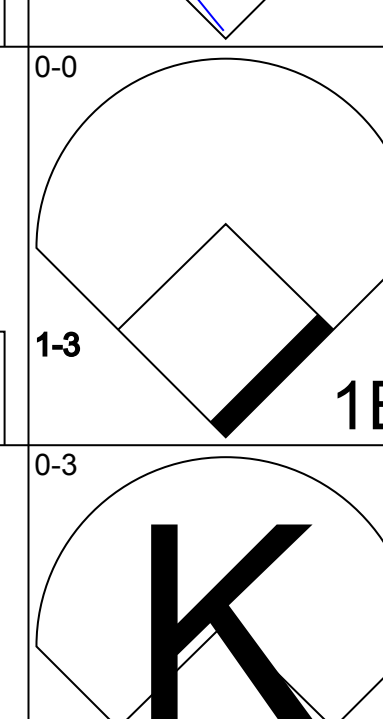
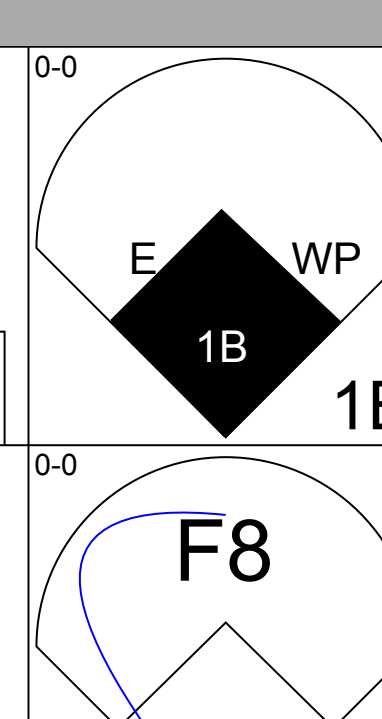
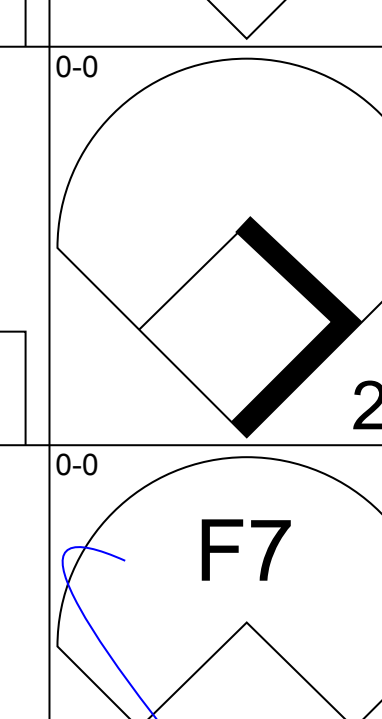
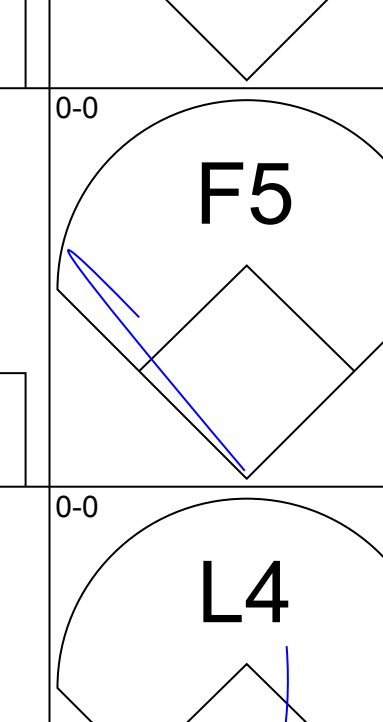
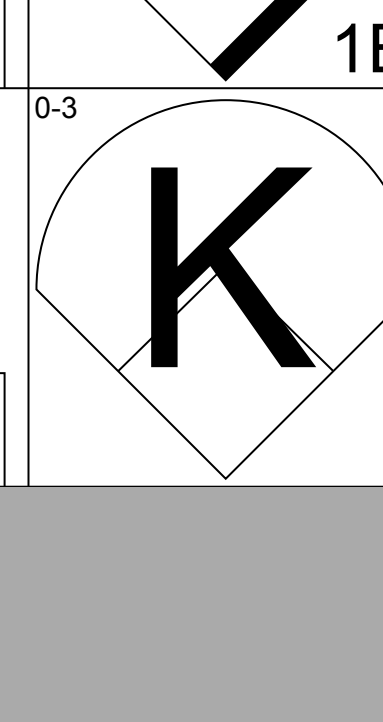
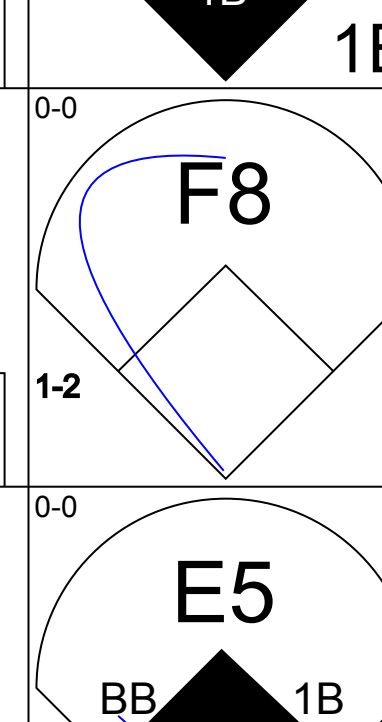
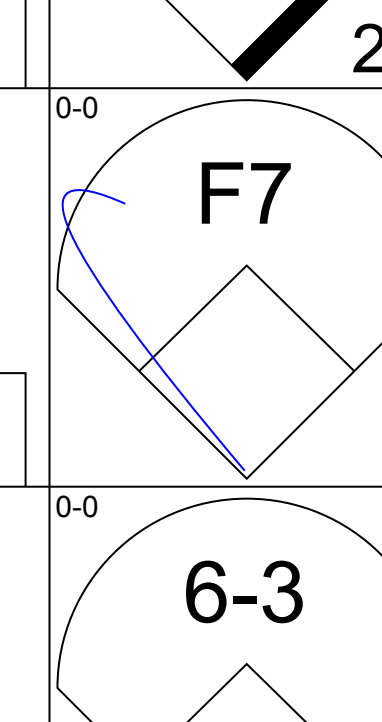
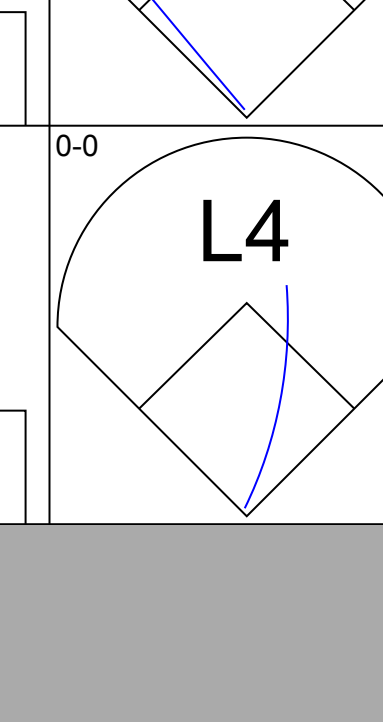
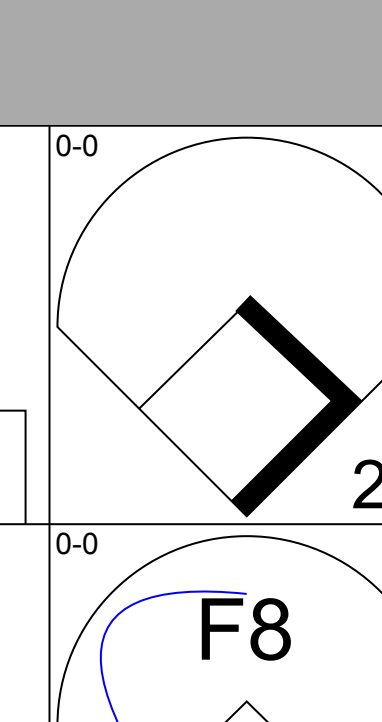
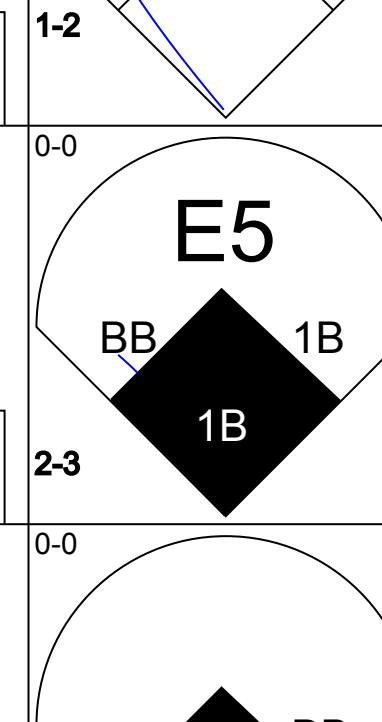
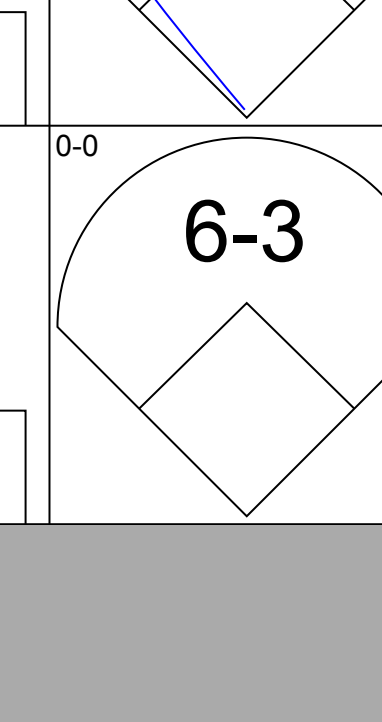
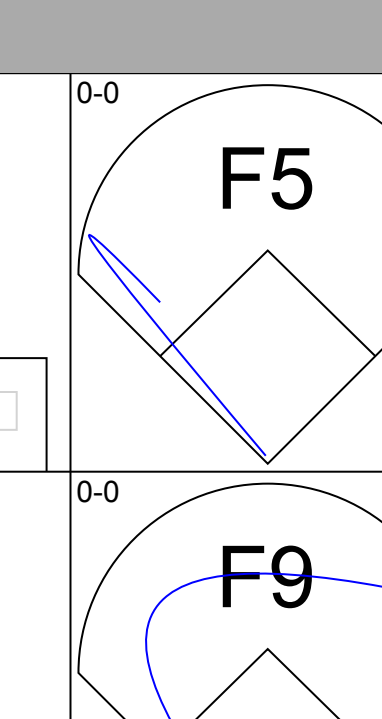
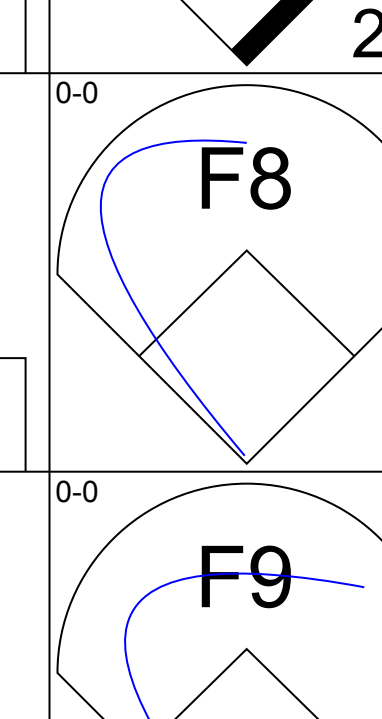
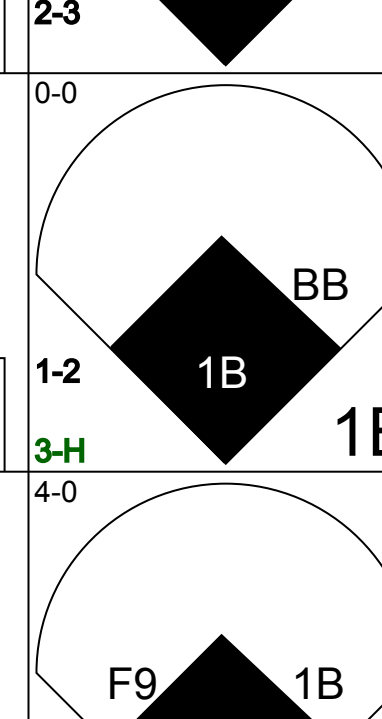
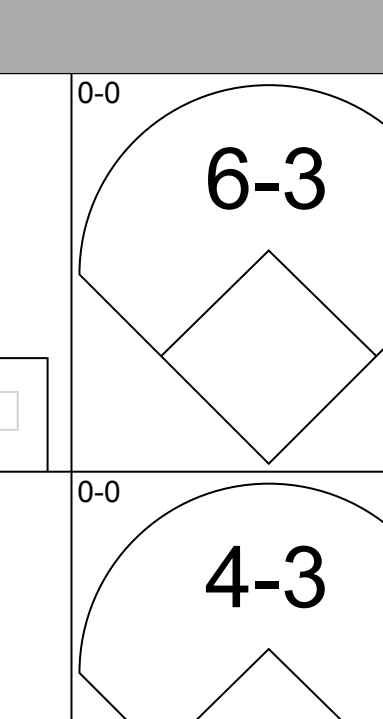
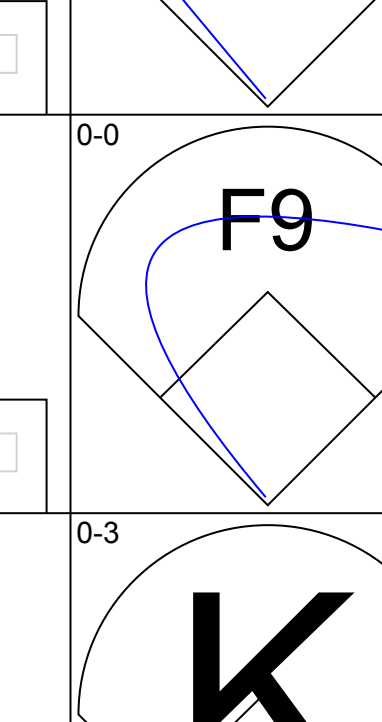
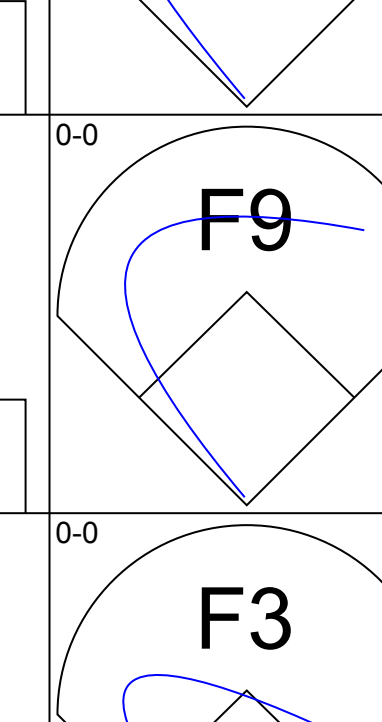
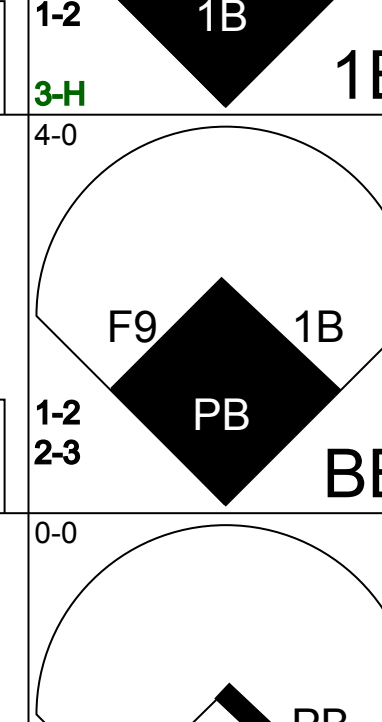
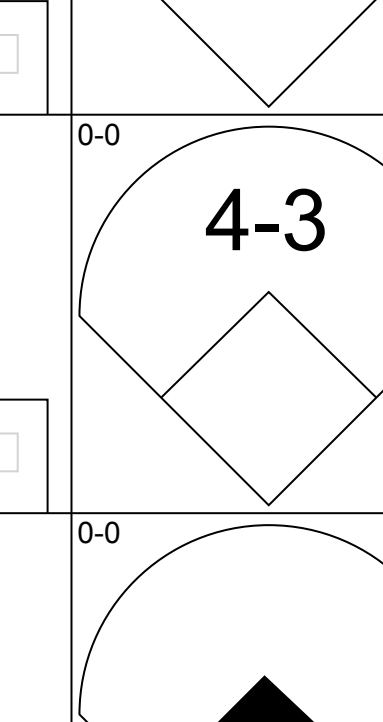
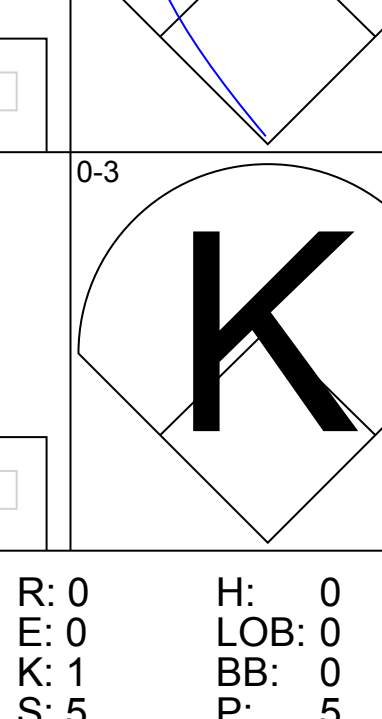
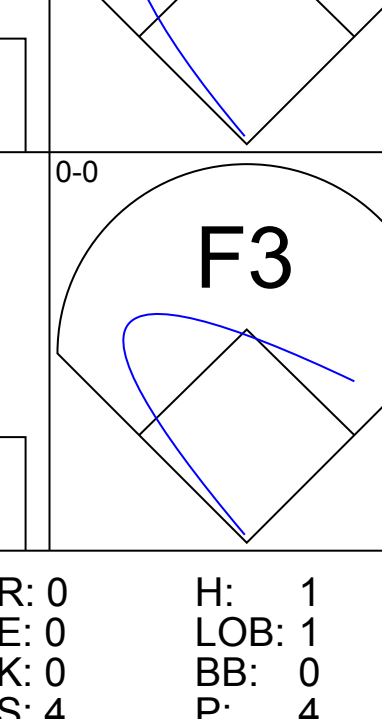
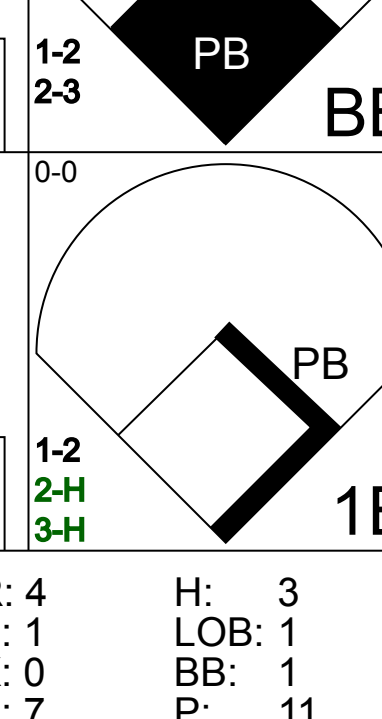
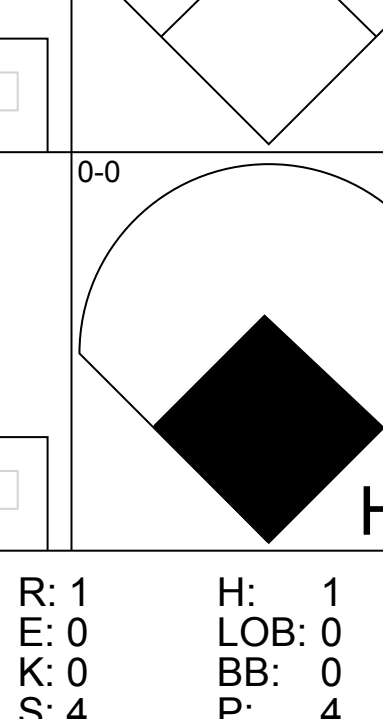
Batter	1	2	3	4	5	6	7	8	9	AB	R	H	RBI	BB	SO	LOB	TOP			
Norm Siebern, L (1, 3) OBP: 0.392, SLG: 0.461	3-1		K	3-1			5-3		1B 2B	5	1	1	0	0	1	2	Baltimore Orioles @ Boston Red Sox Fenway Park, Boston, MA Tue Aug 10 1965, 7:05 PM EDT Unknown			
Bob Johnson, R (1, 6) OBP: 0.310, SLG: 0.398	F9		E8 BB FC4-6		F9		2B		2B 1B	5	1	2	0	0	0	1				
Jackie Brandt, R (1, 9) OBP: 0.304, SLG: 0.389	6-3		FC4-6 BB		2B		6-3		1-3 2B	4	0	2	1	1	0	1				
Brooks Robinson, R (1, 5) OBP: 0.365, SLG: 0.422		F7	FC4-6 BB		6-3			6-3	1-3	2	0	0	1	1	0	1				
Mark Belanger, R (7, 6)			1-2 2-3 3-H							2	0	0	0	0	0	2				
Curt Blefary, L (1, 7) OBP: 0.368, SLG: 0.449	G3		FC4-6		F2			1B 1B	4-3	5	0	1	1	0	0	5				
Jerry Adair, R (1, 4) OBP: 0.301, SLG: 0.328		FC5-4 1B	F7			6-3		F9		4	0	1	0	0	0	3				
Dick Brown, R (1, 2) OBP: 0.308, SLG: 0.404	FC5-4 1-2			6-3		K		1-2 1B		4	0	1	0	0	1	1				
Paul Blair, R (1, 8) OBP: 0.286, SLG: 0.318			E 2B			1-3		F8		4	2	2	1	0	0	2				
Mitt Pappas, R (1, 1) OBP: 0.098, SLG: 0.157			K E BB		G3		6-3		1-3	2	1	0	0	0	1	1				
Harvey Haddix, L (5, 1)										0	0	0	0	0	0	0				
Jim Palmer, R (5, 1) OBP: 0.227, SLG: 0.333										1	0	0	0	0	0	0				
Boog Powell, L (9, FH) OBP: 0.315, SLG: 0.363										1	0	0	0	0	0	0				
Inning Stats	R: 0 E: 0 K: 0 S: 3	H: 0 LOB: 0 BB: 0 P: 3	R: 0 E: 0 K: 0 S: 4	H: 1 LOB: 1 BB: 0 P: 4	R: 3 E: 1 K: 2 S: 10	H: 1 LOB: 2 BB: 2 P: 18	R: 1 E: 0 K: 0 S: 4	H: 1 LOB: 0 BB: 0 P: 4	R: 0 E: 0 K: 1 S: 5	H: 0 LOB: 0 BB: 0 P: 5	R: 0 E: 0 K: 0 S: 4	H: 1 LOB: 1 BB: 0 P: 4	R: 0 E: 0 K: 0 S: 5	H: 2 LOB: 2 BB: 0 P: 5	R: 1 E: 0 K: 0 S: 6	H: 3 LOB: 2 BB: 0 P: 6	1B: 5 2B: 4 3B: 0 HR: 1	SF: 0 SAC: 0 DP: 0 HBP: 0	WP: 1 PB: 0 SB: 0 CS: 0	PA: 41
PITCHER Jim Lonborg, R (1, 1) ERA: 3.84	IP: 9.0 WLS: W BF: 41 H: 10 R: 5 ER: 3 SO: 3	BB: 2 IBB: 0 HBP: 0 BLK: 0	WP: 1 HR: 1 S: 45 P: 53	ERA: 3.00 WHIP: 1.333	PITCHER										IP: 9.0 WLS: W BF: 41 H: 10 R: 5 ER: 3 SO: 3	BB: 2 IBB: 0 HBP: 0 BLK: 0	WP: 1 HR: 1 S: 45 P: 53	ERA: 3.00 WHIP: 1.333		

AB	39
R	5
H	10
RBI	4
BB	2
SO	3
LOB	19




Batter	1	2	3	4	5	6	7	8	9	AB	R	H	RBI	BB	SO	LOB	BOTTOM					
Lenny Green, L (1, 8) OBP: 0.364, SLG: 0.451	F4		G3 1B			FC1-6				4	3	2	1	1	0	1	Baltimore Orioles @ Boston Red Sox Fenway Park, Boston, MA Tue Aug 10 1965, 7:05 PM EDT Unknown					
Dalton Jones, L (1, 5) OBP: 0.348, SLG: 0.408	4-3		G3			F5				5	2	2	3	0	0	2						
Carl Yastrzemski, L (1, 7) OBP: 0.397, SLG: 0.588	F7		FC5-4 1B					G6-4-3 BB		3	2	2	2	2	0	0						
Felix Mantilla, R (1, 4) OBP: 0.413, SLG: 0.490		6-3						G6-4-3		5	2	2	3	0	0	2						
Chuck Schilling, R (8, 4) OBP: 0.298, SLG: 0.360			1-2					1-2		0	0	0	0	0	0	0						
Lee Thomas, L (1, 3) OBP: 0.366, SLG: 0.472		F9						5-3		5	0	1	1	0	1	1						
Jim Gosger, L (1, 9) OBP: 0.390, SLG: 0.521										3	2	2	1	2	0	1						
Russ Nixon, L (1, 2) OBP: 0.288, SLG: 0.338		HR								5	2	2	0	0	0	2						
Rico Petrocelli, R (1, 6) OBP: 0.281, SLG: 0.360		FC5-4 1B								4	1	1	0	1	0	2						
Jim Lonborg, R (1, 1) OBP: 0.204, SLG: 0.196		FC5								4	1	1	1	0	0	3						
Inning Stats	R: 0 E: 0 K: 0 S: 3	H: 0 LOB: 0 BB: 0 P: 3	R: 1 E: 0 K: 0 S: 6	H: 3 LOB: 2 BB: 0 P: 6	R: 1 E: 0 K: 1 S: 7	H: 2 LOB: 1 BB: 0 P: 7	R: 0 E: 0 K: 0 S: 3	H: 1 LOB: 0 BB: 0 P: 3	R: 12 E: 2 K: 0 S: 12	H: 8 LOB: 1 BB: 4 P: 28	R: 1 E: 1 K: 0 S: 5	H: 1 LOB: 1 BB: 0 P: 5	R: 0 E: 0 K: 0 S: 2	H: 0 LOB: 0 BB: 1 P: 6	R: 0 E: 0 K: 0 S: 2	H: 0 LOB: 0 BB: 1 P: 6	1B: 11 2B: 2 3B: 0 HR: 2	SF: 0 SAC: 0 DP: 3 HBP: 0	WP: 1 PB: 0 SB: 0 CS: 0	PA: 44		
PITCHER Mitt Pappas, R (1, 1) ERA: 2.36	IP: 4.1 WLS: L BF: 6 H: 2 R: 3 ER: 2 SO: 0	BB: 0 IBB: 0 HBP: 0 BLK: 0	WP: 0 HR: 1 S: 22 P: 22	ERA: 8.31 WHIP: 1.846	PITCHER										IP: 4.1 WLS: L BF: 6 H: 2 R: 3 ER: 2 SO: 0	BB: 0 IBB: 0 HBP: 0 BLK: 0	WP: 0 HR: 1 S: 22 P: 22	ERA: 8.31 WHIP: 1.846				
Harvey Haddix, L (5, 1) ERA: 2.61	0.1	L	6	2	3	2	0	1	1	0	0	0	0	0	0	0	0	1	4	12	54.00	9.000
Jim Palmer, R (5, 1) ERA: 3.36	3.1	18	5	8	0	0	0	4	0	0	0	0	0	0	0	0	0	0	14	30	0.00	2.700

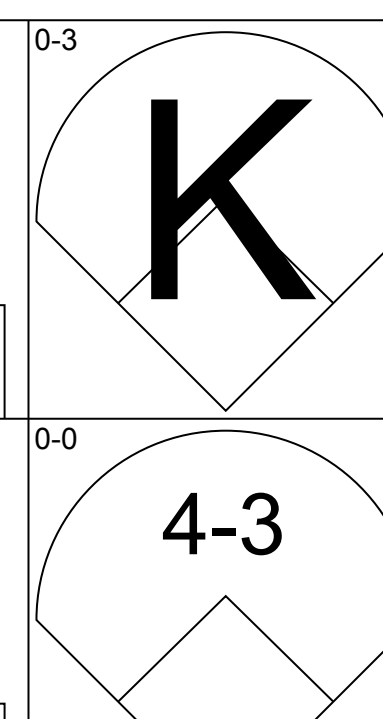
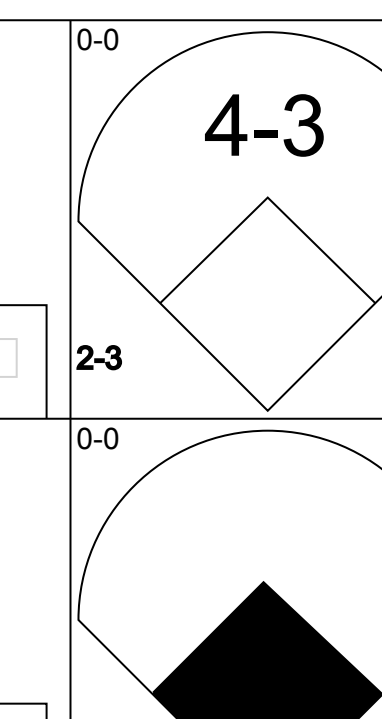
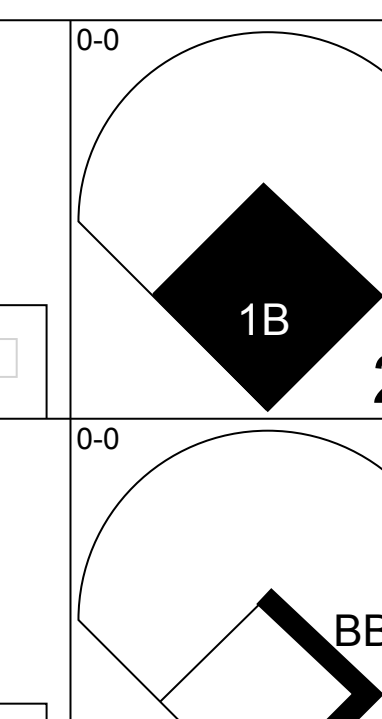
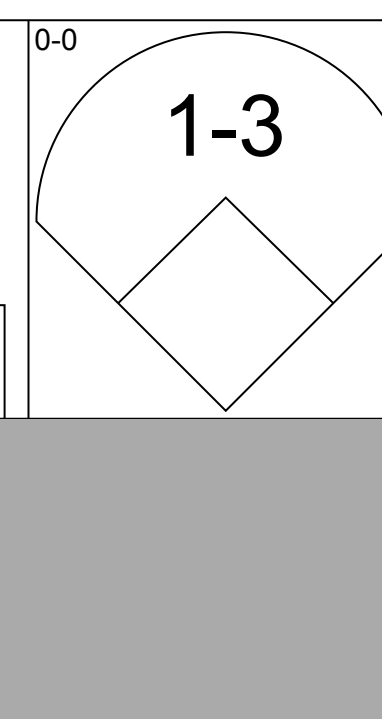
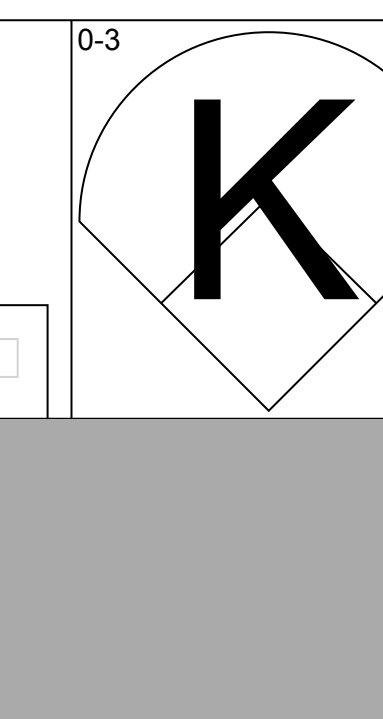
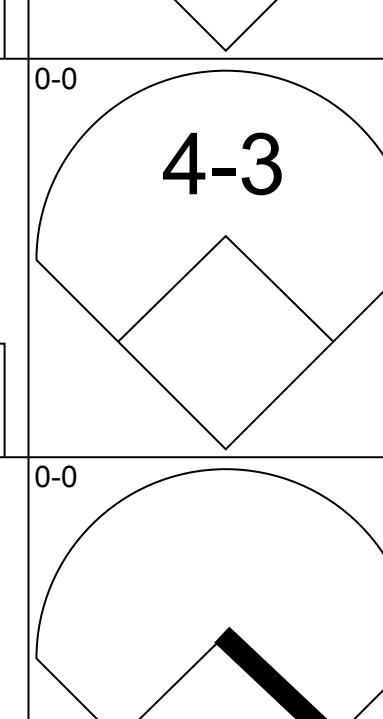
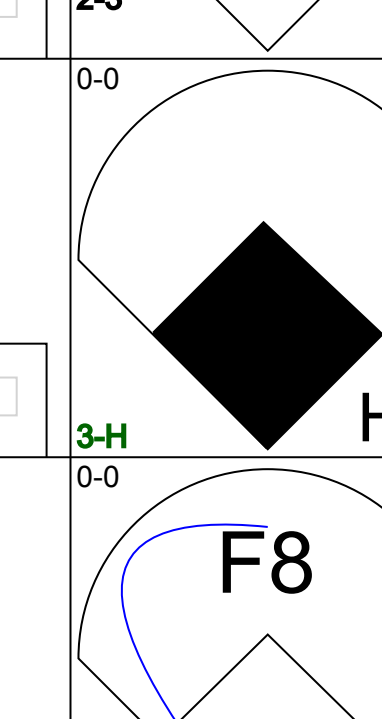
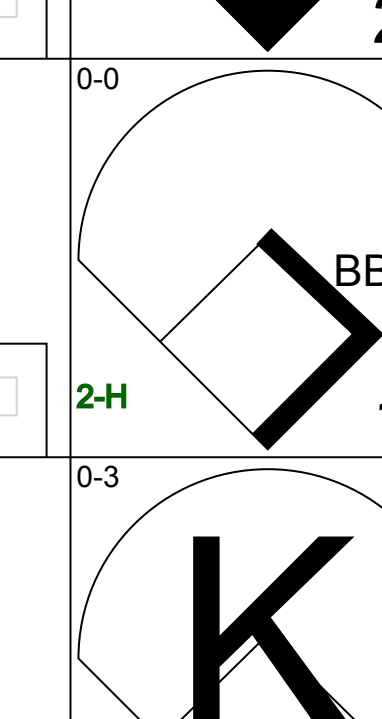
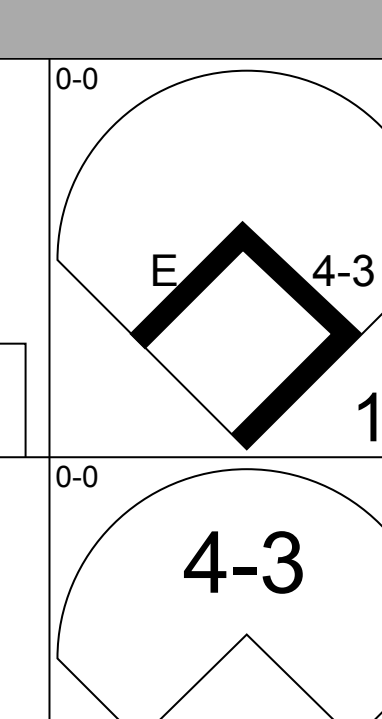
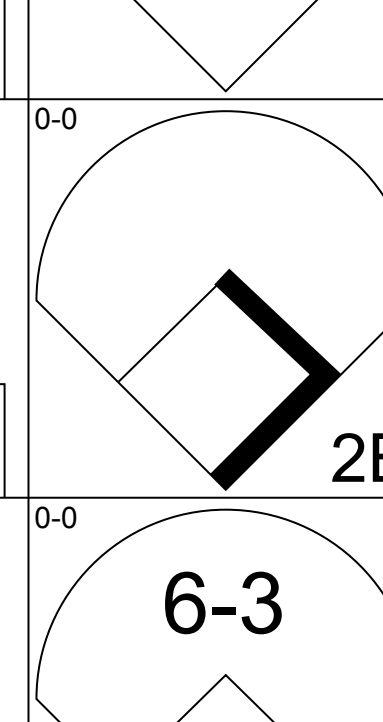
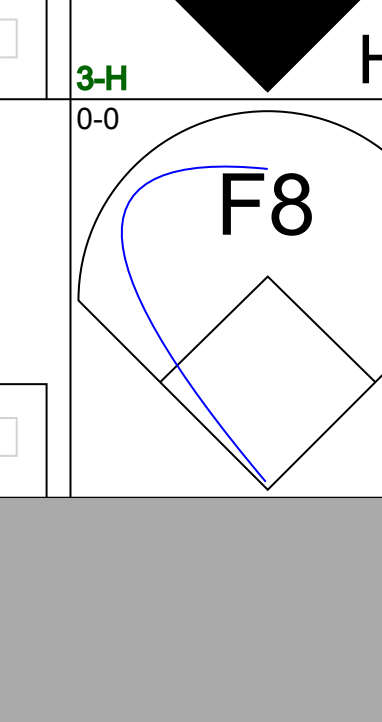
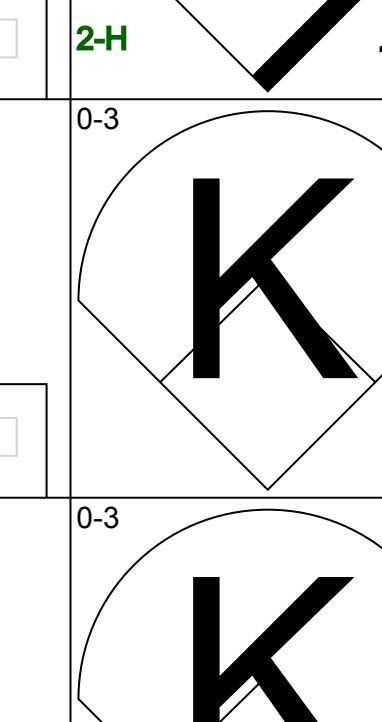
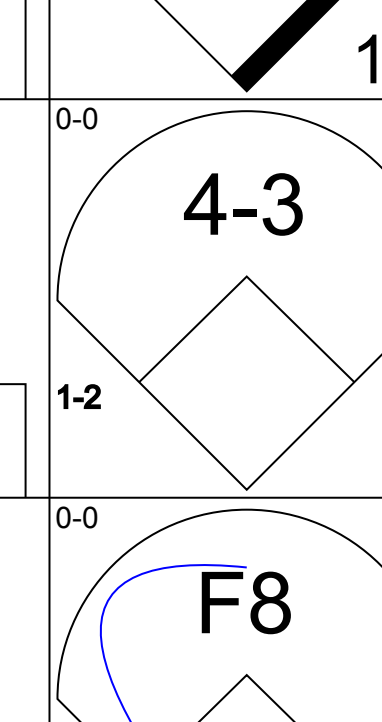
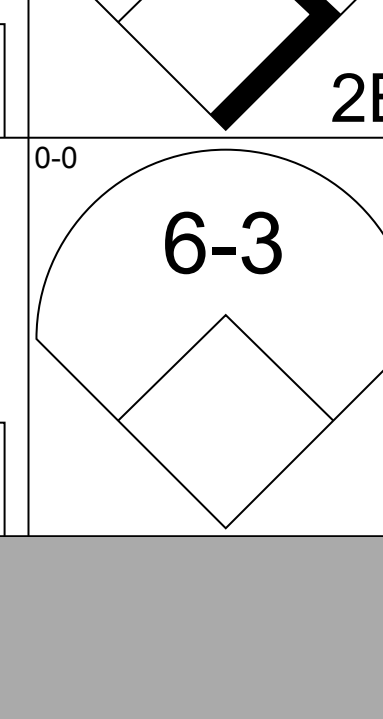
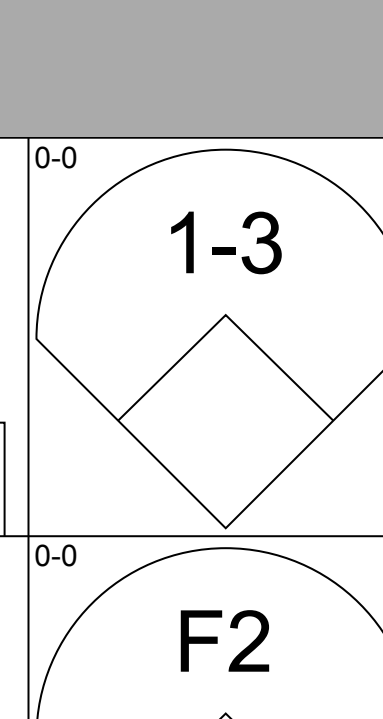
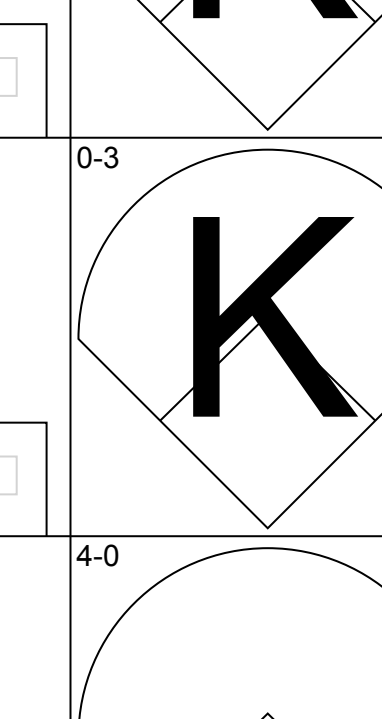
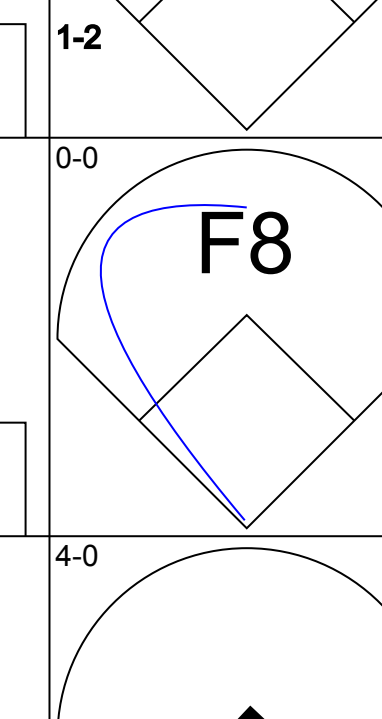
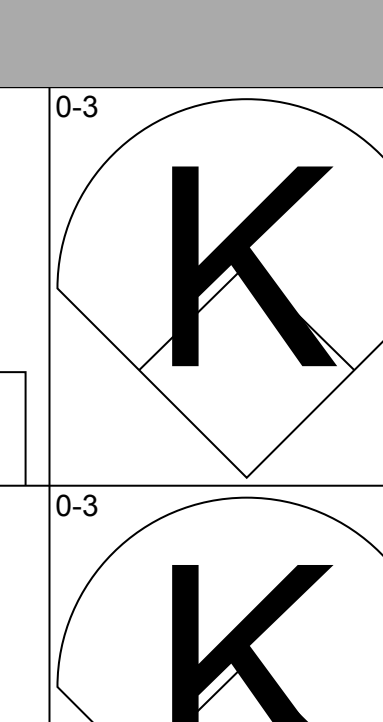
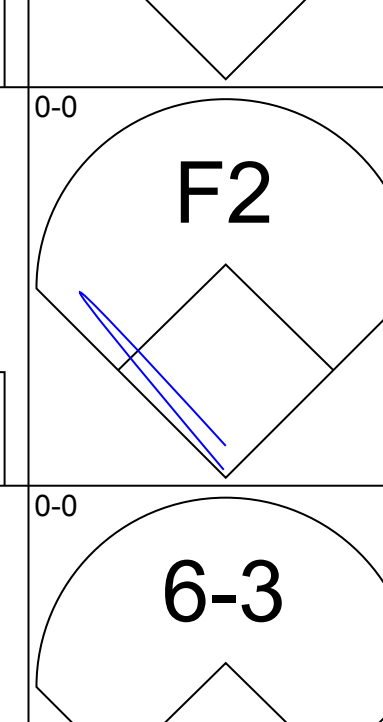
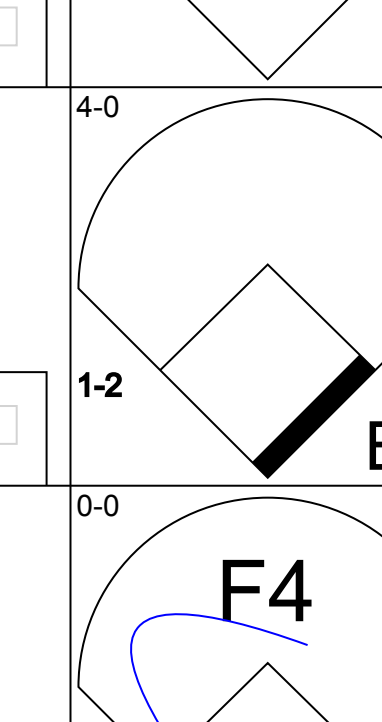
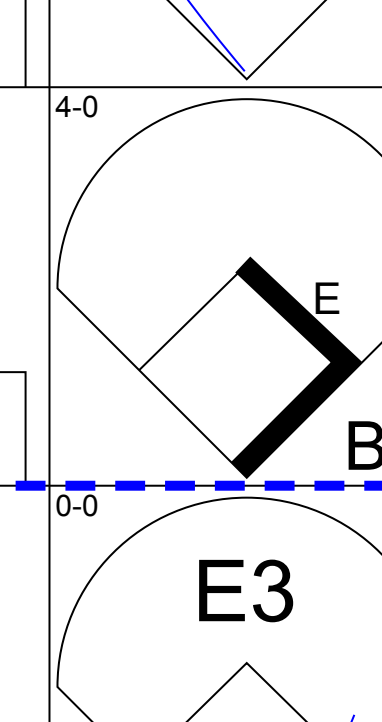
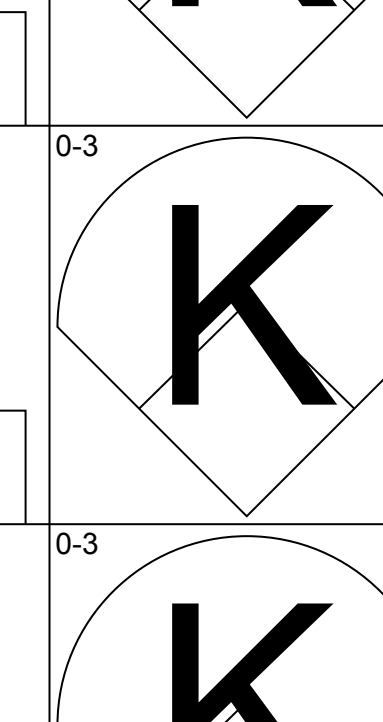
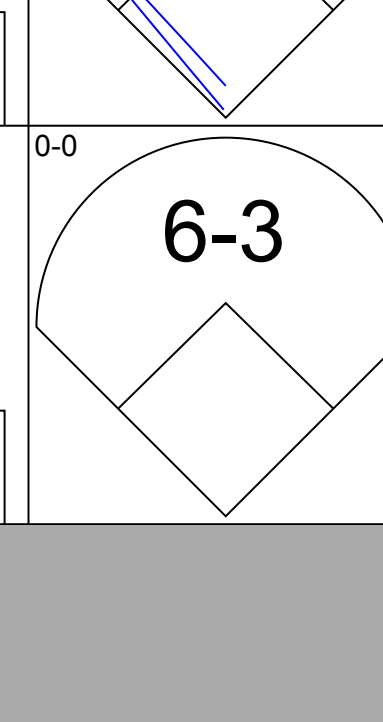
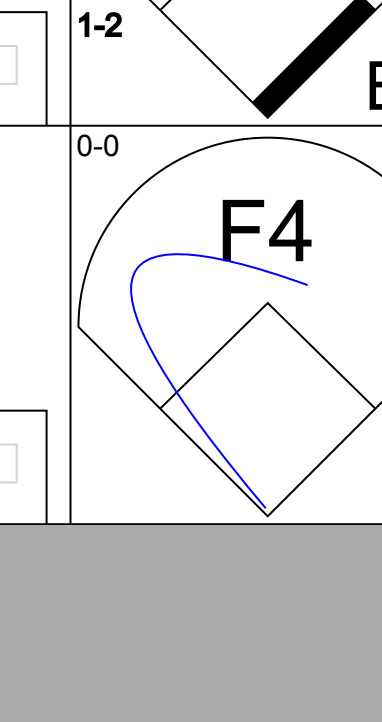
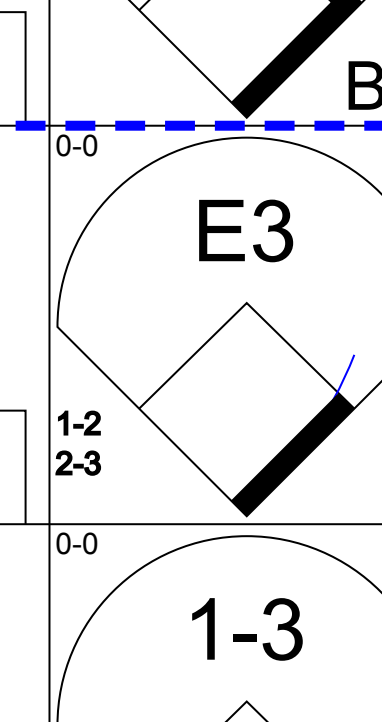
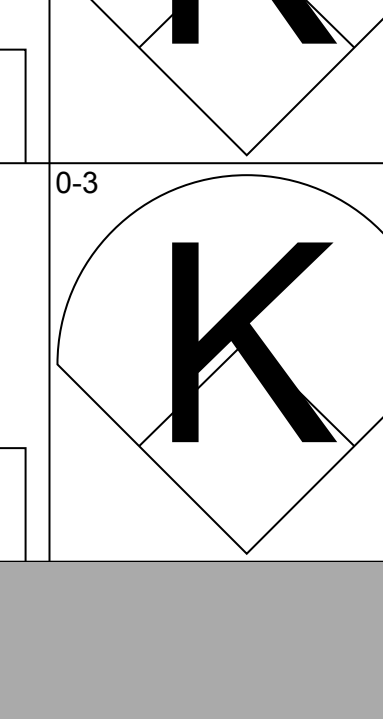
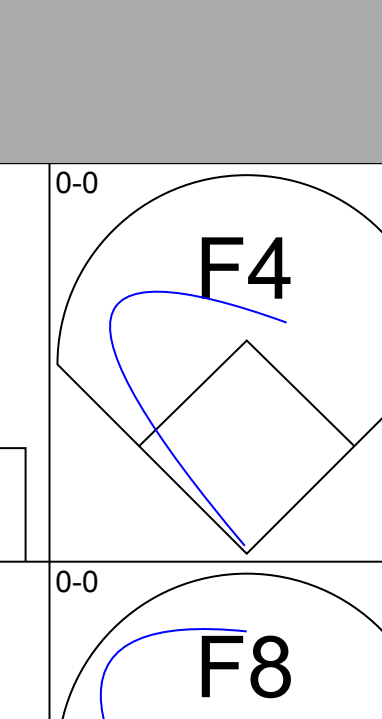
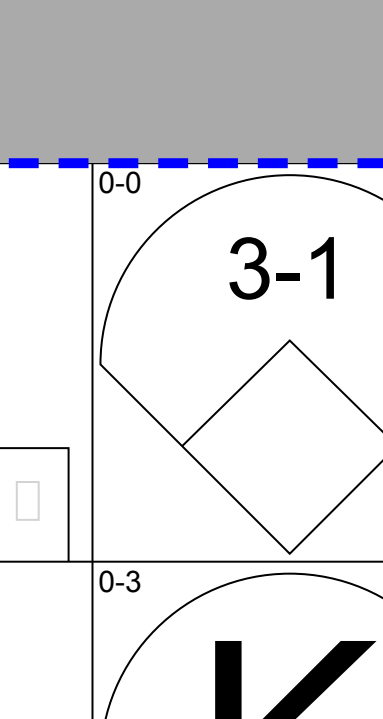
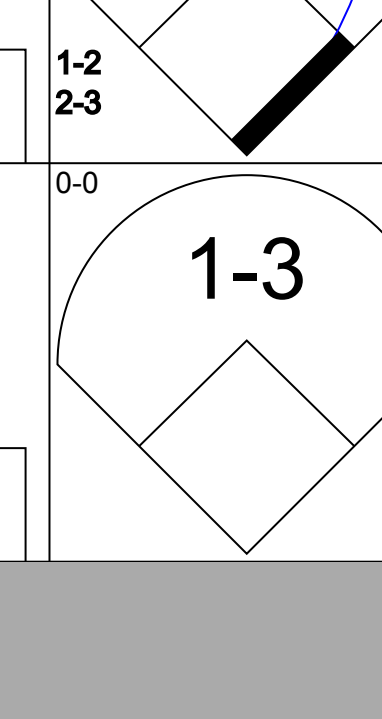
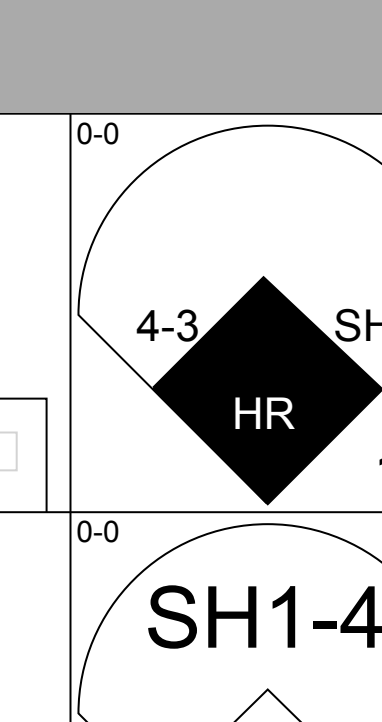
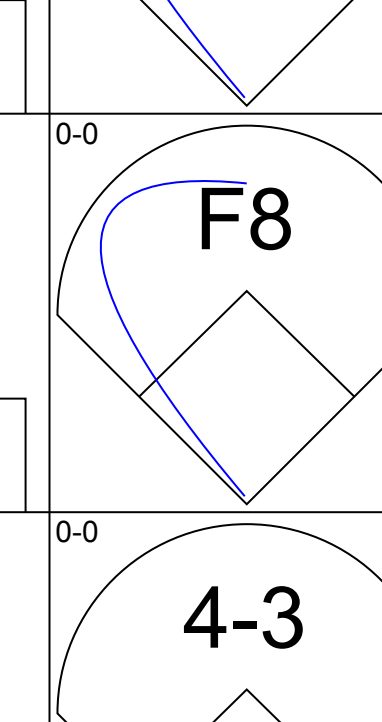
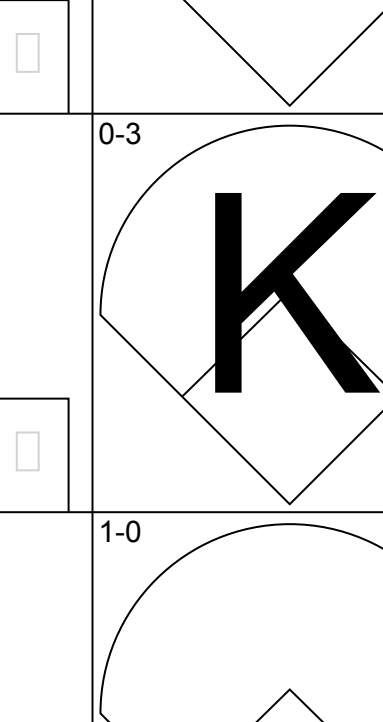
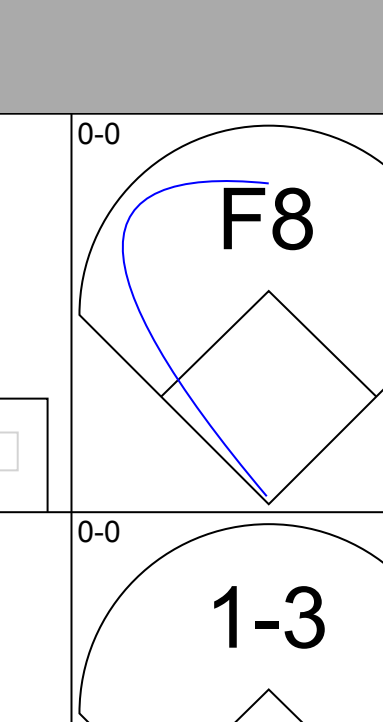

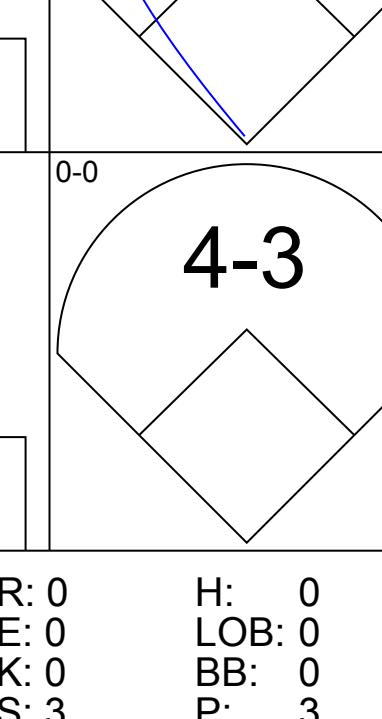
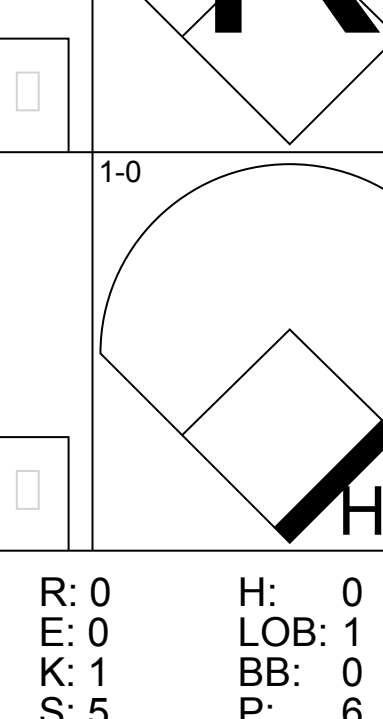
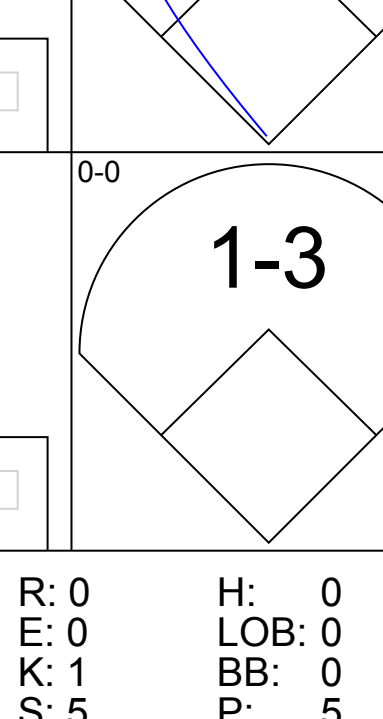


Batter	1	2	3	4	5	6	7	8	9	AB	R	H	RBI	BB	SO	LOB	TOP				
Norm Siebern, L (1, 3) OBP: 0.395, SLG: 0.462 Mark Belanger, R (9, 6)										5	0	1	0	0	1	2					
Russ Snyder, L (1, 9) OBP: 0.322, SLG: 0.315										4	0	1	0	0	0	2					
Bob Johnson, R (1, 6) OBP: 0.309, SLG: 0.407 (9, 3)										4	0	0	0	0	1	2					
Brooks Robinson, R (1, 5) OBP: 0.371, SLG: 0.444										4	1	3	0	0	0						
Curt Blefary, L (1, 7) OBP: 0.365, SLG: 0.451 Stu Miller, R (8, 1)										4	0	0	0	0	1	4					
Jerry Adair, R (1, 4) OBP: 0.299, SLG: 0.328										4	1	1	0	0	0	2					
Paul Blair, R (1, 8) OBP: 0.289, SLG: 0.320										4	1	1	1	0	0	1					
Dick Brown, R (1, 2) OBP: 0.307, SLG: 0.396										3	1	0	0	1	0	1					
Dave McNally, R (1, 1) OBP: 0.111, SLG: 0.070 John Orsino, R (7, PH) OBP: 0.327, SLG: 0.429 Don Larsen, R (7, 1) OBP: 0.333, SLG: 0.444 Jackie Brandt, R (8, 7) OBP: 0.306, SLG: 0.403										2	0	0	0	0	1	1					
Inning Stats	R: 0 E: 0 K: 1 S: 5	H: 1 LOB: 0 BB: 0 P: 5	R: 0 E: 0 K: 0 S: 3	H: 0 LOB: 0 BB: 0 P: 3	R: 0 E: 0 K: 1 S: 5	H: 0 LOB: 0 BB: 0 P: 5	R: 0 E: 0 K: 1 S: 7	H: 2 LOB: 2 BB: 0 P: 7	R: 0 E: 0 K: 0 S: 4	H: 1 LOB: 1 BB: 0 P: 4	R: 0 E: 0 K: 1 S: 5	H: 0 LOB: 0 BB: 0 P: 5	R: 4 E: 1 K: 0 S: 7	H: 3 LOB: 1 BB: 1 P: 11	R: 0 E: 0 K: 0 S: 4	H: 1 LOB: 1 BB: 0 P: 4	R: 1 E: 0 K: 0 S: 4	H: 1 LOB: 0 BB: 0 P: 4	1B: 6 2B: 2 3B: 0 HR: 1	SF: 0 SAC: 0 DP: 1 HBP: 0	WP: 1 PA: 37 PB: 1 SB: 0 CS: 0
PITCHER	IP	WLS	BF	H	R	ER	SO	BB	IBB	HBP	BLK	WP	HR	S	P	ERA	WHIP				
Dave Morehead, R (1, 1) ERA: 4.52	6.1	L	27	7	4	2	4	1	0	0	0	1	0	34	38	2.84	1.263				
Arnold Earley, L (7, 1) ERA: 3.52	0.2		2	0	0	0	0	0	0	0	0	0	0	2	2	0.00	0.000				
Dick Radatz, R (8, 1) ERA: 4.72	2.0		8	2	1	1	0	0	0	0	0	0	1	8	8	4.50	1.000				

Baltimore Orioles @ Boston Red Sox
Fenway Park, Boston, MA
Thu Aug 12 1965, 3:33 AM EDT
Att: 5,912 - Unknown


AB 36
R 5
H 9
RBI 4
BB 1
SO 4
LOB 15



Batter	1	2	3	4	5	6	7	8	9	AB	R	H	RBI	BB	SO	LOB	BOTTOM				
Lenny Green, L (1, 8) OBP: 0.364, SLG: 0.453 Dick Radatz, R (8, 1) OBP: 0.286, SLG: 0.450 Eddie Bressoud, R (9, PH) OBP: 0.302, SLG: 0.369										4	1	1	0	0	1	2					
Frank Malzone, R (1, 5) OBP: 0.299, SLG: 0.307										4	1	3	3	0	0						
Carl Yastrzemski, L (1, 7) OBP: 0.389, SLG: 0.590										4	0	1	0	0	1	2					
Felix Mantilla, R (1, 4) OBP: 0.408, SLG: 0.480										4	0	0	0	0	1	3					
Tony Horton, R (1, 3) OBP: 0.352, SLG: 0.398										2	0	0	0	2	1	0					
Bob Tillman, R (1, 2) OBP: 0.284, SLG: 0.329 Dalton Jones, L (8, PH) OBP: 0.349, SLG: 0.409 Russ Nixon, L (9, 2) OBP: 0.286, SLG: 0.338										3	0	0	0	0	1	2					
Jim Gosger, L (1, 9) OBP: 0.376, SLG: 0.485 (8, 8)										4	0	0	0	0	1	3					
Rico Petrocelli, R (1, 6) OBP: 0.278, SLG: 0.364										4	1	1	0	0	1	0					
Dave Morehead, R (1, 1) OBP: 0.240, SLG: 0.178 Arnold Earley, L (7, 1) Lee Thomas, L (7, PH) OBP: 0.365, SLG: 0.467 (8, 9)										1	0	0	0	0	0	0					
Inning Stats	R: 0 E: 0 K: 1 S: 6	H: 1 LOB: 1 BB: 0 P: 6	R: 0 E: 0 K: 3 S: 9	H: 0 LOB: 0 BB: 0 P: 9	R: 2 E: 0 K: 0 S: 5	H: 2 LOB: 0 BB: 0 P: 5	R: 0 E: 0 K: 0 S: 3	H: 0 LOB: 0 BB: 0 P: 3	R: 0 E: 0 K: 0 S: 3	H: 0 LOB: 0 BB: 0 P: 3	R: 1 E: 0 K: 2 S: 9	H: 2 LOB: 2 BB: 1 P: 13	R: 0 E: 0 K: 1 S: 5	H: 0 LOB: 1 BB: 0 P: 6	R: 0 E: 0 K: 0 S: 5	H: 1 LOB: 3 BB: 1 P: 9	R: 0 E: 0 K: 1 S: 5	H: 0 LOB: 0 BB: 0 P: 5	1B: 3 2B: 2 3B: 0 HR: 1	SF: 0 SAC: 1 DP: 0 HBP: 1	WP: 0 PA: 37 PB: 0 SB: 0 CS: 0
PITCHER	IP	WLS	BF	H	R	ER	SO	BB	IBB	HBP	BLK	WP	HR	S	P	ERA	WHIP				
Dave McNally, L (1, 1) ERA: 3.19	6.0	W	24	5	3	3	6	1	0	0	0	0	1	35	39	4.50	1.000				
Don Larsen, R (7, 1) ERA: 3.59	1.2		8	1	0	0	1	1	0	1	0	0	0	8	13	0.00	1.200				
Stu Miller, R (8, 1) ERA: 2.13	1.1	S	5	0	0	0	1	0	0	0	0	0	0	7	7	0.00	0.000				

Baltimore Orioles @ Boston Red Sox
Fenway Park, Boston, MA
Thu Aug 12 1965, 3:33 AM EDT
Att: 5,912 - Unknown

AB 33
R 3
H 6
RBI 3
BB 2
SO 8
LOB 14



Batter	1	2	3	4	5	6	7	8	9	AB	R	H	RBI	BB	SO	LOB	TOP										
Don Blasingame, L (1,4) OBP: 0.273, SLG: 0.297 Ed Brinkman, R (8,6) OBP: 0.247, SLG: 0.255	0-0 6-3		0-0 F3		0-0 6-3			0-3 K		4	0	0	0	0	1	2	<p>Washington Senators @ Baltimore Orioles</p> <p>Memorial Stadium, Baltimore, MD</p> <p>Fri Aug 13 1965, 7:05 PM EDT</p> <p>Att: 7,605 - Unknown</p>										
Ken Hamlin, R (1,6) OBP: 0.345, SLG: 0.390	0-0 5-3			0-0 6-3	0-0 F4			0-0 6-3		4	0	0	0	0	0	1											
Willie Kirkland, L (1,9) OBP: 0.282, SLG: 0.471	0-0 F5			0-0 HR		0-0 F7		0-0 F3		4	1	1	1	0	0	0											
Frank Howard, R (1,7) OBP: 0.347, SLG: 0.483 Don Lock, R (6,8) OBP: 0.319, SLG: 0.365		0-0 1-3		0-0 E4		0-3 K		0-3 K		3	0	0	0	0	1	0											
Dick Nen, L (1,3) OBP: 0.366, SLG: 0.446	0-0 3-1		0-0 L3		0-0 F4			0-0 HR		4	1	1	1	0	0	1											
Woodie Held, R (1,8) OBP: 0.354, SLG: 0.459	0-0 5-3				4-0 HR		0-0 6-3	0-3 K		3	1	0	0	1	1	0											
Mike Brumley, L (1,2) OBP: 0.272, SLG: 0.276			0-0 F7		0-0 HR		0-0 F7	0-0 F3		4	1	1	2	0	0	0											
Ken McMullen, R (1,5) OBP: 0.300, SLG: 0.409			0-0 F3		0-0 1B		0-0 1B			3	0	2	0	0	0	0											
Phil Ortega, R (1,1) OBP: 0.339, SLG: 0.271 Mike McCormick, L (6,1) OBP: 0.175, SLG: 0.029 Ron Kline, R (9,1)			4-0 BB		0-3 K		0-3 K			1	0	0	0	1	1	1											
Inning Stats	R: 0 E: 0 K: 0 S: 3	H: 0 LOB: 0 BB: 0 P: 3	R: 0 E: 0 K: 0 S: 3	H: 0 LOB: 1 BB: 1 P: 7	R: 1 E: 1 K: 0 S: 4	H: 1 LOB: 0 BB: 0 P: 4	R: 2 E: 0 K: 1 S: 7	H: 2 LOB: 1 BB: 1 P: 11	R: 0 E: 0 K: 1 S: 5	H: 0 LOB: 0 BB: 0 P: 5	R: 0 E: 0 K: 1 S: 6	H: 1 LOB: 1 BB: 0 P: 6	R: 0 E: 0 K: 1 S: 5	H: 0 LOB: 0 BB: 0 P: 5	R: 1 E: 0 K: 2 S: 8	H: 1 LOB: 0 BB: 0 P: 8		1B: 2 2B: 1 3B: 0 HR: 3	SF: 0 SAC: 0 DP: 1 HBP: 0	WP: 0 PB: 0 CS: 0	PA: 34						
PITCHER	IP	WLS	BF	H	R	ER	SO	BB	IBB	HBP	BLK	WP	HR	S	P	ERA	WHIP										
Wally Bunker, R (1,1) ERA: 3.56 Stu Miller, R (8,1) ERA: 2.19	7.0	L	27	4	3	3	3	2	0	0	0	0	2	31	39	3.86	0.857										
Stu Miller, R (8,1) ERA: 2.19	2.0		7	1	1	1	3	0	0	0	0	0	1	13	13	4.50	0.500										

Batter	1	2	3	4	5	6	7	8	9	AB	R	H	RBI	BB	SO	LOB	BOTTOM										
Norm Siebern, L (1,3) OBP: 0.385, SLG: 0.460	0-0 4-3		0-0 1B		0-0 1B		0-0 F9		0-0 FC6	5	0	2	0	0	0	4	<p>Washington Senators @ Baltimore Orioles</p> <p>Memorial Stadium, Baltimore, MD</p> <p>Fri Aug 13 1965, 7:05 PM EDT</p> <p>Att: 7,605 - Unknown</p>										
Russ Snyder, L (1,9) OBP: 0.317, SLG: 0.310	0-0 F8		0-0 5-3		0-3 K			0-3 K		4	0	0	0	0	2	2											
Bob Johnson, R (1,6) OBP: 0.313, SLG: 0.408	0-0 1B		0-0 HR		0-0 F9			0-0 6-3		4	1	2	0	0	0	1											
Brooks Robinson, R (1,5) OBP: 0.372, SLG: 0.452	0-0 1B		0-0 HR		0-0 F9			0-0 G3		4	1	2	2	0	0	0											
Curt Blefary, L (1,7) OBP: 0.367, SLG: 0.452	0-0 F8		0-0 G3		0-0 1B		0-0 G5-4-3		0-0 G5-4-3	4	0	2	0	0	0	2											
Charlie Lau, L (1,2) OBP: 0.380, SLG: 0.507 Dick Brown, R (6,PH) OBP: 0.303, SLG: 0.391		0-3 K		0-3 K		0-0 G5-4-3		0-0 G5-4-3		2	0	0	0	0	2	0											
Paul Blair, R (1,8) OBP: 0.293, SLG: 0.330	0-0 L5		0-0 E3		0-0 E3		0-0 F9		0-0 1B	4	0	2	0	0	0	0											
Jerry Adair, R (1,4) OBP: 0.303, SLG: 0.330	0-0 1B		0-0 L5		0-0 L5		4-0 BB		0-0 1B	3	0	2	0	1	0	1											
Wally Bunker, R (1,1) OBP: 0.262, SLG: 0.114 Carl Warwick, R (7,PH) OBP: 0.196, SLG: 0.178 Stu Miller, R (8,1)	0-3 K		0-0 F4		0-0 F4		0-3 K		0-0 FC6	2	0	0	0	0	1	1											
John Orsino, R (9,PH) OBP: 0.329, SLG: 0.432 Mark Belanger, R (9,PR)			0-0 1B		0-0 1B		0-0 1B		1-2 2-3 1B	1	0	1	0	0	0	0											
Inning Stats	R: 0 E: 0 K: 0 S: 5	H: 2 LOB: 2 BB: 0 P: 5	R: 0 E: 0 K: 2 S: 8	H: 1 LOB: 1 BB: 0 P: 8	R: 2 E: 0 K: 0 S: 5	H: 3 LOB: 0 BB: 0 P: 5	R: 0 E: 1 K: 1 S: 5	H: 1 LOB: 0 BB: 0 P: 5	R: 0 E: 0 K: 1 S: 6	H: 1 LOB: 1 BB: 0 P: 6	R: 0 E: 0 K: 0 S: 3	H: 1 LOB: 1 BB: 0 P: 3	R: 0 E: 0 K: 1 S: 5	H: 0 LOB: 1 BB: 1 P: 9	R: 0 E: 0 K: 1 S: 5	H: 0 LOB: 0 BB: 0 P: 5	R: 0 E: 0 K: 0 S: 6	H: 4 LOB: 3 BB: 0 P: 6	1B: 11 2B: 3 3B: 0 HR: 1	SF: 0 SAC: 0 DP: 4 HBP: 0	WP: 0 PB: 0 CS: 0	PA: 37					
PITCHER	IP	WLS	BF	H	R	ER	SO	BB	IBB	HBP	BLK	WP	HR	S	P	ERA	WHIP										
Phil Ortega, R (1,1) ERA: 4.13 Mike McCormick, L (6,1) ERA: 2.91 Ron Kline, R (9,1) ERA: 2.2	5.1	W	23	9	2	2	4	0	0	0	0	0	0	15	19	0.00	1.200										
Ron Kline, R (9,1) ERA: 2.2	0.1	S	2	1	0	0	0	0	0	0	0	0	0	2	2	0.00	3.000										



Batter	1	2	3	4	5	6	7	8	9	10	11	AB	R	H	RBI	BB	SO	LOB									
Don Blasingame, L OBP: 0.272, SLG: 0.297 Ed Brinkman, R OBP: 0.246, SLG: 0.253												4	1	1	0	0	2	2									
Ken Hamlin, R OBP: 0.345, SLG: 0.389												6	2	2	0	0	1	2									
Willie Kirkland, L OBP: 0.279, SLG: 0.463												6	1	1	1	0	3	3									
Dick Nen, L OBP: 0.364, SLG: 0.439												6	1	2	0	0	2	4									
Jim King, L OBP: 0.152, SLG: 0.411 Frank Howard, L OBP: 0.402, SLG: 0.490 Marshall Bridges, L OBP: 0.299, SLG: 0.290 Steve Ridenour, L OBP: 0.154, SLG: 0.221 Joe Cunningham, L OBP: 0.137, SLG: 0.137 Howie Koplitz, R OBP: 0.115, SLG: 0.115												3	1	1	2	0	0	1									
Woodie Held, R OBP: 0.350, SLG: 0.456												6	0	1	1	0	1	1									
Mike Brumley, L OBP: 0.273, SLG: 0.272 Don Zimmer, R OBP: 0.292, SLG: 0.273												2	0	0	0	1	1	0									
Ken McMullen, R OBP: 0.306, SLG: 0.416												4	0	3	0	1	0	2									
Frank Kreutzer, R OBP: 0.192, SLG: 0.400 Buster Narum, R OBP: 0.081, SLG: 0.114 Ron Kline, R OBP: 0.320, SLG: 0.366												1	0	0	0	0	0	0									
Inning Stats	R: 3 E: 1 K: 1 S: 9	H: 3 LOB: 2 BB: 1 P: 13	R: 1 E: 0 K: 1 S: 7	H: 2 LOB: 1 BB: 0 P: 7	R: 0 E: 0 K: 1 S: 5	H: 0 LOB: 0 BB: 0 P: 5	R: 0 E: 0 K: 1 S: 6	H: 1 LOB: 1 BB: 0 P: 6	R: 0 E: 0 K: 1 S: 6	H: 1 LOB: 1 BB: 0 P: 6	R: 0 E: 0 K: 2 S: 7	H: 0 LOB: 0 BB: 0 P: 7	R: 0 E: 0 K: 1 S: 7	H: 2 LOB: 2 BB: 1 P: 11	R: 0 E: 0 K: 1 S: 6	H: 1 LOB: 1 BB: 0 P: 6	R: 0 E: 0 K: 1 S: 5	H: 0 LOB: 1 BB: 1 P: 9	R: 3 E: 1 K: 0 S: 6	H: 2 LOB: 0 BB: 0 P: 6	1B: 9 2B: 2 3B: 1 HR: 1	SF: 0 SAC: 1 DP: 0 HBP: 0	WP: 0 PB: 0 SB: 1 CS: 0	PA: 51			
PITCHER	IP WLS BF H R ER SO BB IBB HBP BLK WP HR S P ERA WHIP	Milt Pappas, R ERA: 2.33	Harvey Haddix, L ERA: 2.76	Steve Barber, L ERA: 3.54	Dave McNally, L ERA: 3.15	Don Larsen, R ERA: 3.21	PITCHER	IP WLS BF H R ER SO BB IBB HBP BLK WP HR S P ERA WHIP	Howie Koplitz, R ERA: 4.68	Milt Pappas, R ERA: 2.33	Harvey Haddix, L ERA: 2.76	Steve Barber, L ERA: 3.54	Dave McNally, L ERA: 3.15	Don Larsen, R ERA: 3.21	Howie Koplitz, R ERA: 4.68	Milt Pappas, R ERA: 2.33	Harvey Haddix, L ERA: 2.76	Steve Barber, L ERA: 3.54	Dave McNally, L ERA: 3.15	Don Larsen, R ERA: 3.21	Howie Koplitz, R ERA: 4.68	Milt Pappas, R ERA: 2.33	Harvey Haddix, L ERA: 2.76	Steve Barber, L ERA: 3.54	Dave McNally, L ERA: 3.15	Don Larsen, R ERA: 3.21	Howie Koplitz, R ERA: 4.68

Washington Senators @ Baltimore Orioles
Memorial Stadium, Baltimore, MD
Sat Aug 14 1965, 7:05 PM EDT
Att: 6,419 - Unknown

livebaseballscores.com

AB 47
R 8
H 13
RBI 8
BB 3
SO 11
LOB 20

Batter	1	2	3	4	5	6	7	8	9	10	11	AB	R	H	RBI	BB	SO	LOB								
Norm Sieben, L OBP: 0.384, SLG: 0.459												5	1	2	1	0	1	0								
Paul Blair, R OBP: 0.290, SLG: 0.325												6	0	1	0	0	1	4								
Bob Johnson, R OBP: 0.309, SLG: 0.399												5	0	0	0	1	0	2								
Brooks Robinson, R OBP: 0.373, SLG: 0.453												4	0	2	1	0	0	2								
Curt Blefary, L OBP: 0.367, SLG: 0.449												4	1	1	0	1	0	4								
Jerry Adair, R OBP: 0.300, SLG: 0.326												5	1	0	0	0	2	4								
Jackie Brandt, R OBP: 0.307, SLG: 0.415												5	2	2	2	0	1	0								
Dick Brown, R OBP: 0.306, SLG: 0.387												4	0	1	0	1	1	0								
Milt Pappas, R ERA: 2.33 Harvey Haddix, L ERA: 2.76 Steve Barber, L ERA: 3.54 Dave McNally, L ERA: 3.15 Don Larsen, R ERA: 3.21												2	0	0	0	0	0	1								
Inning Stats	R: 1 E: 1 K: 0 S: 5	H: 1 LOB: 1 BB: 0 P: 5	R: 0 E: 0 K: 1 S: 6	H: 1 LOB: 1 BB: 0 P: 6	R: 0 E: 0 K: 2 S: 8	H: 1 LOB: 0 BB: 0 P: 16	R: 0 E: 0 K: 1 S: 5	H: 1 LOB: 0 BB: 0 P: 5	R: 0 E: 0 K: 0 S: 5	H: 2 LOB: 2 BB: 0 P: 5	R: 3 E: 2 K: 0 S: 6	H: 2 LOB: 0 BB: 0 P: 6	R: 0 E: 0 K: 2 S: 7	H: 0 LOB: 0 BB: 0 P: 7	R: 0 E: 0 K: 0 S: 4	H: 1 LOB: 1 BB: 0 P: 4	R: 0 E: 0 K: 1 S: 4	H: 0 LOB: 1 BB: 1 P: 8	R: 0 E: 0 K: 0 S: 3	H: 0 LOB: 0 BB: 0 P: 3	1B: 8 2B: 0 3B: 0 HR: 1	SF: 2 SAC: 0 DP: 0 HBP: 0	WP: 1 PB: 0 SB: 0 CS: 1	PA: 49		
PITCHER	IP WLS BF H R ER SO BB IBB HBP BLK WP HR S P ERA WHIP	Frank Kreutzer, L ERA: 4.31	Buster Narum, R ERA: 4.19	Ron Kline, R ERA: 2.19	Marshall Bridges, L ERA: 2.45	Steve Ridenour, R ERA: 4.76	PITCHER	IP WLS BF H R ER SO BB IBB HBP BLK WP HR S P ERA WHIP	Howie Koplitz, R ERA: 4.68	Frank Kreutzer, L ERA: 4.31	Buster Narum, R ERA: 4.19	Ron Kline, R ERA: 2.19	Marshall Bridges, L ERA: 2.45	Steve Ridenour, R ERA: 4.76	Howie Koplitz, R ERA: 4.68	Frank Kreutzer, L ERA: 4.31	Buster Narum, R ERA: 4.19	Ron Kline, R ERA: 2.19	Marshall Bridges, L ERA: 2.45	Steve Ridenour, R ERA: 4.76	Howie Koplitz, R ERA: 4.68	Frank Kreutzer, L ERA: 4.31	Buster Narum, R ERA: 4.19	Ron Kline, R ERA: 2.19	Marshall Bridges, L ERA: 2.45	Steve Ridenour, R ERA: 4.76

Washington Senators @ Baltimore Orioles
Memorial Stadium, Baltimore, MD
Sat Aug 14 1965, 7:05 PM EDT
Att: 6,419 - Unknown

livebaseballscores.com

AB 42
R 5
H 9
RBI 4
BB 4
SO 7
LOB 19

Batter	1	2	3	4	5	6	7	8	9	AB	R	H	RBI	BB	SO	LOB	TOP		
Don Blasingame, L (1,4) OBP: 0.275, SLG: 0.297 Ed Brinkman, R (8,6) OBP: 0.341, SLG: 0.252	4-0 G1-6-3 BB		0-0 1-3		0-0 F7			0-0 SH3 1B	0-0 4-3	3	1	1	0	1	0	1			
Ken Hamlin, R (1,6) OBP: 0.341, SLG: 0.384	0-0 F7		0-3 K			0-0 F5		0-0 SH3 1-2		3	0	0	0	0	1	1			
Willie Kirkland, L (1,7) OBP: 0.278, SLG: 0.459	0-0 G1-6-3 1-2			0-0 1-3		0-0 F5		0-0 2-H 1B		4	0	1	1	0	0	1			
Dick Nen, L (1,3) OBP: 0.351, SLG: 0.422		0-0 G3		0-0 G3		0-0 F8		0-3 K		4	0	0	0	0	1	1			
Jim King, L (1,9) OBP: 0.328, SLG: 0.407		4-0 S 1B BB		4-0 BB		0-0 F8		0-0 F3		2	1	0	0	2	0	1			
Woodie Held, R (1,8) OBP: 0.352, SLG: 0.469		0-3 K 1-2		0-0 4-3 BB		0-0 BB 1B			0-0 HR	4	2	2	1	0	1	2			
Mike Brumley, L (1,2) OBP: 0.283, SLG: 0.280		0-0 S 1B			4-0 SH1-4 BB	0-0 F8		0-0 CS 1B		3	0	2	1	1	0	1			
Ken McMullen, R (1,5) OBP: 0.308, SLG: 0.415		0-3 K 1-2		0-0 F7		4-0 1B BB		0-0 1-2 1B		3	0	1	0	1	1	2			
Pete Richert, L (1,1) OBP: 0.196, SLG: 0.146 Ron Kline, R (9,1)			0-0 F8		0-0 SH1-4 1-2	0-0 1-3 2-H 1B		0-0 F3		3	0	1	1	0	0	1			
Inning Stats	R: 0 E: 0 K: 0 S: 2	H: 0 LOB: 0 BB: 1 P: 6	R: 1 E: 0 K: 2 S: 8	H: 1 LOB: 1 BB: 1 P: 12	R: 0 E: 0 K: 1 S: 5	H: 0 LOB: 0 BB: 0 P: 5	R: 0 E: 0 K: 0 S: 3	H: 0 LOB: 1 BB: 1 P: 7	R: 0 E: 0 K: 0 S: 3	H: 0 LOB: 0 BB: 0 P: 3	R: 1 E: 0 K: 0 S: 4	H: 2 LOB: 2 BB: 1 P: 8	R: 1 E: 0 K: 1 S: 7	H: 2 LOB: 1 BB: 0 P: 7	R: 1 E: 0 K: 0 S: 5	H: 3 LOB: 1 BB: 0 P: 5	1B: 7 2B: 0 3B: 0 HR: 1	SF: 0 SAC: 2 DP: 1 HBP: 0	WP: 0 PA: 37
PITCHER	IP WLS BF H R ER SO BB IBB HBP BLK WP HR S P ERA WHIP	IP WLS BF H R ER SO BB IBB HBP BLK WP HR S P ERA WHIP	IP WLS BF H R ER SO BB IBB HBP BLK WP HR S P ERA WHIP	IP WLS BF H R ER SO BB IBB HBP BLK WP HR S P ERA WHIP	IP WLS BF H R ER SO BB IBB HBP BLK WP HR S P ERA WHIP	IP WLS BF H R ER SO BB IBB HBP BLK WP HR S P ERA WHIP	IP WLS BF H R ER SO BB IBB HBP BLK WP HR S P ERA WHIP	IP WLS BF H R ER SO BB IBB HBP BLK WP HR S P ERA WHIP	IP WLS BF H R ER SO BB IBB HBP BLK WP HR S P ERA WHIP	IP WLS BF H R ER SO BB IBB HBP BLK WP HR S P ERA WHIP	IP WLS BF H R ER SO BB IBB HBP BLK WP HR S P ERA WHIP	IP WLS BF H R ER SO BB IBB HBP BLK WP HR S P ERA WHIP	IP WLS BF H R ER SO BB IBB HBP BLK WP HR S P ERA WHIP	IP WLS BF H R ER SO BB IBB HBP BLK WP HR S P ERA WHIP	IP WLS BF H R ER SO BB IBB HBP BLK WP HR S P ERA WHIP	IP WLS BF H R ER SO BB IBB HBP BLK WP HR S P ERA WHIP	IP WLS BF H R ER SO BB IBB HBP BLK WP HR S P ERA WHIP	IP WLS BF H R ER SO BB IBB HBP BLK WP HR S P ERA WHIP	IP WLS BF H R ER SO BB IBB HBP BLK WP HR S P ERA WHIP
John Miller, R (1,1) ERA: 3.69 Dick Hall, R (9,1) ERA: 2.96	8.0 L 32 5 3 3 4 5 0 0 0 0 0 0 35 55 3.38 1.250	1.0 S 5 3 1 1 0 0 0 0 0 0 0 1 5 5 9.00 3.000																	

Washington Senators @ Baltimore Orioles
Memorial Stadium, Baltimore, MD
Sun Aug 15 1965, 3:33 AM EDT
Att: 8,440 - Unknown

AB 30
R 4
H 8
RBI 4
BB 5
SO 4
LOB 12



Batter	1	2	3	4	5	6	7	8	9	AB	R	H	RBI	BB	SO	LOB	BOTTOM		
Norm Siebern, L (1,3) OBP: 0.382, SLG: 0.456	0-0 5-3		0-3 K			0-3 K		0-0 1B 1B		4	0	1	0	0	2	0			
Paul Blair, R (1,8) OBP: 0.283, SLG: 0.323	0-3 K			0-0 F9		0-0 5-3		0-0 1-2 1B		4	0	1	0	0	1	0			
Bob Johnson, R (1,6) OBP: 0.304, SLG: 0.392	0-0 F7			0-0 4-3		0-0 5-3		0-0 F8		4	0	0	0	0	0	2			
Brooks Robinson, R (1,5) OBP: 0.376, SLG: 0.456		0-0 1-3		0-0 1B			0-0 1B	0-0 2B 1B 1B		4	1	3	0	0	0	0			
Curt Blefary, L (1,7) OBP: 0.366, SLG: 0.445		4-0 BB		0-0 G3		0-0 F5		0-0 F5		3	0	0	0	1	0	3			
Jerry Adair, R (1,4) OBP: 0.297, SLG: 0.323		0-0 F9			0-0 5-3		0-0 F8	0-0 F8		4	0	0	0	0	0	3			
Jackie Brandt, R (1,9) OBP: 0.307, SLG: 0.417		0-3 K			0-3 K		0-0 F5	0-0 1-3 1B 2B		4	1	1	0	0	2	2			
Dick Brown, R (1,2) OBP: 0.306, SLG: 0.382 Charlie Lau, L (9,PH) OBP: 0.383, SLG: 0.507			0-0 F7		4-0 BB			0-3 K	0-0 2-H 3-H 1B	2	0	0	0	1	1	0			
John Miller, R (1,1) OBP: 0.174, SLG: 0.050 John Orsino, R (8,PH) OBP: 0.328, SLG: 0.430 Dick Hall, R (9,1) OBP: 0.583, SLG: 0.700 Boog Powell, L (9,PH) OBP: 0.317, SLG: 0.362			0-0 3-1		0-0 1-3			0-0 5-3	0-0 F7	2	0	0	0	0	0	1			
Inning Stats	R: 0 E: 0 K: 1 S: 5	H: 0 LOB: 0 BB: 0 P: 5	R: 0 E: 0 K: 1 S: 5	H: 0 LOB: 0 BB: 1 P: 9	R: 0 E: 0 K: 1 S: 5	H: 0 LOB: 0 BB: 0 P: 5	R: 0 E: 0 K: 0 S: 4	H: 1 LOB: 1 BB: 0 P: 4	R: 0 E: 0 K: 1 S: 5	H: 0 LOB: 0 BB: 0 P: 5	R: 0 E: 0 K: 0 S: 4	H: 1 LOB: 1 BB: 0 P: 4	R: 0 E: 0 K: 1 S: 7	H: 2 LOB: 2 BB: 0 P: 7	R: 2 E: 0 K: 0 S: 6	H: 3 LOB: 1 BB: 0 P: 6	1B: 6 2B: 1 3B: 0 HR: 0	SF: 0 SAC: 0 DP: 0 HBP: 0	WP: 0 PA: 36
PITCHER	IP WLS BF H R ER SO BB IBB HBP BLK WP HR S P ERA WHIP	IP WLS BF H R ER SO BB IBB HBP BLK WP HR S P ERA WHIP	IP WLS BF H R ER SO BB IBB HBP BLK WP HR S P ERA WHIP	IP WLS BF H R ER SO BB IBB HBP BLK WP HR S P ERA WHIP	IP WLS BF H R ER SO BB IBB HBP BLK WP HR S P ERA WHIP	IP WLS BF H R ER SO BB IBB HBP BLK WP HR S P ERA WHIP	IP WLS BF H R ER SO BB IBB HBP BLK WP HR S P ERA WHIP	IP WLS BF H R ER SO BB IBB HBP BLK WP HR S P ERA WHIP	IP WLS BF H R ER SO BB IBB HBP BLK WP HR S P ERA WHIP	IP WLS BF H R ER SO BB IBB HBP BLK WP HR S P ERA WHIP	IP WLS BF H R ER SO BB IBB HBP BLK WP HR S P ERA WHIP	IP WLS BF H R ER SO BB IBB HBP BLK WP HR S P ERA WHIP	IP WLS BF H R ER SO BB IBB HBP BLK WP HR S P ERA WHIP	IP WLS BF H R ER SO BB IBB HBP BLK WP HR S P ERA WHIP	IP WLS BF H R ER SO BB IBB HBP BLK WP HR S P ERA WHIP	IP WLS BF H R ER SO BB IBB HBP BLK WP HR S P ERA WHIP	IP WLS BF H R ER SO BB IBB HBP BLK WP HR S P ERA WHIP	IP WLS BF H R ER SO BB IBB HBP BLK WP HR S P ERA WHIP	IP WLS BF H R ER SO BB IBB HBP BLK WP HR S P ERA WHIP
Pete Richert, L (1,1) ERA: 2.61 Ron Kline, R (9,1) ERA: 2.16	8.2 W 34 6 2 2 6 2 0 0 0 0 0 0 44 52 2.08 0.923	0.1 S 2 1 0 0 0 0 0 0 0 0 0 2 2 0.00 3.000																	

Washington Senators @ Baltimore Orioles
Memorial Stadium, Baltimore, MD
Sun Aug 15 1965, 3:33 AM EDT
Att: 8,440 - Unknown

AB 34
R 2
H 7
RBI 2
BB 2
SO 6
LOB 12




Batter	1	2	3	4	5	6	7	8	9	AB	R	H	RBI	BB	SO	LOB	TOP					
Lenny Green, L (1, 8) OBP: 0.373, SLG: 0.460	F7		F9						G5-4-3 BB	3	0	1	0	1	0	1	Boston Red Sox @ Baltimore Orioles Memorial Stadium, Baltimore, MD Tue Aug 17 1965, 7:05 PM EDT Att: 6,953 - Unknown					
Frank Matzone, R (1, 5) OBP: 0.299, SLG: 0.311	5-3			F8		L4			G5-4-3 1-2	4	0	0	0	0	2							
Carl Yastrzemski, L (1, 7) OBP: 0.397, SLG: 0.581	K			5-3			1-3		L7	4	0	0	0	0	1							
Felix Mantilla, R (1, 4) OBP: 0.401, SLG: 0.473		K		L8			6-3			3	0	0	0	0	1							
Tony Horton, R (1, 3) OBP: 0.339, SLG: 0.382		F8			5-3		5-3			3	0	0	0	0	0							
Lee Thomas, L (1, 9) OBP: 0.359, SLG: 0.457		3-1			6-3			F6		3	0	0	0	0	0							
Bob Tillman, R (1, 2) OBP: 0.287, SLG: 0.327			F9		F8			K		3	0	0	0	0	1							
Rico Petrocelli, R (1, 6) OBP: 0.285, SLG: 0.387			K			6-3			HR	3	1	1	1	0	1							
Dave Morehead, R (1, 1) OBP: 0.250, SLG: 0.191						1-3		F8		2	0	1	0	0	0							
Eddie Bressoud, R (8, PH) OBP: 0.302, SLG: 0.369										1	0	0	0	0	0							
Arnold Earley, L (8, 1)										0	0	0	0	0	0							
Inning Stats	R: 0 E: 0 K: 1 S: 5	H: 0 LOB: 0 BB: 0 P: 5	R: 0 E: 0 K: 1 S: 5	H: 0 LOB: 0 BB: 0 P: 5	R: 0 E: 0 K: 1 S: 6	H: 1 LOB: 1 BB: 0 P: 6	R: 0 E: 0 K: 0 S: 3	H: 0 LOB: 0 BB: 0 P: 3	R: 0 E: 0 K: 0 S: 3	H: 0 LOB: 0 BB: 0 P: 3	R: 0 E: 0 K: 0 S: 4	H: 1 LOB: 1 BB: 0 P: 4	R: 0 E: 0 K: 0 S: 3	H: 0 LOB: 0 BB: 0 P: 3	R: 1 E: 0 K: 1 S: 6	H: 1 LOB: 0 BB: 1 P: 6	R: 0 E: 0 K: 0 S: 2	H: 0 LOB: 0 BB: 1 P: 6	1B: 1 2B: 1 3B: 0 HR: 1	SF: 0 SAC: 0 DP: 1 HBP: 0	WP: 0 PB: 0 SB: 0 CS: 0	PA: 30
PITCHER Steve Barber, L (1, 1) ERA: 3.38	IP: 9.0 WLS: W BF: 30 H: 3 R: 1 ER: 1 SO: 4 BB: 1 IBB: 0 HBP: 0 BLK: 0 WP: 0 HR: 1 S: 37 P: 41 ERA: 1.00 WHIP: 0.444																					



Batter	1	2	3	4	5	6	7	8	9	AB	R	H	RBI	BB	SO	LOB	BOTTOM			
Norm Siebern, L (1, 3) OBP: 0.380, SLG: 0.456	K				L7					4	1	1	0	0	2	1	Boston Red Sox @ Baltimore Orioles Memorial Stadium, Baltimore, MD Tue Aug 17 1965, 7:05 PM EDT Att: 6,953 - Unknown			
Paul Blair, R (1, 8) OBP: 0.293, SLG: 0.323	5-3		2B			S				3	1	1	0	1	0	1				
Boog Powell, L (1, 7) OBP: 0.317, SLG: 0.364										4	1	1	2	0	2	1				
Russ Snyder, L (9, 7) OBP: 0.317, SLG: 0.310	K		1B							0	0	0	0	0	0	0				
Brooks Robinson, R (1, 5) OBP: 0.380, SLG: 0.458										3	0	2	1	1	0	0				
Curt Blefary, L (1, 9) OBP: 0.362, SLG: 0.439										4	0	0	0	0	0	3				
Charlie Lau, L (1, 2) OBP: 0.369, SLG: 0.487	K				F7					3	0	0	0	0	1	2				
Jerry Adair, R (1, 4) OBP: 0.295, SLG: 0.321										3	0	0	0	0	2	2				
Luis Aparicio, R (1, 6) OBP: 0.276, SLG: 0.370					F7					3	0	1	0	0	1	0				
Steve Barber, L (1, 1) OBP: 0.159, SLG: 0.200										2	0	0	0	0	2	0				
Inning Stats	R: 0 E: 0 K: 2 S: 7	H: 0 LOB: 0 BB: 0 P: 7	R: 0 E: 0 K: 2 S: 8	H: 1 LOB: 1 BB: 0 P: 8	R: 3 E: 0 K: 1 S: 8	H: 3 LOB: 1 BB: 1 P: 12	R: 0 E: 0 K: 2 S: 7	H: 0 LOB: 0 BB: 0 P: 7	R: 0 E: 0 K: 2 S: 8	H: 1 LOB: 1 BB: 0 P: 8	R: 0 E: 0 K: 0 S: 3	H: 0 LOB: 1 BB: 1 P: 7	R: 0 E: 0 K: 1 S: 6	H: 1 LOB: 0 BB: 0 P: 6	R: 0 E: 0 K: 0 S: 3	H: 0 LOB: 0 BB: 0 P: 3	1B: 4 2B: 2 3B: 0 HR: 0	SF: 0 SAC: 1 DP: 0 HBP: 0	WP: 0 PB: 0 SB: 2 CS: 0	PA: 32
PITCHER Dave Morehead, R (1, 1) ERA: 4.49	IP: 7.0 WLS: L BF: 29 H: 6 R: 3 ER: 3 SO: 10 BB: 2 IBB: 0 HBP: 0 BLK: 0 WP: 0 HR: 0 S: 47 P: 55 ERA: 3.86 WHIP: 1.143																			
PITCHER Arnold Earley, L (8, 1) ERA: 3.3	IP: 1.0 WLS: L BF: 3 H: 0 R: 0 ER: 0 SO: 0 BB: 0 IBB: 0 HBP: 0 BLK: 0 WP: 0 HR: 0 S: 3 P: 3 ERA: 0.00 WHIP: 0.000																			



Batter	1	2	3	4	5	6	7	8	9	AB	R	H	RBI	BB	SO	LOB	TOP																	
Lenny Green, L (1, 8) OBP: 0.374, SLG: 0.457	F8		FC3-4 HBP		L3		BB			2	0	0	0	1	0	0	Boston Red Sox @ Baltimore Orioles Memorial Stadium, Baltimore, MD Wed Aug 18 1965, 7:05 PM EDT Att: 7,033 - Unknown livebaseballscorecards.com																	
Frank Malzone, R (1, 5) OBP: 0.296, SLG: 0.307	F7		F8			6-3	F9			4	0	0	0	0	2																			
Carl Yastrzemski, L (1, 7) OBP: 0.395, SLG: 0.577	BB 1B		F9			E4		3-1		4	0	1	0	0	1																			
Felix Mantilla, R (1, 4) OBP: 0.400, SLG: 0.469	1-2 BB		FC3-4			F9		K		3	0	0	0	1	2																			
Tony Horton, R (1, 3) OBP: 0.336, SLG: 0.387	K				F8		F3			4	0	1	0	0	1																			
Lee Thomas, L (1, 9) OBP: 0.356, SLG: 0.453		K			F9		G3	F5		4	0	0	0	0	1																			
Bob Tillman, R (1, 2) OBP: 0.290, SLG: 0.330										3	1	2	0	0	0	AB 33 R 2 H 5 RBI 2 BB 2 SO 7 LOB 12																		
Russ Nixon, L (9, PH) OBP: 0.275, SLG: 0.312			4-3			HR 1B		K		1	0	0	0	0	1																			
Rico Petrocelli, R (1, 6) OBP: 0.281, SLG: 0.380		F8				5-3		K		4	0	0	0	0	1																			
Dennis Bennett, L (1, 1) OBP: 0.211, SLG: 0.263										2	0	0	0	0	1																			
Eddie Bressoud, R (7, PH) OBP: 0.305, SLG: 0.385		K								1	1	1	2	0	0																			
Bob Hefner, R (7, 1) OBP: 0.349, SLG: 0.407					1-3			K		0	0	0	0	0	0																			
Dalton Jones, L (9, PH) OBP: 0.349, SLG: 0.407							1-H HR			1	0	0	0	0	1																			
Inning Stats	R: 0 E: 0 K: 1 S: 6	H: 1 LOB: 2 BB: 1 P: 10	R: 0 E: 0 K: 2 S: 8	H: 1 LOB: 1 BB: 0 P: 8	R: 0 E: 0 K: 0 S: 3	H: 0 LOB: 1 BB: 0 P: 4	R: 0 E: 0 K: 0 S: 3	H: 0 LOB: 0 BB: 0 P: 3	R: 0 E: 1 K: 1 S: 4	H: 0 LOB: 1 BB: 0 P: 4	R: 2 E: 0 K: 1 S: 7	H: 2 LOB: 1 BB: 1 P: 11	R: 0 E: 0 K: 1 S: 6	H: 1 LOB: 1 BB: 0 P: 6	R: 0 E: 0 K: 2 S: 7	H: 0 LOB: 0 BB: 0 P: 7	1B: 3 2B: 1 3B: 0 HR: 1	SF: 0 SAC: 0 DP: 0 HBP: 1	WP: 0 PB: 0 SB: 0 CS: 0	PA: 36														
PITCHER	IP WLS BF H R ER SO BB IBB HBP BLK WP HR S P ERA WHIP																																	
Dave McNally, L (1, 1) ERA: 3.12	7.0	29	4	2	2	4	2	0	1	0	0	0	0	1	34	43	2.57	0.857																
Stu Miller, R (8, 1) ERA: 2.13	2.0	7	1	0	0	3	0	0	0	0	0	0	0	0	13	13	0.00	0.500																

Batter	1	2	3	4	5	6	7	8	9	AB	R	H	RBI	BB	SO	LOB	BOTTOM																	
Norm Siebern, L (1, 3) OBP: 0.379, SLG: 0.451	E 1B BB		4-3		F4		G3			3	1	0	0	1	0	0	Boston Red Sox @ Baltimore Orioles Memorial Stadium, Baltimore, MD Wed Aug 18 1965, 7:05 PM EDT Att: 7,033 - Unknown livebaseballscorecards.com																	
Paul Blair, R (1, 8) OBP: 0.296, SLG: 0.323	E1 1B		L9		5-3			WP 1B BB		3	1	1	0	1	0	0																		
Boog Powell, L (1, 7) OBP: 0.316, SLG: 0.362			G3							4	0	1	1	0	2	1																		
Jackie Brandt, R (9, 7) OBP: 0.307, SLG: 0.417	1-2 3-H 1B				K			K		0	0	0	0	0	0	0																		
Brooks Robinson, R (1, 5) OBP: 0.381, SLG: 0.458	5-4-3-5 1-2 2-3F									4	1	2	1	0	0	2																		
Curt Blefary, L (1, 9) OBP: 0.362, SLG: 0.436		K			SH2-4 1B					2	0	0	0	1	1	0																		
Jerry Adair, R (1, 4) OBP: 0.297, SLG: 0.323		F7			1B 2-H 1B					4	0	2	1	0	0	2																		
Luis Aparicio, R (1, 6) OBP: 0.279, SLG: 0.372										4	0	2	0	0	0	3																		
Dick Brown, R (1, 2) OBP: 0.307, SLG: 0.377										2	0	0	0	1	2	2																		
Dave McNally, R (1, 1) OBP: 0.106, SLG: 0.067										2	0	0	0	0	0	4																		
Russ Snyder, L (7, PH) OBP: 0.316, SLG: 0.309		FC6-4			6-3					1	0	0	0	0	0	0																		
Stu Miller, R (8, 1) ERA: 7.02										0	0	0	0	0	0	0																		
Inning Stats	R: 1 E: 1 K: 0 S: 3	H: 2 LOB: 0 BB: 1 P: 7	R: 0 E: 0 K: 1 S: 6	H: 1 LOB: 2 BB: 1 P: 10	R: 0 E: 0 K: 0 S: 3	H: 0 LOB: 0 BB: 0 P: 3	R: 1 E: 0 K: 1 S: 8	H: 3 LOB: 2 BB: 0 P: 8	R: 0 E: 0 K: 1 S: 5	H: 0 LOB: 0 BB: 0 P: 5	R: 0 E: 0 K: 0 S: 4	H: 1 LOB: 1 BB: 0 P: 4	R: 0 E: 0 K: 1 S: 5	H: 0 LOB: 0 BB: 0 P: 5	R: 1 E: 0 K: 1 S: 6	H: 1 LOB: 2 BB: 2 P: 14	1B: 8 2B: 0 3B: 1 HR: 0	SF: 0 SAC: 1 DP: 0 HBP: 0	WP: 1 PB: 0 SB: 2 CS: 0	PA: 34														
PITCHER	IP WLS BF H R ER SO BB IBB HBP BLK WP HR S P ERA WHIP																																	
Dennis Bennett, L (1, 1) ERA: 4.69	6.0	25	7	2	2	3	2	0	0	0	0	0	0	0	29	37	3.00	1.500																
Bob Hefner, R (7, 1) ERA: 7.02	2.0	9	1	1	1	2	2	0	0	0	0	1	0	11	19	4.50	1.500																	

Batter	1	2	3	4	5	6	7	8	9	AB	R	H	RBI	BB	SO	LOB	TOP
Lenny Green, L OBP: 0.372, SLG: 0.452 (1, 8)	G3	F8		F9			F2		FC3-2 1B HBP	4	1	0	0	0	0	1	
Dalton Jones, L OBP: 0.353, SLG: 0.407 (1, 5)	HBP 1B HBP		FC4-6 BB	F7			F7		F8	3	1	1	0	1	0	3	
Carl Yastrzemski, L OBP: 0.395, SLG: 0.572 (1, 7)	HBP 1B BB		FC4-6		G6-4-3 BB		F7		FC3-2 1B 3B	3	2	0	0	2	0	5	
Felix Mantilla, R OBP: 0.400, SLG: 0.467 (1, 4)	1B HBP		F7		G6-4-3		K		3B 1B	4	1	1	2	0	1	3	
Lee Thomas, L OBP: 0.356, SLG: 0.457 (1, 3)	1B		4-3		F6		F2		1B 3B	5	1	2	4	0	0	1	
Jim Gosger, L OBP: 0.368, SLG: 0.480 (1, 9)	F7			HR		K	K		1B 2B BB	4	2	1	1	1	2	2	
Russ Nixon, L OBP: 0.282, SLG: 0.317 (1, 2)	1-3		E4 2B 2B				K2-3		1B 2B 1B	5	1	2	1	0	1	2	
Rico Petrocelli, R OBP: 0.287, SLG: 0.391 (1, 6)		F8		2B		F7				4	1	2	1	1	0	1	
Jim Lonborg, R OBP: 0.218, SLG: 0.216 (1, 1)		K		2B		1-3				4	1	1	2	1	1	3	
Inning Stats	R: 2 E: 0 K: 0 S: 4	H: 1 LOB: 2 BB: 1 P: 10	R: 0 E: 0 K: 1 S: 5	H: 0 LOB: 0 BB: 0 P: 5	R: 0 E: 0 K: 0 S: 3	H: 0 LOB: 1 BB: 1 P: 7	R: 3 E: 1 K: 0 S: 6	H: 3 LOB: 0 BB: 0 P: 6	R: 0 E: 0 K: 1 S: 2	H: 1 LOB: 1 BB: 0 P: 6	R: 0 E: 0 K: 2 S: 7	H: 0 LOB: 0 BB: 0 P: 7	R: 6 E: 0 K: 0 S: 7	H: 4 LOB: 2 BB: 3 P: 20	1B: 5 2B: 3 3B: 1 HR: 1	SF: 0 SAC: 0 DP: 1 HBP: 3	WP: 0 PA: 45 PB: 0 SB: 1 CS: 0
PITCHER	IP WLS BF H R ER SO BB IBB HBP BLK WP HR S P ERA WHIP																
Wally Bunker, R ERA: 3.76 (1, 1)	3.0 L 18 4 5 4 1 2 0 2 0 0 1 16 26 12.00 2.000																
Don Larsen, R ERA: 2.95 (4, 1)	4.0 13 2 0 0 2 1 0 0 0 0 0 0 16 20 0.00 0.750																
Harvey Haddix, L ERA: 3.48 (8, 1)	1.0 6 0 3 3 2 2 0 0 1 0 0 0 7 16 27.00 2.000																
Stu Miller, R ERA: 2.43 (9, 1)	1.0 8 4 3 3 0 1 0 0 0 0 0 0 7 11 27.00 5.000																

Boston Red Sox @ Baltimore Orioles
Memorial Stadium, Baltimore, MD
 Thu Aug 19 1965, 7:05 PM EDT
 Att: 3,654 - Unknown

AB	36
R	11
H	10
RBI	11
BB	6
SO	5
LOB	21



Batter	1	2	3	4	5	6	7	8	9	AB	R	H	RBI	BB	SO	LOB	BOTTOM		
Norm Siebern, L OBP: 0.376, SLG: 0.446 (1, 3)	G3		1-3		F7		F8		FC4-6 1B	5	0	1	0	0	0	1			
Paul Blair, R OBP: 0.294, SLG: 0.317 (1, 8)	HR BB		L4		6-3		K		FC4-6 BB	4	1	0	0	1	1	3			
Boog Powell, L OBP: 0.322, SLG: 0.374 (1, 7)	1-H HR						4-3		BB	3	1	2	2	2	0	1			
Brooks Robinson, R OBP: 0.376, SLG: 0.452 (1, 5)	5-3		K		F8				6-3 F3	5	0	0	0	0	1	5			
Curt Blefary, L OBP: 0.361, SLG: 0.437 (1, 9)	K			G3 1B 2B		E5			F7	4	1	1	0	0	1	0			
Charlie Lau, L OBP: 0.364, SLG: 0.468 (1, 2)		F8		G3		F7			BB	3	0	0	0	1	0	2			
Jerry Adair, R OBP: 0.299, SLG: 0.324 (1, 4)			WP 1B		FC5-4 1B		F8		L7	4	0	2	1	0	0	2			
Luis Aparicio, R OBP: 0.278, SLG: 0.369 (1, 6)		K		FC5-4		F9			FC5-4 BB	3	0	0	0	1	1	3			
Wally Bunker, R ERA: 3.76 (1, 1)	9.0 W 40 6 3 3 6 6 0 0 0 1 1 46 70 3.00 1.333																		
Don Larsen, R ERA: 2.95 (4, 1)																			
Russ Snyder, R ERA: 3.39 (7, 0)																			
Harvey Haddix, L ERA: 3.48 (8, 1)																			
Stu Miller, R ERA: 2.43 (9, 1)																			
Bob Johnson, R OBP: 0.303, SLG: 0.390 (9, 0)																			
Inning Stats	R: 2 E: 0 K: 1 S: 6	H: 1 LOB: 0 BB: 1 P: 10	R: 0 E: 0 K: 2 S: 8	H: 1 LOB: 0 BB: 0 P: 8	R: 0 E: 0 K: 1 S: 6	H: 1 LOB: 1 BB: 0 P: 6	R: 1 E: 0 K: 1 S: 7	H: 2 LOB: 1 BB: 0 P: 7	R: 0 E: 0 K: 0 S: 3	H: 0 LOB: 1 BB: 1 P: 7	R: 0 E: 0 K: 0 S: 4	H: 0 LOB: 1 BB: 0 P: 4	R: 0 E: 0 K: 0 S: 3	H: 0 LOB: 1 BB: 1 P: 7	R: 0 E: 0 K: 0 S: 4	H: 1 LOB: 3 BB: 2 P: 12	1B: 4 2B: 1 3B: 0 HR: 1	SF: 0 SAC: 0 DP: 0 HBP: 0	WP: 1 PA: 40 PB: 1 SB: 0 CS: 0
PITCHER	IP WLS BF H R ER SO BB IBB HBP BLK WP HR S P ERA WHIP																		

Boston Red Sox @ Baltimore Orioles
Memorial Stadium, Baltimore, MD
 Thu Aug 19 1965, 7:05 PM EDT
 Att: 3,654 - Unknown

AB	34
R	3
H	6
RBI	3
BB	6
SO	6
LOB	20



Batter	1	2	3	4	5	6	7	8	9	AB	R	H	RBI	BB	SO	LOB	TOP										
Bobby Richardson, R OBP: 0.301, SLG: 0.342 (1.4)	0-0 6-3		0-0 F6			0-0 CS 1B		0-0 1-2		4	0	1	0	0	0	2											
Tony Kubek, L OBP: 0.273, SLG: 0.306 (1.6)	0-0 L4			0-0 6-3		0-0 1-2 2B			0-0 F7	4	0	1	0	0	0	0											
Mickey Mantle, S OBP: 0.399, SLG: 0.482 (1.7)	0-0 L9			0-3 K		0-0 L6			0-3 K	4	0	0	0	0	2	1											
Ross Moschitto, R OBP: 0.200, SLG: 0.333 (9.9)										0	0	0	0	0	0	0											
Tom Tresh, S OBP: 0.342, SLG: 0.472 (1.9)		0-0 F5		0-0 HR		0-3 K			0-0 F7	4	1	1	1	0	1	0											
Joe Pepitone, L OBP: 0.319, SLG: 0.426 (1.3)		0-0 F8		0-0 F6						3	0	0	0	0	0	0											
Elston Howard, R OBP: 0.255, SLG: 0.327 (1.2)										3	0	1	0	0	1	0											
Clete Boyer, R OBP: 0.312, SLG: 0.423 (1.5)			0-0 4-3		0-0 G6-3 1B			0-0 FC3-6 1B		3	0	1	0	0	0	1											
Roger Repoz, L OBP: 0.329, SLG: 0.549 (1.8)					0-3 K			0-0 F9		3	0	1	0	0	1	1											
Jack Cullen, R (1.1)			0-3 K			0-0 6-3		0-0 FC3-6 FC6-4		3	0	0	0	0	1	2											
Inning Stats	R: 0 E: 0 K: 0 S: 3	H: 0 LOB: 0 BB: 0 P: 3	R: 0 E: 0 K: 1 S: 5	H: 0 LOB: 0 BB: 0 P: 5	R: 0 E: 0 K: 1 S: 6	H: 1 LOB: 1 BB: 0 P: 6	R: 1 E: 0 K: 1 S: 6	H: 1 LOB: 0 BB: 0 P: 6	R: 0 E: 0 K: 1 S: 5	H: 1 LOB: 0 BB: 0 P: 5	R: 0 E: 0 K: 0 S: 4	H: 2 LOB: 1 BB: 0 P: 4	R: 0 E: 0 K: 1 S: 5	H: 0 LOB: 0 BB: 0 P: 5	R: 0 E: 0 K: 0 S: 4	H: 1 LOB: 1 BB: 0 P: 4	R: 0 E: 0 K: 1 S: 5	H: 0 LOB: 0 BB: 0 P: 5	1B: 4 2B: 1 3B: 0 HR: 1	SF: 0 SAC: 0 DP: 1 HBP: 0	WP: 0 PB: 0 SB: 0 CS: 1	PA: 31					
PITCHER	IP	WLS	BF	H	R	ER	SO	BB	IBB	HBP	BLK	WP	HR	S	P	ERA	WHIP										
Mitt Pappas, R ERA: 2.27 (1.1)	8.0	L	28	6	1	1	5	0	0	0	0	0	1	38	38	1.12	0.750										
Dick Hall, R ERA: 2.92 (9.1)	1.0		3	0	0	0	1	0	0	0	0	0	0	5	5	0.00	0.000										

New York Yankees @ Baltimore Orioles
Memorial Stadium, Baltimore, MD
Fri Aug 20 1965, 7:05 PM EDT
Att: 21,063 - Unknown - 80 F

AB 31
R 1
H 6
RBI 1
BB 0
SO 6
LOB 7



Batter	1	2	3	4	5	6	7	8	9	AB	R	H	RBI	BB	SO	LOB	BOTTOM										
Norm Siebern, L OBP: 0.371, SLG: 0.439 (1.3)	0-3 K		0-0 F8			0-0 F4		0-0 1-3		4	0	0	0	0	1	2											
Paul Blair, R OBP: 0.289, SLG: 0.311 (1.8)	0-0 F4			0-0 G3		0-0 5-3			0-0 5-3	4	0	0	0	0	0	0											
Boog Powell, L OBP: 0.324, SLG: 0.372 (1.7)	0-3 K			4-0 BB			0-0 F2		4-0 G5-4-3 BB	2	0	0	0	2	1	0											
Jackie Brandt, R OBP: 0.307, SLG: 0.417 (9. PR)										0	0	0	0	0	0	0											
Brooks Robinson, R OBP: 0.373, SLG: 0.448 (1.5)		0-0 F9		0-0 F7		0-0 4-3		0-0 G5-4-3		4	0	0	0	0	0	2											
Curt Blefary, L OBP: 0.361, SLG: 0.436 (1.9)		0-0 G3-6 1B		0-0 1-3		0-0 E1				3	0	1	0	0	0	1											
Charlie Lau, L OBP: 0.352, SLG: 0.451 (1.2)		0-0 G3-6			0-0 F7		0-0 F6			3	0	0	0	0	0	2											
Jerry Adair, R OBP: 0.297, SLG: 0.322 (1.4)			0-0 1-3		0-3 K			0-0 4-3		3	0	0	0	0	1	0											
Luis Aparicio, R OBP: 0.281, SLG: 0.371 (1.6)				SH2-4 1B		0-0 1-3		0-0 1-3 1B		3	0	2	0	0	0	0											
Mitt Pappas, R OBP: 0.093, SLG: 0.148 (1.1)						0-3 K		0-0 1-3		1	0	0	0	0	1	0											
Russ Snyder, L OBP: 0.317, SLG: 0.308 (8. PH)										1	0	0	0	0	0	1											
Dick Hall, R OBP: 0.583, SLG: 0.700 (9.1)								1-2		0	0	0	0	0	0	0											
Inning Stats	R: 0 E: 0 K: 2 S: 7	H: 0 LOB: 0 BB: 0 P: 7	R: 0 E: 0 K: 0 S: 3	H: 1 LOB: 0 BB: 0 P: 3	R: 0 E: 0 K: 0 S: 4	H: 1 LOB: 1 BB: 0 P: 4	R: 0 E: 0 K: 0 S: 3	H: 0 LOB: 1 BB: 1 P: 7	R: 0 E: 0 K: 1 S: 5	H: 0 LOB: 0 BB: 0 P: 5	R: 0 E: 0 K: 1 S: 4	H: 0 LOB: 1 BB: 0 P: 4	R: 0 E: 0 K: 0 S: 4	H: 1 LOB: 1 BB: 0 P: 4	R: 0 E: 0 K: 0 S: 2	H: 0 LOB: 1 BB: 1 P: 6	1B: 3 2B: 0 3B: 0 HR: 0	SF: 0 SAC: 1 DP: 2 HBP: 0	WP: 0 PB: 0 SB: 0 CS: 0	PA: 31							
PITCHER	IP	WLS	BF	H	R	ER	SO	BB	IBB	HBP	BLK	WP	HR	S	P	ERA	WHIP										
Jack Cullen, R ERA: 2.04 (1.1)	9.0	W	31	3	0	0	4	2	0	0	0	0	0	37	45	0.00	0.556										

New York Yankees @ Baltimore Orioles
Memorial Stadium, Baltimore, MD
Fri Aug 20 1965, 7:05 PM EDT
Att: 21,063 - Unknown - 80 F

AB 28
R 0
H 3
RBI 0
BB 2
SO 4
LOB 8



Batter	1	2	3	4	5	6	7	8	9	10	11	12	AB	R	H	RBI	BB	SO	LOB	TOP				
Luis Aparicio, R OBP: 0.279, SLG: 0.368 (1, 6)													6	0	1	0	0	2	5					
Paul Blair, R OBP: 0.286, SLG: 0.307 (1, 8)													6	1	1	0	0	2	4					
Boog Powell, L OBP: 0.322, SLG: 0.368 (1, 7) (12, 3)													6	0	1	0	0	3	2					
Brooks Robinson, R OBP: 0.375, SLG: 0.447 (1, 5)													5	1	2	0	1	0	2					
Bob Johnson, R OBP: 0.299, SLG: 0.384 (1, 3) (2, 4)														6	0	1	0	0	5					
Curt Blefary, L OBP: 0.363, SLG: 0.443 (1, 9)													4	0	2	1	2	2	2					
Jerry Adair, R OBP: 0.296, SLG: 0.321 (2, 3)													1	0	0	0	0	1	0					
Norm Siebern, L OBP: 0.369, SLG: 0.440 (12, 7)													4	0	1	0	0	0	5					
Russ Snyder, L OBP: 0.317, SLG: 0.308 (1, 2)													3	0	0	0	2	0	0					
Steve Barber, L OBP: 0.146, SLG: 0.186 (9, PH)													3	0	0	0	0	3	0					
Jackie Brandt, R OBP: 0.305, SLG: 0.415 (9, 1)													1	0	0	0	0	1	3					
Stu Miller, R (11, PH)													0	0	0	0	0	0	0					
Charlie Lau, L OBP: 0.346, SLG: 0.446 (11, 1)													1	0	0	0	0	1	2					
Dick Hall, R OBP: 0.583, SLG: 0.700 (11, 1)													0	0	0	0	0	0	0					
Inning Stats	R: 0 E: 1 K: 1 S: 7	H: 1 LOB: 2 BB: 0 P: 7	R: 0 E: 0 K: 2 S: 7	H: 0 LOB: 0 BB: 0 P: 7	R: 0 E: 0 K: 2 S: 7	H: 0 LOB: 0 BB: 0 P: 7	R: 0 E: 0 K: 1 S: 5	H: 2 LOB: 2 BB: 0 P: 5	R: 0 E: 0 K: 1 S: 5	H: 0 LOB: 0 BB: 0 P: 7	R: 0 E: 0 K: 0 S: 3	H: 1 LOB: 3 BB: 2 P: 16	R: 0 E: 0 K: 1 S: 6	H: 1 LOB: 1 BB: 0 P: 6	R: 0 E: 1 K: 1 S: 7	H: 1 LOB: 3 BB: 1 P: 11	R: 1 E: 0 K: 2 S: 6	H: 1 LOB: 1 BB: 10	1B: 7 2B: 1 3B: 1 HR: 0	SF: 0 SAC: 1 DP: 0 HBP: 0	WP: 0 PB: 0 CS: 0	PA: 52		
PITCHER	IP WLS BF H R ER SO BB IBB HBP BLK WP HR S P ERA WHIP												IP WLS BF H R ER SO BB IBB HBP BLK WP HR S P ERA WHIP											
Juan Pizarro, L ERA: 2.97 (1, 1)	10.0	41	7	1	1	2	13	2	1	0	0	0	0	0	0	13	21	4.50	1.500					
Hoyt Wilhelm, R ERA: 2.17 (11, 1)	2.0	L	11	2	1	1	2	1	1	0	0	0	0	0	0	13	21	4.50	1.500					

Baltimore Orioles @ Chicago White Sox
Comiskey Park, Chicago, IL
Mon Aug 23 1965, 8:05 PM EDT
Att. 22,806 - Unknown

AB 46
R 2
H 9
RBI 1
BB 5
SO 15
LOB 30



Batter	1	2	3	4	5	6	7	8	9	10	11	12	AB	R	H	RBI	BB	SO	LOB	BOTTOM				
Don Buford, S OBP: 0.352, SLG: 0.387 (1, 4)													5	1	1	0	1	2	2					
Floyd Robinson, L OBP: 0.346, SLG: 0.381 (1, 9)													6	0	2	0	0	0	3					
Danny Cater, R OBP: 0.321, SLG: 0.425 (1, 7)													5	0	2	0	1	2	1					
Bill Skowron, R OBP: 0.337, SLG: 0.461 (1, 3)													3	0	0	1	2	1	1					
John Romano, R OBP: 0.360, SLG: 0.427 (1, 2)													4	0	1	0	0	0	3					
Smoky Burgess, L OBP: 0.352, SLG: 0.429 (10, PH)													1	0	0	0	0	0	3					
Hoyt Wilhelm, R (11, 1)													0	0	0	0	0	0	0					
Pete Ward, L OBP: 0.344, SLG: 0.393 (1, 5)													5	0	0	0	0	2	1					
Ron Hansen, R OBP: 0.315, SLG: 0.377 (1, 6)													4	0	0	0	1	0	0					
Ken Berry, R OBP: 0.259, SLG: 0.327 (1, 8)													4	0	1	0	0	2	0					
Juan Pizarro, L OBP: 0.150, SLG: 0.333 (1, 1)													4	0	0	0	0	3	2					
J.C. Martin, L OBP: 0.338, SLG: 0.347 (11, 2)													1	0	0	0	0	1	1					
Inning Stats	R: 0 E: 0 K: 1 S: 5	H: 0 LOB: 1 BB: 1 P: 9	R: 0 E: 0 K: 1 S: 5	H: 0 LOB: 0 BB: 0 P: 5	R: 1 E: 0 K: 1 S: 7	H: 2 LOB: 3 BB: 2 P: 15	R: 0 E: 0 K: 1 S: 5	H: 0 LOB: 0 BB: 0 P: 6	R: 0 E: 1 K: 1 S: 6	H: 1 LOB: 1 BB: 0 P: 6	R: 0 E: 0 K: 1 S: 4	H: 1 LOB: 1 BB: 0 P: 4	R: 0 E: 0 K: 2 S: 7	H: 0 LOB: 0 BB: 0 P: 7	R: 0 E: 0 K: 1 S: 6	H: 2 LOB: 2 BB: 1 P: 10	R: 0 E: 0 K: 1 S: 6	H: 1 LOB: 1 BB: 0 P: 6	R: 0 E: 0 K: 2 S: 7	H: 0 LOB: 0 BB: 0 P: 7	1B: 5 2B: 2 3B: 0 HR: 0	SF: 0 SAC: 1 DP: 1 HBP: 0	WP: 0 PB: 0 CS: 0	PA: 48
PITCHER	IP WLS BF H R ER SO BB IBB HBP BLK WP HR S P ERA WHIP												IP WLS BF H R ER SO BB IBB HBP BLK WP HR S P ERA WHIP											
Steve Barber, L ERA: 2.25 (9, 1)	8.0	33	4	1	1	7	4	0	0	0	0	0	0	0	0	13	17	0.00	1.000					
Stu Miller, R ERA: 2.37 (11, 1)	2.0	W	7	1	0	0	3	0	0	0	0	0	0	0	0	13	17	0.00	0.500					
Dick Hall, R ERA: 2.84 (11, 1)	2.0	W	7	1	0	0	3	0	0	0	0	0	0	0	0	13	17	0.00	0.500					

Baltimore Orioles @ Chicago White Sox
Comiskey Park, Chicago, IL
Mon Aug 23 1965, 8:05 PM EDT
Att. 22,806 - Unknown

AB 42
R 1
H 7
RBI 1
BB 5
SO 13
LOB 17



Batter	1	2	3	4	5	6	7	8	9	AB	R	H	RBI	BB	SO	LOB	TOP			
Luis Aparicio, R OBP: 0.290, SLG: 0.376 (1, 6)										4	3	3	0	0	0	1	Baltimore Orioles @ Chicago White Sox Comiskey Park, Chicago, IL Thu Aug 26 1965, 4:33 AM EDT Att: 9,689 - Unknown			
Paul Blair, R OBP: 0.285, SLG: 0.304 (1, 8)										4	0	1	0	0	1	3				
Boog Powell, L OBP: 0.328, SLG: 0.376 (1, 7) (8, 3)										5	2	2	3	0	1	2				
Brooks Robinson, R OBP: 0.374, SLG: 0.458 (1, 5)										5	2	3	4	0	0	1				
Bob Johnson, R OBP: 0.296, SLG: 0.376 (1, 4)										5	0	1	0	0	0	2				
John Orsino, R OBP: 0.317, SLG: 0.415 Russ Snyder, L OBP: 0.316, SLG: 0.306 (1, 3) (8, 7)										4	0	0	0	0	1	1				
Curt Blefary, L OBP: 0.362, SLG: 0.435 (1, 9)										4	0	0	0	0	0	0				
Dick Brown, R OBP: 0.314, SLG: 0.393 (1, 2)										4	1	2	1	0	0	0				
John Miller, R OBP: 0.192, SLG: 0.087 Stu Miller, R (8, 1) (1, 1)										3	0	1	0	0	1	1				
										1	0	0	0	0	0	0				
Inning Stats	R: 2 E: 0 K: 0 S: 6	H: 3 LOB: 1 BB: 0 P: 6	R: 0 E: 0 K: 1 S: 7	H: 2 LOB: 2 BB: 0 P: 7	R: 1 E: 0 K: 2 S: 8	H: 1 LOB: 0 BB: 0 P: 8	R: 0 E: 0 K: 0 S: 3	H: 0 LOB: 0 BB: 0 P: 3	R: 1 E: 0 K: 0 S: 4	H: 1 LOB: 1 BB: 0 P: 5	R: 0 E: 0 K: 1 S: 6	H: 1 LOB: 1 BB: 0 P: 6	R: 0 E: 0 K: 0 S: 3	H: 0 LOB: 0 BB: 0 P: 3	R: 3 E: 0 K: 0 S: 6	H: 3 LOB: 0 BB: 0 P: 6		1B: 7 2B: 2 3B: 0 HR: 4	SF: 0 SAC: 1 DP: 0 HBP: 1	WP: 0 PA: 41 CS: 1
PITCHER	IP WLS BF H R ER SO BB IBB HBP BLK WP HR S P ERA WHIP	IP WLS BF H R ER SO BB IBB HBP BLK WP HR S P ERA WHIP																		
Tommy John, L ERA: 3.2 Frank Lary, R ERA: 3.53 Bob Locker, R ERA: 2.83 (1, 1) (8, 1) (8, 1)	5.0 L 23 7 4 4 3 0 0 0 0 0 0 2 28 29 7.20 1.400	2.0 9 3 1 1 1 0 0 0 0 0 0 1 11 11 4.50 1.500	2.0 9 3 3 3 0 0 0 0 0 0 0 1 9 9 13.50 1.500																	

Batter	1	2	3	4	5	6	7	8	9	AB	R	H	RBI	BB	SO	LOB	BOTTOM				
Danny Cater, R OBP: 0.319, SLG: 0.419 (1, 7)										4	1	1	0	0	1	1	Baltimore Orioles @ Chicago White Sox Comiskey Park, Chicago, IL Thu Aug 26 1965, 4:33 AM EDT Att: 9,689 - Unknown				
Don Buford, S OBP: 0.353, SLG: 0.391 (1, 4)										4	0	1	0	0	0	2					
Floyd Robinson, L OBP: 0.348, SLG: 0.381 (1, 9)										2	0	0	0	2	0	1					
Bill Skowron, R OBP: 0.335, SLG: 0.456 (1, 3)										4	0	1	1	0	1	1					
Pete Ward, L OBP: 0.338, SLG: 0.385 (1, 5)										4	0	0	0	0	0	3					
John Romano, R OBP: 0.387, SLG: 0.432 (1, 2)										2	0	1	0	2	0	2					
Ron Hansen, R OBP: 0.314, SLG: 0.371 (8, 1)										4	0	0	0	0	0	5					
Ken Berry, R OBP: 0.265, SLG: 0.318 (1, 8)										4	0	0	0	0	2	4					
Tommy John, R OBP: 0.234, SLG: 0.205 Tom McCraw, L OBP: 0.294, SLG: 0.276 Frank Lary, R OBP: 0.328, SLG: 0.310 Gene Freston, R OBP: 0.330, SLG: 0.310 Bob Locker, R OBP: 0.342, SLG: 0.415 (1, 1) (5, PH) (8, 1) (7, PH) (8, 1) (8, PH)										1	0	1	0	0	0	0					
										1	0	0	0	0	0	0					
Inning Stats	R: 0 E: 0 K: 0 S: 3	H: 1 LOB: 0 BB: 0 P: 3	R: 0 E: 0 K: 0 S: 3	H: 0 LOB: 1 BB: 1 P: 7	R: 0 E: 0 K: 1 S: 6	H: 1 LOB: 1 BB: 0 P: 6	R: 0 E: 1 K: 0 S: 4	H: 0 LOB: 3 BB: 2 P: 12	R: 0 E: 0 K: 1 S: 5	H: 0 LOB: 0 BB: 0 P: 5	R: 0 E: 0 K: 1 S: 5	H: 0 LOB: 0 BB: 0 P: 5	R: 0 E: 0 K: 0 S: 4	H: 1 LOB: 1 BB: 0 P: 4	R: 1 E: 0 K: 0 S: 5	H: 2 LOB: 2 BB: 1 P: 9		R: 0 E: 0 K: 1 S: 5	H: 0 LOB: 0 BB: 0 P: 5	1B: 4 2B: 2 3B: 0 HR: 0	SF: 0 SAC: 0 DP: 1 HBP: 0
PITCHER	IP WLS BF H R ER SO BB IBB HBP BLK WP HR S P ERA WHIP	IP WLS BF H R ER SO BB IBB HBP BLK WP HR S P ERA WHIP																			
John Miller, R ERA: 3.42 Stu Miller, R ERA: 2.33 (1, 1) (8, 1)	7.1 W 31 5 1 1 3 4 0 0 0 0 0 0 7 33 49 0.00 0.000	1.2 S 5 0 0 0 0 0 0 0 0 0 0 0 7 7 0.00 0.000																			

Batter	1	2	3	4	5	6	7	8	9	10	AB	R	H	RBI	BB	SO	LOB	TOP						
Luis Aparicio, R OBP: 0.289, SLG: 0.374 (1, 6)	F5		F9		5-3		6-3											5 0 1 1 0 0 1						
Paul Blair, R OBP: 0.283, SLG: 0.299 Stu Miller, R (9, 1)	F7		5-3			1B HBP	F8		1B									4 0 0 0 0 1 2 0 0 0 0 0 0 0						
Boog Powell, L OBP: 0.329, SLG: 0.375 (1, 7)	6-3			FC5 1B BB		1-3 1B		6-3	4-3									4 0 1 0 1 0 1						
Brooks Robinson, R OBP: 0.374, SLG: 0.458 (1, 5)		K		FC5 1B		F5		6-3		SH FC3-2-5 1B								5 0 2 0 0 1 2						
Bob Johnson, R OBP: 0.311, SLG: 0.371 Norm Siebern, L OBP: 0.372, SLG: 0.440 (8, PH) (8, 3)		6-3		F3		K		2B 1B		SH FC6-4								3 0 0 0 0 1 4 1 0 1 0 0 0 0						
Jerry Adair, R OBP: 0.295, SLG: 0.322 (1, 4)		E6 BB		FC5		F8		1-3 2B		FC6-4 WP FC3-2-5								5 0 1 0 0 0 6						
Curt Blefary, L OBP: 0.365, SLG: 0.437 (1, 9)				4-3				SH2-4 6-3 2B		FC3-2-5 WP								3 1 1 0 2 0 4						
Dick Brown, R OBP: 0.311, SLG: 0.388 Charlie Lau, L OBP: 0.347, SLG: 0.425 (7, PH) (7, 2)								SH2-4 BB		3-4 K								2 0 0 0 0 1 2 1 0 0 0 1 0 3						
John Orsino, R OBP: 0.315, SLG: 0.413 (10, PH) (10, 2)								1-2 2-3 K		1-2 2-3 K								1 0 0 0 0 1 2						
Steve Barber, L OBP: 0.143, SLG: 0.178 Dick Hall, R OBP: 0.583, SLG: 0.700 Russ Snyder, L OBP: 0.315, SLG: 0.305 (9, PH) (9, 8)								SH2-4 BB		5-3								2 0 0 0 0 2 0 0 0 0 0 0 0 0 1 0 0 0 0 0 0						
Inning Stats	R: 0 E: 0 K: 0 S: 3	H: 0 LOB: 0 BB: 0 P: 3	R: 0 E: 1 K: 1 S: 6	H: 0 LOB: 2 BB: 1 P: 10	R: 0 E: 0 K: 1 S: 5	H: 0 LOB: 0 BB: 0 P: 5	R: 0 E: 0 K: 2 S: 7	H: 1 LOB: 2 BB: 0 P: 7	R: 0 E: 0 K: 1 S: 6	H: 1 LOB: 2 BB: 0 P: 7	R: 1 E: 0 K: 0 S: 4	H: 1 LOB: 1 BB: 1 P: 8	R: 0 E: 0 K: 0 S: 5	H: 2 LOB: 3 BB: 1 P: 9	R: 0 E: 0 K: 1 S: 6	H: 1 LOB: 1 BB: 0 P: 6	R: 0 E: 1 K: 1 S: 7	H: 1 LOB: 2 BB: 0 P: 7	1B: 5 2B: 2 3B: 0 HR: 0	SF: 0 SAC: 2 DP: 0 HBP: 1	WP: 1 PB: 0 SB: 0 CS: 0	PA: 44		
PITCHER	IP WLS BF H R ER SO BB IBB HBP BLK WP HR S P ERA WHIP	IP WLS BF H R ER SO BB IBB HBP BLK WP HR S P ERA WHIP	IP WLS BF H R ER SO BB IBB HBP BLK WP HR S P ERA WHIP	IP WLS BF H R ER SO BB IBB HBP BLK WP HR S P ERA WHIP	IP WLS BF H R ER SO BB IBB HBP BLK WP HR S P ERA WHIP	IP WLS BF H R ER SO BB IBB HBP BLK WP HR S P ERA WHIP	IP WLS BF H R ER SO BB IBB HBP BLK WP HR S P ERA WHIP	IP WLS BF H R ER SO BB IBB HBP BLK WP HR S P ERA WHIP	IP WLS BF H R ER SO BB IBB HBP BLK WP HR S P ERA WHIP	IP WLS BF H R ER SO BB IBB HBP BLK WP HR S P ERA WHIP	IP WLS BF H R ER SO BB IBB HBP BLK WP HR S P ERA WHIP	IP WLS BF H R ER SO BB IBB HBP BLK WP HR S P ERA WHIP	IP WLS BF H R ER SO BB IBB HBP BLK WP HR S P ERA WHIP	IP WLS BF H R ER SO BB IBB HBP BLK WP HR S P ERA WHIP	IP WLS BF H R ER SO BB IBB HBP BLK WP HR S P ERA WHIP	IP WLS BF H R ER SO BB IBB HBP BLK WP HR S P ERA WHIP	IP WLS BF H R ER SO BB IBB HBP BLK WP HR S P ERA WHIP	IP WLS BF H R ER SO BB IBB HBP BLK WP HR S P ERA WHIP	IP WLS BF H R ER SO BB IBB HBP BLK WP HR S P ERA WHIP	IP WLS BF H R ER SO BB IBB HBP BLK WP HR S P ERA WHIP	IP WLS BF H R ER SO BB IBB HBP BLK WP HR S P ERA WHIP	IP WLS BF H R ER SO BB IBB HBP BLK WP HR S P ERA WHIP	IP WLS BF H R ER SO BB IBB HBP BLK WP HR S P ERA WHIP	IP WLS BF H R ER SO BB IBB HBP BLK WP HR S P ERA WHIP
Frank Kreuzer, L ERA: 4.08	6.0	4	0	0	0	0	1	0	0	0	0	0	0	0	3	7	0.00	1.000						
Steve Ridzik, R ERA: 4.52	7.1	1.0	4	0	0	0	0	0	0	0	0	0	0	0	3	7	0.00	1.000						
Ron Kline, R ERA: 2.36	8.1	2.0	10	3	0	0	1	0	1	0	0	0	0	0	11	15	0.00	1.500						
Howie Koplitz, R ERA: 4.43	10.1	0.1	3	1	0	0	0	0	0	0	0	0	0	0	3	3	0.00	3.000						
Mike McCormick, L ERA: 3.31	10.1	0.2	W	2	0	0	0	1	0	0	0	0	0	0	4	4	0.00	0.000						

Baltimore Orioles @ Washington Senators
D.C. Stadium, Washington, DC
Fri Aug 27 1965, 7:05 PM EDT
Att: 9,031 - Unknown

AB 37
R 1
H 7
RBI 1
BB 4
SO 7
LOB 27



Batter	1	2	3	4	5	6	7	8	9	10	AB	R	H	RBI	BB	SO	LOB	BOTTOM						
Joe Cunningham, L OBP: 0.366, SLG: 0.324 Howie Koplitz, R OBP: 0.443, SLG: 0.111 Mike McCormick, L OBP: 0.190, SLG: 0.056 (1, 3) (10, 1) (10, 1)	4-3		4-3		F8			SH2-4 BB	K									4 0 0 0 1 1 2 0 0 0 0 0 0 0 0 0 0 0 0 0 0						
Ken Hamlin, R OBP: 0.350, SLG: 0.388 (1, 4)	WP BB BB		1B 2B			SH1-4 1B		SH2-4 1-2		SH3 1B 1B								3 2 3 0 1 0 0						
Ken McMullen, R OBP: 0.325, SLG: 0.421 (1, 5)	WP BB		1B			SH1-4 1-2		BB		SH3 1-2								1 0 1 1 2 0 0						
Frank Howard, R OBP: 0.349, SLG: 0.489 Willie Kirkland, L OBP: 0.269, SLG: 0.429 (1, 7) (9, 9) (10, 7)	K		5-3			F4		K		1B IBB								4 0 0 0 0 2 6 0 0 0 0 1 0 0						
Woodie Held, R OBP: 0.345, SLG: 0.453 (1, 9) (9, 7) (10, 8)	F8				K		4-3	F8		K								5 0 0 0 0 2 7						
Don Lock, R OBP: 0.308, SLG: 0.351 Jim King, L OBP: 0.340, SLG: 0.432 (1, 8) (9, PH) (10, 9)		4-3		5-3			6-3		4-1									3 0 0 0 0 0 0 2 0 1 1 0 0 0						
Don Zimmer, R OBP: 0.292, SLG: 0.263 (1, 2)		1-3		K			FC5-4 1B		K									4 0 1 0 0 2 0						
Ed Brinkman, R OBP: 0.248, SLG: 0.254 (1, 6)		4-3				1-3		FC5-4 FC6-4		BB BB								3 0 0 0 1 0 1						
Frank Kreuzer, R ERA: 3.16 Steve Ridzik, R ERA: 4.52 Doug Camilli, R OBP: 0.305, SLG: 0.289 Ron Kline, R ERA: 2.36 Dick Nen, L OBP: 0.315, SLG: 0.364 (7, 1) (7, 1) (7, PH) (8, 1) (9, PH) (10, 3)			6-3			6-3		FC6-4		BB								2 0 0 0 0 0 0 0 0 0 0 0 0 0 0 0 1 0 0 0 0 0 0 1 0 0 0 0 0 0 0 0 0 0 0 0 1 0 0 0						
Inning Stats	R: 0 E: 0 K: 1 S: 5	H: 0 LOB: 2 BB: 2 P: 13	R: 0 E: 0 K: 0 S: 3	H: 0 LOB: 0 BB: 0 P: 3	R: 1 E: 0 K: 0 S: 5	H: 2 LOB: 1 BB: 0 P: 5	R: 0 E: 0 K: 2 S: 7	H: 0 LOB: 0 BB: 0 P: 7	R: 0 E: 0 K: 0 S: 4	H: 1 LOB: 1 BB: 0 P: 4	R: 0 E: 0 K: 1 S: 5	H: 1 LOB: 1 BB: 0 P: 4	R: 0 E: 0 K: 1 S: 5	H: 0 LOB: 2 BB: 2 P: 13	R: 0 E: 0 K: 2 S: 7	H: 0 LOB: 2 BB: 1 P: 15	R: 1 E: 0 K: 1 S: 6	H: 2 LOB: 2 BB: 1 P: 10	1B: 5 2B: 1 3B: 0 HR: 0	SF: 0 SAC: 3 DP: 0 HBP: 0	WP: 1 PB: 0 SB: 0 CS: 0	PA: 42		
PITCHER	IP WLS BF H R ER SO BB IBB HBP BLK WP HR S P ERA WHIP	IP WLS BF H R ER SO BB IBB HBP BLK WP HR S P ERA WHIP	IP WLS BF H R ER SO BB IBB HBP BLK WP HR S P ERA WHIP	IP WLS BF H R ER SO BB IBB HBP BLK WP HR S P ERA WHIP	IP WLS BF H R ER SO BB IBB HBP BLK WP HR S P ERA WHIP	IP WLS BF H R ER SO BB IBB HBP BLK WP HR S P ERA WHIP	IP WLS BF H R ER SO BB IBB HBP BLK WP HR S P ERA WHIP	IP WLS BF H R ER SO BB IBB HBP BLK WP HR S P ERA WHIP	IP WLS BF H R ER SO BB IBB HBP BLK WP HR S P ERA WHIP	IP WLS BF H R ER SO BB IBB HBP BLK WP HR S P ERA WHIP	IP WLS BF H R ER SO BB IBB HBP BLK WP HR S P ERA WHIP	IP WLS BF H R ER SO BB IBB HBP BLK WP HR S P ERA WHIP	IP WLS BF H R ER SO BB IBB HBP BLK WP HR S P ERA WHIP	IP WLS BF H R ER SO BB IBB HBP BLK WP HR S P ERA WHIP	IP WLS BF H R ER SO BB IBB HBP BLK WP HR S P ERA WHIP	IP WLS BF H R ER SO BB IBB HBP BLK WP HR S P ERA WHIP	IP WLS BF H R ER SO BB IBB HBP BLK WP HR S P ERA WHIP	IP WLS BF H R ER SO BB IBB HBP BLK WP HR S P ERA WHIP	IP WLS BF H R ER SO BB IBB HBP BLK WP HR S P ERA WHIP	IP WLS BF H R ER SO BB IBB HBP BLK WP HR S P ERA WHIP	IP WLS BF H R ER SO BB IBB HBP BLK WP HR S P ERA WHIP	IP WLS BF H R ER SO BB IBB HBP BLK WP HR S P ERA WHIP	IP WLS BF H R ER SO BB IBB HBP BLK WP HR S P ERA WHIP	IP WLS BF H R ER SO BB IBB HBP BLK WP HR S P ERA WHIP
Steve Barber, L ERA: 3.16	7.1	30	4	1	1	3	4	0	0	0	1	0	0	0	32	48	1.23	1.091						
Dick Hall, R ERA: 2.81	8.1	0.2	2	0	0	1	0	0	0	0	0	0	0	4	4	0.00	0.000							
Stu Miller, R ERA: 2.38	9.1	1.2	L	10	2	1	1	3	2	1	0	0	0	0	13	25	5.40	2.400						

Baltimore Orioles @ Washington Senators
D.C. Stadium, Washington, DC
Fri Aug 27 1965, 7:05 PM EDT
Att: 9,031 - Unknown

AB 32
R 2
H 6
RBI 2
BB 7
SO 7
LOB 17



Batter	1	2	3	4	5	6	7	8	9	AB	R	H	RBI	BB	SO	LOB	TOP								
Norm Siebern, L OBP: 0.367, SLG: 0.433										4	0	0	0	0	1	0									
Luis Aparicio, R OBP: 0.289, SLG: 0.373										4	0	1	0	0	0	0									
Boog Powell, L Jackie Brandt, R OBP: 0.330, SLG: 0.373 OBP: 0.304, SLG: 0.413										2	0	0	0	2	1	1									
Brooks Robinson, R OBP: 0.373, SLG: 0.456										4	1	1	0	0	2	1									
Curt Blefary, L OBP: 0.366, SLG: 0.434										2	2	0	0	2	1	0									
Charlie Lau, L John Orsino, R OBP: 0.360, SLG: 0.443 OBP: 0.313, SLG: 0.409										1	0	1	0	1	0	0									
Jerry Adair, R OBP: 0.293, SLG: 0.319										4	0	0	0	0	1	5									
Paul Blair, R OBP: 0.286, SLG: 0.302										4	0	2	3	0	1	0									
Dave McNally, R Rus Schryer, L Wally Bunker, R Bob Johnson, R Dick Hall, R Harvey Haddix, L										1	0	0	0	0	1	0									
Inning Stats	R: 0 E: 0 K: 2 S: 7	H: 0 LOB: 0 BB: 0 P: 7	R: 0 E: 0 K: 3 S: 10	H: 1 LOB: 1 BB: 0 P: 10	R: 0 E: 0 K: 1 S: 5	H: 0 LOB: 0 BB: 0 P: 5	R: 0 E: 0 K: 1 S: 5	H: 1 LOB: 0 BB: 0 P: 5	R: 1 E: 0 K: 0 S: 3	H: 1 LOB: 1 BB: 2 P: 11	R: 0 E: 0 K: 0 S: 3	H: 0 LOB: 1 BB: 0 P: 7	R: 0 E: 0 K: 1 S: 5	H: 0 LOB: 0 BB: 0 P: 5	R: 0 E: 0 K: 1 S: 5	H: 0 LOB: 0 BB: 0 P: 5	R: 3 E: 1 K: 0 S: 6	H: 2 LOB: 2 BB: 2 P: 14	1B: 4 2B: 1 3B: 0 HR: 0	SF: 0 SAC: 0 DP: 2 HBP: 0	WP: 1 PB: 0 SB: 0 CS: 0	PA: 36			
PITCHER	IP	WLS	BF	H	R	ER	SO	BB	IBB	HBP	BLK	WP	HR	S	P	ERA	WHIP								
Jim Duckworth, R ERA: 3.08	(1, 1)	4.1	17	3	1	1	7	2	0	0	0	1	0	29	37	2.08	1.154								
Marshall Bridges, L ERA: 2.32	(5, 1)	4.0	15	1	3	0	2	3	0	0	0	0	0	16	28	0.00	1.000								
Steve Ridzik, R ERA: 4.48	(9, 1)	0.2	W	4	1	0	0	0	0	0	0	0	0	4	4	0.00	1.500								

Baltimore Orioles @ Washington Senators
D.C. Stadium, Washington, DC
Sat Aug 28 1965, 3:33 AM EDT
Att: 2,654 - Unknown

livebaseballscorecards.com

AB 31
R 4
H 5
RBI 3
BB 5
SO 9
LOB 14

Batter	1	2	3	4	5	6	7	8	9	AB	R	H	RBI	BB	SO	LOB	BOTTOM								
Joe Cunningham, L OBP: 0.372, SLG: 0.335										3	0	2	0	1	0	0									
Ken Hamlin, R OBP: 0.348, SLG: 0.386										4	0	1	0	0	1	3									
Ken McMullen, R OBP: 0.323, SLG: 0.417										4	0	0	0	0	2	3									
Frank Howard, R OBP: 0.346, SLG: 0.486										3	0	0	0	0	1	1									
Willie Kirkland, L OBP: 0.272, SLG: 0.436										1	1	1	0	0	0	0									
Woodie Held, R OBP: 0.347, SLG: 0.453										4	2	2	1	0	0	0									
Don Lock, R OBP: 0.311, SLG: 0.361										2	1	1	2	0	1	0									
Don Blasingame, L OBP: 0.272, SLG: 0.288										0	1	0	0	0	0	0									
Don Zimmer, R OBP: 0.295, SLG: 0.264										3	0	1	0	1	1	1									
Ed Brinkman, R OBP: 0.249, SLG: 0.253										2	0	0	0	1	0	1									
Jim King, L OBP: 0.342, SLG: 0.434										1	0	1	2	0	0	0									
Jim Duckworth, R Marshall Bridges, S Steve Ridzik, R	(1, 1) (5, 1) (9, 1)	0.0 L 0.0	1 7 1	1 4 0	0 2 0	0 1 0	0 0 0	0 0 0	0 0 0	0 0 0	0 0 0	0 0 0	0 0 0	0 0 0	0 0 0	0 0 0									
Inning Stats	R: 0 E: 0 K: 1 S: 5	H: 0 LOB: 1 BB: 1 P: 9	R: 2 E: 0 K: 1 S: 6	H: 2 LOB: 0 BB: 1 P: 10	R: 0 E: 0 K: 0 S: 3	H: 1 LOB: 0 BB: 0 P: 3	R: 0 E: 0 K: 0 S: 3	H: 0 LOB: 1 BB: 0 P: 4	R: 0 E: 0 K: 1 S: 6	H: 1 LOB: 1 BB: 0 P: 6	R: 0 E: 0 K: 1 S: 5	H: 0 LOB: 0 BB: 0 P: 5	R: 0 E: 0 K: 3 S: 9	H: 0 LOB: 1 BB: 1 P: 13	R: 0 E: 0 K: 1 S: 5	H: 1 LOB: 0 BB: 0 P: 5	R: 3 E: 1 K: 0 S: 5	H: 4 LOB: 2 BB: 0 P: 5	1B: 6 2B: 3 3B: 0 HR: 1	SF: 0 SAC: 1 DP: 2 HBP: 1	WP: 0 PB: 0 SB: 0 CS: 1	PA: 35			
PITCHER	IP	WLS	BF	H	R	ER	SO	BB	IBB	HBP	BLK	WP	HR	S	P	ERA	WHIP								
Dave McNally, L ERA: 3.34	(1, 1)	4.0	16	3	2	2	2	2	0	0	0	0	0	17	26	4.50	1.250								
Wally Bunker, R ERA: 3.66	(5, 1)	3.0	11	1	0	0	5	1	0	0	0	0	0	20	24	0.00	0.667								
Dick Hall, R ERA: 3.01	(8, 1)	1.0	L	7	4	3	2	1	0	0	0	0	0	9	9	18.00	4.000								
Harvey Haddix, L ERA: 3.48	(9, 1)	0.0	1	1	0	0	0	0	0	0	0	0	0	1	1	∞	∞								

Baltimore Orioles @ Washington Senators
D.C. Stadium, Washington, DC
Sat Aug 28 1965, 3:33 AM EDT
Att: 2,654 - Unknown

livebaseballscorecards.com

AB 30
R 5
H 9
RBI 5
BB 3
SO 8
LOB 10

Batter	1	2	3	4	5	6	7	8	9	10	11	12	AB	R	H	RBI	BB	SO	LOB	TOP			
Norm Siebern, L OBP: 0.371, SLG: 0.430 Stu Miller, R	4-0 SH1-3 BB		0-0 4-1		0-0 E3 WP		4-0 BB		4-0 FC1-6 IBB		0-3 K		2 0 0 1 3 0 0 1 0 0 0 0 1 0										
Luis Aparicio, R OBP: 0.288, SLG: 0.369	0-0 SH1-3			4-0 2B BB	0-0 F9		0-3 BB		0-0 FC1-6			0-0 F9	4 1 0 0 1 1 4										
Boog Powell, L OBP: 0.328, SLG: 0.372	1-2 4-3			0-0 F8 1B 2B	0-0 4-3		0-0 F8		0-0 G3		1-2 2-3	0-0 F7	6 1 1 1 1 0 0 5										
Brooks Robinson, R OBP: 0.371, SLG: 0.459	0-0 5-3			0-0 F8		0-0 F8		0-0 6-3		0-0 F9		4-0 BB BB	5 0 0 0 1 0 2										
Curt Blefary, L OBP: 0.368, SLG: 0.439		0-0 3-1		0-0 FC6-4 1B		0-0 1B 3B		0-0 F9		0-0 G3		4-0 BB BB	5 1 2 1 1 0 0										
Charlie Lau, L OBP: 0.388, SLG: 0.436		0-0 F8		0-0 F6		0-0 1B		0-0 E6 FC5-4				0-0 F6	6 0 2 1 0 0 3										
Jerry Adair, R OBP: 0.290, SLG: 0.316		0-0 L7		0-0 FC6-4		0-0 F3		0-0 FC5-4				0-0 5-3	5 0 0 0 0 0 4										
Paul Blair, R OBP: 0.288, SLG: 0.308			0-0 F9		0-0 SH1-4 E 2B		0-0 F3		0-0 FC1-6 SH3-4 1B		0-3 K		5 1 2 0 0 1 1										
Milt Pappas, R OBP: 0.102, SLG: 0.138 Don Larsen, R OBP: 0.273, SLG: 0.364 Russ Snyder, L OBP: 0.313, SLG: 0.303			0-3 K		0-0 SH1-4		0-0 6-3		0-0 SH3-4		0-0 L1-3		1 0 0 0 0 1 0 1 0 0 0 0 0 0 1 0 0 0 0 0 0										
Inning Stats	R: 0 E: 0 K: 0 S: 3	H: 0 LOB: 1 BB: 1 P: 7	R: 0 E: 0 K: 0 S: 3	H: 0 LOB: 0 BB: 0 P: 3	R: 0 E: 0 K: 1 S: 5	H: 0 LOB: 0 BB: 0 P: 5	R: 2 E: 0 K: 0 S: 5	H: 2 LOB: 1 BB: 1 P: 9	R: 1 E: 1 K: 0 S: 5	H: 1 LOB: 1 BB: 0 P: 5	R: 0 E: 0 K: 1 S: 5	H: 0 LOB: 1 BB: 1 P: 9	R: 0 E: 0 K: 0 S: 4	H: 1 LOB: 1 BB: 0 P: 4	R: 0 E: 0 K: 2 S: 7	H: 0 LOB: 0 BB: 0 P: 7	R: 0 E: 0 K: 0 S: 3	H: 0 LOB: 2 BB: 2 P: 11	1B: 4 2B: 2 3B: 1 HR: 0	SF: 0 SAC: 3 DP: 0 HBP: 0	WP: 1 PB: 0 SB: 0 CS: 0	PA: 51	
PITCHER	IP 10.0	WLS 10.0	BF 43	H 7	R 4	ER 4	SO 2	BB 3	IBB 0	HBP 0	BLK 0	WP 1	HR 0	S 43	P 59	ERA 3.60	WHIP 1.000						
Buster Narum, R ERA: 4.21 Ron Kline, R ERA: 2.3	(1, 1)	(11, 1)	2.0	W	8	0	0	0	2	2	0	0	0	0	0	10	18	0.00	1.000				

Baltimore Orioles @ Washington Senators
D.C. Stadium, Washington, DC

Sun Aug 29 1965, 3:33 AM EDT
Att. 7,795 - Unknown

AB 42
R 4
H 7
RBI 4
BB 6
SO 4
LOB 19



Batter	1	2	3	4	5	6	7	8	9	10	11	12	AB	R	H	RBI	BB	SO	LOB	BOTTOM				
Ken Hamlin, R OBP: 0.351, SLG: 0.392	0-0 1B G4-6-3 2B		0-0 L5		0-0 F2		0-0 1B		0-3 K		0-3 K	0-0 E5	6 1 3 0 0 1 1											
Ken McMullen, R OBP: 0.321, SLG: 0.413	4-0 G4-6-3 1B BB		0-3 K		0-0 F8		0-3 K		0-0 F3			0-0 F3	4 1 0 0 1 2 2											
Willie Kirkland, L OBP: 0.271, SLG: 0.431	0-0 G4-6-3 1B		0-0 L9			0-3 K		0-0 F9		0-0 F8			5 0 1 0 0 1 1											
Jim King, L OBP: 0.340, SLG: 0.427	0-0 G4-6-3			0-0 G3		4-0 3B BB		0-3 K			0-0 F3		4 1 0 0 1 1 2											
Dick Nen, L OBP: 0.316, SLG: 0.406	0-0 1B			0-0 HR		0-3 K		0-0 L9			0-3 K		5 1 2 2 0 2 1											
Woodie Held, R OBP: 0.347, SLG: 0.459	0-3 K			0-0 1B		0-0 3B			0-0 6-3		0-0 F7		5 0 2 1 0 1 1											
Mike Brumley, L OBP: 0.276, SLG: 0.274		0-0 F9		0-0 F9		0-0 F6			0-0 G4-6-3 1B			0-0 3-1	5 0 1 0 0 0 2											
Ed Brinkman, R OBP: 0.248, SLG: 0.252		0-0 F8		0-0 F6			0-0 F9		0-0 G4-6-3			0-0 SH1-4 E 1B	5 1 1 0 0 0 2											
Buster Narum, R ERA: 2.33 Frank Howard, R OBP: 0.348, SLG: 0.487 Don Blasingame, L OBP: 0.272, SLG: 0.288 Ron Kline, R	(1, 1)	(10, PH)	(11, 1)		0-0 6-3		0-3 K		0-0 1B			0-0 SH1-4	3 0 0 0 0 1 0 1 0 1 0 0 0 0 0 0 0 0 0 0 0 0 0 0 0 0 0 0											
Inning Stats	R: 2 E: 0 K: 1 S: 7	H: 3 LOB: 1 BB: 1 P: 11	R: 0 E: 0 K: 0 S: 3	H: 0 LOB: 0 BB: 0 P: 3	R: 0 E: 0 K: 1 S: 5	H: 0 LOB: 0 BB: 0 P: 5	R: 1 E: 0 K: 0 S: 5	H: 2 LOB: 1 BB: 1 P: 6	R: 0 E: 0 K: 0 S: 5	H: 0 LOB: 0 BB: 0 P: 3	R: 0 E: 0 K: 2 S: 8	H: 1 LOB: 1 BB: 0 P: 12	R: 0 E: 0 K: 0 S: 5	H: 0 LOB: 0 BB: 0 P: 5	R: 0 E: 0 K: 1 S: 6	H: 1 LOB: 1 BB: 0 P: 6	R: 0 E: 0 K: 1 S: 5	H: 0 LOB: 0 BB: 0 P: 5	R: 1 E: 1 K: 0 S: 4	H: 2 LOB: 1 BB: 1 P: 4	1B: 8 2B: 1 3B: 1 HR: 1	SF: 0 SAC: 1 DP: 2 HBP: 0	WP: 0 PB: 0 SB: 0 CS: 0	PA: 46
PITCHER	IP 5.2	WLS 2.1	BF 23	H 9	R 4	ER 4	SO 4	BB 2	IBB 0	HBP 0	BLK 0	WP 0	HR 1	S 29	P 37	ERA 6.35	WHIP 1.235							
Mit Pappas, R ERA: 2.77 Don Larsen, R ERA: 2.29	(1, 1)	(6, 1)	(9, 1)	5.2	2.1	3.2	L	14	4	1	0	2	0	0	0	18	15	0.00	1.091					

Baltimore Orioles @ Washington Senators
D.C. Stadium, Washington, DC

Sun Aug 29 1965, 3:33 AM EDT
Att. 7,795 - Unknown

AB 43
R 5
H 11
RBI 3
BB 2
SO 9
LOB 12



Batter	1	2	3	4	5	6	7	8	9	AB	R	H	RBI	BB	SO	LOB	TOP
Don Buford, S OBP: 0.397, SLG: 0.395 (1, 4)	0-0 1-3 1B		4-0 FC4-6 BB			0-0 6-3		0-0 FC3-6 1B	0-0 F7	4	0	2	0	1	0	2	
Floyd Robinson, L OBP: 0.350, SLG: 0.386 (1, 9)	0-0 1-3		0-0 FC4-6 FC4-6 1-2			0-0 F5		0-0 FC3-6 1B		4	0	0	0	0	0	3	
Danny Cater, R OBP: 0.319, SLG: 0.416 (1, 7)	0-0 1-3		0-0 FC4-6 1-2			0-0 6-3		0-0 G6-4-3 1B		4	0	1	0	0	0	2	
John Romano, R OBP: 0.363, SLG: 0.445 (1, 2)	0-0 F9			0-0 5-3				0-0 HR	0-0 G6-4-3	4	1	1	1	0	0	3	
Bill Skowron, R OBP: 0.333, SLG: 0.454 (1, 3)		0-0 4-3		0-0 F4				0-0 3-1 1B	0-0 1B	4	1	2	0	0	0	0	
Gene Freese, R OBP: 0.337, SLG: 0.333 (1, 5)		4-0 FC4-6 BB		0-3 K2-3				0-0 F8	0-0 2-H 1B	3	0	1	1	1	1	1	
Ron Hansen, R OBP: 0.310, SLG: 0.364 (1, 6)		0-0 FC4-6 1-2			0-0 F7			0-0 3-1 1B	0-3 K	4	0	1	0	0	1	2	
Ken Berry, R OBP: 0.266, SLG: 0.332 (1, 8)		0-0 6-3			0-0 5-3			0-0 3-1	0-0 1-2 1B	4	0	1	0	0	0	3	
John Buzhardt, R AI WBS: 3 OBP: 0.224, SLG: 0.136 (5, PH)			0-0 F8			0-0 F9		0-3 K	0-3 K	1	0	0	0	0	0	0	
Eddie Fisher, R OBP: 0.351, SLG: 0.386 (5, PH)										0	0	0	0	0	0	0	
Dave Nicholson, R OBP: 0.143, SLG: 0.171 (7, PH)										0	0	0	0	0	0	1	
Bob Locker, S OBP: 0.292, SLG: 0.275 (7, 1)										0	0	0	0	0	0	0	
Pete Ward, L OBP: 0.325, SLG: 0.398 (9, PH)										0	0	0	0	0	1	2	
Inning Stats	R: 0 E: 0 K: 0 S: 4	H: 1 LOB: 1 BB: 0 P: 4	R: 0 E: 0 K: 0 S: 3	H: 0 LOB: 1 BB: 1 P: 7	R: 0 E: 0 K: 1 S: 3	H: 0 LOB: 0 BB: 1 P: 5	R: 0 E: 0 K: 0 S: 3	H: 0 LOB: 0 BB: 0 P: 3	R: 1 E: 0 K: 1 S: 8	H: 3 LOB: 2 BB: 0 P: 8	R: 0 E: 0 K: 0 S: 4	H: 2 LOB: 1 BB: 0 P: 4	R: 1 E: 0 K: 2 S: 10	H: 3 LOB: 2 BB: 0 P: 10	1B: 7 2B: 1 3B: 0 HR: 1	SF: 0 SAC: 0 DP: 1 HBP: 0	WP: 0 PA: 37
PITCHER	IP WLS BF H R ER SO BB IBB HBP BLK WP HR S P ERA WHIP																
Steve Barber, L ERA: 3.09 (1, 1)	9.0 W 37 9 2 2 4 2 0 0 0 0 1 43 51 2.00 1.222																

Chicago White Sox @ Baltimore Orioles
Memorial Stadium, Baltimore, MD
Tue Aug 31 1965, 7:05 PM EDT
Att: 9,440 - Unknown

AB 35
R 2
H 9
RBI 2
BB 2
SO 4
LOB 20



Batter	1	2	3	4	5	6	7	8	9	AB	R	H	RBI	BB	SO	LOB	BOTTOM
Norm Siebern, L OBP: 0.371, SLG: 0.423 (1, 3)	4-0 4-3 BB		0-0 F8	4-0 WP E IBB			0-0 1-3	0-0 3-1		2	0	0	0	2	0	0	
Russ Snyder, L OBP: 0.312, SLG: 0.302 (8, 7)										1	0	0	0	0	0	2	
Luis Aparicio, R OBP: 0.283, SLG: 0.362 (1, 6)	0-0 F9		0-0 4-3	0-0 E6 WP			0-0 F6			4	0	0	0	0	0	2	
Boog Powell, L OBP: 0.326, SLG: 0.368 (1, 7)	0-0 4-3			HR 1B			0-3 K			4	1	1	0	0	2	3	
Brooks Robinson, R OBP: 0.371, SLG: 0.463 (1, 5)	0-0 F8			1-H HR	0-0 F8			0-0 E SH3-4 1B		4	2	2	2	0	0	1	
Curt Blefary, L OBP: 0.369, SLG: 0.439 (1, 9)		0-0 3-1		0-0 F7	0-3 K			0-0 SH3-4		3	0	0	0	0	1	0	
Charlie Lau, L OBP: 0.351, SLG: 0.410 (1, 2)		0-0 F8		4-0 1B 2B BB			0-0 F8	4-0 E 1B IBB		2	2	0	0	2	0	0	
Jerry Adair, R OBP: 0.294, SLG: 0.318 (1, 4)		0-0 1B		0-0 2B E 1B			0-0 F7	0-0 E5 1B		4	1	2	0	0	0	2	
Paul Blair, R OBP: 0.292, SLG: 0.316 (1, 8)		0-3 K		1-3 2-H E 2B			0-0 1-3	0-0 1-2 2-H 3-H 1B		4	1	2	3	0	1	1	
Steve Barber, L OBP: 0.132, SLG: 0.163 (1, 1)			0-0 F6	0-3 K			0-0 F8	0-3 K		4	0	0	0	0	2	4	
Inning Stats	R: 0 E: 0 K: 0 S: 3	H: 0 LOB: 1 BB: 1 P: 7	R: 0 E: 0 K: 1 S: 6	H: 1 LOB: 0 BB: 0 P: 6	R: 0 E: 0 K: 0 S: 3	H: 0 LOB: 0 BB: 0 P: 3	R: 5 E: 1 K: 2 S: 12	H: 4 LOB: 2 BB: 2 P: 20	R: 0 E: 0 K: 1 S: 5	H: 0 LOB: 0 BB: 0 P: 5	R: 0 E: 0 K: 1 S: 5	H: 0 LOB: 0 BB: 0 P: 5	R: 2 E: 1 K: 1 S: 8	H: 2 LOB: 2 BB: 1 P: 12	1B: 5 2B: 1 3B: 0 HR: 1	SF: 0 SAC: 1 DP: 0 HBP: 0	WP: 1 PA: 37
PITCHER	IP WLS BF H R ER SO BB IBB HBP BLK WP HR S P ERA WHIP																
John Buzhardt, R ERA: 3.21 (1, 1)	4.0 L 21 5 5 3 3 2 0 0 0 0 0 0 24 36 6.75 1.750																
Eddie Fisher, R ERA: 2.11 (5, 1)	2.0 6 0 0 0 1 0 0 0 0 0 0 8 8 0.00 0.000																
Bob Locker, R ERA: 2.92 (7, 1)	2.0 10 2 2 2 2 0 1 0 0 0 0 13 17 9.00 1.000																

Chicago White Sox @ Baltimore Orioles
Memorial Stadium, Baltimore, MD
Tue Aug 31 1965, 7:05 PM EDT
Att: 9,440 - Unknown

AB 32
R 7
H 7
RBI 5
BB 4
SO 6
LOB 15



Batter	1	2	3	4	5	6	7	8	9	AB	R	H	RBI	BB	SO	LOB	TOP								
Tom McCraw, L (1, 7) OBP: 0.299, SLG: 0.274 Danny Cater, R (4, FH) OBP: 0.316, SLG: 0.411	0-0 4-3	0-0 F9		0-0 1B 2B 1B	0-0 F8			0-3 K		2	0	0	0	0	0	1									
Don Buford, S (1, 4) OBP: 0.397, SLG: 0.390	4-0 1B BB		4-0 HR BB	0-0 F6	0-0 L1			1-0 HBP		2	2	0	0	2	0	2									
Floyd Robinson, L (1, 9) OBP: 0.352, SLG: 0.394	0-3 K		0-0 HR	0-0 2B 1B				0-3 K		5	2	2	3	0	2	3									
Pete Ward, L (1, 5) OBP: 0.332, SLG: 0.380	0-0 E S 2H 1B		0-0 HR	0-0 1B 2B				0-3 K		5	2	3	3	0	1	2									
Bill Skowron, R (1, 3) OBP: 0.335, SLG: 0.453	1-0 HBP		0-3 K	0-0 E3 FC6-4 1B				0-0 F8		4	0	1	2	0	1	0									
J.C. Martin, L (1, 2) OBP: 0.324, SLG: 0.330	0-0 F9		0-0 1B	0-0 K				0-0 3-1		5	0	1	0	0	1	3									
Ron Hansen, R (1, 6) OBP: 0.307, SLG: 0.358		0-0 5-3	0-0 L9	0-0 FC6-4				1-0 WP HBP		4	0	0	0	0	0	2									
Ken Berry, R (1, 8) OBP: 0.265, SLG: 0.335		0-0 F6	0-3 K		0-0 HR			0-0 F9		5	1	1	1	0	1	2									
Juan Pizarro, L (1, 1) OBP: 0.276, SLG: 0.333 Eddie Fisher, R (9, 1) OBP: 0.143, SLG: 0.111		0-0 1B		4-0 1B BB	0-3 K			0-0 HBP 1B		3	1	2	0	1	1	0									
Inning Stats	R: 1 E: 0 K: 1 S: 6	H: 1 LOB: 2 BB: 1 P: 11	R: 0 E: 0 K: 0 S: 4	H: 1 LOB: 1 BB: 0 P: 4	R: 3 E: 0 K: 2 S: 10	H: 3 LOB: 1 BB: 1 P: 14	R: 4 E: 1 K: 1 S: 9	H: 4 LOB: 1 BB: 1 P: 13	R: 1 E: 0 K: 1 S: 6	H: 1 LOB: 0 BB: 0 P: 6	R: 0 E: 0 K: 0 S: 3	H: 0 LOB: 0 BB: 0 P: 3	R: 0 E: 0 K: 0 S: 3	H: 0 LOB: 0 BB: 0 P: 3	R: 0 E: 0 K: 3 S: 10	H: 1 LOB: 2 BB: 0 P: 11	R: 0 E: 0 K: 0 S: 3	H: 0 LOB: 1 BB: 0 P: 4	1B: 7 2B: 1 3B: 0 HR: 3	SF: 0 SAC: 0 DP: 0 HBP: 3	WP: 1 PB: 0 CS: 0	PA: 44			
PITCHER	IP	WLS	BF	H	R	ER	SO	BB	IBB	HBP	BLK	WP	HR	S	P	ERA	WHIP								
Mitt Pappas, R (1, 1) ERA: 2.49	3.0	L	17	5	4	4	3	2	0	1	0	0	2	20	29	12.00	2.333								
Darold Knowles, L (4, 1) ERA: 11.74	6.0	S	27	6	5	5	5	1	0	2	0	1	1	34	40	7.50	1.167								

Chicago White Sox @ Baltimore Orioles
Memorial Stadium, Baltimore, MD
Thu Sep 02 1965, 7:05 PM EDT
Att: 6,485 - Unknown

AB	38
R	9
H	11
RBI	9
BB	3
SO	8
LOB	16



Batter	1	2	3	4	5	6	7	8	9	AB	R	H	RBI	BB	SO	LOB	BOTTOM								
Luis Aparicio, R (1, 6) OBP: 0.284, SLG: 0.359	0-0 6-3		0-0 F4		4-0 BB			0-0 F8		3	0	0	0	1	0	1									
Paul Blair, R (1, 8) OBP: 0.297, SLG: 0.318	4-0 FC5-4 BB		0-0 1-2 1B		0-0 F8			0-0 HR 1B		3	1	2	0	1	0	1									
Curt Blefary, L (1, 7) OBP: 0.369, SLG: 0.446	0-0 F2		0-0 F6		0-0 F8			0-0 1-H HR		4	1	1	2	0	0	4									
Brooks Robinson, R (1, 5) OBP: 0.369, SLG: 0.465	0-0 FC5-4			0-0 HR				0-0 F9		4	1	1	1	0	0	1									
Bob Johnson, R (1, 3) OBP: 0.286, SLG: 0.362		0-0 F8		0-0 F7				0-0 F8		4	0	0	0	0	0	0									
Sam Bowens, R (1, 9) OBP: 0.192, SLG: 0.237		0-0 5-3		0-0 F4				0-3 K		4	0	1	0	0	1	0									
Jerry Adair, R (1, 4) OBP: 0.295, SLG: 0.319		0-0 F9		0-0 1B				0-0 F4		4	0	2	0	0	0	1									
Dick Brown, R (1, 2) OBP: 0.318, SLG: 0.395			0-0 1B 1B	0-0 1-3				0-0 6-3		4	0	1	0	0	0	2									
Mitt Pappas, R (1, 1) OBP: 0.102, SLG: 0.138 Carl Warwick, R (3, FH) OBP: 0.194, SLG: 0.176 Darold Knowles, L (4, 1) Boog Powell, L (9, FH) OBP: 0.325, SLG: 0.368			0-0 F8		0-3 K			0-0 F5		0	0	0	0	0	0	0									
Inning Stats	R: 0 E: 0 K: 0 S: 3	H: 0 LOB: 1 BB: 1 P: 7	R: 0 E: 0 K: 0 S: 3	H: 0 LOB: 0 BB: 0 P: 3	R: 0 E: 0 K: 0 S: 5	H: 2 LOB: 2 BB: 0 P: 5	R: 1 E: 0 K: 0 S: 5	H: 2 LOB: 1 BB: 0 P: 5	R: 0 E: 0 K: 1 S: 5	H: 0 LOB: 1 BB: 1 P: 9	R: 0 E: 0 K: 0 S: 4	H: 1 LOB: 1 BB: 0 P: 4	R: 0 E: 0 K: 1 S: 5	H: 0 LOB: 0 BB: 0 P: 5	R: 2 E: 0 K: 1 S: 7	H: 2 LOB: 0 BB: 0 P: 7	R: 0 E: 0 K: 0 S: 3	H: 1 LOB: 0 BB: 0 P: 3	1B: 6 2B: 0 3B: 0 HR: 2	SF: 0 SAC: 0 DP: 1 HBP: 0	WP: 0 PB: 0 CS: 0	PA: 36			
PITCHER	IP	WLS	BF	H	R	ER	SO	BB	IBB	HBP	BLK	WP	HR	S	P	ERA	WHIP								
Juan Pizarro, L (1, 1) ERA: 3.04	8.0	W	33	7	3	3	3	2	0	0	0	0	0	3	3	0.00	1.000								
Eddie Fisher, R (9, 1) ERA: 2.1	1.0	S	3	1	0	0	0	0	0	0	0	0	0	3	3	0.00	1.000								

Chicago White Sox @ Baltimore Orioles
Memorial Stadium, Baltimore, MD
Thu Sep 02 1965, 7:05 PM EDT
Att: 6,485 - Unknown

AB	34
R	3
H	8
RBI	3
BB	2
SO	3
LOB	11



Batter	1	2	3	4	5	6	7	8	9	AB	R	H	RBI	BB	SO	LOB	TOP					
Vic Davalillo, L OBP: 0.335, SLG: 0.368 (1, 8)	0-0 SH3-4 1B		0-3 K		0-0 F7		0-0 BB 1B		0-0 4-3	5	1	2	0	0	1	1						
Max Alvis, R OBP: 0.326, SLG: 0.424 (1, 5)	0-0 SH3-4		0-0 5-3		0-0 F7		4-0 BB 1B		0-3 K	3	0	0	0	1	1	1						
Leon Wagner, L OBP: 0.363, SLG: 0.499 (1, 7)	0-0 F7			0-0 HR		0-0 F9	0-0 F2			4	1	1	1	0	0	3						
Rocky Colavito, R OBP: 0.383, SLG: 0.495 (1, 9)	0-0 2-5 2H 1B		0-0 5-3		0-0 5-3	4-0 1B BB	0-3 K			3	1	1	1	1	1	2						
Fred Whitfield, L OBP: 0.321, SLG: 0.515 (1, 3)	0-0 1-2 1B		0-0 FC5-4 1B		0-0 1B	0-0 1B	1-3 1B		0-0 F8	4	0	3	0	0	0	0						
Larry Brown, R OBP: 0.340, SLG: 0.404 (1, 6)	0-0 2-5 2-3	4-0 G6-4-3 BB		0-0 FC5-4 1B		0-0 1B	1-2 1B		0-0 1-3	3	0	2	1	1	0	0						
Pedro Gonzalez, R OBP: 0.302, SLG: 0.363 (1, 4)		0-0 G6-4-3		0-0 FC5-4		0-0 F7			0-0 2-3	4	0	0	0	0	0	5						
Duke Sims, L OBP: 0.306, SLG: 0.406 (9, PH)		0-3 K		0-0 L9		0-3 K			0-0 4-3 1B	3	0	0	0	0	2	4						
Dick Howser, R OBP: 0.361, SLG: 0.290 (9, PH)		0-3 K		0-0 L9		0-3 K			0-0 4-3 1B	1	0	1	0	0	0	0						
Steve Hargan, R OBP: 0.303, SLG: 0.250 Gary Bell, R OBP: 0.443, SLG: 0.150 Luis Tiant, R OBP: 0.369, SLG: 0.357 Chico Salmon, R OBP: 0.392, SLG: 0.285 Don McMahon, R OBP: 0.392, SLG: 0.285 Chuck Hinton, R OBP: 0.342, SLG: 0.457 (1, 1)			0-0 F9		0-3 K		0-0 F3		0-3 K	0	0	0	0	0	0	0						
Inning Stats	R: 1 E: 0 K: 0 S: 5	H: 3 LOB: 2 BB: 0 P: 5	R: 0 E: 0 K: 1 S: 4	H: 0 LOB: 0 BB: 1 P: 8	R: 0 E: 0 K: 1 S: 5	H: 0 LOB: 0 BB: 0 P: 5	R: 1 E: 0 K: 0 S: 6	H: 3 LOB: 2 BB: 0 P: 6	R: 0 E: 0 K: 1 S: 5	H: 0 LOB: 0 BB: 0 P: 5	R: 1 E: 0 K: 1 S: 7	H: 2 LOB: 2 BB: 1 P: 11	R: 0 E: 0 K: 1 S: 6	H: 1 LOB: 2 BB: 1 P: 10	R: 0 E: 0 K: 0 S: 3	H: 0 LOB: 0 BB: 0 P: 3	R: 0 E: 0 K: 2 S: 8	H: 1 LOB: 1 BB: 0 P: 8	1B: 9 2B: 0 3B: 0 HR: 1	SF: 0 SAC: 1 DP: 1 HBP: 0	WP: 0 PB: 0 SB: 0 CS: 0	PA: 38
PITCHER	IP WLS BF H R ER SO BB IBB HBP BLK WP HR S P ERA WHIP	IP WLS BF H R ER SO BB IBB HBP BLK WP HR S P ERA WHIP																				
Wally Bunker, R ERA: 3.69 (1, 1)	6.0 W 27 8 3 3 4	3.0 S 12 2 0 0 3																				
Stu Miller, R ERA: 2.18 (7, 1)	3.0 S 12 2 0 0 3																					

Cleveland Indians @ Baltimore Orioles
Memorial Stadium, Baltimore, MD
Fri Sep 03 1965, 7:05 PM EDT
Att: 8,348 - Unknown

AB	34
R	3
H	10
RBI	3
BB	3
SO	7
LOB	17



Batter	1	2	3	4	5	6	7	8	9	AB	R	H	RBI	BB	SO	LOB	BOTTOM			
Luis Aparicio, R OBP: 0.283, SLG: 0.359 (1, 6)	0-0 6-3		0-0 F2		0-0 F8		0-0 2B		0-0 F9	5	0	1	0	0	0	0				
Russ Snyder, L OBP: 0.317, SLG: 0.307 (1, 9)	0-0 BB 1B		0-0 F2		0-0 1B		0-0 1B		0-0 1-3	5	1	3	0	0	0	0				
Boog Powell, L OBP: 0.327, SLG: 0.368 (1, 3)	4-0 BB 1B WP		0-0 1B		0-0 F8		0-3 K			3	1	1	0	1	1	4				
Brooks Robinson, R OBP: 0.368, SLG: 0.463 (1, 5)	0-0 WP BB 1B		0-0 F6		0-0 F9		0-0 F8			4	1	1	1	0	0	5				
Curt Blefary, L OBP: 0.370, SLG: 0.453 (1, 7)	4-0 FC4-6 WP BB		0-0 4-3		0-3 K		0-0 HR			3	1	1	1	1	1	0				
Jerry Adair, R OBP: 0.295, SLG: 0.318 (1, 4)	0-0 FC4-6 BB		0-0 1-3 1B		0-3 K		0-0 6-3			4	1	1	0	0	1	2				
Paul Blair, R OBP: 0.303, SLG: 0.319 (1, 8)	0-0 1B 1-2 BB		0-0 1-3 1B		0-0 5-3		4-0 CS BB			2	0	1	0	2	0	0				
Dick Brown, R OBP: 0.322, SLG: 0.398 (1, 2)	0-0 1-3 2H 3H 1B		0-0 1-3		0-0 2B 1B		0-0 F6			4	0	2	2	0	0	3				
Wally Bunker, R OBP: 0.244, SLG: 0.105 Norm Siebern, L OBP: 0.369, SLG: 0.420 Stu Miller, R ERA: 3.6 (1, 1)	0-0 K		0-3 K		0-0 F5		0-3 K			2	0	0	0	0	2	4				
Inning Stats	R: 4 E: 0 K: 1 S: 8	H: 3 LOB: 3 BB: 3 P: 20	R: 0 E: 0 K: 0 S: 4	H: 1 LOB: 1 BB: 0 P: 4	R: 0 E: 0 K: 1 S: 7	H: 2 LOB: 2 BB: 0 P: 7	R: 0 E: 0 K: 0 S: 4	H: 1 LOB: 1 BB: 0 P: 4	R: 0 E: 0 K: 2 S: 7	H: 0 LOB: 0 BB: 0 P: 7	R: 0 E: 0 K: 1 S: 8	H: 3 LOB: 3 BB: 0 P: 8	R: 1 E: 0 K: 0 S: 3	H: 1 LOB: 0 BB: 1 P: 7	R: 0 E: 0 K: 1 S: 5	H: 0 LOB: 0 BB: 0 P: 5	1B: 9 2B: 1 3B: 0 HR: 1	SF: 0 SAC: 0 DP: 0 HBP: 0	WP: 1 PB: 0 SB: 0 CS: 1	PA: 38
PITCHER	IP WLS BF H R ER SO BB IBB HBP BLK WP HR S P ERA WHIP	IP WLS BF H R ER SO BB IBB HBP BLK WP HR S P ERA WHIP																		
Steve Hargan, R ERA: 4.86 (1, 1)	0.2 L 21 7 0 0 4																			
Gary Bell, R ERA: 3.34 (6, 1)	0.2 2 0 0 0 1																			
Luis Tiant, R ERA: 3.38 (7, 1)	2.0 7 1 1 1 1																			
Don McMahon, R ERA: 3.6 (7, 1)	2.0 7 1 1 1 1																			

Cleveland Indians @ Baltimore Orioles
Memorial Stadium, Baltimore, MD
Fri Sep 03 1965, 7:05 PM EDT
Att: 8,348 - Unknown

AB	34
R	5
H	11
RBI	4
BB	4
SO	6
LOB	19



Batter	1	2	3	4	5	6	7	8	9	10	11	AB	R	H	RBI	BB	SO	LOB	TOP	
Vic Davallillo, L OBP: 0.333, SLG: 0.366 (1, 8)	1-3 ①		6-3 ③			5-3 ①		SH1-3 1B		6-3 ①		5	0	1	0	0	0	0		
Max Alvis, R OBP: 0.325, SLG: 0.421 (1, 5)	K			F4 ①		K		SH1-3 1-2		4-3 ②		4	0	0	0	0	2	0		
Chuck Hinton, R OBP: 0.340, SLG: 0.456 Al Luplow, L OBP: 0.214, SLG: 0.282 (1, 7) (11, 7)	2B			F3 ②		L8		E6 FC6-4		5-3 ③		5	0	1	0	0	0	1		
Rocky Colavito, R OBP: 0.383, SLG: 0.493 (1, 9)	5-3 ③				1B			1B 1-3 BB		FC6-4 1-2		4	0	1	0	1	0	3		
Fred Whitfield, L OBP: 0.319, SLG: 0.511 Chico Salmon, R OBP: 0.277, SLG: 0.389 (1, 3) (9, PH) (9, 3)		F5 ①		F6 ①				1-3 1-2		CS E 1B		3	0	0	0	0	0	2		
Larry Brown, R OBP: 0.340, SLG: 0.402 (1, 6)	K			F7 ①				2-3 1B		K		4	0	1	0	1	2	1		
Pedro Gonzalez, R OBP: 0.300, SLG: 0.381 Bobby Tiefenauer, R (1, 4) (11, 1)	K					CS 1B		K		E6 CS		5	0	1	0	0	3	4		
Phil Roof, R OBP: 0.226, SLG: 0.146 (1, 2)			F7 ①					K				3	0	1	0	1	1	2		
Sam McDowell, L OBP: 0.139, SLG: 0.130 Dick Howser, R OBP: 0.361, SLG: 0.290 (1, 1) (11, 4)			K			B3				B3 4-3		4	0	0	0	0	1	3		
Inning Stats	R: 0 E: 0 K: 1 S: 6	H: 1 LOB: 1 BB: 0 P: 6	R: 0 E: 0 K: 2 S: 7	H: 0 LOB: 0 BB: 0 P: 7	R: 0 E: 0 K: 1 S: 5	H: 0 LOB: 0 BB: 0 P: 5	R: 0 E: 0 K: 0 S: 4	H: 1 LOB: 1 BB: 0 P: 4	R: 0 E: 0 K: 0 S: 5	H: 0 LOB: 0 BB: 0 P: 5	R: 0 E: 1 K: 0 S: 5	H: 1 LOB: 2 BB: 0 P: 5	R: 0 E: 0 K: 0 S: 3	H: 0 LOB: 0 BB: 0 P: 3	R: 0 E: 0 K: 1 S: 5	H: 0 LOB: 1 BB: 1 P: 9	1B: 6 2B: 1 3B: 0 HR: 0	SF: 0 SAC: 1 DP: 0 HBP: 0	WP: 0 PB: 0 SB: 0 CS: 3	PA: 43
PITCHER	IP 9.0	WLS 7	BF 36	H 7	R 0	ER 0	SO 8	BB 1	IBB 0	HBP 0	BLK 0	WP 0	HR 0	S 50	P 58	ERA 0.00	WHIP 0.689			
Steve Barber, L ERA: 2.93 Stu Miller, R ERA: 2.14 (1, 1) (10, 1)	2.0	W	7	0	0	0	1	1	0	0	0	0	0	8	12	0.00	0.500			

Cleveland Indians @ Baltimore Orioles
Memorial Stadium, Baltimore, MD

AB 39
R 0
H 7
RBI 0
BB 3
SO 9
LOB 16



Sat Sep 04 1965, 7:05 PM EDT
Att: 11,925 - Unknown

Batter	1	2	3	4	5	6	7	8	9	10	11	AB	R	H	RBI	BB	SO	LOB	BOTTOM	
Luis Aparicio, R OBP: 0.290, SLG: 0.362 (1, 6)	1-3 BB		4-0 BB			CS BB		SH1-3 1B			1-2 2-H 1B	2	0	2	1	3	0	0		
Paul Blair, R OBP: 0.300, SLG: 0.315 (1, 8)	1-3 1-2		0-3 K			K		SH1-3 1-2				3	0	0	0	0	2	3		
Curt Blefary, L OBP: 0.389, SLG: 0.449 (1, 7)	K			CS BB		G3		K				3	0	0	0	1	2	2		
Brooks Robinson, R OBP: 0.365, SLG: 0.458 (1, 5)	F8			K		5-3					K	4	0	0	0	0	2	2		
Bob Johnson, R OBP: 0.282, SLG: 0.357 (1, 3)		F5 ①		K		K					F7 ②	4	0	0	0	0	2	0		
Sam Bowers, R OBP: 0.184, SLG: 0.237 (1, 9)		G6-4-3 1B				F8 ①		K			K	4	0	1	0	0	2	0		
Jerry Adair, R OBP: 0.294, SLG: 0.320 (1, 4)		G6-4-3 1-2		4-3 ②		4-3 ③		K			K	4	0	1	0	0	1	1		
Dick Brown, R OBP: 0.317, SLG: 0.391 Charlie Lau, L OBP: 0.353, SLG: 0.406 Davey Johnson, R OBP: 0.245, SLG: 0.234 (1, 2) (11, PH) (11, PR)			K			K		1-3 ③			FC3-5 2B	3	0	0	0	0	2	0		
Steve Barber, L OBP: 0.127, SLG: 0.157 Jackie Brandt, R OBP: 0.303, SLG: 0.412 Stu Miller, R (10, 1) Russ Snyder, L OBP: 0.316, SLG: 0.306 (1, 1) (9, PH) (11, PH)			K			K		1-3 ①			FC3-5 1B	2	0	0	0	0	2	0		
Inning Stats	R: 0 E: 0 K: 1 S: 5	H: 0 LOB: 1 BB: 1 P: 9	R: 0 E: 0 K: 0 S: 3	H: 1 LOB: 0 BB: 0 P: 3	R: 0 E: 0 K: 3 S: 9	H: 0 LOB: 1 BB: 1 P: 13	R: 0 E: 0 K: 2 S: 6	H: 0 LOB: 0 BB: 1 P: 10	R: 0 E: 0 K: 1 S: 5	H: 0 LOB: 0 BB: 0 P: 7	R: 0 E: 0 K: 2 S: 8	H: 1 LOB: 1 BB: 0 P: 8	R: 0 E: 0 K: 2 S: 7	H: 0 LOB: 0 BB: 0 P: 7	R: 0 E: 0 K: 0 S: 3	H: 2 LOB: 2 BB: 1 P: 7	1B: 3 2B: 1 3B: 0 HR: 0	SF: 0 SAC: 1 DP: 1 HBP: 0	WP: 0 PB: 0 SB: 0 CS: 2	PA: 37
PITCHER	IP 10.0	WLS 4	BF 33	H 2	R 0	ER 0	SO 16	BB 4	IBB 0	HBP 0	BLK 0	WP 0	HR 0	S 61	P 77	ERA 0.00	WHIP 0.600			
Sam McDowell, L ERA: 2.22 Bobby Tiefenauer, R ERA: 5.09 (1, 1) (11, 1)	0.1	L	4	2	1	1	0	0	1	0	0	0	0	3	7	27.00	6.000			

Cleveland Indians @ Baltimore Orioles
Memorial Stadium, Baltimore, MD

AB 31
R 1
H 4
RBI 1
BB 5
SO 16
LOB 10



Sat Sep 04 1965, 7:05 PM EDT
Att: 11,925 - Unknown

Batter	1	2	3	4	5	6	7	8	9	AB	R	H	RBI	BB	SO	LOB	TOP			
Vic Davallilo, L OBP: 0.335, SLG: 0.366 (1, 8)										5	1	2	0	1	2	3				
Max Alvis, R OBP: 0.326, SLG: 0.420 (1, 5)										6	1	2	0	0	2	8				
Leon Wagner, L OBP: 0.363, SLG: 0.498 (1, 7)										5	0	2	1	0	1	4				
Rocky Colavito, R OBP: 0.383, SLG: 0.492 (1, 9)										5	1	2	1	0	0	6				
Fred Whitfield, L OBP: 0.320, SLG: 0.508 (1, 3)										4	0	1	0	1	0	5				
Larry Brown, R OBP: 0.344, SLG: 0.400 (1, 6)										2	1	0	0	3	0	2				
Duke Sims, L OBP: 0.313, SLG: 0.398 Bobby Tiefenauer, R OBP: 0.286, SLG: 0.286 (7, PH)										2	0	0	2	2	1	2	AB 38			
Chico Salmon, R OBP: 0.284, SLG: 0.396 (9, PH)										1	0	1	0	0	0	0	R 5			
Pedro Gonzalez, R OBP: 0.302, SLG: 0.361 (1, 4)										5	0	2	1	0	1	6	H 12			
Lee Stange, R OBP: 0.303, SLG: 0.115 Don McMahon, R OBP: 0.286, SLG: 0.286 Al Luplow, L OBP: 0.209, SLG: 0.275 Phil Roof, R OBP: 0.226, SLG: 0.146 Chuck Hinton, R OBP: 0.339, SLG: 0.455 (9, PH)										1	1	0	0	2	0	0	RBI 5			
Inning Stats	R: 2 E: 0 K: 0 S: 5	H: 3 LOB: 3 BB: 3 P: 17	R: 0 E: 1 K: 1 S: 6	H: 0 LOB: 2 BB: 1 P: 10	R: 0 E: 0 K: 1 S: 4	H: 0 LOB: 1 BB: 1 P: 8	R: 0 E: 0 K: 1 S: 5	H: 0 LOB: 0 BB: 0 P: 5	R: 1 E: 0 K: 1 S: 7	H: 2 LOB: 3 BB: 1 P: 15	R: 1 E: 0 K: 2 S: 9	H: 2 LOB: 2 BB: 1 P: 13	R: 0 E: 0 K: 0 S: 4	H: 1 LOB: 1 BB: 0 P: 4	R: 0 E: 0 K: 1 S: 7	H: 2 LOB: 2 BB: 0 P: 7	1B: 12 2B: 1 3B: 0 HR: 0	SF: 0 SAC: 0 DP: 2 HBP: 0	WP: 0 PB: 0 SB: 0 CS: 1	PA: 47
PITCHER	IP WLS BF H R ER SO BB IBB HBP BLK WP HR S P ERA WHIP																			
John Miller, R ERA: 3.25 Jim Palmer, R ERA: 3.59 Don Larsen, R ERA: 2.67	(1, 1) (5, 1) (8, 1)	4.2 2.1 2.0	WLS W S	BF 13 9	H 4 3	R 2 0	ER 3 2 0	SO 3 4 1	BB 7 2 0	IBB 0 0 0	HBP 0 0 0	BLK 0 0 0	WP 0 0 0	HR 0 19 11	S 24 27 11	P 52 27 11	ERA 5.79 7.71 0.00	WHIP 2.571 2.571 1.500		

Cleveland Indians @ Baltimore Orioles
Memorial Stadium, Baltimore, MD
Sun Sep 05 1965, 3:33 AM EDT
Att: 8,920 - Unknown

livebaseballscorecards.com

AB 38
R 5
H 12
RBI 5
BB 9
SO 8
LOB 39

C

Batter	1	2	3	4	5	6	7	8	9	AB	R	H	RBI	BB	SO	LOB	BOTTOM			
Luis Aparicio, R OBP: 0.290, SLG: 0.361 (1, 6)										4	1	1	0	0	0	0				
Russ Snyder, L OBP: 0.318, SLG: 0.317 (1, 9)										4	2	2	1	0	1	0				
Boog Powell, L OBP: 0.333, SLG: 0.373 (1, 3)										3	1	3	1	1	0	0				
Brooks Robinson, R OBP: 0.362, SLG: 0.454 (1, 5)										4	1	0	0	0	0	5				
Curt Blefary, L OBP: 0.373, SLG: 0.469 (1, 7)										4	3	3	5	0	0	1				
Jerry Adair, R OBP: 0.294, SLG: 0.326 (1, 4)										4	1	1	2	0	2	0				
Paul Blair, R OBP: 0.296, SLG: 0.311 (1, 8)										4	0	0	0	0	0	0	AB 35			
Dick Brown, R OBP: 0.311, SLG: 0.383 (1, 2)										4	0	0	0	0	1	0	R 9			
John Miller, R OBP: 0.200, SLG: 0.111 Jim Palmer, R OBP: 0.227, SLG: 0.333 Norm Siebern, L OBP: 0.368, SLG: 0.418 Don Larsen, R OBP: 0.250, SLG: 0.333 (8, 1)										2	0	0	0	0	2	0	H 10			
Inning Stats	R: 1 E: 0 K: 0 S: 5	H: 2 LOB: 1 BB: 0 P: 5	R: 0 E: 0 K: 1 S: 5	H: 0 LOB: 0 BB: 0 P: 5	R: 1 E: 0 K: 1 S: 7	H: 2 LOB: 1 BB: 0 P: 7	R: 2 E: 0 K: 1 S: 7	H: 2 LOB: 0 BB: 0 P: 7	R: 0 E: 0 K: 1 S: 5	H: 0 LOB: 1 BB: 1 P: 9	R: 1 E: 0 K: 1 S: 6	H: 1 LOB: 0 BB: 0 P: 6	R: 4 E: 1 K: 1 S: 9	H: 3 LOB: 0 BB: 0 P: 9	R: 0 E: 0 K: 1 S: 5	H: 0 LOB: 0 BB: 0 P: 5	1B: 6 2B: 0 3B: 1 HR: 3	SF: 0 SAC: 0 DP: 0 HBP: 0	WP: 0 PB: 0 SB: 1 CS: 0	PA: 36
PITCHER	IP WLS BF H R ER SO BB IBB HBP BLK WP HR S P ERA WHIP																			
Lee Stange, R ERA: 3.65 Don McMahon, R ERA: 3.55 Bobby Tiefenauer, R ERA: 4.85	(1, 1) (6, 1) (7, 1)	5.0 1.0 2.0	WLS L	BF 23 3 10	H 7 0 3	R 5 0 4	ER 5 0 0	SO 5 1 2	BB 1 0 0	IBB 0 0 0	HBP 0 0 0	BLK 0 0 0	WP 0 0 0	HR 0 5 14	S 34 5 14	P 34 5 14	ERA 9.00 0.00 0.00	WHIP 1.600 0.000 1.500		

Cleveland Indians @ Baltimore Orioles
Memorial Stadium, Baltimore, MD
Sun Sep 05 1965, 3:33 AM EDT
Att: 8,920 - Unknown

livebaseballscorecards.com

AB 35
R 9
H 10
RBI 9
BB 1
SO 7
LOB 6

Orioles

Batter	1	2	3	4	5	6	7	8	9	AB	R	H	RBI	BB	SO	LOB	TOP								
Luis Aparicio, R (1, 6) OBP: 0.290, SLG: 0.360	0-3 K		0-0 F9 S 1B		0-0 5-3		0-0 4-3			4	0	1	0	0	1	0	<p>Baltimore Orioles @ New York Yankees Yankee Stadium, Bronx, NY Mon Sep 06 1965, 3:33 AM EDT Unknown - 75 F</p>								
Paul Blair, R (1, 8) OBP: 0.299, SLG: 0.321	0-0 L6		0-0 F8 1-2		0-0 1B			0-0 3B		4	0	2	0	0	0	1									
Curt Blefary, L (1, 9) OBP: 0.374, SLG: 0.470	4-0 FC6-4 BB		0-0 F9 2-3		0-0 3-4-1			0-0 2B		3	0	1	0	1	0	2									
Brooks Robinson, R (1, 5) OBP: 0.359, SLG: 0.450	0-0 FC6-4 1-2		0-0 5-3		0-0 6-3			0-3 K		4	0	0	0	0	1	3									
Bob Johnson, R (1, 3) OBP: 0.285, SLG: 0.360		0-0 SH1-3 5-3 2B		0-0 F7		0-0 5-3		4-0 BB		3	1	1	0	1	0	0									
Sam Bowers, R (1, 7) OBP: 0.196, SLG: 0.256		0-0 SH1-3 2-3		0-0 HR		0-0 E6		0-3 K		3	1	1	1	0	1	2									
Jerry Adair, R (1, 4) OBP: 0.292, SLG: 0.323		0-0 5-3		0-0 4-3		0-0 F2			0-0 5-3	4	0	0	1	0	0	1									
Dick Brown, R (1, 2) OBP: 0.310, SLG: 0.391		0-0 3B		0-0 F4			0-0 6-3	0-3 K		4	0	1	0	0	1	0									
Mitt Pappas, R (1, 1) OBP: 0.098, SLG: 0.133		0-0 6-3			0-3 K			0-3 K		2	0	0	0	0	1	1									
Dick Hall, R (6, 1) OBP: 0.467, SLG: 0.538									0-3 K	2	0	0	0	0	1	0									
Inning Stats	R: 0 E: 0 K: 1 S: 5	H: 0 LOB: 1 BB: 1 P: 9	R: 1 E: 0 K: 0 S: 5	H: 2 LOB: 1 BB: 0 P: 5	R: 0 E: 0 K: 0 S: 4	H: 1 LOB: 1 BB: 0 P: 4	R: 1 E: 0 K: 0 S: 4	H: 1 LOB: 0 BB: 0 P: 4	R: 0 E: 0 K: 1 S: 6	H: 1 LOB: 1 BB: 0 P: 6	R: 0 E: 1 K: 0 S: 4	H: 0 LOB: 1 BB: 0 P: 4	R: 0 E: 0 K: 0 S: 3	H: 0 LOB: 0 BB: 0 P: 3	R: 0 E: 0 K: 2 S: 8	H: 2 LOB: 2 BB: 1 P: 12	R: 0 E: 0 K: 2 S: 7	H: 0 LOB: 0 BB: 0 P: 7	1B: 2 2B: 2 3B: 2 HR: 1	SF: 0 SAC: 1 DP: 0 HBP: 0	WP: 0 PB: 0 SB: 1 CS: 0	PA: 36			
PITCHER	IP WLS BF H R ER SO BB IBB HBP BLK WP HR S P ERA WHIP	8.0 L 33 7 2 2 4 2 0 0 0 0 1 39 47 2.25 1.125	1.0 3 0 0 0 2 0 0 0 0 0 0 0 7 7 0.00 0.000																						

AB	33
R	2
H	7
RBI	2
BB	2
SO	6
LOB	10



Batter	1	2	3	4	5	6	7	8	9	AB	R	H	RBI	BB	SO	LOB	BOTTOM								
Bobby Richardson, R (1, 4) OBP: 0.298, SLG: 0.337	0-0 5-3		0-0 5-3		0-0 6-3			0-0 F7		4	0	0	0	0	0	0	<p>Baltimore Orioles @ New York Yankees Yankee Stadium, Bronx, NY Mon Sep 06 1965, 3:33 AM EDT Unknown - 75 F</p>								
Art Lopez, L (1, 9) OBP: 0.170, SLG: 0.152	0-0 F2		0-0 F6		0-0 F8			0-0 F4		4	0	0	0	0	0	0									
Tom Tresh, S (1, 7) OBP: 0.346, SLG: 0.485	0-0 1B		0-0 HR		0-0 F8			0-0 L9		4	1	2	1	0	0	0									
Joe Pepitone, L (1, 3) OBP: 0.309, SLG: 0.410	0-0 1B		0-0 F4		0-0 F9			0-0 4-3		4	0	1	0	0	0	0									
Roger Repoz, L (1, 8) OBP: 0.298, SLG: 0.471	0-0 G3			0-0 5-3		0-0 L8		0-3 K		4	0	0	0	0	1	2									
Clete Boyer, R (1, 5) OBP: 0.316, SLG: 0.434		0-0 5-3		0-3 K		0-0 6-3				3	0	0	0	0	1	0									
Jake Gibbs, L (1, 2) OBP: 0.255, SLG: 0.362		0-0 F9		4-0 BB		0-3 K		0-3 K		2	0	0	0	1	1	0									
Phil Linz, R (1, 6) OBP: 0.278, SLG: 0.279		4-0 BB		0-0 F7			0-3 K			1	0	0	0	1	0	1									
Ray Barker, L (7, PH) OBP: 0.302, SLG: 0.350										1	0	0	0	0	1	0									
Tony Kubek, L (8, 6) OBP: 0.255, SLG: 0.277										0	0	0	0	0	0	0									
Whitey Ford, L (1, 1) OBP: 0.236, SLG: 0.206		0-0 F6			0-3 K			0-0 L6		2	0	0	0	0	1	1									
Elston Howard, R (8, PH) OBP: 0.270, SLG: 0.361										1	0	0	0	0	0	0									
Pete Mikkelsen, R (9, 1) OBP: 0.111, SLG: 0.111										0	0	0	0	0	0	0									
Inning Stats	R: 0 E: 0 K: 0 S: 5	H: 2 LOB: 2 BB: 0 P: 5	R: 0 E: 0 K: 0 S: 3	H: 0 LOB: 1 BB: 1 P: 7	R: 1 E: 0 K: 0 S: 4	H: 1 LOB: 0 BB: 0 P: 4	R: 0 E: 0 K: 1 S: 5	H: 0 LOB: 1 BB: 1 P: 9	R: 0 E: 0 K: 1 S: 5	H: 0 LOB: 0 BB: 0 P: 5	R: 0 E: 0 K: 0 S: 3	H: 0 LOB: 0 BB: 0 P: 3	R: 0 E: 0 K: 2 S: 7	H: 0 LOB: 0 BB: 0 P: 7	R: 0 E: 0 K: 0 S: 3	H: 0 LOB: 0 BB: 0 P: 3	R: 0 E: 0 K: 1 S: 5	H: 0 LOB: 0 BB: 0 P: 5	1B: 2 2B: 0 3B: 0 HR: 1	SF: 0 SAC: 0 DP: 0 HBP: 0	WP: 0 PB: 0 SB: 0 CS: 0	PA: 32			
PITCHER	IP WLS BF H R ER SO BB IBB HBP BLK WP HR S P ERA WHIP	5.0 W 20 3 1 1 2 3 0 0 0 0 0 18 18 1.80 1.000	4.0 S 12 0 0 0 3 0 0 0 0 0 0 18 18 0.00 0.000																						

AB	30
R	1
H	3
RBI	1
BB	2
SO	5
LOB	4



Batter	1	2	3	4	5	6	7	8	9	AB	R	H	RBI	BB	SO	LOB	TOP					
Luis Aparicio, R (1, 6) OBP: 0.289, SLG: 0.359	5-3		1B		F9		4-3		L7	5	0	1	0	0	0	1						
Russ Snyder, L (1, 7) OBP: 0.314, SLG: 0.312	6-3		F7		4-3				1-3	4	0	0	0	0	0	1						
Boog Powell, L (1, 3) OBP: 0.332, SLG: 0.372	5-3			F7		HR		K		4	1	1	0	0	1	0						
Brooks Robinson, R (1, 5) OBP: 0.360, SLG: 0.451		4-3	1B	F8		L7		1B		4	0	2	0	0	0	1						
Curt Blefary, L (1, 9) OBP: 0.373, SLG: 0.476		K		F7		HR		4-3		4	1	1	2	0	1	2						
Jerry Adair, R (1, 4) OBP: 0.293, SLG: 0.325	4-3				1B	HR	K		SH3-4	3	2	1	0	0	1	1						
Paul Blair, R (1, 8) OBP: 0.299, SLG: 0.321		K			HR	1B	F8		SH3-4	3	1	1	0	0	1	1						
Andy Etchebarren, R (1, 2) OBP: 0.333, SLG: 1.333			K				1-3		L7	3	1	1	3	0	1	0						
Dick Brown, R (7, 2) OBP: 0.308, SLG: 0.389					HR					1	0	0	0	0	0	1						
Frank Bertaina, L (1, 1) OBP: 0.208, SLG: 0.304										0	0	0	0	0	0	0						
Jim Palmer, R (7, PH) OBP: 0.367, SLG: 0.417			K		F3					2	0	0	0	0	1	0						
Stu Miller, R (7, 1) OBP: 0.133, SLG: 0.143							F5		2H	1	0	1	1	0	0	0						
Inning Stats	R: 0 E: 0 K: 0 S: 3	H: 0 LOB: 0 BB: 0 P: 3	R: 0 E: 0 K: 2 S: 8	H: 1 LOB: 1 BB: 0 P: 8	R: 0 E: 0 K: 2 S: 8	H: 1 LOB: 1 BB: 0 P: 8	R: 0 E: 0 K: 0 S: 3	H: 0 LOB: 0 BB: 0 P: 3	R: 3 E: 0 K: 0 S: 6	H: 3 LOB: 0 BB: 0 P: 6	R: 2 E: 0 K: 1 S: 7	H: 2 LOB: 0 BB: 0 P: 7	R: 0 E: 0 K: 0 S: 3	H: 0 LOB: 1 BB: 0 P: 3	R: 0 E: 0 K: 1 S: 6	H: 1 LOB: 1 BB: 0 P: 6	R: 1 E: 0 K: 0 S: 4	H: 1 LOB: 0 BB: 0 P: 5	1B: 5 2B: 2 3B: 0 HR: 2	SF: 0 SAC: 1 DP: 0 HBP: 1	WP: 0 PB: 0 SB: 1 CS: 0	PA: 37
PITCHER	IP WLS BF H R ER SO BB IBB HBP BLK WP HR S P ERA WHIP																					
Bill Stafford, R (1, 1) ERA: 3.26	7.0 L 28 7 5 5 5 0 0 0 0 0 2 38 38 6.43 1.000																					
Hal Reniff, R (8, 1) ERA: 3.97	2.0 9 2 1 1 1 0 0 1 0 0 0 10 11 4.50 1.000																					

Baltimore Orioles @ New York Yankees
 Yankee Stadium, Bronx, NY
 Mon Sep 06 1965, 3:38 AM EDT
 Att: 23,601 - Unknown - 76 F

AB 35
 R 6
 H 9
 RBI 6
 BB 0
 SO 6
 LOB 8



Batter	1	2	3	4	5	6	7	8	9	AB	R	H	RBI	BB	SO	LOB	BOTTOM			
Horace Clarke, S (1, 4) OBP: 0.342, SLG: 0.303	BB	1B		4-3					4-3	4	1	2	0	1	0	0				
Tom Tresh, S (1, 8) OBP: 0.346, SLG: 0.484	BB	1B	K		G6-3	1B	K		4-3	5	1	2	0	0	2	3				
Mickey Mantle, S (1, 7) OBP: 0.388, SLG: 0.474	F5	K			G6-3	1B	B2-3			4	0	0	0	0	1	6				
Elston Howard, R (1, 2) OBP: 0.272, SLG: 0.360	1B	BB	K		1-3				1B	3	0	1	0	1	1	0				
Clete Boyer, R (1, 5) OBP: 0.314, SLG: 0.431	SF8		K		4-3				K	3	0	0	1	0	2	1				
Hector Lopez, R (1, 9) OBP: 0.318, SLG: 0.384	1B				FC5-4	1B			1B	4	0	4	1	0	0	0				
Joe Pepitone, L (1, 3) OBP: 0.306, SLG: 0.406	F3		4-3		K		K		F9	4	0	0	0	0	1	6				
Phil Linz, R (1, 6) OBP: 0.279, SLG: 0.279					K				5-3	3	0	1	0	0	1	1				
Bobby Richardson, R (8, PH) OBP: 0.295, SLG: 0.337										1	0	0	0	0	0	2				
Tony Kubek, L (9, 6) OBP: 0.255, SLG: 0.277		SH3-4	1B			1-2				0	0	0	0	0	0	0				
Bill Stafford, R (1, 1) ERA: 18.0		SH3-4			K					1	0	0	0	0	1	0				
Ray Barker, L (7, PH) ERA: 3.35										1	0	0	0	0	0	0				
Hal Reniff, R (8, 1) ERA: 3.97										0	0	0	0	0	0	0				
Art Lopez, L (9, PH) ERA: 2.08		1-2								1	0	0	0	0	0	0				
Inning Stats	R: 2 E: 0 K: 0 S: 5	H: 2 LOB: 2 BB: 2 P: 13	R: 0 E: 0 K: 2 S: 9	H: 2 LOB: 0 BB: 0 P: 9	R: 0 E: 0 K: 2 S: 8	H: 1 LOB: 1 BB: 0 P: 8	R: 0 E: 0 K: 2 S: 7	H: 0 LOB: 0 BB: 0 P: 7	R: 0 E: 0 K: 1 S: 6	H: 1 LOB: 1 BB: 0 P: 6	R: 0 E: 0 K: 1 S: 6	H: 1 LOB: 1 BB: 0 P: 6	R: 0 E: 0 K: 1 S: 7	H: 2 LOB: 2 BB: 0 P: 7	R: 0 E: 0 K: 0 S: 3	H: 0 LOB: 0 BB: 0 P: 3	1B: 10 2B: 0 3B: 0 HR: 0	SF: 1 SAC: 1 DP: 1 HBP: 0	WP: 0 PB: 0 SB: 0 CS: 0	PA: 38
PITCHER	IP WLS BF H R ER SO BB IBB HBP BLK WP HR S P ERA WHIP																			
Frank Bertaina, L (1, 1) ERA: 18.0	1.0 W 18 4 0 0 7 0 0 0 0 0 0 32 32 0.00 0.800																			
Jim Palmer, R (2, 1) ERA: 3.35	5.0 W 18 4 0 0 7 0 0 0 0 0 0 32 32 0.00 0.800																			
Stu Miller, R (7, 1) ERA: 2.08	3.0 S 12 3 0 0 2 0 0 0 0 0 0 16 16 0.00 1.000																			

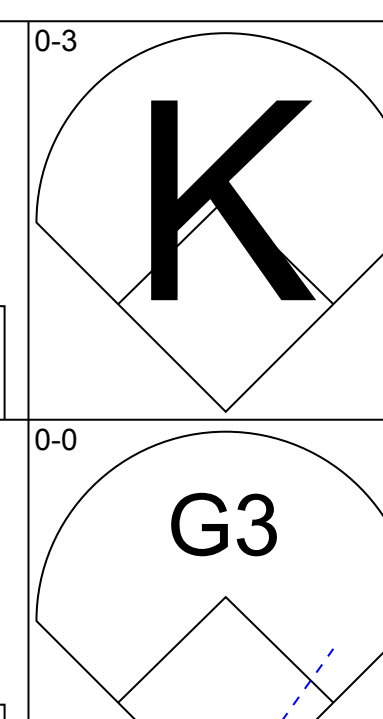
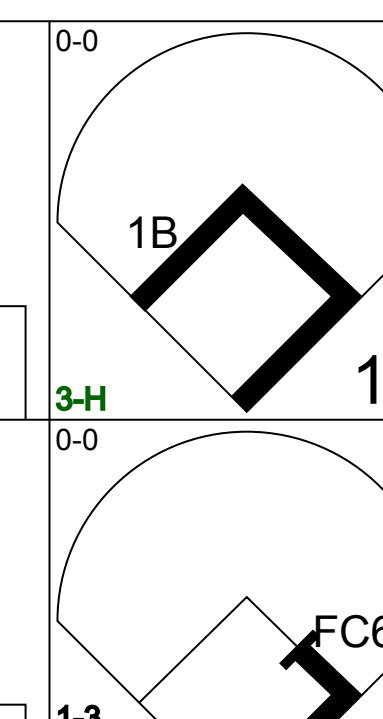
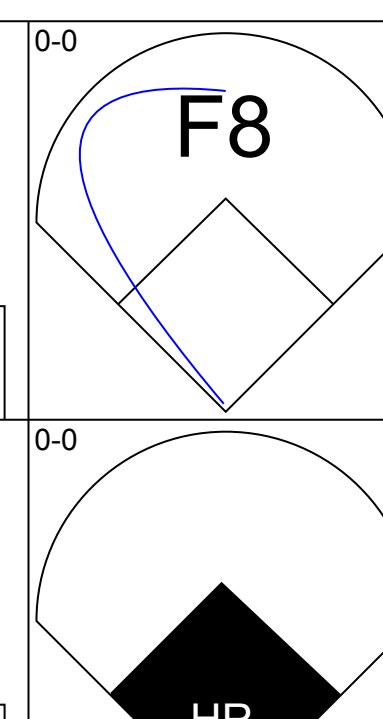
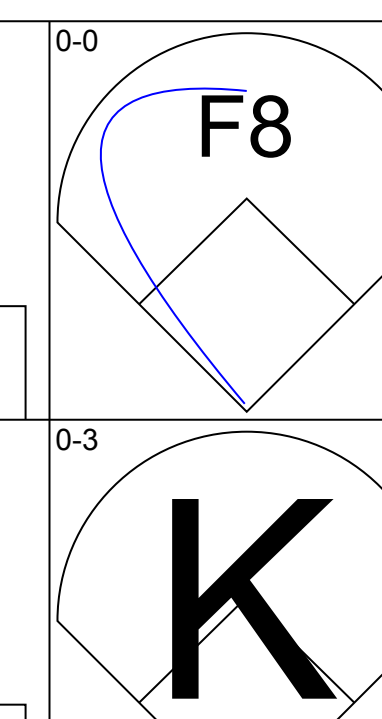
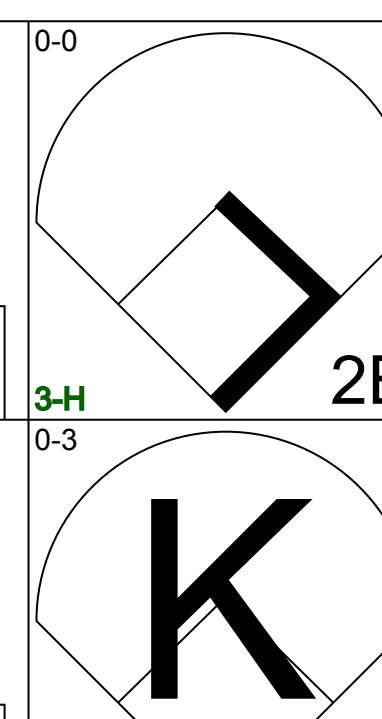
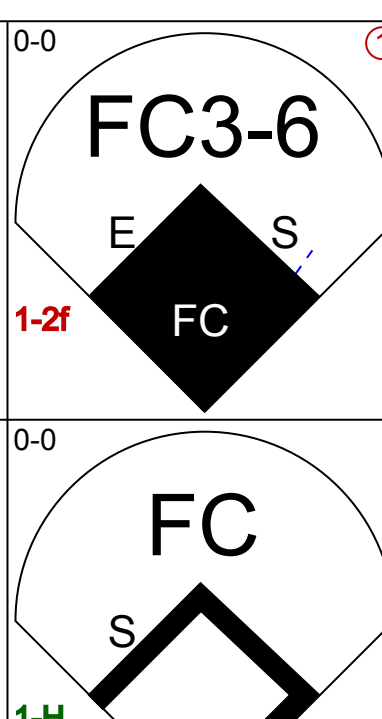
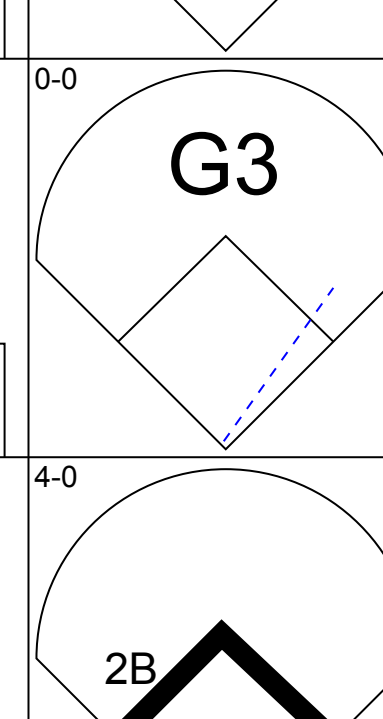
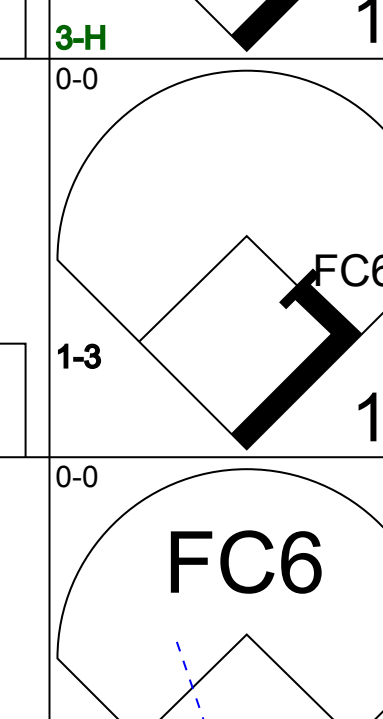
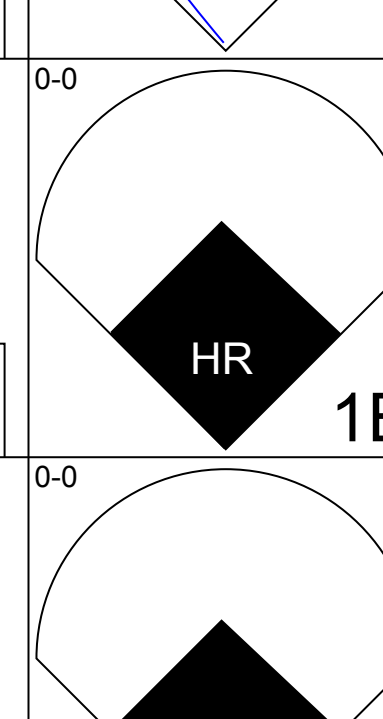
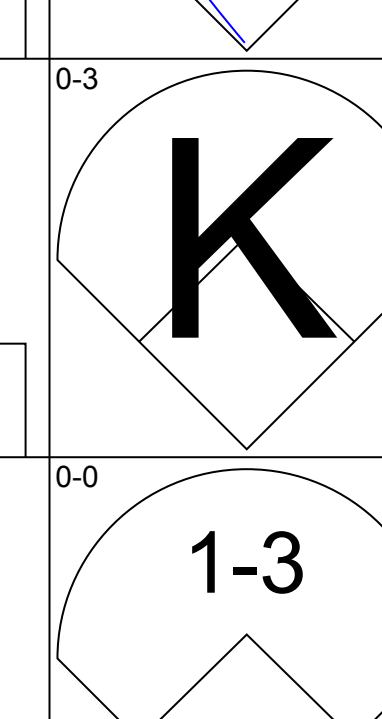
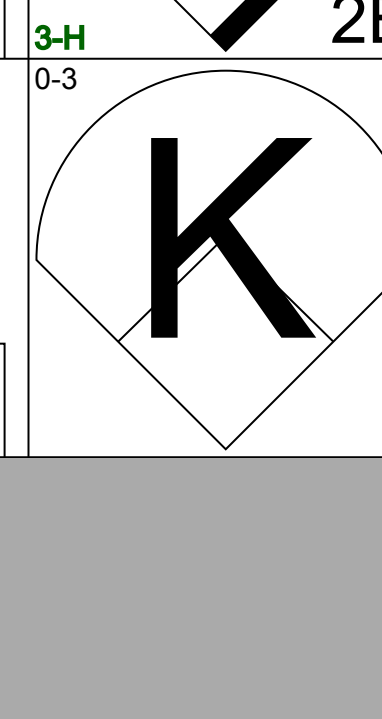
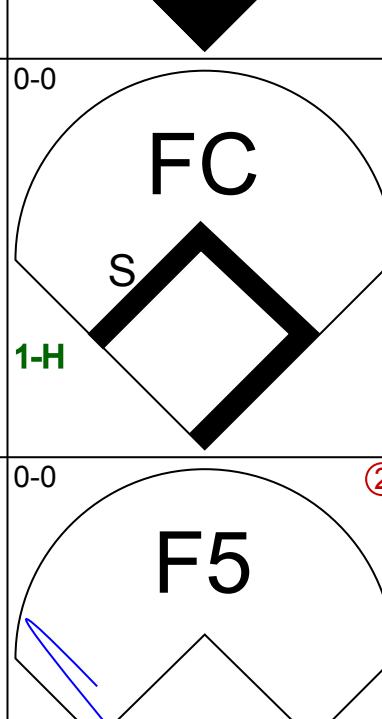
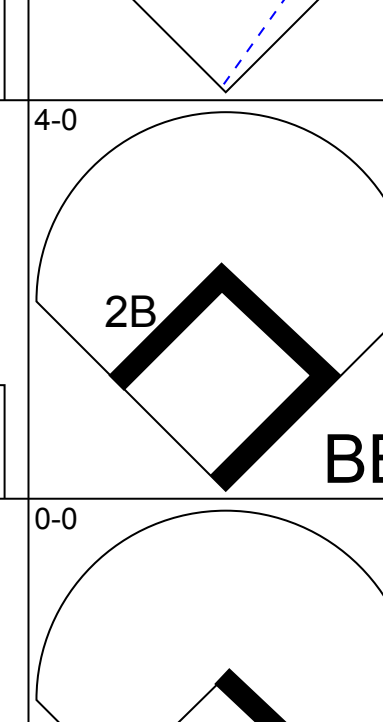
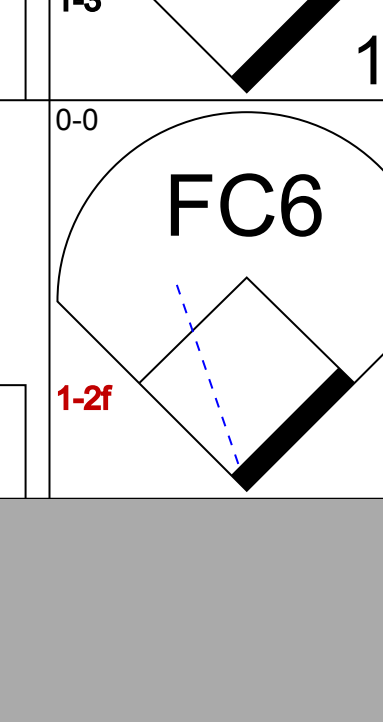
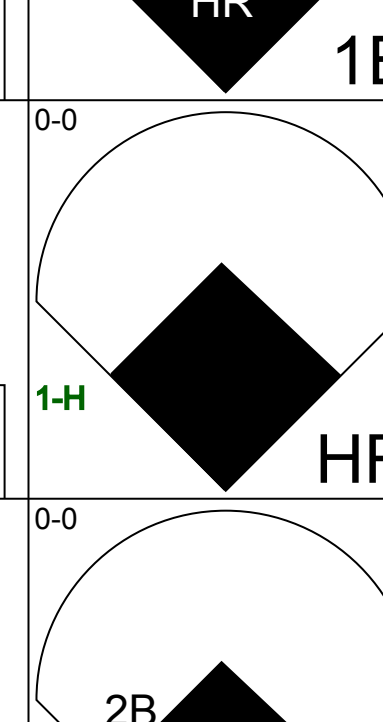
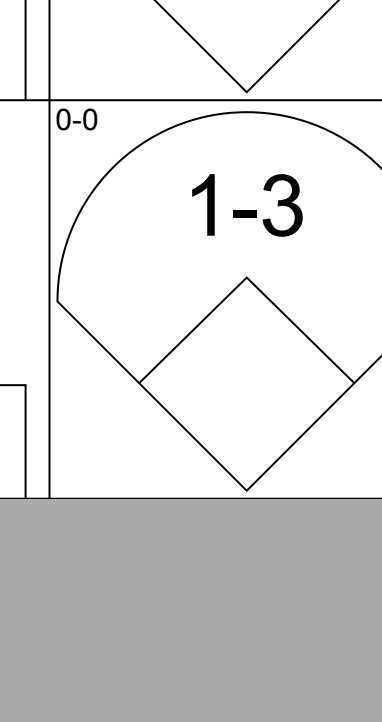
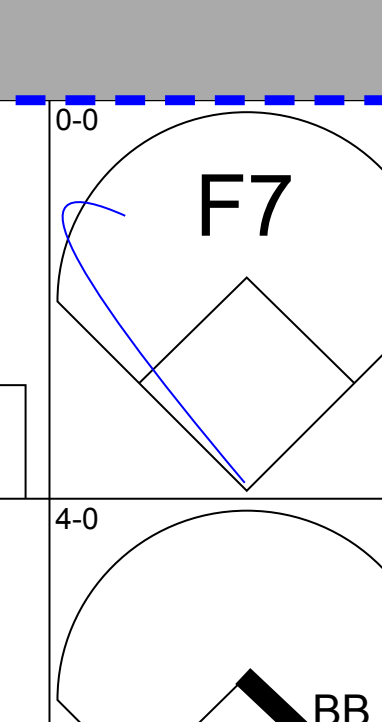
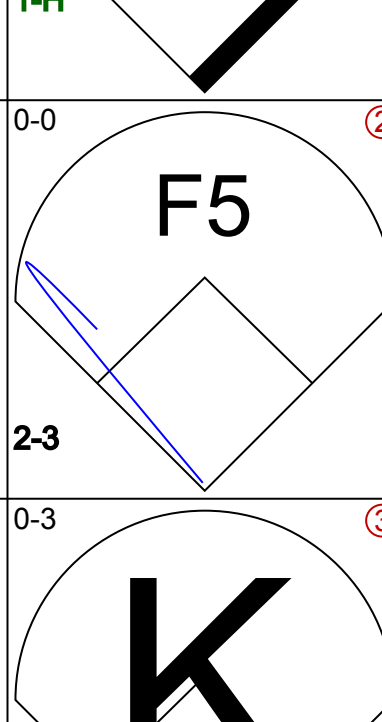
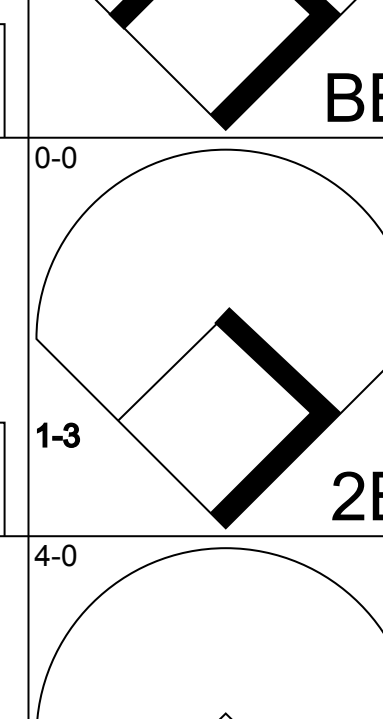
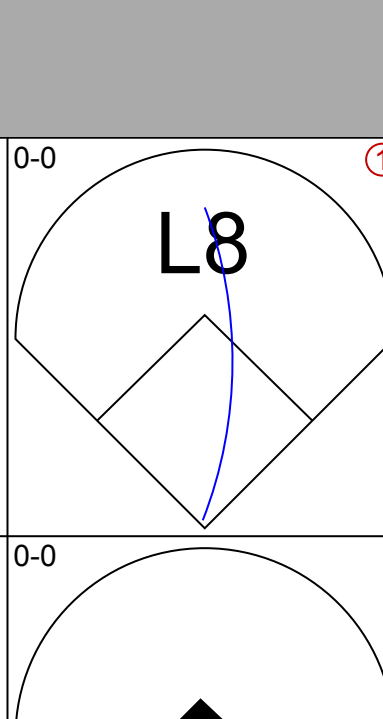
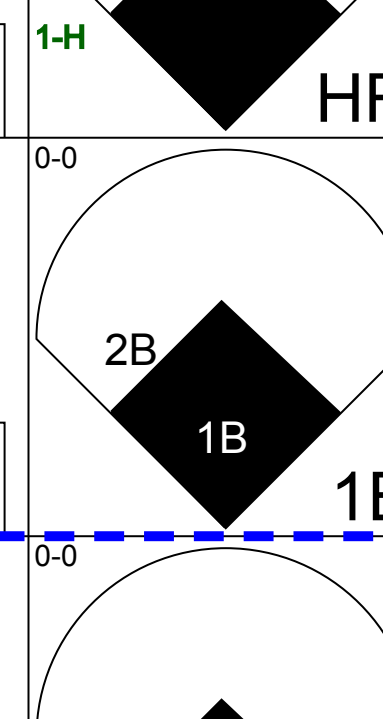

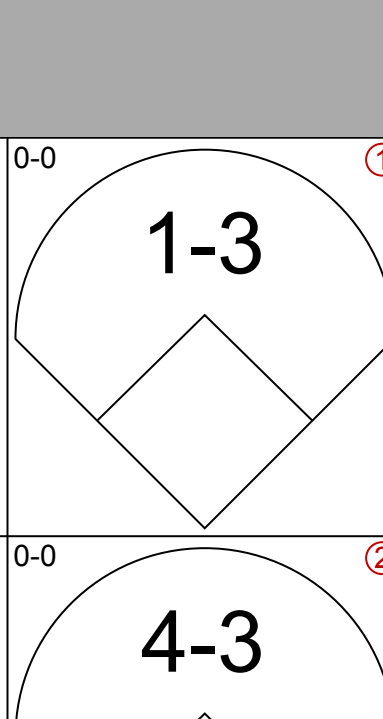
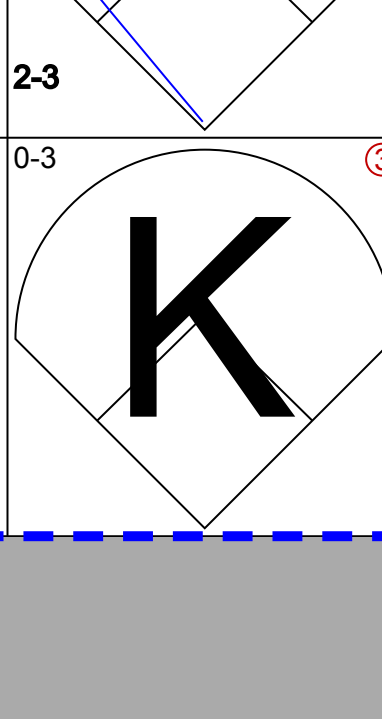
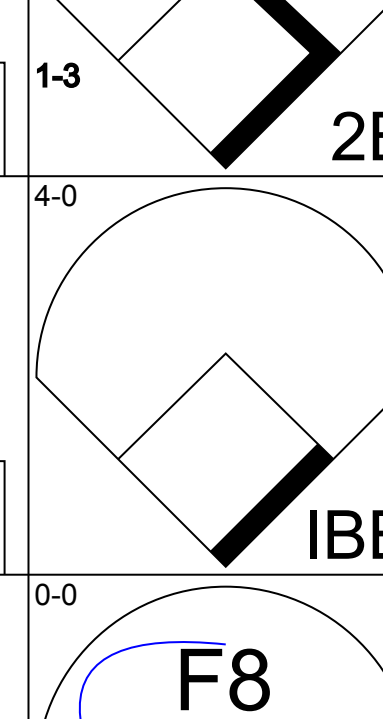
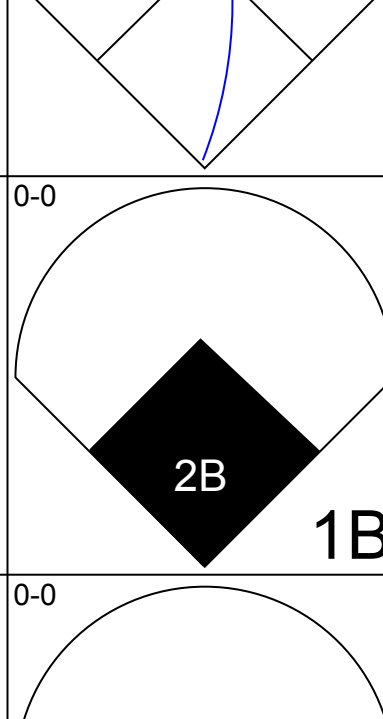
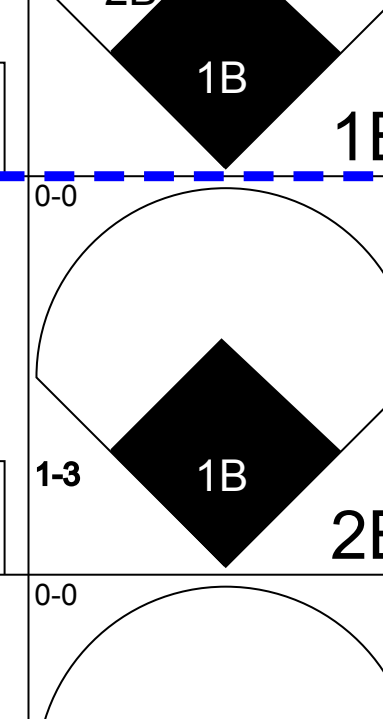

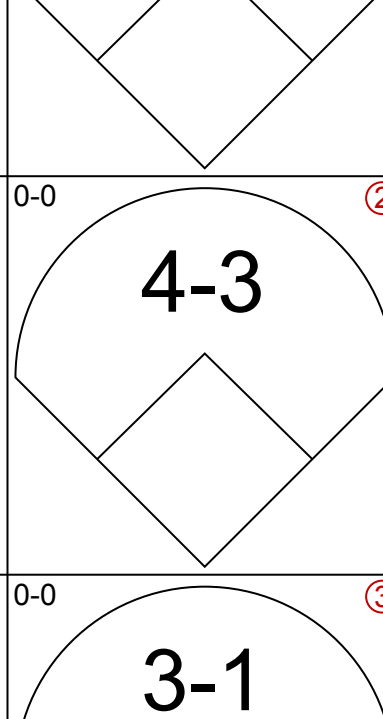
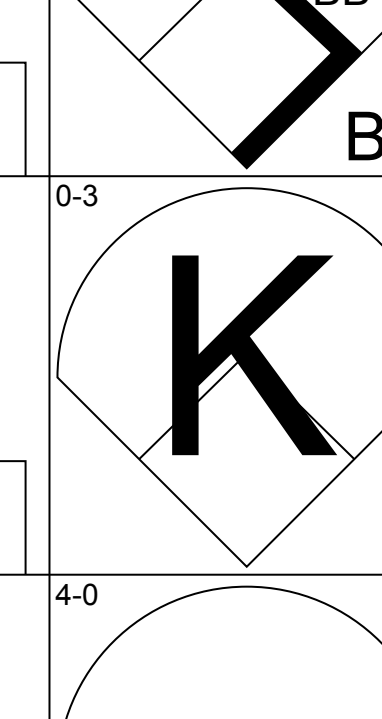
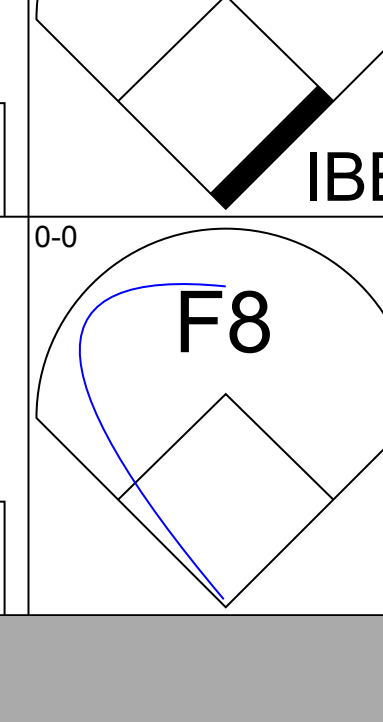
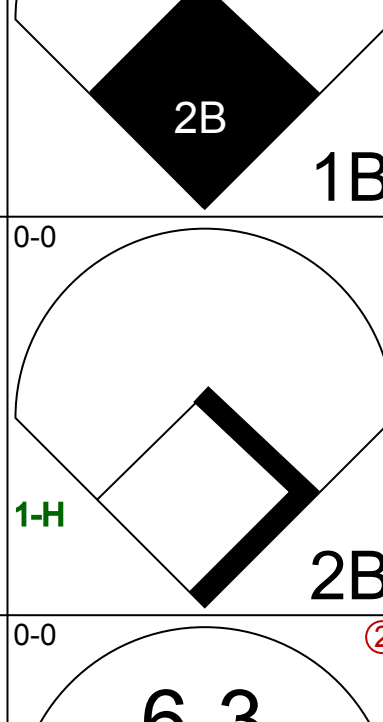
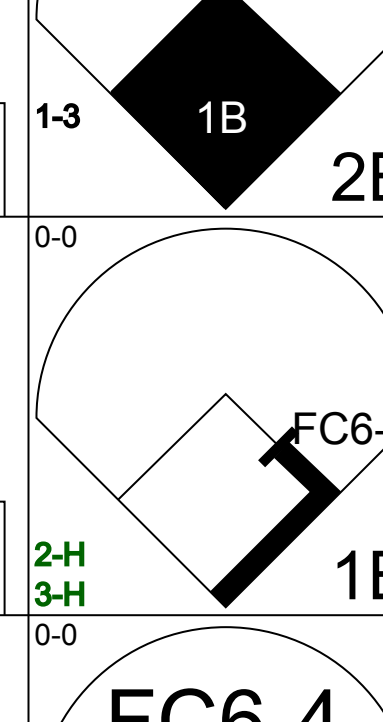

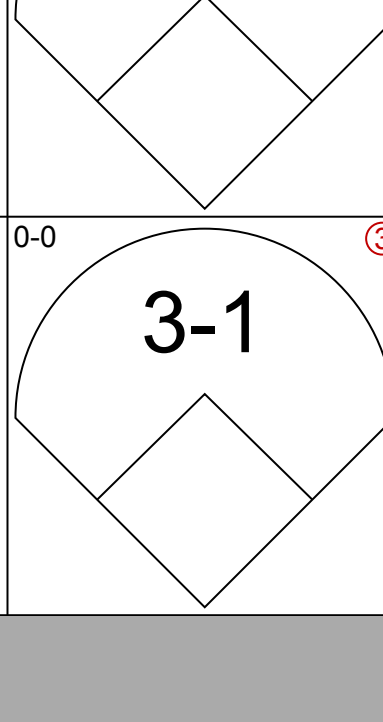
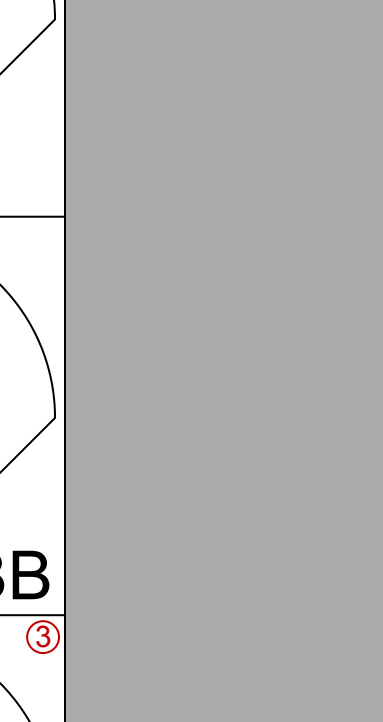
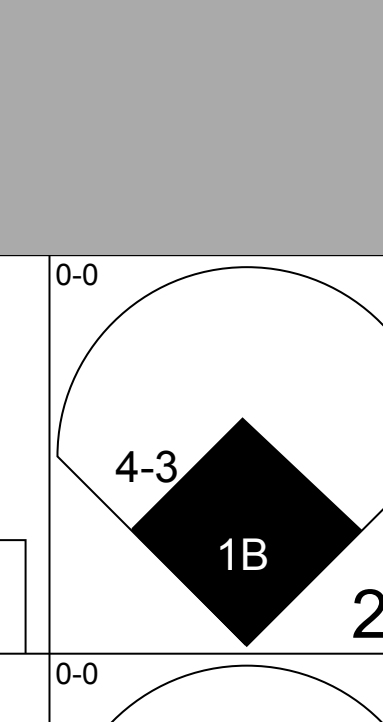
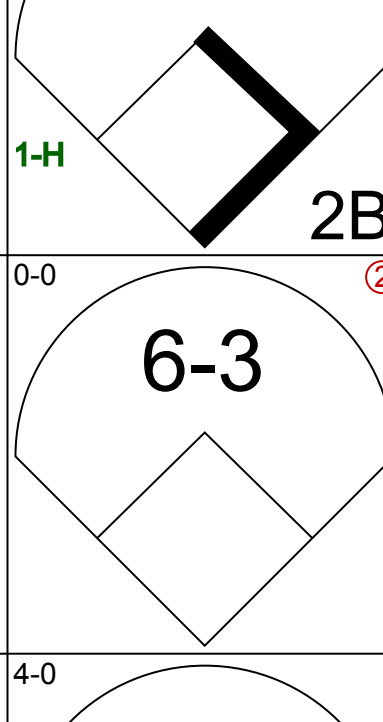
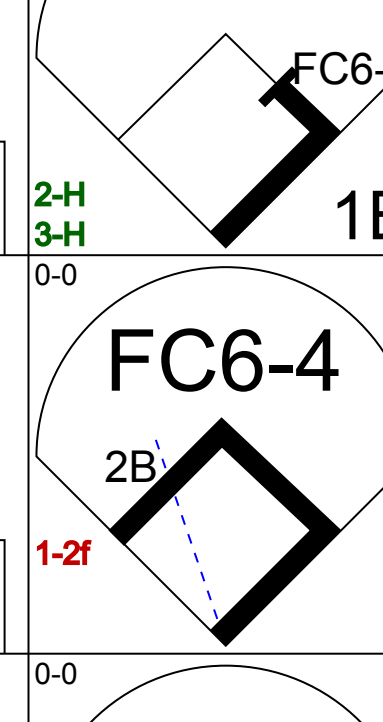

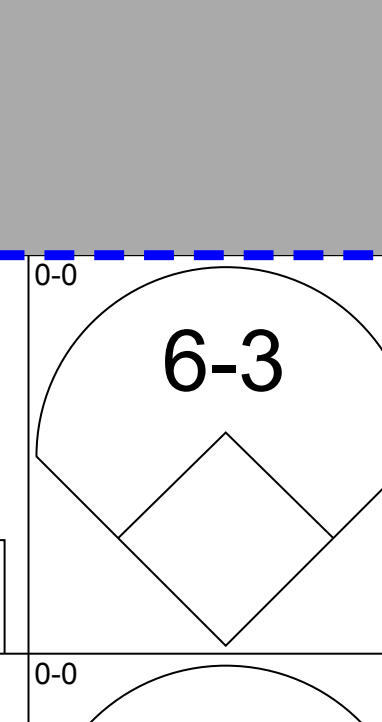
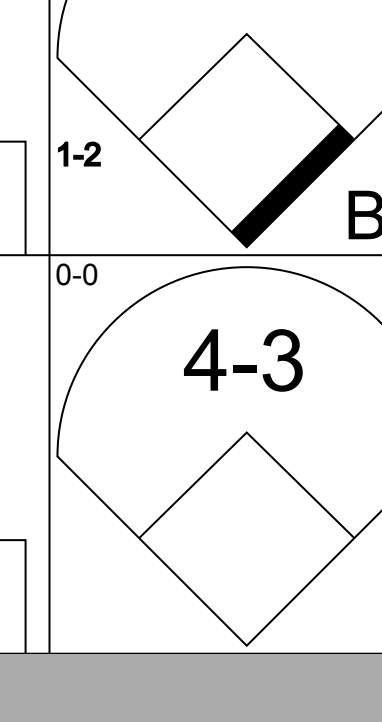
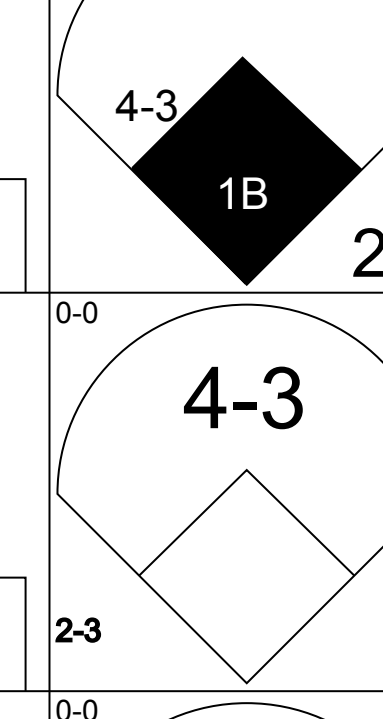
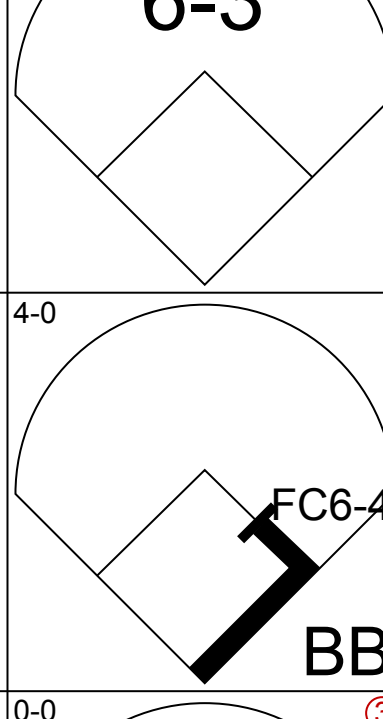
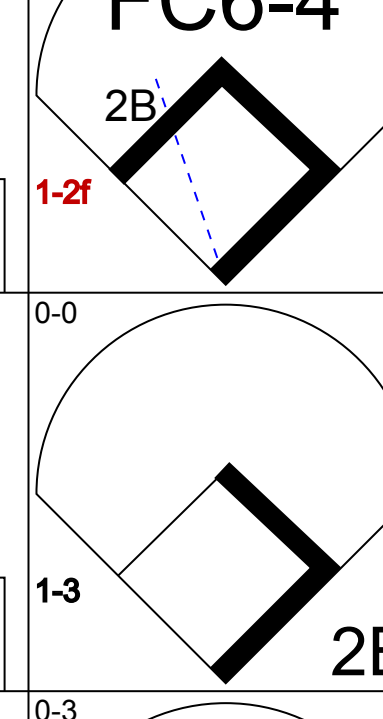

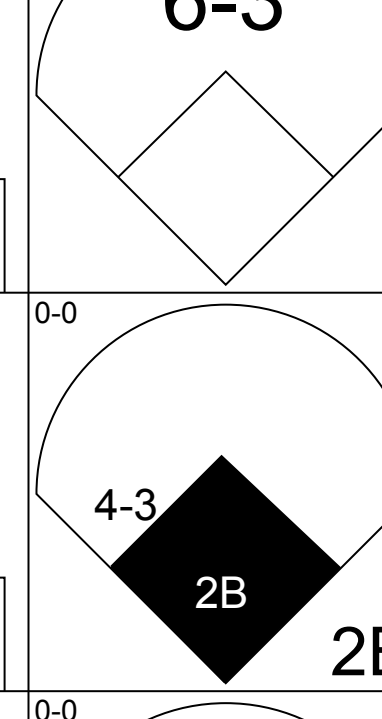
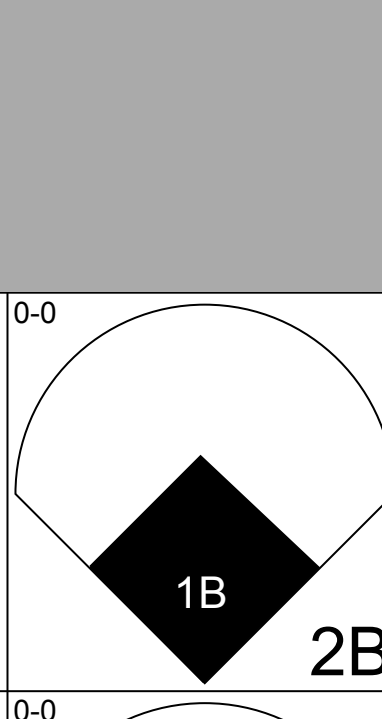
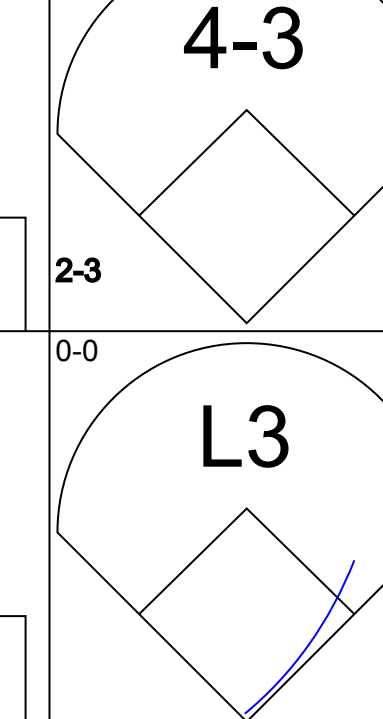
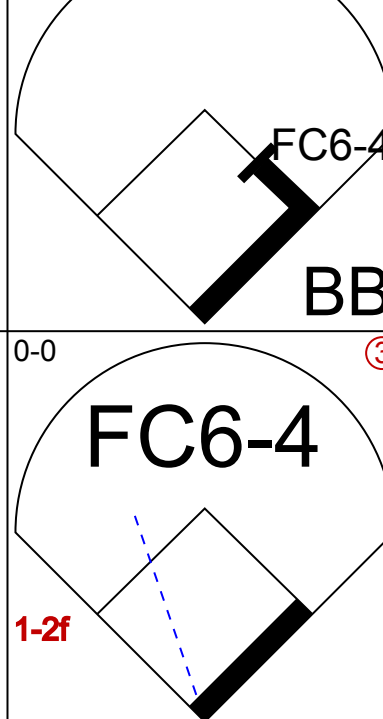
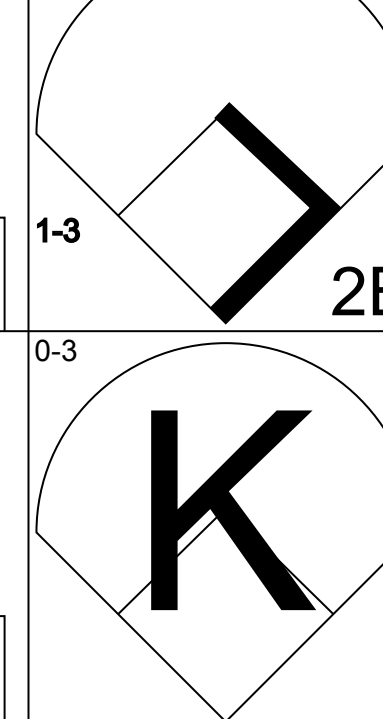
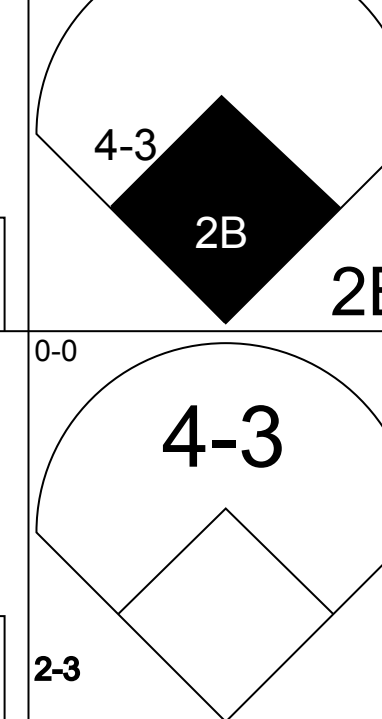
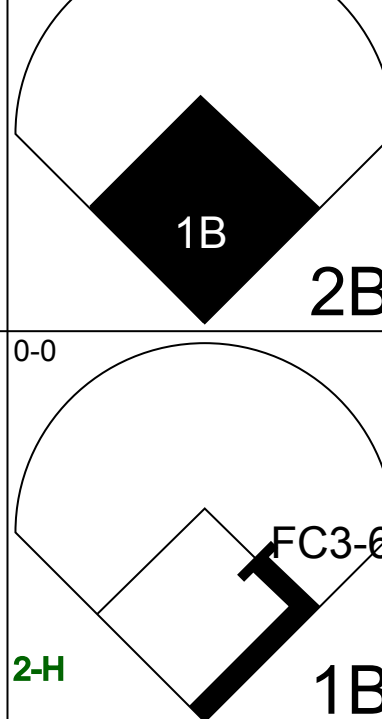
Baltimore Orioles @ New York Yankees
 Yankee Stadium, Bronx, NY
 Mon Sep 06 1965, 3:38 AM EDT
 Att: 23,601 - Unknown - 76 F

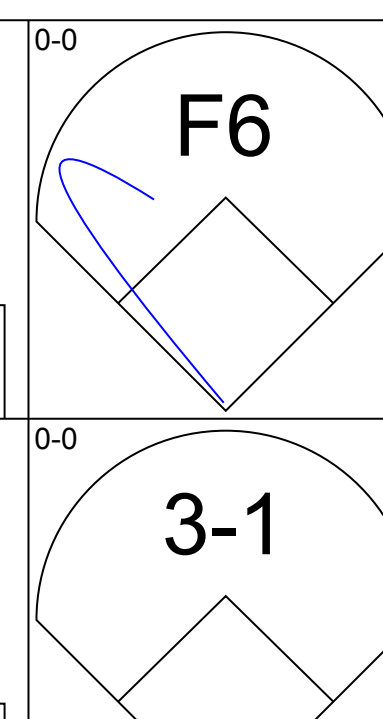
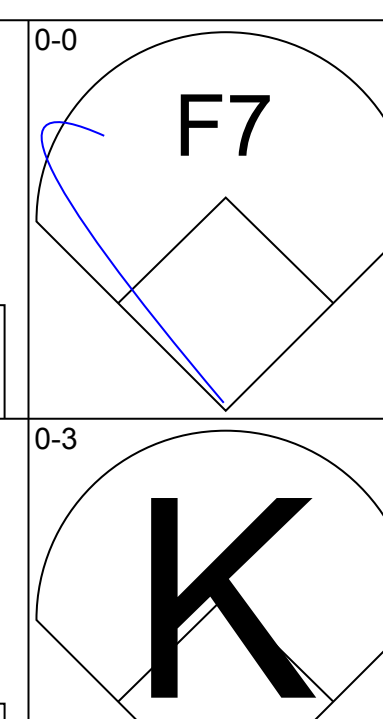
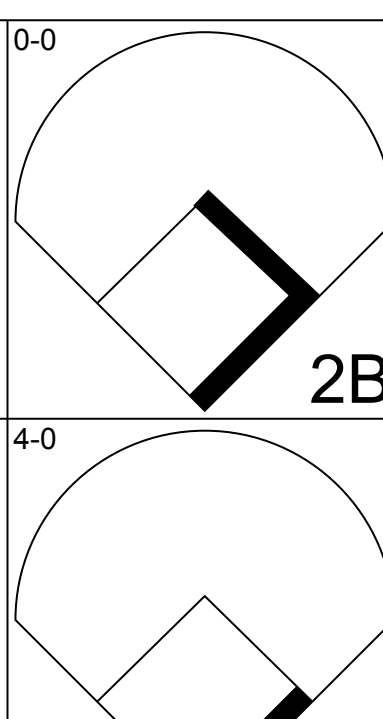
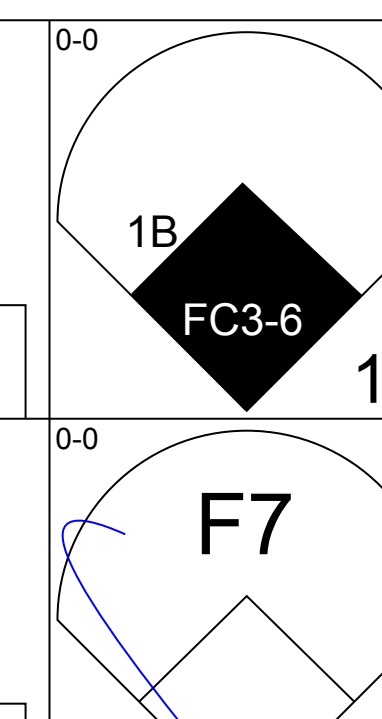
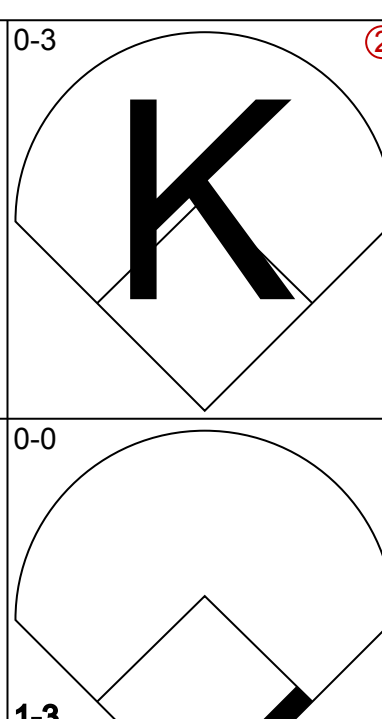
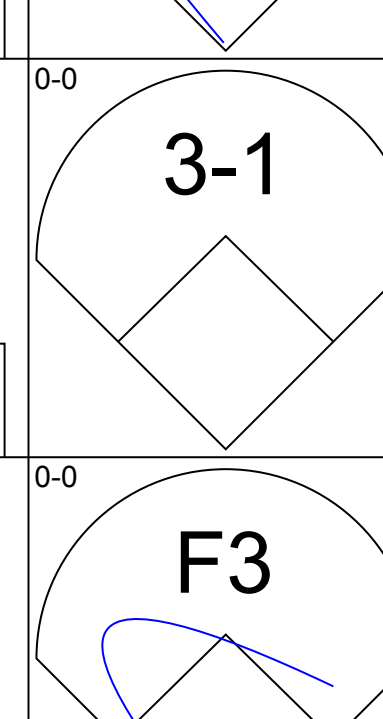
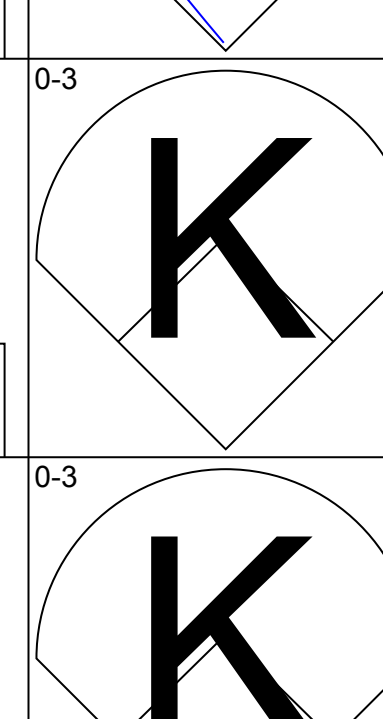
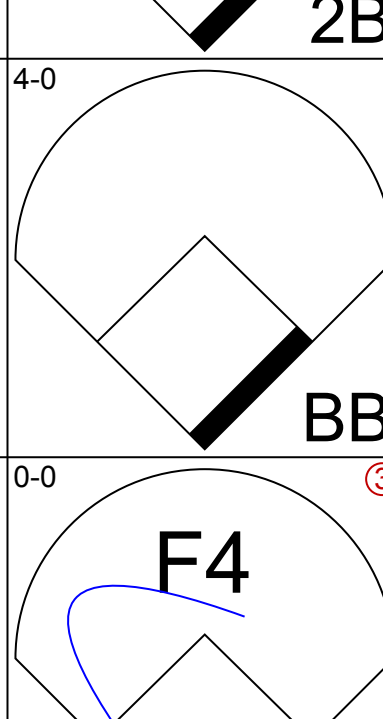
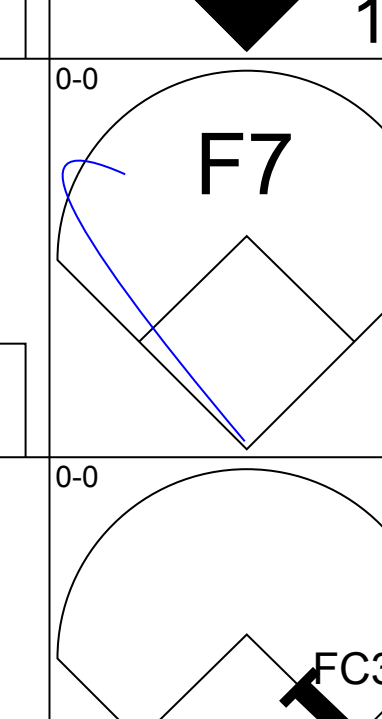
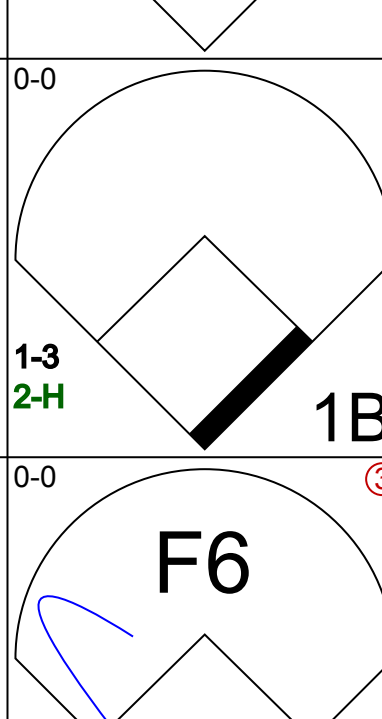
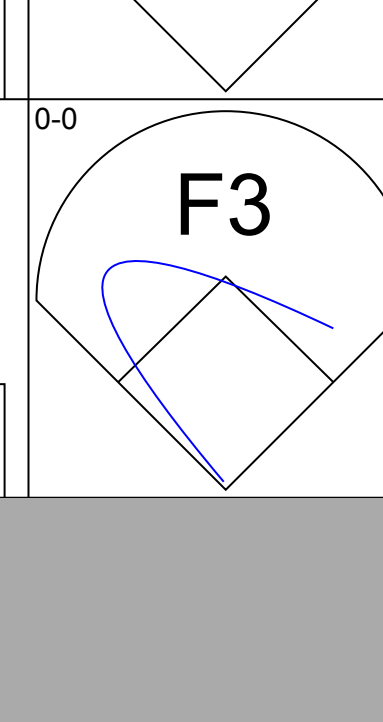
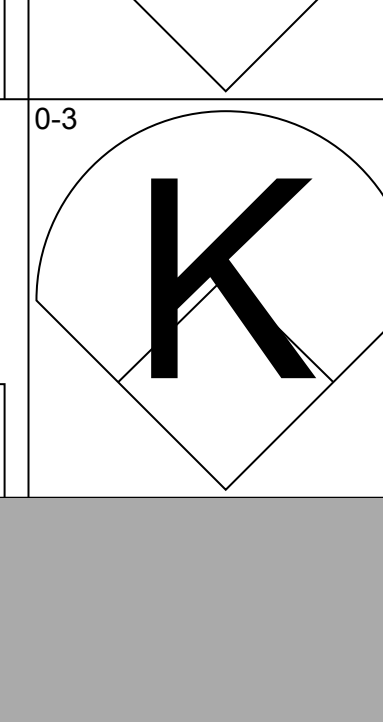
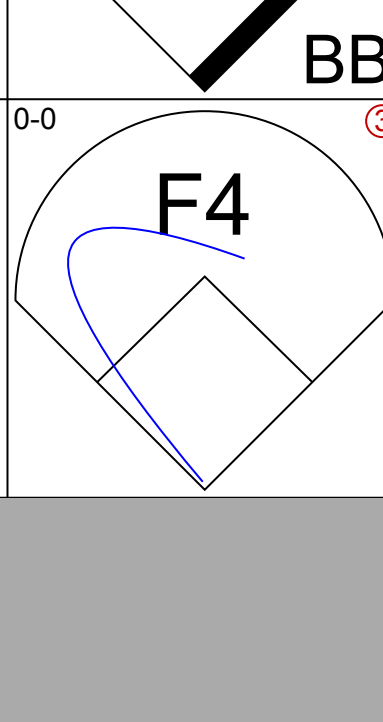
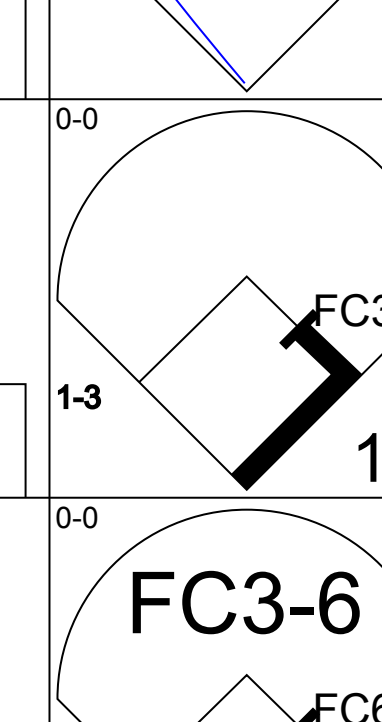
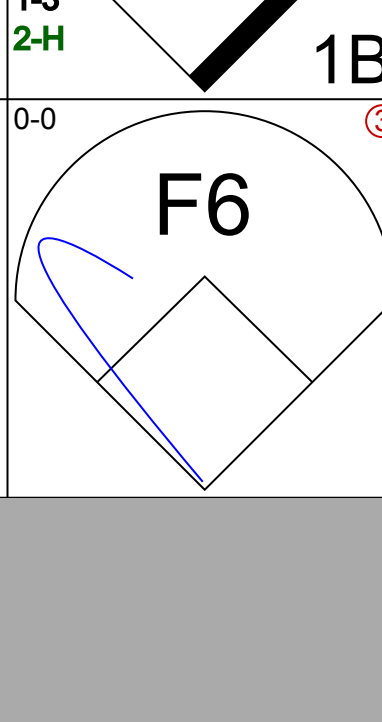
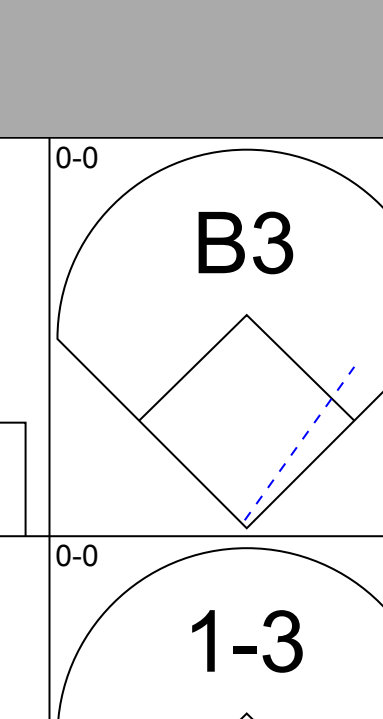
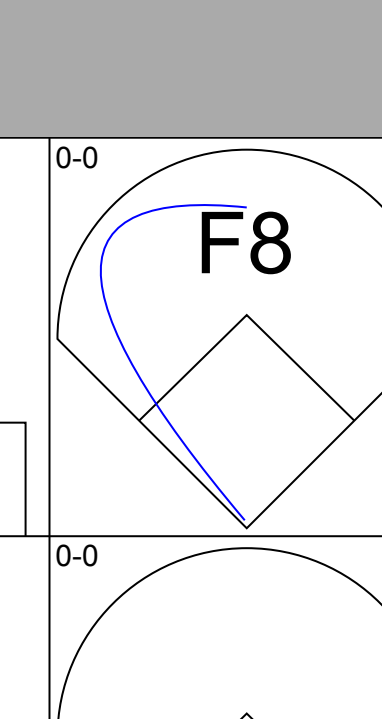
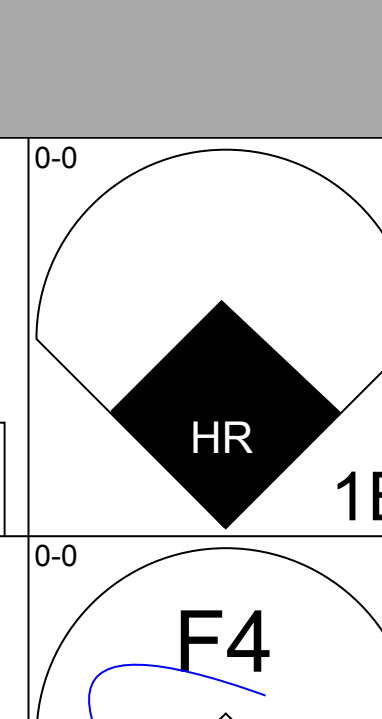
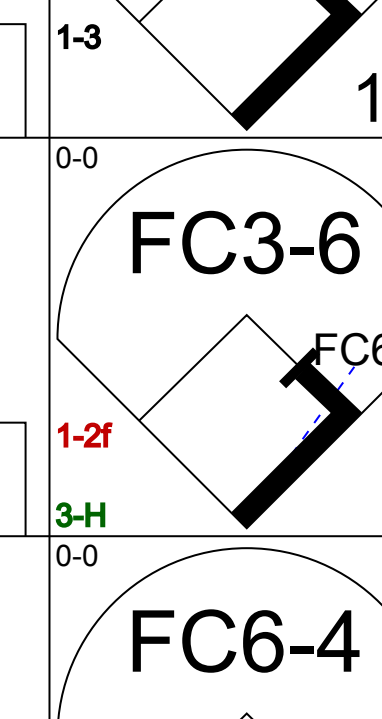

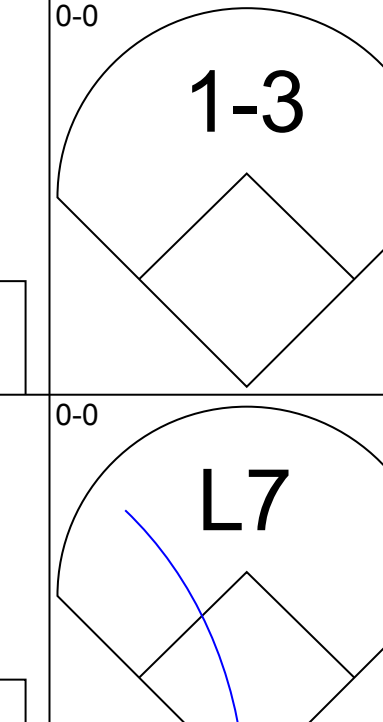
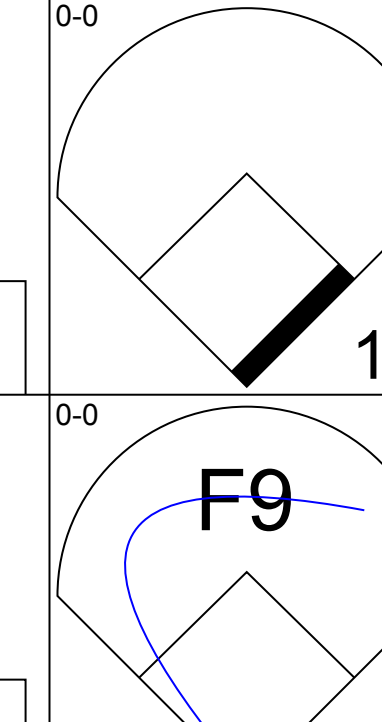
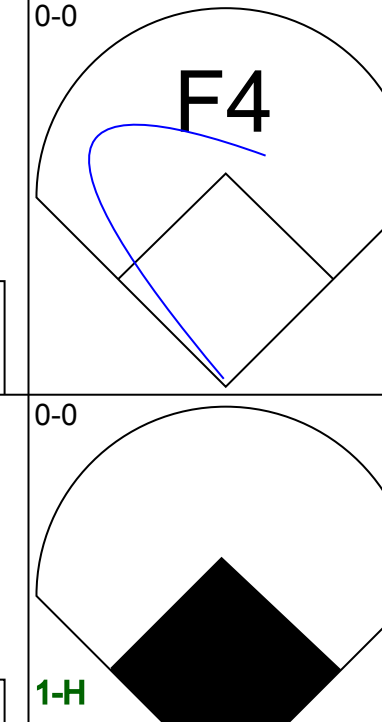
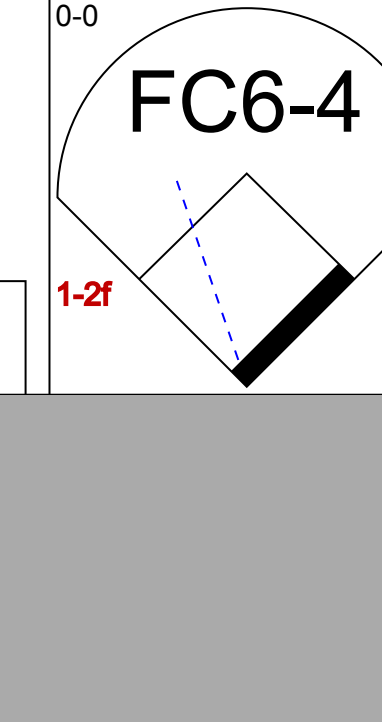
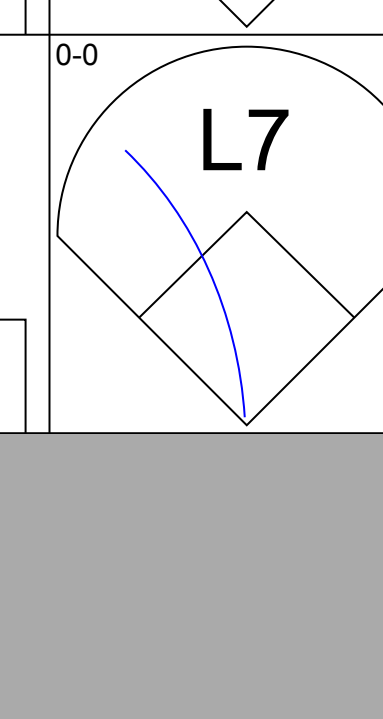
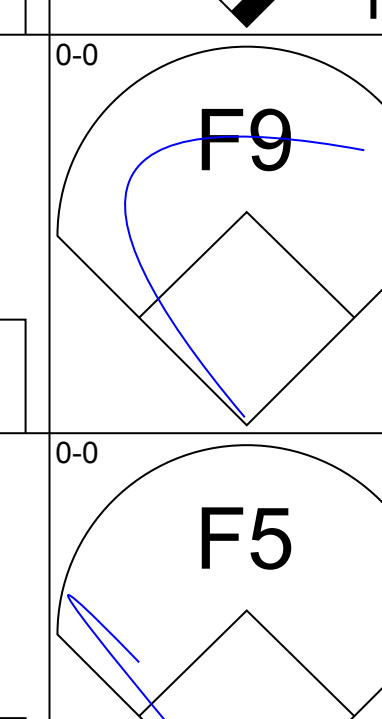
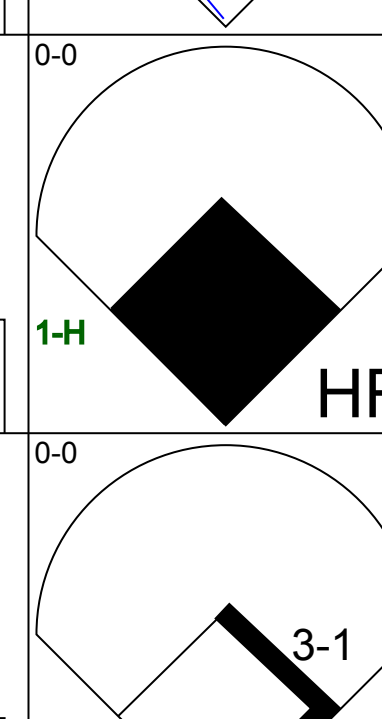
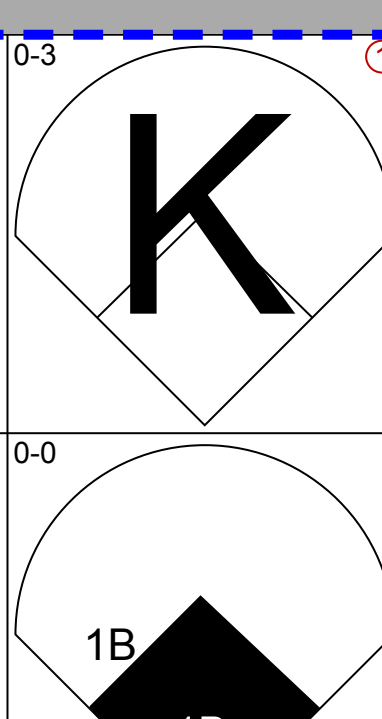
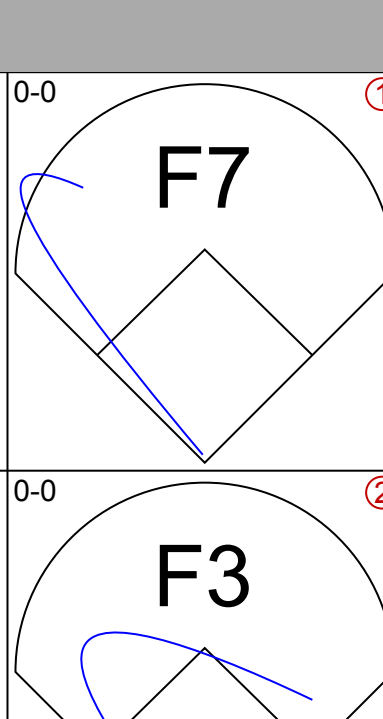
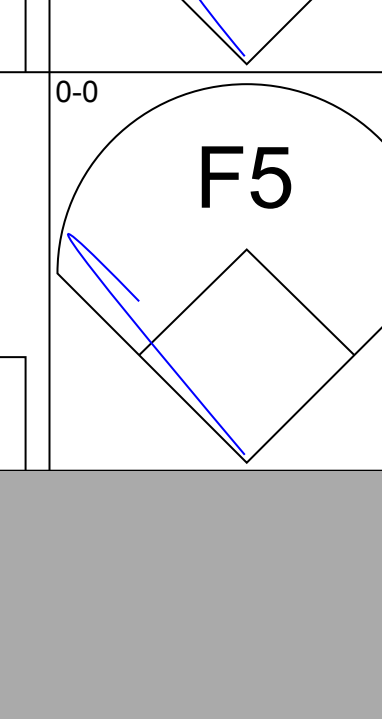
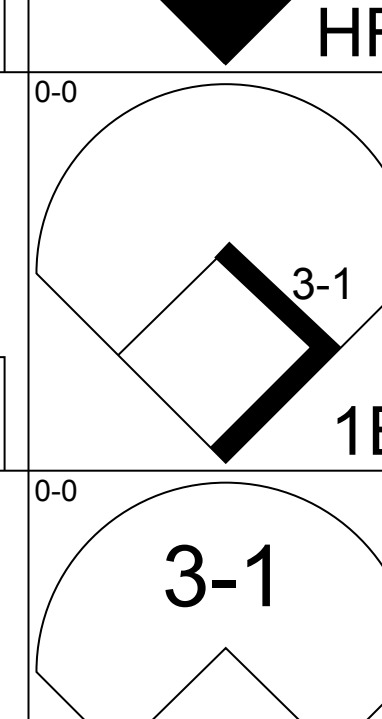
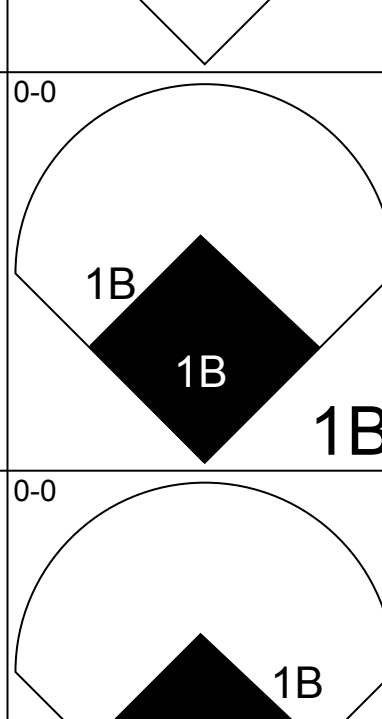
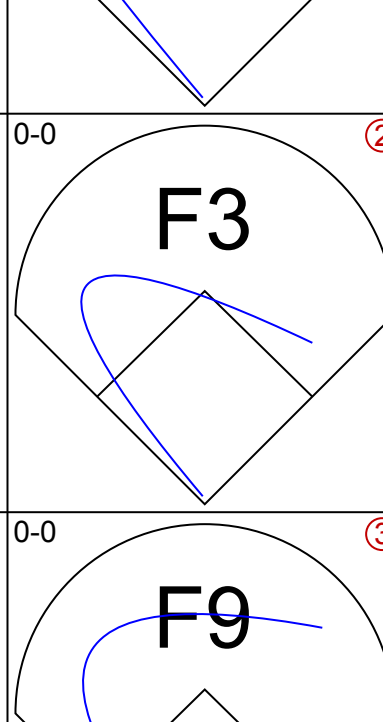
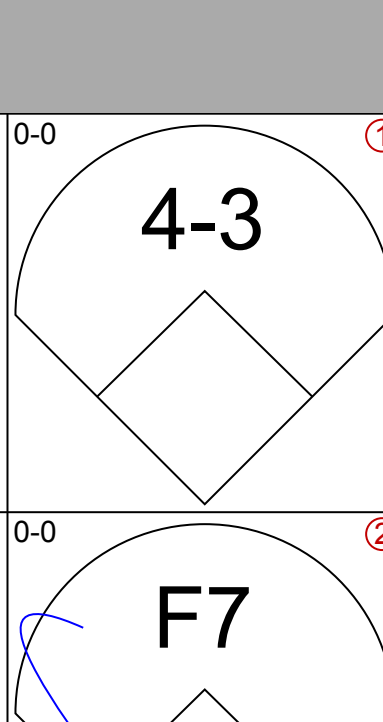
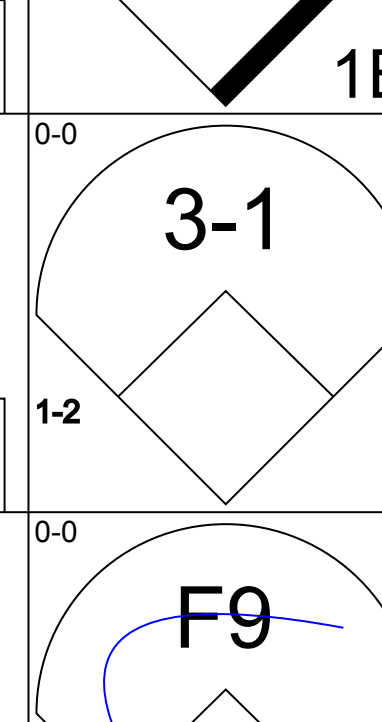
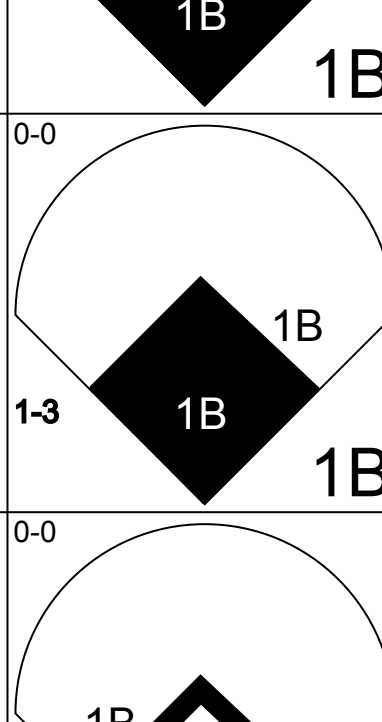
AB 34
 R 2
 H 10
 RBI 2
 BB 2
 SO 9
 LOB 19



Batter	1	2	3	4	5	6	7	8	9	AB	R	H	RBI	BB	SO	LOB	TOP					
Luis Aparicio, R (1, 6) OBP: 0.290, SLG: 0.356										3	0	0	0	2	0	2	<p>Baltimore Orioles @ New York Yankees Yankee Stadium, Bronx, NY Tue Sep 07 1965, 3:33 AM EDT Unknown - 80 F</p> <p>livebaseballscorecards.com</p>					
Paul Blair, R (1, 8) OBP: 0.301, SLG: 0.322										5	1	2	0	0	0	3						
Curt Blefary, L (1, 9) OBP: 0.376, SLG: 0.475										1	2	0	0	3	0	0						
Brooks Robinson, R (1, 5) OBP: 0.358, SLG: 0.448										5	0	1	1	0	0	4						
Bob Johnson, R (1, 3) OBP: 0.285, SLG: 0.356										3	0	0	0	1	0	4						
Boog Powell, L (9, 3) OBP: 0.332, SLG: 0.372										0	0	0	0	0	0	0						
Sam Bowens, R (1, 7) OBP: 0.202, SLG: 0.278										4	1	2	2	0	0	2						
Jerry Adair, R (1, 4) OBP: 0.293, SLG: 0.329										4	0	1	0	0	0	1						
Dick Brown, R (1, 2) OBP: 0.307, SLG: 0.386										4	0	1	0	0	2	1						
Dave McNally, R (1, 1) OBP: 0.093, SLG: 0.058										3	0	0	0	0	2	3						
Don Larsen, R (7, 1) OBP: 0.231, SLG: 0.308										1	0	0	0	0	0	0						
Stu Miller, R (8, 1) OBP: 0.133, SLG: 0.143										0	0	0	0	0	0	0						
Inning Stats	R: 0 E: 0 K: 0 S: 3	H: 0 LOB: 2 BB: 2 P: 11	R: 0 E: 0 K: 1 S: 5	H: 0 LOB: 0 BB: 0 P: 5	R: 2 E: 1 K: 1 S: 7	H: 2 LOB: 2 BB: 1 P: 11	R: 0 E: 0 K: 1 S: 7	H: 2 LOB: 2 BB: 0 P: 7	R: 0 E: 0 K: 0 S: 4	H: 1 LOB: 2 BB: 1 P: 8	R: 0 E: 0 K: 0 S: 4	H: 1 LOB: 2 BB: 1 P: 8	R: 2 E: 0 K: 0 S: 4	H: 1 LOB: 0 BB: 1 P: 8	R: 0 E: 0 K: 1 S: 5	H: 0 LOB: 0 BB: 0 P: 5	R: 0 E: 0 K: 0 S: 3	H: 0 LOB: 0 BB: 0 P: 3	1B: 5 2B: 0 3B: 1 HR: 1	SF: 0 SAC: 1 DP: 0 HBP: 0	WP: 0 PB: 0 SB: 1 CS: 0	PA: 40
PITCHER	IP WLS BF H R ER SO BB IBB HBP BLK WP HR S P ERA WHIP																					
Al Downing, L (1, 1) ERA: 3.57	7.0 L 34 7 4 3 3 6 0 0 0 0 0 1 34 58 3.86 1.857																					
Pete Mikkelsen, R (8, 1) ERA: 3.42	1.0 3 0 0 0 1 0 0 0 0 0 0 0 5 5 0.00 0.000																					
Pedro Ramos, R (9, 1) ERA: 3.13	1.0 3 0 0 0 0 0 0 0 0 0 0 0 3 3 0.00 0.000																					

Batter	1	2	3	4	5	6	7	8	9	AB	R	H	RBI	BB	SO	LOB	BOTTOM			
Bobby Richardson, R (1, 4) OBP: 0.296, SLG: 0.337										5	1	2	0	0	0	3	<p>Baltimore Orioles @ New York Yankees Yankee Stadium, Bronx, NY Tue Sep 07 1965, 3:33 AM EDT Unknown - 80 F</p> <p>livebaseballscorecards.com</p>			
Tom Tresh, S (1, 8) OBP: 0.345, SLG: 0.481										5	0	1	2	0	0	1				
Mickey Mantle, S (1, 7) OBP: 0.387, SLG: 0.470										3	0	0	0	1	0	0				
Ross Moschitto, R (7, PR) OBP: 0.185, SLG: 0.308										0	0	0	0	0	0	0				
Jake Gibbs, L (9, PH) OBP: 0.269, SLG: 0.375										1	0	1	0	0	0	0				
Art Lopez, L (9, PR) OBP: 0.167, SLG: 0.149										0	0	0	0	0	0	0				
Elston Howard, R (1, 2) OBP: 0.274, SLG: 0.359										4	0	1	0	1	1	3				
Hector Lopez, R (1, 9) OBP: 0.320, SLG: 0.384										5	0	2	0	0	1	2				
Clete Boyer, R (1, 5) OBP: 0.313, SLG: 0.430										4	0	1	0	0	1	4				
Joe Pepitone, L (1, 3) OBP: 0.308, SLG: 0.406										3	0	1	0	1	1	1				
Phil Linz, R (1, 6) OBP: 0.279, SLG: 0.277										2	0	0	0	1	0	0				
Roger Repoz, L (8, PH) OBP: 0.297, SLG: 0.468										1	0	0	0	0	1	2				
Pedro Ramos, S (9, 1) OBP: 0.091, SLG: 0.091										0	0	0	0	0	0	0				
Al Downing, R (1, 1) OBP: 0.183, SLG: 0.188										2	0	0	0	0	1	3				
Roy White, S (7, PH) OBP: 0.000, SLG: 0.000										1	1	0	0	0	0	0				
Pete Mikkelsen, R (8, 1) OBP: 0.111, SLG: 0.111										0	0	0	0	0	0	0				
Ray Banker, L (8, PH) OBP: 0.111, SLG: 0.111										0	0	0	0	0	0	0				
Tony Kubek, L (8, PH) OBP: 0.255, SLG: 0.277										0	0	0	0	0	0	0				
Inning Stats	R: 0 E: 0 K: 0 S: 3	H: 1 LOB: 3 BB: 2 P: 14	R: 0 E: 0 K: 1 S: 6	H: 1 LOB: 0 BB: 0 P: 14	R: 0 E: 0 K: 2 S: 8	H: 1 LOB: 1 BB: 0 P: 8	R: 0 E: 0 K: 1 S: 5	H: 0 LOB: 0 BB: 0 P: 5	R: 0 E: 0 K: 0 S: 5	H: 2 LOB: 2 BB: 1 P: 5	R: 2 E: 1 K: 0 S: 6	H: 3 LOB: 2 BB: 1 P: 10	R: 0 E: 0 K: 1 S: 6	H: 1 LOB: 3 BB: 2 P: 14	R: 0 E: 0 K: 1 S: 6	H: 1 LOB: 1 BB: 0 P: 6	1B: 10 2B: 0 3B: 0 HR: 0	SF: 0 SAC: 0 DP: 1 HBP: 0	WP: 0 PB: 0 SB: 0 CS: 0	PA: 41
PITCHER	IP WLS BF H R ER SO BB IBB HBP BLK WP HR S P ERA WHIP																			
Dave McNally, L (1, 1) ERA: 3.24	6.2 W 29 8 2 1 4 2 0 0 0 0 0 0 35 43 1.35 1.500																			
Don Larsen, R (7, 1) ERA: 2.02	1.0 7 1 0 0 1 3 0 0 0 0 0 0 6 18 0.00 4.000																			
Stu Miller, R (8, 1) ERA: 2.05	1.1 S 5 1 0 0 1 0 0 0 0 0 0 0 7 7 0.00 0.750																			


Batter	1	2	3	4	5	6	7	8	9	AB	R	H	RBI	BB	SO	LOB	TOP					
Luis Aparicio, R OBP: 0.290, SLG: 0.358 (1, 6)										6	1	2	2	0	1	1	Baltimore Orioles @ New York Yankees Yankee Stadium, Bronx, NY Tue Sep 07 1965, 3:38 AM EDT Att. 9,244 - Unknown - 80 F					
Russ Snyder, L OBP: 0.314, SLG: 0.313 (1, 7)										6	1	2	1	0	2	1						
Boog Powell, L OBP: 0.332, SLG: 0.377 (1, 3)										5	1	1	2	1	0	3						
Brooks Robinson, R OBP: 0.360, SLG: 0.450 (1, 5)										5	1	2	0	1	1	1						
Curt Blefary, L OBP: 0.379, SLG: 0.478 (1, 9)										4	2	2	0	1	1	1						
Charlie Lau, L OBP: 0.364, SLG: 0.419 (1, 2)										4	0	2	3	1	0	3						
Jerry Adair, R OBP: 0.292, SLG: 0.329 (1, 4)										5	1	1	0	0	0	4						
Paul Blair, R OBP: 0.309, SLG: 0.339 (1, 8)										4	2	3	0	1	0	1						
Wally Bunker, R OBP: 0.224, SLG: 0.095 (1, 1)										4	0	0	0	0	1	6						
Sam Bowers, R OBP: 0.206, SLG: 0.282 (9, PH)										1	0	1	1	0	0	0						
Dick Hall, R OBP: 0.467, SLG: 0.538 (9, 1)										0	0	0	0	0	0	0						
Inning Stats	R: 0 E: 0 K: 1 S: 6	H: 1 LOB: 3 BB: 2 P: 14	R: 1 E: 0 K: 0 S: 6	H: 3 LOB: 2 BB: 0 P: 6	R: 1 E: 0 K: 0 S: 5	H: 2 LOB: 2 BB: 1 P: 9	R: 4 E: 0 K: 1 S: 11	H: 6 LOB: 2 BB: 0 P: 11	R: 0 E: 0 K: 0 S: 5	H: 0 LOB: 0 BB: 0 P: 5	R: 0 E: 0 K: 0 S: 3	H: 0 LOB: 0 BB: 0 P: 3	R: 1 E: 0 K: 1 S: 7	H: 2 LOB: 1 BB: 0 P: 7	R: 0 E: 0 K: 1 S: 5	H: 0 LOB: 2 BB: 13	R: 2 E: 0 K: 1 S: 8	H: 2 LOB: 1 BB: 0 P: 8	1B: 7 2B: 8 3B: 0 HR: 1	SF: 0 SAC: 0 DP: 0 HBP: 0	WP: 0 PB: 0 SB: 2 CS: 0	PA: 49
PITCHER	IP WLS BF H R ER SO BB IBB HBP BLK WP HR S P ERA WHIP																					
Jack Cullen, R ERA: 3.25 (1, 1)	3.1 L 22 9 5 5 1 2 2 1 0 0 0 0 1 21 33 13.50 3.300																					
Hal Reniff, R ERA: 3.95 (4, 1)	2.2 11 3 1 1 2 0 0 0 0 0 0 0 15 15 3.38 1.125																					
Mike Jurewicz, L ERA: 9.0 (7, 1)	1.0 5 2 1 1 1 0 0 0 0 0 0 0 7 7 9.00 2.000																					
Gil Blanco, L ERA: 3.98 (8, 1)	2.0 11 2 2 1 2 2 0 0 0 0 0 0 13 21 4.50 2.000																					


Batter	1	2	3	4	5	6	7	8	9	AB	R	H	RBI	BB	SO	LOB	BOTTOM			
Roy White, S OBP: 0.500, SLG: 0.667 (1, 4)										5	1	2	0	0	1	2	Baltimore Orioles @ New York Yankees Yankee Stadium, Bronx, NY Tue Sep 07 1965, 3:38 AM EDT Att. 9,244 - Unknown - 80 F			
Ray Barker, L OBP: 0.306, SLG: 0.346 (1, 3)										4	0	1	1	1	1	1				
Joe Pepitone, L OBP: 0.307, SLG: 0.404 (1, 9)										5	0	1	0	0	1	4				
Tom Tresh, S OBP: 0.344, SLG: 0.479 (1, 7)										4	1	1	1	0	0	1				
Clete Boyer, R OBP: 0.313, SLG: 0.428 (1, 5)										4	0	1	0	0	0	2				
Roger Repoz, L OBP: 0.296, SLG: 0.480 (1, 8)										4	1	1	2	0	1	1				
Jake Gibbs, L OBP: 0.286, SLG: 0.385 (1, 2)										4	1	2	0	0	0	1				
Phil Linz, R OBP: 0.279, SLG: 0.276 (1, 6)										1	0	0	0	0	0	0				
Horace Clarke, S OBP: 0.342, SLG: 0.304 (6, PH)										3	1	1	0	0	0	1				
Jack Cullen, R ERA: 3.15 (4, 1)	8.0 W 32 3 3 2 2 0 0 0 0 0 0 0 11 11 18.00 4.000																			
Wally Bunker, R ERA: 3.68 (6, PH)	1.0 S 7 4 2 2 2 0 0 0 0 0 0 0 11 11 18.00 4.000																			
Dick Hall, R ERA: 3.16 (7, 1)																				
Inning Stats	R: 0 E: 0 K: 0 S: 3	H: 0 LOB: 0 BB: 0 P: 3	R: 0 E: 0 K: 0 S: 3	H: 0 LOB: 0 BB: 0 P: 3	R: 0 E: 0 K: 2 S: 7	H: 0 LOB: 0 BB: 0 P: 7	R: 0 E: 0 K: 0 S: 4	H: 1 LOB: 1 BB: 0 P: 4	R: 0 E: 0 K: 0 S: 4	H: 1 LOB: 2 BB: 1 P: 8	R: 2 E: 0 K: 0 S: 6	H: 3 LOB: 1 BB: 0 P: 6	R: 1 E: 0 K: 0 S: 5	H: 2 LOB: 1 BB: 0 P: 5	R: 2 E: 0 K: 2 S: 11	H: 4 LOB: 2 BB: 0 P: 11	1B: 9 2B: 1 3B: 0 HR: 1	SF: 0 SAC: 0 DP: 0 HBP: 0	WP: 0 PB: 0 SB: 0 CS: 0	PA: 39
PITCHER	IP WLS BF H R ER SO BB IBB HBP BLK WP HR S P ERA WHIP																			
Wally Bunker, R ERA: 3.68 (6, PH)	1.0 S 7 4 2 2 2 0 0 0 0 0 0 0 11 11 18.00 4.000																			
Dick Hall, R ERA: 3.16 (7, 1)																				



Batter	1	2	3	4	5	6	7	8	9	AB	R	H	RBI	BB	SO	LOB	TOP				
Luis Aparicio, R (1.6)	0-0 6-3		0-0 L9			0-0 6-3		0-0 L9		4	0	0	0	0	0	2	<p>Baltimore Orioles @ Detroit Tigers Tiger Stadium, Detroit, MI Wed Sep 08 1965, 7:05 PM EDT Unknown</p>				
Paul Blair, R (1.8)	0-0 6-3		0-3 K			0-0 F4		0-0 FC6-4		4	0	0	0	0	1	2					
Curt Blefary, L (1.7)	4-0 FC5-4 BB			1-0 G6-4-3 HBP		0-3 K			0-0 F8	2	0	0	0	1	1	0					
Brooks Robinson, R (1.5)	0-0 FC5-4			0-3 K			0-0 6-3		4-0 HR BB	3	1	0	0	1	1	2					
Bob Johnson, R (1.3)		0-0 6-3		0-0 G6-4-3			0-0 6-3		0-0 HR	4	1	1	2	0	0	1					
Boog Powell, L (9.3)									1-H HR	0	0	0	0	0	0	0					
Sam Bowens, R (1.9)		0-3 K			0-3 K		0-0 5-3		0-0 F6	4	0	0	0	0	2	0					
Jerry Adair, R (1.4)		0-0 FC5-4 1B			0-0 F5			0-0 E 1B	0-0 L4	4	0	2	0	0	0	0					
Dick Brown, R (1.2)		0-0 FC5-4			0-0 1B			0-0 F8		3	0	1	0	0	0	2					
Steve Barber, L (1.1)			0-3 K		0-0 F4			0-0 E1 FC6-4		3	0	0	0	0	1	2					
Inning Stats	R: 0 E: 0 K: 0 S: 3	H: 0 LOB: 1 BB: 1 P: 7	R: 0 E: 0 K: 1 S: 6	H: 1 LOB: 1 BB: 0 P: 6	R: 0 E: 0 K: 2 S: 7	H: 0 LOB: 0 BB: 0 P: 7	R: 0 E: 0 K: 1 S: 4	H: 0 LOB: 0 BB: 0 P: 5	R: 0 E: 0 K: 1 S: 6	H: 1 LOB: 1 BB: 0 P: 6	R: 0 E: 0 K: 0 S: 5	H: 0 LOB: 0 BB: 0 P: 5	R: 0 E: 0 K: 0 S: 3	H: 0 LOB: 0 BB: 0 P: 3	R: 0 E: 1 K: 0 S: 5	H: 1 LOB: 2 BB: 0 P: 5	R: 2 E: 0 K: 0 S: 4	H: 1 LOB: 0 BB: 1 P: 8	1B: 3 2B: 0 3B: 0 HR: 1	SF: 0 SAC: 0 DP: 1 HBP: 1	WP: 0 PA: 34 PB: 0 SB: 0 CS: 0
PITCHER Hank Aguirre, L (1.1) ERA: 3.53	IP: 9.0 WLS: L BF: 34	H: 4 R: 2 ER: 2 SO: 6	BB: 2 IBB: 0 HBP: 1 BLK: 0	WP: 0 HR: 1 S: 43 P: 52	ERA: 2.00 WHIP: 0.667																


Batter	1	2	3	4	5	6	7	8	9	AB	R	H	RBI	BB	SO	LOB	BOTTOM				
George Thomas, R (1.7)	0-0 E6 G3 1B		0-0 F3		0-0 FC6-4			0-0 1B		4	0	2	0	0	0	1	<p>Baltimore Orioles @ Detroit Tigers Tiger Stadium, Detroit, MI Wed Sep 08 1965, 7:05 PM EDT Unknown</p>				
Bill Freehan, R (1.2)	0-0 L9		0-0 4-3			0-0 F8		0-0 F9		4	0	0	0	0	2						
Norm Cash, L (1.3)	0-0 G3			0-0 F3		4-0 L6-4-3 BB			0-0 4-3	3	0	0	0	1	0						
Al Kaline, R (1.9)	0-0 L9			0-0 L4-3		0-0 L6-4-3			0-0 FC5-4 1B	4	0	1	0	0	2						
Don Wert, R (1.5)		0-0 FC4-6 1B		0-0 1B			0-0 6-3		0-0 FC5-4	4	0	2	0	0	1						
Mickey Stanley, R (1.8)		0-0 FC4-6		0-0 F6			0-0 1-3		0-0 L7	4	0	0	0	0	3						
Ray Oyler, R (1.6)		0-3 K			0-0 F8		0-3 K			3	0	0	0	2	1						
George Smith, R (1.4)		0-0 5-3			0-0 G3			0-3 K		3	0	0	0	1	1						
Hank Aguirre, R (1.1)			0-3 K		4-0 FC6-4 BB			0-0 4-3		2	0	0	0	1	1	0					
Inning Stats	R: 0 E: 1 K: 0 S: 4	H: 1 LOB: 1 BB: 0 P: 4	R: 0 E: 0 K: 1 S: 6	H: 1 LOB: 1 BB: 0 P: 6	R: 0 E: 0 K: 1 S: 5	H: 0 LOB: 0 BB: 0 P: 5	R: 0 E: 0 K: 0 S: 4	H: 1 LOB: 1 BB: 0 P: 4	R: 0 E: 0 K: 0 S: 3	H: 0 LOB: 1 BB: 1 P: 7	R: 0 E: 0 K: 0 S: 2	H: 0 LOB: 0 BB: 1 P: 6	R: 0 E: 0 K: 1 S: 5	H: 0 LOB: 0 BB: 0 P: 5	R: 0 E: 0 K: 1 S: 6	H: 1 LOB: 1 BB: 0 P: 6	R: 0 E: 0 K: 0 S: 4	H: 1 LOB: 1 BB: 0 P: 4	1B: 5 2B: 0 3B: 0 HR: 0	SF: 0 SAC: 0 DP: 1 HBP: 0	WP: 0 PA: 33 PB: 0 SB: 0 CS: 0
PITCHER Steve Barber, L (1.1) ERA: 2.78	IP: 9.0 WLS: W BF: 33	H: 5 R: 0 ER: 0 SO: 4	BB: 2 IBB: 0 HBP: 0 BLK: 0	WP: 0 HR: 0 S: 39 P: 47	ERA: 0.00 WHIP: 0.778																

Batter	1	2	3	4	5	6	7	8	9	AB	R	H	RBI	BB	SO	LOB	TOP		
Luis Aparicio, R (1, 6) OBP: 0.288, SLG: 0.356	5-3		F3			2B			K	4	0	1	0	0	1	0	<p>Baltimore Orioles @ Detroit Tigers Tiger Stadium, Detroit, MI Wed Sep 08 1965, 7:05 PM EDT Att: 10,660 - Unknown</p> <p>livebaseballscorecards.com</p> <p>AB 29 R 0 H 3 RBI 0 BB 0 SO 6 LOB 4</p> 		
Russ Snyder, L (1, 9) OBP: 0.313, SLG: 0.312	FC5-4 1B			4-3		L4			F7	4	0	1	0	0	0	1			
Boog Powell, L (1, 3) OBP: 0.330, SLG: 0.374	FC5-4 1-2			F6			4-3			3	0	0	0	0	0	1			
Brooks Robinson, R (1, 5) OBP: 0.357, SLG: 0.444	1-3			K			K			3	0	0	0	0	2	1			
Curt Blefary, L (1, 7) OBP: 0.377, SLG: 0.472		L9					L9			3	0	0	0	0	0	0			
Charlie Lau, L (1, 2) OBP: 0.383, SLG: 0.417		4-3							F7	3	0	1	0	0	0	0			
Andy Etchebarena, R (8, 2) OBP: 0.333, SLG: 1.333						G6-4-3 1B				0	0	0	0	0	0	0			
Jerry Adair, R (1, 4) OBP: 0.292, SLG: 0.329			F7			G6-4-3 1-2			K	3	0	0	0	0	1	1			
Paul Blair, R (1, 8) OBP: 0.302, SLG: 0.331			5-3			K			K	3	0	0	0	0	2	0			
Darold Knowles, L (1, 1)			4-3							2	0	0	0	0	0	0			
Ed Barnowski, R (7, 1)			4-3			6-3				0	0	0	0	0	0	0			
Norm Siebern, L (9, PH) OBP: 0.365, SLG: 0.415									L9	1	0	0	0	0	0	0			
Inning Stats	R: 0 E: 0 K: 0 S: 4	H: 1 LOB: 1 BB: 0 P: 4	R: 0 E: 0 K: 0 S: 3	H: 0 LOB: 0 BB: 0 P: 3	R: 0 E: 0 K: 0 S: 3	H: 0 LOB: 0 BB: 0 P: 3	R: 0 E: 0 K: 1 S: 5	H: 1 LOB: 1 BB: 0 P: 6	R: 0 E: 0 K: 1 S: 5	H: 0 LOB: 0 BB: 0 P: 5	R: 0 E: 0 K: 2 S: 7	H: 0 LOB: 0 BB: 0 P: 7	R: 0 E: 0 K: 1 S: 5	H: 0 LOB: 0 BB: 0 P: 5	R: 0 E: 0 K: 1 S: 5	H: 0 LOB: 0 BB: 0 P: 5	1B: 2 2B: 1 3B: 0 HR: 0	SF: 0 SAC: 0 DP: 1 HBP: 0	WP: 0 PA: 29 PB: 0 SB: 0 CS: 0
PITCHER Dave Wickersham, R (1, 1) ERA: 4.08	IP: 9.0 WLS: W BF: 29 H: 3 R: 0 ER: 0 SO: 6 BB: 0 IBB: 0 HBP: 0 BLK: 0 WP: 0 HR: 0 S: 41 P: 41 ERA: 0.00 WHIP: 0.333															PITCHER			

Batter	1	2	3	4	5	6	7	8	9	AB	R	H	RBI	BB	SO	LOB	BOTTOM		
George Thomas, R (1, 7) OBP: 0.271, SLG: 0.315	6-3		K			K			6-3	4	0	0	0	0	2	0	<p>Baltimore Orioles @ Detroit Tigers Tiger Stadium, Detroit, MI Wed Sep 08 1965, 7:05 PM EDT Att: 10,660 - Unknown</p> <p>livebaseballscorecards.com</p> <p>AB 27 R 5 H 5 RBI 4 BB 3 SO 6 LOB 5</p> 		
Bill Freehan, R (1, 2) OBP: 0.293, SLG: 0.332	F9		F9			F9			F2	4	0	0	0	0	0	0			
Norm Cash, L (1, 3) OBP: 0.354, SLG: 0.463	K			L8 BB		HR 2B			K	3	1	1	0	1	2	0			
Al Kaline, R (1, 9) OBP: 0.400, SLG: 0.499		E8 1B FC6-4 1B		L8 1-2		HR IBB				2	2	1	0	1	0	1			
Don Wert, R (1, 5) OBP: 0.351, SLG: 0.378		FC6-4 1B		F4		HR				3	1	2	3	0	0	0			
Mickey Stanley, R (1, 8) OBP: 0.282, SLG: 0.538		FC6-4 BLK 1-2 3-H			1-3 WP 2B	6-3				3	1	1	1	0	0	1			
Ray Oyler, R (1, 6) OBP: 0.299, SLG: 0.351					1-3 BB				5-3	2	0	0	0	1	0	1			
George Smith, R (1, 4) OBP: 0.135, SLG: 0.059		G6-4-3			6-3				5-3	3	0	0	0	0	2	0			
Dave Wickersham, R (1, 1) OBP: 0.059, SLG: 0.059						K			F8	3	0	0	0	0	2	0			
Inning Stats	R: 0 E: 0 K: 1 S: 5	H: 0 LOB: 0 BB: 0 P: 5	R: 1 E: 1 K: 0 S: 4	H: 2 LOB: 1 BB: 1 P: 8	R: 0 E: 0 K: 2 S: 7	H: 0 LOB: 0 BB: 0 P: 7	R: 0 E: 0 K: 0 S: 2	H: 0 LOB: 0 BB: 1 P: 6	R: 1 E: 0 K: 1 S: 6	H: 1 LOB: 0 BB: 0 P: 6	R: 3 E: 0 K: 1 S: 7	H: 2 LOB: 0 BB: 1 P: 11	R: 0 E: 0 K: 0 S: 3	H: 0 LOB: 0 BB: 0 P: 3	R: 0 E: 0 K: 1 S: 5	H: 0 LOB: 0 BB: 0 P: 5		1B: 2 2B: 2 3B: 0 HR: 1	SF: 0 SAC: 0 DP: 1 HBP: 0
PITCHER Darold Knowles, L (1, 1) ERA: 9.88	IP: 6.0 WLS: L BF: 24 H: 5 R: 5 ER: 5 SO: 5 BB: 2 IBB: 1 HBP: 0 BLK: 1 WP: 1 HR: 1 S: 31 P: 43 ERA: 7.50 WHIP: 1.167															PITCHER			
Ed Barnowski, R (7, 1) ERA:	IP: 2.0 WLS: L BF: 6 H: 0 R: 0 ER: 0 SO: 1 BB: 0 IBB: 0 HBP: 0 BLK: 0 WP: 0 HR: 0 S: 8 P: 8 ERA: 0.00 WHIP: 0.000															PITCHER			

Batter	1	2	3	4	5	6	7	8	9	AB	R	H	RBI	BB	SO	LOB	TOP		
Jose Tartabull, L (1,9) OBP: 0.360, SLG: 0.404	F3		6-3					G3		4	0	1	0	0	0	0	Kansas City Athletics @ Baltimore Orioles Memorial Stadium, Baltimore, MD Fri Sep 10 1965, 7:05 PM EDT Unknown		
Dick Green, R (1,4) OBP: 0.302, SLG: 0.373	5-3		6-3					L1		4	0	0	0	0	1	2			
Wayne Causey, L (1,6) OBP: 0.355, SLG: 0.360	F8		G3					F7		4	0	0	0	0	0	0			
Ed Charles, R (1,5) OBP: 0.339, SLG: 0.414				4-3				F7		4	1	2	1	0	0	0			
Jim Landis, R (1,8) OBP: 0.358, SLG: 0.312		5-3		F9				G4-6-3	1B	4	0	0	0	0	1	1			
Ken Harrelson, R (1,3) OBP: 0.323, SLG: 0.415		K		5-3						4	0	1	0	0	1	0			
Billy Bryan, L (1,2) OBP: 0.311, SLG: 0.436		E1						F7		3	1	1	0	0	0	1			
Tommy Reynolds, R (1,7) OBP: 0.324, SLG: 0.327				F7				F9		3	0	1	1	0	0	2			
Fred Talbot, R (1,1) OBP: 0.243, SLG: 0.258				K				F8		3	0	0	0	0	1	3			
John Wyatt, R (8,1)										0	0	0	0	0	0	0			
Inning Stats	R: 0 E: 0 K: 0 S: 3	H: 0 LOB: 0 BB: 0 P: 3	R: 2 E: 1 K: 1 S: 8	H: 2 LOB: 1 BB: 0 P: 8	R: 0 E: 0 K: 0 S: 3	H: 0 LOB: 0 BB: 0 P: 3	R: 0 E: 0 K: 0 S: 3	H: 0 LOB: 0 BB: 0 P: 3	R: 0 E: 0 K: 1 S: 5	H: 2 LOB: 2 BB: 0 P: 9	R: 0 E: 0 K: 0 S: 4	H: 1 LOB: 1 BB: 0 P: 4	R: 0 E: 0 K: 0 S: 3	H: 0 LOB: 0 BB: 0 P: 3	R: 0 E: 0 K: 0 S: 3	H: 1 LOB: 0 BB: 0 P: 3	1B: 4 2B: 1 3B: 0 HR: 1	SF: 0 SAC: 0 DP: 1 HBP: 0	WP: 0 PA: 33 CS: 0
PITCHER	IP WLS BF H R ER SO BB IBB HBP BLK WP HR S P ERA WHIP																		
Mitt Pappas, R (1,1) ERA: 2.43	7.0		27	5	2	1	4	0	0	0	0	0	0	0	1	35	35	1.29	0.714
Stu Miller, R (8,1) ERA: 2.01	2.0	W	6	1	0	0	0	0	0	0	0	0	0	0	0	6	6	0.00	0.500

Batter	1	2	3	4	5	6	7	8	9	AB	R	H	RBI	BB	SO	LOB	BOTTOM		
Luis Aparicio, R (1,6) OBP: 0.286, SLG: 0.353	6-3		6-3							4	0	0	0	0	0	1	Kansas City Athletics @ Baltimore Orioles Memorial Stadium, Baltimore, MD Fri Sep 10 1965, 7:05 PM EDT Unknown		
Russ Snyder, L (1,9) OBP: 0.318, SLG: 0.321	G3									4	1	3	1	0	0	0			
Boog Powell, L (1,3) OBP: 0.333, SLG: 0.382										3	0	2	1	1	0	1			
Brooks Robinson, R (1,5) OBP: 0.356, SLG: 0.449	L6		F9							4	1	1	1	0	0	4			
Curt Blefary, L (1,7) OBP: 0.380, SLG: 0.481										3	1	2	1	1	0	0			
Jerry Adair, R (1,4) OBP: 0.294, SLG: 0.336		F4		G5-4-3						4	1	2	1	0	0	2			
Paul Blair, R (1,8) OBP: 0.301, SLG: 0.333		F9								4	0	1	0	0	0	2			
Dick Brown, R (1,2) OBP: 0.307, SLG: 0.379		F9		F7						3	0	0	0	1	0	2			
Mitt Pappas, R (1,1) OBP: 0.095, SLG: 0.129										2	0	0	0	0	1	0			
Charlie Lau, L (7,PH) OBP: 0.368, SLG: 0.422			F7							1	0	1	0	0	0	0			
Mark Belanger, R (7,PR) OBP: 0.125, SLG: 0.133										0	1	0	0	0	0	0			
Stu Miller, R (8,1) OBP: 0.125, SLG: 0.133										1	0	0	0	0	1	1			
Inning Stats	R: 0 E: 0 K: 0 S: 4	H: 1 LOB: 1 BB: 0 P: 4	R: 0 E: 0 K: 0 S: 3	H: 0 LOB: 1 BB: 1 P: 7	R: 1 E: 0 K: 0 S: 5	H: 2 LOB: 1 BB: 0 P: 5	R: 0 E: 0 K: 0 S: 4	H: 2 LOB: 1 BB: 0 P: 4	R: 0 E: 0 K: 1 S: 6	H: 1 LOB: 2 BB: 1 P: 10	R: 0 E: 0 K: 0 S: 3	H: 1 LOB: 0 BB: 0 P: 3	R: 1 E: 0 K: 0 S: 5	H: 2 LOB: 1 BB: 0 P: 5	R: 3 E: 0 K: 1 S: 7	H: 3 LOB: 1 BB: 1 P: 11	1B: 5 2B: 5 3B: 0 HR: 3	SF: 0 SAC: 0 DP: 3 HBP: 0	WP: 0 PA: 36 CS: 1
PITCHER	IP WLS BF H R ER SO BB IBB HBP BLK WP HR S P ERA WHIP																		
Fred Talbot, R (1,1) ERA: 3.88	7.0	L	31	10	3	3	1	2	0	0	0	0	0	0	1	31	39	3.86	1.714
John Wyatt, R (8,1) ERA: 2.35	1.0		5	2	2	2	1	1	0	0	0	0	0	0	2	6	10	18.00	3.000



Batter	1	2	3	4	5	6	7	8	9	AB	R	H	RBI	BB	SO	LOB	TOP					
Jose Tartabull, L (1, 8) OBP: 0.371, SLG: 0.414	1-3		1-2		G6-4-3		F6		F7	5	0	2	1	0	0	2						
Tommie Reynolds, R (1, 7) OBP: 0.327, SLG: 0.324	5-3		F8		G6-4-3		FC6-4			4	0	0	0	0	0	4						
Wayne Causey, L (1, 6) OBP: 0.350, SLG: 0.354	F4		1-3				4-3		K	4	0	0	0	0	1	1						
Ed Charles, R (1, 5) OBP: 0.340, SLG: 0.416		6-3			F9				K	4	1	2	0	0	1	0						
Ken Harrelson, R (1, 3) OBP: 0.326, SLG: 0.426 John Wyatt, R (9, 1)	6-3		F5				2B		K	3	0	0	0	1	1	1						
Billy Bryan, L (1, 2) OBP: 0.315, SLG: 0.438	1B						BB		K	0	0	0	0	0	0	0						
Mike Hershberger, R (1, 9) OBP: 0.290, SLG: 0.314	1B		F7				F6		SH3-4	3	1	2	0	1	0	2						
Dick Green, R (1, 4) OBP: 0.310, SLG: 0.376	4-3								1B	3	0	1	1	0	0	3						
Rollie Sheldon, R (1, 1) OBP: 0.125, SLG: 0.087 Santiago Rosario, L (9, PH) OBP: 0.289, SLG: 0.358	1B								SH3-4	3	0	1	1	0	0	3						
Inning Stats	R: 0 E: 0 K: 0 S: 3	H: 0 LOB: 0 BB: 0 P: 3	R: 1 E: 0 K: 0 S: 4	H: 2 LOB: 1 BB: 1 P: 8	R: 0 E: 0 K: 0 S: 4	H: 2 LOB: 1 BB: 0 P: 4	R: 0 E: 0 K: 0 S: 4	H: 1 LOB: 1 BB: 0 P: 4	R: 1 E: 0 K: 1 S: 6	H: 2 LOB: 0 BB: 0 P: 6	R: 0 E: 0 K: 0 S: 4	H: 1 LOB: 2 BB: 1 P: 8	R: 0 E: 0 K: 1 S: 5	H: 0 LOB: 1 BB: 1 P: 9	R: 0 E: 0 K: 3 S: 9	H: 0 LOB: 0 BB: 0 P: 9	R: 1 E: 0 K: 0 S: 5	H: 2 LOB: 1 BB: 0 P: 5	1B: 8 2B: 3 3B: 0 HR: 0	SF: 0 SAC: 1 DP: 2 HBP: 0	WP: 0 PB: 1 CS: 1	PA: 37
PITCHER	IP	WLS	BF	H	R	ER	SO	BB	IBB	HBP	BLK	WP	HR	S	P	ERA	WHIP					
Wally Bunker, R (1, 1) ERA: 3.55	8.0		32	8	2	1	5	3	0	0	0	0	0	39	51	1.12	1.375					
Dick Hall, R (9, 1) ERA: 3.23	1.0	L	5	2	1	1	0	0	0	0	0	0	0	5	5	9.00	2.000					

Kansas City Athletics @ Baltimore Orioles
 Memorial Stadium, Baltimore, MD
 Sat Sep 11 1965, 7:05 PM EDT
 Att: 3,889 - Unknown

AB	33
R	3
H	10
RBI	3
BB	3
SO	5
LOB	18



Batter	1	2	3	4	5	6	7	8	9	AB	R	H	RBI	BB	SO	LOB	BOTTOM					
Luis Aparicio, R (1, 6) OBP: 0.285, SLG: 0.352	F8		1B		6-3			F8		4	0	1	0	0	0	0						
Russ Snyder, L (1, 9) OBP: 0.317, SLG: 0.317	F8		1B				1-3			3	0	1	0	1	0	0						
Boog Powell, L (1, 3) OBP: 0.336, SLG: 0.406	3B		F9				HR		G3	4	2	2	1	0	0	3						
Brooks Robinson, R (1, 5) OBP: 0.358, SLG: 0.459	1B		F9				F7		F7	4	0	1	1	0	0	2						
Curt Blefary, L (1, 7) OBP: 0.376, SLG: 0.479	F9				4-3		F9		4-3	4	0	0	0	0	0	1						
Jerry Adair, R (1, 4) OBP: 0.293, SLG: 0.337			G6-4-3		F3		F9		6-3	4	0	1	0	0	0	0						
Paul Blair, R (1, 8) OBP: 0.301, SLG: 0.332		K			5-3					3	0	1	0	0	1	1						
Dick Brown, R (1, 2) OBP: 0.301, SLG: 0.372		G6-4-3					K		5-3	3	0	0	0	0	1	2						
Wally Bunker, R (1, 1) ERA: 4.02 Charlie Lau, L (8, PH) OBP: 0.365, SLG: 0.418 Dick Hall, R (9, 1) OBP: 0.467, SLG: 0.538							K		G3	2	0	0	0	0	2	0						
Inning Stats	R: 1 E: 0 K: 0 S: 5	H: 2 LOB: 1 BB: 0 P: 5	R: 0 E: 0 K: 1 S: 5	H: 1 LOB: 0 BB: 0 P: 5	R: 0 E: 0 K: 1 S: 7	H: 2 LOB: 2 BB: 0 P: 7	R: 0 E: 0 K: 0 S: 3	H: 0 LOB: 0 BB: 0 P: 3	R: 0 E: 0 K: 2 S: 7	H: 0 LOB: 0 BB: 0 P: 7	R: 1 E: 0 K: 0 S: 4	H: 1 LOB: 0 BB: 0 P: 4	R: 0 E: 0 K: 0 S: 3	H: 1 LOB: 0 BB: 0 P: 3	R: 0 E: 0 K: 0 S: 3	H: 0 LOB: 1 BB: 1 P: 7	R: 0 E: 0 K: 0 S: 3	H: 0 LOB: 0 BB: 0 P: 3	1B: 5 2B: 0 3B: 1 HR: 1	SF: 0 SAC: 0 DP: 1 HBP: 0	WP: 0 PB: 0 CS: 1	PA: 33
PITCHER	IP	WLS	BF	H	R	ER	SO	BB	IBB	HBP	BLK	WP	HR	S	P	ERA	WHIP					
Rollie Sheldon, R (1, 1) ERA: 4.02	8.0	W	30	7	2	2	4	1	0	0	0	0	0	37	41	2.25	1.000					
John Wyatt, R (9, 1) ERA: 2.32	1.0	S	3	0	0	0	0	0	0	0	0	0	0	3	3	0.00	0.000					

Kansas City Athletics @ Baltimore Orioles
 Memorial Stadium, Baltimore, MD
 Sat Sep 11 1965, 7:05 PM EDT
 Att: 3,889 - Unknown


AB	32
R	2
H	7
RBI	2
BB	1
SO	4
LOB	9



Batter	1	2	3	4	5	6	7	8	9	AB	R	H	RBI	BB	SO	LOB	TOP										
Mickey Stanley, R (1, 8) OBP: 0.294, SLG: 0.490 Gates Brown, L (7, PH) OBP: 0.285, SLG: 0.444 (7, 7)	0-0 1B		0-0 6-3		0-0 6-3		0-0 F3		0-0 F4	3	0	1	0	0	0	1											
Jerry Lumpe, L (1, 4) George Smith, R (4, 4) OBP: 0.128, SLG: 0.056	0-0 F7		1-0 HR HBP		0-3 K		0-3 K			1	1	0	0	0	0	1											
Norm Cash, L (1, 3) OBP: 0.360, SLG: 0.474	0-0 G4-6-3 1-2		0-0 HR		0-0 6-3			4-0 L1-3 BB		3	1	1	2	1	0	1											
Al Kaline, R (1, 9) OBP: 0.392, SLG: 0.484 (7, 8)		0-0 L7	0-0 L5-3		0-3 K		0-0 L1-3			4	0	0	0	0	1	1											
Don Wert, R (1, 5) OBP: 0.347, SLG: 0.373		0-0 5-3		0-0 5-3		0-3 K		0-0 F4		4	0	0	0	0	1	1											
Willie Horton, R (1, 7) OBP: 0.343, SLG: 0.508 (7, 9)		0-0 2B 1B		0-0 F8			0-0 5-3	0-3 K		4	1	1	0	0	1	1											
Bill Freehan, R (1, 2) OBP: 0.299, SLG: 0.341		0-0 2B 1B		0-0 F4			0-0 2B 1B		0-0 4-3 1B	4	0	3	1	0	0	0											
Ray Oyler, R (1, 6) Jim Northrup, L (9, PH) OBP: 0.257, SLG: 0.314	0-3 K				0-0 SH3-4 1B		0-0 2B		0-0 4-3 1-2	3	0	2	0	0	1	1											
Hank Aquirre, R (1, 1) Don Demeter, R (7, PH) Orlando Pena, R (7, 1) Bill Roman, L (9, PH) OBP: 0.130, SLG: 0.091			0-0 5-3		0-0 SH3-4 1-2		4-0 IBB		0-3 K	1	0	0	0	0	0	0											
Inning Stats	R: 0 E: 0 K: 0 S: 3	H: 1 LOB: 0 BB: 0 P: 3	R: 1 E: 0 K: 1 S: 7	H: 2 LOB: 1 BB: 0 P: 7	R: 2 E: 1 K: 0 S: 4	H: 1 LOB: 0 BB: 0 P: 5	R: 0 E: 0 K: 0 S: 3	H: 0 LOB: 0 BB: 0 P: 3	R: 0 E: 0 K: 1 S: 6	H: 1 LOB: 1 BB: 0 P: 6	R: 0 E: 0 K: 2 S: 7	H: 0 LOB: 0 BB: 0 P: 7	R: 0 E: 0 K: 1 S: 5	H: 0 LOB: 1 BB: 1 P: 9	R: 0 E: 0 K: 1 S: 6	H: 1 LOB: 1 BB: 0 P: 6	1B: 5 2B: 2 3B: 0 HR: 1	SF: 0 SAC: 1 DP: 1 HBP: 1	WP: 0 PB: 0 SB: 0 CS: 0	PA: 37							
PITCHER	IP	WLS	BF	H	R	ER	SO	BB	IBB	HBP	BLK	WP	HR	S	P	ERA	WHIP										
Steve Barber, L (1, 1) ERA: 2.83	6.1		27	7	3	3	4	0	1	1	0	0	1	33	38	4.26	1.105										
Stu Miller, R (7, 1) ERA: 1.96	2.2	W	10	1	0	0	3	1	0	0	0	0	0	15	19	0.00	0.750										

Detroit Tigers @ Baltimore Orioles
Memorial Stadium, Baltimore, MD
 Tue Sep 14 1965, 7:05 PM EDT
 Unknown


AB 33
 R 3
 H 8
 RBI 3
 BB 2
 SO 7
 LOB 17



Batter	1	2	3	4	5	6	7	8	9	AB	R	H	RBI	BB	SO	LOB	BOTTOM										
Luis Aparicio, R (1, 6) OBP: 0.283, SLG: 0.349	0-0 L9		0-0 4-3		0-0 L9		0-3 K			4	0	0	0	0	1	1											
Paul Blair, R (1, 8) OBP: 0.300, SLG: 0.331	0-0 L9		0-0 BB 1B		0-0 F5		0-0 5-3			4	0	1	0	0	0	1											
Curt Blefary, L (1, 7) Russ Snyder, L (9, 7) OBP: 0.317, SLG: 0.317	0-3 K		4-0 BB		0-3 K			0-0 L8		3	0	0	0	1	2	1											
Brooks Robinson, R (1, 5) OBP: 0.361, SLG: 0.467		0-0 HR	0-0 F4		0-0 HR 1B		0-0 HR 1B		0-0 HR 1B	4	3	3	1	0	0	2											
Bob Johnson, R (1, 3) Boog Powell, L (8, PH) OBP: 0.338, SLG: 0.415 (9, 3)		4-0 G5-4-3 BB		0-0 F5		0-3 K		0-0 HR		2	0	0	0	1	1	1											
Sam Bowens, R (1, 9) OBP: 0.207, SLG: 0.295		0-0 G5-4-3 1-2		0-0 F8		0-0 HR		0-0 1-3		4	1	1	2	0	0	1											
Jerry Adair, R (1, 4) OBP: 0.295, SLG: 0.337		4-0 BB		0-0 1B		0-0 6-3		0-0 F2		3	0	1	0	1	0	0											
Dick Brown, R (1, 2) OBP: 0.297, SLG: 0.367		0-3 K		0-0 1-3		0-0 6-3				3	0	0	0	0	1	2											
Steve Barber, L (1, 1) Stu Miller, R (7, 1) OBP: 0.118, SLG: 0.125			0-0 1-3		4-0 BB		0-0 F2			1	0	0	0	1	0	0											
Inning Stats	R: 0 E: 0 K: 1 S: 5	H: 0 LOB: 0 BB: 0 P: 5	R: 1 E: 0 K: 1 S: 5	H: 1 LOB: 2 BB: 2 P: 13	R: 0 E: 0 K: 0 S: 4	H: 1 LOB: 2 BB: 1 P: 8	R: 0 E: 0 K: 0 S: 4	H: 1 LOB: 1 BB: 0 P: 4	R: 0 E: 0 K: 1 S: 7	H: 2 LOB: 0 BB: 0 P: 7	R: 0 E: 0 K: 1 S: 5	H: 0 LOB: 0 BB: 0 P: 5	R: 2 E: 0 K: 0 S: 5	H: 2 LOB: 0 BB: 0 P: 5	R: 2 E: 0 K: 0 S: 5	H: 2 LOB: 0 BB: 0 P: 5	1B: 4 2B: 0 3B: 0 HR: 3	SF: 0 SAC: 0 DP: 1 HBP: 0	WP: 0 PB: 0 SB: 0 CS: 0	PA: 34							
PITCHER	IP	WLS	BF	H	R	ER	SO	BB	IBB	HBP	BLK	WP	HR	S	P	ERA	WHIP										
Hank Aquirre, L (1, 1) ERA: 3.56	6.0		26	5	3	3	4	4	0	0	0	0	1	30	46	4.50	1.500										
Orlando Pena, R (7, 1) ERA: 4.3	2.0	L	8	2	2	2	1	0	0	0	0	0	1	10	10	9.00	1.000										

Detroit Tigers @ Baltimore Orioles
Memorial Stadium, Baltimore, MD
 Tue Sep 14 1965, 7:05 PM EDT
 Unknown

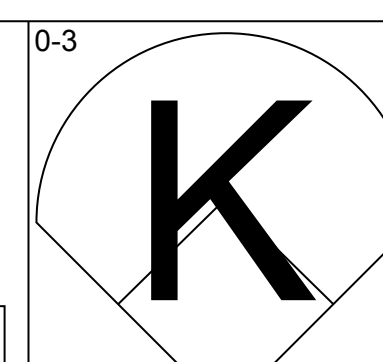
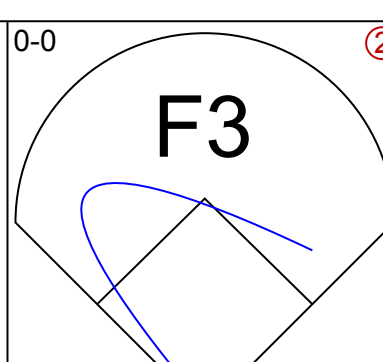
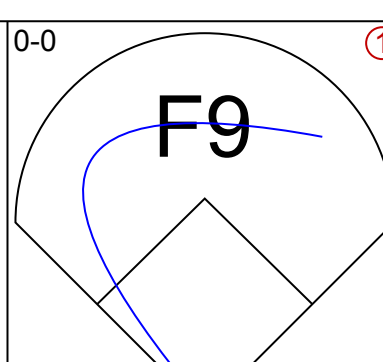
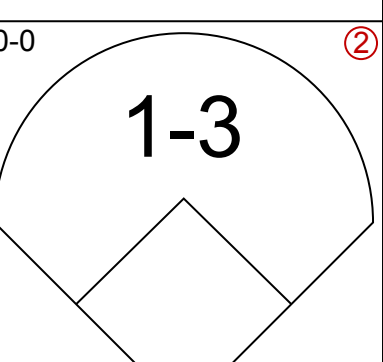
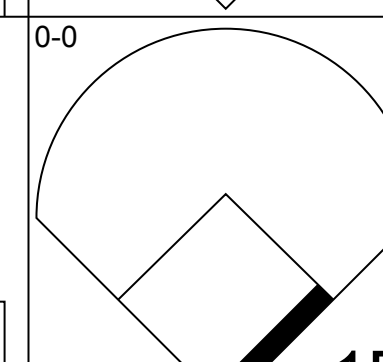
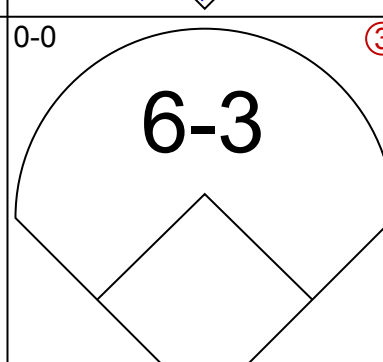
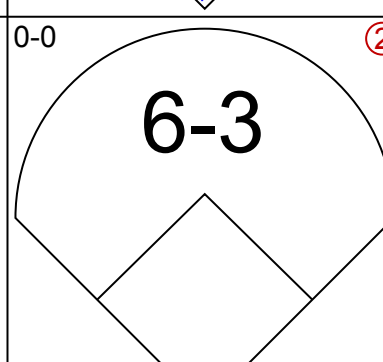
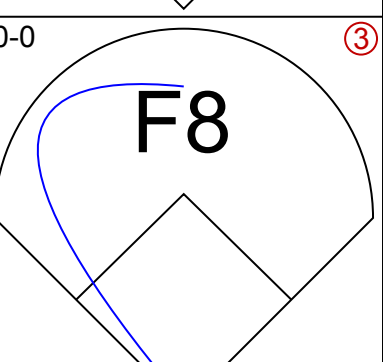
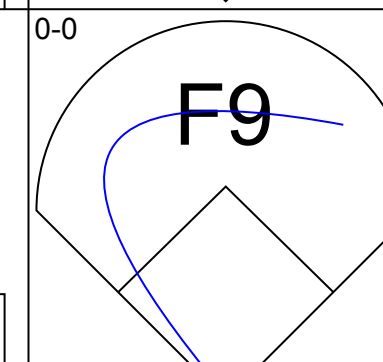
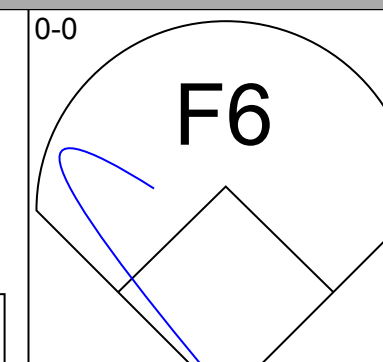
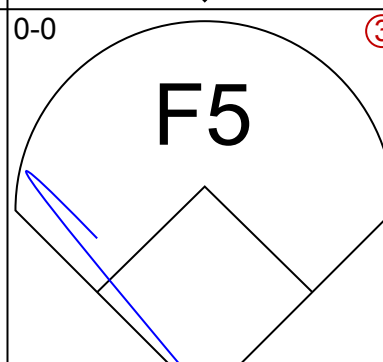
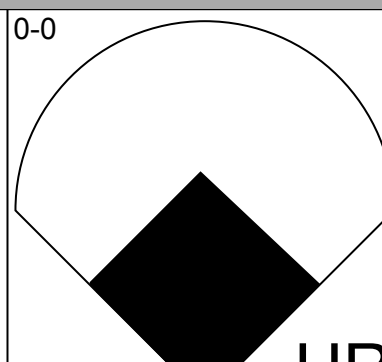
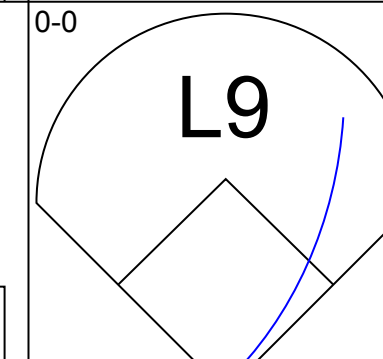
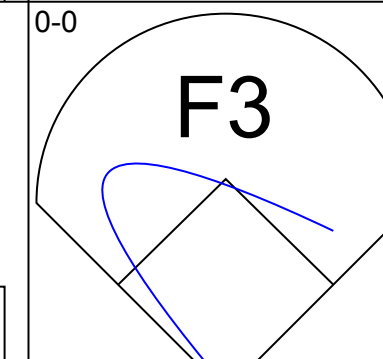
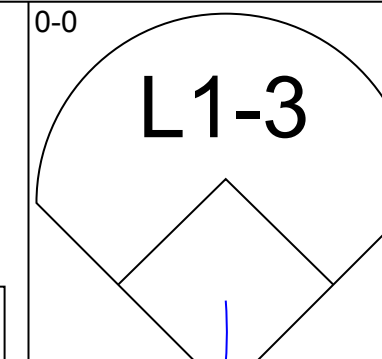
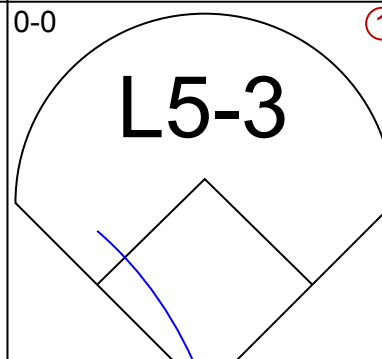
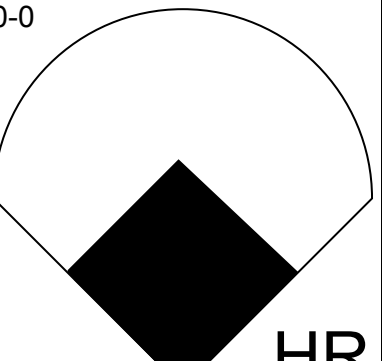
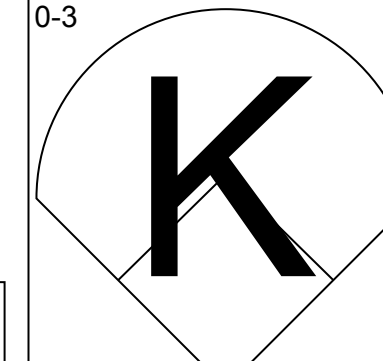
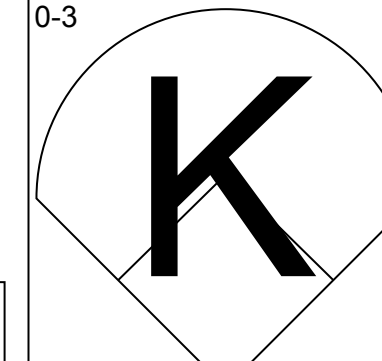
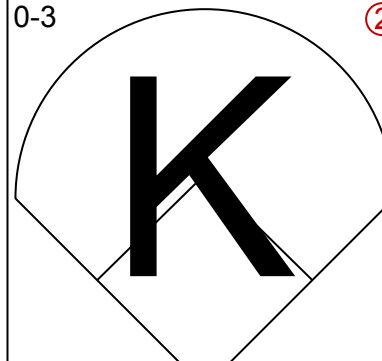
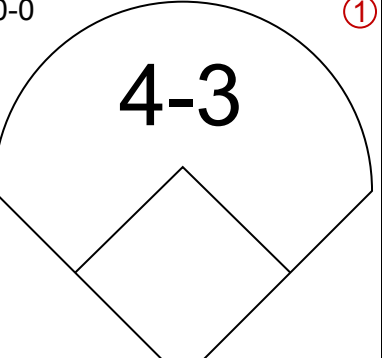
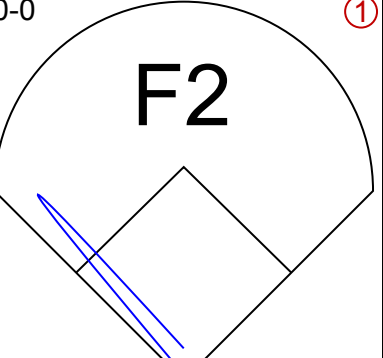
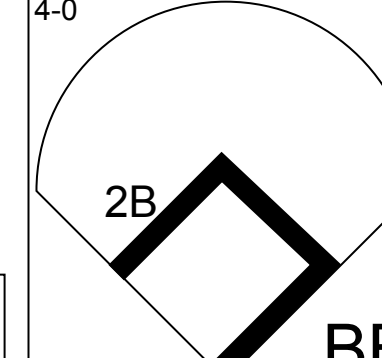
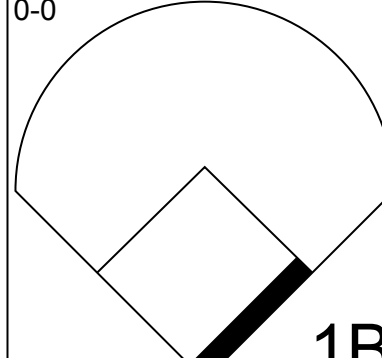
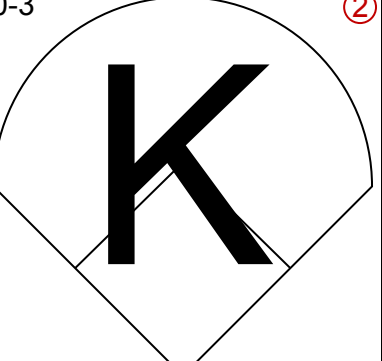
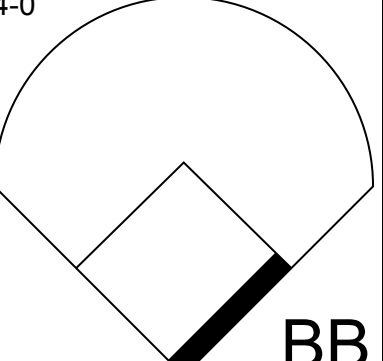
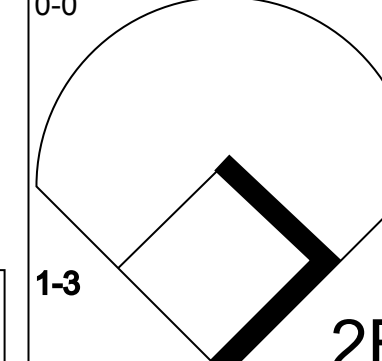
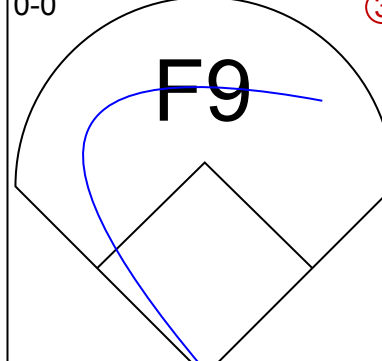
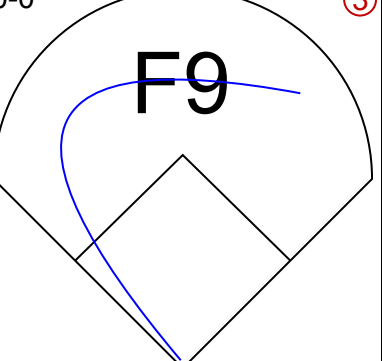
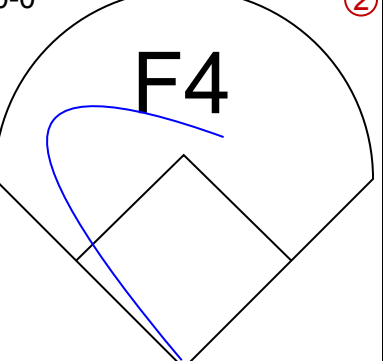
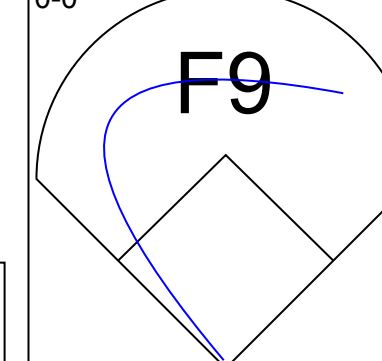

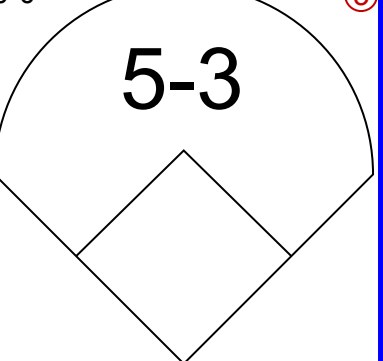
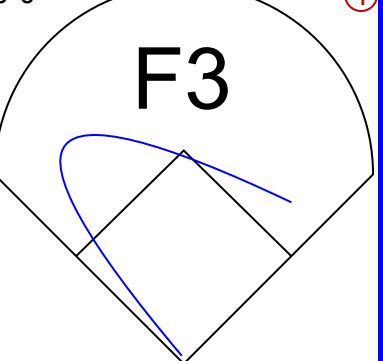
AB 30
 R 5
 H 7
 RBI 5
 BB 4
 SO 5
 LOB 9



Batter	1	2	3	4	5	6	7	8	9	AB	R	H	RBI	BB	SO	LOB	TOP																			
Mickey Stanley, R OBP: 0.339, SLG: 0.564 (1, 8)	6-3		HR		BB	FC3-5 1B		BB		4	2	3	2	1	0	0	Detroit Tigers @ Baltimore Orioles Memorial Stadium, Baltimore, MD Tue Sep 14 1965, 7:05 PM EDT Att. 4,377 - Unknown																			
Don Wert, R OBP: 0.348, SLG: 0.371 (1, 5)	K		5-3		FC3-5 BB	2B		BB		3	0	0	1	2	1	2																				
Norm Cash, L OBP: 0.364, SLG: 0.485 (1, 3)	K			HR	BB	BB		BB		3	1	2	3	2	1	0																				
Al Kaline, R OBP: 0.393, SLG: 0.483 George Thomas, R OBP: 0.299, SLG: 0.313 (6, 9)		FC5-4 1B		BB	L6-4-3	L9		K		3	0	1	0	1	0	5																				
Willie Horton, R OBP: 0.342, SLG: 0.503 (1, 7)	F4			F4		BB	4-3 BB		K	4	1	0	0	1	2	2																				
Bill Freehan, R OBP: 0.296, SLG: 0.337 (1, 2)	FC5-4 1-2		K		K	4-3		K		5	0	0	0	0	2	3																				
Ray Oyler, R OBP: 0.296, SLG: 0.352 (1, 6)	F9		1-3		BB	BB		K		4	1	0	0	1	1	2																				
George Smith, R OBP: 0.163, SLG: 0.175 (1, 4)			6-3		HR	K		BB		4	1	2	1	0	1	2																				
Dave Wickersham, R OBP: 0.091, SLG: 0.074 (1, 1)			1-3		FC3-5 1B	BB	2B	K		3	1	1	0	1	1	1																				
Inning Stats	R: 0 E: 0 K: 2 S: 7	H: 0 LOB: 0 BB: 0 P: 7	R: 0 E: 0 K: 0 S: 4	H: 1 LOB: 1 BB: 0 P: 4	R: 1 E: 0 K: 0 S: 4	H: 1 LOB: 0 BB: 0 P: 4	R: 1 E: 0 K: 1 S: 6	H: 1 LOB: 1 BB: 1 P: 10	R: 1 E: 0 K: 0 S: 5	H: 3 LOB: 2 BB: 1 P: 9	R: 4 E: 0 K: 1 S: 6	H: 1 LOB: 2 BB: 5 P: 26	R: 0 E: 0 K: 3 S: 9	H: 0 LOB: 0 BB: 0 P: 9	R: 0 E: 0 K: 2 S: 8	H: 2 LOB: 2 BB: 2 P: 16	R: 0 E: 0 K: 1 S: 5	H: 0 LOB: 0 BB: 0 P: 5	1B: 5 2B: 1 3B: 0 HR: 3	SF: 0 SAC: 0 DP: 1 HBP: 0	WP: 0 PB: 0 SB: 0 CS: 0	PA: 43														
PITCHER	IP	WLS	BF	H	R	ER	SO	BB	IBB	HBP	BLK	WP	HR	S	P	ERA	WHIP	PITCHER		IP	WLS	BF	H	R	ER	SO	BB	IBB	HBP	BLK	WP	HR	S	P	ERA	WHIP
Mitt Pappas, R ERA: 2.51 (1, 1)	4.1	L	21	6	3	3	3	2	0	0	0	0	3	25	33	6.23	1.846																			
Jim Palmer, R ERA: 3.73 (5, 1)	1.1		7	0	4	4	1	4	0	0	0	0	0	5	21	27.00	3.000																			
Ed Barnowski, R ERA: 2.08 (6, 1)	2.1		12	3	0	0	5	3	0	0	0	0	0	19	31	0.00	2.571																			
Darold Knowles, L ERA: 9.2 (9, 1)	1.0		3	0	0	0	1	0	0	0	0	0	0	5	5	0.00	0.000																			


Batter	1	2	3	4	5	6	7	8	9	AB	R	H	RBI	BB	SO	LOB	BOTTOM																				
Luis Aparicio, R OBP: 0.283, SLG: 0.350 (1, 6)	K		2B		7-4			4-3		4	0	1	0	0	1	1	Detroit Tigers @ Baltimore Orioles Memorial Stadium, Baltimore, MD Tue Sep 14 1965, 7:05 PM EDT Att. 4,377 - Unknown																				
Russ Snyder, L OBP: 0.316, SLG: 0.316 (1, 9)			F8			G3		F6		4	0	1	0	0	0	1																					
Boog Powell, L OBP: 0.337, SLG: 0.412 (1, 3)	K		G3			F8				3	0	0	0	1	1	2																					
Brooks Robinson, R OBP: 0.361, SLG: 0.465 (1, 5)	L9			6-3		1B				4	0	1	0	0	0	2																					
Curt Blefary, L OBP: 0.376, SLG: 0.474 (1, 7)			G3	5-3	1B			F9		3	1	1	0	0	0	1																					
Charlie Lau, L OBP: 0.357, SLG: 0.407 (1, 2)			5-3		F6			F5		3	0	0	0	0	0	2																					
Jerry Adair, R OBP: 0.293, SLG: 0.335 (1, 4)			G3		K			K		3	0	0	1	0	2	1																					
Paul Blair, R OBP: 0.298, SLG: 0.328 (1, 8)			F3		L9			K		3	0	0	0	0	1	0																					
Mitt Pappas, R OBP: 0.094, SLG: 0.127 Jim Palmer, R OBP: 0.231, SLG: 0.320 Ed Barnowski, R (6, 1) Norm Siebern, L OBP: 0.363, SLG: 0.412 Darold Knowles, L (9, 1)			K			7-4		F7		1	0	0	0	0	0	0																					
Inning Stats	R: 0 E: 0 K: 2 S: 8	H: 1 LOB: 1 BB: 0 P: 8	R: 1 E: 0 K: 0 S: 4	H: 1 LOB: 0 BB: 0 P: 4	R: 0 E: 0 K: 1 S: 6	H: 1 LOB: 1 BB: 0 P: 6	R: 0 E: 0 K: 1 S: 5	H: 0 LOB: 1 BB: 0 P: 6	R: 0 E: 0 K: 0 S: 3	H: 1 LOB: 0 BB: 0 P: 3	R: 0 E: 0 K: 0 S: 4	H: 1 LOB: 1 BB: 0 P: 4	R: 0 E: 0 K: 2 S: 7	H: 0 LOB: 0 BB: 0 P: 7	R: 0 E: 0 K: 0 S: 3	H: 0 LOB: 0 BB: 0 P: 3	R: 0 E: 0 K: 0 S: 2	H: 0 LOB: 0 BB: 1 P: 6	1B: 4 2B: 2 3B: 0 HR: 0	SF: 0 SAC: 0 DP: 2 HBP: 1	WP: 0 PB: 0 SB: 0 CS: 0	PA: 32															
PITCHER	IP	WLS	BF	H	R	ER	SO	BB	IBB	HBP	BLK	WP	HR	S	P	ERA	WHIP	PITCHER		IP	WLS	BF	H	R	ER	SO	BB	IBB	HBP	BLK	WP	HR	S	P	ERA	WHIP	
Dave Wickersham, R ERA: 3.93 (1, 1)	9.0	W	32	5	1	1	6	1	0	1	0	0	0	42	47	1.00	0.667																				

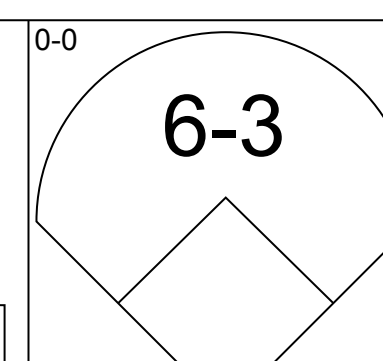
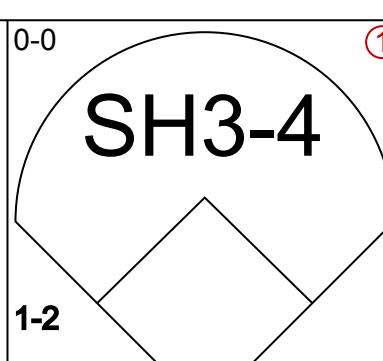
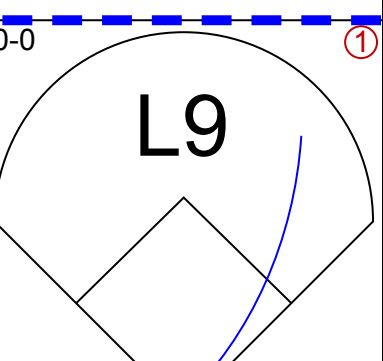
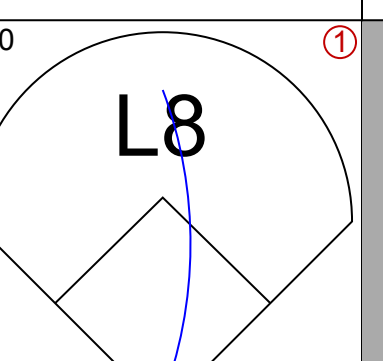
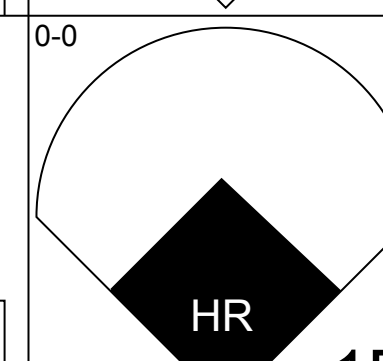
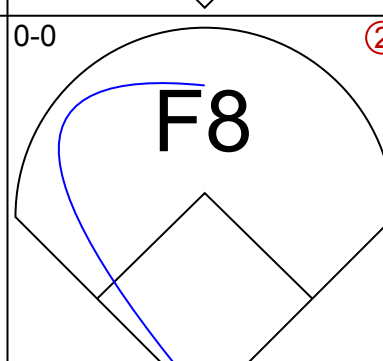
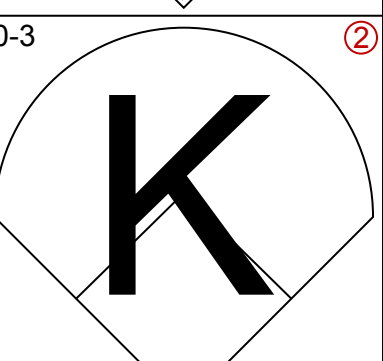
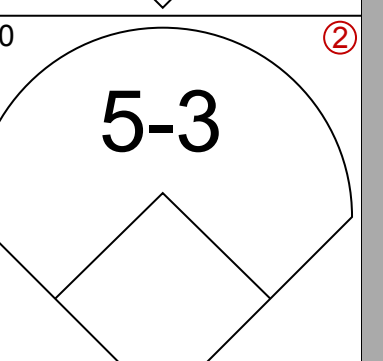
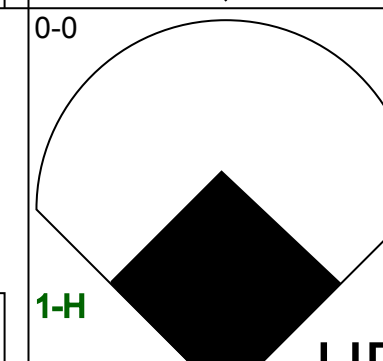
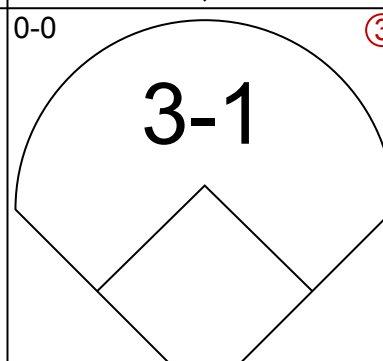
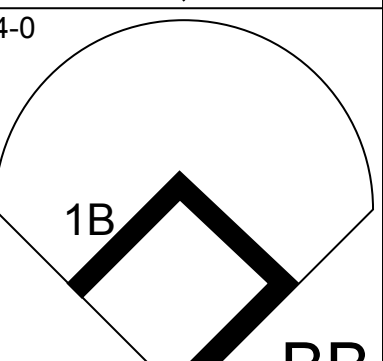
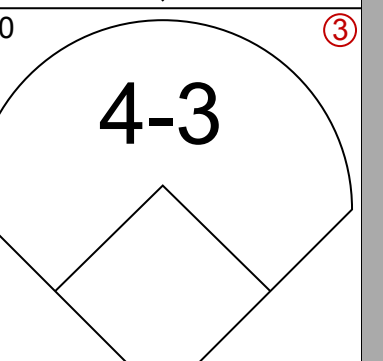
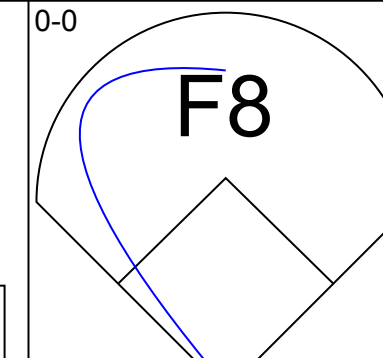
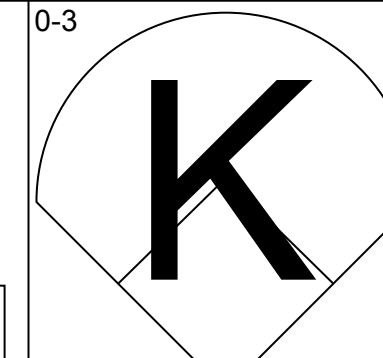
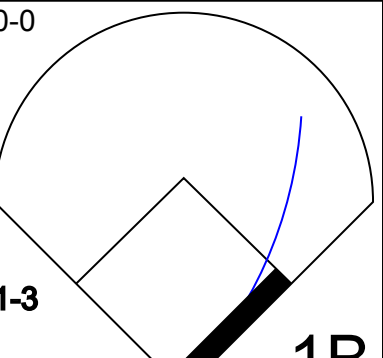
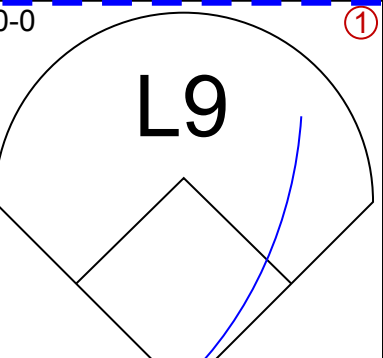
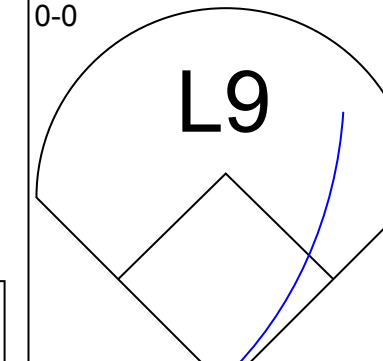
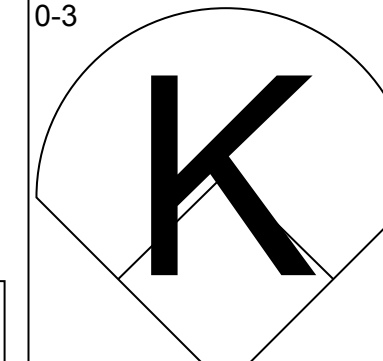
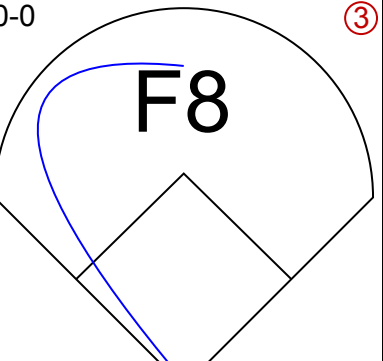
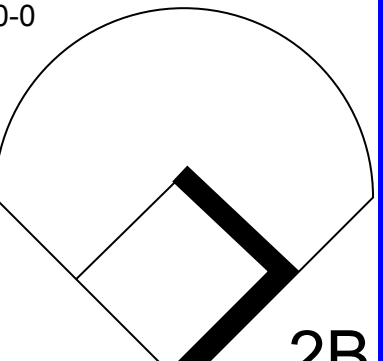
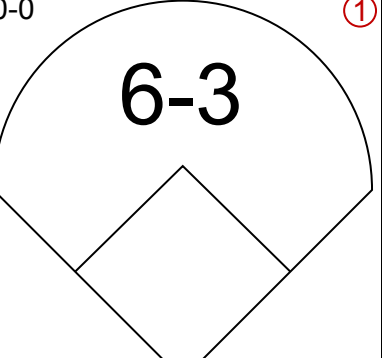
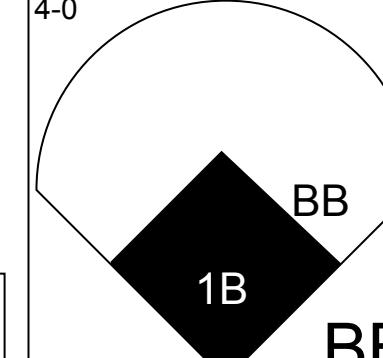
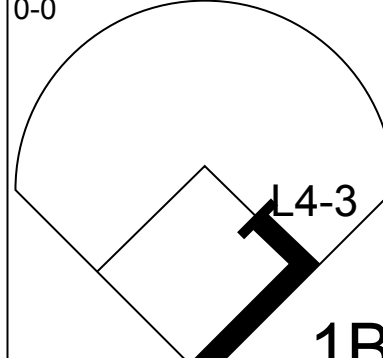
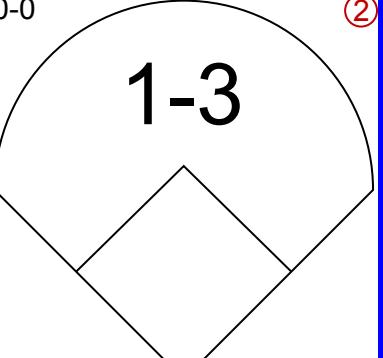
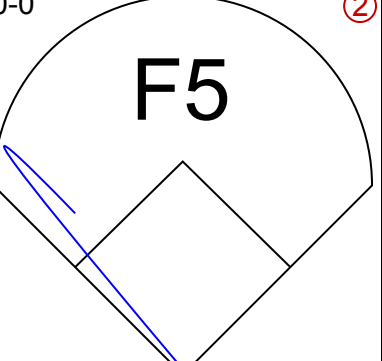
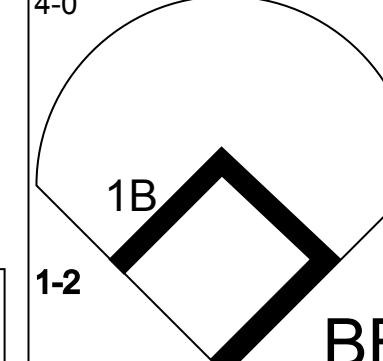

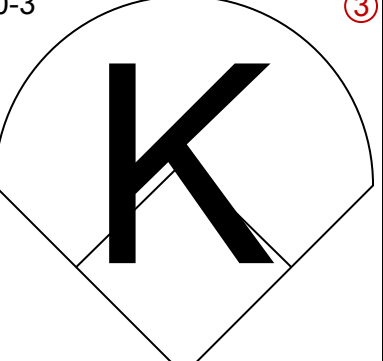
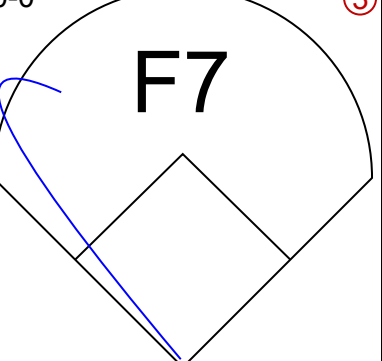
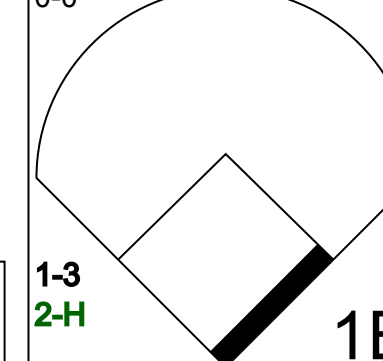

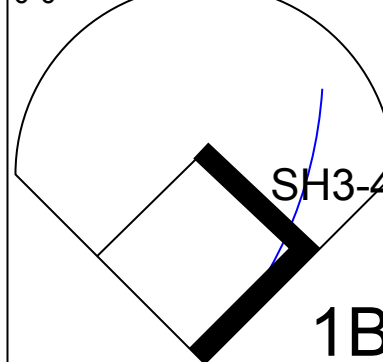
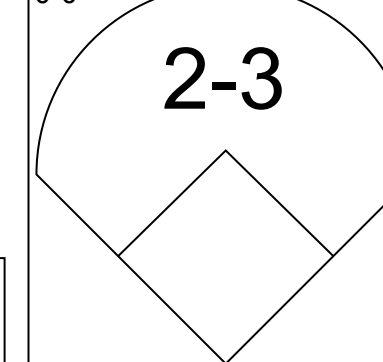
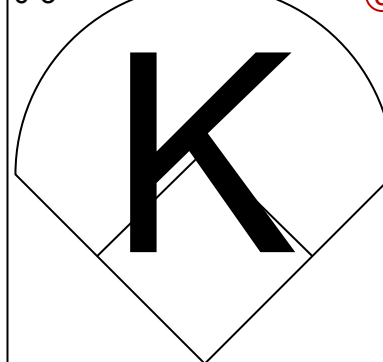


Batter	1	2	3	4	5	6	7	8	9	AB	R	H	RBI	BB	SO	LOB	TOP		
Mickey Stanley, R OBP: 0.317, SLG: 0.525 (1, 8)										4	0	0	0	0	1	0			
Don Wert, R OBP: 0.347, SLG: 0.370 (1, 5)										4	0	1	0	0	0	0			
Norm Cash, L OBP: 0.363, SLG: 0.490 (1, 3)										4	1	1	1	0	0	1			
Al Kaline, R OBP: 0.389, SLG: 0.478 (1, 9)										4	0	0	0	0	0	1			
Willie Horton, R OBP: 0.341, SLG: 0.508 (1, 7)										4	1	1	1	0	3	0			
Bill Freehan, R OBP: 0.298, SLG: 0.337 (1, 2)										3	0	1	0	1	0	0			
Ray Oyler, R OBP: 0.301, SLG: 0.358 (1, 6)										3	0	1	0	1	1	1			
George Smith, R OBP: 0.152, SLG: 0.163 (1, 4)										3	0	0	0	0	0	3			
Denny McLain, R OBP: 0.116, SLG: 0.063 George Thomas, R (5, PH) John Hiller, R (5, PH) Don Demeter, R (8, PH) Terry Fox, R (8, 1)										1	0	0	0	0	1	0			
										1	0	0	0	0	1	0			
										0	0	0	0	0	0	0			
										0	0	0	0	0	0	0			
										0	0	0	0	0	0	0			
Inning Stats	R: 0 E: 0 K: 1 S: 6	H: 1 LOB: 1 BB: 0 P: 6	R: 1 E: 0 K: 1 S: 6	H: 1 LOB: 0 BB: 0 P: 6	R: 0 E: 0 K: 1 S: 5	H: 0 LOB: 0 BB: 0 P: 5	R: 0 E: 0 K: 1 S: 5	H: 0 LOB: 0 BB: 0 P: 5	R: 0 E: 0 K: 0 S: 3	H: 0 LOB: 1 BB: 1 P: 7	R: 0 E: 0 K: 1 S: 6	H: 1 LOB: 2 BB: 1 P: 10	R: 0 E: 0 K: 0 S: 3	H: 0 LOB: 0 BB: 0 P: 3	R: 1 E: 0 K: 1 S: 7	H: 2 LOB: 1 BB: 0 P: 7	1B: 2 2B: 1 3B: 0 HR: 2	SF: 0 SAC: 0 DP: 0 HBP: 0	WP: 0 PA: 34 PB: 0 SB: 0 CS: 0
PITCHER Dave McNally, L ERA: 3.18 (1, 1)	IP: 9.0 WLS: W BF: 34 H: 5 R: 2 ER: 2 SO: 6 BB: 2 IBB: 0 HBP: 0 BLK: 0 WP: 0 HR: 2 S: 44 P: 52 ERA: 2.00 WHIP: 0.778																		

Detroit Tigers @ Baltimore Orioles
Memorial Stadium, Baltimore, MD
Wed Sep 15 1965, 7:05 PM EDT
Att: 3,655 - Unknown


AB 32
R 2
H 5
RBI 2
BB 2
SO 6
LOB 7



Batter	1	2	3	4	5	6	7	8	9	AB	R	H	RBI	BB	SO	LOB	BOTTOM		
Luis Aparicio, R OBP: 0.281, SLG: 0.348 (1, 6)										3	0	0	0	0	0	0			
Russ Snyder, L OBP: 0.316, SLG: 0.315 (1, 9) (9, 7)										4	1	1	0	0	1	1			
Boog Powell, L OBP: 0.338, SLG: 0.418 (1, 3)										3	1	1	2	1	0	1			
Brooks Robinson, R OBP: 0.360, SLG: 0.464 (1, 5)										4	0	1	0	0	1	0			
Curt Blefary, L OBP: 0.377, SLG: 0.474 Sam Bowers, R OBP: 0.207, SLG: 0.295 (1, 7) (9, 9)										4	0	1	0	0	1	2			
Charlie Lau, L OBP: 0.361, SLG: 0.405 Dick Brown, R OBP: 0.297, SLG: 0.367 (1, 2) (9, 2)										3	1	1	0	1	0	1			
Jerry Adair, R OBP: 0.293, SLG: 0.333 (1, 4)										3	0	0	0	1	1	2			
Paul Blair, R OBP: 0.301, SLG: 0.331 (1, 8)										3	0	2	1	0	0	0			
Dave McNally, R OBP: 0.105, SLG: 0.073 (1, 1)										3	0	1	0	0	1	3			
										1B: 6 2B: 2 3B: 0 HR: 1	SF: 0 SAC: 1 DP: 1 HBP: 0	WP: 0 PA: 34 PB: 0 SB: 0 CS: 0							
PITCHER Denny McLain, R ERA: 2.88 John Hiller, L Terry Fox, R ERA: 2.99 (1, 1) (5, 1) (8, 1)	IP: 4.0 WLS: L BF: 18 H: 4 R: 3 ER: 3 SO: 2 BB: 2 IBB: 0 HBP: 0 BLK: 0 WP: 0 HR: 1 S: 20 P: 28 ERA: 6.75 WHIP: 1.500																		

Detroit Tigers @ Baltimore Orioles
Memorial Stadium, Baltimore, MD
Wed Sep 15 1965, 7:05 PM EDT
Att: 3,655 - Unknown

AB 30
R 3
H 8
RBI 3
BB 3
SO 5
LOB 10



Batter	1	2	3	4	5	6	7	8	9	AB	R	H	RBI	BB	SO	LOB	TOP					
Luis Aparicio, R (1, 6) OBP: 0.279, SLG: 0.345	6-3			L9		4-3		G6-3		4	0	0	0	0	0	1	<p>Baltimore Orioles @ Los Angeles Angels</p> <p>Dodger Stadium, Los Angeles, CA</p> <p>Fri Sep 17 1965, 7:05 PM PDT</p> <p>Att: 3,486 - Unknown</p>					
Russ Snyder, L (1, 9) OBP: 0.315, SLG: 0.314	4-3			K				1-3		4	1	1	0	0	1							
Boog Powell, L (1, 3) OBP: 0.335, SLG: 0.414	F8			K						4	0	0	0	0	1							
Brooks Robinson, R (1, 5) OBP: 0.357, SLG: 0.460		F8			F4					4	0	0	0	0	2	2						
Curt Blefary, L (1, 7) OBP: 0.376, SLG: 0.473		F8			K					3	0	1	1	1	1	0						
Charlie Lau, L (1, 2) OBP: 0.365, SLG: 0.403		F2								3	0	1	0	1	0	1						
Jerry Adair, R (1, 4) OBP: 0.291, SLG: 0.331			F9		F3			F9		3	0	0	0	0	0	4						
Paul Blair, R (1, 8) OBP: 0.298, SLG: 0.328			1-3			K		FC6-4		3	0	0	0	0	1	3						
Wally Bunker, R (1, 1) OBP: 0.208, SLG: 0.087										2	0	0	0	0	0	0						
Norm Siebern, L (8, PH) OBP: 0.365, SLG: 0.414			4-3			F2				1	0	1	0	0	0	0						
Mark Belanger, R (8, PR) OBP: 0.333, SLG: 0.333										0	0	0	0	0	0	0						
Stu Miller, R (8, 1) OBP: 0.118, SLG: 0.125								G6-3		0	0	0	0	0	0	0						
Inning Stats	R: 0 E: 0 K: 0 S: 3	H: 0 LOB: 0 BB: 0 P: 3	R: 0 E: 0 K: 0 S: 3	H: 0 LOB: 0 BB: 0 P: 3	R: 0 E: 0 K: 0 S: 3	H: 0 LOB: 0 BB: 0 P: 3	R: 0 E: 0 K: 2 S: 7	H: 0 LOB: 0 BB: 0 P: 7	R: 0 E: 0 K: 1 S: 6	H: 1 LOB: 1 BB: 0 P: 6	R: 0 E: 0 K: 1 S: 5	H: 0 LOB: 0 BB: 0 P: 5	R: 1 E: 1 K: 1 S: 8	H: 2 LOB: 3 BB: 1 P: 12	R: 0 E: 0 K: 0 S: 3	H: 1 LOB: 1 BB: 0 P: 3	R: 0 E: 0 K: 1 S: 5	H: 0 LOB: 1 BB: 1 P: 9	1B: 4 2B: 0 3B: 0 HR: 0	SF: 0 SAC: 0 DP: 1 HBP: 0	WP: 0 PB: 1 SB: 0 CS: 0	PA: 33
PITCHER Dean Chance, R (1, 1) ERA: 3.23	IP: 9.0 WLS: W BF: 33 H: 4 R: 1 ER: 1 SO: 6 BB: 1 IBB: 1 HBP: 0 BLK: 0 WP: 0 HR: 0 S: 43 P: 51 ERA: 1.00 WHIP: 0.556															PITCHER						

AB	31
R	1
H	4
RBI	1
BB	2
SO	6
LOB	13



Batter	1	2	3	4	5	6	7	8	9	AB	R	H	RBI	BB	SO	LOB	BOTTOM					
Charlie Dees, L (1, 3) OBP: 0.200, SLG: 0.167	K									4	0	0	0	0	1	0	<p>Baltimore Orioles @ Los Angeles Angels</p> <p>Dodger Stadium, Los Angeles, CA</p> <p>Fri Sep 17 1965, 7:05 PM PDT</p> <p>Att: 3,486 - Unknown</p>					
Vic Power, R (9, 3) OBP: 0.261, SLG: 0.323			F9		4-3					0	0	0	0	0	0	0						
Bobby Knoop, R (1, 4) OBP: 0.320, SLG: 0.397	F9									4	0	1	0	0	1	0						
Jim Fregosi, R (1, 6) OBP: 0.328, SLG: 0.402	F4				6-3					3	0	0	0	1	0	0						
Ed Kirkpatrick, L (1, 9) OBP: 0.273, SLG: 0.406		4-3								4	1	1	0	0	0	2						
Rick Reichardt, R (1, 7) OBP: 0.344, SLG: 0.500										4	1	2	0	0	0	3						
Dick Simpson, R (1, 8) OBP: 0.200, SLG: 0.286										4	0	2	0	0	0	1						
Buck Rodgers, S (1, 2) OBP: 0.265, SLG: 0.261										4	0	0	0	0	1	5						
Paul Schaal, R (1, 5) OBP: 0.306, SLG: 0.312										2	0	1	1	1	0	1						
Dean Chance, R (1, 1) OBP: 0.143, SLG: 0.097										3	0	0	0	0	2	5						
Inning Stats	R: 0 E: 0 K: 1 S: 5	H: 0 LOB: 0 BB: 0 P: 5	R: 1 E: 0 K: 2 S: 10	H: 3 LOB: 2 BB: 0 P: 10	R: 0 E: 0 K: 1 S: 5	H: 0 LOB: 0 BB: 0 P: 5	R: 1 E: 2 K: 0 S: 5	H: 1 LOB: 2 BB: 1 P: 9	R: 0 E: 0 K: 0 S: 4	H: 1 LOB: 2 BB: 1 P: 8	R: 0 E: 0 K: 1 S: 6	H: 1 LOB: 1 BB: 0 P: 6	R: 0 E: 0 K: 0 S: 3	H: 0 LOB: 0 BB: 0 P: 3	R: 0 E: 0 K: 0 S: 4	H: 1 LOB: 1 BB: 0 P: 4	R: 0 E: 0 K: 0 S: 4	H: 1 LOB: 1 BB: 0 P: 4	1B: 4 2B: 3 3B: 0 HR: 0	SF: 0 SAC: 0 DP: 0 HBP: 0	WP: 0 PB: 0 SB: 1 CS: 0	PA: 34
PITCHER Wally Bunker, R (1, 1) ERA: 3.45	IP: 7.0 WLS: L BF: 30 H: 6 R: 2 ER: 1 SO: 5 BB: 1 IBB: 1 HBP: 0 BLK: 0 WP: 0 HR: 0 S: 38 P: 46 ERA: 1.29 WHIP: 1.000															PITCHER						
Stu Miller, R (8, 1) ERA: 1.95	IP: 1.0 WLS: L BF: 4 H: 1 R: 0 ER: 0 SO: 0 BB: 0 IBB: 0 HBP: 0 BLK: 0 WP: 0 HR: 0 S: 4 P: 4 ERA: 0.00 WHIP: 1.000															PITCHER						



Batter	1	2	3	4	5	6	7	8	9	AB	R	H	RBI	BB	SO	LOB	TOP					
Luis Aparicio, R (1, 6) OBP: 0.282, SLG: 0.348	F9		G5-4-3 1B			1B 2B	F2		FC1-2 BB	4	1	2	0	1	0	1	Baltimore Orioles @ Los Angeles Angels Dodger Stadium, Los Angeles, CA Mon Sep 20 1965, 3:33 AM PDT Att: 945 - Unknown livebaseballscorecards.com					
Russ Snyder, L (1, 9) OBP: 0.313, SLG: 0.313	F9		G5-4-3 1-2			1B 1B	FC1-6 FC6-4		FC1-2	5	1	1	0	0	0	5						
Boog Powell, L (1, 3) OBP: 0.336, SLG: 0.414	1B		K			SH5-4 1B 1B	FC6-4		L8	5	1	2	1	0	1	4						
Brooks Robinson, R (1, 5) OBP: 0.356, SLG: 0.458	K			F8		SH5-4 1B 1B			6-3	4	1	1	1	0	1	1						
Curt Blefary, L (1, 7) OBP: 0.380, SLG: 0.473		F2				SH5-4				2	0	1	0	1	0	0						
Sam Bowens, R (8, 7) OBP: 0.207, SLG: 0.295				G4-6-3 1B					7-3 BB	0	0	0	0	0	0	0						
Charlie Lau, L (1, 2) OBP: 0.362, SLG: 0.407				G4-6-3					7-3	4	0	1	0	0	1	4						
Stu Miller, R (8, 1) OBP: 0.118, SLG: 0.125		2B		1-2		K			1-2	0	0	0	0	0	0	0						
Jerry Adair, R (1, 4) OBP: 0.293, SLG: 0.332		F3			F4				FC1-5 SH 1B	4	0	2	2	0	0	1						
Paul Blair, R (1, 8) OBP: 0.299, SLG: 0.326					5-3	F7			SH BB FC1-5	2	0	0	0	1	0	1						
Steve Barber, L (1, 1) OBP: 0.143, SLG: 0.155									FC1-2 BB	3	0	1	0	0	1	2						
Dick Brown, R (8, 2) OBP: 0.296, SLG: 0.365		FC6-4			K				FC1-5 FC1-2 BB	1	0	0	0	0	0	2						
Inning Stats	R: 0 E: 0 K: 1 S: 6	H: 1 LOB: 1 BB: 0 P: 6	R: 0 E: 0 K: 0 S: 4	H: 1 LOB: 2 BB: 1 P: 8	R: 0 E: 0 K: 1 S: 5	H: 1 LOB: 0 BB: 0 P: 5	R: 0 E: 0 K: 0 S: 3	H: 1 LOB: 0 BB: 0 P: 3	R: 0 E: 0 K: 1 S: 5	H: 0 LOB: 0 BB: 0 P: 5	R: 4 E: 0 K: 1 S: 10	H: 5 LOB: 1 BB: 0 P: 10	R: 0 E: 0 K: 0 S: 4	H: 1 LOB: 1 BB: 0 P: 4	R: 0 E: 0 K: 0 S: 2	H: 0 LOB: 0 BB: 1 P: 6		R: 0 E: 1 K: 0 S: 5	H: 1 LOB: 3 BB: 1 P: 9	1B: 9 2B: 3 3B: 0 HR: 0	SF: 0 SAC: 2 DP: 3 HBP: 0	WP: 0 PB: 0 SB: 0 CS: 0
PITCHER	IP WLS BF H R ER SO BB IBB HBP BLK WP HR S P ERA WHIP																					
Jim McGlothlin, R (1, 1) ERA: 7.2	5.0 L 22 8 4 4 3 1 0 0 0 0 0 0 27 31 7.20 1.800																					
George Brunet, L (6, 1) ERA: 2.75	0.2 2 0 0 0 1 0 0 0 0 0 0 0 4 4 0.00 0.000																					
Ed Sukla, R (6, 1) ERA: 5.14	0.1 2 1 0 0 0 0 0 0 0 0 0 0 2 2 0.00 3.000																					
Aubrey Gatewood, R (7, 1) ERA: 3.4	2.0 7 1 0 0 0 1 0 0 0 0 0 0 6 10 0.00 1.000																					
Jim Coates, R (9, 1) ERA: 3.0	0.1 4 1 0 0 0 1 0 0 0 0 0 0 3 7 0.00 6.000																					
PITCHER	IP WLS BF H R ER SO BB IBB HBP BLK WP HR S P ERA WHIP																					
Bob Lee, R (9, 1) ERA: 1.8	0.2 2 0 0 0 0 0 0 0 0 0 0 0 2 2 0.00 0.000																					

Batter	1	2	3	4	5	6	7	8	9	AB	R	H	RBI	BB	SO	LOB	BOTTOM					
Paul Schaal, R (1, 5) OBP: 0.307, SLG: 0.314	4-3		4-3 1-2			BB			BB 2B	3	0	1	2	1	0	1	Baltimore Orioles @ Los Angeles Angels Dodger Stadium, Los Angeles, CA Mon Sep 20 1965, 3:33 AM PDT Att: 945 - Unknown livebaseballscorecards.com					
Bobby Knoop, R (1, 4) OBP: 0.319, SLG: 0.394	5-3		K			F8			BB BB	3	0	0	0	1	1	2						
Jim Fregosi, R (1, 6) OBP: 0.328, SLG: 0.401	5-3			G6-3 1B		3-1			F8	4	0	1	0	0	0	3						
Joe Adcock, R (1, 3) OBP: 0.308, SLG: 0.413		1-3							FC5-4 BB	3	0	0	0	1	2	1						
Al Spangler, L (8, PR) OBP: 0.307, SLG: 0.269				K					1-2 2-3 BB	0	0	0	0	0	0	0						
Vic Power, R (9, 3) OBP: 0.281, SLG: 0.323									FC5-4	0	0	0	0	0	0	0						
Rick Reichardt, R (1, 7) OBP: 0.333, SLG: 0.457				G6-3		F8			FC5-4	3	0	0	0	1	0	4						
Dick Simpson, R (1, 8) OBP: 0.198, SLG: 0.222		K				4-3			F7	4	0	0	0	0	2	1						
Ed Kirkpatrick, L (1, 9) OBP: 0.270, SLG: 0.371		F7							F7	3	1	0	0	1	1	1						
Buck Rodgers, S (1, 2) OBP: 0.267, SLG: 0.262						4-3			WP 2B BB	3	1	1	0	1	0	0						
Jim McGlothlin, R (1, 1) George Brunet, R (6, 1) Ed Sukla, R (6, 1)						6-3			F3	1	0	0	0	0	1	1						
Jim Piersall, R (6, PR) Aubrey Gatewood, R (7, 1) Tom Egan, R (8, PR) Jim Coates, R (9, 1) Bob Lee, R (9, 1)										0	0	0	0	0	0	0						
Inning Stats	R: 0 E: 0 K: 0 S: 3	H: 0 LOB: 0 BB: 0 P: 3	R: 0 E: 0 K: 1 S: 5	H: 0 LOB: 1 BB: 1 P: 9	R: 0 E: 0 K: 2 S: 8	H: 1 LOB: 0 BB: 0 P: 8	R: 0 E: 0 K: 1 S: 5	H: 1 LOB: 0 BB: 0 P: 5	R: 0 E: 0 K: 2 S: 7	H: 0 LOB: 0 BB: 0 P: 7	R: 0 E: 0 K: 0 S: 3	H: 0 LOB: 1 BB: 1 P: 7	R: 0 E: 0 K: 1 S: 5	H: 0 LOB: 0 BB: 0 P: 5	R: 2 E: 0 K: 0 S: 4	H: 1 LOB: 3 BB: 4 P: 20		R: 0 E: 0 K: 0 S: 3	H: 0 LOB: 0 BB: 0 P: 3	1B: 2 2B: 1 3B: 0 HR: 0	SF: 0 SAC: 0 DP: 1 HBP: 0	WP: 1 PB: 0 SB: 0 CS: 0
PITCHER	IP WLS BF H R ER SO BB IBB HBP BLK WP HR S P ERA WHIP																					
Steve Barber, L (1, 1) ERA: 2.82	7.1 W 29 3 2 2 7 5 0 0 0 0 1 0 0 5 9 2.46 1.091																					
Stu Miller, R (8, 1) ERA: 1.92	1.2 S 6 0 0 0 0 1 0 0 0 0 0 0 0 5 9 0.00 0.600																					

Batter	1	2	3	4	5	6	7	8	9	AB	R	H	RBI	BB	SO	LOB	TOP				
Luis Aparicio, R OBP: 0.282, SLG: 0.345	0-0 6-3	0-0 BB 1B		0-0 FC5-4		0-0 S BB		0-0 6-3		4	0	1	0	1	0	1					
Paul Blair, R OBP: 0.302, SLG: 0.340	0-0 1B	0-0 1B			0-0 3-1 1B	0-0 2B		0-0 F3	0-0 F5	4	1	2	0	1	0	1					
Boog Powell, L OBP: 0.341, SLG: 0.416	0-0 1-2 1B	0-0 G3			0-0 3-1	0-0 2-3		0-0 1B	0-0 F4	4	0	1	0	1	0	3					
Brooks Robinson, R OBP: 0.353, SLG: 0.451	0-0 F9			0-0 6-3	0-0 5-3 2B	0-0 1B		0-0 K	0-0 F9	5	1	1	1	0	1	4					
Sam Bowens, R OBP: 0.203, SLG: 0.289	0-3 K			0-0 1-3	0-0 5-3			0-3 K		4	0	0	0	0	2	3					
Curt Blefary, L OBP: 0.376, SLG: 0.471		0-0 HR 2B			0-0 2B			0-0 5-3		3	2	1	0	1	1	0					
Russ Snyder, L OBP: 0.317, SLG: 0.313				0-3 K	0-0 IBB			0-0 5-3		0	0	0	0	0	0	0					
Jerry Adair, R OBP: 0.297, SLG: 0.343		0-0 HR		0-3 K	0-0 2B			0-0 F9		4	1	2	4	0	1	0					
Dick Brown, R OBP: 0.294, SLG: 0.361		0-0 5-3		0-0 6-3	0-3 K			0-3 K		4	0	0	0	0	2	1					
Dave McNally, R OBP: 0.115, SLG: 0.085		0-0 F8		0-0 FC5-4 1B				0-3 K		4	0	1	0	0	1	0					
Inning Stats	R: 0 E: 0 K: 1 S: 7	H: 2 LOB: 2 BB: 7	R: 2 E: 0 K: 0 S: 6	H: 3 LOB: 2 BB: 10	R: 0 E: 0 K: 1 S: 5	H: 0 LOB: 0 BB: 5	R: 0 E: 0 K: 1 S: 6	H: 1 LOB: 1 BB: 0 P: 6	R: 3 E: 0 K: 1 S: 8	H: 3 LOB: 1 BB: 2 P: 12	R: 0 E: 0 K: 1 S: 5	H: 0 LOB: 0 BB: 0 P: 5	R: 0 E: 0 K: 2 S: 7	H: 0 LOB: 0 BB: 0 P: 7	R: 0 E: 0 K: 0 S: 3	H: 0 LOB: 0 BB: 0 P: 3	1B: 5 2B: 3 3B: 0 HR: 1	SF: 0 SAC: 0 DP: 0 HBP: 0	WP: 0 PB: 0 SB: 1 CS: 0	PA: 40	
PITCHER	IP WLS BF H R ER SO BB IBB HBP BLK WP HR S P ERA WHIP	IP WLS BF H R ER SO BB IBB HBP BLK WP HR S P ERA WHIP	IP WLS BF H R ER SO BB IBB HBP BLK WP HR S P ERA WHIP	IP WLS BF H R ER SO BB IBB HBP BLK WP HR S P ERA WHIP	IP WLS BF H R ER SO BB IBB HBP BLK WP HR S P ERA WHIP	IP WLS BF H R ER SO BB IBB HBP BLK WP HR S P ERA WHIP	IP WLS BF H R ER SO BB IBB HBP BLK WP HR S P ERA WHIP	IP WLS BF H R ER SO BB IBB HBP BLK WP HR S P ERA WHIP	IP WLS BF H R ER SO BB IBB HBP BLK WP HR S P ERA WHIP	IP WLS BF H R ER SO BB IBB HBP BLK WP HR S P ERA WHIP	IP WLS BF H R ER SO BB IBB HBP BLK WP HR S P ERA WHIP	IP WLS BF H R ER SO BB IBB HBP BLK WP HR S P ERA WHIP	IP WLS BF H R ER SO BB IBB HBP BLK WP HR S P ERA WHIP	IP WLS BF H R ER SO BB IBB HBP BLK WP HR S P ERA WHIP	IP WLS BF H R ER SO BB IBB HBP BLK WP HR S P ERA WHIP	IP WLS BF H R ER SO BB IBB HBP BLK WP HR S P ERA WHIP	IP WLS BF H R ER SO BB IBB HBP BLK WP HR S P ERA WHIP	IP WLS BF H R ER SO BB IBB HBP BLK WP HR S P ERA WHIP	IP WLS BF H R ER SO BB IBB HBP BLK WP HR S P ERA WHIP	IP WLS BF H R ER SO BB IBB HBP BLK WP HR S P ERA WHIP	IP WLS BF H R ER SO BB IBB HBP BLK WP HR S P ERA WHIP
Jim Kaat, L ERA: 2.99	4.1 L	22 L	8 4	4 4	3 3	1 0	0 0	0 0	0 0	0 0	0 0	1 1	27 31	8.31 2.077							
Jim Perry, R ERA: 2.92	0.2	4	1	1	1	1	0	1	0	0	0	0	5	9	13.50	1.500					
Dwight Siebler, R ERA: 4.2	3.0	11	0	0	0	4	2	0	0	0	0	0	17	25	0.00	0.667					
Pete Cimino, R ERA:	1.0	3	0	0	0	0	0	0	0	0	0	0	3	3	0.00	0.000					

Baltimore Orioles @ Minnesota Twins
Metropolitan Stadium, Bloomington, MI
Wed Sep 22 1965, 4:33 AM EDT
Att: 9,070 - Unknown - 56 F

AB 36
R 5
H 9
RBI 5
BB 4
SO 8
LOB 13



Batter	1	2	3	4	5	6	7	8	9	AB	R	H	RBI	BB	SO	LOB	BOTTOM					
Zoilo Versalles, R OBP: 0.314, SLG: 0.445	0-0 4-3		0-0 1-3		0-0 F4		0-0 6-3			4	0	0	0	0	0	0						
Joe Nassek, R OBP: 0.264, SLG: 0.325	0-0 6-3		0-0 PB 1B		0-0 BB 1B			0-0 5-3		4	1	2	0	0	0	0						
Tony Oliva, L OBP: 0.377, SLG: 0.493	1-0 FC6-4 HBP		0-0 1-1 1B		0-0 1-2 BB			0-3 K		2	0	1	1	1	1	0						
Earl Batley, R OBP: 0.375, SLG: 0.414	0-0 FC6-4		0-0 F3		0-3 K			0-0 L9		2	0	0	0	0	0	2						
Andy Kosco, R OBP: 0.196, SLG: 0.302										1	0	0	0	0	1	2						
Dwight Siebler, R										0	0	0	0	0	0	0						
Rich Rollins, R OBP: 0.310, SLG: 0.335										1	0	0	0	0	0	0						
Pete Cimino, R										0	0	0	0	0	0	0						
Harmon Killebrew, R OBP: 0.392, SLG: 0.504		0-0 1B 2B		0-0 6-3				0-0 F9		4	1	2	0	0	0	1						
Bob Allison, R OBP: 0.350, SLG: 0.444		0-0 FC3-6 1B		0-3 K				0-0 5-3		4	0	1	1	0	1	1						
Don Mincher, L OBP: 0.345, SLG: 0.512		0-0 FC3-6		0-3 K				0-0 1-3		4	0	0	0	0	1	2						
Frank Quilici, R OBP: 0.281, SLG: 0.266		0-0 F8		0-0 F4				0-0 F8		4	0	0	0	0	1	2						
Jim Kaat, L OBP: 0.280, SLG: 0.299		0-3 K			0-0 4-3			0-0 F4		1	0	0	0	0	1	1						
Jim Perry, S										0	0	0	0	0	0	0						
Cesar Tovar, R OBP: 0.273, SLG: 0.200										1	0	0	0	0	0	0						
Jerry Zimmerman, R OBP: 0.272, SLG: 0.253										1	0	0	0	0	0	0						
Inning Stats	R: 0 E: 0 K: 0 S: 3	H: 0 LOB: 1 BB: 0 P: 4	R: 1 E: 0 K: 1 S: 7	H: 2 LOB: 1 BB: 0 P: 7	R: 1 E: 0 K: 0 S: 5	H: 2 LOB: 1 BB: 0 P: 5	R: 0 E: 0 K: 2 S: 7	H: 0 LOB: 0 BB: 0 P: 7	R: 0 E: 0 K: 1 S: 6	H: 1 LOB: 2 BB: 1 P: 10	R: 0 E: 0 K: 0 S: 3	H: 0 LOB: 0 BB: 0 P: 3	R: 0 E: 0 K: 1 S: 3	H: 0 LOB: 0 BB: 0 P: 3	R: 0 E: 0 K: 1 S: 5	H: 0 LOB: 0 BB: 0 P: 5	R: 0 E: 0 K: 1 S: 6	H: 1 LOB: 1 BB: 0 P: 6	1B: 5 2B: 1 3B: 0 HR: 0	SF: 0 SAC: 0 DP: 0 HBP: 1	WP: 0 PB: 1 SB: 0 CS: 0	PA: 35
PITCHER	IP WLS BF H R ER SO BB IBB HBP BLK WP HR S P ERA WHIP	IP WLS BF H R ER SO BB IBB HBP BLK WP HR S P ERA WHIP	IP WLS BF H R ER SO BB IBB HBP BLK WP HR S P ERA WHIP	IP WLS BF H R ER SO BB IBB HBP BLK WP HR S P ERA WHIP	IP WLS BF H R ER SO BB IBB HBP BLK WP HR S P ERA WHIP	IP WLS BF H R ER SO BB IBB HBP BLK WP HR S P ERA WHIP	IP WLS BF H R ER SO BB IBB HBP BLK WP HR S P ERA WHIP	IP WLS BF H R ER SO BB IBB HBP BLK WP HR S P ERA WHIP	IP WLS BF H R ER SO BB IBB HBP BLK WP HR S P ERA WHIP	IP WLS BF H R ER SO BB IBB HBP BLK WP HR S P ERA WHIP	IP WLS BF H R ER SO BB IBB HBP BLK WP HR S P ERA WHIP	IP WLS BF H R ER SO BB IBB HBP BLK WP HR S P ERA WHIP	IP WLS BF H R ER SO BB IBB HBP BLK WP HR S P ERA WHIP	IP WLS BF H R ER SO BB IBB HBP BLK WP HR S P ERA WHIP	IP WLS BF H R ER SO BB IBB HBP BLK WP HR S P ERA WHIP	IP WLS BF H R ER SO BB IBB HBP BLK WP HR S P ERA WHIP	IP WLS BF H R ER SO BB IBB HBP BLK WP HR S P ERA WHIP	IP WLS BF H R ER SO BB IBB HBP BLK WP HR S P ERA WHIP	IP WLS BF H R ER SO BB IBB HBP BLK WP HR S P ERA WHIP	IP WLS BF H R ER SO BB IBB HBP BLK WP HR S P ERA WHIP	IP WLS BF H R ER SO BB IBB HBP BLK WP HR S P ERA WHIP	
Dave McNally, L ERA: 3.07	9.0	W	35	6	2	1	6	1	0	1	0	0	0	0	45	50	1.00	0.778				

Baltimore Orioles @ Minnesota Twins
Metropolitan Stadium, Bloomington, MI
Wed Sep 22 1965, 4:33 AM EDT
Att: 9,070 - Unknown - 56 F

AB 33
R 2
H 6
RBI 2
BB 1
SO 6
LOB 11



Batter	1	2	3	4	5	6	7	8	9	AB	R	H	RBI	BB	SO	LOB	TOP																			
Albie Pearson, L (1, 8) OBP: 0.372, SLG: 0.380	0-0 SF8 3B		4-0 BB		0-0 F8		0-0 1B		0-0 2B	4	2	3	1	1	0	1	Los Angeles Angels @ Baltimore Orioles Memorial Stadium, Baltimore, MD Fri Sep 24 1965, 7:05 PM EDT Att: 3,147 - Unknown																			
Bobby Knoop, R (1, 4) OBP: 0.321, SLG: 0.395 Ed Sukla, R (7, 1)	0-0 1-3		0-0 1-3		0-0 FC6-4		0-3 K		0-0 F7	4	0	0	0	0	1	4																				
Vic Power, R (9, PH) OBP: 0.282, SLG: 0.323					1-2					1	0	0	0	0	1																					
Jim Fregosi, R (1, 6) OBP: 0.334, SLG: 0.405 Jackie Hernandez, R (6, 6)	0-0 SF8			4-0 F9 E BB		0-0 1B 2B		0-0 1B 1B	0-0 2B	1	1	1	1	1	0	0																				
Ed Kirkpatrick, L (1, 9) OBP: 0.250, SLG: 0.340	0-3 K			0-0 F9		0-3 K		0-0 G3	0-0 3-1	5	0	0	0	0	2	4																				
Rick Reichardt, R (1, 7) OBP: 0.288, SLG: 0.360			0-0 F8		0-0 E5		0-0 F8		0-0 K	5	0	0	0	0	1	4																				
Buck Rodgers, S (1, 2) OBP: 0.271, SLG: 0.265		0-0 F2		0-0 F9		0-0 1B		0-0 1B 2B		4	1	2	2	0	0	2																				
Charlie Dees, L (1, 3) OBP: 0.172, SLG: 0.172 Jim Coates, R (5, 1)	0-3 K			0-0 4-3			0-0 4-3	0-0 2B 1B	0-0 1B	2	0	0	0	0	1	2																				
Tom Satriano, L (7, PH) OBP: 0.269, SLG: 0.279 Paul Schaal, R (1, 5) OBP: 0.313, SLG: 0.320			0-0 5-3		0-0 FC6-4 1B		0-0 F4	0-0 1-3 2H 2B	0-0 2B	4	0	2	1	0	0	0																				
Jack Sanford, R (1, 1) OBP: 0.176, SLG: 0.125 Aubrey Gatewood, R (3, 1) OBP: 0.357, SLG: 0.333 Willie Smith, L (5, PH) OBP: 0.306, SLG: 0.423			0-3 K		0-0 F4		0-0 1B 2B	0-0 F6		1	0	0	0	0	1	0																				
Inning Stats	R: 1 E: 0 K: 1 S: 6	H: 1 LOB: 0 BB: 0 P: 6	R: 0 E: 0 K: 1 S: 5	H: 0 LOB: 0 BB: 0 P: 5	R: 0 E: 0 K: 1 S: 5	H: 0 LOB: 1 BB: 1 P: 9	R: 0 E: 1 K: 0 S: 4	H: 0 LOB: 2 BB: 1 P: 8	R: 0 E: 0 K: 1 S: 6	H: 2 LOB: 1 BB: 0 P: 6	R: 1 E: 0 K: 1 S: 7	H: 2 LOB: 1 BB: 0 P: 7	R: 2 E: 0 K: 1 S: 9	H: 4 LOB: 2 BB: 0 P: 9	R: 1 E: 0 K: 0 S: 5	H: 2 LOB: 1 BB: 0 P: 5	1B: 6 2B: 5 3B: 1 HR: 0	SF: 1 SAC: 0 DP: 0 HBP: 0	WP: 0 PA: 41 PB: 0 SB: 0 CS: 0																	
PITCHER	IP	WLS	BF	H	R	ER	SO	BB	IBB	HBP	BLK	WP	HR	S	P	ERA	WHIP	PITCHER		IP	WLS	BF	H	R	ER	SO	BB	IBB	HBP	BLK	WP	HR	S	P	ERA	WHIP
Wally Bunker, R (1, 1) ERA: 3.54	7.2	W	34	9	5	5	6	2	0	0	0	0	0	44	52	5.87	1.435																			
Dick Hall, R (8, 1) ERA: 3.27	1.1	S	7	3	1	1	0	0	0	0	0	0	0	7	7	6.75	2.250																			

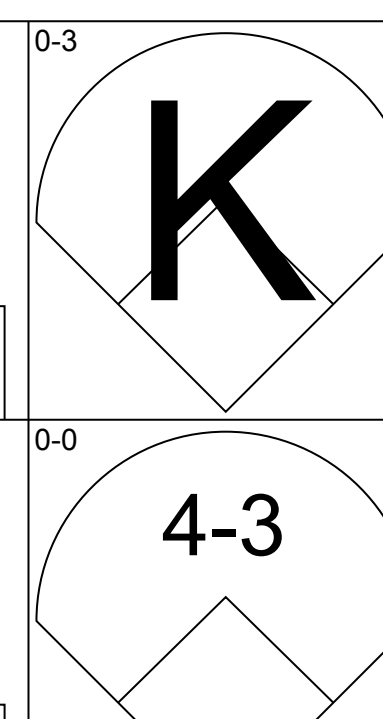
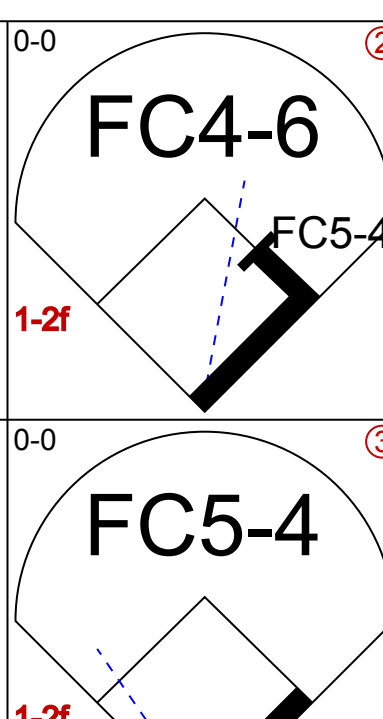
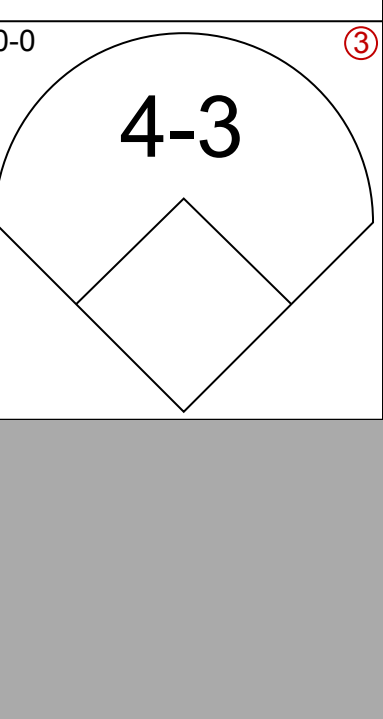
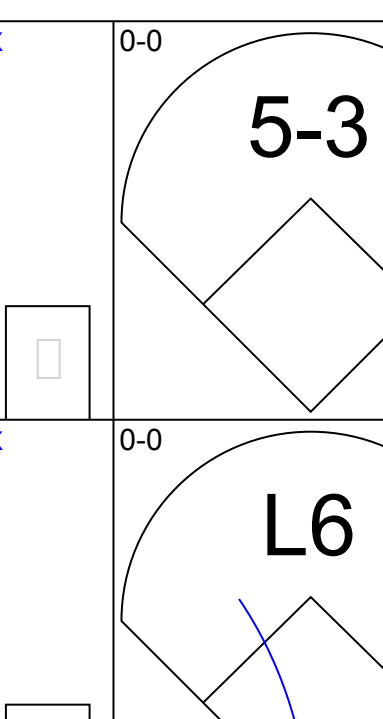
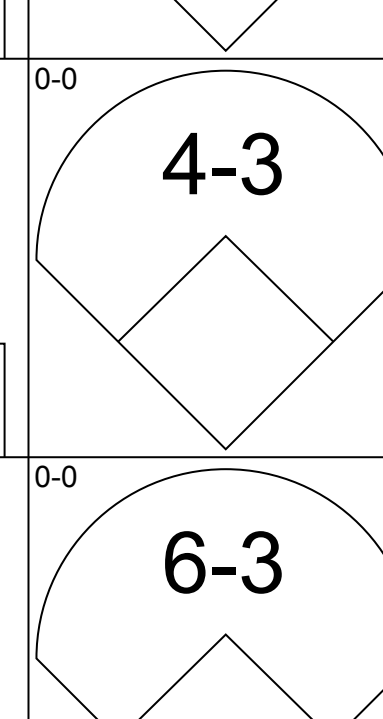
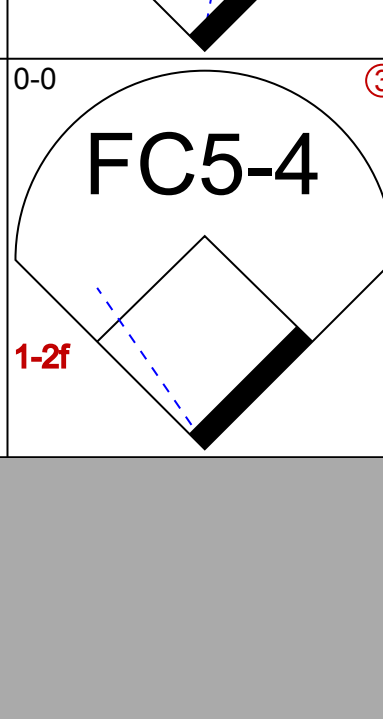
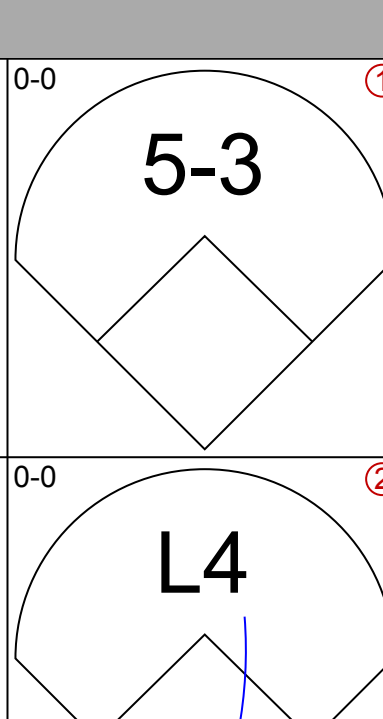
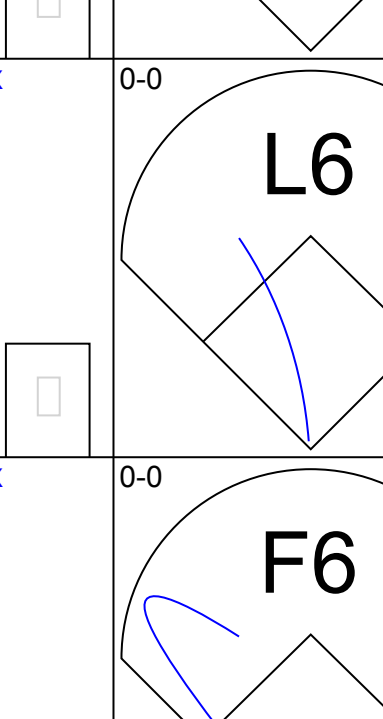
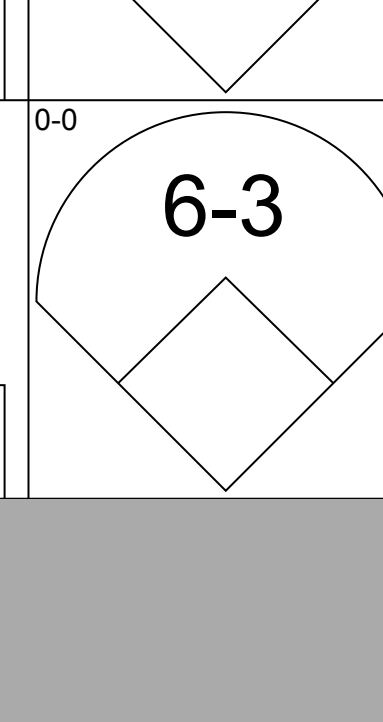
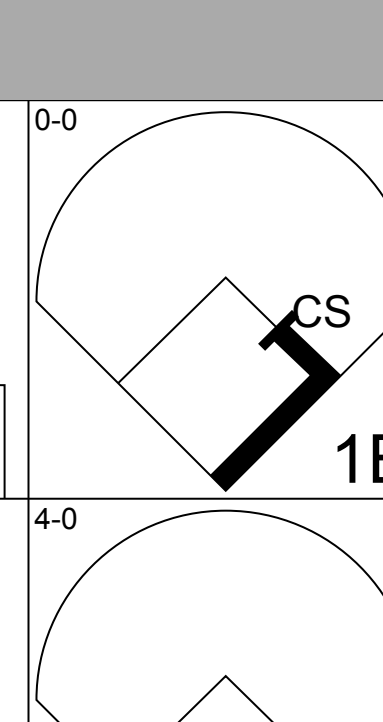
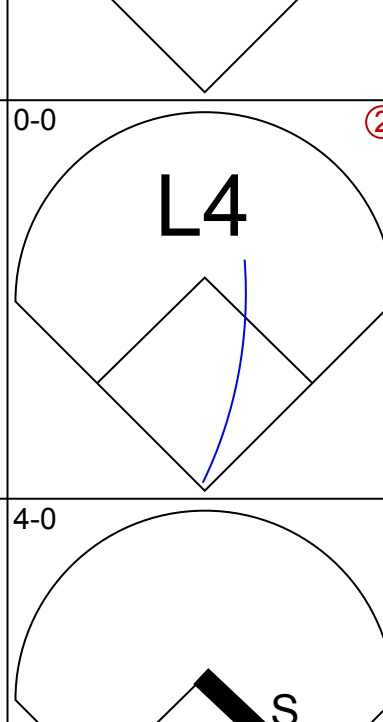
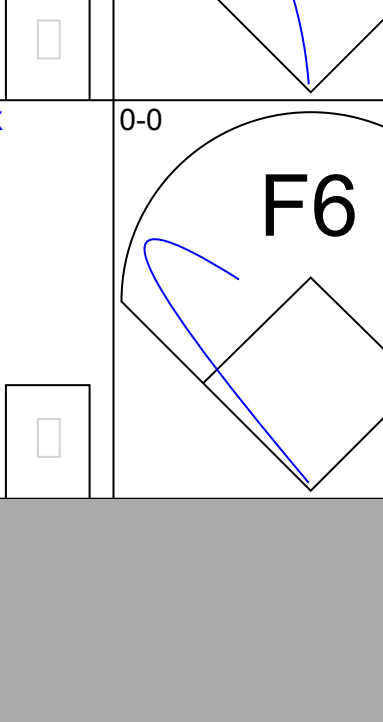
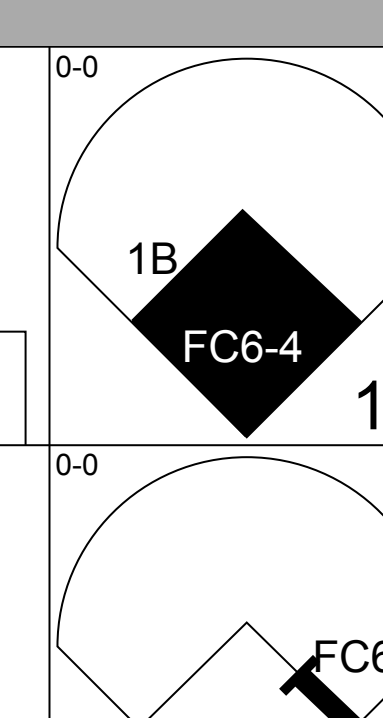
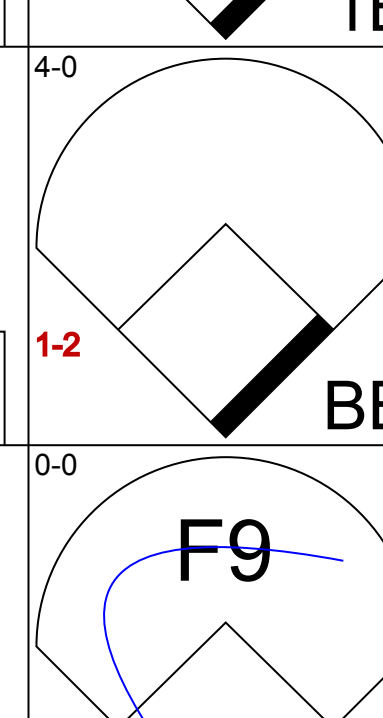
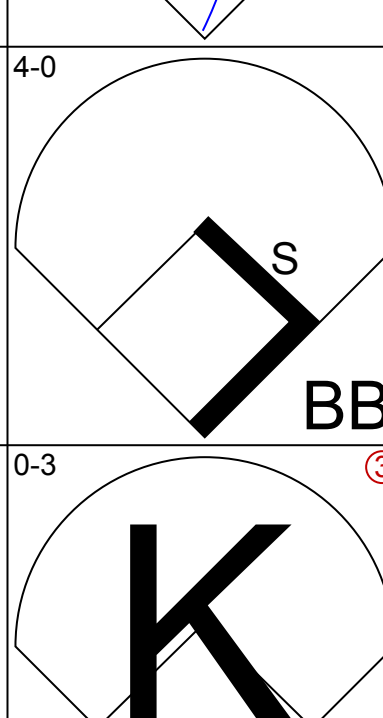
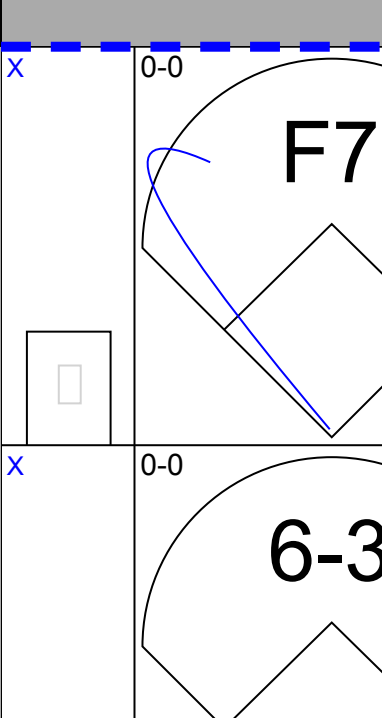
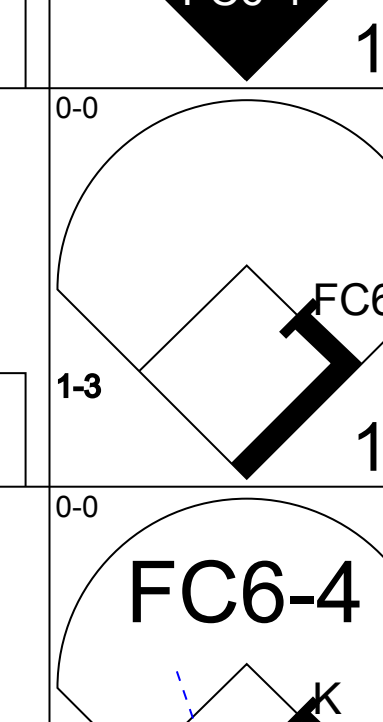
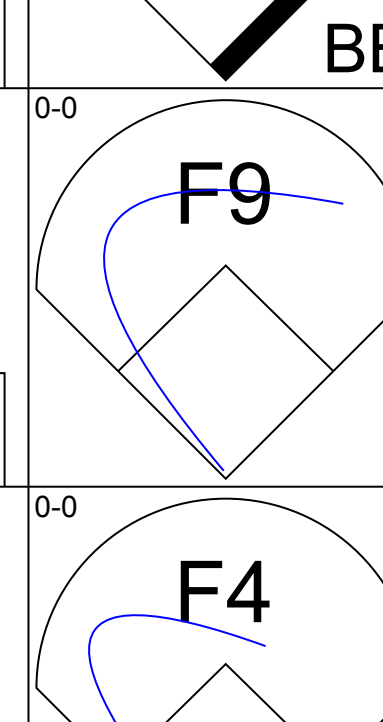
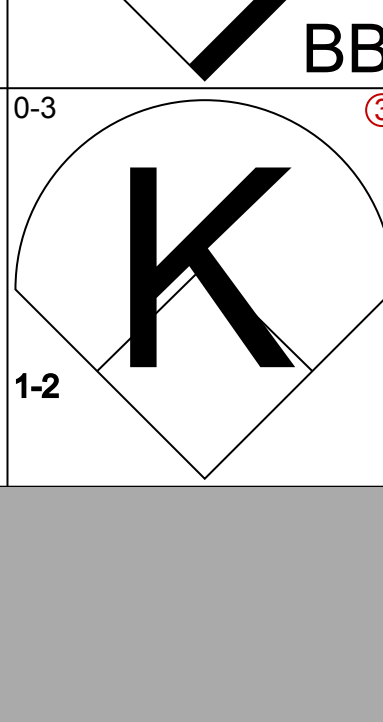
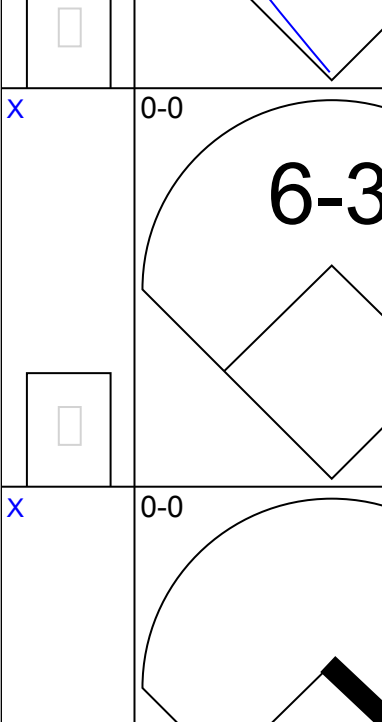
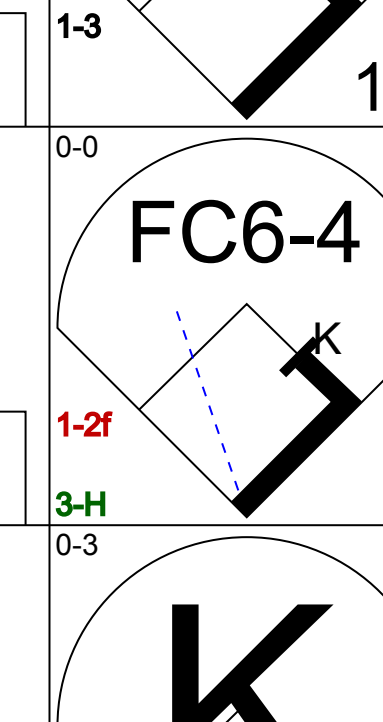
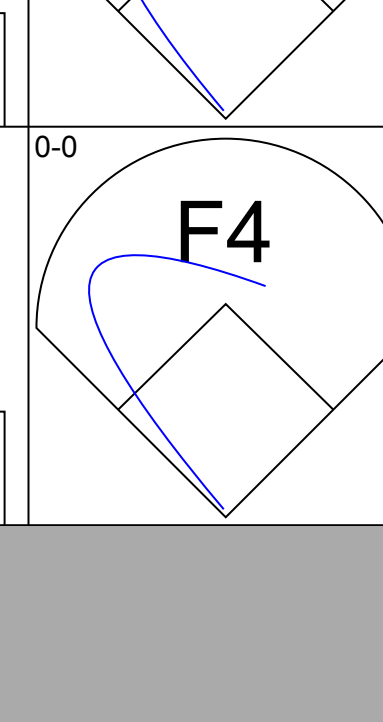
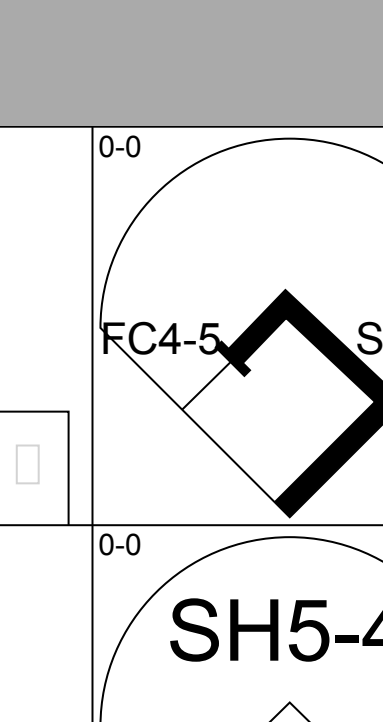
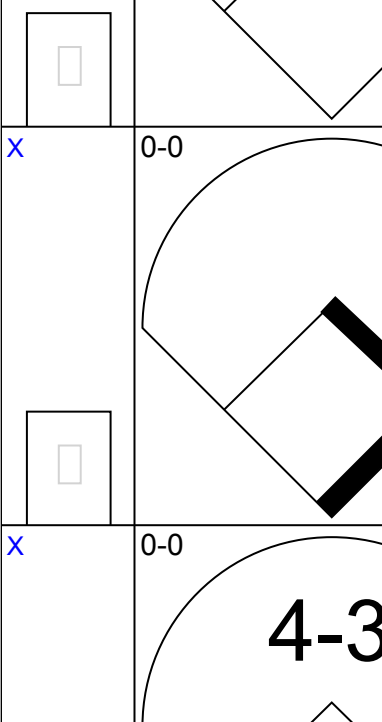
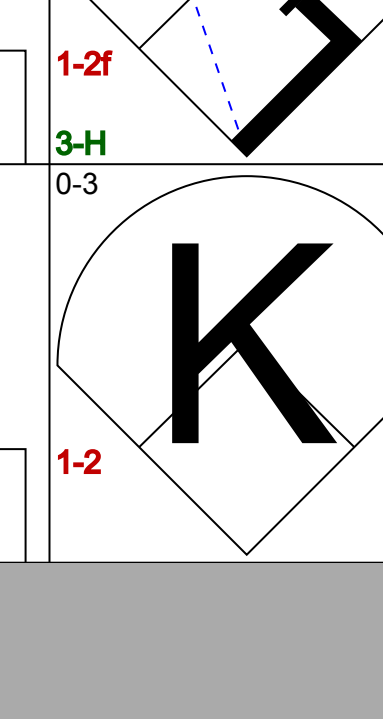
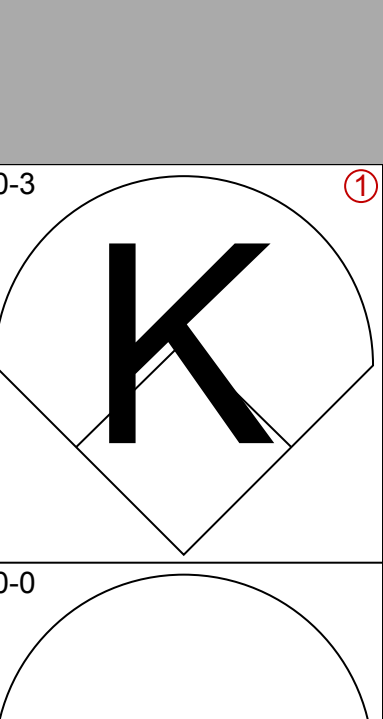
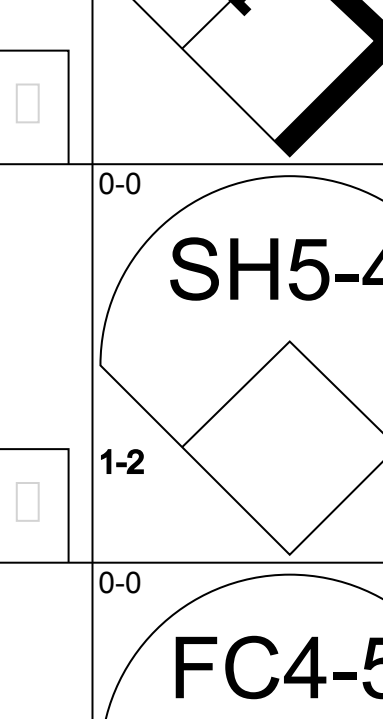
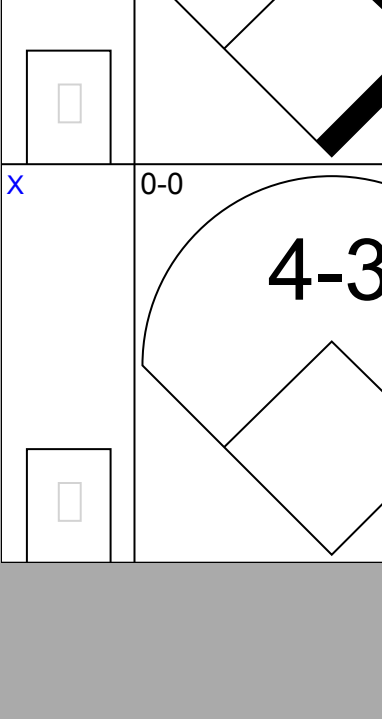
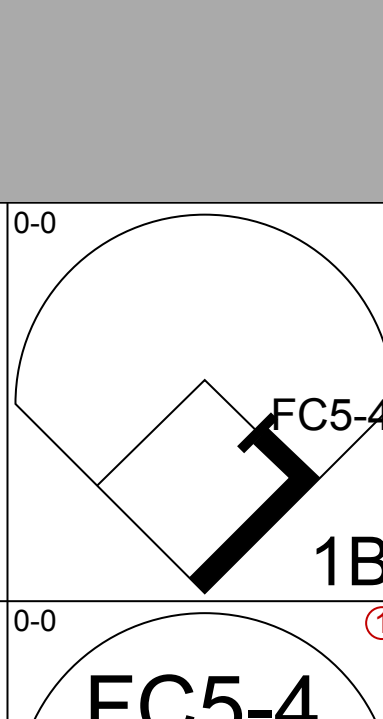
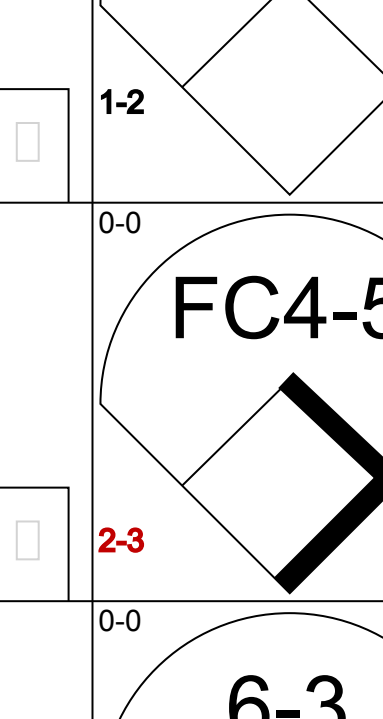
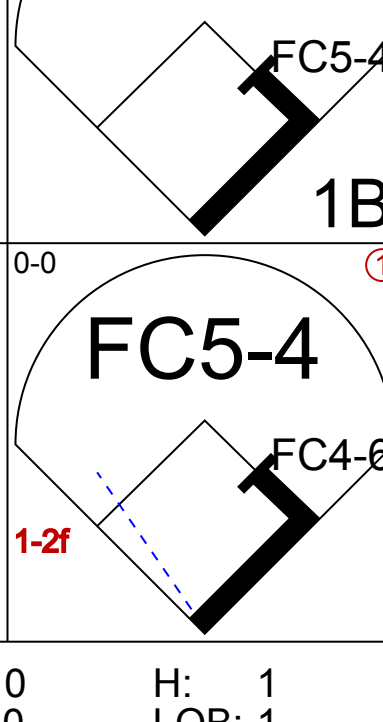
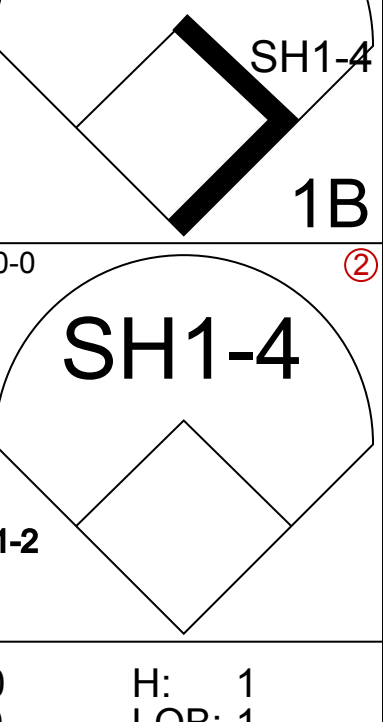
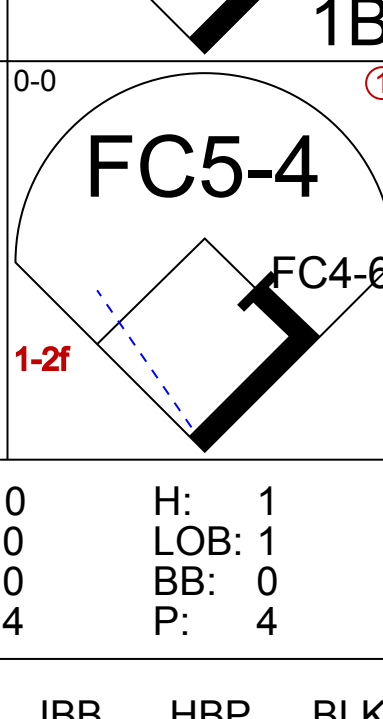
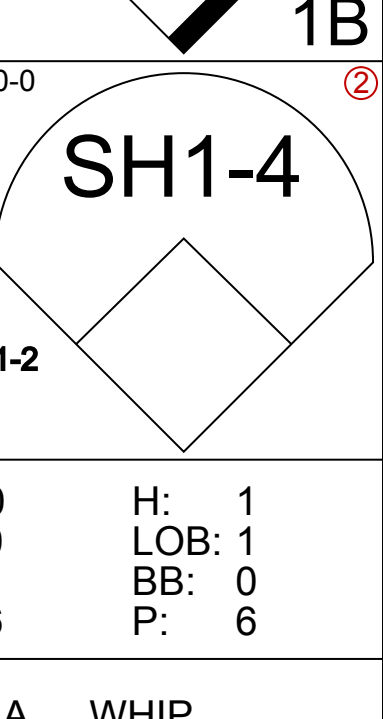
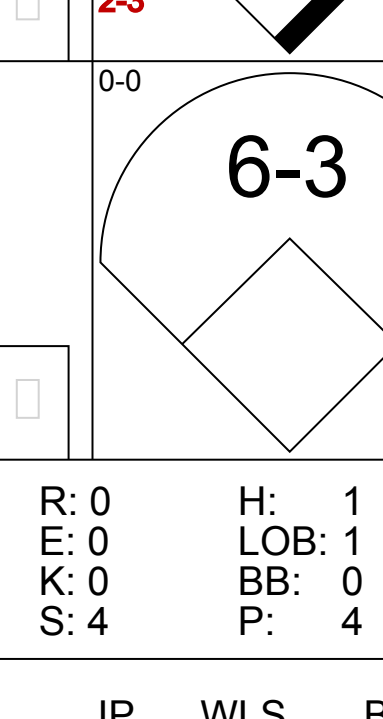
AB 38
R 6
H 12
RBI 6
BB 2
SO 6
LOB 21



Batter	1	2	3	4	5	6	7	8	9	AB	R	H	RBI	BB	SO	LOB	BOTTOM																				
Luis Aparicio, R (1, 6) OBP: 0.283, SLG: 0.347	0-0 6-3		0-0 5-3	0-0 1B 2B		4-0 1B SF7 BB		0-0 4-3		4	2	1	0	1	0	0	Los Angeles Angels @ Baltimore Orioles Memorial Stadium, Baltimore, MD Fri Sep 24 1965, 7:05 PM EDT Att: 3,147 - Unknown																				
Russ Snyder, L (1, 9) OBP: 0.322, SLG: 0.317	0-3 K		0-0 2B	0-0 FC4-6 1B		0-0 FC5 BB 1B		0-0 4-3		5	1	3	1	0	1	0																					
Boog Powell, L (1, 3) OBP: 0.341, SLG: 0.417	0-0 F6		0-0 HR 2B	0-0 FC4-6		0-0 SF7		4-0 1B BB		3	1	1	2	1	0	1																					
Brooks Robinson, R (1, 5) OBP: 0.357, SLG: 0.459		0-0 G3 1B	0-0 HR		0-3 K	4-0 1-2 BB		0-0 1B	0-0 1-2 1B	4	2	3	2	1	1	0																					
Curt Blefary, L (1, 7) OBP: 0.379, SLG: 0.473		0-0 G3	0-0 2B		0-0 1B HR	0-0 F8		0-0 4-3		5	1	2	0	0	0	5																					
Charlie Lau, L (1, 2) OBP: 0.381, SLG: 0.422 Dick Brown, R (6, 2) OBP: 0.293, SLG: 0.359		0-0 2B 1B	0-0 BB		0-0 HR 1B	0-0 FC5		0-0 4-3		2	2	2	1	1	0	0																					
Jerry Adair, R (1, 4) OBP: 0.298, SLG: 0.352		0-0 8-4 2B	0-0 F4		0-0 HR		0-0 5-3			4	1	2	4	0	0	2																					
Paul Blair, R (1, 8) OBP: 0.299, SLG: 0.335		0-0 8-4		0-0 5-3	0-0 F6		0-0 F8			4	0	0	0	0	0	1																					
Wally Bunker, R (1, 1) OBP: 0.193, SLG: 0.080 Dick Hall, R (8, 1) OBP: 0.467, SLG: 0.538			0-3 K	0-3 K	0-0 F8		0-0 4-3			4	0	0	0	0	2	0																					
Inning Stats	R: 0 E: 0 K: 1 S: 5	H: 0 LOB: 0 BB: 0 P: 5	R: 2 E: 0 K: 0 S: 5	H: 3 LOB: 0 BB: 0 P: 5	R: 3 E: 0 K: 1 S: 9	H: 4 LOB: 2 BB: 1 P: 13	R: 1 E: 0 K: 1 S: 7	H: 2 LOB: 1 BB: 0 P: 7	R: 3 E: 0 K: 1 S: 8	H: 3 LOB: 0 BB: 0 P: 8	R: 1 E: 0 K: 0 S: 4	H: 1 LOB: 2 BB: 2 P: 12	R: 0 E: 0 K: 0 S: 3	H: 0 LOB: 0 BB: 0 P: 3	R: 0 E: 0 K: 0 S: 4	H: 1 LOB: 2 BB: 1 P: 8		1B: 8 2B: 5 3B: 0 HR: 2	SF: 1 SAC: 0 DP: 1 HBP: 0	WP: 0 PA: 41 PB: 0 SB: 0 CS: 0																	
PITCHER	IP	WLS	BF	H	R	ER	SO	BB	IBB	HBP	BLK	WP	HR	S	P	ERA	WHIP	PITCHER		IP	WLS	BF	H	R	ER	SO	BB	IBB	HBP	BLK	WP	HR	S	P	ERA	WHIP	
Jack Sanford, R (1, 1) ERA: 4.11	2.2	L	14	7	5	5	2	0	0	0	0	0	0	1	18	18	16.88	2.625																			
Aubrey Gatewood, R (3, 1) ERA: 3.45	1.1		7	2	1	1	1	1	0	0	0	0	0	8	12	6.75	2.250																				
Jim Coates, R (5, 1) ERA: 4.3	2.0		12	4	4	4	1	2	0	0	0	0	1	12	20	18.00	3.000																				
Ed Sukla, R (7, 1) ERA: 4.65	2.0		8	1	0	0	0	1	0	0	0	0	0	7	11	0.00	1.000																				

AB 36
R 10
H 14
RBI 10
BB 4
SO 4
LOB 11

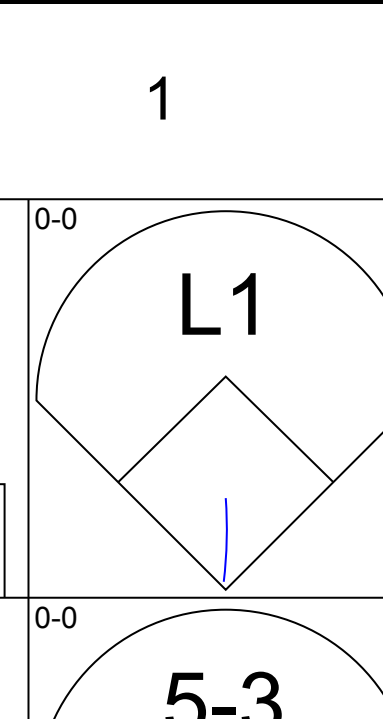
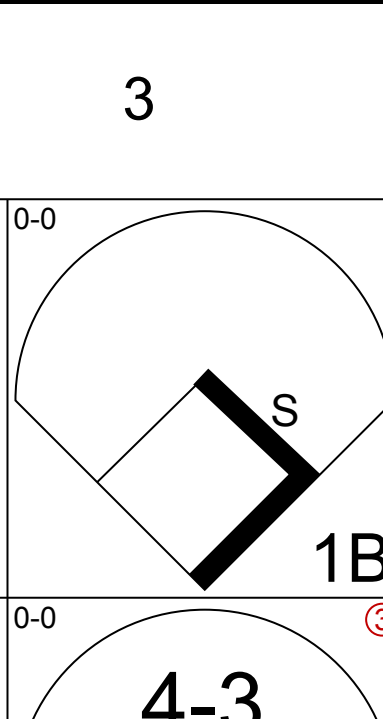
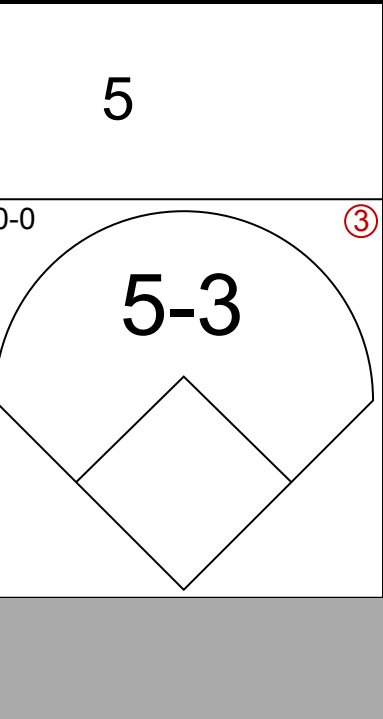
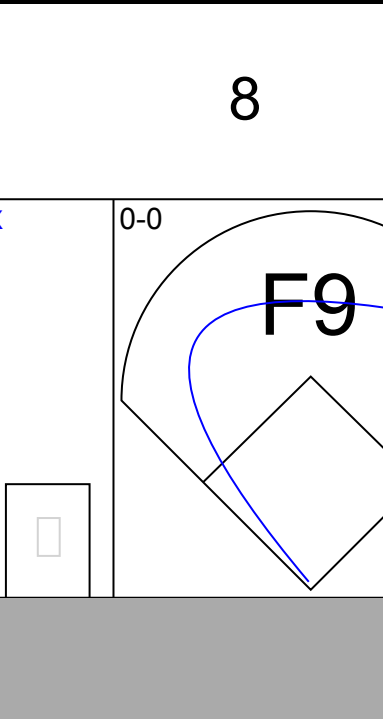
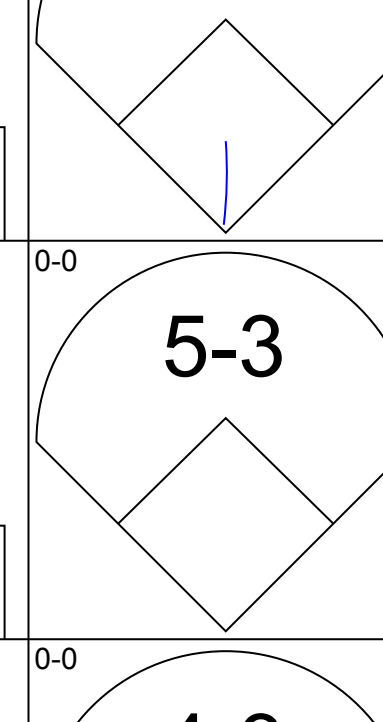
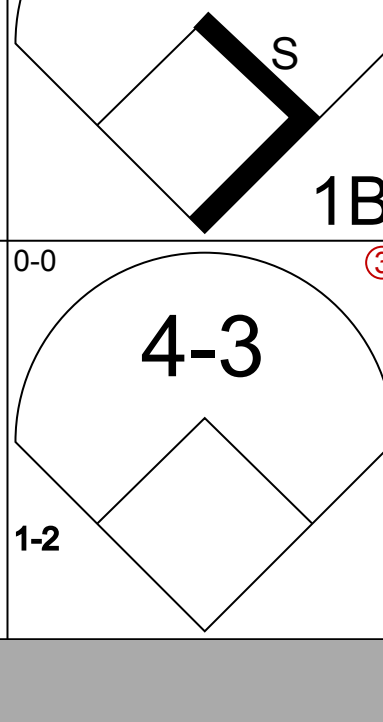
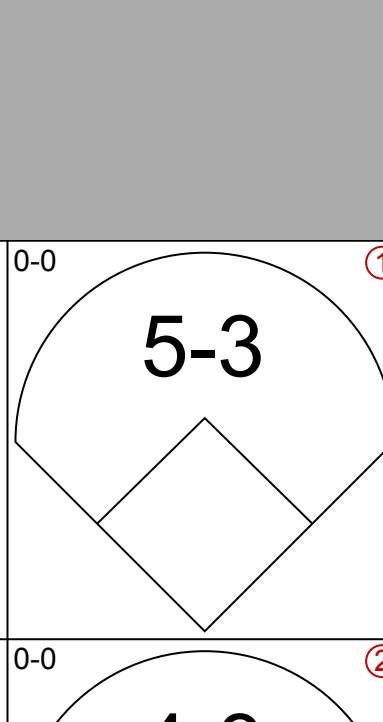
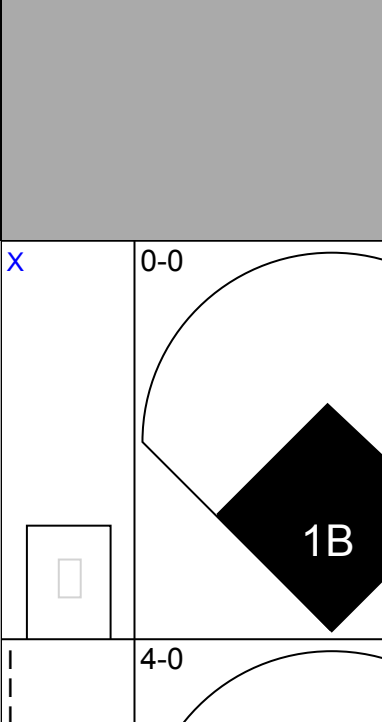
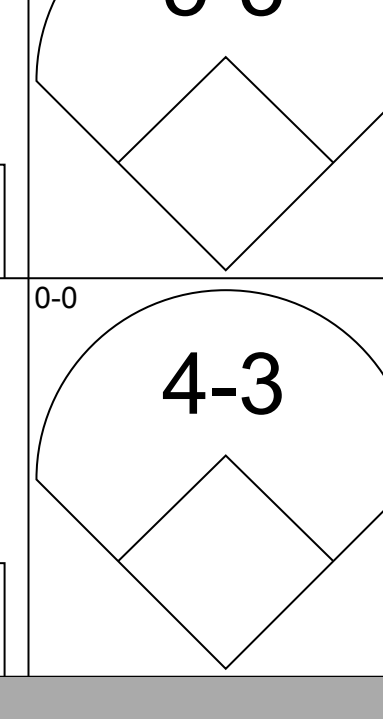
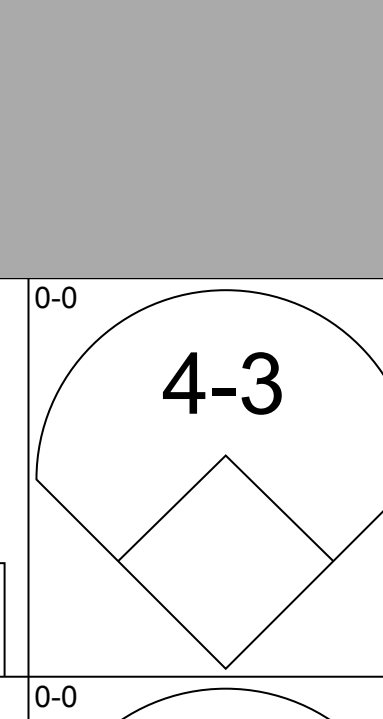
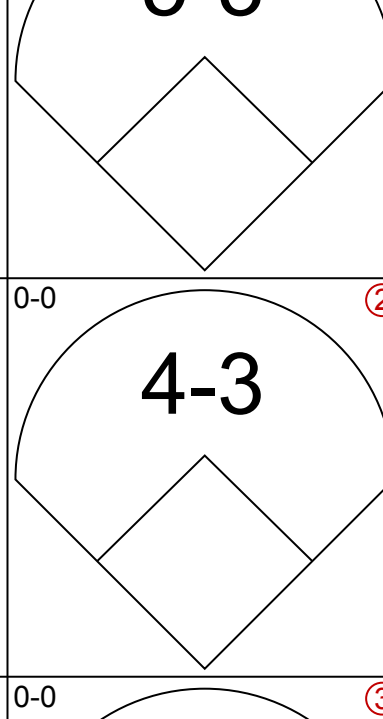
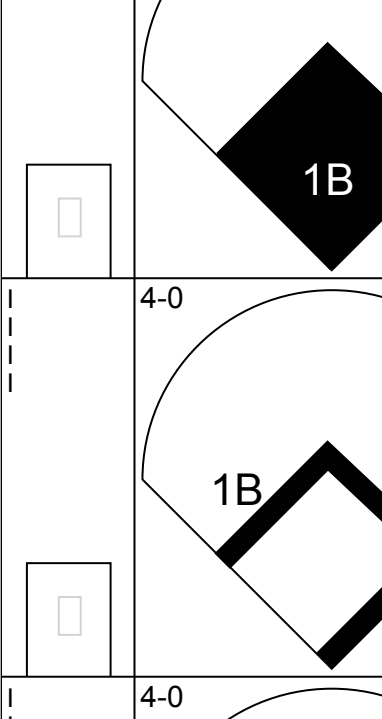
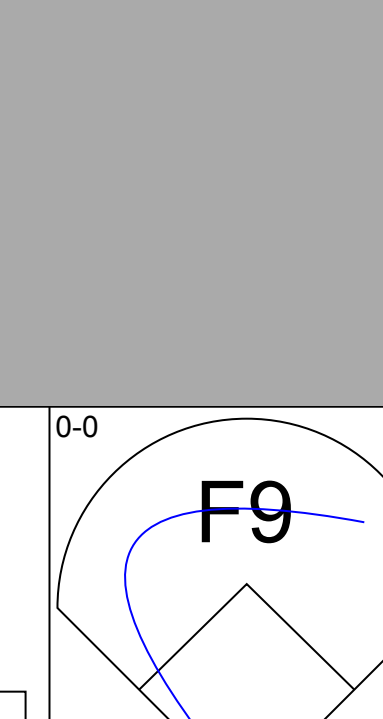
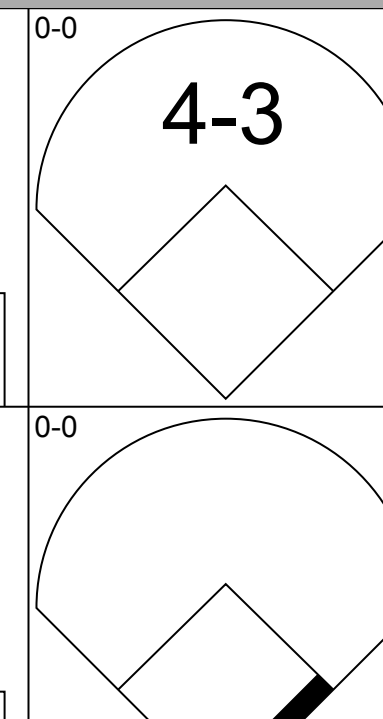
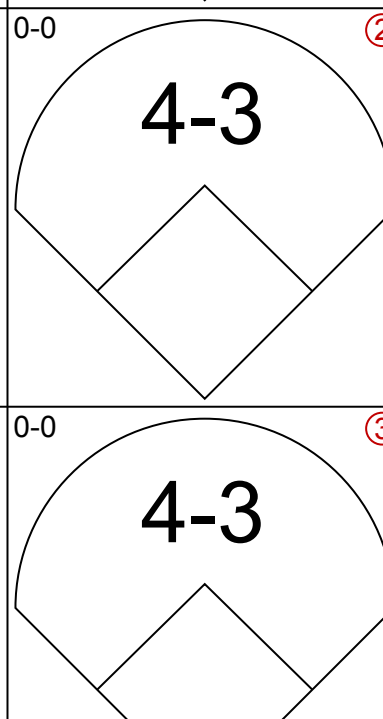
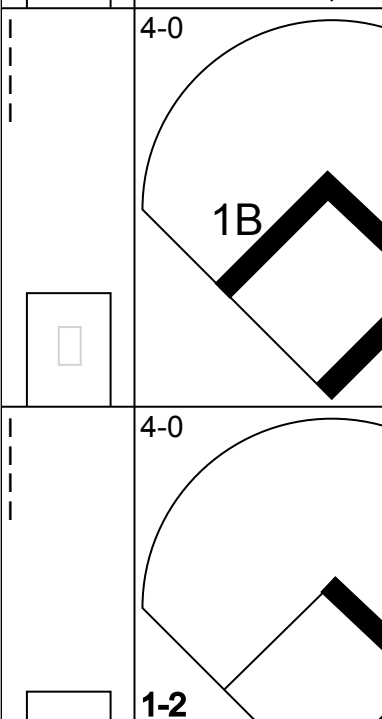
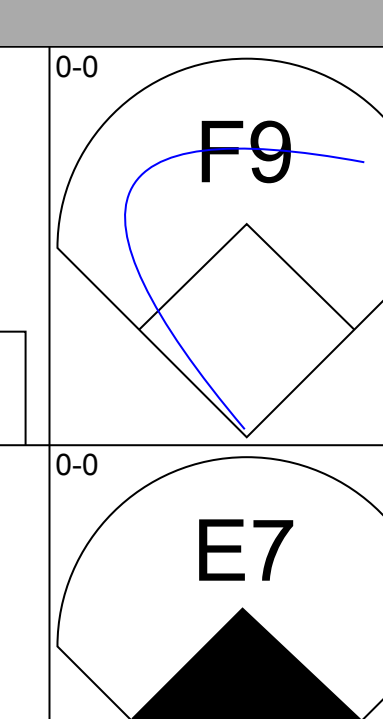
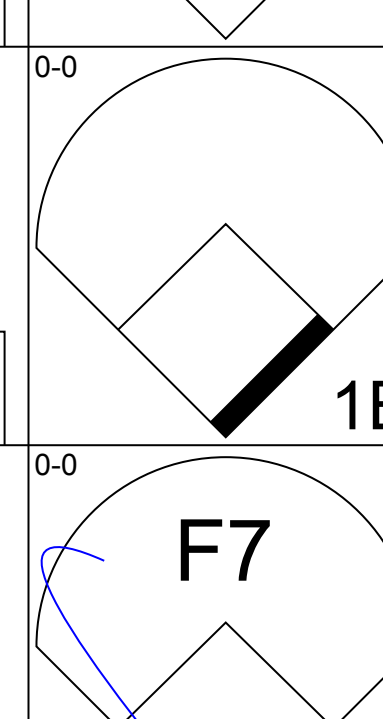
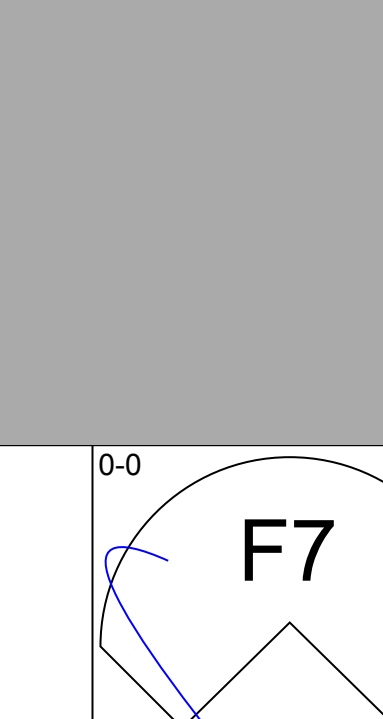
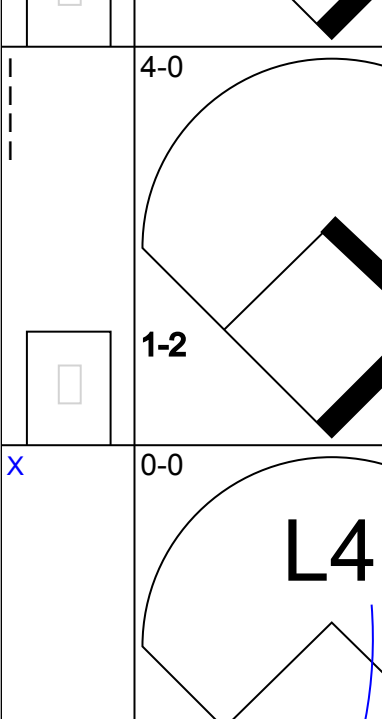
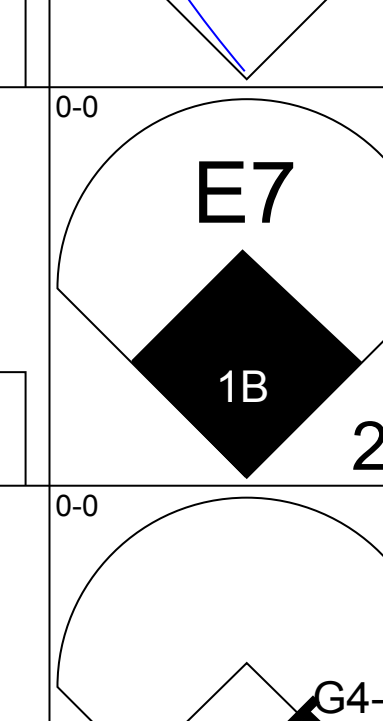
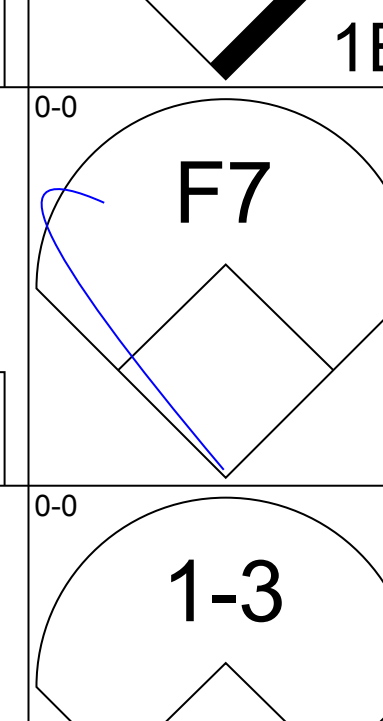
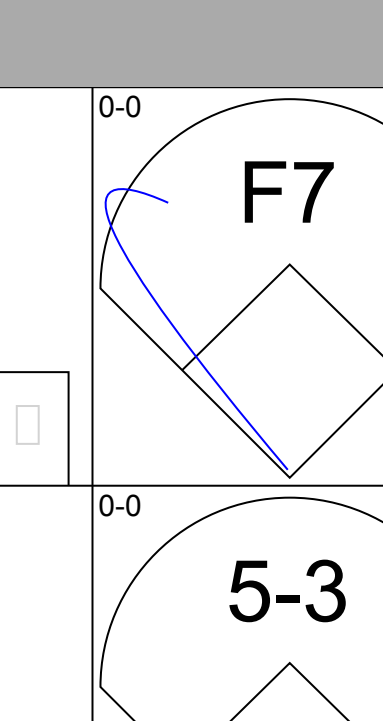
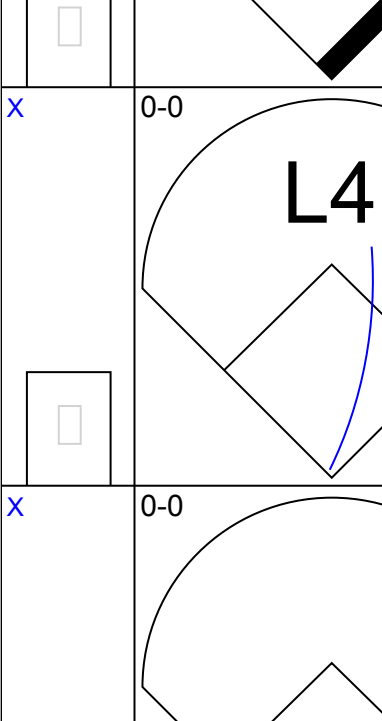
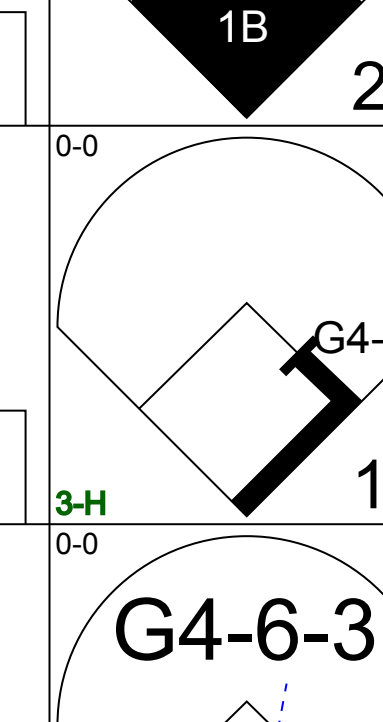

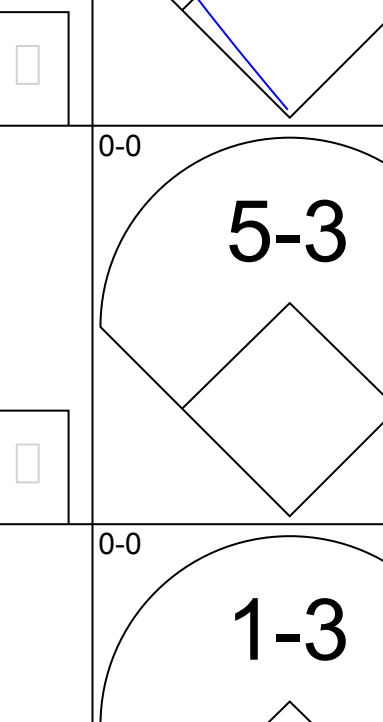


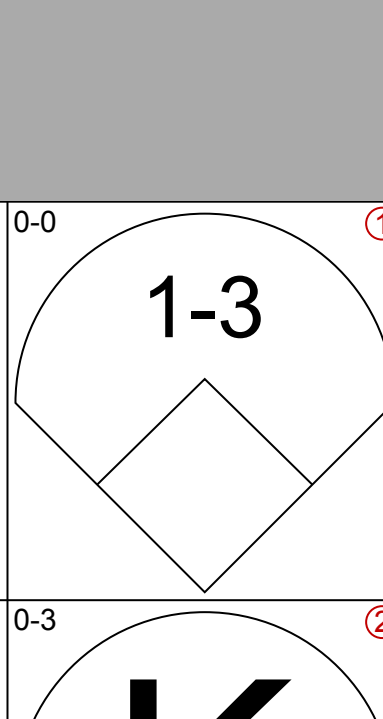
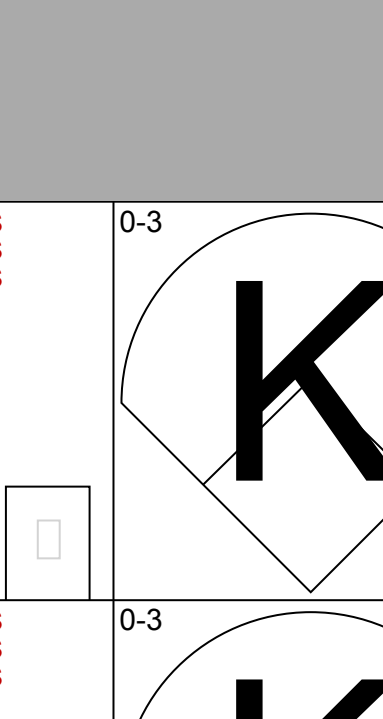


Batter	1	2	3	4	5	6	7	8	9	AB	R	H	RBI	BB	SO	LOB	TOP			
Paul Schaal, R OBP: 0.311, SLG: 0.317 (1, 5)										4	0	0	0	0	1	2				
Bobby Knoop, R OBP: 0.318, SLG: 0.392 (1, 4)										4	0	0	0	0	0	1				
Jim Fregosi, R OBP: 0.333, SLG: 0.403 (1, 6)										4	0	1	0	0	0	0				
Joe Adcock, R OBP: 0.315, SLG: 0.412 (1, 3)										2	1	1	0	2	0	0				
Rick Reichardt, R OBP: 0.286, SLG: 0.352 (1, 7)										4	0	1	0	0	1	2				
Jose Cardenal, R OBP: 0.287, SLG: 0.368 (1, 8)										4	0	2	1	0	0	2				
Ed Kirkpatrick, L OBP: 0.236, SLG: 0.321 (1, 9)										3	0	0	0	0	2	2				
Tom Egan, R OBP: 0.317, SLG: 0.316 (1, 2)										1	0	1	0	0	0	0				
Buck Rodgers, S OBP: 0.272, SLG: 0.266 (3, 2)										2	0	1	0	0	0	1				
Fred Newman, R OBP: 0.163, SLG: 0.141 (1, 1)										2	0	0	0	0	0	2				
Inning Stats	R: 0 E: 0 K: 1 S: 5	H: 0 LOB: 0 BB: 0 P: 5	R: 1 E: 0 K: 1 S: 6	H: 2 LOB: 0 BB: 0 P: 6	R: 0 E: 0 K: 0 S: 4	H: 1 LOB: 1 BB: 0 P: 4	R: 0 E: 0 K: 0 S: 3	H: 1 LOB: 1 BB: 1 P: 7	R: 0 E: 0 K: 1 S: 6	H: 0 LOB: 0 BB: 1 P: 9	R: 0 E: 0 K: 0 S: 4	H: 1 LOB: 1 BB: 0 P: 4	R: 0 E: 0 K: 0 S: 3	H: 0 LOB: 0 BB: 0 P: 3	R: 0 E: 0 K: 0 S: 4	H: 1 LOB: 1 BB: 0 P: 4	1B: 6 2B: 1 3B: 0 HR: 0	SF: 0 SAC: 2 DP: 0 HBP: 0	WP: 0 PB: 0 SB: 1 CS: 1	PA: 34
PITCHER	IP: 8.0 WLS: 30 BF: 6	H: 1 R: 1 ER: 1 SO: 4	BB: 2 IBB: 0 HBP: 0 BLK: 0	WP: 0 HR: 0 S: 36 P: 44	ERA: 1.12 WHIP: 1.000															ERA: 0.00 WHIP: 1.000
Steve Barber, L ERA: 2.75 (1, 1)																				
Stu Miller, R ERA: 1.98 (9, 1)																				

Los Angeles Angels @ Baltimore Orioles
Memorial Stadium, Baltimore, MD
Sat Sep 25 1965, 7:05 PM EDT
Unknown

AB 30
R 1
H 7
RBI 1
BB 2
SO 4
LOB 12



Batter	1	2	3	4	5	6	7	8	9	AB	R	H	RBI	BB	SO	LOB	BOTTOM			
Luis Aparicio, R OBP: 0.283, SLG: 0.346 (1, 6)										4	0	1	0	0	0	1				
Russ Snyder, L OBP: 0.321, SLG: 0.323 (1, 9)										4	1	1	0	0	0	1				
Boog Powell, L OBP: 0.341, SLG: 0.415 (1, 3)										3	0	0	0	1	0	0				
Brooks Robinson, R OBP: 0.358, SLG: 0.459 (1, 5)										3	0	1	0	1	0	0				
Curt Blefary, L OBP: 0.376, SLG: 0.473 (1, 7)										4	1	1	0	0	0	4				
Jerry Adair, R OBP: 0.299, SLG: 0.353 (1, 4)										4	0	2	2	0	0	1				
Paul Blair, R OBP: 0.296, SLG: 0.332 (1, 8)										3	0	0	0	0	0	1				
Dick Brown, R OBP: 0.293, SLG: 0.359 (1, 2)										3	0	1	0	0	1	0				
Steve Barber, L OBP: 0.138, SLG: 0.150 (1, 1)										2	0	0	0	0	2	1				
Norm Siebern, L OBP: 0.366, SLG: 0.413 (8, PH)										1	0	0	0	0	1	0				
Stu Miller, R OBP: 0.118, SLG: 0.125 (9, 1)										0	0	0	0	0	0	0				
Inning Stats	R: 0 E: 0 K: 0 S: 3	H: 0 LOB: 0 BB: 0 P: 3	R: 1 E: 1 K: 0 S: 4	H: 2 LOB: 0 BB: 0 P: 4	R: 0 E: 0 K: 1 S: 6	H: 1 LOB: 1 BB: 0 P: 6	R: 0 E: 0 K: 0 S: 4	H: 1 LOB: 1 BB: 0 P: 4	R: 0 E: 0 K: 1 S: 6	H: 0 LOB: 0 BB: 0 P: 3	R: 0 E: 0 K: 0 S: 3	H: 0 LOB: 0 BB: 0 P: 3	R: 0 E: 0 K: 2 S: 7	H: 0 LOB: 0 BB: 0 P: 7	R: 1 E: 0 K: 0 S: 3	H: 2 LOB: 3 BB: 2 P: 11	1B: 5 2B: 1 3B: 1 HR: 0	SF: 0 SAC: 0 DP: 1 HBP: 0	WP: 0 PB: 0 SB: 1 CS: 0	PA: 33
PITCHER	IP: 8.1 WLS: L BF: 33	H: 7 R: 2 ER: 1 SO: 4	BB: 0 IBB: 2 HBP: 0 BLK: 0	WP: 0 HR: 0 S: 39 P: 47	ERA: 1.08 WHIP: 0.840															
Fred Newman, R ERA: 2.99 (1, 1)																				

Los Angeles Angels @ Baltimore Orioles
Memorial Stadium, Baltimore, MD
Sat Sep 25 1965, 7:05 PM EDT
Unknown

AB 31
R 2
H 7
RBI 2
BB 2
SO 4
LOB 9



Batter	1	2	3	4	5	6	7	8	9	AB	R	H	RBI	BB	SO	LOB	TOP			
Albie Pearson, L OBP: 0.370, SLG: 0.376	L9		3-1			FC4-6 BB		4-3		3	0	0	0	1	0	0	Los Angeles Angels @ Baltimore Orioles Memorial Stadium, Baltimore, MD Sat Sep 25 1965, 7:05 PM EDT Att: 5,698 - Unknown			
Bobby Knoop, R OBP: 0.315, SLG: 0.388	K		F8			K		K		4	0	0	0	0	3	1				
Jim Fregosi, R OBP: 0.333, SLG: 0.401	BB		K			K		K		3	0	0	0	1	3	1				
Willie Smith, L OBP: 0.305, SLG: 0.422	4-3					FC4-6				4	0	1	0	0	0	2				
Ed Kirkpatrick, L OBP: 0.220, SLG: 0.298			F7		E1			K		4	0	0	0	0	1	1				
Rick Reichardt, R OBP: 0.317, SLG: 0.386			HBP		F9					3	0	2	0	0	0	1				
Paul Schaal, R OBP: 0.308, SLG: 0.314			F9			F3		F9		4	0	0	0	0	0	3				
Tom Satriano, L OBP: 0.286, SLG: 0.274			BB			4-3				1	0	0	0	2	0	0				
Jim McGlothlin, R (1, 1)	1-3					K		FC3-4		3	0	0	0	0	1	4				
Inning Stats	R: 0 E: 0 K: 1 S: 5	H: 0 LOB: 1 BB: 1 P: 9	R: 0 E: 0 K: 0 S: 3	H: 0 LOB: 2 BB: 1 P: 8	R: 0 E: 0 K: 1 S: 5	H: 0 LOB: 0 BB: 0 P: 5	R: 0 E: 1 K: 0 S: 3	H: 0 LOB: 0 BB: 0 P: 3	R: 0 E: 0 K: 1 S: 5	H: 0 LOB: 0 BB: 0 P: 5	R: 0 E: 0 K: 2 S: 7	H: 1 LOB: 2 BB: 1 P: 11	R: 0 E: 0 K: 1 S: 6	H: 1 LOB: 2 BB: 1 P: 10	R: 0 E: 0 K: 2 S: 7	H: 2 LOB: 1 BB: 0 P: 4	1B: 2 2B: 1 3B: 0 HR: 0	SF: 0 SAC: 0 DP: 1 HBP: 1	WP: 0 PB: 0 SB: 2 CS: 1	PA: 34
PITCHER Mitt Pappas, R ERA: 2.45	IP: 9.0 WLS: W BF: 34	H: 3 R: 0 ER: 0 SO: 8	BB: 3 IBB: 1 HBP: 1 BLK: 0	WP: 0 HR: 0 S: 45 P: 62	ERA: 0.00 WHIP: 0.667	PITCHER	IP: 9.0 WLS: W BF: 34	H: 3 R: 0 ER: 0 SO: 8	BB: 3 IBB: 1 HBP: 1 BLK: 0	WP: 0 HR: 0 S: 45 P: 62	ERA: 0.00 WHIP: 0.667									

Batter	1	2	3	4	5	6	7	8	9	AB	R	H	RBI	BB	SO	LOB	BOTTOM
Luis Aparicio, R OBP: 0.282, SLG: 0.347	K		E3			L4		E6		4	1	1	0	0	1	0	Los Angeles Angels @ Baltimore Orioles Memorial Stadium, Baltimore, MD Sat Sep 25 1965, 7:05 PM EDT Att: 5,698 - Unknown
Russ Snyder, L OBP: 0.320, SLG: 0.322	F8		L9			1B		FC		4	1	1	1	0	0	1	
Boog Powell, L OBP: 0.340, SLG: 0.412	BB					F7		K		3	0	0	0	1	2	2	
Brooks Robinson, R OBP: 0.359, SLG: 0.460	F4					2B		F8		3	0	1	1	1	0	2	
Curt Blefary, L OBP: 0.377, SLG: 0.473			3-1							4	0	1	0	0	0	2	
Sam Bowers, R OBP: 0.203, SLG: 0.289						G3		F9		0	0	0	0	0	0	0	
Jerry Adair, R OBP: 0.301, SLG: 0.353	F5									2	0	1	0	1	0	0	
Paul Blair, R OBP: 0.294, SLG: 0.329	B2					FC1-2-3-2		F3		3	0	0	0	0	0	4	
Dick Brown, R OBP: 0.290, SLG: 0.354			F7							3	0	0	0	0	0	0	
Mitt Pappas, R OBP: 0.086, SLG: 0.116			K			F9		F6		3	0	0	0	0	1	0	
Inning Stats	R: 0 E: 0 K: 1 S: 5	H: 0 LOB: 1 BB: 1 P: 9	R: 0 E: 1 K: 1 S: 6	H: 0 LOB: 1 BB: 0 P: 6	R: 0 E: 0 K: 1 S: 5	H: 1 LOB: 2 BB: 2 P: 13	R: 0 E: 0 K: 0 S: 4	H: 1 LOB: 1 BB: 0 P: 4	R: 0 E: 0 K: 0 S: 3	H: 1 LOB: 0 BB: 0 P: 3	R: 2 E: 1 K: 1 S: 8	H: 2 LOB: 1 BB: 0 P: 8	1B: 2 2B: 4 3B: 0 HR: 0	SF: 0 SAC: 0 DP: 1 HBP: 0	WP: 0 PB: 0 SB: 1 CS: 1	PA: 32	
PITCHER Jim McGlothlin, R ERA: 2.77	IP: 8.0 WLS: L BF: 32	H: 5 R: 2 ER: 0 SO: 4	BB: 2 IBB: 1 HBP: 0 BLK: 0	WP: 0 HR: 0 S: 37 P: 49	ERA: 0.00 WHIP: 0.875	PITCHER	IP: 8.0 WLS: L BF: 32	H: 5 R: 2 ER: 0 SO: 4	BB: 2 IBB: 1 HBP: 0 BLK: 0	WP: 0 HR: 0 S: 37 P: 49	ERA: 0.00 WHIP: 0.875						

Batter	1	2	3	4	5	6	7	8	9	AB	R	H	RBI	BB	SO	LOB	TOP										
Jose Cardenal, R (1, 8) OBP: 0.287, SLG: 0.367	0-0 6-3			0-0 G1-6-3 1B		0-0 5-3		0-0 5-3		4	0	1	0	0	0	1											
Albie Pearson, L (1, 9) OBP: 0.367, SLG: 0.372	0-0 F4			0-0 G1-6-3 1-2		0-0 F8			0-0 B3	4	0	0	0	0	0	1											
Jim Fregosi, R (1, 6) OBP: 0.331, SLG: 0.399	0-0 4-3			0-0 F8			0-0 F8		0-3 K	4	0	0	0	0	1	0											
Joe Adcock, R (1, 3) Vic Power, R (8, 3) OBP: 0.313, SLG: 0.409 OBP: 0.296, SLG: 0.326		0-0 6-3			0-3 K		0-0 F7		0-0 1B	3	0	0	0	0	1	0											
Bobby Knoop, R (1, 4) OBP: 0.315, SLG: 0.387		0-0 F8			0-0 FC5-4 1B		0-0 F9		0-0 F9	4	0	1	0	0	0	1											
Rick Reichardt, R (1, 7) OBP: 0.317, SLG: 0.383		0-0 1-3			0-0 FC5-4 1-2				0-0 1B SH1-3 1B	3	1	1	0	0	0	1											
Paul Schaal, R (1, 5) OBP: 0.312, SLG: 0.317				0-0 G5-4-3 1B		4-0 1-2 IBB			0-0 SH1-3 1B	2	0	2	0	1	0	0											
Tom Satriano, L (1, 2) OBP: 0.274, SLG: 0.262				0-0 G5-4-3 1-2		0-0 6-3			0-0 F7	3	0	0	0	0	0	5											
George Brunet, R (1, 1) Jim Piersall, R (8, PH) Bob Lee, R (8, 1) OBP: 0.102, SLG: 0.089 OBP: 0.307, SLG: 0.407 OBP: 0.182, SLG: 0.286				0-3 K		0-3 K			0-0 SH1-3	2	0	0	0	0	2	0											
Inning Stats	R: 0 E: 0 K: 0 S: 3	H: 0 LOB: 0 BB: 0 P: 3	R: 0 E: 0 K: 0 S: 3	H: 0 LOB: 0 BB: 0 P: 3	R: 0 E: 0 K: 1 S: 5	H: 1 LOB: 0 BB: 0 P: 5	R: 0 E: 0 K: 0 S: 3	H: 1 LOB: 2 BB: 1 P: 10	R: 0 E: 0 K: 1 S: 5	H: 0 LOB: 0 BB: 0 P: 5	R: 0 E: 0 K: 0 S: 3	H: 0 LOB: 0 BB: 0 P: 3	R: 1 E: 0 K: 0 S: 5	H: 2 LOB: 1 BB: 0 P: 5	R: 0 E: 0 K: 1 S: 6	H: 1 LOB: 1 BB: 0 P: 6	1B: 6 2B: 0 3B: 0 HR: 0	SF: 0 SAC: 1 DP: 2 HBP: 0	WP: 0 PB: 0 SB: 1 CS: 1	PA: 32							
PITCHER	IP	WLS	BF	H	R	ER	SO	BB	IBB	HBP	BLK	WP	HR	S	P	ERA	WHIP										
Dave McNally, L (1, 1) ERA: 2.99	8.0		28	5	1	1	3	0	1	0	0	0	0	33	37	1.12	0.625										
Dick Hall, R (9, 1) ERA: 3.23	1.0	W	4	1	0	0	1	0	0	0	0	0	0	6	6	0.00	1.000										

Los Angeles Angels @ Baltimore Orioles
Memorial Stadium, Baltimore, MD
Sun Sep 26 1965, 3:33 AM EDT
Att: 5,527 - Unknown

AB 30
R 1
H 6
RBI 1
BB 1
SO 4
LOB 9





Batter	1	2	3	4	5	6	7	8	9	AB	R	H	RBI	BB	SO	LOB	BOTTOM										
Luis Aparicio, R (1, 6) OBP: 0.282, SLG: 0.345	0-0 F9			0-0 F6		0-0 F9		4-0 FC6 G3 BB		3	0	0	0	1	0	1											
Paul Blair, R (1, 8) OBP: 0.293, SLG: 0.331	0-3 K			0-0 2B		0-0 5-3		0-0 G3		4	0	1	0	0	1	2											
Boog Powell, L (1, 3) OBP: 0.339, SLG: 0.409	0-0 F4			0-0 F4		4-0 FC6-4 BB		0-0 FC6		3	0	0	0	1	0	2											
Brooks Robinson, R (1, 5) OBP: 0.358, SLG: 0.457		0-0 5-3		4-0 FC6-4 IBB		0-0 FC6-4 1-2			0-0 F9	3	0	0	0	1	0	2											
Sam Bowens, R (1, 9) Russ Snyder, L (9, PH) OBP: 0.200, SLG: 0.284 OBP: 0.322, SLG: 0.322		0-3 K		0-0 FC6-4 1-2			0-3 K		4-0 1B BB	3	0	0	0	0	2	2											
Curt Blefary, L (1, 7) OBP: 0.376, SLG: 0.471		0-3 K			0-3 K		0-0 F5		0-0 1B 1B	4	1	1	0	0	2	0											
Jerry Adair, R (1, 4) OBP: 0.303, SLG: 0.354			0-3 K		0-3 K				0-0 1B	4	0	2	1	0	2	0											
Dick Brown, R (1, 2) OBP: 0.289, SLG: 0.352			0-3 K		0-0 F9				0-0 1B	4	0	1	1	0	1	1											
Dave McNally, R (1, 1) Norm Siebern, L (8, PH) Dick Hall, R (9, 1) OBP: 0.127, SLG: 0.115 OBP: 0.365, SLG: 0.412 OBP: 0.467, SLG: 0.538			0-3 K			0-0 2B			0-3 K	2	0	1	0	0	1	0											
Inning Stats	R: 0 E: 0 K: 1 S: 5	H: 0 LOB: 0 BB: 0 P: 5	R: 0 E: 0 K: 2 S: 7	H: 0 LOB: 0 BB: 0 P: 7	R: 0 E: 0 K: 3 S: 9	H: 0 LOB: 0 BB: 0 P: 9	R: 0 E: 0 K: 0 S: 4	H: 1 LOB: 2 BB: 1 P: 8	R: 0 E: 0 K: 1 S: 6	H: 1 LOB: 1 BB: 0 P: 6	R: 0 E: 0 K: 1 S: 5	H: 0 LOB: 1 BB: 1 P: 9	R: 2 E: 0 K: 0 S: 4	H: 3 LOB: 2 BB: 1 P: 8	1B: 4 2B: 2 3B: 0 HR: 0	SF: 0 SAC: 0 DP: 0 HBP: 0	WP: 0 PB: 0 SB: 0 CS: 0	PA: 35									
PITCHER	IP	WLS	BF	H	R	ER	SO	BB	IBB	HBP	BLK	WP	HR	S	P	ERA	WHIP										
George Brunet, L (1, 1) ERA: 2.52	7.0		26	3	0	0	9	1	1	0	0	0	0	42	50	0.00	0.571										
Bob Lee, R (8, 1) ERA: 1.92	1.1	L	9	3	2	2	1	2	0	0	0	0	0	9	17	13.50	3.750										

Los Angeles Angels @ Baltimore Orioles
Memorial Stadium, Baltimore, MD
Sun Sep 26 1965, 3:33 AM EDT
Att: 5,527 - Unknown

AB 31
R 2
H 6
RBI 2
BB 4
SO 10
LOB 10



Batter	1	2	3	4	5	6	7	8	9	AB	R	H	RBI	BB	SO	LOB	TOP										
Bert Campaneris, R OBP: 0.330, SLG: 0.390 (1, 6)	0-3 K		0-0 S 1B		0-0 E5 1B		0-0 F6	0-0 1-2 3-H 1B		5	1	2	1	0	1	0	Kansas City Athletics @ Baltimore Orioles Memorial Stadium, Baltimore, MD Mon Sep 27 1965, 7:05 PM EDT Att: 703 - Unknown AB 35 R 4 H 9 RBI 3 BB 6 SO 11 LOB 19 										
Jose Tartabull, L OBP: 0.376, SLG: 0.422 (1, 8)	0-3 K		0-3 K		0-0 1-H 1B		0-0 E 1B	0-0 4-3		5	2	2	1	0	2	3											
Dick Green, R OBP: 0.310, SLG: 0.366 (1, 4)	0-0 5-3		0-3 K		4-0 1-2 1B		0-0 K		0-0 G6-4-3 1B	4	0	1	0	1	2	2											
Ed Charles, R OBP: 0.332, SLG: 0.393 (1, 5)		0-0 F8		0-0 WP S 1B	0-0 FC1-4 1-2 2-H 1B		0-0 E6		0-0 F2	5	0	2	1	0	0	1											
Ken Harrelson, R OBP: 0.330, SLG: 0.438 (1, 3)		4-0 BB BB		0-3 K	0-0 FC1-4 1-2		0-3 K		0-0 G6-4-3	4	0	0	0	1	2	5											
Billy Bryan, L OBP: 0.316, SLG: 0.442 (1, 2)		0-0 F9		0-3 K		4-0 G6-3 BB		0-0 F4		3	0	0	0	1	1	2											
Tommie Reynolds, R OBP: 0.333, SLG: 0.318 (1, 7)		4-0 1-2 BB		0-0 F8		4-0 G6-3 BB		4-0 S 1B BB		1	0	0	0	3	0	1											
Mike Hershberger, R OBP: 0.294, SLG: 0.317 (1, 9)		0-0 F4			0-0 F9	0-0 G6-3 1-2 2-3		0-0 1B S 1B		4	1	1	0	0	0	4											
Fred Talbot, R OBP: 0.243, SLG: 0.257 (5, PH) Wayne Cullbert, L OBP: 0.344, SLG: 0.347 (5, 1) Jim Dickson, L OBP: 0.292, SLG: 0.354 (5, PH) Santiago Rosario, L OBP: 0.292, SLG: 0.354 (5, PH) John Wyatt, R OBP: 0.292, SLG: 0.354 (5, 1) Jack Aker, R OBP: 0.292, SLG: 0.354 (5, 1)	0-3 K		0-3 K		0-3 K		0-3 K	0-0 1-3 1B		2	0	0	0	0	2	0											
Inning Stats	R: 0 E: 0 K: 2 S: 7	H: 0 LOB: 0 BB: 0 P: 7	R: 0 E: 0 K: 0 S: 3	H: 0 LOB: 2 BB: 2 P: 11	R: 0 E: 0 K: 3 S: 10	H: 1 LOB: 1 BB: 0 P: 10	R: 0 E: 0 K: 2 S: 8	H: 1 LOB: 1 BB: 0 P: 8	R: 2 E: 1 K: 1 S: 8	H: 2 LOB: 2 BB: 1 P: 12	R: 0 E: 0 K: 1 S: 4	H: 0 LOB: 1 BB: 2 P: 12	R: 1 E: 1 K: 2 S: 9	H: 1 LOB: 1 BB: 0 P: 9	R: 1 E: 0 K: 0 S: 5	H: 3 LOB: 2 BB: 1 P: 9		R: 0 E: 0 K: 0 S: 3	H: 1 LOB: 0 BB: 0 P: 3	1B: 9 2B: 0 3B: 0 HR: 0	SF: 0 SAC: 0 DP: 2 HBP: 0	WP: 1 PB: 0 SB: 8 CS: 0	PA: 41				
PITCHER	IP	WLS	BF	H	R	ER	SO	BB	IBB	HBP	BLK	WP	HR	S	P	ERA	WHIP										
John Miller, R ERA: 3.23 (1, 1)	5.0		23	4	2	0	8	3	0	0	0	1	0	36	48	0.00	1.400										
Ed Barnowski, R ERA: 2.08 (6, 1)	0.0		2	0	0	0	0	2	0	0	0	0	0	0	8	∞	∞										
Dick Hall, R ERA: 3.16 (6, 1)	2.0		7	1	1	0	3	0	0	0	0	0	0	13	13	0.00	0.500										
Stu Miller, R ERA: 1.92 (8, 1)	2.0	W	9	4	1	1	0	1	0	0	0	0	0	8	12	4.50	2.500										
Batter	1	2	3	4	5	6	7	8	9	AB	R	H	RBI	BB	SO	LOB	BOTTOM										
Luis Aparicio, R OBP: 0.285, SLG: 0.346 (1, 6)	4-0 G5-3 E BB		4-0 2B BB		0-0 1B SF7 1B		0-0 4-3			2	2	1	0	2	0	0	Kansas City Athletics @ Baltimore Orioles Memorial Stadium, Baltimore, MD Mon Sep 27 1965, 7:05 PM EDT Att: 703 - Unknown AB 28 R 6 H 7 RBI 6 BB 4 SO 6 LOB 9 										
Russ Snyder, L OBP: 0.324, SLG: 0.327 (1, 9) (9, 7)	0-3 K		0-0 1-H 1B		0-0 SF7 1B			0-0 G3		4	1	2	1	0	1	1											
Boog Powell, L OBP: 0.342, SLG: 0.412 (1, 3)	4-0 BB		0-0 2-H 1B		0-0 SF7			0-0 1B 3B 1B		2	1	2	2	1	0	0											
Brooks Robinson, R OBP: 0.357, SLG: 0.456 (1, 5)	0-0 G5-3 2-3r		0-0 F9		0-0 K			0-0 1-2 3B 1B		4	1	1	0	0	1	4											
Curt Blefary, L OBP: 0.377, SLG: 0.475 Sam Bowens, R OBP: 0.200, SLG: 0.284 (1, 7) (9, 9)		4-0 6-3 BB		0-0 5-3		0-0 4-3		0-0 1-H 2-H SF8 3B		3	1	1	2	1	0	1											
Jerry Adair, R OBP: 0.301, SLG: 0.353 (1, 4)		0-0 F6		0-0 F3		0-0 F9		0-0 SF8		3	0	0	1	0	0	1											
Paul Blair, R OBP: 0.290, SLG: 0.327 (1, 8)		0-0 6-3 1-2		0-0 6-3		0-3 K		0-0 F7		4	0	0	0	0	1	1											
Dick Brown, R OBP: 0.286, SLG: 0.348 (1, 2)		0-0 F8		0-0 6-3				0-3 K		3	0	0	0	0	1	1											
John Miller, R OBP: 0.134, SLG: 0.107 (5, PH) Norm Siebern, L OBP: 0.265, SLG: 0.410 (5, 1) Ed Barnowski, R OBP: 0.292, SLG: 0.354 (5, PH) Dick Hall, R OBP: 0.292, SLG: 0.354 (5, PH) Charlie Lau, L OBP: 0.292, SLG: 0.354 (5, PH) Stu Miller, R OBP: 0.292, SLG: 0.354 (5, 1)	0-3 K		0-3 K		0-0 F7		0-3 K			1	0	0	0	0	1	0											
Inning Stats	R: 0 E: 1 K: 1 S: 4	H: 0 LOB: 1 BB: 2 P: 12	R: 0 E: 0 K: 0 S: 3	H: 0 LOB: 1 BB: 1 P: 7	R: 2 E: 0 K: 1 S: 7	H: 2 LOB: 1 BB: 1 P: 11	R: 0 E: 0 K: 0 S: 3	H: 0 LOB: 0 BB: 0 P: 3	R: 1 E: 0 K: 1 S: 7	H: 2 LOB: 1 BB: 0 P: 7	R: 0 E: 0 K: 1 S: 5	H: 0 LOB: 0 BB: 0 P: 5	R: 0 E: 0 K: 2 S: 7	H: 0 LOB: 0 BB: 0 P: 7	R: 3 E: 0 K: 0 S: 6	H: 3 LOB: 0 BB: 0 P: 6		R: 0 E: 0 K: 0 S: 3	H: 1 LOB: 0 BB: 0 P: 3	1B: 5 2B: 1 3B: 1 HR: 0	SF: 2 SAC: 0 DP: 1 HBP: 0	WP: 0 PB: 0 SB: 0 CS: 0	PA: 34				
PITCHER	IP	WLS	BF	H	R	ER	SO	BB	IBB	HBP	BLK	WP	HR	S	P	ERA	WHIP										
Fred Talbot, R ERA: 3.99 (1, 1)	5.0		22	4	3	3	3	4	0	0	0	0	0	24	40	5.40	1.600										
Jim Dickson, R ERA: 3.43 (6, 1)	2.0		6	0	0	0	3	0	0	0	0	0	0	12	12	0.00	0.000										
John Wyatt, R ERA: 2.87 (8, 1)	0.1	L	4	3	3	3	0	0	0	0	0	0	0	4	4	81.00	9.000										
Jack Aker, R ERA: 3.1 (8, 1)	0.2		2	0	0	0	0	0	0	0	0	0	0	2	2	0.00	0.000										

Batter	1	2	3	4	5	6	7	8	9	AB	R	H	RBI	BB	SO	LOB	TOP			
Cesar Tovar, R OBP: 0.259, SLG: 0.240 (1, 8)	F7		F7		F3			G3 HR 2B		4	1	1	0	0	0	1				
Joe Nassek, R OBP: 0.257, SLG: 0.315 (1, 9)	6-3		FC5-4			5-3		G3		4	0	0	0	0	0	2				
Harmon Killebrew, R OBP: 0.389, SLG: 0.496 (1, 5)	FC6-4 1B			6-3		6-3		K		4	0	1	0	0	1	1				
Bob Allison, R OBP: 0.347, SLG: 0.447 (1, 7)	FC6-4 1-2			1B 3B		K		HR		4	2	2	2	0	1	1				
Andy Kosco, R OBP: 0.222, SLG: 0.333 (1, 3)										4	0	3	1	0	0	0				
Ted Uhlhaender, L OBP: 0.200, SLG: 0.200 (8, PR)			F8							0	0	0	0	0	0	0				
Don Mitcher, L OBP: 0.343, SLG: 0.510 (8, 3)				E 1B			SH5-3 1B			0	0	0	0	0	0	0				
Rich Rollins, R OBP: 0.309, SLG: 0.333 (1, 4)				3-H 1B						3	0	0	0	0	2	2				
Zoilo Versalles, R OBP: 0.316, SLG: 0.457 (8, 6)	6-3			K			SH5-3 1-2			0	0	0	0	0	0	0				
Frank Quilici, R OBP: 0.281, SLG: 0.259 (1, 6)				1-3						3	0	0	0	1	2	2				
Jerry Zimmerman, R OBP: 0.275, SLG: 0.253 (1, 2)										2	0	1	0	1	0	0				
Earl Battey, R OBP: 0.374, SLG: 0.409 (9, 2)			FC5-4 1B		F7			SH1-3		0	0	0	0	0	0	0				
Mudcat Grant, R OBP: 0.212, SLG: 0.227 (1, 1)										4	0	0	0	0	1	4				
Jim Merritt, L OBP: 0.240, SLG: 0.136 (9, 1)			F9					L5-6-4		0	0	0	0	0	0	0				
Johnny Klippstein, R OBP: 0.374, SLG: 0.409 (9, 1)					K					0	0	0	0	0	0	0				
Inning Stats	R: 0 E: 0 K: 0 S: 4	H: 1 LOB: 1 BB: 0 P: 4	R: 0 E: 0 K: 1 S: 5	H: 0 LOB: 0 BB: 0 P: 5	R: 0 E: 0 K: 0 S: 4	H: 1 LOB: 1 BB: 0 P: 4	R: 1 E: 1 K: 1 S: 7	H: 2 LOB: 1 BB: 0 P: 7	R: 0 E: 0 K: 1 S: 5	H: 0 LOB: 0 BB: 0 P: 5	R: 0 E: 0 K: 1 S: 6	H: 1 LOB: 2 BB: 1 P: 10	R: 2 E: 0 K: 2 S: 10	H: 3 LOB: 1 BB: 0 P: 10	R: 0 E: 0 K: 0 S: 2	H: 0 LOB: 0 BB: 1 P: 6	1B: 4 2B: 3 3B: 1 HR: 1	SF: 0 SAC: 2 DP: 1 HBP: 0	WP: 0 PB: 0 SB: 0 CS: 0	PA: 36
PITCHER Steve Barber, L ERA: 2.76 (1, 1)	IP: 9.0 WLS: L BF: 36 H: 8 R: 3 ER: 3 SO: 7 BB: 2 IBB: 0 HBP: 0 BLK: 0 WP: 0 HR: 1 S: 48 P: 56 ERA: 3.00 WHIP: 1.111																			

Minnesota Twins @ Baltimore Orioles
Memorial Stadium, Baltimore, MD
Wed Sep 29 1965, 7:05 PM EDT
Att: 6,928 - Unknown

AB 32
R 3
H 8
RBI 3
BB 2
SO 7
LOB 13



Batter	1	2	3	4	5	6	7	8	9	AB	R	H	RBI	BB	SO	LOB	BOTTOM											
Luis Aparicio, R OBP: 0.287, SLG: 0.345 (1, 6)	6-3					4-3		5-3		4	0	1	0	0	0	0												
Russ Snyder, L OBP: 0.325, SLG: 0.326 (1, 9)	F7		1B			1B		G3 1B		4	0	2	0	0	0	1												
Boog Powell, L OBP: 0.343, SLG: 0.408 (1, 3)	2B BB					1B		G3		3	1	1	0	1	0	1												
Brooks Robinson, R OBP: 0.358, SLG: 0.455 (1, 5)	1-H 2B					F4		F7		4	0	1	1	0	0	3												
Curt Blefary, L OBP: 0.379, SLG: 0.473 (1, 7)										3	1	1	0	1	1	0												
Jerry Adair, R OBP: 0.302, SLG: 0.353 (1, 4)										4	0	1	0	0	0	1												
Paul Blair, R OBP: 0.290, SLG: 0.325 (1, 8)										3	0	1	1	0	0	0												
Dick Brown, R OBP: 0.282, SLG: 0.342 (1, 2)										3	0	0	0	0	1	1												
Charlie Lau, L OBP: 0.378, SLG: 0.419 (9, PH)										0	0	0	0	0	0	0												
Bob Johnson, R OBP: 0.283, SLG: 0.360 (9, PH)										1	0	0	0	0	0	3												
Steve Barber, L OBP: 0.132, SLG: 0.143 (1, 1)										3	0	0	0	0	2	1												
Sam Bowers, R OBP: 0.200, SLG: 0.284 (9, PH)										0	0	0	0	0	0	0												
Norm Siebern, L OBP: 0.363, SLG: 0.409 (9, PH)										1	0	0	0	0	0	2												
Inning Stats	R: 1 E: 0 K: 0 S: 3	H: 1 LOB: 1 BB: 1 P: 7	R: 0 E: 0 K: 0 S: 3	H: 0 LOB: 0 BB: 0 P: 3	R: 0 E: 0 K: 1 S: 6	H: 1 LOB: 1 BB: 0 P: 6	R: 0 E: 0 K: 1 S: 5	H: 0 LOB: 0 BB: 0 P: 5	R: 0 E: 0 K: 0 S: 5	H: 2 LOB: 2 BB: 0 P: 5	R: 1 E: 0 K: 2 S: 9	H: 2 LOB: 1 BB: 0 P: 9	R: 0 E: 0 K: 0 S: 4	H: 1 LOB: 1 BB: 0 P: 4	R: 0 E: 1 K: 0 S: 4	H: 1 LOB: 2 BB: 1 P: 8	1B: 7 2B: 2 3B: 0 HR: 0	SF: 0 SAC: 1 DP: 1 HBP: 0	WP: 0 PB: 0 SB: 0 CS: 0	PA: 36								
PITCHER Mudcat Grant, R ERA: 3.22 (1, 1)	IP: 0.2 WLS: S BF: 1 H: 0 R: 2 ER: 2 SO: 4 BB: 2 IBB: 0 HBP: 0 BLK: 0 WP: 0 HR: 0 S: 40 P: 48 ERA: 2.25 WHIP: 1.250																											
Jim Merritt, L ERA: 3.25 (9, 1)	0.1	S	1	0	0	0	0	0	0	0	0	1	1	0.00	0.000													
Johnny Klippstein, R ERA: 2.27 (9, 1)	0.1																0.00	0.000										

Minnesota Twins @ Baltimore Orioles
Memorial Stadium, Baltimore, MD
Wed Sep 29 1965, 7:05 PM EDT
Att: 6,928 - Unknown

AB 33
R 2
H 8
RBI 2
BB 2
SO 4
LOB 13



Batter	1	2	3	4	5	6	7	8	9	AB	R	H	RBI	BB	SO	LOB	TOP					
Zoilo Versalles, R OBP: 0.317, SLG: 0.464 Jerry Kindall, R OBP: 0.275, SLG: 0.290	F8								K	3	1	2	4	0	0	0	Minnesota Twins @ Baltimore Orioles Memorial Stadium, Baltimore, MD Thu Sep 30 1965, 7:05 PM EDT Att: 6,169 - Unknown					
Sandy Valdespino, L OBP: 0.351, SLG: 0.528	F7		F8							4	1	2	0	1	0	1						
Harmon Killebrew, R OBP: 0.384, SLG: 0.490	F3									5	0	0	0	0	2	4						
Jimmie Hall, L OBP: 0.345, SLG: 0.465		1-3								3	0	1	1	1	0	0						
Bob Allison, R OBP: 0.344, SLG: 0.443		K								4	0	0	0	0	3	2						
Don Mincher, L OBP: 0.342, SLG: 0.507		4-3								4	1	1	0	0	1	0						
Earl Batley, R OBP: 0.376, SLG: 0.410			4-3							4	1	2	0	0	0	0						
Frank Quilici, R OBP: 0.280, SLG: 0.254			5-3							3	1	0	0	1	2	1						
Jim Kaat, L OBP: 0.273, SLG: 0.323 Al Worthington, R OBP: 0.250, SLG: 0.100										3	1	1	1	0	1	4						
Inning Stats	R: 0 E: 0 K: 0 S: 3	H: 0 LOB: 0 BB: 0 P: 3	R: 0 E: 0 K: 1 S: 5	H: 0 LOB: 0 BB: 0 P: 5	R: 1 E: 0 K: 0 S: 5	H: 2 LOB: 1 BB: 0 P: 5	R: 0 E: 0 K: 0 S: 3	H: 0 LOB: 0 BB: 0 P: 3	R: 4 E: 0 K: 2 S: 11	H: 4 LOB: 2 BB: 2 P: 19	R: 0 E: 0 K: 2 S: 8	H: 1 LOB: 1 BB: 0 P: 8	R: 2 E: 1 K: 2 S: 8	H: 2 LOB: 0 BB: 1 P: 12	R: 0 E: 0 K: 2 S: 7	H: 0 LOB: 0 BB: 0 P: 7	R: 0 E: 0 K: 1 S: 6	H: 1 LOB: 1 BB: 0 P: 6	1B: 7 2B: 1 3B: 0 HR: 2	SF: 0 SAC: 0 DP: 0 HBP: 0	WP: 0 PB: 0 SB: 0 CS: 0	PA: 39
PITCHER	IP WLS BF H R ER SO BB IBB HBP BLK WP HR S P ERA WHIP																					
Milt Pappas, R ERA: 2.6	(1, 1) 4.1 L 20 6 5 5 1 1 0 0 0 0 0 2 21 25 10.38 1.615																					
Jim Palmer, R ERA: 3.72	(5, 1) 2.2 12 3 2 1 6 2 0 0 0 0 0 0 22 30 3.38 1.875																					
Stu Miller, R ERA: 1.89	(8, 1) 1.0 3 0 0 0 2 0 0 0 0 0 0 0 7 7 0.00 0.000																					
Dick Hall, R ERA: 3.12	(9, 1) 1.0 4 1 0 0 1 0 0 0 0 0 0 0 6 6 0.00 1.000																					

Batter	1	2	3	4	5	6	7	8	9	AB	R	H	RBI	BB	SO	LOB	BOTTOM					
Luis Aparicio, R OBP: 0.286, SLG: 0.344	6-3									5	1	1	1	0	0	1	Minnesota Twins @ Baltimore Orioles Memorial Stadium, Baltimore, MD Thu Sep 30 1965, 7:05 PM EDT Att: 6,169 - Unknown					
Paul Blair, R OBP: 0.294, SLG: 0.330	1B HBP									4	1	2	0	0	1	2						
Boog Powell, L OBP: 0.345, SLG: 0.410	1B G6-4-3									5	0	3	3	0	0	0						
Brooks Robinson, R OBP: 0.356, SLG: 0.453	G6-4-3									5	0	1	0	0	1	5						
Sam Bowens, R OBP: 0.197, SLG: 0.280 Russ Snyder, L OBP: 0.326, SLG: 0.327	5-3									3	0	0	0	0	2	1						
Jerry Adair, R OBP: 0.299, SLG: 0.350	K									2	0	1	0	0	0	2						
Curt Blefary, L OBP: 0.382, SLG: 0.479	K									5	1	0	0	0	2	1						
Dick Brown, R OBP: 0.281, SLG: 0.340 Mark Belanger, R OBP: 0.333, SLG: 0.333 Andy Etchebarren, R OBP: 0.197, SLG: 0.687	K									3	2	2	0	1	0	0						
Milt Pappas, R OBP: 0.285, SLG: 0.154 Jim Palmer, R OBP: 0.222, SLG: 0.308 Bob Johnson, R OBP: 0.322, SLG: 0.359 Stu Miller, R OBP: 0.300, SLG: 0.425 Charlie Lau, R OBP: 0.445, SLG: 0.445 Dick Hall, R OBP: 0.407, SLG: 0.538										1	0	0	0	0	1	0						
Inning Stats	R: 0 E: 0 K: 0 S: 3	H: 1 LOB: 1 BB: 0 P: 4	R: 0 E: 0 K: 2 S: 7	H: 0 LOB: 1 BB: 1 P: 11	R: 1 E: 0 K: 1 S: 7	H: 2 LOB: 1 BB: 0 P: 7	R: 0 E: 0 K: 2 S: 7	H: 0 LOB: 0 BB: 0 P: 7	R: 0 E: 0 K: 1 S: 5	H: 0 LOB: 0 BB: 0 P: 5	R: 0 E: 0 K: 2 S: 8	H: 1 LOB: 1 BB: 0 P: 8	R: 4 E: 1 K: 0 S: 9	H: 4 LOB: 2 BB: 0 P: 9	R: 1 E: 1 K: 1 S: 8	H: 2 LOB: 2 BB: 0 P: 8	R: 0 E: 0 K: 1 S: 6	H: 1 LOB: 1 BB: 0 P: 6	1B: 8 2B: 3 3B: 0 HR: 0	SF: 0 SAC: 0 DP: 1 HBP: 1	WP: 0 PB: 1 SB: 0 CS: 0	PA: 42
PITCHER	IP WLS BF H R ER SO BB IBB HBP BLK WP HR S P ERA WHIP																					
Jim Kaat, L ERA: 2.85	(1, 1) 6.1 W 30 8 5 1 8 1 0 0 0 0 0 0 44 49 1.42 1.421																					
Al Worthington, R ERA: 2.07	(7, 1) 2.2 S 12 3 1 0 2 0 0 0 0 0 0 0 16 16 0.00 1.125																					



Batter	1	2	3	4	5	6	7	8	9	AB	R	H	RBI	BB	SO	LOB	TOP			
Luis Aparicio, R OBP: 0.286, SLG: 0.342	F7			4-3	F8			FC5-4 BB		3	0	0	0	1	0	0	Baltimore Orioles @ Cleveland Indians Cleveland Municipal Stadium, Cleveland, OH Fri Oct 01 1965, 7:05 PM EDT Unknown			
Russ Snyder, L OBP: 0.328, SLG: 0.327	CS BB			G3				FC5-4 1B 1-2 1B		3	1	1	0	1	0	1				
Boog Powell, L OBP: 0.346, SLG: 0.410	K			2B BB				1B		3	1	1	0	1	2	2				
Brooks Robinson, R OBP: 0.357, SLG: 0.455				BB 2B				1B		4	0	2	1	0	1	0				
Curt Blefary, L OBP: 0.383, SLG: 0.477 Sam Bowens, R OBP: 0.197, SLG: 0.280	G6-4-3 BB			BB BB				1B		2	0	0	0	2	2	2				
Jerry Adair, R OBP: 0.300, SLG: 0.350	G6-4-3			BB BB				1B		0	0	0	0	0	0	0				
Paul Blair, R OBP: 0.296, SLG: 0.331				1-2 2-3 3-H BB				1B		3	0	1	1	1	0	1				
Dick Brown, R OBP: 0.277, SLG: 0.335				G5-4-3 1B				FC6-4 1B		4	0	2	0	0	1	4				
Dave McNally, R OBP: 0.119, SLG: 0.108	F3			G5-4-3	F4			K		4	0	0	0	0	2	3				
	F3			F3	F3			K	F8	4	0	0	0	0	1	1				
Inning Stats	R: 0 E: 0 K: 1 S: 4	H: 0 LOB: 1 BB: 1 P: 8	R: 0 E: 0 K: 0 S: 2	H: 0 LOB: 0 BB: 1 P: 6	R: 0 E: 0 K: 0 S: 3	H: 1 LOB: 0 BB: 0 P: 3	R: 1 E: 0 K: 1 S: 6	H: 1 LOB: 3 BB: 3 P: 18	R: 0 E: 0 K: 2 S: 7	H: 0 LOB: 0 BB: 0 P: 3	R: 0 E: 0 K: 2 S: 8	H: 1 LOB: 1 BB: 0 P: 8	R: 1 E: 0 K: 2 S: 9	H: 2 LOB: 2 BB: 1 P: 13	R: 0 E: 0 K: 1 S: 6	H: 1 LOB: 1 BB: 0 P: 6	1B: 6 2B: 2 3B: 0 HR: 0	SF: 0 SAC: 0 DP: 3 HBP: 0	WP: 0 PB: 0 SB: 0 CS: 2	PA: 36
PITCHER	IP	WLS	BF	H	R	ER	SO	BB	IBB	HBP	BLK	WP	HR	S	P	ERA	WHIP			
Tom Kelley, R ERA: 2.4	7.2	L	31	6	2	2	7	6	0	0	0	0	0	39	63	2.35	1.565			
Jack Kralick, L ERA: 4.92	0.1		1	0	0	0	1	0	0	0	0	0	0	3	3	0.00	0.000			
Gary Bell, R ERA: 3.07	1.0		4	1	0	0	1	0	0	0	0	0	0	6	6	0.00	1.000			

AB	30
R	2
H	7
RBI	2
BB	6
SO	9
LOB	14



Batter	1	2	3	4	5	6	7	8	9	AB	R	H	RBI	BB	SO	LOB	BOTTOM			
Larry Brown, R OBP: 0.314, SLG: 0.372	6-3				5-3				F7	4	0	0	0	0	0	0	Baltimore Orioles @ Cleveland Indians Cleveland Municipal Stadium, Cleveland, OH Fri Oct 01 1965, 7:05 PM EDT Unknown			
Max Alvis, R OBP: 0.309, SLG: 0.399	F8				K				K	4	0	0	0	0	3	0				
Chuck Hinton, R OBP: 0.340, SLG: 0.453	WP BB				CS 1B				6-3	2	0	1	0	1	0	0				
Rocky Colavito, R OBP: 0.383, SLG: 0.473	K				K				F4	3	0	0	0	0	2	2				
Fred Whitfield, L OBP: 0.323, SLG: 0.519					F3				1-3	3	0	0	0	0	0	0				
Lou Clinton, R OBP: 0.309, SLG: 0.335					G5-4-3 1B				K	3	0	1	0	0	1	0				
Dick Howser, R OBP: 0.354, SLG: 0.276					G5-4-3				F8	3	0	0	0	0	0	1				
Phil Roof, R OBP: 0.234, SLG: 0.183 Joe Azcue, R OBP: 0.260, SLG: 0.269					6-3				F4	2	0	0	0	0	1	1				
Tom Kelley, R OBP: 0.300, SLG: 0.222 Jack Kralick, L OBP: 0.136, SLG: 0.143 Gary Bell, R OBP: 0.063, SLG: 0.250 Chico Salmon, R OBP: 0.286, SLG: 0.390					K				K	1	0	0	0	0	0	0				
					K				K	0	0	0	0	0	0	0				
					K				K	1	0	0	0	0	1	0				
Inning Stats	R: 0 E: 0 K: 1 S: 5	H: 0 LOB: 1 BB: 1 P: 9	R: 0 E: 0 K: 0 S: 3	H: 1 LOB: 0 BB: 0 P: 3	R: 0 E: 0 K: 1 S: 5	H: 0 LOB: 0 BB: 0 P: 5	R: 0 E: 0 K: 2 S: 7	H: 1 LOB: 1 BB: 0 P: 7	R: 0 E: 0 K: 2 S: 8	H: 0 LOB: 0 BB: 0 P: 8	R: 0 E: 0 K: 2 S: 7	H: 0 LOB: 0 BB: 0 P: 7	R: 0 E: 0 K: 0 S: 3	H: 0 LOB: 0 BB: 0 P: 3	R: 0 E: 0 K: 2 S: 7	H: 0 LOB: 0 BB: 0 P: 7	1B: 2 2B: 1 3B: 0 HR: 0	SF: 0 SAC: 0 DP: 2 HBP: 0	WP: 1 PB: 0 SB: 0 CS: 1	PA: 29
PITCHER	IP	WLS	BF	H	R	ER	SO	BB	IBB	HBP	BLK	WP	HR	S	P	ERA	WHIP			
Dave McNally, L ERA: 2.85	9.0	W	29	2	0	0	10	1	0	0	0	1	0	48	52	0.00	0.333			



Batter	1	2	3	4	5	6	7	8	9	10	11	12	AB	R	H	RBI	BB	SO	LOB	TOP
Luis Aparicio, R OBP: 0.286, SLG: 0.340 (1, 6)	6-3		5-3		F8		F8			SH1-3			4 0 0 0 1 0 1							
Russ Snyder, L OBP: 0.323, SLG: 0.322 (1, 9)	6-3		K2-3		4-3			6-3		6-3			6 0 0 0 0 2 2							
Boog Powell, L OBP: 0.346, SLG: 0.409 (1, 3)	FC6-4 1B				1B			G3					5 0 3 0 0 0 0							
Brooks Robinson, R OBP: 0.354, SLG: 0.449 (1, 5)	FC6-4 1-2r		F8			2-3 1B		6-3					5 0 0 0 0 0 3							
Curt Blefary, L OBP: 0.382, SLG: 0.472 (1, 7)		2B 5-3 BB		4-3		F8 1B			F9				4 1 1 0 1 0 1							
Jerry Adair, R OBP: 0.361, SLG: 0.351 (1, 4)		F8		F9		1-3			K				4 0 0 0 1 1 2							
Paul Blair, R OBP: 0.302, SLG: 0.339 (1, 8)		5-3 1-3 2B					SH1 2B		6-3				4 0 3 0 1 0 0							
Dick Brown, R OBP: 0.274, SLG: 0.329 (11, PH)	5-3						K						4 0 1 1 1 0 2 3							
Charlie Lau, L OBP: 0.371, SLG: 0.409 (11, PH)													1 0 0 0 0 0 1 3							
Andy Etchebarren, R OBP: 0.167, SLG: 0.067 (11, 2)													0 0 0 0 0 0 0 0							
Wally Bunker, R OBP: 0.177, SLG: 0.073 (9, 1)	F8												2 0 0 0 0 0 1							
Dick Hall, R OBP: 0.412, SLG: 0.467 (9, 1)					4-3		SH1			F3			2 0 0 0 0 1 1							
Inning Stats	R: 0 E: 0 K: 0 S: 4	H: 1 LOB: 1 BB: 0 P: 4	R: 1 E: 0 K: 0 S: 4	H: 1 LOB: 1 BB: 1 P: 3	R: 0 E: 0 K: 1 S: 6	H: 1 LOB: 1 BB: 0 P: 6	R: 0 E: 0 K: 0 S: 3	H: 0 LOB: 0 BB: 0 P: 3	R: 0 E: 0 K: 0 S: 4	H: 1 LOB: 1 BB: 0 P: 4	R: 0 E: 0 K: 1 S: 5	H: 0 LOB: 0 BB: 0 P: 5	R: 0 E: 0 K: 1 S: 6	H: 1 LOB: 3 BB: 2 P: 14	R: 0 E: 0 K: 2 S: 6	H: 0 LOB: 0 BB: 1 P: 10	1B: 6 2B: 2 3B: 0 HR: 0	SF: 0 SAC: 2 DP: 0 HBP: 0	WP: 0 PB: 0 SB: 0 CS: 0	PA: 47
PITCHER	IP WLS BF H R ER SO BB IBB HBP BLK WP HR S P ERA WHIP	IP WLS BF H R ER SO BB IBB HBP BLK WP HR S P ERA WHIP	IP WLS BF H R ER SO BB IBB HBP BLK WP HR S P ERA WHIP	IP WLS BF H R ER SO BB IBB HBP BLK WP HR S P ERA WHIP	IP WLS BF H R ER SO BB IBB HBP BLK WP HR S P ERA WHIP	IP WLS BF H R ER SO BB IBB HBP BLK WP HR S P ERA WHIP	IP WLS BF H R ER SO BB IBB HBP BLK WP HR S P ERA WHIP	IP WLS BF H R ER SO BB IBB HBP BLK WP HR S P ERA WHIP	IP WLS BF H R ER SO BB IBB HBP BLK WP HR S P ERA WHIP	IP WLS BF H R ER SO BB IBB HBP BLK WP HR S P ERA WHIP	IP WLS BF H R ER SO BB IBB HBP BLK WP HR S P ERA WHIP	IP WLS BF H R ER SO BB IBB HBP BLK WP HR S P ERA WHIP	IP WLS BF H R ER SO BB IBB HBP BLK WP HR S P ERA WHIP	IP WLS BF H R ER SO BB IBB HBP BLK WP HR S P ERA WHIP	IP WLS BF H R ER SO BB IBB HBP BLK WP HR S P ERA WHIP	IP WLS BF H R ER SO BB IBB HBP BLK WP HR S P ERA WHIP	IP WLS BF H R ER SO BB IBB HBP BLK WP HR S P ERA WHIP	IP WLS BF H R ER SO BB IBB HBP BLK WP HR S P ERA WHIP	IP WLS BF H R ER SO BB IBB HBP BLK WP HR S P ERA WHIP	IP WLS BF H R ER SO BB IBB HBP BLK WP HR S P ERA WHIP
Sonny Siebert, R ERA: 2.43 (1, 1)	9.0	34	6	1	1	4	45	1.00	0.778											
Steve Hargan, R ERA: 3.43 (10, 1)	2.0	10	2	0	0	1	2	0	0	0	0	0	18	0.00	2.000					
Gary Bell, R ERA: 3.04 (12, 1)	1.0	W 3	0	0	0	2	1	0	0	0	0	0	6	10	0.00	1.000				

Baltimore Orioles @ Cleveland Indians
Cleveland Municipal Stadium, Cleveland, OH

Sat Oct 02 1965, 3:33 AM EDT
Att. 2,064 - Unknown

AB 41
R 1
H 8
RBI 1
BB 4
SO 7
LOB 17




Batter	1	2	3	4	5	6	7	8	9	10	11	12	AB	R	H	RBI	BB	SO	LOB	BOTTOM				
Vic Davallito, L OBP: 0.344, SLG: 0.372 (1, 8)	6-3		5-3			CS 1B		SH3-4 BB				G4-6-3 SH 1B	4 1 2 0 2 0 0											
Dick Howser, R OBP: 0.355, SLG: 0.277 (9, PH)	F8		F8			1B		SH3-4		F7		SH	3 0 1 0 0 0 0											
Chuck Hinton, R OBP: 0.339, SLG: 0.452 (10, 2)						1B						G4-6-3	1 0 0 0 0 0 3											
Phil Roof, R OBP: 0.234, SLG: 0.183 (10, 2)						1B							0 0 0 0 0 0 0											
Leon Wagner, L OBP: 0.369, SLG: 0.495 (1, 7)	FC5-4 1B				F8			F8		3-1		G4-6-3	6 0 2 0 0 0 3											
Rocky Colavito, R OBP: 0.384, SLG: 0.489 (1, 9)	FC5-4 1-2r				F9			F4		F5			5 0 1 1 1 0 3											
Fred Whitfield, L OBP: 0.319, SLG: 0.517 (1, 3)		HR		4-3		F9		4-3		K			5 1 1 1 1 0 1 4											
Max Alvis, R OBP: 0.308, SLG: 0.397 (1, 5)		F9			6-3			F6		1B BB			4 0 1 0 1 0 0											
Larry Brown, R OBP: 0.313, SLG: 0.388 (1, 6)		F7						5-3		F6		2-3	4 0 0 0 1 0 2											
Duke Sims, L OBP: 0.271, SLG: 0.331 (9, PH)													2 0 0 0 1 0 1											
Bill Gabel, L OBP: 0.271, SLG: 0.331 (9, PH)													1 0 1 0 0 0 0											
Al Lupow, L OBP: 0.271, SLG: 0.331 (9, PH)													0 0 0 0 0 0 0											
Steve Hargan, R OBP: 0.339, SLG: 0.452 (10, 2)													0 0 0 0 0 0 0											
George Banks, R OBP: 0.281, SLG: 0.383 (11, PH)													1 0 0 0 0 0 1											
Gary Bell, R OBP: 0.303, SLG: 0.350 (12, 1)													0 0 0 0 0 0 0											
Sonny Siebert, R OBP: 0.164, SLG: 0.167 (9, PH)					5-3			5-3					3 0 0 0 0 0 2											
Chico Salmon, R OBP: 0.281, SLG: 0.383 (10, 4)													2 0 0 0 0 1 3											
Inning Stats	R: 0 E: 0 K: 0 S: 4	H: 1 LOB: 1 BB: 0 P: 4	R: 1 E: 0 K: 0 S: 4	H: 1 LOB: 0 BB: 0 P: 4	R: 0 E: 0 K: 0 S: 3	H: 0 LOB: 0 BB: 0 P: 3	R: 0 E: 0 K: 0 S: 3	H: 0 LOB: 0 BB: 1 P: 7	R: 0 E: 0 K: 0 S: 5	H: 3 LOB: 2 BB: 0 P: 5	R: 0 E: 0 K: 0 S: 3	H: 0 LOB: 2 BB: 2 P: 11	R: 0 E: 0 K: 1 S: 4	H: 1 LOB: 3 BB: 2 P: 12	R: 0 E: 0 K: 1 S: 5	H: 0 LOB: 0 BB: 0 P: 5	R: 0 E: 0 K: 2 S: 8	H: 1 LOB: 1 BB: 0 P: 8	R: 1 E: 1 K: 0 S: 4	H: 2 LOB: 1 BB: 0 P: 4	1B: 7 2B: 1 3B: 0 HR: 1	SF: 0 SAC: 2 DP: 1 HBP: 0	WP: 0 PB: 0 SB: 0 CS: 1	PA: 49
PITCHER	IP WLS BF H R ER SO BB IBB HBP BLK WP HR S P ERA WHIP	IP WLS BF H R ER SO BB IBB HBP BLK WP HR S P ERA WHIP	IP WLS BF H R ER SO BB IBB HBP BLK WP HR S P ERA WHIP	IP WLS BF H R ER SO BB IBB HBP BLK WP HR S P ERA WHIP	IP WLS BF H R ER SO BB IBB HBP BLK WP HR S P ERA WHIP	IP WLS BF H R ER SO BB IBB HBP BLK WP HR S P ERA WHIP	IP WLS BF H R ER SO BB IBB HBP BLK WP HR S P ERA WHIP	IP WLS BF H R ER SO BB IBB HBP BLK WP HR S P ERA WHIP	IP WLS BF H R ER SO BB IBB HBP BLK WP HR S P ERA WHIP	IP WLS BF H R ER SO BB IBB HBP BLK WP HR S P ERA WHIP	IP WLS BF H R ER SO BB IBB HBP BLK WP HR S P ERA WHIP	IP WLS BF H R ER SO BB IBB HBP BLK WP HR S P ERA WHIP	IP WLS BF H R ER SO BB IBB HBP BLK WP HR S P ERA WHIP	IP WLS BF H R ER SO BB IBB HBP BLK WP HR S P ERA WHIP	IP WLS BF H R ER SO BB IBB HBP BLK WP HR S P ERA WHIP	IP WLS BF H R ER SO BB IBB HBP BLK WP HR S P ERA WHIP	IP WLS BF H R ER SO BB IBB HBP BLK WP HR S P ERA WHIP	IP WLS BF H R ER SO BB IBB HBP BLK WP HR S P ERA WHIP	IP WLS BF H R ER SO BB IBB HBP BLK WP HR S P ERA WHIP	IP WLS BF H R ER SO BB IBB HBP BLK WP HR S P ERA WHIP	IP WLS BF H R ER SO BB IBB HBP BLK WP HR S P ERA WHIP			
Wally Bunker, R ERA: 3.38 (1, 1)	8.1	35	6	1	1	0	5	0	0	0	0	0	19	30	1.08	1.320								
Dick Hall, R ERA: 3.07 (9, 1)	3.1	L 14	3	1	1	3	0	1	0	0	0	0	19	23	2.70	0.900								


Baltimore Orioles @ Cleveland Indians
Cleveland Municipal Stadium, Cleveland, OH

Sat Oct 02 1965, 3:33 AM EDT
Att. 2,064 - Unknown

AB 41
R 2
H 9
RBI 2
BB 6
SO 3
LOB 22



Batter	1	2	3	4	5	6	7	8	9	AB	R	H	RBI	BB	SO	LOB	TOP					
Luis Aparicio, R (1, 6) OBP: 0.286, SLG: 0.339	0-0 5-3		0-0 G6-4-3			4-0 BB BB		0-0 G3		3	0	0	0	1	0	1	<p>Baltimore Orioles @ Cleveland Indians Cleveland Municipal Stadium, Cleveland, OH</p> <p>Sun Oct 03 1965, 3:33 AM EDT Att: 21,651 - Unknown</p> <p>livebaseballscorecards.com</p> <p>AB 28 R 2 H 6 RBI 2 BB 4 SO 7 LOB 12</p> 					
Paul Blair, R (1, 8) OBP: 0.302, SLG: 0.338	0-3 K			0-0 CS 1B		0-0 F8		0-0 L4		4	0	1	0	0	1	2						
Boog Powell, L (1, 3) OBP: 0.347, SLG: 0.407	4-0 BB			0-0 1-2 6-3		4-0 1-2 2-3 FC6-4 BB		0-0 4-3		2	0	0	0	2	0	1						
Brooks Robinson, R (1, 5) OBP: 0.351, SLG: 0.445	0-0 6-3			0-3 K		0-0 1-2 FC6-4			0-0 F7	4	0	0	0	0	1	4						
Jerry Adair, R (1, 4) OBP: 0.303, SLG: 0.351		4-0 G5-4-3 BB			0-3 K		0-0 SH1-3 1B		0-0 6-3	3	1	1	0	1	1	0						
Sam Bowens, R (1, 9) OBP: 0.199, SLG: 0.296	0-0 G5-4-3			0-0 1-2 F3		0-0 SH1-3			0-0 HR	3	1	1	1	0	0	1						
Curt Bielefy, L (1, 7) OBP: 0.351, SLG: 0.470 Russ Snyder, L (9, 7) OBP: 0.323, SLG: 0.322	0-3 K			0-3 K			0-0 2-H 1B		0-3 K	4	0	1	1	0	3	0						
Dick Brown, R (1, 2) OBP: 0.278, SLG: 0.333			0-0 FC1-6 1B			0-0 BB SH1-4 1B			0-0 F9	3	0	2	0	0	0	1						
Steve Barber, L (1, 1) OBP: 0.129, SLG: 0.138			0-0 FC1-6 G6-4-3			0-0 SH1-4			0-3 K	2	0	0	0	0	1	2						
Inning Stats	R: 0 E: 0 K: 1 S: 5	H: 0 LOB: 1 BB: 1 P: 9	R: 0 E: 0 K: 1 S: 4	H: 0 LOB: 0 BB: 1 P: 8	R: 0 E: 0 K: 0 S: 3	H: 1 LOB: 0 BB: 0 P: 3	R: 0 E: 0 K: 1 S: 5	H: 1 LOB: 0 BB: 0 P: 5	R: 0 E: 0 K: 2 S: 7	H: 0 LOB: 0 BB: 0 P: 7	R: 0 E: 0 K: 0 S: 4	H: 1 LOB: 3 BB: 2 P: 12	R: 1 E: 0 K: 1 S: 7	H: 2 LOB: 1 BB: 0 P: 7	R: 0 E: 0 K: 0 S: 3	H: 0 LOB: 0 BB: 0 P: 3		R: 1 E: 0 K: 1 S: 6	H: 1 LOB: 0 BB: 0 P: 6	1B: 5 2B: 0 3B: 0 HR: 1	SF: 0 SAC: 2 DP: 2 HBP: 0	WP: 0 PB: 0 SB: 0 CS: 1
PITCHER Sam McDowell, L (1, 1) ERA: 2.18	IP: 9.0 WLS: L BF: 34	H: 6 R: 2 ER: 2 SO: 7	BB: 4 IBB: 0 HBP: 0 BLK: 0	WP: 0 HR: 1 S: 44 P: 60	ERA: 2.00 WHIP: 1.111	PITCHER										IP: 9.0 WLS: W BF: 32	H: 3 R: 1 ER: 1 SO: 2	BB: 3 IBB: 0 HBP: 0 BLK: 0	WP: 0 HR: 0 S: 33 P: 45	ERA: 1.00 WHIP: 0.667		

Batter	1	2	3	4	5	6	7	8	9	AB	R	H	RBI	BB	SO	LOB	BOTTOM			
Dick Howser, R (1, 4) OBP: 0.354, SLG: 0.283	0-0 6-3		0-0 4-3			0-0 SF7 3B		0-0 G3		4	1	1	0	0	0	0	<p>Baltimore Orioles @ Cleveland Indians Cleveland Municipal Stadium, Cleveland, OH</p> <p>Sun Oct 03 1965, 3:33 AM EDT Att: 21,651 - Unknown</p> <p>livebaseballscorecards.com</p> <p>AB 28 R 1 H 3 RBI 1 BB 3 SO 2 LOB 10</p> 			
Larry Brown, R (1, 6) OBP: 0.315, SLG: 0.368 Chico Salmon, R (9, FR) OBP: 0.281, SLG: 0.383	4-0 FC5-4 BB		0-0 4-3			0-0 3-H F3			4-0 4-3 BB	1	0	0	1	2	0	0				
Chuck Hinton, R (1, 8) OBP: 0.336, SLG: 0.448	0-0 F9			0-0 4-3		0-0 F3			0-0 F8	4	0	0	0	0	0	2				
Rocky Colavito, R (1, 9) OBP: 0.383, SLG: 0.468	0-0 FC5-4			0-0 1B		0-0 L4			0-0 4-3	4	0	1	0	0	0	2				
Fred Whitfield, L (1, 3) OBP: 0.316, SLG: 0.513		0-0 4-3		0-0 F6			0-0 L9		0-0 4-3	4	0	0	0	0	0	3				
Lou Clinton, R (1, 7) OBP: 0.305, SLG: 0.331		0-0 F8		0-0 L4			0-0 5-3			3	0	0	0	0	0	1				
George Banks, R (1, 5) OBP: 0.333, SLG: 0.490		0-0 2B		0-0 CS BB		4-0 CS BB		0-0 F3		2	0	1	0	1	0	0				
Phil Roof, R (1, 2) OBP: 0.225, SLG: 0.176	0-0 6-3			0-3 K				0-0 F5		3	0	0	0	0	1	2				
Sam McDowell, L (1, 1) OBP: 0.135, SLG: 0.137			0-3 K		0-0 3-1			0-0 F7		3	0	0	0	0	1	0				
Inning Stats	R: 0 E: 0 K: 0 S: 3	H: 0 LOB: 1 BB: 1 P: 7	R: 0 E: 0 K: 0 S: 4	H: 1 LOB: 0 BB: 0 P: 4	R: 0 E: 0 K: 1 S: 4	H: 1 LOB: 1 BB: 0 P: 4	R: 0 E: 0 K: 0 S: 4	H: 0 LOB: 0 BB: 0 P: 3	R: 0 E: 0 K: 0 S: 3	H: 0 LOB: 0 BB: 0 P: 3	R: 0 E: 0 K: 0 S: 3	H: 0 LOB: 2 BB: 1 P: 7	R: 0 E: 0 K: 0 S: 3	H: 0 LOB: 0 BB: 1 P: 7	1B: 1 2B: 1 3B: 1 HR: 0	SF: 1 SAC: 0 DP: 0 HBP: 0		WP: 0 PB: 0 SB: 0 CS: 1	PA: 32	
PITCHER Steve Barber, L (1, 1) ERA: 2.69	IP: 9.0 WLS: W BF: 32	H: 3 R: 1 ER: 1 SO: 2	BB: 3 IBB: 0 HBP: 0 BLK: 0	WP: 0 HR: 0 S: 33 P: 45	ERA: 1.00 WHIP: 0.667	PITCHER										IP: 9.0 WLS: W BF: 32	H: 3 R: 1 ER: 1 SO: 2	BB: 3 IBB: 0 HBP: 0 BLK: 0	WP: 0 HR: 0 S: 33 P: 45	ERA: 1.00 WHIP: 0.667