Baltimore Orioles - 1966

Batter	1	2	3	4	5	6	7	8	9	10	11	12	13	AB	R	H	RBI	BB	SO	LOB
Luis Aparicio, R (1, 6)	6-3	B5-3		1-3		3-1			B1 1-2 2-3		L4-3 1-2		6-3 1-2 2-3 3-H	7	0	0	0	0	0	8
Curt Blefary, L (1, 7)	K		B1		F7		G5-4-3 BB		1B BB			K		4	0	0	0	2	2	0
Frank Robinson, R (1, 9) OBP: 0.667, SLG: 1.250	HR HBP		WP S 1B		HR		G5-4-3 1-2f		K			G4-6-3 BB		4	2	2	1	1	1	4
Brooks Robinson, R (1, 5) OBP: 0.500, SLG: 1.000	1-H HR		F6 1-2		1B		F2		1B 1-2 2-H 3-H			G4-6-3 1-2f		6	1	3	3	0	0	2
Boog Powell, L (1, 3) Bob Johnson, R (8, PR) OBP: 0.500, SLG: 0.500 (8, 3)	BB	WP BB			F4			L 3-4 BB		6-3			F8 SH3-4 BLK 1B	1 2	0 1	0 1	0 0	3 0	0 0	1 0
Davey Johnson, R (1, 4)	F2	6-3 1-2 2-3			L6			L3-4 1-2		K			SH3-4 1-2	5	0	0	0	0	1	5
Paul Blair, R (1, 8) OBP: 0.500, SLG: 0.667		4-3 2B		S 1B		S 1B		4-3		K			F8 2-3	6	0	3	0	0	1	2
Andy Etchebarren, R (1, 2)		4-3 2-3		K		K 1-3			E 1B 1B 1B			FC3-6 BB	BLK BB IBB	3	0	0	0	0	2	3
Charlie Lau, L (9, PH) OBP: 1.000, SLG: 1.000														1	0	1	0	0	0	0
Russ Snyder, L (9, PR)														0	1	0	0	0	0	0
Vic Roznovsky, L (9, 2)														0	0	0	0	2	0	0
Steve Barber, L (1, 1)		K		K		K			E 1-2 1B 1B		FC3-6 1-2f L 4-3		BLK 1-2 BB	3	0	0	0	0	3	3
Moe Drabowsky, R (7, 1)														0	0	0	0	0	0	0
Woodie Held, R (9, PH) OBP: 1.000, SLG: 1.000														1	0	1	0	0	0	0
Stu Miller, R (9, 1)														1	0	0	0	0	0	1
Jerry Adair, R (13, PH)														0	0	0	0	1	0	0
Eddie Watt, R (13, 1)														0	0	0	0	0	0	0
Inning Stats	R: 2 E: 0 K: 1 S: 6 H: 1 LOB: 1 BB: 1 P: 11	R: 0 E: 0 K: 1 S: 6 H: 1 LOB: 1 BB: 0 P: 6	R: 0 E: 0 K: 0 S: 4 H: 1 LOB: 2 BB: 1 P: 8	R: 0 E: 0 K: 2 S: 8 H: 1 LOB: 1 BB: 0 P: 8	R: 0 E: 0 K: 0 S: 5 H: 2 LOB: 1 BB: 0 P: 5	R: 0 E: 0 K: 2 S: 8 H: 1 LOB: 1 BB: 0 P: 8	R: 0 E: 0 K: 0 S: 2 H: 0 LOB: 0 BB: 1 P: 6	R: 0 E: 0 K: 0 S: 2 H: 0 LOB: 1 BB: 1 P: 6	R: 1 E: 1 K: 1 S: 7 H: 3 LOB: 2 BB: 1 P: 11	R: 0 E: 0 K: 2 S: 7 H: 0 LOB: 0 BB: 0 P: 7	R: 0 E: 0 K: 0 S: 2 H: 0 LOB: 0 BB: 1 P: 6	R: 0 E: 0 K: 1 S: 4 H: 0 LOB: 0 BB: 1 P: 8	R: 1 E: 0 K: 0 S: 4 H: 1 LOB: 2 BB: 2 P: 12	1B: 8 2B: 3 3B: 0 HR: 2	SF: 0 SAC: 1 DP: 4 HBP: 1	WP: 1 PB: 0 SB: 3 CS: 0	PA: 55		

PITCHER		IP	WLS	BF	H	R	ER	SO	BB	IBB	HBP	BLK	WP	HR	S	P	ERA	WHIP
Earl Wilson, R ERA: 4.5	(1, 1)	8.0		35	8	4	4	6	4	0	1	0	1	2	42	59	4.50	1.500
Dick Radatz, R ERA:	(9, 1)	0.1		2	1	0	0	0	0	0	0	0	0	0	2	2	0.00	3.000
Guido Grilli, L ERA:	(9, 1)	0.0		1	0	0	0	0	1	0	0	0	0	0	0	4	∞	∞
Dan Osinski, R ERA:	(9, 1)	0.2		2	1	0	0	1	0	0	0	0	0	0	4	4	0.00	1.500
Jim Lonborg, R ERA: 2.25	(10, 1)	4.0	L	15	1	1	1	3	3	1	0	1	0	0	17	33	2.25	1.000

PITCHER IP WLS BF H R ER SO BB IBB HBP BLK WP HR S P ERA WHIP

TOP

Baltimore Orioles @ Boston Red Sox

Fenway Park, Boston, MA

Tue Apr 12 1966, 3:33 AM EST

Att. 12,386 - Unknown

livebaseballscorecards.com

AB	44
R	5
H	11
RBI	4
BB	9
SO	10
LOB	29

Baltimore Orioles @ Boston Red Sox

Fenway Park, Boston, MA

Tue Apr 12 1966, 3:33 AM EST

Att. 12,386 - Unknown

livebaseballscorecards.com

BOTTOM

Batter	1	2	3	4	5	6	7	8	9	10	11	12	13	AB	R	H	RBI	BB	SO	LOB
George Smith, R (1, 4) OBP: 0.333, SLG: 0.333	K		BB, 1B, BB 1-2 2-3 1B	K			1-3 FC3-2-5 1B		K			F9		6	1	2	0	0	3	1
George Thomas, R (1, 8) OBP: 0.333, SLG: 0.333 Dalton Jones, L (7, PH) Jim Gosger, L (8, 8)	L1		BB, BB 1-2 2-H 3-H 1B		G3		FC3-2-5 1-2 3-H		1-3			F9		3 1 2	0 0 0	1 0 0	2 0 0	0 0 0	0 0 0	0 2 0
Carl Yastrzemski, L (1, 7) OBP: 0.167, SLG: 0.167	4-3		F7		F8		1-3			4-3		S 1B		6	0	1	0	0	0	4
Tony Conigliaro, R (1, 9)		G5-4-3 BB	BB 1-2 2-3 BB		6-3			K		K		K 1-2		4	0	0	0	2	3	1
George Scott, R (1, 5) OBP: 0.500, SLG: 0.750		L7	BB 1-2 2-3 3-H BB			G6-4-3 HBP		2B 3B		5-3			K	4	1	1	1	1	1	1
Tony Horton, R (1, 3)		G5-4-3 1-2f	F9			G6-4-3 1-2f		1-3			5-3		1-3	6	0	0	0	0	0	6
Rico Petrocelli, R (1, 6)			F2	4-3		F3		2B BB			BB		5-3	4	0	0	0	2	0	0
Mike Ryan, R (1, 2) OBP: 0.600, SLG: 0.800			1B, 1B 1B	6-3			1B FC3-2-5 1B	1-H 3-H 2B				K		5	1	3	1	0	1	1
Earl Wilson, R (1, 1) WBP: 0.667, SLG: 0.500 Dick Radatz, R (9, 1) Guido Grilli, L (9, 1) Dan Osinski, R (9, 1) Lenny Green, L (9, PH) Jim Lonborg, R (10, 1)			1B 1-2 1B	BB			B2		3-1			F4		2 0 0 0 0 1 1	1 0 0 0 0 0 0	1 0 0 0 0 0 0	0 0 0 0 0 0 0	1 0 0 0 0 0 0	0 0 0 0 0 0 0	1 0 0 0 0 0 1

Inning Stats																									
	R: 0 E: 0 K: 1 S: 5	H: 0 LOB: 0 BB: 0 P: 5	R: 0 E: 0 K: 0 S: 2	H: 0 LOB: 0 BB: 1 P: 6	R: 3 E: 0 K: 0 S: 7	H: 4 LOB: 3 BB: 2 P: 15	R: 0 E: 0 K: 1 S: 5	H: 0 LOB: 1 BB: 1 P: 9	R: 0 E: 0 K: 0 S: 3	H: 0 LOB: 0 BB: 0 P: 3	R: 0 E: 0 K: 0 S: 2	H: 0 LOB: 0 BB: 0 P: 3	R: 0 E: 0 K: 0 S: 5	H: 2 LOB: 2 BB: 0 P: 5	R: 1 E: 0 K: 1 S: 6	H: 2 LOB: 2 BB: 1 P: 10	R: 0 E: 0 K: 1 S: 5	H: 0 LOB: 0 BB: 0 P: 5	R: 0 E: 0 K: 1 S: 5	H: 0 LOB: 0 BB: 0 P: 5	R: 0 E: 0 K: 1 S: 5	H: 0 LOB: 1 BB: 1 P: 9	R: 0 E: 0 K: 1 S: 6	H: 1 LOB: 1 BB: 0 P: 6	R: 0 E: 0 K: 1 S: 5	H: 0 LOB: 0 BB: 0 P: 5	1B: 7 2B: 1 3B: 1 HR: 0	SF: 0 SAC: 0 DP: 2 HBP: 1	WP: 0 PB: 0 SB: 1 CS: 0	PA: 52

PITCHER		IP	WLS	BF	H	R	ER	SO	BB	IBB	HBP	BLK	WP	HR	S	P	ERA	WHIP
Steve Barber, L ERA: 4.26	(1, 1)	6.1		28	6	3	3	2	4	0	1	0	0	0	27	44	4.26	1.579
Moe Drabowsky, R ERA: 5.4	(7, 1)	1.2		7	2	1	1	1	1	0	0	0	0	0	8	12	5.40	1.800
Stu Miller, R ERA:	(9, 1)	4.0	W	14	1	0	0	4	1	0	0	0	0	0	21	25	0.00	0.500
Eddie Watt, R ERA:	(13, 1)	1.0	S	3	0	0	0	1	0	0	0	0	0	0	5	5	0.00	0.000

PITCHER	IP	WLS	BF	H	R	ER	SO	BB	IBB	HBP	BLK	WP	HR	S	P	ERA	WHIP

AB	45
R	4
H	9
RBI	4
BB	6
SO	8
LOB	18

Batter	1	2	3	4	5	6	7	8	9	AB	R	H	RBI	BB	SO	LOB
Luis Aparicio, R (1, 6) OBP: 0.083, SLG: 0.167	K	2B			6-3		5-3	F8		5	0	1	0	0	1	2
Curt Blefary, L (1, 7)	K	K			K			1-3	4-3	5	0	0	0	0	3	1
Frank Robinson, R (1, 9) OBP: 0.545, SLG: 1.125	HR		K		K			HBP	5-3	4	2	1	1	0	2	0
Brooks Robinson, R (1, 5) OBP: 0.455, SLG: 1.000	HR		L6			4-3		BB	F9	4	2	1	1	1	0	0
Boog Powell, L (1, 3) OBP: 0.625, SLG: 0.400	G3		1B			K		E4		4	1	2	0	0	1	0
Bob Johnson, R (8, 3) OBP: 0.500, SLG: 0.500										0	0	0	0	0	0	0
Davey Johnson, R (1, 4) OBP: 0.222, SLG: 0.125		4-3 HR 1B	F7			BB		E5		3	2	1	0	1	0	3
Paul Blair, R (1, 8) OBP: 0.400, SLG: 0.600		4-3		L7		K		FC6-2 2B		4	0	1	3	0	1	2
Andy Etchebarren, R (1, 2)		5-3		K			K	FC6-2 BB		4	0	0	0	0	2	2
Jim Palmer, R (1, 1) OBP: 0.500, SLG: 1.333		HR		K			K	BB		3	1	1	2	1	2	0
Inning Stats	R: 2 E: 0 K: 2 S: 9 H: 2 LOB: 0 BB: 0 P: 9	R: 2 E: 0 K: 1 S: 8 H: 3 LOB: 1 BB: 0 P: 8	R: 0 E: 0 K: 1 S: 6 H: 1 LOB: 1 BB: 0 P: 6	R: 0 E: 0 K: 2 S: 7 H: 0 LOB: 0 BB: 0 P: 7	R: 0 E: 0 K: 2 S: 7 H: 0 LOB: 0 BB: 0 P: 7	R: 0 E: 0 K: 2 S: 7 H: 0 LOB: 1 BB: 1 P: 11	R: 0 E: 0 K: 2 S: 7 H: 0 LOB: 0 BB: 0 P: 7	R: 4 E: 2 K: 0 S: 6 H: 2 LOB: 2 BB: 2 P: 15	R: 0 E: 0 K: 0 S: 3 H: 0 LOB: 0 BB: 0 P: 3	1B: 3 2B: 2 3B: 0 HR: 3 SF: 0 SAC: 0 DP: 0 HBP: 1						

PITCHER	IP	WLS	BF	H	R	ER	SO	BB	IBB	HBP	BLK	WP	HR	S	P	ERA	WHIP
Dave Morehead, R (1, 1) ERA: 12.0	3.0	L	15	6	4	4	4	0	0	0	0	0	3	23	23	12.00	2.000
Ken Sanders, R (4, 1) ERA:	4.0		13	0	0	0	8	1	0	0	0	0	0	28	32	0.00	0.250
Pete Magrini, R (8, 1) ERA: 13.5	2.0		12	2	4	3	0	2	0	1	0	0	0	9	18	13.50	2.000

PITCHER	IP	WLS	BF	H	R	ER	SO	BB	IBB	HBP	BLK	WP	HR	S	P	ERA	WHIP

TOP

Baltimore Orioles @ Boston Red Sox

Fenway Park, Boston, MA

Wed Apr 13 1966, 3:33 AM EST

Att. 1,955 - Unknown

livebaseballscorecards.com

AB	36
R	8
H	8
RBI	7
BB	3
SO	12
LOB	10

BOTTOM

Baltimore Orioles @ Boston Red Sox

Fenway Park, Boston, MA

Wed Apr 13 1966, 3:33 AM EST

Att. 1,955 - Unknown

Batter	1	2	3	4	5	6	7	8	9	AB	R	H	RBI	BB	SO	LOB
George Smith, R (1, 4) OBP: 0.333, SLG: 0.250	K		BB		K		FC5-4 1B 1-2f		F6	2	0	0	0	1	2	1
Dalton Jones, L (7, PH) (8, 4)										2	0	0	0	0	0	3
Jim Gosger, L (1, 8) OBP: 0.571, SLG: 0.400	1-3 BB		4-3		FC6-4 1B 1-2		1B 1-3		1B 1-2 2-3 BB	3	0	2	0	2	0	1
Carl Yastrzemski, L (1, 7) OBP: 0.182, SLG: 0.182	1-3 1-2			4-3	FC6-4 1-2f 2-3		6-3		1B 1-2 2-3 3-H	5	0	1	1	0	0	5
Tony Conigliaro, R (1, 9)	6-3			1B BB		5-3		6-3	K	4	0	0	0	1	1	4
Tony Horton, R (1, 3) OBP: 0.100, SLG: 0.100		F6		1-3 1B		F7		F4		4	0	1	0	0	0	0
Joe Foy, R (1, 5)		K		K		BB		F6		3	0	0	0	1	2	2
Rico Petrocelli, R (1, 6)		4-3		F7		F3			BB 1B 1B BB	3	1	0	0	1	0	3
Mike Ryan, R (1, 2) OBP: 0.333, SLG: 0.444			F6		6-3		F8		L7	4	0	0	0	0	0	1
Dave Morehead, R (1, 1)			K		WP 1B BB		FC5-4 BB		1B BB 1-2 1B	0	0	0	0	0	0	0
Joe Christopher, R (3, PH)										1	0	0	0	0	1	0
Ken Sanders, R (4, 1)										0	0	0	0	0	1	0
Lenny Green, L (7, PH)										0	0	0	0	1	0	0
Pete Magrini, R (8, 1)										0	0	0	0	0	0	0
George Scott, R (9, PH) OBP: 0.571, SLG: 0.800										1	0	1	0	0	0	0
Earl Wilson, R (9, PR) OBP: 0.667, SLG: 0.500										0	0	0	0	0	0	0
Inning Stats	R: 0 E: 0 K: 1 S: 5 H: 0 LOB: 1 BB: 1 P: 9	R: 0 E: 0 K: 1 S: 5 H: 0 LOB: 0 BB: 0 P: 5	R: 0 E: 0 K: 1 S: 5 H: 0 LOB: 1 BB: 1 P: 9	R: 0 E: 0 K: 1 S: 6 H: 1 LOB: 2 BB: 1 P: 10	R: 0 E: 0 K: 1 S: 6 H: 1 LOB: 2 BB: 1 P: 10	R: 0 E: 0 K: 0 S: 3 H: 0 LOB: 1 BB: 1 P: 7	R: 0 E: 0 K: 0 S: 4 H: 1 LOB: 2 BB: 1 P: 8	R: 0 E: 0 K: 0 S: 3 H: 0 LOB: 0 BB: 0 P: 3	R: 1 E: 0 K: 1 S: 7 H: 2 LOB: 3 BB: 2 P: 15	1B: 5 2B: 0 3B: 0 HR: 0 SF: 0 SAC: 0 DP: 0 HBP: 0							

PITCHER	IP	WLS	BF	H	R	ER	SO	BB	IBB	HBP	BLK	WP	HR	S	P	ERA	WHIP
Jim Palmer, R (1, 1) ERA: 1.0	9.0	W	40	5	1	1	6	8	0	0	0	1	0	44	76	1.00	1.444

PITCHER	IP	WLS	BF	H	R	ER	SO	BB	IBB	HBP	BLK	WP	HR	S	P	ERA	WHIP

livebaseballscorecards.com

AB	32
R	1
H	5
RBI	1
BB	8
SO	6
LOB	20

WP: 1 PB: 0 SB: 0 CS: 0 PA: 40

Batter	1	2	3	4	5	6	7	8	9	AB	R	H	RBI	BB	SO	LOB
Bobby Richardson, R (1, 4) OBP: 0.294, SLG: 0.200	6-3		G4-6-3 1-2f		F8			F8		4	0	0	0	0	0	1
Roy White, S (1, 8) OBP: 0.636, SLG: 0.571	F2			BB 1B G3		F8		1B		3	1	1	0	1	0	0
Roger Maris, L (1, 9) OBP: 0.313, SLG: 0.083	K			G3 1-2		BB G4-6-3		G3		3	0	0	0	1	1	2
Tom Tresh, S (1, 7) OBP: 0.250, SLG: 0.250		F7		1B 2B 2-H		G4-6-3 1-2f			L3	4	1	1	1	0	0	1
Joe Pepitone, L (1, 3) OBP: 0.438, SLG: 0.800		1B FC6-4		F7			HR		4-3	4	1	2	1	0	0	1
Clete Boyer, R (1, 5) OBP: 0.133, SLG: 0.400		K		2B 1-H			F7		K	4	0	1	1	0	2	1
Elston Howard, R (1, 2) OBP: 0.182, SLG: 0.100		FC6-4 1-2f		6-3			K			3	0	0	0	0	1	2
Bobby Murcer, L (1, 6) Ruben Amaro, R (7, 6)			F6		L8		F6			3 0	0 0	0 0	0 0	0 0	0 0	0 0
Fritz Peterson, S (1, 1) OBP: 0.333, SLG: 0.333			1B G4-6-3		F8			6-3		3	0	1	0	0	0	0
Inning Stats	R: 0 E: 0 K: 1 S: 5 H: 0 LOB: 0 BB: 0 P: 5	R: 0 E: 0 K: 1 S: 6 H: 1 LOB: 1 BB: 0 P: 6	R: 0 E: 0 K: 0 S: 3 H: 1 LOB: 0 BB: 0 P: 3	R: 2 E: 0 K: 0 S: 5 H: 2 LOB: 1 BB: 1 P: 9	R: 0 E: 0 K: 0 S: 3 H: 0 LOB: 0 BB: 0 P: 3	R: 0 E: 0 K: 0 S: 2 H: 0 LOB: 0 BB: 1 P: 6	R: 1 E: 0 K: 1 S: 6 H: 1 LOB: 0 BB: 0 P: 6	R: 0 E: 0 K: 0 S: 4 H: 1 LOB: 1 BB: 0 P: 4	R: 0 E: 0 K: 1 S: 5 H: 0 LOB: 0 BB: 0 P: 5	1B: 4 2B: 1 3B: 0 HR: 1	SF: 0 SAC: 0 DP: 2 HBP: 0						

TOP

New York Yankees @ Baltimore Orioles

Memorial Stadium, Baltimore, MD

Fri Apr 15 1966, 3:33 AM EST
Att. 35,624 - Unknown

livebaseballscorecards.com

AB	31
R	3
H	6
RBI	3
BB	2
SO	4
LOB	8

WP: 0 PB: 0 SB: 0 CS: 0 PA: 33

PITCHER	IP	WLS	BF	H	R	ER	SO	BB	IBB	HBP	BLK	WP	HR	S	P	ERA	WHIP
Wally Bunker, R (1, 1) ERA: 3.38	8.0	L	30	6	3	3	3	2	0	0	0	0	1	34	42	3.38	1.000
Moe Drabowsky, R (9, 1) ERA: 3.38	1.0		3	0	0	0	1	0	0	0	0	0	0	5	5	0.00	0.000

PITCHER	IP	WLS	BF	H	R	ER	SO	BB	IBB	HBP	BLK	WP	HR	S	P	ERA	WHIP

BOTTOM

Batter	1	2	3	4	5	6	7	8	9	AB	R	H	RBI	BB	SO	LOB
Luis Aparicio, R (1, 6) OBP: 0.188, SLG: 0.250	1-3 1B		6-3			4-3 SH3-4 1B		G6-4-3 1-2f		4	1	2	0	0	0	1
Curt Blefary, L (1, 7)	F7		4-3			SH3-4 1-2			B4-3	3	0	0	0	0	0	1
Frank Robinson, R (1, 9) OBP: 0.467, SLG: 1.083	1-3 1-2			F7		4-3 2-3			HR	4	1	1	1	0	0	2
Brooks Robinson, R (1, 5) OBP: 0.400, SLG: 0.786	2-H 1B			6-3		L8			F7	4	0	1	1	0	0	1
Boog Powell, L (1, 3) OBP: 0.417, SLG: 0.222	1-3			L3			F2		G3	4	0	0	0	0	0	1
Davey Johnson, R (1, 4) OBP: 0.167, SLG: 0.091		5-3			L6		F7			3	0	0	0	0	0	0
Paul Blair, R (1, 8) OBP: 0.308, SLG: 0.462		K			F8		F9			3	0	0	0	0	1	0
Andy Etchebarren, R (1, 2) OBP: 0.111, SLG: 0.111 Bob Johnson, R (8, PH) OBP: 0.333, SLG: 0.333 Vic Roznovsky, L (9, 2)		K			1B			F7		2 1 0	0 0 0	1 0 0	0 0 0	0 0 0	1 0 0	0 0 0
Wally Bunker, R (1, 1) Woodie Held, R (8, PH) OBP: 1.000, SLG: 1.000 Moe Drabowsky, R (9, 1)			K		F8			G6-4-3 1B		2 1 0	0 0 0	0 1 0	0 0 0	0 0 0	1 0 0	1 0 0
Inning Stats	R: 1 E: 0 K: 0 S: 5 H: 2 LOB: 1 BB: 0 P: 5	R: 0 E: 0 K: 2 S: 7 H: 0 LOB: 0 BB: 0 P: 7	R: 0 E: 0 K: 1 S: 5 H: 0 LOB: 0 BB: 0 P: 5	R: 0 E: 0 K: 0 S: 3 H: 0 LOB: 0 BB: 0 P: 3	R: 0 E: 0 K: 0 S: 4 H: 1 LOB: 1 BB: 0 P: 4	R: 0 E: 0 K: 0 S: 4 H: 1 LOB: 1 BB: 0 P: 4	R: 0 E: 0 K: 0 S: 3 H: 0 LOB: 0 BB: 0 P: 3	R: 0 E: 0 K: 0 S: 3 H: 1 LOB: 0 BB: 0 P: 3	R: 1 E: 0 K: 0 S: 4 H: 1 LOB: 0 BB: 0 P: 4	1B: 5 2B: 0 3B: 0 HR: 1	SF: 0 SAC: 1 DP: 1 HBP: 0					

PITCHER	IP	WLS	BF	H	R	ER	SO	BB	IBB	HBP	BLK	WP	HR	S	P	ERA	WHIP
Fritz Peterson, L (1, 1) ERA: 2.0	9.0	W	32	6	2	2	3	0	0	0	0	0	1	38	38	2.00	0.667

PITCHER	IP	WLS	BF	H	R	ER	SO	BB	IBB	HBP	BLK	WP	HR	S	P	ERA	WHIP

New York Yankees @ Baltimore Orioles

Memorial Stadium, Baltimore, MD

Fri Apr 15 1966, 3:33 AM EST

Att. 35,624 - Unknown

livebaseballscorecards.com

AB	31
R	2
H	6
RBI	2
BB	0
SO	3
LOB	7

Batter	1	2	3	4	5	6	7	8	9	AB	R	H	RBI	BB	SO	LOB
Bobby Richardson, R (1, 4) OBP: 0.286, SLG: 0.263	6-3		WP, 1B, 2B		F5			F8		4	1	1	0	0	0	1
Tom Tresh, S (1, 7) OBP: 0.300, SLG: 0.263	6-3		2-H, 1B		1-3			BBBB, 1-2, BB		3	0	1	1	1	0	0
Roger Maris, L (1, 9) OBP: 0.250, SLG: 0.063	SSS, K		L8			F6		SSS, K		4	0	0	0	0	2	3
Mickey Mantle, S (1, 8) OBP: 0.250, SLG: 0.273		6-3		BBBB, 5-3, G3, BB		F9		G3		3	0	0	0	1	0	2
Jim Bouton, R (8, 1)										0	0	0	0	0	0	0
Joe Pepitone, L (1, 3) OBP: 0.350, SLG: 0.632		F5		G3, 1-2		4-3			5-3	4	0	0	0	0	0	1
Clete Boyer, R (1, 5) OBP: 0.158, SLG: 0.333		5-3		BBBB, 5-3, BB			5-3		5-3	3	0	0	0	1	0	0
Elston Howard, R (1, 2) OBP: 0.200, SLG: 0.357			HR	5-3, 1-2, 2-3			4-3		F3	4	1	1	1	0	0	2
Ruben Amaro, R (1, 6)			G3	SSS, K			1-3			0	0	0	0	0	0	0
Bobby Murcer, L (1, 6)										3	0	0	0	0	1	2
Al Downing, R (1, 1)			SSS, K		SSS, K			BBBB, BB		2	0	0	0	0	2	0
Jack Cullen, R (6, 1)										0	0	0	0	0	0	0
Roy White, S (8, PH) OBP: 0.667, SLG: 0.571										0	0	0	0	1	0	0
(8, 8)																
Inning Stats	R: 0 E: 0 K: 1 S: 5 H: 0 LOB: 0 BB: 0 P: 5	R: 0 E: 0 K: 0 S: 3 H: 0 LOB: 0 BB: 0 P: 3	R: 2 E: 0 K: 1 S: 8 H: 3 LOB: 1 BB: 0 P: 8	R: 0 E: 0 K: 1 S: 5 H: 0 LOB: 2 BB: 2 P: 13	R: 0 E: 0 K: 1 S: 5 H: 0 LOB: 0 BB: 0 P: 5	R: 0 E: 0 K: 0 S: 3 H: 0 LOB: 0 BB: 0 P: 3	R: 0 E: 0 K: 0 S: 3 H: 0 LOB: 0 BB: 0 P: 3	R: 0 E: 0 K: 1 S: 5 H: 0 LOB: 2 BB: 2 P: 13	R: 0 E: 0 K: 0 S: 3 H: 0 LOB: 0 BB: 0 P: 3	1B: 1 2B: 1 3B: 0 HR: 1 SF: 0 SAC: 0 DP: 0 HBP: 0						

PITCHER		IP	WLS	BF	H	R	ER	SO	BB	IBB	HBP	BLK	WP	HR	S	P	ERA	WHIP
Dave McNally, L ERA: 2.45	(1, 1)	7.1	W	29	3	2	2	4	4	0	0	0	1	1	33	49	2.46	0.955
Stu Miller, R ERA:	(8, 1)	1.2	S	5	0	0	0	1	0	0	0	0	0	0	7	7	0.00	0.000

PITCHER		IP	WLS	BF	H	R	ER	SO	BB	IBB	HBP	BLK	WP	HR	S	P	ERA	WHIP

TOP

New York Yankees @ Baltimore Orioles

Memorial Stadium, Baltimore, MD

Sat Apr 16 1966, 3:33 AM EST

Att. 12,128 - Unknown

livebaseballscorecards.com

AB	30
R	2
H	3
RBI	2
BB	4
SO	5
LOB	11

WP: 1 PB: 0 SB: 0 CS: 0 PA: 34

Batter	1	2	3	4	5	6	7	8	9	AB	R	H	RBI	BB	SO	LOB
Luis Aparicio, R (1, 6) OBP: 0.143, SLG: 0.190	6-3		F8			6-3	F8	FC6-2-5-2 SF8 1-3 2-3		5	0	0	0	0	0	2
Curt Blefary, L (1, 7) OBP: 0.263, SLG: 0.438	F6		HR			BB HR 1B	2B 2B	SF8 2-3 3-H		4	3	3	2	0	0	0
Frank Robinson, R (1, 9) OBP: 0.526, SLG: 1.071	1B BB		K			1-2 HR BB	2-H 2B	2-1 3-H		2	1	1	1	2	1	0
Brooks Robinson, R (1, 5) OBP: 0.421, SLG: 0.889	1-2 1B			6-3		1-H 2-H HR	F2			4	1	2	3	0	0	1
Boog Powell, L (1, 3) OBP: 0.375, SLG: 0.167	4-3			K		L3	IBB			3	0	0	0	1	1	2
Davey Johnson, R (1, 4) OBP: 0.188, SLG: 0.133		F8		L6		BB BB 1B	L7			4	0	1	0	0	0	2
Paul Blair, R (1, 8) OBP: 0.353, SLG: 0.625		F9			F5	1-2 BB		HR		3	1	1	1	1	0	0
Andy Etchebarren, R (1, 2) OBP: 0.231, SLG: 0.167		F9			K	1-2 2-3 FC6-4 BB		PB SH SF8 1B		3	1	1	0	1	1	0
Dave McNally, R (1, 1) Stu Miller, R (8, 1)			5-3		K	1-2f FC6-4		FC6-2-5-2 1-2 SH PB		3 0	0 0	0 0	0 0	0 0	1 0	3 0
Inning Stats	R: 0 E: 0 K: 0 S: 4 H: 1 LOB: 2 BB: 1 P: 8	R: 0 E: 0 K: 0 S: 3 H: 0 LOB: 0 BB: 0 P: 3	R: 1 E: 0 K: 1 S: 6 H: 1 LOB: 0 BB: 0 P: 6	R: 0 E: 0 K: 1 S: 5 H: 0 LOB: 0 BB: 0 P: 5	R: 0 E: 0 K: 2 S: 7 H: 0 LOB: 0 BB: 0 P: 7	R: 3 E: 0 K: 0 S: 6 H: 3 LOB: 3 BB: 3 P: 18	R: 1 E: 0 K: 0 S: 5 H: 2 LOB: 2 BB: 1 P: 9	R: 2 E: 0 K: 0 S: 5 H: 2 LOB: 1 BB: 0 P: 5		1B: 4 2B: 2 3B: 0 HR: 3 SF: 1 SAC: 1 DP: 0 HBP: 0						

PITCHER		IP	WLS	BF	H	R	ER	SO	BB	IBB	HBP	BLK	WP	HR	S	P	ERA	WHIP
Al Downing, L ERA: 6.35	(1, 1)	5.2	L	25	5	4	4	4	3	0	0	0	0	2	30	42	6.35	1.412
Jack Cullen, R ERA: 7.71	(6, 1)	1.1		8	2	1	1	0	1	1	0	0	0	0	6	14	6.75	2.250
Jim Bouton, R ERA: 18.0	(8, 1)	1.0		6	2	2	2	0	0	0	0	0	0	1	5	5	18.00	2.000

PITCHER	IP	WLS	BF	H	R	ER	SO	BB	IBB	HBP	BLK	WP	HR	S	P	ERA	WHIP

BOTTOM

New York Yankees @ Baltimore Orioles

Memorial Stadium, Baltimore, MD

Sat Apr 16 1966, 3:33 AM EST

Att. 12,128 - Unknown

livebaseballscorecards.com

AB	31
R	7
H	9
RBI	7
BB	5
SO	4
LOB	10

WP: 0 PB: 1 SB: 0 CS: 0 PA: 38

Batter	1	2	3	4	5	6	7	8	9	AB	R	H	RBI	BB	SO	LOB
Bobby Richardson, R (1, 4) OBP: 0.400, SLG: 0.364	1B		S BB		BB 1B		2B FC6-4 1B		4-3 ①	3	1	3	0	1	0	0
Horace Clarke, S (7, 4)										1	0	0	0	0	0	0
Tom Tresh, S (1, 7) OBP: 0.360, SLG: 0.375	G4-6-3 1-3 1B		K 1-2		BB 1-2 1B		E 1-3 2B		4-3 ②	5	1	3	0	0	1	1
Mickey Mantle, S (1, 8) OBP: 0.313, SLG: 0.286	B4 ①			E 1B G6-4-3 1B	BB 1-2 2-3		K ①		BB 1B 1B	3	1	1	0	1	1	4
Roger Repoz, L (7, 8) OBP: 0.500, SLG: 0.500										1	0	1	0	0	0	0
Joe Pepitone, L (1, 3) OBP: 0.400, SLG: 0.609	G4-6-3 ②③ 1-2f			G6-4-3 E 1-2 1B	4-3 ③		FC6-4 IBB		BB 1-2 1B	4	0	2	0	1	0	5
Clete Boyer, R (1, 5) OBP: 0.167, SLG: 0.273		L6 ①		E1 G6-4-3 1-2 2-3		F8 ①	FC6-4 ② 1-2f 2-H 3-H		BB 1-2 2-3	4	0	0	1	1	0	3
Elston Howard, R (1, 2) OBP: 0.200, SLG: 0.316		K ②		G6-4-3 ①② 1-2f 2-3 3-H		2B 4-3 1B	K ③		F7 ③	5	1	1	0	0	2	6
Lou Clinton, R (1, 9) OBP: 0.400, SLG: 0.500		K ③		6-3 ③		4-3 1-3 2B		F4 ①		4	0	1	0	0	1	1
Bobby Murcer, L (1, 6)			5-3 ①		F5 ①	4-3 ② 2-3 3-H		F8 ②		4	0	0	1	0	0	1
Whitey Ford, L (1, 1)			1-3 ②		F5 ②	K ③		L4 ③		3	0	0	0	0	1	1
Roger Maris, L (8, PH) OBP: 0.238, SLG: 0.059										1	0	0	0	0	0	0
Pedro Ramos, S (8, 1)										0	0	0	0	0	0	0
Inning Stats	R: 0 E: 0 K: 0 S: 4 H: 2 LOB: 1 BB: 0 P: 4	R: 0 E: 0 K: 2 S: 7 H: 0 LOB: 0 BB: 0 P: 7	R: 0 E: 0 K: 1 S: 5 H: 0 LOB: 1 BB: 1 P: 9	R: 1 E: 1 K: 0 S: 5 H: 2 LOB: 1 BB: 0 P: 5	R: 0 E: 0 K: 0 S: 5 H: 2 LOB: 3 BB: 1 P: 9	R: 1 E: 0 K: 1 S: 7 H: 2 LOB: 1 BB: 0 P: 7	R: 2 E: 1 K: 2 S: 9 H: 2 LOB: 1 BB: 1 P: 13	R: 0 E: 0 K: 0 S: 3 H: 0 LOB: 0 BB: 0 P: 3	R: 0 E: 0 K: 0 S: 5 H: 2 LOB: 3 BB: 1 P: 9	1B: 10 2B: 2 3B: 0 HR: 0 SF: 0 SAC: 0 DP: 2 HBP: 0						

PITCHER		IP	WLS	BF	H	R	ER	SO	BB	IBB	HBP	BLK	WP	HR	S	P	ERA	WHIP
Steve Barber, L ERA: 3.65	(1, 1)	6.0		29	10	4	2	4	2	0	0	0	0	0	35	43	3.00	2.000
Dick Hall, R ERA:	(7, 1)	2.0	W	7	0	0	0	2	0	1	0	0	0	0	10	14	0.00	0.000
Stu Miller, R ERA:	(9, 1)	1.0	S	6	2	0	0	0	1	0	0	0	0	0	5	9	0.00	3.000

PITCHER	IP	WLS	BF	H	R	ER	SO	BB	IBB	HBP	BLK	WP	HR	S	P	ERA	WHIP

TOP

New York Yankees @ Baltimore Orioles

Memorial Stadium, Baltimore, MD

Sun Apr 17 1966, 3:33 AM EST
Att. 27,802 - Unknown

livebaseballscorecards.com

AB	38
R	4
H	12
RBI	2
BB	4
SO	6
LOB	22

BOTTOM

New York Yankees @ Baltimore Orioles

Memorial Stadium, Baltimore, MD

Sun Apr 17 1966, 3:33 AM EST

Att. 27,802 - Unknown

livebaseballscorecards.com

Batter	1	2	3	4	5	6	7	8	9	AB	R	H	RBI	BB	SO	LOB
Luis Aparicio, R (1, 6) OBP: 0.192, SLG: 0.231	G5-4-3 1B	K			SH1-4 E 1B	6-3		B3		5	1	2	0	0	1	5
Curt Blefary, L (1, 7) OBP: 0.261, SLG: 0.400	G5-4-3 1-2f	4-3			SH1-4 1-2		3-1	1-2 3-H 1B		4	0	1	1	0	0	1
Frank Robinson, R (1, 9) OBP: 0.583, SLG: 1.000	1B BB	BB			E6 SF7 2-H 1B		FC5-4 1B	1-3		3	1	2	0	2	0	2
Brooks Robinson, R (1, 5) OBP: 0.391, SLG: 0.810	1-2 1B	F8			SF7 3-H		FC5-4 1-2f			3	0	1	1	0	0	2
Boog Powell, L (1, 3) OBP: 0.300, SLG: 0.125	F9	F6			F9		4-3			4	0	0	0	0	0	4
Davey Johnson, R (1, 4) OBP: 0.200, SLG: 0.158		F5		L1		5-3		E SH SF8 1B		4	1	1	0	0	0	0
Paul Blair, R (1, 8) OBP: 0.350, SLG: 0.737		E1 SH2-4 1B		6-3		HR		SH SF8 E 1-2 1B		3	2	1	1	0	0	0
Andy Etchebarren, R (1, 2) OBP: 0.294, SLG: 0.313		SH2-4 1-2 1B		E6		2B		E6 1-2 2-3 1B		4	0	2	0	0	0	2
Steve Barber, L (1, 1) Dick Hall, R (7, 1) Charlie Lau, L (8, PH) OBP: 0.500, SLG: 1.000 Stu Miller, R (9, 1)		SH2-4 1-2 2-3		K		K		SF8 2-3 3-H		2 0 0 0	0 0 0 0	0 0 0 0	0 0 1 0	0 0 0 0	2 0 0 0	2 0 0 0
Inning Stats	R: 0 E: 0 K: 0 S: 4 H: 2 LOB: 2 BB: 1 P: 8	R: 0 E: 1 K: 1 S: 7 H: 1 LOB: 2 BB: 0 P: 7	R: 0 E: 0 K: 0 S: 3 H: 0 LOB: 1 BB: 1 P: 7	R: 0 E: 1 K: 1 S: 6 H: 0 LOB: 1 BB: 0 P: 6	R: 2 E: 1 K: 0 S: 5 H: 2 LOB: 0 BB: 0 P: 5	R: 1 E: 0 K: 1 S: 7 H: 2 LOB: 1 BB: 0 P: 7	R: 0 E: 0 K: 0 S: 4 H: 1 LOB: 1 BB: 0 P: 4	R: 2 E: 1 K: 0 S: 7 H: 2 LOB: 2 BB: 0 P: 7		1B: 8 2B: 1 3B: 0 HR: 1 SF: 2 SAC: 3 DP: 1 HBP: 0				WP: 0 PB: 0 SB: 0 CS: 0 PA: 39		

	AB	32
	R	5
	H	10
	RBI	4
	BB	2
	SO	3
	LOB	18

PITCHER		IP	WLS	BF	H	R	ER	SO	BB	IBB	HBP	BLK	WP	HR	S	P	ERA	WHIP
Whitey Ford, L ERA: 1.72	(1, 1)	7.0		32	8	3	1	3	2	0	0	0	0	1	36	44	1.29	1.429
Pedro Ramos, R ERA: 4.91	(8, 1)	1.0	L	7	2	2	1	0	0	0	0	0	0	0	7	7	9.00	2.000

PITCHER	IP	WLS	BF	H	R	ER	SO	BB	IBB	HBP	BLK	WP	HR	S	P	ERA	WHIP

Washington Senators @ Baltimore Orioles

Memorial Stadium, Baltimore, MD

Tue Apr 19 1966, 6:05 PM EST

Att. 6,045 - Unknown

TOP

livebaseballscorecards.com

Batter	1	2	3	4	5	6	7	8	9	AB	R	H	RBI	BB	SO	LOB
Fred Valentine, S (1, 9) OBP: 0.409, SLG: 0.526	4-3		1B 1-2 1B		BBB 2B 1-2 2-3 1B BB		6-3 WP 2B		4-3	4	2	2	0	1	0	0
Don Blasingame, L (1, 4) OBP: 0.333, SLG: 0.375	6-3		1-3 2-H 1B		1B 1-3 2-H 3-H 2B		6-3 2-3		F5	5	1	2	3	0	0	1
Ken McMullen, R (1, 5) OBP: 0.318, SLG: 0.632	K			F8	SSS K		F7 3-H		F2	5	0	0	0	0	2	2
Frank Howard, R (1, 7) OBP: 0.350, SLG: 0.667		F9		SSS K	2-H 3-H 1B			E7 4-3 2B 1B		4	1	2	2	0	1	0
Bob Chance, L (1, 3) OBP: 0.200, SLG: 0.500		SSS K		F7	4-3			4-3 2-3		4	0	0	0	0	1	2
Don Lock, R (1, 8) OBP: 0.286, SLG: 0.353		SSS K2-3			HR	F7		PB 3-H 2B		4	1	2	2	0	1	0
Mike Brumley, L (1, 2) OBP: 0.250, SLG: 0.375			F8		BB BB 2B 1B	SSS K		SSS K 2-3		3	1	1	0	0	1	0
John Orsino, R (8, PH) OBP: 0.333, SLG: 0.333										1	0	0	0	0	1	1
Doug Camilli, R (8, 2) OBP: 0.200, SLG: 0.222										0	0	0	0	0	0	0
Ed Brinkman, R (1, 6) OBP: 0.235, SLG: 0.375			FC3-6 1B		BBB 4-0 BB 2B 1-2 BB	F9		BBB 4-0 BB		2	1	1	0	1	0	0
Bob Saverine, S (8, PH) OBP: 0.750, SLG: 1.333										0	0	0	0	1	0	0
(8, 6)																
Phil Ortega, R (1, 1)			FC3-6 1B 1-2f 1B		SSS K		4-3	SSS K		1	1	0	0	0	0	1
Buster Narum, R (4, 1)										0	0	0	0	0	0	0
Dick Lines, R (4, 1)										0	0	0	0	0	0	0
Willie Kirkland, L (5, PH)										1	0	0	0	1	2	
Bob Humphreys, R (5, 1)										0	0	0	0	0	0	0
Jim King, L (7, PH)										1	0	0	0	0	0	0
Casey Cox, R (7, 1)										0	0	0	0	0	0	0
Ken Hamlin, R (8, PH) OBP: 0.000, SLG: 0.333										1	0	0	0	1	2	
Ron Kline, R (8, 1) OBP: 1.000, SLG: 1.000										0	0	0	0	0	0	0
Al Closter, L (8, 1)										0	0	0	0	0	0	0
Inning Stats	R: 0 E: 0 K: 1 S: 5 H: 0 LOB: 0 BB: 0 P: 5	R: 0 E: 0 K: 2 S: 7 H: 0 LOB: 0 BB: 0 P: 7	R: 1 E: 0 K: 0 S: 5 H: 3 LOB: 2 BB: 0 P: 5	R: 0 E: 0 K: 1 S: 5 H: 0 LOB: 0 BB: 0 P: 5	R: 5 E: 0 K: 2 S: 11 H: 4 LOB: 1 BB: 2 P: 19	R: 0 E: 0 K: 1 S: 5 H: 0 LOB: 0 BB: 0 P: 5	R: 1 E: 0 K: 0 S: 4 H: 1 LOB: 0 BB: 0 P: 4	R: 1 E: 1 K: 2 S: 9 H: 2 LOB: 2 BB: 1 P: 13	R: 0 E: 0 K: 0 S: 3 H: 0 LOB: 0 BB: 0 P: 3	1B: 6 2B: 3 3B: 0 HR: 1	SF: 0 SAC: 0 DP: 0 HBP: 0						

AB	36
R	8
H	10
RBI	7
BB	3
SO	9
LOB	11

		WP: 1	PA: 39
		PB: 1	
		SB: 0	
		CS: 0	

PITCHER		IP	WLS	BF	H	R	ER	SO	BB	IBB	HBP	BLK	WP	HR	S	P	ERA	WHIP
Jim Palmer, R ERA: 4.73	(1, 1)	4.1		20	6	6	6	5	2	0	0	0	0	1	28	36	12.46	1.846
Eddie Watt, R ERA: 4.5	(5, 1)	3.0	W	13	4	2	2	2	0	0	0	0	1	0	17	17	6.00	1.333
Moe Drabowsky, R ERA: 2.08	(8, 1)	1.2	S	6	0	0	0	2	1	0	0	0	0	0	9	13	0.00	0.600

PITCHER		IP	WLS	BF	H	R	ER	SO	BB	IBB	HBP	BLK	WP	HR	S	P	ERA	WHIP

Batter	1	2	3	4	5	6	7	8	9	AB	R	H	RBI	BB	SO	LOB
Luis Aparicio, R (1, 6) OBP: 0.194, SLG: 0.200	F8	FC5 1-3 3-H		BB 1B 1B	FC6-4 CS 1-2f			SH HR F8		4	2	0	0	1	0	5
Curt Blefary, L (1, 7) OBP: 0.357, SLG: 0.583	HR BB		K	BB 1B 1-3 3-H 1B	CS 1-2	BB 1B		HR 1-H 2-H		4	3	3	4	1	1	0
Frank Robinson, R (1, 9) OBP: 0.621, SLG: 1.095	HR 1-H	E8 1B 1B		WP 1B 1-2 BB		F3 1B		G6-4-3 1B		4	3	3	2	1	0	1
Brooks Robinson, R (1, 5) OBP: 0.429, SLG: 0.760	K	BB 2-H 1B		WP E 2-3 1-3 2-H 3-H 1B		G4-6-3 1-2 BB		G6-4-3 1-2f		4	1	2	3	1	1	1
Boog Powell, L (1, 3) OBP: 0.320, SLG: 0.105	F8		BB 1-2	2-3 1-2		G4-6-3 1-2f		1B 2B BB		3	1	0	0	2	0	4
Davey Johnson, R (1, 4) OBP: 0.240, SLG: 0.208		FC6-4 WP 1B 1B	F4	L1 FC6-4 2-H 3-H		F9		2B BB 1-3 1B		5	2	2	0	0	0	2
Paul Blair, R (1, 8) OBP: 0.320, SLG: 0.667		F3	F7	FC6-4 1-2f		6-3		BB 1-3 3-H 2B		5	0	1	1	0	0	4
Andy Etchebarren, R (1, 2) OBP: 0.409, SLG: 0.450		FC6-4 1-2 1B		SH3 1B 2B	FC6-4 1B	1-3		BB BB		4	1	3	0	1	0	0
Jim Palmer, R (1, 1) OBP: 0.400, SLG: 1.000 Eddie Watt, R (5, 1) Moe Drabowsky, R (8, 1) OBP: 1.000, SLG: 1.000		FC6-4 FC5 WP 1-2f 2-3		SH3 2-3	K			SH HR 1B BB 1-2 2-3 3-H		1 1 1	0 0 1	0 0 1	0 0 1	0 0 0	0 1 0	2 1 0
Inning Stats	R: 2 E: 0 K: 1 S: 6 H: 1 LOB: 0 BB: 1 P: 10	R: 1 E: 0 K: 0 S: 5 H: 2 LOB: 1 BB: 0 P: 5	R: 1 E: 1 K: 1 S: 7 H: 2 LOB: 2 BB: 1 P: 11	R: 5 E: 1 K: 0 S: 7 H: 3 LOB: 1 BB: 2 P: 15	R: 0 E: 0 K: 1 S: 5 H: 1 LOB: 0 BB: 0 P: 5	R: 0 E: 0 K: 0 S: 3 H: 1 LOB: 1 BB: 1 P: 7	R: 0 E: 0 K: 0 S: 3 H: 0 LOB: 0 BB: 0 P: 3	R: 5 E: 1 K: 0 S: 8 H: 5 LOB: 3 BB: 3 P: 20		1B: 11 2B: 2 3B: 0 HR: 2 SF: 0 SAC: 2 DP: 2 HBP: 0						

PITCHER		IP	WLS	BF	H	R	ER	SO	BB	IBB	HBP	BLK	WP	HR	S	P	ERA	WHIP
Phil Ortega, R ERA: 9.0	(1, 1)	3.0	L	16	5	4	3	2	2	0	0	0	1	1	18	26	9.00	2.333
Buster Narum, R ERA: 27.0	(4, 1)	0.1		6	3	5	4	0	2	0	0	0	0	0	4	12	108.00	15.000
Dick Lines, L ERA:	(4, 1)	0.2		3	0	0	0	0	0	0	0	0	1	0	3	3	0.00	0.000
Bob Humphreys, R ERA:	(5, 1)	2.0		7	2	0	0	1	1	0	0	0	0	0	8	12	0.00	1.500
Casey Cox, R ERA:	(7, 1)	1.0		3	0	0	0	0	0	0	0	0	0	0	3	3	0.00	0.000

PITCHER		IP	WLS	BF	H	R	ER	SO	BB	IBB	HBP	BLK	WP	HR	S	P	ERA	WHIP
Ron Kline, R ERA: 13.5	(8, 1)	0.2		7	4	5	2	0	1	0	0	0	0	1	6	10	27.00	7.500
Al Closter, L ERA:	(8, 1)	0.1		4	1	0	0	0	2	0	0	0	0	0	2	10	0.00	9.000

BOTTOM

Washington Senators @ Baltimore Orioles

Memorial Stadium, Baltimore, MD

Tue Apr 19 1966, 6:05 PM EST

Att. 6,045 - Unknown

livebaseballscorecards.com

AB	36
R	14
H	15
RBI	11
BB	8
SO	3
LOB	20

WP: 2 PA: 47
PB: 0
SB: 0
CS: 1

Batter	1	2	3	4	5	6	7	8	9	AB	R	H	RBI	BB	SO	LOB
Fred Valentine, S (1, 9) OBP: 0.385, SLG: 0.565	1B 3B		4-3		F8			G3		4	1	1	0	0	0	0
Don Blasingame, L (1, 4) OBP: 0.385, SLG: 0.417	4-3		FC6-4 1B		6-3			HR 1B		4	1	2	0	0	0	1
Ken McMullen, R (1, 5) OBP: 0.346, SLG: 0.739	BB 1B 3-H		F7		5-3			1-H HR		4	1	2	3	0	0	1
Frank Howard, R (1, 7) OBP: 0.333, SLG: 0.571	BB 1-2		FC6-4 1-2f			6-3		5-3		3	0	0	0	1	0	1
Bob Chance, L (1, 3) OBP: 0.143, SLG: 0.357	K			K		K		K		4	0	0	0	0	4	2
Don Lock, R (1, 8) OBP: 0.240, SLG: 0.286	K			5-3		K			K	4	0	0	0	0	3	2
Ed Brinkman, R (1, 6) OBP: 0.333, SLG: 0.450		F9		E S 1B			G3-6-3 1B		G3 1B	4	0	3	0	0	0	0
Doug Camilli, R (1, 2) OBP: 0.250, SLG: 0.200		F5		BB 1-3			F6		G3 1-2	1	0	0	0	1	0	0
Jim King, L (7, PH)										1	0	0	0	0	0	1
Mike Brumley, L (7, 2) OBP: 0.222, SLG: 0.333										1	0	0	0	0	0	1
Pete Richert, L (1, 1)		K		F8			G3-6-3 1-2f		F9	2	0	0	0	0	1	2
Willie Kirkland, L (7, PH)										1	0	0	0	0	0	1
Casey Cox, R (7, 1)										0	0	0	0	0	0	0
Bob Saverine, S (9, PH) OBP: 0.600, SLG: 1.000										1	0	0	0	0	0	1
Inning Stats	R: 1 H: 2 E: 0 LOB: 2 K: 2 BB: 1 S: 9 P: 13	R: 0 H: 0 E: 0 LOB: 0 K: 1 BB: 0 S: 5 P: 5	R: 0 H: 1 E: 0 LOB: 1 K: 0 BB: 0 S: 4 P: 4	R: 0 H: 1 E: 0 LOB: 2 K: 1 BB: 1 S: 6 P: 10	R: 0 H: 0 E: 0 LOB: 0 K: 0 BB: 0 S: 3 P: 3	R: 0 H: 0 E: 0 LOB: 0 K: 2 BB: 0 S: 7 P: 7	R: 0 H: 1 E: 0 LOB: 0 K: 0 BB: 0 S: 3 P: 3	R: 2 H: 2 E: 0 LOB: 0 K: 1 BB: 0 S: 7 P: 7	R: 0 H: 1 E: 0 LOB: 1 K: 1 BB: 0 S: 6 P: 6	1B: 6 SF: 0 2B: 0 SAC: 0 3B: 1 DP: 1 HR: 1 HBP: 0						

TOP

Washington Senators @ Baltimore Orioles

Memorial Stadium, Baltimore, MD

Wed Apr 20 1966, 6:05 PM EST

Att. 6,778 - Unknown

livebaseballscorecards.com

AB	34
R	3
H	8
RBI	3
BB	2
SO	8
LOB	13

WP: 0 PA: 36
PB: 0
SB: 1
CS: 0

PITCHER		IP	WLS	BF	H	R	ER	SO	BB	IBB	HBP	BLK	WP	HR	S	P	ERA	WHIP
Wally Bunker, R ERA: 3.52	(1, 1)	7.1	W	30	7	3	3	6	2	0	0	0	0	1	40	48	3.68	1.227
Stu Miller, R ERA:	(8, 1)	1.2	S	6	1	0	0	2	0	0	0	0	0	0	10	10	0.00	0.600

PITCHER		IP	WLS	BF	H	R	ER	SO	BB	IBB	HBP	BLK	WP	HR	S	P	ERA	WHIP

Batter	1	2	3	4	5	6	7	8	9	AB	R	H	RBI	BB	SO	LOB
Luis Aparicio, R (1, 6) OBP: 0.286, SLG: 0.333	BBB 4-0 SH1-3 BB		x 0-0 2-H 2B		x 0-0 2B		x 0-0 PB PB 2-H 1B			3	1	3	2	1	0	0
Curt Blefary, L (1, 7) OBP: 0.355, SLG: 0.538 Russ Snyder, L (8, 7)	x 0-0 ① SH1-3 1-2		x 0-0 ② 4-3		x 0-0 ② F8		BBB 4-0 PB 2B 2-3 BB			2 0	1 0	0 0	0 0	1 0	0 0	2 0
Frank Robinson, R (1, 9) OBP: 0.576, SLG: 0.958	x 0-0 ② 5-3		SSS 0-3 ③ K		x 0-0 ③ F4		III 4-0 2B 1-2 3-H IBB			3	1	0	0	1	1	3
Brooks Robinson, R (1, 5) OBP: 0.406, SLG: 0.690	x 0-0 ③ F9			x 0-0 FC6-4 1B		x 0-0 ① 5-3	x 0-0 ② F8			4	0	1	0	0	0	3
Boog Powell, L (1, 3) OBP: 0.310, SLG: 0.174		x 0-0 ① 4-3		SSS 0-3 ① K		x 0-0 ② 5-3	x 0-0 1-H 2-H 2B			4	0	1	2	0	1	1
Davey Johnson, R (1, 4) OBP: 0.241, SLG: 0.214		SSS 0-3 ② K		SSS 0-3 ② K		x 0-0 1B	x 0-0 ③ 1-3			4	0	1	0	0	2	2
Paul Blair, R (1, 8) OBP: 0.276, SLG: 0.571		x 0-0 ③ F8		x 0-0 ③ FC6-4 1-2f		x 0-0 ③ F8		x 0-0 ① F4		4	0	0	0	0	0	2
Andy Etchebarren, R (1, 2) OBP: 0.423, SLG: 0.625		x 0-0 2B 2B		x 0-0 HR			x 0-0 ① 5-3	SSS 0-3 ② K		4	2	2	1	0	1	0
Wally Bunker, R (1, 1) OBP: 0.200, SLG: 0.400 Stu Miller, R (8, 1)		x 0-0 ① B2		x 0-0 ① F8			x 0-0 1B 2B	SSS 0-3 ③ K		3 1	1 0	1 0	0 0	0 0	0 1	1 0
Inning Stats	R: 0 H: 0 E: 0 LOB: 1 K: 0 BB: 1 S: 3 P: 7	R: 0 H: 0 E: 0 LOB: 0 K: 1 BB: 0 S: 5 P: 5	R: 1 H: 2 E: 0 LOB: 1 K: 1 BB: 0 S: 7 P: 7	R: 0 H: 1 E: 0 LOB: 1 K: 2 BB: 0 S: 8 P: 8	R: 1 H: 2 E: 0 LOB: 1 K: 0 BB: 0 S: 5 P: 5	R: 0 H: 1 E: 0 LOB: 1 K: 0 BB: 0 S: 4 P: 4	R: 4 H: 3 E: 0 LOB: 1 K: 0 BB: 2 S: 6 P: 14	R: 0 H: 0 E: 0 LOB: 0 K: 2 BB: 0 S: 7 P: 7		1B: 3 SF: 0 2B: 5 SAC: 1 3B: 0 DP: 0 HR: 1 HBP: 0						WP: 0 PA: 36 PB: 2 SB: 0 CS: 0

PITCHER		IP	WLS	BF	H	R	ER	SO	BB	IBB	HBP	BLK	WP	HR	S	P	ERA	WHIP
Pete Richert, L ERA: 3.8	(1, 1)	6.0	L	25	6	2	2	4	1	0	0	0	0	1	32	36	3.00	1.167
Casey Cox, R ERA: 6.35	(7, 1)	2.0		11	3	4	4	2	1	1	0	0	0	0	13	21	18.00	2.000

PITCHER	IP	WLS	BF	H	R	ER	SO	BB	IBB	HBP	BLK	WP	HR	S	P	ERA	WHIP

BOTTOM

Washington Senators @ Baltimore Orioles

Memorial Stadium, Baltimore, MD

Wed Apr 20 1966, 6:05 PM EST

Att. 6,778 - Unknown

livebaseballscorecards.com

AB	32
R	6
H	9
RBI	5
BB	3
SO	6
LOB	14

Baltimore Orioles @ New York Yankees

Yankee Stadium, Bronx, NY

Sat Apr 23 1966, 3:33 AM EST

Att. 17,099 - Unknown

TOP

livebaseballscorecards.com

Batter	1	2	3	4	5	6	7	8	9	AB	R	H	RBI	BB	SO	LOB
Luis Aparicio, R (1, 6) OBP: 0.300, SLG: 0.342	S 1B 1B		6-3		FC1-6 1B		G3		F9	5	1	2	0	0	0	1
Curt Blefary, L (1, 7) OBP: 0.314, SLG: 0.467	K 1-2		K		FC1-6 1-2f 2B		G3		F3	4	1	0	0	0	2	2
Woodie Held, R (9, PH) (9, 7) OBP: 0.667, SLG: 0.667										1	0	0	0	0	0	1
Frank Robinson, R (1, 9) OBP: 0.595, SLG: 1.000	K			S 1B BB	1-H 2B			4-3 2B		3	1	2	1	1	1	1
Brooks Robinson, R (1, 5) OBP: 0.417, SLG: 0.667	WP 2-H 1B			1B 1-H 1B 1B	F9			4-3 2-3		4	1	2	2	0	0	2
Boog Powell, L (1, 3) OBP: 0.303, SLG: 0.154	4-3 1-2			K	4-3			BB		3	0	0	0	1	1	3
Davey Johnson, R (1, 4) OBP: 0.212, SLG: 0.188		6-3		F7		F8		L6		4	0	0	0	0	0	3
Paul Blair, R (1, 8) OBP: 0.303, SLG: 0.563		1-3		1B 1-2 1B		CS 1B		1-3		4	0	2	0	0	0	2
Andy Etchebarren, R (1, 2) OBP: 0.433, SLG: 0.607		F9		1-2 2-H 1B		K 1-2			SH1-3 E 1B	4	0	2	1	0	1	1
Dave McNally, R (1, 1)			5-3	F9			F8		SH1-3 1-3	3	0	0	0	0	0	2
Dick Hall, R (7, 1)										0	0	0	0	0	0	0
Bob Johnson, R (9, PH) OBP: 0.333, SLG: 0.333										0	0	0	0	0	0	0
Stu Miller, R (9, 1)										0	0	0	0	0	0	0
Inning Stats	R: 1 H: 2 E: 0 LOB: 1 K: 2 BB: 0 S: 9 P: 9	R: 0 H: 0 E: 0 LOB: 0 K: 0 BB: 0 S: 3 P: 3	R: 0 H: 0 E: 0 LOB: 0 K: 1 BB: 0 S: 5 P: 5	R: 2 H: 3 E: 0 LOB: 2 K: 1 BB: 1 S: 8 P: 12	R: 1 H: 2 E: 0 LOB: 1 K: 0 BB: 0 S: 5 P: 5	R: 0 H: 1 E: 0 LOB: 1 K: 1 BB: 0 S: 5 P: 5	R: 0 H: 0 E: 0 LOB: 0 K: 0 BB: 0 S: 3 P: 3	R: 0 H: 1 E: 0 LOB: 2 K: 0 BB: 1 S: 4 P: 8	R: 0 H: 1 E: 1 LOB: 1 K: 0 BB: 0 S: 4 P: 4	1B: 8 SF: 0 2B: 3 SAC: 1 3B: 0 DP: 1 HR: 0 HBP: 0						

	AB	35
	R	4
	H	10
	RBI	4
	BB	2
	SO	5
	LOB	18

WP: 1 PA: 38
PB: 0
SB: 2
CS: 1

PITCHER		IP	WLS	BF	H	R	ER	SO	BB	IBB	HBP	BLK	WP	HR	S	P	ERA	WHIP
Fritz Peterson, L ERA: 3.86	(1, 1)	5.0	L	23	7	4	4	4	1	0	0	0	1	0	30	34	7.20	1.600
Hal Reniff, R ERA:	(6, 1)	2.0		6	1	0	0	1	0	0	0	0	0	0	8	8	0.00	0.500
Dooley Womack, R ERA:	(8, 1)	0.1		2	1	0	0	0	0	0	0	0	0	0	2	2	0.00	3.000
Steve Hamilton, L ERA:	(8, 1)	1.2		7	1	0	0	0	1	0	0	0	0	0	6	10	0.00	1.200

PITCHER	IP	WLS	BF	H	R	ER	SO	BB	IBB	HBP	BLK	WP	HR	S	P	ERA	WHIP

Batter	1	2	3	4	5	6	7	8	9	AB	R	H	RBI	BB	SO	LOB
Bobby Richardson, R (1, 4) OBP: 0.342, SLG: 0.314	1-3		F9			F7	F6			4	0	0	0	0	0	1
Roy White, S (1, 7) OBP: 0.542, SLG: 0.611	1-3			K		1B		F8		4	0	1	0	0	1	0
Roger Maris, L (1, 9) OBP: 0.273, SLG: 0.143	1B			F6		F5		F6		4	0	1	0	0	0	1
Tom Tresh, S (1, 5) OBP: 0.270, SLG: 0.314	K			2B		F8		F8		4	0	1	0	0	1	2
Mickey Mantle, S (1, 8) OBP: 0.333, SLG: 0.278		K		F4			BB		1B	3	0	1	0	1	1	1
Roger Repoz, L (9, PR) OBP: 0.500, SLG: 0.500										0	0	0	0	0	0	0
Joe Pepitone, L (1, 3) OBP: 0.324, SLG: 0.486		L5			F9		FC4-6		G4-6-3	4	1	0	0	0	0	2
Clete Boyer, R (1, 6) OBP: 0.194, SLG: 0.313		F8			HR		F8		F7	4	1	1	1	0	0	2
Elston Howard, R (1, 2) OBP: 0.200, SLG: 0.310			5-3		1-3					3	1	1	1	0	0	0
Fritz Peterson, S (1, 1) OBP: 0.250, SLG: 0.250										1	0	0	0	0	1	0
Hector Lopez, R (5, PH)			K		K					1	0	0	0	0	1	0
Hal Reniff, R (6, 1)										0	0	0	0	0	0	0
Lou Clinton, R (7, PH) OBP: 0.500, SLG: 0.750										1	0	1	1	0	0	0
Dooley Womack, L (8, 1)										0	0	0	0	0	0	0
Steve Hamilton, L (8, 1)										0	0	0	0	0	0	0
Inning Stats	R: 0 E: 0 K: 1 S: 6 H: 1 LOB: 1 BB: 0 P: 6	R: 0 E: 0 K: 1 S: 5 H: 0 LOB: 0 BB: 0 P: 5	R: 0 E: 0 K: 1 S: 5 H: 0 LOB: 0 BB: 0 P: 5	R: 0 E: 0 K: 1 S: 6 H: 1 LOB: 1 BB: 0 P: 6	R: 1 E: 0 K: 1 S: 6 H: 1 LOB: 0 BB: 0 P: 6	R: 0 E: 0 K: 0 S: 4 H: 1 LOB: 1 BB: 0 P: 4	R: 2 E: 0 K: 0 S: 5 H: 2 LOB: 1 BB: 1 P: 9	R: 0 E: 0 K: 0 S: 3 H: 0 LOB: 0 BB: 0 P: 3	R: 0 E: 0 K: 0 S: 3 H: 1 LOB: 1 BB: 0 P: 3	1B: 3 2B: 2 3B: 1 HR: 1	SF: 0 SAC: 0 DP: 1 HBP: 0					

PITCHER		IP	WLS	BF	H	R	ER	SO	BB	IBB	HBP	BLK	WP	HR	S	P	ERA	WHIP
Dave McNally, L ERA: 3.21	(1, 1)	6.2	W	27	6	3	3	5	1	0	0	0	0	1	36	40	4.05	1.050
Dick Hall, R ERA:	(7, 1)	1.1		4	0	0	0	0	0	0	0	0	0	0	4	4	0.00	0.000
Stu Miller, R ERA:	(9, 1)	1.0	S	3	1	0	0	0	0	0	0	0	0	0	3	3	0.00	1.000

PITCHER	IP	WLS	BF	H	R	ER	SO	BB	IBB	HBP	BLK	WP	HR	S	P	ERA	WHIP

BOTTOM

Baltimore Orioles @ New York Yankees

Yankee Stadium, Bronx, NY

Sat Apr 23 1966, 3:33 AM EST

Att. 17,099 - Unknown

livebaseballscorecards.com

AB	33
R	3
H	7
RBI	3
BB	1
SO	5
LOB	9

WP: 0 PB: 0 SB: 0 CS: 0 PA: 34

Batter	1	2	3	4	5	6	7	8	9	AB	R	H	RBI	BB	SO	LOB
Luis Aparicio, R (1, 6) OBP: 0.273, SLG: 0.310	4-3		6-3		K			6-3		4	0	0	0	0	1	0
Curt Blefary, L (1, 7) OBP: 0.308, SLG: 0.424	BB		4-3			1-3		3-1		3	1	0	0	1	0	0
Russ Snyder, L (8, 7)	2B									0	0	0	0	0	0	0
Frank Robinson, R (1, 9) OBP: 0.610, SLG: 1.000	F9			CS 1B		2B		BB		3	1	2	0	1	0	1
Brooks Robinson, R (1, 5) OBP: 0.425, SLG: 0.703	1-H 2B			F2 1-2		2-H 2B		F2		4	0	2	2	0	0	2
Boog Powell, L (1, 3) OBP: 0.297, SLG: 0.167	K			FC5-4 1B		1-3			4-3	4	0	1	0	0	1	2
Davey Johnson, R (1, 4) OBP: 0.216, SLG: 0.194		L8		1-2 1B		F8			K	4	0	1	0	0	1	1
Paul Blair, R (1, 8) OBP: 0.270, SLG: 0.500		1-3		FC5-4 2-3f			K		K	4	0	0	0	0	2	2
Andy Etchebarren, R (1, 2) OBP: 0.394, SLG: 0.548		K			F9		1-3			3	0	0	0	0	1	0
Steve Barber, L (1, 1)			4-3		4-3		4-3			3	0	0	0	0	0	0
Inning Stats	R: 1 E: 0 K: 1 S: 6 H: 1 LOB: 1 BB: 1 P: 10	R: 0 E: 0 K: 1 S: 5 H: 0 LOB: 0 BB: 0 P: 5	R: 0 E: 0 K: 0 S: 3 H: 0 LOB: 0 BB: 0 P: 3	R: 0 E: 0 K: 0 S: 5 H: 3 LOB: 2 BB: 0 P: 5	R: 0 E: 0 K: 1 S: 5 H: 0 LOB: 0 BB: 0 P: 5	R: 1 E: 0 K: 0 S: 5 H: 2 LOB: 1 BB: 0 P: 5	R: 0 E: 0 K: 1 S: 5 H: 0 LOB: 0 BB: 0 P: 5	R: 0 E: 0 K: 0 S: 3 H: 0 LOB: 1 BB: 1 P: 7	R: 0 E: 0 K: 2 S: 7 H: 0 LOB: 0 BB: 0 P: 7	1B: 3 2B: 3 3B: 0 HR: 0 SF: 0 SAC: 0 DP: 0 HBP: 0						

PITCHER		IP	WLS	BF	H	R	ER	SO	BB	IBB	HBP	BLK	WP	HR	S	P	ERA	WHIP
Mel Stottlemyre, R ERA: 2.57	(1, 1)	8.0	L	31	6	2	2	4	2	0	0	0	0	0	37	45	2.25	1.000
Pedro Ramos, R ERA: 7.5	(9, 1)	1.0		3	0	0	0	2	0	0	0	0	0	0	7	7	0.00	0.000

PITCHER		IP	WLS	BF	H	R	ER	SO	BB	IBB	HBP	BLK	WP	HR	S	P	ERA	WHIP

TOP

Baltimore Orioles @ New York Yankees

Yankee Stadium, Bronx, NY

Sun Apr 24 1966, 3:33 AM EDT

Att. 13,104 - Unknown

livebaseballscorecards.com

AB	32
R	2
H	6
RBI	2
BB	2
SO	6
LOB	8

WP: 0 PB: 0 SB: 0 CS: 1 PA: 34

Baltimore Orioles @ New York Yankees

Yankee Stadium, Bronx, NY

Sun Apr 24 1966, 3:33 AM EDT

Att. 13,104 - Unknown

BOTTOM

Batter	1	2	3	4	5	6	7	8	9	AB	R	H	RBI	BB	SO	LOB
Bobby Richardson, R (1, 4) OBP: 0.341, SLG: 0.316	G6-4-3 1B		4-3			K		SH1-4 2-3		3	0	1	0	0	1	1
Roy White, S (1, 7) OBP: 0.464, SLG: 0.500	G6-4-3 1-2f			4-3		K		6-3		4	0	0	0	0	1	3
Roger Maris, L (1, 9) OBP: 0.270, SLG: 0.156	4-3			G3		1B 1-2 1B		F9		4	0	1	0	0	0	1
Tom Tresh, S (1, 5) OBP: 0.293, SLG: 0.316		G5-3 WP BB		6-3		WP 1-3 2-H 1B			L5	3	0	1	1	1	0	0
Mickey Mantle, S (1, 8) OBP: 0.360, SLG: 0.250 Roger Repoz, L (9, PR) OBP: 0.500, SLG: 0.500		1-2 BB			6-3	1-3 1-2			FC4-6 BB	2 0	0 0	0 0	0 0	2 0	0 0	2 0
Joe Pepitone, L (1, 3) OBP: 0.293, SLG: 0.436		K			1-3	G3			FC4-6 1-2f	4	0	0	0	0	1	3
Clete Boyer, R (1, 6) OBP: 0.200, SLG: 0.286		G5-3 2-3f			FC6-4 BB	5-3			K	3	0	0	0	1	1	3
Elston Howard, R (1, 2) OBP: 0.182, SLG: 0.281			1-3		FC6-4 1-2f	1-3				3	0	0	0	0	0	1
Mel Stottlemyre, R (1, 1) Lou Clinton, R (8, PH) OBP: 0.545, SLG: 0.889 Pedro Ramos, S (9, 1)			1-3			1B 1B BB		SH1-4 2B		1 1 0	1 0 0	0 1 0	0 0 0	1 0 0	0 0 0	0 0 0

livebaseballscorecards.com

	AB	28
	R	1
	H	4
	RBI	1
	BB	5
	SO	4
	LOB	14

Inning Stats										
	R: 0	H: 1	R: 0	H: 0	R: 0	H: 0	R: 0	H: 0	R: 1	H: 2
	E: 0	LOB: 0	E: 0	LOB: 1	E: 0	LOB: 0	E: 0	LOB: 0	E: 0	LOB: 2
	K: 0	BB: 0	K: 1	BB: 2	K: 0	BB: 0	K: 0	BB: 0	K: 2	BB: 1
	S: 3	P: 3	S: 4	P: 12	S: 3	P: 3	S: 3	P: 3	S: 9	P: 13

Inning Stats										
	R: 0	H: 0	R: 0	H: 1	R: 0	H: 0	1B: 3	SF: 0	WP: 2	PA: 34
	E: 0	LOB: 0	E: 0	LOB: 1	E: 0	LOB: 1	2B: 1	SAC: 1	PB: 0	
	K: 0	BB: 0	K: 1	BB: 1	K: 0	BB: 0	3B: 0	DP: 2	SB: 0	
	S: 3	P: 3	S: 5	P: 9	S: 4	P: 4	HR: 0	HBP: 0	CS: 0	

PITCHER	IP	WLS	BF	H	R	ER	SO	BB	IBB	HBP	BLK	WP	HR	S	P	ERA	WHIP
Steve Barber, L (1, 1) ERA: 2.53	9.0	W	34	4	1	1	4	5	0	0	0	2	0	37	57	1.00	1.000

PITCHER	IP	WLS	BF	H	R	ER	SO	BB	IBB	HBP	BLK	WP	HR	S	P	ERA	WHIP

Batter	1	2	3	4	5	6	7	8	9	AB	R	H	RBI	BB	SO	LOB
Jose Cardenal, R (1, 8) OBP: 0.220, SLG: 0.234	HR		F7 ③			BBBB 4-0 HR BB		F7 ①		3	2	1	1	1	0	0
Jim Fregosi, R (1, 6) OBP: 0.180, SLG: 0.178	5-3 ①			F7 ①		SSS 0-3 K ①		5-3 ②		4	0	0	0	0	1	1
Bobby Knoop, R (1, 4) OBP: 0.320, SLG: 0.563	F9 ②			4-3 ②		0-0 1-H HR		1B 1B		4	1	2	2	0	0	0
Norm Siebern, L (1, 3) OBP: 0.342, SLG: 0.313	SSS 0-3 K ③			BBBB 4-0 FC5-4 BB		0-0 4-3 ②		0-0 1-2 1B		3	0	1	0	1	1	0
Willie Montanez, L (8, PR) (8, 3)										0	0	0	0	0	0	0
Jackie Warner, R (1, 9) OBP: 0.410, SLG: 0.722		0-0 F6 ①		0-0 FC5-4 ③ 1-2f		SSS 0-3 K ③		0-0 F5 ③		4	0	0	0	0	1	3
Buck Rodgers, S (1, 2) OBP: 0.234, SLG: 0.289		BBBB 4-0 CS BB			0-0 PB 1B		SSS 0-3 K ①		0-0 B5-3 ①	3	0	1	0	1	1	0
Rick Reichardt, R (1, 7) OBP: 0.319, SLG: 0.439		SSS 0-3 K ②③ 1-2			0-0 F4 ① 1-2		H 1-0 CS HBP		0-0 1B	3	0	1	0	0	1	2
Paul Schaal, R (1, 5) OBP: 0.435, SLG: 0.472			SSS 0-3 K ①		0-0 6-3 ②		0-0 1-2 1B		SSS 0-3 K ②	4	0	1	0	0	2	2
Jim McGlothlin, R (1, 1) OBP: 0.333, SLG: 1.000			SSS 0-3 K ②		0-0 3-1 ③		SSS 0-3 K ③		0-0 F8 ③	1	0	0	0	0	1	0
Ed Bailey, L (5, PH)										1	0	0	0	0	0	1
Jack Sanford, R (5, 1)										0	0	0	0	0	0	0
Willie Smith, L (7, PH) OBP: 0.250, SLG: 0.250										1	0	0	0	0	1	1
Ed Sukla, R (7, 1)										0	0	0	0	0	0	0
Dick Egan, L (8, 1)										0	0	0	0	0	0	0
Lew Burdette, R (8, 1)										0	0	0	0	0	0	0
Ed Kirkpatrick, L (9, PH)										1	0	0	0	0	0	1
Inning Stats	R: 1 E: 0 K: 1 S: 6 H: 1 LOB: 0 BB: 0 P: 6	R: 0 E: 0 K: 1 S: 4 H: 0 LOB: 1 BB: 1 P: 8	R: 0 E: 0 K: 2 S: 7 H: 0 LOB: 0 BB: 0 P: 7	R: 0 E: 0 K: 0 S: 3 H: 0 LOB: 1 BB: 1 P: 7	R: 0 E: 0 K: 0 S: 4 H: 1 LOB: 1 BB: 0 P: 4	R: 2 E: 0 K: 2 S: 8 H: 1 LOB: 0 BB: 1 P: 12	R: 0 E: 0 K: 2 S: 7 H: 1 LOB: 1 BB: 0 P: 8	R: 0 E: 0 K: 0 S: 5 H: 2 LOB: 2 BB: 0 P: 5	R: 0 E: 0 K: 1 S: 6 H: 1 LOB: 1 BB: 0 P: 6	1B: 5 2B: 1 3B: 0 HR: 2 SF: 0 SAC: 0 DP: 1 HBP: 1						

PITCHER	IP	WLS	BF	H	R	ER	SO	BB	IBB	HBP	BLK	WP	HR	S	P	ERA	WHIP
Jim Palmer, R (1, 1) ERA: 4.82	5.1	W	21	3	3	3	5	3	0	0	0	0	2	28	40	5.06	1.125
Dick Hall, R (6, 1) ERA:	3.2	S	15	4	0	0	4	0	0	1	0	0	0	22	23	0.00	1.091

PITCHER	IP	WLS	BF	H	R	ER	SO	BB	IBB	HBP	BLK	WP	HR	S	P	ERA	WHIP

TOP

California Angels @ Baltimore Orioles

Memorial Stadium, Baltimore, MD

Tue Apr 26 1966, 7:05 PM EDT

Att. 8,208 - Unknown

livebaseballscorecards.com

AB	32
R	3
H	7
RBI	3
BB	3
SO	9
LOB	11

WP: 0 PB: 1 SB: 0 CS: 2 PA: 36

BOTTOM

California Angels @ Baltimore Orioles

Memorial Stadium, Baltimore, MD

Tue Apr 26 1966, 7:05 PM EDT

Att. 8,208 - Unknown

Batter	1	2	3	4	5	6	7	8	9	AB	R	H	RBI	BB	SO	LOB
Luis Aparicio, R (1, 6) OBP: 0.271, SLG: 0.304	WP 1B	L3			K		F3			4	0	1	0	0	1	1
Curt Blefary, L (1, 7) OBP: 0.302, SLG: 0.486	L4 1-2		3-1		F9		HR			4	1	1	1	0	0	1
Russ Snyder, L (8, 7)										0	0	0	0	0	0	0
Frank Robinson, R (1, 9) OBP: 0.600, SLG: 0.941	5-3		HR 1B		PO 1B		K			4	1	2	0	0	1	1
Brooks Robinson, R (1, 5) OBP: 0.432, SLG: 0.756	F4		1-H HR		PO 1-2	6-3		1B 1B		4	2	2	2	0	0	1
Boog Powell, L (1, 3) OBP: 0.317, SLG: 0.235		HR 2B	K			K		G4-3 1B 1-3		4	1	2	0	0	2	0
Davey Johnson, R (1, 4) OBP: 0.268, SLG: 0.308		2-H HR	5-3			BB		G4-3 1-2 3-H 1B		3	1	2	3	1	0	0
Paul Blair, R (1, 8) OBP: 0.244, SLG: 0.450		L8	G1			L4		G4-3 1-2f 2-3		4	0	0	0	0	0	3
Andy Etchebarren, R (1, 2) OBP: 0.378, SLG: 0.600		6-3	L8				HR	K		4	1	1	1	0	1	1
Jim Palmer, R (1, 1) OBP: 0.429, SLG: 1.000		2B	5-3				6-3			2	0	1	0	0	0	0
Dick Hall, R (6, 1)										1	0	0	0	0	0	0
Inning Stats	R: 0 E: 0 K: 0 S: 4 H: 1 LOB: 1 BB: 0 P: 4	R: 2 E: 0 K: 0 S: 6 H: 3 LOB: 1 BB: 0 P: 6	R: 2 E: 0 K: 1 S: 7 H: 2 LOB: 0 BB: 0 P: 7	R: 0 E: 0 K: 0 S: 3 H: 0 LOB: 0 BB: 0 P: 3	R: 0 E: 0 K: 1 S: 5 H: 1 LOB: 0 BB: 0 P: 5	R: 0 E: 0 K: 1 S: 5 H: 0 LOB: 1 BB: 1 P: 9	R: 2 E: 0 K: 1 S: 7 H: 2 LOB: 0 BB: 0 P: 7	R: 1 E: 0 K: 1 S: 7 H: 3 LOB: 1 BB: 0 P: 7		1B: 6 2B: 2 3B: 0 HR: 4	SF: 0 SAC: 0 DP: 1 HBP: 0						

	AB	34
	R	7
	H	12
	RBI	7
	BB	1
	SO	5
	LOB	8

WP: 1 PB: 0 SB: 0 CS: 0 PA: 36

livebaseballscorecards.com

PITCHER		IP	WLS	BF	H	R	ER	SO	BB	IBB	HBP	BLK	WP	HR	S	P	ERA	WHIP
Jim McGlothlin, R ERA: 3.27	(1, 1)	4.0	L	18	6	4	4	1	0	0	0	0	1	2	20	20	9.00	1.500
Jack Sanford, R ERA: 2.79	(5, 1)	2.0		7	1	0	0	2	1	0	0	0	0	0	10	14	0.00	1.000
Ed Sukla, R ERA: 3.0	(7, 1)	1.0		6	3	3	3	1	0	0	0	0	0	2	8	8	27.00	3.000
Dick Egan, L ERA: 3.86	(8, 1)	0.0		2	2	0	0	0	0	0	0	0	0	0	2	2	∞	∞
Lew Burdette, R ERA: 2.45	(8, 1)	1.0		2	0	0	0	1	0	0	0	0	0	0	4	4	0.00	0.000

PITCHER	IP	WLS	BF	H	R	ER	SO	BB	IBB	HBP	BLK	WP	HR	S	P	ERA	WHIP

Baltimore Orioles @ Detroit Tigers

Tiger Stadium, Detroit, MI

Fri Apr 29 1966, 7:05 PM EDT

Att. 13,255 - Unknown

TOP

livebaseballscorecards.com

Batter	1	2	3	4	5	6	7	8	9	AB	R	H	RBI	BB	SO	LOB
Luis Aparicio, R (1, 6) OBP: 0.288, SLG: 0.320	K		1B 1-3 2-H 3B 1B	1-3			L6-3 1B			4	1	2	1	0	1	0
Curt Blefary, L (1, 7) OBP: 0.298, SLG: 0.463	F7		2-3 3-H 3B 1B	F8			L6-3 1-2			4	1	1	1	0	0	1
Frank Robinson, R (1, 9) OBP: 0.592, SLG: 1.026	L5		2-H 3-H 1B 3B		HR		L5			4	2	2	3	0	0	0
Brooks Robinson, R (1, 5) OBP: 0.417, SLG: 0.711		5-3	3-H HR 1B		F3			L9		4	1	1	1	0	0	0
Boog Powell, L (1, 3) OBP: 0.333, SLG: 0.324		4-3	1-H HR		BBB G6-4-3 BB			F4		3	1	1	2	1	0	0
Davey Johnson, R (1, 4) OBP: 0.244, SLG: 0.279		6-3	1-3		1-2f G6-4-3			5-3		4	0	0	0	0	0	1
Paul Blair, R (1, 8) OBP: 0.267, SLG: 0.442			1B BB			L6			4-3	3	1	1	0	1	0	0
Andy Etchebarren, R (1, 2) OBP: 0.366, SLG: 0.564			1B 1-2 1B 1B			F7			6-3	4	1	1	0	0	0	1
Wally Bunker, R (1, 1) OBP: 0.111, SLG: 0.222			K	K		K			K	4	0	0	0	0	4	2
Inning Stats	R: 0 E: 0 K: 1 S: 5 H: 0 LOB: 0 BB: 0 P: 5	R: 0 E: 0 K: 0 S: 3 H: 0 LOB: 0 BB: 0 P: 3	R: 7 E: 0 K: 1 S: 12 H: 7 LOB: 1 BB: 1 P: 16	R: 0 E: 0 K: 1 S: 5 H: 0 LOB: 0 BB: 0 P: 5	R: 1 E: 0 K: 0 S: 3 H: 1 LOB: 0 BB: 1 P: 7	R: 0 E: 0 K: 1 S: 5 H: 0 LOB: 0 BB: 0 P: 5	R: 0 E: 0 K: 0 S: 3 H: 1 LOB: 0 BB: 0 P: 3	R: 0 E: 0 K: 0 S: 3 H: 0 LOB: 0 BB: 0 P: 3	R: 0 E: 0 K: 1 S: 5 H: 0 LOB: 0 BB: 0 P: 5	1B: 6 2B: 1 3B: 1 HR: 2 SF: 0 SAC: 0 DP: 2 HBP: 0						

	AB	34
	R	8
	H	9
	RBI	8
	BB	2
	SO	5
	LOB	5

WP: 0 PA: 36
PB: 0
SB: 0
CS: 0

PITCHER		IP	WLS	BF	H	R	ER	SO	BB	IBB	HBP	BLK	WP	HR	S	P	ERA	WHIP
Bill Monbouquette, R ERA: 4.84	(1, 1)	2.1	L	12	4	5	5	2	1	0	0	0	0	0	15	19	19.29	2.143
Terry Fox, R ERA: 6.3	(3, 1)	2.2		12	4	3	3	1	1	0	0	0	0	2	13	17	10.12	1.875
Hank Aguirre, L ERA: 5.19	(6, 1)	2.0		6	1	0	0	1	0	0	0	0	0	0	8	8	0.00	0.500
Fred Gladding, R ERA:	(8, 1)	2.0		6	0	0	0	1	0	0	0	0	0	0	8	8	0.00	0.000

PITCHER	IP	WLS	BF	H	R	ER	SO	BB	IBB	HBP	BLK	WP	HR	S	P	ERA	WHIP

Baltimore Orioles @ Detroit Tigers

Tiger Stadium, Detroit, MI

Fri Apr 29 1966, 7:05 PM EDT

Att. 13,255 - Unknown

BOTTOM

Batter	1	2	3	4	5	6	7	8	9	AB	R	H	RBI	BB	SO	LOB
Dick McAuliffe, L (1, 6) OBP: 0.407, SLG: 0.429	2B		F7		F5		F6			4	0	1	0	0	0	3
Jerry Lumpe, L (1, 4) OBP: 0.371, SLG: 0.389	5-3		4-3		F7		F7			4	0	0	0	0	0	4
Norm Cash, L (1, 3) OBP: 0.348, SLG: 0.532	K			4-3		F8		1B		4	0	1	0	0	1	1
Al Kaline, R (1, 9) OBP: 0.468, SLG: 0.725	L5-3			4-1 2B		G5-3 1B		L6		4	0	2	0	0	0	2
Jim Northrup, L (1, 7) OBP: 0.368, SLG: 0.467		F7		4-1 2-3		1-2 1B		F7		4	0	1	0	0	0	2
Don Demeter, R (1, 8) OBP: 0.242, SLG: 0.424		5-3		F4		G5-3 2-3f		F3		4	0	0	0	0	0	4
Don Wert, R (1, 5) OBP: 0.413, SLG: 0.491		FC5-4 1B			HR		1B		F4	4	1	3	1	0	0	0
Orlando McFarlane, R (1, 2) OBP: 0.375, SLG: 0.625		FC5-4 1-2f			1B		1-2 1B		F3	4	0	2	0	0	0	1
Bill Monbouquette, R (1, 1) OBP: 0.286, SLG: 0.167 Terry Fox, R (3, 1) Gates Brown, L (5, PH) OBP: 0.333, SLG: 0.200 Hank Aguirre, R (6, 1) Jake Wood, R (7, PH) OBP: 0.500, SLG: 0.667 Fred Gladding, L (8, 1) Mickey Stanley, R (9, PH) OBP: 0.233, SLG: 0.154			K		K		K		G3	0 1 1 0 1 0 1	0 0 0 0 0 0 0	0 0 0 0 1 0 0	0 0 0 0 0 0 0	0 1 1 0 0 1 0	0 0 1 0 0 0 0	0 0 1 0 0 2 0
Inning Stats	R: 0 E: 0 K: 1 S: 6 H: 1 LOB: 1 BB: 0 P: 6	R: 0 E: 0 K: 0 S: 4 H: 1 LOB: 1 BB: 0 P: 4	R: 0 E: 0 K: 1 S: 5 H: 0 LOB: 0 BB: 0 P: 5	R: 0 E: 0 K: 0 S: 4 H: 1 LOB: 1 BB: 0 P: 4	R: 1 E: 0 K: 1 S: 7 H: 2 LOB: 1 BB: 0 P: 7	R: 0 E: 0 K: 0 S: 4 H: 2 LOB: 1 BB: 0 P: 4	R: 0 E: 0 K: 1 S: 7 H: 2 LOB: 2 BB: 0 P: 7	R: 0 E: 0 K: 0 S: 4 H: 1 LOB: 1 BB: 0 P: 4	R: 0 E: 0 K: 0 S: 3 H: 0 LOB: 0 BB: 0 P: 3	1B: 7 2B: 2 3B: 0 HR: 1	SF: 0 SAC: 0 DP: 1 HBP: 0						

livebaseballscorecards.com

AB	36
R	1
H	10
RBI	1
BB	0
SO	4
LOB	20

WP: 0 PB: 0 SB: 0 CS: 0 PA: 36

PITCHER		IP	WLS	BF	H	R	ER	SO	BB	IBB	HBP	BLK	WP	HR	S	P	ERA	WHIP
Wally Bunker, R ERA: 2.59	(1, 1)	9.0	W	36	10	1	1	4	0	0	0	0	0	1	44	44	1.00	1.111

PITCHER	IP	WLS	BF	H	R	ER	SO	BB	IBB	HBP	BLK	WP	HR	S	P	ERA	WHIP

Baltimore Orioles @ Detroit Tigers

Tiger Stadium, Detroit, MI

Sat Apr 30 1966, 4:33 AM EDT

Att. 5,130 - Unknown

TOP

livebaseballscorecards.com

Batter	1	2	3	4	5	6	7	8	9	AB	R	H	RBI	BB	SO	LOB
Luis Aparicio, R (1, 6) OBP: 0.268, SLG: 0.296	F8		6-3		L9			F4		4	0	0	0	0	0	0
Curt Blefary, L (1, 7) OBP: 0.314, SLG: 0.523	HR		L9			3-1		L9 1B BB		3	1	1	1	1	0	0
Russ Snyder, L (8, 7)										0	0	0	0	0	0	0
Frank Robinson, R (1, 9) OBP: 0.585, SLG: 0.976	L9		BB			F6		1-2 1B		3	0	1	0	1	0	0
Brooks Robinson, R (1, 5) OBP: 0.385, SLG: 0.653	L7		6-3			6-3		L9 2-3		4	0	0	0	0	0	3
Boog Powell, L (1, 3) OBP: 0.306, SLG: 0.293		K		K			K	1-3		4	0	0	0	0	3	2
Davey Johnson, R (1, 4) OBP: 0.286, SLG: 0.447		HR		5-3			HR		F3 6-3 1B	4	2	3	2	0	0	0
Paul Blair, R (1, 8) OBP: 0.245, SLG: 0.404		6-3		F8			F5		6-3 1-2	4	0	0	0	0	0	1
Andy Etchebarren, R (1, 2) OBP: 0.378, SLG: 0.537		BB			F6		BB		F3 2-3	2	0	0	0	2	0	1
Dave McNally, R (1, 1)		F6			3-1		F7		F7	3	0	0	0	0	0	2
Stu Miller, R (7, 1)										1	0	0	0	0	0	1

	AB	32
	R	3
	H	5
	RBI	3
	BB	4
	SO	3
	LOB	10

Inning Stats	1	2	3	4	5	6	7	8	9
	R: 1 H: 1 E: 0 LOB: 0 K: 0 BB: 0 S: 4 P: 4	R: 1 H: 1 E: 0 LOB: 1 K: 1 BB: 1 S: 6 P: 10	R: 0 H: 0 E: 0 LOB: 1 K: 0 BB: 1 S: 3 P: 7	R: 0 H: 0 E: 0 LOB: 0 K: 1 BB: 0 S: 5 P: 5	R: 0 H: 0 E: 0 LOB: 0 K: 0 BB: 0 S: 3 P: 3	R: 0 H: 0 E: 0 LOB: 0 K: 0 BB: 0 S: 3 P: 3	R: 1 H: 1 E: 0 LOB: 1 K: 1 BB: 1 S: 6 P: 10	R: 0 H: 1 E: 0 LOB: 2 K: 0 BB: 1 S: 4 P: 8	R: 0 H: 1 E: 0 LOB: 1 K: 0 BB: 0 S: 4 P: 4

1B: 2	SF: 0	WP: 0	PA: 36
2B: 0	SAC: 0	PB: 0	
3B: 0	DP: 0	SB: 0	
HR: 3	HBP: 0	CS: 0	

PITCHER		IP	WLS	BF	H	R	ER	SO	BB	IBB	HBP	BLK	WP	HR	S	P	ERA	WHIP
Denny McLain, R ERA: 2.56	(1, 1)	7.0	L	27	3	3	3	3	3	0	0	0	0	3	30	42	3.86	0.857
Larry Sherry, R ERA:	(8, 1)	2.0		9	2	0	0	0	1	0	0	0	0	0	8	12	0.00	1.500

PITCHER		IP	WLS	BF	H	R	ER	SO	BB	IBB	HBP	BLK	WP	HR	S	P	ERA	WHIP

Baltimore Orioles @ Detroit Tigers

Tiger Stadium, Detroit, MI

Sat Apr 30 1966, 4:33 AM EDT

Att. 5,130 - Unknown

BOTTOM

Batter	1	2	3	4	5	6	7	8	9	AB	R	H	RBI	BB	SO	LOB
Don Wert, R (1, 5) OBP: 0.412, SLG: 0.483	F6		5-3		1B		1-3 1B		FC2-5 1-2 3-H	5	0	2	0	0	0	2
Jerry Lumpe, L (1, 4) OBP: 0.343, SLG: 0.356	F8		4-3		F5		F5		F8	5	0	0	0	0	0	5
Don Demeter, R (1, 7) OBP: 0.216, SLG: 0.378	F7		5-3		4-3		F7			4	0	0	0	0	0	3
Al Kaline, R (1, 9) OBP: 0.455, SLG: 0.685		L3		BBBB 1-6-3 1B BB		L6		L7		3	1	0	0	1	0	0
Bill Freehan, R (1, 3) OBP: 0.289, SLG: 0.341		F7		F4		L8		6-3		4	0	0	0	0	0	1
Orlando McFarlane, R (1, 2) OBP: 0.400, SLG: 0.579		2B 1B		1-6-3 1-2		BBBB BB		F4		3	1	1	0	1	0	1
Mickey Stanley, R (1, 8) OBP: 0.273, SLG: 0.241 Norm Cash, L (9, PH) OBP: 0.343, SLG: 0.524		E 1-H 2B		2-H 1B		5-3			F9	3 1	0 0	2 0	2 0	0 0	0 0	1 0
Dick McAuliffe, L (1, 6) OBP: 0.397, SLG: 0.404		E4 2-3		4-3			1-3		BBBB 1B FC2-5 BB	3	0	0	0	1	0	2
Denny McLain, R (1, 1) OBP: 0.250, SLG: 0.250 Jake Wood, R (7, PH) OBP: 0.600, SLG: 0.750 Larry Sherry, R (8, 1) Jim Northrup, L (9, PH) OBP: 0.400, SLG: 0.500		F8			4-3		1B 1B		1-3 FC2-5 1B	2 1 0 1	0 0 0 0	0 1 0 1	0 0 0 0	0 0 0 0	0 0 0 0	2 0 0 0
Inning Stats	R: 0 E: 0 K: 0 S: 3 H: 0 LOB: 0 BB: 0 P: 3	R: 1 E: 1 K: 0 S: 6 H: 2 LOB: 2 BB: 0 P: 6	R: 0 E: 0 K: 0 S: 3 H: 0 LOB: 0 BB: 0 P: 3	R: 1 E: 0 K: 0 S: 4 H: 1 LOB: 1 BB: 1 P: 8	R: 0 E: 0 K: 0 S: 4 H: 1 LOB: 1 BB: 0 P: 4	R: 0 E: 0 K: 0 S: 3 H: 0 LOB: 1 BB: 1 P: 7	R: 0 E: 0 K: 0 S: 5 H: 2 LOB: 2 BB: 0 P: 5	R: 0 E: 0 K: 0 S: 3 H: 0 LOB: 0 BB: 0 P: 3	R: 0 E: 0 K: 0 S: 4 H: 1 LOB: 2 BB: 1 P: 8	1B: 6 2B: 1 3B: 0 HR: 0	SF: 0 SAC: 0 DP: 0 HBP: 0						

livebaseballscorecards.com

AB	35
R	2
H	7
RBI	2
BB	3
SO	0
LOB	17

WP: 0 PB: 0 SB: 0 CS: 0 PA: 38

PITCHER		IP	WLS	BF	H	R	ER	SO	BB	IBB	HBP	BLK	WP	HR	S	P	ERA	WHIP
Dave McNally, L ERA: 3.1	(1, 1)	6.1	W	28	6	2	2	0	2	0	0	0	0	0	26	34	2.84	1.263
Stu Miller, R ERA:	(7, 1)	2.2	S	10	1	0	0	0	1	0	0	0	0	0	9	13	0.00	0.750

PITCHER	IP	WLS	BF	H	R	ER	SO	BB	IBB	HBP	BLK	WP	HR	S	P	ERA	WHIP

Baltimore Orioles @ Detroit Tigers

Tiger Stadium, Detroit, MI

Sun May 01 1966, 4:33 AM EDT

Att. 11,719 - Unknown

TOP

livebaseballscorecards.com

Batter	1	2	3	4	5	6	7	8	9	AB	R	H	RBI	BB	SO	LOB
Luis Aparicio, R (1, 6) OBP: 0.262, SLG: 0.288	F3		F7		1B S 2-3 1B	6-3			K	5	1	1	0	0	1	2
Curt Blefary, L (1, 7) OBP: 0.304, SLG: 0.479	4-3		L9		BB 1B 1-2 BB		1-3		L3	4	0	0	0	1	0	1
Russ Snyder, L (9, 7)										0	0	0	0	0	0	0
Frank Robinson, R (1, 9) OBP: 0.552, SLG: 0.889	F4			F7	K		L7		BB	4	0	0	0	1	1	3
Brooks Robinson, R (1, 5) OBP: 0.404, SLG: 0.667		K		HR 1B	BB 1-2 2-H 3-H 1B		2B		L7	5	1	3	2	0	1	1
Boog Powell, L (1, 3) OBP: 0.358, SLG: 0.381		WP BB		1-H HR	1-2 2-3 BB		IBB			1	1	1	2	3	0	0
Davey Johnson, R (1, 4) OBP: 0.264, SLG: 0.412		F5 1-2		6-3	F3		K			4	0	0	0	0	1	6
Paul Blair, R (1, 8) OBP: 0.245, SLG: 0.380		5-3		F7		PB 1-3 BB			F5	3	0	0	0	1	0	1
Andy Etchebarren, R (1, 2) OBP: 0.388, SLG: 0.533			SH2-4 1B		1B SH2-4 1B 1B	1-3 1-2			F7	4	1	2	0	0	0	1
Steve Barber, L (1, 1)										2	0	0	0	0	1	1
Dick Hall, R (8, 1)			SH2-4 1-2		SH2-4 1-2	K 2-3			L9	0	0	0	0	0	0	0

	AB	32
	R	4
	H	7
	RBI	4
	BB	6
	SO	5
	LOB	16

Inning Stats	1	2	3	4	5	6	7	8	9
	R: 0 E: 0 K: 0 S: 3	H: 0 LOB: 0 BB: 0 P: 3	R: 0 E: 0 K: 1 S: 5	H: 0 LOB: 1 BB: 1 P: 9	R: 0 E: 0 K: 0 S: 4	H: 1 LOB: 1 BB: 0 P: 4	R: 2 E: 0 K: 0 S: 5	H: 2 LOB: 0 BB: 0 P: 5	R: 2 E: 0 K: 1 S: 8	H: 3 LOB: 3 BB: 2 P: 16	R: 0 E: 0 K: 1 S: 5	H: 0 LOB: 1 BB: 1 P: 9	R: 0 E: 0 K: 1 S: 6	H: 1 LOB: 2 BB: 1 P: 10	R: 0 E: 0 K: 0 S: 3	H: 0 LOB: 0 BB: 0 P: 3	R: 0 E: 0 K: 1 S: 5	H: 0 LOB: 1 BB: 1 P: 9

	1B: 5	SF: 0
	2B: 1	SAC: 2
	3B: 0	DP: 0
	HR: 1	HBP: 0

	WP: 1	PA: 40
	PB: 1	
	SB: 1	
	CS: 0	

PITCHER		IP	WLS	BF	H	R	ER	SO	BB	IBB	HBP	BLK	WP	HR	S	P	ERA	WHIP
Joe Sparma, R ERA: 3.68	(1, 1)	4.2	L	23	6	4	4	2	3	0	0	0	1	1	24	36	7.71	1.929
Fred Gladding, R ERA:	(5, 1)	0.1		1	0	0	0	0	0	0	0	0	0	0	1	1	0.00	0.000
Orlando Pena, R ERA: 1.2	(6, 1)	2.0		9	1	0	0	2	1	1	0	0	0	0	11	19	0.00	1.000
Dave Wickersham, R ERA: 3.38	(8, 1)	2.0		7	0	0	0	1	1	0	0	0	0	0	8	12	0.00	0.500

PITCHER		IP	WLS	BF	H	R	ER	SO	BB	IBB	HBP	BLK	WP	HR	S	P	ERA	WHIP

Baltimore Orioles @ Detroit Tigers

Tiger Stadium, Detroit, MI

Sun May 01 1966, 4:33 AM EDT

Att. 11,719 - Unknown

BOTTOM

Batter	1	2	3	4	5	6	7	8	9	AB	R	H	RBI	BB	SO	LOB
Don Wert, R (1, 5) OBP: 0.397, SLG: 0.452	5-3		F9			BBBB 4-0 1B G6-4-3 BB	F8		1-3	4	1	0	0	1	0	5
Jerry Lumpe, L (1, 4) OBP: 0.352, SLG: 0.365	6-3		6-3			0-0 G6-4-3 1-3 1B		BB 1B		4	0	2	0	0	0	1
Don Demeter, R (1, 7) OBP: 0.195, SLG: 0.341	6-3			5-3		0-0 G6-4-3 1-2f 3-H		F8		4	0	0	0	0	0	2
Al Kaline, R (1, 9) OBP: 0.457, SLG: 0.667 Jim Northrup, L (8, PR) (9, 9) OBP: 0.400, SLG: 0.500		1B 1B		F3		SSS 0-3 K		BBBB 4-0 1-2 BB		3 0	0 0	1 0	0 0	1 0	1 0	0 0
Bill Freehan, R (1, 3) OBP: 0.286, SLG: 0.333		G6-4-3 1-2 1B		2-3			F4	L5		4	0	1	0	0	0	2
Orlando McFarlane, R (1, 2) OBP: 0.417, SLG: 0.545		SSS 0-3 K			BBBB 4-0 WP BB		0-0 1B BB 1B	SSS 0-3 K		3	0	1	0	1	2	4
Mickey Stanley, R (1, 8) OBP: 0.270, SLG: 0.219		G6-4-3 1-2f			SSS 0-3 K 1-2		BBBB 4-0 1B 1-2 BB		F3	3	0	0	0	1	1	3
Dick McAuliffe, L (1, 6) OBP: 0.403, SLG: 0.411			1B		SSS 0-3 K		1-2 2-3 1B		F9	4	0	2	0	0	1	1
Joe Sparma, R (1, 1) Fred Gladding, L (5, 1) Jake Wood, R (5, PH) OBP: 0.500, SLG: 0.600 Orlando Pena, R (6, 1) Norm Cash, L (7, PH) OBP: 0.338, SLG: 0.516 Dave Wickersham, R (8, 1) Gates Brown, L (9, PH) OBP: 0.429, SLG: 0.333			L4		F3		F8		1B	1 0 1 0 1 0 0	0 0 0 0 0 0 0	0 0 0 0 0 0 1	0 0 0 0 0 0 0	0 0 0 0 0 0 0	0 0 0 0 0 0 0	1 1 1 0 3 0 0
Inning Stats	R: 0 E: 0 K: 0 S: 3 H: 0 LOB: 0 BB: 0 P: 3	R: 0 E: 0 K: 1 S: 6 H: 2 LOB: 1 BB: 0 P: 6	R: 0 E: 0 K: 0 S: 4 H: 1 LOB: 1 BB: 0 P: 4	R: 0 E: 0 K: 0 S: 3 H: 0 LOB: 0 BB: 0 P: 3	R: 0 E: 0 K: 2 S: 7 H: 0 LOB: 1 BB: 1 P: 11	R: 1 E: 0 K: 1 S: 5 H: 1 LOB: 0 BB: 1 P: 9	R: 0 E: 0 K: 0 S: 5 H: 2 LOB: 3 BB: 1 P: 9	R: 0 E: 0 K: 1 S: 6 H: 1 LOB: 2 BB: 1 P: 10	R: 0 E: 0 K: 0 S: 4 H: 1 LOB: 1 BB: 0 P: 4	1B: 8 2B: 0 3B: 0 HR: 0	SF: 0 SAC: 0 DP: 2 HBP: 0					

livebaseballscorecards.com

AB	33
R	1
H	8
RBI	0
BB	4
SO	5
LOB	23

WP: 1 PB: 0 SB: 0 CS: 0 PA: 37

PITCHER		IP	WLS	BF	H	R	ER	SO	BB	IBB	HBP	BLK	WP	HR	S	P	ERA	WHIP
Steve Barber, L ERA: 2.2	(1, 1)	7.1	W	31	7	1	1	4	4	0	0	0	1	0	35	51	1.23	1.500
Dick Hall, R ERA:	(8, 1)	1.2	S	6	1	0	0	1	0	0	0	0	0	0	8	8	0.00	0.600

PITCHER	IP	WLS	BF	H	R	ER	SO	BB	IBB	HBP	BLK	WP	HR	S	P	ERA	WHIP

Batter	1	2	3	4	5	6	7	8	9	AB	R	H	RBI	BB	SO	LOB
Luis Aparicio, R (1, 6) OBP: 0.246, SLG: 0.270	1-3		F2			F9		FC6-4 1-2f		4	0	0	0	0	0	1
Curt Blefary, L (1, 7) OBP: 0.283, SLG: 0.442	K		4-3			1-3		L4		4	0	0	0	0	1	1
Frank Robinson, R (1, 9) OBP: 0.565, SLG: 0.875	WP BB			S F8 1B		6-3			FC5-4 1B	3	0	2	0	1	0	0
Brooks Robinson, R (1, 5) OBP: 0.377, SLG: 0.621	5-3 1-2			F8 1-2			G3		FC5-4 1B 1-2f	4	0	0	0	0	0	3
Boog Powell, L (1, 3) OBP: 0.333, SLG: 0.348		F8		5-3 2-3			K		K	4	0	0	0	0	2	2
Davey Johnson, R (1, 4) OBP: 0.281, SLG: 0.418		F7		6-3			1B		FC5-4 1-3 1B	4	0	2	0	0	0	1
Paul Blair, R (1, 8) OBP: 0.250, SLG: 0.377		E S 1B			K		G3		FC5-4 1-2f	3	0	1	0	0	1	1
Woodie Held, R (9, PH) OBP: 0.500, SLG: 0.500										1	0	0	0	0	0	2
Andy Etchebarren, R (1, 2) OBP: 0.365, SLG: 0.500		K 1-3			F9			P6		3	0	0	0	0	1	1
Jim Palmer, R (1, 1) OBP: 0.333, SLG: 0.750			5-3		F9			FC6-4 BB		2	0	0	0	0	0	0
Charlie Lau, L (8, PH) OBP: 0.667, SLG: 1.000										0	0	0	0	1	0	0
Eddie Watt, R (8, 1)										0	0	0	0	0	0	0
Inning Stats	R: 0 E: 0 K: 1 S: 5 H: 0 LOB: 1 BB: 1 P: 9	R: 0 E: 0 K: 1 S: 6 H: 1 LOB: 1 BB: 0 P: 6	R: 0 E: 0 K: 0 S: 3 H: 0 LOB: 0 BB: 0 P: 3	R: 0 E: 0 K: 0 S: 4 H: 1 LOB: 1 BB: 0 P: 4	R: 0 E: 0 K: 1 S: 5 H: 0 LOB: 0 BB: 0 P: 5	R: 0 E: 0 K: 0 S: 3 H: 0 LOB: 0 BB: 0 P: 3	R: 0 E: 0 K: 1 S: 6 H: 1 LOB: 1 BB: 0 P: 6	R: 0 E: 0 K: 0 S: 3 H: 0 LOB: 1 BB: 1 P: 7	R: 0 E: 0 K: 1 S: 7 H: 2 LOB: 2 BB: 0 P: 7	1B: 5 2B: 0 3B: 0 HR: 0 SF: 0 SAC: 0 DP: 0 HBP: 0						

PITCHER	IP	WLS	BF	H	R	ER	SO	BB	IBB	HBP	BLK	WP	HR	S	P	ERA	WHIP
Phil Ortega, R (1, 1) ERA: 2.6	7.0	W	25	3	0	0	4	1	0	0	0	1	0	32	36	0.00	0.571
Casey Cox, R (8, 1) ERA: 2.57	2.0	S	9	2	0	0	1	1	0	0	0	0	0	10	14	0.00	1.500

PITCHER	IP	WLS	BF	H	R	ER	SO	BB	IBB	HBP	BLK	WP	HR	S	P	ERA	WHIP

TOP

Baltimore Orioles @ Washington Senators

D.C. Stadium, Washington, DC

Tue May 03 1966, 7:05 PM EDT

Att. 8,550 - Unknown

livebaseballscorecards.com

AB	32
R	0
H	5
RBI	0
BB	2
SO	5
LOB	12

WP: 1	PA: 34		
PB: 0			
SB: 2			
CS: 0			

Batter	1	2	3	4	5	6	7	8	9	AB	R	H	RBI	BB	SO	LOB
Fred Valentine, S (1, 9) OBP: 0.317, SLG: 0.400	0-0 S 1B	0-3 K		0-0 F7			0-0 HR SH3-4 1B			4	1	2	0	0	1	4
Don Blasingame, L (1, 4) OBP: 0.214, SLG: 0.192	0-3 K 1-2		0-0 F8		0-0 F8		0-0 SH3-4 1-2			3	0	0	0	0	1	1
Ken McMullen, R (1, 5) OBP: 0.355, SLG: 0.545	0-0 F4		0-0 1B		0-0 6-3		0-0 F9			4	0	1	0	0	0	2
Frank Howard, R (1, 7) OBP: 0.300, SLG: 0.491	0-0 F7		0-0 F8		0-0 4-3		0-0 2-H HR			4	1	1	2	0	0	2
Casey Cox, R (8, 1)										0	0	0	0	0	0	0
Dick Nen, L (1, 3) OBP: 0.333, SLG: 0.300		0-3 K	0-0 F8			0-0 F7	0-0 F6			4	0	0	0	0	1	1
Don Lock, R (1, 8) OBP: 0.320, SLG: 0.381		0-0 5-3		BBBB 4-0 G3 WP 1B BB		0-0 1-3		0-0 2B		3	1	1	0	1	0	0
Ed Brinkman, R (1, 6) OBP: 0.281, SLG: 0.345		0-0 3B		0-0 G3 1-3		0-0 1B 1B		0-0 6-3		4	0	2	0	0	0	2
Jim French, L (1, 2) OBP: 0.750, SLG: 0.667		BBBB 4-0 BB BB		0-0 FC1-6 3-H 1B		0-0 1-3 1B		0-0 L6		3	0	2	1	1	0	1
Phil Ortega, R (1, 1)		BBBB 4-0 1-2 BB		0-0 FC1-6 1-2f		SSS 0-3 K		SSS 0-3 K		2	0	0	0	1	1	3
Willie Kirkland, L (8, 7) OBP: 0.200, SLG: 0.111										1	0	0	0	0	1	1
Inning Stats	R: 0 E: 0 K: 1 S: 6 H: 1 LOB: 1 BB: 0 P: 6	R: 0 E: 0 K: 2 S: 8 H: 1 LOB: 3 BB: 2 P: 16	R: 0 E: 0 K: 0 S: 4 H: 1 LOB: 1 BB: 0 P: 4	R: 1 E: 0 K: 0 S: 4 H: 1 LOB: 1 BB: 1 P: 8	R: 0 E: 0 K: 0 S: 3 H: 0 LOB: 0 BB: 0 P: 3	R: 0 E: 0 K: 1 S: 7 H: 2 LOB: 2 BB: 0 P: 7	R: 2 E: 0 K: 0 S: 5 H: 2 LOB: 0 BB: 0 P: 5	R: 0 E: 0 K: 1 S: 6 H: 1 LOB: 1 BB: 0 P: 6		1B: 6 2B: 1 3B: 1 HR: 1			SF: 0 SAC: 1 DP: 0 HBP: 0				

PITCHER		IP	WLS	BF	H	R	ER	SO	BB	IBB	HBP	BLK	WP	HR	S	P	ERA	WHIP
Jim Palmer, R ERA: 4.56	(1, 1)	7.0	L	32	8	3	3	4	3	0	0	0	1	1	37	49	3.86	1.571
Eddie Watt, R ERA: 3.6	(8, 1)	1.0		4	1	0	0	1	0	0	0	0	0	0	6	6	0.00	1.000

PITCHER	IP	WLS	BF	H	R	ER	SO	BB	IBB	HBP	BLK	WP	HR	S	P	ERA	WHIP

BOTTOM

Baltimore Orioles @ Washington Senators

D.C. Stadium, Washington, DC

Tue May 03 1966, 7:05 PM EDT

Att. 8,550 - Unknown

livebaseballscorecards.com

AB	32
R	3
H	9
RBI	3
BB	3
SO	5
LOB	17

1B: 6	SF: 0	WP: 1	PA: 36
2B: 1	SAC: 1	PB: 0	
3B: 1	DP: 0	SB: 1	
HR: 1	HBP: 0	CS: 0	

Batter	1	2	3	4	5	6	7	8	9	AB	R	H	RBI	BB	SO	LOB
Luis Aparicio, R (1, 6) OBP: 0.246, SLG: 0.269	F8		F8			E6 1B		K		4	1	1	0	0	1	1
Curt Blefary, L (1, 7) OBP: 0.297, SLG: 0.500	F8			HR		FC6-4 1B 2-H		F5		4	1	2	2	0	0	0
Frank Robinson, R (1, 9) OBP: 0.530, SLG: 0.808	5-3			F7		F9			6-3	4	0	0	0	0	0	1
Brooks Robinson, R (1, 5) OBP: 0.369, SLG: 0.597		5-3		G6-4-3 1B		F7			F9	4	0	1	0	0	0	1
Boog Powell, L (1, 3) OBP: 0.328, SLG: 0.340		F9		G6-4-3 1-2f		FC6-4 1-2f			FC6-4 1B	4	0	1	0	0	0	2
Russ Snyder, L (9, PR)										0	0	0	0	0	0	0
Davey Johnson, R (1, 4) OBP: 0.262, SLG: 0.390		F8			4-3		6-3		FC6-4 1-2f	4	0	0	0	0	0	1
Paul Blair, R (1, 8) OBP: 0.237, SLG: 0.357			F3		4-3		F9			3	0	0	0	0	0	0
Andy Etchebarren, R (1, 2) OBP: 0.345, SLG: 0.471			K		E6 FC4-6		F8			3	0	0	0	0	1	0
Wally Bunker, R (1, 1) OBP: 0.200, SLG: 0.222			BB		FC4-6 1-2f			F3		0	0	0	0	1	0	0
Moe Drabowsky, R (3, 1) OBP: 1.000, SLG: 1.000										0	0	0	0	0	0	0
Sam Bowens, R (5, PH)										1	0	0	0	0	0	1
Frank Bertaina, L (5, 1)										0	0	0	0	0	0	0
Charlie Lau, L (8, PH) OBP: 0.500, SLG: 0.500										1	0	0	0	0	0	0
Stu Miller, R (8, 1)										0	0	0	0	0	0	0
Inning Stats	R: 0 E: 0 K: 0 S: 3 H: 0 LOB: 0 BB: 0 P: 3	R: 0 E: 0 K: 0 S: 3 H: 0 LOB: 0 BB: 0 P: 3	R: 0 E: 0 K: 1 S: 5 H: 0 LOB: 1 BB: 1 P: 9	R: 1 E: 0 K: 0 S: 4 H: 2 LOB: 0 BB: 0 P: 4	R: 0 E: 1 K: 0 S: 4 H: 0 LOB: 1 BB: 0 P: 4	R: 1 E: 1 K: 0 S: 5 H: 2 LOB: 1 BB: 0 P: 5	R: 0 E: 0 K: 0 S: 3 H: 0 LOB: 0 BB: 0 P: 3	R: 0 E: 0 K: 1 S: 5 H: 0 LOB: 0 BB: 0 P: 5	R: 0 E: 0 K: 0 S: 4 H: 1 LOB: 1 BB: 0 P: 4	1B: 4 2B: 0 3B: 0 HR: 1 SF: 0 SAC: 0 DP: 1 HBP: 0						

TOP

Baltimore Orioles @ Washington Senators

D.C. Stadium, Washington, DC

Wed May 04 1966, 7:05 PM EDT

Att. 6,110 - Unknown

livebaseballscorecards.com

AB	32
R	2
H	5
RBI	2
BB	1
SO	2
LOB	7

WP: 0 PB: 0 SB: 0 CS: 0 PA: 33

PITCHER		IP	WLS	BF	H	R	ER	SO	BB	IBB	HBP	BLK	WP	HR	S	P	ERA	WHIP
Jim Duckworth, R ERA: 4.5	(1, 1)	3.1		13	2	1	1	1	1	0	0	0	0	1	14	18	2.70	0.900
Dick Lines, L ERA: 1.08	(4, 1)	2.2	W	10	2	1	1	0	0	0	0	0	0	0	10	10	3.38	0.750
Ron Kline, R ERA: 6.52	(7, 1)	3.0	S	10	1	0	0	1	0	0	0	0	0	0	12	12	0.00	0.333

PITCHER	IP	WLS	BF	H	R	ER	SO	BB	IBB	HBP	BLK	WP	HR	S	P	ERA	WHIP

Batter	1	2	3	4	5	6	7	8	9	AB	R	H	RBI	BB	SO	LOB
Fred Valentine, S (1, 8) (8, 7) OBP: 0.313, SLG: 0.390	K		1B S BB 1B	6-3			5-3			4	1	1	0	0	1	0
Don Blasingame, L (1, 4) OBP: 0.250, SLG: 0.233	E4 G6-4-3		BB BB 1B		K		1B			4	0	2	0	0	1	0
Ken McMullen, R (1, 5) OBP: 0.348, SLG: 0.517	G6-4-3 1-2f		BB 1-2 BB		F3		F9			3	0	0	0	1	0	2
Frank Howard, R (1, 7) OBP: 0.297, SLG: 0.475		1B 1B	F2		K		K			4	1	1	0	0	2	4
Don Lock, R (8, 8) OBP: 0.320, SLG: 0.381										0	0	0	0	0	0	0
Jim King, L (1, 9) OBP: 0.450, SLG: 0.353		1-3 1B	1-2 2-3 3-H BB			1B BB 1B		4-3		3	0	2	1	1	0	0
Dick Nen, L (1, 3) OBP: 0.360, SLG: 0.333		PB 1B 3-H 1B	K			BB 1-3 1B		4-3		4	1	2	1	0	1	3
Ed Brinkman, R (1, 6) OBP: 0.262, SLG: 0.322		6-3 1-2	K			L6		F8		4	0	0	0	0	1	6
Jim French, L (1, 2) OBP: 0.714, SLG: 0.600		1B 2-H		F6		BB 1-2 3-H				2	0	1	1	1	0	0
Jim Duckworth, R (1, 1)		K		K		K				1	0	0	0	0	1	1
Dick Lines, R (4, 1)										1	0	0	0	0	1	0
Ken Hamlin, R (6, PH) OBP: 0.333, SLG: 0.333										1	0	0	0	0	1	2
Ron Kline, R (7, 1) OBP: 1.000, SLG: 1.000										0	0	0	0	0	0	0
Inning Stats	R: 0 E: 1 K: 1 S: 5 H: 0 LOB: 0 BB: 0 P: 5	R: 2 E: 0 K: 1 S: 8 H: 4 LOB: 1 BB: 0 P: 8	R: 1 E: 0 K: 2 S: 9 H: 2 LOB: 3 BB: 2 P: 17	R: 0 E: 0 K: 1 S: 5 H: 0 LOB: 0 BB: 0 P: 5	R: 0 E: 0 K: 2 S: 7 H: 0 LOB: 0 BB: 0 P: 7	R: 0 E: 0 K: 1 S: 6 H: 2 LOB: 2 BB: 1 P: 10	R: 0 E: 0 K: 1 S: 6 H: 1 LOB: 1 BB: 0 P: 6	R: 0 E: 0 K: 0 S: 3 H: 0 LOB: 0 BB: 0 P: 3		1B: 9 2B: 0 3B: 0 HR: 0	SF: 0 SAC: 0 DP: 1 HBP: 0			WP: 0 PB: 1 SB: 1 CS: 0	PA: 34		

PITCHER	IP	WLS	BF	H	R	ER	SO	BB	IBB	HBP	BLK	WP	HR	S	P	ERA	WHIP
Wally Bunker, R (1, 1) ERA: 3.08	2.0	L	12	6	3	2	2	1	0	0	0	0	0	15	19	9.00	3.500
Moe Drabowsky, R (3, 1) ERA: 1.42	2.0		7	0	0	0	3	1	0	0	0	0	0	12	16	0.00	0.500
Frank Bertaina, L (5, 1) ERA:	3.0		12	3	0	0	4	1	0	0	0	0	0	19	23	0.00	1.333
Stu Miller, R (8, 1) ERA:	1.0		3	0	0	0	0	0	0	0	0	0	0	3	3	0.00	0.000

PITCHER	IP	WLS	BF	H	R	ER	SO	BB	IBB	HBP	BLK	WP	HR	S	P	ERA	WHIP

BOTTOM

Baltimore Orioles @ Washington Senators

D.C. Stadium, Washington, DC

Wed May 04 1966, 7:05 PM EDT

Att. 6,110 - Unknown

livebaseballscorecards.com

AB	31
R	3
H	9
RBI	3
BB	3
SO	9
LOB	18

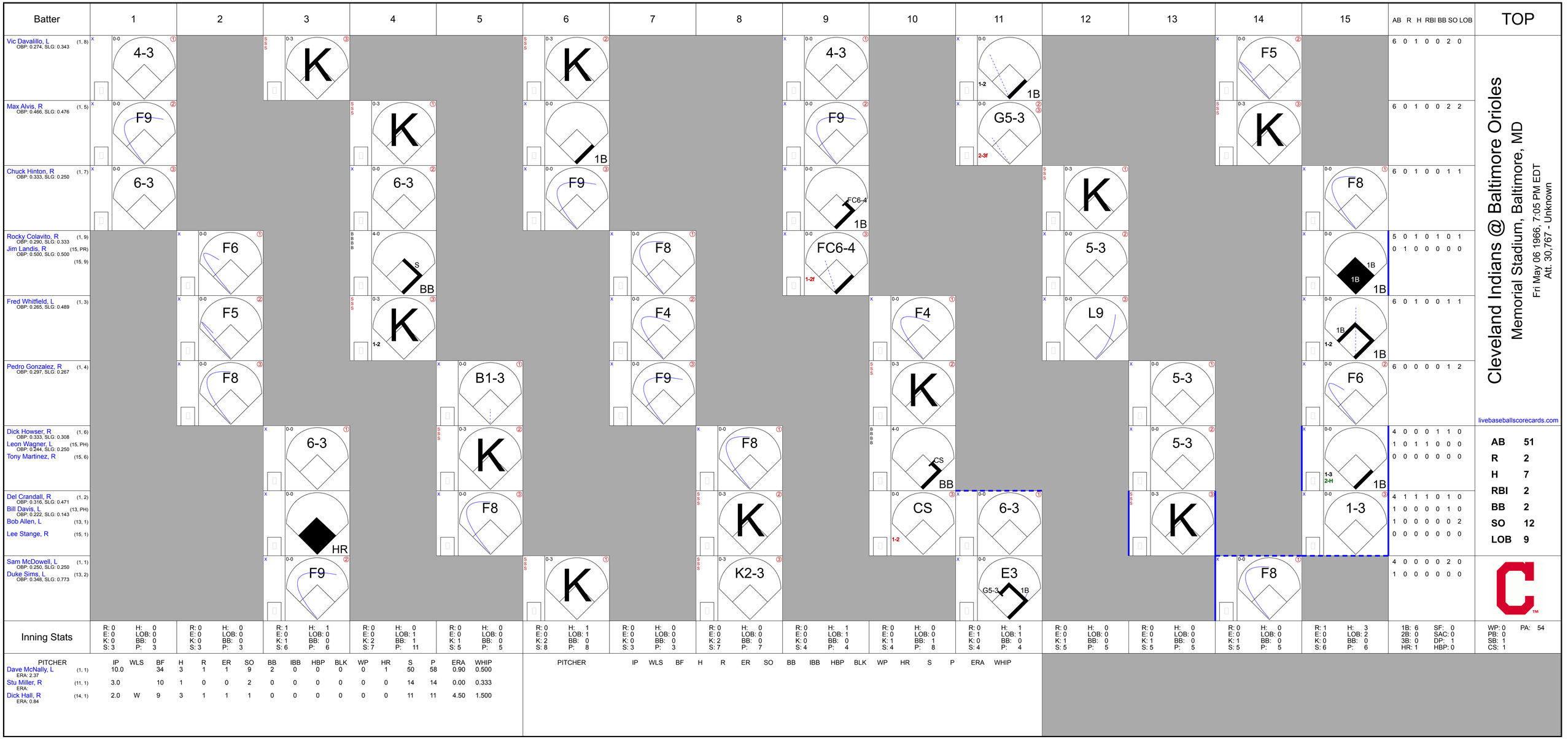
Batter
1
2
3
4
5
6
7
8
9
10
11
12
13
14
15
AB R H RBI BB SO LOB
TOP
Vic Davalillo, L (1, 8)
OBP: 0.274, SLG: 0.343
4-3
K
K
4-3
1-2
1B
F5
6 0 1 0 0 2 0
Max Alvis, R (1, 5)
OBP: 0.466, SLG: 0.476
F9
K
1B
F9
G5-3
2-3f
K
6 0 1 0 0 2 2
Chuck Hinton, R (1, 7)
OBP: 0.333, SLG: 0.250
6-3
6-3
F9
FC6-4
1B
K
F8
6 0 1 0 0 1 1
Rocky Colavito, R (1, 9)
OBP: 0.280, SLG: 0.333
Jim Landis, R (15, PR)
OBP: 0.500, SLG: 0.500
(15, 9)
F6
S
BB
F8
FC6-4
1-2f
5-3
1B
1B
1B
5 0 1 0 1 0 1
0 1 0 0 0 0 0
Fred Whitfield, L (1, 3)
OBP: 0.265, SLG: 0.489
F5
K
1-2
F4
F4
L9
1B
1B
1-2
1B
6 0 1 0 0 1 1
Pedro Gonzalez, R (1, 4)
OBP: 0.297, SLG: 0.267
F8
B1-3
F9
K
5-3
F6
6 0 0 0 0 1 2
Dick Howser, R (1, 6)
OBP: 0.333, SLG: 0.308
Leon Wagner, L (15, PH)
OBP: 0.244, SLG: 0.250
Tony Martinez, R (15, 6)
6-3
K
F8
F8
CS
BB
5-3
5-3
1-3
2-H
1B
4 0 0 0 1 1 0
1 0 1 1 0 0 0
0 0 0 0 0 0 0
Del Crandall, R (1, 2)
OBP: 0.316, SLG: 0.471
Bill Davis, L (13, PH)
OBP: 0.222, SLG: 0.143
Bob Allen, L (13, 1)
Lee Stange, R (15, 1)
HR
F8
CS
1-2
6-3
K
1-3
4 1 1 1 0 1 0
1 0 0 0 0 1 0
1 0 0 0 0 0 2
0 0 0 0 0 0 0
Sam McDowell, L (1, 1)
OBP: 0.250, SLG: 0.250
Duke Sims, L (13, 2)
OBP: 0.348, SLG: 0.773
F9
K
K2-3
E3
G5-3
1B
F8
4 0 0 0 0 2 0
1 0 0 0 0 0 0
Inning Stats
R: 0 H: 0 E: 0 LOB: 0 K: 0 BB: 0 S: 3 P: 3
R: 0 H: 0 E: 0 LOB: 0 K: 0 BB: 0 S: 3 P: 3
R: 1 H: 1 E: 0 LOB: 0 K: 1 BB: 0 S: 6 P: 6
R: 0 H: 0 E: 0 LOB: 1 K: 2 BB: 1 S: 7 P: 11
R: 0 H: 0 E: 0 LOB: 0 K: 1 BB: 0 S: 5 P: 5
R: 0 H: 1 E: 0 LOB: 1 K: 2 BB: 0 S: 8 P: 8
R: 0 H: 0 E: 0 LOB: 0 K: 0 S: 3 P: 3
R: 0 H: 0 E: 0 LOB: 0 K: 2 BB: 0 S: 7 P: 7
R: 0 H: 1 E: 0 LOB: 1 K: 0 BB: 0 S: 4 P: 4
R: 0 H: 0 E: 0 LOB: 0 K: 1 BB: 1 S: 4 P: 8
R: 0 H: 1 E: 1 LOB: 1 K: 0 BB: 0 S: 4 P: 4
R: 0 H: 0 E: 0 LOB: 0 K: 1 BB: 0 S: 5 P: 5
R: 0 H: 0 E: 0 LOB: 0 K: 1 BB: 0 S: 5 P: 5
R: 0 H: 0 E: 0 LOB: 0 K: 1 BB: 0 S: 5 P: 5
R: 1 H: 3 E: 0 LOB: 2 K: 0 BB: 0 S: 6 P: 6
1B: 6 2B: 0 3B: 0 HR: 1
SF: 0 SAC: 0 DP: 1 HBP: 0
WP: 0 PB: 0 SB: 1 CS: 1
PA: 54
Cleveland Indians @ Baltimore Orioles
Memorial Stadium, Baltimore, MD
Fri May 06 1966, 7:05 PM EDT
Att. 30,767 - Unknown
livebaseballscorecards.com
AB 51
R 2
H 7
RBI 2
BB 2
SO 12
LOB 9
PITCHER IP WLS BF H R ER SO BB IBB HBP BLK WP HR S P ERA WHIP
Dave McNally, L (1, 1) ERA: 2.37 10.0 34 3 1 1 9 2 0 0 0 0 1 50 58 0.90 0.500
Stu Miller, R (11, 1) ERA: 3.0 10 1 0 0 2 0 0 0 0 0 0 14 14 0.00 0.333
Dick Hall, R (14, 1) ERA: 0.84 2.0 W 9 3 1 1 1 0 0 0 0 0 0 11 11 4.50 1.500
PITCHER IP WLS BF H R ER SO BB IBB HBP BLK WP HR S P ERA WHIP

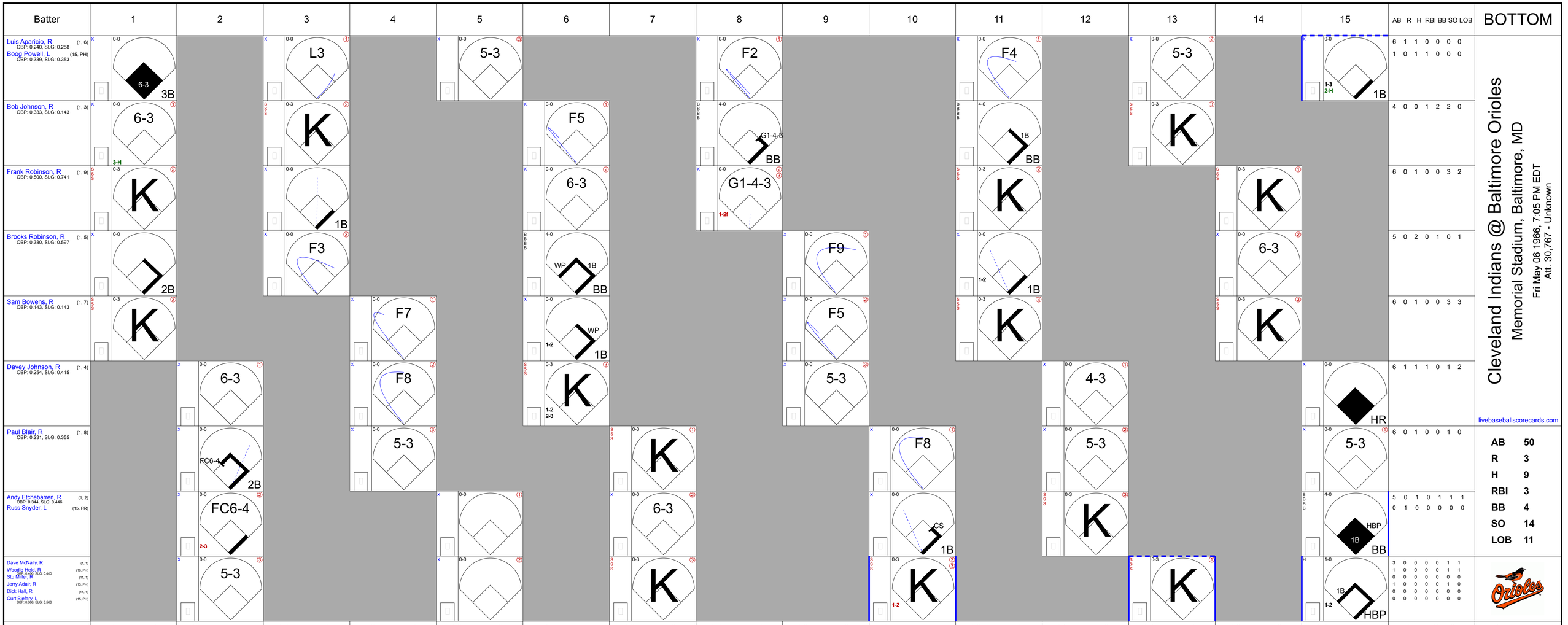
Batter
1
2
3
4
5
6
7
8
9
10
11
12
13
14
15
AB R H RBI BB SO LOB
BOTTOM
Luis Aparicio, R (1, 6)
OBP: 0.240, SLG: 0.288
Boog Powell, L (15, PH)
OBP: 0.339, SLG: 0.353
6-3
3B
L3
1B
5-3
F2
G1-4-3
BB
F4
1B
BB
1-3
2-H
1B
6 1 1 0 0 0 0
1 0 1 1 0 0 0
Bob Johnson, R (1, 3)
OBP: 0.333, SLG: 0.143
6-3
3-H
K
F5
6-3
4 0 0 1 2 2 0
Frank Robinson, R (1, 9)
OBP: 0.500, SLG: 0.741
K
1B
G1-4-3
1-2f
K
K
6 0 1 0 0 3 2
Brooks Robinson, R (1, 5)
OBP: 0.380, SLG: 0.597
2B
F3
WP
1B
BB
F9
1-2
1B
6-3
5 0 2 0 1 0 1
Sam Bowens, R (1, 7)
OBP: 0.143, SLG: 0.143
K
F7
WP
1B
1-2
F5
K
K
6 0 1 0 0 3 3
Davey Johnson, R (1, 4)
OBP: 0.254, SLG: 0.415
6-3
F8
K
1-2
2-3
5-3
4-3
HR
6 1 1 1 0 1 2
Paul Blair, R (1, 8)
OBP: 0.231, SLG: 0.355
FC6-4
2B
5-3
K
F8
5-3
5-3
6 0 1 0 0 1 0
Andy Etchebarren, R (1, 2)
OBP: 0.344, SLG: 0.446
Russ Snyder, L (15, PR)
FC6-4
2-3
6-3
CS
1B
K
HBP
1B
BB
5 0 1 0 1 1 1
0 1 0 0 0 0 0
Dave McNally, R (1, 1)
Woodie Held, R (10, PH)
OBP: 0.400, SLG: 0.400
Stu Miller, R (11, 1)
Jerry Adair, R (13, PH)
Dick Hall, R (14, 1)
Curt Blefary, L (15, PH)
OBP: 0.308, SLG: 0.500
5-3
K
K
K
1-2
1-2
HBP
3 0 0 0 0 1 1
1 0 0 0 0 1 1
0 0 0 0 0 0 0
0 0 0 0 0 1 0
0 0 0 0 0 0 0
0 0 0 0 0 0 0
Cleveland Indians @ Baltimore Orioles
Memorial Stadium, Baltimore, MD
Fri May 06 1966, 7:05 PM EDT
Att: 30,767 - Unknown
livebaseballscorecards.com
AB 50
R 3
H 9
RBI 3
BB 4
SO 14
LOB 11
Inning Stats
R: 1 H: 2 E: 0 LOB: 1 K: 2 BB: 0 S: 9 P: 9
R: 0 H: 1 E: 0 LOB: 1 K: 0 BB: 0 S: 4 P: 4
R: 0 H: 1 E: 0 LOB: 1 K: 1 BB: 0 S: 6 P: 6
R: 0 H: 0 E: 0 LOB: 0 K: 0 BB: 0 S: 3 P: 3
R: 0 H: 0 E: 0 LOB: 0 K: 0 BB: 0 S: 3 P: 3
R: 0 H: 1 E: 0 LOB: 2 K: 1 BB: 1 S: 6 P: 10
R: 0 H: 0 E: 0 LOB: 0 K: 2 BB: 0 S: 7 P: 7
R: 0 H: 0 E: 0 LOB: 0 K: 0 BB: 0 S: 2 P: 6
R: 0 H: 0 E: 0 LOB: 0 K: 0 BB: 0 S: 3 P: 3
R: 0 H: 1 E: 0 LOB: 1 K: 1 BB: 0 S: 5 P: 5
R: 0 H: 1 E: 0 LOB: 2 K: 2 BB: 1 S: 8 P: 12
R: 0 H: 0 E: 0 LOB: 0 K: 1 BB: 0 S: 5 P: 5
R: 0 H: 0 E: 0 LOB: 0 K: 2 BB: 0 S: 7 P: 7
R: 0 H: 0 E: 0 LOB: 0 K: 2 BB: 0 S: 7 P: 7
R: 2 H: 2 E: 0 LOB: 2 K: 0 BB: 1 S: 3 P: 8
1B: 5 SF: 0 2B: 3 SAC: 0 3B: 1 DP: 2 HR: 1 HBP: 1
WP: 1 PA: 55 PB: 0 SB: 0 CS: 1
PITCHER IP WLS BF H R ER SO BB IBB HBP BLK WP HR S P ERA WHIP
Sam McDowell, L (1, 1) ERA: 1.37 12.0 44 7 1 1 10 3 0 0 0 1 0 61 73 0.75 0.833
Bob Allen, L (13, 1) ERA: 2.16 2.1 L 10 1 2 2 4 1 0 1 0 0 1 16 21 7.71 0.857
Lee Stange, R (15, 1) ERA: 0.0 1 1 0 0 0 0 0 0 0 0 0 0 1 1 ∞ ∞
PITCHER IP WLS BF H R ER SO BB IBB HBP BLK WP HR S P ERA WHIP

Cleveland Indians @ Baltimore Orioles

Memorial Stadium, Baltimore, MD

Sat May 07 1966, 3:33 AM EDT

Att. 9,953 - Unknown

TOP

livebaseballscorecards.com

Batter	1	2	3	4	5	6	7	8	9	AB	R	H	RBI	BB	SO	LOB
Vic Davalillo, L (1, 8) OBP: 0.286, SLG: 0.380	PB 1B		F4			F9			1B 3B	4	1	2	0	0	0	1
Max Alvis, R (1, 5) OBP: 0.442, SLG: 0.448	K 1-2		6-3			F8			6-3	4	0	0	0	0	1	3
Chuck Hinton, R (1, 7) OBP: 0.357, SLG: 0.292	6-3			F3			G5-4-3 1B		1B 1B 1B 3-H	4	1	2	1	0	0	1
Rocky Colavito, R (1, 9) OBP: 0.288, SLG: 0.328 Jim Landis, R (9, PR) OBP: 0.500, SLG: 0.500 (9, 9)	F8			K			G5-4-3 1-2f		1B 1B 1B 1-2	4 0	0 1	1 0	0 0	0 0	1 0	2 0
Fred Whitfield, L (1, 3) OBP: 0.264, SLG: 0.471		5-3		6-3			F7		1B HR 1B 1-2 2-H	4	1	1	1	0	0	0
Pedro Gonzalez, R (1, 4) OBP: 0.294, SLG: 0.266		F4			G4-6-3 1B			F5	K	4	0	1	0	0	1	2
Dick Howser, R (1, 6) OBP: 0.278, SLG: 0.250 Leon Wagner, L (9, PH) OBP: 0.261, SLG: 0.268 Tony Martinez, R (9, 6)		4-3			G4-6-3 1-2f			K	HR 1B 1-2 2-H	3 1 0	0 1 0	0 1 0	0 1 0	0 0 0	1 0 0	1 0 0
Joe Azcue, R (1, 2) OBP: 0.500, SLG: 0.412 Duke Sims, L (8, PH) OBP: 0.400, SLG: 0.913 (8, 2)			SH1-4 1B		K			HBP	HR 1-H 2-H	2 1	0 1	1 1	0 3	0 0	1 0	0 0
Gary Bell, R (1, 1) George Banks, R (6, PH) OBP: 0.250, SLG: 0.250 Tom Kelley, R (6, 1) Bill Davis, L (8, PH) OBP: 0.200, SLG: 0.125 Don McMahon, R (8, 1)			SH1-4 1-2			K		G3	5-3	0 1 0 1 1	0 0 0 0 0	0 0 0 0 0	0 0 0 0 0	0 1 0 0 0	0 0 0 1 1	0 0 0 1 1

Inning Stats	R: 0 E: 0 K: 1 S: 6	H: 1 LOB: 1 BB: 0 P: 6	R: 0 E: 0 K: 0 S: 3	H: 0 LOB: 0 BB: 0 P: 3	R: 0 E: 0 K: 0 S: 4	H: 1 LOB: 1 BB: 0 P: 4	R: 0 E: 0 K: 1 S: 5	H: 0 LOB: 0 BB: 0 P: 5	R: 0 E: 0 K: 1 S: 5	H: 1 LOB: 0 BB: 0 P: 5	R: 0 E: 0 K: 1 S: 5	H: 0 LOB: 0 BB: 0 P: 5	R: 0 E: 0 K: 0 S: 3	H: 1 LOB: 0 BB: 0 P: 3	R: 0 E: 0 K: 1 S: 5	H: 0 LOB: 1 BB: 0 P: 6	R: 6 E: 0 K: 1 S: 11	H: 6 LOB: 1 BB: 0 P: 11	1B: 8 2B: 0 3B: 1 HR: 1	SF: 0 SAC: 1 DP: 2 HBP: 1	WP: 0 PB: 1 SB: 0 CS: 0	PA: 36

PITCHER		IP	WLS	BF	H	R	ER	SO	BB	IBB	HBP	BLK	WP	HR	S	P	ERA	WHIP
Steve Barber, L ERA: 1.99	(1, 1)	3.0		11	2	0	0	1	0	0	0	0	0	0	13	13	0.00	0.667
Eddie Watt, R ERA: 3.48	(4, 1)	5.1		19	4	2	2	4	0	0	1	0	0	0	26	27	3.38	0.750
Stu Miller, R ERA: 1.13	(9, 1)	0.0	L	2	2	0	0	0	0	0	0	0	0	0	2	2	∞	∞
Moe Drabowsky, R ERA: 3.86	(9, 1)	0.2		4	2	4	4	1	0	0	0	0	0	1	6	6	54.00	3.000

PITCHER	IP	WLS	BF	H	R	ER	SO	BB	IBB	HBP	BLK	WP	HR	S	P	ERA	WHIP

BOTTOM

Cleveland Indians @ Baltimore Orioles

Memorial Stadium, Baltimore, MD

Sat May 07 1966, 3:33 AM EDT

Att. 9,953 - Unknown

Batter	1	2	3	4	5	6	7	8	9	AB	R	H	RBI	BB	SO	LOB
Luis Aparicio, R (1, 6) OBP: 0.228, SLG: 0.273	F8		F7		F2			K		4	0	0	0	0	1	0
Curt Blefary, L (1, 7) OBP: 0.290, SLG: 0.467	L4		F7			K		G3		4	0	0	0	0	1	0
Russ Snyder, L (9, 7)										0	0	0	0	0	0	0
Frank Robinson, R (1, 9) OBP: 0.487, SLG: 0.710	2B 1B			6-3		K			B1-3	4	1	1	0	0	1	0
Brooks Robinson, R (1, 5) OBP: 0.387, SLG: 0.620	1-H 2B			HR 2B		F9			F8	4	1	2	1	0	0	0
Boog Powell, L (1, 3) OBP: 0.348, SLG: 0.407	K			2-H HR			K		BB	3	1	1	2	1	2	1
Davey Johnson, R (1, 4) OBP: 0.239, SLG: 0.391		K		K			F8		F8	4	0	0	0	0	2	1
Paul Blair, R (1, 8) OBP: 0.235, SLG: 0.344		B1-3		1-3			E S BB			2	0	0	0	1	0	0
Andy Etchebarren, R (1, 2) OBP: 0.328, SLG: 0.424		K			K		4-3 1-3			3	0	0	0	0	2	1
Steve Barber, L (1, 1)			K		F6			5-3		1	0	0	0	0	1	0
Eddie Watt, R (4, 1)										2	0	0	0	0	0	0
Stu Miller, R (9, 1)										0	0	0	0	0	0	0
Moe Drabowsky, R (9, 1) OBP: 1.000, SLG: 1.000										0	0	0	0	0	0	0
Inning Stats	R: 1 E: 0 K: 1 S: 7 H: 2 LOB: 1 BB: 0 P: 7	R: 0 E: 0 K: 2 S: 7 H: 0 LOB: 0 BB: 0 P: 7	R: 0 E: 0 K: 1 S: 5 H: 0 LOB: 0 BB: 0 P: 5	R: 2 E: 0 K: 1 S: 7 H: 2 LOB: 0 BB: 0 P: 7	R: 0 E: 0 K: 1 S: 5 H: 0 LOB: 0 BB: 0 P: 5	R: 0 E: 0 K: 2 S: 7 H: 0 LOB: 0 BB: 0 P: 7	R: 0 E: 0 K: 1 S: 5 H: 0 LOB: 1 BB: 1 P: 9	R: 0 E: 0 K: 1 S: 5 H: 0 LOB: 0 BB: 0 P: 5	R: 0 E: 0 K: 0 S: 3 H: 0 LOB: 1 BB: 1 P: 7	1B: 1 2B: 2 3B: 0 HR: 1	SF: 0 SAC: 0 DP: 0 HBP: 0						

PITCHER	IP	WLS	BF	H	R	ER	SO	BB	IBB	HBP	BLK	WP	HR	S	P	ERA	WHIP
Gary Bell, R (1, 1) ERA: 3.76	5.0		19	4	3	3	6	0	0	0	0	0	1	31	31	5.40	0.800
Tom Kelley, R (6, 1) ERA:	2.0		7	0	0	0	3	1	0	0	0	0	0	12	16	0.00	0.500
Don McMahon, R (8, 1) ERA:	2.0	W	7	0	0	0	1	1	0	0	0	0	0	8	12	0.00	0.500

PITCHER	IP	WLS	BF	H	R	ER	SO	BB	IBB	HBP	BLK	WP	HR	S	P	ERA	WHIP

livebaseballscorecards.com

AB	31
R	3
H	4
RBI	3
BB	2
SO	10
LOB	3

WP: 0 PB: 0 SB: 1 CS: 0 PA: 33

Cleveland Indians @ Baltimore Orioles

Memorial Stadium, Baltimore, MD

Sun May 08 1966, 3:33 AM EDT

Unknown

TOP

livebaseballscorecards.com

Batter	1	2	3	4	5	6	7	8	9	AB	R	H	RBI	BB	SO	LOB
Vic Davalillo, L (1, 8) OBP: 0.272, SLG: 0.360	F7		1-3			E6 1B G4-6-3		F8		4	1	0	0	0	0	0
Max Alvis, R (1, 5) OBP: 0.432, SLG: 0.437	F8		F9			G4-6-3 BB 1-3 1B 1B		F8		4	1	1	0	0	0	0
Chuck Hinton, R (1, 7) OBP: 0.406, SLG: 0.308	BB			K		G4-6-3 1-2 BB		1B		2	0	1	0	2	1	0
Rocky Colavito, R (1, 9) OBP: 0.273, SLG: 0.310	K			K		G4-6-3 1-2f 2-3 3-H		F9		4	0	0	0	0	2	4
Fred Whitfield, L (1, 3) OBP: 0.281, SLG: 0.463		K		BB		FC6-4 3-H 1B			F6	3	0	1	1	1	1	0
Pedro Gonzalez, R (1, 4) OBP: 0.278, SLG: 0.250		K		F8		FC6-4 1-2f			5-3	4	0	0	0	0	1	2
Dick Howser, R (1, 6) OBP: 0.286, SLG: 0.222 Steve Hargan, R (7, 1) Bill Davis, L (9, PH) OBP: 0.182, SLG: 0.111		BB			F8		4-3		F6	2 0 1	0 0 0	0 0 0	0 0 0	1 0 0	0 0 0	0 0 0
Duke Sims, L (1, 2) OBP: 0.357, SLG: 0.808		K			3-1		G3			3	0	0	0	0	1	1
Sonny Siebert, R (1, 1) OBP: 0.182, SLG: 0.182 Jack Kralick, L (5, 1) Don McMahon, R (6, 1) Chico Salmon, R (7, PH) (7, 6)			F7		3-1		F7			2 0 0 1	0 0 0 0	0 0 0 0	0 0 0 0	0 0 0 0	0 0 0 0	0 0 0 0

Inning Stats	1	2	3	4	5	6	7	8	9
	R: 0 E: 0 K: 1 S: 5	R: 0 E: 0 K: 3 S: 9	R: 0 E: 0 K: 0 S: 3	R: 0 E: 0 K: 2 S: 7	R: 0 E: 0 K: 0 S: 3	R: 2 E: 1 K: 0 S: 5	R: 0 E: 0 K: 0 S: 3	R: 0 E: 0 K: 0 S: 4	R: 0 E: 0 K: 0 S: 3
	H: 0 LOB: 1 BB: 1 P: 9	H: 0 LOB: 1 BB: 1 P: 13	H: 0 LOB: 0 BB: 0 P: 3	H: 0 LOB: 1 BB: 1 P: 11	H: 0 LOB: 0 BB: 0 P: 3	H: 2 LOB: 1 BB: 1 P: 9	H: 0 LOB: 0 BB: 0 P: 3	H: 1 LOB: 1 BB: 0 P: 4	H: 0 LOB: 0 BB: 0 P: 3

	1B	SF	WP	PA
	3	0	0	34
	2B: 0	SAC: 0	PB: 0	
	3B: 0	DP: 1	SB: 0	
	HR: 0	HBP: 0	CS: 0	

	AB	30
	R	2
	H	3
	RBI	1
	BB	4
	SO	6
	LOB	7

PITCHER	IP	WLS	BF	H	R	ER	SO	BB	IBB	HBP	BLK	WP	HR	S	P	ERA	WHIP
Jim Palmer, R (1, 1) ERA: 3.38	9.0	W	34	3	2	0	6	4	0	0	0	0	0	42	58	0.00	0.778

PITCHER	IP	WLS	BF	H	R	ER	SO	BB	IBB	HBP	BLK	WP	HR	S	P	ERA	WHIP

Cleveland Indians @ Baltimore Orioles

Memorial Stadium, Baltimore, MD

Sun May 08 1966, 3:33 AM EDT

Unknown

BOTTOM

Batter	1	2	3	4	5	6	7	8	9	AB	R	H	RBI	BB	SO	LOB
Luis Aparicio, R (1, 6) OBP: 0.226, SLG: 0.268	1-3		K		2-H 1B	F2		F8		5	0	1	1	0	1	4
Curt Blefary, L (1, 7) OBP: 0.288, SLG: 0.500	HR			F8	F5		F8			4	1	1	1	0	0	1
Russ Snyder, L (8, 7)										0	0	0	0	0	0	0
Frank Robinson, R (1, 9) OBP: 0.488, SLG: 0.758	K			F9 2B		5-3	HR			4	1	2	1	0	1	0
Brooks Robinson, R (1, 5) OBP: 0.380, SLG: 0.613	F2			F9 2-3		1B 2B	4-3			4	1	1	0	0	0	1
Boog Powell, L (1, 3) OBP: 0.357, SLG: 0.466		4-3			HR	2-H 1B 1B 1B	F5			4	2	2	2	0	0	0
Davey Johnson, R (1, 4) OBP: 0.253, SLG: 0.397		5-3			2B 1B 1B	1-2 1B 1B		F9		4	1	2	0	0	0	0
Paul Blair, R (1, 8) OBP: 0.264, SLG: 0.397		F8			1-3 1B 2B	BB 1-3 2-H 1B		1B 2B		4	1	3	1	0	0	0
Andy Etchebarren, R (1, 2) OBP: 0.324, SLG: 0.413			K		2-H 3-H 1B	K		6-3		4	1	1	1	0	2	3
Jim Palmer, R (1, 1) OBP: 0.385, SLG: 0.636			6-3		K	1-2 BB		2-H 1B		3	0	1	1	1	1	1
Inning Stats	R: 1 H: 1 E: 0 LOB: 0 K: 1 BB: 0 S: 6 P: 6	R: 0 H: 0 E: 0 LOB: 0 K: 0 BB: 0 S: 3 P: 3	R: 0 H: 0 E: 0 LOB: 0 K: 2 BB: 0 S: 7 P: 7	R: 0 H: 1 E: 0 LOB: 0 K: 0 BB: 0 S: 3 P: 3	R: 3 H: 5 E: 0 LOB: 1 K: 1 BB: 0 S: 9 P: 9	R: 2 H: 4 E: 0 LOB: 3 K: 1 BB: 1 S: 9 P: 13	R: 1 H: 1 E: 0 LOB: 0 K: 0 BB: 0 S: 4 P: 4	R: 1 H: 2 E: 0 LOB: 1 K: 0 BB: 0 S: 5 P: 5		1B: 7 SF: 0 2B: 4 SAC: 0 3B: 0 DP: 0 HR: 3 HBP: 0						

livebaseballscorecards.com

AB	36
R	8
H	14
RBI	8
BB	1
SO	5
LOB	10

PITCHER		IP	WLS	BF	H	R	ER	SO	BB	IBB	HBP	BLK	WP	HR	S	P	ERA	WHIP
Sonny Siebert, R ERA: 2.27	(1, 1)	4.1	L	17	6	4	4	3	0	0	0	0	0	2	23	23	8.31	1.385
Jack Kralick, L ERA: 8.1	(5, 1)	1.0		7	4	2	2	1	0	0	0	0	0	0	9	9	18.00	4.000
Don McMahon, R ERA:	(6, 1)	0.2		4	1	0	0	1	1	0	0	0	0	0	5	9	0.00	3.000
Steve Hargan, R ERA: 3.18	(7, 1)	2.0		9	3	2	2	0	0	0	0	0	0	1	9	9	9.00	1.500

PITCHER	IP	WLS	BF	H	R	ER	SO	BB	IBB	HBP	BLK	WP	HR	S	P	ERA	WHIP

Batter	1	2	3	4	5	6	7	8	9	AB	R	H	RBI	BB	SO	LOB
Vic Davalillo, L (1, 8) OBP: 0.267, SLG: 0.350	G3		1-3	F8			1B		F9	5	0	1	0	0	0	4
Max Alvis, R (1, 5) OBP: 0.412, SLG: 0.413	4-3		F7		F9		K			4	0	0	0	0	1	1
Chuck Hinton, R (1, 9) OBP: 0.389, SLG: 0.300	F4			6-3	1B		K			4	0	1	0	0	1	1
Leon Wagner, L (1, 7) OBP: 0.280, SLG: 0.273		1B SF7 BB		2B 1B 1B	K			F6		3	2	1	0	1	1	1
Fred Whitfield, L (1, 3) OBP: 0.295, SLG: 0.483		E 1-3 1B		1-3 1B 2B	F9			F8		4	1	2	0	0	0	1
Pedro Gonzalez, R (1, 4) OBP: 0.263, SLG: 0.239		SF7 1-2 3-H		K	K			6-3		3	0	0	1	0	2	2
Dick Howser, R (1, 6) OBP: 0.320, SLG: 0.238		F8		BB 1B BB	F5				1B	3	0	1	0	1	0	1
Duke Sims, L (1, 2) OBP: 0.344, SLG: 0.733		F8		BB 1B 1-2 2-H 3-H	F4				L9	4	0	1	2	0	0	2
Luis Tiant, R (1, 1) Lee Stange, R (3, 1) Bill Davis, L (4, PH) OBP: 0.250, SLG: 0.111 Tom Kelley, R (4, 1) Bob Allen, L (7, 1) Chico Salmon, R (9, PH)		5-3		BB 1-2 2-3			K		F7	1 0 0 1 0 1	0 0 0 0 0 0	0 0 0 0 0 0	0 0 1 0 0 0	0 0 0 0 0 0	0 0 0 1 0 0	0 0 0 0 0 1

TOP

Cleveland Indians @ Baltimore Orioles

Memorial Stadium, Baltimore, MD

Sun May 08 1966, 7:05 PM EDT

Att. 37,658 - Unknown

livebaseballscorecards.com

AB	33
R	3
H	7
RBI	3
BB	3
SO	6
LOB	14

Inning Stats	1	2	3	4	5	6	7	8	9	1B: 6	SF: 1	WP: 0	PA: 37
	R: 0 E: 0 K: 0 S: 3	R: 1 E: 1 K: 0 S: 4	R: 0 E: 0 K: 0 S: 3	R: 2 E: 0 K: 1 S: 8	R: 0 E: 0 K: 1 S: 6	R: 0 E: 0 K: 1 S: 5	R: 0 E: 0 K: 3 S: 10	R: 0 E: 0 K: 0 S: 3	R: 0 E: 0 K: 0 S: 4	2B: 1 3B: 0 HR: 0	SAC: 0 DP: 0 HBP: 0	PB: 0 SB: 0 CS: 0	
	H: 0 LOB: 0 BB: 0 P: 3	H: 1 LOB: 1 BB: 1 P: 8	H: 0 LOB: 0 BB: 0 P: 3	H: 3 LOB: 3 BB: 2 P: 16	H: 1 LOB: 1 BB: 0 P: 6	H: 0 LOB: 0 BB: 0 P: 5	H: 1 LOB: 1 BB: 0 P: 10	H: 0 LOB: 0 BB: 0 P: 3	H: 1 LOB: 1 BB: 0 P: 4				

PITCHER	IP	WLS	BF	H	R	ER	SO	BB	IBB	HBP	BLK	WP	HR	S	P	ERA	WHIP
Wally Bunker, R (1, 1) ERA: 3.6	3.2		18	4	3	3	1	3	0	0	0	0	0	17	29	7.36	1.909
Frank Bertaina, L (4, 1) ERA:	5.1	W	19	3	0	0	5	0	0	0	0	0	0	29	29	0.00	0.562

PITCHER	IP	WLS	BF	H	R	ER	SO	BB	IBB	HBP	BLK	WP	HR	S	P	ERA	WHIP

Cleveland Indians @ Baltimore Orioles

Memorial Stadium, Baltimore, MD

Sun May 08 1966, 7:05 PM EDT

Att. 37,658 - Unknown

livebaseballscorecards.com

BOTTOM

Batter	1	2	3	4	5	6	7	8	9	AB	R	H	RBI	BB	SO	LOB
Luis Aparicio, R (1, 6) OBP: 0.236, SLG: 0.276	6-3 WP HR 1B	F2		6-3		F7		CS 1B		5	1	2	0	0	0	1
Russ Snyder, L (1, 8) OBP: 0.200, SLG: 0.200 (8, 7)	6-3 1-3	4-3		1B 1B		F8		4-3 1-2		5	0	1	0	0	0	3
Frank Robinson, R (1, 9) OBP: 0.512, SLG: 0.841	3-H HR		BBBB BB 1B BB	1-2 1B			2B 3B			3	3	3	2	1	0	0
Brooks Robinson, R (1, 5) OBP: 0.373, SLG: 0.608	6-3		F8	F3			HR 3-H 2B			4	1	1	1	0	0	3
Boog Powell, L (1, 3) OBP: 0.365, SLG: 0.516	E8 2B 1B		F4	4-1			2-H HR			4	2	2	2	0	0	3
Curt Blefary, L (1, 7) OBP: 0.312, SLG: 0.522 Paul Blair, R (8, 8) OBP: 0.264, SLG: 0.397	2-H 2B		BBBB 1B 1B 1-2 BB		F9		G1-4-3 1B			3 0	1 0	2 0	1 0	1 0	0 0	0 0
Davey Johnson, R (1, 4) OBP: 0.253, SLG: 0.390	F2		1B 1-2 2-H 1B		F9		G1-4-3 1-2f			4	0	1	1	0	0	2
Vic Roznovsky, L (1, 2) OBP: 0.667, SLG: 0.333		BBBB BB	FC5-6 1-3 2-H 1B		SSS K		G3			3	0	1	1	1	1	0
Wally Bunker, R (1, 1) OBP: 0.167, SLG: 0.182 Frank Bertaina, L (4, 1)		SSS K	FC5-6 1-2f			4-3		6-3		2 2	0 0	0 0	0 0	0 0	1 0	3 0
Inning Stats	R: 3 H: 4 E: 1 LOB: 1 K: 0 BB: 0 S: 7 P: 7	R: 0 H: 0 E: 0 LOB: 1 K: 1 BB: 1 S: 5 P: 9	R: 2 H: 2 E: 0 LOB: 2 K: 0 BB: 2 S: 5 P: 13	R: 0 H: 2 E: 0 LOB: 2 K: 0 BB: 0 S: 5 P: 5	R: 0 H: 0 E: 0 LOB: 0 K: 1 BB: 0 S: 5 P: 5	R: 0 H: 0 E: 0 LOB: 0 K: 0 BB: 0 S: 3 P: 3	R: 3 H: 4 E: 0 LOB: 0 K: 0 BB: 0 S: 6 P: 6	R: 0 H: 1 E: 0 LOB: 0 K: 0 BB: 0 S: 3 P: 3		1B: 8 SF: 0 2B: 2 SAC: 0 3B: 1 DP: 1 HR: 2 HBP: 0						

	AB	35
	R	8
	H	13
	RBI	8
	BB	3
	SO	2
	LOB	15

WP: 1 PA: 38
PB: 0
SB: 0
CS: 1

PITCHER		IP	WLS	BF	H	R	ER	SO	BB	IBB	HBP	BLK	WP	HR	S	P	ERA	WHIP
Luis Tiant, R ERA: 1.21	(1, 1)	2.2	L	16	5	5	4	1	3	0	0	0	1	1	15	27	13.50	3.000
Lee Stange, R ERA:	(3, 1)	0.1		2	1	0	0	0	0	0	0	0	0	0	2	2	0.00	3.000
Tom Kelley, R ERA: 4.5	(4, 1)	3.0		14	5	3	3	1	0	0	0	0	0	1	16	16	9.00	1.667
Bob Allen, L ERA: 1.74	(7, 1)	2.0		6	2	0	0	0	0	0	0	0	0	0	6	6	0.00	1.000

PITCHER	IP	WLS	BF	H	R	ER	SO	BB	IBB	HBP	BLK	WP	HR	S	P	ERA	WHIP

Batter	1	2	3	4	5	6	7	8	9	10	11	12	AB	R	H	RBI	BB	SO	LOB
Tommie Agee, R (1, 8) OBP: 0.360, SLG: 0.421	SSS 0-3 ① K		x 0-0 ② F8			SSS 0-3 ① K		SSS 0-3 ① K		x 0-0 ② 1-3		SSS 0-3 ② K	6	0	0	0	0	4	2
Don Buford, S (1, 4) OBP: 0.287, SLG: 0.260	BBBB 4-0 CS BB		x 0-0 ③ F7			SSS 0-3 ② K		x 0-0 ② G3		SSS 0-3 ③ K2-3		x 0-0 ③ FC4-6 1-2f	5	0	0	0	1	2	2
Danny Cater, R (1, 7) OBP: 0.174, SLG: 0.182	SSS 0-3 ②③ K 1-2			x 0-0 ① 6-3		x 0-0 ③ F7		x 0-0 ③ 6-3			SSS 0-3 ① K		4	0	0	0	0	1	1
Ken Berry, R (8, 7) OBP: 0.267, SLG: 0.333													1	0	0	0	0	1	0
Floyd Robinson, L (1, 9) OBP: 0.407, SLG: 0.514		x 0-0 ① 4-3		x 0-0 4-3 ① 1B			x 0-0 2B 4-1 1B		x 0-0 ① F6		x 0-0 ② F7		5	1	2	0	0	0	0
Bill Skowron, R (1, 3) OBP: 0.283, SLG: 0.333		SSS 0-3 ② K		x 0-0 ② 4-3 1-2			x 0-0 4-1 1B 1-3 2B		x 0-0 1B 1B		H 1-0 1B HBP		4	1	2	0	0	1	1
Al Weis, S (9, PR) OBP: 0.250, SLG: 0.100													0	0	0	0	0	0	0
Pete Ward, L (9, 3) OBP: 0.265, SLG: 0.233													0	0	0	0	0	0	0
J.C. Martin, L (1, 2) OBP: 0.351, SLG: 0.294		x 0-0 1B		x 0-0 ③ F2			x 0-0 ① 4-1 2-3 3-H		x 0-0 ② F5		x 0-0 1-3 1B		5	0	2	1	0	0	3
Gene Freese, R (1, 5) OBP: 0.333, SLG: 0.286		SSS 0-3 ③ K			x 0-0 CS 1B		x 0-0 3-H 1B		x 0-0 1-3 1B		SSS 0-3 ③ K		5	0	3	1	0	2	3
Ron Hansen, R (1, 6) OBP: 0.273, SLG: 0.167			x 0-0 ① F7		SSS 0-3 ①② K 1-2		SSS 0-3 ② K		x 0-0 ③ F8			x 0-0 ① F9	5	0	0	0	0	2	4
Gary Peters, L (1, 1) OBP: 0.154, SLG: 0.385			x 0-0 1B		x 0-0 ③ F9		SSS 0-3 ③ K			x 0-0 ① 5-3		BBBB 4-0 FC4-6 BB	3	0	1	0	0	1	1
Eddie Fisher, R (8, 1)													0	0	0	0	0	0	0
Bob Locker, S (9, 1)													1	0	0	0	1	0	0
Juan Pizarro, L (12, 1)													0	0	0	0	0	0	0
Inning Stats	R: 0 E: 0 K: 2 S: 6 / H: 0 LOB: 1 BB: 1 P: 10	R: 0 E: 0 K: 2 S: 8 / H: 1 LOB: 1 BB: 0 P: 8	R: 0 E: 0 K: 0 S: 4 / H: 1 LOB: 1 BB: 0 P: 4	R: 0 E: 0 K: 0 S: 4 / H: 1 LOB: 1 BB: 0 P: 4	R: 0 E: 0 K: 1 S: 5 / H: 1 LOB: 0 BB: 0 P: 5	R: 0 E: 0 K: 2 S: 7 / H: 0 LOB: 0 BB: 0 P: 7	R: 2 E: 0 K: 2 S: 10 / H: 3 LOB: 1 BB: 0 P: 10	R: 0 E: 0 K: 1 S: 5 / H: 0 LOB: 0 BB: 0 P: 5	R: 0 E: 0 K: 0 S: 5 / H: 2 LOB: 2 BB: 0 P: 5	R: 0 E: 0 K: 1 S: 5 / H: 0 LOB: 0 BB: 0 P: 5	R: 0 E: 0 K: 2 S: 8 / H: 1 LOB: 2 BB: 0 P: 9	R: 0 E: 0 K: 1 S: 5 / H: 0 LOB: 1 BB: 1 P: 9	1B: 9 2B: 3 3B: 0 HR: 0	SF: 0 SAC: 0 DP: 2 HBP: 1	WP: 0 PB: 0 SB: 0 CS: 2	PA: 47			

PITCHER		IP	WLS	BF	H	R	ER	SO	BB	IBB	HBP	BLK	WP	HR	S	P	ERA	WHIP
John Miller, R ERA: 2.84	(1, 1)	6.1		25	7	2	2	7	1	0	0	0	0	0	38	42	2.84	1.263
Dick Hall, R ERA: 0.68	(7, 1)	2.2		10	2	0	0	3	0	0	0	0	0	0	16	16	0.00	0.750
Stu Miller, R ERA: 1.06	(10, 1)	1.0		3	0	0	0	1	0	0	0	0	0	0	5	5	0.00	0.000
Eddie Watt, R ERA: 2.92	(11, 1)	2.0	W	9	1	0	0	3	1	0	1	0	0	0	13	18	0.00	1.000

PITCHER		IP	WLS	BF	H	R	ER	SO	BB	IBB	HBP	BLK	WP	HR	S	P	ERA	WHIP

TOP

Chicago White Sox @ Baltimore Orioles

Memorial Stadium, Baltimore, MD

Tue May 10 1966, 7:05 PM EDT

Att. 6,515 - Unknown

livebaseballscorecards.com

AB	44
R	2
H	10
RBI	2
BB	2
SO	14
LOB	17

Batter	1	2	3	4	5	6	7	8	9	10	11	12	AB	R	H	RBI	BB	SO	LOB
Luis Aparicio, R (1, 6) OBP: 0.242, SLG: 0.280	5-3		WP BLK E 1B 3-H		F8		F6		1B 1B		E2		6	1	2	1	0	0	0
Curt Blefary, L (1, 7) OBP: 0.325, SLG: 0.507	F8		E 1B 1-3		1B		F9		IBB 1B 1-3		G3		4	0	1	0	2	0	0
Frank Robinson, R (1, 9) OBP: 0.511, SLG: 0.811	K		FC5 1-2 3-H		1B 1-2			K	G6-4-3 IBB 1-2			FC1-5 1B 1B	5	0	2	0	1	2	1
Brooks Robinson, R (1, 5) OBP: 0.360, SLG: 0.576		6-3	F4		F2			F8	G6-4-3 1-2f			PB FC1-5 FC4-6 1-2 1B	6	1	1	0	0	0	7
Boog Powell, L (1, 3) OBP: 0.367, SLG: 0.507 Eddie Watt, R (11, 1)		FC4-6 1B	K		K			BB 1B		E4 FC6-4		FC1-5 PB 1-2 2-3f	5 1	0 0	2 0	0 0	0 0	2 0	4 2
Davey Johnson, R (1, 4) OBP: 0.271, SLG: 0.390	F7	5-3		CS 1B				BB 1B 1-2		FC6-4 PO 3-1 1-2f		FC4-6 IBB 1-2 2-3	5	0	2	0	1	0	2
Paul Blair, R (1, 8) OBP: 0.253, SLG: 0.380 Charlie Lau, L (8, PH) OBP: 0.600, SLG: 0.500 Russ Snyder, L (9, 8) OBP: 0.143, SLG: 0.143	FC4-6 1-2f	1-3	6-3 1-2					FC5-4 BB 1-2 2-3		3-1 1-2		FC4-6 1-2f 3-H	3 0 2	0 0 0	0 0 0	0 1 1	0 0 0	2 0 3	0 0 3
Andy Etchebarren, R (1, 2) OBP: 0.342, SLG: 0.433		SH5-4 1B 2B		K				FC5-4 1-2f		IBB			4	1	2	0	1	1	3
John Miller, R (1, 1) Dick Hall, R (7, 1) Woodie Held, R (9, PH) OBP: 0.333, SLG: 0.333 Stu Miller, R (10, 1) Bob Johnson, R (10, PH) OBP: 0.300, SLG: 0.125 (11, 3)		SH5-4 2-3	F8		K				F8	PO 2-3	6-3		1 1 1 0 1	0 0 0 0 0	0 0 0 0 0	0 0 0 0 0	0 1 0 0 0	0 0 0 0 0	1 0 0 0 0
Inning Stats	R: 0 E: 0 K: 1 S: 5 H: 0 LOB: 0 BB: 0 P: 5	R: 0 E: 0 K: 0 S: 4 H: 1 LOB: 1 BB: 0 P: 4	R: 2 E: 1 K: 1 S: 8 H: 2 LOB: 2 BB: 1 P: 12	R: 0 E: 0 K: 0 S: 4 H: 1 LOB: 1 BB: 0 P: 4	R: 0 E: 0 K: 1 S: 6 H: 1 LOB: 2 BB: 1 P: 10	R: 0 E: 0 K: 1 S: 5 H: 1 LOB: 0 BB: 0 P: 5	R: 0 E: 0 K: 1 S: 5 H: 0 LOB: 0 BB: 0 P: 5	R: 0 E: 0 K: 1 S: 7 H: 2 LOB: 3 BB: 1 P: 11	R: 0 E: 0 K: 0 S: 4 H: 2 LOB: 2 BB: 1 P: 8	R: 0 E: 1 K: 0 S: 3 H: 0 LOB: 1 BB: 1 P: 7	R: 0 E: 1 K: 0 S: 3 H: 0 LOB: 0 BB: 0 P: 3	R: 1 E: 0 K: 0 S: 4 H: 2 LOB: 3 BB: 1 P: 8	1B: 11 2B: 1 3B: 0 HR: 0 SF: 0 SAC: 1 DP: 1 HBP: 0						

PITCHER		IP	WLS	BF	H	R	ER	SO	BB	IBB	HBP	BLK	WP	HR	S	P	ERA	WHIP
Gary Peters, L ERA: 1.23	(1, 1)	7.2		33	8	2	1	6	2	0	0	1	1	0	43	51	1.17	1.304
Eddie Fisher, R ERA: 2.25	(8, 1)	0.2		6	2	0	0	0	1	1	0	0	0	0	4	12	0.00	4.500
Bob Locker, R ERA: 0.92	(9, 1)	3.0	L	12	2	1	1	0	0	2	0	0	0	0	10	18	3.00	0.667
Juan Pizarro, L ERA: 1.29	(12, 1)	0.1		1	0	0	0	0	0	0	0	0	0	0	1	1	0.00	0.000

PITCHER	IP	WLS	BF	H	R	ER	SO	BB	IBB	HBP	BLK	WP	HR	S	P	ERA	WHIP

BOTTOM

Chicago White Sox @ Baltimore Orioles

Memorial Stadium, Baltimore, MD

Tue May 10 1966, 7:05 PM EDT

Att. 6,515 - Unknown

livebaseballscorecards.com

AB	45
R	3
H	12
RBI	2
BB	6
SO	6
LOB	25

WP: 1	PA: 53
PB: 1	
SB: 0	
CS: 1	

Batter	1	2	3	4	5	6	7	8	9	10	11	AB	R	H	RBI	BB	SO	LOB
Don Buford, S (1, 4) OBP: 0.283, SLG: 0.268	F3		G3			2B		F9 2-3		F9		5	0	1	0	0	0	3
Floyd Robinson, L (1, 9) OBP: 0.395, SLG: 0.493	1-3			5-3		K		1B 1-3 3-H		K		5	0	1	1	0	2	1
Danny Cater, R (1, 7) OBP: 0.179, SLG: 0.185	F9			CS 1B			4-3	K		K		5	0	1	0	0	2	3
Bill Skowron, R (1, 3) John Buzhardt, R (11, 1)		6-3		K 1-2			4-3		K		HBP 1B BLK BB	4	1	0	0	1	2	1
Gene Freese, R (1, 5) OBP: 0.350, SLG: 0.278		F9			F8		1-3		G3 S BB		BLK HBP 1B 1-2	4	0	1	0	1	0	0
Jerry McNertney, R (1, 2) OBP: 0.462, SLG: 0.417 Al Weis, S (8, PR) OBP: 0.250, SLG: 0.100 J.C. Martin, L (8, 2) OBP: 0.359, SLG: 0.286		K			F8			BB 1B 1B		G3 IBB 1-2	K	3 0 1	0 1 0	1 0 0	0 0 0	1 0 1	0 0 1	0 0 2
Tommie Agee, R (1, 8) OBP: 0.348, SLG: 0.405 Smoky Burgess, L (9, PH) OBP: 0.333, SLG: 0.273 Ken Berry, R (9, 8) OBP: 0.258, SLG: 0.323			1-3		F7			K	G3 1-2 2-3		K	3 1 1	0 0 0	0 0 0	0 0 0	0 0 1	1 0 2	1 2 2
Ron Hansen, R (1, 6) OBP: 0.305, SLG: 0.176			FC6-4 1B			L9		F9 1B 1-2 1B	IBB		BLK HBP 1-2 2-3	2	1	1	0	2	0	0
Tommy John, R (1, 1) OBP: 0.000, SLG: 0.000 John Romano, R (8, PH) OBP: 1.000, SLG: 1.000 Joe Horlen, R (8, PR) Eddie Fisher, R (8, 1) Pete Ward, L (9, PH) OBP: 0.000, SLG: 0.000 Dennis Higgins, R (9, 1) Juan Pizarro, L (9, 1) Bob Locker, S (10, 1) Tom McCraw, L (11, PH) OBP: 0.286, SLG: 0.286 (11, 3)			FC6-4 1-2f			6-3		1B 1-2 2-H 1B	F7		3-1 1-2 2-3 3-H	2 1 0 0 1 0 0 0 1	0 0 0 0 0 0 0 0 0	0 1 0 0 0 0 0 0 0	0 1 0 0 0 0 0 0 0	0 0 0 0 0 0 0 0 0	0 0 0 0 0 0 0 0 0	1 0 0 3 0 0 0 0 2
Inning Stats	R: 0 E: 0 K: 0 S: 3 H: 0 LOB: 0 BB: 0 P: 3	R: 0 E: 0 K: 1 S: 5 H: 0 LOB: 0 BB: 0 P: 5	R: 0 E: 0 K: 0 S: 4 H: 1 LOB: 1 BB: 0 P: 4	R: 0 E: 0 K: 1 S: 5 H: 1 LOB: 1 BB: 0 P: 5	R: 0 E: 0 K: 0 S: 3 H: 0 LOB: 0 BB: 0 P: 3	R: 0 E: 0 K: 1 S: 6 H: 1 LOB: 1 BB: 0 P: 6	R: 0 E: 0 K: 0 S: 3 H: 0 LOB: 0 BB: 0 P: 3	R: 2 E: 0 K: 2 S: 10 H: 3 LOB: 3 BB: 1 P: 14	R: 0 E: 0 K: 1 S: 5 H: 0 LOB: 3 BB: 3 P: 17	R: 0 E: 0 K: 2 S: 7 H: 0 LOB: 0 BB: 0 P: 7	R: 1 E: 0 K: 2 S: 8 H: 1 LOB: 2 BB: 1 P: 13	1B: 6 2B: 2 3B: 0 HR: 0 SF: 0 SAC: 0 DP: 1 HBP: 1	WP: 0 PB: 0 SB: 1 CS: 1 PA: 45					

PITCHER		IP	WLS	BF	H	R	ER	SO	BB	IBB	HBP	BLK	WP	HR	S	P	ERA	WHIP
Dave McNally, L ERA: 2.37	(1, 1)	7.2		29	6	2	2	4	1	0	0	0	0	0	36	40	2.35	0.913
Moe Drabowsky, R ERA: 3.38	(8, 1)	1.0		6	0	0	0	2	1	2	0	0	0	0	7	19	0.00	1.000
Stu Miller, R ERA: 1.04	(9, 1)	0.1		1	0	0	0	0	0	0	0	0	0	0	1	1	0.00	0.000
Gene Brabender, R ERA: 4.5	(10, 1)	2.0	L	9	1	1	1	4	1	0	1	1	0	0	15	20	4.50	1.000

PITCHER	IP	WLS	BF	H	R	ER	SO	BB	IBB	HBP	BLK	WP	HR	S	P	ERA	WHIP

TOP

Chicago White Sox @ Baltimore Orioles

Memorial Stadium, Baltimore, MD

Wed May 11 1966, 7:05 PM EDT

Att. 10,063 - Unknown

livebaseballscorecards.com

AB	39
R	3
H	7
RBI	2
BB	5
SO	10
LOB	21

Batter	1	2	3	4	5	6	7	8	9	10	11	AB	R	H	RBI	BB	SO	LOB
Luis Aparicio, R (1, 6) OBP: 0.237, SLG: 0.274	1-3		G5-4-3 1-2f		K		K			BB F8 SH1-4		2	0	0	0	0	0	1
Woodie Held, R (5, 6) OBP: 0.333, SLG: 0.250												2	0	0	0	1	2	3
Curt Blefary, L (1, 7) OBP: 0.322, SLG: 0.493	L4			5-3 2B 1B	K			F4		SH1-4 1-2		4	1	1	0	0	1	1
Frank Robinson, R (1, 9) OBP: 0.495, SLG: 0.769	5-3			5-3 1-2		K		F8		FC6-4 IBB		4	0	0	0	1	1	1
Brooks Robinson, R (1, 5) OBP: 0.362, SLG: 0.578		CS 1B		1B 2-H 2B		K		F9		F8 2-3		5	1	2	1	0	1	2
Davey Johnson, R (1, 4) OBP: 0.267, SLG: 0.372		BB FC5-4 1-2		L6		6-3			3-1	FC6-4 1-2f		4	0	0	0	1	0	3
Bob Johnson, R (1, 3) OBP: 0.333, SLG: 0.167	F8		FC6-4 2-H 1B				F8		BB WP 1B		F8	4	0	1	1	1	0	1
Paul Blair, R (1, 8) OBP: 0.263, SLG: 0.382	FC5-4 1-2f		FC6-4 1-2f				K		BB L1-5 WP 1-2 1B		1B	5	0	2	0	0	1	2
Andy Etchebarren, R (1, 2) OBP: 0.346, SLG: 0.414			L8		6-3		BB		IBB 1-2 2-3		K	3	0	0	0	2	1	1
Dave McNally, R (1, 1) OBP: 0.200, SLG: 0.154			BB G5-4-3		2B		BB 1-2		L1-5 2-3		F8	1	0	1	0	2	0	0
Moe Drabowsky, R (8, 1) OBP: 1.000, SLG: 1.000												0	0	0	0	0	0	0
Stu Miller, R (9, 1)												0	0	0	0	0	0	0
Charlie Lau, L (9, PH) OBP: 0.600, SLG: 0.500												1	0	0	0	0	0	3
Sam Bowens, R (9, PH) OBP: 0.125, SLG: 0.125												0	0	0	0	0	0	0
Gene Brabender, R (10, 1)												1	0	0	0	0	0	1
Russ Snyder, L (11, PH) OBP: 0.125, SLG: 0.125																		
Inning Stats	R: 0 E: 0 K: 0 S: 3 H: 0 LOB: 0 BB: 0 P: 3	R: 0 E: 0 K: 0 S: 3 H: 1 LOB: 1 BB: 1 P: 7	R: 0 E: 0 K: 0 S: 2 H: 0 LOB: 0 BB: 1 P: 6	R: 2 E: 0 K: 0 S: 6 H: 3 LOB: 1 BB: 0 P: 6	R: 0 E: 0 K: 2 S: 8 H: 1 LOB: 1 BB: 0 P: 8	R: 0 E: 0 K: 2 S: 7 H: 0 LOB: 0 BB: 0 P: 7	R: 0 E: 0 K: 2 S: 7 H: 0 LOB: 2 BB: 2 P: 15	R: 0 E: 0 K: 0 S: 3 H: 0 LOB: 0 BB: 0 P: 3	R: 0 E: 0 K: 0 S: 3 H: 1 LOB: 2 BB: 2 P: 11	R: 0 E: 0 K: 0 S: 3 H: 0 LOB: 2 BB: 2 P: 11	R: 0 E: 0 K: 1 S: 6 H: 1 LOB: 1 BB: 0 P: 6	1B: 5 2B: 3 3B: 0 HR: 0 SF: 0 SAC: 1 DP: 2 HBP: 0	WP: 1 PB: 0 SB: 0 CS: 1 PA: 45					

PITCHER		IP	WLS	BF	H	R	ER	SO	BB	IBB	HBP	BLK	WP	HR	S	P	ERA	WHIP
Tommy John, L ERA: 1.7	(1, 1)	7.0		28	5	2	2	6	4	0	0	0	0	0	36	52	2.57	1.286
Eddie Fisher, R ERA: 2.12	(8, 1)	1.0		3	0	0	0	0	0	0	0	0	0	0	3	3	0.00	0.000
Dennis Higgins, R ERA: 1.35	(9, 1)	0.1		4	1	0	0	0	1	1	0	0	1	0	2	10	0.00	6.000
Juan Pizarro, L ERA: 1.13	(9, 1)	1.0		4	0	0	0	0	1	1	0	0	0	0	2	10	0.00	1.000
Bob Locker, R ERA: 0.89	(10, 1)	0.2	W	2	0	0	0	0	0	0	0	0	0	0	2	2	0.00	0.000

PITCHER		IP	WLS	BF	H	R	ER	SO	BB	IBB	HBP	BLK	WP	HR	S	P	ERA	WHIP
John Buzhardt, R ERA: 2.96	(11, 1)	1.0	S	4	1	0	0	1	0	0	0	0	0	0	6	6	0.00	1.000

BOTTOM

Chicago White Sox @ Baltimore Orioles

Memorial Stadium, Baltimore, MD

Wed May 11 1966, 7:05 PM EDT

Att. 10,063 - Unknown

livebaseballscorecards.com

AB	36
R	2
H	7
RBI	2
BB	8
SO	7
LOB	19

Chicago White Sox @ Baltimore Orioles

Memorial Stadium, Baltimore, MD

Thu May 12 1966, 7:05 PM EDT

Att. 6,079 - Unknown

TOP

livebaseballscorecards.com

Batter	1	2	3	4	5	6	7	8	9	AB	R	H	RBI	BB	SO	LOB
Don Buford, S (1, 4) OBP: 0.299, SLG: 0.322 (7, 5)	FC1-5 WP 1B		4-3		1-H WP 3B		1B 2B	F8		5	2	3	1	0	0	2
Tommie Agee, R (1, 8) OBP: 0.361, SLG: 0.402	1-2 S SF7 FC1-5 BB		S BB		3-H K 4-3 CS		2-H SH3 1B		F4	3	1	1	1	2	1	1
Danny Cater, R (1, 7) OBP: 0.156, SLG: 0.161 (6, 9)	FC1-5 S 1-2 2-3f		K2-1 1-2		4-3 2-3		SH3 1-2		F3	4	0	0	0	0	1	5
Bill Skowron, R (1, 3) OBP: 0.274, SLG: 0.298	SF7 1-2 2-H			F7 BB	F9		K		6-3	2	0	0	1	1	1	3
Tom McCraw, L (7, 3) OBP: 0.293, SLG: 0.283										1	0	0	0	0	0	0
Gene Freese, R (1, 5) OBP: 0.333, SLG: 0.273	6-3			F7	CS 3-H	WP E 1B	F7			4	1	1	0	0	0	3
Eddie Fisher, R (7, 1)										0	0	0	0	0	0	0
Jerry McNertney, R (1, 2) OBP: 0.412, SLG: 0.333		F6		FC5-4 1-2		5-3 1-2		F7		3	0	0	0	1	0	1
Ken Berry, R (1, 9) OBP: 0.242, SLG: 0.303		K		F7 2-3		K		1B 1B		2	0	0	0	0	1	2
Pete Ward, L (6, PH) OBP: 0.268, SLG: 0.238 (6, 7)										2	0	1	0	0	1	1
Ron Hansen, R (1, 6) OBP: 0.302, SLG: 0.181		F9		FC5-4 1-2f		E5 2-H		1-2 1B		4	0	1	0	0	0	2
Bruce Howard, S (1, 1)			F2		3B BB					1	0	0	0	0	0	0
John Romano, R (5, PH) OBP: 0.475, SLG: 0.370										0	0	0	0	1	0	0
Joe Horlen, R (5, PR)										0	1	0	0	0	0	0
Jack Lamabe, R (5, 1)										1	0	0	0	0	1	1
Al Weis, S (7, 4) OBP: 0.240, SLG: 0.095										1	0	0	0	0	1	2

Inning Stats										
	R: 1	H: 1	R: 0	H: 0	R: 0	H: 0	R: 0	H: 0	R: 2	H: 1
	E: 0	LOB: 1	E: 0	LOB: 0	E: 0	LOB: 1	E: 0	LOB: 2	E: 1	LOB: 1
	K: 0	BB: 1	K: 1	BB: 0	K: 1	BB: 1	K: 0	BB: 2	K: 1	BB: 1
	S: 4	P: 8	S: 5	P: 5	S: 5	P: 9	S: 3	P: 11	S: 6	P: 10

Inning Stats										
	R: 1	H: 1	R: 1	H: 2	R: 0	H: 2	R: 0	H: 0		
	E: 1	LOB: 1	E: 0	LOB: 1	E: 0	LOB: 2	E: 0	LOB: 0		
	K: 2	BB: 0	K: 1	BB: 0	K: 1	BB: 0	K: 0	BB: 0		
	S: 9	P: 9	S: 7	P: 7	S: 7	P: 7	S: 3	P: 3		

AB	33
R	5
H	7
RBI	3
BB	5
SO	7
LOB	23

1B: 5	SF: 1	WP: 3	PA: 41
2B: 1	SAC: 1	PB: 0	
3B: 1	DP: 0	SB: 3	
HR: 0	HBP: 0	CS: 1	

PITCHER		IP	WLS	BF	H	R	ER	SO	BB	IBB	HBP	BLK	WP	HR	S	P	ERA	WHIP
Frank Bertaina, L ERA: 1.42	(1, 1)	4.1		21	2	3	2	3	5	0	0	0	2	0	22	42	4.15	1.615
Eddie Watt, R ERA: 3.0	(5, 1)	2.2	L	11	3	2	1	3	0	0	0	0	1	0	17	17	3.38	1.125
Moe Drabowsky, R ERA: 2.7	(8, 1)	2.0		8	2	0	0	1	0	0	0	0	0	0	10	10	0.00	1.000

PITCHER	IP	WLS	BF	H	R	ER	SO	BB	IBB	HBP	BLK	WP	HR	S	P	ERA	WHIP

Chicago White Sox @ Baltimore Orioles

Memorial Stadium, Baltimore, MD

Thu May 12 1966, 7:05 PM EDT

Att. 6,079 - Unknown

livebaseballscorecards.com

BOTTOM

Batter	1	2	3	4	5	6	7	8	9	AB	R	H	RBI	BB	SO	LOB
Jerry Adair, R (1, 4) OBP: 0.333, SLG: 0.200	5-3		BB, 1B, E; 1B	4-3			K			4	1	1	0	0	1	2
Curt Blefary, L (1, 7) OBP: 0.352, SLG: 0.545	HR		BB, E; 1-2; 1B		G5-4-3; BB		G6-4-3; 1-2; BB			2	2	2	1	2	0	0
Frank Robinson, R (1, 9) OBP: 0.485, SLG: 0.741	L1		E, CS; 1-2; 2-3; BB		G5-4-3; 1-2f		G6-4-3; 1-2f			3	0	0	0	1	0	3
Brooks Robinson, R (1, 5) OBP: 0.347, SLG: 0.553	6-3		E2; 1-3; 2-H; 3-H		4-3			F8		4	0	0	1	0	0	1
Boog Powell, L (1, 3) OBP: 0.361, SLG: 0.486		K	IBB; 3-H			F7		K		3	0	0	0	1	2	0
Davey Johnson, R (1, 6) OBP: 0.277, SLG: 0.371		6-3; 1B	K			1-3; BB		5-3		3	0	1	0	1	1	2
Paul Blair, R (1, 8) OBP: 0.262, SLG: 0.375		6-3; 1-2		E8; 1B		1-3; 1-2			B2-3	4	0	1	0	0	0	2
Andy Etchebarren, R (1, 2) OBP: 0.338, SLG: 0.403		6-3		F9		L5			K	2	0	0	0	0	0	2
Cam Carreon, R (5, 2)										2	0	0	0	0	1	1
Frank Bertaina, L (1, 1)			K	F6			E4; BB		4-3	2	0	0	0	0	1	1
Eddie Watt, R (5, 1)										0	0	0	0	0	0	0
Russ Snyder, L (7, PH) OBP: 0.111, SLG: 0.111										1	0	0	0	0	0	0
Moe Drabowsky, R (8, 1) OBP: 1.000, SLG: 1.000										0	0	0	0	0	0	0
Sam Bowens, R (9, PH) OBP: 0.111, SLG: 0.111										1	0	0	0	0	0	0

Totals	AB	R	H	RBI	BB	SO	LOB
	31	3	5	2	5	6	14

Inning Stats	1	2	3	4	5	6	7	8	9
	R: 1 H: 1 E: 0 LOB: 0 K: 0 BB: 0 S: 4 P: 4	R: 0 H: 1 E: 0 LOB: 1 K: 1 BB: 0 S: 6 P: 6	R: 2 H: 2 E: 1 LOB: 2 K: 2 BB: 2 S: 9 P: 17	R: 0 H: 1 E: 1 LOB: 1 K: 0 BB: 0 S: 4 P: 4	R: 0 H: 0 E: 0 LOB: 0 K: 0 BB: 1 S: 2 P: 6	R: 0 H: 0 E: 0 LOB: 1 K: 0 BB: 1 S: 3 P: 7	R: 0 H: 0 E: 1 LOB: 1 K: 1 BB: 1 S: 5 P: 9	R: 0 H: 0 E: 0 LOB: 0 K: 1 BB: 0 S: 5 P: 5	R: 0 H: 0 E: 0 LOB: 0 K: 1 BB: 0 S: 5 P: 5

1B: 4	SF: 0	WP: 0
2B: 0	SAC: 0	PB: 0
3B: 0	DP: 2	SB: 0
HR: 1	HBP: 0	CS: 1

PA: 36

PITCHER	IP	WLS	BF	H	R	ER	SO	BB	IBB	HBP	BLK	WP	HR	S	P	ERA	WHIP
Bruce Howard, R (1, 1) ERA: 7.5	4.0		19	5	3	2	3	1	1	0	0	0	1	23	31	4.50	1.500
Jack Lamabe, R (5, 1) ERA: 2.08	2.1	W	10	0	0	0	1	3	0	0	0	0	0	9	21	0.00	1.286
Eddie Fisher, R (7, 1) ERA: 1.83	2.2	S	7	0	0	0	2	0	0	0	0	0	0	11	11	0.00	0.000

PITCHER	IP	WLS	BF	H	R	ER	SO	BB	IBB	HBP	BLK	WP	HR	S	P	ERA	WHIP

Batter	1	2	3	4	5	6	7	8	9	10	11	AB	R	H	RBI	BB	SO	LOB
Jerry Adair, R (1, 4) OBP: 0.417, SLG: 0.300	F4	F9		1B BB		1B		4-3			1B BB	5	1	2	0	1	0	3
Bob Johnson, R (1, 3) OBP: 0.316, SLG: 0.188	K	E9 BB		1-3 2-H 1B		K			K		K	4	0	1	1	0	2	1
Boog Powell, L (9, PH) OBP: 0.353, SLG: 0.472 (9, 3)												2	0	0	0	0	2	1
Frank Robinson, R (1, 9) OBP: 0.495, SLG: 0.738	1B 2B		BB HBP	K			BB				1-2 BB	3	1	1	0	2	2	2
Brooks Robinson, R (1, 5) OBP: 0.356, SLG: 0.545	2-H 1B		1-2 2-3 BB	4-3			F3		F8		1-2 2-H 1B	5	0	2	2	1	0	3
Sam Bowens, R (1, 7) OBP: 0.077, SLG: 0.077	F6		K		L3		K			L6	F8	4	0	0	0	0	2	5
Curt Blefary, L (10, PH) OBP: 0.344, SLG: 0.532 (10, 7)												2	0	0	0	0	0	2
Dick Hall, R (11, 1)												0	0	0	0	0	0	0
Davey Johnson, R (1, 6) OBP: 0.273, SLG: 0.355		F4	K		F8		5-3			FC6-4 BB		4	0	0	0	1	1	4
Paul Blair, R (1, 8) OBP: 0.258, SLG: 0.357		BB BB	F9		6-3			5-3		F8		4	0	0	0	1	0	4
Cam Carreon, R (1, 2)		1-2 BB		WP 1B BB		5-3		E6 FC1-6		FC6-4 1-2f		3	1	0	0	2	0	1
Jim Palmer, R (1, 1) OBP: 0.294, SLG: 0.467		K		K 1-2		6-3		FC1-6 1-2f			4-3	4	0	0	0	0	2	4
Stu Miller, R (8, 1)												0	0	0	0	0	0	0
Russ Snyder, L (11, PH) OBP: 0.100, SLG: 0.100 (11, 7)												1	0	0	0	0	0	0
Inning Stats	R: 1 E: 0 K: 1 S: 7 H: 2 LOB: 1 BB: 0 P: 7	R: 0 E: 0 K: 1 S: 5 H: 0 LOB: 2 BB: 2 P: 13	R: 0 E: 1 K: 2 S: 8 H: 0 LOB: 3 BB: 1 P: 13	R: 1 E: 0 K: 2 S: 8 H: 1 LOB: 2 BB: 2 P: 16	R: 0 E: 0 K: 0 S: 3 H: 0 LOB: 0 BB: 0 P: 3	R: 0 E: 0 K: 1 S: 6 H: 1 LOB: 1 BB: 0 P: 6	R: 0 E: 0 K: 1 S: 5 H: 0 LOB: 1 BB: 1 P: 9	R: 0 E: 1 K: 0 S: 4 H: 0 LOB: 1 BB: 0 P: 4	R: 0 E: 0 K: 2 S: 7 H: 0 LOB: 0 BB: 0 P: 7	R: 0 E: 0 K: 0 S: 3 H: 0 LOB: 1 BB: 1 P: 7	R: 1 E: 0 K: 1 S: 7 H: 2 LOB: 2 BB: 1 P: 11	1B: 5 2B: 1 3B: 0 HR: 0 SF: 0 SAC: 0 DP: 0 HBP: 1						

PITCHER	IP	WLS	BF	H	R	ER	SO	BB	IBB	HBP	BLK	WP	HR	S	P	ERA	WHIP
Sam McDowell, L (1, 1) ERA: 1.48	8.0		37	4	2	2	8	6	0	1	0	1	0	46	71	2.25	1.250
Steve Hargan, R (9, 1) ERA: 2.35	2.0		7	0	0	0	2	1	0	0	0	0	0	10	14	0.00	0.500
Luis Tiant, R (11, 1) ERA: 1.48	0.2		5	2	1	1	1	1	0	0	0	0	0	6	10	13.50	4.500
John O'Donoghue, L (11, 1) ERA:	0.1	W	1	0	0	0	0	0	0	0	0	0	0	1	1	0.00	0.000

PITCHER	IP	WLS	BF	H	R	ER	SO	BB	IBB	HBP	BLK	WP	HR	S	P	ERA	WHIP

TOP

Baltimore Orioles @ Cleveland Indians

Cleveland Municipal Stadium, Cleveland, OH

Fri May 13 1966, 7:05 PM EDT

Att. 12,301 - Unknown

livebaseballscorecards.com

AB	41
R	3
H	6
RBI	3
BB	8
SO	11
LOB	30

WP: 1	PA: 50		
PB: 0			
SB: 0			
CS: 0			

Batter	1	2	3	4	5	6	7	8	9	10	11	AB	R	H	RBI	BB	SO	LOB
Dick Howser, R (1, 6) OBP: 0.323, SLG: 0.200 Jim Landis, R (8, PH) OBP: 0.522, SLG: 0.529 Steve Hargan, R (9, 1) Chico Salmon, R (10, PH) Luis Tiant, R (11, 1) John O'Donoghue, R (11, 1)	F8			1-3		G6-4-3 1-2f		K		K 1-2		3 1 0 1 0 0	0 0 0 0 0 0	0 0 0 0 0 0	0 0 0 0 0 0	0 1 0 1 0 0	0 2 0 1 0 0	2 2 0 1 0 0
Chuck Hinton, R (1, 9) OBP: 0.356, SLG: 0.282	4-3			F8			K		S 1B 1B		1B 1B 1B	5	2	2	0	0	1	0
Leon Wagner, L (1, 7) OBP: 0.286, SLG: 0.340	F3			K			HR		F8 1-2		1B E 1-3 1B	5	2	2	1	0	1	1
Fred Whitfield, L (1, 3) OBP: 0.271, SLG: 0.433		F8			F6		G3		K		FC6-4 1-3 3-H 1B	5	0	1	1	0	1	1
Max Alvis, R (1, 5) OBP: 0.394, SLG: 0.393		F3			L8-4-3 1B		6-3		2-H 1B		FC6-4 E IBB 1-2f 1	5	0	2	1	0	0	2
Vic Davalillo, L (1, 8) OBP: 0.263, SLG: 0.330		4-3			L8-4-3 1-2 2 3			F7	F3		E IBB 1-2	4	0	0	0	1	0	2
Pedro Gonzalez, R (1, 4) OBP: 0.247, SLG: 0.250			F4			F6	F7			4-3	FC4 1-2 2-3 3-H	5	0	0	0	0	0	2
Del Crandall, R (1, 2) OBP: 0.375, SLG: 0.450 Duke Sims, L (8, PH) OBP: 0.343, SLG: 0.688 (9, 2)			6-3			1B 1B		BB 1B		K		2 1	0 0	1 0	0 0	0 1	0 1	0 0
Sam McDowell, L (1, 1) OBP: 0.278, SLG: 0.278 Rocky Colavito, R (8, PH) OBP: 0.282, SLG: 0.319 Tony Martinez, R (8, PR) OBP: 1.000, SLG: 1.000 (9, 6)			K			G6-4-3 1-2 1B		1-2 1B		S 1B		2 1 1	0 0 0	1 1 1	0 0 0	0 0 0	1 0 0	0 0 0
Inning Stats	R: 0 H: 0 E: 0 LOB: 0 K: 0 BB: 0 S: 3 P: 3	R: 0 H: 0 E: 0 LOB: 0 K: 0 BB: 0 S: 3 P: 3	R: 0 H: 0 E: 0 LOB: 0 K: 1 BB: 0 S: 5 P: 5	R: 0 H: 0 E: 0 LOB: 0 K: 1 BB: 0 S: 5 P: 5	R: 0 H: 1 E: 0 LOB: 0 K: 0 BB: 0 S: 3 P: 3	R: 0 H: 2 E: 0 LOB: 1 K: 0 BB: 0 S: 4 P: 4	R: 1 H: 1 E: 0 LOB: 0 K: 1 BB: 0 S: 6 P: 6	R: 0 H: 1 E: 0 LOB: 2 K: 1 BB: 1 S: 6 P: 10	R: 1 H: 2 E: 0 LOB: 1 K: 1 BB: 0 S: 7 P: 7	R: 0 H: 1 E: 0 LOB: 1 K: 2 BB: 0 S: 8 P: 8	R: 2 H: 3 E: 1 LOB: 3 K: 0 BB: 1 S: 5 P: 9	1B: 10 SF: 0 2B: 1 SAC: 0 3B: 0 DP: 2 HR: 1 HBP: 0						

PITCHER		IP	WLS	BF	H	R	ER	SO	BB	IBB	HBP	BLK	WP	HR	S	P	ERA	WHIP
Jim Palmer, R ERA: 2.98	(1, 1)	7.2		27	5	1	1	3	1	0	0	0	0	1	32	36	1.17	0.783
Stu Miller, R ERA: 1.37	(8, 1)	2.1		10	3	1	1	4	0	0	0	0	0	0	18	18	3.86	1.286
Dick Hall, R ERA: 1.32	(11, 1)	0.1	L	6	3	2	1	0	0	1	0	0	0	0	5	9	27.00	9.000

PITCHER	IP	WLS	BF	H	R	ER	SO	BB	IBB	HBP	BLK	WP	HR	S	P	ERA	WHIP

BOTTOM

Baltimore Orioles @ Cleveland Indians

Cleveland Municipal Stadium, Cleveland, OH

Fri May 13 1966, 7:05 PM EDT

Att. 12,301 - Unknown

livebaseballscorecards.com

AB	41
R	4
H	11
RBI	3
BB	2
SO	7
LOB	13

WP: 0 PA: 43
PB: 0
SB: 2
CS: 0

Batter	1	2	3	4	5	6	7	8	9	AB	R	H	RBI	BB	SO	LOB
Russ Snyder, L (1, 8) OBP: 0.071, SLG: 0.071	x 0-0 ① F6		S S S 0-3 ② K			x 0-0 ① L8		x 0-0 ① F8		4	0	0	0	0	1	0
Curt Blefary, L (1, 7) OBP: 0.340, SLG: 0.518	S S S 0-3 ② K		x 0-0 ③ 1B			x 0-0 ② F8		x 0-0 ② G3		4	0	1	0	0	1	0
Frank Robinson, R (1, 9) OBP: 0.495, SLG: 0.724	B B B B 4-0 BB			x 0-0 ① F8		x 0-0 ③ 1-3		x 0-0 1B		3	0	1	0	1	0	0
Brooks Robinson, R (1, 5) OBP: 0.370, SLG: 0.553	x 0-0 ③ 5-3			x 0-0 1B			x 0-0 3-1 WP SF8 1B	x 0-0 1-2 1B		4	1	3	0	0	0	1
Boog Powell, L (1, 3) OBP: 0.337, SLG: 0.447		S S S 0-3 ① K		x 0-0 ② F5			x 0-0 ① 3-1 1-3	x 0-0 ③ 4-3		4	0	0	0	0	1	4
Davey Johnson, R (1, 6) OBP: 0.272, SLG: 0.344		S S S 0-3 ② K		x 0-0 ③ F4			B B B B 4-0 1B BB		x 0-0 ① 4-3	3	0	0	0	1	1	1
Jerry Adair, R (1, 4) OBP: 0.438, SLG: 0.333		x 0-0 1B			S S S 0-3 ① K		x 0-0 ② SF8 3-H		B B B B 4-0 5-3 BB	2	0	1	1	1	1	0
Andy Etchebarren, R (1, 2) OBP: 0.333, SLG: 0.395		S S S 0-3 ③ K			x 0-0 ② F8		x 0-0 1-2 1B		x 0-0 ② 5-3 1-2	4	0	1	0	0	1	2
Wally Bunker, R (1, 1) OBP: 0.133, SLG: 0.143 Bob Johnson, R (9, PH) OBP: 0.300, SLG: 0.176			S S S 0-3 ① K		S S S 0-3 ③ K		x 0-0 ③ L1		x 0-0 ③ F7	3 1	0 0	0 0	0 0	0 0	2 0	2 1
Inning Stats	R: 0 E: 0 K: 1 S: 5 H: 0 LOB: 1 BB: 1 P: 9	R: 0 E: 0 K: 3 S: 10 H: 1 LOB: 1 BB: 0 P: 10	R: 0 E: 0 K: 2 S: 7 H: 1 LOB: 1 BB: 0 P: 7	R: 0 E: 0 K: 0 S: 4 H: 1 LOB: 1 BB: 0 P: 4	R: 0 E: 0 K: 2 S: 7 H: 0 LOB: 0 BB: 0 P: 7	R: 0 E: 0 K: 0 S: 3 H: 0 LOB: 0 BB: 0 P: 3	R: 1 E: 0 K: 0 S: 5 H: 2 LOB: 2 BB: 1 P: 9	R: 0 E: 0 K: 0 S: 5 H: 2 LOB: 2 BB: 0 P: 5	R: 0 E: 0 K: 0 S: 3 H: 0 LOB: 1 BB: 1 P: 7	1B: 7 2B: 0 3B: 0 HR: 0	SF: 1 SAC: 0 DP: 0 HBP: 0					

PITCHER	IP	WLS	BF	H	R	ER	SO	BB	IBB	HBP	BLK	WP	HR	S	P	ERA	WHIP
Sonny Siebert, R (1, 1) ERA: 1.99	9.0	W	36	7	1	1	8	3	0	0	0	1	0	49	61	1.00	1.111

PITCHER	IP	WLS	BF	H	R	ER	SO	BB	IBB	HBP	BLK	WP	HR	S	P	ERA	WHIP

TOP

Baltimore Orioles @ Cleveland Indians

Cleveland Municipal Stadium, Cleveland, OH

Sat May 14 1966, 7:05 PM EDT

Att. 12,518 - Unknown

livebaseballscorecards.com

AB	32
R	1
H	7
RBI	1
BB	3
SO	8
LOB	11

WP: 1	PA: 36
PB: 0	
SB: 0	
CS: 0	

BOTTOM

Baltimore Orioles @ Cleveland Indians

Cleveland Municipal Stadium, Cleveland, OH

Sat May 14 1966, 7:05 PM EDT

Att. 12,518 - Unknown

livebaseballscorecards.com

Batter	1	2	3	4	5	6	7	8	9	AB	R	H	RBI	BB	SO	LOB
Dick Howser, R (1, 6) OBP: 0.314, SLG: 0.207	K		6-3		FC4-6 1-2f		S 1B			4	0	1	0	0	1	3
Chuck Hinton, R (1, 9) OBP: 0.327, SLG: 0.256	F9			F8		K	F6 1-2			4	0	0	0	0	1	1
Leon Wagner, L (1, 7) OBP: 0.283, SLG: 0.333	F7			K		E S 1B		F2		4	0	1	0	0	1	0
Fred Whitfield, L (1, 3) OBP: 0.257, SLG: 0.408		F7		G3		F9 1-2		G3		4	0	0	0	0	0	1
Max Alvis, R (1, 5) OBP: 0.398, SLG: 0.384		CS BB			5-3	E6 2-3		BB		2	0	0	0	2	0	1
Vic Davalillo, L (1, 8) OBP: 0.253, SLG: 0.315		F7 1-2			F6	F4		4-3		4	0	0	0	0	0	4
Pedro Gonzalez, R (1, 4) OBP: 0.261, SLG: 0.301			6-3		1B 2B		1B 3B			3	2	2	0	0	0	0
Duke Sims, L (1, 2) OBP: 0.368, SLG: 0.676			K		1B IBB		G1-6-3 3-H 1B			2	0	1	1	1	1	0
Sonny Siebert, R (1, 1) OBP: 0.286, SLG: 0.231			BB		FC4-6 1-2 2-H 1B		G1-6-3 1-2f			2	0	1	1	1	0	1

	AB	29
	R	2
	H	6
	RBI	2
	BB	4
	SO	4
	LOB	11

Inning Stats	1	2	3	4	5	6	7	8	9
	R: 0 H: 0 E: 0 LOB: 0 K: 1 BB: 0 S: 5 P: 5	R: 0 H: 0 E: 0 LOB: 0 K: 0 BB: 1 S: 2 P: 6	R: 0 H: 0 E: 0 LOB: 1 K: 1 BB: 1 S: 5 P: 9	R: 0 H: 0 E: 0 LOB: 0 K: 1 BB: 0 S: 5 P: 5	R: 1 H: 2 E: 0 LOB: 2 K: 0 BB: 1 S: 5 P: 9	R: 0 H: 1 E: 1 LOB: 2 K: 1 BB: 0 S: 7 P: 7	R: 1 H: 3 E: 0 LOB: 1 K: 0 BB: 0 S: 5 P: 5	R: 0 H: 0 E: 0 LOB: 1 K: 0 BB: 1 S: 3 P: 7	

	1B: 4	SF: 0	WP: 0	PA: 33
	2B: 1	SAC: 0	PB: 0	
	3B: 1	DP: 1	SB: 2	
	HR: 0	HBP: 0	CS: 1	

PITCHER	IP	WLS	BF	H	R	ER	SO	BB	IBB	HBP	BLK	WP	HR	S	P	ERA	WHIP
Wally Bunker, R (1, 1) ERA: 3.32	8.0	L	33	6	2	2	4	3	1	0	0	0	0	37	53	2.25	1.125

PITCHER	IP	WLS	BF	H	R	ER	SO	BB	IBB	HBP	BLK	WP	HR	S	P	ERA	WHIP

Batter	1	2	3	4	5	6	7	8	9	10	11	12	13	AB	R	H	RBI	BB	SO	LOB
Russ Snyder, L (1, 8) (13, 7) OBP: 0.200, SLG: 0.200	L9		FC5-3 1B			G6-4-3 1B		F8		FC5-4 1-2f			SH1-4 1B	6	1	3	0	0	0	1
Luis Aparicio, R (1, 6) OBP: 0.225, SLG: 0.260	F8		FC5-3 1-2f			G6-4-3 1-2f			F2	5-3			SH1-4 1-2	5	0	0	0	0	0	3
Frank Robinson, R (1, 9) OBP: 0.487, SLG: 0.696	K			E5 G3-6-1 1B					F6		6-3		1B IBB	5	0	1	0	1	1	0
Brooks Robinson, R (1, 5) OBP: 0.377, SLG: 0.546		F5		G3-6-1 1-2 1B		F8			1B BB		6-3		1-2 2-H 1B	5	0	2	1	1	0	1
Curt Blefary, L (1, 7) OBP: 0.340, SLG: 0.500 Paul Blair, R (13, 8) OBP: 0.258, SLG: 0.357		BB		G3-6-1 1-2f 2-3			6-3		BB 1-3 1B		F8		K	5 0	0 0	1 0	0 0	1 0	1 0	4 0
Boog Powell, L (1, 3) OBP: 0.326, SLG: 0.420	K			F4			K		BB 1-2			F6	4-3	5	0	0	0	1	2	4
Davey Johnson, R (1, 4) OBP: 0.259, SLG: 0.327	F2				6-3		K		K			1-4-3		5	0	0	0	0	2	4
Andy Etchebarren, R (1, 2) OBP: 0.337, SLG: 0.407			F9		F8			F7		FC1-5 2B			1B	5	0	2	0	0	0	0
John Miller, R (1, 1) Stu Miller, R (9, 1) Bob Johnson, R (12, PH) OBP: 0.286, SLG: 0.167 Eddie Watt, R (12, 1)			K		3-1			K		FC1-5 FC5-4 2-3			5-3	3 1 1 0	0 0 0 0	0 0 0 0	0 0 0 0	2 0 0 0	0 1 1 0	0 1 1 0
Inning Stats	R: 0 H: 0 E: 0 LOB: 0 K: 1 BB: 0 S: 5 P: 5	R: 0 H: 0 E: 0 LOB: 1 K: 1 BB: 1 S: 5 P: 9	R: 0 H: 1 E: 0 LOB: 1 K: 1 BB: 0 S: 6 P: 6	R: 0 H: 1 E: 1 LOB: 1 K: 0 BB: 0 S: 4 P: 4	R: 0 H: 0 E: 0 LOB: 0 K: 0 BB: 0 S: 3 P: 3	R: 0 H: 2 E: 0 LOB: 1 K: 0 BB: 0 S: 4 P: 4	R: 0 H: 0 E: 0 LOB: 0 K: 2 BB: 0 S: 7 P: 7	R: 0 H: 0 E: 0 LOB: 0 K: 1 BB: 0 S: 5 P: 5	R: 0 H: 1 E: 0 LOB: 3 K: 1 BB: 2 S: 6 P: 14	R: 0 H: 1 E: 0 LOB: 1 K: 0 BB: 0 S: 4 P: 4	R: 0 H: 0 E: 0 LOB: 0 K: 0 BB: 0 S: 3 P: 3	R: 0 H: 1 E: 0 LOB: 1 K: 0 BB: 0 S: 4 P: 4	R: 1 H: 2 E: 0 LOB: 2 K: 1 BB: 1 S: 7 P: 11	1B: 8 SF: 0 2B: 1 SAC: 1 3B: 0 DP: 2 HR: 0 HBP: 0						

PITCHER		IP	WLS	BF	H	R	ER	SO	BB	IBB	HBP	BLK	WP	HR	S	P	ERA	WHIP
Gary Bell, R ERA: 2.66	(1, 1)	11.0		41	6	0	0	7	3	0	0	0	0	0	52	64	0.00	0.818
Steve Hargan, R ERA: 3.0	(12, 1)	1.1	L	8	3	1	1	0	0	1	0	0	0	0	7	11	6.75	2.250
Bob Allen, L ERA: 1.64	(13, 1)	0.2		2	0	0	0	1	0	0	0	0	0	0	4	4	0.00	0.000

Baltimore Orioles @ Cleveland Indians

Cleveland Municipal Stadium, Cleveland, OH

Sun May 15 1966, 3:33 AM EDT

Unknown

TOP

livebaseballscorecards.com

AB	46
R	1
H	9
RBI	1
BB	4
SO	8
LOB	19

Baltimore Orioles @ Cleveland Indians

Cleveland Municipal Stadium, Cleveland, OH

Sun May 15 1966, 3:33 AM EDT

Unknown

livebaseballscorecards.com

BOTTOM

Batter	1	2	3	4	5	6	7	8	9	10	11	12	13	AB	R	H	RBI	BB	SO	LOB
Dick Howser, R (1, 6) OBP: 0.325, SLG: 0.242	2B		K			F8			BB		SH1-4 1-2		F9	4	0	1	0	1	1	1
Chuck Hinton, R (1, 9) OBP: 0.352, SLG: 0.261	G4-6-3 BB			6-3		5-3			1B IBB 1-3		FC4-6-5 IBB			3	0	1	0	2	0	0
Leon Wagner, L (1, 7) OBP: 0.277, SLG: 0.310	F8			F4			F4		L3 IBB 1-2		FC4-6-5 1-2 2-3			4	0	0	0	1	0	4
Fred Whitfield, L (1, 3) OBP: 0.253, SLG: 0.395	G4-6-3 1-2f			FC6-4 1B			F4		L3 1-2			F6		5	0	1	0	0	0	5
Max Alvis, R (1, 5) OBP: 0.379, SLG: 0.363		K		FC6-4 1-2f			F7		K			K		5	0	0	0	0	3	3
Vic Davalillo, L (1, 8) OBP: 0.260, SLG: 0.320		L4-3 1B			F7			6-3		F5		CS 1B		5	0	2	0	0	0	0
Pedro Gonzalez, R (1, 4) OBP: 0.247, SLG: 0.284		L4-3 1-2			6-3			6-3		6-3		CS 1-2	5-3	5	0	0	0	0	0	1
Duke Sims, L (1, 2) OBP: 0.349, SLG: 0.605			F9		K			BB		F7			4-3	4	0	0	0	1	1	0
Gary Bell, R (1, 1) OBP: 0.250, SLG: 0.100 Chico Salmon, R (11, PR) Steve Hargan, R (12, 1) Bob Allen, L (13, 1) Rocky Colavito, R (13, PH) OBP: 0.291, SLG: 0.329 Jim Landis, R (13, PR) OBP: 0.522, SLG: 0.529			F3			1-3		6-3			SH1-4 FC4-6-5 1B		1B	4 0 0 0 0 1 0	0 0 0 0 0 0 0	1 0 0 0 1 0 0	0 0 0 0 0 0 0	0 0 0 0 0 0 0	0 0 0 0 0 0 0	1 0 0 0 0 0 0
Inning Stats	R: 0 E: 0 K: 0 S: 3 H: 1 LOB: 1 BB: 1 P: 7	R: 0 E: 0 K: 1 S: 5 H: 1 LOB: 0 BB: 0 P: 5	R: 0 E: 0 K: 1 S: 5 H: 0 LOB: 0 BB: 0 P: 5	R: 0 E: 0 K: 0 S: 4 H: 1 LOB: 1 BB: 0 P: 4	R: 0 E: 0 K: 1 S: 5 H: 0 LOB: 0 BB: 0 P: 5	R: 0 E: 0 K: 0 S: 3 H: 0 LOB: 0 BB: 0 P: 3	R: 0 E: 0 K: 0 S: 3 H: 0 LOB: 1 BB: 0 P: 3	R: 0 E: 0 K: 0 S: 3 H: 0 LOB: 1 BB: 1 P: 7	R: 0 E: 0 K: 1 S: 5 H: 1 LOB: 2 BB: 2 P: 13	R: 0 E: 0 K: 0 S: 3 H: 0 LOB: 0 BB: 0 P: 3	R: 0 E: 0 K: 0 S: 3 H: 1 LOB: 1 BB: 1 P: 7	R: 0 E: 0 K: 1 S: 5 H: 1 LOB: 0 BB: 0 P: 5	R: 0 E: 0 K: 0 S: 4 H: 1 LOB: 1 BB: 0 P: 4	1B: 6 2B: 4 3B: 0 HR: 0 SF: 0 SAC: 1 DP: 4 HBP: 0			WP: 0 PB: 0 SB: 0 CS: 1	PA: 47		

PITCHER		IP	WLS	BF	H	R	ER	SO	BB	IBB	HBP	BLK	WP	HR	S	P	ERA	WHIP
John Miller, R ERA: 1.26	(1, 1)	8.0		30	4	0	0	3	3	1	0	0	0	0	32	48	0.00	0.875
Stu Miller, R ERA: 1.19	(9, 1)	3.0		9	1	0	0	1	0	1	0	0	0	0	10	14	0.00	0.333
Eddie Watt, R ERA: 2.65	(12, 1)	2.0	W	7	2	0	0	1	0	0	0	0	0	0	9	9	0.00	1.000

PITCHER	IP	WLS	BF	H	R	ER	SO	BB	IBB	HBP	BLK	WP	HR	S	P	ERA	WHIP

Batter	1	2	3	4	5	6	7	8	9	AB	R	H	RBI	BB	SO	LOB
Russ Snyder, L (1, 8) OBP: 0.250, SLG: 0.292	K		2B		1B			G3		4	0	2	0	0	1	0
Luis Aparicio, R (1, 6) OBP: 0.226, SLG: 0.260	1B		F9		F8			4-3		4	0	1	0	0	0	2
Frank Robinson, R (1, 9) OBP: 0.496, SLG: 0.729	G6-4-3 1-2			HR		F8			8-3	4	1	3	1	0	0	0
Brooks Robinson, R (1, 5) OBP: 0.373, SLG: 0.536	G6-4-3 1-2f			3-1		F8			F8	4	0	1	0	0	0	3
Curt Blefary, L (1, 7) OBP: 0.327, SLG: 0.478		K		F4		L8			8-3 1-2f	4	0	0	0	0	1	2
Boog Powell, L (1, 3) OBP: 0.316, SLG: 0.405		4-3		3-1 1-2			F2			3	0	0	0	0	0	1
Jerry Adair, R (1, 4) OBP: 0.421, SLG: 0.333		K		F8			G4-6-3			3	0	1	0	0	1	1
Andy Etchebarren, R (1, 2) OBP: 0.326, SLG: 0.393			F3		5-3		G4-6-3 1-2f			3	0	0	0	0	0	1
Dave McNally, R (1, 1) OBP: 0.167, SLG: 0.125			3-1		K			6-3		3	0	0	0	0	1	0
Inning Stats	R: 0 E: 0 K: 1 S: 6 H: 2 LOB: 1 BB: 0 P: 6	R: 0 E: 0 K: 2 S: 7 H: 0 LOB: 0 BB: 0 P: 7	R: 0 E: 0 K: 0 S: 4 H: 1 LOB: 1 BB: 0 P: 4	R: 1 E: 0 K: 0 S: 5 H: 2 LOB: 1 BB: 0 P: 5	R: 0 E: 0 K: 1 S: 6 H: 1 LOB: 1 BB: 0 P: 6	R: 0 E: 0 K: 0 S: 3 H: 0 LOB: 0 BB: 0 P: 3	R: 0 E: 0 K: 0 S: 3 H: 1 LOB: 0 BB: 0 P: 3	R: 0 E: 0 K: 0 S: 3 H: 0 LOB: 0 BB: 0 P: 3	R: 0 E: 0 K: 0 S: 3 H: 1 LOB: 0 BB: 0 P: 3	1B: 6 2B: 2 3B: 0 HR: 1 SF: 0 SAC: 0 DP: 3 HBP: 0						

PITCHER	IP	WLS	BF	H	R	ER	SO	BB	IBB	HBP	BLK	WP	HR	S	P	ERA	WHIP
Lee Stange, R (1, 1) ERA: 0.93	9.0	W	32	8	1	1	4	0	0	0	0	0	1	40	40	1.00	0.889

PITCHER	IP	WLS	BF	H	R	ER	SO	BB	IBB	HBP	BLK	WP	HR	S	P	ERA	WHIP

TOP

Baltimore Orioles @ Cleveland Indians

Cleveland Municipal Stadium, Cleveland, OH

Sun May 15 1966, 3:38 AM EDT

Att. 34,186 - Unknown

livebaseballscorecards.com

AB	32
R	1
H	8
RBI	1
BB	0
SO	4
LOB	10

Baltimore Orioles @ Cleveland Indians

Cleveland Municipal Stadium, Cleveland, OH

Sun May 15 1966, 3:38 AM EDT

Att. 34,186 - Unknown

livebaseballscorecards.com

BOTTOM

Batter	1	2	3	4	5	6	7	8	9	AB	R	H	RBI	BB	SO	LOB
Dick Howser, R (1, 6) OBP: 0.318, SLG: 0.243	B1-3		4-3 2-3			1B FC6-4 1B		5-3		4	1	1	0	0	0	1
Chuck Hinton, R (1, 9) OBP: 0.362, SLG: 0.280	K		3-H 1B			F9		CS 1B		4	0	2	1	0	1	1
Leon Wagner, L (1, 7) OBP: 0.294, SLG: 0.328	1B		F6			1-3 FC6-4 1B		1-2 CS		3	0	2	0	0	0	1
Fred Whitfield, L (1, 3) OBP: 0.256, SLG: 0.392	F7			G6-4-3 1B		1-2f 3-H FC6-4				3	0	1	1	0	0	2
Max Alvis, R (1, 5) OBP: 0.368, SLG: 0.351		L5		1-2f G6-4-3		F8				3	0	0	0	0	0	2
Vic Davalillo, L (1, 8) OBP: 0.252, SLG: 0.310		1-3		L4			K			3	0	0	0	0	1	0
Pedro Gonzalez, R (1, 4) OBP: 0.240, SLG: 0.275		G3			6-3		3-1			3	0	0	0	0	0	0
Del Crandall, R (1, 2) OBP: 0.370, SLG: 0.435			4-3 SH2-4 1B 1B		F9		F4			3	1	1	0	0	0	0
Lee Stange, R (1, 1)			SH2-4 1-2		K			K		2	0	0	0	0	2	0
Inning Stats	R: 0 E: 0 K: 1 S: 6 H: 1 LOB: 1 BB: 0 P: 6	R: 0 E: 0 K: 0 S: 3 H: 0 LOB: 0 BB: 0 P: 3	R: 1 E: 0 K: 0 S: 5 H: 2 LOB: 1 BB: 0 P: 5	R: 0 E: 0 K: 0 S: 3 H: 1 LOB: 0 BB: 0 P: 3	R: 0 E: 0 K: 1 S: 5 H: 0 LOB: 0 BB: 0 P: 5	R: 1 E: 0 K: 0 S: 5 H: 2 LOB: 1 BB: 0 P: 5	R: 0 E: 0 K: 1 S: 5 H: 0 LOB: 0 BB: 0 P: 5	R: 0 E: 0 K: 1 S: 5 H: 1 LOB: 0 BB: 0 P: 5		1B: 7 2B: 0 3B: 0 HR: 0 SF: 0 SAC: 1 DP: 1 HBP: 0						

AB	28
R	2
H	7
RBI	2
BB	0
SO	4
LOB	7

WP: 0 PA: 30
PB: 0
SB: 0
CS: 1

PITCHER	IP	WLS	BF	H	R	ER	SO	BB	IBB	HBP	BLK	WP	HR	S	P	ERA	WHIP
Dave McNally, L (1, 1) ERA: 2.35	8.0	L	29	7	2	2	4	0	0	0	0	0	0	37	37	2.25	0.875

PITCHER	IP	WLS	BF	H	R	ER	SO	BB	IBB	HBP	BLK	WP	HR	S	P	ERA	WHIP

Batter	1	2	3	4	5	6	7	8	9	AB	R	H	RBI	BB	SO	LOB
Rico Petrocelli, R (1, 6) OBP: 0.310, SLG: 0.430	F7		G4-6-3 1B	1-H 2-H 3-H HR		F9			BB	4	1	2	4	1	0	1
Joe Foy, R (1, 5) OBP: 0.348, SLG: 0.257	BB 1B 1B		G4-6-3 1-2f	5-3			F7		K	5	1	1	0	0	1	2
Carl Yastrzemski, L (1, 7) OBP: 0.397, SLG: 0.470	F5		1B BB	K			F8		K	4	0	0	0	1	2	2
George Scott, R (1, 3) OBP: 0.392, SLG: 0.705	1B 1-2 BB		FC6-4 1-2 1B		K		F7			3	0	1	0	1	1	0
Tony Conigliaro, R (1, 9) OBP: 0.287, SLG: 0.355	1-2 2-H 1B		FC6-4 1-2f		K			K		4	0	1	1	0	2	2
George Thomas, R (1, 8) OBP: 0.313, SLG: 0.185	F8			E 1B HR BB	1-3			K		3	1	0	0	1	1	2
Mike Ryan, R (1, 2) OBP: 0.225, SLG: 0.290		F7		E 1-2 HR 1B		6-3		5-3		3	1	1	0	0	0	0
Bob Tillman, R (6, 2) OBP: 0.292, SLG: 0.311										1	0	0	0	0	0	0
George Smith, R (1, 4) OBP: 0.240, SLG: 0.246		6-3		K		SH1-4 1B			HR	3	0	1	0	0	1	2
Lenny Green, L (9, PH) OBP: 0.348, SLG: 0.327										1	1	1	1	0	0	0
Jerry Stephenson, L (1, 1) OBP: 0.100, SLG: 0.100		K		E6 1-2 2-3 HR		SH1-4 1-2			F8	2	1	0	0	0	1	2
Ken Sanders, R (6, 1)										0	0	0	0	0	0	0
Jim Lonborg, R (6, 1)										0	0	0	0	0	0	0
Dalton Jones, L (9, PH) OBP: 0.292, SLG: 0.349										1	0	0	0	0	0	0
Inning Stats	R: 1 E: 0 K: 0 S: 5 H: 2 LOB: 2 BB: 1 P: 9	R: 0 E: 0 K: 1 S: 5 H: 0 LOB: 0 BB: 0 P: 5	R: 0 E: 0 K: 0 S: 4 H: 2 LOB: 2 BB: 1 P: 8	R: 4 E: 1 K: 2 S: 10 H: 2 LOB: 0 BB: 1 P: 14	R: 0 E: 0 K: 2 S: 7 H: 0 LOB: 0 BB: 0 P: 7	R: 0 E: 0 K: 0 S: 4 H: 1 LOB: 1 BB: 0 P: 4	R: 0 E: 0 K: 0 S: 3 H: 0 LOB: 0 BB: 0 P: 3	R: 0 E: 0 K: 2 S: 7 H: 0 LOB: 0 BB: 0 P: 7	R: 1 E: 0 K: 2 S: 8 H: 1 LOB: 1 BB: 1 P: 12	1B: 6 2B: 0 3B: 0 HR: 2 SF: 0 SAC: 1 DP: 1 HBP: 0						

TOP

Boston Red Sox @ Baltimore Orioles

Memorial Stadium, Baltimore, MD

Tue May 17 1966, 7:05 PM EDT

Att. 8,442 - Unknown

livebaseballscorecards.com

AB	34
R	6
H	8
RBI	6
BB	4
SO	9
LOB	13

PITCHER		IP	WLS	BF	H	R	ER	SO	BB	IBB	HBP	BLK	WP	HR	S	P	ERA	WHIP
Frank Bertaina, L ERA: 1.76	(1, 1)	2.2		13	4	1	1	1	2	0	0	0	0	0	13	21	3.38	2.250
Gene Brabender, R ERA: 6.75	(3, 1)	3.1		15	3	4	3	4	1	0	0	0	0	1	22	26	8.10	1.200
Eddie Watt, R ERA: 2.7	(7, 1)	3.0	W	11	1	1	1	4	1	0	0	0	0	1	18	22	3.00	0.667

PITCHER	IP	WLS	BF	H	R	ER	SO	BB	IBB	HBP	BLK	WP	HR	S	P	ERA	WHIP

BOTTOM

Boston Red Sox @ Baltimore Orioles

Memorial Stadium, Baltimore, MD

Tue May 17 1966, 7:05 PM EDT

Att. 8,442 - Unknown

livebaseballscorecards.com

Batter	1	2	3	4	5	6	7	8	9	AB	R	H	RBI	BB	SO	LOB
Russ Snyder, L (1, 8) (9, 7) OBP: 0.241, SLG: 0.250	B B B B 4-0 S BB WP BB	x 0-0 ① 6-3		S S S 0-3 ① K		x 0-0 FC2 1-2 3-H 3B		x 0-0 ② 4-3		4	2	0	1	1	1	1
Luis Aparicio, R (1, 6) OBP: 0.234, SLG: 0.278	B B B B 4-0 S 1-2 FC4 BB	x 0-0 ② 1-3		x 0-0 ② 5-3		x 0-0 1B 1-H 2-H 3B		x 0-0 ③ F7		4	2	1	2	1	0	0
Frank Robinson, R (1, 9) OBP: 0.488, SLG: 0.707	S S S 0-3 ① K 1-3 2-H	x 0-0 ③ L3		x 0-0 ③ F7		B B B B 4-0 E 1B BB				3	0	0	0	1	1	1
Brooks Robinson, R (1, 5) OBP: 0.377, SLG: 0.530	B B B B 4-0 FC5-4 E BB		x 0-0 ① G3		x 0-0 ① F5	x 0-0 G3-6-1 1-2 3-H 1B				3	0	1	1	1	0	0
Curt Blefary, L (1, 7) OBP: 0.324, SLG: 0.463 Paul Blair, R (9, 8) OBP: 0.258, SLG: 0.357	x 0-0 FC4 S FC5-4 E 1-2 3-H		B B B B 4-0 1B 1B BB		x 0-0 ② F7	x 0-0 ② ③ G3-6-1 1-2f 2-3				3 0	2 0	0 0	1 0	1 0	0 0	3 0
Boog Powell, L (1, 3) OBP: 0.314, SLG: 0.398	x 0-0 ② FC5-4 E E 1-2 2-3f	x 0-0 1B 1-3 1B			x 0-0 ③ 4-3		S S S 0-3 ① K			4	0	1	0	0	1	2
Davey Johnson, R (1, 4) OBP: 0.268, SLG: 0.343	x 0-0 E4 E 1-2 2-H	x 0-0 1-2 3-H 1B				x 0-0 S FC2 2B	S S S 0-3 ② K			4	1	2	1	0	1	1
Andy Etchebarren, R (1, 2) OBP: 0.313, SLG: 0.375	x 0-0 E6 1-2 2-3	x 0-0 ② F8				x 0-0 ① L3 2-3	x 0-0 ③ 6-3			4	0	0	0	0	0	5
Frank Bertaina, L (1, 1) Gene Brabender, R (3, 1) Woodie Held, R (6, PH) OBP: 0.400, SLG: 0.250 Eddie Watt, R (7, 1)	S S S 0-3 ③ K		S S S 0-3 ③ K			B B B B 4-0 FC2 3B BB		x 0-0 ① 6-3		1 1 0 1	0 0 1 0	0 0 0 0	0 0 1 0	0 0 1 0	1 1 0 0	3 2 0 0
Inning Stats	R: 3 E: 3 K: 2 S: 10 H: 0 LOB: 3 BB: 3 P: 22	R: 0 E: 0 K: 0 S: 3 H: 0 LOB: 0 BB: 0 P: 3	R: 1 E: 0 K: 1 S: 7 H: 2 LOB: 2 BB: 1 P: 11	R: 0 E: 0 K: 1 S: 5 H: 0 LOB: 0 BB: 0 P: 5	R: 0 E: 0 K: 0 S: 3 H: 0 LOB: 0 BB: 0 P: 3	R: 4 E: 1 K: 0 S: 6 H: 3 LOB: 2 BB: 2 P: 14	R: 0 E: 0 K: 2 S: 7 H: 0 LOB: 0 BB: 0 P: 7	R: 0 E: 0 K: 0 S: 3 H: 0 LOB: 0 BB: 0 P: 3		1B: 3 2B: 1 3B: 1 HR: 0 SF: 0 SAC: 0 DP: 1 HBP: 0						

AB	32
R	8
H	5
RBI	6
BB	6
SO	6
LOB	18

WP: 1 PB: 0 SB: 5 CS: 0 PA: 38

PITCHER		IP	WLS	BF	H	R	ER	SO	BB	IBB	HBP	BLK	WP	HR	S	P	ERA	WHIP
Jerry Stephenson, R ERA: 5.65	(1, 1)	5.1	L	28	3	7	6	4	5	0	0	0	1	0	31	51	10.12	1.500
Ken Sanders, R ERA: 3.06	(6, 1)	0.0		3	2	1	1	0	1	0	0	0	0	0	2	6	∞	∞
Jim Lonborg, R ERA: 4.09	(6, 1)	2.2		7	0	0	0	2	0	0	0	0	0	0	11	11	0.00	0.000

PITCHER	IP	WLS	BF	H	R	ER	SO	BB	IBB	HBP	BLK	WP	HR	S	P	ERA	WHIP

Batter	1	2	3	4	5	6	7	8	9	10	AB	R	H	RBI	BB	SO	LOB
Rico Petrocelli, R (1, 6) OBP: 0.305, SLG: 0.415	S S S 0-3 K ①		x 0-0 F8 ②			S S S 0-3 K ①		B B B 4-0 3-1 SH5-3 BB		x 0-0 F8 ①	4	0	0	0	1	2	1
Lenny Green, L (1, 8) OBP: 0.343, SLG: 0.322	x 0-0 F6 ②		S S S 0-3 K ③			x 0-0 CS 1B		x 0-0 SH5-3 ① 1-2		x 0-0 3-1 ②	4	0	1	0	0	1	1
Carl Yastrzemski, L (1, 7) OBP: 0.390, SLG: 0.454	x 0-0 F9 ③			S S S 0-3 K ①		B B B 4-0 E 1-2 BB ②		x 0-0 3-1 ② 2-3		x 0-0 G3 ③	4	0	0	0	1	1	1
George Scott, R (1, 3) OBP: 0.380, SLG: 0.681		x 0-0 F7 ①		x 0-0 F9 ②		x 0-0 E4 1-2		x 0-0 F4 ③			4	0	0	0	0	0	2
Tony Conigliaro, R (1, 9) OBP: 0.278, SLG: 0.342		x 0-0 6-3 ②		S S S 0-3 K ③		x 0-0 F8 ③			x 0-0 1-3 ①		4	0	0	0	0	1	2
Dalton Jones, L (1, 4) OBP: 0.288, SLG: 0.362		x 0-0 F8 ③			x 0-0 6-3 2B		x 0-0 F5 ①		x 0-0 L5 ②		4	0	1	0	0	0	0
Joe Foy, R (1, 5) OBP: 0.365, SLG: 0.311			x 0-0 1B 3B		S S S 0-3 K ①		x 0-0 E5 WP 1B		x 0-0 1B		4	1	3	0	0	1	1
Bob Tillman, R (1, 2) OBP: 0.288, SLG: 0.306			x 0-0 SH1-4 3-H 1B		x 0-0 6-3 ② 2-3		x 0-0 6-3 ② 2-3		S S S 0-3 K ③		4	0	1	1	0	1	3
Earl Wilson, R (1, 1) OBP: 0.429, SLG: 0.667			x 0-0 SH1-4 ① 1-2		x 0-0 F9 ③		x 0-0 F3 ③			x 0-0 HR	3	1	1	1	0	0	2
Inning Stats	R: 0 E: 0 K: 1 S: 5 H: 0 LOB: 0 BB: 0 P: 5	R: 0 E: 0 K: 0 S: 3 H: 0 LOB: 0 BB: 0 P: 3	R: 1 E: 0 K: 1 S: 7 H: 2 LOB: 1 BB: 0 P: 7	R: 0 E: 0 K: 2 S: 7 H: 0 LOB: 0 BB: 0 P: 7	R: 0 E: 0 K: 1 S: 6 H: 1 LOB: 1 BB: 0 P: 6	R: 0 E: 1 K: 1 S: 6 H: 1 LOB: 2 BB: 1 P: 10	R: 0 E: 1 K: 0 S: 4 H: 1 LOB: 1 BB: 0 P: 4	R: 0 E: 0 K: 0 S: 3 H: 0 LOB: 1 BB: 1 P: 7	R: 0 E: 0 K: 1 S: 6 H: 1 LOB: 1 BB: 0 P: 6	R: 1 E: 0 K: 0 S: 4 H: 1 LOB: 0 BB: 0 P: 4	1B: 4 2B: 1 3B: 1 HR: 1	SF: 0 SAC: 2 DP: 0 HBP: 0						

PITCHER	IP	WLS	BF	H	R	ER	SO	BB	IBB	HBP	BLK	WP	HR	S	P	ERA	WHIP
Jim Palmer, R (1, 1) ERA: 2.75	10.0	L	39	7	2	2	7	2	0	0	0	1	1	51	59	1.80	0.900

PITCHER	IP	WLS	BF	H	R	ER	SO	BB	IBB	HBP	BLK	WP	HR	S	P	ERA	WHIP

TOP

Boston Red Sox @ Baltimore Orioles

Memorial Stadium, Baltimore, MD

Wed May 18 1966, 7:05 PM EDT
Att. 5,431 - Unknown

livebaseballscorecards.com

AB	35
R	2
H	7
RBI	2
BB	2
SO	7
LOB	13

WP: 1 PA: 39
PB: 0
SB: 0
CS: 1

Batter	1	2	3	4	5	6	7	8	9	10	AB	R	H	RBI	BB	SO	LOB
Russ Snyder, L (1, 8) OBP: 0.294, SLG: 0.290	BBBB 4-0 G5-4-3 BB		x 0-0 WP 2B		BBBB 4-0 WP 1B 1-2 BB		x 0-0 ③ F7			x 0-0 ① 4-1 1-2	3	0	1	0	2	0	1
Luis Aparicio, R (1, 6) OBP: 0.233, SLG: 0.274	SSS 0-3 ① K		SSS 0-3 ② K 2-3		x 0-0 WP 1B 1-2 2-3			SSS 0-3 ① K		x 0-0 ② 4-3 2-3	5	0	1	0	0	3	3
Frank Robinson, R (1, 9) OBP: 0.477, SLG: 0.683	x 0-0 ②③ G5-4-3 1-2f		x 0-0 ③ F5		x 0-0 ② F3 1-2 2-3 3-H			x 0-0 1B		x 0-0 ③ F5	5	0	1	0	0	0	5
Brooks Robinson, R (1, 5) OBP: 0.381, SLG: 0.529		x 0-0 S 1B		x 0-0 1B	x 0-0 ③ F9			x 0-0 ② F8			4	0	2	0	0	0	3
Curt Blefary, L (1, 7) OBP: 0.322, SLG: 0.449		BBBB 4-0 1-2 BB		x 0-0 ① F9		x 0-0 ① F8		x 0-0 ③ G3			3	0	0	0	1	0	2
Boog Powell, L (1, 3) OBP: 0.302, SLG: 0.380		SSS 0-3 ① K		SSS 0-3 ② K		SSS 0-3 ② K			x 0-0 ① F8		4	0	0	0	0	3	3
Davey Johnson, R (1, 4) OBP: 0.259, SLG: 0.330		x 0-0 ② F5		x 0-0 ③ 1-3		x 0-0 ③ F7			x 0-0 ② F9		4	0	0	0	0	0	3
Andy Etchebarren, R (1, 2) OBP: 0.310, SLG: 0.370		SSS 0-3 ③ K			x 0-0 1B BB WP 1B		x 0-0 ① 3-1		x 0-0 ③ F9		4	1	1	0	0	1	2
Jim Palmer, R (1, 1) OBP: 0.250, SLG: 0.389 Bob Johnson, R (10, PH) OBP: 0.318, SLG: 0.211			x 0-0 ① F9		SSS 0-3 ① K		x 0-0 ② F9			x 0-0 4-3 4-1 1B	3 1	0 0	0 1	0 0	0 0	1 0	1 0
Inning Stats	R: 0 H: 0 E: 0 LOB: 0 K: 1 BB: 1 S: 4 P: 8	R: 0 H: 1 E: 0 LOB: 2 K: 2 BB: 1 S: 8 P: 12	R: 0 H: 1 E: 0 LOB: 1 K: 1 BB: 0 S: 6 P: 6	R: 0 H: 1 E: 0 LOB: 1 K: 1 BB: 0 S: 6 P: 6	R: 1 H: 2 E: 0 LOB: 2 K: 1 BB: 1 S: 7 P: 11	R: 0 H: 0 E: 0 LOB: 0 K: 1 BB: 0 S: 5 P: 5	R: 0 H: 0 E: 0 LOB: 0 K: 0 BB: 0 S: 3 P: 3	R: 0 H: 1 E: 0 LOB: 1 K: 1 BB: 0 S: 6 P: 6	R: 0 H: 0 E: 0 LOB: 0 K: 0 BB: 0 S: 3 P: 3	R: 0 H: 1 E: 0 LOB: 1 K: 0 BB: 0 S: 4 P: 4	1B: 6 2B: 1 3B: 0 HR: 0	SF: 0 SAC: 0 DP: 1 HBP: 0					

PITCHER	IP	WLS	BF	H	R	ER	SO	BB	IBB	HBP	BLK	WP	HR	S	P	ERA	WHIP
Earl Wilson, R (1, 1) ERA: 4.31	10.0	W	39	7	1	1	8	3	0	0	0	2	0	52	64	0.90	1.000

PITCHER	IP	WLS	BF	H	R	ER	SO	BB	IBB	HBP	BLK	WP	HR	S	P	ERA	WHIP

BOTTOM

Boston Red Sox @ Baltimore Orioles

Memorial Stadium, Baltimore, MD

Wed May 18 1966, 7:05 PM EDT

Att. 5,431 - Unknown

livebaseballscorecards.com

AB	36
R	1
H	7
RBI	0
BB	3
SO	8
LOB	23

WP: 2 PA: 39
PB: 0
SB: 1
CS: 0

Batter	1	2	3	4	5	6	7	8	9	AB	R	H	RBI	BB	SO	LOB
Rico Petrocelli, R (1, 6) OBP: 0.296, SLG: 0.402	SSS 0-3 ① K	x 0-0 ③ F5			x 0-0 ③ 6-3			SSS 0-3 ① K		4	0	0	0	0	2	2
Joe Foy, R (1, 5) OBP: 0.350, SLG: 0.295	x 0-0 ② 6-3		SSS 0-3 ① K			x 0-0 ① F2		x 0-0 ② 4-3		4	0	0	0	0	1	0
Carl Yastrzemski, L (1, 7) OBP: 0.386, SLG: 0.447	x 0-0 ③ 4-3		x 0-0 ② 1-3			x 0-0 CS 1B		x 0-0 ③ 3-1		4	0	1	0	0	0	0
George Scott, R (1, 3) OBP: 0.368, SLG: 0.658		SSS 0-3 ① K	x 0-0 ③ 4-3			SSS 0-3 ②③ K 1-2			x 0-0 ① F4	4	0	0	0	0	2	1
Tony Conigliaro, R (1, 9) OBP: 0.285, SLG: 0.373		x 0-0 BB BB 1B 1B		x 0-0 ① F8			x 0-0 HR		x 0-0 ② F9	4	2	2	1	0	0	0
George Thomas, R (1, 8) OBP: 0.333, SLG: 0.172		BBBB 4-0 BB 1B 1-2 BB		x 0-0 ② 5-3			BBBB 4-0 BB		x 0-0 ③ L8	2	1	0	0	2	0	0
Bob Tillman, R (1, 2) OBP: 0.291, SLG: 0.294		BBBB 4-0 FC1-5 1B 1-2 2-3 BB		x 0-0 ③ F8			x 0-0 ① F3			2	0	0	0	1	0	1
George Smith, R (1, 4) OBP: 0.244, SLG: 0.250		x 0-0 FC1-5 1B 1-2 2-H 3-H			SSS 0-3 ① K		x 0-0 ② F8			3	0	1	2	0	1	1
Dick Stigman, R (1, 1) OBP: 0.100, SLG: 0.100		x 0-0 ② FC1-5 1-2 2-3f			SSS 0-3 ② K		x 0-0 ③ G3			0	0	0	0	0	0	0
Jim Lonborg, R (1, 1)										3	0	0	0	0	1	3
Dick Radatz, R (8, 1)										0	0	0	0	0	0	0

TOP

Boston Red Sox @ Baltimore Orioles

Memorial Stadium, Baltimore, MD

Thu May 19 1966, 7:05 PM EDT

Att. 5,477 - Unknown

livebaseballscorecards.com

AB	30
R	3
H	4
RBI	3
BB	3
SO	7
LOB	8

Inning Stats	1	2	3	4	5	6	7	8	9
	R: 0 E: 0 K: 1 S: 5	H: 0 LOB: 0 BB: 0 P: 5	R: 2 E: 0 K: 1 S: 7	H: 2 LOB: 2 BB: 2 P: 15	R: 0 E: 0 K: 1 S: 5	H: 0 LOB: 0 BB: 0 P: 5	R: 0 E: 0 K: 0 S: 3	H: 0 LOB: 0 BB: 0 P: 3	R: 0 E: 0 K: 2 S: 7	H: 0 LOB: 0 BB: 0 P: 7	R: 0 E: 0 K: 1 S: 5	H: 1 LOB: 0 BB: 0 P: 5	R: 1 E: 0 K: 0 S: 4	H: 1 LOB: 1 BB: 1 P: 8	R: 0 E: 0 K: 1 S: 5	H: 0 LOB: 0 BB: 0 P: 5	R: 0 E: 0 K: 0 S: 3	H: 0 LOB: 0 BB: 0 P: 3

| | | | | | | | | | |

Batter	1	2	3	4	5	6	7	8	9	AB	R	H	RBI	BB	SO	LOB
Luis Aparicio, R (1, 6) OBP: 0.233, SLG: 0.267	BBBB 4-0 WP 1B BB BB		x 0-0 ① 6-3			x 0-0 ① 4-3	x 0-0 ③ 6-3			3	1	0	0	1	0	1
Bob Johnson, R (1, 3) OBP: 0.385, SLG: 0.273	x 0-0 BB WP 1-2 1B		x 0-0 ② 6-3			x 0-0 BB 1B 1B		BBBB 4-0 BB		3	0	2	0	1	0	0
Frank Robinson, R (1, 9) OBP: 0.470, SLG: 0.664	BBBB 4-0 BB 1-2 2-3 BB		x 0-0 ③ F8			x 0-0 ② F8		SSS 0-3 ① K		3	0	0	0	1	1	2
Brooks Robinson, R (1, 5) OBP: 0.377, SLG: 0.520	SSS 0-3 ① K			x 0-0 ① 6-3		x 0-0 BB 1-2 1B		x 0-0 ② F4		4	0	1	0	0	1	4
Woodie Held, R (1, 7) OBP: 0.462, SLG: 0.222 Curt Blefary, L (8, PH) OBP: 0.319, SLG: 0.444 (9, 7)	BBBB 4-0 G6-3 1-2 2-3 3-H BB			x 0-0 ② 5-3		BBBB 4-0 1-2 2-3 BB		x 0-0 ③ F6		1 1	0 0	0 0	1 0	2 0	0 0	0 1
Davey Johnson, R (1, 4) OBP: 0.250, SLG: 0.319	x 0-0 ② ③ G6-3 1-2f			x 0-0 ③ 1-3		x 0-0 ③ F9			x 0-0 ① F3	4	0	0	0	0	0	6
Paul Blair, R (1, 8) OBP: 0.250, SLG: 0.345 Dick Hall, R (8, 1) Boog Powell, L (9, PH) OBP: 0.299, SLG: 0.376		x 0-0 ① 1-3			x 0-0 ① 6-3		x 0-0 ① 6-3		x 0-0 ② 6-3	3 0 1	0 0 0	0 0 0	0 0 0	0 0 0	0 0 0	0 0 0
Andy Etchebarren, R (1, 2) OBP: 0.298, SLG: 0.354		x 0-0 ② 4-3			x 0-0 ② 6-3		x 0-0 ② 6-3		x 0-0 E5	4	0	0	0	0	0	0
Steve Barber, L (1, 1) Russ Snyder, L (7, PH) OBP: 0.306, SLG: 0.333 (8, 8)		SSS 0-3 ③ K			SSS 0-3 ③ K		x 0-0 2B		x 0-0 ③ 2-3	2 2	0 0	0 1	0 0	0 0	2 0	0 1
Inning Stats	R: 1 H: 1 E: 0 LOB: 2 K: 1 BB: 3 S: 5 P: 17	R: 0 H: 0 E: 0 LOB: 0 K: 1 BB: 0 S: 5 P: 5	R: 0 H: 0 E: 0 LOB: 0 K: 0 BB: 0 S: 3 P: 3	R: 0 H: 0 E: 0 LOB: 0 K: 0 BB: 0 S: 3 P: 3	R: 0 H: 0 E: 0 LOB: 0 K: 1 BB: 0 S: 5 P: 5	R: 0 H: 2 E: 0 LOB: 3 K: 0 BB: 1 S: 5 P: 9	R: 0 H: 1 E: 0 LOB: 1 K: 0 BB: 0 S: 4 P: 4	R: 0 H: 0 E: 0 LOB: 1 K: 1 BB: 1 S: 5 P: 9	R: 0 H: 0 E: 1 LOB: 1 K: 0 BB: 0 S: 4 P: 4	1B: 3 SF: 0 2B: 1 SAC: 0 3B: 0 DP: 1 HR: 0 HBP: 0						

PITCHER		IP	WLS	BF	H	R	ER	SO	BB	IBB	HBP	BLK	WP	HR	S	P	ERA	WHIP
Dick Stigman, L ERA: 4.6	(1, 1)	0.1		5	1	1	1	1	3	0	0	0	1	0	4	16	27.00	12.000
Jim Lonborg, R ERA: 3.14	(1, 1)	6.2	W	23	3	0	0	2	1	0	0	0	0	0	26	30	0.00	0.600
Dick Radatz, R ERA: 3.24	(8, 1)	2.0	S	8	0	0	0	1	1	0	0	0	0	0	9	13	0.00	0.500

PITCHER	IP	WLS	BF	H	R	ER	SO	BB	IBB	HBP	BLK	WP	HR	S	P	ERA	WHIP

BOTTOM

Boston Red Sox @ Baltimore Orioles

Memorial Stadium, Baltimore, MD

Thu May 19 1966, 7:05 PM EDT

Att. 5,477 - Unknown

livebaseballscorecards.com

AB	31
R	1
H	4
RBI	1
BB	5
SO	4
LOB	15

WP: 1 PA: 36
PB: 0
SB: 0
CS: 0

Detroit Tigers @ Baltimore Orioles

Memorial Stadium, Baltimore, MD

Fri May 20 1966, 7:05 PM EDT

Unknown

TOP

livebaseballscorecards.com

Batter	1	2	3	4	5	6	7	8	9	AB	R	H	RBI	BB	SO	LOB
Dick McAuliffe, L (1, 6) OBP: 0.386, SLG: 0.437	F5	K		F8 2-3			BB BB SF8-6 1B		HR	5	2	2	1	0	1	4
Jerry Lumpe, L (1, 4) OBP: 0.333, SLG: 0.351	3B		F8	FC4-6 1-2f			SF8-6 BB 1-2 BB		G3	4	0	1	0	1	0	2
Norm Cash, L (1, 3) OBP: 0.308, SLG: 0.450	1-3		BB 1B		F5		SF8-6 1-2 2-3 BB		F9	4	0	1	0	1	0	1
Gates Brown, L (1, 7) OBP: 0.353, SLG: 0.269	3-1		G4-6-3 1-2 BB		1B		SF8-6 1-2 2-3 3-H		F6	3	0	1	1	1	0	1
Jim Northrup, L (1, 9) OBP: 0.318, SLG: 0.400		6-3	G4-6-3 1-2f		F9		5-3			4	0	0	0	0	0	4
Don Demeter, R (1, 8) OBP: 0.215, SLG: 0.323		F5		6-3	F7			K		4	0	0	0	0	1	1
Bill Freehan, R (1, 2) OBP: 0.311, SLG: 0.494		HR		1B E 1B		F8		F6		4	2	2	1	0	0	0
Don Wert, R (1, 5) OBP: 0.383, SLG: 0.382		1B 1B		F8 E 1-3 1B		L5		1B		4	0	3	0	0	0	0
Joe Sparma, R (1, 1) OBP: 0.250, SLG: 0.333		1-3 1B		E4 FC4-6 1-2 3-H		K		F8		3	0	1	1	0	1	1
Larry Sherry, R (7, 1) OBP: 0.500, SLG: 0.500										0	0	0	0	0	0	0
Willie Horton, R (8, PH) OBP: 0.286, SLG: 0.378										1	0	0	0	0	0	1
Johnny Podres, L (8, 1)										0	0	0	0	0	0	0
Inning Stats	R: 0 E: 0 K: 0 S: 4 H: 1 LOB: 1 BB: 0 P: 4	R: 1 E: 0 K: 1 S: 8 H: 3 LOB: 2 BB: 0 P: 8	R: 0 E: 0 K: 0 S: 3 H: 1 LOB: 1 BB: 1 P: 7	R: 1 E: 1 K: 0 S: 6 H: 2 LOB: 2 BB: 0 P: 6	R: 0 E: 0 K: 0 S: 4 H: 1 LOB: 1 BB: 0 P: 4	R: 0 E: 0 K: 1 S: 5 H: 0 LOB: 0 BB: 0 P: 5	R: 1 E: 0 K: 0 S: 3 H: 1 LOB: 1 BB: 2 P: 11	R: 0 E: 0 K: 1 S: 6 H: 1 LOB: 1 BB: 0 P: 6	R: 1 E: 0 K: 0 S: 4 H: 1 LOB: 0 BB: 0 P: 4	1B: 8 2B: 1 3B: 1 HR: 2 SF: 1 SAC: 0 DP: 2 HBP: 0	WP: 0 PB: 0 SB: 0 CS: 0 PA: 40					

	AB	36
	R	4
	H	11
	RBI	4
	BB	3
	SO	3
	LOB	15

PITCHER		IP	WLS	BF	H	R	ER	SO	BB	IBB	HBP	BLK	WP	HR	S	P	ERA	WHIP
Wally Bunker, R ERA: 3.48	(1, 1)	6.0	W	29	9	3	3	2	2	0	0	0	0	1	31	39	4.50	1.833
Eddie Watt, R ERA: 2.74	(7, 1)	3.0	S	11	2	1	1	1	1	0	0	0	0	1	12	16	3.00	1.000

PITCHER	IP	WLS	BF	H	R	ER	SO	BB	IBB	HBP	BLK	WP	HR	S	P	ERA	WHIP

Detroit Tigers @ Baltimore Orioles

Memorial Stadium, Baltimore, MD

Fri May 20 1966, 7:05 PM EDT

Unknown

BOTTOM

Batter	1	2	3	4	5	6	7	8	9	AB	R	H	RBI	BB	SO	LOB
Russ Snyder, L (1, 8) (9, 7) OBP: 0.366, SLG: 0.378	0-0 1B 1-3 1B	0-0 ③ F7		BBBB 4-0 BB BB		0-0 HR SH3-4 1B	0-0 1B 1-2 2-H 3-H 1B			4	2	3	2	1	0	0
Luis Aparicio, R (1, 6) OBP: 0.250, SLG: 0.277	0-0 1-3 1-3 1B 1B		0-0 L7 WP 1B	BBBB 4-0 FC4 1-2 BB		0-0 ① SH3-4 1-2	0-0 ② F2			3	1	2	0	1	0	2
Frank Robinson, R (1, 9) OBP: 0.467, SLG: 0.679	0-0 ① F9		0-0 ① L7 1-3	0-0 ③ FC4 1-2f		0-0 2-H HR	0-0 1-3 2-H 1B			5	1	2	3	0	0	5
Brooks Robinson, R (1, 5) OBP: 0.370, SLG: 0.504	0-0 ② 1-3 1-2 3-H		H 1-0 HBP		0-0 ① 2-3	0-0 ② F3	SSS 0-3 ③ K			4	0	0	1	0	1	3
Curt Blefary, L (1, 7) OBP: 0.322, SLG: 0.442 Paul Blair, R (9, 8) OBP: 0.250, SLG: 0.345	0-0 BB 2-H 1B		0-0 ② F5		0-0 FC4-6 1B	0-0 ③ F9		0-0 ① F8		5 0	0 0	2 0	1 0	0 0	0 0	2 0
Boog Powell, L (1, 3) OBP: 0.304, SLG: 0.365	BBBB 4-0 FC6-4 1-2 BB	SSS 0-3 ③ K			0-0 ② FC4-6 BB 1B 1B 1-2f		BBBB 4-0 1B WP 1B BB	0-0 ② 6-3		3	1	0	0	2	1	3
Jerry Adair, R (1, 4) OBP: 0.417, SLG: 0.350	0-0 ③ FC6-4 1-2f			0-0 ① 4-3	0-0 BB 1-2 1B		SSS 0-3 ① K 1-2	0-0 1B		5	0	2	0	0	1	3
Andy Etchebarren, R (1, 2) OBP: 0.312, SLG: 0.384		SSS 0-3 ① K		0-0 HR	BBBB 4-0 1-2 2-3 BB		BBBB 4-0 1B 1B BB	0-0 ③ 4-3		3	2	1	1	2	1	1
Wally Bunker, R (1, 1) OBP: 0.111, SLG: 0.118 Eddie Watt, R (7, 1) OBP: 0.167, SLG: 0.167		SSS 0-3 ② K		0-0 ② 5-3	0-0 ③ F7		0-0 1B 1-2 2-3 1B 1B			3 1	0 1	0 1	0 0	0 0	1 0	3 0
Inning Stats	R: 2 E: 0 K: 0 S: 6 H: 3 LOB: 2 BB: 1 P: 10	R: 0 E: 0 K: 2 S: 7 H: 0 LOB: 0 BB: 0 P: 7	R: 0 E: 0 K: 1 S: 6 H: 1 LOB: 2 BB: 0 P: 7	R: 1 E: 0 K: 0 S: 4 H: 1 LOB: 2 BB: 2 P: 12	R: 0 E: 0 K: 0 S: 5 H: 2 LOB: 3 BB: 1 P: 9	R: 2 E: 0 K: 0 S: 5 H: 2 LOB: 0 BB: 0 P: 5	R: 3 E: 0 K: 2 S: 10 H: 3 LOB: 2 BB: 2 P: 18	R: 0 E: 0 K: 0 S: 4 H: 1 LOB: 1 BB: 0 P: 4		1B: 11 2B: 0 3B: 0 HR: 2 SF: 0 SAC: 1 DP: 0 HBP: 1						

livebaseballscorecards.com

AB	36
R	8
H	13
RBI	8
BB	6
SO	5
LOB	22

WP: 2 PB: 0 SB: 0 CS: 0 PA: 44

PITCHER		IP	WLS	BF	H	R	ER	SO	BB	IBB	HBP	BLK	WP	HR	S	P	ERA	WHIP
Joe Sparma, R ERA: 4.5	(1, 1)	6.1	L	37	11	8	8	4	6	0	1	0	2	2	38	63	11.37	2.684
Larry Sherry, R ERA: 2.29	(7, 1)	0.2		3	1	0	0	1	0	0	0	0	0	0	5	5	0.00	1.500
Johnny Podres, L ERA:	(8, 1)	1.0		4	1	0	0	0	0	0	0	0	0	0	4	4	0.00	1.000

PITCHER	IP	WLS	BF	H	R	ER	SO	BB	IBB	HBP	BLK	WP	HR	S	P	ERA	WHIP

Detroit Tigers @ Baltimore Orioles

Memorial Stadium, Baltimore, MD

Fri May 20 1966, 7:05 PM EDT

Att. 26,094 - Unknown

TOP

livebaseballscorecards.com

Batter	1	2	3	4	5	6	7	8	9	AB	R	H	RBI	BB	SO	LOB
Jake Wood, R (1, 4) OBP: 0.267, SLG: 0.231	S S S 0-3 ① K	B B B 4-0 1-2 BB		x 0-0 ① 5-3		x 0-0 ② F9	x 0-0 ③ F3			4	0	0	0	1	1	0
Don Wert, R (1, 5) OBP: 0.384, SLG: 0.383	x 0-0 ② F3	S S S 0-3 ③ K		x 0-0 ② 5-3		x 0-0 1B		x 0-0 1B		5	0	2	0	0	1	2
Norm Cash, L (1, 3) OBP: 0.322, SLG: 0.460	x 0-0 BB 2B 1B		x 0-0 BB 1B 1B	x 0-0 1B		x 0-0 ③ F5		x 0-0 ① F8		4	2	3	0	0	0	1
Gates Brown, L (8, PH) OBP: 0.343, SLG: 0.259 (8, 7)										1	0	0	0	0	0	1
Willie Horton, R (1, 7) OBP: 0.292, SLG: 0.364 (8, 9)	B B B B 4-0 1-2 2B BB	B B B 4-0 1B 1-2 G6-4-3 BB	S S S 0-3 ③ K				S S S 0-3 ① K	x 0-0 ② F8		3	2	0	0	2	2	2
Bill Freehan, R (1, 2) OBP: 0.316, SLG: 0.500	x 0-0 1-H 2-H 2B	x 0-0 G6-4-3 1-3 2-H 1B			S S S 0-3 ① K		S S S 0-3 ② K2-3	x 0-0 ③ F2		5	0	2	3	0	2	1
Don Demeter, R (1, 8) OBP: 0.214, SLG: 0.328 (8, 3)	x 0-0 ③ 6-3	x 0-0 ① ② G6-4-3 1-2f 3-H			S S S 0-3 ② K		x 0-0 2B 2B		x 0-0 ① F4	5	1	1	0	0	1	2
Jim Northrup, L (1, 9) OBP: 0.367, SLG: 0.523 (8, 8)		x 0-0 FC1-6 1B	x 0-0 HR		B B B B 4-0 BB		x 0-0 2-H HR 2B		x 0-0 ② 6-3	4	2	3	2	1	0	0
Ray Oyler, R (1, 6) OBP: 0.440, SLG: 0.591		x 0-0 ① F2	B B B B 4-0 BB		x 0-0 ③ 4-3		I I I I 4-0 HR IBB		S S S 0-3 ③ K	3	1	0	0	2	1	2
Bill Monbouquette, R (1, 1) OBP: 0.182, SLG: 0.100 Dick McAuliffe, L (7, PH) OBP: 0.392, SLG: 0.477 Larry Sherry, R (7, 1) OBP: 0.500, SLG: 0.500		x 0-0 ② FC1-6 BB 1-2f	x 0-0 ③ 4-3			S S S 0-3 ① K	x 0-0 1-H 2-H HR			3 1 0	0 1 0	0 1 0	0 3 0	0 0 0	1 0 0	2 0 0

AB	38
R	9
H	12
RBI	8
BB	6
SO	9
LOB	13

Inning Stats	1	2	3	4	5	6	7	8	9
	R: 2 E: 0 K: 1 S: 7	H: 2 LOB: 1 BB: 1 P: 11	R: 0 E: 0 K: 1 S: 6	H: 1 LOB: 2 BB: 1 P: 10	R: 3 E: 0 K: 0 S: 5	H: 3 LOB: 1 BB: 2 P: 13	R: 0 E: 0 K: 1 S: 6	H: 1 LOB: 1 BB: 0 P: 6	R: 0 E: 0 K: 2 S: 7	H: 0 LOB: 1 BB: 1 P: 11
	R: 0 E: 0 K: 1 S: 6	H: 1 LOB: 1 BB: 0 P: 6	R: 4 E: 0 K: 2 S: 10	H: 3 LOB: 0 BB: 1 P: 14	R: 0 E: 0 K: 0 S: 4	H: 1 LOB: 1 BB: 0 P: 4	R: 0 E: 0 K: 1 S: 5	H: 0 LOB: 0 BB: 0 P: 5	1B: 7 2B: 3 3B: 0 HR: 2	SF: 0 SAC: 0 DP: 1 HBP: 0

WP: 0 PB: 0 SB: 0 CS: 0 PA: 44

PITCHER	IP	WLS	BF	H	R	ER	SO	BB	IBB	HBP	BLK	WP	HR	S	P	ERA	WHIP
Dave McNally, L (1, 1) ERA: 3.0	2.0	L	14	5	5	5	2	3	0	0	0	0	0	15	27	22.50	4.000
Gene Brabender, R (3, 1) ERA: 5.4	3.0		12	2	0	0	3	2	0	0	0	0	1	16	24	0.00	1.333
Moe Drabowsky, R (6, 1) ERA: 4.5	4.0		18	5	4	4	4	0	1	0	0	0	1	25	29	9.00	1.250

PITCHER	IP	WLS	BF	H	R	ER	SO	BB	IBB	HBP	BLK	WP	HR	S	P	ERA	WHIP

BOTTOM

Batter	1	2	3	4	5	6	7	8	9	AB	R	H	RBI	BB	SO	LOB
Russ Snyder, L (1, 8) OBP: 0.370, SLG: 0.381	FC6-4 1B		F8		F2		BB 1B 1-2 3-H 1B		4-3	5	0	2	1	0	0	0
Luis Aparicio, R (1, 6) OBP: 0.248, SLG: 0.274	K		6-3			F7	BB 1-2 2-H 1B		F8	5	0	1	1	0	1	1
Frank Robinson, R (1, 9) OBP: 0.468, SLG: 0.696	F4			6-3		HR	BBB 1-2 2-3 BB			3	1	1	1	1	0	1
Brooks Robinson, R (1, 5) OBP: 0.367, SLG: 0.519	FC6-4 1-2f			HR		F8	SSS K			4	1	1	1	0	1	4
Curt Blefary, L (1, 7) OBP: 0.336, SLG: 0.477		1B		HR		BBBB BB	1-3			3	1	2	1	1	0	3
Boog Powell, L (1, 3) OBP: 0.293, SLG: 0.350		F8		F6		F8		SSS K		4	0	0	0	0	1	2
Jerry Adair, R (1, 4) OBP: 0.357, SLG: 0.292		SSS K		F4			F8	5-3		4	0	0	0	0	1	1
Andy Etchebarren, R (1, 2) OBP: 0.310, SLG: 0.398		F9			SSS K		1B 3B	1-3		4	1	1	0	0	1	1
Dave McNally, R (1, 1) OBP: 0.167, SLG: 0.125			SSS K		L5		1B 1B HBP		SSS K	0 1	0 0	0 0	0 0	0 0	0 1	0 0
Gene Brabender, R (3, 1)										1	0	0	0	0	0	0
Woodie Held, R (5, PH) OBP: 0.429, SLG: 0.200										0	1	0	0	0	0	0
Moe Drabowsky, R (6, 1) OBP: 1.000, SLG: 1.000										1	0	0	0	0	1	0
Bob Johnson, R (9, PH) OBP: 0.370, SLG: 0.261																
Inning Stats	R: 0 E: 0 K: 1 S: 6 H: 1 LOB: 1 BB: 0 P: 6	R: 0 E: 0 K: 1 S: 6 H: 1 LOB: 1 BB: 0 P: 6	R: 0 E: 0 K: 1 S: 5 H: 0 LOB: 0 BB: 0 P: 5	R: 2 E: 0 K: 0 S: 5 H: 2 LOB: 0 BB: 0 P: 5	R: 0 E: 0 K: 1 S: 5 H: 0 LOB: 0 BB: 0 P: 5	R: 1 E: 0 K: 0 S: 4 H: 1 LOB: 1 BB: 1 P: 8	R: 2 E: 0 K: 1 S: 8 H: 3 LOB: 3 BB: 1 P: 13	R: 0 E: 0 K: 1 S: 5 H: 0 LOB: 0 BB: 0 P: 5	R: 0 E: 0 K: 1 S: 5 H: 0 LOB: 0 BB: 0 P: 5	1B: 4 2B: 0 3B: 1 HR: 3	SF: 0 SAC: 0 DP: 0 HBP: 1	WP: 0 PB: 0 SB: 0 CS: 0	PA: 38				

PITCHER		IP	WLS	BF	H	R	ER	SO	BB	IBB	HBP	BLK	WP	HR	S	P	ERA	WHIP
Bill Monbouquette, R ERA: 5.03	(1, 1)	6.0	W	24	5	3	3	4	1	0	0	0	0	3	31	35	4.50	1.000
Larry Sherry, R ERA: 2.78	(7, 1)	3.0	S	14	3	2	2	3	1	0	1	0	0	0	18	23	6.00	1.333

PITCHER		IP	WLS	BF	H	R	ER	SO	BB	IBB	HBP	BLK	WP	HR	S	P	ERA	WHIP

Detroit Tigers @ Baltimore Orioles

Memorial Stadium, Baltimore, MD

Fri May 20 1966, 7:05 PM EDT

Att. 26,094 - Unknown

livebaseballscorecards.com

AB	35
R	5
H	8
RBI	5
BB	2
SO	7
LOB	13

Batter	1	2	3	4	5	6	7	8	9	AB	R	H	RBI	BB	SO	LOB
Dick McAuliffe, L (1, 6) OBP: 0.394, SLG: 0.478	E 1B 3-1 1B	G1		1B 2B (1-H)	L8		BB			2	1	1	0	0	0	1
Ray Oyler, R (2, 6) OBP: 0.464, SLG: 0.625										2	1	1	1	1	0	1
Jerry Lumpe, L (1, 4) OBP: 0.336, SLG: 0.353	3-1 E 1B (1-2)		F9	BB BB BB 1B (2-H)	G3		F4			5	1	2	1	0	0	2
Norm Cash, L (1, 3) OBP: 0.325, SLG: 0.453	E3 3-1 (1-2 2-3)		F8	BB BB BB (1-2)		FC1-5 1B		K		4	0	1	0	1	1	2
Jim Northrup, L (1, 9) OBP: 0.352, SLG: 0.490	3-1 (1-2 2-3 3-H)		F9	K		S FC1-5 (1-2) 1B		K		5	0	1	1	0	2	4
Bill Freehan, R (1, 2) OBP: 0.320, SLG: 0.489	K			HR 1B; BB		FC1-5 S (1-2 2-3f)		5-3		4	1	1	0	1	1	4
Gates Brown, L (1, 7) OBP: 0.333, SLG: 0.250	K			HR BB; BB		K (1-2 2-3)			K	1	0	0	0	0	1	2
Willie Horton, R (1, 7) OBP: 0.301, SLG: 0.354										2	1	0	1	2	2	2
Don Demeter, R (1, 8) OBP: 0.240, SLG: 0.403		SH3-4 1B		HR; K		F5			2B	5	1	3	3	0	1	5
Don Wert, R (1, 5) OBP: 0.377, SLG: 0.375		K		FC3-6 1B	6-3		5-3		F3	5	0	1	0	0	1	2
Denny McLain, R (1, 1) OBP: 0.292, SLG: 0.261		SH3-4 (1-2)		FC3-6 (1-2f) 2B	1B		F4		K	4	1	1	0	0	1	2
Inning Stats	R: 1 E: 1 K: 2 S: 10 H: 2 LOB: 2 BB: 0 P: 10	R: 0 E: 0 K: 1 S: 6 H: 1 LOB: 1 BB: 0 P: 6	R: 0 E: 0 K: 0 S: 3 H: 0 LOB: 0 BB: 0 P: 3	R: 6 E: 0 K: 2 S: 12 H: 5 LOB: 3 BB: 4 P: 28	R: 0 E: 0 K: 0 S: 4 H: 1 LOB: 1 BB: 0 P: 4	R: 0 E: 0 K: 1 S: 7 H: 2 LOB: 2 BB: 0 P: 7	R: 0 E: 0 K: 0 S: 3 H: 0 LOB: 1 BB: 1 P: 7	R: 0 E: 0 K: 2 S: 7 H: 0 LOB: 0 BB: 0 P: 7	R: 0 E: 0 K: 2 S: 8 H: 1 LOB: 1 BB: 0 P: 8	1B: 9 2B: 2 3B: 0 HR: 1 SF: 0 SAC: 1 DP: 0 HBP: 0						

PITCHER	IP	WLS	BF	H	R	ER	SO	BB	IBB	HBP	BLK	WP	HR	S	P	ERA	WHIP
John Miller, R (1, 1) ERA: 4.08	3.1	L	19	7	6	6	3	1	0	0	0	0	1	24	28	16.20	2.400
Gene Brabender, R (4, 1) ERA: 6.23	0.1		5	1	1	1	1	3	0	0	0	0	0	4	16	27.00	12.000
Steve Barber, L (4, 1) ERA: 2.25	1.1		5	1	0	0	1	0	0	0	0	0	0	7	7	0.00	0.750
Dave McNally, L (6, 1) ERA: 2.88	2.0		9	2	0	0	1	1	0	0	0	0	0	10	14	0.00	1.500
Dick Hall, R (8, 1) ERA: 1.02	2.0		7	1	0	0	4	0	0	0	0	0	0	15	15	0.00	0.500

PITCHER	IP	WLS	BF	H	R	ER	SO	BB	IBB	HBP	BLK	WP	HR	S	P	ERA	WHIP

TOP

Detroit Tigers @ Baltimore Orioles

Memorial Stadium, Baltimore, MD

Sat May 21 1966, 7:05 PM EDT
Att. 24,946 - Unknown

livebaseballscorecards.com

AB	39
R	7
H	12
RBI	7
BB	5
SO	10
LOB	27

Detroit Tigers @ Baltimore Orioles

Memorial Stadium, Baltimore, MD

Sat May 21 1966, 7:05 PM EDT

Att. 24,946 - Unknown

livebaseballscorecards.com

BOTTOM

Batter	1	2	3	4	5	6	7	8	9	AB	R	H	RBI	BB	SO	LOB
Russ Snyder, L (1, 8) OBP: 0.360, SLG: 0.356	BBBB 4-0 HR BB BB	x 0-0 ② G3			x 0-0 ① F8		x 0-0 ③ F4			3	1	0	0	1	0	2
Luis Aparicio, R (1, 6) OBP: 0.241, SLG: 0.266	x 0-0 ① B2 SSS	x 0-3 ③ K			x 0-0 ② F8			x 0-0 ① F7		4	0	0	0	0	1	2
Frank Robinson, R (1, 9) OBP: 0.469, SLG: 0.684	BBBB 4-0 1-2 HR BB		x 0-0 ① L9		x 0-0 ③ F4			BBBB 4-0 5-3 BB		2	1	0	0	2	0	1
Brooks Robinson, R (1, 5) OBP: 0.364, SLG: 0.533	x 0-0 1-H 2-H HR		x 0-0 ② F9			x 0-0 ① 6-3		x 0-0 ② 5-3 1-2		4	1	1	3	0	0	1
Curt Blefary, L (1, 7) OBP: 0.333, SLG: 0.495	x 0-0 HR		x 0-0 ③ F3			SSS 0-3 ② K2-3		x 0-0 ③ 4-3		4	1	1	1	0	1	1
Boog Powell, L (1, 3) OBP: 0.308, SLG: 0.382	BBBB 4-0 BB			BBBB 4-0 G6-4-3 BB		x 0-0 ③ F6			x 0-0 HR	2	1	1	1	2	0	0
Jerry Adair, R (1, 4) OBP: 0.313, SLG: 0.250	x 0-0 ② F9			x 0-0 ① L7			x 0-0 ① 1-3		x 0-0 ① F7	4	0	0	0	0	0	2
Andy Etchebarren, R (1, 2) OBP: 0.310, SLG: 0.390	SSS 0-3 ③ K			x 0-0 ②③ G6-4-3 1-2f			BBBB 4-0 BB			2	0	0	0	1	1	2
John Miller, R (1, 1) Gene Brabender, R (4, 1) Steve Barber, L (4, 1) Woodie Held, R (5, PH) OBP: 0.467, SLG: 0.364 Dave McNally, R (6, 1) OBP: 0.167, SLG: 0.125 Davey Johnson, R (7, PH) OBP: 0.248, SLG: 0.316 Dick Hall, R (8, 1)		SSS 0-3 ① K			x 0-0 2B		x 0-0 ② F8			1 0 0 1 0 1 0	0 0 0 0 0 0 0	0 0 0 1 0 0 0	0 0 0 0 0 0 0	0 0 0 0 0 0 0	1 0 0 0 0 0 0	0 0 0 0 0 1 0
Inning Stats	R: 4 E: 0 K: 1 S: 7 H: 2 LOB: 1 BB: 3 P: 19	R: 0 E: 0 K: 2 S: 7 H: 0 LOB: 0 BB: 0 P: 7	R: 0 E: 0 K: 0 S: 3 H: 0 LOB: 0 BB: 0 P: 3	R: 0 E: 0 K: 0 S: 2 H: 0 LOB: 0 BB: 1 P: 6	R: 0 E: 0 K: 0 S: 4 H: 1 LOB: 1 BB: 0 P: 4	R: 0 E: 0 K: 1 S: 5 H: 0 LOB: 0 BB: 0 P: 5	R: 0 E: 0 K: 0 S: 3 H: 0 LOB: 1 BB: 1 P: 7	R: 0 E: 0 K: 0 S: 3 H: 0 LOB: 1 BB: 1 P: 7	R: 1 E: 0 K: 0 S: 2 H: 1 LOB: 0 BB: 0 P: 2	1B: 0 2B: 1 3B: 0 HR: 3 SF: 0 SAC: 0 DP: 1 HBP: 0						

	AB	28
	R	5
	H	4
	RBI	5
	BB	6
	SO	4
	LOB	12

PITCHER	IP	WLS	BF	H	R	ER	SO	BB	IBB	HBP	BLK	WP	HR	S	P	ERA	WHIP
Denny McLain, R (1, 1) ERA: 2.49	8.1	W	34	4	5	5	4	6	0	0	0	0	3	36	60	5.40	1.200

PITCHER	IP	WLS	BF	H	R	ER	SO	BB	IBB	HBP	BLK	WP	HR	S	P	ERA	WHIP

Batter	1	2	3	4	5	6	7	8	9	AB	R	H	RBI	BB	SO	LOB
Jake Wood, R (1, 4) OBP: 0.263, SLG: 0.235	F8		K		1B		6-3		F8	4	0	1	0	0	1	2
Dick Tracewski, R (7, 4) OBP: 0.143, SLG: 0.143										1	0	0	0	0	0	0
Don Wert, R (1, 5) OBP: 0.383, SLG: 0.383	1B		SH		F9 1B		6-3			3	0	2	2	0	0	0
Norm Cash, L (1, 3) OBP: 0.315, SLG: 0.438	K		K		F9		F4			4	0	0	0	0	2	4
Willie Horton, R (1, 7) OBP: 0.299, SLG: 0.341	F4		F4		HBP			F6		3	0	0	0	0	0	2
Bill Freehan, R (1, 2) OBP: 0.317, SLG: 0.480		L4		F9	6-3			1B		4	0	1	0	0	0	3
Jim Northrup, L (1, 9) OBP: 0.345, SLG: 0.462		F7		4-3		5-3 HBP		K		3	0	0	0	0	1	1
Don Demeter, R (1, 8) OBP: 0.228, SLG: 0.382		6-3		K		K		L7		4	0	0	0	0	2	2
Ray Oyler, R (1, 6) OBP: 0.469, SLG: 0.577			E SH BB		1B 1B BB	5-3			5-3	2	2	0	0	2	0	1
Mickey Lolich, S (1, 1) OBP: 0.105, SLG: 0.056			E1 SH		K	G3			5-3	4	1	0	0	0	1	3
Larry Sherry, R (9, 1) OBP: 0.500, SLG: 0.500										0	0	0	0	0	0	0
Johnny Podres, L (9, 1)										0	0	0	0	0	0	0
Inning Stats	R: 0 E: 0 K: 1 S: 6 H: 1 LOB: 1 BB: 0 P: 6	R: 0 E: 0 K: 0 S: 3 H: 0 LOB: 0 BB: 0 P: 3	R: 2 E: 2 K: 2 S: 9 H: 0 LOB: 1 BB: 1 P: 13	R: 0 E: 0 K: 1 S: 5 H: 0 LOB: 0 BB: 0 P: 5	R: 1 E: 0 K: 1 S: 7 H: 2 LOB: 3 BB: 1 P: 12	R: 0 E: 0 K: 1 S: 5 H: 0 LOB: 1 BB: 0 P: 6	R: 0 E: 0 K: 0 S: 3 H: 0 LOB: 0 BB: 0 P: 3	R: 0 E: 0 K: 1 S: 6 H: 1 LOB: 1 BB: 0 P: 6	R: 0 E: 0 K: 0 S: 3 H: 0 LOB: 0 BB: 0 P: 3	1B: 4 2B: 0 3B: 0 HR: 0 SF: 0 SAC: 1 DP: 0 HBP: 2						

TOP

Detroit Tigers @ Baltimore Orioles

Memorial Stadium, Baltimore, MD

Sun May 22 1966, 3:33 AM EDT

Att. 16,694 - Unknown

livebaseballscorecards.com

AB	32
R	3
H	4
RBI	2
BB	2
SO	7
LOB	18

WP: 0 PB: 0 SB: 0 CS: 0 PA: 37

PITCHER		IP	WLS	BF	H	R	ER	SO	BB	IBB	HBP	BLK	WP	HR	S	P	ERA	WHIP
Frank Bertaina, L ERA: 1.69	(1, 1)	6.0	L	27	3	3	1	6	2	0	2	0	0	0	35	45	1.50	0.833
Moe Drabowsky, R ERA: 3.94	(7, 1)	2.0		7	1	0	0	1	0	0	0	0	0	0	9	9	0.00	0.500
Eddie Watt, R ERA: 2.63	(9, 1)	1.0		3	0	0	0	0	0	0	0	0	0	0	3	3	0.00	0.000

PITCHER	IP	WLS	BF	H	R	ER	SO	BB	IBB	HBP	BLK	WP	HR	S	P	ERA	WHIP

BOTTOM

Detroit Tigers @ Baltimore Orioles

Memorial Stadium, Baltimore, MD

Sun May 22 1966, 3:33 AM EDT

Att. 16,694 - Unknown

livebaseballscorecards.com

Batter	1	2	3	4	5	6	7	8	9	AB	R	H	RBI	BB	SO	LOB
Luis Aparicio, R (1, 6) OBP: 0.234, SLG: 0.258	5-3			6-3		F9		F9		4	0	0	0	0	0	0
Bob Johnson, R (1, 3) OBP: 0.355, SLG: 0.259	4-3			F9			BB, 2B, 1B		6-3	4	1	1	0	0	0	0
Frank Robinson, R (1, 9) OBP: 0.470, SLG: 0.683	L5			F3			BBBB, 1-2, 2B, BB		1B, 2B	3	1	1	0	1	0	0
Brooks Robinson, R (1, 5) OBP: 0.361, SLG: 0.525		6-3			F6		F7		2-H, 1B	4	0	1	0	0	0	2
Woodie Held, R (1, 7) OBP: 0.444, SLG: 0.429 Curt Blefary, L (9, PH) OBP: 0.331, SLG: 0.491		SSS, K			SSS, K		1-H, 2-H, 2B		3-1	3 1	0 0	1 0	2 0	0 0	2 0	0 1
Jerry Adair, R (1, 4) OBP: 0.314, SLG: 0.290		6-3			2B		F9			3	0	1	0	0	0	1
Paul Blair, R (1, 8) OBP: 0.242, SLG: 0.333			SSS, K		F9		F7			3	0	0	0	0	1	2
Andy Etchebarren, R (1, 2) OBP: 0.303, SLG: 0.380			F7			6-3		F4		3	0	0	0	0	0	0
Frank Bertaina, L (1, 1) Sam Bowens, R (6, PH) OBP: 0.071, SLG: 0.071 Moe Drabowsky, R (7, 1) OBP: 1.000, SLG: 1.000 Davey Johnson, R (8, PH) OBP: 0.246, SLG: 0.313 Eddie Watt, R (9, 1) OBP: 0.167, SLG: 0.167			SSS, K			F8		6-3		1 1 0 1 0	0 0 0 0 0	0 0 0 0 0	0 0 0 0 0	1 0 0 0 0	0 0 0 0 0	0 0 0 0 0

Inning Stats	1	2	3	4	5	6	7	8	9
	R: 0 E: 0 K: 0 S: 3	H: 0 LOB: 0 BB: 0 P: 3	R: 0 E: 0 K: 1 S: 5	H: 0 LOB: 0 BB: 0 P: 5	R: 0 E: 0 K: 2 S: 7	H: 0 LOB: 0 BB: 0 P: 7	R: 0 E: 0 K: 0 S: 3	H: 0 LOB: 0 BB: 0 P: 3	R: 0 E: 0 K: 1 S: 6	H: 1 LOB: 1 BB: 0 P: 6	R: 0 E: 0 K: 0 S: 3	H: 0 LOB: 0 BB: 0 P: 3	R: 2 E: 0 K: 0 S: 5	H: 2 LOB: 1 BB: 1 P: 9	R: 0 E: 0 K: 0 S: 3	H: 0 LOB: 0 BB: 0 P: 3	R: 0 E: 0 K: 0 S: 4	H: 2 LOB: 1 BB: 0 P: 4

1B: 2, 2B: 3, 3B: 0, HR: 0 | SF: 0, SAC: 0, DP: 0, HBP: 0 | WP: 0, PB: 0, SB: 0, CS: 0 | PA: 32

PITCHER		IP	WLS	BF	H	R	ER	SO	BB	IBB	HBP	BLK	WP	HR	S	P	ERA	WHIP
Mickey Lolich, L ERA: 3.49	(1, 1)	8.1	W	30	4	2	2	4	1	0	0	0	0	0	37	41	2.16	0.600
Larry Sherry, R ERA: 2.74	(9, 1)	0.1		1	1	0	0	0	0	0	0	0	0	0	1	1	0.00	3.000
Johnny Podres, L ERA:	(9, 1)	0.1	S	1	0	0	0	0	0	0	0	0	0	0	1	1	0.00	0.000

PITCHER	IP	WLS	BF	H	R	ER	SO	BB	IBB	HBP	BLK	WP	HR	S	P	ERA	WHIP

Batter	1	2	3	4	5	6	7	8	9	AB	R	H	RBI	BB	SO	LOB
Russ Snyder, L (1, 8) (9, 7) OBP: 0.345, SLG: 0.340	4-3		E6 E 1-2 6-3	5-3			3-1	1B		5	1	1	0	0	0	1
Luis Aparicio, R (1, 6) OBP: 0.239, SLG: 0.263	F9		E5 S HR 1-3 2-H 1B		4-3		BB 1B 1B	6-3		5	2	2	0	0	0	1
Frank Robinson, R (1, 9) OBP: 0.468, SLG: 0.677			6-3 1-2 3-H				BB 1B 1-2 BB		F2	4	0	1	1	1	0	1
Paul Blair, R (9, 8) OBP: 0.242, SLG: 0.333	2B									0	0	0	0	0	0	0
Brooks Robinson, R (1, 5) OBP: 0.368, SLG: 0.545	HBP		HR 2-H		6-3		1B 1-3 2-H		F3	4	1	2	3	0	0	0
Curt Blefary, L (1, 7) OBP: 0.341, SLG: 0.517	4-3		E6 FC			2B 1B	IBB		3B	4	1	2	0	1	0	2
Sam Bowens, R (9, 9) OBP: 0.071, SLG: 0.071										0	0	0	0	0	0	0
Boog Powell, L (1, 3) OBP: 0.312, SLG: 0.377		F9	FC 1-2f			SH3 2-H 1B	F7		IBB	4	0	1	1	1	0	4
Jerry Adair, R (1, 4) OBP: 0.282, SLG: 0.257		6-3	F7			SH3 2-3	1-3		F2	4	0	0	0	0	0	6
Andy Etchebarren, R (1, 2) OBP: 0.293, SLG: 0.366		F4		K		F8		F8		4	0	0	0	0	1	1
Jim Palmer, R (1, 1) OBP: 0.273, SLG: 0.400			1B E E 1B	K		F4		6-3		2	1	1	0	0	1	0
Woodie Held, R (6, PH) OBP: 0.421, SLG: 0.400										1	0	0	0	0	0	1
Dick Hall, R (6, 1)										1	0	0	0	0	0	0
Inning Stats	R: 0 E: 0 K: 0 S: 4 H: 1 LOB: 2 BB: 0 P: 5	R: 0 E: 0 K: 0 S: 3 H: 0 LOB: 0 BB: 0 P: 3	R: 4 E: 3 K: 0 S: 8 H: 3 LOB: 1 BB: 0 P: 8	R: 0 E: 0 K: 2 S: 7 H: 0 LOB: 0 BB: 0 P: 7	R: 0 E: 0 K: 0 S: 3 H: 0 LOB: 0 BB: 0 P: 3	R: 1 E: 0 K: 0 S: 5 H: 2 LOB: 1 BB: 0 P: 5	R: 1 E: 0 K: 0 S: 5 H: 2 LOB: 3 BB: 2 P: 13	R: 0 E: 0 K: 0 S: 4 H: 1 LOB: 1 BB: 0 P: 4	R: 0 E: 0 K: 0 S: 4 H: 1 LOB: 2 BB: 1 P: 8	1B: 6 2B: 2 3B: 1 HR: 1	SF: 0 SAC: 1 DP: 0 HBP: 1						

PITCHER	IP	WLS	BF	H	R	ER	SO	BB	IBB	HBP	BLK	WP	HR	S	P	ERA	WHIP
John Buzhardt, R (1, 1) ERA: 3.0	2.1		13	4	4	3	0	0	0	1	0	0	1	12	13	11.57	1.714
Jack Lamabe, R (3, 1) ERA: 3.75	3.2	L	14	2	1	1	2	0	0	0	0	0	0	18	18	2.46	0.545
Bob Locker, R (7, 1) ERA: 1.6	3.0		16	4	1	1	0	1	2	0	0	0	0	13	25	3.00	1.667

PITCHER	IP	WLS	BF	H	R	ER	SO	BB	IBB	HBP	BLK	WP	HR	S	P	ERA	WHIP

TOP

Baltimore Orioles @ Chicago White Sox

Comiskey Park, Chicago, IL

Tue May 24 1966, 8:05 PM EDT

Att. 13,335 - Unknown

livebaseballscorecards.com

AB	38
R	6
H	10
RBI	5
BB	3
SO	2
LOB	17

WP: 0	PB: 0	SB: 1	CS: 0	PA: 43		

Batter	1	2	3	4	5	6	7	8	9	AB	R	H	RBI	BB	SO	LOB
Don Buford, S (1, 4) OBP: 0.293, SLG: 0.303	BBBB 4-0 3-1 1B BB		BBBB 4-0 1B SF9 BB		x 0-0 HR 1B		x 0-0 ② F6			2	3	1	0	2	0	0
Tom McCraw, L (1, 3) OBP: 0.295, SLG: 0.300	x 0-0 ① 3-1 2-3		x 0-0 1-3 1B		x 0-0 ② F6		x 0-0 ③ F2			4	0	1	0	0	0	2
Tommie Agee, R (1, 8) OBP: 0.338, SLG: 0.397	SSS 0-3 ② K		x 0-0 ② SF9 3-H		x 0-0 1-H HR			x 0-0 ① F6		3	1	1	3	0	1	1
Floyd Robinson, L (1, 9) OBP: 0.372, SLG: 0.451	x 0-0 PB 3-H 1B		x 0-0 ③ F8		x 0-0 1B			x 0-0 ② F4		4	0	2	1	0	0	1
Gene Freese, R (1, 5) OBP: 0.300, SLG: 0.344	x 0-0 ③ 5-3 1-2			SSS 0-3 ① K	x 0-0 ③ F8			x 0-0 ③ F6		4	0	0	0	0	1	2
Pete Ward, L (1, 7) OBP: 0.259, SLG: 0.213 Joe Horlen, R (9, PR)		BBBB 4-0 G5-4-3 BB		BBBB 4-0 PB BB		x 0-0 ① F5			x 0-0 E8	2 0	0 0	0 0	0 0	2 0	0 0	0 0
J.C. Martin, L (1, 2) OBP: 0.333, SLG: 0.348 Bob Locker, S (7, 1) OBP: 0.333, SLG: 0.200 Smoky Burgess, L (9, PH) OBP: 0.222, SLG: 0.176		x 0-0 ① F8		x 0-0 ② F8 1-2		x 0-0 ② F6			x 0-0 ① F8	3 0 1	0 0 0	0 0 0	0 0 0	0 0 0	0 0 0	2 0 1
Al Weis, S (1, 6) OBP: 0.246, SLG: 0.125 Bill Skowron, R (9, PH) OBP: 0.264, SLG: 0.325		x 0-0 ② ③ G5-4-3 1-2f		x 0-0 ③ F9		x 0-0 ③ F3			x 0-0 ② 1-3	3 1	0 0	0 0	0 0	0 0	0 0	2 1
John Buzhardt, R (1, 1) Jack Lamabe, R (3, 1) John Romano, R (7, 2) OBP: 0.444, SLG: 0.473			x 0-0 ① 4-3		x 0-0 ① 4-3		x 0-0 ① 5-3		x 0-0 ③ 4-3	0 2 2	0 0 0	0 0 0	0 0 0	0 0 0	0 0 0	0 0 1
Inning Stats	R: 1 H: 1 E: 0 LOB: 1 K: 1 BB: 1 S: 6 P: 10	R: 0 H: 0 E: 0 LOB: 0 K: 0 BB: 1 S: 2 P: 6	R: 1 H: 1 E: 0 LOB: 1 K: 0 BB: 1 S: 4 P: 8	R: 0 H: 0 E: 0 LOB: 1 K: 1 BB: 1 S: 5 P: 9	R: 2 H: 3 E: 0 LOB: 1 K: 0 BB: 0 S: 6 P: 6	R: 0 H: 0 E: 0 LOB: 0 K: 0 BB: 0 S: 3 P: 3	R: 0 H: 0 E: 0 LOB: 0 K: 0 BB: 0 S: 3 P: 3	R: 0 H: 0 E: 0 LOB: 0 K: 0 BB: 0 S: 3 P: 3	R: 0 H: 0 E: 1 LOB: 1 K: 0 BB: 0 S: 4 P: 4	1B: 4 SF: 1 2B: 0 SAC: 0 3B: 0 DP: 1 HR: 1 HBP: 0						

PITCHER		IP	WLS	BF	H	R	ER	SO	BB	IBB	HBP	BLK	WP	HR	S	P	ERA	WHIP
Jim Palmer, R ERA: 3.14	(1, 1)	5.0	W	23	5	4	4	2	4	0	0	0	1	1	23	39	7.20	1.800
Dick Hall, R ERA: 0.83	(6, 1)	4.0	S	13	0	0	0	0	0	0	0	0	0	0	13	13	0.00	0.000

PITCHER	IP	WLS	BF	H	R	ER	SO	BB	IBB	HBP	BLK	WP	HR	S	P	ERA	WHIP

BOTTOM

Baltimore Orioles @ Chicago White Sox

Comiskey Park, Chicago, IL

Tue May 24 1966, 8:05 PM EDT

Att. 13,335 - Unknown

livebaseballscorecards.com

AB	31
R	4
H	5
RBI	4
BB	4
SO	2
LOB	13

Baltimore Orioles @ Chicago White Sox

Comiskey Park, Chicago, IL

Wed May 25 1966, 8:05 PM EDT

Att. 14,079 - Unknown

TOP

livebaseballscorecards.com

Batter	1	2	3	4	5	6	7	8	9	AB	R	H	RBI	BB	SO	LOB
Paul Blair, R (1, 8) OBP: 0.242, SLG: 0.323	1-3		BBBB 4-0 G4-6-3 BB		6-3			5-3		3	0	0	0	1	0	0
Luis Aparicio, R (1, 6) OBP: 0.240, SLG: 0.262	4-3 S 1B 1B		F7		5-3			E6 S		4	1	1	0	0	0	1
Frank Robinson, R (1, 3) OBP: 0.456, SLG: 0.656	4-3 1-3		G4-6-3 1-2f			1-3		F9 1-2		4	0	0	0	0	0	3
Brooks Robinson, R (1, 5) OBP: 0.372, SLG: 0.544	1B 1B 3-H			1B 1B 1B		L5			F8	4	1	2	1	0	0	0
Woodie Held, R (1, 7) OBP: 0.435, SLG: 0.421	1-2 1B			G6-4-3 1B 1-3		F5			6-3	4	0	2	0	0	0	0
Sam Bowens, R (1, 9) OBP: 0.167, SLG: 0.167	F9			G6-4-3 1-2 3-H			F4		WP 1B	4	0	2	1	0	0	2
Jerry Adair, R (1, 4) OBP: 0.286, SLG: 0.263		6-3		G6-4-3 1-2f 2-3			G6-4-3 1B		K2-3 1-2	3	0	1	0	0	0	2
Curt Blefary, L (9, PH) OBP: 0.338, SLG: 0.513										1	0	0	0	0	1	1
Andy Etchebarren, R (1, 2) OBP: 0.286, SLG: 0.357		3-1		G3			G6-4-3 1-2f			3	0	0	0	0	0	2
Steve Barber, L (1, 1)		1-3			SSS 0-3 K			6-3		2	0	0	0	0	1	0
Bob Johnson, R (8, PH) OBP: 0.344, SLG: 0.250										1	0	0	0	0	0	0
Eddie Watt, R (8, 1) OBP: 0.167, SLG: 0.167										0	0	0	0	0	0	0

	AB	33
	R	2
	H	8
	RBI	2
	BB	1
	SO	2
	LOB	11

Inning Stats	1	2	3	4	5	6	7	8	9
	R: 1 E: 0 K: 0 S: 6	R: 0 E: 0 K: 0 S: 3	R: 0 E: 0 K: 0 S: 2	R: 1 E: 0 K: 0 S: 5	R: 0 E: 0 K: 1 S: 5	R: 0 E: 0 K: 0 S: 3	R: 0 E: 0 K: 0 S: 3	R: 0 E: 1 K: 0 S: 4	R: 0 E: 0 K: 1 S: 6
	H: 3 LOB: 2 BB: 0 P: 6	H: 0 LOB: 0 BB: 0 P: 3	H: 0 LOB: 0 BB: 1 P: 6	H: 3 LOB: 1 BB: 0 P: 5	H: 0 LOB: 0 BB: 0 P: 5	H: 0 LOB: 0 BB: 0 P: 3	H: 1 LOB: 0 BB: 0 P: 3	H: 0 LOB: 1 BB: 0 P: 4	H: 1 LOB: 1 BB: 0 P: 6

	1B: 8	SF: 0	WP: 1	PA: 34
	2B: 0	SAC: 0	PB: 0	
	3B: 0	DP: 3	SB: 2	
	HR: 0	HBP: 0	CS: 0	

PITCHER		IP	WLS	BF	H	R	ER	SO	BB	IBB	HBP	BLK	WP	HR	S	P	ERA	WHIP
Tommy John, L ERA: 1.94	(1, 1)	8.2	W	33	8	2	2	1	1	0	0	0	0	0	34	38	2.08	1.038
Eddie Fisher, R ERA: 2.48	(9, 1)	0.1	S	1	0	0	0	1	0	0	0	0	1	0	3	3	0.00	0.000

PITCHER		IP	WLS	BF	H	R	ER	SO	BB	IBB	HBP	BLK	WP	HR	S	P	ERA	WHIP

Batter	1	2	3	4	5	6	7	8	9	AB	R	H	RBI	BB	SO	LOB
Don Buford, S (1, 4) OBP: 0.285, SLG: 0.294	F9		K			4-3 2-3		F8		4	0	0	0	0	1	1
Ken Berry, R (1, 7) OBP: 0.220, SLG: 0.250	4-3			4-3		F2		5-3		4	0	0	0	0	0	1
Tommie Agee, R (1, 8) OBP: 0.336, SLG: 0.392	6-3			4-3			S SH 1B	F7		4	1	1	0	0	0	0
Danny Cater, R (1, 9) OBP: 0.190, SLG: 0.232		B1-3		1-3			SH FC1-4 1-H			2	0	0	0	0	0	0
John Romano, R (1, 2) OBP: 0.440, SLG: 0.517 J.C. Martin, L (9, 2) OBP: 0.333, SLG: 0.348		HR			F7		FC1-4 FC4-6 1B 1-2f BLK			3 0	2 0	1 0	1 0	0 0	0 0	1 0
Gene Freese, R (1, 5) OBP: 0.315, SLG: 0.358		F8			G5-4-3 1B		FC4-6 1-2 1B			3	0	2	0	0	0	0
Bill Skowron, R (1, 3) OBP: 0.256, SLG: 0.313 Tom McCraw, L (7, PR) OBP: 0.295, SLG: 0.300 (8, 3)		K			G5-4-3 1-2f		FC4-6 BLK 1-2f 2-3			3 0	0 0	0 0	0 0	0 0	1 0	3 0
Al Weis, S (1, 6) OBP: 0.265, SLG: 0.138			K			PB SH2-4 1B	IBB 1-2 3-H			2	0	1	0	1	1	0
Tommy John, R (1, 1) OBP: 0.176, SLG: 0.353 Eddie Fisher, R (9, 1)			4-3			SH2-4 1-2	K			2 0	0 0	0 0	0 0	0 0	1 0	2 0
Inning Stats	R: 0 E: 0 K: 0 S: 3 H: 0 LOB: 0 BB: 0 P: 3	R: 1 E: 0 K: 1 S: 6 H: 1 LOB: 0 BB: 0 P: 6	R: 0 E: 0 K: 2 S: 7 H: 0 LOB: 0 BB: 0 P: 7	R: 0 E: 0 K: 0 S: 3 H: 0 LOB: 0 BB: 0 P: 3	R: 0 E: 0 K: 0 S: 3 H: 1 LOB: 0 BB: 0 P: 3	R: 0 E: 0 K: 0 S: 4 H: 1 LOB: 1 BB: 0 P: 4	R: 2 E: 1 K: 1 S: 8 H: 2 LOB: 2 BB: 1 P: 12	R: 0 E: 0 K: 0 S: 3 H: 0 LOB: 0 BB: 0 P: 3		1B: 4 2B: 0 3B: 0 HR: 1	SF: 0 SAC: 2 DP: 1 HBP: 0			WP: 0 PB: 1 SB: 1 CS: 0	PA: 30	

PITCHER		IP	WLS	BF	H	R	ER	SO	BB	IBB	HBP	BLK	WP	HR	S	P	ERA	WHIP
Steve Barber, L ERA: 2.3	(1, 1)	7.0	L	27	5	3	2	4	0	1	0	1	0	1	34	38	2.57	0.714
Eddie Watt, R ERA: 2.52	(8, 1)	1.0		3	0	0	0	0	0	0	0	0	0	0	3	3	0.00	0.000

PITCHER	IP	WLS	BF	H	R	ER	SO	BB	IBB	HBP	BLK	WP	HR	S	P	ERA	WHIP

BOTTOM

Baltimore Orioles @ Chicago White Sox

Comiskey Park, Chicago, IL

Wed May 25 1966, 8:05 PM EDT

Att. 14,079 - Unknown

livebaseballscorecards.com

AB	27
R	3
H	5
RBI	1
BB	1
SO	4
LOB	8

Baltimore Orioles @ Chicago White Sox

Comiskey Park, Chicago, IL

Thu May 26 1966, 4:33 AM EDT

Att. 3,814 - Unknown

TOP

livebaseballscorecards.com

Batter	1	2	3	4	5	6	7	8	9	AB	R	H	RBI	BB	SO	LOB
Paul Blair, R (1, 8) OBP: 0.238, SLG: 0.316	F4		F8		F6		BB	FC4-6		2	0	0	0	0	0	0
Russ Snyder, L (5, PH) (5, 8) OBP: 0.345, SLG: 0.327										2	1	0	0	1	0	1
Luis Aparicio, R (1, 6) OBP: 0.238, SLG: 0.260	K		F7		F9		1B	4-3		5	1	1	0	0	1	1
Frank Robinson, R (1, 3) OBP: 0.454, SLG: 0.652	BB			BB	F8		K		F9	4	1	1	0	1	1	2
Brooks Robinson, R (1, 5) OBP: 0.379, SLG: 0.540	FC6-4			BB		5-3	2B		E9	3	2	1	1	2	0	0
Woodie Held, R (1, 7) OBP: 0.440, SLG: 0.400	FC6-4			E 1B		3-1	2B		F7	1	1	0	0	1	0	2
Curt Blefary, L (6, PH) (6, 7) OBP: 0.338, SLG: 0.508										3	1	1	1	0	0	1
Sam Bowens, R (1, 9) OBP: 0.304, SLG: 0.348		5-3		E4		S				5	0	4	4	0	0	0
Jerry Adair, R (1, 4) OBP: 0.298, SLG: 0.262		F9		FC6-4		BB	K		L6	4	0	1	1	1	1	3
Andy Etchebarren, R (1, 2) OBP: 0.277, SLG: 0.345		K		FC6-4		5-3		F8		4	0	0	0	0	1	3
Dave McNally, R (1, 1) OBP: 0.150, SLG: 0.111			6-3	3-1			6-3	E9 FC4-6		2	0	0	0	0	0	1
Eddie Watt, R (6, 1) OBP: 0.125, SLG: 0.125										2	0	0	0	0	0	0
Stu Miller, R (9, 1)										0	0	0	0	0	0	0

AB	37
R	7
H	9
RBI	7
BB	6
SO	4
LOB	14

Inning Stats	1	2	3	4	5	6	7	8	9
	R: 0 E: 0 K: 1 S: 5	H: 0 LOB: 2 BB: 2 P: 13	R: 0 E: 0 K: 1 S: 5	H: 0 LOB: 0 BB: 0 P: 5	R: 0 E: 0 K: 0 S: 3	H: 0 LOB: 0 BB: 0 P: 3	R: 3 E: 2 K: 0 S: 5	H: 3 LOB: 1 BB: 2 P: 13	R: 0 E: 0 K: 0 S: 3	H: 0 LOB: 0 BB: 0 P: 3
	R: 0 E: 0 K: 0 S: 4	H: 1 LOB: 2 BB: 1 P: 8	R: 4 E: 0 K: 2 S: 11	H: 4 LOB: 1 BB: 1 P: 15	R: 0 E: 1 K: 0 S: 4	H: 0 LOB: 1 BB: 0 P: 4	R: 0 E: 1 K: 0 S: 5	H: 1 LOB: 2 BB: 0 P: 5	1B: 7 2B: 2 3B: 0 HR: 0	SF: 0 SAC: 0 DP: 0 HBP: 0	WP: 0 PB: 0 SB: 1 CS: 0	PA: 43

PITCHER		IP	WLS	BF	H	R	ER	SO	BB	IBB	HBP	BLK	WP	HR	S	P	ERA	WHIP
Juan Pizarro, L ERA: 2.41	(1, 1)	3.1	L	16	3	3	2	2	3	1	0	0	0	0	16	32	5.40	1.800
Jack Lamabe, R ERA: 5.28	(4, 1)	3.1		16	4	4	4	1	2	0	0	0	0	0	16	24	10.80	1.800
Bob Locker, R ERA: 1.59	(7, 1)	0.1		2	1	0	0	1	0	0	0	0	0	0	4	4	0.00	3.000
Dennis Higgins, R ERA: 2.5	(8, 1)	2.0		9	1	0	0	0	0	0	0	0	0	0	9	9	0.00	0.500

PITCHER		IP	WLS	BF	H	R	ER	SO	BB	IBB	HBP	BLK	WP	HR	S	P	ERA	WHIP

Batter	1	2	3	4	5	6	7	8	9	AB	R	H	RBI	BB	SO	LOB
Don Buford, S (1, 4) OBP: 0.290, SLG: 0.300	F8		L1-3 1B		1-4-3 1B		4-3			4	0	2	0	0	0	0
Ken Berry, R (1, 7) OBP: 0.222, SLG: 0.250	1B 1B		L1-3 1-2		1-4-3 1-2		5-3			4	0	1	0	0	0	2
Tommie Agee, R (1, 8) OBP: 0.333, SLG: 0.388	1-3 1B		5-3		6-3			L5		4	0	1	0	0	0	1
Danny Cater, R (1, 9) OBP: 0.194, SLG: 0.233	F3			5-3		BB 1B		G3		4	0	1	0	0	0	2
John Romano, R (1, 2) OBP: 0.443, SLG: 0.500	F8			K		1-2 BB		BB		2	0	0	0	2	1	2
Gene Freese, R (1, 5) OBP: 0.312, SLG: 0.394		6-3		HR		F5		K		4	1	1	1	0	1	3
Bill Skowron, R (1, 3) OBP: 0.258, SLG: 0.314 Dennis Higgins, R (8, 1) OBP: 0.200, SLG: 0.200 Floyd Robinson, L (9, PH) OBP: 0.369, SLG: 0.447		1-3		E9 1B		K			F7	3 0 1	0 0 0	1 0 0	0 0 0	0 0 0	1 0 0	2 0 0
Al Weis, S (1, 6) OBP: 0.264, SLG: 0.145	1B			G3		K			K	4	0	1	0	0	2	3
Juan Pizarro, L (1, 1) Jack Lamabe, R (4, 1) Bob Locker, S (7, 1) OBP: 0.333, SLG: 0.200 Tom McCraw, L (7, PH) OBP: 0.289, SLG: 0.293 (8, 3)	1-3				K		F6		F4	1 1 0 2	0 0 0 0	0 0 0 0	0 0 0 0	0 1 0 0	0 0 0 0	1 0 0 0
Inning Stats	R: 0 H: 2 E: 0 LOB: 2 K: 0 BB: 0 S: 5 P: 5	R: 0 H: 1 E: 0 LOB: 1 K: 0 BB: 0 S: 4 P: 4	R: 0 H: 1 E: 0 LOB: 0 K: 0 BB: 0 S: 3 P: 3	R: 1 H: 2 E: 1 LOB: 1 K: 1 BB: 0 S: 7 P: 7	R: 0 H: 1 E: 0 LOB: 1 K: 1 BB: 0 S: 6 P: 6	R: 0 H: 1 E: 0 LOB: 2 K: 2 BB: 1 S: 8 P: 12	R: 0 H: 0 E: 0 LOB: 0 K: 0 BB: 0 S: 3 P: 3	R: 0 H: 0 E: 0 LOB: 1 K: 1 BB: 1 S: 5 P: 9	R: 0 H: 0 E: 0 LOB: 0 K: 1 BB: 0 S: 5 P: 5	1B: 7 SF: 0 2B: 1 SAC: 0 3B: 0 DP: 1 HR: 1 HBP: 0						WP: 0 PA: 36 PB: 0 SB: 0 CS: 0

PITCHER		IP	WLS	BF	H	R	ER	SO	BB	IBB	HBP	BLK	WP	HR	S	P	ERA	WHIP
Dave McNally, L ERA: 2.78	(1, 1)	5.0	W	23	8	1	1	2	1	0	0	0	0	1	26	30	1.80	1.800
Eddie Watt, R ERA: 2.25	(6, 1)	3.0		10	0	0	0	3	1	0	0	0	0	0	15	19	0.00	0.333
Stu Miller, R ERA: 1.14	(9, 1)	1.0	S	3	0	0	0	1	0	0	0	0	0	0	5	5	0.00	0.000

PITCHER	IP	WLS	BF	H	R	ER	SO	BB	IBB	HBP	BLK	WP	HR	S	P	ERA	WHIP

BOTTOM

Baltimore Orioles @ Chicago White Sox

Comiskey Park, Chicago, IL

Thu May 26 1966, 4:33 AM EDT

Att. 3,814 - Unknown

livebaseballscorecards.com

AB	34
R	1
H	8
RBI	1
BB	2
SO	6
LOB	16

Baltimore Orioles @ Kansas City Athletics

Municipal Stadium, Kansas City, MO

Fri May 27 1966, 8:05 PM EDT

Att. 9,872 - Unknown

TOP

livebaseballscorecards.com

Batter	1	2	3	4	5	6	7	8	9	AB	R	H	RBI	BB	SO	LOB
Luis Aparicio, R (1, 6) OBP: 0.244, SLG: 0.260	4-3	F5			CS 1B 3-H			BB 2B PB	6-3	4	1	1	1	1	0	2
Boog Powell, L (1, 3) OBP: 0.318, SLG: 0.391	1B		F8		F6 1-2			PB FC3-2 2B 1-3		4	0	2	0	0	0	1
Frank Robinson, R (1, 9) OBP: 0.455, SLG: 0.642	F5		F9			G4-6-3 HBP		IBB FC3-2 PB		2	0	0	0	1	0	1
Paul Blair, R (8, PR) OBP: 0.238, SLG: 0.316 (8, 8)										0	0	0	0	0	0	0
Brooks Robinson, R (1, 5) OBP: 0.370, SLG: 0.526	F3		F2			G4-6-3 1-2f		F4 1-2 2-3 3-H		4	0	0	0	0	0	4
Curt Blefary, L (1, 7) OBP: 0.343, SLG: 0.504		F8		G6-4-3 1B		4-3		FC3-2 BB		3	0	1	0	1	0	0
Russ Snyder, L (9, 7) OBP: 0.345, SLG: 0.327										0	0	0	0	0	0	0
Sam Bowens, R (1, 8) OBP: 0.333, SLG: 0.346 (8, 9)		1B 1B		G6-4-3 1-2f			WP S 1B BB	FC3-2 1-2 2-3 3-Hf		3	2	1	0	1	0	4
Jerry Adair, R (1, 4) OBP: 0.294, SLG: 0.261		SH5-4 1B 1-3 1B		F8			6-3 1-3	K		4	0	1	0	0	1	4
Andy Etchebarren, R (1, 2) OBP: 0.291, SLG: 0.366		SH5-4 1-2 3-H 1B			SH5-4 1B 2B		G1-6-4 3-H 1B		K	4	1	3	2	0	1	0
Wally Bunker, R (1, 1) OBP: 0.105, SLG: 0.111		SH5-4 1-2 2-3			SH5-4 2-3		G1-6-4 1-2f		K	1	0	0	0	0	0	1
Stu Miller, R (7, 1)										1	0	0	0	0	1	0
Inning Stats	R: 0 E: 0 K: 0 S: 4 H: 1 LOB: 1 BB: 0 P: 4	R: 1 E: 0 K: 0 S: 6 H: 3 LOB: 2 BB: 0 P: 6	R: 0 E: 0 K: 0 S: 3 H: 0 LOB: 0 BB: 0 P: 3	R: 0 E: 0 K: 0 S: 3 H: 1 LOB: 0 BB: 0 P: 3	R: 1 E: 0 K: 0 S: 4 H: 2 LOB: 0 BB: 0 P: 4	R: 0 E: 0 K: 0 S: 2 H: 0 LOB: 0 BB: 0 P: 3	R: 1 E: 0 K: 0 S: 3 H: 1 LOB: 0 BB: 1 P: 7	R: 1 E: 0 K: 1 S: 6 H: 1 LOB: 3 BB: 3 P: 18	R: 0 E: 0 K: 2 S: 7 H: 0 LOB: 0 BB: 0 P: 7	1B: 7 2B: 2 3B: 0 HR: 0	SF: 0 SAC: 2 DP: 3 HBP: 1						

	AB	30
	R	4
	H	9
	RBI	3
	BB	4
	SO	3
	LOB	17

PITCHER		IP	WLS	BF	H	R	ER	SO	BB	IBB	HBP	BLK	WP	HR	S	P	ERA	WHIP
Rollie Sheldon, R ERA: 2.66	(1, 1)	7.0	L	27	8	3	3	0	1	0	1	0	1	0	25	30	3.86	1.286
John Wyatt, R ERA: 3.94	(8, 1)	2.0		10	1	1	1	3	2	1	0	0	0	0	13	25	4.50	1.500

PITCHER	IP	WLS	BF	H	R	ER	SO	BB	IBB	HBP	BLK	WP	HR	S	P	ERA	WHIP

Batter	1	2	3	4	5	6	7	8	9	AB	R	H	RBI	BB	SO	LOB
Ossie Chavarria, R (1, 6) OBP: 0.250, SLG: 0.216	S S S 0-3 ① K		x 0-0 ① B3		S S S 0-3 ③ K		B B B B 4-0 1-2 BB			3	0	0	0	0	2	2
Wayne Causey, L (7, PH) OBP: 0.292, SLG: 0.228 (8, 6)										0	0	0	0	1	0	0
Ken Harrelson, R (1, 3) OBP: 0.266, SLG: 0.262	x 0-0 ② 1-3		x 0-0 ②③ 8-6 1-2f			x 0-0 ① 6-3	x 0-0 ③ 4-3			4	0	0	0	0	0	4
Mike Hershberger, R (1, 9) OBP: 0.302, SLG: 0.368	x 0-0 2B 3B			x 0-0 ① F7		x 0-0 1B		x 0-0 ① F5		4	1	2	0	0	0	0
Billy Bryan, L (1, 2) OBP: 0.197, SLG: 0.200	x 0-0 3-H 2B			x 0-0 ② B1-3		S S S 0-3 ② K		x 0-0 ② B1		4	0	1	1	0	1	1
Ed Charles, R (1, 5) OBP: 0.250, SLG: 0.341	x 0-0 ③ 1-3			x 0-0 ③ 3-1		x 0-0 F5		x 0-0 ③ F7		4	0	0	0	0	0	2
Larry Stahl, L (1, 7) OBP: 0.228, SLG: 0.342		S S S 0-3 ① K			x 0-0 4-3 1B 1B		x 0-0 ① F8		x 0-0 ① F7	4	1	1	0	0	1	0
Dick Green, R (1, 4) OBP: 0.248, SLG: 0.297		x 0-0 ② F7			x 0-0 ① 4-3 1-2		x 0-0 ② 1-3		x 0-0 2B	4	0	1	0	0	0	1
Joe Nossek, R (1, 8) OBP: 0.385, SLG: 0.458		x 0-0 ③ 6-3			x 0-0 E S 2-H 1B		x 0-0 1B 1B		x 0-0 ② F7	4	0	2	1	0	0	1
Rollie Sheldon, R (1, 1) OBP: 0.118, SLG: 0.118			x 0-0 8-6 1B		S S S 0-3 ② K 1-3		x 0-0 BB 1-3 1B		x 0-0 ③ F4	2	0	1	0	0	1	1
Ron Stone, L (7, PH) OBP: 0.300, SLG: 0.300										1	0	1	0	0	0	0
John Wyatt, R (8, 1)										0	0	0	0	0	0	0
Jose Tartabull, L (9, PH) OBP: 0.290, SLG: 0.304										1	0	0	0	0	0	1
Inning Stats	R: 1 E: 0 K: 1 S: 7 H: 2 LOB: 1 BB: 0 P: 7	R: 0 E: 0 K: 1 S: 5 H: 0 LOB: 0 BB: 0 P: 5	R: 0 E: 0 K: 0 S: 3 H: 1 LOB: 0 BB: 0 P: 3	R: 0 E: 0 K: 0 S: 3 H: 0 LOB: 0 BB: 0 P: 3	R: 1 E: 0 K: 2 S: 9 H: 2 LOB: 1 BB: 0 P: 9	R: 0 E: 0 K: 1 S: 6 H: 1 LOB: 1 BB: 0 P: 6	R: 0 E: 0 K: 0 S: 5 H: 2 LOB: 3 BB: 1 P: 9	R: 0 E: 0 K: 0 S: 3 H: 0 LOB: 0 BB: 0 P: 3	R: 0 E: 0 K: 0 S: 4 H: 1 LOB: 1 BB: 0 P: 4							

PITCHER	IP	WLS	BF	H	R	ER	SO	BB	IBB	HBP	BLK	WP	HR	S	P	ERA	WHIP
Wally Bunker, R (1, 1) ERA: 3.38	6.2	W	27	8	2	2	5	0	0	0	0	0	0	37	37	2.70	1.200
Stu Miller, R (7, 1) ERA: 1.04	2.1	S	9	1	0	0	0	1	0	0	0	0	0	8	12	0.00	0.857

PITCHER	IP	WLS	BF	H	R	ER	SO	BB	IBB	HBP	BLK	WP	HR	S	P	ERA	WHIP

BOTTOM

Baltimore Orioles @ Kansas City Athletics

Municipal Stadium, Kansas City, MO

Fri May 27 1966, 8:05 PM EDT

Att. 9,872 - Unknown

livebaseballscorecards.com

AB	35
R	2
H	9
RBI	2
BB	1
SO	5
LOB	13

1B: 6	SF: 0	WP: 0	PA: 36
2B: 3	SAC: 0	PB: 0	
3B: 1	DP: 1	SB: 1	
HR: 0	HBP: 0	CS: 0	

Batter	1	2	3	4	5	6	7	8	9	AB	R	H	RBI	BB	SO	LOB
Luis Aparicio, R (1, 6) OBP: 0.250, SLG: 0.279	5-3		SH5-3 1-2 2-3		1B FC6-4 1B		F9	3B		4	1	2	0	0	0	0
Boog Powell, L (1, 3) OBP: 0.321, SLG: 0.400	K		FC6-4 2-3 3-H 2B		FC6-4 1-3 1B		3-1	K		5	0	2	1	0	2	1
Frank Robinson, R (1, 9) OBP: 0.453, SLG: 0.630 Russ Snyder, L (9, PR) OBP: 0.345, SLG: 0.327 (9, 7)	6-3		IBB		FC6-4 G4-6-3 1-2f 3-H		K		SH1-3 E 1B	4 0	0 1	1 0	1 0	1 0	1 0	1 0
Brooks Robinson, R (1, 5) OBP: 0.371, SLG: 0.528		F8	FC6-4 BB 1-2f 2-3 3-H		G4-6-3 1-2f			2B 2B	E SH1-3 1-2 1-3 1B	5	2	2	1	0	0	3
Curt Blefary, L (1, 7) OBP: 0.354, SLG: 0.516 Paul Blair, R (8, 8) OBP: 0.238, SLG: 0.316		1B	BB 1-2			K		1B FC3 2-H 2B	SH1-3 1-2 2-3	3 0	1 0	2 0	1 0	1 0	1 0	0 0
Sam Bowens, R (1, 8) OBP: 0.313, SLG: 0.323 (8, 7) (9, 9)		L9	K			F3		FC3 PB S 2-3 1B	FC1 1-3 S 2-3 3-H	5	1	1	0	0	1	6
Davey Johnson, R (1, 4) OBP: 0.252, SLG: 0.311		F9		F7		WP S 1B		FC3 PB SH3 1-3 3-H	BB 1-2	4	1	1	1	1	0	2
Andy Etchebarren, R (1, 2) OBP: 0.295, SLG: 0.362			SH5-3 SH 2B 1B	G1		WP 1-2 BB		K	1-3 1-2 2-3 3-H	4	1	1	1	1	1	4
John Miller, R (1, 1) Moe Drabowsky, R (5, 1) OBP: 0.600, SLG: 0.333			SH 2B SH5-3 1-2 FC6-4	F5		K 1-2 2-3		SH3 1-H 3-H	F5	1 2	1 0	0 0	0 1	0 0	1 1	0 5
Inning Stats	R: 0 E: 0 K: 1 S: 5 H: 0 LOB: 0 BB: 0 P: 5	R: 0 E: 0 K: 0 S: 4 H: 1 LOB: 1 BB: 0 P: 4	R: 2 E: 0 K: 1 S: 8 H: 2 LOB: 3 BB: 2 P: 16	R: 0 E: 0 K: 1 S: 5 H: 0 LOB: 0 BB: 0 P: 5	R: 1 E: 0 K: 0 S: 4 H: 2 LOB: 0 BB: 0 P: 4	R: 0 E: 0 K: 2 S: 8 H: 1 LOB: 2 BB: 1 P: 12	R: 0 E: 0 K: 1 S: 5 H: 0 LOB: 0 BB: 0 P: 5	R: 4 E: 0 K: 2 S: 12 H: 4 LOB: 1 BB: 0 P: 12	R: 2 E: 1 K: 0 S: 6 H: 2 LOB: 3 BB: 1 P: 10	1B: 8 2B: 3 3B: 1 HR: 0 SF: 0 SAC: 4 DP: 1 HBP: 0						

PITCHER	IP	WLS	BF	H	R	ER	SO	BB	IBB	HBP	BLK	WP	HR	S	P	ERA	WHIP
Ralph Terry, R (1, 1) ERA: 2.42	5.0	L	22	5	3	3	3	1	1	0	0	0	0	26	34	5.40	1.200
Lew Krausse, R (6, 1) ERA: 2.89	2.0		8	1	0	0	3	1	0	0	0	1	0	13	17	0.00	1.000
John Wyatt, R (8, 1) ERA: 6.19	0.0		4	3	4	4	0	0	0	0	0	0	0	4	4	∞	∞
Jim Dickson, R (8, 1) ERA: 7.36	2.0		11	3	2	0	2	1	0	0	0	0	0	14	18	0.00	2.000

PITCHER	IP	WLS	BF	H	R	ER	SO	BB	IBB	HBP	BLK	WP	HR	S	P	ERA	WHIP

Baltimore Orioles @ Kansas City Athletics

Municipal Stadium, Kansas City, MO

Sat May 28 1966, 8:05 PM EDT

Att. 12,393 - Unknown

TOP

livebaseballscorecards.com

AB	37
R	9
H	12
RBI	7
BB	4
SO	8
LOB	22

BOTTOM

Baltimore Orioles @ Kansas City Athletics

Municipal Stadium, Kansas City, MO

Sat May 28 1966, 8:05 PM EDT

Att. 12,393 - Unknown

livebaseballscorecards.com

Batter	1	2	3	4	5	6	7	8	9	AB	R	H	RBI	BB	SO	LOB
Bert Campaneris, R (1, 6) OBP: 0.267, SLG: 0.366	BBBB 4-0 1B BB		x 0-0 1B		x 0-0 F4 ②		SSS 0-3 K ②		x 0-0 L7 ③	4	0	1	0	1	1	2
Larry Stahl, L (1, 7) OBP: 0.253, SLG: 0.363	x 0-0 1-3 1B ①		SSS 0-3 K ③		x 0-0 2-H BB 1B 1B		x 0-0 1B			4	1	3	1	0	1	1
Mike Hershberger, R (1, 9) OBP: 0.300, SLS: 0.359	x 0-0 F9 ②			x 0-0 5-3 ①	BBBB 4-0 1B 1-2 BB		x 0-0 1-3 ③			3	0	0	0	1	0	2
Billy Bryan, L (1, 2) OBP: 0.213, SLG: 0.206	x 0-0 P4 ③			BBBB 4-0 BB BB	x 0-0 1-3 2-H 1B			x 0-0 6-3 ①		3	0	1	1	1	0	1
Ken Harrelson, R (1, 3) OBP: 0.266, SLG: 0.256		x 0-0 F2 ①		BBBB 4-0 1-2 BB	SSS 0-3 K ③			SSS 0-3 K ②		3	0	0	0	1	2	2
Danny Cater, R (1, 5) OBP: 0.182, SLG: 0.219		x 0-0 F8 ②		SSS 0-3 K ②		SSS 0-3 K ①		SSS 0-3 K ③		4	0	0	0	0	3	2
Dick Green, R (1, 4) OBP: 0.241, SLG: 0.288		x 0-0 P6 ③		x 0-0 1-3 ③		x 0-0 B1-3 ②			x 0-0 1-3 ①	4	0	0	0	0	0	2
Joe Nossek, R (1, 8) OBP: 0.400, SLG: 0.571			x 0-0 F8 ①		x 0-0 1B 2B	x 0-0 5-3 ③			x 0-0 3B	4	1	2	0	0	0	0
Ralph Terry, R (1, 1) OBP: 0.333, SLG: 0.200 Ron Stone, L (5, PH) OBP: 0.273, SLG: 0.273 Lew Krausse, R (6, 1) Ed Charles, R (7, PH) OBP: 0.247, SLG: 0.337 John Wyatt, R (8, 1) Jim Dickson, L (8, 1) Phil Roof, R (9, PH) OBP: 0.167, SLG: 0.583			x 0-0 5-3 ②		x 0-0 P4 ①		x 0-0 F8 ①		x 0-0 F7 ②	1 1 0 1 0 0 0 1	0 0 0 0 0 0 0 0	0 0 0 0 0 0 0 0	0 0 0 0 0 0 0 0	0 1 0 0 0 0 0 1	0 0 0 0 0 0 0 0	0 1 0 0 0 0 0 1
Inning Stats	R: 0 E: 0 K: 0 S: 3 H: 1 LOB: 1 BB: 1 P: 7	R: 0 E: 0 K: 0 S: 3 H: 0 LOB: 0 BB: 0 P: 3	R: 0 E: 0 K: 1 S: 6 H: 1 LOB: 1 BB: 0 P: 6	R: 0 E: 0 K: 1 S: 5 H: 0 LOB: 2 BB: 2 P: 13	R: 2 E: 0 K: 1 S: 8 H: 3 LOB: 2 BB: 1 P: 12	R: 0 E: 0 K: 1 S: 5 H: 0 LOB: 0 BB: 0 P: 5	R: 0 E: 0 K: 1 S: 6 H: 1 LOB: 1 BB: 0 P: 6	R: 0 E: 0 K: 2 S: 7 H: 0 LOB: 0 BB: 0 P: 7	R: 0 E: 0 K: 0 S: 4 H: 1 LOB: 1 BB: 0 P: 4	1B: 5 2B: 1 3B: 1 HR: 0	SF: 0 SAC: 0 DP: 0 HBP: 0			WP: 0 PB: 0 SB: 0 CS: 0		PA: 37	

	AB	33
	R	2
	H	7
	RBI	2
	BB	4
	SO	7
	LOB	14

PITCHER		IP	WLS	BF	H	R	ER	SO	BB	IBB	HBP	BLK	WP	HR	S	P	ERA	WHIP
John Miller, R ERA: 4.03	(1, 1)	4.2		22	5	2	2	2	4	0	0	0	0	0	22	38	3.86	1.929
Moe Drabowsky, R ERA: 3.1	(5, 1)	4.1	W	15	2	0	0	5	0	0	0	0	0	0	25	25	0.00	0.462

PITCHER	IP	WLS	BF	H	R	ER	SO	BB	IBB	HBP	BLK	WP	HR	S	P	ERA	WHIP

Batter	1	2	3	4	5	6	7	8	9	AB	R	H	RBI	BB	SO	LOB
Luis Aparicio, R (1, 6) OBP: 0.244, SLG: 0.272	F9		F5		F7		F8			4	0	0	0	0	0	2
Boog Powell, L (1, 3) OBP: 0.333, SLG: 0.402	FC5-4 BB		G3		BB		1B			2	0	1	0	2	0	1
Frank Robinson, R (1, 9) OBP: 0.443, SLG: 0.613	K			K	K			4-3		4	0	0	0	0	3	3
Brooks Robinson, R (1, 5) OBP: 0.362, SLG: 0.515	FC5-4 1-2f			F9		5-3		P3		4	0	0	0	0	0	1
Curt Blefary, L (1, 7) OBP: 0.351, SLG: 0.508		F8		4-3		FC1-4 1B		F8		4	0	1	0	0	0	0
Sam Bowens, R (1, 8) OBP: 0.306, SLG: 0.314		F8			1B 2B 1B	FC1-4 1-2f 2B			4-3	4	2	1	0	0	0	1
Davey Johnson, R (1, 4) OBP: 0.267, SLG: 0.333		F2			1-2 2B 1B	1-H 2B			1B	4	1	3	1	0	0	0
Andy Etchebarren, R (1, 2) OBP: 0.301, SLG: 0.369			BB		1-H 2-H 2B	F8			K	3	0	1	2	1	1	2
Jim Palmer, R (1, 1) OBP: 0.250, SLG: 0.364			K		K		K		5-3	2	0	0	0	0	2	2
Russ Snyder, L (7, PH) OBP: 0.339, SLG: 0.321										1	0	0	0	0	1	0
Eddie Watt, R (7, 1) OBP: 0.125, SLG: 0.125										0	0	0	0	0	0	0
Woodie Held, R (9, PH) OBP: 0.423, SLG: 0.381										1	0	0	0	0	0	1
Inning Stats	R: 0 E: 0 K: 1 S: 5 H: 0 LOB: 1 BB: 1 P: 9	R: 0 E: 0 K: 0 S: 3 H: 0 LOB: 0 BB: 0 P: 3	R: 0 E: 0 K: 1 S: 5 H: 0 LOB: 1 BB: 1 P: 9	R: 0 E: 0 K: 1 S: 5 H: 0 LOB: 0 BB: 0 P: 5	R: 2 E: 0 K: 2 S: 10 H: 3 LOB: 2 BB: 1 P: 14	R: 1 E: 0 K: 0 S: 5 H: 2 LOB: 1 BB: 0 P: 5	R: 0 E: 0 K: 1 S: 5 H: 1 LOB: 1 BB: 0 P: 5	R: 0 E: 0 K: 0 S: 3 H: 0 LOB: 0 BB: 0 P: 3	R: 0 E: 0 K: 1 S: 6 H: 1 LOB: 1 BB: 0 P: 6	1B: 5 2B: 2 3B: 0 HR: 0 SF: 0 SAC: 0 DP: 0 HBP: 0	WP: 0 PB: 0 SB: 0 CS: 0 PA: 36					

PITCHER	IP	WLS	BF	H	R	ER	SO	BB	IBB	HBP	BLK	WP	HR	S	P	ERA	WHIP
Catfish Hunter, R (1, 1) ERA: 3.21	6.0	W	26	5	3	3	5	3	0	0	0	0	0	33	45	4.50	1.333
Jack Aker, R (7, 1) ERA: 1.11	3.0	S	10	2	0	0	2	0	0	0	0	0	0	14	14	0.00	0.667

PITCHER	IP	WLS	BF	H	R	ER	SO	BB	IBB	HBP	BLK	WP	HR	S	P	ERA	WHIP

TOP

Baltimore Orioles @ Kansas City Athletics

Municipal Stadium, Kansas City, MO

Sun May 29 1966, 4:33 AM EDT

Att. 10,378 - Unknown

livebaseballscorecards.com

AB	33
R	3
H	7
RBI	3
BB	3
SO	7
LOB	13

Baltimore Orioles @ Kansas City Athletics

Municipal Stadium, Kansas City, MO

Sun May 29 1966, 4:33 AM EDT

Att. 10,378 - Unknown

livebaseballscorecards.com

BOTTOM

Batter	1	2	3	4	5	6	7	8	9	AB	R	H	RBI	BB	SO	LOB
Bert Campaneris, R (1, 6) OBP: 0.267, SLG: 0.357	B3		BB 2-3 S SF8		K		F2			3	1	0	0	1	1	1
Larry Stahl, L (1, 7) OBP: 0.253, SLG: 0.357	K		2-3 1-3		1B 2-H		F9			4	0	1	1	0	1	1
Mike Hershberger, R (1, 9) OBP: 0.291, SLG: 0.350	5-3		SF8 3-H		P2		F7			3	0	0	1	0	0	1
Danny Cater, R (1, 5) OBP: 0.200, SLG: 0.250		2B 2B	K			K		FC3-6 1B		4	1	2	0	0	2	0
Dick Green, R (1, 4) OBP: 0.241, SLG: 0.281		2B BB	K			1-3		FC3-6 1-2f		3	1	0	0	1	1	1
Ken Harrelson, R (1, 3) OBP: 0.272, SLG: 0.280		K		CS BB		HR		K		3	1	1	1	1	2	3
Ossie Chavarria, R (9, 3) OBP: 0.250, SLG: 0.216										0	0	0	0	0	0	0
Joe Nossek, R (1, 8) OBP: 0.412, SLG: 0.581		1-H 2-H 2B	6-3 1-2			3B BB		P6		3	1	1	2	1	0	2
Phil Roof, R (1, 2) OBP: 0.267, SLG: 0.733		5-3			SH1-4 1B 1B	1-H 3B				3	1	2	1	0	0	1
Catfish Hunter, R (1, 1) OBP: 0.185, SLG: 0.231		4-3			SH1-4 1-2	K				1	0	0	0	0	0	1
Billy Bryan, L (6, PH) OBP: 0.211, SLG: 0.203										1	0	0	0	0	1	1
Jack Aker, R (7, 1)										0	0	0	0	0	0	0

	AB	28
	R	6
	H	7
	RBI	6
	BB	4
	SO	8
	LOB	12

Inning Stats	1	2	3	4	5	6	7	8	9
	R: 0 H: 0 E: 0 LOB: 0 K: 1 BB: 0 S: 5 P: 5	R: 2 H: 2 E: 0 LOB: 1 K: 1 BB: 1 S: 7 P: 11	R: 1 H: 0 E: 0 LOB: 0 K: 1 BB: 1 S: 5 P: 9	R: 0 H: 0 E: 0 LOB: 0 K: 1 BB: 0 S: 4 P: 8	R: 1 H: 2 E: 0 LOB: 1 K: 1 BB: 0 S: 7 P: 7	R: 2 H: 2 E: 0 LOB: 1 K: 2 BB: 1 S: 9 P: 13	R: 0 H: 0 E: 0 LOB: 0 K: 0 BB: 0 S: 3 P: 3	R: 0 H: 1 E: 0 LOB: 1 K: 1 BB: 0 S: 6 P: 6	

	1B: 3	SF: 1
	2B: 2	SAC: 1
	3B: 1	DP: 0
	HR: 1	HBP: 0

	WP: 0	PA: 34
	PB: 0	
	SB: 1	
	CS: 1	

PITCHER		IP	WLS	BF	H	R	ER	SO	BB	IBB	HBP	BLK	WP	HR	S	P	ERA	WHIP
Jim Palmer, R ERA: 3.69	(1, 1)	6.0	L	27	6	6	6	7	4	0	0	0	0	1	37	53	9.00	1.667
Eddie Watt, R ERA: 2.1	(7, 1)	2.0		7	1	0	0	1	0	0	0	0	0	0	9	9	0.00	0.500

PITCHER	IP	WLS	BF	H	R	ER	SO	BB	IBB	HBP	BLK	WP	HR	S	P	ERA	WHIP

Batter	1	2	3	4	5	6	7	8	9	AB	R	H	RBI	BB	SO	LOB
Luis Aparicio, R (1, 6) OBP: 0.243, SLG: 0.270	E7 1B 1B		4-3		F8		K		6-3	5	0	1	0	0	1	0
Davey Johnson, R (1, 4) OBP: 0.287, SLG: 0.352	2-3 1B		2B 1B			E 1B		G6-4-3 1B	F9	5	1	4	0	0	0	0
Frank Robinson, R (1, 3) OBP: 0.439, SLG: 0.610	F4		1-3 2B			F9		G6-4-3 1-2f		4	0	1	0	0	0	4
Brooks Robinson, R (1, 5) OBP: 0.360, SLG: 0.509	L5		6-3			E5 1-H		FC5 WP 1B		4	1	1	0	0	0	3
Woodie Held, R (1, 7) OBP: 0.433, SLG: 0.500	K			6-3		HR		BBBB 4-0 1-2 BB		3	1	1	1	1	1	2
Sam Bowens, R (1, 9) OBP: 0.275, SLG: 0.282		F5		G3		6-3		FC5 2-3f		4	0	0	0	0	0	2
Paul Blair, R (1, 8) OBP: 0.248, SLG: 0.333		6-3		6-3		CS 1B			HR 2B	4	1	2	0	0	0	0
Andy Etchebarren, R (1, 2) OBP: 0.299, SLG: 0.388		K	K	K	CS 1-2	6-3			HR 2-H	4	1	1	2	0	2	0
Steve Barber, L (1, 1)			K	K		G3			K	3	0	0	0	0	2	0
Stu Miller, R (8, 1)										1	0	0	0	0	1	0
Inning Stats	R: 0 E: 1 K: 1 S: 7 H: 2 LOB: 2 BB: 0 P: 7	R: 0 E: 0 K: 1 S: 5 H: 0 LOB: 0 BB: 0 P: 5	R: 0 E: 0 K: 1 S: 7 H: 2 LOB: 2 BB: 0 P: 7	R: 0 E: 0 K: 0 S: 3 H: 0 LOB: 0 BB: 0 P: 3	R: 0 E: 0 K: 2 S: 7 H: 0 LOB: 0 BB: 0 P: 7	R: 3 E: 1 K: 0 S: 6 H: 3 LOB: 0 BB: 0 P: 6	R: 0 E: 0 K: 1 S: 5 H: 0 LOB: 0 BB: 0 P: 5	R: 0 E: 0 K: 0 S: 4 H: 2 LOB: 2 BB: 1 P: 8	R: 2 E: 0 K: 1 S: 7 H: 2 LOB: 0 BB: 0 P: 7	1B: 7 2B: 2 3B: 0 HR: 2 SF: 0 SAC: 0 DP: 1 HBP: 0						

PITCHER		IP	WLS	BF	H	R	ER	SO	BB	IBB	HBP	BLK	WP	HR	S	P	ERA	WHIP
Jim Merritt, L ERA: 2.7	(1, 1)	7.0	L	28	7	3	2	6	0	0	0	0	0	1	40	40	2.57	1.000
Johnny Klippstein, R ERA: 4.35	(8, 1)	2.0		10	4	2	2	1	1	0	0	0	1	1	11	15	9.00	2.500

PITCHER		IP	WLS	BF	H	R	ER	SO	BB	IBB	HBP	BLK	WP	HR	S	P	ERA	WHIP

TOP

Baltimore Orioles @ Minnesota Twins

Metropolitan Stadium, Bloomington , MI

Mon May 30 1966, 4:33 AM EDT

Att. 26,482 - Unknown

livebaseballscorecards.com

AB	37
R	5
H	11
RBI	3
BB	1
SO	7
LOB	11

WP: 1	PA: 39
PB: 0	
SB: 0	
CS: 1	

Baltimore Orioles @ Minnesota Twins

Metropolitan Stadium, Bloomington , MI

Mon May 30 1966, 4:33 AM EDT

Att. 26,482 - Unknown

BOTTOM

livebaseballscorecards.com

Batter	1	2	3	4	5	6	7	8	9	AB	R	H	RBI	BB	SO	LOB
Zoilo Versalles, R (1, 6) OBP: 0.255, SLG: 0.333	9-3 1B		F9			F9		BBBB 1B 1B BB		3	1	1	0	1	0	0
Cesar Tovar, R (1, 8) OBP: 0.310, SLG: 0.355	9-3 1-2f		F8			E3 WP 1B		F7		4	0	0	0	0	0	2
Tony Oliva, L (1, 9) OBP: 0.408, SLG: 0.667	6-3			F5		1-2 WP 1B		1B 1-2 1B		4	0	2	0	0	0	0
Harmon Killebrew, R (1, 5) OBP: 0.350, SLG: 0.401		F9		SSS K		1-2 2-3 F9		SSS K		4	0	0	0	0	2	4
Bob Allison, R (1, 7) OBP: 0.266, SLG: 0.262		BBBB 1B BB		F8		SSS K		1-3 2-H 1B		2	0	0	0	1	1	2
Jimmie Hall, L (8, PH) OBP: 0.267, SLG: 0.390 (9, 7)										1	0	1	1	0	0	0
Don Mincher, L (1, 3) OBP: 0.315, SLG: 0.341		SSS K			L9		F7	4-3		4	0	0	0	0	1	3
Jerry Zimmerman, R (1, 2) OBP: 0.406, SLG: 0.280		1-2 1B			G3		BBBB FC3-6 BB		F8	2	0	1	0	1	0	0
Sandy Valdespino, L (9, PH) OBP: 0.241, SLG: 0.268										1	0	0	0	0	0	0
Bernie Allen, L (1, 4) OBP: 0.312, SLG: 0.328		F8			1B		FC3-6 1-2f		L9	4	0	1	0	0	0	3
Jim Merritt, L (1, 1)			SSS K		4-3		5-3		G3	2	0	0	0	0	1	1
Rich Rollins, R (7, PH) OBP: 0.268, SLG: 0.260										1	0	0	0	0	0	1
Johnny Klippstein, R (8, 1)										0	0	0	0	0	0	0
Russ Nixon, L (9, PH) OBP: 0.250, SLG: 0.273										1	0	0	0	0	0	0
Inning Stats	R: 0 H: 1 E: 0 LOB: 0 K: 0 BB: 0 S: 3 P: 3	R: 0 H: 1 E: 0 LOB: 2 K: 1 BB: 1 S: 6 P: 10	R: 0 H: 0 E: 0 LOB: 0 K: 1 BB: 0 S: 5 P: 5	R: 0 H: 0 E: 0 LOB: 0 K: 1 BB: 0 S: 5 P: 5	R: 0 H: 1 E: 0 LOB: 1 K: 0 BB: 0 S: 4 P: 4	R: 0 H: 1 E: 1 LOB: 2 K: 1 BB: 0 S: 7 P: 7	R: 0 H: 0 E: 0 LOB: 1 K: 0 BB: 1 S: 3 P: 7	R: 1 H: 2 E: 0 LOB: 2 K: 1 BB: 1 S: 7 P: 11	R: 0 H: 0 E: 0 LOB: 0 K: 0 BB: 0 S: 3 P: 3	1B: 6 2B: 1 3B: 0 HR: 0	SF: 0 SAC: 0 DP: 1 HBP: 0			WP: 1 PB: 0 SB: 0 CS: 0	PA: 36		

	AB	33
	R	1
	H	6
	RBI	1
	BB	3
	SO	5
	LOB	16

PITCHER		IP	WLS	BF	H	R	ER	SO	BB	IBB	HBP	BLK	WP	HR	S	P	ERA	WHIP
Steve Barber, L ERA: 2.15	(1, 1)	7.1	W	30	5	1	1	4	3	0	0	0	1	0	35	47	1.23	1.091
Stu Miller, R ERA: 0.98	(8, 1)	1.2	S	6	1	0	0	1	0	0	0	0	0	0	8	8	0.00	0.600

PITCHER	IP	WLS	BF	H	R	ER	SO	BB	IBB	HBP	BLK	WP	HR	S	P	ERA	WHIP

Baltimore Orioles @ Minnesota Twins

Metropolitan Stadium, Bloomington , MI

Mon May 30 1966, 8:05 PM EDT

Att. 12,140 - Unknown

TOP

livebaseballscorecards.com

Batter	1	2	3	4	5	6	7	8	9	AB	R	H	RBI	BB	SO	LOB
Luis Aparicio, R (1, 6) OBP: 0.241, SLG: 0.286	F8		F8			HR	5-3		K	5	1	1	1	0	1	3
Russ Snyder, L (1, 8) OBP: 0.333, SLG: 0.333	4-3			3-1		HR 2B		4-3		4	1	1	0	0	0	0
Boog Powell, L (1, 3) OBP: 0.338, SLG: 0.430	K			K		2-H HR		1B 1B		4	2	2	2	0	2	0
Brooks Robinson, R (1, 5) OBP: 0.357, SLG: 0.500		F5		F3		BB		F6		3	0	0	0	1	0	1
Curt Blefary, L (1, 7) OBP: 0.348, SLG: 0.500		F5			G3	F5		1-3 1B		4	0	1	0	0	0	1
Davey Johnson, R (1, 4) OBP: 0.286, SLG: 0.348		F8			4-3		1-3	1-2 3-H 1B		4	0	1	1	0	0	0
Sam Bowens, R (1, 9) OBP: 0.273, SLG: 0.279			1B		K		4-3	K		4	0	1	0	0	2	2
Andy Etchebarren, R (1, 2) OBP: 0.298, SLG: 0.380			F4			K	BB		4-3	3	0	0	0	1	1	1
Frank Bertaina, L (1, 1)			F6			F8	1-2		K	0	0	0	0	0	0	0
Moe Drabowsky, R (2, 1) OBP: 0.500, SLG: 0.250										1	0	0	0	0	0	1
Bob Johnson, R (6, PH) OBP: 0.333, SLG: 0.241										1	0	0	0	0	0	0
Dick Hall, R (6, 1) OBP: 0.250, SLG: 0.250										1	0	1	0	0	0	0
Woodie Held, R (9, PH) OBP: 0.419, SLG: 0.480										1	0	0	0	0	1	0
Inning Stats	R: 0 E: 0 K: 1 S: 5 H: 0 LOB: 0 BB: 0 P: 5	R: 0 E: 0 K: 0 S: 3 H: 0 LOB: 0 BB: 0 P: 3	R: 0 E: 0 K: 0 S: 4 H: 1 LOB: 1 BB: 0 P: 4	R: 0 E: 0 K: 1 S: 5 H: 0 LOB: 0 BB: 0 P: 5	R: 0 E: 0 K: 1 S: 5 H: 0 LOB: 0 BB: 0 P: 5	R: 3 E: 0 K: 1 S: 8 H: 3 LOB: 1 BB: 1 P: 12	R: 0 E: 0 K: 0 S: 4 H: 1 LOB: 2 BB: 1 P: 8	R: 1 E: 0 K: 1 S: 8 H: 3 LOB: 2 BB: 0 P: 8	R: 0 E: 0 K: 2 S: 7 H: 0 LOB: 0 BB: 0 P: 7	1B: 5 2B: 1 3B: 0 HR: 2 SF: 0 SAC: 0 DP: 0 HBP: 0	WP: 0 PB: 0 SB: 0 CS: 0 PA: 37					

	AB	35
	R	4
	H	8
	RBI	4
	BB	2
	SO	7
	LOB	9

PITCHER	IP	WLS	BF	H	R	ER	SO	BB	IBB	HBP	BLK	WP	HR	S	P	ERA	WHIP
Dwight Siebler, R (1, 1) ERA: 3.65	5.2		21	4	3	3	4	0	0	0	0	0	2	29	29	4.76	0.706
Al Worthington, R (6, 1) ERA: 2.01	3.1	W	16	4	1	1	3	2	0	0	0	0	0	20	28	2.70	1.800

PITCHER	IP	WLS	BF	H	R	ER	SO	BB	IBB	HBP	BLK	WP	HR	S	P	ERA	WHIP

Baltimore Orioles @ Minnesota Twins

Metropolitan Stadium, Bloomington , MI

Mon May 30 1966, 8:05 PM EDT

Att. 12,140 - Unknown

livebaseballscorecards.com

BOTTOM

Batter	1	2	3	4	5	6	7	8	9	AB	R	H	RBI	BB	SO	LOB
Zoilo Versalles, R (1, 6) OBP: 0.266, SLG: 0.338	F4	BBBB 1-2 2-3 BB			F4		1B	2-H E9 1B		4	0	2	1	1	0	0
Cesar Tovar, R (1, 8) OBP: 0.295, SLG: 0.338	F9	FC5 2-3f			5-3		F4			4	0	0	0	0	0	4
Tony Oliva, L (1, 9) OBP: 0.404, SLG: 0.655	F2		SSS K		HR 1B		F8			4	1	1	0	0	1	1
Harmon Killebrew, R (1, 5) OBP: 0.354, SLG: 0.447		HR	F8		1-H HR		SSS K			4	2	2	3	0	1	1
Andy Kosco, R (1, 7) OBP: 0.239, SLG: 0.227 Jimmie Hall, L (8, PH) OBP: 0.264, SLG: 0.385 (9, 7)	F3	5-3			5-3			SSS K2-3		3 1	0 0	0 0	0 0	0 0	0 1	0 0
Don Mincher, L (1, 3) OBP: 0.321, SLG: 0.347	1B WP 1B 1B		F8			1B		F8		4	1	2	0	0	0	0
Earl Battey, R (1, 2) OBP: 0.365, SLG: 0.353 Jim Kaat, L (8, PR) OBP: 0.267, SLG: 0.321 Jerry Zimmerman, R (9, 2) OBP: 0.406, SLG: 0.280	BB 1B 1-3 1B		SSS K			F9		HR 1B		4 0 0	0 1 0	2 0 0	0 0 0	0 0 0	1 0 0	1 0 0
Bernie Allen, L (1, 4) OBP: 0.324, SLG: 0.364	FC5 BB 1-2 3-H 1B		1B			F8		1-H HR		4	1	3	3	0	0	1
Dwight Siebler, R (1, 1) Al Worthington, R (6, 1) OBP: 0.250, SLG: 0.500	SSS K		SSS K			SSS K		1B 2B		2 2	0 1	0 1	0 1	0 0	2 1	3 1
Inning Stats	R: 0 E: 0 K: 0 S: 3 H: 0 LOB: 0 BB: 0 P: 3	R: 2 E: 0 K: 1 S: 9 H: 4 LOB: 3 BB: 1 P: 13	R: 0 E: 0 K: 1 S: 5 H: 0 LOB: 0 BB: 0 P: 5	R: 0 E: 0 K: 2 S: 8 H: 1 LOB: 1 BB: 0 P: 8	R: 2 E: 0 K: 0 S: 5 H: 2 LOB: 0 BB: 0 P: 5	R: 0 E: 0 K: 1 S: 6 H: 1 LOB: 1 BB: 0 P: 6	R: 0 E: 0 K: 1 S: 6 H: 1 LOB: 1 BB: 0 P: 6	R: 3 E: 1 K: 1 S: 8 H: 4 LOB: 1 BB: 0 P: 8		1B: 9 2B: 1 3B: 0 HR: 3 SF: 0 SAC: 0 DP: 0 HBP: 0						

	AB	36
	R	7
	H	13
	RBI	7
	BB	1
	SO	7
	LOB	12

WP: 1 PA: 37
PB: 0
SB: 0
CS: 0

PITCHER		IP	WLS	BF	H	R	ER	SO	BB	IBB	HBP	BLK	WP	HR	S	P	ERA	WHIP
Frank Bertaina, L ERA: 2.35	(1, 1)	1.2		10	4	2	2	1	1	0	0	0	1	1	11	15	10.80	3.000
Moe Drabowsky, R ERA: 3.42	(2, 1)	3.1		13	3	2	2	3	0	0	0	0	0	1	19	19	5.40	0.900
Dick Hall, R ERA: 1.82	(6, 1)	3.0	L	14	6	3	3	3	0	0	0	0	0	1	20	20	9.00	2.000

PITCHER		IP	WLS	BF	H	R	ER	SO	BB	IBB	HBP	BLK	WP	HR	S	P	ERA	WHIP

Baltimore Orioles @ Minnesota Twins

Metropolitan Stadium, Bloomington , MI

Tue May 31 1966, 4:33 AM EDT

Att. 7,072 - Unknown

TOP

livebaseballscorecards.com

Batter	1	2	3	4	5	6	7	8	9	AB	R	H	RBI	BB	SO	LOB
Luis Aparicio, R (1, 6) OBP: 0.250, SLG: 0.310	FC1-2 1B 1B F9		G1-6-3 1-2 1B		L4-6 2-3		F3	2-H HR		6	1	3	2	0	0	2
Boog Powell, L (1, 3) OBP: 0.351, SLG: 0.440	FC1-2 1-2 HBP 1B	4-3	L3		WP 2B		1B 2B BB	FC6-4 BB		4	3	2	0	2	0	2
Frank Robinson, R (1, 9) OBP: 0.445, SLG: 0.622 Russ Snyder, L (2, PR) (2, 9) (7, 7) OBP: 0.343, SLG: 0.333	HBP FC1-2 1-2 2-3 3B 1B	6-3 1B 2B	G1-6-3 1-2f		FC6-4 2-H BB		1-3 2B 1B	FC6-4 1-2f		2 3	1 2	2 1	0 0	0 1	0 0	0 3
Brooks Robinson, R (1, 5) OBP: 0.356, SLG: 0.500	FC1-2 HBP 1-2 2-3 3-Hf 3B	6-3 2-3		1B 1B	FC6-4 1-2f		1-H 3-H 2B		F7 1B	6	1	2	2	0	0	5
Curt Blefary, L (1, 7) OBP: 0.363, SLG: 0.500 Paul Blair, R (7, 8) OBP: 0.255, SLG: 0.340	1-2 2-3 3-H 3B HBP	BB 1B BB		K		1-3 1B	G5-4-3 BB		1B	2 1	2 0	1 1	1 0	2 0	1 0	1 0
Davey Johnson, R (1, 4) OBP: 0.295, SLG: 0.365	1-H 2-H 3-H 2B 3B	1B 1-2 BB		1-2 1B	1-3 1-2		G5-4-3 1-2f		K	5	1	2	3	1	1	4
Sam Bowens, R (1, 8) (7, 9) OBP: 0.280, SLG: 0.271	2B BB	1-3 2-H 3-H 1B	F9		K			4-3	6-3	5	1	1	2	1	1	4
Andy Etchebarren, R (1, 2) OBP: 0.314, SLG: 0.414	1-H 3-H 2B	HR	F9		IBB			SH1-3 HR BB		3	2	2	3	2	0	2
Dave McNally, R (1, 1) OBP: 0.143, SLG: 0.105 Eddie Watt, R (1, 1) OBP: 0.273, SLG: 0.364	6-3		1B 1B		L4-6 2B		K	SH1-3 1-2		1 3	0 0	0 2	0 0	0 0	0 1	1 2
Inning Stats	R: 6 E: 0 K: 0 S: 8 H: 5 LOB: 1 BB: 1 P: 13	R: 2 E: 0 K: 0 S: 4 H: 2 LOB: 2 BB: 2 P: 12	R: 1 E: 0 K: 0 S: 5 H: 3 LOB: 1 BB: 0 P: 5	R: 0 E: 0 K: 1 S: 7 H: 2 LOB: 2 BB: 0 P: 7	R: 1 E: 0 K: 0 S: 4 H: 2 LOB: 1 BB: 1 P: 8	R: 0 E: 0 K: 2 S: 8 H: 1 LOB: 2 BB: 1 P: 12	R: 2 E: 0 K: 0 S: 4 H: 2 LOB: 1 BB: 2 P: 12	R: 2 E: 0 K: 0 S: 4 H: 1 LOB: 1 BB: 2 P: 12	R: 0 E: 0 K: 1 S: 6 H: 1 LOB: 1 BB: 0 P: 6	1B: 11 2B: 6 3B: 1 HR: 2 SF: 0 SAC: 1 DP: 3 HBP: 1						

AB	41
R	14
H	19
RBI	13
BB	9
SO	4
LOB	26

WP: 2 PA: 52
PB: 0
SB: 0
CS: 0

PITCHER		IP	WLS	BF	H	R	ER	SO	BB	IBB	HBP	BLK	WP	HR	S	P	ERA	WHIP
Camilo Pascual, R ERA: 4.66	(1, 1)	0.1	L	7	4	6	6	0	1	0	1	0	0	0	5	10	162.00	15.000
Jim Perry, R ERA: 4.0	(1, 1)	1.2		11	5	3	3	0	2	0	0	0	0	1	9	17	16.20	4.200
Pete Cimino, R ERA: 3.75	(3, 1)	4.1		22	8	3	3	3	2	1	0	0	1	0	25	37	6.23	2.308
Garry Roggenburk, L ERA: 4.15	(7, 1)	2.2		12	2	2	2	1	3	0	0	0	0	1	11	23	6.75	1.875

PITCHER	IP	WLS	BF	H	R	ER	SO	BB	IBB	HBP	BLK	WP	HR	S	P	ERA	WHIP

Baltimore Orioles @ Minnesota Twins

Metropolitan Stadium, Bloomington , MI

Tue May 31 1966, 4:33 AM EDT

Att. 7,072 - Unknown

BOTTOM

livebaseballscorecards.com

Batter	1	2	3	4	5	6	7	8	9	AB	R	H	RBI	BB	SO	LOB
Zoilo Versalles, R (1, 6) OBP: 0.272, SLG: 0.338	0-0 1B, 1B, 1B	4-0 BB			0-0 6-3 ①		0-3 K ②			3	1	1	0	1	1	0
Cesar Tovar, R (1, 8) OBP: 0.304, SLG: 0.345	0-0 1B, HR, 1B 1-3	0-0 6-3 ③			0-0 F6, 1B		0-0 F7 ③			4	1	2	0	0	0	1
Tony Oliva, L (1, 9) OBP: 0.412, SLG: 0.678	0-0 HR, 1B 1-3, 3-H		0-0 HR		0-0 F6 ② 1-2			0-0 SH5-3, 1B		4	2	3	2	0	0	1
Harmon Killebrew, R (1, 5) OBP: 0.352, SLG: 0.438	0-3 K ①		0-0 F9 ①		4-0 BB			0-3 K ①		3	0	0	0	1	2	3
Rich Rollins, R (1, 7) OBP: 0.271, SLG: 0.321	0-0 HR 1-H, 3-H		0-0 5-3 ②		0-0 F5 ③			0-0 SH5-3 ② 1-2		3	1	1	3	0	0	2
Don Mincher, L (1, 3) OBP: 0.310, SLG: 0.333	0-0 F7 ②		0-0 3-1 ③			0-0 4-3 ①		0-0 F7 ③		4	0	0	0	0	0	1
Earl Battey, R (1, 2) OBP: 0.356, SLG: 0.343 Garry Roggenburk, R (7, 1) Sandy Valdespino, L (9, PH) OBP: 0.237, SLG: 0.263	0-0 F7 ③			0-3 K ①		0-0 1-3 ②			0-0 F6 ①	3 0 1	0 0 0	0 0 0	0 0 0	0 0 0	1 0 0	0 0 0
Bernie Allen, L (1, 4) OBP: 0.315, SLG: 0.353		0-0 F8 ①		0-0 F8 ②		0-0 4-3 ③			0-0 F3 ②	4	0	0	0	0	0	0
Camilo Pascual, R (1, 1) OBP: 0.208, SLG: 0.208 Jim Perry, S (1, 1) OBP: 0.500, SLG: 0.333 Pete Cimino, R (3, 1) Jerry Zimmerman, R (7, 2) OBP: 0.382, SLG: 0.259		0-0 F3 ②		0-0 L9 ③			0-0 3-1 ①		0-0 6-3 ③	0 1 1 2	0 0 0 0	0 0 0 0	0 0 0 0	0 0 0 0	0 0 0 0	0 0 0 0

	AB	33
	R	5
	H	7
	RBI	5
	BB	2
	SO	4
	LOB	8

Inning Stats	1	2	3	4	5	6	7	8	9
	R: 4 H: 4 E: 0 LOB: 0 K: 1 BB: 0 S: 9 P: 9	R: 0 H: 0 E: 0 LOB: 1 K: 0 BB: 1 S: 3 P: 7	R: 1 H: 1 E: 0 LOB: 0 K: 0 BB: 0 S: 4 P: 4	R: 0 H: 0 E: 0 LOB: 0 K: 1 BB: 0 S: 5 P: 5	R: 0 H: 1 E: 0 LOB: 2 K: 0 BB: 1 S: 4 P: 8	R: 0 H: 0 E: 0 LOB: 0 K: 0 BB: 0 S: 3 P: 3	R: 0 H: 0 E: 0 LOB: 0 K: 1 BB: 0 S: 5 P: 5	R: 0 H: 1 E: 0 LOB: 1 K: 1 BB: 0 S: 6 P: 6	R: 0 H: 0 E: 0 LOB: 0 K: 0 BB: 0 S: 3 P: 3

	1B: 5	SF: 0	WP: 0	PA: 36
	2B: 0	SAC: 1	PB: 0	
	3B: 0	DP: 0	SB: 0	
	HR: 2	HBP: 0	CS: 0	

PITCHER		IP	WLS	BF	H	R	ER	SO	BB	IBB	HBP	BLK	WP	HR	S	P	ERA	WHIP
Dave McNally, L ERA: 3.42	(1, 1)	0.1		5	4	4	4	1	0	0	0	0	0	1	7	7	108.00	12.000
Eddie Watt, R ERA: 1.86	(1, 1)	8.2	W	31	3	1	1	3	2	0	0	0	0	1	35	43	1.04	0.577

PITCHER	IP	WLS	BF	H	R	ER	SO	BB	IBB	HBP	BLK	WP	HR	S	P	ERA	WHIP

Batter	1	2	3	4	5	6	7	8	9	10	AB	R	H	RBI	BB	SO	LOB
Luis Aparicio, R (1, 6) OBP: 0.242, SLG: 0.302	F8		6-3		F8		F5		F9	SF7 3-H	5	0	0	1	0	0	2
Russ Snyder, L (1, 8) (8, 7) OBP: 0.356, SLG: 0.338	HR 1B		6-3		FC6-4 1B		4-3		BBB BB 1-2	1-3	5	1	2	0	1	0	3
Boog Powell, L (1, 3) OBP: 0.359, SLG: 0.488	1-H HR			HR	F9		SSS K		BBBB BB 1-2 2-3		4	2	2	3	1	1	2
Brooks Robinson, R (1, 5) OBP: 0.358, SLG: 0.508	F8			G3 2B	FC6-4 1-2f			1B 2B	F8		5	2	2	0	0	0	4
Curt Blefary, L (1, 7) OBP: 0.356, SLG: 0.489	4-3			G3 2-3		F4		CS 2-H 1B		SH1-4 1B 1B	3	0	0	0	0	0	1
Frank Robinson, R (8, PH) OBP: 0.448, SLG: 0.624											1	0	1	1	0	0	0
Paul Blair, R (8, PR) (8, 8) OBP: 0.262, SLG: 0.347											1	1	1	0	0	0	0
Davey Johnson, R (1, 4) OBP: 0.305, SLG: 0.380		G6-3 1B		1B 3-H 2B		5-3		F9		1B SH1-4 SF7 1-2 1B	5	2	3	1	0	0	1
Sam Bowens, R (1, 9) OBP: 0.278, SLG: 0.269		G6-3 1-2f		1B 2-H 1B		L5	SSS K 1-2			SH1-4 1-2 2-3	4	0	1	1	0	1	2
Andy Etchebarren, R (1, 2) OBP: 0.323, SLG: 0.438		SSS K		G6-4-3 1-3 1B				HR	6-3	1B IBB	4	1	2	1	1	1	0
Wally Bunker, R (1, 1) OBP: 0.095, SLG: 0.100			SSS K	G6-4-3 1-2f				2B	BBBB BB BB	1-2 2-3 3-H 1B	2	0	0	0	0	1	2
Bob Johnson, R (7, PH) OBP: 0.353, SLG: 0.300											1	0	1	0	0	0	0
Stu Miller, R (7, 1)											0	0	0	0	0	0	0
Woodie Held, R (9, PH) OBP: 0.438, SLG: 0.480											0	0	0	0	1	0	0
Moe Drabowsky, R (9, 1) OBP: 0.500, SLG: 0.250											0	0	0	0	0	0	0
Jerry Adair, R (10, PH) OBP: 0.308, SLG: 0.277											1	0	1	1	0	0	0
Dick Hall, R (10, 1) OBP: 0.250, SLG: 0.250											0	0	0	0	0	0	0

TOP

Baltimore Orioles @ California Angels

Anaheim Stadium, Anaheim, CA

Wed Jun 01 1966, 10:05 PM EDT

Att. 22,862 - Unknown

livebaseballscorecards.com

AB	41
R	9
H	16
RBI	9
BB	4
SO	4
LOB	17

Inning Stats	1	2	3	4	5	6	7	8	9	10	1B: 9	SF: 1	WP: 0	PA: 47
R	2	0	0	3	0	0	1	1	0	2	2B: 5	SAC: 1	PB: 0	
E	0	0	0	0	0	0	0	0	0	0	3B: 0	DP: 3	SB: 0	
K	0	1	1	0	1	0	1	1	0	0	HR: 3	HBP: 0	CS: 1	
S	5	5	5	7	7	3	7	6	15	10				
H	2	1	0	5	2	0	2	2	3	3				
LOB	0	0	0	1	1	0	1	1	3	2				
BB	0	0	0	0	0	0	0	0	3	1				
P	5	5	5	7	7	3	6	6	15	10				

PITCHER	IP	WLS	BF	H	R	ER	SO	BB	IBB	HBP	BLK	WP	HR	S	P	ERA	WHIP
Fred Newman, R (1, 1) ERA: 6.42	3.1		16	7	5	5	2	0	0	0	0	0	2	20	20	13.50	2.100
Lew Burdette, R (4, 1) ERA: 3.38	2.2		9	2	0	0	0	0	0	0	0	0	0	9	9	0.00	0.750
Minnie Rojas, R (7, 1) ERA: 2.84	1.0		5	2	1	1	1	0	0	0	0	0	1	7	7	9.00	2.000
Jim McGlothlin, R (8, 1) ERA: 3.46	0.0		1	1	1	1	0	0	0	0	0	0	0	1	1	∞	∞
George Brunet, L (8, 1) ERA: 3.79	2.1	L	12	3	2	2	1	3	0	0	0	0	0	11	23	7.71	2.571

PITCHER	IP	WLS	BF	H	R	ER	SO	BB	IBB	HBP	BLK	WP	HR	S	P	ERA	WHIP
Howie Reed, R (10, 1) ERA:	0.2		4	1	0	0	0	0	1	0	0	0	0	3	7	0.00	1.500

Baltimore Orioles @ California Angels

Anaheim Stadium, Anaheim, CA

Wed Jun 01 1966, 10:05 PM EDT

Att. 22,862 - Unknown

BOTTOM

livebaseballscorecards.com

Batter	1	2	3	4	5	6	7	8	9	10	AB	R	H	RBI	BB	SO	LOB
Jose Cardenal, R (1, 8) OBP: 0.291, SLG: 0.386	E6 3B	F8			5-3		BBBBB 4-0 BB S SH5-3 BB	F7			4	2	0	0	1	0	1
Jim Fregosi, R (1, 6) OBP: 0.295, SLG: 0.301	1-H 1B 3B	F6			BB 1B 1B		SSS 0-3 K 1-2		F8		5	2	2	1	0	1	2
Rick Reichardt, R (1, 7) OBP: 0.382, SLG: 0.546	5-3		SSS 0-3 K		BBBB 4-0 1B FC4-6 1-2 BB		SH5-3 BB 1B		5-3		4	2	1	0	1	1	1
Norm Siebern, L (1, 3) OBP: 0.419, SLG: 0.412 Howie Reed, R (10, 1)	1B 3-H 1B		SSS 0-3 K		FC4-6 1-3 2-H 1B		BBBB 4-0 SH5-3 1B 1-2 2-3 BB		F7		4 0	1 0	2 0	2 0	1 0	1 0	0 0
Ed Kirkpatrick, L (1, 9) OBP: 0.341, SLG: 0.343 Willie Smith, L (7, PH) OBP: 0.309, SLG: 0.300 (8, 9)	SSS 0-3 K		SSS 0-3 K		FC4-6 FC5-4 1-2f 3-H		SH5-3 1-2 2-3 3-H			SSS 0-3 K	3 1	0 0	0 0	1 1	0 0	2 1	2 0
Bobby Knoop, R (1, 4) OBP: 0.286, SLG: 0.473	1-2 1B			BBB 4-0 G4-6-3 BB	FC5-4 1-2f		2-H 3-H 1B			0-0 1-3	4	0	2	2	1	0	1
Tom Satriano, L (1, 2) OBP: 0.412, SLG: 0.357 Marcelino Lopez, R (6, PR) OBP: 0.211, SLG: 0.222 Minnie Rojas, R (7, 1) Frank Malzone, R (7, PH) OBP: 0.353, SLG: 0.333 Jim McGlothlin, R (8, 1) OBP: 0.167, SLG: 0.273 George Brunet, R (8, 1) OBP: 0.200, SLG: 0.500 Joe Adcock, R (10, 3) OBP: 0.311, SLG: 0.522	5-3			0-0 G4-6-3 1-2f		0-0 CS 1B	0-0 F7			0-0 G3	3 0 0 1 0 0 1	0 0 0 0 0 0 0	1 0 0 0 0 0 0	0 0 0 0 0 0 0	0 0 0 0 0 0 0	0 0 0 0 0 0 0	3 0 0 1 0 0 0
Paul Schaal, R (1, 5) OBP: 0.365, SLG: 0.364		5-3		1B	B3 1-2			SSS 0-3 K			4	0	1	0	0	1	1
Fred Newman, R (1, 1) OBP: 0.364, SLG: 0.300 Lew Burdette, R (4, 1) Buck Rodgers, S (6, PH) OBP: 0.257, SLG: 0.364 (7, 2)		1B		4-3		F9		F8			1 1 2	0 0 0	1 0 0	0 0 0	0 0 0	0 0 0	0 1 1
Inning Stats	R: 2 H: 3 E: 1 LOB: 2 K: 1 BB: 0 S: 9 P: 9	R: 0 H: 1 E: 0 LOB: 1 K: 0 BB: 0 S: 4 P: 4	R: 0 H: 0 E: 0 LOB: 0 K: 3 BB: 0 S: 9 P: 9	R: 0 H: 1 E: 0 LOB: 1 K: 0 BB: 1 S: 3 P: 7	R: 2 H: 2 E: 0 LOB: 1 K: 0 BB: 1 S: 5 P: 9	R: 0 H: 1 E: 0 LOB: 1 K: 0 BB: 0 S: 3 P: 3	R: 3 H: 2 E: 0 LOB: 1 K: 1 BB: 2 S: 7 P: 15	R: 0 H: 0 E: 0 LOB: 0 K: 1 BB: 0 S: 5 P: 5	R: 0 H: 0 E: 0 LOB: 0 K: 0 BB: 0 S: 3 P: 3	R: 0 H: 0 E: 0 LOB: 0 K: 1 BB: 0 S: 5 P: 5	1B: 9 SF: 0 2B: 0 SAC: 1 3B: 1 DP: 1 HR: 0 HBP: 0						

	AB	38
	R	7
	H	10
	RBI	7
	BB	4
	SO	7
	LOB	14

WP: 0 PA: 43
PB: 0
SB: 1
CS: 1

PITCHER		IP	WLS	BF	H	R	ER	SO	BB	IBB	HBP	BLK	WP	HR	S	P	ERA	WHIP
Wally Bunker, R ERA: 3.49	(1, 1)	6.0		27	8	4	3	4	2	0	0	0	0	0	33	41	4.50	1.667
Stu Miller, L ERA: 1.82	(7, 1)	2.0		10	2	3	3	2	2	0	0	0	0	0	12	20	13.50	2.000
Moe Drabowsky, R ERA: 3.28	(9, 1)	1.0	W	3	0	0	0	0	0	0	0	0	0	0	3	3	0.00	0.000
Dick Hall, R ERA: 1.75	(10, 1)	1.0	S	3	0	0	0	1	0	0	0	0	0	0	5	5	0.00	0.000

PITCHER		IP	WLS	BF	H	R	ER	SO	BB	IBB	HBP	BLK	WP	HR	S	P	ERA	WHIP

Batter	1	2	3	4	5	6	7	8	9	10	AB	R	H	RBI	BB	SO	LOB
Luis Aparicio, R (1, 6) OBP: 0.260, SLG: 0.319	0-0 1B 2B 1B	0-0 FC4 1B			0-0 ① 4-3		0-0 1B 1B 1B		0-0 FC6-4 1B	0-0 BB 1B 1B 1-2	6	3	5	0	0	0	0
Russ Snyder, L (1, 8) (10, 7) OBP: 0.380, SLG: 0.357	0-0 2B 2B 1B 1-2	0-0 ③ FC4 1-2f			0-0 PB HR 1B		0-0 FC6-4 1B 1-3		0-0 ① F6 BBBB	4-0 1B BB 1-2 2-3	5	1	3	0	1	0	2
Boog Powell, L (1, 3) OBP: 0.358, SLG: 0.481	0-0 ① F8		0-0 ① 6-3		0-0 ② F1 1-2		0-0 FC6-4 1-2 3-H 1B		0-0 ② P2	0-0 BB 1B 1-3 2-H 3-H	6	0	2	3	0	0	4
Brooks Robinson, R (1, 5) OBP: 0.362, SLG: 0.527	0-0 2B 1-3 2-H		0-0 ② 4-3		0-0 HR 2-H		0-0 ① FC6-4 1-2f 2-3		0-0 ③ FC6-4 1-2f BBBB	4-0 BB 1-2	5	1	2	3	1	0	3
Curt Blefary, L (1, 7) Paul Blair, R (10, 8) OBP: 0.361, SLG: 0.503 OBP: 0.262, SLG: 0.347	4-0 IBB		0-0 HR		0-0 ③ F3		0-0 ② F8			4-0 SH1-4 1B SF9 BB 0-0 F7 BBBB	4 0	2 0	1 0	1 0	2 0	0 0	5 0
Davey Johnson, R (1, 4) OBP: 0.301, SLG: 0.374	0-0 ② F4		SSS 0-3 ③ K			0-0 ① F4	0-0 ③ F5			0-0 SH1-4 1B 1-2	5	1	1	0	0	1	5
Sam Bowens, R (1, 9) OBP: 0.276, SLG: 0.268	0-0 ③ F9			0-0 ① F7		0-0 FC5-4 1B		0-0 ① L5		0-0 ① SH1-4 1-2 2-3	4	0	1	0	0	0	3
Andy Etchebarren, R (1, 2) OBP: 0.313, SLG: 0.426		0-0 ① 5-3		0-0 ② F9		0-0 ② FC5-4 1-2f		0-0 ② 6-3		0-0 ② SF9 3-H	4	0	0	1	0	0	1
John Miller, R (1, 1) Frank Bertaina, L (5, 1) Moe Drabowsky, R (7, 1) OBP: 0.500, SLG: 0.250 Woodie Held, R (8, PH) OBP: 0.424, SLG: 0.462 Stu Miller, R (8, 1) OBP: 0.143, SLG: 0.143		0-0 ② 1-3		0-0 ③ L4		0-0 ③ F7		0-0 ③ F9		0-0 BB 1B 1B 2-H	2 1 0 1 1	0 0 0 0 1	0 0 0 0 1	0 0 0 0 1	0 1 0 0 0	0 0 0 0 0	0 1 0 0 0
Inning Stats	R: 1 H: 3 E: 0 LOB: 3 K: 0 BB: 1 S: 6 P: 10	R: 0 H: 1 E: 0 LOB: 1 K: 0 BB: 0 S: 4 P: 4	R: 1 H: 1 E: 0 LOB: 0 K: 1 BB: 0 S: 6 P: 6	R: 0 H: 0 E: 0 LOB: 0 K: 0 BB: 0 S: 3 P: 3	R: 2 H: 2 E: 0 LOB: 0 K: 0 BB: 0 S: 5 P: 5	R: 0 H: 1 E: 0 LOB: 1 K: 0 BB: 0 S: 4 P: 4	R: 1 H: 3 E: 0 LOB: 2 K: 0 BB: 0 S: 6 P: 6	R: 0 H: 0 E: 0 LOB: 0 K: 0 BB: 0 S: 3 P: 3	R: 0 H: 1 E: 0 LOB: 1 K: 0 BB: 0 S: 4 P: 4	R: 4 H: 4 E: 0 LOB: 3 K: 0 BB: 3 S: 7 P: 19	1B: 13 SF: 1 2B: 1 SAC: 1 3B: 0 DP: 0 HR: 2 HBP: 0						WP: 0 PA: 50 PB: 1 SB: 0 CS: 0

PITCHER	IP	WLS	BF	H	R	ER	SO	BB	IBB	HBP	BLK	WP	HR	S	P	ERA	WHIP
Jack Sanford, R (1, 1) ERA: 3.38	6.0		29	10	5	5	1	0	1	0	0	0	2	30	34	7.50	1.667
Bob Lee, R (7, 1) ERA: 2.25	3.2	L	17	5	4	4	0	1	0	0	0	0	0	16	20	9.82	1.636
Minnie Rojas, R (10, 1) ERA: 2.7	0.1		4	1	0	0	0	2	0	0	0	0	0	2	10	0.00	9.000

PITCHER	IP	WLS	BF	H	R	ER	SO	BB	IBB	HBP	BLK	WP	HR	S	P	ERA	WHIP

TOP

Baltimore Orioles @ California Angels

Anaheim Stadium, Anaheim, CA

Thu Jun 02 1966, 6:33 AM EDT

Att. 10,430 - Unknown

livebaseballscorecards.com

AB	44
R	9
H	16
RBI	9
BB	4
SO	1
LOB	24

Baltimore Orioles @ California Angels

Anaheim Stadium, Anaheim, CA

Thu Jun 02 1966, 6:33 AM EDT

Att. 10,430 - Unknown

livebaseballscorecards.com

Batter	1	2	3	4	5	6	7	8	9	10	AB	R	H	RBI	BB	SO	LOB
Jose Cardenal, R (1, 8) OBP: 0.305, SLG: 0.393	4-0 E S 1B BB	0-0 ③ F4		0-0 BB 1-2 2B 1B		0-0 1-3 1B	S S S 0-3 ③ K			0-0 1B E 1B	5	3	3	0	1	1	3
Jim Fregosi, R (1, 6) OBP: 0.296, SLG: 0.298	S S S 0-3 ① K 1-3		S S S 0-3 ① K	B B B 4-0 1-2 2B 2-3 BB		0-0 ② F9		0-0 ① 6-3		0-0 E 1-2 1B	5	0	1	0	1	2	3
Rick Reichardt, R (1, 7) OBP: 0.391, SLG: 0.554	0-0 F9 BB 1B 3-H 1B		0-0 2B SF9 1B	0-0 ③ 1-H 2-H 3-H 2B		4-0 IBB		0-0 ② G3		0-0 E5 1-3 2-H	5	2	3	3	1	0	1
Norm Siebern, L (1, 3) OBP: 0.423, SLG: 0.422	B B B B 4-0 1B 1-2 BB		0-0 SF9 1-3 2B		0-0 E8 1B	0-0 ③ F9		0-0 ③ F3		0-0 ③ F9	5	0	2	0	1	0	5
Ed Kirkpatrick, L (1, 9) OBP: 0.322, SLG: 0.324	0-0 ② F9 2-3		0-0 ② SF9 2-3 3-H		0-0 ① F9		0-0 ① F8		S S S 0-3 ① K		4	0	0	1	0	1	3
Bobby Knoop, R (1, 4) OBP: 0.294, SLG: 0.473	0-0 1-2 3-H 1B		0-0 ③ F6		B B B 4-0 G6-4-3 BB		0-0 BB WP 1B		0-0 ② 5-3		4	0	2	1	1	0	1
Frank Malzone, R (1, 5) OBP: 0.333, SLG: 0.313 Joe Adcock, R (5, PH) OBP: 0.307, SLG: 0.515 Paul Schaal, R (6, 5) OBP: 0.361, SLG: 0.359	0-0 ③ F7			S S S 0-3 ① K	0-0 ② ③ G6-4-3 1-2f	0-0 ② 5-3 1-2			0-0 ③ 5-3		2 1 2	0 0 0	0 0 0	0 0 0	0 0 0	1 0 0	2 2 1
Buck Rodgers, S (1, 2) OBP: 0.261, SLG: 0.361		0-0 ① F2		S S S 0-3 ② K		0-0 FC4-3 1B	I I I 4-0 BB IBB			S S S 0-3 ① K	4	0	1	0	1	2	0
Jack Sanford, R (1, 1) OBP: 0.308, SLG: 0.455 Bob Lee, R (7, 1) Minnie Rojas, R (10, 1) Willie Smith, L (10, PH) OBP: 0.304, SLG: 0.294		0-0 ② F9		0-0 BB 1B 2B 1B		B B B B 0-0 ① FC4-3 1B 1-2f	4-0 1-2 2-3 BB			0-0 ② 4-3	3 0 0 1	1 0 0 0	1 0 0 0	0 1 0 0	0 0 0 0	0 0 0 0	1 0 0 0
Inning Stats	R: 2 H: 2 E: 0 LOB: 2 K: 1 BB: 2 S: 7 P: 15	R: 0 H: 0 E: 0 LOB: 0 K: 0 BB: 0 S: 3 P: 3	R: 1 H: 2 E: 0 LOB: 1 K: 1 BB: 0 S: 7 P: 7	R: 2 H: 3 E: 0 LOB: 2 K: 2 BB: 1 S: 9 P: 13	R: 0 H: 1 E: 1 LOB: 1 K: 0 BB: 1 S: 3 P: 7	R: 0 H: 2 E: 0 LOB: 3 K: 0 BB: 1 S: 5 P: 9	R: 0 H: 1 E: 0 LOB: 3 K: 1 BB: 2 S: 6 P: 14	R: 0 H: 0 E: 0 LOB: 0 K: 0 BB: 0 S: 3 P: 3	R: 0 H: 0 E: 0 LOB: 0 K: 1 BB: 0 S: 5 P: 5	R: 1 H: 2 E: 1 LOB: 2 K: 1 BB: 0 S: 8 P: 8	1B: 11 SF: 1 2B: 2 SAC: 0 3B: 0 DP: 1 HR: 0 HBP: 0						

BOTTOM	
AB	41
R	6
H	13
RBI	5
BB	7
SO	7
LOB	22

WP: 1 PA: 49
PB: 0
SB: 1
CS: 0

PITCHER		IP	WLS	BF	H	R	ER	SO	BB	IBB	HBP	BLK	WP	HR	S	P	ERA	WHIP
John Miller, R ERA: 5.13	(1, 1)	4.0		21	7	5	5	4	3	0	0	0	0	0	26	38	11.25	2.500
Frank Bertaina, L ERA: 2.1	(5, 1)	2.2		15	4	0	0	0	2	2	0	0	1	0	11	27	0.00	2.250
Moe Drabowsky, R ERA: 3.24	(7, 1)	0.1		1	0	0	0	1	0	0	0	0	0	0	3	3	0.00	0.000
Stu Miller, R ERA: 1.65	(8, 1)	3.0	W	12	2	1	0	2	0	0	0	0	0	0	16	16	0.00	0.667

PITCHER	IP	WLS	BF	H	R	ER	SO	BB	IBB	HBP	BLK	WP	HR	S	P	ERA	WHIP

Batter	1	2	3	4	5	6	7	8	9	AB	R	H	RBI	BB	SO	LOB
Bert Campaneris, R (1, 6) OBP: 0.295, SLG: 0.409	BBBB 4-0 S BB		x 0-0 SH1 5-3-5 2B		x 0-0 ② G3			x 0-0 3B		3	0	2	0	1	0	0
Larry Stahl, L (1, 7) OBP: 0.262, SLG: 0.361	SSS 0-3 ① K		x 0-0 ① SH1 2-3		SSS 0-3 ③ K			SSS 0-3 ② K		3	0	0	0	0	3	2
Mike Hershberger, R (1, 9) OBP: 0.308, SLG: 0.369	SSS 0-3 ② K 1-2		x 0-0 ②③ 5-3-5 3-Hf			x 0-0 ① F3		x 0-0 ③ 3-1		4	0	0	0	0	1	3
Danny Cater, R (1, 5) OBP: 0.230, SLG: 0.306	x 0-0 ③ 6-3			x 0-0 ① F9		x 0-0 G4-6-3 1B			x 0-0 ① F9	4	0	1	0	0	0	1
Dick Green, R (1, 4) OBP: 0.279, SLG: 0.322		BBBB 4-0 5-3 HR BB		x 0-0 2B		x 0-0 ②③ G4-6-3 1-2f			x 0-0 ② 6-3	3	1	1	0	1	0	1
Joe Nossek, R (1, 8) OBP: 0.358, SLG: 0.469 Billy Bryan, L (9, PH) OBP: 0.203, SLG: 0.194		x 0-0 ① 5-3 1-2		x 0-0 ② 6-3			x 0-0 ① F7		SSS 0-3 ③ K	3 1	0 0	0 0	0 0	0 0	0 1	2 0
Ken Harrelson, R (1, 3) OBP: 0.303, SLG: 0.331		x 0-0 2-H HR		I 4-0 IBB			BBBB 4-0 G6-4-3 BB			1	1	1	2	2	0	0
Phil Roof, R (1, 2) OBP: 0.212, SLG: 0.515		x 0-0 ② F6		SSS 0-3 ③ K			x 0-0 ②③ G6-4-3 1-2f			3	0	0	0	0	1	3
Catfish Hunter, R (1, 1) OBP: 0.172, SLG: 0.214 Jose Tartabull, L (8, PH) OBP: 0.286, SLG: 0.299 Jim Dickson, L (8, 1)		SSS 0-3 ③ K			x 0-0 ① F9			SSS 0-3 ① K		2 1 0	0 0 0	0 0 0	0 0 0	1 1 0	0 0 0	0 0 0
Inning Stats	R: 0 E: 0 K: 2 S: 7 H: 0 LOB: 1 BB: 1 P: 11	R: 2 E: 0 K: 1 S: 6 H: 1 LOB: 0 BB: 1 P: 10	R: 0 E: 0 K: 0 S: 3 H: 1 LOB: 0 BB: 0 P: 3	R: 0 E: 0 K: 1 S: 6 H: 1 LOB: 2 BB: 1 P: 10	R: 0 E: 0 K: 1 S: 5 H: 0 LOB: 0 BB: 0 P: 5	R: 0 E: 0 K: 0 S: 3 H: 1 LOB: 0 BB: 0 P: 3	R: 0 E: 0 K: 0 S: 2 H: 0 LOB: 0 BB: 1 P: 6	R: 0 E: 0 K: 2 S: 8 H: 1 LOB: 1 BB: 0 P: 8	R: 0 E: 0 K: 1 S: 5 H: 0 LOB: 0 BB: 0 P: 5	1B: 1 2B: 3 3B: 1 HR: 1	SF: 0 SAC: 1 DP: 3 HBP: 0					

PITCHER	IP	W	L	S	BF	H	R	ER	SO	BB	IBB	HBP	BLK	WP	HR	P	ERA	WHIP
Jim Palmer, R (1, 1) ERA: 3.48	9.0	W			33	5	2	2	8	3	1	0	0	0	1	45	61	2.00	0.889

PITCHER	IP	W	L	S	BF	H	R	ER	SO	BB	IBB	HBP	BLK	WP	HR	P	ERA	WHIP

TOP

Kansas City Athletics @ Baltimore Orioles

Memorial Stadium, Baltimore, MD

Fri Jun 03 1966, 7:05 PM EDT

Att. 11,178 - Unknown

livebaseballscorecards.com

AB	28
R	2
H	5
RBI	2
BB	4
SO	8
LOB	12

1B: 1 2B: 3 3B: 1 HR: 1	SF: 0 SAC: 1 DP: 3 HBP: 0																	

WP: 0 PB: 0 SB: 1 CS: 0	PA: 33																	

Batter	1	2	3	4	5	6	7	8	9	AB	R	H	RBI	BB	SO	LOB
Luis Aparicio, R (1, 6) OBP: 0.270, SLG: 0.333	F4		1B		4-3 HR		SH3-4			4	1	3	0	0	0	0
Russ Snyder, L (1, 8) OBP: 0.390, SLG: 0.370	9-3-2 BB		1-2 1B		2-3 4-3		1-2 SH3-4			3	0	2	0	0	0	1
Frank Robinson, R (1, 9) OBP: 0.449, SLG: 0.638	BBBB 1-2 BB		F7		3-H HR		5-3			3	1	1	2	1	0	3
Brooks Robinson, R (1, 5) OBP: 0.360, SLG: 0.519	9-3-2 2-3f		SSS K		F8		IBB			3	0	0	0	1	1	4
Boog Powell, L (1, 3) OBP: 0.362, SLG: 0.478		2B FC6-2 1B	F7		BBBB BB		F7			3	0	1	0	1	0	4
Curt Blefary, L (1, 7) OBP: 0.358, SLG: 0.503 Paul Blair, R (9, 7) OBP: 0.262, SLG: 0.347	FC6-2 1-3 SF8 2B			1-3	F8			F6		4 0	1 0	1 0	0 0	0 0	0 0	1 0
Davey Johnson, R (1, 4) OBP: 0.294, SLG: 0.364	FC6-2 2-3 3-H		5-3		L5			4-3		4	0	0	0	0	0	2
Andy Etchebarren, R (1, 2) OBP: 0.312, SLG: 0.424	SF8 3-H		1B		F6			SSS K		3	0	1	1	0	1	0
Jim Palmer, R (1, 1) OBP: 0.222, SLG: 0.320	SSS K		SSS K		F3					3	0	0	0	0	2	2
Inning Stats	R: 0 E: 0 K: 0 S: 3 H: 1 LOB: 1 BB: 1 P: 7	R: 1 E: 0 K: 1 S: 7 H: 2 LOB: 1 BB: 0 P: 7	R: 0 E: 0 K: 1 S: 7 H: 2 LOB: 2 BB: 0 P: 7	R: 0 E: 0 K: 1 S: 6 H: 1 LOB: 1 BB: 0 P: 6	R: 2 E: 0 K: 0 S: 5 H: 2 LOB: 1 BB: 1 P: 9	R: 0 E: 0 K: 0 S: 3 H: 0 LOB: 0 BB: 0 P: 3	R: 0 E: 0 K: 0 S: 4 H: 1 LOB: 2 BB: 1 P: 8	R: 0 E: 0 K: 1 S: 5 H: 0 LOB: 0 BB: 0 P: 5		1B: 6 2B: 3 3B: 0 HR: 1	SF: 1 SAC: 1 DP: 1 HBP: 0						

PITCHER		IP	WLS	BF	H	R	ER	SO	BB	IBB	HBP	BLK	WP	HR	S	P	ERA	WHIP
Catfish Hunter, R ERA: 3.26	(1, 1)	7.0	L	32	9	3	3	3	2	1	0	0	0	1	35	47	3.86	1.571
Jim Dickson, R ERA: 6.23	(8, 1)	1.0		3	0	0	0	1	0	0	0	0	0	0	5	5	0.00	0.000

PITCHER	IP	WLS	BF	H	R	ER	SO	BB	IBB	HBP	BLK	WP	HR	S	P	ERA	WHIP

BOTTOM

Kansas City Athletics @ Baltimore Orioles

Memorial Stadium, Baltimore, MD

Fri Jun 03 1966, 7:05 PM EDT

Att. 11,178 - Unknown

livebaseballscorecards.com

AB	30
R	3
H	9
RBI	3
BB	3
SO	4
LOB	17

Batter	1	2	3	4	5	6	7	8	9	AB	R	H	RBI	BB	SO	LOB
Bert Campaneris, R (1, 6) OBP: 0.296, SLG: 0.407	x 0-0 S 1B		x 0-0 ③ 1-3			x 0-0 ③ 1-3			x 0-0 ② 5-3	3	0	1	0	0	0	0
John Wyatt, R (6, 1)										0	0	0	0	0	0	0
Phil Roof, R (9, PH) OBP: 0.206, SLG: 0.500										1	0	0	0	0	0	0
Ed Charles, R (1, 5) OBP: 0.267, SLG: 0.370	S S S 0-3 ① K 1-2			x 0-0 ① 5-3			x 0-0 G6-3 1B		x 0-0 ③ 5-3	4	0	1	0	0	1	1
Mike Hershberger, R (1, 9) OBP: 0.302, SLG: 0.361	S S S 0-3 ② K			x 0-0 ② 1-3			x 0-0 ① F8			3	0	0	0	0	1	2
Danny Cater, R (1, 7) OBP: 0.222, SLG: 0.295	S S S 0-3 ③ K			x 0-0 ③ F9			x 0-0 ② ③ G6-3 1-2f			3	0	0	0	0	1	2
Dick Green, R (1, 4) OBP: 0.274, SLG: 0.316		S S S 0-3 ① K			x 0-0 ① F6			x 0-0 ① 4-3		3	0	0	0	0	1	0
Ossie Chavarria, R (8, 4) OBP: 0.250, SLG: 0.218										0	0	0	0	0	0	0
Ken Harrelson, R (1, 3) OBP: 0.298, SLG: 0.324		S S S 0-3 ② K			S S S 0-3 ② K			x 0-0 ② F7		3	0	0	0	0	2	0
Ron Stone, L (8, 3) OBP: 0.273, SLG: 0.273										0	0	0	0	0	0	0
Joe Nossek, R (1, 8) OBP: 0.357, SLG: 0.462		x 0-0 ③ 4-3			x 0-0 ③ 6-3			x 0-0 1B		3	0	1	0	0	0	0
Ken Suarez, R (1, 2) OBP: 0.319, SLG: 0.211			x 0-0 ① 1-3			S S S 0-3 ① K		S S S 0-3 ③ K		3	0	0	0	0	2	1
Chuck Dobson, R (1, 1) OBP: 0.118, SLG: 0.118			x 0-0 ② 4-3			x 0-0 ② F8			x 0-0 ① 5-3	1	0	0	0	0	0	0
Ernie Fazio, R (6, PH) OBP: 0.250, SLG: 0.250										2	0	0	0	0	0	0
(6, 6)																
Inning Stats	R: 0 H: 1 E: 0 LOB: 1 K: 3 BB: 0 S: 10 P: 10	R: 0 H: 0 E: 0 LOB: 0 K: 2 BB: 0 S: 7 P: 7	R: 0 H: 0 E: 0 LOB: 0 K: 0 BB: 0 S: 3 P: 3	R: 0 H: 0 E: 0 LOB: 0 K: 0 BB: 0 S: 3 P: 3	R: 0 H: 0 E: 0 LOB: 0 K: 1 BB: 0 S: 5 P: 5	R: 0 H: 0 E: 0 LOB: 0 K: 1 BB: 0 S: 5 P: 5	R: 0 H: 1 E: 0 LOB: 0 K: 0 BB: 0 S: 3 P: 3	R: 0 H: 1 E: 0 LOB: 1 K: 1 BB: 0 S: 6 P: 6	R: 0 H: 0 E: 0 LOB: 0 K: 0 BB: 0 S: 3 P: 3	1B: 3 SF: 0 2B: 0 SAC: 0 3B: 0 DP: 1 HR: 0 HBP: 0						

PITCHER		IP	WLS	BF	H	R	ER	SO	BB	IBB	HBP	BLK	WP	HR	S	P	ERA	WHIP
Steve Barber, L ERA: 1.85	(1, 1)	9.0	W	29	3	0	0	8	0	0	0	0	0	0	45	45	0.00	0.333

PITCHER	IP	WLS	BF	H	R	ER	SO	BB	IBB	HBP	BLK	WP	HR	S	P	ERA	WHIP

TOP

Kansas City Athletics @ Baltimore Orioles

Memorial Stadium, Baltimore, MD

Sat Jun 04 1966, 7:05 PM EDT

Unknown

livebaseballscorecards.com

AB	29
R	0
H	3
RBI	0
BB	0
SO	8
LOB	6

1B: 3	SF: 0	WP: 0	PA: 29
2B: 0	SAC: 0	PB: 0	
3B: 0	DP: 1	SB: 1	
HR: 0	HBP: 0	CS: 0	

Batter	1	2	3	4	5	6	7	8	9	AB	R	H	RBI	BB	SO	LOB
Luis Aparicio, R (1, 6) OBP: 0.274, SLG: 0.332	x 0-0 ① F9	B B B 4-0 BB		x 0-0 1B	S S S 0-3 ③ K 1-2 3-H			x 0-0 ① 1-3		4	0	1	0	1	1	1
Russ Snyder, L (1, 8) OBP: 0.391, SLG: 0.403	S S S 0-3 ② K	x 0-0 ③ F6		S S S 0-3 ③ K		x 0-0 HR		B B B B 4-0 BB		4	1	1	1	1	2	3
Frank Robinson, R (1, 9) OBP: 0.461, SLG: 0.669 Sam Bowens, R (6, PR) (7, 9) OBP: 0.271, SLG: 0.263	x 0-0 HR		x 0-0 5-3 2B 2B		B B B 4-0 2B 1B BB	H 1-0 CS HBP		x 0-0 ② F8		2 1	3 0	2 0	1 0	1 0	0 0	0 1
Brooks Robinson, R (1, 5) OBP: 0.361, SLG: 0.521	S S S 0-3 ③ K		x 0-0 ① 5-3 2-3		x 0-0 1B E 1-3 2B	x 0-0 ① 1-2 1B		x 0-0 ③ 6-3		5	1	2	0	0	1	2
Boog Powell, L (1, 3) OBP: 0.371, SLG: 0.489		B B B B 4-0 WP BB PB BB	x 0-0 G3 3-H 2B		x 0-0 E 1B 2-3 3-H 1B	S S S 0-3 ② K				3	2	2	2	1	1	1
Curt Blefary, L (1, 7) OBP: 0.356, SLG: 0.493		B B B B 4-0 PB WP SF7 1-2 BB	x 0-0 ② G3 2-3		x 0-0 ① F7	x 0-0 ③ G3				3	1	0	0	1	0	4
Davey Johnson, R (1, 4) OBP: 0.293, SLG: 0.364		x 0-0 ① SF7 1-H 2-H	x 0-0 ③ 4-3		x 0-0 E8 1B PB 1-2 3-H 1B		S S S 0-3 ① K			3	1	1	1	0	1	1
Andy Etchebarren, R (1, 2) OBP: 0.310, SLG: 0.416		B B B B 4-0 SH1-4 BB		x 0-0 ① L3	S S S 0-3 ② K		x 0-0 ② 1-3			3	0	0	0	1	1	2
Steve Barber, L (1, 1) OBP: 0.048, SLG: 0.048		x 0-0 ② SH1-4 1-2		x 0-0 ② 4-3	x 0-0 PB 1-3 2-H 1B		S S S 0-3 ③ K			3	0	1	1	0	1	0
Inning Stats	R: 1 H: 1 E: 0 LOB: 0 K: 2 BB: 0 S: 8 P: 8	R: 2 H: 0 E: 0 LOB: 2 K: 0 BB: 4 S: 3 P: 19	R: 1 H: 2 E: 0 LOB: 1 K: 0 BB: 0 S: 5 P: 5	R: 0 H: 1 E: 0 LOB: 1 K: 1 BB: 0 S: 6 P: 6	R: 4 H: 4 E: 1 LOB: 1 K: 2 BB: 1 S: 11 P: 15	R: 1 H: 2 E: 0 LOB: 1 K: 1 BB: 0 S: 6 P: 7	R: 0 H: 0 E: 0 LOB: 0 K: 2 BB: 0 S: 7 P: 7	R: 0 H: 0 E: 0 LOB: 1 K: 0 BB: 1 S: 3 P: 7		1B: 5 SF: 1 2B: 3 SAC: 1 3B: 0 DP: 0 HR: 2 HBP: 1				WP: 1 PA: 40 PB: 2 SB: 0 CS: 1		

PITCHER		IP	WLS	BF	H	R	ER	SO	BB	IBB	HBP	BLK	WP	HR	S	P	ERA	WHIP
Chuck Dobson, R ERA: 4.64	(1, 1)	5.0	L	28	8	8	6	5	5	0	0	0	1	1	33	53	10.80	2.600
John Wyatt, R ERA: 5.68	(6, 1)	3.0		12	2	1	1	3	1	0	1	0	0	1	16	21	3.00	1.000

PITCHER	IP	WLS	BF	H	R	ER	SO	BB	IBB	HBP	BLK	WP	HR	S	P	ERA	WHIP

BOTTOM

Kansas City Athletics @ Baltimore Orioles

Memorial Stadium, Baltimore, MD

Sat Jun 04 1966, 7:05 PM EDT

Unknown

livebaseballscorecards.com

AB	31
R	9
H	10
RBI	6
BB	6
SO	8
LOB	15

Batter	1	2	3	4	5	6	7	8	9	10	11	12	AB	R	H	RBI	BB	SO	LOB
Bert Campaneris, R (1, 6) OBP: 0.297, SLG: 0.400	K			F2		B3		E4 1B 1B	CS 1-2	F3		BB 1-2	5	1	1	0	1	1	0
Joe Nossek, R (1, 8) OBP: 0.339, SLG: 0.431	K			L7		F9		1B 3-H		K		K	6	0	1	1	0	3	2
Mike Hershberger, R (1, 9) OBP: 0.299, SLG: 0.356	K			F4			F7 1B	L3		6-3			5	0	1	0	0	1	1
Danny Cater, R (1, 7) (7, 5) OBP: 0.232, SLG: 0.312		F4			F8 SF8 1B 1B		F7 1-2		HR 2B		F4		5	2	2	0	0	0	1
Ken Harrelson, R (1, 3) OBP: 0.306, SLG: 0.325		F4			F8 1-2 1B		BB		HR BB		F4		3	1	1	0	2	0	0
Dick Green, R (1, 4) OBP: 0.272, SLG: 0.331		K			F8 1-2 2-3		K		HR 1-H 2-H		6-3		5	1	1	3	0	2	4
Ed Charles, R (1, 5) OBP: 0.271, SLG: 0.370			CS BB		SF8 3-H		4-3		F9			FC6-4 1B	0	0	0	1	1	0	0
Larry Stahl, L (7, PH) (7, 7) OBP: 0.264, SLG: 0.360													3	0	1	0	0	0	2
Phil Roof, R (1, 2) OBP: 0.194, SLG: 0.472			K 1-2		F5			K	K			FC6-4 BB 1-2f	2	0	0	0	0	1	2
Billy Bryan, L (8, PH) (8, 2) OBP: 0.195, SLG: 0.187													3	0	0	0	0	2	1
Fred Talbot, R (1, 1) OBP: 0.167, SLG: 0.176			F3			F8		1-3	CS 1B			K	2	0	0	0	0	0	0
Jim Dickson, L (7, 1) OBP: 0.000, SLG: 0.000													0	0	0	0	0	0	0
Jose Tartabull, L (8, PH) OBP: 0.263, SLG: 0.297													1	0	0	0	0	0	0
Paul Lindblad, L (8, 1) OBP: 0.000, SLG: 0.000													0	0	0	0	0	0	0
Ron Stone, L (9, PH) OBP: 0.333, SLG: 0.333													1	0	1	0	0	0	0
Jack Aker, R (9, 1) OBP: 0.000, SLG: 0.000													0	0	0	0	0	0	0
Ernie Fazio, R (12, PH) OBP: 0.200, SLG: 0.200													1	0	0	0	0	1	1
Rollie Sheldon, R (12, 1) OBP: 0.105, SLG: 0.105													0	0	0	0	0	0	0
Inning Stats	R: 0 E: 0 K: 3 S: 9 H: 0 LOB: 0 BB: 0 P: 9	R: 0 E: 0 K: 1 S: 5 H: 0 LOB: 0 BB: 0 P: 5	R: 0 E: 0 K: 1 S: 4 H: 0 LOB: 0 BB: 1 P: 8	R: 0 E: 0 K: 0 S: 3 H: 0 LOB: 0 BB: 0 P: 3	R: 1 E: 0 K: 0 S: 5 H: 2 LOB: 1 BB: 0 P: 5	R: 0 E: 0 K: 0 S: 3 H: 0 LOB: 0 BB: 0 P: 3	R: 0 E: 0 K: 1 S: 6 H: 1 LOB: 2 BB: 1 P: 10	R: 1 E: 1 K: 1 S: 7 H: 2 LOB: 1 BB: 0 P: 7	R: 3 E: 0 K: 1 S: 7 H: 3 LOB: 0 BB: 1 P: 11	R: 0 E: 0 K: 1 S: 5 H: 0 LOB: 0 BB: 0 P: 5	R: 0 E: 0 K: 0 S: 3 H: 0 LOB: 0 BB: 0 P: 3	R: 0 E: 0 K: 2 S: 8 H: 1 LOB: 2 BB: 1 P: 12	1B: 7 2B: 1 3B: 0 HR: 1	SF: 1 SAC: 0 DP: 0 HBP: 0			WP: 0 PB: 0 SB: 0 CS: 2	PA: 48	

PITCHER		IP	WLS	BF	H	R	ER	SO	BB	IBB	HBP	BLK	WP	HR	S	P	ERA	WHIP
Dave McNally, L ERA: 3.21	(1, 1)	6.1		23	3	1	1	5	2	0	0	0	0	0	31	39	1.42	0.789
Eddie Watt, R ERA: 2.45	(7, 1)	1.2		10	4	4	3	2	1	0	0	0	0	1	13	17	16.20	3.000
Dick Hall, R ERA: 1.69	(9, 1)	1.0		3	1	0	0	1	0	0	0	0	0	0	5	5	0.00	1.000
Moe Drabowsky, R ERA: 2.96	(10, 1)	2.1		8	1	0	0	1	0	0	0	0	0	0	10	10	0.00	0.429
Stu Miller, R ERA: 1.62	(12, 1)	0.2	W	3	0	0	0	2	1	0	0	0	0	0	6	10	0.00	1.500

PITCHER	IP	WLS	BF	H	R	ER	SO	BB	IBB	HBP	BLK	WP	HR	S	P	ERA	WHIP

TOP

Kansas City Athletics @ Baltimore Orioles

Memorial Stadium, Baltimore, MD

Sat Jun 04 1966, Postponed
Att. 24,213 - Unknown

livebaseballscorecards.com

AB	42
R	5
H	9
RBI	5
BB	4
SO	11
LOB	14

Batter	1	2	3	4	5	6	7	8	9	10	11	12	AB	R	H	RBI	BB	SO	LOB
Luis Aparicio, R (1, 6) OBP: 0.271, SLG: 0.342	F8		HR			F8	F8		FC6-4 1-2f			6-3	6	1	1	2	0	0	3
Russ Snyder, L (1, 8) (7, 7) (12, 8) OBP: 0.398, SLG: 0.434	6-3		F3			F8	2B 2-H			G5-4-3 2B		1B 2-H	6	0	3	2	0	0	0
Frank Robinson, R (1, 9) OBP: 0.464, SLG: 0.671	FC6-4 1B		F8			BB 1B 2B	5-3			G5-4-3 IBB			4	1	2	0	1	0	1
Brooks Robinson, R (1, 5) OBP: 0.357, SLG: 0.510	FC6-4 1-2f			F4		BB 1B IBB		K		G5-4-3 1-2f 2-3			4	1	0	0	1	1	3
Boog Powell, L (1, 3) OBP: 0.373, SLG: 0.486 Bob Johnson, R (6, PH) (7, 3) OBP: 0.351, SLG: 0.281	CS BB			F8		1B 1-2 2-3 BB		6-3		1-3			1 0 0 0 1 0 0 2 0 0 0 1 0 1						
Curt Blefary, L (1, 7) OBP: 0.356, SLG: 0.490 Paul Blair, R (7, 8) OBP: 0.257, SLG: 0.340 Stu Miller, R (12, 1) OBP: 0.143, SLG: 0.143	K 1-2			F8		1B 1-3 2-H 3-H		F8			5-3		3 0 1 2 0 1 1 2 0 0 0 0 0 0 0 0 0 0 0 0 0						
Davey Johnson, R (1, 4) OBP: 0.290, SLG: 0.358	4-3			F4		F9			FC6-4 1B		5-3		5	0	1	0	0	0	2
Andy Etchebarren, R (1, 2) OBP: 0.307, SLG: 0.409			L6	F8			WP 2B 1B		K		K		5	1	1	0	0	2	1
Dave McNally, R (1, 1) OBP: 0.174, SLG: 0.143 Eddie Watt, R (7, 1) OBP: 0.250, SLG: 0.333 Dick Hall, R (9, 1) OBP: 0.250, SLG: 0.250 Woodie Held, R (9, PH) OBP: 0.412, SLG: 0.444 Moe Drabowsky, R (10, 1) OBP: 0.600, SLG: 0.250 Sam Bowens, R (12, 7) OBP: 0.283, SLG: 0.293			HR		K		K 1-2		K			1B	2 1 1 0 0 1 0 1 0 0 0 0 0 1 1 0 0 0 0 0 0 0 0 1 0 0 0 0 0 1 1 0 0 0 0 0 0 0 0 1 1 1 0 0 0 0 0						
Inning Stats	R: 0 H: 1 E: 0 LOB: 1 K: 0 BB: 0 S: 4 P: 4	R: 0 H: 0 E: 0 LOB: 0 K: 1 BB: 1 S: 4 P: 8	R: 2 H: 2 E: 0 LOB: 0 K: 0 BB: 0 S: 5 P: 5	R: 0 H: 0 E: 0 LOB: 0 K: 0 BB: 0 S: 3 P: 3	R: 0 H: 0 E: 0 LOB: 0 K: 1 BB: 0 S: 5 P: 5	R: 2 H: 2 E: 0 LOB: 2 K: 0 BB: 2 S: 5 P: 13	R: 1 H: 2 E: 0 LOB: 1 K: 1 BB: 0 S: 7 P: 7	R: 0 H: 0 E: 0 LOB: 0 K: 1 BB: 0 S: 5 P: 5	R: 0 H: 1 E: 0 LOB: 1 K: 2 BB: 0 S: 8 P: 8	R: 0 H: 1 E: 0 LOB: 1 K: 0 BB: 0 S: 3 P: 7	R: 0 H: 0 E: 0 LOB: 0 K: 1 BB: 0 S: 5 P: 5	R: 1 H: 2 E: 0 LOB: 1 K: 0 BB: 0 S: 3 P: 3	1B: 6 2B: 4 3B: 0 HR: 1	SF: 0 SAC: 0 DP: 1 HBP: 0	WP: 1 PB: 0 SB: 0 CS: 1	PA: 47			

BOTTOM

Kansas City Athletics @ Baltimore Orioles

Memorial Stadium, Baltimore, MD

Sat Jun 04 1966, Postponed

Att. 24,213 - Unknown

livebaseballscorecards.com

AB	43
R	6
H	11
RBI	6
BB	4
SO	7
LOB	14

PITCHER		IP	WLS	BF	H	R	ER	SO	BB	IBB	HBP	BLK	WP	HR	S	P	ERA	WHIP
Fred Talbot, R ERA: 4.77	(1, 1)	6.2		29	7	5	5	3	2	1	0	0	1	1	32	44	6.75	1.350
Jim Dickson, R ERA: 6.08	(7, 1)	0.1		1	0	0	0	0	0	0	0	0	0	0	1	1	0.00	0.000
Paul Lindblad, L ERA: 4.96	(8, 1)	1.0		3	0	0	0	1	0	0	0	0	0	0	5	5	0.00	0.000
Jack Aker, R ERA: 0.89	(9, 1)	3.0		11	2	0	0	3	0	1	0	0	0	0	16	20	0.00	0.667
Rollie Sheldon, R ERA: 2.68	(12, 1)	0.1	L	3	2	1	1	0	0	0	0	0	0	0	3	3	27.00	6.000

PITCHER	IP	WLS	BF	H	R	ER	SO	BB	IBB	HBP	BLK	WP	HR	S	P	ERA	WHIP

Batter	1	2	3	4	5	6	7	8	9	AB	R	H	RBI	BB	SO	LOB
Bert Campaneris, R (1, 6) OBP: 0.294, SLG: 0.414	K		5-3	FC6-4 CS			G3		HR	5	1	1	2	0	1	1
Larry Stahl, L (1, 7) OBP: 0.261, SLG: 0.352	P3		1B WP 1B	CS	4-3			K	F9	5	1	1	0	0	1	1
Mike Hershberger, R (1, 9) OBP: 0.304, SLG: 0.366	2B		WP BB 1B 1B		6-3			F9		4	1	2	0	0	0	0
Danny Cater, R (1, 5) OBP: 0.232, SLG: 0.302	4-3		BBBB WP 1B BB		5-3			F4		3	1	0	0	1	0	1
Ken Harrelson, R (1, 3) OBP: 0.316, SLG: 0.335 Ernie Fazio, R (9, PR) OBP: 0.200, SLG: 0.200 Ossie Chavarria, R (9, 3) OBP: 0.250, SLG: 0.218		2B 1B	1-H 2-H 3-H 1B			K			2B 1B 1B	4 0 0	1 1 0	3 0 0	2 0 0	0 0 0	1 0 0	0 0 0
Dick Green, R (1, 4) OBP: 0.271, SLG: 0.335		F8	K			1-3			1-3 1B 2B	4	1	1	0	0	1	2
Joe Nossek, R (1, 8) OBP: 0.318, SLG: 0.403		F9	F2			F7			F6	4	0	0	0	0	0	5
Phil Roof, R (1, 2) OBP: 0.225, SLG: 0.500		1-H 1B 2B		5-3			K		2-H 3-H HR 1B	4	2	2	3	0	1	0
Rollie Sheldon, R (1, 1) OBP: 0.105, SLG: 0.158 Lew Krausse, R (1, 1) Ed Charles, R (2, PH) OBP: 0.000, SLG: 0.000, OPS: 0.376 Jim Dickson, L (2, 1) OBP: 1.000, SLG: 1.000, OPS: 2.000 Ralph Terry, R (4, 1) OBP: 0.000, SLG: 0.000, OPS: 0.143 Ron Stone, L (7, PH) OBP: 0.000, SLG: 0.000, OPS: 0.000 Catfish Hunter, R (7, 1) OBP: 0.143, SLG: 0.214 Billy Bryan, L (8, PH) OBP: 0.100, SLG: 0.100, OPS: 0.184 Jack Aker, R (8, 1)		2-H 1B	FC6-4 1B				3-1		F8							
Inning Stats	R: 0 E: 0 K: 1 S: 6 H: 1 LOB: 1 BB: 0 P: 6	R: 2 E: 0 K: 0 S: 5 H: 3 LOB: 1 BB: 0 P: 5	R: 3 E: 0 K: 1 S: 8 H: 3 LOB: 1 BB: 1 P: 12	R: 0 E: 0 K: 0 S: 3 H: 1 LOB: 0 BB: 0 P: 3	R: 0 E: 0 K: 0 S: 3 H: 0 LOB: 0 BB: 0 P: 3	R: 0 E: 0 K: 1 S: 5 H: 0 LOB: 0 BB: 0 P: 5	R: 0 E: 0 K: 1 S: 5 H: 0 LOB: 0 BB: 0 P: 5	R: 0 E: 0 K: 1 S: 5 H: 0 LOB: 0 BB: 0 P: 5	R: 4 E: 0 K: 0 S: 7 H: 4 LOB: 1 BB: 0 P: 7	1B: 8 2B: 3 3B: 0 HR: 1 SF: 0 SAC: 0 DP: 0 HBP: 0						

PITCHER		IP	WLS	BF	H	R	ER	SO	BB	IBB	HBP	BLK	WP	HR	S	P	ERA	WHIP
Wally Bunker, R ERA: 4.12	(1, 1)	2.1	L	13	6	5	5	1	1	0	0	0	0	0	14	18	19.29	3.000
Gene Brabender, R ERA: 4.05	(3, 1)	4.2		15	2	0	0	3	0	0	0	0	1	0	21	21	0.00	0.429
Dick Hall, R ERA: 2.83	(8, 1)	2.0		10	4	4	4	1	0	0	0	0	0	1	12	12	18.00	2.000

PITCHER	IP	WLS	BF	H	R	ER	SO	BB	IBB	HBP	BLK	WP	HR	S	P	ERA	WHIP

TOP

Kansas City Athletics @ Baltimore Orioles

Memorial Stadium, Baltimore, MD

Sun Jun 05 1966, 3:33 AM EDT

Att. 9,745 - Unknown

livebaseballscorecards.com

AB	37
R	9
H	12
RBI	8
BB	1
SO	5
LOB	11

Batter	1	2	3	4	5	6	7	8	9	AB	R	H	RBI	BB	SO	LOB
Luis Aparicio, R (1, 6) OBP: 0.275, SLG: 0.350	WP 4-3 2B	1-3			E 1B 1B		FC6-4 1-2f			4	2	2	0	0	0	1
Russ Snyder, L (1, 8) OBP: 0.402, SLG: 0.437	4-3 2-H	4-3			G6-4-3 1-H 1B			FC4-6 1B		4	0	2	2	0	0	0
Frank Robinson, R (1, 9) OBP: 0.460, SLG: 0.660	1B 1B 1B		6-3		G6-4-3 1-2f			F6		4	1	1	0	0	0	2
Brooks Robinson, R (1, 5) OBP: 0.359, SLG: 0.507	1B SF9 1B 1-2		B B B CS BB			6-3		FC4-6 1-2f		3	1	1	0	1	0	1
Curt Blefary, L (1, 7) OBP: 0.353, SLG: 0.484	1B 1B 1-3 2-H		S S S K 1-2			F6		F9		4	0	1	1	0	1	2
Davey Johnson, R (1, 4) OBP: 0.289, SLG: 0.354	SF9 3-H			B B B 4-0 G4-6-3 BB		F9			1-3	2	0	0	1	1	0	0
Bob Johnson, R (1, 3) OBP: 0.341, SLG: 0.278	1-3 1B			G4-6-3 1-2f			F7		6-3	4	0	1	0	0	0	1
Andy Etchebarren, R (1, 2) OBP: 0.301, SLG: 0.399	S S S K			F9			F7		S S S K	4	0	0	0	0	2	2
Wally Bunker, R (1, 1) OBP: 0.091, SLG: 0.095		S S S K			S S S K					1	0	0	0	0	1	0
Gene Brabender, R (3, 1)										1	0	0	0	0	1	0
Boog Powell, L (7, PH) OBP: 0.376, SLG: 0.490										1	0	1	0	0	0	0
Paul Blair, R (7, PR) OBP: 0.257, SLG: 0.340										0	0	0	0	0	0	0
Dick Hall, R (8, 1) OBP: 0.250, SLG: 0.250							FC6-4 1B			0	0	0	0	0	0	0
Inning Stats	R: 3 H: 5 E: 0 LOB: 2 K: 1 BB: 0 S: 10 P: 10	R: 0 H: 0 E: 0 LOB: 0 K: 1 BB: 0 S: 5 P: 5	R: 0 H: 0 E: 0 LOB: 1 K: 1 BB: 1 S: 4 P: 8	R: 0 H: 0 E: 0 LOB: 0 K: 0 BB: 1 S: 2 P: 6	R: 1 H: 2 E: 1 LOB: 0 K: 1 BB: 0 S: 6 P: 6	R: 0 H: 0 E: 0 LOB: 0 K: 0 BB: 0 S: 3 P: 3	R: 0 H: 1 E: 0 LOB: 1 K: 0 BB: 0 S: 4 P: 4	R: 0 H: 1 E: 0 LOB: 1 K: 0 BB: 0 S: 4 P: 4	R: 0 H: 0 E: 0 LOB: 0 K: 1 BB: 0 S: 5 P: 5	1B: 8 2B: 2 3B: 0 HR: 0	SF: 1 SAC: 0 DP: 3 HBP: 0					

PITCHER		IP	WLS	BF	H	R	ER	SO	BB	IBB	HBP	BLK	WP	HR	S	P	ERA	WHIP
Rollie Sheldon, R ERA: 3.12	(1, 1)	0.2		7	5	3	3	0	0	0	0	0	1	0	7	7	40.50	7.500
Lew Krausse, R ERA: 3.57	(1, 1)	0.1		1	0	0	0	1	0	0	0	0	0	0	3	3	0.00	0.000
Jim Dickson, R ERA: 5.28	(2, 1)	2.0	W	7	0	0	0	2	2	0	0	0	0	0	9	17	0.00	1.000
Ralph Terry, R ERA: 2.04	(4, 1)	3.0		9	2	1	0	1	0	0	0	0	0	0	11	11	0.00	0.667
Catfish Hunter, R ERA: 3.18	(7, 1)	2.0		8	2	0	0	0	0	0	0	0	0	0	8	8	0.00	1.000

PITCHER		IP	WLS	BF	H	R	ER	SO	BB	IBB	HBP	BLK	WP	HR	S	P	ERA	WHIP
Jack Aker, R ERA: 0.86	(9, 1)	1.0	S	3	0	0	0	1	0	0	0	0	0	0	5	5	0.00	0.000

BOTTOM

Kansas City Athletics @ Baltimore Orioles

Memorial Stadium, Baltimore, MD

Sun Jun 05 1966, 3:33 AM EDT

Att. 9,745 - Unknown

livebaseballscorecards.com

AB	32
R	4
H	9
RBI	4
BB	2
SO	5
LOB	9

WP: 1 PA: 35
PB: 0
SB: 0
CS: 1

Batter	1	2	3	4	5	6	7	8	9	AB	R	H	RBI	BB	SO	LOB
Luis Aparicio, R (1, 6) OBP: 0.274, SLG: 0.353	SH4-3 4-3 2B		F9			F9			F8	4	1	1	0	0	0	0
Russ Snyder, L (1, 8) OBP: 0.390, SLG: 0.422	SH4-3 2-3			K		F9			6-3	3	0	0	0	0	1	0
Frank Robinson, R (1, 9) OBP: 0.466, SLG: 0.697	4-3 3-H			HR			BB G5-4-3		HR	3	2	2	3	1	0	0
Brooks Robinson, R (1, 5) OBP: 0.353, SLG: 0.498	6-3			K			G5-4-3 1-2f		F8	4	0	0	0	0	1	1
Boog Powell, L (1, 3) OBP: 0.376, SLG: 0.483		BB G4-6-3		G1			K			2	0	0	0	1	1	0
Curt Blefary, L (1, 7) OBP: 0.348, SLG: 0.475		G4-6-3 1-2f			4-3			F9		3	0	0	0	0	0	1
Davey Johnson, R (1, 4) OBP: 0.295, SLG: 0.360		F7			G6-3 1B			1B		3	0	2	0	0	0	0
Andy Etchebarren, R (1, 2) OBP: 0.296, SLG: 0.392			6-3		G6-3 1-2f			F9		3	0	0	0	0	0	2
John Miller, R (1, 1) Woodie Held, R (8, PH) OBP: 0.400, SLG: 0.429 Moe Drabowsky, R (8, 1) OBP: 0.500, SLG: 0.250			1-3			4-3		K		2 1 0	0 0 0	0 0 0	0 0 0	0 1 0	0 1 0	0 1 0
Inning Stats	R: 1 E: 0 K: 0 S: 4 H: 1 LOB: 0 BB: 0 P: 4	R: 0 E: 0 K: 0 S: 2 H: 0 LOB: 0 BB: 1 P: 6	R: 0 E: 0 K: 0 S: 3 H: 0 LOB: 0 BB: 0 P: 3	R: 1 E: 0 K: 2 S: 8 H: 1 LOB: 0 BB: 0 P: 8	R: 0 E: 0 K: 0 S: 3 H: 1 LOB: 0 BB: 0 P: 3	R: 0 E: 0 K: 0 S: 3 H: 0 LOB: 0 BB: 0 P: 3	R: 0 E: 0 K: 1 S: 4 H: 0 LOB: 0 BB: 1 P: 8	R: 0 E: 0 K: 1 S: 6 H: 1 LOB: 1 BB: 0 P: 6	R: 1 E: 0 K: 0 S: 4 H: 1 LOB: 0 BB: 0 P: 4	1B: 2 2B: 1 3B: 0 HR: 2 SF: 0 SAC: 1 DP: 3 HBP: 0						

PITCHER	IP	WLS	BF	H	R	ER	SO	BB	IBB	HBP	BLK	WP	HR	S	P	ERA	WHIP
Phil Ortega, R (1, 1) ERA: 2.48	9.0	W	31	5	3	3	4	2	0	0	0	0	2	37	45	3.00	0.778

PITCHER	IP	WLS	BF	H	R	ER	SO	BB	IBB	HBP	BLK	WP	HR	S	P	ERA	WHIP

TOP

Baltimore Orioles @ Washington Senators

D.C. Stadium, Washington, DC

Mon Jun 06 1966, 7:05 PM EDT

Att. 7,418 - Unknown

livebaseballscorecards.com

AB	28
R	3
H	5
RBI	3
BB	2
SO	4
LOB	5

Batter	1	2	3	4	5	6	7	8	9	AB	R	H	RBI	BB	SO	LOB
Fred Valentine, S (1, 8) OBP: 0.349, SLG: 0.437	F7		F6		F4		F8			4	0	0	0	0	0	1
Bob Saverine, S (1, 4) OBP: 0.279, SLG: 0.297	K		HR, BB		F8		1-3			3	1	0	0	1	1	0
Jim King, L (1, 9) OBP: 0.365, SLG: 0.414	BB		F5			E 1B SF8 1B		1-3		3	1	1	0	1	0	2
Frank Howard, R (1, 7) OBP: 0.337, SLG: 0.430	5-3		HR (1-H, 2-H)			E8 SF8 (1-3) 1B		BB, 4-3 S		3	1	2	3	1	0	1
Willie Kirkland, L (8, PR) (9, 7) OBP: 0.222, SLG: 0.125										0	0	0	0	0	0	0
Dick Nen, L (1, 3) OBP: 0.299, SLG: 0.302		F6	F5			SF8 (1-2, 3-H)		4-3 (1-3)		3	0	0	1	0	0	1
Ken McMullen, R (1, 5) OBP: 0.287, SLG: 0.355		BB		F8		F3		6-3		3	0	0	0	1	0	3
Paul Casanova, R (1, 2) OBP: 0.238, SLG: 0.375		K		F8		K				3	0	0	0	0	2	2
Ed Brinkman, R (1, 6) OBP: 0.253, SLG: 0.301		F3		F9			HR			3	1	1	1	0	0	1
Phil Ortega, R (1, 1) OBP: 0.208, SLG: 0.095			BB, HR 1B		1-3		K			3	1	1	0	0	1	0
Inning Stats	R: 0 H: 0 E: 0 LOB: 1 K: 1 BB: 1 S: 5 P: 9	R: 0 H: 0 E: 0 LOB: 1 K: 1 BB: 1 S: 5 P: 9	R: 3 H: 2 E: 0 LOB: 0 K: 0 BB: 1 S: 5 P: 9	R: 0 H: 0 E: 0 LOB: 0 K: 0 BB: 0 S: 3 P: 3	R: 0 H: 0 E: 0 LOB: 0 K: 0 BB: 0 S: 3 P: 3	R: 1 H: 2 E: 1 LOB: 1 K: 1 BB: 0 S: 7 P: 7	R: 1 H: 1 E: 0 LOB: 0 K: 1 BB: 0 S: 6 P: 6	R: 0 H: 0 E: 0 LOB: 2 K: 0 BB: 1 S: 3 P: 7		1B: 3 SF: 1 2B: 0 SAC: 0 3B: 0 DP: 0 HR: 2 HBP: 0						

PITCHER	IP	WLS	BF	H	R	ER	SO	BB	IBB	HBP	BLK	WP	HR	S	P	ERA	WHIP
John Miller, R (1, 1) ERA: 5.13	7.0	L	29	5	5	4	4	3	0	0	0	0	2	34	46	5.14	1.143
Moe Drabowsky, R (8, 1) ERA: 2.86	1.0		4	0	0	0	0	1	0	0	0	0	0	3	7	0.00	1.000

PITCHER	IP	WLS	BF	H	R	ER	SO	BB	IBB	HBP	BLK	WP	HR	S	P	ERA	WHIP

BOTTOM

Baltimore Orioles @ Washington Senators

D.C. Stadium, Washington, DC

Mon Jun 06 1966, 7:05 PM EDT

Att. 7,418 - Unknown

livebaseballscorecards.com

AB	28
R	5
H	5
RBI	5
BB	4
SO	4
LOB	11

PA: 33

WP: 0 PB: 0 SB: 1 CS: 0

Batter	1	2	3	4	5	6	7	8	9	10	11	12	AB	R	H	RBI	BB	SO	LOB
Fred Valentine, S (1, 9) OBP: 0.343, SLG: 0.428	0-0 1B SF7 1B	0-0 F4			0-0 L7		0-0 FC6-4 1-2f		0-0 F8			0-3 K	6	1	1	0	0	1	3
Bob Saverine, S (1, 8) OBP: 0.281, SLG: 0.325	0-0 S 1B 1-3 1B		0-3 K		0-0 F9			0-0 HR		0-3 K		0-0 F8	6	2	2	1	0	2	1
Ken Hamlin, R (1, 4) OBP: 0.258, SLG: 0.214	0-0 SF7 3-H		0-3 K		0-0 F4			0-0 6-3		0-0 6-3		4-0 PB 1B 1-2 BB	4	1	0	1	1	1	0
Frank Howard, R (1, 7) OBP: 0.335, SLG: 0.423 Willie Kirkland, L (9, 7) OBP: 0.255, SLG: 0.146	0-3 K 1-2		0-0 F7			0-0 5-3		4-0 1B BB		0-0 S 1B		4-0 1B 1-2 2-3 IBB	3 1	0 0	0 1	0 0	1 1	1 0	1 0
Ken McMullen, R (1, 5) OBP: 0.294, SLG: 0.357	4-0 1B BB			0-0 1B 1B		0-0 3-1		0-3 K		0-3 K 1-2		0-0 1-2 2-H 3-H 1B	5	0	2	2	1	2	2
Paul Casanova, R (1, 2) OBP: 0.256, SLG: 0.384	0-0 1-3 2-H 1B			0-0 1-2 1B		0-0 F7		0-0 CS 1-2 1B			0-0 F3	0-3 K	6	0	3	1	0	1	2
Dick Nen, L (1, 3) OBP: 0.289, SLG: 0.290	0-3 K			0-3 K			0-3 K	0-0 CS 1-2	0-0 F7		0-0 F6		5	0	0	0	0	3	4
Ed Brinkman, R (1, 6) OBP: 0.246, SLG: 0.293		0-0 6-3		0-3 K			0-0 L9		0-0 6-3		0-0 6-3		5	0	0	0	0	1	2
Mike McCormick, L (0, 1) ERA: 4.05, SLG: 0.000 Don Lock, R (4, PH) ERA: 0.00, SLG: 0.667 Casey Cox, R (6, 1) Doug Camilli, R (7, PH) ERA: 0.00, SLG: 0.000 Don Blasingame, L (7, PH) ERA: 0.00, SLG: 0.000 Bob Humphreys, R (7, 1) Jim King, L (8, PH) ERA: 0.00, SLG: 0.444 Ron Kline, R (8, 1) ERA: 0.00, SLG: 0.200 Bob Chance, L (12, PH) ERA: 0.00, SLG: 0.000 Pete Richert, L (12, PH) ERA: 0.00, SLG: 0.000 Dick Lines, R (12, 1) Dick Bosman, R (13, 1) ERA: 0.00, SLG: 0.000		0-0 F2		0-0 6-3			4-0 FC6-4 BB		4-0 BB			0-0 PB BB 1B 1B	1 1 0 0 0 0 0 0 1 0 0 0 0	0 0 0 0 0 0 0 0 0 0 0 0 0	0 0 0 0 0 0 0 0 0 0 0 0 0	0 0 0 0 1 0 0 0 1 0 0 0 0	0 0 0 0 0 0 0 0 0 0 0 0 0	0 0 0 0 0 0 0 0 0 0 0 0 0	0 2 0 0 0 0 0 0 0 0 0 0 0
Inning Stats	R: 2 E: 0 K: 2 S: 10 H: 3 LOB: 2 BB: 1 P: 14	R: 0 E: 0 K: 0 S: 3 H: 0 LOB: 0 BB: 0 P: 3	R: 0 E: 0 K: 2 S: 7 H: 0 LOB: 0 BB: 0 P: 7	R: 0 E: 0 K: 2 S: 9 H: 2 LOB: 2 BB: 0 P: 9	R: 0 E: 0 K: 0 S: 3 H: 0 LOB: 0 BB: 0 P: 3	R: 0 E: 0 K: 0 S: 3 H: 0 LOB: 0 BB: 0 P: 3	R: 0 E: 0 K: 1 S: 5 H: 0 LOB: 1 BB: 1 P: 9	R: 1 E: 0 K: 1 S: 6 H: 2 LOB: 1 BB: 1 P: 10	R: 0 E: 0 K: 0 S: 3 H: 0 LOB: 1 BB: 1 P: 7	R: 0 E: 0 K: 2 S: 8 H: 1 LOB: 1 BB: 0 P: 8	R: 0 E: 0 K: 0 S: 3 H: 0 LOB: 0 BB: 0 P: 3	R: 2 E: 0 K: 2 S: 9 H: 2 LOB: 2 BB: 2 P: 17	1B: 9 2B: 0 3B: 0 HR: 1	SF: 1 SAC: 0 DP: 0 HBP: 0		WP: 0 PB: 1 SB: 2 CS: 1	PA: 52		

PITCHER		IP	WLS	BF	H	R	ER	SO	BB	IBB	HBP	BLK	WP	HR	S	P	ERA	WHIP
Frank Bertaina, L ERA: 2.2	(1, 1)	7.0		28	5	2	2	7	2	0	0	0	0	0	40	48	2.57	1.000
Stu Miller, R ERA: 1.73	(8, 1)	3.0		13	3	1	1	3	2	0	0	0	0	1	17	25	3.00	1.667
Eddie Watt, R ERA: 2.76	(11, 1)	2.0	W	10	2	2	2	2	1	1	0	0	0	0	12	20	9.00	1.500

PITCHER		IP	WLS	BF	H	R	ER	SO	BB	IBB	HBP	BLK	WP	HR	S	P	ERA	WHIP

TOP

Washington Senators @ Baltimore Orioles

Memorial Stadium, Baltimore, MD

Tue Jun 07 1966, 7:05 PM EDT

Att. 7,215 - Unknown

livebaseballscorecards.com

AB	44
R	5
H	10
RBI	5
BB	6
SO	12
LOB	17

Batter	1	2	3	4	5	6	7	8	9	10	11	12	AB	R	H	RBI	BB	SO	LOB
Luis Aparicio, R (1, 6) OBP: 0.276, SLG: 0.352	6-3	1B			6-3			F7		FC6-4 1-2f		E6 1B 1-3 1B	6	0	2	0	0	0	1
Bob Johnson, R (1, 3) OBP: 0.364, SLG: 0.308 Boog Powell, L (8, PH) OBP: 0.375, SLG: 0.476 (9, 3)	E 1B 1B 1B	K			G6-4-3 1B			4-3		F7		1B IBB	3 2	1 0	2 0	0 0	0 1	1 0	1 1
Frank Robinson, R (1, 9) OBP: 0.471, SLG: 0.696	E 1-2 1B 1B		K		G6-4-3 1-2f			1B			CS 1B	1-2 2-3 3-H 1B	6	1	4	1	0	1	1
Brooks Robinson, R (1, 5) OBP: 0.350, SLG: 0.488	E5 1B 1-2 2B 2-3		BB			F8		F9			K 1-2		4	1	0	0	1	1	4
Sam Bowens, R (1, 7) OBP: 0.270, SLG: 0.279 Curt Blefary, L (9, PH) OBP: 0.344, SLG: 0.469 (10, 7)	F2		K			K			L3-1		F8		3 2	0 0	0 0	0 0	0 0	2 0	4 0
Davey Johnson, R (1, 4) OBP: 0.298, SLG: 0.357	1-2 2H 3-H 2B 1B		F9			6-3			G4-6-3 BB			4-3	4	0	1	2	1	0	1
Paul Blair, R (1, 8) OBP: 0.261, SLG: 0.352 Russ Snyder, L (7, PH) OBP: 0.388, SLG: 0.413 (8, 8)	1-H 2-H 2B		4-3			F8		G4-6-3 1-2f				3B BB	2 2	0 1	1 0	1 0	0 1	0 0	0 1
Andy Etchebarren, R (1, 2) OBP: 0.298, SLG: 0.404	6-3		6-3			K				FC3-6 1B		1-H 1B 3B	5	1	2	1	0	1	0
Frank Bertaina, L (1, 1) Stu Miller, R (8, 1) OBP: 0.125, SLG: 0.125 Wally Bunker, R (10, PR) OBP: 0.091, SLG: 0.095 Eddie Watt, R (11, 1) OBP: 0.250, SLG: 0.333 Woodie Held, R (12, PH) OBP: 0.417, SLG: 0.448	F9		4-3			K				FC3-6 FC6-4 1-2f		E 1B 1B 3-H 1B	3 1 0 0 1	0 0 0 0 1	0 0 0 0 1	0 0 0 0 1	1 0 0 0 0	0 0 0 0 0	0 1 0 0 0
Inning Stats	R: 3 H: 4 E: 1 LOB: 2 K: 0 BB: 0 S: 7 P: 7	R: 0 H: 1 E: 0 LOB: 1 K: 1 BB: 0 S: 6 P: 6	R: 0 H: 0 E: 0 LOB: 1 K: 2 BB: 1 S: 7 P: 11	R: 0 H: 0 E: 0 LOB: 0 K: 0 BB: 0 S: 3 P: 3	R: 0 H: 1 E: 0 LOB: 0 K: 0 BB: 0 S: 3 P: 3	R: 0 H: 0 E: 0 LOB: 0 K: 1 BB: 0 S: 5 P: 5	R: 0 H: 0 E: 0 LOB: 0 K: 2 BB: 0 S: 7 P: 7	R: 0 H: 1 E: 0 LOB: 1 K: 0 BB: 0 S: 4 P: 4	R: 0 H: 0 E: 0 LOB: 0 K: 0 BB: 1 S: 2 P: 6	R: 0 H: 1 E: 0 LOB: 1 K: 0 BB: 0 S: 4 P: 4	R: 0 H: 1 E: 0 LOB: 0 K: 1 BB: 0 S: 5 P: 5	R: 3 H: 4 E: 1 LOB: 3 K: 0 BB: 2 S: 5 P: 13	1B: 11 2B: 1 3B: 1 HR: 0	SF: 0 SAC: 0 DP: 2 HBP: 0	WP: 0 PB: 0 SB: 0 CS: 1	PA: 48			

PITCHER		IP	WLS	BF	H	R	ER	SO	BB	IBB	HBP	BLK	WP	HR	S	P	ERA	WHIP
Mike McCormick, L ERA: 3.91	(1, 1)	3.0		15	5	3	0	3	1	0	0	0	0	0	20	24	0.00	2.000
Casey Cox, R ERA: 2.93	(4, 1)	3.0		9	1	0	0	1	0	0	0	0	0	0	11	11	0.00	0.333
Bob Humphreys, R ERA: 3.71	(7, 1)	2.0		7	1	0	0	2	0	0	0	0	0	0	11	11	0.00	0.500
Ron Kline, R ERA: 3.31	(9, 1)	3.0		10	2	0	0	1	1	0	0	0	0	0	11	15	0.00	1.000
Dick Lines, L ERA: 2.61	(12, 1)	0.1		3	1	2	2	0	1	0	0	0	0	0	2	6	54.00	6.000

PITCHER		IP	WLS	BF	H	R	ER	SO	BB	IBB	HBP	BLK	WP	HR	S	P	ERA	WHIP
Dick Bosman, R ERA: 6.94	(12, 1)	0.0	L	4	3	1	1	0	0	1	0	0	0	0	3	7	∞	∞

BOTTOM

Washington Senators @ Baltimore Orioles

Memorial Stadium, Baltimore, MD

Tue Jun 07 1966, 7:05 PM EDT

Att. 7,215 - Unknown

livebaseballscorecards.com

AB	44
R	6
H	13
RBI	6
BB	4
SO	7
LOB	15

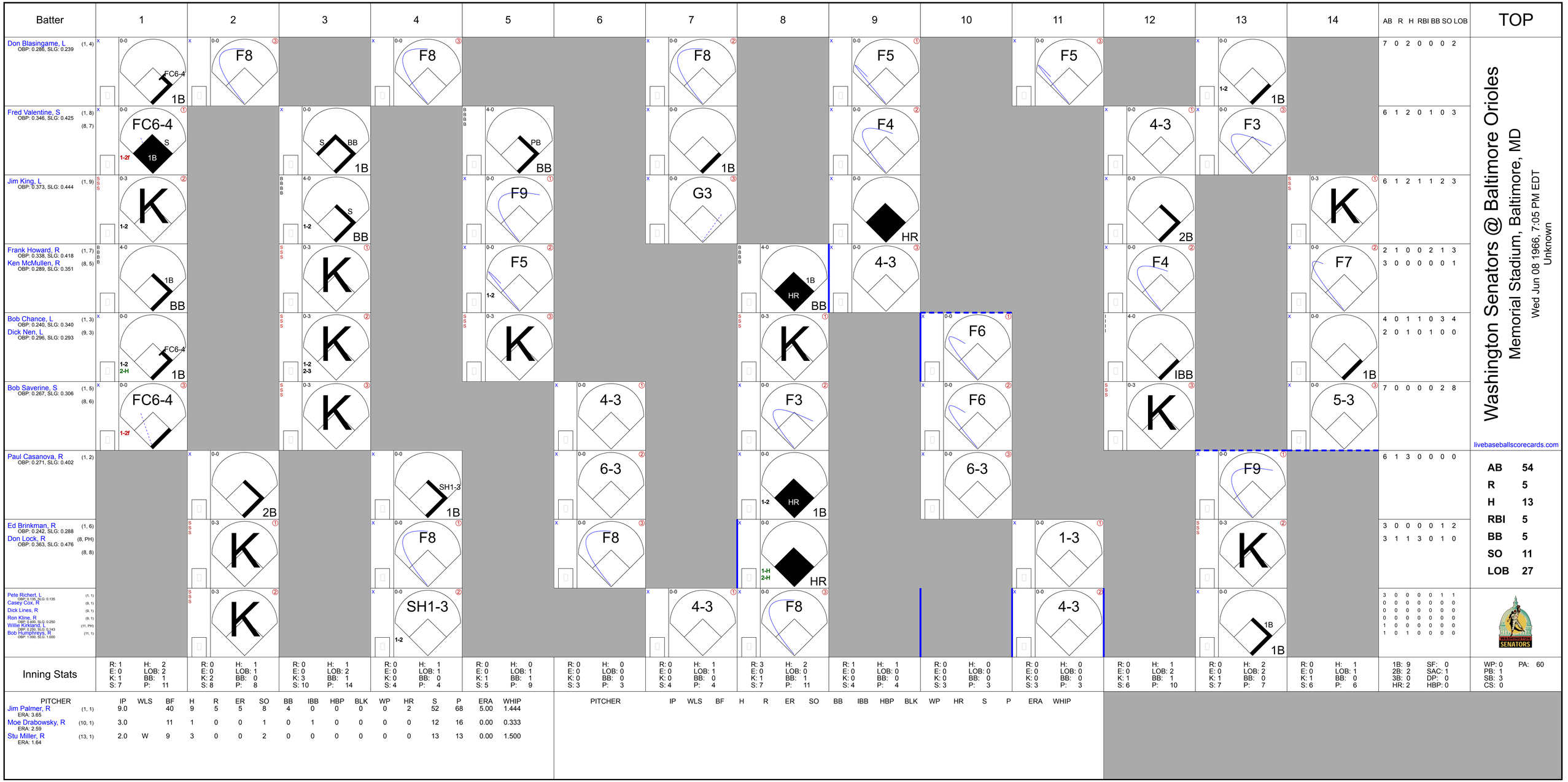
Batter
1
2
3
4
5
6
7
8
9
10
11
12
13
14
AB R H RBI BB SO LOB
TOP
Don Blasingame, L (1, 4) OBP: 0.286, SLG: 0.239
7 0 2 0 0 0 2
Fred Valentine, S (1, 8) OBP: 0.346, SLG: 0.425
(8, 7)
6 1 2 0 1 0 3
Jim King, L (1, 9) OBP: 0.373, SLG: 0.444
6 1 2 1 1 2 3
Frank Howard, R (1, 7) OBP: 0.338, SLG: 0.418
Ken McMullen, R (8, 5) OBP: 0.289, SLG: 0.351
2 1 0 0 2 1 3
3 0 0 0 0 0 1
Bob Chance, L (1, 3) OBP: 0.240, SLG: 0.340
Dick Nen, L (9, 3) OBP: 0.296, SLG: 0.293
4 0 1 1 0 3 4
2 0 1 0 1 0 0
Bob Saverine, S (1, 5) OBP: 0.267, SLG: 0.306
(8, 6)
7 0 0 0 0 2 8
Paul Casanova, R (1, 2) OBP: 0.271, SLG: 0.402
6 1 3 0 0 0 0
Ed Brinkman, R (1, 6) OBP: 0.242, SLG: 0.288
Don Lock, R (8, PH) OBP: 0.363, SLG: 0.476
(8, 8)
3 0 0 0 0 1 2
3 1 1 3 0 1 0
Pete Richert, L (1, 1) OBP: 0.135, SLG: 0.135
Casey Cox, R (9, 1)
Dick Lines, R (9, 1)
Ron Kline, R (9, 1) OBP: 0.400, SLG: 0.250
Willie Kirkland, L (11, PH) OBP: 0.250, SLG: 0.143
Bob Humphreys, R (11, 1) OBP: 1.000, SLG: 1.000
3 0 0 0 0 1 1
0 0 0 0 0 0 0
0 0 0 0 0 0 0
0 0 0 0 0 0 0
1 0 0 0 0 0 0
1 0 1 0 0 0 0
Inning Stats
1: R: 1 E: 0 K: 1 S: 7 | H: 2 LOB: 2 BB: 1 P: 11
2: R: 0 E: 0 K: 2 S: 8 | H: 1 LOB: 1 BB: 0 P: 8
3: R: 0 E: 0 K: 3 S: 10 | H: 1 LOB: 2 BB: 1 P: 14
4: R: 0 E: 0 K: 0 S: 4 | H: 1 LOB: 1 BB: 0 P: 4
5: R: 0 E: 0 K: 1 S: 5 | H: 0 LOB: 1 BB: 1 P: 9
6: R: 0 E: 0 K: 0 S: 3 | H: 0 LOB: 0 BB: 0 P: 3
7: R: 0 E: 0 K: 0 S: 4 | H: 1 LOB: 1 BB: 0 P: 4
8: R: 3 E: 0 K: 1 S: 7 | H: 2 LOB: 0 BB: 1 P: 11
9: R: 1 E: 0 K: 0 S: 4 | H: 1 LOB: 0 BB: 0 P: 4
10: R: 0 E: 0 K: 0 S: 3 | H: 0 LOB: 0 BB: 0 P: 3
11: R: 0 E: 0 K: 0 S: 3 | H: 0 LOB: 0 BB: 0 P: 3
12: R: 0 E: 0 K: 1 S: 6 | H: 1 LOB: 2 BB: 1 P: 10
13: R: 0 E: 0 K: 1 S: 7 | H: 2 LOB: 2 BB: 0 P: 7
14: R: 0 E: 0 K: 1 S: 6 | H: 1 LOB: 1 BB: 0 P: 6
1B: 9 2B: 2 3B: 0 HR: 2
SF: 0 SAC: 1 DP: 0 HBP: 0
WP: 0 PB: 1 SB: 3 CS: 0
PA: 60
PITCHER IP WLS BF H R ER SO BB IBB HBP BLK WP HR S P ERA WHIP
Jim Palmer, R (1, 1) ERA: 3.65 9.0 40 9 5 5 8 4 0 0 0 0 2 52 68 5.00 1.444
Moe Drabowsky, R (10, 1) ERA: 2.59 3.0 11 1 0 0 1 0 1 0 0 0 0 12 16 0.00 0.333
Stu Miller, R (13, 1) ERA: 1.64 2.0 W 9 3 0 0 2 0 0 0 0 0 0 13 13 0.00 1.500
Washington Senators @ Baltimore Orioles
Memorial Stadium, Baltimore, MD
Wed Jun 08 1966, 7:05 PM EDT
Unknown
livebaseballscorecards.com
AB 54
R 5
H 13
RBI 5
BB 5
SO 11
LOB 27

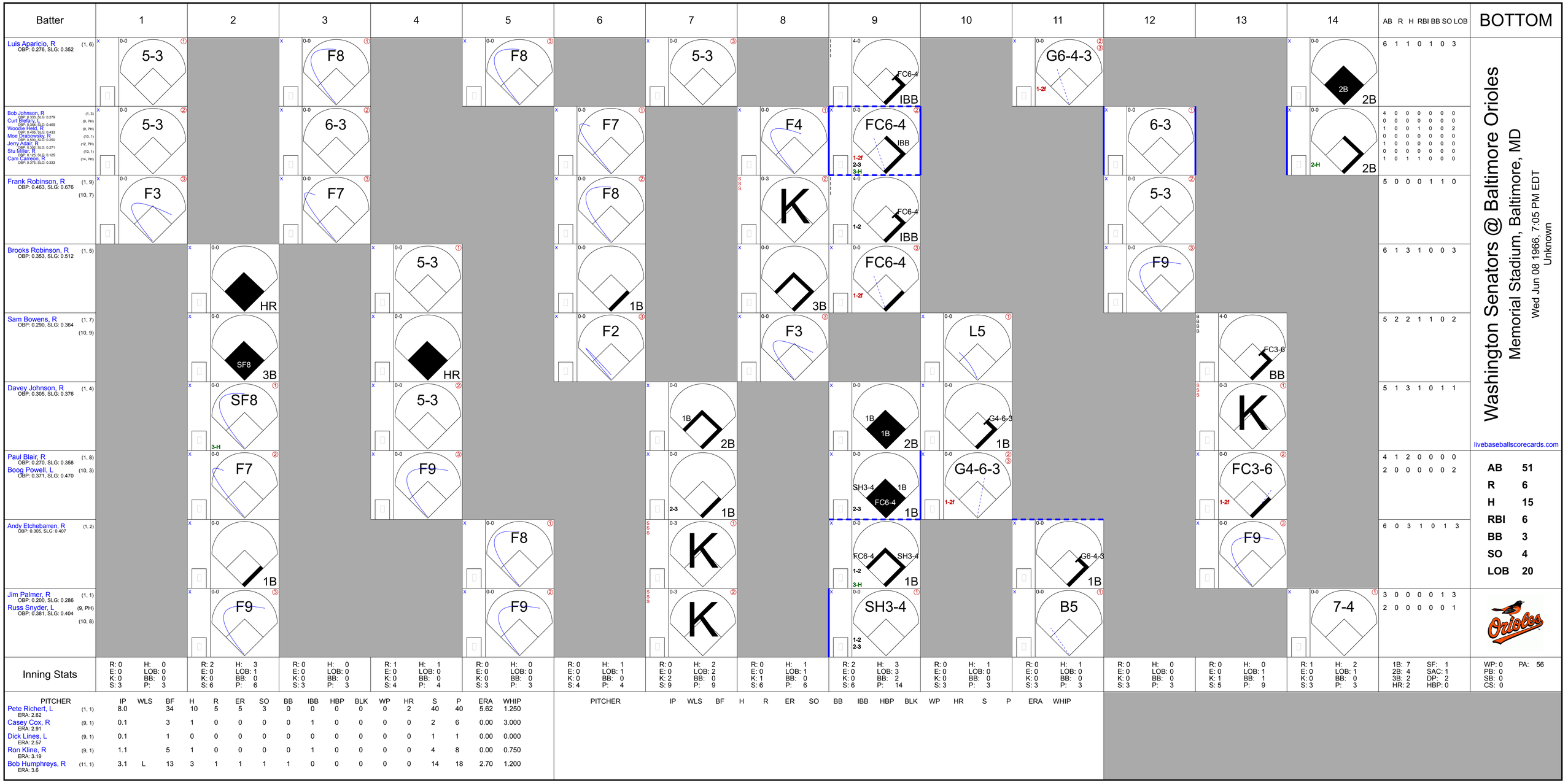
Batter
1
2
3
4
5
6
7
8
9
10
11
12
13
14
AB R H RBI BB SO LOB
BOTTOM
Luis Aparicio, R (1, 6)
OBP: 0.276, SLG: 0.352
5-3
F8
F8
5-3
FC6-4 IBB
G6-4-3
2B 2B
6 1 1 0 1 0 3
Bob Johnson, R (1, 3)
OBP: 0.333, SLG: 0.279
Curt Blefary, L (9, PH)
OBP: 0.333, SLG: 0.469
Woodie Held, R (9, PH)
OBP: 0.400, SLG: 0.433
Moe Drabowsky, R (10, 1)
OBP: 0.000, SLG: 0.250
Jerry Adair, R (12, PH)
OBP: 0.292, SLG: 0.271
Stu Miller, L (13, 1)
OBP: 0.125, SLG: 0.125
Cam Carreon, R (14, PH)
OBP: 0.375, SLG: 0.333
5-3
6-3
F7
F4
FC6-4 IBB
6-3
2-H 2B
4 0 0 0 0 0 0
0 0 0 0 0 0 0
1 0 0 1 0 0 2
0 0 0 0 0 0 0
1 0 0 0 0 0 0
0 0 0 0 0 0 0
1 0 1 1 0 0 0
Frank Robinson, R (1, 9)
(10, 7)
OBP: 0.463, SLG: 0.676
F3
F7
F8
K
FC6-4 IBB
5-3
5 0 0 0 1 1 0
Brooks Robinson, R (1, 5)
OBP: 0.353, SLG: 0.512
HR
5-3
1B
3B
FC6-4
F9
6 1 3 1 0 0 3
Sam Bowens, R (1, 7)
(10, 9)
OBP: 0.290, SLG: 0.364
SF8 3B
HR
F2
F3
L5
FC3-6 BB
5 2 2 1 1 0 2
Davey Johnson, R (1, 4)
OBP: 0.305, SLG: 0.376
SF8
3-H
5-3
1B 2B
1B 1B 2B
G4-6-3 1B
K
5 1 3 1 0 1 1
Paul Blair, R (1, 8)
OBP: 0.270, SLG: 0.358
Boog Powell, L (10, 3)
OBP: 0.371, SLG: 0.470
F7
F9
2-3 1B
SH3-4 FC6-4 1B
G4-6-3
FC3-6
4 1 2 0 0 0 0
2 0 0 0 0 0 2
Andy Etchebarren, R (1, 2)
OBP: 0.305, SLG: 0.407
1B
F8
K
FC6-4 SH3-4 1B
G6-4-3 1B
F9
6 0 3 1 0 1 3
Jim Palmer, R (1, 1)
OBP: 0.200, SLG: 0.286
Russ Snyder, L (9, PH)
OBP: 0.381, SLG: 0.404
(10, 8)
F9
F9
K
SH3-4
B5
7-4
3 0 0 0 0 1 3
2 0 0 0 0 0 1
livebaseballscorecards.com
Washington Senators @ Baltimore Orioles
Memorial Stadium, Baltimore, MD
Wed Jun 08 1966, 7:05 PM EDT
Unknown
AB 51
R 6
H 15
RBI 6
BB 3
SO 4
LOB 20
Inning Stats
R: 0 E: 0 K: 0 S: 3 H: 0 LOB: 0 BB: 0 P: 3
R: 2 E: 0 K: 0 S: 6 H: 3 LOB: 1 BB: 0 P: 6
R: 0 E: 0 K: 0 S: 3 H: 0 LOB: 0 BB: 0 P: 3
R: 1 E: 0 K: 0 S: 4 H: 1 LOB: 0 BB: 0 P: 4
R: 0 E: 0 K: 0 S: 3 H: 0 LOB: 0 BB: 0 P: 3
R: 0 E: 0 K: 0 S: 4 H: 1 LOB: 1 BB: 0 P: 4
R: 0 E: 0 K: 2 S: 9 H: 2 LOB: 2 BB: 0 P: 9
R: 0 E: 0 K: 1 S: 6 H: 1 LOB: 1 BB: 0 P: 6
R: 2 E: 0 K: 0 S: 6 H: 3 LOB: 3 BB: 2 P: 14
R: 0 E: 0 K: 0 S: 3 H: 1 LOB: 0 BB: 0 P: 3
R: 0 E: 0 K: 0 S: 3 H: 1 LOB: 0 BB: 0 P: 3
R: 0 E: 0 K: 0 S: 3 H: 0 LOB: 0 BB: 0 P: 3
R: 0 E: 0 K: 1 S: 5 H: 0 LOB: 1 BB: 1 P: 9
R: 1 E: 0 K: 0 S: 3 H: 2 LOB: 1 BB: 0 P: 3
1B: 7 2B: 4 3B: 2 HR: 2
SF: 1 SAC: 1 DP: 2 HBP: 0
WP: 0 PB: 0 SB: 0 CS: 0
PA: 56
PITCHER IP WLS BF H R ER SO BB IBB HBP BLK WP HR S P ERA WHIP
Pete Richert, L (1, 1) ERA: 2.62 8.0 34 10 5 5 3 0 0 0 0 0 2 40 40 5.62 1.250
Casey Cox, R (9, 1) ERA: 2.91 0.1 3 1 0 0 0 0 1 0 0 0 0 0 2 6 0.00 3.000
Dick Lines, L (9, 1) ERA: 2.57 0.1 1 0 0 0 0 0 0 0 0 0 0 0 1 1 0.00 0.000
Ron Kline, R (9, 1) ERA: 3.19 1.1 5 1 0 0 0 0 1 0 0 0 0 0 4 8 0.00 0.750
Bob Humphreys, R (11, 1) ERA: 3.6 3.1 L 13 3 1 1 1 1 0 0 0 0 0 14 18 2.70 1.200
PITCHER IP WLS BF H R ER SO BB IBB HBP BLK WP HR S P ERA WHIP

Batter	1	2	3	4	5	6	7	8	9	AB	R	H	RBI	BB	SO	LOB
Fred Valentine, S (1, 9) OBP: 0.352, SLG: 0.455	F7		HR	F7		3B		1B		5	1	3	3	0	0	0
Bob Saverine, S (1, 5) OBP: 0.257, SLG: 0.295 (8, 6)	K		5-3	4-3		6-3		1-4-2	F5	5	0	0	0	0	1	1
Don Lock, R (1, 8) OBP: 0.372, SLG: 0.500	BB		3B	6-3			K		HR	3	2	1	1	2	1	0
Frank Howard, R (1, 7) OBP: 0.335, SLG: 0.423	K		SF9 3B		K		K		K	5	1	1	1	0	4	1
Ken McMullen, R (1, 3) (8, 5) Jim King, L (9, PH) OBP: 0.284, SLG: 0.345 OBP: 0.370, SLG: 0.441		6-3	SF9		K 2B CS		6-3		L4	3 1	0 0	0 0	1 0	0 0	1 0	0 0
Ken Hamlin, R (1, 4) OBP: 0.286, SLG: 0.254		FC6-4 1B	1B BB		2B			K		3	1	2	0	1	1	0
Doug Camilli, R (1, 2) OBP: 0.250, SLG: 0.246		K	1B		K			PB 1B		4	1	2	0	0	2	3
Ed Brinkman, R (1, 6) Dick Nen, L (8, 3) OBP: 0.253, SLG: 0.294 OBP: 0.296, SLG: 0.293		FC6-4	1B			G4-6-3 1B		1-4-2 BB		3 0	0 0	2 0	1 0	1 0	0 0	1 0
Jim Hannan, R (1, 1) OBP: 0.250, SLG: 0.250 Bob Chance, L (6, PH) OBP: 0.235, SLG: 0.333 Dick Bosman, R (6, 1) OBP: 0.200, SLG: 0.200 Casey Cox, R (8, 1)		E6 HR 1B K				G4-6-3 1B		K		2 1 1 0	1 0 0 0	1 0 0 0	0 0 0 0	1 0 0 0	2 1 2 0	2 1 2 0

Inning Stats	1	2	3	4	5	6	7	8	9
R:	0	0	5	0	0	0	0	1	1
E:	0	0	1	0	0	0	0	0	0
K:	2	1	1	0	3	0	2	2	1
S:	7	6	10	3	10	4	7	8	6
H:	0	1	5	0	1	2	0	2	1
LOB:	1	1	2	0	1	1	0	2	0
BB:	1	0	2	0	0	0	0	1	0
P:	11	6	18	3	10	4	7	12	6

1B:	7
2B:	1
3B:	2
HR:	2
SF:	1
SAC:	0
DP:	1
HBP:	0
WP:	0
PB:	2
SB:	0
CS:	1
PA:	41

PITCHER		IP	WLS	BF	H	R	ER	SO	BB	IBB	HBP	BLK	WP	HR	S	P	ERA	WHIP
Steve Barber, L ERA: 2.45	(1, 1)	2.2		17	6	5	5	3	3	0	0	0	0	1	20	32	16.88	3.375
Gene Brabender, R ERA: 3.38	(3, 1)	5.1	W	21	5	1	1	8	1	0	0	0	0	0	35	39	1.69	1.125
Eddie Watt, R ERA: 2.91	(9, 1)	1.0	S	4	1	1	1	1	0	0	0	0	0	1	6	6	9.00	1.000

PITCHER	IP	WLS	BF	H	R	ER	SO	BB	IBB	HBP	BLK	WP	HR	S	P	ERA	WHIP

TOP

Washington Senators @ Baltimore Orioles

Memorial Stadium, Baltimore, MD

Wed Jun 08 1966, Postponed
Att. 9,612 - Unknown

livebaseballscorecards.com

AB	36
R	7
H	12
RBI	7
BB	4
SO	12
LOB	11

BOTTOM

Washington Senators @ Baltimore Orioles

Memorial Stadium, Baltimore, MD

Wed Jun 08 1966, Postponed
Att. 9,612 - Unknown

livebaseballscorecards.com

Batter	1	2	3	4	5	6	7	8	9	AB	R	H	RBI	BB	SO	LOB
Russ Snyder, L (1, 8) OBP: 0.382, SLG: 0.434	6-3	G4-3 1-2f		1B 1-2		1-3		HR 2-H		5	1	2	2	0	0	1
Curt Blefary, L (1, 7) OBP: 0.345, SLG: 0.467	4-3		FC6-4 1B	F4		4-3		L6-3 1B		5	0	2	0	0	0	2
Eddie Watt, R (9, 1) OBP: 0.250, SLG: 0.333										0	0	0	0	0	0	0
Frank Robinson, R (1, 9) OBP: 0.466, SLG: 0.678	1B 1B BB B B B B		FC6-4 1B 1-2f		F8 1B 2B		L6-3 1B	L6-3 1-2		4	2	2	0	1	0	2
Brooks Robinson, R (1, 5) OBP: 0.356, SLG: 0.511	1B 2B 1B 1-2		FC6-4 1B 1-2		F8 2-3		L6-3 1-2			4	1	2	0	0	0	2
Boog Powell, L (1, 3) OBP: 0.374, SLG: 0.471	2B 1B 1-2 2-H		K S S S		1B 1B 3-H		6-3			4	1	2	2	0	1	2
Davey Johnson, R (1, 6) OBP: 0.304, SLG: 0.379	WP 2B 1-H 2-H		FC6-4 1-2f		K S S S			F6		4	0	1	2	0	1	3
Jerry Adair, R (1, 4) OBP: 0.333, SLG: 0.308	4-3 2-3			1B 1B	1-2 1B			2B 1B		4	1	3	0	0	0	1
Cam Carreon, R (1, 2) OBP: 0.417, SLG: 0.444		G4-3 BB B B B B		K S S S	F9			E 2B 1-H		3	1	1	1	1	1	3
Steve Barber, L (1, 1) OBP: 0.045, SLG: 0.045		K S S S		K S S S		K S S S		E8 HR 2-H		1	0	0	0	0	1	1
Gene Brabender, R (3, 1)										2	0	0	0	0	2	1
Sam Bowens, R (8, PH) (9, 7) OBP: 0.300, SLG: 0.373										1	1	1	1	0	0	0
Inning Stats	R: 3 E: 0 K: 0 S: 6 H: 3 LOB: 1 BB: 1 P: 10	R: 0 E: 0 K: 1 S: 4 H: 0 LOB: 0 BB: 1 P: 8	R: 0 E: 0 K: 1 S: 7 H: 2 LOB: 2 BB: 0 P: 7	R: 0 E: 0 K: 2 S: 9 H: 2 LOB: 2 BB: 0 P: 9	R: 1 E: 0 K: 1 S: 8 H: 3 LOB: 2 BB: 0 P: 8	R: 0 E: 0 K: 1 S: 5 H: 0 LOB: 0 BB: 0 P: 5	R: 0 E: 0 K: 0 S: 3 H: 1 LOB: 0 BB: 0 P: 3	R: 4 E: 1 K: 0 S: 7 H: 5 LOB: 0 BB: 0 P: 7		1B: 12 2B: 5 3B: 0 HR: 1 SF: 0 SAC: 0 DP: 3 HBP: 0						

AB	37
R	8
H	16
RBI	8
BB	2
SO	6
LOB	18

WP: 1 PA: 39
PB: 0
SB: 0
CS: 0

PITCHER		IP	WLS	BF	H	R	ER	SO	BB	IBB	HBP	BLK	WP	HR	S	P	ERA	WHIP
Jim Hannan, R ERA: 6.67	(1, 1)	5.0		26	10	4	4	5	2	0	0	0	1	0	34	42	7.20	2.400
Dick Bosman, R ERA: 8.36	(6, 1)	2.1	L	11	5	4	4	1	0	0	0	0	0	1	13	13	15.43	2.143
Casey Cox, R ERA: 2.86	(8, 1)	0.2		2	1	0	0	0	0	0	0	0	0	0	2	2	0.00	1.500

PITCHER	IP	WLS	BF	H	R	ER	SO	BB	IBB	HBP	BLK	WP	HR	S	P	ERA	WHIP

Batter	1	2	3	4	5	6	7	8	9	AB	R	H	RBI	BB	SO	LOB
Fred Valentine, S (1, 9) OBP: 0.350, SLG: 0.448	L7	BB			K		F4			3	0	0	0	1	1	1
Ken Hamlin, R (1, 4) OBP: 0.270, SLG: 0.238	G3	4-3			K		5-3			4	0	0	0	0	1	2
Don Lock, R (1, 8) OBP: 0.368, SLG: 0.486	WP BB		6-3		K			F8		3	0	0	0	1	1	0
Frank Howard, R (1, 7) OBP: 0.338, SLG: 0.430	K 1-2		2B			K		FC4-6 1B		4	0	2	0	0	2	1
Ken McMullen, R (1, 5) OBP: 0.283, SLG: 0.343	K		K			1B		FC4-6 1-2f		4	0	1	0	0	2	4
Paul Casanova, R (1, 2) OBP: 0.270, SLG: 0.406		HR 2B	5-3			F9		K		4	1	1	0	0	1	3
Dick Nen, L (1, 3) OBP: 0.295, SLG: 0.314		HR 2-H		K		F9			K	4	1	1	2	0	2	1
Ed Brinkman, R (1, 6) OBP: 0.248, SLG: 0.288		K		G3			F8		6-3	4	0	0	0	0	1	0
Diego Segui, R (1, 1) OBP: 0.273, SLG: 0.200		K		K			2B		3-1	2	0	0	0	0	2	0
Doug Camilli, R (7, PH) OBP: 0.262, SLG: 0.274										1	0	1	0	0	0	0
Dick Lines, R (7, 1)										0	0	0	0	0	0	0
Jim King, L (9, PH) OBP: 0.368, SLG: 0.437										1	0	0	0	0	0	0
Inning Stats	R: 0 E: 0 K: 2 S: 8 H: 0 LOB: 2 BB: 1 P: 12	R: 2 E: 0 K: 2 S: 9 H: 2 LOB: 1 BB: 1 P: 13	R: 0 E: 0 K: 1 S: 6 H: 1 LOB: 1 BB: 0 P: 6	R: 0 E: 0 K: 2 S: 7 H: 0 LOB: 0 BB: 0 P: 7	R: 0 E: 0 K: 3 S: 9 H: 0 LOB: 0 BB: 0 P: 9	R: 0 E: 0 K: 1 S: 6 H: 1 LOB: 1 BB: 0 P: 6	R: 0 E: 0 K: 0 S: 4 H: 1 LOB: 1 BB: 0 P: 4	R: 0 E: 0 K: 1 S: 6 H: 1 LOB: 1 BB: 0 P: 6	R: 0 E: 0 K: 1 S: 5 H: 0 LOB: 0 BB: 0 P: 5	1B: 2 2B: 3 3B: 0 HR: 1 SF: 0 SAC: 0 DP: 0 HBP: 0							

PITCHER	IP	WLS	BF	H	R	ER	SO	BB	IBB	HBP	BLK	WP	HR	S	P	ERA	WHIP
Dave McNally, L (1, 1) ERA: 3.13	7.1	W	31	6	2	2	11	2	0	0	0	1	1	51	59	2.46	1.091
Stu Miller, R (8, 1) ERA: 1.58	1.2	S	5	0	0	0	2	0	0	0	0	0	0	9	9	0.00	0.000

PITCHER	IP	WLS	BF	H	R	ER	SO	BB	IBB	HBP	BLK	WP	HR	S	P	ERA	WHIP

TOP

Washington Senators @ Baltimore Orioles

Memorial Stadium, Baltimore, MD

Thu Jun 09 1966, 7:05 PM EDT

Att. 6,318 - Unknown

livebaseballscorecards.com

AB	34
R	2
H	6
RBI	2
BB	2
SO	13
LOB	12

WP: 1 PB: 0 SB: 0 CS: 0 PA: 36

Batter	1	2	3	4	5	6	7	8	9	AB	R	H	RBI	BB	SO	LOB
Luis Aparicio, R (1, 6) OBP: 0.276, SLG: 0.350	S S S 0-3 ① K			x 0-0 ① F8	x 0-0 CS 1B		x 0-0 ③ F9			4	0	1	0	0	1	1
Russ Snyder, L (1, 8) (9, 7) OBP: 0.377, SLG: 0.422	x 0-0 ② L6			B B B B 4-0 BB 1B BB	0-0 ③ CS 1-2	x 0-0 ① 4-3		x 0-0 ① 4-3		3	1	0	0	1	0	0
Frank Robinson, R (1, 9) OBP: 0.467, SLG: 0.672	x 0-0 ③ 1-3			B B B B 4-0 1B 1B 1-2 BB		x 0-0 4-3 WP HR 1B		x 0-0 E5 G6-4-3		3	2	1	0	1	0	0
Brooks Robinson, R (1, 5) OBP: 0.350, SLG: 0.502		x 0-0 ① F8		x 0-0 ② F3		x 0-0 ② 4-3 1-3		x 0-0 ② ③ G6-4-3 1-2f		4	0	0	0	0	0	4
Boog Powell, L (1, 3) OBP: 0.384, SLG: 0.500		x 0-0 CS 1B		x 0-0 1B 1-2 2-H 1B		x 0-0 3-H HR				3	1	3	3	0	0	0
Curt Blefary, L (1, 7) OBP: 0.345, SLG: 0.465 Paul Blair, R (9, 8) OBP: 0.270, SLG: 0.358	S S S 0-3 ② ③ K 1-2			x 0-0 1-3 2-H 1B		S S S 0-3 ③ K				3 0	0 0	1 0	1 0	0 0	2 0	1 0
Davey Johnson, R (1, 4) OBP: 0.304, SLG: 0.374		x 0-0 ① L6		S S S 0-3 ③ K			B B B B 4-0 FC1-6 BB			2	0	0	0	1	1	2
Andy Etchebarren, R (1, 2) OBP: 0.300, SLG: 0.400		x 0-0 ② 6-3			x 0-0 ① 6-3		x 0-0 ① FC1-6 SH3-4 1-2f			3	0	0	0	0	0	1
Dave McNally, R (1, 1) OBP: 0.160, SLG: 0.130 Stu Miller, R (8, 1) OBP: 0.125, SLG: 0.125		S S S 0-3 ③ K			x 0-0 ② 6-3		x 0-0 ② SH3-4 1-2			2 0	0 0	0 0	0 0	0 0	1 0	0 0
Inning Stats	R: 0 E: 0 K: 1 S: 5 H: 0 LOB: 0 BB: 0 P: 5	R: 0 E: 0 K: 1 S: 5 H: 1 LOB: 1 BB: 0 P: 5	R: 0 E: 0 K: 1 S: 5 H: 0 LOB: 0 BB: 0 P: 5	R: 2 E: 0 K: 1 S: 7 H: 2 LOB: 2 BB: 2 P: 15	R: 0 E: 0 K: 0 S: 3 H: 1 LOB: 0 BB: 0 P: 3	R: 2 E: 0 K: 1 S: 7 H: 2 LOB: 0 BB: 0 P: 7	R: 0 E: 0 K: 0 S: 3 H: 0 LOB: 1 BB: 1 P: 7	R: 0 E: 1 K: 0 S: 3 H: 0 LOB: 0 BB: 0 P: 3		1B: 5 2B: 1 3B: 0 HR: 1	SF: 0 SAC: 1 DP: 2 HBP: 0						

PITCHER		IP	WLS	BF	H	R	ER	SO	BB	IBB	HBP	BLK	WP	HR	S	P	ERA	WHIP
Diego Segui, R ERA: 4.11	(1, 1)	6.0	L	24	6	4	4	5	2	0	0	0	1	1	32	40	6.00	1.333
Dick Lines, L ERA: 2.35	(7, 1)	2.0		7	0	0	0	0	1	0	0	0	0	0	6	10	0.00	0.500

PITCHER	IP	WLS	BF	H	R	ER	SO	BB	IBB	HBP	BLK	WP	HR	S	P	ERA	WHIP

BOTTOM

Washington Senators @ Baltimore Orioles

Memorial Stadium, Baltimore, MD

Thu Jun 09 1966, 7:05 PM EDT

Att. 6,318 - Unknown

livebaseballscorecards.com

AB	27
R	4
H	6
RBI	4
BB	3
SO	5
LOB	9

Boston Red Sox @ Baltimore Orioles

Memorial Stadium, Baltimore, MD

Fri Jun 10 1966, 7:05 PM EDT

Att. 16,052 - Unknown

TOP

livebaseballscorecards.com

Batter	1	2	3	4	5	6	7	8	9	AB	R	H	RBI	BB	SO	LOB
Joe Foy, R (1, 6) OBP: 0.335, SLG: 0.369	6-3		F3			4-3		1-H HR		4	1	1	2	0	0	1
Jim Gosger, L (1, 8) OBP: 0.344, SLG: 0.432	F7			4-3			FC6-4 1B	F9		4	0	1	0	0	0	0
Carl Yastrzemski, L (1, 7) OBP: 0.349, SLG: 0.445	F8			1-3			F7		F5	4	0	0	0	0	0	1
Tony Conigliaro, R (1, 9) OBP: 0.287, SLG: 0.437		6-3		K			FC6-4 BB 1-2f		1B	4	0	1	0	0	1	1
George Scott, R (1, 3) OBP: 0.344, SLG: 0.540		6-3			F5		BB 1-2		K	3	0	0	0	1	1	1
Dalton Jones, L (1, 5) OBP: 0.259, SLG: 0.337		F8			F6		F4		K	4	0	0	0	0	1	3
George Smith, R (1, 4) OBP: 0.286, SLG: 0.371			F9		6-3			HR 1B		3	1	1	0	0	0	0
Mike Ryan, R (1, 2) OBP: 0.230, SLG: 0.250			BB			F3		K		2	0	0	0	1	1	1
Lee Stange, R (1, 1) OBP: 0.200, SLG: 0.200			K			K		F5		0	0	0	0	0	0	0
Dick Stigman, R (2, 1) OBP: 0.077, SLG: 0.077										1	0	0	0	0	1	1
Ken Sanders, R (5, 1)										0	0	0	0	0	0	0
Rico Petrocelli, R (6, PH) OBP: 0.286, SLG: 0.414										1	0	0	0	0	1	0
Dave Morehead, R (6, 1) OBP: 0.667, SLG: 0.667										0	0	0	0	0	0	0
Lenny Green, L (8, PH) OBP: 0.310, SLG: 0.289										1	0	0	0	0	0	1
Darrell Brandon, R (8, 1)										0	0	0	0	0	0	0
Inning Stats	R: 0 E: 0 K: 0 S: 3 H: 0 LOB: 0 BB: 0 P: 3	R: 0 E: 0 K: 0 S: 3 H: 0 LOB: 0 BB: 0 P: 3	R: 0 E: 0 K: 1 S: 5 H: 0 LOB: 1 BB: 1 P: 9	R: 0 E: 0 K: 1 S: 5 H: 0 LOB: 0 BB: 0 P: 5	R: 0 E: 0 K: 0 S: 3 H: 0 LOB: 0 BB: 0 P: 3	R: 0 E: 0 K: 1 S: 5 H: 0 LOB: 0 BB: 0 P: 5	R: 0 E: 0 K: 0 S: 4 H: 1 LOB: 2 BB: 1 P: 8	R: 2 E: 0 K: 1 S: 7 H: 2 LOB: 0 BB: 0 P: 7	R: 0 E: 0 K: 2 S: 8 H: 1 LOB: 1 BB: 0 P: 8	1B: 3 2B: 0 3B: 0 HR: 1 SF: 0 SAC: 0 DP: 0 HBP: 0						

	AB	31
	R	2
	H	4
	RBI	2
	BB	2
	SO	6
	LOB	10

WP: 0 PB: 0 SB: 0 CS: 0 PA: 33

PITCHER	IP	WLS	BF	H	R	ER	SO	BB	IBB	HBP	BLK	WP	HR	S	P	ERA	WHIP
Wally Bunker, R (1, 1) ERA: 3.84	9.0	W	33	4	2	2	6	2	0	0	0	0	1	43	51	2.00	0.667

PITCHER	IP	WLS	BF	H	R	ER	SO	BB	IBB	HBP	BLK	WP	HR	S	P	ERA	WHIP

Batter	1	2	3	4	5	6	7	8	9	AB	R	H	RBI	BB	SO	LOB
Luis Aparicio, R (1, 6) OBP: 0.274, SLG: 0.346	F7	FC1-5 1B SF7 1-2 2-3f		3B 1-2 1B	F9		FC5-4 FC5 S 1-2f			5	2	1	0	0	0	4
Russ Snyder, L (1, 8) OBP: 0.403, SLG: 0.452 (7, 7)	BB BB	1B 1-3 2-H		PB 1-H 2-H 3B	BB		BB 1-2			2	1	2	3	3	0	0
Frank Robinson, R (1, 9) OBP: 0.463, SLG: 0.665 Paul Blair, R (7, 8) OBP: 0.267, SLG: 0.355	BB 1-2	SF7 3-H		F7 3-H	F8		FC5 2-3f			2 1	0 0	0 0	1 0	1 0	0 0	2 2
Brooks Robinson, R (1, 5) OBP: 0.347, SLG: 0.493	F8	IBB		F9	5-3			K		4	0	0	0	1	1	2
Boog Powell, L (1, 3) OBP: 0.379, SLG: 0.491	K	G3		K	4-1 1B			K		5	0	1	0	0	3	4
Curt Blefary, L (1, 7) OBP: 0.348, SLG: 0.466 Sam Bowens, R (7, 9) OBP: 0.310, SLG: 0.373	1B 2B 1B	F6		2B 2B 1B	4-1 1-2			WP BB		4 0	2 0	2 0	0 0	0 1	0 0	1 0
Davey Johnson, R (1, 4) OBP: 0.307, SLG: 0.380	1B 2B 1-3	F7		2B 1-3 2B	6-3			4-3 1-2		5	2	2	0	0	0	2
Andy Etchebarren, R (1, 2) OBP: 0.299, SLG: 0.402	FC1-5 1-H 3-H 2B	K		L4			F8			4	0	1	2	0	1	2
Wally Bunker, R (1, 1) OBP: 0.231, SLG: 0.217	FC1-5 1B BB			1B 3B BB	2-H 3-H 2B		FC5-4 1B			2	2	2	2	2	0	0
Inning Stats	R: 0 E: 0 K: 1 S: 5 H: 0 LOB: 2 BB: 2 P: 13	R: 4 E: 0 K: 0 S: 7 H: 4 LOB: 2 BB: 2 P: 15	R: 0 E: 0 K: 1 S: 5 H: 0 LOB: 0 BB: 0 P: 5	R: 3 E: 0 K: 1 S: 7 H: 2 LOB: 0 BB: 1 P: 11	R: 2 E: 0 K: 0 S: 6 H: 3 LOB: 2 BB: 1 P: 10	R: 0 E: 0 K: 0 S: 4 H: 1 LOB: 1 BB: 0 P: 4	R: 0 E: 0 K: 0 S: 4 H: 1 LOB: 2 BB: 1 P: 8	R: 0 E: 0 K: 2 S: 7 H: 0 LOB: 1 BB: 1 P: 11		1B: 7 2B: 3 3B: 1 HR: 0 SF: 1 SAC: 0 DP: 0 HBP: 0						

PITCHER		IP	WLS	BF	H	R	ER	SO	BB	IBB	HBP	BLK	WP	HR	S	P	ERA	WHIP
Lee Stange, R ERA: 5.56	(1, 1)	1.2	L	12	4	4	4	1	3	0	0	0	0	0	11	23	21.60	4.200
Dick Stigman, L ERA: 4.02	(2, 1)	2.1		13	4	5	5	2	1	1	0	0	0	0	15	23	19.29	2.143
Ken Sanders, R ERA: 3.8	(5, 1)	1.0		5	1	0	0	0	1	0	0	0	0	0	4	8	0.00	2.000
Dave Morehead, R ERA: 3.6	(6, 1)	2.0		9	2	0	0	0	1	0	0	0	0	0	8	12	0.00	1.500
Darrell Brandon, R ERA: 4.5	(8, 1)	1.0		4	0	0	0	2	1	0	0	0	1	0	7	11	0.00	1.000

PITCHER	IP	WLS	BF	H	R	ER	SO	BB	IBB	HBP	BLK	WP	HR	S	P	ERA	WHIP

BOTTOM

Boston Red Sox @ Baltimore Orioles

Memorial Stadium, Baltimore, MD

Fri Jun 10 1966, 7:05 PM EDT

Att. 16,052 - Unknown

livebaseballscorecards.com

AB	34
R	9
H	11
RBI	8
BB	8
SO	5
LOB	19

Batter	1	2	3	4	5	6	7	8	9	AB	R	H	RBI	BB	SO	LOB
Joe Foy, R (1, 6) OBP: 0.332, SLG: 0.360	F9		FC6-4 1-2f		K		BB BB BB BB	K		4	1	0	0	1	2	3
Jim Gosger, L (1, 8) OBP: 0.338, SLG: 0.418	E4 G1-6-3		4-3		F4		BB BB 1B 1-2 2-3 BB		5-3	4	1	0	0	1	0	3
Carl Yastrzemski, L (1, 7) OBP: 0.350, SLG: 0.447	G1-6-3 1-2f			4-3		2B	BB 1B 1-2 2-3 3-H BB		4-3	4	1	1	1	1	0	1
Tony Conigliaro, R (1, 9) OBP: 0.290, SLG: 0.433		G5-4-3 1B		K	K	K	1B 3B 1-2 2-3 3-H BB		K	4	1	1	1	1	3	1
George Scott, R (1, 3) OBP: 0.346, SLG: 0.554		G5-4-3 1-2f		HR	K	K	3B 1-3 2-H 3-H 1B			4	2	2	3	0	1	2
Dalton Jones, L (1, 5) OBP: 0.267, SLG: 0.361		1B		F8	F5	F5	WP 1-H 3-H 3B			4	1	2	2	0	0	1
George Smith, R (1, 4) OBP: 0.292, SLG: 0.383		K			E6		BB BB 2B 4-3 3-H			4	1	2	0	0	1	1
Mike Ryan, R (1, 2) OBP: 0.222, SLG: 0.242			1-3		F9		K	F9		4	0	0	0	0	1	2
Jim Lonborg, R (1, 1)			FC6-4 BB		E3		K	K		1	0	0	0	1	0	1
Lenny Green, L (7, PH) OBP: 0.307, SLG: 0.286										1	0	0	0	0	1	1
Don McMahon, R (7, 1)										1	0	0	0	0	1	0
Inning Stats	R: 0 E: 1 K: 0 S: 3 H: 0 LOB: 0 BB: 0 P: 3	R: 0 E: 0 K: 1 S: 6 H: 2 LOB: 1 BB: 0 P: 6	R: 0 E: 0 K: 0 S: 3 H: 0 LOB: 1 BB: 1 P: 7	R: 1 E: 0 K: 1 S: 6 H: 1 LOB: 0 BB: 0 P: 6	R: 0 E: 2 K: 1 S: 7 H: 1 LOB: 2 BB: 0 P: 7	R: 0 E: 0 K: 2 S: 8 H: 1 LOB: 1 BB: 0 P: 8	R: 7 E: 0 K: 2 S: 10 H: 3 LOB: 0 BB: 4 P: 26	R: 0 E: 0 K: 2 S: 7 H: 0 LOB: 0 BB: 0 P: 7	R: 0 E: 0 K: 1 S: 5 H: 0 LOB: 0 BB: 0 P: 5	1B: 4 2B: 2 3B: 1 HR: 1 SF: 0 SAC: 0 DP: 2 HBP: 0						

PITCHER		IP	WLS	BF	H	R	ER	SO	BB	IBB	HBP	BLK	WP	HR	S	P	ERA	WHIP
John Miller, R ERA: 5.18	(1, 1)	6.2	L	29	6	4	4	7	3	0	0	0	0	1	40	52	5.40	1.350
Moe Drabowsky, R ERA: 3.16	(7, 1)	0.0		2	0	0	0	0	2	0	0	0	0	0	0	8	∞	∞
Eddie Watt, R ERA: 3.3	(7, 1)	0.1		3	2	4	4	0	0	0	0	0	1	0	3	3	108.00	6.000
Gene Brabender, R ERA: 3.05	(8, 1)	2.0		6	0	0	0	3	0	0	0	0	0	0	12	12	0.00	0.000

PITCHER	IP	WLS	BF	H	R	ER	SO	BB	IBB	HBP	BLK	WP	HR	S	P	ERA	WHIP

TOP

Boston Red Sox @ Baltimore Orioles

Memorial Stadium, Baltimore, MD

Sat Jun 11 1966, 7:05 PM EDT

Att. 11,682 - Unknown

livebaseballscorecards.com

AB	35
R	8
H	8
RBI	7
BB	5
SO	10
LOB	16

WP: 1	PA: 40		
PB: 0			
SB: 0			
CS: 0			

BOTTOM

Boston Red Sox @ Baltimore Orioles

Memorial Stadium, Baltimore, MD

Sat Jun 11 1966, 7:05 PM EDT

Att. 11,682 - Unknown

livebaseballscorecards.com

Batter	1	2	3	4	5	6	7	8	9	AB	R	H	RBI	BB	SO	LOB
Luis Aparicio, R (1, 6) OBP: 0.277, SLG: 0.345	BBBB 4-0 G6-4-3 S E BB		x 0-0 ② 6-3		x 0-0 ① F2		SSS 0-3 ② K		x 0-0 G6-4-3 1B	4	1	1	0	1	1	0
Russ Snyder, L (1, 8) OBP: 0.403, SLG: 0.444	BBBB 4-0 G6-4-3 1-2 BB		x 0-0 ③ 6-3		x 0-0 ② G3		x 0-0 1B		x 0-0 ②③ G6-4-3 1-2f	4	0	1	0	1	0	1
Frank Robinson, R (1, 9) OBP: 0.459, SLG: 0.654	x 0-0 ①② G6-4-3 1-2f 2-3			x 0-0 E5 BB SF7	H 1-0 FC6-4 HBP		x 0-0 ③ F9			3	1	0	0	0	0	3
Brooks Robinson, R (1, 5) OBP: 0.345, SLG: 0.487	x 0-0 E6 3-H			BBBB 4-0 SF7 BB BB	x 0-0 ③ FC6-4 1-2f			x 0-0 ① 6-3		3	0	0	0	1	0	1
Boog Powell, L (1, 3) OBP: 0.381, SLG: 0.488	x 0-0 ③ F6			BBBB 4-0 SF7 1-2 2-3 BB		x 0-0 FC6-4 1B		SSS 0-3 ② K		3	0	1	0	1	1	1
Curt Blefary, L (1, 7) OBP: 0.346, SLG: 0.463		SSS 0-3 ① K		x 0-0 ① SF7 1-2 2-3 3-H		x 0-0 ① F8		x 0-0 1B 1B		3	0	1	1	0	1	1
Davey Johnson, R (1, 4) OBP: 0.315, SLG: 0.390		x 0-0 CS 2B		4-0 FC6-4 IBB		x 0-0 ② F9		x 0-0 1-2 1B		3	0	2	0	1	0	1
Andy Etchebarren, R (1, 2) OBP: 0.293, SLG: 0.394		x 0-0 ②③ 4-3 2-3		x 0-0 ② L4		x 0-0 ③ FC6-4 1-2f		SSS 0-3 ③ K		4	0	0	0	0	1	7
John Miller, R (1, 1) Moe Drabowsky, R (7, 1) OBP: 0.500, SLG: 0.250 Eddie Watt, R (7, 1) OBP: 0.250, SLG: 0.333 Woodie Held, R (7, PH) OBP: 0.395, SLG: 0.419 Gene Brabender, R (8, 1) Bob Johnson, R (9, PH) OBP: 0.327, SLG: 0.273			x 0-0 ① 5-3	x 0-0 ③ FC6-4 1-2f			x 0-0 ① F9		SSS 0-3 ① K	2 0 0 1 0 1	0 0 0 0 0 0	0 0 0 0 0 1	0 0 0 0 0 0	0 0 0 0 0 1	0 0 0 0 0 0	3 0 0 0 0 0
Inning Stats	R: 1 E: 1 K: 0 S: 3 H: 0 LOB: 1 BB: 2 P: 11	R: 0 E: 0 K: 1 S: 5 H: 1 LOB: 0 BB: 0 P: 5	R: 0 E: 0 K: 0 S: 3 H: 0 LOB: 0 BB: 0 P: 3	R: 1 E: 1 K: 0 S: 4 H: 0 LOB: 3 BB: 3 P: 16	R: 0 E: 0 K: 0 S: 3 H: 0 LOB: 1 BB: 0 P: 4	R: 0 E: 0 K: 0 S: 4 H: 1 LOB: 1 BB: 0 P: 4	R: 0 E: 0 K: 1 S: 6 H: 1 LOB: 1 BB: 0 P: 6	R: 0 E: 0 K: 2 S: 9 H: 2 LOB: 2 BB: 0 P: 9	R: 0 E: 0 K: 1 S: 5 H: 1 LOB: 0 BB: 0 P: 5	1B: 5 2B: 1 3B: 0 HR: 0	SF: 1 SAC: 0 DP: 2 HBP: 1						

AB	31
R	2
H	6
RBI	1
BB	5
SO	5
LOB	18

WP: 0 PB: 0 SB: 1 CS: 1 PA: 38

PITCHER		IP	WLS	BF	H	R	ER	SO	BB	IBB	HBP	BLK	WP	HR	S	P	ERA	WHIP
Jim Lonborg, R ERA: 3.7	(1, 1)	6.0	W	26	2	2	0	1	4	1	1	0	0	0	22	43	0.00	1.000
Don McMahon, R ERA: 1.9	(7, 1)	3.0	S	12	4	0	0	4	0	0	0	0	0	0	20	20	0.00	1.333

PITCHER	IP	WLS	BF	H	R	ER	SO	BB	IBB	HBP	BLK	WP	HR	S	P	ERA	WHIP

Batter	1	2	3	4	5	6	7	8	9	AB	R	H	RBI	BB	SO	LOB
Joe Foy, R (1, 6) OBP: 0.330, SLG: 0.353	4-3		BB		F6			6-3		3	0	0	0	1	0	1
Jim Gosger, L (1, 8) OBP: 0.329, SLG: 0.405	F8		F5			F2		3-1		4	0	0	0	0	0	1
Carl Yastrzemski, L (1, 7) OBP: 0.348, SLG: 0.443	4-3			F8		4-3		WP, 1B		4	0	1	0	0	0	0
Tony Conigliaro, R (1, 9) OBP: 0.289, SLG: 0.426		K		BB		F6		K, 1-2		3	0	0	0	1	2	1
George Scott, R (1, 3) OBP: 0.345, SLG: 0.549		6-3		K			1B, G1, 1-3, 1B		5-3	4	1	1	0	0	1	1
George Thomas, R (1, 5) OBP: 0.277, SLG: 0.204		1B		K			G1, 1-2		F9	4	0	1	0	0	1	2
George Smith, R (1, 4) OBP: 0.299, SLG: 0.387		F4			FC6-4, 1B		1-3, 2-3, 1B		F8	4	0	2	0	0	0	1
Mike Ryan, R (1, 2) OBP: 0.217, SLG: 0.236			6-3		FC6-4, 1-2f		1-3, 1-2, 3-H			3	0	0	1	0	0	2
Earl Wilson, R (1, 1) OBP: 0.324, SLG: 0.438			K		K		1-3			2	0	0	0	0	2	1
Rico Petrocelli, R (7, PH) OBP: 0.285, SLG: 0.412										1	0	0	0	0	0	1
Lee Stange, R (7, 1) OBP: 0.200, SLG: 0.200										0	0	0	0	0	0	0
Dan Osinski, R (8, 1)										0	0	0	0	0	0	0
Inning Stats	R: 0 E: 0 K: 0 S: 3 H: 0 LOB: 0 BB: 0 P: 3	R: 0 E: 0 K: 1 S: 6 H: 1 LOB: 1 BB: 0 P: 6	R: 0 E: 0 K: 1 S: 5 H: 0 LOB: 1 BB: 1 P: 9	R: 0 E: 0 K: 2 S: 7 H: 0 LOB: 1 BB: 1 P: 11	R: 0 E: 0 K: 1 S: 6 H: 1 LOB: 1 BB: 0 P: 6	R: 0 E: 0 K: 0 S: 3 H: 0 LOB: 0 BB: 0 P: 3	R: 1 E: 0 K: 0 S: 5 H: 2 LOB: 1 BB: 0 P: 5	R: 0 E: 0 K: 1 S: 6 H: 1 LOB: 1 BB: 0 P: 6	R: 0 E: 0 K: 0 S: 3 H: 0 LOB: 0 BB: 0 P: 3	1B: 5 2B: 0 3B: 0 HR: 0 SF: 0 SAC: 0 DP: 0 HBP: 0	WP: 1 PB: 0 SB: 0 CS: 0 PA: 34					

PITCHER	IP	WLS	BF	H	R	ER	SO	BB	IBB	HBP	BLK	WP	HR	S	P	ERA	WHIP
Steve Barber, L (1, 1) ERA: 2.28	9.0	W	34	5	1	1	6	2	0	0	0	1	0	44	52	1.00	0.778

PITCHER	IP	WLS	BF	H	R	ER	SO	BB	IBB	HBP	BLK	WP	HR	S	P	ERA	WHIP

TOP

Boston Red Sox @ Baltimore Orioles

Memorial Stadium, Baltimore, MD

Sun Jun 12 1966, 3:33 AM EDT

Att. 9,755 - Unknown

livebaseballscorecards.com

AB	32
R	1
H	5
RBI	1
BB	2
SO	6
LOB	11

BOTTOM

Boston Red Sox @ Baltimore Orioles

Memorial Stadium, Baltimore, MD

Sun Jun 12 1966, 3:33 AM EDT

Att. 9,755 - Unknown

livebaseballscorecards.com

Batter	1	2	3	4	5	6	7	8	9	AB	R	H	RBI	BB	SO	LOB
Luis Aparicio, R (1, 6) OBP: 0.275, SLG: 0.342	5-3		S 1B 1B	F7			5-3	FC6-4 CS 1-2f		5	1	1	0	0	0	2
Russ Snyder, L (1, 8) (9, 7) OBP: 0.406, SLG: 0.446	BB 1B 1B		F7 1-2		1B SF9 1B		F5	CS 1-2		4	2	2	0	0	0	1
Frank Robinson, R (1, 9) OBP: 0.464, SLG: 0.670	1B G4-3-4 1-2 BB		F7		1-3 1B		HR			3	2	2	1	1	0	1
Brooks Robinson, R (1, 5) OBP: 0.348, SLG: 0.487	G4-3-4 1-2 2-H 1B		1B BB		SF9 3-H		G3			2	0	1	2	1	0	0
Boog Powell, L (1, 3) OBP: 0.384, SLG: 0.488	G4-3-4 1-2f 2-H		1-2 2-H 1B		F6			3B 1B		4	1	2	1	0	0	2
Curt Blefary, L (1, 7) OBP: 0.344, SLG: 0.470 Paul Blair, R (9, 8) OBP: 0.267, SLG: 0.355		K	F8		4-3			3B 1-H 3B		4 0	1 0	1 0	1 0	0 0	1 0	3 0
Davey Johnson, R (1, 4) OBP: 0.314, SLG: 0.398		F4		1-3		6-3		1B 3-H 3B		4	1	1	1	0	0	0
Andy Etchebarren, R (1, 2) OBP: 0.302, SLG: 0.398		BB		SH2-4 1B		1-3		FC6-4 3-H 1B		3	0	2	1	1	0	0
Steve Barber, L (1, 1) OBP: 0.040, SLG: 0.040		K		SH2-4 1-2		K		K		3	0	0	0	0	3	2
Inning Stats	R: 2 E: 0 K: 0 S: 4 H: 2 LOB: 0 BB: 1 P: 8	R: 0 E: 0 K: 2 S: 7 H: 0 LOB: 1 BB: 1 P: 11	R: 1 E: 0 K: 0 S: 5 H: 2 LOB: 2 BB: 1 P: 9	R: 0 E: 0 K: 0 S: 4 H: 1 LOB: 1 BB: 0 P: 4	R: 1 E: 0 K: 0 S: 5 H: 2 LOB: 1 BB: 0 P: 5	R: 0 E: 0 K: 1 S: 5 H: 0 LOB: 0 BB: 0 P: 5	R: 1 E: 0 K: 0 S: 4 H: 1 LOB: 0 BB: 0 P: 4	R: 3 E: 0 K: 1 S: 8 H: 4 LOB: 0 BB: 0 P: 8		1B: 9 2B: 0 3B: 2 HR: 1	SF: 1 SAC: 1 DP: 1 HBP: 0					

	AB	32
	R	8
	H	12
	RBI	7
	BB	3
	SO	4
	LOB	11

WP: 0 PB: 0 SB: 1 CS: 1 PA: 38

PITCHER		IP	WLS	BF	H	R	ER	SO	BB	IBB	HBP	BLK	WP	HR	S	P	ERA	WHIP
Earl Wilson, R ERA: 3.84	(1, 1)	6.0	L	27	7	4	4	3	3	0	0	0	0	0	30	42	6.00	1.667
Lee Stange, R ERA: 6.46	(7, 1)	1.0		6	3	3	3	0	0	0	0	0	0	1	6	6	27.00	3.000
Dan Osinski, R ERA: 7.71	(8, 1)	1.0		4	2	1	1	1	0	0	0	0	0	0	6	6	9.00	2.000

PITCHER	IP	WLS	BF	H	R	ER	SO	BB	IBB	HBP	BLK	WP	HR	S	P	ERA	WHIP

New York Yankees @ Baltimore Orioles

Memorial Stadium, Baltimore, MD

Mon Jun 13 1966, 7:05 PM EDT

Att. 28,225 - Unknown

TOP

livebaseballscorecards.com

Batter	1	2	3	4	5	6	7	8	9	AB	R	H	RBI	BB	SO	LOB
Tom Tresh, S (1, 5) OBP: 0.332, SLG: 0.278	BBBB 4-0 BB		BBBB 4-0 BB		x 0-0 BB 1-2 1B		x 0-0 ③ F9			2	0	1	0	2	0	0
Bobby Richardson, R (1, 4) OBP: 0.311, SLG: 0.354	BBBB 4-0 G4-6-3 1-2 BB		x 0-0 ② F9		x 0-0 ② F4			SSS 0-3 ① K		3	0	0	0	1	1	4
Mickey Mantle, S (1, 8) OBP: 0.358, SLG: 0.424	SSS 0-3 ① K		SSS 0-3 ③ K		BBBB 4-0 1-2 2-3 BB			SSS 0-3 ② K		3	0	0	0	1	3	4
Ray Barker, L (8, 3) OBP: 0.304, SLG: 0.650										0	0	0	0	0	0	0
Roger Maris, L (1, 9) OBP: 0.314, SLG: 0.376	x 0-0 ②③ G4-6-3 1-2f			BBBB 4-0 BB	x 0-0 ③ F2			x 0-0 ③ F5		3	0	0	0	1	0	5
Joe Pepitone, L (1, 3) (8, 8) OBP: 0.262, SLG: 0.442		x 0-0 ① 6-3		x 0-0 ① F7		x 0-0 ① 4-3			x 0-0 ① 6-3	4	0	0	0	0	0	1
Elston Howard, R (1, 2) OBP: 0.288, SLG: 0.351		SSS 0-3 ② K		x 0-0 ② F8		x 0-0 ② 6-3			x 0-0 ② F4	4	0	0	0	0	1	1
Roy White, S (1, 7) OBP: 0.327, SLG: 0.395		x 0-0 CS 1B		x 0-0 ③ F9		x 0-0 ③ G3			x 0-0 ③ 4-3	4	0	1	0	0	0	1
Clete Boyer, R (1, 6) OBP: 0.251, SLG: 0.338		0-0 ③ CS 1-2	x 0-0 SH2-4 1B		x 0-0 ① F8		SSS 0-3 ① K			3	0	1	0	0	1	0
Al Downing, R (1, 1) OBP: 0.240, SLG: 0.292			x 0-0 ① SH2-4 1-2		BBBB 4-0 BB 1B BB		SSS 0-3 ② K			0	0	0	0	1	0	0
Billy Bryan, L (7, PH) OBP: 0.190, SLG: 0.182										1	0	0	0	0	1	0
Pedro Ramos, S (7, 1) OBP: 0.200, SLG: 0.200										0	0	0	0	0	0	0
Inning Stats	R: 0 E: 0 K: 1 S: 4 H: 0 LOB: 1 BB: 2 P: 12	R: 0 E: 0 K: 1 S: 5 H: 1 LOB: 0 BB: 0 P: 5	R: 0 E: 0 K: 1 S: 6 H: 1 LOB: 2 BB: 1 P: 10	R: 0 E: 0 K: 0 S: 3 H: 0 LOB: 1 BB: 1 P: 7	R: 0 E: 0 K: 0 S: 4 H: 1 LOB: 3 BB: 2 P: 12	R: 0 E: 0 K: 0 S: 3 H: 0 LOB: 0 BB: 0 P: 3	R: 0 E: 0 K: 2 S: 7 H: 0 LOB: 0 BB: 0 P: 7	R: 0 E: 0 K: 2 S: 7 H: 0 LOB: 0 BB: 0 P: 7	R: 0 E: 0 K: 0 S: 3 H: 0 LOB: 0 BB: 0 P: 3	1B: 3 2B: 0 3B: 0 HR: 0 SF: 0 SAC: 1 DP: 1 HBP: 0						

	AB	27
	R	0
	H	3
	RBI	0
	BB	6
	SO	7
	LOB	16

PITCHER	IP	WLS	BF	H	R	ER	SO	BB	IBB	HBP	BLK	WP	HR	S	P	ERA	WHIP
Jim Palmer, R (1, 1) ERA: 3.44	5.0	W	22	3	0	0	3	6	0	0	0	0	0	22	46	0.00	1.800
Eddie Watt, R (6, 1) ERA: 3.02	4.0	S	12	0	0	0	4	0	0	0	0	0	0	20	20	0.00	0.000

PITCHER	IP	WLS	BF	H	R	ER	SO	BB	IBB	HBP	BLK	WP	HR	S	P	ERA	WHIP

BOTTOM

New York Yankees @ Baltimore Orioles

Memorial Stadium, Baltimore, MD

Mon Jun 13 1966, 7:05 PM EDT

Att. 28,225 - Unknown

livebaseballscorecards.com

Batter	1	2	3	4	5	6	7	8	9	AB	R	H	RBI	BB	SO	LOB
Luis Aparicio, R (1, 6) OBP: 0.275, SLG: 0.340	F9		HR, 1B 1-2		SH2-3 1-2		F3	FC6-4 1-2f		4	1	1	0	0	0	1
Bob Johnson, R (1, 3) OBP: 0.321, SLG: 0.271	6-3		F8		E, 1B 2-H		5-3			4	0	1	1	0	0	2
Frank Robinson, R (1, 9) OBP: 0.465, SLG: 0.682	F8		HR 1-H 2-H		FC5, G5-4-3 1-2		HR, 1B			4	1	2	3	0	0	1
Russ Snyder, L (7, PR) OBP: 0.406, SLG: 0.446 (8, 7)										0	1	0	0	0	0	0
Brooks Robinson, R (1, 5) OBP: 0.346, SLG: 0.496		5-3	F9		G5-4-3 1-2f		HR, 1B 1-H			4	1	1	2	0	0	2
Sam Bowens, R (1, 7) OBP: 0.320, SLG: 0.380 (8, 9)		E7, 1B FC6-5	5-3			F5	1B			4	0	2	0	0	0	0
Davey Johnson, R (1, 4) OBP: 0.313, SLG: 0.395		FC6-5, 1B 2-3		6-3		E, 1B	5-3			4	1	1	0	0	0	2
Paul Blair, R (1, 8) OBP: 0.267, SLG: 0.351		FC4-6, 1B 1-2	K S S S			E1, 4-3 1-H		6-3		4	1	1	0	0	1	0
Andy Etchebarren, R (1, 2) OBP: 0.301, SLG: 0.395		FC4-6 1-2f	K S S S			4-3 3-H		FC6-4, 1B		4	0	1	1	0	1	2
Jim Palmer, R (1, 1) OBP: 0.226, SLG: 0.286			HR, 1B B B B B		SH2-3, 1B B B B B			F6		0	1	0	0	1	0	0
Curt Blefary, L (5, PH) OBP: 0.348, SLG: 0.470										0	1	0	0	1	0	0
Eddie Watt, R (6, 1) OBP: 0.214, SLG: 0.286			BB		BB					2	0	0	0	0	0	1
Inning Stats	R: 0 E: 0 K: 0 S: 3 H: 0 LOB: 0 BB: 0 P: 3	R: 0 E: 1 K: 0 S: 5 H: 2 LOB: 2 BB: 0 P: 5	R: 3 E: 0 K: 0 S: 5 H: 2 LOB: 0 BB: 1 P: 9	R: 0 E: 0 K: 2 S: 7 H: 0 LOB: 0 BB: 0 P: 7	R: 1 E: 1 K: 0 S: 4 H: 1 LOB: 1 BB: 1 P: 8	R: 2 E: 1 K: 0 S: 5 H: 1 LOB: 0 BB: 0 P: 5	R: 2 E: 0 K: 0 S: 6 H: 3 LOB: 1 BB: 0 P: 6	R: 0 E: 0 K: 0 S: 4 H: 1 LOB: 1 BB: 0 P: 4		1B: 8 2B: 0 3B: 0 HR: 2 SF: 0 SAC: 1 DP: 1 HBP: 0					

AB	34
R	8
H	10
RBI	7
BB	2
SO	2
LOB	11

PITCHER		IP	WLS	BF	H	R	ER	SO	BB	IBB	HBP	BLK	WP	HR	S	P	ERA	WHIP
Al Downing, L ERA: 3.29	(1, 1)	6.0	L	27	6	6	4	2	2	0	0	0	0	1	29	37	6.00	1.333
Pedro Ramos, R ERA: 4.08	(7, 1)	2.0		10	4	2	2	0	0	0	0	0	0	1	10	10	9.00	2.000

PITCHER	IP	WLS	BF	H	R	ER	SO	BB	IBB	HBP	BLK	WP	HR	S	P	ERA	WHIP

Batter	1	2	3	4	5	6	7	8	9	AB	R	H	RBI	BB	SO	LOB
Tom Tresh, S (1, 5) OBP: 0.330, SLG: 0.274	S S S 0-3 ① K		S S S 0-3 ① K		B B B 4-0 1B BB		S S S 0-3 ③ K			3	0	0	0	1	3	0
Bobby Richardson, R (1, 4) OBP: 0.310, SLG: 0.352	x 0-0 ② 6-3		x 0-0 ② 6-3		x 0-0 1-2 1B			x 0-0 ① F3		4	0	1	0	0	0	0
Mickey Mantle, S (1, 8) OBP: 0.350, SLG: 0.413 Ray Barker, L (8, 3) OBP: 0.304, SLG: 0.650	S S S 0-3 ③ K		x 0-0 ③ F9		x 0-0 ③ P4			x 0-0 ② G3		4 0	0 0	0 0	0 0	0 0	1 0	2 0
Roger Maris, L (1, 9) OBP: 0.306, SLG: 0.366		S S S 0-3 ① K		S S S 0-3 ① K		x 0-0 ① 4-3		x 0-0 ③ 6-3		4	0	0	0	0	2	0
Joe Pepitone, L (1, 3) (8, 8) OBP: 0.257, SLG: 0.433		x 0-0 ② 3-1		S S S 0-3 ② K		x 0-0 ② P1			x 0-0 ① F8	4	0	0	0	0	1	0
Elston Howard, R (1, 2) OBP: 0.293, SLG: 0.357		x 0-0 1B 2B		x 0-0 ③ F2		B B B 4-0 BB			x 0-0 ② 6-3	3	0	1	0	1	0	0
Roy White, S (1, 7) OBP: 0.325, SLG: 0.392		x 0-0 2-3 BB 1B			x 0-0 ① F3	x 0-0 ③ 1-3			x 0-0 ③ P4	4	0	1	0	0	0	1
Clete Boyer, R (1, 6) OBP: 0.257, SLG: 0.355		B B B 4-0 1-2 FC6-4 BB			x 0-0 HR		x 0-0 ① 6-3			2	1	1	1	1	0	0
Jim Bouton, R (1, 1) OBP: 0.125, SLG: 0.125		x 0-0 ③ FC6-4 1-2f			S S S 0-3 ② K		S S S 0-3 ② K			3	0	0	0	0	2	3
Inning Stats	R: 0 E: 0 K: 2 S: 7 H: 0 LOB: 0 BB: 0 P: 7	R: 0 E: 0 K: 1 S: 7 H: 2 LOB: 3 BB: 1 P: 11	R: 0 E: 0 K: 1 S: 5 H: 0 LOB: 0 BB: 0 P: 5	R: 0 E: 0 K: 2 S: 7 H: 0 LOB: 0 BB: 0 P: 7	R: 1 E: 0 K: 1 S: 7 H: 2 LOB: 2 BB: 1 P: 11	R: 0 E: 0 K: 0 S: 3 H: 0 LOB: 1 BB: 1 P: 7	R: 0 E: 0 K: 2 S: 7 H: 0 LOB: 0 BB: 0 P: 7	R: 0 E: 0 K: 0 S: 3 H: 0 LOB: 0 BB: 0 P: 3	R: 0 E: 0 K: 0 S: 3 H: 0 LOB: 0 BB: 0 P: 3	1B: 2 2B: 1 3B: 0 HR: 1 SF: 0 SAC: 0 DP: 0 HBP: 0						

PITCHER		IP	WLS	BF	H	R	ER	SO	BB	IBB	HBP	BLK	WP	HR	S	P	ERA	WHIP
Dave McNally, L ERA: 3.0	(1, 1)	6.0		25	4	1	1	7	3	0	0	0	0	1	36	48	1.50	1.167
Stu Miller, R ERA: 1.47	(7, 1)	3.0	W	9	0	0	0	2	0	0	0	0	0	0	13	13	0.00	0.000

PITCHER	IP	WLS	BF	H	R	ER	SO	BB	IBB	HBP	BLK	WP	HR	S	P	ERA	WHIP

TOP

New York Yankees @ Baltimore Orioles

Memorial Stadium, Baltimore, MD

Tue Jun 14 1966, 7:05 PM EDT

Att. 37,891 - Unknown - 70 F

livebaseballscorecards.com

AB	31
R	1
H	4
RBI	1
BB	3
SO	9
LOB	6

WP: 0 PB: 0 SB: 0 CS: 0 PA: 34

Batter	1	2	3	4	5	6	7	8	9	AB	R	H	RBI	BB	SO	LOB
Luis Aparicio, R (1, 6) OBP: 0.275, SLG: 0.339	F9		F7			F8		FC4-6 1B 3-H		4	0	1	1	0	0	1
Russ Snyder, L (1, 8) (9, 7) OBP: 0.394, SLG: 0.431	1-3		SSS K			5-3 1-2		FC4-6 1B 1-2f		4	0	0	0	0	1	2
Frank Robinson, R (1, 9) OBP: 0.461, SLG: 0.673	5-3			6-3		5-3		S 1B 1-3		4	0	1	0	0	0	1
Brooks Robinson, R (1, 5) OBP: 0.346, SLG: 0.494		4-3		5-3			G3-6 1B	S 1-2 3-3		4	0	1	0	0	0	2
Boog Powell, L (1, 3) OBP: 0.378, SLG: 0.480		3-1		4-3			L4			3	0	0	0	0	0	1
Curt Blefary, L (1, 7) OBP: 0.347, SLG: 0.467 Paul Blair, R (9, 8) OBP: 0.267, SLG: 0.351	1B 1B				B1-3		G3-6 1-2f			3 0	0 0	1 0	0 0	0 0	0 0	1 0
Davey Johnson, R (1, 4) OBP: 0.318, SLG: 0.396	1-2 1B				BBBB G1-4-3 BB			E6 3B		2	1	1	0	1	0	0
Andy Etchebarren, R (1, 2) OBP: 0.301, SLG: 0.404	F8				G1-4-3 1-2f			1B 3B 2-H		3	1	1	1	0	0	3
Dave McNally, R (1, 1) OBP: 0.154, SLG: 0.125 Sam Bowens, R (6, PH) OBP: 0.329, SLG: 0.389 Stu Miller, R (7, 1) OBP: 0.111, SLG: 0.111			F3			5-3 1B		P6		1 1 1	0 0 0	0 1 0	0 0 0	0 0 0	0 0 0	0 0 1
Inning Stats	R: 0 H: 0 E: 0 LOB: 0 K: 0 BB: 0 S: 3 P: 3	R: 0 H: 2 E: 0 LOB: 2 K: 0 BB: 0 S: 5 P: 5	R: 0 H: 0 E: 0 LOB: 0 K: 1 BB: 0 S: 5 P: 5	R: 0 H: 0 E: 0 LOB: 0 K: 0 BB: 0 S: 3 P: 3	R: 0 H: 0 E: 0 LOB: 0 K: 0 BB: 1 S: 2 P: 6	R: 0 H: 1 E: 0 LOB: 1 K: 0 BB: 0 S: 4 P: 4	R: 0 H: 1 E: 0 LOB: 0 K: 0 BB: 0 S: 3 P: 3	R: 2 H: 3 E: 1 LOB: 2 K: 0 BB: 0 S: 6 P: 6		1B: 6 SF: 0 2B: 0 SAC: 0 3B: 1 DP: 2 HR: 0 HBP: 0						

PITCHER	IP	WLS	BF	H	R	ER	SO	BB	IBB	HBP	BLK	WP	HR	S	P	ERA	WHIP
Jim Bouton, R (1, 1) ERA: 3.38	8.0	L	31	7	2	1	1	1	0	0	0	0	0	31	35	1.12	1.000

PITCHER	IP	WLS	BF	H	R	ER	SO	BB	IBB	HBP	BLK	WP	HR	S	P	ERA	WHIP

BOTTOM

New York Yankees @ Baltimore Orioles

Memorial Stadium, Baltimore, MD

Tue Jun 14 1966, 7:05 PM EDT

Att. 37,891 - Unknown - 70 F

AB	30
R	2
H	7
RBI	2
BB	1
SO	1
LOB	12

livebaseballscorecards.com

Batter	1	2	3	4	5	6	7	8	9	AB	R	H	RBI	BB	SO	LOB
Luis Aparicio, R (1, 6) OBP: 0.273, SLG: 0.340	2B	L8			F3		4-3		F8	5	1	1	0	0	0	0
Russ Snyder, L (1, 8) (8, 7) OBP: 0.397, SLG: 0.437	1B 2B 2-H		BBBB G6-4-3 BB		F7		F7			3	1	1	1	1	0	0
Frank Robinson, R (1, 9) OBP: 0.466, SLG: 0.675	1B FC3-6 1B 2-H		G6-4-3 1-2f		1B		1B			4	1	3	1	0	0	1
Brooks Robinson, R (1, 5) OBP: 0.341, SLG: 0.486	F2		F9		P6		F3			4	0	0	0	0	0	3
Boog Powell, L (1, 3) OBP: 0.390, SLG: 0.506	FC3-6 1B 2-3			BBBB HR BB		HR		FC4-6 1B		3	2	3	1	1	0	0
Curt Blefary, L (1, 7) OBP: 0.346, SLG: 0.463 Paul Blair, R (8, 8) OBP: 0.267, SLG: 0.351	FC3-6 1-2f 3-H			F8	1-3 1B			FC4-6 CS 1-2f		4 0	0 0	1 0	1 0	0 0	0 0	3 0
Davey Johnson, R (1, 4) OBP: 0.312, SLG: 0.388	5-3			F9	1-3 1-2			4-3 1-2		4	0	0	0	0	0	4
Andy Etchebarren, R (1, 2) OBP: 0.300, SLG: 0.416		F9		HR 1-H	F7				6-3	4	1	1	2	0	0	1
Wally Bunker, R (1, 1) OBP: 0.207, SLG: 0.192 Moe Drabowsky, R (6, 1) OBP: 0.429, SLG: 0.200		SSS K		5-3	G1				F3	3 1	0 0	0 0	0 0	0 0	1 0	1 0
Inning Stats	R: 3 H: 4 E: 1 LOB: 1 K: 0 BB: 0 S: 7 P: 7	R: 0 H: 0 E: 0 LOB: 0 K: 1 BB: 0 S: 5 P: 5	R: 0 H: 0 E: 0 LOB: 0 K: 0 BB: 1 S: 2 P: 6	R: 2 H: 1 E: 0 LOB: 0 K: 0 BB: 1 S: 4 P: 8	R: 0 H: 1 E: 0 LOB: 1 K: 0 BB: 0 S: 4 P: 4	R: 1 H: 2 E: 0 LOB: 1 K: 0 BB: 0 S: 5 P: 5	R: 0 H: 1 E: 0 LOB: 1 K: 0 BB: 0 S: 4 P: 4	R: 0 H: 1 E: 0 LOB: 0 K: 0 BB: 0 S: 3 P: 3	R: 0 H: 0 E: 0 LOB: 0 K: 0 BB: 0 S: 3 P: 3	1B: 6 SF: 0 2B: 2 SAC: 0 3B: 0 DP: 1 HR: 2 HBP: 0						WP: 0 PA: 37 PB: 0 SB: 0 CS: 1	

TOP

Baltimore Orioles @ Washington Senators

D.C. Stadium, Washington, DC

Wed Jun 15 1966, 7:05 PM EDT

Att. 13,507 - Unknown

livebaseballscorecards.com

AB	35
R	6
H	10
RBI	6
BB	2
SO	1
LOB	13

PITCHER		IP	WLS	BF	H	R	ER	SO	BB	IBB	HBP	BLK	WP	HR	S	P	ERA	WHIP
Dick Bosman, R ERA: 10.05	(1, 1)	0.1	L	5	4	3	3	0	0	0	0	0	0	0	5	5	81.00	12.000
Mike McCormick, L ERA: 4.1	(1, 1)	6.2		26	5	3	3	1	2	0	0	0	0	2	26	34	4.05	1.050
Bob Humphreys, R ERA: 3.27	(8, 1)	2.0		6	1	0	0	0	0	0	0	0	0	0	6	6	0.00	0.500

PITCHER		IP	WLS	BF	H	R	ER	SO	BB	IBB	HBP	BLK	WP	HR	S	P	ERA	WHIP

Batter	1	2	3	4	5	6	7	8	9	AB	R	H	RBI	BB	SO	LOB
Don Blasingame, L (1, 4) OBP: 0.311, SLG: 0.299	F9 2B		4-3		5-3		P4			4	0	1	0	0	0	1
Fred Valentine, S (1, 3) OBP: 0.339, SLG: 0.418	F7		4-3			F7	G3			4	0	0	0	0	0	1
Jim King, L (1, 9) OBP: 0.350, SLG: 0.424	F9 2-3			1B 1B		1B 2B 1B		4-3		4	1	2	0	0	0	1
Don Lock, R (1, 8) OBP: 0.375, SLG: 0.488	K			G6-4-3 1-2 1B		F7		F5		4	0	1	0	0	1	2
Willie Kirkland, L (1, 7) OBP: 0.276, SLG: 0.176		4-3		K		2B 2B 1-2 1B		K		4	1	1	0	0	2	2
Ken McMullen, R (1, 5) OBP: 0.279, SLG: 0.342		F8		G6-4-3 1-2f		2B 1-3 2-H 2B			F8	4	1	1	1	0	0	2
Doug Camilli, R (1, 2) OBP: 0.267, SLG: 0.292	K				6-3	2B 2-H 3-H			F8	4	0	1	2	0	1	0
Ed Brinkman, R (1, 6) OBP: 0.254, SLG: 0.308			HR		K	K			K	4	1	1	1	0	3	1
Dick Bosman, R (1, 1) OBP: 0.200, SLG: 0.200			L9		BB		K			0	0	0	0	0	0	0
Mike McCormick, L (1, 1) OBP: 0.320, SLG: 0.364										1	0	0	0	1	0	0
Bob Saverine, S (7, PH) OBP: 0.248, SLG: 0.283										1	0	0	0	0	1	0
Bob Humphreys, R (8, 1) OBP: 1.000, SLG: 1.000										0	0	0	0	0	0	0
Inning Stats	R: 0 H: 1 E: 0 LOB: 1 K: 1 BB: 0 S: 6 P: 6	R: 0 H: 0 E: 0 LOB: 0 K: 1 BB: 0 S: 5 P: 5	R: 1 H: 1 E: 0 LOB: 0 K: 0 BB: 0 S: 4 P: 4	R: 0 H: 2 E: 0 LOB: 1 K: 1 BB: 0 S: 6 P: 6	R: 0 H: 0 E: 0 LOB: 1 K: 1 BB: 1 S: 5 P: 9	R: 3 H: 4 E: 0 LOB: 1 K: 1 BB: 0 S: 9 P: 9	R: 0 H: 0 E: 0 LOB: 0 K: 1 BB: 0 S: 5 P: 5	R: 0 H: 0 E: 0 LOB: 0 K: 1 BB: 0 S: 5 P: 5	R: 0 H: 0 E: 0 LOB: 0 K: 1 BB: 0 S: 5 P: 5	1B: 4 SF: 0 2B: 3 SAC: 0 3B: 0 DP: 1 HR: 1 HBP: 0						

PITCHER		IP	WLS	BF	H	R	ER	SO	BB	IBB	HBP	BLK	WP	HR	S	P	ERA	WHIP
Wally Bunker, R ERA: 4.03	(1, 1)	5.2	W	25	8	4	4	4	1	0	0	0	0	1	32	36	6.35	1.588
Moe Drabowsky, R ERA: 2.86	(6, 1)	3.1	S	10	0	0	0	4	0	0	0	0	0	0	18	18	0.00	0.000

PITCHER	IP	WLS	BF	H	R	ER	SO	BB	IBB	HBP	BLK	WP	HR	S	P	ERA	WHIP

BOTTOM

Baltimore Orioles @ Washington Senators

D.C. Stadium, Washington, DC

Wed Jun 15 1966, 7:05 PM EDT

Att. 13,507 - Unknown

livebaseballscorecards.com

AB	34
R	4
H	8
RBI	4
BB	1
SO	8
LOB	10

Batter	1	2	3	4	5	6	7	8	9	AB	R	H	RBI	BB	SO	LOB
Luis Aparicio, R (1, 6) OBP: 0.269, SLG: 0.335	F8	F8			5-3			F9		4	0	0	0	0	0	3
Bob Johnson, R (1, 3) OBP: 0.316, SLG: 0.255	F8		P4			K			BB	3	0	0	0	1	1	0
Frank Robinson, R (1, 9) OBP: 0.462, SLG: 0.665	6-3		6-3			F9			FC4	3	0	0	0	1	0	0
Brooks Robinson, R (1, 5) OBP: 0.340, SLG: 0.482		BB, E, 1B	P6			F8			F3	4	1	1	0	0	0	2
Sam Bowens, R (1, 7) OBP: 0.316, SLG: 0.373	K			F8			F7		P3	3	0	0	0	0	1	1
Boog Powell, L (9, PH) OBP: 0.388, SLG: 0.503										1	0	0	0	0	0	2
Davey Johnson, R (1, 4) OBP: 0.311, SLG: 0.382		BB, WP, E, 1-2		1-3			F8		FC4, 1-2f	3	0	0	0	1	0	2
Paul Blair, R (1, 8) OBP: 0.260, SLG: 0.342		E5, WP, 1-2, 2-H		F4			4-3			3	0	0	0	0	0	1
Andy Etchebarren, R (1, 2) OBP: 0.296, SLG: 0.410		F9, 1-2, 2-3			P4			K		3	0	0	0	0	1	2
Frank Bertaina, L (1, 1)		BB			K			F8		1	0	0	0	1	1	0
Woodie Held, R (8, PH) OBP: 0.385, SLG: 0.406										1	0	0	0	0	0	0
Eddie Fisher, R (8, 1)										0	0	0	0	0	0	0
Inning Stats	R: 0 E: 0 K: 0 S: 3 H: 0 LOB: 0 BB: 0 P: 3	R: 1 E: 1 K: 1 S: 7 H: 1 LOB: 3 BB: 2 P: 15	R: 0 E: 0 K: 0 S: 3 H: 0 LOB: 0 BB: 0 P: 3	R: 0 E: 0 K: 0 S: 3 H: 0 LOB: 0 BB: 0 P: 3	R: 0 E: 0 K: 1 S: 5 H: 0 LOB: 0 BB: 0 P: 5	R: 0 E: 0 K: 1 S: 5 H: 0 LOB: 0 BB: 0 P: 5	R: 0 E: 0 K: 0 S: 3 H: 0 LOB: 0 BB: 0 P: 3	R: 0 E: 0 K: 1 S: 5 H: 0 LOB: 0 BB: 0 P: 5	R: 0 E: 0 K: 0 S: 3 H: 0 LOB: 2 BB: 2 P: 11	1B: 1 2B: 0 3B: 0 HR: 0 SF: 0 SAC: 0 DP: 0 HBP: 0	WP: 1 PB: 0 SB: 0 CS: 0 PA: 33					

PITCHER		IP	WLS	BF	H	R	ER	SO	BB	IBB	HBP	BLK	WP	HR	S	P	ERA	WHIP
Pete Richert, L ERA: 2.61	(1, 1)	8.0	W	30	1	1	0	4	4	0	0	0	1	0	34	50	0.00	0.625
Ron Kline, R ERA: 3.0	(9, 1)	1.0	S	3	0	0	0	0	0	0	0	0	0	0	3	3	0.00	0.000

PITCHER	IP	WLS	BF	H	R	ER	SO	BB	IBB	HBP	BLK	WP	HR	S	P	ERA	WHIP

TOP

Baltimore Orioles @ Washington Senators

D.C. Stadium, Washington, DC

Thu Jun 16 1966, 7:05 PM EDT

Att. 4,764 - Unknown

livebaseballscorecards.com

AB	29
R	1
H	1
RBI	0
BB	4
SO	4
LOB	13

Batter	1	2	3	4	5	6	7	8	9	AB	R	H	RBI	BB	SO	LOB
Fred Valentine, S (1, 9) OBP: 0.342, SLG: 0.419	S S S 0-3 K ①		x 0-0 S 1B 1B 1B		x 0-0 6-3 ①			x 0-0 PB SH2-4 1B		4	1	2	0	0	1	0
Ken Hamlin, R (1, 4) OBP: 0.277, SLG: 0.250	S S S 0-3 K ②		x 0-0 S 1-2 1B 1B		x 0-0 F9 ②			x 0-0 SH2-4 ① 1-2		3	1	1	0	0	1	0
Don Lock, R (1, 8) OBP: 0.372, SLG: 0.477	B B B B 4-0 1B BB		S S S 0-3 K ① 1-2 2-3		S S S 0-3 K ③			x 0-0 P4 ② 2-3		3	0	0	0	1	2	3
Frank Howard, R (1, 7) OBP: 0.360, SLG: 0.466	x 0-0 1-3 1B		x 0-0 G6-4-3 2-H 3-H 1B			x 0-0 G6-4-3 1B		x 0-0 4-3 ③		4	0	3	2	0	0	1
Willie Kirkland, L (9, 7) OBP: 0.276, SLG: 0.176										0	0	0	0	0	0	0
Ken McMullen, R (1, 5) OBP: 0.275, SLG: 0.337	x 0-0 5-3 ③		x 0-0 ② G6-4-3 ③ 1-2f			x 0-0 ① F7				3	0	0	0	0	0	4
Doug Camilli, R (1, 2) OBP: 0.269, SLG: 0.284		x 0-0 ① F2		B B B B 4-0 G5-6-3 BB		x 0-0 ② ③ G6-4-3 1-2f				2	0	0	0	1	0	1
Dick Nen, L (1, 3) OBP: 0.289, SLG: 0.301		x 0-0 ② 4-3		x 0-0 ① ② G5-6-3 1-2f			x 0-0 G5-4-3 1B			3	0	1	0	0	0	1
Ed Brinkman, R (1, 6) OBP: 0.256, SLG: 0.308		x 0-0 E2		x 0-0 1B			x 0-0 ① ② G5-4-3 1-2f			3	0	1	0	0	0	1
Pete Richert, L (1, 1) OBP: 0.116, SLG: 0.116		S S S 0-3 K ③		x 0-0 F3 ③			S S S 0-3 K ③			3	0	0	0	0	2	2
Ron Kline, R (9, 1) OBP: 0.400, SLG: 0.250										0	0	0	0	0	0	0
Inning Stats	R: 0 H: 1 E: 0 LOB: 2 K: 2 BB: 1 S: 8 P: 12	R: 0 H: 0 E: 1 LOB: 1 K: 1 BB: 0 S: 6 P: 6	R: 2 H: 3 E: 0 LOB: 0 K: 1 BB: 0 S: 7 P: 7	R: 0 H: 1 E: 0 LOB: 1 K: 0 BB: 1 S: 3 P: 7	R: 0 H: 0 E: 0 LOB: 0 K: 1 BB: 0 S: 5 P: 5	R: 0 H: 1 E: 0 LOB: 0 K: 0 BB: 0 S: 3 P: 3	R: 0 H: 1 E: 0 LOB: 0 K: 1 BB: 0 S: 5 P: 5	R: 0 H: 1 E: 0 LOB: 1 K: 0 BB: 0 S: 4 P: 4		1B: 8 SF: 0 2B: 0 SAC: 1 3B: 0 DP: 4 HR: 0 HBP: 0						

PITCHER		IP	WLS	BF	H	R	ER	SO	BB	IBB	HBP	BLK	WP	HR	S	P	ERA	WHIP
Frank Bertaina, L ERA: 2.27	(1, 1)	7.0	L	27	7	2	2	6	2	0	0	0	0	0	37	45	2.57	1.286
Eddie Fisher, R ERA: 2.23	(8, 1)	1.0		4	1	0	0	0	0	0	0	0	0	0	4	4	0.00	1.000

PITCHER	IP	WLS	BF	H	R	ER	SO	BB	IBB	HBP	BLK	WP	HR	S	P	ERA	WHIP

BOTTOM

Baltimore Orioles @ Washington Senators

D.C. Stadium, Washington, DC

Thu Jun 16 1966, 7:05 PM EDT

Att. 4,764 - Unknown

livebaseballscorecards.com

AB	28
R	2
H	8
RBI	2
BB	2
SO	6
LOB	13

WP: 0 PA: 31
PB: 1
SB: 2
CS: 0

Baltimore Orioles @ Boston Red Sox

Fenway Park, Boston, MA

Fri Jun 17 1966, 7:05 PM EDT

Att. 15,825 - Unknown

TOP

livebaseballscorecards.com

Batter	1	2	3	4	5	6	7	8	9	AB	R	H	RBI	BB	SO	LOB
Luis Aparicio, R (1, 6) OBP: 0.269, SLG: 0.333	6-3		K		1B HR		1-3			4	1	1	0	0	1	0
Russ Snyder, L (1, 8) OBP: 0.400, SLG: 0.439 (8, 7)	K		HR 1B		1-3 HR		4-3			4	2	2	0	0	1	0
Frank Robinson, R (1, 9) OBP: 0.463, SLG: 0.675	BB		1-H HR		K			K		3	1	1	2	1	2	2
Brooks Robinson, R (1, 5) OBP: 0.338, SLG: 0.490	6-3		5-3		1-H 3-H HR			5-3		4	1	1	3	0	0	1
Boog Powell, L (1, 3) OBP: 0.390, SLG: 0.506		FC1-5 2B	3-1		K			BB		3	0	1	0	1	1	0
Curt Blefary, L (1, 7) OBP: 0.339, SLG: 0.453 Stu Miller, R (8, 1) OBP: 0.111, SLG: 0.111		F7		K		3-1		F7		4 0	0 0	0 0	0 0	0 0	1 0	2 0
Davey Johnson, R (1, 4) OBP: 0.305, SLG: 0.375		FC1-5 BB 2-3	5-3			6-3			F9	4	0	0	0	0	0	1
Andy Etchebarren, R (1, 2) OBP: 0.296, SLG: 0.404		BB 1-2	K			K			5-3	3	0	0	0	1	2	0
Steve Barber, L (1, 1) OBP: 0.036, SLG: 0.036 Paul Blair, R (8, 8) OBP: 0.258, SLG: 0.339		K			K		K		K	3 1	0 0	0 0	0 0	0 0	3 1	2 0
Inning Stats	R: 0 E: 0 K: 1 S: 5 H: 0 LOB: 1 BB: 1 P: 9	R: 0 E: 0 K: 1 S: 6 H: 1 LOB: 2 BB: 1 P: 10	R: 2 E: 0 K: 1 S: 7 H: 2 LOB: 0 BB: 0 P: 7	R: 0 E: 0 K: 2 S: 7 H: 0 LOB: 0 BB: 0 P: 7	R: 3 E: 0 K: 3 S: 12 H: 3 LOB: 0 BB: 0 P: 12	R: 0 E: 0 K: 1 S: 5 H: 0 LOB: 0 BB: 0 P: 5	R: 0 E: 0 K: 1 S: 5 H: 0 LOB: 0 BB: 0 P: 5	R: 0 E: 0 K: 1 S: 5 H: 0 LOB: 1 BB: 1 P: 9	R: 0 E: 0 K: 1 S: 5 H: 0 LOB: 0 BB: 0 P: 5	1B: 3 2B: 1 3B: 0 HR: 2 SF: 0 SAC: 0 DP: 0 HBP: 0						

	AB	33
	R	5
	H	6
	RBI	5
	BB	3
	SO	12
	LOB	8

WP: 0 PA: 36
PB: 0
SB: 0
CS: 0

PITCHER		IP	WLS	BF	H	R	ER	SO	BB	IBB	HBP	BLK	WP	HR	S	P	ERA	WHIP
Jim Lonborg, R ERA: 4.52	(1, 1)	7.0	L	29	6	5	5	10	2	0	0	0	0	2	47	55	6.43	1.143
John Wyatt, R ERA: 4.61	(8, 1)	2.0		7	0	0	0	2	1	0	0	0	0	0	10	14	0.00	0.500

PITCHER		IP	WLS	BF	H	R	ER	SO	BB	IBB	HBP	BLK	WP	HR	S	P	ERA	WHIP

Batter	1	2	3	4	5	6	7	8	9	AB	R	H	RBI	BB	SO	LOB
Rico Petrocelli, R (1, 6) OBP: 0.281, SLG: 0.413	K	FC5-4 1-2f			5-3		F9			4	0	0	0	0	1	1
Joe Foy, R (1, 5) OBP: 0.332, SLG: 0.342	BB 1B 1B		K		5-3		F8			4	1	1	0	0	1	0
Carl Yastrzemski, L (1, 7) OBP: 0.354, SLG: 0.454	1B 1-2 BB		K		HR			FC5-4 1B		3	1	2	1	1	1	0
Tony Conigliaro, R (1, 9) OBP: 0.310, SLG: 0.448	K		K		BB			F9		3	0	0	0	1	2	3
George Scott, R (1, 3) OBP: 0.349, SLG: 0.568	1-3 2-H 1B			K	K			K		4	0	1	1	0	3	2
Don Demeter, R (1, 8) OBP: 0.236, SLG: 0.437	F8			HR	K			FC5-4 1-2f		4	1	1	1	0	1	3
George Smith, R (1, 4) OBP: 0.282, SLG: 0.418		1-3		F8	F3				K	4	0	0	0	0	1	0
Mike Ryan, R (1, 2) OBP: 0.215, SLG: 0.222 Jose Tartabull, L (9, PH) OBP: 0.293, SLG: 0.295		FC5-4 BB		1B	F9				F8	2 1	0 0	1 0	0 0	1 0	0 0	0 0
Jim Lonborg, R (1, 1) Eddie Kasko, R (7, PH) OBP: 0.258, SLG: 0.185 John Wyatt, R (8, 1) Dalton Jones, L (9, PH) OBP: 0.268, SLG: 0.360		P4		P5			5-3		F9	2 1 0 1	0 0 0 0	0 0 0 0	0 0 0 0	0 0 0 0	0 0 0 0	2 0 0 0
Inning Stats	R: 1 E: 0 K: 2 S: 9 H: 2 LOB: 2 BB: 1 P: 13	R: 0 E: 0 K: 0 S: 3 H: 0 LOB: 1 BB: 1 P: 7	R: 0 E: 0 K: 3 S: 9 H: 0 LOB: 0 BB: 0 P: 9	R: 1 E: 0 K: 1 S: 7 H: 2 LOB: 1 BB: 0 P: 7	R: 1 E: 0 K: 1 S: 6 H: 1 LOB: 1 BB: 1 P: 10	R: 0 E: 0 K: 1 S: 5 H: 0 LOB: 0 BB: 0 P: 5	R: 0 E: 0 K: 0 S: 3 H: 0 LOB: 0 BB: 0 P: 3	R: 0 E: 0 K: 1 S: 6 H: 1 LOB: 1 BB: 0 P: 6	R: 0 E: 0 K: 1 S: 5 H: 0 LOB: 0 BB: 0 P: 5	1B: 4 2B: 0 3B: 0 HR: 2 SF: 0 SAC: 0 DP: 0 HBP: 0						WP: 0 PB: 0 SB: 0 CS: 0 PA: 36

PITCHER		IP	WLS	BF	H	R	ER	SO	BB	IBB	HBP	BLK	WP	HR	S	P	ERA	WHIP
Steve Barber, L ERA: 2.41	(1, 1)	7.0	W	29	5	3	3	8	3	0	0	0	0	2	42	54	3.86	1.143
Stu Miller, R ERA: 1.4	(8, 1)	2.0	S	7	1	0	0	2	0	0	0	0	0	0	11	11	0.00	0.500

PITCHER	IP	WLS	BF	H	R	ER	SO	BB	IBB	HBP	BLK	WP	HR	S	P	ERA	WHIP

BOTTOM

Baltimore Orioles @ Boston Red Sox

Fenway Park, Boston, MA

Fri Jun 17 1966, 7:05 PM EDT

Att. 15,825 - Unknown

livebaseballscorecards.com

AB	33
R	3
H	6
RBI	3
BB	3
SO	10
LOB	11

Baltimore Orioles @ Boston Red Sox

Fenway Park, Boston, MA

Sat Jun 18 1966, 3:33 AM EDT

Att. 7,957 - Unknown

TOP

livebaseballscorecards.com

Batter	1	2	3	4	5	6	7	8	9	AB	R	H	RBI	BB	SO	LOB
Luis Aparicio, R (1, 6) OBP: 0.275, SLG: 0.336	K	1B 2B BB		G3	WP 1B	3-H 1B		F7		4	1	2	1	1	1	0
Woodie Held, R (6, 6) OBP: 0.375, SLG: 0.394										1	0	0	0	0	0	1
Russ Snyder, L (1, 8) OBP: 0.418, SLG: 0.457	HR 1B	1-3 2B 1B		HR 2B	1-2 BB	K		BB		4	3	3	0	2	1	1
Frank Robinson, R (1, 9) OBP: 0.467, SLG: 0.693	1-H HR	1-H 3-H 2B		HR BB	K		K	K		3	2	2	4	1	1	2
Sam Bowens, R (6, 9) OBP: 0.309, SLG: 0.364										2	0	0	0	0	2	2
Brooks Robinson, R (1, 5) OBP: 0.338, SLG: 0.498	HR 1B	F8		1-H 2-H HR		F9	F9		F7	6	2	2	3	0	0	1
Boog Powell, L (1, 3) OBP: 0.403, SLG: 0.536	1-H HR	K		2B		HR WP 1B	1B		HR BB	5	3	4	2	1	1	1
Curt Blefary, L (1, 7) OBP: 0.344, SLG: 0.464	K	G3		FC6-4 BB		1-2 HR BB	F8		1-H HR	4	2	1	2	2	1	1
Davey Johnson, R (1, 4) OBP: 0.310, SLG: 0.390	FC5-4 BB	6-3	1-2f FC6-4			1-H 2-H HR		E9 1B 1B	P4	5	2	2	3	1	0	2
Andy Etchebarren, R (1, 2) OBP: 0.297, SLG: 0.411	1-2f FC5-4	6-3		6-3	5-3	1B 3B		3-H SH1-3 1B	6-3	6	1	2	1	0	0	1
Jim Palmer, R (1, 1) OBP: 0.200, SLG: 0.250		F2		6-3	K	K		1-2 SH1-3		4	0	0	0	0	2	1
Gene Brabender, R (9, 1)										0	0	0	0	0	0	0

	AB	R	H	RBI	BB	SO	LOB
	44	16	18	16	8	9	13

Inning Stats																														
	R: 4	H: 4		R: 2	H: 2		R: 0	H: 0		R: 3	H: 3		R: 0	H: 1		R: 4	H: 4		R: 0	H: 1		R: 1	H: 2		R: 2	H: 1		1B: 9	SF: 0		WP: 2	PA: 53
	E: 0	LOB: 1		E: 0	LOB: 1		E: 0	LOB: 0		E: 0	LOB: 2		E: 0	LOB: 2		E: 0	LOB: 1		E: 0	LOB: 1		E: 1	LOB: 2		E: 0	LOB: 0		2B: 3	SAC: 1		PB: 0	
	K: 2	BB: 1		K: 1	BB: 1		K: 0	BB: 0		K: 0	BB: 2		K: 2	BB: 1		K: 2	BB: 1		K: 1	BB: 0		K: 1	BB: 1		K: 0	BB: 1		3B: 1	DP: 0		SB: 0	
	S: 11	P: 15		S: 7	P: 11		S: 3	P: 3		S: 6	P: 14		S: 8	P: 12		S: 11	P: 15		S: 6	P: 6		S: 7	P: 11		S: 4	P: 8		HR: 5	HBP: 0		CS: 0	

PITCHER		IP	WLS	BF	H	R	ER	SO	BB	IBB	HBP	BLK	WP	HR	S	P	ERA	WHIP
Bob Sadowski, R ERA: 4.76	(1, 1)	0.1	L	5	4	4	4	1	0	0	0	0	0	2	7	7	108.00	12.000
Darrell Brandon, R ERA: 5.4	(1, 1)	4.2		25	6	5	5	4	5	0	0	0	1	1	28	48	9.64	2.357
Dick Stigman, L ERA: 4.79	(6, 1)	2.0		12	5	4	4	3	1	0	0	0	1	1	17	21	18.00	3.000
Dan Osinski, R ERA: 7.65	(8, 1)	2.0		11	3	3	3	1	2	0	0	0	0	1	11	19	13.50	2.500

PITCHER	IP	WLS	BF	H	R	ER	SO	BB	IBB	HBP	BLK	WP	HR	S	P	ERA	WHIP

BOTTOM

Baltimore Orioles @ Boston Red Sox

Fenway Park, Boston, MA

Sat Jun 18 1966, 3:33 AM EDT

Att. 7,957 - Unknown

Batter	1	2	3	4	5	6	7	8	9	AB	R	H	RBI	BB	SO	LOB
Rico Petrocelli, R (1, 6) OBP: 0.279, SLG: 0.408	F9		K			K	K		WP 1B 1-2 2-3	5	0	1	0	0	3	2
Joe Foy, R (1, 5) OBP: 0.325, SLG: 0.333	P4		L7			K	F8		K 1-2 2-3 3-H	5	0	0	0	0	2	4
Carl Yastrzemski, L (1, 7) OBP: 0.352, SLG: 0.447	BB		3-1			6-3		6-3	4-3	4	0	0	0	1	0	2
Tony Conigliaro, R (1, 9) OBP: 0.310, SLG: 0.444	F7			5-3			1B 1B 1B	P6		4	1	1	0	0	0	1
George Scott, R (1, 3) OBP: 0.347, SLG: 0.563		F8		F3			1B 1B 1B 1-2	F9		4	1	1	0	0	0	0
Don Demeter, R (1, 8) OBP: 0.248, SLG: 0.443 Dan Osinski, R (8, 1) Dalton Jones, L (9, PH) OBP: 0.273, SLG: 0.381		4-3 1B 2B		F8			1B 1B 1B 1-3 2-H		SF8 3B	3 0 1	2 0 1	2 0 1	1 0 1	0 0 0	0 0 0	0 0 0
George Smith, R (1, 4) OBP: 0.294, SLG: 0.430		4-3 1-3 2B			F9		1B 1-2 3-H		1B 1B WP BB	3	1	2	1	1	0	0
Bob Tillman, R (1, 2) OBP: 0.280, SLG: 0.293		4-3 2-3 3-H			P4		1B 1-2 2-H		SF8 3-H	3	0	1	3	0	0	1
Bob Sadowski, R (1, 1) Darrell Brandon, R (1, 1) Lenny Green, L (5, PH) OBP: 0.324, SLG: 0.286 Dick Stigman, R (6, 1) OBP: 0.125, SLG: 0.125 Jose Tartabull, L (7, PH) OBP: 0.296, SLG: 0.298 (8, 8)		P4			F9		P4		WP 1B 1-2	0 1 1 0 2	0 0 0 0 0	0 0 0 0 1	0 0 0 0 0	0 0 0 0 0	0 0 0 0 2	0 1 0 0 2
Inning Stats	R: 0 E: 0 K: 0 S: 3 H: 0 LOB: 1 BB: 1 P: 7	R: 1 E: 0 K: 0 S: 5 H: 2 LOB: 1 BB: 0 P: 5	R: 0 E: 0 K: 1 S: 5 H: 0 LOB: 0 BB: 0 P: 5	R: 0 E: 0 K: 0 S: 3 H: 0 LOB: 0 BB: 0 P: 3	R: 0 E: 0 K: 0 S: 3 H: 0 LOB: 0 BB: 0 P: 3	R: 0 E: 0 K: 2 S: 7 H: 0 LOB: 0 BB: 0 P: 7	R: 3 E: 0 K: 1 S: 10 H: 5 LOB: 2 BB: 0 P: 10	R: 0 E: 0 K: 0 S: 3 H: 0 LOB: 0 BB: 0 P: 3	R: 2 E: 0 K: 1 S: 8 H: 3 LOB: 2 BB: 1 P: 12	1B: 8 2B: 1 3B: 1 HR: 0	SF: 1 SAC: 0 DP: 0 HBP: 0						

livebaseballscorecards.com

AB	36
R	6
H	10
RBI	5
BB	2
SO	5
LOB	13

WP: 1 PB: 0 SB: 0 CS: 0 PA: 39

PITCHER		IP	WLS	BF	H	R	ER	SO	BB	IBB	HBP	BLK	WP	HR	S	P	ERA	WHIP
Jim Palmer, R ERA: 3.71	(1, 1)	8.1	W	36	9	6	6	4	2	0	0	0	0	0	42	50	6.48	1.320
Gene Brabender, R ERA: 2.95	(9, 1)	0.2	S	3	1	0	0	1	0	0	0	0	1	0	5	5	0.00	1.500

PITCHER	IP	WLS	BF	H	R	ER	SO	BB	IBB	HBP	BLK	WP	HR	S	P	ERA	WHIP

Batter	1	2	3	4	5	6	7	8	9	AB	R	H	RBI	BB	SO	LOB
Luis Aparicio, R (1, 6) OBP: 0.273, SLG: 0.333	5-3		E 1B 1B	F3			K		6-3	5	1	1	0	0	1	0
Russ Snyder, L (1, 8) OBP: 0.404, SLG: 0.439	4-3		F7		4-3		6-3		4-3	5	0	0	0	0	0	1
Frank Robinson, R (1, 9) OBP: 0.459, SLG: 0.677	F7		E5 1B 1B 1-2		5-3		K		F7	5	1	0	0	0	1	1
Brooks Robinson, R (1, 5) OBP: 0.337, SLG: 0.494		E5 G3 SF9	1B 1B 1-3 2-H		F8			5-3		4	1	1	1	0	0	0
Boog Powell, L (1, 3) OBP: 0.405, SLG: 0.535		G3 2-3	1-2 3-H 1B			L9		1B SF9 1B		4	1	2	1	0	0	1
Curt Blefary, L (1, 7) OBP: 0.351, SLG: 0.467		BBBB 1B 2B BB	F8			3-1 1B		SF9 1-3 1B		3	1	2	0	1	0	2
Davey Johnson, R (1, 4) OBP: 0.305, SLG: 0.386		SF9 3-H	F3			3-1 1-2		SF9 1-2 3-H		2	0	0	2	0	0	3
Andy Etchebarren, R (1, 2) OBP: 0.304, SLG: 0.412		1-3 2B 1B		5-3		BBBB BB		IIII FC6-4 IBB		2	0	1	0	2	0	0
Dave McNally, R (1, 1) OBP: 0.167, SLG: 0.179		1-H 3-H 2B		K		K		FC6-4 1-2f		4	0	1	1	0	2	4
Stu Miller, R (9, 1) OBP: 0.111, SLG: 0.111										0	0	0	0	0	0	0
Eddie Fisher, R (9, 1)										0	0	0	0	0	0	0
Inning Stats	R: 0 H: 0 E: 0 LOB: 0 K: 0 BB: 0 S: 3 P: 3	R: 2 H: 2 E: 1 LOB: 2 K: 0 BB: 1 S: 5 P: 9	R: 2 H: 3 E: 1 LOB: 2 K: 0 BB: 0 S: 7 P: 7	R: 0 H: 0 E: 0 LOB: 0 K: 1 BB: 0 S: 5 P: 5	R: 0 H: 0 E: 0 LOB: 0 K: 0 BB: 0 S: 3 P: 3	R: 0 H: 1 E: 0 LOB: 2 K: 1 BB: 1 S: 6 P: 10	R: 0 H: 0 E: 0 LOB: 0 K: 2 BB: 0 S: 7 P: 7	R: 1 H: 2 E: 0 LOB: 2 K: 0 BB: 1 S: 5 P: 9	R: 0 H: 0 E: 0 LOB: 0 K: 0 BB: 0 S: 3 P: 3	1B: 7 SF: 2 2B: 1 SAC: 0 3B: 0 DP: 0 HR: 0 HBP: 0						

PITCHER		IP	WLS	BF	H	R	ER	SO	BB	IBB	HBP	BLK	WP	HR	S	P	ERA	WHIP
Lee Stange, R ERA: 5.17	(1, 1)	8.0	L	36	8	5	2	4	2	1	0	0	0	0	41	53	2.25	1.250
Don McMahon, R ERA: 3.76	(9, 1)	1.0		3	0	0	0	0	0	0	0	0	0	0	3	3	0.00	0.000

PITCHER	IP	WLS	BF	H	R	ER	SO	BB	IBB	HBP	BLK	WP	HR	S	P	ERA	WHIP

TOP

Baltimore Orioles @ Boston Red Sox

Fenway Park, Boston, MA

Sun Jun 19 1966, 3:33 AM EDT

Unknown

livebaseballscorecards.com

AB	34
R	5
H	8
RBI	5
BB	3
SO	4
LOB	12

WP: 0 PA: 39
PB: 0
SB: 0
CS: 0

BOTTOM

Baltimore Orioles @ Boston Red Sox

Fenway Park, Boston, MA

Sun Jun 19 1966, 3:33 AM EDT

Unknown

Batter	1	2	3	4	5	6	7	8	9	AB	R	H	RBI	BB	SO	LOB
Rico Petrocelli, R (1, 6) OBP: 0.282, SLG: 0.406 Jose Tartabull, L (9, PR) OBP: 0.296, SLG: 0.298	BBBB 4-0 G6-4-3 BB		x 0-0 ① 5-3		x 0-0 ② F6			x 0-0 ② F9	x 0-0 1B 1-2 2-3 3-H	4 0	0 0	1 0	1 0	1 0	0 0	0 0
Joe Foy, R (1, 5) OBP: 0.328, SLG: 0.347 Lenny Green, L (9, PH) OBP: 0.321, SLG: 0.283	x 0-0 ①② G6-4-3 1-2f		x 0-0 2B		x 0-0 ③ F7			x 0-0 2B SSS	0-3 ③ K	4 1	0 0	2 0	0 0	0 1	0 1	1 3
Carl Yastrzemski, L (1, 7) OBP: 0.347, SLG: 0.440	x 0-0 ③ F7		x 0-0 ② F7			x 0-0 ① L8		x 0-0 ③ 4-3		4	0	0	0	0	0	2
Tony Conigliaro, R (1, 9) OBP: 0.309, SLG: 0.441		x 0-0 ① F8	x 0-0 ③ F6			x 0-0 ② F9			x 0-0 1B BB 1B	4	1	1	0	0	0	1
George Scott, R (1, 3) OBP: 0.346, SLG: 0.562		x 0-0 1B 2B		x 0-0 ① L9		SSS 0-3 ③ K			x 0-0 ① L7	4	1	1	0	0	1	1
George Thomas, R (1, 8) OBP: 0.312, SLG: 0.270		x 0-0 ② F6		BBBB 4-0 FC6-4 BB			x 0-0 ① 6-3		x 0-0 BB 1B 1-2 1B	3	1	1	0	1	0	1
George Smith, R (1, 4) OBP: 0.299, SLG: 0.431		x 0-0 BB 2-H 1B		x 0-0 ② FC6-4 1-2f			x 0-0 ② 6-3		x 0-0 1B BB 1-2 2-3 1B	4	0	2	1	0	0	1
Bob Tillman, R (1, 2) OBP: 0.282, SLG: 0.287 Dalton Jones, L (9, PH) OBP: 0.279, SLG: 0.381	BBBB 4-0 1-2 BB			x 0-0 ③ F4			SSS 0-3 ③ K		BBBB 4-0 1B 1-2 2-3 3-H BB	2 0	0 0	0 0	0 1	1 1	1 0	1 0
Lee Stange, R (1, 1) OBP: 0.091, SLG: 0.091 Eddie Kasko, R (8, PH) OBP: 0.250, SLG: 0.179 Don McMahon, R (9, 1) Don Demeter, R (9, PH) OBP: 0.245, SLG: 0.439		x 0-0 ③ 4-3			SSS 0-3 ① K			SSS 0-3 ① K	x 0-0 ② F4	2 1 0 1	0 0 0 0	0 0 0 0	0 0 0 0	0 1 0 0	1 0 0 0	2 0 0 3
Inning Stats	R: 0 E: 0 K: 0 S: 2 H: 0 LOB: 0 BB: 1 P: 6	R: 1 E: 0 K: 0 S: 5 H: 2 LOB: 2 BB: 1 P: 9	R: 0 E: 0 K: 0 S: 4 H: 1 LOB: 1 BB: 0 P: 4	R: 0 E: 0 K: 0 S: 3 H: 0 LOB: 1 BB: 1 P: 7	R: 0 E: 0 K: 1 S: 5 H: 0 LOB: 0 BB: 0 P: 5	R: 0 E: 0 K: 1 S: 5 H: 0 LOB: 0 BB: 0 P: 5	R: 0 E: 0 K: 1 S: 5 H: 0 LOB: 0 BB: 0 P: 5	R: 0 E: 0 K: 1 S: 6 H: 1 LOB: 1 BB: 0 P: 6	R: 2 E: 0 K: 1 S: 9 H: 4 LOB: 3 BB: 1 P: 13	1B: 5 2B: 3 3B: 0 HR: 0	SF: 0 SAC: 0 DP: 1 HBP: 0			WP: 0 PB: 0 SB: 0 CS: 0	PA: 38		

PITCHER	IP	WLS	BF	H	R	ER	SO	BB	IBB	HBP	BLK	WP	HR	S	P	ERA	WHIP
Dave McNally, L (1, 1) ERA: 3.02	8.1	W	34	7	3	3	4	3	0	0	0	0	0	39	51	3.24	1.200
Stu Miller, R (9, 1) ERA: 1.39	0.1		3	1	0	0	0	1	0	0	0	0	0	2	6	0.00	6.000
Eddie Fisher, R (9, 1) ERA: 2.21	0.1	S	1	0	0	0	1	0	0	0	0	0	0	3	3	0.00	0.000

PITCHER	IP	WLS	BF	H	R	ER	SO	BB	IBB	HBP	BLK	WP	HR	S	P	ERA	WHIP

AB	34
R	3
H	8
RBI	3
BB	4
SO	5
LOB	16

livebaseballscorecards.com

Batter	1	2	3	4	5	6	7	8	9	AB	R	H	RBI	BB	SO	LOB
Luis Aparicio, R (1, 6) OBP: 0.273, SLG: 0.332	HR 1B		6-3 ①		F5 ②		1-3 ③			4	1	1	0	0	0	2
Russ Snyder, L (1, 8) OBP: 0.400, SLG: 0.434	F7 ①		G4-6-3 1B		3-1 ③			G3 ①		4	0	1	0	0	0	1
Frank Robinson, R (1, 9) OBP: 0.452, SLG: 0.665	F6 ②		G4-6-3 ②③ 1-2f			F4 ①		L7 ②		4	0	0	0	0	0	2
Brooks Robinson, R (1, 5) OBP: 0.336, SLG: 0.502	1-H HR			F9 ①		F9 ②		F6 ③		4	1	1	2	0	0	0
Boog Powell, L (1, 3) OBP: 0.397, SLG: 0.524	F8 ③			3-1 ②		F8 ③			S S S K ①	4	0	0	0	0	1	0
Curt Blefary, L (1, 7) OBP: 0.349, SLG: 0.460		F7 ①		B B B BB			S S S K ①		F7 ②	3	0	0	0	1	1	0
Davey Johnson, R (1, 4) OBP: 0.304, SLG: 0.381		5-3 ②		B B B 4-0 1-2 BB			4-3 ②		F4 ③	3	0	0	0	1	0	0
Vic Roznovsky, L (1, 2) OBP: 0.667, SLG: 0.500		1B		F7 ③			2B 1B			3	0	2	0	0	0	2
John Miller, R (1, 1)		4-3 ③			4-3 ①		1-3 2B			1	0	0	0	0	0	1
Woodie Held, R (5, PH) OBP: 0.366, SLG: 0.382										1	0	0	0	0	0	0
Eddie Watt, R (5, 1) OBP: 0.214, SLG: 0.286										0	0	0	0	0	0	0
Sam Bowens, R (7, PH) OBP: 0.317, SLG: 0.385										1	0	1	0	0	0	0
Moe Drabowsky, R (7, 1) OBP: 0.429, SLG: 0.200										0	0	0	0	0	0	0
Inning Stats	R: 2 E: 0 K: 0 S: 5 H: 2 LOB: 0 BB: 0 P: 5	R: 0 E: 0 K: 0 S: 4 H: 1 LOB: 1 BB: 0 P: 4	R: 0 E: 0 K: 0 S: 3 H: 1 LOB: 0 BB: 0 P: 3	R: 0 E: 0 K: 0 S: 3 H: 0 LOB: 2 BB: 2 P: 11	R: 0 E: 0 K: 0 S: 3 H: 0 LOB: 0 BB: 0 P: 3	R: 0 E: 0 K: 0 S: 3 H: 0 LOB: 0 BB: 0 P: 3	R: 0 E: 0 K: 1 S: 7 H: 2 LOB: 2 BB: 0 P: 7	R: 0 E: 0 K: 0 S: 3 H: 0 LOB: 0 BB: 0 P: 3	R: 0 E: 0 K: 1 S: 5 H: 0 LOB: 0 BB: 0 P: 5	1B: 4 2B: 1 3B: 0 HR: 1	SF: 0 SAC: 0 DP: 1 HBP: 0			WP: 0 PB: 0 SB: 0 CS: 0		PA: 34	

PITCHER		IP	WLS	BF	H	R	ER	SO	BB	IBB	HBP	BLK	WP	HR	S	P	ERA	WHIP
Jose Santiago, R ERA: 3.75	(1, 1)	7.0	W	28	6	2	2	1	2	0	0	0	0	1	28	36	2.57	1.143
John Wyatt, R ERA: 4.3	(8, 1)	2.0	S	6	0	0	0	1	0	0	0	0	0	0	8	8	0.00	0.000

PITCHER	IP	WLS	BF	H	R	ER	SO	BB	IBB	HBP	BLK	WP	HR	S	P	ERA	WHIP

TOP

Baltimore Orioles @ Boston Red Sox

Fenway Park, Boston, MA

Sun Jun 19 1966, 3:38 AM EDT

Att. 19,350 - Unknown

livebaseballscorecards.com

AB	32
R	2
H	6
RBI	2
BB	2
SO	2
LOB	8

Batter	1	2	3	4	5	6	7	8	9	AB	R	H	RBI	BB	SO	LOB
Rico Petrocelli, R (1, 6) OBP: 0.286, SLG: 0.416	E5 SH1-3 WP	FC6-4 1-2f			1B FC5-4 2B	1-3 2-H 2B				4	2	2	1	0	0	2
Jose Tartabull, L (1, 8) OBP: 0.290, SLG: 0.291	SH1-3 2-3		F3		F3	F8				3	0	0	0	0	0	3
Carl Yastrzemski, L (1, 7) OBP: 0.345, SLG: 0.437	F4 3-H		6-3		FC5-4 2-3 1B		F8			4	0	1	0	0	0	0
Tony Conigliaro, R (1, 9) OBP: 0.304, SLG: 0.433	F7		F8		FC5-4 1-2f 3-H		K			4	0	0	1	0	1	1
George Scott, R (1, 3) OBP: 0.352, SLG: 0.577		1B 1B 1B		HR	K		1B			4	2	3	1	0	1	1
Joe Foy, R (1, 5) OBP: 0.326, SLG: 0.345		1B 1-2 1B		F7		F8	F9			4	0	1	0	0	0	1
George Smith, R (1, 4) OBP: 0.292, SLG: 0.420		F8		5-3		F8		K		4	0	0	0	0	1	2
Mike Ryan, R (1, 2) OBP: 0.223, SLG: 0.219		K		BB		BB 2B BB		K		2	1	0	0	2	2	2
Jose Santiago, R (1, 1) OBP: 0.160, SLG: 0.125		FC6-4 1-3 2-H 1B		F4		2B 1-2 BB		K		2	0	1	1	1	0	1
John Wyatt, R (8, 1)										1	0	0	0	0	1	0
Inning Stats	R: 1 E: 1 K: 0 S: 4 H: 0 LOB: 0 BB: 0 P: 4	R: 1 E: 0 K: 1 S: 8 H: 3 LOB: 2 BB: 0 P: 8	R: 0 E: 0 K: 0 S: 3 H: 0 LOB: 0 BB: 0 P: 3	R: 1 E: 0 K: 0 S: 4 H: 1 LOB: 1 BB: 1 P: 8	R: 1 E: 0 K: 1 S: 7 H: 2 LOB: 1 BB: 0 P: 7	R: 1 E: 0 K: 0 S: 4 H: 1 LOB: 2 BB: 2 P: 12	R: 0 E: 0 K: 1 S: 6 H: 1 LOB: 1 BB: 0 P: 6	R: 0 E: 0 K: 3 S: 9 H: 0 LOB: 0 BB: 0 P: 9		1B: 5 2B: 2 3B: 0 HR: 1 SF: 0 SAC: 1 DP: 0 HBP: 0				WP: 1 PB: 0 SB: 0 CS: 0 PA: 36	

PITCHER		IP	WLS	BF	H	R	ER	SO	BB	IBB	HBP	BLK	WP	HR	S	P	ERA	WHIP
John Miller, R ERA: 5.11	(1, 1)	4.0	L	18	4	3	2	1	1	0	0	0	1	1	19	23	4.50	1.250
Eddie Watt, R ERA: 3.26	(5, 1)	2.0		11	3	2	2	1	2	0	0	0	0	0	11	19	9.00	2.500
Moe Drabowsky, R ERA: 2.7	(7, 1)	2.0		7	1	0	0	4	0	0	0	0	0	0	15	15	0.00	0.500

PITCHER	IP	WLS	BF	H	R	ER	SO	BB	IBB	HBP	BLK	WP	HR	S	P	ERA	WHIP

BOTTOM

Baltimore Orioles @ Boston Red Sox

Fenway Park, Boston, MA

Sun Jun 19 1966, 3:38 AM EDT

Att. 19,350 - Unknown

livebaseballscorecards.com

AB	32
R	5
H	8
RBI	4
BB	3
SO	6
LOB	13

Baltimore Orioles @ New York Yankees

Yankee Stadium, Bronx, NY

Tue Jun 21 1966, 3:33 AM EDT

Unknown

TOP

livebaseballscorecards.com

Batter	1	2	3	4	5	6	7	8	9	AB	R	H	RBI	BB	SO	LOB
Luis Aparicio, R (1, 6) OBP: 0.275, SLG: 0.335	5-3	BBBB 1B E BB		L5		F9 SF7 2B		4-3		4	2	1	0	1	0	0
Russ Snyder, L (1, 8) (9, 7) OBP: 0.400, SLG: 0.433	F7	E7 1-H 2-H 1B		F7		F9 2-3			WP 4-3 1B	5	0	2	1	0	0	1
Frank Robinson, R (1, 9) OBP: 0.451, SLG: 0.659	K	BBBB BB		H 1B HBP		SF7 3-H			4-3 1-2	2	0	0	1	1	1	1
Brooks Robinson, R (1, 5) OBP: 0.333, SLG: 0.496		5-3 K		1-2 1B		6-3			5-3 2-3	5	0	1	0	0	1	3
Boog Powell, L (1, 3) OBP: 0.397, SLG: 0.536		1B E 1B	HR	3-1			F9		4-3	5	2	2	1	0	0	3
Curt Blefary, L (1, 7) OBP: 0.351, SLG: 0.461 Paul Blair, R (9, 8) OBP: 0.258, SLG: 0.339	E 1-2 1B 1B	1B			4-3		F7			4 0	1 0	2 0	0 0	0 0	0 0	0 0
Davey Johnson, R (1, 4) OBP: 0.303, SLG: 0.378	E7 1-3 2-H 1B 1B	F9			5-3		4-3			4	1	1	1	0	0	1
Vic Roznovsky, L (1, 2) OBP: 0.615, SLG: 0.500	1B 2-H 3-H 1B	K			1B			4-3		4	1	2	2	0	1	1
Wally Bunker, R (1, 1) OBP: 0.188, SLG: 0.172 Moe Drabowsky, R (6, 1) OBP: 0.429, SLG: 0.200 Eddie Watt, R (6, 1) OBP: 0.200, SLG: 0.267 Stu Miller, R (9, 1) OBP: 0.111, SLG: 0.111		5-3	P6		K			8-4-6-3		3 0 1 0	0 0 0 0	0 0 0 0	0 0 0 0	1 0 0 0	3 0 0 0	3 0 0 0

Inning Stats																									
	R: 0	H: 0	R: 5	H: 5	R: 1	H: 2	R: 0	H: 1	R: 0	H: 1	R: 1	H: 1	R: 0	H: 0	R: 0	H: 0	R: 0	H: 1	1B: 9	SF: 1	WP: 1	PA: 41
	E: 0	LOB: 0	E: 2	LOB: 2	E: 0	LOB: 1	E: 0	LOB: 2	E: 0	LOB: 0	E: 0	LOB: 0	E: 0	LOB: 0	E: 0	LOB: 0	E: 0	LOB: 1	2B: 1	SAC: 0	PB: 0	
	K: 1	BB: 0	K: 1	BB: 2	K: 1	BB: 0	K: 0	BB: 0	K: 1	BB: 0	K: 0	BB: 0	K: 0	BB: 0	K: 0	BB: 0	K: 0	BB: 0	3B: 0	DP: 0	SB: 0	
	S: 5	P: 5	S: 10	P: 18	S: 7	P: 7	S: 4	P: 5	S: 6	P: 6	S: 4	P: 4	S: 3	P: 3	S: 3	P: 3	S: 4	P: 4	HR: 1	HBP: 1	CS: 0	

PITCHER		IP	WLS	BF	H	R	ER	SO	BB	IBB	HBP	BLK	WP	HR	S	P	ERA	WHIP
Mel Stottlemyre, R ERA: 2.72	(1, 1)	5.0	L	27	9	6	5	4	2	0	1	0	0	1	32	41	9.00	2.200
Steve Hamilton, L ERA: 2.67	(6, 1)	1.0		4	1	1	1	0	0	0	0	0	0	0	4	4	9.00	1.000
Pedro Ramos, R ERA: 3.48	(7, 1)	3.0		10	1	0	0	0	0	0	0	0	1	0	10	10	0.00	0.333

PITCHER	IP	WLS	BF	H	R	ER	SO	BB	IBB	HBP	BLK	WP	HR	S	P	ERA	WHIP

AB	37
R	7
H	11
RBI	6
BB	2
SO	4
LOB	13

Baltimore Orioles @ New York Yankees

Yankee Stadium, Bronx, NY

Tue Jun 21 1966, 3:33 AM EDT

Unknown

BOTTOM

Batter	1	2	3	4	5	6	7	8	9	AB	R	H	RBI	BB	SO	LOB
Tom Tresh, S (1, 5) OBP: 0.343, SLG: 0.312	F7		F7		F8	3-1			BB, 1B	5	0	1	0	0	0	3
Bobby Richardson, R (1, 4) OBP: 0.301, SLG: 0.337	6-3		P4			HR, BB	5-3		1-2, BB	3	1	0	0	2	0	1
Roy White, S (1, 7) OBP: 0.323, SLG: 0.396	6-3		L7			1-H, HR	F8		F9	5	1	1	2	0	0	3
Roger Maris, L (1, 9) OBP: 0.293, SLG: 0.360		F5		3-1		1B, 1B	K			4	1	1	0	0	1	0
Joe Pepitone, L (1, 8) OBP: 0.277, SLG: 0.446		HR		1B		BB, 1B, SF7, 1-3, 1B		P4		4	2	3	1	0	0	0
Elston Howard, R (1, 2) OBP: 0.307, SLG: 0.373		K		F7		BB, 1-2, 3-H, 1B		K		4	0	1	1	0	2	1
Ray Barker, L (1, 3) OBP: 0.300, SLG: 0.538		1B		K		1-2, 2-3, BB		K		3	0	1	0	1	2	1
Clete Boyer, R (1, 6) OBP: 0.252, SLG: 0.356		1-3			K	SF7, 3-H			P5	3	0	0	1	0	1	1
Mel Stottlemyre, R (1, 1) OBP: 0.162, SLG: 0.143			2B		5-3	F7			G3	1	0	1	0	0	0	0
Horace Clarke, S (5, PH) OBP: 0.261, SLG: 0.238										1	0	0	0	0	0	0
Steve Hamilton, L (6, 1)										0	0	0	0	0	0	0
Mickey Mantle, S (6, PH) OBP: 0.352, SLG: 0.420										1	0	0	0	0	0	2
Pedro Ramos, S (7, 1) OBP: 0.167, SLG: 0.167										0	0	0	0	0	0	0
Dick Schofield, S (9, PH) OBP: 0.158, SLG: 0.059										1	0	0	0	0	0	0
Inning Stats	R: 0 E: 0 K: 0 S: 3 H: 0 LOB: 0 BB: 0 P: 3	R: 1 E: 0 K: 1 S: 7 H: 2 LOB: 1 BB: 0 P: 7	R: 0 E: 0 K: 0 S: 4 H: 1 LOB: 1 BB: 0 P: 4	R: 0 E: 0 K: 1 S: 6 H: 1 LOB: 1 BB: 0 P: 6	R: 0 E: 0 K: 1 S: 5 H: 0 LOB: 0 BB: 0 P: 5	R: 4 E: 0 K: 0 S: 7 H: 4 LOB: 2 BB: 2 P: 15	R: 0 E: 0 K: 1 S: 5 H: 0 LOB: 0 BB: 0 P: 5	R: 0 E: 0 K: 2 S: 7 H: 0 LOB: 0 BB: 0 P: 7	R: 0 E: 0 K: 0 S: 4 H: 1 LOB: 2 BB: 1 P: 8	1B: 6 2B: 1 3B: 0 HR: 2 SF: 1 SAC: 0 DP: 0 HBP: 0	WP: 0 PB: 0 SB: 0 CS: 0 PA: 39					

livebaseballscorecards.com

	AB	35
	R	5
	H	9
	RBI	5
	BB	3
	SO	6
	LOB	12

PITCHER		IP	WLS	BF	H	R	ER	SO	BB	IBB	HBP	BLK	WP	HR	S	P	ERA	WHIP
Wally Bunker, R ERA: 4.35	(1, 1)	5.0	W	23	7	5	5	3	1	0	0	0	0	2	28	32	9.00	1.600
Moe Drabowsky, R ERA: 2.7	(6, 1)	0.0		2	1	0	0	0	1	0	0	0	0	0	1	5	∞	∞
Eddie Watt, R ERA: 3.04	(6, 1)	3.2		13	1	0	0	3	1	0	0	0	0	0	18	22	0.00	0.545
Stu Miller, R ERA: 1.38	(9, 1)	0.1	S	1	0	0	0	0	0	0	0	0	0	0	1	1	0.00	0.000

PITCHER	IP	WLS	BF	H	R	ER	SO	BB	IBB	HBP	BLK	WP	HR	S	P	ERA	WHIP

Batter	1	2	3	4	5	6	7	8	9	AB	R	H	RBI	BB	SO	LOB
Luis Aparicio, R (1, 6) OBP: 0.275, SLG: 0.341	0-0 1B 3B		0-0 1-3 1-2		0-0 4-3			0-0 5-3		4	1	1	0	0	0	1
Boog Powell, L (1, 3) OBP: 0.399, SLG: 0.548	0-3 K		0-0 2-H HR		0-0 4-3			4-0 FC5-4 BB		3	1	1	2	1	1	1
Frank Robinson, R (1, 9) OBP: 0.448, SLG: 0.652	0-0 FC5-4 3-H 1B		0-3 K			0-0 5-3		0-0 FC5-4 1-2f		4	0	1	1	0	1	1
Brooks Robinson, R (1, 5) OBP: 0.332, SLG: 0.491	0-0 FC5-4 1-2f		0-0 5-3			1-0 G5-4-3 HBP			0-0 F3	3	0	0	0	0	0	1
Sam Bowens, R (1, 7) OBP: 0.314, SLG: 0.378	0-0 F8			0-3 K		0-0 G5-4-3 1-2f			0-0 1B	4	0	1	0	0	1	2
Davey Johnson, R (1, 4) OBP: 0.302, SLG: 0.376		0-0 6-3		0-0 CS BB 1B			0-0 F9		0-0 F8	4	0	1	0	0	0	1
Paul Blair, R (1, 8) OBP: 0.258, SLG: 0.331		0-0 F9		4-0 1-2 BB			0-3 K		0-0 B5-3	3	0	0	0	1	1	1
Andy Etchebarren, R (1, 2) OBP: 0.300, SLG: 0.406		0-0 6-3		0-3 2-3 K			0-0 5-3			3	0	0	0	0	1	2
Frank Bertaina, L (1, 1) OBP: 0.143, SLG: 0.077			0-0 1-3 HR 1B		0-0 F8			0-0 P5		2	1	1	0	0	0	0
Gene Brabender, R (7, 1)										0	0	0	0	0	0	0
Curt Blefary, L (8, PH) OBP: 0.350, SLG: 0.459										1	0	0	0	0	0	0
Dick Hall, R (8, 1) OBP: 0.250, SLG: 0.250										0	0	0	0	0	0	0
Inning Stats	R: 1 H: 2 E: 0 LOB: 1 K: 1 BB: 0 S: 7 P: 7	R: 0 H: 0 E: 0 LOB: 0 K: 0 BB: 0 S: 3 P: 3	R: 2 H: 2 E: 0 LOB: 0 K: 1 BB: 0 S: 7 P: 7	R: 0 H: 1 E: 0 LOB: 2 K: 2 BB: 1 S: 7 P: 11	R: 0 H: 0 E: 0 LOB: 0 K: 0 BB: 0 S: 3 P: 3	R: 0 H: 0 E: 0 LOB: 0 K: 0 BB: 0 S: 2 P: 3	R: 0 H: 0 E: 0 LOB: 0 K: 1 BB: 0 S: 5 P: 5	R: 0 H: 0 E: 0 LOB: 1 K: 0 BB: 1 S: 3 P: 7	R: 0 H: 1 E: 0 LOB: 1 K: 0 BB: 0 S: 4 P: 4	1B: 4 SF: 0 2B: 1 SAC: 0 3B: 1 DP: 2 HR: 1 HBP: 1						

PITCHER		IP	WLS	BF	H	R	ER	SO	BB	IBB	HBP	BLK	WP	HR	S	P	ERA	WHIP
Fritz Peterson, L ERA: 4.21	(1, 1)	3.1		16	5	3	3	3	1	0	0	0	0	1	21	25	8.10	1.800
Hal Reniff, R ERA: 1.41	(4, 1)	5.2	W	18	1	0	0	2	1	0	1	0	0	0	20	25	0.00	0.353

PITCHER	IP	WLS	BF	H	R	ER	SO	BB	IBB	HBP	BLK	WP	HR	S	P	ERA	WHIP

TOP

Baltimore Orioles @ New York Yankees

Yankee Stadium, Bronx, NY

Tue Jun 21 1966, 7:05 PM EDT

Att. 29,449 - Unknown - 86 F

livebaseballscorecards.com

AB	31
R	3
H	6
RBI	3
BB	2
SO	5
LOB	10

WP: 0 PA: 34
PB: 0
SB: 0
CS: 1

Baltimore Orioles @ New York Yankees

Yankee Stadium, Bronx, NY

Tue Jun 21 1966, 7:05 PM EDT
Att. 29,449 - Unknown - 86 F

livebaseballscorecards.com

BOTTOM

Batter	1	2	3	4	5	6	7	8	9	AB	R	H	RBI	BB	SO	LOB
Tom Tresh, S (1, 5) OBP: 0.352, SLG: 0.335	1-3		G6-4-3 1-2 2-H 3-H 1B		HR		FC1-6 1-2 1B	FC5-4 HBP		4	1	3	3	0	0	0
Bobby Richardson, R (1, 4) OBP: 0.299, SLG: 0.335	F9		L9		F9 BB 1B		FC1-6 SF8 1-2f 2-3 1B	FC5-4 1-2f		5	1	1	0	0	0	5
Mickey Mantle, S (1, 8) OBP: 0.350, SLG: 0.415 Ray Barker, L (8, 3) OBP: 0.300, SLG: 0.538	F7		G6-4-3 1-2f		BB 1-2 BB		SF8 1-2 3-H			2 0	0 0	0 0	1 0	1 0	0 0	2 0
Roger Maris, L (1, 9) OBP: 0.297, SLG: 0.359		K		FC4-6 1B	F9 2-3		1B 1B BB			3	1	1	0	1	1	2
Joe Pepitone, L (1, 3) (8, 8) OBP: 0.276, SLG: 0.443		G3		F8	L8		WP 1B 1-2 2-H 1B			4	1	1	1	0	0	3
Elston Howard, R (1, 2) OBP: 0.306, SLG: 0.371		F2		FC4-6 HBP 1-2f		F9	WP E 1-2 2-H 1B			4	1	1	1	0	0	1
Clete Boyer, R (1, 6) OBP: 0.261, SLG: 0.365			SH 1B 2B	HBP 1-2		F7	E7 1-H 2-H 1B			3	1	2	1	0	0	0
Roy White, S (1, 7) OBP: 0.322, SLG: 0.390			SH 1B BB	P3		P5		K		3	1	0	0	1	1	2
Fritz Peterson, S (1, 1) OBP: 0.240, SLG: 0.280 Hal Reniff, R (4, 1) OBP: 0.333, SLG: 0.333			SH 1-2 2-3 1B		K		FC1-6 SF8 1B 1B	K		0 3	0 1	0 1	0 0	0 0	0 2	0 0

Inning Stats	1	2	3	4	5	6	7	8	9
	R: 0 E: 0 K: 0 S: 3	H: 0 LOB: 0 BB: 0 P: 3	R: 0 E: 0 K: 1 S: 5	H: 0 LOB: 0 BB: 0 P: 5	R: 2 E: 1 K: 0 S: 5	H: 2 LOB: 1 BB: 1 P: 9	R: 0 E: 0 K: 0 S: 4	H: 1 LOB: 2 BB: 0 P: 5	R: 1 E: 0 K: 1 S: 7	H: 2 LOB: 2 BB: 1 P: 11	R: 0 E: 0 K: 0 S: 3	H: 0 LOB: 0 BB: 0 P: 3	R: 5 E: 1 K: 0 S: 7	H: 5 LOB: 1 BB: 1 P: 11	R: 0 E: 0 K: 2 S: 7	H: 0 LOB: 1 BB: 0 P: 8

1B: 8	SF: 1	WP: 1
2B: 1	SAC: 1	PB: 0
3B: 0	DP: 1	SB: 0
HR: 1	HBP: 2	CS: 0

PA: 38

AB	31
R	8
H	10
RBI	7
BB	3
SO	4
LOB	15

PITCHER		IP	WLS	BF	H	R	ER	SO	BB	IBB	HBP	BLK	WP	HR	S	P	ERA	WHIP
Frank Bertaina, L ERA: 2.76	(1, 1)	6.0	L	27	6	4	4	2	2	0	1	0	0	1	28	37	6.00	1.333
Gene Brabender, R ERA: 4.03	(7, 1)	1.0		7	4	4	3	0	1	0	0	0	1	0	6	10	27.00	5.000
Dick Hall, R ERA: 2.73	(8, 1)	1.0		4	0	0	0	2	0	0	1	0	0	0	7	8	0.00	0.000

PITCHER	IP	WLS	BF	H	R	ER	SO	BB	IBB	HBP	BLK	WP	HR	S	P	ERA	WHIP

Baltimore Orioles @ New York Yankees

Yankee Stadium, Bronx, NY

Wed Jun 22 1966, 7:05 PM EDT

Att. 17,239 - Unknown

livebaseballscorecards.com

TOP

Batter	1	2	3	4	5	6	7	8	9	AB	R	H	RBI	BB	SO	LOB
Luis Aparicio, R (1, 6) OBP: 0.275, SLG: 0.339	6-3		5-3			F8		1B (1-2)		4	0	1	0	0	0	1
Russ Snyder, L (1, 8) (9, 7) OBP: 0.396, SLG: 0.428	G5-4-3 1B			4-3		L7		B5		4	0	1	0	0	0	3
Frank Robinson, R (1, 9) OBP: 0.442, SLG: 0.641	G5-4-3 (1-2f)			F7			F7	F3		4	0	0	0	0	0	3
Brooks Robinson, R (1, 5) OBP: 0.331, SLG: 0.487		F7		4-3			HR BB 1B	F8		4	1	1	0	0	0	2
Boog Powell, L (1, 3) OBP: 0.397, SLG: 0.540		G3			F8		HR BB (1-2)		K (S S S)	3	1	0	0	1	1	0
Curt Blefary, L (1, 7) OBP: 0.352, SLG: 0.471 Paul Blair, R (9, 8) OBP: 0.258, SLG: 0.331		BB (B B B B)			F8		HR (1-H 2-H)		K (S S S)	3	1	1	3	1	1	0
										0	0	0	0	0	0	0
Davey Johnson, R (1, 4) OBP: 0.298, SLG: 0.370		F8			F9		6-3		5-3	4	0	0	0	0	0	1
Andy Etchebarren, R (1, 2) OBP: 0.297, SLG: 0.401			K (S S S)			2-3	F9			3	0	0	0	0	1	0
Steve Barber, L (1, 1) OBP: 0.097, SLG: 0.097			F8			1B		1B		3	0	2	0	0	0	0
Inning Stats	R: 0 E: 0 K: 0 S: 3 / H: 1 LOB: 0 BB: 0 P: 3	R: 0 E: 0 K: 0 S: 3 / H: 0 LOB: 1 BB: 1 P: 7	R: 0 E: 0 K: 1 S: 5 / H: 0 LOB: 0 BB: 0 P: 5	R: 0 E: 0 K: 0 S: 3 / H: 0 LOB: 0 BB: 0 P: 3	R: 0 E: 0 K: 0 S: 3 / H: 0 LOB: 0 BB: 0 P: 3	R: 0 E: 0 K: 0 S: 4 / H: 1 LOB: 1 BB: 0 P: 4	R: 3 E: 0 K: 0 S: 5 / H: 2 LOB: 0 BB: 1 P: 9	R: 0 E: 0 K: 0 S: 5 / H: 2 LOB: 2 BB: 0 P: 5	R: 0 E: 0 K: 2 S: 7 / H: 0 LOB: 0 BB: 0 P: 7	1B: 5 2B: 0 3B: 0 HR: 1	SF: 0 SAC: 0 DP: 1 HBP: 0	WP: 0 PB: 0 SB: 0 CS: 0	PA: 34			

	AB	32
	R	3
	H	6
	RBI	3
	BB	2
	SO	3
	LOB	10



PITCHER

PITCHER		IP	WLS	BF	H	R	ER	SO	BB	IBB	HBP	BLK	WP	HR	S	P	ERA	WHIP
Fred Talbot, R ERA: 4.93	(1, 1)	8.0	L	31	6	3	3	1	2	0	0	0	0	1	31	39	3.38	1.000
Steve Hamilton, L ERA: 2.59	(9, 1)	1.0		3	0	0	0	2	0	0	0	0	0	0	7	7	0.00	0.000

PITCHER

PITCHER	IP	WLS	BF	H	R	ER	SO	BB	IBB	HBP	BLK	WP	HR	S	P	ERA	WHIP

Batter	1	2	3	4	5	6	7	8	9	AB	R	H	RBI	BB	SO	LOB
Tom Tresh, S (1, 5) OBP: 0.346, SLG: 0.329	F4		F8			4-3		F7		4	0	0	0	0	0	1
Bobby Richardson, R (1, 4) OBP: 0.295, SLG: 0.330	6-3		5-3			B5-3			F9	4	0	0	0	0	0	0
Mickey Mantle, S (1, 8) OBP: 0.353, SLG: 0.410	BB			F9			BB G1-6-3		6-3	2	0	0	0	2	0	0
Joe Pepitone, L (1, 3) OBP: 0.276, SLG: 0.439	F5			P6			G1-6-3 1-2f		1B	4	0	1	0	0	0	2
Elston Howard, R (1, 2) OBP: 0.305, SLG: 0.374		K		G3			2B		K	4	0	1	0	0	2	1
Hector Lopez, R (1, 9) OBP: 0.436, SLG: 0.500		FC5-4 1B			1-3		K			3	0	1	0	0	1	1
Clete Boyer, R (1, 6) OBP: 0.261, SLG: 0.365		FC5-4 1-2f			P4			FC1-6 1B		3	0	1	0	0	0	1
Roy White, S (1, 7) OBP: 0.318, SLG: 0.385		L8			6-3			FC1-6 1-2f		3	0	0	0	0	0	2
Fred Talbot, R (1, 1) OBP: 0.207, SLG: 0.222			K			K		K		2	0	0	0	0	2	0
Lou Clinton, R (8, PH) OBP: 0.300, SLG: 0.377										1	0	0	0	0	1	1
Steve Hamilton, L (9, 1)										0	0	0	0	0	0	0
Inning Stats	R: 0 E: 0 K: 0 S: 3 H: 0 LOB: 1 BB: 1 P: 7	R: 0 E: 0 K: 1 S: 6 H: 1 LOB: 1 BB: 0 P: 6	R: 0 E: 0 K: 1 S: 5 H: 0 LOB: 0 BB: 0 P: 5	R: 0 E: 0 K: 0 S: 3 H: 0 LOB: 0 BB: 0 P: 3	R: 0 E: 0 K: 0 S: 3 H: 0 LOB: 0 BB: 0 P: 3	R: 0 E: 0 K: 1 S: 5 H: 0 LOB: 0 BB: 0 P: 5	R: 0 E: 0 K: 1 S: 5 H: 1 LOB: 1 BB: 1 P: 9	R: 0 E: 0 K: 1 S: 6 H: 1 LOB: 1 BB: 0 P: 6	R: 0 E: 0 K: 1 S: 6 H: 1 LOB: 1 BB: 0 P: 6	1B: 3 2B: 1 3B: 0 HR: 0 SF: 0 SAC: 0 DP: 1 HBP: 0	WP: 0 PB: 0 SB: 0 CS: 0 PA: 32					

PITCHER	IP	WLS	BF	H	R	ER	SO	BB	IBB	HBP	BLK	WP	HR	S	P	ERA	WHIP
Steve Barber, L (1, 1) ERA: 2.18	9.0	W	32	4	0	0	6	2	0	0	0	0	0	42	50	0.00	0.667

PITCHER	IP	WLS	BF	H	R	ER	SO	BB	IBB	HBP	BLK	WP	HR	S	P	ERA	WHIP

BOTTOM

Baltimore Orioles @ New York Yankees

Yankee Stadium, Bronx, NY

Wed Jun 22 1966, 7:05 PM EDT

Att. 17,239 - Unknown

livebaseballscorecards.com

AB	30
R	0
H	4
RBI	0
BB	2
SO	6
LOB	9

Batter	1	2	3	4	5	6	7	8	9	AB	R	H	RBI	BB	SO	LOB
Luis Aparicio, R (1, 6) OBP: 0.271, SLG: 0.334	F8		F6			F9		F9		4	0	0	0	0	0	0
Boog Powell, L (1, 3) OBP: 0.394, SLG: 0.532	4-1		K			G6-4-3 BB		K		3	0	0	0	1	2	0
Frank Robinson, R (1, 9) OBP: 0.436, SLG: 0.630	F7		L7			G6-4-3 1-2f			F8	4	0	0	0	0	0	1
Brooks Robinson, R (1, 5) OBP: 0.333, SLG: 0.509		HR		5-3			6-3		HR	4	2	2	2	0	0	0
Sam Bowens, R (1, 7) OBP: 0.311, SLG: 0.407		F8		K			6-3		HR	4	1	1	1	0	1	0
Davey Johnson, R (1, 4) OBP: 0.297, SLG: 0.368		K		F6			1B		K	4	0	1	0	0	2	0
Paul Blair, R (1, 8) OBP: 0.258, SLG: 0.336		2B 2B			5-3		F8		F2	4	1	1	0	0	0	1
Andy Etchebarren, R (1, 2) OBP: 0.301, SLG: 0.422		2-H 2B			F2			HR		3	1	2	2	0	0	0
Jim Palmer, R (1, 1) OBP: 0.184, SLG: 0.229		F9			K			K		3	0	0	0	0	2	1
Eddie Fisher, R (9, 1)										0	0	0	0	0	0	0
Inning Stats	R: 0 E: 0 K: 0 S: 3 H: 0 LOB: 0 BB: 0 P: 3	R: 2 E: 0 K: 1 S: 8 H: 3 LOB: 1 BB: 0 P: 8	R: 0 E: 0 K: 1 S: 5 H: 0 LOB: 0 BB: 0 P: 5	R: 0 E: 0 K: 1 S: 5 H: 0 LOB: 0 BB: 0 P: 5	R: 0 E: 0 K: 1 S: 5 H: 0 LOB: 0 BB: 0 P: 5	R: 0 E: 0 K: 0 S: 2 H: 0 LOB: 0 BB: 1 P: 6	R: 0 E: 0 K: 0 S: 4 H: 1 LOB: 1 BB: 0 P: 4	R: 1 E: 0 K: 2 S: 8 H: 1 LOB: 0 BB: 0 P: 8	R: 2 E: 0 K: 1 S: 7 H: 2 LOB: 0 BB: 0 P: 7	1B: 1 2B: 2 3B: 0 HR: 4 SF: 0 SAC: 0 DP: 1 HBP: 0	WP: 0 PB: 0 SB: 0 CS: 0 PA: 34					

PITCHER		IP	WLS	BF	H	R	ER	SO	BB	IBB	HBP	BLK	WP	HR	S	P	ERA	WHIP
Al Downing, L ERA: 3.35	(1, 1)	7.0	L	25	4	2	2	4	1	0	0	0	0	1	32	36	2.57	0.714
Pedro Ramos, R ERA: 3.91	(8, 1)	2.0		9	3	3	3	3	0	0	0	0	0	3	15	15	13.50	1.500

PITCHER		IP	WLS	BF	H	R	ER	SO	BB	IBB	HBP	BLK	WP	HR	S	P	ERA	WHIP

TOP

Baltimore Orioles @ New York Yankees

Yankee Stadium, Bronx, NY

Thu Jun 23 1966, 3:33 AM EDT

Att. 10,640 - Unknown

livebaseballscorecards.com

AB	33
R	5
H	7
RBI	5
BB	1
SO	7
LOB	3

Batter	1	2	3	4	5	6	7	8	9	AB	R	H	RBI	BB	SO	LOB
Tom Tresh, S (1, 5) OBP: 0.347, SLG: 0.330	G6-3 1B		1-2 1B		4-3 ②		4-3 ③		K ③	5	0	2	0	0	1	2
Bobby Richardson, R (1, 4) OBP: 0.290, SLG: 0.325	G6-3 ①② 1-2f		F8 ② 2-3		6-3 ③			F5 ①		4	0	0	0	0	0	3
Mickey Mantle, S (1, 8) OBP: 0.351, SLG: 0.424 Ray Barker, L (9, 3) OBP: 0.300, SLG: 0.538	K2-3 ③		K ③			F3 ①		HR		4 0	1 0	1 0	1 0	0 0	2 0	2 0
Joe Pepitone, L (1, 3) OBP: 0.280, SLG: 0.453 (9, 8)		L6-4 E 1B		HR		F7 ②		L7 ②		4	1	2	1	0	0	0
Roger Maris, L (1, 9) OBP: 0.296, SLG: 0.357		E3 1-2		4-3 ①		1B 1B		K ③		4	0	1	0	0	1	1
Elston Howard, R (1, 2) OBP: 0.309, SLG: 0.376		F4 ①		5-3 ②		1-2 1B			FC3-6 1B	4	0	2	0	0	0	2
Roy White, S (1, 7) OBP: 0.317, SLG: 0.382		L6-4 ②③ 2-3		1B		F7 ③			FC3-6 ① 4-1 BB 1-2f	4	0	1	0	0	0	5
Clete Boyer, R (1, 6) OBP: 0.265, SLG: 0.364			FC1-6 1B	G3 ③			6-3 ①		4-1 1-2 BB	3	0	1	0	1	0	1
Al Downing, R (1, 1) OBP: 0.207, SLG: 0.250 Billy Bryan, L (7, PH) OBP: 0.186, SLG: 0.177 Pedro Ramos, S (8, 1) OBP: 0.167, SLG: 0.167 Jake Gibbs, L (9, PH) OBP: 0.393, SLG: 0.447			FC1-6 ① F8 1B 1-2f		K ①		F8 ②		4-1 ② 1-2 2-3	2 1 0 1	0 0 0 0	0 0 0 0	0 0 0 0	0 0 0 0	1 0 0 0	1 0 0 2
Inning Stats	R: 0 H: 1 E: 0 LOB: 0 K: 1 BB: 0 S: 5 P: 5	R: 0 H: 1 E: 1 LOB: 1 K: 0 BB: 0 S: 4 P: 4	R: 0 H: 2 E: 0 LOB: 2 K: 1 BB: 0 S: 7 P: 7	R: 1 H: 2 E: 0 LOB: 1 K: 0 BB: 0 S: 5 P: 5	R: 0 H: 0 E: 0 LOB: 0 K: 1 BB: 0 S: 5 P: 5	R: 0 H: 2 E: 0 LOB: 2 K: 0 BB: 0 S: 5 P: 5	R: 0 H: 0 E: 0 LOB: 0 K: 0 BB: 0 S: 3 P: 3	R: 1 H: 1 E: 0 LOB: 0 K: 1 BB: 0 S: 6 P: 6	R: 0 H: 1 E: 0 LOB: 2 K: 1 BB: 1 S: 6 P: 10	1B: 8 SF: 0 2B: 1 SAC: 0 3B: 0 DP: 2 HR: 2 HBP: 0						

PITCHER		IP	WLS	BF	H	R	ER	SO	BB	IBB	HBP	BLK	WP	HR	S	P	ERA	WHIP
Jim Palmer, R ERA: 3.58	(1, 1)	8.1	W	35	10	2	2	4	1	0	0	0	0	2	42	46	2.16	1.320
Eddie Fisher, R ERA: 2.17	(9, 1)	0.2	S	2	0	0	0	1	0	0	0	0	0	0	4	4	0.00	0.000

PITCHER	IP	WLS	BF	H	R	ER	SO	BB	IBB	HBP	BLK	WP	HR	S	P	ERA	WHIP

BOTTOM

Baltimore Orioles @ New York Yankees

Yankee Stadium, Bronx, NY

Thu Jun 23 1966, 3:33 AM EDT

Att. 10,640 - Unknown

livebaseballscorecards.com

AB	36
R	2
H	10
RBI	2
BB	1
SO	5
LOB	19

1B: 8 SF: 0 WP: 0 PA: 37
2B: 1 SAC: 0 PB: 0
3B: 0 DP: 2 SB: 0
HR: 2 HBP: 0 CS: 0

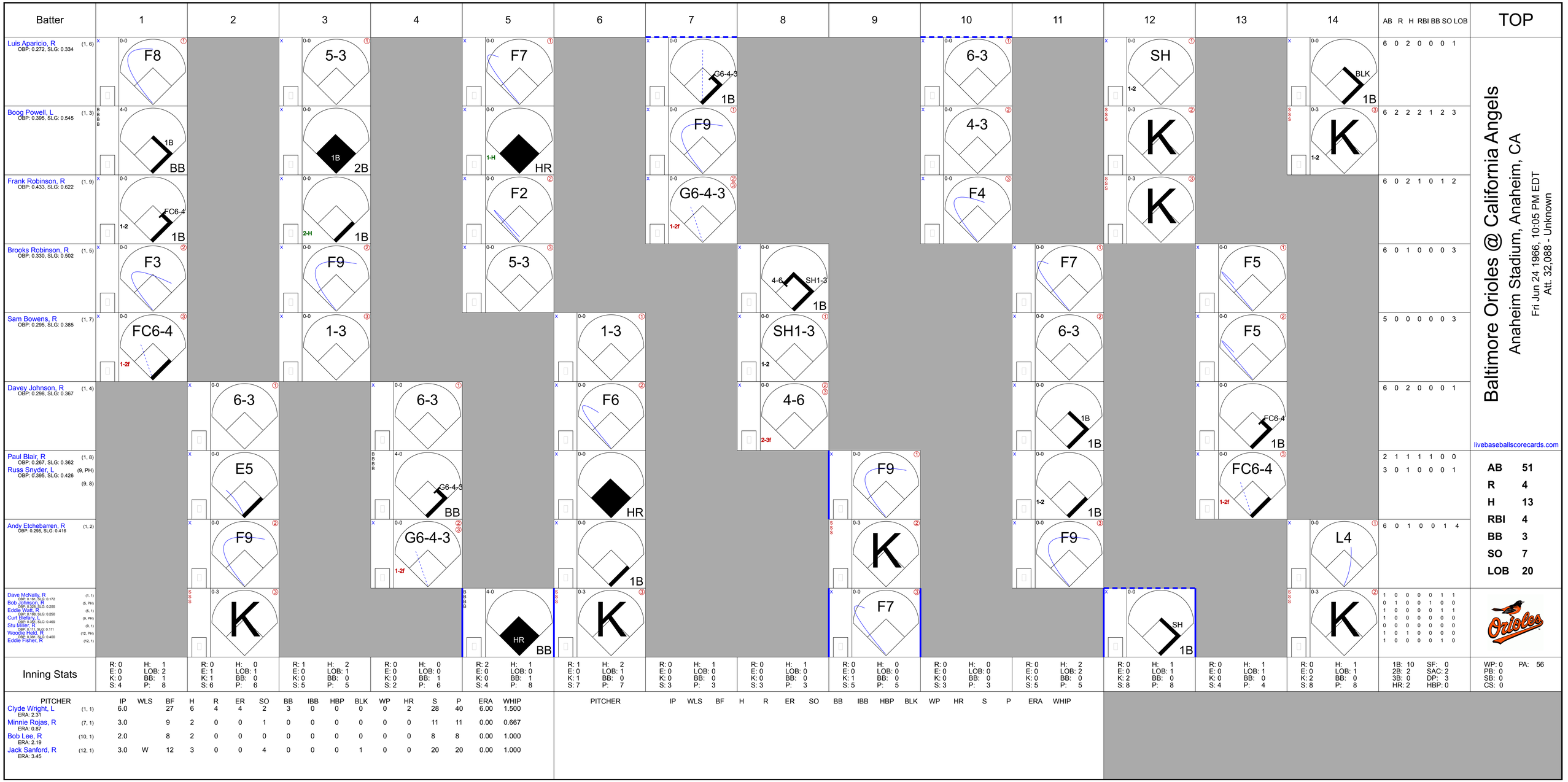
Batter
1
2
3
4
5
6
7
8
9
10
11
12
13
14
AB R H RBI BB SO LOB
TOP
Luis Aparicio, R (1, 6) OBP: 0.272, SLG: 0.334
F8
5-3
F7
G6-4-3
1B
6-3
SH
1-2
BLK
1B
6 0 2 0 0 0 1
Boog Powell, L (1, 3) OBP: 0.395, SLG: 0.545
BB
1B
1B
2B
1-H
HR
F9
4-3
K
K
6 2 2 2 1 2 3
Frank Robinson, R (1, 9) OBP: 0.433, SLG: 0.622
FC6-4
1-2
1B
2-H
1B
F2
G6-4-3
1-2f
F4
K
6 0 2 1 0 1 2
Brooks Robinson, R (1, 5) OBP: 0.330, SLG: 0.502
F3
F9
5-3
4-6
SH1-3
1B
F7
F5
6 0 1 0 0 0 3
Sam Bowens, R (1, 7) OBP: 0.295, SLG: 0.385
FC6-4
1-2f
1-3
1-3
SH1-3
1-2
6-3
F5
5 0 0 0 0 0 3
Davey Johnson, R (1, 4) OBP: 0.298, SLG: 0.367
6-3
6-3
F6
4-6
2-3f
1B
FC6-4
1B
6 0 2 0 0 0 1
Paul Blair, R (1, 8) OBP: 0.267, SLG: 0.362
Russ Snyder, L (9, PH) OBP: 0.395, SLG: 0.426 (9, 8)
E5
BB
G6-4-3
HR
F9
1-2
1B
FC6-4
1-2f
2 1 1 1 1 0 0
3 0 1 0 0 0 1
Andy Etchebarren, R (1, 2) OBP: 0.298, SLG: 0.416
F9
G6-4-3
1-2f
1B
K
F9
L4
6 0 1 0 0 1 4
Dave McNally, R (1, 1) OBP: 0.161, SLG: 0.172
Bob Johnson, R (5, PH) OBP: 0.028, SLG: 0.255
Eddie Watt, R (5, 1) OBP: 0.188, SLG: 0.250
Curt Blefary, L (9, PH) OBP: 0.238, SLG: 0.469
Stu Miller, R (9, 1) OBP: 0.111, SLG: 0.111
Woodie Held, R (12, PH) OBP: 0.361, SLG: 0.400
Eddie Fisher, R (12, 1)
K
HR
BB
K
F7
SH
1B
K
1 0 0 0 0 1 1
0 1 0 0 1 0 0
1 0 0 0 0 1 1
1 0 0 0 0 0 0
0 0 0 0 0 0 0
1 0 1 0 0 0 0
1 0 0 0 0 1 0
Baltimore Orioles @ California Angels
Anaheim Stadium, Anaheim, CA
Fri Jun 24 1966, 10:05 PM EDT
Att. 32,088 - Unknown
livebaseballscorecards.com
AB 51
R 4
H 13
RBI 4
BB 3
SO 7
LOB 20
Inning Stats
R: 0 E: 0 K: 0 S: 4 H: 1 LOB: 2 BB: 1 P: 8
R: 0 E: 1 K: 1 S: 6 H: 0 LOB: 1 BB: 0 P: 6
R: 1 E: 0 K: 0 S: 5 H: 2 LOB: 1 BB: 0 P: 5
R: 0 E: 0 K: 0 S: 2 H: 0 LOB: 0 BB: 1 P: 6
R: 2 E: 0 K: 0 S: 4 H: 1 LOB: 0 BB: 1 P: 8
R: 1 E: 0 K: 1 S: 7 H: 2 LOB: 1 BB: 0 P: 7
R: 0 E: 0 K: 0 S: 3 H: 1 LOB: 0 BB: 0 P: 3
R: 0 E: 0 K: 0 S: 3 H: 1 LOB: 0 BB: 0 P: 3
R: 0 E: 0 K: 1 S: 5 H: 0 LOB: 0 BB: 0 P: 5
R: 0 E: 0 K: 0 S: 3 H: 0 LOB: 0 BB: 0 P: 3
R: 0 E: 0 K: 0 S: 5 H: 2 LOB: 2 BB: 0 P: 5
R: 0 E: 0 K: 2 S: 8 H: 1 LOB: 1 BB: 0 P: 8
R: 0 E: 0 K: 0 S: 4 H: 1 LOB: 1 BB: 0 P: 4
R: 0 E: 0 K: 2 S: 8 H: 1 LOB: 1 BB: 0 P: 8
1B: 10 2B: 2 3B: 0 HR: 2
SF: 0 SAC: 2 DP: 3 HBP: 0
WP: 0 PB: 0 SB: 0 CS: 0
PA: 56
PITCHER IP WLS BF H R ER SO BB IBB HBP BLK WP HR S P ERA WHIP
Clyde Wright, L (1, 1) ERA: 2.31 6.0 27 6 4 4 2 3 0 0 0 0 2 28 40 6.00 1.500
Minnie Rojas, R (7, 1) ERA: 0.87 3.0 9 2 0 0 1 0 0 0 0 0 0 11 11 0.00 0.667
Bob Lee, R (10, 1) ERA: 2.19 2.0 8 2 0 0 0 0 0 0 0 0 0 8 8 0.00 1.000
Jack Sanford, R (12, 1) ERA: 3.45 3.0 W 12 3 0 0 4 0 0 0 1 0 0 20 20 0.00 1.000
PITCHER IP WLS BF H R ER SO BB IBB HBP BLK WP HR S P ERA WHIP

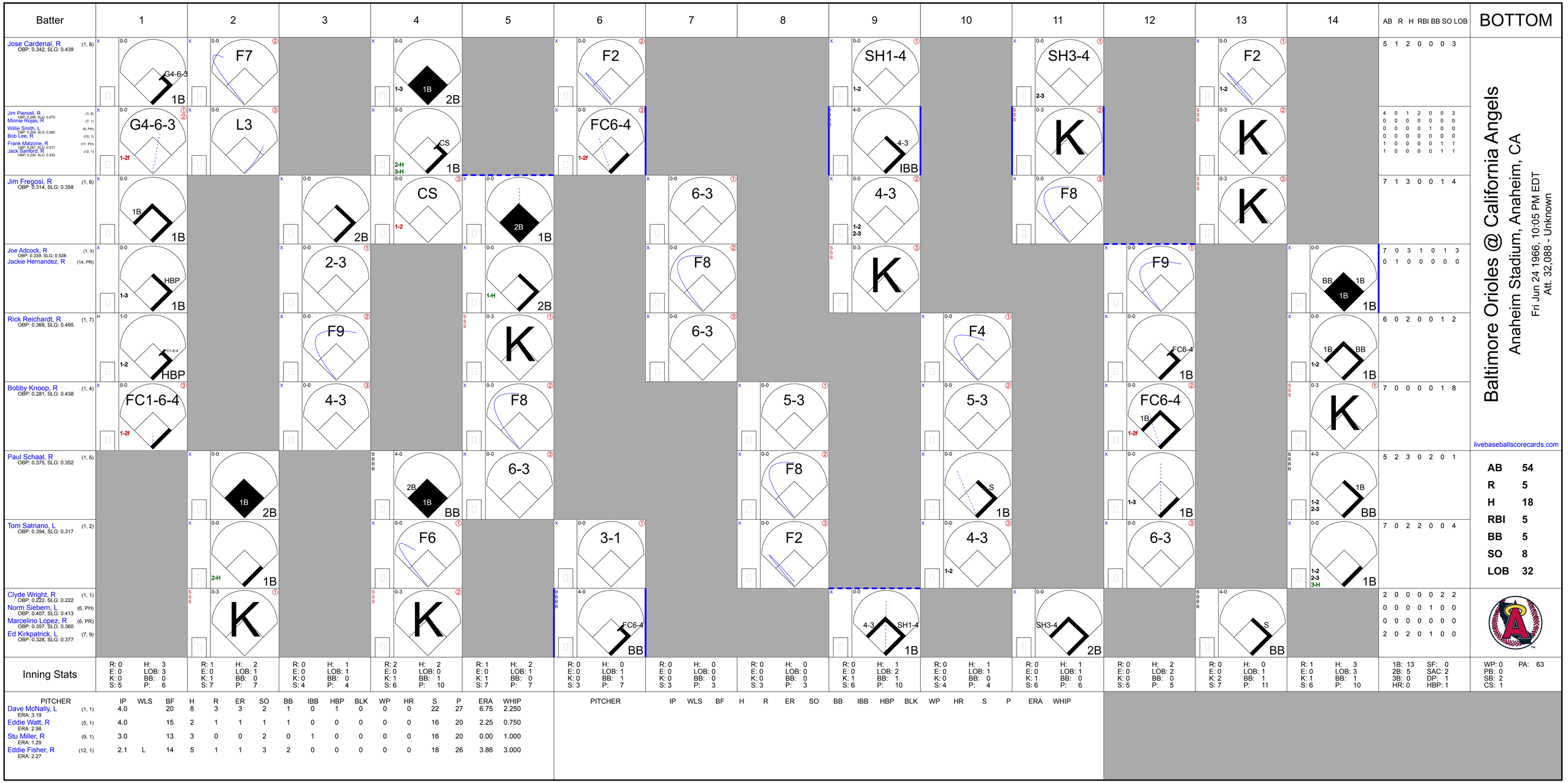
Batter
1
2
3
4
5
6
7
8
9
10
11
12
13
14
AB R H RBI BB SO LOB
BOTTOM
Jose Cardenal, R (1, 8)
OBP: 0.342, SLG: 0.439
5 1 2 0 0 0 3
Jim Piersall, R (1, 9)
OBP: 0.286, SLG: 0.270
Minnie Rojas, R (7, 1)
Willie Smith, L (9, PH)
OBP: 0.264, SLG: 0.282
Bob Lee, R (10, 1)
Frank Malzone, R (11, PH)
OBP: 0.261, SLG: 0.317
Jack Sanford, R (12, 1)
OBP: 0.255, SLG: 0.333
4 0 1 2 0 0 3
0 0 0 0 0 0 0
0 0 0 0 1 0 0
0 0 0 0 0 0 0
1 0 0 0 0 1 1
1 0 0 0 0 1 1
Jim Fregosi, R (1, 6)
OBP: 0.314, SLG: 0.358
7 1 3 0 0 1 4
Joe Adcock, R (1, 3)
OBP: 0.339, SLG: 0.528
Jackie Hernandez, R (14, PR)
7 0 3 1 0 1 3
0 1 0 0 0 0 0
Baltimore Orioles @ California Angels
Anaheim Stadium, Anaheim, CA
Fri Jun 24 1966, 10:05 PM EDT
Att. 32,088 - Unknown
Rick Reichardt, R (1, 7)
OBP: 0.368, SLG: 0.495
6 0 2 0 0 1 2
Bobby Knoop, R (1, 4)
OBP: 0.281, SLG: 0.438
7 0 0 0 0 1 8
livebaseballscorecards.com
Paul Schaal, R (1, 5)
OBP: 0.375, SLG: 0.352
5 2 3 0 2 0 1
AB 54
R 5
H 18
RBI 5
BB 5
SO 8
LOB 32
Tom Satriano, L (1, 2)
OBP: 0.394, SLG: 0.317
7 0 2 2 0 0 4
Clyde Wright, R (1, 1)
OBP: 0.222, SLG: 0.222
Norm Siebern, L (6, PH)
OBP: 0.407, SLG: 0.413
Marcelino Lopez, R (6, PR)
OBP: 0.357, SLG: 0.360
Ed Kirkpatrick, L (7, 9)
OBP: 0.328, SLG: 0.377
2 0 0 0 0 2 2
0 0 0 0 1 0 0
0 0 0 0 0 0 0
2 0 2 0 1 0 0
Inning Stats
R: 0 E: 0 K: 0 S: 5
H: 3 LOB: 3 BB: 0 P: 6
R: 1 E: 0 K: 1 S: 7
H: 2 LOB: 1 BB: 0 P: 7
R: 0 E: 0 K: 0 S: 4
H: 1 LOB: 1 BB: 0 P: 4
R: 2 E: 0 K: 1 S: 6
H: 2 LOB: 0 BB: 1 P: 10
R: 1 E: 0 K: 1 S: 7
H: 2 LOB: 1 BB: 0 P: 7
R: 0 E: 0 K: 0 S: 3
H: 0 LOB: 1 BB: 1 P: 7
R: 0 E: 0 K: 0 S: 3
H: 0 LOB: 0 BB: 0 P: 3
R: 0 E: 0 K: 0 S: 3
H: 0 LOB: 0 BB: 0 P: 3
R: 0 E: 0 K: 1 S: 6
H: 1 LOB: 2 BB: 1 P: 10
R: 0 E: 0 K: 0 S: 4
H: 1 LOB: 1 BB: 0 P: 4
R: 0 E: 0 K: 1 S: 6
H: 1 LOB: 1 BB: 0 P: 6
R: 0 E: 0 K: 0 S: 5
H: 2 LOB: 2 BB: 0 P: 5
R: 0 E: 0 K: 2 S: 7
H: 0 LOB: 1 BB: 1 P: 11
R: 1 E: 0 K: 1 S: 6
H: 3 LOB: 3 BB: 1 P: 10
1B: 13 2B: 5 3B: 0 HR: 0
SF: 0 SAC: 2 DP: 1 HBP: 1
WP: 0 PB: 0 SB: 2 CS: 1
PA: 63
PITCHER IP WLS BF H R ER SO BB IBB HBP BLK WP HR S P ERA WHIP
Dave McNally, L (1, 1) ERA: 3.19 4.0 20 8 3 3 2 1 0 1 0 0 0 0 22 27 6.75 2.250
Eddie Watt, R (5, 1) ERA: 2.98 4.0 15 2 1 1 1 0 0 0 0 0 0 0 16 20 2.25 0.750
Stu Miller, R (9, 1) ERA: 1.29 3.0 13 3 0 0 2 0 1 0 0 0 0 0 16 20 0.00 1.000
Eddie Fisher, R (12, 1) ERA: 2.27 2.1 L 14 5 1 1 3 2 0 0 0 0 0 0 18 26 3.86 3.000
PITCHER IP WLS BF H R ER SO BB IBB HBP BLK WP HR S P ERA WHIP

Baltimore Orioles @ California Angels

Anaheim Stadium, Anaheim, CA

Sat Jun 25 1966, 10:05 PM EDT

Att. 35,174 - Unknown

TOP

livebaseballscorecards.com

Batter	1	2	3	4	5	6	7	8	9	AB	R	H	RBI	BB	SO	LOB
Luis Aparicio, R (1, 6) OBP: 0.269, SLG: 0.330	S S S 0-3 ① K		x 0-0 ① 6-3		x 0-0 ③ F3			x 0-0 ② F3		4	0	0	0	0	1	1
Boog Powell, L (1, 3) OBP: 0.393, SLG: 0.540	S S S 0-3 ② K		S S S 0-3 ② K			x 0-0 ① F7		x 0-0 1-3 1B		4	0	1	0	0	2	0
Frank Robinson, R (1, 9) OBP: 0.434, SLG: 0.620	x 0-0 1B 1B		x 0-0 FC5-4 1B			x 0-0 ② F5		x 0-0 ③ F7		4	0	2	0	0	0	2
Brooks Robinson, R (1, 5) OBP: 0.329, SLG: 0.498	x 0-0 FC6-4 1-2 1B		x 0-0 ③ FC5-4 1-2f			x 0-0 ③ F8			x 0-0 ① L5	4	0	1	0	0	0	1
Sam Bowens, R (1, 7) OBP: 0.293, SLG: 0.411 Russ Snyder, L (9, 7) OBP: 0.395, SLG: 0.426	x 0-0 ③ FC6-4 1-2f			x 0-0 ① 6-3			x 0-0 ① F2		x 0-0 HR	4 0	1 0	1 0	1 0	0 0	0 0	2 0
Davey Johnson, R (1, 4) OBP: 0.297, SLG: 0.362		x 0-0 ① F9		x 0-0 ② F9			x 0-0 ② F8		B B B B 4-0 1B BB	3	0	0	0	1	0	0
Paul Blair, R (1, 8) OBP: 0.266, SLG: 0.359		x 0-0 ② F9		x 0-0 ③ 1-3			x 0-0 ③ F7		x 0-0 1-2 1B	4	0	1	0	0	0	0
Andy Etchebarren, R (1, 2) OBP: 0.301, SLG: 0.415		x 0-0 1B			S S S 0-3 ① K			B B B B 4-0 1B BB	x 0-0 ② L6	3	0	1	0	1	1	2
Wally Bunker, R (1, 1) OBP: 0.171, SLG: 0.156 Bob Johnson, R (9, PH) OBP: 0.322, SLG: 0.250 Dick Hall, R (9, 1) OBP: 0.250, SLG: 0.250		S S S 0-3 ③ K			S S S 0-3 ② K			S S S 0-3 ① K	x 0-0 ③ 3-1	3 1 0	0 0 0	0 0 0	0 0 0	0 0 0	3 0 0	2 2 0
Inning Stats	R: 0 H: 2 E: 0 LOB: 2 K: 2 BB: 0 S: 9 P: 9	R: 0 H: 1 E: 0 LOB: 1 K: 1 BB: 0 S: 6 P: 6	R: 0 H: 1 E: 0 LOB: 1 K: 1 BB: 0 S: 6 P: 6	R: 0 H: 0 E: 0 LOB: 0 K: 0 BB: 0 S: 3 P: 3	R: 0 H: 0 E: 0 LOB: 0 K: 2 BB: 0 S: 7 P: 7	R: 0 H: 0 E: 0 LOB: 0 K: 0 BB: 0 S: 3 P: 3	R: 0 H: 0 E: 0 LOB: 0 K: 0 BB: 0 S: 3 P: 3	R: 0 H: 1 E: 0 LOB: 2 K: 1 BB: 1 S: 6 P: 10	R: 1 H: 2 E: 0 LOB: 2 K: 0 BB: 1 S: 5 P: 9	1B: 6 SF: 0 2B: 0 SAC: 0 3B: 0 DP: 0 HR: 1 HBP: 0						

PITCHER	IP	WLS	BF	H	R	ER	SO	BB	IBB	HBP	BLK	WP	HR	S	P	ERA	WHIP
George Brunet, L (1, 1) ERA: 3.09	9.0	L	36	7	1	1	7	2	0	0	0	0	1	48	56	1.00	1.000

PITCHER	IP	WLS	BF	H	R	ER	SO	BB	IBB	HBP	BLK	WP	HR	S	P	ERA	WHIP

AB	34
R	1
H	7
RBI	1
BB	2
SO	7
LOB	12

WP: 0 PA: 36
PB: 0
SB: 0
CS: 0

Baltimore Orioles @ California Angels

Anaheim Stadium, Anaheim, CA

Sat Jun 25 1966, 10:05 PM EDT

Att. 35,174 - Unknown

BOTTOM

Batter	1	2	3	4	5	6	7	8	9	AB	R	H	RBI	BB	SO	LOB
Jose Cardenal, R (1, 8) OBP: 0.340, SLG: 0.436	K		6-3		CS 1B			F7		4	0	1	0	0	1	0
Ed Kirkpatrick, L (1, 9) OBP: 0.326, SLG: 0.369	K		3-1		CS 1-2	F9		1B BB		3	0	0	0	1	1	0
Jim Fregosi, R (1, 6) OBP: 0.317, SLG: 0.358	S BB		F9			FC4-6 1B		F8		3	0	1	0	1	0	1
Norm Siebern, L (1, 3) OBP: 0.415, SLG: 0.418	1-2 BB			1B		FC4-6 1-2f		1-3 1B		3	0	2	0	1	0	1
Rick Reichardt, R (1, 7) OBP: 0.362, SLG: 0.486	K			L5		4-3		L3		4	0	0	0	0	1	6
Bobby Knoop, R (1, 4) OBP: 0.278, SLG: 0.432		6-3		F9			K		K	4	0	0	0	0	2	1
Tom Satriano, L (1, 2) OBP: 0.373, SLG: 0.297		F5		F8			4-3		6-3	4	0	0	0	0	0	1
Paul Schaal, R (1, 5) OBP: 0.379, SLG: 0.354 Willie Smith, L (9, PH) OBP: 0.252, SLG: 0.279		BB			F7		1B		K	2 1	0 0	1 0	0 0	1 0	0 1	0 0
George Brunet, R (1, 1) OBP: 0.125, SLG: 0.250		F7			K		K			3	0	0	0	0	2	2

livebaseballscorecards.com

AB	31
R	0
H	5
RBI	0
BB	4
SO	8
LOB	12

Inning Stats	1	2	3	4	5	6	7	8	9	1B: 5	SF: 0	WP: 0	PA: 36
R:	0	0	0	0	0	0	0	0	0	2B: 0	SAC: 0	PB: 0	
E:	0	0	0	1	0	0	0	0	0	3B: 0	DP: 0	SB: 1	
K:	3	0	0	0	1	1	2	0	2	HR: 0	HBP: 0	CS: 1	
S:	9	3	3	4	5	4	8	4	7				
H:	0	0	0	1	1	1	1	1	0				
LOB:	2	1	0	1	0	1	1	2	0				
BB:	2	1	0	0	0	0	0	1	0				
P:	17	7	3	4	5	4	8	8	7				

PITCHER		IP	WLS	BF	H	R	ER	SO	BB	IBB	HBP	BLK	WP	HR	S	P	ERA	WHIP
Wally Bunker, R ERA: 3.95	(1, 1)	8.0	W	32	5	0	0	6	4	0	0	0	0	0	40	56	0.00	1.125
Dick Hall, R ERA: 2.64	(9, 1)	1.0	S	3	0	0	0	2	0	0	0	0	0	0	7	7	0.00	0.000

PITCHER	IP	WLS	BF	H	R	ER	SO	BB	IBB	HBP	BLK	WP	HR	S	P	ERA	WHIP

Batter	1	2	3	4	5	6	7	8	9	AB	R	H	RBI	BB	SO	LOB
Luis Aparicio, R (1, 6) OBP: 0.270, SLG: 0.340	F7	4-3		FC1-6-5 1B 2-3		HR		FC4-6 1B 1-2f E 3-H	S 1B 1B	6	3	2	2	0	0	2
Russ Snyder, L (1, 8) (8, 7) OBP: 0.410, SLG: 0.455	BB BB 1B 1B	1B 3B		1-3 1B		1B 1B		F9	1B 1-H 1B 1B	6	3	5	1	0	0	1
Frank Robinson, R (1, 9) OBP: 0.442, SLG: 0.624	BBB 4-0 BB 1-2 1B BB	0-0 3-H 1B		F3		1-3 1B		E8 1-H 1B 1B	1B 1-2 E 1B	5	3	4	1	1	0	2
Brooks Robinson, R (1, 5) OBP: 0.332, SLG: 0.497	BBBB 4-0 1B 1-2 2-3 1B BB	5-3		L4		F7		2-H 1B 1B	E 1-2 2-H 1B	5	2	2	2	1	0	5
Boog Powell, L (1, 3) OBP: 0.399, SLG: 0.541	1B 1-3 2-H 3-H 1B		BBBB 4-0 BB		F5		F8	2B 2-H 1B	E9 1-3 2-H 1B	5	0	3	4	1	0	0
Curt Blefary, L (1, 7) OBP: 0.348, SLG: 0.468 Eddie Fisher, R (8, 1)	K		F4		G3		L4	1-3 2B	K	5 1	0 0	1 0	0 0	0 0	1 1	3 2
Davey Johnson, R (1, 4) OBP: 0.295, SLG: 0.359	1-2 3-H 1B		K		5-3		F7	F8		5	0	1	1	0	1	4
Andy Etchebarren, R (1, 2) OBP: 0.299, SLG: 0.408	K		F8			F9		1B FC4-6 BB	K	4	1	0	0	1	2	3
Frank Bertaina, L (1, 1) OBP: 0.133, SLG: 0.071 Moe Drabowsky, R (3, 1) OBP: 0.500, SLG: 0.500 Bob Johnson, R (6, PH) OBP: 0.317, SLG: 0.245 John Miller, R (6, 1) Sam Bowens, R (8, PH) OBP: 0.300, SLG: 0.417 Jim Palmer, R (8, PR) OBP: 0.184, SLG: 0.229 Paul Blair, R (8, 8) OBP: 0.264, SLG: 0.356		4-3		FC1-6-3 2B		5-3		FC4-6 1-3 1B	6-3	1 1 1 0 1 1 1	0 0 0 0 0 0 0	0 1 0 0 1 0 0	0 0 0 0 0 0 0	0 0 0 0 0 0 0	0 0 0 0 0 0 0	0 0 0 0 0 0 0
Inning Stats	R: 3 E: 0 K: 2 S: 10 H: 3 LOB: 2 BB: 2 P: 18	R: 1 E: 0 K: 0 S: 5 H: 2 LOB: 1 BB: 0 P: 5	R: 0 E: 0 K: 1 S: 5 H: 0 LOB: 1 BB: 1 P: 9	R: 0 E: 0 K: 0 S: 5 H: 2 LOB: 2 BB: 0 P: 5	R: 0 E: 0 K: 0 S: 3 H: 0 LOB: 0 BB: 0 P: 3	R: 1 E: 0 K: 0 S: 6 H: 3 LOB: 2 BB: 0 P: 6	R: 0 E: 0 K: 0 S: 3 H: 0 LOB: 0 BB: 0 P: 3	R: 4 E: 1 K: 0 S: 8 H: 5 LOB: 3 BB: 1 P: 12	R: 3 E: 1 K: 2 S: 12 H: 5 LOB: 2 BB: 0 P: 12	1B: 16 2B: 2 3B: 1 HR: 1 SF: 0 SAC: 0 DP: 0 HBP: 0						

PITCHER		IP	WLS	BF	H	R	ER	SO	BB	IBB	HBP	BLK	WP	HR	S	P	ERA	WHIP
Dean Chance, R ERA: 3.56	(1, 1)	2.0		13	5	4	4	2	2	0	0	0	0	0	15	23	18.00	3.500
Howie Reed, R ERA: 2.11	(3, 1)	3.2		17	5	1	1	1	1	0	0	0	0	1	18	22	2.46	1.636
Minnie Rojas, R ERA: 1.64	(6, 1)	2.0	L	9	2	4	4	0	1	0	0	0	0	0	8	12	18.00	1.500
Bob Lee, R ERA: 2.36	(8, 1)	0.0		3	3	0	0	0	0	0	0	0	0	0	3	3	∞	∞
Jim McGlothlin, R ERA: 3.88	(8, 1)	1.0		8	5	3	3	1	0	0	0	0	0	0	10	10	27.00	5.000

PITCHER		IP	WLS	BF	H	R	ER	SO	BB	IBB	HBP	BLK	WP	HR	S	P	ERA	WHIP
Lew Burdette, R ERA: 2.48	(9, 1)	0.1		1	0	0	0	1	0	0	0	0	0	0	3	3	0.00	0.000

TOP

Baltimore Orioles @ California Angels

Anaheim Stadium, Anaheim, CA

Sun Jun 26 1966, 6:33 AM EDT

Att. 23,314 - Unknown

livebaseballscorecards.com

AB	47
R	12
H	20
RBI	11
BB	4
SO	5
LOB	22

WP: 0 PA: 51
PB: 0
SB: 1
CS: 0

BOTTOM

Baltimore Orioles @ California Angels

Anaheim Stadium, Anaheim, CA

Sun Jun 26 1966, 6:33 AM EDT

Att. 23,314 - Unknown

Batter	1	2	3	4	5	6	7	8	9	AB	R	H	RBI	BB	SO	LOB
Jose Cardenal, R (1, 8) OBP: 0.335, SLG: 0.429	F7	F7		6-3		SH1-3 1-2		FC6-4 S 1-2f 2-3		4	0	0	0	0	0	3
Paul Schaal, R (1, 5) OBP: 0.377, SLG: 0.348 Norm Siebern, L (8, PH) OBP: 0.412, SLG: 0.415 Jackie Hernandez, R (9, 5)	E5 BB HR	BBB 1-2 BB		F5		F3		SSS K 1-2		3 1 0	1 0 0	0 0 0	0 0 0	1 0 0	0 1 0	1 2 0
Jim Fregosi, R (1, 6) OBP: 0.321, SLG: 0.364	BBBB 1-2 HR BB	F5		HR 1B		F4			6-3 2B	4	2	2	0	1	0	3
Joe Adcock, R (1, 3) OBP: 0.341, SLG: 0.545	F8		BBBB 6-3 1B 1B BB	1-H HR			F9		6-3 2-3	4	2	1	2	1	0	3
Rick Reichardt, R (1, 7) OBP: 0.363, SLG: 0.498	1-H 2-H HR		1-2 6-3 1B 1B	4-3			5-3		F3	5	2	2	3	0	0	1
Jackie Warner, R (1, 9) OBP: 0.292, SLG: 0.448 Minnie Rojas, R (6, 1) Bob Lee, R (8, 1) Jim McGlothlin, R (8, 1) OBP: 0.158, SLG: 0.176 Lew Burdette, R (9, 1) Willie Smith, L (9, PH) OBP: 0.250, SLG: 0.276	1B	SSS K	SSS K		SSS K		4-3		L8	3 1 0 0 0 1	0 0 0 0 0 0	1 0 0 0 0 0	0 0 0 0 0 0	0 0 0 0 0 0	2 0 0 0 0 0	2 0 0 0 0 1
Bobby Knoop, R (1, 4) OBP: 0.277, SLG: 0.429	SSS K		1-2 2-3 6-3		F3			FC6-4 BB 1B		4	0	1	0	0	1	3
Tom Satriano, L (1, 2) OBP: 0.380, SLG: 0.299		G3	2-H 3-H 1B		F8			BBBB FC6-4 1-2 BB		3	0	1	2	1	0	0
Dean Chance, R (1, 1) OBP: 0.027, SLG: 0.027 Frank Malzone, R (2, PH) OBP: 0.271, SLG: 0.328 Howie Reed, R (3, 1) Ed Kirkpatrick, L (6, 9) OBP: 0.328, SLG: 0.367		SSS BB 1B	SSS K			BBBB SH1-3 BB		F8		0 1 1 1	0 0 0 0	0 1 0 0	0 0 0 0	0 0 0 1	0 0 1 0	0 0 1 2
Inning Stats	R: 3 E: 1 K: 1 S: 8 H: 2 LOB: 1 BB: 1 P: 12	R: 0 E: 0 K: 0 S: 4 H: 1 LOB: 2 BB: 1 P: 8	R: 2 E: 0 K: 2 S: 9 H: 2 LOB: 1 BB: 1 P: 13	R: 2 E: 0 K: 0 S: 5 H: 2 LOB: 0 BB: 0 P: 5	R: 0 E: 0 K: 1 S: 5 H: 0 LOB: 0 BB: 0 P: 5	R: 0 E: 0 K: 0 S: 3 H: 0 LOB: 1 BB: 1 P: 7	R: 0 E: 0 K: 0 S: 3 H: 0 LOB: 0 BB: 0 P: 3	R: 0 E: 0 K: 1 S: 6 H: 1 LOB: 2 BB: 1 P: 10	R: 0 E: 0 K: 0 S: 4 H: 1 LOB: 1 BB: 0 P: 4	1B: 6 2B: 1 3B: 0 HR: 2	SF: 0 SAC: 1 DP: 0 HBP: 0					

livebaseballscorecards.com

	AB	36
	R	7
	H	9
	RBI	7
	BB	5
	SO	5
	LOB	22

PITCHER		IP	WLS	BF	H	R	ER	SO	BB	IBB	HBP	BLK	WP	HR	S	P	ERA	WHIP
Frank Bertaina, L ERA: 3.02	(1, 1)	2.0		14	4	5	2	1	3	0	0	0	0	1	13	25	9.00	3.500
Moe Drabowsky, R ERA: 2.95	(3, 1)	3.0		12	3	2	2	3	0	0	0	0	0	1	18	18	6.00	1.000
John Miller, R ERA: 4.89	(6, 1)	2.0	W	7	0	0	0	0	1	0	0	0	0	0	6	10	0.00	0.500
Eddie Fisher, R ERA: 2.16	(8, 1)	2.0	S	9	2	0	0	1	1	0	0	0	0	0	10	14	0.00	1.500

PITCHER	IP	WLS	BF	H	R	ER	SO	BB	IBB	HBP	BLK	WP	HR	S	P	ERA	WHIP

Baltimore Orioles @ California Angels

Anaheim Stadium, Anaheim, CA

Mon Jun 27 1966, 10:05 PM EDT

Att. 18,321 - Unknown

TOP

livebaseballscorecards.com

Batter	1	2	3	4	5	6	7	8	9	AB	R	H	RBI	BB	SO	LOB
Luis Aparicio, R (1, 6) OBP: 0.269, SLG: 0.341	F7		L7		G6-4-3 1-2f		6-3		2B 3-H	5	0	1	1	0	0	2
Boog Powell, L (1, 3) OBP: 0.403, SLG: 0.540	1B 1B		BB			2B E 1B		K	5-3	4	1	2	0	1	1	1
Frank Robinson, R (1, 9) OBP: 0.443, SLG: 0.630	F8		K			E G6-4-3 1-3 2B		1B 2B		4	2	2	0	0	1	2
Brooks Robinson, R (1, 5) OBP: 0.337, SLG: 0.497	1B 1-2			F8		G6-4-3 E IBB		1B IBB		2	0	1	0	2	0	0
Woodie Held, R (1, 7) OBP: 0.356, SLG: 0.368 Curt Blefary, L (8, PH) OBP: 0.351, SLG: 0.470 (8, 7)	K			F3		E6 G6-4-3 1-2 2-3 3-H		G6-4-3 1-3 2-H 1B		3 1	0 0	0 1	1 1	0 0	1 0	4 0
Davey Johnson, R (1, 4) OBP: 0.291, SLG: 0.353		K		F9		G6-4-3 1-2f 2-3 3-H		G6-4-3 1-2f		4	0	0	0	0	1	4
Paul Blair, R (1, 8) OBP: 0.264, SLG: 0.353		5-3			1B 1B	F9			6-3	4	0	1	0	0	0	1
Andy Etchebarren, R (1, 2) OBP: 0.302, SLG: 0.409		K			G6-4-3 1-2 1B		6-3		E4 6-3 2B 1B	4	1	2	0	0	1	0
Steve Barber, L (1, 1) OBP: 0.088, SLG: 0.088 Stu Miller, R (7, 1) OBP: 0.100, SLG: 0.100			K		K		1-3		6-3 2-3	3 1	0 0	0 0	0 0	0 0	2 0	2 1
Inning Stats	R: 0 E: 0 K: 1 S: 7 H: 2 LOB: 2 BB: 0 P: 7	R: 0 E: 0 K: 2 S: 7 H: 0 LOB: 0 BB: 0 P: 7	R: 0 E: 0 K: 2 S: 7 H: 0 LOB: 1 BB: 1 P: 11	R: 0 E: 0 K: 0 S: 3 H: 0 LOB: 0 BB: 0 P: 3	R: 0 E: 0 K: 1 S: 6 H: 2 LOB: 1 BB: 0 P: 6	R: 2 E: 1 K: 0 S: 5 H: 2 LOB: 1 BB: 1 P: 9	R: 0 E: 0 K: 0 S: 3 H: 0 LOB: 0 BB: 0 P: 3	R: 1 E: 0 K: 1 S: 6 H: 2 LOB: 1 BB: 1 P: 10	R: 1 E: 1 K: 0 S: 5 H: 2 LOB: 1 BB: 0 P: 5	1B: 7 2B: 3 3B: 0 HR: 0 SF: 0 SAC: 0 DP: 3 HBP: 0						

	AB	35
	R	4
	H	10
	RBI	3
	BB	3
	SO	7
	LOB	17

WP: 0 PA: 38
PB: 0
SB: 0
CS: 0

PITCHER		IP	WLS	BF	H	R	ER	SO	BB	IBB	HBP	BLK	WP	HR	S	P	ERA	WHIP
Marcelino Lopez, L ERA: 3.31	(1, 1)	7.0	L	28	6	2	1	6	1	1	0	0	0	0	38	46	1.29	1.000
Jack Sanford, R ERA: 3.48	(8, 1)	2.0		10	4	2	1	1	0	1	0	0	0	0	11	15	4.50	2.000

PITCHER	IP	WLS	BF	H	R	ER	SO	BB	IBB	HBP	BLK	WP	HR	S	P	ERA	WHIP

Baltimore Orioles @ California Angels

Anaheim Stadium, Anaheim, CA

Mon Jun 27 1966, 10:05 PM EDT

Att. 18,321 - Unknown

BOTTOM

livebaseballscorecards.com

Batter	1	2	3	4	5	6	7	8	9	AB	R	H	RBI	BB	SO	LOB
Jose Cardenal, R (1, 8) OBP: 0.329, SLG: 0.421	6-3		G6-4-3 1-2f		K		F7			4	0	0	0	0	1	6
Paul Schaal, R (1, 5) OBP: 0.376, SLG: 0.345 Norm Siebern, L (8, PH) OBP: 0.415, SLG: 0.419 Jackie Hernandez, R (8, PR) (9, 5)	K			5-3		G6-4-3 BB		FC1-5 BB 1B		2 1 0	0 0 0	0 1 0	0 0 0	1 0 0	1 0 0	0 0 0
Jim Fregosi, R (1, 6) OBP: 0.320, SLG: 0.360	4-3			L4		F7		FC6-4 FC1-5 1-2 BB		3	0	0	0	1	0	1
Joe Adcock, R (1, 3) OBP: 0.338, SLG: 0.534		K		S 1B		G6-4-3 1-2f		FC1-5 FC6-4 1-2 2-3f		4	0	1	0	0	1	3
Rick Reichardt, R (1, 7) OBP: 0.357, SLG: 0.489		K		F5 1-2			F9	FC6-4 S 1-2f 2-3		4	0	0	0	0	1	3
Bobby Knoop, R (1, 4) OBP: 0.274, SLG: 0.423		4-3			K		4-3	L6 1-2		4	0	0	0	0	1	2
Jackie Warner, R (1, 9) OBP: 0.300, SLG: 0.462			5-3		1B 1B		1B 2B		K	4	1	2	0	0	1	0
Tom Satriano, L (1, 2) OBP: 0.398, SLG: 0.338			FC 2B		1-3 1B		2-H BB 1B		2-3	4	0	3	1	0	0	0
Marcelino Lopez, R (1, 1) OBP: 0.333, SLG: 0.333 Frank Malzone, R (7, PH) OBP: 0.282, SLG: 0.328 Clyde Wright, R (7, PR) OBP: 0.222, SLG: 0.222 Jack Sanford, R (8, 1) OBP: 0.235, SLG: 0.333 Ed Kirkpatrick, L (9, PH) OBP: 0.326, SLG: 0.364			FC G6-4-3 2-3		K			1-2 BB	4-3	2 0 0 0 1	0 0 0 0 0	0 0 0 0 0	0 1 0 0 0	0 0 0 0 0	1 0 0 0 0	3 0 0 0 0
Inning Stats	R: 0 E: 0 K: 1 S: 5 H: 0 LOB: 0 BB: 0 P: 5	R: 0 E: 0 K: 2 S: 7 H: 0 LOB: 0 BB: 0 P: 7	R: 0 E: 0 K: 0 S: 4 H: 1 LOB: 1 BB: 0 P: 4	R: 0 E: 0 K: 0 S: 4 H: 1 LOB: 1 BB: 0 P: 4	R: 0 E: 0 K: 3 S: 11 H: 2 LOB: 2 BB: 0 P: 11	R: 0 E: 0 K: 0 S: 2 H: 0 LOB: 0 BB: 1 P: 6	R: 1 E: 0 K: 0 S: 5 H: 2 LOB: 2 BB: 1 P: 9	R: 0 E: 0 K: 0 S: 4 H: 1 LOB: 3 BB: 1 P: 8	R: 0 E: 0 K: 1 S: 5 H: 0 LOB: 0 BB: 0 P: 5	1B: 5 2B: 2 3B: 0 HR: 0	SF: 0 SAC: 0 DP: 2 HBP: 0					

	AB	33
	R	1
	H	7
	RBI	1
	BB	3
	SO	7
	LOB	18

WP: 0 PB: 0 SB: 2 CS: 0 PA: 36

PITCHER		IP	WLS	BF	H	R	ER	SO	BB	IBB	HBP	BLK	WP	HR	S	P	ERA	WHIP
Steve Barber, L ERA: 2.12	(1, 1)	6.2	W	27	6	1	1	6	2	0	0	0	0	0	37	45	1.35	1.200
Stu Miller, R ERA: 1.24	(7, 1)	2.1	S	9	1	0	0	1	1	0	0	0	0	0	10	14	0.00	0.857

PITCHER	IP	WLS	BF	H	R	ER	SO	BB	IBB	HBP	BLK	WP	HR	S	P	ERA	WHIP

Baltimore Orioles @ Kansas City Athletics

Municipal Stadium, Kansas City, MO

Tue Jun 28 1966, 8:05 PM EDT

Att. 11,291 - Unknown

TOP

livebaseballscorecards.com

Batter	1	2	3	4	5	6	7	8	9	AB	R	H	RBI	BB	SO	LOB
Luis Aparicio, R (1, 6) OBP: 0.271, SLG: 0.345	F9		6-3			F9	BB 1-2 2-H 1B		2-H 2B	5	0	2	2	0	0	0
Russ Snyder, L (1, 8) OBP: 0.410, SLG: 0.449	4-3			F5		E 1B	BBBB 4-0 1-2 2-3 BB		F8	4	0	1	0	1	0	1
Frank Robinson, R (1, 9) OBP: 0.436, SLG: 0.618	4-3			F7		FC4 1-2	5-3		L5	5	0	0	0	0	0	5
Brooks Robinson, R (1, 5) OBP: 0.339, SLG: 0.495		F8		BBBB 4-0 BB		F6		FC4-6 1B		3	0	1	0	1	0	2
Boog Powell, L (1, 3) OBP: 0.397, SLG: 0.531		F6		SSS 0-3 K		L6		F7		4	0	0	0	0	1	4
Curt Blefary, L (1, 7) OBP: 0.345, SLG: 0.462		F8			F5		F7	FC4-6 1-2f FC1-4		4	0	0	0	0	0	1
Davey Johnson, R (1, 4) OBP: 0.287, SLG: 0.348			6-3		F4		L1	FC1-4 1-2f		4	0	0	0	0	0	1
Andy Etchebarren, R (1, 2) OBP: 0.313, SLG: 0.430			HR		BBBB 4-0 BB		BBBB 4-0 BB 1B		2B	2	3	2	1	2	0	0
Jim Palmer, R (1, 1) OBP: 0.175, SLG: 0.216			SSS 0-3 K		5-3		BBBB 4-0 BB 1B 1-2		6-3	2	0	0	0	0	1	1
Bob Johnson, R (7, PH) OBP: 0.328, SLG: 0.245										0	0	0	0	1	0	0
Eddie Watt, R (7, 1) OBP: 0.188, SLG: 0.250										0	0	0	0	0	0	0
Woodie Held, R (9, PH) OBP: 0.348, SLG: 0.359										1	0	0	0	0	0	1

	AB	34
	R	3
	H	6
	RBI	3
	BB	5
	SO	2
	LOB	16

Inning Stats	1	2	3	4	5	6	7	8	9
R	0	0	1	0	0	0	1	0	1
E	0	0	0	0	0	1	0	0	0
K	0	0	1	1	0	0	0	0	0
S	3	3	6	5	3	5	4	4	5
H	0	0	1	0	0	1	1	1	2
LOB	0	0	0	1	1	2	3	1	1
BB	0	0	0	1	1	0	3	0	0
P	3	3	6	9	7	5	16	4	5

	1B	3
	2B	2
	3B	0
	HR	1
	SF	0
	SAC	0
	DP	0
	HBP	0

	WP	0
	PB	0
	SB	0
	CS	0
	PA	39

PITCHER		IP	WLS	BF	H	R	ER	SO	BB	IBB	HBP	BLK	WP	HR	S	P	ERA	WHIP
Chuck Dobson, R ERA: 4.09	(1, 1)	5.0	W	18	1	1	1	2	2	0	0	0	0	1	20	28	1.80	0.600
Ken Sanders, R ERA: 4.53	(6, 1)	1.2		11	2	1	1	0	3	0	0	0	0	0	8	20	5.40	3.000
Jack Aker, R ERA: 1.43	(7, 1)	2.1	S	10	3	1	1	0	0	0	0	0	0	0	10	10	3.86	1.286

PITCHER		IP	WLS	BF	H	R	ER	SO	BB	IBB	HBP	BLK	WP	HR	S	P	ERA	WHIP

BOTTOM

Baltimore Orioles @ Kansas City Athletics

Municipal Stadium, Kansas City, MO

Tue Jun 28 1966, 8:05 PM EDT

Att. 11,291 - Unknown

livebaseballscorecards.com

Batter	1	2	3	4	5	6	7	8	9	AB	R	H	RBI	BB	SO	LOB
Bert Campaneris, R (1, 6) OBP: 0.309, SLG: 0.411	0-0 2B 1B		0-0 ① F8		0-0 1B SF9 1B	0-0 ③ F8				4	2	2	0	0	0	1
Jim Gosger, L (1, 8) OBP: 0.292, SLG: 0.324	0-0 F9 1-H 2B		0-0 ② G3		0-0 SF9 1-3 1B		0-0 ① 4-3			4	1	2	1	0	0	0
Roger Repoz, L (1, 3) OBP: 0.353, SLG: 0.422	0-3 ① K		4-0 BB 1B BB		0-0 ① G3		0-0 ② F6			3	0	0	0	1	1	3
Mike Hershberger, R (1, 9) OBP: 0.330, SLG: 0.369	0-0 ② F9 2-3		0-0 BB 1-2 1B		0-0 ② SF9 2-3 3-H		0-0 ③ F6			3	0	1	1	0	0	1
Danny Cater, R (1, 5) OBP: 0.264, SLG: 0.291 Ossie Chavarria, R (9, 5) OBP: 0.246, SLG: 0.203	0-0 3-H 2B		4-0 1-2 2-3 BB		0-0 ③ 2-3			0-0 ① 5-3		3 0	0 0	1 0	1 0	1 0	0 0	1 0
Larry Stahl, L (1, 7) OBP: 0.257, SLG: 0.373	0-3 ③ K		0-0 ③ 4-3			0-0 ① F4		0-0 ② 2B		4	0	1	0	0	1	4
Dick Green, R (1, 4) OBP: 0.276, SLG: 0.339		0-0 ① 5-3	4-0 BB G6-3			0-0 ② F7		0-3 ③ K		3	0	0	0	1	1	0
Phil Roof, R (1, 2) OBP: 0.291, SLG: 0.422		0-0 ② F6	0-0 ① ② G6-3 1-2f			0-0 1B 2B				3	1	1	0	0	0	1
Chuck Dobson, R (1, 1) OBP: 0.115, SLG: 0.115 Ken Sanders, R (6, 1) OBP: 0.333, SLG: 0.143 Jack Aker, R (7, 1)		0-3 ③ K		0-0 ③ L9		0-0 2-H 1B				2 1 0	0 0 0	0 1 0	0 1 0	0 0 0	1 0 0	0 0 0
Inning Stats	R: 2 E: 0 K: 2 S: 10 H: 3 LOB: 1 BB: 0 P: 10	R: 0 E: 0 K: 1 S: 5 H: 0 LOB: 0 BB: 0 P: 5	R: 0 E: 0 K: 0 S: 4 H: 1 LOB: 3 BB: 2 P: 12	R: 0 E: 0 K: 0 S: 2 H: 0 LOB: 0 BB: 1 P: 6	R: 1 E: 0 K: 0 S: 5 H: 2 LOB: 1 BB: 0 P: 5	R: 1 E: 0 K: 0 S: 5 H: 2 LOB: 1 BB: 0 P: 5	R: 0 E: 0 K: 0 S: 3 H: 0 LOB: 0 BB: 0 P: 3	R: 0 E: 0 K: 1 S: 5 H: 1 LOB: 0 BB: 0 P: 5		1B: 5 2B: 4 3B: 0 HR: 0	SF: 1 SAC: 0 DP: 1 HBP: 0			WP: 0 PB: 0 SB: 0 CS: 0	PA: 34	

	AB	30
	R	4
	H	9
	RBI	4
	BB	3
	SO	4
	LOB	11

PITCHER	IP	WLS	BF	H	R	ER	SO	BB	IBB	HBP	BLK	WP	HR	S	P	ERA	WHIP
Jim Palmer, R (1, 1) ERA: 3.72	6.0	L	28	8	4	4	3	3	0	0	0	0	0	31	43	6.00	1.833
Eddie Watt, R (7, 1) ERA: 2.88	2.0		6	1	0	0	1	0	0	0	0	0	0	8	8	0.00	0.500

PITCHER	IP	WLS	BF	H	R	ER	SO	BB	IBB	HBP	BLK	WP	HR	S	P	ERA	WHIP

Batter	1	2	3	4	5	6	7	8	9	AB	R	H	RBI	BB	SO	LOB
Luis Aparicio, R (1, 6) OBP: 0.270, SLG: 0.343	F4	FC6 1-2f		6-3			5-3		2B 1B	5	0	1	0	0	0	4
Russ Snyder, L (1, 8) (8, 7) OBP: 0.415, SLG: 0.457	1B 1B		6-3		F8		BB 1B BB		1-H 2B	4	1	2	0	1	0	0
Frank Robinson, R (1, 9) OBP: 0.432, SLG: 0.608	F5		F8		F8		1-2 2-3 BB 1B BB		F9	4	1	0	0	1	0	2
Brooks Robinson, R (1, 5) OBP: 0.341, SLG: 0.493	1-3 1B		6-3		F9		1-2 2-3 3-H 1B BB			3	0	1	1	1	0	0
Boog Powell, L (1, 3) OBP: 0.399, SLG: 0.530	G3			F9 4-3 2B 1B		L9	1-3 2-H 3-H 1B			4	1	2	2	0	0	2
Curt Blefary, L (1, 7) OBP: 0.344, SLG: 0.458		1B FC1-2 1B		4-3 1-2		L9		5-3		4	0	1	0	0	0	1
Paul Blair, R (8, 8) OBP: 0.264, SLG: 0.353										0	0	0	0	0	0	0
Davey Johnson, R (1, 4) OBP: 0.283, SLG: 0.342		F8		F9 2-3		S S S K		6-3		4	0	0	0	0	1	2
Andy Etchebarren, R (1, 2) OBP: 0.319, SLG: 0.437		FC1-2 1-3 1B		2B 3-H 2B		B B B B BB SH1-4 BB BB		S S S K		3	2	2	1	1	1	0
Dave McNally, R (1, 1) OBP: 0.182, SLG: 0.226 Dick Hall, R (6, 1) OBP: 0.200, SLG: 0.200		FC1-2 FC6 1-2 3-H		2-H 2B			SH1-4 1-2		F2	2	0	1	1	0	0	2
										1	0	0	0	0	0	0

Inning Stats																																		
	R: 0	H: 2		R: 0	H: 2		R: 0	H: 0		R: 2	H: 3		R: 0	H: 0		R: 0	H: 0		R: 3	H: 1		R: 0	H: 0		R: 0	H: 2		1B: 7	SF: 0		WP: 0	PA: 39		
	E: 0	LOB: 2		E: 0	LOB: 2		E: 0	LOB: 0		E: 0	LOB: 1		E: 0	LOB: 0		E: 0	LOB: 0		E: 0	LOB: 2		E: 0	LOB: 0		E: 0	LOB: 1		2B: 3	SAC: 1		PB: 0			
	K: 0	BB: 0		K: 0	BB: 0		K: 0	BB: 0		S: 6	BB: 0		K: 0	BB: 0		K: 1	BB: 0		K: 0	BB: 4		K: 0	BB: 0		K: 0	BB: 0		3B: 0	DP: 0		SB: 0			
	S: 5	P: 5		S: 5	P: 5		S: 3	P: 3			P: 6		S: 3	P: 3		S: 5	P: 5		S: 3	P: 19		S: 5	P: 5		S: 4	P: 4		HR: 0	HBP: 0		CS: 0			

PITCHER		IP	WLS	BF	H	R	ER	SO	BB	IBB	HBP	BLK	WP	HR	S	P	ERA	WHIP
Lew Krausse, R ERA: 3.38	(1, 1)	6.2	L	30	7	5	5	1	3	0	0	0	0	0	29	41	6.75	1.500
Ken Sanders, R ERA: 4.53	(7, 1)	0.0		1	0	0	0	0	1	0	0	0	0	0	0	4	∞	∞
Guido Grilli, L ERA: 4.09	(7, 1)	2.1		8	3	0	0	1	0	0	0	0	0	0	10	10	0.00	1.286

PITCHER	IP	WLS	BF	H	R	ER	SO	BB	IBB	HBP	BLK	WP	HR	S	P	ERA	WHIP

TOP

Baltimore Orioles @ Kansas City Athletics

Municipal Stadium, Kansas City, MO

Wed Jun 29 1966, 8:05 PM EDT

Att. 11,291 - Unknown

livebaseballscorecards.com

AB	34
R	5
H	10
RBI	5
BB	4
SO	2
LOB	13

Batter	1	2	3	4	5	6	7	8	9	AB	R	H	RBI	BB	SO	LOB
Bert Campaneris, R (1, 6) OBP: 0.303, SLG: 0.402	F9		5-3		F8		F9		F5	5	0	0	0	0	0	1
Joe Nossek, R (1, 8) OBP: 0.281, SLG: 0.333	5-3		5-3		4-3 1-2		F8			4	0	1	0	0	0	0
Roger Repoz, L (1, 3) OBP: 0.358, SLG: 0.426	K		1B		4-3 1-2 2-3		1B			4	0	2	0	0	1	2
Mike Hershberger, R (1, 9) OBP: 0.329, SLG: 0.368		F3	1-2 1B		F7		F7			4	0	1	0	0	0	3
Danny Cater, R (1, 7) OBP: 0.264, SLG: 0.301		F3	F4			1B 3B		5-3		4	1	1	0	0	0	2
Ed Charles, R (1, 5) OBP: 0.276, SLG: 0.384		BB BB 1B		6-3		SH1-3 S SH1-3 3-H 1B		5-3		4	1	2	1	0	0	0
Dick Green, R (1, 4) OBP: 0.277, SLG: 0.336	B B B B	BB 1-2 BB		5-3	SH1-3 1-3			4-3		2	0	0	0	1	0	0
Phil Roof, R (1, 2) OBP: 0.295, SLG: 0.419	B B B B			F7	SH1-3 3-H				F2	1	0	0	1	1	0	0
Ron Stone, L (9, PH) OBP: 0.273, SLG: 0.318		1-2 2-3 BB								1	0	0	0	0	0	0
Lew Krausse, R (1, 1)	S S S			B B B B	S S S					2	0	0	0	1	2	3
Ken Sanders, R (7, 1) OBP: 0.333, SLG: 0.143										0	0	0	0	0	0	0
Guido Grilli, L (7, 1) OBP: 0.500, SLG: 0.500										0	0	0	0	0	0	0
Jim Gosger, L (9, PH) OBP: 0.290, SLG: 0.323		K		4-3 1B BB	K				F2	1	0	0	0	0	0	0
Inning Stats	R: 0 E: 0 K: 1 S: 5 H: 0 LOB: 0 BB: 0 P: 5	R: 0 E: 0 K: 1 S: 6 H: 1 LOB: 3 BB: 2 P: 14	R: 0 E: 0 K: 0 S: 5 H: 2 LOB: 2 BB: 0 P: 5	R: 0 E: 0 K: 0 S: 3 H: 0 LOB: 0 BB: 0 P: 3	R: 0 E: 0 K: 0 S: 4 H: 1 LOB: 2 BB: 1 P: 8	R: 2 E: 0 K: 1 S: 7 H: 2 LOB: 0 BB: 0 P: 7	R: 0 E: 0 K: 0 S: 4 H: 1 LOB: 1 BB: 0 P: 4	R: 0 E: 0 K: 0 S: 3 H: 0 LOB: 0 BB: 0 P: 3	R: 0 E: 0 K: 0 S: 3 H: 0 LOB: 0 BB: 0 P: 3	1B: 6 2B: 0 3B: 1 HR: 0 SF: 0 SAC: 2 DP: 0 HBP: 0						WP: 0 PB: 0 SB: 1 CS: 0 PA: 37

PITCHER	IP	WLS	BF	H	R	ER	SO	BB	IBB	HBP	BLK	WP	HR	S	P	ERA	WHIP
Dave McNally, L (1, 1) ERA: 3.22	5.0		24	6	2	2	2	3	0	0	0	0	0	25	37	3.60	1.800
Dick Hall, R (6, 1) ERA: 2.34	4.0	W	13	1	0	0	1	0	0	0	0	0	0	15	15	0.00	0.250

PITCHER	IP	WLS	BF	H	R	ER	SO	BB	IBB	HBP	BLK	WP	HR	S	P	ERA	WHIP

BOTTOM

Baltimore Orioles @ Kansas City Athletics

Municipal Stadium, Kansas City, MO

Wed Jun 29 1966, 8:05 PM EDT

Att. 11,291 - Unknown

livebaseballscorecards.com

AB	32
R	2
H	7
RBI	2
BB	3
SO	3
LOB	11

Baltimore Orioles @ Kansas City Athletics

Municipal Stadium, Kansas City, MO

Thu Jun 30 1966, 4:33 AM EDT

Att. 8,137 - Unknown

TOP

livebaseballscorecards.com

Batter	1	2	3	4	5	6	7	8	9	AB	R	H	RBI	BB	SO	LOB
Luis Aparicio, R (1, 6) OBP: 0.275, SLG: 0.353	2B	G6-4-3 1-2f		FC 2-H 3-H		F9		2B 2-H		5	2	3	3	0	0	1
Russ Snyder, L (1, 8) (8, 9) OBP: 0.410, SLG: 0.455	F6	F7		F6			1-3	1B 2-H		5	1	1	1	0	0	2
Frank Robinson, R (1, 9) OBP: 0.435, SLG: 0.610	1B 2-H		5-3	FC 1-2f			BBBB 2B FC1-4	BB 2-H	1B	4	1	2	2	1	0	1
Woodie Held, R (8, PR) (8, 7) OBP: 0.348, SLG: 0.359										0	0	0	0	0	0	0
Brooks Robinson, R (1, 5) OBP: 0.342, SLG: 0.498	L4		F4		1B		FC1-4 1-3	F7		5	1	2	0	0	0	2
Boog Powell, L (1, 3) OBP: 0.402, SLG: 0.532	E 1B 2-H		1B		FC6-4 2-H		FC1-4 2-3 3-H	F7		5	1	3	2	0	0	3
Curt Blefary, L (1, 7) OBP: 0.346, SLG: 0.456	E9 1B 1-3		F4		F8			BBBB 2B	F3	3	1	1	0	1	0	2
Paul Blair, R (8, 8) OBP: 0.262, SLG: 0.350								BB		1	0	0	0	0	0	0
Davey Johnson, R (1, 4) OBP: 0.292, SLG: 0.355	1B 2-3 3-H			2B 1B	FC6-4 1-2f			2B 1-H	G5-4-3	5	2	4	2	0	0	1
Andy Etchebarren, R (1, 2) OBP: 0.320, SLG: 0.440	K			1B 1-3	CS 1-2	F8		1B 2-H	G5-4-3 1-2f	5	2	2	1	0	1	3
Wally Bunker, R (1, 1) OBP: 0.189, SLG: 0.176		G6-4-3		1-3		F8		B2		2	0	1	0	0	0	2
Gene Brabender, R (4, 1)		1B								2	0	0	0	0	0	1

	AB	42
	R	11
	H	19
	RBI	11
	BB	2
	SO	1
	LOB	18

Inning Stats										
	R: 3 E: 1 K: 1 S: 10	H: 5 LOB: 2 BB: 0 P: 10	R: 0 E: 0 K: 0 S: 3	H: 1 LOB: 0 BB: 0 P: 3	R: 0 E: 0 K: 0 S: 4	H: 1 LOB: 1 BB: 0 P: 4	R: 2 E: 0 K: 0 S: 6	H: 3 LOB: 1 BB: 0 P: 6	R: 1 E: 0 K: 0 S: 4	H: 2 LOB: 0 BB: 0 P: 4
	R: 0 E: 0 K: 0 S: 3	H: 0 LOB: 0 BB: 0 P: 3	R: 0 E: 0 K: 0 S: 3	H: 1 LOB: 1 BB: 1 P: 7	R: 5 E: 0 K: 0 S: 8	H: 5 LOB: 1 BB: 1 P: 12	R: 0 E: 0 K: 0 S: 3	H: 1 LOB: 0 BB: 0 P: 3	1B: 11 2B: 9 3B: 0 HR: 0	SF: 0 SAC: 0 DP: 3 HBP: 0
	WP: 0 PB: 0 SB: 0 CS: 1	PA: 45								

PITCHER		IP	WLS	BF	H	R	ER	SO	BB	IBB	HBP	BLK	WP	HR	S	P	ERA	WHIP
Ralph Terry, R ERA: 3.63	(1, 1)	3.1	L	19	10	5	5	1	0	0	0	0	0	0	21	21	13.50	3.000
Jim Dickson, R ERA: 3.99	(4, 1)	0.2		2	0	0	0	0	0	0	0	0	0	0	2	2	0.00	0.000
Ken Sanders, R ERA: 4.45	(5, 1)	3.0		11	3	1	1	0	1	0	0	0	0	0	10	14	3.00	1.333
Guido Grilli, L ERA: 6.92	(8, 1)	2.0		12	6	5	5	0	1	0	0	0	0	0	11	15	22.50	3.500

PITCHER	IP	WLS	BF	H	R	ER	SO	BB	IBB	HBP	BLK	WP	HR	S	P	ERA	WHIP

Baltimore Orioles @ Kansas City Athletics

Municipal Stadium, Kansas City, MO

Thu Jun 30 1966, 4:33 AM EDT

Att. 8,137 - Unknown

livebaseballscorecards.com

BOTTOM

Batter	1	2	3	4	5	6	7	8	9	AB	R	H	RBI	BB	SO	LOB
Bert Campaneris, R (1, 6) OBP: 0.297, SLG: 0.395	F9	5-3		3-1			5-3		FC5-4 1-2f	5	0	0	0	0	0	4
Jim Gosger, L (1, 8) OBP: 0.298, SLG: 0.332	1B		K		G5-3 2B		BBBB BB		3-1	4	0	2	0	1	1	1
Roger Repoz, L (1, 3) OBP: 0.355, SLG: 0.412	K		L9		BBBB G5-3 BB		4-3			3	0	0	0	1	1	2
Mike Hershberger, R (1, 9) OBP: 0.324, SLG: 0.362	1-3		4-3		G5-3 1-2 2-3f			F4		4	0	0	0	0	0	3
Larry Stahl, L (1, 7) OBP: 0.251, SLG: 0.364		E4 1B 6-3		F9	F5			F8		4	1	0	0	0	0	1
Ed Charles, R (1, 5) OBP: 0.290, SLG: 0.414		1-3 2B 1B		HR		6-3		BBBB FC6-4 BB		3	2	2	1	1	0	0
Dick Green, R (1, 4) OBP: 0.277, SLG: 0.335		6-3 3-H		1B 1B		6-3		FC6-4 1-2f		4	0	1	1	0	0	2
Phil Roof, R (1, 2) OBP: 0.293, SLG: 0.413		F8		1B 1-2 1B		F4			F6	4	0	1	0	0	0	1
Ralph Terry, R (1, 1) OBP: 0.267, SLG: 0.286 Jim Dickson, L (4, 1) OBP: 0.500, SLG: 0.500 Danny Cater, R (4, PH) OBP: 0.266, SLG: 0.305 Ken Sanders, R (5, 1) OBP: 0.333, SLG: 0.143 Ernie Fazio, R (7, PH) OBP: 0.308, SLG: 0.333 Guido Grilli, L (8, 1) OBP: 0.500, SLG: 0.500 Joe Nossek, R (9, PH) OBP: 0.267, SLG: 0.333		2-H 2B		1-2 1B			SSS K		BBBB FC5-4 BB	1 0 1 0 1 0 0	0 0 0 0 0 0 0	1 0 1 0 0 1 0	1 0 0 0 0 0 0	0 0 0 0 0 0 1	0 0 0 0 0 1 0	0 0 0 0 0 0 0
Inning Stats	R: 0 E: 0 K: 1 S: 6 H: 1 LOB: 1 BB: 0 P: 6	R: 2 E: 1 K: 0 S: 6 H: 2 LOB: 1 BB: 0 P: 6	R: 0 E: 0 K: 1 S: 5 H: 0 LOB: 0 BB: 0 P: 5	R: 1 E: 0 K: 0 S: 6 H: 4 LOB: 2 BB: 0 P: 6	R: 0 E: 0 K: 0 S: 3 H: 1 LOB: 1 BB: 1 P: 7	R: 0 E: 0 K: 0 S: 3 H: 0 LOB: 0 BB: 0 P: 3	R: 0 E: 0 K: 1 S: 5 H: 0 LOB: 1 BB: 1 P: 9	R: 0 E: 0 K: 0 S: 3 H: 0 LOB: 1 BB: 1 P: 7	R: 0 E: 0 K: 0 S: 3 H: 0 LOB: 1 BB: 1 P: 7	1B: 5 2B: 2 3B: 0 HR: 1 SF: 0 SAC: 0 DP: 1 HBP: 0				WP: 0 PB: 0 SB: 0 CS: 0	PA: 38	

	AB	34
	R	3
	H	8
	RBI	3
	BB	4
	SO	3
	LOB	14

PITCHER		IP	WLS	BF	H	R	ER	SO	BB	IBB	HBP	BLK	WP	HR	S	P	ERA	WHIP
Wally Bunker, R ERA: 3.9	(1, 1)	3.1		17	6	3	1	2	0	0	0	0	0	1	21	21	2.70	1.800
Gene Brabender, R ERA: 3.21	(4, 1)	5.2	W	21	2	0	0	1	4	0	0	0	0	0	19	35	0.00	1.059

PITCHER	IP	WLS	BF	H	R	ER	SO	BB	IBB	HBP	BLK	WP	HR	S	P	ERA	WHIP

Batter	1	2	3	4	5	6	7	8	9	AB	R	H	RBI	BB	SO	LOB
Zoilo Versalles, R (1, 6) OBP: 0.292, SLG: 0.384	S S S 0-3 ① K	x 0-0 ③ L8			x 0-0 WP 1B 1B		x 0-0 1B		S S S 0-3 ③ K	5	0	2	0	0	2	3
Rich Rollins, R (1, 4) OBP: 0.317, SLG: 0.409	x 0-0 ② 5-3		x 0-0 SH5-3 1B		x 0-0 1-2 WP 1B		x 0-0 ② F4			4	0	2	0	0	0	1
Tony Oliva, L (1, 9) OBP: 0.364, SLG: 0.552	x 0-0 1B 2B		x 0-0 ① SH5-3 1-2		x 0-0 ② F5 1-2 2-3		S S S 0-3 ③ K			3	1	1	0	0	1	3
Harmon Killebrew, R (1, 5) OBP: 0.375, SLG: 0.471	x 0-0 2-H 1B		x 0-0 ② L7		S S S 0-3 ③ K			x 0-0 ① F9		4	0	1	1	0	1	3
Andy Kosco, R (1, 3) OBP: 0.288, SLG: 0.303	x 0-0 ③ F7		x 0-0 ③ F8			x 0-0 L4-6 1B 1B		x 0-0 ② 6-3		4	0	1	0	0	0	2
Bob Allison, R (1, 7) OBP: 0.326, SLG: 0.311		H 1-0 1B HBP		x 0-0 ① F2		x 0-0 FC6-4 1-2 1B		x 0-0 ③ F8		3	0	1	0	0	0	0
Ted Uhlaender, L (1, 8) OBP: 0.288, SLG: 0.280		x 0-0 1-2 1B		x 0-0 ② 4-3		x 0-0 ① ② L4-6 2-3			x 0-0 5-3 1B	4	0	2	0	0	0	2
Jerry Zimmerman, R (1, 2) OBP: 0.346, SLG: 0.306		S S S 0-3 ① K		x 0-0 ③ F9		x 0-0 ③ FC6-4 1-2f			x 0-0 ① 5-3 1-2	4	0	0	0	0	1	4
Jim Kaat, L (1, 1) OBP: 0.255, SLG: 0.286		x 0-0 ② F7			x 0-0 ① F8		x 0-0 ① 3-1		x 0-0 ② P6	2	0	0	0	0	0	2
Bernie Allen, L (7, PH) OBP: 0.298, SLG: 0.318										1	0	0	0	0	0	0
Pete Cimino, R (7, 1)										0	0	0	0	0	0	0
Don Mincher, L (9, PH) OBP: 0.300, SLG: 0.392										1	0	0	0	0	0	1

Inning Stats																															
	R: 1	H: 2		R: 0	H: 1		R: 0	H: 1		R: 0	H: 0		R: 0	H: 2		R: 0	H: 2		R: 0	H: 1		R: 0	H: 0		R: 0	H: 1		1B: 9	SF: 0		WP: 1	PA: 37
	E: 0	LOB: 1		E: 0	LOB: 2		E: 0	LOB: 1		E: 0	LOB: 0		E: 0	LOB: 2		E: 0	LOB: 1		E: 0	LOB: 1		E: 0	LOB: 0		E: 0	LOB: 1		2B: 2	SAC: 1		PB: 0	
	K: 1	BB: 0		K: 1	BB: 0		K: 0	BB: 0		K: 0	BB: 0		K: 1	BB: 0		K: 0	BB: 0		K: 1	BB: 1		K: 0	BB: 0		K: 1	BB: 0		3B: 0	DP: 1		SB: 0	
	S: 7	P: 7		S: 6	P: 7		S: 4	P: 4		S: 3	P: 4		S: 7	P: 7		S: 4	P: 4		S: 6	P: 6		S: 3	P: 3		S: 6	P: 6		HR: 0	HBP: 1		CS: 0	

PITCHER		IP	W/L/S	BF	H	R	ER	SO	BB	IBB	HBP	BLK	WP	HR	S	P	ERA	WHIP
Steve Barber, L ERA: 2.09	(1, 1)	5.2	W	25	8	1	1	3	0	0	1	0	1	0	30	31	1.59	1.412
Eddie Fisher, R ERA: 2.0	(6, 1)	3.1	S	12	2	0	0	2	0	0	0	0	0	0	16	16	0.00	0.600

PITCHER	IP	W/L/S	BF	H	R	ER	SO	BB	IBB	HBP	BLK	WP	HR	S	P	ERA	WHIP

Minnesota Twins @ Baltimore Orioles

Memorial Stadium, Baltimore, MD

Fri Jul 01 1966, 7:05 PM EDT

Unknown

TOP

livebaseballscorecards.com

AB	35
R	1
H	10
RBI	1
BB	0
SO	5
LOB	21

Batter	1	2	3	4	5	6	7	8	9	AB	R	H	RBI	BB	SO	LOB
Luis Aparicio, R (1, 6) OBP: 0.274, SLG: 0.355	F7	FC6-4 1-2f			F9		2B			4	0	1	0	0	0	3
Boog Powell, L (1, 3) OBP: 0.396, SLG: 0.523	F8		F7		F7		K			4	0	0	0	0	1	1
Frank Robinson, R (1, 9) OBP: 0.433, SLG: 0.616	F7		HR		F7		K			4	1	1	1	0	1	1
Brooks Robinson, R (1, 5) OBP: 0.341, SLG: 0.495		1B 1B 1B	F8			F9		6-3		4	1	1	0	0	0	0
Sam Bowens, R (1, 7) OBP: 0.317, SLG: 0.470		F7	FC6-4 1B			HR		S 2B 2B		4	2	3	1	0	0	1
Davey Johnson, R (1, 4) OBP: 0.298, SLG: 0.356		BB 1B 1-2 1B	FC6-4 1-2f			BB		2B 2-3 BB		2	0	1	0	2	0	1
Paul Blair, R (1, 8) OBP: 0.268, SLG: 0.362		BB 1-2 2-H 1B	6-3			F8		1-3 3-H 2B		4	0	2	2	0	0	1
Andy Etchebarren, R (1, 2) OBP: 0.319, SLG: 0.435		FC6-4 1-2 2-3 BB	K			F9		K		3	0	0	0	1	2	3
Steve Barber, L (1, 1) OBP: 0.083, SLG: 0.083 Eddie Fisher, R (6, 1)	K		K				K	F9		2 2	0 0	0 0	0 0	0 0	2 1	3 2
Inning Stats	R: 0 E: 0 K: 0 S: 3 H: 0 LOB: 0 BB: 0 P: 3	R: 1 E: 0 K: 1 S: 8 H: 3 LOB: 3 BB: 1 P: 12	R: 1 E: 0 K: 0 S: 5 H: 2 LOB: 1 BB: 0 P: 5	R: 0 E: 0 K: 2 S: 7 H: 0 LOB: 0 BB: 0 P: 7	R: 0 E: 0 K: 0 S: 3 H: 0 LOB: 0 BB: 0 P: 3	R: 1 E: 0 K: 0 S: 4 H: 1 LOB: 1 BB: 1 P: 8	R: 0 E: 0 K: 3 S: 10 H: 1 LOB: 1 BB: 0 P: 10	R: 1 E: 0 K: 1 S: 7 H: 2 LOB: 2 BB: 1 P: 11		1B: 4 2B: 3 3B: 0 HR: 2 SF: 0 SAC: 0 DP: 0 HBP: 0						

PITCHER		IP	WLS	BF	H	R	ER	SO	BB	IBB	HBP	BLK	WP	HR	S	P	ERA	WHIP
Jim Kaat, L ERA: 2.76	(1, 1)	6.0	L	26	6	3	3	3	2	0	0	0	0	2	30	38	4.50	1.333
Pete Cimino, R ERA: 2.93	(7, 1)	2.0		10	3	1	1	4	1	0	0	0	0	0	17	21	4.50	2.000

PITCHER	IP	WLS	BF	H	R	ER	SO	BB	IBB	HBP	BLK	WP	HR	S	P	ERA	WHIP

BOTTOM

Minnesota Twins @ Baltimore Orioles

Memorial Stadium, Baltimore, MD

Fri Jul 01 1966, 7:05 PM EDT

Unknown

livebaseballscorecards.com

AB	33
R	4
H	9
RBI	4
BB	3
SO	7
LOB	16

Batter	1	2	3	4	5	6	7	8	9	AB	R	H	RBI	BB	SO	LOB
Zoilo Versalles, R (1, 6) OBP: 0.287, SLG: 0.378	6-3		K			6-3 2-3		E6 G6-4-3		4	0	0	0	0	1	2
Rich Rollins, R (1, 4) OBP: 0.308, SLG: 0.397	F4			6-3		FC5-2 1B 3-H		G6-4-3 1-2f		4	0	0	0	0	0	2
Tony Oliva, L (1, 9) OBP: 0.363, SLG: 0.548	F9			G3		1-3 1B			3-1	4	0	1	0	0	0	0
Harmon Killebrew, R (1, 5) OBP: 0.380, SLG: 0.477		F8		2B			FC4 1B		BBBB 4-0 FC1-6 1B BB	3	0	2	0	1	0	0
Andy Kosco, R (1, 3) OBP: 0.286, SLG: 0.300		5-3		K			F9		1-2 FC1-6 1B	4	0	1	0	0	1	2
Ted Uhlaender, L (1, 8) OBP: 0.268, SLG: 0.259		4-3			1-3		FC4 S 1B 1-2f		1-2f 2-3 FC1-6	4	0	0	0	0	0	3
Bob Allison, R (1, 7) OBP: 0.324, SLG: 0.309			5-3		F8		S 1B 1-2		F6	4	0	1	0	0	0	2
Russ Nixon, L (1, 2) OBP: 0.296, SLG: 0.280			E4		F7		F8 1-2 2-3			3	0	0	0	0	0	2
Jim Merritt, L (1, 1) OBP: 0.100, SLG: 0.200 Jerry Zimmerman, R (8, PH) OBP: 0.341, SLG: 0.301 Dwight Siebler, R (8, 1)			K			6-3 FC5-2 2B		K		2 1 0	0 0 0	0 0 0	0 0 0	1 1 0	1 0 0	1 0 0
Inning Stats	R: 0 E: 0 K: 0 S: 3 H: 0 LOB: 0 BB: 0 P: 3	R: 0 E: 0 K: 0 S: 3 H: 0 LOB: 0 BB: 0 P: 3	R: 0 E: 1 K: 2 S: 8 H: 0 LOB: 0 BB: 0 P: 8	R: 0 E: 0 K: 1 S: 6 H: 1 LOB: 1 BB: 0 P: 6	R: 0 E: 0 K: 0 S: 3 H: 0 LOB: 0 BB: 0 P: 3	R: 0 E: 0 K: 0 S: 4 H: 2 LOB: 2 BB: 0 P: 4	R: 0 E: 0 K: 0 S: 5 H: 2 LOB: 2 BB: 0 P: 5	R: 0 E: 1 K: 1 S: 5 H: 0 LOB: 0 BB: 0 P: 5	R: 0 E: 0 K: 0 S: 4 H: 1 LOB: 2 BB: 1 P: 8	1B: 4 2B: 2 3B: 0 HR: 0 SF: 0 SAC: 0 DP: 1 HBP: 0						

PITCHER	IP	WLS	BF	H	R	ER	SO	BB	IBB	HBP	BLK	WP	HR	S	P	ERA	WHIP
Bill Short, L (1, 1) ERA:	9.0	W	34	6	0	0	4	1	0	0	0	0	0	41	45	0.00	0.778

PITCHER	IP	WLS	BF	H	R	ER	SO	BB	IBB	HBP	BLK	WP	HR	S	P	ERA	WHIP

TOP

Minnesota Twins @ Baltimore Orioles

Memorial Stadium, Baltimore, MD

Fri Jul 01 1966, 7:05 PM EDT

Att. 31,944 - Unknown

livebaseballscorecards.com

AB	33
R	0
H	6
RBI	0
BB	1
SO	4
LOB	14

Batter	1	2	3	4	5	6	7	8	9	AB	R	H	RBI	BB	SO	LOB
Luis Aparicio, R (1, 6) OBP: 0.274, SLG: 0.353	0-0 E 1B 1B	0-3 K			0-0 6-3			0-0 4-3		4	1	1	0	0	1	0
Boog Powell, L (1, 3) OBP: 0.392, SLG: 0.516	0-3 K		0-0 F4			0-0 B3				3	0	0	0	0	1	1
Frank Robinson, R (1, 9) OBP: 0.429, SLG: 0.609	0-0 FC6 1B 2B 1-2		0-0 6-3			0-0 F9				3	1	0	0	0	0	1
Brooks Robinson, R (1, 5) OBP: 0.341, SLG: 0.494	0-0 2B FC5-2 1B 1-2 2-H		0-0 5-3			0-0 5-3				3	0	1	1	0	0	0
Sam Bowens, R (1, 7) OBP: 0.318, SLG: 0.476	0-0 2B 1-3 2-H			0-0 F7			0-0 L5			3	0	1	1	0	0	0
Davey Johnson, R (1, 4) OBP: 0.295, SLG: 0.352	0-0 FC5-2 3-H			0-0 5-3			0-0 6-3			3	0	0	0	0	0	2
Paul Blair, R (1, 8) OBP: 0.263, SLG: 0.354	0-0 F9			0-0 F9			0-0 5-3			3	0	0	0	0	0	2
Andy Etchebarren, R (1, 2) OBP: 0.316, SLG: 0.430		0-0 5-3			0-3 K			0-0 5-3		3	0	0	0	0	1	0
Bill Short, L (1, 1)		0-3 K			0-3 K			0-0 6-3		3	0	0	0	0	2	0
Inning Stats	R: 2 E: 1 K: 1 S: 9 H: 3 LOB: 2 BB: 0 P: 9	R: 0 E: 0 K: 2 S: 7 H: 0 LOB: 0 BB: 0 P: 7	R: 0 E: 0 K: 0 S: 3 H: 0 LOB: 0 BB: 0 P: 3	R: 0 E: 0 K: 0 S: 3 H: 0 LOB: 0 BB: 0 P: 3	R: 0 E: 0 K: 2 S: 7 H: 0 LOB: 0 BB: 0 P: 7	R: 0 E: 0 K: 0 S: 3 H: 0 LOB: 0 BB: 0 P: 3	R: 0 E: 0 K: 0 S: 3 H: 0 LOB: 0 BB: 0 P: 3	R: 0 E: 0 K: 0 S: 3 H: 0 LOB: 0 BB: 0 P: 3		1B: 2 2B: 1 3B: 0 HR: 0	SF: 0 SAC: 0 DP: 0 HBP: 0					

PITCHER		IP	WLS	BF	H	R	ER	SO	BB	IBB	HBP	BLK	WP	HR	S	P	ERA	WHIP
Jim Merritt, L ERA: 2.95	(1, 1)	7.0	L	25	3	2	1	5	0	0	0	0	0	0	35	35	1.29	0.429
Dwight Siebler, R ERA: 3.86	(8, 1)	1.0		3	0	0	0	0	0	0	0	0	0	0	3	3	0.00	0.000

PITCHER	IP	WLS	BF	H	R	ER	SO	BB	IBB	HBP	BLK	WP	HR	S	P	ERA	WHIP

BOTTOM

Minnesota Twins @ Baltimore Orioles

Memorial Stadium, Baltimore, MD

Fri Jul 01 1966, 7:05 PM EDT

Att. 31,944 - Unknown

livebaseballscorecards.com

AB	28
R	2
H	3
RBI	2
BB	0
SO	5
LOB	6

WP: 0 PA: 28
PB: 0
SB: 0
CS: 0

Batter	1	2	3	4	5	6	7	8	9	AB	R	H	RBI	BB	SO	LOB
Ted Uhlaender, L (1, 8) OBP: 0.267, SLG: 0.259	4-3		F5		K		CS 1B			4	0	1	0	0	1	1
Zoilo Versalles, R (1, 6) OBP: 0.287, SLG: 0.373	K			1B 1B BB		6-3	K 1-2			3	1	0	0	1	2	1
Tony Oliva, L (1, 9) OBP: 0.361, SLG: 0.544	6-3			1B 1-3		4-3		6-3		4	0	1	0	0	0	0
Harmon Killebrew, R (1, 5) OBP: 0.381, SLG: 0.475		BB		1B 1-2 3-H		5-3		K		3	0	1	1	1	1	0
Don Mincher, L (1, 3) OBP: 0.299, SLG: 0.387		F7		F5			SF8 BB	K		3	1	0	0	1	1	2
Jimmie Hall, L (1, 7) OBP: 0.305, SLG: 0.427		K		K			1B HR 1-2		4-3	4	1	1	0	0	2	2
Bernie Allen, L (1, 4) OBP: 0.301, SLG: 0.322		6-3			1B		1B HR 1-2 2-3		F5	4	1	2	0	0	0	1
Jerry Zimmerman, R (1, 2) OBP: 0.337, SLG: 0.303			K		B3		SF8 3-H		1B	3	0	1	1	0	1	1
Jim Kaat, L (9, PR) OBP: 0.255, SLG: 0.286										0	0	0	0	0	0	0
Dave Boswell, R (1, 1) OBP: 0.200, SLG: 0.229			K		F2		HR 1-H 2-H		F8	2	0	0	0	0	1	1
Johnny Klippstein, R (6, 1)										0	0	0	0	0	0	0
Rich Rollins, R (7, PH) OBP: 0.313, SLG: 0.424										1	1	1	3	0	0	0
Garry Roggenburk, R (7, 1)										0	0	0	0	0	0	0
Dwight Siebler, R (7, 1)										0	0	0	0	0	0	0
Andy Kosco, R (9, PH) OBP: 0.282, SLG: 0.296										1	0	0	0	0	0	1
Inning Stats	R: 0 E: 0 K: 1 S: 5 H: 0 LOB: 0 BB: 0 P: 5	R: 0 E: 0 K: 1 S: 5 H: 0 LOB: 1 BB: 1 P: 9	R: 0 E: 0 K: 2 S: 7 H: 0 LOB: 0 BB: 0 P: 7	R: 1 E: 0 K: 1 S: 6 H: 2 LOB: 1 BB: 1 P: 10	R: 0 E: 0 K: 1 S: 6 H: 1 LOB: 1 BB: 0 P: 6	R: 0 E: 0 K: 0 S: 3 H: 0 LOB: 0 BB: 0 P: 3	R: 4 E: 0 K: 1 S: 8 H: 4 LOB: 1 BB: 1 P: 12	R: 0 E: 0 K: 2 S: 7 H: 0 LOB: 0 BB: 0 P: 7	R: 0 E: 0 K: 0 S: 4 H: 1 LOB: 1 BB: 0 P: 4	1B: 7 2B: 1 3B: 0 HR: 1	SF: 1 SAC: 0 DP: 1 HBP: 0						

PITCHER	IP	WLS	BF	H	R	ER	SO	BB	IBB	HBP	BLK	WP	HR	S	P	ERA	WHIP
John Miller, R (1, 1) ERA: 4.85	6.0		24	4	3	3	6	3	0	0	0	0	0	33	45	4.50	1.167
Stu Miller, R (7, 1) ERA: 1.5	3.0	W	12	4	2	2	3	0	0	0	0	0	1	18	18	6.00	1.333

PITCHER	IP	WLS	BF	H	R	ER	SO	BB	IBB	HBP	BLK	WP	HR	S	P	ERA	WHIP

TOP

Minnesota Twins @ Baltimore Orioles

Memorial Stadium, Baltimore, MD

Sat Jul 02 1966, 3:33 AM EDT

Unknown

livebaseballscorecards.com

AB	32
R	5
H	8
RBI	5
BB	3
SO	9
LOB	10

WP: 0 PB: 0 SB: 0 CS: 1 PA: 36

Minnesota Twins @ Baltimore Orioles

Memorial Stadium, Baltimore, MD

Sat Jul 02 1966, 3:33 AM EDT

Unknown

livebaseballscorecards.com

BOTTOM

Batter	1	2	3	4	5	6	7	8	9	AB	R	H	RBI	BB	SO	LOB
Luis Aparicio, R (1, 6) OBP: 0.271, SLG: 0.349	F9		K		4-3	4-3				4	0	0	0	0	1	2
Russ Snyder, L (1, 8) OBP: 0.406, SLG: 0.450	K		K		4-3		HR 1B			4	1	1	0	0	2	1
Frank Robinson, R (1, 9) OBP: 0.432, SLG: 0.620	BB			5-3		WP BB 1B BB	1-H HR			2	2	1	2	2	0	0
Brooks Robinson, R (1, 5) OBP: 0.346, SLG: 0.494	K			1B BB		1-2 WP 1B BB	G6-4-3 1B			2	1	1	0	2	1	1
Boog Powell, L (1, 3) OBP: 0.390, SLG: 0.512		G3		K		FC1-5 BB 1-H 2-H 1B	K			4	0	1	2	0	2	2
Curt Blefary, L (1, 7) OBP: 0.350, SLG: 0.457		F9		FC5-4 1-3 1B		4-3 FC1-5 1-2 2B BB	G6-4-3 1-2f			2	1	1	0	1	0	0
Sam Bowens, R (7, PH) OBP: 0.315, SLG: 0.471 (8, 7)										1	0	0	0	0	0	1
Davey Johnson, R (1, 4) OBP: 0.294, SLG: 0.350	1B			FC5-4 1-2f		FC1-5 1-2 2-3f 2B		4-3		4	1	1	0	0	0	4
Vic Roznovsky, L (1, 2) OBP: 0.588, SLG: 0.538	F9				SH3-4 BB	1-H 2-H 2B		4-3		3	0	1	2	1	0	1
John Miller, R (1, 1)			F9		SH3-4 1-2	6-3		K		2	0	0	0	0	0	1
Stu Miller, R (7, 1) OBP: 0.091, SLG: 0.091										1	0	0	0	0	1	0
Inning Stats	R: 0 E: 0 K: 2 S: 7 H: 0 LOB: 1 BB: 1 P: 11	R: 0 E: 0 K: 0 S: 4 H: 1 LOB: 1 BB: 0 P: 4	R: 0 E: 0 K: 2 S: 7 H: 0 LOB: 0 BB: 0 P: 7	R: 0 E: 0 K: 1 S: 6 H: 1 LOB: 2 BB: 1 P: 10	R: 0 E: 0 K: 0 S: 3 H: 0 LOB: 1 BB: 1 P: 7	R: 4 E: 0 K: 0 S: 5 H: 2 LOB: 1 BB: 3 P: 17	R: 2 E: 0 K: 1 S: 7 H: 3 LOB: 0 BB: 0 P: 7	R: 0 E: 0 K: 1 S: 5 H: 0 LOB: 0 BB: 0 P: 5		1B: 5 2B: 1 3B: 0 HR: 1	SF: 0 SAC: 1 DP: 1 HBP: 0						

PITCHER		IP	WLS	BF	H	R	ER	SO	BB	IBB	HBP	BLK	WP	HR	S	P	ERA	WHIP
Dave Boswell, R ERA: 3.99	(1, 1)	5.0		24	3	4	4	5	6	0	0	0	1	0	28	52	7.20	1.800
Johnny Klippstein, R ERA: 3.75	(6, 1)	1.0		4	1	0	0	0	0	0	0	0	0	0	4	4	0.00	1.000
Garry Roggenburk, L ERA: 6.0	(7, 1)	0.1	L	4	3	2	2	1	0	0	0	0	0	1	6	6	54.00	9.000
Dwight Siebler, R ERA: 3.64	(7, 1)	1.2		4	0	0	0	1	0	0	0	0	0	0	6	6	0.00	0.000

PITCHER	IP	WLS	BF	H	R	ER	SO	BB	IBB	HBP	BLK	WP	HR	S	P	ERA	WHIP

AB	29
R	6
H	7
RBI	6
BB	6
SO	7
LOB	13

1B: 5 2B: 1 3B: 0 HR: 1 SF: 0 SAC: 1 DP: 1 HBP: 0

WP: 1 PB: 0 SB: 0 CS: 0 PA: 36

Minnesota Twins @ Baltimore Orioles

Memorial Stadium, Baltimore, MD

Sat Jul 02 1966, 7:05 PM EDT

Att. 28,403 - Unknown

TOP

livebaseballscorecards.com

Batter	1	2	3	4	5	6	7	8	9	AB	R	H	RBI	BB	SO	LOB
Ted Uhlaender, L (1, 8) OBP: 0.250, SLG: 0.242	F5		L5		6-3			4-3		4	0	0	0	0	0	1
Zoilo Versalles, R (1, 6) OBP: 0.286, SLG: 0.372	1-3		G3			CS 1B		K2-3		4	0	1	0	0	1	0
Tony Oliva, L (1, 9) OBP: 0.360, SLG: 0.538	BB HBP			F6		F6 1-2		F6		3	0	0	0	0	0	1
Harmon Killebrew, R (1, 3) OBP: 0.386, SLG: 0.473 Cesar Tovar, R (9, PR) OBP: 0.326, SLG: 0.365	FC4-6 1-2 BB			K		BB			PB 3-1-4 BB	1 0	0 0	0 0	0 0	3 0	1 0	0 0
Jimmie Hall, L (1, 7) OBP: 0.298, SLG: 0.416	FC4-6 1-2f			G3		4-3			3-1-4 1-2	4	0	0	0	0	0	4
Rich Rollins, R (1, 5) OBP: 0.311, SLG: 0.441		K			B5-3		HR		6-3 2-3	4	1	1	1	0	1	2
Bernie Allen, L (1, 4) OBP: 0.300, SLG: 0.325		4-3			E 2B		4-3		L7	4	1	1	0	0	0	2
Russ Nixon, L (1, 2) OBP: 0.300, SLG: 0.286		K			K		G6-4-3 1B			3	0	1	0	0	2	1
Mudcat Grant, R (1, 1) OBP: 0.175, SLG: 0.211 Pete Cimino, R (8, 1)			K		E7 2-H 1B		G6-4-3 1-2f			3 0	0 0	1 0	1 0	0 0	1 0	1 0
Inning Stats	R: 0 E: 0 K: 0 S: 3 H: 0 LOB: 2 BB: 1 P: 8	R: 0 E: 0 K: 2 S: 7 H: 0 LOB: 0 BB: 0 P: 7	R: 0 E: 0 K: 1 S: 5 H: 0 LOB: 0 BB: 0 P: 5	R: 0 E: 0 K: 1 S: 5 H: 0 LOB: 0 BB: 0 P: 5	R: 1 E: 1 K: 1 S: 7 H: 2 LOB: 1 BB: 0 P: 7	R: 0 E: 0 K: 0 S: 3 H: 1 LOB: 1 BB: 1 P: 7	R: 1 E: 0 K: 0 S: 4 H: 2 LOB: 0 BB: 0 P: 4	R: 0 E: 0 K: 1 S: 5 H: 0 LOB: 0 BB: 0 P: 5	R: 0 E: 0 K: 0 S: 3 H: 0 LOB: 2 BB: 1 P: 7	1B: 3 2B: 1 3B: 0 HR: 1 SF: 0 SAC: 0 DP: 1 HBP: 1							

	AB	30
	R	2
	H	5
	RBI	2
	BB	3
	SO	6
	LOB	12

WP: 0 PB: 1 SB: 0 CS: 1 PA: 34

PITCHER		IP	WLS	BF	H	R	ER	SO	BB	IBB	HBP	BLK	WP	HR	S	P	ERA	WHIP
Eddie Watt, R ERA: 2.85	(1, 1)	7.0		27	5	2	2	5	2	0	1	0	0	1	34	43	2.57	1.000
Eddie Fisher, R ERA: 1.91	(8, 1)	2.0	W	7	0	0	0	1	1	0	0	0	0	0	8	12	0.00	0.500

PITCHER		IP	WLS	BF	H	R	ER	SO	BB	IBB	HBP	BLK	WP	HR	S	P	ERA	WHIP

BOTTOM

Minnesota Twins @ Baltimore Orioles

Memorial Stadium, Baltimore, MD

Sat Jul 02 1966, 7:05 PM EDT

Att. 28,403 - Unknown

livebaseballscorecards.com

Batter	1	2	3	4	5	6	7	8	9	AB	R	H	RBI	BB	SO	LOB
Luis Aparicio, R (1, 6) OBP: 0.271, SLG: 0.348	5-3		1-2 1B		F4		G3			4	0	1	0	0	0	1
Russ Snyder, L (1, 8) (9, 7) OBP: 0.403, SLG: 0.446	F5		4-3			2B E 1B		L4		4	1	1	0	0	0	2
Frank Robinson, R (1, 9) OBP: 0.430, SLG: 0.613	K			6-3		F9		1B 1B BB		3	1	0	0	1	1	1
Brooks Robinson, R (1, 5) OBP: 0.350, SLG: 0.500		F9		BB 1B		E9 1-H SF7 2B		1B 1-3 FC4-2 1B		4	1	3	0	0	0	0
Boog Powell, L (1, 3) OBP: 0.388, SLG: 0.510		K		K		SF7 3-H		FC4-2 1-3 3-H 1B		3	0	1	2	0	2	1
Curt Blefary, L (1, 7) OBP: 0.348, SLG: 0.451		6-3		B B B 4-0 FC5-4 1-2 BB		1-3		FC4-2 1-2 3-H		3	0	0	0	1	0	2
Paul Blair, R (9, 8) OBP: 0.263, SLG: 0.354										0	0	0	0	0	0	0
Davey Johnson, R (1, 4) OBP: 0.294, SLG: 0.349			F4	FC5-4 1-2f			WP SH5-4 1B	F9		4	0	1	0	0	0	4
Vic Roznovsky, L (1, 2) OBP: 0.526, SLG: 0.467			G3		F4		SH5-4 1-2			2	0	0	0	0	0	0
Eddie Watt, R (1, 1) OBP: 0.222, SLG: 0.278			1B 1B		5-3		5-3 2-3			2	0	1	0	0	0	0
Sam Bowens, R (7, PH) OBP: 0.312, SLG: 0.467										1	0	0	0	0	0	1
Eddie Fisher, R (8, 1)										0	0	0	0	0	0	0
Inning Stats	R: 0 H: 0 E: 0 LOB: 0 K: 1 BB: 0 S: 5 P: 5	R: 0 H: 0 E: 0 LOB: 0 K: 1 BB: 0 S: 5 P: 5	R: 0 H: 2 E: 0 LOB: 2 K: 0 BB: 0 S: 5 P: 5	R: 0 H: 1 E: 0 LOB: 2 K: 1 BB: 1 S: 6 P: 10	R: 0 H: 0 E: 0 LOB: 0 K: 0 BB: 0 S: 3 P: 3	R: 2 H: 2 E: 1 LOB: 0 K: 0 BB: 0 S: 5 P: 5	R: 0 H: 1 E: 0 LOB: 1 K: 0 BB: 0 S: 4 P: 4	R: 1 H: 2 E: 0 LOB: 2 K: 0 BB: 1 S: 5 P: 9		1B: 7 SF: 1 2B: 1 SAC: 1 3B: 0 DP: 0 HR: 0 HBP: 0						

	AB	30
	R	3
	H	8
	RBI	2
	BB	2
	SO	3
	LOB	12

WP: 1 PA: 34
PB: 0
SB: 0
CS: 0

PITCHER		IP	WLS	BF	H	R	ER	SO	BB	IBB	HBP	BLK	WP	HR	S	P	ERA	WHIP
Mudcat Grant, R ERA: 3.13	(1, 1)	7.1	L	32	8	3	2	3	2	0	0	0	1	0	36	44	2.46	1.364
Pete Cimino, R ERA: 2.86	(8, 1)	0.2		2	0	0	0	0	0	0	0	0	0	0	2	2	0.00	0.000

PITCHER	IP	WLS	BF	H	R	ER	SO	BB	IBB	HBP	BLK	WP	HR	S	P	ERA	WHIP

Batter	1	2	3	4	5	6	7	8	9	AB	R	H	RBI	BB	SO	LOB
Zoilo Versalles, R (1, 6) OBP: 0.286, SLG: 0.374	S S S 0-3 ① K		x 0-0 ② 8-4 2B		S S S 0-3 ① K		x 0-0 ②③ G6-4-3 1-2f			4	0	1	0	0	2	1
Cesar Tovar, R (1, 4) OBP: 0.319, SLG: 0.357	x 0-0 ② 6-3		x 0-0 ①② 8-4 2-3f		x 0-0 ② F7			S S S 0-3 ① K		4	0	0	0	0	1	1
Tony Oliva, L (1, 9) OBP: 0.358, SLG: 0.534	x 0-0 1B 1B		S S S 0-3 ③ K2-3		x 0-0 E4			x 0-0 ② L8		4	0	1	0	0	1	0
Harmon Killebrew, R (1, 3) OBP: 0.388, SLG: 0.472	x 0-0 BB 1-3 1B			B B B 4-0 1B E BB	x 0-0 ③ F8 1-1			x 0-0 ③ F7		3	1	1	0	1	0	1
Rich Rollins, R (1, 5) OBP: 0.309, SLG: 0.432	B B B B 4-0 BB 1-2			S S S 0-3 ① K		x 0-0 ① F7			x 0-0 ① F9	3	0	0	0	1	1	1
Andy Kosco, R (1, 7) Jimmie Hall, L (9, PH) OBP: 0.284, SLG: 0.298 OBP: 0.296, SLG: 0.414	x 0-0 ③ 4-3			x 0-0 FC4-6 1-2 1B		x 0-0 ② F9			x 0-0 ② F9	3 1	0 0	1 0	0 0	0 0	0 0	3 0
Ted Uhlaender, L (1, 8) OBP: 0.250, SLG: 0.258		x 0-0 ① 4-3		x 0-0 ② FC4-6 1-2f 2-H		x 0-0 ③ F8			x 0-0 2B	4	0	1	0	0	0	1
Jerry Zimmerman, R (1, 2) Russ Nixon, L (9, PH) OBP: 0.326, SLG: 0.291 OBP: 0.290, SLG: 0.276		x 0-0 ② 1-3		S S S 0-3 ③ K			x 0-0 ① F7		x 0-0 ③ F3	3 1	0 0	0 0	0 0	0 0	1 0	1 1
Jim Perry, S (1, 1) OBP: 0.261, SLG: 0.333 Bob Allison, R (7, PH) OBP: 0.328, SLG: 0.309 Pete Cimino, R (7, 1)		S S S 0-3 ③ K			x 0-0 HR		B B B 4-0 G6-4-3 BB			2 0 0	1 0 0	1 0 0	1 0 0	0 1 0	1 0 0	0 0 0
Inning Stats	R: 0 E: 0 K: 1 S: 7 H: 2 LOB: 3 BB: 1 P: 11	R: 0 E: 0 K: 1 S: 5 H: 0 LOB: 0 BB: 0 P: 5	R: 0 E: 0 K: 1 S: 5 H: 1 LOB: 0 BB: 0 P: 5	R: 1 E: 1 K: 2 S: 8 H: 1 LOB: 1 BB: 1 P: 12	R: 1 E: 2 K: 1 S: 7 H: 1 LOB: 1 BB: 0 P: 7	R: 0 E: 0 K: 0 S: 3 H: 0 LOB: 0 BB: 0 P: 3	R: 0 E: 0 K: 0 S: 2 H: 0 LOB: 0 BB: 1 P: 6	R: 0 E: 0 K: 1 S: 5 H: 0 LOB: 0 BB: 0 P: 5	R: 0 E: 0 K: 0 S: 4 H: 1 LOB: 1 BB: 0 P: 4	1B: 3 2B: 3 3B: 0 HR: 1	SF: 0 SAC: 0 DP: 2 HBP: 0					

PITCHER		IP	WLS	BF	H	R	ER	SO	BB	IBB	HBP	BLK	WP	HR	S	P	ERA	WHIP
Dave McNally, L ERA: 3.08	(1, 1)	7.0	W	28	5	2	1	6	3	0	0	0	0	1	37	49	1.29	1.143
Stu Miller, R ERA: 1.45	(8, 1)	2.0	S	7	1	0	0	1	0	0	0	0	0	0	9	9	0.00	0.500

PITCHER		IP	WLS	BF	H	R	ER	SO	BB	IBB	HBP	BLK	WP	HR	S	P	ERA	WHIP

TOP

Minnesota Twins @ Baltimore Orioles

Memorial Stadium, Baltimore, MD

Sun Jul 03 1966, 3:33 AM EDT
Att. 15,715 - Unknown - 99 F

livebaseballscorecards.com

AB	32
R	2
H	6
RBI	1
BB	3
SO	7
LOB	10

1B: 3	SF: 0	WP: 0	PA: 35
2B: 3	SAC: 0	PB: 0	
3B: 0	DP: 2	SB: 0	
HR: 1	HBP: 0	CS: 0	

BOTTOM

Batter	1	2	3	4	5	6	7	8	9	AB	R	H	RBI	BB	SO	LOB
Luis Aparicio, R (1, 6) OBP: 0.270, SLG: 0.353	x 0-0 ① B1-3		x 0-0 SF8 3B		x 0-0 FC4-6 1B 1-2f ①		x 0-0 FC6-4 WP 1B 1-2f ②			4	2	1	0	0	0	2
Russ Snyder, L (1, 8) (9, 7) OBP: 0.410, SLG: 0.449	B B B B 4-0 BB		x 0-0 F5 ①		x 0-0 G6-4-3 1B 1-2		x 0-0 E6 1B 1-H			3	0	2	1	1	0	1
Frank Robinson, R (1, 9) OBP: 0.425, SLG: 0.606	x 0-0 F8 ②		x 0-0 SF8 ② 3-H		x 0-0 G6-4-3 ②③ 1-2f		x 0-0 E6 ③ 2-H			3	0	0	1	0	0	4
Brooks Robinson, R (1, 5) OBP: 0.349, SLG: 0.506	x 0-0 4-3 ③		S S S 0-3 K ③			x 0-0 6-3 ①		x 0-0 HR		4	1	1	1	0	1	1
Boog Powell, L (1, 3) OBP: 0.390, SLG: 0.520		x 0-0 6-3 ①		x 0-0 HR		B B B B 4-0 WP BB		x 0-0 F7 ①		3	1	1	1	1	0	0
Curt Blefary, L (1, 7) OBP: 0.347, SLG: 0.445 Paul Blair, R (9, 8) OBP: 0.263, SLG: 0.354		x 0-0 F2 ②		S S S 0-3 K ①		x 0-0 F8 ② 1-2		B B B B 4-0 CS BB		3 0	0 0	0 0	0 0	1 0	1 0	1 0
Davey Johnson, R (1, 4) OBP: 0.293, SLG: 0.351		x 0-0 1B 2B		S S S 0-3 K ②		x 0-0 6-3 ③		x 0-0 F9 ②③ 1-2		4	0	1	0	0	1	2
Vic Roznovsky, L (1, 2) OBP: 0.545, SLG: 0.500		x 0-0 2-3 1B		x 0-0 L4 ③			x 0-0 FC6-4 1B			3	0	2	0	0	0	0
Dave McNally, R (1, 1) OBP: 0.200, SLG: 0.242 Bob Johnson, R (7, PH) OBP: 0.323, SLG: 0.241 Stu Miller, R (8, 1) OBP: 0.091, SLG: 0.091		S S S 0-3 K ③			x 0-0 FC4-6 1B		S S S 0-3 K ①			2 1 0	0 0 0	1 0 0	0 0 0	0 0 0	1 1 0	2 1 0
Inning Stats	R: 0 E: 0 K: 0 S: 3 H: 0 LOB: 1 BB: 1 P: 7	R: 0 E: 0 K: 1 S: 7 H: 2 LOB: 2 BB: 0 P: 7	R: 1 E: 0 K: 1 S: 6 H: 1 LOB: 0 BB: 0 P: 6	R: 1 E: 0 K: 2 S: 8 H: 1 LOB: 0 BB: 0 P: 8	R: 0 E: 0 K: 0 S: 4 H: 2 LOB: 1 BB: 0 P: 4	R: 0 E: 0 K: 0 S: 3 H: 0 LOB: 1 BB: 1 P: 7	R: 1 E: 1 K: 1 S: 7 H: 2 LOB: 2 BB: 0 P: 7	R: 1 E: 0 K: 0 S: 3 H: 1 LOB: 0 BB: 1 P: 7		1B: 5 2B: 1 3B: 1 HR: 2	SF: 1 SAC: 0 DP: 1 HBP: 0					

PITCHER		IP	WLS	BF	H	R	ER	SO	BB	IBB	HBP	BLK	WP	HR	S	P	ERA	WHIP
Jim Perry, R ERA: 3.29	(1, 1)	6.0		25	6	2	2	4	2	0	0	0	1	1	31	39	3.00	1.333
Pete Cimino, R ERA: 3.26	(7, 1)	2.0	L	9	3	2	2	1	1	0	0	0	1	1	10	14	9.00	2.000

PITCHER	IP	WLS	BF	H	R	ER	SO	BB	IBB	HBP	BLK	WP	HR	S	P	ERA	WHIP

Minnesota Twins @ Baltimore Orioles

Memorial Stadium, Baltimore, MD

Sun Jul 03 1966, 3:33 AM EDT
Att. 15,715 - Unknown - 99 F

livebaseballscorecards.com

AB	30
R	4
H	9
RBI	4
BB	3
SO	5
LOB	14

WP: 2 PB: 0 SB: 0 CS: 1 PA: 34

Batter	1	2	3	4	5	6	7	8	9	AB	R	H	RBI	BB	SO	LOB
Bert Campaneris, R (1, 6) OBP: 0.295, SLG: 0.394	5-3		FC6-2-5 3-H		K	F1		G6-4-3 WP 1B		5	0	1	0	0	1	4
Jim Gosger, L (1, 8) OBP: 0.317, SLG: 0.335	CS 1B		F7		1B 2B 1-2 2-3 3-H BB	F4		G6-4-3 1-2 HBP		3	1	1	1	1	0	1
Danny Cater, R (1, 7) OBP: 0.288, SLG: 0.344	K 1-2			4-3	2B HBP 1-3 2-H 3-H 1B		1B HR 1B	G6-4-3 1-2f 2-3		5	2	2	2	0	1	3
Roger Repoz, L (1, 3) OBP: 0.312, SLG: 0.361		E4 F9		3-4	F6		F3	4-3		5	0	0	0	0	0	4
Ed Charles, R (1, 5) OBP: 0.311, SLG: 0.436		K		K	HBP 1-3 3-H 2B		1-2 HR 1B		1B 1B	5	1	3	1	0	2	1
Larry Stahl, L (1, 9) OBP: 0.270, SLG: 0.364		F9 1-2			1B 1B 1B HBP BB		K		G5-4-3 1-2 1B	4	1	2	0	1	1	3
Dick Green, R (1, 4) OBP: 0.289, SLG: 0.351		F7			1B BB 1-H 1B HBP 1-2 2-3 3-H		1-H 2-H HR		F4	4	2	2	5	0	0	3
Phil Roof, R (1, 2) OBP: 0.297, SLG: 0.406			E7 1-3 FC6-2-5 1B		1B BB F9		E5		G5-4-3 1-2f	4	1	1	0	1	0	5
Catfish Hunter, R (1, 1) OBP: 0.204, SLG: 0.234			1-3 2-3		BB 1B 1-2 2-3 1B	K	F2			3	1	1	0	0	1	1
Joe Nossek, R (7, PH) OBP: 0.289, SLG: 0.341										1	0	0	0	0	0	1
Jim Duckworth, R (7, 1)										0	0	0	0	0	0	0
Jack Aker, R (9, 1)										0	0	0	0	0	0	0
Inning Stats	R: 0 E: 0 K: 1 S: 5 H: 1 LOB: 1 BB: 0 P: 5	R: 0 E: 1 K: 1 S: 6 H: 0 LOB: 1 BB: 0 P: 6	R: 0 E: 1 K: 0 S: 4 H: 1 LOB: 1 BB: 0 P: 4	R: 0 E: 0 K: 1 S: 5 H: 0 LOB: 0 BB: 0 P: 5	R: 6 E: 0 K: 1 S: 10 H: 5 LOB: 3 BB: 3 P: 23	R: 0 E: 0 K: 1 S: 5 H: 0 LOB: 0 BB: 0 P: 5	R: 3 E: 1 K: 1 S: 9 H: 3 LOB: 1 BB: 0 P: 9	R: 0 E: 0 K: 0 S: 3 H: 1 LOB: 1 BB: 0 P: 4	R: 0 E: 0 K: 0 S: 4 H: 2 LOB: 1 BB: 0 P: 4	1B: 11 2B: 2 3B: 0 HR: 1 SF: 0 SAC: 0 DP: 3 HBP: 2						

PITCHER	IP	WLS	BF	H	R	ER	SO	BB	IBB	HBP	BLK	WP	HR	S	P	ERA	WHIP
Gene Brabender, R (1, 1) ERA: 4.18	4.1	L	20	5	5	5	4	2	0	0	0	0	0	26	34	10.38	1.615
Moe Drabowsky, R (5, 1) ERA: 3.15	0.1		4	2	0	0	0	1	0	0	0	0	0	3	7	0.00	9.000
Dick Hall, R (5, 1) ERA: 2.92	2.1		12	3	4	4	2	0	0	1	0	0	1	15	16	15.43	1.286
Eddie Fisher, R (8, 1) ERA: 1.84	2.0		8	3	0	0	0	0	0	1	0	1	0	7	8	0.00	1.500

PITCHER	IP	WLS	BF	H	R	ER	SO	BB	IBB	HBP	BLK	WP	HR	S	P	ERA	WHIP

TOP

Kansas City Athletics @ Baltimore Orioles

Memorial Stadium, Baltimore, MD

Mon Jul 04 1966, 7:05 PM EDT

Att. 24,129 - Unknown

livebaseballscorecards.com

AB	39
R	9
H	13
RBI	9
BB	3
SO	6
LOB	26

WP: 1 PB: 0 SB: 0 CS: 1 PA: 44

Batter	1	2	3	4	5	6	7	8	9	AB	R	H	RBI	BB	SO	LOB
Luis Aparicio, R (1, 6) OBP: 0.269, SLG: 0.353	SH1-3 2B		6-3		F7			F7	6-3	5	0	1	0	0	0	1
Russ Snyder, L (1, 8) OBP: 0.409, SLG: 0.464	SH1-3 2-3		HR			F8		4-3		3	1	1	1	0	0	0
Frank Robinson, R (1, 9) OBP: 0.420, SLG: 0.598	5-3		F5			E6 1B SF7		F8		4	1	0	0	0	0	1
Brooks Robinson, R (1, 5) OBP: 0.348, SLG: 0.503	4-3		F7			1-3 1B			F8	4	0	1	0	0	0	1
Boog Powell, L (1, 3) OBP: 0.388, SLG: 0.518		K		F9		SF7 3-H			BB 1B	3	1	1	1	0	1	0
Curt Blefary, L (1, 7) OBP: 0.345, SLG: 0.439		E1 1B		E1 CS		F9			1-2 3B BB	3	2	0	0	1	0	1
Davey Johnson, R (1, 4) OBP: 0.296, SLG: 0.353		3-H 1B		5-3 1-2			K		1-2 2-H 3B 1B	4	1	2	2	0	1	1
Andy Etchebarren, R (1, 2) OBP: 0.315, SLG: 0.435		K			F6		K		1-H 2-H 3B	4	0	1	2	0	2	1
Gene Brabender, R (1, 1) Moe Drabowsky, R (5, 1) OBP: 0.500, SLG: 0.500 Dick Hall, R (5, 1) OBP: 0.167, SLG: 0.167 Woodie Held, R (7, PH) OBP: 0.340, SLG: 0.350 Eddie Fisher, R (8, 1) Sam Bowens, R (9, PH) OBP: 0.309, SLG: 0.462		K			K		K		K	1 0 1 1 0 0 1	0 0 0 0 0 0 0	0 0 0 0 0 0 1	0 0 0 0 0 0 1	0 0 0 1 0 0 1	1 0 0 0 0 0 0	1 0 0 0 0 0 1
Inning Stats	R: 0 E: 0 K: 0 S: 4 H: 1 LOB: 1 BB: 0 P: 4	R: 1 E: 1 K: 3 S: 11 H: 1 LOB: 1 BB: 0 P: 11	R: 1 E: 0 K: 0 S: 4 H: 1 LOB: 0 BB: 0 P: 4	R: 0 E: 1 K: 0 S: 3 H: 0 LOB: 0 BB: 0 P: 3	R: 0 E: 0 K: 1 S: 5 H: 0 LOB: 0 BB: 0 P: 5	R: 1 E: 1 K: 0 S: 5 H: 1 LOB: 1 BB: 0 P: 5	R: 0 E: 0 K: 3 S: 9 H: 0 LOB: 0 BB: 0 P: 9	R: 0 E: 0 K: 0 S: 3 H: 0 LOB: 0 BB: 0 P: 3	R: 3 E: 0 K: 1 S: 8 H: 3 LOB: 1 BB: 1 P: 12	1B: 4 2B: 1 3B: 1 HR: 1	SF: 1 SAC: 1 DP: 0 HBP: 0						

PITCHER		IP	WLS	BF	H	R	ER	SO	BB	IBB	HBP	BLK	WP	HR	S	P	ERA	WHIP
Catfish Hunter, R ERA: 3.52	(1, 1)	6.0	W	24	4	3	1	4	0	0	0	0	0	1	32	32	1.50	0.667
Jim Duckworth, R ERA: 7.06	(7, 1)	2.1		11	3	3	3	3	1	0	0	0	0	0	16	20	11.57	1.714
Jack Aker, R ERA: 1.37	(9, 1)	0.2	S	2	0	0	0	1	0	0	0	0	0	0	4	4	0.00	0.000

PITCHER	IP	WLS	BF	H	R	ER	SO	BB	IBB	HBP	BLK	WP	HR	S	P	ERA	WHIP

BOTTOM

Kansas City Athletics @ Baltimore Orioles

Memorial Stadium, Baltimore, MD

Mon Jul 04 1966, 7:05 PM EDT

Att. 24,129 - Unknown

livebaseballscorecards.com

AB	34
R	6
H	7
RBI	6
BB	1
SO	8
LOB	8

WP: 0 PB: 0 SB: 0 CS: 1 PA: 37

Kansas City Athletics @ Baltimore Orioles

Memorial Stadium, Baltimore, MD

Wed Jul 06 1966, 7:05 PM EDT

Unknown

livebaseballscorecards.com

TOP

Batter	1	2	3	4	5	6	7	8	9	AB	R	H	RBI	BB	SO	LOB
Bert Campaneris, R (1, 6) OBP: 0.295, SLG: 0.392	F8		K			F8			1B	4	0	1	0	0	1	1
Roger Repoz, L (1, 3) OBP: 0.321, SLG: 0.366	G5-4-3 1B			G6-4-3 HBP			5-3		K	1	0	1	0	0	0	0
Ken Suarez, R (4, 2) OBP: 0.308, SLG: 0.188										2	0	0	0	0	1	1
Ed Charles, R (1, 5) OBP: 0.303, SLG: 0.425	G5-4-3 1-2f			G6-4-3 1-2f			6-3		F7	4	0	0	0	0	0	3
Mike Hershberger, R (1, 9) (5, 8) OBP: 0.330, SLG: 0.363		6-3		4-3			1B			3	0	1	0	0	0	0
Danny Cater, R (1, 7) OBP: 0.284, SLG: 0.340		5-3			4-3		F8			3	0	0	0	0	0	1
Dick Green, R (1, 4) OBP: 0.289, SLG: 0.351		F2			G3-6 1B			B5-3		3	0	1	0	0	0	0
Joe Nossek, R (1, 8) OBP: 0.292, SLG: 0.344			SH1-3 1B		G3-6 1-2f			F4		2	0	1	0	0	0	1
Ken Sanders, R (5, 1) OBP: 0.300, SLG: 0.125										1	0	0	0	0	0	0
Phil Roof, R (1, 2) (4, 3) OBP: 0.294, SLG: 0.400			SH1-3 1-2			F8		F8		2	0	0	0	0	0	0
Bill Stafford, R (1, 1) Guido Grilli, L (3, 1) OBP: 0.500, SLG: 0.500 Ossie Chavarria, R (5, 9) OBP: 0.246, SLG: 0.254			5-3			K			K	1	0	0	0	0	0	1
										0	0	0	0	0	0	0
										2	0	0	0	0	2	0
Inning Stats	R: 0 E: 0 K: 0 S: 3 H: 1 LOB: 0 BB: 0 P: 3	R: 0 E: 0 K: 0 S: 3 H: 0 LOB: 0 BB: 0 P: 3	R: 0 E: 0 K: 1 S: 6 H: 1 LOB: 1 BB: 0 P: 6	R: 0 E: 0 K: 0 S: 2 H: 0 LOB: 0 BB: 0 P: 3	R: 0 E: 0 K: 0 S: 3 H: 1 LOB: 0 BB: 0 P: 3	R: 0 E: 0 K: 1 S: 5 H: 0 LOB: 0 BB: 0 P: 5	R: 0 E: 0 K: 0 S: 4 H: 1 LOB: 1 BB: 0 P: 4	R: 0 E: 0 K: 0 S: 3 H: 0 LOB: 0 BB: 0 P: 3	R: 0 E: 0 K: 2 S: 8 H: 1 LOB: 1 BB: 0 P: 8	1B: 5 2B: 0 3B: 0 HR: 0	SF: 0 SAC: 1 DP: 3 HBP: 1					

AB	28
R	0
H	5
RBI	0
BB	0
SO	4
LOB	8

WP: 0 PB: 0 SB: 0 CS: 0 PA: 30

PITCHER		IP	WLS	BF	H	R	ER	SO	BB	IBB	HBP	BLK	WP	HR	S	P	ERA	WHIP
Steve Barber, L ERA: 1.92	(1, 1)	9.0	W	30	5	0	0	4	0	0	1	0	0	0	37	38	0.00	0.556

PITCHER	IP	WLS	BF	H	R	ER	SO	BB	IBB	HBP	BLK	WP	HR	S	P	ERA	WHIP

Batter	1	2	3	4	5	6	7	8	9	AB	R	H	RBI	BB	SO	LOB
Luis Aparicio, R (1, 6) OBP: 0.274, SLG: 0.358	CS 1B	6-3		5-3	1B IBB		1B 2B			4	2	2	0	1	0	3
Russ Snyder, L (1, 8) (8, 9) OBP: 0.413, SLG: 0.468	K 1-2	E 2B 1B		K	1B SF7 1B 1-2 2-3 3-H		G6-4-3 1B 2-H			5	2	3	2	0	2	1
Frank Robinson, R (1, 9) OBP: 0.423, SLG: 0.598	K	E8 2B 1B 1-3		2B 1B	SF7 BB 1B 1-3 2-H 3-H		F8			5	2	3	2	0	1	1
Paul Blair, R (8, 8) OBP: 0.263, SLG: 0.354										0	0	0	0	0	0	0
Brooks Robinson, R (1, 5) OBP: 0.354, SLG: 0.508		4-3 E 1B 1B	2B IBB	1-H 2B	1-2 BB		G6-4-3 1-2f			3	2	2	1	2	0	1
Boog Powell, L (1, 3) OBP: 0.385, SLG: 0.517		E3 1B 4-3 1-2	1-H 2-H 3-H 2B	F6	SF7 2-3 3-H			F9		4	0	1	4	0	0	2
Curt Blefary, L (1, 7) OBP: 0.339, SLG: 0.430		4-3 1-2 2-3	B1	6-3 G3				K		5	0	0	0	0	1	5
Davey Johnson, R (1, 4) OBP: 0.297, SLG: 0.352		1B IBB	F8	FC1 HBP E 1B	F7			K		4	1	1	0	1	1	1
Andy Etchebarren, R (1, 2) OBP: 0.321, SLG: 0.436		1-2 2-3 3-H 1B	IBB	E 1-2 1B HBP	4-3					2	1	1	1	1	0	0
Steve Barber, L (1, 1) OBP: 0.075, SLG: 0.075		K	K	FC1 1B 1B 1-3 2-H	K					4	1	0	0	0	3	6
Inning Stats	R: 0 H: 1 E: 0 LOB: 0 K: 2 BB: 0 S: 7 P: 7	R: 1 H: 2 E: 1 LOB: 3 K: 1 BB: 1 S: 8 P: 12	R: 3 H: 3 E: 1 LOB: 2 K: 1 BB: 2 S: 8 P: 16	R: 1 H: 2 E: 0 LOB: 1 K: 1 BB: 0 S: 7 P: 7	R: 5 H: 3 E: 1 LOB: 2 K: 0 BB: 2 S: 7 P: 16	R: 0 H: 0 E: 0 LOB: 0 K: 0 BB: 0 S: 5 P: 5	R: 1 H: 2 E: 0 LOB: 0 K: 0 BB: 0 S: 4 P: 4	R: 0 H: 0 E: 0 LOB: 0 K: 2 BB: 0 S: 7 P: 7		1B: 10 SF: 1 2B: 3 SAC: 0 3B: 0 DP: 1 HR: 0 HBP: 1						

PITCHER		IP	WLS	BF	H	R	ER	SO	BB	IBB	HBP	BLK	WP	HR	S	P	ERA	WHIP
Bill Stafford, R ERA: 5.56	(1, 1)	2.0	L	12	5	3	3	3	0	1	0	0	0	0	17	21	13.50	2.500
Guido Grilli, L ERA: 7.64	(3, 1)	2.1		17	5	7	5	2	0	3	1	0	0	0	17	30	19.29	2.143
Ken Sanders, R ERA: 4.24	(5, 1)	3.2		14	3	1	1	3	1	0	0	0	0	0	19	23	2.46	1.091

PITCHER	IP	WLS	BF	H	R	ER	SO	BB	IBB	HBP	BLK	WP	HR	S	P	ERA	WHIP

BOTTOM

Kansas City Athletics @ Baltimore Orioles

Memorial Stadium, Baltimore, MD

Wed Jul 06 1966, 7:05 PM EDT

Unknown

livebaseballscorecards.com

AB	36
R	11
H	13
RBI	10
BB	5
SO	8
LOB	20

WP: 0 PA: 43
PB: 0
SB: 0
CS: 1

Batter	1	2	3	4	5	6	7	8	9	10	11	AB	R	H	RBI	BB	SO	LOB
Bert Campaneris, R (1, 6) OBP: 0.292, SLG: 0.388	6-3		K		6-3		5-3	1B 1-2 2-3 3-H 1B		F9		6	1	1	1	0	1	1
Jim Gosger, L (1, 8) OBP: 0.321, SLG: 0.340	F8		1B		FC3-6 1B		4-3	1B 1-3 2-H 3-H 2 1B			F1	6	0	3	2	0	0	1
Roger Repoz, L (1, 3) OBP: 0.322, SLG: 0.372	K		F5		FC3-6 FC6-4 1-2f			K 1B			2B 2B	6	1	2	1	0	2	2
Mike Hershberger, R (1, 9) OBP: 0.330, SLG: 0.360		L7		2B 2B 1B	FC6-4 1-2f			6-3 2 3-H	4-3		2B BB	5	1	1	0	1	0	1
Danny Cater, R (1, 5) OBP: 0.290, SLG: 0.358		BB 1B		1-3 2B 2B		6-3		1B 3B	L6		L7	6	2	3	0	0	0	2
Larry Stahl, L (1, 7) OBP: 0.283, SLG: 0.391		F2		SH4-3 2-H 3-H 2B		F8		BB 3-H 1B	2B		1-3 2-H 2B	6	1	4	4	0	0	1
Dick Green, R (1, 4) OBP: 0.294, SLG: 0.348		1-2 BB		SH4-3 2-3		K		BB 1B 1-2 1B BB	6-3		IBB	2	1	0	0	3	1	1
Phil Roof, R (1, 2) Ernie Fazio, R (7, PH) Jim Dickson, L (7, 1) Ed Charles, R (8, PH) Jack Aker, R (8, 1) OBP: 0.290, SLG: 0.395 OBP: 0.296, SLG: 0.320 OBP: 0.500, SLG: 0.500 OBP: 0.307, SLG: 0.429		F6		F4			K	1B BB 1-2 2-H 1B		K	K	2	0	0	0	0	0	3
												1	0	0	0	0	1	0
												0	0	0	0	0	0	0
												1	1	1	1	0	0	0
												2	0	0	0	0	2	3
Paul Lindblad, L (1, 1) Wes Stock, R (4, 1) Joe Nossek, R (7, PH) Ken Suarez, R (7, 2) OBP: 0.077, SLG: 0.077 OBP: 0.297, SLG: 0.356 OBP: 0.313, SLG: 0.185			6-3	K			K	2B	BB 1B 1-2 2-3 1B BB		K	2	0	0	0	0	1	1
												0	0	0	0	0	0	0
												1	0	1	0	0	0	0
												1	1	0	0	1	1	0
Inning Stats	R: 0 E: 0 K: 1 S: 5 H: 0 LOB: 0 BB: 0 P: 5	R: 0 E: 0 K: 0 S: 4 H: 1 LOB: 2 BB: 1 P: 8	R: 0 E: 0 K: 1 S: 6 H: 1 LOB: 1 BB: 0 P: 6	R: 2 E: 0 K: 1 S: 8 H: 3 LOB: 1 BB: 0 P: 8	R: 0 E: 0 K: 0 S: 4 H: 1 LOB: 1 BB: 0 P: 4	R: 0 E: 0 K: 1 S: 5 H: 0 LOB: 0 BB: 0 P: 5	R: 0 E: 0 K: 1 S: 6 H: 1 LOB: 1 BB: 0 P: 6	R: 6 E: 0 K: 1 S: 10 H: 6 LOB: 2 BB: 2 P: 18	R: 0 E: 0 K: 0 S: 4 H: 1 LOB: 1 BB: 0 P: 4	R: 0 E: 0 K: 2 S: 7 H: 0 LOB: 0 BB: 0 P: 7	R: 1 E: 0 K: 1 S: 7 H: 2 LOB: 3 BB: 2 P: 15	1B: 9 2B: 6 3B: 1 HR: 0	SF: 0 SAC: 1 DP: 0 HBP: 0					

PITCHER	IP	WLS	BF	H	R	ER	SO	BB	IBB	HBP	BLK	WP	HR	S	P	ERA	WHIP
Wally Bunker, R (1, 1) ERA: 3.93	4.0		18	5	2	2	3	1	0	0	0	0	0	23	27	4.50	1.500
Eddie Watt, R (5, 1) ERA: 3.21	3.2		17	5	4	4	3	1	0	0	0	0	0	22	26	9.82	1.636
Stu Miller, R (8, 1) ERA: 1.77	0.0		4	3	2	2	0	1	0	0	0	0	0	3	7	∞	∞
Eddie Fisher, R (8, 1) ERA: 1.79	1.1		5	1	0	0	0	0	0	0	0	0	0	4	4	0.00	0.750
John Miller, R (10, 1) ERA: 4.83	2.0	L	10	2	1	1	3	1	1	0	0	0	0	14	22	4.50	1.500

PITCHER	IP	WLS	BF	H	R	ER	SO	BB	IBB	HBP	BLK	WP	HR	S	P	ERA	WHIP

TOP

Kansas City Athletics @ Baltimore Orioles

Memorial Stadium, Baltimore, MD

Wed Jul 06 1966, 7:05 PM EDT

Att. 14,409 - Unknown

livebaseballscorecards.com

AB	47
R	9
H	16
RBI	9
BB	5
SO	9
LOB	16

PA: 53

WP: 0 PB: 0 SB: 0 CS: 0

Batter	1	2	3	4	5	6	7	8	9	10	11	AB	R	H	RBI	BB	SO	LOB
Luis Aparicio, R (1, 6) OBP: 0.278, SLG: 0.360	G4-6-3 1B		F7		HR 1B		G6-3 1B		FC6-4 HR		1-3	6	2	3	0	0	0	3
Boog Powell, L (1, 3) OBP: 0.388, SLG: 0.545	G4-6-3		1B 2B		HR		L9		HR			5	3	3	7	0	0	2
Frank Robinson, R (1, 9) OBP: 0.420, SLG: 0.591	6-3		1B		K		G6-3		1-3			5	0	1	1	0	1	2
Brooks Robinson, R (1, 5) OBP: 0.352, SLG: 0.503		G5-4-3 1B		F3	L8			L4		6-3		5	0	1	0	0	0	1
Sam Bowens, R (1, 7) OBP: 0.296, SLG: 0.441		G5-4-3		6-3		L5		3-1		K		5	0	0	0	0	1	1
Davey Johnson, R (1, 4) OBP: 0.299, SLG: 0.354		2B		F8		K		BB		K		4	0	1	0	1	2	0
Paul Blair, R (1, 8) OBP: 0.268, SLG: 0.362		F7			1B HBP HR 1B	2B		L8			5-3	5	1	2	0	0	0	2
Andy Etchebarren, R (1, 2) OBP: 0.326, SLG: 0.438 Jim Palmer, R (5, PR) OBP: 0.175, SLG: 0.216 Vic Roznovsky, L (6, 2) OBP: 0.520, SLG: 0.450			SH2-4 2B 1B		1B HR HBP	IBB			F8		1-3	1 0 2	1 1 0	1 0 0	0 0 0	0 0 1	0 0 0	0 0 0
Wally Bunker, R (1, 1) OBP: 0.189, SLG: 0.176 Eddie Watt, R (5, 1) OBP: 0.250, SLG: 0.250 Stu Miller, R (8, 1) OBP: 0.091, SLG: 0.091 Eddie Fisher, R (8, 1) Russ Snyder, L (9, PH) OBP: 0.416, SLG: 0.468 John Miller, R (10, 1) Curt Blefary, L (11, PH) OBP: 0.342, SLG: 0.433			SH2-4 1-2		B2	F3			FC6-4 BB		1B	0 2 0 0 0 0 1	0 0 0 0 0 0 0	0 0 0 0 0 1 0	0 0 0 0 0 0 0	0 0 0 0 0 0 0	0 4 0 0 0 0 0	0 0 0 0 0 0 0
Inning Stats	R: 0 H: 1 E: 0 LOB: 0 K: 0 BB: 0 S: 3 P: 3	R: 0 H: 2 E: 0 LOB: 1 K: 0 BB: 0 S: 4 P: 4	R: 2 H: 3 E: 0 LOB: 1 K: 0 BB: 0 S: 5 P: 5	R: 0 H: 0 E: 0 LOB: 0 K: 0 BB: 0 S: 3 P: 3	R: 4 H: 3 E: 0 LOB: 1 K: 1 BB: 0 S: 8 P: 9	R: 0 H: 1 E: 0 LOB: 2 K: 1 BB: 1 S: 6 P: 10	R: 0 H: 1 E: 0 LOB: 0 K: 0 BB: 0 S: 3 P: 3	R: 0 H: 0 E: 0 LOB: 1 K: 0 BB: 1 S: 3 P: 7	R: 2 H: 1 E: 0 LOB: 0 K: 0 BB: 1 S: 4 P: 8	R: 0 H: 0 E: 0 LOB: 0 K: 2 BB: 0 S: 7 P: 7	R: 0 H: 1 E: 0 LOB: 1 K: 0 BB: 0 S: 4 P: 4	1B: 8 2B: 3 3B: 0 HR: 2	SF: 0 SAC: 1 DP: 3 HBP: 1			WP: 0 PB: 0 SB: 0 CS: 0	PA: 46	

PITCHER		IP	WLS	BF	H	R	ER	SO	BB	IBB	HBP	BLK	WP	HR	S	P	ERA	WHIP
Paul Lindblad, L ERA: 4.93	(1, 1)	3.0		12	6	2	2	0	0	0	0	0	0	0	12	12	6.00	2.000
Wes Stock, R ERA: 9.0	(4, 1)	3.0		15	4	4	4	2	0	1	1	0	0	1	17	22	12.00	1.333
Jim Dickson, R ERA: 4.86	(7, 1)	1.0		3	1	0	0	0	0	0	0	0	0	0	3	3	0.00	1.000
Jack Aker, R ERA: 1.59	(8, 1)	4.0	W	16	2	2	2	2	2	0	0	0	0	1	18	26	4.50	1.000

PITCHER	IP	WLS	BF	H	R	ER	SO	BB	IBB	HBP	BLK	WP	HR	S	P	ERA	WHIP

BOTTOM

Kansas City Athletics @ Baltimore Orioles

Memorial Stadium, Baltimore, MD

Wed Jul 06 1966, 7:05 PM EDT

Att. 14,409 - Unknown

livebaseballscorecards.com

AB	41
R	8
H	13
RBI	8
BB	3
SO	4
LOB	15

California Angels @ Baltimore Orioles

Memorial Stadium, Baltimore, MD

Fri Jul 08 1966, 7:05 PM EDT

Att. 19,312 - Unknown

TOP

livebaseballscorecards.com

Batter	1	2	3	4	5	6	7	8	9	AB	R	H	RBI	BB	SO	LOB
Jose Cardenal, R (1, 8) OBP: 0.327, SLG: 0.414	K		FC4-6 1-2f			L6		6-3		4	0	0	0	0	1	1
Bobby Knoop, R (1, 4) OBP: 0.264, SLG: 0.399	5-3		1-3			L9		F9		4	0	0	0	0	0	0
Jim Fregosi, R (1, 6) OBP: 0.325, SLG: 0.390	K		5-3				1B 1B 1B		SH2-4 FC6-2 2B	4	1	2	0	0	1	0
Rick Reichardt, R (1, 7) OBP: 0.364, SLG: 0.504		K	1B				F8		SH2-4 2-3	3	0	1	0	0	1	1
Joe Adcock, R (1, 3) OBP: 0.344, SLG: 0.570		6-3	K				1B 1-2		FC6-2 3-H	4	0	1	0	0	1	2
Jackie Warner, R (1, 9) OBP: 0.282, SLG: 0.455 Ed Kirkpatrick, L (7, PH) (7, 9) OBP: 0.322, SLG: 0.371		3-1	K				1B 1-2 2-H		6-3	2 2	0 0	0 1	0 1	0 0	1 0	0 1
Paul Schaal, R (1, 5) OBP: 0.361, SLG: 0.339			4-3		6-3		F9			3	0	0	0	0	0	2
Buck Rodgers, S (1, 2) OBP: 0.246, SLG: 0.301			BB FC4-6		K		F8			2	0	0	0	1	1	2
Marcelino Lopez, R (1, 1) OBP: 0.294, SLG: 0.290			K			K		4-3		3	0	0	0	0	2	1

	AB	31
	R	1
	H	5
	RBI	1
	BB	1
	SO	8
	LOB	10

Inning Stats										
	R: 0 E: 0 K: 2 S: 7	H: 0 LOB: 0 BB: 0 P: 7	R: 0 E: 0 K: 1 S: 5	H: 0 LOB: 0 BB: 0 P: 5	R: 0 E: 0 K: 1 S: 5	H: 0 LOB: 1 BB: 1 P: 9	R: 0 E: 0 K: 1 S: 6	H: 1 LOB: 1 BB: 0 P: 6	R: 0 E: 0 K: 2 S: 7	H: 0 LOB: 0 BB: 0 P: 7
	R: 0 E: 0 K: 1 S: 5	H: 0 LOB: 0 BB: 0 P: 5	R: 1 E: 0 K: 0 S: 6	H: 3 LOB: 2 BB: 0 P: 6	R: 0 E: 0 K: 0 S: 3	H: 0 LOB: 0 BB: 0 P: 3	R: 0 E: 0 K: 0 S: 4	H: 1 LOB: 1 BB: 0 P: 4	1B: 4 2B: 1 3B: 0 HR: 0	SF: 0 SAC: 1 DP: 0 HBP: 0
									WP: 0 PB: 0 SB: 0 CS: 0	PA: 33

PITCHER		IP	WLS	BF	H	R	ER	SO	BB	IBB	HBP	BLK	WP	HR	S	P	ERA	WHIP
Bill Short, L ERA:	(1, 1)	5.0		17	1	0	0	7	1	0	0	0	0	0	30	34	0.00	0.400
Eddie Watt, R ERA: 3.25	(6, 1)	2.0		9	3	1	1	1	0	0	0	0	0	0	11	11	4.50	1.500
Eddie Fisher, R ERA: 1.75	(8, 1)	1.0		3	0	0	0	0	0	0	0	0	0	0	3	3	0.00	0.000
Stu Miller, R ERA: 1.74	(9, 1)	1.0	W	4	1	0	0	0	0	0	0	0	0	0	4	4	0.00	1.000

PITCHER	IP	WLS	BF	H	R	ER	SO	BB	IBB	HBP	BLK	WP	HR	S	P	ERA	WHIP

Batter	1	2	3	4	5	6	7	8	9	AB	R	H	RBI	BB	SO	LOB
Luis Aparicio, R (1, 6) OBP: 0.277, SLG: 0.359	6-3			G6-4-3 1B			4-3	4-3		4	0	1	0	0	0	3
Boog Powell, L (1, 3) OBP: 0.387, SLG: 0.552	K			G6-4-3 1-2f			K		HR	4	1	1	1	0	2	1
Frank Robinson, R (1, 9) OBP: 0.416, SLG: 0.585	F9			K			5-3			3	0	0	0	0	1	0
Brooks Robinson, R (1, 5) OBP: 0.349, SLG: 0.499		F8			F4			F4		3	0	0	0	0	0	0
Sam Bowens, R (1, 7) OBP: 0.297, SLG: 0.439		K			F5			1B 1B		3	1	1	0	0	1	0
Davey Johnson, R (1, 4) OBP: 0.299, SLG: 0.354		6-3			F9			1B 1-3		3	0	1	0	0	0	0
Paul Blair, R (1, 8) OBP: 0.269, SLG: 0.362			5-3			F9		1B 1-3 3-H		3	0	1	1	0	0	0
Andy Etchebarren, R (1, 2) OBP: 0.326, SLG: 0.434			4-3			6-3		1B IBB		2	0	0	0	1	0	0
Bill Short, L (1, 1)			K			K				1	0	0	0	0	1	0
Eddie Watt, R (6, 1) OBP: 0.190, SLG: 0.238								1-2 2-3		1	0	0	0	0	1	0
Eddie Fisher, R (8, 1)										0	0	0	0	0	0	0
Bob Johnson, R (8, PH) OBP: 0.333, SLG: 0.255										1	0	1	0	0	0	0
Stu Miller, R (9, 1) OBP: 0.091, SLG: 0.091										0	0	0	0	0	0	0
Inning Stats	R: 0 E: 0 K: 1 S: 5 H: 0 LOB: 0 BB: 0 P: 5	R: 0 E: 0 K: 1 S: 5 H: 0 LOB: 0 BB: 0 P: 5	R: 0 E: 0 K: 1 S: 5 H: 0 LOB: 0 BB: 0 P: 5	R: 0 E: 0 K: 1 S: 5 H: 1 LOB: 0 BB: 0 P: 5	R: 0 E: 0 K: 0 S: 3 H: 0 LOB: 0 BB: 0 P: 3	R: 0 E: 0 K: 1 S: 5 H: 0 LOB: 0 BB: 0 P: 5	R: 0 E: 0 K: 1 S: 5 H: 0 LOB: 0 BB: 0 P: 5	R: 1 E: 0 K: 0 S: 6 H: 4 LOB: 3 BB: 1 P: 10	R: 1 E: 0 K: 0 S: 1 H: 1 LOB: 0 BB: 0 P: 1	1B: 5 2B: 0 3B: 0 HR: 1 SF: 0 SAC: 0 DP: 1 HBP: 0						

PITCHER	IP	WLS	BF	H	R	ER	SO	BB	IBB	HBP	BLK	WP	HR	S	P	ERA	WHIP
Marcelino Lopez, L (1, 1) ERA: 3.54	8.0	L	29	6	2	2	6	0	1	0	0	0	1	40	44	2.25	0.750

PITCHER	IP	WLS	BF	H	R	ER	SO	BB	IBB	HBP	BLK	WP	HR	S	P	ERA	WHIP

BOTTOM

California Angels @ Baltimore Orioles

Memorial Stadium, Baltimore, MD

Fri Jul 08 1966, 7:05 PM EDT

Att. 19,312 - Unknown

livebaseballscorecards.com

AB	28
R	2
H	6
RBI	2
BB	1
SO	6
LOB	4

PA: 29

California Angels @ Baltimore Orioles

Memorial Stadium, Baltimore, MD

Sat Jul 09 1966, 3:33 AM EDT

Unknown

TOP

livebaseballscorecards.com

Batter	1	2	3	4	5	6	7	8	9	AB	R	H	RBI	BB	SO	LOB
Jose Cardenal, R (1, 8) OBP: 0.332, SLG: 0.417	0-0 FC3-6 1B	0-0 CS 1B			0-0 6-3		4-0 FC4-6 1-2 BB		0-3 K	3	0	2	0	1	0	0
Tom Satriano, L (8, 3) OBP: 0.351, SLG: 0.276										1	0	0	0	0	1	0
Ed Kirkpatrick, L (1, 9) OBP: 0.316, SLG: 0.362	0-0 FC3-6 BB S 1B 1-2f	0-0 CS 1-2	0-0 4-3		0-0 F9		0-0 FC4-6 CS 1-2f 2-H			4	1	0	0	0	0	2
Jim Fregosi, R (1, 6) OBP: 0.324, SLG: 0.386	0-3 K 1-2		0-0 F7			4-0 G5-4-3 BB	0-0 CS 1-2	0-0 6-3		3	0	0	0	1	1	1
Rick Reichardt, R (1, 7) OBP: 0.366, SLG: 0.502	4-0 1B BB BB		0-0 1B			0-0 G5-4-3 1-2f		0-0 F8		3	0	1	0	1	0	1
Norm Siebern, L (1, 3) OBP: 0.406, SLG: 0.400	4-0 1B 1-2 2-3 BB		0-0 F9			4-0 2B BB		4-0 1B BB		1	0	0	0	3	0	1
Marcelino Lopez, R (8, PR) OBP: 0.294, SLG: 0.290										0	0	0	0	0	0	0
Jim Piersall, R (8, 8) OBP: 0.289, SLG: 0.265										0	0	0	0	0	0	0
Frank Malzone, R (1, 5) OBP: 0.306, SLG: 0.372	0-0 1-2 2-3 3-H 1B			0-0 F9		0-0 1-3 2B		0-0 FC6-4 1-2 1B		4	0	3	1	0	0	0
Bobby Knoop, R (1, 4) OBP: 0.261, SLG: 0.394	0-0 F9			0-3 K	0-3 K			0-0 FC6-4 1-2f		4	0	0	0	0	2	7
Buck Rodgers, S (1, 2) OBP: 0.246, SLG: 0.300		0-3 K		0-0 F4			0-0 FC4-6 1B		0-0 G3	4	0	1	0	0	1	0
Dean Chance, R (1, 1) OBP: 0.045, SLG: 0.023										2	0	0	0	0	0	0
Willie Smith, L (7, PH) OBP: 0.246, SLG: 0.270										1	1	0	0	0	0	1
Jack Sanford, R (7, 1) OBP: 0.200, SLG: 0.278										0	0	0	0	0	0	0
Bob Lee, R (7, 1)										0	0	0	0	0	0	0
Paul Schaal, R (9, PH) OBP: 0.359, SLG: 0.338										1	0	0	0	0	0	0
		0-0 B4-3			0-0 F7		0-0 FC4-6 BB E 1-2f		0-0 5-3							

	AB	31
	R	2
	H	7
	RBI	1
	BB	6
	SO	5
	LOB	13

Inning Stats	1	2	3	4	5	6	7	8	9	1B: 6	SF: 0	WP: 0	PA: 39
R	1	0	0	0	0	0	1	0	0	2B: 1	SAC: 0	PB: 0	
E	0	0	0	0	0	0	1	0	0	3B: 0	DP: 1	SB: 1	
K	1	1	0	1	0	1	0	0	1	HR: 0	HBP: 0	CS: 2	
S	7	5	4	5	3	5	3	4	5				
H	2	1	1	0	0	1	1	1	0				
LOB	3	0	0	1	0	2	1	2	0				
BB	2	0	0	0	0	2	1	1	0				
P	15	5	4	5	3	13	7	8	5				

PITCHER		IP	WLS	BF	H	R	ER	SO	BB	IBB	HBP	BLK	WP	HR	S	P	ERA	WHIP
Jim Palmer, R	(1, 1)	6.1	W	28	6	2	1	4	5	0	0	0	0	0	31	51	1.42	1.737
ERA: 3.59																		
Eddie Fisher, R	(7, 1)	2.2	S	9	1	0	0	1	1	0	0	0	0	0	10	14	0.00	0.750
ERA: 1.67																		

PITCHER	IP	WLS	BF	H	R	ER	SO	BB	IBB	HBP	BLK	WP	HR	S	P	ERA	WHIP

BOTTOM

California Angels @ Baltimore Orioles

Memorial Stadium, Baltimore, MD

Sat Jul 09 1966, 3:33 AM EDT

Unknown

Batter	1	2	3	4	5	6	7	8	9	AB	R	H	RBI	BB	SO	LOB
Luis Aparicio, R (1, 6) OBP: 0.284, SLG: 0.363	B B B B 4-0 1B G5-4-3 BB		x 0-0 S 1B		x 0-0 S 1B 1B		x 0-0 S 1B SF8 1B	x 0-0 E6 HR 2-3		4	4	3	0	1	0	1
Russ Snyder, L (1, 8) (8, 7) OBP: 0.421, SLG: 0.471	x 0-0 G5-4-3 1B 1-3		B B B B 4-0 1-2 BB		x 0-0 ① L4 1-2		x 0-0 HR 1-2 1B	x 0-0 ② SF7 3-H		3	1	2	1	1	0	1
Frank Robinson, R (1, 9) OBP: 0.416, SLG: 0.593 Sam Bowens, R (9, 9) OBP: 0.297, SLG: 0.439	x 0-0 ① ② G5-4-3 1-2f 3-H		x 0-0 ② F3		B B B B 4-0 1B BB		x 0-0 ② SF8 2-H	x 0-0 1-H HR		3 0	1 0	1 0	3 0	1 0	0 0	3 0
Brooks Robinson, R (1, 5) OBP: 0.350, SLG: 0.506	x 0-0 ③ 4-3		x 0-0 ③ 5-3		x 0-0 8-3 1-2 2-H 1B		x 0-0 1-H HR	x 0-0 ③ 6-3		5	1	2	3	0	0	2
Boog Powell, L (1, 3) OBP: 0.388, SLG: 0.555		x 0-0 ① F7		x 0-0 PB 1B 2B	x 0-0 ② ③ 8-3 1-2f		x 0-0 DI 2B 1B			4	2	2	0	0	0	2
Curt Blefary, L (1, 7) OBP: 0.344, SLG: 0.438 Paul Blair, R (8, 8) OBP: 0.269, SLG: 0.362		x 0-0 FC1-6 1B		x 0-0 ① F8 2-3		x 0-0 ① F8	x 0-0 1-H 2B			4 0	0 0	2 0	1 0	0 0	0 0	1 0
Davey Johnson, R (1, 4) OBP: 0.302, SLG: 0.355		x 0-0 ② FC1-6 1-2f		x 0-0 FC5-4 3-H 1B		x 0-0 G6-4-3 1B	x 0-0 ③ F9			4	0	2	1	0	0	2
Vic Roznovsky, L (1, 2) OBP: 0.520, SLG: 0.450 Andy Etchebarren, R (1, 2) OBP: 0.325, SLG: 0.435	S S S 0-3 ③ K		x 0-0 ② F8			x 0-0 ② ③ G6-4-3 1-2f		x 0-0 E SF7 2B		0 4	0 1	0 1	0 0	0 0	0 1	0 3
Jim Palmer, R (1, 1) OBP: 0.167, SLG: 0.205 Eddie Fisher, R (7, 1)			S S S 0-3 ① K	x 0-0 ③ FC5-4 1-2f			S S S 0-3 ① K	x 0-0 ① B3		2 2	0 0	0 0	0 0	0 0	1 1	1 1
Inning Stats	R: 1 E: 0 K: 0 S: 3 H: 1 LOB: 0 BB: 1 P: 7	R: 0 E: 0 K: 1 S: 6 H: 1 LOB: 1 BB: 0 P: 6	R: 0 E: 0 K: 1 S: 6 H: 1 LOB: 2 BB: 1 P: 10	R: 1 E: 0 K: 0 S: 5 H: 2 LOB: 1 BB: 0 P: 5	R: 1 E: 0 K: 0 S: 4 H: 2 LOB: 1 BB: 1 P: 8	R: 0 E: 0 K: 0 S: 3 H: 1 LOB: 0 BB: 0 P: 3	R: 4 E: 0 K: 1 S: 10 H: 5 LOB: 1 BB: 0 P: 10	R: 3 E: 1 K: 0 S: 6 H: 2 LOB: 0 BB: 0 P: 6		1B: 10 2B: 4 3B: 0 HR: 2	SF: 2 SAC: 0 DP: 3 HBP: 0						

	AB	35
	R	10
	H	15
	RBI	9
	BB	3
	SO	3
	LOB	17

livebaseballscorecards.com

PITCHER		IP	WLS	BF	H	R	ER	SO	BB	IBB	HBP	BLK	WP	HR	S	P	ERA	WHIP
Dean Chance, R ERA: 3.69	(1, 1)	6.0	L	26	8	3	3	2	3	0	0	0	0	0	27	39	4.50	1.833
Jack Sanford, R ERA: 3.55	(7, 1)	0.2		5	3	3	3	1	0	0	0	0	0	1	7	7	40.50	4.500
Bob Lee, R ERA: 2.47	(7, 1)	1.1		9	4	4	1	0	0	0	0	0	0	1	9	9	6.75	3.000

PITCHER	IP	WLS	BF	H	R	ER	SO	BB	IBB	HBP	BLK	WP	HR	S	P	ERA	WHIP

California Angels @ Baltimore Orioles

Memorial Stadium, Baltimore, MD

Sat Jul 09 1966, 7:05 PM EDT

Att. 27,606 - Unknown

TOP

livebaseballscorecards.com

Batter	1	2	3	4	5	6	7	8	9	AB	R	H	RBI	BB	SO	LOB
Paul Schaal, R (1, 5) OBP: 0.361, SLG: 0.335	0-0 ① 5-3		0-0 ① P4		4-0 BBBB 1B			4-0 BBBB SH1-4		2	0	0	0	2	0	1
Ed Kirkpatrick, L (1, 3) (9, 9)	0-3 ② K		0-0 ② P3		0-0 1-3 1B			0-0 ① SH1-4 1-2		3	0	1	0	0	1	1
Jim Fregosi, R (1, 6) OBP: 0.320, SLG: 0.381	0-0 ③ 5-3		0-0 ③ L5		0-3 ③ K			0-0 ② F5		4	0	0	0	0	1	4
Rick Reichardt, R (1, 7) OBP: 0.364, SLG: 0.496		0-0 ① P4		1-0 4-3 6-3 HBP		0-0 ① L9		0-0 ③ F9		3	0	0	0	0	0	1
Bobby Knoop, R (1, 4) OBP: 0.261, SLG: 0.393		0-0 HR 1B		0-0 ① 6-3 1-2		0-0 ② 6-3			0-0 ① 6-3	4	1	1	0	0	0	1
Jackie Warner, R (1, 9) OBP: 0.281, SLG: 0.476 Jose Cardenal, R (9, 8) OBP: 0.332, SLG: 0.417		0-0 1-H HR		0-0 ② 4-3 2-3		0-3 ③ K			0-0 ② L7	4 0	1 0	1 0	2 0	0 0	1 0	1 0
Jim Piersall, R (1, 8) OBP: 0.278, SLG: 0.254 Buck Rodgers, S (9, PH) OBP: 0.245, SLG: 0.299 (9, 2)		0-0 ② 4-3		0-3 ③ K			0-0 ① 5-3		0-0 ③ 4-1	3 1	0 0	0 0	0 0	0 0	1 0	1 0
Tom Satriano, L (1, 2) OBP: 0.342, SLG: 0.267 (9, 3)		0-3 ③ K			0-0 ① F9		0-0 ② F9			3	0	0	0	0	1	0
Clyde Wright, R (1, 1) OBP: 0.231, SLG: 0.231 Minnie Rojas, R (8, 1) OBP: 0.091, SLG: 0.182		0-0 1B			0-3 ② K		0-0 ③ 1-3			3 0	0 0	1 0	0 0	0 0	1 0	0 0
Inning Stats	R: 0 H: 0 E: 0 LOB: 0 K: 1 BB: 0 S: 5 P: 5	R: 2 H: 2 E: 0 LOB: 0 K: 1 BB: 0 S: 7 P: 7	R: 0 H: 1 E: 0 LOB: 1 K: 0 BB: 0 S: 4 P: 4	R: 0 H: 0 E: 0 LOB: 1 K: 1 BB: 0 S: 5 P: 6	R: 0 H: 1 E: 0 LOB: 2 K: 2 BB: 1 S: 8 P: 12	R: 0 H: 0 E: 0 LOB: 0 K: 1 BB: 0 S: 5 P: 5	R: 0 H: 0 E: 0 LOB: 0 K: 0 BB: 0 S: 3 P: 3	R: 0 H: 0 E: 0 LOB: 1 K: 0 BB: 1 S: 3 P: 7	R: 0 H: 0 E: 0 LOB: 0 K: 0 BB: 0 S: 3 P: 3	1B: 3 SF: 0 2B: 0 SAC: 1 3B: 0 DP: 0 HR: 1 HBP: 1						

	AB	30
	R	2
	H	4
	RBI	2
	BB	2
	SO	6
	LOB	10

WP: 0 PA: 34
PB: 0
SB: 0
CS: 0

PITCHER		IP	WLS	BF	H	R	ER	SO	BB	IBB	HBP	BLK	WP	HR	S	P	ERA	WHIP
Dave McNally, L ERA: 3.05	(1, 1)	7.0	L	27	4	2	2	6	1	0	1	0	0	1	37	42	2.57	0.714
Stu Miller, R ERA: 1.68	(8, 1)	2.0		7	0	0	0	0	1	0	0	0	0	0	6	10	0.00	0.500

PITCHER	IP	WLS	BF	H	R	ER	SO	BB	IBB	HBP	BLK	WP	HR	S	P	ERA	WHIP

Batter	1	2	3	4	5	6	7	8	9	AB	R	H	RBI	BB	SO	LOB
Luis Aparicio, R (1, 6) OBP: 0.281, SLG: 0.359	L9		F7		L6		1-3			4	0	0	0	0	0	1
Boog Powell, L (1, 3) OBP: 0.389, SLG: 0.554	FC5-4 1B		1B		1-3			G3		4	0	2	0	0	0	0
Frank Robinson, R (1, 9) OBP: 0.417, SLG: 0.595	FC5-4 1B 1-2f		1-2 1B		1-3			1B 2B		4	0	2	0	0	0	1
Brooks Robinson, R (1, 5) OBP: 0.349, SLG: 0.503	1-3 1B		L1			P4		P5		4	0	1	0	0	0	3
Sam Bowens, R (1, 7) OBP: 0.303, SLG: 0.441		4-3		1-3 1B		5-3		FC4-6 1B 2-3		4	1	2	0	0	0	0
Davey Johnson, R (1, 4) OBP: 0.298, SLG: 0.351		F7		1-3 1-2		5-3		FC4-6 1-2f		4	0	0	0	0	0	3
Paul Blair, R (1, 8) OBP: 0.270, SLG: 0.361 Russ Snyder, L (9, PH) OBP: 0.419, SLG: 0.468	1B		F9				K	4-3		3 1	0 0	1 0	0 0	0 0	1 0	1 0
Andy Etchebarren, R (1, 2) OBP: 0.327, SLG: 0.434	4-3		1B 2-H	1B			BB	K		3	0	1	1	1	1	1
Dave McNally, R (1, 1) OBP: 0.216, SLG: 0.257 Bob Johnson, R (7, PH) OBP: 0.328, SLG: 0.250 Stu Miller, R (8, 1) OBP: 0.091, SLG: 0.091 Curt Blefary, L (9, PH) OBP: 0.343, SLG: 0.436		5-3	1-2 1B				K	4-3		2 1 0 1	0 0 0 0	1 0 0 0	0 0 0 0	0 0 0 0	0 1 0 0	0 1 0 0
Inning Stats	R: 0 E: 0 K: 0 S: 4 H: 2 LOB: 2 BB: 0 P: 4	R: 0 E: 0 K: 0 S: 4 H: 1 LOB: 1 BB: 0 P: 4	R: 0 E: 0 K: 0 S: 5 H: 2 LOB: 2 BB: 0 P: 5	R: 1 E: 0 K: 0 S: 5 H: 3 LOB: 1 BB: 0 P: 5	R: 0 E: 0 K: 0 S: 3 H: 0 LOB: 0 BB: 0 P: 3	R: 0 E: 0 K: 0 S: 3 H: 0 LOB: 0 BB: 0 P: 3	R: 0 E: 0 K: 2 S: 7 H: 0 LOB: 1 BB: 1 P: 11	R: 0 E: 0 K: 0 S: 5 H: 2 LOB: 2 BB: 0 P: 5	R: 0 E: 0 K: 1 S: 5 H: 0 LOB: 0 BB: 0 P: 5	1B: 9 2B: 1 3B: 0 HR: 0	SF: 0 SAC: 0 DP: 0 HBP: 0						

PITCHER		IP	WLS	BF	H	R	ER	SO	BB	IBB	HBP	BLK	WP	HR	S	P	ERA	WHIP
Clyde Wright, L ERA: 3.32	(1, 1)	7.0	W	28	8	1	1	2	1	0	0	0	0	0	31	35	1.29	1.286
Minnie Rojas, R ERA: 1.24	(8, 1)	2.0	S	8	2	0	0	1	0	0	0	0	0	0	10	10	0.00	1.000

PITCHER	IP	WLS	BF	H	R	ER	SO	BB	IBB	HBP	BLK	WP	HR	S	P	ERA	WHIP

BOTTOM

California Angels @ Baltimore Orioles

Memorial Stadium, Baltimore, MD

Sat Jul 09 1966, 7:05 PM EDT

Att. 27,606 - Unknown

livebaseballscorecards.com

AB	35
R	1
H	10
RBI	1
BB	1
SO	3
LOB	11

1B: 9	SF: 0	WP: 0	PA: 36
2B: 1	SAC: 0	PB: 0	
3B: 0	DP: 0	SB: 0	
HR: 0	HBP: 0	CS: 0	

California Angels @ Baltimore Orioles

Memorial Stadium, Baltimore, MD

Sun Jul 10 1966, 3:33 AM EDT

Att. 16,632 - Unknown

TOP

livebaseballscorecards.com

Batter	1	2	3	4	5	6	7	8	9	AB	R	H	RBI	BB	SO	LOB
Jose Cardenal, R (1, 8) OBP: 0.331, SLG: 0.418	5-3		F8			F9		1B SF9 2B 1-3		4	1	1	0	0	0	0
Bobby Knoop, R (1, 4) OBP: 0.261, SLG: 0.391	6-3		K			6-3		FC6-4 1B 2-3 3-H		4	0	1	1	0	1	0
Jim Fregosi, R (1, 3) OBP: 0.317, SLG: 0.378	K		6-3			G3		SF9 3-H		3	0	0	1	0	1	0
Rick Reichardt, R (1, 7) OBP: 0.366, SLG: 0.495		6-3	PO BB				1B 1B WP	FC6-4 1-2f		3	1	1	0	1	0	1
Frank Malzone, R (1, 5) OBP: 0.307, SLG: 0.370		6-3	PO 1-2	6-3		G4-6-3 1B 1-H		F6		3	0	1	1	0	0	0
Paul Schaal, R (7, PR) (7, 5) OBP: 0.360, SLG: 0.333										1	0	0	0	0	0	1
Jackie Warner, R (1, 9) OBP: 0.297, SLG: 0.491		FC6-4 BB		2B 2B		G4-6-3 1-2f			5-3 1B	3	1	2	0	1	0	1
Buck Rodgers, S (1, 2) OBP: 0.249, SLG: 0.303		FC6-4 1-2f		4-3 2-H 2B			BB		K	3	0	1	1	1	1	2
Jackie Hernandez, R (1, 6) OBP: 0.143, SLG: 0.083			F3	4-3 2-3			F7		5-3 1-2	4	0	0	0	0	0	3
George Brunet, R (1, 1) OBP: 0.216, SLG: 0.306			F8	1-3				2B 1B 1B	K2-3	4	1	1	0	0	1	2
Inning Stats	R: 0 E: 0 K: 1 S: 5 H: 0 LOB: 0 BB: 0 P: 5	R: 0 E: 0 K: 0 S: 3 H: 0 LOB: 1 BB: 1 P: 7	R: 0 E: 0 K: 0 S: 3 H: 0 LOB: 0 BB: 0 P: 3	R: 0 E: 0 K: 1 S: 4 H: 0 LOB: 0 BB: 1 P: 8	R: 1 E: 0 K: 0 S: 5 H: 2 LOB: 1 BB: 0 P: 5	R: 0 E: 0 K: 0 S: 3 H: 0 LOB: 0 BB: 0 P: 3	R: 1 E: 0 K: 0 S: 4 H: 2 LOB: 1 BB: 1 P: 8	R: 2 E: 0 K: 0 S: 6 H: 3 LOB: 1 BB: 0 P: 6	R: 0 E: 0 K: 2 S: 8 H: 1 LOB: 1 BB: 0 P: 8	1B: 5 2B: 3 3B: 0 HR: 0 SF: 1 SAC: 0 DP: 1 HBP: 0							

	AB	32
	R	4
	H	8
	RBI	4
	BB	3
	SO	4
	LOB	10

WP: 1 PB: 0 SB: 0 CS: 0 PA: 37

PITCHER		IP	WLS	BF	H	R	ER	SO	BB	IBB	HBP	BLK	WP	HR	S	P	ERA	WHIP
Steve Barber, L ERA: 1.96	(1, 1)	7.0	L	26	4	2	2	2	3	0	0	0	1	0	27	39	2.57	1.000
Eddie Watt, R ERA: 3.5	(8, 1)	0.0		3	3	2	2	0	0	0	0	0	0	0	3	3	∞	∞
Moe Drabowsky, R ERA: 3.0	(8, 1)	2.0		7	1	0	0	2	0	0	0	0	0	0	11	11	0.00	0.500

PITCHER	IP	WLS	BF	H	R	ER	SO	BB	IBB	HBP	BLK	WP	HR	S	P	ERA	WHIP

Batter	1	2	3	4	5	6	7	8	9	AB	R	H	RBI	BB	SO	LOB
Luis Aparicio, R (1, 6) OBP: 0.281, SLG: 0.358	F9		4-3 2-3			SH1-3 1B		F8		4	0	1	0	0	0	1
Boog Powell, L (1, 3) OBP: 0.386, SLG: 0.548	F7		F5			SH1-3 1-2		K		3	0	0	0	0	1	1
Frank Robinson, R (1, 9) OBP: 0.418, SLG: 0.591	BB			BB		6-3		K		2	0	0	0	2	1	1
Brooks Robinson, R (1, 5) OBP: 0.348, SLG: 0.499	F4			F9		IBB			F9	3	0	0	0	1	0	2
Sam Bowens, R (1, 7) OBP: 0.294, SLG: 0.426		F7		K		F7			F7	4	0	0	0	0	1	3
Davey Johnson, R (1, 4) OBP: 0.298, SLG: 0.350		F6		F9			1B		4-3	4	0	1	0	0	0	1
Paul Blair, R (1, 8) OBP: 0.271, SLG: 0.361		K			F4 1B		F3			3	0	1	0	0	1	1
Andy Etchebarren, R (1, 2) OBP: 0.327, SLG: 0.433			4-3 SH3-4 1B		F4 1-2		K			3	0	1	0	0	1	2
Steve Barber, L (1, 1) OBP: 0.073, SLG: 0.073			SH3-4 1-2		K		F8			1	0	0	0	0	1	0
Woodie Held, R (7, PH) OBP: 0.333, SLG: 0.341										1	0	0	0	0	0	1
Eddie Watt, R (8, 1) OBP: 0.190, SLG: 0.238										0	0	0	0	0	0	0
Moe Drabowsky, R (8, 1) OBP: 0.500, SLG: 0.500										0	0	0	0	0	0	0
Inning Stats	R: 0 H: 0 E: 0 LOB: 1 K: 0 BB: 1 S: 3 P: 7	R: 0 H: 0 E: 0 LOB: 0 K: 1 BB: 0 S: 5 P: 5	R: 0 H: 1 E: 0 LOB: 1 K: 0 BB: 0 S: 4 P: 4	R: 0 H: 0 E: 0 LOB: 1 K: 1 BB: 1 S: 5 P: 9	R: 0 H: 1 E: 0 LOB: 0 K: 1 BB: 0 S: 5 P: 5	R: 0 H: 1 E: 0 LOB: 2 K: 0 BB: 1 S: 4 P: 8	R: 0 H: 1 E: 0 LOB: 1 K: 1 BB: 0 S: 6 P: 6	R: 0 H: 0 E: 0 LOB: 0 K: 2 BB: 0 S: 7 P: 7	R: 0 H: 0 E: 0 LOB: 0 K: 0 BB: 0 S: 3 P: 3	1B: 4 2B: 0 3B: 0 HR: 0	SF: 0 SAC: 2 DP: 0 HBP: 0					

PITCHER	IP	WLS	BF	H	R	ER	SO	BB	IBB	HBP	BLK	WP	HR	S	P	ERA	WHIP
George Brunet, L (1, 1) ERA: 2.44	9.0	W	33	4	0	0	6	2	1	0	0	0	0	42	54	0.00	0.667

PITCHER	IP	WLS	BF	H	R	ER	SO	BB	IBB	HBP	BLK	WP	HR	S	P	ERA	WHIP

BOTTOM

California Angels @ Baltimore Orioles

Memorial Stadium, Baltimore, MD

Sun Jul 10 1966, 3:33 AM EDT

Att. 16,632 - Unknown

livebaseballscorecards.com

AB	28
R	0
H	4
RBI	0
BB	3
SO	6
LOB	13

WP: 0	PA: 33				
PB: 0					
SB: 0					
CS: 0					

Baltimore Orioles @ Detroit Tigers

Tiger Stadium, Detroit, MI

Thu Jul 14 1966, 7:05 PM EDT

Att. 30,571 - Unknown

TOP

livebaseballscorecards.com

Batter	1	2	3	4	5	6	7	8	9	AB	R	H	RBI	BB	SO	LOB
Luis Aparicio, R (1, 6) OBP: 0.282, SLG: 0.357	B B B B 4-0 G6-3 BB		x 0-0 ① F8		x 0-0 ① FC5-4 1-3 1-2f		x 0-0 ③ F7		x 0-0 FC5-4-1 BB 3-H 1B	4	0	1	1	1	0	1
Russ Snyder, L (1, 8) OBP: 0.414, SLG: 0.459 Paul Blair, R (9, PR) OBP: 0.271, SLG: 0.361	x 0-0 ① ② G6-3 1-2f		x 0-0 ② 1-3		x 0-0 ② 1-3 1-2			S S S 0-3 ① K	B B B B 4-0 FC5-4-1 1-2 BB	4 0	0 0	0 0	0 0	1 0	1 0	2 0
Frank Robinson, R (1, 9) OBP: 0.418, SLG: 0.597	x 0-0 HR		x 0-0 1B		x 0-0 ③ L9			x 0-0 ② L3	x 0-0 ③ FC5-4-1 1-2 2-3	5	1	2	1	0	0	3
Brooks Robinson, R (1, 5) OBP: 0.347, SLG: 0.494	S S S 0-3 ③ K		x 0-0 ③ L9			x 0-0 ① 5-3		B B B B 4-0 BB		3	0	0	0	1	1	1
Boog Powell, L (1, 3) OBP: 0.381, SLG: 0.540		x 0-0 ① 1-3		S S S 0-3 ① K		x 0-0 ② 4-3		x 0-0 ③ F6		4	0	0	0	0	1	1
Curt Blefary, L (1, 7) OBP: 0.352, SLG: 0.442		B B B B 4-0 1B BB		x 0-0 2B		B B B B 4-0 BB			B B B B 4-0 WP 1B G4-6-3 BB	1	1	1	0	3	0	0
Davey Johnson, R (1, 4) OBP: 0.300, SLG: 0.351		x 0-0 1-2 1B		S S S 0-3 ② K		x 0-0 ③ F3			x 0-0 G4-6-3 WP 1-2 1B 1B	4	1	2	0	0	1	2
Andy Etchebarren, R (1, 2) OBP: 0.326, SLG: 0.429		S S S 0-3 ② K		S S S 0-3 ③ K			x 0-0 ① B3-1		B B B B 4-0 G4-6-3 1-2 2-3 BB	3	0	0	0	1	2	3
Steve Barber, L (1, 1) OBP: 0.071, SLG: 0.071 Eddie Watt, R (4, 1) OBP: 0.227, SLG: 0.273 Bob Johnson, R (7, PH) OBP: 0.323, SLG: 0.246 Eddie Fisher, R (7, 1) Sam Bowens, R (9, PH) OBP: 0.291, SLG: 0.423		x 0-0 ③ F4			x 0-0 FC5-4 1B		x 0-0 ② G3		x 0-0 ① ② G4-6-3 1-2f 2-3 3-H	1 1 1 0 1	0 0 0 0 0	0 1 0 0 0	0 0 0 0 0	0 0 0 0 0	0 0 0 0 0	2 0 0 0 2
Inning Stats	R: 1 H: 1 E: 0 LOB: 0 K: 1 BB: 1 S: 5 P: 9	R: 0 H: 1 E: 0 LOB: 2 K: 1 BB: 1 S: 6 P: 10	R: 0 H: 1 E: 0 LOB: 1 K: 0 BB: 0 S: 4 P: 4	R: 0 H: 1 E: 0 LOB: 1 K: 3 BB: 0 S: 10 P: 10	R: 0 H: 1 E: 0 LOB: 1 K: 0 BB: 0 S: 4 P: 4	R: 0 H: 0 E: 0 LOB: 1 K: 0 BB: 1 S: 3 P: 7	R: 0 H: 0 E: 0 LOB: 0 K: 0 BB: 0 S: 3 P: 3	R: 0 H: 0 E: 0 LOB: 1 K: 1 BB: 1 S: 5 P: 9	R: 2 H: 2 E: 0 LOB: 2 K: 0 BB: 3 S: 4 P: 16	1B: 5 SF: 0 2B: 1 SAC: 0 3B: 0 DP: 2 HR: 1 HBP: 0						WP: 1 PA: 39 PB: 0 SB: 0 CS: 0

	AB	32
	R	3
	H	7
	RBI	2
	BB	7
	SO	6
	LOB	17

PITCHER		IP	WLS	BF	H	R	ER	SO	BB	IBB	HBP	BLK	WP	HR	S	P	ERA	WHIP
Earl Wilson, R ERA: 3.54	(1, 1)	7.0	W	28	5	1	1	5	3	0	0	0	0	1	35	47	1.29	1.143
Larry Sherry, R ERA: 4.09	(8, 1)	1.0		7	1	2	2	1	3	0	0	0	1	0	6	18	18.00	4.000
Fred Gladding, R ERA: 3.7	(9, 1)	0.2		3	1	0	0	0	1	0	0	0	0	0	2	6	0.00	3.000
Orlando Pena, R ERA: 2.7	(9, 1)	0.1	S	1	0	0	0	0	0	0	0	0	0	0	1	1	0.00	0.000

PITCHER		IP	WLS	BF	H	R	ER	SO	BB	IBB	HBP	BLK	WP	HR	S	P	ERA	WHIP

Baltimore Orioles @ Detroit Tigers

Tiger Stadium, Detroit, MI

Thu Jul 14 1966, 7:05 PM EDT

Att. 30,571 - Unknown

BOTTOM

Batter	1	2	3	4	5	6	7	8	9	AB	R	H	RBI	BB	SO	LOB
Don Wert, R (1, 5) OBP: 0.360, SLG: 0.348	G3 1B L6-3 1B		FC4-6 1B	1-3 2-H 3-H 1B		4-3 2-3		K		5	1	3	2	0	1	2
Jake Wood, R (1, 4) OBP: 0.360, SLG: 0.398	L6-3 G3 1-2 1B		FC4-6 FC6-4 1-2f	K		6-3				4	0	1	0	0	1	4
Norm Cash, L (1, 3) OBP: 0.304, SLG: 0.407	G3 1-2 2-3		K		L8		K			4	0	0	0	0	2	3
Al Kaline, R (1, 9) OBP: 0.405, SLG: 0.619	L6-3 2-3 3-H		FC6-4 1-2f		4-3 BB		K			3	0	0	1	1	1	2
Willie Horton, R (1, 7) OBP: 0.333, SLG: 0.454	5-3			5-3	4-3 1-2		E4 FC6-4			4	0	0	0	0	0	2
Bill Freehan, R (1, 2) OBP: 0.299, SLG: 0.371		1-4-3		1B 1B	K		FC6-4 1-2f			4	1	1	0	0	1	2
Mickey Stanley, R (1, 8) OBP: 0.306, SLG: 0.250		1-3		BB 1B 1-3 1B		2B SF8 1B		F7		4	2	2	0	0	0	0
Ray Oyler, R (1, 6) OBP: 0.327, SLG: 0.295		1B		K		4-3 1-3 2B		F8		4	0	2	0	0	1	2
Earl Wilson, R (1, 1) OBP: 0.333, SLG: 0.429		F3		1B 1-2 BB		SF8 3-H		3B		1	0	0	1	1	0	1
Larry Sherry, R (8, 1) OBP: 0.500, SLG: 0.833										1	0	1	0	0	0	0
Fred Gladding, L (9, 1)										0	0	0	0	0	0	0
Orlando Pena, R (9, 1) OBP: 0.125, SLG: 0.125										0	0	0	0	0	0	0
Inning Stats	R: 1 E: 0 K: 0 S: 5 H: 2 LOB: 1 BB: 0 P: 5	R: 0 E: 0 K: 0 S: 4 H: 1 LOB: 1 BB: 0 P: 4	R: 0 E: 0 K: 1 S: 6 H: 1 LOB: 1 BB: 0 P: 6	R: 2 E: 0 K: 2 S: 10 H: 3 LOB: 2 BB: 1 P: 14	R: 0 E: 0 K: 1 S: 5 H: 0 LOB: 1 BB: 1 P: 9	R: 1 E: 0 K: 0 S: 5 H: 2 LOB: 1 BB: 0 P: 5	R: 0 E: 1 K: 2 S: 8 H: 0 LOB: 1 BB: 0 P: 8	R: 0 E: 0 K: 1 S: 6 H: 1 LOB: 1 BB: 0 P: 6		1B: 8 2B: 1 3B: 1 HR: 0 SF: 1 SAC: 0 DP: 0 HBP: 0						

livebaseballscorecards.com

AB	34
R	4
H	10
RBI	4
BB	2
SO	7
LOB	18

WP: 0 PB: 0 SB: 0 CS: 0 PA: 37

PITCHER		IP	WLS	BF	H	R	ER	SO	BB	IBB	HBP	BLK	WP	HR	S	P	ERA	WHIP
Steve Barber, L ERA: 2.12	(1, 1)	3.2	L	19	7	3	3	2	1	0	0	0	0	0	22	26	7.36	2.182
Eddie Watt, R ERA: 3.51	(4, 1)	2.1		10	2	1	1	2	1	0	0	0	0	0	13	17	3.86	1.286
Eddie Fisher, R ERA: 1.61	(7, 1)	2.0		8	1	0	0	3	0	0	0	0	0	0	14	14	0.00	0.500

PITCHER	IP	WLS	BF	H	R	ER	SO	BB	IBB	HBP	BLK	WP	HR	S	P	ERA	WHIP

Baltimore Orioles @ Detroit Tigers

Tiger Stadium, Detroit, MI

Fri Jul 15 1966, 7:05 PM EDT

Att. 43,647 - Unknown

TOP

livebaseballscorecards.com

Batter	1	2	3	4	5	6	7	8	9	10	11	12	13	AB	R	H	RBI	BB	SO	LOB
Luis Aparicio, R (1, 6) OBP: 0.286, SLG: 0.358	0-0 CS 1B		0-0 4-3		0-0 G6-3 1B		BBB 4-0 WP BB		0-0 6-3			0-0 F9		5	0	2	0	1	0	0
Russ Snyder, L (1, 8) (9, 7) OBP: 0.407, SLG: 0.450	0-0 F7 1-2		0-0 FC6-4 1B		0-0 G6-3 1-2f		0-0 1-3 1-2		0-0 4-3			0-0 3-1		6	0	1	0	0	0	3
Frank Robinson, R (1, 9) OBP: 0.416, SLG: 0.591	SSS 0-3 K		0-0 FC6-4 1-2f		0-0 CS 1B			BBBB 4-0 F9 BB 1B BB		0-0 6-3			0-0 F7	5	1	1	0	1	1	1
Brooks Robinson, R (1, 5) OBP: 0.347, SLG: 0.493		0-0 G3 BLK 2B		BBBB 4-0 BB 1B BB	0-0 CS 1-2	0-0 6-3		0-0 F3		0-0 L8			0-0 F8	5	2	1	0	1	0	1
Boog Powell, L (1, 3) OBP: 0.380, SLG: 0.545		0-0 G3 2-3		0-0 L8		0-0 HR		BBBBB 4-0 1B 1-2 BB		0-0 F7			0-0 6-3	5	1	1	1	1	0	2
Curt Blefary, L (1, 7) OBP: 0.354, SLG: 0.441 Paul Blair, R (9, 8) OBP: 0.269, SLG: 0.358		0-0 4-3 3-H 1B		BBBB 4-0 1B 1-2 BB		SSS 0-3 K		0-0 F9 2-3			SSS 0-3 K			3 1	0 0	1 0	0 0	1 0	1 1	2 0
Davey Johnson, R (1, 4) OBP: 0.301, SLG: 0.352		0-0 4-3 1-2		0-0 1B 1-3 2-H 1B		0-0 F9		0-0 1-3 3-H 1B				0-0 F8		5	1	2	2	0	0	1
Andy Etchebarren, R (1, 2) OBP: 0.324, SLG: 0.425		0-0 4-3		0-0 2-H 1B			SSS 0-3 K	0-0 L8				0-0 F8		5	0	1	1	0	1	3
Wally Bunker, R (1, 1) OBP: 0.179, SLG: 0.167 Eddie Fisher, R (6, 1) Stu Miller, R (10, 1) OBP: 0.083, SLG: 0.083			SSS 0-3 K	SSS 0-3 K			0-0 5-3		SSS 0-3 K			SSS 0-3 K		2 2 1	0 0 0	0 0 0	0 0 0	0 1 1	2 0 0	1 0 0
Inning Stats	R: 0 H: 1 E: 0 LOB: 0 K: 1 BB: 0 S: 5 P: 5	R: 1 H: 2 E: 0 LOB: 1 K: 0 BB: 0 S: 5 P: 5	R: 0 H: 1 E: 0 LOB: 1 K: 1 BB: 0 S: 6 P: 6	R: 2 H: 2 E: 0 LOB: 1 K: 1 BB: 2 S: 6 P: 14	R: 0 H: 2 E: 0 LOB: 0 K: 0 BB: 0 S: 3 P: 3	R: 1 H: 1 E: 0 LOB: 0 K: 1 BB: 0 S: 6 P: 6	R: 0 H: 0 E: 0 LOB: 1 K: 1 BB: 1 S: 5 P: 9	R: 1 H: 1 E: 0 LOB: 2 K: 0 BB: 2 S: 4 P: 12	R: 0 H: 0 E: 0 LOB: 0 K: 1 BB: 0 S: 5 P: 5	R: 0 H: 0 E: 0 LOB: 0 K: 0 BB: 0 S: 3 P: 3	R: 0 H: 0 E: 0 LOB: 0 K: 1 BB: 0 S: 5 P: 5	R: 0 H: 0 E: 0 LOB: 0 K: 1 BB: 0 S: 5 P: 5	R: 0 H: 0 E: 0 LOB: 0 K: 0 BB: 0 S: 3 P: 3	1B: 8 2B: 1 3B: 0 HR: 1	SF: 0 SAC: 0 DP: 1 HBP: 0	WP: 1 PB: 0 SB: 0 CS: 2	PA: 51		

PITCHER		IP	WLS	BF	H	R	ER	SO	BB	IBB	HBP	BLK	WP	HR	S	P	ERA	WHIP
Dave Wickersham, R ERA: 3.18	(1, 1)	5.1		23	9	4	4	3	2	0	0	1	0	1	27	35	6.75	2.062
Mickey Lolich, L ERA: 4.81	(6, 1)	1.2		6	0	0	0	2	1	0	0	0	1	0	9	13	0.00	0.600
Orlando Pena, R ERA: 2.85	(8, 1)	0.1		2	0	1	1	0	1	0	0	0	0	0	1	5	27.00	3.000
Johnny Podres, L ERA: 2.42	(8, 1)	1.2		7	1	0	0	1	1	0	0	0	0	0	8	12	0.00	1.200
Bill Monbouquette, R ERA: 4.67	(10, 1)	4.0	W	12	0	0	0	2	0	0	0	0	0	0	16	16	0.00	0.000

PITCHER	IP	WLS	BF	H	R	ER	SO	BB	IBB	HBP	BLK	WP	HR	S	P	ERA	WHIP

AB	45
R	5
H	10
RBI	4
BB	5
SO	8
LOB	14

Baltimore Orioles @ Detroit Tigers

Tiger Stadium, Detroit, MI

Fri Jul 15 1966, 7:05 PM EDT

Att. 43,647 - Unknown

livebaseballscorecards.com

BOTTOM

Batter	1	2	3	4	5	6	7	8	9	10	11	12	13	AB	R	H	RBI	BB	SO	LOB
Don Wert, R (1, 5) OBP: 0.363, SLG: 0.346	4-0 2B BB	4-0 BB		0-0 5-3			0-0 F8		0-0 1B 2-H 3-H			0-3 K		4	1	1	2	2	1	0
Jerry Lumpe, L (1, 4) OBP: 0.301, SLG: 0.329 Dick Tracewski, R (12, PR) OBP: 0.237, SLG: 0.151 (13, 4)	0-3 K	0-0 F2			0-0 F8		0-0 4-3		0-3 K			0-0 2B		6 0	0 0	1 0	0 0	0 0	2 0	4 0
Norm Cash, L (1, 3) OBP: 0.304, SLG: 0.404	0-0 F5		0-0 FC1-6 BB 1B		0-3 K			0-0 6-3		0-3 K		4-0 IBB		5	0	1	0	1	2	1
Al Kaline, R (1, 8) OBP: 0.406, SLG: 0.620 Mickey Stanley, R (9, 8) OBP: 0.297, SLG: 0.242	0-0 3B 1-H 2B		0-3 K		4-0 2B BB			0-0 L5-3		0-0 L4		0-0 F5		3 2	2 0	1 0	1 0	1 0	1 0	1 2
Jim Northrup, L (1, 9) OBP: 0.307, SLG: 0.404	0-0 3B 2-H		4-0 FC1-6 BB 1-2		0-0 2B 1-H			0-0 1-5-3		0-0 F9			0-0 SH1-4 HR 1B	5	1	3	2	1	0	0
Willie Horton, R (1, 7) OBP: 0.335, SLG: 0.448	0-0 F5		0-0 FC1-6 1-2f 2-3			4-0 L5-3 BB			1-0 2B 1B HBP		0-0 F9		0-0 SH1-4 1-2	3	1	0	0	1	0	3
Bill Freehan, R (1, 2) OBP: 0.300, SLG: 0.365		4-0 FC6-4 BB	0-3 K			0-0 B3			0-0 F6		0-3 K		4-0 HR IBB	4	1	0	0	2	2	4
Ray Oyler, R (1, 6) OBP: 0.311, SLG: 0.277		0-0 FC6-4 4-3 1-2f PB		0-0 5-3		0-0 L5-3 1-2			0-0 F9		0-3 K		0-0 F8	6	0	0	0	0	1	5
Dave Wickersham, R (1, 1) OBP: 0.069, SLG: 0.103 Mickey Lolich, S (6, 1) OBP: 0.286, SLG: 0.258 Jake Wood, R (7, PH) OBP: 0.357, SLG: 0.395 Orlando Pena, R (8, 1) OBP: 0.125, SLG: 0.125 Johnny Podres, L (8, 1) OBP: 0.500, SLG: 0.333 Gates Brown, L (9, PH) OBP: 0.330, SLG: 0.439 Bill Monbouquette, R (10, 1) OBP: 0.211, SLG: 0.167 Earl Wilson, R (13, PH) OBP: 0.345, SLG: 0.500	0-0 4-3 1-3			0-0 F8			0-0 F3		0-0 1B 2B 1-3			0-3 K	0-0 HR 1-H 2-H	2 0 1 0 0 1 1 1 0	0 0 0 0 0 1 1 1 0	0 0 0 0 0 1 1 3 0	0 0 0 0 0 0 0 0 0	0 0 0 0 0 1 0 0 0	1 0 0 0 0 0 0 0 0	0 0 0 0 0 0 0 0 0
Inning Stats	R: 2 E: 0 K: 1 S: 7 H: 2 LOB: 1 BB: 1 P: 11	R: 0 E: 0 K: 0 S: 3 H: 0 LOB: 2 BB: 2 P: 11	R: 0 E: 0 K: 2 S: 8 H: 1 LOB: 2 BB: 1 P: 12	R: 0 E: 0 K: 0 S: 3 H: 0 LOB: 0 BB: 0 P: 3	R: 1 E: 0 K: 1 S: 5 H: 1 LOB: 1 BB: 1 P: 9	R: 0 E: 0 K: 0 S: 2 H: 0 LOB: 0 BB: 1 P: 6	R: 0 E: 0 K: 0 S: 3 H: 0 LOB: 0 BB: 0 P: 3	R: 0 E: 0 K: 0 S: 3 H: 0 LOB: 0 BB: 0 P: 3	R: 2 E: 0 K: 1 S: 7 H: 2 LOB: 1 BB: 0 P: 8	R: 0 E: 0 K: 1 S: 5 H: 0 LOB: 0 BB: 0 P: 5	R: 0 E: 0 K: 2 S: 7 H: 0 LOB: 0 BB: 0 P: 7	R: 0 E: 0 K: 2 S: 8 H: 1 LOB: 2 BB: 1 P: 12	R: 3 E: 0 K: 0 S: 4 H: 2 LOB: 0 BB: 1 P: 8	1B: 3 2B: 5 3B: 1 HR: 1	SF: 0 SAC: 1 DP: 1 HBP: 1	WP: 0 PB: 1 SB: 0 CS: 0	PA: 54			

PITCHER		IP	WLS	BF	H	R	ER	SO	BB	IBB	HBP	BLK	WP	HR	S	P	ERA	WHIP
Wally Bunker, R ERA: 4.0	(1, 1)	5.0		23	4	3	3	4	5	0	0	0	0	0	26	46	5.40	1.800
Eddie Fisher, R ERA: 1.8	(6, 1)	4.0		15	2	2	2	1	1	0	1	0	0	0	15	20	4.50	0.750
Stu Miller, R ERA: 2.01	(10, 1)	3.2	L	16	3	3	3	5	0	2	0	0	0	1	24	32	7.36	0.818

PITCHER		IP	WLS	BF	H	R	ER	SO	BB	IBB	HBP	BLK	WP	HR	S	P	ERA	WHIP

AB	44
R	8
H	9
RBI	8
BB	8
SO	10
LOB	21

Baltimore Orioles @ Detroit Tigers

Tiger Stadium, Detroit, MI

Sat Jul 16 1966, 7:05 PM EDT

Att. 29,767 - Unknown

TOP

Batter	1	2	3	4	5	6	7	8	9	AB	R	H	RBI	BB	SO	LOB
Luis Aparicio, R (1, 6) OBP: 0.285, SLG: 0.357	BB, 1B, 1B 1B	SH1-3 1-2	F4			4-3		K		4	1	1	0	0	1	2
Russ Snyder, L (1, 8) (9, 7) OBP: 0.407, SLG: 0.454	BB 1-2 1B 1B	1B 2-H 2B		F8		K			L3	5	2	2	1	0	1	0
Frank Robinson, R (1, 9) OBP: 0.419, SLG: 0.589	1B 1-2 2-3 1B BB	2-H 1B		6-3		F4			G6-4-3 BB	3	1	1	1	2	0	0
Brooks Robinson, R (1, 5) OBP: 0.348, SLG: 0.495	1B 1-3 2-H 3-H SF7 1B	K		F8			1B 2B		G6-4-3 1-2f	5	2	2	2	0	1	2
Boog Powell, L (1, 3) OBP: 0.382, SLG: 0.544	SF7 1-3 3-H 1B	L9			K		1B, WP 2-H 1B			4	0	2	2	0	1	1
Curt Blefary, L (1, 7) OBP: 0.355, SLG: 0.440 Paul Blair, R (9, 8) OBP: 0.269, SLG: 0.358	L9	L9			E 1B BB		L4-3 1-3 1B			3 0	1 0	1 0	0 0	1 0	0 0	2 0
Davey Johnson, R (1, 4) OBP: 0.301, SLG: 0.352	SF7 1-2 3-H	FC1-5, HBP 1B			E4 6-3, 1B 1-3		L4-3 1-2			3	0	1	1	0	0	2
Andy Etchebarren, R (1, 2) OBP: 0.326, SLG: 0.424	5-3	FC1-5 1-2 HBP			1-2 3-H 1B			K		3	0	1	1	0	1	1
Dave McNally, R (1, 1) OBP: 0.220, SLG: 0.256		SH1-3 2B 1B	FC1-5 1-2 2-3f		6-3 2-3			F7		4	1	1	0	0	0	4

Inning Stats																						
	R: 4	H: 4	R: 2	H: 3	R: 0	H: 1	R: 0	H: 0	R: 1	H: 1	R: 0	H: 0	R: 1	H: 3	R: 0	H: 0	R: 0	H: 0	1B: 10	SF: 1	WP: 1	PA: 40
	E: 0	LOB: 1	E: 0	LOB: 1	E: 0	LOB: 2	E: 0	LOB: 0	E: 1	LOB: 1	E: 0	LOB: 0	E: 0	LOB: 0	E: 0	LOB: 0	E: 0	LOB: 0	2B: 3	SAC: 1	PB: 0	
	K: 0	BB: 1	K: 1	BB: 0	K: 0	BB: 0	K: 1	BB: 0	K: 1	BB: 1	K: 0	BB: 0	K: 0	BB: 0	K: 2	BB: 0	K: 0	BB: 1	3B: 0	DP: 2	SB: 0	
	S: 7	P: 11	S: 8	P: 8	S: 4	P: 5	S: 3	P: 3	S: 6	P: 10	S: 5	P: 5	S: 4	P: 4	S: 7	P: 7	S: 2	P: 6	HR: 0	HBP: 1	CS: 0	

PITCHER		IP	WLS	BF	H	R	ER	SO	BB	IBB	HBP	BLK	WP	HR	S	P	ERA	WHIP
Denny McLain, R ERA: 3.42	(1, 1)	1.1	L	11	6	6	6	0	1	0	0	0	0	0	10	14	40.50	5.250
Orlando Pena, R ERA: 2.67	(2, 1)	3.2		16	3	1	0	2	1	0	1	0	0	0	18	23	0.00	1.091
Fred Gladding, R ERA: 3.74	(6, 1)	2.0		7	3	1	1	1	0	0	0	0	1	0	9	9	4.50	1.500
Larry Sherry, R ERA: 3.91	(8, 1)	2.0		6	0	0	0	2	1	0	0	0	0	0	9	13	0.00	0.500

PITCHER	IP	WLS	BF	H	R	ER	SO	BB	IBB	HBP	BLK	WP	HR	S	P	ERA	WHIP

AB	34
R	8
H	12
RBI	8
BB	3
SO	5
LOB	14

livebaseballscorecards.com

Baltimore Orioles @ Detroit Tigers

Tiger Stadium, Detroit, MI

Sat Jul 16 1966, 7:05 PM EDT

Att. 29,767 - Unknown

BOTTOM

Batter	1	2	3	4	5	6	7	8	9	AB	R	H	RBI	BB	SO	LOB
Don Wert, R (1, 5) OBP: 0.361, SLG: 0.342	F8		K G5-4-3		BB 1-2		K			3	0	0	0	1	2	1
Jake Wood, R (1, 4) OBP: 0.346, SLG: 0.381	1-3		G5-4-3 1-2f		F9			6-3		4	0	0	0	0	0	3
Norm Cash, L (1, 3) OBP: 0.307, SLG: 0.414	HR			F8		L6-4-3 1B		F8		4	1	2	1	0	0	0
Al Kaline, R (1, 9) OBP: 0.401, SLG: 0.611	K			L6-4-3	L6-4-3 1-2			K		4	0	0	0	0	2	1
Willie Horton, R (1, 7) OBP: 0.341, SLG: 0.466		K		1B		HR			1B	4	1	3	1	0	1	0
Bill Freehan, R (1, 2) OBP: 0.299, SLG: 0.364		1B		K		F8			F8	4	0	1	0	0	1	2
Mickey Stanley, R (1, 8) OBP: 0.308, SLG: 0.246		F9			F3		BB		1-2 1B	3	0	1	0	1	0	1
Ray Oyler, R (1, 6) OBP: 0.309, SLG: 0.269		K			BB BB		F4		K	3	0	0	0	1	2	4
Denny McLain, R (1, 1) OBP: 0.281, SLG: 0.264 Orlando Pena, R (2, 1) OBP: 0.111, SLG: 0.111 Jerry Lumpe, L (5, PH) OBP: 0.300, SLG: 0.327 Fred Gladding, L (6, 1) Earl Wilson, R (7, PH) OBP: 0.339, SLG: 0.490 Larry Sherry, R (8, 1) OBP: 0.500, SLG: 0.833 Gates Brown, L (9, PH) OBP: 0.328, SLG: 0.434			K		F9		K		6-3	0 1 1 0 1 0 1	0 0 0 0 0 0 0	0 0 0 0 1 0 1	0 0 0 0 0 0 0	0 0 0 0 0 0 0	0 0 0 0 1 0 0	0 1 1 0 1 0 2
Inning Stats	R: 1 E: 0 K: 1 S: 6 H: 1 LOB: 0 BB: 0 P: 6	R: 0 E: 0 K: 2 S: 8 H: 1 LOB: 1 BB: 0 P: 8	R: 0 E: 0 K: 2 S: 7 H: 0 LOB: 0 BB: 0 P: 7	R: 0 E: 0 K: 1 S: 6 H: 1 LOB: 1 BB: 0 P: 6	R: 0 E: 0 K: 0 S: 3 H: 0 LOB: 2 BB: 2 P: 11	R: 1 E: 0 K: 0 S: 4 H: 2 LOB: 0 BB: 0 P: 4	R: 0 E: 0 K: 2 S: 7 H: 0 LOB: 1 BB: 1 P: 11	R: 0 E: 0 K: 1 S: 5 H: 0 LOB: 0 BB: 0 P: 5	R: 0 E: 0 K: 1 S: 7 H: 2 LOB: 2 BB: 0 P: 7	1B: 5 2B: 0 3B: 0 HR: 2	SF: 0 SAC: 0 DP: 2 HBP: 0						

PITCHER	IP	WLS	BF	H	R	ER	SO	BB	IBB	HBP	BLK	WP	HR	S	P	ERA	WHIP
Dave McNally, L (1, 1) ERA: 2.97	9.0	W	36	7	2	2	10	3	0	0	0	1	2	53	65	2.00	1.111

PITCHER	IP	WLS	BF	H	R	ER	SO	BB	IBB	HBP	BLK	WP	HR	S	P	ERA	WHIP

WP: 1 PB: 0 SB: 0 CS: 0 PA: 36

AB	33
R	2
H	7
RBI	2
BB	3
SO	10
LOB	16

livebaseballscorecards.com

Batter	1	2	3	4	5	6	7	8	9	AB	R	H	RBI	BB	SO	LOB
Luis Aparicio, R (1, 6) OBP: 0.287, SLG: 0.363	F9		3B		F7			1B		4	0	2	0	0	0	0
Boog Powell, L (1, 3) OBP: 0.377, SLG: 0.537	F4		K			4-3		K		4	0	0	0	0	2	2
Frank Robinson, R (1, 9) OBP: 0.419, SLG: 0.586	BB		F8			G5-4-3 1B			F3	3	0	1	0	1	0	1
Brooks Robinson, R (1, 5) OBP: 0.347, SLG: 0.492	F8			K		G5-4-3 1-2f			G6-4-3 1B	4	0	1	0	0	1	2
Sam Bowens, R (1, 7) OBP: 0.282, SLG: 0.409		F6		L7			B1-3		G6-4-3 1-2f	4	0	0	0	0	0	1
Davey Johnson, R (1, 4) OBP: 0.298, SLG: 0.349		E9 SH5-3		5-3			5-3			3	0	0	0	0	0	0
Paul Blair, R (1, 8) OBP: 0.266, SLG: 0.354		SH5-3 2-3			5-3		L6			2	0	0	0	0	0	0
Andy Etchebarren, R (1, 2) OBP: 0.326, SLG: 0.433		1-3			HR			K		3	1	1	1	0	1	1
Bill Short, L (1, 1)			K		K					2	0	0	0	0	2	0
Bob Johnson, R (8, PH) OBP: 0.318, SLG: 0.241								F7		1	0	0	0	0	0	0
Eddie Fisher, R (8, 1)										0	0	0	0	0	0	0
Inning Stats	R: 0 E: 0 K: 0 S: 3 H: 0 LOB: 1 BB: 1 P: 7	R: 0 E: 1 K: 0 S: 4 H: 0 LOB: 1 BB: 0 P: 4	R: 0 E: 0 K: 2 S: 8 H: 1 LOB: 1 BB: 0 P: 8	R: 0 E: 0 K: 1 S: 5 H: 0 LOB: 0 BB: 0 P: 5	R: 1 E: 0 K: 1 S: 6 H: 1 LOB: 0 BB: 0 P: 6	R: 0 E: 0 K: 0 S: 3 H: 1 LOB: 0 BB: 0 P: 3	R: 0 E: 0 K: 0 S: 3 H: 0 LOB: 0 BB: 0 P: 3	R: 0 E: 0 K: 2 S: 8 H: 1 LOB: 1 BB: 0 P: 8	R: 0 E: 0 K: 0 S: 3 H: 1 LOB: 0 BB: 0 P: 3	1B: 3 2B: 0 3B: 1 HR: 1 SF: 0 SAC: 1 DP: 2 HBP: 0						

PITCHER	IP	WLS	BF	H	R	ER	SO	BB	IBB	HBP	BLK	WP	HR	S	P	ERA	WHIP
Gary Peters, L (1, 1) ERA: 2.48	9.0	W	32	5	1	1	6	1	0	0	0	0	1	43	47	1.00	0.667

PITCHER	IP	WLS	BF	H	R	ER	SO	BB	IBB	HBP	BLK	WP	HR	S	P	ERA	WHIP

TOP

Baltimore Orioles @ Chicago White Sox

Comiskey Park, Chicago, IL

Sun Jul 17 1966, 4:33 AM EDT

Unknown

livebaseballscorecards.com

AB	30
R	1
H	5
RBI	1
BB	1
SO	6
LOB	7

WP: 0	PA: 32
PB: 0	
SB: 0	
CS: 0	

Baltimore Orioles @ Chicago White Sox

Comiskey Park, Chicago, IL

Sun Jul 17 1966, 4:33 AM EDT

Unknown

BOTTOM

Batter	1	2	3	4	5	6	7	8	9	AB	R	H	RBI	BB	SO	LOB
Ken Berry, R (1, 7) OBP: 0.307, SLG: 0.413	K		S, SF7, 2B 2-H 3-H		F8			1B, 3B		4	2	2	2	0	1	0
Don Buford, S (1, 5) OBP: 0.315, SLG: 0.344	K		SF7 2-H			4-3		WP, S, WP, 1B 3-H		3	1	1	2	0	1	0
Tommie Agee, R (1, 8) OBP: 0.320, SLG: 0.422	6-3		1-3			FC4-6, 1B		WP, CS, BB 1-3		3	0	1	0	1	0	0
John Romano, R (1, 2) OBP: 0.370, SLG: 0.422		F7		K		FC4-6 1-2f		K 2-3 3-H		4	0	0	0	0	2	2
Al Weis, S (8, PR) OBP: 0.218, SLG: 0.140										0	0	0	0	0	0	0
J.C. Martin, L (9, 2) OBP: 0.344, SLG: 0.415										0	0	0	0	0	0	0
Jerry Adair, R (1, 4) OBP: 0.306, SLG: 0.326		L4		2B		F4		K 3-H		4	0	1	0	0	1	3
Bill Skowron, R (1, 3) OBP: 0.292, SLG: 0.352		5-3		F7			1-3			3	0	0	0	0	0	1
Tom McCraw, L (8, 3) OBP: 0.302, SLG: 0.356										0	0	0	0	0	0	0
Floyd Robinson, L (1, 9) OBP: 0.341, SLG: 0.344			F6	L4			1-3			3	0	0	0	0	0	1
Lee Elia, R (1, 6) OBP: 0.263, SLG: 0.327			1B, 2B, BB		K		F5			2	1	0	0	1	1	0
Gary Peters, L (1, 1) OBP: 0.289, SLG: 0.422			1-3, 2B, 1B		F8			1-3		3	1	1	0	0	0	0
Inning Stats	R: 0 E: 0 K: 2 S: 7 H: 0 LOB: 0 BB: 0 P: 7	R: 0 E: 0 K: 0 S: 3 H: 0 LOB: 0 BB: 0 P: 3	R: 3 E: 0 K: 0 S: 5 H: 2 LOB: 0 BB: 1 P: 9	R: 0 E: 0 K: 1 S: 6 H: 1 LOB: 1 BB: 0 P: 6	R: 0 E: 0 K: 1 S: 5 H: 0 LOB: 0 BB: 0 P: 5	R: 0 E: 0 K: 0 S: 4 H: 1 LOB: 1 BB: 0 P: 4	R: 0 E: 0 K: 0 S: 3 H: 0 LOB: 0 BB: 0 P: 3	R: 2 E: 0 K: 2 S: 9 H: 2 LOB: 1 BB: 1 P: 13		1B: 3 2B: 2 3B: 1 HR: 0 SF: 1 SAC: 0 DP: 0 HBP: 0						

livebaseballscorecards.com

	AB	29
	R	5
	H	6
	RBI	4
	BB	2
	SO	6
	LOB	7

WP: 2 PA: 32
PB: 0
SB: 2
CS: 1

PITCHER		IP	WLS	BF	H	R	ER	SO	BB	IBB	HBP	BLK	WP	HR	S	P	ERA	WHIP
Bill Short, L ERA: 1.29	(1, 1)	7.0	L	26	4	3	3	4	1	0	0	0	0	0	33	37	3.86	0.714
Eddie Fisher, R ERA: 2.07	(8, 1)	1.0		6	2	2	2	2	1	0	0	0	2	0	9	13	18.00	3.000

PITCHER	IP	WLS	BF	H	R	ER	SO	BB	IBB	HBP	BLK	WP	HR	S	P	ERA	WHIP

Batter	1	2	3	4	5	6	7	8	9	AB	R	H	RBI	BB	SO	LOB
Luis Aparicio, R (1, 6) OBP: 0.290, SLG: 0.365	F7		FC4-6 1B		E5 4-3 1B		K			4	0	2	0	0	1	0
Russ Snyder, L (1, 8) (8, 7) OBP: 0.404, SLG: 0.455	F5		FC4-6 S 1B 1-2f		4-3 2-3			F9 2B		4	1	1	0	0	0	2
Frank Robinson, R (1, 9) OBP: 0.415, SLG: 0.579	G1		K 1-2		F5			F9 2-3		4	0	0	0	0	1	3
Brooks Robinson, R (1, 5) OBP: 0.350, SLG: 0.500		BB G3 2B				4-3 SF9 2B		6-3		4	2	3	1	0	0	1
Boog Powell, L (1, 3) OBP: 0.379, SLG: 0.533		BBBB G3 BB BB	F8			4-3 2-3		BBBB BB		2	0	0	0	2	0	2
Curt Blefary, L (1, 7) OBP: 0.354, SLG: 0.436 Paul Blair, R (8, 8) OBP: 0.266, SLG: 0.354		BBBB G3 BB 1-2 2-3		F3		SF9 3-H		F7		2 0	0 0	0 0	1 0	1 0	0 0	2 0
Davey Johnson, R (1, 4) OBP: 0.295, SLG: 0.345		F6		6-3		K			F8	4	0	0	0	0	1	3
Andy Etchebarren, R (1, 2) OBP: 0.322, SLG: 0.427		G3 1-2 2-3 3-H		K			6-3		F9	4	0	0	1	0	1	2
Jim Palmer, R (1, 1) OBP: 0.156, SLG: 0.190 Dick Hall, R (7, 1) OBP: 0.143, SLG: 0.143 Stu Miller, R (9, 1) OBP: 0.083, SLG: 0.083		F2			6-3		K		4-3	3 1 0	0 0 0	0 0 0	0 0 0	0 0 0	1 0 0	2 0 0
Inning Stats	R: 0 E: 0 K: 0 S: 3 H: 0 LOB: 0 BB: 0 P: 3	R: 1 E: 0 K: 0 S: 4 H: 1 LOB: 2 BB: 2 P: 12	R: 1 E: 0 K: 1 S: 7 H: 2 LOB: 1 BB: 0 P: 7	R: 0 E: 0 K: 1 S: 5 H: 0 LOB: 0 BB: 0 P: 5	R: 0 E: 1 K: 0 S: 4 H: 1 LOB: 1 BB: 0 P: 4	R: 1 E: 0 K: 1 S: 6 H: 1 LOB: 0 BB: 0 P: 6	R: 0 E: 0 K: 2 S: 7 H: 0 LOB: 0 BB: 0 P: 7	R: 0 E: 0 K: 0 S: 4 H: 1 LOB: 2 BB: 1 P: 8	R: 0 E: 0 K: 0 S: 3 H: 0 LOB: 0 BB: 0 P: 3	1B: 3 2B: 3 3B: 0 HR: 0	SF: 1 SAC: 0 DP: 0 HBP: 0						

PITCHER	IP	WLS	BF	H	R	ER	SO	BB	IBB	HBP	BLK	WP	HR	S	P	ERA	WHIP
Jack Lamabe, R (1, 1) ERA: 3.15	1.0	L	6	1	1	1	0	2	0	0	0	0	0	4	12	9.00	3.000
John Buzhardt, R (2, 1) ERA: 3.53	5.0		19	4	2	2	3	0	0	0	0	0	0	25	25	3.60	0.800
Hoyt Wilhelm, R (7, 1) ERA: 2.12	2.0		8	1	0	0	2	1	0	0	0	0	0	11	15	0.00	1.000
Bob Locker, R (9, 1) ERA: 2.13	1.0		3	0	0	0	0	0	0	0	0	0	0	3	3	0.00	0.000

PITCHER	IP	WLS	BF	H	R	ER	SO	BB	IBB	HBP	BLK	WP	HR	S	P	ERA	WHIP

Baltimore Orioles @ Chicago White Sox

Comiskey Park, Chicago, IL

Sun Jul 17 1966, 4:38 AM EDT

Att. 27,789 - Unknown

TOP

livebaseballscorecards.com

AB	32
R	3
H	6
RBI	3
BB	3
SO	5
LOB	17

1B: 3 SF: 1
2B: 3 SAC: 0
3B: 0 DP: 0
HR: 0 HBP: 0

WP: 0 PA: 36
PB: 0
SB: 1
CS: 0

Batter	1	2	3	4	5	6	7	8	9	AB	R	H	RBI	BB	SO	LOB
Wayne Causey, L (1, 4) OBP: 0.314, SLG: 0.277	K		4-3			1-3 1B		F8		4	0	1	0	0	1	2
Don Buford, S (1, 5) OBP: 0.317, SLG: 0.346	CS 1B			F7		F4		1-3 1B		4	0	2	0	0	0	2
Tommie Agee, R (1, 8) OBP: 0.317, SLG: 0.418	6-3 1-2			F3		K		K		4	0	0	0	0	2	5
Floyd Robinson, L (1, 9) OBP: 0.337, SLG: 0.339		K		F4		6-3			4-3	4	0	0	0	0	1	2
Tom McCraw, L (1, 3) OBP: 0.302, SLG: 0.354		F6			F7		K		2B 1B	4	1	1	0	0	1	0
Jerry Adair, R (1, 6) OBP: 0.305, SLG: 0.330		K			F9		4-3		1-H 2B	4	0	1	1	0	1	0
J.C. Martin, L (1, 2) Al Weis, S (7, PR) Jerry McNertney, R (8, 2) John Romano, R (9, PH) OBP: 0.351, SLG: 0.417 OBP: 0.218, SLG: 0.140 OBP: 0.326, SLG: 0.256 OBP: 0.368, SLG: 0.420			SH1-4 1B		F9		BB		F8	2 0 0 1	0 0 0 0	1 0 0 0	0 0 0 0	1 0 0 0	0 0 0 1	0 0 0 1
Ken Berry, R (1, 7) OBP: 0.306, SLG: 0.414			K			1B 2B	F8		5-3	4	1	1	0	0	1	3
Jack Lamabe, R (1, 1) John Buzhardt, R (2, 1) Gary Peters, L (6, PH) Joe Horlen, R (6, PR) Hoyt Wilhelm, R (7, 1) Smoky Burgess, L (8, PH) Lee Elia, R (8, PR) Bob Locker, S (9, 1) OBP: 0.161, SLG: 0.103 OBP: 0.304, SLG: 0.435 OBP: 0.114, SLG: 0.088 OBP: 0.395, SLG: 0.378 OBP: 0.263, SLG: 0.327 OBP: 0.308, SLG: 0.182			SH1-4 1-2			1B WP 2-H 1B		1B 1B		0 0 1 0 0 1 0 0	0 0 0 0 0 0 0 0	0 0 1 0 0 1 0 0	0 0 1 0 0 0 0 0	0 0 0 0 0 0 0 0	0 0 1 0 0 0 0 0	0 0 0 0 0 0 0 0
Inning Stats	R: 0 E: 0 K: 1 S: 5 H: 1 LOB: 0 BB: 0 P: 5	R: 0 E: 0 K: 2 S: 7 H: 0 LOB: 0 BB: 0 P: 7	R: 0 E: 0 K: 1 S: 6 H: 1 LOB: 1 BB: 0 P: 6	R: 0 E: 0 K: 0 S: 3 H: 0 LOB: 0 BB: 0 P: 3	R: 0 E: 0 K: 0 S: 3 H: 0 LOB: 0 BB: 0 P: 3	R: 1 E: 0 K: 1 S: 8 H: 3 LOB: 2 BB: 0 P: 8	R: 0 E: 0 K: 1 S: 5 H: 0 LOB: 1 BB: 0 P: 9	R: 0 E: 0 K: 1 S: 6 H: 2 LOB: 2 BB: 0 P: 6	R: 1 E: 0 K: 0 S: 5 H: 2 LOB: 1 BB: 0 P: 5	1B: 7 2B: 2 3B: 0 HR: 0	SF: 0 SAC: 1 DP: 0 HBP: 0			WP: 1 PB: 0 SB: 0 CS: 1	PA: 35		

PITCHER		IP	WLS	BF	H	R	ER	SO	BB	IBB	HBP	BLK	WP	HR	S	P	ERA	WHIP
Jim Palmer, R ERA: 3.47	(1, 1)	6.2	W	25	5	1	1	6	1	0	0	0	1	0	36	40	1.35	0.900
Dick Hall, R ERA: 3.03	(7, 1)	1.2		8	4	1	1	1	0	0	0	0	0	0	10	10	5.40	2.400
Stu Miller, R ERA: 1.99	(9, 1)	0.2	S	2	0	0	0	0	0	0	0	0	0	0	2	2	0.00	0.000

PITCHER	IP	WLS	BF	H	R	ER	SO	BB	IBB	HBP	BLK	WP	HR	S	P	ERA	WHIP

BOTTOM

Baltimore Orioles @ Chicago White Sox

Comiskey Park, Chicago, IL

Sun Jul 17 1966, 4:38 AM EDT

Att. 27,789 - Unknown

livebaseballscorecards.com

AB	33
R	2
H	9
RBI	2
BB	1
SO	7
LOB	15

Batter	1	2	3	4	5	6	7	8	9	AB	R	H	RBI	BB	SO	LOB
Luis Aparicio, R (1, 6) OBP: 0.286, SLG: 0.360	6-3	F7		F7		6-3			F8	5	0	0	0	0	0	1
Boog Powell, L (1, 3) OBP: 0.387, SLG: 0.548	BBBB 1B 1B BB	1-H HR		1B			BBBB F8 1B BB		CS 1B	3	2	3	2	2	0	0
Frank Robinson, R (1, 9) (9, 7) OBP: 0.418, SLG: 0.589	FC6-4 1B 1-2 1B	HR		SSS K			1-2 1B		1-2 F3	5	1	3	1	0	1	2
Brooks Robinson, R (1, 5) OBP: 0.350, SLG: 0.497	FC6-4 1-2 2-H 1B	F8		F6			F8 2-3			4	0	1	1	0	0	3
Sam Bowens, R (1, 7) (9, 9) OBP: 0.281, SLG: 0.400	FC6-4 1-2f 2-3		H S HBP		F7		F6			3	0	0	0	0	0	4
Davey Johnson, R (1, 4) OBP: 0.292, SLG: 0.340	1-3		F8 1-2		5-3		1-3			4	0	0	0	0	0	5
Paul Blair, R (1, 8) OBP: 0.266, SLG: 0.358		1-4-3 1B 2B	F3		SSS K				B2	4	1	1	0	0	1	1
Andy Etchebarren, R (1, 2) OBP: 0.323, SLG: 0.426		1-4-3 2-3	HBP			G3		5-3		1	0	0	0	0	0	1
Vic Roznovsky, L (3, 2) OBP: 0.481, SLG: 0.409										2	0	0	0	0	0	0
John Miller, R (1, 1) OBP: 0.056, SLG: 0.056		HR 3-H 1B	K			SSS K		SSS K		3	1	1	1	0	2	2
Gene Brabender, R (6, 1)										1	0	0	0	0	1	0
Moe Drabowsky, R (9, 1) OBP: 0.500, SLG: 0.500										0	0	0	0	0	0	0
Inning Stats	R: 1 E: 0 K: 0 S: 5 H: 2 LOB: 2 BB: 1 P: 9	R: 4 E: 0 K: 0 S: 7 H: 4 LOB: 0 BB: 0 P: 7	R: 0 E: 0 K: 1 S: 5 H: 0 LOB: 2 BB: 0 P: 7	R: 0 E: 0 K: 1 S: 6 H: 1 LOB: 1 BB: 0 P: 6	R: 0 E: 0 K: 1 S: 5 H: 0 LOB: 0 BB: 0 P: 5	R: 0 E: 0 K: 1 S: 5 H: 0 LOB: 0 BB: 0 P: 5	R: 0 E: 0 K: 0 S: 4 H: 1 LOB: 2 BB: 1 P: 8	R: 0 E: 0 K: 1 S: 5 H: 0 LOB: 0 BB: 0 P: 5	R: 0 E: 0 K: 0 S: 3 H: 1 LOB: 0 BB: 0 P: 3	1B: 6 2B: 1 3B: 0 HR: 2 SF: 0 SAC: 0 DP: 0 HBP: 2						

TOP

Baltimore Orioles @ Chicago White Sox

Comiskey Park, Chicago, IL

Mon Jul 18 1966, 8:05 PM EDT

Att. 17,899 - Unknown

livebaseballscorecards.com

AB	35
R	5
H	9
RBI	5
BB	2
SO	5
LOB	19

WP: 0 PB: 0 SB: 1 CS: 1 PA: 39

PITCHER		IP	WLS	BF	H	R	ER	SO	BB	IBB	HBP	BLK	WP	HR	S	P	ERA	WHIP
Juan Pizarro, L ERA: 3.79	(1, 1)	1.2	L	12	6	5	5	0	1	0	0	0	0	2	11	15	27.00	4.200
Dennis Higgins, R ERA: 3.29	(2, 1)	3.1		13	1	0	0	3	0	0	2	0	0	0	17	19	0.00	0.300
Jack Lamabe, R ERA: 3.06	(6, 1)	2.0		8	1	0	0	1	1	0	0	0	0	0	9	13	0.00	1.000
Hoyt Wilhelm, R ERA: 1.89	(8, 1)	2.0		6	1	0	0	1	0	0	0	0	0	0	8	8	0.00	0.500

Baltimore Orioles @ Chicago White Sox

Comiskey Park, Chicago, IL

Mon Jul 18 1966, 8:05 PM EDT

Att. 17,899 - Unknown

BOTTOM

livebaseballscorecards.com

Batter	1	2	3	4	5	6	7	8	9	AB	R	H	RBI	BB	SO	LOB
Wayne Causey, L (1, 4) OBP: 0.311, SLG: 0.270	F7		F7		BB 1B		4-3		F4	4	0	0	0	1	0	2
Ken Berry, R (1, 8) OBP: 0.309, SLG: 0.416	E S 2B 1B		6-3		1-2 3-H 1B		K			4	1	2	1	0	1	0
Don Buford, S (1, 5) OBP: 0.319, SLG: 0.344	1-3 2B BB		4-3		F7			FC4-6 S BB		2	1	0	0	2	0	2
John Romano, R (1, 2) OBP: 0.366, SLG: 0.421 Al Weis, S (8, PR) OBP: 0.218, SLG: 0.140 Jerry McNertney, R (9, 2) OBP: 0.326, SLG: 0.256	1-H 3-H 2B			K	F8			FC4-6 CS 1-3		4 0 0	0 0 0	1 0 0	2 0 0	0 0 0	1 0 0	1 0 0
Tom McCraw, L (1, 7) OBP: 0.297, SLG: 0.348	K			1-3	4-3			1-3 1-2		4	0	0	0	0	1	2
Bill Skowron, R (1, 3) OBP: 0.291, SLG: 0.347 Tommie Agee, R (9, PR) OBP: 0.317, SLG: 0.418	6-3			F9	2B BB				E6 BB	3 0	0 0	0 0	0 0	1 0	0 0	1 0
Floyd Robinson, L (1, 9) OBP: 0.342, SLG: 0.350		F8			3-1 1B 2B	1-3 2B			FC6-4 1-2 BB	3	1	2	0	1	0	0
Jerry Adair, R (1, 6) OBP: 0.299, SLG: 0.322		F6			1-3	1-3			B3	4	0	0	0	0	0	5
Juan Pizarro, L (1, 1) OBP: 0.150, SLG: 0.111 Dennis Higgins, R (2, 1) OBP: 0.200, SLG: 0.111 Gary Peters, L (5, PH) OBP: 0.286, SLG: 0.426 Jack Lamabe, R (6, 1) Smoky Burgess, L (7, PH) OBP: 0.385, SLG: 0.368 Hoyt Wilhelm, R (8, 1) J.C. Martin, L (9, PH) OBP: 0.348, SLG: 0.413 Lee Elia, R (9, PR) OBP: 0.263, SLG: 0.327		5-3			3-1 2-3		G3		FC6-4 1-2f	0 1 1 0 1 0 1 0	0 0 0 0 0 0 0 0	0 0 0 0 0 0 0 0	0 0 0 0 0 0 0 0	0 0 0 0 0 0 0 0	0 0 1 0 0 0 0 2	0 0 1 0 0 0 0 0
Inning Stats	R: 2 E: 0 K: 1 S: 7 H: 2 LOB: 1 BB: 1 P: 11	R: 0 E: 0 K: 0 S: 3 H: 0 LOB: 0 BB: 0 P: 3	R: 0 E: 0 K: 0 S: 3 H: 0 LOB: 0 BB: 0 P: 3	R: 0 E: 0 K: 1 S: 5 H: 0 LOB: 0 BB: 0 P: 5	R: 1 E: 0 K: 0 S: 5 H: 2 LOB: 2 BB: 1 P: 9	R: 0 E: 0 K: 0 S: 4 H: 1 LOB: 2 BB: 1 P: 8	R: 0 E: 0 K: 1 S: 5 H: 0 LOB: 0 BB: 0 P: 5	R: 0 E: 0 K: 0 S: 2 H: 0 LOB: 1 BB: 1 P: 6	R: 0 E: 1 K: 0 S: 4 H: 0 LOB: 2 BB: 1 P: 8	1B: 2 2B: 3 3B: 0 HR: 0	SF: 0 SAC: 0 DP: 0 HBP: 0						

	AB	32
	R	3
	H	5
	RBI	3
	BB	5
	SO	3
	LOB	16

WP: 0 PB: 0 SB: 2 CS: 1 PA: 37

PITCHER		IP	WLS	BF	H	R	ER	SO	BB	IBB	HBP	BLK	WP	HR	S	P	ERA	WHIP
John Miller, R ERA: 4.83	(1, 1)	5.2	W	25	5	3	3	2	3	0	0	0	0	0	26	38	4.76	1.412
Gene Brabender, R ERA: 3.89	(6, 1)	2.1		9	0	0	0	1	2	0	0	0	0	0	9	17	0.00	0.857
Moe Drabowsky, R ERA: 2.93	(9, 1)	1.0	S	3	0	0	0	0	0	0	0	0	0	0	3	3	0.00	0.000

PITCHER	IP	WLS	BF	H	R	ER	SO	BB	IBB	HBP	BLK	WP	HR	S	P	ERA	WHIP

Detroit Tigers @ Baltimore Orioles

Memorial Stadium, Baltimore, MD

Tue Jul 19 1966, 7:05 PM EDT

Att. 24,261 - Unknown

TOP

livebaseballscorecards.com

Batter	1	2	3	4	5	6	7	8	9	AB	R	H	RBI	BB	SO	LOB
Don Wert, R (1, 5) OBP: 0.353, SLG: 0.335	F7	G3			4-3		K			4	0	0	0	0	1	2
Jim Northrup, L (1, 9) OBP: 0.315, SLG: 0.426	PB, SF8, 2B		1B		1B, 2B		F3			4	2	3	0	0	0	1
Willie Horton, R (1, 7) OBP: 0.333, SLG: 0.467	SF8, 2-H		K		FC5-4, 2-H, 1B			HR		3	1	2	3	0	1	1
Al Kaline, R (1, 8) OBP: 0.402, SLG: 0.609	BBBB, 2B, BB		K		FC5-4, 1-2f			F8		1	0	0	0	1	1	1
Mickey Stanley, R (3, 8) OBP: 0.330, SLG: 0.295										2	0	0	0	0	0	1
Norm Cash, L (1, 3) OBP: 0.306, SLG: 0.412	1-3, 2B		F2			G3		F6		4	0	1	0	0	0	1
Jerry Lumpe, L (1, 4) OBP: 0.297, SLG: 0.323	G3			4-3		F9		K		4	0	0	0	0	1	2
Bill Freehan, R (1, 2) OBP: 0.294, SLG: 0.359		1B		6-3		1-3			F4	4	0	1	0	0	0	0
Ray Oyler, R (1, 6) OBP: 0.311, SLG: 0.293		B5		K			K		5-3	4	0	0	0	0	2	1
Earl Wilson, R (1, 1) OBP: 0.339, SLG: 0.490		K			B2		1B		F8	0	0	0	0	0	0	0
Dave Wickersham, R (1, 1) OBP: 0.063, SLG: 0.094										2	0	0	0	0	1	1
Joe Sparma, R (5, 1) OBP: 0.250, SLG: 0.300										0	0	0	0	0	0	0
Johnny Podres, L (5, 1) OBP: 0.667, SLG: 0.500										1	0	1	0	0	0	0
Jake Wood, R (9, PH) OBP: 0.338, SLG: 0.379										1	0	0	0	0	0	0
Inning Stats	R: 1 E: 0 K: 0 S: 5 H: 2 LOB: 2 BB: 1 P: 9	R: 0 E: 0 K: 1 S: 6 H: 1 LOB: 1 BB: 0 P: 6	R: 0 E: 0 K: 2 S: 8 H: 1 LOB: 1 BB: 0 P: 8	R: 0 E: 0 K: 1 S: 5 H: 0 LOB: 0 BB: 0 P: 5	R: 1 E: 0 K: 0 S: 5 H: 2 LOB: 1 BB: 0 P: 5	R: 0 E: 0 K: 0 S: 3 H: 0 LOB: 0 BB: 0 P: 3	R: 0 E: 0 K: 2 S: 8 H: 1 LOB: 1 BB: 0 P: 8	R: 1 E: 0 K: 1 S: 6 H: 1 LOB: 0 BB: 0 P: 6	R: 0 E: 0 K: 0 S: 3 H: 0 LOB: 0 BB: 0 P: 3	1B: 4 2B: 3 3B: 0 HR: 1 SF: 1 SAC: 0 DP: 0 HBP: 0	WP: 0 PB: 1 SB: 0 CS: 0 PA: 36					

PITCHER	IP	WLS	BF	H	R	ER	SO	BB	IBB	HBP	BLK	WP	HR	S	P	ERA	WHIP
Eddie Watt, R (1, 1) ERA: 3.46	9.0	W	36	8	3	3	7	1	0	0	0	0	1	49	53	3.00	1.000

PITCHER	IP	WLS	BF	H	R	ER	SO	BB	IBB	HBP	BLK	WP	HR	S	P	ERA	WHIP

AB	34
R	3
H	8
RBI	3
BB	1
SO	7
LOB	11

Detroit Tigers @ Baltimore Orioles

Memorial Stadium, Baltimore, MD

Tue Jul 19 1966, 7:05 PM EDT

Att. 24,261 - Unknown

BOTTOM

Batter	1	2	3	4	5	6	7	8	9	AB	R	H	RBI	BB	SO	LOB
Luis Aparicio, R (1, 6) OBP: 0.290, SLG: 0.362	0-0: 1B, HR, 1B	0-0: G5-4-3, 1B		0-0 ①: SH3, 1-2	4-0: BBBB, 1B, 1-2, 1B, BB	0-0 ③: F7				3	2	2	0	1	0	0
Russ Snyder, L (1, 8) (8, 9) OBP: 0.404, SLG: 0.453	0-0: 1-3, HR, 1B	0-0 ①: L8		0-0 ②: 4-3, 2-3	0-0: 1-3, 2-H, 3-H, BB, 1B	0-0 ①: F7				5	2	2	2	0	0	2
Frank Robinson, R (1, 9) OBP: 0.422, SLG: 0.608 Paul Blair, R (7, PR) (8, 8) OBP: 0.266, SLG: 0.358	0-0: 1-H, 3-H, HR	0-0 ②③: G5-4-3, 1-2f		0-0: 3-H, HR	BBBB, 4-0, 1B, 1-2, BB	0-0: 2B, 1B				4 0	2 0	3 0	5 0	1 0	0 0	1 0
Brooks Robinson, R (1, 5) OBP: 0.353, SLG: 0.501 Woodie Held, R (7, PR) (8, 5) OBP: 0.333, SLG: 0.341	0-0: HBP, 1B, FC5-2, 1B	0-0 ①: 5-3, 1B		0-0 ③: 4-3	0-0: 1-2, 2-H, 3-H, 1B	0-0: 1-3, 2B				5 0	0 0	3 0	2 0	0 0	0 0	0 0
Boog Powell, L (1, 3) OBP: 0.388, SLG: 0.545	0-0: FC5-2, HBP, 1-2, 1B	0-0: 1B, 1B			SSS, 0-3 ①: K SSS, K	SSS, 0-3 ②: K				5	0	2	0	0	3	5
Curt Blefary, L (1, 7) OBP: 0.361, SLG: 0.450	H, 1-0: FC5-2, 1B, 1-2, 2-3, HBP	0-0: 1-3, 1B			BBBB, 4-0, 2B, E, BB	0-0: HR	0-0 ③: F9			3	3	2	1	1	0	3
Davey Johnson, R (1, 4) OBP: 0.290, SLG: 0.341	0-0 ①②: FC5-2, 1B, 1-2, 2-3, 3-H	0-0 ②: F3			0-0: E, 1-3, 1B, 2B	0-0 ①: F7		SSS, 0-3 ①: K		5	1	1	0	0	1	5
Vic Roznovsky, L (1, 2) OBP: 0.469, SLG: 0.407	0-0: 1-3, 2-H, 1B	0-0 ③: 4-3			0-0: E3, BB, 1B, 2-3, 3-H	0-0 ②: 4-3		0-0: G6-4-3, 1B		5	1	2	1	0	0	3
Eddie Watt, R (1, 1) OBP: 0.259, SLG: 0.407	SSS, 0-3 ③: K			0-0: 4-3, SH3, HR, 1B	SSS, 0-3 ②: K	0-0: HR		0-0 ②③: G6-4-3, 1-2f		5	2	2	1	0	2	5
Inning Stats	R: 4 E: 0 K: 1 S: 10 / H: 6 LOB: 2 BB: 0 P: 11	R: 0 E: 0 K: 0 S: 3 / H: 1 LOB: 0 BB: 0 P: 3	R: 0 E: 0 K: 0 S: 5 / H: 2 LOB: 2 BB: 0 P: 5	R: 2 E: 0 K: 0 S: 5 / H: 2 LOB: 0 BB: 0 P: 5	R: 5 E: 1 K: 3 S: 13 / H: 3 LOB: 2 BB: 3 P: 25	R: 2 E: 0 K: 0 S: 5 / H: 2 LOB: 0 BB: 0 P: 5	R: 0 E: 0 K: 1 S: 7 / H: 2 LOB: 3 BB: 0 P: 7	R: 0 E: 0 K: 1 S: 5 / H: 1 LOB: 0 BB: 0 P: 5		1B: 13 2B: 2 3B: 0 HR: 4	SF: 0 SAC: 1 DP: 3 HBP: 1					

livebaseballscorecards.com

AB	40
R	13
H	19
RBI	12
BB	3
SO	6
LOB	24

WP: 0 PB: 0 SB: 0 CS: 0 PA: 45

PITCHER		IP	WLS	BF	H	R	ER	SO	BB	IBB	HBP	BLK	WP	HR	S	P	ERA	WHIP
Earl Wilson, R ERA: 3.73	(1, 1)	0.0	L	3	3	3	3	0	0	0	0	0	0	1	3	3	∞	∞
Dave Wickersham, R ERA: 3.63	(1, 1)	4.1		23	9	6	3	2	1	0	1	0	0	1	25	30	6.23	2.308
Joe Sparma, R ERA: 5.37	(5, 1)	0.1		5	2	2	0	1	2	0	0	0	0	0	5	13	0.00	12.000
Johnny Podres, L ERA: 3.45	(5, 1)	3.1		14	5	2	2	3	0	0	0	0	0	2	20	20	5.40	1.500

PITCHER	IP	WLS	BF	H	R	ER	SO	BB	IBB	HBP	BLK	WP	HR	S	P	ERA	WHIP

Batter	1	2	3	4	5	6	7	8	9	AB	R	H	RBI	BB	SO	LOB
Don Wert, R (1, 5) OBP: 0.350, SLG: 0.336	0-0 2B	0-3 K		0-0 F3		0-0 5-3			0-0 F7	5	1	1	0	0	1	0
Jake Wood, R (1, 4) OBP: 0.336, SLG: 0.370	4-0 FC5 BB	0-0 F3		0-0 4-3			0-0 F8			3	1	0	0	1	0	0
Jim Northrup, L (1, 9) OBP: 0.321, SLG: 0.445	0-0 E 2B		0-0 HR		4-0 2B BLK WP BB		0-3 K			3	3	2	2	1	1	0
Willie Horton, R (1, 7) OBP: 0.336, SLG: 0.472	0-0 FC5		0-0 E6		0-0 WP 3-1		0-3 K			4	1	2	1	0	1	0
Norm Cash, L (1, 3) OBP: 0.306, SLG: 0.410	0-0 F8		0-0 5-3		0-0 3-1			0-3 K		4	1	1	1	0	1	2
Bill Freehan, R (1, 2) OBP: 0.294, SLG: 0.358	0-3 K		0-0 5-3		0-0			0-3 K		4	0	1	0	0	2	2
Mickey Stanley, R (1, 8) OBP: 0.337, SLG: 0.305	0-0		0-0		0-3 K			0-3 K		4	0	2	1	0	2	1
Ray Oyler, R (1, 6) OBP: 0.304, SLG: 0.286	0-3 K		0-0 F2			0-3 K			0-0 4-3	3	0	0	0	0	2	2
Jerry Lumpe, L (9, PH) OBP: 0.296, SLG: 0.321										1	0	0	0	0	0	0
Denny McLain, R (1, 1) OBP: 0.271, SLG: 0.255		0-0 F9		0-3 K		0-3 K			0-3 K	2	0	0	0	0	1	0
Orlando Pena, R (5, 1) OBP: 0.091, SLG: 0.091										1	0	0	0	0	1	0
Larry Sherry, R (7, 1) OBP: 0.500, SLG: 0.833										0	0	0	0	0	0	0
Gates Brown, L (9, PH) OBP: 0.322, SLG: 0.426										1	0	0	0	0	1	0
Inning Stats	R: 3 E: 1 K: 2 S: 11 H: 3 LOB: 2 BB: 1 P: 15	R: 0 E: 0 K: 1 S: 5 H: 0 LOB: 0 BB: 0 P: 5	R: 3 E: 1 K: 0 S: 6 H: 4 LOB: 0 BB: 0 P: 6	R: 0 E: 0 K: 1 S: 5 H: 0 LOB: 0 BB: 0 P: 5	R: 1 E: 0 K: 1 S: 6 H: 2 LOB: 1 BB: 1 P: 10	R: 0 E: 0 K: 2 S: 7 H: 0 LOB: 0 BB: 0 P: 7	R: 0 E: 0 K: 2 S: 7 H: 0 LOB: 0 BB: 0 P: 7	R: 0 E: 0 K: 3 S: 9 H: 0 LOB: 0 BB: 0 P: 9	R: 0 E: 0 K: 1 S: 5 H: 0 LOB: 0 BB: 0 P: 5	1B: 5 2B: 3 3B: 0 HR: 1 SF: 0 SAC: 0 DP: 0 HBP: 0						

PITCHER		IP	WLS	BF	H	R	ER	SO	BB	IBB	HBP	BLK	WP	HR	S	P	ERA	WHIP
Wally Bunker, R ERA: 4.37	(1, 1)	2.0		14	6	6	5	3	1	0	0	0	0	1	19	23	22.50	3.500
Gene Brabender, R ERA: 3.82	(3, 1)	3.0	W	11	3	1	1	2	1	0	0	1	1	0	14	18	3.00	1.333
Moe Drabowsky, R ERA: 2.68	(6, 1)	4.0	S	12	0	0	0	8	0	0	0	0	0	0	28	28	0.00	0.000

PITCHER	IP	WLS	BF	H	R	ER	SO	BB	IBB	HBP	BLK	WP	HR	S	P	ERA	WHIP

TOP

Detroit Tigers @ Baltimore Orioles

Memorial Stadium, Baltimore, MD

Wed Jul 20 1966, 7:05 PM EDT

Att. 28,203 - Unknown

livebaseballscorecards.com

AB	35
R	7
H	9
RBI	5
BB	2
SO	13
LOB	7

WP: 1 PB: 0 SB: 0 CS: 0 PA: 37

Detroit Tigers @ Baltimore Orioles

Memorial Stadium, Baltimore, MD

Wed Jul 20 1966, 7:05 PM EDT

Att. 28,203 - Unknown

BOTTOM

Batter	1	2	3	4	5	6	7	8	9	AB	R	H	RBI	BB	SO	LOB
Luis Aparicio, R (1, 6) OBP: 0.292, SLG: 0.368	6-3	1B 3B		S 1B		P4	FC6-4 1-2f			5	1	2	0	0	0	1
Russ Snyder, L (1, 8) (9, 7) OBP: 0.404, SLG: 0.452	BB BB 1B 1B	G5-4-3 3-H 1B		K 1-2		4-3		P6		5	1	2	1	0	1	1
Frank Robinson, R (1, 9) OBP: 0.424, SLG: 0.613	K	G5-4-3 1-2f			1B 2B	2B		BB 1B BB		4	1	2	0	1	1	2
Brooks Robinson, R (1, 5) OBP: 0.355, SLG: 0.509	BB 1-2 1B BB	HR			HR 2-H 1B	4-3		P4		4	3	2	2	1	0	2
Boog Powell, L (1, 3) OBP: 0.393, SLG: 0.558	1B 1-2 1B 2-3 BB	K			HR 1-H		SH1-3 1B 1B	BB 1-2 1B		4	3	3	2	1	1	0
Curt Blefary, L (1, 7) OBP: 0.366, SLG: 0.453 Paul Blair, R (9, 8) OBP: 0.266, SLG: 0.358	1B 1-3 2-H 3-H 1B	P4			FC3-6 1B		SH1-3 1-2	FC6-4 1-2 2-3 BB		3 0	0 0	2 0	2 0	1 0	0 0	0 0
Davey Johnson, R (1, 4) OBP: 0.292, SLG: 0.342	1-2 3-H 1B	6-3			FC3-6 1-2f		F8 2-H 1B	FC6-4 1-2f		5	1	2	2	0	0	4
Vic Roznovsky, L (1, 2) OBP: 0.417, SLG: 0.355	F6			K	4-3		F8 1-2			4	0	0	0	0	1	4
Wally Bunker, R (1, 1) OBP: 0.175, SLG: 0.162 Gene Brabender, R (3, 1) Bob Johnson, R (5, PH) OBP: 0.313, SLG: 0.237 Moe Drabowsky, R (6, 1) OBP: 0.556, SLG: 0.571		F9		K	5-3		FC6-4 2-H 1B			1 1 1 1	0 0 0 0	0 0 0 1	0 0 0 1	0 1 0 0	0 0 0 0	0 0 1 0
Inning Stats	R: 3 E: 0 K: 1 S: 8 H: 3 LOB: 2 BB: 2 P: 16	R: 1 E: 0 K: 0 S: 4 H: 2 LOB: 0 BB: 0 P: 4	R: 1 E: 0 K: 1 S: 6 H: 1 LOB: 0 BB: 0 P: 6	R: 0 E: 0 K: 3 S: 10 H: 1 LOB: 1 BB: 0 P: 10	R: 3 E: 1 K: 0 S: 7 H: 4 LOB: 1 BB: 0 P: 7	R: 0 E: 0 K: 0 S: 4 H: 1 LOB: 1 BB: 0 P: 4	R: 2 E: 0 K: 0 S: 6 H: 3 LOB: 1 BB: 0 P: 6	R: 0 E: 0 K: 0 S: 4 H: 1 LOB: 3 BB: 2 P: 12		1B: 11 2B: 2 3B: 1 HR: 2 SF: 0 SAC: 1 DP: 1 HBP: 0				WP: 0 PB: 0 SB: 1 CS: 0 PA: 43		

livebaseballscorecards.com

AB	38
R	10
H	16
RBI	10
BB	4
SO	5
LOB	15

PITCHER		IP	WLS	BF	H	R	ER	SO	BB	IBB	HBP	BLK	WP	HR	S	P	ERA	WHIP
Denny McLain, R ERA: 3.8	(1, 1)	4.0	L	23	10	8	8	5	2	0	0	0	0	2	31	39	18.00	3.000
Orlando Pena, R ERA: 2.95	(5, 1)	2.2		13	5	2	2	0	0	0	0	0	0	0	13	13	6.75	1.875
Larry Sherry, R ERA: 3.8	(7, 1)	1.1		7	1	0	0	0	2	0	0	0	0	0	5	13	0.00	2.250

PITCHER	IP	WLS	BF	H	R	ER	SO	BB	IBB	HBP	BLK	WP	HR	S	P	ERA	WHIP

Detroit Tigers @ Baltimore Orioles

Memorial Stadium, Baltimore, MD

Thu Jul 21 1966, 7:05 PM EDT

Att. 29,107 - Unknown

TOP

Batter	1	2	3	4	5	6	7	8	9	AB	R	H	RBI	BB	SO	LOB
Don Wert, R (1, 5) OBP: 0.348, SLG: 0.333	0-0 G6-4-3 1B		0-0 F2		0-3 K		0-3 K		0-0 E4 2B 2-H	5	1	1	0	0	2	1
Jake Wood, R (1, 4) OBP: 0.352, SLG: 0.389	0-0 G6-4-3 1-2f		4-0 G1-6-3 BB		0-0 1B			0-0 G4-6-3 1B	0-0 1B 2B 1-H	4	0	3	1	1	0	1
Jim Northrup, L (1, 9) OBP: 0.319, SLG: 0.444	0-0 2B		0-0 G1-6-3 1-2f		0-3 K			0-0 G4-6-3 1-2f	0-0 F5	5	0	1	0	0	1	4
Willie Horton, R (1, 7) OBP: 0.338, SLG: 0.488	0-0 F9			0-0 FC6-4 2B		0-3 K		0-0 HR		4	1	2	1	0	1	1
Norm Cash, L (1, 3) OBP: 0.308, SLG: 0.410		0-0 1B 1B		4-0 FC6-4 BB		0-0 F8		0-0 G3		3	0	1	0	1	0	0
Bill Freehan, R (1, 2) OBP: 0.290, SLG: 0.353		0-0 F9		0-3 K		0-0 F9			0-0 5-3	4	0	0	0	0	1	3
Mickey Stanley, R (1, 8) OBP: 0.344, SLG: 0.326		0-0 F7		0-0 FC6-4 1-2f 2-3			0-0 2B		0-0 2B 1B	4	1	2	0	0	0	3
Dick Tracewski, R (1, 6) OBP: 0.242, SLG: 0.183		0-0 1-2 1B		0-0 F9			0-0 F4		0-0 E 1-H 2B	4	1	2	1	0	0	3
Bill Monbouquette, R (1, 1) OBP: 0.190, SLG: 0.150		0-3 K			0-3 K		0-0 F8		0-0 P4	2	0	0	0	0	2	2
Hank Aguirre, R (5, 1)										0	0	0	0	0	0	0
Jerry Lumpe, L (7, PH) OBP: 0.295, SLG: 0.320										1	0	0	0	0	0	1
Larry Sherry, R (7, 1) OBP: 0.500, SLG: 0.833										0	0	0	0	0	0	0
Gates Brown, L (9, PH) OBP: 0.319, SLG: 0.422										1	0	0	0	0	0	1
Inning Stats	R: 0 E: 0 K: 0 S: 4 H: 2 LOB: 1 BB: 0 P: 4	R: 0 E: 0 K: 1 S: 7 H: 2 LOB: 2 BB: 0 P: 7	R: 0 E: 0 K: 0 S: 2 H: 0 LOB: 0 BB: 1 P: 6	R: 0 E: 0 K: 1 S: 6 H: 1 LOB: 2 BB: 1 P: 10	R: 0 E: 0 K: 3 S: 10 H: 1 LOB: 1 BB: 0 P: 10	R: 0 E: 0 K: 1 S: 5 H: 0 LOB: 0 BB: 0 P: 5	R: 0 E: 0 K: 1 S: 6 H: 1 LOB: 1 BB: 0 P: 6	R: 1 E: 0 K: 0 S: 4 H: 2 LOB: 0 BB: 0 P: 4	R: 3 E: 1 K: 0 S: 7 H: 3 LOB: 1 BB: 0 P: 7	1B: 6 2B: 5 3B: 0 HR: 1	SF: 0 SAC: 0 DP: 3 HBP: 0						

PITCHER	IP	WLS	BF	H	R	ER	SO	BB	IBB	HBP	BLK	WP	HR	S	P	ERA	WHIP
Dave McNally, L (1, 1) ERA: 2.9	8.2	W	38	12	4	2	7	2	0	0	0	0	1	50	58	2.08	1.615
Eddie Fisher, R (9, 1) ERA: 2.05	0.1	S	1	0	0	0	0	0	0	0	0	0	0	1	1	0.00	0.000

PITCHER	IP	WLS	BF	H	R	ER	SO	BB	IBB	HBP	BLK	WP	HR	S	P	ERA	WHIP

AB	37
R	4
H	12
RBI	3
BB	2
SO	7
LOB	20

WP: 0 PA: 39
PB: 0
SB: 0
CS: 0

livebaseballscorecards.com

BOTTOM

Detroit Tigers @ Baltimore Orioles

Memorial Stadium, Baltimore, MD

Thu Jul 21 1966, 7:05 PM EDT

Att. 29,107 - Unknown

Batter	1	2	3	4	5	6	7	8	9	AB	R	H	RBI	BB	SO	LOB
Luis Aparicio, R (1, 6) OBP: 0.291, SLG: 0.366	S 1B 1B	3-1			F3	6-3		6-3		5	1	1	0	0	0	1
Russ Snyder, L (1, 8) (8, 7) OBP: 0.398, SLG: 0.444	P4 1-2		4-3		F9		F4			4	0	0	0	0	0	1
Frank Robinson, R (1, 9) OBP: 0.430, SLG: 0.635	2B 2-H 1B		L6-3 1B		HR		HR			4	3	4	3	0	0	0
Brooks Robinson, R (1, 5) OBP: 0.359, SLG: 0.512	WP 1-H 2B		L6-3 1-2		1B BB HBP		BB			2	1	1	1	1	0	1
Boog Powell, L (1, 3) OBP: 0.392, SLG: 0.552	F5			6-3	1B 1-2 BB		K			3	0	0	0	1	1	2
Curt Blefary, L (1, 7) OBP: 0.371, SLG: 0.466 Paul Blair, R (8, 8) OBP: 0.266, SLG: 0.358	1-3 2-3			HR	1-2 2-H 1B		1-2 BB			3 0	1 0	2 0	2 0	1 0	0 0	1 0
Davey Johnson, R (1, 4) OBP: 0.291, SLG: 0.341		G5-4-3 1B		F9	L5		F8			4	0	1	0	0	0	4
Vic Roznovsky, L (1, 2) OBP: 0.400, SLG: 0.371		G5-4-3 1-2f		1B 2B		F7		3-1		4	0	1	0	0	0	1
Dave McNally, R (1, 1) OBP: 0.244, SLG: 0.302 Eddie Fisher, R (9, 1)		2B		2-H 1B		K		K		4 0	0 0	2 0	0 0	0 0	2 0	0 0
Inning Stats	R: 2 E: 0 K: 0 S: 6 H: 3 LOB: 1 BB: 0 P: 6	R: 0 E: 0 K: 0 S: 4 H: 2 LOB: 1 BB: 0 P: 4	R: 0 E: 0 K: 0 S: 3 H: 1 LOB: 0 BB: 0 P: 3	R: 1 E: 0 K: 0 S: 5 H: 3 LOB: 2 BB: 0 P: 5	R: 2 E: 0 K: 0 S: 5 H: 2 LOB: 2 BB: 1 P: 10	R: 0 E: 0 K: 1 S: 5 H: 0 LOB: 0 BB: 0 P: 5	R: 1 E: 0 K: 1 S: 6 H: 1 LOB: 2 BB: 2 P: 14	R: 0 E: 0 K: 1 S: 5 H: 0 LOB: 0 BB: 0 P: 5		1B: 6 2B: 4 3B: 0 HR: 3		SF: 0 SAC: 0 DP: 2 HBP: 1		WP: 1 PB: 0 SB: 1 CS: 0		PA: 37	

	AB	33
	R	6
	H	12
	RBI	6
	BB	3
	SO	3
	LOB	11

livebaseballscorecards.com

PITCHER		IP	WLS	BF	H	R	ER	SO	BB	IBB	HBP	BLK	WP	HR	S	P	ERA	WHIP
Bill Monbouquette, R ERA: 4.97	(1, 1)	4.2	L	22	10	5	5	0	0	0	1	0	1	2	21	22	9.64	2.143
Hank Aguirre, L ERA: 3.74	(5, 1)	1.1		6	1	0	0	1	1	0	0	0	0	0	7	11	0.00	1.500
Larry Sherry, R ERA: 3.83	(7, 1)	2.0		9	1	1	1	2	2	0	0	0	0	1	11	19	4.50	1.500

PITCHER	IP	WLS	BF	H	R	ER	SO	BB	IBB	HBP	BLK	WP	HR	S	P	ERA	WHIP

Batter	1	2	3	4	5	6	7	8	9	AB	R	H	RBI	BB	SO	LOB
Wayne Causey, L (1, 4) OBP: 0.313, SLG: 0.276	6-3		F8			F7		1B		4	0	1	0	0	0	0
Al Weis, S (8, PR) OBP: 0.212, SLG: 0.136 (8, 4)										0	0	0	0	0	0	0
Don Buford, S (1, 5) OBP: 0.328, SLG: 0.359	1B 2B		BBBB FC6-4 BB			1-3 1B		1-3 1B		3	1	3	0	1	0	0
Tommie Agee, R (1, 8) OBP: 0.316, SLG: 0.409	F7		FC6-4 1-2f			1-3 1-2		SSS K		4	0	0	0	0	1	5
Floyd Robinson, L (1, 9) OBP: 0.344, SLG: 0.356	2-H 1B			6-3		F9		4-3		4	0	1	1	0	0	3
Tom McCraw, L (1, 3) OBP: 0.294, SLG: 0.339	F8			SSS K			F9		F5	4	0	0	0	0	1	1
Ken Berry, R (1, 7) OBP: 0.314, SLG: 0.419		4-3		F5			1B		F7	4	0	1	0	0	0	0
Jerry Adair, R (1, 6) OBP: 0.300, SLG: 0.349		6-3			6-3		SSS K		F7	4	0	0	0	0	1	1
J.C. Martin, L (1, 2) OBP: 0.336, SLG: 0.389		SSS K			6-3		F8			2	0	0	0	0	1	0
Smoky Burgess, L (7, PH) OBP: 0.370, SLG: 0.359										1	0	0	0	0	0	1
Jerry McNertney, R (7, 2) OBP: 0.318, SLG: 0.250										0	0	0	0	0	0	0
Gary Peters, L (1, 1) OBP: 0.280, SLG: 0.400			4-3		SSS K			4-3		3	0	0	0	0	1	0
Inning Stats	R: 1 E: 0 K: 0 S: 5 H: 2 LOB: 1 BB: 0 P: 5	R: 0 E: 0 K: 1 S: 5 H: 0 LOB: 0 BB: 0 P: 5	R: 0 E: 0 K: 0 S: 3 H: 0 LOB: 1 BB: 1 P: 7	R: 0 E: 0 K: 1 S: 5 H: 0 LOB: 0 BB: 0 P: 5	R: 0 E: 0 K: 1 S: 5 H: 0 LOB: 0 BB: 0 P: 5	R: 0 E: 0 K: 0 S: 4 H: 1 LOB: 1 BB: 0 P: 4	R: 0 E: 0 K: 1 S: 6 H: 1 LOB: 1 BB: 0 P: 6	R: 0 E: 0 K: 1 S: 7 H: 2 LOB: 2 BB: 0 P: 7	R: 0 E: 0 K: 0 S: 3 H: 0 LOB: 0 BB: 0 P: 3	1B: 5 2B: 1 3B: 0 HR: 0	SF: 0 SAC: 0 DP: 0 HBP: 0						

PITCHER	IP	WLS	BF	H	R	ER	SO	BB	IBB	HBP	BLK	WP	HR	S	P	ERA	WHIP
Jim Palmer, R (1, 1) ERA: 3.3	9.0	W	34	6	1	1	5	1	0	0	0	0	0	43	47	1.00	0.778

PITCHER	IP	WLS	BF	H	R	ER	SO	BB	IBB	HBP	BLK	WP	HR	S	P	ERA	WHIP

TOP

Chicago White Sox @ Baltimore Orioles

Memorial Stadium, Baltimore, MD

Fri Jul 22 1966, 7:05 PM EDT

Att. 25,772 - Unknown

livebaseballscorecards.com

AB	33
R	1
H	6
RBI	1
BB	1
SO	5
LOB	11

WP: 0 PB: 0 SB: 0 CS: 0 PA: 34

Batter	1	2	3	4	5	6	7	8	9	AB	R	H	RBI	BB	SO	LOB
Luis Aparicio, R (1, 6) OBP: 0.290, SLG: 0.363	F8		6-3		5-3			BB, CS		3	0	0	0	1	0	0
Boog Powell, L (1, 3) OBP: 0.390, SLG: 0.549	HR, 1B		K		K			K, 1-2		4	1	1	0	0	3	1
Frank Robinson, R (1, 7) OBP: 0.427, SLG: 0.629	K			K		5-3				3	0	0	0	0	2	1
Brooks Robinson, R (1, 5) OBP: 0.361, SLG: 0.520	1-H, HR			FC5-4, 1B		4-3				3	1	2	2	0	0	0
Sam Bowens, R (1, 9) OBP: 0.283, SLG: 0.398	CS, 1B			FC5-4, 1B, 1-2f		K				3	1	1	0	0	1	1
Davey Johnson, R (1, 4) OBP: 0.292, SLG: 0.341	CS, 1-2	F9		1B, 1-3			L9			3	0	1	0	0	0	0
Paul Blair, R (1, 8) OBP: 0.267, SLG: 0.357		6-3		1-2, 3-H, 1B			5-3			3	0	1	1	0	0	0
Andy Etchebarren, R (1, 2) OBP: 0.320, SLG: 0.421		5-3		L3			K			3	0	0	0	0	1	2
Jim Palmer, R (1, 1) OBP: 0.146, SLG: 0.178			K		K			6-3		3	0	0	0	0	2	0
Inning Stats	R: 2 E: 0 K: 1 S: 7 H: 3 LOB: 0 BB: 0 P: 7	R: 0 E: 0 K: 0 S: 3 H: 0 LOB: 0 BB: 0 P: 3	R: 0 E: 0 K: 2 S: 7 H: 0 LOB: 0 BB: 0 P: 7	R: 1 E: 0 K: 1 S: 8 H: 3 LOB: 2 BB: 0 P: 8	R: 0 E: 0 K: 2 S: 7 H: 0 LOB: 0 BB: 0 P: 7	R: 0 E: 0 K: 1 S: 5 H: 0 LOB: 0 BB: 0 P: 5	R: 0 E: 0 K: 1 S: 5 H: 0 LOB: 0 BB: 0 P: 5	R: 0 E: 0 K: 1 S: 4 H: 0 LOB: 0 BB: 1 P: 8		1B: 5 2B: 0 3B: 0 HR: 1 SF: 0 SAC: 0 DP: 0 HBP: 0						

PITCHER		IP	WLS	BF	H	R	ER	SO	BB	IBB	HBP	BLK	WP	HR	S	P	ERA	WHIP
Gary Peters, L ERA: 2.54	(1, 1)	8.0	L	29	6	3	3	9	1	0	0	0	0	1	46	50	3.38	0.875

PITCHER	IP	WLS	BF	H	R	ER	SO	BB	IBB	HBP	BLK	WP	HR	S	P	ERA	WHIP

BOTTOM

Chicago White Sox @ Baltimore Orioles

Memorial Stadium, Baltimore, MD

Fri Jul 22 1966, 7:05 PM EDT

Att. 25,772 - Unknown

livebaseballscorecards.com

AB	28
R	3
H	6
RBI	3
BB	1
SO	9
LOB	5

Chicago White Sox @ Baltimore Orioles

Memorial Stadium, Baltimore, MD

Sat Jul 23 1966, 7:05 PM EDT

Att. 25,908 - Unknown

TOP

livebaseballscorecards.com

Batter	1	2	3	4	5	6	7	8	9	AB	R	H	RBI	BB	SO	LOB
Don Buford, S (1, 5) OBP: 0.328, SLG: 0.363	F8		5-3		5-3			4-3 1B 2B 1-3	PB S 1B	5	1	2	0	0	0	0
Tommie Agee, R (1, 8) OBP: 0.314, SLG: 0.406	K		K			4-3 1B		F3	K 1-3	5	0	1	0	0	3	4
Floyd Robinson, L (1, 9) OBP: 0.345, SLG: 0.357	1B		1B			4-3 1-2		4-3 2-3 3-H	F3	5	0	2	1	0	0	5
John Romano, R (1, 2) OBP: 0.372, SLG: 0.420 Al Weis, S (8, PR) OBP: 0.212, SLG: 0.136 Jerry McNertney, R (8, 2) OBP: 0.318, SLG: 0.250	F5		6-3			G6-4-3 BB		FC4 1B 3-H		3 0 0	0 0 0	1 0 0	1 0 0	1 0 0	0 0 0	2 0 0
Ken Berry, R (1, 7) OBP: 0.309, SLG: 0.412		K		K		G6-4-3 1-2f		FC4 1-2f		4	0	0	0	0	2	3
Bill Skowron, R (1, 3) OBP: 0.294, SLG: 0.348		BB 1B		K			5-3		HR 1B	4	1	2	0	0	1	0
Jerry Adair, R (1, 4) OBP: 0.299, SLG: 0.362		K		1-3			G3		HR 1-H	4	1	1	2	0	1	1
Lee Elia, R (1, 6) OBP: 0.265, SLG: 0.323 Smoky Burgess, L (9, PH) OBP: 0.383, SLG: 0.375 Wayne Causey, L (9, PR) OBP: 0.313, SLG: 0.276		BB 1-2			5-3		5-3		G5-6-3 1B	2 1 0	0 0 0	0 1 0	0 0 0	1 0 0	0 0 0	0 0 0
Tommy John, R (1, 1) OBP: 0.150, SLG: 0.250 Dennis Higgins, R (6, 1) OBP: 0.200, SLG: 0.111 Pete Ward, L (8, PH) OBP: 0.255, SLG: 0.205 Joe Horlen, R (8, PR) OBP: 0.158, SLG: 0.111 Jack Lamabe, R (8, 1) Hoyt Wilhelm, R (8, 1) Tom McCraw, L (9, PH) OBP: 0.293, SLG: 0.337		K			6-3			E4 2B 4-3	G5-6-3 1-2f	2 0 1 0 0 0 1	0 0 0 1 0 0 0	0 0 0 0 0 0 0	0 0 0 0 0 0 0	0 0 0 0 0 0 0	1 0 0 0 0 0 0	2 0 0 0 0 0 1
Inning Stats	R: 0 E: 0 K: 1 S: 6 H: 1 LOB: 1 BB: 0 P: 6	R: 0 E: 0 K: 3 S: 10 H: 1 LOB: 2 BB: 1 P: 14	R: 0 E: 0 K: 1 S: 6 H: 1 LOB: 1 BB: 0 P: 6	R: 0 E: 0 K: 2 S: 7 H: 0 LOB: 0 BB: 0 P: 7	R: 0 E: 0 K: 0 S: 3 H: 0 LOB: 0 BB: 0 P: 3	R: 0 E: 0 K: 0 S: 3 H: 1 LOB: 1 BB: 1 P: 7	R: 0 E: 0 K: 0 S: 3 H: 0 LOB: 0 BB: 0 P: 3	R: 2 E: 1 K: 0 S: 6 H: 2 LOB: 1 BB: 0 P: 6	R: 2 E: 0 K: 1 S: 9 H: 4 LOB: 2 BB: 0 P: 9	1B: 8 2B: 1 3B: 0 HR: 1 SF: 0 SAC: 0 DP: 2 HBP: 0						

	AB	37
	R	4
	H	10
	RBI	4
	BB	2
	SO	8
	LOB	18

WP: 0 PB: 1 SB: 1 CS: 0 PA: 39

PITCHER		IP	WLS	BF	H	R	ER	SO	BB	IBB	HBP	BLK	WP	HR	S	P	ERA	WHIP
Bill Short, L ERA: 1.55	(1, 1)	8.0	W	34	8	4	2	7	2	0	0	0	0	1	46	54	2.25	1.250
Eddie Fisher, R ERA: 2.03	(9, 1)	0.2		4	2	0	0	1	0	0	0	0	0	0	6	6	0.00	3.000
Stu Miller, R ERA: 1.98	(9, 1)	0.1	S	1	0	0	0	0	0	0	0	0	0	0	1	1	0.00	0.000

PITCHER	IP	WLS	BF	H	R	ER	SO	BB	IBB	HBP	BLK	WP	HR	S	P	ERA	WHIP

Batter	1	2	3	4	5	6	7	8	9	AB	R	H	RBI	BB	SO	LOB
Luis Aparicio, R (1, 6) OBP: 0.290, SLG: 0.360	BBBB 4-0 1B S BB		x 0-0 ② 6-3		x 0-0 ② FC5-4 BB HR 1-2f		x 0-0 ② 6-3			3	1	0	0	1	0	1
Boog Powell, L (1, 3) OBP: 0.391, SLG: 0.547	x 0-0 ① 6-3 1-2		x 0-0 ③ F4		BBBB 4-0 HR BB 1-2		x 0-0 1B			3	1	1	0	1	0	1
Frank Robinson, R (1, 7) OBP: 0.430, SLG: 0.638	x 0-0 CS 1B 2-3			BBBB 4-0 G6-4-3 BB	x 0-0 HR 1-H 2-H		x 0-0 ③ F7			3	1	2	3	1	0	1
Brooks Robinson, R (1, 5) OBP: 0.360, SLG: 0.516	BBBB 4-0 ② 1-2 BB			x 0-0 ① G6-4-3 ② 1-2f	x 0-0 ③ 6-3			x 0-0 ① F9		3	0	0	0	1	0	1
Sam Bowens, R (1, 9) OBP: 0.289, SLG: 0.423	x 0-0 ③ F4			x 0-0 HR		SSS 0-3 ① K		x 0-0 1B 1B 1B		4	2	2	1	0	1	2
Davey Johnson, R (1, 4) OBP: 0.297, SLG: 0.348		SSS 0-3 ① K		x 0-0 2B		x 0-0 5-3 1B		x 0-0 1B 1-3 L3-6 1B		4	0	3	0	0	1	0
Paul Blair, R (1, 8) OBP: 0.267, SLG: 0.355		x 0-0 ② F9		x 0-0 ③ 6-3		x 0-0 ② 5-3 1-2		x 0-0 1-3 3-H 1B		4	0	1	1	0	0	2
Andy Etchebarren, R (1, 2) OBP: 0.317, SLG: 0.416 Vic Roznovsky, L (9, 2) OBP: 0.400, SLG: 0.371		x 0-0 ③ 5-3			SSS 0-3 ① K	SSS 0-3 ③ K		x 0-0 ② ③ L3-6 3-H		4 0	0 0	0 0	0 0	0 0	2 0	3 0
Bill Short, L (1, 1) OBP: 0.111, SLG: 0.111 Eddie Fisher, R (9, 1) Stu Miller, R (9, 1) OBP: 0.083, SLG: 0.083			SSS 0-3 ① K		x 0-0 FC5-4 1B		SSS 0-3 ① K			3 0 0	0 0 0	1 0 0	0 0 0	0 0 0	2 0 0	0 0 0
Inning Stats	R: 0 H: 1 E: 0 LOB: 2 K: 0 BB: 2 S: 3 P: 11	R: 0 H: 0 E: 0 LOB: 0 K: 1 BB: 0 S: 5 P: 5	R: 0 H: 0 E: 0 LOB: 0 K: 1 BB: 0 S: 5 P: 5	R: 1 H: 2 E: 0 LOB: 1 K: 0 BB: 1 S: 4 P: 8	R: 3 H: 2 E: 0 LOB: 0 K: 1 BB: 1 S: 7 P: 11	R: 0 H: 1 E: 0 LOB: 1 K: 2 BB: 0 S: 8 P: 8	R: 0 H: 1 E: 0 LOB: 1 K: 1 BB: 0 S: 6 P: 6	R: 1 H: 3 E: 0 LOB: 1 K: 0 BB: 0 S: 5 P: 5		1B: 7 SF: 0 2B: 2 SAC: 0 3B: 0 DP: 2 HR: 2 HBP: 0						

PITCHER		IP	WLS	BF	H	R	ER	SO	BB	IBB	HBP	BLK	WP	HR	S	P	ERA	WHIP
Tommy John, L ERA: 2.72	(1, 1)	5.0	L	22	5	4	4	3	4	0	0	0	0	2	24	40	7.20	1.800
Dennis Higgins, R ERA: 3.17	(6, 1)	2.0		8	2	0	0	3	0	0	0	0	0	0	14	14	0.00	1.000
Jack Lamabe, R ERA: 3.16	(8, 1)	0.1		4	3	1	1	0	0	0	0	0	0	0	4	4	27.00	9.000
Hoyt Wilhelm, R ERA: 1.52	(8, 1)	0.2		1	0	0	0	0	0	0	0	0	0	0	1	1	0.00	0.000

PITCHER	IP	WLS	BF	H	R	ER	SO	BB	IBB	HBP	BLK	WP	HR	S	P	ERA	WHIP

BOTTOM

Chicago White Sox @ Baltimore Orioles

Memorial Stadium, Baltimore, MD

Sat Jul 23 1966, 7:05 PM EDT

Att. 25,908 - Unknown

livebaseballscorecards.com

AB	31
R	5
H	10
RBI	5
BB	4
SO	6
LOB	11

WP: 0 PA: 35
PB: 0
SB: 1
CS: 1

Batter	1	2	3	4	5	6	7	8	9	AB	R	H	RBI	BB	SO	LOB
Tommie Agee, R (1, 8) OBP: 0.315, SLG: 0.405	CS 1B			F3		1-3		SH1-4 1-2		3	0	1	0	0	0	0
Ken Berry, R (1, 7) OBP: 0.312, SLG: 0.414	F4 1-2			K		CS 1B		2-3 1B		4	0	2	0	0	1	1
Don Buford, S (1, 5) OBP: 0.328, SLG: 0.360	G3			F9		CS 1-2	BBBB G3 BB 4-3 BB	G3 3-H		3	1	0	0	1	0	0
Bill Skowron, R (1, 3) OBP: 0.299, SLG: 0.350		G3-6-3 1B			F8		BBBB 4-3 G3 1-2 1B BB		F7	2	0	1	0	1	0	0
Tom McCraw, L (7, PR) (7, 3) OBP: 0.292, SLG: 0.336										1	1	0	0	0	0	0
Floyd Robinson, L (1, 9) OBP: 0.344, SLG: 0.356		G3-6-3 1-2f			E 3B 1B		G3 1-2 2-3		F5	4	1	1	0	0	0	3
Jerry Adair, R (1, 4) OBP: 0.296, SLG: 0.358		6-3			FC1 1-3		4-3 2-3 3-H		1B	2	0	0	0	0	0	1
Al Weis, S (5, 4) OBP: 0.212, SLG: 0.136										0	0	0	0	0	0	0
Pete Ward, L (7, PH) OBP: 0.253, SLG: 0.202										1	0	0	1	0	0	2
Wayne Causey, L (7, 4) OBP: 0.316, SLG: 0.280										1	0	1	0	0	0	0
J.C. Martin, L (1, 2) OBP: 0.340, SLG: 0.407			K		3B 3-H		FC5-4 1B 3-H		G3	4	0	2	2	0	1	1
Lee Elia, R (1, 6) OBP: 0.260, SLG: 0.316			K		K		FC5-4 1-2f			3	0	0	0	0	2	2
Bruce Howard, S (1, 1)			K			K		BBBB 1B SH1-4 BLK BB		2	1	0	0	1	2	0

TOP

Chicago White Sox @ Baltimore Orioles

Memorial Stadium, Baltimore, MD

Sun Jul 24 1966, 3:33 AM EDT

Att. 25,404 - Unknown

livebaseballscorecards.com

AB	30
R	4
H	8
RBI	3
BB	3
SO	6
LOB	10

Inning Stats	1	2	3	4	5	6	7	8	9	1B	SF	WP	PA
R	0	0	0	0	1	0	2	1	0	7	0	0	35
E	0	0	0	0	1	0	0	0	0	2B 0	SAC 1	PB 0	
K	0	0	3	1	1	1	0	0	0	3B 1	DP 1	SB 0	
S	3	3	9	5	7	5	4	3	4	HR 0	HBP 0	CS 2	
H	1	1	0	0	2	1	1	1	1				
LOB	0	0	0	0	1	0	1	1	0				
BB	0	0	0	0	0	0	2	1	0				
P	3	3	9	5	7	5	12	7	4				

PITCHER		IP	WLS	BF	H	R	ER	SO	BB	IBB	HBP	BLK	WP	HR	S	P	ERA	WHIP
Eddie Watt, R ERA: 3.55	(1, 1)	8.0	L	30	7	4	4	6	3	0	0	1	0	0	39	51	4.50	1.250
Dick Hall, R ERA: 2.95	(9, 1)	1.0		4	1	0	0	0	0	0	0	0	0	0	4	4	0.00	1.000

PITCHER	IP	WLS	BF	H	R	ER	SO	BB	IBB	HBP	BLK	WP	HR	S	P	ERA	WHIP

BOTTOM

Chicago White Sox @ Baltimore Orioles

Memorial Stadium, Baltimore, MD

Sun Jul 24 1966, 3:33 AM EDT

Att. 25,404 - Unknown

livebaseballscorecards.com

Batter	1	2	3	4	5	6	7	8	9	AB	R	H	RBI	BB	SO	LOB
Luis Aparicio, R (1, 6) OBP: 0.290, SLG: 0.359	G6-3 1B		F7			F2			F5	4	0	1	0	0	0	1
Russ Snyder, L (1, 8) OBP: 0.395, SLG: 0.441	G6-3 1-2f		F7			F7			BB 1B	4	0	1	0	0	0	2
Frank Robinson, R (1, 9) OBP: 0.428, SLG: 0.633	5-3			F2			P4		1-2 BB	3	0	0	0	1	0	0
Brooks Robinson, R (1, 5) OBP: 0.359, SLG: 0.514		WP 1B		K			F8		4-3	4	0	1	0	0	1	2
Boog Powell, L (1, 3) OBP: 0.388, SLG: 0.542		K 1-2		K			1-3			3	0	0	0	0	2	1
Curt Blefary, L (1, 7) OBP: 0.368, SLG: 0.461		F5			K			G3		3	0	0	0	0	1	1
Davey Johnson, R (1, 4) OBP: 0.294, SLG: 0.346		F9			F8			K		3	0	0	0	0	1	1
Vic Roznovsky, L (1, 2) OBP: 0.395, SLG: 0.395			2B		K			K		3	0	1	0	0	2	0
Eddie Watt, R (1, 1) OBP: 0.241, SLG: 0.379			1-3			F9			F7	2	0	0	0	0	0	1
Dick Hall, R (9, 1) OBP: 0.143, SLG: 0.143										0	0	0	0	0	0	0
Sam Bowens, R (9, PH) OBP: 0.287, SLG: 0.420										1	0	0	0	0	0	0

Inning Stats	1	2	3	4	5	6	7	8	9
	R: 0 E: 0 K: 0 S: 3	R: 0 E: 0 K: 1 S: 6	R: 0 E: 0 K: 0 S: 4	R: 0 E: 0 K: 2 S: 7	R: 0 E: 0 K: 2 S: 7	R: 0 E: 0 K: 0 S: 3	R: 0 E: 0 K: 0 S: 3	R: 0 E: 0 K: 2 S: 7	R: 0 E: 0 K: 0 S: 4
	H: 1 LOB: 0 BB: 0 P: 3	H: 1 LOB: 1 BB: 0 P: 6	H: 1 LOB: 1 BB: 0 P: 4	H: 0 LOB: 0 BB: 0 P: 7	H: 0 LOB: 0 BB: 0 P: 7	H: 0 LOB: 0 BB: 0 P: 3	H: 0 LOB: 0 BB: 0 P: 3	H: 0 LOB: 0 BB: 0 P: 7	H: 1 LOB: 2 BB: 1 P: 8

1B: 3	SF: 0
2B: 1	SAC: 0
3B: 0	DP: 1
HR: 0	HBP: 0

WP: 1	PA: 31
PB: 0	
SB: 0	
CS: 0	

PITCHER	IP	WLS	BF	H	R	ER	SO	BB	IBB	HBP	BLK	WP	HR	S	P	ERA	WHIP
Bruce Howard, R (1, 1) ERA: 2.45	9.0	W	31	4	0	0	7	1	0	0	0	1	0	44	48	0.00	0.556

PITCHER	IP	WLS	BF	H	R	ER	SO	BB	IBB	HBP	BLK	WP	HR	S	P	ERA	WHIP

AB	**30**
R	**0**
H	**4**
RBI	**0**
BB	**1**
SO	**7**
LOB	**9**

Batter	1	2	3	4	5	6	7	8	9	AB	R	H	RBI	BB	SO	LOB
Larry Brown, R (1, 6) OBP: 0.326, SLG: 0.339	K		F5		2B	FC1-2 1-2 2-3 3-Hf		FC5-4 1-2f		5	0	1	0	0	1	4
Leon Wagner, L (1, 7) OBP: 0.335, SLG: 0.471 Jim Landis, R (9, 8) OBP: 0.342, SLG: 0.369	HR 2B		HR		BB	K			HR	4 0	3 0	3 0	2 0	1 0	1 0	3 0
Chuck Hinton, R (1, 8) OBP: 0.318, SLG: 0.403 (9, 7)	6-3		F8		P3		F3		G6-4-3 1B	5	0	1	0	0	0	3
Rocky Colavito, R (1, 9) OBP: 0.339, SLG: 0.470	2-H HR		1-3		F8		HR		G6-4-3 1-2f	5	2	2	3	0	0	3
Max Alvis, R (1, 5) OBP: 0.318, SLG: 0.363	K			5-3		1B E 2B	1-3		K	5	1	1	0	0	2	0
Pedro Gonzalez, R (1, 4) OBP: 0.273, SLG: 0.296		S BB		F8		1B E FC1-2 2-3 1B	F9			3	0	1	0	1	0	0
Fred Whitfield, L (1, 3) OBP: 0.280, SLG: 0.451		F8 1-2		HR		E3 FC1-2 1B 1-2 3-H		E1 FC4-6		4	1	1	2	0	0	2
Joe Azcue, R (1, 2) OBP: 0.323, SLG: 0.415		K		5-3		F3		FC4-6 FC5-4 1-2f		4	0	0	0	0	1	4
Gary Bell, R (1, 1) OBP: 0.218, SLG: 0.196 Luis Tiant, R (7, 1) OBP: 0.091, SLG: 0.048		6-3			L6	FC1-2 1-2 2-3 1B		K		3 1	0 0	1 0	0 0	0 0	0 1	1 1
Inning Stats	R: 2 E: 0 K: 2 S: 9 H: 2 LOB: 0 BB: 0 P: 9	R: 0 E: 0 K: 1 S: 5 H: 0 LOB: 1 BB: 1 P: 9	R: 1 E: 0 K: 0 S: 4 H: 1 LOB: 0 BB: 0 P: 4	R: 1 E: 0 K: 0 S: 4 H: 1 LOB: 0 BB: 0 P: 4	R: 0 E: 0 K: 0 S: 4 H: 1 LOB: 2 BB: 1 P: 8	R: 1 E: 1 K: 1 S: 9 H: 3 LOB: 3 BB: 0 P: 9	R: 1 E: 0 K: 0 S: 4 H: 1 LOB: 0 BB: 0 P: 4	R: 0 E: 1 K: 1 S: 6 H: 0 LOB: 1 BB: 0 P: 6	R: 1 E: 0 K: 1 S: 6 H: 2 LOB: 0 BB: 0 P: 6	1B: 3 2B: 3 3B: 0 HR: 5 SF: 0 SAC: 0 DP: 1 HBP: 0						

PITCHER		IP	WLS	BF	H	R	ER	SO	BB	IBB	HBP	BLK	WP	HR	S	P	ERA	WHIP
Steve Barber, L ERA: 2.25	(1, 1)	1.0	L	6	2	2	2	2	1	0	0	0	0	1	9	13	18.00	3.000
John Miller, R ERA: 4.86	(2, 1)	3.1		14	3	2	2	1	1	0	0	0	0	2	15	19	5.40	1.200
Moe Drabowsky, R ERA: 2.9	(5, 1)	2.2		13	4	2	2	1	0	0	0	0	0	1	15	15	6.75	1.500
Eddie Fisher, R ERA: 2.11	(8, 1)	2.0		8	2	1	1	2	0	0	0	0	0	1	12	12	4.50	1.000

PITCHER	IP	WLS	BF	H	R	ER	SO	BB	IBB	HBP	BLK	WP	HR	S	P	ERA	WHIP

Cleveland Indians @ Baltimore Orioles

Memorial Stadium, Baltimore, MD

Tue Jul 26 1966, 7:05 PM EDT

Att. 23,990 - Unknown

TOP

livebaseballscorecards.com

AB	39
R	7
H	11
RBI	7
BB	2
SO	6
LOB	21

Batter	1	2	3	4	5	6	7	8	9	AB	R	H	RBI	BB	SO	LOB
Luis Aparicio, R (1, 6) OBP: 0.291, SLG: 0.370	K		HR		6-3		2B			4	1	2	2	0	1	0
Russ Snyder, L (1, 8) OBP: 0.389, SLG: 0.433	K		4-3			K	4-3			4	0	0	0	0	2	1
Frank Robinson, R (1, 9) OBP: 0.427, SLG: 0.637	F6		K			HR	F9			4	1	1	1	0	1	1
Brooks Robinson, R (1, 5) OBP: 0.356, SLG: 0.509		E6 FC4-6	K			F3		F9		4	0	0	0	0	1	0
Boog Powell, L (1, 3) OBP: 0.387, SLG: 0.538		FC4-6 BB 1-2f 2B		K		BB 1B		K		4	1	1	0	0	2	1
Curt Blefary, L (1, 7) OBP: 0.369, SLG: 0.458		2B 1-2 BB		L8		1-2 BB		4-3		2	0	0	0	2	0	0
Davey Johnson, R (1, 4) OBP: 0.291, SLG: 0.342		K		F7		K			K	4	0	0	0	0	3	4
Vic Roznovsky, L (1, 2) OBP: 0.383, SLG: 0.405		1-3 2-H 2B			L5		F7		F6	4	0	1	1	0	0	0
Steve Barber, L (1, 1) OBP: 0.071, SLG: 0.071 John Miller, R (2, 1) OBP: 0.053, SLG: 0.053 Moe Drabowsky, R (5, 1) OBP: 0.500, SLG: 0.500 Bob Johnson, R (7, PH) OBP: 0.324, SLG: 0.267 Eddie Fisher, R (8, 1) Sam Bowens, R (9, PH) OBP: 0.285, SLG: 0.417		K			6-3		2B		K	0 1 1 1 0 1	0 0 0 1 0 0	0 0 0 1 0 1	0 0 0 0 0 0	0 0 0 0 0 1	0 1 0 0 0 0	0 2 0 0 0 0
Inning Stats	R: 0 E: 0 K: 2 S: 7 H: 0 LOB: 0 BB: 0 P: 7	R: 1 E: 1 K: 2 S: 9 H: 1 LOB: 2 BB: 1 P: 13	R: 1 E: 0 K: 2 S: 8 H: 1 LOB: 0 BB: 0 P: 8	R: 0 E: 0 K: 1 S: 5 H: 0 LOB: 0 BB: 0 P: 5	R: 0 E: 0 K: 0 S: 3 H: 0 LOB: 0 BB: 0 P: 3	R: 1 E: 0 K: 2 S: 9 H: 2 LOB: 2 BB: 1 P: 13	R: 1 E: 0 K: 0 S: 5 H: 2 LOB: 1 BB: 0 P: 5	R: 0 E: 0 K: 1 S: 5 H: 0 LOB: 0 BB: 0 P: 5	R: 0 E: 0 K: 2 S: 7 H: 0 LOB: 0 BB: 0 P: 7	1B: 1 2B: 3 3B: 0 HR: 2	SF: 0 SAC: 0 DP: 0 HBP: 0		WP: 0 PB: 0 SB: 0 CS: 0	PA: 36		

PITCHER		IP	WLS	BF	H	R	ER	SO	BB	IBB	HBP	BLK	WP	HR	S	P	ERA	WHIP
Gary Bell, R ERA: 3.12	(1, 1)	6.1	W	28	6	4	3	9	2	0	0	0	0	2	44	52	4.26	1.263
Luis Tiant, R ERA: 3.3	(7, 1)	2.2	S	8	0	0	0	3	0	0	0	0	0	0	14	14	0.00	0.000

PITCHER	IP	WLS	BF	H	R	ER	SO	BB	IBB	HBP	BLK	WP	HR	S	P	ERA	WHIP

BOTTOM

Cleveland Indians @ Baltimore Orioles

Memorial Stadium, Baltimore, MD

Tue Jul 26 1966, 7:05 PM EDT

Att. 23,990 - Unknown

livebaseballscorecards.com

AB	34
R	4
H	6
RBI	4
BB	2
SO	12
LOB	9

Batter	1	2	3	4	5	6	7	8	9	AB	R	H	RBI	BB	SO	LOB
Larry Brown, R (1, 6) OBP: 0.331, SLG: 0.344	1B		F7		F7			FC4 1B		4	0	2	0	0	0	1
Leon Wagner, L (1, 7) OBP: 0.331, SLG: 0.465	K		FC4-6 E S 1-2f			F8		FC4 G6-4-3 1-2f		4	0	0	0	0	1	3
Chuck Hinton, R (1, 8) OBP: 0.317, SLG: 0.400	F9		K 1-3			E6 L6-4 1B		G6-4-3 1-2f		4	0	1	0	0	1	3
Rocky Colavito, R (1, 9) OBP: 0.340, SLG: 0.469	K			K		BB			L5-3 1B	3	0	1	0	1	2	1
Max Alvis, R (1, 5) OBP: 0.317, SLG: 0.364		5-3		2B		L6-4 2-3			L5-3 1-2	4	0	1	0	0	0	3
Pedro Gonzalez, R (1, 4) OBP: 0.273, SLG: 0.292		L7		K			F9		BB	3	0	0	0	1	1	1
Fred Whitfield, L (1, 3) OBP: 0.277, SLG: 0.446		F5		G3			K		F8	4	0	0	0	0	1	2
Del Crandall, R (1, 2) OBP: 0.346, SLG: 0.437			HR		K		BB			2	1	1	1	1	1	0
Buddy Booker, L (7, PR) OBP: 0.269, SLG: 0.520 (7, 2)										0	0	0	0	0	0	0
John O'Donoghue, R (1, 1) OBP: 0.172, SLG: 0.207										2	0	1	0	0	1	0
Tom Kelley, R (6, 1) OBP: 0.125, SLG: 0.125										0	0	0	0	0	0	0
Jim Landis, R (7, PH) OBP: 0.340, SLG: 0.366										1	0	0	0	0	0	1
Dick Radatz, R (7, 1) OBP: 0.125, SLG: 0.125			FC4-6 1B		K		F4			0	0	0	0	0	0	0
Inning Stats	R: 0 E: 0 K: 2 S: 8 H: 1 LOB: 1 BB: 0 P: 8	R: 0 E: 0 K: 0 S: 3 H: 0 LOB: 0 BB: 0 P: 3	R: 1 E: 0 K: 1 S: 7 H: 2 LOB: 1 BB: 0 P: 7	R: 0 E: 0 K: 2 S: 8 H: 1 LOB: 1 BB: 0 P: 8	R: 0 E: 0 K: 2 S: 7 H: 0 LOB: 0 BB: 0 P: 7	R: 0 E: 1 K: 0 S: 3 H: 1 LOB: 1 BB: 1 P: 7	R: 0 E: 0 K: 1 S: 5 H: 0 LOB: 1 BB: 1 P: 9	R: 0 E: 0 K: 0 S: 3 H: 1 LOB: 0 BB: 0 P: 3	R: 0 E: 0 K: 0 S: 3 H: 1 LOB: 1 BB: 1 P: 7	1B: 5 2B: 3 3B: 0 HR: 1 SF: 0 SAC: 0 DP: 3 HBP: 0	WP: 0 PB: 0 SB: 1 CS: 0 PA: 34					

PITCHER	IP	WLS	BF	H	R	ER	SO	BB	IBB	HBP	BLK	WP	HR	S	P	ERA	WHIP
Dave McNally, L (1, 1) ERA: 2.77	9.0	W	34	7	1	1	8	3	0	0	0	0	1	47	59	1.00	1.111

PITCHER	IP	WLS	BF	H	R	ER	SO	BB	IBB	HBP	BLK	WP	HR	S	P	ERA	WHIP

TOP

Cleveland Indians @ Baltimore Orioles

Memorial Stadium, Baltimore, MD

Wed Jul 27 1966, 7:05 PM EDT

Att. 22,294 - Unknown

livebaseballscorecards.com

AB	31
R	1
H	7
RBI	1
BB	3
SO	8
LOB	15

Batter	1	2	3	4	5	6	7	8	9	AB	R	H	RBI	BB	SO	LOB
Luis Aparicio, R (1, 6) OBP: 0.293, SLG: 0.381	HR		G6-4-3 1-2f		2B 1-3		F8			4	1	2	1	0	0	2
Boog Powell, L (1, 3) OBP: 0.385, SLG: 0.533	F4			F7	4-3		HR 1-2			3	1	0	0	1	0	2
Frank Robinson, R (1, 7) OBP: 0.427, SLG: 0.644	1B G6-4-3			F3		L9	HR 1-H 2-H			4	1	2	3	0	0	0
Brooks Robinson, R (1, 5) OBP: 0.355, SLG: 0.506	G6-4-3 1-2f			F4		1B BB	6-3			4	1	1	0	0	0	1
Sam Bowens, R (1, 9) OBP: 0.284, SLG: 0.408		6-3			F7	1B 1-2	K			3	0	0	0	1	1	0
Davey Johnson, R (1, 4) OBP: 0.288, SLG: 0.338		4-3			F8	F8		F3		4	0	0	0	0	0	2
Paul Blair, R (1, 8) OBP: 0.272, SLG: 0.358		1-6-3			HR	FC6-4 1-3 2-H		F9		4	1	2	1	0	0	0
Larry Haney, R (1, 2) OBP: 0.500, SLG: 1.333			5-3		HR 1-H	FC6-4 1-2f		HBP		3	1	1	2	0	0	2
Dave McNally, R (1, 1) OBP: 0.286, SLG: 0.340			G6-4-3		2B		HR BB	F9		4	1	3	0	0	0	1
Inning Stats	R: 1 E: 0 K: 0 S: 4 H: 2 LOB: 0 BB: 0 P: 4	R: 0 E: 0 K: 0 S: 3 H: 0 LOB: 0 BB: 0 P: 3	R: 0 E: 0 K: 0 S: 3 H: 1 LOB: 0 BB: 0 P: 3	R: 0 E: 0 K: 0 S: 3 H: 0 LOB: 0 BB: 0 P: 3	R: 2 E: 0 K: 0 S: 7 H: 4 LOB: 2 BB: 0 P: 7	R: 1 E: 0 K: 0 S: 5 H: 2 LOB: 2 BB: 1 P: 9	R: 3 E: 0 K: 1 S: 7 H: 2 LOB: 0 BB: 1 P: 11	R: 0 E: 0 K: 0 S: 3 H: 0 LOB: 1 BB: 0 P: 4		1B: 7 2B: 1 3B: 0 HR: 3 SF: 0 SAC: 0 DP: 2 HBP: 1						

PITCHER		IP	WLS	BF	H	R	ER	SO	BB	IBB	HBP	BLK	WP	HR	S	P	ERA	WHIP
John O'Donoghue, L ERA: 3.76	(1, 1)	5.0	L	20	7	3	3	0	0	0	0	0	0	2	20	20	5.40	1.400
Tom Kelley, R ERA: 3.7	(6, 1)	1.0		6	2	1	1	0	1	0	0	0	0	0	5	9	9.00	3.000
Dick Radatz, R ERA: 5.37	(7, 1)	2.0		10	2	3	3	1	1	0	1	0	0	1	10	15	13.50	1.500

PITCHER	IP	WLS	BF	H	R	ER	SO	BB	IBB	HBP	BLK	WP	HR	S	P	ERA	WHIP

BOTTOM

Cleveland Indians @ Baltimore Orioles

Memorial Stadium, Baltimore, MD

Wed Jul 27 1966, 7:05 PM EDT

Att. 22,294 - Unknown

livebaseballscorecards.com

AB	33
R	7
H	11
RBI	7
BB	2
SO	1
LOB	10

Baltimore Orioles @ Minnesota Twins

Metropolitan Stadium, Bloomington , MI

Fri Jul 29 1966, 8:05 PM EDT

Att. 30,288 - Unknown

TOP

livebaseballscorecards.com

Batter	1	2	3	4	5	6	7	8	9	AB	R	H	RBI	BB	SO	LOB
Luis Aparicio, R (1, 6) OBP: 0.295, SLG: 0.382	6-3			SH1-4 2B 1B		6-3		E 1-2 1B		4	1	2	0	0	0	0
Boog Powell, L (1, 3) OBP: 0.385, SLG: 0.531	K			SH1-4 1-2		G3		E9 1-3 2-H 1B		3	0	1	1	0	1	0
Frank Robinson, R (1, 7) OBP: 0.426, SLG: 0.648	F7			F2			HR	F8		4	1	1	1	0	0	3
Brooks Robinson, R (1, 5) OBP: 0.354, SLG: 0.506		5-3		2-H 2B			6-3		F9	4	0	1	1	0	0	0
Sam Bowens, R (1, 9) OBP: 0.283, SLG: 0.400		6-3		K			BBBB 5-3-6 BB		K	3	0	0	0	1	2	1
Davey Johnson, R (1, 4) OBP: 0.285, SLG: 0.334		F8			F3		5-3-6 1-3f		F9	4	0	0	0	0	0	1
Paul Blair, R (1, 8) OBP: 0.267, SLG: 0.352			4-3		F9			K		3	0	0	0	0	1	0
Larry Haney, R (1, 2) OBP: 0.429, SLG: 0.833			K		K			FC2-6 1B		3	0	1	0	0	2	0
Jim Palmer, R (1, 1) OBP: 0.137, SLG: 0.167 Eddie Fisher, R (8, 1)			K			K		FC2-6 1B 1-2f E		3 0	1 0	0 0	0 0	0 0	2 0	1 0

	AB	31
	R	3
	H	6
	RBI	3
	BB	1
	SO	8
	LOB	6

Inning Stats																																		
	R: 0	E: 0	K: 1	S: 5	H: 0	LOB: 0	BB: 0	P: 5	R: 0	E: 0	K: 0	S: 3	H: 0	LOB: 0	BB: 0	P: 3	R: 0	E: 0	K: 2	S: 7	H: 0	LOB: 0	BB: 0	P: 7	R: 1	E: 0	K: 1	S: 7	H: 2	LOB: 1	BB: 0	P: 7	R: 0	E: 0	K: 1	S: 5	H: 0	LOB: 0	BB: 0	P: 5
	R: 0	E: 0	K: 1	S: 5	H: 0	LOB: 0	BB: 1	P: 5	R: 1	E: 0	K: 0	S: 3	H: 1	LOB: 0	BB: 1	P: 7	R: 1	E: 1	K: 1	S: 8	H: 3	LOB: 2	BB: 0	P: 8	R: 0	E: 0	K: 1	S: 5	H: 0	LOB: 0	BB: 0	P: 5	1B: 4	2B: 2	3B: 0	HR: 1	SF: 0	SAC: 1	DP: 1	HBP: 0	WP: 0	PB: 0	SB: 0	CS: 0	PA: 33

PITCHER		IP	WLS	BF	H	R	ER	SO	BB	IBB	HBP	BLK	WP	HR	S	P	ERA	WHIP
Jim Merritt, L ERA: 3.44	(1, 1)	7.0	L	24	3	2	2	6	1	0	0	0	0	1	35	39	2.57	0.571
Al Worthington, R ERA: 2.09	(8, 1)	2.0		9	3	1	1	2	0	0	0	0	0	0	13	13	4.50	1.500

PITCHER	IP	WLS	BF	H	R	ER	SO	BB	IBB	HBP	BLK	WP	HR	S	P	ERA	WHIP

BOTTOM

Baltimore Orioles @ Minnesota Twins

Metropolitan Stadium, Bloomington , MI

Fri Jul 29 1966, 8:05 PM EDT

Att. 30,288 - Unknown

livebaseballscorecards.com

Batter	1	2	3	4	5	6	7	8	9	AB	R	H	RBI	BB	SO	LOB
Zoilo Versalles, R (1, 6) OBP: 0.302, SLG: 0.370	G1-6-3 1B		K		F9			6-3		4	0	1	0	0	1	2
Jimmie Hall, L (1, 7) OBP: 0.297, SLG: 0.399	G1-6-3 1-2f		K		FC6-4 1-2f			1B 1B		4	0	1	0	0	1	3
Tony Oliva, L (1, 9) OBP: 0.379, SLG: 0.578	4-3		2B 1-3			K		G6-4-3 1-3 1B		4	0	2	0	0	1	0
Harmon Killebrew, R (1, 5) OBP: 0.383, SLG: 0.490		FC6-4 BB 1B	F5			F3		G6-4-3 1-2f		4	0	1	0	0	0	4
Don Mincher, L (1, 3) OBP: 0.305, SLG: 0.395		F8		F7		F9			3-1	4	0	0	0	0	0	1
Earl Battey, R (1, 2) OBP: 0.329, SLG: 0.319		FC6-4 1-2 BB		6-3			2B		K	3	0	1	0	1	1	0
Cesar Tovar, R (1, 4) OBP: 0.327, SLG: 0.368		FC6-4 1-2f 2-3		F6			F8		FC4-6 1B	4	0	1	0	0	0	3
Ted Uhlaender, L (1, 8) OBP: 0.230, SLG: 0.270		F6			FC6-4 1B		F8		FC4-6 1-2f	4	0	1	0	0	0	4
Jim Merritt, L (1, 1) OBP: 0.211, SLG: 0.222			2B BB		B3		K			1	0	0	0	1	0	1
Bernie Allen, L (7, PH) OBP: 0.305, SLG: 0.337										1	0	0	0	0	1	1
Al Worthington, R (8, 1) OBP: 0.286, SLG: 0.571										0	0	0	0	0	0	0
Inning Stats	R: 0 E: 0 K: 0 S: 3 H: 1 LOB: 0 BB: 0 P: 3	R: 0 E: 0 K: 0 S: 4 H: 1 LOB: 2 BB: 1 P: 8	R: 0 E: 0 K: 2 S: 8 H: 1 LOB: 2 BB: 1 P: 12	R: 0 E: 0 K: 0 S: 3 H: 0 LOB: 0 BB: 0 P: 3	R: 0 E: 0 K: 0 S: 4 H: 1 LOB: 1 BB: 0 P: 4	R: 0 E: 0 K: 1 S: 5 H: 0 LOB: 0 BB: 0 P: 5	R: 0 E: 0 K: 1 S: 6 H: 1 LOB: 1 BB: 0 P: 6	R: 0 E: 0 K: 0 S: 4 H: 2 LOB: 1 BB: 0 P: 4	R: 0 E: 0 K: 1 S: 6 H: 1 LOB: 1 BB: 0 P: 6	1B: 6 2B: 2 3B: 0 HR: 0 SF: 0 SAC: 0 DP: 2 HBP: 0						

	AB	33
	R	0
	H	8
	RBI	0
	BB	2
	SO	5
	LOB	19

WP: 0 PB: 0 SB: 0 CS: 0 PA: 35

PITCHER		IP	WLS	BF	H	R	ER	SO	BB	IBB	HBP	BLK	WP	HR	S	P	ERA	WHIP
Jim Palmer, R ERA: 3.12	(1, 1)	7.1	W	30	7	0	0	4	2	0	0	0	0	0	36	44	0.00	1.227
Eddie Fisher, R ERA: 2.06	(8, 1)	1.2	S	5	1	0	0	1	0	0	0	0	0	0	7	7	0.00	0.600

PITCHER	IP	WLS	BF	H	R	ER	SO	BB	IBB	HBP	BLK	WP	HR	S	P	ERA	WHIP

Batter	1	2	3	4	5	6	7	8	9	AB	R	H	RBI	BB	SO	LOB
Luis Aparicio, R (1, 6) OBP: 0.295, SLG: 0.379	B B B B 4-0 BB		S S S 0-3 ③ K			X 0-0 ③ 5-3			X 0-0 ① F6	3	0	0	0	1	1	0
Russ Snyder, L (1, 8) OBP: 0.387, SLG: 0.430	X 0-0 ① L9			X 0-0 ① G3			X 0-0 6-3 1B		S S S 0-3 ② K	4	0	1	0	0	1	1
Frank Robinson, R (1, 7) OBP: 0.422, SLG: 0.641	S S S 0-3 ② K			S S S 0-3 ② K			S S S 0-3 ① K		X 0-0 ③ F6	4	0	0	0	0	3	2
Brooks Robinson, R (1, 5) OBP: 0.352, SLG: 0.502	X 0-0 ③ 6-3			X 0-0 ③ F2			X 0-0 ② 6-3 1-2			3	0	0	0	0	0	2
Boog Powell, L (1, 3) OBP: 0.382, SLG: 0.527		S S S 0-3 ① K			X 0-0 ① F9		S S S 0-3 ③ K			3	0	0	0	0	2	1
Sam Bowens, R (1, 9) OBP: 0.277, SLG: 0.392		S S S 0-3 ② K			S S S 0-3 ② K			X 0-0 ① 6-3		3	0	0	0	0	2	0
Davey Johnson, R (1, 4) OBP: 0.286, SLG: 0.332		X 0-0 ③ 5-3			X 0-0 ③ 5-3			H 1-0 FC4-6 HBP		2	0	0	0	0	0	0
Vic Roznovsky, L (1, 2) OBP: 0.360, SLG: 0.378			S S S 0-3 ① K			X 0-0 ① F6		X 0-0 ② FC4-6 1-2f		3	0	0	0	0	1	1
Bill Short, L (1, 1) OBP: 0.100, SLG: 0.100			X 0-0 ② 4-3			X 0-0 ② 4-3		S S S 0-3 ③ K		1	0	0	0	0	0	0
Bob Johnson, R (6, PH) OBP: 0.319, SLG: 0.262										1	0	0	0	0	0	0
Moe Drabowsky, R (6, 1) OBP: 0.500, SLG: 0.500										0	0	0	0	0	0	0
Woodie Held, R (8, PH) OBP: 0.327, SLG: 0.333										1	0	0	0	0	1	1
Gene Brabender, R (8, 1)										0	0	0	0	0	0	0
Inning Stats	R: 0 H: 0 E: 0 LOB: 1 K: 1 BB: 1 S: 5 P: 9	R: 0 H: 0 E: 0 LOB: 0 K: 2 BB: 0 S: 7 P: 7	R: 0 H: 0 E: 0 LOB: 0 K: 2 BB: 0 S: 7 P: 7	R: 0 H: 0 E: 0 LOB: 0 K: 1 BB: 0 S: 5 P: 5	R: 0 H: 0 E: 0 LOB: 0 K: 1 BB: 0 S: 5 P: 5	R: 0 H: 0 E: 0 LOB: 0 K: 0 BB: 0 S: 3 P: 3	R: 0 H: 1 E: 0 LOB: 1 K: 2 BB: 0 S: 8 P: 8	R: 0 H: 0 E: 0 LOB: 1 K: 1 BB: 0 S: 5 P: 6	R: 0 H: 0 E: 0 LOB: 0 K: 1 BB: 0 S: 5 P: 5	1B: 1 SF: 0 2B: 0 SAC: 0 3B: 0 DP: 0 HR: 0 HBP: 1						

PITCHER	IP	WLS	BF	H	R	ER	SO	BB	IBB	HBP	BLK	WP	HR	S	P	ERA	WHIP
Dave Boswell, R (1, 1) ERA: 3.19	9.0	W	30	1	0	0	11	1	0	1	0	0	0	50	55	0.00	0.222

PITCHER	IP	WLS	BF	H	R	ER	SO	BB	IBB	HBP	BLK	WP	HR	S	P	ERA	WHIP

TOP

Baltimore Orioles @ Minnesota Twins

Metropolitan Stadium, Bloomington , MI

Sat Jul 30 1966, 4:33 AM EDT

Att. 27,276 - Unknown

livebaseballscorecards.com

AB	28
R	0
H	1
RBI	0
BB	1
SO	11
LOB	8

Baltimore Orioles @ Minnesota Twins

Metropolitan Stadium, Bloomington , MI

Sat Jul 30 1966, 4:33 AM EDT

Att. 27,276 - Unknown

BOTTOM

Batter	1	2	3	4	5	6	7	8	9	AB	R	H	RBI	BB	SO	LOB
Zoilo Versalles, R (1, 6) OBP: 0.304, SLG: 0.375	F9 ①		E 1B, G4-6-3 1B		HR 2B		K ①			4	2	2	0	0	1	0
Jimmie Hall, L (1, 7) OBP: 0.296, SLG: 0.396	F8 ②		E7, G4-6-3, 1-3 1B		1-3 ①		K ②			4	0	1	0	0	1	1
Tony Oliva, L (1, 9) OBP: 0.378, SLG: 0.574	K ③		G4-6-3 ①② 1-2f 3-H		5-3 ②		HR 1B			4	1	1	0	0	1	2
Harmon Killebrew, R (1, 5) OBP: 0.386, SLG: 0.500		SH3-4, SF8 1B	F7 ③		HR BB		1-H HR			3	3	2	2	1	0	0
Earl Battey, R (1, 2) OBP: 0.332, SLG: 0.335		WP, SH3-4 1-2 1B		F8 ①	1-H 2-H HR		F9 ③			4	1	2	3	0	0	0
Jerry Zimmerman, R (9, 2) OBP: 0.330, SLG: 0.322										0	0	0	0	0	0	0
Don Mincher, L (1, 3) OBP: 0.305, SLG: 0.394		SH3-4 ① 1-2 2-3		1B 1B	4-1 ③			F6 ①		3	0	1	0	0	0	0
Cesar Tovar, R (1, 4) OBP: 0.330, SLG: 0.367		WP BB		1-2 1B		F8 ①		5-3 ②		3	0	1	0	1	0	0
Ted Uhlaender, L (1, 8) OBP: 0.225, SLG: 0.265		SF8 ② 3-H		K ②		F8 ②		K ③		3	0	0	1	0	2	2
Dave Boswell, R (1, 1) OBP: 0.182, SLG: 0.185		5-3 ③ 1-2 2-3		6-3 ③		F9 ③				3	0	0	0	0	0	4

livebaseballscorecards.com

AB	31
R	7
H	10
RBI	6
BB	2
SO	5
LOB	9

Inning Stats	1	2	3	4	5	6	7	8	9
	R: 0 E: 0 K: 1 S: 5	H: 0 LOB: 0 BB: 0 P: 5	R: 1 E: 0 K: 0 S: 5	H: 2 LOB: 2 BB: 1 P: 9	R: 1 E: 1 K: 0 S: 4	H: 2 LOB: 0 BB: 0 P: 4	R: 0 E: 0 K: 1 S: 7	H: 2 LOB: 2 BB: 0 P: 7	R: 3 E: 0 K: 0 S: 5	H: 2 LOB: 0 BB: 1 P: 9	R: 0 E: 0 K: 0 S: 3	H: 0 LOB: 0 BB: 0 P: 3	R: 2 E: 0 K: 2 S: 9	H: 2 LOB: 0 BB: 0 P: 9	R: 0 E: 0 K: 1 S: 5	H: 0 LOB: 0 BB: 0 P: 5

| | | | | | | | | | |

Batter	1	2	3	4	5	6	7	8	9	AB	R	H	RBI	BB	SO	LOB
Luis Aparicio, R (1, 6) OBP: 0.294, SLG: 0.377	6-3		F9			E4 SH1-4	E6 1-3 2-H 1B		F9	5	0	1	0	0	0	0
Boog Powell, L (1, 3) OBP: 0.378, SLG: 0.520	5-3		F9			SH1-4 1-2	6-3		F5	4	0	0	0	0	0	2
Frank Robinson, R (1, 7) OBP: 0.420, SLG: 0.635	K		F7			F9		BBBB 4-0 1B 2B BB		3	1	0	0	1	1	1
Brooks Robinson, R (1, 5) OBP: 0.351, SLG: 0.500		1B 1B 1B		F7		F4		SSS K		4	1	1	0	0	1	2
Sam Bowens, R (1, 9) OBP: 0.270, SLG: 0.382		SSS K		5-3			F6	F4		4	0	0	0	0	1	2
Davey Johnson, R (1, 4) OBP: 0.288, SLG: 0.334		F7		F9			E WP 1B 1B	2B 1-2 1B		4	1	2	0	0	0	1
Paul Blair, R (1, 8) OBP: 0.277, SLG: 0.366		1B 1-2 1B			F7		1B 1B E 1-H 1B	1-3 2-H 2B		4	1	3	2	0	0	0
Larry Haney, R (1, 2) OBP: 0.364, SLG: 0.600		1-3 2-H 1B			F9		SSS K	SSS K		4	0	1	1	0	2	3
Eddie Watt, R (1, 1) OBP: 0.250, SLG: 0.375		L5			F7		E 1-2 1B		SSS K	3	0	1	0	0	0	2
Eddie Fisher, R (8, 1)										1	0	0	0	0	1	0
Inning Stats	R: 0 E: 0 K: 1 S: 5 H: 0 LOB: 0 BB: 0 P: 5	R: 1 E: 0 K: 1 S: 8 H: 3 LOB: 2 BB: 0 P: 8	R: 0 E: 0 K: 0 S: 3 H: 0 LOB: 0 BB: 0 P: 3	R: 0 E: 0 K: 0 S: 3 H: 0 LOB: 0 BB: 0 P: 3	R: 0 E: 0 K: 0 S: 3 H: 0 LOB: 0 BB: 0 P: 3	R: 0 E: 1 K: 0 S: 4 H: 0 LOB: 1 BB: 0 P: 4	R: 2 E: 2 K: 1 S: 9 H: 4 LOB: 2 BB: 0 P: 9	R: 1 E: 0 K: 2 S: 9 H: 2 LOB: 2 BB: 1 P: 13	R: 0 E: 0 K: 1 S: 5 H: 0 LOB: 0 BB: 0 P: 5	1B: 8 2B: 1 3B: 0 HR: 0	SF: 0 SAC: 1 DP: 0 HBP: 0						

PITCHER	IP	WLS	BF	H	R	ER	SO	BB	IBB	HBP	BLK	WP	HR	S	P	ERA	WHIP
Jim Kaat, L (1, 1) ERA: 3.01	7.0	L	29	7	3	2	3	0	0	0	0	1	0	35	35	2.57	1.000
Al Worthington, R (8, 1) ERA: 2.21	1.0		6	2	1	1	2	1	0	0	0	0	0	9	13	9.00	3.000
Pete Cimino, R (9, 1) ERA: 3.05	1.0		3	0	0	0	1	0	0	0	0	0	0	5	5	0.00	0.000

PITCHER	IP	WLS	BF	H	R	ER	SO	BB	IBB	HBP	BLK	WP	HR	S	P	ERA	WHIP

TOP

Baltimore Orioles @ Minnesota Twins

Metropolitan Stadium, Bloomington , MI

Sun Jul 31 1966, 4:33 AM EDT

Att. 31,228 - Unknown

livebaseballscorecards.com

AB	36
R	4
H	9
RBI	3
BB	1
SO	6
LOB	13

1B: 8 SF: 0
2B: 1 SAC: 1
3B: 0 DP: 0
HR: 0 HBP: 0

WP: 1 PA: 38
PB: 0
SB: 0
CS: 0

BOTTOM

Baltimore Orioles @ Minnesota Twins

Metropolitan Stadium, Bloomington , MI

Sun Jul 31 1966, 4:33 AM EDT

Att. 31,228 - Unknown

livebaseballscorecards.com

Batter	1	2	3	4	5	6	7	8	9	AB	R	H	RBI	BB	SO	LOB
Zoilo Versalles, R (1, 6) OBP: 0.301, SLG: 0.370	P5		K			F4		FC4-6 1-2f 2-3		4	0	0	0	0	1	2
Jimmie Hall, L (1, 7) OBP: 0.291, SLG: 0.389	K			5-3		F6		L5		4	0	0	0	0	1	2
Tony Oliva, L (1, 9) OBP: 0.376, SLG: 0.570	4-3			4-3		BB		K		3	0	0	0	1	1	2
Harmon Killebrew, R (1, 5) OBP: 0.385, SLG: 0.497		1B 1B		K		F8			F8	4	0	1	0	0	1	1
Don Mincher, L (1, 3) OBP: 0.305, SLG: 0.392		G4-6-3 1-3 1B			3-1		F6		F3	4	0	1	0	0	0	0
Earl Battey, R (1, 2) OBP: 0.333, SLG: 0.333 Bob Allison, R (5, PR) OBP: 0.344, SLG: 0.380 Russ Nixon, L (6, 2) OBP: 0.357, SLG: 0.286		F3			1B HBP		K		F8	1 0 2	0 0 0	0 0 0	0 0 0	0 0 1	0 0 0	2 0 0
Cesar Tovar, R (1, 4) OBP: 0.330, SLG: 0.367		G4-6-3 1-2f			1-2 1B		6-3			3	0	1	0	0	0	2
Ted Uhlaender, L (1, 8) OBP: 0.227, SLG: 0.267			1-3		F6			FC4-6 1B		3	0	1	0	0	0	2
Jim Kaat, L (1, 1) OBP: 0.219, SLG: 0.271 Al Worthington, R (8, 1) OBP: 0.286, SLG: 0.571 Rich Rollins, R (8, PH) OBP: 0.295, SLG: 0.405 Pete Cimino, R (9, 1)			B1		K			FC4-6 1-2 1B		2 0 1 0	0 0 0 0	0 0 1 0	0 0 0 0	0 0 0 0	1 0 0 0	2 0 0 0

Inning Stats	1	2	3	4	5	6	7	8	9
	R: 0 E: 0 K: 1 S: 5	H: 0 LOB: 0 BB: 0 P: 5	R: 0 E: 0 K: 0 S: 4	H: 2 LOB: 1 BB: 0 P: 4	R: 0 E: 0 K: 1 S: 5	H: 0 LOB: 0 BB: 0 P: 5	R: 0 E: 0 K: 1 S: 5	H: 0 LOB: 0 BB: 0 P: 5	R: 0 E: 0 K: 1 S: 6	H: 1 LOB: 2 BB: 0 P: 7	R: 0 E: 0 K: 0 S: 3	H: 0 LOB: 1 BB: 1 P: 7	R: 0 E: 0 K: 1 S: 5	H: 0 LOB: 0 BB: 0 P: 5	R: 0 E: 0 K: 1 S: 7	H: 2 LOB: 2 BB: 0 P: 7	R: 0 E: 0 K: 0 S: 3	H: 0 LOB: 0 BB: 0 P: 3

1B: 5	SF: 0	WP: 0	PA: 33
2B: 0	SAC: 0	PB: 0	
3B: 0	DP: 1	SB: 0	
HR: 0	HBP: 1	CS: 0	

	AB	31
	R	0
	H	5
	RBI	0
	BB	1
	SO	6
	LOB	15

PITCHER		IP	WLS	BF	H	R	ER	SO	BB	IBB	HBP	BLK	WP	HR	S	P	ERA	WHIP
Eddie Watt, R ERA: 3.29	(1, 1)	7.0	W	27	5	0	0	5	1	0	1	0	0	0	35	40	0.00	0.857
Eddie Fisher, R ERA: 2.0	(8, 1)	2.0	S	6	0	0	0	1	0	0	0	0	0	0	8	8	0.00	0.000

PITCHER	IP	WLS	BF	H	R	ER	SO	BB	IBB	HBP	BLK	WP	HR	S	P	ERA	WHIP

Baltimore Orioles @ Cleveland Indians

Cleveland Municipal Stadium, Cleveland, OH

Tue Aug 02 1966, 7:05 PM EDT

Att. 17,936 - Unknown

TOP

livebaseballscorecards.com

Batter	1	2	3	4	5	6	7	8	9	AB	R	H	RBI	BB	SO	LOB
Luis Aparicio, R (1, 6) OBP: 0.297, SLG: 0.378	6-3		2B BB	S 1B		2B 1B	6-3			4	1	2	0	1	0	1
Boog Powell, L (1, 3) OBP: 0.378, SLG: 0.524	G3		E 2B	K		1-3 2B		3-1		5	1	2	3	0	1	2
Frank Robinson, R (1, 7) OBP: 0.418, SLG: 0.629	F9		E4 SF9	BB		K		P4		4	1	0	0	1	1	2
Brooks Robinson, R (1, 5) OBP: 0.351, SLG: 0.501		F8	BB 1B	F7			1B HR 2B	P4		5	1	2	0	0	0	3
Sam Bowens, R (1, 9) OBP: 0.274, SLG: 0.378		6-3	FC6-4 BB		K		HR 1B		1-3	4	1	1	0	1	1	0
Davey Johnson, R (1, 4) OBP: 0.287, SLG: 0.341		K	SF9		P4		HR		3-1	4	1	1	4	0	1	0
Paul Blair, R (1, 8) OBP: 0.276, SLG: 0.358			FC1-5 1B BB FC6-4		K		E5 SH1-3		6-3	4	0	0	0	1	1	2
Larry Haney, R (1, 2) OBP: 0.400, SLG: 0.643			BB FC1-5 2B 1B	1B 2B		P4	K			4	1	2	0	0	1	1
Dave McNally, R (1, 1) OBP: 0.269, SLG: 0.320 Dick Hall, R (6, 1) OBP: 0.143, SLG: 0.143			FC1-5 BB 2B	K		K	SH1-3			3 0	1 0	0 0	0 0	0 0	2 0	3 0

Inning Stats									
	R: 0 E: 0 K: 0 S: 3	H: 0 LOB: 0 BB: 0 P: 3	R: 0 E: 0 K: 1 S: 5	H: 0 LOB: 0 BB: 0 P: 5	R: 5 E: 1 K: 0 S: 7	H: 3 LOB: 2 BB: 3 P: 19	R: 0 E: 0 K: 2 S: 9	H: 2 LOB: 3 BB: 1 P: 13	R: 0 E: 0 K: 2 S: 7	H: 0 LOB: 0 BB: 0 P: 7
	R: 0 E: 0 K: 2 S: 9	H: 2 LOB: 2 BB: 0 P: 9	R: 3 E: 1 K: 1 S: 9	H: 3 LOB: 1 BB: 0 P: 9	R: 0 E: 0 K: 0 S: 3	H: 0 LOB: 0 BB: 0 P: 3	R: 0 E: 0 K: 0 S: 3	H: 0 LOB: 0 BB: 0 P: 3	1B: 5 2B: 4 3B: 0 HR: 1	SF: 1 SAC: 1 DP: 0 HBP: 0	WP: 0 PB: 0 SB: 1 CS: 0	PA: 43

PITCHER		IP	WLS	BF	H	R	ER	SO	BB	IBB	HBP	BLK	WP	HR	S	P	ERA	WHIP
Sam McDowell, L ERA: 2.91	(1, 1)	3.0		17	4	5	4	1	3	0	0	0	0	0	16	28	12.00	2.333
Dick Radatz, R ERA: 5.17	(4, 1)	2.0		8	1	0	0	4	1	0	0	0	0	0	15	19	0.00	1.000
Tom Kelley, R ERA: 4.01	(6, 1)	1.0	L	8	5	3	3	2	0	0	0	0	0	1	12	12	27.00	5.000
Bob Allen, L ERA: 4.38	(7, 1)	1.0		4	0	0	0	1	0	0	0	0	0	0	6	6	0.00	0.000
Jack Kralick, L ERA: 4.34	(8, 1)	2.0		6	0	0	0	0	0	0	0	0	0	0	6	6	0.00	0.000

PITCHER	IP	WLS	BF	H	R	ER	SO	BB	IBB	HBP	BLK	WP	HR	S	P	ERA	WHIP

AB	37
R	8
H	10
RBI	7
BB	4
SO	8
LOB	14

Batter	1	2	3	4	5	6	7	8	9	AB	R	H	RBI	BB	SO	LOB
Larry Brown, R (1, 6) OBP: 0.340, SLG: 0.355	E8 FC6-5 1B		4-3 1B 2B	1-H BB 1B	K			F9		5	1	3	1	0	1	2
Leon Wagner, L (1, 7) OBP: 0.331, SLG: 0.465	F9		4-3 2-3	F9		4-3		K		5	0	0	0	0	1	3
Chuck Hinton, R (1, 8) OBP: 0.322, SLG: 0.408	FC6-5 FC6-4 2-3		WP 3-H 1B	BBB 1-2 BB		1B 2B		1-3		4	2	2	1	1	0	1
Rocky Colavito, R (1, 9) OBP: 0.345, SLG: 0.483	FC6-4 1-2f		K 1-2	K		BBBB P4-8 1B BB			HR	4	1	1	1	1	2	4
Max Alvis, R (1, 5) OBP: 0.317, SLG: 0.361		P3	1B 2-H 1B		F7	1-2 2-H 1B			6-3	5	0	2	2	0	0	0
Chico Salmon, R (1, 4) OBP: 0.314, SLG: 0.377 Jim Gentile, L (9, PH) OBP: 0.342, SLG: 0.414		6-3	1-3 1B		E6 BB E	P4-8 2-3f			K	4 1	1 0	1 0	0 0	0 0	0 1	2 0
Fred Whitfield, L (1, 3) OBP: 0.277, SLG: 0.436		BBBB 1B BB	F3		L7		P6		4-3	4	0	0	0	1	0	3
Del Crandall, R (1, 2) OBP: 0.348, SLG: 0.423		1-2 1B		WP 1B 1B	BBB E 1-2 BB		L8			3	1	2	0	1	0	0
Sam McDowell, L (1, 1) OBP: 0.233, SLG: 0.241 Dick Radatz, R (4, 1) OBP: 0.111, SLG: 0.111 Jim Landis, R (5, PH) OBP: 0.336, SLG: 0.364 Tom Kelley, R (6, 1) OBP: 0.125, SLG: 0.125 Bob Allen, L (7, 1) OBP: 0.250, SLG: 0.143 Vic Davalillo, L (7, PH) OBP: 0.301, SLG: 0.309 Jack Kralick, L (8, 1) OBP: 0.100, SLG: 0.100		G3		K	E3 1-2 2-H		B5-3			1 1 1 0 0 1 0	0 0 0 0 0 0 0	0 0 0 0 0 0 0	0 1 0 0 0 0 0	0 1 1 0 0 0 0	0 0 0 0 0 0 0	2 1 1 0 0 0 0
Inning Stats	R: 0 E: 1 K: 0 S: 4 H: 1 LOB: 1 BB: 0 P: 4	R: 0 E: 0 K: 0 S: 4 H: 1 LOB: 2 BB: 1 P: 8	R: 2 E: 0 K: 1 S: 9 H: 4 LOB: 2 BB: 0 P: 9	R: 1 E: 0 K: 2 S: 9 H: 2 LOB: 2 BB: 1 P: 13	R: 1 E: 2 K: 1 S: 7 H: 0 LOB: 2 BB: 1 P: 11	R: 1 E: 0 K: 0 S: 4 H: 2 LOB: 1 BB: 1 P: 8	R: 0 E: 0 K: 0 S: 3 H: 0 LOB: 0 BB: 0 P: 3	R: 0 E: 0 K: 1 S: 5 H: 0 LOB: 0 BB: 0 P: 5	R: 1 E: 0 K: 1 S: 6 H: 1 LOB: 0 BB: 0 P: 6	1B: 8 2B: 3 3B: 0 HR: 1 SF: 0 SAC: 0 DP: 1 HBP: 0						

PITCHER		IP	WLS	BF	H	R	ER	SO	BB	IBB	HBP	BLK	WP	HR	S	P	ERA	WHIP
Dave McNally, L ERA: 2.93	(1, 1)	5.1		31	9	5	4	4	4	0	0	0	2	0	35	51	6.75	2.438
Dick Hall, R ERA: 2.91	(6, 1)	3.2	W	12	2	1	1	2	0	0	0	0	0	1	16	16	2.46	0.545

PITCHER	IP	WLS	BF	H	R	ER	SO	BB	IBB	HBP	BLK	WP	HR	S	P	ERA	WHIP

BOTTOM

Baltimore Orioles @ Cleveland Indians

Cleveland Municipal Stadium, Cleveland, OH

Tue Aug 02 1966, 7:05 PM EDT

Att. 17,936 - Unknown

livebaseballscorecards.com

AB	39
R	6
H	11
RBI	5
BB	4
SO	6
LOB	19

Baltimore Orioles @ Cleveland Indians

Cleveland Municipal Stadium, Cleveland, OH

Wed Aug 03 1966, 7:05 PM EDT

Att. 14,432 - Unknown

TOP

livebaseballscorecards.com

Batter	1	2	3	4	5	6	7	8	9	AB	R	H	RBI	BB	SO	LOB
Luis Aparicio, R (1, 6) OBP: 0.296, SLG: 0.378	4-3		E4 1B		6-3		F9		2B	5	0	1	0	0	0	1
Russ Snyder, L (1, 8) OBP: 0.383, SLG: 0.425	F7		1-3 1B		4-3			K	F7	5	0	1	0	0	1	1
Frank Robinson, R (1, 7) OBP: 0.419, SLG: 0.643	6-3		K			HR		HR		4	2	2	2	0	1	2
Brooks Robinson, R (1, 5) OBP: 0.351, SLG: 0.499		6-3		P6		6-3		HR 1B		4	1	1	0	0	0	0
Boog Powell, L (1, 3) OBP: 0.382, SLG: 0.544		L4-6 1B		HR		P5		1-H HR		4	2	3	3	0	0	0
Sam Bowens, R (1, 9) OBP: 0.280, SLG: 0.400		1-2 1B		HR		L3		K		4	1	2	1	0	1	0
Davey Johnson, R (1, 4) OBP: 0.284, SLG: 0.338		L4-6 2-3		P5			4-3	F8		4	0	0	0	0	0	2
Vic Roznovsky, L (1, 2) OBP: 0.333, SLG: 0.347			F7	P6			F8		F9	4	0	0	0	0	0	0
Jim Palmer, R (1, 1) OBP: 0.135, SLG: 0.163			F8		5-3		1B		P6	1	0	0	0	0	0	0
Woodie Held, R (5, PH) OBP: 0.320, SLG: 0.326										1	0	0	0	0	0	0
Gene Brabender, R (5, 1) OBP: 0.091, SLG: 0.091										1	0	1	0	0	0	0
Bob Johnson, R (9, PH) OBP: 0.314, SLG: 0.258										1	0	0	0	0	0	0

Inning Stats	1	2	3	4	5	6	7	8	9
R	0	0	0	2	0	1	0	3	0
E	0	0	1	0	0	0	0	0	0
K	0	0	1	0	0	0	0	2	0
S	3	4	7	5	3	4	4	10	4
H	0	2	1	2	0	1	1	3	1
LOB	0	1	2	0	0	0	1	0	1
BB	0	0	0	0	0	0	0	0	0
P	3	4	7	5	3	4	4	10	4

AB	38
R	6
H	11
RBI	6
BB	0
SO	3
LOB	6

1B: 5	SF: 0
2B: 2	SAC: 0
3B: 0	DP: 1
HR: 5	HBP: 0

WP: 0	PA: 38
PB: 0	
SB: 0	
CS: 0	

PITCHER	IP	WLS	BF	H	R	ER	SO	BB	IBB	HBP	BLK	WP	HR	S	P	ERA	WHIP
Sonny Siebert, R (1, 1) ERA: 2.98	7.1	W	31	9	5	5	2	0	0	0	0	0	4	35	35	6.14	1.227
Luis Tiant, R (8, 1) ERA: 3.25	1.2	S	7	2	1	1	1	0	0	0	0	0	1	9	9	5.40	1.200

PITCHER	IP	WLS	BF	H	R	ER	SO	BB	IBB	HBP	BLK	WP	HR	S	P	ERA	WHIP

BOTTOM

Baltimore Orioles @ Cleveland Indians

Cleveland Municipal Stadium, Cleveland, OH

Wed Aug 03 1966, 7:05 PM EDT

Att. 14,432 - Unknown

livebaseballscorecards.com

Batter	1	2	3	4	5	6	7	8	9	AB	R	H	RBI	BB	SO	LOB
Larry Brown, R (1, 6) OBP: 0.342, SLG: 0.372	P4		FC6-4, 1B; BB	5-3		F3		HR		4	2	1	1	1	0	1
Leon Wagner, L (1, 7) OBP: 0.336, SLG: 0.472	FC4-6, 2B		1-2; FC6-4, 1B	2B, 1B		F8		F7		4	1	3	0	0	0	1
Vic Davalillo, L (7, 8) OBP: 0.300, SLG: 0.308										1	0	0	0	0	0	0
Chuck Hinton, R (1, 8) OBP: 0.329, SLG: 0.414	BBBB; FC4-6, BB		FC6-4, BB, 1B; 1-2f, 2-3, 3B	1-H, 2B			BBBB; HR, BB			2	2	1	1	2	0	2
(7, 7)																
Fred Whitfield, L (1, 3) OBP: 0.279, SLG: 0.445	FC4-6; 1-2f, 2-3		BB; 1-2, 3-H, 3B, 1B	6-3			1-H, HR			4	2	2	3	0	0	3
Rocky Colavito, R (1, 9) OBP: 0.346, SLG: 0.480	SSS; K		BBBB; 1-2, 2-3, 3B; BB		BBBB; G6-4-3; BB		5-3			2	1	0	0	2	1	2
Max Alvis, R (1, 5) OBP: 0.316, SLG: 0.365		P6	1-H, 2-H, 3-H, 1B, 3B		G6-4-3; 1-2f		5-3			4	1	1	3	0	0	1
Chico Salmon, R (1, 4) OBP: 0.313, SLG: 0.375		P6	3-H; S, 1B		5-3		4-3			4	0	1	1	0	0	0
Joe Azcue, R (1, 2) OBP: 0.330, SLG: 0.414		6-3	1-2; L9			SH3-4, 1B		F8		4	0	1	0	0	0	1
Sonny Siebert, R (1, 1) OBP: 0.164, SLG: 0.186			SSS; F9	K		1-2; SH3-4		6-3		2	0	0	0	0	1	0
Luis Tiant, R (8, 1) OBP: 0.083, SLG: 0.043										1	0	0	0	0	0	0
Inning Stats	R: 0, E: 0, K: 1, S: 6; H: 1, LOB: 2, BB: 1, P: 10	R: 0, E: 0, K: 0, S: 3; H: 0, LOB: 0, BB: 0, P: 3	R: 5, E: 0, K: 0, S: 7; H: 4, LOB: 1, BB: 2, P: 15	R: 1, E: 0, K: 1, S: 7; H: 2, LOB: 1, BB: 0, P: 7	R: 0, E: 0, K: 0, S: 2; H: 0, LOB: 0, BB: 1, P: 6	R: 0, E: 0, K: 0, S: 4; H: 1, LOB: 1, BB: 0, P: 4	R: 2, E: 0, K: 0, S: 4; H: 1, LOB: 0, BB: 1, P: 8	R: 1, E: 0, K: 0, S: 4; H: 1, LOB: 0, BB: 0, P: 4		1B: 5, 2B: 2, 3B: 1, HR: 2	SF: 0, SAC: 1, DP: 1, HBP: 0					

	AB	32
	R	9
	H	10
	RBI	9
	BB	5
	SO	2
	LOB	11

WP: 0, PB: 0, SB: 1, CS: 0; PA: 38

PITCHER		IP	WLS	BF	H	R	ER	SO	BB	IBB	HBP	BLK	WP	HR	S	P	ERA	WHIP
Jim Palmer, R ERA: 3.41	(1, 1)	4.0	L	22	7	6	6	2	3	0	0	0	0	0	23	35	13.50	2.500
Gene Brabender, R ERA: 4.01	(5, 1)	4.0		16	3	3	3	0	2	0	0	0	0	2	14	22	6.75	1.250

PITCHER	IP	WLS	BF	H	R	ER	SO	BB	IBB	HBP	BLK	WP	HR	S	P	ERA	WHIP

Batter	1	2	3	4	5	6	7	8	9	AB	R	H	RBI	BB	SO	LOB
Luis Aparicio, R (1, 6) OBP: 0.294, SLG: 0.375	F9		P5		F8			F8		4	0	0	0	0	0	1
Russ Snyder, L (1, 8) OBP: 0.378, SLG: 0.418	4-3		L3			1-3		4-3		4	0	0	0	0	0	1
Frank Robinson, R (1, 7) OBP: 0.415, SLG: 0.636	K			5-3		K			5-3	4	0	0	0	0	2	0
Brooks Robinson, R (1, 5) OBP: 0.352, SLG: 0.499		BB, 1B		F8		P3			1B	4	0	2	0	0	0	0
Boog Powell, L (1, 3) OBP: 0.383, SLG: 0.541		BBBB, FC5-4, 1-2, BB		BBBB, WP, 1B, BB			K		F8	2	1	0	0	2	1	1
Sam Bowens, R (1, 9) OBP: 0.279, SLG: 0.393		F5		BBBB, 1B, 1-2, BB			5-3		F5	3	0	0	0	1	0	3
Davey Johnson, R (1, 4) OBP: 0.284, SLG: 0.338		L7		1-3, 2-H, 1B			K			3	0	1	1	0	1	2
Larry Haney, R (1, 2) OBP: 0.333, SLG: 0.529		FC5-4, 1-2f			4-3			E7		3	0	0	0	0	0	2
Bill Short, L (1, 1) OBP: 0.091, SLG: 0.091			K		1-3			F9		1	0	0	0	0	1	0
Moe Drabowsky, R (4, 1) OBP: 0.455, SLG: 0.444										1	0	0	0	0	0	0
Vic Roznovsky, L (8, PH) OBP: 0.327, SLG: 0.340										1	0	0	0	0	0	1
Eddie Fisher, R (8, 1)										0	0	0	0	0	0	0
Inning Stats	R: 0 E: 0 K: 1 S: 5 H: 0 LOB: 0 BB: 0 P: 5	R: 0 E: 0 K: 0 S: 4 H: 1 LOB: 2 BB: 1 P: 8	R: 0 E: 0 K: 1 S: 5 H: 0 LOB: 0 BB: 0 P: 5	R: 1 E: 0 K: 0 S: 3 H: 1 LOB: 2 BB: 2 P: 11	R: 0 E: 0 K: 0 S: 3 H: 0 LOB: 0 BB: 0 P: 3	R: 0 E: 0 K: 1 S: 5 H: 0 LOB: 0 BB: 0 P: 5	R: 0 E: 0 K: 2 S: 7 H: 0 LOB: 0 BB: 0 P: 7	R: 0 E: 1 K: 0 S: 4 H: 0 LOB: 1 BB: 0 P: 4	R: 0 E: 0 K: 0 S: 4 H: 1 LOB: 1 BB: 0 P: 4	1B: 3 2B: 0 3B: 0 HR: 0 SF: 0 SAC: 0 DP: 0 HBP: 0						

PITCHER	IP	WLS	BF	H	R	ER	SO	BB	IBB	HBP	BLK	WP	HR	S	P	ERA	WHIP
Gary Bell, R (1, 1) ERA: 2.97	9.0	W	33	3	1	1	5	3	0	0	0	1	0	40	52	1.00	0.667

PITCHER	IP	WLS	BF	H	R	ER	SO	BB	IBB	HBP	BLK	WP	HR	S	P	ERA	WHIP

TOP

Baltimore Orioles @ Cleveland Indians

Cleveland Municipal Stadium, Cleveland, OH

Thu Aug 04 1966, 7:05 PM EDT

Att. 13,036 - Unknown

livebaseballscorecards.com

AB	30
R	1
H	3
RBI	1
BB	3
SO	5
LOB	11

WP: 1 PA: 33
PB: 0
SB: 0
CS: 0

BOTTOM

Baltimore Orioles @ Cleveland Indians

Cleveland Municipal Stadium, Cleveland, OH

Thu Aug 04 1966, 7:05 PM EDT

Att. 13,036 - Unknown

livebaseballscorecards.com

Batter	1	2	3	4	5	6	7	8	9	AB	R	H	RBI	BB	SO	LOB
Larry Brown, R (1, 6) OBP: 0.339, SLG: 0.369	0-0 ① 6-3		0-3 ① K	0-0 1B, 1-3 1B		0-3 ③ K				4	0	1	0	0	2	0
Leon Wagner, L (1, 7) OBP: 0.338, SLG: 0.472	0-0 ② 6-3		0-0 BB, 1B, 1B 1B	0-0 1-3, 3-H 1B			0-3 ① K			4	1	2	1	0	1	0
Pedro Gonzalez, R (9, 4) OBP: 0.269, SLG: 0.287										0	0	0	0	0	0	0
Chuck Hinton, R (1, 8) OBP: 0.332, SLG: 0.413	B B B B 4-0 FC5-4 BB		0-0 BB 1-2 1B 1B	S S S 0-3 ③ K			S S S 0-3 ② K			3	0	1	0	1	2	2
Rocky Colavito, R (1, 9) OBP: 0.345, SLG: 0.476	0-0 ③ FC5-4 1-2f		B B B B 4-0 FC5 1B 1-2 2-3 BB		S S S 0-3 ① K		0-0 ③ 6-3			3	0	0	0	1	1	1
Max Alvis, R (1, 5) OBP: 0.315, SLG: 0.364		0-0 ① 5-3	0-0 ② 1-2 2-H 3-H 1B		0-0 ② 5-3			0-0 E3 3-6		4	0	1	1	0	0	0
Fred Whitfield, L (1, 3) OBP: 0.282, SLG: 0.446		0-0 2B 1B	0-0 ③ FC5 2-3f		0-0 1B			0-0 ①② 3-6 1-2f		4	1	2	0	0	0	3
Chico Salmon, R (1, 4) (9, 7) OBP: 0.309, SLG: 0.370	S S S 0-3 ② K			0-0 ① F2	0-0 ③ L4			0-0 ③ 1-3		4	0	0	0	0	1	2
Del Crandall, R (1, 2) OBP: 0.359, SLG: 0.438	0-0 1-H 2B		B B B B 4-0 1B WP 1B BB			S S S 0-3 ① K				2	1	1	1	1	1	0
Gary Bell, R (1, 1) OBP: 0.197, SLG: 0.175	0-0 ③ 6-3			S S S 0-3 ② K		S S S 0-3 ② K				3	0	0	0	0	2	2
Inning Stats	R: 0 E: 0 K: 0 S: 3 H: 0 LOB: 1 BB: 1 P: 7	R: 1 E: 0 K: 1 S: 7 H: 2 LOB: 1 BB: 0 P: 7	R: 1 E: 0 K: 1 S: 7 H: 3 LOB: 2 BB: 1 P: 11	R: 1 E: 0 K: 2 S: 9 H: 2 LOB: 2 BB: 1 P: 13	R: 0 E: 0 K: 1 S: 6 H: 1 LOB: 1 BB: 0 P: 6	R: 0 E: 0 K: 3 S: 9 H: 0 LOB: 0 BB: 0 P: 9	R: 0 E: 0 K: 2 S: 7 H: 0 LOB: 0 BB: 0 P: 7	R: 0 E: 1 K: 0 S: 3 H: 0 LOB: 0 BB: 0 P: 3		1B: 7 2B: 2 3B: 0 HR: 0 SF: 0 SAC: 0 DP: 1 HBP: 0						

	AB	31
	R	3
	H	8
	RBI	3
	BB	3
	SO	10
	LOB	10

WP: 1 PB: 0 SB: 0 CS: 0 PA: 34

PITCHER		IP	WLS	BF	H	R	ER	SO	BB	IBB	HBP	BLK	WP	HR	S	P	ERA	WHIP
Bill Short, L ERA: 2.87	(1, 1)	3.2	L	20	7	3	3	3	3	0	0	0	1	0	23	35	7.36	2.727
Moe Drabowsky, R ERA: 2.95	(4, 1)	3.1		11	1	0	0	7	0	0	0	0	0	0	25	25	0.00	0.300
Eddie Fisher, R ERA: 1.97	(8, 1)	1.0		3	0	0	0	0	0	0	0	0	0	0	3	3	0.00	0.000

PITCHER	IP	WLS	BF	H	R	ER	SO	BB	IBB	HBP	BLK	WP	HR	S	P	ERA	WHIP

Batter	1	2	3	4	5	6	7	8	9	AB	R	H	RBI	BB	SO	LOB
Ed Brinkman, R (1, 6) OBP: 0.279, SLG: 0.370	4-3 HR 1B	4-3			4-3	K		FC2-5 2-3		5	1	1	0	0	1	3
Bob Saverine, S (1, 4) OBP: 0.309, SLG: 0.374	4-3 1-2		F8 1B 1B		1-3	F7		L8		5	0	1	0	0	0	4
Ken McMullen, R (1, 5) OBP: 0.301, SLG: 0.375	2-H HR		G6-4-3 1-2 1B		BB 1B		F8		B1-3	5	1	3	2	0	0	0
Fred Valentine, S (1, 9) OBP: 0.358, SLG: 0.479	HR		F8 2-3		BB 1-2 BB		S 1B		CS HBP	3	1	2	1	1	0	2
Frank Howard, R (1, 7) OBP: 0.351, SLG: 0.439			G6-4-3 1-2f		L6		BB 1-2		P4 1-2	3	0	1	0	1	0	4
Willie Kirkland, L (7, PR) (7, 7) OBP: 0.250, SLG: 0.305	FC5-4 1B									1	0	0	0	0	0	1
Don Lock, R (1, 8) OBP: 0.362, SLG: 0.438	K			FC6-4 1B		BB 1B BB	K			3	1	1	0	1	2	3
Ken Harrelson, R (1, 3) OBP: 0.313, SLG: 0.346	FC5-4 1-2f			L6		FC1-5 1B 1-2 BB	K			3	0	0	0	1	1	4
Paul Casanova, R (1, 2) OBP: 0.260, SLG: 0.388		6-3		F7		FC1-5 1B 1-2 2-H		FC2-5 2B		4	0	2	1	0	0	1
Jim Hannan, R (1, 1) OBP: 0.095, SLG: 0.050		K		FC6-4 1-2f		FC1-5 1-2 2-3f		K		1	0	0	0	0	1	0
Bob Humphreys, R (2, 1) OBP: 0.455, SLG: 0.250										3	0	0	0	0	1	4
Ron Kline, R (9, 1) OBP: 0.400, SLG: 0.250										0	0	0	0	0	0	0
Inning Stats	R: 3 E: 0 K: 1 S: 9 H: 4 LOB: 1 BB: 0 P: 9	R: 0 E: 0 K: 1 S: 5 H: 0 LOB: 0 BB: 0 P: 5	R: 0 E: 0 K: 0 S: 4 H: 2 LOB: 1 BB: 0 P: 4	R: 0 E: 0 K: 0 S: 4 H: 1 LOB: 1 BB: 0 P: 4	R: 0 E: 0 K: 0 S: 4 H: 1 LOB: 2 BB: 1 P: 8	R: 1 E: 0 K: 1 S: 6 H: 1 LOB: 2 BB: 2 P: 14	R: 0 E: 0 K: 2 S: 8 H: 1 LOB: 2 BB: 1 P: 12	R: 0 E: 0 K: 1 S: 6 H: 1 LOB: 1 BB: 0 P: 6	R: 0 E: 0 K: 0 S: 2 H: 0 LOB: 0 BB: 0 P: 3	1B: 8 2B: 1 3B: 0 HR: 2	SF: 0 SAC: 0 DP: 1 HBP: 1						

PITCHER		IP	WLS	BF	H	R	ER	SO	BB	IBB	HBP	BLK	WP	HR	S	P	ERA	WHIP
Eddie Watt, R ERA: 3.48	(1, 1)	5.0	L	25	8	4	4	2	3	0	0	0	0	2	26	38	7.20	2.200
Dick Hall, R ERA: 2.78	(6, 1)	2.0		9	2	0	0	3	1	0	0	0	0	0	14	18	0.00	1.500
Stu Miller, R ERA: 1.92	(8, 1)	2.0		7	1	0	0	1	0	0	1	0	0	0	8	9	0.00	0.500

PITCHER	IP	WLS	BF	H	R	ER	SO	BB	IBB	HBP	BLK	WP	HR	S	P	ERA	WHIP

TOP

Washington Senators @ Baltimore Orioles

Memorial Stadium, Baltimore, MD

Fri Aug 05 1966, 7:05 PM EDT

Att. 14,618 - Unknown

livebaseballscorecards.com

AB	36
R	4
H	11
RBI	4
BB	4
SO	6
LOB	26

1B: 8 SF: 0
2B: 1 SAC: 0
3B: 0 DP: 1
HR: 2 HBP: 1

WP: 0 PA: 41
PB: 0
SB: 1
CS: 1

Batter	1	2	3	4	5	6	7	8	9	AB	R	H	RBI	BB	SO	LOB
Luis Aparicio, R (1, 6) OBP: 0.295, SLG: 0.375	BBBB 4-0 1-3 BB WP BB	SSS 0-3 ③ K			X 0-0 1B			SSS 0-3 ① K		3	1	1	0	1	2	2
Russ Snyder, L (1, 8) OBP: 0.376, SLG: 0.413	BBBB 4-0 WP 1-3 1-2 6-3 BB		X 0-0 ① B4		SSS 0-3 ③ K			X 0-0 ② FC3-6 1-2f		3	1	0	0	1	1	2
Frank Robinson, R (1, 7) OBP: 0.411, SLG: 0.630	X 0-0 ① 1-3 1-2 2-3		X 0-0 ② 6-3			SSS 0-3 ① K		X 0-0 ③ F8		4	0	0	0	0	1	3
Brooks Robinson, R (1, 5) OBP: 0.351, SLG: 0.495	BBBB 4-0 6-3 2-3 3-H BB		X 0-0 ③ F9			X 0-0 ② L9			X 0-0 ① 5-3	3	0	0	0	1	0	0
Boog Powell, L (1, 3) OBP: 0.380, SLG: 0.535	X 0-0 ② 6-3 1-2 3-H			SSS 0-3 ① K		X 0-0 ③ 4-3			X 0-0 ② F7	4	0	0	1	0	1	1
Sam Bowens, R (1, 9) OBP: 0.273, SLG: 0.383	SSS 0-3 ③ K			X 0-0 ② F3			SSS 0-3 ① K		X 0-0 ③ P6	4	0	0	0	0	2	1
Davey Johnson, R (1, 4) OBP: 0.285, SLG: 0.336		BBBB 4-0 FC5-4 BB		SSS 0-3 ③ K			X 0-0 ② 6-3			2	0	0	0	1	1	0
Andy Etchebarren, R (1, 2) OBP: 0.315, SLG: 0.413 Woodie Held, R (7, PH) OBP: 0.314, SLG: 0.318 Stu Miller, R (8, 1) OBP: 0.083, SLG: 0.083		X 0-0 ① FC5-4 FC3-6 1-2f			SSS 0-3 ① K		X 0-0 ③ F8			2 1 0	0 0 0	0 0 0	0 0 0	0 0 0	1 0 0	1 0 0
Eddie Watt, R (1, 1) OBP: 0.235, SLG: 0.353 Dick Hall, R (6, 1) OBP: 0.143, SLG: 0.143 Vic Roznovsky, L (8, 2) OBP: 0.339, SLG: 0.353		X 0-0 ② FC3-6 1-2f			X 0-0 ② 6-3			X 0-0 FC3-6 1B		2 0 1	0 0 0	0 0 1	0 0 0	0 0 0	0 0 0	1 0 0
Inning Stats	R: 2 E: 0 K: 1 S: 5 H: 0 LOB: 1 BB: 3 P: 17	R: 0 E: 0 K: 1 S: 5 H: 0 LOB: 1 BB: 1 P: 9	R: 0 E: 0 K: 0 S: 3 H: 0 LOB: 0 BB: 0 P: 3	R: 0 E: 0 K: 2 S: 7 H: 0 LOB: 0 BB: 0 P: 7	R: 0 E: 0 K: 2 S: 8 H: 1 LOB: 1 BB: 0 P: 8	R: 0 E: 0 K: 1 S: 5 H: 0 LOB: 0 BB: 0 P: 5	R: 0 E: 0 K: 1 S: 5 H: 0 LOB: 0 BB: 0 P: 5	R: 0 E: 0 K: 1 S: 6 H: 1 LOB: 1 BB: 0 P: 6	R: 0 E: 0 K: 0 S: 3 H: 0 LOB: 0 BB: 0 P: 3	1B: 2 2B: 0 3B: 0 HR: 0 SF: 0 SAC: 0 DP: 0 HBP: 0						

PITCHER		IP	WLS	BF	H	R	ER	SO	BB	IBB	HBP	BLK	WP	HR	S	P	ERA	WHIP
Jim Hannan, R ERA: 4.4	(1, 1)	1.0		7	0	2	2	1	4	0	0	0	1	0	5	21	18.00	4.000
Bob Humphreys, R ERA: 3.23	(2, 1)	7.0	W	23	2	0	0	8	0	0	0	0	0	0	39	39	0.00	0.286
Ron Kline, R ERA: 2.78	(9, 1)	1.0	S	3	0	0	0	0	0	0	0	0	0	0	3	3	0.00	0.000

PITCHER	IP	WLS	BF	H	R	ER	SO	BB	IBB	HBP	BLK	WP	HR	S	P	ERA	WHIP

BOTTOM

Washington Senators @ Baltimore Orioles

Memorial Stadium, Baltimore, MD

Fri Aug 05 1966, 7:05 PM EDT

Att. 14,618 - Unknown

livebaseballscorecards.com

AB	29
R	2
H	2
RBI	1
BB	4
SO	9
LOB	11

WP: 1	PA: 33		
PB: 0			
SB: 0			
CS: 0			

Batter	1	2	3	4	5	6	7	8	9	AB	R	H	RBI	BB	SO	LOB
Ed Brinkman, R (1, 6) OBP: 0.279, SLG: 0.369	F9		F9		S 1B			F8		4	0	1	0	0	0	0
Bob Saverine, S (1, 4) OBP: 0.304, SLG: 0.368	4-3		F9		K 1-2			K		4	0	0	0	0	2	1
Ken McMullen, R (1, 5) OBP: 0.303, SLG: 0.379	2B 1B		2B		F9			F9		4	0	2	0	0	0	1
Fred Valentine, S (1, 9) OBP: 0.359, SLG: 0.482	1-3 2B		K			4-3			G6-4-3 1B	4	0	2	0	0	1	1
Frank Howard, R (1, 7) OBP: 0.347, SLG: 0.434	4-3			F9		6-3			G6-4-3 1-2f	4	0	0	0	0	0	3
Don Lock, R (1, 8) OBP: 0.361, SLG: 0.435		K		FC5-4 1B		K			F8	4	0	1	0	0	2	0
Ken Harrelson, R (1, 3) OBP: 0.313, SLG: 0.346		WP 1B		K			F5			3	0	1	0	0	1	1
Paul Casanova, R (1, 2) OBP: 0.257, SLG: 0.384		F7 1-2		FC5-4 1-2f			F3			3	0	0	0	0	0	2
Barry Moore, L (1, 1) OBP: 0.091, SLG: 0.091		K			6-3		F9			2	0	0	0	0	1	1
Casey Cox, R (5, 1)										0	0	0	0	0	0	0
Ken Hamlin, R (7, PH) OBP: 0.261, SLG: 0.280										1	0	0	0	0	0	0
Dick Lines, R (7, 1)										0	0	0	0	0	0	0
Inning Stats	R: 0 E: 0 K: 0 S: 5 H: 2 LOB: 2 BB: 0 P: 5	R: 0 E: 0 K: 2 S: 8 H: 1 LOB: 1 BB: 0 P: 8	R: 0 E: 0 K: 1 S: 6 H: 1 LOB: 1 BB: 0 P: 6	R: 0 E: 0 K: 1 S: 6 H: 1 LOB: 1 BB: 0 P: 6	R: 0 E: 0 K: 1 S: 6 H: 1 LOB: 1 BB: 0 P: 6	R: 0 E: 0 K: 1 S: 5 H: 0 LOB: 0 BB: 0 P: 5	R: 0 E: 0 K: 0 S: 3 H: 0 LOB: 0 BB: 0 P: 3	R: 0 E: 0 K: 1 S: 5 H: 0 LOB: 0 BB: 0 P: 5	R: 0 E: 0 K: 0 S: 3 H: 1 LOB: 0 BB: 0 P: 3	1B: 5 2B: 2 3B: 0 HR: 0	SF: 0 SAC: 0 DP: 1 HBP: 0						

TOP

Washington Senators @ Baltimore Orioles

Memorial Stadium, Baltimore, MD

Sat Aug 06 1966, 7:05 PM EDT
Att. 25,963 - Unknown

livebaseballscorecards.com

AB	33
R	0
H	7
RBI	0
BB	0
SO	7
LOB	10

WP: 1 PB: 0 SB: 1 CS: 0 PA: 33

PITCHER	IP	WLS	BF	H	R	ER	SO	BB	IBB	HBP	BLK	WP	HR	S	P	ERA	WHIP
Dave McNally, L (1, 1) ERA: 2.75	9.0	W	33	7	0	0	7	0	0	0	0	1	0	47	47	0.00	0.778

PITCHER	IP	WLS	BF	H	R	ER	SO	BB	IBB	HBP	BLK	WP	HR	S	P	ERA	WHIP

Batter	1	2	3	4	5	6	7	8	9	AB	R	H	RBI	BB	SO	LOB
Luis Aparicio, R (1, 6) OBP: 0.295, SLG: 0.376	0-0 1B 2B	0-0 ③ F8			0-0 ① 1-3	0-0 ③ 6-3				4	1	1	0	0	0	0
Boog Powell, L (1, 3) OBP: 0.376, SLG: 0.529	0-0 ① P6		0-0 ① 4-3		SSS 0-3 ② K		SSS 0-3 ① K			4	0	0	0	0	2	1
Frank Robinson, R (1, 7) OBP: 0.414, SLG: 0.634	0-0 1B 1B 2-H 1B		0-0 2B		0-0 BB 1B 1B		SSS 0-3 ② K			4	2	3	1	0	1	0
Brooks Robinson, R (1, 5) OBP: 0.352, SLG: 0.494	0-0 1B 1-2 WP 1B		0-0 ② 6-3		BBBB 4-0 BB 1B 1-2 BB		0-0 ③ F8			3	1	1	0	1	0	1
Sam Bowens, R (1, 9) OBP: 0.278, SLG: 0.386	0-0 E 1-3 2-H 1B		SSS 0-3 ③ K		0-0 BB 1-2 2-H 1B			SSS 0-3 ① K		4	0	2	2	0	2	1
Davey Johnson, R (1, 4) OBP: 0.289, SLG: 0.337	SSS 0-3 ② K 1-3 3-H			BBB 4-0 4-3 S FC5-2 BB	BBB 4-0 FC6-4 1-2 2-3 BB			0-0 G5-4-3 1B		2	0	1	0	2	1	1
Paul Blair, R (1, 8) OBP: 0.270, SLG: 0.351	0-0 ③ F8			0-0 ① 4-3 1-3	0-0 ③ FC6-4 1-2f			0-0 ②③ G5-4-3 1-2f		4	0	0	0	0	0	6
Larry Haney, R (1, 2) OBP: 0.286, SLG: 0.450		0-0 ① L9		0-0 ② FC5-2 3-H		0-0 ① 4-3				3	0	0	0	0	0	1
Dave McNally, R (1, 1) OBP: 0.255, SLG: 0.302		0-0 ② P4		SSS 0-3 ③ K		0-0 ② 5-3				3	0	0	0	0	1	1
Inning Stats	R: 3 H: 4 E: 0 LOB: 1 K: 1 BB: 0 S: 9 P: 9	R: 0 H: 0 E: 0 LOB: 0 K: 0 BB: 0 S: 3 P: 3	R: 0 H: 1 E: 0 LOB: 1 K: 1 BB: 0 S: 6 P: 6	R: 0 H: 0 E: 0 LOB: 1 K: 1 BB: 1 S: 5 P: 9	R: 1 H: 2 E: 0 LOB: 3 K: 1 BB: 2 S: 7 P: 15	R: 0 H: 0 E: 0 LOB: 0 K: 0 BB: 0 S: 3 P: 3	R: 0 H: 0 E: 0 LOB: 0 K: 2 BB: 0 S: 7 P: 7	R: 0 H: 1 E: 0 LOB: 0 K: 1 BB: 0 S: 5 P: 5		1B: 6 SF: 0 2B: 2 SAC: 0 3B: 0 DP: 1 HR: 0 HBP: 0					WP: 1 PA: 34 PB: 0 SB: 1 CS: 0	

BOTTOM

Washington Senators @ Baltimore Orioles

Memorial Stadium, Baltimore, MD

Sat Aug 06 1966, 7:05 PM EDT

Att. 25,963 - Unknown

livebaseballscorecards.com

AB	31
R	4
H	8
RBI	3
BB	3
SO	7
LOB	12

PITCHER		IP	WLS	BF	H	R	ER	SO	BB	IBB	HBP	BLK	WP	HR	S	P	ERA	WHIP
Barry Moore, L ERA: 3.76	(1, 1)	4.2	L	24	7	4	4	4	3	0	0	0	1	0	29	41	7.71	2.143
Casey Cox, R ERA: 3.11	(5, 1)	1.1		4	0	0	0	0	0	0	0	0	0	0	4	4	0.00	0.000
Dick Lines, L ERA: 2.37	(7, 1)	2.0		6	1	0	0	3	0	0	0	0	0	0	12	12	0.00	0.500

PITCHER	IP	WLS	BF	H	R	ER	SO	BB	IBB	HBP	BLK	WP	HR	S	P	ERA	WHIP

Batter	1	2	3	4	5	6	7	8	9	AB	R	H	RBI	BB	SO	LOB
Luis Aparicio, R (1, 6) OBP: 0.297, SLG: 0.379	FC9-5 2B		F8		F7			BB 1B		4	0	2	0	0	0	1
Boog Powell, L (1, 3) OBP: 0.372, SLG: 0.523	FC9-5 2-3		K			1-3		K		4	0	0	0	0	2	3
Frank Robinson, R (1, 7) OBP: 0.413, SLG: 0.630	L4		F9			FC6-4 1B		P6		4	0	1	0	0	0	2
Brooks Robinson, R (1, 5) OBP: 0.353, SLG: 0.500		HR		F8		K		BB 1-2		3	1	1	1	1	1	1
Sam Bowens, R (1, 9) OBP: 0.277, SLG: 0.383		F8		1B		FC6-4 1-2f		P3		4	0	1	0	0	0	3
Davey Johnson, R (1, 4) OBP: 0.291, SLG: 0.338		1B		K			1B		K	4	0	2	0	0	2	1
Paul Blair, R (1, 8) OBP: 0.270, SLG: 0.364		F8		F9			F7		HR	4	1	1	1	0	0	3
Larry Haney, R (1, 2) OBP: 0.240, SLG: 0.375		K			F2		F5		F5	4	0	0	0	0	1	2
John Miller, R (1, 1) OBP: 0.095, SLG: 0.095			1B		F8		F8		K	2	0	1	0	0	0	0
Moe Drabowsky, R (5, 1) OBP: 0.455, SLG: 0.444										0	0	0	0	0	0	0
Bob Johnson, R (7, PH) OBP: 0.310, SLG: 0.254										1	0	0	0	0	0	1
Gene Brabender, R (7, 1) OBP: 0.091, SLG: 0.091										0	0	0	0	0	0	0
Woodie Held, R (9, PH) OBP: 0.308, SLG: 0.311										1	0	0	0	0	1	0
Inning Stats	R: 0 E: 0 K: 0 S: 3 H: 1 LOB: 0 BB: 0 P: 3	R: 1 E: 0 K: 1 S: 7 H: 2 LOB: 1 BB: 0 P: 7	R: 0 E: 0 K: 1 S: 6 H: 1 LOB: 0 BB: 0 P: 6	R: 0 E: 0 K: 1 S: 6 H: 1 LOB: 1 BB: 0 P: 6	R: 0 E: 0 K: 0 S: 3 H: 0 LOB: 0 BB: 0 P: 3	R: 0 E: 0 K: 1 S: 6 H: 1 LOB: 1 BB: 0 P: 6	R: 0 E: 0 K: 0 S: 4 H: 1 LOB: 1 BB: 0 P: 4	R: 0 E: 0 K: 1 S: 6 H: 1 LOB: 2 BB: 1 P: 10	R: 1 E: 0 K: 2 S: 8 H: 1 LOB: 0 BB: 0 P: 8	1B: 6 2B: 2 3B: 0 HR: 2	SF: 0 SAC: 0 DP: 1 HBP: 0						

PITCHER	IP	WLS	BF	H	R	ER	SO	BB	IBB	HBP	BLK	WP	HR	S	P	ERA	WHIP
Pete Richert, L (1, 1) ERA: 3.14	9.0	W	36	9	2	2	7	1	0	0	0	0	2	49	53	2.00	1.111

PITCHER	IP	WLS	BF	H	R	ER	SO	BB	IBB	HBP	BLK	WP	HR	S	P	ERA	WHIP

TOP

Baltimore Orioles @ Washington Senators

D.C. Stadium, Washington, DC

Sun Aug 07 1966, 3:33 AM EDT

Att. 14,703 - Unknown

livebaseballscorecards.com

AB	35
R	2
H	9
RBI	2
BB	1
SO	7
LOB	17

WP: 0 PA: 36
PB: 0
SB: 0
CS: 0

BOTTOM

Baltimore Orioles @ Washington Senators

D.C. Stadium, Washington, DC

Sun Aug 07 1966, 3:33 AM EDT

Att. 14,703 - Unknown

livebaseballscorecards.com

Batter	1	2	3	4	5	6	7	8	9	AB	R	H	RBI	BB	SO	LOB
Ed Brinkman, R (1, 6) OBP: 0.280, SLG: 0.369	SSS 0-3 ① K		SSS 0-3 ② K		x 0-0 1B HR 1B	x 0-0 ③ F9		x 0-0 FC3-6 1-2 3-H 1B		5	1	2	1	0	2	1
Bob Saverine, S (1, 4) OBP: 0.310, SLG: 0.370	x 0-0 ② P6		BBBB 4-0 BB		x 0-0 1-3 HR 1B		x 0-0 6-3 SH1-3 2B 1B	x 0-0 ② FC3-6 1-2f 2-3		4	2	2	0	1	0	2
Ken McMullen, R (1, 5) OBP: 0.303, SLG: 0.386	SSS 0-3 ③ K		SSS 0-3 ③ K		x 0-0 1-H 3-H HR		x 0-0 ① SH1-3 1-2	SSS 0-3 ③ K		4	1	1	3	0	3	3
Fred Valentine, S (1, 9) OBP: 0.358, SLG: 0.480 Jim King, L (5, 9) OBP: 0.337, SLG: 0.392		x 0-0 ① F5		SSS 0-3 ① K	x 0-0 E3		x 0-0 ② 6-3 2-3			2 2	0 0	0 0	0 0	0 0	1 0	0 1
Frank Howard, R (1, 7) OBP: 0.346, SLG: 0.435 Willie Kirkland, L (7, PR) OBP: 0.250, SLG: 0.305 (8, 7)		x 0-0 ② F9		x 0-0 ② F2	SSS 0-3 ② K		x 0-0 3-H 2B			4 0	0 0	1 0	1 0	0 0	1 0	1 0
Don Lock, R (1, 8) OBP: 0.363, SLG: 0.432		BBBB 4-0 1B BB		BBBB 4-0 BB	SSS 0-3 ③ K		SSS 0-3 ③ K			2	0	0	0	2	2	2
Ken Harrelson, R (1, 3) OBP: 0.315, SLG: 0.348		x 0-0 1-3 1B		x 0-0 ③ P6		SSS 0-3 ① K		x 0-0 E SH1-3 1B 1B		4	1	2	0	0	1	1
Paul Casanova, R (1, 2) OBP: 0.258, SLG: 0.394		x 0-0 ③ F9			x 0-0 HR	SSS 0-3 ② K		x 0-0 ① SH1-3 1-2		3	1	1	1	0	1	2
Pete Richert, L (1, 1) OBP: 0.118, SLG: 0.104			SSS 0-3 ① K		x 0-0 ① F2	BBBB 4-0 BB		x 0-0 E1 FC3-6 1B 2-3		3	0	0	0	1	1	1
Inning Stats	R: 0 H: 0 E: 0 LOB: 0 K: 2 BB: 0 S: 7 P: 7	R: 0 H: 1 E: 0 LOB: 2 K: 0 BB: 1 S: 4 P: 8	R: 0 H: 0 E: 0 LOB: 1 K: 3 BB: 1 S: 9 P: 13	R: 0 H: 0 E: 0 LOB: 1 K: 1 BB: 1 S: 5 P: 9	R: 4 H: 4 E: 1 LOB: 1 K: 2 BB: 0 S: 12 P: 12	R: 0 H: 0 E: 0 LOB: 1 K: 2 BB: 1 S: 7 P: 11	R: 1 H: 2 E: 0 LOB: 1 K: 1 BB: 0 S: 7 P: 7	R: 1 H: 2 E: 1 LOB: 2 K: 1 BB: 0 S: 8 P: 8		1B: 6 SF: 0 2B: 1 SAC: 2 3B: 0 DP: 0 HR: 2 HBP: 0						

	AB	33
	R	6
	H	9
	RBI	6
	BB	4
	SO	12
	LOB	14

WP: 0 PA: 39
PB: 0
SB: 0
CS: 0

PITCHER		IP	WLS	BF	H	R	ER	SO	BB	IBB	HBP	BLK	WP	HR	S	P	ERA	WHIP
John Miller, R ERA: 5.08	(1, 1)	4.1	L	21	5	4	4	6	3	0	0	0	0	2	30	42	8.31	1.846
Moe Drabowsky, R ERA: 2.86	(5, 1)	1.2		7	0	0	0	4	1	0	0	0	0	0	14	18	0.00	0.600
Gene Brabender, R ERA: 4.23	(7, 1)	2.0		11	4	2	2	2	0	0	0	0	0	0	15	15	9.00	2.000

PITCHER	IP	WLS	BF	H	R	ER	SO	BB	IBB	HBP	BLK	WP	HR	S	P	ERA	WHIP

Batter	1	2	3	4	5	6	7	8	9	AB	R	H	RBI	BB	SO	LOB
Luis Aparicio, R (1, 6) OBP: 0.296, SLG: 0.380	4-3		F8			5-3		1-H 2B		4	0	1	0	0	0	0
Boog Powell, L (1, 3) OBP: 0.376, SLG: 0.533	1B			HR		BBB 4-0 FC5-4 BB		4-3		3	1	2	1	1	0	1
Frank Robinson, R (1, 7) OBP: 0.409, SLG: 0.623	F7			P6		FC5-4 1-2f			F9	4	0	0	0	0	0	2
Brooks Robinson, R (1, 5) OBP: 0.351, SLG: 0.495	F8			F9			5-3		F8	4	0	0	0	0	0	1
Sam Bowens, R (1, 9) OBP: 0.271, SLG: 0.374		P4		L7			F6		F8	4	0	0	0	0	0	0
Davey Johnson, R (1, 4) OBP: 0.294, SLG: 0.341		FC5-4 1B			F8		1B			3	0	2	0	0	0	0
Paul Blair, R (1, 8) OBP: 0.266, SLG: 0.359		FC5-4 PO 1-2f			SSS K		L5			3	0	0	0	0	1	2
Larry Haney, R (1, 2) OBP: 0.222, SLG: 0.346		PO 1-2	F2		F3			FC2-6 1B		2	0	0	0	0	0	0
Bob Johnson, R (8, PH) OBP: 0.319, SLG: 0.266										1	0	1	0	0	0	0
Andy Etchebarren, R (8, 2) OBP: 0.315, SLG: 0.413										0	0	0	0	0	0	0
Jim Palmer, R (1, 1) OBP: 0.130, SLG: 0.157			SSS K			F8		1-2f 2B		2	0	0	0	0	1	0
Stu Miller, R (7, 1) OBP: 0.083, SLG: 0.083										0	0	0	0	0	0	0
Woodie Held, R (8, PH) OBP: 0.302, SLG: 0.304										1	0	0	0	0	0	1
Eddie Fisher, R (8, 1)										0	0	0	0	0	0	0
Inning Stats	R: 0 H: 1 E: 0 LOB: 1 K: 0 BB: 0 S: 4 P: 4	R: 0 H: 1 E: 0 LOB: 0 K: 0 BB: 0 S: 3 P: 3	R: 0 H: 0 E: 0 LOB: 0 K: 1 BB: 0 S: 5 P: 5	R: 1 H: 1 E: 0 LOB: 0 K: 0 BB: 0 S: 4 P: 4	R: 0 H: 0 E: 0 LOB: 0 K: 1 BB: 0 S: 5 P: 5	R: 0 H: 0 E: 0 LOB: 1 K: 0 BB: 1 S: 3 P: 7	R: 0 H: 1 E: 0 LOB: 1 K: 0 BB: 0 S: 4 P: 4	R: 0 H: 2 E: 0 LOB: 1 K: 0 BB: 0 S: 4 P: 4	R: 0 H: 0 E: 0 LOB: 0 K: 0 BB: 0 S: 3 P: 3	1B: 4 SF: 0 2B: 1 SAC: 0 3B: 0 DP: 0 HR: 1 HBP: 0						

TOP

Baltimore Orioles @ New York Yankees

Yankee Stadium, Bronx, NY

Tue Aug 09 1966, 7:05 PM EDT

Att. 21,109 - Overcast - 75 F

livebaseballscorecards.com

AB	31
R	1
H	6
RBI	1
BB	1
SO	2
LOB	7

PITCHER		IP	WLS	BF	H	R	ER	SO	BB	IBB	HBP	BLK	WP	HR	S	P	ERA	WHIP
Fritz Peterson, L ERA: 3.83	(1, 1)	9.0	W	32	6	1	1	2	1	0	0	0	0	1	35	39	1.00	0.778

PITCHER	IP	WLS	BF	H	R	ER	SO	BB	IBB	HBP	BLK	WP	HR	S	P	ERA	WHIP

Batter	1	2	3	4	5	6	7	8	9	AB	R	H	RBI	BB	SO	LOB
Tom Tresh, S (1, 7) OBP: 0.338, SLG: 0.380	4-3 1-3 1B		CS 1B		4-3		1B 1B			4	0	3	0	0	0	0
Bobby Richardson, R (1, 4) OBP: 0.292, SLG: 0.345	1-3 1-2		1-2 1B			FC3-6 1B	1-2 1B			4	0	3	0	0	0	1
Jake Gibbs, L (1, 2) OBP: 0.329, SLG: 0.357	4-3 2-3		F8			FC3-6 1-2f HR	F7			4	1	0	0	0	0	5
Joe Pepitone, L (1, 8) OBP: 0.290, SLG: 0.493	K			K		1-H HR		HR BB		3	2	1	2	1	2	1
Roger Maris, L (1, 9) OBP: 0.320, SLG: 0.390		WP 1B		F7		4-3		1-H HR		4	1	2	2	0	0	0
Lou Clinton, R (9, 9) OBP: 0.297, SLG: 0.345										0	0	0	0	0	0	0
Elston Howard, R (1, 3) OBP: 0.319, SLG: 0.380		L4		1B		1B		5-3		4	0	2	0	0	0	1
Ray Barker, L (9, 3) OBP: 0.236, SLG: 0.358										0	0	0	0	0	0	0
Clete Boyer, R (1, 5) OBP: 0.303, SLG: 0.401		F8		F2		P6		F8		4	0	0	0	0	0	3
Horace Clarke, S (1, 6) OBP: 0.310, SLG: 0.358		K 1-2			L9		4-3	L8		4	0	0	0	0	1	1
Fritz Peterson, S (1, 1) OBP: 0.191, SLG: 0.217			K		L4		L7			3	0	0	0	0	1	0
Inning Stats	R: 0 H: 1 E: 0 LOB: 1 K: 1 BB: 0 S: 6 P: 6	R: 0 H: 1 E: 0 LOB: 1 K: 1 BB: 0 S: 6 P: 6	R: 0 H: 2 E: 0 LOB: 1 K: 1 BB: 0 S: 6 P: 6	R: 0 H: 1 E: 0 LOB: 1 K: 1 BB: 0 S: 6 P: 6	R: 0 H: 0 E: 0 LOB: 0 K: 0 BB: 0 S: 3 P: 3	R: 2 H: 3 E: 0 LOB: 1 K: 0 BB: 0 S: 6 P: 6	R: 0 H: 2 E: 0 LOB: 2 K: 0 BB: 0 S: 5 P: 5	R: 2 H: 1 E: 0 LOB: 0 K: 0 BB: 1 S: 4 P: 8		1B: 9 SF: 0 2B: 0 SAC: 0 3B: 0 DP: 0 HR: 2 HBP: 0						WP: 1 PA: 35 PB: 0 SB: 0 CS: 1

BOTTOM

Baltimore Orioles @ New York Yankees

Yankee Stadium, Bronx, NY

Tue Aug 09 1966, 7:05 PM EDT
Att. 21,109 - Overcast - 75 F

livebaseballscorecards.com

AB	34
R	4
H	11
RBI	4
BB	1
SO	4
LOB	12

PITCHER		IP	WLS	BF	H	R	ER	SO	BB	IBB	HBP	BLK	WP	HR	S	P	ERA	WHIP
Jim Palmer, R ERA: 3.38	(1, 1)	6.2	L	29	10	2	2	4	0	0	0	0	1	1	37	37	2.70	1.500
Stu Miller, R ERA: 1.91	(7, 1)	0.1		1	0	0	0	0	0	0	0	0	0	0	1	1	0.00	0.000
Eddie Fisher, R ERA: 2.2	(8, 1)	1.0		5	1	2	2	0	1	0	0	0	0	1	4	8	18.00	2.000

PITCHER	IP	WLS	BF	H	R	ER	SO	BB	IBB	HBP	BLK	WP	HR	S	P	ERA	WHIP

Batter	1	2	3	4	5	6	7	8	9	AB	R	H	RBI	BB	SO	LOB
Davey Johnson, R (1, 4) OBP: 0.292, SLG: 0.337	L8		F8	F8		K	BB		4-3	5	0	0	0	1	1	4
Russ Snyder, L (1, 8) (8, 7) OBP: 0.379, SLG: 0.423	F7		1-2 1B		K		1B 3B F8		E 1B 1B	6	1	3	0	0	1	3
Frank Robinson, R (1, 9) OBP: 0.410, SLG: 0.624	2B		P3		6-3		3-H 1B HR 1B	F7	1-3 E7 1B	6	1	3	1	0	0	2
Brooks Robinson, R (1, 5) OBP: 0.352, SLG: 0.496	L8		P4		1B		1-2 HR 1B	HR 1B	5-3	6	2	3	0	0	0	5
Boog Powell, L (1, 3) OBP: 0.376, SLG: 0.542		K		SH5-4 1B 2B	F2		1-H 2-H HR	F8		5	2	2	3	0	1	2
Curt Blefary, L (1, 7) OBP: 0.379, SLG: 0.484		HR		SH5-4 1B BB		HBP BB	SH1-4 BB	1-H HR		2	3	2	3	3	0	0
Paul Blair, R (8, 8) OBP: 0.266, SLG: 0.359										0	0	0	0	0	0	0
Woodie Held, R (1, 6) OBP: 0.316, SLG: 0.306		K		1-2 2-3 SH5-4		K	1-2 SH1-4 BB	1B		3	0	1	0	1	2	1
Vic Roznovsky, L (1, 2) OBP: 0.333, SLG: 0.333		F8		1B IBB		K	1-2 2-3 SH1-4	P6		3	0	0	0	1	1	2
Eddie Watt, R (1, 1) OBP: 0.257, SLG: 0.371			1B 1B	1-2 2-H 3-H		1-2 HBP	K		5-3	1	0	1	0	0	0	0
Dick Hall, R (3, 1) OBP: 0.273, SLG: 0.200										3	0	1	2	0	1	2
Inning Stats	R: 0 E: 0 K: 0 S: 4 H: 1 LOB: 1 BB: 0 P: 4	R: 1 E: 0 K: 2 S: 8 H: 1 LOB: 0 BB: 0 P: 8	R: 0 E: 0 K: 0 S: 5 H: 2 LOB: 2 BB: 0 P: 5	R: 2 E: 0 K: 0 S: 4 H: 2 LOB: 1 BB: 2 P: 12	R: 0 E: 0 K: 1 S: 6 H: 1 LOB: 1 BB: 0 P: 6	R: 0 E: 0 K: 3 S: 9 H: 0 LOB: 2 BB: 1 P: 14	R: 4 E: 0 K: 1 S: 9 H: 4 LOB: 3 BB: 3 P: 21	R: 2 E: 0 K: 0 S: 6 H: 3 LOB: 1 BB: 0 P: 6	R: 0 E: 1 K: 0 S: 5 H: 2 LOB: 2 BB: 0 P: 5	1B: 10 2B: 2 3B: 1 HR: 3 SF: 0 SAC: 2 DP: 0 HBP: 1						

TOP

Baltimore Orioles @ New York Yankees

Yankee Stadium, Bronx, NY

Wed Aug 10 1966, 3:33 AM EDT

Att. 19,804 - Unknown - 86 F

livebaseballscorecards.com

AB	40
R	9
H	16
RBI	9
BB	6
SO	7
LOB	21

WP: 0 PB: 0 SB: 0 CS: 0 PA: 49

PITCHER		IP	WLS	BF	H	R	ER	SO	BB	IBB	HBP	BLK	WP	HR	S	P	ERA	WHIP
Fred Talbot, R ERA: 4.8	(1, 1)	4.0	L	19	6	3	3	2	1	1	0	0	0	1	21	29	6.75	1.750
Steve Hamilton, L ERA: 3.04	(5, 1)	2.0		13	5	4	4	4	1	0	1	0	0	1	19	24	18.00	3.000
Whitey Ford, L ERA: 2.52	(7, 1)	1.0		6	0	0	0	1	3	0	0	0	0	0	5	17	0.00	3.000
Pedro Ramos, R ERA: 3.77	(8, 1)	2.0		11	5	2	2	0	0	0	0	0	0	1	11	11	9.00	2.500

PITCHER		IP	WLS	BF	H	R	ER	SO	BB	IBB	HBP	BLK	WP	HR	S	P	ERA	WHIP

Batter	1	2	3	4	5	6	7	8	9	AB	R	H	RBI	BB	SO	LOB
Tom Tresh, S (1, 8) OBP: 0.338, SLG: 0.387	B B B B 4-0 6-3 1B BB	S S S 0-3 K			x 0-0 HR		S S S 0-3 K		x 0-0 SF9 2-3 3-H	3	2	1	2	1	2	2
Bobby Richardson, R (1, 4) OBP: 0.289, SLG: 0.342	x 0-0 6-3 1-2		x 0-0 4-3		x 0-0 6-3		x 0-0 5-3		x 0-0 4-3	5	0	0	0	0	0	2
Jake Gibbs, L (1, 2) OBP: 0.327, SLG: 0.354	x 0-0 F9		x 0-0 1B		x 0-0 F5			x 0-0 P4		4	0	1	0	0	0	1
Joe Pepitone, L (1, 3) OBP: 0.292, SLG: 0.495	x 0-0 2-H 1B		x 0-0 F7		x 0-0 F5			x 0-0 2B		4	0	2	1	0	0	1
Roger Maris, L (1, 9) OBP: 0.316, SLG: 0.384	x 0-0 F7		x 0-0 G3			S S S 0-3 K		x 0-0 F8		4	0	0	0	0	1	3
Roy White, S (1, 7) OBP: 0.310, SLG: 0.357		x 0-0 4-3		x 0-0 FC6-4 1B		x 0-0 L8		x 0-0 P4		4	0	1	0	0	0	1
Clete Boyer, R (1, 5) OBP: 0.303, SLG: 0.399		S S S 0-3 K		x 0-0 FC6-4 1-2f		x 0-0 F7			x 0-0 2B SF9 1B	4	1	1	0	0	1	1
Horace Clarke, S (1, 6) OBP: 0.308, SLG: 0.351	B B B B 4-0 E BB		S S S 0-3 K				x 0-0 4-3		x 0-0 F8	3	0	0	0	1	1	2
Fred Talbot, R (1, 1) OBP: 0.235, SLG: 0.196 Ray Barker, L (4, PH) OBP: 0.233, SLG: 0.353 Steve Hamilton, L (5, 1) Whitey Ford, L (7, 1) Billy Bryan, L (7, PH) OBP: 0.198, SLG: 0.247 Pedro Ramos, S (8, 1) OBP: 0.182, SLG: 0.182 Dick Schofield, S (9, PH) OBP: 0.244, SLG: 0.169	x 0-0 E5 1-2		x 0-0 F7				x 0-0 HR		x 0-0 SF9 1-3 2B	1 1 0 0 1 0 1 0	0 0 0 0 1 0 0 0	0 0 0 0 1 0 1 0	0 0 0 0 0 0 0 0	0 0 0 0 0 0 0 0	0 0 0 0 0 0 0 0	1 1 0 0 0 0 0 0
Inning Stats	R: 1 E: 0 K: 0 S: 4 H: 1 LOB: 1 BB: 1 P: 8	R: 0 E: 1 K: 2 S: 8 H: 0 LOB: 2 BB: 1 P: 12	R: 0 E: 0 K: 0 S: 4 H: 1 LOB: 1 BB: 0 P: 4	R: 0 E: 0 K: 1 S: 6 H: 1 LOB: 1 BB: 0 P: 6	R: 1 E: 0 K: 0 S: 4 H: 1 LOB: 0 BB: 0 P: 4	R: 0 E: 0 K: 1 S: 5 H: 0 LOB: 0 BB: 0 P: 5	R: 1 E: 0 K: 1 S: 6 H: 1 LOB: 0 BB: 0 P: 6	R: 0 E: 0 K: 0 S: 4 H: 1 LOB: 1 BB: 0 P: 4	R: 1 E: 0 K: 0 S: 5 H: 2 LOB: 1 BB: 0 P: 5	1B: 4 2B: 2 3B: 0 HR: 2 SF: 1 SAC: 0 DP: 0 HBP: 0						WP: 0 PB: 0 SB: 0 CS: 0 PA: 38

PITCHER	IP	WLS	BF	H	R	ER	SO	BB	IBB	HBP	BLK	WP	HR	S	P	ERA	WHIP
Eddie Watt, R (1, 1) ERA: 3.5	2.0		10	1	1	1	2	2	0	0	0	0	0	12	20	4.50	1.500
Dick Hall, R (3, 1) ERA: 2.92	7.0	W	28	7	3	3	3	0	0	0	0	0	2	34	34	3.86	1.000

PITCHER	IP	WLS	BF	H	R	ER	SO	BB	IBB	HBP	BLK	WP	HR	S	P	ERA	WHIP

BOTTOM

Baltimore Orioles @ New York Yankees

Yankee Stadium, Bronx, NY

Wed Aug 10 1966, 3:33 AM EDT
Att. 19,804 - Unknown - 86 F

livebaseballscorecards.com

AB	35
R	4
H	8
RBI	4
BB	2
SO	5
LOB	15

Batter	1	2	3	4	5	6	7	8	9	10	11	AB	R	H	RBI	BB	SO	LOB
Luis Aparicio, R (1, 6) OBP: 0.297, SLG: 0.382	1B 2B 1B	4-3		F7			6-3		L8		1B 2B	6	2	2	0	0	0	3
Russ Snyder, L (1, 8) OBP: 0.378, SLG: 0.419	2B 4-3 1B 1-2		5-3	L6			K		BB		F7	5	1	1	0	1	1	2
Frank Robinson, R (1, 9) (9, 7) OBP: 0.409, SLG: 0.622	4-3 1B 2B 1-3 2-H		1-3		G6-4-3 1B			K	K		K	6	1	2	1	0	3	3
Brooks Robinson, R (1, 5) OBP: 0.354, SLG: 0.493	4-3 2-3 3-H		1B E BB		G6-4-3 1-2f			FC5 BB 1B		5-3	1B IBB	4	1	1	1	2	0	2
Boog Powell, L (1, 3) OBP: 0.379, SLG: 0.544 Sam Bowens, R (3, 7) OBP: 0.271, SLG: 0.372 (9, 9)	BB 1B 3-H		E7 1B 1-H		K2-3			P6		K	1B 1-2 2-H	2 4	1 0	2 1	1 1	0 0	0 2	0 1
Curt Blefary, L (1, 7) OBP: 0.384, SLG: 0.480 (3, 3)	G6-4-3 BB 1-2		FC5-4 BB			B1-3		BB 1-2		1B 1B BB	4-3	2	0	0	0	4	0	2
Davey Johnson, R (1, 4) OBP: 0.291, SLG: 0.335	G6-4-3 1-2f		FC5-4 1-2f			2-3		FC5 2-3f		1B 1-2		5	0	1	0	0	0	5
Vic Roznovsky, L (1, 2) OBP: 0.344, SLG: 0.333 Paul Blair, R (9, PR) OBP: 0.266, SLG: 0.359 Larry Haney, R (9, 2) OBP: 0.250, SLG: 0.370		4-3		SH2-4 1B		F9			SH3-4 BB	1-2 2-3 1B		3 0 1	0 0 0	1 0 1	0 0 0	1 0 0	0 0 0	0 0 0
Dave McNally, R (1, 1) OBP: 0.250, SLG: 0.296 Stu Miller, R (5, 1) OBP: 0.077, SLG: 0.077 Eddie Fisher, R (9, 1) Bob Johnson, R (10, PH) OBP: 0.315, SLG: 0.262 Gene Brabender, R (10, 1) OBP: 0.091, SLG: 0.091		K		SH2-4 1-2			K		SH3-4 1-2	F9		1 1 0 1 0	0 0 0 0 0	0 0 0 0 0	0 0 0 0 0	1 1 0 0 0	0 0 0 0 0	0 0 0 3 0
Inning Stats	R: 3 E: 0 K: 0 S: 6 H: 4 LOB: 1 BB: 1 P: 10	R: 0 E: 0 K: 1 S: 5 H: 0 LOB: 0 BB: 0 P: 5	R: 2 E: 1 K: 0 S: 4 H: 1 LOB: 1 BB: 2 P: 12	R: 0 E: 0 K: 0 S: 4 H: 1 LOB: 1 BB: 0 P: 4	R: 0 E: 0 K: 1 S: 5 H: 1 LOB: 0 BB: 0 P: 5	R: 0 E: 0 K: 0 S: 3 H: 0 LOB: 0 BB: 0 P: 3	R: 0 E: 0 K: 2 S: 7 H: 0 LOB: 0 BB: 0 P: 7	R: 0 E: 0 K: 1 S: 6 H: 1 LOB: 2 BB: 1 P: 10	R: 0 E: 0 K: 1 S: 5 H: 0 LOB: 2 BB: 2 P: 13	R: 0 E: 0 K: 1 S: 7 H: 2 LOB: 3 BB: 1 P: 11	R: 1 E: 0 K: 1 S: 7 H: 2 LOB: 2 BB: 1 P: 11	1B: 10 2B: 2 3B: 0 HR: 0 SF: 0 SAC: 2 DP: 2 HBP: 0						

PITCHER	IP	WLS	BF	H	R	ER	SO	BB	IBB	HBP	BLK	WP	HR	S	P	ERA	WHIP
Mel Stottlemyre, R (1, 1) ERA: 3.29	5.0		23	7	5	3	2	3	0	0	0	0	0	24	36	5.40	2.000
Hal Reniff, R (6, 1) ERA: 2.77	2.0		6	0	0	0	2	0	0	0	0	0	0	10	10	0.00	0.000
Dooley Womack, R (8, 1) ERA: 3.05	2.0		10	1	0	0	2	3	0	0	0	0	0	11	23	0.00	2.000
Pedro Ramos, R (10, 1) ERA: 3.81	1.2	L	11	4	1	1	2	1	1	0	0	0	0	13	21	5.40	3.000
Steve Hamilton, L (11, 1) ERA: 3.03	0.1		1	0	0	0	0	0	0	0	0	0	0	1	1	0.00	0.000

PITCHER	IP	WLS	BF	H	R	ER	SO	BB	IBB	HBP	BLK	WP	HR	S	P	ERA	WHIP

TOP

Baltimore Orioles @ New York Yankees

Yankee Stadium, Bronx, NY

Thu Aug 11 1966, 7:05 PM EDT

Att. 14,481 - Unknown - 80 F

livebaseballscorecards.com

AB	41
R	6
H	12
RBI	4
BB	8
SO	8
LOB	21

WP: 0 PB: 0 SB: 0 CS: 0 PA: 51

Batter	1	2	3	4	5	6	7	8	9	10	11	AB	R	H	RBI	BB	SO	LOB
Tom Tresh, S (1, 8) OBP: 0.336, SLG: 0.384	F8		F7		1B SF8 FC1-2-5 1B		G3	4-3 1-2		F9		6	1	1	0	0	0	3
Bobby Richardson, R (1, 4) OBP: 0.287, SLG: 0.340	F8			G3	FC1-2-5 SF8 1B 1-2 3-H		6-3 1B 1B		K		K	6	1	1	0	0	2	2
Clete Boyer, R (1, 5) OBP: 0.303, SLG: 0.397	P6			5-3	BB 1-2 2-3 1B		6-3 1-2		S BB		F7	5	0	1	0	1	0	1
Joe Pepitone, L (1, 9) OBP: 0.293, SLG: 0.494		L8		FC6-4 1B	SF8 2-3 3-H		S 2-H 1B		F9		K	5	0	2	2	0	1	1
Elston Howard, R (1, 3) OBP: 0.323, SLG: 0.378		F8		FC6-4 1-2f	BB 1-2		IBB 1-2		IBB 1-2			2	0	0	0	3	0	1
Hector Lopez, R (1, 7) OBP: 0.263, SLG: 0.375 Hal Reniff, R (6, 1) OBP: 0.333, SLG: 0.333 Roger Maris, L (7, PH) OBP: 0.315, SLG: 0.393 Dooley Womack, L (8, 1) OBP: 0.500, SLG: 0.500 Dick Schofield, S (9, PH) OBP: 0.241, SLG: 0.167 Pedro Ramos, S (10, 1) OBP: 0.182, SLG: 0.182 Steve Hamilton, L (11, 1)	P4				E4 1B 2B 5-3		F8		F8			3 0 1 0 1 0 0	1 0 0 0 0 0 0	0 0 0 0 0 0 0	0 0 0 0 0 0 0	0 0 0 0 0 0 0	0 0 2 0 2 0 0	3 0 0 0 0 0 0
Jake Gibbs, L (1, 2) OBP: 0.329, SLG: 0.356			1B		2B 1-2 BLK 1B	P6		3-1		4-3		5	1	2	0	0	0	0
Horace Clarke, S (1, 6) OBP: 0.311, SLG: 0.358			F8		BLK 3B 1-3 2-H	L9		S 1B		4-3		5	1	2	1	0	0	1
Mel Stottlemyre, R (1, 1) OBP: 0.169, SLG: 0.230 Lou Clinton, R (5, PH) OBP: 0.302, SLG: 0.368 Roy White, S (6, 7) OBP: 0.310, SLG: 0.355			K		FC1-2-5 2-H 3-H 3B	6-3		P6		BB		1 1 2	0 0 0	0 1 0	0 1 0	0 0 1	1 0 0	1 0 1
Inning Stats	R: 0 H: 0 E: 0 LOB: 0 K: 0 BB: 0 S: 3 P: 3	R: 0 H: 0 E: 0 LOB: 0 K: 0 BB: 0 S: 3 P: 3	R: 0 H: 1 E: 0 LOB: 1 K: 1 BB: 0 S: 6 P: 6	R: 0 H: 1 E: 0 LOB: 1 K: 0 BB: 0 S: 4 P: 4	R: 4 H: 5 E: 1 LOB: 3 K: 0 BB: 1 S: 9 P: 13	R: 0 H: 0 E: 0 LOB: 0 K: 0 BB: 0 S: 3 P: 3	R: 1 H: 2 E: 0 LOB: 2 K: 0 BB: 1 S: 5 P: 9	R: 0 H: 1 E: 0 LOB: 1 K: 0 BB: 0 S: 4 P: 4	R: 0 H: 0 E: 0 LOB: 2 K: 1 BB: 2 S: 5 P: 13	R: 0 H: 0 E: 0 LOB: 1 K: 0 BB: 1 S: 3 P: 7	R: 0 H: 0 E: 0 LOB: 0 K: 2 BB: 0 S: 7 P: 7	1B: 8 SF: 1 2B: 1 SAC: 0 3B: 1 DP: 0 HR: 0 HBP: 0						

PITCHER		IP	WLS	BF	H	R	ER	SO	BB	IBB	HBP	BLK	WP	HR	S	P	ERA	WHIP
Dave McNally, L ERA: 2.8	(1, 1)	4.0		19	6	4	2	1	0	0	0	1	0	0	21	21	4.50	1.500
Stu Miller, R ERA: 1.92	(5, 1)	4.1		20	4	1	1	1	2	1	0	0	0	0	19	31	2.08	1.385
Eddie Fisher, R ERA: 2.18	(9, 1)	0.2		3	0	0	0	0	0	1	0	0	0	0	2	6	0.00	0.000
Gene Brabender, R ERA: 4.05	(10, 1)	2.0	W	7	0	0	0	2	1	0	0	0	0	0	10	14	0.00	0.500

PITCHER	IP	WLS	BF	H	R	ER	SO	BB	IBB	HBP	BLK	WP	HR	S	P	ERA	WHIP

BOTTOM

Baltimore Orioles @ New York Yankees

Yankee Stadium, Bronx, NY

Thu Aug 11 1966, 7:05 PM EDT

Att. 14,481 - Unknown - 80 F

livebaseballscorecards.com

AB	43
R	5
H	10
RBI	4
BB	5
SO	4
LOB	18

WP: 0 PA: 49
PB: 0
SB: 3
CS: 0

Baltimore Orioles @ Washington Senators

D.C. Stadium, Washington, DC

Fri Aug 12 1966, 3:33 AM EDT

Unknown

TOP

livebaseballscorecards.com

Batter	1	2	3	4	5	6	7	8	9	AB	R	H	RBI	BB	SO	LOB
Luis Aparicio, R (1, 6) OBP: 0.296, SLG: 0.380	K		G4-6-3 1B 1-2		F8			6-3		4	0	1	0	0	1	0
Boog Powell, L (1, 3) OBP: 0.378, SLG: 0.544	2B		G4-6-3 1-2f 2-3		K			4-3		4	0	1	0	0	1	2
Frank Robinson, R (1, 7) (6, 9) OBP: 0.410, SLG: 0.627	F8		HR 3-H			BB G6-4-3		P6		3	1	1	2	1	0	1
Brooks Robinson, R (1, 5) OBP: 0.353, SLG: 0.490	IBB		K			G6-4-3 1-2f			P4	3	0	0	0	1	1	1
Sam Bowens, R (1, 9) (6, 7) OBP: 0.270, SLG: 0.374	P4			5-3		2B			L1-3	4	0	1	0	0	0	2
Davey Johnson, R (1, 4) OBP: 0.288, SLG: 0.332		K		K		F7			6-3	4	0	0	0	0	2	1
Paul Blair, R (1, 8) OBP: 0.267, SLG: 0.363		F9		2B			F3			3	0	1	0	0	0	0
Larry Haney, R (1, 2) OBP: 0.226, SLG: 0.333		F9		3-1			K			3	0	0	0	0	1	1
Moe Drabowsky, R (1, 1) OBP: 0.429, SLG: 0.417			G4-6-3 1B HR 1B		P5		F9			3	1	1	0	0	0	0
Eddie Fisher, R (9, 1)										0	0	0	0	0	0	0

	AB	31
	R	2
	H	6
	RBI	2
	BB	2
	SO	6
	LOB	8

Inning Stats	1	2	3	4	5	6	7	8	9
	R: 0 E: 0 K: 1 S: 6	H: 1 LOB: 2 BB: 1 P: 10	R: 0 E: 0 K: 1 S: 5	H: 0 LOB: 0 BB: 0 P: 5	R: 2 E: 0 K: 1 S: 7	H: 3 LOB: 0 BB: 0 P: 7	R: 0 E: 0 K: 1 S: 6	H: 1 LOB: 1 BB: 0 P: 6	R: 0 E: 0 K: 1 S: 5	H: 0 LOB: 0 BB: 0 P: 5	R: 0 E: 0 K: 0 S: 3	H: 1 LOB: 1 BB: 1 P: 7	R: 0 E: 0 K: 1 S: 5	H: 0 LOB: 0 BB: 0 P: 5	R: 0 E: 0 K: 0 S: 3	H: 0 LOB: 0 BB: 0 P: 3	R: 0 E: 0 K: 0 S: 3	H: 0 LOB: 0 BB: 0 P: 3

	1B: 2	SF: 0
	2B: 3	SAC: 0
	3B: 0	DP: 2
	HR: 1	HBP: 0

	WP: 0	PA: 33
	PB: 0	
	SB: 0	
	CS: 0	

PITCHER		IP	WLS	BF	H	R	ER	SO	BB	IBB	HBP	BLK	WP	HR	S	P	ERA	WHIP
Pete Richert, L ERA: 3.1	(1, 1)	8.0	L	30	6	2	2	6	1	1	0	0	0	1	40	48	2.25	0.875
Ron Kline, R ERA: 2.63	(9, 1)	1.0		3	0	0	0	0	0	0	0	0	0	0	3	3	0.00	0.000

PITCHER		IP	WLS	BF	H	R	ER	SO	BB	IBB	HBP	BLK	WP	HR	S	P	ERA	WHIP

Batter	1	2	3	4	5	6	7	8	9	AB	R	H	RBI	BB	SO	LOB
Ed Brinkman, R (1, 6) OBP: 0.286, SLG: 0.371	G3		FC1-5 E 1-2 2-3f		K			K		4	0	0	0	0	2	3
Bob Saverine, S (1, 4) OBP: 0.303, SLG: 0.357	BB		E7 1-3 2-H		K			F8		3	0	0	0	1	1	2
Ken McMullen, R (1, 5) OBP: 0.298, SLG: 0.372	F9		BB			G3		5-3		3	0	0	0	1	0	2
Fred Valentine, S (1, 9) OBP: 0.350, SLG: 0.463	P6		F2			P3			F8	4	0	0	0	0	0	4
Frank Howard, R (1, 7) OBP: 0.344, SLG: 0.443		F8	P6			4-3			F8	4	0	0	0	0	0	3
Don Lock, R (1, 8) OBP: 0.359, SLG: 0.436		P3		6-3			K		2B	4	0	1	0	0	1	0
Ken Harrelson, R (1, 3) OBP: 0.310, SLG: 0.347		K		K			F8		1B	4	0	1	0	0	2	0
Paul Casanova, R (1, 2) OBP: 0.269, SLG: 0.409			FC1-5 1B 1B	4-3			K		1-3	4	0	1	0	0	1	2
Pete Richert, L (1, 1) OBP: 0.143, SLG: 0.145 Jim King, L (8, PH) OBP: 0.341, SLG: 0.386 Ron Kline, R (9, 1) OBP: 0.400, SLG: 0.250			FC1-5 E 1-2 1B		2B			BB		2 0 0	1 0 0	2 0 0	0 0 0	0 1 0	0 0 0	0 0 0
Inning Stats	R: 0 E: 0 K: 0 S: 3 H: 0 LOB: 1 BB: 1 P: 7	R: 0 E: 0 K: 1 S: 5 H: 0 LOB: 0 BB: 0 P: 5	R: 1 E: 1 K: 0 S: 6 H: 2 LOB: 3 BB: 1 P: 10	R: 0 E: 0 K: 1 S: 5 H: 0 LOB: 0 BB: 0 P: 5	R: 0 E: 0 K: 2 S: 7 H: 1 LOB: 0 BB: 0 P: 7	R: 0 E: 0 K: 0 S: 3 H: 0 LOB: 0 BB: 0 P: 3	R: 0 E: 0 K: 2 S: 7 H: 0 LOB: 0 BB: 0 P: 7	R: 0 E: 0 K: 1 S: 5 H: 0 LOB: 1 BB: 1 P: 9	R: 0 E: 0 K: 0 S: 5 H: 2 LOB: 2 BB: 0 P: 5	1B: 3 2B: 2 3B: 0 HR: 0 SF: 0 SAC: 0 DP: 0 HBP: 0						

PITCHER	IP	WLS	BF	H	R	ER	SO	BB	IBB	HBP	BLK	WP	HR	S	P	ERA	WHIP
Moe Drabowsky, R (1, 1) ERA: 2.48	8.2	W	33	4	1	0	7	3	0	0	0	0	0	44	56	0.00	0.808
Eddie Fisher, R (9, 1) ERA: 2.17	0.1	S	2	1	0	0	0	0	0	0	0	0	0	2	2	0.00	3.000

PITCHER	IP	WLS	BF	H	R	ER	SO	BB	IBB	HBP	BLK	WP	HR	S	P	ERA	WHIP

BOTTOM

Baltimore Orioles @ Washington Senators

D.C. Stadium, Washington, DC

Fri Aug 12 1966, 3:33 AM EDT

Unknown

livebaseballscorecards.com

AB	32
R	1
H	5
RBI	0
BB	3
SO	7
LOB	16

Batter	1	2	3	4	5	6	7	8	9	AB	R	H	RBI	BB	SO	LOB
Luis Aparicio, R (1, 6) OBP: 0.297, SLG: 0.379	1-3		BBBB 4-0 CS BB	0-0 F7			FC4 1B		6-3	4	0	1	0	1	0	3
Boog Powell, L (1, 3) OBP: 0.378, SLG: 0.540	F8		BBBBB 4-0 1-2 BB		4-3		SSS 0-3 K		1B	4	0	1	0	1	1	1
Frank Robinson, R (1, 7) OBP: 0.408, SLG: 0.622	FC5 BB 1B		0-0 L9		0-0 P4		0-0 FC4 FC6-4 1-2f		F9	5	0	1	0	0	0	3
Brooks Robinson, R (1, 5) OBP: 0.356, SLG: 0.495	BBBB 4-0 1-2 BB			0-0 1B 3B	BBB 4-0 BB BB		0-0 FC6-4 1-2f			2	1	1	0	2	0	1
Sam Bowens, R (1, 9) OBP: 0.275, SLG: 0.370	0-0 FC5 2-3f			BBBB 4-0 1B BB BB	BBBB 4-0 1-2 BB			0-0 5-3		2	0	0	0	2	0	2
Davey Johnson, R (1, 4) OBP: 0.286, SLG: 0.329		0-0 F9		0-0 F8	SSS 0-3 K			SSS 0-3 K		4	0	0	0	0	2	4
Paul Blair, R (1, 8) OBP: 0.271, SLG: 0.368		0-0 E4 G5-4-3		BBBB 4-0 1B 1-2 BB		0-0 5-3		0-0 2B		3	0	1	0	1	0	0
Andy Etchebarren, R (1, 2) OBP: 0.314, SLG: 0.411		0-0 G5-4-3 1-2f		0-0 1B 1-2 2-3 3-H		SSS 0-3 K		SSS 0-3 K		4	0	1	1	0	2	2
John Miller, R (1, 1) OBP: 0.083, SLG: 0.083 Gene Brabender, R (6, 1) OBP: 0.091, SLG: 0.091 Russ Snyder, L (9, PH) OBP: 0.376, SLG: 0.417			0-0 P6	SSS 0-3 K		SSS 0-3 K			0-0 F7	3 0 1	0 0 0	0 0 0	0 0 0	0 0 0	2 0 0	3 0 0
Inning Stats	R: 0 E: 0 K: 0 S: 4 H: 1 LOB: 2 BB: 1 P: 8	R: 0 E: 1 K: 0 S: 3 H: 0 LOB: 0 BB: 0 P: 3	R: 0 E: 0 K: 0 S: 2 H: 0 LOB: 1 BB: 2 P: 10	R: 1 E: 0 K: 1 S: 7 H: 2 LOB: 3 BB: 2 P: 15	R: 0 E: 0 K: 1 S: 5 H: 0 LOB: 2 BB: 2 P: 13	R: 0 E: 0 K: 2 S: 7 H: 0 LOB: 0 BB: 0 P: 7	R: 0 E: 0 K: 1 S: 6 H: 1 LOB: 1 BB: 0 P: 6	R: 0 E: 0 K: 2 S: 8 H: 1 LOB: 1 BB: 0 P: 8	R: 0 E: 0 K: 0 S: 4 H: 1 LOB: 1 BB: 0 P: 4	1B: 4 2B: 1 3B: 1 HR: 0	SF: 0 SAC: 0 DP: 1 HBP: 0					

TOP

Baltimore Orioles @ Washington Senators

D.C. Stadium, Washington, DC

Fri Aug 12 1966, 7:05 PM EDT

Att. 22,470 - Unknown

livebaseballscorecards.com

AB	32
R	1
H	6
RBI	1
BB	7
SO	7
LOB	19

PITCHER		IP	WLS	BF	H	R	ER	SO	BB	IBB	HBP	BLK	WP	HR	S	P	ERA	WHIP
Barry Moore, L ERA: 3.24	(1, 1)	7.0	W	31	4	1	1	5	7	0	0	0	0	0	34	62	1.29	1.571
Bob Humphreys, R ERA: 3.05	(8, 1)	2.0	S	8	2	0	0	2	0	0	0	0	0	0	12	12	0.00	1.000

PITCHER	IP	WLS	BF	H	R	ER	SO	BB	IBB	HBP	BLK	WP	HR	S	P	ERA	WHIP

Batter	1	2	3	4	5	6	7	8	9	AB	R	H	RBI	BB	SO	LOB
Ed Brinkman, R (1, 6) OBP: 0.290, SLG: 0.374	B B B B 4-0 WP S BB		x 0-0 ① 6-3		x 0-0 2B		B B B B 4-0 SH5-4 1-2 BB			2	0	1	0	2	0	0
Bob Saverine, S (1, 4) OBP: 0.300, SLG: 0.353	S S S 0-3 ① K 1-2		x 0-0 ② F7		x 0-0 ③ F6		x 0-0 ① SH5-4 1-2 2-3			3	0	0	0	0	1	2
Ken McMullen, R (1, 5) OBP: 0.296, SLG: 0.368	S S S 0-3 ② K		x 0-0 ③ 6-3			x 0-0 E6 HR	x 0-0 ② 5-3			4	1	0	0	0	1	3
Fred Valentine, S (1, 7) OBP: 0.352, SLG: 0.469	B B B B 4-0 WP BB			x 0-0 ① P6		x 0-0 1-H HR	x 0-0 ③ F7			3	1	1	2	1	0	2
Jim King, L (1, 9) OBP: 0.344, SLG: 0.398	S S S 0-3 ③ K 1-2 2-3			B B B B 4-0 G1-4-3 BB		x 0-0 HR	x 0-0 ① F8			3	1	1	1	1	1	2
Don Lock, R (1, 8) OBP: 0.355, SLG: 0.431		S S S 0-3 ① K		x 0-0 ② ③ G1-4-3 1-2f		S S S 0-3 ① K	x 0-0 ② F7			4	0	0	0	0	2	1
Ken Harrelson, R (1, 3) OBP: 0.310, SLG: 0.354		S S S 0-3 ② K			x 0-0 HR	S S S 0-3 ② K	x 0-0 ③ 5-3			4	1	1	1	0	2	0
Jim French, L (1, 2) OBP: 0.360, SLG: 0.286		x 0-0 2B			S S S 0-3 ① K	x 0-0 ③ 6-3				3	0	1	0	0	1	0
Barry Moore, L (1, 1) OBP: 0.077, SLG: 0.077 Dick Nen, L (7, PH) OBP: 0.283, SLG: 0.278 Bob Humphreys, R (8, 1) OBP: 0.417, SLG: 0.222		x 0-0 ③ 5-3			S S S 0-3 ② K		x 0-0 SH5-4 BB 1B			2 1 0	0 0 0	0 1 0	0 0 0	0 0 0	1 0 0	1 0 0
Inning Stats	R: 0 H: 0 E: 0 LOB: 2 K: 3 BB: 2 S: 9 P: 17	R: 0 H: 1 E: 0 LOB: 1 K: 2 BB: 0 S: 8 P: 8	R: 0 H: 0 E: 0 LOB: 0 K: 0 BB: 0 S: 3 P: 3	R: 0 H: 0 E: 0 LOB: 0 K: 0 BB: 1 S: 2 P: 6	R: 1 H: 2 E: 0 LOB: 1 K: 2 BB: 0 S: 9 P: 9	R: 3 H: 2 E: 1 LOB: 0 K: 2 BB: 0 S: 10 P: 10	R: 0 H: 1 E: 0 LOB: 2 K: 0 BB: 1 S: 4 P: 8	R: 0 H: 0 E: 0 LOB: 0 K: 0 BB: 0 S: 3 P: 3		1B: 1 SF: 0 2B: 2 SAC: 1 3B: 0 DP: 1 HR: 3 HBP: 0				WP: 1 PA: 34 PB: 0 SB: 1 CS: 0		

PITCHER		IP	WLS	BF	H	R	ER	SO	BB	IBB	HBP	BLK	WP	HR	S	P	ERA	WHIP
John Miller, R ERA: 5.1	(1, 1)	5.0	L	23	5	4	3	7	3	0	0	0	1	3	34	46	5.40	1.600
Gene Brabender, R ERA: 3.81	(6, 1)	3.0		11	1	0	0	2	1	0	0	0	0	0	14	18	0.00	0.667

PITCHER	IP	WLS	BF	H	R	ER	SO	BB	IBB	HBP	BLK	WP	HR	S	P	ERA	WHIP

BOTTOM

Baltimore Orioles @ Washington Senators

D.C. Stadium, Washington, DC

Fri Aug 12 1966, 7:05 PM EDT

Att. 22,470 - Unknown

livebaseballscorecards.com

AB	29
R	4
H	6
RBI	4
BB	4
SO	9
LOB	11

Washington Senators @ Baltimore Orioles

Memorial Stadium, Baltimore, MD

Sat Aug 13 1966, 7:05 PM EDT

Att. 19,202 - Unknown

livebaseballscorecards.com

TOP

Batter	1	2	3	4	5	6	7	8	9	AB	R	H	RBI	BB	SO	LOB
Ed Brinkman, R (1, 6) OBP: 0.287, SLG: 0.371	K		E6 CS			F7		L1		4	0	0	0	0	1	0
Bob Saverine, S (1, 4) OBP: 0.306, SLG: 0.360	2B		K 1-2			BB 1B 1B		BB BB		3	1	2	0	1	1	1
Ken McMullen, R (1, 5) OBP: 0.294, SLG: 0.367	K		F9			K		F9		2	0	0	0	0	1	1
Tim Cullen, R (6, PH) (6, 5)										2	0	0	0	0	1	2
Fred Valentine, S (1, 7) OBP: 0.353, SLG: 0.467	G3			F8		1B 1-2 BB		BB 1-2		2	0	0	0	2	0	1
Jim King, L (1, 9) OBP: 0.342, SLG: 0.396		F5		3-1		1B 1-2 2-H		G3		4	0	1	1	0	0	2
Don Lock, R (1, 8) OBP: 0.352, SLG: 0.426		F9		L4		F8			P6	4	0	0	0	0	0	2
Ken Harrelson, R (1, 3) OBP: 0.309, SLG: 0.351		BB 1B WP			6-3		5-3		F8	3	1	0	0	1	0	0
Paul Casanova, R (1, 2) OBP: 0.269, SLG: 0.407		WP 1-3 1B			K		G3		K	4	0	1	0	0	2	0
Phil Ortega, R (1, 1) OBP: 0.133, SLG: 0.050		K 1-3 3-H			K		6-3			1	0	0	0	0	1	1
Dick Nen, L (5, PH) OBP: 0.282, SLG: 0.277										1	0	0	0	0	1	0
Dick Lines, R (5, 1)										0	0	0	0	0	0	0
Frank Howard, R (7, PH) OBP: 0.343, SLG: 0.442										1	0	0	0	0	0	0
Casey Cox, R (7, 1)										0	0	0	0	0	0	0

	AB	31
	R	2
	H	4
	RBI	1
	BB	4
	SO	8
	LOB	10

Inning Stats	1	2	3	4	5	6	7	8	9
	R: 0 E: 0 K: 2 S: 8	H: 1 LOB: 1 BB: 0 P: 8	R: 1 E: 0 K: 1 S: 6	H: 1 LOB: 1 BB: 1 P: 10	R: 0 E: 1 K: 1 S: 5	H: 0 LOB: 0 BB: 0 P: 5	R: 0 E: 0 K: 0 S: 3	H: 0 LOB: 0 BB: 0 P: 3	R: 0 E: 0 K: 2 S: 7	H: 0 LOB: 0 BB: 0 P: 7	R: 1 E: 0 K: 1 S: 7	H: 2 LOB: 2 BB: 1 P: 11	R: 0 E: 0 K: 0 S: 3	H: 0 LOB: 0 BB: 0 P: 3	R: 0 E: 0 K: 3 S: 3	H: 0 LOB: 2 BB: 2 P: 11	R: 0 E: 0 K: 1 S: 5	H: 0 LOB: 0 BB: 0 P: 5

1B: 3	SF: 0	WP: 2	PA: 35
2B: 2	SAC: 0	PB: 0	
3B: 0	DP: 1	SB: 0	
HR: 0	HBP: 0	CS: 1	

PITCHER		IP	WLS	BF	H	R	ER	SO	BB	IBB	HBP	BLK	WP	HR	S	P	ERA	WHIP
Jim Palmer, R ERA: 3.33	(1, 1)	7.2	W	31	4	2	2	7	4	0	0	0	1	0	41	57	2.35	1.043
Eddie Fisher, R ERA: 2.13	(8, 1)	1.1	S	4	0	0	0	1	0	0	0	0	0	0	6	6	0.00	0.000

PITCHER	IP	WLS	BF	H	R	ER	SO	BB	IBB	HBP	BLK	WP	HR	S	P	ERA	WHIP

Batter	1	2	3	4	5	6	7	8	9	AB	R	H	RBI	BB	SO	LOB
Luis Aparicio, R (1, 6) OBP: 0.299, SLG: 0.378	BBBB 4-0 BB		x 0-0 ② F7	H 1-0 1B E HBP			x 0-0 ① 1-3			2	1	0	0	1	0	0
Russ Snyder, L (1, 8) (9, 7) OBP: 0.378, SLG: 0.418	SSS 0-3 ① K		x 0-0 1B	x 0-0 E8 1-H 2-H 3-H 1B			x 0-0 ② 6-3			4	0	2	2	0	1	1
Frank Robinson, R (1, 9) OBP: 0.405, SLG: 0.616	x 0-0 ② P5		x 0-0 ③ P4	SSS 0-3 ③ K			x 0-0 ③ 6-3			4	0	0	0	0	1	3
Brooks Robinson, R (1, 5) OBP: 0.356, SLG: 0.491	x 0-0 ③ P4			BBBB 4-0 2B BB	x 0-0 ① 6-3			x 0-0 ① 5-3		3	1	0	0	1	0	1
Boog Powell, L (1, 3) OBP: 0.375, SLG: 0.535		x 0-0 ① 3-1		x 0-0 ① F8	x 0-0 ② 4-3			SSS 0-3 ② K		4	0	0	0	0	1	1
Curt Blefary, L (1, 7) OBP: 0.379, SLG: 0.473 Paul Blair, R (9, 8) OBP: 0.271, SLG: 0.368		x 0-0 ② G3		x 0-0 ② F8	SSS 0-3 ③ K			x 0-0 ③ G3		4 0	0 0	0 0	0 0	0 0	1 0	1 0
Bob Johnson, R (1, 4) OBP: 0.329, SLG: 0.284		H 1-0 HBP		x 0-0 1-H E 2B		x 0-0 ① 5-3				2	1	1	1	0	0	0
Andy Etchebarren, R (1, 2) OBP: 0.313, SLG: 0.410 Vic Roznovsky, L (4, 2) OBP: 0.348, SLG: 0.328		SSS 0-3 ③ K	BBBB	4-0 E 1B BB		x 0-0 ② 4-3				1 1	0 1	0 0	0 0	0 1	1 0	1 0
Jim Palmer, R (1, 1) OBP: 0.140, SLG: 0.167 Eddie Fisher, R (8, 1)			SSS 0-3 ① K	x 0-0 E9 1-3 2-H 1B		SSS 0-3 ③ K				3 0	1 0	1 0	1 0	0 0	2 0	0 0
Inning Stats	R: 0 E: 0 K: 1 S: 5 H: 0 LOB: 1 BB: 1 P: 9	R: 0 E: 0 K: 1 S: 5 H: 0 LOB: 1 BB: 0 P: 6	R: 0 E: 0 K: 1 S: 6 H: 1 LOB: 1 BB: 0 P: 6	R: 5 E: 2 K: 1 S: 8 H: 3 LOB: 1 BB: 2 P: 17	R: 0 E: 0 K: 1 S: 5 H: 0 LOB: 0 BB: 0 P: 5	R: 0 E: 0 K: 1 S: 5 H: 0 LOB: 0 BB: 0 P: 5	R: 0 E: 0 K: 0 S: 3 H: 0 LOB: 0 BB: 0 P: 3	R: 0 E: 0 K: 1 S: 5 H: 0 LOB: 0 BB: 0 P: 5		1B: 3 2B: 1 3B: 0 HR: 0	SF: 0 SAC: 0 DP: 0 HBP: 2					

BOTTOM

Washington Senators @ Baltimore Orioles

Memorial Stadium, Baltimore, MD

Sat Aug 13 1966, 7:05 PM EDT

Att. 19,202 - Unknown

livebaseballscorecards.com

AB	28
R	5
H	4
RBI	4
BB	3
SO	7
LOB	8

PITCHER		IP	WLS	BF	H	R	ER	SO	BB	IBB	HBP	BLK	WP	HR	S	P	ERA	WHIP
Phil Ortega, R ERA: 4.25	(1, 1)	4.0	L	21	4	5	4	4	3	0	2	0	0	0	24	38	9.00	1.750
Dick Lines, L ERA: 2.38	(5, 1)	2.0		6	0	0	0	2	0	0	0	0	0	0	10	10	0.00	0.000
Casey Cox, R ERA: 3.41	(7, 1)	2.0		6	0	0	0	1	0	0	0	0	0	0	8	8	0.00	0.000

PITCHER	IP	WLS	BF	H	R	ER	SO	BB	IBB	HBP	BLK	WP	HR	S	P	ERA	WHIP

Baltimore Orioles @ Washington Senators

D.C. Stadium, Washington, DC

Sun Aug 14 1966, 3:33 AM EDT

Att. 11,769 - Unknown

TOP

livebaseballscorecards.com

Batter	1	2	3	4	5	6	7	8	9	AB	R	H	RBI	BB	SO	LOB
Luis Aparicio, R (1, 6) OBP: 0.298, SLG: 0.377	F3	K			E6 3-1 SF8 1B		F8			4	1	1	0	0	1	1
Boog Powell, L (1, 3) OBP: 0.374, SLG: 0.540	HR		P4		3-1 2-3		L8			4	1	1	1	0	0	2
Frank Robinson, R (1, 7) OBP: 0.406, SLG: 0.631	HR		HR		SF8 3-H			6-3		3	2	2	3	0	0	0
Brooks Robinson, R (1, 5) OBP: 0.357, SLG: 0.490	BB		CS 1B		P4			3-1		3	0	1	0	1	0	0
Sam Bowens, R (1, 9) OBP: 0.270, SLG: 0.363	K		K 1-2			1-3		P4		4	0	0	0	0	2	2
Bob Johnson, R (1, 4) OBP: 0.325, SLG: 0.296	K			2B 2B		F3			5-3	4	1	1	0	0	1	1
Paul Blair, R (1, 8) OBP: 0.271, SLG: 0.370		F8		CS 2-H 2B		4-3			6-3	4	0	1	1	0	0	0
Larry Haney, R (1, 2) OBP: 0.229, SLG: 0.324		F8		6-3 2-3			SH1-4 1B		K	4	0	1	0	0	1	1
Eddie Watt, R (1, 1) OBP: 0.270, SLG: 0.459		HR		K			SH1-4 1-2			2	1	1	1	0	1	0
Gene Brabender, R (9, 1) OBP: 0.091, SLG: 0.091										0	0	0	0	0	0	0

	AB	32
	R	6
	H	9
	RBI	6
	BB	1
	SO	6
	LOB	7

Inning Stats																																
	R: 2	E: 0	K: 2	S: 9	H: 2	LOB: 1	BB: 1	P: 13	R: 1	E: 0	K: 1	S: 6	H: 1	LOB: 0	BB: 0	P: 6	R: 1	E: 0	K: 1	S: 6	H: 2	LOB: 1	BB: 0	P: 6	R: 1	E: 0	K: 1	S: 6	H: 2	LOB: 0	BB: 0	P: 6
	R: 1	E: 1	K: 0	S: 4	H: 1	LOB: 0	BB: 0	P: 4	R: 0	E: 0	K: 0	S: 3	H: 0	LOB: 0	BB: 0	P: 3	R: 0	E: 0	K: 0	S: 4	H: 1	LOB: 1	BB: 0	P: 4	R: 0	E: 0	K: 0	S: 3	H: 0	LOB: 0	BB: 0	P: 3
	R: 0	E: 0	K: 1	S: 5	H: 0	LOB: 0	BB: 0	P: 5	1B: 3	2B: 3	3B: 0	HR: 4	SF: 1	SAC: 1	DP: 1	HBP: 0	WP: 0	PB: 0	SB: 0	CS: 2	PA: 35											

PITCHER		IP	WLS	BF	H	R	ER	SO	BB	IBB	HBP	BLK	WP	HR	S	P	ERA	WHIP
Frank Kreutzer, L ERA: 3.94	(1, 1)	2.0	L	10	3	3	3	3	1	0	0	0	0	3	15	19	13.50	2.000
Bob Humphreys, R ERA: 3.14	(3, 1)	3.0		12	5	3	2	2	0	0	0	0	0	1	16	16	6.00	1.667
Casey Cox, R ERA: 3.3	(6, 1)	3.0		10	1	0	0	0	0	0	0	0	0	0	10	10	0.00	0.333
Ron Kline, R ERA: 2.59	(9, 1)	1.0		3	0	0	0	1	0	0	0	0	0	0	5	5	0.00	0.000

PITCHER		IP	WLS	BF	H	R	ER	SO	BB	IBB	HBP	BLK	WP	HR	S	P	ERA	WHIP

Batter	1	2	3	4	5	6	7	8	9	AB	R	H	RBI	BB	SO	LOB
Ed Brinkman, R (1, 6) OBP: 0.289, SLG: 0.370	BBBB 4-0 S BB		x 0-0 BB 1B		SSS 0-3 ③ K			x 0-0 ②③ G5-4-3 1-2f		3	0	1	0	1	1	1
Bob Saverine, S (1, 4) OBP: 0.309, SLG: 0.360	x 0-0 ① P6 1-2		BBBB 4-0 1-2 BB			x 0-0 ① 4-3			x 0-0 FC6-4 1B	3	0	1	0	1	0	1
Fred Valentine, S (1, 8) OBP: 0.350, SLG: 0.462	SSS 0-3 ② K		x 0-0 ② F5			x 0-0 ② P6			x 0-0 ① FC6-4 1-2f	4	0	0	0	0	1	4
Jim King, L (1, 9) OBP: 0.341, SLG: 0.391	BBBB 4-0 BB		x 0-0 ③ F3			x 0-0 ③ 4-3			x 0-0 ② P5	3	0	0	0	1	0	3
Frank Howard, R (1, 7) OBP: 0.340, SLG: 0.437	x 0-0 ③ L9			x 0-0 ① F8			x 0-0 ① 5-3		SSS 0-3 ③ K	4	0	0	0	0	1	3
Ken Harrelson, R (1, 3) OBP: 0.307, SLG: 0.348		x 0-0 ① 1-3		x 0-0 ② 4-3			x 0-0 ② 5-3			3	0	0	0	0	0	0
Paul Casanova, R (1, 2) OBP: 0.266, SLG: 0.403		x 0-0 ② 6-3		SSS 0-3 ③ K			x 0-0 ③ L6			3	0	0	0	0	1	0
Tim Cullen, R (1, 5)		x 0-0 ③ 6-3			x 0-0 ① 4-3			x 0-0 ① 5-3		3	0	0	0	0	0	0
Frank Kreutzer, R (1, 1) OBP: 0.500, SLG: 0.500 Bob Humphreys, R (3, 1) OBP: 0.385, SLG: 0.200 Dick Nen, L (5, PH) OBP: 0.280, SLG: 0.275 Casey Cox, R (6, 1) Willie Kirkland, L (8, PH) OBP: 0.260, SLG: 0.308 Ron Kline, R (9, 1) OBP: 0.400, SLG: 0.250			SSS 0-3 ① K		x 0-0 ② F8			x 0-0 G5-4-3 1B		0 1 1 0 1 0	0 0 0 0 0 0	0 0 0 0 1 0	0 0 0 0 0 0	0 1 0 0 0 0	0 0 0 0 0 0	0 0 0 0 0 0
Inning Stats	R: 0 H: 0 E: 0 LOB: 2 K: 1 BB: 2 S: 5 P: 13	R: 0 H: 0 E: 0 LOB: 0 K: 0 BB: 0 S: 3 P: 3	R: 0 H: 1 E: 0 LOB: 2 K: 1 BB: 1 S: 6 P: 10	R: 0 H: 0 E: 0 LOB: 0 K: 1 BB: 0 S: 5 P: 5	R: 0 H: 0 E: 0 LOB: 0 K: 1 BB: 0 S: 5 P: 5	R: 0 H: 0 E: 0 LOB: 0 K: 0 BB: 0 S: 3 P: 3	R: 0 H: 0 E: 0 LOB: 0 K: 0 BB: 0 S: 3 P: 3	R: 0 H: 1 E: 0 LOB: 0 K: 0 BB: 0 S: 3 P: 3	R: 0 H: 1 E: 0 LOB: 1 K: 1 BB: 0 S: 6 P: 6	1B: 3 SF: 0 2B: 0 SAC: 0 3B: 0 DP: 1 HR: 0 HBP: 0						

PITCHER		IP	WLS	BF	H	R	ER	SO	BB	IBB	HBP	BLK	WP	HR	S	P	ERA	WHIP
Eddie Watt, R ERA: 3.26	(1, 1)	8.0	W	28	2	0	0	4	3	0	0	0	0	0	33	45	0.00	0.625
Gene Brabender, R ERA: 3.73	(9, 1)	1.0	S	4	1	0	0	1	0	0	0	0	0	0	6	6	0.00	1.000

PITCHER	IP	WLS	BF	H	R	ER	SO	BB	IBB	HBP	BLK	WP	HR	S	P	ERA	WHIP

BOTTOM

Baltimore Orioles @ Washington Senators

D.C. Stadium, Washington, DC

Sun Aug 14 1966, 3:33 AM EDT

Att. 11,769 - Unknown

livebaseballscorecards.com

AB	29
R	0
H	3
RBI	0
BB	3
SO	5
LOB	12

Baltimore Orioles @ Boston Red Sox

Fenway Park, Boston, MA

Mon Aug 15 1966, 7:05 PM EDT

Att. 10,018 - Unknown

TOP

livebaseballscorecards.com

Batter	1	2	3	4	5	6	7	8	9	10	11	AB	R	H	RBI	BB	SO	LOB
Luis Aparicio, R (1, 6) OBP: 0.298, SLG: 0.375	4-3		F8		6-3			K		S 1B		5	0	1	0	0	1	0
Russ Snyder, L (1, 8) (11, 7) OBP: 0.378, SLG: 0.418	K		5-3			1B 1B		L3 1B		4-3 1-2		5	0	2	0	0	1	1
Frank Robinson, R (1, 9) OBP: 0.406, SLG: 0.627	FC4 1B			F7		F5		L3 1-2			HR BB	4	1	1	0	1	0	2
Brooks Robinson, R (1, 5) OBP: 0.353, SLG: 0.485	FC4 1-2f			5-3		K			5-3		L9	5	0	0	0	0	1	3
Boog Powell, L (1, 3) OBP: 0.378, SLG: 0.566		K		HR		1-3 1B			HR		1-H HR	5	3	4	4	0	1	0
Curt Blefary, L (1, 7) OBP: 0.380, SLG: 0.470		1B		BB		4-3			F7		P6	4	0	1	0	1	0	2
Paul Blair, R (11, 8) OBP: 0.271, SLG: 0.370												0	0	0	0	0	0	0
Bob Johnson, R (1, 4) OBP: 0.306, SLG: 0.276		F3		P3			F9		5-3		4-3	5	0	0	0	0	0	2
Vic Roznovsky, L (1, 2) OBP: 0.329, SLG: 0.306		4-1			6-3		6-3			F5		4	0	0	0	0	0	1
Dave McNally, R (1, 1) OBP: 0.241, SLG: 0.286			K		K		K			F5		2	0	0	0	0	2	0
Woodie Held, R (7, PH) OBP: 0.310, SLG: 0.300												1	0	0	0	0	1	0
Stu Miller, R (7, 1) OBP: 0.077, SLG: 0.077												0	0	0	0	0	0	0
Sam Bowens, R (10, PH) OBP: 0.286, SLG: 0.361												1	0	0	0	0	0	0
Eddie Fisher, R (10, 1)												0	0	0	0	0	0	0
Dick Hall, R (11, 1) OBP: 0.273, SLG: 0.200												0	0	0	0	0	0	0
Inning Stats	R: 0 E: 0 K: 1 S: 6 / H: 1 LOB: 1 BB: 0 P: 6	R: 0 E: 0 K: 1 S: 6 / H: 1 LOB: 1 BB: 0 P: 6	R: 0 E: 0 K: 1 S: 5 / H: 0 LOB: 0 BB: 0 P: 5	R: 1 E: 0 K: 0 S: 4 / H: 1 LOB: 1 BB: 1 P: 8	R: 0 E: 0 K: 1 S: 5 / H: 0 LOB: 0 BB: 0 P: 5	R: 0 E: 0 K: 1 S: 7 / H: 2 LOB: 2 BB: 0 P: 7	R: 0 E: 0 K: 1 S: 5 / H: 0 LOB: 0 BB: 0 P: 5	R: 0 E: 0 K: 1 S: 5 / H: 1 LOB: 0 BB: 0 P: 5	R: 1 E: 0 K: 0 S: 4 / H: 1 LOB: 0 BB: 0 P: 4	R: 0 E: 0 K: 0 S: 4 / H: 1 LOB: 1 BB: 0 P: 4	R: 2 E: 0 K: 0 S: 4 / H: 1 LOB: 0 BB: 1 P: 8							

| | | | | | | | | | | | |

Batter	1	2	3	4	5	6	7	8	9	10	11	AB	R	H	RBI	BB	SO	LOB
Eddie Kasko, R (1, 6) OBP: 0.287, SLG: 0.305	K		F7		K			L7		G4-6-3 1-2f		5	0	0	0	0	2	1
Joe Foy, R (1, 5) OBP: 0.353, SLG: 0.427	6-3		BB 1B			1B		P3			1B 1B	5	0	3	0	0	0	0
Don Demeter, R (1, 8) OBP: 0.296, SLG: 0.489	BB 1B		1-2 BB			HR 2B		P4			1-2 1B	4	1	3	0	1	0	0
Tony Conigliaro, R (1, 9) OBP: 0.338, SLG: 0.521	1-2 BB		P4			2-H HR			F9		K	4	1	1	2	1	1	4
George Scott, R (1, 3) OBP: 0.329, SLG: 0.463	F3			G4-6-3 BB		6-3			1B		1-2 2-3 1B	4	0	2	0	1	0	2
George Thomas, R (1, 7) OBP: 0.310, SLG: 0.328		F2		G4-6-3 1-2f		K			K		K	3	0	0	0	0	1	1
Carl Yastrzemski, L (8, 7) OBP: 0.359, SLG: 0.430												2	0	0	0	0	2	4
Bob Tillman, R (1, 2) OBP: 0.295, SLG: 0.326		6-3		G3			6-3		F7		F8	5	0	0	0	0	0	4
George Smith, R (1, 4) OBP: 0.278, SLG: 0.347		6-3			1-3		K			G4-6-3 1B		3	0	0	0	0	1	0
Dalton Jones, L (10, PH) OBP: 0.310, SLG: 0.392 (11, 4)												1	0	1	0	0	0	0
Jim Lonborg, R (1, 1) OBP: 0.125, SLG: 0.179			K		K		K			L8		3	0	0	0	0	3	0
Lenny Green, L (10, PH) OBP: 0.338, SLG: 0.325												1	0	0	0	0	0	1
John Wyatt, R (11, 1)												0	0	0	0	0	0	0
Inning Stats	R: 0 E: 0 K: 1 S: 6 H: 1 LOB: 2 BB: 1 P: 10	R: 0 E: 0 K: 0 S: 3 H: 0 LOB: 0 BB: 0 P: 3	R: 0 E: 0 K: 1 S: 6 H: 1 LOB: 2 BB: 1 P: 10	R: 0 E: 0 K: 0 S: 2 H: 0 LOB: 0 BB: 1 P: 6	R: 0 E: 0 K: 2 S: 7 H: 0 LOB: 0 BB: 0 P: 7	R: 2 E: 0 K: 1 S: 7 H: 3 LOB: 0 BB: 0 P: 7	R: 0 E: 0 K: 2 S: 7 H: 0 LOB: 0 BB: 0 P: 7	R: 0 E: 0 K: 0 S: 3 H: 0 LOB: 0 BB: 0 P: 3	R: 0 E: 0 K: 1 S: 6 H: 1 LOB: 1 BB: 0 P: 6	R: 0 E: 0 K: 0 S: 3 H: 1 LOB: 0 BB: 0 P: 3	R: 0 E: 0 K: 2 S: 10 H: 3 LOB: 3 BB: 0 P: 10	1B: 8 2B: 1 3B: 0 HR: 1 SF: 0 SAC: 0 DP: 2 HBP: 0	WP: 0 PB: 0 SB: 0 CS: 0 PA: 43					

PITCHER		IP	WLS	BF	H	R	ER	SO	BB	IBB	HBP	BLK	WP	HR	S	P	ERA	WHIP
Dave McNally, L ERA: 2.8	(1, 1)	6.0		24	5	2	2	5	3	0	0	0	0	1	31	43	3.00	1.333
Stu Miller, R ERA: 1.84	(7, 1)	3.0		10	1	0	0	3	0	0	0	0	0	0	16	16	0.00	0.333
Eddie Fisher, R ERA: 2.1	(10, 1)	1.0	W	5	3	0	0	0	0	0	0	0	0	0	5	5	0.00	3.000
Dick Hall, R ERA: 2.87	(11, 1)	1.0	S	4	1	0	0	2	0	0	0	0	0	0	8	8	0.00	1.000

PITCHER	IP	WLS	BF	H	R	ER	SO	BB	IBB	HBP	BLK	WP	HR	S	P	ERA	WHIP

Baltimore Orioles @ Boston Red Sox

Fenway Park, Boston, MA

Mon Aug 15 1966, 7:05 PM EDT

Att. 10,018 - Unknown

BOTTOM

livebaseballscorecards.com

AB	40
R	2
H	10
RBI	2
BB	3
SO	10
LOB	17

Batter	1	2	3	4	5	6	7	8	9	AB	R	H	RBI	BB	SO	LOB
Luis Aparicio, R (1, 6) OBP: 0.295, SLG: 0.371	F7		P4			1-3		G6-4-3 1-2f	F7	5	0	0	0	0	0	3
Russ Snyder, L (1, 8) OBP: 0.377, SLG: 0.415	E3			3-1		F8			FC6-4 1B HR 1B	4	1	1	0	0	0	0
Frank Robinson, R (1, 9) OBP: 0.406, SLG: 0.633	K			HR		F7			FC6-4 1-2 1B	4	1	2	1	0	1	1
Brooks Robinson, R (1, 5) OBP: 0.351, SLG: 0.481	P4			5-3			P4		FC6-4 1-2f 2-3 HR	4	1	0	0	0	0	3
Boog Powell, L (1, 3) OBP: 0.377, SLG: 0.570		G3		K			1-3		1-H 3-H HR	4	1	1	3	0	1	0
Curt Blefary, L (1, 7) OBP: 0.381, SLG: 0.469		F5			FC4-6 1B		BB		E4 HR	3	1	1	0	1	0	0
Bob Johnson, R (1, 4) OBP: 0.303, SLG: 0.313		F2			FC4-6 1-4-3 1-2f		F8		1-H HR	4	1	1	2	0	0	2
Vic Roznovsky, L (1, 2) OBP: 0.338, SLG: 0.318 Andy Etchebarren, R (9, PR) OBP: 0.313, SLG: 0.410 (9, 2)			4-3		1-4-3 1-2			G6-4-3 1B	SH1-4 1B	4 0	0 0	2 0	0 0	0 0	0 0	1 0
Moe Drabowsky, R (1, 1) OBP: 0.400, SLG: 0.385 Wally Bunker, R (3, 1) OBP: 0.175, SLG: 0.162 Woodie Held, R (5, PH) OBP: 0.305, SLG: 0.294 Gene Brabender, R (5, 1) OBP: 0.091, SLG: 0.091 Paul Blair, R (8, PH) OBP: 0.269, SLG: 0.368 John Miller, R (8, 1) OBP: 0.083, SLG: 0.083			K		K			K	SH1-4 1-2	1 0 1 0 1 0	0 0 0 0 0 0	0 0 0 0 0 0	0 0 1 0 1 0	1 0 1 0 1 0	0 0 1 0 1 0	0 0 1 0 1 0
Inning Stats	R: 0 E: 1 K: 1 S: 6 H: 0 LOB: 1 BB: 0 P: 6	R: 0 E: 0 K: 0 S: 3 H: 0 LOB: 0 BB: 0 P: 3	R: 0 E: 0 K: 1 S: 5 H: 0 LOB: 0 BB: 0 P: 5	R: 1 E: 0 K: 1 S: 6 H: 1 LOB: 0 BB: 0 P: 6	R: 0 E: 0 K: 1 S: 6 H: 1 LOB: 1 BB: 0 P: 6	R: 0 E: 0 K: 0 S: 3 H: 0 LOB: 0 BB: 0 P: 3	R: 0 E: 0 K: 0 S: 3 H: 0 LOB: 1 BB: 1 P: 7	R: 0 E: 0 K: 1 S: 5 H: 1 LOB: 0 BB: 0 P: 5	R: 5 E: 1 K: 0 S: 9 H: 5 LOB: 2 BB: 0 P: 9	1B: 5 2B: 0 3B: 0 HR: 3 SF: 0 SAC: 1 DP: 1 HBP: 0						

PITCHER	IP	WLS	BF	H	R	ER	SO	BB	IBB	HBP	BLK	WP	HR	S	P	ERA	WHIP
Darrell Brandon, R (1, 1) ERA: 3.98	8.1	L	34	7	6	5	5	1	0	0	0	0	3	43	47	5.40	0.960
Dan Osinski, R (9, 1) ERA: 4.03	0.2		3	1	0	0	0	0	0	0	0	0	0	3	3	0.00	1.500

PITCHER	IP	WLS	BF	H	R	ER	SO	BB	IBB	HBP	BLK	WP	HR	S	P	ERA	WHIP

Baltimore Orioles @ Boston Red Sox

Fenway Park, Boston, MA

Tue Aug 16 1966, 7:05 PM EDT

Att. 17,131 - Unknown

TOP

livebaseballscorecards.com

AB	35
R	6
H	8
RBI	6
BB	1
SO	5
LOB	12

WP: 0 PA: 37
PB: 0
SB: 0
CS: 0

Baltimore Orioles @ Boston Red Sox

Fenway Park, Boston, MA

Tue Aug 16 1966, 7:05 PM EDT

Att. 17,131 - Unknown

BOTTOM

Batter	1	2	3	4	5	6	7	8	9	AB	R	H	RBI	BB	SO	LOB
Eddie Kasko, R (1, 6) OBP: 0.292, SLG: 0.318	P6		BB, BB, 1B, 1B 3-H	1-3, 2B		L5-3 1-2			G5-4-3 1-2f	5	1	2	1	0	0	2
Joe Foy, R (1, 5) OBP: 0.352, SLG: 0.424	K		BB, 1B 1-2	K			K			3	1	0	0	1	3	2
Carl Yastrzemski, L (1, 7) OBP: 0.360, SLG: 0.429	4-3		BB, 1B 1-2 2-3		6-3, SH2-3, 1B		K			3	0	1	0	1	1	0
Tony Conigliaro, R (1, 9) OBP: 0.338, SLG: 0.519		F8	BB, 1B 1-2 2-H 3-H		SH2-3 1-2		4-3			3	0	1	2	0	0	0
George Scott, R (1, 3) OBP: 0.328, SLG: 0.460		K	G6-4-3, BB 1-2 2-3		6-3 2-3			L9		3	0	0	0	1	1	1
Don Demeter, R (1, 8) OBP: 0.295, SLG: 0.483		HBP	G6-4-3 1-2f		K			F8		3	0	0	0	0	1	4
Mike Ryan, R (1, 2) OBP: 0.260, SLG: 0.272		K		K		E, SF9, 2B		1-3		4	1	1	0	0	2	1
George Smith, R (1, 4) OBP: 0.279, SLG: 0.350			SH5-3, 1B, 2B	K		E4, L5-3 2-3			G5-4-3, 1B	3	1	1	0	0	1	1
Dalton Jones, L (9, PH) OBP: 0.314, SLG: 0.395										1	0	1	0	0	0	0
Darrell Brandon, R (1, 1) OBP: 0.200, SLG: 0.259			SH5-3 2-3	2B, HBP		SF9 3-H			K	0	0	0	1	0	0	0
Dan Osinski, R (9, 1) OBP: 0.667, SLG: 0.667										0	0	0	0	0	0	0
Lenny Green, L (9, PH) OBP: 0.336, SLG: 0.322										1	0	0	0	0	1	1
Inning Stats	R: 0 E: 0 K: 1 S: 5 H: 0 LOB: 0 BB: 0 P: 5	R: 0 E: 0 K: 2 S: 7 H: 0 LOB: 1 BB: 0 P: 8	R: 3 E: 0 K: 0 S: 5 H: 3 LOB: 2 BB: 3 P: 17	R: 0 E: 0 K: 3 S: 10 H: 1 LOB: 2 BB: 0 P: 11	R: 0 E: 0 K: 1 S: 6 H: 1 LOB: 1 BB: 0 P: 6	R: 1 E: 1 K: 0 S: 4 H: 1 LOB: 0 BB: 0 P: 4	R: 0 E: 0 K: 2 S: 7 H: 0 LOB: 0 BB: 0 P: 7	R: 0 E: 0 K: 0 S: 3 H: 0 LOB: 0 BB: 0 P: 3	R: 0 E: 0 K: 1 S: 5 H: 1 LOB: 0 BB: 0 P: 5	1B: 4 2B: 4 3B: 0 HR: 0	SF: 1 SAC: 2 DP: 3 HBP: 2					

livebaseballscorecards.com

	AB	R	H	RBI	BB	SO	LOB
	29	4	7	4	3	10	12

PITCHER		IP	WLS	BF	H	R	ER	SO	BB	IBB	HBP	BLK	WP	HR	S	P	ERA	WHIP
Moe Drabowsky, R ERA: 2.79	(1, 1)	2.1		14	3	3	3	3	3	0	1	0	0	0	16	29	11.57	2.571
Wally Bunker, R ERA: 4.3	(3, 1)	1.2		6	1	0	0	3	0	0	1	0	0	0	11	12	0.00	0.600
Gene Brabender, R ERA: 3.69	(5, 1)	3.0		11	2	1	1	3	0	0	0	0	0	0	17	17	3.00	0.667
John Miller, R ERA: 4.96	(8, 1)	2.0	W	6	1	0	0	1	0	0	0	0	0	0	8	8	0.00	0.500

PITCHER		IP	WLS	BF	H	R	ER	SO	BB	IBB	HBP	BLK	WP	HR	S	P	ERA	WHIP

Baltimore Orioles @ Boston Red Sox

Fenway Park, Boston, MA

Wed Aug 17 1966, 3:33 AM EDT

Att. 15,328 - Unknown

TOP

livebaseballscorecards.com

Batter	1	2	3	4	5	6	7	8	9	AB	R	H	RBI	BB	SO	LOB
Luis Aparicio, R (1, 6) OBP: 0.301, SLG: 0.379	FC6-4 1B		1B 1B	1-3 2B		1-2 1B			F8 1-2 2-3 1B	6	1	5	0	0	0	0
Russ Snyder, L (1, 8) (9, 7) OBP: 0.379, SLG: 0.417	FC6-4 PB 1-2f 1B		FC5-4 1B 1-3 1B	F5		1-2 2-3 1B			1B 1B BB 1B 3-1	6	2	3	0	0	0	6
Frank Robinson, R (1, 9) OBP: 0.408, SLG: 0.633	1B 1-H 1B		FC5-4 1-2 3-H 1B	G3	P6				BB 1B 1-2 1B	5	1	3	2	0	0	2
Brooks Robinson, R (1, 5) OBP: 0.351, SLG: 0.482	F9		FC5-4 G4-6-3 1-2f 2-3	FC4-6 2B			F3		1B BB SH1-3 1-2 2-3 1B	5	1	2	0	0	0	3
Boog Powell, L (1, 3) OBP: 0.380, SLG: 0.568	1-2 1B		G4-6-3 1-2f	FC4-6 BB			K		SH1-3 1B 1-2 2-3 3-H 1B BB	3	1	1	1	2	1	2
Curt Blefary, L (1, 7) OBP: 0.380, SLG: 0.466 Paul Blair, R (9, PH) (9, 8) OBP: 0.273, SLG: 0.371	K			1-3 1B	FC4-6 1-2f 2-3		K		SH1-3 1-2 2-3 3-H 1B	4 1	1 1	1 1	0 1	0 0	2 0	4 0
Bob Johnson, R (1, 4) OBP: 0.290, SLG: 0.298		K	1-3 1-2	F5				F8	SH1-3 1-2 2-3 3-H	4	0	0	1	0	1	3
Vic Roznovsky, L (1, 2) OBP: 0.342, SLG: 0.314		F5	2B 2-H 1B			4-3		K	1B 1B IBB	4	0	1	1	1	1	0
Jim Palmer, R (1, 1) OBP: 0.131, SLG: 0.155 Stu Miller, L (8, 1) OBP: 0.143, SLG: 0.143		K	K			E6 1B 1B		5-3	1B 1-2 2-H 3-H 1B	4 1	0 0	0 1	0 2	0 0	2 0	1 0
Inning Stats	R: 1 H: 3 E: 0 LOB: 2 K: 1 BB: 0 S: 8 P: 8	R: 0 H: 0 E: 0 LOB: 0 K: 2 BB: 0 S: 7 P: 7	R: 1 H: 3 E: 0 LOB: 1 K: 0 BB: 0 S: 5 P: 5	R: 1 H: 3 E: 0 LOB: 2 K: 1 BB: 0 S: 8 P: 8	R: 0 H: 1 E: 0 LOB: 2 K: 0 BB: 1 S: 4 P: 8	R: 0 H: 2 E: 1 LOB: 2 K: 0 BB: 0 S: 5 P: 5	R: 0 H: 0 E: 0 LOB: 0 K: 2 BB: 0 S: 7 P: 7	R: 0 H: 0 E: 0 LOB: 0 K: 1 BB: 0 S: 5 P: 5	R: 5 H: 6 E: 0 LOB: 3 K: 0 BB: 2 S: 9 P: 17	1B: 16 SF: 0 2B: 2 SAC: 1 3B: 0 DP: 1 HR: 0 HBP: 0						

	AB	43
	R	8
	H	18
	RBI	8
	BB	3
	SO	7
	LOB	21

PITCHER		IP	WLS	BF	H	R	ER	SO	BB	IBB	HBP	BLK	WP	HR	S	P	ERA	WHIP
Jose Santiago, R ERA: 3.53	(1, 1)	3.1	L	17	8	3	2	3	0	0	0	0	0	0	23	23	5.40	2.400
Rollie Sheldon, R ERA: 3.91	(4, 1)	1.2		8	2	0	0	1	1	0	0	0	0	0	9	13	0.00	1.800
Don McMahon, R ERA: 2.85	(6, 1)	2.0		8	2	0	0	2	0	0	0	0	0	0	12	12	0.00	1.000
John Wyatt, R ERA: 3.93	(8, 1)	1.1		7	3	3	3	1	0	0	0	0	0	0	9	9	20.25	2.250
Dennis Bennett, L ERA: 3.46	(9, 1)	0.0		2	1	0	0	0	1	0	0	0	0	0	1	5	∞	∞

PITCHER		IP	WLS	BF	H	R	ER	SO	BB	IBB	HBP	BLK	WP	HR	S	P	ERA	WHIP
Dan Osinski, R ERA: 3.98	(9, 1)	0.2		5	2	2	2	0	0	1	0	0	0	0	4	8	27.00	3.000

WP: 0	PB: 2	PA: 47
SB: 0	CS: 0	

Baltimore Orioles @ Boston Red Sox

Fenway Park, Boston, MA

Wed Aug 17 1966, 3:33 AM EDT

Att. 15,328 - Unknown

BOTTOM

Batter	1	2	3	4	5	6	7	8	9	AB	R	H	RBI	BB	SO	LOB
Jose Tartabull, L (1, 8) OBP: 0.287, SLG: 0.329	4-3		F7		P4		4-3		F8	4	0	0	0	0	0	1
John Wyatt, R (8, 1)										0	0	0	0	0	0	0
Dennis Bennett, L (9, 1)										0	0	0	0	0	0	0
Dan Osinski, R (9, 1) OBP: 0.667, SLG: 0.667										0	0	0	0	0	0	0
George Thomas, R (9, PH) OBP: 0.308, SLG: 0.326										1	0	0	0	0	0	0
Joe Foy, R (1, 5) OBP: 0.352, SLG: 0.421	BBBB G4-6-3 BB			6-3		K		FC3-4 BB	F9	3	0	0	0	2	1	0
Carl Yastrzemski, L (1, 7) OBP: 0.359, SLG: 0.427	G4-6-3 1-2f			2B 1B 1B		4-3		FC3-4 FC5-4 1-2f		4	1	1	0	0	0	2
Tony Conigliaro, R (1, 9) OBP: 0.340, SLG: 0.520		L7		1B 1-3 2B		BBBB BB		FC5-4 1B 1-2f		3	1	1	0	1	0	1
George Scott, R (1, 3) OBP: 0.330, SLG: 0.459		P4		K		BBBB 1-2 BB		1-2 1B		3	0	1	0	1	1	2
Dalton Jones, L (1, 4) OBP: 0.318, SLG: 0.398		1B		2-H 3-H 1B		1-3		4-3		4	0	2	2	0	0	4
Mike Ryan, R (1, 2) OBP: 0.263, SLG: 0.278		K		P3			2B		HR 1B	4	1	2	0	0	1	2
George Smith, R (1, 6) OBP: 0.277, SLG: 0.347			F8		5-3		K		P4	3	0	0	0	0	1	1
Eddie Kasko, R (9, PH) OBP: 0.289, SLG: 0.315										1	0	0	0	0	0	1
Jose Santiago, R (1, 1) OBP: 0.188, SLG: 0.173			F8		4-3		F9		1-H HR	1	0	0	0	0	0	0
Rollie Sheldon, R (4, 1) OBP: 0.098, SLG: 0.098										0	0	0	0	0	0	0
Lenny Green, L (5, PH) OBP: 0.333, SLG: 0.319										1	0	0	0	0	0	0
Don McMahon, R (6, 1) OBP: 0.143, SLG: 0.154										0	0	0	0	0	0	0
Don Demeter, R (7, PH) OBP: 0.297, SLG: 0.495										2	1	1	2	0	0	1
(8, 8)																
Inning Stats	R: 0 E: 0 K: 0 S: 2 H: 0 LOB: 0 BB: 1 P: 6	R: 0 E: 0 K: 1 S: 6 H: 1 LOB: 1 BB: 0 P: 6	R: 0 E: 0 K: 0 S: 3 H: 0 LOB: 0 BB: 0 P: 3	R: 2 E: 0 K: 1 S: 8 H: 3 LOB: 1 BB: 0 P: 8	R: 0 E: 0 K: 0 S: 3 H: 0 LOB: 0 BB: 0 P: 3	R: 0 E: 0 K: 1 S: 5 H: 0 LOB: 2 BB: 2 P: 13	R: 0 E: 0 K: 1 S: 6 H: 1 LOB: 1 BB: 0 P: 6	R: 0 E: 0 K: 0 S: 4 H: 1 LOB: 2 BB: 1 P: 8	R: 2 E: 0 K: 0 S: 5 H: 2 LOB: 0 BB: 0 P: 5	1B: 5 2B: 2 3B: 0 HR: 1	SF: 0 SAC: 0 DP: 1 HBP: 0						

livebaseballscorecards.com

AB	34
R	4
H	8
RBI	4
BB	4
SO	4
LOB	15

PITCHER		IP	WLS	BF	H	R	ER	SO	BB	IBB	HBP	BLK	WP	HR	S	P	ERA	WHIP
Jim Palmer, R ERA: 3.3	(1, 1)	7.0	W	29	5	2	2	4	4	0	0	0	0	0	33	49	2.57	1.286
Stu Miller, R ERA: 2.03	(8, 1)	2.0	S	9	3	2	2	0	0	0	0	0	0	1	9	9	9.00	1.500

PITCHER	IP	WLS	BF	H	R	ER	SO	BB	IBB	HBP	BLK	WP	HR	S	P	ERA	WHIP

Baltimore Orioles @ Detroit Tigers

Tiger Stadium, Detroit, MI

Fri Aug 19 1966, 7:05 PM EDT

Att. 35,504 - Unknown

TOP

Batter	1	2	3	4	5	6	7	8	9	AB	R	H	RBI	BB	SO	LOB
Luis Aparicio, R (1, 6) OBP: 0.302, SLG: 0.379	F9		P6		1B		FC5-4		F8	5	0	2	0	0	0	1
Curt Blefary, L (1, 7) OBP: 0.380, SLG: 0.461	K		BB		K		F9		FC6-4 HBP	3	0	0	0	1	2	2
Frank Robinson, R (1, 9) OBP: 0.406, SLG: 0.628	L8		F7		1-3 1B		FC5-4 1-2f		FC6-4 1-2f	5	0	1	0	0	0	4
Brooks Robinson, R (1, 5) OBP: 0.348, SLG: 0.478		F7	P4		F9		L8			4	0	0	0	0	0	4
Boog Powell, L (1, 3) OBP: 0.376, SLG: 0.563		K		K		G3		K		4	0	0	0	0	3	0
Davey Johnson, R (1, 4) OBP: 0.288, SLG: 0.333		WP 1B		K		E7 6-3		F9		4	2	2	0	0	1	0
Paul Blair, R (1, 8) OBP: 0.277, SLG: 0.374		1-H HR				6-3		K		4	1	2	2	0	1	0
Andy Etchebarren, R (1, 2) OBP: 0.315, SLG: 0.420		2-H HR		P4		3-H			L4	4	1	2	2	0	0	1
Eddie Watt, R (1, 1) OBP: 0.270, SLG: 0.459 Gene Brabender, R (1, 1) OBP: 0.083, SLG: 0.083 Woodie Held, R (5, PH) OBP: 0.300, SLG: 0.288 John Miller, R (5, 1) OBP: 0.083, SLG: 0.083 Bob Johnson, R (6, PH) OBP: 0.287, SLG: 0.294 Dick Hall, R (6, 1) OBP: 0.273, SLG: 0.200 Sam Bowens, R (9, PH) OBP: 0.272, SLG: 0.369		K			P4	6-3			2B	0 1 1 0 1 0 1 0	0 0 0 0 0 0 0 0	0 0 0 0 0 0 0 0	0 0 0 0 0 0 0 0	0 1 0 0 0 0 0 0	0 0 0 0 0 1 0 0	0 0 0 0 0 0 1 0
Inning Stats	R: 0 E: 0 K: 1 S: 5 H: 0 LOB: 0 BB: 0 P: 5	R: 3 E: 0 K: 2 S: 10 H: 3 LOB: 0 BB: 0 P: 10	R: 0 E: 0 K: 0 S: 3 H: 0 LOB: 1 BB: 1 P: 7	R: 0 E: 0 K: 2 S: 8 H: 1 LOB: 1 BB: 0 P: 8	R: 0 E: 0 K: 1 S: 7 H: 2 LOB: 2 BB: 0 P: 7	R: 1 E: 1 K: 0 S: 5 H: 2 LOB: 1 BB: 0 P: 5	R: 0 E: 0 K: 0 S: 4 H: 1 LOB: 1 BB: 0 P: 4	R: 0 E: 0 K: 2 S: 7 H: 0 LOB: 0 BB: 0 P: 7	R: 0 E: 0 K: 0 S: 4 H: 1 LOB: 2 BB: 0 P: 5	1B: 7 2B: 2 3B: 0 HR: 1 SF: 0 SAC: 0 DP: 0 HBP: 1						

PITCHER	IP	WLS	BF	H	R	ER	SO	BB	IBB	HBP	BLK	WP	HR	S	P	ERA	WHIP
Mickey Lolich, L (1, 1) ERA: 4.38	9.0	W	39	10	4	4	8	1	0	1	0	1	1	53	58	4.00	1.222

PITCHER	IP	WLS	BF	H	R	ER	SO	BB	IBB	HBP	BLK	WP	HR	S	P	ERA	WHIP

AB	37
R	4
H	10
RBI	4
BB	1
SO	8
LOB	13

WP: 1 PA: 39
PB: 0
SB: 0
CS: 0

livebaseballscorecards.com

Baltimore Orioles @ Detroit Tigers

Tiger Stadium, Detroit, MI

Fri Aug 19 1966, 7:05 PM EDT

Att. 35,504 - Unknown

livebaseballscorecards.com

BOTTOM

Batter	1	2	3	4	5	6	7	8	9	AB	R	H	RBI	BB	SO	LOB
Dick McAuliffe, L (1, 6) OBP: 0.387, SLG: 0.509	BBBB 4-0 BB 1B HBP BB	x 0-0 1B 2-3 1B		x 0-0 FC1-6 1B		BBBB 4-0 E 1B BB BB	x 0-0 ② P3			3	3	2	0	2	0	0
Jerry Lumpe, L (1, 4) OBP: 0.296, SLG: 0.313 Dick Tracewski, R (8, 4) OBP: 0.240, SLG: 0.181	x 0-0 HBP BB 1-2 1B 1B	x 0-0 FC6-4 1B 1-2 3-H 1B		x 0-0 ① FC1-6 1B 1-2f FC6-4 1B		x 0-0 E9 BB IBB 1-3 SF7 1B	x 0-0 ③ F3			5 0	3 0	3 0	1 0	0 0	0 0	1 0
Norm Cash, L (1, 3) OBP: 0.342, SLG: 0.441	BBBB 4-0 1B HBP 1-2 G4-6-3 2-3 BB	x 0-0 FC6-4 1-2 2-H 1B		x 0-0 FC6-4 1-3 1B		IIII 4-0 SF7 BB 1-2 E IBB		x 0-0 ① G3		3	2	2	1	2	0	0
Al Kaline, R (1, 8) OBP: 0.397, SLG: 0.575 Mickey Stanley, R (1, PR) (2, 8) OBP: 0.310, SLG: 0.348	H 1-0 G4-6-3 1B 1-2 2-3 3-H HBP	x 0-0 ② FC6-4 1-2f 2-3		x 0-0 ② FC6-4 1-2f 3-H		x 0-0 ① F5		x 0-0 2B		0 4	0 0	0 1	1 1	0 0	0 0	0 6
Willie Horton, R (1, 7) OBP: 0.341, SLG: 0.496	x 0-0 SSS G4-6-3 1-2 2-3 3-H 1B	0-3 ③ K		SSS 0-3 ③ K		BBBB 4-0 E 1-2 2-3 3-H BB		x 0-0 ② P6		4	1	1	2	1	2	4
Jim Northrup, L (1, 9) OBP: 0.319, SLG: 0.457	x 0-0 ① ② G4-6-3 1-2f 2-3 3-H	x 0-0 ① 4-3		BBB 4-0 G6-3 BB		x 0-0 ② SF7 2-3 3-H		x 0-0 ③ 3-1		3	0	0	1	1	0	3
Don Wert, R (1, 5) OBP: 0.350, SLG: 0.363	x 0-0 ③ 1-3	BBBB 4-0 CS BB		x 0-0 ① ② G6-3 1-2f		x 0-0 E6 1-H 3-H 2B				3	0	1	2	1	0	3
Bill Freehan, R (1, 2) OBP: 0.294, SLG: 0.346		SSS 0-3 ① K		BBBB 4-0 ② 1-2 BB		BBBB 4-0 BB	SSS 0-3 ③ K			2	0	0	0	2	2	1
Mickey Lolich, S (1, 1) OBP: 0.241, SLG: 0.188		x 0-0 E1 1B 1B 1B	x 0-0 ③ F5		SSS 0-3 ③ K		x 0-0 ① 4-3			4	1	1	0	0	1	2
Inning Stats	R: 3 H: 2 E: 0 LOB: 2 K: 0 BB: 2 S: 4 P: 13	R: 2 H: 4 E: 1 LOB: 2 K: 2 BB: 0 S: 11 P: 11	R: 0 H: 0 E: 0 LOB: 1 K: 0 BB: 2 S: 2 P: 10	R: 1 H: 2 E: 0 LOB: 1 K: 1 BB: 0 S: 7 P: 7	R: 0 H: 0 E: 0 LOB: 1 K: 1 BB: 2 S: 4 P: 12	R: 4 H: 2 E: 2 LOB: 1 K: 1 BB: 3 S: 7 P: 19	R: 0 H: 0 E: 0 LOB: 0 K: 0 BB: 0 S: 3 P: 3	R: 0 H: 1 E: 0 LOB: 1 K: 0 BB: 0 S: 4 P: 4		1B: 9 SF: 1 2B: 2 SAC: 0 3B: 0 DP: 2 HR: 0 HBP: 1				WP: 0 PA: 42 PB: 0 SB: 0 CS: 1		

	AB	31
	R	10
	H	11
	RBI	9
	BB	9
	SO	5
	LOB	20

PITCHER		IP	WLS	BF	H	R	ER	SO	BB	IBB	HBP	BLK	WP	HR	S	P	ERA	WHIP
Eddie Watt, R ERA: 3.49	(1, 1)	0.0		4	1	3	3	0	2	0	1	0	0	0	1	10	∞	∞
Gene Brabender, R ERA: 3.9	(1, 1)	4.0	L	19	7	3	3	3	2	0	0	0	0	0	23	31	6.75	2.250
John Miller, R ERA: 4.9	(5, 1)	1.0		4	0	0	0	1	2	0	0	0	0	0	4	12	0.00	2.000
Dick Hall, R ERA: 3.36	(6, 1)	3.0		15	3	4	4	1	2	1	0	0	0	0	14	26	12.00	1.667

PITCHER	IP	WLS	BF	H	R	ER	SO	BB	IBB	HBP	BLK	WP	HR	S	P	ERA	WHIP

Baltimore Orioles @ Detroit Tigers

Tiger Stadium, Detroit, MI

Sat Aug 20 1966, 4:33 AM EDT

Att. 21,235 - Unknown

TOP

livebaseballscorecards.com

Batter	1	2	3	4	5	6	7	8	9	AB	R	H	RBI	BB	SO	LOB
Luis Aparicio, R (1, 6) OBP: 0.303, SLG: 0.378	F3		5-3		BB 1-2 3B	1B 2-H			F9	4	1	1	1	1	0	0
Russ Snyder, L (1, 8) (9, 7) OBP: 0.377, SLG: 0.422	F8		F8		3B 1-H 2-H 3-H WP		K			4	1	1	3	0	1	0
Frank Robinson, R (1, 9) OBP: 0.403, SLG: 0.622	P1			K	F8 3-H		F9			4	0	0	0	0	1	0
Brooks Robinson, R (1, 5) OBP: 0.346, SLG: 0.474		6-3		P3	F8		6-3			4	0	0	0	0	0	0
Boog Powell, L (1, 3) OBP: 0.379, SLG: 0.571		HR		HBP	1B			K		1	1	1	1	0	0	0
Bob Johnson, R (5, PH) (5, 3) (9, 4) OBP: 0.292, SLG: 0.299										2	0	1	0	0	1	0
Curt Blefary, L (1, 7) (9, 3) OBP: 0.378, SLG: 0.468		HR		L3	4-3			F8		4	1	1	1	0	0	2
Davey Johnson, R (1, 4) OBP: 0.285, SLG: 0.329		K			E7 1B 1B	K		5-3		4	1	0	0	0	2	0
Paul Blair, R (9, 8) OBP: 0.277, SLG: 0.374										0	0	0	0	0	0	0
Andy Etchebarren, R (1, 2) OBP: 0.317, SLG: 0.421		6-3			1B 2-3 3B 1B	SH1-4 1B 1B			G3	4	2	2	0	0	0	0
Dave McNally, R (1, 1) OBP: 0.246, SLG: 0.288			K		BB 2-3 3-H 3B 1B	SH1-4 1-2			K	3	1	1	1	0	2	0
Eddie Fisher, R (9, 1)										0	0	0	0	0	0	0

	AB	34
	R	8
	H	8
	RBI	7
	BB	1
	SO	7
	LOB	2

Inning Stats	1	2	3	4	5	6	7	8	9
	R: 0 E: 0 K: 0 S: 3 H: 0 LOB: 0 BB: 0 P: 3	R: 2 E: 0 K: 1 S: 7 H: 2 LOB: 0 BB: 0 P: 7	R: 0 E: 0 K: 1 S: 5 H: 0 LOB: 0 BB: 0 P: 5	R: 0 E: 0 K: 1 S: 5 H: 0 LOB: 1 BB: 0 P: 6	R: 5 E: 1 K: 0 S: 8 H: 4 LOB: 1 BB: 1 P: 12	R: 1 E: 0 K: 1 S: 6 H: 2 LOB: 1 BB: 0 P: 6	R: 0 E: 0 K: 1 S: 5 H: 0 LOB: 0 BB: 0 P: 5	R: 0 E: 0 K: 1 S: 5 H: 0 LOB: 0 BB: 0 P: 5	R: 0 E: 0 K: 1 S: 5 H: 0 LOB: 0 BB: 0 P: 5

	1B: 5	SF: 0	WP: 1	PA: 37
	2B: 0	SAC: 1	PB: 0	
	3B: 1	DP: 0	SB: 0	
	HR: 2	HBP: 1	CS: 0	

PITCHER		IP	WLS	BF	H	R	ER	SO	BB	IBB	HBP	BLK	WP	HR	S	P	ERA	WHIP
Denny McLain, R ERA: 3.99	(1, 1)	4.0	L	20	5	7	6	3	1	0	1	0	0	2	24	29	13.50	1.500
Hank Aguirre, L ERA: 3.49	(5, 1)	3.0		11	3	1	1	2	0	0	0	0	1	0	15	15	3.00	1.000
Fred Gladding, R ERA: 3.79	(8, 1)	2.0		6	0	0	0	2	0	0	0	0	0	0	10	10	0.00	0.000

PITCHER	IP	WLS	BF	H	R	ER	SO	BB	IBB	HBP	BLK	WP	HR	S	P	ERA	WHIP

Baltimore Orioles @ Detroit Tigers

Tiger Stadium, Detroit, MI

Sat Aug 20 1966, 4:33 AM EDT

Att. 21,235 - Unknown

BOTTOM

Batter	1	2	3	4	5	6	7	8	9	AB	R	H	RBI	BB	SO	LOB
Don Wert, R (1, 5) OBP: 0.347, SLG: 0.358	6-3		P6 1-2		K			K	G5-4-3 1-2f 2-3	5	0	0	0	0	2	3
Jerry Lumpe, L (1, 4) OBP: 0.297, SLG: 0.314	K		4-3			1B		HR BB 1B	F2	5	1	2	0	0	1	2
Norm Cash, L (1, 3) OBP: 0.343, SLG: 0.441	K			PB WP 1B		P6		1-2 HR BB		3	1	1	0	1	1	1
Willie Horton, R (1, 7) OBP: 0.340, SLG: 0.501		5-3		5-3 1-3		K		1-H 2-H HR		4	1	1	3	0	1	2
Bill Freehan, R (1, 2) OBP: 0.296, SLG: 0.344		F8		BB		F8		HBP		2	0	0	0	1	0	1
Jim Northrup, L (1, 9) OBP: 0.318, SLG: 0.455		1B		P6			F5	P6		4	0	1	0	0	0	3
Mickey Stanley, R (1, 8) OBP: 0.308, SLG: 0.345		F8		F9			1B	1-3		4	0	1	0	0	0	4
Ray Oyler, R (1, 6) OBP: 0.269, SLG: 0.257			FC1-6 BB		6-3		K		G5-4-3 BB	2	0	0	0	2	1	1
Denny McLain, R (1, 1) OBP: 0.264, SLG: 0.239 Hank Aguirre, R (5, 1) Jake Wood, R (7, PH) OBP: 0.350, SLG: 0.396 Fred Gladding, L (8, 1) Gates Brown, L (9, PH) OBP: 0.327, SLG: 0.405			FC1-6 1-2f PB		K		F8		G5-4-3 1-2 BB	1 1 1 0 0	0 0 0 0 0	0 0 0 0 0	0 0 0 0 0	0 0 0 0 1	0 1 0 0 0	1 0 1 0 0
Inning Stats	R: 0 E: 0 K: 2 S: 7 H: 0 LOB: 0 BB: 0 P: 7	R: 0 E: 0 K: 0 S: 4 H: 1 LOB: 1 BB: 0 P: 4	R: 0 E: 0 K: 0 S: 3 H: 0 LOB: 1 BB: 1 P: 7	R: 0 E: 0 K: 0 S: 4 H: 1 LOB: 2 BB: 1 P: 8	R: 0 E: 0 K: 2 S: 7 H: 0 LOB: 0 BB: 0 P: 7	R: 0 E: 0 K: 1 S: 6 H: 1 LOB: 1 BB: 0 P: 6	R: 0 E: 0 K: 1 S: 6 H: 1 LOB: 1 BB: 0 P: 6	R: 3 E: 0 K: 1 S: 7 H: 2 LOB: 1 BB: 1 P: 12	R: 0 E: 0 K: 0 S: 2 H: 0 LOB: 1 BB: 2 P: 10	1B: 5 2B: 0 3B: 0 HR: 1	SF: 0 SAC: 0 DP: 1 HBP: 1		WP: 1 PB: 2 SB: 0 CS: 0	PA: 38			

livebaseballscorecards.com

AB	32
R	3
H	6
RBI	3
BB	5
SO	7
LOB	19

PITCHER		IP	WLS	BF	H	R	ER	SO	BB	IBB	HBP	BLK	WP	HR	S	P	ERA	WHIP
Dave McNally, L ERA: 2.83	(1, 1)	8.0	W	36	6	3	3	7	5	0	1	0	1	1	44	65	3.38	1.375
Eddie Fisher, R ERA: 2.07	(9, 1)	1.0	S	2	0	0	0	0	0	0	0	0	0	0	2	2	0.00	0.000

PITCHER	IP	WLS	BF	H	R	ER	SO	BB	IBB	HBP	BLK	WP	HR	S	P	ERA	WHIP

Batter	1	2	3	4	5	6	7	8	9	AB	R	H	RBI	BB	SO	LOB
Luis Aparicio, R (1, 6) OBP: 0.302, SLG: 0.381	3B		5-3		G3		K			4	1	1	0	0	1	0
Russ Snyder, L (1, 7) OBP: 0.382, SLG: 0.430	SF9 3-H		BB		HR		4-3			2	2	1	1	2	0	0
Frank Robinson, R (1, 9) OBP: 0.402, SLG: 0.627	SF9 3-H		F9		1-H HR			6-3		3	1	1	3	0	0	1
Brooks Robinson, R (1, 5) OBP: 0.345, SLG: 0.475	2B		L8		6-3			5-3		4	0	1	0	0	0	1
Curt Blefary, L (1, 3) OBP: 0.374, SLG: 0.462	L8			4-3	P6			K		4	0	0	0	0	1	1
Bob Johnson, R (1, 4) OBP: 0.300, SLG: 0.308	K			1B		6-3			1B	4	0	2	0	0	1	1
Paul Blair, R (1, 8) OBP: 0.276, SLG: 0.372		K		1-2 1B		K			F2	4	0	1	0	0	2	1
Andy Etchebarren, R (1, 2) OBP: 0.314, SLG: 0.416		K		K		F9			K	4	0	0	0	0	3	3
Moe Drabowsky, R (1, 1) OBP: 0.375, SLG: 0.357 Wally Bunker, R (3, 1) OBP: 0.171, SLG: 0.158 Gene Brabender, R (4, 1) OBP: 0.083, SLG: 0.083 Sam Bowens, R (7, PH) OBP: 0.271, SLG: 0.367 Steve Barber, L (7, 1) OBP: 0.071, SLG: 0.071 John Miller, R (7, 1) OBP: 0.083, SLG: 0.083 Eddie Fisher, R (7, 1) Vic Roznovsky, L (9, PH) OBP: 0.338, SLG: 0.310		K		K			K		4-3	1 0 0 0 0 1 0 1 0 0 0 0 1 2 0 0 0 0 0 0 0 1 0 0 0 0 1 0 0 0 0 0 0 0 0 0 0 0 0 0 0 0 0 0 0 0 0 0 0 1 0 0 0 0 0 1						
Inning Stats	R: 2 E: 0 K: 1 S: 8 H: 3 LOB: 1 BB: 0 P: 8	R: 0 E: 0 K: 3 S: 9 H: 0 LOB: 0 BB: 0 P: 9	R: 0 E: 0 K: 0 S: 3 H: 0 LOB: 1 BB: 1 P: 7	R: 0 E: 0 K: 2 S: 9 H: 2 LOB: 2 BB: 0 P: 9	R: 2 E: 0 K: 0 S: 4 H: 1 LOB: 0 BB: 1 P: 8	R: 0 E: 0 K: 1 S: 5 H: 0 LOB: 0 BB: 0 P: 5	R: 0 E: 0 K: 2 S: 7 H: 0 LOB: 0 BB: 0 P: 7	R: 0 E: 0 K: 1 S: 5 H: 0 LOB: 0 BB: 0 P: 5	R: 0 E: 0 K: 1 S: 6 H: 1 LOB: 1 BB: 0 P: 6	1B: 3 2B: 1 3B: 2 HR: 1 SF: 1 SAC: 0 DP: 0 HBP: 0						

PITCHER	IP	WLS	BF	H	R	ER	SO	BB	IBB	HBP	BLK	WP	HR	S	P	ERA	WHIP
Earl Wilson, R (1, 1) ERA: 3.31	9.0	W	36	7	4	4	11	2	0	0	0	0	1	56	64	4.00	1.000

PITCHER	IP	WLS	BF	H	R	ER	SO	BB	IBB	HBP	BLK	WP	HR	S	P	ERA	WHIP

TOP

Baltimore Orioles @ Detroit Tigers

Tiger Stadium, Detroit, MI

Sun Aug 21 1966, 4:33 AM EDT

Att. 30,146 - Unknown

livebaseballscorecards.com

AB	33
R	4
H	7
RBI	4
BB	2
SO	11
LOB	11

WP: 0 PA: 36
PB: 0
SB: 0
CS: 0

Batter	1	2	3	4	5	6	7	8	9	AB	R	H	RBI	BB	SO	LOB
Dick McAuliffe, L (1, 6) OBP: 0.387, SLG: 0.515	4-3	L8		HR		BB		6-3		4	1	1	1	1	0	1
Jerry Lumpe, L (1, 4) OBP: 0.293, SLG: 0.309	4-3		P5	F2		K		4-3		5	0	0	0	0	1	1
Dick Tracewski, R (9, 4) OBP: 0.240, SLG: 0.181										0	0	0	0	0	0	0
Norm Cash, L (1, 3) OBP: 0.344, SLG: 0.452	HR 3B		K	HR			6-3			4	2	2	1	0	1	0
Al Kaline, R (1, 8) OBP: 0.400, SLG: 0.583	HR 3-H		HR BB	L5-3			BB PB BB BB			2	3	1	2	2	0	0
Mickey Stanley, R (8, 8) OBP: 0.308, SLG: 0.345										0	0	0	0	0	0	0
Jim Northrup, L (1, 9) OBP: 0.323, SLG: 0.466	1B		HR 1-H		F7		BB 1-2			3	2	2	2	1	0	0
Willie Horton, R (1, 7) OBP: 0.341, SLG: 0.499	F3		BB		F8		SF8 PB BB 1-2 2-3			2	0	0	0	2	0	1
Don Wert, R (1, 5) OBP: 0.344, SLG: 0.356		F9	K		L1		SF8 1-3 2-H 3-H			3	0	0	1	0	1	1
Bill Freehan, R (1, 2) OBP: 0.293, SLG: 0.340		6-3		6-3		K	L7			4	0	0	0	0	1	1
Earl Wilson, R (1, 1) OBP: 0.321, SLG: 0.514		BB		HR		K		K		3	1	1	1	1	2	0
Inning Stats	R: 2 E: 0 K: 0 S: 6 H: 3 LOB: 1 BB: 0 P: 6	R: 0 E: 0 K: 0 S: 3 H: 0 LOB: 1 BB: 1 P: 7	R: 2 E: 0 K: 2 S: 8 H: 1 LOB: 1 BB: 2 P: 16	R: 3 E: 0 K: 0 S: 6 H: 3 LOB: 0 BB: 0 P: 6	R: 0 E: 0 K: 0 S: 3 H: 0 LOB: 0 BB: 0 P: 3	R: 0 E: 0 K: 3 S: 9 H: 0 LOB: 1 BB: 1 P: 13	R: 2 E: 0 K: 0 S: 3 H: 0 LOB: 1 BB: 3 P: 15	R: 0 E: 0 K: 1 S: 5 H: 0 LOB: 0 BB: 0 P: 5		1B: 1 2B: 0 3B: 1 HR: 5	SF: 1 SAC: 0 DP: 0 HBP: 0						

BOTTOM

Baltimore Orioles @ Detroit Tigers

Tiger Stadium, Detroit, MI

Sun Aug 21 1966, 4:33 AM EDT

Att. 30,146 - Unknown

livebaseballscorecards.com

AB	30
R	9
H	7
RBI	8
BB	7
SO	6
LOB	5

WP: 0 PB: 1 SB: 0 CS: 0 PA: 38

PITCHER		IP	WLS	BF	H	R	ER	SO	BB	IBB	HBP	BLK	WP	HR	S	P	ERA	WHIP
Moe Drabowsky, R ERA: 2.97	(1, 1)	2.0		10	3	2	2	0	1	0	0	0	0	1	9	13	9.00	2.000
Wally Bunker, R ERA: 4.66	(3, 1)	1.2	L	11	4	5	5	2	2	0	0	0	0	4	13	21	27.00	3.600
Gene Brabender, R ERA: 3.75	(4, 1)	2.1		8	0	0	0	3	1	0	0	0	0	0	13	17	0.00	0.429
Steve Barber, L ERA: 2.32	(7, 1)	0.1		2	0	1	1	0	1	0	0	0	0	0	1	5	27.00	3.000
John Miller, R ERA: 4.9	(7, 1)	0.0		2	0	0	0	0	2	0	0	0	0	0	0	8	∞	∞

PITCHER		IP	WLS	BF	H	R	ER	SO	BB	IBB	HBP	BLK	WP	HR	S	P	ERA	WHIP
Eddie Fisher, R ERA: 2.02	(7, 1)	1.2		5	0	1	0	1	0	0	0	0	0	0	7	7	0.00	0.000

Batter	1	2	3	4	5	6	7	8	9	AB	R	H	RBI	BB	SO	LOB
Larry Brown, R (1, 6) OBP: 0.332, SLG: 0.338	BBBB 4-0 2B 5-3 BB		x 0-0 CS 1B			BBBB 4-0 FC6-4 BB		BBBB 4-0 BB		1	1	1	0	3	0	0
Leon Wagner, L (1, 7) OBP: 0.351, SLG: 0.494 Vic Davalillo, L (8, 8) OBP: 0.299, SLG: 0.304	x 0-0 1-3 2B		x 0-0 ① ② L9 1-2			x 0-0 ① F5		x 0-0 ③ P6		4 0	0 0	1 0	0 0	0 0	0 0	3 0
Chuck Hinton, R (1, 8) OBP: 0.332, SLG: 0.430 (8, 7)	x 0-0 ① 5-3 3-H		SSS 0-3 ③ K			x 0-0 ② FC6-4 CS 1-2f			x 0-0 ① 5-3	4	0	0	1	0	1	2
Rocky Colavito, R (1, 9) OBP: 0.351, SLG: 0.478	x 0-0 ② L9			x 0-0 ① 5-3		0-0 ③ CS 1-2	x 0-0 HR		x 0-0 ② 5-3	4	1	1	1	0	0	1
Fred Whitfield, L (1, 3) OBP: 0.291, SLG: 0.457	SSS 0-3 ③ K			x 0-0 ② F5			SSS 0-3 ① K		x 0-0 1B	4	0	1	0	0	2	1
Max Alvis, R (1, 5) OBP: 0.295, SLG: 0.351		x 0-0 ① P4		x 0-0 ③ F9			x 0-0 ② 4-3		x 0-0 ③ F9	4	0	0	0	0	0	1
Pedro Gonzalez, R (1, 4) OBP: 0.264, SLG: 0.283		SSS 0-3 ② K			x 0-0 ① 1-3		x 0-0 ③ F9			3	0	0	0	0	1	0
Del Crandall, R (1, 2) OBP: 0.339, SLG: 0.402		x 0-0 1B			x 0-0 ② P5			x 0-0 ① L8		3	0	1	0	0	0	0
Sam McDowell, L (1, 1) OBP: 0.190, SLG: 0.195		SSS 0-3 ③ K			x 0-0 ③ 4-3			SSS 0-3 ② K		3	0	0	0	0	2	1
Inning Stats	R: 1 E: 0 K: 1 S: 6 H: 1 LOB: 1 BB: 1 P: 10	R: 0 E: 0 K: 2 S: 8 H: 1 LOB: 1 BB: 0 P: 8	R: 0 E: 0 K: 1 S: 5 H: 1 LOB: 0 BB: 0 P: 5	R: 0 E: 0 K: 0 S: 3 H: 0 LOB: 0 BB: 0 P: 3	R: 0 E: 0 K: 0 S: 3 H: 0 LOB: 0 BB: 0 P: 3	R: 0 E: 0 K: 0 S: 2 H: 0 LOB: 0 BB: 1 P: 6	R: 1 E: 0 K: 1 S: 6 H: 1 LOB: 0 BB: 0 P: 6	R: 0 E: 0 K: 1 S: 5 H: 0 LOB: 1 BB: 1 P: 9	R: 0 E: 0 K: 0 S: 4 H: 1 LOB: 1 BB: 0 P: 4	1B: 3 2B: 1 3B: 0 HR: 1	SF: 0 SAC: 0 DP: 0 HBP: 0					

TOP

Cleveland Indians @ Baltimore Orioles

Memorial Stadium, Baltimore, MD

Tue Aug 23 1966, 7:05 PM EDT

Att. 22,578 - Unknown

livebaseballscorecards.com

AB	30
R	2
H	5
RBI	2
BB	3
SO	6
LOB	9

WP: 0 PB: 0 SB: 0 CS: 2 PA: 34

PITCHER		IP	WLS	BF	H	R	ER	SO	BB	IBB	HBP	BLK	WP	HR	S	P	ERA	WHIP
Jim Palmer, R ERA: 3.25	(1, 1)	8.0	L	29	4	2	2	6	3	0	0	0	0	1	38	50	2.25	0.875
Stu Miller, R ERA: 2.0	(9, 1)	1.0		4	1	0	0	0	0	0	0	0	0	0	4	4	0.00	1.000

PITCHER		IP	WLS	BF	H	R	ER	SO	BB	IBB	HBP	BLK	WP	HR	S	P	ERA	WHIP

Batter	1	2	3	4	5	6	7	8	9	AB	R	H	RBI	BB	SO	LOB
Luis Aparicio, R (1, 6) OBP: 0.304, SLG: 0.380	4-3		F7			1-3 BB		CS BB 1B		3	0	1	0	1	0	0
Curt Blefary, L (1, 3) OBP: 0.378, SLG: 0.462	1B			1B BB		1-3		CS 1B BB		2	1	1	0	2	0	1
Frank Robinson, R (1, 7) OBP: 0.403, SLG: 0.626	K			G6-4-3 1B		4-3		1-H 2-3 1B		4	0	2	1	0	1	2
Brooks Robinson, R (1, 5) OBP: 0.343, SLG: 0.471	K			K			6-3	F8		4	0	0	0	0	2	4
Sam Bowens, R (1, 9) OBP: 0.275, SLG: 0.367		1-3		G6-4-3			1B HBP		SH3-4 1B	3	0	1	0	0	0	2
Bob Johnson, R (1, 4) OBP: 0.291, SLG: 0.298		1-6-3			6-3		K		SH3-4	3	0	0	0	0	1	1
Paul Blair, R (1, 8) OBP: 0.276, SLG: 0.369		K			K		FC5-4 1B		K	4	0	1	0	0	3	1
Larry Haney, R (1, 2) OBP: 0.205, SLG: 0.289			K		K		FC5-4		G1	4	0	0	0	0	2	3
Jim Palmer, R (1, 1) OBP: 0.127, SLG: 0.150			K2-3			F9		F7		2	0	0	0	0	1	0
Russ Snyder, L (8, PH) OBP: 0.381, SLG: 0.428										1	0	0	0	0	0	0
Stu Miller, R (9, 1) OBP: 0.143, SLG: 0.143										0	0	0	0	0	0	0
Inning Stats	R: 0 E: 0 K: 2 S: 8 H: 1 LOB: 1 BB: 0 P: 8	R: 0 E: 0 K: 1 S: 5 H: 0 LOB: 0 BB: 0 P: 5	R: 0 E: 0 K: 2 S: 7 H: 0 LOB: 0 BB: 0 P: 7	R: 0 E: 0 K: 1 S: 5 H: 1 LOB: 1 BB: 1 P: 9	R: 0 E: 0 K: 2 S: 7 H: 0 LOB: 0 BB: 0 P: 7	R: 0 E: 0 K: 0 S: 3 H: 0 LOB: 1 BB: 1 P: 7	R: 0 E: 0 K: 1 S: 6 H: 1 LOB: 2 BB: 0 P: 7	R: 1 E: 0 K: 0 S: 4 H: 2 LOB: 1 BB: 1 P: 8	R: 0 E: 0 K: 1 S: 6 H: 1 LOB: 1 BB: 0 P: 6	1B: 6 2B: 0 3B: 0 HR: 0 SF: 0 SAC: 1 DP: 1 HBP: 1							

PITCHER	IP	WLS	BF	H	R	ER	SO	BB	IBB	HBP	BLK	WP	HR	S	P	ERA	WHIP
Sam McDowell, L (1, 1) ERA: 2.84	9.0	W	35	6	1	1	10	3	0	1	0	0	0	51	64	1.00	1.000

PITCHER	IP	WLS	BF	H	R	ER	SO	BB	IBB	HBP	BLK	WP	HR	S	P	ERA	WHIP

BOTTOM

Cleveland Indians @ Baltimore Orioles

Memorial Stadium, Baltimore, MD

Tue Aug 23 1966, 7:05 PM EDT

Att. 22,578 - Unknown

livebaseballscorecards.com

AB	30
R	1
H	6
RBI	1
BB	3
SO	10
LOB	14

WP: 0 PB: 0 SB: 0 CS: 2 PA: 35

Cleveland Indians @ Baltimore Orioles

Memorial Stadium, Baltimore, MD

Wed Aug 24 1966, 7:05 PM EDT

Att. 19,427 - Unknown

TOP

livebaseballscorecards.com

Batter	1	2	3	4	5	6	7	8	9	AB	R	H	RBI	BB	SO	LOB
Larry Brown, R (1, 6) OBP: 0.333, SLG: 0.339	S S S 0-3 ① K		S S S 0-3 ② K		x 0-0 WP 1B 1B		S S S 0-3 ① K		x 0-0 1B 1B 1B	5	2	2	0	0	3	2
Leon Wagner, L (1, 7) OBP: 0.350, SLG: 0.490	x 0-0 ② P4		x 0-0 ③ G3 1-2 3-H		x 0-0 BB 1-H 1B 1B		x 0-0 ② F7		x 0-0 ① P6	5	1	1	1	0	0	2
Vic Davalillo, L (9, 8) OBP: 0.299, SLG: 0.304										0	0	0	0	0	0	0
Chuck Hinton, R (1, 8) OBP: 0.333, SLG: 0.427	x 0-0 ③ 5-3			B B B B 4-0 2B 1B BB	x 0-0 ② F8		S S S 0-3 ③ K		x 0-0 S 1-3 1B 1B	4	2	1	0	1	1	1
(9, 7)																
Rocky Colavito, R (1, 9) OBP: 0.353, SLG: 0.480		x 0-0 ① 5-3		S S S 0-3 ① K	B B B B 4-0 1B 1-2 BB			x 0-0 4-3 1B 2B	x 0-0 1B 1-H FC6-4 3-H 1B	4	2	2	2	1	1	1
Fred Whitfield, L (1, 3) OBP: 0.294, SLG: 0.461		x 0-0 ② L9		x 0-0 1B 1-3 SF7 2B	x 0-0 1-3 2-H 1B			x 0-0 ① 4-3 2-3	x 0-0 FC6-4 1-3 1B	5	1	3	1	0	0	1
Joe Azcue, R (1, 2) OBP: 0.313, SLG: 0.379		x 0-0 ③ 4-3		x 0-0 FC5-4 2-3 3-H 1B	x 0-0 ③ F8			x 0-0 2B 3-H 1B	x 0-0 ② FC6-4 PB BB 1-2f 3-H	5	1	2	3	0	0	3
Max Alvis, R (1, 5) OBP: 0.298, SLG: 0.355			x 0-0 1B 1B	x 0-0 ② SF7 3-H		x 0-0 ① 5-3		x 0-0 B B B B 1-H 2B	4-0 PB 1-2 BB	3	0	2	2	1	0	0
Pedro Gonzalez, R (1, 4) OBP: 0.265, SLG: 0.284			x 0-0 ① 1B 1-3 WP 1B	x 0-0 ③ FC5-4 1-2f		x 0-0 ② 6-3		x 0-0 ② 6-3	x 0-0 ③ F9 1-2 2-3	3	1	1	0	0	0	1
Chico Salmon, R (6, 4) OBP: 0.290, SLG: 0.344										2	0	0	0	0	0	3
Sonny Siebert, R (1, 1) OBP: 0.162, SLG: 0.181			x 0-0 WP 2-3 1B		x 0-0 ① 1-5-3	S S S 0-3 ③ K		S S S 0-3 ③ K		4	0	1	0	0	2	1
Luis Tiant, R (8, 1) OBP: 0.077, SLG: 0.040										0	0	0	0	0	0	0

	AB	40
	R	10
	H	15
	RBI	9
	BB	3
	SO	7
	LOB	15

Inning Stats										
	R: 0 E: 0 K: 1 S: 5	H: 0 LOB: 0 BB: 0 P: 5	R: 0 E: 0 K: 0 S: 3	H: 0 LOB: 0 BB: 0 P: 3	R: 1 E: 0 K: 1 S: 7	H: 3 LOB: 1 BB: 0 P: 7	R: 2 E: 0 K: 1 S: 6	H: 2 LOB: 1 BB: 1 P: 11	R: 2 E: 0 K: 0 S: 6	H: 3 LOB: 2 BB: 1 P: 10
	R: 0 E: 0 K: 1 S: 5	H: 0 LOB: 0 BB: 0 P: 5	R: 0 E: 0 K: 2 S: 7	H: 0 LOB: 0 BB: 0 P: 7	R: 2 E: 0 K: 1 S: 8	H: 3 LOB: 1 BB: 0 P: 8	R: 3 E: 0 K: 0 S: 7	H: 4 LOB: 2 BB: 1 P: 11		

	1B: 12	SF: 1	WP: 2	PA: 44
	2B: 3	SAC: 0	PB: 1	
	3B: 0	DP: 0	SB: 1	
	HR: 0	HBP: 0	CS: 0	

PITCHER		IP	WLS	BF	H	R	ER	SO	BB	IBB	HBP	BLK	WP	HR	S	P	ERA	WHIP
Eddie Watt, R ERA: 3.75	(1, 1)	4.1	L	20	7	5	5	3	1	0	0	0	2	0	25	29	10.38	1.846
Moe Drabowsky, R ERA: 2.94	(5, 1)	0.2		4	1	0	0	0	1	0	0	0	0	0	3	7	0.00	3.000
Wally Bunker, R ERA: 4.57	(6, 1)	2.0		6	0	0	0	3	0	0	0	0	0	0	12	12	0.00	0.000
Gene Brabender, R ERA: 3.98	(8, 1)	1.0		6	3	2	2	1	0	0	0	0	0	0	8	8	18.00	3.000
Eddie Fisher, R ERA: 2.35	(9, 1)	1.0		8	4	3	3	0	1	0	0	0	0	0	7	11	27.00	5.000

PITCHER		IP	WLS	BF	H	R	ER	SO	BB	IBB	HBP	BLK	WP	HR	S	P	ERA	WHIP

BOTTOM

Cleveland Indians @ Baltimore Orioles

Memorial Stadium, Baltimore, MD

Wed Aug 24 1966, 7:05 PM EDT

Att. 19,427 - Unknown

livebaseballscorecards.com

Batter	1	2	3	4	5	6	7	8	9	AB	R	H	RBI	BB	SO	LOB
Luis Aparicio, R (1, 6) OBP: 0.303, SLG: 0.379	P6		E5		K		1-3		1B (3-H)	5	0	1	1	0	1	2
Russ Snyder, L (1, 8) OBP: 0.384, SLG: 0.429	E9 1B		F8		BB (1-2)			HR 1B	1-3	4	1	2	0	1	0	2
Frank Robinson, R (1, 9) OBP: 0.403, SLG: 0.638	K			HR	F9			1-H HR		4	2	2	3	0	1	3
Brooks Robinson, R (1, 5) OBP: 0.340, SLG: 0.467	P3			F9		5-3		F9		4	0	0	0	0	0	1
Boog Powell, L (1, 3) OBP: 0.376, SLG: 0.566		F9		F7		P4		F7		4	0	0	0	0	0	0
Curt Blefary, L (1, 7) OBP: 0.377, SLG: 0.458		4-3		BB		G3		L3		3	0	0	0	1	0	0
Bob Johnson, R (1, 4) OBP: 0.280, SLG: 0.286		6-3		G3			6-3		F9	4	0	0	0	0	0	1
Vic Roznovsky, L (1, 2) OBP: 0.333, SLG: 0.307			P5		F8		1B		F5	4	0	1	0	0	0	0
Eddie Watt, R (1, 1) OBP: 0.263, SLG: 0.447			F9		BB HBP		K		1B 3B	1	0	0	0	0	0	0
Moe Drabowsky, R (5, 1) OBP: 0.375, SLG: 0.357										0	0	0	0	0	0	0
Sam Bowens, R (5, PH) OBP: 0.278, SLG: 0.367										0	0	0	0	0	0	0
Wally Bunker, R (6, 1) OBP: 0.171, SLG: 0.158										0	0	0	0	0	0	0
Woodie Held, R (7, PH) OBP: 0.295, SLG: 0.283										1	0	0	0	0	1	1
Gene Brabender, R (8, 1) OBP: 0.083, SLG: 0.083										0	0	0	0	0	0	0
Eddie Fisher, R (9, 1)										0	0	0	0	0	0	0
Paul Blair, R (9, PH) OBP: 0.279, SLG: 0.381										1	1	1	0	0	0	0
Inning Stats	R: 0 E: 1 K: 1 S: 6 H: 1 LOB: 1 BB: 0 P: 6	R: 0 E: 0 K: 0 S: 3 H: 0 LOB: 0 BB: 0 P: 3	R: 0 E: 1 K: 0 S: 4 H: 0 LOB: 1 BB: 0 P: 4	R: 1 E: 0 K: 0 S: 4 H: 1 LOB: 1 BB: 1 P: 8	R: 0 E: 0 K: 1 S: 5 H: 0 LOB: 2 BB: 1 P: 10	R: 0 E: 0 K: 0 S: 3 H: 0 LOB: 0 BB: 0 P: 3	R: 0 E: 0 K: 1 S: 6 H: 1 LOB: 1 BB: 0 P: 6	R: 2 E: 0 K: 0 S: 5 H: 2 LOB: 0 BB: 0 P: 5	R: 1 E: 0 K: 0 S: 5 H: 2 LOB: 1 BB: 0 P: 5	1B: 4 2B: 0 3B: 1 HR: 2	SF: 0 SAC: 0 DP: 0 HBP: 1						

	AB	35
	R	4
	H	7
	RBI	4
	BB	2
	SO	3
	LOB	10

WP: 0 PB: 0 SB: 0 CS: 0 PA: 38

PITCHER		IP	WLS	BF	H	R	ER	SO	BB	IBB	HBP	BLK	WP	HR	S	P	ERA	WHIP
Sonny Siebert, R ERA: 3.13	(1, 1)	7.0	W	30	5	3	3	3	2	0	1	0	0	2	33	42	3.86	1.000
Luis Tiant, R ERA: 3.26	(8, 1)	2.0	S	8	2	1	1	0	0	0	0	0	0	0	8	8	4.50	1.000

PITCHER	IP	WLS	BF	H	R	ER	SO	BB	IBB	HBP	BLK	WP	HR	S	P	ERA	WHIP

Batter	1	2	3	4	5	6	7	8	9	10	11	AB	R	H	RBI	BB	SO	LOB
Larry Brown, R (1, 6) OBP: 0.331, SLG: 0.333	F5		6-3		K		FC2-6 1B 1-2f			HBP 5-3		4	0	0	0	0	1	1
Leon Wagner, L (1, 7) OBP: 0.351, SLG: 0.493	E9 SF8 2B			F8	4-3		FC6-4 1B 1-3			5-3 1-2		4	1	2	0	0	0	0
Vic Davalillo, L (9, 8) OBP: 0.297, SLG: 0.302												1	0	0	0	0	0	1
Chuck Hinton, R (1, 8) OBP: 0.328, SLG: 0.422	SF8 3-H			4-3		F9	FC6-4 1-2f			5-3		4	0	0	1	0	0	3
(9, 7)																		
Rocky Colavito, R (1, 9) OBP: 0.354, SLG: 0.477	P4			BBB 3B		BBB 1B		K		K		3	1	0	0	2	2	1
Fred Whitfield, L (1, 3) OBP: 0.293, SLG: 0.463		F9		WP 1-H 3B		K		K			K	5	1	1	1	0	3	1
Joe Azcue, R (1, 2) OBP: 0.315, SLG: 0.380		K		BB 3-H 1B		1B 1-2		F3			5-3	5	0	2	0	0	1	0
Max Alvis, R (1, 5) OBP: 0.298, SLG: 0.353		F8		BBB 4-0 FC5-4 1-2 BB		F5			K		4-3	3	0	0	0	1	1	2
Jim Gentile, L (11, PH) OBP: 0.327, SLG: 0.407												1	0	0	0	0	0	0
Dick Howser, R (11, 4) OBP: 0.298, SLG: 0.353												0	0	0	0	0	0	0
Chico Salmon, R (1, 4) OBP: 0.289, SLG: 0.346			5-3	FC5-4 1-2f			FC1-5 2B		B3			4	0	1	0	0	0	2
(11, 5)																		
Gary Bell, R (1, 1) OBP: 0.174, SLG: 0.154			6-3		4-3		FC1-5 FC2-6 2-3		K			1	0	0	0	0	0	0
John O'Donoghue, R (4, 1) OBP: 0.156, SLG: 0.188												2	0	0	0	0	0	1
Dick Radatz, R (8, 1) OBP: 0.100, SLG: 0.100												1	0	0	0	0	1	0
Luis Tiant, R (9, 1) OBP: 0.077, SLG: 0.040												0	0	0	0	0	0	0
Inning Stats	R: 1 E: 1 K: 0 S: 4 H: 1 LOB: 0 BB: 0 P: 4	R: 0 E: 0 K: 1 S: 5 H: 0 LOB: 0 BB: 0 P: 5	R: 0 E: 0 K: 0 S: 3 H: 0 LOB: 0 BB: 0 P: 3	R: 2 E: 0 K: 0 S: 5 H: 2 LOB: 2 BB: 2 P: 13	R: 0 E: 0 K: 1 S: 5 H: 0 LOB: 0 BB: 0 P: 5	R: 0 E: 0 K: 1 S: 6 H: 1 LOB: 2 BB: 1 P: 10	R: 0 E: 0 K: 0 S: 5 H: 2 LOB: 2 BB: 0 P: 5	R: 0 E: 0 K: 2 S: 7 H: 0 LOB: 0 BB: 0 P: 7	R: 0 E: 0 K: 2 S: 7 H: 0 LOB: 0 BB: 0 P: 7	R: 0 E: 0 K: 1 S: 5 H: 0 LOB: 1 BB: 0 P: 6	R: 0 E: 0 K: 1 S: 5 H: 0 LOB: 0 BB: 0 P: 5	1B: 3 2B: 2 3B: 1 HR: 0	SF: 1 SAC: 0 DP: 0 HBP: 1		WP: 1 PB: 0 SB: 0 CS: 0	PA: 43		

PITCHER	IP	WLS	BF	H	R	ER	SO	BB	IBB	HBP	BLK	WP	HR	S	P	ERA	WHIP
Dave McNally, L (1, 1) ERA: 2.82	7.0		30	6	3	2	3	3	0	0	0	1	0	33	45	2.57	1.286
Stu Miller, R (8, 1) ERA: 1.9	4.0	W	13	0	0	0	6	0	0	1	0	0	0	24	25	0.00	0.000

PITCHER	IP	WLS	BF	H	R	ER	SO	BB	IBB	HBP	BLK	WP	HR	S	P	ERA	WHIP

TOP

Cleveland Indians @ Baltimore Orioles

Memorial Stadium, Baltimore, MD

Thu Aug 25 1966, 7:05 PM EDT

Att. 17,079 - Unknown

livebaseballscorecards.com

AB	38
R	3
H	6
RBI	2
BB	3
SO	9
LOB	12

Batter	1	2	3	4	5	6	7	8	9	10	11	AB	R	H	RBI	BB	SO	LOB
Luis Aparicio, R (1, 6) OBP: 0.304, SLG: 0.379	BB SF8 1B		F8-6 1B		F8			F7		L7		5	1	2	0	0	0	0
Russ Snyder, L (1, 7) OBP: 0.388, SLG: 0.428	CS BB 1-2 BB		F8-6 1-2 2-3		BB			WP 1B		F7		3	0	1	0	2	0	2
Frank Robinson, R (1, 9) OBP: 0.403, SLG: 0.634	1-2 2-3 BB		FC5-4 3-H 1B		5-3			K 1-2		K		4	0	1	1	1	2	2
Brooks Robinson, R (1, 5) OBP: 0.339, SLG: 0.464	SF8 3-H		FC5-4 1-2f			6-3		5-3			SH 1B BB	3	1	0	1	1	0	2
Curt Blefary, L (1, 3) OBP: 0.378, SLG: 0.471	K 2-3			2B		F7			HR		SH 1B 1-3	4	1	2	1	0	1	2
Bob Johnson, R (1, 4) OBP: 0.286, SLG: 0.284		6-3		K		6-3			FC1-6 1B		1B IBB	4	0	1	0	1	1	1
Paul Blair, R (1, 8) OBP: 0.277, SLG: 0.377		5-3		5-3			K		FC1-6 1-2f		1-2 2-3 3-H 1B	5	0	1	1	0	1	2
Vic Roznovsky, L (1, 2) OBP: 0.329, SLG: 0.303		3-1		1-3			K		F2			1	0	0	0	0	0	0
Larry Haney, R (4, PH) OBP: 0.190, SLG: 0.268 (5, 2)												3	0	0	0	0	1	2
Dave McNally, R (1, 1) OBP: 0.254, SLG: 0.311			F8-6 1B 2B		F5		5-3		F9			2	1	1	0	0	0	0
Sam Bowens, R (7, PH) OBP: 0.277, SLG: 0.365												1	0	0	0	0	0	0
Stu Miller, R (8, 1) OBP: 0.133, SLG: 0.133												1	0	0	0	0	0	1
Inning Stats	R: 1 H: 1 E: 0 LOB: 2 K: 1 BB: 2 S: 5 P: 13	R: 0 H: 0 E: 0 LOB: 0 K: 0 BB: 0 S: 3 P: 3	R: 1 H: 3 E: 0 LOB: 1 K: 0 BB: 0 S: 5 P: 5	R: 0 H: 1 E: 0 LOB: 1 K: 1 BB: 0 S: 6 P: 6	R: 0 H: 0 E: 0 LOB: 1 K: 0 BB: 1 S: 3 P: 7	R: 0 H: 0 E: 0 LOB: 0 K: 0 BB: 0 S: 3 P: 3	R: 0 H: 0 E: 0 LOB: 0 K: 2 BB: 0 S: 7 P: 7	R: 0 H: 1 E: 0 LOB: 1 K: 1 BB: 0 S: 6 P: 6	R: 1 H: 2 E: 0 LOB: 1 K: 0 BB: 0 S: 5 P: 5	R: 0 H: 0 E: 0 LOB: 0 K: 1 BB: 0 S: 5 P: 5	R: 1 H: 1 E: 1 LOB: 3 K: 0 BB: 2 S: 2 P: 10	1B: 6 SF: 1 2B: 4 SAC: 1 3B: 0 DP: 2 HR: 1 HBP: 0						

PITCHER		IP	WLS	BF	H	R	ER	SO	BB	IBB	HBP	BLK	WP	HR	S	P	ERA	WHIP
Gary Bell, R ERA: 3.13	(1, 1)	3.0		13	4	2	2	1	2	0	0	0	0	0	13	21	6.00	2.000
John O'Donoghue, L ERA: 3.57	(4, 1)	4.1		16	2	0	0	3	1	0	0	0	0	0	21	25	0.00	0.692
Dick Radatz, R ERA: 4.96	(8, 1)	0.2		4	2	1	1	1	0	0	0	0	1	1	6	6	13.50	3.000
Luis Tiant, R ERA: 3.28	(9, 1)	2.0	L	10	1	1	1	1	1	1	0	0	0	0	10	18	4.50	1.000

PITCHER	IP	WLS	BF	H	R	ER	SO	BB	IBB	HBP	BLK	WP	HR	S	P	ERA	WHIP

BOTTOM

Cleveland Indians @ Baltimore Orioles

Memorial Stadium, Baltimore, MD

Thu Aug 25 1966, 7:05 PM EDT

Att. 17,079 - Unknown

livebaseballscorecards.com

AB	36
R	4
H	9
RBI	4
BB	5
SO	6
LOB	14

WP: 1	PA: 43		
PB: 0			
SB: 0			
CS: 1			

Batter	1	2	3	4	5	6	7	8	9	10	11	12	AB	R	H	RBI	BB	SO	LOB
Jose Tartabull, L (1, 8) OBP: 0.285, SLG: 0.327	F7		F9			4-1		G3			F7		5	0	0	0	0	0	2
Joe Foy, R (1, 5) (10, 6) OBP: 0.358, SLG: 0.422	K			F7			P3		S 2B BB		K		4	1	0	0	1	2	0
Carl Yastrzemski, L (1, 7) OBP: 0.354, SLG: 0.421	P6			F8			F8		L5-6 1-H 2B		4-3		5	0	1	1	0	0	0
Tony Conigliaro, R (1, 9) OBP: 0.340, SLG: 0.515		5-3		P4			6-3		L5-6 2-3			G3	5	0	0	0	0	0	1
George Scott, R (1, 3) OBP: 0.332, SLG: 0.451		P4			K			BB 1B	F8			G4-6-3 BB	4	1	1	0	1	1	0
Dalton Jones, L (1, 4) OBP: 0.306, SLG: 0.387		1B			F9			B3		3B		G4-6-3 1-2f	5	0	2	0	0	0	2
Bob Tillman, R (1, 2) OBP: 0.307, SLG: 0.365		K			F7			1B 1-2 BB		L7			3	0	0	0	1	1	2
George Smith, R (1, 6) OBP: 0.285, SLG: 0.346			K			F9		1-2 2-H 1B		4-3			3	0	1	1	0	1	0
Lenny Green, L (10, PH) OBP: 0.336, SLG: 0.323													1	0	0	0	0	0	1
George Thomas, R (10, 5) OBP: 0.303, SLG: 0.319													0	0	0	0	0	0	0
Lee Stange, R (1, 1) OBP: 0.132, SLG: 0.083			K			K		K		P3			3	0	0	0	0	3	2
Don McMahon, R (9, 1) OBP: 0.143, SLG: 0.154													0	0	0	0	0	0	0
Bill Short, L (9, 1) OBP: 0.091, SLG: 0.091													0	0	0	0	0	0	0
John Wyatt, R (9, 1)													0	0	0	0	0	0	0
Don Demeter, R (10, PH) OBP: 0.294, SLG: 0.486													1	0	0	0	0	0	1
Dick Stigman, R (10, 1) OBP: 0.118, SLG: 0.118													0	0	0	0	0	0	0
Dan Osinski, R (10, 1) OBP: 0.667, SLG: 0.667													0	0	0	0	0	0	0
Jose Santiago, R (12, 1) OBP: 0.188, SLG: 0.173													0	0	0	0	0	0	0
Inning Stats	R: 0 E: 0 K: 1 S: 5 / H: 0 LOB: 0 BB: 0 P: 5	R: 0 E: 0 K: 1 S: 6 / H: 1 LOB: 1 BB: 0 P: 6	R: 0 E: 0 K: 2 S: 7 / H: 0 LOB: 0 BB: 0 P: 7	R: 0 E: 0 K: 0 S: 3 / H: 0 LOB: 0 BB: 0 P: 3	R: 0 E: 0 K: 1 S: 5 / H: 0 LOB: 0 BB: 0 P: 5	R: 0 E: 0 K: 1 S: 5 / H: 0 LOB: 0 BB: 0 P: 5	R: 0 E: 0 K: 0 S: 3 / H: 0 LOB: 0 BB: 0 P: 3	R: 1 E: 0 K: 1 S: 7 / H: 2 LOB: 2 BB: 1 P: 11	R: 1 E: 0 K: 0 S: 3 / H: 1 LOB: 0 BB: 1 P: 7	R: 0 E: 0 K: 0 S: 4 / H: 1 LOB: 1 BB: 0 P: 4	R: 0 E: 0 K: 1 S: 5 / H: 0 LOB: 0 BB: 0 P: 5	R: 0 E: 0 K: 0 S: 2 / H: 0 LOB: 0 BB: 1 P: 6	1B: 3 2B: 2 3B: 1 HR: 0	SF: 0 SAC: 0 DP: 2 HBP: 0	WP: 0 PB: 0 SB: 1 CS: 0	PA: 42			

PITCHER		IP	WLS	BF	H	R	ER	SO	BB	IBB	HBP	BLK	WP	HR	S	P	ERA	WHIP
John Miller, R ERA: 4.64	(1, 1)	8.0		29	3	2	2	7	2	0	0	0	0	0	41	49	2.25	0.625
Eddie Fisher, R ERA: 2.32	(9, 1)	1.0		3	1	0	0	0	0	0	0	0	0	0	3	3	0.00	1.000
Wally Bunker, R ERA: 4.49	(10, 1)	2.0		7	1	0	0	1	0	0	0	0	0	0	9	9	0.00	0.500
Moe Drabowsky, R ERA: 2.9	(12, 1)	1.0	W	3	0	0	0	0	1	0	0	0	0	0	2	6	0.00	1.000

PITCHER	IP	WLS	BF	H	R	ER	SO	BB	IBB	HBP	BLK	WP	HR	S	P	ERA	WHIP

TOP

Boston Red Sox @ Baltimore Orioles

Memorial Stadium, Baltimore, MD

Fri Aug 26 1966, 7:05 PM EDT

Att. 13,657 - Unknown

livebaseballscorecards.com

AB	39
R	2
H	5
RBI	2
BB	3
SO	8
LOB	11

Boston Red Sox @ Baltimore Orioles

Memorial Stadium, Baltimore, MD

Fri Aug 26 1966, 7:05 PM EDT

Att. 13,657 - Unknown

BOTTOM

Batter	1	2	3	4	5	6	7	8	9	10	11	12	AB	R	H	RBI	BB	SO	LOB
Luis Aparicio, R (1, 6) OBP: 0.304, SLG: 0.377	6-3		FC6-4 SH1-3 1B		5-3		SH1-4 1-2		6-3	F7		BBBB 1-2 2-3 1B BB	5	0	1	0	1	0	2
Russ Snyder, L (1, 7) OBP: 0.387, SLG: 0.424	1-3		SH1-3 1-2		F8		4-3 2-3		BBBB HBP WP FC3-2 BB	G3		1-2 2-3 3-H 1B	5	0	1	1	1	0	3
Frank Robinson, R (1, 9) OBP: 0.408, SLG: 0.634	1B		H 1-0 FC6-4 HBP		BBBB 4-0 BB		BBBB 4-0 BB		IIII 4-0 FC3-2 HBP 1-2 IBB		6-3		2	0	1	0	3	0	0
Brooks Robinson, R (1, 5) OBP: 0.339, SLG: 0.464	F7		FC6-4 1-2f 2-3		P6		P5		H 1-0 FC3-2 1-2 2-3 HBP		2B		5	0	1	0	0	0	6
Curt Blefary, L (1, 3) OBP: 0.373, SLG: 0.464		SSS 0-3 K	P5			G3		G3	FC3-2 1-2 2-3 3-Hf		G6-4-3 IBB		5	0	0	0	0	1	5
Wally Bunker, R (10, 1) OBP: 0.171, SLG: 0.158													0	0	0	0	0	0	0
Sam Bowens, R (11, PH) OBP: 0.280, SLG: 0.365													0	0	0	0	1	0	0
Moe Drabowsky, R (12, 1) OBP: 0.375, SLG: 0.357													0	0	0	0	0	0	0
Bob Johnson, R (1, 4) OBP: 0.280, SLG: 0.278		1B 1B		6-3		E6		P3	P4		G6-4-3 1-2f		6	0	1	0	0	0	5
Paul Blair, R (1, 8) OBP: 0.287, SLG: 0.382		1-2 1B		4-3 1B		F8		F8		BBBB 4-0 SH5-4 BB		BB SH1-3 1B 1B	5	1	3	0	1	0	1
Larry Haney, R (1, 2) OBP: 0.178, SLG: 0.250	P6			4-3 1-2		P6			HR	SH5-4 1-2		SH1-3 1-2	3	0	0	0	0	0	4
Vic Roznovsky, L (9, PH) OBP: 0.337, SLG: 0.351 (10, 2)													1	1	1	1	0	0	0
John Miller, R (1, 1) OBP: 0.111, SLG: 0.111	1-3			6-3			4-3 SH1-4 1B		HR	IBB		1B BB IBB	3	0	1	0	0	0	3
Eddie Fisher, R (9, 1)													0	0	0	0	0	0	0
Boog Powell, L (9, PH) OBP: 0.380, SLG: 0.574 (10, 3)													1	1	1	1	2	0	0

Inning Stats	1	2	3	4	5	6	7	8	9	10	11	12
	R: 0 H: 1 E: 0 LOB: 1 K: 0 BB: 0 S: 4 P: 4	R: 0 H: 2 E: 0 LOB: 2 K: 1 BB: 0 S: 7 P: 7	R: 0 H: 1 E: 0 LOB: 2 K: 0 BB: 0 S: 4 P: 5	R: 0 H: 1 E: 0 LOB: 1 K: 0 BB: 0 S: 4 P: 4	R: 0 H: 0 E: 0 LOB: 1 K: 0 BB: 1 S: 3 P: 7	R: 0 H: 0 E: 1 LOB: 1 K: 0 BB: 0 S: 4 P: 4	R: 0 H: 1 E: 0 LOB: 2 K: 0 BB: 1 S: 4 P: 8	R: 0 H: 0 E: 0 LOB: 0 K: 0 BB: 0 S: 3 P: 3	R: 2 H: 2 E: 0 LOB: 3 K: 0 BB: 2 S: 5 P: 14	R: 0 H: 0 E: 0 LOB: 2 K: 0 BB: 2 S: 3 P: 11	R: 0 H: 1 E: 0 LOB: 1 K: 0 BB: 1 S: 3 P: 7	R: 1 H: 2 E: 0 LOB: 3 K: 0 BB: 2 S: 3 P: 11

1B: 8	SF: 0	WP: 1 PA: 56
2B: 1	SAC: 4	PB: 0
3B: 0	DP: 1	SB: 0
HR: 2	HBP: 2	CS: 0

PITCHER		IP	WLS	BF	H	R	ER	SO	BB	IBB	HBP	BLK	WP	HR	S	P	ERA	WHIP
Lee Stange, R (1, 1) ERA: 3.46		8.0		36	8	2	2	1	2	0	1	0	0	2	35	44	2.25	1.250
Don McMahon, R (9, 1) ERA: 2.92		0.1		4	0	0	0	0	1	1	1	0	1	0	1	10	0.00	3.000
Bill Short, L (9, 1) ERA: 2.63		0.1		1	0	0	0	0	0	0	0	0	0	0	1	1	0.00	0.000
John Wyatt, R (9, 1) ERA: 3.67		0.1		1	0	0	0	0	0	0	0	0	0	0	1	1	0.00	0.000
Dick Stigman, L (10, 1) ERA: 5.38		0.1		3	0	0	0	0	1	1	0	0	0	0	1	9	0.00	3.000

PITCHER		IP	WLS	BF	H	R	ER	SO	BB	IBB	HBP	BLK	WP	HR	S	P	ERA	WHIP
Dan Osinski, R ERA: 3.98	(10, 1)	2.0	L	10	2	1	1	0	1	2	0	0	0	0	7	19	4.50	1.500
Jose Santiago, R ERA: 3.58	(12, 1)	0.0		1	1	0	0	0	0	0	0	0	0	0	1	1	∞	∞

AB	41
R	3
H	11
RBI	3
BB	9
SO	1
LOB	29

livebaseballscorecards.com

Batter	1	2	3	4	5	6	7	8	9	AB	R	H	RBI	BB	SO	LOB
Eddie Kasko, R (1, 6) OBP: 0.297, SLG: 0.293	BBBB 4-0 G6-4-3 BB			x 0-0 ① P6	BBBB 4-0 1B 1-2 2-3 BB		x 0-0 ② B2-3			2	0	0	0	2	0	0
Joe Foy, R (1, 5) OBP: 0.359, SLG: 0.425	x 0-0 ① ② G6-4-3 1-2f			x 0-0 1B 2B	x 0-0 1-2 2-H 3-H 1B		x 0-0 ③ F8			4	1	2	2	0	0	1
Don Demeter, R (1, 8) OBP: 0.293, SLG: 0.483	x 0-0 ③ 5-3			x 0-0 2-H 1B	x 0-0 ③ 5-3			SSS 0-3 ① K		4	0	1	1	0	1	2
Tony Conigliaro, R (1, 9) OBP: 0.339, SLG: 0.511		BBBB 4-0 G6-3 BB		x 0-0 ② P6		x 0-0 ① 5-3		x 0-0 ② P6		3	0	0	0	1	0	1
George Scott, R (1, 3) OBP: 0.332, SLG: 0.449		x 0-0 ① L7		x 0-0 ③ 5-3		x 0-0 WP 1B		SSS 0-3 ③ K		4	0	1	0	0	1	2
George Thomas, R (1, 7) OBP: 0.302, SLG: 0.313		x 0-0 ② ③ G6-3 1-2f			SSS 0-3 ① K	BBBB 4-0 1-2 BB			SSS 0-3 ① K	3	0	0	0	1	2	1
Bob Tillman, R (1, 2) OBP: 0.305, SLG: 0.362			x 0-0 ① 5-3		x 0-0 ② 6-3	x 0-0 ② L8			x 0-0 ② G4-6-3 1B	4	0	1	0	0	0	2
George Smith, R (1, 4) OBP: 0.285, SLG: 0.343			x 0-0 ② 6-3		BBBB 4-0 PB WP 1B BB	x 0-0 ③ G3			x 0-0 ② ③ G4-6-3 1-2f	3	1	0	0	1	0	3
Jim Lonborg, R (1, 1) OBP: 0.140, SLG: 0.171			SSS 0-3 ③ K		BBBB 4-0 PB 1-2 1B BB		SSS 0-3 ① K			2	1	0	0	1	2	0
Bill Short, L (8, 1) OBP: 0.091, SLG: 0.091										0	0	0	0	0	0	0
Don McMahon, R (9, 1) OBP: 0.143, SLG: 0.154										0	0	0	0	0	0	0
Inning Stats	R: 0 E: 0 K: 0 S: 2 H: 0 LOB: 0 BB: 1 P: 6	R: 0 E: 0 K: 0 S: 2 H: 0 LOB: 0 BB: 1 P: 6	R: 0 E: 0 K: 1 S: 5 H: 0 LOB: 0 BB: 0 P: 5	R: 1 E: 0 K: 0 S: 5 H: 2 LOB: 1 BB: 0 P: 5	R: 2 E: 0 K: 1 S: 6 H: 1 LOB: 2 BB: 3 P: 18	R: 0 E: 0 K: 0 S: 4 H: 1 LOB: 2 BB: 1 P: 8	R: 0 E: 0 K: 1 S: 5 H: 0 LOB: 0 BB: 0 P: 5	R: 0 E: 0 K: 2 S: 7 H: 0 LOB: 0 BB: 0 P: 7	R: 0 E: 0 K: 1 S: 5 H: 1 LOB: 0 BB: 0 P: 5	1B: 4 2B: 1 3B: 0 HR: 0	SF: 0 SAC: 0 DP: 3 HBP: 0						

TOP

Boston Red Sox @ Baltimore Orioles

Memorial Stadium, Baltimore, MD

Sat Aug 27 1966, 7:05 PM EDT

Att. 23,790 - Unknown

livebaseballscorecards.com

AB	29
R	3
H	5
RBI	3
BB	6
SO	6
LOB	12

PITCHER		IP	WLS	BF	H	R	ER	SO	BB	IBB	HBP	BLK	WP	HR	S	P	ERA	WHIP
Frank Bertaina, L ERA: 3.27	(1, 1)	4.2	L	19	2	3	3	2	5	0	0	0	1	0	18	38	5.79	1.500
Gene Brabender, R ERA: 3.84	(5, 1)	2.1		10	2	0	0	1	1	0	0	0	1	0	11	15	0.00	1.286
Dick Hall, R ERA: 3.3	(8, 1)	1.0		3	0	0	0	2	0	0	0	0	0	0	7	7	0.00	0.000
Moe Drabowsky, R ERA: 2.86	(9, 1)	1.0		3	1	0	0	1	0	0	0	0	0	0	5	5	0.00	1.000

PITCHER	IP	WLS	BF	H	R	ER	SO	BB	IBB	HBP	BLK	WP	HR	S	P	ERA	WHIP

BOTTOM

Boston Red Sox @ Baltimore Orioles

Memorial Stadium, Baltimore, MD

Sat Aug 27 1966, 7:05 PM EDT

Att. 23,790 - Unknown

Batter	1	2	3	4	5	6	7	8	9	AB	R	H	RBI	BB	SO	LOB
Luis Aparicio, R (1, 6) OBP: 0.305, SLG: 0.376	F9		P4		L9			BB, BB, BB	1B 1-3 2-H	4	0	1	1	1	0	2
Russ Snyder, L (1, 8) (8, 7) OBP: 0.384, SLG: 0.420	FC6-4, BB		G3 1-2		P5			F7	SF8 3-H	3	0	0	1	1	0	3
Frank Robinson, R (1, 9) OBP: 0.404, SLG: 0.627	FC6-4 1-2f		P6			5-3		K	K	5	0	0	0	0	2	4
Brooks Robinson, R (1, 5) OBP: 0.338, SLG: 0.461	K			F2		4-3		BB 1-2		3	0	0	0	1	1	1
Boog Powell, L (1, 3) OBP: 0.379, SLG: 0.572										3	0	1	0	0	2	0
Dick Hall, R (8, 1) OBP: 0.273, SLG: 0.200										0	0	0	0	0	0	0
Vic Roznovsky, L (8, PH) OBP: 0.337, SLG: 0.351										0	0	0	0	0	0	0
Sam Bowens, R (8, PH) OBP: 0.284, SLG: 0.365										0	0	0	0	1	0	0
Moe Drabowsky, R (9, 1) OBP: 0.375, SLG: 0.357		CS 1B		K	K	K		BB 1-2 2-3		0	0	0	0	0	0	0
Curt Blefary, L (1, 7) (8, 3) OBP: 0.375, SLG: 0.463		PB 1-2 1B		BB			G3	1-3		3	0	1	0	1	0	3
Bob Johnson, R (1, 4) OBP: 0.270, SLG: 0.268		K 1-2		F7			K		1-6-3	4	0	0	0	0	2	2
Larry Haney, R (1, 2) OBP: 0.224, SLG: 0.277		P6			1B		FC6-4 1B		1B 1B BB	3	1	2	0	1	0	1
Frank Bertaina, L (1, 1) OBP: 0.188, SLG: 0.133			G3 1B		F9		FC6-4 1-2f		1B SF8 1-2 1B	1	0	1	0	0	0	0
Gene Brabender, R (5, 1) OBP: 0.077, SLG: 0.077										1	0	0	0	0	0	1
Paul Blair, R (7, PH) (8, 8) OBP: 0.289, SLG: 0.383										2	1	1	0	0	0	1
Inning Stats	R: 0 E: 0 K: 1 S: 5 H: 0 LOB: 1 BB: 1 P: 9	R: 0 E: 0 K: 1 S: 6 H: 2 LOB: 1 BB: 0 P: 6	R: 0 E: 0 K: 0 S: 4 H: 1 LOB: 1 BB: 0 P: 4	R: 0 E: 0 K: 1 S: 5 H: 0 LOB: 1 BB: 1 P: 9	R: 0 E: 0 K: 0 S: 4 H: 1 LOB: 1 BB: 0 P: 4	R: 0 E: 0 K: 1 S: 5 H: 0 LOB: 0 BB: 0 P: 5	R: 0 E: 0 K: 1 S: 6 H: 1 LOB: 1 BB: 0 P: 6	R: 0 E: 0 K: 1 S: 5 H: 0 LOB: 3 BB: 3 P: 17	R: 2 E: 0 K: 1 S: 7 H: 2 LOB: 1 BB: 1 P: 11	1B: 7 2B: 0 3B: 0 HR: 0 SF: 1 SAC: 0 DP: 0 HBP: 0						

livebaseballscorecards.com

AB	32
R	2
H	7
RBI	2
BB	6
SO	7
LOB	18

WP: 0 PB: 1 SB: 0 CS: 1 PA: 39

PITCHER		IP	WLS	BF	H	R	ER	SO	BB	IBB	HBP	BLK	WP	HR	S	P	ERA	WHIP
Jim Lonborg, R ERA: 4.38	(1, 1)	7.2	W	31	5	0	0	6	4	0	0	0	0	0	39	55	0.00	1.174
Bill Short, L ERA: 3.02	(8, 1)	0.2		5	1	2	2	0	2	0	0	0	0	0	3	11	27.00	4.500
Don McMahon, R ERA: 2.9	(9, 1)	0.2	S	3	1	0	0	1	0	0	0	0	0	0	5	5	0.00	1.500

PITCHER	IP	WLS	BF	H	R	ER	SO	BB	IBB	HBP	BLK	WP	HR	S	P	ERA	WHIP

Batter	1	2	3	4	5	6	7	8	9	AB	R	H	RBI	BB	SO	LOB
Jose Tartabull, L (1, 8) OBP: 0.288, SLG: 0.331	1B 2B		K		S 1B BB		FC6-4 1B 1-2f			3	2	1	0	1	1	2
Joe Foy, R (1, 5) OBP: 0.360, SLG: 0.424	F8		K		1B BB 1-2		L6-3 1B 1-2 3-H			3	0	1	1	1	1	1
Carl Yastrzemski, L (1, 7) OBP: 0.356, SLG: 0.420	1B BB		F8		1-3 2-H 1B		L6-3 1-2			3	0	1	1	1	0	2
Tony Conigliaro, R (1, 9) OBP: 0.341, SLG: 0.511	G5-4-3 1B 1-2 2-H			L6-3 1B	L6			F8		4	0	2	0	0	0	2
George Scott, R (1, 3) OBP: 0.329, SLG: 0.446	G5-4-3 1-2f			L6-3 1-2		F9		K FC3-6		4	0	0	0	0	1	3
Dalton Jones, L (1, 4) OBP: 0.305, SLG: 0.381		P4		BB		G3		FC3-6 CS 1-2f		3	0	0	0	1	0	1
Bob Tillman, R (1, 2) OBP: 0.304, SLG: 0.359		1B	K		K	K		CS 1-2	6-3	4	0	1	0	0	2	1
George Smith, R (1, 6) OBP: 0.285, SLG: 0.344		F9		F9			1B 1B 2B		K	4	1	1	0	0	1	1
Darrell Brandon, R (1, 1) OBP: 0.194, SLG: 0.242 John Wyatt, R (9, 1)		K		K			FC6-4 1B 2-3		P6	4 0	0 0	1 0	0 0	0 0	2 0	1 0
Inning Stats	R: 1 H: 2 E: 0 LOB: 1 K: 0 BB: 1 S: 4 P: 8	R: 0 H: 1 E: 0 LOB: 1 K: 1 BB: 0 S: 6 P: 6	R: 0 H: 0 E: 0 LOB: 0 K: 2 BB: 0 S: 7 P: 7	R: 0 H: 1 E: 0 LOB: 1 K: 1 BB: 1 S: 5 P: 9	R: 1 H: 1 E: 0 LOB: 2 K: 1 BB: 2 S: 6 P: 14	R: 0 H: 0 E: 0 LOB: 0 K: 1 BB: 0 S: 5 P: 5	R: 1 H: 3 E: 0 LOB: 1 K: 0 BB: 0 S: 5 P: 5	R: 0 H: 0 E: 0 LOB: 0 K: 1 BB: 0 S: 5 P: 5	R: 0 H: 0 E: 0 LOB: 0 K: 1 BB: 0 S: 5 P: 5	1B: 6 SF: 0 2B: 4 SAC: 0 3B: 0 DP: 3 HR: 0 HBP: 0						

TOP

Boston Red Sox @ Baltimore Orioles

Memorial Stadium, Baltimore, MD

Sun Aug 28 1966, 3:33 AM EDT

Att. 12,220 - Unknown

livebaseballscorecards.com

AB	32
R	3
H	8
RBI	2
BB	4
SO	8
LOB	14

WP: 0 PA: 37
PB: 1
SB: 1
CS: 1

PITCHER		IP	WLS	BF	H	R	ER	SO	BB	IBB	HBP	BLK	WP	HR	S	P	ERA	WHIP
Jim Palmer, R ERA: 3.27	(1, 1)	4.2		21	5	2	2	5	4	0	0	0	0	0	27	43	3.86	1.929
Eddie Fisher, R ERA: 2.3	(5, 1)	4.1	L	15	3	1	1	3	0	0	0	0	0	0	21	21	2.08	0.692

PITCHER	IP	WLS	BF	H	R	ER	SO	BB	IBB	HBP	BLK	WP	HR	S	P	ERA	WHIP

BOTTOM

Boston Red Sox @ Baltimore Orioles

Memorial Stadium, Baltimore, MD

Sun Aug 28 1966, 3:33 AM EDT

Att. 12,220 - Unknown

livebaseballscorecards.com

Batter	1	2	3	4	5	6	7	8	9	AB	R	H	RBI	BB	SO	LOB
Luis Aparicio, R (1, 6) OBP: 0.304, SLG: 0.375	6-3		SH, WP 1-2 1B	1-2 1B			F9		FC1-6, BB 1-2f	4	1	1	0	0	0	1
Russ Snyder, L (1, 7) OBP: 0.384, SLG: 0.420	1B		B2-6 2-3f	4-3			1B		F9	5	0	2	0	0	0	5
Frank Robinson, R (1, 9) OBP: 0.404, SLG: 0.623	P6		BB, 1B 1-2 BB		5-3		K		BB 1-2 BB	3	0	0	0	2	1	2
Brooks Robinson, R (1, 5) OBP: 0.340, SLG: 0.462	F9		BB 1-2 2-H 1B		G3 1B		1-3 1B		P5	5	0	3	1	0	0	3
Curt Blefary, L (1, 3) OBP: 0.373, SLG: 0.458		K	BB 1-2 2-3		G3 1-2		G3			3	0	0	0	1	1	3
Vic Roznovsky, L (1, 2) OBP: 0.322, SLG: 0.333		P6	F7		K			4-3		4	0	0	0	0	1	4
Paul Blair, R (1, 8) OBP: 0.284, SLG: 0.377		K	6-3	5-3				K		4	0	0	0	0	2	0
Woodie Held, R (1, 4) OBP: 0.308, SLG: 0.333			1B 3B	FC1-6 1B	L1			K		4	1	2	0	0	1	0
Jim Palmer, R (1, 1) OBP: 0.138, SLG: 0.161 Eddie Fisher, R (5, 1) Bob Johnson, R (9, PH) OBP: 0.268, SLG: 0.265			B2-6, SH 3-H 1B	FC1-6 1-2f 1B	K				E6 FC1-6	2 1 1	0 0 0	1 0 0	1 0 0	0 1 0	0 0 0	1 0 0
Inning Stats	R: 0 H: 1 E: 0 LOB: 1 K: 0 BB: 0 S: 4 P: 4	R: 0 H: 0 E: 0 LOB: 0 K: 2 BB: 0 S: 7 P: 7	R: 2 H: 3 E: 0 LOB: 3 K: 0 BB: 2 S: 6 P: 14	R: 0 H: 2 E: 0 LOB: 2 K: 0 BB: 0 S: 5 P: 5	R: 0 H: 1 E: 0 LOB: 1 K: 1 BB: 0 S: 6 P: 6	R: 0 H: 0 E: 0 LOB: 0 K: 1 BB: 0 S: 5 P: 5	R: 0 H: 2 E: 0 LOB: 2 K: 1 BB: 0 S: 7 P: 7	R: 0 H: 0 E: 0 LOB: 0 K: 2 BB: 0 S: 7 P: 7	R: 0 H: 0 E: 1 LOB: 2 K: 0 BB: 1 S: 4 P: 8	1B: 8 SF: 0 2B: 1 SAC: 1 3B: 1 DP: 1 HR: 0 HBP: 0						

	AB	36
	R	2
	H	9
	RBI	2
	BB	3
	SO	7
	LOB	19

PITCHER		IP	WLS	BF	H	R	ER	SO	BB	IBB	HBP	BLK	WP	HR	S	P	ERA	WHIP
Darrell Brandon, R ERA: 3.84	(1, 1)	8.2	W	39	9	2	2	7	3	0	0	0	1	0	50	62	2.08	1.385
John Wyatt, R ERA: 3.66	(9, 1)	0.1	S	1	0	0	0	0	0	0	0	0	0	0	1	1	0.00	0.000

PITCHER	IP	WLS	BF	H	R	ER	SO	BB	IBB	HBP	BLK	WP	HR	S	P	ERA	WHIP

Batter	1	2	3	4	5	6	7	8	9	AB	R	H	RBI	BB	SO	LOB
Don Wert, R (1, 5) OBP: 0.340, SLG: 0.349	1B		6-3		1-2 2-3 1B		2B		K	5	0	3	0	0	1	0
Dick Tracewski, R (1, 4) OBP: 0.236, SLG: 0.180	K		K		L5		K		1B 1B 1B	5	1	1	0	0	3	4
Norm Cash, L (1, 3) OBP: 0.345, SLG: 0.462	K		K			E HR 1B	BB		F8	4	1	1	0	1	2	2
Al Kaline, R (1, 9) OBP: 0.392, SLG: 0.555	L6			CS 1B		L4 1-2 HR	L8		1B 1-3 1B	5	1	2	0	0	0	4
Willie Horton, R (1, 7) OBP: 0.331, SLG: 0.500		HR		K 1-2		1-H 2-H HR		L5	1-3 3-H 1B	5	2	3	5	0	1	1
Mickey Stanley, R (1, 8) OBP: 0.322, SLG: 0.354		4-3 2B		K		F9		6-3	L7	5	0	1	0	0	1	2
Bill Freehan, R (1, 2) OBP: 0.296, SLG: 0.358		K			1B 1B	F7		HR		4	1	2	1	0	1	1
Dick McAuliffe, L (1, 6) OBP: 0.384, SLG: 0.522		4-3 2-3			1B SH 1-2 1B	K		BB		3	0	1	0	1	1	1
Denny McLain, R (1, 1) OBP: 0.241, SLG: 0.216		K			SH 1-2 1B		K	6-3		3	0	0	0	0	2	2
Inning Stats	R: 0 E: 0 K: 2 S: 8 H: 1 LOB: 1 BB: 0 P: 8	R: 1 E: 0 K: 2 S: 9 H: 2 LOB: 1 BB: 0 P: 9	R: 0 E: 0 K: 2 S: 7 H: 0 LOB: 0 BB: 0 P: 7	R: 0 E: 0 K: 2 S: 7 H: 1 LOB: 0 BB: 0 P: 7	R: 0 E: 0 K: 0 S: 5 H: 3 LOB: 2 BB: 0 P: 5	R: 3 E: 1 K: 1 S: 8 H: 2 LOB: 0 BB: 0 P: 8	R: 0 E: 0 K: 2 S: 8 H: 1 LOB: 2 BB: 1 P: 12	R: 1 E: 0 K: 0 S: 4 H: 1 LOB: 1 BB: 1 P: 8	R: 1 E: 0 K: 1 S: 8 H: 3 LOB: 2 BB: 0 P: 8	1B: 9 2B: 2 3B: 0 HR: 3 SF: 0 SAC: 1 DP: 0 HBP: 0	WP: 0 PB: 0 SB: 0 CS: 1 PA: 42					

PITCHER		IP	WLS	BF	H	R	ER	SO	BB	IBB	HBP	BLK	WP	HR	S	P	ERA	WHIP
Dave McNally, L ERA: 2.88	(1, 1)	6.0	L	26	9	4	3	9	0	0	0	0	0	2	44	44	4.50	1.500
Wally Bunker, R ERA: 4.49	(7, 1)	2.0		10	2	1	1	2	2	0	0	0	0	1	12	20	4.50	2.000
Stu Miller, R ERA: 1.99	(9, 1)	1.0		6	3	1	1	1	0	0	0	0	0	0	8	8	9.00	3.000

PITCHER	IP	WLS	BF	H	R	ER	SO	BB	IBB	HBP	BLK	WP	HR	S	P	ERA	WHIP

TOP

Detroit Tigers @ Baltimore Orioles

Memorial Stadium, Baltimore, MD

Mon Aug 29 1966, 7:05 PM EDT

Att. 22,941 - Unknown

livebaseballscorecards.com

AB	39
R	6
H	14
RBI	6
BB	2
SO	12
LOB	17

Detroit Tigers @ Baltimore Orioles

Memorial Stadium, Baltimore, MD

Mon Aug 29 1966, 7:05 PM EDT
Att. 22,941 - Unknown

livebaseballscorecards.com

Batter	1	2	3	4	5	6	7	8	9	AB	R	H	RBI	BB	SO	LOB
Luis Aparicio, R (1, 6) OBP: 0.305, SLG: 0.376	HR, S, 1B		L9	K			K	1B (1-3, 2-H)		5	1	2	1	0	2	3
Russ Snyder, L (1, 8) OBP: 0.387, SLG: 0.426	F2 (1-2)		BB, 1B		3-1, 2B		BB, 1B	L8		5	0	3	0	0	0	3
Frank Robinson, R (1, 9) OBP: 0.406, SLG: 0.628	HR (2-H)		BB (1-2)		P6		BB (1-2)		K	3	1	1	2	2	1	1
Brooks Robinson, R (1, 5) OBP: 0.339, SLG: 0.460	5-3		5-3		3-1 (2-3)		F7		BB, 1B	5	0	1	0	0	0	5
Boog Powell, L (1, 3) OBP: 0.378, SLG: 0.567	K			1B, G3, BB	K		F5		K	4	0	0	0	1	3	4
Curt Blefary, L (1, 7) OBP: 0.374, SLG: 0.454		P5		G3 (1-2)		P4		BB, 1B, BB	BB (1-2)	3	1	0	0	2	0	1
Woodie Held, R (1, 4) OBP: 0.329, SLG: 0.322		G6-4-3, BB		1B, BB		BB		K	P3	2	0	0	0	3	1	3
Andy Etchebarren, R (1, 2) OBP: 0.313, SLG: 0.414		G6-4-3 (1-2f)		1B (1-2, 2-3)		K		K		4	0	1	0	0	2	3
Dave McNally, R (1, 1) OBP: 0.246, SLG: 0.302			K	K		F8		1B, BB (1-2)		2	0	0	0	0	2	3
Vic Roznovsky, L (6, PH) OBP: 0.319, SLG: 0.329										1	0	0	0	0	0	1
Wally Bunker, R (7, 1) OBP: 0.171, SLG: 0.158										0	0	0	0	0	0	0
Bob Johnson, R (8, PH) OBP: 0.274, SLG: 0.265										0	0	0	0	1	0	0
Stu Miller, R (9, 1) OBP: 0.133, SLG: 0.133										0	0	0	0	0	0	0

Inning Stats	R	H	E	LOB	K	BB	S	P
	2	2	0	0	1	0	7	7
	0	0	0	0	0	1	2	6
	0	1	0	2	1	1	6	10
	0	1	0	3	2	2	8	16
	0	1	0	1	1	0	6	6
	0	0	0	1	1	0	5	9
	0	1	0	2	1	1	6	10
	1	1	0	2	2	2	8	16
	0	1	0	1	2	1	8	12

	1B	SF	2B	SAC	3B	DP	HR	HBP	WP	PB	SB	CS	PA
	6	0	1	0	0	1	1	0	0	0	1	0	43

PITCHER	IP	WLS	BF	H	R	ER	SO	BB	IBB	HBP	BLK	WP	HR	S	P	ERA	WHIP
Denny McLain, R (1, 1) ERA: 3.78	9.0	W	43	8	3	3	11	9	0	0	0	0	1	56	92	3.00	1.889

PITCHER	IP	WLS	BF	H	R	ER	SO	BB	IBB	HBP	BLK	WP	HR	S	P	ERA	WHIP

AB	34
R	3
H	8
RBI	3
BB	9
SO	11
LOB	27

Batter	1	2	3	4	5	6	7	8	9	AB	R	H	RBI	BB	SO	LOB
Dick McAuliffe, L (1, 6) OBP: 0.382, SLG: 0.516	S S S 0-3 ① K	B B B 4-0 BB		x 0-0 ② F9		x 0-0 ③ 1-3		x 0-0 ③ G3		4	0	0	0	1	1	2
Jerry Lumpe, L (1, 4) OBP: 0.288, SLG: 0.304 Dick Tracewski, R (9, 4) OBP: 0.236, SLG: 0.180	x 0-0 1B	x 0-0 ③ 4-3		x 0-0 ③ F9			S S S 0-3 ① K		x 0-0 ① 4-3	5 0	0 0	1 0	0 0	0 0	1 0	4 0
Norm Cash, L (1, 3) OBP: 0.346, SLG: 0.466	x 0-0 ② F9		x 0-0 ① 4-3		x 0-0 ① P1		B B B 4-0 BB		x 0-0 HR	4	1	1	1	1	0	1
Al Kaline, R (1, 8) OBP: 0.390, SLG: 0.558	S S S 0-3 ③ K		x 0-0 ② L7		x 0-0 HR		S S S 0-3 ② K		x 0-0 ② L6	5	1	1	1	0	2	2
Jim Northrup, L (1, 9) OBP: 0.325, SLG: 0.472		x 0-0 HR	x 0-0 1B 2B		x 0-0 BB 1B		x 0-0 ③ F7		x 0-0 ③ L8	5	2	3	1	0	0	1
Willie Horton, R (1, 7) OBP: 0.337, SLG: 0.502		x 0-0 SH1-3 BB 1B	x 0-0 2-H 1B		B B B 4-0 1-2 G4-6-3 BB			B B B 4-0 SH2-3 2B BB		2	1	2	1	2	0	0
Don Wert, R (1, 5) OBP: 0.340, SLG: 0.347		B B B 4-0 1-2 SH1-3 BB	x 0-0 ③ P6		x 0-0 ② ③ G4-6-3 1-2f			x 0-0 ① SH2-3 1-2		2	0	0	0	1	0	3
Bill Freehan, R (1, 2) OBP: 0.299, SLG: 0.363		x 0-0 ① SH1-3 1-2 2-3		x 0-0 SH3-4 1B		S S S 0-3 ① K		x 0-0 2-H 2B		3	0	2	1	0	1	0
Earl Wilson, R (1, 1) OBP: 0.308, SLG: 0.519 Orlando Pena, R (9, 1) OBP: 0.071, SLG: 0.071		S S S 0-3 ② K		x 0-0 ① SH3-4 1-2		S S S 0-3 ② K		S S S 0-3 ② K		3 0	0 0	0 0	0 0	0 0	3 0	3 0
Inning Stats	R: 0 E: 0 K: 2 S: 8 H: 1 LOB: 1 BB: 0 P: 8	R: 1 E: 0 K: 1 S: 7 H: 2 LOB: 3 BB: 2 P: 15	R: 1 E: 0 K: 0 S: 5 H: 2 LOB: 1 BB: 0 P: 5	R: 0 E: 0 K: 0 S: 4 H: 1 LOB: 1 BB: 0 P: 4	R: 1 E: 0 K: 0 S: 4 H: 2 LOB: 1 BB: 1 P: 8	R: 0 E: 0 K: 2 S: 7 H: 0 LOB: 0 BB: 0 P: 7	R: 0 E: 0 K: 2 S: 7 H: 0 LOB: 1 BB: 1 P: 11	R: 1 E: 0 K: 1 S: 6 H: 1 LOB: 1 BB: 1 P: 10	R: 1 E: 0 K: 0 S: 4 H: 1 LOB: 0 BB: 0 P: 4	1B: 5 2B: 2 3B: 0 HR: 3 SF: 0 SAC: 3 DP: 1 HBP: 0						

PITCHER		IP	WLS	BF	H	R	ER	SO	BB	IBB	HBP	BLK	WP	HR	S	P	ERA	WHIP
Eddie Watt, R ERA: 3.84	(1, 1)	4.1	L	23	8	3	3	3	2	0	0	0	0	2	27	35	6.23	2.308
Moe Drabowsky, R ERA: 2.84	(5, 1)	3.2		14	1	1	1	5	3	0	0	0	0	0	21	33	2.46	1.091
Dick Hall, R ERA: 3.39	(9, 1)	1.0		4	1	1	1	0	0	0	0	0	0	1	4	4	9.00	1.000

PITCHER	IP	WLS	BF	H	R	ER	SO	BB	IBB	HBP	BLK	WP	HR	S	P	ERA	WHIP

TOP

Detroit Tigers @ Baltimore Orioles

Memorial Stadium, Baltimore, MD

Tue Aug 30 1966, 7:05 PM EDT

Att. 28,207 - Unknown

livebaseballscorecards.com

AB	33
R	5
H	10
RBI	5
BB	5
SO	8
LOB	16

BOTTOM

Detroit Tigers @ Baltimore Orioles

Memorial Stadium, Baltimore, MD

Tue Aug 30 1966, 7:05 PM EDT

Att. 28,207 - Unknown

Batter	1	2	3	4	5	6	7	8	9	AB	R	H	RBI	BB	SO	LOB
Luis Aparicio, R (1, 6) OBP: 0.306, SLG: 0.376	1-6-3		1B		P6			G1-6-3 1B (2-H)	P3	5	0	2	1	0	0	3
Curt Blefary, L (1, 7) OBP: 0.373, SLG: 0.452	L8		G3			FC4-6 1B		G1-6-3 (1-2f)		4	0	1	0	0	0	3
Russ Snyder, L (1, 8) OBP: 0.383, SLG: 0.420	1-6-3			K		FC4-6 (1-2f) G6-4-3		1-3		4	0	0	0	0	1	2
Frank Robinson, R (1, 9) OBP: 0.407, SLG: 0.633		F9		1B 1B		G6-4-3 (1-2f)			HR	4	2	2	1	0	0	1
Brooks Robinson, R (1, 5) OBP: 0.342, SLG: 0.467		L6-4 1B BB		1B 1B (1-3)			HR		K	3	1	2	1	1	1	0
Boog Powell, L (1, 3) OBP: 0.381, SLG: 0.567		1B (1-2)		G6-4-3 1B (1-3 3-H)			P6		E BB	3	0	2	1	1	0	0
Bob Johnson, R (1, 4) OBP: 0.273, SLG: 0.259		L6-4 (2-3)		G6-4-3 (1-2f)			4-3		E (1-2) BB	3	0	0	0	1	0	4
Andy Etchebarren, R (1, 2) OBP: 0.310, SLG: 0.409			K		L8		4-3		E6 (1-2 2-3)	4	0	0	0	0	1	2
Eddie Watt, R (1, 1) OBP: 0.256, SLG: 0.436			5-3		K			1B 2B	L8	1	0	0	0	0	0	0
Moe Drabowsky, R (5, 1) OBP: 0.353, SLG: 0.333										1	0	0	0	0	1	0
Vic Roznovsky, L (8, PH) OBP: 0.328, SLG: 0.349										1	0	1	0	0	0	0
Jim Palmer, R (8, PR) OBP: 0.138, SLG: 0.161										0	1	0	0	0	0	0
Dick Hall, R (9, 1) OBP: 0.273, SLG: 0.200										0	0	0	0	0	0	0
Paul Blair, R (9, PH) OBP: 0.283, SLG: 0.375										1	0	0	0	0	0	3
Inning Stats	R: 0 E: 0 K: 0 S: 3 H: 0 LOB: 0 BB: 0 P: 3	R: 0 E: 0 K: 0 S: 3 H: 1 LOB: 1 BB: 1 P: 7	R: 0 E: 0 K: 1 S: 6 H: 1 LOB: 1 BB: 0 P: 6	R: 1 E: 0 K: 1 S: 7 H: 3 LOB: 1 BB: 0 P: 7	R: 0 E: 0 K: 1 S: 5 H: 0 LOB: 0 BB: 0 P: 5	R: 0 E: 0 K: 0 S: 3 H: 1 LOB: 0 BB: 0 P: 3	R: 1 E: 0 K: 0 S: 4 H: 1 LOB: 0 BB: 0 P: 4	R: 1 E: 0 K: 0 S: 4 H: 2 LOB: 1 BB: 0 P: 4	R: 1 E: 1 K: 1 S: 7 H: 1 LOB: 3 BB: 2 P: 15	1B: 7 2B: 2 3B: 0 HR: 2	SF: 0 SAC: 0 DP: 4 HBP: 0						

PITCHER		IP	WLS	BF	H	R	ER	SO	BB	IBB	HBP	BLK	WP	HR	S	P	ERA	WHIP
Earl Wilson, R ERA: 3.32	(1, 1)	8.1	W	34	10	4	4	4	3	0	0	0	0	2	39	51	4.32	1.560
Orlando Pena, R ERA: 3.07	(9, 1)	0.2	S	3	0	0	0	0	0	0	0	0	0	0	3	3	0.00	0.000

PITCHER	IP	WLS	BF	H	R	ER	SO	BB	IBB	HBP	BLK	WP	HR	S	P	ERA	WHIP

AB	34
R	4
H	10
RBI	4
BB	3
SO	4
LOB	18

1B: 7	SF: 0	WP: 0	PA: 37
2B: 2	SAC: 0	PB: 0	
3B: 0	DP: 4	SB: 0	
HR: 2	HBP: 0	CS: 0	

livebaseballscorecards.com

Batter	1	2	3	4	5	6	7	8	9	AB	R	H	RBI	BB	SO	LOB
Luis Aparicio, R (1, 6) OBP: 0.307, SLG: 0.376	FC1-2 1B		6-3		K			G6-3	1B BB	5	0	2	1	0	1	1
Curt Blefary, L (1, 3) OBP: 0.373, SLG: 0.447	K		F9			K		HR HBP	1B	3	1	0	0	1	2	1
Frank Robinson, R (1, 9) OBP: 0.410, SLG: 0.641	S		K			FC6-4 1B		HR		5	1	4	2	0	1	0
Brooks Robinson, R (1, 5) OBP: 0.339, SLG: 0.462	K			E6 SH1-3		FC6-4		K	F9	5	0	0	0	0	2	6
Sam Bowens, R (1, 7) OBP: 0.284, SLG: 0.361	BB			SH1-3		F8			K	2	0	0	0	1	1	1
Paul Blair, R (1, 8) OBP: 0.282, SLG: 0.370	FC1-2			5-3			F8		1B E BB	3	1	0	0	1	0	4
Bob Johnson, R (1, 4) OBP: 0.273, SLG: 0.258		4-3		K			1-3		E WP 1B	4	1	1	0	0	1	1
Andy Etchebarren, R (1, 2) OBP: 0.306, SLG: 0.404		1-3			K		K		K	4	0	0	0	0	3	2
John Miller, R (1, 1) OBP: 0.103, SLG: 0.103		5-3			4-3			G6-3 1B	E3 WP 1B	2	0	0	0	0	0	0
Woodie Held, R (8, PH) OBP: 0.338, SLG: 0.333										1	0	1	0	0	0	0
Eddie Fisher, R (8, 1)										0	0	0	0	0	0	0
Stu Miller, R (8, 1) OBP: 0.125, SLG: 0.125										1	1	0	0	0	0	1
Inning Stats	R: 0 E: 0 K: 2 S: 9 H: 2 LOB: 3 BB: 1 P: 13	R: 0 E: 0 K: 0 S: 3 H: 0 LOB: 0 BB: 0 P: 3	R: 0 E: 0 K: 1 S: 5 H: 0 LOB: 0 BB: 0 P: 5	R: 0 E: 1 K: 1 S: 6 H: 0 LOB: 1 BB: 0 P: 6	R: 0 E: 0 K: 2 S: 7 H: 0 LOB: 0 BB: 0 P: 7	R: 0 E: 0 K: 1 S: 6 H: 1 LOB: 1 BB: 0 P: 6	R: 0 E: 0 K: 1 S: 5 H: 0 LOB: 0 BB: 0 P: 5	R: 2 E: 0 K: 1 S: 6 H: 2 LOB: 0 BB: 0 P: 7	R: 3 E: 1 K: 2 S: 11 H: 3 LOB: 3 BB: 2 P: 19	1B: 7 2B: 0 3B: 0 HR: 1 SF: 0 SAC: 1 DP: 1 HBP: 1							

TOP

Baltimore Orioles @ Cleveland Indians

Cleveland Municipal Stadium, Cleveland, OH

Wed Aug 31 1966, 7:05 PM EDT

Att. 18,771 - Unknown

livebaseballscorecards.com

AB	35
R	5
H	8
RBI	3
BB	3
SO	11
LOB	17

WP: 1 PB: 0 SB: 2 CS: 0 PA: 40

PITCHER		IP	WLS	BF	H	R	ER	SO	BB	IBB	HBP	BLK	WP	HR	S	P	ERA	WHIP
Sam McDowell, L ERA: 2.81	(1, 1)	7.2		29	4	1	1	8	1	0	1	0	0	0	43	48	1.17	0.652
Luis Tiant, R ERA: 3.39	(8, 1)	0.1	L	2	1	1	1	1	0	0	0	0	0	1	4	4	27.00	3.000
Dick Radatz, R ERA: 4.88	(9, 1)	0.2		6	2	3	0	2	1	0	0	0	1	0	9	13	0.00	4.500
Jack Kralick, L ERA: 3.73	(9, 1)	0.1		3	1	0	0	0	1	0	0	0	0	0	2	6	0.00	6.000

PITCHER	IP	WLS	BF	H	R	ER	SO	BB	IBB	HBP	BLK	WP	HR	S	P	ERA	WHIP

BOTTOM

Batter	1	2	3	4	5	6	7	8	9	AB	R	H	RBI	BB	SO	LOB
Dick Howser, R (1, 4) OBP: 0.280, SLG: 0.358	S S S 0-3 ① K		x 0-0 ② F9		x 0-0 ② F2		x 0-0 ① F7		x 0-0 ① F7	5	0	0	0	0	1	1
Vic Davalillo, L (1, 8) OBP: 0.300, SLG: 0.317	x 0-0 E 1B		x 0-0 BB 1B		x 0-0 1B 1-2 1B		x 0-0 ② P6		x 0-0 ② F7	5	0	3	0	0	0	0
Leon Wagner, L (1, 7) OBP: 0.345, SLG: 0.479	x 0-0 E3 S 1-3		B B B B 4-0 1-2 BB		x 0-0 1-3 2-H 1B		x 0-0 ③ 6-3		x 0-0 ③ F7	4	0	1	1	1	0	1
Rocky Colavito, R (1, 9) OBP: 0.349, SLG: 0.463 Jim Landis, R (8, PR) OBP: 0.325, SLG: 0.347 (9, 9)	S S S 0-3 ② K 1-2		x 0-0 ③ F8		S S S 0-3 ③ K			x 0-0 FC1-5 BB 1B		4 0	0 0	1 0	0 0	0 0	2 0	6 0
Fred Whitfield, L (1, 3) OBP: 0.294, SLG: 0.455 Chico Salmon, R (8, PR) OBP: 0.285, SLG: 0.340 (9, 6)	x 0-0 ③ P6			S S S 0-3 ① K		B B B 4-0 WP BB		B B B B 4-0 BB FC1-5 1-2 BB		2 0	0 0	0 0	0 0	2 0	1 0	2 0
Max Alvis, R (1, 5) OBP: 0.296, SLG: 0.355		S S S 0-3 ① K		x 0-0 ② F8		S S S 0-3 ① K 1-2		x 0-0 ① FC1-5 BB 1-2 2-3f		4	0	0	0	0	2	3
Larry Brown, R (1, 6) OBP: 0.322, SLG: 0.321 Jim Gentile, L (8, PH) OBP: 0.325, SLG: 0.403 (9, 3)		B B B B 4-0 G6-3 BB		x 0-0 ③ P4		S S S 0-3 ② K		x 0-0 ② F4		2 1	0 0	0 0	0 0	1 0	1 0	1 2
Del Crandall, R (1, 2) OBP: 0.342, SLG: 0.390 Duke Sims, L (8, PH) OBP: 0.354, SLG: 0.466 (9, 2)		x 0-0 ② ③ G6-3 1-2f			x 0-0 ① F2	B B B B 4-0 IBB		B B B B 4-0 1-2 2-3 BB		2 0	0 0	0 0	0 0	1 1	0 0	1 0
Sam McDowell, L (1, 1) OBP: 0.191, SLG: 0.196 Luis Tiant, R (8, 1) OBP: 0.077, SLG: 0.040 Chuck Hinton, R (8, PH) OBP: 0.327, SLG: 0.411 Dick Radatz, R (9, 1) OBP: 0.100, SLG: 0.100 Jack Kralick, L (9, 1) OBP: 0.083, SLG: 0.083			x 0-0 ① B1-3		x 0-0 1B 1B 1B	x 0-0 ③ 4-3		S S S 0-3 ③ K		3 0 1 0 0	1 0 0 0 0	1 0 0 0 0	0 0 0 0 0	0 0 1 0 0	0 0 3 0 0	2 0 0 0 0
Inning Stats	R: 0 E: 1 K: 2 S: 9 H: 1 LOB: 2 BB: 0 P: 9	R: 0 E: 0 K: 1 S: 4 H: 0 LOB: 0 BB: 1 P: 8	R: 0 E: 0 K: 0 S: 4 H: 1 LOB: 2 BB: 1 P: 8	R: 0 E: 0 K: 1 S: 5 H: 0 LOB: 0 BB: 0 P: 5	R: 1 E: 0 K: 1 S: 8 H: 3 LOB: 2 BB: 0 P: 8	R: 0 E: 0 K: 2 S: 7 H: 0 LOB: 2 BB: 2 P: 15	R: 0 E: 0 K: 0 S: 3 H: 0 LOB: 0 BB: 0 P: 3	R: 0 E: 0 K: 1 S: 6 H: 1 LOB: 3 BB: 2 P: 14	R: 0 E: 0 K: 0 S: 3 H: 0 LOB: 0 BB: 0 P: 3	1B: 6 2B: 0 3B: 0 HR: 0	SF: 0 SAC: 0 DP: 1 HBP: 0						

PITCHER	IP	WLS	BF	H	R	ER	SO	BB	IBB	HBP	BLK	WP	HR	S	P	ERA	WHIP
John Miller, R (1, 1) ERA: 4.38	7.0	W	30	5	1	1	7	3	1	0	0	1	0	40	56	1.29	1.143
Eddie Fisher, R (8, 1) ERA: 2.29	0.2		5	1	0	0	0	2	0	0	0	0	0	3	11	0.00	4.500
Stu Miller, R (8, 1) ERA: 1.96	1.1	S	4	0	0	0	1	0	0	0	0	0	0	6	6	0.00	0.000

PITCHER	IP	WLS	BF	H	R	ER	SO	BB	IBB	HBP	BLK	WP	HR	S	P	ERA	WHIP

Baltimore Orioles @ Cleveland Indians

Cleveland Municipal Stadium, Cleveland, OH

Wed Aug 31 1966, 7:05 PM EDT

Att. 18,771 - Unknown

livebaseballscorecards.com

AB	33
R	1
H	6
RBI	1
BB	6
SO	8
LOB	22

1B: 6	SF: 0	WP: 1	PA: 39
2B: 0	SAC: 0	PB: 0	
3B: 0	DP: 1	SB: 1	
HR: 0	HBP: 0	CS: 0	

Baltimore Orioles @ Cleveland Indians

Cleveland Municipal Stadium, Cleveland, OH

Thu Sep 01 1966, 7:05 PM EDT

Att. 16,476 - Unknown

TOP

livebaseballscorecards.com

Batter	1	2	3	4	5	6	7	8	9	AB	R	H	RBI	BB	SO	LOB
Luis Aparicio, R (1, 6) OBP: 0.306, SLG: 0.375	F8		2B 1-2 1B		F9			F8		4	0	1	0	0	0	0
Russ Snyder, L (1, 8) OBP: 0.379, SLG: 0.415	5-3		F7		1-3			1-3		4	0	0	0	0	0	2
Frank Robinson, R (1, 9) OBP: 0.412, SLG: 0.643	BB		1-3 2-H 2B		6-3			FC6-4 1B		3	0	2	1	1	0	0
Brooks Robinson, R (1, 5) OBP: 0.337, SLG: 0.459	F8		K			F5		FC6-4 1-2f		4	0	0	0	0	1	4
Boog Powell, L (1, 3) OBP: 0.380, SLG: 0.563		F3	IBB			F5			F3	3	0	0	0	1	0	0
Curt Blefary, L (1, 7) OBP: 0.372, SLG: 0.443		BB	F9			3-1			3-1	3	0	0	0	1	0	3
Woodie Held, R (1, 4) OBP: 0.333, SLG: 0.328		K		K			F6		1B	4	0	1	0	0	2	1
Andy Etchebarren, R (1, 2) OBP: 0.303, SLG: 0.399		K		6-3			F3		K	4	0	0	0	0	2	2
Jim Palmer, R (1, 1) OBP: 0.149, SLG: 0.172			1B 2B 1B	F4			F2			2	1	1	0	0	0	0
Charlie Lau, L (7, PH) OBP: 0.500, SLG: 0.333										1	0	0	0	0	0	0
Gene Brabender, R (7, 1) OBP: 0.077, SLG: 0.077										0	0	0	0	0	0	0

Inning Stats	1	2	3	4	5	6	7	8	9
R	0	0	1	0	0	0	0	0	0
E	0	0	0	0	0	0	0	0	0
K	0	2	1	1	0	0	3	4	6
S	3	7	8	5	3	3	3	4	6
H	0	0	3	0	0	0	0	1	1
LOB	1	1	3	0	0	0	0	1	1
BB	1	1	1	0	0	0	0	0	0
P	7	11	12	5	3	3	3	4	6

	AB	32
	R	1
	H	5
	RBI	1
	BB	3
	SO	5
	LOB	12

	1B	4	SF	0	WP	0	PA	35
	2B	1	SAC	0	PB	0		
	3B	0	DP	0	SB	0		
	HR	0	HBP	0	CS	0		

PITCHER	IP	WLS	BF	H	R	ER	SO	BB	IBB	HBP	BLK	WP	HR	S	P	ERA	WHIP
Sonny Siebert, R (1, 1) ERA: 2.97	9.0	W	35	5	1	1	5	2	1	0	0	0	0	42	54	1.00	0.778

PITCHER	IP	WLS	BF	H	R	ER	SO	BB	IBB	HBP	BLK	WP	HR	S	P	ERA	WHIP

BOTTOM

Baltimore Orioles @ Cleveland Indians

Cleveland Municipal Stadium, Cleveland, OH

Thu Sep 01 1966, 7:05 PM EDT

Att. 16,476 - Unknown

livebaseballscorecards.com

Batter	1	2	3	4	5	6	7	8	9	AB	R	H	RBI	BB	SO	LOB
Dick Howser, R (1, 4) OBP: 0.287, SLG: 0.366	L1-6 2B		F8		BB		K			3	0	1	0	1	1	1
Vic Davalillo, L (1, 8) OBP: 0.299, SLG: 0.316	L1-6 2-3			G3 1B	F7		4-3			4	0	1	0	0	0	3
Leon Wagner, L (1, 7) OBP: 0.342, SLG: 0.475	6-3			G3 1-2	4-3		4-3			4	0	0	0	0	0	3
Chuck Hinton, R (8, 7) OBP: 0.327, SLG: 0.411										0	0	0	0	0	0	0
Rocky Colavito, R (1, 9) OBP: 0.348, SLG: 0.460		4-3		2B BB		F5		K		3	1	0	0	1	1	0
Fred Whitfield, L (1, 3) OBP: 0.295, SLG: 0.456		F6		1-H 2B		HR BB		F2		3	1	1	1	1	0	0
Duke Sims, L (1, 2) OBP: 0.350, SLG: 0.489		F4		4-3		1-H HR		2-3		4	1	1	2	0	0	1
Max Alvis, R (1, 5) OBP: 0.298, SLG: 0.363			1B		HR	K				3	1	2	1	0	1	0
Larry Brown, R (1, 6) OBP: 0.326, SLG: 0.325			F3		SH2-4 1B	1B				3	0	2	0	0	0	1
Sonny Siebert, R (1, 1) OBP: 0.152, SLG: 0.169			K		SH2-4 1-2	K				2	0	0	0	0	2	2
Inning Stats	R: 0 E: 0 K: 0 S: 3 H: 1 LOB: 0 BB: 0 P: 3	R: 0 E: 0 K: 0 S: 3 H: 0 LOB: 0 BB: 0 P: 3	R: 0 E: 0 K: 1 S: 6 H: 1 LOB: 1 BB: 0 P: 6	R: 1 E: 0 K: 0 S: 4 H: 2 LOB: 1 BB: 1 P: 8	R: 1 E: 0 K: 0 S: 5 H: 2 LOB: 2 BB: 1 P: 9	R: 2 E: 0 K: 2 S: 9 H: 2 LOB: 1 BB: 1 P: 13	R: 0 E: 0 K: 1 S: 5 H: 0 LOB: 0 BB: 0 P: 5	R: 0 E: 0 K: 1 S: 5 H: 0 LOB: 0 BB: 0 P: 5		1B: 4 2B: 3 3B: 0 HR: 2 SF: 0 SAC: 1 DP: 1 HBP: 0						

	AB	29
	R	4
	H	8
	RBI	4
	BB	3
	SO	5
	LOB	11

WP: 0 PB: 0 SB: 0 CS: 0 PA: 33

PITCHER		IP	WLS	BF	H	R	ER	SO	BB	IBB	HBP	BLK	WP	HR	S	P	ERA	WHIP
Jim Palmer, R ERA: 3.36	(1, 1)	6.0	L	27	8	4	4	3	3	0	0	0	0	2	30	42	6.00	1.833
Gene Brabender, R ERA: 3.72	(7, 1)	2.0		6	0	0	0	2	0	0	0	0	0	0	10	10	0.00	0.000

PITCHER	IP	WLS	BF	H	R	ER	SO	BB	IBB	HBP	BLK	WP	HR	S	P	ERA	WHIP

Batter	1	2	3	4	5	6	7	8	9	10	11	AB	R	H	RBI	BB	SO	LOB
Luis Aparicio, R (1, 6) OBP: 0.306, SLG: 0.374	K	SF9 3-H			HR 1B	FC6-4 1-2f			2-3 1-2			4	1	1	1	0	1	3
Boog Powell, L (1, 3) OBP: 0.380, SLG: 0.568	F8	K			HR 1-H	4-3			FC5-4 1B 2-H			5	1	2	3	0	1	0
Frank Robinson, R (1, 9) OBP: 0.411, SLG: 0.638	FC4 BB	K	6-3		6-3	F8			FC5-4 1-2f			4	0	0	0	1	1	1
Brooks Robinson, R (1, 5) OBP: 0.334, SLG: 0.454	FC4 1-2f	F8								1-3		5	0	0	0	0	0	1
Sam Bowens, R (1, 7) OBP: 0.283, SLG: 0.357		1B 1B 1B	F7			5-3		F7		P3		5	1	1	0	0	0	0
Woodie Held, R (1, 4) OBP: 0.333, SLG: 0.328 Curt Blefary, L (8, PH) OBP: 0.371, SLG: 0.442 Bob Johnson, R (8, 4) OBP: 0.271, SLG: 0.256		1B 1-2 3B 1B		K		K		3-1		4-3		3 1 1	1 0 0	1 0 0	0 0 0	0 0 0	2 0 0	0 0 0
Paul Blair, R (1, 8) OBP: 0.285, SLG: 0.375		1-2 2-H 3B 1B		F8		1B 2B		K			K	5	2	2	1	0	2	0
Andy Etchebarren, R (1, 2) OBP: 0.306, SLG: 0.408 Russ Snyder, L (9, PH) OBP: 0.377, SLG: 0.414 Larry Haney, R (9, 2) OBP: 0.220, SLG: 0.271		1-H 2-H SF9 3B		F3		1B 2-H 1B			K		6-3	3 1 1	1 0 0	2 0 0	3 0 0	0 1 0	0 0 0	0 0 0
Dave McNally, R (1, 1) OBP: 0.242, SLG: 0.297 Moe Drabowsky, R (2, 1) OBP: 0.368, SLG: 0.353 Eddie Fisher, R (6, 1) Charlie Lau, L (9, PH) OBP: 0.571, SLG: 0.500 Jim Palmer, R (9, PR) OBP: 0.182, SLG: 0.172 Stu Miller, R (9, 1) OBP: 0.118, SLG: 0.118		B2-3			K	FC6-4 1-2 1B			2-3 1B 1B		K	1 2 0 0 1 0 1	0 0 0 0 0 1 0	0 1 0 0 0 0 0	0 0 0 0 0 0 0	0 1 0 0 0 0 0	0 0 0 0 0 0 0	1 0 0 0 0 0 0
Inning Stats	R: 0 E: 0 K: 1 S: 5 H: 0 LOB: 1 BB: 1 P: 9	R: 4 E: 0 K: 1 S: 9 H: 4 LOB: 0 BB: 0 P: 9	R: 0 E: 0 K: 1 S: 5 H: 0 LOB: 0 BB: 0 P: 5	R: 0 E: 0 K: 1 S: 5 H: 0 LOB: 0 BB: 0 P: 5	R: 2 E: 0 K: 1 S: 7 H: 2 LOB: 0 BB: 0 P: 7	R: 1 E: 0 K: 1 S: 8 H: 3 LOB: 2 BB: 0 P: 8	R: 0 E: 0 K: 0 S: 3 H: 0 LOB: 0 BB: 0 P: 3	R: 0 E: 0 K: 1 S: 5 H: 0 LOB: 0 BB: 0 P: 5	R: 1 E: 0 K: 1 S: 7 H: 2 LOB: 1 BB: 0 P: 7	R: 0 E: 0 K: 0 S: 3 H: 0 LOB: 0 BB: 0 P: 3	R: 0 E: 0 K: 2 S: 7 H: 0 LOB: 0 BB: 0 P: 7	1B: 8 2B: 1 3B: 1 HR: 1	SF: 1 SAC: 0 DP: 0 HBP: 0	WP: 0 PB: 0 SB: 0 CS: 0	PA: 45		

PITCHER		IP	WLS	BF	H	R	ER	SO	BB	IBB	HBP	BLK	WP	HR	S	P	ERA	WHIP
Tommy John, L ERA: 2.48	(1, 1)	6.0		28	9	7	7	6	1	0	0	0	0	1	39	43	10.50	1.667
Bob Locker, R ERA: 2.22	(7, 1)	3.0		11	2	1	1	2	0	0	0	0	0	0	15	15	3.00	0.667
Dennis Higgins, R ERA: 2.81	(10, 1)	2.0	W	6	0	0	0	2	0	0	0	0	0	0	10	10	0.00	0.000

PITCHER	IP	WLS	BF	H	R	ER	SO	BB	IBB	HBP	BLK	WP	HR	S	P	ERA	WHIP

TOP

Baltimore Orioles @ Chicago White Sox

Comiskey Park, Chicago, IL

Fri Sep 02 1966, 8:05 PM EDT

Att. 9,151 - Unknown

livebaseballscorecards.com

AB	43
R	8
H	11
RBI	8
BB	1
SO	10
LOB	6

Baltimore Orioles @ Chicago White Sox

Comiskey Park, Chicago, IL

Fri Sep 02 1966, 8:05 PM EDT

Att. 9,151 - Unknown

livebaseballscorecards.com

BOTTOM

Batter	1	2	3	4	5	6	7	8	9	10	11	AB	R	H	RBI	BB	SO	LOB
Don Buford, S (1, 5) OBP: 0.333, SLG: 0.360	K2-3	4-3 1B 2B 2-H 3-H		G3		BB 1B 3B		1B			IBB HBP HBP	4	2	2	2	2	1	0
Wayne Causey, L (1, 4) OBP: 0.324, SLG: 0.293	BB 1B 1B	4-3 2-3		G3		3B 1B 1-2 2-3		F9			HBP HBP 1-2 2-3	4	2	1	0	1	0	2
Al Weis, S (9, 4) OBP: 0.218, SLG: 0.165												0	0	0	0	0	0	0
Tommie Agee, R (1, 8) OBP: 0.322, SLG: 0.433	K	S 1B 3-H			F4	3B 1-H 2-H 3-H			L7		HBP 1-2 2-3 3-H	5	0	2	5	0	1	1
Bill Skowron, R (1, 3) OBP: 0.320, SLG: 0.380	1B 1B 1-3	K 1-2			K	1-3			K			4	0	1	0	0	2	3
Bob Locker, S (7, 1) OBP: 0.333, SLG: 0.250												0	0	0	0	0	0	0
Smoky Burgess, L (9, PH) OBP: 0.386, SLG: 0.356												1	0	0	0	0	1	0
Dennis Higgins, R (10, 1) OBP: 0.250, SLG: 0.200												0	0	0	0	0	0	0
Ken Berry, R (1, 7) OBP: 0.318, SLG: 0.392	1B 1-2 3-H	5-3		6-3		6-3			K			5	0	1	1	0	1	0
Jerry Adair, R (1, 6) OBP: 0.298, SLG: 0.334	F3	1B		6-3	F8	F7						5	0	1	0	0	0	2
Pete Ward, L (1, 9) OBP: 0.282, SLG: 0.292		2B 2B 1B	F6			HR	F7				5-3	5	2	2	1	0	0	1
John Romano, R (1, 2) OBP: 0.357, SLG: 0.432	2B 1-3	K				BB 1B 6-3 3B		6-3			G3	2	1	1	0	1	1	1
Jim Hicks, R (6, PR) OBP: 0.125, SLG: 0.125												0	1	0	0	0	0	0
J.C. Martin, L (7, 2) OBP: 0.319, SLG: 0.379												2	0	0	0	0	0	0
Tommy John, R (1, 1) OBP: 0.197, SLG: 0.276	F3		5-3			6-3 1-2		K			HBP HBP 2B	2	0	0	0	0	0	2
Tom McCraw, L (6, PH) OBP: 0.285, SLG: 0.330												3	1	1	0	0	1	1
(7, 3)																		
Inning Stats	R: 1 H: 2 E: 0 LOB: 2 K: 2 BB: 1 S: 9 P: 13	R: 3 H: 4 E: 0 LOB: 1 K: 1 BB: 0 S: 9 P: 9	R: 0 H: 1 E: 0 LOB: 1 K: 1 BB: 0 S: 6 P: 6	R: 0 H: 0 E: 0 LOB: 0 K: 0 BB: 0 S: 3 P: 3	R: 0 H: 0 E: 0 LOB: 0 K: 1 BB: 0 S: 5 P: 5	R: 4 H: 3 E: 0 LOB: 2 K: 0 BB: 2 S: 6 P: 14	R: 0 H: 0 E: 0 LOB: 0 K: 0 BB: 0 S: 3 P: 3	R: 0 H: 1 E: 0 LOB: 1 K: 1 BB: 0 S: 6 P: 6	R: 0 H: 0 E: 0 LOB: 0 K: 2 BB: 0 S: 7 P: 7	R: 0 H: 0 E: 0 LOB: 0 K: 0 BB: 0 S: 3 P: 3	R: 1 H: 1 E: 0 LOB: 3 K: 0 BB: 1 S: 1 P: 7	1B: 7 SF: 0 2B: 3 SAC: 0 3B: 1 DP: 0 HR: 1 HBP: 2	WP: 0 PA: 48 PB: 0 SB: 1 CS: 0						

	AB	42
	R	9
	H	12
	RBI	9
	BB	4
	SO	8
	LOB	13

PITCHER		IP	WLS	BF	H	R	ER	SO	BB	IBB	HBP	BLK	WP	HR	S	P	ERA	WHIP
Dave McNally, L ERA: 3.05	(1, 1)	1.2		12	6	4	4	2	1	0	0	0	0	0	15	19	21.60	4.200
Moe Drabowsky, R ERA: 2.94	(2, 1)	3.2		14	2	2	2	3	1	0	0	0	0	1	19	23	4.91	0.818
Eddie Fisher, R ERA: 2.43	(6, 1)	2.2		12	3	2	2	1	1	0	0	0	0	0	13	17	6.75	1.500
Stu Miller, R ERA: 2.02	(9, 1)	2.0	L	10	1	1	1	2	0	1	2	0	0	0	11	17	4.50	0.500

PITCHER	IP	WLS	BF	H	R	ER	SO	BB	IBB	HBP	BLK	WP	HR	S	P	ERA	WHIP

Batter	1	2	3	4	5	6	7	8	9	AB	R	H	RBI	BB	SO	LOB
Luis Aparicio, R (1, 6) OBP: 0.306, SLG: 0.373	1-3			F7	2B 1-2 3-H 1B		F9		PB 2-3 BB	4	0	1	1	1	0	0
Russ Snyder, L (1, 8) OBP: 0.375, SLG: 0.414 Paul Blair, R (9, 8) OBP: 0.285, SLG: 0.375	F9			4-3	1-3 2-H 2B		K		F4 1-2 3-H	5 0	0 0	1 0	1 0	0 0	1 0	1 0
Frank Robinson, R (1, 9) OBP: 0.411, SLG: 0.638	F3			2B	FC5-4 IBB			5-3		3	0	1	0	1	0	0
Boog Powell, L (1, 3) OBP: 0.379, SLG: 0.567 Sam Bowens, R (2, 7) OBP: 0.283, SLG: 0.354		K		K	FC5-4 1-2f			S BB		1 2	0 0	0 0	0 1	0 1	1 1	0 4
Brooks Robinson, R (1, 5) OBP: 0.332, SLG: 0.451		F8			6-3	F9		F7 1-2		4	0	0	0	0	0	1
Curt Blefary, L (1, 7) OBP: 0.370, SLG: 0.449 (2, 3)		F6			HR	F2		4-3		4	1	1	1	0	0	1
Bob Johnson, R (1, 4) OBP: 0.277, SLG: 0.264			K		1B 1B 1B	FC5-4 1B			5-3	4	1	2	0	0	1	0
Andy Etchebarren, R (1, 2) OBP: 0.308, SLG: 0.409			K		1B 1-3 2B 1B	FC5-4 1-2f			WP SH1-4 PB 1B	4	2	2	0	0	1	1
Wally Bunker, R (1, 1) OBP: 0.159, SLG: 0.146 Dick Hall, R (8, 1) OBP: 0.273, SLG: 0.200			K	K		F9			SH1-4 1-2	3 0	0 0	0 0	0 0	0 0	2 0	2 0
Inning Stats	R: 0 E: 0 K: 0 S: 3 H: 0 LOB: 0 BB: 0 P: 3	R: 0 E: 0 K: 1 S: 5 H: 0 LOB: 0 BB: 0 P: 5	R: 0 E: 0 K: 3 S: 9 H: 0 LOB: 0 BB: 0 P: 9	R: 0 E: 0 K: 1 S: 6 H: 1 LOB: 1 BB: 0 P: 6	R: 3 E: 0 K: 1 S: 10 H: 5 LOB: 3 BB: 1 P: 14	R: 0 E: 0 K: 0 S: 4 H: 1 LOB: 1 BB: 0 P: 4	R: 0 E: 0 K: 1 S: 5 H: 0 LOB: 0 BB: 0 P: 5	R: 0 E: 0 K: 0 S: 3 H: 0 LOB: 1 BB: 1 P: 7	R: 1 E: 0 K: 0 S: 4 H: 1 LOB: 1 BB: 1 P: 8	1B: 5 2B: 2 3B: 0 HR: 1 SF: 0 SAC: 1 DP: 0 HBP: 0	WP: 1 PB: 1 SB: 1 CS: 0 PA: 38					

PITCHER		IP	WLS	BF	H	R	ER	SO	BB	IBB	HBP	BLK	WP	HR	S	P	ERA	WHIP
Jack Lamabe, R ERA: 3.36	(1, 1)	4.2	L	21	6	3	3	6	0	1	0	0	0	1	32	36	5.79	1.286
Joe Horlen, R ERA: 2.77	(5, 1)	0.1		1	0	0	0	0	0	0	0	0	0	0	1	1	0.00	0.000
Juan Pizarro, L ERA: 3.79	(6, 1)	2.0		7	1	0	0	1	0	0	0	0	0	0	9	9	0.00	0.500
Hoyt Wilhelm, R ERA: 1.36	(8, 1)	2.0		9	1	1	0	0	2	0	0	0	1	0	7	15	0.00	1.500

PITCHER	IP	WLS	BF	H	R	ER	SO	BB	IBB	HBP	BLK	WP	HR	S	P	ERA	WHIP

TOP

Baltimore Orioles @ Chicago White Sox

Comiskey Park, Chicago, IL

Sat Sep 03 1966, 4:33 AM EDT

Att. 9,294 - Unknown

livebaseballscorecards.com

AB	34
R	4
H	8
RBI	3
BB	3
SO	7
LOB	10

Batter	1	2	3	4	5	6	7	8	9	AB	R	H	RBI	BB	SO	LOB
Don Buford, S (1, 5) OBP: 0.331, SLG: 0.357	G3		F5			F8		F9		4	0	0	0	0	0	0
Wayne Causey, L (1, 4) OBP: 0.327, SLG: 0.294	1B			BBBB G1-6-3 BB		F7		F7		3	0	1	0	1	0	0
Tommie Agee, R (1, 8) OBP: 0.320, SLG: 0.429	K			G1-6-3 1-2f		K			F3	4	0	0	0	0	2	2
Pete Ward, L (1, 7) OBP: 0.282, SLG: 0.291	1-3			F7			2B SF7 1B		4-3	4	1	1	0	0	0	1
Tom McCraw, L (1, 3) OBP: 0.282, SLG: 0.326		F9			F6		F6		L9	4	0	0	0	0	0	1
Ken Berry, R (1, 9) OBP: 0.318, SLG: 0.394		4-3			F8		1-3 2B			3	0	1	0	0	0	0
Jerry Adair, R (1, 6) OBP: 0.298, SLG: 0.335		F6			BB 1B		SF7 3-H			2	0	1	1	0	0	0
John Romano, R (1, 2) OBP: 0.357, SLG: 0.429			K		1-2 BB		1-3			2	0	0	0	1	1	1
Hoyt Wilhelm, R (8, 1)										0	0	0	0	0	0	0
Jack Lamabe, R (1, 1) OBP: 0.063, SLG: 0.032			K		F5			F5		1	0	0	0	0	1	0
Joe Horlen, R (5, 1) OBP: 0.120, SLG: 0.085										0	0	0	0	0	0	0
Floyd Robinson, L (5, PH) OBP: 0.329, SLG: 0.324										1	0	0	0	0	0	2
Juan Pizarro, L (6, 1) OBP: 0.120, SLG: 0.087										0	0	0	0	0	0	0
J.C. Martin, L (8, 2) OBP: 0.317, SLG: 0.377										1	0	0	0	0	0	0
Inning Stats	R: 0 H: 1 E: 0 LOB: 1 K: 1 BB: 0 S: 6 P: 6	R: 0 H: 0 E: 0 LOB: 0 K: 0 BB: 0 S: 3 P: 3	R: 0 H: 0 E: 0 LOB: 0 K: 2 BB: 0 S: 7 P: 7	R: 0 H: 0 E: 0 LOB: 0 K: 0 BB: 1 S: 2 P: 6	R: 0 H: 1 E: 0 LOB: 2 K: 0 BB: 1 S: 4 P: 8	R: 0 H: 0 E: 0 LOB: 0 K: 1 BB: 0 S: 5 P: 5	R: 1 H: 2 E: 0 LOB: 1 K: 0 BB: 0 S: 5 P: 5	R: 0 H: 0 E: 0 LOB: 0 K: 0 BB: 0 S: 3 P: 3	R: 0 H: 0 E: 0 LOB: 0 K: 0 BB: 0 S: 3 P: 3	1B: 3 SF: 1 2B: 1 SAC: 0 3B: 0 DP: 1 HR: 0 HBP: 0						

PITCHER	IP	WLS	BF	H	R	ER	SO	BB	IBB	HBP	BLK	WP	HR	S	P	ERA	WHIP
Wally Bunker, R (1, 1) ERA: 4.3	7.0	W	26	4	1	1	4	2	0	0	0	0	0	32	40	1.29	0.857
Dick Hall, R (8, 1) ERA: 3.28	2.0	S	6	0	0	0	0	0	0	0	0	0	0	6	6	0.00	0.000

PITCHER	IP	WLS	BF	H	R	ER	SO	BB	IBB	HBP	BLK	WP	HR	S	P	ERA	WHIP

BOTTOM

Baltimore Orioles @ Chicago White Sox

Comiskey Park, Chicago, IL

Sat Sep 03 1966, 4:33 AM EDT

Att. 9,294 - Unknown

livebaseballscorecards.com

AB	29
R	1
H	4
RBI	1
BB	2
SO	4
LOB	7

WP: 0 PA: 32
PB: 0
SB: 0
CS: 0

Batter	1	2	3	4	5	6	7	8	9	AB	R	H	RBI	BB	SO	LOB
Luis Aparicio, R (1, 6) OBP: 0.312, SLG: 0.381	6-3 1B		1B		1-H 2-H 2B		G5-4-3 FC 1-3 1B	FC6-2 1-3 2-H 1B		5	0	5	3	0	0	0
Paul Blair, R (1, 8) OBP: 0.281, SLG: 0.371	6-3 1-2		1-3		F9		FC G5-4-3 1-2 3-H	FC6-2 FC6-4 1-2 3-H		3	0	0	0	0	0	3
Russ Snyder, L (7, PH) (7, 8) OBP: 0.373, SLG: 0.411										2	0	0	1	0	0	3
Frank Robinson, R (1, 9) OBP: 0.409, SLG: 0.635	S S S K			FC5 2B	F8		G5-4-3 1-2f 2-3	FC6-4 1-2f		5	0	1	0	0	1	7
Brooks Robinson, R (1, 5) OBP: 0.329, SLG: 0.447	5-3			F7		F8	6-3		F9	5	0	0	0	0	0	3
Sam Bowens, R (1, 7) OBP: 0.290, SLG: 0.354		L3-6 5-4-3 1B		F2		F8		SH3 3B HBP	B B B B S 1B BB	3	2	1	0	1	0	1
Bob Johnson, R (1, 3) (5, 4) OBP: 0.277, SLG: 0.264		5-4-3 1-2		FC5 2-3		2B 1B		SH3 1-2	S S S K 1-2	4	1	1	0	0	1	3
Woodie Held, R (1, 4) OBP: 0.325, SLG: 0.319 Gene Brabender, R (5, 1) OBP: 0.077, SLG: 0.077 Moe Drabowsky, R (5, 1) OBP: 0.400, SLG: 0.444 Charlie Lau, L (8, PH) OBP: 0.625, SLG: 1.000 Jim Palmer, R (8, PR) OBP: 0.149, SLG: 0.172 Eddie Fisher, R (8, 1) OBP: 0.077, SLG: 0.077		L3-6 2-3			2-3	1-H 2B		1B 2-H 3B	2-H 1B	2 0 1 1 1 0	0 0 0 1 0 1	0 0 1 1 0 0	0 0 1 1 0 0	0 0 0 0 0 0	0 0 0 0 0 0	1 0 0 0 0 0
Andy Etchebarren, R (1, 2) OBP: 0.309, SLG: 0.407		F3			B B B B 1B 2B BB	1-3		BB 1B 1B 3-H	S S S K	4	2	1	1	1	1	2
Eddie Watt, R (1, 1) OBP: 0.250, SLG: 0.425 Curt Blefary, L (5, PH) (5, 3) OBP: 0.374, SLG: 0.450		5-3			1-2 2B 1B	B B B B 1B FC BB		B B B B 1B 1-2 FC6-2 BB		1 1	0 2	0 1	0 0	0 2	0 0	0 0
Inning Stats	R: 0 E: 0 K: 1 S: 6 H: 1 LOB: 1 BB: 0 P: 6	R: 0 E: 0 K: 0 S: 3 H: 1 LOB: 0 BB: 0 P: 3	R: 0 E: 0 K: 0 S: 4 H: 1 LOB: 1 BB: 0 P: 4	R: 0 E: 0 K: 0 S: 4 H: 1 LOB: 1 BB: 0 P: 4	R: 2 E: 0 K: 0 S: 5 H: 2 LOB: 1 BB: 1 P: 9	R: 1 E: 0 K: 0 S: 5 H: 2 LOB: 1 BB: 0 P: 5	R: 1 E: 0 K: 0 S: 4 H: 1 LOB: 1 BB: 1 P: 8	R: 3 E: 0 K: 0 S: 6 H: 3 LOB: 3 BB: 1 P: 11	R: 1 E: 0 K: 2 S: 8 H: 1 LOB: 1 BB: 1 P: 12	1B: 9 2B: 4 3B: 1 HR: 0 SF: 0 SAC: 1 DP: 2 HBP: 1						

PITCHER		IP	WLS	BF	H	R	ER	SO	BB	IBB	HBP	BLK	WP	HR	S	P	ERA	WHIP
Gary Peters, L ERA: 2.01	(1, 1)	6.0		27	8	4	4	1	2	0	0	0	0	0	27	35	6.00	1.667
Bob Locker, R ERA: 2.47	(7, 1)	1.1	L	8	3	3	3	0	0	0	1	0	0	0	7	8	20.25	2.250
Juan Pizarro, L ERA: 3.76	(8, 1)	0.2		4	1	0	0	0	1	0	0	0	0	0	3	7	0.00	3.000
Dennis Higgins, R ERA: 2.89	(9, 1)	1.0		5	1	1	1	2	1	0	0	0	0	0	8	12	9.00	2.000

PITCHER	IP	WLS	BF	H	R	ER	SO	BB	IBB	HBP	BLK	WP	HR	S	P	ERA	WHIP

TOP

Baltimore Orioles @ Chicago White Sox

Comiskey Park, Chicago, IL

Sun Sep 04 1966, 4:33 AM EDT

Att. 17,725 - Unknown

livebaseballscorecards.com

AB	38
R	8
H	13
RBI	8
BB	4
SO	3
LOB	23

WP: 0 PB: 0 SB: 1 CS: 0

PA: 44

Batter	1	2	3	4	5	6	7	8	9	AB	R	H	RBI	BB	SO	LOB
Don Buford, S (1, 5) OBP: 0.333, SLG: 0.358	B B B B 4-0 E S 1B BB		x 0-0 1B S CS 3-H 1B	x 0-0 ③ F7		x 0-0 S 1B		x 0-0 ③ F5		4	1	2	1	1	0	2
Tommie Agee, R (1, 8) OBP: 0.319, SLG: 0.426	x 0-0 ① 5-3 1-3		S S S 0-3 ① K 1-2		B B B B 4-0 S 1B BB	S S S 0-3 ③ K 1-2			x 0-0 ① F8	4	1	0	0	1	2	3
Tom McCraw, L (1, 3) OBP: 0.286, SLG: 0.332	x 0-0 ② 1-3		x 0-0 BB 2-3 1B		x 0-0 ① L8 1-2		x 0-0 CS 2B		x 0-0 1B	5	0	3	0	0	0	2
Pete Ward, L (1, 9) OBP: 0.288, SLG: 0.292	x 0-0 3-H 1B		B B B B 4-0 ② 1-2 3-H BB		B B B B 4-0 1B BB		S S S 0-3 ① ② K 2-3		x 0-0 ② F8	3	0	1	1	2	1	2
Ken Berry, R (1, 7) OBP: 0.316, SLG: 0.392	x 0-0 ③ F4		S S S 0-3 ③ K		x 0-0 1-2 2-H 1B		x 0-0 ③ F2		x 0-0 ③ 4-3	5	0	1	1	0	1	4
Wayne Causey, L (1, 4) OBP: 0.323, SLG: 0.290 Al Weis, S (6, 4) OBP: 0.218, SLG: 0.165 Deacon Jones, L (8, PH) Lee Elia, R (9, 6) OBP: 0.269, SLG: 0.303		x 0-0 E4 FC5-4		x 0-0 ① 4-3	x 0-0 ② F8			x 0-0 ① F9		3 0 1 0	0 0 0 0	0 0 0 0	0 0 0 0	0 0 0 0	0 0 0 0	2 0 0 0
Jerry Adair, R (1, 6) (9, 4) OBP: 0.298, SLG: 0.337		x 0-0 ① FC5-4 CS 1-2f		x 0-0 2B 2B	S S S 0-3 ③ K			x 0-0 ② F9		4	1	1	0	0	1	3
John Romano, R (1, 2) OBP: 0.356, SLG: 0.437		S S S 0-3 ② ③ K 1-2		x 0-0 ② F9		S S S 0-3 ① K		x 0-0 HR		4	1	1	1	0	2	2
Gary Peters, L (1, 1) OBP: 0.238, SLG: 0.363 Bob Locker, S (7, 1) OBP: 0.333, SLG: 0.250 Juan Pizarro, L (8, 1) OBP: 0.120, SLG: 0.087 Smoky Burgess, L (8, PH) OBP: 0.368, SLG: 0.367 Jim Hicks, R (8, PR) OBP: 0.125, SLG: 0.125 Dennis Higgins, R (9, 1) OBP: 0.250, SLG: 0.200			x 0-0 1B 3B	x 0-0 2-H 2B		S S S 0-3 ② K		x 0-0 1B		3 0 0 0 1 0 0	1 0 0 0 0 0 0	2 0 0 0 1 0 0	1 0 0 0 0 0 0	0 0 0 0 0 0 0	1 0 0 0 0 0 0	0 0 0 0 0 0 0
Inning Stats	R: 1 E: 0 K: 0 S: 4 H: 1 LOB: 1 BB: 1 P: 8	R: 0 E: 1 K: 1 S: 5 H: 0 LOB: 0 BB: 0 P: 5	R: 1 E: 0 K: 2 S: 9 H: 3 LOB: 2 BB: 1 P: 13	R: 1 E: 0 K: 0 S: 5 H: 2 LOB: 1 BB: 0 P: 5	R: 1 E: 0 K: 1 S: 6 H: 1 LOB: 2 BB: 2 P: 14	R: 0 E: 0 K: 3 S: 10 H: 1 LOB: 1 BB: 0 P: 10	R: 0 E: 0 K: 1 S: 5 H: 1 LOB: 0 BB: 0 P: 5	R: 1 E: 0 K: 0 S: 5 H: 2 LOB: 1 BB: 0 P: 5	R: 0 E: 0 K: 0 S: 4 H: 1 LOB: 1 BB: 0 P: 4	1B: 7 2B: 3 3B: 1 HR: 1	SF: 0 SAC: 0 DP: 0 HBP: 0		WP: 0 PB: 0 SB: 4 CS: 3	PA: 41			

BOTTOM

Baltimore Orioles @ Chicago White Sox

Comiskey Park, Chicago, IL

Sun Sep 04 1966, 4:33 AM EDT

Att. 17,725 - Unknown

livebaseballscorecards.com

AB	37
R	5
H	12
RBI	5
BB	4
SO	8
LOB	20

PITCHER		IP	WLS	BF	H	R	ER	SO	BB	IBB	HBP	BLK	WP	HR	S	P	ERA	WHIP
Eddie Watt, R ERA: 3.93	(1, 1)	4.0		19	6	3	3	3	2	0	0	0	0	0	23	31	6.75	2.000
Gene Brabender, R ERA: 3.84	(5, 1)	0.1		4	1	1	1	0	2	0	0	0	0	0	2	10	27.00	9.000
Moe Drabowsky, R ERA: 2.84	(5, 1)	2.2	W	9	2	0	0	5	0	0	0	0	0	0	19	19	0.00	0.750
Eddie Fisher, R ERA: 2.47	(8, 1)	2.0	S	9	3	1	1	0	0	0	0	0	0	1	9	9	4.50	1.500

PITCHER	IP	WLS	BF	H	R	ER	SO	BB	IBB	HBP	BLK	WP	HR	S	P	ERA	WHIP

Batter	1	2	3	4	5	6	7	8	9	AB	R	H	RBI	BB	SO	LOB
Horace Clarke, S (1, 6) OBP: 0.325, SLG: 0.385	3-1	FC3-6 1-2f 2-3 3-H			CS 1B		1-3	4-3		5	0	1	1	0	0	3
Bobby Richardson, R (1, 4) OBP: 0.285, SLG: 0.333	F3	K			F5 1-2		K		1-3	5	0	0	0	0	2	3
Tom Tresh, S (1, 7) OBP: 0.347, SLG: 0.423	E BB		F9		K		1B BB		6-3	3	0	0	0	2	1	0
Joe Pepitone, L (1, 3) OBP: 0.295, SLG: 0.484	E4 1-2		G3			G3	1-3 1B		4-3	5	0	1	0	0	0	1
Roger Maris, L (1, 9) OBP: 0.304, SLG: 0.364	K		K			5-3 E 1B BB	F5			3	1	0	0	1	2	4
Steve Whitaker, L (1, 8) OBP: 0.321, SLG: 0.615		BB 1B FC3-6 BB		3-1		E4 5-3 1-2 1B		HR		3	3	1	1	1	0	1
Elston Howard, R (1, 2) OBP: 0.320, SLG: 0.360		FC3-6 BB 1-2 1B		K		5-3 1-2 2-3		SH3-4 BB		3	0	1	0	1	1	2
Clete Boyer, R (1, 5) OBP: 0.298, SLG: 0.371		K		BB		2-H 3-H 1B		F5		3	0	1	2	1	1	3
Fritz Peterson, S (1, 1) OBP: 0.230, SLG: 0.254		FC3-6 1-2 2-3 BB		K		F4		SH3-4 1-2		2	0	0	0	1	1	2
Inning Stats	R: 0 E: 1 K: 1 S: 6 H: 0 LOB: 2 BB: 1 P: 10	R: 1 E: 0 K: 2 S: 8 H: 1 LOB: 2 BB: 2 P: 16	R: 0 E: 0 K: 1 S: 5 H: 0 LOB: 0 BB: 0 P: 5	R: 0 E: 0 K: 2 S: 7 H: 0 LOB: 1 BB: 1 P: 11	R: 0 E: 0 K: 1 S: 5 H: 1 LOB: 0 BB: 0 P: 5	R: 2 E: 1 K: 0 S: 5 H: 1 LOB: 1 BB: 1 P: 9	R: 0 E: 0 K: 1 S: 6 H: 1 LOB: 2 BB: 1 P: 10	R: 1 E: 0 K: 0 S: 4 H: 1 LOB: 1 BB: 1 P: 8	R: 0 E: 0 K: 0 S: 3 H: 0 LOB: 0 BB: 0 P: 3	1B: 4 2B: 0 3B: 0 HR: 1 SF: 0 SAC: 1 DP: 0 HBP: 0						

PITCHER		IP	WLS	BF	H	R	ER	SO	BB	IBB	HBP	BLK	WP	HR	S	P	ERA	WHIP
John Miller, R ERA: 4.25	(1, 1)	7.0		33	5	4	2	8	6	0	0	0	0	1	43	67	2.57	1.571
Moe Drabowsky, R ERA: 2.81	(8, 1)	1.0		4	0	0	0	0	1	0	0	0	0	0	3	7	0.00	1.000
Eddie Fisher, R ERA: 2.45	(9, 1)	1.0	W	3	0	0	0	0	0	0	0	0	0	0	3	3	0.00	0.000

PITCHER	IP	WLS	BF	H	R	ER	SO	BB	IBB	HBP	BLK	WP	HR	S	P	ERA	WHIP

TOP

New York Yankees @ Baltimore Orioles

Memorial Stadium, Baltimore, MD

Mon Sep 05 1966, 3:33 AM EDT

Sunny - 80 F

livebaseballscorecards.com

AB	32
R	4
H	5
RBI	4
BB	7
SO	8
LOB	19

New York Yankees @ Baltimore Orioles

Memorial Stadium, Baltimore, MD

Mon Sep 05 1966, 3:33 AM EDT

Sunny - 80 F

livebaseballscorecards.com

Batter	1	2	3	4	5	6	7	8	9	AB	R	H	RBI	BB	SO	LOB
Luis Aparicio, R (1, 6) OBP: 0.310, SLG: 0.378	6-3		6-3			5-3		F9		4	0	0	0	0	0	0
Curt Blefary, L (1, 3) OBP: 0.373, SLG: 0.457	3-1			HR		K		3-1		4	1	1	1	0	1	0
Frank Robinson, R (1, 9) OBP: 0.408, SLG: 0.632	6-3			5-3		1-3			SH1-4 1B 1B	4	1	1	0	0	0	0
Brooks Robinson, R (1, 5) OBP: 0.327, SLG: 0.444		5-3		F9			F8		SH1-4 1-2	3	0	0	0	0	0	0
Sam Bowens, R (1, 7) OBP: 0.294, SLG: 0.353		F3		1B			K		1B IBB	3	0	1	0	1	1	0
Davey Johnson, R (1, 4) OBP: 0.287, SLG: 0.340		HR		G3			HR 2B		F7	4	2	2	1	0	0	3
Paul Blair, R (1, 8) OBP: 0.285, SLG: 0.384		F5			F9		2-H HR		1-2 2-H 1B	4	1	2	3	0	0	0
Andy Etchebarren, R (1, 2) OBP: 0.307, SLG: 0.403			6-3		6-3		1-3			3	0	0	0	0	0	0
John Miller, R (1, 1) OBP: 0.097, SLG: 0.097			4-3		K			F8		2	0	0	0	0	1	0
Moe Drabowsky, R (8, 1) OBP: 0.400, SLG: 0.444										0	0	0	0	0	0	0
Bob Johnson, R (8, PH) OBP: 0.275, SLG: 0.262										1	0	0	0	0	0	0
Eddie Fisher, R (9, 1) OBP: 0.077, SLG: 0.077										0	0	0	0	0	0	0

Inning Stats	1	2	3	4	5	6	7	8	9						
	R: 0 H: 0	R: 1 H: 1	R: 0 H: 0	R: 1 H: 2	R: 0 H: 0	R: 0 H: 0	R: 2 H: 2	R: 0 H: 0	R: 1 H: 2	1B: 3	SF: 0	WP: 0	PA: 34		
	E: 0 LOB: 0	E: 0 LOB: 0	E: 0 LOB: 0	E: 0 LOB: 1	E: 0 LOB: 0	E: 0 LOB: 0	E: 0 LOB: 0	E: 0 LOB: 0	E: 0 LOB: 2	2B: 1	SAC: 1	PB: 0			
	K: 0 BB: 0	K: 0 BB: 0	K: 0 BB: 0	K: 0 BB: 0	K: 1 BB: 0	K: 1 BB: 0	K: 1 BB: 0	K: 0 BB: 0	K: 0 BB: 1	3B: 0	DP: 0	SB: 0			
	S: 3 P: 3	S: 4 P: 4	S: 3 P: 3	S: 5 P: 5	S: 5 P: 5	S: 5 P: 5	S: 7 P: 7	S: 3 P: 3	S: 4 P: 8	HR: 3	HBP: 0	CS: 0			

PITCHER	IP	WLS	BF	H	R	ER	SO	BB	IBB	HBP	BLK	WP	HR	S	P	ERA	WHIP
Fritz Peterson, L (1, 1) ERA: 3.53	8.2	L	34	7	5	5	3	0	1	0	0	0	3	39	43	5.19	0.808

PITCHER	IP	WLS	BF	H	R	ER	SO	BB	IBB	HBP	BLK	WP	HR	S	P	ERA	WHIP

AB	R	H	RBI	BB	SO	LOB
4	0	0	0	0	0	0
4	1	1	1	0	1	0
4	1	1	0	0	0	0
3	0	0	0	0	0	0
3	0	1	0	1	1	0
4	2	2	1	0	0	3
4	1	2	3	0	0	0
3	0	0	0	0	0	0
2	0	0	0	0	1	0
0	0	0	0	0	0	0
1	0	0	0	0	0	0
0	0	0	0	0	0	0

AB	32
R	5
H	7
RBI	5
BB	1
SO	3
LOB	3

Batter	1	2	3	4	5	6	7	8	9	AB	R	H	RBI	BB	SO	LOB
Horace Clarke, S (1, 6) OBP: 0.320, SLG: 0.379	K		K		F8		3-1			4	0	0	0	0	2	1
Bobby Richardson, R (1, 4) OBP: 0.285, SLG: 0.332	6-3		HR, BB		F5		1-3			3	1	0	0	1	0	1
Tom Tresh, S (1, 7) OBP: 0.346, SLG: 0.428	K		1-H, HR		F9			1-3		4	1	1	2	0	1	0
Joe Pepitone, L (1, 3) OBP: 0.293, SLG: 0.480		K	F9			F9		4-3		4	0	0	0	0	1	0
Roger Maris, L (1, 9) OBP: 0.306, SLG: 0.364		BB		BB, 2B, 1B		4-3		6-3		3	1	1	0	1	0	0
Steve Whitaker, L (1, 8) OBP: 0.333, SLG: 0.655		F8		1-2, L8-6-2, BB		HR			K	3	1	1	1	1	1	1
Billy Bryan, L (1, 2) OBP: 0.214, SLG: 0.272		1-2, BB		K		F7			FC1-6, 1B	3	0	1	0	1	1	2
Clete Boyer, R (1, 5) OBP: 0.298, SLG: 0.372		F6		1-3, 2-H, 2B			F6		FC1-6, 1-2f	4	0	1	1	0	0	3
Al Downing, R (1, 1) OBP: 0.149, SLG: 0.141			K	L8-6-2, 3-H			3-1, 2B		F3	2	0	0	0	0	1	2
Hal Reniff, R (5, 1) OBP: 0.308, SLG: 0.308										0	0	0	0	0	0	0
Roy White, S (7, PH) OBP: 0.309, SLG: 0.347										1	0	1	0	0	0	0
Dooley Womack, L (7, 1) OBP: 0.200, SLG: 0.200										0	0	0	0	0	0	0
Elston Howard, R (9, PH) OBP: 0.319, SLG: 0.359										1	0	0	0	0	0	1
Inning Stats	R: 0 E: 0 K: 2 S: 7 H: 0 LOB: 0 BB: 0 P: 7	R: 0 E: 0 K: 1 S: 5 H: 0 LOB: 2 BB: 2 P: 13	R: 2 E: 0 K: 2 S: 8 H: 1 LOB: 0 BB: 1 P: 12	R: 1 E: 0 K: 1 S: 6 H: 2 LOB: 1 BB: 1 P: 10	R: 0 E: 0 K: 0 S: 3 H: 0 LOB: 0 BB: 0 P: 3	R: 1 E: 0 K: 0 S: 4 H: 1 LOB: 0 BB: 0 P: 4	R: 0 E: 0 K: 0 S: 4 H: 1 LOB: 1 BB: 0 P: 4	R: 0 E: 0 K: 0 S: 3 H: 0 LOB: 0 BB: 0 P: 3	R: 0 E: 0 K: 1 S: 6 H: 1 LOB: 1 BB: 0 P: 6	1B: 2 2B: 3 3B: 0 HR: 2 SF: 0 SAC: 0 DP: 1 HBP: 0						

PITCHER	IP	WLS	BF	H	R	ER	SO	BB	IBB	HBP	BLK	WP	HR	S	P	ERA	WHIP
Jim Palmer, R (1, 1) ERA: 3.43	4.0		18	3	3	3	6	4	0	0	0	0	1	26	42	6.75	1.750
Dick Hall, R (5, 1) ERA: 3.27	3.0	W	11	2	1	1	0	0	0	0	0	0	1	11	11	3.00	0.667
Eddie Fisher, R (8, 1) ERA: 2.39	2.0	S	7	1	0	0	1	0	0	0	0	0	0	9	9	0.00	0.500

PITCHER	IP	WLS	BF	H	R	ER	SO	BB	IBB	HBP	BLK	WP	HR	S	P	ERA	WHIP

TOP

New York Yankees @ Baltimore Orioles

Memorial Stadium, Baltimore, MD

Mon Sep 05 1966, 3:38 AM EDT

Att. 36,832 - Unknown

livebaseballscorecards.com

AB	32
R	4
H	6
RBI	4
BB	4
SO	7
LOB	11

WP: 0 PB: 0 SB: 0 CS: 0 PA: 36

BOTTOM

Batter	1	2	3	4	5	6	7	8	9	AB	R	H	RBI	BB	SO	LOB
Luis Aparicio, R (1, 6) OBP: 0.309, SLG: 0.376	4-3	F3		F4		F9		CS 1B		5	0	1	0	0	0	3
Curt Blefary, L (1, 3) OBP: 0.376, SLG: 0.463	F8		BBBB 1B 2B BB		1B 2B	2B		F4		4	2	2	0	1	0	1
Frank Robinson, R (1, 9) OBP: 0.408, SLG: 0.629	F8		L3 1-2 1B		BBBB S 1B WP BB	F9		SSS K 1-2		4	1	1	0	1	1	2
Brooks Robinson, R (1, 5) OBP: 0.330, SLG: 0.445		BBBB 2B BB	L3 1-2		1B WP 1-2 2-H 1B	BBBB BB				2	2	1	1	2	0	2
Sam Bowens, R (1, 7) OBP: 0.295, SLG: 0.359		SSS K	2-H 2B		1B 1-3 2-H SF7 1B	F5				2	0	1	1	0	1	1
Russ Snyder, L (5, PH) (6, 7) OBP: 0.374, SLG: 0.412										2	1	1	0	0	0	2
Davey Johnson, R (1, 4) OBP: 0.291, SLG: 0.347		1-H 1B 2B	4-3		1-3 3-H 1B		FC6-4 1B			4	1	3	2	0	0	1
Paul Blair, R (1, 8) OBP: 0.288, SLG: 0.391		2-H 1B 1B		2B	SF7 3-H		FC6-4 1-2f 1-3			3	0	2	2	0	0	1
Andy Etchebarren, R (1, 2) OBP: 0.306, SLG: 0.402		1-2 1B		6-3	SSS K		1-3 1-2			4	0	1	0	0	1	3
Jim Palmer, R (1, 1) OBP: 0.147, SLG: 0.169		SSS K		SSS K	SSS K		F5			1	0	0	0	0	1	2
Dick Hall, R (4, PH) (5, 1) OBP: 0.231, SLG: 0.167										2	0	0	0	0	2	2
Charlie Lau, L (7, PH) OBP: 0.556, SLG: 0.833										1	0	0	0	0	0	1
Eddie Fisher, R (8, 1) OBP: 0.077, SLG: 0.077										0	0	0	0	0	0	0
Inning Stats	R: 0 E: 0 K: 0 S: 3 H: 0 LOB: 0 BB: 0 P: 3	R: 2 E: 0 K: 2 S: 10 H: 3 LOB: 2 BB: 1 P: 14	R: 1 E: 0 K: 0 S: 4 H: 2 LOB: 1 BB: 1 P: 8	R: 0 E: 0 K: 1 S: 6 H: 1 LOB: 1 BB: 0 P: 6	R: 4 E: 0 K: 2 S: 11 H: 4 LOB: 1 BB: 1 P: 15	R: 0 E: 0 K: 0 S: 4 H: 1 LOB: 2 BB: 1 P: 8	R: 0 E: 0 K: 0 S: 4 H: 1 LOB: 1 BB: 0 P: 4	R: 0 E: 0 K: 1 S: 5 H: 1 LOB: 1 BB: 0 P: 5		1B: 8 2B: 7 3B: 0 HR: 0	SF: 1 SAC: 0 DP: 2 HBP: 0					

PITCHER	IP	WLS	BF	H	R	ER	SO	BB	IBB	HBP	BLK	WP	HR	S	P	ERA	WHIP
Al Downing, L (1, 1) ERA: 3.75	4.0	L	21	7	5	5	3	3	0	0	0	0	0	24	36	11.25	2.500
Hal Reniff, R (5, 1) ERA: 3.13	2.0		11	4	2	2	2	1	0	0	0	1	0	14	18	9.00	2.500
Dooley Womack, R (7, 1) ERA: 2.84	2.0		7	2	0	0	1	0	0	0	0	0	0	9	9	0.00	1.000

PITCHER	IP	WLS	BF	H	R	ER	SO	BB	IBB	HBP	BLK	WP	HR	S	P	ERA	WHIP

New York Yankees @ Baltimore Orioles

Memorial Stadium, Baltimore, MD

Mon Sep 05 1966, 3:38 AM EDT

Att. 36,832 - Unknown

livebaseballscorecards.com

AB	34
R	7
H	13
RBI	6
BB	4
SO	6
LOB	21

WP: 1 PB: 0 SB: 1 CS: 1 PA: 39

Batter	1	2	3	4	5	6	7	8	9	AB	R	H	RBI	BB	SO	LOB
Horace Clarke, S (1, 4) (7, 6) OBP: 0.319, SLG: 0.377	5-3		K		FC5-4 1B		5-3			4	0	1	0	0	1	0
Mike Ferraro, R (1, 5)	F9		E6		FC5-4 1-2f			4-3		4	0	0	0	0	0	1
Tom Tresh, S (1, 7) OBP: 0.346, SLG: 0.433	HR		F4			5-3		F8		4	1	1	1	0	0	1
Joe Pepitone, L (1, 3) OBP: 0.294, SLG: 0.479	1B			4-3		F3		HBP		3	0	1	0	0	0	0
Elston Howard, R (1, 2) OBP: 0.319, SLG: 0.358	5-3			4-3		1B 1B		F9		4	0	1	0	0	0	2
Steve Whitaker, L (1, 8) OBP: 0.344, SLG: 0.644		G3		1B		FC5-4 1-3 1B			F3	4	0	2	0	0	0	0
Lou Clinton, R (1, 9) OBP: 0.300, SLG: 0.434		4-3		F7		FC5-4 1-2f			5-3	4	0	0	0	0	0	3
Ruben Amaro, R (1, 6) OBP: 0.071, SLG: 0.071		K		F7			5-3		F5	2	0	0	0	0	1	0
Bobby Richardson, R (7, PH) (7, 4) OBP: 0.284, SLG: 0.330										2	0	0	0	0	0	0
Jim Bouton, R (1, 1) OBP: 0.129, SLG: 0.100			K		K		F9			2	0	0	0	0	2	0
Steve Hamilton, L (5, 1) OBP: 0.053, SLG: 0.053										0	0	0	0	0	0	0
Hector Lopez, R (7, PH) OBP: 0.266, SLG: 0.363										1	0	0	0	0	0	0
Fred Talbot, R (7, 1) OBP: 0.220, SLG: 0.185										0	0	0	0	0	0	0
Inning Stats	R: 1 E: 0 K: 0 S: 5 H: 2 LOB: 1 BB: 0 P: 5	R: 0 E: 0 K: 1 S: 5 H: 0 LOB: 0 BB: 0 P: 5	R: 0 E: 1 K: 2 S: 8 H: 0 LOB: 1 BB: 0 P: 8	R: 0 E: 0 K: 0 S: 4 H: 1 LOB: 1 BB: 0 P: 4	R: 0 E: 0 K: 1 S: 6 H: 1 LOB: 1 BB: 0 P: 6	R: 0 E: 0 K: 0 S: 5 H: 2 LOB: 2 BB: 0 P: 5	R: 0 E: 0 K: 0 S: 3 H: 0 LOB: 0 BB: 0 P: 3	R: 0 E: 0 K: 0 S: 3 H: 0 LOB: 1 BB: 0 P: 4	R: 0 E: 0 K: 0 S: 3 H: 0 LOB: 0 BB: 0 P: 3	1B: 5 2B: 0 3B: 0 HR: 1	SF: 0 SAC: 0 DP: 0 HBP: 1			WP: 0 PB: 0 SB: 0 CS: 0	PA: 35		

PITCHER		IP	WLS	BF	H	R	ER	SO	BB	IBB	HBP	BLK	WP	HR	S	P	ERA	WHIP
Dave McNally, L ERA: 2.95	(1, 1)	9.0	W	35	6	1	1	4	0	0	1	0	0	1	42	43	1.00	0.667

PITCHER	IP	WLS	BF	H	R	ER	SO	BB	IBB	HBP	BLK	WP	HR	S	P	ERA	WHIP

TOP

New York Yankees @ Baltimore Orioles

Memorial Stadium, Baltimore, MD

Tue Sep 06 1966, 7:05 PM EDT

Att. 15,540 - Unknown

livebaseballscorecards.com

AB	34
R	1
H	6
RBI	1
BB	0
SO	4
LOB	7

New York Yankees @ Baltimore Orioles

Memorial Stadium, Baltimore, MD

Tue Sep 06 1966, 7:05 PM EDT

Att. 15,540 - Unknown

BOTTOM

livebaseballscorecards.com

Batter	1	2	3	4	5	6	7	8	9	AB	R	H	RBI	BB	SO	LOB
Luis Aparicio, R (1, 6) OBP: 0.312, SLG: 0.379	F9		G4-6-3 1B		F8 SH2-3 1B 1B	2-H 1B				4	1	3	1	0	0	0
Russ Snyder, L (1, 8) (9, 7) OBP: 0.373, SLG: 0.411	FC6-4 1B		G4-6-3 1-2f		SH2-3 1-2	1-3				3	0	1	0	0	0	2
Frank Robinson, R (1, 9) OBP: 0.406, SLG: 0.625	K			6-3	E5 1B		5-3			4	0	0	0	0	1	2
Brooks Robinson, R (1, 5) OBP: 0.330, SLG: 0.443	FC6-4 1-2f			BB BB 4-3 1B	F8 2-3		L8			4	1	1	0	0	0	3
Boog Powell, L (1, 3) OBP: 0.380, SLG: 0.566		1-3		4-3 BB 1-2 BB	1-3 3-H 1B		4-3			3	0	1	1	1	0	0
Curt Blefary, L (1, 7) OBP: 0.377, SLG: 0.465 Paul Blair, R (9, 8) OBP: 0.288, SLG: 0.391		1B 2B		4-3 1-2 2-3 BB	K			4-3		3 0	1 0	1 0	0 0	1 0	1 0	2 0
Davey Johnson, R (1, 4) OBP: 0.295, SLG: 0.350		2-H 1B		4-3 1-2 2-3 3-H		FC5-4 1B		1B		4	0	3	2	0	0	2
Andy Etchebarren, R (1, 2) OBP: 0.306, SLG: 0.398	1-3			IBB		FC5-4 SH2-3 1-2f 1B		K		3	1	0	0	1	1	2
Dave McNally, R (1, 1) OBP: 0.232, SLG: 0.284			K	5-3		SH2-3 1-2		F8		3	0	0	0	0	1	4
Inning Stats	R: 0 H: 1 E: 0 LOB: 1 K: 1 BB: 0 S: 6 P: 6	R: 1 H: 2 E: 0 LOB: 0 K: 0 BB: 0 S: 4 P: 4	R: 0 H: 1 E: 0 LOB: 0 K: 1 BB: 0 S: 5 P: 5	R: 1 H: 1 E: 0 LOB: 3 K: 0 BB: 3 S: 4 P: 16	R: 1 H: 2 E: 1 LOB: 2 K: 1 BB: 0 S: 8 P: 8	R: 1 H: 2 E: 0 LOB: 1 K: 0 BB: 0 S: 5 P: 5	R: 0 H: 0 E: 0 LOB: 0 K: 0 BB: 0 S: 3 P: 3	R: 0 H: 1 E: 0 LOB: 1 K: 1 BB: 0 S: 6 P: 6		1B: 9 SF: 0 2B: 1 SAC: 2 3B: 0 DP: 1 HR: 0 HBP: 0						

AB	31
R	4
H	10
RBI	4
BB	3
SO	4
LOB	17

WP: 0 PA: 36
PB: 0
SB: 0
CS: 0

PITCHER		IP	WLS	BF	H	R	ER	SO	BB	IBB	HBP	BLK	WP	HR	S	P	ERA	WHIP
Jim Bouton, R ERA: 3.28	(1, 1)	4.2	L	23	7	3	2	2	2	1	0	0	0	0	24	36	3.86	1.929
Steve Hamilton, L ERA: 2.94	(5, 1)	1.1		6	2	1	1	1	0	0	0	0	0	0	8	8	6.75	1.500
Fred Talbot, R ERA: 4.54	(7, 1)	2.0		7	1	0	0	1	0	0	0	0	0	0	9	9	0.00	0.500

PITCHER	IP	WLS	BF	H	R	ER	SO	BB	IBB	HBP	BLK	WP	HR	S	P	ERA	WHIP

Batter	1	2	3	4	5	6	7	8	9	AB	R	H	RBI	BB	SO	LOB
Horace Clarke, S (1, 6) OBP: 0.317, SLG: 0.374	1-3 1B		F7			1-3	FC 1-2		G1-6-3 1-2f	5	0	1	0	0	0	2
Bobby Richardson, R (1, 4) OBP: 0.284, SLG: 0.330	1-3 1-2			L6		FC3-6 1B	K			4	0	1	0	0	1	3
Tom Tresh, S (1, 7) OBP: 0.345, SLG: 0.430	F9			FC4-6 BB		FC3-6 1B 1B 1-2f	F8			3	1	0	0	1	0	4
Joe Pepitone, L (1, 3) OBP: 0.294, SLG: 0.478	F7			FC4-6 1-2f		1B 1B 1B 1-3		F6		4	1	1	0	0	0	2
Roger Maris, L (1, 9) OBP: 0.305, SLG: 0.363		3-1		K		1B 1-2 3-H		F4		4	0	1	1	0	1	1
Steve Whitaker, L (1, 8) OBP: 0.353, SLG: 0.629		K			G3	1-3 2-H		FC4-6 BB		3	0	1	1	1	1	0
Elston Howard, R (1, 2) OBP: 0.318, SLG: 0.356		6-3			1B	L1		FC4-6 1-2f		4	0	1	0	0	0	3
Clete Boyer, R (1, 5) OBP: 0.299, SLG: 0.373			F9		K		E 1B		G1-6-3 1B	4	0	2	0	0	1	1
Mel Stottlemyre, R (1, 1) OBP: 0.183, SLG: 0.221			K		F8		K		K	3	0	0	0	0	2	2
Mickey Mantle, S (9, PH) OBP: 0.388, SLG: 0.543										1	0	0	0	0	1	1
Inning Stats	R: 0 E: 0 K: 0 S: 4 H: 1 LOB: 1 BB: 0 P: 4	R: 0 E: 0 K: 1 S: 5 H: 0 LOB: 0 BB: 0 P: 5	R: 0 E: 0 K: 1 S: 5 H: 0 LOB: 0 BB: 0 P: 5	R: 0 E: 0 K: 1 S: 5 H: 0 LOB: 1 BB: 1 P: 9	R: 0 E: 0 K: 1 S: 6 H: 1 LOB: 1 BB: 0 P: 6	R: 2 E: 0 K: 0 S: 7 H: 4 LOB: 2 BB: 0 P: 7	R: 0 E: 1 K: 2 S: 9 H: 1 LOB: 2 BB: 0 P: 9	R: 0 E: 0 K: 0 S: 3 H: 0 LOB: 1 BB: 1 P: 7	R: 0 E: 0 K: 1 S: 5 H: 1 LOB: 0 BB: 0 P: 5	1B: 8 2B: 0 3B: 0 HR: 0 SF: 0 SAC: 0 DP: 1 HBP: 0						

PITCHER		IP	WLS	BF	H	R	ER	SO	BB	IBB	HBP	BLK	WP	HR	S	P	ERA	WHIP
Wally Bunker, R ERA: 4.23	(1, 1)	6.0		25	6	2	2	4	1	0	0	0	0	0	32	36	3.00	1.167
Eddie Fisher, R ERA: 2.34	(7, 1)	2.0	W	9	1	0	0	2	1	0	0	0	0	0	12	16	0.00	1.000
Stu Miller, R ERA: 2.0	(9, 1)	1.0	S	3	1	0	0	1	0	0	0	0	0	0	5	5	0.00	1.000

PITCHER	IP	WLS	BF	H	R	ER	SO	BB	IBB	HBP	BLK	WP	HR	S	P	ERA	WHIP

TOP

New York Yankees @ Baltimore Orioles

Memorial Stadium, Baltimore, MD

Wed Sep 07 1966, 7:05 PM EDT

Att. 13,703 - Unknown

livebaseballscorecards.com

AB	35
R	2
H	8
RBI	2
BB	2
SO	7
LOB	19

WP: 0	PA: 37		
PB: 0			
SB: 0			
CS: 0			

Batter	1	2	3	4	5	6	7	8	9	AB	R	H	RBI	BB	SO	LOB
Luis Aparicio, R (1, 6) OBP: 0.310, SLG: 0.377	5-3		K			4-3		SH FC5-4 SH5-4 1-2		3	0	0	0	0	1	0
Russ Snyder, L (1, 8) (9, 7) OBP: 0.370, SLG: 0.407	B1-3			G3		6-3		SH5-4 1-2 2-3		3	0	0	0	0	0	0
Frank Robinson, R (1, 9) OBP: 0.408, SLG: 0.624	FC6-4 BB			K			5-3 1B 1B	FC5-4 IBB		2	1	1	0	2	1	0
Brooks Robinson, R (1, 5) OBP: 0.329, SLG: 0.447	FC6-4 1-2f			HR			5-3 1-2	FC5-4 1-2f 2-3 3-H		4	1	1	2	0	0	4
Boog Powell, L (1, 3) OBP: 0.379, SLG: 0.563 Stu Miller, R (9, 1) OBP: 0.118, SLG: 0.118		F7		K			1B 2-H 1B	F7		4 0	0 0	1 0	1 0	0 0	1 0	2 0
Curt Blefary, L (1, 7) (9, 3) OBP: 0.374, SLG: 0.461		F7			F9		K			3	0	0	0	0	1	1
Davey Johnson, R (1, 4) OBP: 0.295, SLG: 0.350		K			K		1-2 1B			3	0	1	0	0	2	0
Andy Etchebarren, R (1, 2) OBP: 0.303, SLG: 0.395			5-3		K		K			3	0	0	0	0	2	2
Wally Bunker, R (1, 1) OBP: 0.158, SLG: 0.143 Vic Roznovsky, L (6, PH) OBP: 0.323, SLG: 0.345 Eddie Fisher, R (7, 1) OBP: 0.077, SLG: 0.077 Charlie Lau, L (8, PH) OBP: 0.600, SLG: 0.833 Jim Palmer, R (8, PR) OBP: 0.147, SLG: 0.169 Paul Blair, R (9, 8) OBP: 0.288, SLG: 0.391			1-3			4-3		SH5-4 SH FC5-4 BB		1 1 0 0 0 0 0	0 0 0 0 1 0 0	0 0 0 0 0 0 0	0 0 0 0 0 0 0	0 0 0 0 0 0 0	0 0 0 0 0 0 0	0 0 0 0 0 0 0
Inning Stats	R: 0 E: 0 K: 0 S: 3 H: 0 LOB: 1 BB: 1 P: 7	R: 0 E: 0 K: 1 S: 5 H: 0 LOB: 0 BB: 0 P: 5	R: 0 E: 0 K: 1 S: 5 H: 0 LOB: 0 BB: 0 P: 5	R: 1 E: 0 K: 2 S: 8 H: 1 LOB: 0 BB: 0 P: 8	R: 0 E: 0 K: 2 S: 7 H: 0 LOB: 0 BB: 0 P: 7	R: 0 E: 0 K: 0 S: 3 H: 0 LOB: 0 BB: 0 P: 3	R: 1 E: 0 K: 2 S: 10 H: 3 LOB: 2 BB: 0 P: 10	R: 1 E: 0 K: 0 S: 4 H: 0 LOB: 2 BB: 2 P: 12		1B: 3 2B: 0 3B: 0 HR: 1 SF: 0 SAC: 2 DP: 0 HBP: 0				WP: 0 PB: 0 SB: 0 CS: 0 PA: 32	

PITCHER	IP	WLS	BF	H	R	ER	SO	BB	IBB	HBP	BLK	WP	HR	S	P	ERA	WHIP
Mel Stottlemyre, R (1, 1) ERA: 3.71	8.0	L	32	4	3	3	8	2	1	0	0	0	1	45	57	3.38	0.750

PITCHER	IP	WLS	BF	H	R	ER	SO	BB	IBB	HBP	BLK	WP	HR	S	P	ERA	WHIP

BOTTOM

New York Yankees @ Baltimore Orioles

Memorial Stadium, Baltimore, MD

Wed Sep 07 1966, 7:05 PM EDT

Att. 13,703 - Unknown

livebaseballscorecards.com

AB	27
R	3
H	4
RBI	3
BB	3
SO	8
LOB	9

Batter	1	2	3	4	5	6	7	8	9	AB	R	H	RBI	BB	SO	LOB
Luis Aparicio, R (1, 6) OBP: 0.310, SLG: 0.376	x 0-0 S 1B		x 0-0 ① L9		x 0-0 ① FC5-4 1B 1-2f	x 0-0 ③ F4			x 0-0 ② L9	5	0	1	0	0	0	4
Boog Powell, L (1, 3) OBP: 0.377, SLG: 0.558	S S S 0-3 ① K 1-2		B B B B 4-0 BB		x 0-0 ② L7		S S S 0-3 ① K		S S S 0-3 ③ K	4	0	0	0	1	3	2
Frank Robinson, R (1, 7) OBP: 0.407, SLG: 0.621	S S S 0-3 ② K		x 0-0 ② F7		x 0-0 1-3 1B		x 0-0 ② 5-3			4	0	1	0	0	1	2
Brooks Robinson, R (1, 5) OBP: 0.328, SLG: 0.445	B B B B 4-0 BB		S S S 0-3 ③ K		S S S 0-3 ③ K		x 0-0 ③ 6-3			3	0	0	0	1	2	3
Sam Bowens, R (1, 9) OBP: 0.290, SLG: 0.353	x 0-0 ③ 3-1			S S S 0-3 ① K		x 0-0 ① 4-3		x 0-0 ① 5-3		4	0	0	0	0	1	2
Davey Johnson, R (1, 4) OBP: 0.297, SLG: 0.354		x 0-0 ① L8		x 0-0 ② 6-3		x 0-0 BB 2B		x 0-0 1B		4	0	2	0	0	0	0
Paul Blair, R (1, 8) OBP: 0.291, SLG: 0.405		x 0-0 HR		x 0-0 1B		x 0-0 ② F9		x 0-0 ② F9		4	1	2	1	0	0	2
Andy Etchebarren, R (1, 2) OBP: 0.305, SLG: 0.395		x 0-0 G4-3 1B		S S S 0-3 ③ K		I I I 4-0 BB IBB		x 0-0 ③ F9		3	0	1	0	1	1	2
Eddie Watt, R (1, 1) OBP: 0.279, SLG: 0.429 Eddie Fisher, R (6, 1) OBP: 0.077, SLG: 0.077 Gene Brabender, R (8, 1) OBP: 0.077, SLG: 0.077 Bob Johnson, R (9, PH) OBP: 0.273, SLG: 0.260		x 0-0 ② ③ G4-3 1-2f			x 0-0 FC5-4 1B	B B B B 4-0 1-2 2-3 BB			x 0-0 ① F9	2 0 0 1	0 0 0 0	1 0 0 0	0 0 0 0	1 0 0 0	0 0 0 0	1 0 0 0
Inning Stats	R: 0 E: 0 K: 2 S: 8 H: 1 LOB: 2 BB: 1 P: 12	R: 1 E: 0 K: 0 S: 4 H: 2 LOB: 0 BB: 0 P: 4	R: 0 E: 0 K: 1 S: 5 H: 0 LOB: 1 BB: 1 P: 9	R: 0 E: 0 K: 2 S: 8 H: 1 LOB: 1 BB: 0 P: 8	R: 0 E: 0 K: 1 S: 7 H: 2 LOB: 2 BB: 0 P: 7	R: 0 E: 0 K: 0 S: 4 H: 1 LOB: 3 BB: 2 P: 12	R: 0 E: 0 K: 1 S: 5 H: 0 LOB: 0 BB: 0 P: 5	R: 0 E: 0 K: 0 S: 4 H: 1 LOB: 1 BB: 0 P: 4	R: 0 E: 0 K: 1 S: 5 H: 0 LOB: 0 BB: 0 P: 5	1B: 6 2B: 1 3B: 0 HR: 1 SF: 0 SAC: 0 DP: 1 HBP: 0						

PITCHER	IP	WLS	BF	H	R	ER	SO	BB	IBB	HBP	BLK	WP	HR	S	P	ERA	WHIP
Jim Kaat, L (1, 1) ERA: 2.67	9.0	W	38	8	1	1	8	3	1	0	0	0	1	50	66	1.00	1.222

PITCHER	IP	WLS	BF	H	R	ER	SO	BB	IBB	HBP	BLK	WP	HR	S	P	ERA	WHIP

TOP

Baltimore Orioles @ Minnesota Twins

Metropolitan Stadium, Bloomington , MI

Fri Sep 09 1966, 8:05 PM EDT
Att. 26,531 - Unknown - 70 F

livebaseballscorecards.com

AB	34
R	1
H	8
RBI	1
BB	4
SO	8
LOB	18

Baltimore Orioles @ Minnesota Twins

Metropolitan Stadium, Bloomington , MI

Fri Sep 09 1966, 8:05 PM EDT

Att. 26,531 - Unknown - 70 F

BOTTOM

Batter	1	2	3	4	5	6	7	8	9	AB	R	H	RBI	BB	SO	LOB
Ted Uhlaender, L (1, 8) OBP: 0.264, SLG: 0.274	1B		6-3		4-3		BB	FC6-4 1-2f		4	2	1	0	1	0	1
Jimmie Hall, L (1, 7) OBP: 0.309, SLG: 0.460	L8		4-3			1B SF	K			4	1	1	0	0	1	2
Tony Oliva, L (1, 9) OBP: 0.367, SLG: 0.520	1B 1-3		K			SF 1B 1-3	S 1B 1-3			4	2	3	0	0	1	0
Harmon Killebrew, R (1, 5) OBP: 0.396, SLG: 0.537	 1-2 3-H			5-3		SF BB 1B 4-3 1-2 3-H	F2 1-2			3	1	1	2	0	0	2
Don Mincher, L (1, 3) OBP: 0.336, SLG: 0.409	F6			BB		4-3 BB 1-2 2-H	2-H 3-H			3	0	2	3	1	0	2
Earl Battey, R (1, 2) OBP: 0.336, SLG: 0.331 Sandy Valdespino, L (6, PH) OBP: 0.220, SLG: 0.267 Jerry Zimmerman, R (7, 2) OBP: 0.319, SLG: 0.302	K			F7		4-3 1-2 2-3 BB	L1			2 0 1	0 0 0	0 0 0	0 0 0	0 1 0	1 0 0	3 0 1
Bernie Allen, L (1, 4) OBP: 0.301, SLG: 0.354		F8		F8		4-3 1-2 2-3 3-H		4-3		4	0	0	1	0	0	3
Zoilo Versalles, R (1, 6) OBP: 0.301, SLG: 0.347		K			5-3	6-3		F6		4	0	0	0	0	1	2
Jim Kaat, L (1, 1) OBP: 0.255, SLG: 0.317		4-3			3-1	K		FC6-4 1B		4	0	1	0	0	1	2
Inning Stats	R: 1 E: 0 K: 1 S: 8 H: 3 LOB: 2 BB: 0 P: 8	R: 0 E: 0 K: 1 S: 5 H: 0 LOB: 0 BB: 0 P: 5	R: 0 E: 0 K: 1 S: 5 H: 0 LOB: 0 BB: 0 P: 5	R: 0 E: 0 K: 0 S: 3 H: 0 LOB: 1 BB: 1 P: 7	R: 0 E: 0 K: 0 S: 3 H: 0 LOB: 0 BB: 0 P: 3	R: 3 E: 1 K: 1 S: 9 H: 3 LOB: 2 BB: 1 P: 13	R: 2 E: 0 K: 1 S: 7 H: 2 LOB: 1 BB: 1 P: 11	R: 0 E: 0 K: 0 S: 4 H: 1 LOB: 1 BB: 0 P: 4		1B: 9 2B: 0 3B: 0 HR: 0 SF: 1 SAC: 0 DP: 0 HBP: 0					

livebaseballscorecards.com

AB	33
R	6
H	9
RBI	6
BB	3
SO	5
LOB	18

WP: 0 PB: 0 SB: 1 CS: 0 PA: 37

PITCHER		IP	WLS	BF	H	R	ER	SO	BB	IBB	HBP	BLK	WP	HR	S	P	ERA	WHIP
Eddie Watt, R ERA: 3.98	(1, 1)	5.0	L	24	6	4	3	3	2	0	0	0	0	0	28	36	5.40	1.600
Eddie Fisher, R ERA: 2.48	(6, 1)	2.0		9	2	2	2	2	1	0	0	0	0	0	12	16	9.00	1.500
Gene Brabender, R ERA: 3.78	(8, 1)	1.0		4	1	0	0	0	0	0	0	0	0	0	4	4	0.00	1.000

PITCHER	IP	WLS	BF	H	R	ER	SO	BB	IBB	HBP	BLK	WP	HR	S	P	ERA	WHIP

Baltimore Orioles @ Minnesota Twins

Metropolitan Stadium, Bloomington , MI

Sat Sep 10 1966, 4:33 AM EDT

Att. 21,259 - Unknown

TOP

livebaseballscorecards.com

Batter	1	2	3	4	5	6	7	8	9	AB	R	H	RBI	BB	SO	LOB
Luis Aparicio, R (1, 6) OBP: 0.309, SLG: 0.374	6-3		F8		G5-2-3 1-2 2-3 3-Hf		1B		F4	5	0	1	0	0	0	5
Boog Powell, L (1, 3) OBP: 0.374, SLG: 0.551	K		K		3-1		F7		F6	5	0	0	0	0	2	5
Frank Robinson, R (1, 7) OBP: 0.407, SLG: 0.619	2B BB		L5			WP E BB	F2			2	2	0	0	2	0	1
Brooks Robinson, R (1, 5) OBP: 0.328, SLG: 0.445	1-H 2B			5-3		F7 1-2		F8		4	0	1	1	0	0	1
Sam Bowens, R (1, 9) OBP: 0.286, SLG: 0.347	K			F3		F4		5-3		4	0	0	0	0	1	2
Davey Johnson, R (1, 4) OBP: 0.296, SLG: 0.351		4-3		4-3		E BB		4-3		3	0	0	0	1	0	0
Paul Blair, R (1, 8) OBP: 0.294, SLG: 0.406		6-3			1B G5-2-3 1B	E8 1-3 2-H 1B			E6 2B	4	0	2	1	0	0	0
Andy Etchebarren, R (1, 2) OBP: 0.307, SLG: 0.396		1B			G5-2-3 1-2 1B	5-3			L8	4	0	2	0	0	0	3
John Miller, R (1, 1) OBP: 0.094, SLG: 0.094		K			G5-2-3 1-2 2-3 1B		6-3		1-3 2B	1	0	0	0	0	1	1
Moe Drabowsky, R (2, 1) OBP: 0.429, SLG: 0.474										1	0	1	0	0	0	0
Bob Johnson, R (7, PH) OBP: 0.271, SLG: 0.258										1	0	0	0	0	0	0
Gene Brabender, R (7, 1) OBP: 0.077, SLG: 0.077										0	0	0	0	0	0	0
Woodie Held, R (9, PH) OBP: 0.333, SLG: 0.343										1	0	1	0	0	0	0

Inning Stats	1	2	3	4	5	6	7	8	9
	R: 1 E: 0 K: 2 S: 8	H: 1 LOB: 1 BB: 1 P: 12	R: 0 E: 0 K: 1 S: 6	H: 1 LOB: 1 BB: 0 P: 6	R: 0 E: 0 K: 1 S: 5	H: 0 LOB: 0 BB: 0 P: 5	R: 0 E: 0 K: 0 S: 3	H: 0 LOB: 0 BB: 0 P: 3	R: 0 E: 0 K: 0 S: 5	H: 3 LOB: 2 BB: 0 P: 5	R: 1 E: 1 K: 0 S: 4	H: 1 LOB: 2 BB: 2 P: 12	R: 0 E: 0 K: 0 S: 4	H: 1 LOB: 1 BB: 0 P: 4	R: 0 E: 0 K: 0 S: 3	H: 0 LOB: 0 BB: 0 P: 3	R: 0 E: 1 K: 0 S: 5	H: 1 LOB: 2 BB: 0 P: 5

AB	35
R	2
H	8
RBI	2
BB	3
SO	4
LOB	18

1B: 6	SF: 0
2B: 2	SAC: 0
3B: 0	DP: 1
HR: 0	HBP: 0

WP: 1	PA: 38
PB: 0	
SB: 0	
CS: 0	

PITCHER	IP	WLS	BF	H	R	ER	SO	BB	IBB	HBP	BLK	WP	HR	S	P	ERA	WHIP
Jim Merritt, L (1, 1) ERA: 3.43	9.0	W	38	8	2	2	4	3	0	0	0	1	0	43	55	2.00	1.222

PITCHER	IP	WLS	BF	H	R	ER	SO	BB	IBB	HBP	BLK	WP	HR	S	P	ERA	WHIP

Baltimore Orioles @ Minnesota Twins

Metropolitan Stadium, Bloomington , MI

Sat Sep 10 1966, 4:33 AM EDT

Att. 21,259 - Unknown

BOTTOM

Batter	1	2	3	4	5	6	7	8	9	AB	R	H	RBI	BB	SO	LOB
Ted Uhlaender, L (1, 8) OBP: 0.260, SLG: 0.270	6-3	F8			F8	1-3				4	0	0	0	0	0	2
Jimmie Hall, L (1, 7) OBP: 0.314, SLG: 0.472	1B HR BB	1-2 2-H 1B			HR		K			3	2	2	2	1	1	0
Tony Oliva, L (1, 9) OBP: 0.366, SLG: 0.518	1-3 HR 1B	F8			F5		4-3			4	1	1	0	0	0	2
Harmon Killebrew, R (1, 5) OBP: 0.398, SLG: 0.546	1-H 3-H HR		F8		1B		WP 2B			4	1	3	3	0	0	0
Don Mincher, L (1, 3) OBP: 0.335, SLG: 0.406	G3-6 BB		K		4-3		K 2-3			3	0	0	0	1	2	2
Bernie Allen, L (1, 4) OBP: 0.298, SLG: 0.349	G3-6 1-2f		K			F8		4-3		4	0	0	0	0	1	1
Zoilo Versalles, R (1, 6) OBP: 0.301, SLG: 0.346		B2		F3		HR 1B		K		4	1	1	0	0	1	0
Jerry Zimmerman, R (1, 2) OBP: 0.325, SLG: 0.330		BB 1B BB		5-3		1-H HR		6-3		3	2	1	2	1	0	0
Jim Merritt, L (1, 1) OBP: 0.216, SLG: 0.152		1B 1-2 BB		K		K				2	0	0	0	1	2	0
Inning Stats	R: 3 E: 0 K: 0 S: 4 / H: 2 LOB: 0 BB: 2 P: 12	R: 1 E: 0 K: 0 S: 4 / H: 1 LOB: 2 BB: 2 P: 12	R: 0 E: 0 K: 2 S: 7 / H: 0 LOB: 0 BB: 0 P: 7	R: 0 E: 0 K: 1 S: 5 / H: 0 LOB: 0 BB: 0 P: 5	R: 1 E: 0 K: 0 S: 5 / H: 2 LOB: 1 BB: 0 P: 5	R: 2 E: 0 K: 1 S: 7 / H: 2 LOB: 0 BB: 0 P: 7	R: 0 E: 0 K: 2 S: 8 / H: 1 LOB: 1 BB: 0 P: 8	R: 0 E: 0 K: 1 S: 5 / H: 0 LOB: 0 BB: 0 P: 5		1B: 4 2B: 1 3B: 0 HR: 3	SF: 0 SAC: 0 DP: 1 HBP: 0						

livebaseballscorecards.com

AB	31
R	7
H	8
RBI	7
BB	4
SO	7
LOB	7

WP: 1 PB: 0 SB: 0 CS: 0 PA: 35

PITCHER		IP	WLS	BF	H	R	ER	SO	BB	IBB	HBP	BLK	WP	HR	S	P	ERA	WHIP
John Miller, R ERA: 4.56	(1, 1)	1.1	L	9	2	4	4	0	4	0	0	0	0	1	5	21	27.00	4.500
Moe Drabowsky, R ERA: 2.97	(2, 1)	4.2		19	5	3	3	4	0	0	0	0	0	2	27	27	5.79	1.071
Gene Brabender, R ERA: 3.67	(7, 1)	2.0		7	1	0	0	3	0	0	0	0	1	0	13	13	0.00	0.500

PITCHER		IP	WLS	BF	H	R	ER	SO	BB	IBB	HBP	BLK	WP	HR	S	P	ERA	WHIP

Baltimore Orioles @ Minnesota Twins

Metropolitan Stadium, Bloomington , MI

Sun Sep 11 1966, 4:33 AM EDT

Att. 25,618 - Unknown

TOP

livebaseballscorecards.com

Batter	1	2	3	4	5	6	7	8	9	AB	R	H	RBI	BB	SO	LOB
Luis Aparicio, R (1, 6) OBP: 0.306, SLG: 0.371	F4		6-3		FC1-6 6-3 1-2f 2B		1-3	4-3 1-2		5	1	0	0	0	0	2
Russ Snyder, L (1, 8) OBP: 0.371, SLG: 0.410	E8 FC5-2 2B		E4 BB 2B		6-3 1-2		HBP 2B 1B	G3		5	2	2	0	0	0	2
Frank Robinson, R (1, 9) OBP: 0.410, SLG: 0.620 Charlie Lau, L (9, PH) OBP: 0.636, SLG: 0.833	FC5-2 3-H		BBBB 2B 1-2 BB		2-H 2B		H 2B 1-2 FC6-4 HBP		BBBB BB BB 1B BB	2 0	1 1	1 0	1 0	1 1	0 0	1 0
Brooks Robinson, R (1, 5) OBP: 0.329, SLG: 0.448	F3		1-3 2-H 2B		F9		FC6-4 1-3 2-H 2B		F3	5	0	2	2	0	0	3
Boog Powell, L (1, 3) OBP: 0.374, SLG: 0.548		F8	4-3			F9	FC6-4 IBB		BBBB 1-2 BB 1B BB	3	1	0	0	2	0	2
Curt Blefary, L (1, 7) OBP: 0.377, SLG: 0.460		1B		F2		1B HBP	1-2f 2-3 3-H FC6-4 FC6-4		BBBB 1-2 2-3 1B BB	3	0	1	1	1	0	2
Davey Johnson, R (1, 4) OBP: 0.298, SLG: 0.352		L9		6-3		1-3 1B	1-2f FC6-4		1-3 2-H 3-H G6-4-3 1B	5	0	2	2	0	0	3
Andy Etchebarren, R (1, 2) OBP: 0.306, SLG: 0.393		F2		F8		SSS K		4-3 1B	1-2f G6-4-3	5	0	1	0	0	1	5
Dave McNally, R (1, 1) OBP: 0.236, SLG: 0.286 Stu Miller, R (7, 1) OBP: 0.111, SLG: 0.111 Dick Hall, R (8, 1) OBP: 0.231, SLG: 0.167 Gene Brabender, R (8, 1) OBP: 0.077, SLG: 0.077			5-3		FC1-6 1B	SSS K	SSS K			3 1 0 0	0 0 0 0	1 0 0 0	0 0 0 0	1 1 0 0	2 1 0 0	
Inning Stats	R: 0 E: 1 K: 0 S: 4 H: 1 LOB: 1 BB: 0 P: 4	R: 0 E: 0 K: 0 S: 4 H: 1 LOB: 1 BB: 0 P: 4	R: 1 E: 1 K: 0 S: 5 H: 1 LOB: 2 BB: 1 P: 9	R: 0 E: 0 K: 0 S: 3 H: 0 LOB: 0 BB: 0 P: 3	R: 1 E: 0 K: 0 S: 5 H: 2 LOB: 1 BB: 0 P: 5	R: 0 E: 0 K: 2 S: 8 H: 1 LOB: 2 BB: 0 P: 9	R: 2 E: 0 K: 0 S: 5 H: 2 LOB: 2 BB: 1 P: 10	R: 0 E: 0 K: 1 S: 6 H: 1 LOB: 1 BB: 0 P: 6	R: 2 E: 0 K: 0 S: 3 H: 1 LOB: 1 BB: 3 P: 15	1B: 6 2B: 4 3B: 0 HR: 0 SF: 0 SAC: 0 DP: 1 HBP: 2						

	AB	37
	R	6
	H	10
	RBI	6
	BB	5
	SO	3
	LOB	23

WP: 0 PB: 0 SB: 0 CS: 0 PA: 44

PITCHER		IP	WLS	BF	H	R	ER	SO	BB	IBB	HBP	BLK	WP	HR	S	P	ERA	WHIP
Mudcat Grant, R ERA: 3.0	(1, 1)	7.0		34	8	4	3	2	1	1	2	0	0	0	34	44	3.86	1.286
Al Worthington, R ERA: 2.34	(8, 1)	2.0	W	10	2	2	2	1	3	0	0	0	0	0	9	21	9.00	2.500

PITCHER		IP	WLS	BF	H	R	ER	SO	BB	IBB	HBP	BLK	WP	HR	S	P	ERA	WHIP

BOTTOM

Baltimore Orioles @ Minnesota Twins

Metropolitan Stadium, Bloomington , MI

Sun Sep 11 1966, 4:33 AM EDT

Att. 25,618 - Unknown

livebaseballscorecards.com

Batter	1	2	3	4	5	6	7	8	9	AB	R	H	RBI	BB	SO	LOB
Cesar Tovar, R (1, 7) OBP: 0.339, SLG: 0.353	F9		E SF9 1B		E5		1-3	1B 1B 2B 1-H 2-H		4	1	1	0	0	0	1
Al Worthington, R (8, 1) OBP: 0.273, SLG: 0.545										1	1	1	2	0	0	0
Zoilo Versalles, R (1, 6) OBP: 0.302, SLG: 0.347	F7		E5 SF9 1B 1-3		F7			L5 1B 1B 1B 2-3		5	1	2	0	0	0	1
Tony Oliva, L (1, 9) OBP: 0.369, SLG: 0.527	HR		SF9 2-3 3-H			1B		HR 1B BB 1B 1B 1-3 3-H		4	3	4	3	0	0	0
Harmon Killebrew, R (1, 3) OBP: 0.400, SLG: 0.552	FC5-4 BB		K			F4		HR BB 1B 1-2 3-H		4	1	2	3	1	1	2
Ron Clark, R (8, PR)										0	0	0	0	0	0	0
Russ Nixon, L (9, 2) OBP: 0.326, SLG: 0.286										0	0	0	0	0	0	0
Rich Rollins, R (1, 5) OBP: 0.291, SLG: 0.375	FC5-4 1-2f			F8		L7		2B 1B 1-2 2-3 BB		4	1	1	0	1	0	2
Ted Uhlaender, L (1, 8) OBP: 0.268, SLG: 0.282		FC4-6 1B		G6-4-3 1B		F9		2B 1B		5	1	4	1	0	0	1
Jerry Zimmerman, R (1, 2) OBP: 0.325, SLG: 0.330	FC4-6 1-2f		G6-4-3 1-2f				1B	1-3		3	0	1	0	0	0	2
Sandy Valdespino, L (8, PH) OBP: 0.217, SLG: 0.264										1	0	0	0	0	0	2
Don Mincher, L (9, 3) OBP: 0.335, SLG: 0.406	G4-6-3				F4		F9	2B 2-H 3-H		0	0	0	0	0	0	0
Bernie Allen, L (1, 4) OBP: 0.297, SLG: 0.351	1-2f									4	1	1	2	0	0	2
Mudcat Grant, R (1, 1) OBP: 0.181, SLG: 0.203			K		6-3		F9	2B IBB		2	0	0	0	0	1	0
Jimmie Hall, L (7, PH) OBP: 0.315, SLG: 0.470										1	1	0	0	1	0	1
(8, 7)																
Inning Stats	R: 1 H: 1 E: 0 LOB: 1 K: 0 BB: 1 S: 4 P: 8	R: 0 H: 1 E: 0 LOB: 0 K: 0 BB: 0 S: 3 P: 3	R: 1 H: 2 E: 1 LOB: 1 K: 2 BB: 0 S: 9 P: 9	R: 0 H: 1 E: 0 LOB: 0 K: 0 BB: 0 S: 3 P: 3	R: 0 H: 0 E: 1 LOB: 1 K: 0 BB: 0 S: 4 P: 4	R: 0 H: 1 E: 0 LOB: 1 K: 0 BB: 0 S: 4 P: 4	R: 0 H: 1 E: 0 LOB: 1 K: 0 BB: 0 S: 4 P: 4	R: 9 H: 10 E: 0 LOB: 2 K: 0 BB: 2 S: 12 P: 20		1B: 12 SF: 1 2B: 3 SAC: 0 3B: 0 DP: 2 HR: 2 HBP: 0						

	AB	38
	R	11
	H	17
	RBI	11
	BB	3
	SO	2
	LOB	14

WP: 0 PA: 42
PB: 0
SB: 0
CS: 0

PITCHER		IP	WLS	BF	H	R	ER	SO	BB	IBB	HBP	BLK	WP	HR	S	P	ERA	WHIP
Dave McNally, L ERA: 2.91	(1, 1)	6.0		25	7	2	1	2	1	0	0	0	0	1	28	32	1.50	1.333
Stu Miller, R ERA: 2.38	(7, 1)	1.1	L	8	4	4	4	0	0	0	0	0	0	1	8	8	27.00	3.000
Dick Hall, R ERA: 3.96	(8, 1)	0.1		7	5	4	4	0	0	1	0	0	0	0	6	10	108.00	15.000
Gene Brabender, R ERA: 3.65	(8, 1)	0.1		2	1	1	1	0	1	0	0	0	0	0	1	5	27.00	6.000

PITCHER		IP	WLS	BF	H	R	ER	SO	BB	IBB	HBP	BLK	WP	HR	S	P	ERA	WHIP

Batter	1	2	3	4	5	6	7	8	9	AB	R	H	RBI	BB	SO	LOB
Paul Schaal, R (1, 5) OBP: 0.376, SLG: 0.377	0-0 2B 3B		0-0 ① 5-3		0-0 1-3 HR 2B		4-0 B B B FC5-6 BB	0-0 ③ 5-3		4	2	2	0	1	0	1
Jay Johnstone, L (1, 7) OBP: 0.293, SLG: 0.381	0-3 S S S ① K		0-0 ② F9		4-0 B B B HR BB		0-0 1-2f ① FC5-6 FC1-4		0-0 SH1-4 1B	4	1	1	0	1	1	2
Jim Fregosi, R (1, 6) OBP: 0.310, SLG: 0.386	0-0 3-H 2B		0-3 S S S ③ K		0-0 1-H 2-H 3-H HR		0-0 1-2f ② FC1-4 S		0-3 S S S ① K	5	1	2	5	0	2	2
Norm Siebern, L (1, 3) OBP: 0.375, SLG: 0.361 Bob Lee, R (8, 1)	4-0 B B B BB			0-0 G3 1B	0-3 S S S ② K		4-0 B B B 1-2 FC6-4 BB		0-0 ② SH1-4 1-2	2 0	0 0	1 0	0 0	2 0	1 0	1 0
Jose Cardenal, R (1, 8) OBP: 0.318, SLG: 0.393	0-0 ② F3			0-0 ① F5	0-0 ③ 6-3		0-0 1-2f ③ FC6-4		0-0 ③ F3	5	0	0	0	0	0	7
Buck Rodgers, S (1, 2) OBP: 0.279, SLG: 0.346	0-0 ③ 4-3			0-0 ② G3 1-2		0-0 1B 1B		0-0 WP SH 1-4-3 1B		4	1	2	0	0	0	3
Bobby Knoop, R (1, 4) OBP: 0.274, SLG: 0.385		0-0 ① F9		0-0 ③ 5-3		0-0 1-2 G6-4-3 1B		0-0 SH 1-2 WP		3	0	1	0	0	0	1
Willie Smith, L (1, 9) OBP: 0.240, SLG: 0.237		0-0 B1-6-4 1B			0-0 ① G3	0-3 S S S ① K		0-0 1-2 2-H ① 1-4-3		4	0	1	1	0	1	3
George Brunet, R (1, 1) Lew Burdette, R (3, 1) Frank Malzone, R (5, PH) Marcelino Lopez, R (5, PH) Jack Sanford, R (6, 1) Jim Piersall, R (6, PH) Minnie Rojas, R (6, 1) Tom Satriano, L (8, PH) (8, 3)		0-0 ② ③ 1-2f B1-6-4			0-0 2B HR 1B	0-0 ② ③ 1-2f G6-4-3		S S S 0-3 ② K		1 0 0 0 0 0 1 0 0 0 0 0 0 0 1 0 1 0 0 0 0 0 1 0 0 0 0 0 0 0 0 0 0 0 0 1 0 0 0 0 0 2 0 0 0 0 0 0 0 1 0 0 0 0 1 1						
Inning Stats	R: 1 E: 0 K: 1 S: 7 H: 2 LOB: 2 BB: 1 P: 11	R: 0 E: 0 K: 0 S: 3 H: 1 LOB: 0 BB: 0 P: 3	R: 0 E: 0 K: 1 S: 5 H: 0 LOB: 0 BB: 0 P: 5	R: 0 E: 0 K: 0 S: 4 H: 1 LOB: 1 BB: 0 P: 4	R: 4 E: 0 K: 1 S: 8 H: 3 LOB: 1 BB: 1 P: 12	R: 0 E: 0 K: 1 S: 6 H: 2 LOB: 1 BB: 0 P: 6	R: 0 E: 0 K: 0 S: 3 H: 0 LOB: 2 BB: 0 P: 11	R: 1 E: 0 K: 1 S: 7 H: 1 LOB: 1 BB: 0 P: 7	R: 0 E: 0 K: 1 S: 6 H: 1 LOB: 1 BB: 0 P: 6	1B: 7 2B: 2 3B: 1 HR: 1	SF: 0 SAC: 2 DP: 2 HBP: 0						

TOP

California Angels @ Baltimore Orioles

Memorial Stadium, Baltimore, MD

Mon Sep 12 1966, 7:05 PM EDT

Att. 5,122 - Unknown

livebaseballscorecards.com

AB	35
R	6
H	11
RBI	6
BB	4
SO	6
LOB	24

WP: 1 PB: 0 SB: 1 CS: 0 PA: 41

PITCHER		IP	WLS	BF	H	R	ER	SO	BB	IBB	HBP	BLK	WP	HR	S	P	ERA	WHIP
Wally Bunker, R ERA: 4.42	(1, 1)	5.0		25	9	5	5	3	2	0	0	0	0	1	29	37	9.00	2.200
Frank Bertaina, L ERA: 3.17	(6, 1)	1.2		6	0	0	0	1	2	0	0	0	0	0	6	14	0.00	1.200
Eddie Fisher, R ERA: 2.54	(7, 1)	1.1	L	6	1	1	1	1	0	0	0	0	1	0	8	8	6.75	0.750
Ed Barnowski, R ERA:	(9, 1)	1.0		4	1	0	0	1	0	0	0	0	0	0	6	6	0.00	1.000

PITCHER	IP	WLS	BF	H	R	ER	SO	BB	IBB	HBP	BLK	WP	HR	S	P	ERA	WHIP

BOTTOM

California Angels @ Baltimore Orioles

Memorial Stadium, Baltimore, MD

Mon Sep 12 1966, 7:05 PM EDT

Att. 5,122 - Unknown

livebaseballscorecards.com

Batter	1	2	3	4	5	6	7	8	9	AB	R	H	RBI	BB	SO	LOB
Luis Aparicio, R (1, 6) OBP: 0.307, SLG: 0.371	L8	S 2B 1B 2-3		1B		F3		F7		5	1	2	0	0	0	0
Curt Blefary, L (1, 7) OBP: 0.379, SLG: 0.463	F2	1-H 2B 3-H		F6		BB BB BBBB			G4-6-3 1B	4	0	2	2	1	0	1
Frank Robinson, R (1, 9) OBP: 0.411, SLG: 0.624	BB 1B BB BBBB	F8			HR BBBB	1-2 BB BBBB			F9	3	2	1	1	2	0	2
Brooks Robinson, R (1, 5) OBP: 0.329, SLG: 0.446	1B BB BBBB 1-2	FC5-4 BB BBBB			5-3	F8			G4-6-3 1-2f	3	0	0	0	2	0	3
Boog Powell, L (1, 3) OBP: 0.377, SLG: 0.548	FC4-6 1B 1-3 2-H	F8			1B SF8 1B		G5-4-3 BB BBBB			3	1	2	1	1	0	1
Davey Johnson, R (1, 4) OBP: 0.297, SLG: 0.351	FC4-6 1-2f	F8			1-3 1B		F3			4	0	1	0	0	0	4
Paul Blair, R (1, 8) OBP: 0.290, SLG: 0.401		K S S S	FC5-4 1-2f		SF8 3-H		G5-4-3 1-2f			3	0	0	1	0	1	2
Andy Etchebarren, R (1, 2) OBP: 0.304, SLG: 0.390 Charlie Lau, L (8, PH) OBP: 0.583, SLG: 0.714 Ed Barnowski, R (9, 1)		K S S S		4-3	5-3			L8		3 1 0	0 0 0	0 0 0	0 0 0	0 0 0	1 0 0	1 0 0
Wally Bunker, R (1, 1) OBP: 0.170, SLG: 0.182 Frank Bertaina, L (6, 1) OBP: 0.176, SLG: 0.125 Eddie Fisher, R (7, 1) OBP: 0.077, SLG: 0.077 Russ Snyder, L (8, PH) OBP: 0.370, SLG: 0.409 Larry Haney, R (9, 2) OBP: 0.220, SLG: 0.271		1B 2B 2B		4-3		F8		K S S S		2 1 0 1 0	1 0 0 0 0	1 0 0 0 0	0 0 0 0 0	0 0 0 1 0	0 0 0 0 0	0 0 0 0 0
Inning Stats	R: 1 H: 1 E: 0 LOB: 2 K: 0 BB: 2 S: 4 P: 12	R: 2 H: 3 E: 0 LOB: 1 K: 2 BB: 0 S: 10 P: 10	R: 0 H: 0 E: 0 LOB: 1 K: 0 BB: 1 S: 3 P: 7	R: 0 H: 1 E: 0 LOB: 1 K: 0 BB: 0 S: 4 P: 4	R: 2 H: 3 E: 0 LOB: 1 K: 0 BB: 0 S: 6 P: 6	R: 0 H: 0 E: 0 LOB: 2 K: 0 BB: 2 S: 3 P: 11	R: 0 H: 0 E: 0 LOB: 0 K: 0 BB: 1 S: 2 P: 6	R: 0 H: 0 E: 0 LOB: 0 K: 1 BB: 0 S: 5 P: 5	R: 0 H: 1 E: 0 LOB: 0 K: 0 BB: 0 S: 3 P: 3	1B: 6 SF: 1 2B: 2 SAC: 0 3B: 0 DP: 2 HR: 1 HBP: 0						

	AB	33
	R	5
	H	9
	RBI	5
	BB	6
	SO	3
	LOB	14

WP: 0 PA: 40
PB: 0
SB: 1
CS: 0

PITCHER		IP	WLS	BF	H	R	ER	SO	BB	IBB	HBP	BLK	WP	HR	S	P	ERA	WHIP
George Brunet, L ERA: 3.31	(1, 1)	2.0		13	4	3	3	2	3	0	0	0	0	0	14	26	13.50	3.500
Lew Burdette, R ERA: 3.13	(3, 1)	2.0		7	1	0	0	0	0	0	0	0	0	0	7	7	0.00	0.500
Jack Sanford, R ERA: 3.84	(5, 1)	1.0		6	3	2	2	0	0	0	0	0	0	1	6	6	18.00	3.000
Minnie Rojas, R ERA: 2.87	(6, 1)	2.0	W	8	0	0	0	0	3	0	0	0	0	0	5	17	0.00	1.500
Bob Lee, R ERA: 2.46	(8, 1)	2.0	S	6	1	0	0	1	0	0	0	0	0	0	8	8	0.00	0.500

PITCHER		IP	WLS	BF	H	R	ER	SO	BB	IBB	HBP	BLK	WP	HR	S	P	ERA	WHIP

Batter	1	2	3	4	5	6	7	8	9	AB	R	H	RBI	BB	SO	LOB
Paul Schaal, R (1, 5) OBP: 0.372, SLG: 0.372	SSS 0-3 ① K		x 0-0 ③ F7			x 0-0 ② F5		x 0-0 ③ F7		4	0	0	0	0	1	2
Jay Johnstone, L (1, 7) OBP: 0.292, SLG: 0.384	x 0-0 ② F8			x 0-0 ① 2B		x 0-0 ③ F6			x 0-0 ① 4-3	4	0	1	0	0	0	1
Jim Fregosi, R (1, 6) OBP: 0.312, SLG: 0.386	x 0-0 CS 1B			x 0-0 ② 6-3			BBBB 4-0 BB		x 0-0 ② 5-3	3	0	1	0	1	0	0
Norm Siebern, L (1, 3) OBP: 0.373, SLG: 0.357	0-0 ③ CS 1-2	BBBB 4-0 FC6-5 WP BB		x 0-0 ③ F7			SSS 0-3 ① K		SSS 0-3 ③ K	3	0	0	0	1	2	1
Jose Cardenal, R (1, 8) OBP: 0.316, SLG: 0.391		SSS 0-3 ① K 1-2			x 0-0 ① 6-3		x 0-0 ② F5			3	0	0	0	0	1	2
Buck Rodgers, S (1, 2) OBP: 0.277, SLG: 0.343		x 0-0 ② FC6-5 2-3			x 0-0 ② 6-3		x 0-0 ③ F9			3	0	0	0	0	0	2
Bobby Knoop, R (1, 4) OBP: 0.273, SLG: 0.383		SSS 0-3 ③ K			SSS 0-3 ③ K			SSS 0-3 ① K		3	0	0	0	0	3	1
Bubba Morton, R (1, 9) OBP: 0.667, SLG: 0.667			x 0-0 ① 6-3			x 0-0 SH3-4 1B		x 0-0 1B		3	0	2	0	0	0	0
Dean Chance, R (1, 1) OBP: 0.070, SLG: 0.029 Tom Satriano, L (8, PH) OBP: 0.325, SLG: 0.295 Bob Lee, R (8, 1)			x 0-0 ② 1-3			x 0-0 ① SH3-4 1-2		SSS 0-3 ② K		1 1 0	0 0 0	0 0 0	0 0 0	0 0 0	0 1 0	0 1 0
Inning Stats	R: 0 H: 1 E: 0 LOB: 0 K: 1 BB: 0 S: 5 P: 5	R: 0 H: 0 E: 0 LOB: 1 K: 2 BB: 1 S: 7 P: 11	R: 0 H: 0 E: 0 LOB: 0 K: 0 BB: 0 S: 3 P: 3	R: 0 H: 1 E: 0 LOB: 0 K: 0 BB: 0 S: 3 P: 3	R: 0 H: 0 E: 0 LOB: 0 K: 1 BB: 0 S: 5 P: 5	R: 0 H: 1 E: 0 LOB: 1 K: 0 BB: 0 S: 4 P: 4	R: 0 H: 0 E: 0 LOB: 1 K: 1 BB: 1 S: 5 P: 9	R: 0 H: 1 E: 0 LOB: 1 K: 2 BB: 0 S: 8 P: 8	R: 0 H: 0 E: 0 LOB: 0 K: 1 BB: 0 S: 5 P: 5	1B: 3 SF: 0 2B: 1 SAC: 1 3B: 0 DP: 0 HR: 0 HBP: 0						

PITCHER		IP	WLS	BF	H	R	ER	SO	BB	IBB	HBP	BLK	WP	HR	S	P	ERA	WHIP
Tom Phoebus, R ERA:	(1, 1)	9.0	W	31	4	0	0	8	2	0	0	0	1	0	45	53	0.00	0.667

PITCHER	IP	WLS	BF	H	R	ER	SO	BB	IBB	HBP	BLK	WP	HR	S	P	ERA	WHIP

TOP

California Angels @ Baltimore Orioles

Memorial Stadium, Baltimore, MD

Thu Sep 15 1966, 3:33 AM EDT

Unknown

livebaseballscorecards.com

AB	28
R	0
H	4
RBI	0
BB	2
SO	8
LOB	10

WP: 1	PA: 32
PB: 0	
SB: 0	
CS: 1	

Batter	1	2	3	4	5	6	7	8	9	AB	R	H	RBI	BB	SO	LOB
Luis Aparicio, R (1, 6) OBP: 0.305, SLG: 0.369	F7		6-3		6-3		6-3			4	0	0	0	0	0	0
Russ Snyder, L (1, 8) (9, 7) OBP: 0.371, SLG: 0.408	F4		1B		BB		F5			3	0	1	0	1	0	0
Frank Robinson, R (1, 9) OBP: 0.412, SLG: 0.623	F4		BB		1-2 1B		K			3	0	1	0	1	1	0
Boog Powell, L (1, 3) OBP: 0.378, SLG: 0.550		BB 1B 1B	E4 1-2		K			4-3 2B		4	0	2	0	0	1	3
Brooks Robinson, R (1, 5) OBP: 0.330, SLG: 0.452		BB 1-2 1B	F6			HR		4-3 2-3		4	1	2	1	0	0	3
Curt Blefary, L (1, 7) OBP: 0.383, SLG: 0.471 Paul Blair, R (9, 8) OBP: 0.290, SLG: 0.401		BB 1-2 2-3		G3		HR		IBB		2 0	1 0	1 0	1 0	2 0	0 0	0 0
Davey Johnson, R (1, 4) OBP: 0.295, SLG: 0.348	K			K		K		F4		4	0	0	0	0	3	5
Andy Etchebarren, R (1, 2) OBP: 0.301, SLG: 0.386	K			6-3		1-3		K		4	0	0	0	0	2	5
Tom Phoebus, R (1, 1)	K				K	5-3				3	0	0	0	0	2	3
Inning Stats	R: 0 E: 0 K: 0 S: 3 H: 0 LOB: 0 P: 3	R: 0 E: 0 K: 3 S: 11 H: 2 LOB: 3 BB: 1 P: 15	R: 0 E: 1 K: 0 S: 4 H: 1 LOB: 2 BB: 1 P: 8	R: 0 E: 0 K: 1 S: 5 H: 0 LOB: 0 BB: 0 P: 5	R: 0 E: 0 K: 2 S: 8 H: 1 LOB: 2 BB: 1 P: 12	R: 2 E: 0 K: 1 S: 7 H: 2 LOB: 0 BB: 0 P: 7	R: 0 E: 0 K: 1 S: 5 H: 0 LOB: 0 BB: 0 P: 5	R: 0 E: 0 K: 1 S: 6 H: 1 LOB: 2 BB: 1 P: 10		1B: 4 2B: 1 3B: 0 HR: 2	SF: 0 SAC: 0 DP: 0 HBP: 0						

PITCHER	IP	WLS	BF	H	R	ER	SO	BB	IBB	HBP	BLK	WP	HR	S	P	ERA	WHIP
Dean Chance, R (1, 1) ERA: 3.36	7.0	L	30	6	2	2	8	3	0	0	0	0	2	43	55	2.57	1.286
Bob Lee, R (8, 1) ERA: 2.44	1.0		5	1	0	0	1	0	1	0	0	0	0	6	10	0.00	1.000

PITCHER	IP	WLS	BF	H	R	ER	SO	BB	IBB	HBP	BLK	WP	HR	S	P	ERA	WHIP

BOTTOM

California Angels @ Baltimore Orioles

Memorial Stadium, Baltimore, MD

Thu Sep 15 1966, 3:33 AM EDT

Unknown

livebaseballscorecards.com

AB	31
R	2
H	7
RBI	2
BB	4
SO	9
LOB	19

Batter	1	2	3	4	5	6	7	8	9	AB	R	H	RBI	BB	SO	LOB
Paul Schaal, R (1, 5) OBP: 0.371, SLG: 0.371	SSS 0-3 ① K		x 0-0 ③ F8			x 0-0 ② F7			x 0-0 FC4-6 1B	4	0	1	0	0	1	2
Jay Johnstone, L (1, 8) OBP: 0.286, SLG: 0.376	SSS 0-3 ② K			SSS 0-3 ① K		x 0-0 ③ 5-3			x 0-0 ① F8	4	0	0	0	0	2	2
Jim Fregosi, R (1, 6) OBP: 0.311, SLG: 0.384	x 0-0 ③ F6			x 0-0 ② 6-3			BBBB 4-0 G4-6-3 BB		x 0-0 ② FC4-6 BB BB 1B 1-2f	3	1	0	0	1	0	1
Norm Siebern, L (1, 3) OBP: 0.372, SLG: 0.354 Jackie Hernandez, R (9, PR) OBP: 0.115, SLG: 0.043 (9, 4)		x 0-0 ① 6-3		x 0-0 ③ F7			x 0-0 ① ② G4-6-3 1-2f		BBBB 4-0 BB 1B 1-2 BB	3 0	0 1	0 0	0 0	1 0	0 0	1 0
Buck Rodgers, S (1, 2) OBP: 0.277, SLG: 0.341		x 0-0 ② F9			x 0-0 ① F8		SSS 0-3 ③ K		BBBB 4-0 1B E BB 1-2 2-3	3	1	0	0	1	1	0
Bubba Morton, R (1, 9) OBP: 0.571, SLG: 0.714		SSS 0-3 ③ K			x 0-0 ② F7			x 0-0 2B	x 0-0 E 1B 1-3 2-H 3-H	4	0	2	2	0	1	0
Willie Smith, L (1, 7) OBP: 0.241, SLG: 0.237			x 0-0 FC5-4 1B		SSS 0-3 ③ K			x 0-0 ① F5	x 0-0 E6 1-3 3-H	4	0	1	0	0	1	2
Bobby Knoop, R (1, 4) OBP: 0.272, SLG: 0.381 Frank Malzone, R (8, PH) OBP: 0.252, SLG: 0.281 Bob Lee, R (8, 1) Jose Cardenal, R (9, PH) OBP: 0.315, SLG: 0.390 Bill Kelso, R (9, 1)			x 0-0 ① FC5-4 1-2f			x 0-0 ① F9 1B		x 0-0 ② F8	x 0-0 ③ B5-3	2 1 0 1 0	0 0 0 0 0	0 0 0 0 0	0 0 0 0 0	0 0 0 0 0	1 1 0 3 0
Marcelino Lopez, R (1, 1) OBP: 0.250, SLG: 0.245 Tom Satriano, L (8, PH) OBP: 0.324, SLG: 0.294 (8, 4) (9, 3)			SSS 0-3 ② K			x 0-0		x 0-0 ③ G3		2 1	0 0	1 0	0 0	0 0	1 0	1 1
Inning Stats	R: 0 E: 0 K: 2 S: 7 H: 0 LOB: 0 BB: 0 P: 7	R: 0 E: 0 K: 1 S: 5 H: 0 LOB: 0 BB: 0 P: 5	R: 0 E: 0 K: 1 S: 6 H: 1 LOB: 1 BB: 0 P: 6	R: 0 E: 0 K: 1 S: 5 H: 0 LOB: 0 BB: 0 P: 5	R: 0 E: 0 K: 1 S: 5 H: 0 LOB: 0 BB: 0 P: 5	R: 0 E: 0 K: 0 S: 4 H: 1 LOB: 1 BB: 0 P: 4	R: 0 E: 0 K: 1 S: 4 H: 0 LOB: 0 BB: 1 P: 8	R: 0 E: 0 K: 0 S: 4 H: 1 LOB: 1 BB: 0 P: 4	R: 3 E: 1 K: 0 S: 6 H: 2 LOB: 3 BB: 2 P: 14	1B: 4 2B: 1 3B: 0 HR: 0	SF: 0 SAC: 0 DP: 1 HBP: 0						

PITCHER		IP	WLS	BF	H	R	ER	SO	BB	IBB	HBP	BLK	WP	HR	S	P	ERA	WHIP
Eddie Watt, R ERA: 3.87	(1, 1)	8.2		31	4	2	2	7	2	0	0	0	0	0	43	51	2.08	0.692
Moe Drabowsky, R ERA: 2.97	(9, 1)	0.0		2	1	0	0	0	1	0	0	0	0	0	1	5	∞	∞
Eddie Fisher, R ERA: 2.53	(9, 1)	0.1	W	2	0	1	0	0	0	0	0	0	0	0	2	2	0.00	0.000

PITCHER	IP	WLS	BF	H	R	ER	SO	BB	IBB	HBP	BLK	WP	HR	S	P	ERA	WHIP

TOP

California Angels @ Baltimore Orioles

Memorial Stadium, Baltimore, MD

Thu Sep 15 1966, 7:05 PM EDT

Att. 7,617 - Unknown

livebaseballscorecards.com

AB	32
R	3
H	5
RBI	2
BB	3
SO	7
LOB	15

WP: 0	PA: 35
PB: 0	
SB: 0	
CS: 0	

BOTTOM

California Angels @ Baltimore Orioles

Memorial Stadium, Baltimore, MD

Thu Sep 15 1966, 7:05 PM EDT

Att. 7,617 - Unknown

livebaseballscorecards.com

Batter	1	2	3	4	5	6	7	8	9	AB	R	H	RBI	BB	SO	LOB
Luis Aparicio, R (1, 6) OBP: 0.306, SLG: 0.369	0-0 5-3 2B 1B		0-0 G4-6-3 1-2f		0-0 FC4-6 1-2f			B B B B 4-0 HR BB		3	2	1	0	1	0	3
Curt Blefary, L (1, 7) (6, 3) OBP: 0.381, SLG: 0.477	0-0 5-3 1-2		0-0 F6			0-0 L1		0-0 1-H HR		4	1	1	2	0	0	1
Frank Robinson, R (1, 9) OBP: 0.411, SLG: 0.622	0-0 4-3 2-H 2B			0-0 F4		S S S 0-3 K		S S S 0-3 K		4	0	1	1	0	2	0
Brooks Robinson, R (1, 5) OBP: 0.330, SLG: 0.450	0-0 4-3 2-3			0-0 F8		0-0 F8			0-0 FC3-6 1B	4	0	1	0	0	0	1
Boog Powell, L (1, 3) OBP: 0.376, SLG: 0.548 Sam Bowens, R (6, 7) OBP: 0.283, SLG: 0.344	S S S 0-3 K			S S S 0-3 K			0-0 4-3		0-0 FC3-6 4-3 S 1-2f 1B	2 2	0 1	0 0	0 0	0 0	2 0	1 1
Davey Johnson, R (1, 4) OBP: 0.294, SLG: 0.347		0-0 F8			0-0 1B 1B		0-0 G3		0-0 4-3 1-3	4	0	1	0	0	0	1
Paul Blair, R (1, 8) OBP: 0.290, SLG: 0.401 Russ Snyder, L (9, PH) OBP: 0.373, SLG: 0.408		0-0 CS 1B			S S S 0-3 K		0-0 6-3		4-0 1B IBB	3 0	0 0	1 0	0 0	0 1	1 0	1 0
Andy Etchebarren, R (1, 2) OBP: 0.299, SLG: 0.383 Charlie Lau, L (9, PH) OBP: 0.615, SLG: 0.750	S S S 0-3 K 1-2				0-0 F9			0-0 6-3	0-0 1-2 3-H 1B	3 1	0 0	0 1	0 1	0 0	1 0	2 0
Eddie Watt, R (1, 1) OBP: 0.304, SLG: 0.444 Moe Drabowsky, R (9, 1) OBP: 0.429, SLG: 0.474 Eddie Fisher, R (9, 1) OBP: 0.077, SLG: 0.077			0-0 G4-6-3 1B		0-0 FC4-6 1-3 1B			S S S 0-3 K		3 0 0	0 0 0	2 0 0	0 0 0	0 0 0	1 0 0	0 0 0
Inning Stats	R: 1 H: 2 E: 0 LOB: 1 K: 1 BB: 0 S: 7 P: 7	R: 0 H: 1 E: 0 LOB: 0 K: 1 BB: 0 S: 5 P: 5	R: 0 H: 1 E: 0 LOB: 0 K: 0 BB: 0 S: 3 P: 3	R: 0 H: 0 E: 0 LOB: 0 K: 1 BB: 0 S: 5 P: 5	R: 0 H: 2 E: 0 LOB: 2 K: 1 BB: 0 S: 7 P: 7	R: 0 H: 0 E: 0 LOB: 0 K: 1 BB: 0 S: 5 P: 5	R: 0 H: 0 E: 0 LOB: 0 K: 0 BB: 0 S: 3 P: 3	R: 2 H: 1 E: 0 LOB: 0 K: 2 BB: 1 S: 8 P: 12	R: 1 H: 2 E: 0 LOB: 2 K: 0 BB: 1 S: 4 P: 8	1B: 7 SF: 0 2B: 1 SAC: 0 3B: 0 DP: 1 HR: 1 HBP: 0						WP: 0 PA: 35 PB: 0 SB: 1 CS: 1	

	AB	33
	R	4
	H	9
	RBI	4
	BB	2
	SO	7
	LOB	11

PITCHER		IP	WLS	BF	H	R	ER	SO	BB	IBB	HBP	BLK	WP	HR	S	P	ERA	WHIP
Marcelino Lopez, L ERA: 3.99	(1, 1)	7.0		25	6	1	1	5	0	0	0	0	0	0	35	35	1.29	0.857
Bob Lee, R ERA: 2.6	(8, 1)	1.0		5	1	2	2	2	1	0	0	0	0	1	8	12	18.00	2.000
Bill Kelso, R ERA: 13.5	(9, 1)	0.2	L	5	2	1	1	0	0	1	0	0	0	0	4	8	13.50	3.000

PITCHER	IP	WLS	BF	H	R	ER	SO	BB	IBB	HBP	BLK	WP	HR	S	P	ERA	WHIP

Batter	1	2	3	4	5	6	7	8	9	AB	R	H	RBI	BB	SO	LOB
Don Buford, S (1, 5) OBP: 0.331, SLG: 0.357	0-0 1B 2B	0-3 K			0-0 F7		0-0 4-3		0-0 6-3	5	1	1	0	0	1	1
Wayne Causey, L (1, 4) OBP: 0.320, SLG: 0.288	0-0 1-3		0-0 F8		0-0 1B 2B		0-0 1B 1B		0-0 FC6-4 1B	3	0	1	0	0	0	1
Al Weis, S (5, PR) (5, 4) OBP: 0.227, SLG: 0.176										2	1	2	0	0	0	0
Ken Berry, R (1, 9) OBP: 0.310, SLG: 0.382	0-0 1B 1B 2-H		0-0 F7		0-0 G6-3 1B 2-3		0-0 1B 1B 1-3		0-0 FC6-4 CS 1-2f	5	0	3	1	0	0	1
Bill Skowron, R (1, 3) OBP: 0.315, SLG: 0.368	0-0 1B 1-2		0-3 K		0-0 G6-3 1-2f		0-0 G4-6-3 1-2 3-H		0-0 CS 1-2	4	0	2	1	0	1	3
Tom McCraw, L (7, PR) (7, 3) OBP: 0.283, SLG: 0.327										0	0	0	0	0	0	0
Tommie Agee, R (1, 8) OBP: 0.323, SLG: 0.439	0-3 K			0-0 S 1B 1B		SH1-3 1-3 2B	0-0 G4-6-3 1-2f			4	2	2	0	0	1	4
John Romano, R (1, 2) OBP: 0.350, SLG: 0.413	0-3 K			0-3 K 1-2		0-0 SH1-3 2-3		BBBB 4-0 FC6-4 BB		2	0	0	0	1	2	3
Pete Ward, L (1, 7) OBP: 0.288, SLG: 0.295		0-0 4-3		0-3 K		0-0 1-3 3-H		0-3 K		3	0	0	1	0	1	1
Buddy Bradford, R (6, 7) OBP: 0.333, SLG: 0.200										1	0	0	0	0	1	1
Jerry Adair, R (1, 6) OBP: 0.294, SLG: 0.337		0-0 FC3-6 1B		0-0 2-H 1B		BBBB 4-0 BB		0-0 F9		3	0	2	1	1	0	1
Joe Horlen, R (1, 1) OBP: 0.109, SLG: 0.077	0-0 FC3-6 1-2f			0-0 F9		0-0 F8		0-0 FC6-4 1-2f		4	0	0	0	0	0	4
Inning Stats	R: 1 H: 3 E: 0 LOB: 2 K: 2 BB: 0 S: 10 P: 10	R: 0 H: 1 E: 0 LOB: 1 K: 1 BB: 0 S: 6 P: 6	R: 0 H: 0 E: 0 LOB: 0 K: 1 BB: 0 S: 5 P: 5	R: 1 H: 2 E: 0 LOB: 1 K: 2 BB: 0 S: 9 P: 9	R: 0 H: 2 E: 0 LOB: 2 K: 0 BB: 0 S: 4 P: 4	R: 1 H: 1 E: 0 LOB: 1 K: 0 BB: 1 S: 4 P: 8	R: 1 H: 3 E: 0 LOB: 2 K: 0 BB: 0 S: 5 P: 5	R: 0 H: 0 E: 0 LOB: 1 K: 1 BB: 1 S: 5 P: 9	R: 0 H: 1 E: 0 LOB: 0 K: 0 BB: 0 S: 3 P: 3	1B: 10 SF: 0 2B: 3 SAC: 1 3B: 0 DP: 2 HR: 0 HBP: 0						

PITCHER		IP	WLS	BF	H	R	ER	SO	BB	IBB	HBP	BLK	WP	HR	S	P	ERA	WHIP
Dave McNally, L ERA: 2.96	(1, 1)	6.0	L	27	9	3	3	6	1	0	0	0	0	0	38	42	4.50	1.667
Ed Barnowski, R ERA: 3.0	(7, 1)	2.0		9	3	1	1	1	1	0	0	0	0	0	10	14	4.50	2.000
Steve Barber, L ERA: 2.3	(9, 1)	1.0		3	1	0	0	0	0	0	0	0	0	0	3	3	0.00	1.000

PITCHER	IP	WLS	BF	H	R	ER	SO	BB	IBB	HBP	BLK	WP	HR	S	P	ERA	WHIP

TOP

Chicago White Sox @ Baltimore Orioles

Memorial Stadium, Baltimore, MD

Fri Sep 16 1966, 7:05 PM EDT

Att. 14,326 - Unknown

livebaseballscorecards.com

AB	36
R	4
H	13
RBI	4
BB	2
SO	7
LOB	20

WP: 0 PA: 40
PB: 0
SB: 1
CS: 1

Batter	1	2	3	4	5	6	7	8	9	AB	R	H	RBI	BB	SO	LOB
Luis Aparicio, R (1, 6) OBP: 0.306, SLG: 0.368	6-3		F5			G4-3 1B			6-3	4	0	1	0	0	0	0
Russ Snyder, L (1, 8) OBP: 0.369, SLG: 0.403	F7			K		G4-3 1-2f			K	4	0	0	0	0	2	1
Frank Robinson, R (1, 9) OBP: 0.408, SLG: 0.617	3-1			4-3		K			F7	4	0	0	0	0	1	0
Brooks Robinson, R (1, 5) OBP: 0.330, SLG: 0.450		6-3		1B			6-3			3	0	1	0	0	0	0
Boog Powell, L (1, 3) OBP: 0.375, SLG: 0.545 Mike Epstein, L (6, 3)		K		K			F6			2 1	0 0	0 0	0 0	0 0	2 0	1 0
Curt Blefary, L (1, 7) OBP: 0.379, SLG: 0.473		E1			3-1		F6			3	0	0	0	0	0	0
Davey Johnson, R (1, 4) OBP: 0.295, SLG: 0.349		K			2B			K		3	0	1	0	0	2	1
Andy Etchebarren, R (1, 2) OBP: 0.297, SLG: 0.380			1-3		6-3			6-3		3	0	0	0	0	0	1
Dave McNally, R (1, 1) OBP: 0.230, SLG: 0.278 Ed Barnowski, R (7, 1) Charlie Lau, L (8, PH) OBP: 0.571, SLG: 0.667 Steve Barber, L (9, 1) OBP: 0.071, SLG: 0.071			K		K			F8		2 0 1 0	0 0 0 0	0 0 0 0	0 0 0 0	0 0 0 0	2 0 0 0	1 0 0 0
Inning Stats	R: 0 E: 0 K: 0 S: 3 H: 0 LOB: 0 BB: 0 P: 3	R: 0 E: 1 K: 2 S: 8 H: 0 LOB: 1 BB: 0 P: 8	R: 0 E: 0 K: 1 S: 5 H: 0 LOB: 0 BB: 0 P: 5	R: 0 E: 0 K: 2 S: 8 H: 1 LOB: 1 BB: 0 P: 8	R: 0 E: 0 K: 1 S: 6 H: 1 LOB: 1 BB: 0 P: 6	R: 0 E: 0 K: 1 S: 5 H: 1 LOB: 0 BB: 0 P: 5	R: 0 E: 0 K: 0 S: 3 H: 0 LOB: 0 BB: 0 P: 3	R: 0 E: 0 K: 1 S: 5 H: 0 LOB: 0 BB: 0 P: 5	R: 0 E: 0 K: 1 S: 5 H: 0 LOB: 0 BB: 0 P: 5	1B: 2 2B: 1 3B: 0 HR: 0	SF: 0 SAC: 0 DP: 1 HBP: 0					

PITCHER	IP	WLS	BF	H	R	ER	SO	BB	IBB	HBP	BLK	WP	HR	S	P	ERA	WHIP
Joe Horlen, R (1, 1) ERA: 2.54	9.0	W	30	3	0	0	9	0	0	0	0	0	0	48	48	0.00	0.333

PITCHER	IP	WLS	BF	H	R	ER	SO	BB	IBB	HBP	BLK	WP	HR	S	P	ERA	WHIP

BOTTOM

Chicago White Sox @ Baltimore Orioles

Memorial Stadium, Baltimore, MD

Fri Sep 16 1966, 7:05 PM EDT

Att. 14,326 - Unknown

livebaseballscorecards.com

AB	30
R	0
H	3
RBI	0
BB	0
SO	9
LOB	5

WP: 0 PA: 30
PB: 0
SB: 0
CS: 0

Batter	1	2	3	4	5	6	7	8	9	AB	R	H	RBI	BB	SO	LOB
Ken Berry, R (1, 7) OBP: 0.307, SLG: 0.378	F3		4-3		F5			K		4	0	0	0	0	1	1
Don Buford, S (1, 5) OBP: 0.329, SLG: 0.355	F9			6-3		F8		3-1		4	0	0	0	0	0	0
Tommie Agee, R (1, 8) OBP: 0.324, SLG: 0.440	K			6-3 S HR 1B		CS 1B			K	4	1	2	0	0	2	0
Bill Skowron, R (1, 3) OBP: 0.312, SLG: 0.365 Tom McCraw, L (6, PR) OBP: 0.282, SLG: 0.326 (6, 3)		1-4-3		6-3 1-3		E4 S 1-2			F6	3 1	0 0	0 0	0 0	0 0	0 0	2 0
Pete Ward, L (1, 9) OBP: 0.289, SLG: 0.293 Ed Stroud, L (6, 9) OBP: 0.294, SLG: 0.375		F6		BBBB HR BB		F7 1-2			4-3	2 1	1 0	0 0	0 0	1 0	0 0	1 0
Jerry Adair, R (1, 6) OBP: 0.294, SLG: 0.344		6-3		1-H 3-H HR			K			3	1	1	3	0	1	0
John Romano, R (1, 2) OBP: 0.347, SLG: 0.409			F5	K			F8			3	0	0	0	0	1	0
Al Weis, S (1, 4) OBP: 0.223, SLG: 0.173			E6 1-3 PB		1-3		6-3			3	0	0	0	0	0	0
Tommy John, R (1, 1) OBP: 0.174, SLG: 0.242			1-3 1-3		5-3			5-3		3	0	0	0	0	0	1

TOP

Chicago White Sox @ Baltimore Orioles

Memorial Stadium, Baltimore, MD

Sat Sep 17 1966, 3:33 AM EDT

Att. 11,007 - Unknown

livebaseballscorecards.com

AB	31
R	3
H	3
RBI	3
BB	1
SO	5
LOB	5

Inning Stats	1	2	3	4	5	6	7	8	9
	R: 0 E: 0 K: 1 S: 5	H: 0 LOB: 0 BB: 0 P: 5	R: 0 E: 0 K: 0 S: 3	H: 0 LOB: 0 BB: 0 P: 3	R: 0 E: 1 K: 0 S: 4	H: 0 LOB: 0 BB: 0 P: 4	R: 3 E: 0 K: 1 S: 7	H: 2 LOB: 0 BB: 1 P: 11	R: 0 E: 0 K: 0 S: 3	H: 0 LOB: 0 BB: 0 P: 3	R: 0 E: 1 K: 0 S: 4	H: 1 LOB: 2 BB: 0 P: 4	R: 0 E: 0 K: 1 S: 5	H: 0 LOB: 0 BB: 0 P: 5	R: 0 E: 0 K: 1 S: 5	H: 0 LOB: 0 BB: 0 P: 5	R: 0 E: 0 K: 1 S: 5	H: 0 LOB: 0 BB: 0 P: 5

| | | |

Chicago White Sox @ Baltimore Orioles

Memorial Stadium, Baltimore, MD

Sat Sep 17 1966, 3:33 AM EDT
Att. 11,007 - Unknown

livebaseballscorecards.com

Batter	1	2	3	4	5	6	7	8	9	AB	R	H	RBI	BB	SO	LOB
Luis Aparicio, R (1, 6) OBP: 0.307, SLG: 0.368	5-3		F9 1B		FC6-4 1-2f		1-2 1B			2	0	1	0	0	0	0
Mark Belanger, R (3, PR) OBP: 0.500, SLG: 0.500 (4, 6)										2	0	1	0	0	0	1
Curt Blefary, L (1, 3) OBP: 0.376, SLG: 0.468	F8		F9 1-2 2-3			F9	F9			4	0	0	0	0	0	3
Frank Robinson, R (1, 9) OBP: 0.407, SLG: 0.620	HR		K			K		4-3		4	1	1	1	0	2	2
Brooks Robinson, R (1, 5) OBP: 0.329, SLG: 0.448	1B			6-3		E5		6-3		4	0	1	0	0	0	0
Sam Bowens, R (1, 7) OBP: 0.283, SLG: 0.339	F9			K		FC6-4 BB		5-3		3	0	0	0	1	1	1
Davey Johnson, R (1, 4) OBP: 0.294, SLG: 0.350		K		1-3		FC6-4 1-2f			2B G3-6-2-1 2B	4	0	1	0	0	1	2
Paul Blair, R (1, 8) OBP: 0.290, SLG: 0.402		5-3			F9		F6		G3-6-2-1 2-3 2B	4	0	1	0	0	0	0
Andy Etchebarren, R (1, 2) OBP: 0.296, SLG: 0.379		1-3			FC6-4 1B		5-3		G3-6-2-1 2-3f 3-Hf	4	0	1	0	0	0	2
Jim Palmer, R (1, 1) OBP: 0.143, SLG: 0.164			F8		K		1B 1B			2	0	0	0	0	1	1
Bob Johnson, R (7, PH) OBP: 0.276, SLG: 0.263										1	0	1	0	0	0	0
Eddie Fisher, R (8, 1) OBP: 0.077, SLG: 0.077										0	0	0	0	0	0	0

Inning Stats	1	2	3	4	5	6	7	8	9		
	R: 1 H: 2	R: 0 H: 0	R: 0 H: 1	R: 0 H: 0	R: 0 H: 1	R: 0 H: 0	R: 0 H: 2	R: 0 H: 0	R: 0 H: 2	1B: 5 SF: 0	WP: 0 PA: 35
	E: 0 LOB: 1	E: 0 LOB: 0	E: 0 LOB: 2	E: 0 LOB: 0	E: 0 LOB: 1	E: 1 LOB: 2	E: 0 LOB: 2	E: 0 LOB: 0	E: 0 LOB: 0	2B: 2 SAC: 0	PB: 0
	K: 0 BB: 0	K: 1 BB: 0	K: 1 BB: 0	K: 1 BB: 0	K: 1 BB: 0	K: 1 BB: 1	K: 0 BB: 0	K: 0 BB: 0	K: 0 BB: 0	3B: 1 DP: 0	SB: 1
	S: 5 P: 5	S: 5 P: 5	S: 6 P: 6	S: 5 P: 5	S: 6 P: 6	S: 6 P: 10	S: 5 P: 5	S: 3 P: 3	S: 3 P: 3	HR: 1 HBP: 0	CS: 0

PITCHER	IP	WLS	BF	H	R	ER	SO	BB	IBB	HBP	BLK	WP	HR	S	P	ERA	WHIP
Tommy John, L (1, 1) ERA: 2.52	9.0	W	35	8	1	1	5	1	0	0	0	0	1	44	48	1.00	1.000

PITCHER	IP	WLS	BF	H	R	ER	SO	BB	IBB	HBP	BLK	WP	HR	S	P	ERA	WHIP

Batter	1	2	3	4	5	6	7	8	9	AB	R	H	RBI	BB	SO	LOB
Ken Berry, R (1, 9) OBP: 0.311, SLG: 0.380	F5		1B		L7 BB 2B 1B	5-3			BB	4	1	2	0	1	0	1
Don Buford, S (1, 5) OBP: 0.329, SLG: 0.354	F3		F9		S 2B BB 1-2		K		S 1B 1-3	4	1	1	0	1	1	1
Tommie Agee, R (1, 8) OBP: 0.323, SLG: 0.438	L8			S HBP SF9 1B	L7 2-3		K		K 1-2	5	1	1	0	0	2	4
Bill Skowron, R (1, 3) OBP: 0.314, SLG: 0.368 Tom McCraw, L (7, 3) OBP: 0.282, SLG: 0.326		BB		F9	1B 2B 1-H 3-H		K			3 0	1 0	1 0	1 0	2 0	1 0	1 0
Pete Ward, L (1, 7) OBP: 0.292, SLG: 0.293 Ed Stroud, L (8, 7) OBP: 0.294, SLG: 0.375		F3		S HBP 1-2	FC6-4 1B 2-H			L3		3 0	0 0	1 0	1 0	0 0	0 0	1 0
Jerry Adair, R (1, 6) OBP: 0.291, SLG: 0.342		F8		SF9 1-2 2-H	FC6-4 1-2f			5-3		3	0	0	1	0	0	2
J.C. Martin, L (1, 2) OBP: 0.311, SLG: 0.364		L9		IBB		F8		5-3		3	0	0	0	1	0	1
Al Weis, S (1, 4) OBP: 0.223, SLG: 0.180			L8	4-3		2B			4-3	4	0	1	0	0	0	2
Bruce Howard, S (1, 1) OBP: 0.163, SLG: 0.048 Hoyt Wilhelm, R (7, 1)			F7		K	F8			K	3 1	0 0	0 0	0 0	0 0	1 1	1 0
Inning Stats	R: 0 E: 0 K: 0 S: 3 H: 0 LOB: 0 BB: 0 P: 3	R: 0 E: 0 K: 0 S: 3 H: 0 LOB: 1 BB: 1 P: 7	R: 0 E: 0 K: 0 S: 4 H: 1 LOB: 1 BB: 0 P: 4	R: 1 E: 0 K: 0 S: 4 H: 1 LOB: 2 BB: 1 P: 9	R: 3 E: 0 K: 1 S: 8 H: 3 LOB: 1 BB: 1 P: 12	R: 0 E: 0 K: 0 S: 4 H: 1 LOB: 1 BB: 0 P: 4	R: 0 E: 0 K: 3 S: 9 H: 0 LOB: 0 BB: 0 P: 9	R: 0 E: 0 K: 0 S: 3 H: 0 LOB: 0 BB: 0 P: 3	R: 0 E: 0 K: 2 S: 8 H: 1 LOB: 2 BB: 1 P: 12	1B: 5 2B: 2 3B: 0 HR: 0 SF: 1 SAC: 0 DP: 0 HBP: 1						

TOP

Chicago White Sox @ Baltimore Orioles

Memorial Stadium, Baltimore, MD

Sun Sep 18 1966, 3:33 AM EDT

Att. 12,036 - Unknown

livebaseballscorecards.com

AB	33
R	4
H	7
RBI	4
BB	4
SO	6
LOB	14

WP: 0 PB: 0 SB: 4 CS: 0 PA: 39

PITCHER		IP	WLS	BF	H	R	ER	SO	BB	IBB	HBP	BLK	WP	HR	S	P	ERA	WHIP
Wally Bunker, R ERA: 4.48	(1, 1)	4.1	L	20	3	3	3	1	2	1	1	0	0	0	18	31	6.23	1.154
Dick Hall, R ERA: 4.08	(5, 1)	0.1		3	2	1	1	0	0	0	0	0	0	0	3	3	27.00	6.000
Frank Bertaina, L ERA: 3.04	(5, 1)	2.1		8	1	0	0	3	0	0	0	0	0	0	14	14	0.00	0.429
Eddie Fisher, R ERA: 2.43	(8, 1)	2.0		8	1	0	0	2	1	0	0	0	0	0	11	15	0.00	1.000

PITCHER	IP	WLS	BF	H	R	ER	SO	BB	IBB	HBP	BLK	WP	HR	S	P	ERA	WHIP

Batter	1	2	3	4	5	6	7	8	9	AB	R	H	RBI	BB	SO	LOB
Luis Aparicio, R (1, 6) OBP: 0.309, SLG: 0.368	FC4-6, 1B	BB, 1-3		FC3-6, E, 1-2f			BB, 4-3, SH3-1		F3	3	0	1	0	2	0	2
Russ Snyder, L (1, 8) (8, 7) OBP: 0.365, SLG: 0.399	FC4-6, HBP, 1B, 1-2f	5-3		1-3, 1-3			SH3-1, 1-2, 2-3		1-3	4	1	0	0	0	0	5
Frank Robinson, R (1, 9) OBP: 0.408, SLG: 0.620	1B, FC5-2, HBP, 1-2		1-6-3, 1B, 2B		6-3		4-3, 2-3, 3-H			3	1	1	1	0	0	1
Boog Powell, L (1, 3) OBP: 0.374, SLG: 0.543	FC5-2, 1B, 1-3, 2-H		1-6-3, 2-3		G3		F7			4	0	1	1	0	0	3
Eddie Fisher, R (8, 1) OBP: 0.077, SLG: 0.077										0	0	0	0	0	0	0
Brooks Robinson, R (1, 5) OBP: 0.329, SLG: 0.446	FC5-2, 1-2, 3-H		BB, 1B		F5			F6		3	0	0	0	1	0	2
Curt Blefary, L (1, 7) (8, 3) OBP: 0.374, SLG: 0.466	4-3		1-2, 3-H, 1B			K		K		4	0	1	1	0	2	2
Vic Roznovsky, L (1, 2) OBP: 0.320, SLG: 0.341		G4-6-3, 1B	F5			F9		3-1		4	0	1	0	0	0	1
Bob Johnson, R (1, 4) OBP: 0.282, SLG: 0.270		G4-6-3, 1-2f		FC1-6, 1B		F9			SH1-4, 1B	4	0	2	0	0	0	1
Wally Bunker, R (1, 1) OBP: 0.184, SLG: 0.178 Dick Hall, R (5, 1) OBP: 0.231, SLG: 0.167 Frank Bertaina, L (5, 1) OBP: 0.176, SLG: 0.125 Charlie Lau, L (7, PH) OBP: 0.600, SLG: 0.800 Mark Belanger, R (7, PR) OBP: 0.500, SLG: 0.500 Paul Blair, R (8, 8) OBP: 0.290, SLG: 0.402		BB, WP		FC1-6, FC3-6, 1-2f			SH3-1, 4-3, 2B		SH1-4, 1-2	1 0 0 1 0 0	0 0 0 0 1 0	0 0 0 1 0 0	0 0 0 0 0 0	1 0 0 0 0 0	0 0 0 0 0 0	1 0 0 0 0 0
Inning Stats	R: 1 E: 0 K: 0 S: 5 H: 2 LOB: 2 BB: 0 P: 6	R: 0 E: 0 K: 0 S: 3 H: 1 LOB: 2 BB: 2 P: 11	R: 1 E: 0 K: 0 S: 4 H: 2 LOB: 1 BB: 1 P: 8	R: 0 E: 1 K: 0 S: 4 H: 1 LOB: 1 BB: 0 P: 4	R: 0 E: 0 K: 0 S: 3 H: 0 LOB: 0 BB: 0 P: 3	R: 0 E: 0 K: 1 S: 5 H: 0 LOB: 0 BB: 0 P: 5	R: 1 E: 0 K: 0 S: 4 H: 1 LOB: 2 BB: 1 P: 8	R: 0 E: 0 K: 1 S: 5 H: 0 LOB: 0 BB: 0 P: 5	R: 0 E: 0 K: 0 S: 4 H: 1 LOB: 1 BB: 0 P: 4	1B: 6 2B: 2 3B: 0 HR: 0	SF: 0 SAC: 2 DP: 1 HBP: 1			WP: 2 PB: 0 SB: 0 CS: 0		PA: 38	

PITCHER		IP	WLS	BF	H	R	ER	SO	BB	IBB	HBP	BLK	WP	HR	S	P	ERA	WHIP
Bruce Howard, R ERA: 2.31	(1, 1)	6.1	W	29	7	3	3	1	4	0	1	0	1	0	26	43	4.26	1.737
Hoyt Wilhelm, R ERA: 1.41	(7, 1)	2.2	S	9	1	0	0	1	0	0	0	0	0	0	11	11	0.00	0.375

PITCHER	IP	WLS	BF	H	R	ER	SO	BB	IBB	HBP	BLK	WP	HR	S	P	ERA	WHIP

BOTTOM

Chicago White Sox @ Baltimore Orioles

Memorial Stadium, Baltimore, MD

Sun Sep 18 1966, 3:33 AM EDT

Att. 12,036 - Unknown

livebaseballscorecards.com

AB	31
R	3
H	8
RBI	3
BB	4
SO	2
LOB	18

Batter	1	2	3	4	5	6	7	8	9	AB	R	H	RBI	BB	SO	LOB
Paul Schaal, R (1, 5) OBP: 0.377, SLG: 0.390	6-3		BB 1B BB	1B 1B 1B 1-3	1B 1-2 2-H		S 1B 1B		5-3	5	2	3	1	1	0	0
Jay Johnstone, L (1, 7) OBP: 0.298, SLG: 0.382	F8		BB 1B 5-3 1-2 BB	FC4 1B 1-2 3-H 1B	4-3		K 1-2		K	5	1	1	1	1	2	3
Jim Fregosi, R (1, 6) OBP: 0.318, SLG: 0.391	1B 1B		5-3 BB E 1-2 2-H 1B	FC4 1-2 2-H 1B		HR 1B	K			5	2	4	1	0	1	1
Jose Cardenal, R (1, 8) OBP: 0.319, SLG: 0.399	1-2 1B		F6	FC4 1-2f 2-3		1-H HR	2-H 1B			5	1	3	3	0	0	4
Norm Siebern, L (1, 3) OBP: 0.364, SLG: 0.341 Minnie Rojas, R (7, 1) OBP: 0.133, SLG: 0.143	F6		5-3 E 1-2 2-3 BB	F3		G3	6-3			4 0	1 0	0 0	0 0	1 0	0 0	5 0
Bubba Morton, R (1, 9) OBP: 0.292, SLG: 0.304		BB	5-3 1-2 2-3 3-H		K	F9		F3		4	0	0	1	1	1	2
Bobby Knoop, R (1, 4) OBP: 0.273, SLG: 0.385		K	E5 2-H 3-H	F3	2B			5-3		5	0	1	0	0	1	1
Buck Rodgers, S (1, 2) OBP: 0.278, SLG: 0.343		K	F9	S BB 1B 1B	IBB			L9		4	1	1	0	1	1	2
Marcelino Lopez, R (1, 1) OBP: 0.246, SLG: 0.241 Lew Burdette, R (3, 1) OBP: 0.143, SLG: 0.143 Al Spangler, L (4, PH) OBP: 1.000, SLG: 1.000 Jim Coates, R (4, 1) OBP: 0.091, SLG: 0.091 Bill Kelso, R (4, 1) Charlie Vinson, L (5, PH) Jack Sanford, R (5, 1) OBP: 0.200, SLG: 0.227 Tom Satriano, L (7, 3) OBP: 0.324, SLG: 0.288		K		1B 1B 1B	1B 1-2 BB	K			F8	1 0 1 0 0 0 0 1 1	0 0 1 0 0 0 0 0 0	0 0 1 0 0 0 0 1 2	0 0 1 0 0 0 0 0 0	1 0 0 0 0 1 0 1 2	0 0 0 0 0 0 0 0 0	1 0 0 0 0 0 0 0 0
Inning Stats	R: 0 E: 0 K: 0 S: 5 H: 2 LOB: 2 BB: 0 P: 5	R: 0 E: 0 K: 3 S: 9 H: 0 LOB: 1 BB: 1 P: 13	R: 4 E: 1 K: 0 S: 5 H: 1 LOB: 1 BB: 3 P: 17	R: 1 E: 0 K: 0 S: 6 H: 4 LOB: 2 BB: 0 P: 6	R: 1 E: 0 K: 1 S: 7 H: 2 LOB: 2 BB: 1 P: 11	R: 2 E: 0 K: 1 S: 8 H: 3 LOB: 2 BB: 1 P: 12	R: 1 E: 0 K: 2 S: 9 H: 2 LOB: 1 BB: 0 P: 9	R: 0 E: 0 K: 0 S: 3 H: 0 LOB: 0 BB: 0 P: 3	R: 0 E: 0 K: 1 S: 5 H: 0 LOB: 0 BB: 0 P: 5	1B: 12 2B: 1 3B: 0 HR: 1	SF: 0 SAC: 0 DP: 0 HBP: 0			WP: 0 PB: 0 SB: 2 CS: 0	PA: 47	

PITCHER		IP	WLS	BF	H	R	ER	SO	BB	IBB	HBP	BLK	WP	HR	S	P	ERA	WHIP
Steve Barber, L ERA: 2.4	(1, 1)	2.0		12	3	3	2	3	3	0	0	0	0	0	15	27	9.00	3.000
Eddie Watt, R ERA: 3.9	(3, 1)	1.0		6	1	2	1	0	1	0	0	0	0	0	5	9	9.00	2.000
John Miller, R ERA: 4.74	(4, 1)	2.0		13	7	3	3	1	1	0	0	0	0	1	14	18	13.50	4.000
Moe Drabowsky, R ERA: 2.93	(6, 1)	4.0	W	16	3	1	1	4	0	1	0	0	0	0	23	27	2.25	0.750

PITCHER	IP	WLS	BF	H	R	ER	SO	BB	IBB	HBP	BLK	WP	HR	S	P	ERA	WHIP

TOP

California Angels @ Baltimore Orioles

Memorial Stadium, Baltimore, MD

Mon Sep 19 1966, 3:33 AM EDT

Att. 2,280 - Unknown

livebaseballscorecards.com

AB	41
R	9
H	14
RBI	7
BB	6
SO	8
LOB	21

Batter	1	2	3	4	5	6	7	8	9	AB	R	H	RBI	BB	SO	LOB
Luis Aparicio, R (1, 6) OBP: 0.308, SLG: 0.367	6-3	5-3		F7		BB E 1B		F9		5	1	1	0	0	0	1
Paul Blair, R (1, 8) OBP: 0.302, SLG: 0.411	WP 2B 1B		4-3 2B 1B	1-2 HR 1B		BBBB 1-2 E BB		FC6-4 1B		4	4	4	0	1	0	0
Frank Robinson, R (1, 9) OBP: 0.409, SLG: 0.627	BBBB 2B 1-2 1B BB		4-3 1-2	1-H 2-H HR		E7 1-H 2-H SF8 2B		F5		4	3	2	5	1	0	2
Brooks Robinson, R (1, 5) OBP: 0.331, SLG: 0.449	1-3 2-H 1B 2B		BBBB 2B BB	1B		SF8 3-H		FC6-4 1-2f		3	2	2	2	1	0	1
Bob Johnson, R (1, 3) OBP: 0.281, SLG: 0.277	K		1-H 2-H 2B	G4		K				4	0	1	2	0	2	3
Davey Johnson, R (1, 4) OBP: 0.294, SLG: 0.350	2-H 3-H WP 1B		F3		6-3	1-3				4	0	1	2	0	0	1
Woodie Held, R (1, 7) OBP: 0.329, SLG: 0.338 Russ Snyder, L (8, 7) OBP: 0.365, SLG: 0.399	5-3 1-2		F9		1B		F4			4 0	0 0	1 0	0 0	0 0	0 0	2 0
Andy Etchebarren, R (1, 2) OBP: 0.294, SLG: 0.375		6-3		F8	K		K			4	0	0	0	0	2	1
Steve Barber, L (1, 1) OBP: 0.070, SLG: 0.070 Eddie Watt, R (3, 1) OBP: 0.304, SLG: 0.444 John Miller, R (4, 1) OBP: 0.118, SLG: 0.118 Moe Drabowsky, R (6, 1) OBP: 0.409, SLG: 0.450		K		HR 1B 1B	4-3		L7			1 0 2 1	0 0 1 0	0 0 1 0	0 0 0 0	0 0 0 0	1 0 0 0	0 0 1 0
Inning Stats	R: 3 E: 0 K: 1 S: 8 H: 3 LOB: 1 BB: 1 P: 12	R: 0 E: 0 K: 1 S: 5 H: 0 LOB: 0 BB: 0 P: 5	R: 2 E: 0 K: 0 S: 5 H: 2 LOB: 1 BB: 1 P: 9	R: 3 E: 0 K: 0 S: 7 H: 4 LOB: 1 BB: 0 P: 7	R: 0 E: 0 K: 1 S: 6 H: 1 LOB: 1 BB: 0 P: 6	R: 3 E: 1 K: 1 S: 7 H: 2 LOB: 0 BB: 1 P: 11	R: 0 E: 0 K: 1 S: 5 H: 0 LOB: 0 BB: 0 P: 5	R: 0 E: 0 K: 0 S: 4 H: 1 LOB: 1 BB: 0 P: 4		1B: 9 2B: 3 3B: 0 HR: 1	SF: 1 SAC: 0 DP: 0 HBP: 0					

PITCHER		IP	WLS	BF	H	R	ER	SO	BB	IBB	HBP	BLK	WP	HR	S	P	ERA	WHIP
Marcelino Lopez, L ERA: 4.18	(1, 1)	2.1		14	5	5	5	2	2	0	0	0	2	0	16	24	19.29	3.000
Lew Burdette, R ERA: 3.2	(3, 1)	0.2		2	0	0	0	0	0	0	0	0	0	0	2	2	0.00	0.000
Jim Coates, R ERA: 4.11	(4, 1)	0.2		5	3	3	3	0	0	0	0	0	0	1	5	5	40.50	4.500
Bill Kelso, R ERA: 2.25	(4, 1)	0.1		2	1	0	0	0	0	0	0	0	0	0	2	2	0.00	3.000
Jack Sanford, R ERA: 3.98	(5, 1)	2.0	L	10	3	3	2	2	1	0	0	0	0	0	13	17	9.00	2.000

PITCHER		IP	WLS	BF	H	R	ER	SO	BB	IBB	HBP	BLK	WP	HR	S	P	ERA	WHIP
Minnie Rojas, R ERA: 2.87	(7, 1)	2.0		7	1	0	0	1	0	0	0	0	0	0	9	9	0.00	0.500

BOTTOM

California Angels @ Baltimore Orioles

Memorial Stadium, Baltimore, MD

Mon Sep 19 1966, 3:33 AM EDT

Att. 2,280 - Unknown

livebaseballscorecards.com

AB	36
R	11
H	13
RBI	11
BB	3
SO	5
LOB	12

1B: 9 2B: 3 3B: 0 HR: 1 SF: 1 SAC: 0 DP: 0 HBP: 0

WP: 2 PB: 0 SB: 0 CS: 0 PA: 40

Batter	1	2	3	4	5	6	7	8	9	AB	R	H	RBI	BB	SO	LOB
Luis Aparicio, R (1, 6) OBP: 0.308, SLG: 0.366	4-3		6-3		SH3-4 1-2		G6-3 WP 1B		6-3	4	0	1	0	0	0	1
Russ Snyder, L (1, 8) (8, 7) OBP: 0.365, SLG: 0.400	K		2-H 2B		4-3 2-3		BBBB G6-3 1-2 BB		L4	4	0	1	1	1	1	1
Frank Robinson, R (1, 9) OBP: 0.409, SLG: 0.632	F8		F7		3-H HR		G6-3 1-2f 2-3		2B	5	1	2	2	0	0	3
Brooks Robinson, R (1, 5) OBP: 0.333, SLG: 0.448		BBBB BB		E 1B 1B	5-3		5-3		IBB	3	1	1	0	2	0	1
Boog Powell, L (1, 3) OBP: 0.374, SLG: 0.544		K		1-3 K		SH1-3 1B		2B	3-1	5	0	2	0	0	2	4
Curt Blefary, L (1, 7) OBP: 0.373, SLG: 0.463 Paul Blair, R (8, PH) (8, 8) OBP: 0.301, SLG: 0.409		F5		F9		SH1-3 1-2		F6		2 1	0 0	0 0	0 0	0 0	0 0	2 1
Davey Johnson, R (1, 4) OBP: 0.294, SLG: 0.349		4-3		3-H 1B		F8		G3		4	0	1	1	0	0	3
Andy Etchebarren, R (1, 2) OBP: 0.295, SLG: 0.373			E6 SH5-4 2B	5-3		IBB		IBB		2	1	0	0	2	0	1
Tom Phoebus, R (1, 1) OBP: 0.167, SLG: 0.167			SH5-4 1-2		4-3 SH3-4 HR 1B	K		F8		3	1	1	0	0	1	4
Inning Stats	R: 0 E: 0 K: 1 S: 5 H: 0 LOB: 0 BB: 0 P: 5	R: 0 E: 0 K: 1 S: 5 H: 0 LOB: 1 BB: 1 P: 9	R: 1 E: 1 K: 0 S: 5 H: 1 LOB: 1 BB: 0 P: 5	R: 1 E: 0 K: 1 S: 7 H: 2 LOB: 1 BB: 0 P: 7	R: 2 E: 0 K: 0 S: 5 H: 2 LOB: 0 BB: 0 P: 5	R: 0 E: 0 K: 1 S: 6 H: 1 LOB: 2 BB: 1 P: 10	R: 0 E: 0 K: 0 S: 3 H: 1 LOB: 1 BB: 1 P: 7	R: 0 E: 0 K: 0 S: 4 H: 1 LOB: 2 BB: 1 P: 8	R: 0 E: 0 K: 0 S: 4 H: 1 LOB: 2 BB: 1 P: 8	1B: 5 2B: 3 3B: 0 HR: 1 SF: 0 SAC: 3 DP: 1 HBP: 0						WP: 1 PB: 0 SB: 0 CS: 0 PA: 41	

TOP

Baltimore Orioles @ Kansas City Athletics

Municipal Stadium, Kansas City, MO

Tue Sep 20 1966, 8:05 PM EDT

Att. 10,828 - Unknown

livebaseballscorecards.com

AB	33
R	4
H	9
RBI	4
BB	5
SO	4
LOB	21

PITCHER		IP	WLS	BF	H	R	ER	SO	BB	IBB	HBP	BLK	WP	HR	S	P	ERA	WHIP
Catfish Hunter, R ERA: 3.87	(1, 1)	5.0	L	22	5	4	2	3	1	0	0	0	0	1	27	31	3.60	1.200
Joe Grzenda, L ERA: 3.93	(6, 1)	1.0		5	1	0	0	1	0	1	0	0	0	0	6	10	0.00	1.000
Gil Blanco, L ERA: 4.82	(7, 1)	0.0		2	1	0	0	0	1	0	0	0	1	0	1	5	∞	∞
Wes Stock, R ERA: 2.53	(7, 1)	1.0		2	0	0	0	0	0	0	0	0	0	0	2	2	0.00	0.000
Paul Lindblad, L ERA: 4.33	(8, 1)	2.0		10	2	0	0	0	0	2	0	0	0	0	8	16	0.00	1.000

PITCHER	IP	WLS	BF	H	R	ER	SO	BB	IBB	HBP	BLK	WP	HR	S	P	ERA	WHIP

Batter	1	2	3	4	5	6	7	8	9	AB	R	H	RBI	BB	SO	LOB
Bert Campaneris, R (1, 6) OBP: 0.301, SLG: 0.379	F3			F8		BB		F8		3	0	0	0	1	0	0
Rick Monday, L (1, 8)	CS, S, BB			F8		L4		6-3		3	0	0	0	1	0	2
Danny Cater, R (1, 3) OBP: 0.306, SLG: 0.359	5-3 1-3			1B		F9			5-3	4	0	1	0	0	0	3
Roger Repoz, L (1, 9) OBP: 0.332, SLG: 0.390		G6-4-3 1B		4-3			FC3-6 BB		6-3	3	0	1	0	1	0	1
Dick Green, R (1, 4) OBP: 0.297, SLG: 0.362		G6-4-3 1-2f			5-3		K		K	4	0	0	0	0	2	2
Larry Stahl, L (1, 7) OBP: 0.283, SLG: 0.359		CS 1B			K		FC3-6 1-2f 1B			3	0	1	0	0	1	1
Sal Bando, R (1, 5) OBP: 0.300, SLG: 0.300		CS 1-2	6-3		F8		1B 1-2			3	0	1	0	0	0	0
Phil Roof, R (1, 2) OBP: 0.282, SLG: 0.314 Jim Gosger, L (6, PH) OBP: 0.319, SLG: 0.346 Gil Blanco, L (7, 1) OBP: 0.167, SLG: 0.167 Wes Stock, R (7, 1) John Donaldson, L (7, PH) OBP: 0.200, SLG: 0.130 Paul Lindblad, L (8, 1) OBP: 0.176, SLG: 0.212			K			BLK 2B	L4			1 1 0 0 1 0	0 0 0 0 0 0	0 1 0 0 0 0	0 0 0 0 0 0	1 0 0 0 0 0	0 0 0 0 0 0	0 0 0 0 2 0
Catfish Hunter, R (1, 1) OBP: 0.190, SLG: 0.214 Joe Grzenda, R (6, 1) Randy Schwartz, L (6, PH) OBP: 0.250, SLG: 0.143 Rene Lachemann, R (7, 2) OBP: 0.200, SLG: 0.400			K			K 2-3		K		1 0 1 1	0 0 0 0	0 0 0 0	0 0 0 0	1 0 1 0	0 0 0 0	0 0 1 0
Inning Stats	R: 0 E: 0 K: 0 S: 2 H: 0 LOB: 0 BB: 1 P: 6	R: 0 E: 0 K: 0 S: 3 H: 2 LOB: 0 BB: 0 P: 3	R: 0 E: 0 K: 2 S: 7 H: 0 LOB: 0 BB: 0 P: 7	R: 0 E: 0 K: 0 S: 4 H: 1 LOB: 1 BB: 0 P: 4	R: 0 E: 0 K: 1 S: 5 H: 0 LOB: 0 BB: 0 P: 5	R: 0 E: 0 K: 1 S: 6 H: 1 LOB: 2 BB: 1 P: 10	R: 0 E: 0 K: 1 S: 6 H: 1 LOB: 2 BB: 1 P: 10	R: 0 E: 0 K: 1 S: 5 H: 0 LOB: 0 BB: 0 P: 5	R: 0 E: 0 K: 1 S: 5 H: 0 LOB: 0 BB: 0 P: 5	1B: 4 2B: 1 3B: 0 HR: 0	SF: 0 SAC: 0 DP: 1 HBP: 0					

PITCHER	IP	WLS	BF	H	R	ER	SO	BB	IBB	HBP	BLK	WP	HR	S	P	ERA	WHIP
Tom Phoebus, R (1, 1) ERA:	9.0	W	32	5	0	0	7	3	0	0	1	0	0	43	55	0.00	0.889

PITCHER	IP	WLS	BF	H	R	ER	SO	BB	IBB	HBP	BLK	WP	HR	S	P	ERA	WHIP

BOTTOM

Baltimore Orioles @ Kansas City Athletics

Municipal Stadium, Kansas City, MO

Tue Sep 20 1966, 8:05 PM EDT

Att. 10,828 - Unknown

livebaseballscorecards.com

AB	29
R	0
H	5
RBI	0
BB	3
SO	7
LOB	12

Baltimore Orioles @ Kansas City Athletics

Municipal Stadium, Kansas City, MO

Wed Sep 21 1966, 8:05 PM EDT

Att. 12,021 - Unknown

TOP

livebaseballscorecards.com

Batter	1	2	3	4	5	6	7	8	9	AB	R	H	RBI	BB	SO	LOB
Luis Aparicio, R (1, 6) OBP: 0.308, SLG: 0.366	F9		F9		4-3		5-3	E9 E 2-H 1B	2-3 1B	6	1	2	0	0	0	0
Russ Snyder, L (1, 8) (8, 7) OBP: 0.370, SLG: 0.406	F9		BB BB		2B		HR 1B	E7 HR 2-H 1B	K	5	2	3	1	1	1	2
Frank Robinson, R (1, 9) OBP: 0.410, SLG: 0.640	1-3		1-2 BB		K		1-H HR	HR 2-H	L7	5	2	2	4	1	1	3
Brooks Robinson, R (1, 5) OBP: 0.333, SLG: 0.448		S 1B 1B	F9		F6		F4	1B 1B		5	1	2	0	0	0	3
Boog Powell, L (1, 3) OBP: 0.374, SLG: 0.541		K 1-2		K		3-1		4-3 1B 2B BB 1-2 1B		4	1	1	0	1	2	1
Paul Blair, R (8, PR) (8, 8) OBP: 0.301, SLG: 0.409										0	0	0	0	0	0	0
Curt Blefary, L (1, 7) (8, 3) OBP: 0.375, SLG: 0.465		CS 2-H 1B		5-3 1B		K		1-2 4-3 2B 1B K		5	1	3	1	0	2	2
Davey Johnson, R (1, 4) OBP: 0.295, SLG: 0.348		FC6-4 1-2 BB		5-3 1-2		1B		4-3 1-2 2-3 F4		4	0	1	0	1	0	5
Andy Etchebarren, R (1, 2) OBP: 0.296, SLG: 0.371	FC6-4 1-2f			IBB		5-3		1B 2-H 3-H 2B	5-3	2	0	0	0	1	0	2
Charlie Lau, L (8, PH) OBP: 0.625, SLG: 0.909										1	0	1	2	0	0	0
Mark Belanger, R (8, PR) OBP: 0.500, SLG: 0.500										0	1	0	0	0	0	0
Larry Haney, R (8, 2) OBP: 0.216, SLG: 0.265										1	0	0	0	0	0	0
Dave McNally, R (1, 1) OBP: 0.224, SLG: 0.270			F8	K			K2-3	E 2-H 1B	1B 2B	2	0	0	0	0	1	2
Gene Brabender, R (6, 1) OBP: 0.077, SLG: 0.077										0	0	0	0	0	0	0
Mike Epstein, L (7, PH) OBP: 0.111, SLG: 0.111										1	0	0	0	0	1	0
Stu Miller, R (7, 1) OBP: 0.327, SLG: 0.348										0	0	0	0	0	0	0
Vic Roznovsky, L (8, PH) OBP: 0.283, SLG: 0.339										1	0	1	1	0	0	0
Sam Bowens, R (8, PR) OBP: 0.143, SLG: 0.214										0	1	0	0	0	0	0
Eddie Fisher, R (8, 1)										1	0	1	0	0	0	0
Inning Stats	R: 0 E: 0 K: 0 S: 3 H: 0 LOB: 0 BB: 0 P: 3	R: 1 E: 0 K: 1 S: 6 H: 2 LOB: 1 BB: 1 P: 10	R: 0 E: 0 K: 0 S: 3 H: 0 LOB: 2 BB: 2 P: 11	R: 0 E: 0 K: 2 S: 8 H: 1 LOB: 2 BB: 1 P: 12	R: 0 E: 0 K: 1 S: 6 H: 1 LOB: 1 BB: 0 P: 6	R: 0 E: 0 K: 1 S: 6 H: 1 LOB: 1 BB: 0 P: 6	R: 2 E: 0 K: 1 S: 7 H: 2 LOB: 0 BB: 0 P: 7	R: 7 E: 2 K: 1 S: 13 H: 8 LOB: 2 BB: 1 P: 17	R: 0 E: 0 K: 1 S: 7 H: 2 LOB: 2 BB: 0 P: 7	1B: 12 2B: 3 3B: 0 HR: 2 SF: 0 SAC: 0 DP: 0 HBP: 0						

	AB	43
	R	10
	H	17
	RBI	9
	BB	5
	SO	8
	LOB	20

WP: 0 PB: 0 SB: 1 CS: 1 PA: 48

PITCHER		IP	WLS	BF	H	R	ER	SO	BB	IBB	HBP	BLK	WP	HR	S	P	ERA	WHIP
Jim Nash, R ERA: 2.13	(1, 1)	6.0		26	5	1	1	5	3	1	0	0	0	0	32	48	1.50	1.333
Jack Aker, R ERA: 2.02	(7, 1)	1.1		9	4	5	5	1	1	0	0	0	0	1	10	14	33.75	3.750
Wes Stock, R ERA: 2.74	(8, 1)	0.0	L	2	2	1	0	0	0	0	0	0	0	0	2	2	∞	∞
Bill Edgerton, L ERA: 1.08	(8, 1)	0.0		1	1	1	1	0	0	0	0	0	0	0	1	1	∞	∞
Ken Sanders, R ERA: 3.79	(8, 1)	0.0		2	2	2	2	0	0	0	0	0	0	1	2	2	∞	∞

PITCHER		IP	WLS	BF	H	R	ER	SO	BB	IBB	HBP	BLK	WP	HR	S	P	ERA	WHIP
Joe Grzenda, L ERA: 3.66	(8, 1)	1.1		7	3	0	0	2	0	0	0	0	0	0	11	11	0.00	2.250
Vern Handrahan, R ERA: 4.26	(9, 1)	0.1		1	0	0	0	0	0	0	0	0	0	0	1	1	0.00	0.000

Batter	1	2	3	4	5	6	7	8	9	AB	R	H	RBI	BB	SO	LOB
Bert Campaneris, R (1, 6) OBP: 0.302, SLG: 0.380	F7		S BB	6-3		K			6-3 WP 2B 2-H	4	1	1	1	1	1	2
Mike Hershberger, R (1, 9) OBP: 0.316, SLG: 0.347	F5		F8 1-3		SH 1B		F2		6-3 2-3	5	1	1	0	0	0	2
Sal Bando, R (1, 5) OBP: 0.214, SLG: 0.214	F6		K		SH SF8 1-H		F2		4-3 3-H	4	1	0	0	0	1	1
Danny Cater, R (1, 3) OBP: 0.307, SLG: 0.360		SH1-4 E 1B 1B	6-3		SF8 3-H		F9		1B	4	1	2	1	0	0	1
Dick Green, R (1, 4) OBP: 0.297, SLG: 0.360		FC5 SH1-4 1-2 E		2B 1B	K			6-3	F6	5	2	1	0	0	1	2
Ossie Chavarria, R (1, 7) OBP: 0.304, SLG: 0.323		SH1-4 1-2 2-3		1-H E 2B	L6			4-3		2	1	1	1	0	0	0
Jim Gosger, L (8, PH) OBP: 0.318, SLG: 0.346										1	0	0	0	0	0	0
Joe Nossek, R (1, 8) OBP: 0.282, SLG: 0.342		E2 2-H 3-H 1B		E3 2-H		E 1B		BB		3	0	2	1	0	0	0
Rick Monday, L (8, PH) (9, 8)										0	0	0	0	1	0	0
Phil Roof, R (1, 2) OBP: 0.280, SLG: 0.312		F3		K		4-3 1-3		K		3	0	0	0	0	1	3
Randy Schwartz, L (8, PH) OBP: 0.222, SLG: 0.125										1	0	0	0	0	1	1
Rene Lachemann, R (9, 2) OBP: 0.200, SLG: 0.400										0	0	0	0	0	0	0
Jim Nash, R (1, 1) OBP: 0.000, SLG: 0.143		K		K		K			2B	2	0	0	0	0	2	2
Roger Repoz, L (8, PH) OBP: 0.000, SLG: 0.000										1	0	0	0	0	1	1
Jack Aker, R (7, 1) OBP: 0.100, SLG: 0.150										0	0	0	0	0	0	0
Wes Stock, R (8, 1)										0	0	0	0	0	0	0
Bill Edgerton, L (8, 1)										0	0	0	0	0	0	0
Ken Sanders, R (8, 1) OBP: 0.250, SLG: 0.143										0	0	0	0	0	0	0
Joe Grzenda, R (8, 1)										0	0	0	0	0	0	0
Vern Handrahan, L (9, 1)										0	0	0	0	0	0	0
Tim Talton, L (9, PH) OBP: 0.400, SLG: 0.556										1	1	1	0	0	0	0
Inning Stats	R: 0 E: 0 K: 0 S: 3 H: 0 LOB: 0 BB: 0 P: 3	R: 2 E: 2 K: 1 S: 8 H: 2 LOB: 1 BB: 0 P: 8	R: 0 E: 0 K: 1 S: 5 H: 0 LOB: 1 BB: 1 P: 9	R: 2 E: 1 K: 2 S: 10 H: 2 LOB: 1 BB: 0 P: 10	R: 2 E: 1 K: 1 S: 7 H: 1 LOB: 0 BB: 0 P: 7	R: 0 E: 1 K: 2 S: 8 H: 1 LOB: 1 BB: 0 P: 8	R: 0 E: 0 K: 0 S: 3 H: 0 LOB: 0 BB: 0 P: 3	R: 0 E: 0 K: 1 S: 5 H: 0 LOB: 1 BB: 1 P: 9	R: 2 E: 0 K: 0 S: 6 H: 3 LOB: 1 BB: 0 P: 6	1B: 6 2B: 3 3B: 0 HR: 0	SF: 1 SAC: 2 DP: 0 HBP: 0						

PITCHER		IP	WLS	BF	H	R	ER	SO	BB	IBB	HBP	BLK	WP	HR	S	P	ERA	WHIP
Dave McNally, L ERA: 2.93	(1, 1)	5.0		24	5	6	1	5	1	0	0	0	0	0	33	37	1.80	1.200
Gene Brabender, R ERA: 3.6	(6, 1)	1.0		4	1	0	0	2	0	0	0	0	0	0	8	8	0.00	1.000
Stu Miller, R ERA: 2.35	(7, 1)	1.0	W	3	0	0	0	0	0	0	0	0	0	0	3	3	0.00	0.000
Eddie Fisher, R ERA: 2.56	(8, 1)	2.0	S	10	3	2	2	1	1	0	0	0	1	0	11	15	9.00	2.000

PITCHER	IP	WLS	BF	H	R	ER	SO	BB	IBB	HBP	BLK	WP	HR	S	P	ERA	WHIP

BOTTOM

Baltimore Orioles @ Kansas City Athletics

Municipal Stadium, Kansas City, MO

Wed Sep 21 1966, 8:05 PM EDT

Att. 12,021 - Unknown

livebaseballscorecards.com

AB	36
R	8
H	9
RBI	4
BB	2
SO	8
LOB	15

WP: 1 PB: 0 SB: 2 CS: 0 PA: 41

Baltimore Orioles @ Kansas City Athletics

Municipal Stadium, Kansas City, MO

Thu Sep 22 1966, 4:33 AM EDT

Att. 5,250 - Unknown

livebaseballscorecards.com

Batter	1	2	3	4	5	6	7	8	9	AB	R	H	RBI	BB	SO	LOB
Luis Aparicio, R (1, 6) OBP: 0.308, SLG: 0.365	4-3		BBBB 1B E BB	F8		S 2B 1B		F9		4	2	1	0	1	0	1
Russ Snyder, L (1, 8) (7, 7) OBP: 0.370, SLG: 0.411	SSS K		F6		WP 2B 2B	1-H 2B 2B		6-3		5	2	2	1	0	1	1
Frank Robinson, R (1, 9) OBP: 0.411, SLG: 0.644	F7		E S 1-3 4-3 1B		2-H 2B 2B	2-H 2B			SSS K	5	2	3	2	0	1	0
Brooks Robinson, R (1, 5) OBP: 0.332, SLG: 0.447		F9	E5 4-3 1-3 3-H		WP 2-H 2B	SSS K			1-3	5	0	1	2	0	1	2
Boog Powell, L (1, 3) OBP: 0.375, SLG: 0.540		FC5-4 1B 1B	4-3 1-2 3-H		4-3 2-3		1B 1B		SSS K	5	0	2	1	0	1	2
Curt Blefary, L (1, 7) OBP: 0.374, SLG: 0.463 Paul Blair, R (1, 8) OBP: 0.301, SLG: 0.409		1-2 FC5-4 1B	F9		F9		SSS K			4 0	0 0	1 0	0 0	0 0	1 0	3 0
Davey Johnson, R (1, 4) OBP: 0.296, SLG: 0.349		1-2f 2-3 FC5-4 HBP		6-3 1B	F4		1-2 G4-6-3 1B			4	0	2	0	0	0	3
Andy Etchebarren, R (1, 2) OBP: 0.295, SLG: 0.368	H 1-2 HBP			6-3 1-2	5-3	1-2f G4-6-3				3	0	0	0	0	0	3
Jim Palmer, R (1, 1) OBP: 0.135, SLG: 0.155	4-3			SSS K	SSS K			4-3		4	0	0	0	0	2	4
Inning Stats	R: 0 E: 0 K: 1 S: 5 H: 0 LOB: 0 BB: 0 P: 5	R: 0 E: 0 K: 0 S: 5 H: 2 LOB: 3 BB: 0 P: 6	R: 2 E: 1 K: 0 S: 5 H: 1 LOB: 1 BB: 1 P: 9	R: 0 E: 0 K: 1 S: 6 H: 1 LOB: 1 BB: 0 P: 6	R: 2 E: 0 K: 0 S: 6 H: 3 LOB: 1 BB: 0 P: 6	R: 2 E: 0 K: 2 S: 10 H: 3 LOB: 1 BB: 0 P: 10	R: 0 E: 0 K: 1 S: 6 H: 2 LOB: 1 BB: 0 P: 6	R: 0 E: 0 K: 0 S: 3 H: 0 LOB: 0 BB: 0 P: 3	R: 0 E: 0 K: 2 S: 7 H: 0 LOB: 0 BB: 0 P: 7	1B: 7 2B: 5 3B: 0 HR: 0 SF: 0 SAC: 0 DP: 1 HBP: 1							

	AB	39
	R	6
	H	12
	RBI	6
	BB	1
	SO	7
	LOB	19

WP: 2 PB: 0 SB: 2 CS: 0 PA: 41

PITCHER		IP	WLS	BF	H	R	ER	SO	BB	IBB	HBP	BLK	WP	HR	S	P	ERA	WHIP
Lew Krausse, R ERA: 2.99	(1, 1)	4.0	L	22	7	4	3	2	1	0	1	0	1	0	24	29	6.75	2.000
Gil Blanco, L ERA: 4.7	(5, 1)	1.0		3	0	0	0	0	0	0	0	0	1	0	3	3	0.00	0.000
Catfish Hunter, R ERA: 3.96	(6, 1)	1.0		6	3	2	2	2	0	0	0	0	0	0	10	10	18.00	3.000
Joe Grzenda, L ERA: 3.32	(7, 1)	2.0		7	2	0	0	1	0	0	0	0	0	0	9	9	0.00	1.000
Ken Sanders, R ERA: 3.75	(9, 1)	1.0		3	0	0	0	2	0	0	0	0	0	0	7	7	0.00	0.000

PITCHER	IP	WLS	BF	H	R	ER	SO	BB	IBB	HBP	BLK	WP	HR	S	P	ERA	WHIP

Batter	1	2	3	4	5	6	7	8	9	AB	R	H	RBI	BB	SO	LOB
Bert Campaneris, R (1, 6) OBP: 0.302, SLG: 0.379	B1		F9		F5			1B		4	0	1	0	0	0	0
Rick Monday, L (1, 8) OBP: 0.261, SLG: 0.111	1-3		2B			K		K2-3		4	0	1	0	0	2	1
Tim Talton, L (1, 3) (6, 2) OBP: 0.367, SLG: 0.511	4-3		K			F7			1-3	4	0	0	0	0	1	1
Roger Repoz, L (1, 7) OBP: 0.328, SLG: 0.384		4-3		F5		F5				4	0	0	0	0	0	0
Larry Stahl, L (1, 9) OBP: 0.285, SLG: 0.364		2B		K			F2		BB	4	1	2	0	0	1	0
Sal Bando, R (1, 5) OBP: 0.278, SLG: 0.294		2-H 2B		E8			5-3		1-2 BB	3	0	1	1	1	0	0
Dick Green, R (1, 4) OBP: 0.294, SLG: 0.357		F9		K			F4		L8	4	0	0	0	0	1	4
Phil Roof, R (1, 2) OBP: 0.279, SLG: 0.311 John Donaldson, L (5, PH) OBP: 0.182, SLG: 0.125 Catfish Hunter, R (6, 1) OBP: 0.190, SLG: 0.214 Joe Grzenda, R (7, 1) Mike Hershberger, R (8, PH) OBP: 0.315, SLG: 0.346 Ken Sanders, R (9, 1) OBP: 0.250, SLG: 0.143		F7			K			K		1 1 0 0 1 0	0 0 0 0 0 0	0 0 0 0 0 0	0 0 0 0 0 0	0 1 0 0 1 0	0 0 0 0 0 0	1 0 0 0 0 0
Lew Krausse, R (1, 1) OBP: 0.211, SLG: 0.173 Gil Blanco, L (5, 1) OBP: 0.167, SLG: 0.167 Randy Schwartz, L (5, PH) OBP: 0.182, SLG: 0.100 (6, 3)			K		F8			3-1		1 0 2	0 0 0	0 0 0	0 0 0	1 0 0	0 0 0	0 0 0
Inning Stats	R: 0 E: 0 K: 0 S: 3 H: 0 LOB: 0 BB: 0 P: 3	R: 1 E: 0 K: 0 S: 5 H: 2 LOB: 1 BB: 0 P: 5	R: 0 E: 0 K: 2 S: 8 H: 1 LOB: 1 BB: 0 P: 8	R: 0 E: 1 K: 2 S: 8 H: 0 LOB: 1 BB: 0 P: 8	R: 0 E: 0 K: 1 S: 5 H: 1 LOB: 0 BB: 0 P: 5	R: 0 E: 0 K: 1 S: 5 H: 0 LOB: 0 BB: 0 P: 5	R: 0 E: 0 K: 0 S: 3 H: 0 LOB: 0 BB: 0 P: 3	R: 0 E: 0 K: 2 S: 8 H: 1 LOB: 1 BB: 0 P: 8	R: 0 E: 0 K: 0 S: 4 H: 1 LOB: 2 BB: 1 P: 8	1B: 2 2B: 3 3B: 0 HR: 0 SF: 0 SAC: 0 DP: 0 HBP: 0						

PITCHER	IP	WLS	BF	H	R	ER	SO	BB	IBB	HBP	BLK	WP	HR	S	P	ERA	WHIP
Jim Palmer, R (1, 1) ERA: 3.34	9.0	W	34	5	1	1	8	1	0	0	0	0	0	49	53	1.00	0.667

PITCHER	IP	WLS	BF	H	R	ER	SO	BB	IBB	HBP	BLK	WP	HR	S	P	ERA	WHIP

BOTTOM

Baltimore Orioles @ Kansas City Athletics

Municipal Stadium, Kansas City, MO

Thu Sep 22 1966, 4:33 AM EDT

Att. 5,250 - Unknown

livebaseballscorecards.com

AB	33
R	1
H	5
RBI	1
BB	1
SO	8
LOB	7

Baltimore Orioles @ California Angels

Anaheim Stadium, Anaheim, CA

Fri Sep 23 1966, 10:05 PM EDT

Att. 17,874 - Unknown

livebaseballscorecards.com

Batter	1	2	3	4	5	6	7	8	9	AB	R	H	RBI	BB	SO	LOB
Mark Belanger, R (1, 6) OBP: 0.167, SLG: 0.167	5-3		K			B1		F5		4	0	0	0	0	1	1
Curt Blefary, L (1, 3) OBP: 0.373, SLG: 0.466	K			K		3B		K		4	0	1	0	0	3	0
Bob Johnson, R (1, 5) OBP: 0.280, SLG: 0.271	6-3			1B BB		G3			F9	3	0	0	0	1	0	1
Paul Blair, R (1, 8) OBP: 0.297, SLG: 0.404		1-3		F9		K			6-3	4	0	0	0	0	1	2
Davey Johnson, R (1, 4) OBP: 0.300, SLG: 0.353		4-3		1-2 1B			BB		2B	3	0	2	0	1	0	0
Woodie Held, R (1, 7) OBP: 0.315, SLG: 0.321		K		K			K		K	4	0	0	0	0	4	4
Sam Bowens, R (1, 9) OBP: 0.280, SLG: 0.335			6-3		5-3		K			3	0	0	0	0	1	1
Larry Haney, R (1, 2) OBP: 0.204, SLG: 0.250			E6 SH1		F6		1-3			3	0	0	0	0	0	1
Steve Barber, L (1, 1) OBP: 0.068, SLG: 0.068			SH1 1-2		K			K		1	0	0	0	0	1	0
Frank Bertaina, L (6, 1) OBP: 0.167, SLG: 0.118										1	0	0	0	0	1	0

Inning Stats	1	2	3	4	5	6	7	8	9		
	R: 0 H: 0	R: 0 H: 0	R: 0 H: 0	R: 0 H: 1	R: 0 H: 0	R: 0 H: 1	R: 0 H: 0	R: 0 H: 0	R: 0 H: 1	1B: 1 SF: 0	WP: 0 PA: 33
	E: 0 LOB: 0	E: 0 LOB: 0	E: 1 LOB: 1	E: 0 LOB: 2	E: 0 LOB: 0	E: 0 LOB: 1	E: 0 LOB: 1	E: 0 LOB: 0	E: 0 LOB: 1	2B: 1 SAC: 1	PB: 0
	K: 1 BB: 0	K: 1 BB: 0	K: 1 BB: 0	K: 2 BB: 1	K: 1 BB: 0	K: 1 BB: 0	K: 2 BB: 1	K: 2 BB: 0	K: 1 BB: 0	3B: 1 DP: 0	SB: 0
	S: 5 P: 5	S: 5 P: 5	S: 6 P: 6	S: 8 P: 12	S: 5 P: 5	S: 6 P: 6	S: 7 P: 11	S: 7 P: 7	S: 6 P: 6	HR: 0 HBP: 0	CS: 0

PITCHER	IP	WLS	BF	H	R	ER	SO	BB	IBB	HBP	BLK	WP	HR	S	P	ERA	WHIP
Marcelino Lopez, L (1, 1) ERA: 3.98	9.0	W	33	3	0	0	12	2	0	0	0	0	0	55	63	0.00	0.556

PITCHER	IP	WLS	BF	H	R	ER	SO	BB	IBB	HBP	BLK	WP	HR	S	P	ERA	WHIP

AB	30
R	0
H	3
RBI	0
BB	2
SO	12
LOB	10

Baltimore Orioles @ California Angels

Anaheim Stadium, Anaheim, CA

Fri Sep 23 1966, 10:05 PM EDT

Att. 17,874 - Unknown

BOTTOM

Batter	1	2	3	4	5	6	7	8	9	AB	R	H	RBI	BB	SO	LOB
Paul Schaal, R (1, 5) OBP: 0.372, SLG: 0.384	5-3		L5			4-3		F4		4	0	0	0	0	0	1
Jay Johnstone, L (1, 7) OBP: 0.299, SLG: 0.386	3-1			F7		4-3		4-3		4	0	0	0	0	0	0
Jim Fregosi, R (1, 6) OBP: 0.320, SLG: 0.389	K			BB		5-3		1B		3	0	1	0	1	1	0
Jose Cardenal, R (1, 8) OBP: 0.320, SLG: 0.395		K		1-3			BB	F9		3	1	0	0	1	1	2
Bubba Morton, R (1, 9) OBP: 0.257, SLG: 0.265		4-3		F5			SH1-4			2	0	0	0	0	0	1
Buck Rodgers, S (1, 2) OBP: 0.279, SLG: 0.341		K			6-3		L6			3	0	0	0	0	1	1
Bobby Knoop, R (1, 4) OBP: 0.275, SLG: 0.381			5-3		K		BB			2	1	0	0	1	1	0
Charlie Vinson, L (1, 3) OBP: 0.500, SLG: 0.286			BB		BB		WP			1	0	1	2	2	0	0
Marcelino Lopez, R (1, 1) OBP: 0.233, SLG: 0.228			K		K		K			3	0	0	0	0	3	3
Inning Stats	R: 0 E: 0 K: 1 S: 5 H: 0 LOB: 0 BB: 0 P: 5	R: 0 E: 0 K: 2 S: 7 H: 0 LOB: 0 BB: 0 P: 7	R: 0 E: 0 K: 1 S: 5 H: 0 LOB: 1 BB: 1 P: 9	R: 0 E: 1 K: 0 S: 3 H: 0 LOB: 1 BB: 1 P: 7	R: 0 E: 0 K: 2 S: 7 H: 0 LOB: 1 BB: 1 P: 11	R: 0 E: 0 K: 0 S: 3 H: 0 LOB: 0 BB: 0 P: 3	R: 2 E: 0 K: 1 S: 6 H: 1 LOB: 1 BB: 2 P: 14	R: 0 E: 0 K: 0 S: 4 H: 1 LOB: 1 BB: 0 P: 4		1B: 1 2B: 1 3B: 0 HR: 0 SF: 0 SAC: 1 DP: 0 HBP: 0							

	AB	25
	R	2
	H	2
	RBI	2
	BB	5
	SO	7
	LOB	8

WP: 1 PB: 0 SB: 0 CS: 0 PA: 31

livebaseballscorecards.com

PITCHER		IP	WLS	BF	H	R	ER	SO	BB	IBB	HBP	BLK	WP	HR	S	P	ERA	WHIP
Steve Barber, L ERA: 2.31	(1, 1)	5.0		18	0	0	0	6	3	0	0	0	0	0	27	39	0.00	0.600
Frank Bertaina, L ERA: 3.19	(6, 1)	3.0	L	13	2	2	2	1	2	0	0	0	1	0	13	21	6.00	1.333

PITCHER	IP	WLS	BF	H	R	ER	SO	BB	IBB	HBP	BLK	WP	HR	S	P	ERA	WHIP

Batter	1	2	3	4	5	6	7	8	9	AB	R	H	RBI	BB	SO	LOB
Mark Belanger, R (1, 6) OBP: 0.100, SLG: 0.100	4-3		6-3			6-3	4-3			4	0	0	0	0	0	0
Curt Blefary, L (1, 7) OBP: 0.374, SLG: 0.474	4-3			F7		E 3B 1B	HR			4	2	2	1	0	0	0
Bob Johnson, R (1, 5) OBP: 0.280, SLG: 0.270	1B			F6		E4 BB 3B 1-3	G3			4	1	1	0	0	0	1
Davey Johnson, R (1, 4) OBP: 0.301, SLG: 0.352	K			BB		3B BB 1-2		4-3		2	1	0	0	2	1	1
Mike Epstein, L (1, 3) OBP: 0.333, SLG: 0.667		G4-6-3 1B		4-3		1B 3B 1-H 2-H 3-H		K		4	1	2	3	0	1	1
Paul Blair, R (1, 8) OBP: 0.303, SLG: 0.412		G4-6-3 1-2f			4-3 SF9 2B	S 1B 3-H		CS 1B		4	1	3	1	0	0	1
Sam Bowens, R (1, 9) OBP: 0.279, SLG: 0.331		F8			4-3 2-3	K 1-2		CS 1-2	HBP	3	0	0	0	0	1	2
Andy Etchebarren, R (1, 2) OBP: 0.293, SLG: 0.366			K		SF9 3-H	5-3			K 1-2	2	0	0	1	0	1	1
Stu Miller, R (6, 1) OBP: 0.111, SLG: 0.111										0	0	0	0	0	0	0
Moe Drabowsky, R (8, 1) OBP: 0.391, SLG: 0.429										1	0	0	0	0	1	1
Wally Bunker, R (1, 1) OBP: 0.176, SLG: 0.170			F4		K		K		F4	2	0	0	0	0	1	0
Vic Roznovsky, L (6, 2) OBP: 0.320, SLG: 0.341										2	0	0	0	0	1	0
Inning Stats	R: 0 E: 0 K: 1 S: 6 H: 1 LOB: 1 BB: 0 P: 6	R: 0 E: 0 K: 0 S: 3 H: 1 LOB: 0 BB: 0 P: 3	R: 0 E: 0 K: 1 S: 5 H: 0 LOB: 0 BB: 0 P: 5	R: 0 E: 0 K: 0 S: 3 H: 0 LOB: 1 BB: 1 P: 7	R: 1 E: 0 K: 1 S: 6 H: 1 LOB: 0 BB: 0 P: 6	R: 4 E: 1 K: 1 S: 9 H: 3 LOB: 1 BB: 1 P: 13	R: 1 E: 0 K: 1 S: 6 H: 1 LOB: 0 BB: 0 P: 6	R: 0 E: 0 K: 1 S: 5 H: 1 LOB: 0 BB: 0 P: 5	R: 0 E: 0 K: 1 S: 4 H: 0 LOB: 0 BB: 0 P: 5	1B: 5 2B: 1 3B: 1 HR: 1 SF: 1 SAC: 0 DP: 1 HBP: 1	WP: 0 PB: 0 SB: 1 CS: 2 PA: 37					

PITCHER		IP	WLS	BF	H	R	ER	SO	BB	IBB	HBP	BLK	WP	HR	S	P	ERA	WHIP
Clyde Wright, L ERA: 3.74	(1, 1)	5.1	L	23	5	5	4	3	2	0	0	0	0	0	27	35	6.75	1.312
Minnie Rojas, R ERA: 2.92	(6, 1)	1.2		7	2	1	1	2	0	0	0	0	0	1	11	11	5.40	1.200
Jack Sanford, R ERA: 3.91	(8, 1)	2.0		6	1	0	0	2	0	0	1	0	0	0	9	10	0.00	0.500

PITCHER	IP	WLS	BF	H	R	ER	SO	BB	IBB	HBP	BLK	WP	HR	S	P	ERA	WHIP

TOP

Baltimore Orioles @ California Angels

Anaheim Stadium, Anaheim, CA

Sat Sep 24 1966, 10:05 PM EDT

Att. 22,540 - Unknown

livebaseballscorecards.com

AB	32
R	6
H	8
RBI	6
BB	2
SO	7
LOB	8

Baltimore Orioles @ California Angels

Anaheim Stadium, Anaheim, CA

Sat Sep 24 1966, 10:05 PM EDT

Att. 22,540 - Unknown

BOTTOM

Batter	1	2	3	4	5	6	7	8	9	AB	R	H	RBI	BB	SO	LOB
Paul Schaal, R (1, 5) OBP: 0.371, SLG: 0.381	4-3		6-3		BB, E 1B		G6-3, 1-2f			3	1	0	0	1	0	1
Jay Johnstone, L (1, 7) OBP: 0.298, SLG: 0.383	F2		F5		E9, 1-H, 2-H, 3-H, 1B		F6			4	0	1	2	0	0	0
Jim Fregosi, R (1, 6) OBP: 0.320, SLG: 0.387	BB, S			G3	5-3			K		3	0	0	0	1	1	1
Jose Cardenal, R (1, 8) OBP: 0.319, SLG: 0.393	BB, 1-2			F9	6-3			1-3		3	0	0	0	1	0	1
Buck Rodgers, S (1, 2) OBP: 0.281, SLG: 0.342	F4			1B		6-3, 1B		F9		4	0	2	0	0	0	2
Charlie Vinson, L (1, 3) OBP: 0.375, SLG: 0.182		4-3		1-3		K			K	4	0	0	0	0	2	2
Bubba Morton, R (1, 9) OBP: 0.256, SLG: 0.263		1-6-3			2B, 1B, 1B	6-3, 1-2			F4	4	1	1	0	0	0	1
Bobby Knoop, R (1, 4) OBP: 0.274, SLG: 0.382		4-3			1-3, 1B, 2B	K			5-3	4	1	1	0	0	1	1
Clyde Wright, R (1, 1) OBP: 0.103, SLG: 0.103			4-3		K		G6-3, 1B			2	0	0	0	0	1	2
Minnie Rojas, R (6, 1) OBP: 0.133, SLG: 0.143										0	0	0	0	0	0	0
Al Spangler, L (7, PH) OBP: 0.500, SLG: 0.400										1	0	1	0	0	0	0
Jack Sanford, R (8, 1) OBP: 0.200, SLG: 0.227										0	0	0	0	0	0	0
Inning Stats	R: 0 E: 0 K: 0 S: 3 H: 0 LOB: 2 BB: 2 P: 11	R: 0 E: 0 K: 0 S: 3 H: 0 LOB: 0 BB: 0 P: 3	R: 0 E: 0 K: 0 S: 3 H: 0 LOB: 0 BB: 0 P: 3	R: 0 E: 0 K: 0 S: 4 H: 1 LOB: 1 BB: 0 P: 4	R: 3 E: 1 K: 1 S: 8 H: 3 LOB: 1 BB: 1 P: 12	R: 0 E: 0 K: 2 S: 8 H: 1 LOB: 1 BB: 0 P: 8	R: 0 E: 0 K: 0 S: 3 H: 1 LOB: 0 BB: 0 P: 3	R: 0 E: 0 K: 1 S: 5 H: 0 LOB: 0 BB: 0 P: 5	R: 0 E: 0 K: 1 S: 5 H: 0 LOB: 0 BB: 0 P: 5	1B: 5 2B: 1 3B: 0 HR: 0 SF: 0 SAC: 0 DP: 1 HBP: 0						

PITCHER		IP	WLS	BF	H	R	ER	SO	BB	IBB	HBP	BLK	WP	HR	S	P	ERA	WHIP
Wally Bunker, R ERA: 4.45	(1, 1)	5.0	W	22	4	3	2	1	3	0	0	0	0	0	21	33	3.60	1.400
Stu Miller, R ERA: 2.3	(6, 1)	2.0		7	2	0	0	2	0	0	0	0	0	0	11	11	0.00	1.000
Moe Drabowsky, R ERA: 2.87	(8, 1)	2.0	S	6	0	0	0	2	0	0	0	0	0	0	10	10	0.00	0.000

PITCHER	IP	WLS	BF	H	R	ER	SO	BB	IBB	HBP	BLK	WP	HR	S	P	ERA	WHIP

AB	32
R	3
H	6
RBI	2
BB	3
SO	5
LOB	11

livebaseballscorecards.com

Baltimore Orioles @ California Angels

Anaheim Stadium, Anaheim, CA

Sun Sep 25 1966, 6:33 AM EDT

Att. 14,785 - Unknown

TOP

livebaseballscorecards.com

Batter	1	2	3	4	5	6	7	8	9	AB	R	H	RBI	BB	SO	LOB
Russ Snyder, L (1, 8) (6, 9) OBP: 0.369, SLG: 0.412	F8		K			1B 2B		F9		4	1	1	0	0	1	1
Bob Johnson, R (1, 4) OBP: 0.273, SLG: 0.263	F8		F6			K		4-3		4	0	0	0	0	1	2
Frank Robinson, R (1, 9) OBP: 0.411, SLG: 0.642	1B			F8		5-3		E5		3	0	1	0	0	0	1
Paul Blair, R (6, 8) OBP: 0.302, SLG: 0.410										1	0	0	0	0	0	0
Brooks Robinson, R (1, 5) OBP: 0.332, SLG: 0.447	F2			5-3		2-H 1B		K		3	0	1	1	0	0	1
Woodie Held, R (6, 5) OBP: 0.311, SLG: 0.316										1	0	0	0	0	1	1
Boog Powell, L (1, 3) OBP: 0.373, SLG: 0.536		K		6-3		4-3			F9	3	0	0	0	0	1	1
Mike Epstein, L (6, 3) OBP: 0.286, SLG: 0.571										1	0	0	0	0	0	0
Curt Blefary, L (1, 7) OBP: 0.375, SLG: 0.476		G5-4-3 1B			4-3		K		2B	4	0	2	0	0	1	0
Vic Roznovsky, L (1, 2) OBP: 0.317, SLG: 0.330		G5-4-3 1-2f			4-3		4-3 HBP		F3	3	0	0	0	0	0	2
Mark Belanger, R (1, 6) OBP: 0.143, SLG: 0.143			B1-3		1B		4-3 1-2		6-3	4	0	1	0	0	0	2
Tom Phoebus, R (1, 1) OBP: 0.286, SLG: 0.167			BB		K		4-3			0	0	0	0	1	0	0
Charlie Lau, L (5, PH) OBP: 0.588, SLG: 0.833										1	0	0	0	0	1	1
Eddie Watt, R (5, 1) OBP: 0.304, SLG: 0.444										0	0	0	0	0	0	0
Sam Bowens, R (7, PH) OBP: 0.278, SLG: 0.329										1	0	0	0	0	0	1
Eddie Fisher, R (7, 1) OBP: 0.143, SLG: 0.214										0	0	0	0	0	0	0
Inning Stats	R: 0 E: 0 K: 0 S: 4 H: 1 LOB: 1 BB: 0 P: 4	R: 0 E: 0 K: 1 S: 5 H: 1 LOB: 0 BB: 0 P: 5	R: 0 E: 0 K: 1 S: 5 H: 0 LOB: 1 BB: 1 P: 9	R: 0 E: 0 K: 0 S: 3 H: 0 LOB: 0 BB: 0 P: 3	R: 0 E: 0 K: 1 S: 6 H: 1 LOB: 1 BB: 0 P: 6	R: 1 E: 0 K: 1 S: 7 H: 2 LOB: 1 BB: 0 P: 7	R: 0 E: 0 K: 1 S: 5 H: 0 LOB: 1 BB: 0 P: 6	R: 0 E: 1 K: 1 S: 6 H: 0 LOB: 1 BB: 0 P: 6	R: 0 E: 0 K: 0 S: 4 H: 1 LOB: 1 BB: 0 P: 4	1B: 4 2B: 2 3B: 0 HR: 0	SF: 0 SAC: 0 DP: 1 HBP: 1						

	AB	33
	R	1
	H	6
	RBI	1
	BB	1
	SO	6
	LOB	13

WP: 0 PB: 0 SB: 0 CS: 0 PA: 35

PITCHER	IP	WLS	BF	H	R	ER	SO	BB	IBB	HBP	BLK	WP	HR	S	P	ERA	WHIP
Dean Chance, R (1, 1) ERA: 3.23	9.0	W	35	6	1	1	6	1	0	1	0	0	0	45	50	1.00	0.778

PITCHER	IP	WLS	BF	H	R	ER	SO	BB	IBB	HBP	BLK	WP	HR	S	P	ERA	WHIP

Baltimore Orioles @ California Angels

Anaheim Stadium, Anaheim, CA

Sun Sep 25 1966, 6:33 AM EDT

Att. 14,785 - Unknown

BOTTOM

Batter	1	2	3	4	5	6	7	8	9	AB	R	H	RBI	BB	SO	LOB
Paul Schaal, R (1, 5) OBP: 0.370, SLG: 0.378	BBB 4-0 2B 1B BB		x 0-0 ① 6-3	x 0-0 ③ FC5-4 1-2f			x 0-0 ③ 6-3			3	1	0	0	1	0	2
Jay Johnstone, L (1, 7) OBP: 0.298, SLG: 0.385	x 0-0 1B 1-3 2B		x 0-0 ② F9		x 0-0 ① 4-3			x 0-0 ① G3		4	0	1	0	0	0	0
Jim Fregosi, R (1, 6) OBP: 0.321, SLG: 0.388	x 0-0 G6-3 2-3 3-H 1B		SSS 0-3 ③ K		x 0-0 G6-4-3 1B			x 0-0 E7 FC1		4	0	2	1	0	1	0
Jose Cardenal, R (1, 8) OBP: 0.321, SLG: 0.393	x 0-0 ① F4			x 0-0 WP S 1B 1B	x 0-0 ②③ G6-4-3 1-2f			BBBB 4-0 FC1 S HR BB		3	2	1	0	1	0	3
Buck Rodgers, S (1, 2) OBP: 0.279, SLG: 0.339	x 0-0 ②③ G6-3 1-2f			x 0-0 ① 1-3 1-3		x 0-0 ① 4-3		x 0-0 ② FC1 1-3 HR 3-H		4	1	0	0	0	0	5
Charlie Vinson, L (1, 3) OBP: 0.400, SLG: 0.467		x 0-0 ① F4		x 0-0 1B 3-H 1B 1B		SSS 0-3 ② K		x 0-0 2-H 3-H HR		4	2	2	4	0	1	0
Bubba Morton, R (1, 9) OBP: 0.279, SLG: 0.286		x 0-0 ② 6-3		x 0-0 1B 1-3 1B		x 0-0 ③ F9		x 0-0 1B 1B		4	0	2	0	0	0	0
Bobby Knoop, R (1, 4) OBP: 0.279, SLG: 0.385		x 0-0 1B		x 0-0 FC5-4 1-2 3-H 1B			BBBB 4-0 3-4 BB	x 0-0 1-2 1B		3	0	3	1	1	0	0
Dean Chance, R (1, 1) OBP: 0.065, SLG: 0.027		x 0-0 ③ 5-3		SSS 0-3 ② K			x 0-0 ①② SSS 3-4 1-2f	0-3 ③ K		4	0	0	0	0	2	6
Inning Stats	R: 1 H: 2 E: 0 LOB: 1 K: 0 BB: 1 S: 4 P: 8	R: 0 H: 1 E: 0 LOB: 1 K: 0 BB: 0 S: 4 P: 4	R: 0 H: 0 E: 0 LOB: 0 K: 1 BB: 0 S: 5 P: 5	R: 2 H: 4 E: 0 LOB: 2 K: 1 BB: 0 S: 9 P: 9	R: 0 H: 1 E: 0 LOB: 0 K: 0 BB: 0 S: 3 P: 3	R: 0 H: 0 E: 0 LOB: 0 K: 1 BB: 1 S: 5 P: 5	R: 0 H: 0 E: 0 LOB: 0 K: 0 BB: 1 S: 2 P: 6	R: 3 H: 3 E: 1 LOB: 2 K: 1 BB: 1 S: 9 P: 13		1B: 9 SF: 0 2B: 2 SAC: 0 3B: 0 DP: 3 HR: 1 HBP: 0						WP: 1 PA: 36 PB: 0 SB: 2 CS: 0	

livebaseballscorecards.com

	AB	33
	R	6
	H	11
	RBI	6
	BB	3
	SO	4
	LOB	16

PITCHER		IP	WLS	BF	H	R	ER	SO	BB	IBB	HBP	BLK	WP	HR	S	P	ERA	WHIP
Tom Phoebus, R ERA: 1.23	(1, 1)	4.0	L	19	7	3	3	2	1	0	0	0	1	0	22	26	6.75	2.000
Eddie Watt, R ERA: 3.85	(5, 1)	2.0		6	1	0	0	1	0	0	0	0	0	0	8	8	0.00	0.500
Eddie Fisher, R ERA: 2.51	(7, 1)	2.0		11	3	3	0	1	2	0	0	0	0	1	11	19	0.00	2.500

PITCHER	IP	WLS	BF	H	R	ER	SO	BB	IBB	HBP	BLK	WP	HR	S	P	ERA	WHIP

Minnesota Twins @ Baltimore Orioles

Memorial Stadium, Baltimore, MD

Fri Sep 30 1966, 3:33 AM EDT

Unknown

TOP

livebaseballscorecards.com

Batter	1	2	3	4	5	6	7	8	9	AB	R	H	RBI	BB	SO	LOB
Cesar Tovar, R (1, 4) OBP: 0.328, SLG: 0.340	F9	SF9 3-H		F7		K	1-3			4	0	0	1	0	1	4
Rich Rollins, R (1, 5) OBP: 0.288, SLG: 0.390	WP 1B 1B	2-H HR		F4		FC4-6 1-2f		K		5	2	2	2	0	1	2
Tony Oliva, L (1, 9) OBP: 0.353, SLG: 0.506	CS 1-H 1B	5-3			F6		K	5-3		5	0	1	1	0	1	0
Harmon Killebrew, R (1, 3) OBP: 0.392, SLG: 0.539 Don Mincher, L (8, 3) OBP: 0.340, SLG: 0.413	FC6-4 1-2 BB	HR			F5		1B 2B BB			3 0	2 0	2 0	1 0	2 0	0 0	0 0
Bob Allison, R (1, 7) OBP: 0.345, SLG: 0.416	FC6-4 1-2f	4-3 2B			HR		2B E 1-2 1B	K		5	2	3	1	0	1	2
Zoilo Versalles, R (1, 6) OBP: 0.304, SLG: 0.347		1B 2B 1B	4-3 2-3		F3		F5		CS BB	4	1	1	0	1	0	3
Ted Uhlaender, L (1, 8) OBP: 0.277, SLG: 0.286		F7	1-3			3-1	E 1-3 2-H 2B		F3 1-2	5	1	1	1	0	0	3
Jerry Zimmerman, R (1, 2) OBP: 0.341, SLG: 0.330	2B SF9 1-3 1B	F8				1B BB	E IBB		K	3	1	1	0	2	1	1
Mudcat Grant, R (1, 1) OBP: 0.220, SLG: 0.256 Al Worthington, R (9, 1) OBP: 0.273, SLG: 0.545	HR 1-3 3-H 2B		K			FC4-6 1-2 1B	E5 1-2 2-H 3-H			4 0	1 0	2 0	1 0	0 0	1 0	1 0

Inning Stats									
	R: 1 E: 0 K: 0 S: 4	H: 2 LOB: 1 BB: 1 P: 8	R: 4 E: 0 K: 0 S: 7	H: 4 LOB: 0 BB: 0 P: 7	R: 1 E: 0 K: 0 S: 5	H: 2 LOB: 1 BB: 0 P: 5	R: 0 E: 0 K: 1 S: 5	H: 0 LOB: 0 BB: 0 P: 5	R: 1 E: 0 K: 0 S: 4	H: 1 LOB: 0 BB: 0 P: 4
	R: 0 E: 0 K: 1 S: 6	H: 1 LOB: 2 BB: 1 P: 10	R: 3 E: 1 K: 1 S: 8	H: 2 LOB: 2 BB: 2 P: 16	R: 0 E: 0 K: 2 S: 8	H: 1 LOB: 1 BB: 0 P: 8	R: 0 E: 0 K: 1 S: 4	H: 0 LOB: 0 BB: 1 P: 8	1B: 7 2B: 3 3B: 0 HR: 3	SF: 1 SAC: 0 DP: 0 HBP: 0	WP: 1 PB: 0 SB: 0 CS: 2	PA: 44

PITCHER		IP	WLS	BF	H	R	ER	SO	BB	IBB	HBP	BLK	WP	HR	S	P	ERA	WHIP
Dave McNally, L ERA: 3.17	(1, 1)	7.0	L	37	12	10	8	3	3	1	0	0	1	3	39	55	10.29	2.143
Stu Miller, R ERA: 2.25	(8, 1)	2.0		7	1	0	0	3	1	0	0	0	0	0	12	16	0.00	1.000

PITCHER	IP	WLS	BF	H	R	ER	SO	BB	IBB	HBP	BLK	WP	HR	S	P	ERA	WHIP

AB	38
R	10
H	13
RBI	8
BB	5
SO	6
LOB	16

Batter	1	2	3	4	5	6	7	8	9	AB	R	H	RBI	BB	SO	LOB
Luis Aparicio, R (1, 6) OBP: 0.309, SLG: 0.365	0-0 SH, 1B, 1B	0-0 ① 6-3		0-0 ① F8		0-0 1B, 1B		0-0 ③ 6-3		5	1	2	0	0	0	0
Paul Blair, R (1, 8) OBP: 0.307, SLG: 0.413	0-0 SH, 1B, 1B; 1-2 1B	BBB 4-0 BB		0-0 ② F5		0-0 G6-4-3; 1-2 1B			0-0 1B, 1B	3	2	2	0	1	0	0
Frank Robinson, R (1, 9) OBP: 0.412, SLG: 0.641	0-0 BB, 1B; 1-3 2-H 1B	0-0 ② F8		BBB 4-0 1B, BB		0-0 ② ③ G6-4-3; 1-2f			0-0 1B, WP; 1-2 1B	4	2	2	1	1	0	3
Brooks Robinson, R (1, 5) OBP: 0.334, SLG: 0.447	BBB 4-0 1B, 1B; 1-2 BB	0-0 ③ F5		0-0 FC4-6; 1-3 1B			0-0 ① F8		0-0 WP; 1-3 2-H 1B	4	1	2	1	1	0	1
Boog Powell, L (1, 3) OBP: 0.373, SLG: 0.535	0-0 FC5, 1B; 1-3 2-H 3-H 1B		0-0 3B, 1B	0-0 ③ FC4-6; 1-2f			0-0 ② 4-3		SSS 0-3 ① K; 2-3 3-H	5	1	2	2	0	1	3
Curt Blefary, L (1, 7) OBP: 0.376, SLG: 0.475	0-0 1-2 3-H 1B		0-0 ① F6		0-0 ① 4-3		0-0 1B		0-0 ② F6	5	0	2	1	0	0	2
Davey Johnson, R (1, 4) OBP: 0.300, SLG: 0.354	SSS 0-3 ① K		0-0 1-H 3B		0-0 ② 1-3		0-0 ③ F9		0-0 ③ F8	5	0	1	1	0	1	4
Andy Etchebarren, R (1, 2) OBP: 0.291, SLG: 0.363	0-0 ② F8	SSS 0-3 ② K			SSS 0-3 ③ K			SSS 0-3 ① K		4	0	0	0	0	3	3
Dave McNally, R (1, 1) OBP: 0.215, SLG: 0.260 Stu Miller, R (8, 1) OBP: 0.105, SLG: 0.105	0-0 ③ FC5; 2-3f	SSS 0-3 ③ K				0-0 ① 5-3		0-0 ② 6-3		3 1	0 0	0 0	0 0	0 0	1 0	3 0
Inning Stats	R: 4 E: 1 K: 1 S: 10 H: 4 LOB: 2 BB: 1 P: 14	R: 0 E: 0 K: 0 S: 3 H: 0 LOB: 1 BB: 1 P: 7	R: 1 E: 0 K: 2 S: 9 H: 2 LOB: 1 BB: 0 P: 9	R: 0 E: 0 K: 0 S: 4 H: 1 LOB: 2 BB: 1 P: 8	R: 0 E: 0 K: 1 S: 5 H: 0 LOB: 0 BB: 0 P: 5	R: 0 E: 0 K: 0 S: 4 H: 2 LOB: 1 BB: 0 P: 4	R: 0 E: 0 K: 0 S: 4 H: 1 LOB: 1 BB: 0 P: 4	R: 0 E: 0 K: 1 S: 5 H: 0 LOB: 0 BB: 0 P: 5	R: 2 E: 0 K: 1 S: 8 H: 3 LOB: 1 BB: 0 P: 8	1B: 12 2B: 0 3B: 1 HR: 0 SF: 0 SAC: 1 DP: 1 HBP: 0							

PITCHER	IP	WLS	BF	H	R	ER	SO	BB	IBB	HBP	BLK	WP	HR	S	P	ERA	WHIP
Mudcat Grant, R (1, 1) ERA: 3.25	8.0	W	40	13	7	6	5	3	0	0	0	0	0	47	59	6.75	2.000
Al Worthington, R (9, 1) ERA: 2.52	1.0	S	3	0	0	0	1	0	0	0	0	1	0	5	5	0.00	0.000

PITCHER	IP	WLS	BF	H	R	ER	SO	BB	IBB	HBP	BLK	WP	HR	S	P	ERA	WHIP

BOTTOM

Minnesota Twins @ Baltimore Orioles

Memorial Stadium, Baltimore, MD

Fri Sep 30 1966, 3:33 AM EDT

Unknown

livebaseballscorecards.com

AB	39
R	7
H	13
RBI	6
BB	3
SO	6
LOB	19

WP: 1 PB: 0 SB: 0 CS: 0 PA: 43

Batter	1	2	3	4	5	6	7	8	9	AB	R	H	RBI	BB	SO	LOB
Cesar Tovar, R (1, 4) OBP: 0.325, SLG: 0.336	4-3		5-3		K		6-3	F8		5	0	0	0	0	1	1
Jimmie Hall, L (1, 7) OBP: 0.301, SLG: 0.453	F7		4-3		F8		F8		4-3	5	0	0	0	0	0	0
Tony Oliva, L (1, 9) OBP: 0.355, SLG: 0.507	HR 1B		BB BB 1B		HR BB 1B		4-3		4-3	5	2	3	0	0	0	0
Harmon Killebrew, R (1, 5) OBP: 0.393, SLG: 0.544	1-H HR		BB 1-2 BB		HR 1-2 BB			E1 1B 1B	6-3	3	3	1	2	2	0	0
Don Mincher, L (1, 3) OBP: 0.343, SLG: 0.422	K		FC6-4 1-2 2-3 BB		1-H 2-H HR			1B 1-3 1B		3	2	2	3	1	1	0
Russ Nixon, L (1, 2) OBP: 0.314, SLG: 0.301		6-3	FC6-4 1-2f		6-3			1B SF8 1-3 3-H 1B		4	1	1	1	0	0	3
Ted Uhlaender, L (1, 8) OBP: 0.277, SLG: 0.285		E 1B		4-3		P6		F2		4	0	1	0	0	0	2
Zoilo Versalles, R (1, 6) OBP: 0.305, SLG: 0.347		6-3 1-3		BB CS BB		F8		1-3 3-H 1B		3	0	1	1	1	0	1
Jim Merritt, L (1, 1) OBP: 0.182, SLG: 0.128		K		K 1-2		K		SF8 3-H		3	0	0	1	0	3	2
Inning Stats	R: 2 E: 0 K: 1 S: 7 H: 2 LOB: 0 BB: 0 P: 7	R: 0 E: 1 K: 1 S: 6 H: 1 LOB: 1 BB: 0 P: 6	R: 0 E: 0 K: 0 S: 4 H: 1 LOB: 3 BB: 2 P: 12	R: 0 E: 0 K: 1 S: 4 H: 0 LOB: 0 BB: 1 P: 8	R: 3 E: 0 K: 1 S: 7 H: 2 LOB: 0 BB: 1 P: 11	R: 0 E: 0 K: 1 S: 5 H: 0 LOB: 0 BB: 0 P: 5	R: 0 E: 0 K: 0 S: 3 H: 0 LOB: 0 BB: 0 P: 3	R: 3 E: 1 K: 0 S: 7 H: 3 LOB: 1 BB: 0 P: 7	R: 0 E: 0 K: 0 S: 3 H: 0 LOB: 0 BB: 0 P: 3	1B: 7 2B: 0 3B: 0 HR: 2 SF: 1 SAC: 0 DP: 0 HBP: 0							

PITCHER	IP	WLS	BF	H	R	ER	SO	BB	IBB	HBP	BLK	WP	HR	S	P	ERA	WHIP
Jim Palmer, R (1, 1) ERA: 3.46	6.0	L	27	6	5	5	5	4	0	0	0	0	2	33	49	7.50	1.667
Eddie Fisher, R (7, 1) ERA: 2.52	3.0		13	3	3	1	0	0	0	0	0	0	0	13	13	3.00	1.000

PITCHER	IP	WLS	BF	H	R	ER	SO	BB	IBB	HBP	BLK	WP	HR	S	P	ERA	WHIP

TOP

Minnesota Twins @ Baltimore Orioles

Memorial Stadium, Baltimore, MD

Fri Sep 30 1966, 7:05 PM EDT

Att. 12,260 - Unknown

livebaseballscorecards.com

AB	35
R	8
H	9
RBI	8
BB	4
SO	5
LOB	9

WP: 0 PB: 0 SB: 0 CS: 1 PA: 40

Batter	1	2	3	4	5	6	7	8	9	AB	R	H	RBI	BB	SO	LOB
Mark Belanger, R (1, 6) OBP: 0.167, SLG: 0.222	F4		2B		F9		F7			4	0	1	0	0	0	0
Paul Blair, R (1, 8) OBP: 0.310, SLG: 0.412	1B		F7			BB		6-3		3	1	1	0	1	0	1
Bob Johnson, R (1, 4) OBP: 0.272, SLG: 0.263	F4		4-3			1B		F5		4	1	1	0	0	0	2
Mike Epstein, L (1, 3) OBP: 0.273, SLG: 0.400	F8			G3		1-3		BB		3	0	0	0	1	0	3
Sam Bowens, R (1, 9) OBP: 0.278, SLG: 0.332		K		G3 2B		F1		F3		4	0	1	0	0	1	3
Curt Blefary, L (1, 7) OBP: 0.374, SLG: 0.473		F4		G3		E2			3-1	4	0	1	2	0	0	1
Woodie Held, R (1, 5) OBP: 0.309, SLG: 0.305		BB		K		F8			4-3	3	0	0	0	1	1	2
Larry Haney, R (1, 2) OBP: 0.190, SLG: 0.232		K			K		K		K	4	0	0	0	0	4	1
Jim Palmer, R (1, 1) OBP: 0.132, SLG: 0.151 Eddie Fisher, R (7, 1) OBP: 0.133, SLG: 0.200			5-3		4-3		K			2 1	0 0	0 0	0 0	0 0	0 1	0 0
Inning Stats	R: 0 E: 0 K: 0 S: 4 H: 1 LOB: 1 BB: 0 P: 4	R: 0 E: 0 K: 2 S: 7 H: 0 LOB: 1 BB: 1 P: 11	R: 0 E: 0 K: 0 S: 4 H: 1 LOB: 1 BB: 0 P: 4	R: 0 E: 0 K: 1 S: 6 H: 1 LOB: 1 BB: 0 P: 6	R: 0 E: 0 K: 1 S: 5 H: 0 LOB: 0 BB: 0 P: 5	R: 2 E: 1 K: 0 S: 5 H: 2 LOB: 1 BB: 1 P: 9	R: 0 E: 0 K: 2 S: 7 H: 0 LOB: 0 BB: 0 P: 7	R: 0 E: 0 K: 0 S: 3 H: 0 LOB: 1 BB: 1 P: 7	R: 0 E: 0 K: 1 S: 5 H: 0 LOB: 0 BB: 0 P: 5	1B: 3 2B: 2 3B: 0 HR: 0 SF: 0 SAC: 0 DP: 0 HBP: 0						

PITCHER	IP	WLS	BF	H	R	ER	SO	BB	IBB	HBP	BLK	WP	HR	S	P	ERA	WHIP
Jim Merritt, L (1, 1) ERA: 3.38	9.0	W	35	5	2	2	7	3	0	0	0	0	0	46	58	2.00	0.889

PITCHER	IP	WLS	BF	H	R	ER	SO	BB	IBB	HBP	BLK	WP	HR	S	P	ERA	WHIP

BOTTOM

Minnesota Twins @ Baltimore Orioles

Memorial Stadium, Baltimore, MD

Fri Sep 30 1966, 7:05 PM EDT

Att. 12,260 - Unknown

livebaseballscorecards.com

AB	32
R	2
H	5
RBI	2
BB	3
SO	7
LOB	13

WP: 0	PA: 35		
PB: 0			
SB: 0			
CS: 0			

Minnesota Twins @ Baltimore Orioles

Memorial Stadium, Baltimore, MD

Sun Oct 02 1966, 3:33 AM EDT

Unknown

TOP

livebaseballscorecards.com

Batter	1	2	3	4	5	6	7	8	9	AB	R	H	RBI	BB	SO	LOB
Cesar Tovar, R (1, 4) OBP: 0.326, SLG: 0.338	x 0-0 K 2B		x 0-0 6-3 ②		B B B 4-0 2B BB		x 0-0 P4 ②		x 0-0 FC5 ② 1-2 2-3f	4	0	1	0	1	0	2
Rich Rollins, R (1, 5) OBP: 0.286, SLG: 0.390	S S S 0-3 K ①② 2-3		S S S 0-3 K ③		x 0-0 1-3 2B		x 0-0 F9 ③		x 0-0 F8 ③	5	0	1	0	0	2	3
Tony Oliva, L (1, 9) OBP: 0.355, SLG: 0.505	S S S 0-3 K ③			x 0-0 L6 ①	x 0-0 F2 ②			x 0-0 5-3 1B		4	0	1	0	0	1	2
Harmon Killebrew, R (1, 3) OBP: 0.394, SLG: 0.542		B B B B 4-0 BB BB BB		H 1-0 BB 1B HBP	x 0-0 P6 ③			x 0-0 5-3 ① 1-2		2	1	0	0	1	0	3
Bob Allison, R (1, 7) OBP: 0.348, SLG: 0.411		B B B B 4-0 L6-4 BB 1-2 BB		B B B B 4-0 1B E 1-2 BB		S S S 0-3 K ①		S S S 0-3 K ②		2	1	0	0	2	2	1
Zoilo Versalles, R (1, 6) OBP: 0.308, SLG: 0.348		B B B B 4-0 FC6 1-2 2-3 BB		x 0-0 BB 1-3 2-H 1B		B B B B 4-0 BB		S S S 0-3 K ③		2	0	1	1	2	1	1
Ted Uhlaender, L (1, 8) OBP: 0.277, SLG: 0.283		x 0-0 L6-4 ①② 2-3		B B B 4-0 G6-4-3 1-2 BB		x 0-0 P6 ②			x 0-0 6-3 ①	3	0	0	0	1	0	4
Jerry Zimmerman, R (1, 2) OBP: 0.338, SLG: 0.328		x 0-0 FC6 ③ 1-2f		x 0-0 G6-4-3 ②③ 1-2f 3-H		x 0-0 F7 ③			x 0-0 FC5 BB 1B	4	0	1	0	0	0	5
Jim Kaat, L (1, 1) OBP: 0.228, SLG: 0.280 Al Worthington, R (6, 1) OBP: 0.273, SLG: 0.545 Sandy Valdespino, L (7, PH) OBP: 0.211, SLG: 0.259 Pete Cimino, R (7, 1) Bernie Allen, L (9, PH) OBP: 0.299, SLG: 0.348			S S S 0-3 K ①		S S S 0-3 K2-3 ①		x 0-0 P4 ①		B B B B 4-0 FC5 1-2 BB	2 0 1 0 0	0 0 0 0 0	0 0 0 0 0	0 0 0 0 0	0 0 0 0 1	2 0 0 0 0	0 0 0 0 0
Inning Stats	R: 0 E: 0 K: 2 S: 7 H: 1 LOB: 0 BB: 0 P: 7	R: 0 E: 0 K: 0 S: 2 H: 0 LOB: 2 BB: 3 P: 14	R: 0 E: 0 K: 2 S: 7 H: 0 LOB: 0 BB: 0 P: 7	R: 2 E: 0 K: 0 S: 3 H: 1 LOB: 1 BB: 2 P: 12	R: 0 E: 0 K: 1 S: 6 H: 1 LOB: 2 BB: 1 P: 10	R: 0 E: 0 K: 1 S: 5 H: 0 LOB: 1 BB: 1 P: 9	R: 0 E: 0 K: 0 S: 3 H: 0 LOB: 0 BB: 0 P: 3	R: 0 E: 0 K: 2 S: 8 H: 1 LOB: 1 BB: 0 P: 8	R: 0 E: 0 K: 0 S: 4 H: 1 LOB: 2 BB: 1 P: 8	1B: 3 2B: 3 3B: 0 HR: 0	SF: 0 SAC: 0 DP: 2 HBP: 1						

	AB	29
	R	2
	H	5
	RBI	1
	BB	8
	SO	8
	LOB	21

WP: 0 PB: 0 SB: 0 CS: 0 PA: 38

PITCHER		IP	WLS	BF	H	R	ER	SO	BB	IBB	HBP	BLK	WP	HR	S	P	ERA	WHIP
Steve Barber, L ERA: 2.3	(1, 1)	1.0		6	1	0	0	2	3	0	0	0	0	0	7	19	0.00	4.000
Frank Bertaina, L ERA: 3.13	(2, 1)	4.0	W	16	2	2	1	3	3	0	1	0	0	0	18	31	2.25	1.250
Dick Hall, R ERA: 3.95	(6, 1)	2.0		7	0	0	0	1	1	0	0	0	0	0	8	12	0.00	0.500
Moe Drabowsky, R ERA: 2.81	(8, 1)	2.0	S	9	2	0	0	2	1	0	0	0	0	0	12	16	0.00	1.500

PITCHER	IP	WLS	BF	H	R	ER	SO	BB	IBB	HBP	BLK	WP	HR	S	P	ERA	WHIP

Batter	1	2	3	4	5	6	7	8	9	AB	R	H	RBI	BB	SO	LOB
Luis Aparicio, R (1, 6) OBP: 0.312, SLG: 0.367	G3 WP SF8 1B		FC1-6 S 1B 1-2f 2-3		FC1-6 1B	BBB 2-3 3-H BB				3	2	2	0	1	0	2
Curt Blefary, L (1, 7) OBP: 0.373, SLG: 0.471	G3 1-3		BB BB WP 1B 1-H 3-H		FC1-6 1-3 1-2f	G3				4	1	1	2	0	0	4
Frank Robinson, R (1, 9) OBP: 0.412, SLG: 0.639	SF8 3-H		F8		1-3 1-2		1B			3	0	1	1	0	0	2
Brooks Robinson, R (1, 5) OBP: 0.334, SLG: 0.445	P5		WP BB 1-2 BB		SSS K		L4			3	0	0	0	1	1	2
Boog Powell, L (1, 3) OBP: 0.372, SLG: 0.532		4-3	WP 1-2 2-3 BB			6-3	F7			3	0	0	0	1	0	1
Davey Johnson, R (1, 4) OBP: 0.300, SLG: 0.353		F8	SSS K 1-2 2-3 3-H			1B E 1B	6-3			4	1	1	0	0	1	3
Paul Blair, R (1, 8) OBP: 0.309, SLG: 0.410		6-3	G3			SH1-4 E WP 1-3 1B		SSS K		4	1	1	0	0	1	0
Andy Etchebarren, R (1, 2) OBP: 0.293, SLG: 0.364			FC1-6 E 1B 1B G1-6-3 1B			E6 WP SH1-4 1-2 3-H		SSS K		4	1	2	1	0	1	1
Steve Barber, L (1, 1) OBP: 0.068, SLG: 0.068 Frank Bertaina, L (2, 1) OBP: 0.150, SLG: 0.105 Dick Hall, R (6, 1) OBP: 0.231, SLG: 0.167 Moe Drabowsky, R (8, 1) OBP: 0.417, SLG: 0.455			E5 FC1-6 1-2 G1-6-3 1-2f			SH1-4 1-2 2-3		1B		0 2 0 1	0 0 0 0	0 0 0 1	0 0 0 0	0 0 0 0	0 0 0 0	0 2 0 0
Inning Stats	R: 1 H: 1 E: 0 LOB: 0 K: 0 BB: 0 S: 4 P: 4	R: 0 H: 0 E: 0 LOB: 0 K: 0 BB: 0 S: 3 P: 3	R: 3 H: 2 E: 1 LOB: 2 K: 1 BB: 2 S: 8 P: 16	R: 0 H: 1 E: 0 LOB: 0 K: 0 BB: 0 S: 3 P: 3	R: 0 H: 1 E: 0 LOB: 1 K: 1 BB: 0 S: 6 P: 6	R: 2 H: 2 E: 1 LOB: 2 K: 0 BB: 1 S: 6 P: 10	R: 0 H: 1 E: 0 LOB: 1 K: 0 BB: 0 S: 4 P: 4	R: 0 H: 1 E: 0 LOB: 1 K: 2 BB: 0 S: 7 P: 7		1B: 9 SF: 1 2B: 0 SAC: 1 3B: 0 DP: 1 HR: 0 HBP: 0						

PITCHER		IP	WLS	BF	H	R	ER	SO	BB	IBB	HBP	BLK	WP	HR	S	P	ERA	WHIP
Jim Kaat, L ERA: 2.75	(1, 1)	5.1	L	26	7	6	3	2	2	0	0	0	2	0	28	36	5.06	1.688
Al Worthington, R ERA: 2.5	(6, 1)	0.2		3	0	0	0	0	1	0	0	0	1	0	2	6	0.00	1.500
Pete Cimino, R ERA: 2.92	(7, 1)	2.0		7	2	0	0	2	0	0	0	0	0	0	11	11	0.00	1.000

PITCHER	IP	WLS	BF	H	R	ER	SO	BB	IBB	HBP	BLK	WP	HR	S	P	ERA	WHIP

BOTTOM

Minnesota Twins @ Baltimore Orioles

Memorial Stadium, Baltimore, MD

Sun Oct 02 1966, 3:33 AM EDT

Unknown

livebaseballscorecards.com

AB	31
R	6
H	9
RBI	4
BB	3
SO	4
LOB	17



Minnesota Twins @ Baltimore Orioles

Memorial Stadium, Baltimore, MD

Sun Oct 02 1966, 3:38 AM EDT

Att. 13,340 - Unknown

livebaseballscorecards.com

Batter	1	2	3	4	5	6	7	8	9	AB	R	H	RBI	BB	SO	LOB
Cesar Tovar, R (1, 4) OBP: 0.325, SLG: 0.335	BBBB 4-0 G4-6-3 BB		x 0-0 ③ F3			SSS 0-3 ② K		x 0-0 ② FC5-4 1-2f		3	0	0	0	1	1	1
Jimmie Hall, L (1, 7) OBP: 0.300, SLG: 0.449	x 0-0 ①② G4-6-3 1-2f			x 0-0 ① 1-3		BBBB 4-0 WP BB		x 0-0 ③ 4-3		3	0	0	0	1	0	2
Tony Oliva, L (1, 9) OBP: 0.353, SLG: 0.502	x 0-0 ③ P6			x 0-0 ② F5		x 0-0 ③ F5 1-2			x 0-0 ① F7	4	0	0	0	0	0	1
Harmon Killebrew, R (1, 5) OBP: 0.391, SLG: 0.538		SSS 0-3 ① K		x 0-0 ③ F7			SSS 0-3 ① K		SSS 0-3 ② K	4	0	0	0	0	3	0
Don Mincher, L (1, 3) OBP: 0.340, SLG: 0.418		x 0-0 ② F9			x 0-0 ① F8		SSS 0-3 ② K		x 0-0 ③ F7	4	0	0	0	0	1	0
Russ Nixon, L (1, 2) OBP: 0.314, SLG: 0.302		x 0-0 1B			x 0-0 ② F8		x 0-0 ③ 4-3			3	0	1	0	0	0	0
Ted Uhlaender, L (1, 8) OBP: 0.280, SLG: 0.286		x 0-0 ③ F9			x 0-0 FC6-4 1B			x 0-0 SH2-4 1B 1B		3	1	2	0	0	0	1
Zoilo Versalles, R (1, 6) OBP: 0.307, SLG: 0.346			x 0-0 ① L8		x 0-0 ③ FC6-4 1-2f			x 0-0 ① SH2-4 1-2		2	0	0	0	0	0	1
Jim Perry, S (1, 1) OBP: 0.288, SLG: 0.339 Al Worthington, R (8, 1) OBP: 0.273, SLG: 0.545			SSS 0-3 ② K			x 0-0 ① 6-3		x 0-0 2-H FC5-4 1B		3	0	1	1	0	1	0
										0	0	0	0	0	0	0

Inning Stats	1	2	3	4	5	6	7	8	9
	R: 0 H: 0 E: 0 LOB: 0 K: 0 BB: 1 S: 2 P: 6	R: 0 H: 1 E: 0 LOB: 1 K: 1 BB: 0 S: 6 P: 6	R: 0 H: 0 E: 0 LOB: 0 K: 1 BB: 0 S: 5 P: 5	R: 0 H: 0 E: 0 LOB: 0 K: 0 BB: 0 S: 3 P: 3	R: 0 H: 1 E: 0 LOB: 1 K: 0 BB: 0 S: 4 P: 4	R: 0 H: 0 E: 0 LOB: 1 K: 1 BB: 1 S: 5 P: 9	R: 0 H: 0 E: 0 LOB: 0 K: 2 BB: 0 S: 7 P: 7	R: 1 H: 2 E: 0 LOB: 1 K: 0 BB: 0 S: 5 P: 5	R: 0 H: 0 E: 0 LOB: 0 K: 1 BB: 0 S: 5 P: 5

1B: 4 SF: 0
2B: 0 SAC: 1
3B: 0 DP: 1
HR: 0 HBP: 0

WP: 1 PA: 32
PB: 0
SB: 0
CS: 0

	AB	29
	R	1
	H	4
	RBI	1
	BB	2
	SO	6
	LOB	6

PITCHER		IP	WLS	BF	H	R	ER	SO	BB	IBB	HBP	BLK	WP	HR	S	P	ERA	WHIP
Wally Bunker, R ERA: 4.29	(1, 1)	5.0		17	2	0	0	2	1	0	0	0	0	0	20	24	0.00	0.600
Eddie Watt, R ERA: 3.83	(6, 1)	3.0	L	12	2	1	1	3	1	0	0	0	1	0	17	21	3.00	1.000
Gene Brabender, R ERA: 3.55	(9, 1)	1.0		3	0	0	0	1	0	0	0	0	0	0	5	5	0.00	0.000

PITCHER	IP	WLS	BF	H	R	ER	SO	BB	IBB	HBP	BLK	WP	HR	S	P	ERA	WHIP

Minnesota Twins @ Baltimore Orioles

Memorial Stadium, Baltimore, MD

Sun Oct 02 1966, 3:38 AM EDT

Att. 13,340 - Unknown

livebaseballscorecards.com

BOTTOM

Batter	1	2	3	4	5	6	7	8	9	AB	R	H	RBI	BB	SO	LOB
Luis Aparicio, R (1, 6) OBP: 0.311, SLG: 0.366	K		F8			SH1-4			K	2	0	0	0	0	1	0
Mark Belanger, R (6, 6) OBP: 0.158, SLG: 0.211										1	0	0	0	0	1	0
Russ Snyder, L (1, 7) OBP: 0.368, SLG: 0.413	2B			F9		4-3			6-3	4	0	1	0	0	0	1
Frank Robinson, R (1, 9) OBP: 0.410, SLG: 0.637	K			K		K			F5	2	0	0	0	0	2	1
Sam Bowens, R (6, 9) OBP: 0.275, SLG: 0.329										2	0	0	0	0	1	1
Brooks Robinson, R (1, 5) OBP: 0.333, SLG: 0.444	F3			K			CS 1B			2	0	0	0	0	1	1
Bob Johnson, R (6, 5) OBP: 0.276, SLG: 0.268										1	0	1	0	0	0	0
Curt Blefary, L (1, 3) OBP: 0.371, SLG: 0.468		F9			F8		F9			3	0	0	0	0	0	1
Davey Johnson, R (1, 4) OBP: 0.298, SLG: 0.351		K			4-1		F8			3	0	0	0	0	1	0
Paul Blair, R (1, 8) OBP: 0.309, SLG: 0.416		F8			3B			F9		3	0	1	0	0	0	0
Vic Roznovsky, L (1, 2) OBP: 0.308, SLG: 0.320			6-3		K			6-3		3	0	0	0	0	1	1
Wally Bunker, R (1, 1) OBP: 0.173, SLG: 0.167			L3			SH1-4		K		1	0	0	0	0	0	0
Eddie Watt, R (6, 1) OBP: 0.319, SLG: 0.457						1B				1	0	1	0	0	0	0
Mike Epstein, L (8, PH) OBP: 0.250, SLG: 0.364										1	0	0	0	0	1	0
Gene Brabender, R (9, 1) OBP: 0.077, SLG: 0.077										0	0	0	0	0	0	0
Inning Stats	R: 0 E: 0 K: 2 S: 8 H: 1 LOB: 1 BB: 0 P: 8	R: 0 E: 0 K: 1 S: 5 H: 0 LOB: 0 BB: 0 P: 5	R: 0 E: 0 K: 0 S: 3 H: 0 LOB: 0 BB: 0 P: 3	R: 0 E: 0 K: 2 S: 7 H: 0 LOB: 0 BB: 0 P: 7	R: 0 E: 0 K: 1 S: 6 H: 1 LOB: 1 BB: 0 P: 6	R: 0 E: 0 K: 1 S: 6 H: 1 LOB: 1 BB: 0 P: 6	R: 0 E: 0 K: 0 S: 3 H: 1 LOB: 0 BB: 0 P: 3	R: 0 E: 0 K: 1 S: 5 H: 0 LOB: 0 BB: 0 P: 5	R: 0 E: 0 K: 1 S: 5 H: 0 LOB: 0 BB: 0 P: 5	1B: 2 2B: 1 3B: 1 HR: 0 SF: 0 SAC: 1 DP: 0 HBP: 0						

	AB	29
	R	0
	H	4
	RBI	0
	BB	0
	SO	9
	LOB	6

PITCHER	IP	WLS	BF	H	R	ER	SO	BB	IBB	HBP	BLK	WP	HR	S	P	ERA	WHIP
Jim Perry, R (1, 1) ERA: 2.54	7.2	W	26	4	0	0	7	0	0	0	0	0	0	40	40	0.00	0.522
Al Worthington, R (8, 1) ERA: 2.46	1.1	S	4	0	0	0	2	0	0	0	0	0	0	8	8	0.00	0.000

PITCHER	IP	WLS	BF	H	R	ER	SO	BB	IBB	HBP	BLK	WP	HR	S	P	ERA	WHIP

Batter	1	2	3	4	5	6	7	8	9	AB	R	H	RBI	BB	SO	LOB
Luis Aparicio, R (1, 6)	x 0-0 ① F9	x 0-0 ② F9		x 0-0 ② FC6-4 1-2f 3-H		x 0-0 ② FC6-4 BB 1-2f		x 0-0 ③ L6		5	0	0	1	0	0	4
Russ Snyder, L (1, 8) (9, 7) OBP: 0.600, SLG: 0.333	B B B B 4-0 HR BB	x 0-0 2-H 1B		x 0-0 ③ 4-3		B B B B 4-0 1-2 BB			x 0-0 ① 4-3	3	1	1	1	2	0	1
Frank Robinson, R (1, 9) OBP: 0.400, SLG: 1.000	x 0-0 1-H HR	x 0-0 ③ F7			x 0-0 ① F8	S S S 0-3 ③ K			x 0-0 1B	5	1	2	2	0	1	3
Brooks Robinson, R (1, 5) OBP: 0.200, SLG: 0.800	x 0-0 HR		x 0-0 ① 5-3		x 0-0 ② P6		x 0-0 ① 6-3		x 0-0 ② L4	5	1	1	1	0	0	1
Boog Powell, L (1, 3) OBP: 0.200, SLG: 0.400	x 0-0 ② F5		x 0-0 ② 6-3		x 0-0 2B		x 0-0 ② 4-3		x 0-0 ③ L9	5	0	1	0	0	0	1
Curt Blefary, L (1, 7) OBP: 0.500, SLG: 0.333	x 0-0 1B		x 0-0 ③ P6		4-0 IBB		x 0-0 ③ 4-3			3	0	1	0	1	0	0
Paul Blair, R (9, 8)										0	0	0	0	0	0	0
Davey Johnson, R (1, 4) OBP: 0.500, SLG: 0.750	S S S 0-3 ③ K			x 0-0 4-3 FC6-4 2B	x 0-0 ③ 4-3			x 0-0 FC1-6 1B		4	1	2	0	0	1	3
Andy Etchebarren, R (1, 2) OBP: 0.500, SLG: 0.333		B B B B 4-0 SH1-4 1B BB		x 0-0 ① 4-3 2-3		x 0-0 FC1-6 1B		x 0-0 ① FC1-6 1-2f		3	1	1	0	1	0	2
Dave McNally, R (1, 1)		x 0-0 ① SH1-4 1-2		B B B B 4-0 FC6-4 BB		x 0-0 ① FC1-6 FC6-4 1-2f		S S S 0-3 ② K		0	0	0	0	0	0	0
Moe Drabowsky, R (3, 1)										2	0	0	0	1	1	2
Inning Stats	R: 3 E: 0 K: 1 S: 8 H: 3 LOB: 1 BB: 1 P: 12	R: 1 E: 0 K: 0 S: 4 H: 1 LOB: 1 BB: 1 P: 8	R: 0 E: 0 K: 0 S: 3 H: 0 LOB: 0 BB: 0 P: 3	R: 1 E: 0 K: 0 S: 4 H: 1 LOB: 1 BB: 1 P: 8	R: 0 E: 0 K: 0 S: 4 H: 1 LOB: 2 BB: 1 P: 8	R: 0 E: 0 K: 1 S: 6 H: 1 LOB: 2 BB: 1 P: 10	R: 0 E: 0 K: 0 S: 3 H: 0 LOB: 0 BB: 0 P: 3	R: 0 E: 0 K: 1 S: 6 H: 1 LOB: 1 BB: 0 P: 6	R: 0 E: 0 K: 0 S: 4 H: 1 LOB: 1 BB: 0 P: 4	1B: 5 2B: 2 3B: 0 HR: 2	SF: 0 SAC: 1 DP: 0 HBP: 0						

TOP

Baltimore Orioles @ Los Angeles Dodgers

Dodger Stadium, Los Angeles, CA

Wed Oct 05 1966, 3:33 AM PDT

Att. 55,941 - Unknown

livebaseballscorecards.com

AB	35
R	5
H	9
RBI	5
BB	5
SO	3
LOB	17

WP: 0 PB: 0 SB: 0 CS: 0 PA: 41

PITCHER		IP	WLS	BF	H	R	ER	SO	BB	IBB	HBP	BLK	WP	HR	S	P	ERA	WHIP
Don Drysdale, R	(1, 1)	2.0	L	12	4	4	4	1	2	0	0	0	0	2	12	20	18.00	3.000
ERA: 18.0																		
Joe Moeller, R	(3, 1)	2.0		8	1	1	1	0	1	0	0	0	0	0	7	11	4.50	1.000
ERA: 4.5																		
Bob Miller, R	(5, 1)	3.0		13	2	0	0	1	1	1	0	0	0	0	13	21	0.00	1.000
ERA:																		
Ron Perranoski, L	(8, 1)	2.0		8	2	0	0	1	0	0	0	0	0	0	10	10	0.00	1.000
ERA:																		

PITCHER	IP	WLS	BF	H	R	ER	SO	BB	IBB	HBP	BLK	WP	HR	S	P	ERA	WHIP

Batter	1	2	3	4	5	6	7	8	9	AB	R	H	RBI	BB	SO	LOB
Maury Wills, S (1, 6)	BBBBB 4-0 S BB	SSS 0-3 ③ K		CCT 0-2 ② K			FBFFBFBB 4-2 1B BB		BCX 1-1 ③ 4-3	3	0	0	0	2	2	2
Willie Davis, L (1, 8) OBP: 0.250, SLG: 0.250	X 0-0 ① P6 1-2		X 0-0 ① P6	FFBBT 2-2 ③ K			X 0-0 FC4-6 1-2 1B			4	0	1	0	0	1	1
Lou Johnson, R (1, 9)	X 0-0 ② F8		BBBB 4-0 BB BB BB BB		SSBS 1-3 ① K		FX 0-1 ② F5			3	1	0	0	1	1	3
Tommy Davis, R (1, 7)	X 0-0 ③ 5-3		BBBB 4-0 BB BB 1-2 BB		FCBFFBS 2-3 ② K		CBX 1-1 ③ FC4-6 1-2f			3	0	0	0	1	1	3
Jim Lefebvre, S (1, 4) OBP: 0.500, SLG: 1.333		X 0-0 HR	BBBBB 4-0 BB 1-2 2-3 BB		CFFBS 1-3 ③ K			BCBX 2-1 ① P5		3	1	1	1	1	1	0
Wes Parker, S (1, 3) OBP: 0.250, SLG: 0.500		X 0-0 F9 2B	CBCCS 1-3 ② K			CX 0-1 ① L7		CFBBFFS 2-3 ② K		4	0	1	0	0	2	3
Jim Gilliam, S (1, 5)		BBBB 4-0 BB	SBCBBFB 4-2 1-2 2-3 3-H BB			SBFX 1-2 ② P6		CBFX 1-2 ③ 6-3		2	0	0	1	2	0	0
John Roseboro, L (1, 2)		X 0-0 ① L8	BX 1-0 ③ F2			X 0-0 ③ L7			BBBCCS 3-3 ① K	4	0	0	0	0	1	5
Don Drysdale, R (1, 1) Dick Stuart, R (2, PH) Joe Moeller, R (3, 1) Jim Barbieri, L (4, PH) Bob Miller, R (5, 1) Wes Covington, L (7, PH) Ron Perranoski, L (8, 1) Ron Fairly, L (9, PH)		X 0-0 ② F9 2-3		CBBCBS 3-3 ① K			CSFFS 0-3 ① K		BSBFFS 2-3 ② K	0 1 0 1 0 1 0 1	0 0 0 0 0 0 0 0	0 0 0 0 0 0 0 0	0 0 0 0 0 0 0 0	0 0 0 0 0 0 0 0	0 0 0 1 0 1 0 1	0 2 0 0 0 0 0 0
Inning Stats	R: 0 E: 0 K: 0 S: 3 H: 0 LOB: 1 BB: 1 P: 7	R: 1 E: 0 K: 1 S: 7 H: 2 LOB: 2 BB: 1 P: 11	R: 1 E: 0 K: 1 S: 8 H: 0 LOB: 3 BB: 4 P: 26	R: 0 E: 0 K: 3 S: 9 H: 0 LOB: 0 BB: 0 P: 14	R: 0 E: 0 K: 3 S: 12 H: 0 LOB: 0 BB: 0 P: 16	R: 0 E: 0 K: 0 S: 6 H: 0 LOB: 0 BB: 0 P: 7	R: 0 E: 0 K: 1 S: 13 H: 1 LOB: 2 BB: 1 P: 18	R: 0 E: 0 K: 1 S: 10 H: 0 LOB: 0 BB: 0 P: 15	R: 0 E: 0 K: 2 S: 8 H: 0 LOB: 0 BB: 0 P: 14	1B: 1 2B: 1 3B: 0 HR: 1	SF: 0 SAC: 0 DP: 0 HBP: 0						

PITCHER		IP	WLS	BF	H	R	ER	SO	BB	IBB	HBP	BLK	WP	HR	S	P	ERA	WHIP
Dave McNally, L	(1, 1)	2.1		14	2	2	2	1	5	0	0	0	0	1	11	31	7.71	3.000
ERA: 7.71																		
Moe Drabowsky, R	(3, 1)	6.2	W	23	1	0	0	11	2	0	0	0	0	0	65	97	0.00	0.450
ERA:																		

PITCHER	IP	WLS	BF	H	R	ER	SO	BB	IBB	HBP	BLK	WP	HR	S	P	ERA	WHIP

BOTTOM

Baltimore Orioles @ Los Angeles Dodgers

Dodger Stadium, Los Angeles, CA

Wed Oct 05 1966, 3:33 AM PDT

Att. 55,941 - Unknown

livebaseballscorecards.com

AB	30
R	2
H	3
RBI	2
BB	7
SO	12
LOB	19

1B: 1	SF: 0	WP: 0	PA: 37
2B: 1	SAC: 0	PB: 0	
3B: 0	DP: 0	SB: 1	
HR: 1	HBP: 0	CS: 0	

Batter	1	2	3	4	5	6	7	8	9	AB	R	H	RBI	BB	SO	LOB
Luis Aparicio, R (1, 6) OBP: 0.200, SLG: 0.300	F7 1B			P5	3-H 2B		F8		P4	5	0	2	1	0	0	0
Curt Blefary, L (1, 7) OBP: 0.222, SLG: 0.125	F8			P6	F9		K		K	5	0	0	0	0	2	2
Frank Robinson, R (1, 9) OBP: 0.500, SLG: 1.000	F7 1-2			E5 E BB		1B 3B		SH1-3 1B 1B BB	6-3	3	2	1	0	2	0	1
Brooks Robinson, R (1, 5) OBP: 0.222, SLG: 0.556		F2		E5 1-3		F3		1-2 E SH1-3 1B		4	1	1	0	0	0	2
Boog Powell, L (1, 3) OBP: 0.375, SLG: 0.500		L9			E E 1B	E G5-2-3 3-H 1B		SH1-3 1-2 2-3		3	1	2	1	0	0	0
Davey Johnson, R (1, 4) OBP: 0.500, SLG: 0.625		P4			F2	E9 1-3 1B		E1 WP 2-H 3-H 1B		4	0	2	1	0	0	1
Paul Blair, R (1, 8)			L9		E8 1-3 E	IBB		P6		3	1	0	0	1	0	2
Andy Etchebarren, R (1, 2) OBP: 0.375, SLG: 0.167			K		E8 2-H 3-H 2B	G5-2-3 3-Hf		WP BB		3	1	0	0	1	1	3
Jim Palmer, R (1, 1)			P5		K		5-3		K 1-2 2-3	4	0	0	0	0	2	3
Inning Stats	R: 0 H: 1 E: 0 LOB: 0 K: 0 BB: 0 S: 3 P: 3	R: 0 H: 0 E: 0 LOB: 0 K: 0 BB: 0 S: 3 P: 3	R: 0 H: 0 E: 0 LOB: 0 K: 1 BB: 0 S: 5 P: 5	R: 0 H: 0 E: 1 LOB: 2 K: 0 BB: 1 S: 3 P: 7	R: 3 H: 2 E: 2 LOB: 1 K: 1 BB: 0 S: 9 P: 9	R: 1 H: 3 E: 1 LOB: 2 K: 0 BB: 1 S: 5 P: 9	R: 0 H: 0 E: 0 LOB: 0 K: 1 BB: 0 S: 5 P: 5	R: 2 H: 2 E: 1 LOB: 2 K: 1 BB: 2 S: 7 P: 15	R: 0 H: 0 E: 0 LOB: 0 K: 1 BB: 0 S: 5 P: 5	1B: 6 SF: 0 2B: 1 SAC: 1 3B: 1 DP: 1 HR: 0 HBP: 0					WP: 1 PA: 39 PB: 0 SB: 0 CS: 0	

TOP

Baltimore Orioles @ Los Angeles Dodgers

Dodger Stadium, Los Angeles, CA

Thu Oct 06 1966, 3:33 AM PDT

Att. 55,947 - Unknown

livebaseballscorecards.com

AB	34
R	6
H	8
RBI	3
BB	4
SO	5
LOB	14

PITCHER		IP	WLS	BF	H	R	ER	SO	BB	IBB	HBP	BLK	WP	HR	S	P	ERA	WHIP
Sandy Koufax, L ERA: 1.5	(1, 1)	6.0	L	26	6	4	1	2	1	1	0	0	0	0	28	36	1.50	1.167
Ron Perranoski, L ERA: 5.4	(7, 1)	1.1		7	2	2	2	1	1	0	0	0	0	0	8	12	13.50	2.250
Phil Regan, R ERA:	(8, 1)	0.2		3	0	0	0	1	1	0	0	0	1	0	4	8	0.00	1.500
Jim Brewer, L ERA:	(9, 1)	1.0		3	0	0	0	1	0	0	0	0	0	0	5	5	0.00	0.000

PITCHER	IP	WLS	BF	H	R	ER	SO	BB	IBB	HBP	BLK	WP	HR	S	P	ERA	WHIP

BOTTOM

Baltimore Orioles @ Los Angeles Dodgers

Dodger Stadium, Los Angeles, CA

Thu Oct 06 1966, 3:33 AM PDT

Att. 55,947 - Unknown

livebaseballscorecards.com

Batter	1	2	3	4	5	6	7	8	9	AB	R	H	RBI	BB	SO	LOB
Maury Wills, S (1, 6)	G1-3		4-3		4-3			P4		4	0	0	0	0	0	2
Jim Gilliam, S (1, 5)	P6		6-3			4-3		P6 1-2		4	0	0	0	0	0	1
Willie Davis, L (1, 8) OBP: 0.125, SLG: 0.125	K		K			4-3		F8		4	0	0	0	0	2	1
Ron Fairly, L (1, 9)		BB 2B		F8		K			K	3	0	0	0	1	2	0
Jim Lefebvre, S (1, 4) OBP: 0.375, SLG: 0.667		K		G1-3			K		BB	3	0	0	0	1	2	1
Lou Johnson, R (1, 7) OBP: 0.250, SLG: 0.286		1-3 2B		F8			5-3		F7	4	0	1	0	0	0	1
John Roseboro, L (1, 2) OBP: 0.125, SLG: 0.125		P6			F8		1B		P6	4	0	1	0	0	0	3
Wes Parker, S (1, 3) OBP: 0.429, SLG: 0.500		IBB			1B		F5			2	0	1	0	1	0	1
Sandy Koufax, R (1, 1)		P4			F9			WP 1B		2	0	0	0	0	0	4
Ron Perranoski, L (7, 1)										0	0	0	0	0	0	0
Phil Regan, R (8, 1)										0	0	0	0	0	0	0
Tommy Davis, R (8, PH) OBP: 0.400, SLG: 0.250										1	0	1	0	0	0	0
Jim Brewer, L (9, 1)										0	0	0	0	0	0	0

Inning Stats	1	2	3	4	5	6	7	8	9
	R: 0 E: 0 K: 1 S: 5	H: 0 LOB: 0 BB: 0 P: 5	R: 0 E: 0 K: 1 S: 6	H: 1 LOB: 3 BB: 2 P: 14	R: 0 E: 0 K: 1 S: 5	H: 0 LOB: 0 BB: 0 P: 5	R: 0 E: 0 K: 0 S: 3	H: 0 LOB: 0 BB: 0 P: 3	R: 0 E: 0 K: 0 S: 4	H: 1 LOB: 1 BB: 0 P: 4
	R: 0 E: 0 K: 1 S: 5	H: 0 LOB: 0 BB: 0 P: 5	R: 0 E: 0 K: 1 S: 6	H: 1 LOB: 1 BB: 0 P: 6	R: 0 E: 0 K: 0 S: 4	H: 1 LOB: 1 BB: 0 P: 4	R: 0 E: 0 K: 1 S: 5	H: 0 LOB: 1 BB: 1 P: 9		

	AB	31
	R	0
	H	4
	RBI	0
	BB	3
	SO	6
	LOB	14

	1B: 3	SF: 0	WP: 1	PA: 34
	2B: 1	SAC: 0	PB: 0	
	3B: 0	DP: 0	SB: 0	
	HR: 0	HBP: 0	CS: 0	

PITCHER	IP	WLS	BF	H	R	ER	SO	BB	IBB	HBP	BLK	WP	HR	S	P	ERA	WHIP
Jim Palmer, R (1, 1) ERA:	9.0	W	34	4	0	0	6	2	1	0	0	1	0	43	55	0.00	0.667

PITCHER	IP	WLS	BF	H	R	ER	SO	BB	IBB	HBP	BLK	WP	HR	S	P	ERA	WHIP

Batter	1	2	3	4	5	6	7	8	9	AB	R	H	RBI	BB	SO	LOB
Maury Wills, S (1, 6) OBP: 0.250, SLG: 0.100	S S S 0-3 ① K			x 0-0 ① B1-3		x 0-0 F8 G3 1B		x 0-0 SH3-4 1-2		3	0	1	0	0	1	0
Wes Parker, S (1, 3) Phil Regan, R (8, 1)	S S S 0-3 ② K			x 0-0 2B		x 0-0 ① G3 1-2		x 0-0 ② P6		4 0	0 0	1 0	0 0	0 0	1 0	2 0
Willie Davis, L (1, 8) OBP: 0.083, SLG: 0.083	x 0-0 ③ F7			x 0-0 ② F8		x 0-0 ② F8 2-3		x 0-0 ③ 4-3		4	0	0	0	0	0	3
Ron Fairly, L (1, 9) OBP: 0.333, SLG: 0.143 (8, 3)		x 0-0 G6-4-3 1B		B B B 4-0 BB		x 0-0 G1-3			S S S 0-3 ① K	3	0	1	0	1	1	1
Jim Lefebvre, S (1, 4) OBP: 0.250, SLG: 0.400		x 0-0 ① F7		S S S 0-3 ③ K			x 0-0 ① L9		x 0-0 ② 4-3	4	0	0	0	0	1	3
Lou Johnson, R (1, 7) OBP: 0.333, SLG: 0.364 (8, 9)		x 0-0 ② ③ G6-4-3 1-2f			x 0-0 FC5-4 1B		x 0-0 1B		x 0-0 ③ 6-3	4	0	2	0	0	0	1
John Roseboro, L (1, 2) OBP: 0.091, SLG: 0.091			S S S 0-3 ① K		x 0-0 ① P5		x 0-0 ② F8			3	0	0	0	0	1	2
John Kennedy, R (1, 5)			x 0-0 ② G6-3		x 0-0 ② FC5-4 1-2f		x 0-0 ③ G1-3			3	0	0	0	0	0	2
Claude Osteen, L (1, 1) Tommy Davis, R (8, PH) (8, 7) OBP: 0.500, SLG: 0.400			S S S 0-3 ③ K		x 0-0 ③ F7			x 0-0 SH3-4 1B		2 1	0 0	0 1	0 0	1 0	1 0	1 0
Inning Stats	R: 0 H: 0 E: 0 LOB: 0 K: 2 BB: 0 S: 7 P: 7	R: 0 H: 1 E: 0 LOB: 0 K: 0 BB: 0 S: 3 P: 3	R: 0 H: 0 E: 0 LOB: 0 K: 2 BB: 0 S: 7 P: 7	R: 0 H: 1 E: 0 LOB: 2 K: 1 BB: 1 S: 6 P: 10	R: 0 H: 1 E: 0 LOB: 1 K: 0 BB: 0 S: 4 P: 4	R: 0 H: 1 E: 0 LOB: 1 K: 0 BB: 0 S: 4 P: 4	R: 0 H: 1 E: 0 LOB: 1 K: 0 BB: 0 S: 4 P: 4	R: 0 H: 1 E: 0 LOB: 1 K: 0 BB: 0 S: 4 P: 4	R: 0 H: 0 E: 0 LOB: 0 K: 1 BB: 0 S: 5 P: 5	1B: 5 SF: 0 2B: 1 SAC: 1 3B: 0 DP: 1 HR: 0 HBP: 0						

PITCHER	IP	WLS	BF	H	R	ER	SO	BB	IBB	HBP	BLK	WP	HR	S	P	ERA	WHIP
Wally Bunker, R (1, 1) ERA:	9.0	W	33	6	0	0	6	1	0	0	0	0	0	44	48	0.00	0.778

PITCHER	IP	WLS	BF	H	R	ER	SO	BB	IBB	HBP	BLK	WP	HR	S	P	ERA	WHIP

TOP

Los Angeles Dodgers @ Baltimore Orioles

Memorial Stadium, Baltimore, MD

Sat Oct 08 1966, 3:33 AM EDT

Att. 54,445 - Unknown

livebaseballscorecards.com

AB	31
R	0
H	6
RBI	0
BB	1
SO	6
LOB	15

Batter	1	2	3	4	5	6	7	8	9	AB	R	H	RBI	BB	SO	LOB
Luis Aparicio, R (1, 6) OBP: 0.231, SLG: 0.308	4-3			FC5-4 1B		F8				3	0	1	0	0	0	0
Curt Blefary, L (1, 7) OBP: 0.167, SLG: 0.091	G3			K		L3				3	0	0	0	0	1	1
Russ Snyder, L (9, 7) OBP: 0.600, SLG: 0.333										0	0	0	0	0	0	0
Frank Robinson, R (1, 9) OBP: 0.385, SLG: 0.727	K			FC5-4 FC6-4 1-2f			5-3			3	0	0	0	0	1	1
Brooks Robinson, R (1, 5) OBP: 0.250, SLG: 0.455		F7		FC6-4 1-2f			BB G4-6-3			2	0	0	0	1	0	1
Boog Powell, L (1, 3) OBP: 0.364, SLG: 0.455		G6-4-3 1B			F3		G4-6-3 1-2f			3	0	1	0	0	0	1
Davey Johnson, R (1, 4) OBP: 0.364, SLG: 0.455		G6-4-3 1-2f			3-1			G1-3		3	0	0	0	0	0	1
Paul Blair, R (1, 8) OBP: 0.286, SLG: 0.667			F8		HR			4-3		3	1	1	1	0	0	0
Andy Etchebarren, R (1, 2) OBP: 0.273, SLG: 0.111			6-3		6-3			K		3	0	0	0	0	1	0
Wally Bunker, R (1, 1)			6-3			K				2	0	0	0	0	1	0
Inning Stats	R: 0 E: 0 K: 1 S: 5 H: 0 LOB: 0 BB: 0 P: 5	R: 0 E: 0 K: 0 S: 3 H: 1 LOB: 0 BB: 0 P: 3	R: 0 E: 0 K: 0 S: 3 H: 0 LOB: 0 BB: 0 P: 3	R: 0 E: 0 K: 1 S: 6 H: 1 LOB: 1 BB: 0 P: 6	R: 1 E: 0 K: 0 S: 4 H: 1 LOB: 0 BB: 0 P: 4	R: 0 E: 0 K: 1 S: 5 H: 0 LOB: 0 BB: 0 P: 5	R: 0 E: 0 K: 0 S: 2 H: 0 LOB: 0 BB: 1 P: 6	R: 0 E: 0 K: 1 S: 5 H: 0 LOB: 0 BB: 0 P: 5		1B: 2 2B: 0 3B: 0 HR: 1	SF: 0 SAC: 0 DP: 2 HBP: 0			WP: 0 PB: 0 SB: 0 CS: 0	PA: 26	

PITCHER		IP	WLS	BF	H	R	ER	SO	BB	IBB	HBP	BLK	WP	HR	S	P	ERA	WHIP
Claude Osteen, L ERA: 1.29	(1, 1)	7.0	L	23	3	1	1	3	1	0	0	0	0	1	28	32	1.29	0.571
Phil Regan, R ERA:	(8, 1)	1.0		3	0	0	0	1	0	0	0	0	0	0	5	5	0.00	0.000

PITCHER	IP	WLS	BF	H	R	ER	SO	BB	IBB	HBP	BLK	WP	HR	S	P	ERA	WHIP

BOTTOM

Los Angeles Dodgers @ Baltimore Orioles

Memorial Stadium, Baltimore, MD

Sat Oct 08 1966, 3:33 AM EDT

Att. 54,445 - Unknown

livebaseballscorecards.com

AB	25
R	1
H	3
RBI	1
BB	1
SO	4
LOB	5

Batter	1	2	3	4	5	6	7	8	9	AB	R	H	RBI	BB	SO	LOB
Maury Wills, S (1, 6) OBP: 0.250, SLG: 0.077	P4		F2			5-3			BB 1-2	3	0	0	0	1	0	0
Willie Davis, L (1, 8) OBP: 0.063, SLG: 0.063	G3			K			F7		L9	4	0	0	0	0	1	2
Lou Johnson, R (1, 9) OBP: 0.313, SLG: 0.333	F2			G6-4-3 1B			F2		F8	4	0	1	0	0	0	2
Tommy Davis, R (1, 7) OBP: 0.333, SLG: 0.250		L9		G6-4-3 1-2f			P4			3	0	0	0	0	0	1
Jim Lefebvre, S (1, 4) OBP: 0.333, SLG: 0.417		BB FC6-4			G5-4-3 1B			F8		2	0	1	0	1	0	0
Wes Parker, S (1, 3) OBP: 0.286, SLG: 0.385		FC6-4 1-2f			G5-4-3 1-2f			5-3		3	0	0	0	0	0	2
John Roseboro, L (1, 2) OBP: 0.071, SLG: 0.071		F9			K			4-3		3	0	0	0	0	1	1
John Kennedy, R (1, 5) OBP: 0.200, SLG: 0.200 Dick Stuart, R (9, PH)			P4			CS 1B			K	2 1	0 0	1 0	0 0	0 0	0 1	0 0
Don Drysdale, R (1, 1) Al Ferrara, R (9, PH) OBP: 1.000, SLG: 1.000 Nate Oliver, R (9, PR)			6-3			K 1-2			BB 1B	2 1 0	0 0 0	0 1 0	0 0 0	0 0 0	1 0 0	1 0 0

Inning Stats	1	2	3	4	5	6	7	8	9
	R: 0 E: 0 K: 0 S: 3	H: 0 LOB: 0 BB: 0 P: 3	R: 0 E: 0 K: 0 S: 3	H: 0 LOB: 1 BB: 1 P: 7	R: 0 E: 0 K: 0 S: 3	H: 0 LOB: 0 BB: 0 P: 3	R: 0 E: 0 K: 1 S: 5	H: 1 LOB: 0 BB: 0 P: 5	R: 0 E: 0 K: 1 S: 5	H: 1 LOB: 0 BB: 0 P: 5	R: 0 E: 0 K: 1 S: 5	H: 1 LOB: 0 BB: 0 P: 5	R: 0 E: 0 K: 0 S: 3	H: 0 LOB: 0 BB: 0 P: 3	R: 0 E: 0 K: 0 S: 3	H: 0 LOB: 0 BB: 0 P: 3	R: 0 E: 0 K: 1 S: 6	H: 1 LOB: 2 BB: 1 P: 10

| | | |

Batter	1	2	3	4	5	6	7	8	9	AB	R	H	RBI	BB	SO	LOB
Luis Aparicio, R (1, 6) OBP: 0.250, SLG: 0.313	F2		F9			CS 1B				3	0	1	0	0	0	0
Russ Snyder, L (1, 8) (8, 7) OBP: 0.375, SLG: 0.167	B2			P4		G1-3 1-2				3	0	0	0	0	0	1
Frank Robinson, R (1, 9) OBP: 0.375, SLG: 0.857	F7			HR			K			3	1	1	1	0	1	0
Brooks Robinson, R (1, 5) OBP: 0.267, SLG: 0.429		BB 1B		5-3			6-3			3	0	1	0	0	0	0
Boog Powell, L (1, 3) OBP: 0.357, SLG: 0.429		K		F8			1B			3	0	1	0	0	1	1
Curt Blefary, L (1, 7) OBP: 0.200, SLG: 0.077		G4-6-3 1-2 BB			F9		F9			2	0	0	0	1	0	1
Paul Blair, R (8, 8) OBP: 0.286, SLG: 0.667										0	0	0	0	0	0	0
Davey Johnson, R (1, 4) OBP: 0.286, SLG: 0.357		G4-6-3 1-2f			F7			F9		3	0	0	0	0	0	2
Andy Etchebarren, R (1, 2) OBP: 0.214, SLG: 0.083			K		K			P3		3	0	0	0	0	2	0
Dave McNally, R (1, 1)			G1-3			K		P6		3	0	0	0	0	1	0
Inning Stats	R: 0 E: 0 K: 0 S: 3 H: 0 LOB: 0 BB: 0 P: 3	R: 0 E: 0 K: 1 S: 5 H: 1 LOB: 1 BB: 1 P: 9	R: 0 E: 0 K: 1 S: 5 H: 0 LOB: 0 BB: 0 P: 5	R: 1 E: 0 K: 0 S: 4 H: 1 LOB: 0 BB: 0 P: 4	R: 0 E: 0 K: 1 S: 5 H: 0 LOB: 0 BB: 0 P: 5	R: 0 E: 0 K: 1 S: 5 H: 1 LOB: 0 BB: 0 P: 5	R: 0 E: 0 K: 1 S: 6 H: 1 LOB: 1 BB: 0 P: 6	R: 0 E: 0 K: 0 S: 3 H: 0 LOB: 0 BB: 0 P: 3		1B: 3 2B: 0 3B: 0 HR: 1	SF: 0 SAC: 0 DP: 1 HBP: 0					

PITCHER	IP	WLS	BF	H	R	ER	SO	BB	IBB	HBP	BLK	WP	HR	S	P	ERA	WHIP
Don Drysdale, R (1, 1) ERA: 4.5	8.0	L	27	4	1	1	5	1	0	0	0	0	1	36	40	1.12	0.625

PITCHER	IP	WLS	BF	H	R	ER	SO	BB	IBB	HBP	BLK	WP	HR	S	P	ERA	WHIP

BOTTOM

Los Angeles Dodgers @ Baltimore Orioles

Memorial Stadium, Baltimore, MD

Sun Oct 09 1966, 3:33 AM EDT

Att. 54,458 - Unknown

livebaseballscorecards.com

AB	26
R	1
H	4
RBI	1
BB	1
SO	5
LOB	5

PA: 27