

# Baltimore Orioles - 1966






Batter	1	2	3	4	5	6	7	8	9	AB	R	H	RBI	BB	SO	LOB	TOP								
Luis Aparicio, R OBP: 0.083, SLG: 0.167 (1, 6)	0-3 K	0-0 2B			0-0 6-3		0-0 5-3	0-0 F8		5	0	1	0	0	1	2									
Curt Blefary, L (1, 7)	0-3 K	0-3 K			0-3 K			0-0 1-3	0-0 4-3	5	0	0	0	0	0	3									
Frank Robinson, R OBP: 0.545, SLG: 1.125 (1, 9)	0-0 HR		0-3 K		0-3 K			1-0 1B S E HBP	0-0 5-3	4	2	1	1	0	2	0									
Brooks Robinson, R OBP: 0.455, SLG: 1.000 (1, 5)	0-0 HR		0-0 L6		0-0 4-3			4-0 E 2B BB	0-0 F9	4	2	1	1	1	0	0									
Boog Powell, L OBP: 0.625, SLG: 0.400 Bob Johnson, R OBP: 0.500, SLG: 0.500 (1, 3) (8, 3)	0-0 G3		0-0 1B		0-3 K			0-0 E4 2B 1B		4	1	2	0	0	1	0									
Davey Johnson, R OBP: 0.222, SLG: 0.125 (1, 4)		0-0 4-3 HR 1B		0-0 F7		4-0 BB		0-0 E5 2B		3	2	1	0	1	0	3									
Paul Blair, R OBP: 0.400, SLG: 0.600 (1, 8)		0-0 4-3 1-2		0-0 L7		0-3 K		0-0 FC6-2 2B		4	0	1	3	0	1	2									
Andy Etchebarren, R (1, 2)		0-0 5-3		0-3 K			0-3 K	0-0 FC6-2 BB		4	0	0	0	0	2	2									
Jim Palmer, R OBP: 0.500, SLG: 1.333 (1, 1)		0-0 2H HR		0-3 K			0-3 K	4-0 1-2 BB		3	1	1	2	1	2	0									
<b>Inning Stats</b>	R: 2 E: 0 K: 2 S: 9	H: 2 LOB: 0 BB: 0 P: 9	R: 2 E: 0 K: 1 S: 8	H: 3 LOB: 1 BB: 0 P: 8	R: 0 E: 0 K: 1 S: 6	H: 1 LOB: 1 BB: 0 P: 6	R: 0 E: 0 K: 2 S: 7	H: 0 LOB: 0 BB: 0 P: 7	R: 0 E: 0 K: 2 S: 7	H: 0 LOB: 1 BB: 1 P: 11	R: 0 E: 0 K: 2 S: 7	H: 0 LOB: 0 BB: 0 P: 7	R: 0 E: 0 K: 0 S: 3	H: 0 LOB: 0 BB: 0 P: 3	R: 4 E: 2 K: 0 S: 6	H: 2 LOB: 2 BB: 2 P: 15	R: 0 E: 0 K: 0 S: 3	H: 0 LOB: 0 BB: 0 P: 3	1B: 3 2B: 2 3B: 0 HR: 3	SF: 0 SAC: 0 DP: 0 HBP: 1	WP: 0 PB: 0 SB: 1 CS: 0	PA: 40			
<b>PITCHER</b>	IP	WLS	BF	H	R	ER	SO	BB	IBB	HBP	BLK	WP	HR	S	P	ERA	WHIP								
Dave Morehead, R ERA: 12.0 (1, 1)	3.0	L	15	6	4	4	4	0	0	0	0	0	3	23	23	12.00	2.000								
Ken Sanders, R ERA: (4, 1)	4.0		13	0	0	0	8	1	0	0	0	0	0	28	32	0.00	0.250								
Pete Magrini, R ERA: 13.5 (8, 1)	2.0		12	2	4	3	0	2	0	1	0	0	0	9	18	13.50	2.000								

**Baltimore Orioles @ Boston Red Sox**  
Fenway Park, Boston, MA  
Wed Apr 13 1966, 3:33 AM EST  
Att: 1,955 - Unknown


AB 36  
R 8  
H 8  
RBI 7  
BB 3  
SO 12  
LOB 10



Batter	1	2	3	4	5	6	7	8	9	AB	R	H	RBI	BB	SO	LOB	BOTTOM								
George Smith, R OBP: 0.333, SLG: 0.250 Dalton Jones, L (7, FH) (8, 4)	0-3 K		4-0 BB		0-3 K		0-0 FC5-4 1B 1-2		0-0 F6	2	0	0	0	1	2	1									
Jim Gosger, L OBP: 0.571, SLG: 0.400 (1, 8)	4-0 1-3 BB		0-0 4-3		0-0 FC6-4 1B		0-0 1-3 1B		4-0 1-2 2-3 BB	3	0	2	0	2	0	1									
Carl Yastrzemski, L OBP: 0.182, SLG: 0.182 (1, 7)	0-0 1-3 1-2			0-0 4-3	0-0 FC6-4 1-2 2-3		0-0 6-3		0-0 1-2 2-3 3-H 1B	5	0	1	1	0	0	5									
Tony Conigliaro, R (1, 9)	0-0 6-3			4-0 1B BB		0-0 5-3		0-0 6-3	0-3 K	4	0	0	0	1	1	4									
Tony Horton, R OBP: 0.100, SLG: 0.100 (1, 3)		0-0 F6		0-0 1-3 1B		0-0 F7		0-0 F4		4	0	1	0	0	0	0									
Joe Foy, R (1, 5)		0-3 K		0-3 K		4-0 BB		0-0 F6		3	0	0	0	1	2	2									
Rico Petrocelli, R (1, 6)		0-0 4-3		0-0 F7		0-0 F3		4-0 BB 1B BB		3	1	0	0	1	0	3									
Mike Ryan, R OBP: 0.333, SLG: 0.444 (1, 2)			0-0 F6		0-0 6-3		0-0 F8		0-0 L7	4	0	0	0	0	0	1									
Dave Morehead, R Joe Christopher, R Ken Sanders, R Lenny Green, L Pete Magrini, R George Scott, R Earl Wilson, R (1, 1) (3, PH) (4, 1) (7, PH) (8, 1) (8, PH) (8, PH) OBP: 0.667, SLG: 0.500			0-3 K		4-0 WP 1B BB		4-0 FC5-4 BB		0-0 1B BB 1B	0	0	0	0	0	0	0									
<b>Inning Stats</b>	R: 0 E: 0 K: 1 S: 5	H: 0 LOB: 1 BB: 1 P: 9	R: 0 E: 0 K: 1 S: 5	H: 0 LOB: 0 BB: 0 P: 5	R: 0 E: 0 K: 1 S: 5	H: 0 LOB: 1 BB: 1 P: 9	R: 0 E: 0 K: 1 S: 6	H: 1 LOB: 2 BB: 1 P: 10	R: 0 E: 0 K: 0 S: 3	H: 0 LOB: 1 BB: 1 P: 7	R: 0 E: 0 K: 0 S: 4	H: 1 LOB: 2 BB: 1 P: 8	R: 0 E: 0 K: 0 S: 3	H: 0 LOB: 0 BB: 0 P: 3	R: 1 E: 0 K: 1 S: 7	H: 2 LOB: 3 BB: 2 P: 15	R: 0 E: 0 K: 0 S: 3	H: 0 LOB: 0 BB: 0 P: 3	1B: 5 2B: 0 3B: 0 HR: 0	SF: 0 SAC: 0 DP: 0 HBP: 0	WP: 1 PB: 0 SB: 0 CS: 0	PA: 40			
<b>PITCHER</b>	IP	WLS	BF	H	R	ER	SO	BB	IBB	HBP	BLK	WP	HR	S	P	ERA	WHIP								
Jim Palmer, R ERA: 1.0 (1, 1)	9.0	W	40	5	1	1	6	8	0	0	0	1	0	44	76	1.00	1.444								

**Baltimore Orioles @ Boston Red Sox**  
Fenway Park, Boston, MA  
Wed Apr 13 1966, 3:33 AM EST  
Att: 1,955 - Unknown

AB 32  
R 1  
H 5  
RBI 1  
BB 8  
SO 6  
LOB 20













Batter	1	2	3	4	5	6	7	8	9	AB	R	H	RBI	BB	SO	LOB	TOP				
Bobby Richardson, R (1,4) Horace Clarke, S (7,4)	0-0 1B		4-0 S BB		0-0 BB 1B		0-0 2B FC6-4 1B		0-0 4-3	3	1	3	0	1	0	0					
Tom Tresh, S (1,7) OBP: 0.360, SLG: 0.375	0-0 1B		0-3 K		0-0 1B		0-0 1B		0-0 4-3	5	1	3	0	0	1	1					
Mickey Mantle, S (1,8) Roger Repoz, L (7,8) OBP: 0.500, SLG: 0.500	0-0 B4			0-0 E 1B G6-4-3	4-0 1B BB		0-3 K		0-0 BB 1B	3	1	1	0	1	1	4					
Joe Pepitone, L (1,3) OBP: 0.400, SLG: 0.609	0-0 G4-6-3			0-0 E 1B G6-4-3	0-0 1B BB		4-0 1B		0-0 BB 1B	4	0	2	0	1	0	5					
Clete Boyer, R (1,5) OBP: 0.167, SLG: 0.273		0-0 L6		0-0 E1 G6-4-3			0-0 F8 FC6-4		4-0 BB 1B	4	0	0	1	1	0	3					
Elston Howard, R (1,2) OBP: 0.200, SLG: 0.316		0-3 K		0-0 G6-4-3			0-0 2B 4-3 1B		0-0 BB	5	1	1	0	0	2	6					
Lou Clinton, R (1,9) OBP: 0.400, SLG: 0.500		0-3 K		0-0 6-3			0-0 4-3 2B		0-0 F4	4	0	1	0	0	1	1					
Bobby Murcer, L (1,6)			0-0 5-3		0-0 F5		0-0 4-3		0-0 F8	4	0	0	1	0	0	1					
Whitey Ford, L (1,1) Roger Maris, L (8,PH) Pedro Ramos, S (8,1) OBP: 0.238, SLG: 0.059		0-0 1-3		0-0 F5			0-3 K		0-0 L4	3	0	0	0	0	1	1					
<b>Inning Stats</b>	R: 0 E: 0 K: 0 S: 4	H: 2 LOB: 1 BB: 0 P: 4	R: 0 E: 0 K: 2 S: 7	H: 0 LOB: 0 BB: 0 P: 7	R: 0 E: 0 K: 1 S: 5	H: 0 LOB: 1 BB: 1 P: 9	R: 1 E: 1 K: 0 S: 5	H: 2 LOB: 1 BB: 0 P: 5	R: 0 E: 0 K: 1 S: 5	H: 2 LOB: 3 BB: 1 P: 9	R: 2 E: 1 K: 2 S: 9	H: 2 LOB: 1 BB: 1 P: 13	R: 0 E: 0 K: 0 S: 3	H: 0 LOB: 0 BB: 0 P: 3	R: 0 E: 0 K: 0 S: 5	H: 2 LOB: 3 BB: 1 P: 9	1B: 10 2B: 2 3B: 0 HR: 0	SF: 0 SAC: 0 DP: 2 HBP: 0	WP: 0 PB: 0 SB: 1 CS: 0	PA: 42	
<b>PITCHER</b>	IP WLS BF H R ER SO BB IBB HBP BLK WP HR S P ERA WHIP	IP WLS BF H R ER SO BB IBB HBP BLK WP HR S P ERA WHIP	IP WLS BF H R ER SO BB IBB HBP BLK WP HR S P ERA WHIP	IP WLS BF H R ER SO BB IBB HBP BLK WP HR S P ERA WHIP	IP WLS BF H R ER SO BB IBB HBP BLK WP HR S P ERA WHIP	IP WLS BF H R ER SO BB IBB HBP BLK WP HR S P ERA WHIP	IP WLS BF H R ER SO BB IBB HBP BLK WP HR S P ERA WHIP	IP WLS BF H R ER SO BB IBB HBP BLK WP HR S P ERA WHIP	IP WLS BF H R ER SO BB IBB HBP BLK WP HR S P ERA WHIP	IP WLS BF H R ER SO BB IBB HBP BLK WP HR S P ERA WHIP	IP WLS BF H R ER SO BB IBB HBP BLK WP HR S P ERA WHIP	IP WLS BF H R ER SO BB IBB HBP BLK WP HR S P ERA WHIP	IP WLS BF H R ER SO BB IBB HBP BLK WP HR S P ERA WHIP	IP WLS BF H R ER SO BB IBB HBP BLK WP HR S P ERA WHIP	IP WLS BF H R ER SO BB IBB HBP BLK WP HR S P ERA WHIP	IP WLS BF H R ER SO BB IBB HBP BLK WP HR S P ERA WHIP	IP WLS BF H R ER SO BB IBB HBP BLK WP HR S P ERA WHIP	IP WLS BF H R ER SO BB IBB HBP BLK WP HR S P ERA WHIP	IP WLS BF H R ER SO BB IBB HBP BLK WP HR S P ERA WHIP	IP WLS BF H R ER SO BB IBB HBP BLK WP HR S P ERA WHIP	IP WLS BF H R ER SO BB IBB HBP BLK WP HR S P ERA WHIP

New York Yankees @ Baltimore Orioles  
Memorial Stadium, Baltimore, MD  
Sun Apr 17 1966, 3:33 AM EST  
Att: 27,802 - Unknown

AB	38
R	4
H	12
RBI	2
BB	4
SO	6
LOB	22



Batter	1	2	3	4	5	6	7	8	9	AB	R	H	RBI	BB	SO	LOB	BOTTOM				
Luis Aparicio, R (1,6) OBP: 0.192, SLG: 0.231	0-0 G5-4-3 1B		0-3 K		0-0 SH1-4 E 1B		0-0 6-3		0-0 B3	5	1	2	0	0	1	5					
Curt Blefary, L (1,7) OBP: 0.291, SLG: 0.400	0-0 G5-4-3 1B		0-0 4-3		0-0 SH1-4 1-2		0-0 3-1		0-0 1B	4	0	1	1	0	0	1					
Frank Robinson, R (1,9) OBP: 0.583, SLG: 1.000	4-0 1B BB		4-0 BB		0-0 E6 SF7 1B		0-0 FC5-4 1B		0-0 1-3	3	1	2	0	2	0	2					
Brooks Robinson, R (1,5)	0-0 1B		0-0 F8		0-0 SF7		0-0 FC5-4			3	0	1	1	0	0	2					
Boog Powell, L (1,3)	0-0 F9		0-0 F6		0-0 F9		0-0 4-3			4	0	0	0	0	0	4					
Davey Johnson, R (1,4) OBP: 0.200, SLG: 0.158		0-0 F5		0-0 L1		0-0 5-3		0-0 E SH SF8 1B		4	1	1	0	0	0	0					
Paul Blair, R (1,8) OBP: 0.350, SLG: 0.737		0-0 E1 SH2-4 1B		0-0 6-3		0-0 HR		0-0 SH SF8 E 1B		3	2	1	1	0	0	0					
Andy Etchebarren, R (1,2) OBP: 0.294, SLG: 0.313		0-0 SH2-4 1B		0-0 E6		0-0 2B		0-0 E6 1B		4	0	2	0	0	0	2					
Steve Barber, L (1,1) Dick Hall, R (7,1) Charlie Lau, L (8,PH) Stu Miller, R (9,1) OBP: 0.500, SLG: 1.000		0-0 SH2-4		0-0 K		0-3 K		0-0 SF8		2	0	0	0	0	2	2					
<b>Inning Stats</b>	R: 0 E: 0 K: 0 S: 4	H: 2 LOB: 2 BB: 1 P: 8	R: 0 E: 1 K: 1 S: 7	H: 1 LOB: 2 BB: 0 P: 7	R: 0 E: 1 K: 1 S: 6	H: 0 LOB: 1 BB: 0 P: 6	R: 0 E: 1 K: 1 S: 6	H: 0 LOB: 0 BB: 0 P: 6	R: 2 E: 0 K: 1 S: 7	H: 2 LOB: 1 BB: 0 P: 7	R: 0 E: 0 K: 0 S: 4	H: 1 LOB: 1 BB: 0 P: 4	R: 2 E: 1 K: 0 S: 7	H: 2 LOB: 2 BB: 0 P: 7	R: 0 E: 0 K: 0 S: 3	H: 0 LOB: 0 BB: 0 P: 3	1B: 8 2B: 1 3B: 0 HR: 1	SF: 2 SAC: 3 DP: 1 HBP: 0	WP: 0 PB: 0 SB: 0 CS: 0	PA: 39	
<b>PITCHER</b>	IP WLS BF H R ER SO BB IBB HBP BLK WP HR S P ERA WHIP	IP WLS BF H R ER SO BB IBB HBP BLK WP HR S P ERA WHIP	IP WLS BF H R ER SO BB IBB HBP BLK WP HR S P ERA WHIP	IP WLS BF H R ER SO BB IBB HBP BLK WP HR S P ERA WHIP	IP WLS BF H R ER SO BB IBB HBP BLK WP HR S P ERA WHIP	IP WLS BF H R ER SO BB IBB HBP BLK WP HR S P ERA WHIP	IP WLS BF H R ER SO BB IBB HBP BLK WP HR S P ERA WHIP	IP WLS BF H R ER SO BB IBB HBP BLK WP HR S P ERA WHIP	IP WLS BF H R ER SO BB IBB HBP BLK WP HR S P ERA WHIP	IP WLS BF H R ER SO BB IBB HBP BLK WP HR S P ERA WHIP	IP WLS BF H R ER SO BB IBB HBP BLK WP HR S P ERA WHIP	IP WLS BF H R ER SO BB IBB HBP BLK WP HR S P ERA WHIP	IP WLS BF H R ER SO BB IBB HBP BLK WP HR S P ERA WHIP	IP WLS BF H R ER SO BB IBB HBP BLK WP HR S P ERA WHIP	IP WLS BF H R ER SO BB IBB HBP BLK WP HR S P ERA WHIP	IP WLS BF H R ER SO BB IBB HBP BLK WP HR S P ERA WHIP	IP WLS BF H R ER SO BB IBB HBP BLK WP HR S P ERA WHIP	IP WLS BF H R ER SO BB IBB HBP BLK WP HR S P ERA WHIP	IP WLS BF H R ER SO BB IBB HBP BLK WP HR S P ERA WHIP	IP WLS BF H R ER SO BB IBB HBP BLK WP HR S P ERA WHIP	IP WLS BF H R ER SO BB IBB HBP BLK WP HR S P ERA WHIP

New York Yankees @ Baltimore Orioles  
Memorial Stadium, Baltimore, MD  
Sun Apr 17 1966, 3:33 AM EST  
Att: 27,802 - Unknown

AB	32
R	5
H	10
RBI	4
BB	2
SO	3
LOB	18





Batter	1	2	3	4	5	6	7	8	9	AB	R	H	RBI	BB	SO	LOB	TOP											
<b>Fred Valentine, S</b> OBP: 0.409, SLG: 0.526	0-0 4-3		0-0 1B		4-0 2B 1B BB		0-0 6-3 WP 2B		0-0 4-3	4	2	2	0	1	0	0	<b>Washington Senators @ Baltimore Orioles</b> Memorial Stadium, Baltimore, MD Tue Apr 19 1966, 6:05 PM EST Att: 6,045 - Unknown <a href="http://livebaseballscorecards.com">livebaseballscorecards.com</a>											
<b>Don Blasingame, L</b> OBP: 0.353, SLG: 0.375	0-0 6-3		0-0 1B		0-0 1B 2B		0-0 6-3		0-0 F5	5	1	2	3	0	0	1												
<b>Ken McMullen, R</b> OBP: 0.318, SLG: 0.632	0-3 K			0-0 F8	0-0 K		0-0 F7		0-0 F2	5	0	0	0	0	2	2												
<b>Frank Howard, R</b> OBP: 0.350, SLG: 0.667		0-0 F9		0-3 K	0-0 1B			0-0 E7 4-3 2B 1B		4	1	2	2	0	1	0												
<b>Bob Chance, L</b> OBP: 0.200, SLG: 0.500		0-3 K		0-0 F7	0-0 4-3			0-0 4-3		4	0	0	0	0	1	2												
<b>Don Lock, R</b> OBP: 0.286, SLG: 0.353		0-3 K2-3			0-0 HR		0-0 F7		0-0 PB 2B	4	1	2	2	0	1	0												
<b>Mike Brumley, L</b> OBP: 0.250, SLG: 0.375			0-0 F8		0-0 BB 2B 1B		0-3 K		0-3 K	3	1	1	0	0	1	0												
<b>John Orsino, R</b> OBP: 0.333, SLG: 0.333										1	0	0	0	0	1	1												
<b>Doug Camilli, R</b> OBP: 0.200, SLG: 0.222										0	0	0	0	0	0	0												
<b>Ed Brinkman, R</b> OBP: 0.235, SLG: 0.375										2	1	1	0	1	0	0												
<b>Bob Saverine, S</b> OBP: 0.750, SLG: 1.333										0	0	0	0	1	0	0												
<b>Phil Ortega, R</b> <b>Buster Narum, R</b> <b>Dick Lines, R</b> <b>Bob Humphreys, R</b> <b>Jim King, L</b> <b>Casey Cox, R</b> <b>Ken Haggy, R</b> <b>Bob Knepper, R</b> <b>Al Closter, L</b>			0-0 FC3-6 1B		0-0 K		0-0 4-3		0-3 K	1	0	0	0	0	0	1												
<b>Inning Stats</b>	R: 0 E: 0 K: 1 S: 5	H: 0 LOB: 0 BB: 0 P: 5	R: 0 E: 0 K: 2 S: 7	H: 0 LOB: 0 BB: 0 P: 7	R: 1 E: 0 K: 0 S: 5	H: 3 LOB: 2 BB: 0 P: 5	R: 0 E: 0 K: 1 S: 5	H: 0 LOB: 0 BB: 0 P: 5	R: 5 E: 0 K: 2 S: 11	H: 4 LOB: 1 BB: 2 P: 19	R: 0 E: 0 K: 0 S: 5	H: 0 LOB: 0 BB: 0 P: 5	R: 1 E: 0 K: 0 S: 4	H: 1 LOB: 0 BB: 0 P: 4	R: 1 E: 0 K: 2 S: 9	H: 2 LOB: 2 BB: 1 P: 13	R: 0 E: 0 K: 0 S: 3	H: 0 LOB: 0 BB: 0 P: 3	1B: 6 2B: 3 3B: 0 HR: 1	SF: 0 SAC: 0 DP: 0 HBP: 0	WP: 1 PB: 1 SB: 0 CS: 0	PA: 39						
<b>PITCHER</b>	IP	WLS	BF	H	R	ER	SO	BB	IBB	HBP	BLK	WP	HR	S	P	ERA	WHIP											
<b>Jim Palmer, R</b> ERA: 4.73	(1, 1)	4.1	20	6	6	6	5	2	0	0	0	0	1	28	36	12.46	1.846											
<b>Eddie Watt, R</b> ERA: 4.5	(5, 1)	3.0	W	13	4	2	2	2	0	0	0	0	1	0	17	17	6.00	1.333										
<b>Moe Drabowsky, R</b> ERA: 2.08	(8, 1)	1.2	S	6	0	0	0	2	1	0	0	0	0	0	9	13	0.00	0.600										

Batter	1	2	3	4	5	6	7	8	9	AB	R	H	RBI	BB	SO	LOB	BOTTOM											
<b>Luis Aparicio, R</b> OBP: 0.194, SLG: 0.200	0-0 F8	0-0 FC5		4-0 1B 1B BB	0-0 FC6-4			0-0 SH HR		4	2	0	0	1	0	5	<b>Washington Senators @ Baltimore Orioles</b> Memorial Stadium, Baltimore, MD Tue Apr 19 1966, 6:05 PM EST Att: 6,045 - Unknown <a href="http://livebaseballscorecards.com">livebaseballscorecards.com</a>											
<b>Curt Blefary, L</b> OBP: 0.357, SLG: 0.583	4-0 HR BB		0-3 K	0-0 1B BB	0-0 CS	0-0 BB		0-0 1B		4	3	3	4	1	1	0												
<b>Frank Robinson, R</b> OBP: 0.621, SLG: 1.095	0-0 1H HR		0-0 E8 1B	0-0 1B WP BB		0-0 F3		0-0 HR		4	3	3	2	1	0	1												
<b>Brooks Robinson, R</b> OBP: 0.429, SLG: 0.760	0-3 K		0-0 BB	0-0 WP E 2-3 1B		4-0 BB		0-0 G6-4-3 1B		4	1	2	3	1	1	1												
<b>Boog Powell, L</b> OBP: 0.320, SLG: 0.105	0-0 F8		4-0 1B	0-0 2-3		0-0 G4-6-3		4-0 1B 2B BB		3	1	0	0	2	0	4												
<b>Davey Johnson, R</b> OBP: 0.240, SLG: 0.208		0-0 FC6-4 WP 1B	0-0 F4	0-0 L1		0-0 F9		0-0 2B BB 1B		5	2	2	0	0	0	2												
<b>Paul Blair, R</b> OBP: 0.320, SLG: 0.667		0-0 F3	0-0 F7	0-0 FC6-4		0-0 6-3		0-0 BB 2B		5	0	1	1	0	0	4												
<b>Andy Etchebarren, R</b> OBP: 0.409, SLG: 0.450		0-0 FC6-4 1B		0-0 SH3 1B 2B		0-0 1-3		0-0 BB		4	1	3	0	1	0	0												
<b>Jim Palmer, R</b> OBP: 0.400, SLG: 1.000		0-0 FC6-4		0-0 SH3		0-3 K				1	0	0	0	0	0	2												
<b>Eddie Watt, R</b> <b>Moe Drabowsky, R</b> OBP: 1.000, SLG: 1.000		0-0 FC6-4 WP		0-0 2-3						1	0	0	0	0	1	1												
<b>Inning Stats</b>	R: 2 E: 0 K: 1 S: 6	H: 1 LOB: 1 BB: 1 P: 10	R: 1 E: 0 K: 0 S: 5	H: 2 LOB: 0 BB: 0 P: 5	R: 1 E: 1 K: 1 S: 7	H: 2 LOB: 1 BB: 1 P: 11	R: 5 E: 1 K: 0 S: 7	H: 3 LOB: 1 BB: 2 P: 15	R: 0 E: 0 K: 1 S: 5	H: 1 LOB: 0 BB: 0 P: 5	R: 0 E: 0 K: 0 S: 3	H: 1 LOB: 1 BB: 1 P: 7	R: 0 E: 0 K: 0 S: 3	H: 0 LOB: 0 BB: 0 P: 3	R: 5 E: 1 K: 0 S: 8	H: 5 LOB: 3 BB: 3 P: 20	R: 0 E: 0 K: 0 S: 3	H: 0 LOB: 0 BB: 0 P: 3	1B: 11 2B: 2 3B: 0 HR: 2	SF: 0 SAC: 2 DP: 2 HBP: 0	WP: 2 PB: 0 SB: 0 CS: 1	PA: 47						
<b>PITCHER</b>	IP	WLS	BF	H	R	ER	SO	BB	IBB	HBP	BLK	WP	HR	S	P	ERA	WHIP											
<b>Phil Ortega, R</b> ERA: 9.0	(1, 1)	3.0	L	16	5	4	3	2	0	0	0	0	0	4	12	108.00	15.000											
<b>Buster Narum, R</b> ERA:	(4, 1)	0.1		6	3	5	4	0	0	0	0	0	0	0	3	3	0.00	0.000										
<b>Dick Lines, L</b> ERA:	(4, 1)	0.2		3	0	0	0	0	0	0	0	1	0	3	3	0.00	0.000											
<b>Bob Humphreys, R</b> ERA:	(5, 1)	2.0		7	2	0	0	1	1	0	0	0	0	8	12	0.00	1.500											
<b>Casey Cox, R</b> ERA:	(7, 1)	1.0		3	0	0	0	0	0	0	0	0	0	3	3	0.00	0.000											
<b>Ron Kline, R</b> ERA: 13.5	(8, 1)	0.2		4	5	2	0	0	0	0	0	0	0	2	0	0	27.00	7.500										
<b>Al Closter, L</b> ERA:	(8, 1)	0.1		4	1	0	0	0	0	0	0	0	0	2	10	0.00	9.000											



Batter	1	2	3	4	5	6	7	8	9	AB	R	H	RBI	BB	SO	LOB	TOP								
Fred Valentine, S OBP: 0.385, SLG: 0.565	0-0 1B 3B		0-0 4-3		0-0 F8			0-0 G3		4	1	1	0	0	0	0	<b>Washington Senators @ Baltimore Orioles</b> <b>Memorial Stadium, Baltimore, MD</b> Wed Apr 20 1966, 6:05 PM EST Att: 6,778 - Unknown								
Don Blasingame, L OBP: 0.365, SLG: 0.417	0-0 4-3		0-0 FC6-4 1B		0-0 6-3			0-0 HR 1B		4	1	2	0	0	0	1									
Ken McMullen, R OBP: 0.346, SLG: 0.739	0-0 BB 1B		0-0 F7		0-0 5-3			0-0 HR 1B		4	1	2	3	0	0	1									
Frank Howard, R OBP: 0.333, SLG: 0.571	4-0 1-2 BB		0-0 FC6-4 1-2		0-0 6-3			0-0 5-3		3	0	0	0	1	0	1									
Bob Chance, L OBP: 0.143, SLG: 0.357	0-3 K			0-3 K				0-3 K		4	0	0	0	0	4	2									
Don Lock, R OBP: 0.240, SLG: 0.286	0-3 K			0-0 5-3					0-3 K	4	0	0	0	0	3	2									
Ed Brinkman, R OBP: 0.333, SLG: 0.450		0-0 F9		0-0 E S 1B				0-0 G3-6-3 1B		4	0	3	0	0	0	0									
Doug Camilli, R OBP: 0.250, SLG: 0.200		0-0 F5		4-0 1-3 BB			0-0 F6		0-0 G3	1	0	0	0	1	0	0									
Jim King, L (7, PH)										1	0	0	0	0	0	1									
Mike Brumley, L OBP: 0.222, SLG: 0.333									1-2 G3	1	0	0	0	0	0	1									
Pete Richert, L (1, 1)		0-3 K		0-0 F8			0-0 G3-6-3		0-0 F9	2	0	0	0	0	1	2									
Willie Kirkland, L (7, PH)										1	0	0	0	0	0	1									
Casey Cox, R (7, 1)										0	0	0	0	0	0	0									
Bob Saverine, S OBP: 0.600, SLG: 1.000										1	0	0	0	0	0	1									
<b>Inning Stats</b>	R: 1 E: 0 K: 2 S: 9	H: 2 LOB: 2 BB: 1 P: 13	R: 0 E: 0 K: 1 S: 5	H: 0 LOB: 0 BB: 0 P: 5	R: 0 E: 0 K: 0 S: 4	H: 1 LOB: 1 BB: 0 P: 4	R: 0 E: 0 K: 1 S: 6	H: 1 LOB: 2 BB: 1 P: 10	R: 0 E: 0 K: 0 S: 3	H: 0 LOB: 0 BB: 0 P: 3	R: 0 E: 0 K: 2 S: 7	H: 0 LOB: 0 BB: 0 P: 7	R: 0 E: 0 K: 0 S: 3	H: 1 LOB: 0 BB: 0 P: 3	R: 2 E: 0 K: 1 S: 7	H: 2 LOB: 0 BB: 0 P: 7	R: 0 E: 0 K: 1 S: 6	H: 1 LOB: 1 BB: 0 P: 6	1B: 6 2B: 0 3B: 1 HR: 1	SF: 0 SAC: 0 DP: 1 HBP: 0	WP: 0 PB: 0 CS: 1	PA: 36			
<b>PITCHER</b>	IP WLS BF H R ER SO BB IBB HBP BLK WP HR S P ERA WHIP	7.1 W 30 7 3 3 6 2 0 0 0 0 1 40 48 3.68 1.227	1.2 S 6 1 0 0 2 0 0 0 0 0 0 10 10 0.00 0.600																						


AB	34
R	3
H	8
RBI	3
BB	2
SO	8
LOB	13




Batter	1	2	3	4	5	6	7	8	9	AB	R	H	RBI	BB	SO	LOB	BOTTOM							
Luis Aparicio, R OBP: 0.286, SLG: 0.333	4-0 SH1-3 BB		0-0 2H 2B		0-0 2B			0-0 PB PB 1B		3	1	3	2	1	0	0	<b>Washington Senators @ Baltimore Orioles</b> <b>Memorial Stadium, Baltimore, MD</b> Wed Apr 20 1966, 6:05 PM EST Att: 6,778 - Unknown							
Curt Blefary, L OBP: 0.355, SLG: 0.538	0-0 SH1-3		0-0 4-3		0-0 F8			4-0 PB 2B BB		2	1	0	0	1	0	2								
Russ Snyder, L (8, 7)	1-2 SH1-3							2-3 PB BB		0	0	0	0	0	0	0								
Frank Robinson, R OBP: 0.576, SLG: 0.958	0-0 5-3		0-3 K		0-0 F4			4-0 2B IBB		3	1	0	0	1	1	3								
Brooks Robinson, R OBP: 0.406, SLG: 0.690	0-0 F9			0-0 FC6-4 1B				0-0 F8		4	0	1	0	0	0	3								
Boog Powell, L OBP: 0.310, SLG: 0.174		0-0 4-3		0-3 K				0-0 5-3		4	0	1	2	0	1	1								
Davey Johnson, R OBP: 0.241, SLG: 0.214		0-3 K		0-3 K				1-2 2H 2B		4	0	1	0	0	2	2								
Paul Blair, R OBP: 0.276, SLG: 0.571		0-0 F8		0-0 FC6-4 1-2				0-0 1B		4	0	0	0	0	0	2								
Andy Etchebarran, R OBP: 0.423, SLG: 0.625			0-0 2B 2B		0-0 HR			0-0 5-3		4	2	2	1	0	1	0								
Wally Bunker, R OBP: 0.200, SLG: 0.400			0-0 B2		0-0 F8			0-0 1B 2B		3	1	1	0	0	0	1								
Stu Miller, R (8, 1)										1	0	0	0	0	1	0								
<b>Inning Stats</b>	R: 0 E: 0 K: 0 S: 3	H: 0 LOB: 0 BB: 1 P: 7	R: 0 E: 0 K: 1 S: 5	H: 0 LOB: 0 BB: 0 P: 5	R: 1 E: 0 K: 1 S: 7	H: 2 LOB: 1 BB: 0 P: 7	R: 0 E: 0 K: 2 S: 8	H: 1 LOB: 1 BB: 0 P: 8	R: 1 E: 0 K: 0 S: 5	H: 2 LOB: 1 BB: 0 P: 5	R: 0 E: 0 K: 0 S: 4	H: 1 LOB: 0 BB: 0 P: 4	R: 4 E: 0 K: 0 S: 6	H: 3 LOB: 1 BB: 2 P: 14	R: 0 E: 0 K: 2 S: 7	H: 0 LOB: 0 BB: 0 P: 7	1B: 3 2B: 5 3B: 0 HR: 1	SF: 0 SAC: 1 DP: 0 HBP: 0	WP: 0 PB: 0 CS: 0	PA: 36				
<b>PITCHER</b>	IP WLS BF H R ER SO BB IBB HBP BLK WP HR S P ERA WHIP	6.0 L 25 6 2 2 4 1 0 0 0 0 0 13 21 3.00 1.167	2.0 11 3 4 4 2 1 1 0 0 0 0 0 13 21 18.00 2.000																					






Batter	1	2	3	4	5	6	7	8	9	AB	R	H	RBI	BB	SO	LOB	TOP			
Luis Aparicio, R OBP: 0.300, SLG: 0.342	0-0 S 1B		0-0 6-3		0-0 FC1-6 1B		0-0 G3		0-0 F9	5	1	2	0	0	0	1	<p><b>Baltimore Orioles @ New York Yankees</b> Yankee Stadium, Bronx, NY</p> <p>Sat Apr 23 1966, 3:33 AM EST Att: 17,099 - Unknown</p> <p>livebaseballscorecards.com</p> <p>AB 35 R 4 H 10 RBI 4 BB 2 SO 5 LOB 18</p> 			
Curt Blefary, L OBP: 0.314, SLG: 0.467 Woodie Held, R OBP: 0.667, SLG: 0.667	0-3 K		0-3 K		0-0 FC1-6 2B		0-0 G3		0-0 F3	4	1	0	0	0	2	2				
Frank Robinson, R OBP: 0.595, SLG: 1.000	0-3 K			4-0 S 1B BB	0-0 1-H 2B			0-0 4-3 2B	3	1	2	1	1	1	1					
Brooks Robinson, R OBP: 0.417, SLG: 0.667	0-0 WP 2H 1B			0-0 1B 1B	0-0 F9			0-0 4-3	4	1	2	2	0	0	2					
Boog Powell, L OBP: 0.303, SLG: 0.154	0-0 4-3			0-3 K	0-0 4-3			4-0 BB	3	0	0	0	1	1	3					
Davey Johnson, R OBP: 0.212, SLG: 0.188		0-0 6-3		0-0 F7		0-0 F8		0-0 L6	4	0	0	0	0	0	3					
Paul Blair, R OBP: 0.303, SLG: 0.563		0-0 1-3		0-0 1B 1-2 1B		0-0 CS 1B		0-0 1-3	4	0	2	0	0	0	2					
Andy Etchebarren, R OBP: 0.433, SLG: 0.607		0-0 F9		0-0 1-2 2H 1B		0-3 K		0-0 SH1-3 E 1B	4	0	2	1	0	1	1					
Dave McNally, R Dick Hall, R Bob Johnson, R OBP: 0.333, SLG: 0.333 Stu Miller, R			0-0 5-3	0-0 F9			0-0 F8	0-0 SH1-3 1-3	3	0	0	0	0	0	2					
<b>Inning Stats</b>	R: 1 E: 0 K: 2 S: 9	H: 2 LOB: 1 BB: 0 P: 9	R: 0 E: 0 K: 0 S: 3	H: 0 LOB: 0 BB: 0 P: 3	R: 0 E: 0 K: 1 S: 5	H: 0 LOB: 0 BB: 0 P: 5	R: 2 E: 0 K: 1 S: 8	H: 3 LOB: 2 BB: 1 P: 12	R: 1 E: 0 K: 0 S: 5	H: 2 LOB: 1 BB: 0 P: 5	R: 0 E: 0 K: 0 S: 3	H: 0 LOB: 0 BB: 0 P: 3	R: 0 E: 0 K: 0 S: 4	H: 1 LOB: 2 BB: 1 P: 8	R: 0 E: 1 K: 0 S: 4	H: 1 LOB: 1 BB: 0 P: 4		1B: 8 2B: 3 3B: 0 HR: 0	SF: 0 SAC: 1 DP: 1 HBP: 0	WP: 1 PB: 0 CS: 2 SB: 1
<b>PITCHER</b>	IP WLS BF H R ER SO BB IBB HBP BLK WP HR S P ERA WHIP																			
Fritz Peterson, L ERA: 3.86	(1, 1) 5.0 L 23 7 4 4 4 4 1 0 0 0 0 1 0 30 34 7.20 1.600																			
Hal Reniff, R ERA:	(6, 1) 2.0 6 1 0 0 1 0 0 0 0 0 0 0 0 8 8 0.00 0.500																			
Dooley Womack, R ERA:	(8, 1) 0.1 2 1 0 0 0 0 0 0 0 0 0 0 0 2 2 0.00 3.000																			
Steve Hamilton, L ERA:	(8, 1) 1.2 7 1 0 0 0 1 0 0 0 0 0 0 0 6 10 0.00 1.200																			

Batter	1	2	3	4	5	6	7	8	9	AB	R	H	RBI	BB	SO	LOB	BOTTOM					
Bobby Richardson, R OBP: 0.342, SLG: 0.314	0-0 1-3		0-0 F9			0-0 F7	0-0 F6			4	0	0	0	0	0	1	<p><b>Baltimore Orioles @ New York Yankees</b> Yankee Stadium, Bronx, NY</p> <p>Sat Apr 23 1966, 3:33 AM EST Att: 17,099 - Unknown</p> <p>livebaseballscorecards.com</p> <p>AB 33 R 3 H 7 RBI 3 BB 1 SO 5 LOB 9</p> 					
Roy White, S OBP: 0.542, SLG: 0.611	0-0 1-3			0-3 K		0-0 1B		0-0 F8	4	0	1	0	0	1	0							
Roger Maris, L OBP: 0.273, SLG: 0.143	0-0 1B			0-0 F6		0-0 F5		0-0 F6	4	0	1	0	0	0	1							
Tom Tresh, S OBP: 0.270, SLG: 0.314	0-3 K			0-0 2B		0-0 F8		0-0 F8	4	0	1	0	0	1	2							
Mickey Mantle, S OBP: 0.333, SLG: 0.278 Roger Repoz, L OBP: 0.500, SLG: 0.500		0-3 K		0-0 F4		4-0 FC4-6 BB		0-0 G4-6-3 1B	3	0	1	0	1	1	1							
Joe Pepitone, L OBP: 0.324, SLG: 0.486		0-0 L5			0-0 F9	0-0 FC4-6 2B		0-0 G4-6-3	4	1	0	0	0	0	2							
Clete Boyer, R OBP: 0.194, SLG: 0.313		0-0 F8			0-0 HR		0-0 F8	0-0 F7	4	1	1	1	0	0	2							
Elston Howard, R OBP: 0.200, SLG: 0.310			0-0 5-3		0-0 1-3		0-0 3B 2B		3	1	1	1	0	0	0							
Fritz Peterson, S OBP: 0.256, SLG: 0.250 Hector Lopez, R Hal Reniff, R Lou Clinton, R OBP: 0.366, SLG: 0.750 Dooley Womack, L Steve Hamilton, L			0-3 K		0-3 K		0-0 2H 3B		1	0	0	0	0	1	0							
<b>Inning Stats</b>	R: 0 E: 1 K: 1 S: 6	H: 1 LOB: 1 BB: 0 P: 6	R: 0 E: 0 K: 1 S: 5	H: 0 LOB: 0 BB: 0 P: 5	R: 0 E: 0 K: 1 S: 5	H: 0 LOB: 0 BB: 0 P: 5	R: 0 E: 0 K: 1 S: 6	H: 1 LOB: 1 BB: 0 P: 6	R: 1 E: 0 K: 1 S: 6	H: 1 LOB: 0 BB: 0 P: 6	R: 0 E: 0 K: 0 S: 4	H: 1 LOB: 1 BB: 0 P: 4	R: 2 E: 0 K: 0 S: 5	H: 2 LOB: 1 BB: 1 P: 9	R: 0 E: 0 K: 0 S: 3	H: 0 LOB: 0 BB: 0 P: 3		R: 0 E: 0 K: 0 S: 3	H: 1 LOB: 1 BB: 0 P: 3	1B: 3 2B: 2 3B: 1 HR: 1	SF: 0 SAC: 0 DP: 1 HBP: 0	WP: 0 PB: 0 CS: 0
<b>PITCHER</b>	IP WLS BF H R ER SO BB IBB HBP BLK WP HR S P ERA WHIP																					
Dave McNally, L ERA: 3.21	(1, 1) 6.2 W 27 6 3 3 5 1 0 0 0 0 0 0 0 36 40 4.05 1.050																					
Dick Hall, R ERA:	(7, 1) 1.1 4 0 0 0 0 0 0 0 0 0 0 0 0 4 4 0.00 0.000																					
Stu Miller, R ERA:	(9, 1) 1.0 S 3 1 0 0 0 0 0 0 0 0 0 0 0 3 3 0.00 1.000																					



Batter	1	2	3	4	5	6	7	8	9	AB	R	H	RBI	BB	SO	LOB	TOP			
Luis Aparicio, R OBP: 0.273, SLG: 0.310 (1, 6)	0-0 4-3		0-0 6-3		0-3 K			0-0 6-3		4	0	0	0	0	1	0	<p>Baltimore Orioles @ New York Yankees Yankee Stadium, Bronx, NY Sun Apr 24 1966, 3:33 AM EDT Att: 13,104 - Unknown</p>			
Curt Blefary, L OBP: 0.306, SLG: 0.424 Russ Snyder, L (8, 7)	4-0 2B BB		0-0 4-3		0-0 1-3			0-0 3-1		3	1	0	0	1	0	0				
Frank Robinson, R OBP: 0.610, SLG: 1.000 (1, 9)	0-0 F9			0-0 CS 1B		0-0 2B 2B		4-0 BB		3	1	2	0	1	0	1				
Brooks Robinson, R OBP: 0.425, SLG: 0.703 (1, 5)	0-0 1-H 2B			0-0 F2 1-2		0-0 2B 2B		0-0 F2		4	0	2	2	0	0	2				
Boog Powell, L OBP: 0.297, SLG: 0.167 (1, 3)	0-3 K			0-0 FC5-4 1B		0-0 1-3			0-0 4-3	4	0	1	0	0	1	2				
Davey Johnson, R OBP: 0.216, SLG: 0.194 (1, 4)		0-0 L8		0-0 1-2 1B		0-0 F8			0-3 K	4	0	1	0	0	1	1				
Paul Blair, R OBP: 0.270, SLG: 0.500 (1, 8)	0-0 1-3			0-0 FC5-4 2-3f			0-3 K		0-3 K	4	0	0	0	0	2	2				
Andy Etchebarren, R OBP: 0.394, SLG: 0.548 (1, 2)	0-3 K				0-0 F9		0-0 1-3			3	0	0	0	0	1	0				
Steve Barber, L (1, 1)			0-0 4-3		0-0 4-3		0-0 4-3			3	0	0	0	0	0	0				
<b>Inning Stats</b>	R: 1 E: 0 K: 1 S: 6	H: 1 LOB: 1 BB: 1 P: 10	R: 0 E: 0 K: 1 S: 5	H: 0 LOB: 0 BB: 0 P: 5	R: 0 E: 0 K: 0 S: 3	H: 3 LOB: 2 BB: 0 P: 5	R: 0 E: 0 K: 1 S: 5	H: 0 LOB: 0 BB: 0 P: 5	R: 1 E: 0 K: 0 S: 5	H: 2 LOB: 1 BB: 0 P: 5	R: 0 E: 0 K: 1 S: 5	H: 0 LOB: 0 BB: 0 P: 5	R: 0 E: 0 K: 2 S: 7	H: 0 LOB: 0 BB: 0 P: 7	R: 0 E: 0 K: 2 S: 7	H: 0 LOB: 0 BB: 0 P: 7		1B: 3 2B: 3 3B: 0 HR: 0	SF: 0 SAC: 0 DP: 0 HBP: 0	WP: 0 PB: 0 SB: 0 CS: 1
<b>PITCHER</b>	IP WLS BF H R ER SO BB IBB HBP BLK WP HR S P ERA WHIP	8.0 L 31 6 2 2 4 2 0 0 0 0 0 0 37 45 2.25 1.000	1.0 3 0 0 0 2 0 0 0 0 0 0 0 7 7 0.00 0.000																	

Batter	1	2	3	4	5	6	7	8	9	AB	R	H	RBI	BB	SO	LOB	BOTTOM			
Bobby Richardson, R OBP: 0.341, SLG: 0.316 (1, 4)	0-0 G6-4-3 1B		0-0 4-3			0-3 K		0-0 SH1-4		3	0	1	0	0	1	1	<p>Baltimore Orioles @ New York Yankees Yankee Stadium, Bronx, NY Sun Apr 24 1966, 3:33 AM EDT Att: 13,104 - Unknown</p>			
Roy White, S OBP: 0.464, SLG: 0.500 (1, 7)	0-0 G6-4-3 1-2f			0-0 4-3		0-3 K		0-0 6-3		4	0	0	0	0	1	3				
Roger Maris, L OBP: 0.270, SLG: 0.156 (1, 9)	0-0 4-3			0-0 G3		0-0 1B 1-2		0-0 F9		4	0	1	0	0	0	1				
Tom Tresh, S OBP: 0.293, SLG: 0.316 (1, 5)		4-0 G5-3 WP BB		0-0 6-3		0-0 1-3 2H WP 1B			0-0 L5	3	0	1	1	1	0	0				
Mickey Mantle, S OBP: 0.360, SLG: 0.250 Roger Repoz, L OBP: 0.500, SLG: 0.500 (9, PR)		4-0 1-2 BB			0-0 6-3	0-0 1-3		0-0 FC4-6 BB		2	0	0	0	2	0	2				
Joe Pepitone, L OBP: 0.293, SLG: 0.436 (1, 3)		0-3 K			0-0 1-3		0-0 G3		0-0 FC4-6 1-2f	4	0	0	0	0	1	3				
Clete Boyer, R OBP: 0.200, SLG: 0.286 (1, 6)	0-0 G5-3 2-3f			4-0 FC6-4 BB		0-0 5-3			0-3 K	3	0	0	0	1	1	3				
Elston Howard, R OBP: 0.182, SLG: 0.281 (1, 2)			0-0 1-3		0-0 FC6-4 1-2f		0-0 1-3			3	0	0	0	0	0	1				
Mel Stottlemyre, R Lou Clinton, R OBP: 0.545, SLG: 0.889 Pedro Ramos, S (8, PH) (9, 1)			0-0 1-3			4-0 1B BB		0-0 SH1-4 2B		1	1	0	0	1	0	0				
<b>Inning Stats</b>	R: 0 E: 0 K: 0 S: 3	H: 1 LOB: 0 BB: 0 P: 3	R: 0 E: 0 K: 1 S: 4	H: 0 LOB: 1 BB: 2 P: 12	R: 0 E: 0 K: 0 S: 3	H: 0 LOB: 0 BB: 0 P: 3	R: 0 E: 0 K: 0 S: 3	H: 0 LOB: 0 BB: 0 P: 3	R: 0 E: 0 K: 2 S: 9	H: 2 LOB: 2 BB: 1 P: 13	R: 0 E: 0 K: 0 S: 3	H: 0 LOB: 0 BB: 0 P: 3	R: 0 E: 0 K: 0 S: 4	H: 1 LOB: 1 BB: 0 P: 4	R: 0 E: 0 K: 1 S: 5	H: 0 LOB: 1 BB: 1 P: 9	1B: 3 2B: 1 3B: 0 HR: 0	SF: 0 SAC: 1 DP: 2 HBP: 0	WP: 2 PB: 0 SB: 0 CS: 0	PA: 34
<b>PITCHER</b>	IP WLS BF H R ER SO BB IBB HBP BLK WP HR S P ERA WHIP	9.0 W 34 4 1 1 4 5 0 0 0 2 0 37 57 1.00 1.000																		









Batter	1	2	3	4	5	6	7	8	9	AB	R	H	RBI	BB	SO	LOB	TOP			
Luis Aparicio, R (1,6) OBP: 0.288, SLG: 0.320										4	1	2	1	0	1	0				
Curt Blefary, L (1,7) OBP: 0.296, SLG: 0.463										4	1	1	1	0	0	1				
Frank Robinson, R (1,9) OBP: 0.592, SLG: 1.026										4	2	2	3	0	0	0				
Brooks Robinson, R (1,5) OBP: 0.417, SLG: 0.711										4	1	1	1	0	0	0				
Boog Powell, L (1,3) OBP: 0.333, SLG: 0.324										3	1	1	2	1	0	0				
Davey Johnson, R (1,4) OBP: 0.244, SLG: 0.279										4	0	0	0	0	0	1				
Paul Blair, R (1,8) OBP: 0.267, SLG: 0.442										3	1	1	0	1	0	0				
Andy Etchebarren, R (1,2) OBP: 0.366, SLG: 0.564										4	1	1	0	0	0	1				
Wally Bunker, R (1,1) OBP: 0.111, SLG: 0.222										4	0	0	0	0	4	2				
<b>Inning Stats</b>	R: 0 E: 0 K: 1 S: 5	H: 0 LOB: 0 BB: 0 P: 5	R: 0 E: 0 K: 0 S: 3	H: 0 LOB: 0 BB: 0 P: 3	R: 7 E: 0 K: 1 S: 12	H: 7 LOB: 1 BB: 1 P: 16	R: 0 E: 0 K: 1 S: 5	H: 0 LOB: 0 BB: 0 P: 5	R: 1 E: 0 K: 0 S: 3	H: 1 LOB: 0 BB: 1 P: 7	R: 0 E: 0 K: 0 S: 3	H: 1 LOB: 0 BB: 0 P: 3	R: 0 E: 0 K: 0 S: 3	H: 0 LOB: 0 BB: 0 P: 3	R: 0 E: 0 K: 1 S: 5	H: 0 LOB: 0 BB: 0 P: 5	1B: 6 2B: 1 3B: 1 HR: 2	SF: 0 SAC: 0 DP: 2 HBP: 0	WP: 0 PB: 0 SB: 0 CS: 0	PA: 36
<b>PITCHER</b>	IP WLS BF H R ER SO BB IBB HBP BLK WP HR S P ERA WHIP																			
Bill Monbouquette, R (1,1) ERA: 4.84	2.1 L 12 4 5 5 2 1 0 0 0 0 0 0 15 19 19.29 2.143																			
Terry Fox, R (3,1) ERA: 6.3	2.2 12 4 3 3 1 1 0 0 0 0 0 2 13 17 10.12 1.875																			
Hank Aguirre, L (6,1) ERA: 5.19	2.0 6 1 0 0 1 0 0 0 0 0 0 0 8 8 0.00 0.500																			
Fred Gladding, R (8,1) ERA:	2.0 6 0 0 0 1 0 0 0 0 0 0 0 8 8 0.00 0.000																			

Baltimore Orioles @ Detroit Tigers  
Tiger Stadium, Detroit, MI  
Fri Apr 29 1966, 7:05 PM EDT  
Att: 13,255 - Unknown

AB 34  
R 8  
H 9  
RBI 8  
BB 2  
SO 5  
LOB 5



Batter	1	2	3	4	5	6	7	8	9	AB	R	H	RBI	BB	SO	LOB	BOTTOM					
Dick McAuliffe, L (1,6) OBP: 0.407, SLG: 0.429										4	0	1	0	0	0	3						
Jerry Lumpe, L (1,4) OBP: 0.371, SLG: 0.389										4	0	0	0	0	0	4						
Norm Cash, L (1,3) OBP: 0.348, SLG: 0.532										4	0	1	0	0	1	1						
Al Kaline, R (1,9) OBP: 0.468, SLG: 0.725										4	0	2	0	0	0	2						
Jim Northrup, L (1,7) OBP: 0.368, SLG: 0.467										4	0	1	0	0	0	2						
Don Demeter, R (1,8) OBP: 0.242, SLG: 0.424										4	0	0	0	0	0	4						
Don Wert, R (1,5) OBP: 0.413, SLG: 0.491										4	1	3	1	0	0	0						
Orlando McFarlane, R (1,2) OBP: 0.375, SLG: 0.625										4	0	2	0	0	0	1						
Bill Monbouquette, R (1,1) ERA: 2.99	9.0 W 36 10 1 1 4 0 0 0 0 0 0 1 44 44 1.00 1.111																					
Terry Fox, R (3,1) ERA: 6.3	2.2 12 4 3 3 1 1 0 0 0 0 0 2 13 17 10.12 1.875																					
Hank Aguirre, R (6,1) ERA: 5.19	2.0 6 1 0 0 1 0 0 0 0 0 0 0 8 8 0.00 0.500																					
Jake Wood, R (7,PH) ERA: 0.000	0.0 0 0 0 0 0 0 0 0 0 0 0 0 0 0 0 0 0.00 0.000																					
Fred Gladding, L (8,1) ERA: 5.19	2.0 6 0 0 0 1 0 0 0 0 0 0 0 8 8 0.00 0.000																					
Mickey Stanley, R (9,PH) ERA: 5.19	0.0 0 0 0 0 0 0 0 0 0 0 0 0 0 0 0 0 0.00 0.000																					
<b>Inning Stats</b>	R: 0 E: 0 K: 1 S: 6	H: 1 LOB: 1 BB: 0 P: 6	R: 0 E: 0 K: 0 S: 4	H: 1 LOB: 1 BB: 0 P: 4	R: 0 E: 0 K: 1 S: 5	H: 0 LOB: 0 BB: 0 P: 5	R: 0 E: 0 K: 0 S: 4	H: 1 LOB: 1 BB: 0 P: 4	R: 1 E: 0 K: 1 S: 7	H: 2 LOB: 1 BB: 0 P: 7	R: 0 E: 0 K: 0 S: 4	H: 2 LOB: 1 BB: 0 P: 4	R: 0 E: 0 K: 1 S: 7	H: 2 LOB: 2 BB: 0 P: 7	R: 0 E: 0 K: 0 S: 4	H: 1 LOB: 1 BB: 0 P: 4	R: 0 E: 0 K: 0 S: 3	H: 0 LOB: 0 BB: 0 P: 3	1B: 7 2B: 2 3B: 0 HR: 1	SF: 0 SAC: 0 DP: 1 HBP: 0	WP: 0 PB: 0 SB: 0 CS: 0	PA: 36
<b>PITCHER</b>	IP WLS BF H R ER SO BB IBB HBP BLK WP HR S P ERA WHIP																					
Wally Bunker, R (1,1) ERA: 2.59	9.0 W 36 10 1 1 4 0 0 0 0 0 0 1 44 44 1.00 1.111																					

Baltimore Orioles @ Detroit Tigers  
Tiger Stadium, Detroit, MI  
Fri Apr 29 1966, 7:05 PM EDT  
Att: 13,255 - Unknown


AB 36  
R 1  
H 10  
RBI 1  
BB 0  
SO 4  
LOB 20










Batter	1	2	3	4	5	6	7	8	9	AB	R	H	RBI	BB	SO	LOB	TOP										
Luis Aparicio, R OBP: 0.262, SLG: 0.288 (1, 6)	F3		F7		1B	6-3			K	5	1	1	0	0	1	2	<p><b>Baltimore Orioles @ Detroit Tigers</b> Tiger Stadium, Detroit, MI Sun May 01, 1966, 4:33 AM EDT Att: 11,719 - Unknown</p> <p>livebaseballscorecards.com</p> <p>AB 32 R 4 H 7 RBI 4 BB 6 SO 5 LOB 16</p> 										
Curt Blefary, L OBP: 0.304, SLG: 0.479 Russ Snyder, L (9, 7)	4-3		L9		BB 1B		1-3		L3	4	0	0	0	1	0	1											
Frank Robinson, R OBP: 0.552, SLG: 0.889 (1, 9)	F4			F7	K		L7		BB	4	0	0	0	1	1	3											
Brooks Robinson, R OBP: 0.404, SLG: 0.667 (1, 5)		K		HR	BB				L7	5	1	3	2	0	1	1											
Boog Powell, L OBP: 0.358, SLG: 0.381 (1, 3)	WP			HR	BB					1	1	1	2	3	0	0											
Davey Johnson, R OBP: 0.284, SLG: 0.412 (1, 4)	F5			6-3	F3				K	4	0	0	0	0	1	6											
Paul Blair, R OBP: 0.245, SLG: 0.380 (1, 8)	5-3			F7		PB	1-3		F5	3	0	0	0	1	0	1											
Andy Etchebarren, R OBP: 0.388, SLG: 0.533 (1, 2)			SH2-4		1B	1B	1-3		F7	4	1	2	0	0	0	1											
Steve Barber, L (1, 1)			SH2-4		SH2-4				L9	2	0	0	0	0	1	1											
Dick Hall, R (8, 1)						K				0	0	0	0	0	0	0											
<b>Inning Stats</b>	R: 0 E: 0 K: 0 S: 3	H: 0 LOB: 0 BB: 0 P: 3	R: 0 E: 0 K: 1 S: 5	H: 0 LOB: 1 BB: 1 P: 9	R: 0 E: 0 K: 0 S: 4	H: 1 LOB: 1 BB: 0 P: 4	R: 2 E: 0 K: 0 S: 5	H: 2 LOB: 0 BB: 0 P: 5	R: 2 E: 0 K: 1 S: 8	H: 3 LOB: 3 BB: 2 P: 16	R: 0 E: 0 K: 1 S: 5	H: 0 LOB: 1 BB: 1 P: 9	R: 0 E: 0 K: 1 S: 6	H: 1 LOB: 2 BB: 1 P: 10	R: 0 E: 0 K: 0 S: 3	H: 0 LOB: 0 BB: 0 P: 3	R: 0 E: 0 K: 1 S: 5	H: 0 LOB: 1 BB: 1 P: 9	1B: 5 2B: 1 3B: 0 HR: 1	SF: 0 SAC: 2 DP: 0 HBP: 0	WP: 1 PB: 1 SB: 1 CS: 0	PA: 40					
<b>PITCHER</b>	IP	WLS	BF	H	R	ER	SO	BB	IBB	HBP	BLK	WP	HR	S	P	ERA	WHIP										
Joe Sparna, R ERA: 3.68 (1, 1)	4.2	L	23	6	4	4	2	3	0	0	0	1	1	24	36	7.71	1.929										
Fred Gladding, R ERA: (5, 1)	0.1		1	0	0	0	0	0	0	0	0	0	0	1	1	0.00	0.000										
Orlando Pena, R ERA: 1.2 (6, 1)	2.0		9	1	0	0	2	1	1	0	0	0	0	11	19	0.00	1.000										
Dave Wickersham, R ERA: 3.38 (8, 1)	2.0		7	0	0	0	1	1	0	0	0	0	0	8	12	0.00	0.500										

Batter	1	2	3	4	5	6	7	8	9	AB	R	H	RBI	BB	SO	LOB	BOTTOM										
Don Wert, R OBP: 0.397, SLG: 0.452 (1, 5)	5-3		F9			1B	F8		1-3	4	1	0	0	1	0	5	<p><b>Baltimore Orioles @ Detroit Tigers</b> Tiger Stadium, Detroit, MI Sun May 01, 1966, 4:33 AM EDT Att: 11,719 - Unknown</p> <p>livebaseballscorecards.com</p> <p>AB 33 R 1 H 8 RBI 0 BB 4 SO 5 LOB 23</p> 										
Jerry Lumpe, L OBP: 0.352, SLG: 0.365 (1, 4)	6-3		6-3			BB				4	0	2	0	0	0	1											
Don Demeter, R OBP: 0.195, SLG: 0.341 (1, 7)	6-3			5-3		G6-4-3	F8			4	0	0	0	0	0	2											
Al Kaline, R OBP: 0.457, SLG: 0.667 Jim Northrup, L OBP: 0.400, SLG: 0.500 (8, PR) (9, 9)		1B		F3		K		BB		3	0	1	0	1	1	0											
Bill Freehan, R OBP: 0.286, SLG: 0.333 (1, 3)		BB		2-3			F4		L5	4	0	1	0	0	0	2											
Orlando McFarlane, R OBP: 0.417, SLG: 0.545 (1, 2)					WP				K	3	0	1	0	1	2	4											
Mickey Stanley, R OBP: 0.270, SLG: 0.219 (8, 1)			G6-4-3		BB				F3	3	0	0	0	1	1	3											
Dick McAuliffe, L OBP: 0.403, SLG: 0.411 (1, 6)					K				F9	4	0	2	0	0	1	1											
Joe Sparna, R Fred Gladding, L Jake Wood, R Orlando Pena, R Norm Cash, L Dave Wickersham, R Gates Brown, L (1, 1) (5, 1) (5, PR) (8, 1) (7, PR) (8, 1) (9, PR)					L4					1	0	0	0	0	0	1											
<b>Inning Stats</b>	R: 0 E: 0 K: 0 S: 3	H: 2 LOB: 1 BB: 0 P: 6	R: 0 E: 0 K: 1 S: 4	H: 1 LOB: 1 BB: 0 P: 4	R: 0 E: 0 K: 0 S: 3	H: 0 LOB: 0 BB: 0 P: 3	R: 0 E: 0 K: 2 S: 7	H: 0 LOB: 1 BB: 1 P: 11	R: 1 E: 0 K: 1 S: 5	H: 1 LOB: 0 BB: 1 P: 9	R: 0 E: 0 K: 0 S: 5	H: 2 LOB: 3 BB: 1 P: 9	R: 0 E: 0 K: 1 S: 6	H: 1 LOB: 2 BB: 1 P: 10	R: 0 E: 0 K: 0 S: 4	H: 1 LOB: 1 BB: 0 P: 4		1B: 8 2B: 0 3B: 0 HR: 0	SF: 0 SAC: 0 DP: 2 HBP: 0	WP: 1 PB: 0 SB: 0 CS: 0	PA: 37						
<b>PITCHER</b>	IP	WLS	BF	H	R	ER	SO	BB	IBB	HBP	BLK	WP	HR	S	P	ERA	WHIP										
Steve Barber, L ERA: 2.2 (1, 1)	7.1	W	31	7	1	1	4	4	0	0	0	0	0	35	51	1.23	1.500										
Dick Hall, R ERA: (8, 1)	1.2	S	6	1	0	0	1	0	0	0	0	0	0	8	8	0.00	0.600										



Batter	1	2	3	4	5	6	7	8	9	AB	R	H	RBI	BB	SO	LOB	TOP			
Luis Aparicio, R OBP: 0.246, SLG: 0.270	1-3		F2			F9		FC6-4		4	0	0	0	0	0	1	<p><b>Baltimore Orioles @ Washington Senators</b> D.C. Stadium, Washington, DC Tue May 03 1966, 7:05 PM EDT Att: 8,550 - Unknown</p> <p>livebaseballscorecards.com</p>			
Curt Blefary, L OBP: 0.283, SLG: 0.442	K		4-3			1-3		L4		4	0	0	0	0	1	1				
Frank Robinson, R OBP: 0.565, SLG: 0.875	WP BB					6-3				3	0	2	0	1	0	0				
Brooks Robinson, R OBP: 0.377, SLG: 0.621	5-3					F8		FC5-4 1B		4	0	0	0	0	0	3				
Boog Powell, L OBP: 0.333, SLG: 0.348			F8			5-3		K		4	0	0	0	0	2	2				
Davey Johnson, R OBP: 0.281, SLG: 0.418			F7			6-3				4	0	2	0	0	0	1				
Paul Blair, R OBP: 0.250, SLG: 0.377 Woodie Held, R OBP: 0.500, SLG: 0.500 (8, PH)	E S 1B					K				3	0	1	0	0	1	1				
Andy Etchebarren, R OBP: 0.365, SLG: 0.500			K			F9				3	0	0	0	0	1	1				
Jim Palmer, R OBP: 0.333, SLG: 0.750 Charlie Lau, L OBP: 0.667, SLG: 1.000 (8, PH) Eddie Watt, R OBP: 0.000, SLG: 0.000			5-3			F9		FC6-4 BB		2	0	0	0	0	0	0				
<b>Inning Stats</b>	R: 0 E: 0 K: 1 S: 5	H: 0 LOB: 1 BB: 1 P: 9	R: 0 E: 0 K: 1 S: 6	H: 1 LOB: 1 BB: 0 P: 6	R: 0 E: 0 K: 0 S: 3	H: 0 LOB: 0 BB: 0 P: 3	R: 0 E: 0 K: 0 S: 4	H: 1 LOB: 1 BB: 0 P: 4	R: 0 E: 0 K: 1 S: 5	H: 0 LOB: 0 BB: 0 P: 5	R: 0 E: 0 K: 0 S: 3	H: 1 LOB: 1 BB: 0 P: 6	R: 0 E: 0 K: 0 S: 6	H: 0 LOB: 1 BB: 1 P: 7	R: 0 E: 0 K: 1 S: 7	H: 2 LOB: 2 BB: 0 P: 7		1B: 5 2B: 0 3B: 0 HR: 0	SF: 0 SAC: 0 DP: 0 HBP: 0	WP: 1 PB: 0 SB: 2 CS: 0
<b>PITCHER</b>	IP WLS BF H R ER SO BB IBB HBP BLK WP HR S P ERA WHIP	7.0 W 25 3 0 0 4 1 0 0 0 1 0 32 36 0.00 0.571	2.0 S 9 2 0 0 1 1 0 0 0 0 0 10 14 0.00 1.500																	

Batter	1	2	3	4	5	6	7	8	9	AB	R	H	RBI	BB	SO	LOB	BOTTOM			
Fred Valentine, S OBP: 0.317, SLG: 0.400	S 1B					F7		SH3-4 HR 1B		4	1	2	0	0	1	4	<p><b>Baltimore Orioles @ Washington Senators</b> D.C. Stadium, Washington, DC Tue May 03 1966, 7:05 PM EDT Att: 8,550 - Unknown</p> <p>livebaseballscorecards.com</p>			
Don Blasingame, L OBP: 0.214, SLG: 0.192	K		F8			F8		SH3-4 1-2		3	0	0	0	0	1	1				
Ken McMullen, R OBP: 0.355, SLG: 0.545	F4					6-3		F9		4	0	1	0	0	0	2				
Frank Howard, R OBP: 0.300, SLG: 0.491 Casey Cox, R ERA: 2.57	F7		F8			4-3		HR		4	1	1	2	0	0	2				
Dick Nen, L OBP: 0.333, SLG: 0.300			K			F8		F7		4	0	0	0	0	1	1				
Don Lock, R OBP: 0.320, SLG: 0.381			5-3			G3 WP 1B BB		1-3		3	1	1	0	1	0	0				
Ed Brinkman, R OBP: 0.281, SLG: 0.345						G3		1B		4	0	2	0	0	0	2				
Jim French, L OBP: 0.750, SLG: 0.667								FC1-6 1B		3	0	2	1	1	0	1				
Phil Ortega, R ERA: 4.56 Willie Kirkland, L OBP: 0.200, SLG: 0.111						FC1-6 1-2				2	0	0	0	1	1	3				
<b>Inning Stats</b>	R: 0 E: 0 K: 1 S: 6	H: 1 LOB: 3 BB: 2 P: 16	R: 0 E: 0 K: 2 S: 8	H: 1 LOB: 2 BB: 2 P: 16	R: 0 E: 0 K: 0 S: 4	H: 1 LOB: 1 BB: 0 P: 4	R: 1 E: 0 K: 0 S: 4	H: 1 LOB: 1 BB: 1 P: 8	R: 0 E: 0 K: 0 S: 3	H: 0 LOB: 0 BB: 0 P: 3	R: 0 E: 0 K: 1 S: 7	H: 2 LOB: 2 BB: 0 P: 7	R: 2 E: 0 K: 0 S: 5	H: 2 LOB: 0 BB: 0 P: 5	R: 0 E: 0 K: 1 S: 6	H: 1 LOB: 1 BB: 0 P: 6		1B: 6 2B: 1 3B: 1 HR: 1	SF: 0 SAC: 1 DP: 0 HBP: 0	WP: 1 PB: 0 SB: 1 CS: 0
<b>PITCHER</b>	IP WLS BF H R ER SO BB IBB HBP BLK WP HR S P ERA WHIP	7.0 L 32 8 3 3 4 3 0 0 0 1 1 37 49 3.86 1.571	1.0 L 4 1 0 0 1 0 0 0 0 0 0 6 6 0.00 1.000																	







Batter	1	2	3	4	5	6	7	8	9	10	11	12	13	14	15	AB	R	H	RBI	BB	SO	LOB	TOP	
Vic Davalillo, L OBP: 0.274, SLG: 0.343 (1, 8)	4-3		K			K			4-3		1B			F5		6	0	1	0	0	2	0		
Max Alvis, R OBP: 0.466, SLG: 0.476 (1, 9)	F9			K					F9		G5-3			K		6	0	1	0	0	2	2		
Chuck Hinton, R OBP: 0.333, SLG: 0.250 (1, 7)	6-3			6-3					F9		1B					6	0	1	0	0	1	1		
Rocky Colavito, R OBP: 0.290, SLG: 0.333 Jim Landis, R OBP: 0.500, SLG: 0.500 (15, PH)	F6								F8		FC6-4			5-3		5	0	1	0	1	0	1		
Fred Whitfield, L OBP: 0.265, SLG: 0.489 (1, 3)	F5								F4		1B			L9		6	0	1	0	0	1	1		
Pedro Gonzalez, R OBP: 0.297, SLG: 0.267 (1, 4)	F8															6	0	0	0	0	1	2		
Dick Howser, R OBP: 0.333, SLG: 0.308 Leon Wagner, L OBP: 0.244, SLG: 0.250 Tony Martinez, R (15, 6)	6-3								F8		CS			5-3		4	0	0	0	1	1	0		
Del Crandall, R OBP: 0.316, SLG: 0.471 Bill Davis, L OBP: 0.222, SLG: 0.143 Bob Allen, L Lee Stange, R (15, 1)									F8		BB			K		4	1	1	1	0	1	0		
Sam McDowell, L OBP: 0.250, SLG: 0.250 Duke Sims, L OBP: 0.346, SLG: 0.773 (13, 2)	F9								K2-3					1-3		4	1	1	0	0	1	0		
														F8		1	0	0	0	0	0	0		
<b>Inning Stats</b>	R: 0 E: 0 K: 0 S: 3	H: 0 LOB: 0 BB: 0 P: 3	R: 0 E: 0 K: 0 S: 3	H: 0 LOB: 0 BB: 0 P: 3	R: 1 E: 0 K: 1 S: 6	H: 1 LOB: 0 BB: 0 P: 6	R: 0 E: 0 K: 2 S: 7	H: 0 LOB: 1 BB: 1 P: 11	R: 0 E: 0 K: 1 S: 5	H: 0 LOB: 0 BB: 0 P: 5	R: 0 E: 0 K: 1 S: 5	H: 1 LOB: 0 BB: 0 P: 8	R: 0 E: 0 K: 1 S: 4	H: 0 LOB: 0 BB: 0 P: 5	R: 0 E: 0 K: 1 S: 5	H: 0 LOB: 0 BB: 0 P: 5	R: 0 E: 0 K: 1 S: 5	H: 0 LOB: 0 BB: 0 P: 5	R: 1 E: 0 K: 0 S: 6	H: 3 LOB: 2 BB: 0 P: 6	1B: 6 2B: 0 3B: 0 HR: 1	SF: 0 SAC: 0 DP: 1 HBP: 0	WP: 0 PB: 0 SB: 1 CS: 1	PA: 54
<b>PITCHER</b>	IP 10.0	WLS 10	BF 34	H 3	R 1	ER 0	SO 9	BB 2	IBB 0	HBP 0	BLK 0	WP 0	HR 0	S 14	P 14	ERA 0.00	WHIP 0.333							
Dave McNally, L ERA: 2.37 Stu Miller, R ERA: Dick Hall, R ERA: 0.84	(1, 1)	(11, 1)	(14, 1)																					

Cleveland Indians @ Baltimore Orioles  
Memorial Stadium, Baltimore, MD  
Fri May 06 1966, 7:05 PM EDT  
Att. 30,767 - Unknown

AB 51  
R 2  
H 7  
RBI 2  
BB 12  
SO 12  
LOB 9



Batter	1	2	3	4	5	6	7	8	9	10	11	12	13	14	15	AB	R	H	RBI	BB	SO	LOB	BOTTOM		
Luis Aparicio, R OBP: 0.240, SLG: 0.288 Boog Powell, L OBP: 0.335, SLG: 0.353 (15, PH)	6-3		L3		5-3			F2			F4			5-3		6	1	1	0	0	0	0			
Bob Johnson, R OBP: 0.333, SLG: 0.143 (1, 3)	6-3		K					F5			1B			K		4	0	0	1	2	2	0			
Frank Robinson, R OBP: 0.500, SLG: 0.741 (1, 9)	K							6-3			1B					6	0	1	0	0	3	2			
Brooks Robinson, R OBP: 0.380, SLG: 0.597 (1, 5)														K		5	0	2	0	1	0	1			
Sam Bowers, R OBP: 0.143, SLG: 0.143 (1, 7)	K							F7			F5			K		6	0	1	0	0	3	3			
Davey Johnson, R OBP: 0.254, SLG: 0.415 (1, 4)	6-3							F8			5-3			4-3		6	1	1	0	1	2				
Paul Blair, R OBP: 0.231, SLG: 0.355 (1, 8)	FC6-4							5-3			F8			5-3		6	0	1	0	0	1	0			
Andy Etchebarren, R OBP: 0.244, SLG: 0.445 Russ Snyder, L (15, PH)	FC6-4													K		5	0	1	0	1	1	1			
Dave McNally, R Woodie Held, R Stu Miller, R Jerry Adair, R Dick Hall, R Curt Steffy, L (15, PH)	5-3													K		3	0	0	0	0	1	1			
<b>Inning Stats</b>	R: 1 E: 0 K: 2 S: 9	H: 2 LOB: 1 BB: 0 P: 9	R: 0 E: 0 K: 0 S: 4	H: 1 LOB: 1 BB: 0 P: 4	R: 0 E: 0 K: 1 S: 6	H: 0 LOB: 0 BB: 0 P: 6	R: 0 E: 0 K: 1 S: 6	H: 0 LOB: 2 BB: 1 P: 10	R: 0 E: 0 K: 2 S: 7	H: 0 LOB: 0 BB: 0 P: 7	R: 0 E: 0 K: 0 S: 2	H: 0 LOB: 0 BB: 0 P: 6	R: 0 E: 0 K: 1 S: 5	H: 1 LOB: 2 BB: 1 P: 12	R: 0 E: 0 K: 1 S: 8	H: 0 LOB: 0 BB: 0 P: 5	R: 0 E: 0 K: 1 S: 5	R: 0 E: 0 K: 2 S: 7	H: 0 LOB: 0 BB: 0 P: 7	R: 2 E: 0 K: 0 S: 3	H: 2 LOB: 2 BB: 1 P: 8	1B: 5 2B: 3 3B: 1 HR: 1	SF: 0 SAC: 0 DP: 2 HBP: 1	WP: 1 PB: 0 SB: 0 CS: 1	PA: 55
<b>PITCHER</b>	IP 12.0	WLS 12	BF 44	H 7	R 1	ER 2	SO 10	BB 3	IBB 0	HBP 0	BLK 0	WP 0	HR 0	S 16	P 21	ERA 7.71	WHIP 0.857								
Sam McDowell, L ERA: 1.37 Bob Allen, L ERA: 2.16 Lee Stange, R ERA:	(1, 1)	(13, 1)	(15, 1)																						

Cleveland Indians @ Baltimore Orioles  
Memorial Stadium, Baltimore, MD  
Fri May 06 1966, 7:05 PM EDT  
Att. 30,767 - Unknown

AB 50  
R 3  
H 9  
RBI 3  
BB 14  
SO 14  
LOB 11









Batter	1	2	3	4	5	6	7	8	9	AB	R	H	RBI	BB	SO	LOB	TOP					
Vic Davallio, L OBP: 0.272, SLG: 0.360 (1, 8)	F7		1-3			E6 1B G4-6-3		F8		4	1	0	0	0	0	0	<b>Cleveland Indians @ Baltimore Orioles</b> Memorial Stadium, Baltimore, MD Sun May 08 1966, 3:33 AM EDT Unknown					
Max Alvis, R OBP: 0.432, SLG: 0.437 (1, 5)	F8		F9			G4-6-3 1B BB		F8		4	1	1	0	0	0	0						
Chuck Hinton, R OBP: 0.406, SLG: 0.308 (1, 7)	BB					G4-6-3 1B BB		1B		2	0	1	0	2	1	0						
Rocky Colavito, R OBP: 0.273, SLG: 0.310 (1, 9)	K					G4-6-3 1B		F9		4	0	0	0	0	2	4						
Fred Whitfield, L OBP: 0.281, SLG: 0.463 (1, 3)						G4-6-3 1B		F6		3	0	1	1	1	1	0						
Pedro Gonzalez, R OBP: 0.276, SLG: 0.250 (1, 4)						FC6-4 1B		5-3		4	0	0	0	0	1	2						
Dick Howser, R OBP: 0.296, SLG: 0.222 Steve Hargan, R (7, 1)						FC6-4 1B		F6		2	0	0	0	1	0	0						
Bill Davis, L OBP: 0.182, SLG: 0.111 (9, PH)						FC6-4 1B		F6		1	0	0	0	0	0	0						
Duke Sims, L OBP: 0.357, SLG: 0.808 (1, 2)						FC6-4 1B				3	0	0	0	0	1	1						
Sonny Siebert, R OBP: 0.182, SLG: 0.182 Jack Kralick, L (5, 1)						FC6-4 1B				2	0	0	0	0	0	0						
Don McMahon, R Chico Salmon, R (7, PH) (7, 6)						FC6-4 1B				0	0	0	0	0	0	0						
Inning Stats	R: 0 E: 0 K: 1 S: 5	H: 0 LOB: 1 BB: 1 P: 9	R: 0 E: 0 K: 3 S: 9	H: 0 LOB: 1 BB: 1 P: 13	R: 0 E: 0 K: 2 S: 3	H: 0 LOB: 0 BB: 0 P: 3	R: 0 E: 0 K: 2 S: 7	H: 0 LOB: 1 BB: 1 P: 11	R: 0 E: 0 K: 0 S: 3	H: 0 LOB: 0 BB: 0 P: 3	R: 2 E: 1 K: 0 S: 5	H: 2 LOB: 1 BB: 1 P: 9	R: 0 E: 0 K: 0 S: 3	H: 0 LOB: 0 BB: 0 P: 3	R: 0 E: 0 K: 0 S: 4	H: 1 LOB: 1 BB: 0 P: 4	R: 0 E: 0 K: 0 S: 3	H: 0 LOB: 0 BB: 0 P: 3	1B: 3 2B: 0 3B: 0 HR: 0	SF: 0 SAC: 0 DP: 1 HBP: 0	WP: 0 PB: 0 SB: 0 CS: 0	PA: 34
PITCHER Jim Palmer, R ERA: 3.38 (1, 1)	IP: 9.0 WLS: W BF: 34 H: 3 R: 2 ER: 0 SO: 6 BB: 4 IBB: 0 HBP: 0 BLK: 0 WP: 0 HR: 0 S: 42 P: 58 ERA: 0.00 WHIP: 0.778															PITCHER						

Batter	1	2	3	4	5	6	7	8	9	AB	R	H	RBI	BB	SO	LOB	BOTTOM					
Luis Aparicio, R OBP: 0.226, SLG: 0.268 (1, 6)	1-3		K			F2		F8		5	0	1	1	0	1	4	<b>Cleveland Indians @ Baltimore Orioles</b> Memorial Stadium, Baltimore, MD Sun May 08 1966, 3:33 AM EDT Unknown					
Curt Blefary, L OBP: 0.286, SLG: 0.500 Russ Snyder, L (8, 7)						2H 1B		F8		4	1	1	1	0	0	1						
Frank Robinson, R OBP: 0.488, SLG: 0.758 (1, 9)	HR					F8		F8		0	0	0	0	0	0	0						
Brooks Robinson, R OBP: 0.380, SLG: 0.613 (1, 5)	K					5-3		F8		4	1	2	1	0	1	0						
Boog Powell, L OBP: 0.357, SLG: 0.466 (1, 3)						F9 2B		F8		4	1	1	0	0	0	1						
Davey Johnson, R OBP: 0.253, SLG: 0.397 (1, 4)						F9 2B		F8		4	2	2	2	0	0	0						
Paul Blair, R OBP: 0.264, SLG: 0.397 (1, 8)						2B 1B		F9		4	1	2	0	0	0	0						
Andy Etchebarren, R OBP: 0.324, SLG: 0.413 (1, 2)						2B 1B		F9		4	1	3	1	0	0	0						
Jim Palmer, R OBP: 0.385, SLG: 0.636 (1, 1)						1B 2B		F9		4	1	3	1	0	0	0						
Inning Stats	R: 1 E: 0 K: 1 S: 6	H: 1 LOB: 0 BB: 0 P: 6	R: 0 E: 0 K: 0 S: 3	H: 0 LOB: 0 BB: 0 P: 3	R: 0 E: 0 K: 2 S: 7	H: 0 LOB: 0 BB: 0 P: 7	R: 0 E: 0 K: 0 S: 3	H: 1 LOB: 0 BB: 0 P: 3	R: 3 E: 0 K: 1 S: 9	H: 5 LOB: 1 BB: 0 P: 9	R: 2 E: 0 K: 1 S: 9	H: 4 LOB: 3 BB: 1 P: 13	R: 1 E: 0 K: 0 S: 4	H: 1 LOB: 0 BB: 0 P: 4	R: 1 E: 0 K: 0 S: 5	H: 2 LOB: 1 BB: 0 P: 5		R: 1 E: 0 K: 0 S: 5	H: 2 LOB: 1 BB: 0 P: 5	1B: 7 2B: 4 3B: 0 HR: 3	SF: 0 SAC: 0 DP: 0 HBP: 0	WP: 0 PB: 0 SB: 0 CS: 0
PITCHER Sonny Siebert, R ERA: 2.27 Jack Kralick, L ERA: 8.1 Don McMahon, R Steve Hargan, R ERA: 3.18 (1, 1) (5, 1) (6, 1) (7, 1)	IP: 4.1 WLS: L BF: 17 H: 6 R: 4 ER: 4 SO: 4 BB: 4 IBB: 4 HBP: 4 BLK: 3 WP: 0 HR: 2 S: 23 P: 23 ERA: 8.31 WHIP: 1.385															PITCHER						







Batter	1	2	3	4	5	6	7	8	9	10	11	12	AB	R	H	RBI	BB	SO	LOB	TOP				
<b>Tommie Agee, R</b> OBP: 0.360, SLG: 0.421 (1.8)													6	0	0	0	0	4	2					
<b>Don Buford, S</b> OBP: 0.287, SLG: 0.260 (1.4)													5	0	0	0	1	2	2					
<b>Danny Cater, R</b> OBP: 0.174, SLG: 0.182 (1.7)													4	0	0	0	0	1	1					
<b>Ken Berry, R</b> OBP: 0.267, SLG: 0.333 (8.7)													1	0	0	0	0	1	0					
<b>Floyd Robinson, L</b> OBP: 0.407, SLG: 0.514 (1.9)													5	1	2	0	0	0	0					
<b>Bill Skowron, R</b> OBP: 0.283, SLG: 0.333 (1.3)													4	1	2	0	0	1	1					
<b>Al Weis, S</b> OBP: 0.250, SLG: 0.100 (9. PR)													0	0	0	0	0	0	0					
<b>Pete Ward, L</b> OBP: 0.265, SLG: 0.233 (9.3)													5	0	2	1	0	0	3					
<b>J.C. Martin, L</b> OBP: 0.351, SLG: 0.294 (1.2)													5	0	3	1	0	2	3					
<b>Gene Freese, R</b> OBP: 0.333, SLG: 0.286 (1.5)													5	0	0	0	0	2	4					
<b>Ron Hansen, R</b> OBP: 0.273, SLG: 0.167 (1.6)													3	0	1	0	0	1	1					
<b>Gary Peters, L</b> OBP: 0.154, SLG: 0.385 (1.1)													0	0	0	0	0	0	0					
<b>Eddie Fisher, R</b> ERA: 0.68 (8.1)													0	0	0	0	0	0	0					
<b>Bob Locker, S</b> ERA: 1.05 (9.1)													1	0	0	0	1	0	0					
<b>Juan Pizarro, L</b> ERA: 2.92 (12.1)													0	0	0	0	0	0	0					
<b>Inning Stats</b>	R: 0 E: 0 K: 2 S: 6	H: 0 LOB: 1 BB: 1 P: 10	R: 0 E: 0 K: 2 S: 8	H: 1 LOB: 1 BB: 0 P: 8	R: 0 E: 0 K: 1 S: 4	H: 1 LOB: 1 BB: 0 P: 4	R: 0 E: 0 K: 0 S: 4	H: 1 LOB: 1 BB: 0 P: 4	R: 0 E: 0 K: 1 S: 5	H: 1 LOB: 0 BB: 0 P: 5	R: 2 E: 0 K: 2 S: 10	H: 3 LOB: 1 BB: 0 P: 10	R: 0 E: 0 K: 1 S: 5	H: 2 LOB: 2 BB: 0 P: 5	R: 0 E: 0 K: 1 S: 5	H: 0 LOB: 0 BB: 0 P: 5	R: 0 E: 0 K: 2 S: 8	H: 1 LOB: 2 BB: 0 P: 9	R: 0 E: 0 K: 1 S: 5	H: 0 LOB: 1 BB: 1 P: 9	1B: 9 2B: 3 3B: 0 HR: 0	SF: 0 SAC: 0 DP: 2 HBP: 1	WP: 0 PB: 0 SB: 0 CS: 2	PA: 47
<b>PITCHER</b>	IP	WLS	BF	H	R	ER	SO	BB	IBB	HBP	BLK	WP	HR	S	P	ERA	WHIP							
<b>John Miller, R</b> ERA: 2.84 (1.1)	7.2	6.1	25	7	2	2	7	0	0	0	0	0	0	16	16	0.00	0.750							
<b>Dick Hall, R</b> ERA: 0.68 (7.1)	2.2		10	2	0	0	3	0	0	0	0	0	0	5	5	0.00	0.000							
<b>Stu Miller, R</b> ERA: 1.05 (10.1)	1.0		3	0	0	0	1	0	0	0	0	0	0	13	18	0.00	1.000							
<b>Eddie Watt, R</b> ERA: 2.92 (11.1)	2.0	W	9	1	0	0	3	1	0	1	0	0	0	0	0	0.00	1.000							

Chicago White Sox @ Baltimore Orioles  
Memorial Stadium, Baltimore, MD

Tue May 10 1966, 7:05 PM EDT  
Att. 6,515 - Unknown

AB 44  
R 2  
H 10  
RBI 2  
BB 2  
SO 14  
LOB 17



Batter	1	2	3	4	5	6	7	8	9	10	11	12	AB	R	H	RBI	BB	SO	LOB	BOTTOM						
<b>Luis Aparicio, R</b> OBP: 0.242, SLG: 0.280 (1.6)													6	1	2	1	0	0	0							
<b>Curt Blefary, L</b> OBP: 0.325, SLG: 0.507 (1.7)													4	0	1	0	2	0	0							
<b>Frank Robinson, R</b> OBP: 0.511, SLG: 0.811 (1.9)													5	0	2	0	1	2	1							
<b>Brooks Robinson, R</b> OBP: 0.360, SLG: 0.576 (1.5)												6	1	1	0	0	0	7								
<b>Boog Powell, L</b> OBP: 0.367, SLG: 0.507 (1.3)													5	0	2	0	0	2	4							
<b>Eddie Watt, R</b> ERA: 2.92 (11.1)													1	0	0	0	0	0	2							
<b>Davey Johnson, R</b> OBP: 0.271, SLG: 0.300 (1.4)													5	0	2	0	1	0	2							
<b>Paul Blair, R</b> OBP: 0.253, SLG: 0.380 (7.1)													3	0	0	0	0	2								
<b>Charlie Lau, L</b> OBP: 0.600, SLG: 0.500 (8. PH)													0	0	0	0	1	0	0							
<b>Russ Snyder, L</b> OBP: 0.143, SLG: 0.143 (9.8)													2	0	0	1	0	0	3							
<b>Andy Etchebarren, R</b> OBP: 0.342, SLG: 0.433 (1.2)													4	1	2	0	1	1	3							
<b>John Miller, R</b> ERA: 1.23 (7.1)													1	0	0	0	0	1								
<b>Woodie Held, R</b> OBP: 0.180, SLG: 0.180 (8. PH)													1	0	0	0	0	0	0							
<b>Stu Miller, R</b> ERA: 1.05 (10.1)													0	0	0	0	0	0	0							
<b>Bob Johnson, R</b> OBP: 0.300, SLG: 0.100 (11.3)													1	0	0	0	0	0	0							
<b>Inning Stats</b>	R: 0 E: 0 K: 1 S: 5	H: 0 LOB: 0 BB: 0 P: 5	R: 0 E: 0 K: 0 S: 4	H: 1 LOB: 1 BB: 0 P: 4	R: 2 E: 1 K: 1 S: 4	H: 2 LOB: 2 BB: 1 P: 12	R: 0 E: 0 K: 0 S: 4	H: 1 LOB: 1 BB: 0 P: 4	R: 0 E: 0 K: 1 S: 6	H: 1 LOB: 2 BB: 1 P: 10	R: 0 E: 0 K: 1 S: 5	H: 0 LOB: 0 BB: 0 P: 5	R: 0 E: 0 K: 1 S: 7	H: 2 LOB: 3 BB: 1 P: 11	R: 0 E: 0 K: 0 S: 4	H: 2 LOB: 2 BB: 2 P: 8	R: 0 E: 1 K: 0 S: 3	H: 0 LOB: 1 BB: 1 P: 7	R: 0 E: 1 K: 0 S: 3	H: 0 LOB: 0 BB: 0 P: 3	R: 1 E: 0 K: 0 S: 4	H: 2 LOB: 3 BB: 1 P: 8	1B: 11 2B: 1 3B: 0 HR: 0	SF: 0 SAC: 1 DP: 1 HBP: 0	WP: 1 PB: 1 SB: 0 CS: 1	PA: 53
<b>PITCHER</b>	IP	WLS	BF	H	R	ER	SO	BB	IBB	HBP	BLK	WP	HR	S	P	ERA	WHIP									
<b>Gary Peters, L</b> ERA: 1.23 (1.1)	7.2	6.1	33	8	2	1	6	2	0	0	1	1	0	43	51	1.17	1.304									
<b>Eddie Fisher, R</b> ERA: 2.25 (8.1)	0.2		6	2	0	0	0	1	1	0	0	0	0	4	12	0.00	4.500									
<b>Bob Locker, R</b> ERA: 0.92 (10.1)	3.0	L	12	2	1	1	0	0	2	0	0	0	0	10	18	3.00	0.667									
<b>Juan Pizarro, L</b> ERA: 1.29 (12.1)	0.1		1	0	0	0	0	0	0	0	0	0	0	1	1	0.00	0.000									

Chicago White Sox @ Baltimore Orioles  
Memorial Stadium, Baltimore, MD

Tue May 10 1966, 7:05 PM EDT  
Att. 6,515 - Unknown

AB 45  
R 3  
H 12  
RBI 2  
BB 6  
SO 6  
LOB 25






Batter	1	2	3	4	5	6	7	8	9	10	11	AB	R	H	RBI	BB	SO	LOB	TOP					
Don Buford, S OBP: 0.283, SLG: 0.268 (1.4)	F3		G3					F9		F9		5	0	1	0	0	0	3						
Floyd Robinson, L OBP: 0.395, SLG: 0.493 (1.9)	1-3			5-3				K		K		5	0	1	1	0	2	1						
Danny Cater, R OBP: 0.179, SLG: 0.185 (1.7)	F9							K		K		5	0	1	0	0	2	3						
Bill Skowron, R OBP: 0.276, SLG: 0.309 John Buzhardt, R (11.1)		6-3			K			4-3		K		4	1	0	0	1	2	1						
Gene Freese, R OBP: 0.350, SLG: 0.276 (1.5)		F9						1-3		G3		4	0	1	0	1	0	0						
Jerry McNertney, R OBP: 0.462, SLG: 0.417 Al Weis, S OBP: 0.250, SLG: 0.100 J.C. Martin, L OBP: 0.359, SLG: 0.286 (8.2)		K						F8				3	0	1	0	0	1	0						
Tommie Agee, R OBP: 0.348, SLG: 0.405 Smoky Burgess, L OBP: 0.333, SLG: 0.273 Ken Berry, R OBP: 0.268, SLG: 0.323 (9.8)			1-3					F7		K		3	0	0	0	0	1	1						
Ron Hansen, R OBP: 0.305, SLG: 0.176 (1.6)								L9				2	1	1	0	2	0	0						
Inning Stats	R: 0 E: 0 K: 0 S: 3	H: 0 LOB: 0 BB: 0 P: 3	R: 0 E: 0 K: 1 S: 5	H: 0 LOB: 0 BB: 0 P: 5	R: 0 E: 0 K: 0 S: 4	H: 1 LOB: 1 BB: 0 P: 4	R: 0 E: 0 K: 1 S: 5	H: 1 LOB: 1 BB: 0 P: 5	R: 0 E: 0 K: 0 S: 3	H: 0 LOB: 0 BB: 0 P: 3	R: 2 E: 0 K: 2 S: 10	H: 3 LOB: 3 BB: 1 P: 14	R: 0 E: 0 K: 1 S: 5	H: 0 LOB: 3 BB: 3 P: 17	R: 0 E: 0 K: 2 S: 7	H: 0 LOB: 0 BB: 0 P: 7	R: 1 E: 0 K: 2 S: 8	H: 1 LOB: 2 BB: 1 P: 13	1B: 6 2B: 2 3B: 0 HR: 0	SF: 0 SAC: 0 DP: 1 HBP: 1	WP: 0 PB: 0 SB: 1 CS: 1	PA: 45		
PITCHER	IP ERA WLS BF H R ER SO BB IBB HBP BLK WP HR S P ERA WHIP	7.2 2.37 1.0 6 0 0 0 2 1 2 0 0 0 0 0 7 19 0.00 1.000																						

Chicago White Sox @ Baltimore Orioles  
Memorial Stadium, Baltimore, MD  
Wed May 11 1966, 7:05 PM EDT  
Att: 10,063 - Unknown


AB 39  
R 3  
H 7  
RBI 2  
BB 5  
SO 10  
LOB 21



Batter	1	2	3	4	5	6	7	8	9	10	11	AB	R	H	RBI	BB	SO	LOB	BOTTOM				
Luis Aparicio, R OBP: 0.237, SLG: 0.274 Woodie Held, R OBP: 0.333, SLG: 0.250 (5.6)	1-3		G5-4-3					K				2	0	0	0	0	0	1					
Curt Blefary, L OBP: 0.322, SLG: 0.493 (1.7)	L4							K				4	1	1	0	0	1	1					
Frank Robinson, R OBP: 0.495, SLG: 0.769 (1.9)	5-3							K		F8		4	0	0	0	1	1	1					
Brooks Robinson, R OBP: 0.362, SLG: 0.576 (1.5)								K		F9		5	1	2	1	0	1	2					
Davey Johnson, R OBP: 0.267, SLG: 0.372 (1.4)								L6		3-1		4	0	0	0	1	0	3					
Bob Johnson, R OBP: 0.333, SLG: 0.167 (1.3)								F8				4	0	1	1	1	0	1					
Paul Blair, R OBP: 0.263, SLG: 0.382 (1.8)								K				5	0	2	0	0	1	2					
Andy Etchebarren, R OBP: 0.346, SLG: 0.414 (1.2)								L8				3	0	0	0	2	1	1					
Dave McNally, R OBP: 0.300, SLG: 0.154 Moe Drabowsky, R OBP: 0.250, SLG: 0.100 Charlie Lau, L OBP: 0.260, SLG: 0.200 Sam Bowens, R OBP: 0.310, SLG: 0.200 Gene Brabender, R OBP: 0.190, SLG: 0.125 (11.1)								G5-4-3				1	0	1	0	2	0	0					
Inning Stats	R: 0 E: 0 K: 0 S: 3	H: 0 LOB: 0 BB: 0 P: 3	R: 0 E: 0 K: 0 S: 3	H: 1 LOB: 1 BB: 1 P: 7	R: 0 E: 0 K: 0 S: 2	H: 0 LOB: 0 BB: 1 P: 6	R: 2 E: 0 K: 0 S: 6	H: 3 LOB: 1 BB: 0 P: 6	R: 0 E: 0 K: 2 S: 8	H: 1 LOB: 1 BB: 0 P: 8	R: 0 E: 0 K: 2 S: 7	H: 0 LOB: 2 BB: 2 P: 15	R: 0 E: 0 K: 0 S: 3	H: 0 LOB: 0 BB: 0 P: 3	R: 0 E: 0 K: 0 S: 3	H: 0 LOB: 2 BB: 2 P: 11	R: 0 E: 0 K: 1 S: 6	H: 1 LOB: 1 BB: 0 P: 6	1B: 5 2B: 3 3B: 0 HR: 0	SF: 0 SAC: 1 DP: 2 HBP: 0	WP: 1 PB: 0 SB: 0 CS: 1	PA: 45	
PITCHER	IP ERA WLS BF H R ER SO BB IBB HBP BLK WP HR S P ERA WHIP	7.0 1.7 1.0 3 0 0 0 6 4 0 0 0 0 0 0 3 3 0.00 0.000																					

Chicago White Sox @ Baltimore Orioles  
Memorial Stadium, Baltimore, MD  
Wed May 11 1966, 7:05 PM EDT  
Att: 10,063 - Unknown

AB 36  
R 2  
H 7  
RBI 2  
BB 8  
SO 7  
LOB 19





Batter	1	2	3	4	5	6	7	8	9	AB	R	H	RBI	BB	SO	LOB	TOP			
Don Buford, S (1,4) OBP: 0.299, SLG: 0.322 (7,5)										5	2	3	1	0	0	2	Chicago White Sox @ Baltimore Orioles Memorial Stadium, Baltimore, MD Thu May 12 1966, 7:05 PM EDT Att: 6,079 - Unknown			
Tommie Agee, R (1,8) OBP: 0.381, SLG: 0.402										3	1	1	1	2	1	1				
Danny Cater, R (1,7) OBP: 0.156, SLG: 0.161 (6,9)										4	0	0	0	0	1	5				
Bill Skowron, R (1,3) OBP: 0.274, SLG: 0.298										2	0	0	1	1	1	3				
Tom McCraw, L (7,3) OBP: 0.293, SLG: 0.283										1	0	0	0	0	0	0				
Gene Freese, R (1,5) OBP: 0.333, SLG: 0.273										4	1	1	0	0	0	3				
Eddie Fisher, R (7,1)										0	0	0	0	0	0	0				
Jerry McNettney, R (1,2) OBP: 0.412, SLG: 0.333										3	0	0	0	1	0	1				
Ken Berry, R (1,9) OBP: 0.242, SLG: 0.303										2	0	0	0	0	1	2				
Pete Ward, L (6, PH) OBP: 0.268, SLG: 0.238 (6,7)										2	0	1	0	0	1	1				
Ron Hansen, R (1,6) OBP: 0.302, SLG: 0.181										4	0	1	0	0	0	2				
Bruce Howard, S (1,1)										1	0	0	0	0	0	0				
John Romano, R (5, PH) OBP: 0.475, SLG: 0.370										0	0	0	0	1	0	0				
Joe Horlen, R (5, PR)										0	1	0	0	0	0	0				
Jack Lamabe, R (5,1)										1	0	0	0	0	1	1				
Al Weis, S (7,4) OBP: 0.240, SLG: 0.095										1	0	0	0	0	1	2				
<b>Inning Stats</b>	R: 1 E: 0 K: 0 S: 4	H: 1 LOB: 1 BB: 1 P: 8	R: 0 E: 0 K: 1 S: 5	H: 0 LOB: 0 BB: 0 P: 5	R: 0 E: 0 K: 1 S: 5	H: 0 LOB: 1 BB: 1 P: 9	R: 0 E: 0 K: 0 S: 3	H: 0 LOB: 2 BB: 2 P: 11	R: 2 E: 1 K: 1 S: 6	H: 1 LOB: 1 BB: 1 P: 10	R: 1 E: 0 K: 1 S: 7	H: 2 LOB: 1 BB: 0 P: 7	R: 0 E: 0 K: 1 S: 7	H: 2 LOB: 2 BB: 0 P: 7	R: 0 E: 0 K: 0 S: 3	H: 0 LOB: 0 BB: 0 P: 3	1B: 5 2B: 1 3B: 1 HR: 0	SF: 1 SAC: 1 DP: 0 HBP: 0	WP: 3 PB: 0 SB: 3 CS: 1	PA: 41
<b>PITCHER</b>	IP WLS BF H R ER SO BB IBB HBP BLK WP HR S P ERA WHIP																			
Frank Bertaina, L (1,1) ERA: 1.42	4.1	21	2	3	2	3	5	0	0	0	0	2	0	22	42	4.15	1.615			
Eddie Watt, R (5,1) ERA: 3.0	2.2	L	11	3	2	1	3	0	0	0	0	1	0	17	17	3.38	1.125			
Moe Drabowsky, R (8,1) ERA: 2.7	2.0		8	2	0	0	1	0	0	0	0	0	0	10	10	0.00	1.000			

Batter	1	2	3	4	5	6	7	8	9	AB	R	H	RBI	BB	SO	LOB	BOTTOM					
Jerry Adair, R (1,4) OBP: 0.333, SLG: 0.200										4	1	1	0	0	1	2	Chicago White Sox @ Baltimore Orioles Memorial Stadium, Baltimore, MD Thu May 12 1966, 7:05 PM EDT Att: 6,079 - Unknown					
Curt Blefary, L (1,7) OBP: 0.352, SLG: 0.545										2	2	2	1	2	0	0						
Frank Robinson, R (1,9) OBP: 0.485, SLG: 0.741										3	0	0	0	1	0	3						
Brooks Robinson, R (1,5) OBP: 0.347, SLG: 0.553										4	0	0	1	0	0	1						
Boog Powell, L (1,3) OBP: 0.361, SLG: 0.486										3	0	0	0	1	2	0						
Davey Johnson, R (1,6) OBP: 0.277, SLG: 0.371										3	0	1	0	1	1	2						
Paul Blair, R (1,8) OBP: 0.262, SLG: 0.375										4	0	1	0	0	0	2						
Andy Etchebarren, R (1,2) OBP: 0.338, SLG: 0.403										2	0	0	0	0	0	2						
Cam Carreon, R (5,2)										2	0	0	0	0	1	1						
Frank Bertaina, L (1,1)										2	0	0	0	0	1	1						
Eddie Watt, R (5,1)										0	0	0	0	0	0	0						
Russ Snyder, L (7, PH) OBP: 0.111, SLG: 0.111										1	0	0	0	0	0	0						
Moe Drabowsky, R (8,1) OBP: 1.000, SLG: 1.000										0	0	0	0	0	0	0						
Sam Bowers, R (9, PH) OBP: 0.111, SLG: 0.111										1	0	0	0	0	0	0						
<b>Inning Stats</b>	R: 1 E: 0 K: 0 S: 4	H: 1 LOB: 0 BB: 0 P: 4	R: 0 E: 0 K: 1 S: 6	H: 1 LOB: 1 BB: 0 P: 6	R: 2 E: 1 K: 2 S: 9	H: 2 LOB: 2 BB: 2 P: 17	R: 0 E: 1 K: 0 S: 4	H: 1 LOB: 1 BB: 0 P: 4	R: 0 E: 0 K: 0 S: 2	H: 0 LOB: 1 BB: 1 P: 6	R: 0 E: 0 K: 0 S: 3	H: 0 LOB: 1 BB: 1 P: 7	R: 0 E: 1 K: 1 S: 5	H: 0 LOB: 1 BB: 1 P: 9	R: 0 E: 0 K: 1 S: 5	H: 0 LOB: 0 BB: 0 P: 5		R: 0 E: 0 K: 1 S: 5	H: 0 LOB: 0 BB: 0 P: 5	1B: 4 2B: 0 3B: 0 HR: 1	SF: 0 SAC: 0 DP: 2 HBP: 0	WP: 0 PB: 0 SB: 0 CS: 1
<b>PITCHER</b>	IP WLS BF H R ER SO BB IBB HBP BLK WP HR S P ERA WHIP																					
Bruce Howard, R (1,1) ERA: 7.5	4.0	19	5	3	2	3	1	1	0	0	0	0	1	23	31	4.50	1.500					
Jack Lamabe, R (5,1) ERA: 2.09	2.1	W	10	0	0	0	1	3	0	0	0	0	0	9	21	0.00	1.286					
Eddie Fisher, R (7,1) ERA: 1.83	2.2	S	7	0	0	0	2	0	0	0	0	0	0	11	11	0.00	0.000					

AB 33  
R 5  
H 7  
RBI 3  
BB 5  
SO 7  
LOB 23



AB 31  
R 3  
H 5  
RBI 2  
BB 5  
SO 6  
LOB 14









Batter	1	2	3	4	5	6	7	8	9	AB	R	H	RBI	BB	SO	LOB	TOP					
Russ Snyder, L (1, 8) OBP: 0.071, SLG: 0.071	F6		K			L8		F8		4	0	0	0	0	1	0	<b>Baltimore Orioles @ Cleveland Indians</b> Cleveland Municipal Stadium, Cleveland, OH Sat May 14 1966, 7:05 PM EDT Att: 12,518 - Unknown					
Curt Blefary, L (1, 7) OBP: 0.340, SLG: 0.518	K		1B			F8		G3		4	0	1	0	0	1	0						
Frank Robinson, R (1, 9) OBP: 0.495, SLG: 0.724	BB					1-3		1B		3	0	1	0	1	0	0						
Brooks Robinson, R (1, 5) OBP: 0.370, SLG: 0.553	5-3							1B		4	1	3	0	0	0	1						
Boog Powell, L (1, 3) OBP: 0.337, SLG: 0.447		K						1B		4	0	0	0	0	1	4						
Davey Johnson, R (1, 6) OBP: 0.272, SLG: 0.344		K								3	0	0	0	1	1	1						
Jerry Adair, R (1, 4) OBP: 0.438, SLG: 0.333			1B							2	0	1	1	1	1	0						
Andy Etchebarren, R (1, 2) OBP: 0.333, SLG: 0.395		K								4	0	1	0	0	1	2						
Wally Bunker, R (1, 1) OBP: 0.133, SLG: 0.143										3	0	0	0	0	2	2						
Bob Johnson, R (9, PH) OBP: 0.300, SLG: 0.176			K					F7		1	0	0	0	0	0	1						
<b>Inning Stats</b>	R: 0 E: 0 K: 1 S: 5	H: 0 LOB: 1 BB: 1 P: 9	R: 0 E: 0 K: 3 S: 10	H: 1 LOB: 1 BB: 0 P: 10	R: 0 E: 0 K: 2 S: 7	H: 1 LOB: 1 BB: 0 P: 7	R: 0 E: 0 K: 0 S: 4	H: 1 LOB: 0 BB: 0 P: 4	R: 0 E: 0 K: 0 S: 7	H: 0 LOB: 0 BB: 0 P: 7	R: 0 E: 0 K: 0 S: 3	H: 0 LOB: 0 BB: 0 P: 3	R: 1 E: 0 K: 0 S: 5	H: 2 LOB: 2 BB: 1 P: 9	R: 0 E: 0 K: 0 S: 5	H: 2 LOB: 2 BB: 0 P: 5	R: 0 E: 0 K: 0 S: 3	H: 0 LOB: 1 BB: 1 P: 7	1B: 7 2B: 0 3B: 0 HR: 0	SF: 1 SAC: 0 DP: 0 HBP: 0	WP: 1 PB: 0 SB: 0 CS: 0	PA: 36
<b>PITCHER</b> Sonny Siebert, R (1, 1) ERA: 1.99	IP: 9.0 WLS: W BF: 36 H: 7 R: 1 ER: 1 SO: 8 BB: 3 IBB: 0 HBP: 0 BLK: 0 WP: 1 HR: 0 S: 49 P: 61 ERA: 1.00 WHIP: 1.111															<b>PITCHER</b>						

AB	32
R	1
H	7
RBI	1
BB	3
SO	8
LOB	11



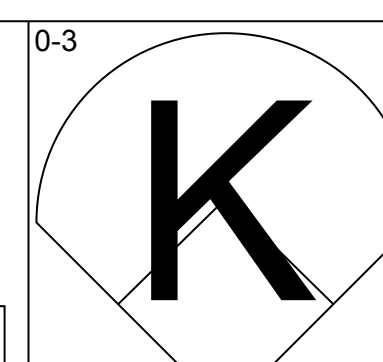
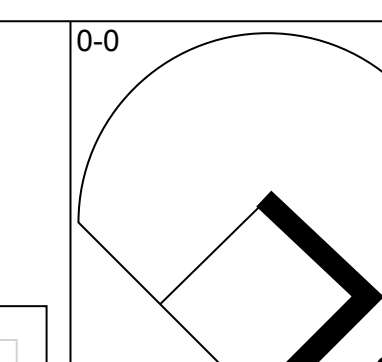
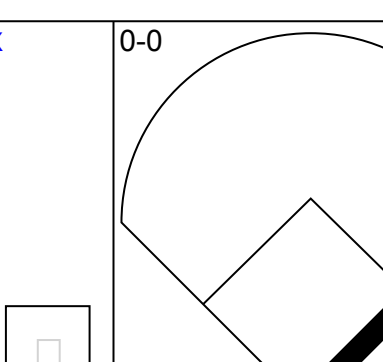
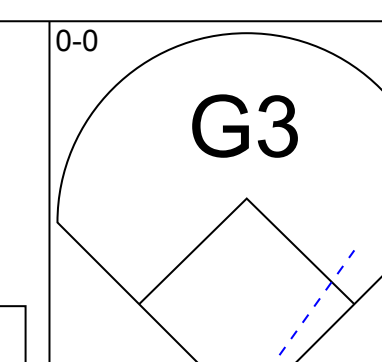
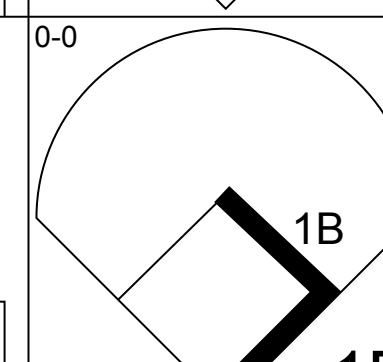
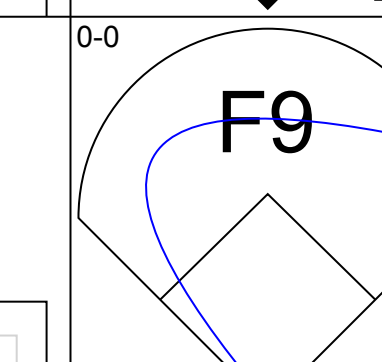
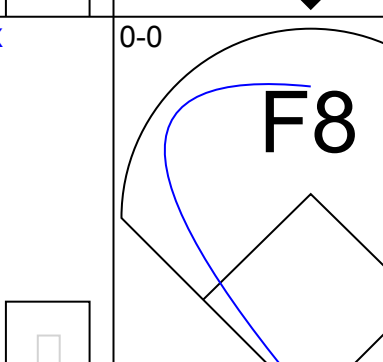
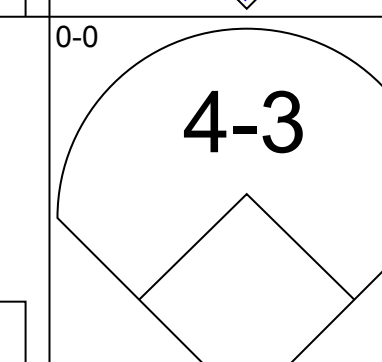
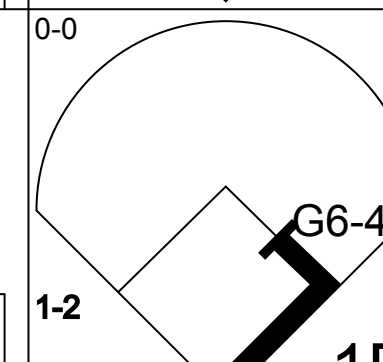
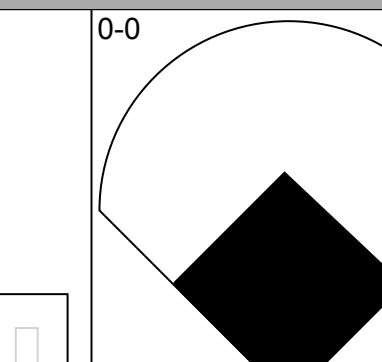
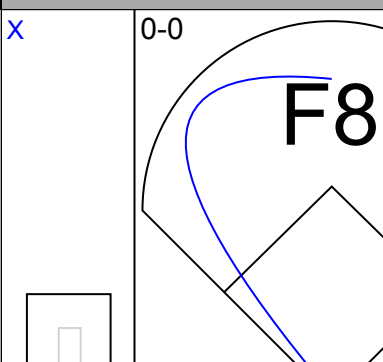
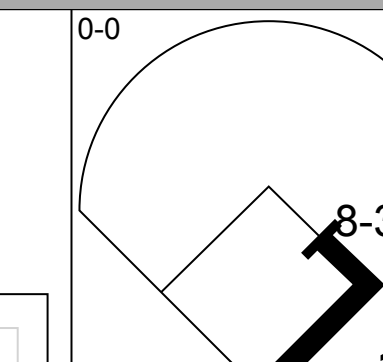
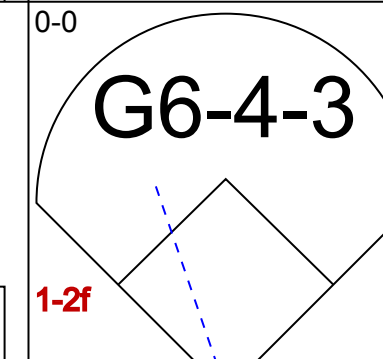
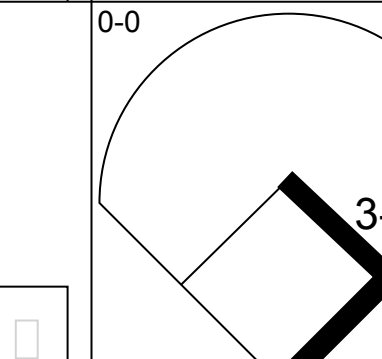
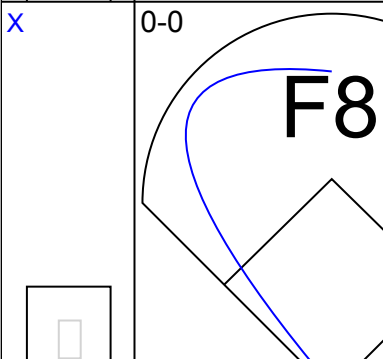
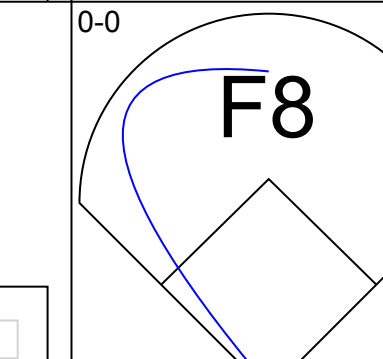
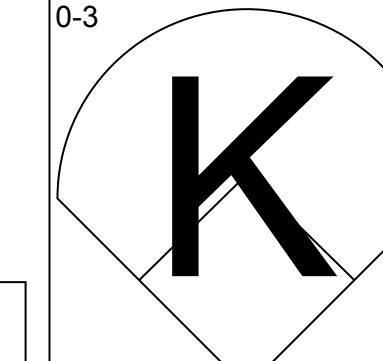
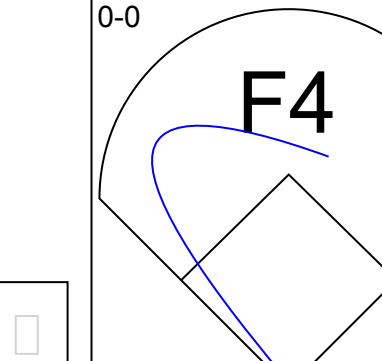
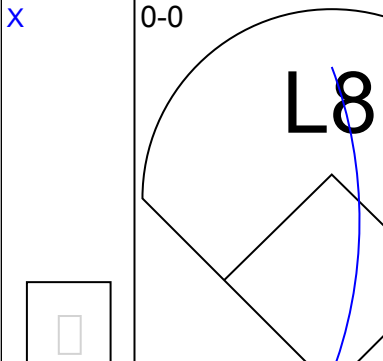
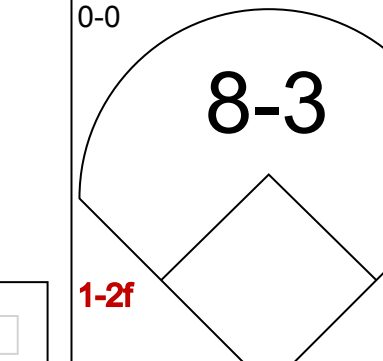
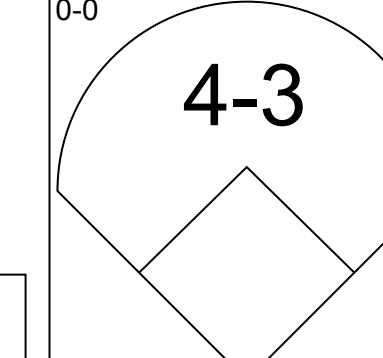
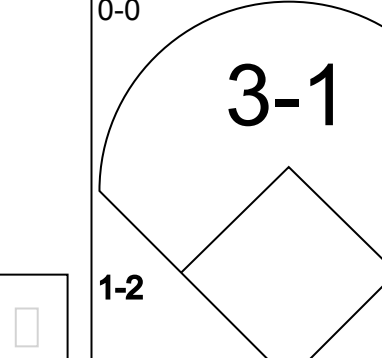
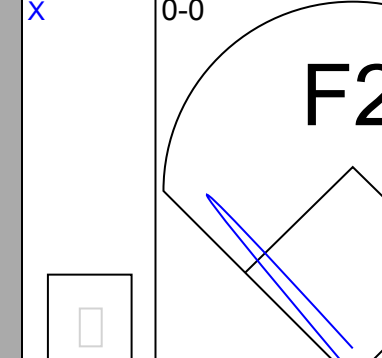
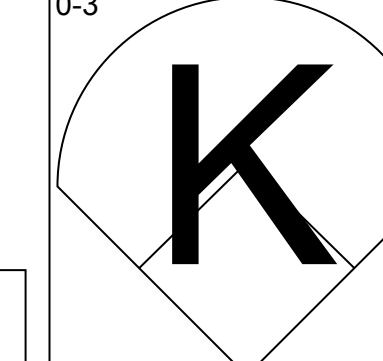
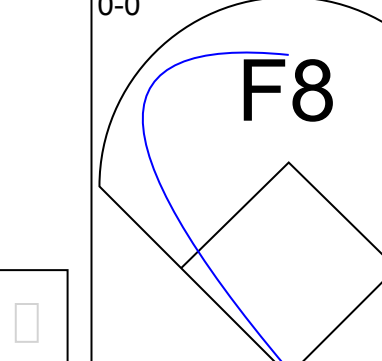
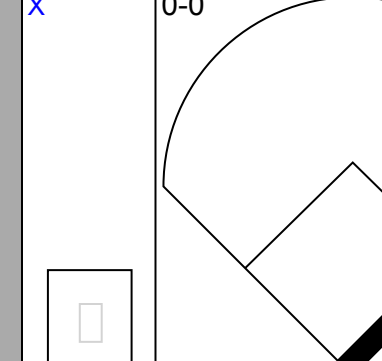
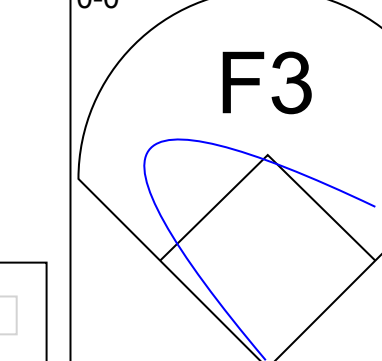
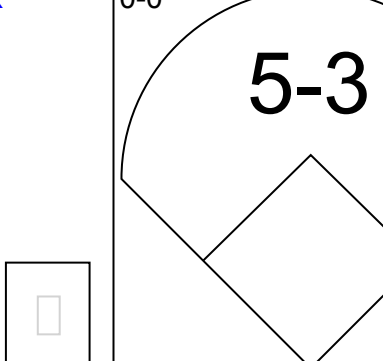
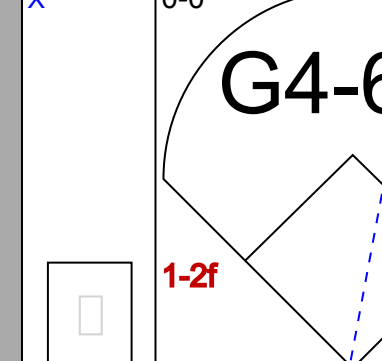
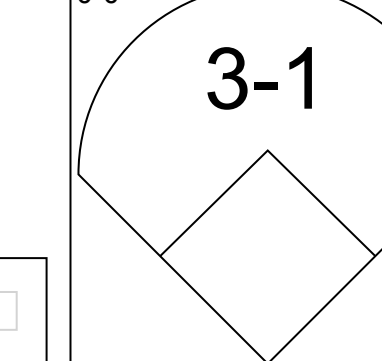
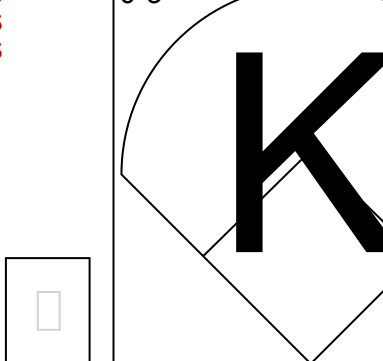
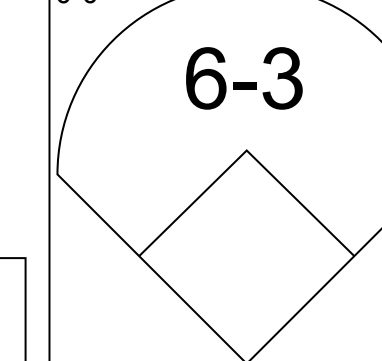
Batter	1	2	3	4	5	6	7	8	9	AB	R	H	RBI	BB	SO	LOB	BOTTOM			
Dick Howser, R (1, 6) OBP: 0.314, SLG: 0.207	K		6-3			FC4-6		S		4	0	1	0	0	1	3	<b>Baltimore Orioles @ Cleveland Indians</b> Cleveland Municipal Stadium, Cleveland, OH Sat May 14 1966, 7:05 PM EDT Att: 12,518 - Unknown			
Chuck Hinton, R (1, 9) OBP: 0.327, SLG: 0.256	F9					K		F6		4	0	0	0	0	1	1				
Leon Wagner, L (1, 7) OBP: 0.283, SLG: 0.333	F7					K				4	0	1	0	0	1	0				
Fred Whitfield, L (1, 3) OBP: 0.257, SLG: 0.408		F7				G3				4	0	0	0	0	0	1				
Max Alvis, R (1, 5) OBP: 0.398, SLG: 0.384						5-3		E6		2	0	0	0	2	0	1				
Vic Davallilo, L (1, 8) OBP: 0.253, SLG: 0.315						F6		F4		4	0	0	0	0	0	4				
Pedro Gonzalez, R (1, 4) OBP: 0.281, SLG: 0.301						6-3				3	2	2	0	0	0	0				
Duke Sims, L (1, 2) OBP: 0.368, SLG: 0.676			K							2	0	1	1	1	1	0				
Sonny Siebert, R (1, 1) OBP: 0.286, SLG: 0.231										2	0	1	1	1	0	1				
<b>Inning Stats</b>	R: 0 E: 0 K: 1 S: 5	H: 0 LOB: 0 BB: 0 P: 5	R: 0 E: 0 K: 0 S: 2	H: 0 LOB: 0 BB: 1 P: 6	R: 0 E: 0 K: 1 S: 5	H: 0 LOB: 1 BB: 1 P: 9	R: 0 E: 0 K: 1 S: 5	H: 0 LOB: 0 BB: 0 P: 5	R: 1 E: 0 K: 0 S: 5	H: 2 LOB: 2 BB: 1 P: 9	R: 0 E: 1 K: 1 S: 7	H: 1 LOB: 2 BB: 0 P: 7	R: 1 E: 0 K: 0 S: 5	H: 3 LOB: 1 BB: 0 P: 5	R: 0 E: 0 K: 0 S: 3	H: 0 LOB: 1 BB: 1 P: 7	1B: 4 2B: 1 3B: 1 HR: 0	SF: 0 SAC: 0 DP: 1 HBP: 0	WP: 0 PB: 0 SB: 2 CS: 1	PA: 33
<b>PITCHER</b> Wally Bunker, R (1, 1) ERA: 3.32	IP: 8.0 WLS: L BF: 33 H: 6 R: 2 ER: 2 SO: 4 BB: 3 IBB: 1 HBP: 0 BLK: 0 WP: 0 HR: 0 S: 37 P: 53 ERA: 2.25 WHIP: 1.125															<b>PITCHER</b>				

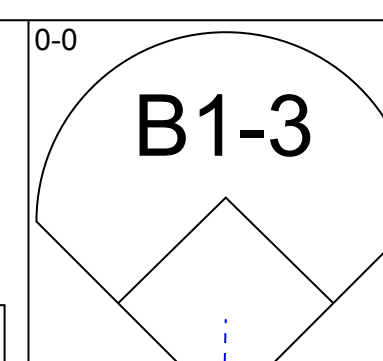
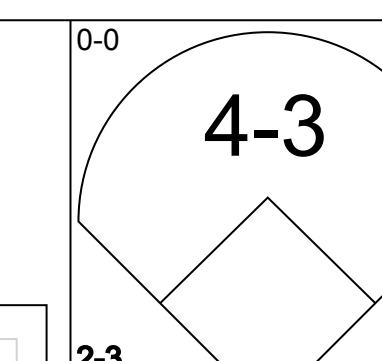
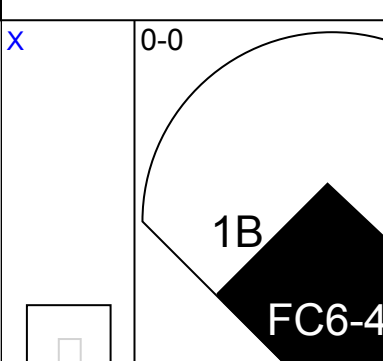
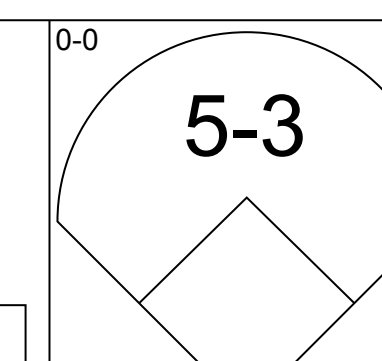
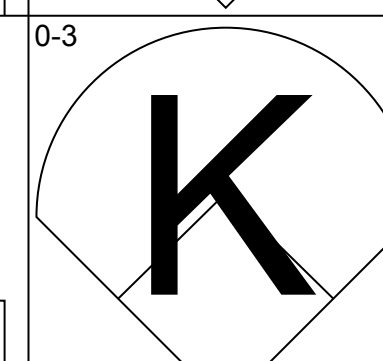
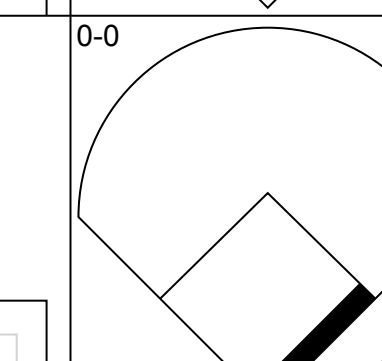
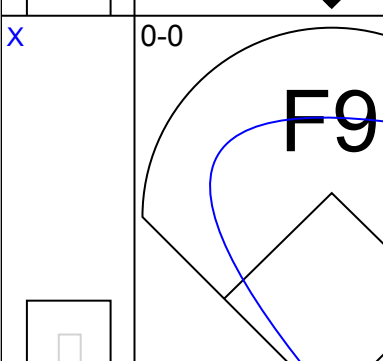
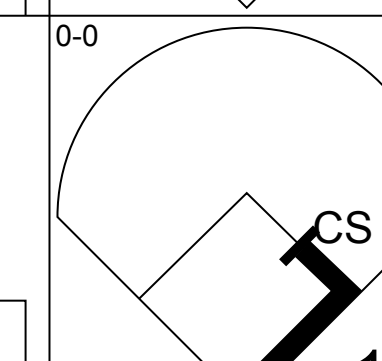
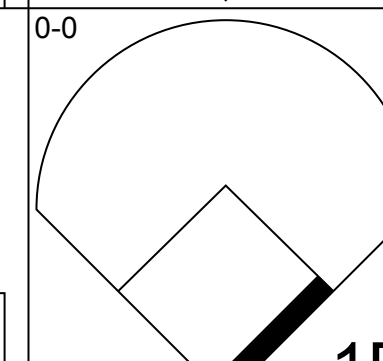
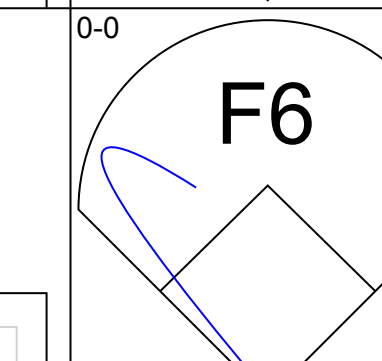
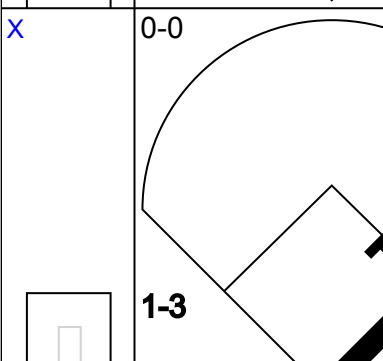
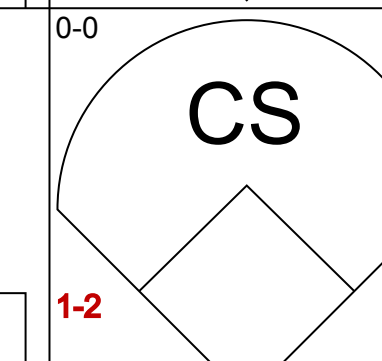
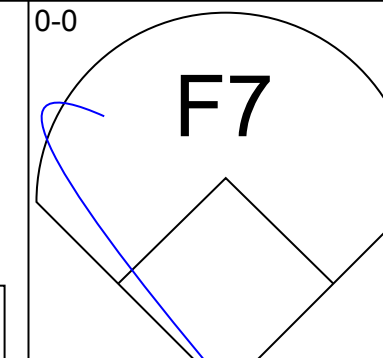
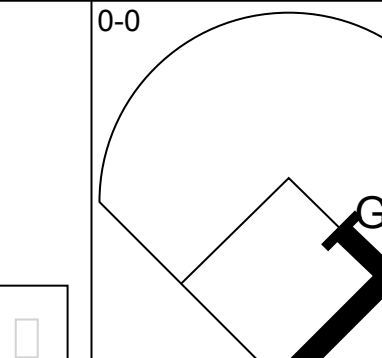
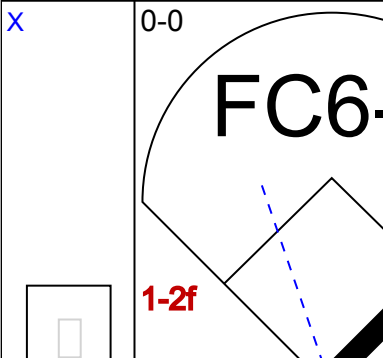

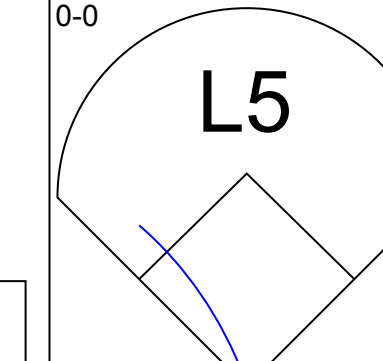
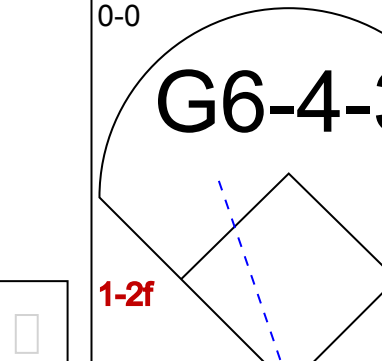
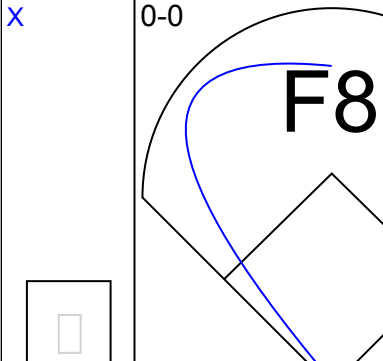
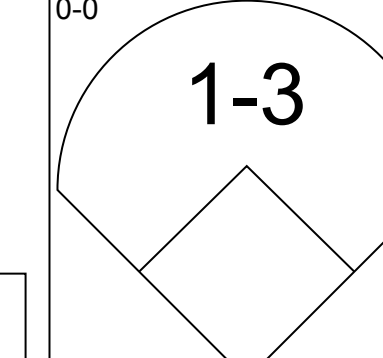
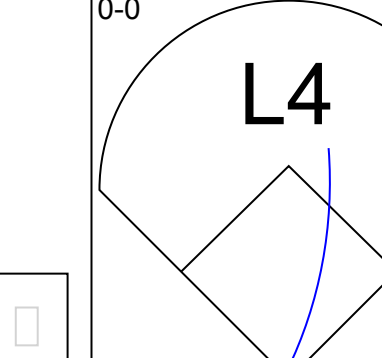
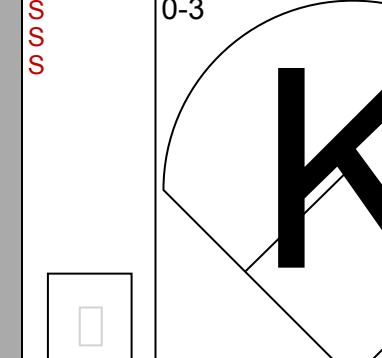
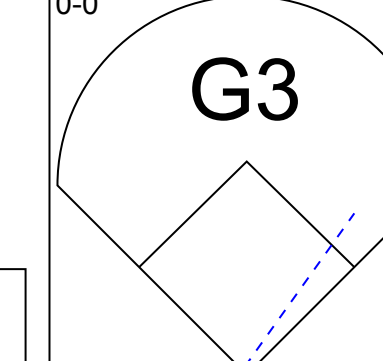
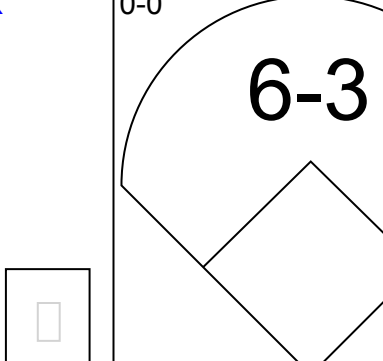
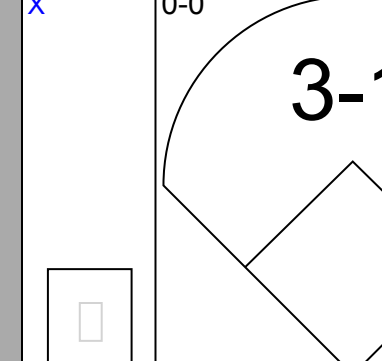
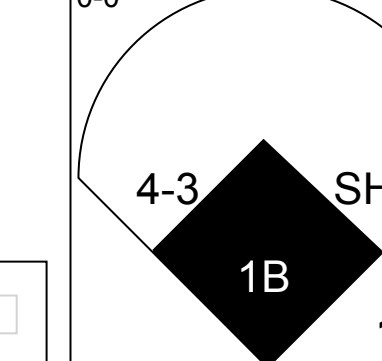
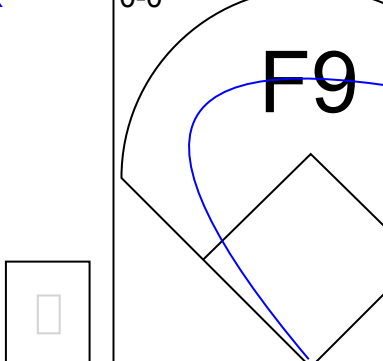
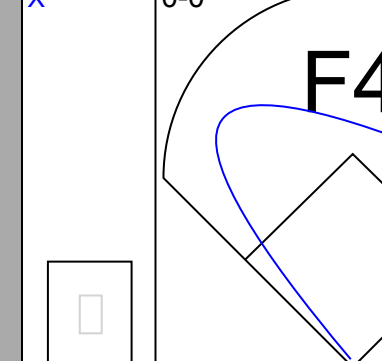
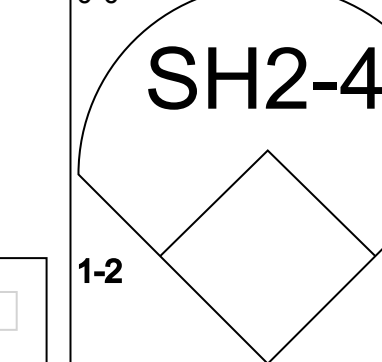
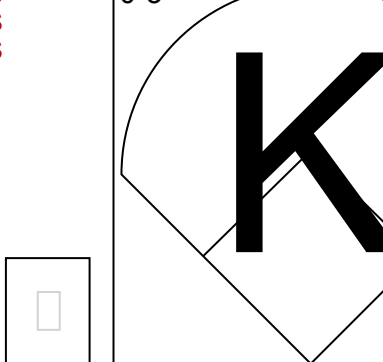
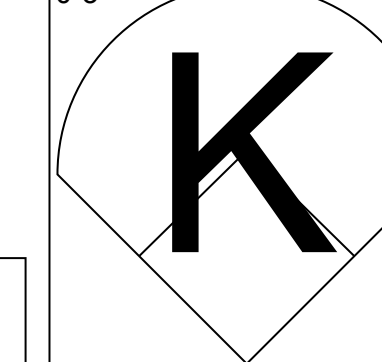








Batter	1	2	3	4	5	6	7	8	9	AB	R	H	RBI	BB	SO	LOB	TOP									
Russ Snyder, L (1.8) OBP: 0.250, SLG: 0.292										4	0	2	0	0	1	0	<b>Baltimore Orioles @ Cleveland Indians</b> Cleveland Municipal Stadium, Cleveland, OH Sun May 15 1966, 3:38 AM EDT Att: 34,186 - Unknown									
Luis Aparicio, R (1.6) OBP: 0.226, SLG: 0.260										4	0	1	0	0	0	2										
Frank Robinson, R (1.9) OBP: 0.496, SLG: 0.729										4	1	3	1	0	0	0										
Brooks Robinson, R (1.5) OBP: 0.373, SLG: 0.536										4	0	1	0	0	0	3										
Curt Blefary, L (1.7) OBP: 0.327, SLG: 0.478									4	0	0	0	0	1	2											
Boog Powell, L (1.3) OBP: 0.316, SLG: 0.405										3	0	0	0	0	1											
Jerry Adair, R (1.4) OBP: 0.421, SLG: 0.333										3	0	1	0	0	1											
Andy Etchebarren, R (1.2) OBP: 0.326, SLG: 0.393										3	0	0	0	0	1											
Dave McNally, R (1.1) OBP: 0.167, SLG: 0.125										3	0	0	0	1	0											
<b>Inning Stats</b>	R: 0 E: 0 K: 1 S: 6	H: 2 LOB: 1 BB: 0 P: 6	R: 0 E: 0 K: 2 S: 7	H: 0 LOB: 0 BB: 0 P: 7	R: 0 E: 0 K: 0 S: 4	H: 1 LOB: 1 BB: 0 P: 4	R: 1 E: 0 K: 0 S: 5	H: 2 LOB: 1 BB: 0 P: 5	R: 0 E: 0 K: 1 S: 6	H: 1 LOB: 1 BB: 0 P: 6	R: 0 E: 0 K: 0 S: 3	H: 0 LOB: 0 BB: 0 P: 3	R: 0 E: 0 K: 0 S: 3	H: 1 LOB: 0 BB: 0 P: 3	R: 0 E: 0 K: 0 S: 3	H: 0 LOB: 0 BB: 0 P: 3		1B: 6 2B: 2 3B: 0 HR: 1	SF: 0 SAC: 0 DP: 3 HBP: 0	WP: 0 PB: 0 SB: 0 CS: 0	PA: 32					
<b>PITCHER</b> Lee Stange, R (1.1) ERA: 0.93	IP: 9.0 WLS: W BF: 32	H: 8 R: 1 ER: 1 SO: 4	BB: 0 IBB: 0 HBP: 0 BLK: 0	WP: 0 HR: 1 S: 40 P: 40	ERA: 1.00 WHIP: 0.889											ERA: 1.00 WHIP: 0.889										


Batter	1	2	3	4	5	6	7	8	9	AB	R	H	RBI	BB	SO	LOB	BOTTOM									
Dick Howser, R (1.6) OBP: 0.318, SLG: 0.243										4	1	1	0	0	0	1	<b>Baltimore Orioles @ Cleveland Indians</b> Cleveland Municipal Stadium, Cleveland, OH Sun May 15 1966, 3:38 AM EDT Att: 34,186 - Unknown									
Chuck Hinton, R (1.9) OBP: 0.382, SLG: 0.280										4	0	2	1	0	1	1										
Leon Wagner, L (1.7) OBP: 0.294, SLG: 0.328										3	0	2	0	0	0	1										
Fred Whitfield, L (1.3) OBP: 0.256, SLG: 0.392										3	0	1	1	0	0	2										
Max Alvis, R (1.5) OBP: 0.368, SLG: 0.351										3	0	0	0	0	0	2										
Vic Davallio, L (1.8) OBP: 0.252, SLG: 0.310										3	0	0	0	0	1	0										
Pedro Gonzalez, R (1.4) OBP: 0.240, SLG: 0.275										3	0	0	0	0	0	0										
Del Crandall, R (1.2) OBP: 0.370, SLG: 0.435										3	1	1	0	0	0	0										
Lee Stange, R (1.1) ERA: 2.35										2	0	0	0	0	2	0										
<b>Inning Stats</b>	R: 0 E: 0 K: 1 S: 6	H: 1 LOB: 1 BB: 0 P: 6	R: 0 E: 0 K: 0 S: 3	H: 0 LOB: 0 BB: 0 P: 3	R: 1 E: 0 K: 0 S: 5	H: 2 LOB: 1 BB: 0 P: 5	R: 0 E: 0 K: 0 S: 3	H: 1 LOB: 0 BB: 0 P: 3	R: 0 E: 0 K: 1 S: 5	H: 0 LOB: 0 BB: 0 P: 5	R: 1 E: 0 K: 0 S: 5	H: 2 LOB: 1 BB: 0 P: 5	R: 0 E: 0 K: 1 S: 5	H: 0 LOB: 0 BB: 0 P: 5	R: 0 E: 0 K: 1 S: 5	H: 1 LOB: 0 BB: 0 P: 5		1B: 7 2B: 0 3B: 0 HR: 0	SF: 0 SAC: 1 DP: 1 HBP: 0	WP: 0 PB: 0 SB: 0 CS: 1	PA: 30					
<b>PITCHER</b> Dave McNally, L (1.1)	IP: 8.0 WLS: L BF: 29	H: 7 R: 2 ER: 2 SO: 4	BB: 0 IBB: 0 HBP: 0 BLK: 0	WP: 0 HR: 0 S: 37 P: 37	ERA: 2.25 WHIP: 0.875											ERA: 2.25 WHIP: 0.875										



Batter	1	2	3	4	5	6	7	8	9	AB	R	H	RBI	BB	SO	LOB	TOP								
Rico Petrocelli, R OBP: 0.310, SLG: 0.430	F7		G4-6-3 1B	HR		F9			BB	4	1	2	4	1	0	1									
Joe Foy, R OBP: 0.348, SLG: 0.257	BB 1B		G4-6-3 1-2	5-3			F7		BB	5	1	1	0	0	1	2									
Carl Yastrzemski, L OBP: 0.397, SLG: 0.470	F5		1B BB	K			F8		K	4	0	0	0	1	2	2									
George Scott, R OBP: 0.392, SLG: 0.705	1B BB		FC6-4 1B		K		F7			3	0	1	0	1	1	0									
Tony Conigliaro, R OBP: 0.287, SLG: 0.355	1-2 2H 1B		FC6-4 1-2		K				K	4	0	1	1	0	2	2									
George Thomas, R OBP: 0.313, SLG: 0.185	F8			E 1B HR BB	1-3				K	3	1	0	0	1	1	2									
Mike Ryan, R OBP: 0.225, SLG: 0.290	F7			E HR 1B		6-3			5-3	3	1	1	0	0	0	0									
Bob Tillman, R OBP: 0.292, SLG: 0.311										1	0	0	0	0	0	0									
George Smith, R OBP: 0.240, SLG: 0.246	6-3			K						3	0	1	0	0	1	2									
Lenny Green, L OBP: 0.348, SLG: 0.327						SH1-4 1B			HR	1	1	1	1	0	0	0									
Jerry Stephenson, L OBP: 0.100, SLG: 0.100				E6		SH1-4			F8	2	1	0	0	0	1	2									
Ken Sanders, R OBP: 0.100, SLG: 0.100										0	0	0	0	0	0	0									
Jim Lonborg, R OBP: 0.100, SLG: 0.100										0	0	0	0	0	0	0									
Dalton Jones, L OBP: 0.292, SLG: 0.349										1	0	0	0	0	0	0									
<b>Inning Stats</b>	R: 1 E: 0 K: 0 S: 5	H: 2 LOB: 2 BB: 1 P: 9	R: 0 E: 0 K: 1 S: 5	H: 0 LOB: 0 BB: 0 P: 5	R: 0 E: 0 K: 0 S: 4	H: 2 LOB: 2 BB: 1 P: 8	R: 4 E: 1 K: 2 S: 10	H: 2 LOB: 0 BB: 1 P: 14	R: 0 E: 0 K: 0 S: 7	H: 0 LOB: 0 BB: 0 P: 7	R: 0 E: 0 K: 2 S: 4	H: 1 LOB: 1 BB: 0 P: 4	R: 0 E: 0 K: 0 S: 3	H: 0 LOB: 0 BB: 0 P: 3	R: 0 E: 0 K: 2 S: 7	H: 0 LOB: 0 BB: 0 P: 7	R: 1 E: 0 K: 2 S: 8	H: 1 LOB: 1 BB: 1 P: 12	1B: 6 2B: 0 3B: 0 HR: 2	SF: 0 SAC: 1 DP: 1 HBP: 0	WP: 0 PB: 0 SB: 0 CS: 0	PA: 39			
<b>PITCHER</b>	IP	WLS	BF	H	R	ER	SO	BB	IBB	HBP	BLK	WP	HR	S	P	ERA	WHIP								
Frank Bertaina, L ERA: 1.76	2.2		13	4	1	1	1	2	0	0	0	0	0	13	21	3.38	2.250								
Gene Brabender, R ERA: 8.75	3.1		15	3	4	3	4	1	0	0	0	0	1	22	26	8.10	1.200								
Eddie Watt, R ERA: 2.7	3.0	W	11	1	1	1	4	1	0	0	0	0	1	18	22	3.00	0.667								

**Boston Red Sox @ Baltimore Orioles**  
**Memorial Stadium, Baltimore, MD**  
 Tue May 17 1966, 7:05 PM EDT  
 Att: 8,442 - Unknown


**AB 34**  
**R 6**  
**H 8**  
**RBI 6**  
**BB 4**  
**SO 9**  
**LOB 13**



Batter	1	2	3	4	5	6	7	8	9	AB	R	H	RBI	BB	SO	LOB	BOTTOM								
Russ Snyder, L OBP: 0.241, SLG: 0.250	S BB WP BB	6-3		K		FC2 3B		4-3		4	2	0	1	1	1	1									
Luis Aparicio, R OBP: 0.234, SLG: 0.278	S FC4 BB	1-3		5-3		1B 3B		F7		4	2	1	2	1	0	0									
Frank Robinson, R OBP: 0.488, SLG: 0.707	K	L3		F7		E 1B BB				3	0	0	0	1	1	1									
Brooks Robinson, R OBP: 0.377, SLG: 0.530	FC5-4 E BB		G3		F5	G3-6-1 1B				3	0	1	1	1	0	0									
Curt Blefary, L OBP: 0.324, SLG: 0.463	FC4 S FC5-4 E		1B BB		F7	G3-6-1				3	2	0	1	1	0	3									
Paul Blair, R OBP: 0.258, SLG: 0.357	1-2 3H E		1B BB			1-2 2-3				0	0	0	0	0	0	0									
Boog Powell, L OBP: 0.314, SLG: 0.398	FC5-4 E E		1B		4-3			K		4	0	1	0	0	1	2									
Davey Johnson, R OBP: 0.268, SLG: 0.343	E4 1-2 2H		1B			S FC2 2B		K		4	1	2	1	0	1	1									
Andy Etchebarran, R OBP: 0.313, SLG: 0.375	E6 1-2 2-3		F8		L3			6-3		4	0	0	0	0	5										
Frank Bertaina, L OBP: 0.100, SLG: 0.100									6-3	1	0	0	0	0	1	3									
Gene Brabender, R OBP: 0.100, SLG: 0.100										1	0	0	0	0	1	2									
Woodie Held, R OBP: 0.400, SLG: 0.250						FC2 3B				0	1	0	0	1	0	0									
Eddie Watt, R OBP: 0.100, SLG: 0.100										1	0	0	0	0	0	0									
<b>Inning Stats</b>	R: 3 E: 3 K: 2 S: 10	H: 0 LOB: 3 BB: 3 P: 22	R: 0 E: 0 K: 0 S: 3	H: 0 LOB: 0 BB: 0 P: 3	R: 1 E: 0 K: 1 S: 7	H: 2 LOB: 2 BB: 1 P: 11	R: 0 E: 0 K: 1 S: 5	H: 0 LOB: 0 BB: 0 P: 5	R: 0 E: 0 K: 0 S: 3	H: 0 LOB: 0 BB: 0 P: 3	R: 4 E: 1 K: 0 S: 6	H: 3 LOB: 2 BB: 2 P: 14	R: 0 E: 0 K: 2 S: 7	H: 0 LOB: 0 BB: 0 P: 7	R: 0 E: 0 K: 0 S: 3	H: 0 LOB: 0 BB: 0 P: 3	R: 0 E: 0 K: 2 S: 8	H: 0 LOB: 0 BB: 0 P: 12	1B: 3 2B: 1 3B: 1 HR: 0	SF: 0 SAC: 0 DP: 1 HBP: 0	WP: 1 PB: 0 SB: 5 CS: 0	PA: 38			
<b>PITCHER</b>	IP	WLS	BF	H	R	ER	SO	BB	IBB	HBP	BLK	WP	HR	S	P	ERA	WHIP								
Jerry Stephenson, R ERA: 5.65	5.1	L	28	3	7	6	4	5	0	0	0	0	0	31	51	10.12	1.500								
Ken Sanders, R ERA: 3.06	0.0		3	2	1	1	0	1	0	0	0	0	0	2	6	-	-								
Jim Lonborg, R ERA: 4.08	2.2		7	0	0	0	2	0	0	0	0	0	0	11	11	0.00	0.000								

**Boston Red Sox @ Baltimore Orioles**  
**Memorial Stadium, Baltimore, MD**  
 Tue May 17 1966, 7:05 PM EDT  
 Att: 8,442 - Unknown

**AB 32**  
**R 8**  
**H 5**  
**RBI 6**  
**BB 6**  
**SO 6**  
**LOB 18**





Batter	1	2	3	4	5	6	7	8	9	10	AB	R	H	RBI	BB	SO	LOB	TOP			
Rico Petrocelli, R OBP: 0.305, SLG: 0.415	(1,6) 0-3 K		(1,0) 0-0 F8			(1,0) 0-3 K		(1,0) 3-1 SH5-3 BB		(1,0) 0-0 F8	4	0	0	0	1	2	1				
Lenny Green, L OBP: 0.343, SLG: 0.322	(1,8) 0-0 F6		(1,0) 0-3 K			(1,0) 0-0 CS 1B		(1,0) 0-0 SH5-3		(1,0) 0-0 3-1	4	0	1	0	0	1	1				
Carl Yastrzemski, L OBP: 0.380, SLG: 0.454	(1,7) 0-0 F9					(1,0) 0-3 K		(1,0) 0-0 3-1		(1,0) 0-0 G3	4	0	0	0	1	1	1				
George Scott, R OBP: 0.380, SLG: 0.681	(1,3) 0-0 F7					(1,0) 0-0 F9		(1,0) 0-0 E4		(1,0) 0-0 F4	4	0	0	0	0	0	2				
Tony Conigliaro, R OBP: 0.278, SLG: 0.342	(1,9) 0-0 6-3					(1,0) 0-3 K		(1,0) 0-0 F8		(1,0) 0-0 1-3	4	0	0	0	0	1	2				
Dalton Jones, L OBP: 0.288, SLG: 0.362	(1,4) 0-0 F8					(1,0) 0-0 6-3 2B		(1,0) 0-0 F5		(1,0) 0-0 L5	4	0	1	0	0	0	0				
Joe Foy, R OBP: 0.365, SLG: 0.311	(1,5) 0-0 1B 3B					(1,0) 0-3 K		(1,0) 0-0 E5 WP 1B		(1,0) 0-0 1B	4	1	3	0	0	1	1				
Bob Tillman, R OBP: 0.288, SLG: 0.306	(1,2) 0-0 SH1-4 1B					(1,0) 0-0 6-3		(1,0) 0-0 6-3		(1,0) 0-3 K	4	0	1	1	0	1	3				
Earl Wilson, R OBP: 0.429, SLG: 0.667	(1,1) 0-0 SH1-4					(1,0) 0-0 F9		(1,0) 0-0 F3		(1,0) 0-0 HR	3	1	1	1	0	0	2				
<b>Inning Stats</b>	R: 0 E: 0 K: 1 S: 5	H: 0 LOB: 0 BB: 0 P: 5	R: 0 E: 0 K: 0 S: 3	H: 0 LOB: 0 BB: 0 P: 3	R: 1 E: 0 K: 1 S: 7	H: 2 LOB: 1 BB: 0 P: 7	R: 0 E: 0 K: 2 S: 7	H: 0 LOB: 0 BB: 0 P: 7	R: 0 E: 0 K: 1 S: 6	H: 1 LOB: 2 BB: 0 P: 6	R: 0 E: 1 K: 0 S: 4	H: 1 LOB: 1 BB: 0 P: 4	R: 0 E: 0 K: 1 S: 6	H: 0 LOB: 1 BB: 1 P: 7	R: 0 E: 0 K: 1 S: 6	H: 1 LOB: 0 BB: 0 P: 6	R: 1 E: 0 K: 0 S: 4	H: 1 LOB: 0 BB: 0 P: 4	1B: 4 2B: 1 3B: 1 HR: 1	SF: 0 SAC: 2 DP: 0 HBP: 0	WP: 1 PA: 39
<b>PITCHER</b> Jim Palmer, R ERA: 2.75	(1,1)	IP: 10.0	WLS: 7	BF: 39	H: 7	R: 2	ER: 2	SO: 7	BB: 2	IBB: 0	HBP: 0	BLK: 0	WP: 1	HR: 1	S: 51	P: 59	ERA: 1.80	WHIP: 0.900			
<b>PITCHER</b>	IP	WLS	BF	H	R	ER	SO	BB	IBB	HBP	BLK	WP	HR	S	P	ERA	WHIP				

Boston Red Sox @ Baltimore Orioles  
Memorial Stadium, Baltimore, MD  
Wed May 18 1966, 7:05 PM EDT  
Att: 5,431 - Unknown

AB 35  
R 2  
H 7  
RBI 2  
BB 2  
SO 7  
LOB 13



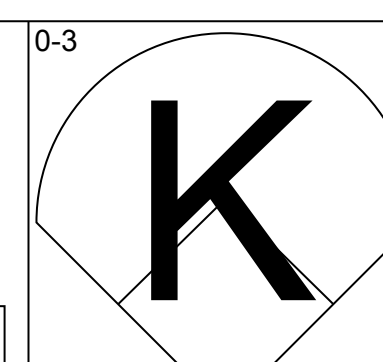
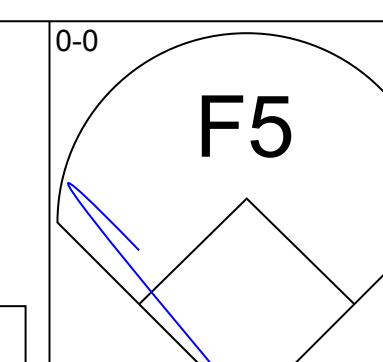
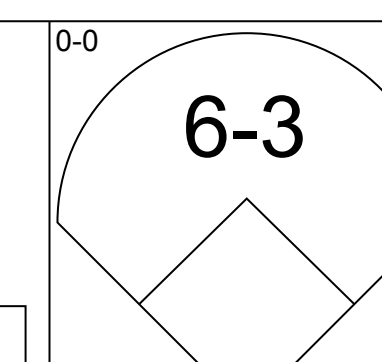
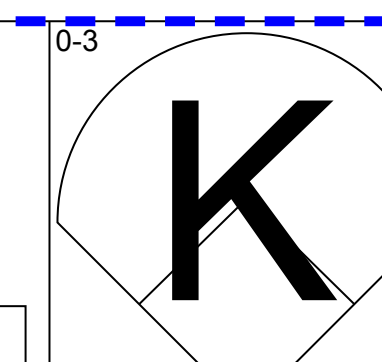
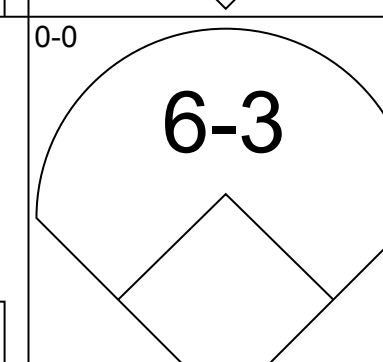
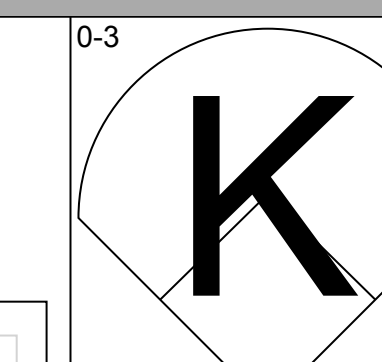
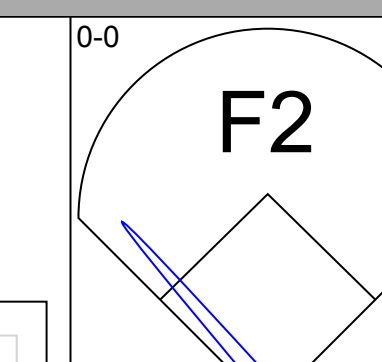
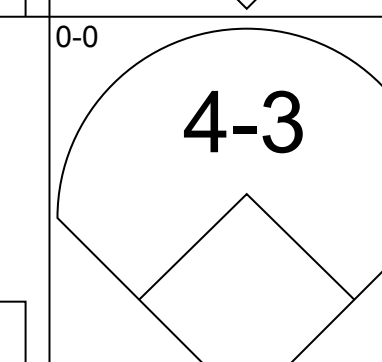
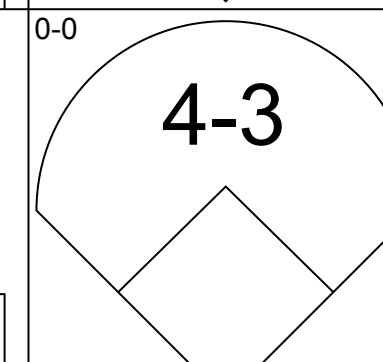
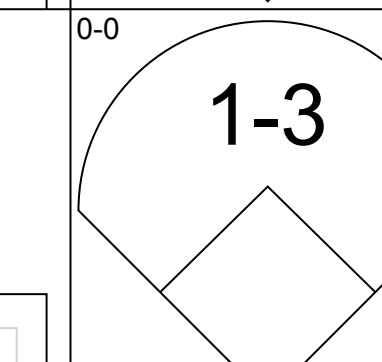
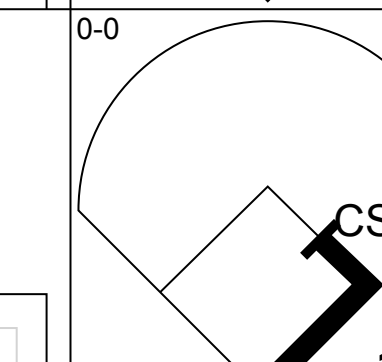
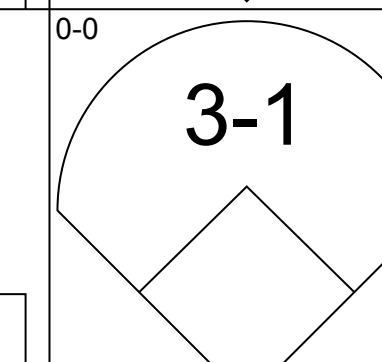
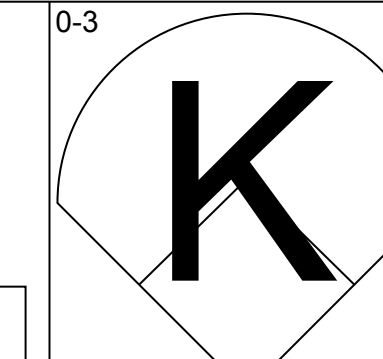
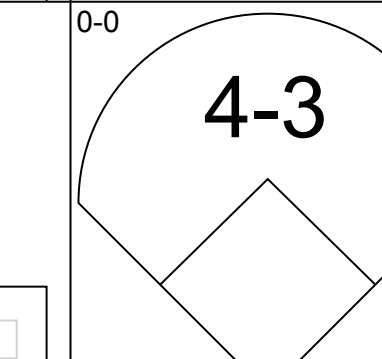
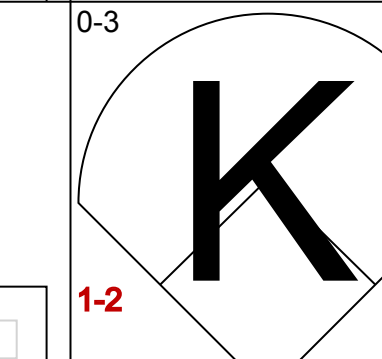
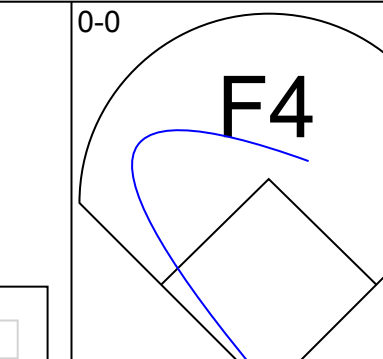
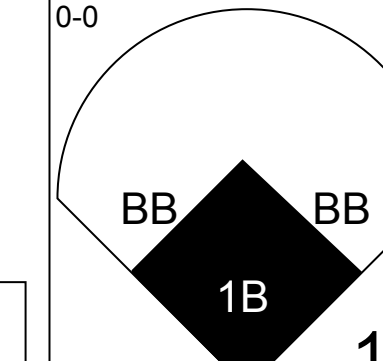
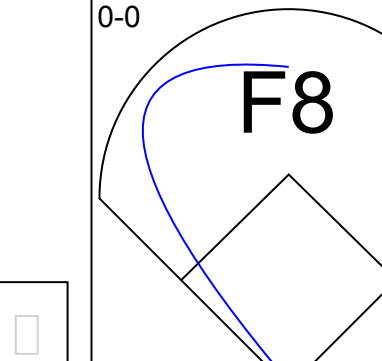
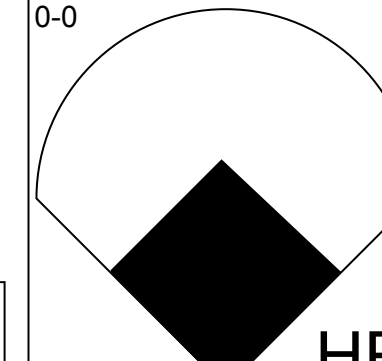
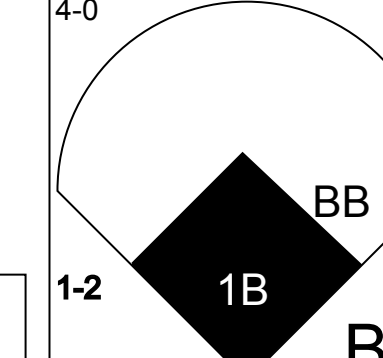
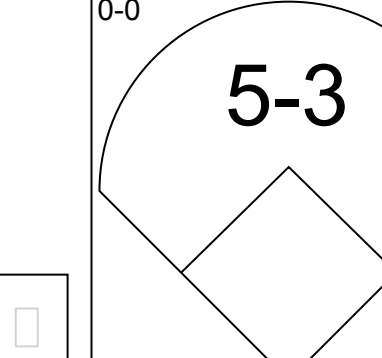
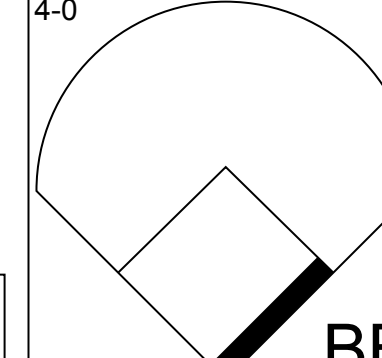
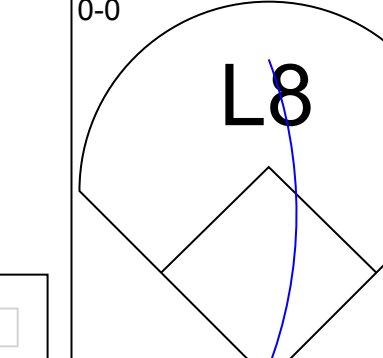
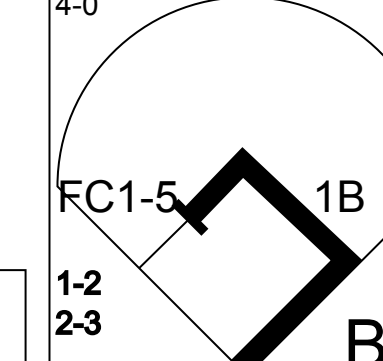
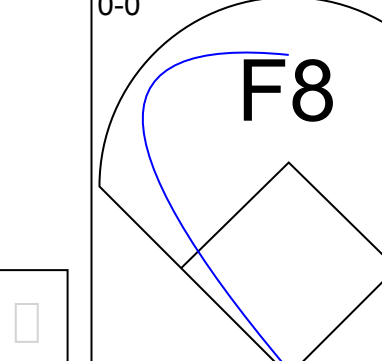
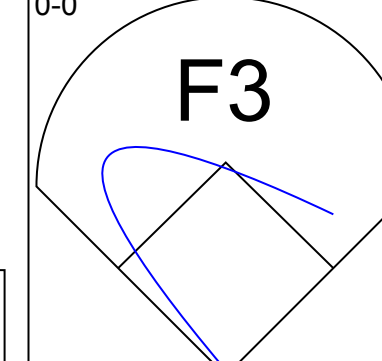
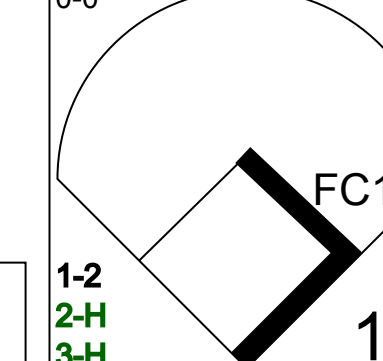
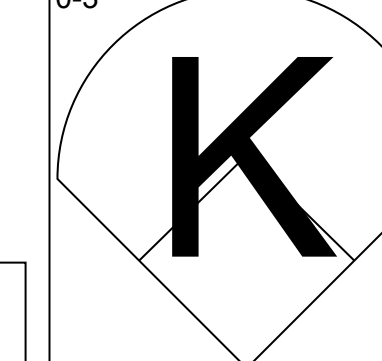
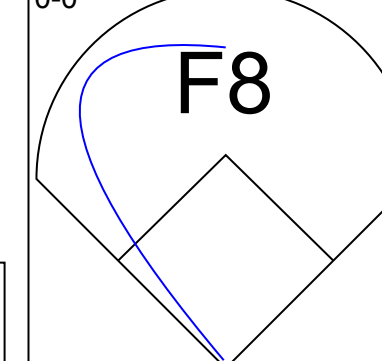
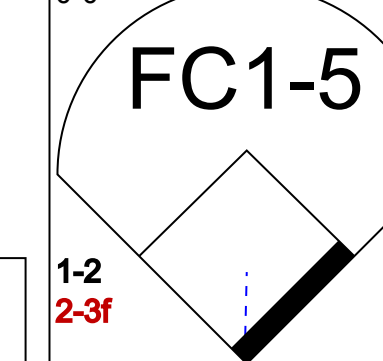
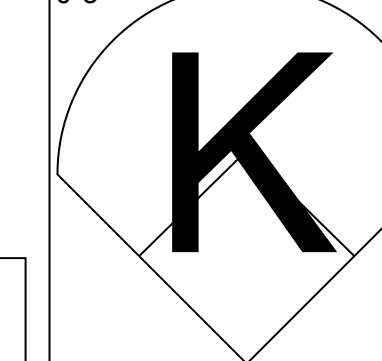
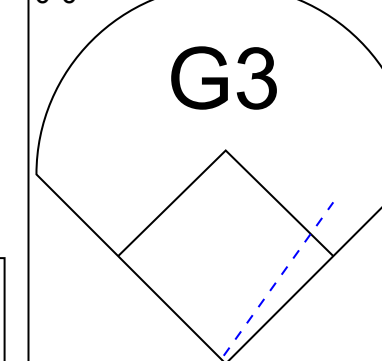
Batter	1	2	3	4	5	6	7	8	9	10	AB	R	H	RBI	BB	SO	LOB	BOTTOM			
Russ Snyder, L OBP: 0.294, SLG: 0.290	(1,8) 4-0 G5-4-3 BB		(1,0) 0-0 WP 2B			(1,0) 4-0 WP 1B BB		(1,0) 0-0 F7		(1,0) 0-0 4-1	3	0	1	0	2	0	1				
Luis Aparicio, R OBP: 0.233, SLG: 0.274	(1,6) 0-3 K		(1,0) 0-3 K			(1,0) 0-0 WP 1B		(1,0) 0-3 K		(1,0) 0-0 4-3	5	0	1	0	0	3	3				
Frank Robinson, R OBP: 0.477, SLG: 0.663	(1,9) 0-0 G5-4-3		(1,0) 0-0 F5			(1,0) 0-0 F3		(1,0) 0-0 1B		(1,0) 0-0 F5	5	0	1	0	0	0	5				
Brooks Robinson, R OBP: 0.381, SLG: 0.529	(1,5) 0-0 1B					(1,0) 0-0 F9		(1,0) 0-0 F8		(1,0) 0-0 F8	4	0	2	0	0	0	3				
Curt Blefary, L OBP: 0.322, SLG: 0.449	(1,7) 4-0 1B BB					(1,0) 0-0 F9		(1,0) 0-0 F8		(1,0) 0-0 G3	3	0	0	0	1	0	2				
Boog Powell, L OBP: 0.302, SLG: 0.380	(1,3) 0-3 K					(1,0) 0-3 K		(1,0) 0-3 K		(1,0) 0-0 F8	4	0	0	0	0	3	3				
Davey Johnson, R OBP: 0.259, SLG: 0.330	(1,4) 0-0 F5					(1,0) 0-0 1-3		(1,0) 0-0 F7		(1,0) 0-0 F9	4	0	0	0	0	0	3				
Andy Etchebarren, R OBP: 0.310, SLG: 0.370	(1,2) 0-3 K					(1,0) 0-0 1B BB WP 1B		(1,0) 0-0 3-1		(1,0) 0-0 F9	4	1	1	0	0	1	2				
Jim Palmer, R OBP: 0.250, SLG: 0.389	(1,1) 0-0 F9					(1,0) 0-3 K		(1,0) 0-0 F9		(1,0) 0-0 4-3 4-1 1B	3	0	0	0	0	1	1				
Bob Johnson, R OBP: 0.318, SLG: 0.211	(10, PH)										1	0	1	0	0	0	0				
<b>Inning Stats</b>	R: 0 E: 0 K: 1 S: 4	H: 0 LOB: 0 BB: 1 P: 8	R: 0 E: 0 K: 2 S: 8	H: 1 LOB: 2 BB: 1 P: 12	R: 0 E: 0 K: 1 S: 6	H: 1 LOB: 1 BB: 0 P: 6	R: 0 E: 0 K: 1 S: 6	H: 1 LOB: 1 BB: 0 P: 6	R: 1 E: 0 K: 1 S: 7	H: 2 LOB: 2 BB: 1 P: 11	R: 0 E: 0 K: 1 S: 5	H: 0 LOB: 0 BB: 0 P: 5	R: 0 E: 0 K: 1 S: 6	H: 1 LOB: 1 BB: 0 P: 6	R: 0 E: 0 K: 0 S: 3	H: 0 LOB: 0 BB: 0 P: 3	R: 0 E: 0 K: 1 S: 4	H: 1 LOB: 1 BB: 0 P: 4	1B: 6 2B: 1 3B: 0 HR: 0	SF: 0 SAC: 0 DP: 1 HBP: 0	WP: 2 PA: 39
<b>PITCHER</b> Earl Wilson, R ERA: 4.31	(1,1)	IP: 10.0	WLS: 7	BF: 39	H: 7	R: 1	ER: 1	SO: 8	BB: 3	IBB: 0	HBP: 0	BLK: 0	WP: 2	HR: 0	S: 52	P: 64	ERA: 0.90	WHIP: 1.000			
<b>PITCHER</b>	IP	WLS	BF	H	R	ER	SO	BB	IBB	HBP	BLK	WP	HR	S	P	ERA	WHIP				

Boston Red Sox @ Baltimore Orioles  
Memorial Stadium, Baltimore, MD  
Wed May 18 1966, 7:05 PM EDT  
Att: 5,431 - Unknown

AB 36  
R 1  
H 7  
RBI 0  
BB 3  
SO 8  
LOB 23



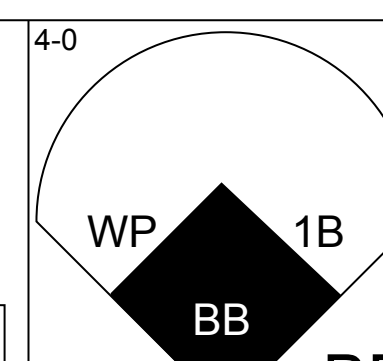
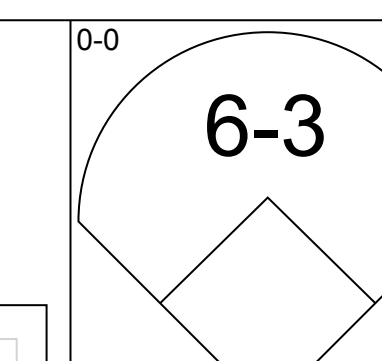
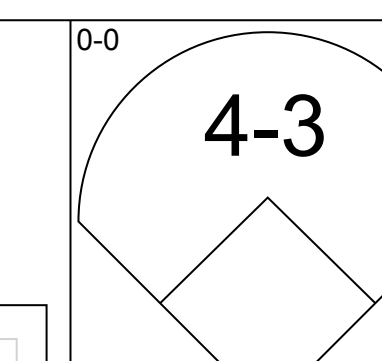
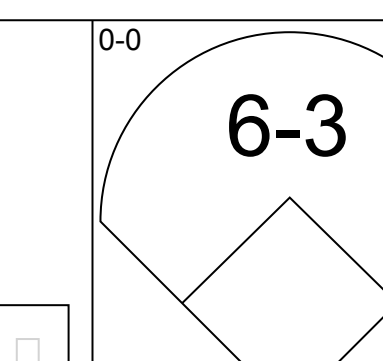
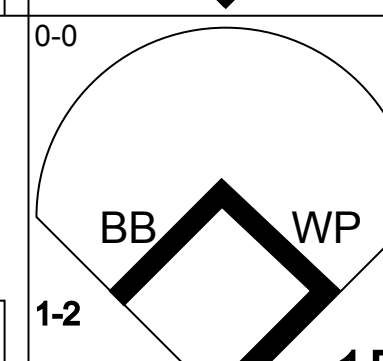
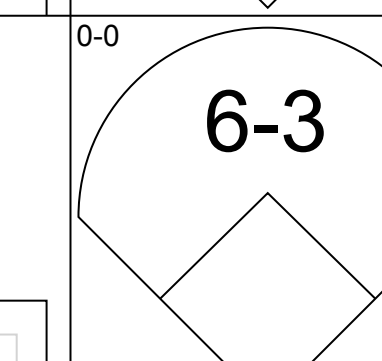
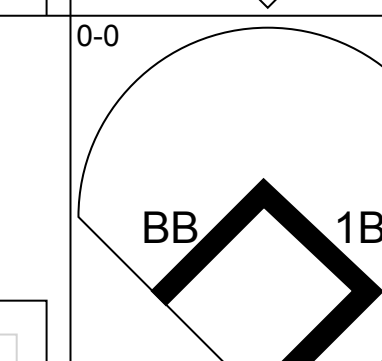
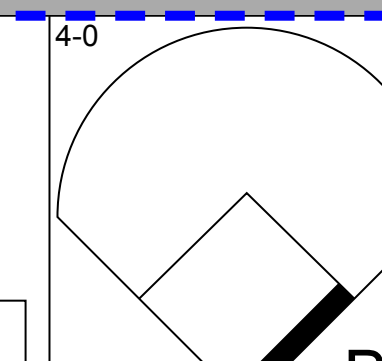
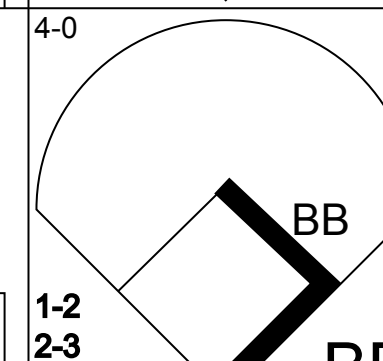
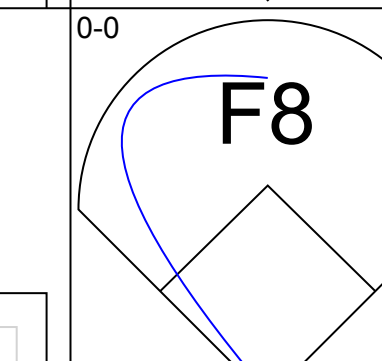
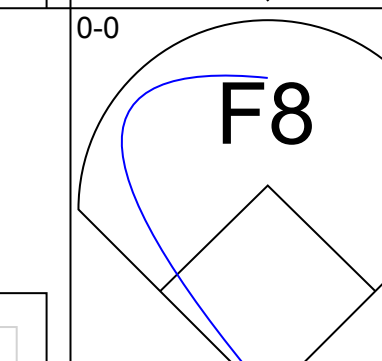
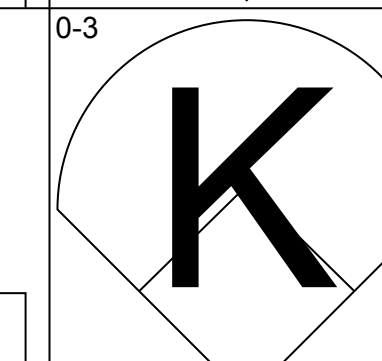
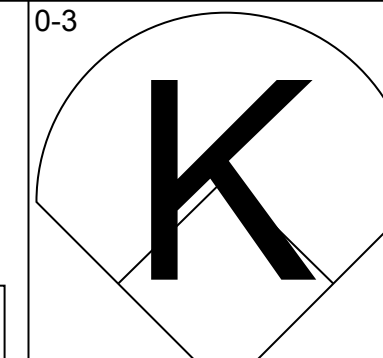
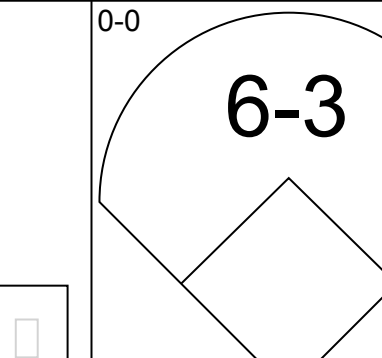
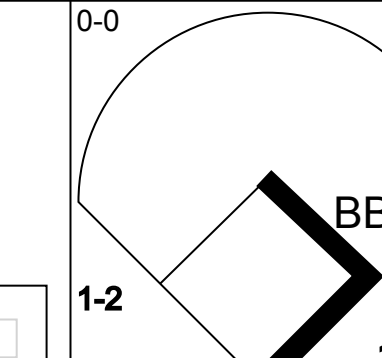
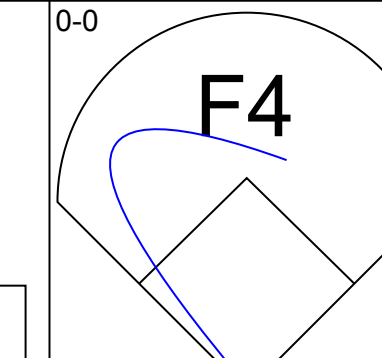
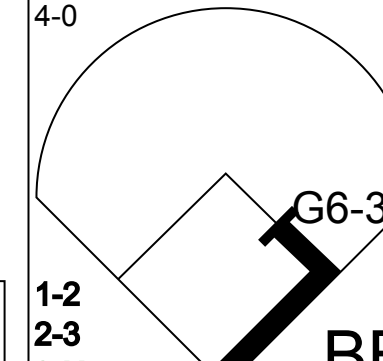
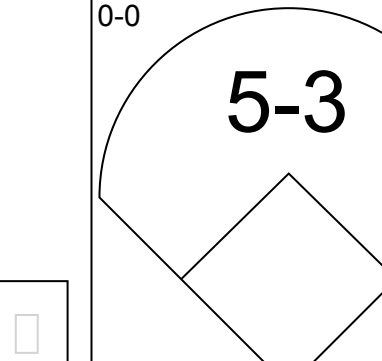
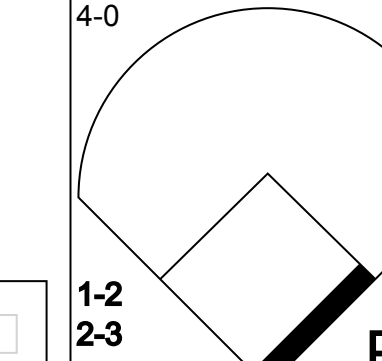
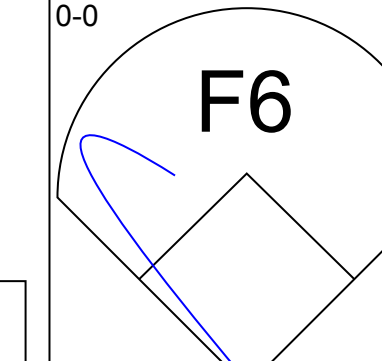
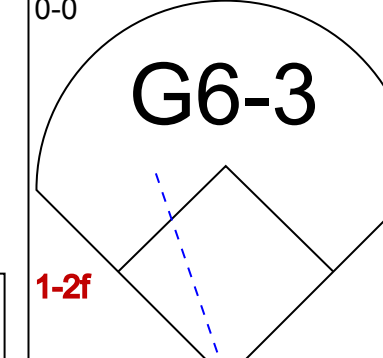
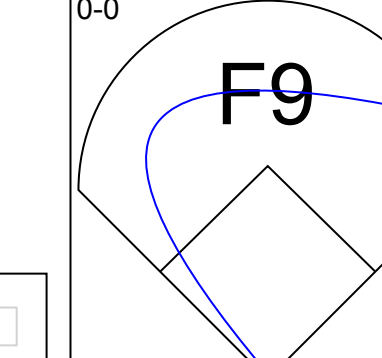



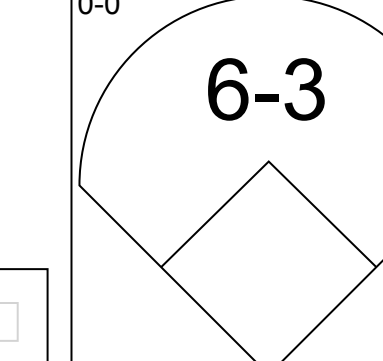
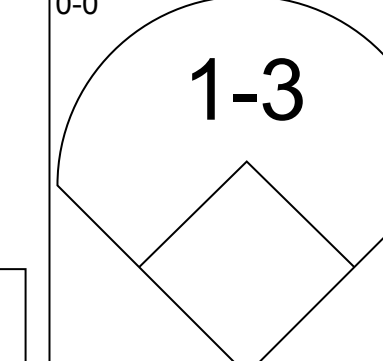
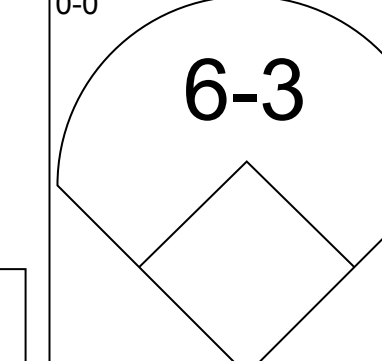
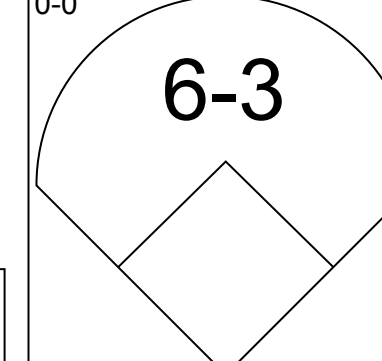
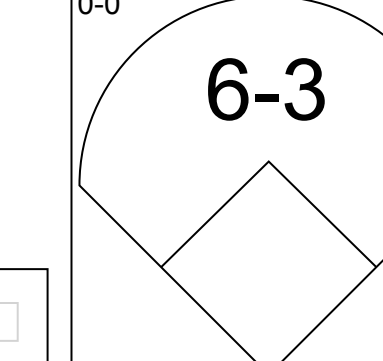
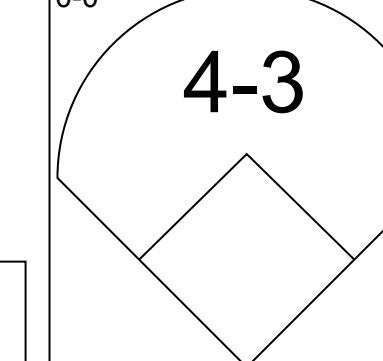
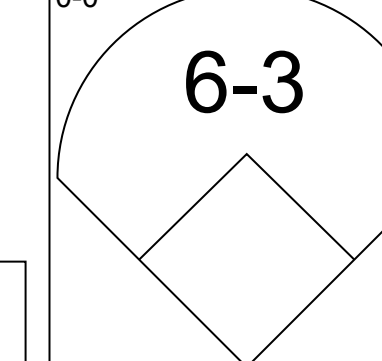
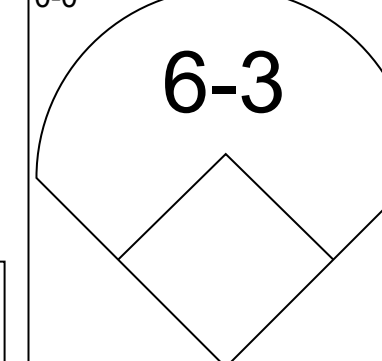
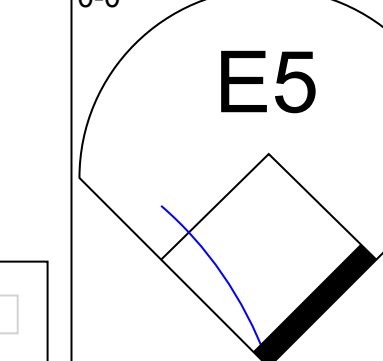
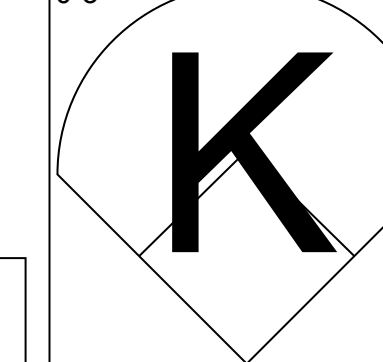
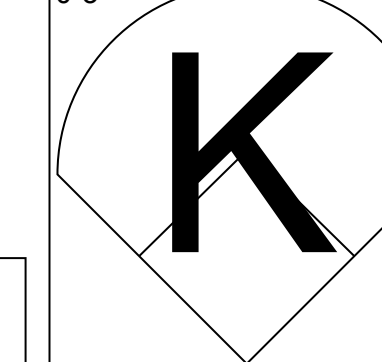
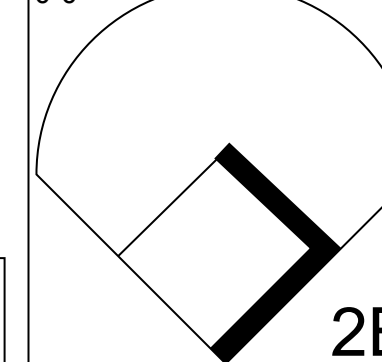
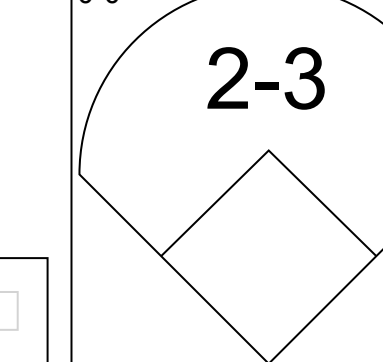


Batter	1	2	3	4	5	6	7	8	9	AB	R	H	RBI	BB	SO	LOB	TOP			
Rico Petrocelli, R OBP: 0.296, SLG: 0.402 (1, 6)										4	0	0	0	0	2	2				
Joe Foy, R OBP: 0.350, SLG: 0.295 (1, 5)										4	0	0	0	0	1	0				
Carl Yastrzemski, L OBP: 0.386, SLG: 0.447 (1, 7)										4	0	1	0	0	0	0				
George Scott, R OBP: 0.368, SLG: 0.658 (1, 3)										4	0	0	0	0	2	1				
Tony Conigliaro, R OBP: 0.285, SLG: 0.373 (1, 9)										4	2	2	1	0	0	0				
George Thomas, R OBP: 0.333, SLG: 0.172 (1, 8)										2	1	0	0	2	0	0				
Bob Tillman, R OBP: 0.291, SLG: 0.294 (1, 2)										2	0	0	0	1	0	1				
George Smith, R OBP: 0.244, SLG: 0.250 (1, 4)										3	0	1	2	0	1	1				
Dick Stigman, R OBP: 0.100, SLG: 0.100 (1, 1)										0	0	0	0	0	0	0				
Jim Lonborg, R (1, 1)										3	0	0	0	0	1	3				
Dick Radatz, R (8, 1)										0	0	0	0	0	0	0				
<b>Inning Stats</b>	R: 0 E: 0 K: 1 S: 5	H: 0 LOB: 0 BB: 0 P: 5	R: 2 E: 0 K: 1 S: 7	H: 2 LOB: 2 BB: 2 P: 15	R: 0 E: 0 K: 1 S: 5	H: 0 LOB: 0 BB: 0 P: 5	R: 0 E: 0 K: 0 S: 3	H: 0 LOB: 0 BB: 0 P: 3	R: 0 E: 0 K: 2 S: 7	H: 1 LOB: 0 BB: 0 P: 7	R: 1 E: 0 K: 0 S: 4	H: 1 LOB: 1 BB: 1 P: 8	R: 0 E: 0 K: 1 S: 5	H: 0 LOB: 0 BB: 0 P: 5	R: 0 E: 0 K: 0 S: 3	H: 0 LOB: 0 BB: 0 P: 3	1B: 3 2B: 0 3B: 0 HR: 1	SF: 0 SAC: 0 DP: 0 HBP: 0	WP: 0 PB: 0 SB: 0 CS: 1	PA: 33
<b>PITCHER</b>	IP WLS BF H R ER SO BB IBB HBP BLK WP HR S P ERA WHIP																			
Steve Barber, L ERA: 2.33 (1, 1)	7.0 L 27 4 3 3 6 3 0 0 0 0 0 1 36 48 3.86 1.000																			
Dick Hall, R ERA: 1.15 (8, 1)	2.0 6 0 0 0 1 0 0 0 0 0 0 0 8 8 0.00 0.000																			

Boston Red Sox @ Baltimore Orioles  
Memorial Stadium, Baltimore, MD  
Thu May 19 1966, 7:05 PM EDT  
Att: 5,477 - Unknown

AB 30  
R 3  
H 4  
RBI 3  
BB 3  
SO 7  
LOB 8



Batter	1	2	3	4	5	6	7	8	9	AB	R	H	RBI	BB	SO	LOB	BOTTOM			
Luis Aparicio, R OBP: 0.233, SLG: 0.267 (1, 6)										3	1	0	0	1	0	1				
Bob Johnson, R OBP: 0.385, SLG: 0.273 (1, 3)										3	0	2	0	1	0	0				
Frank Robinson, R OBP: 0.470, SLG: 0.664 (1, 9)										3	0	0	0	1	1	2				
Brooks Robinson, R OBP: 0.377, SLG: 0.520 (1, 5)										4	0	1	0	0	1	4				
Woodie Held, R OBP: 0.250, SLG: 0.222 (1, 7)										1	0	0	1	2	0	0				
Curt Blefary, L OBP: 0.319, SLG: 0.444 (8, PH) (9, 7)										1	0	0	0	0	0	1				
Davey Johnson, R OBP: 0.250, SLG: 0.319 (1, 4)										4	0	0	0	0	0	6				
Paul Blair, R OBP: 0.250, SLG: 0.345 (1, 8)										3	0	0	0	0	0	0				
Dick Hall, R (8, 1)										0	0	0	0	0	0	0				
Boog Powell, L OBP: 0.299, SLG: 0.376 (9, PH)										1	0	0	0	0	0	0				
Andy Etchebarren, R OBP: 0.298, SLG: 0.354 (1, 2)										4	0	0	0	0	0	0				
Steve Barber, L (1, 1)										2	0	0	0	0	2	0				
Russ Snyder, L OBP: 0.306, SLG: 0.333 (7, PH) (8, 8)										2	0	1	0	0	0	1				
<b>Inning Stats</b>	R: 1 E: 0 K: 1 S: 5	H: 1 LOB: 2 BB: 3 P: 17	R: 0 E: 0 K: 1 S: 5	H: 0 LOB: 0 BB: 0 P: 5	R: 0 E: 0 K: 0 S: 3	H: 0 LOB: 0 BB: 0 P: 3	R: 0 E: 0 K: 0 S: 3	H: 0 LOB: 0 BB: 0 P: 3	R: 0 E: 0 K: 1 S: 5	H: 2 LOB: 3 BB: 1 P: 9	R: 0 E: 0 K: 0 S: 4	H: 1 LOB: 1 BB: 0 P: 4	R: 0 E: 0 K: 1 S: 5	H: 0 LOB: 1 BB: 1 P: 9	R: 0 E: 1 K: 0 S: 4	H: 0 LOB: 1 BB: 0 P: 4	1B: 3 2B: 1 3B: 0 HR: 0	SF: 0 SAC: 0 DP: 1 HBP: 0	WP: 1 PB: 0 SB: 0 CS: 0	PA: 36
<b>PITCHER</b>	IP WLS BF H R ER SO BB IBB HBP BLK WP HR S P ERA WHIP																			
Dick Stigman, L ERA: 4.6 (1, 1)	6.2 W 23 3 0 0 2 1 0 0 0 0 0 0 26 30 0.00 0.600																			
Jim Lonborg, R ERA: 3.14 (1, 1)	2.0 S 8 0 0 0 1 1 0 0 0 0 0 0 9 13 0.00 0.500																			

Boston Red Sox @ Baltimore Orioles  
Memorial Stadium, Baltimore, MD  
Thu May 19 1966, 7:05 PM EDT  
Att: 5,477 - Unknown

AB 31  
R 1  
H 4  
RBI 1  
BB 5  
SO 4  
LOB 15













Batter	1	2	3	4	5	6	7	8	9	AB	R	H	RBI	BB	SO	LOB	TOP										
Dick McAuliffe, L OBP: 0.394, SLG: 0.478 Ray Oyer, R OBP: 0.464, SLG: 0.625										2	1	1	0	0	0	1	<b>Detroit Tigers @ Baltimore Orioles</b> Memorial Stadium, Baltimore, MD Sat May 21 1966, 7:05 PM EDT Att: 24,946 - Unknown										
Jerry Lumpe, L OBP: 0.336, SLG: 0.353										5	1	2	1	0	0	2											
Norm Cash, L OBP: 0.325, SLG: 0.453										4	0	1	0	1	1	2											
Jim Northrup, L OBP: 0.352, SLG: 0.490										5	0	1	1	0	2	4											
Bill Freehan, R OBP: 0.320, SLG: 0.489										4	1	1	0	1	1	4											
Gates Brown, L OBP: 0.333, SLG: 0.250 Willie Horton, R OBP: 0.301, SLG: 0.354										1	0	0	0	0	1	2											
Don Demeter, R OBP: 0.240, SLG: 0.403										5	1	3	3	0	1	5											
Don Wert, R OBP: 0.377, SLG: 0.375										5	0	1	0	0	1	2											
Denny McLain, R OBP: 0.292, SLG: 0.261										4	1	1	0	0	1	2											
<b>Inning Stats</b>	R: 1 E: 1 K: 2 S: 10	H: 2 LOB: 2 BB: 0 P: 10	R: 0 E: 0 K: 1 S: 6	H: 1 LOB: 1 BB: 0 P: 6	R: 0 E: 0 K: 0 S: 3	H: 0 LOB: 0 BB: 0 P: 3	R: 6 E: 0 K: 2 S: 12	H: 5 LOB: 3 BB: 4 P: 28	R: 0 E: 0 K: 0 S: 4	H: 1 LOB: 1 BB: 0 P: 4	R: 0 E: 0 K: 1 S: 7	H: 2 LOB: 2 BB: 0 P: 7	R: 0 E: 0 K: 0 S: 3	H: 0 LOB: 1 BB: 1 P: 7	R: 0 E: 0 K: 2 S: 7	H: 0 LOB: 0 BB: 0 P: 7		R: 0 E: 0 K: 2 S: 8	H: 1 LOB: 1 BB: 0 P: 8	1B: 9 2B: 2 3B: 0 HR: 1	SF: 0 SAC: 1 DP: 0 HBP: 0	WP: 0 PB: 0 SB: 2 CS: 0	PA: 45				
<b>PITCHER</b>	IP	WLS	BF	H	R	ER	SO	BB	IBB	HBP	BLK	WP	HR	S	P	ERA	WHIP										
John Miller, R ERA: 4.08	3.1	L	19	7	6	6	3	1	0	0	0	0	1	24	28	16.20	2.400										
Gene Brabender, R ERA: 6.23	0.1		5	1	1	1	1	3	0	0	0	0	0	4	16	27.00	12.000										
Steve Barber, L ERA: 2.25	1.1		5	1	0	0	1	0	0	0	0	0	0	7	7	0.00	0.750										
Dave McNally, L ERA: 2.88	2.0		9	2	0	0	1	1	0	0	0	0	0	10	14	0.00	1.500										
Dick Hall, R ERA: 1.02	2.0		7	1	0	0	4	0	0	0	0	0	0	15	15	0.00	0.500										


Batter	1	2	3	4	5	6	7	8	9	AB	R	H	RBI	BB	SO	LOB	BOTTOM										
Russ Snyder, L OBP: 0.360, SLG: 0.356										3	1	0	0	1	0	2	<b>Detroit Tigers @ Baltimore Orioles</b> Memorial Stadium, Baltimore, MD Sat May 21 1966, 7:05 PM EDT Att: 24,946 - Unknown										
Luis Aparicio, R OBP: 0.241, SLG: 0.266										4	0	0	0	0	1	2											
Frank Robinson, R OBP: 0.469, SLG: 0.684										2	1	0	0	2	0	1											
Brooks Robinson, R OBP: 0.364, SLG: 0.533										4	1	1	3	0	0	1											
Curt Blefary, L OBP: 0.333, SLG: 0.495										4	1	1	1	0	1	1											
Boog Powell, L OBP: 0.308, SLG: 0.382										2	1	1	1	2	0	0											
Jerry Adair, R OBP: 0.313, SLG: 0.250										4	0	0	0	0	0	2											
Andy Etchebarren, R OBP: 0.310, SLG: 0.390										2	0	0	0	1	1	2											
John Miller, R Gene Brabender, R Steve Barber, L Woodie Held, R Dave McNally, R Davey Johnson, R Dick Hall, R										1	0	0	0	0	1	0											
<b>Inning Stats</b>	R: 4 E: 0 K: 1 S: 7	H: 2 LOB: 1 BB: 3 P: 19	R: 0 E: 0 K: 2 S: 7	H: 0 LOB: 0 BB: 0 P: 7	R: 0 E: 0 K: 0 S: 3	H: 0 LOB: 0 BB: 0 P: 3	R: 0 E: 0 K: 0 S: 2	H: 0 LOB: 0 BB: 1 P: 6	R: 0 E: 0 K: 0 S: 4	H: 1 LOB: 1 BB: 0 P: 4	R: 0 E: 0 K: 1 S: 5	H: 0 LOB: 0 BB: 0 P: 5	R: 0 E: 0 K: 0 S: 3	H: 0 LOB: 1 BB: 1 P: 7	R: 0 E: 0 K: 0 S: 3	H: 0 LOB: 1 BB: 1 P: 7		R: 1 E: 0 K: 0 S: 2	H: 1 LOB: 0 BB: 0 P: 2	1B: 0 2B: 1 3B: 0 HR: 3	SF: 0 SAC: 0 DP: 1 HBP: 0	WP: 0 PB: 0 SB: 0 CS: 0	PA: 34				
<b>PITCHER</b>	IP	WLS	BF	H	R	ER	SO	BB	IBB	HBP	BLK	WP	HR	S	P	ERA	WHIP										
Denny McLain, R ERA: 2.49	8.1	W	34	4	5	5	4	6	0	0	0	0	3	36	60	5.40	1.200										







Batter	1	2	3	4	5	6	7	8	9	AB	R	H	RBI	BB	SO	LOB	TOP		
Jake Wood, R OBP: 0.263, SLG: 0.235 Dick Tracewski, R OBP: 0.143, SLG: 0.143	F8		K				6-3		F8	4	0	1	0	0	1	2	Detroit Tigers @ Baltimore Orioles Memorial Stadium, Baltimore, MD Sun May 22 1966, 3:33 AM EDT Att: 16,694 - Unknown <a href="http://livebaseballscorecards.com">livebaseballscorecards.com</a>		
Don Wert, R OBP: 0.383, SLG: 0.383			SH				6-3			3	0	2	2	0	0				
Norm Cash, L OBP: 0.315, SLG: 0.438			K				F4			4	0	0	0	0	2	4			
Willie Horton, R OBP: 0.299, SLG: 0.341			F4						F6	3	0	0	0	0	2				
Bill Freehan, R OBP: 0.317, SLG: 0.480			L4				F9			4	0	1	0	0	0	3			
Jim Northrup, L OBP: 0.345, SLG: 0.462			F7				4-3			3	0	0	0	0	1	1			
Don Demeter, R OBP: 0.228, SLG: 0.382			6-3				K			4	0	0	0	0	2	2			
Ray Oyler, R OBP: 0.469, SLG: 0.577							5-3			2	2	0	0	2	0	1			
Mickey Lolich, S OBP: 0.105, SLG: 0.056 Larry Sherry, R OBP: 0.500, SLG: 0.500 Johnny Podres, L			E1				K			4	1	0	0	0	1	3			
							G3			0	0	0	0	0	0	0			
<b>Inning Stats</b>	R: 0 E: 0 K: 1 S: 6	H: 1 LOB: 1 BB: 0 P: 6	R: 0 E: 0 K: 0 S: 3	H: 0 LOB: 0 BB: 0 P: 3	R: 2 E: 2 K: 2 S: 9	H: 0 LOB: 1 BB: 1 P: 13	R: 0 E: 0 K: 1 S: 5	H: 0 LOB: 0 BB: 0 P: 5	R: 1 E: 0 K: 1 S: 7	H: 2 LOB: 3 BB: 1 P: 12	R: 0 E: 0 K: 0 S: 3	H: 0 LOB: 0 BB: 0 P: 3	R: 0 E: 0 K: 1 S: 6	H: 1 LOB: 1 BB: 0 P: 6	R: 0 E: 0 K: 0 S: 3	H: 0 LOB: 0 BB: 0 P: 3	1B: 4 2B: 0 3B: 0 HR: 0	SF: 0 SAC: 1 DP: 0 HBP: 2	WP: 0 PA: 37 PB: 0 SB: 0 CS: 0
<b>PITCHER</b>	IP WLS BF H R ER SO BB IBB HBP BLK WP HR S P ERA WHIP	IP WLS BF H R ER SO BB IBB HBP BLK WP HR S P ERA WHIP	IP WLS BF H R ER SO BB IBB HBP BLK WP HR S P ERA WHIP	IP WLS BF H R ER SO BB IBB HBP BLK WP HR S P ERA WHIP	IP WLS BF H R ER SO BB IBB HBP BLK WP HR S P ERA WHIP	IP WLS BF H R ER SO BB IBB HBP BLK WP HR S P ERA WHIP	IP WLS BF H R ER SO BB IBB HBP BLK WP HR S P ERA WHIP	IP WLS BF H R ER SO BB IBB HBP BLK WP HR S P ERA WHIP	IP WLS BF H R ER SO BB IBB HBP BLK WP HR S P ERA WHIP	IP WLS BF H R ER SO BB IBB HBP BLK WP HR S P ERA WHIP	IP WLS BF H R ER SO BB IBB HBP BLK WP HR S P ERA WHIP	IP WLS BF H R ER SO BB IBB HBP BLK WP HR S P ERA WHIP	IP WLS BF H R ER SO BB IBB HBP BLK WP HR S P ERA WHIP	IP WLS BF H R ER SO BB IBB HBP BLK WP HR S P ERA WHIP	IP WLS BF H R ER SO BB IBB HBP BLK WP HR S P ERA WHIP	IP WLS BF H R ER SO BB IBB HBP BLK WP HR S P ERA WHIP	IP WLS BF H R ER SO BB IBB HBP BLK WP HR S P ERA WHIP		
Frank Bertaina, L ERA: 1.69 Moe Drabowsky, R ERA: 3.94 Eddie Watt, R ERA: 2.63	6.0 L	2.0 7	1.0 3	0 0	0 0	0 0	0 0	0 0	0 0	0 0	0 0	0 0	0 0	0 0	0 0	0 0	1.50 0.833	0.00 0.500	0.00 0.000

Batter	1	2	3	4	5	6	7	8	9	AB	R	H	RBI	BB	SO	LOB	BOTTOM		
Luis Aparicio, R OBP: 0.234, SLG: 0.258	5-3								F9	4	0	0	0	0	0	0	Detroit Tigers @ Baltimore Orioles Memorial Stadium, Baltimore, MD Sun May 22 1966, 3:33 AM EDT Att: 16,694 - Unknown <a href="http://livebaseballscorecards.com">livebaseballscorecards.com</a>		
Bob Johnson, R OBP: 0.355, SLG: 0.259										4	1	1	0	0	0	0			
Frank Robinson, R OBP: 0.470, SLG: 0.683										3	1	1	0	1	0	0			
Brooks Robinson, R OBP: 0.361, SLG: 0.525										4	0	1	0	0	0	2			
Woodie Held, R OBP: 0.444, SLG: 0.429 Curt Blefary, L OBP: 0.331, SLG: 0.491										3	0	1	2	0	2	0			
Jerry Adair, R OBP: 0.314, SLG: 0.290										3	0	1	0	0	0	1			
Paul Blair, R OBP: 0.242, SLG: 0.333										3	0	0	0	0	1	2			
Andy Etchebarren, R OBP: 0.303, SLG: 0.380										3	0	0	0	0	0	0			
Frank Bertaina, L Sam Bowers, R Moe Drabowsky, R Davey Johnson, R Eddie Watt, R										1	0	0	0	0	1	0			
										1	0	0	0	0	0	0			
										0	0	0	0	0	0	0			
										0	0	0	0	0	0	0			
										0	0	0	0	0	0	0			
										0	0	0	0	0	0	0			
<b>Inning Stats</b>	R: 0 E: 0 K: 0 S: 3	H: 0 LOB: 0 BB: 0 P: 3	R: 0 E: 0 K: 1 S: 5	H: 0 LOB: 0 BB: 0 P: 5	R: 0 E: 0 K: 2 S: 7	H: 0 LOB: 0 BB: 0 P: 7	R: 0 E: 0 K: 0 S: 3	H: 0 LOB: 0 BB: 0 P: 3	R: 0 E: 0 K: 0 S: 3	H: 0 LOB: 0 BB: 0 P: 3	R: 2 E: 0 K: 0 S: 5	H: 2 LOB: 1 BB: 1 P: 9	R: 0 E: 0 K: 0 S: 3	H: 0 LOB: 0 BB: 0 P: 3	R: 0 E: 0 K: 0 S: 4	H: 2 LOB: 1 BB: 0 P: 4	1B: 2 2B: 3 3B: 0 HR: 0	SF: 0 SAC: 0 DP: 0 HBP: 0	WP: 0 PA: 32 PB: 0 SB: 0 CS: 0
<b>PITCHER</b>	IP WLS BF H R ER SO BB IBB HBP BLK WP HR S P ERA WHIP	IP WLS BF H R ER SO BB IBB HBP BLK WP HR S P ERA WHIP	IP WLS BF H R ER SO BB IBB HBP BLK WP HR S P ERA WHIP	IP WLS BF H R ER SO BB IBB HBP BLK WP HR S P ERA WHIP	IP WLS BF H R ER SO BB IBB HBP BLK WP HR S P ERA WHIP	IP WLS BF H R ER SO BB IBB HBP BLK WP HR S P ERA WHIP	IP WLS BF H R ER SO BB IBB HBP BLK WP HR S P ERA WHIP	IP WLS BF H R ER SO BB IBB HBP BLK WP HR S P ERA WHIP	IP WLS BF H R ER SO BB IBB HBP BLK WP HR S P ERA WHIP	IP WLS BF H R ER SO BB IBB HBP BLK WP HR S P ERA WHIP	IP WLS BF H R ER SO BB IBB HBP BLK WP HR S P ERA WHIP	IP WLS BF H R ER SO BB IBB HBP BLK WP HR S P ERA WHIP	IP WLS BF H R ER SO BB IBB HBP BLK WP HR S P ERA WHIP	IP WLS BF H R ER SO BB IBB HBP BLK WP HR S P ERA WHIP	IP WLS BF H R ER SO BB IBB HBP BLK WP HR S P ERA WHIP	IP WLS BF H R ER SO BB IBB HBP BLK WP HR S P ERA WHIP			
Mickey Lolich, L ERA: 3.49 Larry Sherry, R ERA: 2.34 Johnny Podres, L ERA:	8.1 W	0.1 1	0.1 S	0 0	0 0	0 0	0 0	0 0	0 0	0 0	0 0	0 0	0 0	0 0	0 0	0 0	2.16 0.600	0.00 3.000	0.00 0.000





Batter	1	2	3	4	5	6	7	8	9	AB	R	H	RBI	BB	SO	LOB	TOP								
Russ Snyder, L OBP: 0.345, SLG: 0.340 (1, 8)	4-3		E6 6-3	5-3			3-1			5	1	1	0	0	0	1	<p><b>Baltimore Orioles @ Chicago White Sox</b> Comiskey Park, Chicago, IL Tue May 24 1966, 8:05 PM EDT Att: 13,335 - Unknown</p> <p>AB 38 R 6 H 10 RBI 5 BB 3 SO 2 LOB 17</p> 								
Luis Aparicio, R OBP: 0.239, SLG: 0.263 (1, 6)	F9		E5 HR 1B		4-3		BB 1B	6-3		5	2	2	0	0	0	1									
Frank Robinson, R OBP: 0.468, SLG: 0.677 Paul Blair, R OBP: 0.242, SLG: 0.333 (1, 9) (9, 8)			6-3				1B BB		F2	4	0	1	1	1	0	1									
Brooks Robinson, R OBP: 0.368, SLG: 0.545 (1, 5)					6-3		1B BB		F3	4	1	2	3	0	0	0									
Curt Blefary, L OBP: 0.341, SLG: 0.517 Sam Bowens, R OBP: 0.071, SLG: 0.071 (1, 7) (9, 9)	4-3		E6 FC 1B			1B 2B				4	1	2	0	1	0	2									
Boog Powell, L OBP: 0.312, SLG: 0.377 (1, 3)		F9	FC 1-2			SH3 1B		F7		4	0	1	1	1	0	4									
Jerry Adair, R OBP: 0.282, SLG: 0.257 (1, 4)		6-3	F7			SH3 2-3		1-3		4	0	0	0	0	0	6									
Andy Etchebarren, R OBP: 0.293, SLG: 0.366 (1, 2)	F4			K				F8		4	0	0	0	0	1	1									
Jim Palmer, R OBP: 0.273, SLG: 0.400 Woodie Held, R OBP: 0.421, SLG: 0.400 Dick Hall, R (6, PH) (6, 1)					K			F4		2	1	1	0	0	1	0									
			1B E 1B					6-3		1	0	0	0	0	0	1									
										1	0	0	0	0	0	0									
<b>Inning Stats</b>	R: 0 E: 0 K: 0 S: 4	H: 1 LOB: 2 BB: 0 P: 5	R: 0 E: 0 K: 0 S: 3	H: 0 LOB: 0 BB: 0 P: 3	R: 4 E: 3 K: 0 S: 8	H: 3 LOB: 1 BB: 0 P: 8	R: 0 E: 0 K: 2 S: 7	H: 0 LOB: 0 BB: 0 P: 7	R: 0 E: 0 K: 0 S: 3	H: 0 LOB: 0 BB: 0 P: 3	R: 1 E: 0 K: 0 S: 5	H: 2 LOB: 1 BB: 0 P: 5	R: 1 E: 0 K: 0 S: 5	H: 2 LOB: 2 BB: 2 P: 13	R: 0 E: 0 K: 0 S: 4	H: 1 LOB: 1 BB: 1 P: 4		R: 0 E: 0 K: 0 S: 4	H: 1 LOB: 2 BB: 1 P: 8	1B: 6 2B: 2 3B: 1 HR: 1	SF: 0 SAC: 1 DP: 0 HBP: 1	WP: 0 PB: 0 SB: 1 CS: 0	PA: 43		
<b>PITCHER</b>	IP	WLS	BF	H	R	ER	SO	BB	IBB	HBP	BLK	WP	HR	S	P	ERA		WHIP							
John Buzhardt, R ERA: 3.0 Jack Lamabe, R ERA: 3.75 Bob Locker, R ERA: 1.6	(1, 1) (3, 1) (7, 1)	2.1 3.2 3.0	L 14	4 2 4	4 1 1	3 1 1	0 2 0	0 0 1	0 0 2	0 0 0	0 0 0	0 0 0	1 18 13	12 18 25	13 18 25	11.57 2.46 3.00	1.714 0.545 1.667								

Batter	1	2	3	4	5	6	7	8	9	AB	R	H	RBI	BB	SO	LOB	BOTTOM								
Don Buford, S OBP: 0.293, SLG: 0.303 (1, 4)	3-1 1B BB		1B SF9 BB				F6			2	3	1	0	2	0	0	<p><b>Baltimore Orioles @ Chicago White Sox</b> Comiskey Park, Chicago, IL Tue May 24 1966, 8:05 PM EDT Att: 13,335 - Unknown</p> <p>AB 31 R 4 H 5 RBI 4 BB 4 SO 2 LOB 13</p> 								
Tom McCraw, L OBP: 0.295, SLG: 0.300 (1, 3)	3-1				F6		F2			4	0	1	0	0	0	2									
Tommie Agee, R OBP: 0.338, SLG: 0.397 (1, 8)	K		SF9					F6		3	1	1	3	0	1	1									
Floyd Robinson, L OBP: 0.372, SLG: 0.451 (1, 9)			F8					F4		4	0	2	1	0	0	1									
Gene Freese, R OBP: 0.300, SLG: 0.344 (1, 5)	5-3				F8			F6		4	0	0	0	0	1	2									
Pete Ward, L OBP: 0.299, SLG: 0.213 Joe Horlen, R (9, FR) (1, 7) (9, FR)							F5		E8	2	0	0	0	2	0	0									
J.C. Martin, L OBP: 0.333, SLG: 0.348 Bob Locker, S OBP: 0.333, SLG: 0.200 Smoky Burgess, L OBP: 0.222, SLG: 0.176 (1, 2) (7, 1) (9, PH) (9, PH)		F8			F8		F6		F8	3	0	0	0	0	0	2									
Al Weis, S OBP: 0.246, SLG: 0.125 Bill Skowron, R OBP: 0.294, SLG: 0.325 (1, 6) (9, PH)		G5-4-3			F9		F3		1-3	3	0	0	0	0	2										
John Buzhardt, R Jack Lamabe, R John Romano, R OBP: 0.444, SLG: 0.473 (1, 1) (3, 1) (7, 2)			4-3				5-3		4-3	0	0	0	0	0	0	0									
										2	0	0	0	0	0	0									
										2	0	0	0	0	0	1									
<b>Inning Stats</b>	R: 1 E: 0 K: 1 S: 6	H: 1 LOB: 1 BB: 1 P: 10	R: 0 E: 0 K: 0 S: 2	H: 0 LOB: 0 BB: 1 P: 6	R: 1 E: 0 K: 0 S: 4	H: 1 LOB: 1 BB: 1 P: 8	R: 0 E: 0 K: 1 S: 5	H: 0 LOB: 1 BB: 1 P: 9	R: 2 E: 0 K: 0 S: 6	H: 3 LOB: 0 BB: 0 P: 6	R: 0 E: 0 K: 0 S: 3	H: 0 LOB: 0 BB: 0 P: 3	R: 0 E: 0 K: 0 S: 3	H: 0 LOB: 0 BB: 0 P: 3	R: 0 E: 1 K: 0 S: 4	H: 0 LOB: 1 BB: 0 P: 4		1B: 4 2B: 0 3B: 0 HR: 1	SF: 1 SAC: 0 DP: 1 HBP: 0	WP: 1 PB: 2 SB: 0 CS: 0	PA: 36				
<b>PITCHER</b>	IP	WLS	BF	H	R	ER	SO	BB	IBB	HBP	BLK	WP	HR	S	P	ERA		WHIP							
Jim Palmer, R ERA: 3.14 Dick Hall, R ERA: 0.83	(1, 1) (6, 1)	5.0 4.0	W S	23 13	5 0	4 0	4 0	2 0	4 0	0 0	0 0	0 0	0 0	0 13	39 13	0.00 0.000	1.800								

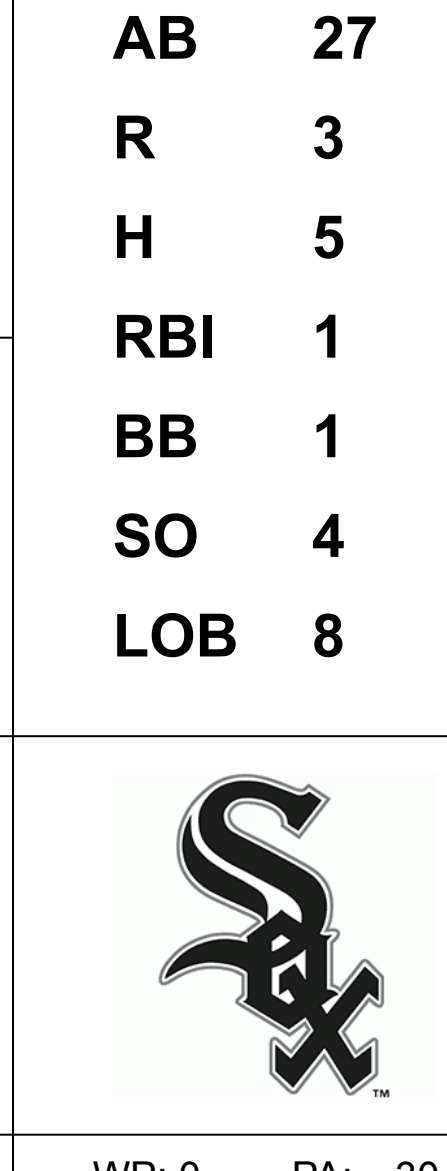


Batter	1	2	3	4	5	6	7	8	9	AB	R	H	RBI	BB	SO	LOB	TOP					
Paul Blair, R OBP: 0.242, SLG: 0.323 (1, 8)	1-3		G4-6-3 BB		6-3			5-3		3	0	0	0	1	0	0	<b>Baltimore Orioles @ Chicago White Sox</b> Comiskey Park, Chicago, IL Wed May 25 1966, 8:05 PM EDT Att: 14,079 - Unknown					
Luis Aparicio, R OBP: 0.240, SLG: 0.262 (1, 6)	4-3 S 1B		F7		5-3			E6 S		4	1	1	0	0	0	1						
Frank Robinson, R OBP: 0.456, SLG: 0.656 (1, 3)	4-3 1-3		G4-6-3 1-2		1-3			F9 1-2		4	0	0	0	0	0	3						
Brooks Robinson, R OBP: 0.372, SLG: 0.544 (1, 5)	1B 1B			1B 1B	L5			F8		4	1	2	1	0	0	0						
Woodie Held, R OBP: 0.435, SLG: 0.421 (1, 7)	3-H 1-2 1B		G6-4-3 1-3 1B		F5			6-3		4	0	2	0	0	0	0						
Sam Bowers, R OBP: 0.167, SLG: 0.167 (1, 9)	F9		G6-4-3 1-2 3-H 1B		F4			WP 1B		4	0	2	1	0	0	2						
Jerry Adair, R OBP: 0.266, SLG: 0.263 (9, PH)		6-3	G6-4-3 1-2 2-3		G6-4-3 1B			K2-3 1-2		3	0	1	0	0	0	2						
Curt Blefary, L OBP: 0.336, SLG: 0.513 (9, PH)										1	0	0	0	0	1	1						
Andy Etchebarren, R OBP: 0.286, SLG: 0.357 (1, 2)		3-1	G3		G6-4-3 1-2					3	0	0	0	0	0	2						
Steve Barber, L OBP: 0.344, SLG: 0.250 (8, PH)								6-3		2	0	0	0	0	1	0						
Bob Johnson, R OBP: 0.167, SLG: 0.167 (8, 1)	1-3				K					1	0	0	0	0	0	0						
Eddie Watt, R OBP: 0.167, SLG: 0.167 (8, 1)										0	0	0	0	0	0	0						
<b>Inning Stats</b>	R: 1 E: 0 K: 0 S: 6	H: 3 LOB: 2 BB: 0 P: 6	R: 0 E: 0 K: 0 S: 3	H: 0 LOB: 0 BB: 0 P: 3	R: 0 E: 0 K: 0 S: 2	H: 0 LOB: 0 BB: 1 P: 6	R: 1 E: 0 K: 0 S: 5	H: 3 LOB: 1 BB: 0 P: 5	R: 0 E: 0 K: 1 S: 5	H: 0 LOB: 0 BB: 0 P: 5	R: 0 E: 0 K: 0 S: 3	H: 1 LOB: 0 BB: 0 P: 3	R: 0 E: 1 K: 0 S: 4	H: 0 LOB: 1 BB: 0 P: 4	R: 0 E: 0 K: 1 S: 6	H: 1 LOB: 1 BB: 0 P: 6	1B: 8 2B: 0 3B: 0 HR: 0	SF: 0 SAC: 0 DP: 3 HBP: 0	WP: 1 PB: 0 SB: 2 CS: 0	PA: 34		
<b>PITCHER</b>	IP WLS BF H R ER SO BB IBB HBP BLK WP HR S P ERA WHIP	8.2 W 33 8 2 2 1 1 0 0 0 0 0 0 34 38 2.08 1.038	0.1 S 1 0 0 0 1 0 0 0 0 1 0 3 3 0.00 0.000																			

AB	33
R	2
H	8
RBI	2
BB	1
SO	2
LOB	11



Batter	1	2	3	4	5	6	7	8	9	AB	R	H	RBI	BB	SO	LOB	BOTTOM				
Don Buford, S OBP: 0.285, SLG: 0.294 (1, 4)	F9		K			4-3		F8		4	0	0	0	0	1	1	<b>Baltimore Orioles @ Chicago White Sox</b> Comiskey Park, Chicago, IL Wed May 25 1966, 8:05 PM EDT Att: 14,079 - Unknown				
Ken Berry, R OBP: 0.220, SLG: 0.250 (1, 7)	4-3			4-3		F2		5-3		4	0	0	0	0	0	1					
Tommie Agee, R OBP: 0.336, SLG: 0.392 (1, 8)	6-3			4-3			SH 1B	F7		4	1	1	0	0	0	0					
Danny Cater, R OBP: 0.190, SLG: 0.232 (1, 9)		B1-3		1-3			SH FC1-4			2	0	0	0	0	0	0					
John Romano, R OBP: 0.440, SLG: 0.517 (9, 2)					F7		FC1-4 FC4-6 1B BLK			3	2	1	1	0	0	1					
J.C. Martin, L OBP: 0.333, SLG: 0.348 (9, 2)		HR								0	0	0	0	0	0	0					
Gene Freese, R OBP: 0.315, SLG: 0.358 (1, 5)		F8			G5-4-3 1B		FC4-6 1B			3	0	2	0	0	0	0					
Bill Skowron, R OBP: 0.256, SLG: 0.313 (7, PR)					G5-4-3 1B		FC4-6 BLK			3	0	0	0	0	1	3					
Tom McCraw, L OBP: 0.295, SLG: 0.300 (8, 3)										0	0	0	0	0	0	0					
Al Weis, S OBP: 0.265, SLG: 0.138 (1, 6)				K			PB SH2-4 1B			2	0	1	0	1	1	0					
Tommy John, R OBP: 0.176, SLG: 0.353 (9, 1)				4-3			SH2-4 1B	K		2	0	0	0	0	1	2					
Eddie Fisher, R OBP: 0.176, SLG: 0.353 (9, 1)										0	0	0	0	0	0	0					
<b>Inning Stats</b>	R: 0 E: 0 K: 0 S: 3	H: 0 LOB: 0 BB: 0 P: 3	R: 1 E: 0 K: 1 S: 6	H: 1 LOB: 0 BB: 0 P: 6	R: 0 E: 0 K: 2 S: 7	H: 0 LOB: 0 BB: 0 P: 7	R: 0 E: 0 K: 0 S: 3	H: 0 LOB: 0 BB: 0 P: 3	R: 0 E: 0 K: 0 S: 3	H: 1 LOB: 0 BB: 0 P: 3	R: 0 E: 0 K: 0 S: 4	H: 1 LOB: 1 BB: 0 P: 4	R: 2 E: 1 K: 1 S: 8	H: 2 LOB: 2 BB: 1 P: 12	R: 0 E: 0 K: 0 S: 3	H: 0 LOB: 0 BB: 0 P: 3	1B: 4 2B: 0 3B: 0 HR: 1	SF: 0 SAC: 2 DP: 1 HBP: 0	WP: 0 PB: 1 SB: 1 CS: 0	PA: 30	
<b>PITCHER</b>	IP WLS BF H R ER SO BB IBB HBP BLK WP HR S P ERA WHIP	7.0 L 27 5 3 2 4 5 3 0 0 0 0 3 3 0.00 0.000	1.0 3 0 0 0 0 0 0 0 0 0 0 3 3 0.00 0.000																		





Batter	1	2	3	4	5	6	7	8	9	AB	R	H	RBI	BB	SO	LOB	TOP			
Paul Blair, R OBP: 0.238, SLG: 0.316 Russ Snyder, L OBP: 0.345, SLG: 0.327	(1, 8) X F4		(2) X F8		(1) X F6			(2) X FC4-6		2	0	0	0	0	0	0				
Luis Aparicio, R OBP: 0.238, SLG: 0.260	(1, 6) S K	(2) X K	(3) X F7		(2) X F9			(3) X 4-3		5	1	1	0	0	1	1				
Frank Robinson, R OBP: 0.454, SLG: 0.652	(1, 3) B BB				(3) X F8				(1) X F9	4	1	1	0	1	1	2				
Brooks Robinson, R OBP: 0.379, SLG: 0.540	(1, 5) B BB								(1) X E9	3	2	1	1	2	0	0				
Woodie Held, R OBP: 0.440, SLG: 0.400 Curt Blefary, L OBP: 0.338, SLG: 0.508	(1, 7) X FC6-4								(2) X F7	1	1	0	0	1	0	2				
Sam Bowens, R OBP: 0.304, SLG: 0.348										5	0	4	4	0	0	0				
Jerry Adair, R OBP: 0.298, SLG: 0.262										4	0	1	1	1	1	3				
Andy Etchebarren, R OBP: 0.277, SLG: 0.345										4	0	0	0	0	1	3				
Dave McNally, R OBP: 0.150, SLG: 0.111 Eddie Watt, R OBP: 0.125, SLG: 0.125 Stu Miller, R	(1, 1) (6, 1) (9, 1)									2	0	0	0	0	0	1				
<b>Inning Stats</b>	R: 0 E: 0 K: 1 S: 5	H: 0 LOB: 2 BB: 2 P: 13	R: 0 E: 0 K: 1 S: 5	H: 0 LOB: 0 BB: 0 P: 5	R: 0 E: 0 K: 0 S: 3	H: 0 LOB: 0 BB: 0 P: 3	R: 3 E: 2 K: 0 S: 5	H: 3 LOB: 1 BB: 2 P: 13	R: 0 E: 0 K: 0 S: 4	H: 1 LOB: 2 BB: 1 P: 8	R: 4 E: 0 K: 2 S: 11	H: 4 LOB: 1 BB: 1 P: 15	R: 0 E: 1 K: 0 S: 4	H: 0 LOB: 1 BB: 0 P: 4	R: 0 E: 1 K: 0 S: 5	H: 1 LOB: 2 BB: 0 P: 5	1B: 7 2B: 2 3B: 0 HR: 0	SF: 0 SAC: 0 DP: 0 HBP: 0	WP: 0 PB: 0 SB: 1 CS: 0	PA: 43
<b>PITCHER</b>	IP WLS BF H R ER SO BB IBB HBP BLK WP HR S P ERA WHIP																			
Juan Pizarro, L ERA: 2.41	(1, 1) 3.1 L 16 3 3 2 2 3 1 0 0 0 0 0 16 32 5.40 1.800																			
Jack Lamabe, R ERA: 5.39	(4, 1) 3.1 16 4 4 4 1 2 0 0 0 0 0 0 16 24 10.80 1.800																			
Bob Locker, R ERA: 1.59	(7, 1) 0.1 2 1 0 0 1 0 0 0 0 0 0 0 4 4 0.00 3.000																			
Dennis Higgins, R ERA: 2.5	(8, 1) 2.0 9 1 0 0 0 0 0 0 0 0 0 0 9 9 0.00 0.500																			

Baltimore Orioles @ Chicago White Sox  
Comiskey Park, Chicago, IL  
Thu May 26 1966, 4:33 AM EDT  
Att: 3,814 - Unknown

AB	37
R	7
H	9
RBI	7
BB	6
SO	4
LOB	14



Batter	1	2	3	4	5	6	7	8	9	AB	R	H	RBI	BB	SO	LOB	BOTTOM					
Don Buford, S OBP: 0.290, SLG: 0.300	(1, 4) X F8									4	0	2	0	0	0	0						
Ken Berry, R OBP: 0.222, SLG: 0.250	(1, 7) X 1B									4	0	1	0	0	0	2						
Tommie Agee, R OBP: 0.333, SLG: 0.388	(1, 8) X 1B									4	0	1	0	0	0	1						
Danny Cater, R OBP: 0.194, SLG: 0.233	(1, 9) X F3									4	0	1	0	0	0	2						
John Romano, R OBP: 0.443, SLG: 0.500	(1, 2) X F8									2	0	0	0	2	1	2						
Gene Freese, R OBP: 0.312, SLG: 0.394	(1, 5) X 6-3									4	1	1	1	0	1	3						
Bill Skowron, R OBP: 0.258, SLG: 0.314 Dennis Higgins, R OBP: 0.200, SLG: 0.200 Floyd Robinson, L OBP: 0.369, SLG: 0.447	(1, 3) (8, 1) (9, PH)									3	0	1	0	0	1	2						
Al Weis, S OBP: 0.264, SLG: 0.145	(1, 6) X 1B									4	0	1	0	0	2	3						
Juan Pizarro, L Jack Lamabe, R Bob Locker, S Tom McCraw, L	(1, 1) (4, 1) (7, PH) (8, 3)									1	0	0	0	0	0	1						
<b>Inning Stats</b>	R: 0 E: 0 K: 0 S: 5	H: 2 LOB: 1 BB: 0 P: 5	R: 0 E: 0 K: 0 S: 4	H: 1 LOB: 0 BB: 0 P: 4	R: 0 E: 0 K: 0 S: 3	H: 1 LOB: 0 BB: 0 P: 3	R: 1 E: 1 K: 1 S: 7	H: 2 LOB: 1 BB: 0 P: 7	R: 0 E: 0 K: 1 S: 6	H: 1 LOB: 1 BB: 0 P: 6	R: 0 E: 0 K: 2 S: 8	H: 1 LOB: 2 BB: 1 P: 12	R: 0 E: 0 K: 0 S: 3	H: 0 LOB: 0 BB: 0 P: 3	R: 0 E: 0 K: 1 S: 5	H: 0 LOB: 1 BB: 1 P: 9	R: 0 E: 0 K: 1 S: 5	H: 0 LOB: 0 BB: 0 P: 5	1B: 7 2B: 1 3B: 0 HR: 1	SF: 0 SAC: 0 DP: 1 HBP: 0	WP: 0 PB: 0 SB: 0 CS: 0	PA: 36
<b>PITCHER</b>	IP WLS BF H R ER SO BB IBB HBP BLK WP HR S P ERA WHIP																					
Dave McNally, L ERA: 2.78	(1, 1) 5.0 W 23 8 1 1 2 1 0 0 0 0 0 0 15 19 0.00 0.333																					
Eddie Watt, R ERA: 2.25	(6, 1) 3.0 10 0 0 0 3 1 0 0 0 0 0 0 15 19 0.00 0.333																					
Stu Miller, R ERA: 1.14	(9, 1) 1.0 S 3 0 0 0 1 0 0 0 0 0 0 0 5 5 0.00 0.000																					

Baltimore Orioles @ Chicago White Sox  
Comiskey Park, Chicago, IL  
Thu May 26 1966, 4:33 AM EDT  
Att: 3,814 - Unknown


AB	34
R	1
H	8
RBI	1
BB	2
SO	6
LOB	16










Batter	1	2	3	4	5	6	7	8	9	AB	R	H	RBI	BB	SO	LOB	TOP								
Luis Aparicio, R OBP: 0.250, SLG: 0.279 (1, 6)	5-3		SH5-3		1B FC6-4		F9			4	1	2	0	0	0	0	<p><b>Baltimore Orioles @ Kansas City Athletics</b> Municipal Stadium, Kansas City, MO</p> <p>Sat May 28 1966, 8:05 PM EDT Att: 12,393 - Unknown</p> <p>livebaseballscores.com</p> <p>AB 37 R 9 H 12 RBI 7 BB 4 SO 8 LOB 22</p> 								
Boog Powell, L OBP: 0.321, SLG: 0.400 (1, 3)	K		FC6-4		1B		3-1			5	0	2	1	0	2	1									
Frank Robinson, R OBP: 0.453, SLG: 0.630 Russ Snyder, L OBP: 0.345, SLG: 0.327 (9, PR) (9, 7)	6-3		FC6-4		FC6-4		K		SH1-3	4	0	1	1	1	1	1									
Brooks Robinson, R OBP: 0.371, SLG: 0.528 (1, 5)			FC6-4		G4-6-3				E	4	0	1	0	0	0	0									
Curt Blefary, L OBP: 0.354, SLG: 0.516 Paul Blair, R OBP: 0.238, SLG: 0.316 (8, 8)			FC6-4		G4-6-3				SH1-3	5	2	2	1	0	0	3									
Sam Bowens, R OBP: 0.313, SLG: 0.323 (8, 7) (9, 9)			FC6-4						SH1-3	3	1	2	1	1	1	0									
Davey Johnson, R OBP: 0.252, SLG: 0.311 (1, 4)			FC6-4						SH1-3	0	0	0	0	0	0	0									
Andy Etchebarren, R OBP: 0.295, SLG: 0.362 (1, 2)			SH5-3						1-3	5	1	1	0	0	1	6									
John Miller, R (1, 1)			SH						1-3	4	1	1	1	1	0	2									
Moe Drabowsky, R OBP: 0.600, SLG: 0.333 (5, 1)			SH						F5	4	1	1	1	1	1	4									
Inning Stats	R: 0 E: 0 K: 1 S: 5	H: 0 LOB: 0 BB: 0 P: 5	R: 0 E: 0 K: 0 S: 4	H: 1 LOB: 1 BB: 0 P: 4	R: 2 E: 0 K: 1 S: 8	H: 2 LOB: 3 BB: 2 P: 16	R: 0 E: 0 K: 1 S: 5	H: 0 LOB: 0 BB: 0 P: 5	R: 1 E: 0 K: 0 S: 4	H: 2 LOB: 0 BB: 0 P: 4	R: 0 E: 0 K: 2 S: 8	H: 1 LOB: 2 BB: 1 P: 12	R: 0 E: 0 K: 1 S: 5	H: 0 LOB: 0 BB: 0 P: 5	R: 4 E: 0 K: 2 S: 12	H: 4 LOB: 1 BB: 0 P: 12	R: 2 E: 1 K: 0 S: 6	H: 2 LOB: 3 BB: 1 P: 10	1B: 8 2B: 3 3B: 1 HR: 0	SF: 0 SAC: 4 DP: 1 HBP: 0	WP: 1 PB: 2 CS: 3	PA: 45			
PITCHER	IP	WLS	BF	H	R	ER	SO	BB	IBB	HBP	BLK	WP	HR	S	P	ERA	WHIP								
Ralph Terry, R ERA: 2.42 (1, 1)	5.0	L	22	5	3	3	3	1	1	0	0	0	0	26	34	5.40	1.200								
Lew Krausse, R ERA: 2.99 (6, 1)	2.0		8	1	0	0	3	1	0	0	0	1	0	13	17	0.00	1.000								
John Wyatt, R ERA: 6.19 (8, 1)	0.0		4	3	4	4	0	0	0	0	0	0	0	4	4	∞	∞								
Jim Dickson, R ERA: 7.36 (8, 1)	2.0		11	3	2	0	2	1	0	0	0	0	0	14	18	0.00	2.000								

Batter	1	2	3	4	5	6	7	8	9	AB	R	H	RBI	BB	SO	LOB	BOTTOM								
Bert Campaneris, R OBP: 0.267, SLG: 0.366 (1, 6)	1B				F4		K		L7	4	0	1	0	1	1	2	<p><b>Baltimore Orioles @ Kansas City Athletics</b> Municipal Stadium, Kansas City, MO</p> <p>Sat May 28 1966, 8:05 PM EDT Att: 12,393 - Unknown</p> <p>livebaseballscores.com</p> <p>AB 33 R 2 H 7 RBI 2 BB 4 SO 7 LOB 14</p> 								
Larry Stahl, L OBP: 0.253, SLG: 0.363 (1, 7)					BB					4	1	3	1	0	1	1									
Mike Hershberger, R OBP: 0.300, SLG: 0.359 (1, 9)					1B					3	0	0	0	1	0	2									
Billy Bryan, L OBP: 0.213, SLG: 0.206 (1, 2)					BB					3	0	1	1	1	0	1									
Ken Harrelson, R OBP: 0.266, SLG: 0.256 (1, 3)					1B					3	0	0	0	1	2	2									
Danny Cater, R OBP: 0.182, SLG: 0.219 (1, 5)					BB					4	0	0	0	0	3	2									
Dick Green, R OBP: 0.241, SLG: 0.288 (1, 4)										4	0	0	0	0	2										
Joe Nosske, R OBP: 0.400, SLG: 0.571 (1, 8)					1B					4	1	2	0	0	0	0									
Ralph Terry, R OBP: 0.253, SLG: 0.200 Ron Stone, L OBP: 0.275, SLG: 0.273 Lew Krausse, R OBP: 0.247, SLG: 0.337 Ed Charles, R OBP: 0.247, SLG: 0.337 John Wyatt, L OBP: 0.247, SLG: 0.337 Jim Dickson, L OBP: 0.247, SLG: 0.337 Phil Roof, R OBP: 0.167, SLG: 0.583 (1, 1) (5, PH) (8, 1) (7, PH) (8, 1) (8, 1) (9, PH)					P4					1	0	0	0	0	0	0									
Inning Stats	R: 0 E: 0 K: 0 S: 3	H: 1 LOB: 1 BB: 1 P: 7	R: 0 E: 0 K: 0 S: 3	H: 0 LOB: 0 BB: 0 P: 3	R: 0 E: 0 K: 1 S: 6	H: 1 LOB: 1 BB: 0 P: 6	R: 0 E: 0 K: 1 S: 5	H: 0 LOB: 2 BB: 2 P: 13	R: 2 E: 0 K: 1 S: 8	H: 3 LOB: 2 BB: 1 P: 12	R: 0 E: 0 K: 1 S: 5	H: 0 LOB: 0 BB: 0 P: 5	R: 0 E: 0 K: 1 S: 6	H: 1 LOB: 1 BB: 0 P: 6	R: 0 E: 0 K: 2 S: 7	H: 0 LOB: 0 BB: 0 P: 7		R: 0 E: 0 K: 0 S: 4	H: 1 LOB: 1 BB: 0 P: 4	1B: 5 2B: 1 3B: 1 HR: 0	SF: 0 SAC: 0 DP: 0 HBP: 0	WP: 0 PB: 0 SB: 0 CS: 0	PA: 37		
PITCHER	IP	WLS	BF	H	R	ER	SO	BB	IBB	HBP	BLK	WP	HR	S	P	ERA	WHIP								
John Miller, R ERA: 4.03 (1, 1)	4.2		22	5	2	2	2	4	0	0	0	0	0	22	38	3.86	1.929								
Moe Drabowsky, R ERA: 3.1 (5, 1)	4.1	W	15	2	0	0	5	0	0	0	0	0	0	25	25	0.00	0.462								



Batter	1	2	3	4	5	6	7	8	9	AB	R	H	RBI	BB	SO	LOB	TOP					
Luis Aparicio, R (1, 6) OBP: 0.244, SLG: 0.272	F9		F5		F7		F8			4	0	0	0	0	0	2	<p>Baltimore Orioles @ Kansas City Athletics Municipal Stadium, Kansas City, MO Sun May 29 1966, 4:33 AM EDT Att: 10,378 - Unknown</p> <p>livebaseballscores.com</p>					
Boog Powell, L (1, 3) OBP: 0.333, SLG: 0.402	FC5-4 BB		G3							2	0	1	0	2	0	1						
Frank Robinson, R (1, 9) OBP: 0.443, SLG: 0.613	K			K	K			4-3		4	0	0	0	0	3	3						
Brooks Robinson, R (1, 5) OBP: 0.362, SLG: 0.515	FC5-4 1-2			F9		5-3		P3		4	0	0	0	0	0	1						
Curt Blefary, L (1, 7) OBP: 0.351, SLG: 0.508		F8		4-3			FC1-4 1B	F8		4	0	1	0	0	0	0						
Sam Bowens, R (1, 8) OBP: 0.306, SLG: 0.314		F8			1B 2B	FC1-4 2B		4-3		4	2	1	0	0	0	1						
Davey Johnson, R (1, 4) OBP: 0.267, SLG: 0.333		F2			1-2 1B	1-H 2B		1B		4	1	3	1	0	0	0						
Andy Etchebarren, R (1, 2) OBP: 0.301, SLG: 0.369							F8		K	3	0	1	2	1	1	2						
Jim Palmer, R (1, 1) OBP: 0.250, SLG: 0.364									5-3	2	0	0	0	0	2	2						
Russ Snyder, L (7, PH) OBP: 0.339, SLG: 0.321			K							1	0	0	0	0	1	0						
Eddie Watt, R (7, 1) OBP: 0.125, SLG: 0.125										0	0	0	0	0	0	0						
Woodie Held, R (9, PH) OBP: 0.423, SLG: 0.381										1	0	0	0	0	0	1						
<b>Inning Stats</b>	R: 0 E: 0 K: 1 S: 5	H: 0 LOB: 1 BB: 1 P: 9	R: 0 E: 0 K: 0 S: 3	H: 0 LOB: 0 BB: 0 P: 3	R: 0 E: 0 K: 1 S: 5	H: 0 LOB: 1 BB: 1 P: 9	R: 0 E: 0 K: 1 S: 5	H: 0 LOB: 0 BB: 0 P: 5	R: 2 E: 0 K: 2 S: 10	H: 3 LOB: 2 BB: 1 P: 14	R: 1 E: 0 K: 0 S: 5	H: 2 LOB: 1 BB: 0 P: 5	R: 0 E: 0 K: 1 S: 5	H: 1 LOB: 0 BB: 0 P: 5	R: 0 E: 0 K: 0 S: 3	H: 0 LOB: 0 BB: 0 P: 3	R: 0 E: 0 K: 1 S: 6	H: 1 LOB: 1 BB: 0 P: 6	1B: 5 2B: 2 3B: 0 HR: 0	SF: 0 SAC: 0 DP: 0 HBP: 0	WP: 0 PB: 0 SB: 0 CS: 0	PA: 36
<b>PITCHER</b>	IP WLS BF H R ER SO BB IBB HBP BLK WP HR S P ERA WHIP																					
Catfish Hunter, R (1, 1) ERA: 3.21	6.0 W 26 5 3 3 5 3 0 0 0 0 0 0 33 45 4.50 1.333																					
Jack Aker, R (7, 1) ERA: 1.11	3.0 S 10 2 0 0 2 0 0 0 0 0 0 0 14 14 0.00 0.667																					

Batter	1	2	3	4	5	6	7	8	9	AB	R	H	RBI	BB	SO	LOB	BOTTOM			
Bert Campaneris, R (1, 6) OBP: 0.267, SLG: 0.357	B3		2-3 SF8 BB		K		F2			3	1	0	0	1	1	1	<p>Baltimore Orioles @ Kansas City Athletics Municipal Stadium, Kansas City, MO Sun May 29 1966, 4:33 AM EDT Att: 10,378 - Unknown</p> <p>livebaseballscores.com</p>			
Larry Stahl, L (1, 7) OBP: 0.253, SLG: 0.357	K		2-3 1-3		2H 1B		F9			4	0	1	1	0	1	1				
Mike Hershberger, R (1, 9) OBP: 0.291, SLG: 0.350	5-3		SF8		P2		F7			3	0	0	1	0	0	1				
Danny Cater, R (1, 5) OBP: 0.200, SLG: 0.250		2B 2B		K		K		FC3-6 1B		4	1	2	0	0	2	0				
Dick Green, R (1, 4) OBP: 0.241, SLG: 0.281		2B BB		K		1-3		FC3-6 1-2		3	1	0	0	1	1	1				
Ken Harrelson, R (1, 3) OBP: 0.272, SLG: 0.280		K						K		3	1	1	1	1	2	3				
Ossie Chavarria, R (9, 3) OBP: 0.250, SLG: 0.216				CS BB		HR		K		0	0	0	0	0	0	0				
Joe Nosssek, R (1, 8) OBP: 0.412, SLG: 0.581				6-3 1-2		3B BB		P6		3	1	1	2	1	0	2				
Phil Roof, R (1, 2) OBP: 0.267, SLG: 0.733		5-3			SH1-4 1B	1-H 3B				3	1	2	1	0	0	1				
Catfish Hunter, R (1, 1) OBP: 0.185, SLG: 0.231					SH1-4 1B					1	0	0	0	0	0	1				
Billy Bryan, L (6, PH) OBP: 0.211, SLG: 0.203					1-2					1	0	0	0	0	1	1				
Jack Aker, R (7, 1) ERA: 2.1										0	0	0	0	0	0	0				
<b>Inning Stats</b>	R: 0 E: 0 K: 1 S: 5	H: 0 LOB: 0 BB: 0 P: 5	R: 2 E: 0 K: 1 S: 7	H: 2 LOB: 1 BB: 1 P: 11	R: 1 E: 0 K: 1 S: 5	H: 0 LOB: 0 BB: 1 P: 9	R: 0 E: 0 K: 1 S: 4	H: 0 LOB: 0 BB: 1 P: 8	R: 1 E: 0 K: 1 S: 7	H: 2 LOB: 1 BB: 0 P: 7	R: 2 E: 0 K: 2 S: 9	H: 2 LOB: 1 BB: 1 P: 13	R: 0 E: 0 K: 0 S: 3	H: 0 LOB: 0 BB: 0 P: 3	R: 0 E: 0 K: 1 S: 6	H: 1 LOB: 1 BB: 0 P: 6	1B: 3 2B: 2 3B: 1 HR: 1	SF: 1 SAC: 1 DP: 0 HBP: 0	WP: 0 PB: 0 SB: 1 CS: 1	PA: 34
<b>PITCHER</b>	IP WLS BF H R ER SO BB IBB HBP BLK WP HR S P ERA WHIP																			
Jim Palmer, R (1, 1) ERA: 3.69	6.0 L 27 5 3 6 7 4 0 0 0 0 0 0 37 53 9.00 1.667																			
Eddie Watt, R (7, 1) ERA: 2.1	2.0 7 1 0 0 1 0 0 0 0 0 0 0 9 9 0.00 0.500																			





Batter	1	2	3	4	5	6	7	8	9	AB	R	H	RBI	BB	SO	LOB	TOP								
Luis Aparicio, R (1, 6) OBP: 0.243, SLG: 0.270										5	0	1	0	0	1	0									
Davey Johnson, R (1, 4) OBP: 0.297, SLG: 0.352										5	1	4	0	0	0	0									
Frank Robinson, R (1, 3) OBP: 0.439, SLG: 0.610										4	0	1	0	0	0	4									
Brooks Robinson, R (1, 5) OBP: 0.360, SLG: 0.509										4	1	1	0	0	0	3									
Woodie Held, R (1, 7) OBP: 0.433, SLG: 0.500										3	1	1	1	1	1	2									
Sam Bowens, R (1, 9) OBP: 0.275, SLG: 0.282										4	0	0	0	0	0	2									
Paul Blair, R (1, 8) OBP: 0.248, SLG: 0.333										4	1	2	0	0	0	0									
Andy Etchebarren, R (1, 2) OBP: 0.299, SLG: 0.388										4	1	1	2	0	2	0									
Steve Barber, L (1, 1)										3	0	0	0	0	2	0									
Stu Miller, R (8, 1)										1	0	0	0	0	1	0									
<b>Inning Stats</b>	R: 0 E: 1 K: 1 S: 7	H: 2 LOB: 2 BB: 0 P: 7	R: 0 E: 0 K: 1 S: 5	H: 0 LOB: 0 BB: 0 P: 5	R: 0 E: 0 K: 1 S: 7	H: 2 LOB: 2 BB: 0 P: 7	R: 0 E: 0 K: 0 S: 3	H: 0 LOB: 0 BB: 0 P: 3	R: 0 E: 0 K: 2 S: 7	H: 0 LOB: 0 BB: 0 P: 7	R: 0 E: 0 K: 0 S: 6	H: 3 LOB: 2 BB: 0 P: 6	R: 0 E: 0 K: 1 S: 5	H: 0 LOB: 0 BB: 0 P: 5	R: 0 E: 0 K: 0 S: 4	H: 2 LOB: 2 BB: 1 P: 8	R: 2 E: 0 K: 1 S: 7	H: 2 LOB: 2 BB: 0 P: 7	1B: 7 2B: 2 3B: 0 HR: 2	SF: 0 SAC: 0 DP: 1 HBP: 0	WP: 1 PB: 0 SB: 0 CS: 1	PA: 39			
<b>PITCHER</b>	IP	WLS	BF	H	R	ER	SO	BB	IBB	HBP	BLK	WP	HR	S	P	ERA	WHIP								
Jim Merritt, L (1, 1) ERA: 2.7	7.0	L	28	7	3	2	6	0	0	0	0	0	1	40	40	2.57	1.000								
Johnny Klippstein, R (8, 1) ERA: 4.35	2.0		10	4	2	2	1	1	0	0	0	1	1	11	15	9.00	2.500								

Baltimore Orioles @ Minnesota Twins  
 Metropolitan Stadium, Bloomington, MI  
 Mon May 30 1966, 4:33 AM EDT  
 Att: 26,482 - Unknown

AB 37  
 R 5  
 H 11  
 RBI 3  
 BB 1  
 SO 7  
 LOB 11

Batter	1	2	3	4	5	6	7	8	9	AB	R	H	RBI	BB	SO	LOB	BOTTOM								
Zoilo Versalles, R (1, 6) OBP: 0.255, SLG: 0.333										3	1	1	0	1	0	0									
Cesar Tovar, R (1, 8) OBP: 0.310, SLG: 0.355										4	0	0	0	0	0	2									
Tony Oliva, L (1, 9) OBP: 0.408, SLG: 0.667										4	0	2	0	0	0	0									
Harmon Killebrew, R (1, 5) OBP: 0.350, SLG: 0.401										4	0	0	0	0	2	4									
Bob Allison, R (1, 7) OBP: 0.266, SLG: 0.262										2	0	0	0	1	1	2									
Jimmie Hall, L (8, PH) OBP: 0.267, SLG: 0.390										1	0	1	1	0	0	0									
Don Mincher, L (1, 3) OBP: 0.315, SLG: 0.341										4	0	0	0	0	1	3									
Jerry Zimmerman, R (1, 2) OBP: 0.406, SLG: 0.260										2	0	1	0	1	0	0									
Sandy Valdespino, L (9, PH) OBP: 0.241, SLG: 0.268										1	0	0	0	0	0	0									
Bernie Allen, L (1, 4) OBP: 0.312, SLG: 0.328										4	0	1	0	0	0	3									
Jim Merritt, L (1, 1)										2	0	0	0	0	1	1									
Rich Rollins, R (7, PH) OBP: 0.293, SLG: 0.260										1	0	0	0	0	0	1									
Johnny Klippstein, R (8, 1)										0	0	0	0	0	0	0									
Russ Nixon, L (9, PH) OBP: 0.250, SLG: 0.273										1	0	0	0	0	0	0									
<b>Inning Stats</b>	R: 0 E: 0 K: 0 S: 3	H: 1 LOB: 0 BB: 0 P: 3	R: 0 E: 0 K: 1 S: 6	H: 1 LOB: 1 BB: 1 P: 10	R: 0 E: 0 K: 1 S: 5	H: 0 LOB: 0 BB: 0 P: 5	R: 0 E: 0 K: 1 S: 5	H: 0 LOB: 0 BB: 0 P: 5	R: 0 E: 0 K: 1 S: 4	H: 1 LOB: 1 BB: 0 P: 4	R: 0 E: 0 K: 1 S: 7	H: 1 LOB: 2 BB: 0 P: 7	R: 0 E: 0 K: 0 S: 3	H: 0 LOB: 1 BB: 1 P: 7	R: 1 E: 0 K: 1 S: 7	H: 2 LOB: 2 BB: 1 P: 11	R: 0 E: 0 K: 0 S: 3	H: 0 LOB: 0 BB: 0 P: 3	1B: 6 2B: 1 3B: 0 HR: 0	SF: 0 SAC: 0 DP: 1 HBP: 0	WP: 1 PB: 0 SB: 0 CS: 0	PA: 36			
<b>PITCHER</b>	IP	WLS	BF	H	R	ER	SO	BB	IBB	HBP	BLK	WP	HR	S	P	ERA	WHIP								
Steve Barber, L (1, 1) ERA: 2.15	7.1	W	30	5	1	1	4	3	0	0	0	0	0	35	47	1.23	1.091								
Stu Miller, R (8, 1) ERA: 0.95	1.2	S	6	1	0	0	1	0	0	0	0	0	0	8	8	0.00	0.600								

Baltimore Orioles @ Minnesota Twins  
 Metropolitan Stadium, Bloomington, MI  
 Mon May 30 1966, 4:33 AM EDT  
 Att: 26,482 - Unknown

AB 33  
 R 1  
 H 6  
 RBI 1  
 BB 3  
 SO 5  
 LOB 16



Batter	1	2	3	4	5	6	7	8	9	AB	R	H	RBI	BB	SO	LOB	TOP										
Luis Aparicio, R (1, 6) OBP: 0.241, SLG: 0.286	F8		F8			HR	5-3		K	5	1	1	1	0	1	3											
Russ Snyder, L (1, 8) OBP: 0.333, SLG: 0.333	4-3			3-1		HR		4-3		4	1	1	0	0	0	0											
Boog Powell, L (1, 3) OBP: 0.338, SLG: 0.430	K			K		HR		1B		4	2	2	2	0	2	0											
Brooks Robinson, R (1, 5) OBP: 0.357, SLG: 0.500		F5		F3		BB		F6		3	0	0	0	1	0	1											
Curt Blefary, L (1, 7) OBP: 0.348, SLG: 0.500	F5				G3	F5		1B		4	0	1	0	0	0	1											
Davey Johnson, R (1, 4) OBP: 0.286, SLG: 0.348	F8				4-3			1B		4	0	1	1	0	0	0											
Sam Bowens, R (1, 9) OBP: 0.273, SLG: 0.279					K			1B		4	0	1	0	0	2	2											
Andy Etchebarren, R (1, 2) OBP: 0.298, SLG: 0.380			F4			K		1B		3	0	0	0	1	1	1											
Frank Bertaina, L (1, 1) Moe Drabowsky, R (2, 1) Bob Johnson, R (6, PH) Dick Hall, R (6, 1) Woodie Held, R (9, PH)			F6			F8		1B		0	0	0	0	0	0	0											
<b>Inning Stats</b>	R: 0 E: 0 K: 1 S: 5	H: 0 LOB: 0 BB: 0 P: 5	R: 0 E: 0 K: 0 S: 3	H: 0 LOB: 0 BB: 0 P: 3	R: 0 E: 0 K: 0 S: 4	H: 1 LOB: 1 BB: 0 P: 4	R: 0 E: 0 K: 1 S: 5	H: 0 LOB: 0 BB: 0 P: 5	R: 0 E: 0 K: 1 S: 8	H: 3 LOB: 1 BB: 1 P: 12	R: 0 E: 0 K: 0 S: 4	H: 1 LOB: 2 BB: 1 P: 8	R: 1 E: 0 K: 1 S: 8	H: 3 LOB: 2 BB: 0 P: 8	R: 0 E: 0 K: 2 S: 7	H: 0 LOB: 0 BB: 0 P: 7	1B: 5 2B: 1 3B: 0 HR: 2	SF: 0 SAC: 0 DP: 0 HBP: 0	WP: 0 PB: 0 SB: 0 CS: 0	PA: 37							
<b>PITCHER</b>	IP	WLS	BF	H	R	ER	SO	BB	IBB	HBP	BLK	WP	HR	S	P	ERA	WHIP										
Dwight Siebler, R (1, 1) ERA: 3.85	5.2		21	4	3	3	4	0	0	0	0	0	2	29	29	4.76	0.706										
Al Worthington, R (6, 1) ERA: 2.01	3.1	W	16	4	1	1	3	2	0	0	0	0	0	20	28	2.70	1.800										

Baltimore Orioles @ Minnesota Twins  
Metropolitan Stadium, Bloomington, MI  
Mon May 30 1966, 8:05 PM EDT  
Att: 12,140 - Unknown

AB 35  
R 4  
H 8  
RBI 4  
BB 2  
SO 7  
LOB 9



Batter	1	2	3	4	5	6	7	8	9	AB	R	H	RBI	BB	SO	LOB	BOTTOM										
Zoilo Versalles, R (1, 6) OBP: 0.266, SLG: 0.338	F4				F4			E9		4	0	2	1	1	0	0											
Cesar Tovar, R (1, 8) OBP: 0.295, SLG: 0.338	F9		FC5		5-3		F4			4	0	0	0	0	0	4											
Tony Oliva, L (1, 9) OBP: 0.404, SLG: 0.655	F2		K		HR		F8			4	1	1	0	0	1	1											
Harmon Killebrew, R (1, 5) OBP: 0.354, SLG: 0.447		HR	F8		HR		K			4	2	2	3	0	1	1											
Andy Kosco, R (1, 7) Jimmie Hall, L (8, PH) Jerry Zimmerman, R (9, 2)		F3	5-3		5-3			K2-3		3	0	0	0	0	0	0											
Don Mincher, L (1, 3) OBP: 0.321, SLG: 0.347		1B			F8			F8		4	1	2	0	0	0	0											
Earl Batley, R (1, 2) Jim Kaat, L (6, PR) Jerry Zimmerman, R (9, 2)		1B			K		F9			4	0	2	0	0	1	1											
Bernie Allen, L (1, 4) OBP: 0.324, SLG: 0.364		1B			K			HR		0	1	0	0	0	0	0											
Dwight Siebler, R (1, 1) Al Worthington, R (6, 1)		1B			K			1B		4	1	3	3	0	0	1											
<b>Inning Stats</b>	R: 0 E: 0 K: 0 S: 3	H: 4 LOB: 3 BB: 1 P: 13	R: 2 E: 0 K: 1 S: 9	H: 4 LOB: 3 BB: 1 P: 13	R: 0 E: 0 K: 1 S: 5	H: 0 LOB: 0 BB: 0 P: 5	R: 0 E: 0 K: 2 S: 8	H: 1 LOB: 1 BB: 0 P: 8	R: 2 E: 0 K: 0 S: 5	H: 2 LOB: 0 BB: 0 P: 5	R: 0 E: 0 K: 1 S: 6	H: 1 LOB: 1 BB: 0 P: 6	R: 0 E: 0 K: 1 S: 6	H: 1 LOB: 1 BB: 0 P: 6	R: 3 E: 1 K: 1 S: 8	H: 4 LOB: 1 BB: 0 P: 8	1B: 9 2B: 1 3B: 0 HR: 3	SF: 0 SAC: 0 DP: 0 HBP: 0	WP: 1 PB: 0 SB: 0 CS: 0	PA: 37							
<b>PITCHER</b>	IP	WLS	BF	H	R	ER	SO	BB	IBB	HBP	BLK	WP	HR	S	P	ERA	WHIP										
Frank Bertaina, L (1, 1) ERA: 2.35	1.2		10	4	2	2	1	1	0	0	0	0	1	11	15	10.80	3.000										
Moe Drabowsky, R (2, 1) ERA: 3.42	3.1		13	3	2	2	3	0	0	0	0	0	1	19	19	5.40	0.900										
Dick Hall, R (6, 1) ERA: 1.82	3.0	L	14	6	3	3	3	0	0	0	0	0	1	20	20	9.00	2.000										

Baltimore Orioles @ Minnesota Twins  
Metropolitan Stadium, Bloomington, MI  
Mon May 30 1966, 8:05 PM EDT  
Att: 12,140 - Unknown

AB 36  
R 7  
H 13  
RBI 7  
BB 1  
SO 7  
LOB 12













Batter	1	2	3	4	5	6	7	8	9	10	AB	R	H	RBI	BB	SO	LOB	TOP						
Luis Aparicio, R OBP: 0.260, SLG: 0.319 (1, 6)											6	3	5	0	0	0	0							
Russ Snyder, L OBP: 0.380, SLG: 0.357 (1, 8) (10, 7)											5	1	3	0	1	0	2							
Boog Powell, L OBP: 0.358, SLG: 0.481 (1, 3)											6	0	2	3	0	0	4							
Brooks Robinson, R OBP: 0.362, SLG: 0.527 (1, 5)											5	1	2	3	1	0	3							
Curt Blefary, L OBP: 0.361, SLG: 0.503 Paul Blair, R OBP: 0.262, SLG: 0.347 (1, 7) (10, 8)											4	2	1	1	2	0	5							
Davey Johnson, R OBP: 0.301, SLG: 0.374 (1, 4)											5	1	1	0	0	1	5							
Sam Bowers, R OBP: 0.276, SLG: 0.268 (1, 9)											4	0	1	0	0	0	3							
Andy Etchebarren, R OBP: 0.313, SLG: 0.426 (1, 2)											4	0	0	1	0	0	1							
John Miller, R Frank Bertaina, L Moe Drabowsky, R Woddie Held, R Stu Miller, R OBP: 0.500, SLG: 0.250 OBP: 0.424, SLG: 0.462 OBP: 0.143, SLG: 0.143 (1, 1) (5, 1) (7, 1) (8, PH) (8, 1)											2	0	0	0	0	0	0							
<b>Inning Stats</b>	R: 1 E: 0 K: 0 S: 6	H: 3 LOB: 3 BB: 1 P: 10	R: 0 E: 0 K: 0 S: 4	H: 1 LOB: 1 BB: 0 P: 4	R: 1 E: 0 K: 1 S: 6	H: 1 LOB: 0 BB: 0 P: 6	R: 0 E: 0 K: 0 S: 3	H: 0 LOB: 0 BB: 0 P: 3	R: 2 E: 0 K: 0 S: 5	H: 2 LOB: 0 BB: 0 P: 5	R: 0 E: 0 K: 0 S: 4	H: 1 LOB: 1 BB: 0 P: 4	R: 1 E: 0 K: 0 S: 6	H: 3 LOB: 2 BB: 0 P: 6	R: 0 E: 0 K: 0 S: 3	H: 0 LOB: 0 BB: 0 P: 3	R: 0 E: 0 K: 0 S: 4	H: 1 LOB: 1 BB: 0 P: 4	R: 0 E: 0 K: 0 S: 7	H: 4 LOB: 3 BB: 3 P: 19	1B: 13 2B: 1 3B: 0 HR: 2	SF: 1 SAC: 1 DP: 0 HBP: 0	WP: 0 PA: 50 PB: 1 SB: 0 CS: 0	
<b>PITCHER</b>	IP WLS BF H R ER SO ERA WHIP	6.0 L 17 5 4 4 0 7.50 1.667	3.2 L 17 5 4 4 0 9.82 1.636	0.1 W 4 1 0 0 0 0.00 9.000	IP WLS BF H R ER SO ERA WHIP	6.0 L 17 5 4 4 0 7.50 1.667	3.2 L 17 5 4 4 0 9.82 1.636	0.1 W 4 1 0 0 0 0.00 9.000	IP WLS BF H R ER SO ERA WHIP	4.0 L 17 5 4 4 0 9.82 1.636	3.2 L 17 5 4 4 0 9.82 1.636	0.1 W 4 1 0 0 0 0.00 9.000	IP WLS BF H R ER SO ERA WHIP	4.0 L 17 5 4 4 0 9.82 1.636	3.2 L 17 5 4 4 0 9.82 1.636	0.1 W 4 1 0 0 0 0.00 9.000	IP WLS BF H R ER SO ERA WHIP	4.0 L 17 5 4 4 0 9.82 1.636	3.2 L 17 5 4 4 0 9.82 1.636	0.1 W 4 1 0 0 0 0.00 9.000	IP WLS BF H R ER SO ERA WHIP	4.0 L 17 5 4 4 0 9.82 1.636	3.2 L 17 5 4 4 0 9.82 1.636	0.1 W 4 1 0 0 0 0.00 9.000

Baltimore Orioles @ California Angels  
Anaheim Stadium, Anaheim, CA  
Thu Jun 02 1966, 6:33 AM EDT  
Att. 10,430 - Unknown

AB 44  
R 9  
H 16  
RBI 9  
BB 4  
SO 1  
LOB 24



Batter	1	2	3	4	5	6	7	8	9	10	AB	R	H	RBI	BB	SO	LOB	BOTTOM						
Jose Cardenal, R OBP: 0.305, SLG: 0.393 (1, 8)											5	3	3	0	1	1	3							
Jim Fregosi, R OBP: 0.296, SLG: 0.298 (1, 6)											5	0	1	0	1	2	3							
Rick Reichardt, R OBP: 0.391, SLG: 0.554 (1, 7)											5	2	3	3	1	0	1							
Norm Siebern, L OBP: 0.423, SLG: 0.422 (1, 3)											5	0	2	0	1	0	5							
Ed Kirkpatrick, L OBP: 0.322, SLG: 0.324 (1, 9)											4	0	0	1	0	1	3							
Bobby Knops, R OBP: 0.224, SLG: 0.473 (1, 4)											4	0	2	1	1	0	1							
Frank Matzone, R OBP: 0.333, SLG: 0.313 Joe Adcock, R OBP: 0.307, SLG: 0.515 Paul Schaal, R OBP: 0.361, SLG: 0.359 (1, 5) (5, PH) (6, 5)											2	0	0	0	0	1	2							
Buck Rodgers, S OBP: 0.281, SLG: 0.361 (1, 2)											4	0	1	0	1	2	0							
Jack Sanford, R OBP: 0.308, SLG: 0.455 Bob Lee, R Minnie Rojas, R Willie Smith, L OBP: 0.304, SLG: 0.294 (1, 1) (7, 1) (10, 1) (10, PH)											3	1	1	0	0	0	1							
<b>Inning Stats</b>	R: 2 E: 0 K: 1 S: 7	H: 2 LOB: 2 BB: 2 P: 15	R: 0 E: 0 K: 0 S: 3	H: 0 LOB: 0 BB: 0 P: 3	R: 1 E: 0 K: 1 S: 7	H: 2 LOB: 1 BB: 0 P: 7	R: 2 E: 0 K: 2 S: 9	H: 3 LOB: 2 BB: 1 P: 13	R: 0 E: 1 K: 0 S: 3	H: 1 LOB: 1 BB: 1 P: 7	R: 0 E: 0 K: 0 S: 5	H: 2 LOB: 3 BB: 2 P: 9	R: 0 E: 0 K: 1 S: 6	H: 1 LOB: 3 BB: 2 P: 14	R: 0 E: 0 K: 0 S: 3	H: 0 LOB: 0 BB: 0 P: 3	R: 0 E: 0 K: 1 S: 5	H: 0 LOB: 0 BB: 0 P: 5	R: 1 E: 1 K: 1 S: 8	H: 2 LOB: 2 BB: 0 P: 8	1B: 11 2B: 2 3B: 0 HR: 0	SF: 1 SAC: 0 DP: 1 HBP: 0	WP: 1 PA: 49 PB: 0 SB: 1 CS: 0	
<b>PITCHER</b>	IP WLS BF H R ER SO ERA WHIP	4.0 L 17 5 4 4 0 9.82 1.636	3.2 L 17 5 4 4 0 9.82 1.636	0.1 W 4 1 0 0 0 0.00 9.000	IP WLS BF H R ER SO ERA WHIP	4.0 L 17 5 4 4 0 9.82 1.636	3.2 L 17 5 4 4 0 9.82 1.636	0.1 W 4 1 0 0 0 0.00 9.000	IP WLS BF H R ER SO ERA WHIP	4.0 L 17 5 4 4 0 9.82 1.636	3.2 L 17 5 4 4 0 9.82 1.636	0.1 W 4 1 0 0 0 0.00 9.000	IP WLS BF H R ER SO ERA WHIP	4.0 L 17 5 4 4 0 9.82 1.636	3.2 L 17 5 4 4 0 9.82 1.636	0.1 W 4 1 0 0 0 0.00 9.000	IP WLS BF H R ER SO ERA WHIP	4.0 L 17 5 4 4 0 9.82 1.636	3.2 L 17 5 4 4 0 9.82 1.636	0.1 W 4 1 0 0 0 0.00 9.000	IP WLS BF H R ER SO ERA WHIP	4.0 L 17 5 4 4 0 9.82 1.636	3.2 L 17 5 4 4 0 9.82 1.636	0.1 W 4 1 0 0 0 0.00 9.000

Baltimore Orioles @ California Angels  
Anaheim Stadium, Anaheim, CA  
Thu Jun 02 1966, 6:33 AM EDT  
Att. 10,430 - Unknown

AB 41  
R 6  
H 13  
RBI 5  
BB 7  
SO 7  
LOB 22





Batter	1	2	3	4	5	6	7	8	9	AB	R	H	RBI	BB	SO	LOB	TOP			
<b>Bert Campaneris, R</b> (1, 6) OBP: 0.295, SLG: 0.409	4-0 S BB		X 0-0 SH1 5-3-5 2B		X 0-0 G3			X 0-0 3B		3	0	2	0	1	0	0	<b>Kansas City Athletics @ Baltimore Orioles</b> Memorial Stadium, Baltimore, MD Fri Jun 03 1966, 7:05 PM EDT Att: 11,178 - Unknown <a href="http://livebaseballscores.com">livebaseballscores.com</a>			
<b>Larry Stahl, L</b> (1, 7) OBP: 0.262, SLG: 0.361	0-3 K		X 0-0 SH1		X 0-3 K			X 0-3 K		3	0	0	0	0	3	2				
<b>Mike Hershberger, R</b> (1, 9) OBP: 0.309, SLG: 0.399	0-3 K		X 0-0 5-3-5		X 0-0 F3			X 0-0 3-1		4	0	0	0	0	1	3				
<b>Danny Cater, R</b> (1, 5) OBP: 0.230, SLG: 0.306	0-0 6-3			X 0-0 F9		X 0-0 G4-6-3 1B		X 0-0 F9		4	0	1	0	0	0	1				
<b>Dick Green, R</b> (1, 4) OBP: 0.279, SLG: 0.322		X 4-0 5-3 HR BB		X 0-0 2B		X 0-0 G4-6-3 1-2		X 0-0 6-3		3	1	1	0	1	0	1				
<b>Joe Nosssek, R</b> (1, 8) OBP: 0.358, SLG: 0.469		X 0-0 5-3		X 0-0 6-3				X 0-3 K		3	0	0	0	0	0	2				
<b>Billy Bryan, L</b> (9, PH) OBP: 0.203, SLG: 0.194		X 1-2						X 0-0 F7		1	0	0	0	0	1	0				
<b>Ken Harrelson, R</b> (1, 3) OBP: 0.303, SLG: 0.331		X 0-0 2H HR		X 4-0 IBB		X 4-0 G6-4-3 BB		X 0-0 G6-4-3 1-2		1	1	1	2	2	0	0				
<b>Phil Roof, R</b> (1, 2) OBP: 0.212, SLG: 0.515		X 0-0 F6		X 0-3 K		X 0-0 G6-4-3 1-2		X 0-0 K		3	0	0	0	0	1	3				
<b>Caffish Hunter, R</b> (1, 1) OBP: 0.172, SLG: 0.214		X 0-3 K		X 0-0 F9				X 0-3 K		2	0	0	0	0	1	0				
<b>Jose Tartabull, L</b> (8, PH) OBP: 0.286, SLG: 0.299										1	0	0	0	0	1	0				
<b>Jim Dickson, L</b> (8, 1)										0	0	0	0	0	0	0				
<b>Inning Stats</b>	R: 0 E: 0 K: 2 S: 7	H: 0 LOB: 1 BB: 1 P: 11	R: 2 E: 0 K: 1 S: 6	H: 1 LOB: 0 BB: 1 P: 10	R: 0 E: 0 K: 0 S: 3	H: 1 LOB: 0 BB: 0 P: 3	R: 0 E: 0 K: 1 S: 6	H: 1 LOB: 2 BB: 0 P: 10	R: 0 E: 0 K: 0 S: 5	H: 0 LOB: 0 BB: 0 P: 5	R: 0 E: 0 K: 0 S: 2	H: 0 LOB: 0 BB: 1 P: 6	R: 0 E: 0 K: 2 S: 8	H: 1 LOB: 1 BB: 0 P: 8	R: 0 E: 0 K: 1 S: 5	H: 0 LOB: 0 BB: 0 P: 5	1B: 1 2B: 3 3B: 1 HR: 1	SF: 0 SAC: 1 DP: 3 HBP: 0	WP: 0 PB: 0 SB: 1 CS: 0	PA: 33
<b>PITCHER</b> <b>Jim Palmer, R</b> (1, 1) ERA: 3.48	IP: 9.0 WLS: W BF: 33	H: 5 R: 2 ER: 2 SO: 8	BB: 3 IBB: 1 HBP: 0 BLK: 0	WP: 0 HR: 1 S: 45 P: 61	ERA: 2.00 WHIP: 0.889	<b>PITCHER</b>										IP: 9.0 WLS: W BF: 33	H: 5 R: 2 ER: 2 SO: 8	BB: 3 IBB: 1 HBP: 0 BLK: 0	WP: 0 HR: 1 S: 45 P: 61	ERA: 2.00 WHIP: 0.889

Batter	1	2	3	4	5	6	7	8	9	AB	R	H	RBI	BB	SO	LOB	BOTTOM			
<b>Luis Aparicio, R</b> (1, 6) OBP: 0.270, SLG: 0.333	0-0 F4		X 0-0 1B		X 0-0 4-3 HR 2B		X 0-0 SH3-4 1B			4	1	3	0	0	0	0	<b>Kansas City Athletics @ Baltimore Orioles</b> Memorial Stadium, Baltimore, MD Fri Jun 03 1966, 7:05 PM EDT Att: 11,178 - Unknown <a href="http://livebaseballscores.com">livebaseballscores.com</a>			
<b>Russ Snyder, L</b> (1, 8) OBP: 0.390, SLG: 0.370	0-0 9-3-2 BB 1B		X 0-0 1-2 1B		X 0-0 4-3 2-3		X 0-0 SH3-4 1-2			3	0	2	0	0	0	1				
<b>Frank Robinson, R</b> (1, 9) OBP: 0.449, SLG: 0.638	4-0 1-2 BB		X 0-0 F7		X 0-0 3H HR		X 0-0 5-3			3	1	1	2	1	0	3				
<b>Brooks Robinson, R</b> (1, 5) OBP: 0.360, SLG: 0.519	0-0 9-3-2 2-3		X 0-3 K		X 0-0 F8		X 4-0 IBB			3	0	0	0	1	1	4				
<b>Boog Powell, L</b> (1, 3) OBP: 0.362, SLG: 0.478		X 0-0 2B FC6-2 1B		X 0-0 F7		X 4-0 BB		X 0-0 F7		3	0	1	0	1	0	4				
<b>Curt Blefary, L</b> (1, 7) OBP: 0.356, SLG: 0.503		X 0-0 FC6-2 SF8 2B		X 0-0 1-3		X 0-0 F8		X 0-0 F6		4	1	1	0	0	0	1				
<b>Paul Blair, R</b> (9, 7) OBP: 0.262, SLG: 0.347		X 1-3 FC6-2 SF8 2B						X 0-0 F6		0	0	0	0	0	0	0				
<b>Davey Johnson, R</b> (1, 4) OBP: 0.294, SLG: 0.364		X 0-0 FC6-2		X 0-0 5-3		X 0-0 L5		X 0-0 4-3		4	0	0	0	0	0	2				
<b>Andy Etchebarren, R</b> (1, 2) OBP: 0.312, SLG: 0.424		X 0-0 SF8 3H		X 0-0 1B		X 0-0 F6		X 0-3 K		3	0	1	1	0	1	0				
<b>Jim Palmer, R</b> (1, 1) OBP: 0.222, SLG: 0.320		X 0-3 K		X 0-3 K		X 0-0 F3				3	0	0	0	0	2	2				
<b>Inning Stats</b>	R: 0 E: 0 K: 0 S: 3	H: 1 LOB: 1 BB: 1 P: 7	R: 1 E: 0 K: 1 S: 7	H: 2 LOB: 1 BB: 0 P: 7	R: 0 E: 0 K: 1 S: 7	H: 2 LOB: 1 BB: 0 P: 7	R: 0 E: 0 K: 1 S: 6	H: 1 LOB: 1 BB: 0 P: 6	R: 2 E: 0 K: 0 S: 5	H: 2 LOB: 1 BB: 1 P: 9	R: 0 E: 0 K: 0 S: 3	H: 0 LOB: 0 BB: 0 P: 3	R: 0 E: 0 K: 0 S: 4	H: 1 LOB: 2 BB: 1 P: 8	R: 0 E: 0 K: 1 S: 5	H: 0 LOB: 0 BB: 0 P: 5	1B: 6 2B: 3 3B: 0 HR: 1	SF: 1 SAC: 1 DP: 1 HBP: 0	WP: 0 PB: 0 SB: 0 CS: 0	PA: 35
<b>PITCHER</b> <b>Caffish Hunter, R</b> (1, 1) ERA: 3.26	IP: 7.0 WLS: L BF: 32	H: 9 R: 3 ER: 3 SO: 3	BB: 2 IBB: 1 HBP: 0 BLK: 0	WP: 0 HR: 1 S: 35 P: 47	ERA: 3.86 WHIP: 1.571	<b>PITCHER</b>										IP: 7.0 WLS: L BF: 32	H: 9 R: 3 ER: 3 SO: 3	BB: 2 IBB: 1 HBP: 0 BLK: 0	WP: 0 HR: 1 S: 35 P: 47	ERA: 3.86 WHIP: 1.571
<b>Jim Dickson, R</b> (8, 1) ERA: 6.23	IP: 1.0 WLS: L BF: 3	H: 0 R: 0 ER: 0 SO: 1	BB: 0 IBB: 0 HBP: 0 BLK: 0	WP: 0 HR: 0 S: 5 P: 5	ERA: 0.00 WHIP: 0.000	<b>PITCHER</b>										IP: 1.0 WLS: L BF: 3	H: 0 R: 0 ER: 0 SO: 1	BB: 0 IBB: 0 HBP: 0 BLK: 0	WP: 0 HR: 0 S: 5 P: 5	ERA: 0.00 WHIP: 0.000



Batter	1	2	3	4	5	6	7	8	9	AB	R	H	RBI	BB	SO	LOB	TOP			
Bert Campaneris, R (1,6) OBP: 0.296, SLG: 0.407 John Wyatt, R (6,1) Phil Roof, R (9,PH) OBP: 0.206, SLG: 0.500	0-0 1B		0-0 1-3			0-0 1-3			0-0 5-3	3	0	1	0	0	0	0	<b>Kansas City Athletics @ Baltimore Orioles</b> Memorial Stadium, Baltimore, MD Sat Jun 04 1966, 7:05 PM EDT Unknown <a href="http://livebaseballscorecards.com">livebaseballscorecards.com</a>			
Ed Charles, R (1,5) OBP: 0.287, SLG: 0.370	0-3 K			0-0 5-3			0-0 G6-3 1B		0-0 5-3	4	0	1	0	0	1	1				
Mike Hershberger, R (1,9) OBP: 0.302, SLG: 0.361	0-3 K			0-0 1-3			0-0 F8			3	0	0	0	0	1	2				
Danny Cater, R (1,7) OBP: 0.222, SLG: 0.295	0-3 K			0-0 F9			0-0 G6-3			3	0	0	0	0	1	2				
Dick Green, R (1,4) OBP: 0.274, SLG: 0.316 Ossie Chavarria, R (8,4) OBP: 0.250, SLG: 0.218		0-3 K			0-0 F6			0-0 4-3		3	0	0	0	0	1	0				
Ken Harrelson, R (1,3) OBP: 0.288, SLG: 0.324 Ron Stone, L (8,3) OBP: 0.273, SLG: 0.273		0-3 K			0-3 K			0-0 F7		3	0	0	0	0	2	0				
Joe Nossek, R (1,8) OBP: 0.357, SLG: 0.462		0-0 4-3			0-0 6-3					3	0	1	0	0	0	0				
Ken Suarez, R (1,2) OBP: 0.319, SLG: 0.211			0-0 1-3			0-3 K		0-3 K		3	0	0	0	0	2	1				
Chuck Dobson, R (1,1) OBP: 0.118, SLG: 0.118 Ernie Fazio, R (6,PH) OBP: 0.250, SLG: 0.250			0-0 4-3			0-0 F8			0-0 5-3	1	0	0	0	0	0	0				
<b>Inning Stats</b>	R: 0 E: 0 K: 3 S: 10	H: 1 LOB: 1 BB: 0 P: 10	R: 0 E: 0 K: 2 S: 7	H: 0 LOB: 0 BB: 0 P: 7	R: 0 E: 0 K: 0 S: 3	H: 0 LOB: 0 BB: 0 P: 3	R: 0 E: 0 K: 0 S: 3	H: 0 LOB: 0 BB: 0 P: 3	R: 0 E: 0 K: 1 S: 5	H: 0 LOB: 0 BB: 0 P: 5	R: 0 E: 0 K: 0 S: 3	H: 1 LOB: 0 BB: 0 P: 3	R: 0 E: 0 K: 1 S: 6	H: 1 LOB: 1 BB: 0 P: 6	R: 0 E: 0 K: 0 S: 3	H: 0 LOB: 0 BB: 0 P: 3		1B: 3 2B: 0 3B: 0 HR: 0	SF: 0 SAC: 0 DP: 1 HBP: 0	WP: 0 PB: 0 SB: 1 CS: 0
<b>PITCHER</b> Steve Barber, L (1,1) ERA: 1.85	IP: 9.0 WLS: W BF: 29 H: 3 R: 0 ER: 0 SO: 8 BB: 0 IBB: 0 HBP: 0 BLK: 0 WP: 0 HR: 0 S: 45 P: 45 ERA: 0.00 WHIP: 0.333																			


Batter	1	2	3	4	5	6	7	8	9	AB	R	H	RBI	BB	SO	LOB	BOTTOM			
Luis Aparicio, R (1,6) OBP: 0.274, SLG: 0.332	0-0 F9			0-0 1B	0-3 K			0-0 1-3		4	0	1	0	1	1	1	<b>Kansas City Athletics @ Baltimore Orioles</b> Memorial Stadium, Baltimore, MD Sat Jun 04 1966, 7:05 PM EDT Unknown <a href="http://livebaseballscorecards.com">livebaseballscorecards.com</a>			
Russ Snyder, L (1,8) OBP: 0.391, SLG: 0.403	0-3 K	0-0 F6		0-3 K		0-0 HR		0-0 BB		4	1	1	1	1	2	3				
Frank Robinson, R (1,9) OBP: 0.461, SLG: 0.669 Sam Bowers, R (6,PR) OBP: 0.271, SLG: 0.263			0-0 5-3 2B		4-0 2B 1B BB	1-0 CS HBP		0-0 F8		2	3	2	1	1	0	0				
Brooks Robinson, R (1,5) OBP: 0.361, SLG: 0.521	0-3 K		0-0 5-3		0-0 1B E 2B	0-0 1B E 1B		0-0 6-3		5	1	2	0	0	1	2				
Boog Powell, L (1,3) OBP: 0.371, SLG: 0.489		4-0 WP PB BB BB	0-0 G3		0-0 1B E 1B	0-3 K		0-0 K		3	2	2	2	1	1	1				
Curt Blefary, L (1,7) OBP: 0.356, SLG: 0.493		4-0 PB WP SF7 BB	0-0 G3		0-0 F7	0-0 G3				3	1	0	0	1	0	4				
Davey Johnson, R (1,4) OBP: 0.293, SLG: 0.364		0-0 SF7	0-0 4-3		0-0 E8 1B PB 1B		0-3 K			3	1	1	1	0	1	1				
Andy Etchebarren, R (1,2) OBP: 0.310, SLG: 0.416		4-0 SH1-4 BB		0-0 L3	0-3 K		0-0 1-3			3	0	0	0	1	1	2				
Steve Barber, L (1,1) OBP: 0.048, SLG: 0.048		0-0 SH1-4		0-0 4-3		0-0 PB 1B		0-3 K		3	0	1	1	0	1	0				
<b>Inning Stats</b>	R: 1 E: 0 K: 2 S: 8	H: 1 LOB: 2 BB: 4 P: 8	R: 2 E: 0 K: 0 S: 3	H: 0 LOB: 4 BB: 4 P: 19	R: 1 E: 0 K: 0 S: 5	H: 2 LOB: 1 BB: 0 P: 5	R: 0 E: 0 K: 1 S: 6	H: 1 LOB: 1 BB: 0 P: 6	R: 4 E: 1 K: 2 S: 11	H: 4 LOB: 1 BB: 1 P: 15	R: 1 E: 0 K: 1 S: 6	H: 2 LOB: 1 BB: 0 P: 7	R: 0 E: 0 K: 0 S: 7	H: 0 LOB: 0 BB: 0 P: 7	R: 0 E: 0 K: 0 S: 3	H: 0 LOB: 1 BB: 1 P: 7		1B: 5 2B: 3 3B: 0 HR: 2	SF: 1 SAC: 1 DP: 0 HBP: 1	WP: 1 PB: 2 SB: 0 CS: 1
<b>PITCHER</b> Chuck Dobson, R (1,1) ERA: 4.64 John Wyatt, R (6,1) ERA: 5.69	IP: 5.0 WLS: L BF: 28 H: 8 R: 8 ER: 6 SO: 5 BB: 5 IBB: 0 HBP: 1 BLK: 0 WP: 0 HR: 1 S: 33 P: 53 ERA: 10.80 WHIP: 2.600																			



Batter	1	2	3	4	5	6	7	8	9	10	11	12	AB	R	H	RBI	BB	SO	LOB	TOP						
<b>Bert Campaneris, R</b> OBP: 0.297, SLG: 0.400 (1.6)	K			F2		B3		E4 1B	CS	F3		BB	5	1	1	0	1	1	0							
<b>Joe Nossek, R</b> OBP: 0.339, SLG: 0.431 (1.8)	K			L7		F9				K		K	6	0	1	1	0	3	2							
<b>Mike Hershberger, R</b> OBP: 0.296, SLG: 0.356 (1.9)	K			F4			F7 1B	L3		6-3			5	0	1	0	0	1	1							
<b>Danny Cater, R</b> OBP: 0.232, SLG: 0.312 (7.5)		F4			F8 1B SF8		F7				F4		5	2	2	0	0	0	1							
<b>Ken Harrelson, R</b> OBP: 0.306, SLG: 0.325 (1.3)		F4			F8 1B			BB		HR	F4		3	1	1	0	2	0	0							
<b>Dick Green, R</b> OBP: 0.272, SLG: 0.331 (1.4)		K			F8		K			HR	6-3		5	1	1	3	0	2	4							
<b>Ed Charles, R</b> OBP: 0.271, SLG: 0.370 (7. PH)																										
<b>Larry Stahl, L</b> OBP: 0.264, SLG: 0.360 (7.7)																										
<b>Phil Roof, R</b> OBP: 0.194, SLG: 0.472 (8. PH)																										
<b>Billy Bryan, L</b> OBP: 0.196, SLG: 0.187 (8.2)																										
<b>Fred Talbot, R</b> ERA: 4.77 (7.1)																										
<b>Jim Dickson, R</b> ERA: 6.08 (8.1)																										
<b>Paul Lindblad, L</b> ERA: 4.96 (9.1)																										
<b>Jack Aker, R</b> ERA: 0.89 (12.1)																										
<b>Sam Edwards, R</b> ERA: 2.68 (12.7)																										
<b>Inning Stats</b>	R: 0 E: 0 K: 3 S: 9	H: 0 LOB: 0 BB: 0 P: 9	R: 0 E: 0 K: 1 S: 5	H: 0 LOB: 0 BB: 0 P: 5	R: 0 E: 0 K: 1 S: 4	H: 0 LOB: 0 BB: 1 P: 8	R: 0 E: 0 K: 0 S: 3	H: 0 LOB: 0 BB: 0 P: 3	R: 1 E: 0 K: 0 S: 5	H: 2 LOB: 1 BB: 0 P: 5	R: 0 E: 0 K: 1 S: 6	H: 1 LOB: 2 BB: 1 P: 10	R: 1 E: 0 K: 1 S: 7	H: 2 LOB: 1 BB: 0 P: 7	R: 3 E: 0 K: 1 S: 7	H: 3 LOB: 0 BB: 1 P: 11	R: 0 E: 0 K: 1 S: 5	H: 0 LOB: 0 BB: 0 P: 5	R: 0 E: 0 K: 0 S: 3	H: 0 LOB: 0 BB: 0 P: 3	R: 0 E: 0 K: 2 S: 8	H: 1 LOB: 2 BB: 1 P: 12	1B: 7 2B: 1 3B: 0 HR: 1	SF: 1 SAC: 0 DP: 0 HBP: 0	WP: 0 PB: 0 SB: 0 CS: 2	PA: 48
<b>PITCHER</b>	IP	WLS	BF	H	R	ER	SO	BB	IBB	HBP	BLK	WP	HR	S	P	ERA	WHIP									
<b>Dave McNally, L</b> ERA: 3.21 (1.1)	6.1	23	3	4	1	1	5	2	0	0	0	0	0	1	13	17	1.42	0.789								
<b>Eddie Watt, R</b> ERA: 2.45 (7.1)	1.2	10	4	4	3	2	1	0	0	0	0	0	0	1	13	17	16.20	3.000								
<b>Dick Hall, R</b> ERA: 1.59 (9.1)	1.0	3	1	0	0	1	0	0	0	0	0	0	0	5	5	0.00	1.000									
<b>Moe Drabowsky, R</b> ERA: 2.96 (10.1)	2.1	8	1	0	0	1	0	0	0	0	0	0	0	10	10	0.00	0.429									
<b>Stu Miller, R</b> ERA: 1.62 (12.1)	0.2	W	3	0	0	0	2	1	0	0	0	0	0	6	10	0.00	1.500									

Kansas City Athletics @ Baltimore Orioles  
Memorial Stadium, Baltimore, MD  
Sat Jun 04 1966, Postponed  
Alt. 24.213 - Unknown

AB 42  
R 5  
H 9  
RBI 5  
BB 4  
SO 11  
LOB 14



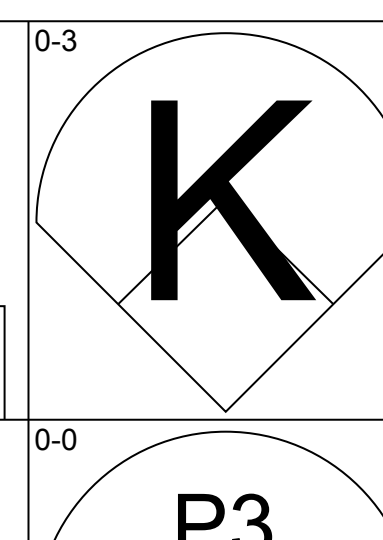
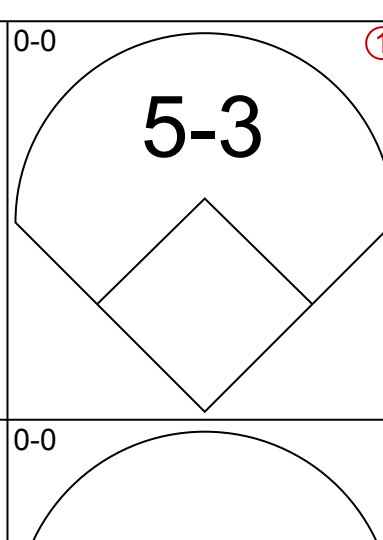
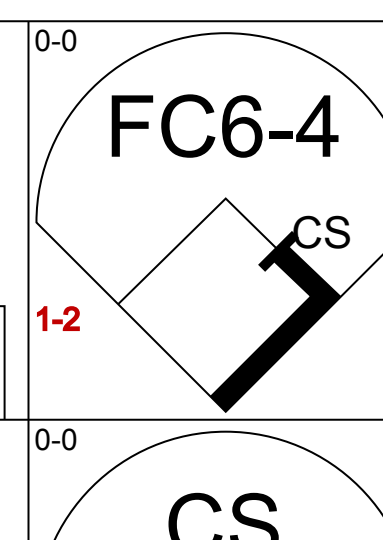
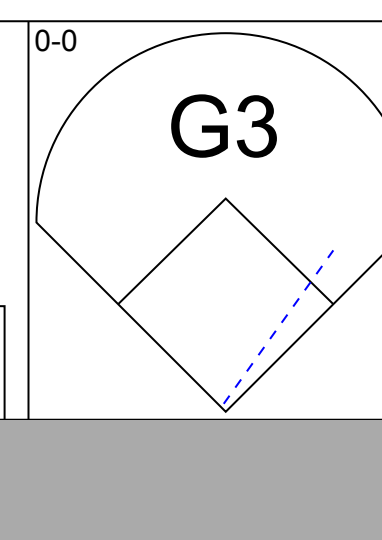
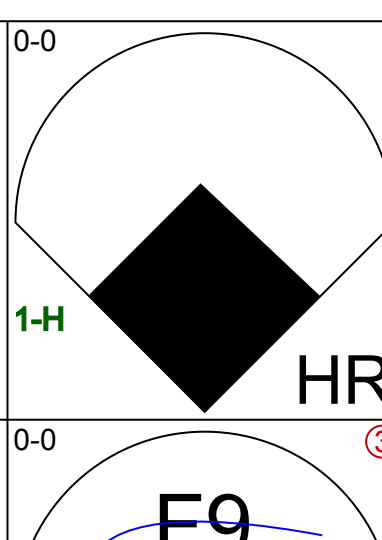
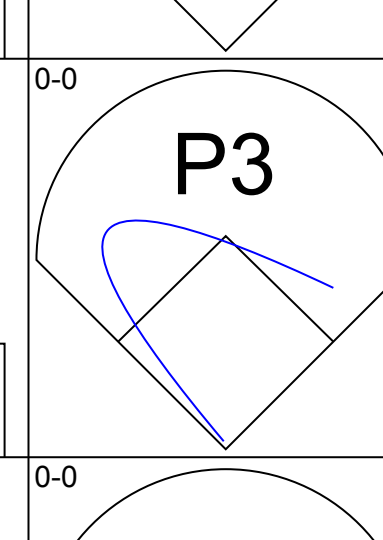
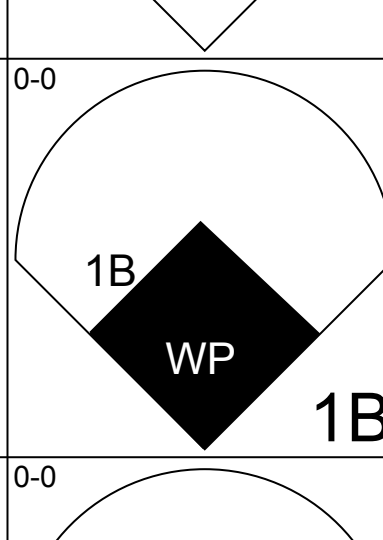
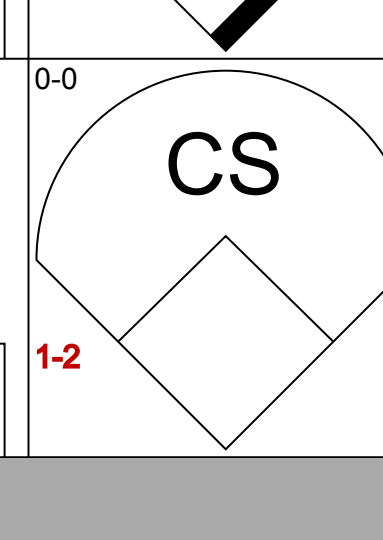
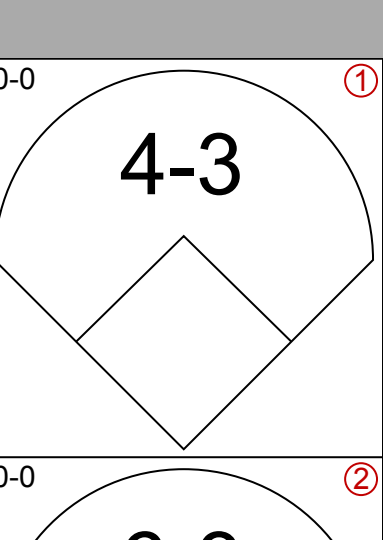
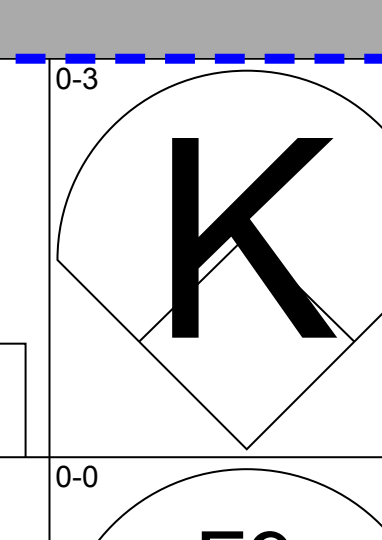
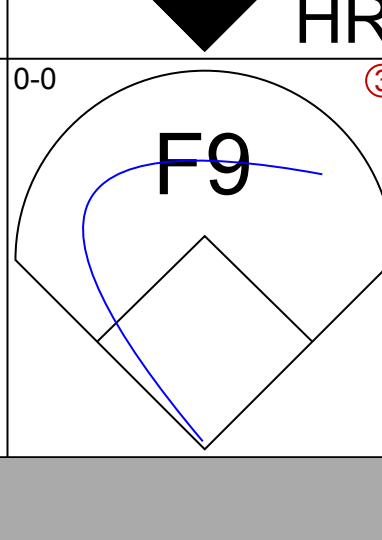
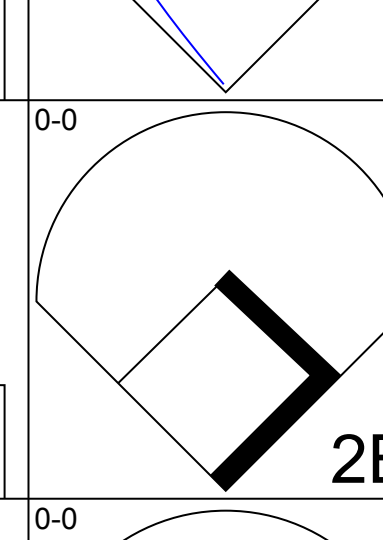
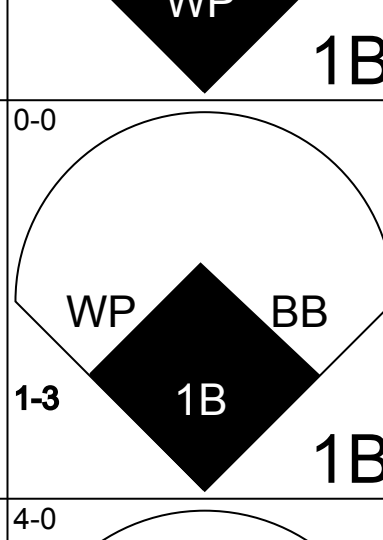

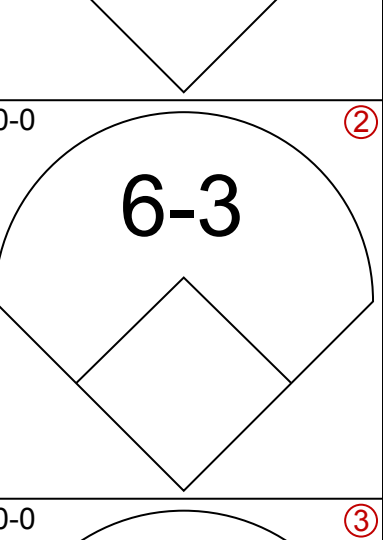
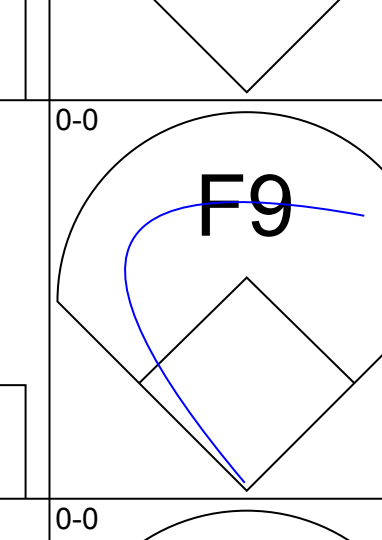
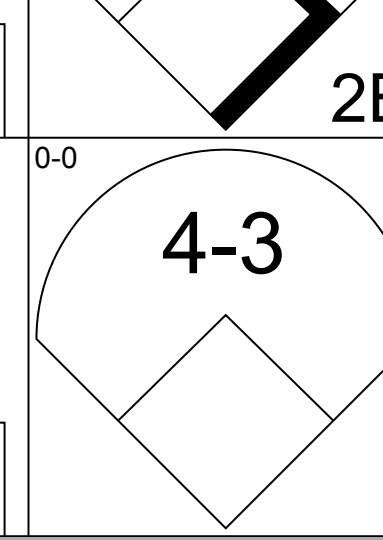
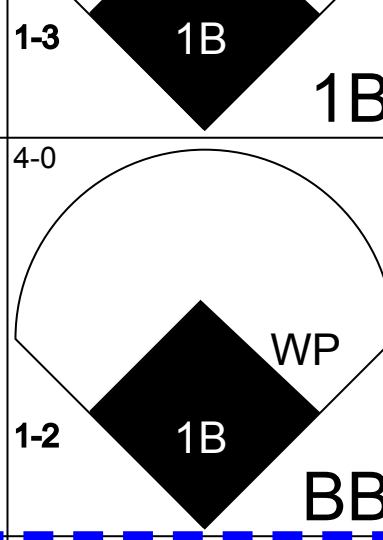

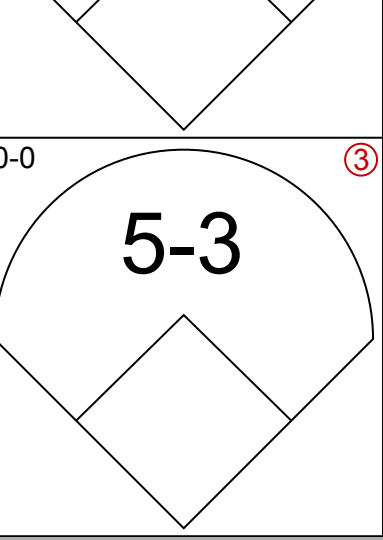
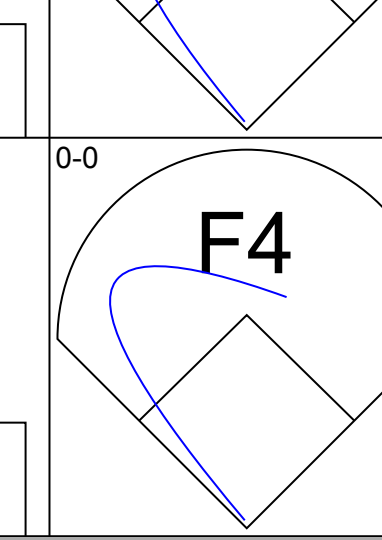
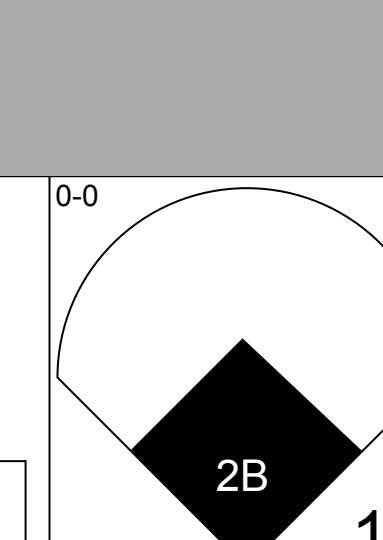
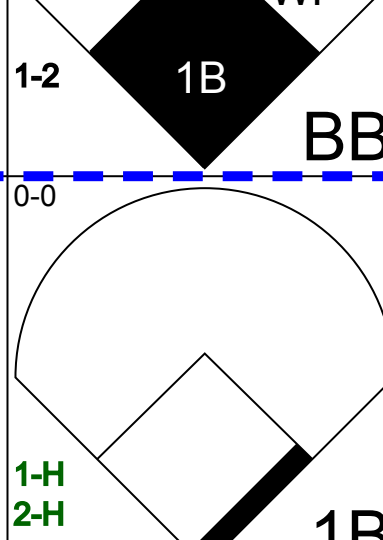

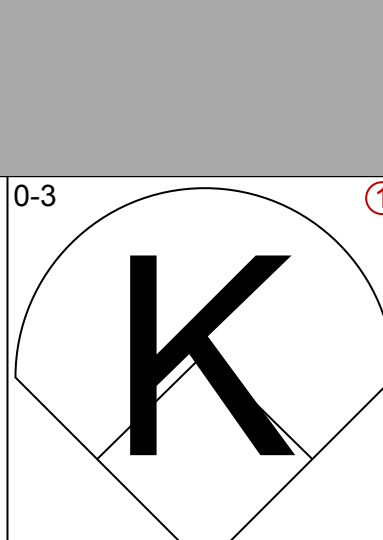
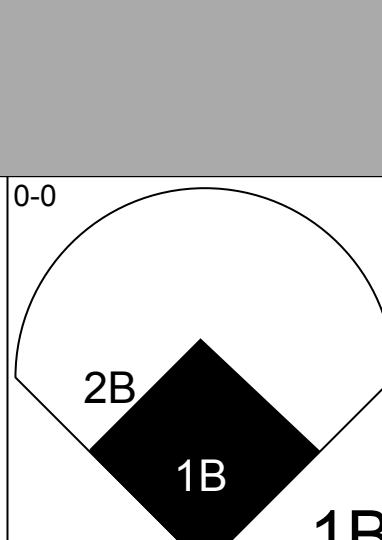
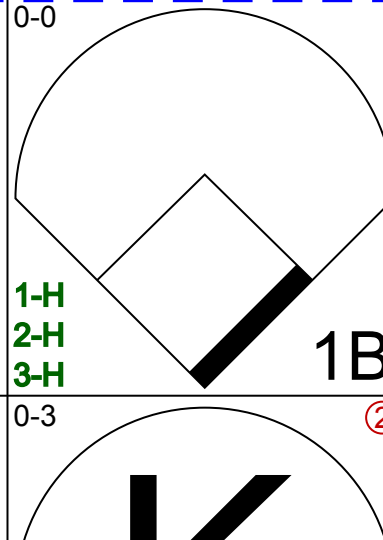

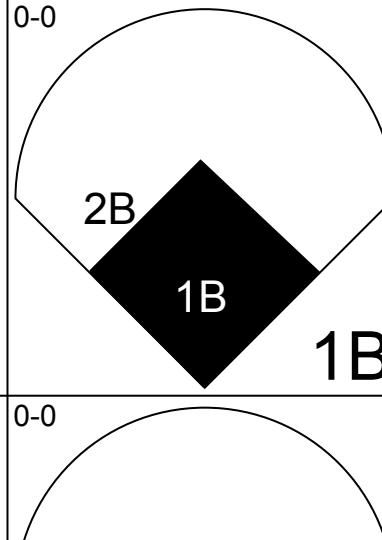
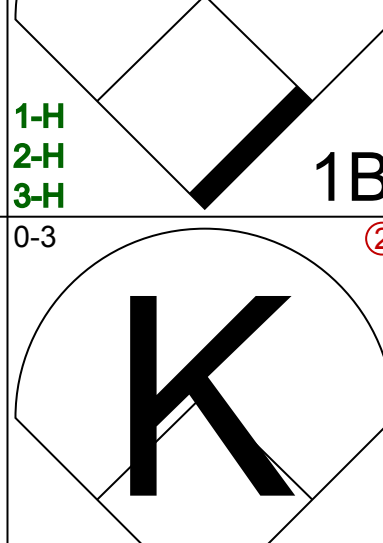

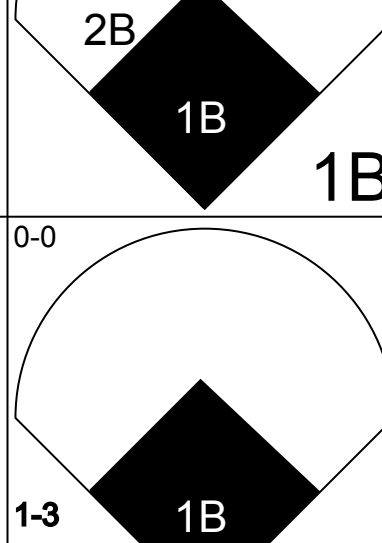

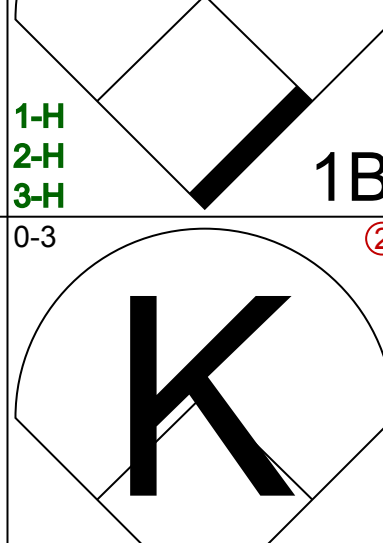
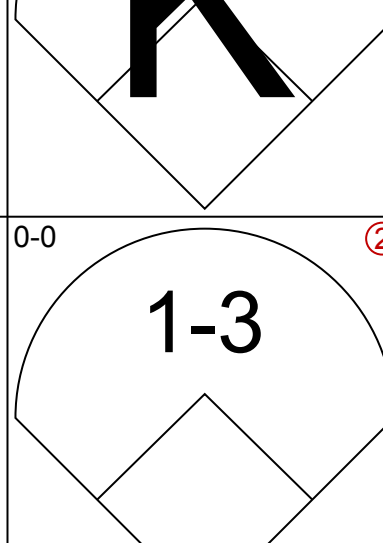
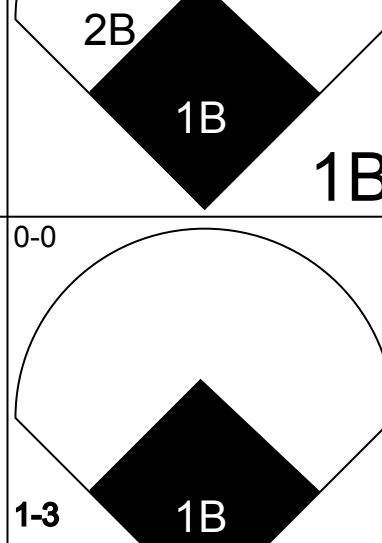

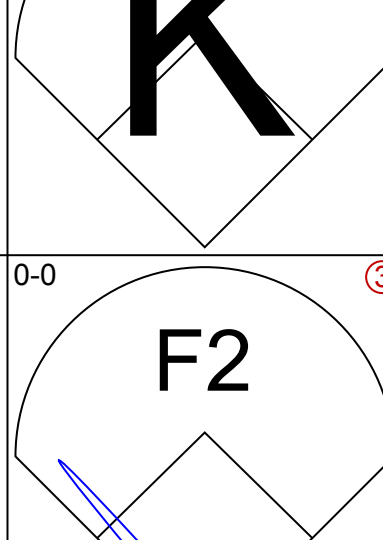
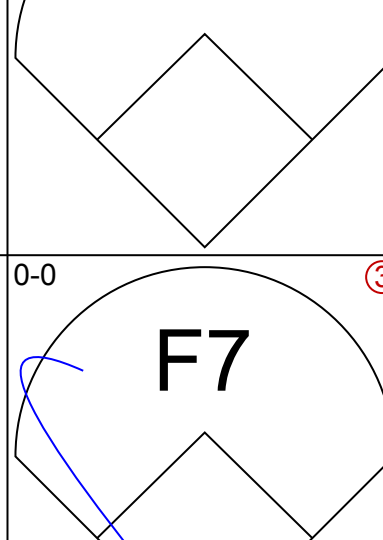
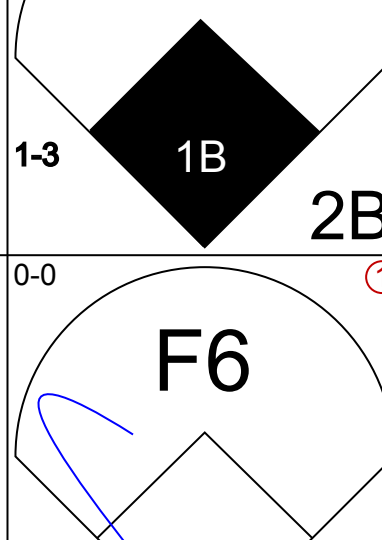

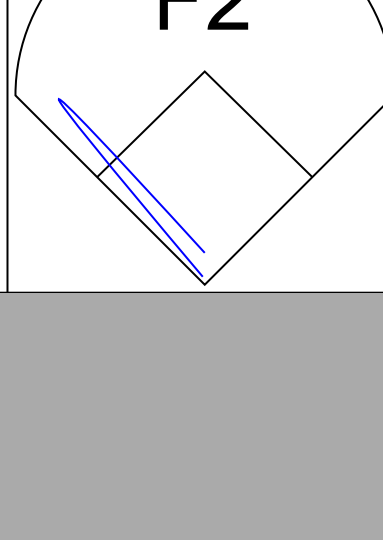
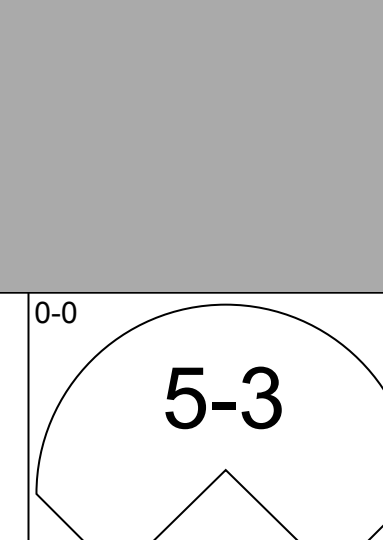
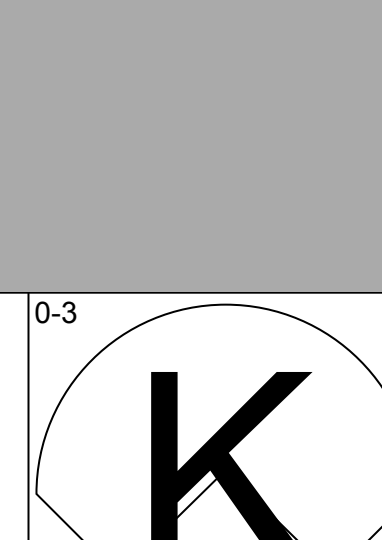
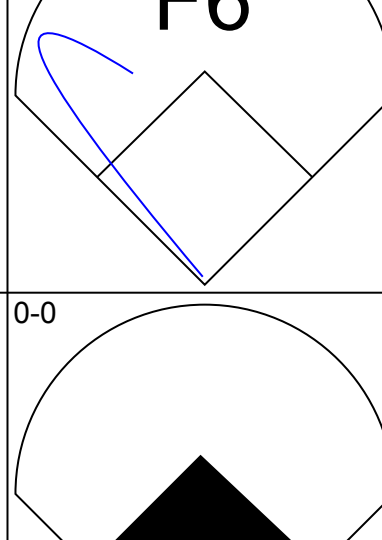


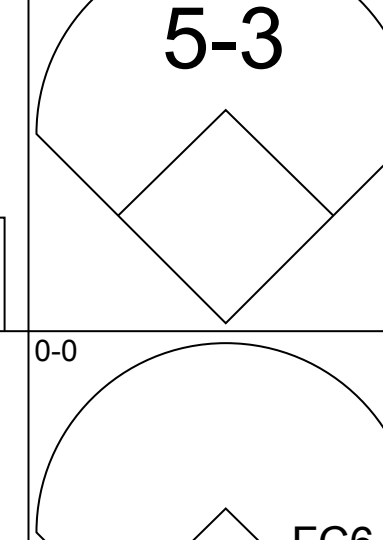
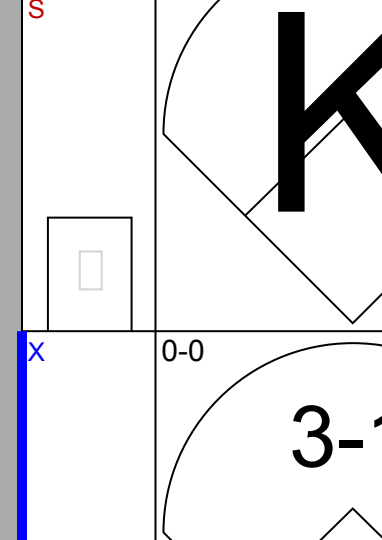
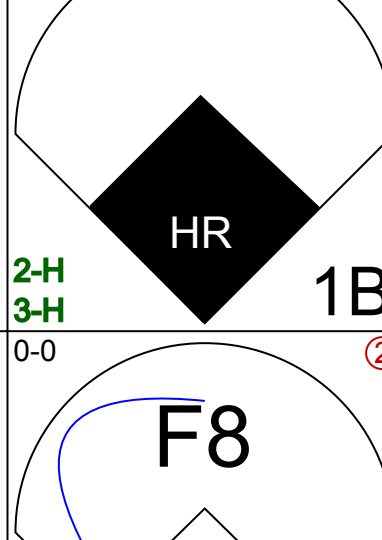


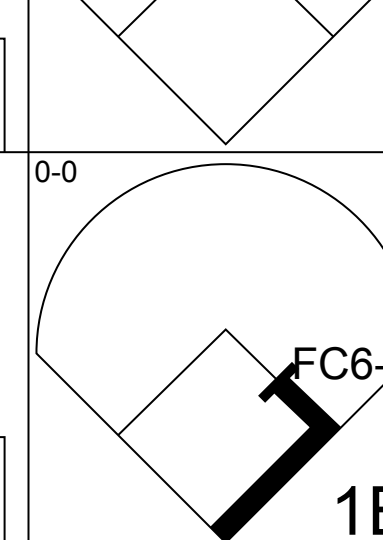
Batter	1	2	3	4	5	6	7	8	9	10	11	12	AB	R	H	RBI	BB	SO	LOB	BOTTOM								
<b>Luis Aparicio, R</b> OBP: 0.271, SLG: 0.342 (1.6)	F8			HR		F8	F8		FC6-4			6-3	6	1	1	2	0	0	3									
<b>Russ Snyder, L</b> OBP: 0.398, SLG: 0.434 (7.7)	6-3			F3		F8							6	0	3	2	0	0	0									
<b>Frank Robinson, R</b> OBP: 0.464, SLG: 0.671 (1.9)	FC6-4 1B			F8									4	1	2	0	1	0	1									
<b>Brooks Robinson, R</b> OBP: 0.397, SLG: 0.510 (1.5)	FC6-4				F4								4	1	0	0	1	1	3									
<b>Boog Powell, L</b> OBP: 0.373, SLG: 0.486 (1.3)													1	0	0	0	1	0	0									
<b>Bob Johnson, R</b> OBP: 0.361, SLG: 0.281 (7.3)													2	0	0	0	1	0	1									
<b>Curt Stefany, L</b> OBP: 0.396, SLG: 0.490 (7.1)													3	0	1	2	0	1	1									
<b>Paul Blair, R</b> OBP: 0.297, SLG: 0.340 (7.8)													2	0	0	0	0	0	0									
<b>Stu Miller, R</b> OBP: 0.143, SLG: 0.143 (12.1)													0	0	0	0	0	0	0									
<b>Davey Johnson, R</b> OBP: 0.290, SLG: 0.358 (1.4)													5	0	1	0	0	0	2									
<b>Andy Etchebarren, R</b> OBP: 0.307, SLG: 0.409 (1.2)													5	1	1	0	0	2	1									
<b>Dave McNally, R</b> ERA: 4.77 (7.1)													2	1	1	0	0	1	0									
<b>Jim Dickson, R</b> ERA: 6.08 (8.1)													1	0	0	0	0	1	1									
<b>Paul Lindblad, L</b> ERA: 4.96 (9.1)													0	0	0	0	0	0	0									
<b>Jack Aker, R</b> ERA: 0.89 (12.1)													1	0	0	0	0	1	1									
<b>Sam Edwards, R</b> ERA: 2.68 (12.7)													1	1	1	0	0	0	0									
<b>Inning Stats</b>	R: 0 E: 0 K: 0 S: 4	H: 1 LOB: 1 BB: 0 P: 4	R: 0 E: 0 K: 1 S: 4	H: 0 LOB: 0 BB: 1 P: 8	R: 2 E: 0 K: 0 S: 5	H: 2 LOB: 0 BB: 0 P: 5	R: 0 E: 0 K: 0 S: 3	H: 0 LOB: 0 BB: 0 P: 3	R: 0 E: 0 K: 1 S: 5	H: 0 LOB: 0 BB: 0 P: 5	R: 0 E: 0 K: 1 S: 7	H: 2 LOB: 0 BB: 0 P: 13	R: 1 E: 0 K: 1 S: 7	H: 2 LOB: 1 BB: 0 P: 7	R: 0 E: 0 K: 1 S: 5	H: 0 LOB: 0 BB: 0 P: 5	R: 0 E: 0 K: 2 S: 8	H: 1 LOB: 1 BB: 1 P: 8	R: 0 E: 0 K: 0 S: 3	H: 1 LOB: 1 BB: 1 P: 7	R: 0 E: 0 K: 1 S: 5	H: 0 LOB: 0 BB: 0 P: 5	R: 1 E: 0 K: 0 S: 3	H: 2 LOB: 1 BB: 0 P: 3	1B: 6 2B: 4 3B: 0 HR: 1	SF: 0 SAC: 0 DP: 1 HBP: 0	WP: 1 PB: 0 SB: 0 CS: 1	PA: 47
<b>PITCHER</b>	IP	WLS	BF	H	R	ER	SO	BB	IBB	HBP	BLK	WP	HR	S	P	ERA	WHIP											
<b>Fred Talbot, R</b> ERA: 4.77 (1.1)	6.2	29	7	5	5	3	2	1	0	0	0	1	1	32	44	6.75	1.350											
<b>Jim Dickson, R</b> ERA: 6.08 (8.1)	0.1	1	0	0	0	0	0	0	0	0	0	0	0	1	1	0.00	0.000											
<b>Paul Lindblad, L</b> ERA: 4.96 (9.1)	1.0	3	0	0	0	1	0	0	0	0	0	0	5	5	0.00	0.000												
<b>Jack Aker, R</b> ERA: 0.89 (12.1)	3.0	11	2	0	0	3	0	1	0	0	0	0	16	20	0.00	0.667												
<b>Rolie Sheldon, R</b> ERA: 2.68 (12.7)	0.1	L	3	2	1	1	0	0	0	0	0	0	3	3	27.00	6.000												

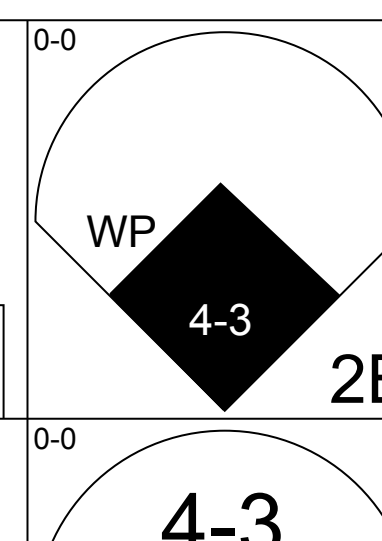
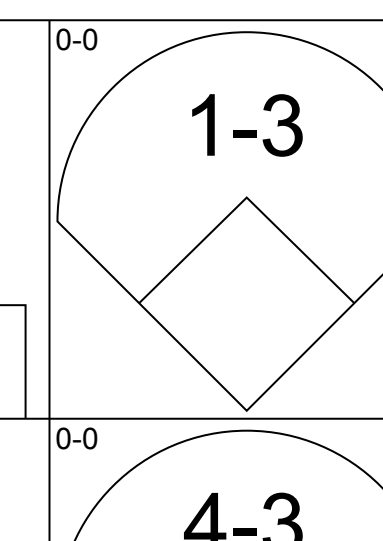
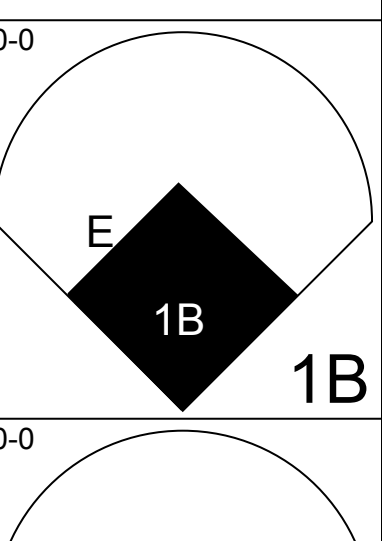
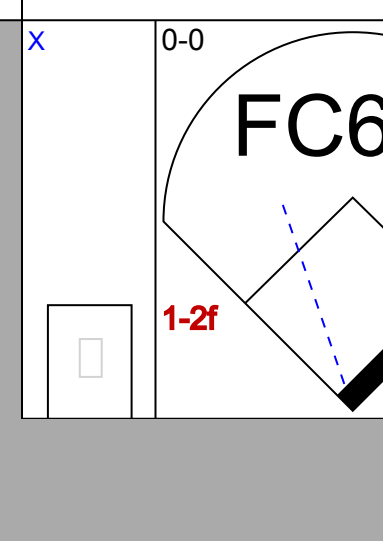
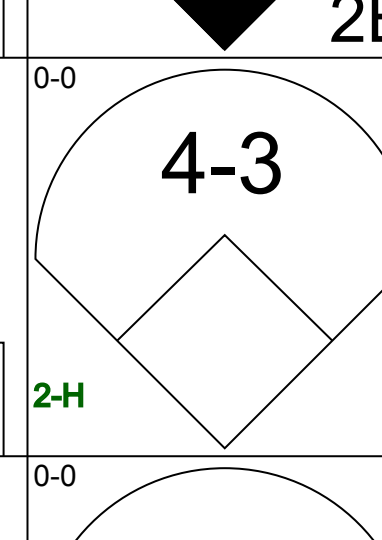
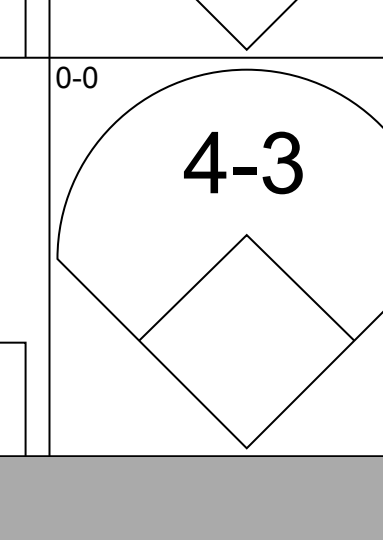
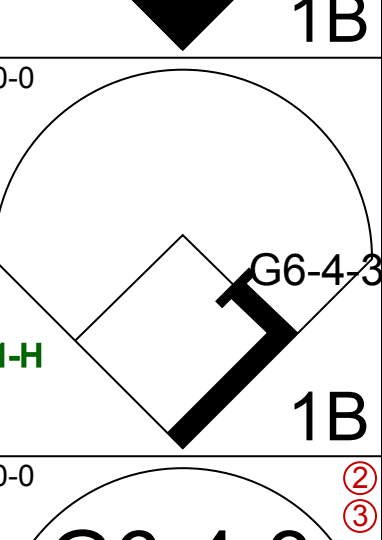
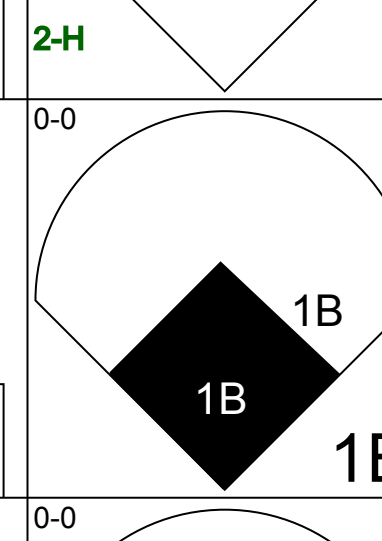
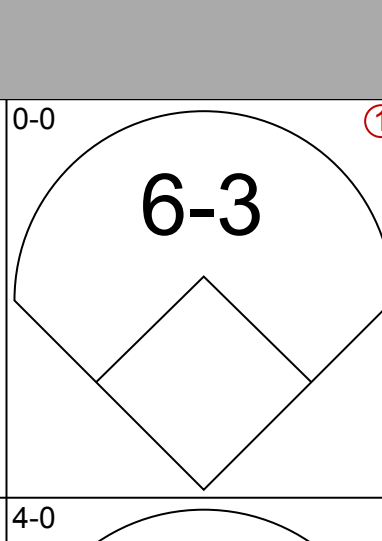
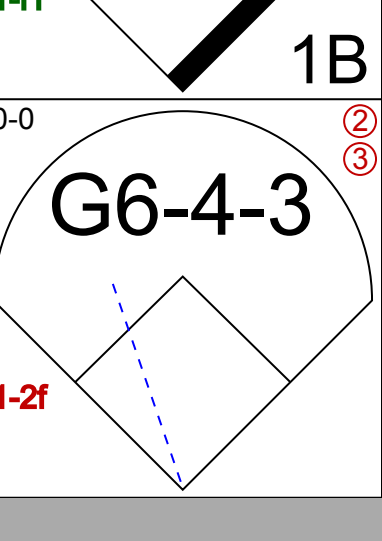
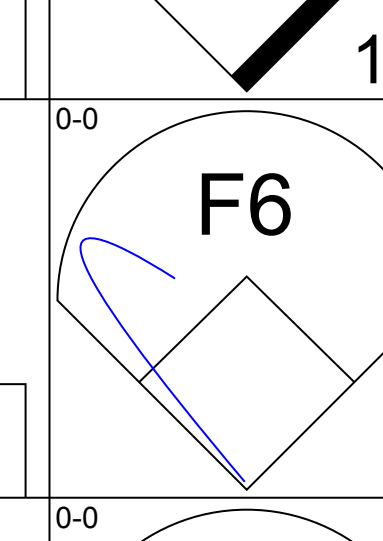
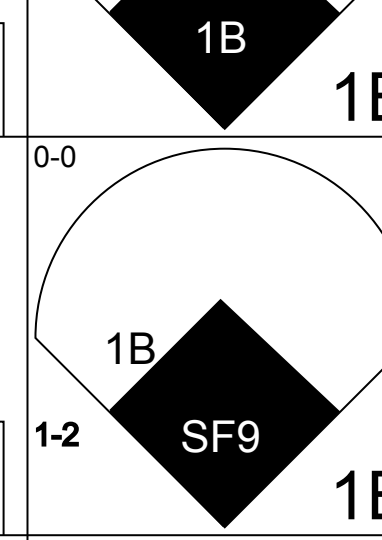
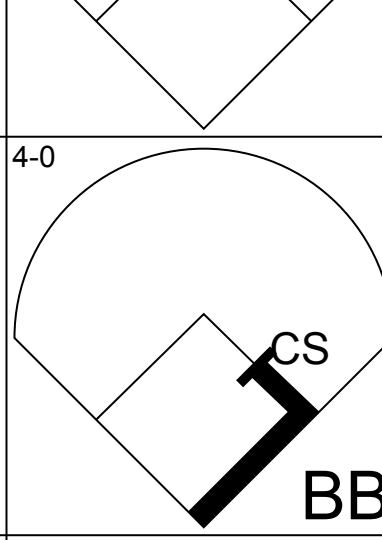
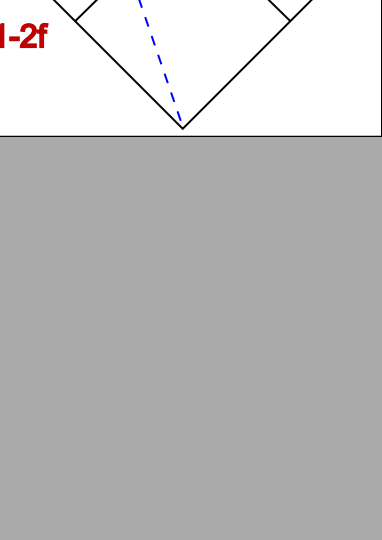
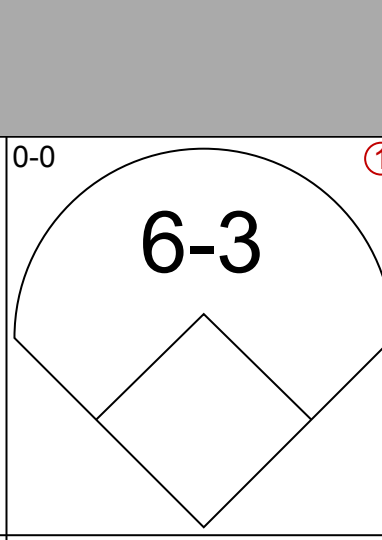
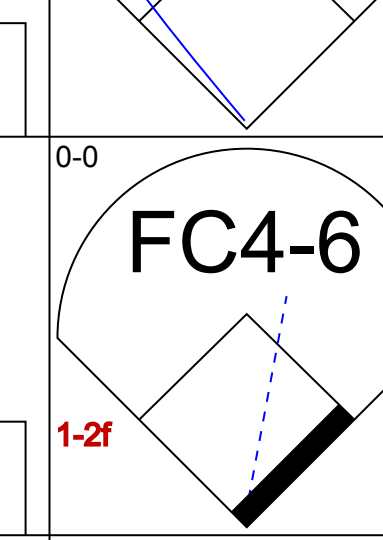
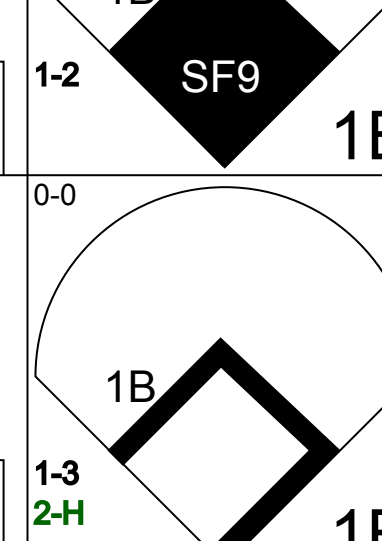
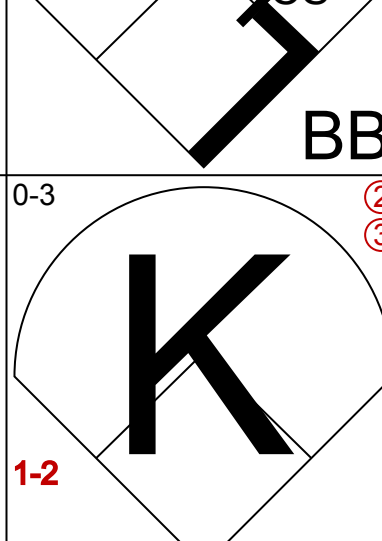

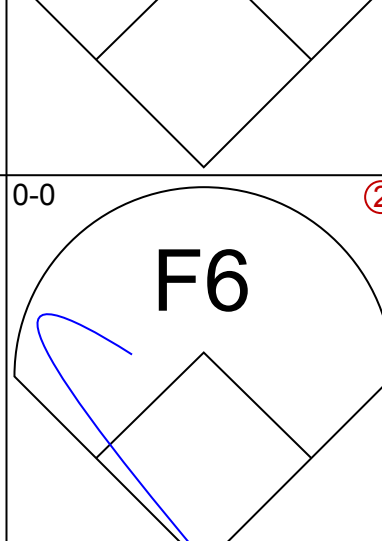
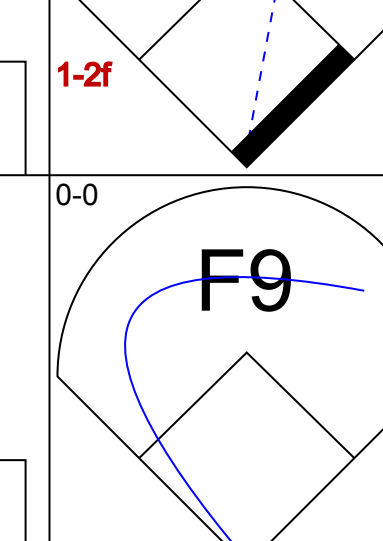
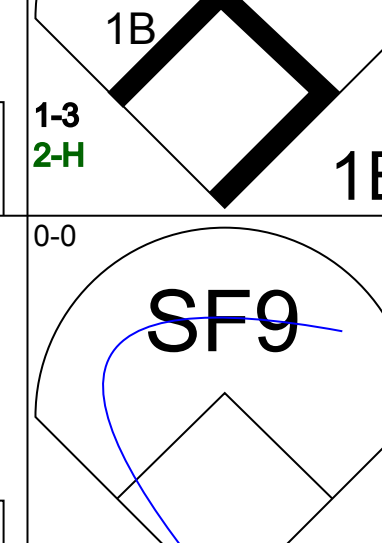

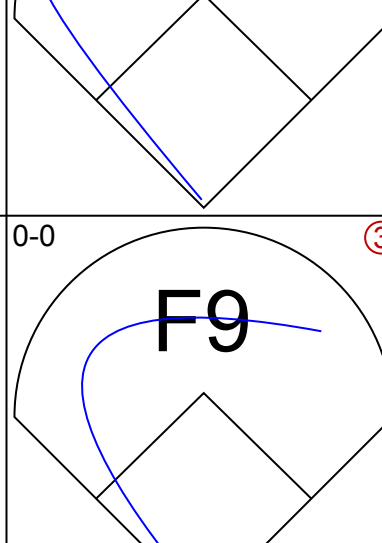
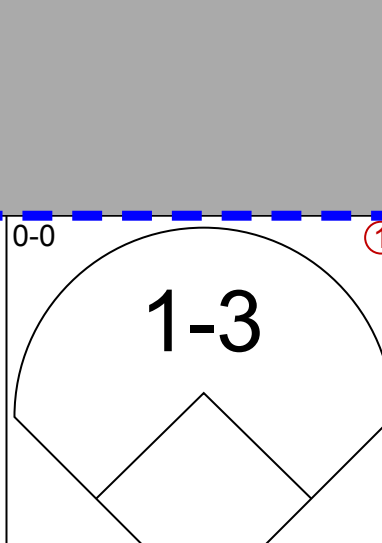
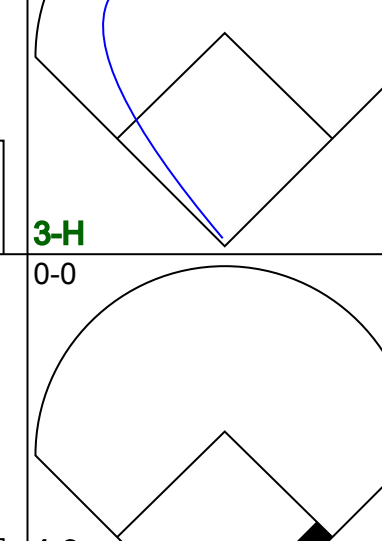

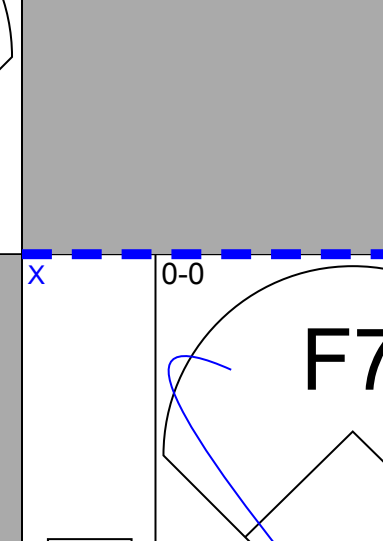
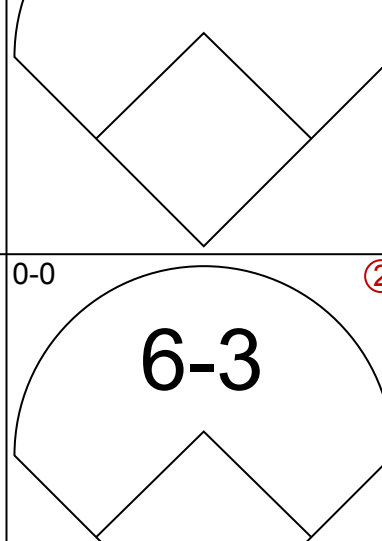
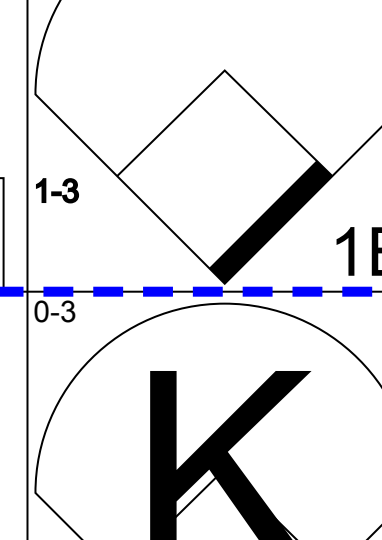

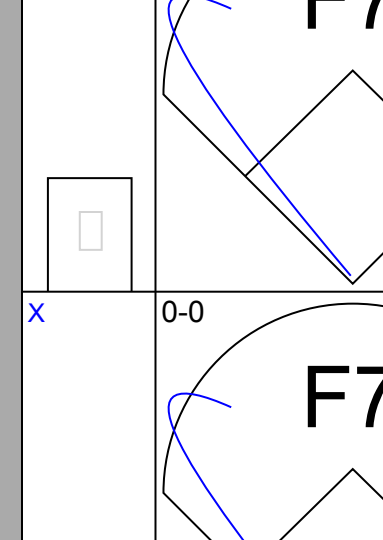
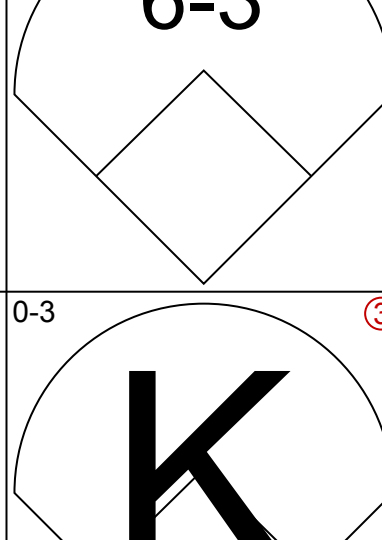
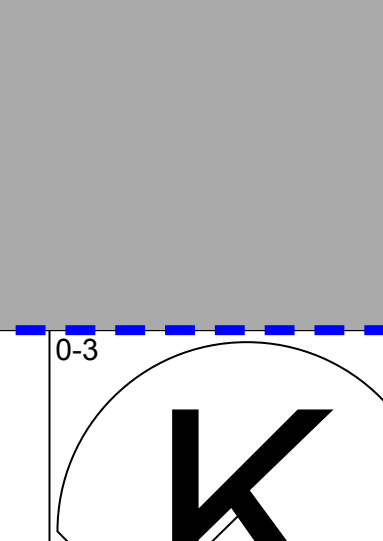

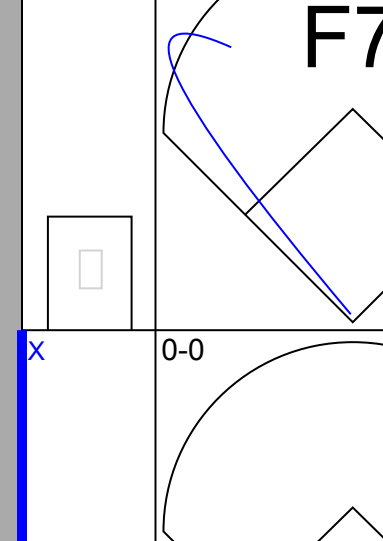
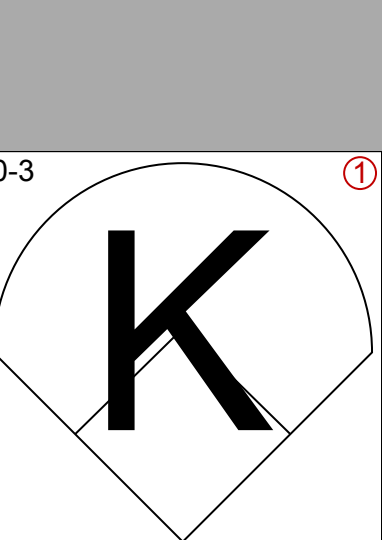
Kansas City Athletics @ Baltimore Orioles  
Memorial Stadium, Baltimore, MD  
Sat Jun 04 1966, Postponed  
Alt. 24.213 - Unknown

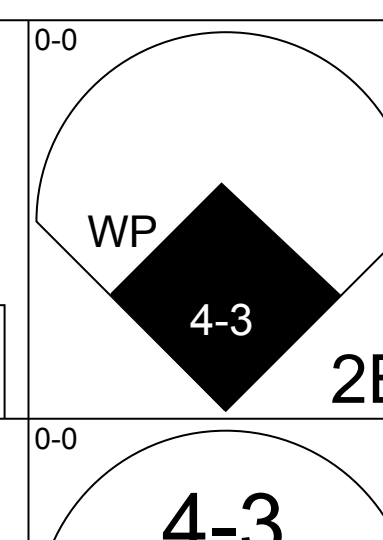
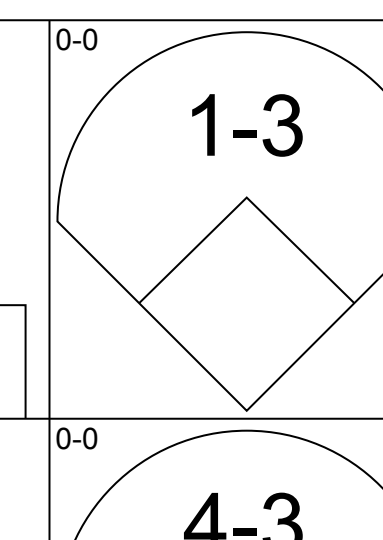
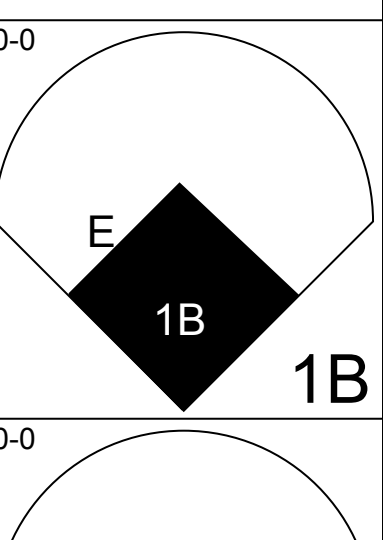
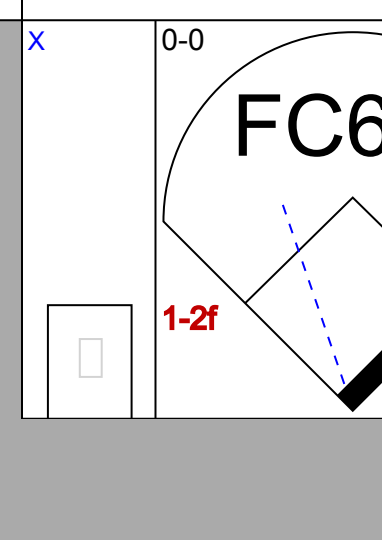
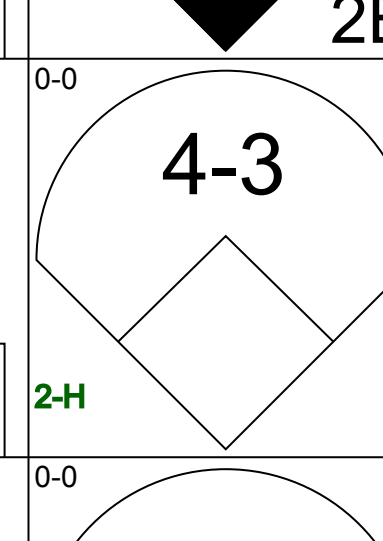
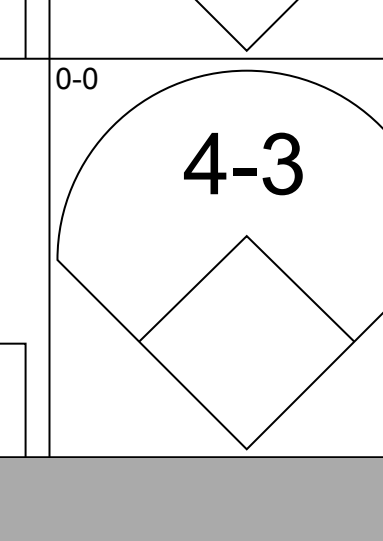
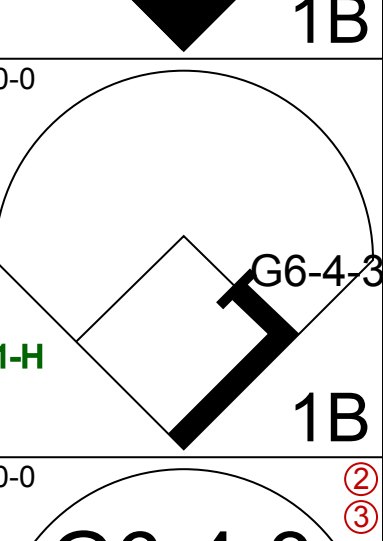
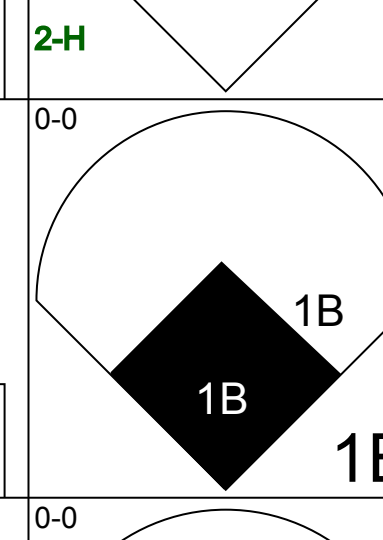
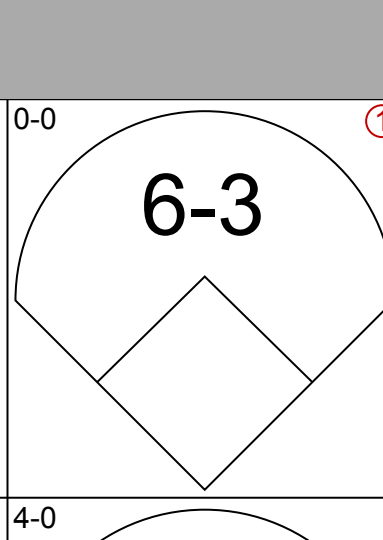
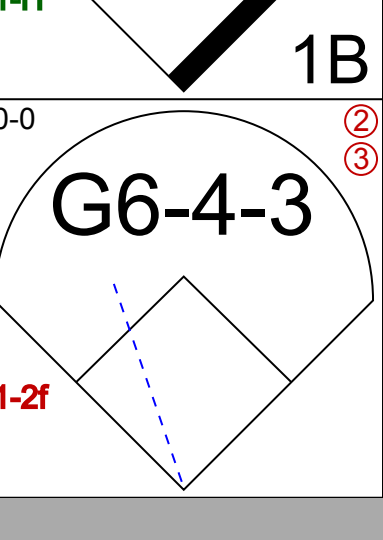
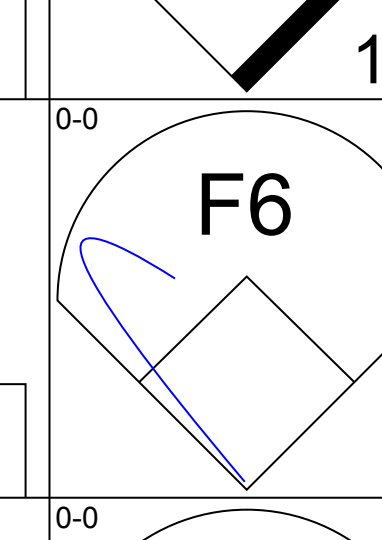
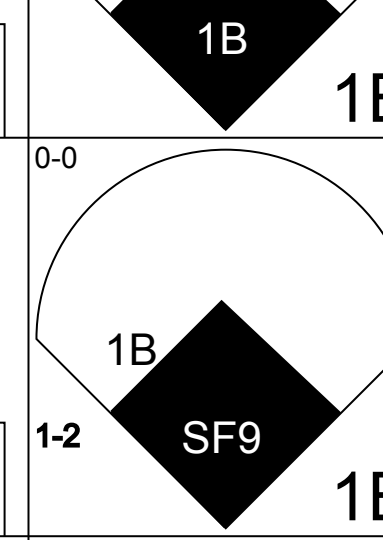
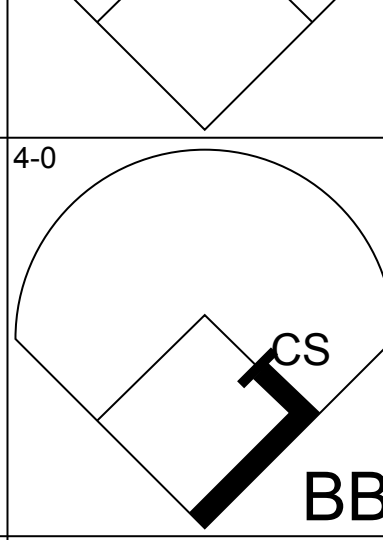
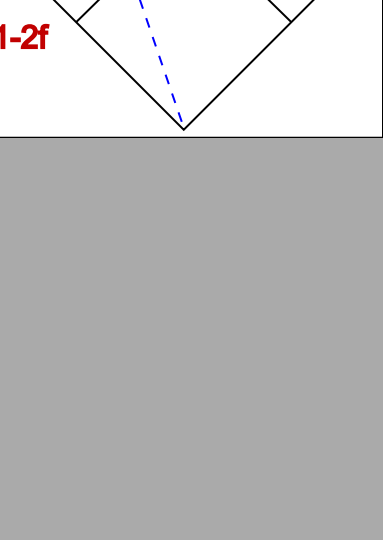
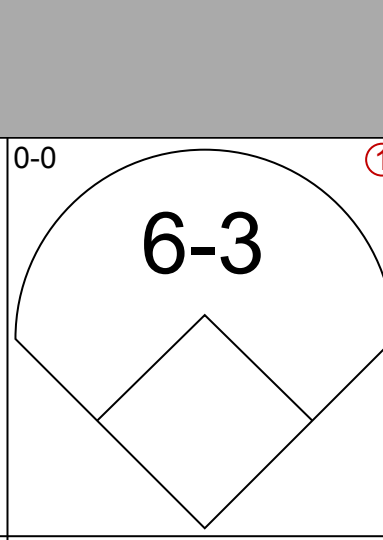
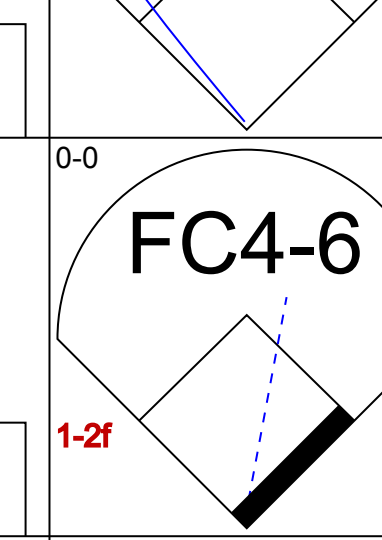
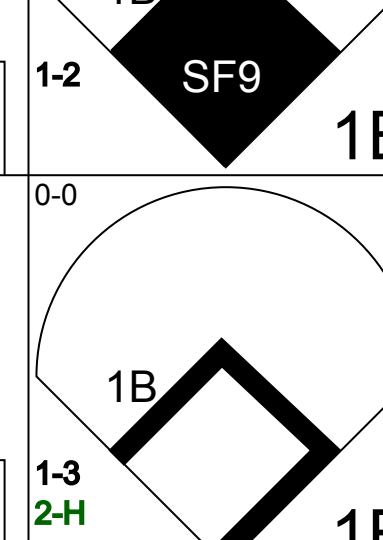
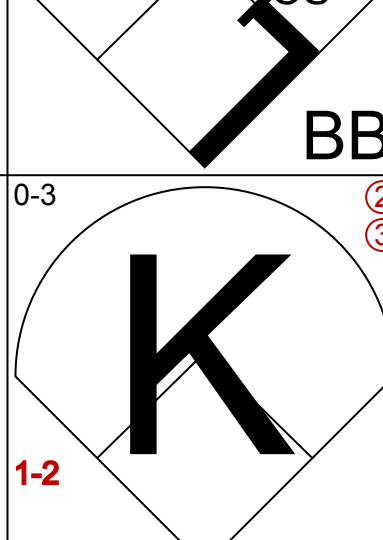

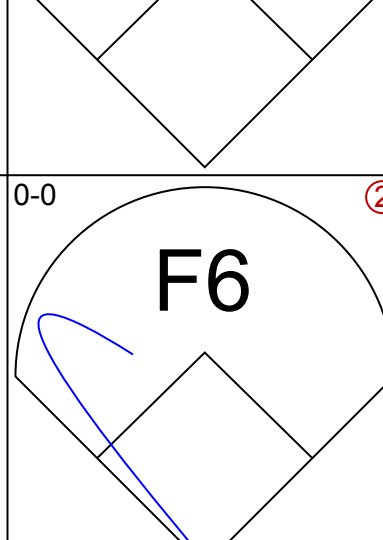
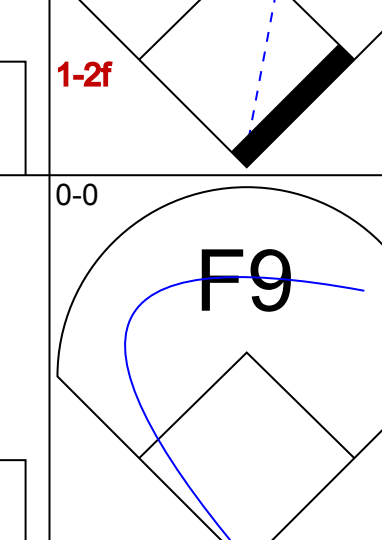
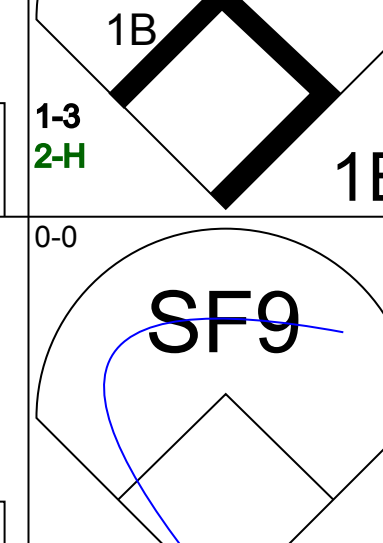

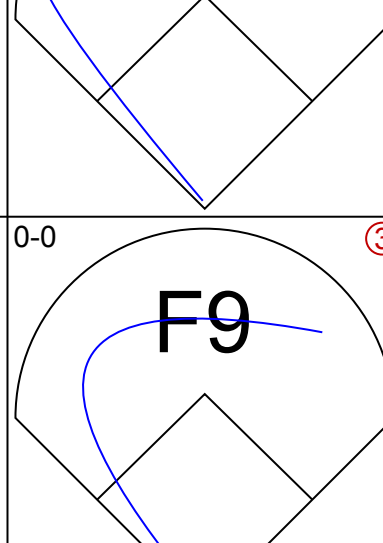
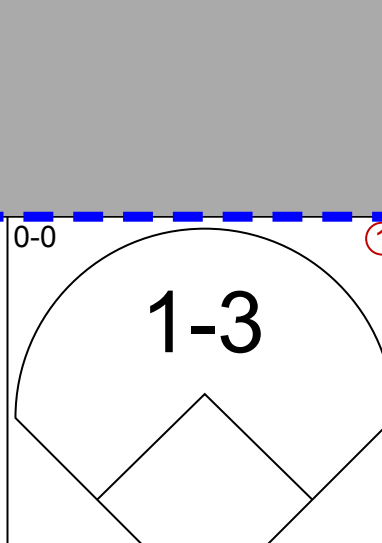
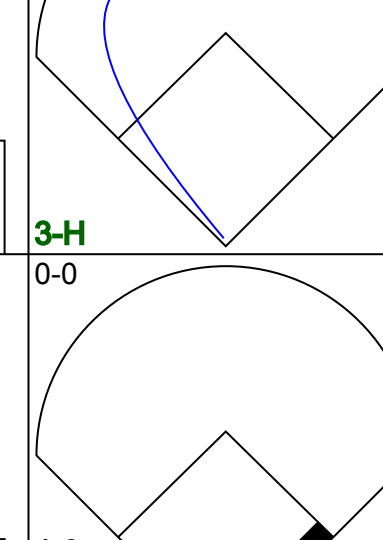

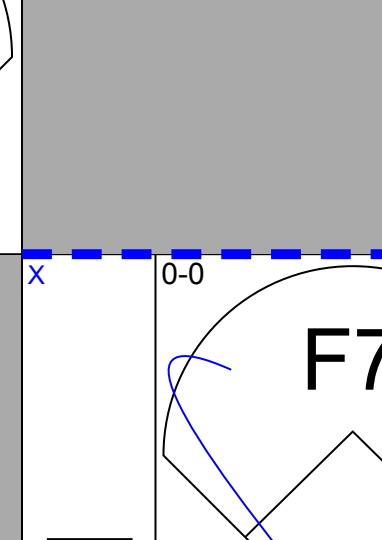
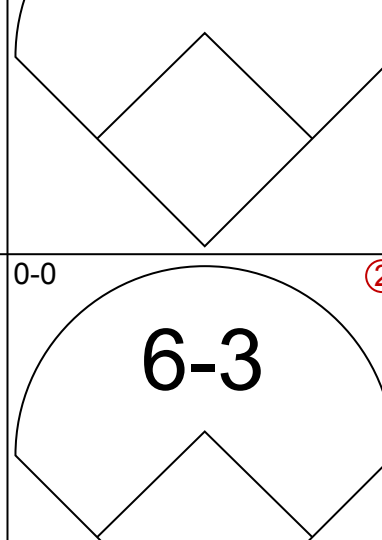
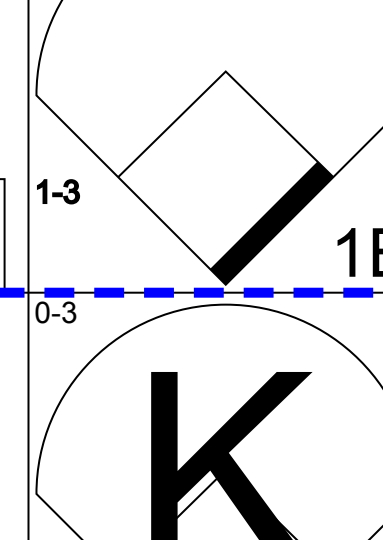

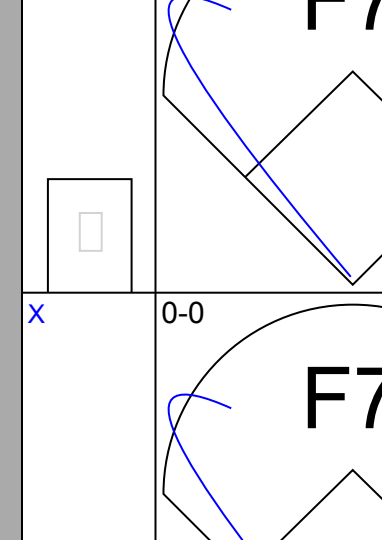
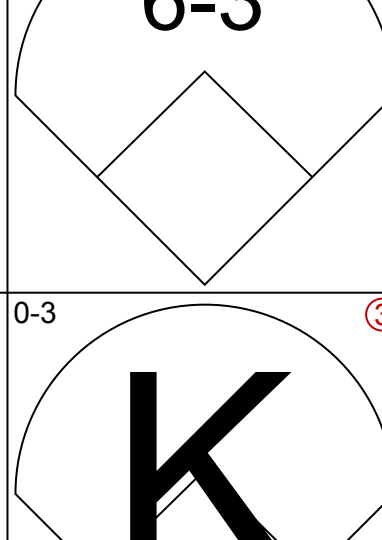
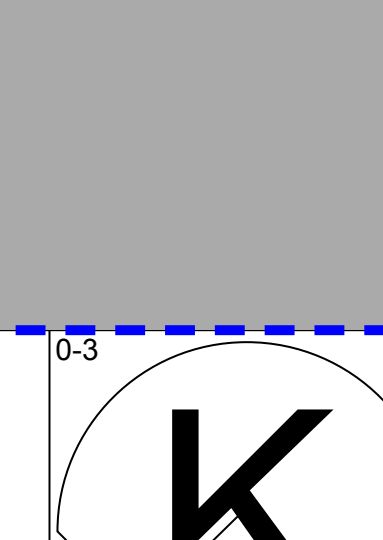

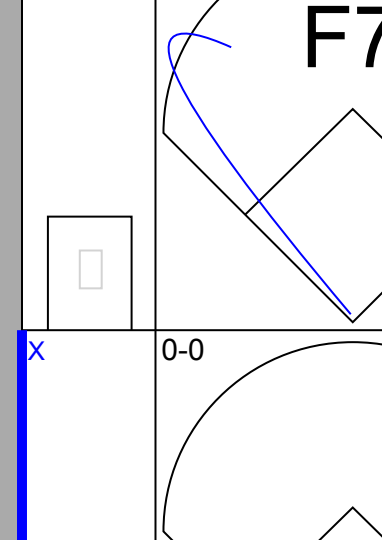
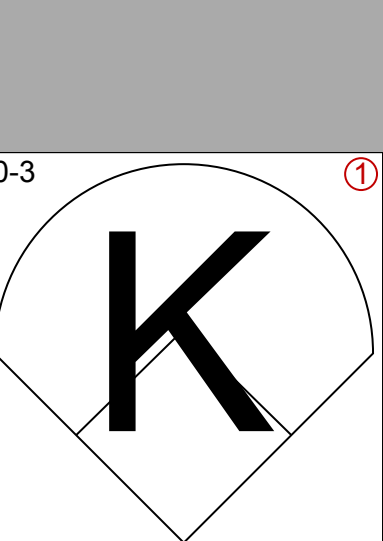
AB 43  
R 6  
H 11  
RBI 6  
BB 4  
SO 7  
LOB 14





Batter	1	2	3	4	5	6	7	8	9	AB	R	H	RBI	BB	SO	LOB	TOP								
Bert Campaneris, R OBP: 0.294, SLG: 0.414										5	1	2	0	1	1		<b>Kansas City Athletics @ Baltimore Orioles</b> Memorial Stadium, Baltimore, MD Sun Jun 05 1966, 3:33 AM EDT Att: 9,745 - Unknown								
Larry Stahl, L OBP: 0.261, SLG: 0.352										5	1	1	0	0	1										
Mike Hershberger, R OBP: 0.304, SLG: 0.366										4	1	2	0	0	0										
Danny Cater, R OBP: 0.232, SLG: 0.302										3	1	0	0	1	0										
Ken Harrelson, R OBP: 0.316, SLG: 0.335										4	1	3	2	0	1	0									
Ernie Fazio, R OBP: 0.200, SLG: 0.200										0	1	0	0	0	0	0									
Ossie Chavarria, R OBP: 0.250, SLG: 0.218										0	0	0	0	0	0	0									
Dick Green, R OBP: 0.271, SLG: 0.335										4	1	1	0	0	1	2									
Joe Nossek, R OBP: 0.318, SLG: 0.403										4	0	0	0	0	0	5									
Phil Roof, R OBP: 0.225, SLG: 0.500										4	2	2	3	0	1	0									
Bob Sheldon, R ERA: 4.12										8	0	0	0	0	0	0									
Lee Krasuski, R ERA: 3.57										0	0	0	0	0	0	0									
Ed Chapsy, R ERA: 4.05										0	0	0	0	0	0	0									
Ralph Terry, R ERA: 2.64										0	0	0	0	0	0	0									
Calvin Hunter, R ERA: 3.18										0	0	0	0	0	0	0									
Billy Bryan, R ERA: 3.18										0	0	0	0	0	0	0									
Wally Bunker, R ERA: 4.12										0	0	0	0	0	0	0									
Gene Brabender, R ERA: 4.05										0	0	0	0	0	0	0									
Dick Hall, R ERA: 2.83										0	0	0	0	0	0	0									
<b>Inning Stats</b>	R: 0 E: 0 K: 1 S: 6	H: 1 LOB: 1 P: 6	R: 2 E: 0 K: 0 S: 5	H: 3 LOB: 1 BB: 0 P: 5	R: 3 E: 0 K: 1 S: 8	H: 3 LOB: 1 BB: 1 P: 12	R: 0 E: 0 K: 0 S: 3	H: 1 LOB: 0 BB: 0 P: 3	R: 0 E: 0 K: 0 S: 3	H: 0 LOB: 0 BB: 0 P: 3	R: 0 E: 0 K: 1 S: 5	H: 0 LOB: 0 BB: 0 P: 5	R: 0 E: 0 K: 1 S: 5	H: 0 LOB: 0 BB: 0 P: 5	R: 0 E: 0 K: 1 S: 5	H: 0 LOB: 0 BB: 0 P: 5	R: 4 E: 0 K: 0 S: 7	H: 4 LOB: 1 BB: 0 P: 7	1B: 8 2B: 3 3B: 0 HR: 1	SF: 0 SAC: 0 DP: 0 HBP: 0	WP: 1 PB: 0 SB: 0 CS: 1	PA: 39			
<b>PITCHER</b>	IP	WLS	BF	H	R	ER	SO	BB	IBB	HBP	BLK	WP	HR	S	P	ERA	WHIP								
Wally Bunker, R	2.1	L	13	6	5	5	1	1	0	0	0	0	0	14	18	19.29	3.000								
Gene Brabender, R	4.2		15	2	0	0	3	0	0	0	0	1	0	21	21	0.00	0.429								
Dick Hall, R	2.0		10	4	4	4	1	0	0	0	0	0	1	12	12	18.00	2.000								

Batter	1	2	3	4	5	6	7	8	9	AB	R	H	RBI	BB	SO	LOB	BOTTOM								
Luis Aparicio, R OBP: 0.275, SLG: 0.350										4	2	2	0	0	0	1	<b>Kansas City Athletics @ Baltimore Orioles</b> Memorial Stadium, Baltimore, MD Sun Jun 05 1966, 3:33 AM EDT Att: 9,745 - Unknown								
Russ Snyder, L OBP: 0.402, SLG: 0.437										4	0	2	2	0	0	0									
Frank Robinson, R OBP: 0.460, SLG: 0.660										4	1	1	0	0	0	2									
Brooks Robinson, R OBP: 0.359, SLG: 0.507										3	1	1	0	1	0	1									
Curt Blefary, L OBP: 0.353, SLG: 0.484										4	0	1	1	0	1	2									
Davey Johnson, R OBP: 0.285, SLG: 0.354										2	0	0	1	1	0	0									
Bob Johnson, R OBP: 0.341, SLG: 0.278										4	0	1	0	0	0	1									
Andy Etchebarren, R OBP: 0.301, SLG: 0.399										4	0	0	0	0	2	2									
Wally Bunker, R OBP: 0.091, SLG: 0.095										1	0	0	0	0	1	0									
Gene Brabender, R										1	0	0	0	0	1	0									
Boog Powell, L OBP: 0.376, SLG: 0.490										1	0	1	0	0	0	0									
Paul Blair, R OBP: 0.257, SLG: 0.340										0	0	0	0	0	0	0									
Dick Hall, R OBP: 0.250, SLG: 0.250										0	0	0	0	0	0	0									
<b>Inning Stats</b>	R: 3 E: 0 K: 1 S: 10	H: 5 LOB: 2 P: 10	R: 0 E: 0 K: 1 S: 5	H: 0 LOB: 0 BB: 0 P: 5	R: 0 E: 0 K: 1 S: 4	H: 0 LOB: 1 BB: 1 P: 8	R: 0 E: 0 K: 0 S: 2	H: 0 LOB: 0 BB: 1 P: 6	R: 1 E: 1 K: 1 S: 6	H: 2 LOB: 0 BB: 0 P: 6	R: 0 E: 0 K: 0 S: 3	H: 0 LOB: 0 BB: 0 P: 3	R: 0 E: 0 K: 0 S: 4	H: 1 LOB: 1 BB: 0 P: 4	R: 0 E: 0 K: 0 S: 4	H: 1 LOB: 1 BB: 0 P: 4	R: 0 E: 0 K: 1 S: 5	H: 0 LOB: 0 BB: 0 P: 5	1B: 8 2B: 2 3B: 0 HR: 0	SF: 1 SAC: 0 DP: 3 HBP: 0	WP: 1 PB: 0 SB: 0 CS: 1	PA: 35			
<b>PITCHER</b>	IP	WLS	BF	H	R	ER	SO	BB	IBB	HBP	BLK	WP	HR	S	P	ERA	WHIP								
Rollie Sheldon, R	0.2		7	5	3	3	0	0	0	0	0	0	0	3	3	0.00	0.000								
Lew Krausse, R	0.1		1	0	0	0	1	0	0	0	0	0	0	3	3	0.00	0.000								
Jim Dickson, R	2.0	W	7	0	0	0	2	2	0	0	0	0	0	9	17	0.00	1.000								
Ralph Terry, R	3.0		9	2	1	0	1	0	0	0	0	0	0	11	11	0.00	0.667								
Catfish Hunter, R	2.0		8	2	0	0	0	0	0	0	0	0	0	8	8	0.00	1.000								

Batter	1	2	3	4	5	6	7	8	9	AB	R	H	RBI	BB	SO	LOB	BOTTOM
Luis Aparicio, R OBP: 0.275, SLG: 0.350										4	2	2	0	0	0	1	<b>Kansas City Athletics @ Baltimore Orioles</b> Memorial Stadium, Baltimore, MD Sun Jun 05 1966, 3:33 AM EDT Att: 9,745 - Unknown
Russ Snyder, L OBP: 0.402, SLG: 0.437										4	0	2	2	0	0	0	
Frank Robinson, R OBP: 0.460, SLG: 0.660										4	1	1	0	0	0	2	
Brooks Robinson, R OBP: 0.359, SLG: 0.507										3	1	1	0	1	0	1	
Curt Blefary, L OBP: 0.353, SLG: 0.484										4	0	1	1	0	1	2	
Davey Johnson, R OBP: 0.285, SLG: 0.354										2	0	0	1	1	0	0	
Bob Johnson, R OBP: 0.341, SLG: 0.278										4	0	1	0	0	0	1	
Andy Etchebarren, R OBP: 0.301, SLG: 0.399										4	0	0	0	0	2	2	
Wally Bunker, R OBP: 0.091, SLG: 0.095										1	0	0	0	0	1	0	
Gene Brabender, R										1	0	0	0	0	1	0	
Boog Powell, L OBP: 0.376, SLG: 0.490										1	0	1	0	0	0	0	
Paul Blair, R OBP: 0.257, SLG: 0.340																	



Batter	1	2	3	4	5	6	7	8	9	AB	R	H	RBI	BB	SO	LOB	TOP			
Luis Aparicio, R OBP: 0.274, SLG: 0.353 (1, 6)										4	1	1	0	0	0	0	<b>Baltimore Orioles @ Washington Senators</b> D.C. Stadium, Washington, DC Mon Jun 06 1966, 7:05 PM EDT Att: 7,418 - Unknown <a href="http://livebaseballscorecards.com">livebaseballscorecards.com</a>			
Russ Snyder, L OBP: 0.390, SLG: 0.422 (1, 8)										3	0	0	0	0	1	0				
Frank Robinson, R OBP: 0.466, SLG: 0.697 (1, 9)										3	2	2	3	1	0	0				
Brooks Robinson, R OBP: 0.353, SLG: 0.498 (1, 5)										4	0	0	0	0	1	1				
Boog Powell, L OBP: 0.376, SLG: 0.483 (1, 3)										2	0	0	0	1	1	0				
Curt Blefary, L OBP: 0.346, SLG: 0.475 (1, 7)										3	0	0	0	0	0	1				
Davey Johnson, R OBP: 0.295, SLG: 0.360 (1, 4)										3	0	2	0	0	0	0				
Andy Etchebarren, R OBP: 0.296, SLG: 0.392 (1, 2)										3	0	0	0	0	0	2				
John Miller, R (1, 1)										2	0	0	0	0	0	0				
Woodie Held, R OBP: 0.400, SLG: 0.429 (8, PH)										1	0	0	0	0	1	1				
Moe Drabowsky, R OBP: 0.500, SLG: 0.250 (8, 1)										0	0	0	0	0	0	0				
<b>Inning Stats</b>	R: 1 E: 0 K: 0 S: 4	H: 1 LOB: 0 BB: 0 P: 4	R: 0 E: 0 K: 0 S: 2	H: 0 LOB: 0 BB: 1 P: 6	R: 0 E: 0 K: 0 S: 3	H: 0 LOB: 0 BB: 0 P: 3	R: 1 E: 0 K: 2 S: 8	H: 1 LOB: 0 BB: 0 P: 8	R: 0 E: 0 K: 0 S: 3	H: 0 LOB: 0 BB: 0 P: 3	R: 0 E: 0 K: 1 S: 4	H: 0 LOB: 0 BB: 1 P: 8	R: 0 E: 0 K: 1 S: 6	H: 1 LOB: 1 BB: 0 P: 6	R: 1 E: 0 K: 0 S: 4	H: 1 LOB: 0 BB: 0 P: 4	1B: 2 2B: 1 3B: 0 HR: 2	SF: 0 SAC: 1 DP: 3 HBP: 0	WP: 0 PB: 0 SB: 0 CS: 0	PA: 31
<b>PITCHER</b> Phil Ortega, R ERA: 2.48 (1, 1)	IP: 9.0 WLS: W BF: 31 H: 5 R: 3 ER: 3 SO: 4 BB: 2 IBB: 0 HBP: 0 BLK: 0 WP: 0 HR: 2 S: 37 P: 45 ERA: 3.00 WHIP: 0.778															<b>PITCHER</b> IP: WLS: BF: H: R: ER: SO: BB: IBB: HBP: BLK: WP: HR: S: P: ERA: WHIP:				

Batter	1	2	3	4	5	6	7	8	9	AB	R	H	RBI	BB	SO	LOB	BOTTOM			
Fred Valentine, S OBP: 0.349, SLG: 0.437 (1, 8)										4	0	0	0	0	0	1	<b>Baltimore Orioles @ Washington Senators</b> D.C. Stadium, Washington, DC Mon Jun 06 1966, 7:05 PM EDT Att: 7,418 - Unknown <a href="http://livebaseballscorecards.com">livebaseballscorecards.com</a>			
Bob Saverine, S OBP: 0.279, SLG: 0.297 (1, 4)										3	1	0	0	1	1	0				
Jim King, L OBP: 0.365, SLG: 0.414 (1, 9)										3	1	1	0	1	0	2				
Frank Howard, R OBP: 0.337, SLG: 0.430 (8, PR)										3	1	2	3	1	0	1				
Willie Kirkland, L OBP: 0.222, SLG: 0.125 (9, 7)										0	0	0	0	0	0	0				
Dick Nen, L OBP: 0.299, SLG: 0.302 (1, 3)										3	0	0	1	0	0	1				
Ken McMullen, R OBP: 0.287, SLG: 0.355 (1, 5)										3	0	0	0	1	0	3				
Paul Casanova, R OBP: 0.238, SLG: 0.375 (1, 2)										3	0	0	0	0	2	2				
Ed Brinkman, R OBP: 0.253, SLG: 0.301 (1, 6)										3	1	1	1	0	0	1				
Phil Ortega, R OBP: 0.208, SLG: 0.095 (1, 1)										3	1	1	0	0	1	0				
<b>Inning Stats</b>	R: 0 E: 0 K: 1 S: 5	H: 0 LOB: 1 BB: 1 P: 9	R: 0 E: 0 K: 1 S: 5	H: 0 LOB: 1 BB: 1 P: 9	R: 3 E: 0 K: 0 S: 5	H: 2 LOB: 0 BB: 1 P: 9	R: 0 E: 0 K: 0 S: 3	H: 0 LOB: 0 BB: 0 P: 3	R: 0 E: 0 K: 1 S: 7	H: 2 LOB: 1 BB: 0 P: 7	R: 1 E: 0 K: 1 S: 6	H: 1 LOB: 0 BB: 0 P: 6	R: 0 E: 0 K: 0 S: 3	H: 0 LOB: 2 BB: 1 P: 7	R: 0 E: 0 K: 0 S: 3	H: 0 LOB: 0 BB: 0 P: 7	1B: 3 2B: 0 3B: 0 HR: 2	SF: 1 SAC: 0 DP: 0 HBP: 0	WP: 0 PB: 0 SB: 1 CS: 0	PA: 33
<b>PITCHER</b> John Miller, R ERA: 5.13 Moe Drabowsky, R ERA: 2.95 (8, 1)	IP: 7.0 WLS: L BF: 29 H: 5 R: 4 ER: 4 SO: 4 BB: 3 IBB: 0 HBP: 0 BLK: 0 WP: 0 HR: 2 S: 34 P: 46 ERA: 5.14 WHIP: 1.143															<b>PITCHER</b> IP: WLS: BF: H: R: ER: SO: BB: IBB: HBP: BLK: WP: HR: S: P: ERA: WHIP:				







Batter	1	2	3	4	5	6	7	8	9	10	11	12	13	14	AB	R	H	RBI	BB	SO	LOB	TOP						
Don Blainegame, L OBP: 0.288, SLG: 0.239 (1, 4)															7	0	2	0	0	0	2							
Fred Valentine, S OBP: 0.346, SLG: 0.425 (8, 7)															6	1	2	0	1	0	3							
Jim King, L OBP: 0.373, SLG: 0.444 (1, 9)															6	1	2	1	1	2	3							
Frank Howard, R OBP: 0.338, SLG: 0.418 (8, 5)															2	1	0	0	2	1	3							
Bob Chance, L OBP: 0.240, SLG: 0.340 (9, 3)															4	0	1	1	0	3	4							
Bob Saverne, S OBP: 0.267, SLG: 0.306 (8, 6)															7	0	0	0	0	2	8							
Paul Casanova, R OBP: 0.271, SLG: 0.402 (1, 2)															6	1	3	0	0	0	0							
Ed Brinkman, R OBP: 0.242, SLG: 0.288 (8, PH)															3	0	0	0	0	1	2							
Don Lock, R OBP: 0.363, SLG: 0.476 (8, 8)															3	1	1	3	0	1	0							
Pete Richard, L OBP: 0.155 (8, 1)															3	0	0	0	0	0	1							
Casey Cox, R OBP: 0.155 (8, 1)															0	0	0	0	0	0	0							
Dick Lines, R OBP: 0.155 (8, 1)															0	0	0	0	0	0	0							
Ron Kline, R OBP: 0.155 (8, 1)															0	0	0	0	0	0	0							
Willie Kirkland, L OBP: 0.155 (8, 1)															1	0	0	0	0	0	0							
Bob Humphreys, R OBP: 0.155 (8, 1)															0	1	0	0	0	0	0							
<b>Inning Stats</b>	R: 1 E: 0 K: 1 S: 7	H: 2 LOB: 2 BB: 1 P: 1	R: 0 E: 0 K: 2 S: 8	H: 1 LOB: 1 BB: 0 P: 8	R: 0 E: 0 K: 3 S: 10	H: 1 LOB: 2 BB: 1 P: 14	R: 0 E: 0 K: 0 S: 5	H: 0 LOB: 0 BB: 0 P: 9	R: 0 E: 0 K: 0 S: 3	H: 0 LOB: 0 BB: 0 P: 3	R: 0 E: 0 K: 0 S: 4	H: 1 LOB: 1 BB: 0 P: 4	R: 3 E: 0 K: 0 S: 7	H: 2 LOB: 0 BB: 1 P: 11	R: 1 E: 0 K: 0 S: 4	H: 1 LOB: 0 BB: 0 P: 4	R: 0 E: 0 K: 0 S: 3	H: 0 LOB: 0 BB: 0 P: 3	R: 0 E: 0 K: 1 S: 6	H: 1 LOB: 2 BB: 1 P: 10	R: 0 E: 0 K: 1 S: 7	H: 2 LOB: 0 BB: 0 P: 7	R: 0 E: 0 K: 1 S: 6	H: 1 LOB: 1 BB: 0 P: 6	1B: 9 2B: 2 3B: 0 HR: 2	SF: 0 SAC: 1 DP: 0 HBP: 0	WP: 0 PB: 1 SB: 0 CS: 0	PA: 60
<b>PITCHER</b>	IP WLS BF H R ER SO BB IBB HBP BLK WP HR S P ERA WHIP	9.0 11 40 9 5 5 6 0 0 0 0 0 2 12 16 5.00 1.444	3.0 9 11 1 0 0 1 0 1 0 0 0 0 12 16 0.00 0.333	2.0 W 9 3 0 0 2 0 0 0 0 0 0 13 13 0.00 1.500	<b>PITCHER</b>										IP WLS BF H R ER SO BB IBB HBP BLK WP HR S P ERA WHIP													

Washington Senators @ Baltimore Orioles  
Memorial Stadium, Baltimore, MD  
Wed Jun 08 1966, 7:05 PM EDT  
Unknown

AB: 54  
R: 5  
H: 13  
RBI: 5  
BB: 5  
SO: 11  
LOB: 27



Batter	1	2	3	4	5	6	7	8	9	10	11	12	13	14	AB	R	H	RBI	BB	SO	LOB	BOTTOM		
Luis Aparicio, R OBP: 0.276, SLG: 0.352 (1, 6)															6	1	1	0	1	0	3			
Bob Johnson, R OBP: 0.332, SLG: 0.279 (8, PH)															4	0	0	0	0	0	0			
Casey Cox, R OBP: 0.155 (8, PH)															0	0	0	0	0	0	0			
Dick Lines, R OBP: 0.155 (8, PH)															0	0	0	0	0	0	0			
Ron Kline, R OBP: 0.155 (8, PH)															0	0	0	0	0	0	0			
Willie Kirkland, L OBP: 0.155 (8, PH)															0	0	0	0	0	0	0			
Bob Humphreys, R OBP: 0.155 (8, PH)															0	0	0	0	0	0	0			
Frank Robinson, R OBP: 0.463, SLG: 0.676 (10, 7)															5	0	0	0	1	1	0			
Brooks Robinson, R OBP: 0.353, SLG: 0.512 (1, 5)															6	1	3	1	0	0	3			
Sam Bowens, R OBP: 0.290, SLG: 0.364 (10, 9)															5	2	2	1	1	0	2			
Davey Johnson, R OBP: 0.305, SLG: 0.376 (1, 4)															5	1	3	1	0	1	1			
Paul Blair, R OBP: 0.270, SLG: 0.358 (1, 8)															4	1	2	0	0	0	0			
Boog Powell, L OBP: 0.371, SLG: 0.470 (10, 3)															2	0	0	0	0	0	2			
Andy Etchebarren, R OBP: 0.305, SLG: 0.407 (1, 2)															6	0	3	1	0	1	3			
Jim Palmer, R OBP: 0.270, SLG: 0.286 (8, PH)															3	0	0	0	0	1	3			
Russ Snyder, L OBP: 0.381, SLG: 0.404 (10, 8)															2	0	0	0	0	0	1			
<b>Inning Stats</b>	R: 0 E: 0 K: 0 S: 3	H: 0 LOB: 0 BB: 0 P: 3	R: 2 E: 0 K: 0 S: 6	H: 3 LOB: 0 BB: 0 P: 6	R: 0 E: 0 K: 0 S: 3	H: 0 LOB: 0 BB: 0 P: 3	R: 1 E: 0 K: 0 S: 4	H: 1 LOB: 0 BB: 0 P: 4	R: 0 E: 0 K: 0 S: 3	H: 0 LOB: 0 BB: 0 P: 3	R: 0 E: 0 K: 0 S: 4	H: 1 LOB: 2 BB: 0 P: 4	R: 0 E: 0 K: 0 S: 3	H: 1 LOB: 0 BB: 0 P: 3	R: 0 E: 0 K: 0 S: 3	H: 0 LOB: 0 BB: 0 P: 3	R: 0 E: 0 K: 1 S: 5	H: 0 LOB: 1 BB: 1 P: 9	R: 0 E: 0 K: 0 S: 3	H: 2 LOB: 1 BB: 0 P: 3	1B: 7 2B: 4 3B: 2 HR: 2	SF: 1 SAC: 1 DP: 2 HBP: 0	WP: 0 PB: 0 SB: 0 CS: 0	PA: 56
<b>PITCHER</b>	IP WLS BF H R ER SO BB IBB HBP BLK WP HR S P ERA WHIP	8.0 0.1 0.1 1.1 3.1 L	34 3 1 5 13	10 0 0 0 1	5 0 0 0 1	5 0 0 0 1	3 0 0 0 0	3 0 0 0 0	0 0 0 0 0	0 0 0 0 0	0 0 0 0 0	0 0 0 0 0	0 0 0 0 0	0 0 0 0 0	0 0 0 0 0	5.62 0.00 0.00 0.00 2.70	1.250 3.000 0.000 0.750 1.200							

Washington Senators @ Baltimore Orioles  
Memorial Stadium, Baltimore, MD  
Wed Jun 08 1966, 7:05 PM EDT  
Unknown

AB: 51  
R: 6  
H: 15  
RBI: 6  
BB: 3  
SO: 4  
LOB: 20





Batter	1	2	3	4	5	6	7	8	9	AB	R	H	RBI	BB	SO	LOB	TOP					
<b>Fred Valentine, S</b> OBP: 0.352, SLG: 0.455 (1, 9)	F7		F7	F7		3B		1B		5	1	3	3	0	0	0	<b>Washington Senators @ Baltimore Orioles</b> Memorial Stadium, Baltimore, MD Wed Jun 08 1966, Postponed Att: 9,612 - Unknown <a href="http://livebaseballscorecards.com">livebaseballscorecards.com</a>					
<b>Bob Saverine, S</b> OBP: 0.297, SLG: 0.295 (1, 5) (8, 6)	K		5-3	4-3		6-3		1-4-2	F5	5	0	0	0	0	1	1						
<b>Don Lock, R</b> OBP: 0.372, SLG: 0.500 (1, 8)	BB		3B	6-3				3-H	HR	3	2	1	1	2	1	0						
<b>Frank Howard, R</b> OBP: 0.335, SLG: 0.423 (1, 7)	K		1-H	SF9		K		K	K	5	1	1	1	0	4	1						
<b>Ken McMullen, R</b> OBP: 0.284, SLG: 0.345 (1, 3) (8, 5)		6-3	SF9		K		6-3		L4	3	0	0	1	0	1	0						
<b>Jim King, L</b> OBP: 0.370, SLG: 0.441 (9, PH)					2B					1	0	0	0	0	0	0						
<b>Ken Hamlin, R</b> OBP: 0.286, SLG: 0.254 (1, 4)		FC6-4	1B		1-3				K	3	1	2	0	1	1	0						
<b>Doug Camilli, R</b> OBP: 0.250, SLG: 0.246 (1, 2)	K		1-2		3-H				1B	4	1	2	0	0	2	3						
<b>Ed Brinkman, R</b> OBP: 0.253, SLG: 0.294 <b>Dick Nen, L</b> OBP: 0.236, SLG: 0.293 (8, 3)	FC6-4							1B	1-2	3	0	2	1	1	0	1						
<b>Jim Hannan, R</b> OBP: 0.250, SLG: 0.250 (1, 1)										0	0	0	0	0	0	0						
<b>Bob Chance, L</b> OBP: 0.235, SLG: 0.333 (6, PH)										1	0	0	0	0	0	1						
<b>Dick Bosman, R</b> OBP: 0.200, SLG: 0.200 (6, 1)										1	0	0	0	0	1	2						
<b>Casey Cox, R</b> (8, 1)										0	0	0	0	0	0	0						
<b>Inning Stats</b>	R: 0 E: 0 K: 2 S: 7	H: 0 LOB: 1 BB: 1 P: 11	R: 0 E: 0 K: 1 S: 6	H: 1 LOB: 1 BB: 0 P: 6	R: 5 E: 1 K: 1 S: 10	H: 5 LOB: 2 BB: 2 P: 18	R: 0 E: 0 K: 0 S: 3	H: 0 LOB: 0 BB: 0 P: 3	R: 0 E: 0 K: 3 S: 10	H: 1 LOB: 1 BB: 0 P: 10	R: 0 E: 0 K: 0 S: 4	H: 2 LOB: 1 BB: 0 P: 4	R: 0 E: 0 K: 2 S: 7	H: 0 LOB: 0 BB: 0 P: 7	R: 1 E: 0 K: 2 S: 8	H: 2 LOB: 2 BB: 1 P: 12	R: 1 E: 0 K: 1 S: 6	H: 1 LOB: 0 BB: 0 P: 6	1B: 7 2B: 1 3B: 2 HR: 2	SF: 1 SAC: 0 DP: 1 HBP: 0	WP: 0 PB: 2 CS: 1	PA: 41
<b>PITCHER</b>	IP	WLS	BF	H	R	ER	SO	BB	IBB	HBP	BLK	WP	HR	S	P	ERA	WHIP					
<b>Steve Barber, L</b> ERA: 2.45 (1, 1)	2.2		17	6	5	5	3	3	0	0	0	0	1	20	32	16.88	3.375					
<b>Gene Brabender, R</b> ERA: 3.39 (3, 1)	5.1	W	21	5	1	1	8	1	0	0	0	0	0	35	39	1.69	1.125					
<b>Eddie Watt, R</b> ERA: 2.91 (9, 1)	1.0	S	4	1	1	1	1	0	0	0	0	0	1	6	6	9.00	1.000					

Batter	1	2	3	4	5	6	7	8	9	AB	R	H	RBI	BB	SO	LOB	BOTTOM					
<b>Russ Snyder, L</b> OBP: 0.382, SLG: 0.434 (1, 8)	6-3	G4-3		1-2		1-3		HR		5	1	2	2	0	0	1	<b>Washington Senators @ Baltimore Orioles</b> Memorial Stadium, Baltimore, MD Wed Jun 08 1966, Postponed Att: 9,612 - Unknown <a href="http://livebaseballscorecards.com">livebaseballscorecards.com</a>					
<b>Curt Blefary, L</b> OBP: 0.345, SLG: 0.467 <b>Eddie Watt, R</b> OBP: 0.250, SLG: 0.333 (1, 7) (9, 1)	4-3		FC6-4	F4		4-3		L6-3	1B	5	0	2	0	0	0	2						
<b>Frank Robinson, R</b> OBP: 0.466, SLG: 0.678 (1, 9)	1B		FC6-4	1B		F8		L6-3	1B	4	2	2	0	1	0	2						
<b>Brooks Robinson, R</b> OBP: 0.356, SLG: 0.511 (1, 5)	1B		FC6-4	1B		F8		L6-3	1B	4	1	2	0	0	0	2						
<b>Boog Powell, L</b> OBP: 0.374, SLG: 0.471 (1, 3)	1B		K			1B		6-3		4	1	2	2	0	1	2						
<b>Davey Johnson, R</b> OBP: 0.304, SLG: 0.379 (1, 6)	2B		FC6-4			K		F6		4	0	1	2	0	1	3						
<b>Jerry Adair, R</b> OBP: 0.333, SLG: 0.308 (1, 4)	4-3			1B		1-2		2B	1B	4	1	3	0	0	0	1						
<b>Cam Carreon, R</b> OBP: 0.417, SLG: 0.444 (1, 2)		G4-3		K		F9		E	2B	3	1	1	1	1	1	3						
<b>Steve Barber, L</b> OBP: 0.045, SLG: 0.045 <b>Gene Brabender, R</b> (1, 1)	K							E8	1B	1	0	0	0	0	1	1						
<b>Sam Bowers, R</b> OBP: 0.300, SLG: 0.373 (8, PH) (9, 7)				K				HR	1B	2	0	0	0	0	2	1						
<b>Inning Stats</b>	R: 3 E: 0 K: 0 S: 6	H: 3 LOB: 1 BB: 1 P: 10	R: 0 E: 0 K: 1 S: 4	H: 0 LOB: 0 BB: 1 P: 8	R: 0 E: 0 K: 1 S: 7	H: 2 LOB: 2 BB: 0 P: 7	R: 0 E: 0 K: 2 S: 9	H: 2 LOB: 2 BB: 0 P: 9	R: 1 E: 0 K: 1 S: 8	H: 3 LOB: 2 BB: 0 P: 8	R: 0 E: 0 K: 1 S: 5	H: 0 LOB: 0 BB: 0 P: 5	R: 0 E: 0 K: 0 S: 3	H: 1 LOB: 0 BB: 0 P: 3	R: 4 E: 1 K: 0 S: 7	H: 5 LOB: 0 BB: 0 P: 7		1B: 12 2B: 5 3B: 0 HR: 1	SF: 0 SAC: 0 DP: 3 HBP: 0	WP: 1 PB: 0 CS: 0	PA: 39	
<b>PITCHER</b>	IP	WLS	BF	H	R	ER	SO	BB	IBB	HBP	BLK	WP	HR	S	P	ERA		WHIP				
<b>Jim Hannan, R</b> ERA: 6.67 (1, 1)	5.0		26	10	4	4	5	2	0	0	0	0	0	34	42	7.20		2.400				
<b>Dick Bosman, R</b> ERA: 8.36 (6, 1)	2.1	L	11	5	4	4	1	0	0	0	0	0	1	13	13	15.43	2.143					
<b>Casey Cox, R</b> ERA: 2.86 (8, 1)	0.2		2	1	0	0	0	0	0	0	0	0	0	2	2	0.00	1.500					







Batter	1	2	3	4	5	6	7	8	9	AB	R	H	RBI	BB	SO	LOB	TOP		
Joe Foy, R OBP: 0.335, SLG: 0.369 (1, 6)	0-0 6-3		0-0 F3			0-0 4-3		0-0 1-H HR		4	1	1	2	0	0	1			
Jim Gosger, L OBP: 0.344, SLG: 0.432 (1, 8)	0-0 F7			0-0 4-3			0-0 FC6-4 1B	0-0 F9		4	0	1	0	0	0	0			
Carl Yastrzemski, L OBP: 0.349, SLG: 0.445 (1, 7)	0-0 F8			0-0 1-3			0-0 F7		0-0 F5	4	0	0	0	0	0	1			
Tony Conigliaro, R OBP: 0.287, SLG: 0.437 (1, 9)		0-0 6-3		0-3 K			0-0 FC6-4 BB		0-0 1B	4	0	1	0	0	1	1			
George Scott, R OBP: 0.344, SLG: 0.540 (1, 3)		0-0 6-3			0-0 F5		4-0 1-2 BB		0-3 K	3	0	0	0	1	1	1			
Dalton Jones, L OBP: 0.259, SLG: 0.337 (1, 5)		0-0 F8			0-0 F6		0-0 F4		0-3 K	4	0	0	0	0	1	3			
George Smith, R OBP: 0.286, SLG: 0.371 (1, 4)			0-0 F9		0-0 6-3			0-0 HR 1B		3	1	1	0	0	0	0			
Mike Ryan, R OBP: 0.230, SLG: 0.250 (1, 2)			4-0 BB		0-0 F3			0-3 K		2	0	0	0	1	1	1			
Lee Stange, R OBP: 0.230, SLG: 0.200 (1, 1)			0-3 K			0-0 F3		0-0 F5		0	0	0	0	0	0	0			
Dick Stigman, L OBP: 0.077, SLG: 0.077 (2, 1)										1	0	0	0	0	1	1			
Ken Sanders, R OBP: 0.077, SLG: 0.077 (5, 1)										0	0	0	0	0	0	0			
Rico Petrocelli, R OBP: 0.266, SLG: 0.344 (6, PH)										1	0	0	0	0	0	0			
Dave Morehead, R OBP: 0.167, SLG: 0.087 (8, 1)										0	0	0	0	0	0	0			
Lenny Green, L OBP: 0.310, SLG: 0.289 (8, PH)										1	0	0	0	0	0	1			
Darrell Brandon, R OBP: 0.279, SLG: 0.279 (8, 1)										0	0	0	0	0	0	0			
<b>Inning Stats</b>	R: 0 E: 0 K: 0 S: 3	H: 0 LOB: 0 BB: 0 P: 3	R: 0 E: 0 K: 0 S: 3	H: 0 LOB: 0 BB: 0 P: 3	R: 0 E: 0 K: 1 S: 5	H: 0 LOB: 1 BB: 1 P: 9	R: 0 E: 0 K: 1 S: 5	H: 0 LOB: 0 BB: 0 P: 5	R: 0 E: 0 K: 1 S: 3	H: 0 LOB: 2 BB: 0 P: 3	R: 0 E: 0 K: 0 S: 4	H: 1 LOB: 2 BB: 1 P: 8	R: 2 E: 0 K: 1 S: 7	H: 2 LOB: 0 BB: 0 P: 7	R: 0 E: 0 K: 2 S: 8	H: 1 LOB: 1 BB: 0 P: 8	1B: 3 2B: 0 3B: 0 HR: 1	SF: 0 SAC: 0 DP: 0 HBP: 0	WP: 0 PA: 33 PB: 0 SB: 0 CS: 0
<b>PITCHER</b> Wally Bunker, R ERA: 3.84 (1, 1)	IP: 9.0 WLS: W BF: 33 H: 4 R: 2 ER: 2 SO: 6 BB: 2 IBB: 0 HBP: 0 BLK: 0 WP: 0 HR: 1 S: 43 P: 51 ERA: 2.00 WHIP: 0.667																		

**Boston Red Sox @ Baltimore Orioles**  
Memorial Stadium, Baltimore, MD  
Fri Jun 10 1966, 7:05 PM EDT  
Att: 16,052 - Unknown

AB 31  
R 2  
H 4  
RBI 2  
BB 2  
SO 6  
LOB 10



Batter	1	2	3	4	5	6	7	8	9	AB	R	H	RBI	BB	SO	LOB	BOTTOM		
Luis Aparicio, R OBP: 0.274, SLG: 0.346 (1, 6)	0-0 F7	0-0 FC1-5 1B SF7		0-0 3B 1B	0-0 F9		0-0 FC5-4 FC5 S			5	2	1	0	0	0	4			
Russ Snyder, L OBP: 0.403, SLG: 0.452 (1, 8) (7, 7)	4-0 BB	0-0 1-3 2-H 1B		0-0 1-H 2-H 3B	4-0 BB		4-0 1-2 BB			2	1	2	3	3	0	0			
Frank Robinson, R OBP: 0.463, SLG: 0.665 (1, 9) Paul Blair, R OBP: 0.267, SLG: 0.355 (7, 8)	4-0 1-2 BB	0-0 SF7		0-0 F7	0-0 F8		0-0 FC5			2	0	0	1	1	0	2			
Brooks Robinson, R OBP: 0.347, SLG: 0.493 (1, 5)	0-0 F8	4-0 3-H IBB		0-0 F9		0-0 5-3		0-3 K		4	0	0	0	1	1	2			
Boog Powell, L OBP: 0.379, SLG: 0.491 (1, 3)	0-3 K	0-0 G3		0-3 K		0-0 4-1 1B		0-3 K		5	0	1	0	0	3	4			
Curt Blefary, L OBP: 0.346, SLG: 0.466 (1, 7) Sam Bowers, R OBP: 0.310, SLG: 0.373 (7, 9)		0-0 1B 2B 1B		0-0 F6	0-0 2B 1B	0-0 4-1 1B		4-0 WP BB		4	2	2	0	0	0	1			
Davey Johnson, R OBP: 0.307, SLG: 0.380 (1, 4)		0-0 1-3 2B 1B		0-0 F7	0-0 1-3 2B 2B	0-0 6-3		0-0 4-3		5	2	2	0	0	0	2			
Andy Etchebarren, R OBP: 0.299, SLG: 0.402 (1, 2)		0-0 FC1-5 1-H 3-H 2B		0-3 K	0-0 L4		0-0 F8			4	0	1	2	0	1	2			
Wally Bunker, R OBP: 0.231, SLG: 0.217 (1, 1)		4-0 FC1-5 1B BB		4-0 3B BB	0-0 2-H 3-H 2B		0-0 FC5-4 1B			2	2	2	2	2	0	0			
<b>Inning Stats</b>	R: 0 E: 0 K: 1 S: 5	H: 0 LOB: 2 BB: 2 P: 13	R: 4 E: 0 K: 0 S: 7	H: 4 LOB: 2 BB: 2 P: 15	R: 0 E: 0 K: 1 S: 5	H: 0 LOB: 0 BB: 0 P: 5	R: 3 E: 0 K: 1 S: 7	H: 2 LOB: 0 BB: 1 P: 11	R: 2 E: 0 K: 0 S: 6	H: 3 LOB: 2 BB: 1 P: 10	R: 0 E: 0 K: 0 S: 4	H: 1 LOB: 1 BB: 0 P: 4	R: 0 E: 0 K: 0 S: 4	H: 1 LOB: 2 BB: 1 P: 8	R: 0 E: 0 K: 2 S: 7	H: 0 LOB: 1 BB: 1 P: 11	1B: 7 2B: 3 3B: 1 HR: 0	SF: 1 SAC: 0 DP: 0 HBP: 0	WP: 1 PA: 43 PB: 1 SB: 1 CS: 0
<b>PITCHER</b> Lee Stange, R ERA: 5.56 (1, 1)	IP: 1.2 WLS: L BF: 12 H: 4 R: 4 ER: 4 SO: 4 BB: 3 IBB: 0 HBP: 0 BLK: 0 WP: 0 HR: 0 S: 11 P: 23 ERA: 21.60 WHIP: 4.200																		
Dick Stigman, L ERA: 4.02 (2, 1)	2.1 4 5 5 2 1 1 0 0 0 0 0 15 23 19.29 2.143																		
Ken Sanders, R ERA: 3.8 (5, 1)	1.0 5 1 0 0 0 1 0 0 0 0 0 4 8 0.00 2.000																		
Dave Morehead, R ERA: 3.6 (6, 1)	2.0 9 2 0 0 0 1 0 0 0 0 0 8 12 0.00 1.500																		
Darrell Brandon, R ERA: 4.5 (8, 1)	1.0 4 0 0 0 0 2 1 0 0 0 1 0 7 11 0.00 1.000																		

**Boston Red Sox @ Baltimore Orioles**  
Memorial Stadium, Baltimore, MD  
Fri Jun 10 1966, 7:05 PM EDT  
Att: 16,052 - Unknown

AB 34  
R 9  
H 11  
RBI 8  
BB 8  
SO 5  
LOB 19









Batter	1	2	3	4	5	6	7	8	9	AB	R	H	RBI	BB	SO	LOB	TOP					
Joe Foy, R OBP: 0.330, SLG: 0.353 (1, 6)	0-0 4-3		4-0 BB		0-0 F6			0-0 6-3		3	0	0	0	1	0	1	<b>Boston Red Sox @ Baltimore Orioles</b> Memorial Stadium, Baltimore, MD Sun Jun 12, 1966, 3:33 AM EDT Att: 9,755 - Unknown					
Jim Gosger, L OBP: 0.329, SLG: 0.405 (1, 8)	0-0 F8		0-0 F5			0-0 F2		0-0 3-1		4	0	0	0	0	0	1						
Carl Yastrzemski, L OBP: 0.349, SLG: 0.443 (1, 7)	0-0 4-3			0-0 F8		0-0 4-3		0-0 WP 1B		4	0	1	0	0	0	0						
Tony Conigliaro, R OBP: 0.289, SLG: 0.426 (1, 9)		0-3 K		4-0 BB		0-0 F6		0-3 K		3	0	0	0	1	2	1						
George Scott, R OBP: 0.345, SLG: 0.549 (1, 3)		0-0 6-3		0-3 K			0-0 1B G1 1-3 1B		0-0 5-3	4	1	1	0	0	1	1						
George Thomas, R OBP: 0.277, SLG: 0.204 (1, 5)		0-0 1B		0-3 K			0-0 G1 1-2		0-0 F9	4	0	1	0	0	1	2						
George Smith, R OBP: 0.299, SLG: 0.387 (1, 4)		0-0 F4			0-0 FC6-4 1B		0-0 1-3 1B		0-0 F8	4	0	2	0	0	0	1						
Mike Ryan, R OBP: 0.217, SLG: 0.236 (1, 2)			0-0 6-3		0-0 FC6-4 1-2		0-0 1-3			3	0	0	1	0	0	2						
Earl Wilson, R OBP: 0.324, SLG: 0.438 (7, PH)			0-3 K		0-3 K		0-0 1-3			2	0	0	0	0	2	1						
Rico Petrocelli, R OBP: 0.285, SLG: 0.412 (7, PH)										1	0	0	0	0	0	1						
Lee Stange, R OBP: 0.200, SLG: 0.200 (7, 1)										0	0	0	0	0	0	0						
Dan Osinski, R OBP: 0.200, SLG: 0.200 (8, 1)										0	0	0	0	0	0	0						
<b>Inning Stats</b>	R: 0 E: 0 K: 0 S: 3	H: 0 LOB: 0 BB: 0 P: 3	R: 0 E: 0 K: 1 S: 6	H: 1 LOB: 1 BB: 0 P: 6	R: 0 E: 0 K: 1 S: 5	H: 0 LOB: 1 BB: 1 P: 9	R: 0 E: 0 K: 2 S: 7	H: 0 LOB: 1 BB: 1 P: 11	R: 0 E: 0 K: 1 S: 6	H: 1 LOB: 1 BB: 0 P: 6	R: 0 E: 0 K: 0 S: 3	H: 0 LOB: 0 BB: 0 P: 3	R: 1 E: 0 K: 0 S: 5	H: 2 LOB: 1 BB: 0 P: 5	R: 0 E: 0 K: 1 S: 6	H: 1 LOB: 0 BB: 0 P: 6	R: 0 E: 0 K: 0 S: 3	H: 0 LOB: 0 BB: 0 P: 3	1B: 5 2B: 0 3B: 0 HR: 0	SF: 0 SAC: 0 DP: 0 HBP: 0	WP: 1 PB: 0 SB: 0 CS: 0	PA: 34
<b>PITCHER</b> Steve Barber, L ERA: 2.28 (1, 1)	IP: 9.0 WLS: W BF: 34 H: 5 R: 1 ER: 1 SO: 6 BB: 2 IBB: 0 HBP: 0 BLK: 0 WP: 1 HR: 0 S: 44 P: 52 ERA: 1.00 WHIP: 0.778															<b>PITCHER</b>	IP: 9.0 WLS: W BF: 34 H: 5 R: 1 ER: 1 SO: 6 BB: 2 IBB: 0 HBP: 0 BLK: 0 WP: 1 HR: 0 S: 44 P: 52 ERA: 1.00 WHIP: 0.778					

AB	32
R	1
H	5
RBI	1
BB	2
SO	6
LOB	11



Batter	1	2	3	4	5	6	7	8	9	AB	R	H	RBI	BB	SO	LOB	BOTTOM			
Luis Aparicio, R OBP: 0.275, SLG: 0.342 (1, 6)	0-0 5-3		0-0 S 1B		0-0 F7		0-0 5-3	0-0 FC6-4 CS		5	1	1	0	0	0	2	<b>Boston Red Sox @ Baltimore Orioles</b> Memorial Stadium, Baltimore, MD Sun Jun 12, 1966, 3:33 AM EDT Att: 9,755 - Unknown			
Russ Snyder, L OBP: 0.406, SLG: 0.446 (1, 8)	0-0 BB 1B		0-0 F7 1-2		0-0 1B SF9 1B		0-0 F5	0-0 CS 1-2		4	2	2	0	0	0	1				
Frank Robinson, R OBP: 0.464, SLG: 0.670 (1, 9)	4-0 BB 1B		0-0 F7		0-0 1B 1-3		0-0 HR			3	2	2	1	1	0	1				
Brooks Robinson, R OBP: 0.348, SLG: 0.487 (1, 5)	0-0 G4-3-4 1B		4-0 1B BB		0-0 SF9		0-0 G3			2	0	1	2	1	0	0				
Boog Powell, L OBP: 0.384, SLG: 0.488 (1, 3)	0-0 G4-3-4 1-2 2H		0-0 1B 1-2 2H		0-0 F6		0-0 3B 1B			4	1	2	1	0	0	2				
Curt Blefary, L OBP: 0.344, SLG: 0.470 (1, 7)		0-3 K		0-0 F8		0-0 4-3		0-0 3B 1B		4	1	1	1	0	1	3				
Paul Blair, R OBP: 0.267, SLG: 0.355 (9, 8)			0-0 F8		0-0 4-3		0-0 3B 1B			0	0	0	0	0	0	0				
Davey Johnson, R OBP: 0.314, SLG: 0.398 (1, 4)		0-0 F4		0-0 1-3		0-0 6-3		0-0 1B 3B		4	1	1	1	0	0	0				
Andy Etchebarren, R OBP: 0.302, SLG: 0.398 (1, 2)		4-0 BB		0-0 SH2-4 1B		0-0 1-3		0-0 FC6-4 1B		3	0	2	1	1	0	0				
Steve Barber, L OBP: 0.040, SLG: 0.040 (1, 1)		0-3 K		0-0 SH2-4		0-3 K		0-3 K		3	0	0	0	0	3	2				
<b>Inning Stats</b>	R: 2 E: 0 K: 0 S: 4	H: 2 LOB: 0 BB: 1 P: 8	R: 0 E: 0 K: 2 S: 7	H: 0 LOB: 1 BB: 1 P: 11	R: 1 E: 0 K: 0 S: 5	H: 2 LOB: 2 BB: 1 P: 9	R: 0 E: 0 K: 0 S: 4	H: 1 LOB: 1 BB: 0 P: 4	R: 1 E: 0 K: 0 S: 5	H: 2 LOB: 1 BB: 0 P: 5	R: 0 E: 0 K: 1 S: 5	H: 0 LOB: 0 BB: 0 P: 5	R: 1 E: 0 K: 0 S: 4	H: 1 LOB: 0 BB: 0 P: 4	R: 3 E: 0 K: 1 S: 8	H: 4 LOB: 0 BB: 0 P: 8	1B: 9 2B: 0 3B: 2 HR: 1	SF: 1 SAC: 1 DP: 1 HBP: 0	WP: 0 PB: 0 SB: 1 CS: 1	PA: 38
<b>PITCHER</b> Earl Wilson, R ERA: 3.84 (1, 1)	IP: 6.0 WLS: L BF: 27 H: 7 R: 4 ER: 4 SO: 3 BB: 3 IBB: 0 HBP: 0 BLK: 0 WP: 0 HR: 0 S: 30 P: 42 ERA: 6.00 WHIP: 1.667															<b>PITCHER</b>	IP: 6.0 WLS: L BF: 27 H: 7 R: 4 ER: 4 SO: 3 BB: 3 IBB: 0 HBP: 0 BLK: 0 WP: 0 HR: 0 S: 30 P: 42 ERA: 6.00 WHIP: 1.667			
<b>PITCHER</b> Lee Stange, R ERA: 6.46 (7, 1)	IP: 1.0 WLS: 0 BF: 6 H: 3 R: 3 ER: 3 SO: 0 BB: 0 IBB: 0 HBP: 0 BLK: 0 WP: 0 HR: 1 S: 6 P: 6 ERA: 27.00 WHIP: 3.000															<b>PITCHER</b>	IP: 1.0 WLS: 0 BF: 6 H: 3 R: 3 ER: 3 SO: 0 BB: 0 IBB: 0 HBP: 0 BLK: 0 WP: 0 HR: 1 S: 6 P: 6 ERA: 27.00 WHIP: 3.000			
<b>PITCHER</b> Dan Osinski, R ERA: 7.71 (8, 1)	IP: 1.0 WLS: 0 BF: 4 H: 2 R: 1 ER: 1 SO: 1 BB: 0 IBB: 0 HBP: 0 BLK: 0 WP: 0 HR: 0 S: 6 P: 6 ERA: 9.00 WHIP: 2.000															<b>PITCHER</b>	IP: 1.0 WLS: 0 BF: 4 H: 2 R: 1 ER: 1 SO: 1 BB: 0 IBB: 0 HBP: 0 BLK: 0 WP: 0 HR: 0 S: 6 P: 6 ERA: 9.00 WHIP: 2.000			





Batter	1	2	3	4	5	6	7	8	9	AB	R	H	RBI	BB	SO	LOB	TOP
Tom Tresh, S OBP: 0.332, SLG: 0.278 (1, 5)	BB BB		BB				F9			2	0	1	0	2	0	0	<b>New York Yankees @ Baltimore Orioles</b> <b>Memorial Stadium, Baltimore, MD</b> Mon Jun 13 1966, 7:05 PM EDT Att: 28,225 - Unknown
Bobby Richardson, R OBP: 0.311, SLG: 0.354 (1, 4)	G4-6-3 BB		F9				F4	K		3	0	0	0	1	1	4	
Mickey Mantle, S OBP: 0.358, SLG: 0.424 Ray Barker, L OBP: 0.304, SLG: 0.650 (8, 3)	K		K				BB	K		3	0	0	0	1	3	4	
Roger Maris, L OBP: 0.314, SLG: 0.376 (1, 9)	G4-6-3						F2	F5		3	0	0	0	1	0	5	
Joe Pepitone, L OBP: 0.262, SLG: 0.442 (8, 8)		6-3					F7	4-3		4	0	0	0	0	0	1	
Elston Howard, R OBP: 0.288, SLG: 0.351 (1, 2)	K						F8	6-3		4	0	0	0	0	1	1	
Roy White, S OBP: 0.327, SLG: 0.395 (1, 7)	CS 1B						F9	G3		4	0	1	0	0	0	1	
Clete Boyer, R OBP: 0.251, SLG: 0.338 (1, 6)	CS		SH2-4 1B				F8	K		3	0	1	0	0	1	0	
Al Downing, R OBP: 0.240, SLG: 0.292 Billy Bryan, L OBP: 0.190, SLG: 0.182 Pedro Ramos, S OBP: 0.200, SLG: 0.200 (7, PH) (7, 1)			SH2-4				BB 1B BB	K		0	0	0	0	1	0	0	
<b>Inning Stats</b>	R: 0 E: 0 K: 1 S: 4	H: 0 LOB: 1 BB: 2 P: 12	R: 0 E: 0 K: 1 S: 5	H: 1 LOB: 0 BB: 0 P: 5	R: 0 E: 0 K: 1 S: 6	H: 1 LOB: 2 BB: 1 P: 10	R: 0 E: 0 K: 0 S: 3	H: 0 LOB: 1 BB: 1 P: 7	R: 0 E: 0 K: 0 S: 4	H: 1 LOB: 3 BB: 2 P: 12	R: 0 E: 0 K: 2 S: 7	H: 0 LOB: 0 BB: 0 P: 7	R: 0 E: 0 K: 2 S: 7	H: 0 LOB: 0 BB: 0 P: 7	R: 0 E: 0 K: 0 S: 3	H: 0 LOB: 3 BB: 0 P: 3	
<b>PITCHER</b>	IP WLS BF H R ER SO BB IBB HBP BLK WP HR S P ERA WHIP																
Jim Palmer, R ERA: 3.44 Eddie Watt, R ERA: 3.02	(1, 1) (6, 1)	5.0 W 22 3 0 0 3 6 0 0 0 0 0 0 0 0 22 46 0.00 1.800															

Batter	1	2	3	4	5	6	7	8	9	AB	R	H	RBI	BB	SO	LOB	BOTTOM
Luis Aparicio, R OBP: 0.275, SLG: 0.340 (1, 6)	F9		HR 1B				F3	FC6-4		4	1	1	0	0	0	1	<b>New York Yankees @ Baltimore Orioles</b> <b>Memorial Stadium, Baltimore, MD</b> Mon Jun 13 1966, 7:05 PM EDT Att: 28,225 - Unknown
Bob Johnson, R OBP: 0.321, SLG: 0.271 (1, 3)	6-3		F8				5-3			4	0	1	1	0	0	2	
Frank Robinson, R OBP: 0.465, SLG: 0.682 Russ Snyder, L OBP: 0.406, SLG: 0.446 (7, PR) (8, 7)	F8		HR				FC5	HR 1B		4	1	2	3	0	0	1	
Brooks Robinson, R OBP: 0.346, SLG: 0.496 (1, 5)		5-3	F9				G5-4-3	HR		4	1	1	2	0	0	2	
Sam Bowens, R OBP: 0.320, SLG: 0.380 (8, 9)		E7 FC6-5 1B	5-3				F5	1B		4	0	2	0	0	0	0	
Davey Johnson, R OBP: 0.313, SLG: 0.395 (1, 4)		FC6-5 1B					6-3	5-3		4	1	1	0	0	0	2	
Paul Blair, R OBP: 0.267, SLG: 0.351 (1, 8)		FC4-6 1B					K	E1 4-3		4	1	1	0	0	1	0	
Andy Etchebarren, R OBP: 0.301, SLG: 0.395 (1, 2)		FC4-6					K	4-3		4	0	1	1	0	1	2	
Jim Palmer, R OBP: 0.226, SLG: 0.286 Curt Blefary, L OBP: 0.349, SLG: 0.470 Eddie Watt, R OBP: 0.214, SLG: 0.286 (5, PH) (6, 1)			HR 1B BB				SH2-3 1B BB	G3		0	1	0	0	1	0	0	
<b>Inning Stats</b>	R: 0 E: 0 K: 0 S: 3	H: 0 LOB: 0 BB: 0 P: 3	R: 0 E: 1 K: 0 S: 5	H: 2 LOB: 2 BB: 0 P: 5	R: 3 E: 0 K: 0 S: 5	H: 2 LOB: 0 BB: 1 P: 9	R: 0 E: 0 K: 2 S: 7	H: 0 LOB: 0 BB: 0 P: 7	R: 1 E: 1 K: 0 S: 4	H: 1 LOB: 1 BB: 1 P: 8	R: 2 E: 1 K: 0 S: 5	H: 1 LOB: 0 BB: 0 P: 5	R: 2 E: 0 K: 0 S: 6	H: 3 LOB: 1 BB: 0 P: 6	R: 0 E: 0 K: 0 S: 4	H: 1 LOB: 1 BB: 0 P: 4	
<b>PITCHER</b>	IP WLS BF H R ER SO BB IBB HBP BLK WP HR S P ERA WHIP																
Al Downing, L ERA: 3.29 Pedro Ramos, R ERA: 4.05	(1, 1) (7, 1)	6.0 L 27 6 6 4 2 2 0 0 0 0 0 0 0 0 1 29 37 6.00 1.333															



Batter	1	2	3	4	5	6	7	8	9	AB	R	H	RBI	BB	SO	LOB	TOP										
Tom Tresh, S OBP: 0.330, SLG: 0.274 (1, 5)	0-3 K		0-3 K			4-0 1B BB		0-3 K		3	0	0	0	1	3	0	<b>New York Yankees @ Baltimore Orioles</b> Memorial Stadium, Baltimore, MD Tue Jun 14 1966, 7:05 PM EDT Att: 37,891 - Unknown - 70 F										
Bobby Richardson, R OBP: 0.310, SLG: 0.362 (1, 4)	0-0 6-3		0-0 6-3			0-0 1-2 1B		0-0 F3		4	0	1	0	0	0	0											
Mickey Mantle, S OBP: 0.350, SLG: 0.413 Ray Barker, L OBP: 0.304, SLG: 0.650 (8, 3)	0-3 K		0-0 F9			0-0 P4		0-0 G3		4	0	0	0	0	1	2											
Roger Maris, L OBP: 0.306, SLG: 0.366 (1, 9)		0-3 K		0-3 K		0-0 4-3		0-0 6-3		4	0	0	0	0	2	0											
Joe Pepitone, L OBP: 0.257, SLG: 0.433 (8, 8)		0-0 3-1		0-3 K		0-0 P1		0-0 F8		4	0	0	0	0	1	0											
Elston Howard, R OBP: 0.293, SLG: 0.357 (1, 2)		0-0 1B 2B		0-0 F2		4-0 BB		0-0 6-3		3	0	1	0	1	0	0											
Roy White, S OBP: 0.325, SLG: 0.392 (1, 7)		0-0 2-3 1B		0-0 F3		0-0 1-3		0-0 P4		4	0	1	0	0	0	1											
Clete Boyer, R OBP: 0.257, SLG: 0.355 (1, 6)		4-0 FC6-4 1-2 BB		0-0 HR		0-0 6-3				2	1	1	1	1	0	0											
Jim Bouton, R OBP: 0.125, SLG: 0.125 (1, 1)		0-0 FC6-4 1-2		0-3 K		0-3 K				3	0	0	0	0	2	3											
<b>Inning Stats</b>	R: 0 E: 0 K: 2 S: 7	H: 0 LOB: 0 BB: 0 P: 7	R: 0 E: 0 K: 1 S: 7	H: 2 LOB: 3 BB: 1 P: 11	R: 0 E: 0 K: 1 S: 5	H: 0 LOB: 0 BB: 0 P: 5	R: 0 E: 0 K: 2 S: 7	H: 0 LOB: 0 BB: 0 P: 7	R: 1 E: 0 K: 1 S: 7	H: 2 LOB: 2 BB: 1 P: 11	R: 0 E: 0 K: 0 S: 3	H: 0 LOB: 1 BB: 1 P: 7	R: 0 E: 0 K: 0 S: 7	H: 0 LOB: 0 BB: 0 P: 7	R: 0 E: 0 K: 0 S: 3	H: 0 LOB: 0 BB: 0 P: 3		R: 0 E: 0 K: 0 S: 3	H: 0 LOB: 0 BB: 0 P: 3	1B: 2 2B: 1 3B: 0 HR: 1	SF: 0 SAC: 0 DP: 0 HBP: 0	WP: 0 PB: 0 SB: 0 CS: 0	PA: 34				
<b>PITCHER</b>	IP	WLS	BF	H	R	ER	SO	BB	IBB	HBP	BLK	WP	HR	S	P	ERA	WHIP										
Dave McNally, L ERA: 3.0 Stu Miller, R ERA: 1.47	(1, 1)	6.0	25	4	1	1	7	3	0	0	0	0	1	36	48	1.50	1.167										
(7, 1)	3.0	W	9	0	0	0	2	0	0	0	0	0	0	13	13	0.00	0.000										

Batter	1	2	3	4	5	6	7	8	9	AB	R	H	RBI	BB	SO	LOB	BOTTOM										
Luis Aparicio, R OBP: 0.275, SLG: 0.339 (1, 6)	0-0 F9		0-0 F7			0-0 F8		0-0 FC4-6 1B		4	0	1	1	0	0	1	<b>New York Yankees @ Baltimore Orioles</b> Memorial Stadium, Baltimore, MD Tue Jun 14 1966, 7:05 PM EDT Att: 37,891 - Unknown - 70 F										
Russ Snyder, L OBP: 0.394, SLG: 0.431 (9, 7)	0-0 1-3		0-3 K			0-0 5-3		0-0 FC4-6 1B S		4	0	0	0	0	1	2											
Frank Robinson, R OBP: 0.461, SLG: 0.673 (1, 9)	0-0 5-3				0-0 6-3		0-0 5-3		0-0 S 1B	4	0	1	0	0	0	1											
Brooks Robinson, R OBP: 0.346, SLG: 0.494 (1, 5)		0-0 4-3		0-0 5-3		0-0 S3-6 1B		0-0 S 1-2 3-3		4	0	1	0	0	0	2											
Boog Powell, L OBP: 0.378, SLG: 0.480 (1, 3)		0-0 3-1		0-0 4-3		0-0 L4				3	0	0	0	0	0	1											
Curt Blefary, L OBP: 0.347, SLG: 0.467 Paul Blair, R OBP: 0.267, SLG: 0.351 (1, 7) (9, 8)		0-0 1B 1B			0-0 B1-3		0-0 G3-6			3	0	1	0	0	0	1											
Davey Johnson, R OBP: 0.318, SLG: 0.396 (1, 4)		0-0 1-2 1B			4-0 G1-4-3 BB		0-0 E6 3B			2	1	1	0	1	0	0											
Andy Etchebarren, R OBP: 0.301, SLG: 0.404 (1, 2)		0-0 F8			0-0 G1-4-3		0-0 1B 3B			3	1	1	1	0	0	3											
Dave McNally, R OBP: 0.154, SLG: 0.125 Sam Bowens, R OBP: 0.329, SLG: 0.389 Stu Miller, R OBP: 0.111, SLG: 0.111 (1, 1) (6, PH) (7, 1)			0-0 F3			0-0 5-3 1B		0-0 P6		1	0	0	0	0	0	0											
<b>Inning Stats</b>	R: 0 E: 0 K: 0 S: 3	H: 0 LOB: 0 BB: 0 P: 3	R: 0 E: 0 K: 0 S: 5	H: 2 LOB: 2 BB: 0 P: 5	R: 0 E: 0 K: 1 S: 5	H: 0 LOB: 0 BB: 0 P: 5	R: 0 E: 0 K: 0 S: 3	H: 0 LOB: 0 BB: 0 P: 3	R: 0 E: 0 K: 0 S: 3	H: 1 LOB: 1 BB: 0 P: 4	R: 0 E: 0 K: 0 S: 3	H: 1 LOB: 0 BB: 0 P: 3	R: 2 E: 1 K: 0 S: 6	H: 3 LOB: 2 BB: 0 P: 6	1B: 6 2B: 0 3B: 1 HR: 0	SF: 0 SAC: 0 DP: 2 HBP: 0		WP: 0 PB: 0 SB: 1 CS: 0	PA: 31								
<b>PITCHER</b>	IP	WLS	BF	H	R	ER	SO	BB	IBB	HBP	BLK	WP	HR	S	P	ERA	WHIP										
Jim Bouton, R ERA: 3.38	(1, 1)	8.0	L	31	7	2	1	1	1	0	0	0	0	31	35	1.12	1.000										

AB	31
R	1
H	4
RBI	1
BB	3
SO	9
LOB	6



AB	30
R	2
H	7
RBI	2
BB	1
SO	1
LOB	12









Batter	1	2	3	4	5	6	7	8	9	AB	R	H	RBI	BB	SO	LOB	TOP										
Luis Aparicio, R OBP: 0.269, SLG: 0.335	F8	F8			5-3			F9		4	0	0	0	0	0	3											
Bob Johnson, R OBP: 0.316, SLG: 0.255	F8		P4			K			BB	3	0	0	0	1	1	0											
Frank Robinson, R OBP: 0.462, SLG: 0.665	6-3		6-3				F9		FC4	3	0	0	0	1	0	0											
Brooks Robinson, R OBP: 0.340, SLG: 0.482		BB	P6				F8		F3	4	1	1	0	0	0	2											
Sam Bowens, R OBP: 0.316, SLG: 0.373		K			F8				P3	3	0	0	0	0	1	1											
Boog Powell, L OBP: 0.388, SLG: 0.503										1	0	0	0	0	0	2											
Davey Johnson, R OBP: 0.311, SLG: 0.382		WP	1-3				F8		FC4	3	0	0	0	1	0	2											
Paul Blair, R OBP: 0.260, SLG: 0.342		E5	F4				4-3			3	0	0	0	0	0	1											
Andy Etchebarren, R OBP: 0.296, SLG: 0.410		F9			P4			K		3	0	0	0	0	1	2											
Frank Bertaina, L OBP: 0.385, SLG: 0.406								F8		1	0	0	0	1	1	0											
Woodie Held, R OBP: 0.385, SLG: 0.406										1	0	0	0	0	0	0											
Eddie Fisher, R OBP: 0.385, SLG: 0.406										0	0	0	0	0	0	0											
<b>Inning Stats</b>	R: 0 E: 0 K: 0 S: 3	H: 0 LOB: 0 BB: 0 P: 3	R: 1 E: 1 K: 1 S: 7	H: 1 LOB: 3 BB: 2 P: 15	R: 0 E: 0 K: 0 S: 3	H: 0 LOB: 0 BB: 0 P: 3	R: 0 E: 0 K: 0 S: 3	H: 0 LOB: 0 BB: 0 P: 3	R: 0 E: 0 K: 1 S: 5	H: 0 LOB: 0 BB: 0 P: 5	R: 0 E: 0 K: 0 S: 3	H: 0 LOB: 0 BB: 0 P: 3	R: 0 E: 0 K: 1 S: 5	H: 0 LOB: 0 BB: 0 P: 5	R: 0 E: 0 K: 0 S: 3	H: 0 LOB: 2 BB: 2 P: 11	1B: 1 2B: 0 3B: 0 HR: 0	SF: 0 SAC: 0 DP: 0 HBP: 0	WP: 1 PB: 0 SB: 0 CS: 0	PA: 33							
<b>PITCHER</b>	IP	WLS	BF	H	R	ER	SO	BB	IBB	HBP	BLK	WP	HR	S	P	ERA	WHIP										
Pete Richert, L ERA: 2.61	8.0	W	30	1	1	0	4	4	0	0	0	1	0	34	50	0.00	0.625										
Ron Kline, R ERA: 3.0	1.0	S	3	0	0	0	0	0	0	0	0	0	0	3	3	0.00	0.000										

Baltimore Orioles @ Washington Senators  
D.C. Stadium, Washington, DC  
Thu Jun 16 1966, 7:05 PM EDT  
Att. 4,764 - Unknown

AB 29  
R 1  
H 1  
RBI 0  
BB 4  
SO 4  
LOB 13



Batter	1	2	3	4	5	6	7	8	9	AB	R	H	RBI	BB	SO	LOB	BOTTOM										
Fred Valentine, S OBP: 0.342, SLG: 0.419	K		S		6-3			PB		4	1	2	0	0	1	0											
Ken Hamlin, R OBP: 0.277, SLG: 0.250	K		S		F9			SH2-4		3	1	1	0	0	1	0											
Don Lock, R OBP: 0.372, SLG: 0.477	1B		K		K			P4		3	0	0	0	1	2	3											
Frank Howard, R OBP: 0.360, SLG: 0.466								4-3		4	0	3	2	0	0	1											
Willie Kirkland, L OBP: 0.276, SLG: 0.176										0	0	0	0	0	0	0											
Ken McMullen, R OBP: 0.275, SLG: 0.337	5-3		G6-4-3				F7			3	0	0	0	0	0	4											
Doug Camilli, R OBP: 0.269, SLG: 0.284		F2					G6-4-3			2	0	0	0	1	0	1											
Dick Nen, L OBP: 0.289, SLG: 0.301		4-3			G5-6-3			G5-4-3		3	0	1	0	0	0	1											
Ed Brinkman, R OBP: 0.256, SLG: 0.308		E2						G5-4-3		3	0	1	0	0	0	1											
Pete Richert, L OBP: 0.116, SLG: 0.116										3	0	0	0	0	2	2											
Ron Kline, R OBP: 0.400, SLG: 0.250		K			F3			K		0	0	0	0	0	0	0											
<b>Inning Stats</b>	R: 0 E: 0 K: 2 S: 8	H: 1 LOB: 2 BB: 1 P: 12	R: 0 E: 1 K: 1 S: 6	H: 0 LOB: 1 BB: 0 P: 6	R: 2 E: 0 K: 1 S: 7	H: 3 LOB: 0 BB: 0 P: 7	R: 0 E: 0 K: 0 S: 3	H: 1 LOB: 1 BB: 1 P: 7	R: 0 E: 0 K: 1 S: 5	H: 0 LOB: 0 BB: 0 P: 5	R: 0 E: 0 K: 0 S: 3	H: 1 LOB: 0 BB: 0 P: 3	R: 0 E: 0 K: 1 S: 5	H: 1 LOB: 0 BB: 0 P: 5	R: 0 E: 0 K: 0 S: 4	H: 1 LOB: 1 BB: 0 P: 4	1B: 8 2B: 0 3B: 0 HR: 0	SF: 0 SAC: 1 DP: 4 HBP: 0	WP: 0 PB: 1 SB: 2 CS: 0	PA: 31							
<b>PITCHER</b>	IP	WLS	BF	H	R	ER	SO	BB	IBB	HBP	BLK	WP	HR	S	P	ERA	WHIP										
Frank Bertaina, L ERA: 2.27	7.0	L	27	7	2	2	6	2	0	0	0	0	0	37	45	2.57	1.286										
Eddie Fisher, R ERA: 2.23	1.0		4	1	0	0	0	0	0	0	0	0	0	4	4	0.00	1.000										

Baltimore Orioles @ Washington Senators  
D.C. Stadium, Washington, DC  
Thu Jun 16 1966, 7:05 PM EDT  
Att. 4,764 - Unknown

AB 28  
R 2  
H 8  
RBI 2  
BB 2  
SO 6  
LOB 13













Batter	1	2	3	4	5	6	7	8	9	AB	R	H	RBI	BB	SO	LOB	TOP																							
Luis Aparicio, R OBP: 0.273, SLG: 0.333	5-3		F3	F3			K		6-3	5	1	1	0	0	1	0																								
Russ Snyder, L OBP: 0.404, SLG: 0.439	4-3		F7	F7			6-3		4-3	5	0	0	0	0	0	1																								
Frank Robinson, R OBP: 0.459, SLG: 0.677	F7		E5	E5			K		F7	5	1	0	0	0	1	1																								
Brooks Robinson, R OBP: 0.337, SLG: 0.494		E5	E5	E5			F8		5-3	4	1	1	1	0	0	0																								
Boog Powell, L OBP: 0.405, SLG: 0.535		G3	G3	G3			L9		1B	4	1	2	1	0	0	1																								
Curt Blefary, L OBP: 0.351, SLG: 0.467		1B	F8	F8			3-1		SF9	3	1	2	0	1	0	2																								
Davey Johnson, R OBP: 0.305, SLG: 0.386		SF9	F3	F3			3-1		SF9	2	0	0	2	0	0	3																								
Andy Etchebarren, R OBP: 0.304, SLG: 0.412		2B							FC6-4	2	0	1	0	2	0	0																								
Dave McNally, R OBP: 0.167, SLG: 0.179									IBB	4	0	1	1	0	2	4																								
Stu Miller, R OBP: 0.111, SLG: 0.111										0	0	0	0	0	0	0																								
Eddie Fisher, R										0	0	0	0	0	0	0																								
<b>Inning Stats</b>	R: 0 E: 0 K: 0 S: 3	H: 0 LOB: 0 BB: 0 P: 3	R: 2 E: 1 K: 0 S: 5	H: 2 LOB: 2 BB: 1 P: 9	R: 2 E: 1 K: 0 S: 7	H: 3 LOB: 2 BB: 0 P: 7	R: 0 E: 0 K: 1 S: 5	H: 0 LOB: 0 BB: 0 P: 5	R: 0 E: 0 K: 1 S: 6	H: 1 LOB: 2 BB: 1 P: 10	R: 0 E: 0 K: 2 S: 7	H: 0 LOB: 0 BB: 0 P: 7	R: 1 E: 0 K: 0 S: 5	H: 2 LOB: 2 BB: 1 P: 9	R: 0 E: 0 K: 0 S: 3	H: 0 LOB: 0 BB: 0 P: 3	1B: 7 2B: 1 3B: 0 HR: 0	SF: 2 SAC: 0 DP: 0 HBP: 0	WP: 0 PB: 0 SB: 0 CS: 0	PA: 39																				
<b>PITCHER</b>	IP	WLS	BF	H	R	ER	SO	BB	IBB	HBP	BLK	WP	HR	S	P	ERA	WHIP	<b>PITCHER</b>				IP	WLS	BF	H	R	ER	SO	BB	IBB	HBP	BLK	WP	HR	S	P	ERA	WHIP		
Lee Stange, R ERA: 5.17	(1, 1)	8.0	L	36	8	5	2	4	2	1	0	0	0	0	0	41	53	2.25	1.250																					
Don McMahon, R ERA: 3.76	(9, 1)	1.0		3	0	0	0	0	0	0	0	0	0	0	0	3	3	0.00	0.000																					

**Baltimore Orioles @ Boston Red Sox**  
Fenway Park, Boston, MA  
Sun Jun 19 1966, 3:33 AM EDT  
Unknown

AB 34  
R 5  
H 8  
RBI 5  
BB 3  
SO 4  
LOB 12



Batter	1	2	3	4	5	6	7	8	9	AB	R	H	RBI	BB	SO	LOB	BOTTOM																							
Rico Petrocelli, R OBP: 0.282, SLG: 0.406	G6-4-3		5-3					F9		4	0	1	1	1	0	0																								
Jose Tartabull, L OBP: 0.296, SLG: 0.298									1B	0	0	0	0	0	0	0																								
Joe Foy, R OBP: 0.328, SLG: 0.347	G6-4-3									4	0	2	0	0	0	1																								
Lenny Green, L OBP: 0.321, SLG: 0.283										1	0	0	0	0	1	3																								
Carl Yastrzemski, L OBP: 0.347, SLG: 0.440	F7		F7					2B		4	0	0	0	0	0	2																								
Tony Conigliaro, R OBP: 0.309, SLG: 0.441		F8	F6							4	1	1	0	0	0	1																								
George Scott, R OBP: 0.346, SLG: 0.562		1B								4	1	1	0	0	1	1																								
George Thomas, R OBP: 0.312, SLG: 0.270		F6								3	1	1	0	1	0	1																								
George Smith, R OBP: 0.299, SLG: 0.431		BB								4	0	2	1	0	0	1																								
Bob Tillman, R OBP: 0.282, SLG: 0.287										2	0	0	0	1	1	1																								
Dalton Jones, L OBP: 0.279, SLG: 0.381										0	0	0	1	1	0	0																								
Lee Stange, R OBP: 0.091, SLG: 0.091										2	0	0	0	0	1	2																								
Eddie Kasko, R OBP: 0.250, SLG: 0.179										1	0	0	0	0	1	0																								
Don McMahon, R										0	0	0	0	0	0	0																								
Don Demeter, R OBP: 0.245, SLG: 0.439										1	0	0	0	0	0	3																								
<b>Inning Stats</b>	R: 0 E: 0 K: 0 S: 2	H: 0 LOB: 1 BB: 1 P: 6	R: 1 E: 0 K: 0 S: 5	H: 2 LOB: 2 BB: 1 P: 9	R: 0 E: 0 K: 0 S: 4	H: 1 LOB: 1 BB: 0 P: 4	R: 0 E: 0 K: 0 S: 3	H: 0 LOB: 1 BB: 1 P: 7	R: 0 E: 0 K: 1 S: 5	H: 0 LOB: 0 BB: 0 P: 5	R: 0 E: 0 K: 1 S: 5	H: 0 LOB: 0 BB: 0 P: 5	R: 0 E: 0 K: 1 S: 6	H: 1 LOB: 1 BB: 0 P: 6	R: 2 E: 0 K: 1 S: 9	H: 4 LOB: 3 BB: 1 P: 13	1B: 5 2B: 3 3B: 0 HR: 0	SF: 0 SAC: 0 DP: 1 HBP: 0	WP: 0 PB: 0 SB: 0 CS: 0	PA: 38																				
<b>PITCHER</b>	IP	WLS	BF	H	R	ER	SO	BB	IBB	HBP	BLK	WP	HR	S	P	ERA	WHIP	<b>PITCHER</b>				IP	WLS	BF	H	R	ER	SO	BB	IBB	HBP	BLK	WP	HR	S	P	ERA	WHIP		
Dave McNally, L ERA: 3.02	(1, 1)	8.1	W	34	7	3	3	4	3	0	0	0	0	0	0	39	51	3.24	1.200																					
Stu Miller, R ERA: 1.39	(9, 1)	0.1		3	1	0	0	0	1	0	0	0	0	0	0	2	6	0.00	6.000																					
Eddie Fisher, R ERA: 2.21	(9, 1)	0.1	S	1	0	0	0	1	0	0	0	0	0	0	0	3	3	0.00	0.000																					

**Baltimore Orioles @ Boston Red Sox**  
Fenway Park, Boston, MA  
Sun Jun 19 1966, 3:33 AM EDT  
Unknown

AB 34  
R 3  
H 8  
RBI 3  
BB 4  
SO 5  
LOB 16







Batter	1	2	3	4	5	6	7	8	9	AB	R	H	RBI	BB	SO	LOB	TOP		
Luis Aparicio, R (1, 6) OBP: 0.273, SLG: 0.332										4	1	1	0	0	0	2	<p><b>Baltimore Orioles @ Boston Red Sox</b> Fenway Park, Boston, MA Sun Jun 19 1966, 3:38 AM EDT Att: 19,350 - Unknown</p> <p>livebaseballscores.com</p>		
Russ Snyder, L (1, 8) OBP: 0.400, SLG: 0.434										4	0	1	0	0	0	1			
Frank Robinson, R (1, 9) OBP: 0.452, SLG: 0.665										4	0	0	0	0	0	2			
Brooks Robinson, R (1, 5) OBP: 0.336, SLG: 0.502										4	1	1	2	0	0	0			
Boog Powell, L (1, 3) OBP: 0.397, SLG: 0.524										4	0	0	0	0	1	0			
Curt Blefary, L (1, 7) OBP: 0.346, SLG: 0.460										3	0	0	0	1	1	0			
Davey Johnson, R (1, 4) OBP: 0.304, SLG: 0.381										3	0	0	0	1	0	0			
Vic Roznovsky, L (1, 2) OBP: 0.667, SLG: 0.500										3	0	2	0	0	0	2			
John Miller, R (1, 1) Woodie Held, R (5, PH) Eddie Watt, R (5, 1) Sam Bowens, R (7, PH) Moe Drabowsky, R (7, 1)										1	0	0	0	0	0	1			
<b>Inning Stats</b>	R: 2 E: 0 K: 0 S: 5	H: 2 LOB: 0 BB: 0 P: 5	R: 0 E: 0 K: 0 S: 4	H: 1 LOB: 1 BB: 0 P: 4	R: 0 E: 0 K: 0 S: 3	H: 0 LOB: 2 BB: 2 P: 11	R: 0 E: 0 K: 0 S: 3	H: 0 LOB: 0 BB: 0 P: 3	R: 0 E: 0 K: 1 S: 7	H: 2 LOB: 2 BB: 0 P: 7	R: 0 E: 0 K: 0 S: 3	H: 0 LOB: 0 BB: 0 P: 3	R: 0 E: 0 K: 1 S: 5	H: 0 LOB: 0 BB: 0 P: 5	1B: 4 2B: 1 3B: 0 HR: 1	SF: 0 SAC: 0 DP: 1 HBP: 0		WP: 0 PB: 0 SB: 0 CS: 0	PA: 34
<b>PITCHER</b>	IP WLS BF H R ER SO BB IBB HBP BLK WP HR S P ERA WHIP																		
Jose Santiago, R (1, 1) ERA: 3.75	7.0 W 28 6 2 2 1 2 2 0 0 0 0 1 28 36 2.57 1.143																		
John Wyatt, R (8, 1) ERA: 4.3	2.0 S 6 0 0 0 1 0 0 0 0 0 0 0 8 8 0.00 0.000																		

Batter	1	2	3	4	5	6	7	8	9	AB	R	H	RBI	BB	SO	LOB	BOTTOM				
Rico Petrocelli, R (1, 6) OBP: 0.286, SLG: 0.416										4	2	2	1	0	0	2	<p><b>Baltimore Orioles @ Boston Red Sox</b> Fenway Park, Boston, MA Sun Jun 19 1966, 3:38 AM EDT Att: 19,350 - Unknown</p> <p>livebaseballscores.com</p>				
Jose Tartabull, L (1, 8) OBP: 0.290, SLG: 0.291									3	0	0	0	0	0	3						
Carl Yastrzemski, L (1, 7) OBP: 0.345, SLG: 0.437										4	0	1	0	0	0						
Tony Conigliaro, R (1, 9) OBP: 0.304, SLG: 0.433										4	0	0	1	0	1						
George Scott, R (1, 3) OBP: 0.352, SLG: 0.577										4	2	3	1	0	1						
Joe Foy, R (1, 5) OBP: 0.326, SLG: 0.345										4	0	1	0	0	1						
George Smith, R (1, 4) OBP: 0.292, SLG: 0.420									4	0	0	0	0	1	2						
Mike Ryan, R (1, 2) OBP: 0.223, SLG: 0.219								2	1	0	0	2	2	2	2						
Jose Santiago, R (1, 1) John Wyatt, R (8, 1)								2	0	1	1	1	0	1	0						
<b>Inning Stats</b>	R: 1 E: 1 K: 0 S: 4	H: 0 LOB: 0 BB: 0 P: 4	R: 1 E: 0 K: 1 S: 8	H: 3 LOB: 2 BB: 0 P: 8	R: 0 E: 0 K: 0 S: 3	H: 0 LOB: 0 BB: 0 P: 3	R: 1 E: 0 K: 0 S: 4	H: 1 LOB: 1 BB: 1 P: 8	R: 1 E: 0 K: 1 S: 7	H: 2 LOB: 1 BB: 0 P: 7	R: 1 E: 0 K: 0 S: 4	H: 1 LOB: 2 BB: 2 P: 12	R: 0 E: 0 K: 1 S: 6	H: 1 LOB: 1 BB: 0 P: 6	R: 0 E: 0 K: 3 S: 9	H: 0 LOB: 0 BB: 0 P: 9		1B: 5 2B: 2 3B: 0 HR: 1	SF: 0 SAC: 1 DP: 0 HBP: 0	WP: 1 PB: 0 SB: 0 CS: 0	PA: 36
<b>PITCHER</b>	IP WLS BF H R ER SO BB IBB HBP BLK WP HR S P ERA WHIP																				
John Miller, R (1, 1) ERA: 5.11	4.0 L 18 4 3 2 1 1 0 0 0 0 0 0 19 23 4.50 1.250																				
Eddie Watt, R (5, 1) ERA: 3.28	2.0 11 3 2 2 1 2 0 0 0 0 0 0 11 19 9.00 2.500																				
Moe Drabowsky, R (7, 1) ERA: 2.7	2.0 7 1 0 0 4 0 0 0 0 0 0 0 15 15 0.00 0.500																				



Batter	1	2	3	4	5	6	7	8	9	AB	R	H	RBI	BB	SO	LOB	TOP										
Luis Aparicio, R OBP: 0.275, SLG: 0.335	5-3	1B E BB		L5		F9 SF7 2B		4-3		4	2	1	0	1	0	0	<p><b>Baltimore Orioles @ New York Yankees</b> Yankee Stadium, Bronx, NY Tue Jun 21 1966, 3:33 AM EDT Unknown</p> <p>AB 37 R 7 H 11 RBI 6 BB 2 SO 4 LOB 13</p> 										
Russ Snyder, L OBP: 0.400, SLG: 0.433	F7	E7 1B 1-H 2-H		F7		F9		WP 4-3 1B	5	0	2	1	0	0	1												
Frank Robinson, R OBP: 0.451, SLG: 0.659	K			1B HBP		SF7		4-3	2	0	0	1	1	1	1												
Brooks Robinson, R OBP: 0.333, SLG: 0.496		5-3 K		1B		6-3		5-3	5	0	1	0	0	1	3												
Boog Powell, L OBP: 0.397, SLG: 0.536		1B E 1B		3-1		F9		4-3	5	2	2	1	0	0	3												
Curt Blefary, L OBP: 0.351, SLG: 0.461		1B E 1B		1B		4-3		F7	4	1	2	0	0	0	0												
Paul Blair, R OBP: 0.258, SLG: 0.339		1B E 1B		1B		5-3		4-3	0	0	0	0	0	0	0												
Davey Johnson, R OBP: 0.303, SLG: 0.378		E7 1B 1-3 2-H		F9		5-3		4-3	4	1	1	1	0	0	1												
Vic Roznovsky, L OBP: 0.615, SLG: 0.500		1B E 1B 2-H 3-H		K		4-3		4-3	4	1	2	2	0	1	1												
Wally Bunker, R OBP: 0.188, SLG: 0.172		5-3		P6		K		8-4-6-3	3	0	0	0	0	1	3												
Moe Drabowsky, R OBP: 0.429, SLG: 0.200		5-3		P6		K			0	0	0	0	0	0	0												
Eddie Watt, R OBP: 0.200, SLG: 0.267									1	0	0	0	0	0	0												
Stu Miller, R OBP: 0.111, SLG: 0.111									0	0	0	0	0	0	0												
<b>Inning Stats</b>	R: 0 E: 0 K: 1 S: 5	H: 0 LOB: 0 BB: 0 P: 5	R: 5 E: 2 K: 1 S: 10	H: 5 LOB: 2 BB: 2 P: 18	R: 1 E: 0 K: 1 S: 7	H: 2 LOB: 1 BB: 0 P: 7	R: 0 E: 0 K: 0 S: 4	H: 1 LOB: 2 BB: 0 P: 5	R: 0 E: 0 K: 1 S: 6	H: 1 LOB: 1 BB: 0 P: 6	R: 1 E: 0 K: 0 S: 4	H: 1 LOB: 0 BB: 0 P: 4	R: 0 E: 0 K: 0 S: 3	H: 0 LOB: 0 BB: 0 P: 3	R: 0 E: 0 K: 0 S: 3	H: 1 LOB: 1 BB: 0 P: 4	1B: 9 2B: 1 3B: 0 HR: 1	SF: 1 SAC: 0 DP: 0 HBP: 1	WP: 1 PB: 0 SB: 0 CS: 0	PA: 41							
<b>PITCHER</b>	IP	WLS	BF	H	R	ER	SO	BB	IBB	HBP	BLK	WP	HR	S	P	ERA	WHIP										
Mel Stottlemyre, R ERA: 2.72	5.0	L	27	9	6	5	4	2	0	1	0	0	1	32	41	9.00	2.200										
Steve Hamilton, L ERA: 2.07	1.0		4	1	1	1	0	0	0	0	0	0	0	4	4	9.00	1.000										
Pedro Ramos, R ERA: 3.48	3.0		10	1	0	0	0	0	0	0	0	1	0	10	10	0.00	0.333										

Batter	1	2	3	4	5	6	7	8	9	AB	R	H	RBI	BB	SO	LOB	BOTTOM										
Tom Tresh, S OBP: 0.343, SLG: 0.312	F7		F7		F8	3-1			BB 1B	5	0	1	0	0	0	3	<p><b>Baltimore Orioles @ New York Yankees</b> Yankee Stadium, Bronx, NY Tue Jun 21 1966, 3:33 AM EDT Unknown</p> <p>AB 35 R 5 H 9 RBI 5 BB 3 SO 6 LOB 12</p> 										
Bobby Richardson, R OBP: 0.301, SLG: 0.337	6-3		P4			HR BB	5-3		BB 1B	3	1	0	0	2	0	1											
Roy White, S OBP: 0.323, SLG: 0.396	6-3		L7			HR	F8		F9	5	1	1	2	0	0	3											
Roger Maris, L OBP: 0.293, SLG: 0.360		F5		3-1		1B 1B	K			4	1	1	0	0	1	0											
Joe Pepitone, L OBP: 0.277, SLG: 0.446		HR		1B		BB SF7 1B	P4			4	2	3	1	0	0	0											
Elston Howard, R OBP: 0.307, SLG: 0.373		K		F7		BB 1B	K			4	0	1	1	0	2	1											
Ray Barker, L OBP: 0.300, SLG: 0.538		1B		K		1-2 2-3 BB	K			3	0	1	0	1	2	1											
Clete Boyer, R OBP: 0.252, SLG: 0.356		1-3		K		SF7	P5			3	0	0	1	0	1	1											
Mel Stottlemyre, R ERA: 2.72					5-3	F7				1	0	1	0	0	0	0											
Horacio Clarifio, S OBP: 0.201, SLG: 0.238							G3			1	0	0	0	0	0	0											
Steve Hamilton, L ERA: 2.07										0	0	0	0	0	0	0											
Mickey Mantle, S OBP: 0.302, SLG: 0.420										1	0	0	0	0	0	2											
Pedro Ramos, S OBP: 0.197, SLG: 0.167										0	0	0	0	0	0	0											
Dick Schofield, S OBP: 0.158, SLG: 0.259										1	0	0	0	0	0	0											
<b>Inning Stats</b>	R: 0 E: 0 K: 0 S: 3	H: 0 LOB: 0 BB: 0 P: 3	R: 1 E: 0 K: 1 S: 7	H: 2 LOB: 1 BB: 0 P: 7	R: 0 E: 0 K: 0 S: 4	H: 1 LOB: 1 BB: 0 P: 4	R: 0 E: 0 K: 1 S: 6	H: 1 LOB: 0 BB: 0 P: 6	R: 0 E: 0 K: 1 S: 5	H: 0 LOB: 0 BB: 0 P: 5	R: 4 E: 0 K: 0 S: 7	H: 4 LOB: 2 BB: 2 P: 15	R: 0 E: 0 K: 1 S: 5	H: 0 LOB: 0 BB: 0 P: 5	R: 0 E: 0 K: 2 S: 7	H: 0 LOB: 0 BB: 0 P: 7	R: 0 E: 0 K: 0 S: 4	H: 1 LOB: 2 BB: 1 P: 8	1B: 6 2B: 1 3B: 0 HR: 2	SF: 1 SAC: 0 DP: 0 HBP: 0	WP: 0 PB: 0 SB: 0 CS: 0	PA: 39					
<b>PITCHER</b>	IP	WLS	BF	H	R	ER	SO	BB	IBB	HBP	BLK	WP	HR	S	P	ERA	WHIP										
Wally Bunker, R ERA: 4.35	5.0	W	23	7	5	5	3	1	0	0	0	0	2	28	32	9.00	1.600										
Moe Drabowsky, R ERA: 2.7	0.0		2	1	0	0	0	1	0	0	0	0	0	1	5												
Eddie Watt, R ERA: 3.04	3.2		13	1	0	0	3	1	0	0	0	0	0	18	22	0.00	0.545										
Stu Miller, R ERA: 1.38	0.1	S	1	0	0	0	0	0	0	0	0	0	0	1	1	0.00	0.000										



Batter	1	2	3	4	5	6	7	8	9	AB	R	H	RBI	BB	SO	LOB	TOP			
Luis Aparicio, R OBP: 0.275, SLG: 0.341										4	1	1	0	0	0	1	<b>Baltimore Orioles @ New York Yankees</b> Yankee Stadium, Bronx, NY Tue Jun 21 1966, 7:05 PM EDT Att: 29,449 - Unknown - 86 F			
Boog Powell, L OBP: 0.399, SLG: 0.548										3	1	1	2	1	1					
Frank Robinson, R OBP: 0.448, SLG: 0.652										4	0	1	1	0	1					
Brooks Robinson, R OBP: 0.332, SLG: 0.491										3	0	0	0	0	0	1				
Sam Bowens, R OBP: 0.314, SLG: 0.378										4	0	1	0	0	1	2				
Davey Johnson, R OBP: 0.302, SLG: 0.376										4	0	1	0	0	0	1				
Paul Blair, R OBP: 0.258, SLG: 0.331										3	0	0	0	1	1					
Andy Etchebarren, R OBP: 0.300, SLG: 0.406										3	0	0	0	0	1	2				
Frank Bertaina, L OBP: 0.143, SLG: 0.077										2	1	1	0	0	0	0				
Gene Brabender, R OBP: 0.350, SLG: 0.459										0	0	0	0	0	0	0				
Curt Blefary, L OBP: 0.250, SLG: 0.250										0	0	0	0	0	0	0				
Dick Hall, R OBP: 0.250, SLG: 0.250										0	0	0	0	0	0	0				
<b>Inning Stats</b>	R: 1 E: 0 K: 1 S: 7	H: 2 LOB: 1 BB: 0 P: 7	R: 0 E: 0 K: 0 S: 3	H: 0 LOB: 0 BB: 0 P: 3	R: 2 E: 0 K: 1 S: 7	H: 2 LOB: 0 BB: 0 P: 7	R: 0 E: 0 K: 2 S: 7	H: 1 LOB: 2 BB: 1 P: 11	R: 0 E: 0 K: 0 S: 3	H: 0 LOB: 0 BB: 0 P: 3	R: 0 E: 0 K: 0 S: 5	H: 0 LOB: 0 BB: 0 P: 5	R: 0 E: 0 K: 0 S: 3	H: 0 LOB: 1 BB: 0 P: 7	R: 0 E: 0 K: 0 S: 4	H: 1 LOB: 1 BB: 0 P: 4	1B: 4 2B: 1 3B: 1 HR: 1	SF: 0 SAC: 0 DP: 2 HBP: 1	WP: 0 PB: 0 SB: 0 CS: 1	PA: 34
<b>PITCHER</b>	IP WLS BF H R ER SO BB IBB HBP BLK WP HR S P ERA WHIP																			
Fritz Peterson, L ERA: 4.21	(1, 1) 3.1 0 16 5 3 3 3 1 0 0 0 0 1 21 25 8.10 1.800																			
Hal Reniff, R ERA: 1.41	(4, 1) 5.2 W 18 1 0 0 2 1 0 1 0 0 0 20 25 0.00 0.353																			

Batter	1	2	3	4	5	6	7	8	9	AB	R	H	RBI	BB	SO	LOB	BOTTOM			
Tom Tresh, S OBP: 0.352, SLG: 0.335										4	1	3	3	0	0	0	<b>Baltimore Orioles @ New York Yankees</b> Yankee Stadium, Bronx, NY Tue Jun 21 1966, 7:05 PM EDT Att: 29,449 - Unknown - 86 F			
Bobby Richardson, R OBP: 0.299, SLG: 0.335										5	1	1	0	0	0	5				
Mickey Mantle, S OBP: 0.350, SLG: 0.415										2	0	0	1	1	0	2				
Ray Barker, L OBP: 0.300, SLG: 0.538										0	0	0	0	0	0	0				
Roger Maris, L OBP: 0.297, SLG: 0.359										3	1	1	0	1	1	2				
Joe Pepitone, L OBP: 0.276, SLG: 0.443										4	1	1	1	0	0	3				
Elston Howard, R OBP: 0.306, SLG: 0.371										4	1	1	1	0	0	1				
Clete Boyer, R OBP: 0.261, SLG: 0.365										3	1	2	1	0	0	0				
Roy White, S OBP: 0.322, SLG: 0.390										3	1	0	0	1	1	2				
Fritz Peterson, S OBP: 0.240, SLG: 0.280										0	0	0	0	0	0	0				
Hal Reniff, R OBP: 0.333, SLG: 0.333										3	1	1	0	0	2	0				
<b>Inning Stats</b>	R: 0 E: 0 K: 0 S: 3	H: 0 LOB: 0 BB: 0 P: 3	R: 0 E: 0 K: 1 S: 5	H: 0 LOB: 0 BB: 0 P: 5	R: 2 E: 1 K: 0 S: 5	H: 2 LOB: 1 BB: 1 P: 9	R: 0 E: 0 K: 0 S: 4	H: 1 LOB: 2 BB: 0 P: 5	R: 1 E: 0 K: 1 S: 7	H: 2 LOB: 2 BB: 1 P: 11	R: 0 E: 0 K: 0 S: 3	H: 0 LOB: 0 BB: 0 P: 3	R: 5 E: 1 K: 0 S: 7	H: 5 LOB: 1 BB: 1 P: 11	R: 0 E: 0 K: 2 S: 7	H: 0 LOB: 1 BB: 0 P: 8	1B: 8 2B: 1 3B: 0 HR: 1	SF: 1 SAC: 1 DP: 1 HBP: 2	WP: 1 PB: 0 SB: 0 CS: 0	PA: 38
<b>PITCHER</b>	IP WLS BF H R ER SO BB IBB HBP BLK WP HR S P ERA WHIP																			
Frank Bertaina, L ERA: 2.76	(1, 1) 6.0 L 27 6 4 4 2 2 0 1 0 0 0 1 28 37 6.00 1.333																			
Gene Brabender, R ERA: 4.03	(7, 1) 1.0 7 4 4 3 0 1 0 0 0 0 1 0 6 10 27.00 5.000																			
Dick Hall, R ERA: 2.73	(8, 1) 1.0 4 0 0 0 0 2 0 0 1 0 0 0 7 8 0.00 0.000																			



Batter	1	2	3	4	5	6	7	8	9	AB	R	H	RBI	BB	SO	LOB	TOP			
Luis Aparicio, R (1.6)	0-0 6-3		0-0 5-3			0-0 F8		0-0 1-2 1B		4	0	1	0	0	0	1				
Russ Snyder, L (1.8) (9.7)	0-0 G5-4-3 1B			0-0 4-3		0-0 L7		0-0 B5		4	0	1	0	0	0	3				
Frank Robinson, R (1.9)	0-0 G5-4-3 1-2			0-0 F7		0-0 F7		0-0 F3		4	0	0	0	0	0	3				
Brooks Robinson, R (1.5)		0-0 F7		0-0 4-3		0-0 BB HR 1B		0-0 F8		4	1	1	0	0	0	2				
Boog Powell, L (1.3)		0-0 G3			0-0 F8		4-0 BB HR 1B		0-3 K	3	1	0	0	1	1	0				
Curt Blefary, L (1.7) Paul Blair, R (9.8)	4-0 BB			0-0 F8		0-0 F8		0-0 BB HR 1-2 1H 2H		0-3 K	3	1	1	3	1	1	0			
Davey Johnson, R (1.4)	0-0 F8			0-0 F9		0-0 F9		0-0 6-3		0-0 5-3	4	0	0	0	0	1				
Andy Etchebarren, R (1.2)			0-3 K			0-0 2-3		0-0 F9			3	0	0	0	1	0				
Steve Barber, L (1.1)			0-0 F8			0-0 1B		0-0 1B			3	0	2	0	0	0				
<b>Inning Stats</b>	R: 0 E: 0 K: 0 S: 3	H: 1 LOB: 0 BB: 0 P: 3	R: 0 E: 0 K: 0 S: 3	H: 0 LOB: 1 BB: 1 P: 7	R: 0 E: 0 K: 1 S: 5	H: 0 LOB: 0 BB: 0 P: 5	R: 0 E: 0 K: 0 S: 3	H: 0 LOB: 0 BB: 0 P: 3	R: 0 E: 0 K: 0 S: 4	H: 1 LOB: 1 BB: 0 P: 4	R: 3 E: 0 K: 0 S: 5	H: 2 LOB: 0 BB: 1 P: 9	R: 0 E: 0 K: 2 S: 5	H: 2 LOB: 2 BB: 0 P: 5	R: 0 E: 0 K: 2 S: 7	H: 0 LOB: 0 BB: 0 P: 7	1B: 5 2B: 0 3B: 0 HR: 1	SF: 0 SAC: 0 DP: 1 HBP: 0	WP: 0 PB: 0 SB: 0 CS: 0	PA: 34
<b>PITCHER</b>	IP WLS BF H R ER SO BB IBB HBP BLK WP HR S P ERA WHIP	8.0 L 31 6 3 3 1 2 0 0 0 0 1 31 39 3.38 1.000	1.0 3 0 0 0 2 0 0 0 0 0 0 7 7 0.00 0.000																	

Baltimore Orioles @ New York Yankees  
Yankee Stadium, Bronx, NY  
Wed Jun 22 1966, 7:05 PM EDT  
Att: 17,239 - Unknown

AB 32  
R 3  
H 6  
RBI 3  
BB 2  
SO 3  
LOB 10




Batter	1	2	3	4	5	6	7	8	9	AB	R	H	RBI	BB	SO	LOB	BOTTOM			
Tom Tresh, S (1.5)	0-0 F4		0-0 F8			0-0 4-3		0-0 F7		4	0	0	0	0	0	1				
Bobby Richardson, R (1.4)	0-0 6-3		0-0 5-3			0-0 B5-3		0-0 F9		4	0	0	0	0	0	0				
Mickey Mantle, S (1.8)	4-0 BB			0-0 F9		4-0 BB G1-6-3		0-0 6-3		2	0	0	0	2	0	0				
Joe Pepitone, L (1.3)	0-0 F5			0-0 P6		0-0 G1-6-3 1-2		0-0 1B		4	0	1	0	0	0	2				
Elston Howard, R (1.2)		0-3 K		0-0 G3		0-0 2B		0-3 K		4	0	1	0	0	2	1				
Hector Lopez, R (1.9)		0-0 FC5-4 1B		0-0 1-3		0-3 K				3	0	1	0	0	1	1				
Clete Boyer, R (1.6)	0-0 FC5-4 1-2			0-0 P4		0-0 FC1-6 1B				3	0	1	0	0	0	1				
Roy White, S (1.7)	0-0 L8			0-0 6-3		0-0 FC1-6 1-2				3	0	0	0	0	0	2				
Fred Talbot, R (1.1) Lou Clinton, R (8, PH) Steve Hamilton, L (9.1)			0-3 K			0-3 K		0-3 K		2 1 0	0 0 0	0 0 0	0 0 0	0 0 0	0 0 0	2 1 0				
<b>Inning Stats</b>	R: 0 E: 0 K: 0 S: 3	H: 0 LOB: 1 BB: 1 P: 7	R: 0 E: 0 K: 1 S: 6	H: 1 LOB: 1 BB: 0 P: 6	R: 0 E: 0 K: 1 S: 5	H: 0 LOB: 0 BB: 0 P: 5	R: 0 E: 0 K: 0 S: 3	H: 0 LOB: 0 BB: 0 P: 3	R: 0 E: 0 K: 1 S: 5	H: 0 LOB: 0 BB: 0 P: 5	R: 0 E: 0 K: 1 S: 5	H: 1 LOB: 1 BB: 1 P: 9	R: 0 E: 0 K: 1 S: 6	H: 1 LOB: 1 BB: 0 P: 6	R: 0 E: 0 K: 1 S: 6	H: 1 LOB: 1 BB: 0 P: 6	1B: 3 2B: 1 3B: 0 HR: 0	SF: 0 SAC: 0 DP: 1 HBP: 0	WP: 0 PB: 0 SB: 0 CS: 0	PA: 32
<b>PITCHER</b>	IP WLS BF H R ER SO BB IBB HBP BLK WP HR S P ERA WHIP	9.0 W 32 4 0 0 6 2 0 0 0 0 0 42 50 0.00 0.667																		


Baltimore Orioles @ New York Yankees  
Yankee Stadium, Bronx, NY  
Wed Jun 22 1966, 7:05 PM EDT  
Att: 17,239 - Unknown

AB 30  
R 0  
H 4  
RBI 0  
BB 2  
SO 6  
LOB 9





Batter	1	2	3	4	5	6	7	8	9	AB	R	H	RBI	BB	SO	LOB	TOP			
Luis Aparicio, R (1, 6) OBP: 0.271, SLG: 0.334	F8		F6			F9		F9		4	0	0	0	0	0	0	<p><b>Baltimore Orioles @ New York Yankees</b> Yankee Stadium, Bronx, NY Thu Jun 23 1966, 3:33 AM EDT Att: 10,640 - Unknown</p> <p>livebaseballscorecards.com</p> <p>AB 33 R 5 H 7 RBI 5 BB 1 SO 7 LOB 3</p> 			
Boog Powell, L (1, 3) OBP: 0.394, SLG: 0.532	4-1		K			G6-4-3 BB		K		3	0	0	0	1	2	0				
Frank Robinson, R (1, 9) OBP: 0.436, SLG: 0.630	F7		L7			G6-4-3 1-2			F8	4	0	0	0	0	0	1				
Brooks Robinson, R (1, 5) OBP: 0.333, SLG: 0.509		HR		5-3			6-3		HR	4	2	2	2	0	0	0				
Sam Bowens, R (1, 7) OBP: 0.311, SLG: 0.407	F8		K				6-3		HR	4	1	1	1	0	1	0				
Davey Johnson, R (1, 4) OBP: 0.297, SLG: 0.368	K		F6				1B		K	4	0	1	0	0	2	0				
Paul Blair, R (1, 8) OBP: 0.258, SLG: 0.336	2B			5-3			F8		F2	4	1	1	0	0	0	1				
Andy Etchebarren, R (1, 2) OBP: 0.301, SLG: 0.422	2B		F2					HR		3	1	2	2	0	0	0				
Jim Palmer, R (1, 1) OBP: 0.184, SLG: 0.229	F9			K						3	0	0	0	0	2	1				
Eddie Fisher, R (9, 1)										0	0	0	0	0	0	0				
<b>Inning Stats</b>	R: 0 E: 0 K: 0 S: 3	H: 0 LOB: 0 BB: 0 P: 3	R: 2 E: 0 K: 1 S: 8	H: 3 LOB: 1 BB: 0 P: 8	R: 0 E: 0 K: 1 S: 5	H: 0 LOB: 0 BB: 0 P: 5	R: 0 E: 0 K: 1 S: 5	H: 0 LOB: 0 BB: 0 P: 5	R: 0 E: 0 K: 0 S: 2	H: 0 LOB: 0 BB: 1 P: 6	R: 0 E: 0 K: 0 S: 4	H: 1 LOB: 1 BB: 0 P: 4	R: 1 E: 0 K: 2 S: 8	H: 1 LOB: 0 BB: 0 P: 8	R: 2 E: 0 K: 1 S: 7	H: 2 LOB: 0 BB: 0 P: 7	1B: 1 2B: 2 3B: 0 HR: 4	SF: 0 SAC: 0 DP: 1 HBP: 0	WP: 0 PB: 0 SB: 0 CS: 0	PA: 34
<b>PITCHER</b>	IP WLS BF H R ER SO BB IBB HBP BLK WP HR S P ERA WHIP																			
Al Downing, L (1, 1) ERA: 3.35	7.0 L 25 4 2 2 4 1 0 0 0 0 1 32 36 2.57 0.714																			
Pedro Ramos, R (8, 1) ERA: 3.91	2.0 9 3 3 3 3 0 0 0 0 0 3 15 15 13.50 1.500																			

Batter	1	2	3	4	5	6	7	8	9	AB	R	H	RBI	BB	SO	LOB	BOTTOM			
Tom Tresh, S (1, 5) OBP: 0.347, SLG: 0.330	G6-3 1B		1-2 1B		4-3		4-3		K	5	0	2	0	0	1	2	<p><b>Baltimore Orioles @ New York Yankees</b> Yankee Stadium, Bronx, NY Thu Jun 23 1966, 3:33 AM EDT Att: 10,640 - Unknown</p> <p>livebaseballscorecards.com</p> <p>AB 36 R 2 H 10 RBI 2 BB 1 SO 5 LOB 19</p> 			
Bobby Richardson, R (1, 4) OBP: 0.280, SLG: 0.325	G6-3 1-2		F8 2-3		6-3			F5		4	0	0	0	0	0	3				
Mickey Mantle, S (1, 8) OBP: 0.351, SLG: 0.424	K2-3		K			F3		HR		4	1	1	1	0	2	2				
Ray Barker, L (9, 3) OBP: 0.300, SLG: 0.538										0	0	0	0	0	0	0				
Joe Pepitone, L (1, 3) OBP: 0.280, SLG: 0.453		L6-4 E 1B		HR		F7		L7		4	1	2	1	0	0	0				
Roger Maris, L (1, 9) OBP: 0.296, SLG: 0.357		E3 1-2		4-3			1B		K	4	0	1	0	0	1	1				
Elston Howard, R (1, 2) OBP: 0.306, SLG: 0.376		F4		5-3			1B		FC3-6 1B	4	0	2	0	0	0	2				
Roy White, S (1, 7) OBP: 0.317, SLG: 0.382	L6-4 2-3					F7			FC3-6 4-1 BB	4	0	1	0	0	0	5				
Clete Boyer, R (1, 6) OBP: 0.265, SLG: 0.364			FC1-6 1B		G3		6-3		4-1 BB	3	0	1	0	1	0	1				
Al Downing, R (1, 1) OBP: 0.207, SLG: 0.250			FC1-6 F8 1B				F8		4-1	2	0	0	0	0	1	1				
Billy Bryan, L (7, PH) OBP: 0.186, SLG: 0.177					K					1	0	0	0	0	0	0				
Pedro Ramos, S (8, 1) OBP: 0.167, SLG: 0.167										0	0	0	0	0	0	0				
Jake Gibbs, L (9, PH) OBP: 0.393, SLG: 0.447									1-2 2-3	1	0	0	0	0	0	2				
<b>Inning Stats</b>	R: 0 E: 0 K: 1 S: 5	H: 1 LOB: 0 BB: 0 P: 5	R: 0 E: 1 K: 0 S: 4	H: 1 LOB: 1 BB: 0 P: 4	R: 0 E: 0 K: 1 S: 7	H: 2 LOB: 2 BB: 0 P: 7	R: 1 E: 0 K: 0 S: 5	H: 2 LOB: 1 BB: 0 P: 5	R: 0 E: 0 K: 0 S: 5	H: 2 LOB: 2 BB: 0 P: 5	R: 0 E: 0 K: 0 S: 3	H: 0 LOB: 0 BB: 0 P: 3	R: 1 E: 0 K: 1 S: 6	H: 1 LOB: 0 BB: 0 P: 6	R: 0 E: 0 K: 1 S: 6	H: 1 LOB: 2 BB: 1 P: 10	1B: 8 2B: 1 3B: 0 HR: 2	SF: 0 SAC: 0 DP: 2 HBP: 0	WP: 0 PB: 0 SB: 0 CS: 0	PA: 37
<b>PITCHER</b>	IP WLS BF H R ER SO BB IBB HBP BLK WP HR S P ERA WHIP																			
Jim Palmer, R (1, 1) ERA: 3.58	8.1 W 35 10 2 2 4 1 0 0 0 0 2 42 46 2.16 1.320																			
Eddie Fisher, R (9, 1) ERA: 2.17	0.2 S 2 0 0 0 1 0 0 0 0 0 0 4 4 0.00 0.000																			



Batter	1	2	3	4	5	6	7	8	9	10	11	12	13	14	AB	R	H	RBI	BB	SO	LOB	TOP															
Luis Aparicio, R OBP: 0.272, SLG: 0.334 (1, 6)	F8		5-3		F7		G6-4-3 1B			6-3		SH			6	0	2	0	0	0	1																
Boog Powell, L OBP: 0.395, SLG: 0.545 (1, 3)	1B BB		1B 2B		HR		F9			4-3		K			6	2	2	2	1	2	3																
Frank Robinson, R OBP: 0.433, SLG: 0.622 (1, 9)	FC6-4 1B		1B		F2		G6-4-3			F4		K			6	0	2	1	0	1	2																
Brooks Robinson, R OBP: 0.330, SLG: 0.502 (1, 5)	F3		F9		5-3					F7					6	0	1	0	0	0	3																
Sam Bowens, R OBP: 0.295, SLG: 0.385 (1, 7)	FC6-4		1-3							6-3					5	0	0	0	0	0	3																
Davey Johnson, R OBP: 0.286, SLG: 0.367 (1, 4)		6-3			6-3					F6					6	0	2	0	0	0	1																
Paul Blair, R OBP: 0.267, SLG: 0.362 (9, PH) Russ Snyder, L OBP: 0.395, SLG: 0.426 (9, 8)	E5				G6-4-3 BB		HR			F9					2	1	1	1	1	0	0																
Andy Etchebarren, R OBP: 0.299, SLG: 0.416 (1, 2)	F9				G6-4-3					K					3	0	1	0	0	0	1																
Dave McNally, R OBP: 0.272, SLG: 0.350 (8, PH) Bob Johnson, R OBP: 0.290, SLG: 0.350 (8, 11) Curt Roberts, R OBP: 0.320, SLG: 0.410 (8, 11) Stu Miller, R OBP: 0.289, SLG: 0.389 (12, PH) Woodie Held, R OBP: 0.400, SLG: 0.500 (12, 1)	K				HR BB		K			F7					1	0	0	0	0	0	1																
<b>Inning Stats</b>	R: 0 E: 0 K: 0 S: 4	H: 1 LOB: 2 BB: 1 P: 8	R: 0 E: 1 K: 1 S: 6	H: 0 LOB: 1 BB: 0 P: 6	R: 1 E: 0 K: 0 S: 5	H: 2 LOB: 1 BB: 0 P: 5	R: 0 E: 0 K: 0 S: 2	H: 0 LOB: 0 BB: 1 P: 6	R: 2 E: 0 K: 0 S: 4	H: 1 LOB: 0 BB: 1 P: 8	R: 1 E: 0 K: 1 S: 7	H: 2 LOB: 1 BB: 0 P: 7	R: 0 E: 0 K: 0 S: 3	H: 1 LOB: 0 BB: 0 P: 3	R: 0 E: 0 K: 0 S: 3	H: 0 LOB: 0 BB: 0 P: 3	R: 0 E: 0 K: 1 S: 5	H: 0 LOB: 0 BB: 0 P: 5	R: 0 E: 0 K: 2 S: 8	H: 1 LOB: 1 BB: 0 P: 8	R: 0 E: 0 K: 0 S: 4	H: 1 LOB: 1 BB: 0 P: 4	R: 0 E: 0 K: 2 S: 8	H: 1 LOB: 1 BB: 0 P: 8	R: 0 E: 0 K: 0 S: 8	H: 1 LOB: 1 BB: 0 P: 8	1B: 10 2B: 2 3B: 0 HR: 2	SF: 0 SAC: 2 DP: 3 HBP: 0	WP: 0 PB: 0 CS: 0	PA: 56							
<b>PITCHER</b>	IP 6.0	WLS 27	BF 27	H 6	R 4	ER 4	SO 2	BB 3	IBB 0	HBP 0	BLK 0	WP 0	HR 2	S 28	P 40	ERA 6.00	WHIP 1.500																				
Clyde Wright, L ERA: 2.31 (1, 1)	3.0	9	2	0	0	1	0	0	0	0	0	0	0	0	11	11	0.00	0.667																			
Minnie Rojas, R ERA: 0.97 (7, 1)	2.0	8	2	0	0	0	0	0	0	0	0	0	0	0	8	8	0.00	1.000																			
Bob Lee, R ERA: 2.19 (10, 1)	3.0	W	12	3	0	0	4	0	0	0	1	0	0	0	20	20	0.00	1.000																			
Jack Sanford, R ERA: 3.45 (12, 1)											IP 6.0	WLS 27	BF 27	H 6	R 4	ER 4	SO 2	BB 3	IBB 0	HBP 0	BLK 0	WP 0	HR 2	S 28	P 40	ERA 6.00	WHIP 1.500										

Baltimore Orioles @ California Angels  
 Anaheim Stadium, Anaheim, CA  
 Fri Jun 24 1966, 10:05 PM EDT  
 Att. 32,088 - Unknown

AB	51
R	4
H	13
RBI	4
BB	3
SO	7
LOB	20



Batter	1	2	3	4	5	6	7	8	9	10	11	12	13	14	AB	R	H	RBI	BB	SO	LOB	BOTTOM															
Jose Cardenal, R OBP: 0.342, SLG: 0.439 (1, 8)	G4-6-3 1B		F7		1B 2B		F2			SH1-4		SH3-4			5	1	2	0	0	0	3																
Jim Payton, R OBP: 0.256, SLG: 0.270 (1, 8) Minnie Rojas, R OBP: 0.395, SLG: 0.545 (1, 3) Willie Smith, L OBP: 0.300, SLG: 0.382 (10, 11) Bob Lee, R OBP: 0.289, SLG: 0.389 (12, PH) Frank Robinson, R OBP: 0.433, SLG: 0.622 (1, 9) Jack Sanford, R OBP: 0.345, SLG: 0.439 (12, 1)	G4-6-3 1B		L3		CS 1B		FC6-4			4-3 1B		K			4	0	1	2	0	0	3																
Jim Fregosi, R OBP: 0.314, SLG: 0.358 (1, 6)	1B				CS					4-3		F8			7	1	3	0	0	1	4																
Joe Adcock, R OBP: 0.339, SLG: 0.528 (1, 3) Jackie Hernandez, R (14, PH)	HBP 1B		2-3		2B 1B		6-3			4-3		K			7	0	3	1	0	1	3																
Rick Reichardt, R OBP: 0.368, SLG: 0.495 (1, 7)	HBP 1B		F9		2B		F8			K		F9			0	1	0	0	0	0	0																
Bobby Knoop, R OBP: 0.281, SLG: 0.438 (1, 4)	FC1-6-4		4-3		F8		6-3			4-3		F4			6	0	2	0	0	1	2																
Paul Schaal, R OBP: 0.375, SLG: 0.352 (1, 5)					6-3					5-3		5-3			7	0	0	0	0	1	8																
Tom Satriano, L OBP: 0.394, SLG: 0.317 (1, 2)					6-3					F8		FC6-4			5	2	3	0	2	0	1																
Clyde Wright, R ERA: 3.19 (1, 1) Eddie Watt, R ERA: 2.96 (5, 1) Stu Miller, R ERA: 1.29 (9, 1) Eddie Fisher, R ERA: 2.27 (12, 1)					1B 2B		F6			F8		SH3-4			2	0	0	0	0	2	2																
<b>Inning Stats</b>	R: 0 E: 0 K: 0 S: 5	H: 3 LOB: 3 BB: 0 P: 6	R: 1 E: 0 K: 1 S: 7	H: 2 LOB: 1 BB: 0 P: 7	R: 0 E: 0 K: 0 S: 4	H: 1 LOB: 1 BB: 0 P: 4	R: 2 E: 0 K: 1 S: 6	H: 2 LOB: 0 BB: 1 P: 10	R: 1 E: 0 K: 1 S: 7	H: 2 LOB: 1 BB: 0 P: 7	R: 0 E: 0 K: 0 S: 3	H: 0 LOB: 0 BB: 0 P: 7	R: 0 E: 0 K: 0 S: 3	H: 0 LOB: 0 BB: 0 P: 3	R: 0 E: 0 K: 0 S: 3	H: 0 LOB: 0 BB: 0 P: 3	R: 0 E: 0 K: 1 S: 6	H: 1 LOB: 2 BB: 1 P: 10	R: 0 E: 0 K: 0 S: 4	H: 1 LOB: 1 BB: 0 P: 4	R: 0 E: 0 K: 1 S: 6	H: 1 LOB: 1 BB: 0 P: 6	R: 0 E: 0 K: 0 S: 5	H: 2 LOB: 2 BB: 0 P: 5	R: 0 E: 0 K: 2 S: 7	H: 0 LOB: 1 BB: 1 P: 11	R: 1 E: 0 K: 1 S: 6	H: 3 LOB: 3 BB: 1 P: 10	1B: 13 2B: 5 3B: 0 HR: 0	SF: 0 SAC: 2 DP: 1 HBP: 1	WP: 0 PB: 0 SB: 2 CS: 1	PA: 63					
<b>PITCHER</b>	IP 4.0	WLS 20	BF 8	H 3	R 3	ER 3	SO 2	BB 1	IBB 0	HBP 0	BLK 0	WP 0	HR 0	S 22	P 27	ERA 6.75	WHIP 2.250																				
Dave McNally, L ERA: 3.19 (1, 1)	4.0	15	2	1	1	1	1	1	0	0	0	0	0	0	16	20	2.25	0.750																			
Eddie Watt, R ERA: 2.96 (5, 1)	3.0	13	3	0	0	2	0	1	0	0	0	0	0	0	16	20	0.00	1.000																			
Stu Miller, R ERA: 1.29 (9, 1)	2.1	L	14	5	1	1	3	2	0	0	0	0	0	0	18	26	3.86	3.000																			
Ed Kirkpatrick, L OBP: 0.328, SLG: 0.377 (7, 9)											IP 4.0	WLS 20	BF 8	H 3	R 3	ER 3	SO 2	BB 1	IBB 0	HBP 0	BLK 0	WP 0	HR 0	S 22	P 27	ERA 6.75	WHIP 2.250										

Baltimore Orioles @ California Angels  
 Anaheim Stadium, Anaheim, CA  
 Fri Jun 24 1966, 10:05 PM EDT  
 Att. 32,088 - Unknown

AB	54
R	5
H	18
RBI	5
BB	5
SO	8
LOB	32





Batter	1	2	3	4	5	6	7	8	9	AB	R	H	RBI	BB	SO	LOB	TOP					
Luis Aparicio, R (1, 6) OBP: 0.269, SLG: 0.330			6-3		F3			F3		4	0	0	0	0	1	1	<p>Baltimore Orioles @ California Angels Anaheim Stadium, Anaheim, CA Sat Jun 25 1966, 10:05 PM EDT Att: 35,174 - Unknown</p>					
Boog Powell, L (1, 3) OBP: 0.393, SLG: 0.540						F7				4	0	1	0	0	2	0						
Frank Robinson, R (1, 9) OBP: 0.434, SLG: 0.620						F5		F7		4	0	2	0	0	0	2						
Brooks Robinson, R (1, 5) OBP: 0.329, SLG: 0.498			FC5-4			F8			L5	4	0	1	0	0	0	1						
Sam Bowens, R (1, 7) OBP: 0.293, SLG: 0.411	FC6-4									4	1	1	1	0	0	2						
Russ Snyder, L (9, 7) OBP: 0.395, SLG: 0.426										0	0	0	0	0	0	0						
Davey Johnson, R (1, 4) OBP: 0.297, SLG: 0.362										3	0	0	0	1	0	0						
Paul Blair, R (1, 8) OBP: 0.266, SLG: 0.359										4	0	1	0	0	0	0						
Andy Etchebarren, R (1, 2) OBP: 0.301, SLG: 0.415										3	0	1	0	1	1	2						
Wally Bunker, R (1, 1) OBP: 0.171, SLG: 0.156										3	0	0	0	0	3	2						
Bob Johnson, R (9, PH) OBP: 0.322, SLG: 0.250										1	0	0	0	0	0	2						
Dick Hall, R (9, 1) OBP: 0.250, SLG: 0.250										0	0	0	0	0	0	0						
<b>Inning Stats</b>	R: 0 E: 0 K: 2 S: 9	H: 2 LOB: 2 BB: 0 P: 9	R: 0 E: 0 K: 1 S: 6	H: 1 LOB: 1 BB: 0 P: 6	R: 0 E: 0 K: 1 S: 6	H: 1 LOB: 1 BB: 0 P: 6	R: 0 E: 0 K: 0 S: 3	H: 0 LOB: 0 BB: 0 P: 3	R: 0 E: 0 K: 0 S: 7	H: 0 LOB: 0 BB: 0 P: 7	R: 0 E: 0 K: 0 S: 3	H: 0 LOB: 0 BB: 0 P: 3	R: 0 E: 0 K: 0 S: 3	H: 0 LOB: 0 BB: 0 P: 3	R: 0 E: 0 K: 1 S: 6	H: 1 LOB: 2 BB: 1 P: 10	R: 1 E: 0 K: 0 S: 5	H: 2 LOB: 2 BB: 1 P: 9	1B: 6 2B: 0 3B: 0 HR: 1	SF: 0 SAC: 0 DP: 0 HBP: 0	WP: 0 PB: 0 SB: 0 CS: 0	PA: 36
<b>PITCHER</b> George Brunet, L (1, 1) ERA: 3.09	IP: 9.0 WLS: L BF: 36 H: 7 R: 1 ER: 1 SO: 7	BB: 2 IBB: 0 HBP: 0 BLK: 0	WP: 0 HR: 1 S: 48 P: 56	ERA: 1.00 WHIP: 1.000	<b>PITCHER</b>											IP: 9.0 WLS: L BF: 36 H: 7 R: 1 ER: 1 SO: 7	BB: 2 IBB: 0 HBP: 0 BLK: 0	WP: 0 HR: 1 S: 48 P: 56	ERA: 1.00 WHIP: 1.000			

Batter	1	2	3	4	5	6	7	8	9	AB	R	H	RBI	BB	SO	LOB	BOTTOM					
Jose Cardenal, R (1, 8) OBP: 0.340, SLG: 0.436			6-3					F7		4	0	1	0	0	1	0	<p>Baltimore Orioles @ California Angels Anaheim Stadium, Anaheim, CA Sat Jun 25 1966, 10:05 PM EDT Att: 35,174 - Unknown</p>					
Ed Kirkpatrick, L (1, 9) OBP: 0.326, SLG: 0.369			3-1					F9		3	0	0	0	1	1	0						
Jim Fregosi, R (1, 6) OBP: 0.317, SLG: 0.358								F8		3	0	1	0	1	0	1						
Norm Siebern, L (1, 3) OBP: 0.415, SLG: 0.418								F8		3	0	2	0	1	0	1						
Rick Reichardt, R (1, 7) OBP: 0.362, SLG: 0.486								F8		4	0	0	0	0	1	6						
Bobby Knoop, R (1, 4) OBP: 0.276, SLG: 0.432										4	0	0	0	0	2	1						
Tom Satriano, L (1, 2) OBP: 0.373, SLG: 0.297										4	0	0	0	0	0	1						
Paul Schaal, R (1, 5) OBP: 0.379, SLG: 0.354										2	0	1	0	1	0	0						
Willie Smith, L (9, PH) OBP: 0.252, SLG: 0.279										1	0	0	0	0	1	0						
George Brunet, R (1, 1) OBP: 0.125, SLG: 0.250										3	0	0	0	0	2	2						
<b>Inning Stats</b>	R: 0 E: 0 K: 3 S: 9	H: 0 LOB: 2 BB: 2 P: 17	R: 0 E: 0 K: 0 S: 3	H: 0 LOB: 1 BB: 1 P: 7	R: 0 E: 0 K: 0 S: 3	H: 0 LOB: 0 BB: 0 P: 3	R: 0 E: 0 K: 0 S: 4	H: 1 LOB: 1 BB: 0 P: 4	R: 0 E: 0 K: 1 S: 5	H: 1 LOB: 0 BB: 0 P: 5	R: 0 E: 0 K: 0 S: 4	H: 1 LOB: 1 BB: 0 P: 4	R: 0 E: 0 K: 2 S: 8	H: 1 LOB: 1 BB: 0 P: 8	R: 0 E: 0 K: 0 S: 4	H: 1 LOB: 2 BB: 1 P: 8	R: 0 E: 0 K: 2 S: 7	H: 0 LOB: 0 BB: 0 P: 7	1B: 5 2B: 0 3B: 0 HR: 0	SF: 0 SAC: 0 DP: 0 HBP: 0	WP: 0 PB: 0 SB: 1 CS: 1	PA: 36
<b>PITCHER</b> Wally Bunker, R (1, 1) ERA: 3.95	IP: 8.0 WLS: S BF: 32 H: 5 R: 0 ER: 0 SO: 6	BB: 4 IBB: 0 HBP: 0 BLK: 0	WP: 0 HR: 0 S: 40 P: 56	ERA: 0.00 WHIP: 1.125	<b>PITCHER</b>											IP: 1.0 WLS: S BF: 3 H: 0 R: 0 ER: 0 SO: 2	BB: 0 IBB: 0 HBP: 0 BLK: 0	WP: 0 HR: 0 S: 7 P: 7	ERA: 0.00 WHIP: 0.000			







Batter	1	2	3	4	5	6	7	8	9	AB	R	H	RBI	BB	SO	LOB	TOP								
Luis Aparicio, R (1, 6) OBP: 0.269, SLG: 0.341	F7		L7		G6-4-3		6-3			5	0	1	1	0	0	2	<p>Baltimore Orioles @ California Angels Anaheim Stadium, Anaheim, CA Mon Jun 27 1966, 10:05 PM EDT Att: 18,321 - Unknown</p> <p>livebaseballscores.com</p>								
Boog Powell, L (1, 3) OBP: 0.403, SLG: 0.540	1B					2B		K	5-3	4	1	2	0	1	1	1									
Frank Robinson, R (1, 9) OBP: 0.443, SLG: 0.630	F8		K			E				4	2	2	0	0	1	2									
Brooks Robinson, R (1, 5) OBP: 0.337, SLG: 0.497	1-2				F8	G6-4-3				2	0	1	0	2	0	0									
Woodie Held, R (1, 7) OBP: 0.356, SLG: 0.368 Curt Blefary, L (8, PH) OBP: 0.351, SLG: 0.470	K				F3	E6				3	0	0	1	0	1	4									
Davey Johnson, R (1, 4) OBP: 0.291, SLG: 0.353					F9	G6-4-3				1	0	1	1	0	0	0									
Paul Blair, R (1, 8) OBP: 0.264, SLG: 0.353						1B				4	0	1	0	0	0	1									
Andy Etchebarren, R (1, 2) OBP: 0.302, SLG: 0.409						1B				4	1	2	0	0	1	0									
Steve Barber, L (1, 1) OBP: 0.088, SLG: 0.088 Stu Miller, R (7, 1) OBP: 0.100, SLG: 0.100			K			K				3	0	0	0	0	2	2									
<b>Inning Stats</b>	R: 0 E: 0 K: 1 S: 7	H: 2 LOB: 2 BB: 0 P: 7	R: 0 E: 0 K: 2 S: 7	H: 0 LOB: 0 BB: 0 P: 7	R: 0 E: 0 K: 2 S: 7	H: 0 LOB: 1 BB: 1 P: 11	R: 0 E: 0 K: 0 S: 3	H: 0 LOB: 0 BB: 0 P: 3	R: 0 E: 0 K: 1 S: 6	H: 2 LOB: 1 BB: 0 P: 6	R: 2 E: 1 K: 0 S: 5	H: 2 LOB: 1 BB: 1 P: 9	R: 0 E: 0 K: 0 S: 3	H: 0 LOB: 0 BB: 0 P: 3	R: 1 E: 0 K: 1 S: 6	H: 2 LOB: 1 BB: 1 P: 10		R: 1 E: 1 K: 0 S: 5	H: 2 LOB: 1 BB: 0 P: 5	1B: 7 2B: 3 3B: 0 HR: 0	SF: 0 SAC: 0 DP: 3 HBP: 0	WP: 0 PB: 0 SB: 0 CS: 0	PA: 38		
<b>PITCHER</b>	IP	WLS	BF	H	R	ER	SO	BB	IBB	HBP	BLK	WP	HR	S	P	ERA	WHIP								
Marcelino Lopez, L (1, 1) ERA: 3.31	7.0	L	28	6	2	1	6	1	1	0	0	0	0	38	46	1.29	1.000								
Jack Sanford, R (8, 1) ERA: 3.45	2.0	S	10	4	2	1	1	0	1	0	0	0	0	11	15	4.50	2.000								


Batter	1	2	3	4	5	6	7	8	9	AB	R	H	RBI	BB	SO	LOB	BOTTOM								
Jose Cardenal, R (1, 8) OBP: 0.329, SLG: 0.421	6-3		G6-4-3							4	0	0	0	0	1	6	<p>Baltimore Orioles @ California Angels Anaheim Stadium, Anaheim, CA Mon Jun 27 1966, 10:05 PM EDT Att: 18,321 - Unknown</p> <p>livebaseballscores.com</p>								
Paul Schaaf, R (1, 5) OBP: 0.376, SLG: 0.345 Norm Siebern, L (8, PH) OBP: 0.415, SLG: 0.419 Jackie Hernandez, R (8, PR) (9, 5)	K				5-3	G6-4-3				2	0	0	0	1	1	0									
Jim Fregosi, R (1, 6) OBP: 0.320, SLG: 0.360	4-3				L4	F7				3	0	0	0	1	0	1									
Joe Adcock, R (1, 3) OBP: 0.338, SLG: 0.534			K			G6-4-3				4	0	1	0	0	1	3									
Rick Reichardt, R (1, 7) OBP: 0.357, SLG: 0.489			K		F5					4	0	0	0	0	1	3									
Bobby Knoop, R (1, 4) OBP: 0.274, SLG: 0.423	4-3					K				4	0	0	0	0	1	2									
Jackie Warner, R (1, 9) OBP: 0.300, SLG: 0.462					5-3	1B				4	1	2	0	0	1	0									
Tom Satriano, L (1, 2) OBP: 0.398, SLG: 0.338						FC				4	0	3	1	0	0	0									
Marcelino Lopez, R (1, 1) OBP: 0.333, SLG: 0.333 Frank Malzone, R (7, PH) OBP: 0.282, SLG: 0.328 Clyde Wright, R (7, PR) OBP: 0.222, SLG: 0.222 Jack Sanford, R (8, 1) OBP: 0.235, SLG: 0.333 Ed Kirkpatrick, L (8, PH) OBP: 0.326, SLG: 0.364						FC				2	0	0	0	0	1	3									
<b>Inning Stats</b>	R: 0 E: 0 K: 1 S: 5	H: 0 LOB: 0 BB: 0 P: 5	R: 0 E: 0 K: 2 S: 7	H: 0 LOB: 0 BB: 0 P: 7	R: 0 E: 0 K: 0 S: 4	H: 1 LOB: 1 BB: 0 P: 4	R: 0 E: 0 K: 0 S: 4	H: 1 LOB: 1 BB: 0 P: 4	R: 0 E: 0 K: 3 S: 11	H: 2 LOB: 2 BB: 0 P: 11	R: 0 E: 0 K: 0 S: 2	H: 0 LOB: 0 BB: 1 P: 6	R: 1 E: 0 K: 0 S: 5	H: 2 LOB: 2 BB: 1 P: 9	R: 0 E: 0 K: 0 S: 4	H: 1 LOB: 3 BB: 1 P: 8		R: 0 E: 0 K: 1 S: 5	H: 0 LOB: 0 BB: 0 P: 5	1B: 5 2B: 2 3B: 0 HR: 0	SF: 0 SAC: 0 DP: 2 HBP: 0	WP: 0 PB: 0 SB: 0 CS: 0	PA: 36		
<b>PITCHER</b>	IP	WLS	BF	H	R	ER	SO	BB	IBB	HBP	BLK	WP	HR	S	P	ERA	WHIP								
Steve Barber, L (1, 1) ERA: 2.12	6.2	W	27	6	1	1	6	2	0	0	0	0	0	37	45	1.35	1.200								
Stu Miller, R (7, 1) ERA: 1.24	2.1	S	9	1	0	0	1	1	0	0	0	0	0	10	14	0.00	0.857								



Batter	1	2	3	4	5	6	7	8	9	AB	R	H	RBI	BB	SO	LOB	TOP																					
Luis Aparicio, R (1,6) OBP: 0.271, SLG: 0.345	F9		6-3			F9	BB		2B	5	0	2	2	0	0	0	<b>Baltimore Orioles @ Kansas City Athletics</b> Municipal Stadium, Kansas City, MO Tue Jun 28 1966, 8:05 PM EDT Att: 11,291 - Unknown <a href="http://livebaseballscorecards.com">livebaseballscorecards.com</a>																					
Russ Snyder, L (1,8) OBP: 0.410, SLG: 0.449	4-3			F5		E	1B		F8	4	0	1	0	1	0	1																						
Frank Robinson, R (1,9) OBP: 0.436, SLG: 0.618	4-3			F7		FC4	5-3		L5	5	0	0	0	0	0	5																						
Brooks Robinson, R (1,5) OBP: 0.339, SLG: 0.495		F8		BB		F6			FC4-6	3	0	1	0	1	0	2																						
Boog Powell, L (1,3) OBP: 0.397, SLG: 0.531	F6			K		L6			F7	4	0	0	0	0	1	4																						
Curt Blefary, L (1,7) OBP: 0.345, SLG: 0.462	F8					F5			FC4-6	4	0	0	0	0	0	1																						
Davey Johnson, R (1,4) OBP: 0.287, SLG: 0.348			6-3			F4			L1	4	0	0	0	0	0	1																						
Andy Etchebarren, R (1,2) OBP: 0.313, SLG: 0.430			HR				BB		FC1-4	2	3	2	1	2	0	0																						
Jim Palmer, R (1,1) OBP: 0.175, SLG: 0.216			K			5-3			6-3	2	0	0	0	0	1	1																						
Bob Johnson, R (7, PH) OBP: 0.326, SLG: 0.245										0	0	0	0	1	0	0																						
Eddie Watt, R (7, PH) OBP: 0.188, SLG: 0.250										0	0	0	0	0	0	0																						
Woodie Held, R (9, PH) OBP: 0.348, SLG: 0.359							BB			1	0	0	0	0	0	1																						
<b>Inning Stats</b>	R: 0 E: 0 K: 0 S: 3	H: 0 LOB: 0 BB: 0 P: 3	R: 0 E: 0 K: 0 S: 3	H: 0 LOB: 0 BB: 0 P: 3	R: 1 E: 0 K: 1 S: 6	H: 1 LOB: 0 BB: 0 P: 6	R: 0 E: 0 K: 1 S: 5	H: 0 LOB: 1 BB: 1 P: 9	R: 0 E: 0 K: 0 S: 3	H: 0 LOB: 1 BB: 1 P: 7	R: 0 E: 1 K: 0 S: 5	H: 1 LOB: 2 BB: 0 P: 5	R: 1 E: 0 K: 0 S: 4	H: 1 LOB: 3 BB: 3 P: 16	R: 0 E: 0 K: 0 S: 4	H: 1 LOB: 1 BB: 0 P: 4	R: 1 E: 0 K: 0 S: 5	H: 2 LOB: 1 BB: 0 P: 5	1B: 3 2B: 2 3B: 0 HR: 1	SF: 0 SAC: 0 DP: 0 HBP: 0	WP: 0 PB: 0 SB: 0 CS: 0	PA: 39																
<b>PITCHER</b>	IP	WLS	BF	H	R	ER	SO	BB	IBB	HBP	BLK	WP	HR	S	P	ERA	WHIP	<b>PITCHER</b>				IP	WLS	BF	H	R	ER	SO	BB	IBB	HBP	BLK	WP	HR	S	P	ERA	WHIP
Chuck Dobson, R (1,1) ERA: 4.09	5.0	W	18	1	1	1	2	2	0	0	0	0	1	20	28	1.80	0.600					5.0	W	18	1	1	1	2	2	0	0	0	0	1	20	28	1.80	0.600
Ken Sanders, R (6,1) ERA: 4.53	1.2		11	2	1	1	0	3	0	0	0	0	0	8	20	5.40	3.000					1.2		11	2	1	1	0	3	0	0	0	0	8	20	5.40	3.000	
Jack Aker, R (7,1) ERA: 1.43	2.1	S	10	3	1	1	0	0	0	0	0	0	0	10	10	3.86	1.286					2.1	S	10	3	1	1	0	0	0	0	0	10	10	3.86	1.286		




Batter	1	2	3	4	5	6	7	8	9	AB	R	H	RBI	BB	SO	LOB	BOTTOM																					
Bert Campaneris, R (1,6) OBP: 0.309, SLG: 0.411	2B		F8			F8				4	2	2	0	0	0	1	<b>Baltimore Orioles @ Kansas City Athletics</b> Municipal Stadium, Kansas City, MO Tue Jun 28 1966, 8:05 PM EDT Att: 11,291 - Unknown <a href="http://livebaseballscorecards.com">livebaseballscorecards.com</a>																					
Jim Gosger, L (1,8) OBP: 0.292, SLG: 0.324	F9		G3			SF9	4-3			4	1	2	1	0	0	0																						
Roger Repoz, L (1,3) OBP: 0.353, SLG: 0.422	K		BB			G3	F6			3	0	0	0	1	1	3																						
Mike Hershberger, R (1,9) OBP: 0.330, SLG: 0.369	F9		BB			SF9	F6			3	0	1	1	0	0	1																						
Danny Cater, R (1,5) OBP: 0.264, SLG: 0.291	2-3		1B			2-3				3	0	1	1	1	0	1																						
Ossie Chavarria, R (9,5) OBP: 0.246, SLG: 0.203	2B		BB			2-3			5-3	0	0	0	0	0	0	0																						
Larry Stahl, L (1,7) OBP: 0.257, SLG: 0.373	K		4-3			F4			2B	4	0	1	0	0	1	4																						
Dick Green, R (1,4) OBP: 0.276, SLG: 0.339			5-3			F7			K	3	0	0	0	1	1	0																						
Phil Roof, R (1,2) OBP: 0.291, SLG: 0.422	F6		G6-3			1B			2B	3	1	1	0	0	0	1																						
Chuck Dobson, R (1,1) OBP: 0.115, SLG: 0.115						2B				2	0	0	0	0	1	0																						
Ken Sanders, R (6,1) OBP: 0.333, SLG: 0.143	K					L9				1	0	1	1	0	0	0																						
Jack Aker, R (7,1) ERA: 2.88						1B				0	0	0	0	0	0	0																						
<b>Inning Stats</b>	R: 2 E: 0 K: 2 S: 10	H: 3 LOB: 1 BB: 0 P: 10	R: 0 E: 0 K: 1 S: 5	H: 0 LOB: 0 BB: 0 P: 5	R: 0 E: 0 K: 0 S: 4	H: 1 LOB: 3 BB: 2 P: 12	R: 0 E: 0 K: 0 S: 2	H: 0 LOB: 0 BB: 1 P: 6	R: 1 E: 0 K: 0 S: 5	H: 2 LOB: 1 BB: 0 P: 5	R: 1 E: 0 K: 0 S: 5	H: 2 LOB: 1 BB: 0 P: 5	R: 0 E: 0 K: 0 S: 3	H: 0 LOB: 0 BB: 0 P: 3	R: 0 E: 0 K: 1 S: 5	H: 1 LOB: 0 BB: 0 P: 5	1B: 5 2B: 4 3B: 0 HR: 0	SF: 1 SAC: 0 DP: 1 HBP: 0	WP: 0 PB: 0 SB: 0 CS: 0	PA: 34																		
<b>PITCHER</b>	IP	WLS	BF	H	R	ER	SO	BB	IBB	HBP	BLK	WP	HR	S	P	ERA	WHIP	<b>PITCHER</b>				IP	WLS	BF	H	R	ER	SO	BB	IBB	HBP	BLK	WP	HR	S	P	ERA	WHIP
Jim Palmer, R (1,1) ERA: 3.72	6.0	L	28	8	4	4	3	3	0	0	0	0	0	31	43	6.00	1.833					6.0	L	28	8	4	4	3	3	0	0	0	0	31	43	6.00	1.833	
Eddie Watt, R (7,1) ERA: 2.88	2.0		6	1	0	0	1	0	0	0	0	0	0	8	8	0.00	0.500					2.0		6	1	0	0	1	0	0	0	0	8	8	0.00	0.500		





Batter	1	2	3	4	5	6	7	8	9	AB	R	H	RBI	BB	SO	LOB	TOP											
Luis Aparicio, R OBP: 0.270, SLG: 0.343	F4	FC6		6-3			5-3		2B	5	0	1	0	0	0	4	<b>Baltimore Orioles @ Kansas City Athletics</b> Municipal Stadium, Kansas City, MO Wed Jun 29 1966, 8:05 PM EDT Att: 11,291 - Unknown <a href="http://livebaseballscorecards.com">livebaseballscorecards.com</a>											
Russ Snyder, L OBP: 0.416, SLG: 0.457	1B		6-3		F8		BB	BB	1B	4	1	2	0	1	0	0												
Frank Robinson, R OBP: 0.432, SLG: 0.608	F5		F8		F8		BB	BB	1B	4	1	0	0	1	0	2												
Brooks Robinson, R OBP: 0.341, SLG: 0.493	1B		6-3		F9		BB	BB	1B	3	0	1	1	1	0	0												
Boog Powell, L OBP: 0.399, SLG: 0.530	G3				F9	4-3	BB	BB	1B	4	1	2	2	0	0	2												
Curt Blefary, L OBP: 0.344, SLG: 0.458		1B		4-3		L9			5-3	4	0	1	0	0	0	1												
Paul Blair, R OBP: 0.264, SLG: 0.353		FC1-2		1-2		L9				0	0	0	0	0	0	0												
Davey Johnson, R OBP: 0.283, SLG: 0.342	F8		F9		F9				6-3	4	0	0	0	0	1	2												
Andy Etchebarren, R OBP: 0.319, SLG: 0.437	FC1-2			2B			BB	SH1-4	K	3	2	2	1	1	1	0												
Dave McNally, R OBP: 0.182, SLG: 0.226	FC1-2						BB	BB		2	0	1	1	0	0	2												
Dick Hall, R OBP: 0.200, SLG: 0.200	FC6						SH1-4		F2	1	0	0	0	0	0	0												
<b>Inning Stats</b>	R: 0 E: 0 K: 0 S: 5	H: 2 LOB: 2 BB: 0 P: 5	R: 0 E: 0 K: 0 S: 5	H: 2 LOB: 2 BB: 0 P: 5	R: 0 E: 0 K: 0 S: 3	H: 0 LOB: 0 BB: 0 P: 3	R: 2 E: 0 K: 0 S: 6	H: 3 LOB: 1 BB: 0 P: 6	R: 0 E: 0 K: 0 S: 3	H: 0 LOB: 0 BB: 0 P: 5	R: 3 E: 0 K: 0 S: 3	H: 1 LOB: 2 BB: 4 P: 19	R: 0 E: 0 K: 1 S: 5	H: 0 LOB: 0 BB: 0 P: 5	R: 0 E: 0 K: 0 S: 4	H: 2 LOB: 1 BB: 0 P: 4	1B: 7 2B: 3 3B: 0 HR: 0	SF: 0 SAC: 1 DP: 0 HBP: 0	WP: 0 PB: 0 SB: 0 CS: 0	PA: 39								
<b>PITCHER</b>	IP	WLS	BF	H	R	ER	SO	BB	IBB	HBP	BLK	WP	HR	S	P	ERA	WHIP											
Lew Krausse, R ERA: 3.38	(1, 1)	6.2	L	30	7	5	5	1	3	0	0	0	0	0	29	41	6.75	1.500										
Ken Sanders, R ERA: 4.53	(7, 1)	0.0		1	0	0	0	0	1	0	0	0	0	0	4													
Guido Grilli, L ERA: 4.09	(7, 1)	2.1		8	3	0	0	1	0	0	0	0	0	10	10	0.00	1.286											

Batter	1	2	3	4	5	6	7	8	9	AB	R	H	RBI	BB	SO	LOB	BOTTOM											
Bert Campaneris, R OBP: 0.303, SLG: 0.402	F9		5-3		F8		F9		F5	5	0	0	0	0	0	1	<b>Baltimore Orioles @ Kansas City Athletics</b> Municipal Stadium, Kansas City, MO Wed Jun 29 1966, 8:05 PM EDT Att: 11,291 - Unknown <a href="http://livebaseballscorecards.com">livebaseballscorecards.com</a>											
Joe Nassek, R OBP: 0.281, SLG: 0.333	5-3		5-3		4-3		F8			4	0	1	0	0	0	0												
Roger Repoz, L OBP: 0.358, SLG: 0.426	K				4-3				1B	4	0	2	0	0	1	2												
Mike Hershberger, R OBP: 0.329, SLG: 0.368		F3		1-2	F7		F7			4	0	1	0	0	0	3												
Danny Cater, R OBP: 0.264, SLG: 0.301		F3		F4						4	1	1	0	0	0	2												
Ed Charles, R OBP: 0.276, SLG: 0.384		BB			6-3		BB		5-3	4	1	2	1	0	0	0												
Dick Green, R OBP: 0.277, SLG: 0.336		BB			5-3		SH1-3		4-3	2	0	0	0	1	0	0												
Phil Roof, R OBP: 0.295, SLG: 0.419		BB			F7		SH1-3			1	0	0	1	1	0	0												
Ron Stone, L OBP: 0.275, SLG: 0.318		BB					SH1-3		F2	1	0	0	0	0	0	0												
Lew Krausse, R ERA: 3.22	(1, 1)	5.0	W	24	6	2	2	2	3	0	0	0	0	0	0	0		0										
Ken Sanders, R ERA: 4.53	(7, 1)	0.0		1	0	0	0	0	0	0	0	0	0	0	0	0	0											
Guido Grilli, L ERA: 4.09	(7, 1)	2.1		8	3	0	0	1	0	0	0	0	0	10	10	0.00	1.286											
Jim Gosger, L ERA: 2.34	(9, PH)	4.0	W	13	1	0	0	1	0	0	0	0	0	15	15	0.00	0.250											
<b>Inning Stats</b>	R: 0 E: 0 K: 1 S: 5	H: 0 LOB: 0 BB: 0 P: 5	R: 0 E: 0 K: 1 S: 6	H: 1 LOB: 3 BB: 2 P: 14	R: 0 E: 0 K: 0 S: 5	H: 2 LOB: 2 BB: 0 P: 5	R: 0 E: 0 K: 0 S: 3	H: 0 LOB: 0 BB: 0 P: 3	R: 0 E: 0 K: 0 S: 4	H: 1 LOB: 2 BB: 0 P: 7	R: 2 E: 0 K: 1 S: 7	H: 2 LOB: 0 BB: 0 P: 7	R: 0 E: 0 K: 0 S: 4	H: 1 LOB: 1 BB: 0 P: 4	R: 0 E: 0 K: 0 S: 3	H: 0 LOB: 0 BB: 0 P: 3	R: 0 E: 0 K: 0 S: 3	H: 0 LOB: 0 BB: 0 P: 3	1B: 6 2B: 0 3B: 1 HR: 0	SF: 0 SAC: 2 DP: 0 HBP: 0	WP: 0 PB: 0 SB: 1 CS: 0	PA: 37						
<b>PITCHER</b>	IP	WLS	BF	H	R	ER	SO	BB	IBB	HBP	BLK	WP	HR	S	P	ERA	WHIP											
Dave McNally, L ERA: 3.22	(1, 1)	5.0	W	24	6	2	2	2	3	0	0	0	0	0	25	37	3.60	1.800										
Dick Hall, R ERA: 2.34	(6, 1)	4.0	W	13	1	0	0	1	0	0	0	0	0	15	15	0.00	0.250											









Batter	1	2	3	4	5	6	7	8	9	AB	R	H	RBI	BB	SO	LOB	TOP			
Zoilo Versalles, R OBP: 0.292, SLG: 0.384 (1, 6)										5	0	2	0	0	2	3	<b>Minnesota Twins @ Baltimore Orioles</b> Memorial Stadium, Baltimore, MD Fri Jul 01 1966, 7:05 PM EDT Unknown			
Rich Rollins, R OBP: 0.317, SLG: 0.409 (1, 4)										4	0	2	0	0	0	1				
Tony Oliva, L OBP: 0.364, SLG: 0.552 (1, 9)										3	1	1	0	0	1	3				
Harmon Killebrew, R OBP: 0.375, SLG: 0.471 (1, 5)										4	0	1	1	0	1	3				
Andy Kosco, R OBP: 0.288, SLG: 0.303 (1, 3)										4	0	1	0	0	0	2				
Bob Allison, R OBP: 0.326, SLG: 0.311 (1, 7)										3	0	1	0	0	0	0				
Ted Uhlhaender, L OBP: 0.288, SLG: 0.280 (1, 8)										4	0	2	0	0	0	2				
Jerry Zimmerman, R OBP: 0.346, SLG: 0.306 (1, 2)										4	0	0	0	0	1	4				
Jim Kaat, L OBP: 0.255, SLG: 0.286 (7, PH)										2	0	0	0	0	0	2				
Bernie Allen, L OBP: 0.298, SLG: 0.318 (7, PH)										1	0	0	0	0	0	0				
Pete Cimino, R (7, PH)										0	0	0	0	0	0	0				
Don Mincher, L OBP: 0.300, SLG: 0.392 (9, PH)										1	0	0	0	0	0	1				
<b>Inning Stats</b>	R: 1 E: 0 K: 1 S: 7	H: 2 LOB: 1 BB: 0 P: 7	R: 0 E: 0 K: 1 S: 6	H: 1 LOB: 2 BB: 0 P: 7	R: 0 E: 0 K: 0 S: 4	H: 1 LOB: 0 BB: 0 P: 4	R: 0 E: 0 K: 0 S: 3	H: 0 LOB: 0 BB: 0 P: 3	R: 0 E: 0 K: 1 S: 7	H: 2 LOB: 2 BB: 0 P: 7	R: 0 E: 0 K: 0 S: 4	H: 2 LOB: 1 BB: 0 P: 4	R: 0 E: 0 K: 1 S: 6	H: 1 LOB: 0 BB: 0 P: 6	R: 0 E: 0 K: 0 S: 3	H: 0 LOB: 0 BB: 0 P: 3	1B: 9 2B: 2 3B: 0 HR: 0	SF: 0 SAC: 1 DP: 1 HBP: 1	WP: 1 PB: 0 SB: 0 CS: 0	PA: 37
<b>PITCHER</b>	IP WLS BF H R ER SO BB IBB HBP BLK WP HR S P ERA WHIP	5.2 W 25 8 1 1 3 0 0 1 0 0 0 30 31 1.59 1.412	3.1 S 12 2 0 0 2 0 0 0 0 0 0 16 16 0.00 0.600																	
Steve Barber, L ERA: 2.09																				
Eddie Fisher, R ERA: 2.0																				

Batter	1	2	3	4	5	6	7	8	9	AB	R	H	RBI	BB	SO	LOB	BOTTOM			
Luis Aparicio, R OBP: 0.274, SLG: 0.355 (1, 6)										4	0	1	0	0	0	3	<b>Minnesota Twins @ Baltimore Orioles</b> Memorial Stadium, Baltimore, MD Fri Jul 01 1966, 7:05 PM EDT Unknown			
Boog Powell, L OBP: 0.396, SLG: 0.523 (1, 3)										4	0	0	0	0	1	1				
Frank Robinson, R OBP: 0.433, SLG: 0.616 (1, 9)										4	1	1	1	0	1	1				
Brooks Robinson, R OBP: 0.341, SLG: 0.495 (1, 5)										4	1	1	0	0	0	0				
Sam Bowens, R OBP: 0.317, SLG: 0.470 (1, 7)										4	2	3	1	0	0	1				
Davey Johnson, R OBP: 0.298, SLG: 0.356 (1, 4)										2	0	1	0	2	0	1				
Paul Blair, R OBP: 0.268, SLG: 0.362 (1, 8)										4	0	2	2	0	0	1				
Andy Etchebarren, R OBP: 0.319, SLG: 0.435 (1, 2)										3	0	0	0	1	2	3				
Steve Barber, L OBP: 0.083, SLG: 0.083 (1, 1)										2	0	0	0	0	2	3				
Eddie Fisher, R (6, 1)										2	0	0	0	0	1	2				
<b>Inning Stats</b>	R: 0 E: 0 K: 0 S: 3	H: 0 LOB: 0 BB: 0 P: 3	R: 1 E: 0 K: 1 S: 8	H: 3 LOB: 3 BB: 1 P: 12	R: 1 E: 0 K: 0 S: 5	H: 2 LOB: 0 BB: 0 P: 5	R: 0 E: 0 K: 2 S: 7	H: 0 LOB: 0 BB: 0 P: 7	R: 0 E: 0 K: 0 S: 3	H: 0 LOB: 0 BB: 0 P: 3	R: 1 E: 0 K: 0 S: 4	H: 1 LOB: 1 BB: 1 P: 8	R: 0 E: 0 K: 3 S: 10	H: 1 LOB: 0 BB: 0 P: 10	R: 1 E: 0 K: 1 S: 7	H: 2 LOB: 2 BB: 1 P: 11	1B: 4 2B: 3 3B: 0 HR: 2	SF: 0 SAC: 0 DP: 0 HBP: 0	WP: 0 PB: 0 SB: 1 CS: 0	PA: 36
<b>PITCHER</b>	IP WLS BF H R ER SO BB IBB HBP BLK WP HR S P ERA WHIP	6.0 L 26 6 3 3 3 1 0 0 0 0 2 30 38 4.50 1.333	2.0 10 3 1 1 4 1 0 0 0 0 0 17 21 4.50 2.000																	
Jim Kaat, L ERA: 2.76																				
Pete Cimino, R ERA: 2.93																				



Batter	1	2	3	4	5	6	7	8	9	AB	R	H	RBI	BB	SO	LOB	TOP					
Zoilo Versalles, R OBP: 0.287, SLG: 0.378 (1, 6)	0-0 6-3		0-3 K			0-0 6-3		0-0 E6		4	0	0	0	0	1	2	<b>Minnesota Twins @ Baltimore Orioles</b> Memorial Stadium, Baltimore, MD Fri Jul 01 1966, 7:05 PM EDT Att: 31,944 - Unknown  livebaseballscores.com					
Rich Rollins, R OBP: 0.398, SLG: 0.397 (1, 4)	0-0 F4			0-0 6-3		0-0 FC5-2 1B		0-0 G6-4-3		4	0	0	0	0	0	2						
Tony Oliva, L OBP: 0.363, SLG: 0.548 (1, 9)	0-0 F9			0-0 G3		0-0 1B			0-0 3-1	4	0	1	0	0	0	0						
Harmon Killebrew, R OBP: 0.380, SLG: 0.477 (1, 5)		0-0 F8		0-0 2B			0-0 FC4 1B		4-0 FC1-6 1B BB	3	0	2	0	1	0	0						
Andy Kosco, R OBP: 0.286, SLG: 0.300 (1, 3)		0-0 5-3		0-3 K			0-0 F9		0-0 FC1-6 1-2 1B	4	0	1	0	0	1	2						
Ted Uhlhaender, L OBP: 0.286, SLG: 0.259 (1, 8)		0-0 4-3			0-0 1-3		0-0 FC4 S 1B 1-2		0-0 FC1-6 1-2 2-3	4	0	0	0	0	0	3						
Bob Allison, R OBP: 0.324, SLG: 0.309 (1, 7)			0-0 5-3		0-0 F8		0-0 1-2 1B		0-0 F6	4	0	1	0	0	0	2						
Russ Nixon, L OBP: 0.296, SLG: 0.280 (1, 2)			0-0 E4		0-0 F7		0-0 F8 1-2 2-3			3	0	0	0	0	0	2						
Jim Merritt, L OBP: 0.100, SLG: 0.200 (1, 1)			0-3 K			0-0 6-3 FC5-2 2B			0-3 K	2	0	1	0	0	1	1						
Jerry Zimmerman, R OBP: 0.341, SLG: 0.301 (8, PH)										1	0	0	0	0	1	0						
Dwight Siebler, R (8, 1)										0	0	0	0	0	0	0						
<b>Inning Stats</b>	R: 0 E: 0 K: 0 S: 3	H: 0 LOB: 0 BB: 0 P: 3	R: 0 E: 0 K: 0 S: 3	H: 0 LOB: 0 BB: 0 P: 3	R: 0 E: 1 K: 2 S: 8	H: 1 LOB: 1 BB: 0 P: 8	R: 0 E: 0 K: 1 S: 6	H: 1 LOB: 1 BB: 0 P: 6	R: 0 E: 0 K: 0 S: 3	H: 0 LOB: 0 BB: 0 P: 3	R: 0 E: 0 K: 0 S: 4	H: 2 LOB: 2 BB: 0 P: 4	R: 0 E: 0 K: 0 S: 5	H: 2 LOB: 2 BB: 0 P: 5	R: 0 E: 1 K: 1 S: 5	H: 0 LOB: 0 BB: 0 P: 5	R: 0 E: 0 K: 0 S: 4	H: 1 LOB: 2 BB: 1 P: 8	1B: 4 2B: 2 3B: 0 HR: 0	SF: 0 SAC: 0 DP: 1 HBP: 0	WP: 0 PB: 0 SB: 2 CS: 0	PA: 34
<b>PITCHER</b> Bill Short, L ERA:	IP: 9.0 WLS: W BF: 34 H: 6 R: 0 ER: 0 SO: 4 BB: 1 IBB: 0 HBP: 0 BLK: 0 WP: 0 HR: 0 S: 41 P: 45 ERA: 0.00 WHIP: 0.778															<b>PITCHER</b>						

Batter	1	2	3	4	5	6	7	8	9	AB	R	H	RBI	BB	SO	LOB	BOTTOM			
Luis Aparicio, R OBP: 0.274, SLG: 0.353 (1, 6)	0-0 E 1B	0-3 K			0-0 6-3			0-0 4-3		4	1	1	0	0	1	0	<b>Minnesota Twins @ Baltimore Orioles</b> Memorial Stadium, Baltimore, MD Fri Jul 01 1966, 7:05 PM EDT Att: 31,944 - Unknown  livebaseballscores.com			
Boog Powell, L OBP: 0.392, SLG: 0.516 (1, 3)	0-3 K		0-0 F4			0-0 B3				3	0	0	0	0	1	1				
Frank Robinson, R OBP: 0.429, SLG: 0.609 (1, 9)	0-0 FC6 1B 2B		0-0 6-3			0-0 F9				3	1	0	0	0	0	1				
Brooks Robinson, R OBP: 0.341, SLG: 0.494 (1, 5)	0-0 2B FC5-2 1B		0-0 5-3			0-0 5-3				3	0	1	1	0	0	0				
Sam Bowers, R OBP: 0.318, SLG: 0.476 (1, 7)	0-0 1-3 2H 2B			0-0 F7			0-0 L5			3	0	1	1	0	0	0				
Davey Johnson, R OBP: 0.295, SLG: 0.352 (1, 4)	0-0 FC5-2			0-0 5-3			0-0 6-3			3	0	0	0	0	0	2				
Paul Blair, R OBP: 0.263, SLG: 0.354 (1, 8)	0-0 F9			0-0 F9			0-0 5-3			3	0	0	0	0	0	2				
Andy Etchebarren, R OBP: 0.316, SLG: 0.430 (1, 2)		0-0 5-3			0-3 K			0-0 5-3		3	0	0	0	0	1	0				
Bill Short, L (1, 1)		0-3 K			0-3 K			0-0 6-3		3	0	0	0	0	2	0				
<b>Inning Stats</b>	R: 2 E: 1 K: 1 S: 9	H: 3 LOB: 2 BB: 0 P: 9	R: 0 E: 0 K: 2 S: 7	H: 0 LOB: 0 BB: 0 P: 7	R: 0 E: 0 K: 0 S: 3	H: 0 LOB: 0 BB: 0 P: 3	R: 0 E: 0 K: 0 S: 3	H: 0 LOB: 0 BB: 0 P: 3	R: 0 E: 0 K: 0 S: 3	H: 0 LOB: 0 BB: 0 P: 3	R: 0 E: 0 K: 0 S: 3	H: 0 LOB: 0 BB: 0 P: 3	R: 0 E: 0 K: 0 S: 3	H: 0 LOB: 0 BB: 0 P: 3	R: 0 E: 0 K: 0 S: 3	H: 0 LOB: 0 BB: 0 P: 3		1B: 2 2B: 1 3B: 0 HR: 0	SF: 0 SAC: 0 DP: 0 HBP: 0	WP: 0 PB: 0 SB: 0 CS: 0
<b>PITCHER</b> Jim Merritt, L ERA: 2.95 Dwight Siebler, R ERA: 3.86	IP: 7.0 WLS: L BF: 25 H: 3 R: 2 ER: 1 SO: 5 BB: 0 IBB: 0 HBP: 0 BLK: 0 WP: 0 HR: 0 S: 35 P: 35 ERA: 1.29 WHIP: 0.429															<b>PITCHER</b>				







Batter	1	2	3	4	5	6	7	8	9	AB	R	H	RBI	BB	SO	LOB	TOP								
Ted Uhlhaender, L (1, 8) OBP: 0.250, SLG: 0.242	F5		L5		6-3			4-3		4	0	0	0	0	0	1	<b>Minnesota Twins @ Baltimore Orioles</b> Memorial Stadium, Baltimore, MD Sat Jul 02 1966, 7:05 PM EDT Att: 28,403 - Unknown								
Zoilo Versalles, R (1, 6) OBP: 0.286, SLG: 0.372	1-3		G3			CS 1B		K2-3		4	0	1	0	0	1	0									
Tony Oliva, L (1, 9) OBP: 0.360, SLG: 0.538				F6		F6		F6		3	0	0	0	0	1										
Harmon Killebrew, R (1, 3) OBP: 0.386, SLG: 0.473 Caesar Tovar, R (9, PR) OBP: 0.326, SLG: 0.365	FC4-6 BB			K					PB 3-1-4 BB	1	0	0	0	3	1	0									
Jimmie Hall, L (1, 7) OBP: 0.298, SLG: 0.416	FC4-6			G3		4-3		3-1-4		4	0	0	0	0	0	4									
Rich Rollins, R (1, 5) OBP: 0.311, SLG: 0.441				K		B5-3				4	1	1	1	0	1	2									
Bernie Allen, L (1, 4) OBP: 0.300, SLG: 0.325				4-3		E 2B		4-3		4	1	1	0	0	0	2									
Russ Nixon, L (1, 2) OBP: 0.300, SLG: 0.286				K		K				3	0	1	0	0	2	1									
Mudcat Grant, R (1, 1) OBP: 0.175, SLG: 0.211 Pete Cimino, R (8, 1)				K		E7 1B		G6-4-3		3	0	1	1	0	1	1									
										0	0	0	0	0	0	0									
<b>Inning Stats</b>	R: 0 E: 0 K: 0 S: 3	H: 0 LOB: 2 BB: 1 P: 8	R: 0 E: 0 K: 2 S: 7	H: 0 LOB: 0 BB: 0 P: 7	R: 0 E: 0 K: 1 S: 5	H: 0 LOB: 0 BB: 0 P: 5	R: 0 E: 0 K: 1 S: 5	H: 0 LOB: 0 BB: 0 P: 5	R: 1 E: 1 K: 1 S: 7	H: 2 LOB: 1 BB: 0 P: 7	R: 0 E: 0 K: 0 S: 3	H: 1 LOB: 1 BB: 1 P: 7	R: 1 E: 0 K: 0 S: 4	H: 2 LOB: 0 BB: 0 P: 4	R: 0 E: 0 K: 1 S: 5	H: 0 LOB: 0 BB: 1 P: 5	R: 0 E: 0 K: 0 S: 3	H: 0 LOB: 2 BB: 1 P: 7	1B: 3 2B: 1 3B: 0 HR: 1	SF: 0 SAC: 0 DP: 1 HBP: 1	WP: 0 PB: 1 SB: 0 CS: 1	PA: 34			
<b>PITCHER</b>	IP	WLS	BF	H	R	ER	SO	BB	IBB	HBP	BLK	WP	HR	S	P	ERA	WHIP								
Eddie Watt, R (1, 1) ERA: 2.85	7.0		27	5	2	2	5	2	0	1	0	0	1	34	43	2.57	1.000								
Eddie Fisher, R (8, 1) ERA: 1.91	2.0	W	7	0	0	0	1	1	0	0	0	0	0	8	12	0.00	0.500								

Batter	1	2	3	4	5	6	7	8	9	AB	R	H	RBI	BB	SO	LOB	BOTTOM								
Luis Aparicio, R (1, 6) OBP: 0.271, SLG: 0.348	5-3									4	0	1	0	0	0	1	<b>Minnesota Twins @ Baltimore Orioles</b> Memorial Stadium, Baltimore, MD Sat Jul 02 1966, 7:05 PM EDT Att: 28,403 - Unknown								
Russ Snyder, L (1, 8) OBP: 0.403, SLG: 0.446	F5									4	1	1	0	0	0	2									
Frank Robinson, R (1, 9) OBP: 0.430, SLG: 0.613										3	1	0	0	1	1	1									
Brooks Robinson, R (1, 5) OBP: 0.350, SLG: 0.500										4	1	3	0	0	0	0									
Boog Powell, L (1, 3) OBP: 0.388, SLG: 0.510										3	0	1	2	0	2	1									
Curt Blefary, L (1, 7) OBP: 0.346, SLG: 0.451 Paul Blair, R (9, 8) OBP: 0.263, SLG: 0.354										3	0	0	0	1	0	2									
Davey Johnson, R (1, 4) OBP: 0.294, SLG: 0.349										4	0	1	0	0	0	4									
Vic Roznovsky, L (1, 2) OBP: 0.526, SLG: 0.467										2	0	0	0	0	0	0									
Eddie Watt, R (1, 1) OBP: 0.222, SLG: 0.278 Sam Bowers, R (7, PH) OBP: 0.312, SLG: 0.467 Eddie Fisher, R (8, 1)										2	0	1	0	0	0	0									
										1	0	0	0	0	0	1									
										0	0	0	0	0	0	0									
<b>Inning Stats</b>	R: 0 E: 0 K: 1 S: 5	H: 0 LOB: 0 BB: 0 P: 5	R: 0 E: 0 K: 1 S: 5	H: 0 LOB: 0 BB: 0 P: 5	R: 0 E: 0 K: 0 S: 5	H: 2 LOB: 2 BB: 0 P: 5	R: 0 E: 0 K: 1 S: 6	H: 1 LOB: 2 BB: 1 P: 10	R: 0 E: 0 K: 0 S: 3	H: 0 LOB: 0 BB: 0 P: 3	R: 2 E: 1 K: 0 S: 5	H: 2 LOB: 0 BB: 0 P: 5	R: 0 E: 0 K: 0 S: 4	H: 1 LOB: 1 BB: 0 P: 4	R: 1 E: 0 K: 0 S: 5	H: 2 LOB: 2 BB: 1 P: 9	1B: 7 2B: 1 3B: 0 HR: 0	SF: 1 SAC: 1 DP: 0 HBP: 0	WP: 1 PB: 0 SB: 0 CS: 0	PA: 34					
<b>PITCHER</b>	IP	WLS	BF	H	R	ER	SO	BB	IBB	HBP	BLK	WP	HR	S	P	ERA	WHIP								
Mudcat Grant, R (1, 1) ERA: 3.13	7.1	L	32	8	3	2	3	2	0	0	0	0	0	36	44	2.46	1.364								
Pete Cimino, R (8, 1) ERA: 2.66	0.2		2	0	0	0	0	0	0	0	0	0	0	2	2	0.00	0.000								



Batter	1	2	3	4	5	6	7	8	9	AB	R	H	RBI	BB	SO	LOB	TOP						
Zoilo Versalles, R OBP: 0.286, SLG: 0.374 (1, 6)										4	0	1	0	0	2	1	<b>Minnesota Twins @ Baltimore Orioles</b> Memorial Stadium, Baltimore, MD Sun Jul 03 1966, 3:33 AM EDT Att: 15,715 - Unknown - 99 F						
Cesar Tovar, R OBP: 0.319, SLG: 0.357 (1, 4)										4	0	0	0	0	1	1							
Tony Oliva, L OBP: 0.358, SLG: 0.534 (1, 9)										4	0	1	0	0	1	0							
Harmon Killebrew, R OBP: 0.388, SLG: 0.472 (1, 3)										3	1	1	0	1	0	1							
Rich Rollins, R OBP: 0.309, SLG: 0.432 (1, 5)											3	0	0	0	1	1							
Andy Kosco, R OBP: 0.284, SLG: 0.298 Jimmie Hall, L OBP: 0.296, SLG: 0.414 (1, 7)										3	0	1	0	0	0	3							
Ted Uhlhaender, L OBP: 0.250, SLG: 0.258 (1, 8)										4	0	1	0	0	0	1							
Jerry Zimmerman, R OBP: 0.326, SLG: 0.291 Russ Nixon, L OBP: 0.230, SLG: 0.276 (9, PH)										3	0	0	0	0	1	1							
Jim Perry, S OBP: 0.261, SLG: 0.333 Bob Allison, R OBP: 0.328, SLG: 0.309 Pete Cimino, R (7, 1)										0	0	0	0	1	0	0							
										0	0	0	0	0	0	0							
<b>Inning Stats</b>	R: 0 E: 0 K: 1 S: 7	H: 2 LOB: 3 BB: 1 P: 11	R: 0 E: 0 K: 1 S: 5	H: 0 LOB: 0 BB: 0 P: 5	R: 0 E: 0 K: 1 S: 5	H: 1 LOB: 0 BB: 0 P: 5	R: 1 E: 1 K: 2 S: 8	H: 1 LOB: 1 BB: 1 P: 12	R: 1 E: 2 K: 1 S: 7	H: 1 LOB: 1 BB: 0 P: 7	R: 0 E: 0 K: 0 S: 3	H: 0 LOB: 0 BB: 0 P: 3	R: 0 E: 0 K: 0 S: 2	H: 0 LOB: 0 BB: 1 P: 6	R: 0 E: 0 K: 1 S: 5	H: 0 LOB: 1 BB: 0 P: 5		R: 0 E: 0 K: 0 S: 4	H: 1 LOB: 1 BB: 0 P: 4	1B: 3 2B: 3 3B: 0 HR: 1	SF: 0 SAC: 0 DP: 2 HBP: 0	WP: 0 PB: 0 SB: 0 CS: 0	PA: 35
<b>PITCHER</b>	IP WLS BF H R ER SO BB IBB HBP BLK WP HR S P ERA WHIP																						
Dave McNally, L ERA: 3.08 Stu Miller, R ERA: 1.45 (1, 1)	7.0 W 28 5 2 1 6 3 0 0 0 0 0 1 37 49 1.29 1.143																						
(8, 1)	2.0 S 7 1 0 0 1 0 0 0 0 0 0 0 9 9 0.00 0.500																						

AB	32
R	2
H	6
RBI	1
BB	3
SO	7
LOB	10




Batter	1	2	3	4	5	6	7	8	9	AB	R	H	RBI	BB	SO	LOB	BOTTOM			
Luis Aparicio, R OBP: 0.270, SLG: 0.353 (1, 6)										4	2	1	0	0	0	2	<b>Minnesota Twins @ Baltimore Orioles</b> Memorial Stadium, Baltimore, MD Sun Jul 03 1966, 3:33 AM EDT Att: 15,715 - Unknown - 99 F			
Russ Snyder, L OBP: 0.410, SLG: 0.449 (1, 8)										3	0	2	1	1	0	1				
Frank Robinson, R OBP: 0.425, SLG: 0.606 (1, 9)										3	0	0	1	0	0	4				
Brooks Robinson, R OBP: 0.349, SLG: 0.506 (1, 5)										4	1	1	1	0	1	1				
Boog Powell, L OBP: 0.390, SLG: 0.520 (1, 3)										3	1	1	1	1	0	0				
Curt Blefary, L OBP: 0.347, SLG: 0.445 Paul Blair, R OBP: 0.263, SLG: 0.354 (1, 7)										3	0	0	0	1	1	1				
Davey Johnson, R OBP: 0.293, SLG: 0.351 (1, 4)										4	0	1	0	0	1	2				
Vic Roznovsky, L OBP: 0.545, SLG: 0.500 (1, 2)										3	0	2	0	0	0	0				
Dave McNally, R OBP: 0.200, SLG: 0.242 Bob Johnson, R OBP: 0.323, SLG: 0.241 Stu Miller, R OBP: 0.091, SLG: 0.091 (1, 1)										2	0	1	0	0	1	2				
										1	0	0	0	0	1	1				
										0	0	0	0	0	0	0				
<b>Inning Stats</b>	R: 0 E: 0 K: 0 S: 3	H: 0 LOB: 1 BB: 1 P: 7	R: 0 E: 0 K: 1 S: 7	H: 2 LOB: 2 BB: 0 P: 7	R: 1 E: 0 K: 1 S: 6	H: 1 LOB: 0 BB: 0 P: 6	R: 1 E: 0 K: 2 S: 8	H: 1 LOB: 0 BB: 0 P: 8	R: 0 E: 0 K: 0 S: 4	H: 2 LOB: 1 BB: 0 P: 4	R: 0 E: 0 K: 0 S: 3	H: 0 LOB: 1 BB: 1 P: 7	R: 1 E: 1 K: 1 S: 7	H: 2 LOB: 2 BB: 0 P: 7	R: 1 E: 0 K: 0 S: 3	H: 1 LOB: 0 BB: 1 P: 7		1B: 5 2B: 1 3B: 1 HR: 2	SF: 1 SAC: 0 DP: 1 HBP: 0	WP: 2 PB: 0 SB: 0 CS: 1
<b>PITCHER</b>	IP WLS BF H R ER SO BB IBB HBP BLK WP HR S P ERA WHIP																			
Jim Perry, R ERA: 3.29 Pete Cimino, R ERA: 3.26 (1, 1)	6.0 L 25 6 2 2 4 2 0 0 0 0 1 1 31 39 3.00 1.333																			
(7, 1)	2.0 L 9 3 2 2 1 1 0 0 0 0 1 1 10 14 9.00 2.000																			





Batter	1	2	3	4	5	6	7	8	9	AB	R	H	RBI	BB	SO	LOB	TOP								
Bert Campaneris, R OBP: 0.295, SLG: 0.394 (1, 6)	5-3		FC6-2-5		K	F1		G6-4-3 WP 1B		5	0	1	0	0	1	4	<b>Kansas City Athletics @ Baltimore Orioles</b> Memorial Stadium, Baltimore, MD Mon Jul 04 1966, 7:05 PM EDT Att: 24,129 - Unknown								
Jim Gosger, L OBP: 0.317, SLG: 0.335 (1, 8)			F7			F4		G6-4-3 HBP		3	1	1	1	1	0	1									
Danny Cater, R OBP: 0.288, SLG: 0.344 (1, 7)	K			4-3				G6-4-3 1-2 2-3		5	2	2	2	0	1	3									
Roger Repoz, L OBP: 0.312, SLG: 0.361 (1, 3)		E4		3-4		F6		4-3		5	0	0	0	0	0	4									
Ed Charles, R OBP: 0.311, SLG: 0.436 (1, 5)		K		K		HBP 1-3 2B		1B		5	1	3	1	0	2	1									
Larry Stahl, L OBP: 0.270, SLG: 0.364 (1, 9)		F9				1B		K		4	1	2	0	1	1	3									
Dick Green, R OBP: 0.289, SLG: 0.351 (1, 4)		F7				HBP 1B		K		4	2	2	5	0	0	3									
Phil Roof, R OBP: 0.297, SLG: 0.406 (1, 2)			E7 1-3 2B 1B			HBP 1B		E5		4	1	1	0	1	0	5									
Catfish Hunter, R OBP: 0.204, SLG: 0.234 (1, 1)			1-3			BB 1B		F2		3	1	1	0	0	1	1									
Joe Nosssek, R OBP: 0.289, SLG: 0.341 (7, PH)										1	0	0	0	0	0	1									
Jim Duckworth, R (7, 1)										0	0	0	0	0	0	0									
Jack Aker, R (9, 1)										0	0	0	0	0	0	0									
<b>Inning Stats</b>	R: 0 E: 0 K: 1 S: 5	H: 1 LOB: 1 BB: 0 P: 5	R: 0 E: 1 K: 1 S: 6	H: 0 LOB: 1 BB: 0 P: 6	R: 0 E: 1 K: 0 S: 4	H: 1 LOB: 1 BB: 0 P: 4	R: 0 E: 0 K: 1 S: 5	H: 0 LOB: 0 BB: 0 P: 5	R: 6 E: 0 K: 1 S: 10	H: 5 LOB: 3 BB: 3 P: 23	R: 0 E: 0 K: 1 S: 5	H: 0 LOB: 0 BB: 0 P: 5	R: 3 E: 1 K: 1 S: 9	H: 3 LOB: 1 BB: 0 P: 9	R: 0 E: 0 K: 0 S: 3	H: 1 LOB: 1 BB: 0 P: 4	R: 0 E: 0 K: 0 S: 4	H: 2 LOB: 1 BB: 0 P: 4	1B: 11 2B: 2 3B: 0 HR: 1	SF: 0 SAC: 0 DP: 3 HBP: 2	WP: 1 PB: 0 SB: 0 CS: 1	PA: 44			
<b>PITCHER</b>	IP	WLS	BF	H	R	ER	SO	BB	IBB	HBP	BLK	WP	HR	S	P	ERA	WHIP								
Gene Brabender, R ERA: 4.18 (1, 1)	4.1	L	20	5	5	5	4	2	0	0	0	0	0	26	34	10.38	1.615								
Moe Drabowsky, R ERA: 3.15 (5, 1)	0.1		4	2	0	0	0	1	0	0	0	0	0	3	7	0.00	9.000								
Dick Hall, R ERA: 2.92 (8, 1)	2.1		12	3	4	4	2	0	0	1	0	0	1	15	16	15.43	1.286								
Eddie Fisher, R ERA: 1.84 (8, 1)	2.0		8	3	0	0	0	0	0	1	0	1	0	7	8	0.00	1.500								


Batter	1	2	3	4	5	6	7	8	9	AB	R	H	RBI	BB	SO	LOB	BOTTOM								
Luis Aparicio, R OBP: 0.269, SLG: 0.353 (1, 6)	SH1-3 2B		6-3		F7			F7	6-3	5	0	1	0	0	0	1	<b>Kansas City Athletics @ Baltimore Orioles</b> Memorial Stadium, Baltimore, MD Mon Jul 04 1966, 7:05 PM EDT Att: 24,129 - Unknown								
Russ Snyder, L OBP: 0.409, SLG: 0.464 (1, 8)	SH1-3 2-3		HR				F8	4-3		3	1	1	1	0	0	0									
Frank Robinson, R OBP: 0.420, SLG: 0.598 (1, 9)	5-3		F5				E6 1B SF7	F8		4	1	0	0	0	0	1									
Brooks Robinson, R OBP: 0.348, SLG: 0.503 (1, 5)	4-3		F7				1B	F8		4	0	1	0	0	0	1									
Boog Powell, L OBP: 0.388, SLG: 0.518 (1, 3)		K			F9		SF7	BB 1B		3	1	1	1	0	1	0									
Curt Blefary, L OBP: 0.345, SLG: 0.439 (1, 7)		E1 1B			E1 CS		F9	BB 1B 3B BB		3	2	0	0	1	0	1									
Davey Johnson, R OBP: 0.296, SLG: 0.353 (1, 4)					5-3		K	1-2 2H 3B 1B		4	1	2	2	0	1	1									
Andy Etchebarren, R OBP: 0.315, SLG: 0.435 (1, 2)		K			F6		K	1-2 2H 3B		4	0	1	2	0	2	1									
Gene Brabender, R (1, 1)										1	0	0	0	0	1	1									
Moe Drabowsky, R ERA: 3.52 (5, 1)										0	0	0	0	0	0	0									
Dick Hall, R ERA: 7.06 (7, PH)										1	0	0	0	0	1	0									
Woogie Holdrege, R OBP: 0.285, SLG: 0.390 (8, 1)										1	0	0	0	0	0	0									
Eddie Fisher, R (9, 1)										1	0	0	0	0	0	0									
Sam Blowers, R OBP: 0.206, SLG: 0.462 (9, PH)										1	0	0	0	0	1	1									
<b>Inning Stats</b>	R: 0 E: 0 K: 0 S: 4	H: 1 LOB: 1 BB: 0 P: 4	R: 1 E: 1 K: 3 S: 11	H: 1 LOB: 1 BB: 0 P: 11	R: 1 E: 0 K: 0 S: 4	H: 1 LOB: 0 BB: 0 P: 4	R: 0 E: 1 K: 0 S: 3	H: 0 LOB: 0 BB: 0 P: 3	R: 0 E: 0 K: 1 S: 5	H: 0 LOB: 0 BB: 0 P: 5	R: 1 E: 1 K: 0 S: 5	H: 1 LOB: 1 BB: 0 P: 5	R: 0 E: 0 K: 3 S: 9	H: 0 LOB: 0 BB: 0 P: 9	R: 0 E: 0 K: 0 S: 3	H: 0 LOB: 0 BB: 0 P: 3	R: 3 E: 0 K: 1 S: 8	H: 3 LOB: 1 BB: 1 P: 12	1B: 4 2B: 1 3B: 1 HR: 1	SF: 1 SAC: 1 DP: 0 HBP: 0	WP: 0 PB: 0 SB: 0 CS: 1	PA: 37			
<b>PITCHER</b>	IP	WLS	BF	H	R	ER	SO	BB	IBB	HBP	BLK	WP	HR	S	P	ERA	WHIP								
Catfish Hunter, R ERA: 3.52 (1, 1)	6.0	W	24	4	3	1	4	0	0	0	0	0	0	32	32	1.50	0.667								
Jim Duckworth, R ERA: 7.06 (7, 1)	2.1		11	3	3	3	3	1	0	0	0	0	0	16	20	11.57	1.714								
Jack Aker, R ERA: 1.37 (9, 1)	0.2	S	2	0	0	0	1	0	0	0	0	0	0	4	4	0.00	0.000								





Batter	1	2	3	4	5	6	7	8	9	AB	R	H	RBI	BB	SO	LOB	TOP		
Bert Campaneris, R OBP: 0.295, SLG: 0.392 (1, 6)										4	0	1	0	0	1	1	<b>Kansas City Athletics @ Baltimore Orioles</b> Memorial Stadium, Baltimore, MD Wed Jul 06 1966, 7:05 PM EDT Unknown		
Roger Repoz, L OBP: 0.321, SLG: 0.366 Ken Suarez, R OBP: 0.308, SLG: 0.188 (1, 3) (4, 2)										1	0	1	0	0	0	0			
Ed Charles, R OBP: 0.303, SLG: 0.425 (1, 5)										4	0	0	0	0	0	3			
Mike Hershberger, R OBP: 0.330, SLG: 0.363 (1, 9) (5, 8)										3	0	1	0	0	0	0			
Danny Cater, R OBP: 0.284, SLG: 0.340 (1, 7)										3	0	0	0	0	0	1			
Dick Green, R OBP: 0.288, SLG: 0.351 (1, 4)										3	0	1	0	0	0	0			
Joe Nossek, R OBP: 0.292, SLG: 0.344 Ken Sanders, R OBP: 0.300, SLG: 0.125 (1, 8) (5, 1)										2	0	1	0	0	0	1			
Phil Roof, R OBP: 0.294, SLG: 0.400 (1, 2) (4, 3)										2	0	0	0	0	0	0			
Bill Stafford, R OBP: 0.300, SLG: 0.254 Guido Grilli, L OBP: 0.500, SLG: 0.590 Ossie Chavarria, R OBP: 0.246, SLG: 0.254 (1, 1) (3, 1) (5, 9)										1	0	0	0	0	0	1			
										0	0	0	0	0	0	0			
										2	0	0	0	0	2	0			
<b>Inning Stats</b>	R: 0 E: 0 K: 0 S: 3	H: 1 LOB: 0 BB: 0 P: 3	R: 0 E: 0 K: 0 S: 3	H: 0 LOB: 0 BB: 0 P: 3	R: 0 E: 0 K: 1 S: 6	H: 1 LOB: 1 BB: 0 P: 6	R: 0 E: 0 K: 0 S: 2	H: 0 LOB: 0 BB: 0 P: 3	R: 0 E: 0 K: 0 S: 5	H: 0 LOB: 0 BB: 0 P: 5	R: 0 E: 0 K: 0 S: 4	H: 1 LOB: 1 BB: 0 P: 4	R: 0 E: 0 K: 0 S: 3	H: 0 LOB: 0 BB: 0 P: 3	R: 0 E: 0 K: 2 S: 8	H: 1 LOB: 1 BB: 0 P: 8	1B: 5 2B: 0 3B: 0 HR: 0	SF: 0 SAC: 1 DP: 3 HBP: 1	WP: 0 PA: 30 PB: 0 SB: 0 CS: 0
<b>PITCHER</b> Steve Barber, L ERA: 1.92 (1, 1)	IP: 9.0 WLS: W BF: 30 H: 5 R: 0 ER: 0 SO: 4 BB: 0 IBB: 0 HBP: 1 BLK: 0 WP: 0 HR: 0 S: 37 P: 38 ERA: 0.00 WHIP: 0.556															<b>PITCHER</b>			

Batter	1	2	3	4	5	6	7	8	9	AB	R	H	RBI	BB	SO	LOB	BOTTOM		
Luis Aparicio, R OBP: 0.274, SLG: 0.358 (1, 6)										4	2	2	0	1	0	3	<b>Kansas City Athletics @ Baltimore Orioles</b> Memorial Stadium, Baltimore, MD Wed Jul 06 1966, 7:05 PM EDT Unknown		
Russ Snyder, L OBP: 0.413, SLG: 0.468 (1, 8) (8, 9)										5	2	3	2	0	2	1			
Frank Robinson, R OBP: 0.423, SLG: 0.598 Paul Blair, R OBP: 0.263, SLG: 0.354 (1, 9) (8, 8)										5	2	3	2	0	1	1			
Brooks Robinson, R OBP: 0.354, SLG: 0.508 (1, 5)										3	2	2	1	2	0	1			
Boog Powell, L OBP: 0.385, SLG: 0.517 (1, 3)										4	0	1	4	0	0	2			
Curt Blefary, L OBP: 0.336, SLG: 0.430 (1, 7)										5	0	0	0	0	1	5			
Davey Johnson, R OBP: 0.297, SLG: 0.352 (1, 4)										4	1	1	0	1	1	1			
Andy Etchebarren, R OBP: 0.321, SLG: 0.436 (1, 2)										2	1	1	1	1	0	0			
Steve Barber, L OBP: 0.075, SLG: 0.075 (1, 1)										4	1	0	0	0	3	6			
										1B: 10 2B: 3 3B: 0 HR: 0	SF: 1 SAC: 0 DP: 1 HBP: 1	WP: 0 PA: 43 PB: 0 SB: 0 CS: 1							
<b>Inning Stats</b>	R: 0 E: 0 K: 2 S: 7	H: 1 LOB: 0 BB: 0 P: 7	R: 1 E: 1 K: 1 S: 8	H: 2 LOB: 3 BB: 1 P: 12	R: 3 E: 1 K: 1 S: 8	H: 3 LOB: 2 BB: 2 P: 16	R: 1 E: 0 K: 1 S: 7	H: 2 LOB: 1 BB: 0 P: 7	R: 5 E: 1 K: 0 S: 7	H: 3 LOB: 2 BB: 2 P: 16	R: 0 E: 0 K: 1 S: 5	H: 0 LOB: 0 BB: 0 P: 5	R: 1 E: 0 K: 0 S: 4	H: 2 LOB: 0 BB: 0 P: 4	R: 0 E: 0 K: 2 S: 7	H: 0 LOB: 0 BB: 0 P: 7	1B: 10 2B: 3 3B: 0 HR: 0	SF: 1 SAC: 0 DP: 1 HBP: 1	WP: 0 PA: 43 PB: 0 SB: 0 CS: 1
<b>PITCHER</b> Bill Stafford, R ERA: 5.56 Guido Grilli, L ERA: 7.54 Ken Sanders, R ERA: 4.24 (1, 1) (3, 1) (5, 1)	IP: 2.0 WLS: L BF: 12 H: 5 R: 3 ER: 3 SO: 3 BB: 0 IBB: 0 HBP: 0 BLK: 0 WP: 0 HR: 0 S: 17 P: 21 ERA: 13.50 WHIP: 2.500															<b>PITCHER</b>			









Batter	1	2	3	4	5	6	7	8	9	AB	R	H	RBI	BB	SO	LOB	TOP										
Jose Cardenal, R OBP: 0.327, SLG: 0.414 (1, 8)	0-3 K		0-0 FC4-6			0-0 L6		0-0 6-3		4	0	0	0	0	1	1	California Angels @ Baltimore Orioles Memorial Stadium, Baltimore, MD Fri Jul 08 1966, 7:05 PM EDT Att: 19,312 - Unknown										
Bobby Knapp, R OBP: 0.294, SLG: 0.399 (1, 4)	0-0 5-3			0-0 1-3		0-0 L9		0-0 F9		4	0	0	0	0	0	0											
Jim Fregosi, R OBP: 0.325, SLG: 0.390 (1, 6)	0-3 K			0-0 5-3			0-0 1B 1B		0-0 SH2-4 FC6-2 2B	4	1	2	0	0	1	0											
Rick Reichardt, R OBP: 0.364, SLG: 0.504 (1, 7)		0-3 K		0-0 1B		0-0 F8			0-0 SH2-4	3	0	1	0	0	1	1											
Joe Adcock, R OBP: 0.344, SLG: 0.570 (1, 3)		0-0 6-3		0-3 K			0-0 1B 1B		0-0 FC6-2	4	0	1	0	0	1	2											
Jackie Warner, R OBP: 0.282, SLG: 0.455 Ed Kirkpatrick, L OBP: 0.322, SLG: 0.371 (1, 9) (7, PH) (7, 9)	0-0 3-1				0-3 K		0-0 1B 2-H		0-0 6-3	2 2	0 0	0 1	0 1	0 0	1 0	1 1											
Paul Schaal, R OBP: 0.361, SLG: 0.339 (1, 5)			0-0 4-3		0-0 6-3		0-0 F9			3	0	0	0	0	0	2											
Buck Rodgers, S OBP: 0.246, SLG: 0.301 (1, 2)			4-0 FC4-6 BB		0-3 K		0-0 F8			2	0	0	0	1	1	2											
Marcelino Lopez, R OBP: 0.294, SLG: 0.290 (1, 1)			0-3 K			0-3 K		0-0 4-3		3	0	0	0	0	2	1											
<b>Inning Stats</b>	R: 0 E: 0 K: 2 S: 7	H: 0 LOB: 0 BB: 0 P: 7	R: 0 E: 0 K: 1 S: 5	H: 0 LOB: 0 BB: 0 P: 5	R: 0 E: 0 K: 1 S: 5	H: 0 LOB: 1 BB: 1 P: 9	R: 0 E: 0 K: 1 S: 6	H: 1 LOB: 0 BB: 0 P: 6	R: 0 E: 0 K: 2 S: 7	H: 0 LOB: 0 BB: 0 P: 7	R: 0 E: 0 K: 1 S: 5	H: 0 LOB: 0 BB: 0 P: 5	R: 1 E: 0 K: 0 S: 6	H: 3 LOB: 2 BB: 0 P: 6	R: 0 E: 0 K: 0 S: 3	H: 0 LOB: 0 BB: 0 P: 3	R: 0 E: 0 K: 0 S: 4	H: 1 LOB: 1 BB: 0 P: 4	1B: 4 2B: 1 3B: 0 HR: 0	SF: 0 SAC: 1 DP: 0 HBP: 0	WP: 0 PB: 0 SB: 0 CS: 0	PA: 33					
<b>PITCHER</b>	IP	WLS	BF	H	R	ER	SO	BB	IBB	HBP	BLK	WP	HR	S	P	ERA	WHIP										
Bill Short, L ERA: 3.25 (1, 1)	5.0		17	1	0	0	7	1	0	0	0	0	0	30	34	0.00	0.400										
Eddie Watt, R ERA: 3.25 (6, 1)	2.0		9	3	1	1	1	0	0	0	0	0	0	11	11	4.50	1.500										
Eddie Fisher, R ERA: 1.75 Stu Miller, R ERA: 1.74 (8, 1) (9, 1)	1.0	W	4	1	0	0	0	0	0	0	0	0	0	3	3	0.00	0.000										

Batter	1	2	3	4	5	6	7	8	9	AB	R	H	RBI	BB	SO	LOB	BOTTOM										
Luis Aparicio, R OBP: 0.277, SLG: 0.359 (1, 6)	0-0 6-3			0-0 G6-4-3 1B			0-0 4-3	0-0 4-3		4	0	1	0	0	0	3	California Angels @ Baltimore Orioles Memorial Stadium, Baltimore, MD Fri Jul 08 1966, 7:05 PM EDT Att: 19,312 - Unknown										
Boog Powell, L OBP: 0.387, SLG: 0.552 (1, 3)	0-3 K			0-0 G6-4-3 1-2		0-3 K			0-0 HR	4	1	1	1	0	2	1											
Frank Robinson, R OBP: 0.416, SLG: 0.585 (1, 9)	0-0 F9			0-3 K			0-0 5-3			3	0	0	0	0	1	0											
Brooks Robinson, R OBP: 0.349, SLG: 0.499 (1, 5)		0-0 F8			0-0 F4			0-0 F4		3	0	0	0	0	0	0											
Sam Bowens, R OBP: 0.297, SLG: 0.439 (1, 7)		0-3 K			0-0 F5			0-0 1B 1B		3	1	1	0	0	1	0											
Davey Johnson, R OBP: 0.296, SLG: 0.354 (1, 4)		0-0 6-3			0-0 F9			0-0 1B 1B		3	0	1	0	0	0	0											
Paul Blair, R OBP: 0.269, SLG: 0.362 (1, 8)			0-0 5-3			0-0 F9		0-0 1B 1B		3	0	1	1	0	0	0											
Andy Etchebarren, R OBP: 0.326, SLG: 0.434 (1, 2)			0-0 4-3			0-0 6-3		0-0 1B IBB		2	0	0	0	1	0	0											
Bill Short, L Eddie Watt, R Eddie Fisher, R Bob Johnson, R Stu Miller, R (1, 1) (6, 1) (8, 1) (8, PH) (9, 1)	0-0 K			0-3 K		0-3 K		0-0 1B 2-3		1 1 0 0	0 0 0 0	0 0 0 0	0 0 0 0	0 0 0 0	0 0 0 0	0 0 0 0											
<b>Inning Stats</b>	R: 0 E: 0 K: 1 S: 5	H: 0 LOB: 0 BB: 0 P: 5	R: 0 E: 0 K: 1 S: 5	H: 0 LOB: 0 BB: 0 P: 5	R: 0 E: 0 K: 1 S: 5	H: 1 LOB: 0 BB: 0 P: 5	R: 0 E: 0 K: 1 S: 5	H: 0 LOB: 0 BB: 0 P: 3	R: 0 E: 0 K: 1 S: 5	H: 0 LOB: 0 BB: 0 P: 5	R: 0 E: 0 K: 0 S: 6	H: 4 LOB: 3 BB: 1 P: 10	R: 1 E: 0 K: 0 S: 1	H: 1 LOB: 0 BB: 0 P: 1	1B: 5 2B: 0 3B: 0 HR: 1	SF: 0 SAC: 0 DP: 1 HBP: 0	WP: 0 PB: 0 SB: 0 CS: 0	PA: 29									
<b>PITCHER</b>	IP	WLS	BF	H	R	ER	SO	BB	IBB	HBP	BLK	WP	HR	S	P	ERA	WHIP										
Marcelino Lopez, L ERA: 3.54 (1, 1)	8.0	L	29	6	2	2	6	0	1	0	0	0	1	40	44	2.25	0.750										





Batter	1	2	3	4	5	6	7	8	9	AB	R	H	RBI	BB	SO	LOB	TOP				
Jose Cardenal, R (1, 8) OBP: 0.332, SLG: 0.417 Tom Satirano, L (8, 3) OBP: 0.351, SLG: 0.276	0-0 FC3-6 1B	0-0 CS 1B			0-0 6-3		4-0 FC4-6 BB		0-3 K	3	0	2	0	1	0	0					
Ed Kirkpatrick, L (1, 9) OBP: 0.316, SLG: 0.362	0-0 FC3-6 BB S 1B	0-0 CS	0-0 4-3		0-0 F9		0-0 FC4-6 CS			4	1	0	0	0	0	2					
Jim Fregosi, R (1, 6) OBP: 0.324, SLG: 0.386	0-3 K		0-0 F7			4-0 G5-4-3 BB	0-0 CS	0-0 6-3		3	0	0	0	1	1	1					
Rick Reichardt, R (1, 7) OBP: 0.366, SLG: 0.502	4-0 1B BB BB		0-0 1B			0-0 G5-4-3 1-2		0-0 F8		3	0	1	0	1	0	1					
Norm Siebern, L (1, 3) OBP: 0.406, SLG: 0.400 Marcelino Lopez, R (8, PR) OBP: 0.294, SLG: 0.290 Jim Piersall, R (8, 8) OBP: 0.289, SLG: 0.265	4-0 1B BB		0-0 F9			4-0 2B BB		4-0 1B BB		1	0	0	0	3	0	1					
Frank Malzone, R (1, 5) OBP: 0.306, SLG: 0.372	0-0 1-2 2-3 3-H 1B		0-0 F9		0-0 F9		0-0 1-3 2B	0-0 FC6-4 1B		4	0	3	1	0	0	0					
Bobby Knoop, R (1, 4) OBP: 0.261, SLG: 0.394	0-0 F9		0-3 K		0-3 K		0-3 K	0-0 FC6-4 1-2		4	0	0	0	0	2	7					
Buck Rodgers, S (1, 2) OBP: 0.246, SLG: 0.300		0-3 K		0-0 F4			0-0 FC4-6 1B	0-0 G3		4	0	1	0	0	1	0					
Dean Chance, R (1, 1) OBP: 0.045, SLG: 0.023 Willie Smith, L (7, PH) OBP: 0.246, SLG: 0.270 Jack Sanford, R (7, 1) OBP: 0.200, SLG: 0.278 Bob Lee, R (7, 1) Paul Schaaf, R (9, PH) OBP: 0.359, SLG: 0.338		0-0 B4-3			0-0 F7		0-0 FC4-6 BB E	0-0 5-3		2	0	0	0	0	0	0					
<b>Inning Stats</b>	R: 1 E: 0 K: 1 S: 7	H: 2 LOB: 3 BB: 2 P: 15	R: 0 E: 0 K: 1 S: 5	H: 1 LOB: 0 BB: 0 P: 5	R: 0 E: 0 K: 1 S: 4	H: 1 LOB: 1 BB: 0 P: 4	R: 0 E: 0 K: 1 S: 5	H: 0 LOB: 0 BB: 0 P: 5	R: 0 E: 0 K: 0 S: 3	H: 1 LOB: 2 BB: 2 P: 13	R: 1 E: 1 K: 0 S: 3	H: 1 LOB: 0 BB: 1 P: 7	R: 0 E: 0 K: 0 S: 4	H: 1 LOB: 2 BB: 0 P: 8	R: 0 E: 0 K: 1 S: 5	H: 0 LOB: 0 BB: 0 P: 5	1B: 6 2B: 1 3B: 0 HR: 0	SF: 0 SAC: 0 DP: 1 HBP: 0	WP: 0 PB: 0 SB: 1 CS: 2	PA: 39	
<b>PITCHER</b>	IP WLS BF H R ER SO BB IBB HBP BLK WP HR S P ERA WHIP	6.1 W 28 6 2 1 4 5 0 0 0 0 0 0 31 51 1.42 1.737	2.2 S 9 1 0 0 1 1 0 0 0 0 0 0 10 14 0.00 0.750																		

California Angels @ Baltimore Orioles  
Memorial Stadium, Baltimore, MD  
Sat Jul 09 1966, 3:33 AM EDT  
Unknown

AB	31
R	2
H	7
RBI	1
BB	6
SO	5
LOB	13



Batter	1	2	3	4	5	6	7	8	9	AB	R	H	RBI	BB	SO	LOB	BOTTOM				
Luis Aparicio, R (1, 6) OBP: 0.284, SLG: 0.363	4-0 1B G5-4-3 BB		0-0 S 1B		0-0 S 1B		0-0 S 1B SF8	0-0 E6 HR		4	4	3	0	1	0	1					
Russ Snyder, L (1, 8) OBP: 0.421, SLG: 0.471	0-0 G5-4-3 1-3 1B		4-0 1-2 BB		0-0 L4		0-0 HR 1B	0-0 SF7		3	1	2	1	1	0	1					
Frank Robinson, R (1, 9) OBP: 0.593 Sam Bowers, R (9, 9) OBP: 0.297, SLG: 0.439	0-0 G5-4-3 1-2 3-H		0-0 F3		4-0 1B BB		0-0 SF8	0-0 HR		3	1	1	3	1	0	3					
Brooks Robinson, R (1, 5) OBP: 0.350, SLG: 0.506	0-0 4-3		0-0 5-3		0-0 1-2 2-H 1B		0-0 HR	0-0 6-3		5	1	2	3	0	0	2					
Boog Powell, L (1, 3) OBP: 0.388, SLG: 0.555		0-0 F7		0-0 PB 1B 2B	0-0 8-3		0-0 DI 2B 1B			4	2	2	0	0	0	2					
Curt Blefary, L (1, 7) OBP: 0.344, SLG: 0.438 Paul Blair, R (8, 8) OBP: 0.269, SLG: 0.362		0-0 FC1-6 1B		0-0 F8		0-0 F8	0-0 1-H 2B			4	0	2	1	0	0	1					
Davey Johnson, R (1, 4) OBP: 0.302, SLG: 0.355		0-0 FC1-6 1-2		0-0 FC5-4 1B		0-0 G6-4-3 1B	0-0 F9			4	0	2	1	0	0	2					
Vic Roznovsky, L (1, 2) OBP: 0.520, SLG: 0.450 Andy Etchebarren, R (1, 2) OBP: 0.325, SLG: 0.435		0-3 K		0-0 F8		0-0 G6-4-3 1-2		0-0 E SF7 2B		0	0	0	0	0	0	0					
Jim Palmer, R (1, 1) OBP: 0.167, SLG: 0.205 Eddie Fisher, R (7, 1) OBP: 0.355			0-3 K		0-0 FC5-4 1-2		0-3 K	0-0 B3		2	0	0	0	0	1	1					
<b>Inning Stats</b>	R: 1 E: 0 K: 0 S: 3	H: 1 LOB: 0 BB: 1 P: 7	R: 0 E: 0 K: 1 S: 6	H: 1 LOB: 0 BB: 0 P: 6	R: 0 E: 0 K: 1 S: 6	H: 1 LOB: 1 BB: 1 P: 10	R: 1 E: 0 K: 0 S: 5	H: 2 LOB: 1 BB: 0 P: 5	R: 1 E: 0 K: 0 S: 4	H: 2 LOB: 1 BB: 1 P: 8	R: 0 E: 0 K: 0 S: 3	H: 1 LOB: 0 BB: 0 P: 3	R: 4 E: 0 K: 1 S: 10	H: 5 LOB: 1 BB: 0 P: 10	R: 3 E: 1 K: 0 S: 6	H: 2 LOB: 0 BB: 0 P: 6	1B: 10 2B: 4 3B: 0 HR: 2	SF: 2 SAC: 0 DP: 3 HBP: 0	WP: 0 PB: 1 SB: 3 CS: 0	PA: 40	
<b>PITCHER</b>	IP WLS BF H R ER SO BB IBB HBP BLK WP HR S P ERA WHIP	6.0 L 26 8 3 3 2 3 0 0 0 0 0 1 7 7 40.50 4.500	0.2 5 3 3 3 1 0 0 0 0 0 0 0 1 7 7 40.50 4.500	1.1 9 4 4 4 1 0 0 0 0 0 0 0 1 9 9 6.75 3.000																	

California Angels @ Baltimore Orioles  
Memorial Stadium, Baltimore, MD  
Sat Jul 09 1966, 3:33 AM EDT  
Unknown

AB	35
R	10
H	15
RBI	9
BB	3
SO	3
LOB	17






Batter	1	2	3	4	5	6	7	8	9	AB	R	H	RBI	BB	SO	LOB	TOP										
Paul Schaaf, R (1,5) OBP: 0.361, SLG: 0.335	5-3		P4					SH1-4 BB		2	0	0	0	2	0	1	<b>California Angels @ Baltimore Orioles</b> Memorial Stadium, Baltimore, MD Sat Jul 09 1966, 7:05 PM EDT Att: 27,606 - Unknown										
Ed Kirkpatrick, L (1,3) OBP: 0.316, SLG: 0.362	K		P3					SH1-4		3	0	1	0	0	1	1											
Jim Fregosi, R (1,6) OBP: 0.320, SLG: 0.381	5-3		L5					F5		4	0	0	0	0	1	4											
Rick Reichardt, R (1,7) OBP: 0.364, SLG: 0.496		P4		4-3 6-3 HBP			L9	F9		3	0	0	0	0	0	1											
Bobby Knoop, R (1,4) OBP: 0.261, SLG: 0.393		HR 1B		6-3			6-3		6-3	4	1	1	0	0	0	1											
Jackie Warner, R (1,9) OBP: 0.281, SLG: 0.476				4-3					L7	4	1	1	2	0	1	1											
Jose Cardenal, R (9,8) OBP: 0.332, SLG: 0.417		HR		2-3			K			0	0	0	0	0	0	0											
Jim Piersall, R (1,8) OBP: 0.278, SLG: 0.254	4-3			K			5-3		4-1	3	0	0	0	0	1	1											
Buck Rodgers, S (9,PH) OBP: 0.245, SLG: 0.299										1	0	0	0	0	0	0											
Tom Satriono, L (1,2) OBP: 0.342, SLG: 0.267							F9	F9		3	0	0	0	0	1	0											
Clyde Wright, R (1,1) OBP: 0.231, SLG: 0.231										3	0	1	0	0	1	0											
Minnie Rojas, R (8,1) OBP: 0.091, SLG: 0.162							K	1-3		0	0	0	0	0	0	0											
<b>Inning Stats</b>	R: 0 E: 0 K: 1 S: 5	H: 0 LOB: 0 BB: 0 P: 5	R: 2 E: 0 K: 1 S: 7	H: 2 LOB: 0 BB: 0 P: 7	R: 0 E: 0 K: 0 S: 4	H: 1 LOB: 1 BB: 0 P: 4	R: 0 E: 0 K: 1 S: 5	H: 0 LOB: 1 BB: 0 P: 6	R: 0 E: 0 K: 2 S: 8	H: 0 LOB: 2 BB: 1 P: 12	R: 0 E: 0 K: 1 S: 5	H: 0 LOB: 0 BB: 0 P: 5	R: 0 E: 0 K: 0 S: 3	H: 0 LOB: 0 BB: 0 P: 3	R: 0 E: 0 K: 0 S: 3	H: 0 LOB: 1 BB: 0 P: 7	R: 0 E: 0 K: 0 S: 3	H: 0 LOB: 0 BB: 0 P: 3	1B: 3 2B: 0 3B: 0 HR: 1	SF: 0 SAC: 1 DP: 0 HBP: 1	WP: 0 PB: 0 SB: 0 CS: 0	PA: 34					
<b>PITCHER</b>	IP	WLS	BF	H	R	ER	SO	BB	IBB	HBP	BLK	WP	HR	S	P	ERA	WHIP										
Dave McNally, L (1,1) ERA: 3.05	7.0	L	27	4	2	2	6	1	0	1	0	0	1	37	42	2.57	0.714										
Stu Miller, R (8,1) ERA: 1.68	2.0		7	0	0	0	0	1	0	0	0	0	0	6	10	0.00	0.500										

Batter	1	2	3	4	5	6	7	8	9	AB	R	H	RBI	BB	SO	LOB	BOTTOM										
Luis Aparicio, R (1,6) OBP: 0.281, SLG: 0.359	L9		F7							4	0	0	0	0	0	1	<b>California Angels @ Baltimore Orioles</b> Memorial Stadium, Baltimore, MD Sat Jul 09 1966, 7:05 PM EDT Att: 27,606 - Unknown										
Boog Powell, L (1,3) OBP: 0.389, SLG: 0.554										4	0	2	0	0	0	0											
Frank Robinson, R (1,9) OBP: 0.417, SLG: 0.595										4	0	2	0	0	0	1											
Brooks Robinson, R (1,5) OBP: 0.349, SLG: 0.503										4	0	1	0	0	0	3											
Sam Bowens, R (1,7) OBP: 0.303, SLG: 0.441										4	1	2	0	0	0	0											
Davey Johnson, R (1,4) OBP: 0.298, SLG: 0.351										4	0	0	0	0	0	3											
Paul Blair, R (1,8) OBP: 0.270, SLG: 0.361										3	0	1	0	0	1	1											
Russ Snyder, L (9,PH) OBP: 0.419, SLG: 0.468										1	0	0	0	0	0	0											
Andy Etchebarren, R (1,2) OBP: 0.327, SLG: 0.434										3	0	1	1	1	1	1											
Dave McNally, R (1,1) OBP: 0.216, SLG: 0.257										2	0	1	0	0	0	0											
Bob Johnson, R (7,PH) OBP: 0.328, SLG: 0.250										1	0	0	0	0	1	1											
Stu Miller, R (8,1) OBP: 0.091, SLG: 0.091										0	0	0	0	0	0	0											
Curt Blefary, L (9,PH) OBP: 0.343, SLG: 0.436										1	0	0	0	0	0	0											
<b>Inning Stats</b>	R: 0 E: 0 K: 0 S: 4	H: 2 LOB: 2 BB: 0 P: 4	R: 0 E: 0 K: 0 S: 4	H: 1 LOB: 1 BB: 0 P: 4	R: 0 E: 0 K: 0 S: 5	H: 2 LOB: 2 BB: 0 P: 5	R: 1 E: 0 K: 0 S: 5	H: 3 LOB: 1 BB: 0 P: 5	R: 0 E: 0 K: 0 S: 3	H: 0 LOB: 0 BB: 0 P: 3	R: 0 E: 0 K: 2 S: 7	H: 0 LOB: 1 BB: 1 P: 11	R: 0 E: 0 K: 0 S: 5	H: 2 LOB: 2 BB: 0 P: 5	R: 0 E: 0 K: 1 S: 5	H: 0 LOB: 0 BB: 0 P: 5	1B: 9 2B: 1 3B: 0 HR: 0	SF: 0 SAC: 0 DP: 0 HBP: 0	WP: 0 PB: 0 SB: 0 CS: 0	PA: 36							
<b>PITCHER</b>	IP	WLS	BF	H	R	ER	SO	BB	IBB	HBP	BLK	WP	HR	S	P	ERA	WHIP										
Clyde Wright, L (1,1) ERA: 3.32	7.0		28	8	1	1	2	1	0	0	0	0	0	31	35	1.29	1.286										
Minnie Rojas, R (8,1) ERA: 1.24	2.0	S	8	2	0	0	1	0	0	0	0	0	0	10	10	0.00	1.000										

AB	30
R	2
H	4
RBI	2
BB	2
SO	6
LOB	10



AB	35
R	1
H	10
RBI	1
BB	1
SO	3
LOB	11





Batter	1	2	3	4	5	6	7	8	9	AB	R	H	RBI	BB	SO	LOB	TOP										
Jose Cardenal, R OBP: 0.331, SLG: 0.418 (1, 8)	0-0 5-3		0-0 F8			0-0 F9		0-0 1B SF9 2B		4	1	1	0	0	0	0											
Bobby Knoop, R OBP: 0.291, SLG: 0.391 (1, 4)	0-0 6-3			0-3 K		0-0 6-3		0-0 FC6-4 1B		4	0	1	1	0	1	0											
Jim Fregosi, R OBP: 0.317, SLG: 0.378 (1, 3)	0-3 K			0-0 6-3		0-0 G3		0-0 SF9		3	0	0	1	0	1	0											
Rick Reichardt, R OBP: 0.366, SLG: 0.495 (1, 7)		0-0 6-3		4-0 PO BB			0-0 1B WP	0-0 FC6-4		3	1	1	0	1	0	1											
Frank Matzone, R OBP: 0.307, SLG: 0.370 Paul Schaal, R OBP: 0.360, SLG: 0.333 (7, PR) (7, 5)		0-0 6-3		0-0 PO	0-0 6-3		0-0 1B G4-6-3	0-0 F6		3	0	1	1	0	0	0											
Jackie Warner, R OBP: 0.297, SLG: 0.491 (1, 9)		4-0 FC6-4 BB			0-0 2B		0-0 1B G4-6-3		0-0 5-3 1B	3	1	2	0	1	0	1											
Buck Rodgers, S OBP: 0.249, SLG: 0.303 (1, 2)		0-0 FC6-4			0-0 2B 4-3		4-0 BB		0-3 K	3	0	1	1	1	1	2											
Jackie Hernandez, R OBP: 0.143, SLG: 0.083 (1, 6)			0-0 F3		0-0 4-3		0-0 F7		0-0 5-3	4	0	0	0	0	0	3											
George Brunet, R OBP: 0.216, SLG: 0.306 (1, 1)			0-0 F8		0-0 1-3			0-0 2B 1B	0-3 K2-3	4	1	1	0	0	1	2											
<b>Inning Stats</b>	R: 0 E: 0 K: 1 S: 5	H: 0 LOB: 0 BB: 0 P: 5	R: 0 E: 0 K: 0 S: 3	H: 0 LOB: 1 BB: 1 P: 7	R: 0 E: 0 K: 0 S: 3	H: 0 LOB: 0 BB: 0 P: 3	R: 0 E: 0 K: 1 S: 4	H: 0 LOB: 0 BB: 1 P: 8	R: 1 E: 0 K: 0 S: 5	H: 2 LOB: 1 BB: 0 P: 5	R: 0 E: 0 K: 0 S: 3	H: 0 LOB: 0 BB: 0 P: 3	R: 1 E: 0 K: 0 S: 4	H: 2 LOB: 1 BB: 1 P: 8	R: 2 E: 0 K: 0 S: 6	H: 3 LOB: 1 BB: 0 P: 6	R: 0 E: 0 K: 2 S: 3	H: 1 LOB: 1 BB: 0 P: 8	1B: 5 2B: 3 3B: 0 HR: 0	SF: 1 SAC: 0 DP: 1 HBP: 0	WP: 1 PB: 0 SB: 0 CS: 0	PA: 37					
<b>PITCHER</b>	IP	WLS	BF	H	R	ER	SO	BB	IBB	HBP	BLK	WP	HR	S	P	ERA	WHIP										
Steve Barber, L ERA: 1.96 (1, 1)	7.0	L	26	4	2	2	2	3	0	0	0	1	0	27	39	2.57	1.000										
Eddie Watt, R ERA: 3.5 (8, 1)	0.0		3	3	2	2	0	0	0	0	0	0	0	3	3	∞	∞										
Moe Drabowsky, R ERA: 3.0 (8, 1)	2.0		7	1	0	0	2	0	0	0	0	0	0	11	11	0.00	0.500										

California Angels @ Baltimore Orioles  
Memorial Stadium, Baltimore, MD  
Sun Jul 10 1966, 3:33 AM EDT  
Att: 16,632 - Unknown

AB 32  
R 4  
H 8  
RBI 4  
BB 3  
SO 4  
LOB 10



Batter	1	2	3	4	5	6	7	8	9	AB	R	H	RBI	BB	SO	LOB	BOTTOM										
Luis Aparicio, R OBP: 0.281, SLG: 0.358 (1, 6)	0-0 F9		0-0 4-3			0-0 SH1-3 1B		0-0 F8		4	0	1	0	0	0	1											
Boog Powell, L OBP: 0.386, SLG: 0.548 (1, 3)	0-0 F7		0-0 F5			0-0 SH1-3		0-3 K		3	0	0	0	0	1	1											
Frank Robinson, R OBP: 0.418, SLG: 0.591 (1, 9)	4-0 BB			4-0 BB		0-0 6-3		0-3 K		2	0	0	0	2	1	1											
Brooks Robinson, R OBP: 0.348, SLG: 0.499 (1, 5)	0-0 F4			0-0 F9		4-0 IBB		0-0 F9		3	0	0	0	1	0	2											
Sam Bowens, R OBP: 0.294, SLG: 0.426 (1, 7)		0-0 F7		0-3 K		0-0 F7		0-0 F7		4	0	0	0	0	1	3											
Davey Johnson, R OBP: 0.298, SLG: 0.350 (1, 4)		0-0 F6		0-0 F9			0-0 1B		0-0 4-3	4	0	1	0	0	0	1											
Paul Blair, R OBP: 0.271, SLG: 0.361 (1, 8)		0-3 K			0-0 F4 1B		0-0 F3			3	0	1	0	0	1	1											
Andy Etchebarran, R OBP: 0.327, SLG: 0.433 (1, 2)			0-0 4-3 SH3-4 1B		0-0 F4 1-2		0-3 K			3	0	1	0	0	1	2											
Steve Barber, L OBP: 0.073, SLG: 0.073 Woodie Held, R OBP: 0.333, SLG: 0.341 (7, PH) Eddie Watt, R OBP: 0.190, SLG: 0.238 Moe Drabowsky, R OBP: 0.500, SLG: 0.500 (8, 1)			0-0 SH3-4		0-3 K		0-0 F8			1	0	0	0	0	1	0											
<b>Inning Stats</b>	R: 0 E: 0 K: 0 S: 3	H: 0 LOB: 1 BB: 1 P: 7	R: 0 E: 0 K: 1 S: 5	H: 0 LOB: 0 BB: 0 P: 5	R: 0 E: 0 K: 0 S: 4	H: 1 LOB: 1 BB: 0 P: 4	R: 0 E: 0 K: 1 S: 5	H: 0 LOB: 0 BB: 1 P: 9	R: 0 E: 0 K: 0 S: 4	H: 1 LOB: 2 BB: 1 P: 8	R: 0 E: 0 K: 1 S: 6	H: 1 LOB: 1 BB: 0 P: 6	R: 0 E: 0 K: 2 S: 7	H: 0 LOB: 0 BB: 0 P: 7	R: 0 E: 0 K: 0 S: 3	H: 0 LOB: 0 BB: 0 P: 3	1B: 4 2B: 0 3B: 0 HR: 0	SF: 0 SAC: 2 DP: 0 HBP: 0	WP: 0 PB: 0 SB: 0 CS: 0	PA: 33							
<b>PITCHER</b>	IP	WLS	BF	H	R	ER	SO	BB	IBB	HBP	BLK	WP	HR	S	P	ERA	WHIP										
George Brunet, L ERA: 2.44 (1, 1)	9.0	W	33	4	0	0	6	2	1	0	0	0	0	42	54	0.00	0.667										

California Angels @ Baltimore Orioles  
Memorial Stadium, Baltimore, MD  
Sun Jul 10 1966, 3:33 AM EDT  
Att: 16,632 - Unknown

AB 28  
R 0  
H 4  
RBI 0  
BB 3  
SO 6  
LOB 13




















Batter	1	2	3	4	5	6	7	8	9	AB	R	H	RBI	BB	SO	LOB	TOP			
Luis Aparicio, R (1, 6) OBP: 0.287, SLG: 0.363	F9		3B		F7			1B		4	0	2	0	0	0	0	<p><b>Baltimore Orioles @ Chicago White Sox</b> Comiskey Park, Chicago, IL Sun Jul 17 1966, 4:33 AM EDT Unknown</p> <p>livebaseballscorecards.com</p> <p>AB 30 R 1 H 5 RBI 1 BB 1 SO 6 LOB 7</p> 			
Boog Powell, L (1, 3) OBP: 0.377, SLG: 0.537	F4		K			4-3		K		4	0	0	0	0	2	2				
Frank Robinson, R (1, 9) OBP: 0.419, SLG: 0.586	BB		F8				G5-4-3 1B		F3	3	0	1	0	1	0	1				
Brooks Robinson, R (1, 5) OBP: 0.347, SLG: 0.492	F8			K			G5-4-3 1-2		G6-4-3 1B	4	0	1	0	0	1	2				
Sam Bowens, R (1, 7) OBP: 0.282, SLG: 0.409		F6		L7				B1-3		4	0	0	0	0	0	1				
Davey Johnson, R (1, 4) OBP: 0.298, SLG: 0.349		E9 SH5-3		5-3				5-3		3	0	0	0	0	0	0				
Paul Blair, R (1, 8) OBP: 0.266, SLG: 0.354		SH5-3 2-3		5-3				L6		2	0	0	0	0	0	0				
Andy Etchebarren, R (1, 2) OBP: 0.326, SLG: 0.433		1-3		HR				K		3	1	1	1	0	1	1				
Bill Short, L (1, 1) Bob Johnson, R (8, PH) Eddie Fisher, R (8, 1)			K		K			F7		2	0	0	0	0	2	0				
										1	0	0	0	0	0	0				
										0	0	0	0	0	0	0				
<b>Inning Stats</b>	R: 0 E: 0 K: 0 S: 3	H: 0 LOB: 1 BB: 1 P: 7	R: 0 E: 1 K: 0 S: 4	H: 0 LOB: 1 BB: 0 P: 4	R: 0 E: 0 K: 2 S: 8	H: 1 LOB: 1 BB: 0 P: 8	R: 0 E: 0 K: 1 S: 5	H: 0 LOB: 0 BB: 0 P: 5	R: 1 E: 0 K: 1 S: 6	H: 1 LOB: 0 BB: 0 P: 6	R: 0 E: 0 K: 0 S: 3	H: 0 LOB: 0 BB: 0 P: 3	R: 0 E: 0 K: 2 S: 8	H: 1 LOB: 1 BB: 0 P: 8	R: 0 E: 0 K: 0 S: 3	H: 1 LOB: 0 BB: 0 P: 3	1B: 3 2B: 0 3B: 1 HR: 1	SF: 0 SAC: 1 DP: 2 HBP: 0	WP: 0 PB: 0 CS: 0	PA: 32
<b>PITCHER</b> Gary Peters, L (1, 1) ERA: 2.48	IP: 9.0 WLS: W BF: 32 H: 5 R: 1 ER: 1 SO: 6 BB: 1 IBB: 0 HBP: 0 BLK: 0 WP: 0 HR: 1 S: 43 P: 47 ERA: 1.00 WHIP: 0.667															<b>PITCHER</b>				


Batter	1	2	3	4	5	6	7	8	9	AB	R	H	RBI	BB	SO	LOB	BOTTOM			
Ken Berry, R (1, 7) OBP: 0.307, SLG: 0.413	K		S SF7 2B		F8			1B 3B		4	2	2	2	0	1	0	<p><b>Baltimore Orioles @ Chicago White Sox</b> Comiskey Park, Chicago, IL Sun Jul 17 1966, 4:33 AM EDT Unknown</p> <p>livebaseballscorecards.com</p> <p>AB 29 R 5 H 6 RBI 4 BB 2 SO 6 LOB 7</p> 			
Don Buford, S (1, 5) OBP: 0.315, SLG: 0.344	K		SF7 2H 3H			4-3		WP S WP 1B		3	1	1	2	0	1	0				
Tommie Agee, R (1, 8) OBP: 0.320, SLG: 0.422	6-3		1-3				FC4-6 1B	WP CS BB		3	0	1	0	1	0	0				
John Romano, R (1, 2) OBP: 0.370, SLG: 0.422		F7		K		FC4-6		K		4	0	0	0	0	2	2				
Al Weiss, S (8, PR) J.C. Martin, L (9, 2) OBP: 0.344, SLG: 0.415						1-2		2-3 3-H		0	0	0	0	0	0	0				
Jerry Adair, R (1, 4) OBP: 0.306, SLG: 0.326		L4				F4		K		4	0	1	0	0	1	3				
Bill Skowron, R (1, 3) OBP: 0.292, SLG: 0.352										3	0	0	0	0	0	1				
Tom McCraw, L (8, 3) OBP: 0.302, SLG: 0.356		5-3		F7						0	0	0	0	0	0	0				
Floyd Robinson, L (1, 9) OBP: 0.341, SLG: 0.344			F6		L4					3	0	0	0	0	0	1				
Lee Elia, R (1, 6) OBP: 0.263, SLG: 0.327			1B 2B BB					K		2	1	0	0	1	1	0				
Gary Peters, L (1, 1) OBP: 0.289, SLG: 0.422			1-3 2B 1B		F8			1-3		3	1	1	0	0	0	0				
<b>Inning Stats</b>	R: 0 E: 0 K: 2 S: 7	H: 0 LOB: 0 BB: 0 P: 7	R: 0 E: 0 K: 0 S: 3	H: 0 LOB: 0 BB: 0 P: 3	R: 3 E: 0 K: 0 S: 5	H: 2 LOB: 0 BB: 1 P: 9	R: 0 E: 0 K: 1 S: 6	H: 1 LOB: 1 BB: 0 P: 6	R: 0 E: 0 K: 1 S: 5	H: 0 LOB: 0 BB: 0 P: 5	R: 0 E: 0 K: 0 S: 4	H: 1 LOB: 1 BB: 0 P: 4	R: 0 E: 0 K: 0 S: 3	H: 0 LOB: 0 BB: 0 P: 3	R: 2 E: 0 K: 2 S: 9	H: 2 LOB: 1 BB: 1 P: 13	1B: 3 2B: 2 3B: 1 HR: 0	SF: 1 SAC: 0 DP: 0 HBP: 0	WP: 2 PB: 0 CS: 1	PA: 32
<b>PITCHER</b> Bill Short, L (1, 1) ERA: 1.29 Eddie Fisher, R (8, 1) ERA: 2.07	IP: 7.0 WLS: L BF: 26 H: 4 R: 3 ER: 3 SO: 4 BB: 4 IBB: 3 HBP: 3 BLK: 4 WP: 1 HR: 0 S: 33 P: 37 ERA: 3.86 WHIP: 0.714															<b>PITCHER</b>				







Batter	1	2	3	4	5	6	7	8	9	AB	R	H	RBI	BB	SO	LOB	TOP										
Luis Aparicio, R OBP: 0.286, SLG: 0.360 (1, 6)	0-0 6-3	0-0 F7		0-0 F7		0-0 6-3			0-0 F8	5	0	0	0	0	0	1	<p><b>Baltimore Orioles @ Chicago White Sox</b> Comiskey Park, Chicago, IL Mon Jul 18 1966, 8:05 PM EDT Att: 17,899 - Unknown</p> <p>AB 35 R 5 H 9 RBI 5 BB 2 SO 5 LOB 19</p> 										
Boog Powell, L OBP: 0.387, SLG: 0.548 (1, 3)	4-0 1B BB	0-0 1-H HR		0-0 1B		4-0 F8 1B BB			0-0 CS 1B	3	2	3	2	2	0	0											
Frank Robinson, R OBP: 0.418, SLG: 0.589 (1, 9) (9, 7)	0-0 FC6-4 1-2 1B	0-0 HR		0-3 K		0-0 1-2 1B			0-0 F3	5	1	3	1	0	1	2											
Brooks Robinson, R OBP: 0.350, SLG: 0.497 (1, 5)	0-0 FC6-4 1-2 2-H 1B	0-0 F8		0-0 F6		0-0 F8			0-0 2-3	4	0	1	1	0	0	3											
Sam Bowens, R OBP: 0.281, SLG: 0.400 (1, 7) (9, 9)	0-0 FC6-4 1-2 2-3		1-0 S HBP		0-0 F7				0-0 F6	3	0	0	0	0	0	4											
Davey Johnson, R OBP: 0.292, SLG: 0.340 (1, 4)	0-0 1-3		0-0 F8		0-0 5-3				0-0 1-3	4	0	0	0	0	0	5											
Paul Blair, R OBP: 0.266, SLG: 0.358 (1, 8)		0-0 1-4-3 1B 2B		0-0 F3		0-3 K			0-0 B2	4	1	1	0	0	1	1											
Andy Etchebarren, R OBP: 0.323, SLG: 0.426 Vic Roznovsky, L OBP: 0.481, SLG: 0.409 (1, 2) (3, 2)	0-0 1-4-3	0-0 2-3	1-0 HBP		0-0 G3				0-0 5-3	1	0	0	0	0	0	1											
John Miller, R OBP: 0.056, SLG: 0.056 Gene Brabender, R Moe Drabowsky, R OBP: 0.500, SLG: 0.500 (6, 1) (9, 1)	0-0 HR 1B		0-3 K		0-3 K				0-3 K	3	1	1	1	0	2	2											
Inning Stats	R: 1 E: 0 K: 0 S: 5	H: 2 LOB: 2 BB: 1 P: 9	R: 4 E: 0 K: 0 S: 7	H: 4 LOB: 0 BB: 0 P: 7	R: 0 E: 0 K: 1 S: 5	H: 0 LOB: 1 BB: 0 P: 6	R: 0 E: 0 K: 1 S: 6	H: 1 LOB: 0 BB: 0 P: 6	R: 0 E: 0 K: 1 S: 5	H: 0 LOB: 0 BB: 0 P: 5	R: 0 E: 0 K: 0 S: 4	H: 1 LOB: 2 BB: 1 P: 8	R: 0 E: 0 K: 0 S: 5	H: 0 LOB: 0 BB: 0 P: 5	R: 0 E: 0 K: 0 S: 3	H: 1 LOB: 0 BB: 0 P: 3		1B: 6 2B: 1 3B: 0 HR: 2	SF: 0 SAC: 0 DP: 0 HBP: 2	WP: 0 PB: 0 SB: 1 CS: 1	PA: 39						
PITCHER	IP	WLS	BF	H	R	ER	SO	BB	IBB	HBP	BLK	WP	HR	S	P	ERA	WHIP										
Juan Pizarro, L ERA: 3.79 Dennis Higgins, R ERA: 3.29 Jack Lamabe, R ERA: 3.06 Hoyt Wilhelm, R ERA: 1.89	1.2	L	12	6	5	5	0	1	0	0	0	0	2	11	15	27.00	4.200										

Batter	1	2	3	4	5	6	7	8	9	AB	R	H	RBI	BB	SO	LOB	BOTTOM										
Wayne Causey, L OBP: 0.311, SLG: 0.270 (1, 4)	0-0 F7		0-0 F7		4-0 1B BB		0-0 4-3		0-0 F4	4	0	0	0	1	0	2	<p><b>Baltimore Orioles @ Chicago White Sox</b> Comiskey Park, Chicago, IL Mon Jul 18 1966, 8:05 PM EDT Att: 17,899 - Unknown</p> <p>AB 32 R 3 H 5 RBI 3 BB 5 SO 3 LOB 16</p> 										
Ken Berry, R OBP: 0.309, SLG: 0.416 (1, 8)	0-0 E S 2B 1B		0-0 6-3		0-0 1-2 3-H 1B		0-3 K			4	1	2	1	0	1	0											
Don Buford, S OBP: 0.319, SLG: 0.344 (1, 5)	4-0 1-3 2B BB		0-0 4-3		0-0 F7			4-0 FC4-6 S BB		2	1	0	0	2	0	2											
John Romano, R OBP: 0.366, SLG: 0.421 Al Weiss, S OBP: 0.218, SLG: 0.140 Jerry McNertney, R OBP: 0.326, SLG: 0.256 (1, 2) (8, PR) (9, 2)	0-0 1-H 3-H 2B		0-3 K		0-0 F8			0-0 FC4-6 CS		4	0	1	2	0	1	1											
Tom McCraw, L OBP: 0.297, SLG: 0.348 (1, 7)	0-3 K		0-0 1-3		0-0 4-3			0-0 1-3		4	0	0	0	0	1	2											
Bill Skowron, R OBP: 0.291, SLG: 0.347 Tommy Agee, R OBP: 0.317, SLG: 0.418 (1, 3) (8, PR)	0-0 6-3		0-0 F9		0-0 2B BB			0-0 E6 BB		3	0	0	0	1	0	1											
Floyd Robinson, L OBP: 0.342, SLG: 0.350 (1, 9)		0-0 F8		0-0 3-1 1B 2B		0-0 1-3 2B		4-0 FC6-4 BB		3	1	2	0	1	0	0											
Jerry Adair, R OBP: 0.299, SLG: 0.322 (1, 6)		0-0 F6		0-0 1-3		0-0 1-3		0-0 B3		4	0	0	0	0	0	5											
Juan Pizarro, L OBP: 0.150, SLG: 0.111 Dennis Higgins, R OBP: 0.308, SLG: 0.111 Gary Peters, R OBP: 0.246, SLG: 0.426 Jack Lamabe, R Smoky Burgess, L OBP: 0.388, SLG: 0.368 Hoyt Wilhelm, R J.C. Martin, L OBP: 0.346, SLG: 0.413 Lee Elia, R OBP: 0.303, SLG: 0.327 (1, 1) (2, 1) (5, PH) (6, 1) (7, PH) (8, 1) (9, PH) (9, PH)	0-0 5-3		0-0 3-1		0-0 G3			0-0 FC6-4		0	0	0	0	0	0	0											
Inning Stats	R: 2 E: 0 K: 1 S: 7	H: 2 LOB: 1 BB: 1 P: 11	R: 0 E: 0 K: 0 S: 3	H: 0 LOB: 0 BB: 0 P: 3	R: 0 E: 0 K: 1 S: 5	H: 0 LOB: 0 BB: 0 P: 5	R: 1 E: 0 K: 0 S: 5	H: 2 LOB: 2 BB: 1 P: 9	R: 0 E: 0 K: 0 S: 4	H: 1 LOB: 2 BB: 1 P: 8	R: 0 E: 0 K: 1 S: 5	H: 0 LOB: 0 BB: 0 P: 5	R: 0 E: 0 K: 0 S: 2	H: 0 LOB: 1 BB: 1 P: 6	R: 0 E: 1 K: 0 S: 4	H: 0 LOB: 2 BB: 1 P: 8		1B: 2 2B: 3 3B: 0 HR: 0	SF: 0 SAC: 0 DP: 0 HBP: 0	WP: 0 PB: 0 SB: 2 CS: 1	PA: 37						
PITCHER	IP	WLS	BF	H	R	ER	SO	BB	IBB	HBP	BLK	WP	HR	S	P	ERA	WHIP										
John Miller, R ERA: 4.83 Gene Brabender, R ERA: 3.89 Moe Drabowsky, R ERA: 2.93	5.2	W	25	5	3	3	2	3	0	0	0	0	0	26	38	4.76	1.412										



Batter	1	2	3	4	5	6	7	8	9	AB	R	H	RBI	BB	SO	LOB	TOP								
<b>Don Wert, R</b> OBP: 0.353, SLG: 0.335 (1, 5)										4	0	0	0	0	1	2									
<b>Jim Northrup, L</b> OBP: 0.315, SLG: 0.426 (1, 9)										4	2	3	0	0	0	1									
<b>Willie Horton, R</b> OBP: 0.333, SLG: 0.467 (1, 7)										3	1	2	3	0	1	1									
<b>Al Kaline, R</b> OBP: 0.402, SLG: 0.609 (1, 8)										1	0	0	0	1	1	1									
<b>Mickey Stanley, R</b> OBP: 0.330, SLG: 0.295 (3, 8)										2	0	0	0	0	0	1									
<b>Norm Cash, L</b> OBP: 0.306, SLG: 0.412 (1, 3)										4	0	1	0	0	0	1									
<b>Jerry Lumpe, L</b> OBP: 0.297, SLG: 0.323 (1, 4)										4	0	0	0	0	1	2									
<b>Bill Freehan, R</b> OBP: 0.294, SLG: 0.359 (1, 2)										4	0	1	0	0	0	0									
<b>Ray Oyler, R</b> OBP: 0.311, SLG: 0.293 (1, 6)										4	0	0	0	0	2	1									
<b>Earl Wilson, R</b> OBP: 0.339, SLG: 0.490 (1, 1)										0	0	0	0	0	0	0									
<b>Dave Wickersham, R</b> OBP: 0.063, SLG: 0.094 (1, 1)										2	0	0	0	0	1	1									
<b>Joe Sparna, R</b> OBP: 0.250, SLG: 0.300 (5, 1)										0	0	0	0	0	0	0									
<b>Johnny Podres, L</b> OBP: 0.667, SLG: 0.500 (5, 1)										1	0	1	0	0	0	0									
<b>Jake Wood, R</b> OBP: 0.338, SLG: 0.379 (9, PH)										1	0	0	0	0	0	0									
<b>Inning Stats</b>	R: 1 E: 0 K: 0 S: 5	H: 2 LOB: 2 BB: 1 P: 9	R: 0 E: 0 K: 1 S: 6	H: 1 LOB: 1 BB: 0 P: 6	R: 0 E: 0 K: 2 S: 8	H: 1 LOB: 1 BB: 0 P: 8	R: 0 E: 0 K: 1 S: 5	H: 0 LOB: 0 BB: 0 P: 5	R: 1 E: 0 K: 0 S: 5	H: 2 LOB: 1 BB: 0 P: 5	R: 0 E: 0 K: 0 S: 3	H: 0 LOB: 0 BB: 0 P: 3	R: 0 E: 0 K: 2 S: 8	H: 1 LOB: 1 BB: 0 P: 8	R: 1 E: 0 K: 1 S: 6	H: 1 LOB: 0 BB: 0 P: 6	R: 0 E: 0 K: 0 S: 3	H: 0 LOB: 0 BB: 0 P: 3	1B: 4 2B: 3 3B: 0 HR: 1	SF: 1 SAC: 0 DP: 0 HBP: 0	WP: 0 PB: 1 SB: 0 CS: 0	PA: 36			
<b>PITCHER</b>	IP	WLS	BF	H	R	ER	SO	BB	IBB	HBP	BLK	WP	HR	S	P	ERA	WHIP								
<b>Eddie Watt, R</b> ERA: 3.46 (1, 1)	9.0	W	36	8	3	3	7	1	0	0	0	0	1	49	53	3.00	1.000								

**Detroit Tigers @ Baltimore Orioles**  
**Memorial Stadium, Baltimore, MD**  
 Tue Jul 19 1966, 7:05 PM EDT  
 Att: 24,261 - Unknown

**AB 34**  
**R 3**  
**H 8**  
**RBI 3**  
**BB 1**  
**SO 7**  
**LOB 11**



Batter	1	2	3	4	5	6	7	8	9	AB	R	H	RBI	BB	SO	LOB	BOTTOM									
<b>Luis Aparicio, R</b> OBP: 0.290, SLG: 0.362 (1, 6)										3	2	2	0	1	0	0										
<b>Russ Snyder, L</b> OBP: 0.404, SLG: 0.453 (1, 8)										5	2	2	2	0	0	2										
<b>Frank Robinson, R</b> OBP: 0.422, SLG: 0.608 (1, 9)										4	2	3	5	1	0	1										
<b>Paul Blair, R</b> OBP: 0.266, SLG: 0.358 (7, PR)										0	0	0	0	0	0	0										
<b>Brooks Robinson, R</b> OBP: 0.353, SLG: 0.501 (1, 5)										5	0	3	2	0	0	0										
<b>Woodie Held, R</b> OBP: 0.333, SLG: 0.341 (7, PR)										0	0	0	0	0	0	0										
<b>Boog Powell, L</b> OBP: 0.388, SLG: 0.545 (1, 3)										5	0	2	0	0	3	5										
<b>Curt Blefary, L</b> OBP: 0.361, SLG: 0.450 (1, 7)										3	3	2	1	1	0	3										
<b>Davey Johnson, R</b> OBP: 0.290, SLG: 0.341 (1, 4)										5	1	1	0	0	1	5										
<b>Vic Roznovsky, L</b> OBP: 0.469, SLG: 0.407 (1, 2)										5	1	2	1	0	0	3										
<b>Eddie Watt, R</b> OBP: 0.259, SLG: 0.407 (1, 1)										5	2	2	1	0	2	5										
<b>Inning Stats</b>	R: 4 E: 0 K: 1 S: 10	H: 6 LOB: 2 BB: 0 P: 11	R: 0 E: 0 K: 0 S: 3	H: 1 LOB: 0 BB: 0 P: 3	R: 0 E: 0 K: 0 S: 5	H: 2 LOB: 2 BB: 0 P: 5	R: 2 E: 0 K: 0 S: 5	H: 2 LOB: 0 BB: 0 P: 5	R: 5 E: 1 K: 3 S: 13	H: 3 LOB: 2 BB: 3 P: 25	R: 2 E: 0 K: 0 S: 5	H: 2 LOB: 0 BB: 0 P: 5	R: 0 E: 0 K: 1 S: 7	H: 2 LOB: 3 BB: 0 P: 7	R: 0 E: 0 K: 1 S: 5	H: 1 LOB: 0 BB: 0 P: 5	1B: 13 2B: 2 3B: 0 HR: 4	SF: 0 SAC: 1 DP: 3 HBP: 1	WP: 0 PB: 0 SB: 0 CS: 0	PA: 45						
<b>PITCHER</b>	IP	WLS	BF	H	R	ER	SO	BB	IBB	HBP	BLK	WP	HR	S	P	ERA	WHIP									
<b>Earl Wilson, R</b> ERA: 3.73 (1, 1)	0.0	L	3	3	3	3	0	0	0	0	0	0	0	1	25	30	6.23	2.308								
<b>Dave Wickersham, R</b> ERA: 3.63 (1, 1)	4.1		23	9	6	3	2	1	0	1	0	0	0	1	25	30	6.23	2.308								
<b>Joe Sparna, R</b> ERA: 5.37 (5, 1)	0.1		5	2	2	0	1	2	0	0	0	0	0	5	13	0.00	12.000									
<b>Johnny Podres, L</b> ERA: 3.45 (5, 1)	3.1		14	5	2	2	3	0	0	0	0	0	2	20	20	5.40	1.500									

**Detroit Tigers @ Baltimore Orioles**  
**Memorial Stadium, Baltimore, MD**  
 Tue Jul 19 1966, 7:05 PM EDT  
 Att: 24,261 - Unknown

**AB 40**  
**R 13**  
**H 19**  
**RBI 12**  
**BB 3**  
**SO 6**  
**LOB 24**






Batter	1	2	3	4	5	6	7	8	9	AB	R	H	RBI	BB	SO	LOB	TOP								
<b>Don Wert, R</b> OBP: 0.350, SLG: 0.336 (1, 5)										5	1	1	0	0	1	0									
<b>Jake Wood, R</b> OBP: 0.336, SLG: 0.370 (1, 4)										3	1	0	0	1	0	0									
<b>Jim Northrup, L</b> OBP: 0.321, SLG: 0.445 (1, 9)										3	3	2	2	1	1	0									
<b>Willie Horton, R</b> OBP: 0.336, SLG: 0.472 (1, 7)										4	1	2	1	0	1	0									
<b>Norm Cash, L</b> OBP: 0.306, SLG: 0.410 (1, 3)										4	1	1	1	0	1	2									
<b>Bill Freehan, R</b> OBP: 0.294, SLG: 0.358 (1, 2)										4	0	1	0	0	2	2									
<b>Mickey Stanley, R</b> OBP: 0.337, SLG: 0.305 (1, 8)										4	0	2	1	0	2	1									
<b>Ray Oyler, R</b> OBP: 0.304, SLG: 0.286 (9, PH)										3	0	0	0	0	2	2									
<b>Jerry Lumpe, L</b> OBP: 0.236, SLG: 0.321 (9, PH)										1	0	0	0	0	0	0									
<b>Denny McLain, R</b> OBP: 0.271, SLG: 0.255 (5, 1)										2	0	0	0	0	1	0									
<b>Orlando Pena, R</b> OBP: 0.091, SLG: 0.091 (7, 1)										1	0	0	0	0	1	0									
<b>Larry Sherry, R</b> OBP: 0.500, SLG: 0.833 (9, PH)										0	0	0	0	0	0	0									
<b>Gates Brown, L</b> OBP: 0.322, SLG: 0.426 (9, PH)										1	0	0	0	0	1	0									
<b>Inning Stats</b>	R: 3 E: 1 K: 2 S: 11	H: 3 LOB: 2 BB: 1 P: 15	R: 0 E: 0 K: 1 S: 5	H: 0 LOB: 0 BB: 0 P: 5	R: 3 E: 1 K: 0 S: 6	H: 4 LOB: 0 BB: 0 P: 6	R: 0 E: 0 K: 1 S: 5	H: 0 LOB: 0 BB: 0 P: 5	R: 1 E: 0 K: 1 S: 6	H: 2 LOB: 1 BB: 1 P: 10	R: 0 E: 0 K: 2 S: 7	H: 0 LOB: 0 BB: 0 P: 7	R: 0 E: 0 K: 2 S: 7	H: 0 LOB: 0 BB: 0 P: 7	R: 0 E: 0 K: 3 S: 9	H: 0 LOB: 0 BB: 0 P: 9	R: 0 E: 0 K: 1 S: 5	H: 0 LOB: 0 BB: 0 P: 5	1B: 5 2B: 3 3B: 0 HR: 1	SF: 0 SAC: 0 DP: 0 HBP: 0	WP: 1 PB: 0 SB: 0 CS: 0	PA: 37			
<b>PITCHER</b>	IP	WLS	BF	H	R	ER	SO	BB	IBB	HBP	BLK	WP	HR	S	P	ERA	WHIP								
<b>Wally Bunker, R</b> ERA: 4.37 (1, 1)	2.0		14	6	6	5	3	1	0	0	0	0	1	19	23	22.50	3.500								
<b>Gene Brabender, R</b> ERA: 3.82 (3, 1)	3.0	W	11	3	1	1	2	1	0	0	1	1	0	14	18	3.00	1.333								
<b>Moe Drabowsky, R</b> ERA: 2.68 (6, 1)	4.0	S	12	0	0	0	8	0	0	0	0	0	0	28	28	0.00	0.000								

**Detroit Tigers @ Baltimore Orioles**  
Memorial Stadium, Baltimore, MD  
Wed Jul 20 1966, 7:05 PM EDT  
Att: 28,203 - Unknown

AB 35  
R 7  
H 9  
RBI 5  
BB 2  
SO 13  
LOB 7



Batter	1	2	3	4	5	6	7	8	9	AB	R	H	RBI	BB	SO	LOB	BOTTOM								
<b>Luis Aparicio, R</b> OBP: 0.292, SLG: 0.368 (1, 6)										5	1	2	0	0	0	1									
<b>Russ Snyder, L</b> OBP: 0.404, SLG: 0.452 (1, 8) (9, 7)										5	1	2	1	0	1	1									
<b>Frank Robinson, R</b> OBP: 0.424, SLG: 0.613 (1, 9)										4	1	2	0	1	1	2									
<b>Brooks Robinson, R</b> OBP: 0.355, SLG: 0.509 (1, 5)										4	3	2	2	1	0	2									
<b>Boog Powell, L</b> OBP: 0.393, SLG: 0.558 (1, 3)										4	3	3	2	1	1	0									
<b>Curt Blefary, L</b> OBP: 0.396, SLG: 0.453 (1, 7)										3	0	2	2	1	0	0									
<b>Paul Blair, R</b> OBP: 0.266, SLG: 0.358 (9, 8)										0	0	0	0	0	0	0									
<b>Davey Johnson, R</b> OBP: 0.292, SLG: 0.342 (1, 4)										5	1	2	2	0	0	4									
<b>Vic Roznovsky, L</b> OBP: 0.417, SLG: 0.355 (1, 2)										4	0	0	0	0	1	4									
<b>Wally Bunker, R</b> OBP: 0.175, SLG: 0.162 (3, 1)										1	0	0	0	0	0	0									
<b>Bob Johnson, R</b> OBP: 0.313, SLG: 0.237 (5, PH)										1	0	0	0	0	0	1									
<b>Moe Drabowsky, R</b> OBP: 0.556, SLG: 0.571 (6, 1)										1	0	1	1	0	0	0									
<b>Inning Stats</b>	R: 3 E: 0 K: 1 S: 8	H: 3 LOB: 2 BB: 2 P: 16	R: 1 E: 0 K: 0 S: 4	H: 2 LOB: 0 BB: 0 P: 4	R: 1 E: 0 K: 1 S: 6	H: 1 LOB: 0 BB: 0 P: 6	R: 0 E: 0 K: 3 S: 10	H: 1 LOB: 1 BB: 0 P: 10	R: 3 E: 0 K: 0 S: 7	H: 4 LOB: 1 BB: 0 P: 7	R: 0 E: 0 K: 0 S: 4	H: 1 LOB: 1 BB: 0 P: 4	R: 2 E: 0 K: 0 S: 6	H: 3 LOB: 1 BB: 0 P: 6	R: 0 E: 0 K: 0 S: 4	H: 1 LOB: 3 BB: 2 P: 12	1B: 11 2B: 2 3B: 1 HR: 2	SF: 0 SAC: 1 DP: 1 HBP: 0	WP: 0 PB: 0 SB: 1 CS: 0	PA: 43					
<b>PITCHER</b>	IP	WLS	BF	H	R	ER	SO	BB	IBB	HBP	BLK	WP	HR	S	P	ERA	WHIP								
<b>Denny McLain, R</b> ERA: 3.8 (1, 1)	4.0	L	23	10	8	8	5	2	0	0	0	0	0	31	39	18.00	3.000								
<b>Orlando Pena, R</b> ERA: 2.95 (5, 1)	2.2		13	5	2	2	0	0	0	0	0	0	0	13	13	6.75	1.875								
<b>Larry Sherry, R</b> ERA: 3.8 (7, 1)	1.1		7	1	0	0	0	2	0	0	0	0	0	5	13	0.00	2.250								

**Detroit Tigers @ Baltimore Orioles**  
Memorial Stadium, Baltimore, MD  
Wed Jul 20 1966, 7:05 PM EDT  
Att: 28,203 - Unknown

AB 38  
R 10  
H 16  
RBI 10  
BB 4  
SO 5  
LOB 15





Batter	1	2	3	4	5	6	7	8	9	AB	R	H	RBI	BB	SO	LOB	TOP					
Don Wert, R OBP: 0.348, SLG: 0.333 (1.5)										5	1	1	0	0	2	1						
Jake Wood, R OBP: 0.352, SLG: 0.389 (1.4)										4	0	3	1	1	0	1						
Jim Northrup, L OBP: 0.319, SLG: 0.444 (1.9)										5	0	1	0	0	1	4						
Willie Horton, R OBP: 0.338, SLG: 0.488 (1.7)										4	1	2	1	0	1	1						
Norm Cash, L OBP: 0.308, SLG: 0.410 (1.3)										3	0	1	0	1	0	0						
Bill Freehan, R OBP: 0.290, SLG: 0.353 (1.2)										4	0	0	0	0	1	3						
Mickey Stanley, R OBP: 0.344, SLG: 0.326 (1.8)										4	1	2	0	0	0	3						
Dick Tracewski, R OBP: 0.242, SLG: 0.183 (1.6)										4	1	2	1	0	0	3						
Bill Monbouquette, R OBP: 0.190, SLG: 0.150 (1.1)										2	0	0	0	0	2	2						
Hank Aguirre, R OBP: 0.256, SLG: 0.320 (7, PH)										0	0	0	0	0	0	0						
Jerry Lumpe, L OBP: 0.500, SLG: 0.833 (7, PH)										1	0	0	0	0	0	1						
Larry Sherry, R OBP: 0.319, SLG: 0.422 (9, PH)										0	0	0	0	0	0	0						
Gates Brown, L OBP: 0.319, SLG: 0.422 (9, PH)										1	0	0	0	0	0	1						
<b>Inning Stats</b>	R: 0 E: 0 K: 0 S: 4	H: 2 LOB: 1 BB: 0 P: 4	R: 0 E: 0 K: 1 S: 7	H: 2 LOB: 2 BB: 0 P: 7	R: 0 E: 0 K: 1 S: 2	H: 0 LOB: 0 BB: 1 P: 6	R: 0 E: 0 K: 1 S: 6	H: 1 LOB: 2 BB: 1 P: 10	R: 0 E: 0 K: 3 S: 10	H: 1 LOB: 1 BB: 0 P: 10	R: 0 E: 0 K: 1 S: 5	H: 0 LOB: 0 BB: 0 P: 5	R: 0 E: 0 K: 1 S: 6	H: 1 LOB: 1 BB: 0 P: 6	R: 1 E: 0 K: 0 S: 4	H: 2 LOB: 0 BB: 0 P: 4	R: 3 E: 1 K: 0 S: 7	H: 3 LOB: 1 BB: 0 P: 7	1B: 6 2B: 5 3B: 0 HR: 1	SF: 0 SAC: 0 DP: 3 HBP: 0	WP: 0 PB: 0 SB: 0 CS: 0	PA: 39
<b>PITCHER</b>	IP WLS BF H R ER SO BB IBB HBP BLK WP HR S P ERA WHIP	8.2 W 38 12 4 2 7 2 0 0 0 0 1 50 58 2.08 1.615	0.1 S 1 0 0 0 0 0 0 0 0 0 0 0 1 1 0.00 0.000																			

Detroit Tigers @ Baltimore Orioles  
 Memorial Stadium, Baltimore, MD  
 Thu Jul 21 1966, 7:05 PM EDT  
 Att: 29,107 - Unknown

AB	37
R	4
H	12
RBI	3
BB	2
SO	7
LOB	20



Batter	1	2	3	4	5	6	7	8	9	AB	R	H	RBI	BB	SO	LOB	BOTTOM				
Luis Aparicio, R OBP: 0.291, SLG: 0.366 (1.6)										5	1	1	0	0	0	1					
Russ Snyder, L OBP: 0.398, SLG: 0.444 (1.8)										4	0	0	0	0	0	1					
Frank Robinson, R OBP: 0.430, SLG: 0.635 (1.9)										4	3	4	3	0	0	0					
Brooks Robinson, R OBP: 0.359, SLG: 0.512 (1.5)										2	1	1	1	1	0	1					
Boog Powell, L OBP: 0.392, SLG: 0.552 (1.3)										3	0	0	0	1	1	2					
Curt Blefary, L OBP: 0.371, SLG: 0.466 (1.7)										3	1	2	2	1	0	1					
Paul Blair, R OBP: 0.266, SLG: 0.358 (8.8)										0	0	0	0	0	0	0					
Davey Johnson, R OBP: 0.291, SLG: 0.341 (1.4)										4	0	1	0	0	0	4					
Vic Roznovsky, L OBP: 0.400, SLG: 0.371 (1.2)										4	0	1	0	0	0	1					
Dave McNally, R OBP: 0.244, SLG: 0.302 (1.1)										4	0	2	0	0	2	0					
Eddie Fisher, R OBP: 0.244, SLG: 0.302 (9.1)										0	0	0	0	0	0	0					
<b>Inning Stats</b>	R: 2 E: 0 K: 0 S: 6	H: 3 LOB: 1 BB: 0 P: 6	R: 0 E: 0 K: 0 S: 4	H: 2 LOB: 1 BB: 0 P: 4	R: 0 E: 0 K: 0 S: 3	H: 1 LOB: 0 BB: 0 P: 3	R: 1 E: 0 K: 0 S: 5	H: 3 LOB: 2 BB: 0 P: 5	R: 2 E: 0 K: 0 S: 5	H: 2 LOB: 2 BB: 1 P: 10	R: 0 E: 0 K: 1 S: 5	H: 0 LOB: 0 BB: 0 P: 5	R: 1 E: 0 K: 1 S: 6	H: 1 LOB: 2 BB: 2 P: 14	R: 0 E: 0 K: 1 S: 5	H: 0 LOB: 0 BB: 0 P: 5	1B: 6 2B: 4 3B: 0 HR: 3	SF: 0 SAC: 0 DP: 2 HBP: 1	WP: 1 PB: 0 SB: 1 CS: 0	PA: 37	
<b>PITCHER</b>	IP WLS BF H R ER SO BB IBB HBP BLK WP HR S P ERA WHIP	4.2 L 22 10 5 5 0 1 0 0 0 0 0 7 11 0.00 1.500	1.1 6 1 0 0 1 1 0 0 0 0 0 0 7 11 0.00 1.500	2.0 9 1 1 1 2 2 0 0 0 0 0 1 11 19 4.50 1.500																	

Detroit Tigers @ Baltimore Orioles  
 Memorial Stadium, Baltimore, MD  
 Thu Jul 21 1966, 7:05 PM EDT  
 Att: 29,107 - Unknown

AB	33
R	6
H	12
RBI	6
BB	3
SO	3
LOB	11





Batter	1	2	3	4	5	6	7	8	9	AB	R	H	RBI	BB	SO	LOB	TOP
Wayne Causey, L (1,4) OBP: 0.313, SLG: 0.276 Al Weis, S (8, FR) OBP: 0.212, SLG: 0.136 (8,4)	0-0 6-3		0-0 F8			0-0 F7		0-0 1B		4	0	1	0	0	0	0	Chicago White Sox @ Baltimore Orioles Memorial Stadium, Baltimore, MD Fri Jul 22 1966, 7:05 PM EDT Att: 25,772 - Unknown
Don Buford, S (1,5) OBP: 0.328, SLG: 0.359	0-0 1B 2B		4-0 FC6-4 BB			0-0 1-3 1B		0-0 1-3 1B		3	1	3	0	1	0	0	
Tommie Agee, R (1,8) OBP: 0.316, SLG: 0.409	0-0 F7		0-0 FC6-4 1-2			0-0 1-3		0-3 K		4	0	0	0	0	1	5	
Floyd Robinson, L (1,9) OBP: 0.344, SLG: 0.356	0-0 2H 1B			0-0 6-3		0-0 F9		0-0 4-3		4	0	1	1	0	0	3	
Tom McCraw, L (1,3) OBP: 0.294, SLG: 0.339	0-0 F8			0-3 K			0-0 F9		0-0 F5	4	0	0	0	0	1	1	
Ken Berry, R (1,7) OBP: 0.314, SLG: 0.419		0-0 4-3		0-0 F5			0-0 1B		0-0 F7	4	0	1	0	0	0	0	
Jerry Adair, R (1,6) OBP: 0.300, SLG: 0.349		0-0 6-3			0-0 6-3		0-3 K		0-0 F7	4	0	0	0	0	1	1	
J.C. Martin, L (1,2) OBP: 0.336, SLG: 0.389 Snooky Burgess, L (7, PH) OBP: 0.370, SLG: 0.359 Jerry McNertney, R (7,2) OBP: 0.318, SLG: 0.250		0-3 K			0-0 6-3		0-0 F8			2	0	0	0	0	1	0	
Gary Peters, L (1,1) OBP: 0.280, SLG: 0.400			0-0 4-3		0-3 K			0-0 4-3		3	0	0	0	0	1	0	
<b>Inning Stats</b>	R: 1 E: 0 K: 0 S: 5	H: 2 LOB: 1 BB: 0 P: 5	R: 0 E: 0 K: 1 S: 5	H: 0 LOB: 0 BB: 1 P: 5	R: 0 E: 0 K: 1 S: 5	H: 0 LOB: 0 BB: 1 P: 5	R: 0 E: 0 K: 1 S: 4	H: 1 LOB: 1 BB: 0 P: 4	R: 0 E: 0 K: 1 S: 6	H: 1 LOB: 1 BB: 0 P: 6	R: 0 E: 0 K: 1 S: 7	H: 2 LOB: 2 BB: 0 P: 7	R: 0 E: 0 K: 0 S: 3	H: 0 LOB: 0 BB: 0 P: 3	1B: 5 2B: 1 3B: 0 HR: 0	SF: 0 SAC: 0 DP: 0 HBP: 0	
<b>PITCHER</b> Jim Palmer, R (1,1) ERA: 3.3	IP: 9.0 WLS: W BF: 34 H: 6 R: 1 ER: 1 SO: 5 BB: 1 IBB: 0 HBP: 0 BLK: 0 WP: 0 HR: 0 S: 43 P: 47 ERA: 1.00 WHIP: 0.778											<b>PITCHER</b>	IP: 9.0 WLS: W BF: 34 H: 6 R: 1 ER: 1 SO: 5 BB: 1 IBB: 0 HBP: 0 BLK: 0 WP: 0 HR: 0 S: 43 P: 47 ERA: 1.00 WHIP: 0.778				

Batter	1	2	3	4	5	6	7	8	9	AB	R	H	RBI	BB	SO	LOB	BOTTOM
Luis Aparicio, R (1,6) OBP: 0.290, SLG: 0.363	0-0 F8		0-0 6-3		0-0 5-3			4-0 CS BB		3	0	0	0	1	0	0	Chicago White Sox @ Baltimore Orioles Memorial Stadium, Baltimore, MD Fri Jul 22 1966, 7:05 PM EDT Att: 25,772 - Unknown
Boog Powell, L (1,3) OBP: 0.390, SLG: 0.549	0-0 HR 1B		0-3 K		0-3 K		0-3 K		0-3 1-2 K	4	1	1	0	0	3	1	
Frank Robinson, R (1,7) OBP: 0.427, SLG: 0.629	0-3 K			0-3 K		0-0 5-3				3	0	0	0	0	2	1	
Brooks Robinson, R (1,5) OBP: 0.361, SLG: 0.520	0-0 HR 1B			0-0 FC5-4 1B		0-0 4-3				3	1	2	2	0	0	0	
Sam Bowens, R (1,9) OBP: 0.283, SLG: 0.398	0-0 CS 1B			0-0 FC5-4 1B 1-2 1B		0-3 K				3	1	1	0	0	1	1	
Davey Johnson, R (1,4) OBP: 0.292, SLG: 0.341	0-0 CS 1-2	0-0 F9		0-0 1-3 1B		0-0 L9				3	0	1	0	0	0	0	
Paul Blair, R (1,8) OBP: 0.267, SLG: 0.357		0-0 6-3		0-0 1-2 1B		0-0 5-3				3	0	1	1	0	0	0	
Andy Etchebarren, R (1,2) OBP: 0.320, SLG: 0.421		0-0 5-3		0-0 L3		0-3 K				3	0	0	0	0	1	2	
Jim Palmer, R (1,1) OBP: 0.146, SLG: 0.178			0-3 K		0-3 K			0-0 6-3		3	0	0	0	0	2	0	
<b>Inning Stats</b>	R: 2 E: 0 K: 1 S: 7	H: 3 LOB: 0 BB: 0 P: 7	R: 0 E: 0 K: 0 S: 3	H: 0 LOB: 0 BB: 0 P: 3	R: 0 E: 0 K: 2 S: 7	H: 0 LOB: 0 BB: 0 P: 7	R: 1 E: 0 K: 1 S: 8	H: 3 LOB: 2 BB: 0 P: 8	R: 0 E: 0 K: 1 S: 5	H: 0 LOB: 0 BB: 0 P: 5	R: 0 E: 0 K: 1 S: 5	H: 0 LOB: 0 BB: 0 P: 5	R: 0 E: 0 K: 1 S: 4	H: 0 LOB: 1 BB: 1 P: 8	1B: 5 2B: 0 3B: 0 HR: 1	SF: 0 SAC: 0 DP: 0 HBP: 0	
<b>PITCHER</b> Gary Peters, L (1,1) ERA: 2.54	IP: 8.0 WLS: L BF: 29 H: 6 R: 3 ER: 3 SO: 9 BB: 1 IBB: 0 HBP: 0 BLK: 0 WP: 0 HR: 1 S: 46 P: 50 ERA: 3.38 WHIP: 0.875											<b>PITCHER</b>	IP: 8.0 WLS: L BF: 29 H: 6 R: 3 ER: 3 SO: 9 BB: 1 IBB: 0 HBP: 0 BLK: 0 WP: 0 HR: 1 S: 46 P: 50 ERA: 3.38 WHIP: 0.875				



Batter	1	2	3	4	5	6	7	8	9	AB	R	H	RBI	BB	SO	LOB	TOP					
Don Buford, S (1, 5) OBP: 0.328, SLG: 0.363										5	1	2	0	0	0	0						
Tommie Agee, R (1, 8) OBP: 0.314, SLG: 0.406										5	0	1	0	0	3	4						
Floyd Robinson, L (1, 9) OBP: 0.345, SLG: 0.357										5	0	2	1	0	0	5						
John Romano, R (1, 2) OBP: 0.372, SLG: 0.420										3	0	1	1	1	0	2						
Al Weiss, S (8, PR) OBP: 0.212, SLG: 0.136										0	0	0	0	0	0	0						
Jerry McNertney, R (8, 2) OBP: 0.318, SLG: 0.250										0	0	0	0	0	0	0						
Ken Berry, R (1, 7) OBP: 0.309, SLG: 0.412										4	0	0	0	0	2	3						
Bill Skowron, R (1, 3) OBP: 0.294, SLG: 0.348										4	1	2	0	0	1	0						
Jerry Adair, R (1, 4) OBP: 0.299, SLG: 0.362										4	1	1	2	0	1	1						
Lee Elia, R (1, 6) OBP: 0.265, SLG: 0.323										2	0	0	0	1	0	0						
Smoky Burgess, L (9, PH) OBP: 0.283, SLG: 0.375										1	0	1	0	0	0	0						
Wayne Causey, L (9, PR) OBP: 0.313, SLG: 0.276										0	0	0	0	0	0	0						
Tommy John, R (1, 1) OBP: 0.150, SLG: 0.250										2	0	0	0	0	1	2						
Dennis Higgins, R (8, 1) OBP: 0.297, SLG: 0.111										0	0	0	0	0	0	0						
Pete Ward, L (8, PH) OBP: 0.225, SLG: 0.205										0	1	0	0	0	0	0						
Joe Horne, L (8, PR) OBP: 0.225, SLG: 0.205										0	0	0	0	0	0	0						
Jack Lamabe, R (8, 1) OBP: 0.225, SLG: 0.111										0	0	0	0	0	0	0						
Hoyt Wilhelm, R (8, 1) OBP: 0.225, SLG: 0.111										0	0	0	0	0	0	0						
Tom McCraw, L (9, PH) OBP: 0.293, SLG: 0.337										1	0	0	0	0	0	1						
<b>Inning Stats</b>	R: 0 E: 0 K: 1 S: 6	H: 1 LOB: 1 BB: 0 P: 6	R: 0 E: 0 K: 3 S: 10	H: 1 LOB: 2 BB: 1 P: 14	R: 0 E: 0 K: 1 S: 6	H: 1 LOB: 1 BB: 0 P: 6	R: 0 E: 0 K: 2 S: 7	H: 0 LOB: 0 BB: 0 P: 7	R: 0 E: 0 K: 0 S: 3	H: 0 LOB: 0 BB: 0 P: 3	R: 0 E: 0 K: 0 S: 3	H: 1 LOB: 1 BB: 1 P: 7	R: 0 E: 0 K: 0 S: 3	H: 0 LOB: 0 BB: 0 P: 3	R: 2 E: 1 K: 0 S: 6	H: 2 LOB: 1 BB: 0 P: 6	R: 2 E: 0 K: 1 S: 9	H: 4 LOB: 2 BB: 0 P: 9	1B: 8 2B: 1 3B: 0 HR: 1	SF: 0 SAC: 0 DP: 2 HBP: 0	WP: 0 PB: 1 SB: 1 CS: 0	PA: 39
<b>PITCHER</b>	IP WLS BF H R ER SO BB IBB HBP BLK WP HR S P ERA WHIP																					
Bill Short, L (1, 1) ERA: 1.55	8.0 W 34 8 4 2 7 2 0 0 0 0 0 1 46 54 2.25 1.250																					
Eddie Fisher, R (9, 1) ERA: 2.03	0.2 4 2 0 0 1 0 0 0 0 0 0 0 6 6 0.00 3.000																					
Stu Miller, R (9, 1) ERA: 1.98	0.1 S 1 0 0 0 0 0 0 0 0 0 0 0 1 1 0.00 0.000																					

Chicago White Sox @ Baltimore Orioles  
Memorial Stadium, Baltimore, MD  
Sat Jul 23 1966, 7:05 PM EDT  
Att: 25,908 - Unknown

AB 37  
R 4  
H 10  
RBI 4  
BB 2  
SO 8  
LOB 18

Batter	1	2	3	4	5	6	7	8	9	AB	R	H	RBI	BB	SO	LOB	BOTTOM			
Luis Aparicio, R (1, 6) OBP: 0.290, SLG: 0.360										3	1	0	0	1	0	1				
Boog Powell, L (1, 3) OBP: 0.391, SLG: 0.547										3	1	1	0	1	0	1				
Frank Robinson, R (1, 7) OBP: 0.430, SLG: 0.638										3	1	2	3	1	0	1				
Brooks Robinson, R (1, 5) OBP: 0.360, SLG: 0.516										3	0	0	0	1	0	1				
Sam Bowens, R (1, 9) OBP: 0.289, SLG: 0.423										4	2	2	1	0	1	2				
Davey Johnson, R (1, 4) OBP: 0.297, SLG: 0.348										4	0	3	0	0	1	0				
Paul Blair, R (1, 8) OBP: 0.267, SLG: 0.355										4	0	1	1	0	0	2				
Andy Etchebarren, R (1, 2) OBP: 0.317, SLG: 0.416										4	0	0	0	0	2	3				
Vic Roznovsky, L (9, 2) OBP: 0.400, SLG: 0.371										0	0	0	0	0	0	0				
Bill Short, L (1, 1) OBP: 0.111, SLG: 0.111										3	0	1	0	0	2	0				
Eddie Fisher, R (9, 1) OBP: 0.083, SLG: 0.083										0	0	0	0	0	0	0				
<b>Inning Stats</b>	R: 0 E: 0 K: 0 S: 3	H: 1 LOB: 2 BB: 2 P: 11	R: 0 E: 0 K: 1 S: 5	H: 0 LOB: 0 BB: 0 P: 5	R: 0 E: 0 K: 1 S: 5	H: 0 LOB: 0 BB: 0 P: 5	R: 1 E: 0 K: 0 S: 4	H: 2 LOB: 1 BB: 1 P: 8	R: 3 E: 0 K: 1 S: 7	H: 2 LOB: 0 BB: 1 P: 11	R: 0 E: 0 K: 2 S: 8	H: 1 LOB: 1 BB: 0 P: 8	R: 0 E: 0 K: 1 S: 6	H: 1 LOB: 0 BB: 0 P: 6	R: 1 E: 0 K: 0 S: 5	H: 3 LOB: 1 BB: 0 P: 5	1B: 7 2B: 2 3B: 0 HR: 2	SF: 0 SAC: 0 DP: 2 HBP: 0	WP: 0 PB: 0 SB: 1 CS: 1	PA: 35
<b>PITCHER</b>	IP WLS BF H R ER SO BB IBB HBP BLK WP HR S P ERA WHIP																			
Tommy John, L (1, 1) ERA: 2.72	5.0 L 22 5 4 4 3 4 0 0 0 0 0 0 2 24 40 7.20 1.800																			
Dennis Higgins, R (6, 1) ERA: 3.17	2.0 8 2 0 0 3 0 0 0 0 0 0 0 14 14 0.00 1.000																			
Jack Lamabe, R (8, 1) ERA: 3.16	0.1 4 3 1 1 0 0 0 0 0 0 0 0 4 4 27.00 9.000																			
Hoyt Wilhelm, R (8, 1) ERA: 1.52	0.2 1 0 0 0 0 0 0 0 0 0 0 0 1 1 0.00 0.000																			

Chicago White Sox @ Baltimore Orioles  
Memorial Stadium, Baltimore, MD  
Sat Jul 23 1966, 7:05 PM EDT  
Att: 25,908 - Unknown

AB 31  
R 5  
H 10  
RBI 5  
BB 4  
SO 6  
LOB 11







Batter	1	2	3	4	5	6	7	8	9	AB	R	H	RBI	BB	SO	LOB	TOP
Larry Brown, R OBP: 0.326, SLG: 0.339 (1, 6)										5	0	1	0	0	1	4	<b>Cleveland Indians @ Baltimore Orioles</b> Memorial Stadium, Baltimore, MD Tue Jul 26 1966, 7:05 PM EDT Att: 23,990 - Unknown
Leon Wagner, L OBP: 0.335, SLG: 0.471 Jim Landis, R OBP: 0.342, SLG: 0.369 (1, 7) (9, 8)										4	3	3	2	1	1	3	
Chuck Hinton, R OBP: 0.318, SLG: 0.403 (1, 8) (9, 7)										5	0	1	0	0	0	3	
Rocky Colavito, R OBP: 0.339, SLG: 0.470 (1, 9)										5	2	2	3	0	0	3	
Max Alvis, R OBP: 0.318, SLG: 0.363 (1, 5)										5	1	1	0	0	2	0	
Pedro Gonzalez, R OBP: 0.273, SLG: 0.296 (1, 4)										3	0	1	0	1	0	0	
Fred Whitfield, L OBP: 0.280, SLG: 0.451 (1, 3)										4	1	1	2	0	0	2	
Joe Azcue, R OBP: 0.323, SLG: 0.415 (1, 2)										4	0	0	0	0	1	4	
Gary Bell, R OBP: 0.218, SLG: 0.196 Luis Tiant, R OBP: 0.091, SLG: 0.048 (1, 1) (7, 1)										3	0	1	0	0	0	1	
<b>Inning Stats</b>	R: 2 E: 0 K: 2 S: 9	H: 2 LOB: 0 BB: 0 P: 9	R: 0 E: 0 K: 1 S: 5	H: 0 LOB: 1 BB: 1 P: 9	R: 1 E: 0 K: 0 S: 4	H: 1 LOB: 0 BB: 0 P: 4	R: 1 E: 0 K: 0 S: 4	H: 1 LOB: 2 BB: 1 P: 8	R: 0 E: 1 K: 1 S: 6	H: 0 LOB: 1 BB: 0 P: 6	R: 1 E: 0 K: 1 S: 6	H: 2 LOB: 0 BB: 0 P: 6	1B: 3 2B: 3 3B: 0 HR: 5	SF: 0 SAC: 0 DP: 1 HBP: 0	WP: 0 PB: 0 SB: 1 CS: 0	PA: 41	
<b>PITCHER</b>	IP WLS BF H R ER SO BB IBB HBP BLK WP HR S P ERA WHIP																
Steve Barber, L ERA: 2.25 (1, 1)	1.0 L 6 2 2 2 2 1 0 0 0 0 0 1 9 13 18.00 3.000																
John Miller, R ERA: 4.95 (2, 1)	3.1 14 3 2 2 1 1 0 0 0 0 2 15 19 5.40 1.200																
Moe Drabowsky, R ERA: 2.9 (5, 1)	2.2 13 4 2 2 1 0 0 0 0 0 1 15 15 6.75 1.500																
Eddie Fisher, R ERA: 2.11 (8, 1)	2.0 8 2 1 1 2 0 0 0 0 0 1 12 12 4.50 1.000																

Batter	1	2	3	4	5	6	7	8	9	AB	R	H	RBI	BB	SO	LOB	BOTTOM					
Luis Aparicio, R OBP: 0.291, SLG: 0.370 (1, 6)										4	1	2	2	0	1	0	<b>Cleveland Indians @ Baltimore Orioles</b> Memorial Stadium, Baltimore, MD Tue Jul 26 1966, 7:05 PM EDT Att: 23,990 - Unknown					
Russ Snyder, L OBP: 0.388, SLG: 0.433 (1, 8)										4	0	0	0	0	2	1						
Frank Robinson, R OBP: 0.427, SLG: 0.637 (1, 9)										4	1	1	1	0	1	1						
Brooks Robinson, R OBP: 0.356, SLG: 0.509 (1, 5)										4	0	0	0	0	1	0						
Boog Powell, L OBP: 0.387, SLG: 0.538 (1, 3)										4	1	1	0	0	2	1						
Curt Blefary, L OBP: 0.366, SLG: 0.458 (1, 7)										2	0	0	0	2	0	0						
Davey Johnson, R OBP: 0.291, SLG: 0.342 (1, 4)										4	0	0	0	0	3	4						
Vic Roznovsky, L OBP: 0.383, SLG: 0.405 (1, 2)										4	0	1	1	0	0	0						
Steve Barber, L ERA: 2.25 (1, 1) John Miller, R ERA: 4.95 (2, 1) Moe Drabowsky, R ERA: 2.9 (5, 1) Bob Johnson, R ERA: 2.9 (7, 1) Eddie Fisher, R ERA: 2.11 (8, 1) Sam Bowers, R ERA: 0.417 (9, 1)										0	0	0	0	0	0	0						
<b>Inning Stats</b>	R: 0 E: 0 K: 2 S: 7	H: 0 LOB: 0 BB: 0 P: 7	R: 1 E: 1 K: 2 S: 9	H: 1 LOB: 2 BB: 1 P: 13	R: 1 E: 0 K: 2 S: 8	H: 1 LOB: 0 BB: 0 P: 8	R: 0 E: 0 K: 1 S: 5	H: 0 LOB: 0 BB: 0 P: 5	R: 0 E: 0 K: 0 S: 3	H: 0 LOB: 0 BB: 0 P: 3	R: 1 E: 0 K: 2 S: 9	H: 2 LOB: 1 BB: 1 P: 13	R: 1 E: 0 K: 0 S: 5	H: 2 LOB: 1 BB: 0 P: 5	R: 0 E: 0 K: 1 S: 5	H: 0 LOB: 0 BB: 0 P: 5		R: 0 E: 0 K: 2 S: 7	H: 0 LOB: 0 BB: 0 P: 7	1B: 1 2B: 3 3B: 0 HR: 2	SF: 0 SAC: 0 DP: 0 HBP: 0	WP: 0 PB: 0 SB: 0 CS: 0
<b>PITCHER</b>	IP WLS BF H R ER SO BB IBB HBP BLK WP HR S P ERA WHIP																					
Gary Bell, R ERA: 3.12 Luis Tiant, R ERA: 3.3 (1, 1) (7, 1)	6.1 S 8 0 0 0 3 0 0 0 0 0 0 0 14 14 0.00 0.000																					




Batter	1	2	3	4	5	6	7	8	9	AB	R	H	RBI	BB	SO	LOB	TOP			
Larry Brown, R OBP: 0.331, SLG: 0.344										4	0	2	0	0	0	1	<b>Cleveland Indians @ Baltimore Orioles</b> Memorial Stadium, Baltimore, MD Wed Jul 27 1966, 7:05 PM EDT Att: 22,294 - Unknown			
Leon Wagner, L OBP: 0.331, SLG: 0.465										4	0	0	0	0	1	3				
Chuck Hinton, R OBP: 0.317, SLG: 0.400										4	0	1	0	0	1	3				
Rocky Colavito, R OBP: 0.340, SLG: 0.469										3	0	1	0	1	2	1				
Max Alvis, R OBP: 0.317, SLG: 0.364										4	0	1	0	0	0	3				
Pedro Gonzalez, R OBP: 0.273, SLG: 0.292										3	0	0	0	1	1	1				
Fred Whitfield, L OBP: 0.277, SLG: 0.446										4	0	0	0	0	1	2				
Del Crandall, R OBP: 0.346, SLG: 0.437										2	1	1	1	1	1	0				
Buddy Booker, L OBP: 0.209, SLG: 0.520										0	0	0	0	0	0	0				
John O'Donoghue, R OBP: 0.172, SLG: 0.207										2	0	1	0	0	1	0				
Tom Kelley, R OBP: 0.125, SLG: 0.125										0	0	0	0	0	0	0				
Jim Landis, R OBP: 0.340, SLG: 0.366										1	0	0	0	0	0	1				
Dick Radatz, R OBP: 0.125, SLG: 0.125										0	0	0	0	0	0	0				
<b>Inning Stats</b>	R: 0 E: 0 K: 2 S: 8	H: 1 LOB: 1 BB: 0 P: 8	R: 0 E: 0 K: 0 S: 3	H: 0 LOB: 0 BB: 0 P: 3	R: 1 E: 0 K: 1 S: 7	H: 2 LOB: 1 BB: 0 P: 7	R: 0 E: 0 K: 2 S: 8	H: 1 LOB: 0 BB: 0 P: 8	R: 0 E: 1 K: 0 S: 3	H: 1 LOB: 1 BB: 1 P: 7	R: 0 E: 0 K: 1 S: 5	H: 0 LOB: 0 BB: 1 P: 9	R: 0 E: 0 K: 0 S: 3	H: 1 LOB: 0 BB: 0 P: 3	R: 0 E: 0 K: 0 S: 3	H: 1 LOB: 1 BB: 0 P: 7	1B: 5 2B: 3 3B: 0 HR: 1	SF: 0 SAC: 0 DP: 3 HBP: 0	WP: 0 PB: 0 SB: 1 CS: 0	PA: 34
<b>PITCHER</b> Dave McNally, L ERA: 2.77	IP: 9.0 WLS: W BF: 34 H: 7 R: 1 ER: 1 SO: 8 BB: 3 IBB: 0 HBP: 0 BLK: 0 WP: 0 HR: 1 S: 47 P: 59 ERA: 1.00 WHIP: 1.111															<b>PITCHER</b>				

Batter	1	2	3	4	5	6	7	8	9	AB	R	H	RBI	BB	SO	LOB	BOTTOM			
Luis Aparicio, R OBP: 0.293, SLG: 0.381										4	1	2	1	0	0	2	<b>Cleveland Indians @ Baltimore Orioles</b> Memorial Stadium, Baltimore, MD Wed Jul 27 1966, 7:05 PM EDT Att: 22,294 - Unknown			
Boog Powell, L OBP: 0.385, SLG: 0.533										3	1	0	0	1	0	2				
Frank Robinson, R OBP: 0.427, SLG: 0.644										4	1	2	3	0	0	0				
Brooks Robinson, R OBP: 0.355, SLG: 0.506										4	1	1	0	0	0	1				
Sam Bowens, R OBP: 0.284, SLG: 0.408										3	0	0	0	1	1	0				
Davey Johnson, R OBP: 0.288, SLG: 0.338										4	0	0	0	0	0	2				
Paul Blair, R OBP: 0.272, SLG: 0.358										4	1	2	1	0	0	0				
Larry Haney, R OBP: 0.500, SLG: 1.333										3	1	1	2	0	0	2				
Dave McNally, R OBP: 0.286, SLG: 0.340										4	1	3	0	0	0	1				
<b>Inning Stats</b>	R: 1 E: 0 K: 0 S: 4	H: 2 LOB: 0 BB: 0 P: 4	R: 0 E: 0 K: 0 S: 3	H: 0 LOB: 0 BB: 0 P: 3	R: 0 E: 0 K: 0 S: 3	H: 0 LOB: 0 BB: 0 P: 3	R: 2 E: 0 K: 0 S: 7	H: 4 LOB: 2 BB: 0 P: 7	R: 1 E: 0 K: 0 S: 5	H: 2 LOB: 2 BB: 1 P: 9	R: 3 E: 0 K: 1 S: 7	H: 2 LOB: 0 BB: 1 P: 11	R: 0 E: 0 K: 0 S: 3	H: 0 LOB: 1 BB: 0 P: 4	R: 0 E: 0 K: 0 S: 3	H: 0 LOB: 0 BB: 0 P: 4		1B: 7 2B: 1 3B: 0 HR: 3	SF: 0 SAC: 0 DP: 2 HBP: 1	WP: 0 PB: 0 SB: 0 CS: 0
<b>PITCHER</b> John O'Donoghue, L ERA: 3.76	IP: 5.0 WLS: L BF: 20 H: 7 R: 3 ER: 3 SO: 3 BB: 0 IBB: 0 HBP: 0 BLK: 0 WP: 0 HR: 2 S: 20 P: 20 ERA: 5.40 WHIP: 1.400															<b>PITCHER</b>				
Tom Kelley, R ERA: 3.7	1.0 6 2 1 1 0 1 0 0 0 0 0 5 9 9.00 3.000																			
Dick Radatz, R ERA: 5.37	2.0 10 2 3 3 1 1 0 1 0 0 1 10 15 13.50 1.500																			


AB	31
R	1
H	7
RBI	1
BB	3
SO	8
LOB	15




AB	33
R	7
H	11
RBI	7
BB	2
SO	1
LOB	10





Batter	1	2	3	4	5	6	7	8	9	AB	R	H	RBI	BB	SO	LOB	TOP					
Luis Aparicio, R (1, 6) OBP: 0.295, SLG: 0.382	6-3			SH1-4 2B 1B		6-3		E 1-2 1B		4	1	2	0	0	0	0	<p>Baltimore Orioles @ Minnesota Twins Metropolitan Stadium, Bloomington, MI</p> <p>Fri Jul 29 1966, 8:05 PM EDT Att: 30,288 - Unknown</p> <p>livebaseballscores.com</p> <p>AB 31 R 3 H 6 RBI 3 BB 1 SO 8 LOB 6</p> 					
Boog Powell, L (1, 3) OBP: 0.385, SLG: 0.531	K			SH1-4 1-2		G3		E9 1-3 2-H 1B		3	0	1	1	0	1	0						
Frank Robinson, R (1, 7) OBP: 0.426, SLG: 0.648	F7			F2			HR	F8		4	1	1	1	0	0	3						
Brooks Robinson, R (1, 5) OBP: 0.354, SLG: 0.506		5-3		2H 2B		6-3		F9		4	0	1	1	0	0	0						
Sam Bowens, R (1, 9) OBP: 0.283, SLG: 0.400	6-3			K		5-3-6 BB		K		3	0	0	0	1	2	1						
Davey Johnson, R (1, 4) OBP: 0.285, SLG: 0.334	F8				F3		5-3-6 1-3F	F9		4	0	0	0	0	0	1						
Paul Blair, R (1, 8) OBP: 0.267, SLG: 0.352			4-3		F9			K		3	0	0	0	0	1	0						
Larry Haney, R (1, 2) OBP: 0.429, SLG: 0.833			K		K			FC2-6 1B		3	0	1	0	0	2	0						
Jim Palmer, R (1, 1) OBP: 0.137, SLG: 0.167			K					FC2-6 1B E		3	1	0	0	0	2	1						
Eddie Fisher, R (8, 1)										0	0	0	0	0	0	0						
<b>Inning Stats</b>	R: 0 E: 0 K: 1 S: 5	H: 0 LOB: 0 BB: 0 P: 5	R: 0 E: 0 K: 0 S: 3	H: 0 LOB: 0 BB: 0 P: 3	R: 0 E: 0 K: 2 S: 7	H: 0 LOB: 0 BB: 0 P: 7	R: 1 E: 0 K: 1 S: 7	H: 2 LOB: 1 BB: 0 P: 7	R: 0 E: 0 K: 1 S: 5	H: 0 LOB: 0 BB: 0 P: 5	R: 0 E: 0 K: 0 S: 5	H: 0 LOB: 0 BB: 0 P: 5	R: 1 E: 0 K: 0 S: 3	H: 1 LOB: 0 BB: 1 P: 7	R: 1 E: 1 K: 1 S: 8	H: 3 LOB: 2 BB: 0 P: 8	R: 0 E: 0 K: 1 S: 5	H: 0 LOB: 0 BB: 0 P: 5	1B: 4 2B: 2 3B: 0 HR: 1	SF: 0 SAC: 1 DP: 1 HBP: 0	WP: 0 PB: 0 SB: 0 CS: 0	PA: 33
<b>PITCHER</b>	IP WLS BF H R ER SO BB IBB HBP BLK WP HR S P ERA WHIP																					
Jim Merritt, L (1, 1) ERA: 3.44	7.0 L 24 3 2 2 6 1 0 0 0 0 1 35 39 2.57 0.571																					
Al Worthington, R (8, 1) ERA: 2.09	2.0 9 3 1 1 2 0 0 0 0 0 0 0 13 13 4.50 1.500																					

Batter	1	2	3	4	5	6	7	8	9	AB	R	H	RBI	BB	SO	LOB	BOTTOM					
Zoilo Versalles, R (1, 6) OBP: 0.302, SLG: 0.370	G1-6-3 1B		K		F9			6-3		4	0	1	0	0	1	2	<p>Baltimore Orioles @ Minnesota Twins Metropolitan Stadium, Bloomington, MI</p> <p>Fri Jul 29 1966, 8:05 PM EDT Att: 30,288 - Unknown</p> <p>livebaseballscores.com</p> <p>AB 33 R 0 H 8 RBI 0 BB 2 SO 5 LOB 19</p> 					
Jimmie Hall, L (1, 7) OBP: 0.297, SLG: 0.399	G1-6-3 1-2F		K		FC6-4 1-2F			1B 1B		4	0	1	0	0	1	3						
Tony Oliva, L (1, 9) OBP: 0.379, SLG: 0.578	4-3			1-3 2B				G6-4-3 1B		4	0	2	0	0	1	0						
Harmon Killebrew, R (1, 5) OBP: 0.383, SLG: 0.490		FC6-4 BB 1B	F5		F3			G6-4-3 1-2F		4	0	1	0	0	0	4						
Don Mincher, L (1, 3) OBP: 0.305, SLG: 0.395		F8		F7				F9		4	0	0	0	0	0	1						
Earl Battey, R (1, 2) OBP: 0.329, SLG: 0.319		FC6-4 BB		6-3				2B		3	0	1	0	1	1	0						
Cesar Tovar, R (1, 4) OBP: 0.327, SLG: 0.368		FC6-4 1-2F 2-3		F6				F8 1B		4	0	1	0	0	0	3						
Ted Uhlhaender, L (1, 8) OBP: 0.230, SLG: 0.270		F6		FC6-4 1B				F8 1-2F		4	0	1	0	0	0	4						
Jim Merritt, L (1, 1) OBP: 0.211, SLG: 0.222										1	0	0	0	1	0	1						
Bernie Allen, L (7, PH) OBP: 0.305, SLG: 0.337					B3					1	0	0	0	0	1	1						
Al Worthington, R (8, 1) OBP: 0.286, SLG: 0.571			2B BB					K		0	0	0	0	0	0	0						
<b>Inning Stats</b>	R: 0 E: 0 K: 0 S: 3	H: 1 LOB: 0 BB: 0 P: 3	R: 0 E: 0 K: 0 S: 4	H: 1 LOB: 2 BB: 1 P: 8	R: 0 E: 0 K: 2 S: 8	H: 1 LOB: 2 BB: 1 P: 12	R: 0 E: 0 K: 0 S: 3	H: 0 LOB: 0 BB: 0 P: 3	R: 0 E: 0 K: 0 S: 4	H: 1 LOB: 1 BB: 0 P: 4	R: 0 E: 0 K: 1 S: 5	H: 0 LOB: 0 BB: 0 P: 5	R: 0 E: 0 K: 1 S: 6	H: 1 LOB: 1 BB: 0 P: 6	R: 0 E: 0 K: 0 S: 4	H: 2 LOB: 1 BB: 0 P: 4	R: 0 E: 0 K: 1 S: 6	H: 1 LOB: 1 BB: 0 P: 6	1B: 6 2B: 2 3B: 0 HR: 0	SF: 0 SAC: 0 DP: 2 HBP: 0	WP: 0 PB: 0 SB: 0 CS: 0	PA: 35
<b>PITCHER</b>	IP WLS BF H R ER SO BB IBB HBP BLK WP HR S P ERA WHIP																					
Jim Palmer, R (1, 1) ERA: 3.12	7.1 W 30 7 0 0 0 4 2 0 0 0 0 36 44 0.00 1.227																					
Eddie Fisher, R (8, 1) ERA: 2.09	1.2 S 5 1 0 0 1 0 0 0 0 0 0 0 7 7 0.00 0.600																					



Batter	1	2	3	4	5	6	7	8	9	AB	R	H	RBI	BB	SO	LOB	TOP			
Luis Aparicio, R (1, 6) OBP: 0.295, SLG: 0.379	4-0 BB		0-3 K			0-0 5-3			0-0 F6	3	0	0	0	1	1	0				
Russ Snyder, L (1, 8) OBP: 0.387, SLG: 0.430	0-0 L9					0-0 G3			0-0 K	4	0	1	0	0	1	1				
Frank Robinson, R (1, 7) OBP: 0.422, SLG: 0.641	0-3 K					0-3 K			0-3 K	4	0	0	0	0	3	2				
Brooks Robinson, R (1, 5) OBP: 0.352, SLG: 0.502	0-0 6-3					0-0 F2			0-0 6-3	3	0	0	0	0	0	2				
Boog Powell, L (1, 3) OBP: 0.382, SLG: 0.527		0-3 K				0-0 F9			0-3 K	3	0	0	0	0	2	1				
Sam Bowens, R (1, 9) OBP: 0.277, SLG: 0.392		0-3 K				0-3 K			0-0 6-3	3	0	0	0	0	2	0				
Davey Johnson, R (1, 4) OBP: 0.286, SLG: 0.332		0-0 5-3				0-0 5-3			1-0 FC4-6 HBP	2	0	0	0	0	0	0				
Vic Roznovsky, L (1, 2) OBP: 0.360, SLG: 0.378			0-3 K			0-0 F6			0-0 FC4-6	3	0	0	0	0	1	1				
Bill Short, L (1, 1) OBP: 0.100, SLG: 0.100						0-0 4-3			0-3 K	1	0	0	0	0	0	0				
Bob Johnson, R (6, PH) OBP: 0.319, SLG: 0.262										1	0	0	0	0	0	0				
Moe Drabowsky, R (6, PH) OBP: 0.500, SLG: 0.500										0	0	0	0	0	0	0				
Woodie Held, R (8, PH) OBP: 0.327, SLG: 0.333										1	0	0	0	0	1	1				
Gene Brabender, R (8, 1)										0	0	0	0	0	0	0				
<b>Inning Stats</b>	R: 0 E: 0 K: 1 S: 5	H: 0 LOB: 1 BB: 1 P: 9	R: 0 E: 0 K: 2 S: 7	H: 0 LOB: 0 BB: 0 P: 7	R: 0 E: 0 K: 2 S: 7	H: 0 LOB: 0 BB: 0 P: 7	R: 0 E: 0 K: 1 S: 5	H: 0 LOB: 0 BB: 0 P: 5	R: 0 E: 0 K: 1 S: 3	H: 0 LOB: 0 BB: 0 P: 3	R: 0 E: 0 K: 2 S: 8	H: 1 LOB: 1 BB: 0 P: 8	R: 0 E: 0 K: 1 S: 5	H: 0 LOB: 1 BB: 0 P: 6	R: 0 E: 0 K: 1 S: 5	H: 0 LOB: 0 BB: 0 P: 5	1B: 1 2B: 0 3B: 0 HR: 0	SF: 0 SAC: 0 DP: 0 HBP: 1	WP: 0 PB: 0 SB: 0 CS: 0	PA: 30
<b>PITCHER</b> Dave Boswell, R (1, 1) ERA: 3.19	IP: 9.0 WLS: W BF: 30 H: 1 R: 0 ER: 0 SO: 11 BB: 1 IBB: 0 HBP: 1 BLK: 0 WP: 0 HR: 0 S: 50 P: 55 ERA: 0.00 WHIP: 0.222															<b>PITCHER</b>				

Baltimore Orioles @ Minnesota Twins  
Metropolitan Stadium, Bloomington, MI  
Sat Jul 30 1966, 4:33 AM EDT  
Att: 27,276 - Unknown

AB 28  
R 0  
H 1  
RBI 0  
BB 1  
SO 11  
LOB 8



Batter	1	2	3	4	5	6	7	8	9	AB	R	H	RBI	BB	SO	LOB	BOTTOM			
Zoilo Versalles, R (1, 6) OBP: 0.304, SLG: 0.375	0-0 F9		0-0 E 1B G4-6-3			0-0 HR 2B			0-3 K	4	2	2	0	0	1	0				
Jimmie Hall, L (1, 7) OBP: 0.296, SLG: 0.396	0-0 F8		0-0 E7 1B G4-6-3			0-0 1-3			0-3 K	4	0	1	0	0	1	1				
Tony Oliva, L (1, 9) OBP: 0.378, SLG: 0.574	0-3 K		0-0 G4-6-3 1-2 3-H			0-0 5-3			0-0 HR 1B	4	1	1	0	0	1	2				
Harmon Killebrew, R (1, 5) OBP: 0.386, SLG: 0.500		0-0 SH3-4 SF8 1B	0-0 F7			4-0 HR BB			0-0 HR 1-H	3	3	2	2	1	0	0				
Earl Battey, R (1, 2) OBP: 0.332, SLG: 0.335		0-0 WP SH3-4 1B				0-0 F8			0-0 F9	4	1	2	3	0	0	0				
Jerry Zimmerman, R (9, 2) OBP: 0.330, SLG: 0.322		1-2 1B				1-H 2-H HR				0	0	0	0	0	0	0				
Don Mincher, L (1, 3) OBP: 0.305, SLG: 0.394		0-0 SH3-4				0-0 4-1			0-0 F6	3	0	1	0	0	0	0				
Cesar Tovar, R (1, 4) OBP: 0.330, SLG: 0.367		4-0 WP BB				0-0 1B			0-0 5-3	3	0	1	0	1	0	0				
Ted Uhlhaender, L (1, 8) OBP: 0.225, SLG: 0.265		0-0 SF8				0-3 K			0-3 K	3	0	0	1	0	2	2				
Dave Boswell, R (1, 1) OBP: 0.182, SLG: 0.185		3-H 5-3				0-0 6-3			0-0 F9	3	0	0	0	0	0	4				
<b>Inning Stats</b>	R: 0 E: 0 K: 1 S: 5	H: 0 LOB: 0 BB: 0 P: 5	R: 1 E: 0 K: 0 S: 5	H: 2 LOB: 2 BB: 1 P: 9	R: 1 E: 1 K: 0 S: 4	H: 2 LOB: 0 BB: 0 P: 4	R: 0 E: 0 K: 1 S: 7	H: 2 LOB: 2 BB: 0 P: 7	R: 3 E: 0 K: 0 S: 5	H: 2 LOB: 0 BB: 1 P: 9	R: 0 E: 0 K: 2 S: 9	H: 2 LOB: 0 BB: 0 P: 9	R: 0 E: 0 K: 1 S: 5	H: 0 LOB: 0 BB: 0 P: 5	R: 0 E: 0 K: 1 S: 5	H: 0 LOB: 0 BB: 0 P: 5	1B: 7 2B: 1 3B: 0 HR: 2	SF: 1 SAC: 1 DP: 1 HBP: 0	WP: 1 PB: 0 SB: 0 CS: 0	PA: 35
<b>PITCHER</b> Bill Short, L (1, 1) ERA: 2.38	IP: 5.0 WLS: L BF: 24 H: 8 R: 5 ER: 4 SO: 2 BB: 2 IBB: 0 HBP: 0 BLK: 0 WP: 1 HR: 1 S: 26 P: 34 ERA: 7.20 WHIP: 2.000															<b>PITCHER</b>				
Moe Drabowsky, R (6, 1) ERA: 3.14	2.0 8 2 2 2 2 0 0 0 0 0 1 12 12 9.00 1.000																			
Gene Brabender, R (8, 1) ERA: 3.72	1.0 3 0 0 0 1 0 0 0 0 0 0 5 5 0.00 0.000																			

Baltimore Orioles @ Minnesota Twins  
Metropolitan Stadium, Bloomington, MI  
Sat Jul 30 1966, 4:33 AM EDT  
Att: 27,276 - Unknown

AB 31  
R 7  
H 10  
RBI 6  
BB 2  
SO 5  
LOB 9





Batter	1	2	3	4	5	6	7	8	9	AB	R	H	RBI	BB	SO	LOB	TOP				
Luis Aparicio, R OBP: 0.294, SLG: 0.377 (1, 6)	6-3		F9			E4 SH1-4	E6 1-3 2-H 1B		F9	5	0	1	0	0	0	0					
Boog Powell, L OBP: 0.376, SLG: 0.520 (1, 3)	5-3		F9			SH1-4 1-2	6-3		F5	4	0	0	0	0	0	2					
Frank Robinson, R OBP: 0.420, SLG: 0.635 (1, 7)	K		F7			F9			1B 2B BB	3	1	0	0	1	1	1					
Brooks Robinson, R OBP: 0.351, SLG: 0.500 (1, 5)		1B 1B		F7		F4			K	4	1	1	0	0	1	2					
Sam Bowens, R OBP: 0.270, SLG: 0.382 (1, 9)	K			5-3					F4	4	0	0	0	0	1	2					
Davey Johnson, R OBP: 0.288, SLG: 0.334 (1, 4)		F7		F9					2B 1B	4	1	2	0	0	0	1					
Paul Blair, R OBP: 0.277, SLG: 0.366 (1, 8)		1B 1-2 1B				F7			1B 1B E 1-3 2-H 2B	4	1	3	2	0	0	0					
Larry Haney, R OBP: 0.364, SLG: 0.600 (1, 2)				F9					K K	4	0	1	1	0	2	3					
Eddie Watt, R OBP: 0.250, SLG: 0.375 Eddie Fisher, R (8, 1)	L5			F7					K	3	0	1	0	0	0	2					
Inning Stats	R: 0 E: 0 K: 1 S: 5	H: 0 LOB: 0 BB: 0 P: 5	R: 1 E: 0 K: 1 S: 8	H: 3 LOB: 2 BB: 0 P: 8	R: 0 E: 0 K: 0 S: 3	H: 0 LOB: 0 BB: 0 P: 3	R: 0 E: 0 K: 0 S: 3	H: 0 LOB: 0 BB: 0 P: 3	R: 0 E: 1 K: 0 S: 4	H: 0 LOB: 1 BB: 0 P: 4	R: 2 E: 2 K: 1 S: 9	H: 4 LOB: 2 BB: 0 P: 9	R: 1 E: 0 K: 2 S: 9	H: 2 LOB: 2 BB: 1 P: 13	R: 0 E: 0 K: 1 S: 5	H: 0 LOB: 0 BB: 0 P: 5	1B: 8 2B: 1 3B: 0 HR: 0	SF: 0 SAC: 1 DP: 0 HBP: 0	WP: 1 PB: 0 CS: 0	PA: 38	
PITCHER	IP	WLS	BF	H	R	ER	SO	BB	IBB	HBP	BLK	WP	HR	S	P	ERA	WHIP				
Jim Kaat, L ERA: 3.01 (1, 1)	7.0	L	29	7	3	2	3	0	0	0	0	1	0	35	35	2.57	1.000				
Al Worthington, R ERA: 2.21 (8, 1)	1.0		6	2	1	1	2	1	0	0	0	0	0	9	13	9.00	3.000				
Pete Cimino, R ERA: 3.05 (9, 1)	1.0		3	0	0	0	1	0	0	0	0	0	0	5	5	0.00	0.000				

Baltimore Orioles @ Minnesota Twins  
Metropolitan Stadium, Bloomington, MI  
Sun Jul 31 1966, 4:33 AM EDT  
Att: 31,228 - Unknown

AB 36  
R 4  
H 9  
RBI 3  
BB 1  
SO 6  
LOB 13




Batter	1	2	3	4	5	6	7	8	9	AB	R	H	RBI	BB	SO	LOB	BOTTOM				
Zoilo Versalles, R OBP: 0.301, SLG: 0.370 (1, 6)	P5		K			F4		FC4-6 1-2 2-3		4	0	0	0	0	1	2					
Jimmie Hall, L OBP: 0.291, SLG: 0.389 (1, 7)	K			5-3		F6		L5		4	0	0	0	0	1	2					
Tony Oliva, L OBP: 0.376, SLG: 0.570 (1, 9)	4-3			4-3				K		3	0	0	0	1	1	2					
Harmon Killebrew, R OBP: 0.385, SLG: 0.497 (1, 5)		1B 1B		K		F8		F8		4	0	1	0	0	1	1					
Don Mincher, L OBP: 0.305, SLG: 0.392 (1, 3)		G4-6-3 1-3 1B		3-1		F6		F3		4	0	1	0	0	0	0					
Earl Battey, R OBP: 0.333, SLG: 0.333 Bob Allison, R OBP: 0.344, SLG: 0.380 Russ Nixon, L OBP: 0.357, SLG: 0.286 (1, 2) (5, FR) (6, 2)		F3				K HBP		F8		1	0	0	0	0	0	2					
Cesar Tovar, R OBP: 0.330, SLG: 0.367 (1, 4)	G4-6-3 1-2					6-3				3	0	1	0	0	0	2					
Ted Uhlhaender, L OBP: 0.227, SLG: 0.267 (1, 8)			1-3			F6		FC4-6 1B 1B		3	0	1	0	0	0	2					
Jim Kaat, L OBP: 0.219, SLG: 0.271 Al Worthington, R OBP: 0.286, SLG: 0.571 Rich Rollins, R OBP: 0.295, SLG: 0.405 Pete Cimino, R (1, 1) (8, 1) (6, PH) (9, 1)			B1			K		FC4-6 1-2 1B		2	0	0	0	0	1	2					
Inning Stats	R: 0 E: 0 K: 1 S: 5	H: 2 LOB: 1 BB: 0 P: 4	R: 0 E: 0 K: 1 S: 5	H: 0 LOB: 0 BB: 0 P: 5	R: 0 E: 0 K: 1 S: 5	H: 0 LOB: 0 BB: 0 P: 5	R: 0 E: 0 K: 0 S: 3	H: 1 LOB: 2 BB: 1 P: 7	R: 0 E: 0 K: 1 S: 7	H: 2 LOB: 2 BB: 0 P: 7	R: 0 E: 0 K: 1 S: 3	H: 0 LOB: 0 BB: 0 P: 3	1B: 5 2B: 0 3B: 0 HR: 0	SF: 0 SAC: 0 DP: 1 HBP: 1	WP: 0 PB: 0 SB: 0 CS: 0	PA: 33					
PITCHER	IP	WLS	BF	H	R	ER	SO	BB	IBB	HBP	BLK	WP	HR	S	P	ERA	WHIP				
Eddie Watt, R ERA: 3.29 Eddie Fisher, R ERA: 2.0 (1, 1) (8, 1)	7.0	W	27	5	0	0	5	1	0	1	0	0	0	35	40	0.00	0.857				
	2.0	S	6	0	0	0	1	0	0	0	0	0	0	8	8	0.00	0.000				


Baltimore Orioles @ Minnesota Twins  
Metropolitan Stadium, Bloomington, MI  
Sun Jul 31 1966, 4:33 AM EDT  
Att: 31,228 - Unknown

AB 31  
R 0  
H 5  
RBI 0  
BB 1  
SO 6  
LOB 15





Batter	1	2	3	4	5	6	7	8	9	AB	R	H	RBI	BB	SO	LOB	TOP										
Luis Aparicio, R (1.6)	6-3		2B	1B		2B	6-3			4	1	2	0	1	0	1	<p><b>Baltimore Orioles @ Cleveland Indians</b> Cleveland Municipal Stadium, Cleveland, OH</p> <p>Tue Aug 02 1966, 7:05 PM EDT Att: 17,936 - Unknown</p> <p>AB 37 R 8 H 10 RBI 7 BB 4 SO 8 LOB 14</p> 										
Boog Powell, L (1.3)	G3		E	K		2B	3-1		5	1	2	3	0	1	2												
Frank Robinson, R (1.7)	F9		E4			K	P4		4	1	0	0	1	1	2												
Brooks Robinson, R (1.5)		F8	BB	1B			P4		5	1	2	0	0	0	3												
Sam Bowens, R (1.9)	6-3		FC6-4		K		1-3		4	1	1	0	1	1	0												
Davey Johnson, R (1.4)	K		SF9		P4		3-1		4	1	1	4	0	1	0												
Paul Blair, R (1.8)			FC1-5		K		E5		4	0	0	0	1	1	2												
Larry Haney, R (1.2)			BB	1B		P4	K		4	1	2	0	0	1	1												
Dave McNally, R (1.1)			FC1-5		K		SH1-3		3	1	0	0	0	2	3												
Dick Hall, R (6.1)			BB			K	SH1-3		0	0	0	0	0	0	0												
<b>Inning Stats</b>	R: 0 E: 0 K: 0 S: 3	H: 0 LOB: 0 BB: 0 P: 3	R: 0 E: 0 K: 1 S: 5	H: 0 LOB: 0 BB: 0 P: 5	R: 5 E: 1 K: 0 S: 7	H: 3 LOB: 2 BB: 3 P: 19	R: 0 E: 0 K: 2 S: 9	H: 2 LOB: 3 BB: 1 P: 13	R: 0 E: 0 K: 2 S: 7	H: 0 LOB: 0 BB: 0 P: 7	R: 0 E: 0 K: 2 S: 9	H: 2 LOB: 0 BB: 0 P: 9	R: 3 E: 1 K: 1 S: 9	H: 3 LOB: 1 BB: 0 P: 9	R: 0 E: 0 K: 0 S: 3	H: 0 LOB: 0 BB: 0 P: 3	R: 0 E: 0 K: 0 S: 3	H: 0 LOB: 0 BB: 0 P: 3	1B: 5 2B: 4 3B: 0 HR: 1	SF: 1 SAC: 1 DP: 0 HBP: 0	WP: 0 PB: 0 SB: 1 CS: 0	PA: 43					
<b>PITCHER</b>	IP	WLS	BF	H	R	ER	SO	BB	IBB	HBP	BLK	WP	HR	S	P	ERA	WHIP										
Sam McDowell, L (1.1)	3.0		17	4	5	4	1	3	0	0	0	0	0	16	28	12.00	2.333										
Dick Radatz, R (4.1)	2.0		8	1	0	0	4	1	0	0	0	0	0	15	19	0.00	1.000										
Tom Kelley, R (6.1)	1.0	L	8	5	3	3	2	0	0	0	0	0	1	12	12	27.00	5.000										
Bob Allen, L (7.1)	1.0		4	0	0	0	1	0	0	0	0	0	0	6	6	0.00	0.000										
Jack Kralick, L (8.1)	2.0		6	0	0	0	0	0	0	0	0	0	0	6	6	0.00	0.000										

Batter	1	2	3	4	5	6	7	8	9	AB	R	H	RBI	BB	SO	LOB	BOTTOM										
Larry Brown, R (1.6)	E8		1B	2B		K		F9		5	1	3	1	0	1	2	<p><b>Baltimore Orioles @ Cleveland Indians</b> Cleveland Municipal Stadium, Cleveland, OH</p> <p>Tue Aug 02 1966, 7:05 PM EDT Att: 17,936 - Unknown</p> <p>AB 39 R 6 H 11 RBI 5 BB 4 SO 6 LOB 19</p> 										
Leon Wagner, L (1.7)	F9		4-3	F9		4-3		K		5	0	0	0	0	1	3											
Chuck Hinton, R (1.8)	FC6-5		WP	1B		1B		1-3		4	2	2	1	1	0	1											
Rocky Colavito, R (1.9)	FC6-4		K	K		P4-8		HR		4	1	1	1	1	2	4											
Max Alvis, R (1.5)		P3	1B	1B		F7		6-3		5	0	2	2	0	0	0											
Chico Salmon, R (1.4)		6-3				E6		P4-8		4	1	1	0	0	0	2											
Jim Gentile, L (9. PH)			1B			E		K		1	0	0	0	0	1	0											
Fred Whitfield, L (1.3)		1B	F3			L7		4-3		4	0	0	0	1	0	3											
Del Crandall, R (1.2)				WP		L8				3	1	2	0	1	0	0											
Sam McDowell, L (1.1)				1B		E3		B5-3		1	0	0	0	0	0	2											
Dick Radatz, R (4.1)										1	0	0	0	0	1	1											
Jim Lenz, L (5. PH)										1	0	0	0	0	0	1											
Tom Kelley, R (6.1)										0	0	0	0	0	0	0											
Bob Allen, L (7.1)										0	0	0	0	0	0	0											
Vic Davalillo, L (7. PH)										1	0	0	0	0	0	0											
Jack Kralick, L (8.1)										0	0	0	0	0	0	0											
<b>Inning Stats</b>	R: 0 E: 1 K: 0 S: 4	H: 1 LOB: 1 BB: 0 P: 4	R: 0 E: 0 K: 0 S: 4	H: 1 LOB: 2 BB: 1 P: 8	R: 2 E: 0 K: 1 S: 9	H: 4 LOB: 2 BB: 0 P: 9	R: 1 E: 0 K: 2 S: 9	H: 2 LOB: 2 BB: 1 P: 13	R: 1 E: 2 K: 1 S: 7	H: 0 LOB: 2 BB: 1 P: 11	R: 1 E: 0 K: 0 S: 4	H: 2 LOB: 1 BB: 1 P: 8	R: 0 E: 0 K: 0 S: 3	H: 0 LOB: 0 BB: 0 P: 3	R: 0 E: 0 K: 1 S: 5	H: 0 LOB: 0 BB: 0 P: 5	R: 1 E: 0 K: 1 S: 6	H: 1 LOB: 0 BB: 0 P: 6	1B: 8 2B: 3 3B: 0 HR: 1	SF: 0 SAC: 0 DP: 1 HBP: 0	WP: 2 PB: 0 SB: 0 CS: 0	PA: 43					
<b>PITCHER</b>	IP	WLS	BF	H	R	ER	SO	BB	IBB	HBP	BLK	WP	HR	S	P	ERA	WHIP										
Dave McNally, L (1.1)	5.1		31	9	5	4	4	4	0	0	0	0	0	35	51	6.75	2.438										
Dick Hall, R (6.1)	3.2	W	12	2	1	1	2	0	0	0	0	0	1	16	16	2.46	0.545										



Batter	1	2	3	4	5	6	7	8	9	AB	R	H	RBI	BB	SO	LOB	TOP					
Luis Aparicio, R (1.6) OBP: 0.296, SLG: 0.378	0-0 4-3		0-0 E4 1B		0-0 6-3		0-0 F9		0-0 2B	5	0	1	0	0	0	1						
Russ Snyder, L (1.8) OBP: 0.383, SLG: 0.425	0-0 F7		0-0 1-3 1B		0-0 4-3			0-3 K	0-0 F7	5	0	1	0	0	1	1						
Frank Robinson, R (1.7) OBP: 0.419, SLG: 0.643	0-0 6-3		0-3 K			0-0 HR		0-0 HR		4	2	2	2	0	1	2						
Brooks Robinson, R (1.5) OBP: 0.351, SLG: 0.499		0-0 6-3		0-0 P6		0-0 6-3		0-0 HR	0-0 1B	4	1	1	0	0	0	0						
Boog Powell, L (1.3) OBP: 0.382, SLG: 0.544		0-0 L4-6 1B		0-0 HR		0-0 P5		0-0 HR	0-0 1B	4	2	3	3	0	0	0						
Sam Bowens, R (1.9) OBP: 0.280, SLG: 0.400		0-0 1-2 1B		0-0 HR		0-0 L3		0-3 K		4	1	2	1	0	1	0						
Davey Johnson, R (1.4) OBP: 0.284, SLG: 0.338		0-0 L4-6 2-3		0-0 P5			0-0 4-3	0-0 F8		4	0	0	0	0	0	2						
Vic Roznovsky, L (1.2) OBP: 0.333, SLG: 0.347			0-0 F7		0-0 P6		0-0 F8		0-0 F9	4	0	0	0	0	0	0						
Jim Palmer, R (1.1) OBP: 0.135, SLG: 0.163			0-0 F8			0-0 5-3			0-0 P6	1	0	0	0	0	0	0						
Woodie Held, R (5, PH) OBP: 0.320, SLG: 0.326										1	0	0	0	0	0	0						
Gene Brabender, R (5, PH) OBP: 0.091, SLG: 0.091										1	0	1	0	0	0	0						
Bob Johnson, R (9, PH) OBP: 0.314, SLG: 0.258										1	0	0	0	0	0	0						
<b>Inning Stats</b>	R: 0 E: 0 K: 0 S: 3	H: 0 LOB: 0 BB: 0 P: 3	R: 0 E: 0 K: 0 S: 4	H: 2 LOB: 1 BB: 0 P: 4	R: 0 E: 1 K: 1 S: 7	H: 1 LOB: 2 BB: 0 P: 7	R: 2 E: 0 K: 0 S: 5	H: 2 LOB: 0 BB: 0 P: 5	R: 0 E: 0 K: 0 S: 3	H: 0 LOB: 0 BB: 0 P: 3	R: 1 E: 0 K: 0 S: 4	H: 1 LOB: 0 BB: 0 P: 4	R: 0 E: 0 K: 0 S: 4	H: 1 LOB: 1 BB: 0 P: 4	R: 3 E: 0 K: 2 S: 10	H: 3 LOB: 0 BB: 0 P: 10	R: 0 E: 0 K: 0 S: 4	H: 1 LOB: 1 BB: 0 P: 4	1B: 5 2B: 2 3B: 0 HR: 5	SF: 0 SAC: 0 DP: 1 HBP: 0	WP: 0 PB: 0 SB: 0 CS: 0	PA: 38
<b>PITCHER</b>	IP WLS BF H R ER SO BB IBB HBP BLK WP HR S P ERA WHIP																					
Sonny Siebert, R (1.1) ERA: 2.98	7.1 W 31 9 5 5 2 0 0 0 0 0 4 35 35 6.14 1.227																					
Luis Tiant, R (8.1) ERA: 3.25	1.2 S 7 2 1 1 1 0 0 0 0 0 1 9 9 5.40 1.200																					

Baltimore Orioles @ Cleveland Indians  
Cleveland Municipal Stadium, Cleveland, OH  
Wed Aug 03 1966, 7:05 PM EDT  
Att: 14,432 - Unknown

AB 38  
R 6  
H 11  
RBI 6  
BB 0  
SO 3  
LOB 6



Batter	1	2	3	4	5	6	7	8	9	AB	R	H	RBI	BB	SO	LOB	BOTTOM			
Larry Brown, R (1.6) OBP: 0.342, SLG: 0.372	0-0 P4		4-0 FC6-4 1B BB	0-0 5-3		0-0 F3		0-0 HR		4	2	1	1	1	0	1				
Leon Wagner, L (1.7) OBP: 0.336, SLG: 0.472	0-0 FC4-6 2B		0-0 FC6-4 1B	0-0 2B 1B		0-0 F8		0-0 F7		4	1	3	0	0	0	1				
Vic Davallo, L (7.8) OBP: 0.300, SLG: 0.308			1-2 2-3 1B	0-0 2B 1B						1	0	0	0	0	0	0				
Chuck Hinton, R (1.8) OBP: 0.329, SLG: 0.414	4-0 FC4-6 BB		0-0 FC6-4 BB 1B 1-2 2-3 3B 1B	0-0 1-H 2B		4-0 HR BB				2	2	1	1	2	0	2				
Fred Whitfield, L (1.3) OBP: 0.279, SLG: 0.445	0-0 FC4-6 1-2 2-3		0-0 3B 1B	0-0 6-3		0-0 HR BB		0-0 HR		4	2	2	3	0	0	3				
Rocky Colavito, R (1.9) OBP: 0.346, SLG: 0.480	0-3 K		4-0 3B BB		4-0 G6-4-3 BB		0-0 5-3		0-0 5-3	2	1	0	0	2	1	2				
Max Alvis, R (1.5) OBP: 0.316, SLG: 0.365		0-0 P6	0-0 1B 3B		0-0 G6-4-3 1-2		0-0 5-3		0-0 5-3	4	1	1	3	0	0	1				
Chico Salmon, R (1.4) OBP: 0.313, SLG: 0.375		0-0 P6	0-0 3B 1B		0-0 5-3		0-0 4-3			4	0	1	1	0	0	0				
Joe Azcue, R (1.2) OBP: 0.330, SLG: 0.414		0-0 6-3	0-0 L9			0-0 SH3-4 1B		0-0 F8		4	0	1	0	0	0	1				
Sonny Siebert, R (1.1) OBP: 0.164, SLG: 0.186			0-0 F9		0-3 K		0-0 SH3-4		0-0 6-3	2	0	0	0	0	1	0				
Luis Tiant, R (8.1) OBP: 0.083, SLG: 0.043										1	0	0	0	0	0	0				
<b>Inning Stats</b>	R: 0 E: 0 K: 1 S: 6	H: 1 LOB: 2 BB: 1 P: 10	R: 0 E: 0 K: 0 S: 3	H: 0 LOB: 0 BB: 0 P: 3	R: 5 E: 0 K: 0 S: 7	H: 4 LOB: 1 BB: 2 P: 15	R: 1 E: 0 K: 1 S: 7	H: 2 LOB: 1 BB: 0 P: 7	R: 0 E: 0 K: 0 S: 2	H: 0 LOB: 0 BB: 1 P: 6	R: 0 E: 0 K: 0 S: 4	H: 1 LOB: 1 BB: 0 P: 4	R: 2 E: 0 K: 0 S: 4	H: 1 LOB: 0 BB: 1 P: 8	R: 1 E: 0 K: 0 S: 4	H: 1 LOB: 0 BB: 0 P: 4	1B: 5 2B: 2 3B: 1 HR: 2	SF: 0 SAC: 1 DP: 1 HBP: 0	WP: 0 PB: 0 SB: 1 CS: 0	PA: 38
<b>PITCHER</b>	IP WLS BF H R ER SO BB IBB HBP BLK WP HR S P ERA WHIP																			
Jim Palmer, R (1.1) ERA: 3.41	4.0 L 22 7 6 6 2 3 0 0 0 0 0 2 14 22 6.75 1.250																			
Gene Brabender, R (5.1) ERA: 4.01	4.0 16 3 3 3 0 2 0 0 0 0 0 2 14 22 6.75 1.250																			

Baltimore Orioles @ Cleveland Indians  
Cleveland Municipal Stadium, Cleveland, OH  
Wed Aug 03 1966, 7:05 PM EDT  
Att: 14,432 - Unknown

AB 32  
R 9  
H 10  
RBI 9  
BB 5  
SO 2  
LOB 11





Batter	1	2	3	4	5	6	7	8	9	AB	R	H	RBI	BB	SO	LOB	TOP			
Luis Aparicio, R OBP: 0.294, SLG: 0.375	F9		P5		F8			F8		4	0	0	0	0	0	1	Baltimore Orioles @ Cleveland Indians Cleveland Municipal Stadium, Cleveland, OH Thu Aug 04 1966, 7:05 PM EDT Att: 13,036 - Unknown			
Russ Snyder, L OBP: 0.376, SLG: 0.418	4-3		L3				1-3	4-3		4	0	0	0	0	0	1				
Frank Robinson, R OBP: 0.415, SLG: 0.636	K			5-3			K		5-3	4	0	0	0	0	2	0				
Brooks Robinson, R OBP: 0.352, SLG: 0.499		BB 1B		F8			P3		BB 1B	4	0	2	0	0	0	0				
Boog Powell, L OBP: 0.383, SLG: 0.541		BB FC5-4 BB		WP 1B BB			K		F8	2	1	0	0	2	1	1				
Sam Bowens, R OBP: 0.279, SLG: 0.393		F5		1B 1-2 BB			5-3		F5	3	0	0	0	1	0	3				
Davey Johnson, R OBP: 0.284, SLG: 0.338		L7		1-3 2-H 1B			K			3	0	1	1	0	1	2				
Larry Haney, R OBP: 0.333, SLG: 0.529	FC5-4				4-3				E7	3	0	0	0	0	0	2				
Bill Short, L OBP: 0.091, SLG: 0.091										1	0	0	0	0	1	0				
Moe Drabowsky, R OBP: 0.459, SLG: 0.444										1	0	0	0	0	0	0				
Vic Roznovsky, L OBP: 0.327, SLG: 0.340										1	0	0	0	0	0	1				
Eddie Fisher, R OBP: 0.327, SLG: 0.340										0	0	0	0	0	0	0				
<b>Inning Stats</b>	R: 0 E: 0 K: 1 S: 5	H: 0 LOB: 0 BB: 0 P: 5	R: 0 E: 0 K: 0 S: 4	H: 1 LOB: 2 BB: 1 P: 8	R: 0 E: 0 K: 1 S: 5	H: 0 LOB: 0 BB: 0 P: 5	R: 1 E: 0 K: 0 S: 3	H: 1 LOB: 2 BB: 2 P: 11	R: 0 E: 0 K: 1 S: 5	H: 0 LOB: 0 BB: 0 P: 3	R: 0 E: 0 K: 2 S: 7	H: 0 LOB: 0 BB: 0 P: 7	R: 0 E: 1 K: 0 S: 4	H: 0 LOB: 1 BB: 0 P: 4	R: 0 E: 0 K: 0 S: 4	H: 1 LOB: 1 BB: 0 P: 4	1B: 3 2B: 0 3B: 0 HR: 0	SF: 0 SAC: 0 DP: 0 HBP: 0	WP: 1 PB: 0 SB: 0 CS: 0	PA: 33
<b>PITCHER</b> Gary Bell, R ERA: 2.97	IP: 9.0 WLS: W BF: 33 H: 3 R: 1 ER: 1 SO: 5 BB: 3 IBB: 0 HBP: 0 BLK: 0 WP: 1 HR: 0 S: 40 P: 52 ERA: 1.00 WHIP: 0.667															<b>PITCHER</b>				

Batter	1	2	3	4	5	6	7	8	9	AB	R	H	RBI	BB	SO	LOB	BOTTOM			
Larry Brown, R OBP: 0.339, SLG: 0.369	6-3		K	1B 1-3 1B		K				4	0	1	0	0	2	0	Baltimore Orioles @ Cleveland Indians Cleveland Municipal Stadium, Cleveland, OH Thu Aug 04 1966, 7:05 PM EDT Att: 13,036 - Unknown			
Leon Wagner, L OBP: 0.338, SLG: 0.472										4	1	2	1	0	1	0				
Pedro Gonzalez, R OBP: 0.269, SLG: 0.287	6-3		BB 1B 1B	1-3 1B		K				0	0	0	0	0	0	0				
Chuck Hinton, R OBP: 0.332, SLG: 0.413		FC5-4 BB	1-2 1B	3-H 1B		K				3	0	1	0	1	2	2				
Rocky Colavito, R OBP: 0.345, SLG: 0.476	FC5-4		FC5 1B BB	1-2 2-3 1B		K			6-3	3	0	0	0	1	1	1				
Max Alvis, R OBP: 0.315, SLG: 0.364		5-3		1-2 2-H 3-H 1B		5-3			E3 3-6	4	0	1	1	0	0	0				
Fred Whitfield, L OBP: 0.282, SLG: 0.446		2B 1B		FC5					3-6 1-2	4	1	2	0	0	0	3				
Chico Salmon, R OBP: 0.309, SLG: 0.370		K			F2 L4				1-3	4	0	0	0	0	1	2				
Del Crandall, R OBP: 0.359, SLG: 0.438				1-H 2B		K				2	1	1	1	1	1	0				
Gary Bell, R OBP: 0.197, SLG: 0.175		6-3				K				3	0	0	0	0	2	2				
<b>Inning Stats</b>	R: 0 E: 0 K: 0 S: 3	H: 0 LOB: 1 BB: 1 P: 7	R: 1 E: 0 K: 1 S: 7	H: 2 LOB: 1 BB: 0 P: 7	R: 1 E: 0 K: 1 S: 7	H: 3 LOB: 2 BB: 1 P: 11	R: 1 E: 0 K: 2 S: 9	H: 2 LOB: 2 BB: 1 P: 13	R: 0 E: 0 K: 1 S: 6	H: 1 LOB: 1 BB: 0 P: 6	R: 0 E: 0 K: 3 S: 9	H: 0 LOB: 0 BB: 0 P: 9	R: 0 E: 0 K: 0 S: 3	H: 0 LOB: 0 BB: 0 P: 3	R: 0 E: 1 K: 0 S: 3	H: 0 LOB: 0 BB: 0 P: 3	1B: 7 2B: 2 3B: 0 HR: 0	SF: 0 SAC: 0 DP: 1 HBP: 0	WP: 1 PB: 0 SB: 0 CS: 0	PA: 34
<b>PITCHER</b> Bill Short, L ERA: 2.87	IP: 3.2 WLS: L BF: 20 H: 7 R: 3 ER: 3 SO: 3 BB: 7 IBB: 0 HBP: 0 BLK: 0 WP: 1 HR: 0 S: 23 P: 35 ERA: 7.36 WHIP: 2.727															<b>PITCHER</b>				
Moe Drabowsky, R ERA: 2.95	IP: 3.1 WLS: 1 BF: 11 H: 1 R: 0 ER: 0 SO: 7 BB: 0 IBB: 0 HBP: 0 BLK: 0 WP: 0 HR: 0 S: 25 P: 25 ERA: 0.00 WHIP: 0.300																			
Eddie Fisher, R ERA: 1.97	IP: 1.0 WLS: 3 BF: 0 H: 0 R: 0 ER: 0 SO: 0 BB: 0 IBB: 0 HBP: 0 BLK: 0 WP: 0 HR: 0 S: 3 P: 3 ERA: 0.00 WHIP: 0.000																			









Batter	1	2	3	4	5	6	7	8	9	AB	R	H	RBI	BB	SO	LOB	TOP
Ed Brinkman, R OBP: 0.279, SLG: 0.369	F9		F9		S 1B			F8		4	0	1	0	0	0	0	<b>Washington Senators @ Baltimore Orioles</b> Memorial Stadium, Baltimore, MD Sat Aug 06 1966, 7:05 PM EDT Att: 25,963 - Unknown <a href="http://livebaseballscorecards.com">livebaseballscorecards.com</a>
Bob Saverine, S OBP: 0.304, SLG: 0.368	4-3		F9		K			K		4	0	0	0	0	2	1	
Ken McMullen, R OBP: 0.303, SLG: 0.379	2B 1B							F9		4	0	2	0	0	0	1	
Fred Valentine, S OBP: 0.359, SLG: 0.482										4	0	2	0	0	1	1	
Frank Howard, R OBP: 0.347, SLG: 0.434	4-3									4	0	0	0	0	0	3	
Don Lock, R OBP: 0.361, SLG: 0.435										4	0	1	0	0	2	0	
Ken Harrelson, R OBP: 0.313, SLG: 0.346										3	0	1	0	0	1	1	
Paul Casanova, R OBP: 0.257, SLG: 0.384										3	0	0	0	0	0	2	
Barry Moore, L OBP: 0.091, SLG: 0.091										2	0	0	0	0	1	1	
Casey Cox, R OBP: 0.261, SLG: 0.280										0	0	0	0	0	0	0	
Dick Lines, R										0	0	0	0	0	0	0	
<b>Inning Stats</b>	R: 0 E: 0 K: 0 S: 5	H: 2 LOB: 2 BB: 0 P: 5	R: 0 E: 0 K: 2 S: 8	H: 1 LOB: 1 BB: 0 P: 8	R: 0 E: 0 K: 1 S: 6	H: 1 LOB: 1 BB: 0 P: 6	R: 0 E: 0 K: 1 S: 6	H: 0 LOB: 0 BB: 0 P: 5	R: 0 E: 0 K: 1 S: 3	H: 0 LOB: 0 BB: 0 P: 3	R: 0 E: 0 K: 0 S: 3	H: 1 LOB: 0 BB: 0 P: 3	1B: 5 2B: 2 3B: 0 HR: 0	SF: 0 SAC: 0 DP: 1 HBP: 0	WP: 1 PB: 0 SB: 1 CS: 1	PA: 33	
<b>PITCHER</b> Dave McNally, L ERA: 2.75	IP: 9.0 WLS: W BF: 33 H: 7 R: 0 ER: 0 SO: 7 BB: 0 IBB: 0 HBP: 0 BLK: 0 WP: 1 HR: 0 S: 47 P: 47 ERA: 0.00 WHIP: 0.778																


Batter	1	2	3	4	5	6	7	8	9	AB	R	H	RBI	BB	SO	LOB	BOTTOM
Luis Aparicio, R OBP: 0.295, SLG: 0.376	1B 2B	F8			1-3	6-3				4	1	1	0	0	0	0	<b>Washington Senators @ Baltimore Orioles</b> Memorial Stadium, Baltimore, MD Sat Aug 06 1966, 7:05 PM EDT Att: 25,963 - Unknown <a href="http://livebaseballscorecards.com">livebaseballscorecards.com</a>
Boog Powell, L OBP: 0.376, SLG: 0.529	P6		4-3		K			K		4	0	0	0	0	2	1	
Frank Robinson, R OBP: 0.414, SLG: 0.634	1B 2H				BB 1B			K		4	2	3	1	0	1	0	
Brooks Robinson, R OBP: 0.352, SLG: 0.494	1B 1-2 WP		6-3		BB 1B BB			F8		3	1	1	0	1	0	1	
Sam Bowens, R OBP: 0.278, SLG: 0.386	E 1-3 2-H				BB 1B			K		4	0	2	2	0	2	1	
Davey Johnson, R OBP: 0.285, SLG: 0.337	K				FC5-2 BB					2	0	1	0	2	1	1	
Paul Blair, R OBP: 0.270, SLG: 0.351	F8				4-3 FC6-4 BB			G5-4-3 1B		4	0	0	0	0	0	6	
Larry Haney, R OBP: 0.286, SLG: 0.450		L9			FC5-2			4-3		3	0	0	0	0	0	1	
Dave McNally, R OBP: 0.255, SLG: 0.302		P4			K			5-3		3	0	0	0	0	1	1	
<b>Inning Stats</b>	R: 3 E: 0 K: 1 S: 9	H: 4 LOB: 1 BB: 0 P: 9	R: 0 E: 0 K: 0 S: 3	H: 0 LOB: 0 BB: 0 P: 3	R: 0 E: 0 K: 1 S: 6	H: 1 LOB: 1 BB: 0 P: 6	R: 0 E: 0 K: 1 S: 5	H: 0 LOB: 0 BB: 0 P: 3	R: 0 E: 0 K: 2 S: 7	H: 0 LOB: 0 BB: 0 P: 7	R: 0 E: 0 K: 1 S: 5	H: 1 LOB: 0 BB: 0 P: 5	1B: 6 2B: 2 3B: 0 HR: 0	SF: 0 SAC: 0 DP: 1 HBP: 0	WP: 1 PB: 0 SB: 1 CS: 0	PA: 34	
<b>PITCHER</b> Barry Moore, L ERA: 3.76 Casey Cox, R ERA: 3.11 Dick Lines, L ERA: 2.37	IP: 4.2 WLS: L BF: 24 H: 7 R: 4 ER: 4 SO: 4 BB: 3 IBB: 0 HBP: 0 BLK: 0 WP: 1 HR: 0 S: 29 P: 41 ERA: 7.71 WHIP: 2.143	IP: 1.1 WLS: 4 BF: 4 H: 0 R: 0 ER: 0 SO: 0 BB: 0 IBB: 0 HBP: 0 BLK: 0 WP: 0 HR: 4 S: 4 P: 4 ERA: 0.00 WHIP: 0.000	IP: 2.0 WLS: 6 BF: 1 H: 1 R: 0 ER: 0 SO: 3 BB: 0 IBB: 0 HBP: 0 BLK: 0 WP: 0 HR: 12 S: 12 P: 12 ERA: 0.00 WHIP: 0.500														




Batter	1	2	3	4	5	6	7	8	9	AB	R	H	RBI	BB	SO	LOB	TOP			
Luis Aparicio, R (1.6) OBP: 0.297, SLG: 0.379										4	0	2	0	0	0	1	<b>Baltimore Orioles @ Washington Senators</b> D.C. Stadium, Washington, DC Sun Aug 07 1966, 3:33 AM EDT Att: 14,703 - Unknown			
Boog Powell, L (1.3) OBP: 0.372, SLG: 0.523										4	0	0	0	0	2	3				
Frank Robinson, R (1.7) OBP: 0.413, SLG: 0.630										4	0	1	0	0	0	2				
Brooks Robinson, R (1.5) OBP: 0.353, SLG: 0.500										3	1	1	1	1	1	1				
Sam Bowens, R (1.9) OBP: 0.277, SLG: 0.383										4	0	1	0	0	0	3				
Davey Johnson, R (1.4) OBP: 0.291, SLG: 0.338										4	0	2	0	0	2	1				
Paul Blair, R (1.8) OBP: 0.270, SLG: 0.364										4	1	1	1	0	0	3				
Larry Haney, R (1.2) OBP: 0.240, SLG: 0.375										4	0	0	0	0	1	2				
John Miller, R (1.1) OBP: 0.095, SLG: 0.095										2	0	1	0	0	0	0				
Moe Drabowsky, R (5.1) OBP: 0.455, SLG: 0.444										0	0	0	0	0	0	0				
Bob Johnson, R (7, PH) OBP: 0.310, SLG: 0.254										1	0	0	0	0	0	1				
Gene Brabender, R (7.1) OBP: 0.091, SLG: 0.091										0	0	0	0	0	0	0				
Woodie Held, R (9, PH) OBP: 0.398, SLG: 0.311										1	0	0	0	0	1	0				
<b>Inning Stats</b>	R: 0 E: 0 K: 0 S: 3	H: 1 LOB: 0 BB: 0 P: 3	R: 1 E: 0 K: 1 S: 7	H: 2 LOB: 1 BB: 0 P: 7	R: 0 E: 0 K: 1 S: 6	H: 1 LOB: 1 BB: 0 P: 6	R: 0 E: 0 K: 1 S: 6	H: 0 LOB: 0 BB: 0 P: 3	R: 0 E: 0 K: 1 S: 6	H: 1 LOB: 1 BB: 0 P: 6	R: 0 E: 0 K: 0 S: 4	H: 1 LOB: 1 BB: 0 P: 4	R: 0 E: 0 K: 1 S: 6	H: 1 LOB: 2 BB: 1 P: 10	R: 1 E: 0 K: 2 S: 8	H: 1 LOB: 0 BB: 0 P: 8	1B: 6 2B: 2 3B: 0 HR: 2	SF: 0 SAC: 0 DP: 1 HBP: 0	WP: 0 PB: 0 SB: 0 CS: 0	PA: 36
<b>PITCHER</b> Pete Richert, L (1.1) ERA: 3.14	IP: 9.0 WLS: W BF: 36 H: 9 R: 2 ER: 2 SO: 7 BB: 1 IBB: 0 HBP: 0 BLK: 0 WP: 0 HR: 2 S: 49 P: 53 ERA: 2.00 WHIP: 1.111															<b>PITCHER</b>				

Batter	1	2	3	4	5	6	7	8	9	AB	R	H	RBI	BB	SO	LOB	BOTTOM			
Ed Brinkman, R (1.6) OBP: 0.280, SLG: 0.369										5	1	2	1	0	2	1	<b>Baltimore Orioles @ Washington Senators</b> D.C. Stadium, Washington, DC Sun Aug 07 1966, 3:33 AM EDT Att: 14,703 - Unknown			
Bob Saverine, S (1.4) OBP: 0.310, SLG: 0.370										4	2	2	0	1	0	2				
Ken McMullen, R (1.5) OBP: 0.303, SLG: 0.386										4	1	1	3	0	3	3				
Fred Valentine, S (1.9) OBP: 0.358, SLG: 0.480										2	0	0	0	0	1	0				
Jim King, R (5.9) OBP: 0.337, SLG: 0.392										2	0	0	0	0	0	1				
Frank Howard, R (1.7) OBP: 0.346, SLG: 0.435										4	0	1	1	0	1	1				
Willie Kirkland, L (7, PR) (8.7) OBP: 0.290, SLG: 0.305										0	0	0	0	0	0	0				
Don Lock, R (1.8) OBP: 0.363, SLG: 0.432										2	0	0	0	2	2	2				
Ken Harrelson, R (1.3) OBP: 0.315, SLG: 0.348										4	1	2	0	0	1	1				
Paul Casanova, R (1.2) OBP: 0.258, SLG: 0.394										3	1	1	1	0	1	2				
Pete Richert, L (1.1) OBP: 0.118, SLG: 0.104										3	0	0	0	1	1	1				
<b>Inning Stats</b>	R: 0 E: 0 K: 2 S: 7	H: 0 LOB: 0 BB: 0 P: 7	R: 0 E: 0 K: 0 S: 4	H: 1 LOB: 2 BB: 1 P: 8	R: 0 E: 0 K: 3 S: 9	H: 0 LOB: 1 BB: 1 P: 13	R: 0 E: 0 K: 1 S: 5	H: 0 LOB: 1 BB: 1 P: 9	R: 4 E: 1 K: 2 S: 12	H: 4 LOB: 1 BB: 0 P: 12	R: 0 E: 0 K: 2 S: 7	H: 0 LOB: 1 BB: 1 P: 11	R: 1 E: 0 K: 1 S: 7	H: 2 LOB: 1 BB: 0 P: 7	R: 1 E: 1 K: 1 S: 8	H: 2 LOB: 2 BB: 0 P: 8	1B: 6 2B: 1 3B: 0 HR: 2	SF: 0 SAC: 2 DP: 0 HBP: 0	WP: 0 PB: 0 SB: 0 CS: 0	PA: 39
<b>PITCHER</b> John Miller, R (1.1) ERA: 5.08	IP: 4.1 WLS: L BF: 21 H: 5 R: 4 ER: 4 SO: 4 BB: 3 IBB: 0 HBP: 0 BLK: 0 WP: 0 HR: 2 S: 30 P: 42 ERA: 8.31 WHIP: 1.846															<b>PITCHER</b>				
Moe Drabowsky, R (5.1) ERA: 2.96	IP: 1.2 WLS: 7 BF: 0 H: 0 R: 0 ER: 0 SO: 4 BB: 1 IBB: 0 HBP: 0 BLK: 0 WP: 0 HR: 0 S: 14 P: 18 ERA: 0.00 WHIP: 0.600																			
Gene Brabender, R (7.1) ERA: 4.23	IP: 2.0 WLS: 11 BF: 4 H: 2 R: 2 ER: 2 SO: 2 BB: 0 IBB: 0 HBP: 0 BLK: 0 WP: 0 HR: 0 S: 15 P: 15 ERA: 9.00 WHIP: 2.000																			



Batter	1	2	3	4	5	6	7	8	9	AB	R	H	RBI	BB	SO	LOB	TOP			
Luis Aparicio, R OBP: 0.296, SLG: 0.380 (1, 6)	0-0 4-3		0-0 F8			0-0 5-3		0-0 1-H 2B		4	0	1	0	0	0	0	<p><b>Baltimore Orioles @ New York Yankees</b> Yankee Stadium, Bronx, NY Tue Aug 09 1966, 7:05 PM EDT Att: 21,109 - Overcast - 75 F</p> <p>livebaseballscorecards.com</p> <p>AB 31 R 1 H 6 RBI 1 BB 1 SO 2 LOB 7</p> 			
Boog Powell, L OBP: 0.376, SLG: 0.533 (1, 3)	0-0 1B			0-0 HR		4-0 FC5-4 BB		0-0 4-3		3	1	2	1	1	0	1				
Frank Robinson, R OBP: 0.409, SLG: 0.623 (1, 7)	0-0 F7			0-0 P6		0-0 FC5-4 1-2			0-0 F9	4	0	0	0	0	0	2				
Brooks Robinson, R OBP: 0.351, SLG: 0.495 (1, 5)	0-0 F8			0-0 F9			0-0 5-3		0-0 F8	4	0	0	0	0	0	1				
Sam Bowens, R OBP: 0.271, SLG: 0.374 (1, 9)		0-0 P4		0-0 L7			0-0 F6		0-0 F8	4	0	0	0	0	0	0				
Davey Johnson, R OBP: 0.294, SLG: 0.341 (1, 4)		0-0 FC5-4 1B			0-0 F8					3	0	2	0	0	0	0				
Paul Blair, R OBP: 0.266, SLG: 0.359 (1, 8)		0-0 FC5-4 1-2 PO			0-3 K		0-0 L5			3	0	0	0	0	1	2				
Larry Haney, R OBP: 0.222, SLG: 0.346 (8, PH)		0-0 PO	0-0 F2		0-0 F3			0-0 FC2-6 1B		2	0	0	0	0	0	0				
Bob Johnson, R OBP: 0.319, SLG: 0.266 (8, 2)										1	0	1	0	0	0	0				
Andy Etchebarren, R OBP: 0.315, SLG: 0.413 (8, 2)										0	0	0	0	0	0	0				
Jim Palmer, R OBP: 0.130, SLG: 0.157 (1, 1)										2	0	0	0	0	1	0				
Stu Miller, R OBP: 0.063, SLG: 0.083 (7, 1)										0	0	0	0	0	0	0				
Woodie Held, R OBP: 0.302, SLG: 0.304 (8, PH)										1	0	0	0	0	0	1				
Eddie Fisher, R (8, 1)										0	0	0	0	0	0	0				
<b>Inning Stats</b>	R: 0 E: 0 K: 0 S: 4	H: 1 LOB: 1 BB: 0 P: 4	R: 0 E: 0 K: 0 S: 3	H: 1 LOB: 0 BB: 0 P: 3	R: 0 E: 0 K: 1 S: 5	H: 0 LOB: 0 BB: 0 P: 5	R: 1 E: 0 K: 0 S: 4	H: 1 LOB: 0 BB: 0 P: 4	R: 0 E: 0 K: 1 S: 5	H: 0 LOB: 0 BB: 0 P: 5	R: 0 E: 0 K: 0 S: 3	H: 1 LOB: 1 BB: 0 P: 7	R: 0 E: 0 K: 0 S: 4	H: 2 LOB: 1 BB: 0 P: 4	R: 0 E: 0 K: 0 S: 3	H: 0 LOB: 0 BB: 0 P: 3	1B: 4 2B: 1 3B: 0 HR: 1	SF: 0 SAC: 0 DP: 0 HBP: 0	WP: 0 PB: 0 SB: 0 CS: 0	PA: 33
<b>PITCHER</b> Fritz Peterson, L ERA: 3.83 (1, 1)	IP: 9.0 WLS: W BF: 32 H: 6 R: 1 ER: 1 SO: 2 BB: 1 IBB: 0 HBP: 0 BLK: 0 WP: 0 HR: 1 S: 35 P: 39 ERA: 1.00 WHIP: 0.778																			


Batter	1	2	3	4	5	6	7	8	9	AB	R	H	RBI	BB	SO	LOB	BOTTOM	
Tom Tresh, S OBP: 0.338, SLG: 0.380 (1, 7)	0-0 4-3 1-3 1B		0-0 CS 1B		0-0 4-3		0-0 1B			4	0	3	0	0	0	0	<p><b>Baltimore Orioles @ New York Yankees</b> Yankee Stadium, Bronx, NY Tue Aug 09 1966, 7:05 PM EDT Att: 21,109 - Overcast - 75 F</p> <p>livebaseballscorecards.com</p> <p>AB 34 R 4 H 11 RBI 4 BB 1 SO 4 LOB 12</p> 	
Bobby Richardson, R OBP: 0.292, SLG: 0.345 (1, 4)	0-0 1-3 1-2		0-0 1-2 1B			0-0 FC3-6 1B	0-0 1-2 1B			4	0	3	0	0	0	1		
Jake Gibbs, L OBP: 0.329, SLG: 0.357 (1, 2)	0-0 4-3 2-3		0-0 F8			0-0 FC3-6 1-2 HR	0-0 F7			4	1	0	0	0	0	5		
Joe Pepitone, L OBP: 0.290, SLG: 0.493 (1, 8)	0-3 K			0-3 K		0-0 1-H HR		4-0 HR BB		3	2	1	2	1	2	1		
Roger Maris, L OBP: 0.320, SLG: 0.390 (1, 9)		0-0 WP 1B		0-0 F7		0-0 4-3		0-0 1-H HR		4	1	2	2	0	0	0		
Lou Clinton, R OBP: 0.297, SLG: 0.345 (9, 9)										0	0	0	0	0	0	0		
Elston Howard, R OBP: 0.318, SLG: 0.380 (1, 3)		0-0 L4		0-0 1B		0-0 1B		0-0 5-3		4	0	2	0	0	0	1		
Ray Barker, L OBP: 0.236, SLG: 0.358 (9, 3)										0	0	0	0	0	0	0		
Clete Boyer, R OBP: 0.303, SLG: 0.401 (1, 5)	0-0 F8		0-0 F2			0-0 P6		0-0 F8		4	0	0	0	0	0	3		
Horace Clarke, S OBP: 0.310, SLG: 0.358 (1, 6)	0-3 K				0-0 L9		0-0 4-3	0-0 L8		4	0	0	0	0	1	1		
Fritz Peterson, S OBP: 0.191, SLG: 0.217 (1, 1)			0-3 K		0-0 L4		0-0 L7			3	0	0	0	0	1	0		
<b>Inning Stats</b>	R: 0 E: 0 K: 1 S: 6	H: 1 LOB: 1 BB: 0 P: 6	R: 0 E: 0 K: 1 S: 6	H: 1 LOB: 1 BB: 0 P: 6	R: 0 E: 0 K: 1 S: 6	H: 2 LOB: 1 BB: 0 P: 6	R: 0 E: 0 K: 1 S: 6	H: 1 LOB: 1 BB: 0 P: 6	R: 0 E: 0 K: 0 S: 5	H: 3 LOB: 1 BB: 0 P: 6	R: 0 E: 0 K: 0 S: 5	H: 2 LOB: 2 BB: 0 P: 5	R: 2 E: 0 K: 0 S: 4	H: 1 LOB: 0 BB: 1 P: 8	1B: 9 2B: 0 3B: 0 HR: 2	SF: 0 SAC: 0 DP: 0 HBP: 0	WP: 1 PB: 0 SB: 0 CS: 1	PA: 35
<b>PITCHER</b> Jim Palmer, R ERA: 3.38 (7, 1)	IP: 0.1 WLS: L BF: 1 H: 0 R: 0 ER: 0 SO: 0 BB: 0 IBB: 0 HBP: 0 BLK: 0 WP: 0 HR: 0 S: 1 P: 1 ERA: 0.00 WHIP: 0.000																	
<b>PITCHER</b> Stu Miller, R ERA: 1.91 (8, 1)	IP: 1.0 WLS: 5 BF: 1 H: 2 R: 2 ER: 2 SO: 0 BB: 1 IBB: 0 HBP: 0 BLK: 0 WP: 0 HR: 1 S: 4 P: 8 ERA: 18.00 WHIP: 2.000																	



Batter	1	2	3	4	5	6	7	8	9	AB	R	H	RBI	BB	SO	LOB	TOP					
<b>Davey Johnson, R</b> OBP: 0.292, SLG: 0.337 (1, 4)	L8		F8	F8		K			4-3	5	0	0	0	1	1	4						
<b>Russ Snyder, L</b> OBP: 0.376, SLG: 0.423 (1, 8) (8, 7)	F7				K				E 1B	6	1	3	0	0	1	3						
<b>Frank Robinson, R</b> OBP: 0.410, SLG: 0.624 (1, 9)			P3		6-3				E7	6	1	3	1	0	0	2						
<b>Brooks Robinson, R</b> OBP: 0.352, SLG: 0.496 (1, 5)	L8		P4						5-3	6	2	3	0	0	0	5						
<b>Boog Powell, L</b> OBP: 0.376, SLG: 0.542 (1, 3)					F2					5	2	2	3	0	1	2						
<b>Curt Blefary, L</b> OBP: 0.376, SLG: 0.484 <b>Paul Blair, R</b> OBP: 0.266, SLG: 0.359 (8, 8)										2	3	2	3	3	0	0						
<b>Woodie Held, R</b> OBP: 0.316, SLG: 0.306 (1, 6)										0	0	0	0	0	0	0						
<b>Vic Roznovsky, L</b> OBP: 0.333, SLG: 0.333 (1, 2)										3	0	1	0	1	2	1						
<b>Eddie Watt, R</b> OBP: 0.257, SLG: 0.371 <b>Dick Hall, R</b> OBP: 0.273, SLG: 0.200 (3, 1)										3	0	0	0	1	1	2						
<b>Inning Stats</b>	R: 0 E: 0 K: 0 S: 4	H: 1 LOB: 1 BB: 4	R: 1 E: 0 K: 2 S: 8	H: 1 LOB: 0 BB: 8	R: 0 E: 0 K: 0 S: 5	H: 2 LOB: 2 BB: 5	R: 2 E: 0 K: 0 S: 4	H: 2 LOB: 1 BB: 2 P: 12	R: 0 E: 0 K: 1 S: 6	H: 1 LOB: 1 BB: 0 P: 6	R: 0 E: 0 K: 3 S: 9	H: 0 LOB: 2 BB: 1 P: 14	R: 4 E: 0 K: 1 S: 9	H: 4 LOB: 3 BB: 3 P: 21	R: 2 E: 0 K: 0 S: 6	H: 3 LOB: 1 BB: 0 P: 6	R: 0 E: 1 K: 0 S: 5	H: 2 LOB: 2 BB: 0 P: 5	1B: 10 2B: 2 3B: 1 HR: 3	SF: 0 SAC: 2 DP: 0 HBP: 1	WP: 0 PB: 0 SB: 0 CS: 0	PA: 49
<b>PITCHER</b>	IP	WLS	BF	H	R	ER	SO	BB	IBB	HBP	BLK	WP	HR	S	P	ERA	WHIP					
<b>Fred Talbot, R</b> ERA: 4.8 (1, 1)	4.0	L	19	6	3	3	2	1	1	0	0	0	1	21	29	6.75	1.750					
<b>Steve Hamilton, L</b> ERA: 3.04 (5, 1)	2.0		13	5	4	4	4	1	0	1	0	0	1	19	24	18.00	3.000					
<b>Whitey Ford, L</b> ERA: 2.52 (7, 1)	1.0		6	0	0	0	1	3	0	0	0	0	0	5	17	0.00	3.000					
<b>Pedro Ramos, R</b> ERA: 3.77 (8, 1)	2.0		11	5	2	2	0	0	0	0	0	0	1	11	11	9.00	2.500					

**Baltimore Orioles @ New York Yankees**  
Yankee Stadium, Bronx, NY  
Wed Aug 10 1966, 3:33 AM EDT  
Att: 19,804 - Unknown - 86 F

**AB 40**  
**R 9**  
**H 16**  
**RBI 9**  
**BB 6**  
**SO 7**  
**LOB 21**



Batter	1	2	3	4	5	6	7	8	9	AB	R	H	RBI	BB	SO	LOB	BOTTOM					
<b>Tom Tresh, S</b> OBP: 0.338, SLG: 0.387 (1, 8)	6-3								SF9	3	2	1	2	1	2	2						
<b>Bobby Richardson, R</b> OBP: 0.289, SLG: 0.342 (1, 4)	6-3		4-3		6-3				4-3	5	0	0	0	0	0	2						
<b>Jake Gibbs, L</b> OBP: 0.327, SLG: 0.354 (1, 2)	F9				F5				P4	4	0	1	0	0	0	1						
<b>Joe Pepitone, L</b> OBP: 0.292, SLG: 0.495 (1, 3)			F7		F5				2B	4	0	2	1	0	0	1						
<b>Roger Maris, L</b> OBP: 0.316, SLG: 0.384 (1, 9)	F7		G3						F8	4	0	0	0	0	1	3						
<b>Roy White, S</b> OBP: 0.310, SLG: 0.357 (1, 7)			4-3						P4	4	0	1	0	0	0	1						
<b>Clete Boyer, R</b> OBP: 0.303, SLG: 0.399 (1, 5)					FC6-4				F7	4	1	1	0	0	1	1						
<b>Horace Clarke, S</b> OBP: 0.308, SLG: 0.351 (1, 6)									F8	3	0	0	0	1	1	2						
<b>Fred Talbot, R</b> OBP: 0.235, SLG: 0.196 <b>Ray Barker, L</b> OBP: 0.233, SLG: 0.303 <b>Steve Hamilton, L</b> (4, PH) (5, 1) <b>Whitey Ford, L</b> (7, 1) <b>Billy Bryan, L</b> OBP: 0.187, SLG: 0.247 <b>Pedro Ramos, S</b> OBP: 0.192, SLG: 0.182 <b>Dick Schofield, S</b> OBP: 0.244, SLG: 0.169 (8, PH) (9, PH)					F7				SF9	1	0	0	0	0	0	1						
<b>Inning Stats</b>	R: 1 E: 0 K: 0 S: 4	H: 1 LOB: 1 BB: 1 P: 8	R: 0 E: 1 K: 2 S: 8	H: 0 LOB: 2 BB: 1 P: 12	R: 0 E: 0 K: 0 S: 4	H: 1 LOB: 1 BB: 0 P: 4	R: 0 E: 0 K: 1 S: 6	H: 1 LOB: 0 BB: 0 P: 4	R: 0 E: 0 K: 1 S: 5	H: 0 LOB: 0 BB: 0 P: 5	R: 1 E: 0 K: 1 S: 6	H: 1 LOB: 0 BB: 0 P: 6	R: 0 E: 0 K: 0 S: 4	H: 1 LOB: 1 BB: 0 P: 4	R: 0 E: 0 K: 0 S: 5	H: 2 LOB: 1 BB: 0 P: 5	R: 1 E: 0 K: 0 S: 5	H: 2 LOB: 1 BB: 0 P: 5	1B: 4 2B: 2 3B: 1 HR: 2	SF: 1 SAC: 0 DP: 0 HBP: 0	WP: 0 PB: 0 SB: 0 CS: 0	PA: 38
<b>PITCHER</b>	IP	WLS	BF	H	R	ER	SO	BB	IBB	HBP	BLK	WP	HR	S	P	ERA	WHIP					
<b>Eddie Watt, R</b> ERA: 3.5 (1, 1)	2.0		10	1	1	1	2	2	0	0	0	0	2	12	20	4.50	1.500					
<b>Dick Hall, R</b> ERA: 2.92 (3, 1)	7.0	W	28	7	3	3	3	0	0	0	0	0	2	34	34	3.86	1.000					

**Baltimore Orioles @ New York Yankees**  
Yankee Stadium, Bronx, NY  
Wed Aug 10 1966, 3:33 AM EDT  
Att: 19,804 - Unknown - 86 F

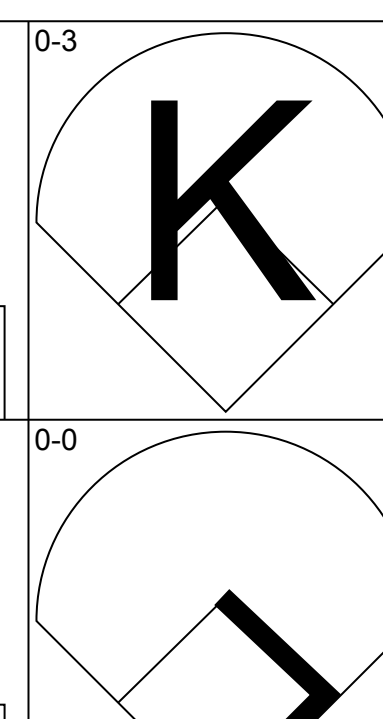
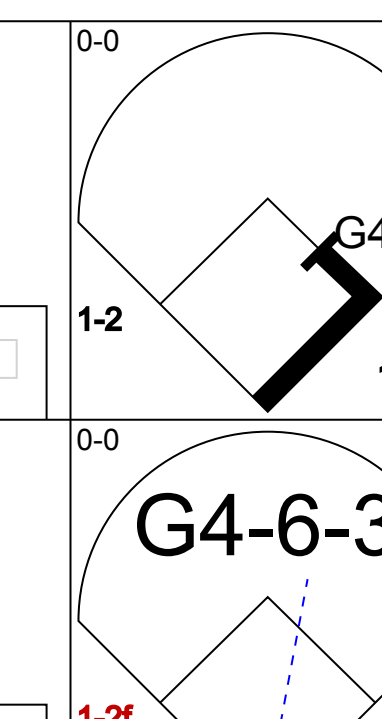
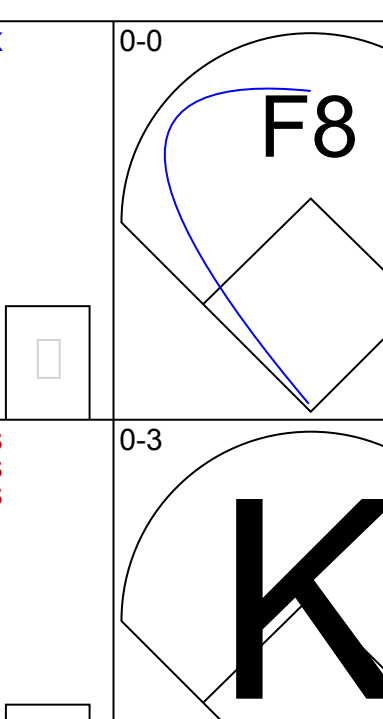
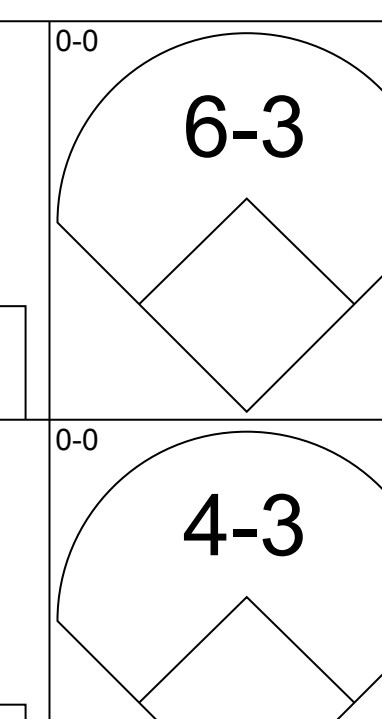
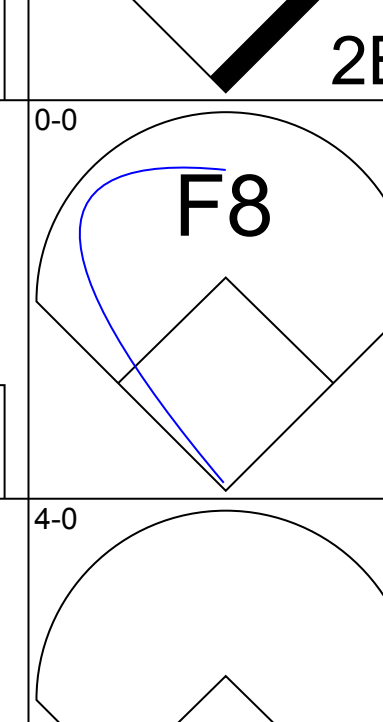
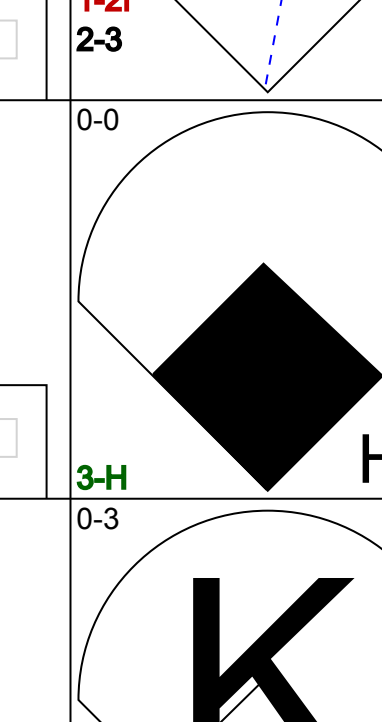

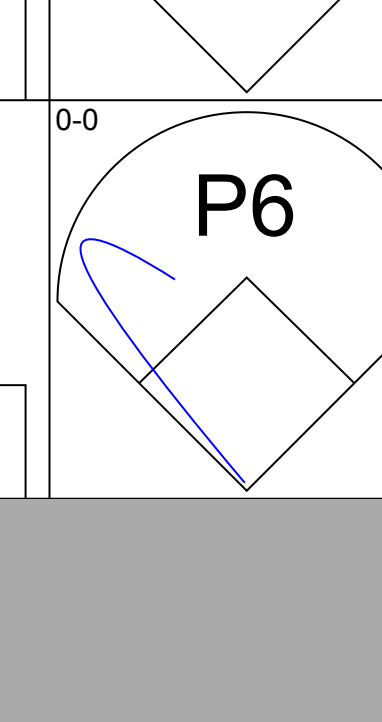
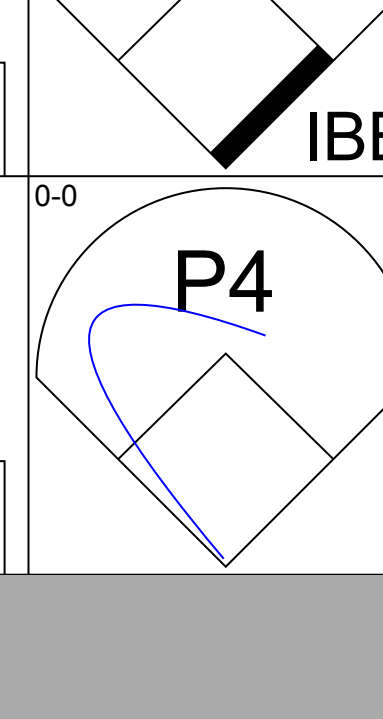








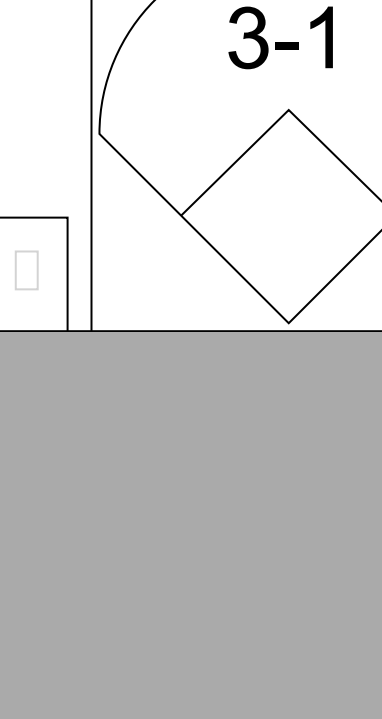
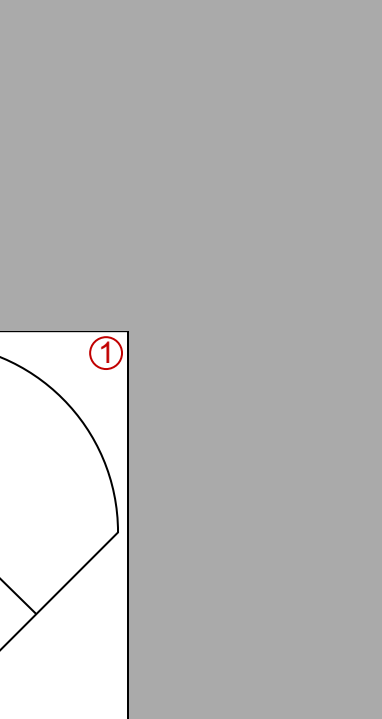

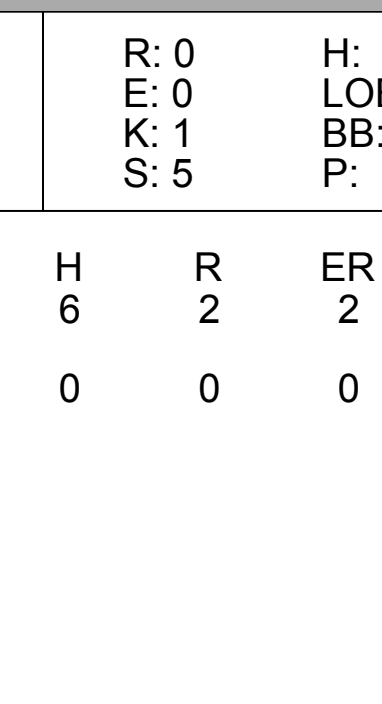
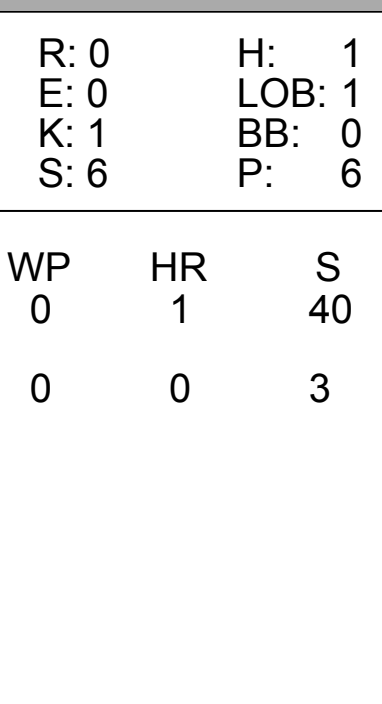

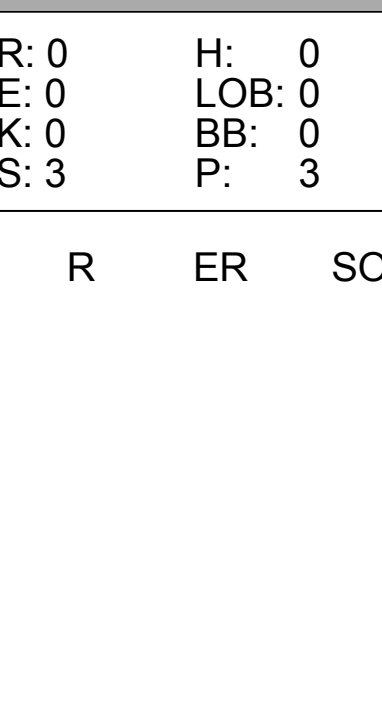
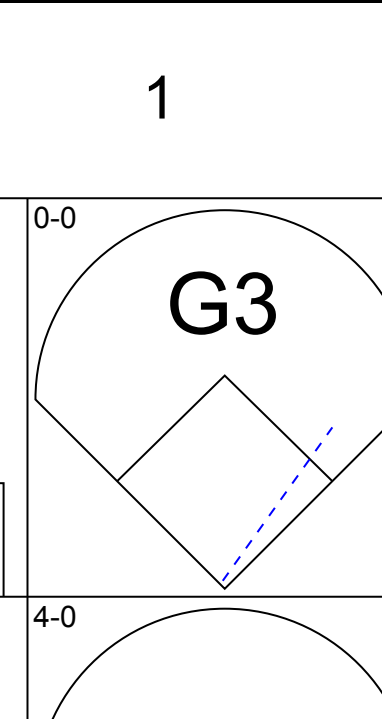


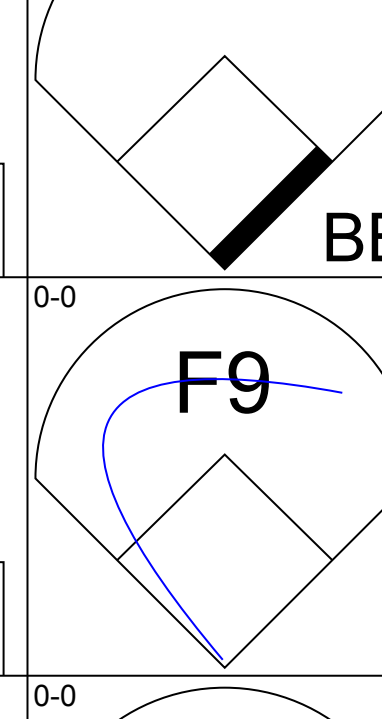

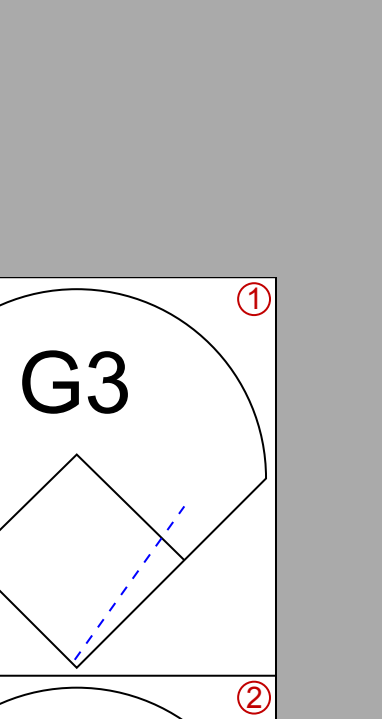
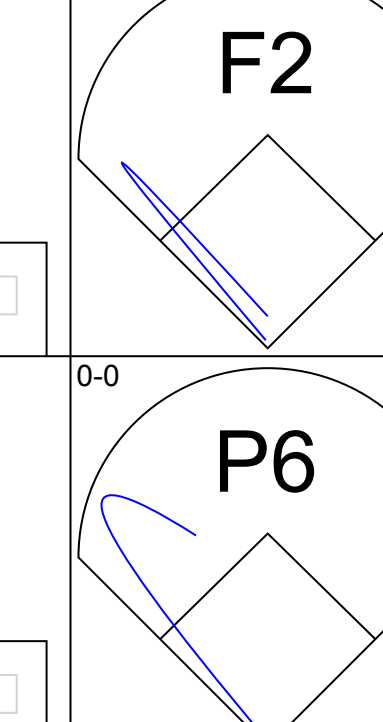

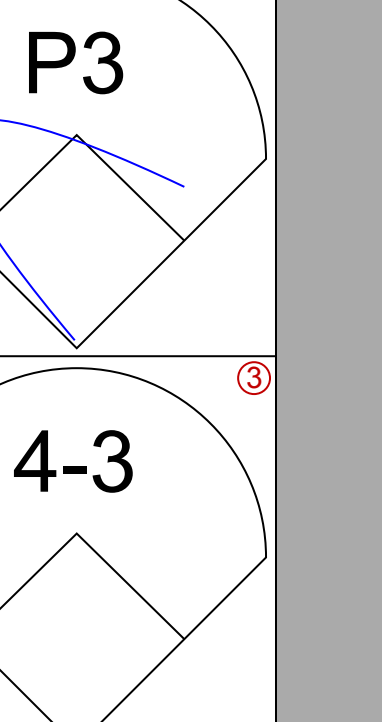
**AB 35**  
**R 4**  
**H 8**  
**RBI 4**  
**BB 2**  
**SO 5**  
**LOB 15**

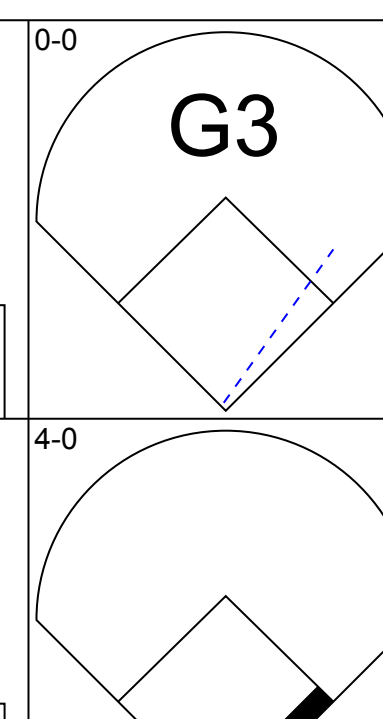
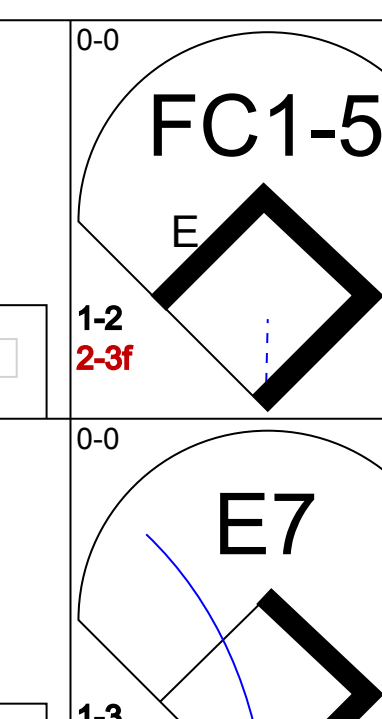
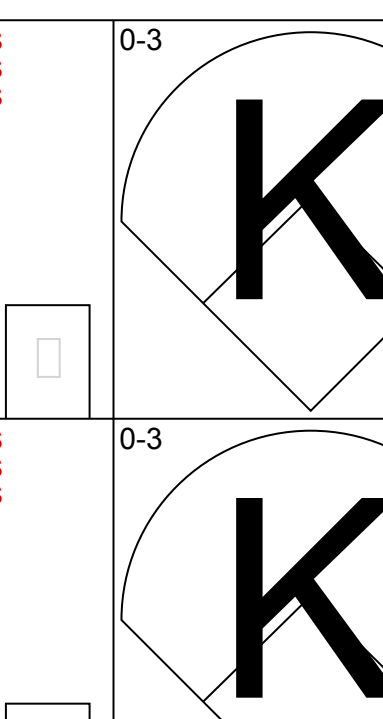
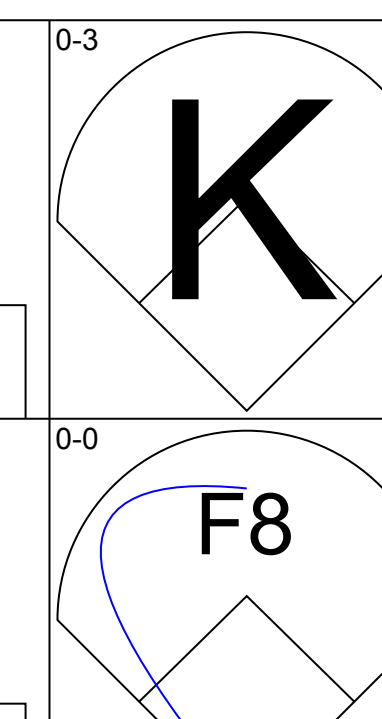
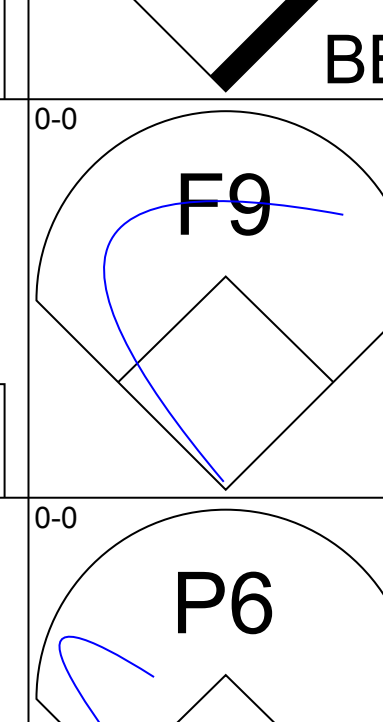
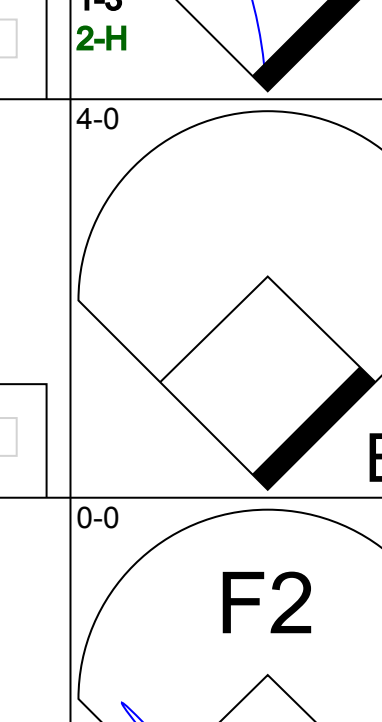

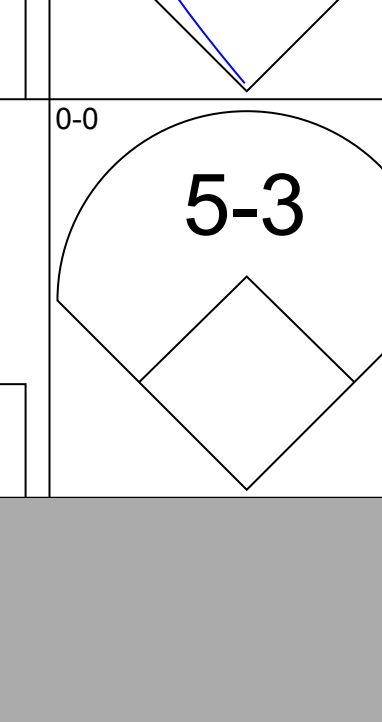

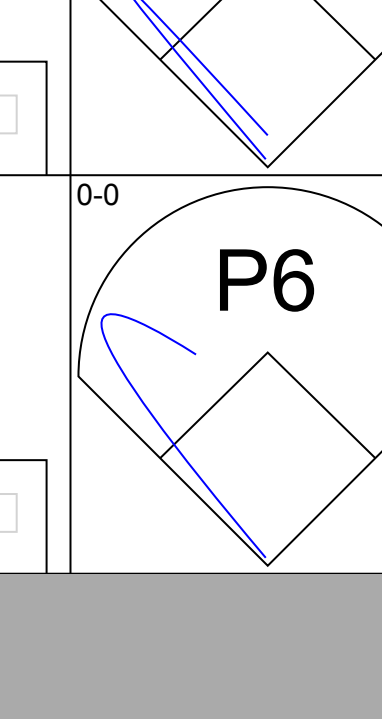







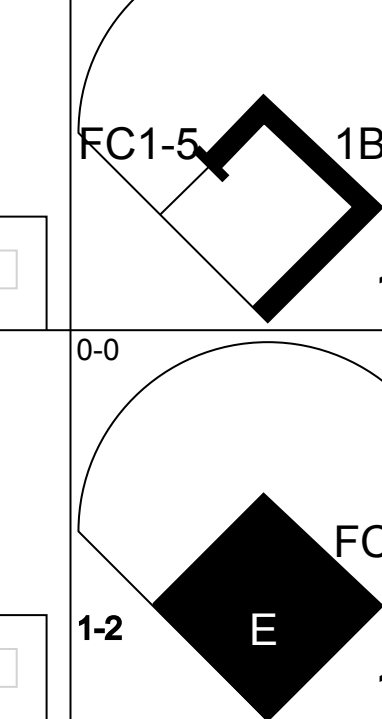
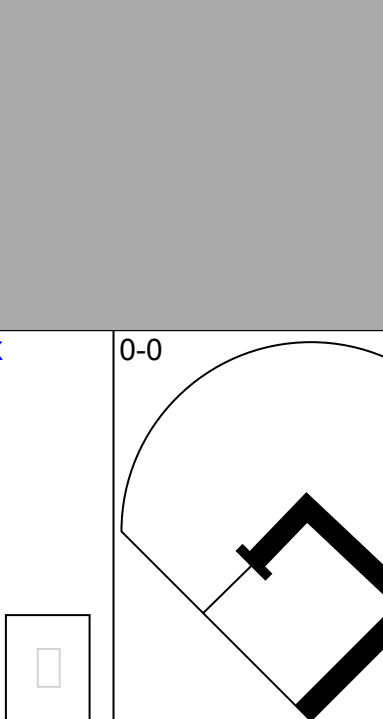
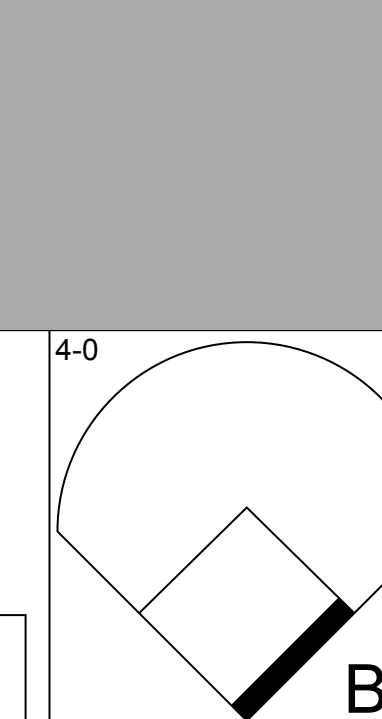
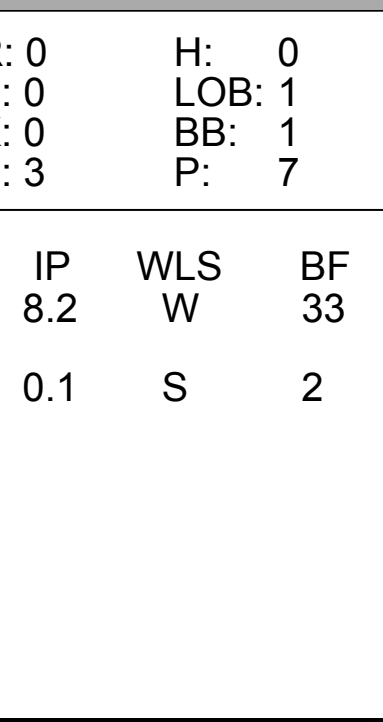
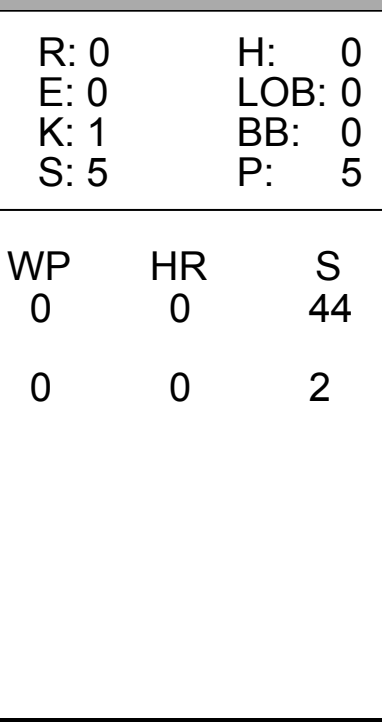
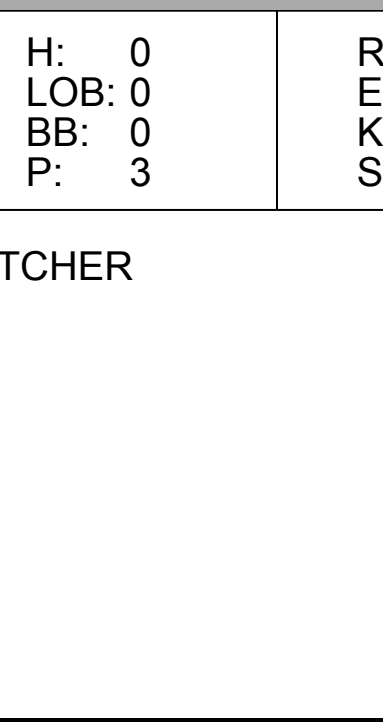
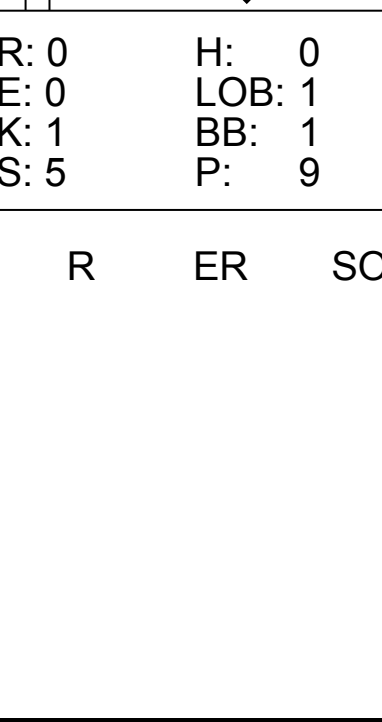








Batter	1	2	3	4	5	6	7	8	9	AB	R	H	RBI	BB	SO	LOB	TOP					
Luis Aparicio, R OBP: 0.296, SLG: 0.380 (1, 6)										4	0	1	0	0	1	0	<p><b>Baltimore Orioles @ Washington Senators</b> D.C. Stadium, Washington, DC Fri Aug 12 1966, 3:33 AM EDT Unknown</p>					
Boog Powell, L OBP: 0.378, SLG: 0.544 (1, 3)										4	0	1	0	0	1	2						
Frank Robinson, R OBP: 0.410, SLG: 0.627 (1, 7) (6, 9)										3	1	1	2	1	0	1						
Brooks Robinson, R OBP: 0.353, SLG: 0.490 (1, 5)										3	0	0	0	1	1	1						
Sam Bowens, R OBP: 0.270, SLG: 0.374 (1, 9) (6, 7)										4	0	1	0	0	0	2						
Davey Johnson, R OBP: 0.288, SLG: 0.332 (1, 4)										4	0	0	0	0	2	1						
Paul Blair, R OBP: 0.267, SLG: 0.363 (1, 8)										3	0	1	0	0	0	0						
Larry Haney, R OBP: 0.226, SLG: 0.333 (1, 2)										3	0	0	0	0	1	1						
Moe Drabowsky, R OBP: 0.429, SLG: 0.417 Eddie Fisher, R (9, 1)										3	1	1	0	0	0	0						
										0	0	0	0	0	0	0						
<b>Inning Stats</b>	R: 0 E: 0 K: 1 S: 6	H: 1 LOB: 2 BB: 1 P: 10	R: 0 E: 0 K: 1 S: 5	H: 0 LOB: 0 BB: 0 P: 5	R: 2 E: 0 K: 1 S: 7	H: 3 LOB: 0 BB: 0 P: 7	R: 0 E: 0 K: 1 S: 6	H: 1 LOB: 1 BB: 0 P: 6	R: 0 E: 0 K: 1 S: 5	H: 0 LOB: 0 BB: 0 P: 5	R: 0 E: 0 K: 0 S: 3	H: 0 LOB: 0 BB: 0 P: 3	R: 0 E: 0 K: 0 S: 3	H: 0 LOB: 0 BB: 0 P: 3	R: 0 E: 0 K: 0 S: 3	H: 0 LOB: 0 BB: 0 P: 3	1B: 2 2B: 3 3B: 0 HR: 1	SF: 0 SAC: 0 DP: 2 HBP: 0	WP: 0 PB: 0 SB: 0 CS: 0	PA: 33		
<b>PITCHER</b>	IP WLS BF H R ER SO BB IBB HBP BLK WP HR S P ERA WHIP	IP WLS BF H R ER SO BB IBB HBP BLK WP HR S P ERA WHIP	IP WLS BF H R ER SO BB IBB HBP BLK WP HR S P ERA WHIP	IP WLS BF H R ER SO BB IBB HBP BLK WP HR S P ERA WHIP	IP WLS BF H R ER SO BB IBB HBP BLK WP HR S P ERA WHIP	IP WLS BF H R ER SO BB IBB HBP BLK WP HR S P ERA WHIP	IP WLS BF H R ER SO BB IBB HBP BLK WP HR S P ERA WHIP	IP WLS BF H R ER SO BB IBB HBP BLK WP HR S P ERA WHIP	IP WLS BF H R ER SO BB IBB HBP BLK WP HR S P ERA WHIP	IP WLS BF H R ER SO BB IBB HBP BLK WP HR S P ERA WHIP	IP WLS BF H R ER SO BB IBB HBP BLK WP HR S P ERA WHIP	IP WLS BF H R ER SO BB IBB HBP BLK WP HR S P ERA WHIP	IP WLS BF H R ER SO BB IBB HBP BLK WP HR S P ERA WHIP	IP WLS BF H R ER SO BB IBB HBP BLK WP HR S P ERA WHIP	IP WLS BF H R ER SO BB IBB HBP BLK WP HR S P ERA WHIP	IP WLS BF H R ER SO BB IBB HBP BLK WP HR S P ERA WHIP	IP WLS BF H R ER SO BB IBB HBP BLK WP HR S P ERA WHIP	IP WLS BF H R ER SO BB IBB HBP BLK WP HR S P ERA WHIP	IP WLS BF H R ER SO BB IBB HBP BLK WP HR S P ERA WHIP	IP WLS BF H R ER SO BB IBB HBP BLK WP HR S P ERA WHIP	IP WLS BF H R ER SO BB IBB HBP BLK WP HR S P ERA WHIP	IP WLS BF H R ER SO BB IBB HBP BLK WP HR S P ERA WHIP
Pete Richert, L ERA: 3.1 Ron Kline, R ERA: 2.63	8.0 L	30 L	6 2	2 2	6 6	1 1	0 0	0 0	0 0	0 0	0 0	0 0	3 3	0.00 0.000	0.875							

Batter	1	2	3	4	5	6	7	8	9	AB	R	H	RBI	BB	SO	LOB	BOTTOM					
Ed Brinkman, R OBP: 0.286, SLG: 0.371 (1, 6)										4	0	0	0	0	2	3	<p><b>Baltimore Orioles @ Washington Senators</b> D.C. Stadium, Washington, DC Fri Aug 12 1966, 3:33 AM EDT Unknown</p>					
Bob Saverine, S OBP: 0.303, SLG: 0.357 (1, 4)										3	0	0	0	1	1	2						
Ken McMullen, R OBP: 0.298, SLG: 0.372 (1, 5)										3	0	0	0	1	0	2						
Fred Valentine, S OBP: 0.350, SLG: 0.463 (1, 9)										4	0	0	0	0	0	4						
Frank Howard, R OBP: 0.344, SLG: 0.443 (1, 7)										4	0	0	0	0	0	3						
Don Lock, R OBP: 0.359, SLG: 0.436 (1, 8)										4	0	1	0	0	1	0						
Ken Harrelson, R OBP: 0.310, SLG: 0.347 (1, 3)										4	0	1	0	0	2	0						
Paul Casanova, R OBP: 0.269, SLG: 0.409 (1, 2)										4	0	1	0	0	1	2						
Pete Richert, L OBP: 0.143, SLG: 0.145 Jim King, L OBP: 0.341, SLG: 0.386 Ron Kline, R OBP: 0.400, SLG: 0.250 (8, PH) (9, 1)										2	1	2	0	0	0	0						
										0	0	0	0	1	0	0						
										0	0	0	0	0	0	0						
<b>Inning Stats</b>	R: 0 E: 0 K: 0 S: 3	H: 0 LOB: 1 BB: 1 P: 7	R: 0 E: 0 K: 1 S: 5	H: 0 LOB: 0 BB: 0 P: 5	R: 1 E: 1 K: 0 S: 6	H: 2 LOB: 3 BB: 1 P: 10	R: 0 E: 0 K: 1 S: 5	H: 0 LOB: 0 BB: 0 P: 5	R: 0 E: 0 K: 2 S: 7	H: 1 LOB: 0 BB: 0 P: 7	R: 0 E: 0 K: 0 S: 3	H: 0 LOB: 0 BB: 0 P: 3	R: 0 E: 0 K: 2 S: 7	H: 0 LOB: 0 BB: 0 P: 7	R: 0 E: 0 K: 1 S: 5	H: 0 LOB: 1 BB: 1 P: 9	R: 0 E: 0 K: 0 S: 5	H: 2 LOB: 2 BB: 0 P: 5	1B: 3 2B: 2 3B: 0 HR: 0	SF: 0 SAC: 0 DP: 0 HBP: 0	WP: 0 PB: 0 SB: 0 CS: 0	PA: 35
<b>PITCHER</b>	IP WLS BF H R ER SO BB IBB HBP BLK WP HR S P ERA WHIP	IP WLS BF H R ER SO BB IBB HBP BLK WP HR S P ERA WHIP	IP WLS BF H R ER SO BB IBB HBP BLK WP HR S P ERA WHIP	IP WLS BF H R ER SO BB IBB HBP BLK WP HR S P ERA WHIP	IP WLS BF H R ER SO BB IBB HBP BLK WP HR S P ERA WHIP	IP WLS BF H R ER SO BB IBB HBP BLK WP HR S P ERA WHIP	IP WLS BF H R ER SO BB IBB HBP BLK WP HR S P ERA WHIP	IP WLS BF H R ER SO BB IBB HBP BLK WP HR S P ERA WHIP	IP WLS BF H R ER SO BB IBB HBP BLK WP HR S P ERA WHIP	IP WLS BF H R ER SO BB IBB HBP BLK WP HR S P ERA WHIP	IP WLS BF H R ER SO BB IBB HBP BLK WP HR S P ERA WHIP	IP WLS BF H R ER SO BB IBB HBP BLK WP HR S P ERA WHIP	IP WLS BF H R ER SO BB IBB HBP BLK WP HR S P ERA WHIP	IP WLS BF H R ER SO BB IBB HBP BLK WP HR S P ERA WHIP	IP WLS BF H R ER SO BB IBB HBP BLK WP HR S P ERA WHIP	IP WLS BF H R ER SO BB IBB HBP BLK WP HR S P ERA WHIP	IP WLS BF H R ER SO BB IBB HBP BLK WP HR S P ERA WHIP	IP WLS BF H R ER SO BB IBB HBP BLK WP HR S P ERA WHIP	IP WLS BF H R ER SO BB IBB HBP BLK WP HR S P ERA WHIP	IP WLS BF H R ER SO BB IBB HBP BLK WP HR S P ERA WHIP	IP WLS BF H R ER SO BB IBB HBP BLK WP HR S P ERA WHIP	IP WLS BF H R ER SO BB IBB HBP BLK WP HR S P ERA WHIP
Moe Drabowsky, R ERA: 2.48 Eddie Fisher, R ERA: 2.17	8.2 S	33 2	4 1	0 0	7 7	3 0	0 0	0 0	0 0	0 0	0 0	2 2	0.00 0.000	3.000								







Batter	1	2	3	4	5	6	7	8	9	AB	R	H	RBI	BB	SO	LOB	TOP			
Ed Brinkman, R (1,6) OBP: 0.287, SLG: 0.371	K		E6			F7		L1		4	0	0	0	0	1	0	Washington Senators @ Baltimore Orioles Memorial Stadium, Baltimore, MD Sat Aug 13 1966, 7:05 PM EDT Att: 19,202 - Unknown			
Bob Saverine, S (1,4) OBP: 0.306, SLG: 0.360	2B		K			1B		BB		3	1	2	0	1	1	1				
Ken McMullen, R (1,5) OBP: 0.294, SLG: 0.367	K							F9		2	0	0	0	0	1	1				
Tim Cullen, R (6,5)	K		F9			K				2	0	0	0	0	1	2				
Fred Valentine, S (1,7) OBP: 0.353, SLG: 0.467	G3									2	0	0	0	2	0	1				
Jim King, L (1,9) OBP: 0.342, SLG: 0.396			F5			3-1				4	0	1	1	0	0	2				
Don Lock, R (1,8) OBP: 0.352, SLG: 0.426			F9			L4				4	0	0	0	0	0	2				
Ken Harrelson, R (1,3) OBP: 0.309, SLG: 0.351										3	1	0	0	1	0	0				
Paul Casanova, R (1,2) OBP: 0.269, SLG: 0.407										4	0	1	0	0	2	0				
Phil Ortega, R (1,1) OBP: 0.133, SLG: 0.050										1	0	0	0	0	1	1				
Dick Nen, L (5,PH) OBP: 0.282, SLG: 0.277										1	0	0	0	0	1	0				
Dick Lines, R (5,1)										0	0	0	0	0	0	0				
Frank Howard, R (7,PH) OBP: 0.343, SLG: 0.442										1	0	0	0	0	0	0				
Casey Cox, R (7,1)										0	0	0	0	0	0	0				
<b>Inning Stats</b>	R: 0 E: 0 K: 2 S: 8	H: 1 LOB: 1 BB: 0 P: 8	R: 1 E: 0 K: 1 S: 6	H: 1 LOB: 1 BB: 1 P: 10	R: 0 E: 1 K: 1 S: 5	H: 0 LOB: 0 BB: 0 P: 5	R: 0 E: 0 K: 0 S: 3	H: 0 LOB: 0 BB: 0 P: 3	R: 0 E: 0 K: 2 S: 7	H: 2 LOB: 2 BB: 1 P: 11	R: 0 E: 0 K: 0 S: 3	H: 0 LOB: 0 BB: 0 P: 3	R: 0 E: 0 K: 1 S: 5	H: 0 LOB: 0 BB: 0 P: 5	R: 0 E: 0 K: 1 S: 5	H: 0 LOB: 0 BB: 0 P: 5	1B: 3 2B: 2 3B: 0 HR: 0	SF: 0 SAC: 0 DP: 1 HBP: 0	WP: 2 PB: 0 CS: 1	PA: 35
<b>PITCHER</b>	IP WLS BF H R ER SO BB IBB HBP BLK WP HR S P ERA WHIP																			
Jim Palmer, R (1,1) ERA: 3.33	7.2 W 31 4 2 2 7 4 0 0 0 0 1 0 0 41 57 2.35 1.043																			
Eddie Fisher, R (8,1) ERA: 2.13	1.1 S 4 0 0 0 1 0 0 0 0 0 0 0 0 6 6 0.00 0.000																			

Batter	1	2	3	4	5	6	7	8	9	AB	R	H	RBI	BB	SO	LOB	BOTTOM			
Luis Aparicio, R (1,6) OBP: 0.299, SLG: 0.378			F7							2	1	0	0	1	0	0	Washington Senators @ Baltimore Orioles Memorial Stadium, Baltimore, MD Sat Aug 13 1966, 7:05 PM EDT Att: 19,202 - Unknown			
Russ Snyder, L (1,8) OBP: 0.376, SLG: 0.418	BB									4	0	2	2	0	1	1				
Frank Robinson, R (1,9) OBP: 0.405, SLG: 0.616										4	0	0	0	0	1	3				
Brooks Robinson, R (1,5) OBP: 0.356, SLG: 0.491										3	1	0	0	1	0	1				
Boog Powell, L (1,3) OBP: 0.375, SLG: 0.535										4	0	0	0	0	1	1				
Curt Blefary, L (1,7) OBP: 0.376, SLG: 0.473										4	0	0	0	0	1	1				
Paul Blair, R (9,8) OBP: 0.271, SLG: 0.368										0	0	0	0	0	0	0				
Bob Johnson, R (1,4) OBP: 0.329, SLG: 0.284										2	1	1	1	0	0	0				
Andy Etchebarren, R (1,2) OBP: 0.313, SLG: 0.410										1	0	0	0	0	1	1				
Vic Roznovsky, L (4,2) OBP: 0.348, SLG: 0.328										1	1	0	0	1	0	0				
Jim Palmer, R (1,1) OBP: 0.140, SLG: 0.167										3	1	1	1	0	2	0				
Eddie Fisher, R (8,1)										0	0	0	0	0	0	0				
<b>Inning Stats</b>	R: 0 E: 0 K: 1 S: 5	H: 0 LOB: 1 BB: 1 P: 9	R: 0 E: 0 K: 1 S: 5	H: 0 LOB: 0 BB: 0 P: 6	R: 0 E: 0 K: 1 S: 6	H: 1 LOB: 1 BB: 0 P: 6	R: 0 E: 0 K: 1 S: 8	H: 3 LOB: 1 BB: 2 P: 17	R: 0 E: 0 K: 1 S: 5	H: 0 LOB: 0 BB: 0 P: 5	R: 0 E: 0 K: 1 S: 3	H: 0 LOB: 0 BB: 0 P: 3	R: 0 E: 0 K: 1 S: 5	H: 0 LOB: 0 BB: 0 P: 5	R: 0 E: 0 K: 1 S: 5	H: 0 LOB: 0 BB: 0 P: 5	1B: 3 2B: 1 3B: 0 HR: 0	SF: 0 SAC: 0 DP: 0 HBP: 2	WP: 0 PB: 0 CS: 0	PA: 33
<b>PITCHER</b>	IP WLS BF H R ER SO BB IBB HBP BLK WP HR S P ERA WHIP																			
Phil Ortega, R (1,1) ERA: 4.25	4.0 L 21 4 5 4 4 3 0 0 0 0 0 0 0 10 10 9.00 1.750																			
Dick Lines, L (5,1) ERA: 2.39	2.0 6 0 0 0 2 0 0 0 0 0 0 0 0 10 10 0.00 0.000																			
Casey Cox, R (7,1) ERA: 3.41	2.0 6 0 0 0 1 0 0 0 0 0 0 0 0 8 8 0.00 0.000																			







Batter	1	2	3	4	5	6	7	8	9	10	11	AB	R	H	RBI	BB	SO	LOB	TOP			
Luis Aparicio, R OBP: 0.298, SLG: 0.375 (1, 6)	4-3 ①		F8 ②		6-3 ③			K ①		1B ⑤		5	0	1	0	0	1	0				
Russ Snyder, L OBP: 0.378, SLG: 0.418 (1, 8) (11, 7)	K ②		5-3 ③			1B ①		1B ②		4-3 ⑤		5	0	2	0	0	1	1				
Frank Robinson, R OBP: 0.406, SLG: 0.627 (1, 9)	FC4 1B ③			F7 ①		F5 ①		L3 ②			HR BB ④	4	1	1	0	1	0	2				
Brooks Robinson, R OBP: 0.353, SLG: 0.485 (1, 5)	FC4 1-2 ③			5-3 ②		K ②				5-3 ①		5	0	0	0	0	1	3				
Boog Powell, L OBP: 0.378, SLG: 0.566 (1, 3)		K ①		HR ④		1B ③				HR ④		5	3	4	4	0	1	0				
Curt Blefary, L OBP: 0.300, SLG: 0.470 Paul Blair, R OBP: 0.271, SLG: 0.370 (1, 7) (11, 8)					4-3 ③					F7 ②		4	0	1	0	1	0	2				
Bob Johnson, R OBP: 0.306, SLG: 0.276 (1, 4)			F3 ②		P3 ①					5-3 ③		5	0	0	0	0	0	2				
Vic Roznovsky, L OBP: 0.329, SLG: 0.306 (1, 2)			4-1 ③		6-3 ①					F5 ①		4	0	0	0	0	0	1				
Dave McNally, R OBP: 0.240, SLG: 0.286 Woodie France, L OBP: 0.210, SLG: 0.300 Sam Rice, R OBP: 0.177, SLG: 0.077 Sam Bowens, R OBP: 0.268, SLG: 0.361 Eddie Fisher, K (1, 1) (7, PH) (7, 1) (10, PH) (10, 1) Dick Hall, R OBP: 0.273, SLG: 0.320 (11, 1)			K ①		K ②					F5 ②		2	0	0	0	0	2	0				
<b>Inning Stats</b>	R: 0 E: 0 K: 1 S: 6	H: 1 LOB: 1 BB: 0 P: 6	R: 0 E: 0 K: 1 S: 6	H: 1 LOB: 1 BB: 0 P: 6	R: 0 E: 0 K: 1 S: 5	H: 0 LOB: 0 BB: 0 P: 5	R: 1 E: 0 K: 0 S: 4	H: 1 LOB: 1 BB: 1 P: 8	R: 0 E: 0 K: 1 S: 7	H: 0 LOB: 0 BB: 0 P: 5	R: 0 E: 0 K: 1 S: 5	H: 1 LOB: 0 BB: 0 P: 5	R: 1 E: 0 K: 0 S: 4	H: 1 LOB: 0 BB: 0 P: 4	R: 0 E: 0 K: 0 S: 4	H: 1 LOB: 1 BB: 0 P: 4	R: 2 E: 0 K: 0 S: 4	H: 1 LOB: 0 BB: 1 P: 8	1B: 6 2B: 1 3B: 0 HR: 3	SF: 0 SAC: 0 DP: 1 HBP: 0	WP: 0 PB: 0 SB: 1 CS: 0	PA: 43
<b>PITCHER</b>	IP 10.0	WLS 10	BF 38	H 8	R 2	ER 2	SO 7	BB 1	IBB 0	HBP 0	BLK 0	WP 0	HR 2	S 51	P 55	ERA 1.80	WHIP 0.900					
Jim Lonborg, R ERA: 4.53 John Wyatt, R ERA: 3.63 (1, 1) (11, 1)	1.0	L	5	1	2	2	0	1	0	0	0	0	1	4	8	18.00	2.000					

**Baltimore Orioles @ Boston Red Sox**  
Fenway Park, Boston, MA  
Mon Aug 15 1966, 7:05 PM EDT  
Att: 10,018 - Unknown

AB 41  
R 4  
H 9  
RBI 4  
BB 2  
SO 7  
LOB 11



Batter	1	2	3	4	5	6	7	8	9	10	11	AB	R	H	RBI	BB	SO	LOB	BOTTOM			
Eddie Kasko, R OBP: 0.287, SLG: 0.305 (1, 6)	K ①		F7 ②		K ③			L7 ①		G4-6-3 1-2 ⑤		5	0	0	0	0	2	1				
Joe Foy, R OBP: 0.353, SLG: 0.427 (1, 5)	6-3 ②		BB 1B ③			1B ①		P3 ②			1B 1B 1B ③	5	0	3	0	0	0	0				
Don Demeter, R OBP: 0.296, SLG: 0.489 (1, 8)	BB 1B ③		BB 1-2 ③			HR 2B ④		P4 ③			1B 1-2 1B ④	4	1	3	0	1	0	0				
Tony Conigliaro, R OBP: 0.338, SLG: 0.521 (1, 9)	BB 1-2 ③		P4 ③			HR ④		F9 ①			K ①	4	1	1	2	1	1	4				
George Scott, R OBP: 0.329, SLG: 0.463 (1, 3)	F3 ③			G4-6-3 BB ④		6-3 ②				1B ②		4	0	2	0	1	0	2				
George Thomas, R OBP: 0.310, SLG: 0.328 Carl Yastrzemski, L OBP: 0.359, SLG: 0.430 (1, 7) (8, 7)		F2 ③		G4-6-3 1-2 ④		K ③				K ②		3	0	0	0	0	1	1				
Bob Tillman, R OBP: 0.295, SLG: 0.326 (1, 2)		6-3 ②		G3 ③				6-3 ②		F7 ③		5	0	0	0	0	0	4				
George Smith, R OBP: 0.278, SLG: 0.347 Dalton Jones, L OBP: 0.310, SLG: 0.392 (1, 4) (10, PH) (11, 4)		6-3 ③			1-3 ①			K ②			G4-6-3 1B ④	3	0	0	0	0	1	0				
Jim Lonborg, R OBP: 0.125, SLG: 0.179 Lenny Green, L OBP: 0.338, SLG: 0.325 John Wyatt, R (1, 1) (10, PH) (11, 1)			K ①		K ②			K ③			L8 ④	3	0	0	0	0	3	0				
<b>Inning Stats</b>	R: 0 E: 0 K: 1 S: 6	H: 1 LOB: 2 BB: 1 P: 10	R: 0 E: 0 K: 0 S: 3	H: 0 LOB: 0 BB: 0 P: 3	R: 0 E: 0 K: 1 S: 6	H: 1 LOB: 2 BB: 1 P: 10	R: 0 E: 0 K: 0 S: 2	H: 0 LOB: 0 BB: 1 P: 6	R: 0 E: 0 K: 2 S: 7	H: 0 LOB: 0 BB: 0 P: 7	R: 0 E: 0 K: 1 S: 7	H: 0 LOB: 0 BB: 0 P: 7	R: 0 E: 0 K: 0 S: 3	H: 1 LOB: 1 BB: 0 P: 6	R: 0 E: 0 K: 0 S: 3	H: 1 LOB: 0 BB: 0 P: 3	R: 0 E: 0 K: 2 S: 10	H: 3 LOB: 3 BB: 0 P: 10	1B: 8 2B: 1 3B: 0 HR: 1	SF: 0 SAC: 0 DP: 2 HBP: 0	WP: 0 PB: 0 SB: 0 CS: 0	PA: 43
<b>PITCHER</b>	IP 6.0	WLS 3	BF 24	H 5	R 2	ER 2	SO 3	BB 3	IBB 0	HBP 0	BLK 0	WP 0	HR 1	S 31	P 43	ERA 3.00	WHIP 1.333					
Dave McNally, L ERA: 2.8 Stu Miller, R ERA: 1.84 Eddie Fisher, R ERA: 2.1 Dick Hall, R ERA: 2.87 (1, 1) (7, 1) (10, 1) (11, 1)	3.0	W	5	3	0	0	0	0	0	0	0	0	0	5	5	0.00	3.000					

**Baltimore Orioles @ Boston Red Sox**  
Fenway Park, Boston, MA  
Mon Aug 15 1966, 7:05 PM EDT  
Att: 10,018 - Unknown

AB 40  
R 2  
H 10  
RBI 2  
BB 3  
SO 10  
LOB 17














Batter	1	2	3	4	5	6	7	8	9	AB	R	H	RBI	BB	SO	LOB	TOP				
Luis Aparicio, R OBP: 0.302, SLG: 0.379 (1, 6)	F9		P6				FC5-4		F8	5	0	2	0	0	0	1	<p>Baltimore Orioles @ Detroit Tigers Tiger Stadium, Detroit, MI Fri Aug 19 1966, 7:05 PM EDT Att: 35,504 - Unknown</p>				
Curt Blefary, L OBP: 0.380, SLG: 0.461 (1, 7)	K		BB				F9		FC6-4 HBP	3	0	0	0	1	2						
Frank Robinson, R OBP: 0.406, SLG: 0.628 (1, 9)	L8		F7				FC5-4		FC6-4	5	0	1	0	0	0	4					
Brooks Robinson, R OBP: 0.348, SLG: 0.478 (1, 5)		F7	P4				L8			4	0	0	0	0	0	4					
Boog Powell, L OBP: 0.376, SLG: 0.563 (1, 3)	K					G3			K	4	0	0	0	0	3	0					
Davey Johnson, R OBP: 0.288, SLG: 0.333 (1, 4)	WP 1B					E7 6-3			F9	4	2	2	0	0	1	0					
Paul Blair, R OBP: 0.277, SLG: 0.374 (1, 8)	HR 1B					6-3			K	4	1	2	2	0	1	0					
Andy Etchebarren, R OBP: 0.315, SLG: 0.420 (1, 2)	HR 1B					P4			L4	4	1	2	2	0	0	1					
Eddie Watt, R OBP: 0.276, SLG: 0.459 (1, 1)	K					P4				0	0	0	0	0	0	0					
Gene Brabender, R OBP: 0.300, SLG: 0.383 (5, PH)						6-3			2B	1	0	0	0	0	0	0					
Woogie Field, R OBP: 0.285, SLG: 0.288 (5, PH)										1	0	0	0	0	0	0					
John Miller, R OBP: 0.300, SLG: 0.383 (5, PH)										0	0	0	0	0	0	0					
Bob Johnson, R OBP: 0.297, SLG: 0.394 (5, PH)										1	0	0	0	0	0	1					
Dick Hall, R OBP: 0.273, SLG: 0.290 (5, PH)										0	0	0	0	0	0	0					
Sam Bowers, R OBP: 0.272, SLG: 0.369 (5, PH)									2B	1	0	1	0	0	0	0					
<b>Inning Stats</b>	R: 0 E: 0 K: 1 S: 5	H: 0 LOB: 0 BB: 0 P: 5	R: 3 E: 0 K: 2 S: 10	H: 3 LOB: 0 BB: 0 P: 10	R: 0 E: 0 K: 0 S: 3	H: 0 LOB: 1 BB: 1 P: 7	R: 0 E: 0 K: 2 S: 8	H: 1 LOB: 1 BB: 0 P: 8	R: 0 E: 0 K: 1 S: 7	H: 2 LOB: 2 BB: 0 P: 7	R: 1 E: 1 K: 0 S: 5	H: 2 LOB: 1 BB: 0 P: 5	R: 0 E: 0 K: 0 S: 4	H: 1 LOB: 1 BB: 0 P: 4	R: 0 E: 0 K: 2 S: 7	H: 0 LOB: 0 BB: 0 P: 7	R: 0 E: 0 K: 0 S: 4	H: 1 LOB: 2 BB: 0 P: 5	1B: 7 2B: 2 3B: 0 HR: 1	SF: 0 SAC: 0 DP: 0 HBP: 1	WP: 1 PA: 39 PB: 0 SB: 0 CS: 0
<b>PITCHER</b> Mickey Lolich, L ERA: 4.38 (1, 1)	IP: 9.0 WLS: W BF: 39 H: 10 R: 4 ER: 4 SO: 8 BB: 1 IBB: 0 HBP: 1 BLK: 0 WP: 1 HR: 1 S: 53 P: 58 ERA: 4.00 WHIP: 1.222											<b>PITCHER</b>	IP: 9.0 WLS: W BF: 39 H: 10 R: 4 ER: 4 SO: 8 BB: 1 IBB: 0 HBP: 1 BLK: 0 WP: 1 HR: 1 S: 53 P: 58 ERA: 4.00 WHIP: 1.222								

Batter	1	2	3	4	5	6	7	8	9	AB	R	H	RBI	BB	SO	LOB	BOTTOM		
Dick McAuliffe, L OBP: 0.387, SLG: 0.509 (1, 6)	BB 1B HBP	1B				FC1-6			P3	3	3	2	0	2	0	0	<p>Baltimore Orioles @ Detroit Tigers Tiger Stadium, Detroit, MI Fri Aug 19 1966, 7:05 PM EDT Att: 35,504 - Unknown</p>		
Jerry Lumpe, L OBP: 0.286, SLG: 0.313 (1, 4)	1B	1B				FC1-6			F3	5	3	3	1	0	0	1			
Dick Tracewski, R OBP: 0.240, SLG: 0.181 (8, 4)	HBP 1B	FC6-4 1B				FC6-4				0	0	0	0	0	0	0			
Norm Cash, L OBP: 0.342, SLG: 0.441 (1, 3)	1B HBP G4-6-3	FC6-4 1B				FC6-4			G3	3	2	2	1	2	0	0			
Al Kaline, R OBP: 0.397, SLG: 0.575 (1, PR)	1B	FC6-4				FC6-4				0	0	0	1	0	0	0			
Mickey Stanley, R OBP: 0.310, SLG: 0.348 (2, 8)	G4-6-3 HBP	FC6-4				FC6-4			2B	4	0	1	1	0	0	6			
Willie Horton, R OBP: 0.341, SLG: 0.496 (1, 7)	G4-6-3 1B	K				K			P6	4	1	1	2	1	2	4			
Jim Northrup, L OBP: 0.319, SLG: 0.457 (1, 9)	G4-6-3								3-1	3	0	0	1	1	0	3			
Don Wert, R OBP: 0.350, SLG: 0.363 (1, 5)	1-3					G6-3			E6	3	0	1	2	1	0	3			
Bill Freehan, R OBP: 0.294, SLG: 0.346 (1, 2)		K							K	2	0	0	0	2	2	1			
Mickey Lolich, S OBP: 0.241, SLG: 0.188 (1, 1)	E1 1B	F5				K			4-3	4	1	1	0	0	1	2			
<b>Inning Stats</b>	R: 3 E: 0 K: 0 S: 4	H: 2 LOB: 2 BB: 2 P: 13	R: 2 E: 1 K: 2 S: 11	H: 4 LOB: 2 BB: 0 P: 11	R: 0 E: 0 K: 0 S: 2	H: 0 LOB: 1 BB: 2 P: 10	R: 1 E: 0 K: 1 S: 7	H: 2 LOB: 1 BB: 0 P: 7	R: 0 E: 0 K: 1 S: 4	H: 0 LOB: 2 BB: 2 P: 12	R: 4 E: 2 K: 1 S: 7	H: 2 LOB: 1 BB: 3 P: 19	R: 0 E: 0 K: 0 S: 3	H: 0 LOB: 0 BB: 0 P: 3	R: 0 E: 0 K: 0 S: 4	H: 1 LOB: 1 BB: 0 P: 4	1B: 9 2B: 2 3B: 0 HR: 0	SF: 1 SAC: 0 DP: 2 HBP: 1	WP: 0 PA: 42 PB: 0 SB: 0 CS: 1
<b>PITCHER</b> Eddie Watt, R ERA: 3.49 Gene Brabender, R ERA: 3.5 John Miller, R ERA: 4.9 Dick Hall, R ERA: 3.36	IP: 4.0 WLS: L BF: 19 H: 7 R: 3 ER: 3 SO: 3 BB: 2 IBB: 0 HBP: 0 BLK: 0 WP: 0 HR: 0 S: 23 P: 31 ERA: 6.75 WHIP: 2.250											<b>PITCHER</b>	IP: 4.0 WLS: L BF: 19 H: 7 R: 3 ER: 3 SO: 3 BB: 2 IBB: 0 HBP: 0 BLK: 0 WP: 0 HR: 0 S: 23 P: 31 ERA: 6.75 WHIP: 2.250						







Batter	1	2	3	4	5	6	7	8	9	AB	R	H	RBI	BB	SO	LOB	TOP			
Luis Aparicio, R OBP: 0.302, SLG: 0.381	0-0 3B		0-0 5-3		0-0 G3		0-3 K			4	1	1	0	0	1	0	Baltimore Orioles @ Detroit Tigers Tiger Stadium, Detroit, MI Sun Aug 21 1966, 4:33 AM EDT Att: 30,146 - Unknown			
Russ Snyder, L OBP: 0.382, SLG: 0.430	0-0 SF9 3B		4-0 BB		4-0 HR BB		0-0 4-3			2	2	1	1	2	0	0				
Frank Robinson, R OBP: 0.402, SLG: 0.627	0-0 SF9 3B		0-0 F9		0-0 HR			0-0 6-3		3	1	1	3	0	0	1				
Brooks Robinson, R OBP: 0.345, SLG: 0.475	0-0 2B		0-0 L8		0-0 6-3			0-0 5-3		4	0	1	0	0	0	1				
Curt Blefary, L OBP: 0.374, SLG: 0.462	0-0 L8			0-0 4-3		0-0 P6		0-3 K		4	0	0	0	0	1	1				
Bob Johnson, R OBP: 0.300, SLG: 0.308	0-3 K			0-0 1B		0-0 6-3			0-0 1B	4	0	2	0	0	1	1				
Paul Blair, R OBP: 0.276, SLG: 0.372		0-3 K		0-0 1B		0-3 K		0-0 F2		4	0	1	0	0	2	1				
Andy Etchebarren, R OBP: 0.314, SLG: 0.416		0-3 K		0-3 K		0-0 F9		0-3 K		4	0	0	0	0	3	3				
Moe Drabowsky, R Wally Bunker, R Gene Brabender, R Sam Bowyer, R Steve Barber, L John Miller, R Eddie Fisher, R Vic Roznovsky, L	0-3 K		0-3 K		0-3 K		0-3 K		0-0 4-3	1	0	0	0	0	1	0				
<b>Inning Stats</b>	R: 2 E: 0 K: 1 S: 8	H: 3 LOB: 1 BB: 0 P: 8	R: 0 E: 0 K: 3 S: 9	H: 0 LOB: 0 BB: 0 P: 9	R: 0 E: 0 K: 2 S: 3	H: 2 LOB: 2 BB: 0 P: 7	R: 2 E: 0 K: 0 S: 4	H: 1 LOB: 0 BB: 1 P: 8	R: 0 E: 0 K: 1 S: 5	H: 0 LOB: 0 BB: 0 P: 5	R: 0 E: 0 K: 2 S: 7	H: 0 LOB: 0 BB: 0 P: 7	R: 0 E: 0 K: 1 S: 5	H: 0 LOB: 0 BB: 0 P: 5	R: 0 E: 0 K: 1 S: 6	H: 1 LOB: 1 BB: 0 P: 6			1B: 3 2B: 1 3B: 2 HR: 1	SF: 1 SAC: 0 DP: 0 HBP: 0
<b>PITCHER</b> Earl Wilson, R ERA: 3.31	IP: 9.0 WLS: W BF: 36 H: 7 R: 4 ER: 4 SO: 11 BB: 2 IBB: 0 HBP: 0 BLK: 0 WP: 0 HR: 1 S: 56 P: 64 ERA: 4.00 WHIP: 1.000															<b>PITCHER</b>				

Batter	1	2	3	4	5	6	7	8	9	AB	R	H	RBI	BB	SO	LOB	BOTTOM			
Dick McAuliffe, L OBP: 0.387, SLG: 0.515	0-0 4-3	0-0 L8		0-0 HR		4-0 BB		0-0 6-3		4	1	1	1	1	0	1	Baltimore Orioles @ Detroit Tigers Tiger Stadium, Detroit, MI Sun Aug 21 1966, 4:33 AM EDT Att: 30,146 - Unknown			
Jerry Lumpe, L OBP: 0.293, SLG: 0.309 Dick Tracewski, R OBP: 0.240, SLG: 0.181	0-0 4-3		0-0 P5	0-0 F2		0-3 K		0-0 4-3		5	0	0	0	0	1	1				
Norm Cash, L OBP: 0.344, SLG: 0.452	0-0 HR 3B		0-3 K	0-0 HR			0-0 6-3			4	2	2	1	0	1	0				
Al Kaline, R OBP: 0.400, SLG: 0.583 Mickey Stanley, R OBP: 0.308, SLG: 0.345	0-0 HR		4-0 HR BB	0-0 L5-3			4-0 BB PB BB			2	3	1	2	2	0	0				
Jim Northrup, L OBP: 0.323, SLG: 0.466	0-0 1B		0-0 HR		0-0 F7		4-0 PB BB SF8 BB			3	2	2	2	1	0	0				
Willie Horton, R OBP: 0.341, SLG: 0.499	0-0 F3		4-0 BB		0-0 F8		4-0 SF8 PB BB			2	0	0	0	2	0	1				
Don Wert, R OBP: 0.344, SLG: 0.356		0-0 F9	0-3 K		0-0 L1		0-0 SF8			3	0	0	1	0	1	1				
Bill Freehan, R OBP: 0.293, SLG: 0.340		0-0 6-3		0-0 6-3		0-3 K		0-0 L7		4	0	0	0	0	1	1				
Earl Wilson, R OBP: 0.321, SLG: 0.514		4-0 BB		0-0 HR		0-3 K		0-3 K		3	1	1	1	1	2	0				
<b>Inning Stats</b>	R: 2 E: 0 K: 0 S: 6	H: 3 LOB: 1 BB: 0 P: 6	R: 0 E: 0 K: 0 S: 3	H: 0 LOB: 1 BB: 1 P: 7	R: 2 E: 0 K: 2 S: 8	H: 1 LOB: 2 BB: 2 P: 16	R: 3 E: 0 K: 0 S: 6	H: 3 LOB: 0 BB: 0 P: 6	R: 0 E: 0 K: 0 S: 3	H: 0 LOB: 0 BB: 0 P: 3	R: 0 E: 0 K: 3 S: 9	H: 0 LOB: 1 BB: 1 P: 13	R: 2 E: 0 K: 0 S: 3	H: 0 LOB: 3 BB: 3 P: 15	R: 0 E: 0 K: 1 S: 5	H: 0 LOB: 0 BB: 0 P: 5		1B: 1 2B: 0 3B: 1 HR: 5	SF: 1 SAC: 0 DP: 0 HBP: 0	WP: 0 PB: 1 SB: 0 CS: 0
<b>PITCHER</b> Moe Drabowsky, R ERA: 2.97 Wally Bunker, R ERA: 4.66 Gene Brabender, R ERA: 3.75 Steve Barber, L ERA: 2.32 John Miller, R ERA: 4.9	IP: 2.0 WLS: L BF: 11 H: 4 R: 5 ER: 5 SO: 2 BB: 2 IBB: 0 HBP: 0 BLK: 0 WP: 0 HR: 4 S: 13 P: 21 ERA: 27.00 WHIP: 3.600															<b>PITCHER</b> Eddie Fisher, R ERA: 2.02				
	IP: 7.1 WLS: 5 BF: 30 H: 10 R: 7 ER: 7 SO: 11 BB: 0 IBB: 0 HBP: 0 BLK: 0 WP: 0 HR: 0 S: 27 P: 37 ERA: 9.00 WHIP: 2.000																			





Batter	1	2	3	4	5	6	7	8	9	AB	R	H	RBI	BB	SO	LOB	TOP					
Larry Brown, R (1, 6) OBP: 0.332, SLG: 0.338	4-0 2B 5-3 BB		0-0 CS 1B			4-0 FC6-4 BB		4-0 BB		1	1	1	0	3	0	0	Cleveland Indians @ Baltimore Orioles Memorial Stadium, Baltimore, MD Tue Aug 23 1966, 7:05 PM EDT Att: 22,578 - Unknown					
Leon Wagner, L (1, 7) OBP: 0.351, SLG: 0.494	0-0		0-0 L9			0-0 F5		0-0 P6		4	0	1	0	0	0	3						
Vic Davallio, L (8, 8) OBP: 0.299, SLG: 0.304	1-3 2B		1-2							0	0	0	0	0	0	0						
Chuck Hinton, R (1, 8) OBP: 0.332, SLG: 0.430	0-0 5-3		0-3 K			0-0 FC6-4 CS 1-2		0-0 5-3		4	0	0	1	0	1	2						
Rocky Colavito, R (1, 9) OBP: 0.351, SLG: 0.478	0-0 L9			0-0 5-3		0-0 CS	0-0 HR	0-0 5-3		4	1	1	1	0	0	1						
Fred Whitfield, L (1, 3) OBP: 0.291, SLG: 0.457	0-3 K			0-0 F5			0-3 K	0-0 1B		4	0	1	0	0	2	1						
Max Alvis, R (1, 5) OBP: 0.295, SLG: 0.351		0-0 P4		0-0 F9			0-0 4-3	0-0 F9		4	0	0	0	0	0	1						
Pedro Gonzalez, R (1, 4) OBP: 0.284, SLG: 0.283		0-3 K			0-0 1-3		0-0 F9			3	0	0	0	0	1	0						
Del Crandall, R (1, 2) OBP: 0.339, SLG: 0.402		0-0 1B		0-0 P5			0-0 L8			3	0	1	0	0	0	0						
Sam McDowell, L (1, 1) OBP: 0.190, SLG: 0.195		0-3 K		0-0 4-3			0-3 K			3	0	0	0	0	2	1						
<b>Inning Stats</b>	R: 1 E: 0 K: 1 S: 6	H: 1 LOB: 1 BB: 1 P: 10	R: 0 E: 0 K: 2 S: 8	H: 1 LOB: 1 BB: 0 P: 8	R: 0 E: 0 K: 1 S: 5	H: 1 LOB: 0 BB: 0 P: 5	R: 0 E: 0 K: 0 S: 3	H: 0 LOB: 0 BB: 0 P: 3	R: 0 E: 0 K: 0 S: 2	H: 0 LOB: 0 BB: 1 P: 6	R: 1 E: 0 K: 1 S: 6	H: 1 LOB: 0 BB: 0 P: 6	R: 0 E: 0 K: 1 S: 5	H: 0 LOB: 1 BB: 1 P: 9	R: 0 E: 0 K: 0 S: 4	H: 1 LOB: 1 BB: 0 P: 4	1B: 3 2B: 1 3B: 0 HR: 1	SF: 0 SAC: 0 DP: 0 HBP: 0	WP: 0 PB: 0 SB: 0 CS: 2	PA: 34		
<b>PITCHER</b>	IP WLS BF H R ER SO BB IBB HBP BLK WP HR S P ERA WHIP	8.0 L 29 4 2 2 6 3 0 0 0 0 0 1 38 50 2.25 0.875	1.0 4 1 0 0 0 0 0 0 0 0 0 0 0 4 4 0.00 1.000																			

AB	30
R	2
H	5
RBI	2
BB	3
SO	6
LOB	9



Batter	1	2	3	4	5	6	7	8	9	AB	R	H	RBI	BB	SO	LOB	BOTTOM					
Luis Aparicio, R (1, 6) OBP: 0.304, SLG: 0.380	0-0 4-3		0-0 F7			4-0 1-3 BB		0-0 CS BB 1B		3	0	1	0	1	0	0	Cleveland Indians @ Baltimore Orioles Memorial Stadium, Baltimore, MD Tue Aug 23 1966, 7:05 PM EDT Att: 22,578 - Unknown					
Curt Blefary, L (1, 3) OBP: 0.376, SLG: 0.462	0-0 1B			4-0 1B BB		0-0 1-3		4-0 1-2 CS BB		2	1	1	0	2	0	1						
Frank Robinson, R (1, 7) OBP: 0.403, SLG: 0.626	0-3 K			0-0 G6-4-3 1B		0-0 4-3		0-0 1-1 2-3 1B		4	0	2	1	0	1	2						
Brooks Robinson, R (1, 5) OBP: 0.343, SLG: 0.471	0-3 K			0-3 K			0-0 6-3	0-0 F8		4	0	0	0	0	2	4						
Sam Bowens, R (1, 9) OBP: 0.275, SLG: 0.367		0-0 1-3		0-0 G6-4-3			1-0 1B HBP		0-0 SH3-4 1B	3	0	1	0	0	0	2						
Bob Johnson, R (1, 4) OBP: 0.291, SLG: 0.298		0-0 1-6-3			0-0 6-3		0-3 K		0-0 SH3-4	3	0	0	0	0	1	1						
Paul Blair, R (1, 8) OBP: 0.276, SLG: 0.369		0-3 K			0-3 K			0-0 FC5-4 1B		4	0	1	0	0	3	1						
Larry Haney, R (1, 2) OBP: 0.205, SLG: 0.289			0-3 K		0-3 K			0-0 FC5-4		4	0	0	0	0	2	3						
Jim Palmer, R (1, 1) OBP: 0.127, SLG: 0.150			0-3 K2-3			0-0 F9		0-0 F7		2	0	0	0	0	1	0						
Russ Snyder, L (8, PH) OBP: 0.381, SLG: 0.428										1	0	0	0	0	0	0						
Stu Miller, R (9, 1) OBP: 0.143, SLG: 0.143										0	0	0	0	0	0	0						
<b>Inning Stats</b>	R: 0 E: 0 K: 2 S: 8	H: 1 LOB: 0 BB: 0 P: 8	R: 0 E: 0 K: 1 S: 5	H: 0 LOB: 0 BB: 0 P: 5	R: 0 E: 0 K: 2 S: 7	H: 0 LOB: 0 BB: 0 P: 7	R: 0 E: 0 K: 1 S: 5	H: 1 LOB: 1 BB: 1 P: 9	R: 0 E: 0 K: 2 S: 7	H: 0 LOB: 0 BB: 0 P: 7	R: 0 E: 0 K: 0 S: 3	H: 0 LOB: 1 BB: 1 P: 7	R: 0 E: 0 K: 1 S: 6	H: 1 LOB: 2 BB: 0 P: 7	R: 1 E: 0 K: 0 S: 4	H: 2 LOB: 1 BB: 1 P: 8	R: 0 E: 0 K: 1 S: 6	H: 1 LOB: 1 BB: 0 P: 6	1B: 6 2B: 0 3B: 0 HR: 0	SF: 0 SAC: 1 DP: 1 HBP: 1	WP: 0 PB: 0 SB: 0 CS: 2	PA: 35
<b>PITCHER</b>	IP WLS BF H R ER SO BB IBB HBP BLK WP HR S P ERA WHIP	9.0 W 35 6 1 1 10 3 0 1 0 0 0 0 51 64 1.00 1.000																				

AB	30
R	1
H	6
RBI	1
BB	3
SO	10
LOB	14









Batter	1	2	3	4	5	6	7	8	9	10	11	AB	R	H	RBI	BB	SO	LOB	TOP	
Larry Brown, R OBP: 0.331, SLG: 0.333 (1, 6)	F5		6-3		K		FC2-6 1B			HBP 5-3		4	0	0	0	0	1	1		
Leon Wagner, L Vic Davalillo, L OBP: 0.361, SLG: 0.493 OBP: 0.297, SLG: 0.302 (1, 7) (9, 8)	E9 SF8 2B			F8	4-3		FC6-4 1B			5-3		4	1	2	0	0	0	0		
Chuck Hinton, R OBP: 0.328, SLG: 0.422 (1, 8) (9, 7)	SF8			4-3			FC6-4 1B			5-3		4	0	0	1	0	0	3		
Rocky Colavito, R OBP: 0.354, SLG: 0.477 (1, 9)	P4				3B BB		1B BB			K		3	1	0	0	2	2	1		
Fred Whitfield, L OBP: 0.293, SLG: 0.463 (1, 3)		F9			1H WP 3B		K			K		5	1	1	1	0	3	1		
Joe Azcue, R OBP: 0.315, SLG: 0.380 (1, 2)		K			BB		1B			F3		5	0	2	0	0	1	0		
Max Alvis, R OBP: 0.298, SLG: 0.353 Jim Gentile, L Dick Howser, R OBP: 0.327, SLG: 0.407 OBP: 0.298, SLG: 0.353 (1, 5) (11, PH) (11, 4)	F8				1B		F5			K		3	0	0	0	1	1	2		
Chico Salmon, R OBP: 0.289, SLG: 0.346 (1, 4) (11, 5)			5-3		FC5-4		FC1-5 2B			B3		4	0	1	0	0	0	2		
Gary Bell, R John O'Donoghue, R Dick Radatz, R Luis Tiant, R OBP: 0.274, SLG: 0.154 OBP: 0.196, SLG: 0.188 OBP: 0.190, SLG: 0.100 OBP: 0.077, SLG: 0.040 (1, 1) (4, 1) (8, 1) (9, 1)			6-3				FC1-5 FC2-6			K		1	0	0	0	0	0	0		
<b>Inning Stats</b>	R: 1 E: 1 K: 0 S: 4	H: 1 LOB: 0 BB: 0 P: 4	R: 0 E: 0 K: 1 S: 5	H: 0 LOB: 0 BB: 0 P: 5	R: 0 E: 0 K: 0 S: 3	H: 0 LOB: 0 BB: 0 P: 3	R: 2 E: 0 K: 0 S: 5	H: 2 LOB: 2 BB: 0 P: 13	R: 0 E: 0 K: 1 S: 6	H: 1 LOB: 2 BB: 1 P: 10	R: 0 E: 0 K: 2 S: 7	H: 0 LOB: 0 BB: 0 P: 7	R: 0 E: 0 K: 2 S: 7	H: 0 LOB: 1 BB: 0 P: 7	R: 0 E: 0 K: 1 S: 5	H: 0 LOB: 0 BB: 0 P: 5	1B: 3 2B: 2 3B: 1 HR: 0	SF: 1 SAC: 0 DP: 0 HBP: 1	WP: 1 PB: 0 SB: 0 CS: 0	PA: 43
<b>PITCHER</b>	IP 7.0	WLS 4.0	BF 13	H 0	R 0	ER 0	SO 6	BB 0	IBB 0	HBP 1	BLK 0	WP 0	HR 0	S 24	P 25	ERA 0.00	WHIP 0.000			

Cleveland Indians @ Baltimore Orioles  
Memorial Stadium, Baltimore, MD  
Thu Aug 25 1966, 7:05 PM EDT  
Att: 17,079 - Unknown

AB 38  
R 3  
H 6  
RBI 2  
BB 3  
SO 9  
LOB 12



Batter	1	2	3	4	5	6	7	8	9	10	11	AB	R	H	RBI	BB	SO	LOB	BOTTOM					
Luis Aparicio, R OBP: 0.304, SLG: 0.379 (1, 6)	BB SF8 1B		F8-6 1B		F8			F7		L7		5	1	2	0	0	0	0						
Russ Snyder, L OBP: 0.369, SLG: 0.428 (1, 7)	CS BB 1B		F8-6 1B		BB			WP 1B		F7		3	0	1	0	2	0	2						
Frank Robinson, R OBP: 0.403, SLG: 0.634 (1, 9)			FC5-4 1B		5-3			K		K		4	0	1	1	1	2	2						
Brooks Robinson, R OBP: 0.339, SLG: 0.484 (1, 5)	SF8		FC5-4 1B					5-3		5-3		3	1	0	1	1	0	2						
Curt Blefary, L OBP: 0.378, SLG: 0.471 (1, 3)	K				2B			F7		HR		4	1	2	1	0	1	2						
Bob Johnson, R OBP: 0.286, SLG: 0.284 (1, 4)		6-3			K			6-3		FC1-6 1B		4	0	1	0	1	1	1						
Paul Blair, R OBP: 0.277, SLG: 0.377 (1, 8)		5-3			5-3			K		FC1-6 1B		5	0	1	1	0	1	2						
Vic Roznovsky, L OBP: 0.329, SLG: 0.303 Larry Haney, R OBP: 0.190, SLG: 0.268 (1, 2) (4, PH) (5, 2)		3-1			1-3			K		F2		1	0	0	0	0	0	0						
Dave McNally, R Sam Bowers, R Stu Miller, R OBP: 0.294, SLG: 0.311 OBP: 0.277, SLG: 0.365 OBP: 0.133, SLG: 0.133 (1, 1) (7, PH) (8, 1)			F8-6 1B 2B		F5			5-3		F9		2	1	1	0	0	0	0						
<b>Inning Stats</b>	R: 0 E: 0 K: 1 S: 5	H: 2 LOB: 2 BB: 2 P: 13	R: 0 E: 0 K: 0 S: 3	H: 0 LOB: 0 BB: 0 P: 3	R: 1 E: 0 K: 0 S: 5	H: 3 LOB: 1 BB: 0 P: 5	R: 0 E: 0 K: 1 S: 6	H: 1 LOB: 1 BB: 0 P: 6	R: 0 E: 0 K: 0 S: 3	H: 0 LOB: 0 BB: 0 P: 3	R: 0 E: 0 K: 2 S: 7	H: 0 LOB: 0 BB: 0 P: 7	R: 0 E: 0 K: 1 S: 6	H: 1 LOB: 1 BB: 0 P: 6	R: 1 E: 0 K: 0 S: 5	H: 2 LOB: 2 BB: 0 P: 5	R: 0 E: 0 K: 1 S: 5	H: 0 LOB: 0 BB: 0 P: 5	R: 1 E: 1 K: 0 S: 2	H: 1 LOB: 3 BB: 2 P: 10	1B: 6 2B: 4 3B: 0 HR: 1	SF: 1 SAC: 1 DP: 2 HBP: 0	WP: 1 PB: 0 SB: 0 CS: 0	PA: 43
<b>PITCHER</b>	IP 3.0	WLS 4.1	BF 16	H 2	R 0	ER 0	SO 3	BB 1	IBB 0	HBP 0	BLK 0	WP 0	HR 0	S 21	P 25	ERA 6.00	WHIP 2.000							

Cleveland Indians @ Baltimore Orioles  
Memorial Stadium, Baltimore, MD  
Thu Aug 25 1966, 7:05 PM EDT  
Att: 17,079 - Unknown


AB 36  
R 4  
H 9  
RBI 4  
BB 5  
SO 6  
LOB 14










Batter	1	2	3	4	5	6	7	8	9	AB	R	H	RBI	BB	SO	LOB	TOP										
<b>Eddie Kasko, R</b> (1, 6) OBP: 0.297, SLG: 0.293	4-0 BB G6-4-3			0-0 P6	4-0 1B BB		0-0 B2-3			2	0	0	0	2	0	0	<b>Boston Red Sox @ Baltimore Orioles</b> Memorial Stadium, Baltimore, MD Sat Aug 27 1966, 7:05 PM EDT Att: 23,790 - Unknown										
<b>Joe Foy, R</b> (1, 5) OBP: 0.359, SLG: 0.425	0-0 G6-4-3			0-0 1B 2B	0-0 1B		0-0 F8			4	1	2	2	0	0	1											
<b>Don Demeter, R</b> (1, 8) OBP: 0.293, SLG: 0.483	0-0 5-3			0-0 1B	0-0 5-3			0-3 K		4	0	1	1	0	1	2											
<b>Tony Conigliaro, R</b> (1, 9) OBP: 0.339, SLG: 0.511				0-0 P6			0-0 5-3		0-0 P6		3	0	0	0	1	0											
<b>George Scott, R</b> (1, 3) OBP: 0.332, SLG: 0.449	0-0 L7			0-0 5-3			0-0 WP 1B		0-3 K		4	0	1	0	0	1											
<b>George Thomas, R</b> (1, 7) OBP: 0.302, SLG: 0.313	0-0 G6-3				0-3 K		4-0 1-2 BB		0-3 K		3	0	0	0	1	2											
<b>Bob Tillman, R</b> (1, 2) OBP: 0.305, SLG: 0.362				0-0 5-3	0-0 6-3		0-0 L8		0-0 G4-6-3 1B		4	0	1	0	0	0											
<b>George Smith, R</b> (1, 4) OBP: 0.285, SLG: 0.343				0-0 6-3	4-0 PB 1B WP BB		0-0 G3		0-0 G4-6-3		3	1	0	0	1	0											
<b>Jim Lonborg, R</b> (1, 1) OBP: 0.140, SLG: 0.171				0-3 K	4-0 1-2 PB 1B BB		0-3 K				2	1	0	0	1	2											
<b>Bill Short, L</b> (8, 1) OBP: 0.091, SLG: 0.091											0	0	0	0	0	0											
<b>Don McMahon, R</b> (9, 1) OBP: 0.143, SLG: 0.154											0	0	0	0	0	0											
<b>Inning Stats</b>	R: 0 E: 0 K: 0 S: 2	H: 0 LOB: 0 BB: 1 P: 6	R: 0 E: 0 K: 0 S: 2	H: 0 LOB: 0 BB: 1 P: 6	R: 0 E: 0 K: 1 S: 5	H: 0 LOB: 0 BB: 0 P: 5	R: 1 E: 0 K: 0 S: 5	H: 2 LOB: 1 BB: 0 P: 5	R: 2 E: 0 K: 1 S: 6	H: 1 LOB: 2 BB: 1 P: 18	R: 0 E: 0 K: 0 S: 4	H: 1 LOB: 0 BB: 1 P: 8	R: 0 E: 0 K: 1 S: 5	H: 0 LOB: 0 BB: 0 P: 5	R: 0 E: 0 K: 2 S: 7	H: 0 LOB: 0 BB: 0 P: 7	R: 0 E: 0 K: 1 S: 5	H: 1 LOB: 0 BB: 0 P: 5	1B: 4 2B: 1 3B: 0 HR: 0	SF: 0 SAC: 0 DP: 3 HBP: 0	WP: 2 PB: 1 SB: 0 CS: 0	PA: 35					
<b>PITCHER</b>	IP	WLS	BF	H	R	ER	SO	BB	IBB	HBP	BLK	WP	HR	S	P	ERA	WHIP										
<b>Frank Bertaina, L</b> (1, 1) ERA: 3.27	4.2	L	19	2	3	3	2	5	0	0	0	1	0	18	38	5.79	1.500										
<b>Gene Brabender, R</b> (5, 1) ERA: 3.84	2.1		10	2	0	0	1	1	0	0	0	1	0	11	15	0.00	1.286										
<b>Dick Hall, R</b> (8, 1) ERA: 3.3	1.0		3	0	0	0	2	0	0	0	0	0	0	7	7	0.00	0.000										
<b>Moe Drabowsky, R</b> (9, 1) ERA: 2.86	1.0		3	1	0	0	1	0	0	0	0	0	0	5	5	0.00	1.000										

Batter	1	2	3	4	5	6	7	8	9	AB	R	H	RBI	BB	SO	LOB	BOTTOM										
<b>Luis Aparicio, R</b> (1, 6) OBP: 0.305, SLG: 0.376	0-0 F9		0-0 P4		0-0 L9			4-0 BB BB	0-0 1-3 2-H 1B	4	0	1	1	1	0	2	<b>Boston Red Sox @ Baltimore Orioles</b> Memorial Stadium, Baltimore, MD Sat Aug 27 1966, 7:05 PM EDT Att: 23,790 - Unknown										
<b>Russ Snyder, L</b> (1, 8) OBP: 0.394, SLG: 0.420	4-0 FC6-4 BB		0-0 G3		0-0 P5			0-0 F7	0-0 SF8	3	0	0	1	1	0	3											
<b>Frank Robinson, R</b> (1, 9) OBP: 0.404, SLG: 0.627	0-0 FC6-4		0-0 P6			0-0 5-3		0-3 K	0-3 K	5	0	0	0	0	2	4											
<b>Brooks Robinson, R</b> (1, 5) OBP: 0.338, SLG: 0.461	0-3 K			0-0 F2		0-0 4-3		4-0 1-2 BB		3	0	0	0	1	1	1											
<b>Boog Powell, L</b> (1, 3) OBP: 0.379, SLG: 0.572				0-3 K		0-3 K		4-0 1-2 2-3 BB		3	0	1	0	0	2	0											
<b>Dick Hall, R</b> (8, 1) OBP: 0.273, SLG: 0.200										0	0	0	0	0	0	0											
<b>Vic Roznovsky, L</b> (8, PH) OBP: 0.337, SLG: 0.351										0	0	0	0	0	0	0											
<b>Sam Bowens, R</b> (8, PH) OBP: 0.284, SLG: 0.365										0	0	0	0	1	0	0											
<b>Moe Drabowsky, R</b> (9, 1) OBP: 0.375, SLG: 0.357										0	0	0	0	0	0	0											
<b>Curt Blefary, L</b> (1, 7) OBP: 0.375, SLG: 0.463	0-0 PB 1B		0-0 G3		4-0 BB		0-0 G3		0-0 1-3	3	0	1	0	1	0	3											
<b>Bob Johnson, R</b> (1, 4) OBP: 0.270, SLG: 0.268	0-3 K			0-0 F7			0-3 K		0-0 1-6-3	4	0	0	0	0	2	2											
<b>Larry Haney, R</b> (1, 2) OBP: 0.224, SLG: 0.277	0-0 P6				0-0 1B				4-0 1B BB	3	1	2	0	1	0	1											
<b>Frank Bertaina, L</b> (1, 1) OBP: 0.188, SLG: 0.133										1	0	1	0	0	0	0											
<b>Gene Brabender, R</b> (5, 1) OBP: 0.077, SLG: 0.077										1	0	0	0	0	0	1											
<b>Paul Blair, R</b> (7, PH) OBP: 0.289, SLG: 0.383										2	1	1	0	0	0	1											
<b>Inning Stats</b>	R: 0 E: 0 K: 1 S: 5	H: 0 LOB: 1 BB: 1 P: 9	R: 0 E: 0 K: 1 S: 6	H: 2 LOB: 0 BB: 0 P: 6	R: 0 E: 0 K: 0 S: 4	H: 1 LOB: 1 BB: 0 P: 4	R: 0 E: 0 K: 1 S: 5	H: 0 LOB: 1 BB: 1 P: 9	R: 0 E: 0 K: 0 S: 4	H: 1 LOB: 1 BB: 0 P: 4	R: 0 E: 0 K: 1 S: 5	H: 0 LOB: 0 BB: 0 P: 5	R: 0 E: 0 K: 1 S: 6	H: 1 LOB: 0 BB: 0 P: 6	R: 0 E: 0 K: 1 S: 5	H: 0 LOB: 3 BB: 3 P: 17	R: 2 E: 0 K: 1 S: 7	H: 2 LOB: 1 BB: 1 P: 11	1B: 7 2B: 0 3B: 0 HR: 0	SF: 1 SAC: 0 DP: 0 HBP: 0	WP: 0 PB: 1 SB: 0 CS: 1	PA: 39					
<b>PITCHER</b>	IP	WLS	BF	H	R	ER	SO	BB	IBB	HBP	BLK	WP	HR	S	P	ERA	WHIP										
<b>Jim Lonborg, R</b> (1, 1) ERA: 4.38	7.2	W	31	5	0	0	6	4	0	0	0	0	0	39	55	0.00	1.174										
<b>Bill Short, L</b> (8, 1) ERA: 3.02	0.2		5	1	2	2	0	2	0	0	0	0	0	3	11	27.00	4.500										
<b>Don McMahon, R</b> (9, 1) ERA: 2.9	0.2	S	3	1	0	0	1	0	0	0	0	0	0	5	5	0.00	1.500										




Batter	1	2	3	4	5	6	7	8	9	AB	R	H	RBI	BB	SO	LOB	TOP																	
Jose Tartabull, L (1, 8) OBP: 0.288, SLG: 0.331										3	2	1	0	1	1	2	<b>Boston Red Sox @ Baltimore Orioles</b> Memorial Stadium, Baltimore, MD Sun Aug 28 1966, 3:33 AM EDT Att: 12,220 - Unknown <a href="http://livebaseballscorecards.com">livebaseballscorecards.com</a>																	
Joe Foy, R (1, 5) OBP: 0.360, SLG: 0.424										3	0	1	1	1	1	1																		
Carl Yastrzemski, L (1, 7) OBP: 0.356, SLG: 0.420										3	0	1	1	1	0	2																		
Tony Conigliaro, R (1, 9) OBP: 0.341, SLG: 0.511										4	0	2	0	0	0	2																		
George Scott, R (1, 3) OBP: 0.329, SLG: 0.446										4	0	0	0	0	1	3																		
Dalton Jones, L (1, 4) OBP: 0.305, SLG: 0.381										3	0	0	0	1	0	1																		
Bob Tillman, R (1, 2) OBP: 0.304, SLG: 0.359										4	0	1	0	0	2	1																		
George Smith, R (1, 6) OBP: 0.285, SLG: 0.344										4	1	1	0	0	1	1																		
Darrell Brandon, R (1, 1) OBP: 0.194, SLG: 0.242										4	0	1	0	0	2	1																		
John Wyatt, R (9, 1)										0	0	0	0	0	0	0																		
<b>Inning Stats</b>	R: 1 E: 0 K: 0 S: 4	H: 2 LOB: 1 BB: 1 P: 8	R: 0 E: 0 K: 1 S: 6	H: 1 LOB: 1 BB: 0 P: 6	R: 0 E: 0 K: 2 S: 7	H: 0 LOB: 0 BB: 0 P: 7	R: 0 E: 0 K: 1 S: 5	H: 1 LOB: 1 BB: 1 P: 9	R: 1 E: 0 K: 1 S: 6	H: 1 LOB: 2 BB: 2 P: 14	R: 0 E: 0 K: 1 S: 5	H: 0 LOB: 0 BB: 0 P: 5	R: 1 E: 0 K: 0 S: 5	H: 3 LOB: 1 BB: 0 P: 5	R: 0 E: 0 K: 1 S: 5	H: 0 LOB: 0 BB: 0 P: 5	R: 0 E: 0 K: 1 S: 5	H: 0 LOB: 0 BB: 0 P: 5	1B: 6 2B: 4 3B: 0 HR: 0	SF: 0 SAC: 0 DP: 3 HBP: 0	WP: 0 PB: 1 SB: 1 CS: 1	PA: 37												
<b>PITCHER</b>	IP WLS BF H R ER SO BB IBB HBP BLK WP HR S P ERA WHIP																																	
Jim Palmer, R (1, 1) ERA: 3.27	4.2	21	5	2	2	5	4	0	0	0	0	0	0	0	27	43	3.86	1.929																
Eddie Fisher, R (5, 1) ERA: 2.3	4.1	L 15	3	1	1	3	0	0	0	0	0	0	0	0	21	21	2.08	0.692																

AB 32  
R 3  
H 8  
RBI 2  
BB 4  
SO 8  
LOB 14



Batter	1	2	3	4	5	6	7	8	9	AB	R	H	RBI	BB	SO	LOB	BOTTOM																	
Luis Aparicio, R (1, 6) OBP: 0.304, SLG: 0.375										4	1	1	0	0	0	1	<b>Boston Red Sox @ Baltimore Orioles</b> Memorial Stadium, Baltimore, MD Sun Aug 28 1966, 3:33 AM EDT Att: 12,220 - Unknown <a href="http://livebaseballscorecards.com">livebaseballscorecards.com</a>																	
Russ Snyder, L (1, 7) OBP: 0.384, SLG: 0.420										5	0	2	0	0	0	5																		
Frank Robinson, R (1, 9) OBP: 0.404, SLG: 0.623										3	0	0	0	2	1	2																		
Brooks Robinson, R (1, 5) OBP: 0.340, SLG: 0.462										5	0	3	1	0	0	3																		
Curt Blefary, L (1, 3) OBP: 0.373, SLG: 0.458										3	0	0	0	1	1	3																		
Vic Roznovsky, L (1, 2) OBP: 0.322, SLG: 0.333										4	0	0	0	0	1	4																		
Paul Blair, R (1, 8) OBP: 0.284, SLG: 0.377										4	0	0	0	0	2	0																		
Woodie Held, R (1, 4) OBP: 0.308, SLG: 0.333										4	1	2	0	0	1	0																		
Jim Palmer, R (1, 1) OBP: 0.138, SLG: 0.161										2	0	1	1	0	0	1																		
Eddie Fisher, R (5, 1) OBP: 0.268, SLG: 0.265										1	0	0	0	0	1	0																		
John Wyatt, R (9, 1) ERA: 3.66										1	0	0	0	0	0	0																		
<b>Inning Stats</b>	R: 0 E: 0 K: 0 S: 4	H: 1 LOB: 0 BB: 0 P: 4	R: 0 E: 0 K: 2 S: 7	H: 0 LOB: 0 BB: 0 P: 7	R: 2 E: 0 K: 0 S: 6	H: 3 LOB: 3 BB: 2 P: 14	R: 0 E: 0 K: 0 S: 5	H: 2 LOB: 2 BB: 0 P: 5	R: 0 E: 0 K: 1 S: 6	H: 1 LOB: 1 BB: 0 P: 6	R: 0 E: 0 K: 1 S: 5	H: 0 LOB: 0 BB: 0 P: 5	R: 0 E: 0 K: 1 S: 7	H: 2 LOB: 2 BB: 0 P: 7	R: 0 E: 0 K: 2 S: 7	H: 0 LOB: 0 BB: 0 P: 7	R: 0 E: 1 K: 0 S: 4	H: 0 LOB: 2 BB: 1 P: 8	1B: 8 2B: 1 3B: 1 HR: 0	SF: 0 SAC: 1 DP: 1 HBP: 0	WP: 1 PB: 0 SB: 0 CS: 0	PA: 40												
<b>PITCHER</b>	IP WLS BF H R ER SO BB IBB HBP BLK WP HR S P ERA WHIP																																	
Darrell Brandon, R (1, 1) ERA: 3.84	8.2	39	9	2	2	7	3	0	0	0	0	0	0	0	50	62	2.08	1.385																
John Wyatt, R (9, 1) ERA: 3.66	0.1	S 1	0	0	0	0	0	0	0	0	0	0	0	0	1	1	0.00	0.000																

AB 36  
R 2  
H 9  
RBI 2  
BB 3  
SO 7  
LOB 19









Batter	1	2	3	4	5	6	7	8	9	AB	R	H	RBI	BB	SO	LOB	TOP										
Dick McAuliffe, L (1, 6) OBP: 0.382, SLG: 0.516	K	BB		F9		1-3		G3		4	0	0	0	1	1	2											
Jerry Lumpe, L (1, 4) OBP: 0.288, SLG: 0.304 Dick Tracewski, R (9, 4) OBP: 0.236, SLG: 0.180		4-3		F9			K		4-3	5	0	1	0	0	1	4											
Norm Cash, L (1, 3) OBP: 0.346, SLG: 0.466	F9		4-3		P1		BB		HR	4	1	1	1	1	0	1											
Al Kaline, R (1, 8) OBP: 0.390, SLG: 0.558	K		L7		HR		K		L6	5	1	1	1	0	2	2											
Jim Northrup, L (1, 9) OBP: 0.325, SLG: 0.472		HR	1B	2B	BB	1B		F7		5	2	3	1	0	0	1											
Willie Horton, R (1, 7) OBP: 0.337, SLG: 0.502		SH1-3	BB	1B	2H	1B	G4-6-3	BB	SH2-3	2	1	2	1	2	0	0											
Don Wert, R (1, 5) OBP: 0.340, SLG: 0.347		SH1-3	BB	P6		G4-6-3	BB	SH2-3		2	0	0	0	1	0	3											
Bill Freehan, R (1, 2) OBP: 0.299, SLG: 0.363	SH1-3			SH3-4	1B					3	0	2	1	0	1	0											
Earl Wilson, R (1, 1) OBP: 0.308, SLG: 0.519 Orlando Pena, R (9, 1) OBP: 0.071, SLG: 0.071	K		SH3-4				K		K	3	0	0	0	0	3	3											
										0	0	0	0	0	0	0											
<b>Inning Stats</b>	R: 0 E: 0 K: 2 S: 8	H: 1 LOB: 1 BB: 0 P: 8	R: 1 E: 0 K: 1 S: 7	H: 2 LOB: 3 BB: 2 P: 15	R: 1 E: 0 K: 0 S: 5	H: 2 LOB: 1 BB: 0 P: 5	R: 0 E: 0 K: 0 S: 4	H: 1 LOB: 1 BB: 0 P: 4	R: 1 E: 0 K: 0 S: 4	H: 2 LOB: 1 BB: 1 P: 8	R: 0 E: 0 K: 2 S: 7	H: 0 LOB: 0 BB: 0 P: 7	R: 0 E: 0 K: 2 S: 7	H: 0 LOB: 1 BB: 1 P: 11	R: 1 E: 0 K: 1 S: 6	H: 1 LOB: 1 BB: 1 P: 10	R: 1 E: 0 K: 0 S: 4	H: 1 LOB: 0 BB: 0 P: 4	1B: 5 2B: 2 3B: 0 HR: 3	SF: 0 SAC: 3 DP: 1 HBP: 0	WP: 0 PA: 41 PB: 0 SB: 0 CS: 0						
<b>PITCHER</b>	IP	WLS	BF	H	R	ER	SO	BB	IBB	HBP	BLK	WP	HR	S	P	ERA	WHIP										
Eddie Watt, R (1, 1) ERA: 3.84	4.1	L	23	8	3	3	3	2	0	0	0	0	2	27	35	6.23	2.308										
Moe Drabowsky, R (5, 1) ERA: 2.94	3.2		14	1	1	1	5	3	0	0	0	0	0	21	33	2.46	1.091										
Dick Hall, R (9, 1) ERA: 3.39	1.0		4	1	1	1	0	0	0	0	0	0	1	4	4	9.00	1.000										

Detroit Tigers @ Baltimore Orioles  
Memorial Stadium, Baltimore, MD  
Tue Aug 30 1966, 7:05 PM EDT  
Att: 28,207 - Unknown

AB 33  
R 5  
H 10  
RBI 5  
BB 5  
SO 8  
LOB 16



Batter	1	2	3	4	5	6	7	8	9	AB	R	H	RBI	BB	SO	LOB	BOTTOM										
Luis Aparicio, R (1, 6) OBP: 0.306, SLG: 0.376	1-6-3		1B		P6			G1-6-3	P3	5	0	2	1	0	0	3											
Curt Blefary, L (1, 7) OBP: 0.373, SLG: 0.452	L8		G3			FC4-6	1B	G1-6-3		4	0	1	0	0	0	3											
Russ Snyder, L (1, 8) OBP: 0.383, SLG: 0.420	1-6-3			K		FC4-6	G6-4-3	1-3		4	0	0	0	0	1	2											
Frank Robinson, R (1, 9) OBP: 0.407, SLG: 0.633		F9		1B	1B	G6-4-3			HR	4	2	2	1	0	0	1											
Brooks Robinson, R (1, 5) OBP: 0.342, SLG: 0.467		L6-4	BB	1B	1B		HR		K	3	1	2	1	1	1	0											
Boog Powell, L (1, 3) OBP: 0.381, SLG: 0.567				1B	1B	P6		E	BB	3	0	2	1	1	0	0											
Bob Johnson, R (1, 4) OBP: 0.273, SLG: 0.259		L6-4		G6-4-3		4-3			BB	3	0	0	0	1	0	4											
Andy Etchebarren, R (1, 2) OBP: 0.310, SLG: 0.409			K		L8		4-3		E6	4	0	0	0	0	1	2											
Eddie Watt, R (1, 1) OBP: 0.256, SLG: 0.436 Moe Drabowsky, R (5, 1) OBP: 0.303, SLG: 0.333 Vic Rodriguez, L (9, 1) OBP: 0.226, SLG: 0.349 Jim Palmer, R (9, 1) OBP: 0.326, SLG: 0.611 Dick Hall, R (9, 1) OBP: 0.230, SLG: 0.200 Paul Blair, R (9, 1) OBP: 0.233, SLG: 0.375		5-3					K		L8	1	0	0	0	0	0	0											
<b>Inning Stats</b>	R: 0 E: 0 K: 0 S: 3	H: 0 LOB: 0 BB: 0 P: 3	R: 0 E: 0 K: 0 S: 3	H: 1 LOB: 1 BB: 1 P: 7	R: 0 E: 0 K: 1 S: 6	H: 1 LOB: 1 BB: 0 P: 6	R: 1 E: 0 K: 1 S: 7	H: 3 LOB: 1 BB: 0 P: 7	R: 0 E: 0 K: 1 S: 5	H: 0 LOB: 0 BB: 0 P: 5	R: 0 E: 0 K: 0 S: 3	H: 1 LOB: 0 BB: 0 P: 3	R: 1 E: 0 K: 0 S: 4	H: 1 LOB: 1 BB: 0 P: 4	R: 0 E: 0 K: 0 S: 4	H: 2 LOB: 3 BB: 0 P: 4	R: 1 E: 1 K: 1 S: 7	H: 1 LOB: 3 BB: 2 P: 15	1B: 7 2B: 2 3B: 0 HR: 2	SF: 0 SAC: 0 DP: 4 HBP: 0	WP: 0 PA: 37 PB: 0 SB: 0 CS: 0						
<b>PITCHER</b>	IP	WLS	BF	H	R	ER	SO	BB	IBB	HBP	BLK	WP	HR	S	P	ERA	WHIP										
Earl Wilson, R (1, 1) ERA: 3.32	8.1	W	34	10	4	4	4	3	0	0	0	0	2	39	51	4.32	1.560										
Orlando Pena, R (9, 1) ERA: 3.07	0.2	S	3	0	0	0	0	0	0	0	0	0	0	3	3	0.00	0.000										

Detroit Tigers @ Baltimore Orioles  
Memorial Stadium, Baltimore, MD  
Tue Aug 30 1966, 7:05 PM EDT  
Att: 28,207 - Unknown

AB 34  
R 4  
H 10  
RBI 4  
BB 3  
SO 4  
LOB 18





Batter	1	2	3	4	5	6	7	8	9	AB	R	H	RBI	BB	SO	LOB	TOP			
Luis Aparicio, R (1, 6) OBP: 0.307, SLG: 0.376										5	0	2	1	0	1	1	<p><b>Baltimore Orioles @ Cleveland Indians</b> Cleveland Municipal Stadium, Cleveland, OH</p> <p>Wed Aug 31 1966, 7:05 PM EDT Att: 18,771 - Unknown</p> <p>livebaseballscores.com</p>			
Curt Blefary, L (1, 3) OBP: 0.373, SLG: 0.447										3	1	0	0	1	2	1				
Frank Robinson, R (1, 9) OBP: 0.410, SLG: 0.641										5	1	4	2	0	1	0				
Brooks Robinson, R (1, 5) OBP: 0.339, SLG: 0.462										5	0	0	0	0	2	6				
Sam Bowers, R (1, 7) OBP: 0.284, SLG: 0.361										2	0	0	0	1	1	1				
Paul Blair, R (1, 8) OBP: 0.282, SLG: 0.370										3	1	0	0	1	0	4				
Bob Johnson, R (1, 4) OBP: 0.273, SLG: 0.258										4	1	1	0	0	1	1				
Andy Etchebarren, R (1, 2) OBP: 0.306, SLG: 0.404										4	0	0	0	0	3	2				
John Miller, R (1, 1) OBP: 0.103, SLG: 0.103										2	0	0	0	0	0	0				
Woodie Held, R (8, PH) OBP: 0.338, SLG: 0.333										1	0	1	0	0	0	0				
Eddie Fisher, R (8, 1) OBP: 0.125, SLG: 0.125										0	0	0	0	0	0	0				
Stu Miller, R (8, 1) OBP: 0.125, SLG: 0.125										1	1	0	0	0	0	1				
<b>Inning Stats</b>	R: 0 E: 0 K: 2 S: 9	H: 2 LOB: 3 BB: 1 P: 13	R: 0 E: 0 K: 0 S: 3	H: 0 LOB: 0 BB: 0 P: 3	R: 0 E: 0 K: 1 S: 5	H: 0 LOB: 1 BB: 0 P: 5	R: 0 E: 1 K: 1 S: 6	H: 0 LOB: 1 BB: 0 P: 6	R: 0 E: 0 K: 1 S: 7	H: 1 LOB: 1 BB: 0 P: 7	R: 0 E: 0 K: 1 S: 5	H: 0 LOB: 0 BB: 0 P: 5	R: 2 E: 0 K: 1 S: 6	H: 2 LOB: 0 BB: 0 P: 7	R: 3 E: 1 K: 2 S: 11	H: 3 LOB: 3 BB: 2 P: 19	1B: 7 2B: 0 3B: 0 HR: 1	SF: 0 SAC: 1 DP: 1 HBP: 1	WP: 1 PB: 0 SB: 2 CS: 0	PA: 40
<b>PITCHER</b>	IP WLS BF H R ER SO BB IBB HBP BLK WP HR S P ERA WHIP																			
Sam McDowell, L (1, 1) ERA: 2.81	7.2		29	4	1	1	8	1	0	1	0	0	0	0	0	43	4	8	1.17	0.652
Luis Tiant, R (8, 1) ERA: 3.39	0.1	L	2	1	1	1	1	0	0	0	0	0	0	1	4	4	27.00	3.000		
Dick Radatz, R (9, 1) ERA: 4.88	0.2		6	2	3	0	2	1	0	0	0	1	0	9	13	0.00	4.500			
Jack Kralick, L (9, 1) ERA: 3.73	0.1		3	1	0	0	0	1	0	0	0	0	0	2	6	0.00	6.000			

Batter	1	2	3	4	5	6	7	8	9	AB	R	H	RBI	BB	SO	LOB	BOTTOM					
Dick Howser, R (1, 4) OBP: 0.280, SLG: 0.358										5	0	0	0	0	1	1	<p><b>Baltimore Orioles @ Cleveland Indians</b> Cleveland Municipal Stadium, Cleveland, OH</p> <p>Wed Aug 31 1966, 7:05 PM EDT Att: 18,771 - Unknown</p> <p>livebaseballscores.com</p>					
Vic Davallilo, L (1, 8) OBP: 0.300, SLG: 0.317										5	0	3	0	0	0	0						
Leon Wagner, L (1, 7) OBP: 0.345, SLG: 0.479										4	0	1	1	1	0	1						
Rocky Colavito, R (1, 9) OBP: 0.349, SLG: 0.463										4	0	1	0	0	2	6						
Jim Landis, R (8, PR) OBP: 0.325, SLG: 0.347										0	0	0	0	0	0	0						
Fred Whitfield, L (1, 3) OBP: 0.294, SLG: 0.455										2	0	0	0	2	1	2						
Chico Salmon, R (8, PR) OBP: 0.285, SLG: 0.340										0	0	0	0	0	0	0						
Max Alvis, R (1, 5) OBP: 0.296, SLG: 0.355										4	0	0	0	0	2	3						
Larry Brown, R (1, 6) OBP: 0.322, SLG: 0.321										2	0	0	0	1	1	1						
Jim Gentile, L (8, PH) OBP: 0.325, SLG: 0.403										1	0	0	0	0	0	2						
Del Crandall, R (1, 2) OBP: 0.342, SLG: 0.390										2	0	0	0	1	0	1						
Duke Sims, L (8, PH) OBP: 0.354, SLG: 0.466										0	0	0	0	1	0	0						
Sam McDowell, L (1, 1) OBP: 0.191, SLG: 0.196										3	1	1	0	0	0	2						
Luis Tiant, R (8, 1) OBP: 0.077, SLG: 0.040										0	0	0	0	0	0	0						
Chuck Hinton, R (8, PH) OBP: 0.327, SLG: 0.411										1	0	0	0	1	3							
Dick Radatz, R (9, 1) OBP: 0.100, SLG: 0.100										0	0	0	0	0	0	0						
Jack Kralick, L (9, 1) OBP: 0.383, SLG: 0.083										0	0	0	0	0	0	0						
<b>Inning Stats</b>	R: 0 E: 1 K: 2 S: 9	H: 1 LOB: 2 BB: 0 P: 9	R: 0 E: 0 K: 1 S: 4	H: 0 LOB: 0 BB: 1 P: 8	R: 0 E: 0 K: 0 S: 4	H: 1 LOB: 2 BB: 1 P: 8	R: 0 E: 0 K: 1 S: 5	H: 0 LOB: 0 BB: 0 P: 5	R: 1 E: 0 K: 1 S: 8	H: 3 LOB: 2 BB: 0 P: 8	R: 0 E: 0 K: 2 S: 7	H: 0 LOB: 2 BB: 2 P: 15	R: 0 E: 0 K: 0 S: 3	H: 0 LOB: 0 BB: 0 P: 3	R: 0 E: 0 K: 1 S: 6	H: 1 LOB: 3 BB: 2 P: 14	R: 0 E: 0 K: 0 S: 3	H: 0 LOB: 0 BB: 0 P: 3	1B: 6 2B: 0 3B: 0 HR: 0	SF: 0 SAC: 0 DP: 1 HBP: 0	WP: 1 PB: 0 SB: 1 CS: 0	PA: 39
<b>PITCHER</b>	IP WLS BF H R ER SO BB IBB HBP BLK WP HR S P ERA WHIP																					
John Miller, R (1, 1) ERA: 4.38	7.0		30	5	1	1	7	3	0	0	0	0	0	0	40	5	6	1.29	1.143			
Eddie Fisher, R (8, 1) ERA: 2.29	0.2		5	1	0	0	0	2	0	0	0	0	0	3	11	0.00	4.500					
Stu Miller, R (8, 1) ERA: 1.96	1.1	S	4	0	0	0	1	0	0	0	0	0	0	6	6	0.00	0.000					


AB 35  
R 5  
H 8  
RBI 3  
BB 3  
SO 11  
LOB 17




AB 33  
R 1  
H 6  
RBI 1  
BB 6  
SO 8  
LOB 22





Batter	1	2	3	4	5	6	7	8	9	AB	R	H	RBI	BB	SO	LOB	TOP			
Luis Aparicio, R (1, 6) OBP: 0.306, SLG: 0.375	F8		2B 1-2 1B		F9			F8		4	0	1	0	0	0	0	<b>Baltimore Orioles @ Cleveland Indians</b> Cleveland Municipal Stadium, Cleveland, OH Thu Sep 01 1966, 7:05 PM EDT Att: 16,476 - Unknown  <b>AB 32</b> <b>R 1</b> <b>H 5</b> <b>RBI 1</b> <b>BB 3</b> <b>SO 5</b> <b>LOB 12</b> 			
Russ Snyder, L (1, 8) OBP: 0.379, SLG: 0.415	5-3		F7		1-3			1-3		4	0	0	0	0	0	2				
Frank Robinson, R (1, 9) OBP: 0.412, SLG: 0.643	BB		1-3 2-H 2B		6-3			FC6-4 1B		3	0	2	1	1	0	0				
Brooks Robinson, R (1, 5) OBP: 0.337, SLG: 0.459	F8		K			F5		FC6-4 1-2 1B		4	0	0	0	0	1	4				
Boog Powell, L (1, 3) OBP: 0.380, SLG: 0.563		F3				F5		F3		3	0	0	0	1	0	0				
Curt Blefary, L (1, 7) OBP: 0.372, SLG: 0.443		BB	F9			3-1		3-1		3	0	0	0	1	0	3				
Woodie Held, R (1, 4) OBP: 0.333, SLG: 0.328		K					F6			4	0	1	0	0	2	1				
Andy Etchebarren, R (1, 2) OBP: 0.303, SLG: 0.399		K			6-3		F3			4	0	0	0	0	2	2				
Jim Palmer, R (1, 1) OBP: 0.149, SLG: 0.172										2	1	1	0	0	0	0				
Charlie Lau, L (7, PH) OBP: 0.500, SLG: 0.333					F4					1	0	0	0	0	0	0				
Gene Brabender, R (7, 1) OBP: 0.077, SLG: 0.077			1B 2B 1B				F2			0	0	0	0	0	0	0				
<b>Inning Stats</b>	R: 0 E: 0 K: 0 S: 3	H: 0 LOB: 1 BB: 1 P: 7	R: 0 E: 0 K: 2 S: 7	H: 0 LOB: 1 BB: 1 P: 11	R: 1 E: 0 K: 1 S: 8	H: 3 LOB: 3 BB: 1 P: 12	R: 0 E: 0 K: 1 S: 5	H: 0 LOB: 0 BB: 0 P: 5	R: 0 E: 0 K: 0 S: 3	H: 0 LOB: 0 BB: 0 P: 3	R: 0 E: 0 K: 0 S: 3	H: 0 LOB: 0 BB: 0 P: 3	R: 0 E: 0 K: 0 S: 4	H: 1 LOB: 1 BB: 0 P: 4	R: 0 E: 0 K: 1 S: 6	H: 1 LOB: 1 BB: 0 P: 6	1B: 4 2B: 1 3B: 0 HR: 0	SF: 0 SAC: 0 DP: 0 HBP: 0	WP: 0 PB: 0 SB: 0 CS: 0	PA: 35
<b>PITCHER</b> Sonny Siebert, R (1, 1) ERA: 2.97	IP: 9.0 WLS: W BF: 35 H: 5 R: 1 ER: 1 SO: 5 BB: 2 IBB: 1 HBP: 0 BLK: 0 WP: 0 HR: 0 S: 42 P: 54 ERA: 1.00 WHIP: 0.778															<b>PITCHER</b>				

Batter	1	2	3	4	5	6	7	8	9	AB	R	H	RBI	BB	SO	LOB	BOTTOM			
Dick Howser, R (1, 4) OBP: 0.287, SLG: 0.366	L1-6 2B		F8					K		3	0	1	0	1	1	1	<b>Baltimore Orioles @ Cleveland Indians</b> Cleveland Municipal Stadium, Cleveland, OH Thu Sep 01 1966, 7:05 PM EDT Att: 16,476 - Unknown  <b>AB 29</b> <b>R 4</b> <b>H 8</b> <b>RBI 4</b> <b>BB 3</b> <b>SO 5</b> <b>LOB 11</b> 			
Vic Davallito, L (1, 8) OBP: 0.299, SLG: 0.316	L1-6				G3 1B		F7	4-3		4	0	1	0	0	0	3				
Leon Wagner, L (1, 7) OBP: 0.342, SLG: 0.475										4	0	0	0	0	0	3				
Chuck Hinton, R (6, 7) OBP: 0.327, SLG: 0.411	6-3				G3		4-3	4-3		0	0	0	0	0	0	0				
Rocky Colavito, R (1, 9) OBP: 0.348, SLG: 0.460		4-3			2B BB		F5	K		3	1	0	0	1	1	0				
Fred Whitfield, L (1, 3) OBP: 0.295, SLG: 0.456		F6			1-H 2B		HR BB	F2		3	1	1	1	1	0	0				
Duke Sims, L (1, 2) OBP: 0.350, SLG: 0.489		F4			4-3		HR	2-3		4	1	1	2	0	0	1				
Max Alvis, R (1, 5) OBP: 0.298, SLG: 0.363							HR	K		3	1	2	1	0	1	0				
Larry Brown, R (1, 6) OBP: 0.326, SLG: 0.325					1B					3	0	2	0	0	0	1				
Sonny Siebert, R (1, 1) OBP: 0.152, SLG: 0.169					F3		SH2-4 1B	1B		2	0	0	0	0	2	2				
<b>Inning Stats</b>	R: 0 E: 0 K: 0 S: 3	H: 1 LOB: 0 BB: 0 P: 3	R: 0 E: 0 K: 0 S: 3	H: 0 LOB: 0 BB: 0 P: 3	R: 0 E: 0 K: 1 S: 6	H: 1 LOB: 1 BB: 0 P: 6	R: 1 E: 0 K: 0 S: 4	H: 2 LOB: 1 BB: 1 P: 8	R: 1 E: 0 K: 0 S: 5	H: 2 LOB: 2 BB: 1 P: 9	R: 2 E: 0 K: 2 S: 9	H: 2 LOB: 1 BB: 1 P: 13	R: 0 E: 0 K: 1 S: 5	H: 0 LOB: 0 BB: 0 P: 5	R: 0 E: 0 K: 1 S: 5	H: 0 LOB: 0 BB: 0 P: 5	1B: 4 2B: 3 3B: 0 HR: 2	SF: 0 SAC: 1 DP: 1 HBP: 0	WP: 0 PB: 0 SB: 0 CS: 0	PA: 33
<b>PITCHER</b> Jim Palmer, R (1, 1) ERA: 3.36	IP: 6.0 WLS: L BF: 27 H: 8 R: 4 ER: 4 SO: 3 BB: 3 IBB: 0 HBP: 0 BLK: 0 WP: 0 HR: 2 S: 30 P: 42 ERA: 6.00 WHIP: 1.833															<b>PITCHER</b>				
<b>PITCHER</b> Gene Brabender, R (7, 1) ERA: 3.72	IP: 2.0 WLS: L BF: 6 H: 0 R: 0 ER: 0 SO: 2 BB: 0 IBB: 0 HBP: 0 BLK: 0 WP: 0 HR: 0 S: 10 P: 10 ERA: 0.00 WHIP: 0.000															<b>PITCHER</b>				












Batter	1	2	3	4	5	6	7	8	9	AB	R	H	RBI	BB	SO	LOB	TOP							
Luis Aparicio, R OBP: 0.312, SLG: 0.381 (1, 6)	0-0 6-3 1B		0-0 1B		0-0 2B		0-0 G5-4-3 FC 1-3 1B	0-0 FC6-2 1B		5	0	5	3	0	0	0								
Paul Blair, R OBP: 0.281, SLG: 0.371 Russ Snyder, L OBP: 0.373, SLG: 0.411 (7, PH) (7, 8)	0-0 6-3 1-2		0-0 1-3		0-0 F9		0-0 FC G5-4-3 1-2 3-H 0-0	0-0 FC6-2 FC6-4 1-2 3-H 0-0		3	0	0	0	0	0	3								
Frank Robinson, R OBP: 0.409, SLG: 0.635 (1, 9)	0-3 K			0-0 FC5 2B	0-0 F8		0-0 G5-4-3 1-2 2-3 0-0	0-0 FC6-4 1-2 0-0		5	0	1	0	0	1	7								
Brooks Robinson, R OBP: 0.329, SLG: 0.447 (1, 5)	0-0 5-3			0-0 F7	0-0 F8		0-0 6-3	0-0 F9		5	0	0	0	0	0	3								
Sam Bowens, R OBP: 0.290, SLG: 0.354 (1, 7)		0-0 L3-6 5-4-3 1B		0-0 F2	0-0 F8		1-0 SH3 3B HBP	4-0 S 1B BB		3	2	1	0	1	0	1								
Bob Johnson, R OBP: 0.277, SLG: 0.264 (1, 3) (5, 4)	0-0 5-4-3 1-2		0-0 FC5 2-3		0-0 2B 1B		0-0 SH3 1-2	0-3 K 1-2		4	1	1	0	0	1	3								
Woodie Held, R OBP: 0.305, SLG: 0.319 Gene Brabender, R OBP: 0.277, SLG: 0.327 Moe Drabowsky, R OBP: 0.265, SLG: 0.444 Jim Palmer, R OBP: 0.252, SLG: 1.000 Eddie Fisher, R OBP: 0.148, SLG: 0.172 (1, 4) (5, 1) (5, 1) (6, PH) (6, PH) (8, 1)	0-0 L3-6 2-3		0-0 2-3		0-0 2B 1B		0-0 1B 3B 2-H	0-0 1B 2-H		2	0	0	0	0	0	1								
Andy Etchebarren, R OBP: 0.309, SLG: 0.407 (1, 2)		0-0 F3		4-0 2B BB	0-0 1-3		0-0 1B BB	0-3 K		4	2	1	1	1	1	2								
Eddie Watt, R OBP: 0.250, SLG: 0.425 Curt Blefary, L OBP: 0.374, SLG: 0.450 (1, 1) (5, PH) (5, 3)	0-0 5-3		0-0 5-3		0-0 2B 1B		4-0 1B FC BB	4-0 1B FC6-2 BB		1	0	0	0	0	0	0								
<b>Inning Stats</b>	R: 0 E: 0 K: 1 S: 6	H: 1 LOB: 1 BB: 0 P: 6	R: 0 E: 0 K: 0 S: 3	H: 1 LOB: 0 BB: 0 P: 3	R: 0 E: 0 K: 0 S: 4	H: 1 LOB: 1 BB: 0 P: 4	R: 0 E: 0 K: 0 S: 4	H: 1 LOB: 1 BB: 0 P: 4	R: 2 E: 0 K: 0 S: 5	H: 2 LOB: 1 BB: 1 P: 9	R: 1 E: 0 K: 0 S: 5	H: 2 LOB: 1 BB: 0 P: 5	R: 1 E: 0 K: 0 S: 4	H: 1 LOB: 1 BB: 1 P: 8	R: 3 E: 0 K: 0 S: 6	H: 3 LOB: 3 BB: 1 P: 11	R: 1 E: 0 K: 2 S: 8	H: 1 LOB: 1 BB: 1 P: 12	1B: 9 2B: 4 3B: 1 HR: 0	SF: 0 SAC: 1 DP: 2 HBP: 1	WP: 0 PB: 0 SB: 1 CS: 0	PA: 44		
<b>PITCHER</b>	IP WLS BF H R ER SO BB IBB HBP BLK WP HR S P ERA WHIP	6.0 L 8 3 4 4 1 2 0 0 0 0 0 0 27 35 6.00 1.667	1.1 L 4 1 0 0 0 0 0 0 0 0 0 0 7 8 20.25 2.250	0.2 L 3 0 0 0 0 0 0 0 0 0 0 0 3 7 0.00 3.000	1.0 L 5 1 1 1 2 1 0 0 0 0 0 0 8 12 9.00 2.000																			

Baltimore Orioles @ Chicago White Sox  
Comiskey Park, Chicago, IL  
Sun Sep 04 1966, 4:33 AM EDT  
Att: 17,725 - Unknown


AB 38  
R 8  
H 13  
RBI 8  
BB 4  
SO 3  
LOB 23



Batter	1	2	3	4	5	6	7	8	9	AB	R	H	RBI	BB	SO	LOB	BOTTOM						
Don Buford, S OBP: 0.333, SLG: 0.358 (1, 5)	4-0 E S 1B BB		0-0 1B S CS 1B	0-0 F7		0-0 S 1B		0-0 F5		4	1	2	1	1	0	2							
Tommie Agee, R OBP: 0.319, SLG: 0.426 (1, 8)	0-0 5-3 1-3		0-3 K 1-2		4-0 S 1B BB	0-3 K 1-2		0-0 F8		4	1	0	0	1	2	3							
Tom McCraw, L OBP: 0.286, SLG: 0.332 (1, 3)	0-0 1-3		0-0 BB 1B		0-0 L8 1-2		0-0 CS 2B	0-0 1B		5	0	3	0	0	0	2							
Pete Ward, L OBP: 0.288, SLG: 0.292 (1, 9)	0-0 1B		4-0 1-2 BB		4-0 1B BB		0-3 K 2-3	0-0 F8		3	0	1	1	2	1	2							
Ken Berry, R OBP: 0.316, SLG: 0.392 (1, 7)	0-0 F4		0-3 K		0-0 1-2 2-H 1B		0-0 F2	0-0 4-3		5	0	1	1	0	1	4							
Wayne Causey, L OBP: 0.323, SLG: 0.290 Al Weis, S OBP: 0.218, SLG: 0.165 Deacon Jones, L OBP: 0.269, SLG: 0.303 (1, 4) (6, 4) (8, PH) (9, 6)		0-0 E4 FC5-4		0-0 4-3	0-0 F8		0-0 F9			3	0	0	0	0	0	2							
Jerry Adair, R OBP: 0.298, SLG: 0.337 (1, 6) (9, 4)		0-0 FC5-4 CS 1-2		0-0 2B 2B	0-3 K		0-0 F9			4	1	1	0	0	1	3							
John Romano, R OBP: 0.356, SLG: 0.437 (1, 2)		0-3 K 1-2		0-0 F9		0-3 K		0-0 HR		4	1	1	1	0	2	2							
Gary Peters, L OBP: 0.238, SLG: 0.363 Bob Locker, S OBP: 0.333, SLG: 0.250 Juan Pizarro, L OBP: 0.125, SLG: 0.087 Smoky Burgess, R OBP: 0.198, SLG: 0.367 Jim Hicks, R OBP: 0.125, SLG: 0.125 Dennis Higgins, R OBP: 0.201, SLG: 0.220 (1, 1) (7, 1) (8, 1) (6, PH) (6, PH) (9, 1)		0-0 1B 3B		0-0 2B 2-H		0-3 K		0-0 1B		3	1	2	1	0	1	0							
<b>Inning Stats</b>	R: 1 E: 0 K: 0 S: 4	H: 1 LOB: 1 BB: 1 P: 8	R: 0 E: 1 K: 1 S: 5	H: 0 LOB: 0 BB: 0 P: 5	R: 1 E: 0 K: 2 S: 9	H: 3 LOB: 2 BB: 1 P: 13	R: 1 E: 0 K: 0 S: 5	H: 2 LOB: 1 BB: 0 P: 5	R: 1 E: 0 K: 1 S: 6	H: 1 LOB: 2 BB: 2 P: 14	R: 0 E: 0 K: 3 S: 10	H: 1 LOB: 0 BB: 0 P: 10	R: 0 E: 0 K: 1 S: 5	H: 1 LOB: 0 BB: 0 P: 5	R: 1 E: 0 K: 0 S: 5	H: 2 LOB: 1 BB: 0 P: 5	R: 0 E: 0 K: 0 S: 4	H: 1 LOB: 1 BB: 0 P: 4	1B: 7 2B: 3 3B: 1 HR: 1	SF: 0 SAC: 0 DP: 0 HBP: 0	WP: 0 PB: 0 SB: 4 CS: 3	PA: 41	
<b>PITCHER</b>	IP WLS BF H R ER SO BB IBB HBP BLK WP HR S P ERA WHIP	4.0 L 19 6 3 3 3 2 0 0 0 0 0 0 23 31 6.75 2.000	0.1 L 4 1 1 1 0 2 0 0 0 0 0 0 2 10 27.00 9.000	2.2 W 9 2 0 0 5 0 0 0 0 0 0 0 19 19 0.00 0.750	2.0 S 9 3 1 1 0 0 0 0 0 0 1 9 9 4.50 1.500																		

Baltimore Orioles @ Chicago White Sox  
Comiskey Park, Chicago, IL  
Sun Sep 04 1966, 4:33 AM EDT  
Att: 17,725 - Unknown

AB 37  
R 5  
H 12  
RBI 5  
BB 4  
SO 8  
LOB 20





Batter	1	2	3	4	5	6	7	8	9	AB	R	H	RBI	BB	SO	LOB	TOP								
Horace Clarke, S OBP: 0.325, SLG: 0.385	3-1	FC3-6					1-3	4-3		5	0	1	1	0	0	3	<b>New York Yankees @ Baltimore Orioles</b> Memorial Stadium, Baltimore, MD Mon Sep 05 1966, 3:33 AM EDT Sunny - 80 F								
Bobby Richardson, R OBP: 0.285, SLG: 0.333	F3	K				F5	K	1-3	5	0	0	0	0	2	3										
Tom Tresh, S OBP: 0.347, SLG: 0.423	E				F9	K	1B	6-3	3	0	0	0	2	1	0										
Joe Pepitone, L OBP: 0.295, SLG: 0.484	E4				G3	G3	1B	4-3	5	0	1	0	0	0	1										
Roger Maris, L OBP: 0.304, SLG: 0.364	K				K	5-3	F5		3	1	0	0	1	2	4										
Steve Whitaker, L OBP: 0.321, SLG: 0.615		BB			3-1	E4		HR	3	3	1	1	1	0	1										
Elston Howard, R OBP: 0.320, SLG: 0.360		FC3-6			K	5-3		SH3-4	3	0	1	0	1	1	2										
Clete Boyer, R OBP: 0.298, SLG: 0.371		K						F5	3	0	1	2	1	1	3										
Fritz Peterson, S OBP: 0.230, SLG: 0.254					K		F4	SH3-4	2	0	0	0	1	1	2										
<b>Inning Stats</b>	R: 0 E: 1 K: 1 S: 6	H: 0 LOB: 2 BB: 1 P: 10	R: 1 E: 0 K: 2 S: 8	H: 1 LOB: 2 BB: 2 P: 16	R: 0 E: 0 K: 1 S: 5	H: 0 LOB: 0 BB: 0 P: 5	R: 0 E: 0 K: 2 S: 7	H: 0 LOB: 1 BB: 1 P: 11	R: 0 E: 0 K: 1 S: 5	H: 1 LOB: 0 BB: 0 P: 5	R: 2 E: 1 K: 0 S: 5	H: 1 LOB: 1 BB: 1 P: 9	R: 0 E: 0 K: 1 S: 6	H: 1 LOB: 2 BB: 1 P: 10	R: 1 E: 0 K: 0 S: 4	H: 1 LOB: 1 BB: 1 P: 8	R: 0 E: 0 K: 0 S: 3	H: 0 LOB: 0 BB: 0 P: 3	1B: 4 2B: 0 3B: 0 HR: 1	SF: 0 SAC: 1 DP: 0 HBP: 0	WP: 0 PB: 0 SB: 0 CS: 1	PA: 40			
<b>PITCHER</b>	IP	WLS	BF	H	R	ER	SO	BB	IBB	HBP	BLK	WP	HR	S	P	ERA	WHIP	<b>PITCHER</b>							
John Miller, R ERA: 4.25	7.0		33	5	4	2	8	6	0	0	0	0	1	43	67	2.57	1.571								
Moe Drabowsky, R ERA: 2.51	1.0		4	0	0	0	0	1	0	0	0	0	0	3	7	0.00	1.000								
Eddie Fisher, R ERA: 2.45	1.0	W	3	0	0	0	0	0	0	0	0	0	0	3	3	0.00	0.000								

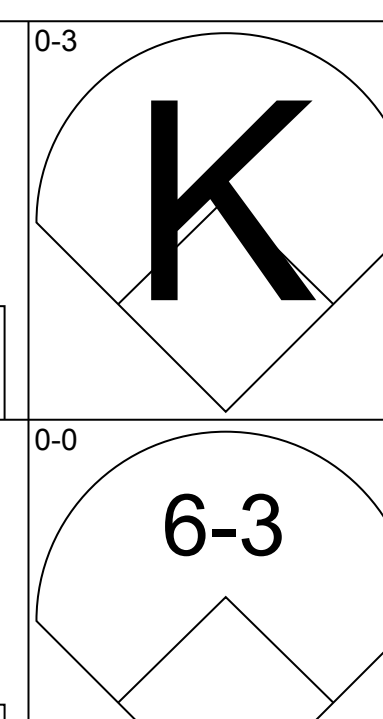
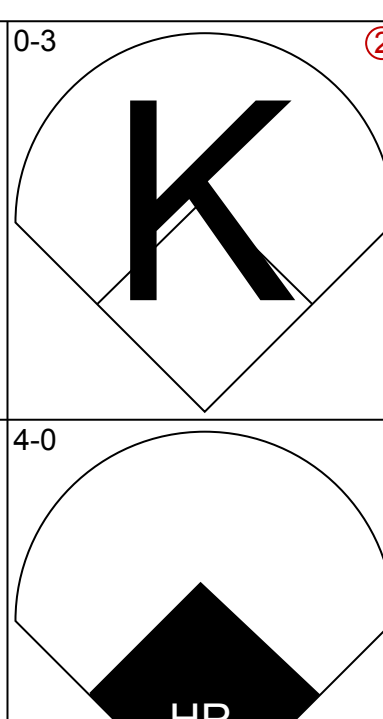
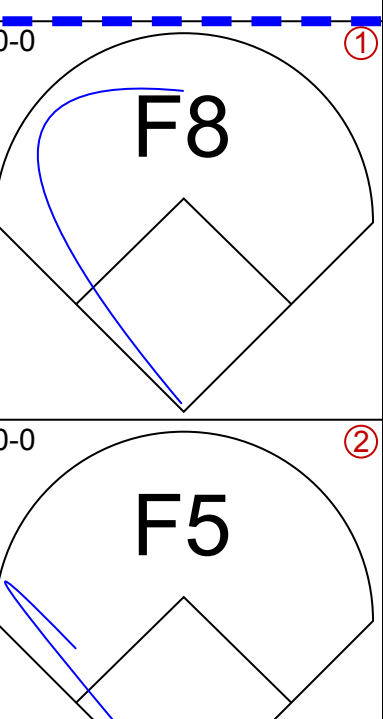
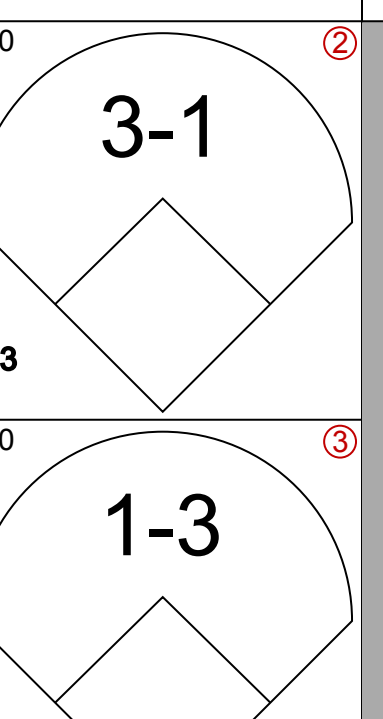
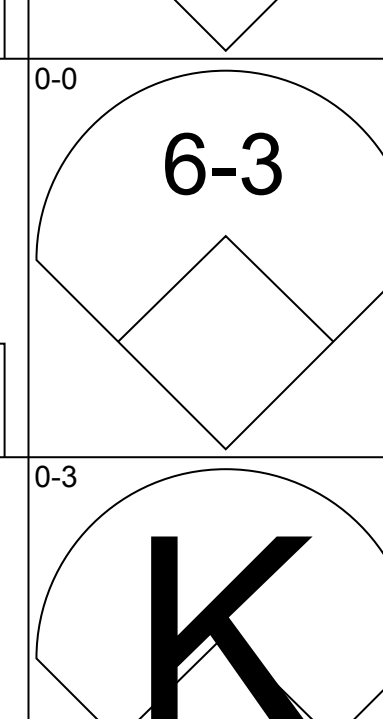
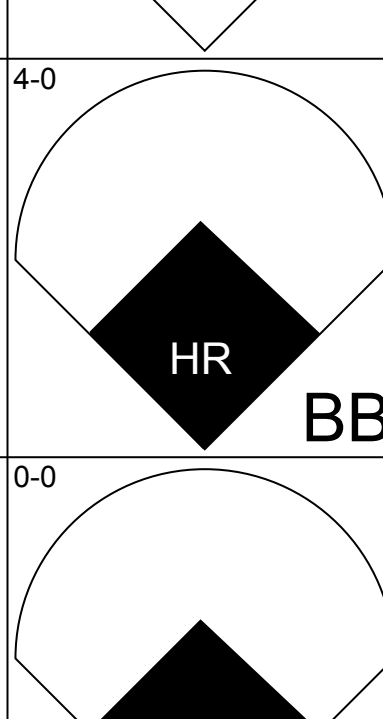
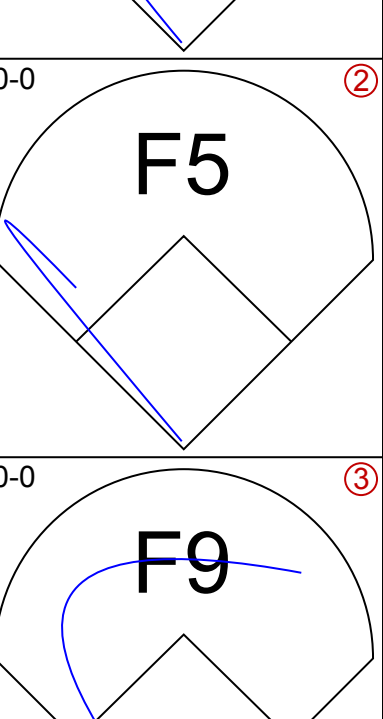
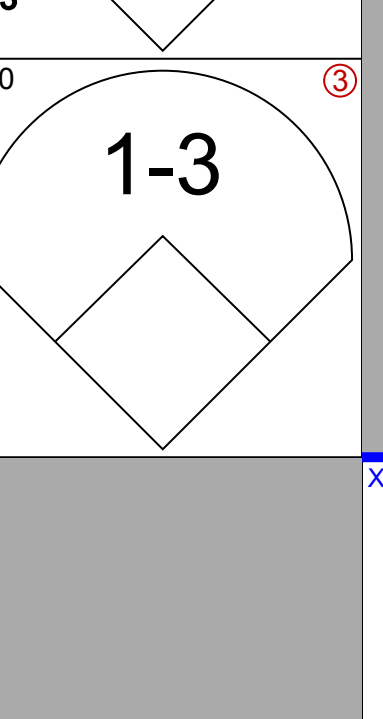
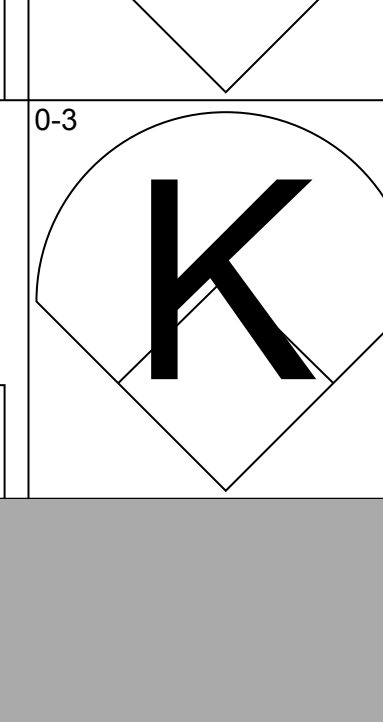
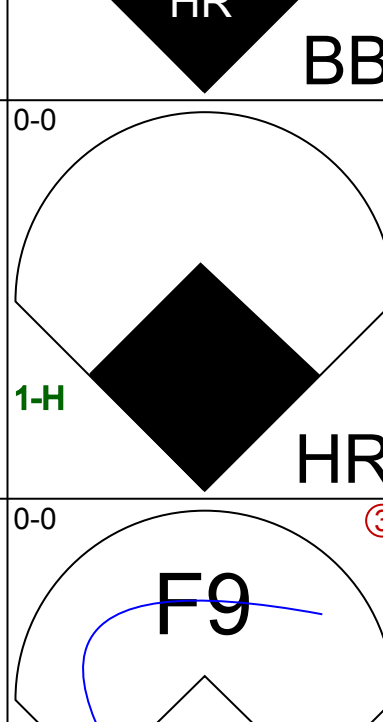
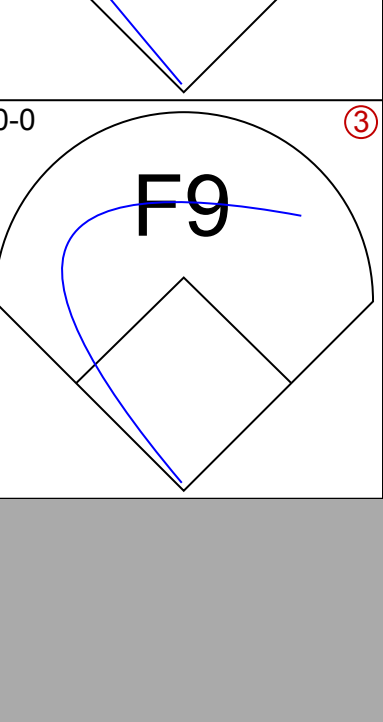
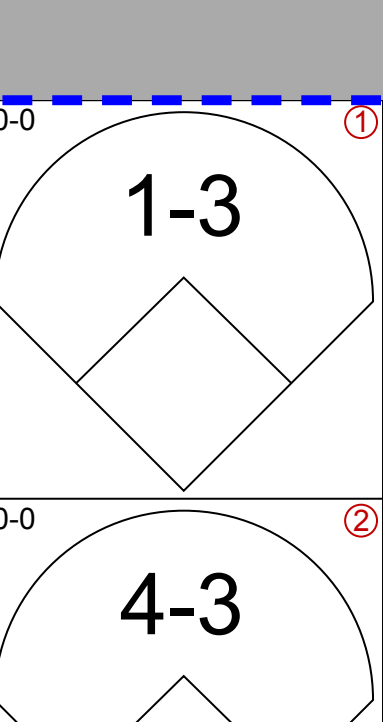
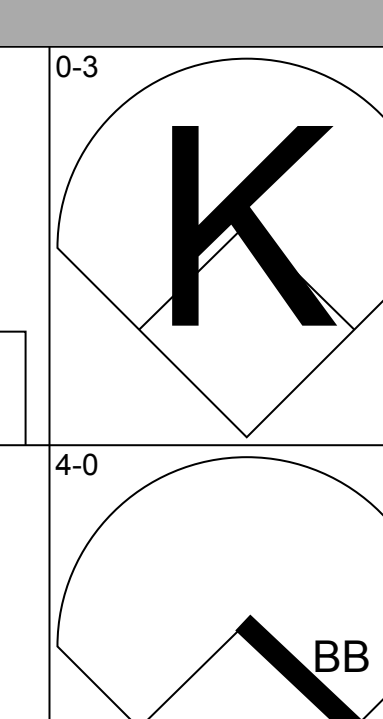
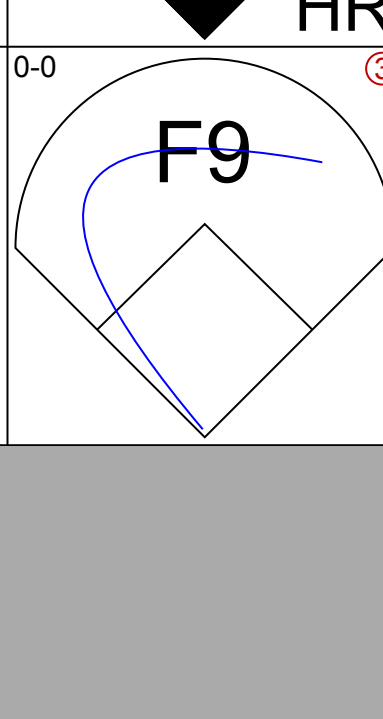
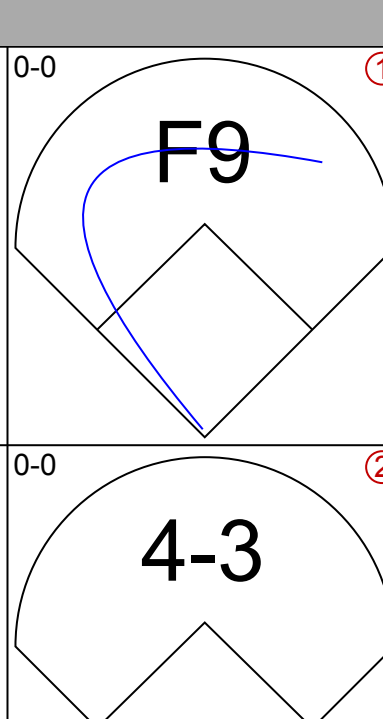
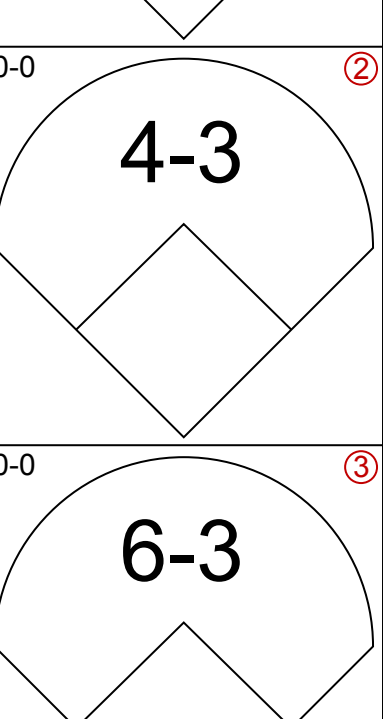
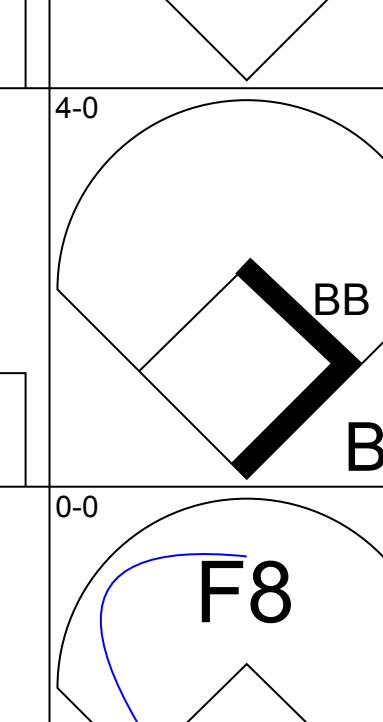
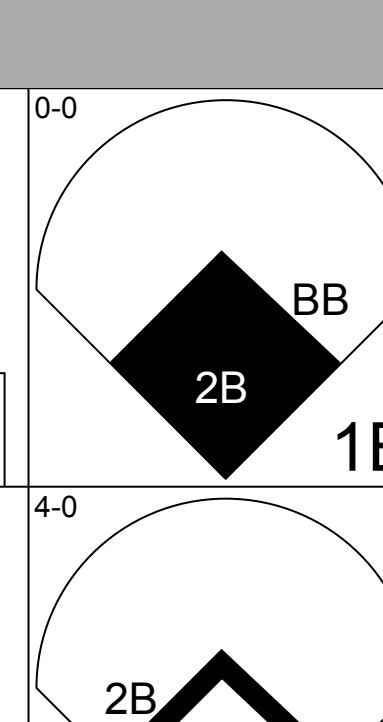
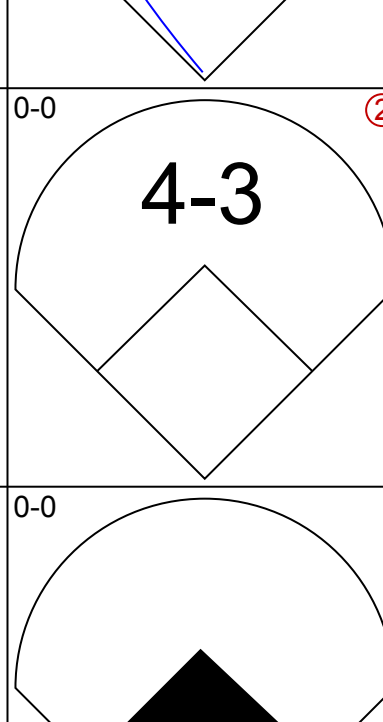
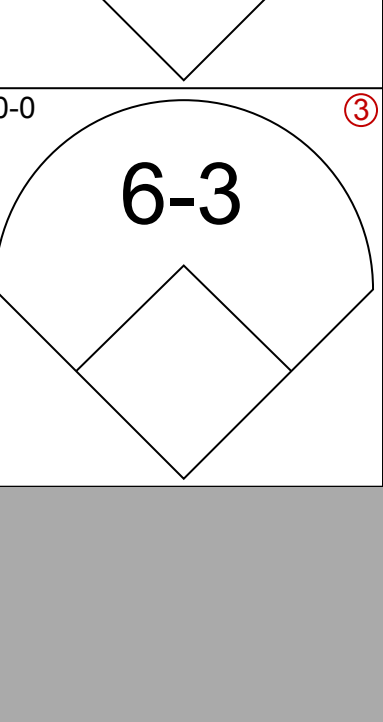
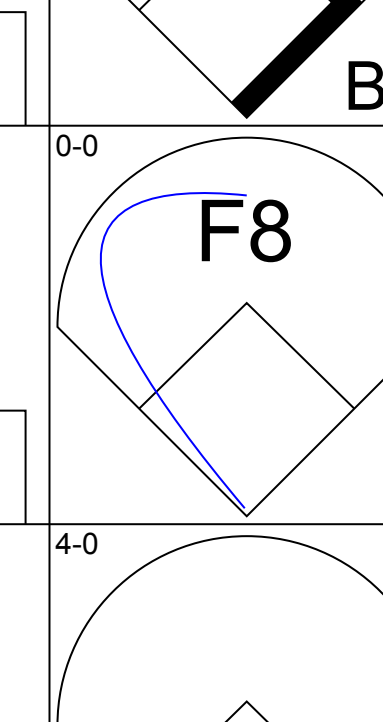
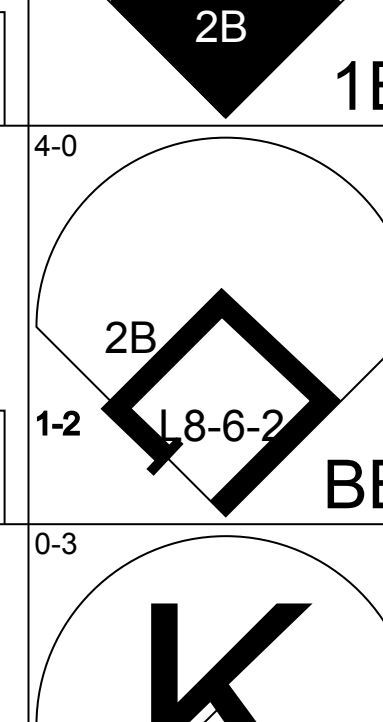
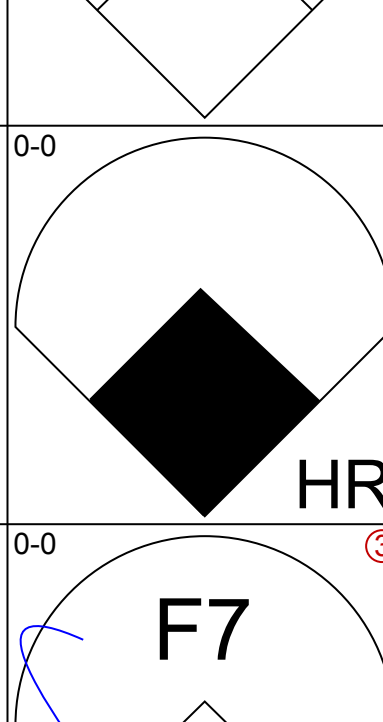
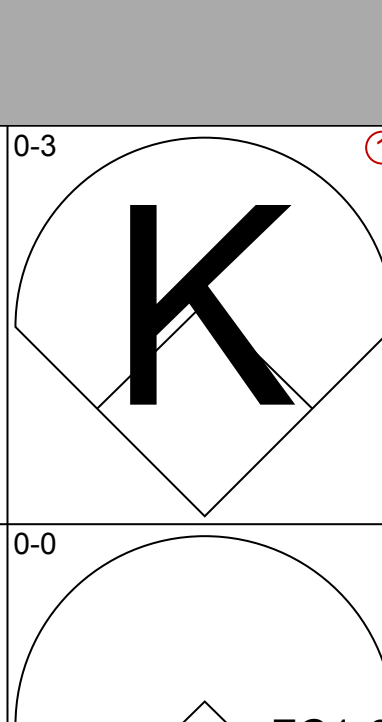
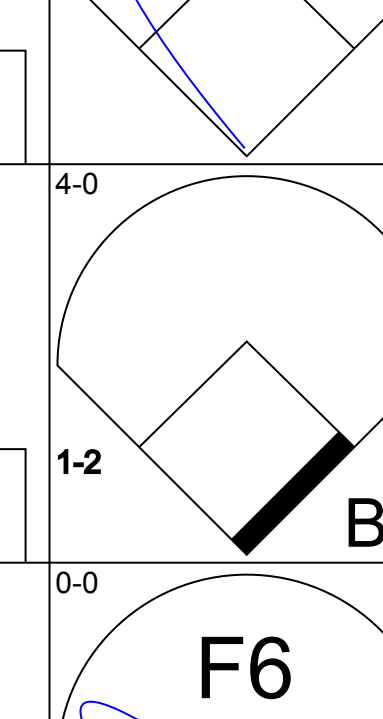
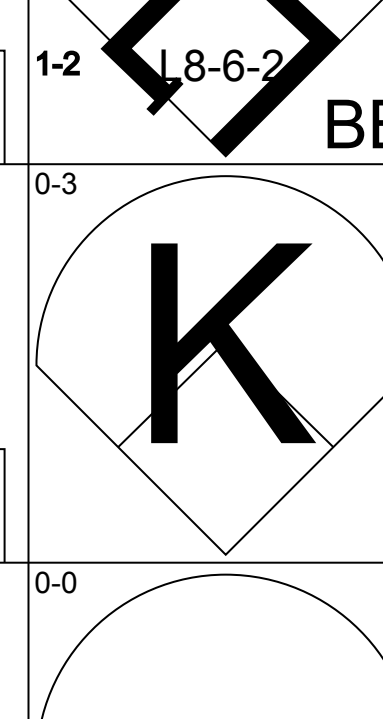
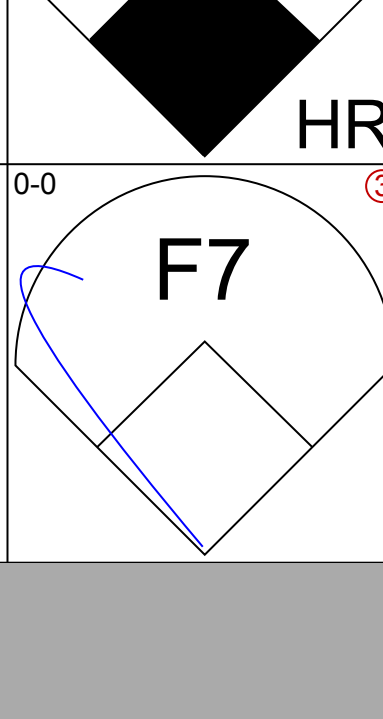
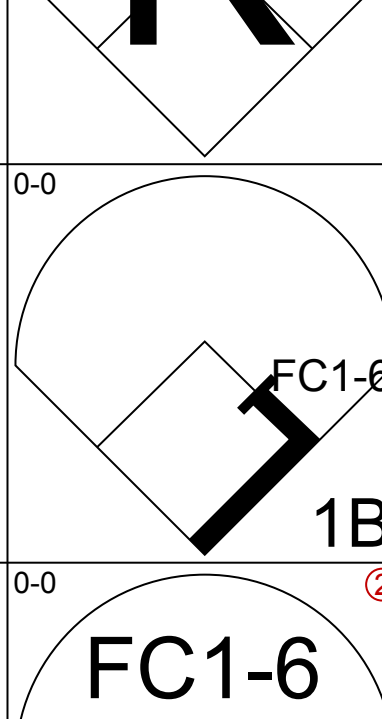
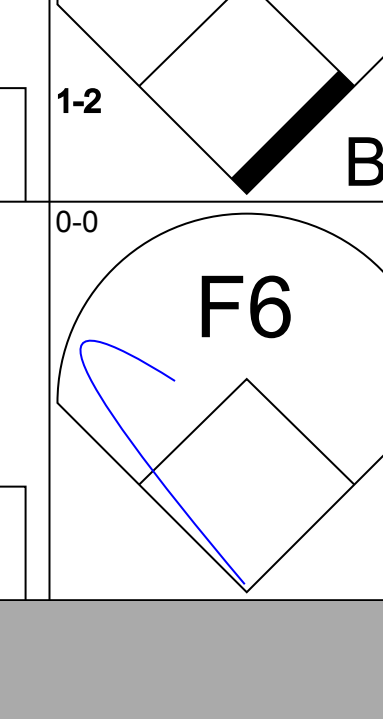
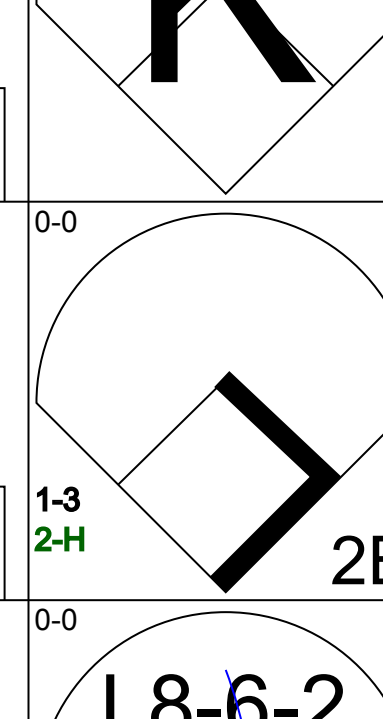
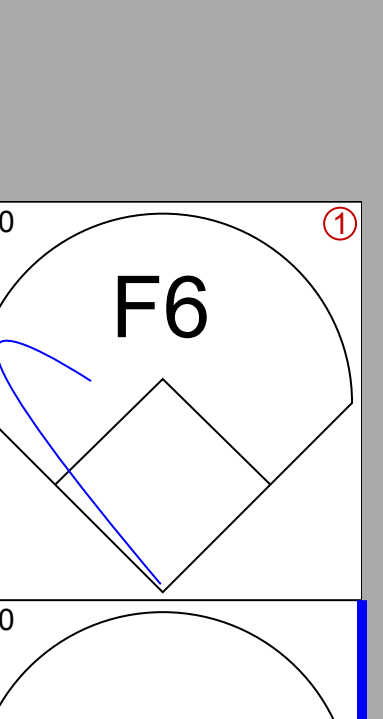
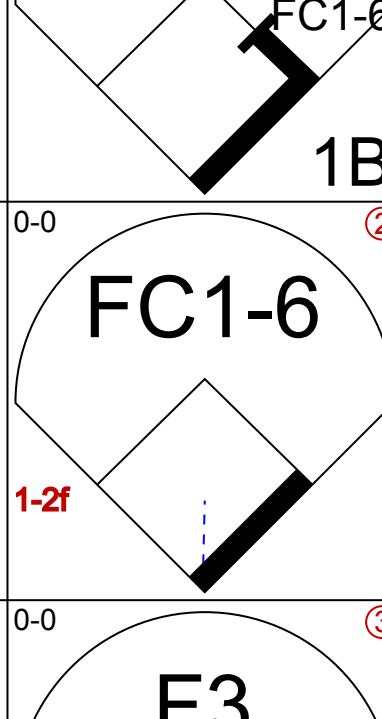
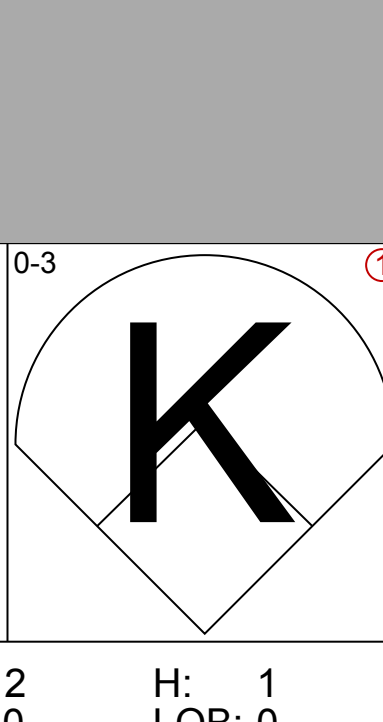
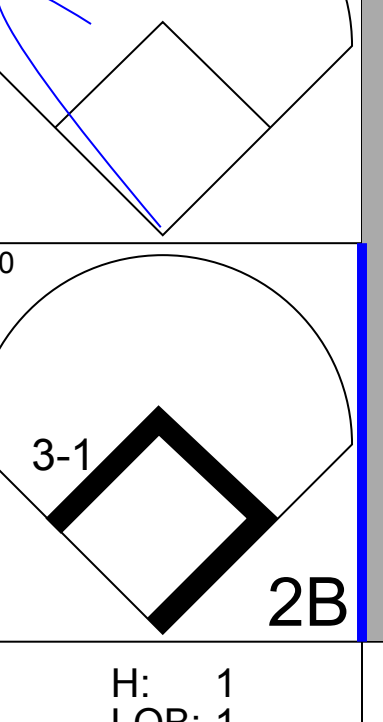
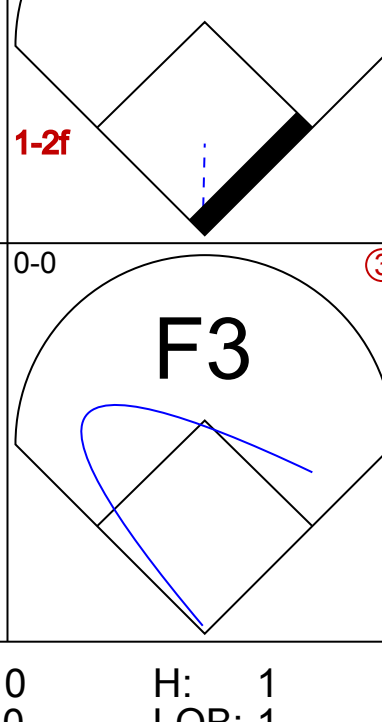
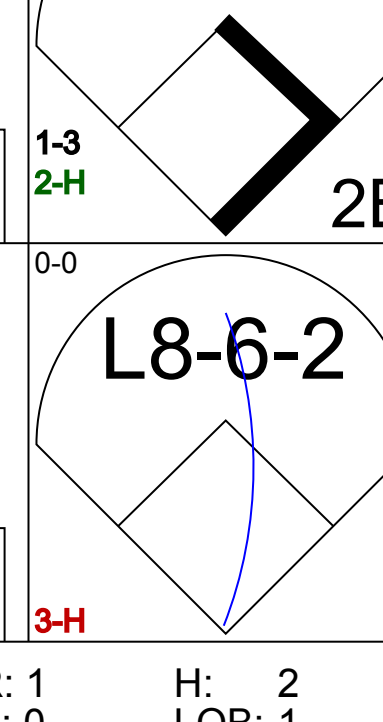
AB	32
R	4
H	5
RBI	4
BB	7
SO	8
LOB	19

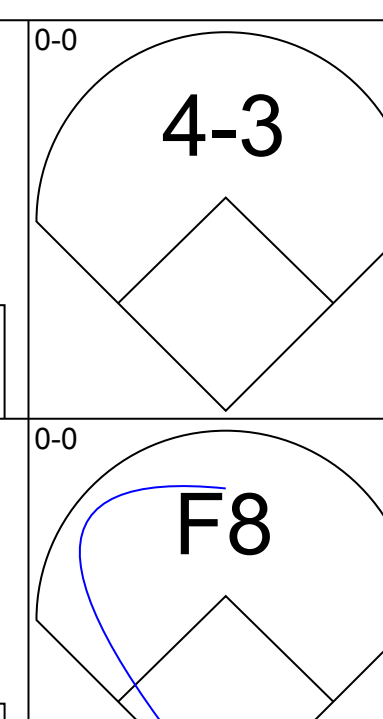
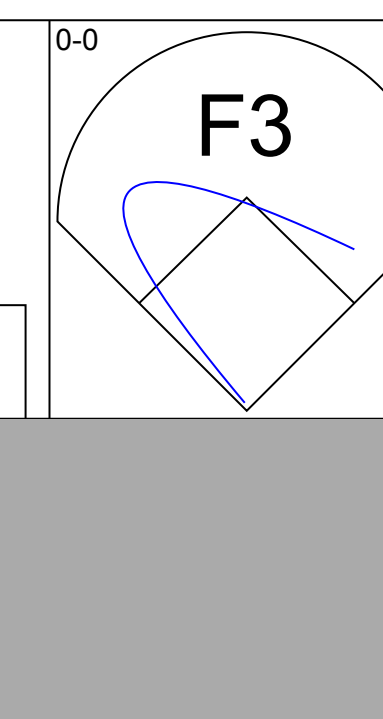
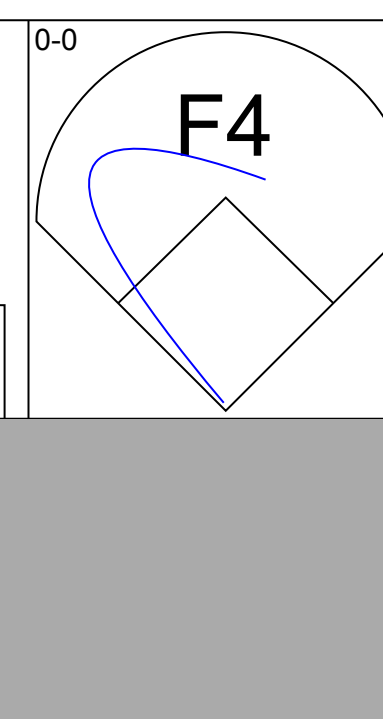
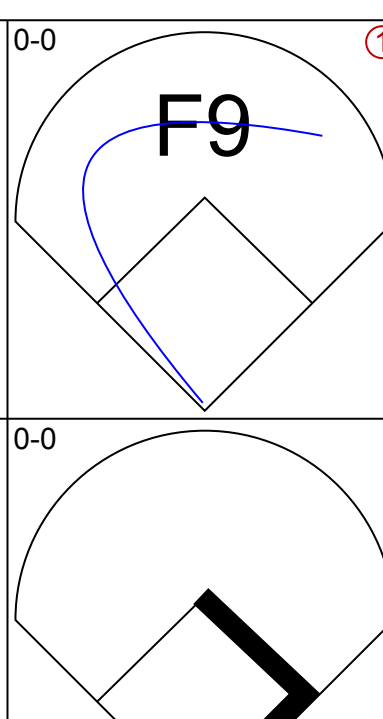
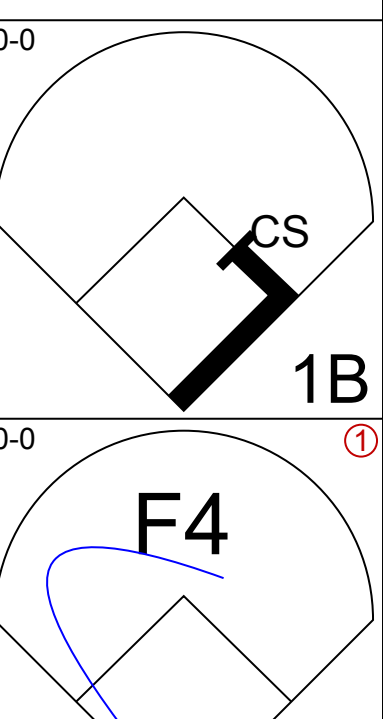
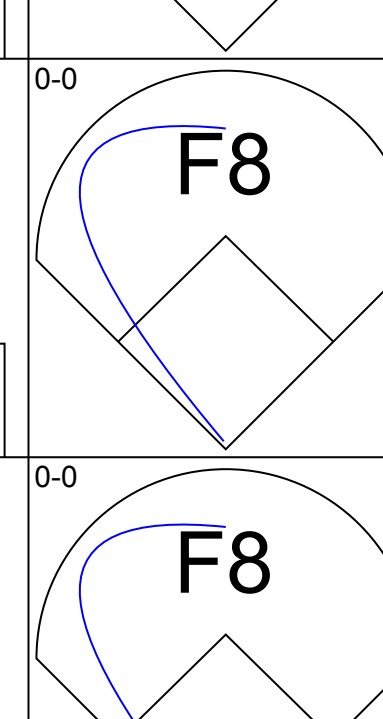
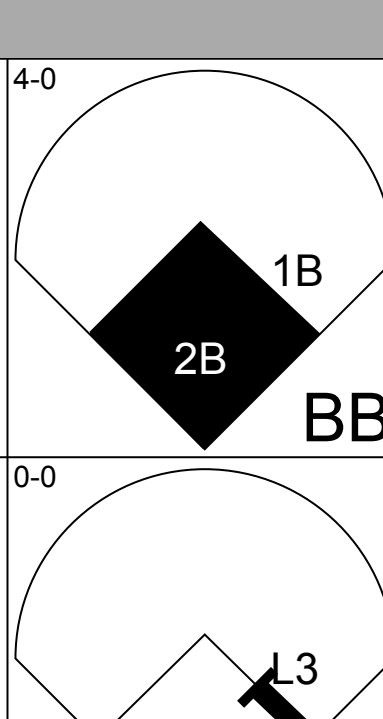
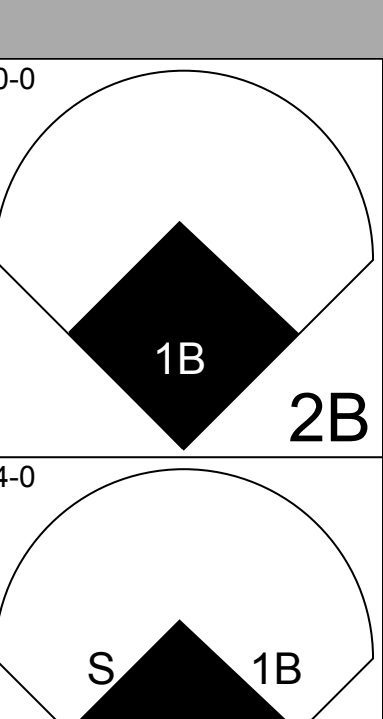
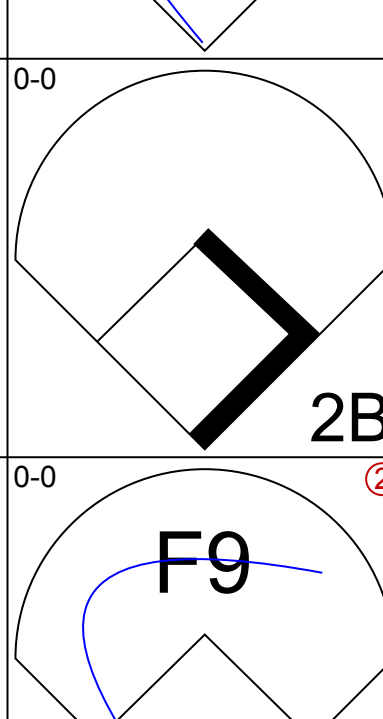

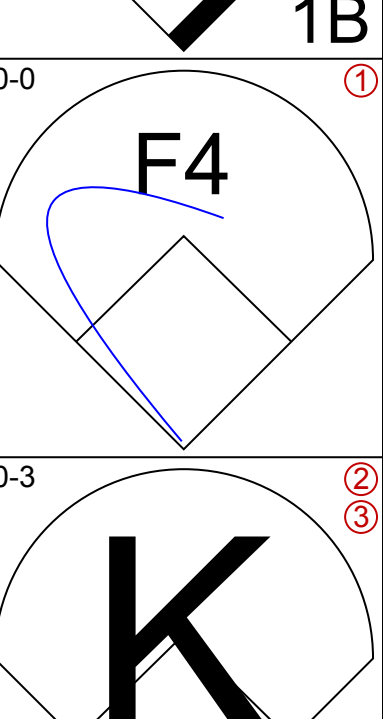
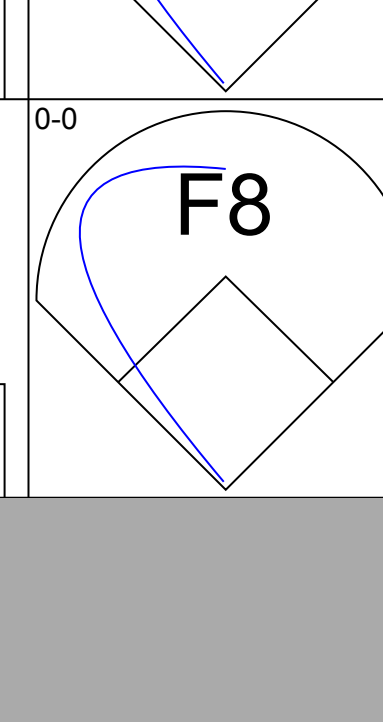
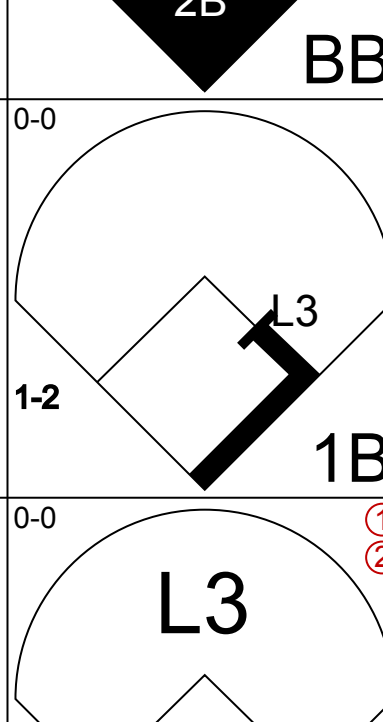
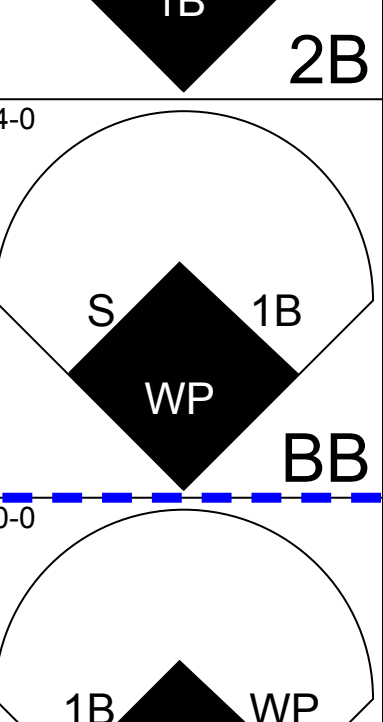
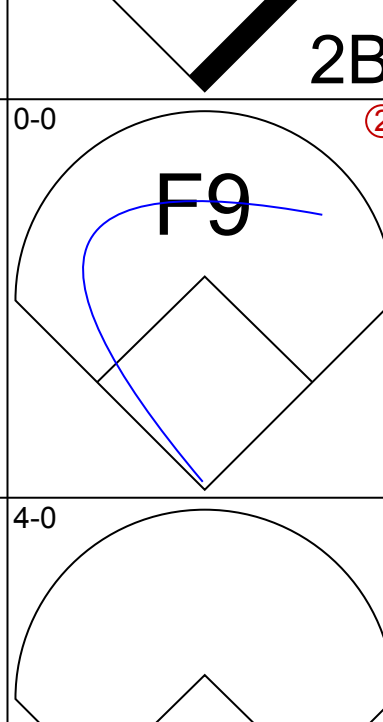

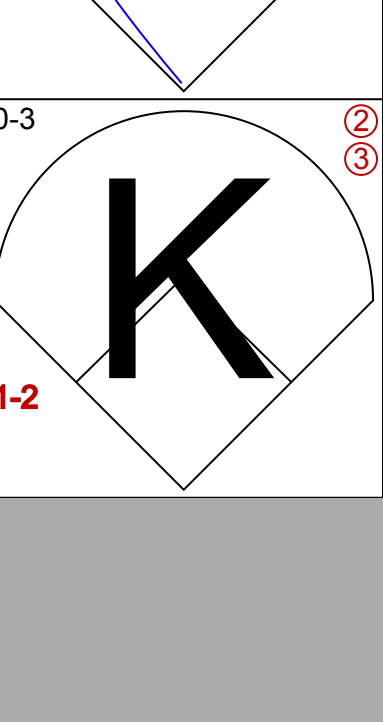
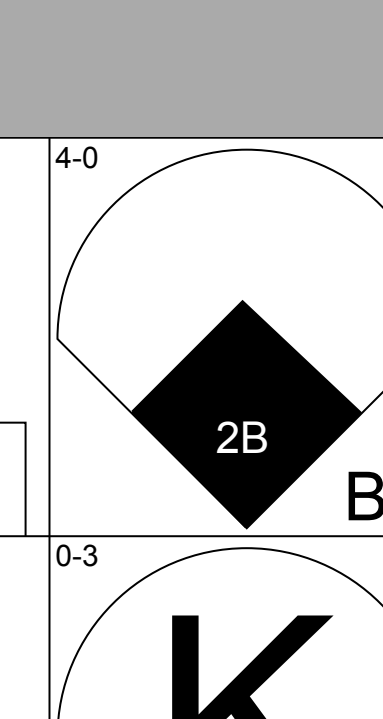
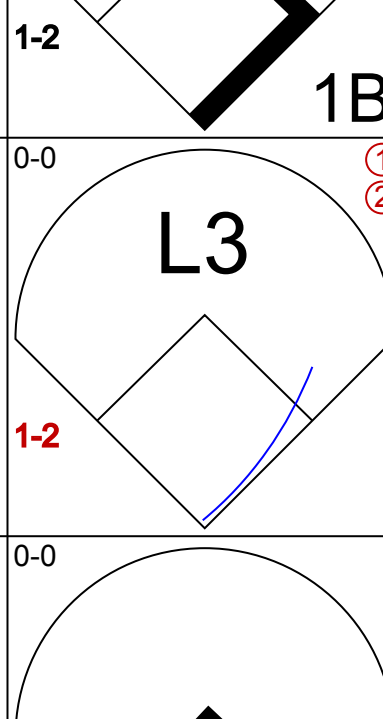
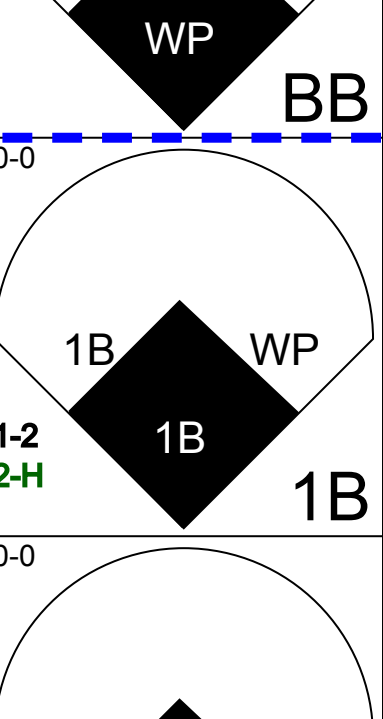
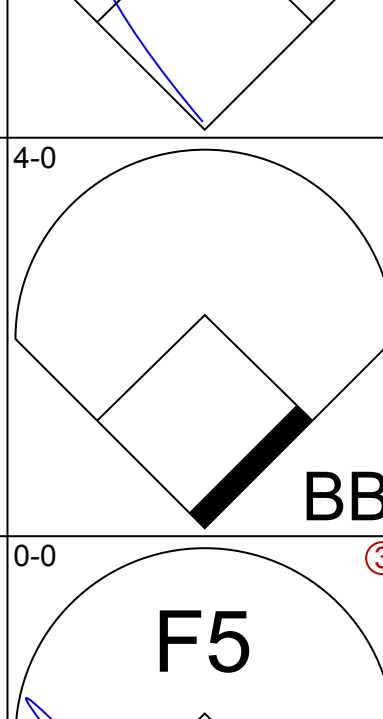

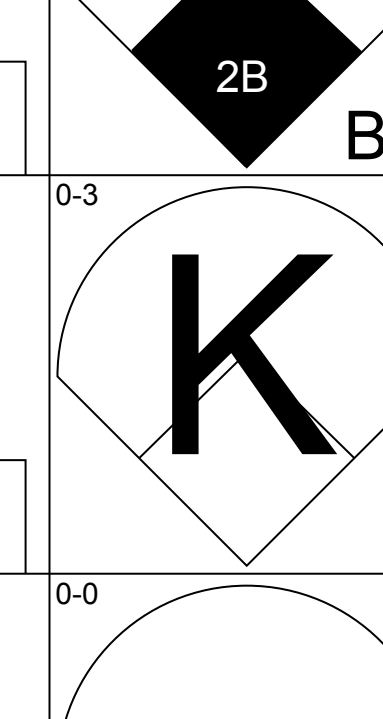

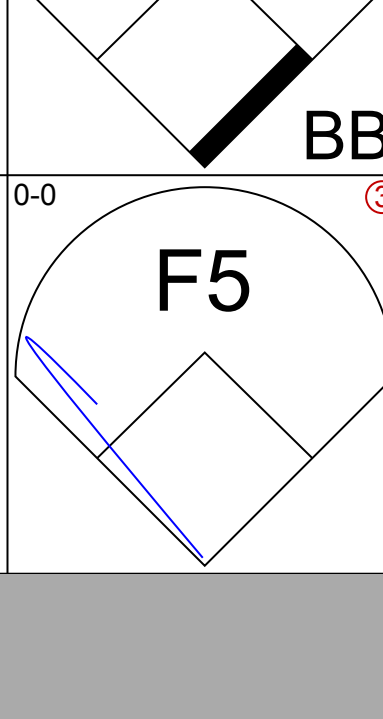


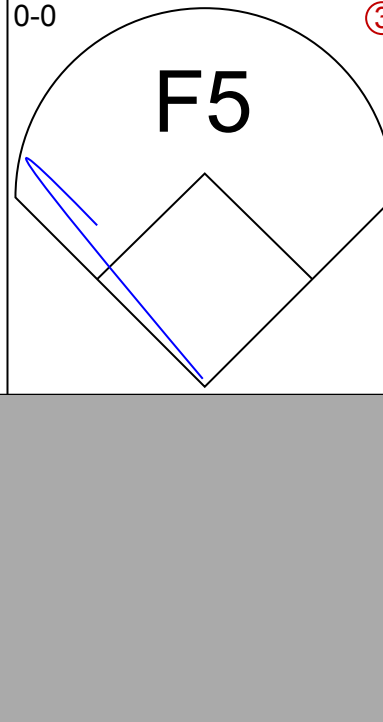
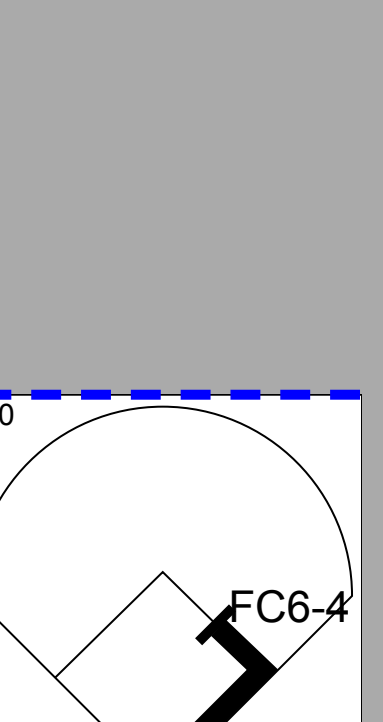
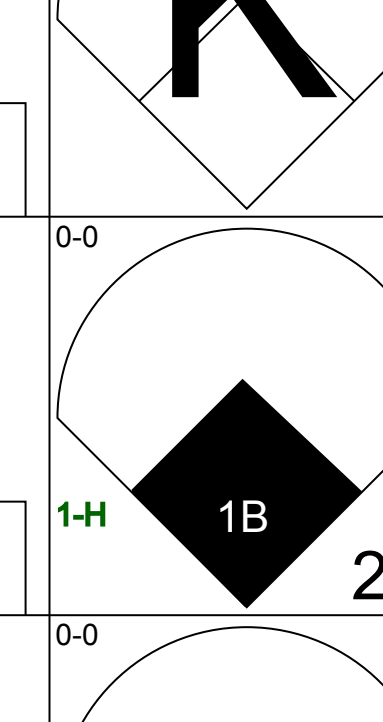
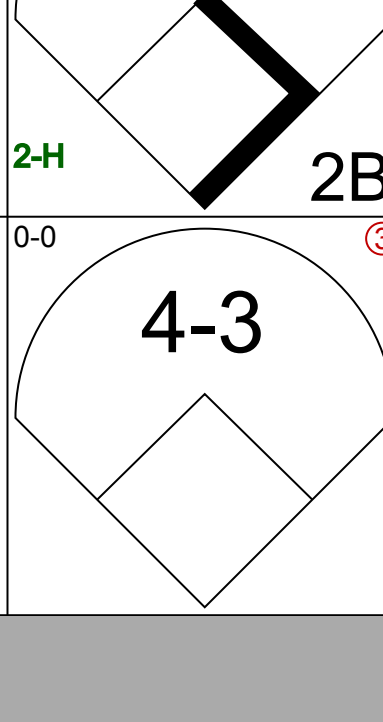
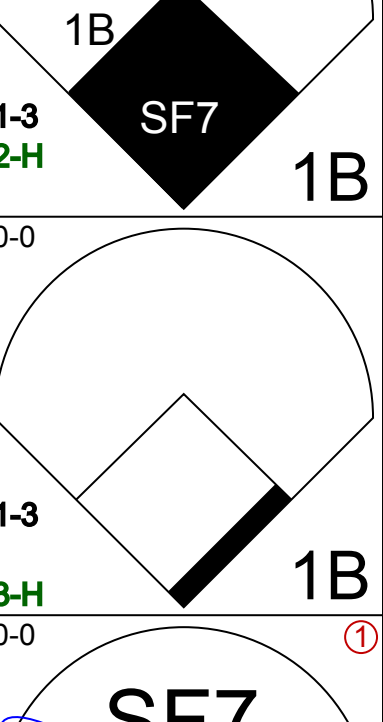

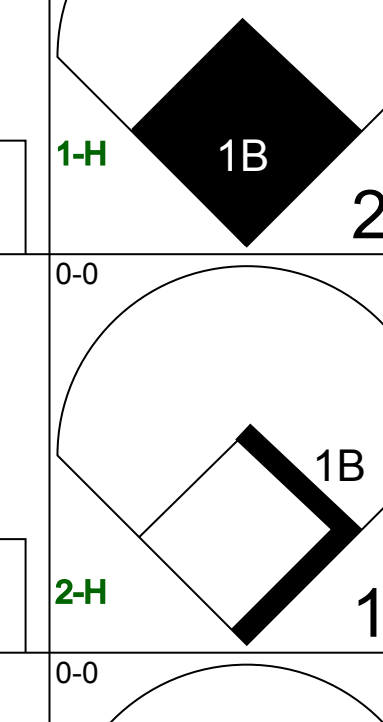
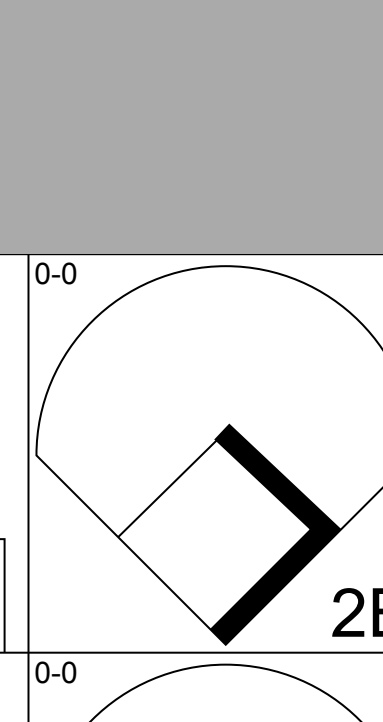


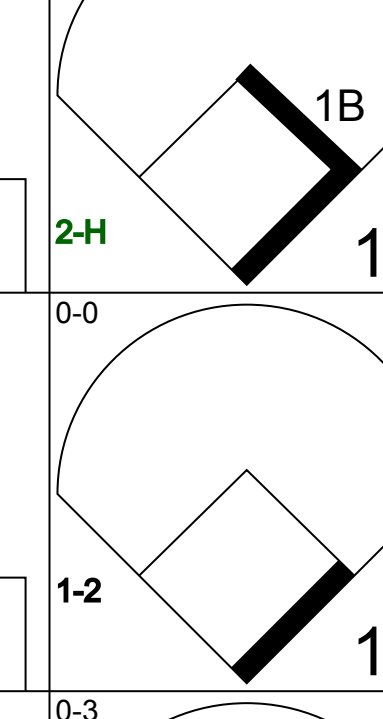
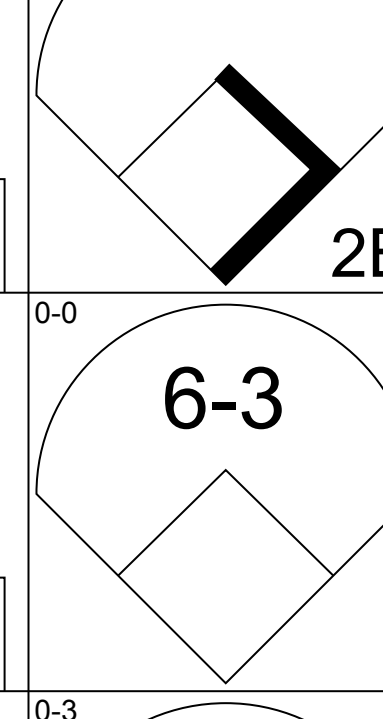


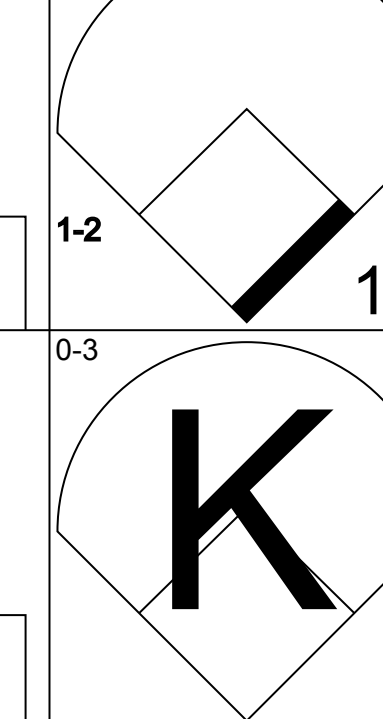
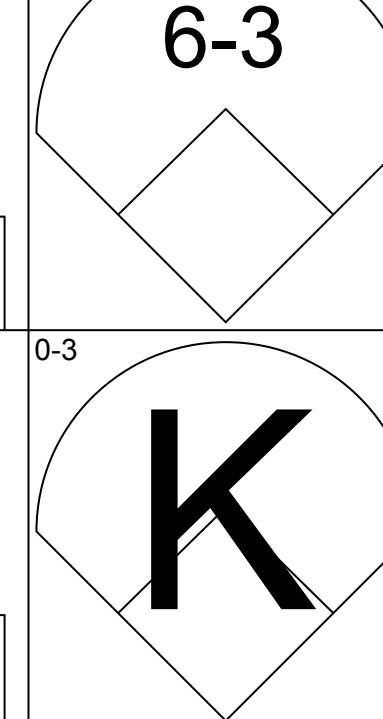

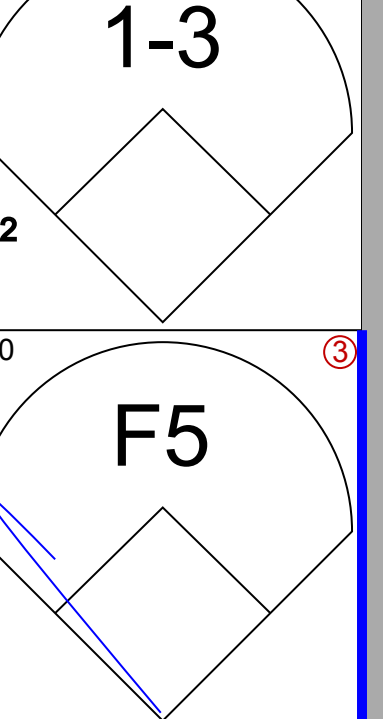
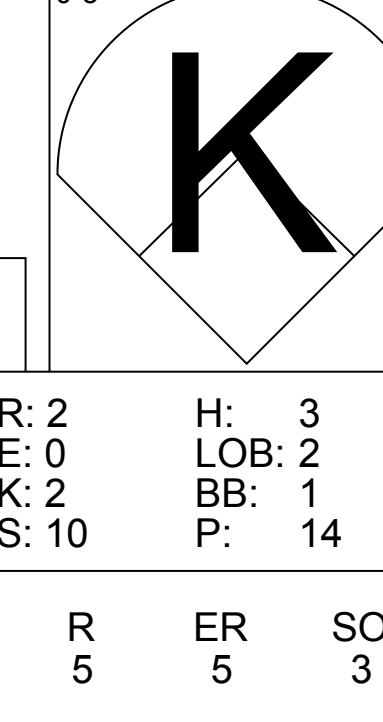
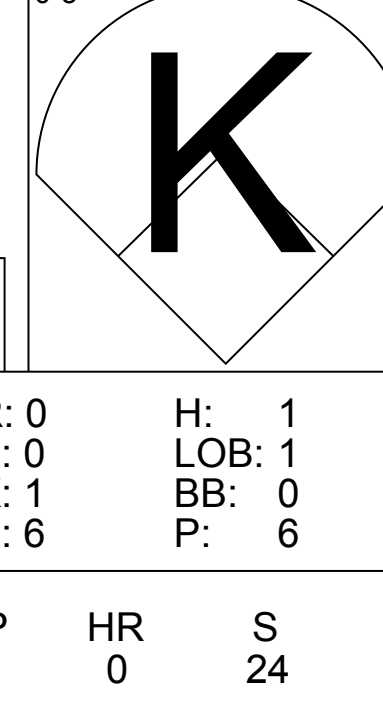
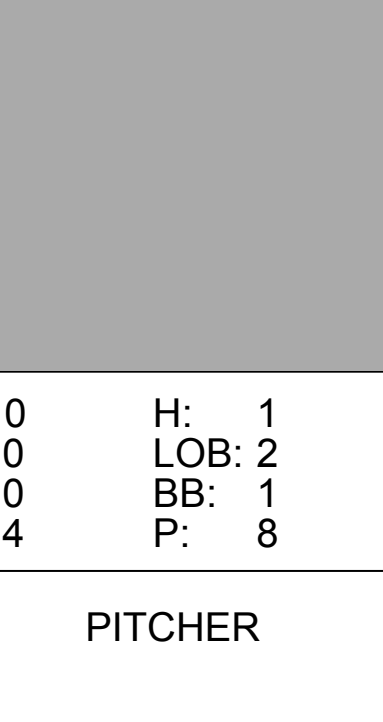
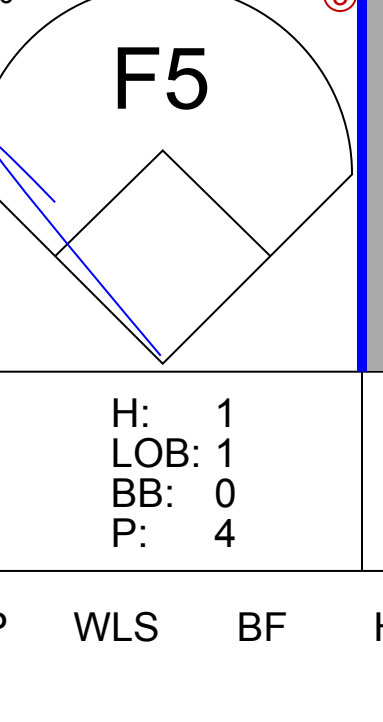


Batter	1	2	3	4	5	6	7	8	9	AB	R	H	RBI	BB	SO	LOB	BOTTOM								
Luis Aparicio, R OBP: 0.310, SLG: 0.378	6-3		6-3			5-3		F9		4	0	0	0	0	0	0	<b>New York Yankees @ Baltimore Orioles</b> Memorial Stadium, Baltimore, MD Mon Sep 05 1966, 3:33 AM EDT Sunny - 80 F								
Curt Blefary, L OBP: 0.373, SLG: 0.457	3-1				HR	K		3-1		4	1	1	1	0	1	0									
Frank Robinson, R OBP: 0.408, SLG: 0.632	6-3				5-3	1-3			SH1-4	4	1	1	0	0	0	0									
Brooks Robinson, R OBP: 0.327, SLG: 0.444		5-3			F9		F8	SH1-4	3	0	0	0	0	0	0	0									
Sam Bowens, R OBP: 0.294, SLG: 0.353		F3				K		1B	3	0	1	0	1	1	0	0									
Davey Johnson, R OBP: 0.287, SLG: 0.340					G3		HR	F7	4	2	2	1	0	0	3	0									
Paul Blair, R OBP: 0.285, SLG: 0.384		HR				F9		HR	4	1	2	3	0	0	0	0									
Andy Etchebarren, R OBP: 0.307, SLG: 0.403			6-3			6-3		1-3	3	0	0	0	0	0	0	0									
John Miller, R OBP: 0.097, SLG: 0.097									2	0	0	0	0	1	0	0									
Moe Drabowsky, R OBP: 0.400, SLG: 0.444									0	0	0	0	0	0	0	0									
Bob Johnson, R OBP: 0.275, SLG: 0.262									1	0	0	0	0	0	0	0									
Eddie Fisher, R OBP: 0.077, SLG: 0.077									0	0	0	0	0	0	0	0									
<b>Inning Stats</b>	R: 0 E: 0 K: 0 S: 3	H: 0 LOB: 0 BB: 0 P: 3	R: 1 E: 0 K: 0 S: 4	H: 1 LOB: 0 BB: 0 P: 4	R: 0 E: 0 K: 0 S: 3	H: 0 LOB: 0 BB: 0 P: 3	R: 1 E: 0 K: 0 S: 5	H: 2 LOB: 1 BB: 0 P: 5	R: 0 E: 0 K: 1 S: 5	H: 0 LOB: 0 BB: 0 P: 5	R: 2 E: 0 K: 1 S: 7	H: 2 LOB: 0 BB: 0 P: 7	R: 0 E: 0 K: 0 S: 3	H: 0 LOB: 0 BB: 0 P: 3	R: 1 E: 0 K: 0 S: 4	H: 2 LOB: 2 BB: 1 P: 8	R: 0 E: 0 K: 0 S: 3	H: 0 LOB: 0 BB: 0 P: 3	1B: 3 2B: 1 3B: 0 HR: 3	SF: 0 SAC: 1 DP: 0 HBP: 0	WP: 0 PB: 0 SB: 0 CS: 0	PA: 34			
<b>PITCHER</b>	IP	WLS	BF	H	R	ER	SO	BB	IBB	HBP	BLK	WP	HR	S	P	ERA	WHIP	<b>PITCHER</b>							
Fritz Peterson, L ERA: 3.53	8.2	L	34	7	5	5	3	0	1	0	0	0	3	39	43	5.19	0.808								





Batter	1	2	3	4	5	6	7	8	9	AB	R	H	RBI	BB	SO	LOB	TOP						
<b>Horace Clarke, S</b> (1, 6) OBP: 0.320, SLG: 0.379										4	0	0	0	0	2	1	<b>New York Yankees @ Baltimore Orioles</b> Memorial Stadium, Baltimore, MD Mon Sep 05 1966, 3:38 AM EDT Att: 36,832 - Unknown						
<b>Bobby Richardson, R</b> (1, 4) OBP: 0.285, SLG: 0.332										3	1	0	0	1	0	1							
<b>Tom Tresh, S</b> (1, 7) OBP: 0.346, SLG: 0.428										4	1	1	2	0	1	0							
<b>Joe Pepitone, L</b> (1, 3) OBP: 0.293, SLG: 0.480										4	0	0	0	0	1	0							
<b>Roger Maris, L</b> (1, 9) OBP: 0.306, SLG: 0.364										3	1	1	0	1	0	0							
<b>Steve Whitaker, L</b> (1, 8) OBP: 0.333, SLG: 0.655										3	1	1	1	1	1	1							
<b>Billy Bryan, L</b> (1, 2) OBP: 0.214, SLG: 0.272										3	0	1	0	1	1	2							
<b>Clete Boyer, R</b> (1, 5) OBP: 0.298, SLG: 0.372										4	0	1	1	0	0	3							
<b>Al Downing, R</b> (1, 1) OBP: 0.149, SLG: 0.141										2	0	0	0	0	1	2							
<b>Hal Reniff, R</b> (5, 1) OBP: 0.308, SLG: 0.308										0	0	0	0	0	0	0							
<b>Roy White, S</b> (7, PH) OBP: 0.309, SLG: 0.347										1	0	1	0	0	0	0							
<b>Dooley Womack, L</b> (7, 1) OBP: 0.200, SLG: 0.200										0	0	0	0	0	0	0							
<b>Eiston Howard, R</b> (9, PH) OBP: 0.319, SLG: 0.359										1	0	0	0	0	0	1							
<b>Inning Stats</b>	R: 0 E: 0 K: 2 S: 7	H: 0 LOB: 0 BB: 0 P: 7	R: 0 E: 0 K: 1 S: 5	H: 0 LOB: 2 BB: 2 P: 13	R: 2 E: 0 K: 2 S: 8	H: 1 LOB: 0 BB: 1 P: 12	R: 1 E: 0 K: 1 S: 6	H: 2 LOB: 1 BB: 1 P: 10	R: 0 E: 0 K: 0 S: 3	H: 0 LOB: 0 BB: 0 P: 3	R: 1 E: 0 K: 0 S: 4	H: 1 LOB: 0 BB: 0 P: 4	R: 0 E: 0 K: 0 S: 4	H: 1 LOB: 1 BB: 0 P: 4	R: 0 E: 0 K: 0 S: 3	H: 0 LOB: 0 BB: 0 P: 3	R: 0 E: 0 K: 1 S: 6	H: 1 LOB: 1 BB: 0 P: 6	1B: 2 2B: 3 3B: 0 HR: 2	SF: 0 SAC: 0 DP: 1 HBP: 0	WP: 0 PB: 0 SB: 0 CS: 0	PA: 36	
<b>PITCHER</b>	IP WLS BF H R ER SO BB IBB HBP BLK WP HR S P ERA WHIP																						
<b>Jim Palmer, R</b> (1, 1) ERA: 3.43	4.0		18	3	3	3	6	4	0	0	0	0	0	0	1	26	42	6.75	1.750				
<b>Dick Hall, R</b> (5, 1) ERA: 3.27	3.0	W	11	2	1	1	0	0	0	0	0	0	0	0	1	11	11	3.00	0.667				
<b>Eddie Fisher, R</b> (8, 1) ERA: 2.39	2.0	S	7	1	0	0	1	0	0	0	0	0	0	0	0	9	9	0.00	0.500				

Batter	1	2	3	4	5	6	7	8	9	AB	R	H	RBI	BB	SO	LOB	BOTTOM						
<b>Luis Aparicio, R</b> (1, 6) OBP: 0.309, SLG: 0.376										5	0	1	0	0	0	3	<b>New York Yankees @ Baltimore Orioles</b> Memorial Stadium, Baltimore, MD Mon Sep 05 1966, 3:38 AM EDT Att: 36,832 - Unknown						
<b>Curt Blefary, L</b> (1, 3) OBP: 0.376, SLG: 0.463										4	2	2	0	1	0	1							
<b>Frank Robinson, R</b> (1, 9) OBP: 0.408, SLG: 0.629										4	1	1	0	1	1	2							
<b>Brooks Robinson, R</b> (1, 5) OBP: 0.330, SLG: 0.445										2	2	1	1	2	0	2							
<b>Sam Bowens, R</b> (1, 7) OBP: 0.295, SLG: 0.359										2	0	1	1	0	1	1							
<b>Russ Snyder, L</b> (5, PH) OBP: 0.374, SLG: 0.412										2	1	1	0	0	0	2							
<b>Davey Johnson, R</b> (1, 4) OBP: 0.291, SLG: 0.347										4	1	3	2	0	0	1							
<b>Paul Blair, R</b> (1, 8) OBP: 0.288, SLG: 0.391										3	0	2	2	0	0	1							
<b>Andy Etchebarren, R</b> (1, 2) OBP: 0.306, SLG: 0.402										4	0	1	0	0	1	3							
<b>Jim Palmer, R</b> (1, 1) OBP: 0.147, SLG: 0.169										1	0	0	0	0	1	2							
<b>Dick Hall, R</b> (4, PH) OBP: 0.231, SLG: 0.167										2	0	0	0	0	2	2							
<b>Charlie Lau, L</b> (7, PH) OBP: 0.556, SLG: 0.833										1	0	0	0	0	0	1							
<b>Eddie Fisher, R</b> (8, 1) OBP: 0.077, SLG: 0.077										0	0	0	0	0	0	0							
<b>Inning Stats</b>	R: 0 E: 0 K: 0 S: 3	H: 0 LOB: 0 BB: 0 P: 3	R: 2 E: 0 K: 2 S: 10	H: 3 LOB: 2 BB: 1 P: 14	R: 1 E: 0 K: 0 S: 4	H: 2 LOB: 1 BB: 1 P: 8	R: 0 E: 0 K: 1 S: 6	H: 1 LOB: 0 BB: 0 P: 6	R: 4 E: 0 K: 2 S: 11	H: 4 LOB: 1 BB: 1 P: 15	R: 0 E: 0 K: 0 S: 4	H: 1 LOB: 2 BB: 1 P: 8	R: 0 E: 0 K: 0 S: 4	H: 1 LOB: 1 BB: 0 P: 4	R: 0 E: 0 K: 1 S: 5	H: 1 LOB: 1 BB: 0 P: 5	1B: 8 2B: 7 3B: 0 HR: 0	SF: 1 SAC: 0 DP: 2 HBP: 0	WP: 1 PB: 0 SB: 1 CS: 1	PA: 39			
<b>PITCHER</b>	IP WLS BF H R ER SO BB IBB HBP BLK WP HR S P ERA WHIP																						
<b>Al Downing, L</b> (1, 1) ERA: 3.75	4.0	L	21	7	5	5	3	3	0	0	0	0	0	1	0	14	18	9.00	2.500				
<b>Hal Reniff, R</b> (5, 1) ERA: 3.13	2.0		11	4	2	2	2	1	0	0	0	0	0	0	0	0	0	0	0				
<b>Dooley Womack, R</b> (7, 1) ERA: 2.84	2.0		7	2	0	0	1	0	0	0	0	0	0	0	0	9	9	0.00	1.000				

AB	32
R	4
H	6
RBI	4
BB	4
SO	7
LOB	11



AB	34
R	7
H	13
RBI	6
BB	4
SO	6
LOB	21





Batter	1	2	3	4	5	6	7	8	9	AB	R	H	RBI	BB	SO	LOB	TOP					
Horace Clarke, S OBP: 0.319, SLG: 0.377 (1, 4)	5-3		K				5-3			4	0	1	0	0	1	0	<b>New York Yankees @ Baltimore Orioles</b> Memorial Stadium, Baltimore, MD Tue Sep 06 1966, 7:05 PM EDT Att: 15,540 - Unknown					
Mike Ferraro, R (1, 5)	F9		E6			FC5-4 1B		4-3		4	0	0	0	0	0	1						
Tom Tresh, S OBP: 0.346, SLG: 0.433 (1, 7)	HR		F4				5-3	F8		4	1	1	1	0	0	1						
Joe Pepitone, L OBP: 0.294, SLG: 0.479 (1, 3)	1B			4-3				F3	HBP	3	0	1	0	0	0	0						
Elston Howard, R OBP: 0.319, SLG: 0.358 (1, 2)	5-3			4-3				F9		4	0	1	0	0	0	2						
Steve Whitaker, L OBP: 0.344, SLG: 0.644 (1, 8)		G3		1B				F3		4	0	2	0	0	0	0						
Lou Clinton, R OBP: 0.300, SLG: 0.434 (1, 9)	4-3			F7				5-3		4	0	0	0	0	0	3						
Ruben Amaro, R OBP: 0.071, SLG: 0.071 (7, PH)					F7			F5		2	0	0	0	0	1	0						
Bobby Richardson, R OBP: 0.284, SLG: 0.330 (7, 4)							5-3			2	0	0	0	0	0	0						
Jim Bouton, R OBP: 0.129, SLG: 0.100 (1, 1)			K					F9		2	0	0	0	0	2	0						
Steve Hamilton, L OBP: 0.053, SLG: 0.053 (7, PH)										0	0	0	0	0	0	0						
Hector Lopez, R OBP: 0.266, SLG: 0.363 (7, 1)										1	0	0	0	0	0	0						
Fred Talbot, R OBP: 0.220, SLG: 0.185 (7, 1)										0	0	0	0	0	0	0						
<b>Inning Stats</b>	R: 1 E: 0 K: 0 S: 5	H: 2 LOB: 1 BB: 0 P: 5	R: 0 E: 0 K: 1 S: 5	H: 0 LOB: 0 BB: 0 P: 5	R: 0 E: 1 K: 2 S: 8	H: 0 LOB: 1 BB: 0 P: 8	R: 0 E: 0 K: 0 S: 4	H: 1 LOB: 1 BB: 0 P: 4	R: 0 E: 0 K: 1 S: 6	H: 1 LOB: 1 BB: 0 P: 6	R: 0 E: 0 K: 0 S: 5	H: 2 LOB: 2 BB: 0 P: 5	R: 0 E: 0 K: 0 S: 3	H: 0 LOB: 0 BB: 0 P: 3	R: 0 E: 0 K: 0 S: 3	H: 0 LOB: 1 BB: 0 P: 4	R: 0 E: 0 K: 0 S: 3	H: 0 LOB: 0 BB: 0 P: 3	1B: 5 2B: 0 3B: 0 HR: 1	SF: 0 SAC: 0 DP: 0 HBP: 1	WP: 0 PB: 0 SB: 0 CS: 0	PA: 35
<b>PITCHER</b> Dave McNally, L ERA: 2.95 (1, 1)	IP: 9.0 WLS: W BF: 35 H: 6 R: 1 ER: 1 SO: 4 BB: 0 IBB: 0 HBP: 1 BLK: 0 WP: 0 HR: 1 S: 42 P: 43 ERA: 1.00 WHIP: 0.667															<b>PITCHER</b>						

Batter	1	2	3	4	5	6	7	8	9	AB	R	H	RBI	BB	SO	LOB	BOTTOM					
Luis Aparicio, R OBP: 0.312, SLG: 0.379 (1, 6)	F9		G4-6-3 1B			F8 SH2-3 1B				4	1	3	1	0	0	0	<b>New York Yankees @ Baltimore Orioles</b> Memorial Stadium, Baltimore, MD Tue Sep 06 1966, 7:05 PM EDT Att: 15,540 - Unknown					
Russ Snyder, L OBP: 0.373, SLG: 0.411 (1, 8)	FC6-4 1B		G4-6-3 1-2			SH2-3 1-2		1-3		3	0	1	0	0	0	2						
Frank Robinson, R OBP: 0.406, SLG: 0.625 (1, 9)	K			6-3	E5 1B			5-3		4	0	0	0	0	1	2						
Brooks Robinson, R OBP: 0.330, SLG: 0.443 (1, 5)	FC6-4 1-2				BB 4-3 1B	F8 2-3		L8		4	1	1	0	0	0	3						
Boog Powell, L OBP: 0.380, SLG: 0.566 (1, 3)		1-3			BB 4-3 BB			4-3		3	0	1	1	1	0	0						
Curt Blefary, L OBP: 0.377, SLG: 0.465 (1, 7)					BB 1-2 2-3 3-H			1B		3	1	1	0	1	1	2						
Paul Blair, R OBP: 0.288, SLG: 0.391 (9, 8)	1B 2B				BB 1-2 2-3			K		0	0	0	0	0	0	0						
Davey Johnson, R OBP: 0.295, SLG: 0.350 (1, 4)	2H 1B				4-3			FC5-4 1B		4	0	3	2	0	0	2						
Andy Etchebarren, R OBP: 0.306, SLG: 0.398 (1, 2)	1-3				1-2 2-3 3-H 4-6			FC5-4 SH2-3 1B		3	1	0	0	1	1	2						
Dave McNally, R OBP: 0.232, SLG: 0.284 (1, 1)			K		5-3			SH2-3 1-2		3	0	0	0	0	1	4						
<b>Inning Stats</b>	R: 0 E: 0 K: 1 S: 6	H: 1 LOB: 1 BB: 0 P: 6	R: 1 E: 0 K: 0 S: 4	H: 2 LOB: 0 BB: 0 P: 4	R: 0 E: 0 K: 1 S: 5	H: 1 LOB: 0 BB: 0 P: 5	R: 1 E: 0 K: 0 S: 4	H: 1 LOB: 3 BB: 3 P: 16	R: 1 E: 1 K: 1 S: 8	H: 2 LOB: 2 BB: 0 P: 8	R: 1 E: 0 K: 0 S: 5	H: 2 LOB: 1 BB: 0 P: 5	R: 0 E: 0 K: 0 S: 3	H: 0 LOB: 0 BB: 0 P: 3	R: 0 E: 0 K: 1 S: 6	H: 1 LOB: 1 BB: 0 P: 6	R: 0 E: 0 K: 1 S: 6	H: 1 LOB: 1 BB: 0 P: 6	1B: 9 2B: 1 3B: 0 HR: 0	SF: 0 SAC: 2 DP: 1 HBP: 0	WP: 0 PB: 0 SB: 0 CS: 0	PA: 36
<b>PITCHER</b> Jim Bouton, R ERA: 3.28 Steve Hamilton, L ERA: 2.94 Fred Talbot, R ERA: 4.54 (1, 1)	IP: 4.2 WLS: L BF: 23 H: 7 R: 3 ER: 2 SO: 2 BB: 2 IBB: 0 HBP: 0 BLK: 0 WP: 0 HR: 0 S: 24 P: 36 ERA: 3.86 WHIP: 1.929															<b>PITCHER</b>						



Batter	1	2	3	4	5	6	7	8	9	AB	R	H	RBI	BB	SO	LOB	TOP										
<b>Horace Clarke, S</b> OBP: 0.317, SLG: 0.374 (1, 6)	0-0 1-3 1B		0-0 F7			0-0 1-3	0-0 FC		0-0 G1-6-3	5	0	1	0	0	0	2											
<b>Bobby Richardson, R</b> OBP: 0.284, SLG: 0.330 (1, 4)	0-0 1-3			0-0 L6		0-0 FC3-6 1B	0-3 K			4	0	1	0	0	1	3											
<b>Tom Tresh, S</b> OBP: 0.345, SLG: 0.430 (1, 7)	0-0 F9			4-0 FC4-6 BB		0-0 FC3-6 1B	0-0 F8			3	1	0	0	1	0	4											
<b>Joe Pepitone, L</b> OBP: 0.294, SLG: 0.478 (1, 3)	0-0 F7			0-0 FC4-6		0-0 1B 1B		0-0 F6		4	1	1	0	0	0	2											
<b>Roger Maris, L</b> OBP: 0.305, SLG: 0.363 (1, 9)		0-0 3-1		0-3 K		0-0 1B 1B	0-0 F4			4	0	1	1	0	1	1											
<b>Steve Whitaker, L</b> OBP: 0.353, SLG: 0.629 (1, 8)		0-3 K			0-0 G3	0-0 1B	0-0 FC4-6 BB			3	0	1	1	1	1	0											
<b>Elston Howard, R</b> OBP: 0.318, SLG: 0.356 (1, 2)		0-0 6-3			0-0 1B	0-0 L1	0-0 FC4-6			4	0	1	0	0	0	3											
<b>Clete Boyer, R</b> OBP: 0.299, SLG: 0.373 (1, 5)			0-0 F9		0-3 K		0-0 E 1B	0-0 G1-6-3 1B		4	0	2	0	0	1	1											
<b>Mel Stottlemyre, R</b> OBP: 0.183, SLG: 0.221 <b>Mickey Mantle, S</b> OBP: 0.388, SLG: 0.543 (9, PH)			0-3 K		0-0 F8		0-3 K		0-3 K	3	0	0	0	0	2	2											
<b>Inning Stats</b>	R: 0 E: 0 K: 0 S: 4	H: 1 LOB: 1 BB: 0 P: 4	R: 0 E: 0 K: 1 S: 5	H: 0 LOB: 0 BB: 0 P: 5	R: 0 E: 0 K: 1 S: 5	H: 0 LOB: 0 BB: 0 P: 5	R: 0 E: 0 K: 1 S: 6	H: 1 LOB: 1 BB: 0 P: 6	R: 2 E: 0 K: 0 S: 7	H: 4 LOB: 2 BB: 0 P: 7	R: 0 E: 1 K: 2 S: 9	H: 1 LOB: 2 BB: 0 P: 9	R: 0 E: 0 K: 0 S: 3	H: 0 LOB: 1 BB: 1 P: 7	R: 0 E: 0 K: 1 S: 5	H: 1 LOB: 0 BB: 0 P: 5	1B: 8 2B: 0 3B: 0 HR: 0	SF: 0 SAC: 0 DP: 1 HBP: 0	WP: 0 PB: 0 SB: 0 CS: 0	PA: 37							
<b>PITCHER</b>	IP	WLS	BF	H	R	ER	SO	BB	IBB	HBP	BLK	WP	HR	S	P	ERA	WHIP										
<b>Wally Bunker, R</b> ERA: 4.23 <b>Eddie Fisher, R</b> ERA: 2.34 <b>Stu Miller, R</b> ERA: 2.0	(1, 1)	6.0	25	6	2	2	4	1	0	0	0	0	0	32	36	3.00	1.167										
	(7, 1)	2.0	W	9	1	0	0	2	1	0	0	0	0	12	16	0.00	1.000										
	(9, 1)	1.0	S	3	1	0	0	1	0	0	0	0	0	5	5	0.00	1.000										

**New York Yankees @ Baltimore Orioles**  
Memorial Stadium, Baltimore, MD  
Wed Sep 07 1966, 7:05 PM EDT  
Att: 13,703 - Unknown

AB 35  
R 2  
H 8  
RBI 2  
BB 2  
SO 7  
LOB 19




Batter	1	2	3	4	5	6	7	8	9	AB	R	H	RBI	BB	SO	LOB	BOTTOM											
<b>Luis Aparicio, R</b> OBP: 0.310, SLG: 0.377 (1, 6)	0-0 5-3		0-3 K			0-0 4-3		0-0 SH FC5-4 SH5-4		3	0	0	0	0	1	0												
<b>Russ Snyder, L</b> OBP: 0.370, SLG: 0.407 (1, 8) (9, 7)	0-0 B1-3			0-0 G3		0-0 6-3		0-0 SH5-4		3	0	0	0	0	0	0												
<b>Frank Robinson, R</b> OBP: 0.408, SLG: 0.624 (1, 9)	4-0 FC6-4 BB			0-3 K		0-0 5-3 1B	4-0 FC5-4 IBB			2	1	1	0	2	1	0												
<b>Brooks Robinson, R</b> OBP: 0.329, SLG: 0.447 (1, 5)	0-0 FC6-4			0-0 HR		0-0 5-3	0-0 FC5-4			4	1	1	2	0	0	4												
<b>Boog Powell, L</b> OBP: 0.379, SLG: 0.563 <b>Stu Miller, R</b> OBP: 0.118, SLG: 0.118 (9, 1)	0-0 F7			0-3 K		0-0 1B 1B	0-0 F7			4	0	1	1	0	1	2												
<b>Curt Blefary, L</b> OBP: 0.374, SLG: 0.461 (1, 7) (9, 3)	0-0 F7				0-0 F9		0-3 K			3	0	0	0	0	1	1												
<b>Davey Johnson, R</b> OBP: 0.295, SLG: 0.350 (1, 4)		0-3 K			0-3 K		0-0 1B			3	0	1	0	0	2	0												
<b>Andy Etchebarren, R</b> OBP: 0.303, SLG: 0.395 (1, 2)			0-0 5-3		0-3 K		0-3 K			3	0	0	0	0	2	2												
<b>Wally Bunker, R</b> OBP: 0.186, SLG: 0.143 <b>Vic Roznovsky, L</b> OBP: 0.325, SLG: 0.345 <b>Eddie Fisher, R</b> OBP: 0.277, SLG: 0.077 <b>Charlie Lau, S</b> OBP: 0.100, SLG: 0.033 <b>Jim Palmer, R</b> OBP: 0.141, SLG: 0.169 <b>Paul Blair, R</b> OBP: 0.226, SLG: 0.291 (9, 8)				0-0 1-3		0-0 4-3		4-0 SH5-4 FC5-4 BB		1	0	0	0	0	0	0												
<b>Inning Stats</b>	R: 0 E: 0 K: 0 S: 3	H: 0 LOB: 1 BB: 1 P: 7	R: 0 E: 0 K: 1 S: 5	H: 0 LOB: 0 BB: 0 P: 5	R: 1 E: 0 K: 2 S: 8	H: 1 LOB: 0 BB: 0 P: 8	R: 0 E: 0 K: 2 S: 7	H: 0 LOB: 0 BB: 0 P: 7	R: 0 E: 0 K: 0 S: 3	H: 0 LOB: 0 BB: 0 P: 3	R: 1 E: 0 K: 2 S: 10	H: 3 LOB: 2 BB: 0 P: 10	R: 1 E: 0 K: 0 S: 4	H: 0 LOB: 2 BB: 2 P: 12	1B: 3 2B: 0 3B: 0 HR: 1	SF: 0 SAC: 2 DP: 0 HBP: 0	WP: 0 PB: 0 SB: 0 CS: 0	PA: 32										
<b>PITCHER</b>	IP	WLS	BF	H	R	ER	SO	BB	IBB	HBP	BLK	WP	HR	S	P	ERA	WHIP											
<b>Mel Stottlemyre, R</b> ERA: 3.71	(1, 1)	8.0	L	32	4	3	3	8	2	1	0	0	0	1	45	57	3.38	0.750										


**New York Yankees @ Baltimore Orioles**  
Memorial Stadium, Baltimore, MD  
Wed Sep 07 1966, 7:05 PM EDT  
Att: 13,703 - Unknown

AB 27  
R 3  
H 4  
RBI 3  
BB 3  
SO 8  
LOB 9







Batter	1	2	3	4	5	6	7	8	9	AB	R	H	RBI	BB	SO	LOB	TOP					
Luis Aparicio, R (1, 6) OBP: 0.310, SLG: 0.376	0-0 S 1B		0-0 L9		0-0 FC5-4 1B	0-0 F4		0-0 L9		5	0	1	0	0	0	4	<p>Baltimore Orioles @ Minnesota Twins Metropolitan Stadium, Bloomington, MI</p> <p>Fri Sep 09 1966, 8:05 PM EDT Att: 26,531 - Unknown - 70 F</p> <p>livebaseballscores.com</p> <p>AB 34 R 1 H 8 RBI 1 BB 4 SO 8 LOB 18</p> 					
Boog Powell, L (1, 3) OBP: 0.377, SLG: 0.558	0-3 K 1-2		4-0 BB		0-0 L7		0-3 K		0-3 K	4	0	0	0	1	3	2						
Frank Robinson, R (1, 7) OBP: 0.407, SLG: 0.621	0-3 K		0-0 F7		0-0 1B		0-0 5-3			4	0	1	0	0	1	2						
Brooks Robinson, R (1, 5) OBP: 0.328, SLG: 0.445	4-0 BB		0-3 K		0-3 K		0-0 6-3			3	0	0	0	1	2	3						
Sam Bowens, R (1, 9) OBP: 0.290, SLG: 0.353	0-0 3-1			0-3 K		0-0 4-3		0-0 5-3		4	0	0	0	0	1	2						
Davey Johnson, R (1, 4) OBP: 0.297, SLG: 0.354		0-0 L8		0-0 6-3		0-0 BB 2B		0-0 1B		4	0	2	0	0	0	0						
Paul Blair, R (1, 8) OBP: 0.291, SLG: 0.405		0-0 HR		0-0 1B		0-0 F9		0-0 F9		4	1	2	1	0	0	2						
Andy Etchebarren, R (1, 2) OBP: 0.305, SLG: 0.395		0-0 G4-3 1B		0-3 K		4-0 BB IBB		0-0 F9		3	0	1	0	1	1	2						
Eddie Watt, R (1, 1) OBP: 0.279, SLG: 0.429		0-0 G4-3			0-0 FC5-4 1B	4-0 1-2 2-3 BB		0-0 F9		2	0	1	0	1	0	1						
Eddie Fisher, R (6, 1) OBP: 0.077, SLG: 0.077										0	0	0	0	0	0	0						
Gene Brabender, R (8, 1) OBP: 0.077, SLG: 0.077										0	0	0	0	0	0	0						
Bob Johnson, R (9, PH) OBP: 0.273, SLG: 0.260										1	0	0	0	0	0	0						
<b>Inning Stats</b>	R: 0 E: 0 K: 2 S: 8	H: 1 LOB: 2 BB: 1 P: 12	R: 1 E: 0 K: 0 S: 4	H: 2 LOB: 0 BB: 0 P: 4	R: 0 E: 0 K: 1 S: 5	H: 0 LOB: 1 BB: 1 P: 9	R: 0 E: 0 K: 2 S: 8	H: 1 LOB: 1 BB: 0 P: 8	R: 0 E: 0 K: 1 S: 7	H: 2 LOB: 2 BB: 0 P: 7	R: 0 E: 0 K: 0 S: 4	H: 1 LOB: 3 BB: 2 P: 12	R: 0 E: 0 K: 1 S: 5	H: 0 LOB: 0 BB: 0 P: 5	R: 0 E: 0 K: 0 S: 4	H: 1 LOB: 1 BB: 0 P: 4	R: 0 E: 0 K: 1 S: 5	H: 0 LOB: 0 BB: 0 P: 5	1B: 6 2B: 1 3B: 0 HR: 1	SF: 0 SAC: 0 DP: 1 HBP: 0	WP: 0 PB: 0 SB: 1 CS: 0	PA: 38
<b>PITCHER</b> Jim Kaat, L (1, 1) ERA: 2.67	IP: 9.0 WLS: W BF: 38 H: 8 R: 1 ER: 1 SO: 8 BB: 3 IBB: 1 HBP: 0 BLK: 0 WP: 0 HR: 1 S: 50 P: 66 ERA: 1.00 WHIP: 1.222															<b>PITCHER</b>	IP: 9.0 WLS: W BF: 38 H: 8 R: 1 ER: 1 SO: 8 BB: 3 IBB: 1 HBP: 0 BLK: 0 WP: 0 HR: 1 S: 50 P: 66 ERA: 1.00 WHIP: 1.222					


Batter	1	2	3	4	5	6	7	8	9	AB	R	H	RBI	BB	SO	LOB	BOTTOM			
Ted Uhlhaender, L (1, 8) OBP: 0.264, SLG: 0.274	0-0 1B 1B		0-0 6-3		0-0 4-3		4-0 1B BB	0-0 FC6-4		4	2	1	0	1	0	1	<p>Baltimore Orioles @ Minnesota Twins Metropolitan Stadium, Bloomington, MI</p> <p>Fri Sep 09 1966, 8:05 PM EDT Att: 26,531 - Unknown - 70 F</p> <p>livebaseballscores.com</p> <p>AB 33 R 6 H 9 RBI 6 BB 3 SO 5 LOB 18</p> 			
Jimmie Hall, L (1, 7) OBP: 0.305, SLG: 0.460	0-0 L8		0-0 4-3		0-0 BB 1B		0-3 K			4	1	1	0	0	1	2				
Tony Oliva, L (1, 9) OBP: 0.367, SLG: 0.520	0-0 1B 1-3 1B		0-3 K		0-0 BB 1B	0-0 BB 1B	0-0 S 1B			4	2	3	0	0	1	0				
Harmon Killebrew, R (1, 5) OBP: 0.396, SLG: 0.537	0-0 1B			0-0 5-3		0-0 SF BB 1B	0-0 F2			3	1	1	2	0	0	2				
Don Mincher, L (1, 3) OBP: 0.336, SLG: 0.409	0-0 F6			4-0 BB		0-0 4-3 BB 1B	0-0 1B			3	0	2	3	1	0	2				
Earl Battey, R (1, 2) OBP: 0.336, SLG: 0.331	0-3 K			0-0 F7		4-0 1B 4-3 BB	0-0 L1			2	0	0	0	0	1	3				
Sandy Valdespino, L (6, PH) OBP: 0.220, SLG: 0.267										0	0	0	0	1	0	0				
Jerry Zimmerman, R (7, 2) OBP: 0.319, SLG: 0.302										1	0	0	0	0	0	1				
Bernie Allen, L (1, 4) OBP: 0.301, SLG: 0.354		0-0 F8		0-0 F8		0-0 4-3		0-0 4-3		4	0	0	1	0	0	3				
Zoilo Versalles, R (1, 6) OBP: 0.301, SLG: 0.347		0-3 K			0-0 5-3		0-0 6-3		0-0 F6	4	0	0	0	0	1	2				
Jim Kaat, L (1, 1) OBP: 0.255, SLG: 0.317		0-0 4-3			0-0 3-1		0-3 K		0-0 FC6-4 1B	4	0	1	0	0	1	2				
<b>Inning Stats</b>	R: 1 E: 0 K: 1 S: 8	H: 3 LOB: 0 BB: 0 P: 8	R: 0 E: 0 K: 1 S: 5	H: 0 LOB: 0 BB: 0 P: 5	R: 0 E: 0 K: 0 S: 3	H: 0 LOB: 1 BB: 1 P: 7	R: 0 E: 0 K: 0 S: 3	H: 0 LOB: 0 BB: 0 P: 3	R: 3 E: 1 K: 1 S: 9	H: 3 LOB: 2 BB: 1 P: 13	R: 2 E: 0 K: 1 S: 7	H: 2 LOB: 1 BB: 1 P: 11	R: 0 E: 0 K: 0 S: 4	H: 1 LOB: 1 BB: 0 P: 4	R: 0 E: 0 K: 0 S: 4	H: 1 LOB: 1 BB: 0 P: 4	1B: 9 2B: 0 3B: 0 HR: 0	SF: 1 SAC: 0 DP: 0 HBP: 0	WP: 0 PB: 0 SB: 1 CS: 0	PA: 37
<b>PITCHER</b> Eddie Watt, R (1, 1) ERA: 3.98	IP: 5.0 WLS: L BF: 24 H: 6 R: 4 ER: 3 SO: 3 BB: 2 IBB: 0 HBP: 0 BLK: 0 WP: 0 HR: 0 S: 28 P: 36 ERA: 5.40 WHIP: 1.600															<b>PITCHER</b>	IP: 5.0 WLS: L BF: 24 H: 6 R: 4 ER: 3 SO: 3 BB: 2 IBB: 0 HBP: 0 BLK: 0 WP: 0 HR: 0 S: 28 P: 36 ERA: 5.40 WHIP: 1.600			
<b>PITCHER</b> Eddie Fisher, R (6, 1) ERA: 2.48	IP: 2.0 WLS: 9 BF: 2 H: 2 R: 2 ER: 2 SO: 2 BB: 1 IBB: 0 HBP: 0 BLK: 0 WP: 0 HR: 0 S: 12 P: 16 ERA: 9.00 WHIP: 1.500															<b>PITCHER</b>	IP: 2.0 WLS: 9 BF: 2 H: 2 R: 2 ER: 2 SO: 2 BB: 1 IBB: 0 HBP: 0 BLK: 0 WP: 0 HR: 0 S: 12 P: 16 ERA: 9.00 WHIP: 1.500			
<b>PITCHER</b> Gene Brabender, R (8, 1) ERA: 3.78	IP: 1.0 WLS: 4 BF: 1 H: 0 R: 0 ER: 0 SO: 0 BB: 0 IBB: 0 HBP: 0 BLK: 0 WP: 0 HR: 0 S: 4 P: 4 ERA: 0.00 WHIP: 1.000															<b>PITCHER</b>	IP: 1.0 WLS: 4 BF: 1 H: 0 R: 0 ER: 0 SO: 0 BB: 0 IBB: 0 HBP: 0 BLK: 0 WP: 0 HR: 0 S: 4 P: 4 ERA: 0.00 WHIP: 1.000			




Batter	1	2	3	4	5	6	7	8	9	AB	R	H	RBI	BB	SO	LOB	TOP		
Luis Aparicio, R (1, 6) OBP: 0.309, SLG: 0.374	0-0 6-3		0-0 F8		0-0 G5-2-3		0-0 1B		0-0 F4	5	0	1	0	0	0	5	<p><b>Baltimore Orioles @ Minnesota Twins</b> Metropolitan Stadium, Bloomington, MI</p> <p>Sat Sep 10 1966, 4:33 AM EDT Att: 21,259 - Unknown</p> <p>livebaseballscores.com</p> <p>AB 35 R 2 H 8 RBI 2 BB 3 SO 4 LOB 18</p> 		
Boog Powell, L (1, 3) OBP: 0.374, SLG: 0.551	0-3 K		0-3 K		0-0 3-1		0-0 F7		0-0 F6	5	0	0	0	0	2	5			
Frank Robinson, R (1, 7) OBP: 0.407, SLG: 0.619	4-0 2B BB		0-0 L5			4-0 WP E BB		0-0 F2		2	2	0	0	2	0	1			
Brooks Robinson, R (1, 5) OBP: 0.328, SLG: 0.445	0-0 1-H 2B			0-0 5-3		0-0 F7		0-0 F8		4	0	1	1	0	0	1			
Sam Bowers, R (1, 9) OBP: 0.286, SLG: 0.347	0-3 K			0-0 F3		0-0 F4		0-0 5-3		4	0	0	0	0	1	2			
Davey Johnson, R (1, 4) OBP: 0.296, SLG: 0.351		0-0 4-3		0-0 4-3		4-0 E BB		0-0 4-3		3	0	0	0	1	0	0			
Paul Blair, R (1, 8) OBP: 0.294, SLG: 0.406		0-0 6-3			0-0 1B G5-2-3 1B	0-0 E8		0-0 E6		4	0	2	1	0	0	0			
Andy Etchebarren, R (1, 2) OBP: 0.307, SLG: 0.396			0-0 1B		0-0 G5-2-3 1B 1-2 2-S	0-0 5-3		0-0 L8		4	0	2	0	0	0	3			
John Miller, R (1, 1) OBP: 0.094, SLG: 0.094			0-3 K				0-0 6-3		0-0 2B	1	0	0	0	0	1	1			
Moe Drabowsky, R (2, 1) OBP: 0.429, SLG: 0.474					0-0 G5-2-3 1B					1	0	1	0	0	0	0			
Bob Johnson, R (7, PH) OBP: 0.271, SLG: 0.258										1	0	0	0	0	0	0			
Gene Brabender, R (7, 1) OBP: 0.077, SLG: 0.077										0	0	0	0	0	0	0			
Woodie Held, R (9, PH) OBP: 0.333, SLG: 0.343					1-2 2-S 1B				1-3 2B	1	0	1	0	0	0	0			
<b>Inning Stats</b>	R: 1 E: 0 K: 2 S: 8	H: 1 LOB: 1 BB: 1 P: 12	R: 0 E: 0 K: 1 S: 6	H: 1 LOB: 1 BB: 0 P: 6	R: 0 E: 0 K: 1 S: 5	H: 0 LOB: 0 BB: 0 P: 5	R: 0 E: 0 K: 0 S: 3	H: 0 LOB: 0 BB: 0 P: 3	R: 0 E: 0 K: 0 S: 4	H: 1 LOB: 2 BB: 2 P: 12	R: 0 E: 0 K: 0 S: 4	H: 1 LOB: 0 BB: 0 P: 4	R: 0 E: 0 K: 0 S: 3	H: 0 LOB: 0 BB: 0 P: 3	R: 0 E: 1 K: 0 S: 5	H: 1 LOB: 2 BB: 0 P: 5	1B: 6 2B: 2 3B: 0 HR: 0	SF: 0 SAC: 0 DP: 1 HBP: 0	WP: 1 PA: 38 FB: 0 SB: 0 CS: 0
<b>PITCHER</b> Jim Merritt, L (1, 1) ERA: 3.43	IP: 9.0 WLS: W BF: 38 H: 8 R: 2 ER: 2 SO: 4 BB: 3 IBB: 0 HBP: 0 BLK: 0 WP: 1 HR: 0 S: 43 P: 55 ERA: 2.00 WHIP: 1.222															<b>PITCHER</b>			

Batter	1	2	3	4	5	6	7	8	9	AB	R	H	RBI	BB	SO	LOB	BOTTOM		
Ted Uhlhaender, L (1, 8) OBP: 0.260, SLG: 0.270	0-0 6-3	0-0 F8			0-0 F8	0-0 1-3				4	0	0	0	0	0	2	<p><b>Baltimore Orioles @ Minnesota Twins</b> Metropolitan Stadium, Bloomington, MI</p> <p>Sat Sep 10 1966, 4:33 AM EDT Att: 21,259 - Unknown</p> <p>livebaseballscores.com</p> <p>AB 31 R 7 H 8 RBI 7 BB 4 SO 7 LOB 7</p> 		
Jimmie Hall, L (1, 7) OBP: 0.314, SLG: 0.472	4-0 1B HR BB	0-0 1-2 2-H 1B			0-0 HR		0-3 K			3	2	2	2	1	1	0			
Tony Oliva, L (1, 9) OBP: 0.366, SLG: 0.518	0-0 1-3 HR 1B	0-0 F8			0-0 F5		0-0 4-3			4	1	1	0	0	0	2			
Harmon Killebrew, R (1, 5) OBP: 0.398, SLG: 0.546	0-0 1-H 3-H HR		0-0 F8		0-0 1B		0-0 WP 2B			4	1	3	3	0	0	0			
Don Mincher, L (1, 3) OBP: 0.335, SLG: 0.406	4-0 G3-6 BB		0-3 K		0-0 4-3		0-3 K			3	0	0	0	1	2	2			
Bernie Allen, L (1, 4) OBP: 0.298, SLG: 0.349	0-0 G3-6 1-2		0-3 K			0-0 F8		0-0 4-3		4	0	0	0	0	1	1			
Zolo Versalles, R (1, 6) OBP: 0.301, SLG: 0.346		0-0 B2		0-0 F3		0-0 HR 1B		0-3 K		4	1	1	0	0	1	0			
Jerry Zimmerman, R (1, 2) OBP: 0.325, SLG: 0.330		4-0 BB 1B BB		0-0 5-3		0-0 1-H HR		0-0 6-3		3	2	1	2	1	0	0			
Jim Merritt, L (1, 1) OBP: 0.216, SLG: 0.152		4-0 1-2 1B BB		0-3 K		0-3 K				2	0	0	0	1	2	0			
<b>Inning Stats</b>	R: 3 E: 0 K: 0 S: 4	H: 2 LOB: 0 BB: 2 P: 12	R: 1 E: 0 K: 0 S: 4	H: 1 LOB: 2 BB: 2 P: 12	R: 0 E: 0 K: 2 S: 7	H: 0 LOB: 0 BB: 0 P: 7	R: 0 E: 0 K: 1 S: 5	H: 0 LOB: 0 BB: 0 P: 5	R: 1 E: 0 K: 0 S: 5	H: 2 LOB: 1 BB: 0 P: 5	R: 2 E: 0 K: 1 S: 7	H: 2 LOB: 0 BB: 0 P: 7	R: 0 E: 0 K: 2 S: 8	H: 1 LOB: 1 BB: 0 P: 8	R: 0 E: 0 K: 1 S: 5	H: 0 LOB: 0 BB: 0 P: 5		1B: 4 2B: 1 3B: 0 HR: 3	SF: 0 SAC: 0 DP: 1 HBP: 0
<b>PITCHER</b> John Miller, R (1, 1) ERA: 4.56	IP: 1.1 WLS: L BF: 9 H: 2 R: 4 ER: 4 SO: 4 BB: 4 IBB: 0 HBP: 0 BLK: 0 WP: 0 HR: 1 S: 5 P: 21 ERA: 27.00 WHIP: 4.500															<b>PITCHER</b>			
Moe Drabowsky, R (2, 1) ERA: 2.97	4.2 BF: 19 H: 5 R: 3 ER: 3 SO: 4 BB: 0 IBB: 0 HBP: 0 BLK: 0 WP: 0 HR: 2 S: 27 P: 27 ERA: 5.79 WHIP: 1.071																		
Gene Brabender, R (7, 1) ERA: 3.67	2.0 BF: 7 H: 1 R: 0 ER: 0 SO: 3 BB: 0 IBB: 0 HBP: 0 BLK: 0 WP: 1 HR: 0 S: 13 P: 13 ERA: 0.00 WHIP: 0.500																		



Batter	1	2	3	4	5	6	7	8	9	AB	R	H	RBI	BB	SO	LOB	TOP																
Luis Aparicio, R (1, 6) OBP: 0.306, SLG: 0.371	F4		6-3		FC1-6 2B		1-3	4-3		5	1	0	0	0	0	2	<b>Baltimore Orioles @ Minnesota Twins</b> Metropolitan Stadium, Bloomington, MI Sun Sep 11 1966, 4:33 AM EDT Att: 25,618 - Unknown  <b>AB 37</b> <b>R 6</b> <b>H 10</b> <b>RBI 6</b> <b>BB 5</b> <b>SO 3</b> <b>LOB 23</b> 																
Russ Snyder, L (1, 8) OBP: 0.371, SLG: 0.410	E8 FC5-2 2B		E4 BB 2B		6-3		HBP 2B 1B	G3		5	2	2	0	0	0	2																	
Frank Robinson, R (1, 9) OBP: 0.410, SLG: 0.620 Charlie Lau, L (9, PH) OBP: 0.636, SLG: 0.833	FC5-2		2B 1-2 BB		2B		2B FC6-4 HBP	BB BB 1B BB		2	1	1	1	1	0	1																	
Brooks Robinson, R (1, 5) OBP: 0.329, SLG: 0.448	F3		2B 1-2 BB		F9		FC6-4 1-3 2-H 2B	F3		5	0	2	2	0	0	3																	
Boog Powell, L (1, 3) OBP: 0.374, SLG: 0.548	F8		4-3		F9		FC6-4 IBB	BB BB 1B BB		3	1	0	0	2	0	2																	
Curt Blefary, L (1, 7) OBP: 0.377, SLG: 0.460	1B		F2		F2		1B HBP FC6-4 FC6-4	1B BB		3	0	1	1	1	0	2																	
Davey Johnson, R (1, 4) OBP: 0.298, SLG: 0.352	L9		6-3		6-3		1B 1-3 FC6-4	1B BB		5	0	2	2	0	0	3																	
Andy Etchebarren, R (1, 2) OBP: 0.306, SLG: 0.393	F2		F8		F8		K 1-3 FC6-4	1B BB G6-4-3		5	0	1	0	0	1	5																	
Dave McNally, R (1, 1) OBP: 0.236, SLG: 0.286 Stu Miller, R (7, 1) OBP: 0.111, SLG: 0.111 Dick Hall, R (8, 1) OBP: 0.231, SLG: 0.167 Gene Brabender, R (8, 1) OBP: 0.077, SLG: 0.077			5-3		FC1-6 1B		K FC6-4	K 1B		3	0	1	0	0	1	2																	
<b>Inning Stats</b>	R: 0 E: 1 K: 0 S: 4	H: 1 LOB: 1 BB: 0 P: 4	R: 0 E: 0 K: 0 S: 4	H: 1 LOB: 1 BB: 0 P: 4	R: 1 E: 1 K: 0 S: 5	H: 1 LOB: 2 BB: 1 P: 9	R: 0 E: 0 K: 0 S: 3	H: 0 LOB: 0 BB: 0 P: 3	R: 1 E: 0 K: 0 S: 5	H: 2 LOB: 1 BB: 0 P: 5	R: 0 E: 0 K: 2 S: 8	H: 1 LOB: 2 BB: 0 P: 9	R: 2 E: 0 K: 0 S: 5	H: 2 LOB: 2 BB: 1 P: 10	R: 0 E: 0 K: 1 S: 6	H: 1 LOB: 1 BB: 0 P: 6		R: 2 E: 0 K: 0 S: 3	H: 1 LOB: 1 BB: 3 P: 15	1B: 6 2B: 4 3B: 0 HR: 0	SF: 0 SAC: 0 DP: 1 HBP: 2	WP: 0 PB: 0 SB: 0 CS: 0	PA: 44										
<b>PITCHER</b>	IP WLS BF H R ER SO BB IBB HBP BLK WP HR S P ERA WHIP																																
Mudcat Grant, R (1, 1) ERA: 3.0	7.0	34	8	4	3	2	1	1	2	0	0	0	34	44	3.86	1.286																	
Al Worthington, R (8, 1) ERA: 2.34	2.0	10	2	2	2	1	3	0	0	0	0	0	9	21	9.00	2.500																	

Batter	1	2	3	4	5	6	7	8	9	AB	R	H	RBI	BB	SO	LOB	BOTTOM																	
Cesar Tovar, R (1, 7) OBP: 0.339, SLG: 0.353 Al Worthington, R (8, 1) OBP: 0.273, SLG: 0.545	F9		E SF9 1B		E5		1-3	1B 1B 2B		4	1	1	0	0	0	1	<b>Baltimore Orioles @ Minnesota Twins</b> Metropolitan Stadium, Bloomington, MI Sun Sep 11 1966, 4:33 AM EDT Att: 25,618 - Unknown  <b>AB 38</b> <b>R 11</b> <b>H 17</b> <b>RBI 11</b> <b>BB 3</b> <b>SO 2</b> <b>LOB 14</b> 																	
Zoilo Versalles, R (1, 6) OBP: 0.302, SLG: 0.347	F7		E5 SF9 1B		F7		L5	1B 1B		5	1	2	0	0	1																			
Tony Oliva, L (1, 9) OBP: 0.369, SLG: 0.527	HR		SF9		1B		1B	1B 1B		4	3	4	3	0	0	0																		
Harmon Killebrew, R (1, 3) OBP: 0.400, SLG: 0.552 Ron Clark, R (8, PH) OBP: 0.329, SLG: 0.330 Russ Nixon, L (9, 2) OBP: 0.329, SLG: 0.286	FC5-4 BB		K		F4		HR	1B 1B		4	1	2	3	1	1	2																		
Rich Rollins, R (1, 5) OBP: 0.291, SLG: 0.375	FC5-4		K		L7		1B	1B BB		4	1	1	0	1	0	2																		
Ted Uhlhaender, L (1, 8) OBP: 0.286, SLG: 0.282	FC4-6 1B		G6-4-3 1B		F9		1B	1B 1B		5	1	4	1	0	0	1																		
Jerry Zimmerman, R (1, 2) OBP: 0.329, SLG: 0.330 Sandy Valdespino, L (8, PH) OBP: 0.217, SLG: 0.264 Don Mincher, L (9, 3) OBP: 0.335, SLG: 0.406	FC4-6 G4-6-3		G6-4-3		G6-4-3		1B	1B 1B		3	0	1	0	0	0	2																		
Bernie Allen, L (1, 4) OBP: 0.297, SLG: 0.351	G4-6-3		F4		F4		F9	2B 2B		4	1	1	2	0	0	2																		
Mudcat Grant, R (1, 1) OBP: 0.181, SLG: 0.203 Jimmie Hall, L (7, PH) OBP: 0.315, SLG: 0.470	K		K		6-3		F9	2B IBB		2	0	0	0	0	1	0																		
<b>Inning Stats</b>	R: 1 E: 0 K: 0 S: 4	H: 1 LOB: 1 BB: 1 P: 8	R: 0 E: 0 K: 0 S: 3	H: 1 LOB: 0 BB: 0 P: 3	R: 1 E: 1 K: 2 S: 9	H: 2 LOB: 1 BB: 0 P: 9	R: 0 E: 0 K: 0 S: 3	H: 1 LOB: 0 BB: 0 P: 3	R: 0 E: 0 K: 0 S: 4	H: 0 LOB: 1 BB: 0 P: 4	R: 0 E: 0 K: 0 S: 4	H: 1 LOB: 1 BB: 0 P: 4	R: 0 E: 0 K: 0 S: 4	H: 1 LOB: 1 BB: 0 P: 4	R: 9 E: 0 K: 0 S: 12	H: 10 LOB: 2 BB: 2 P: 20		1B: 12 2B: 3 3B: 0 HR: 2	SF: 1 SAC: 0 DP: 2 HBP: 0	WP: 0 PB: 0 SB: 0 CS: 0	PA: 42													
<b>PITCHER</b>	IP WLS BF H R ER SO BB IBB HBP BLK WP HR S P ERA WHIP																																	
Dave McNally, L (1, 1) ERA: 2.91	6.0	25	7	2	1	2	0	0	0	0	0	0	1	28	32	1.50		1.333																
Stu Miller, R (7, 1) ERA: 2.39	1.1	8	4	4	4	0	0	0	0	0	1	8	8	27.00	3.000																			
Dick Hall, R (8, 1) ERA: 3.96	0.1	7	5	4	4	0	0	1	0	0	0	6	10	108.00	15.000																			
Gene Brabender, R (8, 1) ERA: 3.85	0.1	2	1	1	1	0	1	0	0	0	0	1	5	27.00	6.000																			



Batter	1	2	3	4	5	6	7	8	9	AB	R	H	RBI	BB	SO	LOB	TOP																		
Paul Schaaf, R (1.5) X OBP: 0.376, SLG: 0.377	0-0 2B 3B		0-0 5-3		0-0 HR 2B		4-0 FC5-6 BB	0-0 5-3		4	2	2	0	1	0	1	California Angels @ Baltimore Orioles Memorial Stadium, Baltimore, MD Mon Sep 12 1966, 7:05 PM EDT Att: 5,122 - Unknown																		
Jay Johnstone, L (1.7) S OBP: 0.293, SLG: 0.381	0-3 K		0-0 F9		4-0 HR BB		0-0 FC5-6 FC1-4 1-2	0-0 SH1-4 1B		4	1	1	0	1	1	2																			
Jim Fregosi, R (1.6) X OBP: 0.310, SLG: 0.386	0-0 2B		0-3 K		0-0 HR		0-0 FC1-4 1-2	0-3 K		5	1	2	5	0	2	2																			
Norm Siebern, L (1.3) B Bob Lee, R (8.1) B	4-0 BB				0-0 K		4-0 FC6-4 BB	0-0 SH1-4		2	0	1	0	2	1	1																			
Jose Cardenal, R (1.8) X OBP: 0.318, SLG: 0.393	0-0 F3				0-0 6-3		0-0 FC6-4 1-2	0-0 F3		5	0	0	0	0	0	7																			
Buck Rodgers, S (1.2) X OBP: 0.279, SLG: 0.346	0-0 4-3				0-0 G3		0-0 1B	0-0 WP SH 1-4-3 1B		4	1	2	0	0	0	3																			
Bobby Knoop, R (1.4) X OBP: 0.274, SLG: 0.385			0-0 F9		0-0 5-3		0-0 G6-4-3 1B	0-0 SH WP		3	0	1	0	0	0	1																			
Willie Smith, L (1.9) X OBP: 0.240, SLG: 0.237			0-0 B1-6-4 1B		0-0 G3		0-3 K	0-0 1-4-3 1-2 2H		4	0	1	1	0	1	3																			
George Brunet, R Lew Burdette, R Frank Bertaina, L Minnie Rojas, R Jack Sanford, R Minnie Rojas, R Minnie Rojas, R Tom Satriano, L			0-0 B1-6-4 1-2		0-0 2B HR 1B		0-0 G6-4-3 1-2	0-3 K		1	0	0	0	0	0	1																			
<b>Inning Stats</b>	R: 1 E: 0 K: 1 S: 7	H: 2 LOB: 2 BB: 1 P: 11	R: 0 E: 0 K: 0 S: 3	H: 1 LOB: 0 BB: 0 P: 3	R: 0 E: 0 K: 1 S: 5	H: 0 LOB: 0 BB: 0 P: 5	R: 0 E: 0 K: 0 S: 4	H: 1 LOB: 1 BB: 0 P: 4	R: 4 E: 0 K: 1 S: 8	H: 3 LOB: 1 BB: 1 P: 12	R: 0 E: 0 K: 1 S: 6	H: 2 LOB: 1 BB: 0 P: 6	R: 0 E: 0 K: 0 S: 3	H: 0 LOB: 2 BB: 2 P: 11	R: 1 E: 0 K: 1 S: 7	H: 1 LOB: 1 BB: 0 P: 7	R: 0 E: 0 K: 1 S: 6	H: 1 LOB: 1 BB: 0 P: 6	1B: 7 2B: 2 3B: 1 HR: 1	SF: 0 SAC: 2 DP: 2 HBP: 0	WP: 1 PB: 0 SB: 1 CS: 0	PA: 41													
<b>PITCHER</b>	IP WLS BF H R ER SO BB IBB HBP BLK WP HR S P ERA WHIP	IP WLS BF H R ER SO BB IBB HBP BLK WP HR S P ERA WHIP																	IP WLS BF H R ER SO BB IBB HBP BLK WP HR S P ERA WHIP																
Wally Bunker, R (1.1) ERA: 4.42	5.0	25	9	5	5	3	2	0	0	0	0	0	0	0	1	29	37	9.00	2.200																
Frank Bertaina, L (6.1) ERA: 3.17	1.2	6	0	0	0	1	2	0	0	0	0	0	0	0	0	6	14	0.00	1.200																
Eddie Fisher, R (7.1) ERA: 2.54	1.1	L	6	1	1	1	0	0	0	0	0	1	0	0	8	8	6.75	0.750																	
Ed Barnowski, R (9.1) ERA:	1.0	4	1	0	0	1	0	0	0	0	0	0	0	0	6	6	0.00	1.000																	

Batter	1	2	3	4	5	6	7	8	9	AB	R	H	RBI	BB	SO	LOB	BOTTOM																	
Luis Aparicio, R (1.6) X OBP: 0.307, SLG: 0.371	0-0 L8							0-0 F7		5	1	2	0	0	0	0	California Angels @ Baltimore Orioles Memorial Stadium, Baltimore, MD Mon Sep 12 1966, 7:05 PM EDT Att: 5,122 - Unknown																	
Curt Blefary, L (1.7) X OBP: 0.376, SLG: 0.463	0-0 F2							0-0 G4-6-3 1B		4	0	2	2	1	0	1																		
Frank Robinson, R (1.9) B OBP: 0.411, SLG: 0.624	4-0 BB 1B BB							0-0 F9		3	2	1	1	2	0	2																		
Brooks Robinson, R (1.5) B OBP: 0.329, SLG: 0.446	4-0 1B BB							0-0 G4-6-3 1-2		3	0	0	0	2	0	3																		
Boog Powell, L (1.3) X OBP: 0.377, SLG: 0.548	0-0 FC4-6 1-3 2H 1B							0-0 F8		3	1	2	1	1	0	1																		
Davey Johnson, R (1.4) X OBP: 0.297, SLG: 0.351	0-0 FC4-6 1-2							0-0 F3		4	0	1	0	0	0	4																		
Paul Blair, R (1.8) X OBP: 0.290, SLG: 0.401								0-0 G5-4-3 1-2		3	0	0	1	0	1	2																		
Andy Etchebarren, R (1.2) OBP: 0.304, SLG: 0.390 Charlie Lau, L (8. PH) Ed Barnowski, R (9.1)								0-0 L8		3	0	0	0	0	1	1																		
Wally Bunker, R (1.1) OBP: 0.170, SLG: 0.182 Frank Bertaina, L (6.1) OBP: 0.176, SLG: 0.125 Eddie Fisher, R (7.1) OBP: 0.077, SLG: 0.077 Russ Snyder, L (8. PH) OBP: 0.370, SLG: 0.409 Lary Haney, R (9.2) OBP: 0.220, SLG: 0.271								0-3 K		1	0	0	0	0	0	0																		
<b>Inning Stats</b>	R: 1 E: 0 K: 0 S: 4	H: 1 LOB: 2 BB: 2 P: 12	R: 2 E: 0 K: 2 S: 10	H: 3 LOB: 1 BB: 0 P: 10	R: 0 E: 0 K: 0 S: 3	H: 0 LOB: 1 BB: 1 P: 7	R: 0 E: 0 K: 0 S: 4	H: 1 LOB: 1 BB: 0 P: 4	R: 2 E: 0 K: 0 S: 6	H: 3 LOB: 2 BB: 0 P: 6	R: 0 E: 0 K: 0 S: 3	H: 0 LOB: 0 BB: 1 P: 11	R: 0 E: 0 K: 1 S: 5	H: 0 LOB: 0 BB: 0 P: 5	R: 0 E: 0 K: 0 S: 3	H: 1 LOB: 0 BB: 0 P: 3	1B: 6 2B: 2 3B: 0 HR: 1	SF: 1 SAC: 0 DP: 2 HBP: 0	WP: 0 PB: 0 SB: 1 CS: 0	PA: 40														
<b>PITCHER</b>	IP WLS BF H R ER SO BB IBB HBP BLK WP HR S P ERA WHIP	IP WLS BF H R ER SO BB IBB HBP BLK WP HR S P ERA WHIP																	IP WLS BF H R ER SO BB IBB HBP BLK WP HR S P ERA WHIP															
George Brunet, L (1.1) ERA: 3.31	2.0	13	4	3	3	2	3	0	0	0	0	0	0	0	7	7	0.00	0.500																
Lew Burdette, R (3.1) ERA: 3.13	2.0	7	1	0	0	0	0	0	0	0	0	0	0	0	7	7	0.00	0.500																
Jack Sanford, R (5.1) ERA: 3.84	1.0	6	3	2	2	0	0	0	0	0	0	0	0	1	6	6	18.00	3.000																
Minnie Rojas, R (6.1) ERA: 2.87	2.0	W	8	0	0	0	3	0	0	0	0	0	0	5	17	0.00	1.500																	
Bob Lee, R (8.1) ERA: 2.46	2.0	S	6	1	0	0	0	0	0	0	0	0	0	8	8	0.00	0.500																	





Batter	1	2	3	4	5	6	7	8	9	AB	R	H	RBI	BB	SO	LOB	TOP	
Paul Schaaf, R OBP: 0.372, SLG: 0.372 (1, 5)										4	0	0	0	0	1	2	<b>California Angels @ Baltimore Orioles</b> Memorial Stadium, Baltimore, MD Thu Sep 15 1966, 3:33 AM EDT Unknown	
Jay Johnstone, L OBP: 0.292, SLG: 0.384 (1, 7)										4	0	1	0	0	0	1		
Jim Fregosi, R OBP: 0.312, SLG: 0.386 (1, 6)										3	0	1	0	1	0	0		
Norm Siebern, L OBP: 0.373, SLG: 0.357 (1, 3)										3	0	0	0	1	2	1		
Jose Cardenal, R OBP: 0.316, SLG: 0.391 (1, 8)										3	0	0	0	0	1	2		
Buck Rodgers, S OBP: 0.277, SLG: 0.343 (1, 2)										3	0	0	0	0	0	2		
Bobby Knoop, R OBP: 0.273, SLG: 0.383 (1, 4)										3	0	0	0	0	3	1		
Bubba Morton, R OBP: 0.667, SLG: 0.667 (1, 9)										3	0	2	0	0	0	0		
Dean Chance, R OBP: 0.070, SLG: 0.029 (1, 1)										1	0	0	0	0	0	0		
Tom Satriano, L OBP: 0.325, SLG: 0.295 (8, PH)										1	0	0	0	0	1	1		
Bob Lee, R (8, 1)										0	0	0	0	0	0	0		
<b>Inning Stats</b>	R: 0 E: 0 K: 1 S: 5	H: 1 LOB: 0 BB: 0 P: 5	R: 0 E: 0 K: 2 S: 7	H: 0 LOB: 1 BB: 1 P: 11	R: 0 E: 0 K: 0 S: 3	H: 0 LOB: 0 BB: 0 P: 3	R: 0 E: 0 K: 0 S: 3	H: 1 LOB: 0 BB: 0 P: 3	R: 0 E: 0 K: 1 S: 5	H: 0 LOB: 1 BB: 1 P: 9	R: 0 E: 0 K: 2 S: 8	H: 1 LOB: 1 BB: 0 P: 8	R: 0 E: 0 K: 1 S: 5	H: 0 LOB: 0 BB: 0 P: 5	1B: 3 2B: 1 3B: 0 HR: 0	SF: 0 SAC: 1 DP: 0 HBP: 0	WP: 1 PB: 0 SB: 0 CS: 1	PA: 32
<b>PITCHER</b> Tom Phoebus, R ERA:	IP: 9.0 WLS: W BF: 31 H: 4 R: 0 ER: 0 SO: 8 BB: 2 IBB: 0 HBP: 0 BLK: 0 WP: 1 HR: 0 S: 45 P: 53 ERA: 0.00 WHIP: 0.667																	

Batter	1	2	3	4	5	6	7	8	9	AB	R	H	RBI	BB	SO	LOB	BOTTOM			
Luis Aparicio, R OBP: 0.305, SLG: 0.369 (1, 6)										4	0	0	0	0	0	0	<b>California Angels @ Baltimore Orioles</b> Memorial Stadium, Baltimore, MD Thu Sep 15 1966, 3:33 AM EDT Unknown			
Russ Snyder, L OBP: 0.371, SLG: 0.408 (1, 8) (9, 7)										3	0	1	0	1	0	0				
Frank Robinson, R OBP: 0.412, SLG: 0.623 (1, 9)										3	0	1	0	1	1	0				
Boog Powell, L OBP: 0.378, SLG: 0.550 (1, 3)										4	0	2	0	0	1	3				
Brooks Robinson, R OBP: 0.330, SLG: 0.452 (1, 5)										4	1	2	1	0	0	3				
Curt Blefary, L OBP: 0.385, SLG: 0.471 Paul Blair, R OBP: 0.290, SLG: 0.401 (1, 7) (9, 8)										2	1	1	1	2	0	0				
Davey Johnson, R OBP: 0.295, SLG: 0.348 (1, 4)										4	0	0	0	0	3	5				
Andy Etchebarren, R OBP: 0.301, SLG: 0.386 (1, 2)										4	0	0	0	0	2	5				
Tom Phoebus, R (1, 1)										3	0	0	0	0	2	3				
<b>Inning Stats</b>	R: 0 E: 0 K: 0 S: 3	H: 0 LOB: 0 BB: 0 P: 3	R: 0 E: 0 K: 3 S: 11	H: 2 LOB: 3 BB: 1 P: 15	R: 0 E: 1 K: 0 S: 4	H: 1 LOB: 2 BB: 1 P: 8	R: 0 E: 0 K: 1 S: 5	H: 0 LOB: 0 BB: 0 P: 5	R: 0 E: 0 K: 2 S: 8	H: 1 LOB: 2 BB: 1 P: 12	R: 2 E: 0 K: 1 S: 7	H: 2 LOB: 0 BB: 0 P: 7	R: 0 E: 0 K: 1 S: 5	H: 0 LOB: 0 BB: 0 P: 5	R: 0 E: 0 K: 1 S: 6	H: 1 LOB: 2 BB: 1 P: 10		1B: 4 2B: 1 3B: 0 HR: 2	SF: 0 SAC: 0 DP: 0 HBP: 0	WP: 0 PB: 0 SB: 0 CS: 0
<b>PITCHER</b> Dean Chance, R ERA: 3.36 Bob Lee, R ERA: 2.44	IP: 7.0 WLS: L BF: 30 H: 6 R: 2 ER: 2 SO: 8 BB: 3 IBB: 0 HBP: 0 BLK: 0 WP: 0 HR: 2 S: 43 P: 55 ERA: 2.57 WHIP: 1.286																			



Batter	1	2	3	4	5	6	7	8	9	AB	R	H	RBI	BB	SO	LOB	TOP								
Paul Schaal, R (1.5) OBP: 0.371, SLG: 0.371										4	0	1	0	0	1	2									
Jay Johnstone, L (1.8) OBP: 0.286, SLG: 0.376										4	0	0	0	0	2	2									
Jim Fregosi, R (1.6) OBP: 0.311, SLG: 0.384										3	1	0	0	1	0	1									
Norm Siebern, L (1.3) OBP: 0.372, SLG: 0.354										3	0	0	0	1	0	1									
Jackie Hernandez, R (9. PR) OBP: 0.115, SLG: 0.043										0	1	0	0	0	0	0									
Buck Rodgers, S (1.2) OBP: 0.277, SLG: 0.341										3	1	0	0	1	1	0									
Bubba Morton, R (1.9) OBP: 0.571, SLG: 0.714										4	0	2	2	0	1	0									
Willie Smith, L (1.7) OBP: 0.241, SLG: 0.237										4	0	1	0	0	1	2									
Bobby Knoop, R (1.4) OBP: 0.272, SLG: 0.381										2	0	0	0	0	0	1									
Frank Matzone, R (8. PH) OBP: 0.252, SLG: 0.281										1	0	0	0	0	0	1									
Bob Lee, R (8. PH)										0	0	0	0	0	0	0									
Jose Cardenal, R (9. PH)										1	0	0	0	0	0	3									
Bill Kelso, R (9.1)										0	0	0	0	0	0	0									
Marcelino Lopez, R (1.1) OBP: 0.250, SLG: 0.245										2	0	1	0	0	1	1									
Tom Satriano, L (8. PH) OBP: 0.324, SLG: 0.294										1	0	0	0	0	0	1									
<b>Inning Stats</b>	R: 0 E: 0 K: 2 S: 7	H: 0 LOB: 0 BB: 0 P: 7	R: 0 E: 0 K: 1 S: 5	H: 0 LOB: 0 BB: 0 P: 5	R: 0 E: 0 K: 1 S: 6	H: 1 LOB: 1 BB: 0 P: 6	R: 0 E: 0 K: 1 S: 5	H: 0 LOB: 0 BB: 0 P: 5	R: 0 E: 0 K: 1 S: 5	H: 0 LOB: 0 BB: 0 P: 5	R: 0 E: 0 K: 1 S: 4	H: 1 LOB: 1 BB: 0 P: 4	R: 0 E: 0 K: 1 S: 4	H: 0 LOB: 0 BB: 1 P: 8	R: 0 E: 0 K: 0 S: 4	H: 1 LOB: 1 BB: 0 P: 4	R: 3 E: 1 K: 0 S: 6	H: 2 LOB: 3 BB: 2 P: 14	1B: 4 2B: 1 3B: 0 HR: 0	SF: 0 SAC: 0 DP: 1 HBP: 0	WP: 0 PB: 0 SB: 0 CS: 0	PA: 35			
<b>PITCHER</b>	IP	WLS	BF	H	R	ER	SO	BB	IBB	HBP	BLK	WP	HR	S	P	ERA	WHIP								
Eddie Watt, R (1.1) ERA: 3.87	8.2		31	4	2	2	7	2	0	0	0	0	0	43	51	2.08	0.692								
Moe Drabowsky, R (9.1) ERA: 2.97	0.0		2	1	0	0	0	1	0	0	0	0	0	1	5	∞	∞								
Eddie Fisher, R (9.1) ERA: 2.53	0.1	W	2	0	1	0	0	0	0	0	0	0	0	2	2	0.00	0.000								

California Angels @ Baltimore Orioles  
Memorial Stadium, Baltimore, MD  
Thu Sep 15 1966, 7:05 PM EDT  
Att: 7,617 - Unknown

AB 32  
R 3  
H 5  
RBI 2  
BB 3  
SO 7  
LOB 15



Batter	1	2	3	4	5	6	7	8	9	AB	R	H	RBI	BB	SO	LOB	BOTTOM								
Luis Aparicio, R (1.6) OBP: 0.306, SLG: 0.369										3	2	1	0	1	0	3									
Curt Blefary, L (1.7) OBP: 0.381, SLG: 0.477										4	1	1	2	0	0	1									
Frank Robinson, R (1.9) OBP: 0.411, SLG: 0.622										4	0	1	1	0	2	0									
Brooks Robinson, R (1.5) OBP: 0.330, SLG: 0.450										4	0	1	0	0	0	1									
Boog Powell, L (1.3) OBP: 0.376, SLG: 0.548										2	0	0	0	0	2	1									
Sam Bowers, R (6.7) OBP: 0.283, SLG: 0.344										2	1	0	0	0	0	1									
Davey Johnson, R (1.4) OBP: 0.294, SLG: 0.347										4	0	1	0	0	0	1									
Paul Blair, R (1.8) OBP: 0.290, SLG: 0.401										3	0	1	0	0	1	1									
Russ Snyder, L (9. PH) OBP: 0.373, SLG: 0.408										0	0	0	0	1	0	0									
Andy Etchebarren, R (1.2) OBP: 0.299, SLG: 0.383										3	0	0	0	0	1	2									
Charlie Lau, L (9. PH) OBP: 0.615, SLG: 0.750										1	0	1	1	0	0	0									
Eddie Watt, R (1.1) OBP: 0.304, SLG: 0.444										3	0	2	0	0	1	0									
Moe Drabowsky, R (9.1) OBP: 0.429, SLG: 0.474										0	0	0	0	0	0	0									
Eddie Fisher, R (9.1) OBP: 0.077, SLG: 0.077										0	0	0	0	0	0	0									
<b>Inning Stats</b>	R: 1 E: 0 K: 1 S: 7	H: 2 LOB: 1 BB: 0 P: 7	R: 0 E: 0 K: 1 S: 5	H: 1 LOB: 0 BB: 0 P: 5	R: 0 E: 0 K: 0 S: 3	H: 1 LOB: 0 BB: 0 P: 3	R: 0 E: 0 K: 1 S: 5	H: 0 LOB: 0 BB: 0 P: 5	R: 0 E: 0 K: 1 S: 5	H: 0 LOB: 0 BB: 0 P: 5	R: 0 E: 0 K: 0 S: 3	H: 0 LOB: 0 BB: 0 P: 3	R: 2 E: 0 K: 2 S: 8	H: 1 LOB: 1 BB: 1 P: 12	R: 1 E: 0 K: 0 S: 4	H: 2 LOB: 2 BB: 1 P: 8	1B: 7 2B: 1 3B: 0 HR: 1	SF: 0 SAC: 0 DP: 1 HBP: 0	WP: 0 PB: 0 SB: 1 CS: 1	PA: 35					
<b>PITCHER</b>	IP	WLS	BF	H	R	ER	SO	BB	IBB	HBP	BLK	WP	HR	S	P	ERA	WHIP								
Marcelino Lopez, L (1.1) ERA: 3.99	7.0		25	6	1	1	5	0	0	0	0	0	0	35	35	1.29	0.857								
Bob Lee, R (8.1) ERA: 2.5	1.0		5	1	2	2	2	1	0	0	0	0	1	8	12	18.00	2.000								
Bill Kelso, R (9.1) ERA: 13.5	0.2	L	5	2	1	1	0	0	1	0	0	0	0	4	8	13.50	3.000								

California Angels @ Baltimore Orioles  
Memorial Stadium, Baltimore, MD  
Thu Sep 15 1966, 7:05 PM EDT  
Att: 7,617 - Unknown

AB 33  
R 4  
H 9  
RBI 4  
BB 2  
SO 7  
LOB 11





Batter	1	2	3	4	5	6	7	8	9	AB	R	H	RBI	BB	SO	LOB	TOP			
<b>Don Buford, S</b> (1, 5) <small>OBP: 0.331, SLG: 0.357</small>										5	1	1	0	0	1	1	<b>Chicago White Sox @ Baltimore Orioles</b> Memorial Stadium, Baltimore, MD Fri Sep 16 1966, 7:05 PM EDT Att: 14,326 - Unknown			
<b>Wayne Causey, L</b> (1, 4) <small>OBP: 0.320, SLG: 0.288</small> <b>Al Weis, S</b> (5, FR) <small>OBP: 0.227, SLG: 0.176</small> (5, 4)										3	0	1	0	0	0	1				
<b>Ken Berry, R</b> (1, 9) <small>OBP: 0.310, SLG: 0.382</small>										5	0	3	1	0	0	1				
<b>Bill Skowron, R</b> (1, 3) <small>OBP: 0.315, SLG: 0.368</small> <b>Tom McCraw, L</b> (7, FR) <small>OBP: 0.293, SLG: 0.327</small> (7, 3)										4	0	2	1	0	1	3				
<b>Tommie Agee, R</b> (1, 8) <small>OBP: 0.323, SLG: 0.439</small>										4	2	2	0	0	1	4				
<b>John Romano, R</b> (1, 2) <small>OBP: 0.290, SLG: 0.413</small>										2	0	0	0	1	2	3				
<b>Pete Ward, L</b> (1, 7) <small>OBP: 0.286, SLG: 0.295</small> <b>Buddy Bradford, R</b> (6, 7) <small>OBP: 0.333, SLG: 0.200</small>										3	0	0	1	0	1	1				
<b>Jerry Adair, R</b> (1, 6) <small>OBP: 0.294, SLG: 0.337</small>										3	0	2	1	1	0	1				
<b>Joe Horlen, R</b> (1, 1) <small>OBP: 0.109, SLG: 0.077</small>										4	0	0	0	0	0	4				
<b>Inning Stats</b>	R: 1 E: 0 K: 2 S: 10	H: 3 LOB: 2 BB: 0 P: 10	R: 0 E: 0 K: 1 S: 6	H: 1 LOB: 1 BB: 0 P: 6	R: 0 E: 0 K: 1 S: 5	H: 0 LOB: 0 BB: 0 P: 5	R: 1 E: 0 K: 2 S: 9	H: 2 LOB: 1 BB: 0 P: 9	R: 0 E: 0 K: 0 S: 4	H: 2 LOB: 2 BB: 0 P: 4	R: 1 E: 0 K: 0 S: 5	H: 3 LOB: 2 BB: 0 P: 5	R: 0 E: 0 K: 1 S: 5	H: 0 LOB: 1 BB: 1 P: 9	R: 0 E: 0 K: 0 S: 3	H: 1 LOB: 0 BB: 0 P: 3		1B: 10 2B: 3 3B: 0 HR: 0	SF: 0 SAC: 1 DP: 2 HBP: 0	WP: 0 PB: 0 SB: 1 CS: 1
<b>PITCHER</b>	IP WLS BF H R ER SO BB IBB HBP BLK WP HR S P ERA WHIP	IP WLS BF H R ER SO BB IBB HBP BLK WP HR S P ERA WHIP																		
<b>Dave McNally, L</b> (1, 1) <small>ERA: 2.96</small>	6.0 L 27 9 3 3 6 1 0 0 0 0 0 0 38 42 4.50 1.667																			
<b>Ed Barnowski, R</b> (7, 1) <small>ERA: 3.0</small>	2.0 9 3 1 1 1 1 0 0 0 0 0 0 10 14 4.50 2.000																			
<b>Steve Barber, L</b> (9, 1) <small>ERA: 2.3</small>	1.0 3 1 0 0 0 0 0 0 0 0 0 0 3 3 0.00 1.000																			

Batter	1	2	3	4	5	6	7	8	9	AB	R	H	RBI	BB	SO	LOB	BOTTOM			
<b>Luis Aparicio, R</b> (1, 6) <small>OBP: 0.306, SLG: 0.368</small>										4	0	1	0	0	0	0	<b>Chicago White Sox @ Baltimore Orioles</b> Memorial Stadium, Baltimore, MD Fri Sep 16 1966, 7:05 PM EDT Att: 14,326 - Unknown			
<b>Russ Snyder, L</b> (1, 8) <small>OBP: 0.369, SLG: 0.403</small>										4	0	0	0	0	2	1				
<b>Frank Robinson, R</b> (1, 9) <small>OBP: 0.408, SLG: 0.617</small>										4	0	0	0	0	1	0				
<b>Brooks Robinson, R</b> (1, 5) <small>OBP: 0.330, SLG: 0.450</small>										3	0	1	0	0	0	0				
<b>Boog Powell, L</b> (1, 3) <small>OBP: 0.375, SLG: 0.545</small> <b>Mike Epstein, L</b> (6, 3)										2	0	0	0	0	2	1				
<b>Curt Blefary, L</b> (1, 7) <small>OBP: 0.376, SLG: 0.473</small>										3	0	0	0	0	0	0				
<b>Davey Johnson, R</b> (1, 4) <small>OBP: 0.295, SLG: 0.349</small>										3	0	1	0	0	2	1				
<b>Andy Etchebarran, R</b> (1, 2) <small>OBP: 0.297, SLG: 0.380</small>										3	0	0	0	0	0	1				
<b>Dave McNally, R</b> (1, 1) <small>OBP: 0.230, SLG: 0.278</small> <b>Ed Barnowski, R</b> (7, 1) <small>OBP: 0.571, SLG: 0.667</small> <b>Charlie Lau, L</b> (6, PH) <small>OBP: 0.071, SLG: 0.071</small> <b>Steve Barber, L</b> (9, 1)										2	0	0	0	0	2	1				
<b>Inning Stats</b>	R: 0 E: 0 K: 0 S: 3	H: 0 LOB: 0 BB: 0 P: 3	R: 0 E: 1 K: 2 S: 8	H: 0 LOB: 0 BB: 0 P: 8	R: 0 E: 0 K: 1 S: 5	H: 0 LOB: 0 BB: 0 P: 5	R: 0 E: 0 K: 2 S: 8	H: 1 LOB: 1 BB: 0 P: 8	R: 0 E: 0 K: 1 S: 6	H: 1 LOB: 1 BB: 0 P: 6	R: 0 E: 0 K: 1 S: 5	H: 1 LOB: 0 BB: 0 P: 5	R: 0 E: 0 K: 0 S: 3	H: 0 LOB: 0 BB: 0 P: 3	R: 0 E: 0 K: 1 S: 5	H: 0 LOB: 0 BB: 0 P: 5		1B: 2 2B: 1 3B: 0 HR: 0	SF: 0 SAC: 0 DP: 1 HBP: 0	WP: 0 PB: 0 SB: 0 CS: 0
<b>PITCHER</b>	IP WLS BF H R ER SO BB IBB HBP BLK WP HR S P ERA WHIP	IP WLS BF H R ER SO BB IBB HBP BLK WP HR S P ERA WHIP																		
<b>Joe Horlen, R</b> (1, 1) <small>ERA: 2.54</small>	9.0 W 30 3 0 0 9 0 0 0 0 0 0 0 48 48 0.00 0.333																			



Batter	1	2	3	4	5	6	7	8	9	AB	R	H	RBI	BB	SO	LOB	TOP				
Ken Berry, R OBP: 0.307, SLG: 0.378 (1, 7)	F3		4-3		F5			K		4	0	0	0	0	1	1	Chicago White Sox @ Baltimore Orioles Memorial Stadium, Baltimore, MD Sat Sep 17 1966, 3:33 AM EDT Att: 11,007 - Unknown				
Don Buford, S OBP: 0.329, SLG: 0.355 (1, 5)	F9				6-3		F8	3-1		4	0	0	0	0	0	0					
Tommie Agee, R OBP: 0.324, SLG: 0.440 (1, 8)	K				6-3 HR		CS 1B		K	4	1	2	0	0	2	0					
Bill Skowron, R OBP: 0.312, SLG: 0.365 Tom McCraw, L OBP: 0.292, SLG: 0.326 (6, PR) (6, 3)		1-4-3		6-3		E4		F6		3	0	0	0	0	2	2					
Pete Ward, L OBP: 0.289, SLG: 0.293 Ed Stroud, L OBP: 0.294, SLG: 0.375 (1, 9) (6, 9)	F6			HR BB		F7		4-3		2	1	0	0	1	0	1					
Jerry Adair, R OBP: 0.294, SLG: 0.344 (1, 6)	6-3			HR						3	1	1	3	0	1	0					
John Romano, R OBP: 0.347, SLG: 0.409 (1, 2)			F5		K		F8			3	0	0	0	0	1	0					
Al Weis, S OBP: 0.223, SLG: 0.173 (1, 4)			E6 1-3 PB		1-3		6-3			3	0	0	0	0	0	0					
Tommy John, R OBP: 0.174, SLG: 0.242 (1, 1)			1-3		5-3			5-3		3	0	0	0	0	0	1					
<b>Inning Stats</b>	R: 0 E: 0 K: 1 S: 5	H: 0 LOB: 0 BB: 0 P: 5	R: 0 E: 0 K: 0 S: 3	H: 0 LOB: 0 BB: 0 P: 3	R: 0 E: 1 K: 0 S: 4	H: 0 LOB: 1 BB: 0 P: 4	R: 3 E: 0 K: 1 S: 7	H: 2 LOB: 0 BB: 1 P: 11	R: 0 E: 0 K: 0 S: 3	H: 1 LOB: 2 BB: 0 P: 4	R: 0 E: 0 K: 1 S: 5	H: 0 LOB: 0 BB: 0 P: 5	R: 0 E: 0 K: 1 S: 5	H: 0 LOB: 0 BB: 0 P: 5	R: 0 E: 0 K: 1 S: 5	H: 0 LOB: 0 BB: 0 P: 5	1B: 2 2B: 0 3B: 0 HR: 1	SF: 0 SAC: 0 DP: 0 HBP: 0	WP: 0 PB: 1 CS: 2	PA: 32	
<b>PITCHER</b>	IP	WLS	BF	H	R	ER	SO	BB	IBB	HBP	BLK	WP	HR	S	P	ERA	WHIP				
Jim Palmer, R ERA: 3.44 (1, 1)	7.0	L	26	3	3	3	3	1	0	0	0	0	1	31	35	3.86	0.571				
Eddie Fisher, R ERA: 2.45 (8, 1)	2.0		6	0	0	0	2	0	0	0	0	0	0	10	10	0.00	0.000				

Batter	1	2	3	4	5	6	7	8	9	AB	R	H	RBI	BB	SO	LOB	BOTTOM				
Luis Aparicio, R OBP: 0.307, SLG: 0.368 Mark Belanger, R OBP: 0.500, SLG: 0.500 (3, PR) (4, 6)	5-3		F9 1B		FC6-4 1-2		1-2 1B			2	0	1	0	0	0	0	Chicago White Sox @ Baltimore Orioles Memorial Stadium, Baltimore, MD Sat Sep 17 1966, 3:33 AM EDT Att: 11,007 - Unknown				
Curt Blefary, L OBP: 0.376, SLG: 0.468 (1, 3)	F8		F9 1-2 2-3		F9		F9			4	0	0	0	0	3	3					
Frank Robinson, R OBP: 0.407, SLG: 0.620 (1, 9)	HR		K					4-3		4	1	1	1	0	2	2					
Brooks Robinson, R OBP: 0.329, SLG: 0.448 (1, 5)	1B				6-3		E5	6-3		4	0	1	0	0	0	0					
Sam Bowens, R OBP: 0.283, SLG: 0.339 (1, 7)	F9				K		FC6-4 BB	5-3		3	0	0	0	1	1	1					
Davey Johnson, R OBP: 0.294, SLG: 0.350 (1, 4)			K		1-3		FC6-4 1-2		2B 2B	4	0	1	0	0	1	2					
Paul Blair, R OBP: 0.290, SLG: 0.402 (1, 8)	5-3				F9		F6		2B 2-3 2B	4	0	1	0	0	0	0					
Andy Etchebarran, R OBP: 0.296, SLG: 0.379 (1, 2)	1-3				FC6-4 1B		5-3		G3-6-2-1 2-3 3-H	4	0	1	0	0	0	2					
Jim Palmer, R OBP: 0.143, SLG: 0.164 Bob Johnson, R OBP: 0.276, SLG: 0.263 Eddie Fisher, R OBP: 0.077, SLG: 0.077 (1, 1) (7, PH) (8, 1)	F8				K		1B		1B	2	0	0	0	0	1	1					
<b>Inning Stats</b>	R: 1 E: 0 K: 0 S: 5	H: 2 LOB: 1 BB: 0 P: 5	R: 0 E: 0 K: 1 S: 5	H: 0 LOB: 0 BB: 0 P: 5	R: 0 E: 0 K: 1 S: 6	H: 1 LOB: 2 BB: 0 P: 6	R: 0 E: 0 K: 1 S: 5	H: 0 LOB: 0 BB: 0 P: 5	R: 0 E: 1 K: 1 S: 6	H: 0 LOB: 2 BB: 1 P: 10	R: 0 E: 0 K: 0 S: 5	H: 2 LOB: 2 BB: 0 P: 5	R: 0 E: 0 K: 0 S: 3	H: 0 LOB: 0 BB: 0 P: 3	R: 0 E: 0 K: 0 S: 3	H: 2 LOB: 0 BB: 0 P: 3	1B: 5 2B: 2 3B: 1 HR: 1	SF: 0 SAC: 0 DP: 0 HBP: 0	WP: 0 PB: 0 CS: 0	PA: 35	
<b>PITCHER</b>	IP	WLS	BF	H	R	ER	SO	BB	IBB	HBP	BLK	WP	HR	S	P	ERA	WHIP				
Tommy John, L ERA: 2.52 (1, 1)	9.0	W	35	8	1	1	5	1	0	0	0	0	1	44	48	1.00	1.000				









Batter	1	2	3	4	5	6	7	8	9	AB R H RBI BB SO LOB	TOP										
<b>Paul Schaaf, R</b> OBP: 0.377, SLG: 0.390 (1, 5)	0-0 6-3		4-0 BB 1B BB	0-0 1B 1B	0-0 1B		0-0 1B 1B		0-0 5-3	5 2 3 1 1 0 0	<b>California Angels @ Baltimore Orioles</b> <b>Memorial Stadium, Baltimore, MD</b> Mon Sep 19 1966, 3:33 AM EDT Att: 2,280 - Unknown										
<b>Jay Johnstone, L</b> OBP: 0.298, SLG: 0.382 (1, 7)	0-0 F8		4-0 BB 1B BB	0-0 FC4 1B	0-0 4-3		0-3 K		0-3 K	5 1 1 1 1 1 2 3											
<b>Jim Fregosi, R</b> OBP: 0.318, SLG: 0.391 (1, 6)	0-0 1B 1B		0-0 5-3 BB E	0-0 FC4 1B		0-0 HR 1B		0-3 K		5 2 4 1 0 1 1											
<b>Jose Cardenal, R</b> OBP: 0.319, SLG: 0.399 (1, 8)	0-0 1B		0-0 F6	0-0 FC4		0-0 HR 1B		0-0 1B		5 1 3 3 0 0 4											
<b>Norm Siebern, L</b> OBP: 0.364, SLG: 0.341 <b>Minnie Rojas, R</b> OBP: 0.133, SLG: 0.143 (1, 3) (7, 1)	0-0 F6		4-0 5-3 BB E	0-0 F3		0-0 G3		0-0 6-3		4 1 0 0 1 0 5 0 0 0 0 0 0 0											
<b>Bubba Morton, R</b> OBP: 0.292, SLG: 0.304 (1, 9)		4-0 BB	0-0 5-3		0-3 K	0-0 F9		0-0 F3		4 0 0 1 1 1 2											
<b>Bobby Knoop, R</b> OBP: 0.273, SLG: 0.385 (1, 4)		0-3 K	0-0 E5		0-0 F3	0-0 2B		0-0 5-3		5 0 1 0 0 1 1											
<b>Buck Rodgers, S</b> OBP: 0.278, SLG: 0.343 (1, 2)		0-3 K	0-0 F9		0-0 S BB 1B	4-0 IBB		0-0 L9		4 1 1 0 1 1 2											
<b>Marcelino Lopez, R</b> OBP: 0.246, SLG: 0.241 <b>Lew Burdette, R</b> OBP: 0.147, SLG: 0.143 <b>Al Spangler, R</b> OBP: 0.100, SLG: 1.000 <b>Jim Coates, R</b> OBP: 0.097, SLG: 0.097 <b>Bill Kelso, R</b> <b>Charlie Vinson, L</b> <b>Jack Sanford, R</b> <b>Tom Salzano, L</b> (1, 1) (3, 1) (4, PH) (4, 1) (4, 1) (5, PH) (5, 1) (7, 3)		0-3 K		0-0 1B 1B	4-0 1B BB	0-3 K		0-0 F8		1 0 0 0 0 0 1 1 0 0 0 0 0 0 0 0 1 1 1 0 1 0 0 1 0 0 0 0 0 1 2 1 0 0 0 0 0 0 0											
<b>Inning Stats</b>	R: 0 E: 0 K: 0 S: 5	H: 2 LOB: 2 BB: 0 P: 5	R: 0 E: 0 K: 3 S: 9	H: 0 LOB: 1 BB: 1 P: 13	R: 4 E: 1 K: 0 S: 5	H: 1 LOB: 3 BB: 3 P: 17	R: 1 E: 0 K: 0 S: 6	H: 4 LOB: 2 BB: 0 P: 6	R: 1 E: 0 K: 1 S: 7	H: 2 LOB: 2 BB: 1 P: 11		R: 2 E: 0 K: 1 S: 8	H: 3 LOB: 2 BB: 1 P: 12	R: 1 E: 0 K: 2 S: 9	H: 2 LOB: 1 BB: 0 P: 9	R: 0 E: 0 K: 0 S: 3	H: 0 LOB: 0 BB: 0 P: 3	R: 0 E: 0 K: 1 S: 5	H: 0 LOB: 0 BB: 0 P: 5	1B: 12 2B: 1 3B: 0 HR: 1	SF: 0 SAC: 0 DP: 0 HBP: 0
<b>PITCHER</b>	IP WLS BF H R ER SO BB IBB HBP BLK WP HR S P ERA WHIP											<b>PITCHER</b>	IP WLS BF H R ER SO BB IBB HBP BLK WP HR S P ERA WHIP								
<b>Steve Barber, L</b> ERA: 2.4 (1, 1)	2.0 12 3 3 2 3 3 0 0 0 0 0 15 27 9.00 3.000																				
<b>Eddie Watt, R</b> ERA: 3.9 (3, 1)	1.0 6 1 2 1 0 1 0 0 0 0 0 5 9 9.00 2.000																				
<b>John Miller, R</b> ERA: 4.74 (4, 1)	2.0 13 7 3 3 1 1 0 0 0 0 0 1 14 18 13.50 4.000																				
<b>Moe Drabowsky, R</b> ERA: 2.93 (6, 1)	4.0 W 16 3 1 1 4 0 1 0 0 0 0 23 27 2.25 0.750																				

Batter	1	2	3	4	5	6	7	8	9	AB R H RBI BB SO LOB	BOTTOM								
<b>Luis Aparicio, R</b> OBP: 0.308, SLG: 0.367 (1, 6)	0-0 6-3	0-0 5-3		0-0 F7		0-0 BB E 1B		0-0 F9		5 1 1 0 0 0 1	<b>California Angels @ Baltimore Orioles</b> <b>Memorial Stadium, Baltimore, MD</b> Mon Sep 19 1966, 3:33 AM EDT Att: 2,280 - Unknown								
<b>Paul Blair, R</b> OBP: 0.302, SLG: 0.411 (1, 8)	0-0 WP 2B 1B		0-0 4-3 2B 1B	0-0 HR 1B		4-0 E BB		0-0 FC6-4 1B		4 4 4 0 1 0 0									
<b>Frank Robinson, R</b> OBP: 0.409, SLG: 0.627 (1, 9)	4-0 2B 1B BB		0-0 4-3 1B	0-0 HR		0-0 E7 SF8 2B		0-0 F5		4 3 2 5 1 0 2									
<b>Brooks Robinson, R</b> OBP: 0.331, SLG: 0.449 (1, 5)	0-0 1B 2B		4-0 2B BB	0-0 1B		0-0 SF8		0-0 FC6-4		3 2 2 2 1 0 1									
<b>Bob Johnson, R</b> OBP: 0.281, SLG: 0.277 (1, 3)	0-3 K		0-0 1B 2B	0-0 G4		0-3 K		0-3 K		4 0 1 2 0 2 3									
<b>Davey Johnson, R</b> OBP: 0.294, SLG: 0.350 (1, 4)	0-0 WP 1B		0-0 F3		0-0 6-3	0-0 1-3				4 0 1 2 0 0 1									
<b>Woodie Held, R</b> OBP: 0.329, SLG: 0.338 <b>Russ Snyder, L</b> OBP: 0.365, SLG: 0.399 (1, 7) (8, 7)	0-0 5-3		0-0 F9		0-0 1B		0-0 F4			4 0 1 0 0 0 2 0 0 0 0 0 0 0									
<b>Andy Etchebarren, R</b> OBP: 0.294, SLG: 0.375 (1, 2)		0-0 6-3		0-0 F8		0-3 K		0-3 K		4 0 0 0 0 2 1									
<b>Steve Barber, L</b> OBP: 0.070, SLG: 0.070 <b>Eddie Watt, R</b> OBP: 0.304, SLG: 0.444 <b>John Miller, R</b> OBP: 0.118, SLG: 0.118 <b>Moe Drabowsky, R</b> OBP: 0.409, SLG: 0.450 (1, 1) (3, 1) (4, 1) (6, 1)		0-3 K		0-0 4-3 1B		0-0 L7				1 0 0 0 0 1 0 0 0 0 0 0 0 0 2 1 1 0 0 0 1 1 0 0 0 0 0 0									
<b>Inning Stats</b>	R: 3 E: 0 K: 1 S: 8	H: 3 LOB: 1 BB: 1 P: 12	R: 0 E: 0 K: 1 S: 5	H: 0 LOB: 0 BB: 0 P: 5	R: 2 E: 0 K: 0 S: 5	H: 2 LOB: 1 BB: 1 P: 9	R: 3 E: 0 K: 0 S: 7	H: 4 LOB: 1 BB: 0 P: 7	R: 0 E: 0 K: 1 S: 6	H: 1 LOB: 0 BB: 0 P: 6		R: 3 E: 1 K: 1 S: 7	H: 2 LOB: 0 BB: 1 P: 11	R: 0 E: 0 K: 1 S: 5	H: 0 LOB: 0 BB: 0 P: 5	R: 0 E: 0 K: 0 S: 4	H: 1 LOB: 1 BB: 0 P: 4	1B: 9 2B: 3 3B: 0 HR: 1	SF: 1 SAC: 0 DP: 0 HBP: 0
<b>PITCHER</b>	IP WLS BF H R ER SO BB IBB HBP BLK WP HR S P ERA WHIP											<b>PITCHER</b>	IP WLS BF H R ER SO BB IBB HBP BLK WP HR S P ERA WHIP						
<b>Marcelino Lopez, L</b> ERA: 4.18 (1, 1)	2.1 14 5 5 5 2 2 0 0 0 0 0 16 24 19.29 3.000																		
<b>Lew Burdette, R</b> ERA: 3.2 (3, 1)	0.2 2 0 0 0 0 0 0 0 0 0 0 2 2 0.00 0.000																		
<b>Jim Coates, R</b> ERA: 4.11 (4, 1)	0.2 5 3 3 3 0 0 0 0 0 0 0 1 5 5 40.50 4.500																		
<b>Bill Kelso, R</b> ERA: 2.25 <b>Jack Sanford, R</b> ERA: 3.98 (4, 1) (5, 1)	0.1 2 1 0 0 0 0 0 0 0 0 0 2 2 0.00 3.000																		
<b>Jack Sanford, R</b> ERA: 3.98 (5, 1)	2.0 L 10 3 3 2 2 1 0 0 0 0 0 13 17 9.00 2.000																		






Batter	1	2	3	4	5	6	7	8	9	AB	R	H	RBI	BB	SO	LOB	TOP					
Luis Aparicio, R OBP: 0.308, SLG: 0.366	0-0 4-3		0-0 6-3		0-0 SH3-4		0-0 G6-3 WP 1B		0-0 6-3	4	0	1	0	0	0	1	<p><b>Baltimore Orioles @ Kansas City Athletics</b> Municipal Stadium, Kansas City, MO Tue Sep 20 1966, 8:05 PM EDT Att: 10,828 - Unknown</p> <p>livebaseballscorecards.com</p> <p>AB 33 R 4 H 9 RBI 4 BB 5 SO 4 LOB 21</p> 					
Russ Snyder, L OBP: 0.395, SLG: 0.400	0-3 K		0-0 2B		0-0 4-3		4-0 G6-3 BB		0-0 L4	4	0	1	1	1	1	1						
Frank Robinson, R OBP: 0.409, SLG: 0.632	0-0 F8		0-0 F7		0-0 HR		0-0 G6-3		0-0 2B	5	1	2	2	0	0	3						
Brooks Robinson, R OBP: 0.333, SLG: 0.448		4-0 BB		0-0 1B		0-0 5-3		0-0 5-3	4-0 IBB	3	1	1	0	2	0	1						
Boog Powell, L OBP: 0.374, SLG: 0.544	0-3 K		0-3 K		0-0 SH1-3 1B		0-0 SH1-3 1B		0-0 3-1	5	0	2	0	0	2	4						
Curt Blefary, L OBP: 0.373, SLG: 0.463	0-0 F5		0-0 F9		0-0 SH1-3 1B		0-0 F6			2	0	0	0	0	0	2						
Paul Blair, R OBP: 0.301, SLG: 0.409										1	0	0	0	0	0	1						
Davey Johnson, R OBP: 0.294, SLG: 0.349	0-0 4-3				0-0 1B		0-0 F8		0-0 G3	4	0	1	1	0	0	3						
Andy Etchebarren, R OBP: 0.295, SLG: 0.373			0-0 E6 SH5-4 2B		0-0 5-3		4-0 IBB		4-0 IBB	2	1	0	0	2	0	1						
Tom Phoebus, R OBP: 0.167, SLG: 0.167			0-0 SH5-4		0-0 4-3 SH3-4 HR 1B		0-3 K		0-0 F8	3	1	1	0	0	1	4						
<b>Inning Stats</b>	R: 0 E: 0 K: 1 S: 5	H: 0 LOB: 0 BB: 0 P: 5	R: 0 E: 0 K: 1 S: 5	H: 0 LOB: 1 BB: 1 P: 9	R: 1 E: 1 K: 0 S: 5	H: 1 LOB: 1 BB: 0 P: 5	R: 1 E: 0 K: 1 S: 7	H: 2 LOB: 1 BB: 0 P: 7	R: 2 E: 0 K: 0 S: 5	H: 2 LOB: 0 BB: 0 P: 5	R: 0 E: 0 K: 1 S: 6	H: 1 LOB: 2 BB: 1 P: 10	R: 0 E: 0 K: 0 S: 3	H: 1 LOB: 1 BB: 1 P: 7	R: 0 E: 0 K: 0 S: 4	H: 1 LOB: 2 BB: 1 P: 8	R: 0 E: 0 K: 0 S: 4	H: 1 LOB: 2 BB: 1 P: 8	1B: 5 2B: 3 3B: 0 HR: 1	SF: 0 SAC: 3 DP: 1 HBP: 0	WP: 1 PB: 0 SB: 0 CS: 0	PA: 41
<b>PITCHER</b>	IP WLS BF H R ER SO BB IBB HBP BLK WP HR S P ERA WHIP																					
Catfish Hunter, R ERA: 3.87	5.0 L 22 5 4 2 3 1 0 0 0 0 0 1 27 31 3.60 1.200																					
Joe Grzenda, L ERA: 3.93	1.0 5 1 0 0 1 0 1 0 0 0 0 0 6 10 0.00 1.000																					
Gil Blanco, L ERA: 4.82	0.0 2 1 0 0 0 1 0 0 0 0 1 0 1 5 ∞ ∞																					
Wes Stock, R ERA: 2.53	1.0 2 0 0 0 0 0 0 0 0 0 0 0 2 2 0.00 0.000																					
Paul Lindblad, L ERA: 4.33	2.0 10 2 0 0 0 0 0 2 0 0 0 0 8 16 0.00 1.000																					


Batter	1	2	3	4	5	6	7	8	9	AB	R	H	RBI	BB	SO	LOB	BOTTOM					
Bert Campaneris, R OBP: 0.301, SLG: 0.379	0-0 F3			0-0 F8		4-0 BB		0-0 F8		3	0	0	0	1	0	0	<p><b>Baltimore Orioles @ Kansas City Athletics</b> Municipal Stadium, Kansas City, MO Tue Sep 20 1966, 8:05 PM EDT Att: 10,828 - Unknown</p> <p>livebaseballscorecards.com</p> <p>AB 29 R 0 H 5 RBI 0 BB 3 SO 7 LOB 12</p> 					
Rick Monday, L	4-0 CS BB			0-0 F8		0-0 L4		0-0 6-3		3	0	0	0	1	0	2						
Danny Cater, R OBP: 0.306, SLG: 0.359	0-0 5-3			0-0 1B		0-0 F9			0-0 5-3	4	0	1	0	0	0	3						
Roger Repoz, L OBP: 0.332, SLG: 0.390		0-0 G6-4-3 1B		0-0 4-3		4-0 FC3-6 BB		0-0 6-3		3	0	1	0	1	0	1						
Dick Green, R OBP: 0.297, SLG: 0.362		0-0 G6-4-3			0-0 5-3		0-3 K		0-3 K	4	0	0	0	0	2	2						
Larry Stahl, L OBP: 0.283, SLG: 0.359		0-0 CS 1B			0-3 K		0-0 FC3-6 1B			3	0	1	0	0	1	1						
Sal Bando, R OBP: 0.300, SLG: 0.300		0-0 CS	0-0 6-3		0-0 F8		0-0 1B			3	0	1	0	0	0	0						
Phil Roof, R OBP: 0.285, SLG: 0.314			0-3 K			0-0 BLK 2B		0-0 L4		1	0	0	0	0	1	0						
Jim Gosger, L OBP: 0.197, SLG: 0.167										1	0	1	0	0	0	0						
John Donaldson, L OBP: 0.205, SLG: 0.130										0	0	0	0	0	0	0						
Catfish Hunter, R OBP: 0.190, SLG: 0.214			0-3 K			0-3 K		0-3 K		1	0	0	0	0	1	1						
Randy Schwartz, L OBP: 0.250, SLG: 0.143										1	0	0	0	0	1	1						
Rene Lachemann, R OBP: 0.200, SLG: 0.400										1	0	0	0	0	1	0						
<b>Inning Stats</b>	R: 0 E: 0 K: 0 S: 2	H: 0 LOB: 0 BB: 1 P: 6	R: 0 E: 0 K: 0 S: 3	H: 2 LOB: 0 BB: 0 P: 3	R: 0 E: 0 K: 2 S: 7	H: 0 LOB: 0 BB: 0 P: 7	R: 0 E: 0 K: 0 S: 4	H: 1 LOB: 1 BB: 0 P: 4	R: 0 E: 0 K: 1 S: 5	H: 0 LOB: 0 BB: 0 P: 5	R: 0 E: 0 K: 1 S: 6	H: 1 LOB: 2 BB: 1 P: 10	R: 0 E: 0 K: 1 S: 6	H: 1 LOB: 2 BB: 1 P: 10	R: 0 E: 0 K: 1 S: 5	H: 0 LOB: 0 BB: 0 P: 5	R: 0 E: 0 K: 1 S: 5	H: 0 LOB: 0 BB: 0 P: 5	1B: 4 2B: 1 3B: 0 HR: 0	SF: 0 SAC: 0 DP: 1 HBP: 0	WP: 0 PB: 0 SB: 1 CS: 2	PA: 33
<b>PITCHER</b>	IP WLS BF H R ER SO BB IBB HBP BLK WP HR S P ERA WHIP																					
Tom Phoebus, R ERA:	9.0 W 32 5 0 0 7 3 0 0 0 0 0 0 43 55 0.00 0.889																					









Batter	1	2	3	4	5	6	7	8	9	AB	R	H	RBI	BB	SO	LOB	TOP	
Luis Aparicio, R OBP: 0.308, SLG: 0.365 (1, 6)	4-3		F8					F9		4	2	1	0	1	0	1	<p><b>Baltimore Orioles @ Kansas City Athletics</b> Municipal Stadium, Kansas City, MO</p> <p>Thu Sep 22 1966, 4:33 AM EDT Att: 5,250 - Unknown</p> <p>livebaseballscorecards.com</p> <p>AB 39 R 6 H 12 RBI 6 BB 1 SO 7 LOB 19</p> 	
Russ Snyder, L OBP: 0.370, SLG: 0.411 (1, 8) (7, 7)	K		F6					6-3		5	2	2	1	0	1	1		
Frank Robinson, R OBP: 0.411, SLG: 0.644 (1, 9)	F7		E S 1-3 1B							5	2	3	2	0	1	0		
Brooks Robinson, R OBP: 0.332, SLG: 0.447 (1, 5)		F9	E5 4-3 1-3							5	0	1	2	0	1	2		
Boog Powell, L OBP: 0.375, SLG: 0.540 (1, 3)		FC5-4 1B 1B	4-3 1-2 3-H							5	0	2	1	0	1	2		
Curt Blefary, L OBP: 0.374, SLG: 0.463 Paul Blair, R OBP: 0.301, SLG: 0.409 (1, 7) (7, 8)			F9							4	0	1	0	0	1	3		
Davey Johnson, R OBP: 0.296, SLG: 0.349 (1, 4)		FC5-4 HBP 1-2 2-3								4	0	2	0	0	0	3		
Andy Etchebarren, R OBP: 0.295, SLG: 0.368 (1, 2)			6-3 1-2 HBP							3	0	0	0	0	0	3		
Jim Palmer, R OBP: 0.135, SLG: 0.155 (1, 1)	4-3		K					4-3		4	0	0	0	0	2	4		
<b>Inning Stats</b>	R: 0 E: 0 K: 1 S: 5	H: 0 LOB: 0 BB: 0 P: 5	R: 2 E: 1 K: 0 S: 5	H: 1 LOB: 1 BB: 1 P: 9	R: 0 E: 0 K: 1 S: 6	H: 1 LOB: 1 BB: 0 P: 6	R: 2 E: 0 K: 2 S: 10	H: 3 LOB: 1 BB: 0 P: 10	R: 0 E: 0 K: 1 S: 6	H: 2 LOB: 1 BB: 0 P: 6	R: 0 E: 0 K: 2 S: 3	H: 0 LOB: 0 BB: 0 P: 3	R: 0 E: 0 K: 2 S: 7	H: 0 LOB: 0 BB: 0 P: 7	1B: 7 2B: 5 3B: 0 HR: 0	SF: 0 SAC: 0 DP: 1 HBP: 1		WP: 2 PB: 0 SB: 2 CS: 0
<b>PITCHER</b>	IP WLS BF H R ER SO BB IBB HBP BLK WP HR S P ERA WHIP																	
Lew Krausse, R ERA: 2.99 (1, 1)	4.0 L 22 7 4 3 2 1 0 1 0 1 0 24 29 6.75 2.000																	
Gil Blanco, L ERA: 4.7 (5, 1)	1.0 3 0 0 0 0 0 0 0 0 0 1 0 3 3 0.00 0.000																	
Cattfish Hunter, R ERA: 3.96 (6, 1)	1.0 6 3 2 2 2 0 0 0 0 0 0 0 10 10 18.00 3.000																	
Joe Grzenda, L ERA: 3.32 (7, 1)	2.0 7 2 0 0 1 0 0 0 0 0 0 0 9 9 0.00 1.000																	
Ken Sanders, R ERA: 3.75 (9, 1)	1.0 3 0 0 0 2 0 0 0 0 0 0 0 7 7 0.00 0.000																	


Batter	1	2	3	4	5	6	7	8	9	AB	R	H	RBI	BB	SO	LOB	BOTTOM			
Bert Campaneris, R OBP: 0.302, SLG: 0.379 (1, 6)	B1		F9							4	0	1	0	0	0	0	<p><b>Baltimore Orioles @ Kansas City Athletics</b> Municipal Stadium, Kansas City, MO</p> <p>Thu Sep 22 1966, 4:33 AM EDT Att: 5,250 - Unknown</p> <p>livebaseballscorecards.com</p> <p>AB 33 R 1 H 5 RBI 1 BB 1 SO 8 LOB 7</p> 			
Rick Monday, L OBP: 0.291, SLG: 0.111 (1, 8)	1-3							K2-3		4	0	1	0	0	2	1				
Tim Talton, L OBP: 0.367, SLG: 0.511 (1, 3) (6, 2)	4-3		K							4	0	0	0	0	1	1				
Roger Repoz, L OBP: 0.328, SLG: 0.384 (1, 7)		4-3								4	0	0	0	0	0	0				
Larry Stahl, L OBP: 0.285, SLG: 0.364 (1, 9)										4	1	2	0	0	1	0				
Sal Bando, R OBP: 0.276, SLG: 0.294 (1, 5)										3	0	1	1	1	0	0				
Dick Green, R OBP: 0.294, SLG: 0.357 (1, 4)										4	0	0	0	0	1	4				
Phil Roof, R OBP: 0.279, SLG: 0.311 John Donaldson, L OBP: 0.192, SLG: 0.125 Cattfish Hunter, R OBP: 0.190, SLG: 0.274 Joe Grzenda, L OBP: 0.315, SLG: 0.346 Mike Hershberger, R OBP: 0.315, SLG: 0.346 Ken Sanders, R OBP: 0.290, SLG: 0.143 (1, 2) (5, PH) (6, 1) (7, 1) (8, PH) (8, 1)			F7							1	0	0	0	0	0	1				
Lew Krausse, R OBP: 0.211, SLG: 0.173 (1, 1)										1	0	0	0	0	1	0				
Gil Blanco, L OBP: 0.167, SLG: 0.167 Randy Schwartz, L OBP: 0.182, SLG: 0.100 (5, 1) (5, PH) (6, 3)			K							0	0	0	0	0	0	0				
<b>Inning Stats</b>	R: 0 E: 0 K: 0 S: 3	H: 0 LOB: 0 BB: 0 P: 3	R: 1 E: 0 K: 0 S: 5	H: 2 LOB: 1 BB: 0 P: 5	R: 0 E: 0 K: 2 S: 8	H: 1 LOB: 1 BB: 0 P: 8	R: 0 E: 1 K: 2 S: 8	H: 0 LOB: 1 BB: 0 P: 8	R: 0 E: 0 K: 1 S: 5	H: 0 LOB: 0 BB: 0 P: 5	R: 0 E: 0 K: 1 S: 3	H: 0 LOB: 0 BB: 0 P: 3	R: 0 E: 0 K: 2 S: 8	H: 1 LOB: 1 BB: 0 P: 8	R: 0 E: 0 K: 0 S: 4	H: 1 LOB: 2 BB: 1 P: 8	1B: 2 2B: 3 3B: 0 HR: 0	SF: 0 SAC: 0 DP: 0 HBP: 0	WP: 0 PB: 0 SB: 0 CS: 0	PA: 34
<b>PITCHER</b>	IP WLS BF H R ER SO BB IBB HBP BLK WP HR S P ERA WHIP																			
Jim Palmer, R ERA: 3.34 (1, 1)	9.0 W 34 5 1 1 8 1 0 0 0 0 0 49 53 1.00 0.667																			




Batter	1	2	3	4	5	6	7	8	9	AB	R	H	RBI	BB	SO	LOB	TOP						
Mark Belanger, R (1, 6) OBP: 0.167, SLG: 0.167	5-3		K			B1		F5		4	0	0	0	0	1	1	<p>Baltimore Orioles @ California Angels Anaheim Stadium, Anaheim, CA Fri Sep 23, 1966, 10:05 PM EDT Att: 17,874 - Unknown</p> <p>AB 30 R 0 H 3 RBI 0 BB 2 SO 12 LOB 10</p> 						
Curt Blefary, L (1, 3) OBP: 0.373, SLG: 0.466	K			K		3B		K		4	0	1	0	0	3	0							
Bob Johnson, R (1, 5) OBP: 0.280, SLG: 0.271	6-3			1B BB		G3		F9		3	0	0	0	1	0	1							
Paul Blair, R (1, 8) OBP: 0.297, SLG: 0.404		1-3		F9		K		6-3		4	0	0	0	0	1	2							
Davey Johnson, R (1, 4) OBP: 0.300, SLG: 0.353		4-3		1-2 1B			BB			3	0	2	0	1	0	0							
Woodie Held, R (1, 7) OBP: 0.315, SLG: 0.321			K	K			BB			4	0	0	0	0	4	4							
Sam Bowens, R (1, 9) OBP: 0.280, SLG: 0.335			6-3			5-3		K		3	0	0	0	0	1	1							
Larry Haney, R (1, 2) OBP: 0.204, SLG: 0.250			E6 SH1			F6		1-3		3	0	0	0	0	0	1							
Steve Barber, L (1, 1) OBP: 0.068, SLG: 0.068			SH1			K				1	0	0	0	0	1	0							
Frank Bertaina, L (6, 1) OBP: 0.167, SLG: 0.116			1-2					K		1	0	0	0	0	1	0							
<b>Inning Stats</b>	R: 0 E: 0 K: 1 S: 5	H: 0 LOB: 0 BB: 0 P: 5	R: 0 E: 0 K: 2 S: 7	H: 0 LOB: 0 BB: 0 P: 7	R: 0 E: 1 K: 1 S: 6	H: 0 LOB: 1 BB: 0 P: 6	R: 0 E: 0 K: 2 S: 8	H: 1 LOB: 2 BB: 1 P: 12	R: 0 E: 0 K: 1 S: 5	H: 0 LOB: 0 BB: 0 P: 5	R: 0 E: 0 K: 1 S: 6	H: 1 LOB: 1 BB: 0 P: 6	R: 0 E: 0 K: 2 S: 7	H: 0 LOB: 1 BB: 1 P: 11	R: 0 E: 0 K: 2 S: 7	H: 0 LOB: 0 BB: 0 P: 7	R: 0 E: 0 K: 1 S: 6	H: 1 LOB: 1 BB: 0 P: 6	1B: 1 2B: 1 3B: 1 HR: 0	SF: 0 SAC: 1 DP: 0 HBP: 0	WP: 0 PB: 0 SB: 0 CS: 0	PA: 33	
<b>PITCHER</b> Marcelino Lopez, L (1, 1) ERA: 3.98	IP: 9.0 WLS: W BF: 33 H: 3 R: 0 ER: 0 SO: 12 BB: 2 IBB: 0 HBP: 0 BLK: 0 WP: 0 HR: 0 S: 55 P: 63 ERA: 0.00 WHIP: 0.556											<b>PITCHER</b>	IP: 9.0 WLS: W BF: 33 H: 3 R: 0 ER: 0 SO: 12 BB: 2 IBB: 0 HBP: 0 BLK: 0 WP: 0 HR: 0 S: 55 P: 63 ERA: 0.00 WHIP: 0.556										


Batter	1	2	3	4	5	6	7	8	9	AB	R	H	RBI	BB	SO	LOB	BOTTOM						
Paul Schaal, R (1, 5) OBP: 0.372, SLG: 0.384	5-3		L5			4-3		F4		4	0	0	0	0	0	1	<p>Baltimore Orioles @ California Angels Anaheim Stadium, Anaheim, CA Fri Sep 23, 1966, 10:05 PM EDT Att: 17,874 - Unknown</p> <p>AB 25 R 2 H 2 RBI 2 BB 5 SO 7 LOB 8</p> 						
Jay Johnstone, L (1, 7) OBP: 0.299, SLG: 0.386	3-1			F7		4-3		4-3		4	0	0	0	0	0	0							
Jim Fregosi, R (1, 6) OBP: 0.320, SLG: 0.389	K			E BB		5-3				3	0	1	0	1	1	0							
Jose Cardenal, R (1, 8) OBP: 0.320, SLG: 0.395		K		1-3		1-2 1B BB		F9		3	1	0	0	1	1	2							
Bubba Morton, R (1, 9) OBP: 0.257, SLG: 0.265		4-3		F5		SH1-4 2B BB		SH1-4		2	0	0	0	0	0	1							
Buck Rodgers, S (1, 2) OBP: 0.279, SLG: 0.341		K				6-3		L6		3	0	0	0	0	1	1							
Bobby Knoop, R (1, 4) OBP: 0.275, SLG: 0.381			5-3			K		2B BB		2	1	0	0	1	1	0							
Charlie Vinson, L (1, 3) OBP: 0.500, SLG: 0.286				BB				WP 1-2 2B		1	0	1	2	2	0	0							
Marcelino Lopez, R (1, 1) OBP: 0.233, SLG: 0.228			K			K		2-3 K		3	0	0	0	0	3	3							
<b>Inning Stats</b>	R: 0 E: 0 K: 1 S: 5	H: 0 LOB: 0 BB: 0 P: 5	R: 0 E: 0 K: 2 S: 7	H: 0 LOB: 0 BB: 0 P: 7	R: 0 E: 0 K: 1 S: 5	H: 0 LOB: 1 BB: 1 P: 9	R: 0 E: 0 K: 0 S: 3	H: 0 LOB: 1 BB: 1 P: 7	R: 0 E: 0 K: 2 S: 7	H: 0 LOB: 1 BB: 1 P: 11	R: 0 E: 0 K: 0 S: 3	H: 0 LOB: 0 BB: 0 P: 3	R: 2 E: 0 K: 1 S: 6	H: 1 LOB: 1 BB: 2 P: 14	R: 0 E: 0 K: 0 S: 4	H: 1 LOB: 1 BB: 0 P: 4	R: 0 E: 0 K: 0 S: 4	H: 1 LOB: 1 BB: 0 P: 4	1B: 1 2B: 1 3B: 0 HR: 0	SF: 0 SAC: 1 DP: 0 HBP: 0	WP: 1 PB: 0 SB: 0 CS: 0	PA: 31	
<b>PITCHER</b> Steve Barber, L (1, 1) ERA: 2.31	IP: 5.0 WLS: L BF: 18 H: 2 R: 2 ER: 2 SO: 6 BB: 3 IBB: 0 HBP: 0 BLK: 0 WP: 1 HR: 0 S: 27 P: 39 ERA: 0.00 WHIP: 0.600											<b>PITCHER</b> Frank Bertaina, L (6, 1) ERA: 3.19	IP: 3.0 WLS: L BF: 13 H: 2 R: 2 ER: 2 SO: 1 BB: 2 IBB: 0 HBP: 0 BLK: 0 WP: 0 HR: 0 S: 13 P: 21 ERA: 6.00 WHIP: 1.333										




Batter	1	2	3	4	5	6	7	8	9	AB	R	H	RBI	BB	SO	LOB	TOP					
Mark Belanger, R (1,6) OBP: 0.100, SLG: 0.100	4-3		6-3			6-3	4-3			4	0	0	0	0	0	0	<p>Baltimore Orioles @ California Angels Anaheim Stadium, Anaheim, CA Sat Sep 24 1966, 10:05 PM EDT Att: 22,540 - Unknown</p> <p>livebaseballscorecards.com</p> <p>AB 32 R 6 H 8 RBI 6 BB 2 SO 7 LOB 8</p> 					
Curt Blefary, L (1,7) OBP: 0.374, SLG: 0.474	4-3			F7		3B	HR			4	2	2	1	0	0							
Bob Johnson, R (1,5) OBP: 0.280, SLG: 0.270				F6		E4	G3			4	1	1	0	0	0							
Davey Johnson, R (1,4) OBP: 0.301, SLG: 0.352	K			BB		3B				2	1	0	0	2	1							
Mike Epstein, L (1,3)				4-3		1B				4	1	2	3	0	1							
Paul Blair, R (1,8) OBP: 0.303, SLG: 0.412	G4-6-3					SF9	S			4	1	3	1	0	0							
Sam Bowens, R (1,9) OBP: 0.279, SLG: 0.331	F8			4-3		K				3	0	0	0	0	1							
Andy Etchebarren, R (1,2) OBP: 0.293, SLG: 0.366			K			SF9	5-3			2	0	0	1	0	1							
Stu Miller, R (6,1) OBP: 0.111, SLG: 0.111										0	0	0	0	0	0							
Moe Drabowsky, R (8,1) OBP: 0.391, SLG: 0.429										1	0	0	0	0	1							
Wally Bunker, R (1,1) OBP: 0.176, SLG: 0.170			F4							2	0	0	0	0	1							
Vic Roznovsky, L (6,2) OBP: 0.320, SLG: 0.341										2	0	0	0	0	1							
<b>Inning Stats</b>	R: 0 E: 0 K: 1 S: 6	H: 1 LOB: 1 BB: 0 P: 6	R: 0 E: 0 K: 0 S: 3	H: 1 LOB: 0 BB: 0 P: 3	R: 0 E: 0 K: 1 S: 5	H: 0 LOB: 0 BB: 0 P: 5	R: 0 E: 0 K: 0 S: 3	H: 0 LOB: 1 BB: 1 P: 7	R: 1 E: 0 K: 1 S: 6	H: 1 LOB: 0 BB: 0 P: 6	R: 4 E: 1 K: 1 S: 9	H: 3 LOB: 1 BB: 1 P: 13	R: 1 E: 0 K: 1 S: 6	H: 1 LOB: 0 BB: 0 P: 6	R: 0 E: 0 K: 1 S: 5	H: 1 LOB: 0 BB: 0 P: 5	R: 0 E: 0 K: 1 S: 4	H: 0 LOB: 0 BB: 0 P: 5	1B: 5 2B: 1 3B: 1 HR: 1	SF: 1 SAC: 0 DP: 1 HBP: 1	WP: 0 PB: 0 SB: 1 CS: 2	PA: 37
<b>PITCHER</b>	IP WLS BF H R ER SO BB IBB HBP BLK WP HR S P ERA WHIP																					
Clyde Wright, L (1,1) ERA: 3.74	5.1 L 23 5 5 4 3 2 0 0 0 0 0 0 27 35 6.75 1.312																					
Minnie Rojas, R (6,1) ERA: 2.52	1.2 7 2 1 1 2 0 0 0 0 0 0 1 11 11 5.40 1.200																					
Jack Sanford, R (8,1) ERA: 3.91	2.0 6 1 0 0 2 0 0 0 1 0 0 0 9 10 0.00 0.500																					

Batter	1	2	3	4	5	6	7	8	9	AB	R	H	RBI	BB	SO	LOB	BOTTOM					
Paul Schaaf, R (1,5) OBP: 0.371, SLG: 0.381	4-3		6-3			1B	G6-3			3	1	0	0	1	0	1	<p>Baltimore Orioles @ California Angels Anaheim Stadium, Anaheim, CA Sat Sep 24 1966, 10:05 PM EDT Att: 22,540 - Unknown</p> <p>livebaseballscorecards.com</p> <p>AB 32 R 3 H 6 RBI 2 BB 3 SO 5 LOB 11</p> 					
Jay Johnstone, L (1,7) OBP: 0.298, SLG: 0.383	F2		F5			E9	F6			4	0	1	2	0	0							
Jim Fregosi, R (1,6) OBP: 0.320, SLG: 0.387	S			G3		5-3				3	0	0	0	1	1							
Jose Cardenal, R (1,8) OBP: 0.319, SLG: 0.393	BB			F9		6-3				3	0	0	0	1	0							
Buck Rodgers, S (1,2) OBP: 0.281, SLG: 0.342	1-2			F4						4	0	2	0	0	0							
Charlie Vinson, L (1,3) OBP: 0.375, SLG: 0.182			4-3			1B				4	0	0	0	0	2							
Bubba Morton, R (1,9) OBP: 0.256, SLG: 0.263			1-6-3			2B	6-3			4	1	1	0	0	0							
Bobby Knoop, R (1,4) OBP: 0.274, SLG: 0.382			4-3			1B				4	1	1	0	0	1							
Clyde Wright, R (1,1) OBP: 0.103, SLG: 0.103						1B				2	0	0	0	0	1							
Minnie Rojas, R (6,1) OBP: 0.133, SLG: 0.143			4-3							0	0	0	0	0	0							
Al Spangler, L (7, PH) OBP: 0.500, SLG: 0.400										1	0	1	0	0	0							
Jack Sanford, R (8,1) OBP: 0.200, SLG: 0.227							G6-3			0	0	0	0	0	0							
<b>Inning Stats</b>	R: 0 E: 0 K: 0 S: 3	H: 0 LOB: 2 BB: 2 P: 11	R: 0 E: 0 K: 0 S: 3	H: 0 LOB: 0 BB: 0 P: 3	R: 0 E: 0 K: 0 S: 3	H: 0 LOB: 0 BB: 0 P: 3	R: 0 E: 0 K: 0 S: 4	H: 1 LOB: 1 BB: 0 P: 4	R: 3 E: 1 K: 1 S: 8	H: 3 LOB: 1 BB: 1 P: 12	R: 0 E: 0 K: 2 S: 8	H: 1 LOB: 1 BB: 0 P: 8	R: 0 E: 0 K: 1 S: 3	H: 1 LOB: 0 BB: 0 P: 3	R: 0 E: 0 K: 1 S: 5	H: 0 LOB: 0 BB: 0 P: 5	R: 0 E: 0 K: 1 S: 5	H: 0 LOB: 0 BB: 0 P: 5	1B: 5 2B: 1 3B: 0 HR: 0	SF: 0 SAC: 0 DP: 1 HBP: 0	WP: 0 PB: 0 SB: 1 CS: 0	PA: 35
<b>PITCHER</b>	IP WLS BF H R ER SO BB IBB HBP BLK WP HR S P ERA WHIP																					
Wally Bunker, R (1,1) ERA: 4.45	5.0 W 22 4 3 2 1 3 0 0 0 0 0 0 21 33 3.60 1.400																					
Stu Miller, R (6,1) ERA: 2.3	2.0 7 2 0 0 2 0 0 0 0 0 0 0 11 11 0.00 1.000																					
Moe Drabowsky, R (8,1) ERA: 2.87	2.0 S 6 0 0 0 2 0 0 0 0 0 0 0 10 10 0.00 0.000																					




Batter	1	2	3	4	5	6	7	8	9	AB	R	H	RBI	BB	SO	LOB	TOP					
Russ Snyder, L (1, 8) OBP: 0.369, SLG: 0.412	F8		K			1B 2B		F9		4	1	1	0	0	1	1	<p>Baltimore Orioles @ California Angels Anaheim Stadium, Anaheim, CA Sun Sep 25 1966, 6:33 AM EDT Att: 14,785 - Unknown</p> <p>livebaseballscores.com</p> <p>AB 33 R 1 H 6 RBI 1 BB 1 SO 6 LOB 13</p> 					
Bob Johnson, R (1, 4) OBP: 0.273, SLG: 0.263	F8		F6			K		4-3		4	0	0	0	0	1	2						
Frank Robinson, R (1, 9) OBP: 0.411, SLG: 0.642				F8		5-3		E5		3	0	1	0	0	0	1						
Paul Blair, R (6, 8) OBP: 0.302, SLG: 0.410	1B			5-3				K		1	0	0	0	0	0	0						
Brooks Robinson, R (1, 5) OBP: 0.332, SLG: 0.447	F2			5-3		2H 1B		K		3	0	1	1	0	0	1						
Woodie Held, R (6, 5) OBP: 0.311, SLG: 0.316				6-3		4-3		F9		1	0	0	0	0	0	0						
Boog Powell, L (1, 3) OBP: 0.373, SLG: 0.536		K								3	0	0	0	0	1	1						
Mike Epstein, L (6, 3) OBP: 0.286, SLG: 0.571						4-3		K		1	0	0	0	0	0	0						
Curt Blefary, L (1, 7) OBP: 0.375, SLG: 0.476		G5-4-3 1B				4-3		2B		4	0	2	0	0	1	0						
Vic Roznovsky, L (1, 2) OBP: 0.317, SLG: 0.330		G5-4-3 1-2				4-3		F3		3	0	0	0	0	0	2						
Mark Belanger, R (1, 6) OBP: 0.143, SLG: 0.143			B1-3			4-3		6-3		4	0	1	0	0	0	2						
Tom Phoebus, R (1, 1) OBP: 0.286, SLG: 0.167						1B				0	0	0	0	1	0	0						
Charlie Lau, L (5, PH) OBP: 0.568, SLG: 0.833						K		4-3		1	0	0	0	0	1	1						
Eddie Watt, R (5, 1) OBP: 0.304, SLG: 0.444										0	0	0	0	0	0	0						
Sam Bowens, R (7, PH) OBP: 0.278, SLG: 0.329										1	0	0	0	0	0	1						
Eddie Fisher, R (7, 1) OBP: 0.143, SLG: 0.214			BB							0	0	0	0	0	0	0						
<b>Inning Stats</b>	R: 0 E: 0 K: 0 S: 4	H: 1 LOB: 1 BB: 0 P: 4	R: 0 E: 0 K: 1 S: 5	H: 1 LOB: 0 BB: 0 P: 5	R: 0 E: 0 K: 1 S: 5	H: 0 LOB: 1 BB: 1 P: 9	R: 0 E: 0 K: 0 S: 3	H: 0 LOB: 0 BB: 0 P: 3	R: 0 E: 0 K: 1 S: 6	H: 1 LOB: 1 BB: 0 P: 6	R: 1 E: 0 K: 1 S: 7	H: 2 LOB: 1 BB: 0 P: 7	R: 0 E: 0 K: 1 S: 5	H: 0 LOB: 1 BB: 0 P: 6	R: 0 E: 1 K: 1 S: 6	H: 0 LOB: 1 BB: 0 P: 6	R: 0 E: 0 K: 0 S: 4	H: 1 LOB: 1 BB: 0 P: 4	1B: 4 2B: 2 3B: 0 HR: 0	SF: 0 SAC: 0 DP: 1 HBP: 1	WP: 0 PB: 0 SB: 0 CS: 0	PA: 35
<b>PITCHER</b> Dean Chance, R (1, 1) ERA: 3.23	IP: 9.0 WLS: W BF: 35 H: 6 R: 1 ER: 1 SO: 6 BB: 1 IBB: 0 HBP: 1 BLK: 0 WP: 0 HR: 0 S: 45 P: 50 ERA: 1.00 WHIP: 0.778															<b>PITCHER</b>	IP: WLS: BF: H: R: ER: SO: BB: IBB: HBP: BLK: WP: HR: S: P: ERA: WHIP:					

Batter	1	2	3	4	5	6	7	8	9	AB	R	H	RBI	BB	SO	LOB	BOTTOM				
Paul Schaaf, R (1, 5) OBP: 0.370, SLG: 0.378	2B 1B BB		6-3	FC5-4 1-2			6-3			3	1	0	0	1	0	2	<p>Baltimore Orioles @ California Angels Anaheim Stadium, Anaheim, CA Sun Sep 25 1966, 6:33 AM EDT Att: 14,785 - Unknown</p> <p>livebaseballscores.com</p> <p>AB 33 R 6 H 11 RBI 6 BB 3 SO 4 LOB 16</p> 				
Jay Johnstone, L (1, 7) OBP: 0.298, SLG: 0.385	1B 2B		F9			4-3		G3		4	0	1	0	0	0	0					
Jim Fregosi, R (1, 6) OBP: 0.321, SLG: 0.388	G6-3 2-3 3-H 1B		K			G6-4-3 1B		E7 FC1		4	0	2	1	0	1	0					
Jose Cardenal, R (1, 8) OBP: 0.321, SLG: 0.393	F4			WP 1B S 1B		G6-4-3 1-2		FC1 S HR BB		3	2	1	0	1	0	3					
Buck Rodgers, S (1, 2) OBP: 0.279, SLG: 0.339	G6-3 1-2		1-3			4-3		FC1 HR		4	1	0	0	0	0	5					
Charlie Vinson, L (1, 3) OBP: 0.400, SLG: 0.467			F4			1B 1B 1B		K HR		4	2	2	4	0	1	0					
Bubba Morton, R (1, 9) OBP: 0.279, SLG: 0.286		6-3		3-H 1B 1-3 1B		F9		1B 1B		4	0	2	0	0	0	0					
Bobby Knoop, R (1, 4) OBP: 0.279, SLG: 0.385				1-2 FC5-4 1B				1B 1B		3	0	3	1	1	0	0					
Dean Chance, R (1, 1) OBP: 0.065, SLG: 0.027		5-3		3-H 1B 0-3 K		3-4 1-2 BB		K		4	0	0	0	0	2	6					
<b>Inning Stats</b>	R: 1 E: 0 K: 0 S: 4	H: 2 LOB: 1 BB: 1 P: 8	R: 0 E: 0 K: 0 S: 4	H: 1 LOB: 1 BB: 0 P: 4	R: 0 E: 0 K: 1 S: 5	H: 0 LOB: 0 BB: 0 P: 5	R: 2 E: 0 K: 1 S: 9	H: 4 LOB: 2 BB: 0 P: 9	R: 0 E: 0 K: 0 S: 3	H: 1 LOB: 0 BB: 0 P: 3	R: 0 E: 0 K: 1 S: 5	H: 0 LOB: 0 BB: 0 P: 5	R: 0 E: 0 K: 0 S: 2	H: 0 LOB: 0 BB: 1 P: 6	R: 3 E: 1 K: 1 S: 9	H: 3 LOB: 2 BB: 1 P: 13		1B: 9 2B: 2 3B: 0 HR: 1	SF: 0 SAC: 0 DP: 3 HBP: 0	WP: 1 PB: 0 SB: 2 CS: 0	PA: 36
<b>PITCHER</b> Tom Phoebus, R (1, 1) ERA: 1.23 Eddie Watt, R (5, 1) ERA: 3.85 Eddie Fisher, R (7, 1) ERA: 2.51	IP: 4.0 WLS: L BF: 19 H: 7 R: 3 ER: 3 SO: 2 BB: 1 IBB: 0 HBP: 0 BLK: 0 WP: 1 HR: 0 S: 22 P: 26 ERA: 6.75 WHIP: 2.000															<b>PITCHER</b>		IP: WLS: BF: H: R: ER: SO: BB: IBB: HBP: BLK: WP: HR: S: P: ERA: WHIP:			



Batter	1	2	3	4	5	6	7	8	9	AB	R	H	RBI	BB	SO	LOB	TOP					
<b>Cesar Tovar, R</b> OBP: 0.328, SLG: 0.340 (1, 4)	F9	SF9		F7		K	1-3			4	0	1	0	1	4		<b>Minnesota Twins @ Baltimore Orioles</b> Memorial Stadium, Baltimore, MD Fri Sep 30 1966, 3:33 AM EDT Unknown					
<b>Rich Rollins, R</b> OBP: 0.288, SLG: 0.390 (1, 5)	WP 1B	HR		F4		FC4-6		K		5	2	2	2	0	1	2						
<b>Tony Oliva, L</b> OBP: 0.353, SLG: 0.506 (1, 9)	CS 1B	5-3					K	5-3		5	0	1	1	0	1	0						
<b>Harmon Killebrew, R</b> OBP: 0.392, SLG: 0.539 <b>Don Mincher, L</b> OBP: 0.340, SLG: 0.413 (8, 3)	FC6-4 BB			HR		F5		1B 2B	1B	3	2	2	1	2	0	0						
<b>Bob Allison, R</b> OBP: 0.345, SLG: 0.416 (1, 7)	FC6-4			4-3 2B		HR		2B E 1B	K	5	2	3	1	0	1	2						
<b>Zoilo Versalles, R</b> OBP: 0.304, SLG: 0.347 (1, 6)		1B 2B		4-3		F3		F5	CS BB	4	1	1	0	1	0	3						
<b>Ted Uhlhaender, L</b> OBP: 0.277, SLG: 0.286 (1, 8)		F7		1-3		3-1		E 2B	F3	5	1	1	1	0	0	3						
<b>Jerry Zimmerman, R</b> OBP: 0.341, SLG: 0.330 (1, 2)		2B SF9 1B		F8		1B BB		E IBB	K	3	1	1	0	2	1	1						
<b>Mudcat Grant, R</b> OBP: 0.220, SLG: 0.256 <b>Al Worthington, R</b> OBP: 0.273, SLG: 0.545 (9, 1)	HR 2B			K		FC4-6 1B		E5		4	1	2	1	0	1	1						
<b>Inning Stats</b>	R: 1 E: 0 K: 0 S: 4	H: 2 LOB: 1 BB: 1 P: 8	R: 4 E: 0 K: 0 S: 7	H: 4 LOB: 0 BB: 0 P: 7	R: 1 E: 0 K: 0 S: 5	H: 2 LOB: 1 BB: 0 P: 5	R: 0 E: 0 K: 1 S: 5	H: 0 LOB: 0 BB: 0 P: 5	R: 1 E: 0 K: 0 S: 4	H: 1 LOB: 0 BB: 0 P: 4	R: 0 E: 0 K: 1 S: 6	H: 1 LOB: 2 BB: 1 P: 10	R: 3 E: 1 K: 1 S: 8	H: 2 LOB: 2 BB: 2 P: 16	R: 0 E: 0 K: 2 S: 8	H: 1 LOB: 1 BB: 0 P: 8		R: 0 E: 0 K: 1 S: 4	H: 0 LOB: 0 BB: 1 P: 8	1B: 7 2B: 3 3B: 0 HR: 3	SF: 1 SAC: 0 DP: 0 HBP: 0	WP: 1 PB: 0 SB: 0 CS: 2
<b>PITCHER</b>	IP	WLS	BF	H	R	ER	SO	BB	IBB	HBP	BLK	WP	HR	S	P	ERA	WHIP					
<b>Dave McNally, L</b> ERA: 3.17 <b>Stu Miller, R</b> ERA: 2.25	(1, 1) (8, 1)	7.0 2.0	L 7	37 1	12 0	10 0	8 0	3 3	3 1	0 0	0 0	1 0	3 0	39 12	55 16	10.29 0.00	2.143 1.000					

Batter	1	2	3	4	5	6	7	8	9	AB	R	H	RBI	BB	SO	LOB	BOTTOM					
<b>Luis Aparicio, R</b> OBP: 0.309, SLG: 0.365 (1, 6)	SH 1B	6-3		F8		1B		6-3		5	1	2	0	0	0	0	<b>Minnesota Twins @ Baltimore Orioles</b> Memorial Stadium, Baltimore, MD Fri Sep 30 1966, 3:33 AM EDT Unknown					
<b>Paul Blair, R</b> OBP: 0.307, SLG: 0.413 (1, 8)	SH 1B	BB		F5		G6-4-3 1B		1B	1B	3	2	2	0	1	0	0						
<b>Frank Robinson, R</b> OBP: 0.412, SLG: 0.641 (1, 9)	BB 1B	F8		1B BB		G6-4-3		WP 1B	1B	4	2	2	1	1	0	3						
<b>Brooks Robinson, R</b> OBP: 0.334, SLG: 0.447 (1, 5)	1B BB	F5		FC4-6 1B		F8		WP 1B	1B	4	1	2	1	1	0	1						
<b>Boog Powell, L</b> OBP: 0.373, SLG: 0.535 (1, 3)	FC5 1B			3B 1B		FC4-6		K		5	1	2	2	0	1	3						
<b>Curt Blefary, L</b> OBP: 0.376, SLG: 0.475 (1, 7)	1B			F6		4-3		F6		5	0	2	1	0	0	2						
<b>Davey Johnson, R</b> OBP: 0.300, SLG: 0.354 (1, 4)	K			1-3 3B		1-3		F9		5	0	1	1	0	1	4						
<b>Andy Etchebarren, R</b> OBP: 0.291, SLG: 0.363 (1, 2)	F8			K		K		K		4	0	0	0	0	3	3						
<b>Dave McNally, R</b> OBP: 0.215, SLG: 0.260 <b>Stu Miller, R</b> OBP: 0.105, SLG: 0.105 (8, 1)	FC5			K		5-3		6-3		3	0	0	0	0	1	3						
<b>Inning Stats</b>	R: 4 E: 1 K: 1 S: 10	H: 4 LOB: 2 BB: 1 P: 14	R: 0 E: 0 K: 0 S: 3	H: 0 LOB: 1 BB: 1 P: 7	R: 1 E: 0 K: 2 S: 9	H: 2 LOB: 1 BB: 0 P: 9	R: 0 E: 0 K: 0 S: 4	H: 1 LOB: 2 BB: 1 P: 8	R: 0 E: 0 K: 1 S: 5	H: 0 LOB: 0 BB: 0 P: 5	R: 0 E: 0 K: 0 S: 4	H: 2 LOB: 1 BB: 0 P: 4	R: 0 E: 0 K: 0 S: 4	H: 1 LOB: 1 BB: 0 P: 4	R: 0 E: 0 K: 1 S: 5	H: 0 LOB: 0 BB: 0 P: 5		R: 2 E: 0 K: 1 S: 8	H: 3 LOB: 1 BB: 0 P: 8	1B: 12 2B: 0 3B: 1 HR: 0	SF: 0 SAC: 1 DP: 1 HBP: 0	WP: 1 PB: 0 SB: 0 CS: 0
<b>PITCHER</b>	IP	WLS	BF	H	R	ER	SO	BB	IBB	HBP	BLK	WP	HR	S	P	ERA	WHIP					
<b>Mudcat Grant, R</b> ERA: 3.25 <b>Al Worthington, R</b> ERA: 2.52	(1, 1) (9, 1)	8.0 1.0	S 3	40 0	13 0	6 0	5 1	3 0	0 0	0 0	0 0	1 0	0 5	47 5	59 5	6.75 0.00	2.000 0.000					





Batter	1	2	3	4	5	6	7	8	9	AB	R	H	RBI	BB	SO	LOB	TOP								
<b>Cesar Tovar, R</b> OBP: 0.325, SLG: 0.336 (1, 4)	0-0 4-3		0-0 5-3		0-3 K		0-0 6-3	0-0 F8		5	0	0	0	0	1	1	<b>Minnesota Twins @ Baltimore Orioles</b> Memorial Stadium, Baltimore, MD Fri Sep 30 1966, 7:05 PM EDT Att: 12,260 - Unknown <a href="http://livebaseballscores.com">livebaseballscores.com</a>								
<b>Jimmie Hall, L</b> OBP: 0.301, SLG: 0.453 (1, 7)	0-0 F7		0-0 4-3		0-0 F8		0-0 F8		0-0 4-3	5	0	0	0	0	0	0									
<b>Tony Oliva, L</b> OBP: 0.355, SLG: 0.507 (1, 9)	0-0 HR		0-0 BB		0-0 HR		0-0 4-3		0-0 4-3	5	2	3	0	0	0	0									
<b>Harmon Killebrew, R</b> OBP: 0.393, SLG: 0.544 (1, 5)	0-0 HR		4-0 BB		4-0 HR		0-0 E1		0-0 6-3	3	3	1	2	2	0	0									
<b>Don Mincher, L</b> OBP: 0.343, SLG: 0.422 (1, 3)	0-3 K		4-0 FC6-4		0-0 HR		0-0 1B			3	2	2	3	1	1	0									
<b>Russ Nixon, L</b> OBP: 0.314, SLG: 0.301 (1, 2)		0-0 6-3	0-0 FC6-4		0-0 6-3		0-0 1B		0-0 1B	4	1	1	1	0	0	3									
<b>Ted Uhlhaender, L</b> OBP: 0.277, SLG: 0.285 (1, 8)	0-0 E			0-0 4-3		0-0 P6		0-0 F2		4	0	1	0	0	0	2									
<b>Zoilo Versalles, R</b> OBP: 0.305, SLG: 0.347 (1, 6)	0-0 6-3		4-0 CS		0-0 F8		0-0 F8		0-0 1B	3	0	1	1	1	0	1									
<b>Jim Merritt, L</b> OBP: 0.182, SLG: 0.128 (1, 1)	0-3 K		0-3 K		0-3 K		0-0 SF8			3	0	0	1	0	3	2									
<b>Inning Stats</b>	R: 2 E: 0 K: 1 S: 7	H: 2 LOB: 0 BB: 0 P: 7	R: 0 E: 1 K: 1 S: 6	H: 1 LOB: 1 BB: 0 P: 6	R: 0 E: 0 K: 0 S: 4	H: 1 LOB: 3 BB: 2 P: 12	R: 0 E: 0 K: 1 S: 4	H: 0 LOB: 0 BB: 1 P: 8	R: 3 E: 0 K: 1 S: 7	H: 2 LOB: 0 BB: 1 P: 11	R: 0 E: 0 K: 0 S: 5	H: 0 LOB: 0 BB: 0 P: 5	R: 0 E: 0 K: 0 S: 3	H: 0 LOB: 0 BB: 0 P: 3	R: 3 E: 1 K: 0 S: 7	H: 3 LOB: 1 BB: 0 P: 7	R: 0 E: 0 K: 0 S: 3	H: 0 LOB: 0 BB: 0 P: 3	1B: 7 2B: 0 3B: 0 HR: 2	SF: 1 SAC: 0 DP: 0 HBP: 0	WP: 0 PB: 0 SB: 0 CS: 1	PA: 40			
<b>PITCHER</b>	IP	WLS	BF	H	R	ER	SO	BB	IBB	HBP	BLK	WP	HR	S	P	ERA	WHIP								
<b>Jim Palmer, R</b> ERA: 3.46 (1, 1)	6.0	L	27	6	5	5	5	4	0	0	0	0	2	33	49	7.50	1.667								
<b>Eddie Fisher, R</b> ERA: 2.52 (7, 1)	3.0		13	3	3	1	0	0	0	0	0	0	0	13	13	3.00	1.000								

Batter	1	2	3	4	5	6	7	8	9	AB	R	H	RBI	BB	SO	LOB	BOTTOM								
<b>Mark Belanger, R</b> OBP: 0.167, SLG: 0.222 (1, 6)	0-0 F4		0-0 2B		0-0 F9		0-0 F7			4	0	1	0	0	0	0	<b>Minnesota Twins @ Baltimore Orioles</b> Memorial Stadium, Baltimore, MD Fri Sep 30 1966, 7:05 PM EDT Att: 12,260 - Unknown <a href="http://livebaseballscores.com">livebaseballscores.com</a>								
<b>Paul Blair, R</b> OBP: 0.310, SLG: 0.412 (1, 8)	0-0 1B		0-0 F7		4-0 E		0-0 6-3			3	1	1	0	1	0	1									
<b>Bob Johnson, R</b> OBP: 0.272, SLG: 0.263 (1, 4)	0-0 F4		0-0 4-3		0-0 E		0-0 F5			4	1	1	0	0	0	2									
<b>Mike Epstein, L</b> OBP: 0.273, SLG: 0.400 (1, 3)	0-0 F8		0-0 G3		0-0 1-3		4-0 BB		0-0 BB	3	0	0	0	1	0	3									
<b>Sam Bowens, R</b> OBP: 0.278, SLG: 0.332 (1, 9)		0-3 K		0-0 G3		0-0 F1		0-0 F3		4	0	1	0	0	1	3									
<b>Curt Blefary, L</b> OBP: 0.374, SLG: 0.473 (1, 7)	0-0 F4		0-0 G3		0-0 E2		0-0 3-1			4	0	1	2	0	0	1									
<b>Woodie Held, R</b> OBP: 0.309, SLG: 0.305 (1, 5)	4-0 BB		0-3 K		0-0 F8		0-0 4-3			3	0	0	0	1	1	2									
<b>Larry Haney, R</b> OBP: 0.190, SLG: 0.232 (1, 2)	0-3 K				0-3 K		0-3 K		0-3 K	4	0	0	0	0	4	1									
<b>Jim Palmer, R</b> OBP: 0.132, SLG: 0.151 (1, 1)			0-0 5-3		0-0 4-3		0-3 K			2	0	0	0	0	0	0									
<b>Eddie Fisher, R</b> OBP: 0.133, SLG: 0.200 (7, 1)										1	0	0	0	0	1	0									
<b>Inning Stats</b>	R: 0 E: 0 K: 0 S: 4	H: 1 LOB: 1 BB: 0 P: 4	R: 0 E: 0 K: 2 S: 7	H: 0 LOB: 1 BB: 1 P: 11	R: 0 E: 0 K: 0 S: 4	H: 1 LOB: 1 BB: 0 P: 4	R: 0 E: 0 K: 1 S: 6	H: 1 LOB: 0 BB: 0 P: 6	R: 0 E: 0 K: 1 S: 5	H: 0 LOB: 0 BB: 0 P: 5	R: 2 E: 1 K: 0 S: 5	H: 2 LOB: 1 BB: 1 P: 9	R: 0 E: 0 K: 2 S: 7	H: 0 LOB: 0 BB: 0 P: 7	R: 0 E: 0 K: 0 S: 3	H: 0 LOB: 1 BB: 1 P: 7	R: 0 E: 0 K: 1 S: 5	H: 0 LOB: 0 BB: 0 P: 5	1B: 3 2B: 2 3B: 0 HR: 0	SF: 0 SAC: 0 DP: 0 HBP: 0	WP: 0 PB: 0 SB: 0 CS: 0	PA: 35			
<b>PITCHER</b>	IP	WLS	BF	H	R	ER	SO	BB	IBB	HBP	BLK	WP	HR	S	P	ERA	WHIP								
<b>Jim Merritt, L</b> ERA: 3.38 (1, 1)	9.0	W	35	5	2	2	7	3	0	0	0	0	0	46	58	2.00	0.889								



Batter	1	2	3	4	5	6	7	8	9	AB	R	H	RBI	BB	SO	LOB	TOP																	
<b>Cesar Tovar, R</b> OBP: 0.326, SLG: 0.338 (1, 4)										4	0	1	0	1	0	2	<b>Minnesota Twins @ Baltimore Orioles</b> Memorial Stadium, Baltimore, MD Sun Oct 02 1966, 3:33 AM EDT Unknown																	
<b>Rich Rollins, R</b> OBP: 0.286, SLG: 0.390 (1, 5)										5	0	1	0	0	2	3																		
<b>Tony Oliva, L</b> OBP: 0.355, SLG: 0.505 (1, 9)										4	0	1	0	0	1	2																		
<b>Harmon Killebrew, R</b> OBP: 0.394, SLG: 0.542 (1, 3)										2	1	0	0	1	0	3																		
<b>Bob Allison, R</b> OBP: 0.348, SLG: 0.411 (1, 7)										2	1	0	0	2	2	1																		
<b>Zoilo Versalles, R</b> OBP: 0.308, SLG: 0.348 (1, 6)										2	0	1	1	2	1	1																		
<b>Ted Uhlhaender, L</b> OBP: 0.277, SLG: 0.283 (1, 8)										3	0	0	0	1	0	4																		
<b>Jerry Zimmerman, R</b> OBP: 0.338, SLG: 0.328 (1, 2)										4	0	1	0	0	0	5																		
<b>Jim Kaat, L</b> OBP: 0.228, SLG: 0.280 (1, 1)										2	0	0	0	0	2	0																		
<b>Al Worthington, R</b> OBP: 0.273, SLG: 0.545 (6, 1)										0	0	0	0	0	0	0																		
<b>Sandy Valdespino, L</b> OBP: 0.211, SLG: 0.259 (7, PH)										1	0	0	0	0	0	0																		
<b>Pete Cimino, R</b> (7, 1)										0	0	0	0	0	0	0																		
<b>Bernie Allen, L</b> OBP: 0.299, SLG: 0.348 (9, PH)										0	0	0	0	1	0	0																		
<b>Inning Stats</b>	R: 0 E: 0 K: 2 S: 7	H: 1 LOB: 0 BB: 0 P: 7	R: 0 E: 0 K: 0 S: 2	H: 0 LOB: 2 BB: 3 P: 14	R: 0 E: 0 K: 2 S: 7	H: 0 LOB: 0 BB: 0 P: 7	R: 2 E: 0 K: 0 S: 3	H: 1 LOB: 1 BB: 2 P: 12	R: 0 E: 0 K: 1 S: 6	H: 0 LOB: 2 BB: 1 P: 10	R: 0 E: 0 K: 0 S: 3	H: 0 LOB: 0 BB: 0 P: 3	R: 0 E: 0 K: 2 S: 8	H: 1 LOB: 1 BB: 0 P: 8	R: 0 E: 0 K: 0 S: 4	H: 1 LOB: 2 BB: 1 P: 8	1B: 3 2B: 3 3B: 0 HR: 0	SF: 0 SAC: 0 DP: 2 HBP: 1	WP: 0 PB: 0 SB: 0 CS: 0	PA: 38														
<b>PITCHER</b>	IP WLS BF H R ER SO BB IBB HBP BLK WP HR S P ERA WHIP																																	
<b>Steve Barber, L</b> ERA: 2.3 (1, 1)	1.0	6	1	0	0	2	3	0	0	0	0	0	0	0	7	19	0.00	4.000																
<b>Frank Bertaina, L</b> ERA: 3.13 (2, 1)	4.0	W	16	2	2	1	3	3	0	1	0	0	0	0	18	31	2.25	1.250																
<b>Dick Hall, R</b> ERA: 3.95 (6, 1)	2.0		7	0	0	0	1	1	0	0	0	0	0	8	12	0.00	0.500																	
<b>Moe Drabowsky, R</b> ERA: 2.81 (8, 1)	2.0	S	9	2	0	0	2	1	0	0	0	0	0	12	16	0.00	1.500																	

AB	29
R	2
H	5
RBI	1
BB	8
SO	8
LOB	21



Batter	1	2	3	4	5	6	7	8	9	AB	R	H	RBI	BB	SO	LOB	BOTTOM																	
<b>Luis Aparicio, R</b> OBP: 0.312, SLG: 0.367 (1, 6)										3	2	2	0	1	0	2	<b>Minnesota Twins @ Baltimore Orioles</b> Memorial Stadium, Baltimore, MD Sun Oct 02 1966, 3:33 AM EDT Unknown																	
<b>Curt Blefary, L</b> OBP: 0.373, SLG: 0.471 (1, 7)										4	1	1	2	0	0	4																		
<b>Frank Robinson, R</b> OBP: 0.412, SLG: 0.639 (1, 9)										3	0	1	1	0	0	2																		
<b>Brooks Robinson, R</b> OBP: 0.334, SLG: 0.445 (1, 5)										3	0	0	0	1	1	2																		
<b>Boog Powell, L</b> OBP: 0.372, SLG: 0.532 (1, 3)										3	0	0	0	1	0	1																		
<b>Davey Johnson, R</b> OBP: 0.300, SLG: 0.353 (1, 4)										4	1	1	0	0	1	3																		
<b>Paul Blair, R</b> OBP: 0.309, SLG: 0.410 (1, 8)										4	1	1	0	0	1	0																		
<b>Andy Etchebarren, R</b> OBP: 0.293, SLG: 0.364 (1, 2)										4	1	2	1	0	1	1																		
<b>Steve Barber, L</b> OBP: 0.068, SLG: 0.068 (1, 1)										0	0	0	0	0	0	0																		
<b>Frank Bertaina, L</b> OBP: 0.150, SLG: 0.105 (2, 1)										2	0	0	0	0	0	2																		
<b>Dick Hall, R</b> OBP: 0.231, SLG: 0.167 (6, 1)										0	0	0	0	0	0	0																		
<b>Moe Drabowsky, R</b> OBP: 0.417, SLG: 0.455 (8, 1)										1	0	1	0	0	0	0																		
<b>Inning Stats</b>	R: 1 E: 0 K: 0 S: 4	H: 1 LOB: 0 BB: 0 P: 4	R: 0 E: 0 K: 0 S: 3	H: 0 LOB: 0 BB: 0 P: 3	R: 3 E: 1 K: 1 S: 8	H: 2 LOB: 2 BB: 2 P: 16	R: 0 E: 0 K: 0 S: 3	H: 1 LOB: 0 BB: 0 P: 3	R: 0 E: 0 K: 1 S: 6	H: 1 LOB: 1 BB: 0 P: 6	R: 2 E: 1 K: 0 S: 6	H: 2 LOB: 2 BB: 1 P: 10	R: 0 E: 0 K: 0 S: 4	H: 1 LOB: 1 BB: 0 P: 4	R: 0 E: 0 K: 2 S: 7	H: 1 LOB: 1 BB: 0 P: 7	1B: 9 2B: 0 3B: 0 HR: 0	SF: 1 SAC: 1 DP: 1 HBP: 0	WP: 3 PB: 0 SB: 1 CS: 0	PA: 36														
<b>PITCHER</b>	IP WLS BF H R ER SO BB IBB HBP BLK WP HR S P ERA WHIP																																	
<b>Jim Kaat, L</b> ERA: 2.75 (1, 1)	5.1	L	26	7	6	3	2	2	0	0	0	0	1	0	28	36	5.06	1.688																
<b>Al Worthington, R</b> ERA: 2.5 (6, 1)	0.2		3	0	0	0	0	1	0	0	0	1	0	2	6	0.00	1.500																	
<b>Pete Cimino, R</b> ERA: 2.92 (7, 1)	2.0		7	2	0	0	2	0	0	0	0	0	0	11	11	0.00	1.000																	





Batter	1	2	3	4	5	6	7	8	9	AB	R	H	RBI	BB	SO	LOB	TOP										
<b>Cesar Tovar, R</b> OBP: 0.325, SLG: 0.335 (1, 4)										3	0	0	0	1	1	1	<b>Minnesota Twins @ Baltimore Orioles</b> Memorial Stadium, Baltimore, MD Sun Oct 02 1966, 3:38 AM EDT Att: 13,340 - Unknown										
<b>Jimmie Hall, L</b> OBP: 0.300, SLG: 0.449 (1, 7)										3	0	0	0	1	0	2											
<b>Tony Oliva, L</b> OBP: 0.353, SLG: 0.502 (1, 9)										4	0	0	0	0	0	1											
<b>Harmon Killebrew, R</b> OBP: 0.391, SLG: 0.538 (1, 5)										4	0	0	0	0	3	0											
<b>Don Mincher, L</b> OBP: 0.340, SLG: 0.418 (1, 3)										4	0	0	0	0	1	0											
<b>Russ Nixon, L</b> OBP: 0.314, SLG: 0.302 (1, 2)										3	0	1	0	0	0	0											
<b>Ted Uhlaender, L</b> OBP: 0.280, SLG: 0.286 (1, 8)										3	1	2	0	0	0	1											
<b>Zolio Versalles, R</b> OBP: 0.307, SLG: 0.346 (1, 6)										2	0	0	0	0	0	1											
<b>Jim Perry, S</b> OBP: 0.288, SLG: 0.339 (1, 1)										3	0	1	1	0	1	0											
<b>Al Worthington, R</b> OBP: 0.273, SLG: 0.545 (8, 1)										0	0	0	0	0	0	0											
<b>Inning Stats</b>	R: 0 E: 0 K: 0 S: 2	H: 0 LOB: 0 BB: 1 P: 6	R: 0 E: 0 K: 1 S: 6	H: 1 LOB: 1 BB: 0 P: 6	R: 0 E: 0 K: 1 S: 5	H: 0 LOB: 0 BB: 0 P: 5	R: 0 E: 0 K: 0 S: 3	H: 0 LOB: 0 BB: 0 P: 3	R: 0 E: 0 K: 0 S: 4	H: 1 LOB: 1 BB: 0 P: 4	R: 0 E: 0 K: 1 S: 5	H: 0 LOB: 1 BB: 1 P: 9	R: 0 E: 0 K: 2 S: 7	H: 0 LOB: 0 BB: 0 P: 7	R: 1 E: 0 K: 0 S: 5	H: 2 LOB: 1 BB: 0 P: 5	R: 0 E: 0 K: 1 S: 5	H: 0 LOB: 0 BB: 0 P: 5	1B: 4 2B: 0 3B: 0 HR: 0	SF: 0 SAC: 1 DP: 1 HBP: 0	WP: 1 PB: 0 SB: 0 CS: 0	PA: 32					
<b>PITCHER</b>	IP	WLS	BF	H	R	ER	SO	BB	IBB	HBP	BLK	WP	HR	S	P	ERA	WHIP										
<b>Wally Bunker, R</b> ERA: 4.29 (1, 1)	5.0		17	2	0	0	2	1	0	0	0	0	0	20	24	0.00	0.600										
<b>Eddie Watt, R</b> ERA: 3.53 (6, 1)	3.0	L	12	2	1	1	3	1	0	0	0	1	0	17	21	3.00	1.000										
<b>Gene Brabender, R</b> ERA: 3.55 (9, 1)	1.0		3	0	0	0	1	0	0	0	0	0	0	5	5	0.00	0.000										

AB	29
R	1
H	4
RBI	1
BB	2
SO	6
LOB	6



Batter	1	2	3	4	5	6	7	8	9	AB	R	H	RBI	BB	SO	LOB	BOTTOM										
<b>Luis Aparicio, R</b> OBP: 0.311, SLG: 0.366 (1, 6)										2	0	0	0	0	1	0	<b>Minnesota Twins @ Baltimore Orioles</b> Memorial Stadium, Baltimore, MD Sun Oct 02 1966, 3:38 AM EDT Att: 13,340 - Unknown										
<b>Mark Belanger, R</b> OBP: 0.158, SLG: 0.211 (6, 6)										1	0	0	0	0	1	0											
<b>Russ Snyder, L</b> OBP: 0.368, SLG: 0.413 (1, 7)										4	0	1	0	0	0	1											
<b>Frank Robinson, R</b> OBP: 0.410, SLG: 0.637 (1, 9)										2	0	0	0	0	2	1											
<b>Sam Bowers, R</b> OBP: 0.275, SLG: 0.329 (6, 9)										2	0	0	0	0	1	1											
<b>Brooks Robinson, R</b> OBP: 0.333, SLG: 0.444 (1, 5)										2	0	0	0	0	1	1											
<b>Bob Johnson, R</b> OBP: 0.276, SLG: 0.268 (6, 5)										1	0	1	0	0	0	0											
<b>Curt Blefary, L</b> OBP: 0.371, SLG: 0.468 (1, 3)										3	0	0	0	0	0	1											
<b>Davey Johnson, R</b> OBP: 0.298, SLG: 0.351 (1, 4)										3	0	0	0	0	1	0											
<b>Paul Blair, R</b> OBP: 0.309, SLG: 0.416 (1, 8)										3	0	1	0	0	0	0											
<b>Vic Roznovsky, L</b> OBP: 0.308, SLG: 0.320 (1, 2)										3	0	0	0	0	1	1											
<b>Wally Bunker, R</b> OBP: 0.173, SLG: 0.167 (1, 1)										1	0	0	0	0	0	0											
<b>Eddie Watt, R</b> OBP: 0.319, SLG: 0.457 (6, 1)										1	0	1	0	0	0	0											
<b>Mike Epstein, L</b> OBP: 0.250, SLG: 0.364 (6, PH)										1	0	0	0	0	1	0											
<b>Gene Brabender, R</b> OBP: 0.077, SLG: 0.077 (9, 1)										0	0	0	0	0	0	0											
<b>Inning Stats</b>	R: 0 E: 0 K: 2 S: 8	H: 1 LOB: 1 BB: 0 P: 8	R: 0 E: 0 K: 1 S: 5	H: 0 LOB: 0 BB: 0 P: 5	R: 0 E: 0 K: 0 S: 3	H: 0 LOB: 0 BB: 0 P: 3	R: 0 E: 0 K: 2 S: 7	H: 0 LOB: 0 BB: 0 P: 7	R: 0 E: 0 K: 1 S: 6	H: 1 LOB: 1 BB: 0 P: 6	R: 0 E: 0 K: 1 S: 3	H: 1 LOB: 0 BB: 0 P: 3	R: 0 E: 0 K: 1 S: 5	H: 0 LOB: 0 BB: 0 P: 5	R: 0 E: 0 K: 1 S: 5	H: 0 LOB: 0 BB: 0 P: 5	1B: 2 2B: 1 3B: 1 HR: 0	SF: 0 SAC: 1 DP: 0 HBP: 0	WP: 0 PB: 0 SB: 0 CS: 1	PA: 30							
<b>PITCHER</b>	IP	WLS	BF	H	R	ER	SO	BB	IBB	HBP	BLK	WP	HR	S	P	ERA	WHIP										
<b>Jim Perry, R</b> ERA: 2.54 (1, 1)	7.2	W	26	4	0	0	7	0	0	0	0	0	0	40	40	0.00	0.522										
<b>Al Worthington, R</b> ERA: 2.46 (8, 1)	1.1	S	4	0	0	0	2	0	0	0	0	0	0	8	8	0.00	0.000										





Batter	1	2	3	4	5	6	7	8	9	AB	R	H	RBI	BB	SO	LOB	TOP			
Luis Aparicio, R (1,6)	F9	F9		FC6-4		FC6-4		L6		5	0	0	1	0	0	4	<b>Baltimore Orioles @ Los Angeles Dodgers</b> Dodger Stadium, Los Angeles, CA Wed Oct 05 1966, 3:33 AM PDT Att: 55,941 - Unknown <a href="http://livebaseballscorecards.com">livebaseballscorecards.com</a>			
Russ Snyder, L (1,8) OBP: 0.500, SLG: 0.333	HR		4-3						4-3	3	1	1	1	2	0	1				
Frank Robinson, R (1,9) OBP: 0.400, SLG: 1.000	HR				F8	K				5	1	2	2	0	1	3				
Brooks Robinson, R (1,5) OBP: 0.200, SLG: 0.800	HR			5-3		P6				5	1	1	1	0	0	1				
Boog Powell, L (1,3) OBP: 0.200, SLG: 0.400	F5			6-3						5	0	1	0	0	0	1				
Curt Blefary, L (1,7) OBP: 0.500, SLG: 0.333 Paul Blair, R (9,8)										3	0	1	0	1	0	0				
Davey Johnson, R (1,4) OBP: 0.500, SLG: 0.750	K									4	1	2	0	0	1	3				
Andy Etchebarren, R (1,2) OBP: 0.500, SLG: 0.333				4-3						3	1	1	0	1	0	2				
Dave McNally, R (1,1) Moe Drabowsky, R (3,1)		SH1-4								0	0	0	0	0	0	0				
										2	0	0	0	1	1	2				
<b>Inning Stats</b>	R: 3 E: 0 K: 1 S: 8	H: 3 LOB: 1 BB: 1 P: 12	R: 1 E: 0 K: 0 S: 4	H: 1 LOB: 1 BB: 1 P: 8	R: 0 E: 0 K: 0 S: 3	H: 0 LOB: 0 BB: 0 P: 3	R: 1 E: 0 K: 0 S: 4	H: 1 LOB: 1 BB: 1 P: 8	R: 0 E: 0 K: 1 S: 6	H: 1 LOB: 2 BB: 1 P: 10	R: 0 E: 0 K: 0 S: 3	H: 0 LOB: 0 BB: 0 P: 3	R: 0 E: 0 K: 1 S: 6	H: 1 LOB: 1 BB: 0 P: 6	R: 0 E: 0 K: 0 S: 4	H: 1 LOB: 1 BB: 0 P: 4	1B: 5 2B: 2 3B: 0 HR: 2	SF: 0 SAC: 1 DP: 0 HBP: 0	WP: 0 PB: 0 SB: 0 CS: 0	PA: 41
<b>PITCHER</b>	IP WLS BF H R ER SO BB IBB HBP BLK WP HR S P ERA WHIP																			
Don Drysdale, R (1,1) ERA: 18.0	2.0 L 12 4 4 4 1 2 0 0 0 0 0 2 12 20 18.00 3.000																			
Joe Moeller, R (3,1) ERA: 4.5	2.0 8 1 1 1 0 1 1 0 0 0 0 0 7 11 4.50 1.000																			
Bob Miller, R (5,1) ERA:	3.0 13 2 0 0 1 1 0 0 0 0 0 0 13 21 0.00 1.000																			
Ron Perranoski, L (8,1) ERA:	2.0 8 2 0 0 1 0 0 0 0 0 0 0 10 10 0.00 1.000																			

Batter	1	2	3	4	5	6	7	8	9	AB	R	H	RBI	BB	SO	LOB	BOTTOM					
Maury Wills, S (1,6)	S								4-3	3	0	0	0	2	2	2	<b>Baltimore Orioles @ Los Angeles Dodgers</b> Dodger Stadium, Los Angeles, CA Wed Oct 05 1966, 3:33 AM PDT Att: 55,941 - Unknown <a href="http://livebaseballscorecards.com">livebaseballscorecards.com</a>					
Willie Davis, L (1,8) OBP: 0.250, SLG: 0.250	P6									4	0	1	0	0	1	1						
Lou Johnson, R (1,9)	F8									3	1	0	0	1	1	3						
Tommy Davis, R (1,7)	5-3									3	0	0	0	1	1	3						
Jim Lefebvre, S (1,4) OBP: 0.500, SLG: 1.333										3	1	1	1	1	1	0						
Wes Parker, S (1,3) OBP: 0.250, SLG: 0.500										4	0	1	0	0	2	3						
Jim Gilliam, S (1,5)										2	0	0	1	2	0	0						
John Roseboro, L (1,2)										4	0	0	0	0	1	5						
Don Drysdale, R (1,1) Dick Stuart, R (2,PH) Joe Moeller, R (3,1) Jim Barbieri, L (4,PH) Bob Miller, R (5,1) Wes Covington, L (7,PH) Ron Perranoski, L (8,1) Ron Fairly, L (9,PH)										0	0	0	0	0	0	0						
										1	0	0	0	0	0	2						
<b>Inning Stats</b>	R: 0 E: 0 K: 0 S: 3	H: 0 LOB: 1 BB: 1 P: 7	R: 1 E: 0 K: 1 S: 7	H: 2 LOB: 2 BB: 1 P: 11	R: 1 E: 0 K: 1 S: 8	H: 0 LOB: 3 BB: 4 P: 26	R: 0 E: 0 K: 3 S: 9	H: 0 LOB: 0 BB: 0 P: 14	R: 0 E: 0 K: 0 S: 12	H: 0 LOB: 0 BB: 0 P: 16	R: 0 E: 0 K: 0 S: 6	H: 0 LOB: 0 BB: 0 P: 7	R: 0 E: 0 K: 1 S: 13	H: 1 LOB: 2 BB: 1 P: 18	R: 0 E: 0 K: 1 S: 10	H: 0 LOB: 0 BB: 0 P: 15	R: 0 E: 0 K: 2 S: 8	H: 0 LOB: 0 BB: 0 P: 14	1B: 1 2B: 1 3B: 0 HR: 1	SF: 0 SAC: 0 DP: 0 HBP: 0	WP: 0 PB: 0 SB: 1 CS: 0	PA: 37
<b>PITCHER</b>	IP WLS BF H R ER SO BB IBB HBP BLK WP HR S P ERA WHIP																					
Dave McNally, L (1,1) ERA: 7.71	2.1 14 2 2 2 1 5 0 0 0 0 0 0 65 97 0.00 0.450																					
Moe Drabowsky, R (3,1) ERA:	6.2 W 23 1 0 0 11 2 0 0 0 0 0 0 65 97 0.00 0.450																					



Batter	1	2	3	4	5	6	7	8	9	AB	R	H	RBI	BB	SO	LOB	TOP					
Luis Aparicio, R (1.6)										5	0	2	1	0	0	0	<b>Baltimore Orioles @ Los Angeles Dodgers</b> Dodger Stadium, Los Angeles, CA Thu Oct 06 1966, 3:33 AM PDT Att: 55,947 - Unknown					
Curt Blefary, L (1.7)										5	0	0	0	0	2	2						
Frank Robinson, R (1.9)										3	2	1	0	2	0	1						
Brooks Robinson, R (1.5)										4	1	1	0	0	0	2						
Boog Powell, L (1.3)										3	1	2	1	0	0	0						
Davey Johnson, R (1.4)										4	0	2	1	0	0	1						
Paul Blair, R (1.8)										3	1	0	0	1	0	2						
Andy Etchebarren, R (1.2)										3	1	0	0	1	1	3						
Jim Palmer, R (1.1)										4	0	0	0	0	2	3						
<b>Inning Stats</b>	R: 0 E: 0 K: 0 S: 3	H: 1 LOB: 0 BB: 0 P: 3	R: 0 E: 0 K: 0 S: 3	H: 0 LOB: 0 BB: 0 P: 3	R: 0 E: 0 K: 1 S: 5	H: 0 LOB: 0 BB: 0 P: 5	R: 0 E: 1 K: 0 S: 3	H: 0 LOB: 2 BB: 1 P: 7	R: 3 E: 2 K: 1 S: 9	H: 2 LOB: 1 BB: 0 P: 9	R: 1 E: 1 K: 0 S: 5	H: 3 LOB: 2 BB: 1 P: 9	R: 0 E: 0 K: 1 S: 5	H: 0 LOB: 0 BB: 0 P: 5	R: 2 E: 1 K: 1 S: 7	H: 2 LOB: 2 BB: 2 P: 15		R: 0 E: 0 K: 1 S: 5	H: 0 LOB: 0 BB: 0 P: 5	1B: 6 2B: 1 3B: 1 HR: 0	SF: 0 SAC: 1 DP: 1 HBP: 0	WP: 1 PB: 0 SB: 0 CS: 0
<b>PITCHER</b>	IP WLS BF H R ER SO BB IBB HBP BLK WP HR S P ERA WHIP																					
Sandy Koufax, L (1.1)	6.0 L 26 6 4 1 2 1 1 0 0 0 0 0 28 36 1.50 1.167																					
Ron Perranoski, L (7.1)	1.1 7 2 2 2 1 1 0 0 0 0 0 0 8 12 13.50 2.250																					
Phil Regan, R (8.1)	0.2 3 0 0 0 1 1 0 0 0 0 1 0 4 8 0.00 1.500																					
Jim Brewer, L (9.1)	1.0 3 0 0 0 1 0 0 0 0 0 0 0 5 5 0.00 0.000																					

Batter	1	2	3	4	5	6	7	8	9	AB	R	H	RBI	BB	SO	LOB	BOTTOM					
Maury Wills, S (1.6)										4	0	0	0	0	0	2	<b>Baltimore Orioles @ Los Angeles Dodgers</b> Dodger Stadium, Los Angeles, CA Thu Oct 06 1966, 3:33 AM PDT Att: 55,947 - Unknown					
Jim Gilliam, S (1.5)										4	0	0	0	0	1							
Willie Davis, L (1.8)										4	0	0	0	0	2	1						
Ron Fairly, L (1.9)										3	0	0	0	1	2	0						
Jim Lefebvre, S (1.4)										3	0	0	0	1	2	1						
Lou Johnson, R (1.7)										4	0	1	0	0	0	1						
John Roseboro, L (1.2)										4	0	1	0	0	0	3						
Wes Parker, S (1.3)										2	0	1	0	1	0	1						
Sandy Koufax, R (1.1)										2	0	0	0	0	0	4						
Ron Perranoski, L (7.1)										0	0	0	0	0	0	0						
Phil Regan, R (8.1)										0	0	0	0	0	0	0						
Tommy Davis, R (8, PH)										1	0	1	0	0	0	0						
Jim Brewer, L (9.1)										0	0	0	0	0	0	0						
<b>Inning Stats</b>	R: 0 E: 0 K: 1 S: 5	H: 0 LOB: 0 BB: 0 P: 5	R: 0 E: 0 K: 1 S: 6	H: 1 LOB: 3 BB: 2 P: 14	R: 0 E: 0 K: 1 S: 5	H: 0 LOB: 0 BB: 0 P: 5	R: 0 E: 0 K: 0 S: 3	H: 0 LOB: 0 BB: 0 P: 3	R: 0 E: 0 K: 0 S: 4	H: 1 LOB: 1 BB: 0 P: 4	R: 0 E: 0 K: 1 S: 5	H: 0 LOB: 0 BB: 0 P: 5	R: 0 E: 0 K: 1 S: 6	H: 1 LOB: 1 BB: 0 P: 6	R: 0 E: 0 K: 0 S: 4	H: 1 LOB: 1 BB: 0 P: 4	R: 0 E: 0 K: 1 S: 5	H: 0 LOB: 1 BB: 1 P: 9	1B: 3 2B: 1 3B: 0 HR: 0	SF: 0 SAC: 0 DP: 0 HBP: 0	WP: 1 PB: 0 SB: 0 CS: 0	PA: 34
<b>PITCHER</b>	IP WLS BF H R ER SO BB IBB HBP BLK WP HR S P ERA WHIP																					
Jim Palmer, R (1.1)	9.0 W 34 4 0 0 6 2 1 0 0 1 0 43 55 0.00 0.667																					



Batter	1	2	3	4	5	6	7	8	9	AB	R	H	RBI	BB	SO	LOB	TOP			
Maury Wills, S OBP: 0.250, SLG: 0.100 (1, 6)										3	0	1	0	0	1	0	<b>Los Angeles Dodgers @ Baltimore Orioles</b> Memorial Stadium, Baltimore, MD Sat Oct 08 1966, 3:33 AM EDT Att: 54,445 - Unknown <a href="http://livebaseballscorecards.com">livebaseballscorecards.com</a>			
Wes Parker, S OBP: 0.364, SLG: 0.500 Phil Regan, R (8, 1)										4	0	1	0	0	1	2				
Willie Davis, L OBP: 0.083, SLG: 0.083 (1, 8)										4	0	0	0	0	0	3				
Ron Fairly, L OBP: 0.333, SLG: 0.143 (8, 3)										3	0	1	0	1	1	1				
Jim Lefebvre, S OBP: 0.250, SLG: 0.400 (1, 4)										4	0	0	0	0	1	3				
Lou Johnson, R OBP: 0.333, SLG: 0.364 (8, 9)										4	0	2	0	0	0	1				
John Roseboro, L OBP: 0.091, SLG: 0.091 (1, 2)										3	0	0	0	0	1	2				
John Kennedy, R (1, 5)										3	0	0	0	0	0	2				
Claude Osteen, L Tommy Davis, R (8, PH) OBP: 0.500, SLG: 0.400 (8, 7)										2	0	0	0	0	1	1				
<b>Inning Stats</b>	R: 0 E: 0 K: 2 S: 7	H: 0 LOB: 0 BB: 0 P: 7	R: 0 E: 0 K: 0 S: 3	H: 1 LOB: 0 BB: 0 P: 3	R: 0 E: 0 K: 2 S: 7	H: 0 LOB: 0 BB: 0 P: 7	R: 0 E: 0 K: 1 S: 6	H: 1 LOB: 2 BB: 1 P: 10	R: 0 E: 0 K: 0 S: 4	H: 1 LOB: 1 BB: 0 P: 4	R: 0 E: 0 K: 0 S: 4	H: 1 LOB: 1 BB: 0 P: 4	R: 0 E: 0 K: 0 S: 4	H: 1 LOB: 1 BB: 0 P: 4	R: 0 E: 0 K: 1 S: 5	H: 0 LOB: 0 BB: 0 P: 5	1B: 5 2B: 1 3B: 0 HR: 0	SF: 0 SAC: 1 DP: 1 HBP: 0	WP: 0 PB: 0 SB: 0 CS: 0	PA: 33
<b>PITCHER</b> Wally Bunker, R ERA:	IP: 9.0 WLS: W BF: 33 H: 6 R: 0 ER: 0 SO: 6 BB: 1 IBB: 0 HBP: 0 BLK: 0 WP: 0 HR: 0 S: 44 P: 48 ERA: 0.00 WHIP: 0.778															<b>PITCHER</b>				

Batter	1	2	3	4	5	6	7	8	9	AB	R	H	RBI	BB	SO	LOB	BOTTOM			
Luis Aparicio, R OBP: 0.231, SLG: 0.308 (1, 6)										3	0	1	0	0	0	0	<b>Los Angeles Dodgers @ Baltimore Orioles</b> Memorial Stadium, Baltimore, MD Sat Oct 08 1966, 3:33 AM EDT Att: 54,445 - Unknown <a href="http://livebaseballscorecards.com">livebaseballscorecards.com</a>			
Curt Blefary, L OBP: 0.167, SLG: 0.091 Russ Snyder, L OBP: 0.600, SLG: 0.333 (9, 7)										3	0	0	0	0	1	1				
Frank Robinson, R OBP: 0.385, SLG: 0.727 (1, 9)										3	0	0	0	0	1	1				
Brooks Robinson, R OBP: 0.250, SLG: 0.455 (1, 5)										2	0	0	0	1	0	1				
Boog Powell, L OBP: 0.364, SLG: 0.455 (1, 3)										3	0	1	0	0	0	1				
Davey Johnson, R OBP: 0.364, SLG: 0.455 (1, 4)										3	0	0	0	0	0	1				
Paul Blair, R OBP: 0.286, SLG: 0.667 (1, 8)										3	1	1	1	0	0	0				
Andy Etchebarren, R OBP: 0.273, SLG: 0.111 (1, 2)										3	0	0	0	0	1	0				
Wally Bunker, R (1, 1)										2	0	0	0	0	1	0				
<b>Inning Stats</b>	R: 0 E: 0 K: 1 S: 5	H: 0 LOB: 0 BB: 0 P: 5	R: 0 E: 0 K: 0 S: 3	H: 1 LOB: 0 BB: 0 P: 3	R: 0 E: 0 K: 0 S: 3	H: 0 LOB: 0 BB: 0 P: 3	R: 0 E: 0 K: 1 S: 6	H: 1 LOB: 1 BB: 0 P: 6	R: 1 E: 0 K: 0 S: 4	H: 1 LOB: 0 BB: 0 P: 4	R: 0 E: 0 K: 1 S: 5	H: 0 LOB: 0 BB: 0 P: 5	R: 0 E: 0 K: 0 S: 2	H: 0 LOB: 0 BB: 1 P: 6	R: 0 E: 0 K: 1 S: 5	H: 0 LOB: 0 BB: 0 P: 5	1B: 2 2B: 0 3B: 0 HR: 1	SF: 0 SAC: 0 DP: 2 HBP: 0	WP: 0 PB: 0 SB: 0 CS: 0	PA: 26
<b>PITCHER</b> Claude Osteen, L ERA: 1.29 Phil Regan, R ERA:	IP: 7.0 WLS: L BF: 23 H: 3 R: 1 ER: 1 SO: 3 BB: 1 IBB: 0 HBP: 0 BLK: 0 WP: 0 HR: 1 S: 28 P: 32 ERA: 1.29 WHIP: 0.571															<b>PITCHER</b>				



Batter	1	2	3	4	5	6	7	8	9	AB	R	H	RBI	BB	SO	LOB	TOP			
Maury Wills, S OBP: 0.250, SLG: 0.077 (1, 6)										3	0	0	0	1	0	0	<b>Los Angeles Dodgers @ Baltimore Orioles</b> Memorial Stadium, Baltimore, MD Sun Oct 09 1966, 3:33 AM EDT Att: 54,458 - Unknown <a href="http://livebaseballscorecards.com">livebaseballscorecards.com</a>			
Willie Davis, L OBP: 0.063, SLG: 0.063 (1, 8)										4	0	0	0	0	1	2				
Lou Johnson, R OBP: 0.313, SLG: 0.333 (1, 9)										4	0	1	0	0	0	2				
Tommy Davis, R OBP: 0.333, SLG: 0.250 (1, 7)										3	0	0	0	0	0	1				
Jim Lefebvre, S OBP: 0.333, SLG: 0.417 (1, 4)										2	0	1	0	1	0	0				
Wes Parker, S OBP: 0.286, SLG: 0.385 (1, 3)										3	0	0	0	0	0	2				
John Roseboro, L OBP: 0.071, SLG: 0.071 (1, 2)										3	0	0	0	0	1	1				
John Kennedy, R OBP: 0.200, SLG: 0.200 Dick Stuart, R (9, PH)										2	0	1	0	0	0	0				
Don Drysdale, R (1, 1)										1	0	0	0	0	1	0				
Al Ferrara, R OBP: 1.000, SLG: 1.000 Nate Oliver, R (9, PR)										2	0	0	0	0	1	1				
										1	0	1	0	0	0	0				
										0	0	0	0	0	0	0				
<b>Inning Stats</b>	R: 0 E: 0 K: 0 S: 3	H: 0 LOB: 0 BB: 0 P: 3	R: 0 E: 0 K: 0 S: 3	H: 0 LOB: 1 BB: 1 P: 7	R: 0 E: 0 K: 0 S: 3	H: 0 LOB: 0 BB: 0 P: 3	R: 0 E: 0 K: 1 S: 5	H: 1 LOB: 0 BB: 0 P: 5	R: 0 E: 0 K: 1 S: 5	H: 1 LOB: 0 BB: 0 P: 5	R: 0 E: 0 K: 0 S: 3	H: 0 LOB: 0 BB: 0 P: 3	R: 0 E: 0 K: 0 S: 3	H: 0 LOB: 0 BB: 0 P: 3	R: 0 E: 0 K: 1 S: 6	H: 1 LOB: 2 BB: 1 P: 10	1B: 4 2B: 1 3B: 0 HR: 0	SF: 0 SAC: 0 DP: 3 HBP: 0	WP: 0 PB: 0 SB: 0 CS: 1	PA: 30
<b>PITCHER</b> Dave McNally, L ERA: 1.59 (1, 1)	IP: 9.0 WLS: W BF: 30 H: 4 R: 0 ER: 0 SO: 4 BB: 2 IBB: 0 HBP: 0 BLK: 0 WP: 0 HR: 0 S: 36 P: 44 ERA: 0.00 WHIP: 0.667															<b>PITCHER</b>				

Batter	1	2	3	4	5	6	7	8	9	AB	R	H	RBI	BB	SO	LOB	BOTTOM			
Luis Aparicio, R OBP: 0.250, SLG: 0.313 (1, 6)										3	0	1	0	0	0	0	<b>Los Angeles Dodgers @ Baltimore Orioles</b> Memorial Stadium, Baltimore, MD Sun Oct 09 1966, 3:33 AM EDT Att: 54,458 - Unknown <a href="http://livebaseballscorecards.com">livebaseballscorecards.com</a>			
Russ Snyder, L OBP: 0.375, SLG: 0.167 (1, 8) (8, 7)										3	0	0	0	0	0	1				
Frank Robinson, R OBP: 0.375, SLG: 0.857 (1, 9)										3	1	1	1	0	1	0				
Brooks Robinson, R OBP: 0.267, SLG: 0.429 (1, 5)										3	0	1	0	0	0	0				
Boog Powell, L OBP: 0.357, SLG: 0.429 (1, 3)										3	0	1	0	0	1	1				
Curt Blefary, L OBP: 0.200, SLG: 0.077 Paul Blair, R OBP: 0.286, SLG: 0.667 (1, 7) (8, 8)										2	0	0	0	1	0	1				
Davey Johnson, R OBP: 0.286, SLG: 0.357 (1, 4)										3	0	0	0	0	0	2				
Andy Etchebarren, R OBP: 0.214, SLG: 0.083 (1, 2)										3	0	0	0	0	2	0				
Dave McNally, R (1, 1)										3	0	0	0	0	1	0				
<b>Inning Stats</b>	R: 0 E: 0 K: 0 S: 3	H: 0 LOB: 0 BB: 0 P: 3	R: 0 E: 0 K: 1 S: 5	H: 1 LOB: 1 BB: 1 P: 9	R: 0 E: 0 K: 1 S: 5	H: 0 LOB: 0 BB: 0 P: 5	R: 1 E: 0 K: 0 S: 4	H: 1 LOB: 0 BB: 0 P: 4	R: 0 E: 0 K: 1 S: 5	H: 0 LOB: 0 BB: 0 P: 5	R: 0 E: 0 K: 1 S: 6	H: 1 LOB: 1 BB: 0 P: 6	R: 0 E: 0 K: 0 S: 3	H: 0 LOB: 0 BB: 0 P: 3	R: 0 E: 0 K: 1 S: 3	H: 0 LOB: 0 BB: 0 P: 3		1B: 3 2B: 0 3B: 0 HR: 1	SF: 0 SAC: 0 DP: 1 HBP: 0	WP: 0 PB: 0 SB: 0 CS: 1
<b>PITCHER</b> Don Drysdale, R ERA: 4.5 (1, 1)	IP: 8.0 WLS: L BF: 27 H: 4 R: 1 ER: 1 SO: 5 BB: 1 IBB: 0 HBP: 0 BLK: 0 WP: 0 HR: 1 S: 36 P: 40 ERA: 1.12 WHIP: 0.625															<b>PITCHER</b>				