

Baltimore Orioles - 1967

Batter	1	2	3	4	5	6	7	8	9	AB R H RBI BB SO LOB	TOP																
Cesar Tovar, R OBP: 0.200, SLG: 0.400 (1, 8) X	0-0 FC7-4 2B		0-0 G5-4-3 1-2f		0-0 FC1-6 2B 1-2f 2-3		0-0 F7		0-0 L5	5 1 1 0 0 0 3																	
Rich Rollins, R (1, 5) X	0-0 FC7-4 2-3			0-0 F8	0-0 F6		0-3 K		0-3 K	5 0 0 0 0 2 3																	
Tony Oliva, L OBP: 0.750, SLG: 1.000 (1, 9) X	0-0 3-1			1-0 BB HBP	0-0 2B 1-H 3-H			0-0 BB 1B		3 0 2 2 0 0 0																	
Harmon Killebrew, R (1, 3)		0-0 5-3		4-0 BB 1-2	4-0 BB			0-0 F7		2 0 0 0 2 0 1																	
Bob Allison, R (1, 7)		0-0 F2		0-0 F4	0-0 F6			0-0 F7		4 0 0 0 0 0 5																	
Rod Carew, L OBP: 0.500, SLG: 0.500 (1, 4)		0-0 1B		0-0 6-3		0-3 K		0-0 BB 1B		4 0 2 0 0 1 2																	
Earl Battey, R OBP: 0.500, SLG: 0.667 (1, 2)		0-3 K			0-0 1B 2B	0-0 F4		4-0 BB 1B 1-2 2-3		3 1 1 0 1 1 1																	
Zoilo Versalles, R OBP: 0.250, SLG: 0.250 (1, 6)			0-0 5-3		0-0 FC1-6 2B 1B 2-3	0-3 K		0-0 FC5-4		4 1 1 0 0 1 3																	
Jim Kaat, L OBP: 1.000, SLG: 1.000 (5, PH) Andy Kosco, R OBP: 1.000, SLG: 1.000 (5, 1) Jim Perry, S (5, 1) Ron Kline, R (6, 1) Walt Bond, L (7, PH) Al Worthington, R (7, 1) Russ Nixon, L (9, PH)			0-0 G5-4-3 1B		0-0 FC1-6 1B 1-2 3-H		0-0 F8		0-3 K	1 0 1 0 0 0 0 1 0 1 1 0 0 0 0 0 0 0 0 0 0 0 0 0 0 0 0 0 1 0 0 0 0 0 0 0 0 0 0 0 0 0 1 0 0 0 0 1 0																	
Inning Stats	R: 0 E: 0 K: 0 S: 3	H: 1 LOB: 0 BB: 0 P: 3	R: 0 E: 0 K: 1 S: 6	H: 1 LOB: 1 BB: 0 P: 6	R: 0 E: 0 K: 0 S: 3	H: 1 LOB: 0 BB: 0 P: 3	R: 0 E: 0 K: 0 S: 3	H: 0 LOB: 2 BB: 1 P: 8	R: 3 E: 0 K: 0 S: 7	H: 4 LOB: 2 BB: 1 P: 11	R: 0 E: 0 K: 2 S: 7	H: 0 LOB: 0 BB: 0 P: 7	R: 0 E: 0 K: 1 S: 5	H: 0 LOB: 0 BB: 0 P: 5	R: 0 E: 0 K: 0 S: 5	H: 2 LOB: 3 BB: 1 P: 9	R: 0 E: 0 K: 2 S: 7	H: 0 LOB: 0 BB: 0 P: 7	1B: 6 2B: 4 3B: 0 HR: 0	SF: 0 SAC: 0 DP: 2 HBP: 1	WP: 0 PB: 0 SB: 0 CS: 0	PA: 38					
PITCHER	IP WLS BF H R ER SO BB IBB HBP BLK WP HR S P ERA WHIP																										
Dave McNally, L ERA: 5.79 (1, 1)	4.2		22	7	3	3	1	2	0	1	0	0	0	21	30	5.79	1.929										
Moe Drabowsky, R ERA: (5, 1)	3.0	W	12	2	0	0	3	1	0	0	0	0	0	17	21	0.00	1.000										
Stu Miller, R ERA: (8, 1)	1.1	S	4	0	0	0	2	0	0	0	0	0	0	8	8	0.00	0.000										

Minnesota Twins @ Baltimore Orioles
 Memorial Stadium, Baltimore, MD
 Tue Apr 11 1967, 3:33 AM EST
 Att: 39,812 - Unknown

livebaseballscorecards.com

AB	34
R	3
H	9
RBI	3
BB	3
SO	6
LOB	18



Batter	1	2	3	4	5	6	7	8	9	AB	R	H	RBI	BB	SO	LOB
Curt Blefary, L (1, 7)	1-0 2B HBP	0-0 F4		0-0 G3		4-0 IBB				2	1	0	0	1	0	2
Luis Aparicio, R (1, 6) OBP: 0.500, SLG: 0.750	0-0 1B 2B		0-0 FC6-5 S 1B		0-0 F4	0-0 4-3				4	1	2	1	0	0	2
Frank Robinson, R (1, 9) OBP: 0.250, SLG: 0.250	0-0 HR 1B		0-3 K 1-2		0-0 4-3			0-0 F9		4	1	1	1	0	1	1
Brooks Robinson, R (1, 5) OBP: 0.250, SLG: 1.000	0-0 HR		0-0 FC6-5 2-3		0-3 K			0-0 F8		4	1	1	2	0	1	1
Boog Powell, L (1, 3) OBP: 0.250, SLG: 0.500	0-0 F6		0-3 K			0-0 G3 2B 2B		0-0 4-3		4	1	1	0	0	1	1
Davey Johnson, R (1, 4) Mark Belanger, R (7, 4)	0-0 F9			0-0 5-3		0-0 G3 2-3		0-0 F4		3	0	0	0	0	0	1
Paul Blair, R (1, 8) OBP: 0.500, SLG: 0.667	0-0 6-3			4-0 SH1-4 E BB		0-0 1B 2B		0-0 1-3		3	1	1	1	1	0	0
Andy Etchebarren, R (1, 2) OBP: 0.250, SLG: 0.250		0-3 K		0-0 E6 SH1-4 1-2		0-0 SH1-4 1B		0-3 K		4	0	1	1	0	2	1
Dave McNally, R (1, 1) Moe Drabowsky, R (5, 1) Stu Miller, R (8, 1)		0-0 F4		0-0 SH1-4 1-2 2-3		0-0 SH1-4 1-2				1	0	0	0	0	0	0
										0	0	0	0	0	0	0
										0	0	0	0	0	0	0

Inning Stats	R: 4	H: 3	E: 0	LOB: 0	K: 0	BB: 0	S: 6	P: 7	R: 0	H: 0	E: 0	LOB: 0	K: 1	BB: 0	S: 5	P: 5	R: 0	H: 1	E: 0	LOB: 1	K: 2	BB: 0	S: 8	P: 8	R: 0	H: 0	E: 1	LOB: 2	K: 0	BB: 1	S: 4	R: 0	H: 0	E: 0	LOB: 0	K: 1	BB: 0	S: 5	P: 5	R: 2	H: 3	E: 0	LOB: 2	K: 0	BB: 1	S: 6	P: 10	R: 0	H: 0	E: 0	LOB: 0	K: 0	BB: 0	S: 3	P: 3	R: 0	H: 0	E: 0	LOB: 0	K: 1	BB: 0	S: 5	P: 5
PITCHER	IP	WLS	BF	H	R	ER	SO	BB	IBB	HBP	BLK	WP	HR	S	P	ERA	WHIP																																														
Jim Kaat, L (1, 1) ERA: 9.0	4.0	L	19	4	4	4	3	1	0	0	0	0	1	23	28	9.00	1.250																																														
Jim Perry, R (5, 1) ERA: 13.5	1.1		7	3	2	2	1	0	0	0	0	0	0	9	9	13.50	2.250																																														
Ron Kline, R (6, 1) ERA:	0.2		3	0	0	0	0	0	1	0	0	0	0	2	6	0.00	0.000																																														
Al Worthington, R (7, 1) ERA:	2.0		6	0	0	0	1	0	0	0	0	0	0	8	8	0.00	0.000																																														

BOTTOM

Minnesota Twins @ Baltimore Orioles
Memorial Stadium, Baltimore, MD
 Tue Apr 11 1967, 3:33 AM EST
 Att. 39,812 - Unknown

AB	30
R	6
H	7
RBI	6
BB	2
SO	5
LOB	9

WP: 0 PA: 35
 PB: 0
 SB: 1
 CS: 0



livebaseballscorecards.com

Batter	1	2	3	4	5	6	7	8	9	AB R H RBI BB SO LOB	TOP							
Cesar Tovar, R (1, 8) OBP: 0.222, SLG: 0.333	0-0 F6		0-0 1B		0-0 6-3			0-0 F7		4 0 1 0 0 0 1								
Rich Rollins, R (1, 5) OBP: 0.222, SLG: 0.333	0-0 F4		0-0 F9			0-0 1-3		0-0 F9		4 0 0 0 0 0 2								
Tony Oliva, L (1, 9) OBP: 0.500, SLG: 0.500	0-0 F5			0-0 F8		4-0 BB		0-0 4-3		3 0 0 0 1 0 0								
Harmon Killebrew, R (1, 3) OBP: 0.222, SLG: 0.333		0-0 F6		0-3 K		0-3 K		0-0 F5		4 0 0 0 0 2 1								
Rod Carew, L (1, 4) OBP: 0.375, SLG: 0.286		0-0 F8		4-0 CS BB		0-0 F7		0-0 1-3		3 0 0 0 1 0 1								
Bob Allison, R (1, 7) OBP: 0.125, SLG: 0.250		0-0 F7		0-0 CS	0-0 1B SF8 2B		0-0 F8		0-0 5-3	4 1 1 0 0 0 0								
Earl Battey, R (1, 2) OBP: 0.429, SLG: 0.500			0-0 F5		0-0 F2		0-0 1B			3 0 1 0 0 0 1								
Zoilo Versalles, R (1, 6) OBP: 0.286, SLG: 0.286			0-0 F7		0-0 PB 1B		0-0 F9			3 0 1 0 0 0 1								
Dean Chance, R (1, 1) Mudcat Grant, R (4, 1) Walt Bond, L (5, PH) Jim Ollom, R (5, 1) Sandy Valdespino, L (7, PH) Ron Kline, R (7, 1)			4-0 1B BB		0-0 SF8 3-H		0-0 1-3			0 0 0 0 1 0 0 0 0 0 0 0 0 0 0 0 0 1 0 0 0 0 0 0 0 0 0 0 1 0 0 0 0 0 1 0 0 0 0 0 0 0								
Inning Stats	R: 0 E: 0 K: 0 S: 3	H: 0 LOB: 0 BB: 0 P: 3	R: 0 E: 0 K: 0 S: 3	H: 0 LOB: 0 BB: 0 P: 3	R: 0 E: 0 K: 1 S: 4	H: 0 LOB: 0 BB: 1 P: 8	R: 0 E: 0 K: 1 S: 4	H: 0 LOB: 1 BB: 1 P: 9	R: 0 E: 0 K: 0 S: 4	H: 1 LOB: 1 BB: 0 P: 4	R: 0 E: 0 K: 0 S: 3	H: 0 LOB: 0 BB: 0 P: 3	R: 0 E: 0 K: 0 S: 3	H: 0 LOB: 0 BB: 0 P: 3	1B: 3 2B: 1 3B: 0 HR: 0	SF: 1 SAC: 0 DP: 0 HBP: 0	WP: 0 PB: 1 SB: 0 CS: 1	PA: 34
PITCHER Jim Palmer, R (1, 1) ERA: 1.0	IP: 9.0 WLS: W BF: 33 H: 4 R: 1 ER: 1 SO: 2 BB: 3 IBB: 0 HBP: 0 BLK: 0 WP: 0 HR: 0 S: 34 P: 46 ERA: 1.00 WHIP: 0.778											PITCHER IP: WLS: BF: H: R: ER: SO: BB: IBB: HBP: BLK: WP: HR: S: P: ERA: WHIP						

Minnesota Twins @ Baltimore Orioles
 Memorial Stadium, Baltimore, MD
 Thu Apr 13 1967, 3:33 AM EST
 Att. 3,842 - Unknown

livebaseballscorecards.com

AB 29
 R 1
 H 4
 RBI 1
 BB 3
 SO 2
 LOB 8



BOTTOM

Minnesota Twins @ Baltimore Orioles
Memorial Stadium, Baltimore, MD
Thu Apr 13 1967, 3:33 AM EST
Att. 3,842 - Unknown

livebaseballscorecards.com

AB	32
R	7
H	9
RBI	7
BB	2
SO	6
LOB	10



WP:	0	PA:	35
PB:	0	SB:	0
CS:	0		

AB R H RBI BB SO LOB

3	0	0	1	0	1	0	
4	0	1	2	0	0	0	
3	2	2	2	1	0	1	
4	1	1	1	0	0	1	
4	1	1	0	0	1	0	
4	1	1	0	0	0	0	
4	1	2	0	0	1	2	
4	0	1	0	0	1	4	
2	1	0	1	1	2	2	
1B:	5	SF:	1	WP:	0	PA:	35
2B:	1	SAC:	0	PB:	0	SB:	0
3B:	0	DP:	1	CS:	0		
HR:	3	HBP:	0				

Batter	1	2	3	4	5	6	7	8	9
Luis Aparicio, R OBP: 0.250, SLG: 0.429 (1, 6)	0-3 K ①		0-0 6-3 ①	0-0 SF7 ②		0-0 5-3 ③			
Paul Blair, R OBP: 0.375, SLG: 0.429 (1, 8)	0-0 4-3 ②		0-0 6-3 ②	0-0 FC6-4 1B ②			0-0 F7 ①		
Frank Robinson, R OBP: 0.500, SLG: 1.286 (1, 9)	0-0 HR ③		0-0 HR ③	0-0 FC6-4 1-2f ③			4-0 G6-3 BB ②		
Brooks Robinson, R OBP: 0.250, SLG: 1.000 (1, 5)	0-0 4-3 ③		0-0 F7 ③		0-0 HR ③		0-0 G6-3 1-2f ②		
Boog Powell, L OBP: 0.250, SLG: 0.375 (1, 3)		0-3 K ①		0-0 FC 1B BB 1B ①	0-0 F3 ①		0-0 F7 ①		
Curt Blefary, L OBP: 0.375, SLG: 0.167 (1, 7)		0-0 4-3 ②		0-0 BB FC SF7 1B 1-2 ②	0-0 3-1 ②		0-0 F3 ②		
Davey Johnson, R OBP: 0.286, SLG: 0.286 (1, 4)		0-0 2B 1B ②		0-0 FC E BB 1B 1-2 2-3 ②	0-3 K ③		0-0 1B ③		
Andy Etchebarren, R OBP: 0.250, SLG: 0.375 (1, 2)		0-0 1-3 2B ③		0-3 K ①		0-0 6-3 ①		0-0 L1-3 ③	
Jim Palmer, R (1, 1)		0-3 K ③		4-0 1B E BB 1-2 2-3 3-H ③		0-3 K ②			

Inning Stats	R: 1	H: 1	E: 0	K: 1	S: 6	R: 0	H: 2	E: 0	K: 2	S: 9	R: 0	H: 1	E: 0	K: 0	S: 4	R: 4	H: 3	E: 1	K: 1	S: 9	R: 1	H: 1	E: 0	K: 1	S: 6	R: 0	H: 0	E: 0	K: 1	S: 5	R: 0	H: 0	E: 0	K: 0	S: 2	R: 0	H: 1	E: 0	K: 0	S: 4
--------------	------	------	------	------	------	------	------	------	------	------	------	------	------	------	------	------	------	------	------	------	------	------	------	------	------	------	------	------	------	------	------	------	------	------	------	------	------	------	------	------

PITCHER	IP	WLS	BF	H	R	ER	SO	BB	IBB	HBP	BLK	WP	HR	S	P	ERA	WHIP
Dean Chance, R ERA: 12.27 (1, 1)	3.2	L	20	7	6	5	4	1	0	0	0	0	2	27	31	12.27	2.182
Mudcat Grant, R ERA: (4, 1)	0.1		1	0	0	0	0	0	0	0	0	0	0	1	1	0.00	0.000
Jim Ollom, L ERA: 4.5 (5, 1)	2.0		7	1	1	1	2	0	0	0	0	0	1	11	11	4.50	0.500
Ron Kline, R ERA: (7, 1)	2.0		7	1	0	0	0	1	0	0	0	0	0	6	10	0.00	1.000

1B:	5	SF:	1	WP:	0	PA:	35
2B:	1	SAC:	0	PB:	0	SB:	0
3B:	0	DP:	1	CS:	0		
HR:	3	HBP:	0				

PITCHER	IP	WLS	BF	H	R	ER	SO	BB	IBB	HBP	BLK	WP	HR	S	P	ERA	WHIP
---------	----	-----	----	---	---	----	----	----	-----	-----	-----	----	----	---	---	-----	------

Batter	1	2	3	4	5	6	7	8	9	AB R H RBI BB SO LOB	TOP									
Luis Aparicio, R (1, 6) OBP: 0.308, SLG: 0.300	4-0 BB 3B	4-0 BB		0-0 5-3		0-3 K			0-0 F7	3 1 0 0 2 1 1										
Paul Blair, R (1, 8) OBP: 0.333, SLG: 0.545	0-0 3B 1-H	0-0 F3		0-0 5-3			0-0 5-3			4 1 1 1 0 0 1										
Frank Robinson, R (1, 9) OBP: 0.417, SLG: 1.091	0-0 3B 4-3		0-3 K	0-0 F3			0-0 F5			4 1 1 1 0 1 0										
Brooks Robinson, R (1, 5) OBP: 0.250, SLG: 0.727	4-0 3B 4-3 BB		0-0 E5 1B 1B		0-0 5-3		0-0 F8			3 1 0 0 1 0 0										
Boog Powell, L (1, 3) OBP: 0.333, SLG: 0.417	0-0 4-3 1-2 3-H		0-0 1B HR 1B		0-0 CS 1B		0-0 4-3			4 1 2 1 0 0 1										
Curt Blefary, L (1, 7) OBP: 0.250, SLG: 0.100	0-3 K		0-0 F9		0-3 K		0-0 L6			4 0 0 0 0 2 4										
Davey Johnson, R (1, 4) OBP: 0.273, SLG: 0.273	0-0 3-1		0-0 HR 1B 1-2 2-H		0-0 CS	0-0 4-3		0-0 6-3		4 1 1 1 0 0 1										
Andy Etchebarren, R (1, 2) OBP: 0.333, SLG: 0.750		0-0 E6 K	0-0 HR 1-H 2-H			0-0 2B		0-0 6-3		4 1 2 3 0 0 0										
Tom Phoebus, R (1, 1) Bill Dillman, R (5, 1)		0-3 K	0-0 F9			0-0 5-3		0-3 K		2 0 0 0 0 1 1 2 0 0 0 0 1 1										
Inning Stats	R: 3 E: 0 K: 1 S: 7	H: 2 LOB: 1 BB: 2 P: 15	R: 0 E: 1 K: 1 S: 5	H: 0 LOB: 1 BB: 1 P: 9	R: 4 E: 1 K: 1 S: 9	H: 3 LOB: 0 BB: 0 P: 9	R: 0 E: 0 K: 0 S: 3	H: 0 LOB: 0 BB: 0 P: 3	R: 0 E: 0 K: 1 S: 5	H: 1 LOB: 0 BB: 0 P: 5	R: 0 E: 0 K: 1 S: 6	H: 1 LOB: 1 BB: 0 P: 6	R: 0 E: 0 K: 0 S: 3	H: 0 LOB: 0 BB: 0 P: 3	R: 0 E: 0 K: 1 S: 5	H: 0 LOB: 0 BB: 0 P: 5	1B: 3 2B: 1 3B: 2 HR: 1	SF: 0 SAC: 0 DP: 0 HBP: 0	WP: 0 PB: 0 SB: 0 CS: 1	PA: 38
PITCHER	IP WLS BF H R ER SO BB IBB HBP BLK WP HR S P ERA WHIP																			
Lew Krausse, R (1, 1) ERA:	0.0 L 4 2 3 3 0 2 2 0 0 0 0 0 2 10 ∞ ∞																			
Tony Pierce, L (1, 1) ERA:	4.0 17 3 4 0 3 1 0 0 0 0 1 22 26 0.00 1.000																			
Paul Lindblad, L (5, 1) ERA:	3.0 10 2 0 0 2 0 0 0 0 0 0 14 14 0.00 0.667																			
Bob Dulliba, R (8, 1) ERA:	2.0 6 0 0 0 1 0 0 0 0 0 0 8 8 0.00 0.000																			

Baltimore Orioles @ Kansas City Athletics
 Municipal Stadium, Kansas City, MO
 Fri Apr 14 1967, 7:05 PM EST
 Att. 6,814 - Unknown

AB	34
R	7
H	7
RBI	7
BB	3
SO	6
LOB	10



Batter	1	2	3	4	5	6	7	8	9	AB	R	H	RBI	BB	SO	LOB	BOTTOM			
Bert Campaneris, R OBP: 0.333, SLG: 0.250 (1, 6)	0-3 K		0-0 F3	0-0 F8			0-0 F7			4	0	0	0	0	1	3	Baltimore Orioles @ Kansas City Athletics Municipal Stadium, Kansas City, MO Fri Apr 14 1967, 7:05 PM EST Att. 6,814 - Unknown			
Mike Hershberger, R OBP: 0.500, SLG: 0.333 (1, 9)	4-0 S 1B BB		0-0 F7		4-0 G6-4-3 BB		0-0 F6			2	1	0	0	2	0	0				
Danny Cater, R OBP: 0.333, SLG: 0.250 (1, 3)	0-0 F2		4-0 BB		0-0 G6-4-3 1-2f		0-0 F8			3	0	0	0	1	0	2				
Ed Charles, R OBP: 0.750, SLG: 0.500 (1, 5)	0-0 FC6-4 1B		0-0 F9		4-0 BB		0-0 F4			3	0	1	1	1	0	1				
Joe Rudi, R OBP: 0.375, SLG: 0.286 (1, 7)	0-0 FC6-4 1-2f			0-0 BB 1B 1B		0-0 F9		0-0 F8		4	0	1	0	0	0	2				
Dick Green, R OBP: 0.222, SLG: 0.125 (1, 4)		0-3 K		0-0 BB 1B		0-0 6-3		0-0 F8		4	0	1	0	0	1	0				
Jim Gosger, L (1, 8)		0-3 K		0-0 F8		0-0 F8		0-0 F4		4	0	0	0	0	1	2				
Phil Roof, R OBP: 0.500, SLG: 0.800 Ted Kubiak, S (9, PH)		0-0 3B		0-3 K		0-3 K		0-0 3-1		3	0	1	0	0	2	2				
Lew Krausse, R Tony Pierce, R Roger Repoz, L Paul Lindblad, L Ray Webster, L Bob Duliba, R (1, 1) (1, 1) (4, PH) (5, 1) (7, PH) (8, 1)		0-0 5-3		4-0 BB 1B 2-3		0-0 4-3				1	0	0	0	0	0	0				
Inning Stats	R: 1 E: 0 K: 1 S: 6	H: 1 LOB: 1 BB: 1 P: 10	R: 0 E: 0 K: 2 S: 8	H: 1 LOB: 1 BB: 0 P: 8	R: 0 E: 0 K: 0 S: 3	H: 0 LOB: 1 BB: 1 P: 7	R: 0 E: 0 K: 1 S: 7	H: 2 LOB: 3 BB: 1 P: 11	R: 0 E: 0 K: 0 S: 2	H: 0 LOB: 1 BB: 2 P: 10	R: 0 E: 0 K: 1 S: 5	H: 0 LOB: 0 BB: 0 P: 5	R: 0 E: 0 K: 0 S: 3	H: 0 LOB: 0 BB: 0 P: 3	R: 0 E: 0 K: 0 S: 3	H: 0 LOB: 0 BB: 0 P: 3	1B: 3 2B: 0 3B: 1 HR: 0	SF: 0 SAC: 0 DP: 1 HBP: 0	WP: 0 PB: 0 SB: 1 CS: 0	PA: 35
PITCHER Tom Phoebus, R ERA: 2.25 Bill Dillman, R ERA:	(1, 1) (5, 1)	IP 4.0 WLS W	BF 20 15	H 4 0	R 1 0	ER 1 0	SO 4 1	BB 4 0	IBB 0 0	HBP 0 0	BLK 0 0	WP 0 0	HR 0 0	S 24 16	P 40 20	ERA 2.25 0.00	WHIP 2.000 0.200			

livebaseballscorecards.com

AB	30
R	1
H	4
RBI	1
BB	5
SO	5
LOB	13



Batter	1	2	3	4	5	6	7	8	9	AB R H RBI BB SO LOB	TOP																													
Luis Aparicio, R (1, 6) OBP: 0.222, SLG: 0.200	0-0 F5		0-0 F8		0-0 6-3		0-0 F8		0-0 FC6-4	5 0 0 0 0 0 4	Baltimore Orioles @ Kansas City Athletics Municipal Stadium, Kansas City, MO Sat Apr 15 1967, 4:33 AM EST Att. 6,727 - Unknown livebaseballscorecards.com																													
Paul Blair, R (1, 8) OBP: 0.250, SLG: 0.400	0-3 K		0-0 F8			0-0 5-3		0-0 F8		4 0 0 0 0 1 1																														
Frank Robinson, R (1, 9) OBP: 0.438, SLG: 1.000	0-0 F7			0-0 6-3		0-0 G6-3 1B		0-0 1B 2B		4 1 2 0 0 0 0																														
Brooks Robinson, R (1, 5) OBP: 0.313, SLG: 0.667		0-0 FC3-4 1B		0-0 F8		0-0 G6-3 1-2f		0-0 2-H 1B		4 0 2 1 0 0 1																														
Boog Powell, L (1, 3) OBP: 0.375, SLG: 0.467		0-0 FC3-4 1-2f FC6-4		4-0 BB			0-0 WP 2B 2B		0-0 F7	3 1 1 0 1 0 2																														
Curt Blefary, L (1, 7) OBP: 0.250, SLG: 0.214		0-0 F8		0-0 F8			0-0 2-H 1B 2B		0-0 F5	4 1 1 1 0 0 3																														
Davey Johnson, R (1, 4) OBP: 0.267, SLG: 0.267		0-0 FC6-4 1-2f			0-3 K		0-3 K		0-0 FC6-4 1B	4 0 1 0 0 2 2																														
Andy Etchebarren, R (1, 2) OBP: 0.375, SLG: 0.688			0-0 F8 SH1-4 1B		0-0 F4		0-0 2-H 1B		0-0 F8	4 0 2 1 0 0 1																														
Wally Bunker, R (1, 1) Frank Bertaina, L (4, 1) Russ Snyder, L (5, PH) John Miller, R (5, 1) Mike Epstein, L (7, PH) Eddie Fisher, R (7, 1) Charlie Lau, L (9, PH)			0-0 SH1-4		0-0 3B		0-0 F9		0-0 F6	0 0 0 0 0 0 0 0 0 0 0 0 0 0 1 0 1 0 0 0 0 0 0 0 0 0 0 0 1 0 0 0 0 0 1 0 0 0 0 0 0 0 1 0 0 0 0 0 1																														
Inning Stats	R: 0 E: 0 K: 1 S: 5	H: 0 LOB: 0 BB: 0 P: 5	R: 0 E: 0 K: 0 S: 4	H: 1 LOB: 1 BB: 0 P: 4	R: 0 E: 0 K: 0 S: 4	H: 1 LOB: 1 BB: 0 P: 4	R: 0 E: 0 K: 0 S: 3	H: 0 LOB: 1 BB: 1 P: 7	R: 0 E: 0 K: 1 S: 6	H: 1 LOB: 1 BB: 0 P: 6	R: 0 E: 0 K: 0 S: 3	H: 1 LOB: 0 BB: 0 P: 3	R: 2 E: 0 K: 1 S: 8	H: 3 LOB: 1 BB: 0 P: 8	R: 1 E: 0 K: 0 S: 5	H: 2 LOB: 1 BB: 0 P: 5	R: 0 E: 0 K: 0 S: 4	H: 1 LOB: 1 BB: 0 P: 4	1B: 6 2B: 3 3B: 1 HR: 0	SF: 0 SAC: 1 DP: 1 HBP: 0	WP: 1 PB: 0 SB: 0 CS: 0	PA: 37																		
PITCHER Catfish Hunter, R (1, 1) ERA: 3.0	IP 9.0	WLS W	BF 37	H 10	R 3	ER 3	SO 3	BB 1	IBB 0	HBP 0	BLK 0	WP 1	HR 0	S 42	P 46	ERA 3.00	WHIP 1.222						PITCHER	IP	WLS	BF	H	R	ER	SO	BB	IBB	HBP	BLK	WP	HR	S	P	ERA	WHIP



Batter	1	2	3	4	5	6	7	8	9
Bert Campaneris, R OBP: 0.357, SLG: 0.385 (1, 6)	0-0 F8	0-0 F8		0-0 1B 2B		0-0 F8		0-0 FC 1B	
Mike Hershberger, R OBP: 0.538, SLG: 0.500 (1, 9)	0-0 6-3		4-0 1B BB	0-0 1B		0-0 1B 2B		0-0 FC 1B	
Danny Cater, R OBP: 0.571, SLG: 0.500 (1, 3)	0-0 1B 3B		0-0 1B		4-0 BB	0-0 1B		0-0 1B	
Ed Charles, R OBP: 0.615, SLG: 0.444 (1, 5)	0-0 1B 3B		0-0 G6-4-3	0-0 K	0-3 K	0-0 1B		0-0 G6-4-3	
Roger Repoz, L OBP: 0.500, SLG: 1.400 (1, 8)	0-0 1H 2H 3B		0-0 G3	0-0 HR	0-0 F5				
Dick Green, R OBP: 0.154, SLG: 0.083 (1, 4)	0-0 F8		0-0 5-3	0-0 F4		0-0 F7			
Jim Gosger, L OBP: 0.333, SLG: 0.143 (1, 7)		4-0 S BB	0-0 2B 1B	0-0 F4		0-0 F8			
Phil Roof, R OBP: 0.500, SLG: 0.750 (1, 2)		0-0 6-3	0-0 2B 1B	0-0 2B		0-0 6-3			
Catfish Hunter, R OBP: 0.250, SLG: 0.250 (1, 1)		0-3 K	0-3 K	0-3 K		0-0 1B		0-0 1-3	


Inning Stats	R: 2	H: 3	E: 0	K: 0	S: 6	L: 1	LOB: 1	BB: 0	P: 6	R: 0	H: 0	E: 0	K: 1	S: 5	L: 0	LOB: 1	BB: 1	P: 9	R: 1	H: 1	E: 0	K: 0	S: 3	L: 1	LOB: 0	BB: 1	P: 7	R: 3	H: 4	E: 0	K: 1	S: 8	L: 0	LOB: 1	BB: 0	P: 8	R: 1	H: 1	E: 0	K: 1	S: 5	L: 1	LOB: 0	BB: 1	P: 9	R: 3	H: 4	E: 0	K: 0	S: 7	L: 4	LOB: 2	BB: 1	P: 11	R: 0	H: 0	E: 0	K: 0	S: 3	L: 0	LOB: 0	BB: 0	P: 3	R: 1	H: 2	E: 1	K: 0	S: 5	L: 1	LOB: 1	BB: 0	P: 5
--------------	------	------	------	------	------	------	--------	-------	------	------	------	------	------	------	------	--------	-------	------	------	------	------	------	------	------	--------	-------	------	------	------	------	------	------	------	--------	-------	------	------	------	------	------	------	------	--------	-------	------	------	------	------	------	------	------	--------	-------	-------	------	------	------	------	------	------	--------	-------	------	------	------	------	------	------	------	--------	-------	------

PITCHER	IP	WLS	BF	H	R	ER	SO	BB	IBB	HBP	BLK	WP	HR	S	P	ERA	WHIP
Wally Bunker, R ERA: 14.73 (1, 1)	3.2	L	19	7	6	6	2	2	0	0	0	0	0	21	29	14.73	2.455
Frank Bertaina, L ERA: (4, 1)	0.1		1	1	0	0	0	0	0	0	0	0	0	1	1	0.00	3.000
John Miller, R ERA: 18.0 (5, 1)	2.0		12	5	4	4	1	2	0	0	0	0	1	12	20	18.00	3.500
Eddie Fisher, R ERA: (7, 1)	2.0		8	2	1	0	0	0	0	0	0	0	0	8	8	0.00	1.000

AB R H RBI BB SO LOB

5	2	2	1	0	0	2
4	2	2	3	1	0	0
4	1	4	1	1	0	0
5	1	2	0	0	1	4
4	1	2	3	0	0	2
4	0	0	0	0	0	1
3	1	1	0	1	0	0
3	2	1	1	1	0	1
4	1	1	1	0	2	2

AB	36
R	11
H	15
RBI	10
BB	4
SO	3
LOB	12



1B: 10	SF: 0	WP: 0	PA: 40
2B: 3	SAC: 0	PB: 0	
3B: 1	DP: 2	SB: 2	
HR: 1	HBP: 0	CS: 0	
WP: 0	PA: 40	ERA	WHIP

Baltimore Orioles @ Kansas City Athletics
Municipal Stadium, Kansas City, MO
Sat Apr 15 1967, 4:33 AM EST
Att. 6,727 - Unknown

livebaseballscorecards.com

Batter	1	2	3	4	5	6	7	8	9	10	AB R H RBI BB SO LOB	TOP												
Curt Blefary, L (1, 7) OBP: 0.200, SLG: 0.167	0-0 F7		0-0 4-3		0-0 SH1-3		0-0 L6		0-0 F8		4 0 0 0 0 0 0													
Luis Aparicio, R (1, 6) OBP: 0.304, SLG: 0.316	0-0 L6		4-0 BB		0-0 4-3			0-0 4-3 1B 2B		0-0 FC6-4 1B	4 1 2 0 1 0 1													
Frank Robinson, R (1, 9) OBP: 0.429, SLG: 0.895	0-0 2B		0-0 F4		0-0 F8			4-0 1B BB		0-0 F9	4 1 1 0 1 0 3													
Brooks Robinson, R (1, 5) OBP: 0.286, SLG: 0.526	0-0 F7			4-0 BB		0-3 K		0-0 4-3		0-0 FC6-4	4 0 0 0 1 1 4													
Boog Powell, L (1, 3) OBP: 0.381, SLG: 0.450		0-0 5-3 1B		0-0 F5		0-0 G3		0-0 2-H 3-H 1B		0-0 5-3	5 0 2 2 0 0 2													
Davey Johnson, R (1, 4) OBP: 0.263, SLG: 0.421		0-0 5-3		0-0 F9		0-0 HR		0-0 F8			4 1 1 1 0 0 3													
Paul Blair, R (1, 8) OBP: 0.200, SLG: 0.316		0-0 5-3		0-0 F3		0-0 F8		0-0 F8			4 0 0 0 0 0 3													
Andy Etchebarren, R (1, 2) OBP: 0.350, SLG: 0.650		0-3 K			0-0 2B 2B		0-0 5-3		0-0 4-3		4 1 1 0 0 1 1													
Dave McNally, R (1, 1) OBP: 0.200, SLG: 0.400			0-0 5-3		0-0 SH1-3 2-H 2B		0-0 6-3		0-0 F2		4 0 1 1 0 0 0													
Stu Miller, R (9, 1)											0 0 0 0 0 0 0													
Inning Stats	R: 0 E: 0 K: 0 S: 4	H: 1 LOB: 1 BB: 0 P: 4	R: 0 E: 0 K: 1 S: 6	H: 1 LOB: 1 BB: 0 P: 6	R: 0 E: 0 K: 0 S: 3	H: 0 LOB: 1 BB: 1 P: 7	R: 0 E: 0 K: 0 S: 3	H: 0 LOB: 1 BB: 1 P: 7	R: 1 E: 0 K: 0 S: 5	H: 2 LOB: 1 BB: 0 P: 5	R: 1 E: 0 K: 1 S: 6	H: 1 LOB: 0 BB: 0 P: 6	R: 0 E: 0 K: 0 S: 3	H: 0 LOB: 0 BB: 0 P: 3	R: 2 E: 0 K: 0 S: 5	H: 2 LOB: 1 BB: 1 P: 9	R: 0 E: 0 K: 0 S: 3	H: 0 LOB: 0 BB: 0 P: 3	R: 0 E: 0 K: 0 S: 4	H: 1 LOB: 1 BB: 0 P: 4	1B: 3 2B: 4 3B: 0 HR: 1	SF: 0 SAC: 1 DP: 0 HBP: 0	WP: 0 PB: 0 SB: 0 CS: 0	PA: 41
PITCHER	IP WLS BF H R ER SO BB IBB HBP BLK WP HR S P ERA WHIP												IP WLS BF H R ER SO BB IBB HBP BLK WP HR S P ERA WHIP											
George Brunet, L (1, 1) ERA: 3.18	8.0	34	7	4	4	2	3	0	0	0	0	0	0	0	0	0	0	0	0	0	0	4.50	1.250	
Lew Burdette, R (9, 1) ERA:	2.0	7	1	0	0	0	0	0	0	0	0	0	0	0	0	0	0	0	0	0	0.00	0.500		

Baltimore Orioles @ California Angels
Anaheim Stadium, Anaheim, CA
 Sun Apr 16 1967, 6:33 AM EST
 Unknown

livebaseballscorecards.com

AB	37
R	4
H	8
RBI	4
BB	3
SO	2
LOB	17



BOTTOM

Baltimore Orioles @ California Angels
Anaheim Stadium, Anaheim, CA
Sun Apr 16 1967, 6:33 AM EST
Unknown

livebaseballscorecards.com

AB 33
R 5
H 10
RBI 5
BB 3
SO 4
LOB 7



WP: 0 PA: 38
PB: 0
SB: 0
CS: 0

AB R H RBI BB SO LOB

4 1 2 2 1 0 1

5 0 3 1 0 0 1

4 0 1 0 0 2 1

4 0 0 0 0 1 2

4 1 1 1 0 0 1

3 1 1 1 1 0 0

4 0 0 0 0 0 1

3 0 1 0 1 0 0
0 1 0 0 0 0 0

1 0 0 0 0 1 0
1 1 1 0 0 0 0
0 0 0 0 0 0 0
0 0 0 0 0 0 0

1B: 6 SF: 0
2B: 2 SAC: 2
3B: 0 DP: 3
HR: 3 HBP: 0

Batter	1	2	3	4	5	6	7	8	9	10	
Paul Schaal, R (1, 5) OBP: 0.273, SLG: 0.368	0-0 FC8-5 2B		0-0 F4			0-0 5-3		0-0 1-H HR		4-0 1B IBB	
Jim Fregosi, R (1, 6) OBP: 0.435, SLG: 0.500	0-0 FC8-5 2-3			0-0 G5-3 1B		0-0 1B		0-0 F8		0-0 1-2 2-H 1B	
Jay Johnstone, L (1, 8) OBP: 0.400, SLG: 0.500	0-3 K			0-0 G5-3 1-2 1B		0-0 L5			0-3 K		
Rick Reichardt, R (1, 7) OBP: 0.381, SLG: 0.579		0-3 K		0-0 G5-3 1-2 2-3f 1B			0-0 F9		0-0 F2		
Jose Cardenal, R (1, 9) OBP: 0.190, SLG: 0.350		0-0 F5		0-0 F6			0-0 6-3		0-0 HR		
Don Mincher, L (1, 3) OBP: 0.667, SLG: 1.375		0-0 F8			4-0 G4-6-3 BB		0-0 F5		0-0 HR		
Bobby Knoop, R (1, 4) OBP: 0.263, SLG: 0.294			0-0 6-3		0-0 G4-6-3 1-2f		0-0 F9		0-0 5-3		
Buck Rodgers, S (1, 2) OBP: 0.250, SLG: 0.211 Don Wallace, L (10, PR)			4-0 SH1-4 BB		0-0 F3		0-0 F7			0-0 SH1-4 1B 1B	
George Brunet, R (1, 1) Bubba Morton, R (8, PH) OBP: 0.200, SLG: 0.200 Lew Burdette, R (9, 1) Jim Piersall, R (10, PH)			0-0 SH1-4		0-3 K		0-0 HR 1B			0-0 SH1-4 1-2	
Inning Stats	R: 0 H: 1 E: 0 LOB: 0 K: 1 BB: 0 S: 5 P: 5	R: 0 H: 0 E: 0 LOB: 0 K: 1 BB: 0 S: 5 P: 5	R: 0 H: 0 E: 0 LOB: 1 K: 0 BB: 1 S: 3 P: 7	R: 0 H: 2 E: 0 LOB: 1 K: 0 BB: 0 S: 4 P: 4	R: 0 H: 0 E: 0 LOB: 0 K: 0 BB: 1 S: 2 P: 6	R: 0 H: 1 E: 0 LOB: 1 K: 1 BB: 0 S: 6 P: 6	R: 0 H: 0 E: 0 LOB: 0 K: 0 BB: 0 S: 3 P: 3	R: 2 H: 2 E: 0 LOB: 0 K: 0 BB: 0 S: 5 P: 5	R: 2 H: 2 E: 0 LOB: 0 K: 1 BB: 0 S: 7 P: 7	R: 1 H: 2 E: 0 LOB: 2 K: 0 BB: 1 S: 3 P: 7	1B: 6 SF: 0 2B: 2 SAC: 2 3B: 0 DP: 3 HR: 3 HBP: 0
PITCHER	IP WLS BF H R ER SO BB IBB HBP BLK WP HR S P ERA WHIP										
Dave McNally, L (1, 1) ERA: 4.73	8.2 33 8 4 4 4 2 0 0 0 0 0 3 39 47 4.15 1.154										
Stu Miller, R (9, 1) ERA: 4.5	0.2 L 5 2 1 1 0 0 1 0 0 0 0 0 4 8 13.50 3.000										

Batter	1	2	3	4	5	6	7	8	9	AB R H RBI BB SO LOB	TOP
Luis Aparicio, R (1, 6) OBP: 0.321, SLG: 0.333	0-0 F8		0-0 1-3 1B	0-0 4-3			0-0 F4		0-0 S 1B	5 1 2 0 0 0 2	
Paul Blair, R (1, 8) OBP: 0.240, SLG: 0.333	0-0 1-3		0-0 1-3		0-0 G4-6-3 1B		0-0 FC6-4 1B		0-0 F8	5 0 2 0 0 0 2	
Frank Robinson, R (1, 9) OBP: 0.423, SLG: 0.792	0-0 F4		0-0 5-3		0-0 G4-6-3 1B		0-0 FC6-4 1-2f		0-0 2-H 1B	5 0 2 1 0 0 2	
Brooks Robinson, R (1, 5) OBP: 0.308, SLG: 0.478		H 1-0 4-3 1B HBP	0-0 F8		0-0 G4-6-3 1-2f 2-3		0-0 FC1-6 1B		0-0 4-3	4 1 1 0 0 0 4	
Boog Powell, L (1, 3) OBP: 0.320, SLG: 0.375		X 0-0 4-3 1-2		S 0-3 K		0-0 F5		X 0-0 FC1-6 G3 1-2f		4 0 0 0 0 1 3	
Curt Blefary, L (1, 7) OBP: 0.292, SLG: 0.200		X 0-0 1B 2-H 1B		B 4-0 2B BB		B 4-0 CS BB		X 0-0 G3 1-2		2 1 1 1 2 0 1	
Davey Johnson, R (1, 4) OBP: 0.261, SLG: 0.364		X 0-0 F3		X 0-0 F5		X 0-0 F3 1-2		H 1-0 HBP		3 0 0 0 0 0 3	
Larry Haney, R (1, 2) OBP: 0.500, SLG: 0.750		X 0-0 1-3 1B		X 0-0 1-H 2B		S 0-3 K		X 0-0 F2		4 0 2 1 0 1 2	
Steve Barber, L (1, 1) OBP: 0.261, SLG: 0.364		X 0-0 4-3		B 4-0 BB		S 0-3 K		X 0-0 F5		3 0 0 0 1 1 2	
Inning Stats	R: 0 E: 0 K: 0 S: 3 H: 0 LOB: 0 BB: 0 P: 3	R: 1 E: 0 K: 0 S: 5 H: 2 LOB: 2 BB: 0 P: 6	R: 0 E: 0 K: 0 S: 4 H: 1 LOB: 1 BB: 0 P: 4	R: 1 E: 0 K: 1 S: 6 H: 1 LOB: 2 BB: 2 P: 14	R: 0 E: 0 K: 0 S: 4 H: 2 LOB: 1 BB: 0 P: 4	R: 0 E: 0 K: 1 S: 4 H: 0 LOB: 0 BB: 1 P: 8	R: 0 E: 0 K: 1 S: 6 H: 1 LOB: 1 BB: 0 P: 6	R: 0 E: 0 K: 0 S: 4 H: 1 LOB: 2 BB: 0 P: 5	R: 1 E: 0 K: 0 S: 5 H: 2 LOB: 1 BB: 0 P: 5	1B: 9 2B: 1 3B: 0 HR: 0 SF: 0 SAC: 0 DP: 1 HBP: 2	WP: 0 PB: 0 SB: 1 CS: 1 PA: 40
PITCHER	IP WLS BF H R ER SO BB IBB HBP BLK WP HR S P ERA WHIP	IP WLS BF H R ER SO BB IBB HBP BLK WP HR S P ERA WHIP	IP WLS BF H R ER SO BB IBB HBP BLK WP HR S P ERA WHIP	IP WLS BF H R ER SO BB IBB HBP BLK WP HR S P ERA WHIP	IP WLS BF H R ER SO BB IBB HBP BLK WP HR S P ERA WHIP	IP WLS BF H R ER SO BB IBB HBP BLK WP HR S P ERA WHIP	IP WLS BF H R ER SO BB IBB HBP BLK WP HR S P ERA WHIP	IP WLS BF H R ER SO BB IBB HBP BLK WP HR S P ERA WHIP	IP WLS BF H R ER SO BB IBB HBP BLK WP HR S P ERA WHIP	ERA WHIP	ERA WHIP
Jorge Rubio, R (1, 1) ERA: 3.0	6.0 L 26 6 2 2 2 3 0 1 0 0 0 26 39 3.00 1.500										
Jim Coates, R (7, 1) ERA:	2.0 9 2 0 0 1 0 0 0 1 0 0 0 10 11 0.00 1.000										
Bill Kelso, R (9, 1) ERA: 9.0	1.0 5 2 1 1 0 0 0 0 0 0 0 0 5 5 9.00 2.000										

Baltimore Orioles @ California Angels
Anaheim Stadium, Anaheim, CA
Sun Apr 16 1967, 6:38 AM EST
Att. 28,066 - Unknown

AB	35
R	3
H	10
RBI	3
BB	3
SO	3
LOB	21



Batter	1	2	3	4	5	6	7	8	9	AB R H RBI BB SO LOB
Paul Schaal, R OBP: 0.269, SLG: 0.318 (1, 5) BBB	4-0 BB		0-3 K			0-0 6-3			0-0 5-3	3 0 0 0 1 1 1
Jim Fregosi, R OBP: 0.407, SLG: 0.500 (1, 6) SSS	0-3 K		0-0 F8			0-0 F8			0-0 2B	4 0 1 0 0 1 2
Jay Johnstone, L OBP: 0.316, SLG: 0.389 (1, 8) X	0-0 F8				0-0 F8			0-0 1-3	0-0 6-3	4 0 0 0 0 0 2
Rick Reichardt, R OBP: 0.360, SLG: 0.500 (1, 7) X	0-0 5-3				0-0 4-3			4-0 BB	0-0 F8	3 0 0 0 1 0 2
Jose Cardenal, R OBP: 0.167, SLG: 0.304 (1, 9) X		0-0 F9			0-0 5-3			0-0 F4		3 0 0 0 0 0 1
Don Mincher, L OBP: 0.583, SLG: 1.158 (1, 3) X		0-0 G3			0-0 G3			0-0 4-3		3 0 0 0 0 0 1
Bobby Knoop, R OBP: 0.227, SLG: 0.250 (1, 4) X		0-0 1-3			0-3 K			0-0 1-3		3 0 0 0 0 1 0
Buck Rodgers, S OBP: 0.217, SLG: 0.182 (1, 2) X			0-0 6-3			0-0 F8			0-0 F9	3 0 0 0 0 0 0
Jorge Rubio, R (1, 1) BBB			4-0 BB					0-0 5-3		0 0 0 0 1 0 0
Bubba Morton, R OBP: 0.167, SLG: 0.167 (6, PH)									0-0 6-3	1 0 0 0 0 0 0
Jim Coates, R (7, 1)										0 0 0 0 0 0 0
Orlando McFarlane, R OBP: 0.500, SLG: 0.500 (8, PH)										1 0 0 0 0 0 0
Bill Kelso, R (9, 1)										0 0 0 0 0 0 0

BOTTOM


Baltimore Orioles @ California Angels
Anaheim Stadium, Anaheim, CA
 Sun Apr 16 1967, 6:38 AM EST
 Att. 28,066 - Unknown

livebaseballscorecards.com

AB	28
R	0
H	1
RBI	0
BB	3
SO	3
LOB	9



Inning Stats	R: 0	H: 0	E: 0	LOB: 1	K: 1	S: 5	P: 9	R: 0	H: 0	E: 0	LOB: 0	K: 0	S: 3	R: 0	H: 0	E: 0	LOB: 0	K: 1	S: 5	R: 0	H: 0	E: 0	LOB: 0	K: 1	S: 5	R: 0	H: 0	E: 0	LOB: 0	K: 0	S: 3	R: 0	H: 1	E: 0	LOB: 1	K: 0	S: 4	R: 0	H: 0	E: 0	LOB: 0	K: 0	S: 3	R: 0	H: 1	E: 0	LOB: 1	K: 0	S: 4	1B: 0	SF: 0	2B: 1	SAC: 0	3B: 0	DP: 0	HR: 0	HBP: 0	WP: 0	PA: 31
PITCHER Steve Barber, L ERA:	IP: 9.0	WLS: W	BF: 31	H: 1	R: 0	ER: 0	SO: 3	BB: 3	IBB: 0	HBP: 0	BLK: 0	WP: 0	HR: 0	S: 34	P: 46	ERA: 0.00	WHIP: 0.444																																										
PITCHER	IP	WLS	BF	H	R	ER	SO	BB	IBB	HBP	BLK	WP	HR	S	P	ERA	WHIP																																										

Batter	1	2	3	4	5	6	7	8	9	AB R H RBI BB SO LOB	TOP														
Luis Aparicio, R (1, 6) OBP: 0.313, SLG: 0.321	0-0 6-3			0-0 G5-3 5-3 1B		0-3 K		0-0 6-3		4 0 1 0 0 1 0	<p>Baltimore Orioles @ Minnesota Twins Metropolitan Stadium, Bloomington, MI</p> <p>Wed Apr 19 1967, 4:33 AM EST Att. 5,884 - Unknown</p> <p>livebaseballscorecards.com</p> <table border="1"> <tr><td>AB</td><td>31</td></tr> <tr><td>R</td><td>2</td></tr> <tr><td>H</td><td>5</td></tr> <tr><td>RBI</td><td>2</td></tr> <tr><td>BB</td><td>2</td></tr> <tr><td>SO</td><td>10</td></tr> <tr><td>LOB</td><td>7</td></tr> </table> 	AB	31	R	2	H	5	RBI	2	BB	2	SO	10	LOB	7
AB	31																								
R	2																								
H	5																								
RBI	2																								
BB	2																								
SO	10																								
LOB	7																								
Paul Blair, R (1, 8) OBP: 0.207, SLG: 0.286	0-0 F7			0-0 5-3 1-2		0-0 1-3		0-0 5-3		4 0 0 0 0 0 1															
Frank Robinson, R (1, 9) OBP: 0.400, SLG: 0.704	0-0 5-3			4-0 BB BB			0-0 F8		0-0 F7	3 0 0 0 1 0 0															
Brooks Robinson, R (1, 5) OBP: 0.300, SLG: 0.444		0-0 F8		0-0 G5-3 2-3f			0-0 6-3 BLK 1B		0-0 F4	4 1 1 0 0 0 2															
Boog Powell, L (1, 3) OBP: 0.310, SLG: 0.357		0-3 K			0-3 K		0-0 6-3 1-3		0-0 1B	4 0 1 0 0 2 1															
Curt Blefary, L (1, 7) OBP: 0.321, SLG: 0.348		0-3 K			0-0 HR		4-0 1B IBB		0-3 K	3 1 1 1 1 2 1															
Davey Johnson, R (1, 4) OBP: 0.269, SLG: 0.360			0-0 1-3		0-0 5-3		0-0 1-2 3-H 1B			3 0 1 1 0 0 0															
Andy Etchebarren, R (1, 2) OBP: 0.304, SLG: 0.565			0-3 K		0-3 K		0-0 6-3			3 0 0 0 0 2 2															
Jim Palmer, R (1, 1) Mike Epstein, L (8, PH) Stu Miller, R (8, 1)			0-3 K			0-3 K		0-3 K		2 0 0 0 0 2 0 1 0 0 0 0 1 0 0 0 0 0 0 0 0															
Inning Stats	R: 0 H: 0 E: 0 LOB: 0 K: 0 BB: 0 S: 3 P: 3	R: 0 H: 0 E: 0 LOB: 0 K: 2 BB: 0 S: 7 P: 7	R: 0 H: 0 E: 0 LOB: 0 K: 2 BB: 0 S: 7 P: 7	R: 0 H: 1 E: 0 LOB: 1 K: 0 BB: 1 S: 3 P: 7	R: 1 H: 1 E: 0 LOB: 0 K: 2 BB: 0 S: 8 P: 8	R: 0 H: 0 E: 0 LOB: 0 K: 2 BB: 0 S: 7 P: 7	R: 1 H: 2 E: 0 LOB: 2 K: 0 BB: 1 S: 5 P: 9	R: 0 H: 0 E: 0 LOB: 0 K: 1 BB: 0 S: 5 P: 5	R: 0 H: 1 E: 0 LOB: 1 K: 1 BB: 0 S: 6 P: 6	1B: 4 SF: 0 2B: 0 SAC: 0 3B: 0 DP: 1 HR: 1 HBP: 0	WP: 0 PA: 33 PB: 0 SB: 0 CS: 0														
PITCHER Dean Chance, R (1, 1) ERA: 4.97	IP WLS BF H R ER SO BB IBB HBP BLK WP HR S P ERA WHIP	9.0 W 33 5 2 2 10 1 1 0 1 0 1 51 59 2.00 0.667																							

Batter	1	2	3	4	5	6	7	8	9	AB	R	H	RBI	BB	SO	LOB
Cesar Tovar, R OBP: 0.321, SLG: 0.333 (1, 8)	F8		F8		6-3			F8		4	0	0	0	0	0	1
Rich Rollins, R OBP: 0.222, SLG: 0.269 (1, 5)	F8		5-3			F8		6-3		4	0	0	0	0	0	1
Tony Oliva, L OBP: 0.375, SLG: 0.316 (1, 9)	F2			HR		F7		L3		4	1	1	0	0	0	0
Harmon Killebrew, R OBP: 0.458, SLG: 0.412 (1, 3)		5-3		HR					BB SH2-4	3	1	2	2	1	0	0
Ted Uhlaender, L (9, PR)									1B	0	1	0	0	0	0	0
Bob Allison, R OBP: 0.348, SLG: 0.500 (1, 7)					6-3				SH2-4	3	0	1	0	0	1	1
Zoilo Versalles, R OBP: 0.478, SLG: 0.619 (1, 6)									1-2							
Earl Battey, R OBP: 0.304, SLG: 0.211 (1, 2)									1B	3	0	1	0	1	0	1
Rod Carew, L OBP: 0.292, SLG: 0.227 (1, 4)									1B	3	0	0	0	1	1	2
Dean Chance, R (1, 1)									1-2	3	0	0	0	1	1	2
									1B	4	0	2	1	0	0	1
									1-2	2	0	0	0	0	2	1

BOTTOM

Baltimore Orioles @ Minnesota Twins
Metropolitan Stadium, Bloomington, MI
 Wed Apr 19 1967, 4:33 AM EST
 Att. 5,884 - Unknown


livebaseballscorecards.com

AB	30
R	3
H	7
RBI	3
BB	3
SO	4
LOB	8



Inning Stats	R: 0	H: 0	E: 0	K: 0	S: 3	P: 3	R: 0	H: 1	E: 0	K: 1	S: 6	R: 0	H: 1	E: 0	K: 0	S: 4	R: 2	H: 2	E: 0	K: 0	S: 5	R: 0	H: 0	E: 0	K: 1	S: 5	R: 0	H: 0	E: 0	K: 1	S: 5	R: 0	H: 0	E: 0	K: 1	S: 6	R: 0	H: 0	E: 0	K: 0	S: 3	R: 1	H: 2	E: 0	K: 0	S: 3	1B: 4	SF: 0	2B: 2	SAC: 2	3B: 0	DP: 0	HR: 1	HBP: 0	WP: 0	PA: 35
--------------	------	------	------	------	------	------	------	------	------	------	------	------	------	------	------	------	------	------	------	------	------	------	------	------	------	------	------	------	------	------	------	------	------	------	------	------	------	------	------	------	------	------	------	------	------	------	-------	-------	-------	--------	-------	-------	-------	--------	-------	--------

PITCHER	IP	WLS	BF	H	R	ER	SO	BB	IBB	HBP	BLK	WP	HR	S	P	ERA	WHIP
Jim Palmer, R ERA: 1.69 (1, 1)	7.0		27	5	2	2	4	1	0	0	0	0	1	34	38	2.57	0.857
Stu Miller, R ERA: 5.4 (8, 1)	1.1	L	8	2	1	1	0	1	1	0	0	0	0	6	14	6.75	2.250

Batter	1	2	3	4	5	6	7	8	9	AB R H RBI BB SO LOB	TOP	
Bert Campaneris, R (1, 6) OBP: 0.351, SLG: 0.364	0-0 5-3		0-0 F7		0-0 2B		0-0 FC4-2-3-2 FC4-2 BB			3 0 1 1 1 0 0		
Mike Hershberger, R (1, 9) OBP: 0.441, SLG: 0.552	0-3 K		0-0 2B		0-0 5-3		0-0 FC4-2			4 0 1 0 0 1 4		
Rick Monday, L (1, 7) OBP: 0.167, SLG: 0.333	0-0 2B		0-0 F8		0-0 F4		0-0 FC4-2-3-2			4 0 1 0 0 0 5		
Danny Cater, R (1, 3) OBP: 0.343, SLG: 0.469	0-0 F9		0-0 F9		0-0 5-3		0-3 K			4 0 0 0 0 1 2		
Roger Repoz, L (1, 8) OBP: 0.545, SLG: 1.000		0-0 1B 2B		0-0 FC8-5 2B		0-0 HR		0-0 3-1		2 1 2 0 0 0 0		
Jim Gosger, L (4, 8) OBP: 0.333, SLG: 0.333										2 1 1 1 0 0 0		
Ed Charles, R (1, 5) OBP: 0.412, SLG: 0.259		0-0 2-H 1B		0-0 FC8-5 2-3		0-0 5-3		0-3 K		4 0 1 1 0 1 1		
Ossie Chavarria, R (1, 4)		0-3 K		0-3 K		0-0 5-3			0-0 F8	4 0 0 0 0 2 1	AB 32 R 3 H 7 RBI 3 BB 3 SO 6 LOB 16	
Ken Suarez, R (1, 2) OBP: 0.563, SLG: 0.900		0-3 K		4-0 SH1-4 2B BB		4-0 BB E FC4-2 BB		0-0 F6		2 1 0 0 2 1 1		
Catfish Hunter, R (1, 1) OBP: 0.143, SLG: 0.143		0-0 6-3		0-0 SH1-4		0-0 E6 FC4-2 BB		0-0 F4		3 0 0 0 0 0 2		
Jack Aker, R (9, 1)										0 0 0 0 0 0 0		
Inning Stats	R: 0 E: 0 K: 1 S: 6 H: 1 LOB: 1 BB: 0 P: 6	R: 1 E: 0 K: 2 S: 9 H: 2 LOB: 1 BB: 0 P: 9	R: 0 E: 0 K: 0 S: 4 H: 1 LOB: 1 BB: 0 P: 4	R: 0 E: 0 K: 1 S: 5 H: 1 LOB: 0 BB: 0 P: 5	R: 1 E: 0 K: 0 S: 4 H: 1 LOB: 1 BB: 1 P: 8	R: 1 E: 0 K: 0 S: 4 H: 1 LOB: 0 BB: 0 P: 4	R: 0 E: 1 K: 0 S: 3 H: 0 LOB: 1 BB: 2 P: 11	R: 0 E: 0 K: 2 S: 7 H: 0 LOB: 0 BB: 0 P: 7	R: 0 E: 0 K: 0 S: 3 H: 0 LOB: 0 BB: 0 P: 3	1B: 1 2B: 7 3B: 0 HR: 1 SF: 0 SAC: 1 DP: 2 HBP: 0	WP: 0 PB: 0 SB: 0 CS: 0 PA: 36	
PITCHER	IP WLS BF H R ER SO BB IBB HBP BLK WP HR S P ERA WHIP											
Tom Phoebus, R (1, 1) ERA: 3.6	6.0 L 28 7 3 3 4 3 0 0 0 0 0 1 33 45 4.50 1.667											
Eddie Watt, R (7, 1) ERA:	1.0 2 0 0 0 0 0 0 0 0 0 0 0 2 2 0.00 0.000											
Eddie Fisher, R (8, 1) ERA:	2.0 6 0 0 0 0 2 0 0 0 0 0 0 10 10 0.00 0.000											

Kansas City Athletics @ Baltimore Orioles
 Memorial Stadium, Baltimore, MD
 Fri Apr 21 1967, 6:05 PM EST
 Att. 7,729 - Unknown

livebaseballscorecards.com

Batter	1	2	3	4	5	6	7	8	9	AB	R	H	RBI	BB	SO	LOB
Luis Aparicio, R OBP: 0.306, SLG: 0.313 (1, 6)	0-0 F9		0-0 BLK 1B	0-0 F3			0-0 6-3			4	1	1	0	0	0	2
Paul Blair, R OBP: 0.182, SLG: 0.250 (1, 8)	0-0 F8		0-0 5-3		0-0 6-3			0-3 K		4	0	0	0	0	1	1
Frank Robinson, R OBP: 0.353, SLG: 0.613 (1, 9)	0-3 K		0-0 6-3		0-3 K			0-0 F7		4	0	0	0	0	2	1
Brooks Robinson, R OBP: 0.324, SLG: 0.433 (1, 5)		4-0 1B BB	0-0	0-0	0-0 F8			0-0 F8		3	0	1	1	1	0	0
Boog Powell, L OBP: 0.303, SLG: 0.375 (1, 3)		0-0 F7	0-0 4-3			0-0 F7				4	0	1	0	0	0	2
Curt Blefary, L OBP: 0.344, SLG: 0.346 (1, 7)		0-0 IBB 1B		4-0 FC1-5 BB BB		0-0 4-3		0-0 P5-6		3	0	1	0	1	0	1
Davey Johnson, R OBP: 0.276, SLG: 0.333 (1, 4)		0-3 K		4-0 FC1-5 BB BB		0-0 2-3		0-0 F7		2	0	0	0	1	1	2
Mark Belanger, R (8, 4)				1-2 FC1-5 BB						0	0	0	0	0	0	0
Charlie Lau, L (9, PH)										1	0	0	0	0	0	1
Andy Etchebarren, R OBP: 0.308, SLG: 0.520 (1, 2)		4-0		0-3 K		0-3 K		0-3 K		2	0	0	0	1	2	2
Mike Epstein, L (9, PH)		1-2 IBB								0	0	0	0	1	0	0
Sam Bowens, R (9, PR)										0	0	0	0	0	0	0
Tom Phoebus, R (1, 1)		0-3 K		0-0 FC1-5						2	0	0	0	0	1	5
Eddie Watt, R (7, 1)				1-2 2-3f						0	0	0	0	0	0	0
Russ Snyder, L OBP: 0.500, SLG: 1.500 (7, PH)										1	0	0	0	0	1	0
Eddie Fisher, R (8, 1)										0	0	0	0	0	0	0
Woodie Held, R (9, PH)										1	0	0	0	0	0	2

Inning Stats	R: 0	H: 0	E: 0	K: 1	S: 5	H: 0	LOB: 0	BB: 0	P: 5	R: 0	H: 1	E: 0	K: 2	S: 8	H: 2	LOB: 3	BB: 2	P: 16	R: 1	H: 2	E: 0	K: 0	S: 5	H: 0	LOB: 1	BB: 0	P: 5	R: 0	H: 0	E: 0	K: 1	S: 5	H: 0	LOB: 2	BB: 2	P: 13	R: 0	H: 0	E: 0	K: 1	S: 5	H: 0	LOB: 0	BB: 0	P: 5	R: 0	H: 0	E: 0	K: 2	S: 7	H: 0	LOB: 0	BB: 0	P: 7	R: 0	H: 0	E: 0	K: 1	S: 5	H: 0	LOB: 0	BB: 0	P: 5	R: 0	H: 1	E: 0	K: 0	S: 4	H: 1	LOB: 2	BB: 1	P: 8	1B: 3	SF: 0	2B: 1	SAC: 0	3B: 0	DP: 0	HR: 0	HBP: 0	WP: 0	PA: 36
PITCHER	IP	WLS	BF	H	R	ER	SO	BB	IBB	HBP	BLK	WP	HR	S	P	ERA	WHIP																																																																	
Catfish Hunter, R (1, 1)	8.2	W	35	4	1	1	8	4	1	0	1	0	0	46	66	1.04	0.923																																																																	
Jack Aker, R (9, 1)	0.1	S	1	0	0	0	0	0	0	0	0	0	0	1	1	0.00	0.000																																																																	

BOTTOM


Kansas City Athletics @ Baltimore Orioles
Memorial Stadium, Baltimore, MD

livebaseballscorecards.com

AB	31
R	1
H	4
RBI	1
BB	5
SO	8
LOB	19



Fri Apr 21 1967, 6:05 PM EST
Att. 7,729 - Unknown

Batter	1	2	3	4	5	6	7	8	9	AB R H RBI BB SO LOB	TOP	
Bert Campaneris, R (1, 6) OBP: 0.390, SLG: 0.405	0-0 4-3 S 1B		0-0 5-3 1-2		0-0 1B		0-0 1B			4 0 3 0 0 0 1		
Mike Hershberger, R (1, 9) OBP: 0.421, SLG: 0.500 Bob Duliba, R (7, 1)	0-0 6-3 1-2		0-0 BB		0-3 K		0-0 F7			3 0 0 0 1 1 3 0 0 0 0 0 0 0		
Rick Monday, L (1, 7) OBP: 0.100, SLG: 0.200	0-0 4-3 2-3		0-0 2-3				0-0 F9		0-0 4-3	4 0 0 0 0 0 3		
Danny Cater, R (1, 3) OBP: 0.359, SLG: 0.486		0-0 F8 2B		0-0 5-3		4-0 BB E BB		0-0 F3		3 1 1 0 1 0 0		
Roger Repoz, L (1, 8) OBP: 0.500, SLG: 0.864		0-0 F8 2-3		0-0 F6		4-0 BB FC5-4 BB		0-0 F3		3 0 0 0 1 0 1		
Ed Charles, R (1, 5) OBP: 0.395, SLG: 0.258		0-0 5-3		0-0 1B		0-0 FC5-4 WP 1B 1-2f 2-H		0-3 K		4 1 1 0 0 1 2		
Ossie Chavarria, R (1, 4) OBP: 0.333, SLG: 0.143 Joe Rudi, R (9, PH) OBP: 0.250, SLG: 0.182		4-0 BB		0-0 F9		0-0 1B 1-H		0-0 6-3		2 0 1 1 1 0 1 1 0 0 0 0 0 0	AB 31 R 2 H 7 RBI 1 BB 5 SO 2 LOB 15	
Ken Suarez, R (1, 2) OBP: 0.526, SLG: 0.750 Dick Green, R (9, PH) OBP: 0.172, SLG: 0.286		0-0 F2			4-0 BB G6-3 BB		0-0 F9		0-0 6-3	2 0 0 0 1 0 3 1 0 0 0 0 0 0		
Blue Moon Odom, R (1, 1) OBP: 0.667, SLG: 0.667 Ray Webster, L (5, PH) OBP: 0.200, SLG: 0.400 Tony Pierce, R (5, 1) Jim Gosger, L (7, PH) OBP: 0.308, SLG: 0.300 (7, 9)			0-0 5-3 1B		0-0 G6-3 1-2f		0-0 F8		0-0 F8	1 0 1 0 0 0 0 1 0 0 0 0 0 1 0 0 0 0 0 0 0 2 0 0 0 0 0 0		
Inning Stats	R: 0 H: 1 E: 0 LOB: 0 K: 0 BB: 0 S: 3 P: 3	R: 0 H: 1 E: 0 LOB: 2 K: 0 BB: 1 S: 4 P: 8	R: 0 H: 1 E: 0 LOB: 1 K: 0 BB: 1 S: 3 P: 7	R: 0 H: 1 E: 0 LOB: 1 K: 0 BB: 0 S: 4 P: 4	R: 0 H: 1 E: 0 LOB: 1 K: 1 BB: 1 S: 5 P: 9	R: 2 H: 1 E: 1 LOB: 1 K: 0 BB: 2 S: 4 P: 12	R: 0 H: 1 E: 0 LOB: 1 K: 0 BB: 0 S: 4 P: 4	R: 0 H: 0 E: 0 LOB: 0 K: 1 BB: 0 S: 5 P: 5	R: 0 H: 0 E: 0 LOB: 0 K: 0 BB: 0 S: 3 P: 3	1B: 6 SF: 0 2B: 1 SAC: 0 3B: 0 DP: 1 HR: 0 HBP: 0	WP: 2 PA: 36 PB: 0 SB: 1 CS: 0	
PITCHER Wally Bunker, R (1, 1) ERA: 5.59 Bill Dillman, R (7, 1) ERA:	IP WLS BF H R ER SO BB IBB HBP BLK WP HR S P ERA WHIP											PITCHER IP WLS BF H R ER SO BB IBB HBP BLK WP HR S P ERA WHIP
	6.0 W 26 6 2 0 1 5 0 0 0 1 0 23 43 0.00 1.833											

Kansas City Athletics @ Baltimore Orioles
 Memorial Stadium, Baltimore, MD
 Sat Apr 22 1967, 3:33 AM EST
 Att. 7,701 - Unknown

livebaseballscorecards.com

Batter	1	2	3	4	5	6	7	8	9	AB	R	H	RBI	BB	SO	LOB
Luis Aparicio, R OBP: 0.317, SLG: 0.351 (1, 6)	0-0 5-3 HR		0-0 FC5-4 HR		0-0 BLK S BB 1B	0-0 F7-4 2B		0-0 F9		5	2	2	0	0	0	1
Russ Snyder, L OBP: 0.429, SLG: 1.167 (1, 8) (9, 9)	0-0 4-3		0-0 HR		0-3 K 1-2	0-0 F4		4-0 2B 1B BB		4	2	1	2	1	1	2
Frank Robinson, R OBP: 0.436, SLG: 0.758 Paul Blair, R OBP: 0.182, SLG: 0.250 (1, 9) (9, 8)	0-0 HR		4-0 BB BB		4-0 BB 2B IBB	4-0 IBB		0-0 1B 2B		2	3	2	1	3	0	0
Brooks Robinson, R OBP: 0.333, SLG: 0.394 (1, 5)	0-0 F4		4-0 BB		4-0 2B IBB	0-0 F7-4		0-0 F6		0	0	0	0	0	0	0
Boog Powell, L OBP: 0.289, SLG: 0.351 (1, 3)		0-0 F3	0-0 4-3		0-3 K		0-0 6-3	0-0 HR 1B		5	1	1	2	0	1	5
Curt Blefary, L OBP: 0.405, SLG: 0.600 (1, 7)		0-0 1-3		0-0 1B	4-0 2B BB		0-0 HR	0-0 HR		4	3	3	4	1	0	0
Woodie Held, R OBP: 0.400, SLG: 0.800 Mark Belanger, R OBP: 0.500, SLG: 0.500 (1, 4) (7, PR) (8, 4)		0-0 F5		0-3 K	0-0 2B		0-0 WP 2B	0-0 1B		4	0	2	3	0	1	1
Andy Etchebarren, R OBP: 0.323, SLG: 0.464 (1, 2)			4-0 FC5-4 BB	0-3 K	4-0 FC5-4 IBB		0-3 K 2-3	0-0 5-3		3	0	0	0	2	2	3
Wally Bunker, R Bill Dillman, R (1, 1) (7, 1)			0-3 K	0-0 1-3	0-0 FC5-4		0-3 K			3	0	0	0	0	1	4
										1	0	0	0	0	1	2

Inning Stats	R: 1	H: 1	R: 0	H: 0	R: 2	H: 1	R: 0	H: 1	R: 4	H: 2	R: 0	H: 1	R: 1	H: 2	R: 4	H: 4
	E: 0	LOB: 0	E: 0	LOB: 0	E: 0	LOB: 2	E: 0	LOB: 1	E: 0	LOB: 2	E: 0	LOB: 1	E: 0	LOB: 2	E: 0	LOB: 1
	K: 0	BB: 0	K: 0	BB: 0	K: 1	BB: 3	K: 2	BB: 0	K: 2	BB: 4	K: 0	BB: 1	K: 2	BB: 0	K: 0	BB: 1
	S: 4	P: 4	S: 3	P: 3	S: 6	P: 18	S: 8	P: 8	S: 9	P: 25	S: 3	P: 7	S: 9	P: 9	S: 7	P: 11

PITCHER	IP	WLS	BF	H	R	ER	SO	BB	IBB	HBP	BLK	WP	HR	S	P	ERA	WHIP
Blue Moon Odom, R ERA: 5.79 (1, 1)	4.0	L	18	3	3	3	3	3	3	0	0	0	2	21	33	6.75	1.500
Tony Pierce, L ERA: 5.4 (5, 1)	2.0		13	3	4	4	2	1	4	0	1	0	0	12	32	18.00	2.000
Bob Duliba, R ERA: 8.53 (7, 1)	2.0		13	6	5	5	2	1	0	0	0	1	2	16	20	22.50	3.500

BOTTOM

Kansas City Athletics @ Baltimore Orioles
Memorial Stadium, Baltimore, MD
 Sat Apr 22 1967, 3:33 AM EST
 Att. 7,701 - Unknown

AB	35
R	12
H	12
RBI	12
BB	9
SO	7
LOB	22



WP	HR	S	P	ERA	WHIP
1	4	11	44		

Batter	1	2	3	4	5	6	7	8	9	AB R H RBI BB SO LOB	TOP									
Bert Campaneris, R (1, 6) OBP: 0.413, SLG: 0.400	4-0 BLK S BB	4-0 WP BB		0-3 K		0-0 FC5-4			0-0 G4-6-3 1B	3 0 1 0 2 1 2										
Rick Monday, L (1, 8) OBP: 0.133, SLG: 0.267	0-3 K	0-3 K			0-0 2B		0-3 K		0-3 K	5 0 1 0 0 4 5										
Mike Hershberger, R (1, 9) OBP: 0.395, SLG: 0.444	4-0 BLK BB		0-0 F9		0-3 K		0-3 K		0-0 G4-6-3	4 0 0 0 1 2 2										
Danny Cater, R (1, 3) OBP: 0.349, SLG: 0.462	0-3 K		0-0 3-1		0-0 1B 1B		0-3 K			4 0 1 0 0 2 2										
Ed Charles, R (1, 5) OBP: 0.381, SLG: 0.257	0-0 F1		0-0 E6 FC5-4		0-0 1B			0-0 F8		4 0 1 0 0 0 2										
Joe Rudi, R (1, 7) OBP: 0.267, SLG: 0.154		4-0 BB BB BB BB	0-0 FC5-4		0-0 F8			0-0 6-3		2 1 0 0 1 0 3										
Roger Repoz, L (8, PH) OBP: 0.481, SLG: 0.826 (8, 7)		BB BB BB BB BB	BB BB SF9-3-4-3 BB	0-0 FC5-4						1 0 0 0 0 0 0										
Dick Green, R (1, 4) OBP: 0.212, SLG: 0.267		BB BB BB BB BB	4-0 SF9-3-4-3 BB 1-2 BB	4-0 G5-4-3 BB		0-3 K		0-0 F9		2 0 0 0 2 1 0										
Ken Suarez, R (1, 2) OBP: 0.500, SLG: 0.643		BB BB BB BB BB	4-0 SF9-3-4-3 BB 1-2 2-3 BB	0-0 G5-4-3		0-0 F8			0-0 HR	2 0 0 0 1 0 1										
Ray Webster, L (9, PH) OBP: 0.333, SLG: 1.000		BB BB BB BB BB	1-2 2-3 3-H SF9-3-4-3	0-0 G5-4-3		0-0 F8				1 1 1 1 0 0 0										
Jim Nash, R (1, 1)		X	0-0 SF9-3-4-3	4-0 BB		4-0 BB			4-0 BB	0 0 0 1 2 0 0										
Jim Gosger, L (9, PH) OBP: 0.333, SLG: 0.300			1-2 2-3 3-H SF9-3-4-3	4-0 BB		4-0 BB				0 0 0 0 1 0 0										
Inning Stats	R: 0 E: 0 K: 2 S: 7	H: 0 LOB: 2 BB: 2 P: 15	R: 1 E: 0 K: 1 S: 4	H: 0 LOB: 2 BB: 4 P: 20	R: 0 E: 1 K: 0 S: 4	H: 0 LOB: 1 BB: 0 P: 4	R: 0 E: 0 K: 1 S: 4	H: 3 LOB: 2 BB: 0 P: 7	R: 0 E: 0 K: 1 S: 5	H: 0 LOB: 1 BB: 1 P: 9	R: 0 E: 0 K: 3 S: 9	H: 0 LOB: 0 BB: 0 P: 9	R: 0 E: 0 K: 0 S: 3	H: 0 LOB: 0 BB: 0 P: 3	R: 1 E: 0 K: 1 S: 6	H: 2 LOB: 1 BB: 1 P: 10	1B: 3 2B: 2 3B: 0 HR: 1	SF: 1 SAC: 0 DP: 3 HBP: 0	WP: 1 PB: 0 SB: 1 CS: 0	PA: 39
PITCHER	IP WLS BF H R ER SO BB IBB HBP BLK WP HR S P ERA WHIP																			
Steve Barber, L (1, 1) ERA: 0.61	5.2 W 27 3 1 1 6 9 0 0 1 1 0 30 66 1.59 2.118																			
Moe Drabowsky, R (6, 1) ERA: 1.69	2.1 10 2 1 1 3 1 0 0 0 0 1 15 19 3.86 1.286																			
Stu Miller, R (9, 1) ERA: 4.15	1.0 S 2 0 0 0 1 0 0 0 0 0 0 4 4 0.00 0.000																			


Kansas City Athletics @ Baltimore Orioles
 Memorial Stadium, Baltimore, MD
 Sun Apr 23 1967, 3:33 AM EST
 Unknown

AB	28
R	2
H	5
RBI	2
BB	10
SO	10
LOB	17



Kansas City Athletics @ Baltimore Orioles
Memorial Stadium, Baltimore, MD
 Sun Apr 23 1967, 3:38 AM EST
 Att. 23,965 - Unknown

AB	33
R	8
H	11
RBI	6
BB	4
SO	6
LOB	9



AB R H RBI BB SO LOB

4	2	2	0	1	0	2
3	0	1	2	1	1	1
4	0	1	1	0	0	2
5	1	1	0	0	1	1
3	1	0	0	1	0	1
1	1	1	0	0	0	0
3	1	1	0	0	2	0
3	0	1	0	1	1	0
0	1	0	0	0	0	0
0	0	0	0	0	0	0
3	1	1	1	0	1	0
0	0	0	1	0	0	0
1	0	0	0	0	0	2
2	0	1	0	0	0	0
1	0	1	1	0	0	0

Batter	1	2	3	4	5	6	7	8	9
Bert Campaneris, R (1, 6) OBP: 0.431, SLG: 0.432	4-0 S SH1-4 1B BB	0-0 S 1-3 2B 1B		0-0 F8			0-0 2B	0-0 1-3	
Rick Monday, L (1, 8) OBP: 0.211, SLG: 0.333	0-0 SH1-4	0-0 1-H 3-H 2B			0-3 K		0-0 4-1		4-0 CS BB
Mike Hershberger, R (1, 9) OBP: 0.396, SLG: 0.425	0-0 CS 2-H 1B	0-0 F5			0-0 F8			1-0 FC5-4 HBP	0-0 F6 1-2
Danny Cater, R (1, 3) OBP: 0.333, SLG: 0.432	0-0 1-2 1B		0-0 5-3		0-3 K			0-0 FC5-4 1B BB 1-2f PB	0-0 5-3
Ed Charles, R (1, 5) OBP: 0.370, SLG: 0.237	0-0 F9		0-0 F4			0-0 5-3		4-0 PB 1B 1-2 WP BB	
Joe Rudi, R (1, 7) OBP: 0.313, SLG: 0.286		0-0 1B 1B 2B	0-3 K		0-3 K			0-0 WP PB 1-2 2-3 SF9 1B	
Roger Repoz, L (2, 7) OBP: 0.467, SLG: 0.769								1-3 2-H 3-H SF9 S 1B BB	
Dick Green, R (1, 4) OBP: 0.243, SLG: 0.273		0-0 L5-6 1B 2-3 1B		0-0 F4		0-3 K		4-0 SF9 S 1-3 2-H 3-H 1B BB	
Allan Lewis, S (8, PR)									
Ossie Chavarria, R (8, 4) OBP: 0.333, SLG: 0.143									
Ken Suarez, R (1, 2) OBP: 0.480, SLG: 0.588		0-0 1B 2B 1B		0-3 K			0-0 5-3	0-0 SF9	
Tim Talton, L (8, PH) OBP: 0.250, SLG: 0.333		1-2 3-H 1B						1-3 3-H 1B	
Chuck Dobson, R (1, 1)		0-0 L5-6		0-0 1B			0-0 1-5-3	0-0 3-H 1B	
Paul Lindblad, L (3, 1) OBP: 0.500, SLG: 0.500									
Jack Aker, R (7, 1) OBP: 0.500, SLG: 0.500									

Inning Stats	R: 1	H: 2	R: 3	H: 5	R: 0	H: 0	R: 0	H: 0	R: 0	H: 0	R: 0	H: 1	R: 0	H: 0	R: 0	H: 1	R: 4	H: 2	R: 0	H: 0
E: 0	LOB: 1	E: 0	LOB: 1	E: 0	LOB: 0	E: 0	LOB: 0	E: 0	LOB: 0	E: 0	LOB: 0	LOB: 1	E: 0	LOB: 0	E: 0	LOB: 1	E: 0	LOB: 1	E: 0	LOB: 0
K: 0	BB: 1	K: 0	BB: 0	K: 1	BB: 0	K: 2	BB: 0	K: 0	BB: 0	K: 2	BB: 0	BB: 0	K: 0	BB: 0	K: 0	BB: 2	K: 0	BB: 2	K: 0	BB: 1
S: 4	P: 8	S: 7	P: 7	S: 5	P: 5	S: 6	P: 6	S: 7	P: 7	S: 7	P: 7	S: 4	P: 4	S: 4	P: 4	S: 5	P: 14	S: 2	P: 6	

PITCHER	IP	WLS	BF	H	R	ER	SO	BB	IBB	HBP	BLK	WP	HR	S	P	ERA	WHIP
Dave McNally, L (1, 1) ERA: 6.6	1.2		11	7	4	4	0	1	0	0	0	0	0	10	14	21.60	4.800
Eddie Watt, R (2, 1) ERA:	4.1		14	1	0	0	6	0	0	0	0	0	0	26	26	0.00	0.231
Eddie Fisher, R (7, 1) ERA: 6.75	1.1	L	8	2	3	3	0	1	0	1	0	0	0	6	11	20.25	2.250
Stu Miller, R (8, 1) ERA: 3.0	1.2		7	1	1	1	0	2	0	0	0	1	0	5	13	5.40	1.800

PITCHER	IP	WLS	BF	H	R	ER	SO	BB	IBB	HBP	BLK	WP	HR	S	P	ERA	WHIP

WP: 1	PA: 40
PB: 1	
SB: 3	
CS: 2	

Batter	1	2	3	4	5	6	7	8	9	AB	R	H	RBI	BB	SO	LOB
Luis Aparicio, R OBP: 0.333, SLG: 0.447 (1, 6)	0-0 6-3	0-0 4-3		0-0 5-3			0-0 HR	0-0 SH1-4 1B		5	1	2	1	0	0	3
Russ Snyder, L OBP: 0.563, SLG: 0.909 (1, 8)	0-0 1B 2B		4-0 HR BB	0-0 F6			0-0 2-3	0-0 SH1-4 1-2		3	1	1	0	1	0	0
Frank Robinson, R OBP: 0.490, SLG: 0.875 (1, 9)	0-0 2-H 1B		0-0 1-H HR		4-0 CS BB		4-0 1B 2B BB	4-0 IBB		2	2	2	2	3	0	0
Brooks Robinson, R OBP: 0.367, SLG: 0.512 (1, 5)	0-0 6-3		0-0 3B 2B		0-3 K 1-2		0-0 2B 1B	0-0 F4		5	2	2	0	0	1	4
Boog Powell, L OBP: 0.319, SLG: 0.409 (1, 3)		4-0 FC5 1B BB	0-0 2-H 3B		0-0 F8		0-0 1-H 3-H 2B 2B	0-3 K		4	1	2	3	1	1	2
Curt Blefary, L OBP: 0.413, SLG: 0.528 (1, 7)		0-0 PB FC5 1B	0-3 K		0-3 K		4-0 2B IBB	0-0 F5		4	0	1	0	1	2	1
Woodie Held, R OBP: 0.462, SLG: 0.667 (1, 4)		0-0 FC5 PB	0-3 K		0-0 1B		0-3 K	4-0 G3-6 BB		4	0	1	0	0	2	5
Mark Belanger, R OBP: 0.500, SLG: 0.500 (8, 4)		1-2 2-3f								0	0	0	0	0	0	0
Charlie Lau, L (9, PH)										0	0	0	0	1	0	0
Paul Blair, R (9, PR)										0	0	0	0	0	0	0
Larry Haney, R (1, 2)		0-3 K	0-0 F7		0-0 K		0-0 F8	0-0 G3-6-1		4	0	1	1	0	1	4
Mike Epstein, L (9, PH)		1-2 2-3					1-3 2-H 2B	0-0 1-2f		1	0	0	0	0	0	1
Dave McNally, R (1, 1)		4-0 BB			0-3 K		0-0 6-3	0-3 K		0	0	0	0	0	0	0
Eddie Watt, R (2, 1)										1	0	0	0	1	1	0
Sam Bowens, R (6, PH)										1	0	0	0	0	0	1
Eddie Fisher, R (7, 1)										1	0	0	0	0	1	2
Stu Miller, R (8, 1)										0	0	0	0	0	0	0

Inning Stats	R: 0	H: 2	E: 0	K: 0	S: 4	H: 1	LOB: 1	BB: 0	P: 4	R: 0	H: 3	E: 0	K: 1	S: 6	H: 1	LOB: 3	BB: 2	P: 14	R: 3	H: 3	E: 0	K: 2	S: 10	H: 0	LOB: 0	BB: 0	P: 5	R: 0	H: 0	E: 0	K: 1	S: 5	R: 0	H: 1	E: 0	K: 1	S: 6	R: 4	H: 4	E: 0	K: 2	S: 11	R: 0	H: 1	E: 0	K: 1	S: 6	R: 0	H: 0	E: 0	K: 0	S: 2	1B: 5	2B: 5	3B: 1	HR: 2	SF: 0	SAC: 1	DP: 2	HBP: 0	WP: 0	PA: 44
--------------	------	------	------	------	------	------	--------	-------	------	------	------	------	------	------	------	--------	-------	-------	------	------	------	------	-------	------	--------	-------	------	------	------	------	------	------	------	------	------	------	------	------	------	------	------	-------	------	------	------	------	------	------	------	------	------	------	-------	-------	-------	-------	-------	--------	-------	--------	-------	--------

PITCHER	IP	WLS	BF	H	R	ER	SO	BB	IBB	HBP	BLK	WP	HR	S	P	ERA	WHIP
Chuck Dobson, R (1, 1)	2.0		13	5	3	3	1	3	0	0	0	0	1	12	24	13.50	4.000
Paul Lindblad, L (3, 1)	4.1		17	3	2	2	5	2	0	0	0	0	1	25	33	4.15	1.154
Jack Aker, R (7, 1)	2.2	W	14	4	2	2	3	1	2	0	0	0	0	17	29	6.75	1.875

BOTTOM

Kansas City Athletics @ Baltimore Orioles
Memorial Stadium, Baltimore, MD
 Sun Apr 23 1967, 3:38 AM EST
 Att. 23,965 - Unknown

AB	35
R	7
H	12
RBI	7
BB	8
SO	9
LOB	23



PITCHER	IP	WLS	BF	H	R	ER	SO	BB	IBB	HBP	BLK	WP	HR	S	P	ERA	WHIP
---------	----	-----	----	---	---	----	----	----	-----	-----	-----	----	----	---	---	-----	------

Batter	1	2	3	4	5	6	7	8	9	AB R H RBI BB SO LOB	TOP																						
Paul Schaal, R (1, 5) OBP: 0.267, SLG: 0.260	0-0 5-3		0-0 F8		4-0 FC6-4 BB		0-0 WP 1B		0-0 F6	4 0 1 1 1 0 2	California Angels @ Baltimore Orioles Memorial Stadium, Baltimore, MD Tue Apr 25 1967, 6:05 PM EST Att. 7,587 - Unknown livebaseballscorecards.com																						
Jim Fregosi, R (1, 6) OBP: 0.279, SLG: 0.356	0-0 6-3		0-3 K		0-0 FC6-4 1-2f		0-0 F7		0-0 F6	4 0 0 0 0 1 5																							
Jay Johnstone, L (1, 8) OBP: 0.292, SLG: 0.383	0-0 F8				0-0 F7		0-0 F9 2B		0-0 E6 BB	4 0 1 0 0 0 0																							
Rick Reichardt, R (1, 7) OBP: 0.357, SLG: 0.460		0-0 F7		0-0 L6		0-3 K		0-3 K		4 0 0 0 0 2 2																							
Don Mincher, L (1, 3) OBP: 0.436, SLG: 0.609		0-0 4-3		0-0 1B		0-0 F9 2-3		0-0 F3		4 0 1 0 0 0 2																							
Jimmie Hall, L (1, 9) OBP: 0.387, SLG: 0.615		0-3 K		0-3 K		0-0 4-3		4-0 1-2 BB		3 0 0 0 1 2 2																							
Tom Satriano, L (1, 2) OBP: 0.545, SLG: 0.588			0-0 1B 1B		0-0 6-3		0-0 3-1		0-0 F2	4 0 1 0 0 0 2																							
Bobby Knoop, R (1, 4) OBP: 0.275, SLG: 0.327			0-0 1-2 1B		0-0 SH1-4 1B		0-0 1B 3B		0-0 5-3	4 1 3 0 0 0 0																							
George Brunet, R (1, 1) Len Gabrielson, L (7, PH) Pete Cimino, R (7, 1) Jose Cardenal, R (9, PH) OBP: 0.188, SLG: 0.290			0-3 K		0-0 SH1-4 1-2		0-3 K		0-3 K2-3	1 0 0 0 0 1 2 1 0 0 0 0 1 1 0 0 0 0 0 0 0 1 0 0 0 0 1 0																							
Inning Stats	R: 0 E: 0 K: 0 S: 3	H: 0 LOB: 0 BB: 0 P: 3	R: 0 E: 0 K: 1 S: 5	H: 0 LOB: 0 BB: 0 P: 5	R: 0 E: 0 K: 2 S: 9	H: 2 LOB: 2 BB: 0 P: 9	R: 0 E: 0 K: 1 S: 6	H: 1 LOB: 1 BB: 0 P: 6	R: 0 E: 0 K: 1 S: 4	H: 1 LOB: 2 BB: 1 P: 8	R: 0 E: 0 K: 1 S: 6	H: 1 LOB: 1 BB: 0 P: 6	R: 1 E: 0 K: 1 S: 7	H: 2 LOB: 1 BB: 0 P: 7	R: 0 E: 1 K: 1 S: 6	H: 0 LOB: 2 BB: 1 P: 10	R: 0 E: 0 K: 1 S: 5	H: 0 LOB: 0 BB: 0 P: 5	1B: 5 2B: 1 3B: 1 HR: 0	SF: 0 SAC: 1 DP: 0 HBP: 0	WP: 1 PB: 0 SB: 0 CS: 0	PA: 37											
PITCHER Tom Phoebus, R (1, 1) ERA: 2.55 Stu Miller, R (8, 1) ERA: 2.45	IP 7.2	WLS W	BF 33	H 7	R 1	ER 1	SO 7	BB 2	IBB 0	HBP 0	BLK 0	WP 1	HR 0	S 45	P 53	ERA 1.17	WHIP 1.174																
											PITCHER	IP	WLS	BF	H	R	ER	SO	BB	IBB	HBP	BLK	WP	HR	S	P	ERA	WHIP					




Batter	1	2	3	4	5	6	7	8	9
Curt Blefary, L OBP: 0.420, SLG: 0.575 (1, 7) X	0-0 F7 ①		0-0 SF9 1B 1-2 1B		0-0 3B		0-0 F8 ③		
Luis Aparicio, R OBP: 0.327, SLG: 0.431 (1, 6) X	0-0 F8 ②		0-0 G6-4-3 1B 1-2 2-3		0-0 F7 ③			0-0 F4 ①	
Frank Robinson, R OBP: 0.491, SLG: 0.905 (1, 9) X	0-0 F9 ③		0-0 SF9 ① 2-3 3-H		0-0 1B 3B			4-0 G6-4-3 BB	
Brooks Robinson, R OBP: 0.358, SLG: 0.489 (1, 5) X		0-0 F7 ①	0-0 G6-4-3 ② ③ 1-2f		0-0 1B ① 3-H			0-0 G6-4-3 ② ③ 1-2f	
Boog Powell, L OBP: 0.320, SLG: 0.391 (1, 3) X		4-0 BB BB		0-0 F9 ①		0-3 K ①			
Davey Johnson, R OBP: 0.281, SLG: 0.310 (1, 4) X		4-0 FC6-4 BB 1-2		0-3 K ②		0-3 K ②			
Paul Blair, R OBP: 0.167, SLG: 0.229 (1, 8) X		0-0 F8 ②		0-0 6-3 ③		0-0 F4 ③			
Andy Etchebarren, R OBP: 0.289, SLG: 0.382 (1, 2) X		0-0 FC6-4 ③ 1-2f		0-0 5-3 ①		0-0 3-4-1 ①			
Tom Phoebus, R Stu Miller, R (8, 1)			4-0 1B 1B SF9 BB		0-3 K ②		0-0 F3 ②		

AB	R	H	RBI	BB	SO	LOB
4	0	2	0	0	0	0
4	0	1	0	0	0	1
2	1	1	1	1	0	0
4	0	1	1	0	0	3
2	0	0	0	1	1	1
2	0	0	0	1	2	1
3	0	0	0	0	0	3
3	0	0	0	0	0	2
2	1	0	0	1	1	0
0	0	0	0	0	0	0

BOTTOM

California Angels @ Baltimore Orioles
Memorial Stadium, Baltimore, MD
 Tue Apr 25 1967, 6:05 PM EST
 Att. 7,587 - Unknown

AB	26
R	2
H	5
RBI	2
BB	4
SO	4
LOB	11



WP: 0	PA: 31
PB: 0	SB: 0
CS: 0	

Inning Stats		R: 0	H: 0	E: 0	K: 0	S: 3	R: 0	H: 0	E: 0	K: 0	S: 3	R: 1	H: 2	E: 0	K: 0	S: 4	R: 0	H: 0	E: 0	K: 1	S: 5	R: 0	H: 1	E: 0	K: 1	S: 6	R: 1	H: 2	E: 0	K: 2	S: 9	R: 0	H: 0	E: 0	K: 0	S: 3	R: 0	H: 0	E: 0	K: 0	S: 2
Inning Stats		LOB: 0	BB: 0	BB: 0	BB: 0	BB: 3	LOB: 2	BB: 2	LOB: 1	BB: 1	LOB: 0	LOB: 1	LOB: 1	LOB: 0	LOB: 0	LOB: 0	LOB: 1	LOB: 1	LOB: 0	LOB: 0	LOB: 0	LOB: 0	LOB: 0	LOB: 0	LOB: 0	LOB: 0	LOB: 0	LOB: 0	LOB: 0	LOB: 0	LOB: 0	LOB: 0	LOB: 0	LOB: 0	LOB: 0	LOB: 0	LOB: 0	LOB: 0	LOB: 0	LOB: 0	
PITCHER	IP	WLS	BF	H	R	ER	SO	BB	IBB	HBP	BLK	WP	HR	S	P	ERA	WHIP																								
George Brunet, L (1, 1) ERA: 3.26	6.0	L	25	5	2	2	4	3	0	0	0	0	0	30	42	3.00	1.333																								
Pete Cimino, R (7, 1) ERA: 3.86	2.0		6	0	0	0	0	1	0	0	0	0	0	5	9	0.00	0.500																								

WP	HR	S	P	ERA	WHIP
0	0	0	0	0.00	0.500

Batter	1	2	3	4	5	6	7	8	9	AB R H RBI BB SO LOB	TOP	
Dick McAuliffe, L (1, 4) OBP: 0.383, SLG: 0.447	0-0 HR	0-3 K		0-0 1B		0-3 K			0-0 F8	5 1 2 1 0 2 2		
Mickey Stanley, R (1, 8) OBP: 0.333, SLG: 0.250	0-0 4-3 PB 2B 1B		0-0 6-3	0-0 6-3			0-0 S 1B 1B		0-3 K	5 1 2 0 0 1 1		
Don Wert, R (1, 5) OBP: 0.250, SLG: 0.167	0-0 4-3 1-3		0-0 3-1		0-0 5-3		0-0 F8		0-0 F8	5 0 0 0 0 0 2		
Al Kaline, R (1, 9) OBP: 0.483, SLG: 0.725	0-0 4-3 3-H 2B		0-0 HR		0-0 L7		0-0 S 1-2 1B			4 1 3 2 0 0 0		
Jim Northrup, L (1, 7) OBP: 0.386, SLG: 0.472	0-0 4-3 2-3		0-0 BB 1B		0-3 K		0-3 K 1-2 2-3			4 0 1 0 0 2 3		
Bill Freehan, R (1, 2) OBP: 0.500, SLG: 0.750	4-0 BB		4-0 1-2 BB		0-0 FC5-4 1B		0-3 K			2 0 1 0 2 1 2		
Norm Cash, L (1, 3) OBP: 0.500, SLG: 0.353	0-3 K		0-0 4-3		0-0 F9			0-0 F3		4 0 0 0 0 1 5		
Ray Oyler, R (1, 6) OBP: 0.333, SLG: 0.313		0-3 K		0-0 F7		0-0 FC5-4 BB 1-2f		0-0 3-1		3 0 0 0 0 1 1		
Jerry Lumpe, L (8, PH) OBP: 0.222, SLG: 0.125										1 0 0 0 0 0 0		
Dick Tracewski, R (8, 6) OBP: 0.250, SLG: 0.333										0 0 0 0 0 0 0		
Denny McLain, R (1, 1) George Korince, R (2, 1) Earl Wilson, R (4, PH) Johnny Klippstein, R (4, 1) Jake Wood, R (6, PH) Dave Wickersham, R (6, 1) Gates Brown, L (8, PH) Johnny Podres, L (8, 1)		0-3 K		0-0 F4		4-0 BB 1-2		0-0 F2		1 0 0 0 0 1 0 0 0 0 0 0 0 0 1 0 0 0 0 0 0 0 0 0 0 0 0 0 0 0 0 0 1 0 0 0 0 0 0 0 0 0 1 0 0 0 0 0 0 0 0 0 0 0 0 0		
Inning Stats	R: 2 H: 3 E: 0 LOB: 2 K: 1 BB: 1 S: 8 P: 12	R: 0 H: 0 E: 0 LOB: 0 K: 3 BB: 0 S: 9 P: 9	R: 1 H: 2 E: 0 LOB: 2 K: 0 BB: 1 S: 5 P: 9	R: 0 H: 1 E: 0 LOB: 1 K: 0 BB: 0 S: 4 P: 4	R: 0 H: 0 E: 0 LOB: 0 K: 1 BB: 0 S: 5 P: 5	R: 0 H: 1 E: 0 LOB: 2 K: 1 BB: 1 S: 6 P: 10	R: 0 H: 2 E: 0 LOB: 2 K: 2 BB: 0 S: 9 P: 9	R: 0 H: 0 E: 0 LOB: 0 K: 1 BB: 0 S: 5 P: 5	R: 0 H: 0 E: 0 LOB: 0 K: 1 BB: 0 S: 5 P: 5	1B: 6 SF: 0 2B: 1 SAC: 0 3B: 0 DP: 0 HR: 2 HBP: 0	WP: 0 PA: 39 PB: 1 SB: 2 CS: 0	
PITCHER Dave McNally, L (1, 1) ERA: 6.0 Moe Drabowsky, R (7, 1) ERA: 1.08	IP WLS BF H R ER SO BB IBB HBP BLK WP HR S P ERA WHIP	6.0 W 29 8 3 3 6 3 0 0 0 0 2 38 50 4.50 1.833	3.0 S 10 1 0 0 3 0 0 0 0 0 0 0 16 16 0.00 0.333	PITCHER IP WLS BF H R ER SO BB IBB HBP BLK WP HR S P ERA WHIP								

Detroit Tigers @ Baltimore Orioles
 Memorial Stadium, Baltimore, MD
 Fri Apr 28 1967, 6:05 PM EST
 Att. 15,046 - Unknown

livebaseballscorecards.com

AB 36
 R 3
 H 9
 RBI 3
 BB 3
 SO 9
 LOB 16



Batter	1	2	3	4	5	6	7	8	9	AB R H RBI BB SO LOB	TOP	
Dick McAuliffe, L (1, 4) OBP: 0.385, SLG: 0.415	0-0 4-3		0-0 F7	4-0 BB			4-0 3-1 WP 1B BB	0-3 K		3 1 0 0 2 1 3		
Don Wert, R (1, 5) OBP: 0.262, SLG: 0.203	0-0 E 1B WP 1B		0-0 1-3 1B 2B	0-0 F5			0-0 1-2 F9	0-0 2-3f G5-3		5 2 2 0 0 0 5		
Gates Brown, L (1, 7) OBP: 0.310, SLG: 0.392	0-0 F4		0-0 2-H 3-H 1B				0-0 2-3 3-1			4 0 1 2 0 0 2		
Mickey Stanley, R (7, 8) OBP: 0.400, SLG: 0.333										1 0 1 0 0 0 0		
Al Kaline, R (1, 9) OBP: 0.508, SLG: 0.717	0-0 E8 WP 1-3 1B		0-0 L8				4-0 BB 1B BB			2 0 1 0 3 0 1		
Jim Northrup, L (1, 8) OBP: 0.387, SLG: 0.466	0-0 4-3		0-0 1-2 1B				0-0 1-2 F7			5 0 2 1 0 1 4		
Norm Cash, L (1, 3) OBP: 0.474, SLG: 0.316			0-0 F8	0-0 F5			0-3 3-H 1-2 2-3 BB			4 0 0 0 1 2 5		
Bill Freehan, R (1, 2) OBP: 0.474, SLG: 0.689			0-0 F9				0-0 K SH1-4 1B			5 0 1 0 0 1 5		
Ray Oyler, R (1, 6) OBP: 0.359, SLG: 0.343			0-0 F4				0-0 SH1-4 1-2 1B			3 0 2 0 0 0 0		
Mickey Lolich, S (1, 1) OBP: 0.333, SLG: 0.250			0-0 2B 1B				0-3 K 2-3			2 1 1 0 1 1 1		
Inning Stats	R: 1 H: 2 E: 1 LOB: 1 K: 0 BB: 0 S: 5 P: 5	R: 0 H: 0 E: 0 LOB: 0 K: 0 BB: 0 S: 3 P: 3	R: 2 H: 4 E: 0 LOB: 2 K: 0 BB: 0 S: 7 P: 7	R: 0 H: 1 E: 0 LOB: 2 K: 0 BB: 1 S: 4 P: 8	R: 0 H: 0 E: 0 LOB: 1 K: 1 BB: 1 S: 5 P: 9	R: 0 H: 1 E: 0 LOB: 1 K: 1 BB: 0 S: 5 P: 5	R: 1 H: 1 E: 0 LOB: 3 K: 0 BB: 3 S: 4 P: 16	R: 0 H: 1 E: 0 LOB: 1 K: 1 BB: 1 S: 5 P: 9	R: 0 H: 1 E: 0 LOB: 2 K: 3 BB: 1 S: 10 P: 14	1B: 10 SF: 0 2B: 1 SAC: 2 3B: 0 DP: 1 HR: 0 HBP: 0	WP: 3 PA: 43 PB: 0 SB: 1 CS: 0	
PITCHER	IP WLS BF H R ER SO BB IBB HBP BLK WP HR S P ERA WHIP											
Wally Bunker, R (1, 1) ERA: 6.57	2.2 L 14 6 3 3 0 0 0 0 0 0 1 0 14 14 10.12 2.250											
Frank Bertaina, L (3, 1) ERA: 2.08	4.0 19 3 1 1 2 5 0 0 0 2 0 18 38 2.25 2.000											
Bill Dillman, R (7, 1) ERA:	0.1 1 0 0 0 0 0 0 0 0 0 0 0 1 1 0.00 0.000											
Eddie Fisher, R (8, 1) ERA: 4.91	2.0 9 2 0 0 4 2 0 0 0 0 0 0 15 23 0.00 2.000											

Detroit Tigers @ Baltimore Orioles
 Memorial Stadium, Baltimore, MD
 Sat Apr 29 1967, 3:33 AM EST
 Att. 6,878 - Unknown

livebaseballscorecards.com

AB	34
R	4
H	11
RBI	3
BB	7
SO	6
LOB	26




Batter	1	2	3	4	5	6	7	8	9	AB	R	H	RBI	BB	SO	LOB
Curt Blefary, L (1, 7) OBP: 0.431, SLG: 0.609	4-0 BB 1B		X 0-0 1-2 1B		BBB 4-0 FC6-4 BB		SS 0-3 K			2	0	1	0	2	1	0
Luis Aparicio, R (1, 6) OBP: 0.317, SLG: 0.407	X 0-0 F8		X 0-0 G4-6-3 1-2f 2-3		X 0-0 FC6-4 1-2f		X 0-0 F8			4	0	0	0	0	0	4
Frank Robinson, R (1, 9) OBP: 0.475, SLG: 0.816	X 0-0 1-2 1B		X 0-0 3-H 1B		X 0-0 5-3		X 0-0 F6			4	0	2	1	0	0	0
Brooks Robinson, R (1, 5) OBP: 0.328, SLG: 0.426	SS 0-3 K		X 0-0 1-3		BBB 4-0 BB 1B BB		SS 0-3 K			3	1	0	0	1	2	3
Boog Powell, L (1, 3) OBP: 0.310, SLG: 0.346	X 0-0 F6		X 0-0 3-1		BBB 4-0 1B BB		X 0-0 6-3			3	0	0	0	1	0	2
Davey Johnson, R (1, 4) OBP: 0.325, SLG: 0.314		BBB 4-0 G6-4-3 BB		SS 0-3 K		X 0-0 1-2 2-H 1B		X 0-0 1B		3	0	2	1	1	1	0
Paul Blair, R (1, 8) OBP: 0.150, SLG: 0.205		X 0-0 G6-4-3 1-2f		X 0-0 F6		X 0-0 F8		X 0-0 F4		4	0	0	0	0	0	4
Andy Etchebarren, R (1, 2) Sam Bowers, R (9, PH)		X 0-0 L9		SS 0-3 K		X 0-0 4-3		SS 0-3 K		3	0	0	0	0	1	2
Wally Bunker, R (1, 1) Frank Bertaina, L (3, 1) Bill Dillman, R (7, 1) Woodie Held, R (7, PH) Eddie Fisher, R (8, 1) Bob Johnson, R (9, PH)			X 0-0 G4-6-3 1B 1B		SS 0-3 K		X 0-0 F7		SS 0-3 K		0	0	0	0	0	0

Inning Stats	R: 0	H: 1	E: 0	K: 1	S: 6	LOB: 2	BB: 1	P: 10	R: 0	H: 0	E: 0	K: 0	S: 2	LOB: 0	BB: 1	P: 6	R: 1	H: 3	E: 0	K: 0	S: 5	LOB: 1	BB: 0	P: 5	R: 0	H: 0	E: 0	K: 1	S: 5	LOB: 0	BB: 0	P: 5	R: 0	H: 0	E: 0	K: 2	S: 7	LOB: 1	BB: 1	P: 11	R: 1	H: 1	E: 0	K: 0	S: 4	LOB: 2	BB: 2	P: 12	R: 0	H: 0	E: 0	K: 1	S: 5	LOB: 0	BB: 0	P: 5	R: 0	H: 0	E: 0	K: 2	S: 8	LOB: 1	BB: 0	P: 8	R: 0	H: 1	E: 0	K: 2	S: 8	LOB: 1	BB: 0	P: 8	1B: 6	2B: 0	3B: 0	HR: 0	SF: 0	SAC: 0	DP: 2	HBP: 0	WP: 0	PB: 0	SB: 0	CS: 0	PA: 36	ERA	WHIP
PITCHER Mickey Lolich, L (1, 1) ERA: 4.45	IP	WLS	BF	H	R	ER	SO	BB	IBB	HBP	BLK	WP	HR	S	P	ERA	WHIP																																																																						
	9.0	W	36	6	2	2	8	5	0	0	0	0	0	47	67	2.00	1.222																																																																						

DETROIT TIGERS @ BALTIMORE ORIOLES
Memorial Stadium, Baltimore, MD
 Sat Apr 29 1967, 3:33 AM EST
 Att. 6,878 - Unknown

AB	31
R	2
H	6
RBI	2
BB	5
SO	8
LOB	17

Batter	1	2	3	4	5	6	7	8	9	AB R H RBI BB SO LOB	TOP
Dick McAuliffe, L (1, 4) OBP: 0.375, SLG: 0.386 Willie Horton, R (9, PH) Jerry Lumpe, L (9, 4) OBP: 0.222, SLG: 0.125	0-0 F3		H 1-0 FC5-4 HBP		X 0-0 3-1		X 0-0 1-3		X 0-0 F2	3 0 0 0 0 0 2 1 0 0 0 0 0 3 0 0 0 0 0 0 0	
Mickey Stanley, R (1, 8) OBP: 0.467, SLG: 0.273	4-0 1-3 BB		0-3 K		X 0-0 6-3			4-0 F3 SH1-4 BB	4-0 E BB	2 0 0 0 3 1 1	
Don Wert, R (1, 5) OBP: 0.261, SLG: 0.194	0-0 1-3		X 0-0 FC5-4			4-0 L6-4-3 BB		X 0-0 SH1-4	X 0-0 FC6 FC5-6	3 0 0 0 1 0 4	
Al Kaline, R (1, 9) OBP: 0.485, SLG: 0.667	0-0 L4-3			X 0-0 L5-3		X 0-0 L6-4-3		4-0 F3 IBB	X 0-0 FC5-6	4 0 0 0 1 0 4	
Jim Northrup, L (1, 7) OBP: 0.364, SLG: 0.435		X 0-0 1-3		X 0-0 F5		X 0-0 4-3		X 0-0 F3		4 0 0 0 0 0 2	
Bill Freehan, R (1, 2) OBP: 0.492, SLG: 0.674		4-0 S BB		4-0 BB BB			H 1-0 SH5-4 SH HBP	X 0-0 F2		1 0 0 0 2 0 2	
Norm Cash, L (1, 3) OBP: 0.483, SLG: 0.308 Dick Tracewski, R (9, PR) OBP: 0.250, SLG: 0.333		0-3 K		4-0 BB BB			X 0-0 SH SH5-4		4-0 SH5-4 BB WP BB	1 0 0 0 2 1 1 0 1 0 0 0 0 0	AB 24 R 2 H 0 RBI 0 BB 10 SO 3 LOB 24
Ray Oyler, R (1, 6) OBP: 0.357, SLG: 0.324 Jake Wood, R (9, PR) OBP: 0.133, SLG: 0.143		X 0-0 F9		0-3 K			X 0-0 SH5-4		4-0 WP SH5-4 FC6 BB	2 0 0 0 1 1 3 0 1 0 0 0 0 0	
Earl Wilson, R (1, 1) OBP: 0.214, SLG: 0.214 Fred Gladding, L (9, 1)			X 0-0 F4		X 0-0 6-3		X 0-0 F6		X 0-0 SH5-4	3 0 0 0 0 0 2 0 0 0 0 0 0 0	
Inning Stats	R: 0 H: 0 E: 0 LOB: 1 K: 0 BB: 1 S: 3 P: 7	R: 0 H: 0 E: 0 LOB: 1 K: 1 BB: 1 S: 5 P: 9	R: 0 H: 0 E: 0 LOB: 1 K: 1 BB: 0 S: 5 P: 6	R: 0 H: 0 E: 0 LOB: 2 K: 1 BB: 2 S: 5 P: 13	R: 0 H: 0 E: 0 LOB: 0 K: 0 BB: 0 S: 3 P: 3	R: 0 H: 0 E: 0 LOB: 0 K: 0 BB: 1 S: 2 P: 6	R: 0 H: 0 E: 1 LOB: 2 K: 0 BB: 0 S: 4 P: 5	R: 0 H: 0 E: 0 LOB: 2 K: 0 BB: 2 S: 3 P: 11	R: 2 H: 0 E: 1 LOB: 2 K: 0 BB: 3 S: 4 P: 16	1B: 0 SF: 0 2B: 0 SAC: 4 3B: 0 DP: 1 HR: 0 HBP: 2	WP: 1 PA: 40 PB: 0 SB: 1 CS: 0
PITCHER Steve Barber, L (1, 1) ERA: 0.77 Stu Miller, R (9, 1) ERA: 2.35	IP WLS BF H R ER SO BB IBB HBP BLK WP HR S P ERA WHIP	8.2 L 38 0 2 1 3 9 1 2 0 1 0 32 74 1.04 1.038	0.1 2 0 0 0 0 0 0 0 0 0 0 2 2 0.00 0.000								

Detroit Tigers @ Baltimore Orioles
Memorial Stadium, Baltimore, MD
Sun Apr 30 1967, 3:33 AM EDT
Unknown

livebaseballscorecards.com

Batter	1	2	3	4	5	6	7	8	9	AB R H RBI BB SO LOB	TOP			
Dick McAuliffe, L (1, 4) OBP: 0.377, SLG: 0.417	0-0 F8		0-0 F9		4-0 1B BB	0-3 K			0-0 3B	4 1 1 0 1 1 0				
Don Wert, R (1, 5) OBP: 0.257, SLG: 0.194	0-3 K		0-0 F7		0-0 1B E 1B		0-0 4-3		0-0 F2	5 1 1 1 0 1 1				
Gates Brown, L (1, 7) Mickey Stanley, R (7, 8) OBP: 0.306, SLG: 0.382 OBP: 0.467, SLG: 0.273	0-0 F8		0-0 4-3		0-0 1B E 1B		0-3 K			4 1 1 1 0 1 0 0 0 0 0 0 0 0				
Al Kaline, R (1, 9) OBP: 0.472, SLG: 0.656		0-3 K		0-0 L5	0-0 E6 HR 2B		0-0 L6-3			4 1 1 2 0 1 0				
Jim Northrup, L (1, 8) OBP: 0.357, SLG: 0.439		0-0 1B 2B		0-0 F9	0-0 F7			0-0 4-3		4 0 1 0 0 0 1				
Norm Cash, L (1, 3) OBP: 0.516, SLG: 0.429		0-0 BB 1B		4-0 BB	0-0 HR			0-0 1B		3 1 3 2 1 0 0				
Bill Freehan, R (1, 2) OBP: 0.477, SLG: 0.633		4-0 1-2 BB		0-0 4-3	0-0 5-3			0-0 F5		3 0 0 0 1 0 1				
Ray Oyler, R (1, 6) OBP: 0.348, SLG: 0.300		0-3 K		4-0 1B SH1-4 BB	0-0 5-3			0-0 F4		3 1 0 0 1 1 3				
Joe Sparna, R (1, 1) Dave Wickersham, R (7, 1)		0-0 4-3		0-0 SH1-4	0-0 6-3			0-0 1-3		2 0 0 0 0 0 3 1 0 0 0 0 0 0				
Inning Stats	R: 0 H: 0 E: 0 LOB: 0 K: 1 BB: 0 S: 5 P: 5	R: 0 H: 2 E: 0 LOB: 3 K: 2 BB: 1 S: 9 P: 13	R: 0 H: 0 E: 0 LOB: 0 K: 0 BB: 0 S: 3 P: 3	R: 0 H: 0 E: 0 LOB: 1 K: 0 BB: 1 S: 3 P: 7	R: 6 H: 4 E: 1 LOB: 0 K: 0 BB: 2 S: 7 P: 15	R: 0 H: 0 E: 0 LOB: 0 K: 1 BB: 0 S: 5 P: 5	R: 0 H: 0 E: 0 LOB: 0 K: 1 BB: 0 S: 5 P: 5	R: 0 H: 1 E: 0 LOB: 0 K: 0 BB: 0 S: 3 P: 3	R: 0 H: 1 E: 0 LOB: 1 K: 0 BB: 0 S: 4 P: 4	1B: 4 SF: 0 2B: 2 SAC: 1 3B: 1 DP: 0 HR: 1 HBP: 0	WP: 0 PA: 38 PB: 0 SB: 0 CS: 0			
PITCHER	IP WLS BF H R ER SO BB IBB HBP BLK WP HR S P ERA WHIP												PITCHER	IP WLS BF H R ER SO BB IBB HBP BLK WP HR S P ERA WHIP
Jim Palmer, R (1, 1) ERA: 3.86	5.0 L 25 6 6 6 3 4 0 0 0 0 0 1 27 43 10.80 2.000													
Eddie Watt, R (6, 1) ERA:	2.0 6 0 0 0 2 0 0 0 0 0 0 0 10 10 0.00 0.000													
Eddie Fisher, R (8, 1) ERA: 3.86	2.0 7 2 0 0 0 0 0 0 0 0 0 0 7 7 0.00 1.000													

Detroit Tigers @ Baltimore Orioles
Memorial Stadium, Baltimore, MD
 Sun Apr 30 1967, 3:38 AM EDT
 Att. 26,884 - Unknown

livebaseballscorecards.com

AB	33
R	6
H	8
RBI	6
BB	4
SO	5
LOB	9



BOTTOM

Detroit Tigers @ Baltimore Orioles
Memorial Stadium, Baltimore, MD

Sun Apr 30 1967, 3:38 AM EDT
Att. 26,884 - Unknown

livebaseballscorecards.com

AB	35
R	4
H	10
RBI	4
BB	3
SO	5
LOB	12



WP:	0	PA:	38
PB:	0	SB:	0
CS:	0		

AB R H RBI BB SO LOB

5	0	2	0	0	0	0
0	0	0	0	0	0	0
3	1	2	2	2	0	1
4	0	1	1	0	0	4
4	0	0	0	0	1	2
4	1	2	1	0	1	0
4	0	1	0	0	1	0
3	0	0	0	1	1	2
4	1	1	0	0	0	3
1	0	0	0	0	0	0
1	0	0	0	0	0	0
0	0	0	0	0	0	0
1	1	1	0	0	0	0
0	0	0	0	0	0	0
1	0	0	0	0	1	0

1B:	8	SF:	0
2B:	1	SAC:	0
3B:	0	DP:	2
HR:	1	HBP:	0

WP:	0	PA:	38
PB:	0	SB:	0
CS:	0		

1B:	8	SF:	0
2B:	1	SAC:	0
3B:	0	DP:	2
HR:	1	HBP:	0

WP:	0	PA:	38
PB:	0	SB:	0
CS:	0		

Batter	1	2	3	4	5	6	7	8	9
Luis Aparicio, R OBP: 0.306, SLG: 0.388 (1, 6)	0-0 6-3 ①		0-0 L9 ②		0-0 6-3 ②		0-0 1B 1-2 2-3 1B		0-0 1B
Russ Snyder, L OBP: 0.458, SLG: 0.737 Paul Blair, R OBP: 0.222, SLG: 0.238 (1, 8) (1, PH) (2, 8)	4-0 G6-4-3 BB		0-0 2B 1B		4-0 FC6-4 BB		0-0 G5-4-3 1B 1-3 2-H 3-H		0-0 F8 ③
Frank Robinson, R OBP: 0.449, SLG: 0.754 (1, 9)	0-0 G6-4-3 1-2f		0-0 1-H 2B		0-0 FC6-4 1-2f		0-0 G5-4-3 1-2f		0-0
Brooks Robinson, R OBP: 0.304, SLG: 0.377 (1, 5)		0-0 F7 ①	0-0 L9 ③		0-3 K ①		0-0 F2 ③		0-0
Curt Blefary, L OBP: 0.431, SLG: 0.635 (1, 7)		0-0 1B 1B		0-0 1-3 ①		0-0 HR		0-3 K ①	
Mike Epstein, L OBP: 0.167, SLG: 0.091 (1, 3)		0-0 FC4 1B 1-3		0-3 K ②		0-0 F6 ②		0-0 1-3 ②	
Woodie Held, R OBP: 0.350, SLG: 0.444 (1, 4)		0-3 K ②		4-0 FC6-4 BB		0-0 L5 ③		0-0 F5 ③	
Larry Haney, R OBP: 0.333, SLG: 0.500 (1, 2)		0-0 FC4 1-2f		0-0 FC6-4 1-2f		0-0 1B 1B 1B		0-0 6-3 ①	
Jim Palmer, R Bob Johnson, R Eddie Watt, R Sam Bowers, R Eddie Fisher, R Charlie Lau, L (1, 1) (5, PH) (6, 1) (7, PH) (8, 1) (9, PH)			0-0 5-3 ①		0-0 6-3 ①		0-0 1B 1B 1B		0-3 K ②

Inning Stats	R: 0	H: 0	R: 0	H: 2	R: 1	H: 2	R: 0	H: 0	R: 1	H: 1	R: 2	H: 4	R: 0	H: 0	R: 0	H: 1	R: 0	H: 1
	E: 0	LOB: 0	E: 0	LOB: 2	E: 0	LOB: 1	E: 0	LOB: 1	E: 0	LOB: 0	E: 0	LOB: 1	E: 0	LOB: 0	E: 0	LOB: 1	E: 0	LOB: 1
	K: 0	BB: 1	K: 1	BB: 0	K: 0	BB: 0	K: 1	BB: 1	K: 1	BB: 0	K: 0	BB: 0	K: 1	BB: 0	K: 1	BB: 0	K: 1	BB: 0
	S: 2	P: 6	S: 7	P: 7	S: 5	P: 5	S: 5	P: 9	S: 3	P: 7	S: 6	P: 6	S: 5	P: 5	S: 6	P: 6	S: 6	P: 6

PITCHER	IP	WLS	BF	H	R	ER	SO	BB	IBB	HBP	BLK	WP	HR	S	P	ERA	WHIP
Joe Sparma, R ERA: 3.42 (1, 1)	6.0	W	27	7	4	4	3	3	0	0	0	0	1	30	42	6.00	1.667
Dave Wickersham, R ERA: (7, 1)	3.0	S	11	3	0	0	2	0	0	0	0	0	0	15	15	0.00	1.000

PITCHER	IP	WLS	BF	H	R	ER	SO	BB	IBB	HBP	BLK	WP	HR	S	P	ERA	WHIP
---------	----	-----	----	---	---	----	----	----	-----	-----	-----	----	----	---	---	-----	------

Batter	1	2	3	4	5	6	7	8	9	AB R H RBI BB SO LOB	TOP																									
Curt Blefary, L (1, 3) OBP: 0.414, SLG: 0.596	0-0 F7	0-0			0-0 F9	0-3 K		0-3 K		5 0 1 2 0 2 3	Baltimore Orioles @ Cleveland Indians Cleveland Municipal Stadium, Cleveland, OH Mon May 01 1967, 7:05 PM EDT Att. 5,349 - Unknown																									
Larry Haney, R (8, 2) OBP: 0.333, SLG: 0.500		1-H 2-H 1B				1-2 2-3 K				0 0 0 0 0 0 0																										
Luis Aparicio, R (1, 6) OBP: 0.299, SLG: 0.375	0-0 E6	0-3 K			0-0 FC6-4		0-0 1B	0-0 F3		5 1 1 0 0 1 2																										
Frank Robinson, R (1, 9) OBP: 0.459, SLG: 0.754	0-0 F7			0-0 CS	4-0 BB		0-0 1B		0-3 K	4 0 2 0 1 1 1																										
Brooks Robinson, R (1, 5) OBP: 0.297, SLG: 0.379	0-0 F8			0-0 6-3	0-0 F5		0-0 G6-3		0-0 2B	5 0 1 0 0 0 5																										
Sam Bowens, R (1, 7) OBP: 0.167, SLG: 0.167		0-0 1-3		0-0 6-3		0-3 K		0-0 1-3	0-0 F8	3 0 0 0 0 1 0																										
Moe Drabowsky, R (6, 1) OBP: 0.500, SLG: 0.500										0 0 0 0 0 0 0																										
Mike Epstein, L (7, PH) OBP: 0.154, SLG: 0.083										1 0 0 0 0 0 0																										
Eddie Fisher, R (7, 1)										1 0 0 0 0 0 1																										
Davey Johnson, R (1, 4) OBP: 0.356, SLG: 0.350		0-0 WP		0-3 K		0-0 HBP		0-0 1B	0-0 F4	5 3 3 0 0 1 1																										
Paul Blair, R (1, 8) OBP: 0.265, SLG: 0.267		0-0 WP		0-0 6-3		1-0 BLK		0-0 HR		3 2 2 0 0 0 0																										
Andy Etchebarren, R (1, 2) OBP: 0.280, SLG: 0.333		4-0 1B		0-0 F2		0-3 K		0-0 HR		2 1 0 0 1 1 2																										
Russ Snyder, L (8, PH) OBP: 0.458, SLG: 0.737		1-2 1B				1-2 HBP		1-2 HR		0 0 0 0 0 0 0																										
Woodie Held, R (8, PH) OBP: 0.381, SLG: 0.632		1-2 2-3 1B BB						1-H 2-H HR		1 1 1 3 0 0 0																										
Tom Phoebus, R (1, 1)		0-0 SF9			1-0 HBP		0-0 BLK		0-0 4-3	0 0 0 0 0 0 0																										
Bill Dillman, R (1, 1)										0 0 0 0 0 0 0																										
Charlie Lau, L (2, PH)										0 0 0 1 0 0 0																										
John Miller, R (2, 1)										0 0 0 0 0 0 0																										
Boog Powell, L (6, PH) OBP: 0.317, SLG: 0.352										0 0 0 1 0 0 0																										
Boog Powell, L (6, 3)										2 0 1 1 0 0 0																										
Inning Stats	R: 0 E: 1 K: 0 S: 4	H: 0 LOB: 1 BB: 0 P: 4	R: 3 E: 0 K: 1 S: 8	H: 3 LOB: 1 BB: 1 P: 12	R: 0 E: 0 K: 0 S: 3	H: 1 LOB: 0 BB: 0 P: 3	R: 0 E: 0 K: 1 S: 5	H: 0 LOB: 0 BB: 0 P: 5	R: 0 E: 0 K: 0 S: 3	H: 0 LOB: 2 BB: 1 P: 8	R: 1 E: 0 K: 3 S: 11	H: 2 LOB: 2 BB: 0 P: 12	R: 1 E: 0 K: 0 S: 4	H: 2 LOB: 0 BB: 0 P: 4	R: 3 E: 0 K: 1 S: 8	H: 3 LOB: 0 BB: 0 P: 8	R: 0 E: 0 K: 1 S: 6	H: 1 LOB: 1 BB: 0 P: 6	1B: 9 2B: 2 3B: 0 HR: 1	SF: 1 SAC: 0 DP: 1 HBP: 2	WP: 1 PB: 0 SB: 1 CS: 1	PA: 42														
PITCHER	IP WLS BF H R ER SO BB IBB HBP BLK WP HR S P ERA WHIP																																			
Sam McDowell, L (1, 1) ERA: 4.45	1.1		7	2	2	2	0	0	0	0	0	0	7	7	13.50	1.500																				
Steve Bailey, R (2, 1) ERA: 3.27	4.2		21	4	2	2	5	2	0	2	2	1	0	27	37	3.86	1.286																			
George Culver, R (7, 1) ERA: 5.4	1.0		6	4	3	3	0	0	0	0	0	0	0	6	6	27.00	4.000																			
Bob Allen, L (8, 1) ERA: 3.48	1.0	L	4	1	1	1	1	0	0	0	0	0	1	6	6	9.00	1.000																			
Luis Tiant, R (9, 1) ERA: 11.05	1.0		4	1	0	0	1	0	0	0	0	0	0	6	6	0.00	1.000																			

livebaseballscorecards.com

AB	37
R	8
H	12
RBI	7
BB	2
SO	7
LOB	15



Batter	1	2	3	4	5	6	7	8	9	AB	R	H	RBI	BB	SO	LOB
Vic Davalillo, L OBP: 0.292, SLG: 0.329 (1, 8)	4-0 WP S HR BB	0-0 1B FC5-4 2B		0-0 FC1-6 1-2f		0-0 F2		0-0 F2		4	2	1	0	1	0	3
Max Alvis, R OBP: 0.323, SLG: 0.433 (1, 5)	0-0 HR	0-0 FC5-4 1B		0-0 F2		0-0 2B			0-0 6-3	5	1	3	3	0	0	1
Chuck Hinton, R OBP: 0.333, SLG: 0.422 (1, 9)	4-0 E 2B BB	0-0 FC5-4 FC4-6 1-2f 3-H		0-3 K		0-0 F8			0-3 K	4	1	0	1	1	2	3
Leon Wagner, L OBP: 0.286, SLG: 0.364 Chico Salmon, R OBP: 0.286, SLG: 0.286 Willie Smith, L OBP: 0.333, SLG: 0.444 (1, 7) (8, 7) (9, PH)	0-0 FC 2B 1B 1-2	0-0 FC4-6 1-2f			1-0 L4-6 HBP HBP		0-0 3-1		0-0 F3	3	1	0	0	0	0	2
Fred Whitfield, L OBP: 0.338, SLG: 0.414 (1, 3)	0-0 1B 2B 1-3 2-H	0-3 K			0-3 K		0-3 K2-3			4	1	1	1	0	3	2
Duke Sims, L OBP: 0.286, SLG: 0.310 (1, 2)	0-0 L4-3 1B 2-H 3-H		4-0 G6-4-3 BB		1-0 HBP		0-0 4-3			2	0	1	2	1	0	0
Gus Gil, R OBP: 0.246, SLG: 0.250 (1, 4)	0-0 L4-3 1-2		0-3 K		0-0 L4-6 2-3		0-0 F7			4	0	0	0	0	1	4
Larry Brown, R OBP: 0.375, SLG: 0.313 (1, 6)	0-0 2B		0-0 G6-4-3 1-2f			0-0 F8		0-0 PB 1B		4	0	2	0	0	0	1
Sam McDowell, L OBP: 0.300, SLG: 0.300 Steve Bailey, R OBP: 0.250, SLG: 0.143 George Culver, R OBP: 0.471, SLG: 0.385 Bob Allen, L Rocky Colavito, R Luis Tiant, R (1, 1) (2, 1) (6, PH) (7, 1) (8, 1) (8, PH) (9, 1)	0-0 F2		0-3 K FC1-6			0-0 2B 1B		0-3 K		1	0	0	0	0	0	1

BOTTOM

Baltimore Orioles @ Cleveland Indians
Cleveland Municipal Stadium, Cleveland, OH

Mon May 01 1967, 7:05 PM EDT
Att. 5,349 - Unknown

livebaseballscorecards.com

AB	35
R	7
H	9
RBI	7
BB	3
SO	8
LOB	18



Inning Stats	R	H	E	K	S	P	WLS	BF	H	R	ER	SO	BB	IBB	HBP	BLK	WP	HR	S	P	ERA	WHIP
	5	4	1	7	15	11			2	5	4	0	2	0	0	0	1	1	3	11	∞	∞
	1	2	0	7	7	7			1	0	0	0	0	0	0	0	0	0	4	4	0.00	2.000
	0	0	0	4	15	11			2	0	0	0	0	0	0	0	0	0	23	29	2.25	0.750
	0	0	0	0	7	7			0	1	1	0	0	0	0	0	0	0	5	5	9.00	2.000
	0	0	0	1	7	7			0	0	0	3	0	0	0	0	0	0	16	16	0.00	0.333

PITCHER	IP	WLS	BF	H	R	ER	SO	BB	IBB	HBP	BLK	WP	HR	S	P	ERA	WHIP
Tom Phoebus, R ERA: 4.58 (1, 1)	0.0		5	2	5	4	0	2	0	0	0	1	1	3	11	∞	∞
Bill Dillman, R ERA: (1, 1)	1.0		4	2	0	0	0	0	0	0	0	0	0	4	4	0.00	2.000
John Miller, R ERA: 7.5 (2, 1)	4.0		16	2	1	1	5	1	0	2	0	0	0	23	29	2.25	0.750
Moe Drabowsky, R ERA: 1.93 (6, 1)	1.0		5	2	1	1	0	0	0	0	0	0	0	5	5	9.00	2.000
Eddie Fisher, R ERA: 2.92 (7, 1)	3.0	W	10	1	0	0	3	0	0	0	0	0	0	16	16	0.00	0.333

WP: 1	PA: 40
PB: 2	
SB: 1	
CS: 0	
1B: 4	SF: 0
2B: 6	SAC: 0
3B: 0	DP: 3
HR: 1	HBP: 2

Batter	1	2	3	4	5	6	7	8	9	AB R H RBI BB SO LOB	TOP											
Luis Aparicio, R (1, 6) OBP: 0.293, SLG: 0.364	0-0 F8		0-0 1-3		0-0 6-3		0-0 BB 1-3 1B		0-0 4-3	5 0 1 0 0 0 0	Baltimore Orioles @ Cleveland Indians Cleveland Municipal Stadium, Cleveland, OH Wed May 03 1967, 7:05 PM EDT Att. 5,454 - Unknown livebaseballscorecards.com											
Russ Snyder, L (1, 8) OBP: 0.414, SLG: 0.636	4-0 BB 5-3 BB		0-0 F6		0-3 K		0-0 SF8		0-0 6-3	3 0 0 1 1 1 0												
Frank Robinson, R (1, 9) OBP: 0.456, SLG: 0.723	0-0 5-3		0-0 1B 1-2 1B		0-0 6-3		0-0 1-2 BB		0-0 5-3	4 0 1 0 1 0 1												
Brooks Robinson, R (1, 5) OBP: 0.308, SLG: 0.377	4-0 BB BB		0-0 1-2 1B		0-0 6-3		0-0 F6			3 0 1 0 1 0 2												
Boog Powell, L (1, 3) OBP: 0.323, SLG: 0.345	4-0		0-3 K		4-0 2-3 BB				0-0 1B 1B	1 0 0 0 1 1 2												
Mike Epstein, L (4, 3) OBP: 0.267, SLG: 0.154	1-2 2-3 BB									1 0 1 0 1 0 0												
Curt Blefary, L (1, 7) OBP: 0.405, SLG: 0.574	0-0 F2				0-0 4-3		0-0 2-3		0-0 1-2 1B	4 0 1 0 0 0 4												
Davey Johnson, R (1, 4) OBP: 0.367, SLG: 0.386		0-0 2-6 1B		0-0 2B		0-3 K		0-0 F8		4 0 2 0 0 1 3												
Andy Etchebarren, R (1, 2) OBP: 0.269, SLG: 0.319		0-3 K		0-0 1-3		0-3 K		0-3 K		2 0 0 0 0 1 2												
Paul Blair, R (7, PH) OBP: 0.260, SLG: 0.261										1 0 0 0 0 1 0												
Bill Dillman, R (7, 1)										0 0 0 0 0 0 0												
Charlie Lau, L (8, PH)										1 0 0 0 0 1 2												
Wally Bunker, R (8, 1)										0 0 0 0 0 0 0												
Dave McNally, R (1, 1) OBP: 0.111, SLG: 0.222		0-0 2-6		0-3 K		4-0 1B SF8 BB		0-3 K		2 0 0 0 0 1 2												
Bob Johnson, R (7, PH)										0 1 0 0 1 0 0												
Larry Haney, R (7, 2) OBP: 0.308, SLG: 0.462		1-2								1 0 0 0 0 1 2												
Inning Stats	R: 0 E: 0 K: 0 S: 3	H: 0 LOB: 3 BB: 3 P: 15	R: 0 E: 0 K: 1 S: 5	H: 1 LOB: 0 BB: 0 P: 5	R: 0 E: 0 K: 1 S: 7	H: 2 LOB: 2 BB: 0 P: 7	R: 0 E: 0 K: 1 S: 6	H: 1 LOB: 1 BB: 0 P: 6	R: 0 E: 0 K: 1 S: 5	H: 0 LOB: 0 BB: 0 P: 5	R: 0 E: 0 K: 1 S: 5	H: 0 LOB: 1 BB: 1 P: 9	R: 1 E: 0 K: 1 S: 6	H: 1 LOB: 2 BB: 2 P: 14	R: 0 E: 0 K: 2 S: 9	H: 2 LOB: 2 BB: 0 P: 9	R: 0 E: 0 K: 0 S: 3	H: 0 LOB: 0 BB: 0 P: 3	1B: 6 2B: 2 3B: 0 HR: 0	SF: 1 SAC: 0 DP: 1 HBP: 0	WP: 0 PB: 0 SB: 0 CS: 0	PA: 39
PITCHER Sonny Siebert, R (1, 1) ERA: 1.16	IP 9.0 WLS W BF 39 H 7 R 1 ER 1 SO 8 BB 6 IBB 0 HBP 0 BLK 0 WP 0 HR 0 S 49 P 73 ERA 1.00 WHIP 1.444											PITCHER	IP WLS BF H R ER SO BB IBB HBP BLK WP HR S P ERA WHIP									

Baltimore Orioles @ Cleveland Indians
 Cleveland Municipal Stadium, Cleveland, OH
 Wed May 03 1967, 7:05 PM EDT
 Att. 5,454 - Unknown

AB 32
 R 1
 H 7
 RBI 1
 BB 6
 SO 8
 LOB 20



Batter	1	2	3	4	5	6	7	8	9	AB R H RBI BB SO LOB
Max Alvis, R OBP: 0.319, SLG: 0.413 (1, 5) X	0-0 G3 BBB	4-0 BB		0-0 F7 S		0-3 K S				3 0 0 0 1 1 2
Vic Davalillo, L OBP: 0.289, SLG: 0.324 (1, 8) X	0-0 1B 5-3 1B	0-0 G3		0-0 F8		0-0 F7				4 0 1 0 0 0 4
Chuck Hinton, R OBP: 0.329, SLG: 0.403 (1, 9) X	0-0 5-3 1-2		0-0 1-3		4-0 1B SF8 BB		0-0 F8			3 1 0 0 1 0 1
Rocky Colavito, R OBP: 0.524, SLG: 0.647 (1, 7) X	0-0		0-0		0-0 FC7-4 SF8 1B		0-0 5-3			4 1 3 1 0 0 0
Lee Maye, L OBP: 0.250, SLG: 0.143 (8, 7)	2-3 1B		HR		1-3					0 0 0 0 0 0 0
Joe Azcue, R OBP: 0.333, SLG: 0.100 (1, 2) X	0-0 6-3		0-3 K		0-0 SF8 1-2 3-H		0-3 K			3 0 0 1 0 2 2
Chico Salmon, R OBP: 0.273, SLG: 0.200 (1, 3) X		0-0 F8	0-0 5-3		0-0 FC7-4 2-3			4-0 G5-4-3 BB		3 0 0 0 1 0 1
Gus Gil, R OBP: 0.246, SLG: 0.237 (1, 4) X		0-0 F7		0-0 F9		4-0 FC5-4 BB		0-0 G5-4-3 1-2f		3 0 0 0 1 0 1
Larry Brown, R OBP: 0.383, SLG: 0.333 (1, 6) X		0-0 2B 2B		4-0 CI BB		0-0 FC5-4 1-2f HR		0-0 5-3		3 2 1 0 1 0 1
Sonny Siebert, R OBP: 0.333, SLG: 0.778 (1, 1) X		0-0 2B 2-H		0-1 CI 1-2		0-0 HR 1-H				2 1 2 3 0 0 0

Inning Stats	R: 0	H: 2	E: 0	LOB: 2	K: 0	BB: 0	S: 5	R: 1	H: 2	E: 0	LOB: 2	K: 0	BB: 1	S: 5	R: 1	H: 1	E: 0	LOB: 0	K: 1	BB: 0	S: 6	R: 0	H: 0	E: 1	LOB: 2	K: 0	BB: 1	S: 4	R: 1	H: 1	E: 0	LOB: 0	K: 0	BB: 1	S: 3	R: 2	H: 1	E: 0	LOB: 0	K: 1	BB: 1	S: 6	R: 0	H: 0	E: 0	LOB: 0	K: 1	BB: 0	S: 5	R: 0	H: 0	E: 0	LOB: 0	K: 0	BB: 1	S: 2	R: 0	H: 0	E: 0	LOB: 0	K: 0	BB: 1	S: 6
--------------	------	------	------	--------	------	-------	------	------	------	------	--------	------	-------	------	------	------	------	--------	------	-------	------	------	------	------	--------	------	-------	------	------	------	------	--------	------	-------	------	------	------	------	--------	------	-------	------	------	------	------	--------	------	-------	------	------	------	------	--------	------	-------	------	------	------	------	--------	------	-------	------


PITCHER	IP	WLS	BF	H	R	ER	SO	BB	IBB	HBP	BLK	WP	HR	S	P	ERA	WHIP
Dave McNally, L ERA: 6.33 (1, 1)	6.0	L	29	7	5	5	2	4	0	0	0	0	2	29	45	7.50	1.833
Bill Dillman, R ERA: (7, 1)	1.0		3	0	0	0	1	0	0	0	0	0	0	5	5	0.00	0.000
Wally Bunker, R ERA: 6.08 (8, 1)	1.0		3	0	0	0	0	1	0	0	0	0	0	2	6	0.00	1.000

BOTTOM

Baltimore Orioles @ Cleveland Indians
Cleveland Municipal Stadium, Cleveland, OH

Wed May 03 1967, 7:05 PM EDT
 Att. 5,454 - Unknown

AB	28
R	5
H	7
RBI	5
BB	5
SO	3
LOB	12



WP	HR	S	P	ERA	WHIP
0	0	0	0	0	0

Batter	1	2	3	4	5	6	7	8	9	AB R H RBI BB SO LOB	TOP	
Curt Blefary, L (1, 3) OBP: 0.397, SLG: 0.547	4-0 BB G6-4-3		0-0 5-3		0-3 K			0-0 4-3		3 0 0 0 1 1 0		
Luis Aparicio, R (1, 6) OBP: 0.279, SLG: 0.346	0-0 F8		0-0 F8			0-3 K		0-0 F8		4 0 0 0 0 1 1		
Frank Robinson, R (1, 9) OBP: 0.434, SLG: 0.681	0-0 G6-4-3 1-2f		0-0 6-3			0-0 5-3			0-0 F8	4 0 0 0 0 0 1		
Brooks Robinson, R (1, 5) OBP: 0.317, SLG: 0.384		0-0 FC9-6 1B		0-0 L9		0-0 1B		0-0 F8		4 0 2 0 0 0 0		
Woodie Held, R (1, 7) OBP: 0.320, SLG: 0.522		0-0 FC9-6 BB 1B 1-2f		0-0 5-3		0-0 L4		0-3 K		4 0 0 0 0 1 2		
Davey Johnson, R (1, 4) OBP: 0.365, SLG: 0.383		0-3 K		0-0 1B			0-0 F4			3 0 1 0 0 1 1		
Paul Blair, R (1, 8) OBP: 0.264, SLG: 0.265		0-0 BB 1-2 1B		0-0 L9			0-0 5-3			3 0 1 0 0 0 1		
Larry Haney, R (1, 2) OBP: 0.313, SLG: 0.400		4-0 BB 1-2 2-3 BB			0-0 F8		0-3 K			2 0 0 0 1 1 0		
Steve Barber, L (1, 1)					0-3 K			0-3 K		2 0 0 0 0 2 3		
Eddie Watt, R (5, 1)										0 0 0 0 0 0 0		
Stu Miller, R (7, 1)										0 0 0 0 0 0 0		
Sam BOWENS, R (8, PH) OBP: 0.143, SLG: 0.143										1 0 0 0 0 1 0		
Eddie Fisher, R (8, 1)										0 0 0 0 0 0 0		
Inning Stats	R: 0 E: 0 K: 0 S: 2 H: 0 LOB: 0 BB: 1 P: 6	R: 0 E: 0 K: 2 S: 9 H: 2 LOB: 3 BB: 1 P: 13	R: 0 E: 0 K: 0 S: 3 H: 0 LOB: 0 BB: 0 P: 3	R: 0 E: 0 K: 0 S: 4 H: 1 LOB: 1 BB: 0 P: 4	R: 0 E: 0 K: 1 S: 7 H: 0 LOB: 0 BB: 0 P: 7	R: 0 E: 0 K: 1 S: 6 H: 1 LOB: 1 BB: 0 P: 6	R: 0 E: 0 K: 1 S: 5 H: 0 LOB: 0 BB: 0 P: 5	R: 0 E: 0 K: 1 S: 5 H: 0 LOB: 0 BB: 0 P: 5	R: 0 E: 0 K: 1 S: 5 H: 0 LOB: 0 BB: 0 P: 5	R: 0 E: 0 K: 1 S: 5 H: 0 LOB: 0 BB: 0 P: 5	1B: 4 2B: 0 3B: 0 HR: 0 SF: 0 SAC: 0 DP: 1 HBP: 0	WP: 0 PB: 0 SB: 0 CS: 0 PA: 32
PITCHER Mickey Lolich, L (1, 1) ERA: 3.38	IP: 9.0 WLS: W BF: 32 H: 4 R: 0 ER: 0 SO: 8 BB: 2 IBB: 0 HBP: 0 BLK: 0 WP: 0 HR: 0 S: 46 P: 54 ERA: 0.00 WHIP: 0.667											

Baltimore Orioles @ Detroit Tigers
Tiger Stadium, Detroit, MI
 Fri May 05 1967, 7:05 PM EDT
 Att. 20,986 - Unknown

livebaseballscorecards.com

AB	30
R	0
H	4
RBI	0
BB	2
SO	8
LOB	9



Batter	1	2	3	4	5	6	7	8	9
Don Wert, R OBP: 0.265, SLG: 0.211 (1, 5)	0-0 5-3	0-3 K			0-0 BB 1B E 1B	0-3 K			
Dick McAuliffe, L OBP: 0.400, SLG: 0.500 (1, 4)	4-0 FC5-4 BB		0-0 HR		0-0 E BB FC1-2 1B		0-0 G2		
Al Kaline, R OBP: 0.469, SLG: 0.623 (1, 9)	0-0 FC5-4 1-2f		0-0 L5		4-0 FC1-2 E BB		0-0 1B		
Willie Horton, R Mickey Stanley, R OBP: 0.333, SLG: 0.176 (1, 7) (6, 8)	0-0 F7		0-0 F8		0-0 FC5 FC1-2		0-0 E5		
Jim Northrup, L OBP: 0.333, SLG: 0.405 (1, 8) (6, 7)		0-0 4-3	0-0 F5		0-0 F6		0-3 K		
Bill Freehan, R OBP: 0.479, SLG: 0.593 (1, 2)		0-0 6-3		0-0 F4	0-0 FC1-2		0-0 F9		
Norm Cash, L OBP: 0.500, SLG: 0.396 (1, 3)		4-0 BB 1B BB		0-0 1B	0-0 G3		0-3 K		
Ray Oyler, R OBP: 0.340, SLG: 0.267 (1, 6)		4-0 1B 1-2 BB		0-0 5-3		0-0 5-3		0-0 5-3	
Mickey Lolich, S OBP: 0.417, SLG: 0.300 (1, 1)		0-0 1-3 2-H 1B			4-0 1B 1B BB BB		0-0 F7		

Inning Stats	R: 0 E: 0 K: 3 S: 3	H: 0 LOB: 1 BB: 1 P: 7	R: 1 E: 0 K: 1 S: 6	H: 1 LOB: 2 BB: 2 P: 14	R: 1 E: 0 K: 0 S: 4	H: 1 LOB: 0 BB: 0 P: 4	R: 0 E: 0 K: 0 S: 3	H: 1 LOB: 0 BB: 0 P: 3	R: 2 E: 1 K: 0 S: 6	H: 2 LOB: 3 BB: 2 P: 14	R: 0 E: 0 K: 1 S: 5	H: 0 LOB: 0 BB: 0 P: 5	R: 0 E: 1 K: 1 S: 6	H: 1 LOB: 1 BB: 0 P: 6	R: 0 E: 0 K: 1 S: 5	H: 0 LOB: 0 BB: 0 P: 5
--------------	------------------------------	---------------------------------	------------------------------	----------------------------------	------------------------------	---------------------------------	------------------------------	---------------------------------	------------------------------	----------------------------------	------------------------------	---------------------------------	------------------------------	---------------------------------	------------------------------	---------------------------------

PITCHER	IP	WLS	BF	H	R	ER	SO	BB	IBB	HBP	BLK	WP	HR	S	P	ERA	WHIP
Steve Barber, L ERA: 1.65	(1, 1)	4.0	L 20	5	4	3	1	4	0	0	0	0	1	18	34	6.75	2.250
Eddie Watt, R ERA:	(5, 1)	2.0	8	0	0	0	1	1	0	0	0	0	0	9	13	0.00	0.500
Stu Miller, R ERA: 2.08	(7, 1)	1.0	4	1	0	0	1	0	0	0	0	0	0	6	6	0.00	1.000
Eddie Fisher, R ERA: 2.7	(8, 1)	1.0	3	0	0	0	1	0	0	0	0	0	0	5	5	0.00	0.000

BOTTOM


Baltimore Orioles @ Detroit Tigers
Tiger Stadium, Detroit, MI
Fri May 05 1967, 7:05 PM EDT
Att. 20,986 - Unknown


AB	R	H	RBI	BB	SO	LOB
4	1	1	0	0	2	2
3	1	2	1	1	0	0
3	0	1	1	1	0	1
3	0	0	0	0	0	3
1	0	0	0	0	0	0
4	0	0	0	0	1	4
4	0	0	0	0	0	3
3	1	1	0	1	1	3
3	0	0	0	1	0	0
2	1	1	1	1	0	0

AB	30
R	4
H	6
RBI	3
BB	5
SO	4
LOB	16

livebaseballscorecards.com

WP: 0 PA: 35
PB: 0 SB: 0 CS: 0
SF: 0 SAC: 0 DP: 0 HBP: 0



Batter	1	2	3	4	5	6	7	8	9	AB R H RBI BB SO LOB	TOP														
Luis Aparicio, R (1, 6) OBP: 0.289, SLG: 0.353	0-0 G4-3 BB 1B		0-0 F8		0-0 PO 1B		0-0 5-3			4 0 2 0 0 0 2	<p>Baltimore Orioles @ Detroit Tigers Tiger Stadium, Detroit, MI Sat May 06 1967, 4:33 AM EDT Att. 13,864 - Unknown</p> <p>livebaseballscorecards.com</p> <table border="1"> <tr><td>AB</td><td>29</td></tr> <tr><td>R</td><td>1</td></tr> <tr><td>H</td><td>7</td></tr> <tr><td>RBI</td><td>1</td></tr> <tr><td>BB</td><td>3</td></tr> <tr><td>SO</td><td>4</td></tr> <tr><td>LOB</td><td>14</td></tr> </table> 	AB	29	R	1	H	7	RBI	1	BB	3	SO	4	LOB	14
AB	29																								
R	1																								
H	7																								
RBI	1																								
BB	3																								
SO	4																								
LOB	14																								
Russ Snyder, L (1, 8) OBP: 0.394, SLG: 0.583	4-0 G4-3 1-2 BB		0-0 F8		0-0 SF8			0-0 L9		2 0 0 1 1 0 1															
Frank Robinson, R (1, 9) OBP: 0.437, SLG: 0.681	0-0 G4-3 1-2f 2-3			4-0 5-3 BB	0-0 PO 1-2	0-0 1B FC9-2 2B		0-0 5-3		3 0 1 0 1 0 2															
Brooks Robinson, R (1, 5) OBP: 0.302, SLG: 0.364	0-0 5-3			0-0 5-3 1-2		0-3 K		0-0 5-3		4 0 0 0 0 1 3															
Boog Powell, L (1, 3) OBP: 0.318, SLG: 0.339		0-0 6-3		0-3 K		0-0 2-3 1B		0-0 F5		4 0 1 0 0 1 1															
Curt Blefary, L (1, 7) OBP: 0.390, SLG: 0.522		0-0 6-3		4-0 BB		0-0 FC9-2 3-H		0-0 4-3		3 0 0 0 1 0 2															
Davey Johnson, R (1, 4) OBP: 0.339, SLG: 0.353		0-0 4-3		0-3 K			0-0 F8		0-0 F4	4 0 0 0 0 1 2															
Larry Haney, R (1, 2) OBP: 0.368, SLG: 0.500			0-3 K		0-0 1B SH3 SF8 1B		0-0 2B			3 1 2 0 0 1 0															
Jim Palmer, R (1, 1) OBP: 0.286, SLG: 0.333 Charlie Lau, L (7, PH) Stu Miller, R (7, 1)			0-0 2B		0-0 SH3 1-2		0-0 F7			1 0 1 0 0 0 0 1 0 0 0 0 0 1 0 0 0 0 0 0 0															
Inning Stats	R: 0 H: 1 E: 0 LOB: 1 K: 0 BB: 1 S: 3 P: 7	R: 0 H: 0 E: 0 LOB: 0 K: 0 BB: 0 S: 3 P: 3	R: 0 H: 1 E: 0 LOB: 1 K: 1 BB: 0 S: 6 P: 6	R: 0 H: 0 E: 0 LOB: 2 K: 2 BB: 2 S: 7 P: 15	R: 1 H: 2 E: 0 LOB: 0 K: 0 BB: 0 S: 4 P: 4	R: 0 H: 2 E: 0 LOB: 1 K: 1 BB: 0 S: 6 P: 6	R: 0 H: 1 E: 0 LOB: 1 K: 0 BB: 0 S: 4 P: 4	R: 0 H: 0 E: 0 LOB: 0 K: 0 BB: 0 S: 3 P: 3	R: 0 H: 0 E: 0 LOB: 0 K: 0 BB: 0 S: 3 P: 3	1B: 4 SF: 1 2B: 4 SAC: 1 3B: 0 DP: 2 HR: 0 HBP: 0	WP: 0 PA: 35 PB: 0 SB: 0 CS: 0														
PITCHER Earl Wilson, R (1, 1) ERA: 2.27	IP WLS BF H R ER SO BB IBB HBP BLK WP HR S P ERA WHIP											PITCHER IP WLS BF H R ER SO BB IBB HBP BLK WP HR S P ERA WHIP													
	9.0 W 34 7 1 1 4 3 0 0 0 0 0 0 39 51 1.00 1.111																								

Batter	1	2	3	4	5	6	7	8	9	AB	R	H	RBI	BB	SO	LOB
Dick McAuliffe, L OBP: 0.405, SLG: 0.508 (1, 4)	0-0 6-3		0-0 F9		4-0 BB		0-0 2B			3	0	1	1	1	0	1
Don Wert, R OBP: 0.264, SLG: 0.213 (1, 5)	0-0 F3		0-0 1B		0-0 F4		0-0 6-3			4	0	1	0	0	0	2
Al Kaline, R OBP: 0.482, SLG: 0.667 (1, 9)	0-0 HR		0-0 F7-6-5			4-0 BB		0-0 1B		3	2	2	1	1	0	2
Willie Horton, R OBP: 0.286, SLG: 0.167 Mickey Stanley, R OBP: 0.333, SLG: 0.176 (1, 7) (8, 8)	4-0 BB			0-0 1B		0-3 K		0-0 SH3-4		2	0	1	0	1	1	1
Jim Northrup, L OBP: 0.329, SLG: 0.390 (1, 8) (8, 7)	0-0 FC6-4			0-0 FC5-6		0-0 F8		4-0 1B		3	1	0	0	1	0	3
Norm Cash, L OBP: 0.474, SLG: 0.365 (1, 3)		0-0 F5		0-0 FC4-6		0-0 F8		0-0 3-1		4	0	0	0	0	0	4
Bill Freehan, R OBP: 0.481, SLG: 0.579 (1, 2)		0-0 F7		0-0 F7			0-0 SH5-4	4-0 1B		3	1	1	0	1	0	1
Ray Oyler, R OBP: 0.327, SLG: 0.255 Jerry Lumpe, L OBP: 0.273, SLG: 0.200 Dick Tracewski, R OBP: 0.250, SLG: 0.333 (1, 6) (8, PH) (8, PR) (9, 6)		0-0 5-3			0-0 5-3		0-0 SH5-4	0-0 1B		2	0	0	0	0	0	0
Earl Wilson, R OBP: 0.278, SLG: 0.294 (1, 1)			4-0 1B		0-0 2B		0-3 K	0-3 K		1	0	1	0	1	2	3


Inning Stats	R: 1	H: 1	E: 0	LOB: 1	K: 0	BB: 1	S: 4	P: 8	R: 0	H: 0	E: 0	LOB: 0	K: 0	BB: 0	S: 3	P: 3	R: 0	H: 1	E: 0	LOB: 1	K: 0	BB: 0	S: 3	P: 7	R: 0	H: 1	E: 0	LOB: 1	K: 0	BB: 0	S: 4	P: 4	R: 0	H: 1	E: 0	LOB: 1	K: 0	BB: 1	S: 3	P: 7	R: 1	H: 2	E: 0	LOB: 1	K: 1	BB: 0	S: 7	P: 7	R: 2	H: 2	E: 0	LOB: 2	K: 1	BB: 2	S: 7	P: 15
--------------	------	------	------	--------	------	-------	------	------	------	------	------	--------	------	-------	------	------	------	------	------	--------	------	-------	------	------	------	------	------	--------	------	-------	------	------	------	------	------	--------	------	-------	------	------	------	------	------	--------	------	-------	------	------	------	------	------	--------	------	-------	------	-------

PITCHER	IP	WLS	BF	H	R	ER	SO	BB	IBB	HBP	BLK	WP	HR	S	P	ERA	WHIP
Jim Palmer, R ERA: 3.33 (1, 1)	6.0		24	4	1	1	1	4	0	0	0	0	1	22	38	1.50	1.333
Stu Miller, R ERA: 4.22 (7, 1)	2.0	L	12	4	3	3	2	0	2	0	0	0	0	14	22	13.50	2.000

BOTTOM

Baltimore Orioles @ Detroit Tigers
Tiger Stadium, Detroit, MI
Sat May 06 1967, 4:33 AM EDT
Att. 13,864 - Unknown

AB	28
R	4
H	8
RBI	4
BB	6
SO	3
LOB	17



WP	HR	S	P	ERA	WHIP
0	0	1	2	0	0

Batter	1	2	3	4	5	6	7	8	9	AB R H RBI BB SO LOB	TOP									
Luis Aparicio, R (1, 6) OBP: 0.277, SLG: 0.337	0-0 F4		0-0 G4-3		0-0 F7			0-0 F7		4 0 0 0 0 0 2	<p>Baltimore Orioles @ Detroit Tigers</p> <p>Tiger Stadium, Detroit, MI</p> <p>Sun May 07 1967, 4:33 AM EDT</p> <p>Att. 20,651 - Unknown</p>									
Russ Snyder, L (1, 8) OBP: 0.378, SLG: 0.519	0-0 F7			4-0 SH1-3 HBP BB		0-0 G3		0-0 G4-6-3		3 0 0 0 1 0 1										
Frank Robinson, R (1, 9) OBP: 0.440, SLG: 0.667	0-0 F7			1-0 SH1-3 1-2 HBP		0-0 6-3		0-0 G4-5-3 1B		3 0 1 0 0 0 0										
Brooks Robinson, R (1, 5) OBP: 0.292, SLG: 0.350		0-0 F3		0-0 SH1-3 1-2 2-3		0-0 L9		0-0 F7		3 0 0 0 0 0 1										
Boog Powell, L (1, 3) OBP: 0.300, SLG: 0.317		0-0 6-3		0-0 F3			0-0 4-3	0-0 G4-5-3		4 0 0 0 0 0 3										
Curt Blefary, L (1, 7) OBP: 0.412, SLG: 0.529		4-0 FC6-4 BB		4-0 FC6-4 IBB			0-0 FC5-4 1B			1 0 1 0 2 0 0										
Davey Johnson, R (1, 4) OBP: 0.322, SLG: 0.333		0-0 FC6-4		0-0 FC6-4			0-0 FC5-4			3 0 0 0 0 0 5										
Larry Haney, R (1, 2) OBP: 0.364, SLG: 0.476			0-0 FC3-6 1B		0-3 K		0-0 F6			3 0 1 0 0 1 1										
Dave McNally, R (1, 1) OBP: 0.091, SLG: 0.182			0-0 FC3-6		0-0 6-3			4-0 G4-6-3 BB		2 0 0 0 0 0 1										
Moe Drabowsky, R (5, 1) OBP: 0.500, SLG: 0.500										0 0 0 0 0 0 0										
Bill Dillman, R (5, 1)										0 0 0 0 0 0 0										
Mike Epstein, L (8, PH) OBP: 0.313, SLG: 0.154										0 0 0 0 1 0 0										
Wally Bunker, R (8, 1)										0 0 0 0 0 0 0										
Inning Stats	R: 0 E: 0 K: 0 S: 3	H: 0 LOB: 0 BB: 0 P: 3	R: 0 E: 0 K: 0 S: 3	H: 0 LOB: 1 BB: 1 P: 7	R: 0 E: 0 K: 0 S: 3	H: 1 LOB: 0 BB: 0 P: 3	R: 0 E: 0 K: 0 S: 3	H: 0 LOB: 3 BB: 2 P: 12	R: 0 E: 0 K: 1 S: 5	H: 0 LOB: 0 BB: 0 P: 5	R: 0 E: 0 K: 0 S: 4	H: 1 LOB: 1 BB: 0 P: 4	R: 0 E: 0 K: 0 S: 2	H: 0 LOB: 0 BB: 1 P: 6	R: 0 E: 0 K: 0 S: 3	H: 1 LOB: 0 BB: 0 P: 3	1B: 3 2B: 0 3B: 0 HR: 0	SF: 0 SAC: 1 DP: 3 HBP: 1	WP: 0 PB: 0 SB: 0 CS: 0	PA: 32
PITCHER Joe Sparma, R (1, 1) ERA: 2.55	IP: 9.0 WLS: W BF: 32 H: 3 R: 0 ER: 0 SO: 1 BB: 3 IBB: 1 HBP: 1 BLK: 0 WP: 0 HR: 0 S: 29 P: 46 ERA: 0.00 WHIP: 0.667																			

livebaseballscorecards.com

AB	26
R	0
H	3
RBI	0
BB	4
SO	1
LOB	14



Batter	1	2	3	4	5	6	7	8	9
Don Wert, R OBP: 0.283, SLG: 0.226 (1, 5)	0-0 6-3		4-0 1B BB		0-0 L5-2-3 WP 1B	0-0 1B		0-0 F6	
Dick McAuliffe, L OBP: 0.397, SLG: 0.484 (1, 4)	0-3 K		0-3 K		4-0 WP L5-2-3 BB	0-0 4-3			
Al Kaline, R OBP: 0.483, SLG: 0.653 (1, 9)	4-0 FC5-4 BB		0-0 1B		0-0 L5-2-3		0-0 L8		
Willie Horton, R OBP: 0.364, SLG: 0.222 (1, 7)	0-0 FC5-4		0-0 F7		4-0 BB BB		0-0 G6-3 1B		
Mickey Stanley, R OBP: 0.333, SLG: 0.176 (7, PR) (8, 8)	1-2f				2-3 3-H BB		0-0 G6-3 1B		
Jim Northrup, L OBP: 0.326, SLG: 0.375 (1, 8) (8, 7)		0-0 4-3		0-3 K2-3	4-0 BB BB		0-0 G6-3		
Bill Freehan, R OBP: 0.481, SLG: 0.567 (1, 2)		0-0 F8		0-0 F8	4-0 BB		0-0 FC1-5 BB 1B		
Norm Cash, L OBP: 0.463, SLG: 0.345 (1, 3)		0-3 K		0-3 K	0-0 F4		4-0 FC1-5 BB		
Ray Oyler, R OBP: 0.339, SLG: 0.260 (1, 6)			0-0 WP SH2-4 1B 1B		4-0 1B E BB BB	0-0 F6	0-0 FC1-5		
Joe Sparma, R (1, 1)			0-0 SH2-4		0-0 E1 BB 1B	0-0 5-3	0-3 K		

Inning Stats	R: 0	H: 0	E: 0	K: 1	S: 5	LOB: 1	BB: 1	P: 9	R: 0	H: 0	E: 0	K: 1	S: 5	LOB: 0	BB: 0	P: 5	R: 1	H: 2	E: 0	K: 1	S: 7	LOB: 2	BB: 1	P: 11	R: 0	H: 0	E: 0	K: 2	S: 7	LOB: 0	BB: 0	P: 7	R: 3	H: 1	E: 1	K: 0	S: 4	LOB: 3	BB: 5	P: 24	R: 0	H: 1	E: 0	K: 0	S: 4	LOB: 1	BB: 0	P: 4	R: 0	H: 1	E: 0	K: 0	S: 3	LOB: 1	BB: 0	P: 3	R: 0	H: 1	E: 0	K: 1	S: 6	LOB: 2	BB: 1	P: 10
1B: 6	SF: 0	2B: 0	SAC: 1	3B: 0	DP: 2	HR: 0	HBP: 0	WP: 2	PA: 37	PB: 0	SB: 0	CS: 0																																																				


PITCHER	IP	WLS	BF	H	R	ER	SO	BB	IBB	HBP	BLK	WP	HR	S	P	ERA	WHIP
Dave McNally, L ERA: 5.81 (1, 1)	4.0	L	19	3	4	1	5	3	0	0	0	1	0	26	38	2.25	1.500
Moe Drabowsky, R ERA: 1.8 (5, 1)	0.2		4	0	0	0	0	3	0	0	0	1	0	1	13	0.00	4.500
Bill Dillman, R ERA: (5, 1)	2.1		9	2	0	0	0	1	0	0	0	0	0	8	12	0.00	1.286
Wally Bunker, R ERA: 5.65 (8, 1)	1.0		5	1	0	0	1	1	0	0	0	0	0	6	10	0.00	2.000

BOTTOM

Baltimore Orioles @ Detroit Tigers
Tiger Stadium, Detroit, MI
Sun May 07 1967, 4:33 AM EDT
Att. 20,651 - Unknown

AB	R	H	RBI	BB	SO	LOB
4	1	2	0	1	0	2
3	1	0	1	1	2	3
3	0	1	1	1	0	3
3	0	1	0	1	0	3
0	0	0	0	0	0	0
3	0	0	0	1	1	1
3	0	1	1	1	0	0
3	0	0	0	1	2	3
3	2	1	0	1	0	2
3	0	0	0	0	1	3

AB	28
R	4
H	6
RBI	3
BB	8
SO	6
LOB	20



livebaseballscorecards.com

Batter	1	2	3	4	5	6	7	8	9	AB R H RBI BB SO LOB	TOP
Don Buford, S (1, 5) <small>OBP: 0.289, SLG: 0.219</small> 	4-0 		0-0 F8 		0-0 F9 		0-0 		3 1 1 1 1 0 1		
Wayne Causey, L (1, 4) <small>OBP: 0.480, SLG: 0.591</small> Al Weis, S (7, 4) <small>OBP: 0.286, SLG: 0.286</small> 	0-0 F6 		0-3 K 		4-0 		0-0 3-1 		3 0 0 0 1 1 2 0 0 0 0 0 0 0		
Tommie Agee, R (1, 8) <small>OBP: 0.360, SLG: 0.458</small> 	0-0 		0-3 K 		0-0 F7 		0-0 6-3 		4 1 1 2 0 1 2		
Pete Ward, L (1, 7) <small>OBP: 0.373, SLG: 0.412</small> 	0-0 		0-3 K 		0-0 4-3 		0-0 F7 		4 0 1 0 0 1 2		
Tom McCraw, L (1, 3) <small>OBP: 0.310, SLG: 0.379</small> 	0-3 K 		0-0 F9 		0-3 K 		0-0 F8 		4 0 0 0 0 2 1		
Ken Berry, R (1, 9) <small>OBP: 0.365, SLG: 0.320</small> 		0-3 K 	0-0 F3 		0-0 1-3 		0-3 K 		4 0 0 0 0 2 0		
J.C. Martin, L (1, 2) <small>OBP: 0.156, SLG: 0.036</small> 		4-0 		4-0 	0-0 F9 		0-0 F8 		2 1 0 0 2 0 0		
Ron Hansen, R (1, 6) <small>OBP: 0.242, SLG: 0.204</small> 		0-0 F9 		0-0 	0-3 K 		0-0 5-3 		4 1 1 2 0 1 1		
Gary Peters, L (1, 1) <small>OBP: 0.200, SLG: 0.333</small> Bob Locker, S (9, 1) 		0-0 4-3 		0-0 	0-0 		0-0 		3 1 2 0 0 0 1 0 0 0 0 0 0 0		
Inning Stats	R: 2 H: 2 E: 0 LOB: 0 K: 1 BB: 1 S: 6 P: 10	R: 0 H: 0 E: 0 LOB: 1 K: 1 BB: 1 S: 5 P: 9	R: 0 H: 0 E: 0 LOB: 0 K: 2 BB: 0 S: 7 P: 7	R: 0 H: 0 E: 0 LOB: 0 K: 1 BB: 0 S: 5 P: 5	R: 2 H: 2 E: 0 LOB: 2 K: 0 BB: 2 S: 5 P: 13	R: 0 H: 0 E: 0 LOB: 0 K: 1 BB: 0 S: 5 P: 5	R: 1 H: 2 E: 0 LOB: 0 K: 1 BB: 0 S: 6 P: 6	R: 0 H: 0 E: 0 LOB: 0 K: 0 BB: 0 S: 3 P: 3	R: 0 H: 0 E: 0 LOB: 0 K: 1 BB: 0 S: 5 P: 5	1B: 3 SF: 0 2B: 0 SAC: 0 3B: 1 DP: 0 HR: 2 HBP: 0	WP: 1 PA: 35 PB: 0 SB: 0 CS: 2
PITCHER Tom Phoebus, R (1, 1) <small>ERA: 5.32</small> Eddie Watt, R (5, 1) <small>ERA: 0.75</small> Eddie Fisher, R (8, 1) <small>ERA: 2.35</small>	IP WLS BF H R ER SO BB IBB HBP BLK WP HR S P ERA WHIP 4.1 0 20 4 4 4 5 4 0 0 0 1 2 26 42 8.31 1.846	IP WLS BF H R ER SO BB IBB HBP BLK WP HR S P ERA WHIP 2.2 L 9 2 1 1 2 0 0 0 0 0 0 0 13 13 3.38 0.750	IP WLS BF H R ER SO BB IBB HBP BLK WP HR S P ERA WHIP 2.0 0 6 0 0 0 1 0 0 0 0 0 0 8 8 0.00 0.000	PITCHER IP WLS BF H R ER SO BB IBB HBP BLK WP HR S P ERA WHIP	IP WLS BF H R ER SO BB IBB HBP BLK WP HR S P ERA WHIP						

Chicago White Sox @ Baltimore Orioles
 Memorial Stadium, Baltimore, MD
 Tue May 09 1967, 7:05 PM EDT
 Att. 8,145 - Unknown

livebaseballscorecards.com

AB	31
R	5
H	6
RBI	5
BB	4
SO	8
LOB	10



Batter	1	2	3	4	5	6	7	8	9	AB R H RBI BB SO LOB
Curt Blefary, L (1, 7) OBP: 0.400, SLG: 0.507	0-0 F3		0-0 1B		0-0 1-3		0-0 F9		0-0 3-1	5 0 1 0 0 0 1
Luis Aparicio, R (1, 6) OBP: 0.265, SLG: 0.323	0-0 F8		0-0 F3		0-3 K		0-0 5-3			4 0 0 0 0 1 1
Frank Robinson, R (1, 9) OBP: 0.432, SLG: 0.641	4-0 BB HR BB		0-0 F4		0-3 K2-3		0-0 F6			3 1 0 0 1 1 1
Brooks Robinson, R (1, 5) OBP: 0.301, SLG: 0.361	4-0 1-2 HR BB		0-3 K		0-0 4-3 SF7 2B		0-0 F6			3 2 1 0 1 1 1
Boog Powell, L (1, 3) OBP: 0.324, SLG: 0.379	0-0 1-H 2-H HR		0-0 SH1-4 1B		0-0 4-3		4-0 FC6-4 BB			3 1 2 3 1 0 1
Davey Johnson, R (1, 4) OBP: 0.323, SLG: 0.321	0-3 K		0-0 SH1-4		4-0 BB		0-0 FC6-4			2 0 0 0 1 1 1
Paul Blair, R (1, 8) OBP: 0.246, SLG: 0.250		0-0 F9		0-0 F7		0-0 SF7		0-0 F8		3 0 0 1 0 0 1
Andy Etchebarren, R (1, 2) OBP: 0.273, SLG: 0.306		0-3 K		4-0 BB		3-H 0-3 K		0-0 FC6-4 1B		2 0 0 0 1 2 1
Bob Johnson, R (9, PH) OBP: 0.500, SLG: 0.333										1 0 1 0 0 0 0
Mark Belanger, R (9, PR) OBP: 0.500, SLG: 0.500										0 0 0 0 0 0 0
Tom Phoebus, R (1, 1) OBP: 0.308, SLG: 0.500		0-3 K		0-3 K		0-3 K		0-0 FC6-4		2 0 0 0 0 2 2
Eddie Watt, R (5, 1) OBP: 0.308, SLG: 0.500										0 0 0 0 0 0 0
Woodie Held, R (7, PH) OBP: 0.308, SLG: 0.500										1 0 0 0 0 1 0
Eddie Fisher, R (8, 1) OBP: 0.308, SLG: 0.500										0 0 0 0 0 0 0
Sam Bowers, R (9, PH) OBP: 0.143, SLG: 0.143										0 0 0 0 0 0 0
Russ Snyder, L (9, PH) OBP: 0.366, SLG: 0.500										1 0 0 0 0 0 1

BOTTOM

Chicago White Sox @ Baltimore Orioles
Memorial Stadium, Baltimore, MD

Tue May 09 1967, 7:05 PM EDT
Att. 8,145 - Unknown

AB	30
R	4
H	5
RBI	4
BB	5
SO	9
LOB	11



Inning Stats	R: 3	H: 1	E: 0	K: 1	S: 6	H: 1	LOB: 0	BB: 2	P: 14	R: 0	H: 0	E: 0	K: 2	S: 7	R: 0	H: 1	E: 0	K: 1	S: 6	R: 0	H: 1	E: 0	K: 1	S: 6	R: 0	H: 0	E: 0	K: 2	S: 7	R: 1	H: 1	E: 0	K: 1	S: 6	R: 0	H: 0	E: 0	K: 1	S: 5	R: 0	H: 0	E: 0	K: 1	S: 3	R: 0	H: 1	E: 0	K: 0	S: 4	1B: 3	SF: 1	2B: 1	SAC: 1	3B: 0	DP: 0	HR: 1	HBP: 0	WP: 0	PA: 37
--------------	------	------	------	------	------	------	--------	-------	-------	------	------	------	------	------	------	------	------	------	------	------	------	------	------	------	------	------	------	------	------	------	------	------	------	------	------	------	------	------	------	------	------	------	------	------	------	------	------	------	------	-------	-------	-------	--------	-------	-------	-------	--------	-------	--------

PITCHER	IP	WLS	BF	H	R	ER	SO	BB	IBB	HBP	BLK	WP	HR	S	P	ERA	WHIP
Gary Peters, L (1, 1) ERA: 2.41	8.1	W	35	5	4	4	9	5	0	0	0	0	1	48	68	4.32	1.200
Bob Locker, R (9, 1) ERA: 0.55	0.2	S	2	0	0	0	0	0	0	0	0	0	0	2	2	0.00	0.000

livebaseballscores.com

Batter	1	2	3	4	5	6	7	8	9	AB R H RBI BB SO LOB	TOP											
Don Buford, S (1, 5) X OBP: 0.318, SLG: 0.273 Dick Kenworthy, R (7, 5) OBP: 0.333, SLG: 1.167	0-0 S 1B	4-0 BB 1-2	0-0 BB 1B		0-0 5-3		0-0 WP 3B		0-0 HR	4 2 3 1 1 0 0 1 1 1 1 0 0 0												
Wayne Causey, L (1, 4) B OBP: 0.500, SLG: 0.591 Jerry Adair, R (1, 4) B OBP: 0.250, SLG: 0.254	4-0 1B 1-2 FC BB	0-0 G5-3	4-0 3-H 1B 1-2 BB BB		0-3 K		0-0 F8		0-0 6-3	0 1 0 0 1 0 0 4 0 0 0 1 1 2												
Tommie Agee, R (1, 8) X OBP: 0.380, SLG: 0.506	0-0 FC 1-3 2-H FC5-2 1B		0-0 1B 1B		0-3 K		0-3 K		0-0 HR	5 2 3 2 1 2 0												
Pete Ward, L (1, 7) X OBP: 0.379, SLG: 0.458 Walt Williams, R (6, 7) OBP: 0.167, SLG: 0.222	0-0 FC FC5-4 FC5-2 2-3 3-H		0-0 1B 1B				0-0 HR		0-0 F7	4 1 2 2 0 1 4 2 0 0 0 0 0 0												
Ken Berry, R (1, 9) X OBP: 0.356, SLG: 0.313	0-0 FC5-2 FC5-4 1-2 3-H		0-0 1B 1B		0-0 F9		0-0 F8		0-0 F8	5 1 1 1 0 0 2												
Duane Josephson, R (1, 2) X OBP: 0.302, SLG: 0.250	0-0 FC5-4 1-2f 2-3		0-0 E6 1B 1-1 2-3		4-0 HR BB		0-0 4-3 1B		0-0 BB 1B	4 2 3 0 1 0 2												
Tom McCraw, L (1, 3) X OBP: 0.329, SLG: 0.420	0-0 F8		4-0 1B SF7 BB		0-0 HR		0-0 4-3 1-2		4-0 BB 1-2	3 2 1 2 2 0 3												
Ron Hansen, R (1, 6) B OBP: 0.258, SLG: 0.211 Al Weis, S (6, 6) B OBP: 0.250, SLG: 0.250		4-0 G5-3 BB BB	0-0 SF7 1B 1-3 2-H		0-0 F9		0-0 F8		0-0 F5	3 1 1 1 1 0 1 1 0 0 0 0 0 2												
Tommy John, R (1, 1) X		0-0 F2	0-0 SF7		0-0 F3		0-3 K		0-0 4-3	4 0 0 1 0 1 1												
Inning Stats	R: 2 E: 0 K: 0 S: 6	H: 2 LOB: 2 BB: 1 P: 10	R: 0 E: 0 K: 0 S: 2	H: 0 LOB: 1 BB: 2 P: 10	R: 5 E: 1 K: 1 S: 10	H: 6 LOB: 3 BB: 3 P: 22	R: 2 E: 0 K: 0 S: 4	H: 1 LOB: 0 BB: 1 P: 8	R: 0 E: 0 K: 2 S: 7	H: 0 LOB: 0 BB: 0 P: 7	R: 1 E: 0 K: 0 S: 5	H: 2 LOB: 1 BB: 0 P: 5	R: 1 E: 0 K: 2 S: 8	H: 1 LOB: 0 BB: 0 P: 8	R: 0 E: 0 K: 0 S: 4	H: 1 LOB: 2 BB: 1 P: 8	R: 2 E: 0 K: 0 S: 5	H: 2 LOB: 0 BB: 0 P: 5	1B: 10 2B: 0 3B: 1 HR: 4	SF: 1 SAC: 0 DP: 1 HBP: 0	WP: 1 PB: 0 SB: 1 CS: 0	PA: 49
PITCHER	IP WLS BF H R ER SO BB IBB HBP BLK WP HR S P ERA WHIP																					
Steve Barber, L (1, 1) ERA: 2.2 Bill Dillman, R (2, 1) ERA: 3.21 Frank Bertaina, L (3, 1) ERA: 5.91	1.1 L 10 2 2 2 0 3 0 0 0 0 0 0 7 19 13.50 3.750																					
	1.1 9 6 5 5 0 1 0 0 0 0 0 0 8 12 33.75 5.250																					
	6.1 30 7 6 6 5 4 0 0 0 1 4 36 52 8.53 1.737																					

Chicago White Sox @ Baltimore Orioles
 Memorial Stadium, Baltimore, MD
 Wed May 10 1967, 7:05 PM EDT
 Att. 9,811 - Unknown

AB	40
R	13
H	15
RBI	11
BB	8
SO	5
LOB	17



Batter	1	2	3	4	5	6	7	8	9	AB R H RBI BB SO LOB
Curt Blefary, L (1, 7) OBP: 0.394, SLG: 0.532	0-3 K		0-0 F5			0-0 4-3			0-0 HR	4 1 1 1 0 1 1
Luis Aparicio, R (1, 6) OBP: 0.267, SLG: 0.323 Mark Belanger, R (7, 6) OBP: 0.333, SLG: 0.333	0-0 CS 1B			0-0 4-3		0-0 6-3			0-0 4-3	3 0 1 0 0 0 0 1 0 0 0 0 0 0
Frank Robinson, R (1, 9) OBP: 0.414, SLG: 0.610	0-0 1-2 5-3			0-0 4-3		0-0 F3			0-3 K	4 0 0 0 0 1 1
Brooks Robinson, R (1, 5) OBP: 0.299, SLG: 0.356		0-0 5-3		0-0 1B 1B			0-0 1-3		0-0 1-3	4 0 1 0 0 0 0
Boog Powell, L (1, 3) OBP: 0.325, SLG: 0.377		0-0 6-3		0-0 1-3 1B			0-0 F7			3 0 1 0 0 0 0
Davey Johnson, R (1, 4) OBP: 0.308, SLG: 0.305		0-0 6-3		0-0 F9			0-0 6-3			3 0 0 0 0 0 2
Paul Blair, R (1, 8) OBP: 0.250, SLG: 0.255			0-3 K			0-0 G6-4-3 1B			0-0 F9	3 0 1 0 0 1 0
Larry Haney, R (1, 2) OBP: 0.360, SLG: 0.500			0-0 2B			0-0 G6-4-3 1-2f			0-0 5-3	3 0 1 0 0 0 1
Steve Barber, L (1, 1) Bill Dillman, R (2, 1) Frank Bertaina, L (3, 1) OBP: 0.200, SLG: 0.200			0-3 K			0-0 1-3			0-3 K	0 0 0 0 0 0 0 0 0 0 0 0 0 0 3 0 0 0 0 2 1

Inning Stats	R: 0 H: 1 E: 0 K: 1 S: 5	R: 0 H: 0 E: 0 K: 0 S: 3	R: 0 H: 1 E: 0 K: 2 S: 8	R: 0 H: 2 E: 0 K: 0 S: 5	R: 0 H: 1 E: 0 K: 0 S: 3	R: 0 H: 0 E: 0 K: 0 S: 3	R: 0 H: 0 E: 0 K: 0 S: 3	R: 0 H: 0 E: 0 K: 1 S: 5	R: 1 H: 1 E: 0 K: 1 S: 6	1B: 4 SF: 0 2B: 1 SAC: 0 3B: 0 DP: 1 HR: 1 HBP: 0
--------------	--------------------------	--------------------------	--------------------------	--------------------------	--------------------------	--------------------------	--------------------------	--------------------------	--------------------------	--

PITCHER Tommy John, L (1, 1) ERA: 2.78	IP 9.0 WLS W BF 31 H 6 R 1 ER 1 SO 5 BB 0 IBB 0 HBP 0 BLK 0 WP 0 HR 1 S 41 P 41 ERA 1.00 WHIP 0.667	PITCHER	IP WLS BF H R ER SO BB IBB HBP BLK WP HR S P ERA WHIP
--	---	---------	---

BOTTOM

Chicago White Sox @ Baltimore Orioles
Memorial Stadium, Baltimore, MD

Wed May 10 1967, 7:05 PM EDT
Att: 9,811 - Unknown

AB	31
R	1
H	6
RBI	1
BB	0
SO	5
LOB	6



WP: 0 PA: 31	ERA: 1.00	WHIP: 0.667
PB: 0		
SB: 0		
CS: 1		

livebaseballscorecards.com

Batter	1	2	3	4	5	6	7	8	9	AB R H RBI BB SO LOB	TOP		
Curt Blefary, L (1, 7) OBP: 0.410, SLG: 0.525	4-0 FC6-4 BB		0-0 1B 1B		1-0 1B HBP	4-0 FC1-6 BB		E6 FC6-2 1B F9		3 2 1 0 2 0 4			
Luis Aparicio, R (1, 6) OBP: 0.271, SLG: 0.324	0-0 F8		0-0 F4		0-0 1B 1B	0-0 FC1-6 L6-4 S		0-0 FC6-2 1B 1B	0-0 PB 1B 1B	6 2 2 0 0 0 7			
Frank Robinson, R (1, 9) OBP: 0.433, SLG: 0.616 Russ Snyder, L (8, PR) OBP: 0.385, SLG: 0.517	0-0 F9		0-0 1B		0-0 1B 1B	4-0 BB 1B 1B		0-0 1B 1B	0-0 PB 1B 1B	4 1 3 4 1 0 1 1 2 1 0 0 0 0			
Brooks Robinson, R (1, 5) OBP: 0.301, SLG: 0.348	0-0 FC6-4 1-2f		0-0 F9		0-0 F9	0-0 L6-4		4-0 1B 1B IBB	0-0 2B 1B	5 1 1 2 1 0 6			
Boog Powell, L (1, 3) OBP: 0.325, SLG: 0.365		0-3 K		0-3 K	4-0 BB 1B IBB		0-0 4-3	0-0 1B 1B	0-3 K	5 2 1 2 1 3 1			
Woodie Held, R (1, 4) OBP: 0.344, SLG: 0.444		0-0 F6		4-0 1B BB	4-0 1B 2B BB		0-0 6-3	4-0 1B 1B BB	0-3 K	3 2 0 0 3 1 1			
Paul Blair, R (1, 8) OBP: 0.288, SLG: 0.311		0-0 5-3		0-0 1B	1-3 2-H 3-H 1B		0-3 K	0-0 1B 1B	1-3 2B	6 0 4 4 0 1 0			
Andy Etchebarren, R (1, 2) OBP: 0.328, SLG: 0.370			0-0 1B 1B		0-0 F9	0-0 2B		E SH FC6-2 1B	4-0 BB BB	5 1 4 2 1 0 2			
Jim Palmer, R (1, 1) OBP: 0.167, SLG: 0.182			0-3 K		0-3 K	0-3 K		SH FC6-2 E 1B	0-0 F9	5 1 0 0 0 3 10			
Inning Stats	R: 0 E: 0 K: 0 S: 3 H: 0 LOB: 1 BB: 1 P: 7	R: 0 E: 0 K: 1 S: 5 H: 0 LOB: 0 BB: 0 P: 5	R: 1 E: 0 K: 1 S: 8 H: 3 LOB: 2 BB: 0 P: 8	R: 0 E: 0 K: 2 S: 8 H: 1 LOB: 2 BB: 1 P: 12	R: 4 E: 0 K: 1 S: 8 H: 4 LOB: 2 BB: 2 P: 17	R: 0 E: 0 K: 0 S: 2 H: 0 LOB: 1 BB: 2 P: 10	R: 0 E: 0 K: 1 S: 5 H: 0 LOB: 0 BB: 0 P: 5	R: 7 E: 1 K: 1 S: 10 H: 5 LOB: 2 BB: 2 P: 18	R: 2 E: 0 K: 2 S: 11 H: 4 LOB: 3 BB: 1 P: 15	1B: 15 2B: 3 3B: 0 HR: 0 SF: 0 SAC: 1 DP: 1 HBP: 1	WP: 0 PB: 1 SB: 1 CS: 0 PA: 54		
PITCHER	IP WLS BF H R ER SO BB IBB HBP BLK WP HR S P ERA WHIP											PITCHER	IP WLS BF H R ER SO BB IBB HBP BLK WP HR S P ERA WHIP
Whitey Ford, L (1, 1) ERA: 1.47	3.0 L 13 3 1 1 2 1 0 0 0 0 0 0 16 20 3.00 1.333												
Jim Bouton, R (4, 1) ERA: 5.73	1.2 12 4 4 4 2 2 1 1 0 0 0 0 12 25 21.60 3.600												
Thad Tillotson, R (5, 1) ERA: 2.61	1.1 6 1 0 0 1 2 0 0 0 0 0 0 6 14 0.00 2.250												
Hal Reniff, R (7, 1) ERA: 5.93	2.0 18 8 9 8 1 1 1 0 0 0 0 0 18 26 36.00 4.500												
Dooley Womack, R (9, 1) ERA: 1.26	1.0 5 1 0 0 2 1 0 0 0 0 0 0 8 12 0.00 2.000												

Baltimore Orioles @ New York Yankees
Yankee Stadium, Bronx, NY
 Fri May 12 1967, 7:05 PM EDT
 Att: 22,300 - Unknown

livebaseballscorecards.com

AB	43
R	14
H	17
RBI	14
BB	9
SO	8
LOB	32



Batter	1	2	3	4	5	6	7	8	9	AB	R	H	RBI	BB	SO	LOB	BOTTOM
--------	---	---	---	---	---	---	---	---	---	----	---	---	-----	----	----	-----	--------

Horace Clarke, S <small>(1, 4) OBP: 0.282, SLG: 0.231</small>										3	0	1	0	0	0	0	
Tom Tresh, S <small>(1, 7) OBP: 0.337, SLG: 0.364</small>										3	0	0	0	0	1	1	
Mickey Mantle, S <small>(1, 3) OBP: 0.375, SLG: 0.400</small>										3	0	0	0	0	0	0	

Joe Pepitone, L <small>(1, 8) OBP: 0.300, SLG: 0.293</small>										3	0	0	0	0	1	0	
Steve Whitaker, L <small>(1, 9) OBP: 0.303, SLG: 0.419</small>										3	0	0	0	0	0	0	
Jake Gibbs, L <small>(1, 2) OBP: 0.364, SLG: 0.319</small>										3	0	0	0	0	1	0	

Dick Howser, R <small>(1, 5) OBP: 0.429, SLG: 0.340</small>										3	0	0	0	0	0	0	
John Kennedy, R <small>(1, 6) OBP: 0.319, SLG: 0.268</small>										3	0	0	0	0	0	0	
Whitey Ford, L <small>(1, 1) OBP: 0.154, SLG: 0.154</small> Frank Tepedino, L <small>(3, PH)</small> Jim Bouton, R <small>(4, 1)</small> Thad Tillotson, R <small>(5, 1)</small> Charley Smith, R <small>(6, PH) OBP: 0.274, SLG: 0.296</small> Hal Reniff, R <small>(7, 1)</small> Dooley Womack, L <small>(9, 1)</small> Elston Howard, R <small>(9, PH) OBP: 0.288, SLG: 0.333</small>										0	0	0	0	0	0	0	

Inning Stats R: 0 H: 0 E: 0 LOB: 0 K: 0 BB: 0 S: 3 P: 3	R: 0 H: 0 E: 0 LOB: 0 K: 2 BB: 0 S: 7 P: 7	R: 0 H: 0 E: 0 LOB: 0 K: 0 BB: 0 S: 3 P: 3	R: 0 H: 0 E: 0 LOB: 0 K: 1 BB: 0 S: 5 P: 5	R: 0 H: 0 E: 0 LOB: 0 K: 0 BB: 0 S: 3 P: 3	R: 0 H: 1 E: 0 LOB: 0 K: 0 BB: 0 S: 3 P: 3	R: 0 H: 0 E: 0 LOB: 0 K: 1 BB: 0 S: 5 P: 5	R: 0 H: 0 E: 0 LOB: 0 K: 0 BB: 0 S: 3 P: 3	R: 0 H: 0 E: 0 LOB: 0 K: 0 BB: 0 S: 3 P: 3	R: 0 H: 0 E: 0 LOB: 0 K: 0 BB: 0 S: 3 P: 3	1B: 1 SF: 0 2B: 0 SAC: 0 3B: 0 DP: 1 HR: 0 HBP: 0	WP: 0 PA: 27 PB: 0 SB: 0 CS: 0
PITCHER Jim Palmer, R <small>(1, 1) ERA: 2.5</small>	IP: 9.0 WLS: 1 W: 0 BF: 27 H: 1 R: 0 ER: 0 SO: 4 BB: 0 IBB: 0 HBP: 0 BLK: 0 WP: 0 HR: 0 S: 35 P: 35 ERA: 0.00 WHIP: 0.111	PITCHER IP: 0 WLS: 0 W: 0 BF: 0 H: 0 R: 0 ER: 0 SO: 0 BB: 0 IBB: 0 HBP: 0 BLK: 0 WP: 0 HR: 0 S: 0 P: 0 ERA: 0.00 WHIP: 0.000									

Baltimore Orioles @ New York Yankees
Yankee Stadium, Bronx, NY
Fri May 12 1967, 7:05 PM EDT
Att. 22,300 - Unknown

livebaseballscorecards.com

AB	27
R	0
H	1
RBI	0
BB	0
SO	4
LOB	1



Batter	1	2	3	4	5	6	7	8	9	AB R H RBI BB SO LOB	TOP											
Curt Blefary, L (1, 7) OBP: 0.400, SLG: 0.518	0-3 K		FC6 2B		0-0 F4			0-0 3-1		5 1 1 0 0 1 4												
Luis Aparicio, R (1, 6) OBP: 0.270, SLG: 0.321 Mark Belanger, R (5, 6) OBP: 0.250, SLG: 0.250	0-0 F8		FC6 1B	6-3	0-0 5-3			0-0 F2		4 0 1 0 0 0 1 1 0 0 0 0 0 0												
Frank Robinson, R (1, 9) OBP: 0.422, SLG: 0.626	0-0 F8		FC6 1B	HR				0-3 K		5 2 1 2 0 1 1												
Brooks Robinson, R (1, 5) OBP: 0.315, SLG: 0.371		0-0 1B	HBP 1B					0-0 5-3		5 1 3 0 0 0 0												
Boog Powell, L (1, 3) OBP: 0.341, SLG: 0.372		0-0 1B	1B	4-0 IBB				0-0 1B		4 0 2 0 1 1 2												
Woodie Held, R (1, 4) OBP: 0.324, SLG: 0.387	0-3 K		1B WP HBP		0-0 F4			0-0 F8		4 1 0 0 0 1 5												
Paul Blair, R (1, 8) OBP: 0.296, SLG: 0.318	0-0 F9		CI WP 1B	FC4-6				0-0 F9		5 0 2 2 0 0 5												
Andy Etchebarren, R (1, 2) OBP: 0.354, SLG: 0.386	0-0 1B		CI BB		0-0 F4			0-0 1B		3 0 2 0 1 0 0												
Dave McNally, R (1, 1) OBP: 0.091, SLG: 0.182 Davey Johnson, R (2, PH) OBP: 0.303, SLG: 0.300 Moe Drabowsky, R (2, 1) OBP: 0.667, SLG: 0.500 Eddie Watt, R (6, 1)	0-0 F7		CI		4-0 BB			0-0 5-3		0 0 0 0 0 0 0 1 0 0 0 0 0 3 0 0 0 0 1 0 0 1 0 0 0 0 0 1												
Inning Stats	R: 0 E: 0 K: 1 S: 5	H: 0 LOB: 0 BB: 0 P: 5	R: 0 E: 0 K: 1 S: 8	H: 3 LOB: 3 BB: 0 P: 8	R: 4 E: 2 K: 1 S: 10	H: 4 LOB: 3 BB: 1 P: 15	R: 1 E: 0 K: 0 S: 5	H: 2 LOB: 2 BB: 1 P: 9	R: 0 E: 0 K: 0 S: 3	H: 0 LOB: 1 BB: 1 P: 7	R: 0 E: 0 K: 0 S: 3	H: 0 LOB: 0 BB: 0 P: 3	R: 0 E: 0 K: 0 S: 4	H: 2 LOB: 1 BB: 0 P: 4	R: 0 E: 0 K: 1 S: 5	H: 0 LOB: 0 BB: 0 P: 5	R: 0 E: 0 K: 0 S: 4	H: 1 LOB: 1 BB: 0 P: 4	1B: 9 2B: 2 3B: 0 HR: 1	SF: 0 SAC: 0 DP: 0 HBP: 1	WP: 1 PB: 0 SB: 0 CS: 0	PA: 43
PITCHER	IP WLS BF H R ER SO BB IBB HBP BLK WP HR S P ERA WHIP																					
Al Downing, L (1, 1) ERA: 2.96	2.2 L 17 7 4 4 3 1 0 1 0 0 1 0 21 26 13.50 3.000																					
Thad Tillotson, R (3, 1) ERA: 3.09	1.1 8 2 1 1 0 0 0 1 0 0 0 1 7 11 6.75 1.500																					
Steve Hamilton, L (5, 1) ERA: 4.91	3.0 11 2 0 0 0 1 0 0 0 0 0 0 10 14 0.00 1.000																					
Fred Talbot, R (8, 1) ERA: 3.38	2.0 7 1 0 0 1 0 0 0 0 0 0 0 9 9 0.00 0.500																					

Baltimore Orioles @ New York Yankees
Yankee Stadium, Bronx, NY
 Sat May 13 1967, 7:05 PM EDT
 Att: 18,355 - Unknown

livebaseballscorecards.com

AB	38
R	5
H	12
RBI	4
BB	3
SO	4
LOB	22



BOTTOM

Baltimore Orioles @ New York Yankees
Yankee Stadium, Bronx, NY
Sat May 13 1967, 7:05 PM EDT
Att. 18,355 - Unknown

livebaseballscorecards.com

AB	29
R	3
H	4
RBI	2
BB	4
SO	4
LOB	9



WP:	0	PA:	34
PB:	0	SB:	0
CS:	0		

AB	R	H	RBI	BB	SO	LOB
4	1	1	0	0	0	0
3	1	0	0	1	0	0
4	1	1	1	0	2	0
3	0	1	1	1	0	0
4	0	0	0	0	0	2
3	0	1	0	1	1	1
3	0	0	0	0	0	3
1	0	0	0	0	0	0
0	0	0	0	1	0	0
1	0	0	0	0	0	3
0	0	0	0	0	0	0
1	0	0	0	0	0	0
0	0	0	0	0	0	0

Batter	1	2	3	4	5	6	7	8	9
Horace Clarke, S (1, 4) OBP: 0.280, SLG: 0.232	0-0 BB 2B 1B		0-0 F6		0-0 1-3		0-0 F7		
Dick Howser, R (1, 5) OBP: 0.417, SLG: 0.320	4-0 2B 1B BB		0-0 6-3		0-0 F2			0-0 1-5-3	
Mickey Mantle, S (1, 3) OBP: 0.369, SLG: 0.406	0-0 1B G6-3 2B		0-3 K		0-3 K			0-0 F7	
Elston Howard, R (1, 2) OBP: 0.311, SLG: 0.333	0-0 G6-3 1B		0-0 6-3		4-0 L1-6 BB BB			0-0 F9	
Steve Whitaker, L (1, 9) OBP: 0.286, SLG: 0.394	0-0 G6-3		0-0 E3 BB HBP		0-0 F9			0-0 4-3	
Joe Pepitone, L (1, 8) OBP: 0.310, SLG: 0.295	0-0 6-3		0-3 K		4-0 1-2 BB			0-0 G6-4-3 1B	
Bill Robinson, R (1, 7) OBP: 0.250, SLG: 0.204			0-0 F4		1-0 BB 1-2 HBP		0-0 L1-6	0-0 G6-4-3	0-0 4-3
John Kennedy, R (1, 6) OBP: 0.314, SLG: 0.263			0-0 6-3		4-0 1-2 2-3 BB		0-0 F8		
Tom Tresh, S (4, PH) OBP: 0.343, SLG: 0.364			0-3 K		0-0 F9				
Ruben Amaro, R (5, 6) OBP: 0.308, SLG: 0.308									
Al Downing, R (1, 1) OBP: 0.310, SLG: 0.333									
Thad Tillotson, R (3, 1)									
Jake Gibbs, L (4, PH) OBP: 0.357, SLG: 0.313									
Steve Hamilton, L (5, 1)									
Charley Smith, R (7, PH) OBP: 0.271, SLG: 0.282									
Fred Talbot, R (8, 1) OBP: 0.250, SLG: 0.400									

Inning Stats	R: 3	H: 3	E: 0	LOB: 0	K: 0	P: 5	R: 0	H: 0	E: 0	LOB: 0	K: 1	P: 5	R: 0	H: 0	E: 0	LOB: 0	K: 1	P: 5	R: 0	H: 0	E: 0	LOB: 0	K: 1	P: 5	R: 0	H: 0	E: 0	LOB: 0	K: 0	P: 3	R: 0	H: 1	E: 0	LOB: 0	K: 0	P: 3
	5	9	5	9	5	9	5	9	5	9	5	9	5	9	5	9	5	9	5	9	5	9	5	9	5	9	5	9	5	9	5	9	5	9	5	9

PITCHER	IP	WLS	BF	H	R	ER	SO	BB	IBB	HBP	BLK	WP	HR	S	P	ERA	WHIP
Dave McNally, L (1, 1) ERA: 6.47	1.0		6	3	3	3	0	1	0	0	0	0	0	5	9	27.00	4.000
Moe Drabowsky, R (2, 1) ERA: 1.26	4.1	W	18	0	0	0	4	3	0	1	0	0	0	22	35	0.00	0.692
Eddie Watt, R (6, 1) ERA: 0.57	3.2	S	10	1	0	0	0	0	0	0	0	0	0	10	10	0.00	0.273

Batter	1	2	3	4	5	6	7	8	9	AB R H RBI BB SO LOB	TOP																										
Mark Belanger, R (1, 6) OBP: 0.222, SLG: 0.556	0-3 K		0-3 K			0-0 HR	0-0 5-3		0-3 K	5 1 1 1 0 3 0																											
Russ Snyder, L (1, 8) OBP: 0.349, SLG: 0.455	0-0 F8		0-0 4-3			0-0 4-3	0-0 6-3			4 0 0 0 0 0 0																											
Curt Blefary, L (1, 7) OBP: 0.394, SLG: 0.500	0-0 F9			0-0 5-3		4-0 1B 2B BB		0-3 K		3 1 0 0 1 1 0																											
Frank Robinson, R (1, 9) OBP: 0.425, SLG: 0.621		0-0 BB 1B		0-0 F7		0-0 2B 1-2 2B 1B		0-0 E6 1B E		4 2 2 0 0 0 0																											
Boog Powell, L (1, 3) OBP: 0.348, SLG: 0.390		0-3 K		0-0 6-3		0-0 1-3 2-H 2B 2B		0-0 FC6-4 1B		4 1 2 1 0 1 1																											
Brooks Robinson, R (1, 5) OBP: 0.321, SLG: 0.364		4-0 1-2 BB			0-0 F8	4-0 2B IBB		0-0 FC6-4 1-2 2-H		2 0 0 0 2 0 1																											
Woodie Held, R (1, 4) OBP: 0.308, SLG: 0.364		0-3 K		0-3 K		0-0 1-3 2-H 3-H 2B		0-0 F9		2 0 0 0 0 2 2																											
Charlie Lau, L (6, PH) OBP: 0.333, SLG: 0.333										1 0 1 2 0 0 0																											
Stu Miller, R (6, 1)										0 0 0 0 0 0 0																											
Paul Blair, R (8, PH) OBP: 0.292, SLG: 0.313										1 0 0 0 0 0 1																											
Eddie Fisher, R (8, 1)										0 0 0 0 0 0 0																											
Andy Etchebarren, R (1, 2) OBP: 0.333, SLG: 0.361		0-3 K			0-0 F9	0-0 F4			0-0 L4	4 0 0 0 0 1 4																											
Steve Barber, L (1, 1)			0-0 F8			0-0 F7	0-0 6-3		0-0 F8	0 0 0 0 0 0 0																											
Wally Bunker, R (1, 1)										1 0 0 0 0 0 0																											
Sam Bowers, R (6, PH) OBP: 0.125, SLG: 0.125										1 0 0 0 0 0 0																											
Davey Johnson, R (6, 4) OBP: 0.294, SLG: 0.290										2 0 0 0 0 0 0																											
Inning Stats	R: 0 E: 0 K: 1 S: 5	H: 0 LOB: 0 BB: 0 P: 5	R: 0 E: 0 K: 3 S: 10	H: 1 LOB: 2 BB: 1 P: 14	R: 0 E: 0 K: 1 S: 5	H: 0 LOB: 0 BB: 0 P: 5	R: 0 E: 0 K: 0 S: 3	H: 0 LOB: 0 BB: 0 P: 3	R: 0 E: 0 K: 1 S: 5	H: 0 LOB: 0 BB: 0 P: 5	R: 4 E: 0 K: 0 S: 7	H: 4 LOB: 2 BB: 2 P: 15	R: 0 E: 0 K: 0 S: 3	H: 0 LOB: 0 BB: 0 P: 3	R: 1 E: 2 K: 1 S: 7	H: 1 LOB: 1 BB: 0 P: 7	R: 0 E: 0 K: 1 S: 5	H: 0 LOB: 0 BB: 0 P: 5	1B: 3 2B: 2 3B: 0 HR: 1	SF: 0 SAC: 0 DP: 0 HBP: 0	WP: 0 PB: 0 SB: 0 CS: 0	PA: 37															
PITCHER	IP WLS BF H R ER SO BB IBB HBP BLK WP HR S P ERA WHIP																																				
Mel Stottlemyre, R (1, 1) ERA: 2.62	5.2		25	5	4	4	6	2	1	0	0	0	1	34	46	6.35	1.235																				
Dooley Womack, R (6, 1) ERA: 1.02	3.1	W	12	1	1	0	2	0	0	0	0	0	0	16	16	0.00	0.300																				

Baltimore Orioles @ New York Yankees
 Yankee Stadium, Bronx, NY
 Sun May 14 1967, 3:33 AM EDT
 Att. 18,872 - Unknown

AB	34
R	5
H	6
RBI	4
BB	3
SO	8
LOB	9



Batter	1	2	3	4	5	6	7	8	9	AB	R	H	RBI	BB	SO	LOB
Horace Clarke, S OBP: 0.278, SLG: 0.222	4-0 E 1B HBP BB	0-0 1-3			0-0 1-3		0-0 3-1			3	1	0	0	1	0	0
Dick Howser, R OBP: 0.406, SLG: 0.315	0-0 HBP E 1-2 1B		0-0 6-3		0-0 F7		0-3 K			4	1	1	0	0	1	0
Mickey Mantle, S OBP: 0.375, SLG: 0.452	0-0 E5 1-2 2-3 HBP 1B		0-0 E 1B		0-0 F3		0-0 HR			4	2	2	1	0	0	2
Elston Howard, R OBP: 0.292, SLG: 0.310	0-3 K		0-0 E6 L3		0-0 F9		0-0 F9			4	0	0	0	0	1	4
Tom Tresh, S OBP: 0.339, SLG: 0.352	1-0 1B 1-2 2-3 3-H HBP		0-0 L3		0-0 E3 HR		0-0 4-3			3	1	0	1	0	0	2
Steve Whitaker, L OBP: 0.297, SLG: 0.391	0-0 G5-4-3 1B			0-0 F8		0-3 K		4-0 1B FC5-2 BB		3	0	1	2	1	1	1
Bill Robinson, R OBP: 0.242, SLG: 0.196	0-0 G5-4-3			0-3 K		0-0 HR		0-0 FC5-2 1B		2	0	0	0	0	1	2
Joe Peppone, L OBP: 0.326, SLG: 0.350	0-0 G5-4-3 1-2f			0-3 K		0-0 1B		0-0 FC5-2 1B		2	1	2	2	0	0	0
Ruben Amaro, R OBP: 0.353, SLG: 0.353		0-0 G3		0-0 1B		0-0 1B		0-0 FC5-2 1B		4	0	2	0	0	0	2
Mel Stottlemyre, R OBP: 0.133, SLG: 0.133		0-0 6-3		0-3 K		0-0 1-3		0-0 4-3		2	0	0	0	0	1	1
Dooley Womack, L										2	0	0	0	0	0	3

Inning Stats	R: 3	H: 2	E: 1	LOB: 1	K: 1	P: 7	R: 0	H: 0	E: 0	LOB: 0	K: 0	P: 3	R: 0	H: 1	E: 1	LOB: 1	K: 0	P: 4	R: 0	H: 1	E: 0	LOB: 1	K: 2	P: 8	R: 0	H: 0	E: 0	LOB: 0	K: 0	P: 3	R: 2	H: 2	E: 1	LOB: 1	K: 1	P: 8	R: 1	H: 1	E: 0	LOB: 0	K: 1	P: 6	R: 0	H: 1	E: 0	LOB: 2	K: 0	P: 8	R: 0	H: 1	E: 0	LOB: 0	K: 1	P: 8
--------------	------	------	------	--------	------	------	------	------	------	--------	------	------	------	------	------	--------	------	------	------	------	------	--------	------	------	------	------	------	--------	------	------	------	------	------	--------	------	------	------	------	------	--------	------	------	------	------	------	--------	------	------	------	------	------	--------	------	------

PITCHER																IP	WLS	BF	H	R	ER	SO	BB	IBB	HBP	BLK	WP	HR	S	P	ERA	WHIP
Steve Barber, L	(1, 1)	0.1		6	2	3	2	1	1	0	0	0	0	6	11	54.00	9.000															
Wally Bunker, R	(1, 1)	4.2		15	2	0	0	2	0	0	0	0	0	19	19	0.00	0.429															
Stu Miller, R	(6, 1)	2.0	L	10	3	3	1	2	0	0	0	0	2	14	14	4.50	1.500															
Eddie Fisher, R	(8, 1)	1.0		5	1	0	0	0	1	0	0	0	0	4	8	0.00	2.000															

BOTTOM

Baltimore Orioles @ New York Yankees
Yankee Stadium, Bronx, NY
Sun May 14 1967, 3:33 AM EDT
Att. 18,872 - Unknown

AB	33
R	6
H	8
RBI	6
BB	2
SO	5
LOB	17



1B:	6	SF:	0	WP:	0	PA:	36
2B:	1	SAC:	0	PB:	0		
3B:	0	DP:	2	SB:	0		
HR:	2	HBP:	1	CS:	0		

livebaseballscores.com

Batter	1	2	3	4	5	6	7	8	9	AB R H RBI BB SO LOB	TOP																											
Mark Belanger, R (1, 6) OBP: 0.231, SLG: 0.462	0-0 F3	0-0 1B			0-0 F8		0-0 SH2-4	0-0 F7		4 0 1 2 0 0 0																												
Russ Snyder, L (1, 8) OBP: 0.375, SLG: 0.472	0-0 5-3	0-0 F8			4-0 HR BB		4-0 PB BB		0-0 4-3 1B 2B	3 2 1 0 2 0 2																												
Curt Blefary, L (1, 7) OBP: 0.377, SLG: 0.473	0-0 E8		0-0 1-3		0-0 F6		0-3 K		0-0 4-3	5 0 0 0 0 1 4																												
Frank Robinson, R (1, 9) OBP: 0.424, SLG: 0.636	0-3 K		0-0 F5		0-0 HR		0-3 K		4-0 6-3 1B IBB	4 1 1 2 1 2 3																												
Boog Powell, L (1, 3) OBP: 0.361, SLG: 0.395		0-3 K	4-0 BB BB	0-0 BB BB	0-0 6-3			0-0 HR 1B	0-0 6-3 1B	4 1 2 1 1 1 0																												
Brooks Robinson, R (1, 5) OBP: 0.325, SLG: 0.365		0-0 BB BB 1B	0-0 F4			0-3 K		0-0 HR 1B	0-0 6-3	5 2 2 0 0 1 3																												
Davey Johnson, R (1, 4) OBP: 0.288, SLG: 0.273		4-0 BB BB 1B BB		0-0 F8		0-0 F8		0-0 F4	0-0 6-3	4 1 0 0 1 0 4																												
Andy Etchebarren, R (1, 2) OBP: 0.319, SLG: 0.344		0-3 K		0-0 F4		0-0 F7		0-0 F6		3 0 0 0 0 1 2																												
Charlie Lau, L (8, PH) OBP: 0.300, SLG: 0.286										1 0 0 0 0 0 2																												
Larry Haney, R (8, 2) OBP: 0.360, SLG: 0.500										0 0 0 0 0 0 0																												
Tom Phoebus, R (1, 1) Eddie Watt, R (6, 1) Woodie Held, R (7, PH) Eddie Fisher, R (7, 1) Paul Blair, R (8, PH) Stu Miller, R (8, 1)		4-0 BB BB 1B BB		0-0 5-3			4-0 PB SH2-4 BB	0-0 HR		1 0 0 0 1 0 0 0 0 0 0 0 0 0 0 0 0 0 1 0 0 0 0 0 0 0 0 0 1 1 1 3 0 0 0 0 0 0 0 0 0 0																												
Inning Stats	R: 0 E: 1 K: 1 S: 6	H: 0 LOB: 1 BB: 0 P: 6	R: 2 E: 0 K: 2 S: 9	H: 2 LOB: 2 BB: 2 P: 17	R: 0 E: 0 K: 0 S: 3	H: 0 LOB: 1 BB: 1 P: 7	R: 0 E: 0 K: 0 S: 3	H: 0 LOB: 0 BB: 0 P: 3	R: 2 E: 0 K: 0 S: 4	H: 1 LOB: 0 BB: 1 P: 8	R: 0 E: 0 K: 1 S: 5	H: 0 LOB: 0 BB: 0 P: 5	R: 0 E: 0 K: 2 S: 7	H: 0 LOB: 2 BB: 2 P: 15	R: 3 E: 0 K: 0 S: 6	H: 3 LOB: 0 BB: 0 P: 6	R: 1 E: 0 K: 0 S: 5	H: 2 LOB: 2 BB: 1 P: 9	1B: 5 2B: 1 3B: 0 HR: 2	SF: 0 SAC: 1 DP: 0 HBP: 0	WP: 0 PB: 1 SB: 0 CS: 0	PA: 43																
PITCHER	IP WLS BF H R ER SO BB IBB HBP BLK WP HR S P ERA WHIP																				PITCHER	IP WLS BF H R ER SO BB IBB HBP BLK WP HR S P ERA WHIP																
Darrell Brandon, R (1, 1) ERA: 4.23	6.0		26	3	4	4	4	4	4	0	0	0	0	1	30	46	6.00	1.167																				
John Wyatt, R (7, 1) ERA: 3.91	2.0	L	12	4	4	4	2	2	0	0	0	0	1	14	22	18.00	3.000																					
Billy Rohr, L (9, 1) ERA: 4.5	0.1		3	1	0	0	0	0	1	0	0	0	0	2	6	0.00	3.000																					
Dan Osinski, R (9, 1) ERA: 1.29	0.2		2	0	0	0	0	0	0	0	0	0	0	2	2	0.00	0.000																					

Baltimore Orioles @ Boston Red Sox
Fenway Park, Boston, MA
Tue May 16 1967, 7:05 PM EDT
Att. 9,510 - Unknown

livebaseballscorecards.com

AB	35
R	8
H	8
RBI	8
BB	7
SO	6
LOB	20



Batter	1	2	3	4	5	6	7	8	9	AB R H RBI BB SO LOB
Jose Tartabull, L OBP: 0.333, SLG: 0.254 (1, 8)	0-0 6-3		0-0 CS 1B	0-0 4-3			0-0 1-3		0-0 4-3	5 0 1 0 0 0 1
Joe Foy, R OBP: 0.290, SLG: 0.295 (1, 5)	4-0 WP S E BB		4-0 FC4-6 1-2 BB		0-0 6-3		0-3 K		0-3 K	3 1 0 0 2 2 0
Carl Yastrzemski, L OBP: 0.377, SLG: 0.533 (1, 7)	4-0 E 1-2 BB		0-0 FC4-6 1-2f 3B		0-0 4-3		0-0 HR			3 2 1 1 1 0 1
George Scott, R OBP: 0.370, SLG: 0.453 (1, 3)	0-0 E6 1-2 2-H		0-0 1B 3B		0-0 5-3		0-0 3B			4 1 2 2 0 0 1
Tony Conigliaro, R OBP: 0.347, SLG: 0.435 (1, 9)	0-3 K		0-0 E S 1B		0-0 FC2-6 1B		0-3 K2-3			4 0 2 1 0 2 3
Rico Petrocelli, R OBP: 0.408, SLG: 0.490 (1, 6)	0-3 K		0-3 K		0-0 FC2-6 FC5-4 1-2f 1B			0-0 1B		4 0 1 0 0 2 4
Mike Andrews, R OBP: 0.345, SLG: 0.370 (1, 4)		0-3 K		0-0 FC6-4 1B		0-0 FC5-4 1B		0-0 G5-4-3 1B		4 1 2 0 0 1 1
Mike Ryan, R OBP: 0.345, SLG: 0.370 (1, 2)		0-0 4-3		0-0 FC6-4 SH2-4 1-2f 1B		0-0 1B		0-0 G5-4-3 1-2f		4 0 1 1 0 0 2
Darrell Brandon, R OBP: 0.250, SLG: 0.182 (6, PH) Dalton Jones, L OBP: 0.373, SLG: 0.409 (7, 1) John Wyatt, R OBP: 0.250, SLG: 0.250 (9, 1) Dan Osinski, R OBP: 0.250, SLG: 0.250 (9, PH) Reggie Smith, S OBP: 0.277, SLG: 0.315 (9, PH)		0-3 K		0-0 SH2-4 1-2		0-0 F2		0-3 K		1 0 0 0 0 0 1 0 1 0 0 0 0 0 0 1 0 1 0 0 0 0 0 1 0

Inning Stats	R: 1	H: 0	E: 1	LOB: 2	K: 2	BB: 2	S: 8	P: 16	R: 0	H: 0	E: 0	LOB: 0	K: 2	BB: 0	S: 7	P: 7	R: 2	H: 3	E: 0	LOB: 1	K: 1	BB: 1	S: 7	P: 11	R: 0	H: 1	E: 0	LOB: 1	K: 0	BB: 0	S: 4	P: 4	R: 0	H: 0	E: 0	LOB: 0	K: 0	BB: 0	S: 3	P: 3	R: 1	H: 2	E: 0	LOB: 1	K: 0	BB: 0	S: 5	P: 5	R: 1	H: 2	E: 0	LOB: 1	K: 2	BB: 0	S: 9	P: 9	R: 0	H: 2	E: 0	LOB: 0	K: 0	BB: 0	S: 3	P: 3	R: 0	H: 0	E: 0	LOB: 0	K: 2	BB: 0	S: 7	P: 7	1B: 7	SF: 0	2B: 0	SAC: 1	3B: 2	DP: 1	HR: 1	HBP: 0	WP: 1	PA: 38
--------------	------	------	------	--------	------	-------	------	-------	------	------	------	--------	------	-------	------	------	------	------	------	--------	------	-------	------	-------	------	------	------	--------	------	-------	------	------	------	------	------	--------	------	-------	------	------	------	------	------	--------	------	-------	------	------	------	------	------	--------	------	-------	------	------	------	------	------	--------	------	-------	------	------	------	------	------	--------	------	-------	------	------	-------	-------	-------	--------	-------	-------	-------	--------	-------	--------


PITCHER	IP	WLS	BF	H	R	ER	SO	BB	IBB	HBP	BLK	WP	HR	S	P	ERA	WHIP
Tom Phoebus, R ERA: 5.53 (1, 1)	5.2		26	6	4	4	5	3	0	0	0	1	0	33	45	6.35	1.588
Eddie Watt, R ERA: 0.56 (6, 1)	0.1		1	0	0	0	0	0	0	0	0	0	0	1	1	0.00	0.000
Eddie Fisher, R ERA: 2.6 (7, 1)	1.0	W	5	2	1	1	2	0	0	0	0	0	1	9	9	9.00	2.000
Stu Miller, R ERA: 3.68 (8, 1)	2.0	S	6	2	0	0	2	0	0	0	0	0	0	10	10	0.00	1.000

BOTTOM

Baltimore Orioles @ Boston Red Sox
 Fenway Park, Boston, MA
 Tue May 16 1967, 7:05 PM EDT
 Att. 9,510 - Unknown

AB 34
 R 5
 H 10
 RBI 5
 BB 3
 SO 9
 LOB 14



Batter	1	2	3	4	5	6	7	8	9	AB R H RBI BB SO LOB	TOP																										
Mark Belanger, R (1, 6) OBP: 0.250, SLG: 0.500	0-0 F2		0-0 SH1-4		0-3 K		0-0 2B	0-0 SH1-4		3 1 1 0 0 1 0	<p>Baltimore Orioles @ Boston Red Sox</p> <p>Fenway Park, Boston, MA</p> <p>Wed May 17 1967, 7:05 PM EDT</p> <p>Att. 8,714 - Unknown</p>																										
Curt Blefary, L (1, 7) OBP: 0.370, SLG: 0.454	0-0 F5		4-0 BB		0-0 G3		0-0 F7	0-0 1-3		4 0 0 0 1 0 2																											
Paul Blair, R (1, 8) OBP: 0.295, SLG: 0.397	0-0 HR		0-0 G6-4-3				0-3 K	0-3 K		5 1 1 1 0 2 4																											
Frank Robinson, R (1, 9) OBP: 0.439, SLG: 0.680	0-3 K			0-0 HR		0-0 G6-4-3	0-0 HR		4-0 1B	4 2 3 2 1 1 0																											
Brooks Robinson, R (1, 5) OBP: 0.336, SLG: 0.393		0-0 HR		1-0 HBP		0-0 G6-4-3	4-0 HR		0-0 L5	3 2 1 1 1 0 2																											
Boog Powell, L (1, 3) OBP: 0.373, SLG: 0.440		0-0 L4		0-0 4-3					0-0 1B	5 2 3 3 0 0 1																											
Davey Johnson, R (1, 4) OBP: 0.312, SLG: 0.333		0-3 K		0-0 1B					0-3 K	3 2 2 1 1 1 0																											
Woodie Held, R (8, 4) OBP: 0.317, SLG: 0.353				2-3						1 0 0 0 0 1 2																											
Andy Etchebarren, R (1, 2) OBP: 0.312, SLG: 0.377		0-0 F9		0-0 G4-6-3					0-0 6-3	5 1 1 3 0 0 4																											
Jim Palmer, R (1, 1) OBP: 0.167, SLG: 0.182			0-0 SH1-4		0-0 4-3		0-0 HR			0 0 0 0 0 0 0																											
Bill Dillman, R (2, 1) OBP: 0.200, SLG: 0.200										2 0 1 0 0 0 0																											
Sam Bowens, R (7, PH) OBP: 0.222, SLG: 0.556										1 1 1 1 0 0 0																											
Eddie Fisher, R (7, 1) OBP: 0.222, SLG: 0.556										0 0 0 0 0 0 0																											
Moe Drabowsky, R (7, 1) OBP: 0.750, SLG: 0.667										1 0 1 0 0 0 0																											
Inning Stats	R: 1 E: 0 K: 1 S: 6	H: 1 LOB: 0 BB: 0 P: 6	R: 1 E: 0 K: 1 S: 6	H: 1 LOB: 0 BB: 0 P: 6	R: 0 E: 0 K: 0 S: 3	H: 1 LOB: 1 BB: 1 P: 7	R: 1 E: 0 K: 0 S: 4	H: 2 LOB: 1 BB: 0 P: 5	R: 0 E: 0 K: 1 S: 5	H: 1 LOB: 0 BB: 0 P: 3		R: 9 E: 0 K: 1 S: 12	H: 7 LOB: 0 BB: 2 P: 20	R: 0 E: 0 K: 1 S: 6	H: 1 LOB: 1 BB: 0 P: 6	R: 0 E: 0 K: 1 S: 6	H: 1 LOB: 2 BB: 1 P: 10	1B: 6 2B: 2 3B: 0 HR: 7	SF: 0 SAC: 2 DP: 3 HBP: 1	WP: 0 PB: 0 SB: 0 CS: 0	PA: 44																
PITCHER	IP WLS BF H R ER SO BB IBB HBP BLK WP HR S P ERA WHIP																																				
Dennis Bennett, L (1, 1) ERA: 3.82	3.1		16	5	3	3	2	1	0	1		0	0	3	18	23	8.10	1.800																			
Galen Cisco, R (4, 1) ERA: 3.75	2.2	L	12	5	5	5	1	1	0	0		0	0	2	13	17	16.88	2.250																			
Bill Landis, L (7, 1) ERA: 16.2	1.0		7	3	4	4	1	0	1	0	0	0	2	8	12	36.00	3.000																				
Don McMahon, R (8, 1) ERA: 3.95	1.0		4	1	0	0	1	0	0	0	0	0	0	6	6	0.00	1.000																				
Dan Osinski, R (9, 1) ERA: 1.2	1.0		5	1	0	0	1	1	0	0	0	0	0	6	10	0.00	2.000																				

livebaseballscorecards.com

AB	37
R	12
H	15
RBI	12
BB	4
SO	6
LOB	15

Batter	1	2	3	4	5	6	7	8	9	AB	R	H	RBI	BB	SO	LOB
Reggie Smith, S OBP: 0.283, SLG: 0.319 (1, 8)	0-0 3-1 1B	0-3 K			0-0 SH3 HR 1B		0-0 WP HR 1B	0-0 5-6-7		5	2	2	0	0	1	0
Mike Andrews, R OBP: 0.341, SLG: 0.364 (1, 4)	0-0 1B		0-3 K		0-0 SH3 1-2		0-0 F2 1-2		0-3 K	4	0	1	0	0	2	1
Carl Yastrzemski, L OBP: 0.386, SLG: 0.586 (1, 7)	4-0 1B HR BB		0-0 4-3		0-0 HR 2-H		0-0 HR 2-H		0-0 F5	4	3	2	4	1	0	0
George Scott, R OBP: 0.381, SLG: 0.460 (1, 3)	0-0 1-2 HR 1B		0-0 F8		0-0 CS 1B		0-0 1B 1B		0-0 F9	5	1	3	0	0	0	0
Don Demeter, R OBP: 0.455, SLG: 0.714 (1, 9)	0-0 1-H 2-H HR		0-3 K		0-0 F8 1-2		0-0 F8			4	1	1	3	0	1	2
Rico Petrocelli, R OBP: 0.411, SLG: 0.491 (1, 6)	0-0 1B		0-0 E4 4-3 1B			0-0 5-3	0-0 1-2 1B			4	1	2	0	0	0	0
Joe Foy, R OBP: 0.278, SLG: 0.280 (1, 5)	0-3 K		0-0 4-3 2-3		0-0 K	0-3 K	0-3 K			4	0	0	0	0	3	4
Mike Ryan, R OBP: 0.394, SLG: 0.400 (1, 2)			0-0 G1-6-3 1B		0-0 3-H 1B	4-0 BB		0-3 K		3	0	2	1	1	1	0
Dennis Bennett, L OBP: 0.077, SLG: 0.308 (4, 1) Galen Cisco, R (7, 1) Bill Landis, L (8, 1) Don McMahon, R (8, PH) Dalton Jones, L (9, 1) Dan Osinski, R (9, 1)			0-0 G1-6-3 1-2f		0-0 F8	0-0 5-3		0-0 F8		1	0	0	0	0	0	1


Inning Stats	R: 3	H: 4	E: 0	LOB: 1	K: 1	BB: 1	S: 8	P: 12
	R: 0	H: 1	E: 0	LOB: 0	K: 1	BB: 0	S: 5	P: 5
	R: 0	H: 0	E: 0	LOB: 0	K: 1	BB: 0	S: 5	P: 5
	R: 1	H: 1	E: 1	LOB: 1	K: 1	BB: 0	S: 7	P: 7
	R: 2	H: 3	E: 0	LOB: 0	K: 0	BB: 0	S: 5	P: 5
	R: 0	H: 0	E: 0	LOB: 1	K: 1	BB: 1	S: 5	P: 9
	R: 2	H: 4	E: 0	LOB: 2	K: 1	BB: 0	S: 9	P: 9
	R: 0	H: 0	E: 0	LOB: 0	K: 1	BB: 0	S: 5	P: 5
	R: 0	H: 0	E: 0	LOB: 0	K: 1	BB: 0	S: 5	P: 5

PITCHER	IP	WLS	BF	H	R	ER	SO	BB	IBB	HBP	BLK	WP	HR	S	P	ERA	WHIP
Jim Palmer, R ERA: 3.16 (1, 1)	1.0		7	4	3	3	1	1	0	0	0	0	1	8	12	27.00	5.000
Bill Dillman, R ERA: 3.32 (2, 1)	5.0	W	20	5	3	2	4	1	0	0	0	0	1	27	31	3.60	1.200
Eddie Fisher, R ERA: 3.5 (7, 1)	0.2		6	4	2	2	0	0	0	0	0	1	1	6	6	27.00	6.000
Moe Drabowsky, R ERA: 1.08 (7, 1)	2.1	S	7	0	0	0	3	0	0	0	0	0	0	13	13	0.00	0.000


BOTTOM

Baltimore Orioles @ Boston Red Sox
Fenway Park, Boston, MA
Wed May 17 1967, 7:05 PM EDT
Att. 8,714 - Unknown

AB	37
R	8
H	13
RBI	8
BB	2
SO	8
LOB	10



1B	2B	3B	HR	SF	SAC	DP	HBP	WP	HR	S	P	ERA	WHIP
10	0	0	3	0	1	1	0	1	0	0	0	0.00	0.000
1	0	0	0	0	0	0	0	0	0	0	0	0.00	0.000
0	0	0	0	0	0	0	0	0	0	0	0	0.00	0.000
0	0	0	0	0	0	0	0	0	0	0	0	0.00	0.000
0	0	0	0	0	0	0	0	0	0	0	0	0.00	0.000

Batter	1	2	3	4	5	6	7	8	9	AB R H RBI BB SO LOB	TOP														
Luis Aparicio, R (1, 6) OBP: 0.270, SLG: 0.318	0-0 F5		0-0 F9			0-0 1B		0-0 F9		4 0 1 0 0 0 1	<p>Baltimore Orioles @ Washington Senators D.C. Stadium, Washington, DC Thu May 18 1967, 7:05 PM EDT Att. 7,291 - Unknown</p> <p>livebaseballscorecards.com</p> <table> <tr><td>AB</td><td>30</td></tr> <tr><td>R</td><td>0</td></tr> <tr><td>H</td><td>3</td></tr> <tr><td>RBI</td><td>0</td></tr> <tr><td>BB</td><td>1</td></tr> <tr><td>SO</td><td>5</td></tr> <tr><td>LOB</td><td>5</td></tr> </table> 	AB	30	R	0	H	3	RBI	0	BB	1	SO	5	LOB	5
AB	30																								
R	0																								
H	3																								
RBI	0																								
BB	1																								
SO	5																								
LOB	5																								
Curt Blefary, L (1, 7) OBP: 0.356, SLG: 0.436	0-3 K			0-0 3-1		0-0 F4		0-0 4-3	4 0 0 0 0 1 1																
Paul Blair, R (1, 8) OBP: 0.280, SLG: 0.377	0-0 F9			0-0 5-3			0-0 5-3	0-0 F7	4 0 0 0 0 0 0																
Frank Robinson, R (1, 9) OBP: 0.425, SLG: 0.654		0-0 F3		0-0 5-3			0-3 K	0-0 F4	4 0 0 0 0 1 0																
Brooks Robinson, R (1, 5) OBP: 0.344, SLG: 0.400		0-0 1B			0-0 F4		0-0 1B		3 0 2 0 0 0 0																
Boog Powell, L (1, 3) OBP: 0.362, SLG: 0.426		0-3 K			0-0 4-3		0-3 K		3 0 0 0 0 2 2																
Davey Johnson, R (1, 4) OBP: 0.300, SLG: 0.319		0-0 F4			0-0 F8			0-0 6-3	3 0 0 0 0 0 1																
Andy Etchebarren, R (1, 2) OBP: 0.300, SLG: 0.361			0-3 K			0-0 6-3		0-0 F5	3 0 0 0 0 1 0																
Frank Bertaina, L (1, 1) OBP: 0.143, SLG: 0.143			0-0 4-3			0-0 2-3		4-0 BB	2 0 0 0 0 0 0																
Eddie Watt, R (7, 1)									0 0 0 0 0 0 0																
Sam Bowers, R (8, PH) OBP: 0.300, SLG: 0.556									0 0 0 0 1 0 0																
Stu Miller, R (8, 1)									0 0 0 0 0 0 0																
Inning Stats	R: 0 E: 0 K: 1 S: 5	H: 0 LOB: 0 BB: 0 P: 5	R: 0 E: 0 K: 1 S: 6	H: 1 LOB: 1 BB: 0 P: 6	R: 0 E: 0 K: 1 S: 5	H: 0 LOB: 0 BB: 0 P: 5	R: 0 E: 0 K: 0 S: 3	H: 0 LOB: 0 BB: 0 P: 3	R: 0 E: 0 K: 0 S: 3	H: 0 LOB: 0 BB: 0 P: 3	R: 0 E: 0 K: 2 S: 8	H: 1 LOB: 1 BB: 0 P: 8	R: 0 E: 0 K: 2 S: 3	H: 0 LOB: 1 BB: 1 P: 7	R: 0 E: 0 K: 0 S: 3	H: 0 LOB: 0 BB: 0 P: 3	1B: 3 2B: 0 3B: 0 HR: 0	SF: 0 SAC: 0 DP: 0 HBP: 0	WP: 0 PB: 0 SB: 0 CS: 0	PA: 31					
PITCHER Pete Richert, L (1, 1) ERA: 5.18	IP: 9.0 WLS: W BF: 31 H: 3 R: 0 ER: 0 SO: 5 BB: 1 IBB: 0 HBP: 0 BLK: 0 WP: 0 HR: 0 S: 40 P: 44 ERA: 0.00 WHIP: 0.444																								

Batter	1	2	3	4	5	6	7	8	9
Tim Cullen, R OBP: 0.385, SLG: 0.324 (1, 4)	0-3 K		4-0 BB		0-0 5-3		0-0 5-3		
Hank Allen, R OBP: 0.250, SLG: 0.367 (1, 8) (9, 7)	0-0 1B		0-0 F8			0-0 F9		0-0 2B	
Frank Howard, R OBP: 0.368, SLG: 0.480 Fred Valentine, S OBP: 0.370, SLG: 0.345 (1, 7) (9, 8)	0-0 F8			4-0 1B SF8 BB		0-3 K		0-0 6-3	
Cap Peterson, R OBP: 0.323, SLG: 0.288 Jim King, L OBP: 0.316, SLG: 0.343 (1, 9) (9, 9)	0-0 4-3			0-0 1B 1-3 1B		0-3 K		0-0 F6	
Ken Harrelson, R OBP: 0.357, SLG: 0.429 (1, 3)		0-0 E6 G5-4-3		0-0 SF8		4-0 1B WP BB		0-0 F8	
Ken McMullen, R OBP: 0.248, SLG: 0.361 (1, 5)		0-0 F8		0-0 CS 1B		4-0 1B E BB			
Doug Camilli, R OBP: 0.118, SLG: 0.294 (1, 2)		0-0 G5-4-3 1-2f		0-3 K 1-2		0-0 F3			
Ed Brinkman, R OBP: 0.217, SLG: 0.222 (1, 6)			0-0 F8		0-0 F8		0-0 E 1B 1-3 2-H		
Pete Richert, L OBP: 0.077, SLG: 0.077 (1, 1)			0-3 K		0-3 K		0-0 E5 2-3 3-H		


Inning Stats	R: 0	H: 1	E: 0	K: 1	S: 6	LOB: 1	BB: 0	P: 6
	R: 0	H: 0	E: 1	K: 0	S: 3	LOB: 0	BB: 0	P: 3
	R: 0	H: 0	E: 0	K: 1	S: 5	LOB: 1	BB: 1	P: 9
	R: 1	H: 2	E: 0	K: 1	S: 6	LOB: 2	BB: 1	P: 10
	R: 0	H: 0	E: 0	K: 1	S: 5	LOB: 0	BB: 0	P: 5
	R: 0	H: 0	E: 0	K: 2	S: 7	LOB: 0	BB: 0	P: 7
	R: 1	H: 1	E: 1	K: 0	S: 4	LOB: 2	BB: 2	P: 12
	R: 0	H: 1	E: 0	K: 0	S: 4	LOB: 1	BB: 0	P: 4

PITCHER	IP	WLS	BF	H	R	ER	SO	BB	IBB	HBP	BLK	WP	HR	S	P	ERA	WHIP
Frank Bertaina, L ERA: 4.32 (1, 1)	6.0	L	24	3	2	1	6	4	0	0	0	1	0	32	48	1.50	1.167
Eddie Watt, R ERA: 0.53 (7, 1)	1.0		4	1	0	0	0	0	0	0	0	0	0	4	4	0.00	1.000
Stu Miller, R ERA: 3.45 (8, 1)	1.0		4	1	0	0	0	0	0	0	0	0	0	4	4	0.00	1.000

BOTTOM

Baltimore Orioles @ Washington Senators
D.C. Stadium, Washington, DC
Thu May 18 1967, 7:05 PM EDT
Att. 7,291 - Unknown

AB	27
R	2
H	5
RBI	1
BB	4
SO	6
LOB	15



1B	2B	3B	HR	SF	SAC	DP	HBP	WP	PB	SB	CS	PA
4	2	0	0	1	0	2	0	1	0	0	1	32

Batter	1	2	3	4	5	6	7	8	9	AB R H RBI BB SO LOB	TOP											
Luis Aparicio, R (1, 6) OBP: 0.275, SLG: 0.339	0-0 L4			0-0 2B	0-0 F8		0-0 2B	0-0 G6-4-3		5 1 2 0 0 0 1	<p>Baltimore Orioles @ Washington Senators D.C. Stadium, Washington, DC</p> <p>Fri May 19 1967, 7:05 PM EDT Att. 12,072 - Unknown</p> <p>livebaseballscorecards.com</p>											
Russ Snyder, L (1, 8) OBP: 0.396, SLG: 0.585	0-3 K			0-0 1B		0-0 HR	0-3 K		0-0 HR	5 3 3 2 0 2 1												
Brooks Robinson, R (1, 5) OBP: 0.354, SLG: 0.425	0-0 1-3			4-0 1B		0-0 HR	0-0 6-3		4-0 1B	3 3 1 2 2 0 1												
Frank Robinson, R (1, 9) OBP: 0.424, SLG: 0.670		0-0 6-3		0-0 F7		0-0 HR	0-0 F2		0-0 1B	5 1 2 1 0 0 3												
Boog Powell, L (1, 3) OBP: 0.364, SLG: 0.412	0-3 K			0-3 K		4-0 FC1-6		4-0 WP	0-0 F8	3 1 0 0 2 2 4												
Curt Blefary, L (1, 7) OBP: 0.359, SLG: 0.429	0-0 F9			0-0 1B		0-0 FC1-6		4-0 1B	0-0 4-3	4 1 1 3 1 0 2												
Davey Johnson, R (1, 4) OBP: 0.306, SLG: 0.325			0-0 5-3	0-0 F8		0-0 1B		0-0 1B	0-0 5-3	5 1 2 1 0 0 2												
Larry Haney, R (1, 2) OBP: 0.345, SLG: 0.464	0-3 K				0-0 6-3	0-0 F8		0-0 1B		4 0 1 2 0 1 2												
Steve Barber, L (1, 1)	0-3 K					0-3 K		0-3 K		3 0 0 0 0 3 2												
Eddie Fisher, R (6, 1)										0 0 0 0 0 0 0												
Wally Bunker, R (6, 1)										1 0 0 0 0 1 1												
Inning Stats	R: 0 E: 0 K: 1 S: 5	H: 0 LOB: 0 BB: 0 P: 5	R: 0 E: 0 K: 1 S: 5	H: 0 LOB: 0 BB: 0 P: 5	R: 0 E: 0 K: 2 S: 7	H: 0 LOB: 0 BB: 0 P: 7	R: 3 E: 0 K: 1 S: 8	H: 3 LOB: 1 BB: 1 P: 12	R: 0 E: 0 K: 1 S: 5	H: 0 LOB: 0 BB: 0 P: 5	R: 3 E: 0 K: 1 S: 9	H: 4 LOB: 2 BB: 1 P: 13	R: 0 E: 0 K: 1 S: 6	H: 1 LOB: 1 BB: 0 P: 6	R: 3 E: 0 K: 1 S: 6	H: 2 LOB: 0 BB: 2 P: 14	R: 2 E: 0 K: 0 S: 5	H: 2 LOB: 1 BB: 1 P: 9	1B: 6 2B: 3 3B: 0 HR: 3	SF: 0 SAC: 0 DP: 1 HBP: 0	WP: 1 PB: 1 SB: 2 CS: 0	PA: 43
PITCHER	IP WLS BF H R ER SO BB IBB HBP BLK WP HR S P ERA WHIP																					
Phil Ortega, R (1, 1) ERA: 4.37	4.0 L 16 3 3 3 5 1 0 0 0 0 0 25 29 6.75 1.000																					
Dick Lines, L (5, 1) ERA: 4.2	1.1 9 4 3 3 1 1 0 0 0 0 0 2 10 14 20.25 3.750																					
Bob Priddy, R (6, 1) ERA: 3.29	0.2 2 0 0 0 1 0 0 0 0 0 0 4 4 0.00 0.000																					
Bob Humphreys, R (7, 1) ERA: 5.03	1.0 6 1 2 2 1 2 0 0 0 0 0 6 14 18.00 3.000																					
Dave Baldwin, R (8, 1) ERA: 1.86	1.0 4 2 1 1 1 0 0 0 0 1 0 6 6 9.00 2.000																					
PITCHER	IP WLS BF H R ER SO BB IBB HBP BLK WP HR S P ERA WHIP																					
Jim Hannan, R (9, 1) ERA: 4.79	1.0 6 2 2 2 0 1 0 0 0 0 0 1 5 9 18.00 3.000																					



BOTTOM

Baltimore Orioles @ Washington Senators
D.C. Stadium, Washington, DC
Fri May 19 1967, 7:05 PM EDT
Att. 12,072 - Unknown

livebaseballscorecards.com

AB 35
R 5
H 9
RBI 5
BB 9
SO 5
LOB 20



WP: 0 PA: 44
PB: 0
SB: 0
CS: 0

AB R H RBI BB SO LOB

2 0 0 0 1 0 4
2 0 1 2 0 1 0

4 0 1 1 0 0 1
1 0 0 0 0 0 0

3 0 0 0 2 1 2

2 0 1 0 2 0 0
0 0 0 0 0 0 0
0 0 0 0 0 0 0
1 0 0 0 0 0 1
0 0 0 0 0 0 0

5 1 1 0 0 0 6

5 1 1 0 0 0 0

4 0 2 0 1 1 2

3 1 0 0 2 1 2

1 0 0 0 0 1 2
1 0 1 0 0 0 0
0 0 0 0 0 0 0
0 0 0 0 0 0 0
1 2 1 2 1 0 0

1B: 8 SF: 0
2B: 0 SAC: 0
3B: 0 DP: 1
HR: 1 HBP: 0

Table with 10 columns (Batter, 1-9) and 15 rows of player data. Each cell contains a batting order diagram with pitch counts, counts (e.g., 3-1), and outcomes (e.g., BB, K, F8, FC5-4, 1B). Includes player names and statistics like OBP and SLG.

Inning Stats table with columns for R, H, E, K, S, LOB, BB, P, and rows for each of the 9 innings.

Pitcher stats table with columns for IP, WLS, BF, H, R, ER, SO, BB, IBB, HBP, BLK, WP, HR, S, P, ERA, WHIP, and rows for Steve Barber, Eddie Fisher, and Wally Bunker.

Batter	1	2	3	4	5	6	7	8	9	AB R H RBI BB SO LOB	TOP		
Luis Aparicio, R (1, 6) OBP: 0.272, SLG: 0.333	0-0 5-3		0-0 6-3			0-0 SH2-4 HR 1B	0-0 F8		0-0 F1	5 1 1 0 0 0 2			
Russ Snyder, L (1, 8) OBP: 0.411, SLG: 0.591 Paul Blair, R (7, PR) OBP: 0.289, SLG: 0.385 (7, 8)	0-0 F2			0-0 1B		0-0 SH2-4 1-2	0-0 1B 1B		0-0 F1 G6-4-3 1B	3 0 2 0 0 0 0 1 0 1 0 0 0 0			
Brooks Robinson, R (1, 5) OBP: 0.348, SLG: 0.415	0-0 F8			0-0 F6		0-0 6-3	0-0 1-2 1B		0-0 G6-4-3 1-2f	5 0 1 0 0 0 5			
Frank Robinson, R (1, 9) OBP: 0.426, SLG: 0.670		0-0 3-1 1B 2B		0-0 F9		4-0 HR IBB	0-3 K			3 2 1 0 1 1 3			
Boog Powell, L (1, 3) OBP: 0.360, SLG: 0.436		0-0 F7		0-0 F5		0-0 1-H 2-H HR		0-0 F9		4 1 1 3 0 0 2			
Curt Blefary, L (1, 7) OBP: 0.356, SLG: 0.422		0-0 3-1 2-3		0-0 F6		0-0 1B 1B		0-0 L4		4 0 1 0 0 0 1			
Davey Johnson, R (1, 4) OBP: 0.315, SLG: 0.333		0-0 CS 1B 3-H		0-0 5-3		0-0 1-2 1B		0-0 5-3		4 0 2 1 0 0 0			
Larry Haney, R (1, 2) OBP: 0.364, SLG: 0.484		0-0 CS 1-2	0-0 5-3		4-0 BB BB BB	0-0 4-3			0-0 1B 2B	3 0 1 0 1 0 2			
Dave McNally, R (1, 1) OBP: 0.071, SLG: 0.143 Moe Drabowsky, R (7, 1) OBP: 0.800, SLG: 0.750			0-0 5-3		0-0 5-3		0-3 K		0-0 2-3 1B 1B	3 0 0 0 0 1 1 1 0 1 0 0 0 0			
Inning Stats	R: 0 E: 0 K: 0 S: 3 H: 0 LOB: 0 BB: 0 P: 3	R: 1 E: 0 K: 0 S: 4 H: 2 LOB: 0 BB: 0 P: 4	R: 0 E: 0 K: 0 S: 3 H: 0 LOB: 0 BB: 0 P: 3	R: 0 E: 0 K: 0 S: 4 H: 1 LOB: 1 BB: 0 P: 4	R: 0 E: 0 K: 0 S: 3 H: 0 LOB: 1 BB: 1 P: 7	R: 3 E: 0 K: 2 S: 7 H: 4 LOB: 2 BB: 1 P: 11	R: 0 E: 0 K: 2 S: 9 H: 2 LOB: 2 BB: 0 P: 9	R: 0 E: 0 K: 0 S: 3 H: 0 LOB: 0 BB: 0 P: 3	R: 0 E: 0 K: 0 S: 5 H: 3 LOB: 2 BB: 0 P: 5	1B: 9 2B: 2 3B: 0 HR: 1 SF: 0 SAC: 1 DP: 1 HBP: 0	WP: 0 PB: 0 SB: 0 CS: 1 PA: 40		
PITCHER	IP WLS BF H R ER SO BB IBB HBP BLK WP HR S P ERA WHIP											PITCHER	IP WLS BF H R ER SO BB IBB HBP BLK WP HR S P ERA WHIP
Joe Coleman, R (1, 1) ERA: 5.4	6.2 L 30 9 4 4 1 1 1 0 0 0 0 1 30 38 5.40 1.500												
Bob Priddy, R (7, 1) ERA: 3.21	0.1 1 0 0 0 1 0 0 0 0 0 0 0 3 3 0.00 0.000												
Darold Knowles, L (8, 1) ERA: 0.4	2.0 8 3 0 0 0 0 0 0 0 0 0 0 8 8 0.00 1.500												

Baltimore Orioles @ Washington Senators
D.C. Stadium, Washington, DC
Sat May 20 1967, 3:33 AM EDT
Att. 7,001 - Unknown

livebaseballscorecards.com

AB 36
R 4
H 12
RBI 4
BB 2
SO 2
LOB 16



Batter	1	2	3	4	5	6	7	8	9	AB	R	H	RBI	BB	SO	LOB
Tim Cullen, R (1, 4) OBP: 0.356, SLG: 0.282 Bob Saverine, S (7, PH) OBP: 0.235, SLG: 0.220 (8, 4)	0-0 6-3		0-0 F6			0-0 F7	0-0 F5			3	0	0	0	0	0	1
Hank Allen, R (1, 8) OBP: 0.250, SLG: 0.342	0-0 6-3			0-0 6-3		0-0 HR 1B		0-3 K		4	1	1	0	0	1	0
Frank Howard, R (1, 7) OBP: 0.382, SLG: 0.533	0-0 6-3			0-0 HR		0-0 HR		0-0 1B		4	2	3	3	0	0	0
Cap Peterson, R (1, 9) OBP: 0.356, SLG: 0.297		0-0 L5		0-0 CS 1B		4-0 G5-4-3 BB		0-0 F7		3	0	1	0	1	0	1
Ken Harrelson, R (1, 3) OBP: 0.314, SLG: 0.364		0-0 F9		0-3 K 1-2		0-0 G5-4-3 1-2f		0-3 K		4	0	0	0	0	2	3
Ken McMullen, R (1, 5) OBP: 0.236, SLG: 0.340		0-3 K			0-0 F7		0-0 6-3		0-0 F9	4	0	0	0	0	1	0
Doug Camilli, R (1, 2) OBP: 0.269, SLG: 0.360			0-0 F3		0-0 1B 1B		0-0 F8		0-0 1B	4	0	2	0	0	0	0
Ed Brinkman, R (1, 6) OBP: 0.244, SLG: 0.230 Jim King, L (9, PH) OBP: 0.317, SLG: 0.342			0-0 SH3-4 1B		0-0 G4-3 1B		4-0 2B BB		0-0 F8	2	0	2	0	1	0	0
Joe Coleman, R (1, 1) OBP: 0.167, SLG: 0.182 Bob Priddy, R (7, 1)			0-0 SH3-4		0-0 G4-3		0-0 2B		0-0 F8	1	0	0	0	0	0	2
Fred Valentine, S (7, PH) OBP: 0.387, SLG: 0.404 Darold Knowles, L (8, 1)			1-2		1-2f		1-3 2B			0	0	0	0	0	0	0
Bernie Allen, L (9, PH) OBP: 0.176, SLG: 0.188										1	0	0	0	0	0	1

Inning Stats	R: 0	H: 0	E: 0	K: 0	S: 3	R: 0	H: 0	E: 0	K: 1	S: 5	R: 0	H: 1	E: 0	K: 0	S: 4	R: 1	H: 2	E: 0	K: 1	S: 6	R: 0	H: 2	E: 0	K: 0	S: 4	R: 2	H: 2	E: 0	K: 0	S: 4	R: 0	H: 1	E: 0	K: 2	S: 8	R: 0	H: 1	E: 0	K: 0	S: 4	R: 0	H: 1	E: 0	K: 0	S: 4	1B: 7	SF: 0	2B: 2	SAC: 1	3B: 0	DP: 3	HR: 2	HBP: 0	WP: 0	PA: 36
--------------	------	------	------	------	------	------	------	------	------	------	------	------	------	------	------	------	------	------	------	------	------	------	------	------	------	------	------	------	------	------	------	------	------	------	------	------	------	------	------	------	------	------	------	------	------	-------	-------	-------	--------	-------	-------	-------	--------	-------	--------

PITCHER	IP	WLS	BF	H	R	ER	SO	BB	IBB	HBP	BLK	WP	HR	S	P	ERA	WHIP
Dave McNally, L (1, 1) ERA: 6.05	6.2	W	26	7	3	3	2	2	0	0	0	0	2	28	36	4.05	1.350
Moe Drabowsky, R (7, 1) ERA: 0.95	2.1	S	10	3	0	0	2	0	0	0	0	0	0	14	14	0.00	1.286

BOTTOM

Baltimore Orioles @ Washington Senators
D.C. Stadium, Washington, DC
Sat May 20 1967, 3:33 AM EDT
Att. 7,001 - Unknown

livebaseballscores.com

AB	33
R	3
H	10
RBI	3
BB	2
SO	4
LOB	11



Batter	1	2	3	4	5	6	7	8	9	AB R H RBI BB SO LOB	TOP
Horace Clarke, S (1, 4) x OBP: 0.321, SLG: 0.280	0-0 4-3 ①		4-0 BB			4-0 WP BB		0-0 1B		2 0 1 0 2 0 0	
Tom Tresh, S (1, 7) x OBP: 0.328, SLG: 0.376	0-0 F7		0-3 K ③			0-3 K ①		0-3 K ②		4 0 0 0 0 3 4	
Mickey Mantle, S (1, 3) x OBP: 0.375, SLG: 0.520	0-0 G3			0-0 1-3 ①		0-0 F7 ②		0-0 F7 ③		4 0 0 0 0 0 2	
Joe Pepitone, L (1, 8) x OBP: 0.282, SLG: 0.342		0-0 6-3 ①		0-3 K ②		0-3 K ③			0-3 K ①	4 0 0 0 0 3 1	
Steve Whitaker, L (1, 9) x OBP: 0.287, SLG: 0.340		0-3 K		0-3 K ③			0-0 1B		4-0 WP 6-3 BB	3 0 1 0 1 2 0	
Jake Gibbs, L (1, 2) x OBP: 0.311, SLG: 0.273		0-0 F7 ③			0-0 F3 ①		0-0 F6 ①		0-0 6-3 ②	4 0 0 0 0 0 2	
Charley Smith, R (1, 5) x OBP: 0.289, SLG: 0.284			0-0 6-3 ①		0-0 F8 ②		0-3 K ②		4-0 2-3 BB	3 0 0 0 1 1 1	
Ruben Amaro, R (1, 6) x OBP: 0.289, SLG: 0.295			0-0 F8 ②		4-0 BB		0-0 1-3 ③		0-0 2-3 ③	3 0 0 0 1 0 3	
Fred Talbot, R (1, 1) x Thad Tilston, R (2, 1) x Dick Howser, R (5, PH) x Jim Bouton, R (5, 1) x Elston Howard, R (8, PH) x Hal Renitt, R (8, 1) x			4-0 BB BB		0-3 K ③			0-3 K ①		0 0 0 0 0 0 0 0 0 0 0 0 1 0 0 1 0 0 0 0 0 1 1 0 0 0 0 0 0 0 0 1 0 0 0 0 0 1 0 0 0 0 0 0 0 0 0	
Inning Stats	R: 0 H: 0 E: 0 LOB: 0 K: 0 BB: 0 S: 3 P: 3	R: 0 H: 0 E: 0 LOB: 0 K: 1 BB: 0 S: 5 P: 5	R: 0 H: 0 E: 0 LOB: 2 K: 1 BB: 2 S: 5 P: 13	R: 0 H: 0 E: 0 LOB: 0 K: 2 BB: 0 S: 7 P: 7	R: 0 H: 0 E: 0 LOB: 1 K: 1 BB: 1 S: 5 P: 9	R: 0 H: 0 E: 0 LOB: 1 K: 2 BB: 1 S: 7 P: 11	R: 0 H: 1 E: 0 LOB: 1 K: 1 BB: 0 S: 6 P: 6	R: 0 H: 1 E: 0 LOB: 1 K: 2 BB: 0 S: 8 P: 8	R: 0 H: 0 E: 0 LOB: 2 K: 1 BB: 2 S: 5 P: 13	1B: 2 SF: 0 2B: 0 SAC: 0 3B: 0 DP: 0 HR: 0 HBP: 0	WP: 2 PA: 35 PB: 0 SB: 0 CS: 0
PITCHER Tom Phoebus, R (1, 1) x ERA: 4.17	IP WLS BF H R ER SO BB IBB HBP BLK WP HR S P ERA WHIP										
	9.0 W 35 2 0 0 11 6 0 0 0 2 0 51 75 0.00 0.889										

New York Yankees @ Baltimore Orioles
 Memorial Stadium, Baltimore, MD
 Mon May 22 1967, 7:05 PM EDT
 Att. 11,605 - Unknown

livebaseballscorecards.com

AB	29
R	0
H	2
RBI	0
BB	6
SO	11
LOB	14



BOTTOM

New York Yankees @ Baltimore Orioles
Memorial Stadium, Baltimore, MD

Mon May 22 1967, 7:05 PM EDT
Att. 11,605 - Unknown

livebaseballscorecards.com

AB	32
R	7
H	10
RBI	7
BB	4
SO	7
LOB	15



WP:	0	PA:	38
PB:	0	SB:	1
CS:	0		

AB R H RBI BB SO LOB

4 1 1 0 1 1 0

3 2 0 1 0 0 1

4 0 2 1 0 0 1

3 2 1 2 1 1 2

3 0 2 0 1 0 0

3 0 1 0 1 0 3

4 1 2 2 0 1 3

4 1 1 1 0 2 5

4 0 0 0 0 2 0

1B:	5	SF:	1
2B:	1	SAC:	0
3B:	1	DP:	1
HR:	3	HBP:	1

Batter	1	2	3	4	5	6	7	8	9
Luis Aparicio, R OBP: 0.277, SLG: 0.331 (1, 6)	4-0 FC4-6 BB	0-3 K		0-0 L1		0-0 E S SF8 1B		0-0 4-3	
Russ Snyder, L OBP: 0.393, SLG: 0.553 (1, 8)	0-0 FC4-6 1-2f HR	1-0 3B HBP		0-0 3-1		0-0 SF8 1-H		0-0 6-3	
Brooks Robinson, R OBP: 0.353, SLG: 0.434 (1, 5)	0-0 F7	0-0 3B 1-H			0-0 6-3	0-0 E5 1B			
Frank Robinson, R OBP: 0.429, SLG: 0.686 (1, 9)	0-0 1-H HR	0-0 6-3			4-0 1B 1B BB	0-3 K2-3			
Boog Powell, L OBP: 0.373, SLG: 0.442 (1, 3)	0-0 1B		0-0 4-3		0-0 1B 1B		4-0 BB BB		
Curt Blefary, L OBP: 0.360, SLG: 0.429 (1, 7)	0-0 F6		0-0 4-3 2B		0-0 F4		4-0 1-2 G1-6-3 BB		
Davey Johnson, R OBP: 0.323, SLG: 0.376 (1, 4)		0-0 HR	0-0 4-3		0-0 1-2 3-H 1B		0-3 K		
Andy Etchebarren, R OBP: 0.298, SLG: 0.395 (1, 2)		0-0 HR	0-3 K		0-3 K		0-0 G1-6-3 1-2f		
Tom Phoebus, R (1, 1)		0-3 K		0-3 K		0-0 6-3		0-0 6-3	

Inning Stats	R: 2	H: 2	E: 0	K: 0	S: 5	LOB: 1	BB: 1	P: 9	R: 3	H: 3	E: 0	K: 2	S: 10	LOB: 1	BB: 0	P: 11	R: 0	H: 1	E: 0	K: 1	S: 6	LOB: 1	BB: 0	P: 6	R: 0	H: 0	E: 0	K: 1	S: 5	LOB: 0	BB: 0	P: 5	R: 1	H: 2	E: 0	K: 1	S: 7	LOB: 2	BB: 1	P: 11	R: 1	H: 2	E: 1	K: 1	S: 7	LOB: 1	BB: 0	P: 7	R: 0	H: 0	E: 0	K: 1	S: 4	LOB: 1	BB: 2	P: 12	R: 0	H: 0	E: 0	K: 0	S: 3	LOB: 0	BB: 0	P: 3
--------------	------	------	------	------	------	--------	-------	------	------	------	------	------	-------	--------	-------	-------	------	------	------	------	------	--------	-------	------	------	------	------	------	------	--------	-------	------	------	------	------	------	------	--------	-------	-------	------	------	------	------	------	--------	-------	------	------	------	------	------	------	--------	-------	-------	------	------	------	------	------	--------	-------	------

PITCHER	IP	WLS	BF	H	R	ER	SO	BB	IBB	HBP	BLK	WP	HR	S	P	ERA	WHIP
Fred Talbot, R ERA: 5.26 (1, 1)	1.2	L	12	5	5	5	2	1	0	0	0	0	3	14	19	27.00	3.600
Thad Tillotson, R ERA: 2.41 (2, 1)	2.1		8	1	0	0	2	0	0	0	0	0	0	12	12	0.00	0.429
Jim Bouton, R ERA: 6.27 (5, 1)	3.0		15	4	2	1	3	3	0	0	0	0	0	18	30	3.00	2.333
Hal Reniff, R ERA: 4.12 (8, 1)	1.0		3	0	0	0	0	0	0	0	0	0	0	3	3	0.00	0.000

Batter	1	2	3	4	5	6	7	8	9	AB R H RBI BB SO LOB	TOP											
Horace Clarke, S (1, 4) OBP: 0.328, SLG: 0.291	0-0 2B		4-0 BB		0-0 F7			0-3 K		3 0 1 0 1 1 1												
Tom Tresh, S (1, 7) OBP: 0.319, SLG: 0.364	0-0 5-3		0-3 K			0-0 F3		0-3 K		4 0 0 0 0 2 3												
Mickey Mantle, S (1, 3) OBP: 0.363, SLG: 0.500	0-3 K		0-3 K			0-0 6-3			0-0 F8	4 0 0 0 0 2 2												
Elston Howard, R (1, 2) OBP: 0.271, SLG: 0.273	0-3 K			0-0 5-3		0-0 5-3			0-0 F7	4 0 0 0 0 1 1												
Charley Smith, R (1, 5) OBP: 0.287, SLG: 0.283		0-0 FC6-4 1B		0-0 6-3			0-0 F4		0-0 F6	4 0 1 0 0 0 0												
Joe Pepitone, L (1, 8) OBP: 0.283, SLG: 0.342		0-3 K		0-0 1B			0-0 4-3			3 0 1 0 0 1 1												
Bill Robinson, R (1, 9) OBP: 0.234, SLG: 0.182		0-0 L4		0-0 F9			0-0 4-3			2 0 0 0 0 0 2												
Steve Whitaker, L (7, PH) OBP: 0.284, SLG: 0.337										1 0 0 0 0 0 0												
Ruben Amaro, R (1, 6) OBP: 0.292, SLG: 0.298		0-0 FC6-4 1-2f			0-0 5-3					3 0 1 0 0 0 1												
Mel Stottlemyre, R (1, 1) OBP: 0.158, SLG: 0.111			0-3 K			0-0 F8		0-0 F4		2 0 0 0 0 1 0												
Jake Gibbs, L (8, PH) OBP: 0.307, SLG: 0.269										1 0 0 0 0 0 1												
Dooley Womack, L (8, 1)										0 0 0 0 0 0 0												
Inning Stats	R: 0 E: 0 K: 2 S: 8	H: 1 LOB: 1 BB: 0 P: 8	R: 0 E: 0 K: 1 S: 6	H: 1 LOB: 1 BB: 0 P: 6	R: 0 E: 0 K: 3 S: 9	H: 0 LOB: 1 BB: 1 P: 13	R: 0 E: 0 K: 0 S: 4	H: 1 LOB: 1 BB: 0 P: 4	R: 0 E: 0 K: 0 S: 3	H: 0 LOB: 0 BB: 0 P: 3	R: 0 E: 0 K: 0 S: 3	H: 0 LOB: 0 BB: 0 P: 3	R: 0 E: 0 K: 0 S: 3	H: 0 LOB: 0 BB: 0 P: 3	R: 0 E: 0 K: 2 S: 8	H: 1 LOB: 1 BB: 0 P: 8	R: 0 E: 0 K: 0 S: 3	H: 0 LOB: 0 BB: 0 P: 3	1B: 3 2B: 1 3B: 0 HR: 0	SF: 0 SAC: 0 DP: 0 HBP: 0	WP: 0 PB: 0 SB: 0 CS: 0	PA: 32
PITCHER	IP WLS BF H R ER SO BB IBB HBP BLK WP HR S P ERA WHIP																				IP WLS BF H R ER SO BB IBB HBP BLK WP HR S P ERA WHIP	
Frank Bertaina, L (1, 1) ERA: 3.32	5.0 W 19 3 0 0 6 1 0 0 0 0 0 0 30 34 0.00 0.800																					
Eddie Watt, R (6, 1) ERA: 0.43	4.0 S 13 1 0 0 2 0 0 0 0 0 0 0 17 17 0.00 0.250																					

New York Yankees @ Baltimore Orioles
 Memorial Stadium, Baltimore, MD
 Tue May 23 1967, 7:05 PM EDT
 Att. 14,617 - Unknown

livebaseballscorecards.com

AB 31
 R 0
 H 4
 RBI 0
 BB 1
 SO 8
 LOB 12



Batter	1	2	3	4	5	6	7	8	9	AB	R	H	RBI	BB	SO	LOB
Luis Aparicio, R OBP: 0.269, SLG: 0.320 (1, 6)	0-0 1-3	0-0 5-3			0-0 4-3		0-3 K			4	0	0	0	0	1	1
Russ Snyder, L OBP: 0.385, SLG: 0.529 (1, 8)	0-0 1B		0-3 K		0-0 4-3		0-0 3-1			4	0	1	0	0	1	0
Brooks Robinson, R OBP: 0.343, SLG: 0.421 (1, 5)	0-0 F4		0-0 6-3		0-0 F2			0-0 5-3		4	0	0	0	0	0	1
Frank Robinson, R OBP: 0.438, SLG: 0.683 (1, 9)	0-0 1-3		4-0 BB		4-0 FC6-4			0-0 F3		2	0	1	0	2	0	0
Boog Powell, L OBP: 0.369, SLG: 0.435 (1, 3)	0-3 K		0-0 1-3		0-0 1-2			0-0 3-1		4	0	1	0	0	1	3
Curt Blefary, L OBP: 0.360, SLG: 0.421 (1, 7)		0-0 F8		4-0 4-3		0-3 K				2	0	0	0	1	1	2
Davey Johnson, R OBP: 0.323, SLG: 0.398 (1, 4)		0-0 1B		0-0 4-3		0-0 FC6-4				3	1	1	0	0	0	3
Andy Etchebarren, R OBP: 0.299, SLG: 0.392 (1, 2)		0-0 1B		0-3 K		0-3 K				3	0	1	1	0	2	3
Frank Bertaina, L OBP: 0.111, SLG: 0.111 (1, 1)		0-3 K		0-0 1-3						2	0	0	0	0	1	2
Eddie Watt, R (6, 1)										1	0	0	0	0	0	0


Inning Stats		R: 0	H: 2	E: 0	K: 1	S: 7	R: 1	H: 2	E: 0	K: 1	S: 7	R: 0	H: 0	E: 0	K: 1	S: 5	R: 0	H: 0	E: 0	K: 0	S: 3	R: 0	H: 1	E: 0	K: 2	S: 8	R: 0	H: 0	E: 0	K: 1	S: 5	R: 0	H: 0	E: 0	K: 0	S: 3
PITCHER		IP	WLS	BF	H	R	ER	SO	BB	IBB	HBP	BLK	WP	HR	S	P	ERA	WHIP																		
Mel Stottlemyre, R ERA: 2.65 (1, 1)	7.0	L	29	5	1	1	7	7	3	0	0	0	0	0	40	52	1.29	1.143																		
Dooley Womack, R ERA: 1.61 (8, 1)	1.0		3	0	0	0	0	0	0	0	0	0	0	0	3	3	0.00	0.000																		

BOTTOM

New York Yankees @ Baltimore Orioles
Memorial Stadium, Baltimore, MD
 Tue May 23 1967, 7:05 PM EDT
 Att. 14,617 - Unknown

livebaseballscorecards.com

AB	29
R	1
H	5
RBI	1
BB	3
SO	7
LOB	15



WP: 0	PA: 32
PB: 0	SB: 0
CS: 0	

Batter	1	2	3	4	5	6	7	8	9	AB R H RBI BB SO LOB	TOP	
Horace Clarke, S (1, 4) OBP: 0.317, SLG: 0.280	0-3 K		0-0 FC1-6 HR		0-0 F4		0-0 F7			4 1 0 0 0 1 2		
Tom Tresh, S (1, 7) OBP: 0.317, SLG: 0.355	4-0 G5-4-3 BB		0-3 K		0-0 6-3			0-0 F2		3 0 0 0 1 1 2		
Mickey Mantle, S (1, 3) Mike Hegan, L (8, 3) OBP: 0.367, SLG: 0.523	0-0 G5-4-3		0-0 HR			4-0 S BB		0-3 K		3 1 1 2 1 1 1 0 0 0 0 0 0 0		
Elston Howard, R (1, 2) OBP: 0.281, SLG: 0.275		4-0 SH5-4 1B BB	0-3 K			0-3 K		0-0 1B		3 0 1 0 1 2 1		
Charley Smith, R (1, 5) OBP: 0.295, SLG: 0.284		0-0 SH5-4 1B		4-0 G1-6-3 BB		0-3 K		0-3 K		3 0 1 0 1 2 2		
Joe Pepitone, L (1, 8) OBP: 0.285, SLG: 0.336		0-0 SH5-4		0-0 F8		4-0 IBB		0-3 K		2 0 0 0 1 1 1		
Bill Robinson, R (1, 9) Steve Whitaker, L (6, PH) OBP: 0.228, SLG: 0.176 OBP: 0.288, SLG: 0.340		0-3 K		0-0 G1-6-3		0-0 F7		0-0 L3 1B		2 0 0 0 0 1 3 2 0 1 0 0 0 2	AB 28 R 2 H 5 RBI 2 BB 6 SO 10 LOB 18	
Ruben Amaro, R (1, 6) OBP: 0.288, SLG: 0.314		0-0 5-3			0-0 2B		0-0 L5		0-0 L3	4 0 1 0 0 0 3		
Al Downing, R (1, 1) OBP: 0.333, SLG: 0.308			4-0 FC1-6 BB		0-3 K		0-0 4-3			2 0 0 0 1 1 1		
Inning Stats	R: 0 E: 0 K: 1 S: 4 H: 0 LOB: 0 BB: 1 P: 8	R: 0 E: 0 K: 1 S: 6 H: 1 LOB: 2 BB: 1 P: 10	R: 2 E: 0 K: 2 S: 8 H: 1 LOB: 0 BB: 1 P: 12	R: 0 E: 0 K: 0 S: 2 H: 0 LOB: 0 BB: 1 P: 6	R: 0 E: 0 K: 1 S: 6 H: 1 LOB: 1 BB: 0 P: 6	R: 0 E: 0 K: 2 S: 7 H: 0 LOB: 2 BB: 2 P: 15	R: 0 E: 0 K: 0 S: 3 H: 0 LOB: 0 BB: 0 P: 3	R: 0 E: 0 K: 2 S: 8 H: 1 LOB: 1 BB: 0 P: 8	R: 0 E: 0 K: 1 S: 5 H: 1 LOB: 0 BB: 0 P: 5	1B: 3 2B: 2 3B: 0 HR: 1 SF: 0 SAC: 1 DP: 3 HBP: 0	WP: 0 PB: 0 SB: 1 CS: 0 PA: 35	
PITCHER	IP WLS BF H R ER SO BB IBB HBP BLK WP HR S P ERA WHIP											
Steve Barber, L (1, 1) ERA: 3.62	3.0 L 14 2 2 2 4 4 0 0 0 0 0 1 18 34 6.00 2.000											
Bill Dillman, R (4, 1) ERA: 2.86	3.0 11 1 0 0 3 1 1 0 0 0 0 0 15 23 0.00 0.667											
Eddie Fisher, R (7, 1) ERA: 2.95	3.0 10 2 0 0 3 0 0 0 0 0 0 0 16 16 0.00 0.667											

New York Yankees @ Baltimore Orioles
Memorial Stadium, Baltimore, MD
 Wed May 24 1967, 7:05 PM EDT
 Att. 12,449 - Unknown

livebaseballscorecards.com



Batter	1	2	3	4	5	6	7	8	9	AB R H RBI BB SO LOB
--------	---	---	---	---	---	---	---	---	---	----------------------

Luis Aparicio, R <small>OBP: 0.275, SLG: 0.321</small> (1, 6) X 			X 0-0 F5 ② 			X 0-0 F7 ② 			BBBB 4-0 	3 0 1 0 1 0 0
Curt Blefary, L <small>OBP: 0.357, SLG: 0.410</small> (1, 7) BBBB 	4-0 		X 0-0 F8 ③ 			X 0-0 F5 ③ 			SSSS 0-3 	3 0 0 0 1 1 1
Paul Blair, R <small>OBP: 0.276, SLG: 0.366</small> (1, 8) SSS 	0-3 			X 0-0 1-3 ① 			X 0-0 F4 ① 		SSSS 0-3 	4 0 0 0 0 2 3
Frank Robinson, R <small>OBP: 0.429, SLG: 0.667</small> (1, 9) SSS 	0-3 			SSSS 0-3 			X 0-0 6-3 ② 			3 0 0 0 0 2 2
Brooks Robinson, R <small>OBP: 0.336, SLG: 0.411</small> (1, 5) X 	0-0 			X 0-0 F7 ③ 			X 0-0 5-3 ③ 			3 0 0 0 0 0 2
Boog Powell, L <small>OBP: 0.360, SLG: 0.423</small> (1, 3) SSSS 		0-3 			SSSS 0-3 			SSSS 0-3 		3 0 0 0 0 3 0
Davey Johnson, R <small>OBP: 0.313, SLG: 0.385</small> (1, 4) X 		0-0 			SSSS 0-3 			SSSS 0-3 		3 0 0 0 0 2 0
Andy Etchebarren, R <small>OBP: 0.300, SLG: 0.402</small> (1, 2) SSSS 		0-3 			X 0-0 			X 0-0 		3 0 1 0 0 1 0
Steve Barber, L (1, 1) SSS 			SSS 0-3 			SSS 0-3 			X 0-0 	1 0 0 0 0 1 0
Bill Dillman, R <small>OBP: 0.200, SLG: 0.200</small> (4, 1) SSS 										0 0 0 0 0 0 0
Sam Bowers, R <small>OBP: 0.273, SLG: 0.500</small> (6, PH) SSS 										1 0 0 0 0 1 0
Eddie Fisher, R (7, 1) SSS 										0 0 0 0 0 0 0
Woodie Held, R <small>OBP: 0.310, SLG: 0.343</small> (9, PH) SSS 										1 0 0 0 0 0 0

Inning Stats	R: 0 H: 1 E: 0 K: 2 S: 8	H: 1 LOB: 2 BB: 1 P: 12	R: 0 H: 0 E: 0 K: 2 S: 7	H: 0 LOB: 0 BB: 0 P: 7	R: 0 H: 0 E: 0 K: 1 S: 5	H: 0 LOB: 0 BB: 0 P: 5	R: 0 H: 0 E: 0 K: 1 S: 5	H: 0 LOB: 0 BB: 0 P: 5	R: 0 H: 1 E: 0 K: 2 S: 7	H: 1 LOB: 1 BB: 0 P: 7	R: 0 H: 0 E: 0 K: 1 S: 5	H: 0 LOB: 0 BB: 0 P: 5	R: 0 H: 0 E: 0 K: 2 S: 3	H: 0 LOB: 0 BB: 0 P: 7	R: 0 H: 0 E: 0 K: 2 S: 7	H: 0 LOB: 1 BB: 1 P: 11	1B: 1 SF: 0	2B: 1 SAC: 0	3B: 0 DP: 0	HR: 0 HBP: 0
--------------	--------------------------	-------------------------	--------------------------	------------------------	--------------------------	------------------------	--------------------------	------------------------	--------------------------	------------------------	--------------------------	------------------------	--------------------------	------------------------	--------------------------	-------------------------	-------------	--------------	-------------	--------------


PITCHER Al Downing, L <small>ERA: 2.47</small> (1, 1)	IP 9.0	WLS W	BF 30	H 2	R 0	ER 0	SO 13	BB 2	IBB 0	HBP 0	BLK 0	WP 0	HR 0	S 54	P 62	ERA 0.00	WHIP 0.444
--	--------	-------	-------	-----	-----	------	-------	------	-------	-------	-------	------	------	------	------	----------	------------

BOTTOM

New York Yankees @ Baltimore Orioles Memorial Stadium, Baltimore, MD Wed May 24 1967, 7:05 PM EDT Att. 12,449 - Unknown	AB 28 R 0 H 2 RBI 0 BB 2 SO 13 LOB 8
--	---

WP: 0 PA: 30
 PB: 0 SB: 0
 CS: 0

livebaseballscorecards.com

Batter	1	2	3	4	5	6	7	8	9	AB R H RBI BB SO LOB	TOP																							
Reggie Smith, S (1, 8) OBP: 0.289, SLG: 0.344	0-3 K		0-0 CS 1B		0-0 1B E 1B		0-0 F7		0-0 F9	5 1 2 1 0 1 1																								
Mike Andrews, R (1, 4) OBP: 0.356, SLG: 0.371	0-0 F2		0-0 1B		0-0 1B		0-0 5-3			4 0 2 1 0 0 0																								
Carl Yastrzemski, L (1, 7) OBP: 0.375, SLG: 0.554	0-3 K		0-0 L6		0-0 E4		0-0 F8			4 0 0 1 0 1 2																								
George Scott, R (1, 3) OBP: 0.349, SLG: 0.411		0-3 K		0-3 K	0-3 K			0-3 K		4 0 0 0 0 4 2																								
Don Demeter, R (1, 9) OBP: 0.333, SLG: 0.531		0-0 6-3		0-3 K	0-3 K			0-0 F7		2 0 0 0 0 1 0																								
Jose Tartabull, L (5, PH) OBP: 0.326, SLG: 0.250										2 0 0 0 0 1 2																								
Rico Petrocelli, R (1, 6) OBP: 0.387, SLG: 0.478		0-0 1B 1B		0-0 F7		4-0 G3 BB		0-3 K		3 0 1 0 1 1 0																								
Joe Foy, R (1, 5) OBP: 0.306, SLG: 0.324		0-0 1B			0-0 1B 1B	0-0 G3		0-0 F3		4 1 2 0 0 0 1	AB 36 R 3 H 9 RBI 3 BB 1 SO 12 LOB 14																							
Mike Ryan, R (1, 2) OBP: 0.400, SLG: 0.434		0-3 K			0-0 1B 1B	0-0 F5		0-0 F5		4 1 1 0 0 1 3																								
Billy Rohr, L (1, 1) Lee Stange, R (4, 1) Bob Tillman, R (5, PH) Don McMahon, R (5, 1) Dalton Jones, L (6, PH) Dan Osiński, R (6, 1) Tony Horton, R (9, PH) OBP: 0.250, SLG: 0.250 OBP: 0.265, SLG: 0.333			0-3 K		0-3 K	0-0 F8		0-0 WP 1B		1 0 0 0 0 0 1 0 0 0 0 0 0 0 0 0 1 0 0 0 0 0 1 2 0 0 0 0 0 0 0 0 1 0 0 0 0 0 0 1 0 0 0 0 0 0 0 0 1 0 1 0 0 0 0 0																								
Inning Stats	R: 0 E: 0 K: 2 S: 7	H: 0 LOB: 0 BB: 0 P: 7	R: 0 E: 0 K: 2 S: 9	H: 2 LOB: 2 BB: 0 P: 9	R: 0 E: 0 K: 1 S: 6	H: 2 LOB: 1 BB: 0 P: 6	R: 0 E: 0 K: 2 S: 7	H: 0 LOB: 0 BB: 0 P: 7	R: 3 E: 1 K: 3 S: 14	H: 4 LOB: 2 BB: 0 P: 14	R: 0 E: 0 K: 0 S: 3	H: 0 LOB: 1 BB: 1 P: 7	R: 0 E: 0 K: 0 S: 3	H: 0 LOB: 0 BB: 0 P: 3	R: 0 E: 0 K: 2 S: 7	H: 0 LOB: 0 BB: 0 P: 7	R: 0 E: 0 K: 0 S: 4	H: 1 LOB: 1 BB: 0 P: 4	1B: 9 2B: 0 3B: 0 HR: 0	SF: 0 SAC: 0 DP: 0 HBP: 0	WP: 1 PB: 0 SB: 0 CS: 1	PA: 37												
PITCHER Dave McNally, L (1, 1) ERA: 6.07 Moe Drabowsky, R (5, 1) ERA: 0.76	IP 4.1	WLS 20	BF 8	H 3	R 3	ER 3	SO 8	BB 0	IBB 0	HBP 0	BLK 0	WP 0	HR 0	S 36	P 36	ERA 6.23	WHIP 1.846	IP 4.2	WLS W	BF 17	H 1	R 0	ER 0	SO 4	BB 1	IBB 0	HBP 0	BLK 0	WP 1	HR 0	S 24	P 28	ERA 0.00	WHIP 0.429

Boston Red Sox @ Baltimore Orioles
Memorial Stadium, Baltimore, MD
 Fri May 26 1967, 7:05 PM EDT
 Att. 13,786 - Unknown

livebaseballscorecards.com

Batter	1	2	3	4	5	6	7	8	9
Luis Aparicio, R OBP: 0.273, SLG: 0.311 (1, 6)	0-0 5-3	4-0 BB		0-0 F9		0-0 FC1-5 1B		0-0 FC4	
Davey Johnson, R OBP: 0.317, SLG: 0.396 (1, 4)	0-0 WP 1B 2B	0-0 F8		0-0 1B		0-3 K		0-3 K	
Paul Blair, R OBP: 0.278, SLG: 0.357 (1, 8)	0-0 6-3		4-0 BB	0-3 K		0-0 1B			
Russ Snyder, L OBP: 0.394, SLG: 0.538 (6, PH) (7, 8)			G5-4-3 BB	0-3 K		1-2 2-3 1B			
Frank Robinson, R OBP: 0.424, SLG: 0.654 (1, 9)	0-0 1B		0-0 G5-4-3	0-0 F6		0-3 K			
Brooks Robinson, R OBP: 0.327, SLG: 0.398 (1, 5)	0-0 F6		0-0 F7		0-0 F8		0-0 4-3		
Boog Powell, L OBP: 0.364, SLG: 0.426 (1, 3)		0-0 WP 1B 1B		0-0 BB 1B 1B		0-0 1-3		0-0 3-1	
Sam Bowens, R OBP: 0.267, SLG: 0.429 (1, 7)		0-3 K		0-0 1B BB 1B 1B		0-3 K		0-0 F7	
Larry Haney, R OBP: 0.376, SLG: 0.471 (1, 2)		0-0 F8		4-0 1B BB 1B BB		0-0 E5 FC1-5 SH		0-0 FC5-6 1B	
Dave McNally, R OBP: 0.188, SLG: 0.250 (1, 1)		0-0 WP 1B		0-0 1B		0-0 SH 1B FC1-5		0-0 FC5-6 FC4	
Moe Drabowsky, R OBP: 0.667, SLG: 0.600 (5, 1)		1-2 2-3 1B		1-2 2-3 3-H 1B		1-2 1B		1-2f 1B	

Inning Stats	R: 1	H: 2	E: 0	K: 0	S: 5	LOB: 1	BB: 0	P: 5	R: 0	H: 2	E: 0	K: 1	S: 7	LOB: 3	BB: 1	P: 11	R: 0	H: 0	E: 0	K: 0	S: 2	LOB: 0	BB: 1	P: 6	R: 3	H: 4	E: 0	K: 1	S: 9	LOB: 2	BB: 1	P: 13	R: 0	H: 0	E: 0	K: 1	S: 5	LOB: 0	BB: 0	P: 5	R: 0	H: 1	E: 1	K: 2	S: 10	LOB: 3	BB: 0	P: 10	R: 0	H: 0	E: 0	K: 0	S: 3	LOB: 0	BB: 0	P: 3	R: 0	H: 1	E: 0	K: 1	S: 6	LOB: 1	BB: 0	P: 6
--------------	------	------	------	------	------	--------	-------	------	------	------	------	------	------	--------	-------	-------	------	------	------	------	------	--------	-------	------	------	------	------	------	------	--------	-------	-------	------	------	------	------	------	--------	-------	------	------	------	------	------	-------	--------	-------	-------	------	------	------	------	------	--------	-------	------	------	------	------	------	------	--------	-------	------

AB	R	H	RBI	BB	SO	LOB	
4	0	0	0	1	0	6	
5	1	2	2	0	2	6	
2	0	0	0	1	1	3	
1	0	1	0	0	0	0	
4	0	1	1	0	1	6	
4	0	0	0	0	0	1	
4	1	2	0	0	0	0	
4	1	1	0	0	2	1	
3	1	1	0	1	0	1	
2	0	2	1	0	0	0	
1	0	0	0	0	0	1	
1B: 9	SF: 0	2B: 1	SAC: 1	3B: 0	DP: 1	HR: 0	HBP: 0

WP	HR	S	P	ERA	WHIP
2	0	38	0	0.00	3.000
0	0	0	0	0.00	0.000
0	0	19	19	0.00	0.667


BOTTOM

Boston Red Sox @ Baltimore Orioles
 Memorial Stadium, Baltimore, MD

Fri May 26 1967, 7:05 PM EDT
 Att. 13,786 - Unknown

livebaseballscorecards.com

AB	34
R	4
H	10
RBI	4
BB	3
SO	6
LOB	25



PITCHER	IP	WLS	BF	H	R	ER	SO	BB	IBB	HBP	BLK	WP	HR	S	P	ERA	WHIP
Billy Rohr, L ERA: 4.46 (1, 1)	3.0	L	17	6	4	4	1	3	0	0	0	2	0	16	28	12.00	3.000
Lee Stange, R ERA: 5.65 (4, 1)	1.0		5	2	0	0	1	0	0	0	0	0	0	7	7	0.00	2.000
Don McMahon, R ERA: 4.08 (5, 1)	1.0		3	0	0	0	1	0	0	0	0	0	0	5	5	0.00	0.000
Dan Osinski, R ERA: 1.42 (6, 1)	3.0		13	2	0	0	3	0	0	0	0	0	0	19	19	0.00	0.667


Batter	1	2	3	4	5	6	7	8	9	AB R H RBI BB SO LOB	TOP
Jose Tartabull, L (1, 9) OBP: 0.320, SLG: 0.247	0-0 F2		0-0 FC6-4 1B		0-3 K2-3			0-0 4-3	0-0 G6-3	5 0 1 0 0 1 2	
Reggie Smith, S (1, 8) OBP: 0.295, SLG: 0.344	0-0 F8		0-0 F8			4-0 G5-4-3 1B BB		0-0 1B BB FC3-2 1B		3 0 1 0 1 0 1	
Carl Yastrzemski, L (1, 7) OBP: 0.380, SLG: 0.553 Don Demeter, R (6, 7) OBP: 0.353, SLG: 0.531	4-0 1B BB		0-0 FC6-4 FC5-4 1-2f			0-0 G5-4-3 1B		4-0 FC3-2 1B 1-2 BB		2 0 1 0 1 0 1 0 0 0 0 1 0 0	
Tony Horton, R (1, 3) OBP: 0.289, SLG: 0.351	0-0 1-2 1B		0-0 FC5-4 1-2f			0-0 G5-4-3 1-2f 2-3		0-0 FC3-2 1B 1-2 2-3		4 0 2 0 0 0 3	
Dalton Jones, L (1, 5) OBP: 0.338, SLG: 0.426 (6, 4)	0-3 K			0-0 F7		0-0 4-3		0-0 FC3-2 1-2 2-3 3-Hf		4 0 0 0 0 1 6	
Rico Petrocelli, R (1, 6) OBP: 0.389, SLG: 0.479 Joe Foy, R (6, 5) OBP: 0.302, SLG: 0.318		0-0 G6-4-3 1B		0-0 F9			0-3 K	0-0 4-3		2 0 1 0 0 0 0 2 0 0 0 0 1 3	
Mike Andrews, R (1, 4) OBP: 0.361, SLG: 0.385 (6, 6)		0-0 1-2 G6-4-3 1B		0-0 F8			0-0 5-3		0-0 1B 2B	4 0 2 0 0 0 0	
Mike Ryan, R (1, 2) OBP: 0.397, SLG: 0.429 Galen Cisco, R (7, 1) George Scott, R (9, PH) OBP: 0.354, SLG: 0.415		0-0 G6-4-3 1-2f 2-3		0-0 F9			0-0 1B		0-0 G6-3 2-3 1B	3 0 1 0 0 0 2 0 0 0 0 0 0 0 1 0 1 0 0 0 0	
Darrell Brandon, R (1, 1) OBP: 0.250, SLG: 0.267 Hank Fischer, R (5, 1) OBP: 0.143, SLG: 0.143 Bill Landis, L (5, 1) Bob Tillman, R (7, PH) OBP: 0.241, SLG: 0.185 (7, 2)		0-3 K		0-0 F2			0-0 F8		0-3 K	2 0 0 0 0 1 1 0 0 0 0 0 0 0 0 0 0 0 0 0 0 2 0 0 0 0 1 3	
Inning Stats	R: 0 H: 1 E: 0 LOB: 2 K: 1 BB: 1 S: 6 P: 10	R: 0 H: 2 E: 0 LOB: 1 K: 1 BB: 0 S: 6 P: 6	R: 0 H: 1 E: 0 LOB: 1 K: 0 BB: 0 S: 4 P: 4	R: 0 H: 0 E: 0 LOB: 0 K: 0 BB: 0 S: 3 P: 3	R: 0 H: 0 E: 0 LOB: 0 K: 1 BB: 0 S: 5 P: 5	R: 0 H: 1 E: 0 LOB: 1 K: 0 BB: 1 S: 3 P: 7	R: 0 H: 1 E: 0 LOB: 1 K: 1 BB: 0 S: 6 P: 6	R: 0 H: 2 E: 0 LOB: 3 K: 0 BB: 1 S: 5 P: 9	R: 0 H: 2 E: 0 LOB: 1 K: 1 BB: 0 S: 6 P: 6	1B: 9 SF: 0 2B: 1 SAC: 0 3B: 0 DP: 3 HR: 0 HBP: 0	WP: 0 PA: 37 PB: 0 SB: 0 CS: 0
PITCHER Tom Phoebus, R (1, 1) ERA: 3.35	IP WLS BF H R ER SO BB IBB HBP BLK WP HR S P ERA WHIP										
	9.0 W 37 10 0 0 5 3 0 0 0 0 0 0 44 56 0.00 1.444										

Boston Red Sox @ Baltimore Orioles
Memorial Stadium, Baltimore, MD
 Sat May 27 1967, 7:05 PM EDT
 Att: 26,488 - Unknown

livebaseballscorecards.com

AB 34
R 0
H 10
RBI 0
BB 3
SO 5
LOB 22



Batter	1	2	3	4	5	6	7	8	9	AB R H RBI BB SO LOB	TOP														
Reggie Smith, S (1, 8) OBP: 0.305, SLG: 0.368	0-0 F3 CS 2B		0-0 F8		0-0 1B SF8 1B		0-0 SH3 WP 2B		0-0 F3	5 3 3 0 0 0 1	<p>Boston Red Sox @ Baltimore Orioles Memorial Stadium, Baltimore, MD Sun May 28 1967, 3:33 AM EDT Att. 14,071 - Unknown</p> <p>livebaseballscorecards.com</p> <table> <tr><td>AB</td><td>34</td></tr> <tr><td>R</td><td>4</td></tr> <tr><td>H</td><td>10</td></tr> <tr><td>RBI</td><td>2</td></tr> <tr><td>BB</td><td>3</td></tr> <tr><td>SO</td><td>11</td></tr> <tr><td>LOB</td><td>15</td></tr> </table> 	AB	34	R	4	H	10	RBI	2	BB	3	SO	11	LOB	15
AB	34																								
R	4																								
H	10																								
RBI	2																								
BB	3																								
SO	11																								
LOB	15																								
Mike Andrews, R (1, 4) OBP: 0.373, SLG: 0.398	0-0 F3 2-3		0-0 1-2 1B		0-0 1-3 SF8 1B		0-0 SH3 2-3	0-0 L3 1B	4 0 3 0 0 0 1																
Carl Yastrzemski, L (1, 7) OBP: 0.375, SLG: 0.542	4-0 CS BB		0-3 K		0-0 1-2 SF8		0-3 K	0-0 L3 1-2	3 0 0 1 1 2 3																
George Scott, R (1, 3) OBP: 0.344, SLG: 0.403	0-3 K 1-2 3-H		0-0 F3		0-3 K 3-H		0-0 5-3		4 0 0 0 0 2 4																
Don Demeter, R (1, 9) OBP: 0.316, SLG: 0.472		0-3 K		0-0 5-3		0-3 K		0-0 5-3	4 0 0 0 0 2 0																
Rico Petrocelli, R (1, 6) OBP: 0.391, SLG: 0.507		0-3 K		0-0 HR		0-0 2B		0-0 5-3	4 1 2 1 0 1 0																
Joe Foy, R (1, 5) OBP: 0.308, SLG: 0.333		0-0 E3 1B		0-0 6-3		0-0 6-3		0-0 2B	4 0 2 0 0 0 1																
Mike Ryan, R (1, 2) OBP: 0.403, SLG: 0.414		0-3 K		0-0 5-3		4-0 IBB		4-0 IBB	2 0 0 0 2 1 1																
Jim Lonborg, R (1, 1) OBP: 0.115, SLG: 0.080			0-0 E1 1B		0-3 K		0-3 K	0-3 K	4 0 0 0 0 3 4																
John Wyatt, R (8, 1)									0 0 0 0 0 0 0																
Inning Stats	R: 1 E: 0 K: 1 S: 5	H: 1 LOB: 0 BB: 1 P: 9	R: 0 E: 1 K: 3 S: 10	H: 1 LOB: 1 BB: 0 P: 10	R: 0 E: 1 K: 1 S: 7	H: 1 LOB: 2 BB: 0 P: 7	R: 1 E: 0 K: 0 S: 4	H: 1 LOB: 0 BB: 0 P: 4	R: 1 E: 0 K: 2 S: 9	H: 2 LOB: 1 BB: 0 P: 9	R: 0 E: 0 K: 2 S: 8	H: 1 LOB: 2 BB: 1 P: 12	R: 1 E: 0 K: 1 S: 6	H: 1 LOB: 0 BB: 0 P: 6	R: 0 E: 0 K: 1 S: 6	H: 1 LOB: 2 BB: 1 P: 10	R: 0 E: 0 K: 0 S: 3	H: 1 LOB: 0 BB: 0 P: 3	1B: 5 2B: 5 3B: 0 HR: 1	SF: 1 SAC: 1 DP: 1 HBP: 0	WP: 1 PB: 0 SB: 0 CS: 2	PA: 39			
PITCHER	IP WLS BF H R ER SO BB IBB HBP BLK WP HR S P ERA WHIP	IP WLS BF H R ER SO BB IBB HBP BLK WP HR S P ERA WHIP																							
Steve Barber, L (1, 1) ERA: 3.86	7.0 L 31 8 4 4 10 1 1 0 0 1 1 49 57 5.14 1.286																								
Stu Miller, R (8, 1) ERA: 3.06	2.0 8 2 0 0 1 0 1 0 0 0 0 9 13 0.00 1.000																								

BOTTOM

Boston Red Sox @ Baltimore Orioles
Memorial Stadium, Baltimore, MD

AB	33
R	3
H	7
RBI	2
BB	4
SO	9
LOB	16



WP	1	PA	38
PB	0		
SB	0		
CS	0		

ERA WHIP

ERA 3.09 WHIP 1.304

ERA 3.38 WHIP 0.750

AB R H RBI BB SO LOB

5	0	1	0	0	1	0
5	2	3	0	0	0	1
4	0	0	0	0	3	4
4	1	1	2	0	2	2
3	0	0	0	1	0	0
2	0	2	0	2	0	0
2	0	0	0	1	0	2
4	0	0	0	0	2	6
2	0	0	0	0	0	1
1	0	0	0	0	0	0
0	0	0	0	0	0	0
1	0	0	0	0	1	0

1B: 5 SF: 0
2B: 2 SAC: 0
3B: 0 DP: 1
HR: 1 HBP: 1

WP: 1 PA: 38
PB: 0
SB: 0
CS: 0

WP: 1 PA: 38
PB: 0
SB: 0
CS: 0

ERA 3.09 WHIP 1.304
ERA 3.38 WHIP 0.750

Batter	1	2	3	4	5	6	7	8	9
Luis Aparicio, R (1, 6) OBP: 0.276, SLG: 0.319	0-0 6-3 ①		0-0 4-3 1B		0-0 6-3 ②		0-3 K ③		0-0 F9 ②
Russ Snyder, L (1, 8) OBP: 0.395, SLG: 0.532	0-0 HR 1B		0-0 4-3 1-2		0-0 1B			0-0 4-3 WP 2B	0-0 F3 ③
Brooks Robinson, R (1, 5) OBP: 0.323, SLG: 0.390	0-3 K ②		0-0 F8 ②		0-3 K ③			0-3 K ①	
Frank Robinson, R (1, 9) OBP: 0.421, SLG: 0.704	0-0 HR 1-H		0-3 K ③			0-3 K ①		0-0 4-3 ②	
Boog Powell, L (1, 3) OBP: 0.358, SLG: 0.405	0-0 F8 ③			0-0 4-3 ①		0-0 6-3 ②		4-0 WP BB BB	
Curt Blefary, L (1, 7) OBP: 0.371, SLG: 0.415		0-0 E HBP 1B		0-0 1B		4-0 FC6-4 BB		4-0 WP BB 1-2	
Davey Johnson, R (1, 4) OBP: 0.339, SLG: 0.396		1-0 L3 HBP 1-2		0-0 F8 ②		0-0 FC6-4 1-2f		4-0 BB 1-2 2-3 3-H	
Larry Haney, R (1, 2) OBP: 0.356, SLG: 0.415		0-0 L3 ① ② 1-2 2-3		0-3 K ③			0-0 F4 ① ② ③	0-3 K ③	
Steve Barber, L (1, 1) Charlie Lau, L (7, PH) Stu Miller, R (8, 1) Paul Blair, R (9, PH) OBP: 0.273, SLG: 0.250 OBP: 0.275, SLG: 0.353		0-0 F9 ③			0-0 4-3 ①		0-0 F3 ②		0-3 K ①

Inning Stats

R: 2 E: 0 K: 1 S: 7	H: 2 LOB: 0 BB: 0 P: 7	R: 0 E: 1 K: 0 S: 3	H: 1 LOB: 1 BB: 0 P: 4	R: 0 E: 0 K: 1 S: 6	H: 1 LOB: 1 BB: 0 P: 6	R: 0 E: 0 K: 1 S: 6	H: 1 LOB: 1 BB: 0 P: 6	R: 0 E: 0 K: 1 S: 5	H: 0 LOB: 1 BB: 1 P: 9	R: 0 E: 0 K: 1 S: 5	H: 0 LOB: 0 BB: 0 P: 5	R: 1 E: 0 K: 2 S: 8	H: 1 LOB: 3 BB: 3 P: 20	R: 0 E: 0 K: 1 S: 5	H: 0 LOB: 0 BB: 0 P: 5
------------------------------	---------------------------------	------------------------------	---------------------------------	------------------------------	---------------------------------	------------------------------	---------------------------------	------------------------------	---------------------------------	------------------------------	---------------------------------	------------------------------	----------------------------------	------------------------------	---------------------------------

PITCHER

IP 7.2	WLS W	BF 33	H 7	R 3	ER 3	SO 7	BB 3	IBB 0	HBP 1	BLK 0	WP 0	HR 1	S 43	P 56	ERA 3.52	WHIP 1.304
IP 1.1	WLS S	BF 5	H 0	R 0	ER 0	SO 2	BB 1	IBB 0	HBP 0	BLK 0	WP 1	HR 0	S 8	P 12	ERA 0.00	WHIP 0.750

Sun May 28 1967, 3:33 AM EDT
Att. 14,071 - Unknown

Batter	1	2	3	4	5	6	7	8	9	AB R H RBI BB SO LOB	TOP											
Max Alvis, R (1, 5) OBP: 0.283, SLG: 0.378	0-0 F6		0-0 1B 1-2 1B		0-0 F4			0-0 WP 1B WP 1B		4 1 2 0 0 0 1	Cleveland Indians @ Baltimore Orioles Memorial Stadium, Baltimore, MD Tue May 30 1967, 3:33 AM EDT Unknown											
Chico Salmon, R (1, 3) OBP: 0.340, SLG: 0.327	0-0 F8		0-0 F9 1-3 2-H 1B		0-0 FC5-4			0-0 WP 1-2 WP 1B		4 1 2 1 0 0 1												
Chuck Hinton, R (1, 8) OBP: 0.355, SLG: 0.400	0-0 F7		0-0 F9 1-2			0-0 F3		0-3 K 1-2 2-3		4 0 0 0 0 1 4												
Rocky Colavito, R (1, 9) OBP: 0.366, SLG: 0.420		0-0 F8	0-3 K			0-0 HR		0-3 K 2-H 3-H		4 1 1 1 0 2 2												
Leon Wagner, L (1, 7) OBP: 0.262, SLG: 0.424		0-0 4-3		0-3 K		0-0 4-3		0-3 K		4 0 0 0 0 2 0												
Joe Azcue, R (1, 2) OBP: 0.343, SLG: 0.466		0-0 2B		4-0 BB G6-4-3		0-3 K			0-0 6-3	3 0 1 0 1 1 0												
Pedro Gonzalez, R (1, 4) OBP: 0.280, SLG: 0.282 Fred Whitfield, L (9, PH) OBP: 0.291, SLG: 0.393		0-0 6-3		0-0 G6-4-3 1-2f			0-0 5-3		0-0 F6	3 0 0 0 0 0 2 1 0 0 0 0 0 0												
Larry Brown, R (1, 6) OBP: 0.328, SLG: 0.379 Lee Maye, L (9, PH) OBP: 0.283, SLG: 0.463			0-0 F4		0-0 F2		0-0 5-3		0-0 2-3	3 0 0 0 0 0 0 1 0 0 0 0 0 0												
Steve Hargan, R (1, 1) OBP: 0.240, SLG: 0.174 John O'Donoghue, R (6, 1) Vern Fuller, R (7, PH) OBP: 0.333, SLG: 0.333 Steve Bailey, R (7, 1)			0-0 1B 1B		4-0 BB FC5-4		0-3 K			1 1 1 0 1 0 0 0 0 0 0 0 0 0 1 0 0 0 0 1 0 0 0 0 0 0 0 0												
Inning Stats	R: 0 E: 0 K: 0 S: 3	H: 0 LOB: 0 BB: 0 P: 3	R: 0 E: 0 K: 0 S: 4	H: 1 LOB: 1 BB: 0 P: 4	R: 1 E: 0 K: 1 S: 8	H: 3 LOB: 2 BB: 0 P: 8	R: 0 E: 0 K: 1 S: 4	H: 0 LOB: 0 BB: 1 P: 8	R: 0 E: 0 K: 1 S: 3	H: 0 LOB: 1 BB: 1 P: 7		R: 1 E: 0 K: 1 S: 6	H: 1 LOB: 0 BB: 0 P: 6	R: 0 E: 0 K: 1 S: 5	H: 0 LOB: 0 BB: 0 P: 5	R: 2 E: 0 K: 3 S: 11	H: 2 LOB: 0 BB: 0 P: 11	R: 0 E: 0 K: 0 S: 3	H: 0 LOB: 0 BB: 0 P: 3	1B: 5 2B: 1 3B: 0 HR: 1	SF: 0 SAC: 0 DP: 1 HBP: 0	WP: 3 PB: 0 SB: 0 CS: 0
PITCHER	IP WLS BF H R ER SO BB IBB HBP BLK WP HR S P ERA WHIP												IP WLS BF H R ER SO BB IBB HBP BLK WP HR S P ERA WHIP									
Dave McNally, L (1, 1) ERA: 5.94 Eddie Watt, R (8, 1) ERA: 0.39	7.0 W 29 7 4 4 4 2 0 0 0 0 0 1 35 43 5.14 1.286												2.0 S 6 0 0 0 3 0 0 0 0 0 2 0 12 12 0.00 0.000									

livebaseballscorecards.com

AB	33
R	4
H	7
RBI	2
BB	2
SO	7
LOB	10



Batter	1	2	3	4	5	6	7	8	9
Luis Aparicio, R OBP: 0.287, SLG: 0.324 (1, 6)	0-0 1-3	0-0 F8			0-0 G6-4-3 SH PB 1B	0-0 1B 2-3 1B		4-0 BB	
Russ Snyder, L OBP: 0.413, SLG: 0.561 (1, 8)	0-0 4-3 2B 2B		0-0 1B G5-4-3 1B		0-0 SH G6-4-3 1-2	0-0 1-3 3-H 1B		0-0 F5	
Brooks Robinson, R OBP: 0.321, SLG: 0.386 (1, 5)	0-0 4-3 2-3		0-0 1-3 G5-4-3 1B		0-0 G6-4-3 1-2f 2-3	0-0 F9			
Frank Robinson, R OBP: 0.429, SLG: 0.710 (1, 9)	0-0 2B 3-H		0-0 G5-4-3 1-2f 3-H		4-0 BB E BB		0-0 G1-6-3 1B		
Boog Powell, L OBP: 0.355, SLG: 0.395 (1, 3)	0-0 F8		0-0 K		4-0 PB 1-2 BB		0-0 G1-6-3 1-2f		
Curt Blefary, L OBP: 0.374, SLG: 0.417 (1, 7)		0-0 1B 1B		0-0 F3	0-0 5-3 1-3 2-H 3-H		0-0 1B		
Davey Johnson, R OBP: 0.345, SLG: 0.394 (1, 4)		0-3 K		4-0 BB		0-0 1B SH3 1B	0-0 F8		
Larry Haney, R OBP: 0.327, SLG: 0.378 (1, 2)		0-0 F4		0-0 L5		0-0 F9	0-0 5-3		
Dave McNally, R OBP: 0.222, SLG: 0.278 (1, 1)		0-0 1B		0-3 K		0-0 SH3 1-2	0-3 K		

Inning Stats	R: 1	H: 2	E: 0	K: 0	S: 5	R: 0	H: 2	E: 0	K: 1	S: 7	R: 0	H: 2	E: 0	K: 1	S: 6	R: 0	H: 0	E: 0	K: 1	S: 5	R: 2	H: 1	E: 1	K: 0	S: 4	R: 1	H: 3	E: 0	K: 0	S: 6	R: 0	H: 2	E: 0	K: 0	S: 4	R: 0	H: 0	E: 0	K: 1	S: 5
	LOB: 1	BB: 0	P: 5	LOB: 2	BB: 0	P: 7	LOB: 0	BB: 0	P: 6	LOB: 1	BB: 1	P: 9	LOB: 2	BB: 2	P: 12	LOB: 2	BB: 0	P: 6	LOB: 1	BB: 1	P: 9	LOB: 1	BB: 1	P: 4	LOB: 1	BB: 0	P: 9	LOB: 1	BB: 1	P: 9	LOB: 1	BB: 0	P: 3	LOB: 1	BB: 1	P: 9	LOB: 1	BB: 0	P: 3	

PITCHER	IP	WLS	BF	H	R	ER	SO	BB	IBB	HBP	BLK	WP	HR	S	P	ERA	WHIP
Steve Hargan, R ERA: 1.95 (1, 1)	5.2	L	28	9	5	3	3	3	0	0	0	0	0	31	43	4.76	2.118
John O'Donoghue, L ERA: 0.84 (6, 1)	0.1		2	1	0	0	0	0	0	0	0	0	0	2	2	0.00	3.000
Steve Bailey, R ERA: 1.69 (7, 1)	2.0		8	2	0	0	1	1	0	0	0	0	0	9	13	0.00	1.500

BOTTOM


Cleveland Indians @ Baltimore Orioles
Memorial Stadium, Baltimore, MD
 Tue May 30 1967, 3:33 AM EDT
 Unknown

AB	R	H	RBI	BB	SO	LOB
4	1	2	0	1	0	2
4	2	3	1	0	0	1
4	0	1	0	0	0	5
3	1	2	1	1	0	1
3	0	0	0	1	1	2
4	0	2	0	0	0	1
3	1	1	0	1	1	2
4	0	0	0	0	0	3
2	0	1	0	0	1	1
1	0	0	0	0	1	0

AB	32
R	5
H	12
RBI	2
BB	4
SO	4
LOB	18

livebaseballscorecards.com

AB 32
R 5
H 12
RBI 2
BB 4
SO 4
LOB 18



1B:	10	SF:	0	WP:	0	PA:	38
2B:	2	SAC:	2	PB:	3	SB:	0
3B:	0	DP:	3	CS:	0		
HR:	0	HBP:	0				

Batter	1	2	3	4	5	6	7	8	9	AB R H RBI BB SO LOB	TOP									
Lee Mays, L (1, 7) OBP: 0.320, SLG: 0.489	0-0 6-3		0-0 4-3 BB 1B		0-0 1B 1B		0-0 1B			4 0 3 1 0 0 0	Cleveland Indians @ Baltimore Orioles Memorial Stadium, Baltimore, MD Tue May 30 1967, 3:38 AM EDT Att. 28,385 - Unknown									
Max Alvis, R (1, 5) OBP: 0.294, SLG: 0.404	0-0 HR		4-0 1-2 BB		0-0 1-2 G1-6-3 1B		0-0 3-H F6			3 1 2 1 1 0 1										
Chuck Hinton, R (1, 8) OBP: 0.347, SLG: 0.390	0-0 6-3		0-0 4-3		0-0 1-2f G1-6-3		0-0 F9			4 0 0 0 0 0 4										
Fred Whitfield, L (1, 3) OBP: 0.289, SLG: 0.382	0-0 3-1		4-0 G6-4-3 IBB		0-0 4-3		0-0 F5			3 0 0 0 1 0 0										
Rocky Colavito, R (1, 9) OBP: 0.349, SLG: 0.397		0-0 5-3	0-0 G6-4-3		0-3 K		0-3 K			4 0 0 0 0 2 3										
Duke Sims, L (1, 2) OBP: 0.279, SLG: 0.293		4-0 1B SH4-3 BB		0-3 K		0-3 K		0-0 4-3		3 1 0 0 1 2 0										
Pedro Gonzalez, R (1, 4) OBP: 0.278, SLG: 0.280		0-0 1B SH4-3 1B		0-0 F1		0-0 E6 F8 1B		0-0 F7		4 1 1 0 0 0 0										
Larry Brown, R (1, 6) OBP: 0.321, SLG: 0.370		0-0 SH4-3		0-0 F7		0-0 F8		0-0 5-3		3 0 0 1 0 0 1										
Sam McDowell, L (1, 1) OBP: 0.238, SLG: 0.381		0-0 2-3 1B		0-0 G3		0-0 4-3				3 0 1 0 0 0 1										
Inning Stats	R: 1 E: 0 K: 0 S: 4	H: 1 LOB: 0 BB: 0 P: 4	R: 1 E: 0 K: 0 S: 4	H: 2 LOB: 2 BB: 1 P: 8	R: 0 E: 0 K: 0 S: 3	H: 1 LOB: 2 BB: 2 P: 11	R: 0 E: 0 K: 1 S: 5	H: 0 LOB: 0 BB: 0 P: 5	R: 0 E: 0 K: 2 S: 7	H: 0 LOB: 0 BB: 0 P: 7	R: 1 E: 1 K: 0 S: 5	H: 1 LOB: 1 BB: 0 P: 5	R: 0 E: 0 K: 1 S: 5	H: 0 LOB: 0 BB: 0 P: 5	R: 0 E: 0 K: 0 S: 3	H: 0 LOB: 0 BB: 0 P: 3	1B: 6 2B: 0 3B: 0 HR: 1	SF: 0 SAC: 1 DP: 2 HBP: 0	WP: 0 PB: 0 SB: 0 CS: 0	PA: 35
PITCHER	IP WLS BF H R ER SO BB IBB HBP BLK WP HR S P ERA WHIP																			
Wally Bunker, R (1, 1) ERA: 4.44	2.0 L 11 4 2 2 0 2 0 0 0 0 0 1 9 17 9.00 3.000																			
Moe Drabowsky, R (3, 1) ERA: 0.63	5.0 18 3 1 0 3 0 1 0 0 0 0 23 27 0.00 0.600																			
Eddie Fisher, R (8, 1) ERA: 2.7	2.0 6 0 0 0 0 1 0 0 0 0 0 0 8 8 0.00 0.000																			

livebaseballscorecards.com

AB	31
R	3
H	7
RBI	3
BB	3
SO	4
LOB	10



Batter	1	2	3	4	5	6	7	8	9	AB	R	H	RBI	BB	SO	LOB
Luis Aparicio, R OBP: 0.286, SLG: 0.318 (1, 6) BBB	4-0 1B BB	0-0 F9			0-0 F7			0-0 F3		3	0	0	0	1	0	2
Boog Powell, L OBP: 0.345, SLG: 0.383 (1, 3) SSS	0-3 K		0-0 F5		0-0 1-3			0-0 6-3		4	0	0	0	0	1	1
Paul Blair, R OBP: 0.264, SLG: 0.352 (1, 8) X	0-0 1-3 1B		0-0 F8			0-3 K		4-0 HR BB		3	1	1	0	1	1	0
Frank Robinson, R OBP: 0.437, SLG: 0.729 (1, 9) SSS	0-3 K		4-0 BB			4-0 WP BB		0-0 HR		2	1	1	2	2	1	2
Brooks Robinson, R OBP: 0.313, SLG: 0.376 (1, 5) X	0-0 F3		0-0 F4			0-0 F9		0-0 F8		4	0	0	0	0	0	4
Sam Bowers, R OBP: 0.263, SLG: 0.353 (1, 7) BBB		4-0 FC5-4 BB		0-0 1-3		0-0 F4			0-0 5-3	3	0	0	0	1	0	1
Davey Johnson, R OBP: 0.333, SLG: 0.380 (1, 4) X		0-0 FC5-4 1B 1-2f		0-3 K			0-0 5-3		0-0 6-3	4	0	0	0	0	1	1
Larry Haney, R OBP: 0.327, SLG: 0.375 (1, 2) Curt Biefary, L OBP: 0.372, SLG: 0.414 (9, PH)		0-0 1-2 1B		0-0 F7			0-0 F3		0-0 F9	3	0	1	0	0	0	0
Wally Bunker, R (1, 1) Moe Drabowsky, R OBP: 0.571, SLG: 0.500 (3, 1) Woodie Held, R OBP: 0.295, SLG: 0.324 (7, PH) Eddie Fisher, R (8, 1)		0-0 F5			0-0 1-3		0-3 K			1	0	0	0	0	0	2
										1	0	0	0	0	0	0
										1	0	0	0	0	1	0
										0	0	0	0	0	0	0

Inning Stats	R: 0	H: 1	E: 0	K: 2	S: 8	R: 0	H: 1	E: 0	K: 0	S: 4	R: 0	H: 0	E: 0	K: 0	S: 3	R: 0	H: 0	E: 0	K: 1	S: 5	R: 0	H: 0	E: 0	K: 0	S: 3	R: 0	H: 0	E: 0	K: 1	S: 5	R: 2	H: 1	E: 0	K: 0	S: 4	R: 0	H: 0	E: 0	K: 0	S: 3	R: 0	H: 0	E: 0	K: 0	S: 3								
	LOB: 2	BB: 1	P: 12	LOB: 2	BB: 1	P: 8	LOB: 1	BB: 1	P: 7	LOB: 0	BB: 0	P: 5	LOB: 0	BB: 0	P: 3	LOB: 1	BB: 1	P: 9	LOB: 0	BB: 0	P: 5	LOB: 0	BB: 0	P: 5	LOB: 0	BB: 0	P: 5	LOB: 0	BB: 1	P: 8	LOB: 0	BB: 0	P: 3	LOB: 0	BB: 0	P: 3	1B: 2	SF: 0	2B: 0	SAC: 0	3B: 0	DP: 0	HR: 1	HBP: 0	WP: 1	PA: 35	PB: 0	SB: 0	CS: 0				
PITCHER Sam McDowell, L ERA: 3.8 (1, 1)	IP	WLS	BF	H	R	ER	SO	BB	IBB	HBP	BLK	WP	HR	S	P	ERA	WHIP																				IP	WLS	BF	H	R	ER	SO	BB	IBB	HBP	BLK	WP	HR	S	P	ERA	WHIP
	9.0	W	35	3	2	2	5	5	0	0	0	1	1	40	60	2.00	0.889																				9.0	W	35	3	2	2	5	5	0	0	0	1	1	40	60	2.00	0.889

BOTTOM

Cleveland Indians @ Baltimore Orioles
Memorial Stadium, Baltimore, MD

Tue May 30 1967, 3:38 AM EDT
Att. 28,385 - Unknown

livebaseballscorecards.com

AB	30
R	2
H	3
RBI	2
BB	5
SO	5
LOB	13



Batter	1	2	3	4	5	6	7	8	9	10	11	AB R H RBI BB SO LOB	TOP														
Luis Aparicio, R OBP: 0.277, SLG: 0.308 (1, 6)												5 0 0 0 0 1 5	Baltimore Orioles @ Chicago White Sox Comiskey Park, Chicago, IL Wed May 31 1967, 8:05 PM EDT Att. 13,782 - Unknown														
Boog Powell, L OBP: 0.347, SLG: 0.377 (1, 3)												2 0 0 1 2 0 2															
Paul Blair, R OBP: 0.290, SLG: 0.366 (1, 8)												5 0 2 0 0 0 3															
Frank Robinson, R OBP: 0.436, SLG: 0.715 (1, 9)												4 0 1 0 1 2 1															
Brooks Robinson, R OBP: 0.310, SLG: 0.370 (1, 5)												5 0 1 0 0 2 5															
Sam Bowers, R OBP: 0.292, SLG: 0.381 (1, 7)												4 1 1 0 1 1 4															
Davey Johnson, R OBP: 0.320, SLG: 0.363 (1, 4)												5 0 0 0 0 3 7															
Larry Haney, R OBP: 0.345, SLG: 0.392 (1, 2)												3 0 2 1 0 1 0															
Vic Roznovsky, L OBP: 1.000, SLG: 1.000 (9, PH)												1 0 1 0 0 0 0															
Mark Belanger, R OBP: 0.235, SLG: 0.471 (9, PR)												0 1 0 0 0 0 0															
Andy Etchebarren, R OBP: 0.297, SLG: 0.398 (9, 2)												1 0 0 0 0 0 0															
Bill Dillman, R OBP: 0.143, SLG: 0.143 (7, PH)												2 0 0 0 0 1 1															
Woodie Held, R OBP: 0.295, SLG: 0.324 (7, PH)												0 0 0 0 0 0 0															
Russ Snyder, L OBP: 0.407, SLG: 0.552 (7, 1)												0 0 0 0 0 0 0															
Stu Miller, R OBP: 0.275, SLG: 0.414 (9, PH)												0 0 0 0 0 0 0															
Curt Blefary, L OBP: 0.275, SLG: 0.414 (9, 1)												1 0 0 0 0 0 0															
Eddie Watt, R (9, 1)												0 0 0 0 0 0 0															
Inning Stats	R: 0 E: 0 K: 0 S: 2	H: 0 LOB: 0 BB: 1 P: 6	R: 0 E: 0 K: 1 S: 6	H: 1 LOB: 1 BB: 0 P: 6	R: 0 E: 0 K: 3 S: 9	H: 0 LOB: 0 BB: 0 P: 9	R: 0 E: 0 K: 2 S: 8	H: 1 LOB: 3 BB: 2 P: 16	R: 0 E: 0 K: 0 S: 3	H: 1 LOB: 0 BB: 0 P: 3	R: 0 E: 0 K: 0 S: 4	H: 1 LOB: 1 BB: 0 P: 4	R: 1 E: 1 K: 0 S: 5	H: 1 LOB: 2 BB: 1 P: 9	R: 0 E: 0 K: 2 S: 9	H: 2 LOB: 2 BB: 0 P: 9	R: 1 E: 0 K: 0 S: 4	H: 1 LOB: 2 BB: 1 P: 8	R: 0 E: 0 K: 2 S: 7	H: 0 LOB: 0 BB: 0 P: 7	R: 0 E: 0 K: 1 S: 5	H: 0 LOB: 0 BB: 0 P: 5	1B: 6 2B: 2 3B: 0 HR: 0	SF: 1 SAC: 0 DP: 2 HBP: 0	WP: 0 PB: 0 SB: 0 CS: 0	PA: 45	
PITCHER	IP	WLS	BF	H	R	ER	SO	BB	IBB	HBP	BLK	WP	HR	S	P	ERA	WHIP										
Jim O'Toole, L ERA: 1.74 (1, 1)	6.0		26	5	1	0	6	3	1	0	0	0	0	34	50	0.00	1.333										
Bob Locker, R ERA: 1.67 (7, 1)	2.1		11	3	1	1	2	1	0	0	0	0	0	14	18	3.86	1.714										
Wilbur Wood, L ERA: 1.98 (9, 1)	0.1		1	0	0	0	0	0	0	0	0	0	0	1	1	0.00	0.000										
Hoyt Wilhelm, R ERA: 0.51 (9, 1)	2.1	W	7	0	0	0	3	0	0	0	0	0	0	13	13	0.00	0.000										

livebaseballscorecards.com

AB	39
R	2
H	8
RBI	2
BB	5
SO	11
LOB	30



Batter	1	2	3	4	5	6	7	8	9	10	11	AB	R	H	RBI	BB	SO	LOB	BOTTOM							
Tommie Agee, R OBP: 0.341, SLG: 0.433 (1, 8)	0-0 HR		0-0 6-3		0-3 K		4-0 IBB			0-0 F7		4	1	1	1	1	1	1								
Wayne Causey, L OBP: 0.392, SLG: 0.422 (1, 4)	4-0 1B		0-0 4-3			0-0 E S 1B	0-0 FC5			0-0 S 1B		2	0	1	0	1	0	0								
Al Weis, S OBP: 0.409, SLG: 0.429 (6, PR) (7, 4)	1B BB						2-3f					2	1	1	0	0	0	2								
Don Buford, S OBP: 0.320, SLG: 0.307 (1, 5)	0-0 CS 1B			0-0 3B		0-0 4-3				4-0 CS 1B		4	0	3	0	1	0	1								
Tom McCraw, L OBP: 0.306, SLG: 0.426 (1, 3)	0-0 F7			0-0 F4		0-0 F6				0-3 K		5	0	0	0	0	2	8								
Ken Berry, R OBP: 0.355, SLG: 0.383 (1, 9) (7, 7) (9, 9)	0-0 F7			0-3 K		0-0 1B				0-0 F7		5	1	2	1	0	1	2								
Pete Ward, L OBP: 0.357, SLG: 0.388 (1, 7)		0-0 F8		0-3 K		0-0 1-3						5	1	2	1	0	1	2								
Walt Williams, R OBP: 0.243, SLG: 0.278 (7, 9) (9, 7)												3	0	0	0	0	1	2								
J.C. Martin, L OBP: 0.295, SLG: 0.265 (1, 2)		0-0 4-3			1-0 WP HBP		4-0 FC2-6 BB			0-0 F2		1	0	0	0	1	0	0								
Joe Horlen, R OBP: 0.182, SLG: 0.190 (7, PR)												0	0	0	0	0	0	0								
Jerry McNertney, R OBP: 0.333, SLG: 0.375 (8, 2)												1	0	0	0	1	0	0								
Ron Hansen, R OBP: 0.261, SLG: 0.267 (1, 6)		0-0 5-3			0-0 F9		0-0 FC2-6 FC5 SH2-4			0-0 F7		5	0	1	1	0	0	2								
Jim O'Toole, S OBP: 0.111, SLG: 0.111 (1, 1)			0-3 K		0-3 K		0-0 SH2-4					2	0	0	0	0	2	1								
Bob Locker, S (7, 1)												0	0	0	0	0	0	0								
Wilbur Wood, R (9, 1)												0	0	0	0	0	0	0								
Hoyt Wilhelm, R (9, 1)												1	0	0	0	0	1	0								
Inning Stats	R: 1 E: 0 K: 0 S: 4	H: 2 LOB: 1 BB: 1 P: 8	R: 0 E: 0 K: 0 S: 3	H: 0 LOB: 0 BB: 0 P: 3	R: 0 E: 0 K: 1 S: 5	H: 0 LOB: 0 BB: 0 P: 5	R: 0 E: 0 K: 2 S: 8	H: 1 LOB: 1 BB: 0 P: 8	R: 0 E: 0 K: 2 S: 7	H: 0 LOB: 1 BB: 0 P: 8	R: 1 E: 0 K: 0 S: 5	H: 2 LOB: 1 BB: 0 P: 5	R: 0 E: 0 K: 0 S: 3	H: 0 LOB: 2 BB: 2 P: 11	R: 0 E: 0 K: 1 S: 5	H: 1 LOB: 0 BB: 0 P: 5	R: 0 E: 0 K: 1 S: 5	H: 0 LOB: 0 BB: 0 P: 5	R: 0 E: 0 K: 2 S: 8	H: 1 LOB: 2 BB: 1 P: 12	R: 0 E: 0 K: 0 S: 3	H: 2 LOB: 2 BB: 1 P: 7	1B: 7 2B: 0 3B: 1 HR: 1	SF: 0 SAC: 2 DP: 0 HBP: 1	WP: 1 PB: 0 SB: 2 CS: 2	PA: 44
PITCHER	IP	WLS	BF	H	R	ER	SO	BB	IBB	HBP	BLK	WP	HR	S	P	ERA	WHIP									
Bill Dillman, R ERA: 2.89 (1, 1)	6.0		24	5	2	2	5	1	0	1	0	1	1	32	37	3.00	1.000									
Stu Miller, R ERA: 2.75 (7, 1)	2.0		8	1	0	0	1	1	1	0	0	0	0	8	16	0.00	1.000									
Eddie Watt, R ERA: 0.71 (9, 1)	2.1	L	12	3	1	1	3	1	1	0	0	0	0	16	24	3.86	1.714									

Baltimore Orioles @ Chicago White Sox
Comiskey Park, Chicago, IL
Wed May 31 1967, 8:05 PM EDT
Att. 13,782 - Unknown

AB	36
R	3
H	9
RBI	3
BB	5
SO	9
LOB	19



Batter	1	2	3	4	5	6	7	8	9	AB R H RBI BB SO LOB	TOP																													
Bob Saverine, S OBP: 0.319, SLG: 0.309 (1, 4) (6, 6)	0-0 F7		0-0 FC6 1-2f		0-0 F7		4-0 BB BB		0-0 G6-3 1-2f	4 0 0 0 1 0 3																														
Ken McMullen, R OBP: 0.257, SLG: 0.331 (1, 5)	0-0 CS 2B		0-0 F9		0-0 FC6-4 1-2f		4-0 BB BB		0-0 L5	4 0 1 0 1 0 2																														
Fred Valentine, S OBP: 0.358, SLG: 0.352 (1, 8) BB BB BB	4-0 BB		0-0 G3			0-0 5-3 1B		0-0 4-3		3 0 1 0 1 0 3																														
Frank Howard, R OBP: 0.355, SLG: 0.517 Hank Allen, R OBP: 0.286, SLG: 0.377 (1, 7) (6, 7) SS SS	0-3 K 2-3			0-3 K		0-0 5-3 1-2		0-0 F7		3 0 0 0 0 2 3 1 0 0 0 0 0 0																														
Cap Peterson, R OBP: 0.357, SLG: 0.402 (1, 9) BB BB BB		4-0 FC6 BB		0-0 F8		0-3 K		0-0 E 1B		3 0 1 0 1 1 1																														
Dick Nen, L OBP: 0.290, SLG: 0.328 (1, 3)		0-0 F7		0-0 FC5-4 1B		4-0 FC6-4 BB		0-0 E3 1-2		3 0 1 0 1 0 2																														
Paul Casanova, R OBP: 0.306, SLG: 0.352 (1, 2)		0-0 FC6 1-2f		0-0 FC5-4 1-2f		0-0 FC6-4 1-2f		0-3 K		4 0 0 0 0 1 6																														
Ed Brinkman, R OBP: 0.247, SLG: 0.250 Bernie Allen, L OBP: 0.205, SLG: 0.184 (1, 6) (6, 4) SS SS		0-3 K			0-0 FC6-4 1B		0-0 4-3	0-0 F8		2 0 1 0 0 1 1 2 0 0 0 0 0 2																														
Darold Knowles, L Bob Priddy, R OBP: 0.400, SLG: 0.250 Bob Humphreys, R OBP: 0.667, SLG: 0.500 Ken Harrelson, R OBP: 0.296, SLG: 0.274 Dick Lines, R Jim King, L OBP: 0.343, SLG: 0.333 (1, 1) (2, 1) (4, 1) (7, PH) (7, 1) (8, PH)			4-0 FC6 BB		0-0 FC6-4 1-2f		0-0 6-3	4-0 G6-3 BB		0 0 0 0 0 0 0 0 0 0 0 0 1 0 0 1 0 0 0 0 0 0 1 1 0 1 0 0																														
Inning Stats	R: 0 E: 0 K: 1 S: 5	H: 1 LOB: 2 BB: 1 P: 9	R: 0 E: 1 K: 1 S: 5	H: 0 LOB: 1 BB: 1 P: 9	R: 0 E: 1 K: 0 S: 3	H: 0 LOB: 1 BB: 1 P: 7	R: 0 E: 0 K: 1 S: 6	H: 1 LOB: 1 BB: 0 P: 6	R: 0 E: 0 K: 0 S: 4	H: 1 LOB: 1 BB: 0 P: 4	R: 0 E: 0 K: 1 S: 6	H: 1 LOB: 2 BB: 1 P: 10	R: 0 E: 0 K: 0 S: 3	H: 0 LOB: 2 BB: 2 P: 11	R: 0 E: 1 K: 1 S: 7	H: 1 LOB: 2 BB: 0 P: 7	R: 0 E: 0 K: 0 S: 2	H: 0 LOB: 0 BB: 1 P: 6	1B: 4 2B: 2 3B: 0 HR: 0	SF: 0 SAC: 0 DP: 2 HBP: 0	WP: 0 PB: 0 SB: 0 CS: 1	PA: 38																		
PITCHER Tom Phoebus, R ERA: 2.8 (1, 1)	IP 9.0	WLS W	BF 38	H 5	R 0	ER 0	SO 5	BB 7	IBB 0	HBP 0	BLK 0	WP 0	HR 0	S 41	P 69	ERA 0.00	WHIP 1.333						PITCHER	IP	WLS	BF	H	R	ER	SO	BB	IBB	HBP	BLK	WP	HR	S	P	ERA	WHIP

Washington Senators @ Baltimore Orioles
Memorial Stadium, Baltimore, MD
Fri Jun 02 1967, 7:05 PM EDT
Att. 19,838 - Unknown

AB	31
R	0
H	5
RBI	0
BB	7
SO	5
LOB	24



Batter	1	2	3	4	5	6	7	8	9	AB	R	H	RBI	BB	SO	LOB
Luis Aparicio, R OBP: 0.284, SLG: 0.314 Mark Belanger, R OBP: 0.263, SLG: 0.444 (1, 6) X (4, PR) (5, 6)	0-0 6-3	0-0 1B 1-2 2-H 1B		0-0 BB BB 1B	4-0 1B FC5-2 BB	0-3 K				3	1	2	1	0	0	0
Boog Powell, L OBP: 0.348, SLG: 0.378 (1, 3) X	0-0 6-3	0-0 1B 1-3 2-H 1B		0-0 F8	0-0 FC5-2 2B 1B		0-0 4-3			5	2	2	1	0	0	1
Paul Blair, R OBP: 0.305, SLG: 0.381 (1, 8) X	0-0 2B	0-0 1B 1-2 3-H 1B		4-0 BB BB 1-2 BB	0-0 FC5-2 2B		0-0 5-3			4	2	2	1	1	0	2
Frank Robinson, R OBP: 0.441, SLG: 0.736 (1, 9) X	0-0 F7	0-0 HR		4-0 BB BB 1-2 2-3 BB	0-0 2B		0-0 F7			4	1	2	5	1	0	1
Brooks Robinson, R OBP: 0.314, SLG: 0.376 Woodie Held, R OBP: 0.289, SLG: 0.316 (1, 5) (6, 5)		0-0 1B 2B F6		4-0 BB 1-2 2-3 3-H BB	0-0 F9		0-0 4-3			3	1	1	1	1	0	1
Sam Bowens, R OBP: 0.276, SLG: 0.346 (1, 7)		0-0 BLK 1B K		0-3 K		0-0 F8		0-0 L1 1B K		5	1	1	1	0	2	3
Davey Johnson, R OBP: 0.331, SLG: 0.362 (1, 4)		4-0 FC1-5 1B 1-2 BB	0-0 F8	0-3 K		4-0 1B BB		0-0 1B		3	0	1	0	2	1	3
Andy Etchebarren, R OBP: 0.302, SLG: 0.432 (1, 2)		0-0 FC1-5 1B 1-2 2-H 1B	0-0 1-3		0-0 HR		0-0 F7		0-3 K	5	2	2	2	0	1	3
Tom Phoebus, R OBP: 0.182, SLG: 0.053 (1, 1)		0-0 FC1-5 1B 1-2 2-3f 1B	0-3 K		0-3 K		0-0 1B			4	1	1	0	0	2	2


Inning Stats	R: 0	H: 1	E: 0	LOB: 1	K: 0	BB: 0	S: 4	P: 4	R: 8	H: 7	E: 0	LOB: 0	K: 1	BB: 1	S: 12	P: 16	R: 0	H: 0	E: 0	LOB: 0	K: 1	BB: 0	S: 5	P: 5	R: 1	H: 1	E: 0	LOB: 3	K: 2	BB: 3	S: 8	P: 20	R: 3	H: 3	E: 0	LOB: 1	K: 1	BB: 1	S: 8	P: 12	R: 0	H: 1	E: 0	LOB: 2	K: 1	BB: 1	S: 6	P: 10	R: 0	H: 0	E: 0	LOB: 0	K: 0	BB: 0	S: 3	P: 3	R: 0	H: 1	E: 1	LOB: 1	K: 1	BB: 0	S: 6	P: 6
--------------	------	------	------	--------	------	-------	------	------	------	------	------	--------	------	-------	-------	-------	------	------	------	--------	------	-------	------	------	------	------	------	--------	------	-------	------	-------	------	------	------	--------	------	-------	------	-------	------	------	------	--------	------	-------	------	-------	------	------	------	--------	------	-------	------	------	------	------	------	--------	------	-------	------	------

PITCHER	IP	WLS	BF	H	R	ER	SO	BB	IBB	HBP	BLK	WP	HR	S	P	ERA	WHIP
Darold Knowles, L ERA: 2.48 (1, 1)	1.1	L	11	6	6	6	0	1	0	0	1	0	0	10	14	40.50	5.250
Bob Priddy, R ERA: 4.88 (2, 1)	2.0		12	3	3	3	2	3	0	0	0	0	1	13	25	13.50	3.000
Bob Humphreys, R ERA: 6.04 (4, 1)	2.2		14	4	3	3	4	2	0	0	0	0	1	20	28	10.12	2.250
Dick Lines, L ERA: 4.74 (7, 1)	2.0		7	1	0	0	1	0	0	0	0	0	0	9	9	0.00	0.500


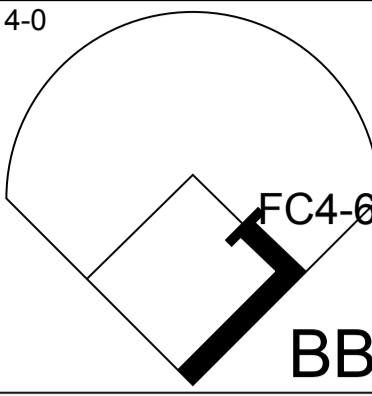
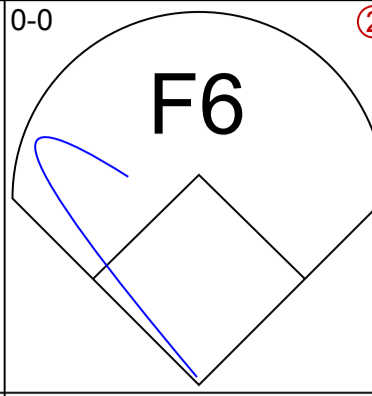
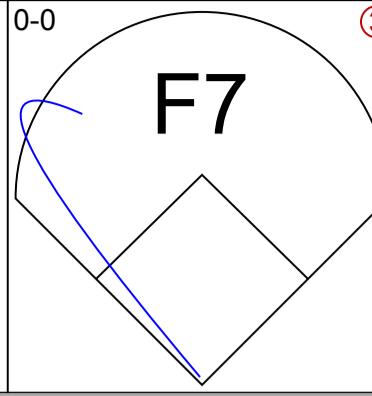
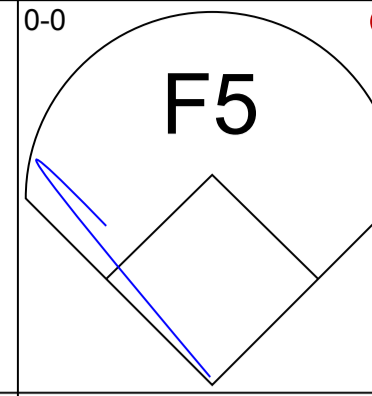
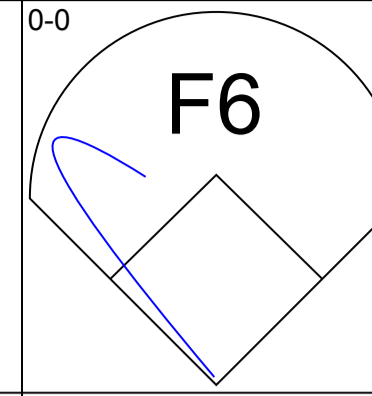


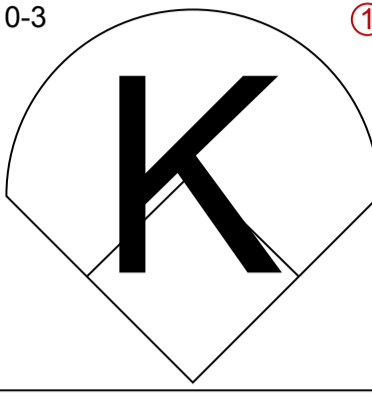
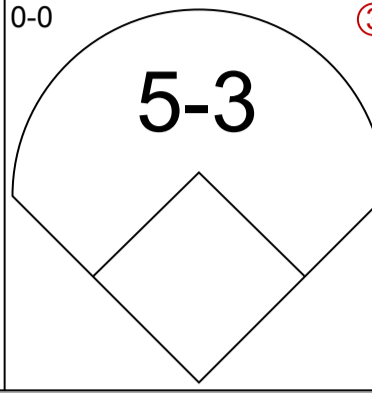
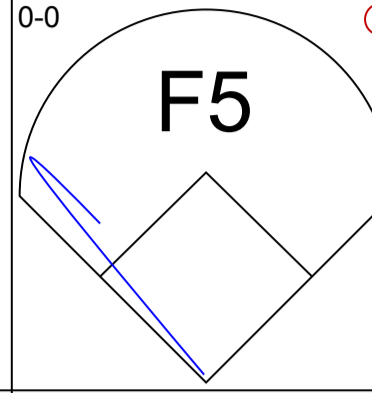
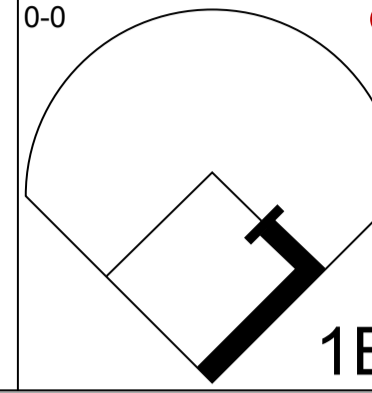
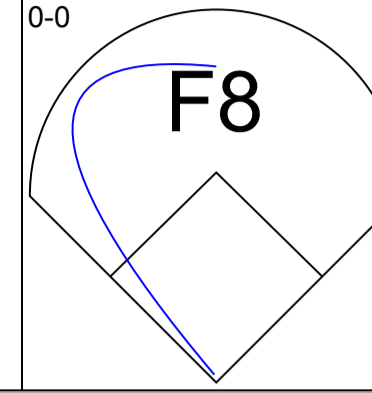

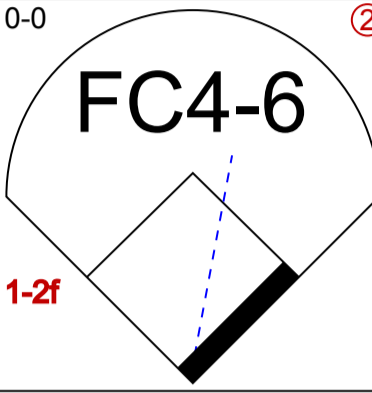
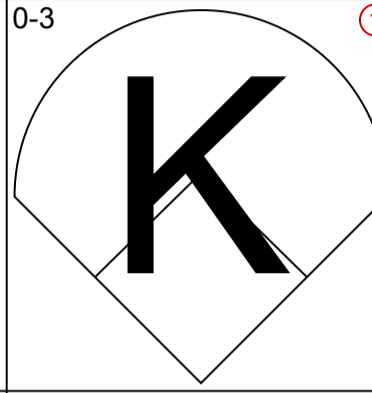
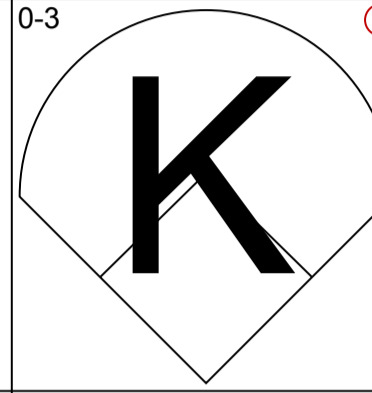
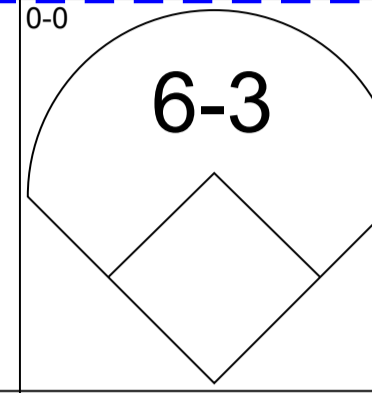
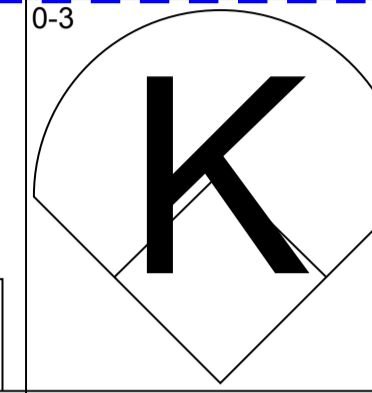

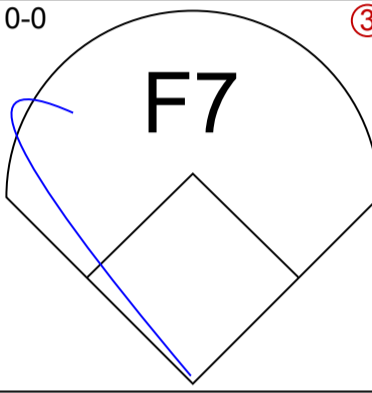
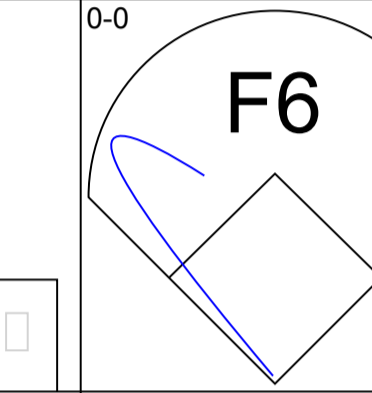
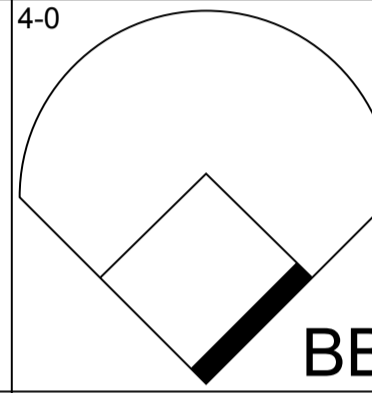
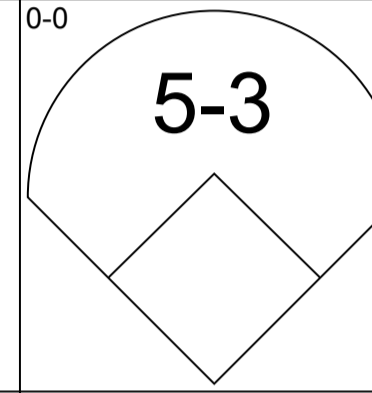
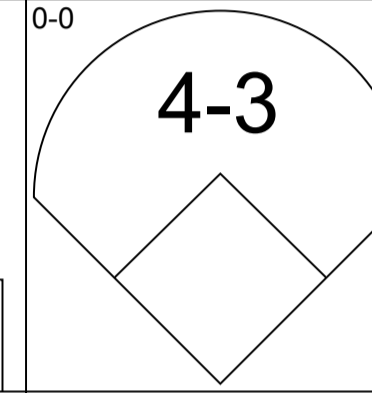

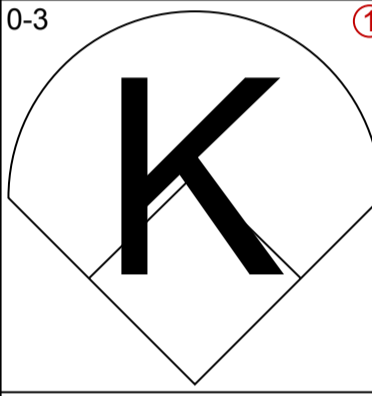
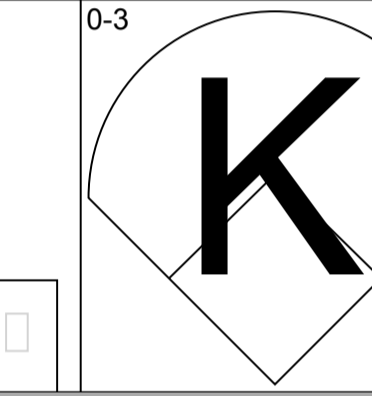
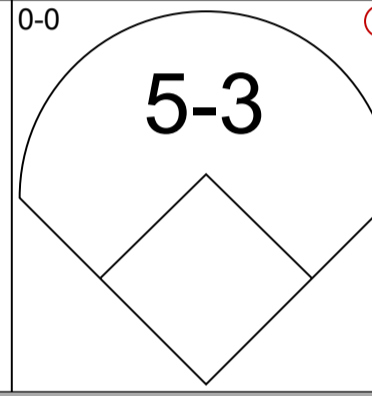
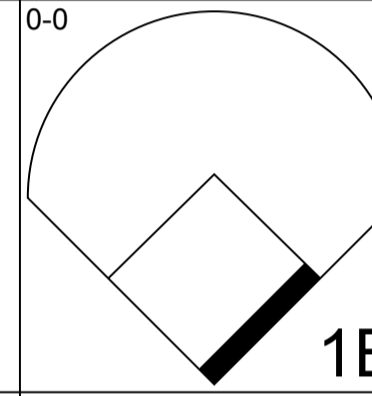
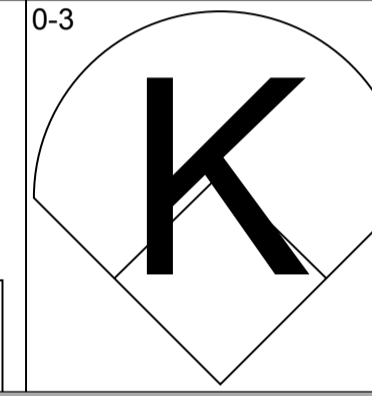

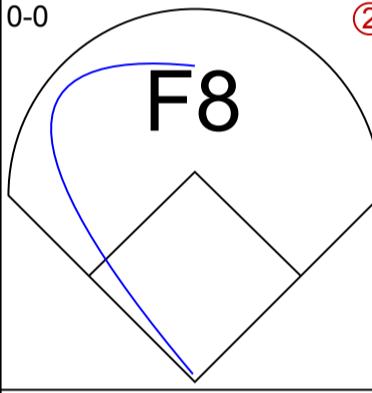
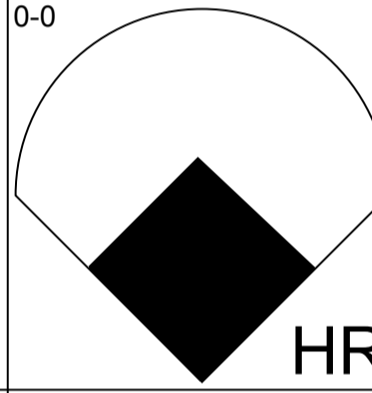
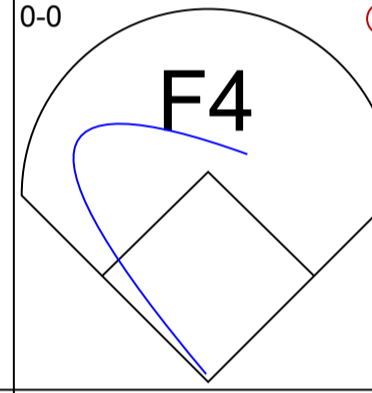
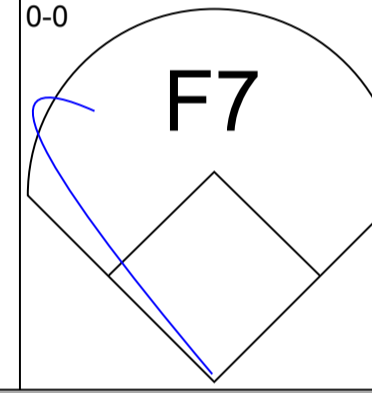

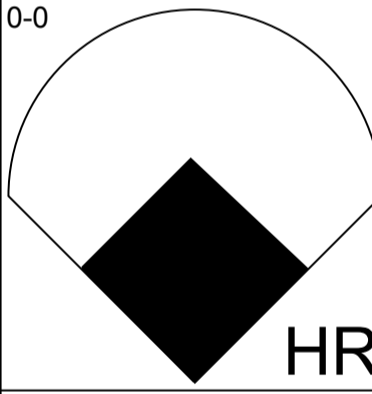
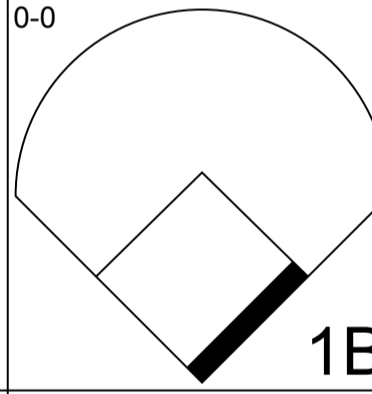
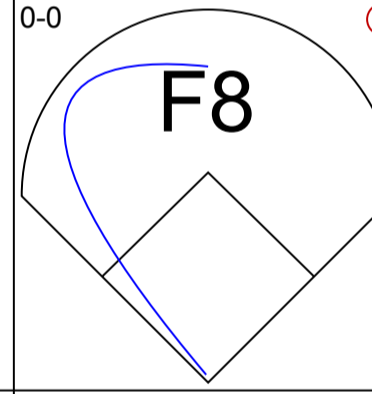
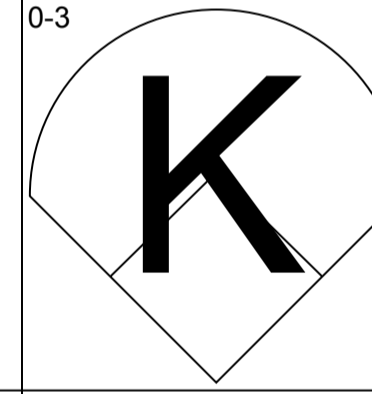

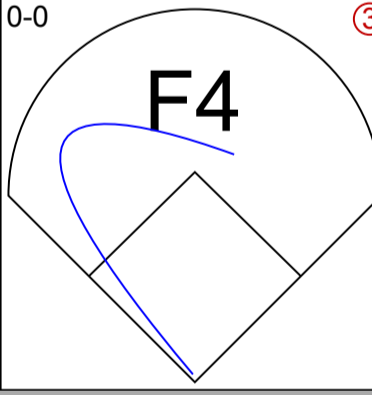
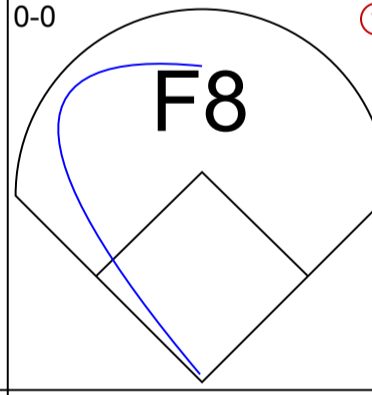
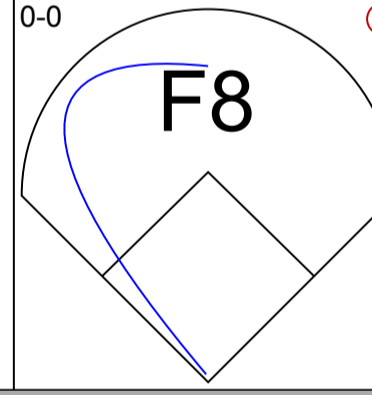
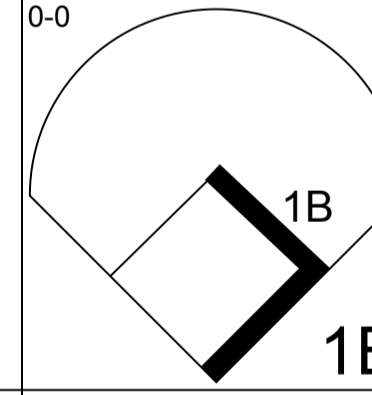

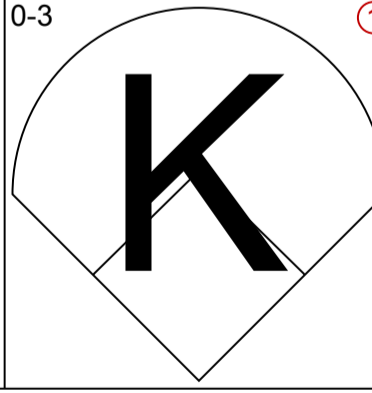
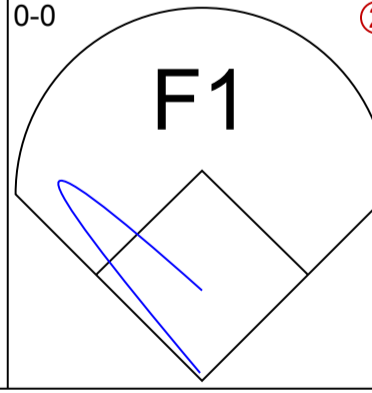
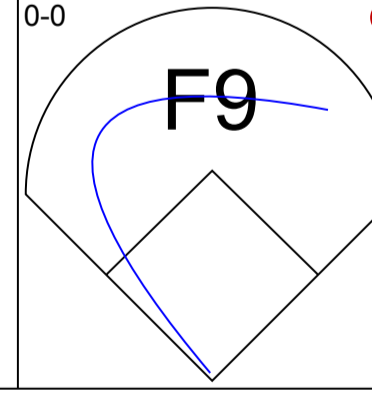
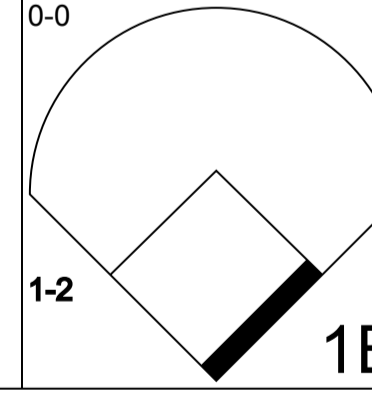

BOTTOM


Washington Senators @ Baltimore Orioles
Memorial Stadium, Baltimore, MD
 Fri Jun 02 1967, 7:05 PM EDT
 Att. 19,838 - Unknown

AB	38
R	12
H	14
RBI	12
BB	6
SO	7
LOB	18



WP	HR	S	P	ERA	WHIP
0	0	0	0	0	0

Batter	1	2	3	4	5	6	7	8	9	10	11	AB R H RBI BB SO LOB	TOP														
Tim Cullen, R OBP: 0.307, SLG: 0.241 (1, 4) 	4-0 		x 0-0 F6 		x 0-0 F7 			x 0-0 F5 		x 0-0 F6 		4 0 0 0 1 0 3	<p>Washington Senators @ Baltimore Orioles Memorial Stadium, Baltimore, MD</p> <p>Sat Jun 03 1967, 7:05 PM EDT Att. 20,364 - Unknown</p> <p>livebaseballscorecards.com</p> <table border="0"> <tr><td>AB</td><td>39</td></tr> <tr><td>R</td><td>2</td></tr> <tr><td>H</td><td>7</td></tr> <tr><td>RBI</td><td>2</td></tr> <tr><td>BB</td><td>2</td></tr> <tr><td>SO</td><td>9</td></tr> <tr><td>LOB</td><td>12</td></tr> </table> 	AB	39	R	2	H	7	RBI	2	BB	2	SO	9	LOB	12
AB	39																										
R	2																										
H	7																										
RBI	2																										
BB	2																										
SO	9																										
LOB	12																										
Ken McMullen, R OBP: 0.255, SLG: 0.327 (1, 5) 	0-3 K 		x 0-0 5-3 			x 0-0 F5 		x 0-0 		x 0-0 F8 		5 0 1 0 0 1 3															
Hank Allen, R OBP: 0.262, SLG: 0.345 (1, 8) 	0-0 FC4-6 			SS 0-3 K 		SS 0-3 K 			x 0-0 6-3 		SS 0-3 K 	5 0 0 0 0 3 1															
Frank Howard, R OBP: 0.352, SLG: 0.507 Fred Valentine, S OBP: 0.355, SLG: 0.350 (1, 7)  (9, 7)	0-0 F7 		x 0-0 F6 		SS 4-0 			x 0-0 5-3 		x 0-0 4-3 		3 0 0 0 1 0 1 1 0 0 0 0 0 0															
Cap Peterson, R OBP: 0.350, SLG: 0.393 (1, 9) 		SS 0-3 K 		SS 0-3 K 		x 0-0 5-3 			x 0-0 		SS 0-3 K 	5 0 1 0 0 3 1															
Paul Casanova, R OBP: 0.304, SLG: 0.372 (1, 2) 		x 0-0 F8 			x 0-0 		x 0-0 F4 		x 0-0 F7 			4 1 1 1 0 0 1															
Ken Harrelson, R OBP: 0.267, SLG: 0.325 (1, 3) 		x 0-0 			x 0-0 		x 0-0 F8 			SS 0-3 K 		4 1 2 1 0 1 0															
Ed Brinkman, R OBP: 0.247, SLG: 0.250 (1, 6) 		x 0-0 F4 			x 0-0 F8 		x 0-0 F8 			x 0-0 		4 0 1 0 0 0 1															
Barry Moore, L OBP: 0.250, SLG: 0.286 Dave Baldwin, R (8, 1) 			SS 0-3 K 			x 0-0 F1 		x 0-0 F9 		x 0-0 		3 0 0 0 0 1 1 0 0 0 0 0 0 0 1 0 1 0 0 0 0 0 0 0 0 0 0 0 0 0 0 0 0 0 0															
Jim King, L OBP: 0.350, SLG: 0.341 Darold Knowles, L (10, PH) Bob Priddy, R OBP: 0.400, SLG: 0.250 (11, 1) 																											
Inning Stats	R: 0 H: 0 E: 0 LOB: 1 K: 1 BB: 1 S: 5 P: 9	R: 1 H: 1 E: 0 LOB: 0 K: 1 BB: 0 S: 6 P: 6	R: 0 H: 0 E: 0 LOB: 0 K: 1 BB: 0 S: 5 P: 5	R: 0 H: 0 E: 0 LOB: 0 K: 2 BB: 0 S: 7 P: 7	R: 1 H: 2 E: 0 LOB: 1 K: 0 BB: 0 S: 5 P: 5	R: 0 H: 0 E: 0 LOB: 1 K: 1 BB: 1 S: 5 P: 9	R: 0 H: 0 E: 0 LOB: 0 K: 0 BB: 0 S: 3 P: 3	R: 0 H: 1 E: 0 LOB: 1 K: 0 BB: 0 S: 3 P: 3	R: 0 H: 1 E: 0 LOB: 1 K: 0 BB: 0 S: 4 P: 4	R: 0 H: 2 E: 0 LOB: 2 K: 1 BB: 0 S: 7 P: 7	R: 0 H: 0 E: 0 LOB: 0 K: 2 BB: 0 S: 7 P: 7	1B: 5 SF: 0 2B: 0 SAC: 0 3B: 0 DP: 0 HR: 2 HBP: 0	WP: 0 PA: 41 PB: 0 SB: 0 CS: 0														
PITCHER	IP WLS BF H R ER SO BB IBB HBP BLK WP HR S P ERA WHIP																										
Pete Richert, L ERA: 4.33 (1, 1)	8.0	29	4	2	2	6	2	0	0	0	0	0	2	39	47	2.25	0.750										
Stu Miller, R ERA: 2.49 (9, 1)	2.0	9	3	0	0	1	0	0	0	0	0	0	0	11	11	0.00	1.500										
Moe Drabowsky, R ERA: 0.61 (11, 1)	1.0	W	3	0	0	0	2	0	0	0	0	0	0	7	7	0.00	0.000										

Batter	1	2	3	4	5	6	7	8	9	10	11	AB R H RBI BB SO LOB	BOTTOM																		
Luis Aparicio, R OBP: 0.291, SLG: 0.313 (1, 6)	0-0 E S 1B	4-0 1B BB		0-0 F9		0-0 G3		0-0 F3			4-0 1B IBB	4 1 1 0 2 0 3	<p>Washington Senators @ Baltimore Orioles Memorial Stadium, Baltimore, MD</p> <p>Sat Jun 03 1967, 7:05 PM EDT Att. 20,364 - Unknown</p> <p>livebaseballscores.com</p> <p>AB 42 R 3 H 11 RBI 3 BB 6 SO 9 LOB 26</p> 																		
Boog Powell, L OBP: 0.348, SLG: 0.376 (1, 3)	0-3 K	0-0 1-3 3-H 1B		0-0 WP 1B			0-0 F9		0-0 F7		0-3 K 1-2	6 0 2 1 0 2 4																			
Paul Blair, R OBP: 0.306, SLG: 0.379 (1, 8)	0-0 6-3	0-3 K		0-0 5-3			0-3 K		0-0 G4-3 1B		0-0 1B 2-3 3-H	6 0 2 1 0 2 4																			
Frank Robinson, R OBP: 0.445, SLG: 0.730 (1, 9)	0-0 1B				0-3 K		0-0 1B		0-0 G4-3			4 0 2 1 1 1 1																			
Brooks Robinson, R OBP: 0.311, SLG: 0.370 (1, 5)	0-0 1-2 1B			0-3 K		0-3 K		0-0 F8		0-0 4-3		5 0 1 0 0 2 2																			
Sam Bowers, R OBP: 0.273, SLG: 0.310 (9, 1)	0-3 K			4-0 1-2 BB		0-3 K			0-0 4-3		0-0 6-3	3 0 0 0 1 2 2																			
Stu Miller, R (9, 1)												0 0 0 0 0 0 0																			
Curt Blefary, L OBP: 0.373, SLG: 0.411 (10, PH)												1 0 0 0 0 0 0																			
Moe Drabowsky, R OBP: 0.571, SLG: 0.500 (11, 1)												0 0 0 0 0 0 0																			
Davey Johnson, R OBP: 0.341, SLG: 0.392 (1, 4)		0-0 1B 3B		0-0 F6		4-0 G6-4-3 BB		0-0 2B		0-0 F9		4 1 2 0 1 0 2																			
Andy Etchebarren, R OBP: 0.297, SLG: 0.413 (1, 2)		0-0 5-3		0-0 F3		0-0 G6-4-3		4-0 BB		0-0 E1 PB 1B		4 0 0 0 1 0 4																			
Mark Belanger, R OBP: 0.263, SLG: 0.444 (11, PR)												0 1 0 0 0 0 0																			
Pete Richert, L OBP: 0.100, SLG: 0.100 (8, PH)		0-0 L5		0-0 3-1		0-0 1B		0-0 F6		0-0 F8		3 0 1 0 0 0 1																			
Russ Snyder, L OBP: 0.398, SLG: 0.536 (9, 7)												2 0 0 0 0 0 3																			
Inning Stats	R: 1 E: 0 K: 2 S: 10	H: 3 LOB: 2 BB: 0 P: 10	R: 1 E: 0 K: 1 S: 7	H: 2 LOB: 2 BB: 1 P: 11	R: 0 E: 0 K: 1 S: 5	H: 0 LOB: 2 BB: 2 P: 13	R: 0 E: 0 K: 0 S: 4	H: 1 LOB: 1 BB: 0 P: 4	R: 0 E: 0 K: 3 S: 9	H: 0 LOB: 0 BB: 0 P: 9	R: 0 E: 0 K: 0 S: 3	H: 1 LOB: 1 BB: 1 P: 7	R: 0 E: 0 K: 1 S: 6	H: 1 LOB: 1 BB: 0 P: 6	R: 0 E: 0 K: 0 S: 4	H: 1 LOB: 2 BB: 1 P: 8	R: 0 E: 0 K: 0 S: 3	H: 1 LOB: 0 BB: 0 P: 3	R: 0 E: 0 K: 0 S: 3	H: 0 LOB: 0 BB: 0 P: 3	R: 1 E: 1 K: 1 S: 6	H: 1 LOB: 3 BB: 1 P: 10	1B: 9 2B: 1 3B: 1 HR: 0	SF: 0 SAC: 0 DP: 2 HBP: 0	WP: 1 PB: 1 SB: 2 CS: 0	PA: 48					
PITCHER	IP WLS BF H R ER SO BB IBB HBP BLK WP HR S P ERA WHIP															IP WLS BF H R ER SO BB IBB HBP BLK WP HR S P ERA WHIP															
Barry Moore, L ERA: 2.84 (1, 1)	7.1	35	9	2	2	8	5	0	0	0	0	1	0	46	66	2.46	1.909														
Dave Baldwin, R ERA: 1.15 (8, 1)	1.2	5	1	0	0	0	0	0	0	0	0	0	0	5	5	0.00	0.600														
Darold Knowles, L ERA: 2.35 (10, 1)	1.2	L 7	0	1	0	1	0	1	0	0	0	0	0	8	12	0.00	0.000														
Bob Priddy, R ERA: 4.88 (11, 1)	0.0	1	1	0	0	0	0	0	0	0	0	0	0	1	1	∞	∞														

Batter	1	2	3	4	5	6	7	8	9	10	11	12	13	14	15	16	17	18	19	AB	R	H	RBI	BB	SO	LOB	TOP							
Tim Cullen, R OBP: 0.330, SLG: 0.247 (1, 4)	BB		4-3 1B	BB		K		G5-4-3 BB			K		1B			F8		F8		6	1	2	0	3	2	1								
Ken McMullen, R OBP: 0.247, SLG: 0.314 (1, 5)	F9		E8 1B	K		F8		G5-4-3 1-2			F9		F6			5-3		K		9	1	1	2	0	2	5								
Hank Allen, R OBP: 0.286, SLG: 0.348 (1, 8)	K		4-3													K				8	0	3	1	1	3	2								
Frank Howard, R OBP: 0.356, SLG: 0.503 (7, PR)	K		FC4-6 1B			K		2B BB			F3					6-3				3	0	1	1	1	2	2								
Fred Valentine, S OBP: 0.344, SLG: 0.336 (7, 7)			2-H 1B								F9									5	0	0	0	0	0	4								
Cap Peterson, R OBP: 0.349, SLG: 0.391 (1, 9)		1-3	FC4-6 1B			F4		1-3 2B			F9									8	1	2	0	1	1	3								
Paul Casanova, R OBP: 0.299, SLG: 0.362 (1, 2)		F3	1-H 1B					K								F2				9	0	2	1	0	3	6								
Ken Harrelson, R OBP: 0.261, SLG: 0.316 (5, PH)																				2	0	0	0	0	1	1								
Dick Nen, L OBP: 0.293, SLG: 0.318 (5, 3)	F8		K			4-3		FC6-4 IBB			G3		K							5	0	1	0	1	1	2								
Ed Brinkman, R OBP: 0.241, SLG: 0.239 (1, 6)			BB 1B			6-3		FC6-4 1-2			K					F3				7	1	0	0	1	4	4								
Phil Otonari, R Dick Lips, R Dave Raden, R Jim King, L Bob Humphreys, R Bob Spitzer, S Joe Coleman, R Barney Zehn, R Bud Harty, R			1-2 1B			L7		K			4-3		6-3							8	0	0	0	0	0	0								
Inning Stats	R: 0 E: 0 K: 2 S: 7	H: 0 LOB: 1 BB: 1 P: 11	R: 0 E: 0 K: 0 S: 3	H: 0 LOB: 0 BB: 0 P: 3	R: 5 E: 1 K: 1 S: 8	H: 3 LOB: 1 BB: 3 P: 20	R: 0 E: 0 K: 1 S: 6	H: 1 LOB: 1 BB: 0 P: 6	R: 0 E: 0 K: 1 S: 6	H: 2 LOB: 2 BB: 0 P: 7	R: 0 E: 0 K: 1 S: 7	H: 1 LOB: 3 BB: 2 P: 14	R: 0 E: 0 K: 1 S: 4	H: 0 LOB: 0 BB: 1 P: 8	R: 0 E: 0 K: 1 S: 6	H: 1 LOB: 1 BB: 0 P: 6	R: 0 E: 0 K: 2 S: 7	H: 0 LOB: 0 BB: 0 P: 7	R: 0 E: 0 K: 0 S: 4	H: 1 LOB: 1 BB: 0 P: 4	R: 0 E: 0 K: 1 S: 6	H: 0 LOB: 0 BB: 0 P: 7	R: 0 E: 0 K: 2 S: 8	H: 1 LOB: 1 BB: 0 P: 8	R: 0 E: 0 K: 1 S: 5	H: 0 LOB: 0 BB: 0 P: 5	R: 0 E: 0 K: 1 S: 2	H: 0 LOB: 1 BB: 2 P: 10	1B: 12 2B: 1 3B: 0 HR: 0	SF: 0 SAC: 0 DP: 2 HBP: 0	WP: 1 PB: 0 SB: 0 CS: 0	PA: 78		
PITCHER	IP WLS BF H R ER SO BB IBB HBP BLK WP HR S P ERA WHIP																				IP WLS BF H R ER SO BB IBB HBP BLK WP HR S P ERA WHIP													
Steve Barber, L ERA: 4.44 (1, 1)	2.1	13	2	5	4	2	4	0	0	0	0	0	0	0	0	26	26	0.00	1.364															
Wally Bunker, R ERA: 3.86 (3, 1)	3.2	16	5	0	0	5	0	0	0	0	0	0	0	0	0	27	29	0.00	1.000															
Eddie Watt, R ERA: 0.59 (7, 1)	5.0	20	3	0	0	5	2	1	0	0	0	0	0	0	0	17	17	0.00	0.667															
Eddie Fisher, R ERA: 2.39 (12, 1)	3.0	11	2	0	0	3	0	0	0	0	0	0	0	0	0	28	36	0.00	0.600															
Stu Miller, R ERA: 2.03 (15, 1)	5.0	18	1	0	0	6	2	0	0	0	1	0	0	0	0	28	36	0.00	0.600															

Washington Senators @ Baltimore Orioles
 Memorial Stadium, Baltimore, MD
 Sun Jun 04 1967, 3:33 AM EDT
 Att. 12,612 - Unknown

AB	69
R	5
H	13
RBI	5
BB	9
SO	21
LOB	30



Batter	1	2	3	4	5	6	7	8	9	10	11	12	13	14	15	16	17	18	19	AB	R	H	RBI	BB	SO	LOB	BOTTOM	
Luis Aparicio, R (1, 6) OBP: 0.279, SLG: 0.298	F3	FC4-6 1B E		4-3		L1-3			1-3			K		6-3			4-3			8	1	0	0	0	1	2		
Russ Snyder, L (1, 8) (8, 7) OBP: 0.385, SLG: 0.519	5-3	1B WP 1B		L4-1		1B 2B			F9			4-3			G3		F2			8	1	2	0	0	0	0		
Curt Blefary, L (1, 7) (8, 3) OBP: 0.375, SLG: 0.409	1B	1B BB			F9	1B 2H			4-3			F8			1-6-3			L3		8	0	3	1	0	0	0		
Frank Robinson, R (1, 9) OBP: 0.437, SLG: 0.704	F3	1B BB			FC5 1B	F6			1-4-3			F7			5-3			F7		7	0	1	0	1	0	2		
Boog Powell, L (1, 3) OBP: 0.345, SLG: 0.372		L5			K				F2			F2				4-3		F8		4	0	1	0	0	1	4		
Paul Blair, R (8, 8) OBP: 0.304, SLG: 0.368		F5				G4-6-3 1B							CS BB					F8		3	0	0	0	1	0	0		
Brooks Robinson, R (1, 5) OBP: 0.314, SLG: 0.371		1B 2B 1B		F9		G4-6-3 1B			6-3			K				F7			HR 1B	8	2	3	0	0	1	3		
Vic Roznovsky, L (1, 2) OBP: 0.667, SLG: 0.667		2B 1B		K		FC5			F4			F8								2	1	1	0	0	1	0		
Andy Etchebarren, R (5, PH) OBP: 0.368, SLG: 0.443		2B 1B		K										4-3 SH3-4 1B				FC5-4 BB		5	1	2	2	1	0	2		
Davey Johnson, R (1, 4) OBP: 0.340, SLG: 0.397		1B 2B		6-3		L1-6-3 1B			F7			K		SH3-4				FC5-4		6	1	2	2	0	1	1		
Steve Barber, L (1, 1) Wally Sunkert, R (3, 1) Mark Belanger, R (8, PH) Eddie Wall, L (7, 1) Sam Bowers, R (11, PH) Eddie Fisher, R (12, 1) Pete Richert, L (14, PH) Stu Miller, R (15, 1)		1H 3H 1B 2B		4-3		L1-6-3 1B			4-3			F5		4-3				6-3		1	0	1	1	0	0	0		
Inning Stats	R: 0 E: 0 K: 4 S: 4	H: 1 LOB: 1 BB: 0 P: 4	R: 4 E: 0 K: 9 S: 9	H: 6 LOB: 3 BB: 1 P: 13	R: 0 E: 0 K: 1 S: 5	H: 0 LOB: 0 BB: 0 P: 5	R: 0 E: 0 K: 3 S: 3	H: 0 LOB: 2 BB: 0 P: 7	R: 0 E: 0 K: 1 S: 3	H: 1 LOB: 0 BB: 0 P: 3	R: 1 E: 0 K: 0 S: 5	H: 3 LOB: 1 BB: 0 P: 5	R: 0 E: 0 K: 0 S: 3	H: 0 LOB: 0 BB: 0 P: 3	R: 0 E: 0 K: 1 S: 5	H: 0 LOB: 0 BB: 0 P: 5	R: 0 E: 0 K: 1 S: 4	H: 0 LOB: 1 BB: 1 P: 8	R: 0 E: 0 K: 0 S: 3	H: 0 LOB: 0 BB: 0 P: 7	R: 0 E: 0 K: 0 S: 3	H: 0 LOB: 0 BB: 0 P: 3	R: 2 E: 0 K: 0 S: 2	H: 2 LOB: 0 BB: 0 P: 2	1B: 13 2B: 3 3B: 0 HR: 1	SF: 0 SAC: 1 DP: 3 HBP: 0	WP: 1 PB: 0 SB: 0 CS: 1	PA: 70

Washington Senators @ Baltimore Orioles
Memorial Stadium, Baltimore, MD
Sun Jun 04 1967, 3:33 AM EDT
Att. 12,612 - Unknown

AB	66
R	7
H	16
RBI	6
BB	3
SO	5
LOB	16



PITCHER	IP	WLS	BF	H	R	ER	SO	BB	IBB	HBP	BLK	WP	HR	S	P	ERA	WHIP
Phil Ortega, R (1, 1) ERA: 4.79	1.2		13	7	4	4	0	1	0	0	0	1	0	12	16	21.60	4.800
Dick Lites, L (2, 1) ERA: 4.18	4.2		19	6	1	1	2	0	0	0	0	0	0	23	23	1.93	1.286
Dave Baldwin, R (7, 1) ERA: 0.98	2.2		7	0	0	0	0	0	0	0	0	0	0	7	7	0.00	0.000
Bob Humphreys, R (10, 1) ERA: 5.46	3.0		9	0	0	0	2	0	0	0	0	0	0	13	13	0.00	0.000
Joe Coleman, R (13, 1) ERA: 4.44	5.0		17	1	0	0	1	2	0	0	0	0	0	17	25	0.00	0.600
Bob Priddy, R (18, 1) ERA: 5.4	1.0		5	2	2	2	0	0	0	0	0	0	1	5	5	18.00	2.000

Batter	1	2	3	4	5	6	7	8	9	AB R H RBI BB SO LOB	TOP
Paul Blair, R (1, 8) x OBP: 0.311, SLG: 0.394	0-0 HR		4-0 BB		0-0 6-3			0-0 F8		3 1 1 1 1 0 0	
Curt Blefary, L (1, 3) x OBP: 0.371, SLG: 0.411	0-0 F8		0-0 F6		0-0 2B			0-0 F8		4 0 1 0 0 0 1	
Davey Johnson, R (1, 4) x OBP: 0.331, SLG: 0.385	0-0 6-3		0-0 F4		0-0 4-3			0-0 F3		4 0 0 0 0 0 2	
Frank Robinson, R (1, 9) x OBP: 0.433, SLG: 0.699	0-0 F7			0-0 F7 1B 2B				0-0 F8		4 1 1 0 0 0 0	
Brooks Robinson, R (1, 5) x OBP: 0.307, SLG: 0.362		0-0 F8		0-0 F7 2-3				0-0 F7		4 0 0 0 0 0 1	
Sam Bowens, R (1, 7) x OBP: 0.269, SLG: 0.303		0-3 K		0-0 CS 1B				4-0 CS BB		3 0 1 1 1 2 0	
Andy Etchebarren, R (1, 2) x OBP: 0.318, SLG: 0.444		4-0 BB		0-0 1-2 1B			0-0 CS	0-0 G3		2 0 1 0 1 0 0	
Mark Belanger, R (1, 6) x OBP: 0.217, SLG: 0.364		0-3 K		0-0 F7				0-0 F3		3 0 0 0 0 1 2	
Dave McNally, R (1, 1) x OBP: 0.190, SLG: 0.238			0-3 K		0-0 F7			0-0 F8		3 0 0 0 0 1 0	
Inning Stats	R: 1 E: 0 K: 0 S: 4 H: 1 LOB: 0 BB: 0 P: 4	R: 0 E: 0 K: 2 S: 7 H: 0 LOB: 1 BB: 1 P: 11	R: 0 E: 0 K: 1 S: 5 H: 0 LOB: 1 BB: 1 P: 9	R: 1 E: 0 K: 0 S: 5 H: 3 LOB: 1 BB: 0 P: 5	R: 0 E: 0 K: 0 S: 4 H: 1 LOB: 1 BB: 0 P: 4	R: 0 E: 0 K: 0 S: 2 H: 0 LOB: 0 BB: 1 P: 6	R: 0 E: 0 K: 0 S: 3 H: 0 LOB: 0 BB: 0 P: 3	R: 0 E: 0 K: 1 S: 5 H: 0 LOB: 0 BB: 0 P: 5	R: 0 E: 0 K: 1 S: 5 H: 0 LOB: 0 BB: 0 P: 5	1B: 2 2B: 2 3B: 0 HR: 1 SF: 0 SAC: 0 DP: 0 HBP: 0	WP: 0 PB: 0 SB: 0 CS: 2 PA: 34
PITCHER Nick Willhite, L (1, 1) ERA: 4.35 Bill Kelso, R (5, 1) ERA: 1.6	IP WLS BF H R ER SO BB IBB HBP BLK WP HR S P ERA WHIP										
	4.0 17 4 2 2 3 2 0 0 0 0 1 21 29 4.50 1.500										
	5.0 16 1 0 0 1 1 0 0 0 0 0 17 21 0.00 0.400										

Baltimore Orioles @ California Angels
Anaheim Stadium, Anaheim, CA
Mon Jun 05 1967, 10:05 PM EDT
Att. 9,788 - Unknown

livebaseballscorecards.com

AB	30
R	2
H	5
RBI	2
BB	3
SO	4
LOB	6



Batter	1	2	3	4	5	6	7	8	9
Jose Cardenal, R <small>(1, 8) OBP: 0.267, SLG: 0.288</small> <small>(2, 7)</small> <small>(9, 8)</small>	0-0 6-3		0-0 E 1B FC6-4 1B		0-0 6-3		0-0 F7		
Paul Schaal, R <small>(1, 5) OBP: 0.291, SLG: 0.271</small>	4-0 G4-3 BB		0-0 E3 FC6-4 1B		0-0 F9			0-3 K	
Jim Fregosi, R <small>(1, 6) OBP: 0.326, SLG: 0.409</small>	0-0 G4-3 1-2f		0-0 FC6-4 BB		0-0 L6			0-0 4-3 1B	
Don Mincher, L <small>(1, 3) OBP: 0.423, SLG: 0.613</small>		0-0 G1-6-3 1B	4-0 1-2 BB		0-3 K			0-0 4-3 1-2	
Rick Reichardt, R <small>(1, 7) OBP: 0.337, SLG: 0.405</small> Jay Johnstone, L <small>(2, 8) OBP: 0.224, SLG: 0.257</small> Johnny Werhas, R <small>(8, PH) OBP: 0.222, SLG: 0.194</small> Jimmie Hall, L <small>(9, 7) OBP: 0.290, SLG: 0.390</small>		0-0 G1-6-3 1-2f	0-0 F8		0-0 F8			0-3 K	
Bubba Morton, R <small>(1, 9) OBP: 0.333, SLG: 0.250</small>		0-0 F9		0-0 F9		0-0 1B			
Buck Rodgers, S <small>(1, 2) OBP: 0.267, SLG: 0.257</small>			0-0 2B 4-3 1B	0-0 1B 1B		0-0 F6			
Bobby Knoop, R <small>(1, 4) OBP: 0.268, SLG: 0.319</small>			0-0 4-3 1B 2B	0-0 1-2 1B		0-0 F8			
Nick Willhite, L <small>(1, 1)</small> Bill Skowron, R <small>(4, PH) OBP: 0.237, SLG: 0.316</small> Bill Kelso, R <small>(5, 1)</small>			0-0 4-3 2-3 3-H	0-0 G6-4-3 1-2f		0-3 K			

Inning Stats	R: 0	H: 0	E: 0	LOB: 0	K: 0	S: 2	P: 6	R: 0	H: 1	E: 0	LOB: 0	K: 0	S: 3	P: 3	R: 3	H: 4	E: 1	LOB: 2	K: 0	S: 7	P: 11	R: 0	H: 2	E: 0	LOB: 1	K: 0	S: 4	P: 4	R: 0	H: 0	E: 0	LOB: 0	K: 0	S: 3	P: 3	R: 0	H: 1	E: 0	LOB: 1	K: 1	S: 6	P: 6	R: 0	H: 0	E: 0	LOB: 0	K: 1	S: 5	P: 5	R: 0	H: 1	E: 0	LOB: 1	K: 2	S: 8	P: 8
--------------	------	------	------	--------	------	------	------	------	------	------	--------	------	------	------	------	------	------	--------	------	------	-------	------	------	------	--------	------	------	------	------	------	------	--------	------	------	------	------	------	------	--------	------	------	------	------	------	------	--------	------	------	------	------	------	------	--------	------	------	------

PITCHER	IP	WLS	BF	H	R	ER	SO	BB	IBB	HBP	BLK	WP	HR	S	P	ERA	WHIP
Dave McNally, L <small>(1, 1) ERA: 5.43</small>	8.0	L	32	9	3	2	4	2	0	0	0	0	0	38	46	2.25	1.375

BOTTOM

AB	R	H	RBI	BB	SO	LOB
4	1	1	1	0	0	0
3	0	1	0	1	1	0
4	0	1	1	0	0	2
3	0	1	0	1	1	1
0	0	0	0	0	0	0
3	0	0	0	0	0	3
1	0	0	0	0	1	1
0	0	0	0	0	0	0
3	0	1	0	0	0	0

3	1	2	0	0	0	1
3	1	2	0	0	0	0
1	0	0	1	0	0	1
1	0	0	0	0	0	2
1	0	0	0	0	1	0

1B: 8	SF: 0	WP: 0	PA: 32
2B: 1	SAC: 0	PB: 0	
3B: 0	DP: 3	SB: 0	
HR: 0	HBP: 0	CS: 0	

AB	30	R	3	H	9	RBI	3	BB	2	SO	4	LOB	11
----	----	---	---	---	---	-----	---	----	---	----	---	-----	----



Baltimore Orioles @ California Angels
Anaheim Stadium, Anaheim, CA
 Mon Jun 05 1967, 10:05 PM EDT
 Att. 9,788 - Unknown

livebaseballscorecards.com

livebaseballscorecards.com

AB 43
 R 16
 H 18
 RBI 15
 BB 7
 SO 6
 LOB 20



WP: 1 PA: 52
 PB: 0
 SB: 1
 CS: 1

Batter	1	2	3	4	5	6	7	8	9	AB R H RBI BB SO LOB	TOP		
Paul Blair, R (1, 8) OBP: 0.336, SLG: 0.420	0-0 F4	4-0 IBB		1-H 1B 3B		4-0 CS BB		0-0 1B 1B 2-H 3-H	4-0 WP HR BB 1-2 2-3 3-H	3 3 2 4 3 0 0			
Russ Snyder, L (1, 7) OBP: 0.385, SLG: 0.512 Sam Bowers, R (8, 7) OBP: 0.308, SLG: 0.303	0-0 3-1	0-3 K		3-H FC5-4 1B		0-0 CS	0-0 F4	0-0 HR 1B	4-0 HR BB 1-2 2-3 3-H	5 1 2 2 0 1 3 0 1 0 0 1 0 0			
Curt Blefary, L (1, 3) OBP: 0.375, SLG: 0.476	0-0 HR	0-0 F8		3-H F9			0-0 F8	1-H HR	0-0 HR 1-2 2-3 3-H	6 3 3 7 0 0 4			
Frank Robinson, R (1, 9) OBP: 0.435, SLG: 0.704	0-0 F7			1-3 1B 1-2f			0-0 BB 1B	0-0 3B	0-0 5-3	6 0 3 0 0 0 1			
Brooks Robinson, R (1, 5) OBP: 0.308, SLG: 0.358 Woodie Held, R (9, 5) OBP: 0.289, SLG: 0.316		0-0 2B 1B 1B	0-0 F9		0-0 6-3		4-0 1-2 BB	0-3 K	0-0 F9	5 1 1 0 1 1 3 0 0 0 0 0 0 0			
Davey Johnson, R (1, 4) OBP: 0.325, SLG: 0.382		0-0 1-3 1B 2B	0-0 1-3	1-2 E4 G4-6-3		0-0 F4	0-0 4-3	0-0 F6		6 1 1 0 0 0 5			
Vic Roznovsky, L (1, 2) OBP: 0.571, SLG: 0.571 Andy Etchebarren, R (8, PR) OBP: 0.324, SLG: 0.444 (8, 2)		0-0 SH1-4 1B 2-H 3-H	0-3 K	1-2f G4-6-3				0-0 1B 1B	4-0 1B BB BB BB	4 0 2 2 0 1 2 0 2 0 0 1 0 0			
Mark Belanger, R (1, 6) OBP: 0.286, SLG: 0.385		0-0 SH1-4 1-2 1B		0-0 3-1		0-3 K		0-0 1B 1B S	4-0 BB 1B BB	4 2 2 0 1 1 0			
Bill Dillman, R (1, 1) OBP: 0.222, SLG: 0.222 Moe Drabowsky, R (7, 1) OBP: 0.556, SLG: 0.500		0-0 SH1-4		0-0 3B 1B		0-3 K		0-3 K	0-0 WP BB HR 1B 1-2 2-3	2 1 1 0 0 1 0 2 1 1 0 0 1 2			
Inning Stats	R: 1 H: 1 E: 0 LOB: 0 K: 0 BB: 0 S: 4 P: 4	R: 2 H: 4 E: 0 LOB: 3 K: 1 BB: 1 S: 9 P: 13	R: 0 H: 1 E: 0 LOB: 1 K: 1 BB: 0 S: 6 P: 6	R: 2 H: 3 E: 0 LOB: 1 K: 0 BB: 0 S: 6 P: 6	R: 0 H: 0 E: 1 LOB: 0 K: 0 BB: 0 S: 3 P: 3	R: 0 H: 0 E: 0 LOB: 0 K: 2 BB: 1 S: 6 P: 10	R: 0 H: 1 E: 0 LOB: 2 K: 0 BB: 1 S: 4 P: 8	R: 5 H: 6 E: 0 LOB: 2 K: 2 BB: 0 S: 13 P: 13	R: 6 H: 2 E: 0 LOB: 0 K: 0 BB: 4 S: 5 P: 21	1B: 12 SF: 0 2B: 1 SAC: 1 3B: 2 DP: 1 HR: 3 HBP: 0	WP: 1 PA: 52 PB: 0 SB: 1 CS: 1		
PITCHER	IP WLS BF H R ER SO BB IBB HBP BLK WP HR S P ERA WHIP											PITCHER	IP WLS BF H R ER SO BB IBB HBP BLK WP HR S P ERA WHIP
Pete Cimino, R (1, 1) ERA: 3.19	1.0 L 8 5 3 3 0 0 0 0 0 0 0 1 8 8 27.00 5.000											Marcelino Lopez, L (9, 1) ERA: 9.0	0.0 5 1 5 5 0 4 0 0 0 0 1 0 1 17 ∞ ∞
George Brunet, L (2, 1) ERA: 4.11	4.0 17 4 2 2 2 0 1 0 0 0 0 0 20 24 4.50 1.000											Lew Burdette, R (9, 1) ERA: 4.2	1.0 4 1 1 1 0 0 0 0 0 0 1 4 4 9.00 1.000
Jim Coates, R (6, 1) ERA: 3.6	2.0 8 1 0 0 2 2 0 0 0 0 0 0 10 18 0.00 1.500												
Minnie Rojas, R (8, 1) ERA: 2.56	0.1 5 4 4 4 1 0 0 0 1 0 0 0 7 7 108.00 12.000												
Jack Sanford, R (8, 1) ERA: 4.36	0.2 4 2 1 1 1 0 0 0 0 0 0 1 6 6 13.50 3.000												

Batter	1	2	3	4	5	6	7	8	9
Jose Cardenal, R (1, 8) OBP: 0.266, SLG: 0.294	0-0 6-3		0-0 F2		0-0 2B		0-3 K		
Paul Schaal, R (1, 5) OBP: 0.289, SLG: 0.270 Tom Satriano, L (3, PH) OBP: 0.365, SLG: 0.392	0-0 F8		0-0 G4-6-3 1-2f		0-0 4-3			0-3 K	
Jim Fregosi, R (1, 6) OBP: 0.324, SLG: 0.411	0-0 F7			0-0 1B FC6-4 2B		0-0 1-3		0-3 K	
Don Mincher, L (1, 3) OBP: 0.414, SLG: 0.597		0-0 G3		0-0 F6		0-0 3-1		0-0 F6	
Jimmie Hall, L (1, 9) OBP: 0.296, SLG: 0.418		0-0 HR		0-0 FC6-4 1B		0-0 F8		0-0 F8	
Rick Reichardt, R (1, 7) OBP: 0.330, SLG: 0.395		0-3 K		0-0 FC6-4 1-2f 3-H		0-3 K		0-0 6-3	
Buck Rodgers, S (1, 2) OBP: 0.283, SLG: 0.274		0-0 FC6-4 1B		0-0 L3		0-0 HR 1B		0-0 1B	
Bobby Knoop, R (1, 4) OBP: 0.268, SLG: 0.335		0-0 FC6-4 1-2f		0-0 4-3		0-0 HR 1B		0-3 K	
Pete Cimino, R George Brunet, R Bubba Morton, R Jim Cooney, R Jay Robinson, L Minnie Rojas, R Jack Sanford, R Marcelino Lopez, R Lew Burdette, R			0-0 G4-6-3 1B		0-0 L4		0-3 K		


AB	R	H	RBI	BB	SO	LOB
4	0	1	0	0	1	1
1	0	0	0	0	0	0
3	0	0	0	0	1	2
4	1	1	0	0	1	0
4	0	0	0	0	0	1
4	1	2	1	0	0	0
4	0	0	1	0	2	1
4	1	3	0	0	0	1
4	1	1	2	0	1	2
0	0	0	0	0	0	0
1	0	1	0	0	0	0
1	0	0	0	0	0	0
0	0	0	0	0	0	0
0	0	0	0	0	0	0
1	0	0	0	0	1	0
0	0	0	0	0	0	0
0	0	0	0	0	0	0
0	0	0	0	0	0	0
0	0	0	0	0	0	0
0	0	0	0	0	0	0
0	0	0	0	0	0	0

BOTTOM

Baltimore Orioles @ California Angels
Anaheim Stadium, Anaheim, CA
 Tue Jun 06 1967, 10:05 PM EDT
 Unknown

livebaseballscorecards.com

AB	35
R	4
H	9
RBI	4
BB	0
SO	7
LOB	8



Inning Stats	R: 0	H: 0	E: 0	K: 0	S: 3	LOB: 0	BB: 0	P: 3
	R: 1	H: 2	E: 0	K: 1	S: 7	LOB: 1	BB: 0	P: 7
	R: 0	H: 1	E: 0	K: 0	S: 3	LOB: 0	BB: 0	P: 3
	R: 1	H: 2	E: 0	K: 0	S: 5	LOB: 1	BB: 0	P: 5
	R: 0	H: 1	E: 0	K: 0	S: 4	LOB: 1	BB: 0	P: 4
	R: 0	H: 0	E: 0	K: 0	S: 3	LOB: 0	BB: 0	P: 3
	R: 2	H: 2	E: 0	K: 3	S: 11	LOB: 0	BB: 0	P: 11
	R: 0	H: 0	E: 0	K: 2	S: 7	LOB: 0	BB: 0	P: 7
	R: 0	H: 1	E: 0	K: 1	S: 6	LOB: 1	BB: 0	P: 6
	1B: 5	SF: 0	2B: 2	SAC: 0	3B: 0	DP: 1	HR: 2	HBP: 0

PITCHER	IP	WLS	BF	H	R	ER	SO	BB	IBB	HBP	BLK	WP	HR	S	P	ERA	WHIP
Bill Dillman, R (1, 1) ERA: 3.41	6.1	W	26	8	4	4	2	0	0	0	0	0	2	30	30	5.68	1.263
Moe Drabowsky, R (7, 1) ERA: 0.56	2.2	S	9	1	0	0	5	0	0	0	0	0	0	19	19	0.00	0.375

WP	PA	ERA	WHIP
0	35		
0			
0			

Batter	1	2	3	4	5	6	7	8	9	AB R H RBI BB SO LOB	TOP		
Paul Blair, R (1, 8) OBP: 0.333, SLG: 0.422	0-0 6-3		0-0 SH5-4		0-0 F4		0-3 K	0-0 SF7 1B 2B		4 1 1 0 0 1 0			
Russ Snyder, L (1, 7) OBP: 0.390, SLG: 0.506	0-0 F7		4-0 1B 1B BB		0-3 K		0-0 1B 1B	0-0 F4		3 2 1 0 1 1 0			
Sam Bowers, R (7, 7) OBP: 0.300, SLG: 0.294										1 0 0 0 0 0 2			
Curt Blefary, L (1, 3) OBP: 0.370, SLG: 0.470	0-3 K		0-0 1B 1B		0-0 F8		0-0 F7	0-0 SF7		4 0 1 3 0 1 1			
Frank Robinson, R (1, 9) OBP: 0.439, SLG: 0.701		0-0 F7	0-0 1B			0-3 K	0-0 1B 1B	0-0 1B		5 1 3 2 0 1 0			
Brooks Robinson, R (1, 5) OBP: 0.310, SLG: 0.375		0-0 F8	0-0 F4			0-0 HR	0-0 1B 1B	0-0 L1		5 2 2 2 0 0 3			
Woodie Held, R (9, 5) OBP: 0.289, SLG: 0.316										0 0 0 0 0 0 0			
Davey Johnson, R (1, 4) OBP: 0.327, SLG: 0.379		0-0 1-3	0-0 F3			4-0 BB	0-0 1B 1B		0-0 F9	4 0 1 1 1 0 2			
Andy Etchebarren, R (1, 2) OBP: 0.328, SLG: 0.442			0-0 1B 1B	0-0 F9		0-0 F7	0-0 1B 1B	0-0 5-3		5 1 2 1 0 0 1			
Mark Belanger, R (1, 6) OBP: 0.273, SLG: 0.355			0-0 SH5-4 1B 1B	0-0 F4		0-0 F7	0-3 K	0-3 K		5 1 1 0 0 2 3			
Tom Phoebus, R (1, 1) OBP: 0.269, SLG: 0.304			0-0 1B 1B	0-3 K			0-0 HR	0-0 2B SF7 1B		4 3 3 2 0 1 0			
Inning Stats	R: 0 H: 0 E: 0 LOB: 0 K: 1 BB: 0 S: 5 P: 5	R: 0 H: 0 E: 0 LOB: 0 K: 0 BB: 0 S: 3 P: 3	R: 4 H: 5 E: 0 LOB: 2 K: 0 BB: 1 S: 8 P: 12	R: 0 H: 0 E: 0 LOB: 0 K: 1 BB: 0 S: 5 P: 5	R: 0 H: 0 E: 0 LOB: 0 K: 1 BB: 0 S: 5 P: 5	R: 1 H: 1 E: 0 LOB: 1 K: 1 BB: 1 S: 6 P: 10	R: 4 H: 6 E: 0 LOB: 2 K: 2 BB: 0 S: 13 P: 13	R: 2 H: 3 E: 0 LOB: 1 K: 0 BB: 0 S: 6 P: 6	R: 0 H: 0 E: 0 LOB: 0 K: 1 BB: 0 S: 5 P: 5	1B: 12 SF: 1 2B: 1 SAC: 1 3B: 0 DP: 0 HR: 2 HBP: 0	WP: 0 PA: 44 PB: 0 SB: 0 CS: 0		
PITCHER	IP WLS BF H R ER SO BB IBB HBP BLK WP HR S P ERA WHIP											PITCHER	IP WLS BF H R ER SO BB IBB HBP BLK WP HR S P ERA WHIP
Rickey Clark, R (1, 1) ERA: 2.76	2.1 L 13 5 4 4 1 1 0 0 0 0 0 0 14 18 15.43 2.571												
Pete Cimino, R (3, 1) ERA: 2.97	2.2 8 0 0 0 2 0 0 0 0 0 0 0 12 12 0.00 0.000												
Jim Coates, R (6, 1) ERA: 5.06	1.2 11 5 5 5 2 1 0 0 0 0 0 2 14 18 27.00 3.600												
Minnie Rojas, R (7, 1) ERA: 2.54	0.1 3 2 0 0 1 0 0 0 0 0 0 0 5 5 0.00 6.000												
Jack Sanford, R (8, 1) ERA: 4.57	2.0 9 3 2 2 1 0 0 0 0 0 0 0 11 11 9.00 1.500												

Baltimore Orioles @ California Angels
 Anaheim Stadium, Anaheim, CA
 Tue Jun 06 1967, 10:05 PM EDT
 Att. 14,071 - Unknown

livebaseballscorecards.com

AB 40
R 11
H 15
RBI 11
BB 2
SO 7
LOB 12



Batter	1	2	3	4	5	6	7	8	9	AB R H RBI BB SO LOB
Jay Johnstone, L OBP: 0.217, SLG: 0.248 (1, 8)	0-0 F8		0-0 L6		0-3 K			0-0 F5		4 0 0 0 0 1 2
Paul Schaal, R OBP: 0.293, SLG: 0.275 Tom Satriano, L OBP: 0.364, SLG: 0.390 (1, 5) (2, 5) (8, 4)	0-0 CS 1B			0-0 E7 1B		0-0 F8		0-0 4-3		1 0 1 0 0 0 0 3 1 1 0 0 0 0
Jim Fregosi, R OBP: 0.323, SLG: 0.408 (1, 6)	0-0 5-3 1-2			0-0 E S 2-H 1B		0-0 E5 1B		0-0 5-3		4 0 1 1 0 0 1
Don Mincher, L OBP: 0.411, SLG: 0.589 (1, 3)		0-0 F8		0-3 K 1-3		0-0 1B		0-0 4-3		4 0 1 0 0 1 1
Jimmie Hall, L OBP: 0.288, SLG: 0.405 (1, 9)		0-3 K		0-0 FC1-5-2-5-2		0-3 K		0-3 K		4 0 0 0 0 3 3
Rick Reichardt, R OBP: 0.323, SLG: 0.386 (1, 7)		0-3 K		0-0 6-3		0-0 F8		0-0 5-3		4 0 0 0 0 1 3
Buck Rodgers, S OBP: 0.276, SLG: 0.267 (1, 2)			0-0 F8		0-0 F8		0-0 4-1			3 0 0 0 0 0 0
Bobby Knoop, R OBP: 0.269, SLG: 0.331 Jack Sanford, R OBP: 0.250, SLG: 0.333 (1, 4) (8, 1)			0-0 6-3		4-0 BB		0-0 F4			2 0 0 0 1 0 0 0 0 0 0 0 0 0
Rickey Clark, R Pete Cimino, R OBP: 0.167, SLG: 0.167 Bubba Morton, R OBP: 0.310, SLG: 0.231 Jim Coates, R OBP: 0.333, SLG: 0.667 Minnie Rojas, R Johnny Werhas, R OBP: 0.216, SLG: 0.188 (1, 1) (3, 1) (5, PH) (6, 1) (7, 1) (7, PH) (8, 5)			0-0 1B		0-3 K		0-0 F8			0 0 0 0 0 0 0 1 0 1 0 0 0 0 1 0 0 0 0 1 1 0 0 0 0 0 0 0 0 0 0 0 0 0 0 1 0 0 0 0 0 0

Inning Stats	R: 0 E: 0 K: 0 S: 3	H: 1 LOB: 0 BB: 0 P: 3	R: 0 E: 0 K: 2 S: 7	H: 0 LOB: 0 BB: 0 P: 7	R: 0 E: 0 K: 0 S: 4	H: 1 LOB: 1 BB: 0 P: 4	R: 1 E: 2 K: 1 S: 7	H: 2 LOB: 1 BB: 0 P: 7	R: 0 E: 0 K: 2 S: 7	H: 0 LOB: 1 BB: 1 P: 11	R: 0 E: 1 K: 1 S: 7	H: 1 LOB: 2 BB: 0 P: 7	R: 0 E: 0 K: 0 S: 3	H: 0 LOB: 0 BB: 0 P: 3	R: 0 E: 0 K: 1 S: 5	H: 0 LOB: 0 BB: 0 P: 5	1B: 5 2B: 0 3B: 0 HR: 0	SF: 0 SAC: 0 DP: 0 HBP: 0
--------------	------------------------------	---------------------------------	------------------------------	---------------------------------	------------------------------	---------------------------------	------------------------------	---------------------------------	------------------------------	----------------------------------	------------------------------	---------------------------------	------------------------------	---------------------------------	------------------------------	---------------------------------	----------------------------------	------------------------------------


PITCHER	IP	WLS	BF	H	R	ER	SO	BB	IBB	HBP	BLK	WP	HR	S	P	ERA	WHIP
Tom Phoebus, R ERA: 2.4 (1, 1)	9.0	W	33	5	1	0	7	1	0	0	0	0	0	46	50	0.00	0.667

BOTTOM

Baltimore Orioles @ California Angels
Anaheim Stadium, Anaheim, CA

Tue Jun 06 1967, 10:05 PM EDT
Att. 14,071 - Unknown

AB 32
R 1
H 5
RBI 1
BB 1
SO 7
LOB 11



WP: 0 PA: 33
PB: 0
SB: 1
CS: 1

livebaseballscorecards.com

Batter	1	2	3	4	5	6	7	8	9	AB R H RBI BB SO LOB	TOP											
Paul Blair, R (1, 8) OBP: 0.323, SLG: 0.408	0-0 F8			0-3 K		0-0 L4		0-0 G3		4 0 0 0 0 1 0	<p>Baltimore Orioles @ California Angels Anaheim Stadium, Anaheim, CA Wed Jun 07 1967, 10:05 PM EDT Att. 10,963 - Unknown</p>											
Davey Johnson, R (1, 4) OBP: 0.319, SLG: 0.368	0-3 K			0-0 F4		0-0 6-3		0-0 F9	4 0 0 0 0 1 0													
Curt Blefary, L (1, 7) OBP: 0.373, SLG: 0.471	0-0 F5			0-0 F7		0-0 1B		0-0 1B	4 0 2 0 0 0 0													
Frank Robinson, R (1, 9) OBP: 0.440, SLG: 0.693		4-0 F2 BB			1-0 1B G3-2-3 HBP	0-0 F3		0-3 K	2 0 0 0 1 1 2													
Boog Powell, L (1, 3) OBP: 0.349, SLG: 0.372		0-0 F2 1-2			0-0 1B G3-2-3 1B		4-0 1B G1-6-3 BB	0-3 K	3 0 1 0 1 1 2													
Brooks Robinson, R (1, 5) OBP: 0.311, SLG: 0.374		0-0 4-3			0-0 1B G3-2-3 1B		0-0 G1-6-3 1-2f		3 0 1 0 0 0 1													
Vic Roznovsky, L (1, 2) OBP: 0.400, SLG: 0.400 Andy Etchebarren, R (7, 2) OBP: 0.328, SLG: 0.442			0-3 K		0-0 G3-2-3 1-2 2-3 3-HR	0-0 6-3			3 0 0 0 0 1 3 0 0 0 0 0 0 0													
Mark Belanger, R (1, 6) OBP: 0.278, SLG: 0.333			0-0 1-3		0-0 IBB			0-3 K	2 0 0 0 1 1 0													
Pete Richert, L (1, 1) OBP: 0.087, SLG: 0.087 Russ Snyder, L (8, PH) OBP: 0.386, SLG: 0.500 Eddie Fisher, R (8, 1) Eddie Watt, R (8, 1)			0-3 K		0-3 K			0-3 K	2 0 0 0 0 2 3 1 0 0 0 0 1 0 0 0 0 0 0 0 0 0 0 0 0 0 0 0													
Inning Stats	R: 0 E: 0 K: 1 S: 5	H: 0 LOB: 0 BB: 0 P: 5	R: 0 E: 0 K: 0 S: 2	H: 0 LOB: 0 BB: 1 P: 6	R: 0 E: 0 K: 2 S: 7	H: 0 LOB: 0 BB: 0 P: 7	R: 0 E: 0 K: 1 S: 5	H: 0 LOB: 0 BB: 0 P: 5	R: 0 E: 0 K: 1 S: 6	H: 2 LOB: 3 BB: 1 P: 11	R: 0 E: 0 K: 0 S: 4	H: 1 LOB: 1 BB: 0 P: 4	R: 0 E: 0 K: 0 S: 2	H: 0 LOB: 0 BB: 1 P: 6	R: 0 E: 0 K: 2 S: 7	H: 0 LOB: 0 BB: 0 P: 7	R: 0 E: 0 K: 2 S: 8	H: 1 LOB: 1 BB: 0 P: 8	1B: 4 2B: 0 3B: 0 HR: 0	SF: 0 SAC: 0 DP: 2 HBP: 1	WP: 0 PB: 0 SB: 0 CS: 0	PA: 32
PITCHER Jim McGlothlin, R (1, 1) ERA: 1.07	IP 9.0 WLS W BF 32 H 4 R 0 ER 0 SO 9 BB 2 IBB 1 HBP 1 BLK 0 WP 0 HR 0 S 46 P 59 ERA 0.00 WHIP 0.667											PITCHER IP WLS BF H R ER SO BB IBB HBP BLK WP HR S P ERA WHIP										

livebaseballscorecards.com

AB	28
R	0
H	4
RBI	0
BB	3
SO	9
LOB	11



Batter	1	2	3	4	5	6	7	8	9
Jose Cardenal, R (1, 8) <small>OBP: 0.272, SLG: 0.295</small>	4-0 		0-0 F7		0-0 FC5-2			0-0 	
Tom Satriano, L (1, 5) <small>OBP: 0.348, SLG: 0.370</small>	0-0 FC1-6 BB 1-2f		0-0 4-3		0-3 K			0-0 FC6-5-4-2 BB 1-3	
Jim Fregosi, R (1, 6) <small>OBP: 0.326, SLG: 0.407</small>	4-0 			0-0 L4		0-0 F8		0-0 E7 BB 2-H	
Bill Skowron, R (1, 3) <small>OBP: 0.238, SLG: 0.293</small>	0-0 FC6-4 BB 1-2f 2-H			0-3 K		0-3 K		1-0 	
Rick Reichardt, R (1, 7) <small>OBP: 0.322, SLG: 0.380</small>	0-0 L3			4-0 		0-0 5-3		0-0 FC6-4 BB 1-2f	
Bubba Morton, R (1, 9) <small>OBP: 0.281, SLG: 0.207</small>		0-0 F8		0-0 F9		0-0 F7			
Buck Rodgers, S (1, 2) <small>OBP: 0.278, SLG: 0.277</small>		0-0 F9			0-0 1B FC5-2 2B	0-0 F7			
Bobby Knoop, R (1, 4) <small>OBP: 0.270, SLG: 0.331</small>		0-3 K			0-0 FC5-2 BB 2-3 1B	0-0 5-3			
Jim McGlothlin, R (1, 1) <small>OBP: 0.174, SLG: 0.136</small>			0-0 6-3		0-3 K			0-0 G3	

Inning Stats	R: 1	H: 0	E: 1	K: 0	S: 3	LOB: 1	BB: 2	P: 11
	R: 0	H: 0	E: 0	K: 1	S: 5	LOB: 0	BB: 0	P: 5
	R: 0	H: 0	E: 0	K: 0	S: 3	LOB: 0	BB: 0	P: 3
	R: 0	H: 0	E: 0	K: 1	S: 5	LOB: 1	BB: 1	P: 9
	R: 0	H: 2	E: 0	K: 2	S: 9	LOB: 2	BB: 0	P: 9
	R: 0	H: 0	E: 0	K: 1	S: 5	LOB: 0	BB: 0	P: 5
	R: 0	H: 0	E: 0	K: 0	S: 3	LOB: 0	BB: 0	P: 3
	R: 1	H: 2	E: 1	K: 0	S: 5	LOB: 2	BB: 0	P: 6

PITCHER															PITCHER																			
IP	WLS	BF	H	R	ER	SO	BB	IBB	HBP	BLK	WP	HR	S	P	ERA	WHIP	IP	WLS	BF	H	R	ER	SO	BB	IBB	HBP	BLK	WP	HR	S	P	ERA	WHIP	
Pete Richert, L (1, 1)	7.0	L	26	2	1	0	5	3	0	0	0	0	33	45	0.00	0.714																		
Eddie Fisher, R (8, 1)	0.2		5	2	1	0	0	0	1	0	0	0	4	5	13.50	3.000																		
Eddie Watt, R (8, 1)	0.1		1	0	0	0	0	0	0	0	0	0	1	1	0.00	0.000																		

BOTTOM


Baltimore Orioles @ California Angels
 Anaheim Stadium, Anaheim, CA

Wed Jun 07 1967, 10:05 PM EDT
 Att. 10,963 - Unknown

AB	R	H	RBI	BB	SO	LOB
3	0	1	0	1	0	2
4	2	0	0	0	1	4
3	0	1	1	1	0	0
3	0	0	0	0	2	1
3	0	0	0	1	0	3
3	0	0	0	0	0	1
3	0	1	0	0	0	0
3	0	1	0	0	1	0
3	0	0	0	0	1	2

livebaseballscorecards.com

AB	28
R	2
H	4
RBI	1
BB	3
SO	5
LOB	13



1B: 3	SF: 0	WP: 0	PA: 32
2B: 1	SAC: 0	PB: 0	
3B: 0	DP: 0	SB: 1	
HR: 0	HBP: 1	CS: 0	

Batter	1	2	3	4	5	6	7	8	9	AB R H RBI BB SO LOB	TOP																									
Paul Blair, R (1, 8) OBP: 0.333, SLG: 0.411	4-0 5-3 BB		0-0 FC6-4 1B		0-3 K	0-0 FC1-6 1B		0-0 6-3		4 0 2 1 1 1 1																										
Davey Johnson, R (1, 4) OBP: 0.315, SLG: 0.362	0-0 5-3 1-2		0-0 FC6-4 1-2f		0-0 1B	0-0 FC1-6 1-2f 2-3		0-3 K		5 0 1 0 0 1 5																										
Curt Blefary, L (1, 7) OBP: 0.368, SLG: 0.463	0-0 F7			0-0 HR 1B	0-0 F9	0-0 F3		0-0 F4		5 1 1 0 0 0 4																										
Frank Robinson, R (1, 9) OBP: 0.435, SLG: 0.696	0-0 F8			0-0 HR 1B	0-0 F2 1-H		0-0 F2	0-0 F7		5 1 1 2 0 0 2																										
Boog Powell, L (1, 3) OBP: 0.351, SLG: 0.368		0-0 F7		0-0 1B 1B		4-0 1B BB 1B	0-0 4-3	0-3 K		4 1 1 0 1 1 0																										
Brooks Robinson, R (1, 5) OBP: 0.314, SLG: 0.374		0-0 F7		0-0 F8		0-0 BB 1B SF7 1B	4-0 BB BB			3 1 1 0 1 0 1																										
Andy Etchebarren, R (1, 2) OBP: 0.333, SLG: 0.444		0-0 4-3		0-0 1-2 1B		0-0 BB 1B 1B	0-3 K			4 1 2 0 0 1 1																										
Mark Belanger, R (1, 6) OBP: 0.300, SLG: 0.361			0-0 1-3 K	0-3 K		4-0 FC1-6 1B BB 1-2 2-3 3-H		0-0 4-3 2B		3 0 1 1 1 1 2																										
Jim Palmer, R (1, 1) OBP: 0.154, SLG: 0.167			0-3 K	0-0 F5		0-0 SF7		0-0 4-3		1 0 0 0 0 1 0																										
Russ Snyder, L (4, PH) OBP: 0.362, SLG: 0.494										1 0 0 0 0 0 0 2																										
Eddie Fisher, R (4, 1)										0 0 0 0 0 0 0 0																										
Vic Roznovsky, L (6, PH) OBP: 0.094, SLG: 0.400										0 0 0 1 0 0 0 0																										
Stu Miller, R (6, 1)										0 0 0 0 0 0 0 0																										
Woodie Held, R (8, PH) OBP: 0.283, SLG: 0.308										1 0 0 0 0 0 0 1																										
Eddie Watt, R (8, 1)										0 0 0 0 0 0 0 0																										
Inning Stats	R: 0 E: 0 K: 0 S: 3	H: 0 LOB: 1 BB: 1 P: 7	R: 0 E: 0 K: 0 S: 3	H: 0 LOB: 0 BB: 0 P: 3	R: 0 E: 0 K: 1 S: 6	H: 1 LOB: 1 BB: 0 P: 6	R: 2 E: 0 K: 1 S: 9	H: 4 LOB: 2 BB: 0 P: 9	R: 0 E: 0 K: 1 S: 6	H: 1 LOB: 1 BB: 0 P: 6	R: 3 E: 0 K: 0 S: 6	H: 3 LOB: 2 BB: 2 P: 14	R: 0 E: 0 K: 1 S: 5	H: 0 LOB: 1 BB: 1 P: 9	R: 0 E: 0 K: 1 S: 6	H: 1 LOB: 1 BB: 0 P: 6	R: 0 E: 0 K: 1 S: 5	H: 0 LOB: 0 BB: 0 P: 5	1B: 8 2B: 1 3B: 0 HR: 1	SF: 1 SAC: 0 DP: 0 HBP: 0	WP: 0 PA: 41 PB: 0 SB: 0 CS: 0															
PITCHER	IP WLS BF H R ER SO BB IBB HBP BLK WP HR S P ERA WHIP																																			
Rickey Clark, R (1, 1) ERA: 2.92	3.1		16	5	2	2	1	1	0	0	0	0	1	17	21	5.40	1.800																			
Bill Kelso, R (4, 1) ERA: 2.29	1.2		10	3	3	3	2	2	0	0	0	0	0	12	20	16.20	3.000																			
Pete Cimino, R (6, 1) ERA: 2.9	1.0	W	4	1	0	0	0	0	0	0	0	0	0	4	4	0.00	1.000																			
Minnie Rojas, R (7, 1) ERA: 2.36	3.0	S	11	1	0	0	3	1	0	0	0	0	0	16	20	0.00	0.667																			

Baltimore Orioles @ California Angels
Anaheim Stadium, Anaheim, CA
Thu Jun 08 1967, 6:33 AM EDT
Att. 7,877 - Unknown

livebaseballscorecards.com

AB	36
R	5
H	10
RBI	5
BB	4
SO	6
LOB	19



Batter	1	2	3	4	5	6	7	8	9	AB	R	H	RBI	BB	SO	LOB
--------	---	---	---	---	---	---	---	---	---	----	---	---	-----	----	----	-----

Jose Cardenal, R <small>(1, 8)</small> <small>OBP: 0.278, SLG: 0.295</small>	0-0 1B		4-0 WP 4-3 HR BB		0-3 K	0-0 FC5-4				3	1	1	0	1	1	2
Tom Satriano, L <small>(1, 5)</small> <small>OBP: 0.344, SLG: 0.365</small>	0-0 1B		0-0 4-3		0-0 4-3		0-0 1-3			4	0	1	0	0	0	1
Jim Fregosi, R <small>(1, 6)</small> <small>OBP: 0.325, SLG: 0.417</small>	0-0 FC6-4-2		0-0 HR		0-0 F6		0-0 F8			4	1	1	2	0	0	2
Don Mincher, L <small>(1, 3)</small> <small>OBP: 0.402, SLG: 0.575</small>	0-0 F2		0-0 HR			0-0 L1		0-0 L3		4	1	0	0	0	0	1
Jimmie Hall, L <small>(1, 9)</small> <small>OBP: 0.294, SLG: 0.431</small>		0-0 F9	0-0 HR			0-0 HR		0-0 G3		4	2	2	2	0	0	0
Rick Reichardt, R <small>(1, 7)</small> <small>OBP: 0.320, SLG: 0.393</small>		0-0 5-3	0-0 F4			0-0 HR		0-0 6-3		4	1	1	2	0	0	0
Buck Rodgers, S <small>(1, 2)</small> <small>OBP: 0.285, SLG: 0.285</small>		0-0 1B		0-0 4-3		0-0 FC5-4		0-3 K		4	0	2	0	0	1	0
Bobby Knoop, R <small>(1, 4)</small> <small>OBP: 0.271, SLG: 0.331</small>		0-0 F7		0-0 F8		0-0 FC5-4		0-0 1B		3	0	1	0	0	0	1
Rickey Clark, R <small>(1, 1)</small>			0-0 F4		0-3 K		0-0 FC5-4			1	0	0	0	0	0	0
Bill Kelso, R <small>(4, 1)</small>										1	0	0	0	0	1	0
Pete Cimino, R <small>(6, 1)</small> <small>OBP: 0.167, SLG: 0.167</small>										0	0	0	0	0	0	0
Bill Skowron, R <small>(6, PH)</small> <small>OBP: 0.233, SLG: 0.286</small>										1	0	0	0	0	0	2
Minnie Rojas, R <small>(7, 1)</small>										0	0	0	0	0	0	0

Inning Stats	R: 0	H: 2	E: 0	LOB: 1	K: 0	BB: 0	S: 4	P: 4	R: 0	H: 1	E: 0	LOB: 1	K: 0	BB: 0	S: 4	P: 4	R: 4	H: 2	E: 1	LOB: 0	K: 0	BB: 1	S: 6	P: 10	R: 0	H: 0	E: 0	LOB: 0	K: 1	BB: 0	S: 5	P: 5	R: 0	H: 0	E: 0	LOB: 0	K: 1	BB: 0	S: 5	P: 5	R: 2	H: 4	E: 0	LOB: 2	K: 0	BB: 0	S: 7	P: 7	R: 0	H: 0	E: 0	LOB: 0	K: 0	BB: 0	S: 3	P: 3	R: 0	H: 0	E: 0	LOB: 0	K: 1	BB: 0	S: 5	P: 5
--------------	------	------	------	--------	------	-------	------	------	------	------	------	--------	------	-------	------	------	------	------	------	--------	------	-------	------	-------	------	------	------	--------	------	-------	------	------	------	------	------	--------	------	-------	------	------	------	------	------	--------	------	-------	------	------	------	------	------	--------	------	-------	------	------	------	------	------	--------	------	-------	------	------

PITCHER	IP	WLS	BF	H	R	ER	SO	BB	IBB	HBP	BLK	WP	HR	S	P	ERA	WHIP
Jim Palmer, R <small>ERA: 3.38</small>	(1, 1)		3.0	15	5	4	2	0	0	0	0	1	0	14	18	6.00	2.000
Eddie Fisher, R <small>ERA: 2.48</small>	(4, 1)		2.0	6	0	0	2	0	0	0	0	0	0	10	10	0.00	0.000
Stu Miller, R <small>ERA: 2.51</small>	(6, 1)	L	2.0	10	4	2	2	0	0	0	0	0	1	10	10	9.00	2.000
Eddie Watt, R <small>ERA: 0.57</small>	(8, 1)		1.0	3	0	0	1	0	0	0	0	0	0	5	5	0.00	0.000

BOTTOM

Baltimore Orioles @ California Angels
Anaheim Stadium, Anaheim, CA
 Thu Jun 08 1967, 6:33 AM EDT
 Att. 7,877 - Unknown

AB	33
R	6
H	9
RBI	6
BB	1
SO	3
LOB	9



WP	HR	S	P	ERA	WHIP
1	0	0	34		

Batter	1	2	3	4	5	6	7	8	9	AB	R	H	RBI	BB	SO	LOB	TOP					
Russ Snyder, L (1, 8) OBP: 0.377, SLG: 0.484 Paul Blair, R (8, PH) OBP: 0.331, SLG: 0.408	0-3 K	0-3 K		0-3 K		0-0 FC4-6 1B 1-2 HR 1B		0-0 F8		4	1	1	0	0	3	1						
Davey Johnson, R (1, 4) OBP: 0.329, SLG: 0.379	4-0 1B E BB	0-0 1B		0-0 L5		0-0 FC4-6 1B 1-2 2-3		0-0 4-1 HR 2B		4	2	3	0	1	0	1						
Curt Blefary, L (1, 7) OBP: 0.369, SLG: 0.461	0-0 E 1B 1B	0-3 K				0-0 2B 1B		0-0 4-1		5	3	2	1	0	1	4						
Frank Robinson, R (1, 9) OBP: 0.438, SLG: 0.714	0-0 F9					0-0 4-1 1H 2B		0-0 HR IBB		4	2	2	4	1	0	2						
Boog Powell, L (1, 3) OBP: 0.352, SLG: 0.385	0-0 E1 1B 1-3 2-H					0-0 4-1 2-3		0-0 F7 1-H 3-H HR		4	2	1	3	1	0	2						
Brooks Robinson, R (1, 5) OBP: 0.316, SLG: 0.371 Luis Aparicio, R (8, 6) OBP: 0.279, SLG: 0.298	0-0 E4 1B 1-2 3-H 1B					0-0 6-3		1-0 CS HBP		4	0	1	1	0	1	2						
Vic Roznovsky, L (1, 2) OBP: 0.357, SLG: 0.385 Andy Etchebarren, R (7, PH) OBP: 0.328, SLG: 0.436	0-0 1B 1-2 2-H 1B					0-0 F2		0-0 5-3 1-2		3	0	1	1	0	0	2						
Mark Belanger, R (1, 6) OBP: 0.333, SLG: 0.415	0-3 K					0-0 SH5-4 2B		0-0 FC1-6 1B 1B		5	0	3	0	0	1	2						
Dave McNally, R (1, 1) OBP: 0.182, SLG: 0.227 Moe Drabowsky, R (5, 1) OBP: 0.417, SLG: 0.364		0-0 6-3				0-0 SH5-4 2-3		0-0 FC1-6 1B 1B FC4-6		1	0	0	0	0	0	0						
Inning Stats	R: 3 E: 2 K: 2 S: 11	H: 3 LOB: 2 BB: 1 P: 15	R: 0 E: 0 K: 2 S: 8	H: 1 LOB: 1 BB: 0 P: 8	R: 0 E: 0 K: 1 S: 5	H: 0 LOB: 1 BB: 1 P: 9	R: 0 E: 0 K: 1 S: 6	H: 1 LOB: 1 BB: 0 P: 6	R: 1 E: 0 K: 0 S: 5	H: 2 LOB: 1 BB: 0 P: 5	R: 4 E: 0 K: 0 S: 7	H: 4 LOB: 0 BB: 0 P: 7	R: 0 E: 0 K: 0 S: 3	H: 1 LOB: 1 BB: 0 P: 4	R: 3 E: 0 K: 0 S: 5	H: 2 LOB: 0 BB: 1 P: 9	R: 0 E: 0 K: 0 S: 3	H: 0 LOB: 0 BB: 0 P: 3	1B: 9 2B: 3 3B: 0 HR: 2	SF: 0 SAC: 1 DP: 0 HBP: 1	WP: 0 PB: 0 SB: 0 CS: 1	PA: 45
PITCHER	IP WLS BF H R ER SO BB IBB HBP BLK WP HR S P ERA WHIP																	PITCHER	IP WLS BF H R ER SO BB IBB HBP BLK WP HR S P ERA WHIP			
Dean Chance, R (1, 1) ERA: 2.63	5.0 L 25 7 4 1 6 2 0 0 0 0 0 35 43 1.80 1.800																					
Jim Perry, R (6, 1) ERA: 4.91	0.1 4 3 3 0 0 0 0 0 0 0 0 0 4 4 81.00 9.000																					
Jim Ollom, L (6, 1) ERA: 5.14	1.2 7 2 1 1 0 0 0 0 1 0 0 1 6 7 5.40 1.200																					
Jim Roland, L (8, 1) ERA: 3.24	2.0 9 2 3 3 0 0 0 1 0 0 0 1 8 12 13.50 1.000																					

Baltimore Orioles @ Minnesota Twins
Metropolitan Stadium, Bloomington, MI
Fri Jun 09 1967, 8:05 PM EDT
Att: 19,144 - Unknown

livebaseballscorecards.com

AB	40
R	11
H	14
RBI	10
BB	3
SO	6
LOB	19



Batter	1	2	3	4	5	6	7	8	9	AB	R	H	RBI	BB	SO	LOB
Cesar Tovar, R OBP: 0.361, SLG: 0.420 (1, 8)	0-0 F9		0-0 G1-6-3 1B		0-0 BB BB 1-2 1B		0-0 1-3			4	0	2	0	0	0	0
Rod Carew, L OBP: 0.371, SLG: 0.411 (1, 4)	0-0 5-3		0-0 G1-6-3 1-2f		0-3 K		0-0 1B			4	0	1	0	0	1	3
Rich Rollins, R OBP: 0.333, SLG: 0.311 (1, 5)	0-0 2B			0-0 1B 1B	4-0 BB BB 1-2 2-3 BB		0-0 5-3			3	1	2	0	1	0	1
Harmon Killebrew, R OBP: 0.415, SLG: 0.570 (1, 3)	0-3 K			0-3 K	4-0 BB BB 1-2 2-3 BB			0-0 F9		3	0	0	1	1	2	2
Bob Allison, R OBP: 0.353, SLG: 0.463 (1, 7)		0-0 F8 2B		0-0 1B 1-2 1B	0-3 K			0-0 F8		4	0	2	0	0	1	3
Tony Oliva, L OBP: 0.312, SLG: 0.328 (1, 9)		0-0 F8 2-3		0-0 G5-4-3 1-3 2-H 1B	0-0 4-3			0-0 F8		4	0	1	1	0	0	1
Zoilo Versalles, R OBP: 0.308, SLG: 0.360 (1, 6)		0-0 F4		0-0 G5-4-3 1-2f	0-0 F9				0-0 6-3	4	0	0	0	0	0	3
Earl Battey, R OBP: 0.258, SLG: 0.203 (1, 2)		0-0 F9			0-0 F2	0-0 1-3			0-0 6-3	4	0	0	0	0	0	1
Dean Chance, R OBP: 0.219, SLG: 0.356 (5, PH) Ron Clark, R OBP: 0.143, SLG: 0.143 (6, 1) Jim Perry, S OBP: 0.200, SLG: 0.200 (7, PH) Sandy Valdespino, L OBP: 0.400, SLG: 0.471 (8, 1) Jim Roland, R OBP: 0.233, SLG: 0.381 (9, PH)			0-3 K		4-0 BB BB BB BB 1B BB		0-0 F5		0-0 F7	1	0	0	0	0	1	0

Inning Stats	R: 0	H: 1	E: 0	K: 1	S: 6	LOB: 1	BB: 0	P: 6	R: 0	H: 1	E: 0	K: 0	S: 4	LOB: 1	BB: 0	P: 4	R: 0	H: 1	E: 0	K: 1	S: 5	LOB: 0	BB: 0	P: 5	R: 1	H: 3	E: 0	K: 1	S: 7	LOB: 1	BB: 0	P: 7	R: 1	H: 1	E: 0	K: 2	S: 8	LOB: 3	BB: 3	P: 20	R: 0	H: 0	E: 0	K: 0	S: 3	LOB: 0	BB: 0	P: 3	R: 0	H: 1	E: 0	K: 0	S: 4	LOB: 1	BB: 0	P: 4	R: 0	H: 0	E: 0	K: 0	S: 3	LOB: 0	BB: 0	P: 3	R: 0	H: 0	E: 0	K: 0	S: 3	LOB: 0	BB: 0	P: 3	R: 0	H: 0	E: 0	K: 0	S: 3	LOB: 0	BB: 0	P: 3
1B: 6			SF: 0			WP: 0			PA: 36																																																																							
2B: 2			SAC: 0			PB: 0			SB: 0																																																																							
3B: 0			DP: 2			CS: 0																																																																										
HR: 0			HBP: 0																																																																													
1B: 6			SF: 0			WP: 0			PA: 36																																																																							
2B: 2			SAC: 0			PB: 0			SB: 0																																																																							
3B: 0			DP: 2			CS: 0																																																																										
HR: 0			HBP: 0																																																																													
PITCHER	IP	WLS	BF	H	R	ER	SO	BB	IBB	HBP	BLK	WP	HR	S	P	ERA	WHIP																																																															
Dave McNally, L ERA: 5.31 (1, 1)	4.2		22	7	2	2	4	3	0	0	0	0	0	27	39	3.86	2.143																																																															
Moe Drabowsky, R ERA: 0.49 (5, 1)	4.1	W	14	1	0	0	1	0	0	0	0	0	0	16	16	0.00	0.231																																																															

BOTTOM


Baltimore Orioles @ Minnesota Twins
Metropolitan Stadium, Bloomington, MI

Fri Jun 09 1967, 8:05 PM EDT
Att. 19,144 - Unknown

livebaseballscores.com

AB	33
R	2
H	8
RBI	2
BB	3
SO	5
LOB	14



Batter	1	2	3	4	5	6	7	8	9	AB R H RBI BB SO LOB	TOP														
Paul Blair, R (1, 8) OBP: 0.336, SLG: 0.419	0-0 5-3			0-0 4-3			0-0 1B 2B	0-0 1-3 1B		4 0 2 0 0 0 0	<p>Baltimore Orioles @ Minnesota Twins Metropolitan Stadium, Bloomington, MI</p> <p>Sat Jun 10 1967, 8:05 PM EDT Att. 8,813 - Unknown</p> <p>livebaseballscorecards.com</p> <table border="1"> <tr><td>AB</td><td>32</td></tr> <tr><td>R</td><td>1</td></tr> <tr><td>H</td><td>6</td></tr> <tr><td>RBI</td><td>1</td></tr> <tr><td>BB</td><td>0</td></tr> <tr><td>SO</td><td>9</td></tr> <tr><td>LOB</td><td>12</td></tr> </table> 	AB	32	R	1	H	6	RBI	1	BB	0	SO	9	LOB	12
AB	32																								
R	1																								
H	6																								
RBI	1																								
BB	0																								
SO	9																								
LOB	12																								
Curt Blefary, L (1, 7) OBP: 0.367, SLG: 0.456	0-0 F8			0-0 4-3			0-0 2-3 1B	0-0 F8		4 0 1 0 0 0 2															
Davey Johnson, R (1, 4) OBP: 0.328, SLG: 0.376	0-0 4-3			0-0 6-3			0-3 K		0-0 G3 1B	4 0 1 0 0 1 2															
Frank Robinson, R (1, 9) OBP: 0.430, SLG: 0.698		0-0 F6			0-3 K		0-0 F3		0-3 K	4 0 0 0 0 2 3															
Brooks Robinson, R (1, 5) OBP: 0.317, SLG: 0.371		0-0 CS 1B			0-3 K		0-0 F3		0-0 G3 1-2	3 0 1 0 0 1 2															
Boog Powell, L (1, 3) OBP: 0.350, SLG: 0.400		0-3 K 1-2			0-3 K			0-0 HR	0-3 K	4 1 1 1 0 3 2															
Andy Etchebarren, R (1, 2) OBP: 0.320, SLG: 0.425			0-0 1-3			0-0 F4		0-0 F8		3 0 0 0 0 0 0															
Mark Belanger, R (1, 6) OBP: 0.313, SLG: 0.386			0-0 F8			0-3 K		0-0 F9		3 0 0 0 0 1 0															
Tom Phoebus, R (1, 1) OBP: 0.250, SLG: 0.280			0-3 K			0-0 6-3		1-0 1B HBP		2 0 0 0 0 1 0															
Eddie Fisher, R (7, 1)										0 0 0 0 0 0 0															
Woodie Held, R (7, 5) OBP: 0.298, SLG: 0.308										0 0 0 0 0 0 0															
Sam Bowens, R (9, PH) OBP: 0.293, SLG: 0.286										1 0 0 0 0 0 1															
Inning Stats	R: 0 E: 0 K: 0 S: 3	H: 0 LOB: 0 BB: 0 P: 3	R: 0 E: 0 K: 1 S: 5	H: 1 LOB: 1 BB: 0 P: 5	R: 0 E: 0 K: 1 S: 5	H: 0 LOB: 0 BB: 0 P: 5	R: 0 E: 0 K: 0 S: 3	H: 0 LOB: 0 BB: 0 P: 3	R: 0 E: 0 K: 3 S: 9	H: 0 LOB: 0 BB: 0 P: 9	R: 0 E: 0 K: 1 S: 5	H: 0 LOB: 0 BB: 0 P: 5	R: 0 E: 0 K: 1 S: 7	H: 2 LOB: 2 BB: 0 P: 7	R: 1 E: 0 K: 0 S: 5	H: 2 LOB: 2 BB: 0 P: 6	R: 0 E: 0 K: 2 S: 8	H: 1 LOB: 1 BB: 0 P: 8	1B: 4 2B: 2 3B: 0 HR: 1	SF: 0 SAC: 0 DP: 1 HBP: 1	WP: 0 PB: 0 SB: 0 CS: 1	PA: 33			
PITCHER Jim Kaat, L (1, 1) ERA: 5.38	IP: 9.0 WLS: W BF: 33 H: 6 R: 1 ER: 1 SO: 9 BB: 0 IBB: 0 HBP: 1 BLK: 0 WP: 0 HR: 1 S: 50 P: 51 ERA: 1.00 WHIP: 0.667											PITCHER	IP: WLS: BF: H: R: ER: SO: BB: IBB: HBP: BLK: WP: HR: S: P: ERA: WHIP:												

Batter	1	2	3	4	5	6	7	8	9
Cesar Tovar, R OBP: 0.362, SLG: 0.419 (1, 8)	0-0 4-3		0-0 F7	0-0 F8			0-0 SH HR 1B	0-0 FC3-8 1B	
Rod Carew, L OBP: 0.373, SLG: 0.412 (1, 4)	0-0 WP BB FC6-4 1B		0-0 BB 2B 1B		0-3 K		0-0 SH HR 1-2	0-0 FC3-6 1-2f	
Harmon Killebrew, R OBP: 0.419, SLG: 0.563 (1, 3)	4-0 FC6-4 1-2 BB		4-0 2B BB		4-0 7-4-3 BB		0-0 F7	0-0 F7	
Tony Oliva, L OBP: 0.317, SLG: 0.365 (1, 9)	0-0 FC6-4 1-2f 2-H		0-0 2B 1-H 2-H		0-0 7-4-3 1-2f		0-0 HR 1-H 2-H		
Bob Allison, R OBP: 0.345, SLG: 0.451 (1, 7)	0-3 K		0-0 F9			0-0 F4	0-0 G3		
Rich Rollins, R OBP: 0.345, SLG: 0.363 (1, 5)		0-0 F8		0-0 HR		0-0 HR	4-0 1B BB		
Zoilo Versalles, R OBP: 0.307, SLG: 0.358 (1, 6)		0-0 6-3		0-0 6-3		0-3 K	0-0 1-2 1B		
Jerry Zimmerman, R OBP: 0.221, SLG: 0.119 (1, 2)		0-3 K		0-0 E6 FC1-6		4-0 BB	0-0 4-3		
Jim Kaat, L OBP: 0.250, SLG: 0.308 (1, 1)			0-3 K	0-0 FC1-6 1-2f		0-0 L6		0-0 5-3	

Inning Stats	R: 1	H: 1	E: 0	K: 1	S: 6	LOB: 1	BB: 1	P: 10
	R: 0	H: 0	E: 0	K: 1	S: 5	LOB: 0	BB: 0	P: 5
	R: 2	H: 2	E: 0	K: 1	S: 7	LOB: 1	BB: 1	P: 11
	R: 1	H: 1	E: 1	K: 0	S: 5	LOB: 1	BB: 0	P: 5
	R: 0	H: 0	E: 0	K: 1	S: 4	LOB: 0	BB: 1	P: 8
	R: 1	H: 1	E: 0	K: 1	S: 6	LOB: 1	BB: 1	P: 10
	R: 3	H: 3	E: 1	K: 0	S: 7	LOB: 2	BB: 1	P: 11
	R: 0	H: 1	E: 0	K: 0	S: 4	LOB: 1	BB: 0	P: 4

PITCHER	IP	WLS	BF	H	R	ER	SO	BB	IBB	HBP	BLK	WP	HR	S	P	ERA	WHIP
Tom Phoebus, R ERA: 2.97 (1, 1)	6.0	L	28	6	6	6	5	4	0	0	0	1	2	34	50	9.00	1.667
Eddie Fisher, R ERA: 2.61 (7, 1)	2.0		11	3	2	1	0	1	0	0	0	0	1	10	14	4.50	2.000


BOTTOM

Baltimore Orioles @ Minnesota Twins
Metropolitan Stadium, Bloomington, MI

Sat Jun 10 1967, 8:05 PM EDT
Att. 8,813 - Unknown

AB	33
R	8
H	9
RBI	8
BB	5
SO	5
LOB	13

livebaseballscores.com



1B: 5	SF: 0	WP: 1	PA: 39
2B: 2	SAC: 1	PB: 0	
3B: 0	DP: 1	SB: 0	
HR: 3	HBP: 0	CS: 0	

Batter	1	2	3	4	5	6	7	8	9	AB R H RBI BB SO LOB	TOP
Paul Blair, R OBP: 0.331, SLG: 0.410 (1, 8)	0-3 K 1-2 2-H	0-0 1B 1-2 2-H		0-0 F9		0-0 F4		0-0 6-3		5 0 1 1 0 1 2	
Davey Johnson, R OBP: 0.335, SLG: 0.375 (1, 4)	4-0 WP BB	0-0 1B 1-2 2-3			0-0 E5 HR		4-0 CS BB	0-0 6-3		3 1 1 0 2 0 0	
Curt Blefary, L OBP: 0.368, SLG: 0.468 (1, 7) (5, 3)	0-3 K 1-2	0-0 F7			0-0 HR 1-H		4-0 BB 1-2	0-0 F7		4 1 1 2 1 1 4	
Frank Robinson, R OBP: 0.425, SLG: 0.684 (1, 9)	0-3 K				0-0 F8		0-0 F2	0-0 F6		4 0 0 0 1 1 2	
Boog Powell, L OBP: 0.349, SLG: 0.395 Russ Snyder, L OBP: 0.374, SLG: 0.478 (1, 3) (5, 7)		4-0 BB 1B BB		0-3 K		0-3 K		0-0 4-3		2 1 0 0 1 2 1 1 0 0 0 0 0 1	
Brooks Robinson, R OBP: 0.315, SLG: 0.383 (1, 5)		0-0 F7		0-0 K		0-0 F6		0-0 HR		4 1 1 1 0 1 2	
Andy Etchebarren, R OBP: 0.310, SLG: 0.410 (1, 2)		0-3 K		0-0 5-3		0-3 K		0-0 6-3		4 0 0 0 0 2 2	
Mark Belanger, R OBP: 0.327, SLG: 0.383 (1, 6)		4-0 1B 1-2 1B BB		0-3 K		0-3 K		0-0 SH3 1B		3 1 1 0 1 2 0	
Bill Dillman, R OBP: 0.333, SLG: 0.333 (1, 1)		0-0 1B 1-2 2-H 1B		0-3 K		0-0 1B		0-0 SH3		3 0 2 1 0 1 0	
Inning Stats	R: 0 E: 0 K: 3 S: 9 H: 0 LOB: 1 BB: 1 P: 13	R: 2 E: 0 K: 1 S: 8 H: 3 LOB: 3 BB: 2 P: 16	R: 0 E: 0 K: 2 S: 7 H: 0 LOB: 1 BB: 1 P: 11	R: 0 E: 0 K: 2 S: 7 H: 0 LOB: 0 BB: 0 P: 7	R: 2 E: 1 K: 1 S: 7 H: 1 LOB: 0 BB: 0 P: 7	R: 0 E: 0 K: 2 S: 8 H: 1 LOB: 1 BB: 0 P: 8	R: 0 E: 0 K: 0 S: 2 H: 0 LOB: 1 BB: 2 P: 10	R: 1 E: 0 K: 0 S: 5 H: 2 LOB: 1 BB: 0 P: 5	R: 0 E: 0 K: 0 S: 3 H: 0 LOB: 0 BB: 0 P: 3	1B: 5 2B: 0 3B: 0 HR: 2 SF: 0 SAC: 1 DP: 0 HBP: 0	WP: 1 PB: 0 SB: 0 CS: 1 PA: 40
PITCHER Dave Boswell, R ERA: 4.28 Ron Kline, R ERA: 2.7	IP WLS BF H R ER SO BB IBB HBP BLK WP HR S P ERA WHIP	IP WLS BF H R ER SO BB IBB HBP BLK WP HR S P ERA WHIP	IP WLS BF H R ER SO BB IBB HBP BLK WP HR S P ERA WHIP	IP WLS BF H R ER SO BB IBB HBP BLK WP HR S P ERA WHIP	IP WLS BF H R ER SO BB IBB HBP BLK WP HR S P ERA WHIP	IP WLS BF H R ER SO BB IBB HBP BLK WP HR S P ERA WHIP	IP WLS BF H R ER SO BB IBB HBP BLK WP HR S P ERA WHIP	IP WLS BF H R ER SO BB IBB HBP BLK WP HR S P ERA WHIP	IP WLS BF H R ER SO BB IBB HBP BLK WP HR S P ERA WHIP	ERA WHIP	ERA WHIP

Baltimore Orioles @ Minnesota Twins
Metropolitan Stadium, Bloomington, MI
Sun Jun 11 1967, 4:33 AM EDT
Unknown

livebaseballscorecards.com

AB	33
R	5
H	7
RBI	5
BB	6
SO	11
LOB	14



Batter	1	2	3	4	5	6	7	8	9	AB	R	H	RBI	BB	SO	LOB
Cesar Tovar, R OBP: 0.356, SLG: 0.411 (1, 8)	0-0 F7		0-0 F8		0-0 F8			0-0 L6		4	0	0	0	0	0	0
Rod Carew, L OBP: 0.376, SLG: 0.424 (1, 4)	0-0 2B		0-0 WP 2B		0-0 F6			0-3 K		4	0	2	0	0	1	0
Harmon Killebrew, R OBP: 0.416, SLG: 0.554 (1, 3)	4-0 BB		0-0 F7 2-3		0-0 F6			0-0 6-3		3	0	0	0	1	0	1
Tony Oliva, L OBP: 0.308, SLG: 0.354 (1, 9)	0-3 K			0-0 F7				0-0 F8		4	0	0	0	0	1	2
Bob Allison, R OBP: 0.343, SLG: 0.446 (1, 7)	0-0 F9			0-0 1B 3B 1B				0-0 L5		4	1	1	0	0	0	2
Rich Rollins, R OBP: 0.349, SLG: 0.367 (1, 5)		0-0 G6-4-3 1B		0-0 1-2 3B 1B				0-0 F8		4	1	2	0	0	0	0
Zoilo Versalles, R OBP: 0.307, SLG: 0.368 (1, 6)		0-0 G6-4-3 1-2f		0-0 1-H 2-H 3B				0-3 K		3	0	1	2	0	1	1
Jerry Zimmerman, R OBP: 0.216, SLG: 0.116 Russ Nixon, L OBP: 0.244, SLG: 0.293 (7, PH) (8, 2)		0-0 F7		0-0 6-3				0-0 F9		2	0	0	0	0	0	1
Dave Boswell, R OBP: 0.273, SLG: 0.350 Ted Uhlaender, L OBP: 0.227, SLG: 0.372 Ron Kline, R (8, 1)			0-0 1-3		0-0 5-3			0-0 L5		1	0	0	0	0	0	0
										0	0	0	0	0	0	0

BOTTOM

Baltimore Orioles @ Minnesota Twins
Metropolitan Stadium, Bloomington, MI
 Sun Jun 11 1967, 4:33 AM EDT
 Unknown

livebaseballscorecards.com

AB	32
R	2
H	6
RBI	2
BB	1
SO	3
LOB	8



Inning Stats	R: 0	H: 1	E: 0	K: 1	S: 6	LOB: 2	BB: 1	P: 10	R: 0	H: 1	E: 0	K: 0	S: 3	LOB: 0	BB: 0	P: 3	R: 0	H: 1	E: 0	K: 0	S: 4	LOB: 1	BB: 0	P: 4	R: 2	H: 3	E: 0	K: 0	S: 6	LOB: 1	BB: 0	P: 6	R: 0	H: 0	E: 0	K: 0	S: 3	LOB: 0	BB: 0	P: 3	R: 0	H: 0	E: 0	K: 1	S: 5	LOB: 0	BB: 0	P: 5	R: 0	H: 0	E: 0	K: 1	S: 5	LOB: 0	BB: 0	P: 5	R: 0	H: 0	E: 0	K: 0	S: 3	LOB: 0	BB: 0	P: 3	R: 0	H: 0	E: 0	K: 0	S: 3	LOB: 0	BB: 0	P: 3	R: 0	H: 0	E: 0	K: 0	S: 3	LOB: 0	BB: 0	P: 3	R: 0	H: 0	E: 0	K: 0	S: 3	LOB: 0	BB: 0	P: 3
PITCHER Bill Dillman, R ERA: 3.12 (1, 1)	IP	WLS	BF	H	R	ER	SO	BB	IBB	HBP	BLK	WP	HR	S	P	ERA	WHIP																																																																							
	9.0	W	33	6	2	2	3	1	0	0	0	1	0	38	42	2.00	0.778																																																																							

Batter	1		2		3		4		5		6		7		8		9		AB R H RBI BB SO LOB	TOP																	
Paul Blair, R OBP: 0.333, SLG: 0.439 (1, 8) X	0-0 F9				0-0 HR		0-0 2B						0-3 K	0-3 K					5 1 2 1 0 2 0																		
Russ Snyder, L OBP: 0.384, SLG: 0.484 (1, 7) X	0-0 1B 2B				4-0 2B BB		0-0 1-3						4-0 HR BB				0-3 K		3 3 1 0 2 1 1																		
Curt Blefary, L OBP: 0.368, SLG: 0.489 (1, 3) X	0-0 F9				0-0 1-H 2B				0-0 F6				0-3 K				0-0 HR		5 1 2 2 0 1 2																		
Frank Robinson, R OBP: 0.433, SLG: 0.711 (1, 9) B B B	4-0 1B BB				0-0 1B 3B				0-3 K				0-0 1-H HR				0-0 1B		4 2 3 2 1 1 0																		
Brooks Robinson, R OBP: 0.322, SLG: 0.385 (1, 5) X	0-0 FC6-4 1B				0-0 1B				0-0 F9				4-0 1B BB				0-0 F4		4 0 2 2 1 0 1																		
Davey Johnson, R OBP: 0.332, SLG: 0.370 (1, 4) X	0-0 FC6-4				0-3 K								0-0 1-2 1B				0-0 F7		5 0 1 0 0 1 4																		
Vic Roznovsky, L OBP: 0.333, SLG: 0.313 Stu Miller, R (7, 1)					0-0 F7								4-0 BB BB				0-0 F6		3 0 0 0 1 0 3 0 0 0 0 0 0 0																		
Mark Belanger, R OBP: 0.339, SLG: 0.380 (1, 6)					0-0 4-3				0-0 CS 1B				4-0 1-2 BB				0-3 K		3 0 1 0 1 1 0																		
Wally Bunker, R (1, 1) Woodie Held, R OBP: 0.292, SLG: 0.300 Eddie Watt, R (6, 1) Andy Etchebarren, R OBP: 0.308, SLG: 0.407 (7, 2)					0-3 K				0-3 K				0-0 F4				0-0 F7		2 0 0 0 0 2 1 1 0 0 0 0 0 1 0 0 0 0 0 0 0 1 0 0 0 0 0 0																		
Inning Stats	R: 1 E: 0 K: 0 S: 5	H: 2 LOB: 2 BB: 1 P: 9	R: 0 E: 0 K: 1 S: 5	H: 0 LOB: 0 BB: 0 P: 5	R: 3 E: 0 K: 1 S: 8	H: 4 LOB: 1 BB: 1 P: 12	R: 0 E: 0 K: 1 S: 6	H: 2 LOB: 1 BB: 0 P: 6	R: 0 E: 0 K: 1 S: 5	H: 0 LOB: 0 BB: 0 P: 5	R: 0 E: 0 K: 0 S: 2	H: 0 LOB: 1 BB: 2 P: 10	R: 2 E: 0 K: 2 S: 9	H: 2 LOB: 2 BB: 2 P: 17	R: 0 E: 0 K: 2 S: 7	H: 0 LOB: 0 BB: 0 P: 7	R: 1 E: 0 K: 1 S: 7	H: 2 LOB: 1 BB: 0 P: 7	1B: 5 2B: 3 3B: 1 HR: 3	SF: 0 SAC: 0 DP: 0 HBP: 0	WP: 0 PB: 0 SB: 0 CS: 1	PA: 42															
PITCHER	IP WLS BF H R ER SO BB IBB HBP BLK WP HR S P ERA WHIP																																				
Mudcat Grant, R ERA: 3.75 (1, 1)	2.1		13	5	4	4	1	2	0	0	0	0	1	13	21	15.43	3.000																				
Jim Perry, R ERA: 4.36 (3, 1)	3.2	W	14	3	0	0	3	2	0	0	0	0	0	18	26	0.00	1.364																				
Al Worthington, R ERA: 4.06 (7, 1)	3.0	S	15	4	3	3	5	2	0	0	0	0	2	23	31	9.00	2.000																				

Baltimore Orioles @ Minnesota Twins
Metropolitan Stadium, Bloomington, MI

Sun Jun 11 1967, 4:38 AM EDT
 Att. 22,157 - Unknown

livebaseballscores.com

AB	36
R	7
H	12
RBI	7
BB	6
SO	9
LOB	13



BOTTOM

Baltimore Orioles @ Minnesota Twins
Metropolitan Stadium, Bloomington, MI

Sun Jun 11 1967, 4:38 AM EDT
Att. 22,157 - Unknown

livebaseballscorecards.com

AB	35
R	10
H	12
RBI	10
BB	5
SO	4
LOB	13



WP:	0	PA:	40
PB:	0	SB:	0
CS:	1		

AB	R	H	RBI	BB	SO	LOB	
5	0	1	0	0	1	2	
5	0	1	1	0	0	1	
4	0	0	0	1	2	1	
5	2	3	1	0	0	1	
3	2	1	0	1	0	0	
2	1	0	0	2	0	0	
4	2	2	2	0	0	3	
3	2	2	3	1	0	1	
0	0	0	0	0	0	0	
3	1	2	3	0	0	1	
1	0	0	0	0	1	3	
1B:	6	SF:	0	WP:	0	PA:	40
2B:	3	SAC:	0	PB:	0	SB:	0
3B:	1	DP:	0	CS:	1		
HR:	2	HBP:	0				

Batter	1	2	3	4	5	6	7	8	9
Cesar Tovar, R OBP: 0.352, SLG: 0.406 (1, 6)	0-0 F3 ①		0-0 F8 ②		0-0 CS 1B	0-3 K ③		0-0 5-3 ①	
Rod Carew, L OBP: 0.372, SLG: 0.419 (1, 4)	0-0 6-3 ②		0-0 FC5-4 1B 2-H		0-0 F6 1-2 ② ③		0-0 F9 ①	0-0 F4 ②	
Harmon Killebrew, R OBP: 0.411, SLG: 0.541 (1, 3)	0-0 F7 ③		0-0 FC5-4 ③ 1-2f			0-3 K ① ② ③	0-3 K ② B B B B	4-0 BB BB	
Tony Oliva, L OBP: 0.318, SLG: 0.393 (1, 9)		0-0 HR		0-0 4-3 ①		0-0 1B FC3-2 1B	0-0 BB 2B 2B	0-0 F3 ③	
Bob Allison, R OBP: 0.347, SLG: 0.444 (1, 7)		0-0 F2 ①		0-0 F3 ②		0-0 FC3-2 BB 3B 1B	4-0 BB 2B BB		
Rich Rollins, R OBP: 0.353, SLG: 0.362 (1, 5)		0-0 5-3 ②		0-0 F7 ③		4-0 BB FC3-2 3B BB	4-0 BB 2B 1-2 2-3 BB		
Ted Uhlaender, L OBP: 0.250, SLG: 0.404 (1, 8)		0-0 F7 ③			0-0 4-3 HR 1B	0-0 FC3-2 3B 1-2 2-3 3-Hf	0-0 BB 2B 1-3 2-H 3-H		
Russ Nixon, L OBP: 0.286, SLG: 0.386 (1, 2)			0-0 1B 2B		0-0 4-3 ① 1-2	0-0 1B 3B 1-H 2-H 3-H	4-0 IBB		
Mudcat Grant, R OBP: 0.182, SLG: 0.143 Jim Perry, S OBP: 0.300, SLG: 0.600 Al Worthington, R (7, 1)			0-0 4-3 ①		0-0 HR 2-H	0-0 1B 3-H	0-3 K ③		

Inning Stats	R: 0	H: 0	E: 0	K: 0	S: 3	LOB: 0	BB: 0	P: 3
	R: 1	H: 1	E: 0	K: 0	S: 4	LOB: 0	BB: 0	P: 4
	R: 1	H: 2	E: 0	K: 0	S: 5	LOB: 1	BB: 0	P: 5
	R: 0	H: 0	E: 0	K: 0	S: 3	LOB: 0	BB: 0	P: 3
	R: 2	H: 3	E: 0	K: 0	S: 5	LOB: 0	BB: 0	P: 5
	R: 4	H: 4	E: 0	K: 2	S: 11	LOB: 1	BB: 1	P: 15
	R: 2	H: 2	E: 0	K: 2	S: 9	LOB: 3	BB: 3	P: 21
	R: 0	H: 0	E: 0	K: 0	S: 3	LOB: 1	BB: 1	P: 7

PITCHER	IP	WLS	BF	H	R	ER	SO	BB	IBB	HBP	BLK	WP	HR	S	P	ERA	WHIP
Wally Bunker, R ERA: 4.36 (1, 1)	5.0		20	6	4	4	0	0	0	0	0	0	2	20	20	7.20	1.200
Eddie Watt, R ERA: 1.65 (6, 1)	1.0	L	8	4	4	4	2	1	0	0	0	0	0	11	15	36.00	5.000
Stu Miller, R ERA: 2.93 (7, 1)	2.0		12	2	2	2	2	3	1	0	0	0	0	12	28	9.00	2.500

Batter	1	2	3	4	5	6	7	8	9	AB R H RBI BB SO LOB	TOP											
Luis Aparicio, R (1, 6) OBP: 0.282, SLG: 0.324	0-0 F8		0-0 6-3	0-0 3B		0-0 3B		0-0 6-3		5 0 2 3 0 0 0												
Russ Snyder, L (1, 7) OBP: 0.368, SLG: 0.460	0-0 5-3		0-0 F8	0-0 L4		0-0 6-3		0-0 6-3		5 0 0 0 0 0 2												
Curt Blefary, L (1, 3) OBP: 0.374, SLG: 0.486	0-3 K			4-0 1B SF8 BB	0-3 K		0-0 1B 1B	1-0 HBP		3 2 1 0 1 2 0												
Frank Robinson, R (1, 9) OBP: 0.437, SLG: 0.706		4-0 1B SF8 BB		0-0 SF8 BB 1B	0-0 S 1B		0-0 F3	0-3 K		4 2 2 0 1 1 2												
Brooks Robinson, R (1, 5) OBP: 0.328, SLG: 0.388		0-0 SF8 1B		4-0 BB SF8 BB	0-0 F8		0-3 K	0-0 G6-4-3 1B		4 2 2 0 1 1 2												
Davey Johnson, R (1, 4) OBP: 0.328, SLG: 0.369		0-0 SF8		0-0 SF8	0-0 6-3		0-0 1B 1B	0-0 G6-4-3		3 1 1 2 0 0 2												
Paul Blair, R (1, 8) OBP: 0.348, SLG: 0.448		0-0 1B		4-0 BB 3B IBB		0-0 F8	0-0 1B	0-0 1B		4 1 3 2 1 0 0												
Andy Etchebarren, R (1, 2) OBP: 0.319, SLG: 0.418		0-3 K		4-0 3B BB		0-0 3B 2B	0-0 1B	0-0 F7		4 2 2 2 1 1 1												
Pete Richert, L (1, 1) OBP: 0.074, SLG: 0.077			0-3 K	0-0 SF9		0-0 6-3	0-0 F5			3 0 0 1 0 1 3												
Inning Stats	R: 0 E: 0 K: 1 S: 5	H: 0 LOB: 0 BB: 0 P: 5	R: 2 E: 0 K: 1 S: 6	H: 2 LOB: 0 BB: 1 P: 10	R: 0 E: 0 K: 1 S: 5	H: 0 LOB: 0 BB: 0 P: 5	R: 5 E: 0 K: 0 S: 5	H: 2 LOB: 1 BB: 4 P: 21	R: 0 E: 0 K: 1 S: 6	H: 1 LOB: 1 BB: 0 P: 6	R: 1 E: 0 K: 0 S: 5	H: 2 LOB: 1 BB: 0 P: 5	R: 2 E: 0 K: 1 S: 9	H: 4 LOB: 2 BB: 0 P: 9	R: 0 E: 0 K: 1 S: 5	H: 0 LOB: 1 BB: 0 P: 6	R: 0 E: 0 K: 0 S: 4	H: 2 LOB: 1 BB: 0 P: 4	1B: 10 2B: 1 3B: 2 HR: 0	SF: 3 SAC: 0 DP: 1 HBP: 1	WP: 0 PB: 0 SB: 1 CS: 0	PA: 44
PITCHER	IP WLS BF H R ER SO BB IBB HBP BLK WP HR S P ERA WHIP																					
Lew Krausse, R (1, 1) ERA: 5.4	5.0 L 24 5 7 7 4 4 1 0 0 0 0 0 27 47 12.60 1.800																					
Diego Segui, R (6, 1) ERA: 4.15	2.0 12 6 3 3 1 0 0 0 0 0 0 0 14 14 13.50 3.000																					
Bill Edgerton, L (8, 1) ERA: 3.6	2.0 8 2 0 0 0 1 0 0 1 0 0 0 9 10 0.00 1.000																					

Baltimore Orioles @ Kansas City Athletics
Municipal Stadium, Kansas City, MO

Mon Jun 12 1967, 8:05 PM EDT
Att. 5,726 - Unknown

AB	35
R	10
H	13
RBI	10
BB	5
SO	6
LOB	12



Batter	1	2	3	4	5	6	7	8	9	AB	R	H	RBI	BB	SO	LOB
Bert Campaneris, R (1, 6) OBP: 0.292, SLG: 0.298 Bill Edgerton, L (8, 1)	0-0 5-3		0-0 S 1-3 2B		0-0 F9		0-0 F6			4	0	1	0	0	0	2
Reggie Jackson, L (1, 9) OBP: 0.286, SLG: 0.471	0-3 K		0-0 SF7		0-3 K		0-3 K			3	0	0	1	0	3	2
Rick Monday, L (1, 8) OBP: 0.367, SLG: 0.500	0-0 4-3		4-0 3-H 2-3 BB			0-0 HR		0-3 K		3	1	1	1	1	1	0
Dave Duncan, R (1, 2) OBP: 0.250, SLG: 0.600		0-3 K	0-3 K			0-0 F8		0-3 K		4	0	0	0	0	3	2
Ken Harrelson, R (1, 3) OBP: 0.265, SLG: 0.318		0-0 5-3		0-0 1-3		0-0 2B		0-0 5-3		4	0	1	0	0	0	0
Danny Cater, R (1, 5) OBP: 0.316, SLG: 0.335		0-0 1B		0-0 F9		0-0 F9		0-0 F8		4	0	1	0	0	0	1
Mike Hershberger, R (1, 7) OBP: 0.325, SLG: 0.353		0-0 4-3		0-0 F8		0-0 F5		0-3 K		4	0	0	0	0	1	2
Dick Green, R (1, 4) OBP: 0.279, SLG: 0.300			0-0 1-3		0-0 1B		0-0 5-3		0-0 1B	4	0	2	0	0	0	0
Lew Krausse, R (1, 1) OBP: 0.105, SLG: 0.056 Joe Nossek, R (5, PH) OBP: 0.197, SLG: 0.268 Diego Segui, R (6, 1) John Donaldson, L (7, PH) OBP: 0.222, SLG: 0.353			4-0 2B SF7 BB		0-0 F2		0-0 2B		0-0 F8	0	1	0	0	0	1	0
										1	0	0	0	0	0	1
										0	0	0	0	0	0	0
										2	0	1	0	0	0	1

Inning Stats	R: 0 E: 0 K: 1 S: 5	H: 0 LOB: 0 BB: 0 P: 5	R: 0 E: 0 K: 1 S: 6	H: 1 LOB: 1 BB: 0 P: 6	R: 1 E: 0 K: 1 S: 6	H: 1 LOB: 2 BB: 2 P: 14	R: 0 E: 0 K: 0 S: 3	H: 0 LOB: 0 BB: 0 P: 3	R: 0 E: 0 K: 1 S: 6	H: 1 LOB: 1 BB: 0 P: 6	R: 1 E: 0 K: 0 S: 5	H: 2 LOB: 1 BB: 0 P: 5	R: 0 E: 0 K: 1 S: 6	H: 1 LOB: 1 BB: 0 P: 6	R: 0 E: 0 K: 2 S: 7	H: 0 LOB: 0 BB: 0 P: 7	R: 0 E: 0 K: 1 S: 6	H: 1 LOB: 1 BB: 0 P: 6	1B: 3 2B: 3 3B: 0 HR: 1	SF: 1 SAC: 0 DP: 0 HBP: 0	WP: 0 PB: 0 SB: 1 CS: 0	PA: 36
PITCHER Pete Richert, L (1, 1) ERA: 3.68	IP 9.0	WLS W	BF 36	H 7	R 2	ER 2	SO 8	BB 2	IBB 0	HBP 0	BLK 0	WP 0	HR 1	S 50	P 58	ERA 2.00	WHIP 1.000					

BOTTOM

Baltimore Orioles @ Kansas City Athletics
Municipal Stadium, Kansas City, MO

Mon Jun 12 1967, 8:05 PM EDT
Att. 5,726 - Unknown

livebaseballscorecards.com

AB	33
R	2
H	7
RBI	2
BB	2
SO	8
LOB	11



Batter	1	2	3	4	5	6	7	8	9	AB R H RBI BB SO LOB	TOP														
Luis Aparicio, R (1, 6) OBP: 0.281, SLG: 0.322	0-0 1B		0-0 F4			0-0 F8		0-0 F9		4 0 1 0 0 0 0	<p>Baltimore Orioles @ Kansas City Athletics Municipal Stadium, Kansas City, MO</p> <p>Tue Jun 13 1967, 8:05 PM EDT Att. 8,735 - Unknown</p> <p>livebaseballscorecards.com</p> <table border="1"> <tr><td>AB</td><td>30</td></tr> <tr><td>R</td><td>0</td></tr> <tr><td>H</td><td>4</td></tr> <tr><td>RBI</td><td>0</td></tr> <tr><td>BB</td><td>1</td></tr> <tr><td>SO</td><td>6</td></tr> <tr><td>LOB</td><td>9</td></tr> </table>	AB	30	R	0	H	4	RBI	0	BB	1	SO	6	LOB	9
AB	30																								
R	0																								
H	4																								
RBI	0																								
BB	1																								
SO	6																								
LOB	9																								
Russ Snyder, L (1, 7) OBP: 0.355, SLG: 0.442	0-0 F8			0-0 F6		0-3 K		0-0 F2		4 0 0 0 0 1 1															
Curt Blefary, L (1, 3) OBP: 0.372, SLG: 0.481	0-0 F8			0-0 1B			0-0 F7		0-0 F4	4 0 1 0 0 0 1															
Frank Robinson, R (1, 9) OBP: 0.434, SLG: 0.696	0-0 F9			0-0 F8			4-0 1B BB		0-0 F5	3 0 0 0 1 0 2															
Brooks Robinson, R (1, 5) OBP: 0.323, SLG: 0.382		0-0 F8		0-3 K			0-0 F9			3 0 0 0 0 1 2															
Davey Johnson, R (1, 4) OBP: 0.328, SLG: 0.368		0-0 F6			0-0 F4		0-0 1-2 1B			3 0 1 0 0 0 0															
Paul Blair, R (1, 8) OBP: 0.342, SLG: 0.438		0-3 K			0-0 5-3		0-0 F8			3 0 0 0 0 1 2															
Andy Etchebarren, R (1, 2) OBP: 0.319, SLG: 0.416			0-3 K		0-0 F2			0-0 2-6-4-2 1B		3 0 1 0 0 1 0															
Steve Barber, L (1, 1) OBP: 0.158, SLG: 0.059			0-3 K			0-0 F6		0-3 K2-6-4-2 1-1		2 0 0 0 0 1 0															
Vic Roznovsky, L (8, PH) OBP: 0.316, SLG: 0.294										1 0 0 0 0 1 1															
Moe Drabowsky, R (8, 1) OBP: 0.417, SLG: 0.364										0 0 0 0 0 0 0															
Inning Stats	R: 0 E: 0 K: 0 S: 4	H: 1 LOB: 1 BB: 0 P: 4	R: 0 E: 0 K: 1 S: 5	H: 0 LOB: 0 BB: 0 P: 5	R: 0 E: 0 K: 2 S: 7	H: 0 LOB: 0 BB: 0 P: 7	R: 0 E: 0 K: 1 S: 6	H: 1 LOB: 1 BB: 0 P: 6	R: 0 E: 0 K: 0 S: 3	H: 0 LOB: 0 BB: 0 P: 3	R: 0 E: 0 K: 1 S: 5	H: 0 LOB: 0 BB: 0 P: 5	R: 0 E: 0 K: 0 S: 4	H: 1 LOB: 2 BB: 1 P: 8	R: 0 E: 0 K: 0 S: 5	H: 1 LOB: 0 BB: 0 P: 5	R: 0 E: 0 K: 0 S: 3	H: 0 LOB: 0 BB: 0 P: 3	1B: 4 2B: 1 3B: 0 HR: 0	SF: 0 SAC: 0 DP: 1 HBP: 0	WP: 0 PB: 0 SB: 0 CS: 0	PA: 31			
PITCHER Catfish Hunter, R (1, 1) ERA: 2.49	IP: 9.0 WLS: W BF: 31 H: 4 R: 0 ER: 0 SO: 6 BB: 1 IBB: 0 HBP: 0 BLK: 0 WP: 0 HR: 0 S: 42 P: 46 ERA: 0.00 WHIP: 0.556											PITCHER	IP: 0 WLS: 0 BF: 0 H: 0 R: 0 ER: 0 SO: 0 BB: 0 IBB: 0 HBP: 0 BLK: 0 WP: 0 HR: 0 S: 0 P: 0 ERA: 0.00 WHIP: 0.000												



Batter	1	2	3	4	5	6	7	8	9
Bert Campaneris, R OBP: 0.295, SLG: 0.310 (1, 6)	0-0 1-3 1-H 2-H 2B	0-0 2B			0-0 2B		0-0 F7		
Reggie Jackson, L OBP: 0.280, SLG: 0.400 (1, 7)	4-0 BB		0-0 G3		0-3 K		0-0 F4		
Danny Cater, R OBP: 0.311, SLG: 0.329 (1, 5) (7, 3)	0-3 K		0-0 5-3		0-0 5-3		0-0 4-3		
Rick Monday, L OBP: 0.365, SLG: 0.491 (1, 8)	4-0 FC6-4 BB		0-0 4-3		0-3 K		0-3 K		
Ken Harrelson, R OBP: 0.267, SLG: 0.311 Allan Lewis, S (6, PR) John Donaldson, L OBP: 0.222, SLG: 0.353 (7, 4)	0-0 FC6-4		0-0 5-3		4-0 1B BB				
Mike Hershberger, R OBP: 0.331, SLG: 0.355 (1, 9)		4-0 BB 2B BB		0-3 K		0-0 FC5-4 1B			
Dick Green, R OBP: 0.275, SLG: 0.294 (1, 4) (7, 5)		0-3 K		0-0 F8		0-0 FC5-4			
Phil Roof, R OBP: 0.290, SLG: 0.328 (1, 2)		4-0 1-2 2B BB		0-0 4-3		0-0 5-3			
Catfish Hunter, R OBP: 0.161, SLG: 0.258 (1, 1)		0-0 L6		0-0 F3		0-0 F4			

Inning Stats	R: 0	H: 0	E: 1	LOB: 2	K: 1	P: 13	R: 1	H: 1	E: 0	LOB: 2	K: 1	P: 13	R: 0	H: 0	E: 0	LOB: 0	K: 0	P: 3	R: 0	H: 0	E: 0	LOB: 0	K: 1	P: 5	R: 0	H: 1	E: 0	LOB: 1	K: 1	P: 6	R: 0	H: 1	E: 0	LOB: 2	K: 1	P: 10	R: 0	H: 0	E: 0	LOB: 0	K: 0	P: 3	R: 0	H: 0	E: 0	LOB: 0	K: 1	P: 5					
Steve Barber, L ERA: 4.02 Moe Drabowsky, R ERA: 0.48	IP	WLS	BF	H	R	ER	SO	BB	IBB	HBP	BLK	WP	HR	S	P	ERA	WHIP	IP	WLS	BF	H	R	ER	SO	BB	IBB	HBP	BLK	WP	HR	S	P	ERA	WHIP	IP	WLS	BF	H	R	ER	SO	BB	IBB	HBP	BLK	WP	HR	S	P	ERA	WHIP		
	7.0	L	28	3	1	1	5	5	0	0	0	0	0	33	53	1.29	1.143	1.0		3	0	0	0	1	0	0	0	0	0	0	0	0	0	0	0	0.00	0.000																

BOTTOM

Baltimore Orioles @ Kansas City Athletics
Municipal Stadium, Kansas City, MO

Tue Jun 13 1967, 8:05 PM EDT
Att. 8,735 - Unknown

AB	26
R	1
H	3
RBI	1
BB	5
SO	6
LOB	9



1B:	1	SF:	0	WP:	0	PA:	31
2B:	2	SAC:	0	PB:	0	SB:	0
3B:	0	DP:	0	CS:	0		
HR:	0	HBP:	0				

Batter	1	2	3	4	5	6	7	8	9	AB R H RBI BB SO LOB	TOP											
Luis Aparicio, R (1, 6) OBP: 0.274, SLG: 0.314	0-0 F3		0-0 4-3		0-0 F9		0-0 5-3		0-0 G1-4-3	5 0 0 0 0 0 2												
Paul Blair, R (1, 8) OBP: 0.345, SLG: 0.447	0-0 F8 2B		0-3 K		0-0 1B			0-3 K		4 0 2 0 0 2 0												
Curt Blefary, L (1, 7) OBP: 0.365, SLG: 0.471	0-0 F8 2-3		0-0 G3		0-0 F8			0-3 K2-3		4 0 0 0 0 1 2												
Frank Robinson, R (1, 9) OBP: 0.439, SLG: 0.696	4-0 BB			0-3 K		0-0 3-1 G3 1B		0-0 PB 1B		3 0 2 0 1 1 0												
Boog Powell, L (1, 3) OBP: 0.347, SLG: 0.398	0-0 F3			0-0 1B 2B		0-0 G3 1-2		0-0 F8 1-2		4 1 1 0 0 0 4												
Brooks Robinson, R (1, 5) OBP: 0.326, SLG: 0.379		0-0 F3		4-0 G5-3 1B BB		0-0 3-1 2-3		4-0 2B BB		2 1 0 0 2 0 1												
Davey Johnson, R (1, 4) OBP: 0.332, SLG: 0.377		0-0 1-3		0-0 1-2 2-H 1B		0-0 F7		0-0 1B 2B		4 0 2 2 0 0 1												
Andy Etchebarren, R (1, 2) OBP: 0.324, SLG: 0.414		4-0 BB		0-0 G5-3 2-3f			0-0 1-3		0-0 FC3-6 1B	3 0 1 0 1 0 2												
Dave McNally, R (1, 1) OBP: 0.174, SLG: 0.217		0-3 K			0-3 K		0-0 F9		0-0 FC3-6 G1-4-3	1 0 0 0 0 0 1 1												
Russ Snyder, L (5, PH) OBP: 0.352, SLG: 0.438										1 0 0 0 0 0 1 0												
Eddie Fisher, R (5, 1)										0 0 0 0 0 0 0 0												
Wally Bunker, R (5, 1)										0 0 0 0 0 0 0 0												
Woodie Held, R (7, PH) OBP: 0.288, SLG: 0.293										1 0 0 0 0 0 0 0												
Stu Miller, R (7, 1)										0 0 0 0 0 0 0 0												
Vic Roznovsky, L (9, PH) OBP: 0.300, SLG: 0.278										1 0 0 0 0 0 0 2												
Inning Stats	R: 0 E: 0 K: 0 S: 4	H: 1 LOB: 2 BB: 1 P: 8	R: 0 E: 0 K: 1 S: 5	H: 0 LOB: 1 BB: 1 P: 9	R: 0 E: 0 K: 1 S: 5	H: 0 LOB: 0 BB: 0 P: 5	R: 1 E: 0 K: 1 S: 6	H: 2 LOB: 1 BB: 1 P: 10	R: 0 E: 0 K: 1 S: 6	H: 1 LOB: 1 BB: 0 P: 6	R: 0 E: 0 K: 0 S: 4	H: 1 LOB: 1 BB: 0 P: 4	R: 0 E: 0 K: 0 S: 3	H: 0 LOB: 0 BB: 0 P: 3	R: 0 E: 0 K: 2 S: 8	H: 1 LOB: 1 BB: 0 P: 8	R: 1 E: 0 K: 0 S: 4	H: 2 LOB: 1 BB: 1 P: 8	1B: 5 2B: 3 3B: 0 HR: 0	SF: 0 SAC: 0 DP: 2 HBP: 0	WP: 0 PB: 1 SB: 0 CS: 0	PA: 37
PITCHER	IP WLS BF H R ER SO BB IBB HBP BLK WP HR S P ERA WHIP																					
Chuck Dobson, R (1, 1) ERA: 3.56	6.0 W 25 5 1 1 4 3 0 0 0 0 0 0 30 42 1.50 1.333																					
Jack Aker, R (7, 1) ERA: 3.43	3.0 S 12 3 1 1 2 1 0 0 0 0 0 0 15 19 3.00 1.333																					

Baltimore Orioles @ Kansas City Athletics
Municipal Stadium, Kansas City, MO
Wed Jun 14 1967, 8:05 PM EDT
Att. 12,096 - Unknown

AB	33
R	2
H	8
RBI	2
BB	4
SO	6
LOB	15



Batter	1	2	3	4	5	6	7	8	9	AB	R	H	RBI	BB	SO	LOB
Bert Campaneris, R (1, 6) OBP: 0.293, SLG: 0.308	0-0 F8	0-0 FC4-6			0-0 E 1B	0-0 F2		0-0 F5		5	1	1	0	0	0	3
Reggie Jackson, L (1, 7) OBP: 0.333, SLG: 0.435	1-0 CS HBP		4-0 1B SH1-4 FC4-6 BB		0-0 E2 1B 2B	0-3 K		0-3 K		3	2	1	1	1	2	2
Mike Hershberger, R (1, 9) OBP: 0.335, SLG: 0.351	0-0 F9		0-0 SH1-4		4-0 1B 2B BB	0-0 F9		4-0 BB		2	1	0	0	2	0	1
Dave Duncan, R (1, 2) OBP: 0.320, SLG: 0.600		0-0 1B 1B	0-0 FC4-6 1B		0-0 2B 1B		0-3 K	0-3 K		5	1	3	1	0	2	3
Rick Monday, L (1, 8) OBP: 0.362, SLG: 0.491		0-3 K	0-0 FC4-6 WP		0-0 1B 2B		0-0 L5			4	1	1	2	0	1	2
Danny Cater, R (1, 3) OBP: 0.311, SLG: 0.329		0-0 E 1B 1B	0-0 4-3		0-3 K		0-3 K			3	1	1	0	0	1	2
Ray Webster, L (7, PH) OBP: 0.288, SLG: 0.429 (8, 3)		1-2 1B 1B	1-2							1	0	0	0	0	1	0
Dick Green, R (1, 5) OBP: 0.290, SLG: 0.303		0-0 E7 1B FC5-4 1B		0-0 FC5-4 1B	4-0 1B BB			4-0 2B BB		2	2	2	1	2	0	0
John Donaldson, L (1, 4) OBP: 0.318, SLG: 0.476		0-0 FC5-4 1B		0-0 FC5-4 F2 1B	0-0 FC5-4 1B			0-0 SH 2B		4	0	3	3	0	0	1
Chuck Dobson, R (1, 1) OBP: 0.174, SLG: 0.174		0-0 FC5-4		0-0 F2	0-0 5-3			0-0 SH BB		3	0	0	1	0	0	4
Jack Aker, R (7, 1) OBP: 0.143, SLG: 0.143		1-2 FC4-6		1-2				2-3		0	0	0	0	0	0	0

Inning Stats	R: 0	H: 0	E: 0	K: 0	S: 2	LOB: 0	BB: 0	P: 3	R: 3	H: 4	E: 1	K: 1	S: 9	LOB: 1	BB: 0	P: 9	R: 1	H: 1	E: 0	K: 0	S: 4	LOB: 1	BB: 1	P: 8	R: 0	H: 1	E: 0	K: 0	S: 3	LOB: 1	BB: 0	P: 3	R: 4	H: 5	E: 1	K: 1	S: 9	LOB: 2	BB: 2	P: 17	R: 0	H: 0	E: 0	K: 1	S: 5	LOB: 0	BB: 0	P: 5	R: 0	H: 0	E: 0	K: 2	S: 7	LOB: 0	BB: 0	P: 7	R: 1	H: 1	E: 0	K: 2	S: 9	LOB: 3	BB: 2	P: 17
--------------	------	------	------	------	------	--------	-------	------	------	------	------	------	------	--------	-------	------	------	------	------	------	------	--------	-------	------	------	------	------	------	------	--------	-------	------	------	------	------	------	------	--------	-------	-------	------	------	------	------	------	--------	-------	------	------	------	------	------	------	--------	-------	------	------	------	------	------	------	--------	-------	-------

PITCHER	IP	WLS	BF	H	R	ER	SO	BB	IBB	HBP	BLK	WP	HR	S	P	ERA	WHIP
Dave McNally, L (1, 1) ERA: 5.4	4.0	L	18	6	4	3	1	1	0	1	0	1	0	18	23	6.75	1.750
Eddie Fisher, R (5, 1) ERA: 3.73	0.1		5	4	4	4	0	1	0	0	0	0	0	4	8	108.00	15.000
Wally Bunker, R (5, 1) ERA: 4.15	1.2		7	1	0	0	2	1	0	0	0	0	0	10	14	0.00	1.200
Stu Miller, R (7, 1) ERA: 3.03	2.0		10	1	1	1	4	2	0	0	0	0	0	16	24	4.50	1.500


BOTTOM

Baltimore Orioles @ Kansas City Athletics
Municipal Stadium, Kansas City, MO


Wed Jun 14 1967, 8:05 PM EDT
Att. 12,096 - Unknown

AB	32
R	9
H	12
RBI	9
BB	5
SO	7
LOB	18

livebaseballscorecards.com



WP: 1	PA: 40
PB: 0	
SB: 1	
CS: 1	

Batter	1	2	3	4	5	6	7	8	9	10	11	AB R H RBI BB SO LOB	TOP					
Luis Aparicio, R (1, 6) OBP: 0.271, SLG: 0.309	0-3 K ①		0-3 K ①		0-0 6-3 ②	0-0 F2 ③			0-0 SH1-3 1B		0-0 F9 ②	6 0 1 0 0 2 3	<p>Baltimore Orioles @ Kansas City Athletics Municipal Stadium, Kansas City, MO</p> <p>Thu Jun 15 1967, 4:33 AM EDT Att: 9,523 - Unknown</p> <p>livebaseballscorecards.com</p> <p>AB 42 R 5 H 13 RBI 5 BB 2 SO 9 LOB 16</p> 					
Paul Blair, R (1, 8) OBP: 0.347, SLG: 0.458	0-0 F3 ②		0-0 3B		0-0 1B		0-0 F7 ①		0-0 SH1-3 ②		0-0 5-3 ③	5 0 2 0 0 0 1						
Curt Blefary, L (1, 7) OBP: 0.361, SLG: 0.464	0-3 K ③		0-0 L3 ②		0-0 F8 ③		0-0 1B 1B		0-0 G3 ③			5 0 1 0 0 1 3						
Frank Robinson, R (1, 9) OBP: 0.442, SLG: 0.692		0-0 2B 1B	0-0 6-3 ③			4-0 1B 2B BB	0-0 1-2 G6-3 1B			0-0 6-3 ①		4 2 2 0 1 0 1						
Boog Powell, L (1, 3) OBP: 0.349, SLG: 0.415		0-0 F7 ①		0-0 HR		0-0 2B SF8 1B	0-0 1-2 G6-3 ② ③			0-0 F6 ②		5 2 2 1 0 0 3						
Brooks Robinson, R (1, 5) OBP: 0.328, SLG: 0.388		0-3 K ②		0-3 K ①		0-0 SF8 2B		0-0 1-3 1B		0-0 1-3 ①		5 0 2 1 0 2 1						
Davey Johnson, R (1, 4) OBP: 0.333, SLG: 0.380		0-0 1-H 2B 2B		0-0 1-3 ②		4-0 SF8 IBB		0-0 5-3 ②		0-0 F9 ③		4 1 1 1 1 0 1						
Andy Etchebarren, R (1, 2) OBP: 0.327, SLG: 0.424		0-0 2-H 2B ③		0-0 1-3 ③		0-0 SF8 ①		0-3 K ③			0-0 SH3-4 1B	4 0 2 2 0 1 0						
Tom Phoebus, R (1, 1) OBP: 0.226, SLG: 0.250		0-3 K ③			0-3 K ①				0-0 F7 ①		0-0 SH3-4 ①	3 0 0 0 0 3 3						
Moe Drabowsky, R (8, 1) OBP: 0.417, SLG: 0.364											1-2	0 0 0 0 0 0 0						
Russ Snyder, L (9, PH) OBP: 0.350, SLG: 0.434												1 0 0 0 0 0 0						
Eddie Watt, R (9, 1)												0 0 0 0 0 0 0						
Inning Stats	R: 0 H: 0 E: 0 K: 2 S: 7	R: 2 H: 3 E: 0 K: 2 S: 10	R: 0 H: 1 E: 0 K: 1 S: 6	R: 1 H: 1 E: 0 K: 1 S: 6	R: 0 H: 1 E: 0 K: 1 S: 6	R: 2 H: 2 E: 0 K: 1 S: 7	R: 0 H: 2 E: 0 K: 0 S: 4	R: 0 H: 0 E: 0 K: 1 S: 5	R: 0 H: 1 E: 0 K: 0 S: 4	R: 0 H: 1 E: 0 K: 0 S: 4	R: 0 H: 1 E: 0 K: 0 S: 4	1B: 7 SF: 1 2B: 4 SAC: 2 3B: 1 DP: 1 HR: 1	WP: 0 PA: 47 PB: 0 SB: 0 CS: 0					
PITCHER	IP WLS BF H R ER SO BB IBB HBP BLK WP HR S P ERA WHIP																	
Jim Nash, R (1, 1) ERA: 3.51	6.0	28	8	5	5	8	1	1	0	0	0	0	0	0	42	50	7.50	1.500
Bill Edgerton, L (7, 1) ERA: 2.57	2.0	7	2	0	0	1	0	0	0	0	0	0	0	0	9	9	0.00	1.000
Jack Aker, R (9, 1) ERA: 3.27	2.0	8	2	0	0	0	0	0	0	0	0	0	0	0	8	8	0.00	1.000
Diego Segui, R (11, 1) ERA: 3.93	1.0	W 4	1	0	0	0	0	0	0	0	0	0	0	0	4	4	0.00	1.000

Batter	1	2	3	4	5	6	7	8	9	10	11	AB R H RBI BB SO LOB
Bert Campaneris, R (1, 6) OBP: 0.302, SLG: 0.311	0-0 S 1B		0-0 1-3		4-0 BB			0-0 2B 1-2 1B	0-3 K		4-0 1-2 1B IBB	4 1 2 0 2 1 0
Reggie Jackson, L (1, 7) OBP: 0.361, SLG: 0.483	0-3 K		0-0 E4 1B		0-0 G1			0-0 1-3 2-H 1B 2B	0-3 K		0-0 1-2 2-3 3-H 1B	6 1 3 2 0 2 2
Ray Webster, L (1, 3) OBP: 0.293, SLG: 0.422	4-0 BB		0-0 6-3				0-0 F7	0-0 2-H 3-H 1B 1B	0-0 F7			4 1 1 2 1 0 1
Rick Monday, L (1, 8) OBP: 0.353, SLG: 0.478	0-0 F5			0-3 K			0-0 5-3	0-3 K		0-0 L3		5 0 0 0 0 2 3
Dave Duncan, R (1, 2) OBP: 0.276, SLG: 0.517 Allan Lewis, S (8, PR)	0-3 K			0-0 5-3			0-3 K	0-0 E6 1B 1-2 SH1-3		0-0 F7		4 0 0 0 0 2 3 0 1 0 0 0 0 0 0 0 0 0 0 0 0 1 0 0 0 0 0 0 0 0 0 0 0 0 0
Jack Aker, R (9, 1) OBP: 0.143, SLG: 0.143 Ken Harrelson, R (10, PH) OBP: 0.265, SLG: 0.308 Diego Segui, R (11, 1)												4 0 2 1 1 0 0
Jim Gosger, L (1, 9) OBP: 0.320, SLG: 0.341		0-0 F9		4-0 BB			0-0 4-3	0-0 1-3 2-H SH1-3 1B		0-0 FC5-4 1B		4 0 2 1 1 0 0
Dick Green, R (1, 5) OBP: 0.286, SLG: 0.298 Danny Cater, R (9, 5) OBP: 0.310, SLG: 0.327		0-0 F9		0-0 F3			0-0 5-3	0-0 1-2 3-H SH1-3		0-0 FC5-4		3 0 0 1 0 0 1 1 0 0 0 0 0 1
John Donaldson, L (1, 4) OBP: 0.333, SLG: 0.520		0-0 5-3					0-0 G3	0-0 4-0 IBB			0-0 1B 3B	4 1 1 0 1 0 0
Jim Nash, R (1, 1) OBP: 0.129, SLG: 0.071 Bill Edgerton, L (7, 1) Mike Hershberger, R (8, PH) OBP: 0.337, SLG: 0.353 Phil Roof, R (9, 2) OBP: 0.295, SLG: 0.328			0-3 K		0-0 G3			0-0 1B 2B 1B K			1-0 1B IBB HBP	2 0 0 0 0 1 0 0 0 0 0 0 0 0 2 1 1 0 0 1 2 0 0 0 0 0 0 0

Inning Stats	R: 0	H: 1	R: 0	H: 0	R: 0	H: 1	R: 0	H: 0	R: 0	H: 0	R: 5	H: 5	R: 0	H: 0	R: 0	H: 1	R: 1	H: 2
	E: 0	LOB: 2	E: 0	LOB: 0	E: 1	LOB: 1	E: 0	LOB: 0	E: 0	LOB: 0	E: 1	LOB: 2	E: 0	LOB: 0	E: 0	LOB: 1	E: 0	LOB: 3
	K: 2	BB: 1	K: 0	BB: 0	K: 1	BB: 0	K: 1	BB: 1	K: 0	BB: 0	K: 2	BB: 1	K: 2	BB: 0	K: 0	BB: 0	K: 0	BB: 1
	S: 8	P: 12	S: 3	P: 3	S: 6	P: 6	S: 5	P: 9	S: 3	P: 7	S: 5	P: 5	S: 7	P: 7	S: 4	P: 4	S: 2	P: 7


PITCHER	IP	WLS	BF	H	R	ER	SO	BB	IBB	HBP	BLK	WP	HR	S	P	ERA	WHIP
Tom Phoebus, R (1, 1) ERA: 3.05	7.0		29	5	3	3	5	3	0	0	0	0	0	36	48	3.86	1.143
Moe Drabowsky, R (8, 1) ERA: 0.47	1.0		7	2	2	0	2	0	1	0	0	0	0	10	14	0.00	2.000
Eddie Watt, R (9, 1) ERA: 1.82	2.0	L	11	3	1	1	2	0	1	1	0	0	0	13	18	4.50	1.500

BOTTOM

Baltimore Orioles @ Kansas City Athletics
Municipal Stadium, Kansas City, MO

Thu Jun 15 1967, 4:33 AM EDT
Att: 9,523 - Unknown

AB	40
R	6
H	10
RBI	6
BB	5
SO	9
LOB	13



WP: 0	PA: 47
PB: 0	
SB: 1	
CS: 0	
1B: 8	SF: 0
2B: 1	SAC: 1
3B: 1	DP: 0
HR: 0	HBP: 1

Batter	1	2	3	4	5	6	7	8	9	AB R H RBI BB SO LOB	TOP
Jose Cardenal, R OBP: 0.278, SLG: 0.324 (1, 8) (9, 7)	0-0 F9		0-0 6-3		0-0 F4			0-0 F9-3 1B		4 0 1 0 0 0 0	
Paul Schaal, R OBP: 0.303, SLG: 0.291 (1, 5)	0-0 2B		0-0 F8		0-0 1-3			0-0 F9-3 1-2		4 0 1 0 0 0 1	
Jim Fregosi, R OBP: 0.330, SLG: 0.413 Woodie Held, R OBP: 0.308, SLG: 0.386 (1, 6) (2, 6)	0-3 K		0-3 K			0-0 P1-3 1B			0-0 HR	1 0 0 0 0 1 1 3 1 2 1 0 1 0	
Don Mincher, L OBP: 0.398, SLG: 0.571 (1, 3)	0-3 K			0-0 F3		0-0 P1-3 1-2f			0-0 SH3-4 1B	4 0 1 0 0 1 2	
Bubba Morton, R OBP: 0.386, SLG: 0.342 (1, 9)		0-0 1B 2B		0-0 F8		0-0 F3			0-0 SH3-4 1-2	3 1 1 0 0 0 0	
Rick Reichardt, R OBP: 0.323, SLG: 0.386 Jay Johnstone, L OBP: 0.223, SLG: 0.253 (1, 7) (9, 8)		0-3 K		0-0 BB 1B		0-0 F8			4-0 IBB	3 0 1 0 1 1 1 0 0 0 0 0 0 0	
Buck Rodgers, S OBP: 0.287, SLG: 0.288 (1, 2)		0-0 FC6-4 1B 2-H		4-0 1-2 BB		0-0 F8			0-0 F6	3 0 1 1 1 0 2	
Bobby Knoop, R OBP: 0.271, SLG: 0.324 (1, 4)		0-0 FC6-4 1-2f		0-0 F9		0-3 K			0-3 K	4 0 0 0 0 2 5	
Jack Hamilton, R OBP: 0.143, SLG: 0.571 Bill Kelso, R Ken Turner, R Minnie Rojas, R (1, 1) (7, 1) (8, 1) (8, 1)		0-3 K		0-3 K						2 0 0 0 0 2 1 1 0 0 0 0 1 0 0 0 0 0 0 0 0 0 0 0 0 0 0 0	
Inning Stats	R: 0 E: 0 K: 2 S: 8 H: 1 LOB: 1 BB: 0 P: 8	R: 1 E: 0 K: 2 S: 9 H: 2 LOB: 1 BB: 0 P: 9	R: 0 E: 0 K: 1 S: 5 H: 0 LOB: 0 BB: 0 P: 5	R: 0 E: 0 K: 0 S: 4 H: 1 LOB: 2 BB: 1 P: 8	R: 0 E: 0 K: 1 S: 5 H: 0 LOB: 0 BB: 0 P: 5	R: 0 E: 0 K: 0 S: 3 H: 1 LOB: 0 BB: 0 P: 3	R: 0 E: 0 K: 1 S: 5 H: 0 LOB: 0 BB: 0 P: 5	R: 0 E: 0 K: 1 S: 5 H: 1 LOB: 0 BB: 0 P: 5	R: 0 E: 0 K: 1 S: 7 H: 1 LOB: 2 BB: 1 P: 11	1B: 5 2B: 4 3B: 0 HR: 1 SF: 0 SAC: 1 DP: 2 HBP: 0	WP: 0 PB: 0 SB: 0 CS: 0 PA: 35
PITCHER Pete Richert, L ERA: 3.5 (1, 1)	IP: 9.0 WLS: L BF: 35 H: 8 R: 2 ER: 2 SO: 9 BB: 1 IBB: 1 HBP: 0 BLK: 0 WP: 0 HR: 1 S: 51 P: 59 ERA: 2.00 WHIP: 1.000										

California Angels @ Baltimore Orioles
Memorial Stadium, Baltimore, MD
Fri Jun 16 1967, 7:05 PM EDT
Unknown

livebaseballscores.com

AB	32
R	2
H	8
RBI	2
BB	2
SO	9
LOB	13



Batter	1	2	3	4	5	6	7	8	9	AB	R	H	RBI	BB	SO	LOB
Luis Aparicio, R OBP: 0.274, SLG: 0.321 (1, 6)	0-0 WP 3B		0-0 6-3			0-0 1B BB FC5-2 1B	0-0 F8		0-0 4-3	5	1	2	0	0	0	2
Paul Blair, R OBP: 0.351, SLG: 0.456 (1, 8)	0-0 4-3		0-0 F8			4-0 FC5-2 1B 1-2 BB		0-0 CS SH3-4 1B		3	0	1	0	1	0	0
Curt Blefary, L OBP: 0.361, SLG: 0.462 (1, 7)	0-0 1-3			0-0 1-3		0-0 FC5-2 1B 1-2 2-3		0-0 SH3-4		3	0	1	0	0	0	0
Frank Robinson, R OBP: 0.439, SLG: 0.682 (1, 9)	0-0 5-3			0-0 E5 1B WP		0-0 FC5-2 1-2 2-3 3-H		4-0 BB IBB		3	0	0	0	1	0	3
Boog Powell, L OBP: 0.352, SLG: 0.414 (1, 3)		0-0 1-3		0-0 G1-4-3 1B		0-3 K		4-0 BB 1-2 2-3		3	0	1	0	1	1	3
Brooks Robinson, R OBP: 0.323, SLG: 0.381 (1, 5)		0-0 F7		0-0 G1-4-3 1-2		0-3 K		0-0 F8		4	0	0	0	0	1	7
Davey Johnson, R OBP: 0.337, SLG: 0.385 (1, 4)		4-0 BB			0-0 F7		0-3 K		0-0 2B	3	0	1	0	1	1	0
Andy Etchebarren, R OBP: 0.325, SLG: 0.419 (1, 2)		0-0 F9			0-3 K		0-0 SH1-4 1B		0-3 K	4	0	1	0	0	2	2
Pete Richert, L OBP: 0.069, SLG: 0.071 (1, 1)			0-3 K		0-3 K		0-0 SH1-4		0-0 4-3	2	0	0	0	0	2	0
Russ Snyder, L OBP: 0.347, SLG: 0.430 (9, PH)							1-2			1	0	0	0	0	0	1

Inning Stats	R: 1	H: 1	E: 0	K: 0	S: 4	H: 1	LOB: 0	BB: 0	P: 4	R: 0	H: 0	E: 0	K: 0	S: 3	H: 0	LOB: 1	BB: 1	P: 7	R: 0	H: 0	E: 0	K: 1	S: 5	R: 0	H: 1	E: 1	K: 0	S: 4	H: 2	LOB: 3	BB: 1	P: 13	R: 0	H: 1	E: 0	K: 1	S: 6	H: 1	LOB: 1	BB: 0	P: 6	R: 0	H: 1	E: 0	K: 0	S: 3	H: 1	LOB: 2	BB: 2	P: 11	R: 0	H: 1	E: 0	K: 1	S: 6	H: 1	LOB: 1	BB: 0	P: 6	1B: 5	2B: 1	3B: 1	HR: 0	SF: 0	SAC: 2	DP: 1	HBP: 0	WP: 2	PA: 37
--------------	------	------	------	------	------	------	--------	-------	------	------	------	------	------	------	------	--------	-------	------	------	------	------	------	------	------	------	------	------	------	------	--------	-------	-------	------	------	------	------	------	------	--------	-------	------	------	------	------	------	------	------	--------	-------	-------	------	------	------	------	------	------	--------	-------	------	-------	-------	-------	-------	-------	--------	-------	--------	-------	--------

PITCHER	IP	WLS	BF	H	R	ER	SO	BB	IBB	HBP	BLK	WP	HR	S	P	ERA	WHIP
Jack Hamilton, R ERA: 3.55 (1, 1)	6.0		24	4	1	1	5	2	0	0	0	2	0	32	40	1.50	1.000
Bill Kelso, R ERA: 2.21 (7, 1)	1.1		7	2	0	0	1	0	1	0	0	0	0	8	12	0.00	1.500
Ken Turner, L ERA: (8, 1)	0.1		1	0	0	0	0	1	0	0	0	0	0	4	4	0.00	3.000
Minnie Rojas, R ERA: 1.93 (8, 1)	1.1	W	5	1	0	0	1	0	0	0	0	0	0	7	7	0.00	0.750

BOTTOM

California Angels @ Baltimore Orioles
Memorial Stadium, Baltimore, MD
 Fri Jun 16 1967, 7:05 PM EDT
 Unknown

livebaseballscorecards.com

AB	31
R	1
H	7
RBI	0
BB	4
SO	7
LOB	18



Batter	1	2	3	4	5	6	7	8	9	AB R H RBI BB SO LOB	TOP
Jose Cardenal, R (1, 7) OBP: 0.281, SLG: 0.342	0-0 F8		0-0 FC4-6 1B	0-0 2-H HR			0-0 6-3		0-0 F7	5 1 2 2 0 0 1	
Paul Schaal, R (1, 5) OBP: 0.302, SLG: 0.286	4-0 BB BB		0-0 FC4-6 1-2f HR	0-0 6-3			0-0 F7			3 1 0 0 1 0 1	
Woodie Held, R (1, 6) OBP: 0.304, SLG: 0.438	0-3 K		0-0 1-H HR				0-3 K		0-0 4-3	4 1 1 2 0 2 1	
Don Mincher, L (1, 3) OBP: 0.396, SLG: 0.563	4-0 1-2 BB		0-0 F7				0-0 F6		0-0 F5	3 0 0 0 1 0 0	
Jimmie Hall, L (1, 9) OBP: 0.315, SLG: 0.453	0-0 F7		0-0 F8				0-0 4-3		4-0 BB	3 0 0 0 1 0 2	
Jay Johnstone, L (1, 8) OBP: 0.224, SLG: 0.253			0-0 F5				0-0 F5		0-0 F9	4 1 1 0 0 0 1	
Buck Rodgers, S (1, 2) OBP: 0.287, SLG: 0.287			0-0 4-3				0-0 4-3		0-0 SH3 CS 1B	4 0 1 0 0 0 1	
Bobby Knoop, R (1, 4) OBP: 0.277, SLG: 0.325			0-0 1B				0-0 F7		0-0 SH3	2 1 1 0 1 0 0	
Jim McGlothlin, R (1, 1) OBP: 0.185, SLG: 0.154			0-3 K						4-0 3-H BB	1 0 0 1 0 1 1	
Ken Turner, R (5, 1)			0-0 SH1-4				0-3 K			1 0 0 0 1 1 0	
Inning Stats	R: 0 H: 0 E: 0 LOB: 2 K: 1 BB: 2 S: 5 P: 13	R: 0 H: 1 E: 0 LOB: 1 K: 1 BB: 0 S: 6 P: 6	R: 2 H: 2 E: 0 LOB: 0 K: 0 BB: 0 S: 5 P: 5	R: 3 H: 2 E: 0 LOB: 0 K: 0 BB: 1 S: 5 P: 9	R: 0 H: 0 E: 0 LOB: 0 K: 1 BB: 0 S: 5 P: 5	R: 0 H: 0 E: 0 LOB: 0 K: 0 BB: 0 S: 3 P: 3	R: 0 H: 0 E: 0 LOB: 0 K: 1 BB: 0 S: 5 P: 5	R: 0 H: 0 E: 0 LOB: 1 K: 0 BB: 1 S: 3 P: 7	R: 0 H: 1 E: 0 LOB: 1 K: 0 BB: 1 S: 3 P: 7	1B: 4 SF: 0 2B: 0 SAC: 2 3B: 0 DP: 0 HR: 2 HBP: 0	WP: 0 PA: 37 PB: 0 SB: 2 CS: 1
PITCHER	IP WLS BF H R ER SO BB IBB HBP BLK WP HR S P ERA WHIP										
Bill Dillman, R (1, 1) ERA: 3.8	4.0 L 20 5 5 5 2 3 0 0 0 0 0 2 21 33 11.25 2.000										
Eddie Fisher, R (5, 1) ERA: 3.62	1.0 3 0 0 0 1 0 0 0 0 0 0 0 5 5 0.00 0.000										
Stu Miller, R (6, 1) ERA: 2.7	4.0 14 1 0 0 1 2 0 0 0 0 0 0 14 22 0.00 0.750										

California Angels @ Baltimore Orioles
 Memorial Stadium, Baltimore, MD
 Fri Jun 16 1967, 7:05 PM EDT
 Att. 16,313 - Unknown

livebaseballscorecards.com

AB	30
R	5
H	6
RBI	5
BB	5
SO	4
LOB	8



Batter	1	2	3	4	5	6	7	8	9	AB	R	H	RBI	BB	SO	LOB
Mark Belanger, R (1, 6) OBP: 0.350, SLG: 0.389	0-0 F9 ①		0-0 G6-4-3 1B ①		0-0 2B 1B ①			0-0 F9 ①		4	0	2	1	0	0	0
Paul Blair, R (1, 8) OBP: 0.350, SLG: 0.460	0-0 L5 ②		0-0 G6-4-3 ②		0-0 2B ②			0-0 4-3 ②		3	0	1	0	0	0	2
Russ Snyder, L (6, 8) OBP: 0.344, SLG: 0.426			0-0 1-2f ③		0-0 1-3 ③					1	0	0	0	0	0	0
Curt Blefary, L (1, 7) OBP: 0.359, SLG: 0.458	0-0 1B ③			0-0 F8 ①	0-0 F8 ③			0-0 F3 ③		4	0	1	0	0	0	2
Frank Robinson, R (1, 9) OBP: 0.436, SLG: 0.688	0-0 F9 ③			0-0 F8 ②		0-0 6-3 ①			0-0 HR ①	4	1	1	1	0	0	1
Boog Powell, L (1, 3) OBP: 0.345, SLG: 0.404		0-3 K ①		0-3 K ③		0-0 G3 ②		0-3 K ①		4	0	0	0	0	3	0
Brooks Robinson, R (1, 5) OBP: 0.321, SLG: 0.383		0-0 F9 ②			0-0 2B ③	0-0 F8 ③		0-0 5-3 ②		4	1	1	0	0	0	0
Davey Johnson, R (1, 4) OBP: 0.335, SLG: 0.387		0-0 6-3 ③			0-0 1B 2B ③		0-0 F9 ①	0-0 F9 ③		4	1	1	1	0	0	0
Vic Roznovsky, L (1, 2) OBP: 0.304, SLG: 0.286			0-0 1B 1B ①		0-0 F5 ①		0-0 4-3 ②			3	0	1	0	0	0	1
Bill Dillman, R (1, 1) OBP: 0.308, SLG: 0.308			0-3 K ①		0-0 5-3 ②		0-0 F9 ③			1	0	0	0	0	1	1
Eddie Fisher, R (5, 1)										0	0	0	0	0	0	0
Sam Bowens, R (5, PH) OBP: 0.286, SLG: 0.278										1	0	0	0	0	0	1
Stu Miller, R (6, 1)										1	0	0	0	0	0	0

Inning Stats	R: 0	H: 1	E: 0	K: 0	S: 4	R: 0	H: 0	E: 0	K: 1	S: 5	R: 0	H: 2	E: 0	K: 1	S: 6	R: 0	H: 0	E: 0	K: 1	S: 5	R: 2	H: 4	E: 0	K: 0	S: 7	R: 0	H: 0	E: 0	K: 0	S: 3	R: 0	H: 0	E: 0	K: 0	S: 3	R: 0	H: 0	E: 0	K: 0	S: 3	R: 1	H: 1	E: 0	K: 1	S: 6	1B: 4	2B: 3	3B: 0	HR: 1	SF: 0	SAC: 0	DP: 1	HBP: 0	WP: 0	PA: 34
--------------	------	------	------	------	------	------	------	------	------	------	------	------	------	------	------	------	------	------	------	------	------	------	------	------	------	------	------	------	------	------	------	------	------	------	------	------	------	------	------	------	------	------	------	------	------	-------	-------	-------	-------	-------	--------	-------	--------	-------	--------

PITCHER	IP	WLS	BF	H	R	ER	SO	BB	IBB	HBP	BLK	WP	HR	S	P	ERA	WHIP
Jim McGlothlin, R (1, 1) ERA: 1.53	4.2		20	7	2	2	3	0	0	0	0	0	0	26	26	3.86	1.500
Ken Turner, L (5, 1) ERA: 1.8	4.1	W	14	1	1	1	1	0	0	0	0	0	1	16	16	2.08	0.231

BOTTOM

California Angels @ Baltimore Orioles
Memorial Stadium, Baltimore, MD
 Fri Jun 16 1967, 7:05 PM EDT
 Att. 16,313 - Unknown

livebaseballscorecards.com

AB	34
R	3
H	8
RBI	3
BB	0
SO	4
LOB	8



Batter	1	2	3	4	5	6	7	8	9	AB R H RBI BB SO LOB	TOP											
Jose Cardenal, R (1, 8) OBP: 0.284, SLG: 0.344	0-0 4-3			0-3 K		0-0 F9		0-0 FC4-8 1B	0-0 1-2 1B	5 0 2 0 0 1 2												
Paul Schaal, R (1, 5) OBP: 0.295, SLG: 0.278	0-0 F4			0-0 F9		0-0 1-3		0-0 FC4-6 1-2f	0-0 FC5 2-3f	5 0 0 1 0 0 4												
Woodie Held, R (1, 6) OBP: 0.317, SLG: 0.462	0-3 K			0-0 2B		0-0 BB 1B		0-3 K		4 0 2 1 0 2 1												
Don Mincher, L (1, 3) OBP: 0.397, SLG: 0.557				0-0 4-3		0-0 BB		0-0 F8		2 0 0 0 2 0 2												
Bubba Morton, R (1, 9) OBP: 0.375, SLG: 0.333				0-3 K		0-0 L6		0-0 F8		4 1 1 0 0 1 3												
Rick Reichardt, R (1, 7) OBP: 0.322, SLG: 0.383				0-0 G6-4-3 1-2f		0-0 5-3		0-0 1B G6-4-3 1B	0-3 K	4 1 1 0 0 1 2												
Buck Rodgers, S (1, 2) OBP: 0.272, SLG: 0.311				0-3 K		0-0 F8		0-0 1-3 G6-4-3 1B	0-0 1-H HR	4 1 2 2 0 1 0												
Bobby Knoop, R (1, 4) OBP: 0.276, SLG: 0.321				0-0 E1 G1-6-3		0-0 F9 1-3 BB		0-0 G6-4-3	0-0 F9	3 1 0 0 1 0 1												
George Brunet, R (1, 1) OBP: 0.097, SLG: 0.067 Johnny Werhas, R (6, PH) OBP: 0.231, SLG: 0.182 Lew Burdette, R (6, 1) Jay Johnstone, L (7, PH) OBP: 0.222, SLG: 0.252 Pete Cimino, R (7, 1) OBP: 0.143, SLG: 0.143 Jimmie Hall, L (8, PH) OBP: 0.320, SLG: 0.457				0-0 G1-6-3 1-2f		0-0 1-3 BB		0-3 K	0-0 FC5 1B	1 0 0 0 0 0 1 0 1 0 0 1 0 0 0 0 0 0 0 0 0 1 0 0 0 0 1 0 0 0 0 0 0 0 0 1 0 1 0 0 0 0												
Inning Stats	R: 0 E: 0 K: 1 S: 5	H: 0 LOB: 0 BB: 0 P: 5	R: 0 E: 0 K: 1 S: 4	H: 0 LOB: 0 BB: 1 P: 8	R: 0 E: 1 K: 1 S: 5	H: 0 LOB: 0 BB: 0 P: 5	R: 0 E: 0 K: 1 S: 6	H: 1 LOB: 1 BB: 0 P: 6	R: 0 E: 0 K: 0 S: 3	H: 0 LOB: 0 BB: 0 P: 3	R: 2 E: 0 K: 0 S: 4	H: 1 LOB: 2 BB: 3 P: 16	R: 1 E: 0 K: 1 S: 6	H: 2 LOB: 0 BB: 0 P: 6	R: 0 E: 0 K: 1 S: 6	H: 1 LOB: 1 BB: 0 P: 6	R: 2 E: 0 K: 1 S: 9	H: 4 LOB: 2 BB: 0 P: 9	1B: 7 2B: 1 3B: 0 HR: 1	SF: 0 SAC: 0 DP: 3 HBP: 0	WP: 0 PB: 0 SB: 0 CS: 0	PA: 38
PITCHER	IP WLS BF H R ER SO BB IBB HBP BLK WP HR S P ERA WHIP																					
Steve Barber, L (1, 1) ERA: 3.92	6.0 W 23 2 2 2 4 4 0 0 0 0 0 0 27 43 3.00 1.000																					
Moe Drabowsky, R (7, 1) ERA: 1.09	2.2 13 6 3 3 3 0 0 0 0 0 0 1 19 19 10.12 2.250																					
Eddie Watt, R (9, 1) ERA: 1.8	0.1 S 2 1 0 0 0 0 0 0 0 0 0 0 2 2 0.00 3.000																					

California Angels @ Baltimore Orioles
 Memorial Stadium, Baltimore, MD
 Sat Jun 17 1967, 7:05 PM EDT
 Att. 21,089 - Unknown

livebaseballscores.com

AB	34
R	5
H	9
RBI	4
BB	4
SO	7
LOB	16



Batter	1	2	3	4	5	6	7	8	9
Curt Blefary, L (1, 7) OBP: 0.361, SLG: 0.483	0-0 1B 3B		0-3 K	0-3 K			0-0 HR		
Luis Aparicio, R (1, 6) OBP: 0.278, SLG: 0.325	0-0 WP SF7 1B		0-0 F7		0-0 E4 F8 1B		0-0 1-3		
Paul Blair, R (1, 8) OBP: 0.348, SLG: 0.457	0-0 SF7 1B		0-0 6-3		0-0 L4		0-0 1B		
Frank Robinson, R (1, 9) OBP: 0.437, SLG: 0.697	0-0 HR			0-0 5-3	4-0 1B IBB		0-3 K		
Brooks Robinson, R (1, 5) OBP: 0.320, SLG: 0.378	0-0 F8			4-0 1B BB	0-0 F8		0-0 F3		
Boog Powell, L (1, 3) OBP: 0.353, SLG: 0.412	0-3 K			0-0 1B BB	0-0 1B			0-0 1B	
Davey Johnson, R (1, 4) OBP: 0.329, SLG: 0.379		0-3 K		0-0 F6		0-0 6-3		0-3 K	
Andy Etchebarren, R (1, 2) OBP: 0.323, SLG: 0.410			0-0 F4	4-0 1B BB		0-3 K		0-3 K	
Steve Barber, L (1, 1) OBP: 0.190, SLG: 0.105			0-3 K		0-0 1B			0-0 F4	
Sam Bowens, R (6, PH) OBP: 0.279, SLG: 0.270						0-0 6-3			
Moe Drabowsky, R (7, 1) OBP: 0.385, SLG: 0.333									
Eddie Watt, R (9, 1)									

Inning Stats	R: 3	H: 3	E: 0	LOB: 0	K: 1	S: 8	P: 8	R: 0	H: 0	E: 0	LOB: 0	K: 2	S: 7	R: 0	H: 0	E: 0	LOB: 0	K: 1	S: 5	R: 2	H: 2	E: 0	LOB: 2	K: 1	S: 7	R: 1	H: 2	E: 1	LOB: 2	K: 0	S: 4	R: 0	H: 0	E: 0	LOB: 0	K: 1	S: 5	R: 1	H: 2	E: 0	LOB: 1	K: 1	S: 7	R: 0	H: 1	E: 0	LOB: 1	K: 2	S: 8
--------------	------	------	------	--------	------	------	------	------	------	------	--------	------	------	------	------	------	--------	------	------	------	------	------	--------	------	------	------	------	------	--------	------	------	------	------	------	--------	------	------	------	------	------	--------	------	------	------	------	------	--------	------	------

PITCHER	IP	WLS	BF	H	R	ER	SO	BB	IBB	HBP	BLK	WP	HR	S	P	ERA	WHIP
George Brunet, L (1, 1) ERA: 3.98	5.0	L	24	7	6	6	5	2	1	0	0	1	1	31	43	10.80	1.800
Lew Burdette, R (6, 1) ERA: 3.94	1.0		3	0	0	0	1	0	0	0	0	0	0	5	5	0.00	0.000
Pete Cimino, R (7, 1) ERA: 2.93	2.0		9	3	1	1	3	0	0	0	0	0	1	15	15	4.50	1.500

BOTTOM

AB R H RBI BB SO LOB

4	2	2	1	0	2	2
4	2	2	1	0	0	0
3	0	1	1	0	0	1
3	1	1	1	1	1	1
3	1	0	0	1	0	3
4	1	3	1	0	1	0
4	0	0	0	0	2	3
3	0	0	0	1	2	1
2	0	1	2	0	1	0
1	0	0	0	0	0	0
1	0	0	0	0	0	1
0	0	0	0	0	0	0

AB 32
R 7
H 10
RBI 7
BB 3
SO 9
LOB 12

California Angels @ Baltimore Orioles
Memorial Stadium, Baltimore, MD

Sat Jun 17 1967, 7:05 PM EDT
Att. 21,089 - Unknown



PITCHER	IP	WLS	BF	H	R	ER	SO	BB	IBB	HBP	BLK	WP	HR	S	P	ERA	WHIP
---------	----	-----	----	---	---	----	----	----	-----	-----	-----	----	----	---	---	-----	------

Batter	1	2	3	4	5	6	7	8	9	AB R H RBI BB SO LOB	TOP											
Jose Cardenal, R OBP: 0.286, SLG: 0.360 (1, 8) X	0-0 1B 1B	0-0 F9		0-0 6-3			0-0 HR		0-3 K	5 2 2 1 0 1 1												
Paul Schaal, R OBP: 0.298, SLG: 0.277 (1, 5) X	0-0 1B 1B		0-0 L5	0-0 F8			0-3 K		4-0 BB BB	4 1 1 0 1 1 0												
Woodie Held, R OBP: 0.323, SLG: 0.446 (1, 6) X	0-0 FC4-6 1B 2-H 3-H		0-0 F6				0-3 K		4-0 BB BB	4 0 1 2 1 1 0												
Don Mincher, L OBP: 0.397, SLG: 0.551 (1, 3) X	0-0 FC4-6 FC6-4 1-2f		0-0 BB 1B 1B				1-0 HBP		0-3 K	4 1 1 0 0 1 3												
Bubba Morton, R OBP: 0.365, SLG: 0.326 (1, 9) X	0-0 FC6-4 1-2f		0-0 BB 1B 1B				0-0 F3		0-0 5-3	4 1 1 0 0 0 2												
Rick Reichardt, R OBP: 0.321, SLG: 0.378 (1, 7) X	0-0 L6		4-0 BB 1B 1B				0-0 F9		0-3 K	3 0 0 0 1 1 1												
Buck Rodgers, S OBP: 0.272, SLG: 0.309 (1, 2) X			0-0 F4	0-0 1B 1-2 2-H 3-H			0-0 F8		0-0 5-3	4 0 1 2 0 0 0												
Bobby Knoop, R OBP: 0.280, SLG: 0.324 (1, 4) X			0-0 SH2-4 1B	0-0 F9			0-0 1B		0-0 6-3	4 0 2 0 0 0 2												
Rickey Clark, R (1, 1)			0-0 SH2-4				0-0 F7		0-0 3-1	2 0 0 0 0 1 1												
Minnie Rojas, R (8, 1)										0 0 0 0 0 0 0												
Jimmie Hall, L OBP: 0.318, SLG: 0.454 (8, 9)			1-2 K							1 0 0 0 0 0 0												
Inning Stats	R: 2 E: 0 K: 0 S: 6	H: 3 LOB: 1 BB: 0 P: 6	R: 0 E: 0 K: 0 S: 4	H: 1 LOB: 1 BB: 0 P: 4	R: 2 E: 0 K: 0 S: 6	H: 3 LOB: 2 BB: 1 P: 10	R: 0 E: 0 K: 1 S: 5	H: 0 LOB: 0 BB: 0 P: 5	R: 0 E: 0 K: 0 S: 3	H: 0 LOB: 0 BB: 0 P: 3	R: 0 E: 0 K: 0 S: 4	H: 1 LOB: 1 BB: 0 P: 4	R: 1 E: 0 K: 2 S: 8	H: 1 LOB: 1 BB: 0 P: 9	R: 0 E: 0 K: 1 S: 5	H: 0 LOB: 0 BB: 0 P: 5	R: 0 E: 0 K: 2 S: 7	H: 0 LOB: 2 BB: 2 P: 15	1B: 8 2B: 0 3B: 0 HR: 1	SF: 0 SAC: 1 DP: 0 HBP: 1	WP: 0 PB: 0 SB: 0 CS: 0	PA: 40
PITCHER	IP WLS BF H R ER SO BB IBB HBP BLK WP HR S P ERA WHIP																				PITCHER	IP WLS BF H R ER SO BB IBB HBP BLK WP HR S P ERA WHIP
Dave McNally, L ERA: 5.71 (1, 1)	2.2 L 16 7 4 4 0 1 0 0 0 0 0 15 19 13.50 3.000																				Eddie Fisher, R ERA: 3.44 (3, 1)	4.1 16 2 1 1 3 0 0 1 0 0 1 21 22 2.08 0.462
Eddie Watt, R ERA: 1.7 (8, 1)	2.0 8 0 0 0 0 3 2 0 0 0 0 0 12 20 0.00 1.000																					

California Angels @ Baltimore Orioles
Memorial Stadium, Baltimore, MD

Sun Jun 18 1967, 3:33 AM EDT
Att. 12,121 - Unknown

livebaseballscorecards.com

AB	35
R	5
H	9
RBI	5
BB	3
SO	6
LOB	10



Batter	1	2	3	4	5	6	7	8	9	AB	R	H	RBI	BB	SO	LOB
Luis Aparicio, R OBP: 0.282, SLG: 0.333 (1, 6)	0-0 E 1B 2B	0-0 6-3			0-0 FC6-4 1-2f			0-0 1B		4	1	2	0	0	0	2
Paul Blair, R OBP: 0.341, SLG: 0.446 (1, 8)	0-0 E4 1B 2-3 SF7		0-0 5-3		0-0 F4			0-3 K		4	1	0	0	0	1	3
Curt Blefary, L OBP: 0.360, SLG: 0.478 (1, 7)	0-0 1-3 3-H 1B		0-0 F7				0-0 F2	0-0 F6		4	0	1	1	0	0	1
Frank Robinson, R OBP: 0.431, SLG: 0.688 (1, 9)	0-0 SF7 3-H		0-0 L5				0-3 K	0-0 F5		3	0	0	1	0	1	1
Boog Powell, L OBP: 0.346, SLG: 0.403 (1, 3)	0-0 F7			0-0 3-1			0-0 4-3	0-3 K		4	0	0	0	0	1	1
Brooks Robinson, R OBP: 0.319, SLG: 0.380 (1, 5)	0-0 1-3			0-0 5-3			0-0 F7	0-0 2B 2B		4	1	1	0	0	0	1
Davey Johnson, R OBP: 0.327, SLG: 0.373 (1, 4)		0-3 K		0-0 F9			4-0 BB BB	0-0 F5		3	0	0	0	1	1	1
Andy Etchebarren, R OBP: 0.333, SLG: 0.423 (1, 2)		0-0 1B		4-0 FC6-4 BB			0-3 K	0-0 2B 2-H		3	0	2	1	1	1	1
Dave McNally, R OBP: 0.167, SLG: 0.208 (1, 1)		0-3 K		0-3 K			0-0 F7	0-0 4-3		1	0	0	0	0	1	1
Eddie Fisher, R (3, 1)										1	0	0	0	0	1	1
Russ Snyder, L (7, PH)										1	0	0	0	0	0	1
Eddie Watt, R (8, 1)										0	0	0	0	0	0	0
Vic Roznovsky, L (9, PH)										1	0	0	0	0	0	1

Inning Stats	R: 2	H: 2	E: 1	K: 0	S: 6	LOB: 1	BB: 0	P: 6	R: 0	H: 1	E: 0	K: 2	S: 8	LOB: 1	BB: 0	P: 8	R: 0	H: 0	E: 0	K: 0	S: 3	LOB: 0	BB: 0	P: 3	R: 0	H: 0	E: 0	K: 0	S: 3	LOB: 0	BB: 0	P: 3	R: 0	H: 0	E: 0	K: 1	S: 5	LOB: 1	BB: 1	P: 9	R: 0	H: 0	E: 0	K: 1	S: 5	LOB: 0	BB: 0	P: 5	R: 0	H: 0	E: 0	K: 1	S: 5	LOB: 1	BB: 1	P: 9	R: 0	H: 1	E: 0	K: 1	S: 6	LOB: 1	BB: 0	P: 6	R: 1	H: 2	E: 0	K: 1	S: 7	LOB: 1	BB: 0	P: 7	1B: 3	SF: 1	2B: 3	SAC: 0	3B: 0	DP: 0	HR: 0	HBP: 0	WP: 0	PA: 36
--------------	------	------	------	------	------	--------	-------	------	------	------	------	------	------	--------	-------	------	------	------	------	------	------	--------	-------	------	------	------	------	------	------	--------	-------	------	------	------	------	------	------	--------	-------	------	------	------	------	------	------	--------	-------	------	------	------	------	------	------	--------	-------	------	------	------	------	------	------	--------	-------	------	------	------	------	------	------	--------	-------	------	-------	-------	-------	--------	-------	-------	-------	--------	-------	--------

PITCHER	IP	WLS	BF	H	R	ER	SO	BB	IBB	HBP	BLK	WP	HR	S	P	ERA	WHIP
Rickey Clark, R (1, 1) ERA: 2.63	7.0	W	28	4	2	1	5	2	0	0	0	0	0	36	44	1.29	0.857
Minnie Rojas, R (8, 1) ERA: 2.03	2.0	S	8	2	1	1	2	0	0	0	0	0	0	12	12	4.50	1.000

BOTTOM

California Angels @ Baltimore Orioles
Memorial Stadium, Baltimore, MD
Sun Jun 18 1967, 3:33 AM EDT
Att. 12,121 - Unknown

AB	33
R	3
H	6
RBI	3
BB	2
SO	7
LOB	15



WP	PA	ERA	WHIP
0	36		

Batter	1	2	3	4	5	6	7	8	9	AB R H RBI BB SO LOB	TOP									
Cesar Tovar, R (1, 8) OBP: 0.357, SLG: 0.410 (8, 5)	0-0 6-3	0-0 F3			0-0 5-3			4-0 BB 1B S BB	0-0 F4	4 1 0 0 1 0 2										
Rod Carew, L (1, 4) OBP: 0.361, SLG: 0.421	0-3 K		0-3 K			0-0 1-3		0-3 K		4 0 0 0 0 3 1										
Harmon Killebrew, R (1, 3) OBP: 0.413, SLG: 0.570	4-0 E BB		0-3 K			4-0 HR BB		4-0 BB 1B BB		1 2 0 0 3 1 0										
Tony Oliva, L (1, 9) OBP: 0.324, SLG: 0.437	0-0 E6		0-0 L5			0-0 1-H HR		0-3 K		4 1 1 2 0 1 3										
Rich Rollins, R (1, 5) OBP: 0.343, SLG: 0.360 Ted Uhlaender, L (8, 8) OBP: 0.270, SLG: 0.367	0-0 F3			0-0 F8		0-0 F3		4-0 1B 1-2 2-3 BB		3 0 0 0 1 0 2 0 0 0 0 0 0 0										
Zoilo Versalles, R (1, 6) OBP: 0.299, SLG: 0.346		0-3 K		0-0 1-3		0-0 6-3		0-0 1-3 2-H 3-H 1B		4 0 1 2 0 1 0										
Sandy Valdespino, L (1, 7) OBP: 0.323, SLG: 0.346		0-0 4-3		0-0 F3			0-0 1-3	0-0 6-3		4 0 0 0 0 0 2										
Russ Nixon, L (1, 2) OBP: 0.333, SLG: 0.400		0-0 1B 1B			0-0 F5		0-0 5-3		0-0 4-3	4 0 1 0 0 0 0										
Dave Boswell, R (1, 1) OBP: 0.286, SLG: 0.346		0-0 1B			0-0 F9		0-0 5-3		0-3 K	4 0 1 0 0 1 0										
Inning Stats	R: 0 E: 1 K: 1 S: 6	H: 0 LOB: 2 BB: 1 P: 10	R: 0 E: 0 K: 1 S: 7	H: 2 LOB: 2 BB: 0 P: 7	R: 0 E: 0 K: 2 S: 7	H: 0 LOB: 0 BB: 0 P: 7	R: 0 E: 0 K: 0 S: 3	H: 0 LOB: 0 BB: 0 P: 3	R: 2 E: 0 K: 0 S: 4	H: 1 LOB: 0 BB: 1 P: 8	R: 0 E: 0 K: 0 S: 3	H: 0 LOB: 0 BB: 0 P: 3	R: 2 E: 0 K: 2 S: 8	H: 1 LOB: 2 BB: 3 P: 20	R: 0 E: 0 K: 1 S: 5	H: 0 LOB: 0 BB: 0 P: 5	1B: 3 2B: 0 3B: 0 HR: 1	SF: 0 SAC: 0 DP: 0 HBP: 0	WP: 0 PB: 0 SB: 1 CS: 0	PA: 37
PITCHER	IP WLS BF H R ER SO BB IBB HBP BLK WP HR S P ERA WHIP																			
Tom Phoebus, R (1, 1) ERA: 3.19	8.0 L 34 4 4 4 6 5 0 0 0 0 0 1 41 61 4.50 1.125																			
Stu Miller, R (9, 1) ERA: 2.63	1.0 3 0 0 0 1 0 0 0 0 0 0 0 5 5 0.00 0.000																			

Minnesota Twins @ Baltimore Orioles
 Memorial Stadium, Baltimore, MD
 Mon Jun 19 1967, 7:05 PM EDT
 Unknown

livebaseballscorecards.com

AB	32
R	4
H	4
RBI	4
BB	5
SO	7
LOB	10



Batter	1	2	3	4	5	6	7	8	9	AB	R	H	RBI	BB	SO	LOB
Luis Aparicio, R OBP: 0.277, SLG: 0.327 (1, 6)	0-0 6-3		0-0 4-3			0-0 1-3		0-0 5-3		4	0	0	0	0	0	1
Paul Blair, R OBP: 0.333, SLG: 0.436 (1, 8)	0-0 1-3		0-0 5-3			0-3 K			0-0 F3	4	0	0	0	0	1	0
Curt Blefary, L OBP: 0.358, SLG: 0.472 (1, 7)	0-3 K			0-3 K			0-0 L3		4-0 BB	3	0	0	0	1	2	0
Frank Robinson, R OBP: 0.435, SLG: 0.687 (1, 9)		0-0 SH1-4 1B 1B		0-0 1B			4-0 BB		0-0 F9	3	0	2	0	1	0	1
Boog Powell, L OBP: 0.344, SLG: 0.400 (1, 3)		0-0 SH1-4 1-2 1B		0-0 F9			0-0 F8		0-0 F6	4	0	1	0	0	0	2
Brooks Robinson, R OBP: 0.317, SLG: 0.377 (1, 5)		0-0 SH1-4 1-2 2-3			0-0 F2		0-0 F5			2	0	0	0	0	0	1
Davey Johnson, R OBP: 0.323, SLG: 0.367 (1, 4)		0-0 F5			0-0 5-3			0-3 K		3	0	0	0	0	1	2
Andy Etchebarren, R OBP: 0.333, SLG: 0.417 (1, 2)		0-3 K			0-0 F8			4-0 BB		2	0	0	0	1	1	2
Tom Phoebus, R OBP: 0.212, SLG: 0.233 (1, 1)			0-0 4-3			0-3 K		0-0 F3		2	0	0	0	0	1	0
Russ Snyder, L OBP: 0.339, SLG: 0.418 (8, PH)										1	0	0	0	0	0	1
Stu Miller, R (9, 1)										0	0	0	0	0	0	0

Inning Stats	R: 0	H: 0	E: 0	K: 1	S: 5	R: 0	H: 2	E: 0	K: 1	S: 7	R: 0	H: 0	E: 0	K: 0	S: 3	R: 0	H: 1	E: 0	K: 1	S: 5	R: 0	H: 0	E: 0	K: 0	S: 3	R: 0	H: 0	E: 0	K: 2	S: 7	R: 0	H: 0	E: 0	K: 0	S: 3	R: 0	H: 0	E: 0	K: 0	S: 7	R: 0	H: 0	E: 0	K: 1	S: 5	R: 0	H: 0	E: 0	K: 0	S: 3	R: 0	H: 0	E: 0	K: 1	S: 9	R: 0	H: 0	E: 0	K: 0	S: 7	R: 0	H: 0	E: 0	K: 0	S: 7	1B: 3	2B: 0	3B: 0	HR: 0	SF: 0	SAC: 1	DP: 0	HBP: 0	WP: 0	PB: 0	SB: 0	CS: 0	PA: 32
PITCHER Dave Boswell, R ERA: 3.76 (1, 1)	IP	WLS	BF	H	R	ER	SO	BB	IBB	HBP	BLK	WP	HR	S	P	ERA	WHIP																																																													
																	PITCHER	IP	WLS	BF	H	R	ER	SO	BB	IBB	HBP	BLK	WP	HR	S	P	ERA	WHIP																																												

MINNESOTA TWINS @ BALTIMORE ORIOLES
Memorial Stadium, Baltimore, MD
 Mon Jun 19 1967, 7:05 PM EDT
 Unknown

livebaseballscorecards.com

AB	28
R	0
H	3
RBI	0
BB	3
SO	6
LOB	10



Batter	1	2	3	4	5	6	7	8	9	AB R H RBI BB SO LOB	TOP											
Cesar Tovar, R (1, 8) OBP: 0.357, SLG: 0.409	0-3 K		0-0 SH5-4		0-3 K		0-0 G5-4-3 1B			3 0 1 0 0 2 0												
Rod Carew, L (1, 4) OBP: 0.359, SLG: 0.431	0-0 6-3		0-0 HR		0-3 K		0-0 G5-4-3 1-2f			4 1 1 3 0 1 1												
Harmon Killebrew, R (1, 3) OBP: 0.414, SLG: 0.581	0-0 4-3		4-0 BB		0-0 HR			0-0 6-3		3 1 1 1 1 0 0												
Tony Oliva, L (1, 9) OBP: 0.322, SLG: 0.429		4-0 BB	0-0 F5		0-0 1-3			0-0 4-3		3 0 0 0 1 0 1												
Rich Rollins, R (1, 5) OBP: 0.335, SLG: 0.352		0-3 K	0-3 K		0-0 F8			0-0 F9		4 0 0 0 0 2 2												
Zoilo Versalles, R (1, 6) OBP: 0.294, SLG: 0.340		0-3 K		0-3 K		0-0 F6			0-3 K	4 0 0 0 0 3 1												
Bob Allison, R (1, 7) OBP: 0.335, SLG: 0.421		0-3 K		4-0 FC6-4 BB		4-0 BB			0-0 HR	2 1 1 1 2 1 1												
Earl Battey, R (1, 2) OBP: 0.263, SLG: 0.221			4-0 SH5-4 HR BB		0-0 FC6-4		0-3 K		0-0 F3	0 1 0 0 1 0 0												
Russ Nixon, L (4, PH) OBP: 0.317, SLG: 0.377				0-0 E4 SH5-4 HR		0-3 K			0-0 4-3	3 0 0 0 0 1 2												
Mudcat Grant, R (1, 1) OBP: 0.174, SLG: 0.136							0-0 4-3			1 1 0 0 0 0 1												
Jim Ollom, R (3, 1) OBP: 0.200, SLG: 0.200										0 0 0 0 0 0 0												
Jim Perry, S (3, 1) OBP: 0.273, SLG: 0.545										1 0 0 0 0 0 1												
Jim Roland, R (6, 1)										0 0 0 0 0 0 0												
Ted Uhlaender, L (7, PH) OBP: 0.286, SLG: 0.361										1 0 0 0 0 0 0												
Al Worthington, R (7, 1)										0 0 0 0 0 0 0												
Sandy Valdespino, L (9, PH) OBP: 0.313, SLG: 0.333										1 0 0 0 0 0 0												
Inning Stats	R: 0 E: 0 K: 1 S: 5	H: 0 LOB: 0 BB: 0 P: 5	R: 0 E: 0 K: 3 S: 9	H: 0 LOB: 1 BB: 1 P: 13	R: 3 E: 1 K: 1 S: 7	H: 1 LOB: 1 BB: 2 P: 15	R: 0 E: 0 K: 2 S: 7	H: 0 LOB: 1 BB: 1 P: 11	R: 1 E: 0 K: 2 S: 8	H: 1 LOB: 0 BB: 0 P: 8	R: 0 E: 0 K: 1 S: 5	H: 0 LOB: 1 BB: 1 P: 9	R: 0 E: 0 K: 0 S: 3	H: 1 LOB: 0 BB: 0 P: 3	R: 0 E: 0 K: 0 S: 3	H: 0 LOB: 0 BB: 0 P: 3	R: 1 E: 0 K: 1 S: 6	H: 1 LOB: 0 BB: 0 P: 6	1B: 1 2B: 0 3B: 0 HR: 3	SF: 0 SAC: 1 DP: 1 HBP: 0	WP: 0 PB: 0 SB: 1 CS: 0	PA: 36
PITCHER	IP WLS BF H R ER SO BB IBB HBP BLK WP HR S P ERA WHIP																					
Wally Bunker, R (1, 1) ERA: 4.31	5.0 W 22 2 4 3 9 4 0 0 0 0 2 36 52 5.40 1.200																					
Bill Dillman, R (6, 1) ERA: 3.68	4.0 S 14 2 1 1 2 1 0 0 0 0 1 17 21 2.25 0.750																					

Minnesota Twins @ Baltimore Orioles
Memorial Stadium, Baltimore, MD
 Mon Jun 19 1967, 7:05 PM EDT
 Att. 13,390 - Unknown

livebaseballscorecards.com

AB	30
R	5
H	4
RBI	5
BB	5
SO	11
LOB	10



Batter	1	2	3	4	5	6	7	8	9	AB	R	H	RBI	BB	SO	LOB
Luis Aparicio, R OBP: 0.276, SLG: 0.324 (1, 6) X	0-0 F9 (1) X	0-0 (3) X		0-0 1-3 (1) X		0-0 F8 (1) X	0-0 F9 (2) X			5	0	1	1	0	0	0
Paul Blair, R OBP: 0.345, SLG: 0.463 (1, 8) X	0-0 (3) X		0-0 1B (1) X	0-0 3B 1B (1) X		0-0 BB 1B (1) X	0-0 6-3 (3) X			5	3	4	0	0	0	0
Curt Blefary, L OBP: 0.363, SLG: 0.481 (1, 7) S S S	0-3 K (2) X		0-0 1B 1B (1) X	0-0 3B (1) X		4-0 1B BB (1) X		0-0 4-3 (1) X		4	2	2	2	1	1	1
Frank Robinson, R OBP: 0.438, SLG: 0.683 (1, 9) X	0-0 F4 (3) X		0-0 1B 1-3 1B (1) X	0-3 K (2) X		4-0 BB 1B BB (1) X		1-0 BB 2B HBP (1) X		3	2	1	0	1	1	2
Boog Powell, L OBP: 0.341, SLG: 0.395 (1, 3) S S S		0-3 K (1) X	0-0 1-3 CS 1B (1) X	0-3 K (3) X		0-3 K (2) X		0-0 F4 (2) X		5	0	1	1	0	3	5
Brooks Robinson, R OBP: 0.322, SLG: 0.377 (1, 5) X		0-0 6-3 (2) X	0-0 1-3 IBB (1) X		0-0 F9 (1) X	0-0 BB 1B (1) X		4-0 2B BB (1) X		3	0	1	1	2	0	0
Vic Roznovsky, L OBP: 0.296, SLG: 0.320 (1, 2) (6, PH)		0-0 WP 1B 2B (1) X	0-0 1-3 (1) X		0-0 F8 (2) X	4-0 BB BB (1) X		0-0 BB 2B (1) X		3	1	1	1	0	0	2
Andy Etchebarren, R OBP: 0.341, SLG: 0.428 (7, 2)		1-2 2-3 3-H (1) X	1-2 2-3 3-H (1) X		0-0 F8 (1) X	1-2 2-3 3-H (1) X		1-3 2-H (1) X		1	0	1	2	1	0	0
Davey Johnson, R OBP: 0.333, SLG: 0.372 (1, 4) X		0-0 1B 1B (1) X	0-0 IBB (1) X		0-0 1B (1) X	0-0 F8 (3) X		4-0 IBB (1) X		3	1	2	1	2	0	3
Wally Bunker, R OBP: 0.091, SLG: 0.091 (1, 1) (5, PH)		0-0 1B 1B (1) X	0-3 K (2) X		0-3 K (3) X			0-3 K (1) X		2	0	1	0	0	1	3
Russ Snyder, L OBP: 0.336, SLG: 0.414 (6, 1)		1-2 (1) X	0-3 K (3) X					0-3 K (1) X		1	0	0	0	0	1	1
Bill Dillman, R OBP: 0.267, SLG: 0.267 (6, 1)		1-2 1B (1) X	0-3 K (3) X					0-3 K (1) X		2	0	0	0	0	2	3
Inning Stats	R: 0 H: 1 E: 0 K: 1 S: 6	H: 1 LOB: 1 BB: 0 P: 6	R: 2 H: 4 E: 0 K: 1 S: 8	LOB: 2 BB: 0 P: 8	R: 3 H: 4 E: 0 K: 1 S: 8	LOB: 2 BB: 2 P: 16	R: 1 H: 2 E: 0 K: 2 S: 9	H: 2 LOB: 1 BB: 0 P: 9	R: 0 H: 1 E: 0 K: 1 S: 6	H: 1 LOB: 1 BB: 0 P: 6	R: 2 H: 2 E: 0 K: 1 S: 7	H: 2 LOB: 3 BB: 3 P: 19	R: 0 H: 0 E: 0 K: 1 S: 5	H: 0 LOB: 0 BB: 0 P: 5	R: 1 H: 1 E: 0 K: 1 S: 6	H: 1 LOB: 3 BB: 2 P: 15
PITCHER	IP WLS BF H R ER SO BB IBB HBP BLK WP HR S P ERA WHIP															
Mudcat Grant, R (1, 1) ERA: 4.65	2.0 L 14 9 5 5 2 0 0 0 0 1 0 0 0 0 0 18 18 22.50 4.500															
Jim Ollom, L (3, 1) ERA: 5.91	0.1 2 0 0 0 0 0 0 1 0 0 0 0 0 1 5 0.00 0.000															
Jim Perry, R (3, 1) ERA: 4.76	3.0 15 4 3 3 4 2 1 0 0 0 0 0 0 5 9 9.00 2.000															
Jim Roland, L (6, 1) ERA: 2.79	0.2 4 1 0 0 1 1 0 0 0 0 0 0 0 5 9 0.00 3.000															
Al Worthington, R (7, 1) ERA: 4.39	2.0 10 1 1 1 2 1 1 1 0 0 0 0 0 11 20 4.50 1.000															

BOTTOM


Minnesota Twins @ Baltimore Orioles
Memorial Stadium, Baltimore, MD
 Mon Jun 19 1967, 7:05 PM EDT
 Att. 13,390 - Unknown

livebaseballscorecards.com

AB	37
R	9
H	15
RBI	9
BB	7
SO	9
LOB	20



WP: 1	PA: 45
PB: 0	
SB: 0	
CS: 1	

Batter	1	2	3	4	5	6	7	8	9	AB R H RBI BB SO LOB	TOP		
Bert Campaneris, R OBP: 0.313, SLG: 0.344 (1, 6)	0-0 5-3		0-0 1B		0-0 E 1B S		0-0 SF9	0-3 K		4 1 2 2 0 1 3			
Mike Hershberger, R OBP: 0.349, SLG: 0.366 (1, 9)	0-0 1B		0-0 1-2 1B		0-0 1-H 1B		0-0 1-2 1B		0-0 F7	5 0 4 1 0 0 0			
Rick Monday, L OBP: 0.340, SLG: 0.467 (1, 8)	0-3 K		0-0 F8		0-0 F5		0-0 1-2 2-H 1B		0-0 5-3	5 0 1 1 0 1 4			
Danny Cater, R OBP: 0.311, SLG: 0.353 (1, 5)	0-0 1-3			0-0 6-3		0-0 1-3	0-3 K		0-0 F7	5 0 0 0 0 1 3			
Ken Harrelson, R OBP: 0.257, SLG: 0.296 Diego Segui, R (7, 1) Reggie Jackson, L OBP: 0.333, SLG: 0.351 (8, 7)		0-0 6-3		0-0 5-3		0-0 F8		0-0 4-3		3 0 0 0 0 0 0 0 0 0 0 0 0 0 1 0 0 0 0 0 0			
Ossie Chavarria, R OBP: 0.275, SLG: 0.152 (1, 4)		0-0 5-3		0-0 F8		0-0 6-3		0-3 K		4 0 0 0 0 1 0			
Joe Nossek, R OBP: 0.211, SLG: 0.276 Dave Duncan, R OBP: 0.237, SLG: 0.500 (8, 2)		0-0 F4			0-3 K		0-0 E3 SF9 1B	0-0 BB 1B 1B		4 1 2 0 0 1 0 0 0 0 0 0 0 0	AB 38 R 4 H 11 RBI 4 BB 1 SO 5 LOB 12		
Phil Roof, R OBP: 0.288, SLG: 0.348 Blue Moon Odom, R OBP: 0.308, SLG: 0.308 Jack Aker, R OBP: 0.143, SLG: 0.143 (8, 1)			0-0 F9		0-0 6-3		0-0 5-3	0-0 BB 1B		4 0 1 0 0 0 1 0 0 0 0 0 0 0 0 0 0 0 0 0 0			
Paul Lindblad, L OBP: 0.211, SLG: 0.211 Jim Gosger, L OBP: 0.350, SLG: 0.373 Jack Sanford, R OBP: 0.235, SLG: 0.313 Ray Webster, L OBP: 0.306, SLG: 0.404 (7, 3)			0-0 6-3		0-0 1B 2B		0-0 E4 1B	4-0 1-2 2-3 BB		1 0 0 0 0 0 0 1 1 1 0 0 0 0 0 0 0 0 0 0 0 1 1 0 0 1 0 1			
Inning Stats	R: 0 E: 0 K: 1 S: 6 H: 1 LOB: 1 BB: 0 P: 6	R: 0 E: 0 K: 0 S: 3 H: 0 LOB: 0 BB: 0 P: 3	R: 0 E: 0 K: 0 S: 5 H: 2 LOB: 2 BB: 0 P: 5	R: 0 E: 0 K: 0 S: 3 H: 0 LOB: 0 BB: 0 P: 3	R: 2 E: 0 K: 1 S: 8 H: 3 LOB: 1 BB: 0 P: 8	R: 0 E: 0 K: 0 S: 3 H: 0 LOB: 0 BB: 0 P: 3	R: 2 E: 2 K: 1 S: 9 H: 3 LOB: 2 BB: 0 P: 9	R: 0 E: 0 K: 2 S: 9 H: 2 LOB: 3 BB: 1 P: 13	R: 0 E: 0 K: 0 S: 3 H: 0 LOB: 0 BB: 0 P: 3	1B: 10 2B: 1 3B: 0 HR: 0 SF: 1 SAC: 0 DP: 0 HBP: 0	WP: 0 PB: 0 SB: 1 CS: 0 PA: 40		
PITCHER	IP WLS BF H R ER SO BB IBB HBP BLK WP HR S P ERA WHIP											PITCHER	IP WLS BF H R ER SO BB IBB HBP BLK WP HR S P ERA WHIP
Pete Richert, L ERA: 3.45 (1, 1)	6.2 W 30 9 4 2 2 0 0 0 0 0 0 0 34 34 2.70 1.350												
Moe Drabowsky, R ERA: 1.06 (7, 1)	1.0 6 2 0 0 2 1 0 0 0 0 0 0 9 13 0.00 3.000												
Eddie Watt, R ERA: 1.64 (8, 1)	1.1 S 4 0 0 0 1 0 0 0 0 0 0 0 6 6 0.00 0.000												

Kansas City Athletics @ Baltimore Orioles
 Memorial Stadium, Baltimore, MD
 Wed Jun 21 1967, 7:05 PM EDT
 Att: 19,213 - Unknown

livebaseballscorecards.com

Batter	1	2	3	4	5	6	7	8	9
Curt Blefary, L (1, 7) OBP: 0.357, SLG: 0.475	0-0 1-3		0-0 FC3-6		0-0 F7	0-0 SF8			
Luis Aparicio, R (1, 6) OBP: 0.275, SLG: 0.319	0-3 K		0-0 FC6-4		4-0 L4-3	0-0 1-3			
Paul Blair, R (1, 8) OBP: 0.348, SLG: 0.464	0-0 1-3			0-0 HR	0-0 L4-3		0-0 1B		
Frank Robinson, R (1, 9) OBP: 0.439, SLG: 0.692		0-0 F4		0-0 HR		0-0 SH2-4	0-0 F7		
Brooks Robinson, R (1, 5) OBP: 0.319, SLG: 0.372		0-0 F7		0-0 F9		0-0 SH2-4	0-0 F8		
Boog Powell, L (1, 3) OBP: 0.344, SLG: 0.394		0-0 1B		0-3 K		4-0 2B	0-0 F3		
Davey Johnson, R (1, 4) OBP: 0.332, SLG: 0.374		0-0 1-3		0-0 E5		0-0 E	0-0 F7		
Mark Belanger, R (9, 4) OBP: 0.350, SLG: 0.389						1-4 H	0-0 SF8		
Andy Etchebarren, R (1, 2) OBP: 0.353, SLG: 0.432			0-0 FC1-6		4-0 IBB		0-0 HBP		
Larry Haney, R (8, 2) OBP: 0.357, SLG: 0.404								0-0 1B	
Pete Richert, L (1, 1) OBP: 0.063, SLG: 0.065			0-0 FC1-6		0-3 K		0-0 E5		
Moe Drabowsky, R (7, 1) OBP: 0.385, SLG: 0.333								0-3 K	
Eddie Watt, R (8, 1)									


Inning Stats	R: 0	H: 0	E: 0	K: 1	S: 5	R: 0	H: 1	E: 0	K: 0	S: 4	R: 0	H: 1	E: 0	K: 0	S: 4	R: 2	H: 2	E: 1	K: 2	S: 10	R: 0	H: 0	E: 0	K: 0	S: 2	R: 3	H: 2	E: 1	K: 0	S: 6	R: 0	H: 1	E: 0	K: 0	S: 3	R: 0	H: 1	E: 0	K: 1	S: 6
	0	0	0	1	5	0	1	0	0	4	0	1	0	0	4	1	2	1	2	10	0	0	0	0	2	3	1	2	1	0	6	0	1	0	0	3	0	1	0	6

PITCHER	IP	WLS	BF	H	R	ER	SO	BB	IBB	HBP	BLK	WP	HR	S	P	ERA	WHIP
Paul Lindblad, L (1, 1) ERA: 2.37	4.0		18	4	2	2	3	0	0	0	0	0	1	23	27	4.50	1.000
Jack Sanford, R (5, 1) ERA: 4.31	2.0	L	11	2	3	2	0	1	1	1	0	0	0	8	17	9.00	1.500
Diego Segui, R (7, 1) ERA: 3.51	1.0		3	1	0	0	0	0	0	0	0	0	0	3	3	0.00	1.000
Jack Aker, R (8, 1) ERA: 3.08	1.0		4	1	0	0	1	0	0	0	0	0	0	6	6	0.00	1.000

BOTTOM

Kansas City Athletics @ Baltimore Orioles
Memorial Stadium, Baltimore, MD
 Wed Jun 21 1967, 7:05 PM EDT
 Att. 19,213 - Unknown

AB	30
R	5
H	8
RBI	5
BB	3
SO	4
LOB	12



1B	2B	3B	HR	SF	SAC	DP	HBP	WP	HR	S	P	ERA	WHIP
6	2	0	1	1	1	1	1	0	0	0	0	0	0

Batter	1	2	3	4	5	6	7	8	9	AB R H RBI BB SO LOB	TOP											
Luis Aparicio, R (1, 6) OBP: 0.275, SLG: 0.320	0-0 G6-4-3 1B		0-0 F8			0-0 6-3		0-0 SF8		3 0 1 1 0 0 0												
Paul Blair, R (1, 8) OBP: 0.356, SLG: 0.473	0-0 G6-4-3 1-2f			0-0 2B		1-0 HBP		0-0 1B 1B		3 0 2 0 0 0 1												
Curt Blefary, L (1, 7) OBP: 0.355, SLG: 0.471	0-3 K			0-0 F5		0-0 F7		0-0 FC6-4 1B		4 0 1 1 0 1 2												
Frank Robinson, R (1, 9) OBP: 0.433, SLG: 0.681		0-0 F2		0-0 5-3		0-0 6-3		0-0 FC6-4 1-2f		4 0 0 0 0 0 3												
Boog Powell, L (1, 3) OBP: 0.338, SLG: 0.386		0-0 F7		0-0 F6		0-0 F7			0-3 K	4 0 0 0 0 1 1												
Brooks Robinson, R (1, 5) OBP: 0.325, SLG: 0.382		0-0 2B			0-0 L4-3 1B		0-0 F8		0-0 G6-4-3 1B	4 0 3 0 0 0 0												
Davey Johnson, R (1, 4) OBP: 0.330, SLG: 0.377		0-3 K			0-0 F3			0-0 FC3-6 SF8 2B	0-0 G6-4-3 1-2f	4 1 1 0 0 1 3												
Andy Etchebarren, R (1, 2) OBP: 0.353, SLG: 0.426			0-0 F5		0-0 L4-3 1-2			4-0 FC3-6 BB		2 0 0 0 1 0 1												
Steve Barber, L (1, 1) OBP: 0.182, SLG: 0.100			0-3 K			0-0 F7		0-0 FC3-6 1B		1 0 0 0 0 1 0												
Russ Snyder, L (6, PH) OBP: 0.333, SLG: 0.411										1 0 0 0 0 0 0												
Jim Hardin, R (6, 1)										0 0 0 0 0 0 0												
Vic Roznovsky, L (8, PH) OBP: 0.286, SLG: 0.308										1 1 0 0 0 0 2												
Stu Miller, R (8, 1)										0 0 0 0 0 0 0												
Inning Stats	R: 0 E: 0 K: 1 S: 5	H: 1 LOB: 0 BB: 0 P: 5	R: 0 E: 0 K: 1 S: 6	H: 1 LOB: 1 BB: 0 P: 6	R: 0 E: 0 K: 1 S: 5	H: 0 LOB: 0 BB: 0 P: 5	R: 0 E: 0 K: 0 S: 4	H: 1 LOB: 1 BB: 0 P: 4	R: 0 E: 0 K: 0 S: 3	H: 0 LOB: 0 BB: 0 P: 3	R: 0 E: 0 K: 0 S: 3	H: 0 LOB: 1 BB: 0 P: 4	R: 0 E: 0 K: 0 S: 3	H: 0 LOB: 0 BB: 0 P: 3	R: 2 E: 0 K: 0 S: 6	H: 3 LOB: 2 BB: 1 P: 10	R: 0 E: 0 K: 1 S: 5	H: 1 LOB: 0 BB: 0 P: 5	1B: 5 2B: 4 3B: 0 HR: 0	SF: 1 SAC: 0 DP: 3 HBP: 1	WP: 0 PB: 0 SB: 0 CS: 0	PA: 34
PITCHER	IP WLS BF H R ER SO BB IBB HBP BLK WP HR S P ERA WHIP																					
Phil Ortega, R (1, 1) ERA: 3.74	7.0 W 26 5 2 2 3 1 0 1 0 0 0 0 30 35 2.57 0.857																					
Dave Baldwin, R (8, 1) ERA: 0.91	1.0 5 2 0 0 0 0 0 0 0 0 0 0 5 5 0.00 2.000																					
Darold Knowles, L (9, 1) ERA: 2.17	1.0 S 3 1 0 0 1 0 0 0 0 0 0 0 5 5 0.00 1.000																					

Baltimore Orioles @ Washington Senators
D.C. Stadium, Washington, DC
Fri Jun 23 1967, 7:05 PM EDT
Att. 17,693 - Unknown

livebaseballscorecards.com

AB 31
R 2
H 8
RBI 2
BB 1
SO 4
LOB 13



Batter	1	2	3	4	5	6	7	8	9	AB	R	H	RBI	BB	SO	LOB
Ed Brinkman, R OBP: 0.256, SLG: 0.251 (1, 6)	0-0 F7			0-0 5-3	0-0 6-3			4-0 BB		3	0	0	0	1	0	1
Hank Allen, R OBP: 0.260, SLG: 0.299 (1, 8) (7, 7)	0-0 F9			0-0 F7		0-0 4-3		0-0 G5-3 2-3f		4	0	0	0	0	0	2
Frank Howard, R OBP: 0.328, SLG: 0.493 Ed Stroud, L OBP: 0.333, SLG: 0.326 (1, 7) (7, 8)	0-0 6-3			0-0 1B HR 1B		0-0 F8				3	1	1	0	0	0	0
Cap Peterson, R OBP: 0.336, SLG: 0.404 (1, 9)		0-0 4-3		0-0 1-2 HR 1B		0-3 K				3	1	1	0	0	1	0
Paul Casanova, R OBP: 0.296, SLG: 0.382 (1, 2)		0-0 4-3		0-0 1-H 2-H HR			0-0 F8 1B			3	1	2	3	0	0	0
Mike Epstein, L OBP: 0.316, SLG: 0.294 (1, 3)		0-0 3-1		0-0 3-1			0-0 F8 1-2			3	0	0	0	0	0	1
Ken McMullen, R OBP: 0.264, SLG: 0.301 (1, 5)			0-0 F4		0-0 F8		0-0 F5			3	0	0	0	0	0	0
Tim Cullen, R OBP: 0.315, SLG: 0.232 (1, 4)			0-0 5-3		4-0 SH3-4 BB			0-0 G5-3 SH2-4 1B		2	0	1	0	1	0	0
Phil Ortega, R OBP: 0.115, SLG: 0.042 Dave Baldwin, R (8, 1) Dick Nen, L OBP: 0.289, SLG: 0.294 Darold Knowles, L (8, PH) (9, 1)			0-0 1-3		0-0 SH3-4 1-2			0-0 SH2-4 1-2		1	0	0	0	0	0	0

Inning Stats	R: 0	H: 0	E: 0	K: 0	S: 3	LOB: 0	BB: 0	P: 3	R: 0	H: 0	E: 0	K: 0	S: 3	LOB: 0	BB: 0	P: 3	R: 0	H: 0	E: 0	K: 0	S: 3	LOB: 1	BB: 1	P: 7	R: 0	H: 1	E: 0	K: 0	S: 3	LOB: 0	BB: 0	P: 3	R: 0	H: 1	E: 0	K: 0	S: 3	LOB: 1	BB: 1	P: 7
	0	0	0	0	3	0	0	3	0	0	0	0	3	0	0	3	0	0	0	0	0	3	1	1	7	0	1	0	0	3	0	0	3	0	1	0	1	7		


PITCHER	IP	WLS	BF	H	R	ER	SO	BB	IBB	HBP	BLK	WP	HR	S	P	ERA	WHIP
Steve Barber, L ERA: 4.04 (1, 1)	5.0	L	19	3	3	3	0	1	0	0	0	0	1	18	22	5.40	0.800
Jim Hardin, R ERA: (6, 1)	2.0		6	1	0	0	1	0	0	0	0	0	0	8	8	0.00	0.500
Stu Miller, R ERA: 2.56 (8, 1)	1.0		4	1	0	0	0	1	0	0	0	0	0	3	7	0.00	2.000

BOTTOM

Baltimore Orioles @ Washington Senators
D.C. Stadium, Washington, DC

Fri Jun 23 1967, 7:05 PM EDT
Att. 17,693 - Unknown

AB	25
R	3
H	5
RBI	3
BB	2
SO	1
LOB	4



WP	PA	ERA	WHIP
0	29		

Batter	1	2	3	4	5	6	7	8	9	AB R H RBI BB SO LOB	TOP											
Ed Brinkman, R (1, 6) OBP: 0.256, SLG: 0.251	0-0 5-3	0-0 1B			0-0 L5		0-0 SH3	0-3 K		4 0 1 0 0 1 1												
Ed Stroud, L (1, 8) OBP: 0.339, SLG: 0.306	4-0 BB HR BB	0-0 F7			0-0 4-3		0-0 FC6-4-5		4-0 BB	3 1 0 0 2 0 2												
Frank Howard, R (1, 7) OBP: 0.335, SLG: 0.507	4-0 1-2 HR BB			0-0 HR		4-0 BB	0-3 K		0-0 F8	2 2 1 1 2 1 1 1 0 0 0 0 0 1												
Fred Valentine, S (7, 7) OBP: 0.330, SLG: 0.335																						
Cap Peterson, R (1, 9) OBP: 0.338, SLG: 0.401	4-0 1-2 2-3 HR BB			0-0 5-3		0-3 K		0-0 1B 2B 1B	0-0 F7	4 2 1 0 1 1 2												
Mike Epstein, L (1, 3) OBP: 0.320, SLG: 0.333	0-0 1-H 2-H 3-H HR			0-0 1-3		0-0 3-1		0-0 2B 1B 1B	0-3 K	5 2 2 4 0 1 1												
Paul Casanova, R (1, 2) OBP: 0.295, SLG: 0.385	0-0 5-3			0-0 5-3		0-0 F8		0-0 1B 2B		4 1 1 1 0 0 0												
Ken McMullen, R (1, 5) OBP: 0.268, SLG: 0.305	0-0 6-3			0-0 F8		0-0 1B		0-0 4-3 1B		4 0 2 2 0 0 0												
Tim Cullen, R (1, 4) OBP: 0.305, SLG: 0.224		0-0 F8		0-0 L6		0-3 K		0-3 K		4 0 0 0 0 2 2												
Camilo Pascual, R (1, 1) OBP: 0.192, SLG: 0.125																						
Bob Humphreys, R (7, 1) OBP: 0.250, SLG: 0.143		0-0 1-3		0-0 6-3			4-0 FC6-4-5 SH3 BB	0-0 4-3		2 0 0 0 1 0 0 1 0 0 0 0 0 1												
Inning Stats	R: 4 E: 0 K: 0 S: 4	H: 1 LOB: 0 BB: 3 P: 16	R: 0 E: 0 K: 0 S: 4	H: 1 LOB: 1 BB: 0 P: 4	R: 1 E: 0 K: 0 S: 4	H: 1 LOB: 0 BB: 0 P: 4	R: 0 E: 0 K: 0 S: 3	H: 0 LOB: 0 BB: 0 P: 3	R: 0 E: 0 K: 1 S: 5	H: 0 LOB: 1 BB: 1 P: 9	R: 0 E: 0 K: 1 S: 6	H: 1 LOB: 1 BB: 0 P: 6	R: 0 E: 0 K: 1 S: 5	H: 0 LOB: 1 BB: 1 P: 9	R: 3 E: 0 K: 2 S: 11	H: 4 LOB: 1 BB: 0 P: 11	R: 0 E: 0 K: 1 S: 5	H: 0 LOB: 1 BB: 1 P: 9	1B: 5 2B: 1 3B: 0 HR: 2	SF: 0 SAC: 1 DP: 0 HBP: 0	WP: 0 PB: 0 SB: 0 CS: 0	PA: 41
PITCHER	IP WLS BF H R ER SO BB IBB HBP BLK WP HR S P ERA WHIP																					
Bill Dillman, R (1, 1) ERA: 4.15	5.0 L 22 3 5 5 1 4 0 0 0 0 0 2 20 36 9.00 1.400																					
Wally Bunker, R (6, 1) ERA: 4.1	2.0 8 1 0 0 2 1 0 0 0 0 0 0 11 15 0.00 1.000																					
Eddie Fisher, R (8, 1) ERA: 4.17	0.0 3 3 3 3 0 0 0 0 0 0 0 0 3 3 ∞ ∞																					
Eddie Watt, R (8, 1) ERA: 1.56	2.0 8 1 0 0 3 1 0 0 0 0 0 0 13 17 0.00 1.000																					

Washington Senators @ Baltimore Orioles
 Memorial Stadium, Baltimore, MD
 Sat Jun 24 1967, 7:05 PM EDT
 Att. 15,607 - Unknown

AB	34
R	8
H	8
RBI	8
BB	6
SO	6
LOB	11



BOTTOM

Washington Senators @ Baltimore Orioles
Memorial Stadium, Baltimore, MD

Sat Jun 24 1967, 7:05 PM EDT
Att. 15,607 - Unknown

livebaseballscorecards.com

AB	34
R	3
H	8
RBI	3
BB	1
SO	8
LOB	10



WP:	0	PA:	35
PB:	0	SB:	0
CS:	0		

AB R H RBI BB SO LOB

4	0	0	0	0	2	0
4	0	1	0	0	1	0
4	0	1	0	0	1	1
3	1	1	0	1	0	1
4	1	2	1	0	0	2
4	1	1	0	0	1	2
2	0	0	0	0	1	0
0	0	0	0	0	0	0
1	0	0	0	0	0	0
0	0	0	0	0	0	0
1	0	1	1	0	0	0
4	0	1	1	0	0	2
1	0	0	0	0	1	1
2	0	0	0	0	1	0

Batter	1	2	3	4	5	6	7	8	9
Luis Aparicio, R OBP: 0.270, SLG: 0.314 (1, 6)	0-0 L4 ①		0-3 K ①		0-0 F4 ③			0-3 K ①	
Paul Blair, R OBP: 0.354, SLG: 0.473 (1, 8)	0-3 K ②		0-0 G3 2B			0-0 1-3 ①		0-0 F9 ②	
Curt Blefary, L OBP: 0.354, SLG: 0.467 (1, 7)	0-0 BB 1B		0-0 G3 2-3			0-0 F7 ②		0-3 K ③	
Frank Robinson, R OBP: 0.434, SLG: 0.676 (1, 9)	4-0 1-2 BB		0-0 6-3 ③			0-0 F9 ③			0-0 1B 1B
Boog Powell, L OBP: 0.341, SLG: 0.403 (1, 3)	0-0 F9 ③			0-0 L4 ①					0-0 1B 1B
Brooks Robinson, R OBP: 0.324, SLG: 0.384 (1, 5)		0-0 F7 ①		0-0 5-3 ②			0-0 F9 6-3 2B		0-3 K ①
Davey Johnson, R OBP: 0.328, SLG: 0.373 Wally Bunker, R OBP: 0.091, SLG: 0.091 Russ Snyder, L OBP: 0.231, SLG: 0.407 Eddie Fisher, R OBP: 0.091, SLG: 0.091 Eddie Watt, R OBP: 0.091, SLG: 0.091 Vic Roznovsky, L OBP: 0.310, SLG: 0.333 (1, 4) (6, 1) (7, PH) (8, 1) (8, 1) (9, PH)		0-0 1-3 ②		0-3 K ③			0-0 F9 2-3		0-0 G1-6-3 1B
Andy Etchebarren, R OBP: 0.351, SLG: 0.421 (1, 2)		0-0 BB 1B			0-0 F5 ①		0-0 6-3 ②		0-0 G1-6-3 ③
Bill Dillman, R OBP: 0.250, SLG: 0.250 Mark Belanger, R OBP: 0.339, SLG: 0.375 (1, 1) (5, PH) (6, 4)		0-3 K ③			0-3 K ②		0-0 6-3 ③		

Inning Stats	R: 0	H: 1	E: 0	LOB: 2	K: 1	BB: 1	S: 6	P: 10
Inning Stats	R: 0	H: 1	E: 0	LOB: 1	K: 1	BB: 0	S: 6	P: 6
Inning Stats	R: 0	H: 1	E: 0	LOB: 1	K: 1	BB: 0	S: 6	P: 6
Inning Stats	R: 0	H: 0	E: 0	LOB: 0	K: 1	BB: 0	S: 5	P: 5
Inning Stats	R: 0	H: 0	E: 0	LOB: 0	K: 1	BB: 0	S: 5	P: 5
Inning Stats	R: 0	H: 0	E: 0	LOB: 0	K: 0	BB: 0	S: 3	P: 3
Inning Stats	R: 2	H: 2	E: 0	LOB: 0	K: 0	BB: 0	S: 5	P: 5
Inning Stats	R: 0	H: 0	E: 0	LOB: 0	K: 2	BB: 0	S: 7	P: 7
Inning Stats	R: 1	H: 3	E: 0	LOB: 1	K: 1	BB: 0	S: 7	P: 7
Inning Stats	1B: 5	SF: 0	2B: 2	SAC: 0	3B: 0	DP: 1	HR: 1	HBP: 0

PITCHER	IP	WLS	BF	H	R	ER	SO	BB	IBB	HBP	BLK	WP	HR	S	P	ERA	WHIP
Camilo Pascual, R ERA: 3.16 (1, 1)	6.1	W	25	5	2	2	5	1	0	0	0	0	1	34	38	2.84	0.947
Bob Humphreys, R ERA: 4.56 (7, 1)	2.2	S	10	3	1	1	3	0	0	0	0	0	0	16	16	3.38	1.125

Batter	1	2	3	4	5	6	7	8	9	AB R H RBI BB SO LOB	TOP		
Paul Blair, R OBP: 0.351, SLG: 0.466 (1, 8) X	0-0 1B 1B	0-0 FC1-6 1-2f		0-0 F8		0-0 F8		0-0 FC1-6 G6-3 1-2f		5 1 1 0 0 0 4			
Mark Belanger, R OBP: 0.328, SLG: 0.361 (1, 6) X	0-0 1B 1B	0-0 FC4 1-2f		0-0 6-3			0-3 K	0-0 G6-3 1-2f		5 1 1 0 0 1 3			
Frank Robinson, R OBP: 0.437, SLG: 0.683 (1, 9) X	0-0 1B 1-3 2-H 1B		0-0 3B 2B		0-0 6-3		0-0 1B SF8 2B		0-0 F3	5 2 3 1 0 0 0			
Brooks Robinson, R OBP: 0.329, SLG: 0.396 (1, 5) S S S	0-3 K		0-0 SF8 3B		0-0 1B FC3-6 1B		0-0 HBP E 1B 1B		0-0 F9	5 3 3 1 0 1 2			
Boog Powell, L OBP: 0.338, SLG: 0.402 (1, 3) S S S	0-3 K		0-0 SF8		0-0 1B FC3-6 1B		0-0 SF8		0-0 4-3	3 0 1 2 0 1 2			
Curt Blefary, L OBP: 0.356, SLG: 0.465 (1, 7) X	0-0 1B		0-3 K		0-0 FC3-6 CS 1B		0-0 HBP 1B IBB			3 1 1 2 1 1 1			
Davey Johnson, R OBP: 0.331, SLG: 0.373 (1, 4) X	0-0 4-3		0-0 F9		0-0 CS		1-0 1B HBP			3 0 1 0 0 0 2			
Vic Roznovsky, L OBP: 0.303, SLG: 0.323 (1, 2) X		0-0 F7		0-0 L3-1		0-0 F7		0-0 1B		4 0 1 2 0 0 1			
Tom Phoebus, R OBP: 0.250, SLG: 0.303 Moe Drabowsky, R OBP: 0.429, SLG: 0.385 (1, 1) (6, 1) X		0-0 FC1-6 1B		0-0 2B		0-0 FC1-6-4 1B		0-0 FC1-6 1B		3 0 2 0 0 0 1 1 0 1 0 0 0 0			
Inning Stats	R: 2 H: 4 E: 0 LOB: 2 K: 2 BB: 0 S: 11 P: 11	R: 0 H: 1 E: 0 LOB: 1 K: 0 BB: 0 S: 4 P: 4	R: 2 H: 2 E: 0 LOB: 0 K: 1 BB: 0 S: 7 P: 7	R: 0 H: 1 E: 0 LOB: 1 K: 0 BB: 0 S: 4 P: 4	R: 1 H: 2 E: 0 LOB: 0 K: 0 BB: 0 S: 4 P: 4	R: 0 H: 1 E: 1 LOB: 1 K: 0 BB: 0 S: 4 P: 4	R: 3 H: 3 E: 1 LOB: 2 K: 1 BB: 1 S: 7 P: 12	R: 0 H: 1 E: 0 LOB: 0 K: 0 BB: 0 S: 3 P: 3	R: 0 H: 0 E: 0 LOB: 0 K: 0 BB: 0 S: 3 P: 3	1B: 11 SF: 2 2B: 3 SAC: 0 3B: 1 DP: 1 HR: 0 HBP: 1	WP: 0 PA: 42 PB: 0 SB: 0 CS: 1		
PITCHER	IP WLS BF H R ER SO BB IBB HBP BLK WP HR S P ERA WHIP											PITCHER	IP WLS BF H R ER SO BB IBB HBP BLK WP HR S P ERA WHIP
Bob Priddy, R ERA: 4.35 (1, 1)	2.0 L 13 7 4 4 2 0 0 0 0 0 0 0 0 17 17 18.00 3.500												
Dick Lines, L ERA: 3.18 (3, 1)	3.0 11 3 1 1 1 0 0 0 0 0 0 0 0 13 13 3.00 1.000												
Casey Cox, R ERA: 3.6 (6, 1)	2.0 11 4 3 3 1 0 1 1 0 0 0 0 0 11 16 13.50 2.000												
Darold Knowles, L ERA: 2.08 (8, 1)	2.0 6 1 0 0 0 0 0 0 0 0 0 0 0 6 6 0.00 0.500												

Baltimore Orioles @ Washington Senators
D.C. Stadium, Washington, DC
Sun Jun 25 1967, 3:33 AM EDT
Att. 19,132 - Unknown

AB	37
R	8
H	15
RBI	8
BB	1
SO	4
LOB	16



Batter	1	2	3	4	5	6	7	8	9	AB	R	H	RBI	BB	SO	LOB
Ed Brinkman, R OBP: 0.255, SLG: 0.250 (1, 6)	0-0 F9		0-0 5-3		0-0 F2		0-0 1-3 1B		0-0 5-3	5	0	1	0	0	0	0
Ed Stroud, L OBP: 0.333, SLG: 0.302 (1, 8) Darold Knowles, L (8, 1)	0-0 4-3		0-0 1B		0-3 K		0-0 F6			4	0	1	0	0	1	2
Frank Howard, R OBP: 0.333, SLG: 0.500 (1, 7)	4-0 BB		0-3 K		0-0 F8			0-3 K		3	0	0	0	1	2	1
Cap Peterson, R OBP: 0.336, SLG: 0.398 (1, 9)	0-3 K		0-0 F9			0-0 CS 1B		0-3 K		4	0	1	0	0	2	2
Mike Epstein, L OBP: 0.327, SLG: 0.362 (1, 3)		0-0 SF7 3B		0-0 4-3		0-3 K 1-2		0-0 1B 1B		4	1	2	0	0	1	1
Paul Casanova, R OBP: 0.295, SLG: 0.382 (1, 2)		0-3 K		0-0 5-3		0-3 K		0-0 1-2 1B		4	0	1	0	0	2	1
Ken McMullen, R OBP: 0.268, SLG: 0.305 (1, 5)		0-0 SF7 3-H		0-3 K			0-0 G6-4-3 1B		0-3 K	3	0	1	1	0	2	2
Tim Cullen, R OBP: 0.311, SLG: 0.227 (1, 4)		4-0 BB			0-0 HR 1B		0-0 G6-4-3 1-2f		0-3 K	3	1	1	0	1	1	1
Bob Priddy, R OBP: 0.286, SLG: 0.167 (1, 1) Dick Lines, R OBP: 0.429, SLG: 0.200 (3, 1) Dick Nien, L OBP: 0.296, SLG: 0.337 (5, PH) Casey Cox, R (6, 1) Fred Valentine, S OBP: 0.332, SLG: 0.337 (7, PH) (8, 8)		0-3 K			0-0 HR 1-H		0-0 1B 1B		0-0 F4	1	0	0	0	0	1	1

BOTTOM

Baltimore Orioles @ Washington Senators
D.C. Stadium, Washington, DC
Sun Jun 25 1967, 3:33 AM EDT
Att. 19,132 - Unknown

livebaseballscorecards.com

AB	34
R	3
H	10
RBI	3
BB	2
SO	12
LOB	11



Inning Stats	R: 0	H: 0	E: 0	K: 1	S: 5	LOB: 1	BB: 1	P: 9	R: 1	H: 1	E: 0	K: 2	S: 8	LOB: 1	BB: 1	P: 12	R: 0	H: 1	E: 0	K: 1	S: 6	LOB: 1	BB: 0	P: 6	R: 0	H: 0	E: 0	K: 1	S: 5	LOB: 0	BB: 1	P: 5	R: 2	H: 2	E: 0	K: 1	S: 7	LOB: 0	BB: 0	P: 7	R: 0	H: 1	E: 0	K: 2	S: 7	LOB: 0	BB: 0	P: 7	R: 0	H: 3	E: 0	K: 0	S: 5	LOB: 2	BB: 0	P: 5	R: 0	H: 2	E: 0	K: 3	S: 11	LOB: 2	BB: 11	R: 0	H: 0	E: 0	K: 1	S: 5	LOB: 0	BB: 0	P: 5	R: 0	H: 0	E: 0	K: 1	S: 5	LOB: 0	BB: 0	P: 5
1B: 8	SF: 1	WP: 0	PA: 37	2B: 1	SAC: 0	PB: 0	3B: 1	DP: 2	HR: 1	HBP: 0	SB: 0	CS: 1	IP	WLS	BF	H	R	ER	SO	BB	IBB	HBP	BLK	WP	HR	S	P	ERA	WHIP																																																		
Tom Phoebus, R ERA: 3.31 (1, 1)	5.0	W	22	5	3	3	6	2	0	0	0	0	0	0	0	0	0	1	32	40	5.40	1.400																																																									
Moe Drabowsky, R ERA: 0.97 (6, 1)	4.0	S	15	5	0	0	6	0	0	0	0	0	0	0	0	0	0	0	27	27	0.00	1.250																																																									

Batter	1	2	3	4	5	6	7	8	9	AB R H RBI BB SO LOB	TOP																									
Al Weis, S (1, 4) <small>OBP: 0.283, SLG: 0.294</small> Jim King, L (9, PH) <small>OBP: 0.313, SLG: 0.286</small> Hoyt Wilhelm, R (9, 1)	0-3 K		0-0 F4		0-0 F9		0-0 5-3		0-0 FC3-2 1B	4 0 0 0 0 1 2 1 0 0 0 0 0 3 0 0 0 0 0 0 0																										
Don Buford, S (1, 7) <small>OBP: 0.308, SLG: 0.294</small> Ken Berry, R (8, 7) <small>OBP: 0.341, SLG: 0.368</small> (9, 9)	0-0 F3		0-0 FC6-4 1-2f			4-0 F9 S BB		0-0 F9	0-0 FC3-2 1B	3 0 0 0 1 0 1 1 0 1 2 0 0 0																										
Dick Kenworthy, R (1, 5) <small>OBP: 0.302, SLG: 0.513</small>	1-0 HBP			0-0 4-3		0-0 F7 1-2		0-0 HR		3 1 1 1 0 0 1																										
Tommie Agee, R (1, 8) <small>OBP: 0.324, SLG: 0.431</small>	0-0 F7			0-0 2B		0-0 F9 2-3		0-0 6-3		4 0 1 0 0 0 2																										
Ron Hansen, R (1, 6) <small>OBP: 0.276, SLG: 0.292</small>		0-0 F8		0-0 F4		0-0 F8		0-0 F4		4 0 0 0 0 0 2																										
Tom McCraw, L (1, 3) <small>OBP: 0.286, SLG: 0.379</small>		0-0 4-3		0-0 4-3			0-0 F3		0-0 SH3 1B FC3-2 1B	4 0 1 0 0 0 1																										
Pete Ward, L (1, 9) <small>OBP: 0.377, SLG: 0.400</small> Jimmy Stewart, S (9, PR) <small>OBP: 0.250, SLG: 0.250</small> (9, 7)		0-0 F9			4-0 FC6-4 BB		4-0 6-3 HR BB		0-0 FC3-2 1B SH3 1B	2 1 1 0 2 0 0 0 1 0 0 0 0 0																										
Jerry McNertney, R (1, 2) <small>OBP: 0.300, SLG: 0.394</small>			0-0 FC6-4 1B		0-0 FC6-4 SH3-4 1-2f		0-0 6-3 1-2		0-0 SH3 1-2 2-3	3 0 1 0 0 0 2																										
Bruce Howard, S (1, 1) <small>OBP: 0.190, SLG: 0.238</small> Smoky Burgess, L (7, PH) <small>OBP: 0.217, SLG: 0.333</small> Bob Locker, S (7, 1) Wayne Causey, L (9, PH) <small>OBP: 0.344, SLG: 0.317</small> (9, 4)		0-0 F2			0-0 SH3-4 1-2		0-0 HR 2-H		4-0 FC3-2 1B IBB	1 0 0 0 0 0 1 1 1 1 2 0 0 0 0 0 0 0 0 0 0 0 1 0 0 1 0 0																										
Inning Stats	R: 0 E: 0 K: 1 S: 5	H: 0 LOB: 1 BB: 0 P: 6	R: 0 E: 0 K: 0 S: 3	H: 0 LOB: 0 BB: 0 P: 3	R: 0 E: 0 K: 0 S: 4	H: 1 LOB: 1 BB: 0 P: 4	R: 0 E: 0 K: 0 S: 4	H: 1 LOB: 1 BB: 0 P: 4	R: 0 E: 0 K: 0 S: 3	H: 0 LOB: 1 BB: 1 P: 7	R: 2 E: 0 K: 0 S: 4	H: 1 LOB: 0 BB: 1 P: 8	R: 1 E: 0 K: 0 S: 4	H: 1 LOB: 0 BB: 0 P: 4	R: 2 E: 0 K: 0 S: 5	H: 3 LOB: 2 BB: 1 P: 9	1B: 4 2B: 1 3B: 0 HR: 2	SF: 0 SAC: 2 DP: 0 HBP: 1	WP: 0 PB: 0 SB: 1 CS: 0	PA: 38																
PITCHER	IP WLS BF H R ER SO BB IBB HBP BLK WP HR S P ERA WHIP																																			
Pete Richert, L (1, 1) <small>ERA: 3.39</small> Eddie Watt, R (8, 1) <small>ERA: 1.96</small> Stu Miller, R (9, 1) <small>ERA: 2.72</small>	7.0		28	3	2	2	1	3	0	1	0	0	1	26	39	2.57	0.857																			
	1.0		5	2	2	2	0	0	0	0	0	0	1	5	5	18.00	2.000																			
	1.0	L	5	2	1	1	0	0	1	0	0	0	0	4	8	9.00	2.000																			

Chicago White Sox @ Baltimore Orioles
 Memorial Stadium, Baltimore, MD

Mon Jun 26 1967, 7:05 PM EDT
 Att. 13,908 - Unknown

livebaseballscorecards.com

AB 31
 R 5
 H 7
 RBI 5
 BB 4
 SO 1
 LOB 15



BOTTOM

Chicago White Sox @ Baltimore Orioles
Memorial Stadium, Baltimore, MD

Mon Jun 26 1967, 7:05 PM EDT
 Att. 13,908 - Unknown

livebaseballscorecards.com

AB	32
R	4
H	6
RBI	4
BB	5
SO	6
LOB	14



WP:	0	PA:	38
PB:	0		
SB:	0		
CS:	0		

AB	R	H	RBI	BB	SO	LOB
4	0	1	0	1	0	0
5	0	1	0	0	1	1
4	0	1	0	0	0	3
4	1	1	0	0	0	1
2	2	0	0	2	0	1
3	1	1	2	1	1	2
3	0	1	2	1	0	2
4	0	0	0	0	2	4
1	0	0	0	0	1	0
1	0	0	0	0	0	0
0	0	0	0	0	0	0
0	0	0	0	0	0	0
1	0	0	0	0	1	0

Batter	1	2	3	4	5	6	7	8	9
Paul Blair, R (1, 8) OBP: 0.352, SLG: 0.462	0-0 F6		4-0 1B BB		0-0 6-3		0-0 1B		0-0 F5
Mark Belanger, R (1, 4) OBP: 0.319, SLG: 0.348	0-0 6-3		0-0 FC6-4 1B		0-0 5-3		0-3 K		0-0 4-3
Frank Robinson, R (1, 9) OBP: 0.434, SLG: 0.676	0-0 F4		0-0 FC6-4			0-0 FC4-6 1B		0-0 4-3	
Brooks Robinson, R (1, 5) OBP: 0.328, SLG: 0.394		0-0 F5		0-0 F8		0-0 F2		0-0 1-3 BB 1B	
Boog Powell, L (1, 3) OBP: 0.340, SLG: 0.398		0-0 6-3		4-0 BB BB		0-0 FC4-6 HR		4-0 1-3 BB 1B	
Curt Blefary, L (1, 7) OBP: 0.358, SLG: 0.476		0-3 K		4-0 FC6-4 BB		0-0 HR		0-0 1-3	
Luis Aparicio, R (1, 6) OBP: 0.274, SLG: 0.314			4-0 1B SH1-4 BB		0-0 F9		0-0 F8		0-0 1B
Andy Etchebarren, R (1, 2) OBP: 0.343, SLG: 0.410			0-3 K		0-0 FC6-4		0-0 5-3		0-3 K
Pete Richert, L (1, 1) OBP: 0.061, SLG: 0.063			0-0 SH1-4		0-3 K		0-0 F7		0-3 K
Russ Snyder, L (7, PH) OBP: 0.328, SLG: 0.404									
Eddie Watt, R (8, 1)									
Stu Miller, R (9, 1)									
Vic Roznovsky, L (9, PH) OBP: 0.294, SLG: 0.313									

Inning Stats	R: 0	H: 0	E: 0	K: 0	S: 3	LOB: 0	BB: 0	P: 3
	0	0	0	1	3	0	0	5
	0	0	0	1	5	0	0	5
	0	0	0	1	14	0	2	11
	0	0	0	1	5	0	2	5
	0	0	0	1	6	0	1	6
	2	2	0	1	7	2	1	11
	0	0	0	0	5	0	0	5
	0	0	0	0	5	0	0	5
	0	0	0	0	6	0	0	6
	2	2	0	1	7	2	1	11
	0	0	0	0	5	0	0	5
	0	0	0	0	5	0	0	5

PITCHER	IP	WLS	BF	H	R	ER	SO	BB	IBB	HBP	BLK	WP	HR	S	P	ERA	WHIP
Bruce Howard, R (1, 1) ERA: 2.66	6.0		25	3	2	2	3	4	0	0	0	0	1	27	43	3.00	1.167
Bob Locker, R (7, 1) ERA: 2.2	2.0	W	10	3	2	2	2	1	0	0	0	0	0	13	17	9.00	2.000
Hoyt Wilhelm, R (9, 1) ERA: 0.81	1.0	S	3	0	0	0	1	0	0	0	0	0	0	5	5	0.00	0.000

1B	2B	3B	HR	SF	SAC	DP	HBP
5	0	0	1	0	1	0	0
0	0	0	0	0	0	0	0
0	0	0	0	0	0	0	0
0	0	0	0	0	0	0	0
1	0	0	0	0	1	0	0

WP	HR	S	P	ERA	WHIP
0	1	5	38		
0	0	5			
0	0	5			
0	0	5			
0	1	5			

Batter	1	2	3	4	5	6	7	8	9	AB R H RBI BB SO LOB	TOP		
Al Weis, S (1, 4) <small>OBP: 0.273, SLG: 0.283</small> Jimmy Stewart, S (4, 4) <small>OBP: 0.286, SLG: 0.286</small> Wayne Causey, L (7, 4) <small>OBP: 0.340, SLG: 0.313</small>	0-3 K		0-0 5-3		0-0 E 1B 1B		0-0 F5		0-0 G3 1-2	2 0 0 0 0 1 1 2 1 1 1 0 0 0 1 0 0 0 0 0 1			
Dick Kenworthy, R (1, 5) <small>OBP: 0.319, SLG: 0.512</small> Don Buford, S (8, PR) <small>OBP: 0.307, SLG: 0.293</small> (8, 5)	0-0 5-3		0-0 F8		0-0 E7 1B			0-0 S 1B 1B	0-0 F9	4 0 2 0 0 0 1 1 1 0 0 0 0 1			
Ken Berry, R (1, 9) <small>OBP: 0.339, SLG: 0.366</small>	0-3 K			0-0 E9 G5-4-3	0-0 F6			0-0 1B 1B		4 0 1 1 0 1 1			
Tommie Agee, R (1, 8) <small>OBP: 0.319, SLG: 0.425</small>		0-0 4-3		0-0 G5-4-3 1-2f		0-0 4-3		0-3 K		4 0 0 0 0 1 3			
Ron Hansen, R (1, 6) <small>OBP: 0.279, SLG: 0.297</small>		0-0 2B		0-0 5-3		4-0 FC4-6 BB		0-3 K		3 0 1 0 1 1 2			
Tom McCraw, L (1, 3) <small>OBP: 0.285, SLG: 0.374</small>		0-3 K			4-0 WP S FC4 BB	0-0 FC4-6 S		0-0 F5		3 1 0 0 1 1 4			
Pete Ward, L (1, 7) <small>OBP: 0.375, SLG: 0.397</small>		0-0 F5			0-3 K 1-2	0-0 F8 1-2			0-0 1B SF7 1B	4 1 1 0 0 1 3			
Duane Josephson, R (1, 2) <small>OBP: 0.368, SLG: 0.365</small>			0-0 SH3-4 1B		0-0 FC4 F9 WP 1B 2-H		0-0 CS 1B		0-0 G3 1B 1-3	4 1 3 1 0 0 0			
Joe Horlen, R (1, 1) <small>OBP: 0.171, SLG: 0.182</small>			0-0 SH3-4 1-2		0-0 F9 1-3		0-3 K 1-2		0-0 SF7 3-H	2 0 0 1 0 1 2			
Inning Stats	R: 0 E: 0 K: 2 S: 7 H: 0 LOB: 0 BB: 0 P: 7	R: 0 E: 0 K: 1 S: 6 H: 1 LOB: 1 BB: 0 P: 6	R: 0 E: 0 K: 0 S: 4 H: 1 LOB: 1 BB: 0 P: 4	R: 0 E: 1 K: 0 S: 3 H: 0 LOB: 0 BB: 0 P: 3	R: 3 E: 1 K: 0 S: 8 H: 2 LOB: 1 BB: 1 P: 12	R: 0 E: 0 K: 0 S: 3 H: 0 LOB: 1 BB: 1 P: 7	R: 0 E: 0 K: 1 S: 5 H: 1 LOB: 0 BB: 0 P: 5	R: 1 E: 0 K: 2 S: 9 H: 2 LOB: 2 BB: 0 P: 9	R: 1 E: 0 K: 0 S: 5 H: 2 LOB: 1 BB: 0 P: 5	1B: 8 2B: 1 3B: 0 HR: 0 SF: 1 SAC: 1 DP: 1 HBP: 0	WP: 2 PB: 0 SB: 3 CS: 1 PA: 38		
PITCHER	IP WLS BF H R ER SO BB IBB HBP BLK WP HR S P ERA WHIP											PITCHER	IP WLS BF H R ER SO BB IBB HBP BLK WP HR S P ERA WHIP
Steve Barber, L (1, 1) <small>ERA: 4.0</small>	5.0 L 21 4 3 2 4 1 0 0 0 2 0 28 32 3.60 1.000												
Jim Hardin, R (6, 1) <small>ERA: 1.8</small>	3.0 12 3 1 1 3 1 0 0 0 0 0 17 21 3.00 1.333												
Eddie Fisher, R (9, 1) <small>ERA: 4.3</small>	1.0 5 2 1 1 0 0 0 0 0 0 0 5 5 9.00 2.000												

Chicago White Sox @ Baltimore Orioles
 Memorial Stadium, Baltimore, MD
 Tue Jun 27 1967, 7:05 PM EDT
 Att. 14,347 - Unknown

livebaseballscorecards.com

AB	34
R	5
H	9
RBI	4
BB	2
SO	7
LOB	19



Batter	1	2	3	4	5	6	7	8	9	AB R H RBI BB SO LOB
Paul Blair, R OBP: 0.350, SLG: 0.463 (1, 8)	0-0 SH2-3 2B		0-0 5-3		0-0 F4			0-0 F7		4 0 1 0 0 0 2
Mark Belanger, R OBP: 0.317, SLG: 0.338 (1, 4) Jim Hardin, R (6, 1) Andy Etchebarren, R (8, PH) Eddie Fisher, R (9, 1)	0-0 SH2-3 2-3		0-0 6-3		0-0 F9			0-0 F9		2 0 0 0 0 0 1 0 0 0 0 0 0 0 1 0 0 0 0 0 1 0 0 0 0 0 0 0
Frank Robinson, R OBP: 0.435, SLG: 0.675 (1, 9) Russ Snyder, L OBP: 0.331, SLG: 0.405 (5, 9)	0-0 6-3			0-0 FC5-4-3-9 1B		0-0 F8		0-0 1-3 1B		2 0 1 0 0 0 1 2 0 1 0 0 0 0
Brooks Robinson, R OBP: 0.326, SLG: 0.389 (1, 5)	4-0 BB		0-0 FC5-4-3-9 1B 1-2f		0-0 5-3			0-0 F7		3 0 0 0 1 0 3
Boog Powell, L OBP: 0.339, SLG: 0.395 (1, 3)	0-0 4-3		0-0 E 1B 1-2		0-0 3-1					4 0 1 0 0 0 2
Curt Blefary, L OBP: 0.353, SLG: 0.468 (1, 7)		0-0 6-3		0-0 E4 G6-4-3 1-2 2-3		0-0 G3		0-0 4-3		4 0 0 0 0 0 2
Luis Aparicio, R OBP: 0.269, SLG: 0.309 (1, 6)		0-0 4-3		0-0 G6-4-3 1-2f		0-0 F8		0-0 E6		4 0 0 0 0 0 3
Vic Roznovsky, L OBP: 0.289, SLG: 0.306 (1, 2)		0-0 1-3			0-0 1B		0-3 K		0-0 F8	4 0 1 0 0 1 1
Steve Barber, L OBP: 0.174, SLG: 0.095 (1, 1) Davey Johnson, R (5, PH) OBP: 0.332, SLG: 0.371 (6, 4)			0-3 K		0-3 K			4-0 1B BB		1 0 0 0 0 1 0 1 0 0 0 1 1 1

Inning Stats	R: 0 E: 0 K: 0 S: 4	H: 1 LOB: 2 BB: 1 P: 8	R: 0 E: 0 K: 0 S: 3	H: 0 LOB: 0 BB: 0 P: 3	R: 0 E: 0 K: 1 S: 5	H: 0 LOB: 0 BB: 0 P: 5	R: 0 E: 1 K: 0 S: 5	H: 2 LOB: 2 BB: 0 P: 5	R: 0 E: 0 K: 1 S: 6	H: 1 LOB: 1 BB: 0 P: 6	R: 0 E: 0 K: 0 S: 3	H: 0 LOB: 0 BB: 0 P: 3	R: 0 E: 0 K: 1 S: 5	H: 0 LOB: 0 BB: 0 P: 5	R: 0 E: 0 K: 0 S: 4	H: 1 LOB: 2 BB: 1 P: 8	R: 0 E: 1 K: 0 S: 4	H: 0 LOB: 1 BB: 0 P: 4	1B: 4 2B: 1 3B: 0 HR: 0	SF: 0 SAC: 1 DP: 1 HBP: 0	WP: 0 PB: 0 SB: 0 CS: 0	PA: 35
PITCHER Joe Horlen, R ERA: 1.96 (1, 1)	IP 9.0 WLS W BF 35 H 5 R 0 ER 0 SO 3 BB 2 IBB 0 HBP 0 BLK 0 WP 0 HR 0 S 39 P 47 ERA 0.00 WHIP 0.778																					

BOTTOM

Chicago White Sox @ Baltimore Orioles
Memorial Stadium, Baltimore, MD

Tue Jun 27 1967, 7:05 PM EDT
Att. 14,347 - Unknown

livebaseballscorecards.com

AB	32
R	0
H	5
RBI	0
BB	2
SO	3
LOB	17



Batter	1	2	3	4	5	6	7	8	9	AB R H RBI BB SO LOB	TOP	
Tommie Agee, R OBP: 0.318, SLG: 0.422 (1, 8) X	0-0 6-3		0-0 6-3			0-0 4-3 1B		0-0 FC1-2-5 HR		4 1 1 0 0 0 2		
Wayne Causey, L OBP: 0.337, SLG: 0.345 (1, 4) X	0-0 F9			0-0 F8		0-0 4-3		0-0 HR		4 1 1 3 0 0 1		
Tom McCraw, L OBP: 0.288, SLG: 0.376 (1, 3) X	0-0 1B			0-0 1B		0-0 F9		0-0 F8		4 0 2 0 0 0 2		
Pete Ward, L OBP: 0.368, SLG: 0.388 (1, 7) S (8, 9) S	0-3 K			0-0 F8		0-0 G3		0-0 F8		4 0 0 0 0 1 4		
Ken Berry, R OBP: 0.335, SLG: 0.360 (1, 9) X (8, 7)		0-0 4-3		0-0 6-3			0-0 F8		0-0 F6	4 0 0 0 0 0 1		
Dick Kenworthy, R OBP: 0.320, SLG: 0.500 (1, 5) X Bob Locker, S (7, 1) Hoyt Wilhelm, R (9, 1)		0-0 G1		0-3 K		0-0 CS 1B		0-3 K	S S S	3 0 1 0 0 1 0 1 0 0 0 0 1 0 0 0 0 0 0 0 0		
Duane Josephson, R OBP: 0.357, SLG: 0.373 (1, 2) S Smoky Burgess, L OBP: 0.208, SLG: 0.318 (7, PH) S J.C. Martin, L OBP: 0.293, SLG: 0.272 (7, 2)		0-3 K		0-0 F9		0-3 K		0-0 2B		2 0 0 0 0 1 0 1 0 0 0 0 1 1 1 0 1 0 0 0 0		
Ron Hansen, R OBP: 0.288, SLG: 0.311 (1, 6) X Jimmy Stewart, S OBP: 0.267, SLG: 0.267 (8, PR) X (8, 6)			0-0 G4-6-3 1B		0-0 2B			0-0 1B FC1-2-5 1B		3 0 3 0 0 0 0 1 0 0 0 0 0 1		
Gary Peters, L OBP: 0.302, SLG: 0.471 (1, 1) X Don McMahon, R OBP: 0.200, SLG: 0.200 (5, 1) X Don Buford, S OBP: 0.309, SLG: 0.296 (7, 5) X			0-0 G4-6-3		0-3 K			0-0 FC1-2-5 HR 1B		2 0 0 0 0 1 2 0 0 0 0 0 0 0 1 1 1 0 0 0 0		
Inning Stats	R: 0 H: 1 E: 0 LOB: 1 K: 1 BB: 0 S: 6 P: 6	R: 0 H: 0 E: 0 LOB: 0 K: 1 BB: 0 S: 5 P: 5	R: 0 H: 1 E: 0 LOB: 0 K: 0 BB: 0 S: 3 P: 3	R: 0 H: 1 E: 0 LOB: 1 K: 0 BB: 0 S: 4 P: 4	R: 0 H: 1 E: 0 LOB: 1 K: 2 BB: 0 S: 8 P: 8	R: 0 H: 1 E: 0 LOB: 1 K: 0 BB: 0 S: 4 P: 4	R: 0 H: 1 E: 0 LOB: 1 K: 1 BB: 0 S: 5 P: 5	R: 3 H: 3 E: 0 LOB: 1 K: 0 BB: 0 S: 6 P: 6	R: 0 H: 1 E: 0 LOB: 1 K: 1 BB: 0 S: 6 P: 6	1B: 7 SF: 0 2B: 3 SAC: 0 3B: 0 DP: 2 HR: 1 HBP: 0	WP: 0 PA: 35 PB: 0 SB: 1 CS: 1	
PITCHER Bill Dillman, R ERA: 4.06 (1, 1) Moe Drabowsky, R ERA: 0.95 (9, 1)	IP WLS BF H R ER SO BB IBB HBP BLK WP HR S P ERA WHIP	8.0 L 31 9 3 3 5 0 0 0 0 0 0 1 41 41 3.38 1.125	1.0 4 1 0 0 1 0 0 0 0 0 0 0 6 6 0.00 1.000	PITCHER IP WLS BF H R ER SO BB IBB HBP BLK WP HR S P ERA WHIP								

Chicago White Sox @ Baltimore Orioles
Memorial Stadium, Baltimore, MD
 Wed Jun 28 1967, 7:05 PM EDT
 Att. 31,214 - Unknown

livebaseballscorecards.com

AB	35
R	3
H	10
RBI	3
BB	0
SO	6
LOB	14



BOTTOM

Chicago White Sox @ Baltimore Orioles
Memorial Stadium, Baltimore, MD

Wed Jun 28 1967, 7:05 PM EDT
Att. 31,214 - Unknown

livebaseballscorecards.com

AB	34
R	2
H	9
RBI	2
BB	4
SO	2
LOB	29



WP:	1	PA:	42
PB:	0	CS:	0

AB R H RBI BB SO LOB

4 1 1 0 1 0 1

4 1 2 0 0 0 4

4 0 1 0 0 0 5

2 0 1 0 3 0 0

5 0 1 2 0 1 7

3 0 0 0 0 0 4

2 0 0 0 0 0 5

3 0 0 0 0 1 0

4 0 3 0 0 0 0

2 0 0 0 0 0 2

1 0 0 0 0 0 1

0 0 0 0 0 0 0

1B: 8 SF: 0
2B: 1 SAC: 3
3B: 0 DP: 1
HR: 0 HBP: 1

Batter	1	2	3	4	5	6	7	8	9
Luis Aparicio, R OBP: 0.272, SLG: 0.308 (1, 6)	0-0 F9 1-3 2B 1B		0-0 F9 BBB	4-0 1-2 2-3 BB		0-0 1-3 2-3			0-0 E4 1B SH2-4
Russ Snyder, L OBP: 0.336, SLG: 0.408 (1, 7) (8, 9)	0-0 1-3 1-2		0-0 1B FC6-4 1B	0-0 F9			0-0 FC5-4 SH3-4 1B		0-0 SH2-4 1-2
Paul Blair, R OBP: 0.348, SLG: 0.459 (1, 8)	0-0 F9 2-3		0-0 FC6-4 1-3 1B	0-0 F7			0-0 SH3-4 1-2		0-0 E6 1B
Brooks Robinson, R OBP: 0.334, SLG: 0.390 (1, 5)	4-0 2B BB		4-0 FC6-4 IBB		0-0 F7		4-0 FC5-4 BB		0-0 1-2 2-3 1B
Davey Johnson, R OBP: 0.329, SLG: 0.372 (1, 4)	0-0 1-3 3-H 2B		0-0 FC6-4 1-2f 2-3 3-H		0-3 K		0-0 FC5-4 1-2f 2-3		0-0 F3
Sam Bowers, R OBP: 0.261, SLG: 0.250 (1, 9)	0-0 5-3		0-0 F4		0-0 6-3		0-0 G3		0-0 G3
Boog Powell, L OBP: 0.336, SLG: 0.392 (7, PH) (8, 3)									
Curt Blefary, L OBP: 0.351, SLG: 0.463 (1, 3) (8, 7)		0-3 K		1-0 FC1-5 1B HBP		0-0 F8		0-0 G3	
Andy Etchebarren, R OBP: 0.350, SLG: 0.416 (1, 2)		0-0 F3		0-0 BB FC1-5 1-2 1B		0-0 WP SH1-4 1B		0-0 G4-6-3 1B	
Bill Dillman, R OBP: 0.222, SLG: 0.222 (1, 1)		0-0 4-3		0-0 FC1-5 BB 1-2 2-3f		0-0 SH1-4 1-2		0-0 G4-6-3 1-2f	
Vic Roznovsky, L OBP: 0.282, SLG: 0.297 (8, PH)									
Moe Drabowsky, R OBP: 0.429, SLG: 0.385 (9, 1)									

Inning Stats	R: 1	H: 2	E: 0	K: 0	S: 5	R: 0	H: 0	E: 0	K: 1	S: 5	R: 0	H: 2	E: 0	K: 0	S: 5	R: 0	H: 1	E: 0	K: 0	S: 4	R: 0	H: 0	E: 0	K: 1	S: 5	R: 0	H: 1	E: 0	K: 0	S: 4	R: 0	H: 1	E: 0	K: 0	S: 3	R: 0	H: 1	E: 2	K: 0	S: 6	R: 0	H: 0	E: 0	K: 0	S: 3	R: 0	H: 1	E: 0	K: 0	S: 6
--------------	------	------	------	------	------	------	------	------	------	------	------	------	------	------	------	------	------	------	------	------	------	------	------	------	------	------	------	------	------	------	------	------	------	------	------	------	------	------	------	------	------	------	------	------	------	------	------	------	------	------

PITCHER	IP	WLS	BF	H	R	ER	SO	BB	IBB	HBP	BLK	WP	HR	S	P	ERA	WHIP
Gary Peters, L ERA: 2.23 (1, 1)	4.0		21	5	2	2	1	2	1	1	0	0	0	19	32	4.50	1.750
Don McMahon, R ERA: 2.6 (5, 1)	2.0		7	1	0	0	1	0	0	0	0	1	0	9	9	0.00	0.500
Bob Locker, R ERA: 2.09 (7, 1)	2.1	W	10	2	0	0	0	1	0	0	0	0	0	9	13	0.00	1.286
Hoyt Wilhelm, R ERA: 0.79 (9, 1)	0.2	S	4	1	0	0	0	0	0	0	0	0	0	4	4	0.00	1.500

PITCHER	IP	WLS	BF	H	R	ER	SO	BB	IBB	HBP	BLK	WP	HR	S	P	ERA	WHIP
---------	----	-----	----	---	---	----	----	----	-----	-----	-----	----	----	---	---	-----	------

Batter	1	2	3	4	5	6	7	8	9	AB R H RBI BB SO LOB	TOP									
Don Buford, S (1, 5) OBP: 0.305, SLG: 0.291	0-0 G3		0-3 K			0-0 F8			0-0 F9	4 0 0 0 0 1 0										
Wayne Causey, L (1, 4) OBP: 0.324, SLG: 0.330	0-0 5-3		0-0 F7			0-0 F7			0-3 K	4 0 0 0 0 1 0										
Tommie Agee, R (1, 8) OBP: 0.317, SLG: 0.423	0-0 2B			0-3 K		0-3 K			0-0 F3	4 0 1 0 0 2 0										
Tom McCraw, L (1, 3) OBP: 0.285, SLG: 0.371	0-0 4-3			0-0 F8			0-3 K			3 0 0 0 0 1 1										
Pete Ward, L (1, 9) OBP: 0.364, SLG: 0.382		0-3 K		0-3 K			0-0 F7			3 0 0 0 0 2 0										
Ken Berry, R (1, 7) OBP: 0.334, SLG: 0.371		0-0 HR			0-0 4-3		0-3 K			3 1 1 1 0 1 0										
Ron Hansen, R (1, 6) OBP: 0.285, SLG: 0.307		0-0 F7			0-0 4-3			0-0 1-3		3 0 0 0 0 0 0										
J.C. Martin, L (1, 2) OBP: 0.294, SLG: 0.274		0-3 K2-3			0-0 1B			0-0 F4		3 0 1 0 0 1 0										
Jim O'Toole, S (1, 1) OBP: 0.077, SLG: 0.077			0-3 K			0-0 G3			0-3 K	1 0 0 0 0 1 0										
John Buzhardt, R (3, 1) OBP: 0.267, SLG: 0.267										0 0 0 0 0 0 0										
Smoky Burgess, L (5, PH) OBP: 0.230, SLG: 0.304										1 0 0 0 0 0 1										
Wilbur Wood, R (5, 1)										0 0 0 0 0 0 0										
Jimmy Stewart, S (8, PH) OBP: 0.250, SLG: 0.250										1 0 0 0 0 1 0										
Don McViator, R (8, 1) OBP: 0.200, SLG: 0.200										0 0 0 0 0 0 0										
Inning Stats	R: 0 E: 0 K: 0 S: 4	H: 1 LOB: 1 BB: 0 P: 4	R: 1 E: 0 K: 2 S: 8	H: 1 LOB: 0 BB: 0 P: 8	R: 0 E: 0 K: 2 S: 7	H: 0 LOB: 0 BB: 0 P: 7	R: 0 E: 0 K: 2 S: 4	H: 1 LOB: 1 BB: 0 P: 4	R: 0 E: 0 K: 1 S: 5	H: 0 LOB: 0 BB: 0 P: 5	R: 0 E: 0 K: 2 S: 7	H: 0 LOB: 0 BB: 0 P: 7	R: 0 E: 0 K: 1 S: 5	H: 0 LOB: 0 BB: 0 P: 5	R: 0 E: 0 K: 1 S: 5	H: 0 LOB: 0 BB: 0 P: 5	1B: 1 2B: 1 3B: 0 HR: 1	SF: 0 SAC: 0 DP: 0 HBP: 0	WP: 0 PB: 0 SB: 0 CS: 0	PA: 30
PITCHER Tom Phoebus, R (1, 1) ERA: 3.1	IP 9.0 WLS W BF 30 H 3 R 1 ER 1 SO 11 BB 0 IBB 0 HBP 0 BLK 0 WP 0 HR 1 S 52 P 52 ERA 1.00 WHIP 0.333																			PITCHER IP WLS BF H R ER SO BB IBB HBP BLK WP HR S P ERA WHIP

Chicago White Sox @ Baltimore Orioles
 Memorial Stadium, Baltimore, MD
 Thu Jun 29 1967, 7:05 PM EDT
 Att. 5,065 - Unknown

livebaseballscorecards.com

AB	30
R	1
H	3
RBI	1
BB	0
SO	11
LOB	2



Batter	1	2	3	4	5	6	7	8	9	AB	R	H	RBI	BB	SO	LOB
Luis Aparicio, R OBP: 0.272, SLG: 0.307 (1, 6)	0-0 6-3		0-0 HR 1B	0-0 F8		0-0 F7				4	1	1	0	0	0	1
Russ Snyder, L OBP: 0.333, SLG: 0.427 (1, 7)	0-0 4-3		0-0 1-H HR	0-0 L3			0-3 K			4	1	1	2	0	1	0
Paul Blair, R OBP: 0.360, SLG: 0.478 (1, 8)	0-0 HR		4-0 F7 1B BB		0-0 S 1B		4-0 E 1B BB			2	2	2	1	2	0	0
Brooks Robinson, R OBP: 0.337, SLG: 0.392 (1, 5)	0-0 F9		0-0 1-2 F7 1B		0-0 F8		0-0 1-H 1B			4	0	2	1	0	0	1
Davey Johnson, R OBP: 0.328, SLG: 0.369 (1, 4)		0-0 G3 1B	0-3 K		0-3 1-2 K		0-3 K		0-3 K	4	0	1	0	0	3	4
Sam Bowens, R OBP: 0.240, SLG: 0.227 (1, 9)		0-3 K	0-0 1-2 2-3 F7		0-3 K		0-3 K			4	0	0	0	0	3	5
Curt Blefary, L OBP: 0.350, SLG: 0.457 (1, 3)		0-0 1-2 G3	4-0 IBB			0-0 F7		0-0 G3		3	0	0	0	1	0	1
Andy Etchebarren, R OBP: 0.348, SLG: 0.409 (1, 2)		4-0 BB	0-0 F9			0-0 F2		0-0 6-3		3	0	0	0	1	0	3
Tom Phoebus, R OBP: 0.250, SLG: 0.297 (1, 1)		0-3 K		0-0 5-3		0-0 1B		0-0 4-3		4	0	1	0	0	1	2

Inning Stats	R: 1	H: 1	E: 0	LOB: 0	K: 0	BB: 0	S: 4	P: 4	R: 0	H: 1	E: 0	LOB: 2	K: 2	BB: 1	S: 8	P: 12	R: 2	H: 3	E: 0	LOB: 3	K: 1	BB: 2	S: 8	P: 16	R: 0	H: 0	E: 0	LOB: 0	K: 0	BB: 0	S: 3	P: 3	R: 0	H: 1	E: 0	LOB: 1	K: 2	BB: 0	S: 8	P: 8	R: 0	H: 1	E: 0	LOB: 1	K: 0	BB: 0	S: 4	P: 4	R: 1	H: 1	E: 1	LOB: 1	K: 3	BB: 1	S: 10	P: 14	R: 0	H: 0	E: 0	LOB: 0	K: 0	BB: 0	S: 3	P: 3
--------------	------	------	------	--------	------	-------	------	------	------	------	------	--------	------	-------	------	-------	------	------	------	--------	------	-------	------	-------	------	------	------	--------	------	-------	------	------	------	------	------	--------	------	-------	------	------	------	------	------	--------	------	-------	------	------	------	------	------	--------	------	-------	-------	-------	------	------	------	--------	------	-------	------	------

PITCHER	IP	WLS	BF	H	R	ER	SO	BB	IBB	HBP	BLK	WP	HR	S	P	ERA	WHIP
Jim O'Toole, L ERA: 2.2 (1, 1)	2.0	L	11	4	3	3	2	1	0	0	0	0	2	14	18	13.50	2.500
John Buzhardt, R ERA: 4.47 (3, 1)	2.0		9	1	0	0	1	1	1	0	0	0	0	9	17	0.00	1.000
Wilbur Wood, L ERA: 1.07 (5, 1)	3.0		13	3	1	0	5	1	0	0	0	0	0	22	26	0.00	1.333
Don McMahon, R ERA: 2.52 (8, 1)	1.0		3	0	0	0	0	0	0	0	0	0	0	3	3	0.00	0.000

BOTTOM


Chicago White Sox @ Baltimore Orioles
Memorial Stadium, Baltimore, MD
 Thu Jun 29 1967, 7:05 PM EDT
 Att. 5,065 - Unknown

livebaseballscorecards.com

AB	32
R	4
H	8
RBI	4
BB	4
SO	8
LOB	17

WP: 0 PA: 36
PB: 0 SB: 1 CS: 0



Batter	1	2	3	4	5	6	7	8	9	10	11	12	13	14	AB R H RBI BB SO LOB	TOP														
Max Alvis, R OBP: 0.325, SLG: 0.410 (1, 5)	0-0 1B 2B 1B	0-0 FC5-4 1-2f		0-0 F9			0-0 6-3		0-0 FC1-2 BB 1-3 2B		0-0 6-3			0-0 BB 1B	7 2 3 0 0 0 2	<p>Cleveland Indians @ Baltimore Orioles Memorial Stadium, Baltimore, MD</p> <p>Fri Jun 30 1967, 7:05 PM EDT Unknown</p> <p>livebaseballscorecards.com</p> <table border="1"> <tr><td>AB</td><td>51</td></tr> <tr><td>R</td><td>6</td></tr> <tr><td>H</td><td>9</td></tr> <tr><td>RBI</td><td>6</td></tr> <tr><td>BB</td><td>8</td></tr> <tr><td>SO</td><td>4</td></tr> <tr><td>LOB</td><td>25</td></tr> </table> 	AB	51	R	6	H	9	RBI	6	BB	8	SO	4	LOB	25
AB	51																													
R	6																													
H	9																													
RBI	6																													
BB	8																													
SO	4																													
LOB	25																													
Chuck Hinton, R OBP: 0.320, SLG: 0.338 (1, 9)	0-0 F9	0-0 F4			0-0 F7		0-0 BB		0-0 FC1-2 BB		0-0 6-3			0-0 FC5 1B 1-2 BB	4 0 0 0 3 0 2															
Don Demeter, R OBP: 0.274, SLG: 0.425 (1, 8) (8, 7)	0-0 1-2 2B 1B		0-0 F6		0-0 F4		0-0 4-3		0-0 FC1-2 BB 1-2 2-3 3-4			0-3 K		0-0 F8	6 1 1 1 1 1 3															
Rocky Colavito, R OBP: 0.350, SLG: 0.424 Vic Davallilo, L OBP: 0.285, SLG: 0.333 (1, 7) (8, PR) (8, 8)	0-0 F5		0-0 BB		0-0 6-3		0-0 BB	0-0 FC1-2 BB 1-2 2-3 3-4	0-0 FC1-2			0-0 1-3		0-0 FC5 1B 1-2 2-H	2 0 0 0 2 0 2 3 0 1 1 0 0 3															
Tony Horton, R OBP: 0.272, SLG: 0.316 Lee Maye, L OBP: 0.322, SLG: 0.454 Gus Gil, R OBP: 0.180, SLG: 0.169 (1, 3) (8, PH) (8, 4)	0-0 1-H 2-H 1B 2B		0-0 F9		0-0 6-3		0-0 F8	0-0 F3	0-0 F3			0-0 F7		0-0 FC5	3 1 1 2 0 0 1 1 0 0 0 0 0 1 3 0 0 0 0 0 5															
Chico Salmon, R OBP: 0.289, SLG: 0.370 Fred Whitfield, L OBP: 0.282, SLG: 0.385 (1, 4) (8, PH) (8, 3)	0-0 2-H 1B		0-0 F8		0-0 5-3		0-0 F9		0-0 K				0-0 F7		3 0 1 1 0 0 1 3 0 0 0 0 1 1															
Larry Brown, R OBP: 0.326, SLG: 0.367 (1, 6)	0-0 F7			0-0 F7		0-0 F9		0-0 F7		0-0 5-3			0-0 F8		6 0 0 0 0 0 2															
Duke Sims, L OBP: 0.324, SLG: 0.323 (1, 2)		0-0 FC5-4 BB		0-0 FC6-4 BB			0-0 HR		0-0 F8	0-0 F5			0-0 F8		4 1 1 1 2 0 0															
Steve Hargan, R Leon Wiesner, L John O'Donoghue, R George Culver, R Pedro Gonzalez, R Orlando Pena, R (1, 1) (8, PH) (8, 1) (10, 1) (14, PH) (14, 1)		0-3 K		0-0 FC6-4 1-2f		0-0 1-3		0-0 2B BB 1B		0-3 K			0-0 5-3		3 0 0 0 0 0 1 2 1 1 1 0 0 0 0 0 0 0 0 0 0 0 0 0 1 0 0 0 0 0 1 0 1 0 0 0 0 0 0 0 0 0 0 0 0 0 0 0															
Inning Stats	R: 3 E: 0 K: 0 S: 7	H: 4 LOB: 1 BB: 0 P: 7	R: 0 E: 0 K: 1 S: 5	H: 0 LOB: 1 BB: 1 P: 9	R: 0 E: 0 K: 0 S: 3	H: 0 LOB: 1 BB: 1 P: 7	R: 0 E: 0 K: 0 S: 3	H: 0 LOB: 0 BB: 0 P: 3	R: 0 E: 0 K: 0 S: 3	H: 0 LOB: 1 BB: 1 P: 7	R: 1 E: 0 K: 0 S: 5	H: 2 LOB: 3 BB: 2 P: 13	R: 0 E: 0 K: 1 S: 5	H: 0 LOB: 0 BB: 0 P: 5	R: 0 E: 0 K: 1 S: 5	H: 0 LOB: 0 BB: 0 P: 5	R: 0 E: 0 K: 1 S: 5	H: 0 LOB: 0 BB: 0 P: 5	R: 0 E: 0 K: 0 S: 3	H: 0 LOB: 0 BB: 0 P: 3	R: 1 E: 0 K: 0 S: 5	H: 2 LOB: 2 BB: 1 P: 9	1B: 6 2B: 2 3B: 0 HR: 1	SF: 0 SAC: 0 DP: 0 HBP: 0	WP: 0 PB: 0 SB: 0 CS: 0	PA: 59				
PITCHER	IP WLS BF H R ER SO BB IBB HBP BLK WP HR S P ERA WHIP																													
Pete Richter, L ERA: 3.5 (1, 1)	7.0 31 5 4 4 1 5 0 0 0 0 0 1 28 48 5.14 1.429																													
Moe Drabowsky, R ERA: 1.11 (8, 1)	1.1 6 2 1 1 0 0 0 0 0 0 0 0 6 6 6.75 1.500																													
Eddie Watt, R ERA: 1.96 (9, 1)	0.0 2 0 0 0 0 2 0 0 0 0 0 0 8 8 ∞ ∞																													
Jim Hardin, R ERA: 1.13 (9, 1)	3.0 9 0 0 0 3 0 0 0 0 0 0 0 15 15 0.00 0.000																													
Wally Bunker, R ERA: 4.06 (12, 1)	2.2 L 11 2 1 1 0 1 0 0 0 0 0 10 14 3.38 1.125																													

Batter	1	2	3	4	5	6	7	8	9	10	11	12	13	14
Luis Aparicio, R (1, 6) OBP: 0.277, SLG: 0.309	0-0 5-3	0-0 L4		0-0 SH1-4		0-0 FC1-6 1B		0-0 WP 4-3 1B		4-0 IBB		0-3 K		
Russ Snyder, L (1, 9) OBP: 0.318, SLG: 0.405	0-0 1-6-3		0-0 E6 1B	0-3 K		0-0 FC1-6 1-2		0-0 4-3		0-0 F9		0-0 4-3		
Paul Blair, R (1, 8) OBP: 0.362, SLG: 0.472	4-0 2B BB		0-3 K	0-0 1B		0-0 5-3		4-0 2-3 BB		0-0 F8			0-0 1-3	
Brooks Robinson, R (1, 5) OBP: 0.339, SLG: 0.394	0-0 1B 2B		0-0 1B 1B	0-0 5-3			0-0 6-3	0-3 K			0-0 F7		4-0 BB	
Curt Blefary, L (1, 7) OBP: 0.355, SLG: 0.458	0-0 BB 1B		0-0 1B 1B		0-0 SH2-4 1B		1-0 2B HBP		0-0 F7		0-0 G3		0-3 K	
Boog Powell, L (1, 3) OBP: 0.340, SLG: 0.396	4-0 1-2 BB		0-0 1-3 2-H 1B		0-0 SH2-4 1-2		0-0 F9 1-H 2B		0-0 G3		0-0 G3		0-0 F7	
Davey Johnson, R (1, 4) OBP: 0.323, SLG: 0.363	0-0 G3		0-3 K		0-0 F4		0-0 F9		0-0 1-3			0-0 6-3		0-3 K
Eddie Watt, R (9, 1)														
Jim Hardin, R (9, 1)														
Wally Bunker, R (12, 1)														
Vic Roznovsky, L (14, PH) OBP: 0.275, SLG: 0.289														
Andy Etchebarren, R (1, 2) OBP: 0.344, SLG: 0.402		0-3 K2-3	0-3 K		0-0 3-1		0-0 F9		0-0 F9		0-0 SH1-4 1B		0-0 1B 1B	0-0 6-3
Marcelino Lopez, R (10, PR) OBP: 0.500, SLG: 0.500														
Larry Haney, R (11, 2) OBP: 0.362, SLG: 0.407														
Pete Richert, L (1, 1) OBP: 0.083, SLG: 0.086		0-0 F8		0-0 SH1-4 1B		0-3 K		0-0 F6		0-0 SH1-4		0-0 1-3 1B		0-0 F5
Moe Drabowsky, R (8, 1) OBP: 0.429, SLG: 0.385														
Mark Belanger, R (8, 4) OBP: 0.312, SLG: 0.338														

Inning Stats	R: 1	H: 2	E: 0	LOB: 3	K: 0	BB: 2	S: 5	P: 13	R: 0	H: 0	E: 0	LOB: 0	K: 1	BB: 0	S: 5	P: 5	R: 2	H: 3	E: 1	LOB: 2	K: 3	BB: 0	S: 13	P: 13	R: 1	H: 2	E: 0	LOB: 1	K: 1	BB: 0	S: 7	P: 7	R: 0	H: 1	E: 0	LOB: 1	K: 0	BB: 0	S: 4	P: 4	R: 0	H: 1	E: 0	LOB: 1	K: 1	BB: 0	S: 6	P: 6	R: 1	H: 1	E: 0	LOB: 1	K: 0	BB: 0	S: 4	P: 5	R: 0	H: 1	E: 0	LOB: 2	K: 1	BB: 1	S: 6	P: 10	R: 0	H: 0	E: 0	LOB: 0	K: 0	BB: 0	S: 3	P: 3	R: 0	H: 1	E: 0	LOB: 2	K: 0	BB: 1	S: 4	P: 8	R: 0	H: 0	E: 0	LOB: 0	K: 0	BB: 0	S: 3	P: 3	R: 0	H: 2	E: 0	LOB: 2	K: 1	BB: 0	S: 7	P: 7	R: 0	H: 0	E: 0	LOB: 1	K: 1	BB: 1	S: 5	P: 9	R: 0	H: 0	E: 0	LOB: 0	K: 1	BB: 0	S: 5	P: 5	R: 0	H: 0	E: 0	LOB: 0	K: 1	BB: 0	S: 5	P: 5	1B: 12	SF: 0	2B: 2	SAC: 3	3B: 0	DP: 0	HR: 0	HBP: 1	WP: 1	PA: 63
--------------	------	------	------	--------	------	-------	------	-------	------	------	------	--------	------	-------	------	------	------	------	------	--------	------	-------	-------	-------	------	------	------	--------	------	-------	------	------	------	------	------	--------	------	-------	------	------	------	------	------	--------	------	-------	------	------	------	------	------	--------	------	-------	------	------	------	------	------	--------	------	-------	------	-------	------	------	------	--------	------	-------	------	------	------	------	------	--------	------	-------	------	------	------	------	------	--------	------	-------	------	------	------	------	------	--------	------	-------	------	------	------	------	------	--------	------	-------	------	------	------	------	------	--------	------	-------	------	------	------	------	------	--------	------	-------	------	------	--------	-------	-------	--------	-------	-------	-------	--------	-------	--------


PITCHER	IP	WLS	BF	H	R	ER	SO	BB	IBB	HBP	BLK	WP	HR	S	P	ERA	WHIP
Steve Hargan, R (1, 1) ERA: 2.41	8.0		40	11	5	4	7	3	0	1	0	0	0	6	63	4.50	1.750
John O'Donoghue, L (9, 1) ERA: 2.72	1.2		7	1	0	0	0	0	1	0	0	0	0	6	10	0.00	0.600
George Culver, R (10, 1) ERA: 3.86	3.1	W	13	2	0	0	2	1	0	0	0	0	0	16	20	0.00	0.900
Orlando Pena, R (14, 1) ERA: 4.3	1.0	S	3	0	0	0	1	0	0	0	0	0	0	5	5	0.00	0.000

BOTTOM

Cleveland Indians @ Baltimore Orioles
Memorial Stadium, Baltimore, MD
 Fri Jun 30 1967, 7:05 PM EDT
 Unknown

AB	R	H	RBI	BB	SO	LOB
5	0	2	0	1	1	2
7	1	0	0	0	1	7
5	1	1	1	2	1	4
6	1	2	1	1	1	3
6	1	3	1	0	1	1
5	0	2	2	1	0	1
4	0	0	0	0	1	7
0	0	0	0	0	0	0
1	0	0	0	0	0	0
1	0	0	0	0	1	0
5	0	1	0	0	2	4
0	0	0	0	0	0	0
2	0	1	0	0	0	0
3	1	1	0	0	1	0
0	0	0	0	0	0	0
3	0	1	0	0	0	0

AB	54
R	5
H	14
RBI	5
BB	5
SO	10
LOB	29



PITCHER	IP	WLS	BF	H	R	ER	SO	BB	IBB	HBP	BLK	WP	HR	S	P	ERA	WHIP
Steve Hargan, R (1, 1) ERA: 2.41	8.0		40	11	5	4	7	3	0	1	0	0	0	6	63	4.50	1.750
John O'Donoghue, L (9, 1) ERA: 2.72	1.2		7	1	0	0	0	0	1	0	0	0	0	6	10	0.00	0.600
George Culver, R (10, 1) ERA: 3.86	3.1	W	13	2	0	0	2	1	0	0	0	0	0	16	20	0.00	0.900
Orlando Pena, R (14, 1) ERA: 4.3	1.0	S	3	0	0	0	1	0	0	0	0	0	0	5	5	0.00	0.000

Batter	1	2	3	4	5	6	7	8	9	AB R H RBI BB SO LOB	TOP	
Max Alvis, R (1, 5) OBP: 0.320, SLG: 0.404 Bob Allen, L (8, 1)	0-3 K		0-3 K		0-0 F7			0-0 5-3		4 0 0 0 0 2 3 0 0 0 0 0 0 0		
Chuck Hinton, R (1, 9) OBP: 0.315, SLG: 0.333 (6, 8)	0-0 F8		0-0 F8		0-0 5-3			0-0 4-3		4 0 0 0 0 0 3		
Leon Wagner, L (1, 7) OBP: 0.307, SLG: 0.460	0-0 FC5-4 1B			0-0 F6		0-3 K			0-0 1B 2B	4 1 2 0 0 1 0		
Don Demeter, R (1, 8) OBP: 0.267, SLG: 0.415 Lee Maye, L (6, PH) OBP: 0.317, SLG: 0.447 (6, 9)	0-0 FC5-4 1-2f			0-0 F3		0-3 K			0-3 K	2 0 0 0 0 0 1 2 0 0 0 0 2 1		
Joe Azcue, R (1, 2) OBP: 0.364, SLG: 0.452		0-0 4-3		0-0 1B 1B		0-3 K			0-0 5-3	4 0 1 0 0 1 1		
Tony Horton, R (1, 3) OBP: 0.274, SLG: 0.317 Fred Whitfield, L (9, PH) OBP: 0.286, SLG: 0.388		0-0 6-3		0-0 1B 1-2			0-0 5-3		0-0 1B 2-H	3 0 1 0 0 0 0 1 0 1 1 0 0 0		
Chico Salmon, R (1, 4) OBP: 0.287, SLG: 0.354 (5, 6)		0-0 F2		0-0 F7			0-3 K		0-0 F4	4 0 0 0 0 1 3		
Larry Brown, R (1, 6) OBP: 0.331, SLG: 0.372 Pedro Gonzalez, R (5, PR) OBP: 0.264, SLG: 0.267 (5, 4) (8, 5)			0-0 S 1B		0-0 SH3-4 1B		0-0 5-3			2 0 2 0 0 0 0 1 0 0 0 0 0 0		
Orlando Pena, R (1, 1) Ed Connolly, L (6, 1) OBP: 0.333, SLG: 0.333 Vic Davalillo, L (8, PH) OBP: 0.282, SLG: 0.331 Gus Gil, R (8, 4) OBP: 0.180, SLG: 0.169			0-3 K		0-0 SH3-4			0-0 F8		1 0 0 0 0 1 1 0 0 0 0 0 0 0 1 0 0 0 0 0 0 0 0 0 0 0 0 0		
Inning Stats	R: 0 H: 1 E: 0 LOB: 1 K: 1 BB: 0 S: 6 P: 6	R: 0 H: 0 E: 0 LOB: 0 K: 0 BB: 0 S: 3 P: 3	R: 0 H: 1 E: 0 LOB: 1 K: 2 BB: 0 S: 8 P: 8	R: 0 H: 2 E: 0 LOB: 2 K: 0 BB: 0 S: 5 P: 5	R: 0 H: 1 E: 0 LOB: 2 K: 0 BB: 0 S: 4 P: 4	R: 0 H: 0 E: 0 LOB: 0 K: 3 BB: 0 S: 9 P: 9	R: 0 H: 0 E: 0 LOB: 0 K: 1 BB: 0 S: 5 P: 5	R: 0 H: 0 E: 0 LOB: 0 K: 0 BB: 0 S: 3 P: 3	R: 1 H: 2 E: 0 LOB: 1 K: 1 BB: 0 S: 7 P: 7	1B: 6 SF: 0 2B: 1 SAC: 1 3B: 0 DP: 0 HR: 0 HBP: 0	WP: 0 PA: 34 PB: 0 SB: 1 CS: 0	
PITCHER Dave McNally, L (1, 1) ERA: 5.33 Eddie Watt, R (6, 1) ERA: 1.99	IP WLS BF H R ER SO BB IBB HBP BLK WP HR S P ERA WHIP	5.0 W 20 5 0 0 3 0 0 0 0 0 0 0 26 26 0.00 1.000	4.0 S 14 2 1 1 5 0 0 0 0 0 0 0 24 24 2.25 0.500	PITCHER IP WLS BF H R ER SO BB IBB HBP BLK WP HR S P ERA WHIP								

Cleveland Indians @ Baltimore Orioles
 Memorial Stadium, Baltimore, MD
 Fri Jun 30 1967, Postponed
 Att. 14,290 - Unknown

livebaseballscorecards.com

AB	33
R	1
H	7
RBI	1
BB	0
SO	8
LOB	13



Batter	1	2	3	4	5	6	7	8	9
Luis Aparicio, R OBP: 0.279, SLG: 0.308 (1, 6)	0-0 F9		0-0 F9			0-0 6-3	0-0 1B	4-0 FC4-8 BB	
Russ Snyder, L OBP: 0.320, SLG: 0.404 (1, 9)	0-0 3-1		0-0 F8			0-0 PB BB 1B	0-0 1B 1B	0-0 FC4-6	
Paul Blair, R OBP: 0.368, SLG: 0.474 (1, 8)	0-0 FC5-4 1B			0-0 5-3		4-0 PB BB 1B	0-0 1B 1B		
Brooks Robinson, R OBP: 0.341, SLG: 0.396 (1, 5)	0-0 FC5-4			0-0 F7		0-0 1B	0-0 1B		
Curt Blefary, L OBP: 0.354, SLG: 0.458 (1, 7)		0-3 K		0-3 K		0-0 E4 2B	0-3 K		
Boog Powell, L OBP: 0.339, SLG: 0.407 (1, 3)		0-0 HR			0-0 F5	0-0 4-3	0-0 1-3		
Vic Roznovsky, L OBP: 0.250, SLG: 0.262 (1, 2)		0-0 F8			0-3 K		0-0 4-3	0-3 K	
Davey Johnson, R OBP: 0.326, SLG: 0.378 (1, 4)		0-0 5-3			0-0 1-3		0-0 1B	0-0 HR	
Dave McNally, R OBP: 0.160, SLG: 0.200 (1, 1)			0-0 5-3			0-0 F5	4-0 1B 1B	0-3 K	
Eddie Watt, R (6, 1)									

Inning Stats	R: 0	H: 1	E: 0	K: 0	S: 4	LOB: 1	BB: 0	P: 4
	R: 1	H: 1	E: 0	K: 1	S: 6	LOB: 0	BB: 0	P: 6
	R: 0	H: 0	E: 0	K: 0	S: 3	LOB: 0	BB: 0	P: 3
	R: 0	H: 0	E: 0	K: 1	S: 5	LOB: 0	BB: 0	P: 5
	R: 0	H: 0	E: 0	K: 1	S: 5	LOB: 0	BB: 0	P: 5
	R: 3	H: 3	E: 1	K: 0	S: 6	LOB: 1	BB: 1	P: 10
	R: 3	H: 5	E: 0	K: 1	S: 10	LOB: 3	BB: 1	P: 14
	R: 1	H: 1	E: 0	K: 2	S: 8	LOB: 1	BB: 1	P: 12

PITCHER	IP	WLS	BF	H	R	ER	SO	BB	IBB	HBP	BLK	WP	HR	S	P	ERA	WHIP
Orlando Pena, R ERA: 3.93 (1, 1)	5.0	L	17	2	1	1	3	0	0	0	0	0	1	23	23	1.80	0.400
Ed Connolly, L ERA: 7.82 (6, 1)	2.0		16	8	6	6	1	2	0	0	0	0	0	16	24	27.00	5.000
Bob Allen, L ERA: 3.55 (8, 1)	1.0		5	1	1	1	2	1	0	0	0	0	1	8	12	9.00	2.000

AB R H RBI BB SO LOB

4	1	1	1	1	0	0
5	1	2	0	0	0	1
3	1	2	2	1	0	0
4	1	2	2	0	0	1
4	0	1	1	0	3	3
4	1	1	1	0	0	4
4	0	0	0	0	2	0
4	2	2	1	0	0	0
1	0	0	0	0	0	0
2	1	0	0	1	1	0

1B: 8	SF: 0	WP: 0	PA: 38
2B: 1	SAC: 0	PB: 1	
3B: 0	DP: 0	SB: 1	
HR: 2	HBP: 0	CS: 0	
WP: 0	PA: 38	ERA	WHIP

Cleveland Indians @ Baltimore Orioles
Memorial Stadium, Baltimore, MD
 Fri Jun 30 1967, Postponed
 Att. 14,290 - Unknown

livebaseballscorecards.com

AB	35
R	8
H	11
RBI	8
BB	3
SO	6
LOB	9



Batter	1	2	3	4	5	6	7	8	9	AB R H RBI BB SO LOB	TOP	
Max Alvis, R OBP: 0.328, SLG: 0.413 (1, 5) X	0-0 5-3		0-0 1B 2-H 1B		0-0 4-3 1-2 1B		0-0 1-3 3-H 2B		4-0 BB 1B BB	4 1 3 2 1 0 0		
Chuck Hinton, R OBP: 0.317, SLG: 0.332 (1, 8) (7, 9) SSS	0-3 K		0-3 K		0-0 4-3 1-2 2-3 1B		0-0 F8		4-0 1B 1-2 S BB	4 1 1 0 1 2 3		
Leon Wagner, L OBP: 0.306, SLG: 0.455 Vic Davalillo, L OBP: 0.280, SLG: 0.328 (1, 7) X (7, 8)	0-0 F8		0-0 1-2 1B		0-0 4-3 1-2 2-3 3-H		0-0 1-3		0-0 F6	4 0 1 1 0 0 4 1 0 0 0 0 0 2		
Rocky Colavito, R OBP: 0.345, SLG: 0.415 (1, 9) (7, 7) X		0-0 6-3	0-0 F9		0-0 F7		0-0 F4		0-0 1-3 2-H S 1B	5 0 1 1 0 0 6		
Tony Horton, R OBP: 0.270, SLG: 0.345 (1, 3) X		0-0 HR		0-0 6-3		0-0 F6		0-0 4-3	0-0 6-3 1-2 3-H	5 1 1 1 0 0 1		
Duke Sims, L OBP: 0.329, SLG: 0.318 (1, 2) H		1-0 G5-4-3 HBP		1-0 FC6-4 HBP		0-3 K		0-0 F6		2 0 0 0 0 1 0		
Chico Salmon, R OBP: 0.286, SLG: 0.350 (1, 6) X		0-0 G5-4-3 1-2f		0-0 FC6-4 1-2f CS		0-3 K		0-0 S 1B		4 0 1 0 0 1 2		
Gus Gil, R OBP: 0.194, SLG: 0.165 (1, 4) BBBBB			4-0 SH1-4 1B BB		0-0 CS 1-2		0-0 F3		4-0 1B 2B BLK BB	2 2 0 0 2 1 1		
Sonny Siebert, R OBP: 0.250, SLG: 0.625 Larry Brown, R OBP: 0.331, SLG: 0.372 John O'Donoghue, R OBP: 0.176, SLG: 0.313 (1, 1) X (3, PH) BBBBB (3, 1)			0-0 SH1-4 1-2				4-0 1B 4-3 BB		0-3 K	0 0 0 0 0 0 0 0 0 0 0 0 0 0 2 1 1 0 1 1 0		
Inning Stats	R: 0 E: 0 K: 1 S: 5 H: 0 LOB: 0 BB: 0 P: 5	R: 1 E: 0 K: 0 S: 3 H: 1 LOB: 0 BB: 0 P: 4	R: 1 E: 0 K: 1 S: 7 H: 2 LOB: 2 BB: 1 P: 11	R: 0 E: 0 K: 0 S: 2 H: 0 LOB: 0 BB: 0 P: 3	R: 1 E: 0 K: 0 S: 5 H: 2 LOB: 2 BB: 1 P: 9	R: 0 E: 0 K: 2 S: 7 H: 0 LOB: 0 BB: 0 P: 7	R: 1 E: 0 K: 0 S: 5 H: 2 LOB: 2 BB: 1 P: 9	R: 0 E: 0 K: 1 S: 6 H: 1 LOB: 1 BB: 0 P: 6	R: 2 E: 0 K: 1 S: 6 H: 1 LOB: 1 BB: 2 P: 14	1B: 7 2B: 1 3B: 0 HR: 1 SF: 0 SAC: 1 DP: 1 HBP: 2	WP: 0 PB: 0 SB: 3 CS: 1 PA: 42	
PITCHER	IP WLS BF H R ER SO BB IBB HBP BLK WP HR S P ERA WHIP											
Steve Barber, L ERA: 4.1 (1, 1)	5.0 L 22 5 3 3 2 2 0 2 0 0 0 1 22 32 5.40 1.400											
Stu Miller, R ERA: 2.81 (6, 1)	2.0 9 2 1 1 2 1 0 0 0 1 0 0 12 16 4.50 1.500											
Mike Adamson, R ERA: 9.0 (8, 1)	2.0 10 2 2 2 2 2 0 0 0 0 0 0 12 20 9.00 2.000											

Cleveland Indians @ Baltimore Orioles
 Memorial Stadium, Baltimore, MD
 Sat Jul 01 1967, 3:33 AM EDT
 Att. 12,657 - Unknown

livebaseballscorecards.com

AB	33
R	6
H	9
RBI	5
BB	5
SO	6
LOB	19



Batter	1	2	3	4	5	6	7	8	9	AB	R	H	RBI	BB	SO	LOB
Luis Aparicio, R OBP: 0.275, SLG: 0.303 (1, 6)	0-0 F9		0-0 6-3			0-0 E5 FC6-4		0-3 K2-3		4	0	0	0	0	1	0
Russ Snyder, L OBP: 0.318, SLG: 0.400 (1, 9)	0-0 1B		0-0 G3			0-0 FC6-4 FC5-4 1-2f			0-0 G3	4	0	1	0	0	0	1
Paul Blair, R OBP: 0.362, SLG: 0.466 (1, 8)	0-0 F7 1-2			0-0 6-3		0-0 FC5-4 1-2f			0-0 2-3	4	0	0	0	0	0	2
Brooks Robinson, R OBP: 0.337, SLG: 0.390 (1, 5)	0-3 K			0-0 6-3		0-0 5-3			0-0 5-3	4	0	0	0	0	1	2
Curt Blefary, L OBP: 0.350, SLG: 0.453 (1, 7)		0-0 F7		0-0 G3			0-0 1-3			3	0	0	0	0	0	0
Boog Powell, L OBP: 0.335, SLG: 0.402 (1, 3)		0-0 F3			0-0 F6		0-3 K			3	0	0	0	0	1	0
Davey Johnson, R OBP: 0.326, SLG: 0.382 (1, 4)		0-0			0-0 6-3		0-0 6-3			3	0	1	0	0	0	0
Mike Adamson, R (8, 1)		2B								0	0	0	0	0	0	0
Andy Etchebarren, R OBP: 0.344, SLG: 0.407 (1, 2)		0-3 K			0-0			0-0 F7		3	0	1	0	0	1	1
Steve Barber, L OBP: 0.167, SLG: 0.091 (1, 1)			0-3 K		0-3 K			0-0 F4		1	0	0	0	0	1	0
Sam Bowens, R OBP: 0.235, SLG: 0.222 (5, PH)										1	0	0	0	0	1	1
Stu Miller, R (6, 1)										0	0	0	0	0	0	0
Mark Belanger, R OBP: 0.308, SLG: 0.333 (8, 4)										1	0	0	0	0	0	0


Inning Stats	R: 0	H: 1	E: 0	K: 1	S: 6	R: 0	H: 1	E: 0	K: 1	S: 6	R: 0	H: 0	E: 0	K: 1	S: 5	R: 0	H: 0	E: 0	K: 0	S: 3	R: 0	H: 1	E: 0	K: 1	S: 6	R: 0	H: 0	E: 1	K: 0	S: 4	R: 0	H: 0	E: 0	K: 1	S: 5	R: 0	H: 0	E: 0	K: 1	S: 5	R: 0	H: 0	E: 0	K: 0	S: 3	R: 0	H: 0	E: 0	K: 0	S: 3	1B: 1	2B: 2	3B: 0	HR: 0	SF: 0	SAC: 0	DP: 0	HBP: 0	WP: 0	PA: 31
PITCHER	IP	WLS	BF	H	R	ER	SO	BB	IBB	HBP	BLK	WP	HR	S	P	ERA	WHIP														IP	WLS	BF	H	R	ER	SO	BB	IBB	HBP	BLK	WP	HR	S	P	ERA	WHIP													
Sonny Siebert, R ERA: 2.61 (1, 1)	2.0		8	2	0	0	2	0	0	0	0	0	0	12	12	0.00	1.000																																											
John O'Donoghue, L ERA: 2.34 (3, 1)	7.0	W	23	1	0	0	4	0	0	0	0	0	0	31	31	0.00	0.143																																											

BOTTOM

Cleveland Indians @ Baltimore Orioles
Memorial Stadium, Baltimore, MD
 Sat Jul 01 1967, 3:33 AM EDT
 Att. 12,657 - Unknown

livebaseballscorecards.com

AB	31
R	0
H	3
RBI	0
BB	0
SO	6
LOB	7



Batter	1	2	3	4	5	6	7	8	9	AB R H RBI BB SO LOB	TOP							
Lee Mays, L (1, 8) OBP: 0.318, SLG: 0.444	0-0 F7			0-3 K		0-0 1B				3 0 1 0 0 1 0	Cleveland Indians @ Baltimore Orioles Memorial Stadium, Baltimore, MD Sun Jul 02 1967, 3:33 AM EDT Att. 12,435 - Unknown							
Max Alvis, R (1, 5) OBP: 0.328, SLG: 0.415	0-0 6-3			0-0 2B		0-0 F8				3 0 1 0 0 0 1								
Leon Wagner, L (1, 7) OBP: 0.307, SLG: 0.451	0-0 F9			4-0 BB		0-0 F6				2 0 0 0 1 0 1								
Rocky Colavito, R (1, 9) OBP: 0.338, SLG: 0.405		0-0 6-3		0-0 G6-4-3		0-0 F7				3 0 0 0 0 0 2								
Duke Sims, L (1, 2) OBP: 0.323, SLG: 0.311		0-3 K			0-0 F9		0-3 K			3 0 0 0 0 2 0								
Tony Horton, R (1, 3) OBP: 0.275, SLG: 0.348		0-0 F9			0-0 1B					2 0 1 0 0 0 0								
Chico Salmon, R (1, 6) OBP: 0.280, SLG: 0.343			0-0 F3		0-0 FC5-4					2 0 0 0 0 0 1								
Gus Gil, R (1, 4) OBP: 0.189, SLG: 0.161			0-0 5-3		0-0 4-3					2 0 0 0 0 0 1								
Sam McDowell, L (1, 1) OBP: 0.194, SLG: 0.314			0-0 G3		0-3 K					2 0 0 0 0 1 0								
Inning Stats	R: 0 E: 0 K: 0 S: 3	H: 0 LOB: 0 BB: 0 P: 3	R: 0 E: 0 K: 1 S: 5	H: 0 LOB: 0 BB: 0 P: 5	R: 0 E: 0 K: 0 S: 3	H: 0 LOB: 0 BB: 0 P: 3	R: 0 E: 0 K: 1 S: 5	H: 1 LOB: 1 BB: 1 P: 9	R: 0 E: 0 K: 1 S: 4	H: 1 LOB: 1 BB: 0 P: 4	R: 0 E: 0 K: 1 S: 6	H: 1 LOB: 1 BB: 0 P: 6	R: 0 E: 0 K: 1 S: 4	H: 0 LOB: 0 BB: 0 P: 4	1B: 2 2B: 1 3B: 0 HR: 0	SF: 0 SAC: 0 DP: 1 HBP: 0	WP: 0 PB: 0 SB: 0 CS: 0	PA: 23
PITCHER Bill Dillman, R (1, 1) ERA: 3.68	IP: 6.2 WLS: W BF: 23 H: 3 R: 0 ER: 0 SO: 4 BB: 1 IBB: 0 HBP: 0 BLK: 0 WP: 0 HR: 0 S: 30 P: 34 ERA: 0.00 WHIP: 0.600											PITCHER	IP: WLS: BF: H: R: ER: SO: BB: IBB: HBP: BLK: WP: HR: S: P: ERA: WHIP:					

AB	22
R	0
H	3
RBI	0
BB	1
SO	4
LOB	6



livebaseballscorecards.com

Batter	1	2	3	4	5	6	7	8	9	AB R H RBI BB SO LOB
Luis Aparicio, R (1, 6) OBP: 0.273, SLG: 0.300	0-0 F7	0-0 6-3			0-0 SH1-4					2 0 0 0 0 0 2
Russ Snyder, L (1, 7) OBP: 0.319, SLG: 0.394	4-0 WP BB		0-0 L6		0-0 4-3					2 0 0 0 1 0 1
Paul Blair, R (1, 8) OBP: 0.358, SLG: 0.459	0-0 F9		0-3 K		0-0 F8					3 0 0 0 0 1 2
Brooks Robinson, R (1, 5) OBP: 0.333, SLG: 0.386	0-0 4-3		0-0 F9		0-0 5-3					3 0 0 0 0 0 1
Davey Johnson, R (1, 4) OBP: 0.330, SLG: 0.387		4-0 1B BB SF9 BB		0-0 F8		0-0 2B				2 1 1 0 1 0 0
Sam Bowens, R (1, 9) OBP: 0.259, SLG: 0.217		4-0 SF9 1B BB		4-0 FC6-4 BB		0-3 K				1 0 0 0 2 1 1
Curt Blefary, L (1, 3) OBP: 0.350, SLG: 0.452		0-0 SF9 1B		0-0 F8		0-0 4-3				3 0 1 0 0 0 2
Andy Etchebarren, R (1, 2) OBP: 0.340, SLG: 0.405		0-0 SF9		0-0 FC6-4						1 0 0 1 0 0 1
Bill Dillman, R (1, 1) OBP: 0.250, SLG: 0.250		0-3 K			0-0 SH1-4 1B					2 0 1 0 0 1 2

Inning Stats	R: 0 E: 0 K: 0 S: 3	H: 0 LOB: 1 BB: 1 P: 7	R: 1 E: 0 K: 1 S: 6	H: 1 LOB: 2 BB: 2 P: 14	R: 0 E: 0 K: 1 S: 5	H: 0 LOB: 0 BB: 0 P: 5	R: 0 E: 0 K: 0 S: 3	H: 0 LOB: 1 BB: 1 P: 7	R: 0 E: 0 K: 0 S: 4	H: 1 LOB: 1 BB: 0 P: 4	R: 0 E: 0 K: 1 S: 6	H: 1 LOB: 1 BB: 0 P: 6
1B: 2 2B: 1 3B: 0 HR: 0	SF: 1 SAC: 1 DP: 0 HBP: 0	WP: 1 PB: 0 SB: 0 CS: 0	PA: 25									


PITCHER	IP	WLS	BF	H	R	ER	SO	BB	IBB	HBP	BLK	WP	HR	S	P	ERA	WHIP
Sam McDowell, L (1, 1) ERA: 4.08	6.0	L	25	3	1	1	3	4	0	0	0	1	0	27	43	1.50	1.167

BOTTOM

Cleveland Indians @ Baltimore Orioles
Memorial Stadium, Baltimore, MD
 Sun Jul 02 1967, 3:33 AM EDT
 Att. 12,435 - Unknown

livebaseballscorecards.com

AB	19
R	1
H	3
RBI	1
BB	4
SO	3
LOB	12



Batter	1	2	3	4	5	6	7	8	9	10	11	12	13	14	AB	R	H	RBI	BB	SO	LOB	TOP								
Luis Aparicio, R OBP: 0.271, SLG: 0.297 (1, 6)	0-3 K		0-0 F9		0-0 F9		0-0 G1-6-3			0-0 4-3		0-0 SH3-4		0-0 E 1B SF9 1B	6	1	1	0	0	1	1									
Russ Snyder, L OBP: 0.317, SLG: 0.389 (1, 9)	0-0 3-1		0-0 1B		0-0 CS 1B			0-3 K		0-0 F2		0-0 4-3		0-3 K	7	0	2	0	0	2	2									
Paul Blair, R OBP: 0.368, SLG: 0.465 (1, 8)	0-0 BB 1B		0-0 1B		4-0 BB 1B			0-3 K			0-0 F8 SH1-4 1B		0-0 F6		0-0 E7 SF9 1B	6	0	4	0	1	1	1								
Brooks Robinson, R OBP: 0.330, SLG: 0.381 (1, 5)	4-0 1-2 BB		0-0 F3		0-3 K			0-0 F9		0-0 SH1-4			0-0 F6		0-0 SF9	4	0	0	1	1	1	3								
Curt Blefary, L OBP: 0.352, SLG: 0.447 (1, 7)	0-0 F2			0-0 S 1B			0-0 6-3			0-3 K		4-0 S BB		4-0 HBP BB BB	5	0	1	0	2	1	3									
Boog Powell, L OBP: 0.331, SLG: 0.393 (1, 3)		0-0 F8		0-0 F8			0-0 F9			0-0 F2		0-0 F8		4-0 HBP BB	5	0	0	0	1	0	3									
Davey Johnson, R OBP: 0.330, SLG: 0.381 (1, 4)		0-0 F2		0-0 F7			0-0 5-3			4-0 BB		4-0 1-2 BB		0-0 F7	4	0	0	0	2	0	3									
Andy Etchebarren, R OBP: 0.345, SLG: 0.398 (1, 2)		0-0 F9		4-0 BB			4-0 FC2-6 BB			0-0 F8		0-3 K		1-0 1-2 2-3 HBP	3	0	0	0	2	1	4									
Tom Phoebus, R OBP: 0.233, SLG: 0.275 Vic Roznovsky, L OBP: 0.244, SLG: 0.256 Moe Drabowsky, R OBP: 0.438, SLG: 0.400 (1, 1)		0-3 K		0-3 K			0-0 FC2-6 G1-6-3			0-3 K		0-0 4-3 SH3-4 1B		0-0 5-3	3	0	0	0	0	2	3									
															1	0	0	0	0	1	0									
															2	0	1	0	0	0	3									
Inning Stats	R: 0 E: 0 S: 6	H: 1 LOB: 2 BB: 1 P: 10	R: 0 E: 0 K: 3 S: 3	H: 0 LOB: 0 BB: 0 P: 3	R: 0 E: 0 K: 1 S: 7	H: 2 LOB: 2 BB: 0 P: 7	R: 0 E: 0 K: 1 S: 6	H: 1 LOB: 2 BB: 1 P: 10	R: 0 E: 0 K: 1 S: 5	H: 1 LOB: 1 BB: 1 P: 9	R: 0 E: 0 K: 0 S: 3	H: 0 LOB: 0 BB: 0 P: 3	R: 0 E: 0 K: 2 S: 7	H: 0 LOB: 0 BB: 0 P: 7	R: 0 E: 0 K: 1 S: 5	H: 0 LOB: 1 BB: 1 P: 9	R: 0 E: 0 K: 1 S: 5	H: 0 LOB: 0 BB: 0 P: 5	R: 0 E: 0 K: 1 S: 6	H: 1 LOB: 3 BB: 2 P: 14	R: 0 E: 0 K: 0 S: 4	H: 1 LOB: 1 BB: 0 P: 4	R: 0 E: 0 K: 0 S: 3	H: 0 LOB: 3 BB: 2 P: 12	R: 1 E: 1 K: 1 S: 7	H: 2 LOB: 1 BB: 0 P: 7	1B: 9 2B: 0 3B: 0 HR: 0	SF: 1 SAC: 2 DP: 1 HBP: 1	WP: 0 PB: 0 SB: 2 CS: 1	PA: 59
PITCHER	IP	WLS	BF	H	R	ER	SO	BB	IBB	HBP	BLK	WP	HR	S	P	ERA	WHIP													
Bruce Howard, R ERA: 2.35 (1, 1)	7.0		28	5	0	0	4	4	0	0	0	0	0	32	48	0.00	1.286													
Hoyt Wilhelm, R ERA: 0.69 (8, 1)	3.0		10	0	0	0	4	1	0	0	0	0	0	17	21	0.00	0.333													
Bob Locker, R ERA: 2.06 (11, 1)	0.1		2	1	0	0	0	0	0	0	0	0	0	2	2	0.00	3.000													
Wilbur Wood, L ERA: 1.01 (11, 1)	0.1		2	0	0	0	0	1	0	0	0	0	0	1	5	0.00	3.000													
Don McMahon, R ERA: 2.31 (11, 1)	1.1		6	1	0	0	1	1	0	0	0	0	0	7	11	0.00	1.500													
PITCHER	IP	WLS	BF	H	R	ER	SO	BB	IBB	HBP	BLK	WP	HR	S	P	ERA	WHIP													
John Buzhardt, R ERA: 4.3 (13, 1)	2.0		11	2	1	0	1	2	0	1	0	0	0	10	19	0.00	2.000													

Baltimore Orioles @ Chicago White Sox
Comiskey Park, Chicago, IL
Mon Jul 03 1967, 8:05 PM EDT
Att. 25,576 - Unknown

livebaseballscorecards.com

AB	46
R	1
H	9
RBI	1
BB	9
SO	10
LOB	26



Batter	1	2	3	4	5	6	7	8	9	10	11	12	13	14	AB	R	H	RBI	BB	SO	LOB
Ken Berry, R (1, 8) OBP: 0.333, SLG: 0.358	4-0 G6-3 BB			4-0 6-3 1-3 BB		x 0-0 F8		x 0-0 F9		x 0-0 G6-3			x 0-0 5-3		4	0	0	0	2	0	2
Mary Staehle, L (1, 4) OBP: 0.200, SLG: 0.267	0-0 G6-3 1-2f			x 0-0 1-3		x 0-0 4-3		x 0-0 G3			x 0-0 1-3				6	0	0	0	0	1	2
Tom McCraw, L (1, 3) OBP: 0.292, SLG: 0.382	0-0 F9			x 0-0 6-3		x 0-0 1B		x 0-0 1-3			B B B B 4-0 BB				5	0	1	0	1	0	1
Jim King, L (1, 7) OBP: 0.295, SLG: 0.262 (12, 9)		x 0-0 F4		x 0-3 K		x 0-0 F2		x 0-0 1-3			x 0-0 G5-6-3 BB				6	0	0	0	0	2	3
Pete Ward, L (1, 5) OBP: 0.364, SLG: 0.379		x 0-0 4-3			B B B B 4-0 FC3-6 1B FC6-2 BB		x 0-0 6-3		x 0-3 K			x 0-0 4-3			1	0	0	0	1	0	0
Don Buford, S (5, PR) OBP: 0.302, SLG: 0.288 (6, 5)															3	0	0	0	0	1	0
Tommie Agee, R (1, 9) OBP: 0.309, SLG: 0.406 (12, 7)		x 0-3 K			x 0-0 FC3-6 1-2 1B		x 0-0 5-3		x 0-0 5-3			x 0-0 F4			5	0	1	0	0	1	0
J.C. Martin, L (1, 2) OBP: 0.210, SLG: 0.302			S S 0-3 K2-3		x 0-0 FC3-6		B B B B 4-0 1B		x 0-0 SH2-4 1B			x 0-3 K			3	0	1	0	1	1	2
Jimmy Stewart, S (10, PR) OBP: 0.226, SLG: 0.235															0	0	0	0	0	0	0
Bob Locker, S (11, 1) OBP: 0.226, SLG: 0.235															0	0	0	0	0	0	0
Wilbur Wood, R (11, 1) OBP: 0.226, SLG: 0.235															0	0	0	0	0	0	0
Don McMahon, R (11, 1) OBP: 0.226, SLG: 0.235															0	0	0	0	0	0	0
Gary Peters, L (12, PH) OBP: 0.226, SLG: 0.235															0	0	0	0	0	0	0
John Buzhardt, R (13, 1) OBP: 0.226, SLG: 0.235															0	0	0	0	0	0	0
Ron Hansen, R (1, 6) OBP: 0.287, SLG: 0.322		x 0-0 F8		x 0-0 FC6-2		x 0-0 FC6-2		x 0-0 SH2-4		x 0-0 SH2-4			x 0-3 K		4	0	1	0	0	1	2
Bruce Howard, S (11, 1) OBP: 0.174, SLG: 0.217			x 0-0 4-3		x 0-0 F5		x 0-0 F6			x 4-0 G6-3 IBB			x 0-0 4-3		2	0	0	0	0	0	2
Wayne Causey, L (7, PH) OBP: 0.174, SLG: 0.217															1	0	0	0	0	0	2
Hoyt Wilhelm, R (8, 11) OBP: 0.174, SLG: 0.217															0	0	0	0	0	0	0
Smoky Burgess, L (10, PH) OBP: 0.229, SLG: 0.292															0	0	0	0	1	0	0
Jerry Macthomas, R (10, PH) OBP: 0.229, SLG: 0.292															1	0	0	0	0	0	0


Inning Stats	R: 0	H: 0	E: 0	LOB: 0	K: 0	S: 2	P: 6	R: 0	H: 0	E: 0	LOB: 0	K: 1	S: 5	P: 5	R: 0	H: 0	E: 0	LOB: 0	K: 1	S: 5	P: 5	R: 0	H: 0	E: 0	LOB: 1	K: 1	S: 5	P: 9	R: 0	H: 0	E: 0	LOB: 1	K: 0	S: 4	P: 8	R: 0	H: 1	E: 0	LOB: 1	K: 0	S: 4	P: 4	R: 0	H: 1	E: 0	LOB: 2	K: 0	S: 4	P: 8	R: 0	H: 1	E: 0	LOB: 0	K: 1	S: 5	P: 5	R: 0	H: 0	E: 0	LOB: 0	K: 0	S: 3	P: 3	R: 0	H: 0	E: 0	LOB: 0	K: 1	S: 5	P: 5	R: 0	H: 1	E: 0	LOB: 2	K: 0	S: 3	P: 7	R: 0	H: 0	E: 0	LOB: 0	K: 0	S: 2	P: 6	R: 0	H: 0	E: 0	LOB: 0	K: 1	S: 5	P: 5	R: 0	H: 0	E: 0	LOB: 0	K: 2	S: 7	P: 7	R: 0	H: 0	E: 0	LOB: 0	K: 1	S: 5	P: 5	R: 0	H: 0	E: 0	LOB: 0	K: 2	S: 7	P: 7	1B: 4	SF: 0	2B: 0	SAC: 1	3B: 0	DP: 3	HR: 0	HBP: 0	WP: 0	PA: 49
PITCHER	IP	WLS	BF	H	R	ER	SO	BB	IBB	HBP	BLK	WP	HR	S	P	ERA	WHIP																																																																																																									
Tom Phoebus, R (1, 1) ERA: 2.84	9.0		33	3	0	0	4	4	0	0	0	0	0	22	30	0.00	0.778																																																																																																									
Moe Drabowsky, R (10, 1) ERA: 1.01	5.0	W	16	1	0	0	4	1	1	0	0	0	0	22	30	0.00	0.400																																																																																																									


BOTTOM

Baltimore Orioles @ Chicago White Sox
Comiskey Park, Chicago, IL

Mon Jul 03 1967, 8:05 PM EDT
Att. 25,576 - Unknown

AB	42
R	0
H	4
RBI	0
BB	6
SO	8
LOB	16



Batter	1	2	3	4	5	6	7	8	9	AB R H RBI BB SO LOB	TOP														
Luis Aparicio, R (1, 6) OBP: 0.274, SLG: 0.308	0-0 F9			0-0 3B		0-0 1B			0-0 5-3	4 0 2 0 0 0 0	<p>Baltimore Orioles @ Chicago White Sox Comiskey Park, Chicago, IL</p> <p>Tue Jul 04 1967, 4:33 AM EDT Att. 25,613 - Unknown</p> <p>livebaseballscorecards.com</p> <table border="1"> <tr><td>AB</td><td>29</td></tr> <tr><td>R</td><td>0</td></tr> <tr><td>H</td><td>2</td></tr> <tr><td>RBI</td><td>0</td></tr> <tr><td>BB</td><td>0</td></tr> <tr><td>SO</td><td>6</td></tr> <tr><td>LOB</td><td>4</td></tr> </table> 	AB	29	R	0	H	2	RBI	0	BB	0	SO	6	LOB	4
AB	29																								
R	0																								
H	2																								
RBI	0																								
BB	0																								
SO	6																								
LOB	4																								
Russ Snyder, L (1, 7) OBP: 0.310, SLG: 0.379	0-0 3-1			0-0 1-3		0-0 G3			0-0 1-3	4 0 0 0 0 0 2															
Paul Blair, R (1, 8) OBP: 0.363, SLG: 0.459	0-0 F9			0-0 6-3					0-0 5-3	3 0 0 0 0 0 1															
Brooks Robinson, R (1, 5) OBP: 0.327, SLG: 0.377			0-0 6-3	0-3 K					0-0 6-3	3 0 0 0 0 1 1															
Davey Johnson, R (1, 4) OBP: 0.326, SLG: 0.376			0-3 K		0-0 6-3				0-0 F7	3 0 0 0 0 1 0															
Sam Bowers, R (1, 9) OBP: 0.246, SLG: 0.204			0-3 K		0-0 1-3				0-0 2-3	3 0 0 0 0 1 0															
Curt Blefary, L (1, 3) OBP: 0.346, SLG: 0.442				0-0 3-1		0-0 4-1			0-3 K	3 0 0 0 0 1 0															
Andy Etchebarren, R (1, 2) OBP: 0.340, SLG: 0.391				0-0 5-3		0-0 1-3			0-0 6-3	3 0 0 0 0 0 0															
Pete Richert, L (1, 1) OBP: 0.079, SLG: 0.081 Mickey McGuire, R (9, PH)			0-3 K		0-3 K				0-0 1-3	2 0 0 0 0 2 0 1 0 0 0 0 0 0															
Inning Stats	R: 0 E: 0 K: 0 S: 3	H: 0 LOB: 0 BB: 0 P: 3	R: 0 E: 0 K: 2 S: 7	H: 0 LOB: 0 BB: 0 P: 7	R: 0 E: 0 K: 1 S: 5	H: 0 LOB: 0 BB: 0 P: 5	R: 0 E: 0 K: 1 S: 6	H: 1 LOB: 1 BB: 0 P: 6	R: 0 E: 0 K: 0 S: 3	H: 0 LOB: 0 BB: 0 P: 3	R: 0 E: 0 K: 0 S: 5	H: 0 LOB: 0 BB: 0 P: 5	R: 0 E: 0 K: 0 S: 3	H: 0 LOB: 0 BB: 0 P: 3	1B: 1 2B: 0 3B: 1 HR: 0	SF: 0 SAC: 0 DP: 0 HBP: 0	WP: 0 PB: 0 SB: 0 CS: 0	PA: 29							
PITCHER Tommy John, L (1, 1) ERA: 2.23	IP: 9.0 WLS: W BF: 29 H: 2 R: 0 ER: 0 SO: 6 BB: 0 IBB: 0 HBP: 0 BLK: 0 WP: 0 HR: 0 S: 41 P: 41 ERA: 0.00 WHIP: 0.222											PITCHER	IP: 9.0 WLS: W BF: 29 H: 2 R: 0 ER: 0 SO: 6 BB: 0 IBB: 0 HBP: 0 BLK: 0 WP: 0 HR: 0 S: 41 P: 41 ERA: 0.00 WHIP: 0.222												

Batter	1	2	3	4	5	6	7	8	9	AB	R	H	RBI	BB	SO	LOB
Mary Staehle, L (1, 4) OBP: 0.211, SLG: 0.222	0-0 4-3		0-0 4-3		0-0 FC6-4		4-0 BB			3	0	0	1	1	0	1
Tom McCraw, L (1, 3) OBP: 0.291, SLG: 0.377	0-3 K			0-0 F8	4-0 BB	0-0 BB	0-0 4-3			3	0	0	0	1	1	1
Dick Kenworthy, R (1, 5) OBP: 0.328, SLG: 0.481 Don Buford, S (8, PR) OBP: 0.302, SLG: 0.288 (9, 5)	0-0 F3			0-0 F8	0-3 K			0-0 E6 FC4-5 1B		4	0	1	0	0	1	2
Ken Berry, R (1, 8) OBP: 0.332, SLG: 0.355		0-0 F4		4-0 BB		0-3 K		0-0 FC4-5 1B		3	1	0	0	1	1	1
Ron Hansen, R (1, 6) OBP: 0.290, SLG: 0.326		4-0 BB BB		0-0 F9		0-0 2B		0-0 L5		3	1	1	0	1	0	3
Tommie Agee, R (1, 7) OBP: 0.318, SLG: 0.416		4-0 BB BB			0-0 F9 1B	0-0 2B		0-0 CS 1B		3	1	3	2	1	0	0
Pete Ward, L (1, 9) OBP: 0.364, SLG: 0.376		0-0 G1-6-3			4-0 1B F9 BB	0-0 3-1		0-0 CS		2	1	0	0	1	0	3
Jerry McNertney, R (1, 2) OBP: 0.284, SLG: 0.371			0-0 F9		0-0 F9		0-0 5-3			3	0	0	0	0	0	2
Tommy John, R (1, 1) OBP: 0.162, SLG: 0.167			0-0 F8		0-0 FC6-4 1B		0-0 1-3			3	0	1	1	0	0	0

Inning Stats	R: 0	H: 0	E: 0	K: 1	S: 5	R: 0	H: 0	E: 0	K: 0	S: 2	R: 0	H: 0	E: 0	K: 0	S: 3	R: 0	H: 0	E: 0	K: 0	S: 3	R: 2	H: 2	E: 0	K: 1	S: 7	R: 1	H: 2	E: 0	K: 1	S: 6	R: 0	H: 0	E: 0	K: 0	S: 3	R: 1	H: 2	E: 1	K: 0	S: 4			
	LOB: 0	BB: 0	P: 5	LOB: 1	BB: 2	LOB: 0	BB: 0	LOB: 1	BB: 1	P: 7	LOB: 2	BB: 2	P: 15	LOB: 0	BB: 0	P: 6	LOB: 1	BB: 1	P: 7	LOB: 1	BB: 0	P: 4	LOB: 0	BB: 0	P: 4	LOB: 0	BB: 0	P: 4	LOB: 0	BB: 0	P: 4	LOB: 0	BB: 0	P: 4	LOB: 0	BB: 0	P: 4	LOB: 0	BB: 0	P: 4	LOB: 0	BB: 0	P: 4


PITCHER	IP	WLS	BF	H	R	ER	SO	BB	IBB	HBP	BLK	WP	HR	S	P	ERA	WHIP	IP	WLS	BF	H	R	ER	SO	BB	IBB	HBP	BLK	WP	HR	S	P	ERA	WHIP												
Pete Richert, L (1, 1) ERA: 3.57	8.0	L	33	6	4	4	3	6	0	0	0	0	0	33	57	4.50	1.500																													

BOTTOM

Baltimore Orioles @ Chicago White Sox
Comiskey Park, Chicago, IL

Tue Jul 04 1967, 4:33 AM EDT
Att. 25,613 - Unknown

AB	27
R	4
H	6
RBI	4
BB	6
SO	3
LOB	13



1B: 4	SF: 0	WP: 0	PA: 34
2B: 2	SAC: 0	PB: 0	
3B: 0	DP: 1	SB: 2	
HR: 0	HBP: 0	CS: 1	

Batter	1	2	3	4	5	6	7	8	9	10	11	AB R H RBI BB SO LOB	TOP																		
Luis Aparicio, R OBP: 0.273, SLG: 0.307 (1, 6)	0-0 CS 1B		0-0 SF8		0-0 E6		0-0 6-3			0-0 5-3		4 0 1 1 0 0 0																			
Curt Blefary, L OBP: 0.346, SLG: 0.435 (1, 7) (6, 9)	0-3 K 1-2		0-0 G3		0-0 F9			0-0 F8		4-0 S BB		4 0 0 0 1 1 2																			
Paul Blair, R OBP: 0.364, SLG: 0.453 (1, 8)	0-0 F7		0-3 K			4-0 FC5 1B BB		4-0 1B BB		0-0 5-3 1-2		3 0 0 0 2 1 1																			
Brooks Robinson, R OBP: 0.328, SLG: 0.380 (1, 5)		0-0 G3 2B		0-0 4-3		0-0 F9		0-0 FC5-6-4 1B		0-0 F8		5 0 2 0 0 0 2																			
Boog Powell, L OBP: 0.328, SLG: 0.389 (1, 3)		0-0 G3 2-3		0-0 6-3		0-3 K		0-3 K			0-0 SH1-4 1B	5 0 1 0 0 2 4																			
Davey Johnson, R OBP: 0.329, SLG: 0.378 (1, 4)		0-3 K		0-0 1B		0-0 1-2 1B		0-0 FC5-6-4 1-2f			0-0 SH1-4 1-2	4 0 2 0 0 1 3																			
Russ Snyder, L OBP: 0.306, SLG: 0.374 Curt Motton, R (6, PH) (6, 7)		0-0 5-3		0-0 4-3		0-0 FC5 2-3f			1-0 FC5-4 HBP		0-3 K	2 0 0 0 0 0 2 2 0 0 0 0 1 3																			
Andy Etchebarren, R OBP: 0.341, SLG: 0.388 (1, 2)			0-0 3B 1B		0-0 5-3		0-3 K		0-0 FC5-4 G5-4-3 1-2f		4-0 IBB	4 1 1 0 1 1 1																			
Mike Adamson, R OBP: 0.500, SLG: 1.500 Vic Roznovsky, L OBP: 0.239, SLG: 0.250 Eddie Watt, R Mickey McGuire, R Stu Miller, R			0-0 1H SF8 3B		0-3 K		0-0 4-3		0-0 G5-4-3 1-2f		0-0 5-3	2 1 1 1 0 1 0 1 0 0 0 0 0 0 0 0 0 0 0 0 0 1 0 0 0 0 0 1 1 0 0 0 0 0 2																			
Inning Stats	R: 0 E: 0 K: 1 S: 5	H: 1 LOB: 0 BB: 0 P: 5	R: 0 E: 0 K: 1 S: 6	H: 1 LOB: 1 BB: 0 P: 6	R: 2 E: 0 K: 1 S: 7	H: 2 LOB: 0 BB: 0 P: 7	R: 0 E: 0 K: 0 S: 4	H: 1 LOB: 1 BB: 0 P: 4	R: 0 E: 1 K: 1 S: 6	H: 0 LOB: 1 BB: 0 P: 6	R: 0 E: 0 K: 1 S: 5	H: 0 LOB: 0 BB: 0 P: 5	R: 0 E: 0 K: 1 S: 6	H: 1 LOB: 2 BB: 1 P: 10	R: 0 E: 0 K: 1 S: 2	H: 0 LOB: 0 BB: 0 P: 3	R: 0 E: 0 K: 0 S: 3	H: 0 LOB: 1 BB: 1 P: 7	R: 0 E: 0 K: 1 S: 6	H: 1 LOB: 2 BB: 1 P: 10	1B: 6 2B: 1 3B: 1 HR: 0	SF: 1 SAC: 1 DP: 1 HBP: 1	WP: 0 PB: 0 SB: 1 CS: 1	PA: 45							
PITCHER	IP WLS BF H R ER SO BB IBB HBP BLK WP HR S P ERA WHIP															IP WLS BF H R ER SO BB IBB HBP BLK WP HR S P ERA WHIP															
Joe Horlen, R ERA: 2.11 (1, 1)	7.1	31	7	2	2	6	2	0	0	0	0	0	0	41	49	2.46	1.227														
Hoyt Wilhelm, R ERA: 0.68 (8, 1)	0.2	2	0	0	0	1	0	0	0	0	0	0	0	4	4	0.00	0.000														
Bob Locker, R ERA: 1.94 (9, 1)	3.0	W 12	1	0	0	1	1	1	1	0	0	0	0	11	20	0.00	0.667														

Baltimore Orioles @ Chicago White Sox
Comiskey Park, Chicago, IL
Wed Jul 05 1967, 8:05 PM EDT
Att. 13,800 - Unknown

AB	38
R	2
H	8
RBI	2
BB	4
SO	8
LOB	21



WP: 0	PA: 45
-------	--------

Batter	1	2	3	4	5	6	7	8	9	10	11	AB R H RBI BB SO LOB	BOTTOM						
Don Buford, S (1, 5) OBP: 0.307, SLG: 0.289 Jim King, L (11, PH) OBP: 0.293, SLG: 0.260	4-0 CS BB BB		X 0-0 S 2B 1B		X 4-0 6-3 BB		X 0-0 F7		X 0-3 K		X 0-0 F6	3 1 1 0 2 1 0 1 0 0 0 0 0 2	Baltimore Orioles @ Chicago White Sox Comiskey Park, Chicago, IL Wed Jul 05 1967, 8:05 PM EDT Att. 13,800 - Unknown						
Marv Staehle, L (1, 4) OBP: 0.280, SLG: 0.227	4-0 1-2 CS BB		X 0-0 F8		X 0-0 6-3		X 0-0 1B		X 0-0 F4		X 4-0 1B BB	4 0 1 0 2 0 2							
Tommie Agee, R (1, 9) OBP: 0.319, SLG: 0.412	0-3 1-2 2-3 K		X 4-0 2B BB		X 0-3 K		X 0-0 F4		X 0-3 K		X 0-0 1B	5 1 1 1 1 3 4							
Pete Ward, L (1, 7) OBP: 0.365, SLG: 0.378	0-0 F9		X 0-0 2B		X 4-0 FC6 BB BB		X 0-0 F4		X 0-0 1-3		X 0-0 1B	4 0 1 2 1 0 1							
Tom McCraw, L (1, 3) OBP: 0.290, SLG: 0.372		X 0-0 F7	X 0-0 G3		X 0-3 K		X 4-0 BB S BB		X 0-0 F8		X 0-0 1B	4 0 0 0 1 1 2							
Ken Berry, R (1, 8) OBP: 0.333, SLG: 0.351		X 4-0 FC6-4 BB		X 0-0 F7		X 4-0 1-2 BB		X 0-3 K		X 0-0 4-3		3 0 0 0 2 1 1							
J.C. Martin, L (1, 2) OBP: 0.324, SLG: 0.308 Jimmy Stewart, S (11, PR) OBP: 0.235, SLG: 0.235		X 0-0 F9		X 0-0 CS 1B		X 0-0 F7		X 4-0 BB BB		X 0-0 1B		4 0 2 0 1 0 3 0 1 0 0 0 0 0							
Ron Hansen, R (1, 6) OBP: 0.290, SLG: 0.322		X 0-0 FC6-4		X 0-0 F8		X 0-0 FC6		X 4-0 1-2 2-3 BB		X 0-0 SH3-4		3 0 0 0 1 0 4							
Joe Horlen, R (1, 1) OBP: 0.146, SLG: 0.154 Hoyt Wilhelm, R (8, 1)			X 0-3 K		X 0-0 F8		X 0-0 F2		X 0-0 3-1		X 4-0 1B BB IBB	3 0 0 0 0 1 0 0 0 0 0 0 0 0 1 0 0 0 0 0 3 0 0 0 0 0 0 0 0 0 0 0 1 0 0							
Smoky Burgess, L (8, PH) OBP: 0.214, SLG: 0.280 Bob Locker, S (9, 1) Wayne Causey, L (11, PH) OBP: 0.321, SLG: 0.319																			
Inning Stats	R: 0 H: 0 E: 0 K: 1 S: 4	H: 0 LOB: 1 BB: 2 P: 12	R: 0 H: 0 E: 0 K: 0 S: 3	H: 0 LOB: 1 BB: 1 P: 7	R: 2 H: 2 E: 0 K: 1 S: 7	H: 2 LOB: 1 BB: 1 P: 11	R: 0 H: 1 E: 0 K: 0 S: 3	H: 1 LOB: 0 BB: 0 P: 3	R: 0 H: 0 E: 0 K: 1 S: 5	H: 0 LOB: 1 BB: 1 P: 9	R: 0 H: 0 E: 0 K: 1 S: 5	H: 0 LOB: 3 BB: 3 P: 17		R: 0 H: 0 E: 0 K: 2 S: 7	H: 0 LOB: 0 BB: 0 P: 7	R: 0 H: 0 E: 0 K: 0 S: 3	R: 1 H: 2 E: 0 K: 0 S: 4	H: 2 LOB: 3 BB: 2 P: 12	1B: 5 SF: 0 2B: 2 SAC: 1 3B: 0 DP: 1 HR: 0 HBP: 0
PITCHER	IP WLS BF H R ER SO BB IBB HBP BLK WP HR S P ERA WHIP																		
Mike Adamson, R (1, 1) ERA: 4.5 Eddie Watt, R (7, 1) ERA: 1.9 Stu Miller, R (9, 1) ERA: 2.84	6.0 26 3 2 2 4 7 0 0 0 0 0 0 27 55 3.00 1.667																		

AB	35
R	3
H	6
RBI	3
BB	12
SO	7
LOB	22



Batter	1	2	3	4	5	6	7	8	9	AB R H RBI BB SO LOB	TOP											
Luis Aparicio, R (1, 6) OBP: 0.272, SLG: 0.304	0-0 F7		0-0 6-3		1-0 1-3 HBP		0-0 F7			3 0 0 0 0 0 1												
Curt Blefary, L (1, 3) OBP: 0.342, SLG: 0.429	0-3 K		0-0 1-3		0-0 1-3		0-0 F9			4 0 0 0 0 1 2												
Paul Blair, R (1, 8) OBP: 0.366, SLG: 0.466	0-0 HR		0-0 1B		0-0 F3		0-3 K			4 1 2 2 0 1 1												
Brooks Robinson, R (1, 5) OBP: 0.324, SLG: 0.375	0-0 5-3		0-0 L6		0-0 5-3		0-0 F7			4 0 0 0 0 0 2												
Curt Motton, R (1, 7) OBP: 0.286, SLG: 0.167		0-0 FC6-4 1B		0-0 5-3		0-0 F7		0-0 F7		4 0 1 0 0 0 0												
Russ Snyder, L (9, 7) OBP: 0.306, SLG: 0.374										0 0 0 0 0 0 0												
Davey Johnson, R (1, 4) OBP: 0.324, SLG: 0.372		0-0 F8		0-0 F8		0-0 F3		0-0 5-3		4 0 0 0 0 0 1												
Sam Bowers, R (1, 9) OBP: 0.262, SLG: 0.283		0-0 F6		0-0 HR		0-0 5-3		0-0 CS 1B		4 1 2 1 0 0 1												
Larry Haney, R (1, 2) OBP: 0.361, SLG: 0.393		0-0 FC6-4		4-0 WP BB		0-0 F4		0-0 CS		2 0 0 0 1 0 1												
Dave McNally, R (1, 1) OBP: 0.179, SLG: 0.214			0-0 PB E 1B		0-0 5-3		0-0 5-3			3 1 1 0 0 0 1												
Inning Stats	R: 1 E: 0 K: 1 S: 6	H: 1 LOB: 0 BB: 0 P: 6	R: 0 E: 0 K: 0 S: 4	H: 1 LOB: 1 BB: 0 P: 4	R: 1 E: 1 K: 0 S: 5	H: 2 LOB: 1 BB: 0 P: 5	R: 1 E: 0 K: 0 S: 4	H: 1 LOB: 1 BB: 1 P: 8	R: 0 E: 0 K: 0 S: 3	H: 0 LOB: 1 BB: 0 P: 4	R: 0 E: 0 K: 0 S: 3	H: 0 LOB: 0 BB: 0 P: 3	R: 0 E: 0 K: 0 S: 3	H: 0 LOB: 0 BB: 0 P: 3	R: 0 E: 0 K: 1 S: 5	H: 0 LOB: 0 BB: 0 P: 5	R: 0 E: 0 K: 0 S: 3	H: 1 LOB: 0 BB: 0 P: 3	1B: 4 2B: 0 3B: 0 HR: 2	SF: 0 SAC: 0 DP: 0 HBP: 1	WP: 1 PB: 1 SB: 0 CS: 1	PA: 35
PITCHER	IP WLS BF H R ER SO BB IBB HBP BLK WP HR S P ERA WHIP																					
Jim O'Toole, L (1, 1) ERA: 2.42	3.0 L 13 4 2 2 1 0 0 0 0 0 0 1 15 15 6.00 1.333																					
John Buzhardt, R (4, 1) ERA: 4.31	2.0 9 1 1 1 0 1 0 1 0 1 1 7 12 4.50 1.000																					
Wilbur Wood, L (6, 1) ERA: 0.91	3.0 9 0 0 0 1 0 0 0 0 0 0 0 11 11 0.00 0.000																					
Don McMahon, R (9, 1) ERA: 2.25	1.0 3 1 0 0 0 0 0 0 0 0 0 0 3 3 0.00 1.000																					

Baltimore Orioles @ Chicago White Sox
 Comiskey Park, Chicago, IL
 Thu Jul 06 1967, 4:33 AM EDT
 Att: 17,960 - Unknown

livebaseballscorecards.com

AB	32
R	3
H	6
RBI	3
BB	1
SO	2
LOB	10



Batter	1	2	3	4	5	6	7	8	9	AB	R	H	RBI	BB	SO	LOB
Mary Staehle, L (1, 4) OBP: 0.241, SLG: 0.192	0-0 F7		0-0 3-1			0-3 K		0-0 1-3		4	0	0	0	0	1	2
Tom McCraw, L (1, 3) OBP: 0.293, SLG: 0.374	0-0 G5-4-3 1B			0-0 CS 1B		0-0 F7			0-0 F8	4	0	2	0	0	0	0
Tommie Agee, R (1, 7) OBP: 0.315, SLG: 0.406	0-0 G5-4-3 1-2f			0-0 F4 1-2		0-0 F3			0-0 F3	4	0	0	0	0	0	2
Ken Berry, R (1, 8) OBP: 0.329, SLG: 0.346		0-0 6-3		0-0 F4			0-0 F6		0-0 L3	4	0	0	0	0	0	0
Ron Hansen, R (1, 6) OBP: 0.287, SLG: 0.319		0-0 F7			0-0 5-3		0-0 5-3			3	0	0	0	0	0	0
Dick Kenworthy, R (1, 5) OBP: 0.344, SLG: 0.561		0-0 HR			0-0 2B		0-0 F8			3	1	2	1	0	0	0
Pete Ward, L (1, 9) OBP: 0.360, SLG: 0.373		0-0 4-3			0-0 5-3			0-3 K		3	0	0	0	0	1	1
Jerry McNertney, R (1, 2) OBP: 0.299, SLG: 0.375			0-0 F9		4-0 BB			0-0 S 1B		2	0	1	0	1	0	0
Don Buford, S (8, PR) OBP: 0.307, SLG: 0.289						0-0 F7				0	0	0	0	0	0	0
J.C. Martin, L (9, 2) OBP: 0.324, SLG: 0.308							0-0 F7			0	0	0	0	0	0	0
Jim O'Toole, S (1, 1) OBP: 0.077, SLG: 0.077								0-3 K		0	0	0	0	0	0	0
Jimmy Stewart, S (3, PH) OBP: 0.222, SLG: 0.222										1	0	0	0	0	0	0
John Suzhardt, R (4, 1) OBP: 0.267, SLG: 0.267										0	0	0	0	0	0	0
Smoky Burgess, L (5, PH) OBP: 0.267, SLG: 0.269										1	0	0	0	0	0	2
Wilbur Wood, R (6, 1)										0	0	0	0	0	0	0
Wayne Causey, L (8, PH) OBP: 0.318, SLG: 0.316										1	0	0	0	0	1	1
Don McMahon, R (9, 1) OBP: 0.200, SLG: 0.200								1-2 K		0	0	0	0	0	0	0

Inning Stats	R: 0	H: 1	R: 1	H: 1	R: 0	H: 0	R: 0	H: 1	R: 0	H: 0	R: 0	H: 0	R: 0	H: 1	R: 0	H: 0	R: 0	H: 0	R: 0	H: 0	1B: 3	SF: 0	WP: 0	PA: 31
E: 0	LOB: 0	E: 0	LOB: 0	E: 0	LOB: 0	E: 0	LOB: 0	E: 0	LOB: 2	E: 0	LOB: 0	E: 0	LOB: 0	E: 0	LOB: 2	E: 0	LOB: 0	E: 0	LOB: 0	E: 0	LOB: 0	2B: 1 <td>SAC: 0 <td>PB: 0 </td></td>	SAC: 0 <td>PB: 0 </td>	PB: 0
K: 0	BB: 0	K: 0	BB: 0	K: 0	BB: 0	K: 1	BB: 0	K: 0	BB: 1	K: 0	BB: 0	K: 0	BB: 0	K: 2	BB: 0	K: 0	BB: 0	K: 0	BB: 0	K: 0	BB: 0	3B: 0	DP: 1 <td>SB: 1 </td>	SB: 1
S: 3	P: 3	S: 4	P: 4	S: 3	P: 3	S: 5	P: 5	S: 3	P: 8	S: 8	P: 8	S: 3	P: 3	S: 8	P: 8	S: 3	P: 3	S: 3	P: 3	S: 3	P: 3	HR: 1 <td>HBP: 0 <td>CS: 1</td> </td>	HBP: 0 <td>CS: 1</td>	CS: 1

PITCHER	IP	WLS	BF	H	R	ER	SO	BB	IBB	HBP	BLK	WP	HR	S	P	ERA	WHIP	PITCHER	IP	WLS	BF	H	R	ER	SO	BB	IBB	HBP	BLK	WP	HR	S	P	ERA	WHIP	
Dave McNally, L (1, 1) ERA: 4.86	9.0	W	31	5	1	1	3	1	0	0	0	0	1	36	40	1.00	0.667																			

BOTTOM


Baltimore Orioles @ Chicago White Sox
Comiskey Park, Chicago, IL

Thu Jul 06 1967, 4:33 AM EDT
Att. 17,960 - Unknown

livebaseballscorecards.com

AB	30
R	1
H	5
RBI	1
BB	1
SO	3
LOB	8



Batter	1	2	3	4	5	6	7	8	9	AB R H RBI BB SO LOB	TOP														
Dick Howser, R (1, 4) OBP: 0.378, SLG: 0.303	0-0 F9		0-0 F7		0-0 FC5-4		0-0 F8		0-0 5-3	5 0 0 0 0 0 2	<p>New York Yankees @ Baltimore Orioles Memorial Stadium, Baltimore, MD Fri Jul 07 1967, 7:05 PM EDT Att. 19,259 - Unknown</p> <p>livebaseballscorecards.com</p> <table border="0"> <tr><td>AB</td><td>36</td></tr> <tr><td>R</td><td>3</td></tr> <tr><td>H</td><td>10</td></tr> <tr><td>RBI</td><td>3</td></tr> <tr><td>BB</td><td>1</td></tr> <tr><td>SO</td><td>4</td></tr> <tr><td>LOB</td><td>19</td></tr> </table> 	AB	36	R	3	H	10	RBI	3	BB	1	SO	4	LOB	19
AB	36																								
R	3																								
H	10																								
RBI	3																								
BB	1																								
SO	4																								
LOB	19																								
Jake Gibbs, L (1, 2) OBP: 0.318, SLG: 0.308	0-0 1-3			0-0 4-3 1B		0-0 1B 2B 1B		0-0 4-3		4 1 2 0 0 0 0															
Steve Whitaker, L (1, 9) OBP: 0.286, SLG: 0.375	0-3 K			0-0 4-3 1B		0-0 2B FC4-2 1B		0-0 6-3		4 0 2 0 0 1 0															
Mickey Mantle, S (1, 3) OBP: 0.394, SLG: 0.507		0-0 F5		0-0 4-3		0-0 FC4-2 2B		0-0 HR 1B		4 0 2 1 0 0 2															
Mike Hegan, L (8, PR) OBP: 0.167, SLG: 0.121				1-2 2-3		1-3 3-H				0 1 0 0 0 0 0															
Joe Pepitone, L (1, 8) OBP: 0.318, SLG: 0.378		4-0 BB		0-0 F5		0-0 G3		0-0 HR		3 1 1 2 1 0 4															
Tom Tresh, S (1, 7) OBP: 0.287, SLG: 0.359		0-0 F7		0-0 1-4-3		0-0 FC4-2		0-0 4-3		4 0 0 0 0 0 6															
Ruben Amaro, R (1, 6) OBP: 0.281, SLG: 0.239		0-0 5-3			0-0 1-3	0-0 F6			0-0 F9	4 0 0 0 0 0 3															
John Kennedy, R (1, 5) OBP: 0.352, SLG: 0.330			0-0 B2-6-4 1B		0-3 K		0-3 K		0-0 1B	4 0 2 0 0 2 0															
Al Downing, R (1, 1) OBP: 0.200, SLG: 0.243			0-0 B2-6-4		0-0 FC5-4 1B		0-0 5-3		0-3 K	4 0 1 0 0 1 2															
Inning Stats	R: 0 H: 0 E: 0 LOB: 0 K: 1 BB: 0 S: 5 P: 5	R: 0 H: 0 E: 0 LOB: 1 K: 0 BB: 1 S: 3 P: 7	R: 0 H: 1 E: 0 LOB: 0 K: 0 BB: 0 S: 3 P: 3	R: 0 H: 2 E: 0 LOB: 2 K: 0 BB: 0 S: 5 P: 5	R: 0 H: 1 E: 0 LOB: 1 K: 1 BB: 0 S: 6 P: 6	R: 1 H: 3 E: 0 LOB: 2 K: 0 BB: 0 S: 6 P: 6	R: 0 H: 0 E: 0 LOB: 0 K: 1 BB: 0 S: 5 P: 5	R: 2 H: 2 E: 0 LOB: 1 K: 0 BB: 0 S: 5 P: 5	R: 0 H: 1 E: 0 LOB: 1 K: 1 BB: 0 S: 6 P: 6	1B: 8 SF: 0 2B: 1 SAC: 0 3B: 0 DP: 1 HR: 1 HBP: 0	WP: 0 PA: 37 PB: 0 SB: 1 CS: 0														
PITCHER	IP WLS BF H R ER SO BB IBB HBP BLK WP HR S P ERA WHIP											PITCHER	IP WLS BF H R ER SO BB IBB HBP BLK WP HR S P ERA WHIP												
Bill Dillman, R (1, 1) ERA: 3.53	3.0																								
Eddie Fisher, R (4, 1) ERA: 4.43	5.0	L	23	8	3	3	2	0	0	0	0	0	1	27	27	5.40	1.600								
Pete Richert, L (9, 1) ERA: 3.54	1.0		4	1	0	0	1	0	0	0	0	0	0	6	6	0.00	1.000								

Batter	1	2	3	4	5	6	7	8	9	AB	R	H	RBI	BB	SO	LOB
Luis Aparicio, R OBP: 0.273, SLG: 0.304 (1, 6)	0-0 F9		0-0 1B			0-0 SH1-3		0-0 4-3		3	0	1	0	0	0	0
Curt Blefary, L OBP: 0.341, SLG: 0.424 (1, 3)	0-0 F6		0-0 F7			4-0 FC5-4 BB		0-3 K		3	0	0	0	1	1	1
Paul Blair, R OBP: 0.361, SLG: 0.459 (1, 8)	0-3 K				0-0 F6	0-0 F5		0-3 K		4	0	0	0	0	2	2
Brooks Robinson, R OBP: 0.321, SLG: 0.370 (1, 5)		0-0 L1			0-0 6-3	0-0 FC5-4		0-3 K		4	0	0	0	0	1	2
Curt Motton, R OBP: 0.364, SLG: 0.300 (1, 7)		0-0 1B			0-3 K		0-0 1B		0-0 F7	4	0	2	0	0	1	0
Davey Johnson, R OBP: 0.320, SLG: 0.368 (1, 4)		0-3 K			0-3 K		0-0 F9			3	0	0	0	0	2	2
Sam Bowens, R OBP: 0.250, SLG: 0.268 (1, 9)		0-3 K			0-0 F8		0-3 K			3	0	0	0	0	2	2
Andy Etchebarren, R OBP: 0.336, SLG: 0.382 (1, 2)			0-0 5-3		0-3 K		0-3 K			3	0	0	0	0	2	1
Bill Dillman, R OBP: 0.238, SLG: 0.238 (1, 1)			0-3 K			0-0 SH1-3 1B		0-0 6-3		1	0	0	0	0	1	0
Eddie Fisher, R OBP: 0.250, SLG: 0.250 (4, 1)										1	0	1	0	0	0	0
Mickey McGuire, R (8, PH)										1	0	0	0	0	0	0
Pete Richert, L OBP: 0.079, SLG: 0.081 (9, 1)										0	0	0	0	0	0	0

BOTTOM

New York Yankees @ Baltimore Orioles
Memorial Stadium, Baltimore, MD

Fri Jul 07 1967, 7:05 PM EDT
Att. 19,259 - Unknown

livebaseballscorecards.com

AB	30
R	0
H	4
RBI	0
BB	1
SO	12
LOB	10



Inning Stats	R: 0	H: 0	E: 0	K: 1	S: 5	LOB: 0	BB: 0	P: 5	R: 0	H: 1	E: 0	K: 2	S: 8	LOB: 1	BB: 0	P: 8	R: 0	H: 0	E: 0	K: 1	S: 6	LOB: 1	BB: 0	P: 6	R: 0	H: 0	E: 0	K: 1	S: 5	LOB: 0	BB: 0	P: 5	R: 0	H: 0	E: 0	K: 2	S: 7	LOB: 0	BB: 0	P: 7	R: 0	H: 1	E: 0	K: 0	S: 4	LOB: 2	BB: 1	P: 8	R: 0	H: 1	E: 0	K: 2	S: 8	LOB: 1	BB: 0	P: 8	R: 0	H: 0	E: 0	K: 1	S: 5	LOB: 0	BB: 0	P: 5	R: 0	H: 0	E: 0	K: 2	S: 7	LOB: 0	BB: 0	P: 7	1B: 4	SF: 0	2B: 0	SAC: 1	3B: 0	DP: 0	HR: 0	HBP: 0	WP: 0	PA: 32	PB: 0	SB: 0	CS: 0	ERA	WHIP
PITCHER Al Downing, L ERA: 2.66 (1, 1)	IP	WLS	BF	H	R	ER	SO	BB	IBB	HBP	BLK	WP	HR	S	P	ERA	WHIP	IP	WLS	BF	H	R	ER	SO	BB	IBB	HBP	BLK	WP	HR	S	P	ERA	WHIP	IP	WLS	BF	H	R	ER	SO	BB	IBB	HBP	BLK	WP	HR	S	P	ERA	WHIP																																				

New York Yankees @ Baltimore Orioles
Memorial Stadium, Baltimore, MD
 Sat Jul 08 1967, 7:05 PM EDT
 Unknown

AB	36
R	5
H	11
RBI	4
BB	6
SO	9
LOB	24



AB	R	H	RBI	BB	SO	LOB
5	1	2	1	0	0	4
3	0	1	0	2	0	2
5	0	1	1	0	2	5
0	0	0	0	0	0	0
4	0	1	0	1	1	2
4	0	1	0	1	1	3
5	0	0	0	0	2	6
4	1	1	0	0	2	1
3	2	2	0	1	0	0
2	1	1	2	0	1	1
0	0	0	0	0	0	0
0	0	0	0	1	0	0
0	0	0	0	0	0	0
1	0	1	0	0	0	0

Batter	1	2	3	4	5	6	7	8	9
Dick Howser, R (1, 4) OBP: 0.378, SLG: 0.315	0-0 1B G6-3 2B	0-0 BB BB 1B	0-0 FC6-4 1-2f			0-0 F2		0-0 F4	
Mike Hegan, L (1, 9) OBP: 0.220, SLG: 0.139	0-0 G6-3 2-3 1B	4-0 BB 1-2 BB			0-0 F8	0-0 FC6-4 1-2f 2-3 1B		4-0 BB 1-2 BB	
Tom Tresh, S (1, 7) OBP: 0.285, SLG: 0.356	0-0 G6-3 1-2f 3-H	0-3 K			0-3 K	0-0 1-2 3-H 1B		0-0 4-3	
Thad Tillotson, R (8, 1) OBP: 0.200, SLG: 0.077									
Mickey Mantle, S (1, 3) OBP: 0.394, SLG: 0.502	0-0 PB 1B	4-0 1-2 2-3 BB			0-0 F7	0-3 K		0-0 F1	
Joe Pepitone, L (1, 8) OBP: 0.319, SLG: 0.380	4-0 FC6-4 1-2 BB	0-0 F2			0-0 3-1		0-0 G3 FC9-2 2B	0-3 K	
Elston Howard, R (1, 2) OBP: 0.249, SLG: 0.247	0-0 FC6-4 1-2f	0-3 K			0-3 K		0-0 G3 2-3	0-0 4-3	
Charley Smith, R (1, 5) OBP: 0.276, SLG: 0.314		0-0 2B 3B 1B	0-3 K		0-3 K		0-0 FC9-2 3-H		
Ruben Amaro, R (1, 6) OBP: 0.289, SLG: 0.250		0-0 3B 2B	0-0 FC6-4 1B			4-0 FC6-4 1B BB		0-0 F7	
Steve Barber, L (1, 1) OBP: 0.192, SLG: 0.208		0-0 1B 3B	0-3 K			4-0 FC6-4 BB		0-0 BB	
Joe Verbanic, R (4, 1) OBP: 0.182, SLG: 0.273									
Jake Gibbs, L (6, PH) OBP: 0.352, SLG: 0.308									
Cecil Perkins, R (6, 1) OBP: 0.289, SLG: 0.378									
Steve Whitaker, L (8, PH) OBP: 0.289, SLG: 0.378		2-H 3-H							

Inning Stats	R: 1	H: 3	E: 0	K: 0	S: 5	R: 3	H: 4	E: 0	K: 2	S: 11	R: 0	H: 1	E: 0	K: 2	S: 8	R: 0	H: 0	E: 0	K: 1	S: 5	R: 0	H: 0	E: 0	K: 2	S: 7	R: 1	H: 1	E: 0	K: 1	S: 6	R: 0	H: 1	E: 0	K: 0	S: 3	R: 0	H: 1	E: 0	K: 0	S: 4	R: 0	H: 0	E: 0	K: 1	S: 5	1B: 7	2B: 4	3B: 1	HR: 0	SF: 0	SAC: 0	DP: 2	HBP: 0	WP: 0	PA: 42
--------------	------	------	------	------	------	------	------	------	------	-------	------	------	------	------	------	------	------	------	------	------	------	------	------	------	------	------	------	------	------	------	------	------	------	------	------	------	------	------	------	------	------	------	------	------	------	-------	-------	-------	-------	-------	--------	-------	--------	-------	--------

PITCHER	IP	WLS	BF	H	R	ER	SO	BB	IBB	HBP	BLK	WP	HR	S	P	ERA	WHIP
Tom Phoebus, R (1, 1) ERA: 3.15	1.0		10	7	4	4	0	1	0	0	0	0	0	9	13	36.00	8.000
Eddie Watt, R (2, 1) ERA: 1.9	4.2	W	20	2	1	1	7	4	0	0	0	0	0	30	46	1.93	1.286
Moe Drabowsky, R (6, 1) ERA: 0.95	3.1	S	12	2	0	0	2	1	0	0	0	0	0	15	19	0.00	0.900

PITCHER	IP	WLS	BF	H	R	ER	SO	BB	IBB	HBP	BLK	WP	HR	S	P	ERA	WHIP
---------	----	-----	----	---	---	----	----	----	-----	-----	-----	----	----	---	---	-----	------

Batter	1	2	3	4	5	6	7	8	9	AB	R	H	RBI	BB	SO	LOB
Luis Aparicio, R OBP: 0.279, SLG: 0.313 (1, 6)	0-0 4-3 S FC 1B	0-0 6-3 1-3		0-0 WP 1B 2B	0-0 1B			0-0 4-3 1B		5	2	3	0	0	0	1
Boog Powell, L OBP: 0.326, SLG: 0.383 (1, 3)	0-0 4-3 1-3	4-0 1B BB		0-0 G3 2-3	0-3 K			0-3 K		4	0	0	0	1	2	3
Paul Blair, R OBP: 0.365, SLG: 0.459 (1, 8)	0-0 FC E S 3-H	0-0 FC5-4 1B 3-H		4-0 1B SF7 BB				0-0 S 1B 1B		4	2	2	2	1	0	0
Brooks Robinson, R OBP: 0.322, SLG: 0.369 (1, 5)	0-3 K	0-0 FC5-4 1-2		0-0 1B 1B				4-0 F9 1-2 3B IBB		4	2	1	1	1	1	3
Curt Motton, R OBP: 0.438, SLG: 0.333 (1, 7)	4-0 1-3 BB			0-0 SH1-3 HR BB				0-0 3B 1B 1-2 2-H		2	2	1	2	2	0	0
Davey Johnson, R OBP: 0.323, SLG: 0.377 (1, 4)	0-3 K			0-0 SH1-3 1-2				0-0 1-H 2-H BLK 3B		4	1	2	3	0	1	2
Curt Blefary, L OBP: 0.341, SLG: 0.438 (1, 9)				0-0 1B 2B 2-H HR				0-0 3B 3-1 3-H		5	2	2	2	0	0	1
Larry Haney, R OBP: 0.354, SLG: 0.400 (1, 2)				0-3 K						4	0	1	0	0	2	1
Tom Phoebus, R OBP: 0.233, SLG: 0.275 (1, 1)				0-0 6-3						0	0	0	0	0	0	0
Eddie Watt, R OBP: 0.214, SLG: 0.083 (2, 1)				0-0 F5						3	1	1	1	0	0	0
Moe Drabowsky, R OBP: 0.412, SLG: 0.375 (6, 1)				6-3 WP 1B 2-H						1	0	0	0	0	1	1


Inning Stats	R: 1	H: 1	E: 0	K: 2	S: 9	LOB: 2	BB: 1	P: 13	R: 2	H: 3	E: 0	K: 1	S: 8	LOB: 2	BB: 1	P: 12	R: 2	H: 1	E: 0	K: 0	S: 4	LOB: 0	BB: 1	P: 8	R: 3	H: 3	E: 0	K: 0	S: 6	LOB: 1	BB: 1	P: 10	R: 0	H: 1	E: 0	K: 2	S: 8	LOB: 1	BB: 0	P: 8	R: 0	H: 0	E: 0	K: 0	S: 3	LOB: 0	BB: 0	P: 3	R: 0	H: 1	E: 0	K: 1	S: 6	LOB: 1	BB: 0	P: 6	R: 4	H: 3	E: 0	K: 1	S: 8	LOB: 0	BB: 1	P: 12
--------------	------	------	------	------	------	--------	-------	-------	------	------	------	------	------	--------	-------	-------	------	------	------	------	------	--------	-------	------	------	------	------	------	------	--------	-------	-------	------	------	------	------	------	--------	-------	------	------	------	------	------	------	--------	-------	------	------	------	------	------	------	--------	-------	------	------	------	------	------	------	--------	-------	-------

PITCHER	IP	WLS	BF	H	R	ER	SO	BB	IBB	HBP	BLK	WP	HR	S	P	ERA	WHIP
Steve Barber, L ERA: 4.62 (1, 1)	3.1	L	20	6	6	6	3	3	0	0	0	2	1	23	35	16.20	2.700
Joe Verbanic, R ERA: 2.57 (4, 1)	1.2		9	3	2	2	2	1	0	0	0	0	0	12	16	10.80	2.400
Cecil Perkins, R ERA: 9.0 (6, 1)	2.0		7	1	0	0	1	0	0	0	0	0	0	9	9	0.00	0.500
Thad Tiltonson, R ERA: 4.52 (8, 1)	1.0		7	3	4	4	1	0	1	0	1	0	0	8	12	36.00	3.000

BOTTOM

New York Yankees @ Baltimore Orioles
Memorial Stadium, Baltimore, MD
 Sat Jul 08 1967, 7:05 PM EDT
 Unknown

AB	36
R	12
H	13
RBI	11
BB	5
SO	7
LOB	12



1B	2B	3B	HR	SF	SAC	DP	HBP	WP	HR	S	P	ERA	WHIP
8	3	1	1	1	0	0	0	2	0	0	0	4.62	2.700
0	0	0	0	0	0	0	0	0	0	0	0	2.57	2.400
0	0	0	0	0	0	0	0	0	0	0	0	9.00	0.500
0	0	0	0	0	0	0	0	0	0	0	0	4.52	3.000

BOTTOM

New York Yankees @ Baltimore Orioles
Memorial Stadium, Baltimore, MD

Sat Jul 08 1967, Postponed
Att. 24,330 - Unknown

livebaseballscorecards.com

AB	32
R	1
H	7
RBI	1
BB	2
SO	5
LOB	17



WP:	0	PA:	35
PB:	0		
SB:	0		
CS:	0		

AB R H RBI BB SO LOB

4	0	3	0	0	0	0
4	0	0	0	0	1	4
4	0	0	0	0	1	4
4	1	3	0	0	0	0
3	0	0	0	1	1	3
3	0	0	0	1	0	2
3	0	0	1	0	0	2
4	0	1	0	0	1	1
2	0	0	0	0	1	0
0	0	0	0	0	0	0
1	0	0	0	0	0	1
0	0	0	0	0	0	0

Batter	1	2	3	4	5	6	7	8	9
Luis Aparicio, R (1, 6) OBP: 0.285, SLG: 0.319	0-0 6-3			0-0 1B 4-3 1B		0-0 1B		0-0 1-2 1B	
Boog Powell, L (1, 3) OBP: 0.321, SLG: 0.377	0-3 K			0-0 4-3 1-2		0-0 F7		0-0 F9 2-3	
Paul Blair, R (1, 8) OBP: 0.360, SLG: 0.452	0-3 K			0-0 6-3		0-0 F5		0-0 5-3	
Brooks Robinson, R (1, 5) OBP: 0.327, SLG: 0.377		0-0 F8		0-0 1B 2-3		0-0 2B		0-0 5-3 SF8 1B	
Curt Blefary, L (1, 9) OBP: 0.340, SLG: 0.434		0-0 F9		0-0 F4		0-3 K		4-0 5-3 BB 1-2	
Curt Motton, R (1, 7) OBP: 0.400, SLG: 0.267		0-0 6-3			0-0 F8	4-0 BB G4-6-3 BB		0-0 5-3 1-2 2-3	
Davey Johnson, R (1, 4) OBP: 0.318, SLG: 0.373			0-0 F8		0-0 F8	0-0 G4-6-3 1-2		0-0 SF8	
Andy Etchebarren, R (1, 2) OBP: 0.335, SLG: 0.379			0-3 K		0-0 6-3			0-0 F9 1B 1B	
Wally Bunker, R (1, 1) OBP: 0.071, SLG: 0.071			0-3 K			0-0 4-3		0-0 F2	
Stu Miller, R (7, 1)									
Sam Bowens, R (8, PH) OBP: 0.246, SLG: 0.263									
Dave McNally, R (9, 1) OBP: 0.179, SLG: 0.214									

Inning Stats	R: 0	H: 0	E: 0	LOB: 0	K: 2	BB: 0	S: 7	R: 0	H: 0	E: 0	LOB: 0	K: 2	BB: 0	S: 7	R: 0	H: 2	E: 0	LOB: 2	K: 0	BB: 0	S: 5	R: 0	H: 0	E: 0	LOB: 0	K: 0	BB: 0	S: 3	R: 0	H: 1	E: 0	LOB: 1	K: 1	BB: 1	S: 5	R: 0	H: 2	E: 0	LOB: 2	K: 0	BB: 0	S: 5	R: 1	H: 1	E: 0	LOB: 1	K: 0	BB: 1	S: 4	P: 8	1B: 6	SF: 1	2B: 1	SAC: 0	3B: 0	DP: 1	HR: 0	HBP: 0	WP: 0	PA: 35
--------------	------	------	------	--------	------	-------	------	------	------	------	--------	------	-------	------	------	------	------	--------	------	-------	------	------	------	------	--------	------	-------	------	------	------	------	--------	------	-------	------	------	------	------	--------	------	-------	------	------	------	------	--------	------	-------	------	------	-------	-------	-------	--------	-------	-------	-------	--------	-------	--------

PITCHER	IP	WLS	BF	H	R	ER	SO	BB	IBB	HBP	BLK	WP	HR	S	P	ERA	WHIP
Bill Monbouquette, R (1, 1) ERA: 2.23	6.0		21	3	0	0	4	0	0	0	0	0	0	29	29	0.00	0.500
Fritz Peterson, L (7, 1) ERA: 4.26	1.2	W	8	3	0	0	1	1	0	0	0	0	0	9	13	0.00	2.400
Dooley Womack, R (8, 1) ERA: 2.66	1.1	S	6	1	1	1	0	1	0	0	0	0	0	5	9	6.75	1.500

New York Yankees @ Baltimore Orioles
Memorial Stadium, Baltimore, MD
 Sun Jul 09 1967, 3:33 AM EDT
 Att. 20,124 - Unknown

AB	31
R	1
H	6
RBI	1
BB	2
SO	5
LOB	16



WP:	0	PA:	33
PB:	0		
SB:	0		
CS:	1		

Batter	1	2	3	4	5	6	7	8	9	AB	R	H	RBI	BB	SO	LOB
Dick Howser, R (1, 4) OBP: 0.385, SLG: 0.321	0-0 FC4-6 BB 1B		0-0 4-3			0-0 CS 1B		0-3 K		4	0	2	0	0	1	1
Ruben Amaro, R (1, 6) OBP: 0.293, SLG: 0.249	4-0 FC4-6 BB 1-2		0-0 1B			0-0 6-3 1-2		0-0 F2		3	0	1	0	1	0	2
Steve Whitaker, L (1, 7) OBP: 0.280, SLG: 0.365	0-0 FC4-6 1-2f 2-3		0-0 G3			0-0 G3		0-3 K		4	0	0	0	0	1	4
Mickey Mantle, S (1, 3) OBP: 0.396, SLG: 0.502	0-3 K			4-0 BB BB BB BB		0-0 G6-3 BB		0-0 1-3 1B 2B		3	1	1	0	1	1	2
Elston Howard, R (1, 2) OBP: 0.243, SLG: 0.241	0-0 F3			0-0 F8		0-0 F8		0-0 1-3 2-3		4	0	0	0	0	0	4
Joe Pepitone, L (1, 8) OBP: 0.317, SLG: 0.376		0-3 K		0-0 G6-3 1-2f		0-0 G6-3		0-0 1B		4	0	1	1	0	1	1
Charley Smith, R (1, 5) OBP: 0.272, SLG: 0.309		0-3 K			0-0 5-3		0-0 5-3	0-0 F8		3	0	0	0	0	1	1
Mike Hegan, L (1, 9) OBP: 0.229, SLG: 0.186		0-0 4-3			0-0 6-3		0-0 6-3	0-0 4-3		3	0	0	0	0	0	1
Mel Stottlemyre, R (1, 1) OBP: 0.150, SLG: 0.105			0-0 6-3			0-0 5-3		0-0 E6 1B		2	0	0	0	0	0	0
Jake Gibbs, L (8, PH) OBP: 0.324, SLG: 0.311										1	0	1	0	0	0	0
Steve Hamilton, L (8, 1) OBP: 0.333, SLG: 0.333										0	0	0	0	0	0	0

Inning Stats	R: 0 E: 0 K: 1 S: 6	H: 1 LOB: 2 BB: 1 P: 10	R: 0 E: 0 K: 2 S: 7	H: 0 LOB: 0 BB: 0 P: 7	R: 0 E: 0 K: 0 S: 4	H: 1 LOB: 1 BB: 0 P: 4	R: 0 E: 0 K: 0 S: 2	H: 0 LOB: 0 BB: 1 P: 6	R: 0 E: 0 K: 0 S: 3	H: 0 LOB: 0 BB: 0 P: 3	R: 0 E: 0 K: 0 S: 3	H: 1 LOB: 0 BB: 0 P: 3	R: 1 E: 0 K: 0 S: 5	H: 2 LOB: 1 BB: 0 P: 5	R: 0 E: 1 K: 2 S: 8	H: 1 LOB: 1 BB: 0 P: 8	R: 0 E: 0 K: 0 S: 3	H: 0 LOB: 0 BB: 0 P: 3	1B: 5 2B: 1 3B: 0 HR: 0	SF: 0 SAC: 0 DP: 1 HBP: 0	WP: 0 PB: 0 SB: 0 CS: 1	PA: 33
--------------	------------------------------	----------------------------------	------------------------------	---------------------------------	------------------------------	---------------------------------	------------------------------	---------------------------------	------------------------------	---------------------------------	------------------------------	---------------------------------	------------------------------	---------------------------------	------------------------------	---------------------------------	------------------------------	---------------------------------	----------------------------------	------------------------------------	----------------------------------	--------

PITCHER	IP	WLS	BF	H	R	ER	SO	BB	IBB	HBP	BLK	WP	HR	S	P	ERA	WHIP
Pete Richert, L (1, 1) ERA: 3.41	7.0	W	26	5	1	1	3	2	0	0	0	0	0	30	38	1.29	1.000
Eddie Fisher, R (8, 1) ERA: 4.23	2.0	S	7	1	0	0	2	0	0	0	0	0	0	11	11	0.00	0.500

Batter	1	2	3	4	5	6	7	8	9
Luis Aparicio, R OBP: 0.281, SLG: 0.315 (1, 6)	0-0 G3		0-0 F9		0-0 F9		0-0 FC1-6		
Boog Powell, L OBP: 0.320, SLG: 0.375 (1, 3)	0-0 G5-4-3 1B		0-0 F4		0-0 4-3		0-3 K		
Paul Blair, R OBP: 0.355, SLG: 0.445 (1, 8)	0-0 G5-4-3 1-2f			0-0 1-3	0-3 K			0-0 F2	
Brooks Robinson, R OBP: 0.331, SLG: 0.389 (1, 5)		0-0 F8 1B		0-0 HR		0-0 F6		4-0 BB	
Curt Blefary, L OBP: 0.339, SLG: 0.431 (1, 9)		0-0 F8 1-2		0-0 6-3 1B		0-0 3-1		0-0 F9	
Curt Motton, R OBP: 0.391, SLG: 0.278 (1, 7) Sam Bowers, R OBP: 0.242, SLG: 0.259 (8, 7)		0-3 K		0-0 6-3 1B		0-3 K		0-0 F2	
Davey Johnson, R OBP: 0.319, SLG: 0.370 (1, 4) Mickey McGuire, R (8, 4)		0-0 1-3		0-0 6-3 1-2 2-3			4-0 SH3-4 1B BB		
Andy Etchebarren, R OBP: 0.341, SLG: 0.382 (1, 2)			0-0 SH1-4 1B	4-0 IBB			0-0 SH3-4 1-2		
Pete Richert, L OBP: 0.077, SLG: 0.079 (1, 1) Vic Roznovsky, L OBP: 0.255, SLG: 0.267 (7, PH) Russ Snyder, L OBP: 0.306, SLG: 0.374 (7, PR) Eddie Fisher, R OBP: 0.250, SLG: 0.250 (8, 1)			0-0 SH1-4 1-2	0-0 3-1			0-0 FC1-6 2-H 1B		

Inning Stats	R: 0 E: 0 K: 0 S: 3	H: 1 LOB: 0 BB: 0 P: 3	R: 0 E: 0 K: 1 S: 6	H: 1 LOB: 1 BB: 0 P: 6	R: 0 E: 0 K: 0 S: 4	H: 1 LOB: 1 BB: 0 P: 4	R: 1 E: 0 K: 0 S: 6	H: 3 LOB: 3 BB: 1 P: 10	R: 0 E: 0 K: 1 S: 5	H: 0 LOB: 0 BB: 0 P: 5	R: 0 E: 0 K: 1 S: 5	H: 0 LOB: 0 BB: 0 P: 5	R: 1 E: 0 K: 1 S: 6	H: 1 LOB: 1 BB: 1 P: 10	R: 0 E: 0 K: 0 S: 3	H: 0 LOB: 1 BB: 1 P: 7
1B: 6 2B: 0 3B: 0 HR: 1	SF: 0 SAC: 2 DP: 1 HBP: 0	WP: 0 PA: 33														

PITCHER	IP	WLS	BF	H	R	ER	SO	BB	IBB	HBP	BLK	WP	HR	S	P	ERA	WHIP
Mel Stottlemyre, R ERA: 3.06 (1, 1)	7.0	L	29	7	2	2	4	1	1	0	0	0	1	35	43	2.57	1.143
Steve Hamilton, L ERA: 2.87 (8, 1)	1.0		4	0	0	0	0	1	0	0	0	0	0	3	7	0.00	1.000

BOTTOM

New York Yankees @ Baltimore Orioles
Memorial Stadium, Baltimore, MD

Sun Jul 09 1967, 3:33 AM EDT
Att. 20,124 - Unknown

livebaseballscorecards.com

AB	28
R	2
H	7
RBI	2
BB	3
SO	4
LOB	15



Batter	1	2	3	4	5	6	7	8	9	AB R H RBI BB SO LOB	TOP											
Luis Aparicio, R (1, 6) OBP: 0.283, SLG: 0.314	0-0 G4-6-3 1B		0-0 1-3			0-0 FC3-6 1B 1-2f		4-0 BLK 1B BB	0-0 F8	4 1 1 0 1 0 3												
Paul Blair, R (1, 8) OBP: 0.353, SLG: 0.442	0-0 F9			0-3 K		0-0 FC3-6 1B 1-2		0-0 5-3		4 0 1 0 0 1 2												
Curt Blefary, L (1, 9) OBP: 0.336, SLG: 0.427	0-0 G4-6-3			0-0 L4		0-0 FC3-6 BB 1-2f 2-3		0-0 BB 1B 2-H		3 0 0 0 0 0 3												
Eddie Fisher, R (6, 1) OBP: 0.250, SLG: 0.250										0 0 0 0 0 0 0												
Mickey McGuire, R (8, PH) OBP: 0.250, SLG: 0.250										1 0 1 1 0 0 0												
Eddie Watt, R (8, 1) OBP: 0.214, SLG: 0.083										0 0 0 0 0 0 0												
Brooks Robinson, R (1, 5) OBP: 0.336, SLG: 0.399		0-0 HR		0-0 5-3		4-0 BB 1-2		4-0 BB 1-2		2 1 1 1 2 0 0												
Boog Powell, L (1, 3) OBP: 0.316, SLG: 0.369					0-0 F8	0-3 K		0-0 F7		4 0 0 0 0 1 5												
Curt Motton, R (1, 7) OBP: 0.407, SLG: 0.286					0-0 F7		0-0 F7		4-0 1B BB	3 0 1 0 1 0 0												
Davey Johnson, R (1, 4) OBP: 0.314, SLG: 0.365					0-0 F9		0-0 F8		0-3 K	4 0 0 0 0 1 2												
Andy Etchebarren, R (1, 2) OBP: 0.335, SLG: 0.374				0-0 5-3		0-0 5-3		0-0 5-3		4 0 0 0 0 1 2												
Tom Phoebus, R (1, 1) OBP: 0.227, SLG: 0.268					0-0 1-3		0-0 FC3-6 1B		0-3 K	1 0 0 0 0 0 0												
Sam Bowens, R (6, PH) OBP: 0.261, SLG: 0.279									0-0 1B	3 0 2 0 0 1 0												
Inning Stats	R: 0 E: 0 K: 0 S: 3	H: 1 LOB: 0 BB: 0 P: 3	R: 1 E: 0 K: 0 S: 4	H: 1 LOB: 0 BB: 0 P: 4	R: 0 E: 0 K: 0 S: 3	H: 0 LOB: 0 BB: 0 P: 3	R: 0 E: 0 K: 1 S: 5	H: 0 LOB: 0 BB: 0 P: 5	R: 0 E: 0 K: 0 S: 4	H: 1 LOB: 1 BB: 0 P: 4	R: 0 E: 0 K: 1 S: 7	H: 2 LOB: 3 BB: 1 P: 11	R: 0 E: 0 K: 0 S: 3	H: 0 LOB: 0 BB: 0 P: 3	R: 1 E: 0 K: 1 S: 6	H: 1 LOB: 2 BB: 2 P: 14	R: 0 E: 0 K: 2 S: 8	H: 1 LOB: 2 BB: 1 P: 12	1B: 6 2B: 0 3B: 0 HR: 1	SF: 0 SAC: 0 DP: 1 HBP: 0	WP: 0 PB: 0 SB: 0 CS: 0	PA: 37
PITCHER	IP WLS BF H R ER SO BB IBB HBP BLK WP HR S P ERA WHIP																					
Lee Stange, R (1, 1) ERA: 3.25	5.2 W 22 5 1 1 1 1 1 0 0 0 0 1 23 27 1.59 1.059																					
Sparky Lyle, L (6, 1) ERA: 1.35	2.0 8 1 1 1 2 1 0 0 0 1 0 0 11 15 4.50 1.000																					
John Wyatt, R (8, 1) ERA: 2.81	1.1 S 7 1 0 0 2 2 0 0 0 0 0 0 9 17 0.00 2.250																					

Baltimore Orioles @ Boston Red Sox
 Fenway Park, Boston, MA
 Thu Jul 13 1967, 3:33 AM EDT
 Att: 19,171 - Unknown

livebaseballscorecards.com

AB 33
R 2
H 7
RBI 2
BB 4
SO 5
LOB 17



Batter	1	2	3	4	5	6	7	8	9	AB	R	H	RBI	BB	SO	LOB
Mike Andrews, R (1, 4) OBP: 0.330, SLG: 0.323	4-0 BB WP BB	4-0 1B BB			0-0 L6	0-0 F9				2	1	0	0	2	0	1
Joe Foy, R (1, 5) OBP: 0.330, SLG: 0.452	0-0 F7	0-0 1-2 1B			0-0 HR		0-0 F8			4	1	2	1	0	0	1
Carl Yastrzemski, L (1, 7) OBP: 0.418, SLG: 0.596	0-0 E4 WP BB 1-2 1B	0-3 K			4-0 E BB		0-0 F7			3	1	0	0	1	1	3
Tony Conigliaro, R (1, 9) OBP: 0.348, SLG: 0.500	0-3 K		0-0 2-3		0-3 K		0-0 5-3			4	0	0	0	0	2	3
George Scott, R (1, 3) OBP: 0.361, SLG: 0.450	4-0 WP 1-2 2-3 1B BB		0-0 4-3		4-0 1-2 IBB		0-0 4-3			2	1	0	0	2	0	0
Rico Petrocelli, R (1, 6) OBP: 0.367, SLG: 0.441	0-0 1-2 2-3 1B		0-0 5-3		0-0 6-3		0-3 K			4	0	1	2	0	1	2
Reggie Smith, S (1, 8) OBP: 0.298, SLG: 0.358	0-0 F3				0-0 6-3		0-0 F7		0-0 4-3	4	0	0	0	0	0	1
Mike Ryan, R (1, 2) OBP: 0.282, SLG: 0.275		0-0 F6			0-0 F2		0-0 4-3			3	0	0	0	0	0	0
Lee Stange, R (1, 1) OBP: 0.125, SLG: 0.130		0-0 1-3			0-0 F7		0-0 2B			2	0	0	0	0	0	0
Sparky Lyle, L (6, 1) OBP: 1.000, SLG: 2.000										1	0	1	0	0	0	0
John Wyatt, R (8, 1)										0	0	0	0	0	0	0


Inning Stats	R: 3	H: 1	E: 1	LOB: 1	K: 1	P: 15	R: 0	H: 1	E: 0	LOB: 2	K: 1	P: 10	R: 0	H: 0	E: 0	LOB: 0	K: 0	P: 3	R: 0	H: 0	E: 0	LOB: 0	K: 0	P: 3	R: 1	H: 1	E: 0	LOB: 2	K: 1	P: 14	R: 0	H: 1	E: 0	LOB: 1	K: 0	P: 4	R: 0	H: 0	E: 0	LOB: 0	K: 0	P: 3	R: 0	H: 0	E: 0	LOB: 0	K: 1	P: 5
--------------	------	------	------	--------	------	-------	------	------	------	--------	------	-------	------	------	------	--------	------	------	------	------	------	--------	------	------	------	------	------	--------	------	-------	------	------	------	--------	------	------	------	------	------	--------	------	------	------	------	------	--------	------	------

PITCHER	IP	WLS	BF	H	R	ER	SO	BB	IBB	HBP	BLK	WP	HR	S	P	ERA	WHIP
Tom Phoebus, R (1, 1) ERA: 3.09	5.0	L	24	3	4	1	3	4	1	0	0	1	1	25	45	1.80	1.400
Eddie Fisher, R (6, 1) ERA: 4.05	2.0		7	1	0	0	0	0	0	0	0	0	0	7	7	0.00	0.500
Eddie Watt, R (8, 1) ERA: 1.87	1.0		3	0	0	0	1	0	0	0	0	0	0	5	5	0.00	0.000

BOTTOM

Baltimore Orioles @ Boston Red Sox
 Fenway Park, Boston, MA
 Thu Jul 13 1967, 3:33 AM EDT
 Att. 19,171 - Unknown

AB	29
R	4
H	4
RBI	3
BB	5
SO	4
LOB	11



WP	HR	S	P	ERA	WHIP
1	0	0	0	1.80	1.400
0	0	0	0	4.05	0.500
0	0	0	0	1.87	0.000

Batter	1	2	3	4	5	6	7	8	9	AB R H RBI BB SO LOB	TOP											
Luis Aparicio, R (1, 6) OBP: 0.285, SLG: 0.319	0-0 SF8 2B 1B	0-0 L5		0-0 F8		0-0 2B 2B		0-0 E3 FC6-4 1B		5 2 2 0 0 0 2												
Paul Blair, R (1, 8) OBP: 0.354, SLG: 0.456	0-0 SF8 1-3 2B	0-0 F5			0-0 HR	0-0 5-3		0-0 F8		5 2 2 1 0 0 3												
Curt Blefary, L (1, 9) OBP: 0.337, SLG: 0.430	0-3 K		0-0 F2		0-0 F7	0-0 4-3 1B 2B		0-0 FC6-4 1B		5 1 2 1 0 1 2												
Brooks Robinson, R (1, 5) OBP: 0.337, SLG: 0.416	0-0 SF8 2-3 3-H		0-0 SF7 3B		0-0 HR	0-0 4-3 2B		0-0 FC6-4 1-2f 2-3 1B		4 2 2 2 0 0 3												
Boog Powell, L (1, 3) OBP: 0.321, SLG: 0.370	4-0 2B BB		0-0 SF7 3-H		4-0 1B 2B BB	0-0 1B		0-0 L3		2 1 1 2 2 0 2												
Curt Motton, R (1, 7) OBP: 0.406, SLG: 0.462	0-0 1-3 3-H 2B		0-0 5-3		0-0 F8	0-3 K			0-0 HR	5 1 2 2 0 1 2												
Davey Johnson, R (1, 4) OBP: 0.316, SLG: 0.365	0-0 F7			0-0 F4	0-0 2B 1B		0-0 6-3		0-0 G6-3 1B	5 1 2 0 0 0 2												
Larry Haney, R (1, 2) OBP: 0.371, SLG: 0.431		0-0 SH3-4 1B		0-0 SH2-4 1B	0-0 1-H 2-H 2B		0-0 4-3		0-0 G6-3 1-2f	5 0 3 2 0 0 1												
Dave McNally, R (1, 1) OBP: 0.161, SLG: 0.194		0-0 SH3-4 1-2		0-0 SH2-4 1-2	0-0 F7		0-0 G3		0-0 F9	3 0 0 0 0 0 1												
Inning Stats	R: 2 E: 0 K: 1 S: 8	H: 3 LOB: 2 BB: 1 P: 12	R: 0 E: 0 K: 0 S: 4	H: 1 LOB: 1 BB: 0 P: 4	R: 1 E: 0 K: 0 S: 4	H: 1 LOB: 0 BB: 0 P: 4	R: 0 E: 0 K: 0 S: 4	H: 1 LOB: 1 BB: 0 P: 4	R: 4 E: 0 K: 1 S: 7	H: 4 LOB: 1 BB: 1 P: 11	R: 2 E: 0 K: 1 S: 8	H: 3 LOB: 1 BB: 0 P: 8	R: 0 E: 0 K: 0 S: 3	H: 0 LOB: 0 BB: 0 P: 3	R: 0 E: 1 K: 0 S: 5	H: 1 LOB: 2 BB: 0 P: 5	R: 1 E: 0 K: 0 S: 4	H: 2 LOB: 0 BB: 0 P: 4	1B: 7 2B: 5 3B: 1 HR: 3	SF: 2 SAC: 2 DP: 1 HBP: 0	WP: 0 PB: 0 SB: 0 CS: 0	PA: 45
PITCHER	IP WLS BF H R ER SO BB IBB HBP BLK WP HR S P ERA WHIP																					
Gary Bell, R (1, 1) ERA: 3.86	4.1 L 23 8 6 6 1 2 0 0 0 0 0 2 23 31 12.46 2.308																					
Jose Santiago, R (5, 1) ERA: 4.7	0.2 4 2 1 1 0 0 0 0 0 0 0 0 4 4 13.50 3.000																					
Dan Osinski, R (6, 1) ERA: 2.23	3.0 14 4 2 2 1 0 0 0 0 0 0 0 16 16 6.00 1.333																					
Galen Cisco, R (9, 1) ERA: 3.63	1.0 4 2 1 1 0 0 0 0 0 0 0 0 1 4 9.00 2.000																					


Baltimore Orioles @ Boston Red Sox
Fenway Park, Boston, MA
Thu Jul 13 1967, 7:05 PM EDT
Att. 23,111 - Unknown

livebaseballscorecards.com

AB 39
R 10
H 16
RBI 10
BB 2
SO 2
LOB 18



Batter	1	2	3	4	5	6	7	8	9	AB	R	H	RBI	BB	SO	LOB
Mike Andrews, R (1, 4) OBP: 0.329, SLG: 0.322	0-0 G4-6-3 1B		0-0 F7			0-3 K		0-0 F9		4	0	1	0	0	1	0
Joe Foy, R (1, 5) OBP: 0.326, SLG: 0.446	0-0 G4-6-3 1-2f		0-0 F7			0-0 F8		0-0 F7		4	0	0	0	0	0	1
Carl Yastrzemski, L (1, 7) OBP: 0.416, SLG: 0.591	0-0 4-3				0-0 F6				0-0 F8	4	0	1	0	0	0	0
Tony Conigliaro, R (1, 9) OBP: 0.350, SLG: 0.498		4-0 S 1B BB			0-0 F8				0-0 BB 1B	3	0	1	0	1	0	1
George Scott, R (1, 3) OBP: 0.362, SLG: 0.451		0-0 S 1B			0-0 F3				0-0 F7	4	0	2	0	0	0	1
Rico Petrocelli, R (1, 6) OBP: 0.369, SLG: 0.440		0-3 K 1-2 2-3				0-0 FC6-4 1B			0-0 F8	3	0	1	0	1	1	3
Reggie Smith, S (1, 8) OBP: 0.294, SLG: 0.353		0-0 F5			0-0 FC6-4 1-2f				0-0 F8	4	0	0	0	0	0	6
Mike Ryan, R (1, 2) OBP: 0.276, SLG: 0.268		0-0 5-3			0-0 F9				0-0 F2	3	0	0	0	0	0	4
Gary Bell, R (1, 1) OBP: 0.132, SLG: 0.158			0-0 4-3			0-0 F9			0-0 6-3	1	0	0	0	0	0	0
Jose Santiago, R (5, 1) OBP: 0.286, SLG: 0.692										0	0	0	0	0	0	0
George Thomas, R (5, PH) OBP: 0.250, SLG: 0.293										1	0	0	0	0	0	1
Dan Osinski, R (6, 1) OBP: 0.167, SLG: 0.167										0	0	0	0	0	0	0
Jerry Adair, R (8, PH) OBP: 0.240, SLG: 0.274										1	0	0	0	0	0	0
Galen Cisco, R (9, 1)										0	0	0	0	0	0	0

BOTTOM	
Baltimore Orioles @ Boston Red Sox Fenway Park, Boston, MA Thu Jul 13 1967, 7:05 PM EDT Att. 23,111 - Unknown	
AB 32 R 0 H 6 RBI 0 BB 2 SO 2 LOB 17	

Inning Stats	R: 0	H: 1	E: 0	LOB: 0	K: 0	BB: 0	S: 3	P: 3	R: 0	H: 1	E: 0	LOB: 2	K: 1	BB: 1	S: 6	P: 10	R: 0	H: 0	E: 0	LOB: 0	K: 0	BB: 0	S: 3	P: 3	R: 0	H: 0	E: 0	LOB: 0	K: 0	BB: 0	S: 3	P: 3	R: 0	H: 1	E: 0	LOB: 1	K: 0	BB: 0	S: 4	P: 4	R: 0	H: 1	E: 0	LOB: 1	K: 1	BB: 0	S: 6	P: 6	R: 0	H: 1	E: 0	LOB: 1	K: 0	BB: 0	S: 4	P: 4	R: 0	H: 0	E: 0	LOB: 0	K: 0	BB: 0	S: 3	P: 3	R: 0	H: 1	E: 0	LOB: 2	K: 0	BB: 1	S: 4	P: 8	1B: 6	SF: 0	2B: 0	SAC: 0	3B: 0	DP: 1	HR: 0	HBP: 0	WP: 0	PA: 34	PB: 0	SB: 2	CS: 0	ERA	WHIP
PITCHER Dave McNally, L (1, 1) ERA: 4.53	IP	WLS	BF	H	R	ER	SO	BB	IBB	HBP	BLK	WP	HR	S	P	ERA	WHIP																			PITCHER IP WLS BF H R ER SO BB IBB HBP BLK WP HR S P ERA WHIP																																																			

Batter	1	2	3	4	5	6	7	8	9	AB R H RBI BB SO LOB	TOP		
Luis Aparicio, R (1, 6) OBP: 0.287, SLG: 0.323	0-0 FC5-4 1B		0-0 6-3			0-0 F3	0-0 2B		0-0 F2	5 1 2 0 0 0 1			
Paul Blair, R (1, 8) OBP: 0.351, SLG: 0.453	0-0 F9			0-0 F3		0-0 1B	0-0 SF9		0-0 5-3	4 1 1 1 0 0 2			
Curt Blefary, L (1, 9) OBP: 0.339, SLG: 0.434	0-0 F8			0-0 4-3		0-0 1B	0-0 2B			4 1 2 1 0 0 1			
Brooks Robinson, R (1, 5) OBP: 0.336, SLG: 0.420	0-0 FC5-4 1-2f			0-0 5-3		0-0 E8 1-H 2-H	0-3 K			4 1 1 2 0 1 2			
Boog Powell, L (1, 3) OBP: 0.320, SLG: 0.368		0-0 F8			0-0 6-3	0-0 FC5 HBP 1B		0-0 5-3		4 0 1 0 0 0 0			
Curt Motton, R (1, 7) OBP: 0.417, SLG: 0.429		0-0 6-3			0-3 K	1-0 1-2 HBP		4-0 G6-4-3 BB		2 0 0 0 1 1 0			
Davey Johnson, R (1, 4) OBP: 0.315, SLG: 0.367		0-0 F7			0-0 2B	0-0 FC5 2-3f		0-0 G6-4-3 1-2f		4 0 1 0 0 0 3			
Larry Haney, R (1, 2) OBP: 0.361, SLG: 0.418			0-0 F6				0-0 F3		0-3 K	2 0 0 0 0 0 1			
Stu Miller, R (5, 1)										0 0 0 0 0 0 0			
Russ Snyder, L (7, PH) OBP: 0.305, SLG: 0.372										1 0 0 0 0 0 0			
Jim Hardin, R (7, 1)										0 0 0 0 0 0 0			
Sam Bowens, R (9, PH) OBP: 0.257, SLG: 0.274										1 0 0 0 0 1 0			
Mike Adamson, R (1, 1) OBP: 0.500, SLG: 1.500			0-0 L5			0-0 6-3	0-0 2B		0-0 1B	0 0 0 0 0 0 0			
Wally Bunker, R (2, 1) OBP: 0.067, SLG: 0.067										1 0 0 0 0 0 0			
Andy Etchebarren, R (5, 2) OBP: 0.339, SLG: 0.379										3 1 2 0 0 0 0			
Inning Stats	R: 0 H: 1 E: 0 LOB: 1 K: 0 BB: 0 S: 4 P: 4	R: 0 H: 0 E: 0 LOB: 0 K: 0 BB: 0 S: 3 P: 3	R: 0 H: 0 E: 0 LOB: 0 K: 0 BB: 0 S: 3 P: 3	R: 0 H: 0 E: 0 LOB: 0 K: 0 BB: 0 S: 3 P: 3	R: 0 H: 1 E: 0 LOB: 1 K: 1 BB: 0 S: 6 P: 6	R: 3 H: 4 E: 1 LOB: 2 K: 0 BB: 0 S: 7 P: 8	R: 2 H: 3 E: 0 LOB: 1 K: 1 BB: 0 S: 8 P: 8	R: 0 H: 0 E: 0 LOB: 0 K: 0 BB: 1 S: 2 P: 6	R: 0 H: 1 E: 0 LOB: 1 K: 1 BB: 0 S: 6 P: 6	1B: 6 SF: 1 2B: 3 SAC: 0 3B: 1 DP: 1 HR: 0 HBP: 1	WP: 0 PA: 38 PB: 0 SB: 0 CS: 0		
PITCHER	IP WLS BF H R ER SO BB IBB HBP BLK WP HR S P ERA WHIP											PITCHER	IP WLS BF H R ER SO BB IBB HBP BLK WP HR S P ERA WHIP
Jim Lonborg, R (1, 1) ERA: 2.99	6.2 W 30 9 5 5 1 0 0 1 0 0 0 0 31 32 6.75 1.350												
John Wyatt, R (7, 1) ERA: 2.68	2.1 S 8 1 0 0 2 1 0 0 0 0 0 0 0 11 0.00 0.857												

Baltimore Orioles @ Boston Red Sox
 Fenway Park, Boston, MA
 Fri Jul 14 1967, 7:05 PM EDT
 Att: 27,787 - Unknown

livebaseballscorecards.com

AB	35
R	5
H	10
RBI	4
BB	1
SO	3
LOB	10



Batter	1	2	3	4	5	6	7	8	9	AB	R	H	RBI	BB	SO	LOB
Mike Andrews, R OBP: 0.330, SLG: 0.321 (1, 4)	4-0 S HR BB	0-0 5-3		0-0 WP 1B	0-0 F8		0-0 F7			4	2	1	0	1	0	1
Joe Foy, R OBP: 0.325, SLG: 0.441 (1, 5)	0-3 K	4-0 1B CS BB		0-0 F8		0-0 5-3	0-0 2B			3	0	0	0	1	1	2
Ken Poulsen, L OBP: 0.200, SLG: 0.400 (7, 5)	1-2 K	1-2 1B CS BB		0-0 F8		0-0 5-3	0-0 2B			1	0	1	0	0	0	0
Carl Yastrzemski, L OBP: 0.420, SLG: 0.607 (1, 7)	0-0 F9	0-0 1B		0-0 WP 2B		0-0 HR	0-0 5-3			4	2	3	2	0	0	1
George Thomas, R OBP: 0.244, SLG: 0.286 (7, 7)	0-0 F9	1-3 2-H 1B		1-3 2B		0-0 HR	0-0 5-3			1	0	0	0	0	0	1
Tony Conigliaro, R OBP: 0.336, SLG: 0.511 (1, 9)	0-0 HR	0-0 CS	4-0 FC6-4 BB	0-0 6-3		4-0 1B BB		0-3 K		2	2	1	2	2	0	2
Jose Tartabull, L OBP: 0.306, SLG: 0.247 (7, 9)	2-H HR	3-H CS	0-0 FC6-4 BB	0-0 6-3		4-0 1B BB		0-3 K		1	0	0	0	0	1	0
George Scott, R OBP: 0.363, SLG: 0.448 (1, 3)	0-3 K		0-0 FC6-4 BB WP	4-0 WP 2B IBB		0-0 1B 1B		0-0 F9		4	2	1	0	1	1	1
Rico Petrocelli, R OBP: 0.372, SLG: 0.444 (1, 6)		4-0 1B SF7 BB	0-0 F8	0-0 2B		0-0 1B 1B		0-0 5-3		2	1	1	2	1	0	1
Jerry Adair, R OBP: 0.251, SLG: 0.277 (5, 6)		1-2 1B SF7 BB	1-2 F8	1-H 2-H 3-H 2B		1-3 2-H 1B		0-0 5-3		2	0	1	1	0	0	0
Reggie Smith, S OBP: 0.300, SLG: 0.356 (1, 8)		0-0 WP SF7 1B	4-0 BB	0-0 4-3		0-0 G6-4-3 1B				3	1	2	1	1	0	1
Mike Ryan, R OBP: 0.275, SLG: 0.264 (1, 2)		1-3 1B	4-0 FC6 BB	0-0 4-3		0-0 G6-4-3				2	0	0	1	1	0	2
Jim Lonborg, R OBP: 0.145, SLG: 0.113 (1, 1)		0-0 SF7	4-0 FC6 BB	0-0 5-3		0-0 G6-4-3				3	1	1	1	0	0	3
John Wyatt, R (7, 1)		0-0 1B 5-3 1B	0-0 FC6	0-0 F4		0-3 K				1	0	0	0	0	1	0


Inning Stats	R: 2	H: 1	E: 0	K: 2	S: 8	LOB: 0	BB: 1	P: 12	R: 3	H: 3	E: 0	K: 0	S: 5	LOB: 1	BB: 2	P: 13	R: 0	H: 0	E: 0	K: 0	S: 3	LOB: 3	BB: 3	P: 15	R: 3	H: 3	E: 0	K: 0	S: 6	LOB: 1	BB: 1	P: 10	R: 0	H: 0	E: 0	K: 0	S: 3	LOB: 0	BB: 0	P: 3	R: 3	H: 4	E: 0	K: 0	S: 6	LOB: 1	BB: 1	P: 10	R: 0	H: 1	E: 0	K: 1	S: 6	LOB: 1	BB: 0	P: 6	R: 0	H: 0	E: 0	K: 1	S: 5	LOB: 0	BB: 0	P: 5
--------------	------	------	------	------	------	--------	-------	-------	------	------	------	------	------	--------	-------	-------	------	------	------	------	------	--------	-------	-------	------	------	------	------	------	--------	-------	-------	------	------	------	------	------	--------	-------	------	------	------	------	------	------	--------	-------	-------	------	------	------	------	------	--------	-------	------	------	------	------	------	------	--------	-------	------

PITCHER	IP	WLS	BF	H	R	ER	SO	BB	IBB	HBP	BLK	WP	HR	S	P	ERA	WHIP
Mike Adamson, R ERA: 8.38 (1, 1)	1.2	L	12	4	5	5	2	3	0	0	0	1	1	13	25	27.00	4.200
Wally Bunker, R ERA: 3.93 (2, 1)	2.1		13	3	3	3	0	3	1	0	0	2	0	9	25	11.57	2.571
Stu Miller, R ERA: 3.17 (5, 1)	2.0		10	4	3	3	0	1	0	0	0	0	1	9	13	13.50	2.500
Jim Hardin, R ERA: 0.9 (7, 1)	2.0		7	1	0	0	2	0	0	0	0	0	0	11	11	0.00	0.500

BOTTOM

Baltimore Orioles @ Boston Red Sox
 Fenway Park, Boston, MA
 Fri Jul 14 1967, 7:05 PM EDT
 Att. 27,787 - Unknown

AB	33
R	11
H	12
RBI	10
BB	8
SO	4
LOB	15



1B: 7	SF: 1	WP: 3	PA: 43
2B: 3	SAC: 0	PB: 0	
3B: 0	DP: 1	SB: 1	
HR: 2	HBP: 0	CS: 1	

livebaseballscorecards.com

Batter	1	2	3	4	5	6	7	8	9	AB R H RBI BB SO LOB	TOP
--------	---	---	---	---	---	---	---	---	---	----------------------	-----

Luis Aparicio, R (1, 6) OBP: 0.286, SLG: 0.320 BB 4-0 BB 5-4-3			0-3 K		0-0 FC6-4 1-2f			0-0 1-3		3 0 0 0 1 1 1	
Russ Snyder, L (1, 7) OBP: 0.309, SLG: 0.371 BB 4-0 BB 5-4-3				0-0 BB 1B		0-0 G3		0-0 G3		3 0 1 0 1 0 0	
Paul Blair, R (1, 8) OBP: 0.350, SLG: 0.454 X 0-0 L5-4-3 1-2 2-3				0-0 F8		0-0 WP 2B			0-0 5-3	4 0 1 0 0 0 3	

Brooks Robinson, R (1, 5) OBP: 0.338, SLG: 0.424 X 0-0 1B 2B			0-3 K		0-0 F8 2-3				0-0 WP 1B	4 1 2 0 0 1 2	
Boog Powell, L (1, 3) OBP: 0.322, SLG: 0.367 X 0-0 G4-6-3 2-H 1B			4-0 BB		0-0 F7				0-3 K	3 0 1 1 1 1 2	
Curt Blefary, L (1, 9) OBP: 0.335, SLG: 0.428 X 0-0 G4-6-3 1-2f			0-3 K		0-0 F8				0-0 F7	4 0 0 0 0 1 4	

Davey Johnson, R (1, 4) OBP: 0.315, SLG: 0.365 0-3 K				1-0 FC6-4 HBP					0-0 5-3	2 0 0 0 0 1 0	
Andy Etchebarren, R (1, 2) OBP: 0.335, SLG: 0.373 X 0-0 5-3			0-3 K		0-0 FC6-4 1-2f				0-3 K	3 0 0 0 0 1 1	
Pete Richert, L (1, 1) OBP: 0.077, SLG: 0.079 Eddie Watt, R (1, 1) OBP: 0.200, SLG: 0.077 Curt Motton, R (5, PH) OBP: 0.456, SLG: 0.414 Eddie Fisher, R (5, 1) OBP: 0.250, SLG: 0.250 Mickey McGuire, R (8, PH) OBP: 0.200, SLG: 0.200 Jim Hardin, R (8, 1)				0-0 F7					0-3 K	0 0 0 0 0 0 0 1 0 0 0 0 0 1 1 0 0 0 0 0 1 0 0 0 0 0 0 0 1 0 0 0 0 0 1 0 0 0 0 0 0 0	

Inning Stats	R: 0 E: 0 K: 0 S: 1	H: 0 LOB: 0 BB: 2 P: 9	R: 1 E: 0 K: 1 S: 6	H: 2 LOB: 0 BB: 0 P: 6	R: 0 E: 0 K: 2 S: 7	H: 0 LOB: 0 BB: 0 P: 7	R: 0 E: 0 K: 2 S: 8	H: 1 LOB: 2 BB: 1 P: 12	R: 0 E: 0 K: 0 S: 3	H: 0 LOB: 1 BB: 0 P: 4	R: 0 E: 0 K: 0 S: 4	H: 1 LOB: 1 BB: 0 P: 4	R: 0 E: 0 K: 1 S: 5	H: 0 LOB: 0 BB: 0 P: 5	R: 0 E: 0 K: 1 S: 5	H: 0 LOB: 0 BB: 0 P: 5	R: 0 E: 0 K: 1 S: 6	H: 1 LOB: 1 BB: 0 P: 6	1B: 3 2B: 2 3B: 1 HR: 0	SF: 0 SAC: 0 DP: 1 HBP: 1	WP: 2 PB: 0 SB: 0 CS: 0	PA: 33
---------------------	------------------------------	---------------------------------	------------------------------	---------------------------------	------------------------------	---------------------------------	------------------------------	----------------------------------	------------------------------	---------------------------------	------------------------------	---------------------------------	------------------------------	---------------------------------	------------------------------	---------------------------------	------------------------------	---------------------------------	----------------------------------	------------------------------------	----------------------------------	--------

PITCHER	IP	WLS	BF	H	R	ER	SO	BB	IBB	HBP	BLK	WP	HR	S	P	ERA	WHIP	PITCHER	IP	WLS	BF	H	R	ER	SO	BB	IBB	HBP	BLK	WP	HR	S	P	ERA	WHIP					
Gary Waslewski, R (1, 1) ERA: 1.47	0.0		2	0	0	0	0	2	0	0	0	0	0	0	8	∞	∞																							
Jose Santiago, R (1, 1) ERA: 4.41	6.0	W	21	4	1	1	5	1	0	1	0	1	0	29	34	1.50	0.833																							
Gary Bell, R (7, 1) ERA: 3.76	3.0	S	10	1	0	0	3	0	0	0	0	1	0	16	16	0.00	0.333																							

Baltimore Orioles @ Boston Red Sox
Fenway Park, Boston, MA
Sat Jul 15 1967, 3:33 AM EDT
Att: 16,025 - Unknown

AB	29
R	1
H	5
RBI	1
BB	3
SO	8
LOB	14



Batter	1	2	3	4	5	6	7	8	9
Mike Andrews, R (1, 4) <small>OBP: 0.330, SLG: 0.318</small> Rico Petrocelli, R (5, 6) <small>OBP: 0.371, SLG: 0.443</small>	4-0 1B BB	0-3 K		0-0 5-3		0-0 6-3			
Joe Foy, R (1, 5) <small>OBP: 0.330, SLG: 0.456</small>	0-0 1B	0-0 1B		0-0 4-3 2B		0-0 F9			
Carl Yastrzemski, L (1, 7) <small>OBP: 0.418, SLG: 0.604</small>	0-0 SF8	0-0 HBP 1B		0-0 4-3		0-0 5-3			
Tony Conigliaro, R (1, 9) <small>OBP: 0.382, SLG: 0.521</small> George Thomas, R (8, 9) <small>OBP: 0.244, SLG: 0.286</small>	0-0 1B	1-0 FC5-4 HBP		0-3 K		0-0 3B			
George Scott, R (1, 3) <small>OBP: 0.361, SLG: 0.445</small>	0-0 1B	0-0 FC5-4		0-3 K		0-0 5-3			
Jerry Adair, R (1, 6) <small>OBP: 0.262, SLG: 0.287</small> (5, 4)	0-0 E3 1B		0-0 FC3-6 1B		0-3 K		0-0 1B		
Reggie Smith, S (1, 8) <small>OBP: 0.300, SLG: 0.354</small>	0-0 1-3		0-0 FC3-6		0-0 4-3		0-0 G1-6-3 1B		
Mike Ryan, R (1, 2) <small>OBP: 0.268, SLG: 0.256</small>	0-3 K		0-0 F7		0-0 F9		0-0 F7		
Gary Waslewski, R (1, 1) <small>OBP: 0.111, SLG: 0.111</small> Jose Santiago, R (1, 1) <small>OBP: 0.235, SLG: 0.563</small> Gary Bell, R (7, 1) <small>OBP: 0.128, SLG: 0.154</small>		0-0 F7	0-0 F8		0-0 F8		0-0 G1-6-3		

Inning Stats	R: 4	H: 4	LOB: 1	R: 1	H: 2	LOB: 2	R: 0	H: 1	LOB: 1	R: 0	H: 1	LOB: 0	R: 0	H: 0	LOB: 0	R: 0	H: 0	LOB: 0	R: 0	H: 2	LOB: 1	R: 0	H: 2	LOB: 1
	E: 1		BB: 1	E: 0		BB: 0	E: 0		BB: 0	E: 0		BB: 0	E: 0		BB: 0	E: 0		BB: 0	E: 0		BB: 0	E: 0		BB: 0
	K: 1		P: 13	K: 1		P: 8	K: 1		P: 4	K: 1		P: 6	K: 2		P: 7	K: 0		P: 4	K: 0		P: 4	K: 0		P: 4
	S: 9			S: 7			S: 4			S: 6			S: 7			S: 3			S: 4			S: 4		

PITCHER	IP	WLS	BF	H	R	ER	SO	BB	IBB	HBP	BLK	WP	HR	S	P	ERA	WHIP
Pete Richert, L (1, 1) <small>ERA: 3.62</small>	0.1	L	5	3	4	3	0	1	0	0	0	0	0	4	8	81.00	12.000
Eddie Watt, R (1, 1) <small>ERA: 1.91</small>	3.2		17	5	1	1	3	0	0	1	0	0	0	22	23	2.46	1.364
Eddie Fisher, R (5, 1) <small>ERA: 3.81</small>	3.0		10	1	0	0	2	0	0	0	0	0	0	14	14	0.00	0.333
Jim Hardin, R (8, 1) <small>ERA: 0.82</small>	1.0		4	2	0	0	0	0	0	0	0	0	0	4	4	0.00	2.000

AB R H RBI BB SO LOB

2	1	0	0	1	1	0
1	0	0	0	0	0	0
4	2	3	0	0	0	0
3	0	1	2	0	0	1
3	1	2	0	0	1	1
0	0	0	0	0	0	0
4	1	1	1	0	1	3
4	0	3	1	0	1	0
4	0	1	0	0	0	2
4	0	0	0	0	1	4
0	0	0	0	0	0	0
3	0	0	0	0	0	1
1	0	0	0	0	0	2

AB	R	H	RBI	BB	SO	LOB
33	5	11	4	1	5	14



Baltimore Orioles @ Boston Red Sox
 Fenway Park, Boston, MA
 Sat Jul 15 1967, 3:33 AM EDT
 Att. 16,025 - Unknown

livebaseballscorecards.com

WP	HR	S	P	ERA	WHIP
0	0	0	0	0	0

Batter	1	2	3	4	5	6	7	8	9	10	11	12	13	14	AB	R	H	RBI	BB	SO	LOB	TOP								
Luis Aparicio, R OBP: 0.287, SLG: 0.320	F7		F4			K		1B		FC5-4			1B		6	0	2	0	0	1	1									
Russ Snyder, L OBP: 0.315, SLG: 0.372	3-1			G5-4-3 1B		BB		1B		CS	K		K		5	0	2	0	1	2	1									
Paul Blair, R OBP: 0.350, SLG: 0.458	3B			F4		F8		F3			2-3			SH1-4 2B	6	1	2	0	0	0	4									
Brooks Robinson, R OBP: 0.336, SLG: 0.430	F4			G5-4-3		F5					F6			SH1-4 1B	5	1	1	1	0	0	3									
Boog Powell, L OBP: 0.319, SLG: 0.361	3-1					F5					HR		4-3	2B	5	0	0	0	1	1	0									
Curt Blefary, L OBP: 0.335, SLG: 0.429	1-3					E 1B		4-3		4-3			K	2B	6	0	2	1	0	1	0									
Davey Johnson, R OBP: 0.312, SLG: 0.358	F9					E5		5-3			K		F9	2B	5	0	0	0	1	1	1									
Andy Etchebarren, R OBP: 0.326, SLG: 0.362	F4					F2		F9			5-3		F2	G5-4-3 IBB	6	0	0	0	0	0	5									
Bill Dillman, R OBP: 0.217, SLG: 0.217															2	0	0	0	0	1	2									
Vic Roznovsky, L OBP: 0.250, SLG: 0.261	5-3					K		1-3					K		1	0	0	0	0	0	0									
Moe Drabowsky, R OBP: 0.444, SLG: 0.412											FC5-4 1B				1	0	1	0	0	0	0									
Curt Motton, R OBP: 0.395, SLG: 0.400															1	0	0	0	0	1	0									
Pete Richert, L OBP: 0.077, SLG: 0.079															0	0	0	0	0	0	0									
Inning Stats	R: 0 E: 0 K: 4 S: 4	H: 1 LOB: 1 BB: 0 P: 4	R: 0 E: 0 K: 3 S: 3	H: 0 LOB: 0 BB: 0 P: 3	R: 0 E: 0 K: 3 S: 3	H: 1 LOB: 0 BB: 0 P: 3	R: 0 E: 1 K: 1 S: 7	H: 1 LOB: 2 BB: 0 P: 7	R: 0 E: 0 K: 1 S: 5	H: 0 LOB: 1 BB: 1 P: 9	R: 0 E: 0 K: 0 S: 3	H: 0 LOB: 0 BB: 0 P: 3	R: 0 E: 0 K: 0 S: 3	H: 1 LOB: 0 BB: 0 P: 3	R: 1 E: 0 K: 1 S: 5	H: 1 LOB: 0 BB: 0 P: 8	R: 0 E: 0 K: 0 S: 3	H: 0 LOB: 0 BB: 0 P: 5	R: 0 E: 0 K: 1 S: 5	H: 0 LOB: 0 BB: 0 P: 5	R: 0 E: 0 K: 2 S: 8	H: 0 LOB: 0 BB: 0 P: 8	R: 0 E: 0 K: 0 S: 8	H: 1 LOB: 1 BB: 0 P: 8	R: 1 E: 0 K: 0 S: 4	H: 2 LOB: 2 BB: 2 P: 12	1B: 7 2B: 1 3B: 1 HR: 1	SF: 0 SAC: 1 DP: 2 HBP: 0	WP: 0 PB: 0 SB: 0 CS: 1	PA: 54
PITCHER	IP	WLS	BF	H	R	ER	SO	BB	IBB	HBP	BLK	WP	HR	S	P	ERA	WHIP													
Fred Talbot, R ERA: 3.74	(1, 1)	8.0	31	6	1	1	2	1	0	0	0	0	1	34	38	1.12	0.875													
Steve Hamilton, L ERA: 2.35	(9, 1)	5.0	16	2	0	0	6	0	0	0	0	0	0	28	28	0.00	0.400													
Dooley Womack, R ERA: 2.63	(14, 1)	1.0	6	2	1	1	0	0	2	0	0	0	0	4	12	9.00	2.000													

Baltimore Orioles @ New York Yankees
 Yankee Stadium, Bronx, NY
 Sun Jul 16 1967, 3:33 AM EDT
 Att. 21,695 - Unknown

livebaseballscores.com

AB	49
R	2
H	10
RBI	2
BB	3
SO	8
LOB	17



Batter	1	2	3	4	5	6	7	8	9	10	11	12	13	14	AB	R	H	RBI	BB	SO	LOB
Dick Howser, R (1, 4) OBP: 0.381, SLG: 0.309 Horace Clarke, S (5, 4) OBP: 0.294, SLG: 0.265	0-0 5-3		0-3 K			0-0 4-3			0-3 K		0-0 F7			0-0 FC1-6	2	0	0	0	0	1	0
Ruben Amaro, R (1, 6) OBP: 0.304, SLG: 0.260	0-0 5-3		0-0 6-3			0-0 F6			0-0 5-3			0-0 G5-4-3 1B		0-0 F9	6	0	1	0	0	0	1
Joe Pepitone, L (1, 8) OBP: 0.313, SLG: 0.376	0-0 F8			0-0 G3		0-0 F9			0-3 K			0-0 F2		0-0 4-3	6	0	0	0	0	1	2
Mickey Mantle, S (1, 3) OBP: 0.395, SLG: 0.502 Charley Smith, R (10, PR) OBP: 0.266, SLG: 0.301		0-0 HR		0-0 1B			0-0 G3		4-0 BB			0-0 G5-4-3 1-2f			3	1	2	1	1	0	0
Steve Whitaker, L (1, 7) OBP: 0.278, SLG: 0.363		4-0 BB		0-0 F8			0-0 4-1		0-0 F8				0-0 F7		4	0	0	0	1	0	2
Jake Gibbs, L (1, 2) OBP: 0.310, SLG: 0.291		0-0 G6-4-3 1-2f		0-0 F9			0-0 L5		0-0 F6				0-3 K		5	0	0	0	0	1	3
Mike Hegan, L (1, 9) OBP: 0.229, SLG: 0.148		0-0 1B			0-0 4-3			0-3 K		0-3 K			4-0 BB		4	0	1	0	1	2	1
John Kennedy, R (1, 5) OBP: 0.307, SLG: 0.291		0-3 K			0-0 F7			0-3 K			0-3 K		0-3 K		5	0	0	0	0	4	2
Fred Talbot, R (1, 1) OBP: 0.300, SLG: 0.280 Steve Hamilton, L (9, 1) OBP: 0.250, SLG: 0.250 Dooley Womack, L (14, 1) OBP: 0.167, SLG: 0.167 Tom Tresh, S (14, PH) OBP: 0.296, SLG: 0.353			0-3 K		0-0 5-3			0-0 4-3			0-3 K			4-0 FC1-6 BB	3	0	0	0	0	1	0

Inning Stats	R: 0	H: 0	E: 0	K: 0	S: 3	R: 1	H: 2	E: 0	K: 1	S: 6	R: 0	H: 0	E: 0	K: 2	S: 7	R: 0	H: 1	E: 0	K: 0	S: 4	R: 0	H: 0	E: 0	K: 0	S: 3	R: 0	H: 0	E: 0	K: 2	S: 7	R: 0	H: 0	E: 0	K: 1	S: 5	R: 0	H: 0	E: 0	K: 2	S: 7	R: 0	H: 1	E: 0	K: 0	S: 3	R: 0	H: 0	E: 0	K: 2	S: 7	R: 0	H: 0	E: 0	K: 2	S: 7	R: 0	H: 0	E: 0	K: 2	S: 7	R: 0	H: 0	E: 0	K: 2	S: 7	R: 0	H: 0	E: 0	K: 2	S: 7	R: 0	H: 0	E: 0	K: 2	S: 7	R: 0	H: 0	E: 0	K: 2	S: 7
PITCHER	IP	WLS	BF	H	R	ER	SO	BB	IBB	HBP	BLK	WP	HR	S	P	ERA	WHIP																																																															
Bill Dillman, R (1, 1) ERA: 3.33	7.0		24	3	1	1	3	1	0	0	0	0	1	29	33	1.29	0.571																																																															
Moe Drabowsky, R (8, 1) ERA: 0.81	5.0		16	1	0	0	7	1	0	0	0	0	0	29	33	0.00	0.400																																																															
Pete Richert, L (13, 1) ERA: 3.56	2.0	W	8	0	0	0	2	2	0	0	0	0	0	10	18	0.00	1.000																																																															


BOTTOM

Baltimore Orioles @ New York Yankees
 Yankee Stadium, Bronx, NY

Sun Jul 16 1967, 3:33 AM EDT
 Att. 21,695 - Unknown

livebaseballscorecards.com

AB	44
R	1
H	4
RBI	1
BB	4
SO	12
LOB	13



WP: 0	PA: 48
PB: 0	
SB: 1	
CS: 0	

Batter	1	2	3	4	5	6	7	8	9	AB R H RBI BB SO LOB	TOP											
Luis Aparicio, R (1, 6) OBP: 0.292, SLG: 0.325	0-0 6-3		0-0 1B	0-0 1B		0-0 1-3		0-0 1B		5 0 3 2 0 0 0												
Russ Snyder, L (1, 9) OBP: 0.307, SLG: 0.361	0-0 4-3		0-0 F8	0-0 4-3		0-0 4-3		0-0 F7		5 0 0 0 0 0 3												
Paul Blair, R (1, 8) OBP: 0.347, SLG: 0.457	0-0 4-3		0-0 6-3		0-0 6-3		0-0 2B		0-0 F8	5 0 1 0 0 0 1												
Brooks Robinson, R (1, 5) OBP: 0.339, SLG: 0.441		0-0 HR		0-0 2B 1B	0-0 1B 1B		0-0 5-3		0-3 K	5 3 3 1 0 1 1												
Boog Powell, L (1, 3) OBP: 0.321, SLG: 0.365		0-0 F6		0-0 E 6-3 2B	0-0 1-2 1B 1B		0-3 K		0-0 1-3	5 1 2 1 0 1 1												
Curt Blefary, L (1, 7) OBP: 0.340, SLG: 0.430		0-0 1-3		4-0 6-3 E 1B BB	0-0 1-2 2-H 1B		4-0 IBB			2 1 1 1 2 0 0												
Davey Johnson, R (1, 4) OBP: 0.312, SLG: 0.357		0-0 1B		0-0 E5 6-3 1B	0-0 F8		0-0 F7			4 1 1 0 0 0 6												
Andy Etchebarren, R (1, 2) OBP: 0.321, SLG: 0.355		0-0 F8		0-3 K	0-0 FC6-4		0-0 F8			4 0 0 0 0 1 6												
Tom Phoebus, R (1, 1) OBP: 0.208, SLG: 0.244			0-3 K	0-0 6-3		0-0 4-3		0-3 K		4 0 0 1 0 2 2												
Inning Stats	R: 0 E: 0 K: 0 S: 3	H: 0 LOB: 0 BB: 0 P: 3	R: 1 E: 0 K: 0 S: 5	H: 2 LOB: 1 BB: 0 P: 5	R: 0 E: 0 K: 1 S: 6	H: 1 LOB: 1 BB: 0 P: 6	R: 4 E: 1 K: 1 S: 9	H: 3 LOB: 1 BB: 1 P: 13	R: 1 E: 0 K: 0 S: 6	H: 3 LOB: 2 BB: 0 P: 6	R: 0 E: 0 K: 0 S: 3	H: 0 LOB: 0 BB: 0 P: 3	R: 0 E: 0 K: 1 S: 6	H: 1 LOB: 2 BB: 1 P: 10	R: 0 E: 0 K: 1 S: 6	H: 1 LOB: 1 BB: 0 P: 6	R: 0 E: 0 K: 1 S: 5	H: 0 LOB: 0 BB: 0 P: 5	1B: 8 2B: 2 3B: 0 HR: 1	SF: 0 SAC: 0 DP: 0 HBP: 0	WP: 0 PB: 0 SB: 0 CS: 0	PA: 41
PITCHER	IP WLS BF H R ER SO BB IBB HBP BLK WP HR S P ERA WHIP																					
Mel Stottlemyre, R (1, 1) ERA: 3.06	4.0 L 20 6 5 2 2 1 0 0 0 0 0 1 23 27 4.50 1.750																					
Bill Monbouquette, R (5, 1) ERA: 2.29	3.0 14 4 1 1 1 0 1 0 0 0 0 0 15 19 3.00 1.333																					
Joe Verbanic, R (8, 1) ERA: 2.45	2.0 7 1 0 0 0 2 0 0 0 0 0 0 11 11 0.00 0.500																					

Baltimore Orioles @ New York Yankees
 Yankee Stadium, Bronx, NY
 Mon Jul 17 1967, 7:05 PM EDT
 Att. 14,962 - Unknown

livebaseballscores.com

AB	39
R	6
H	11
RBI	6
BB	2
SO	5
LOB	20



Batter	1	2	3	4	5	6	7	8	9	AB	R	H	RBI	BB	SO	LOB
Horace Clarke, S (1, 4) OBP: 0.294, SLG: 0.262	0-0 1-3 		4-0 1B BB 		0-0 4-3 		0-0 5-3 			3	1	0	0	1	0	0
Ruben Amaro, R (1, 6) OBP: 0.304, SLG: 0.260	0-0 6-3 		0-0 1B 1B 		0-0 5-3 		0-0 F7 			4	0	1	0	0	0	0
Tom Tresh, S (1, 7) OBP: 0.289, SLG: 0.353	4-0 WP BB 		0-0 1B 		0-0 1-3 			0-0 F9 		3	0	1	1	1	0	0
Mickey Mantle, S (1, 3) OBP: 0.393, SLG: 0.496	4-0 1-2 BB 		0-3 K 		0-0 4-3 			0-0 4-3 		3	0	0	0	1	1	2
Steve Whitaker, L (1, 8) OBP: 0.278, SLG: 0.361	0-3 K 		0-0 G3 		0-0 1B 1B 			0-0 F8 		4	0	1	0	0	1	4
Jake Gibbs, L (1, 2) OBP: 0.304, SLG: 0.285		0-0 F8 		0-0 3-1 		0-3 K 			0-3 K FC6-4 	4	0	0	0	0	2	1
Mike Hegan, L (1, 9) OBP: 0.243, SLG: 0.156		0-0 6-3 		4-0 BB 		0-0 1B 			0-3 K 	3	0	1	0	1	1	1
John Kennedy, R (1, 5) OBP: 0.298, SLG: 0.281		0-3 K 		0-3 K 		0-0 F5 			0-3 K 	4	0	0	0	0	3	4
Mel Stottlemyre, R (1, 1) OBP: 0.136, SLG: 0.095 Elston Howard, R (4, PH) OBP: 0.242, SLG: 0.257 Bill Monbouquette, R (5, 1) OBP: 0.167, SLG: 0.167 Charley Smith, R (7, PH) OBP: 0.295, SLG: 0.300 Joe Verbanic, R (8, 1) OBP: 0.182, SLG: 0.273 Bill Robinson, R (9, PH) OBP: 0.252, SLG: 0.275			0-3 K 		0-0 F8 		0-3 K 		0-0 FC6-4 	1	0	0	0	0	1	0

BOTTOM

Baltimore Orioles @ New York Yankees
Yankee Stadium, Bronx, NY

Mon Jul 17 1967, 7:05 PM EDT
Att. 14,962 - Unknown

AB	32
R	1
H	4
RBI	1
BB	4
SO	10
LOB	14

livebaseballscorecards.com

Inning Stats	R: 0	H: 0	E: 0	LOB: 2	K: 1	BB: 2	S: 5	P: 13	R: 0	H: 0	E: 0	LOB: 0	K: 1	BB: 0	S: 5	P: 5	R: 1	H: 2	E: 0	LOB: 2	K: 2	BB: 1	S: 9	P: 13	R: 0	H: 0	E: 0	LOB: 1	K: 1	BB: 1	S: 5	P: 9	R: 0	H: 2	E: 0	LOB: 2	K: 1	BB: 0	S: 7	P: 7	R: 0	H: 0	E: 0	LOB: 0	K: 1	BB: 0	S: 5	P: 5	R: 0	H: 0	E: 1	LOB: 1	K: 3	BB: 0	S: 10	P: 10	1B: 4	SF: 0	2B: 0	SAC: 0	3B: 0	DP: 0	HR: 0	HBP: 0	WP: 1	PA: 36	PB: 0	SB: 0	CS: 0
PITCHER Tom Phoebus, R (1, 1) ERA: 2.93	IP	WLS	BF	H	R	ER	SO	BB	IBB	HBP	BLK	WP	HR	S	P	ERA	WHIP																			PITCHER	IP	WLS	BF	H	R	ER	SO	BB	IBB	HBP	BLK	WP	HR	S	P	ERA	WHIP																

Batter	1	2	3	4	5	6	7	8	9	AB R H RBI BB SO LOB	TOP																				
Mike Andrews, R (1, 4) <small>OBP: 0.327, SLG: 0.315</small> Dalton Jones, L (6, 4) <small>OBP: 0.295, SLG: 0.342</small>	0-0 5-3	0-0 5-3			0-3 K	0-3 K			0-0 F8	4 0 0 0 0 2 3 1 0 0 0 0 0 0																					
Joe Foy, R (1, 5) <small>OBP: 0.335, SLG: 0.462</small>	0-3 K	0-0 1B			4-0 BB			0-0 F3	0-0 1B	4 0 2 1 1 1 0																					
Carl Yastrzemski, L (1, 7) <small>OBP: 0.413, SLG: 0.615</small> George Thomas, R (7, 7) <small>OBP: 0.239, SLG: 0.279</small>	0-3 K	0-0 4-3			0-0 F8			0-0 F7	0-3 K	4 0 0 0 0 1 2 1 0 0 0 0 1 1																					
Tony Conigliaro, R (1, 9) <small>OBP: 0.360, SLG: 0.528</small> Jose Tartabull, L (3, 9) <small>OBP: 0.309, SLG: 0.257</small>		0-0 2B		0-3 K	0-0 2-3			0-0 2B		2 1 1 0 0 1 0 2 0 1 0 0 0 1																					
George Scott, R (1, 3) <small>OBP: 0.360, SLG: 0.446</small>		0-0 2B		0-3 K				0-0 FC1-6 2B	0-0 F8	4 1 2 1 0 1 1																					
Jerry Adair, R (1, 6) <small>OBP: 0.251, SLG: 0.280</small>		0-0 1B 2B		0-0 F3				0-0 FC1-6 1B	0-0 2-3	4 2 1 1 0 0 1																					
Reggie Smith, S (1, 8) <small>OBP: 0.305, SLG: 0.358</small>		0-0 6-3			0-0 F5			0-0 1B 1B	0-0 1-3	4 0 1 0 0 0 1																					
Mike Ryan, R (1, 2) <small>OBP: 0.281, SLG: 0.266</small>		0-0 1B 1B			0-3 K			0-0 1B S 1B	0-0 6-3	4 1 2 2 0 1 0																					
Jim Lonborg, R (1, 1) <small>OBP: 0.153, SLG: 0.123</small>		0-0 5-3 1B			0-3 K			0-3 K	0-0 F4	4 1 1 1 0 2 2																					
Inning Stats	R: 0 E: 0 K: 2 S: 7	H: 0 LOB: 0 BB: 0 P: 7	R: 5 E: 0 K: 0 S: 9	H: 6 LOB: 1 BB: 0 P: 9	R: 0 E: 0 K: 2 S: 7	H: 0 LOB: 0 BB: 0 P: 7	R: 0 E: 0 K: 2 S: 7	H: 0 LOB: 0 BB: 0 P: 7	R: 0 E: 0 K: 1 S: 5	H: 0 LOB: 1 BB: 1 P: 9	R: 1 E: 0 K: 2 S: 10	H: 3 LOB: 2 BB: 0 P: 10	R: 0 E: 0 K: 0 S: 4	H: 1 LOB: 1 BB: 0 P: 4	R: 0 E: 0 K: 0 S: 3	H: 0 LOB: 0 BB: 0 P: 3	R: 0 E: 0 K: 1 S: 6	H: 1 LOB: 1 BB: 0 P: 6	1B: 6 2B: 5 3B: 0 HR: 0	SF: 0 SAC: 0 DP: 0 HBP: 0	WP: 0 PB: 0 SB: 1 CS: 0	PA: 39									
PITCHER	IP WLS BF H R ER SO BB IBB HBP BLK WP HR S P ERA WHIP																														
Dave McNally, L (1, 1) <small>ERA: 4.85</small> Eddie Watt, R (2, 1) <small>ERA: 2.05</small> Eddie Fisher, R (7, 1) <small>ERA: 3.66</small> Wally Bunker, R (9, 1) <small>ERA: 3.86</small>	1.1 L	8	4	4	4	2	0	0	0	0	0	0	0	12	12	27.00	3.000														
	4.2	20	5	2	2	7	1	0	0	0	0	0	0	33	37	3.86	1.286														
	2.0	7	1	0	0	0	0	0	0	0	0	0	0	7	7	0.00	0.500														
	1.0	4	1	0	0	1	0	0	0	0	0	0	0	6	6	0.00	1.000														

Boston Red Sox @ Baltimore Orioles
Memorial Stadium, Baltimore, MD
 Tue Jul 18 1967, 7:05 PM EDT
 Att. 14,409 - Unknown

livebaseballscorecards.com

AB	38
R	6
H	11
RBI	6
BB	1
SO	10
LOB	12



Batter	1	2	3	4	5	6	7	8	9
Luis Aparicio, R (1, 6) OBP: 0.291, SLG: 0.327	0-0 F4		0-0 F8			0-0 2B		0-0 1-3	
Russ Snyder, L (1, 9) Eddie Fisher, R (7, 1) Vic Roznovsky, L (8, PH) Wally Bunker, R (9, 1) OBP: 0.302, SLG: 0.355 OBP: 0.250, SLG: 0.250 OBP: 0.245, SLG: 0.255 OBP: 0.067, SLG: 0.067	0-3 K			0-3 K		0-0 F6		0-3 K	
Paul Blair, R (1, 8) OBP: 0.343, SLG: 0.451	0-3 K			0-3 K		0-0 F6		0-0 F2	
Brooks Robinson, R (1, 5) OBP: 0.339, SLG: 0.442		0-3 K		0-0 F4		0-0 G3 2B		0-0 F9	
Boog Powell, L (1, 3) OBP: 0.320, SLG: 0.361		4-0 FC6-4 BB		0-0 F8		0-0 6-3		0-0 2-3	
Curt Blefary, L (1, 7) OBP: 0.336, SLG: 0.425		0-3 K		0-3 K		0-0 G3		0-0 F8	
Davey Johnson, R (1, 4) OBP: 0.312, SLG: 0.356		0-0 FC6-4		0-0 1B		0-3 K			
Andy Etchebarren, R (1, 2) OBP: 0.321, SLG: 0.355			0-0 6-3		0-3 K			0-0 HR 1B	
Dave McNally, R (1, 1) Eddie Watt, R (2, 1) Curt Motton, R (6, PH) OBP: 0.161, SLG: 0.194 OBP: 0.188, SLG: 0.071 OBP: 0.400, SLG: 0.500			0-3 K			0-0 F8		0-0 HR	


AB	R	H	RBI	BB	SO	LOB
4	0	1	0	0	0	0
3	0	0	0	0	2	1
0	0	0	0	0	0	0
1	0	0	0	0	1	0
0	0	0	0	0	0	0
4	0	0	0	0	2	1
4	0	1	0	0	1	0
3	0	0	0	1	0	1
4	0	0	0	0	2	2
3	0	1	0	0	1	2
3	1	1	0	0	1	1
0	0	0	0	0	0	0
1	0	0	0	0	1	0
2	1	1	2	0	0	0

BOTTOM

Boston Red Sox @ Baltimore Orioles
Memorial Stadium, Baltimore, MD

Tue Jul 18 1967, 7:05 PM EDT
Att. 14,409 - Unknown

AB	32
R	2
H	5
RBI	2
BB	1
SO	11
LOB	8



Inning Stats	R: 0	H: 0	E: 0	LOB: 0	K: 2	S: 7	R: 0	H: 0	E: 0	LOB: 1	K: 2	S: 7	R: 0	H: 0	E: 0	LOB: 0	K: 1	S: 5	R: 0	H: 0	E: 0	LOB: 0	K: 2	S: 7	R: 0	H: 1	E: 0	LOB: 1	K: 2	S: 8	R: 0	H: 1	E: 0	LOB: 1	K: 1	S: 6	R: 2	H: 2	E: 0	LOB: 0	K: 1	S: 7	R: 0	H: 0	E: 0	LOB: 0	K: 0	S: 3	1B: 2	SF: 0	2B: 2	SAC: 0	3B: 0	DP: 0	HR: 1	HBP: 0	WP: 0	PA: 33
PITCHER Jim Lonborg, R (1, 1) ERA: 2.93	IP	WLS	BF	H	R	ER	SO	BB	IBB	HBP	BLK	WP	HR	S	P	ERA	WHIP																																									

WP	HR	S	P	ERA	WHIP
0	1	54	58	2.00	0.667

Batter	1	2	3	4	5	6	7	8	9	AB R H RBI BB SO LOB	TOP											
Mike Andrews, R (1, 4) OBP: 0.328, SLG: 0.331	0-3 K		0-0 6-3		0-0 HR		0-0 F3		0-0 2B	5 1 2 3 0 1 0												
Joe Foy, R (1, 5) OBP: 0.339, SLG: 0.467	0-0 1B			0-3 K	0-0 3B		0-0 1B		0-0 6-3	5 1 3 0 0 1 1												
Carl Yastrzemski, L (1, 7) OBP: 0.414, SLG: 0.612	0-0 1B			0-3 K	4-0 3B		0-0 CS			3 1 1 0 1 2 0												
Tony Conigliaro, R (1, 9) OBP: 0.366, SLG: 0.552	0-0 3-1			0-0 2B	0-0 3B			0-0 WP		4 1 3 2 0 0 1												
George Scott, R (1, 3) OBP: 0.356, SLG: 0.440		0-0 F4		0-0 1-3	0-0 4-3			0-0 F9		4 0 0 0 0 0 2												
Jerry Adair, R (1, 6) OBP: 0.256, SLG: 0.284		0-0 1-3			0-0 6-3	0-0 1B		0-0 1B		4 0 2 0 0 0 0												
Reggie Smith, S (1, 8) OBP: 0.304, SLG: 0.357		0-0 F8			0-0 SH3-4	0-3 K		0-0 F8		4 1 1 0 0 1 2												
Mike Ryan, R (1, 2) OBP: 0.280, SLG: 0.261			0-0 F3		4-0 HR	0-0 L1-3			0-0 5-3	3 1 0 0 1 0 1												
Gary Bell, R (1, 1) OBP: 0.125, SLG: 0.150			0-0 F9		0-0 SH3-4		0-0 F3			1 0 0 0 0 0 0												
Jose Santiago, R (5, 1) OBP: 0.211, SLG: 0.500					1-2 2-3				0-0 6-3	2 0 0 0 0 0 0												
Inning Stats	R: 0 E: 0 K: 1 S: 6	H: 2 LOB: 1 BB: 0 P: 6	R: 0 E: 0 K: 0 S: 3	H: 0 LOB: 0 BB: 0 P: 3	R: 0 E: 0 K: 0 S: 3	H: 0 LOB: 0 BB: 0 P: 3	R: 0 E: 0 K: 2 S: 8	H: 1 LOB: 1 BB: 0 P: 8	R: 5 E: 0 K: 0 S: 7	H: 4 LOB: 1 BB: 2 P: 15	R: 0 E: 0 K: 1 S: 5	H: 1 LOB: 0 BB: 0 P: 5	R: 0 E: 0 K: 0 S: 3	H: 1 LOB: 0 BB: 0 P: 3	R: 1 E: 0 K: 1 S: 7	H: 2 LOB: 1 BB: 0 P: 7	R: 0 E: 0 K: 0 S: 4	H: 1 LOB: 1 BB: 0 P: 4	1B: 6 2B: 4 3B: 2 HR: 1	SF: 0 SAC: 1 DP: 1 HBP: 0	WP: 1 PB: 0 SB: 0 CS: 1	PA: 39
PITCHER	IP WLS BF H R ER SO BB IBB HBP BLK WP HR S P ERA WHIP																					
Pete Richert, L (1, 1) ERA: 3.78	4.2 L 22 7 5 5 3 2 0 0 0 0 0 1 26 34 9.64 1.929																					
Eddie Fisher, R (5, 1) ERA: 3.54	4.1 16 5 1 1 2 0 0 0 0 0 1 0 20 20 2.08 1.154																					

Boston Red Sox @ Baltimore Orioles
Memorial Stadium, Baltimore, MD
 Wed Jul 19 1967, 7:05 PM EDT
 Att: 12,154 - Unknown

livebaseballscorecards.com

AB	35
R	6
H	12
RBI	5
BB	2
SO	5
LOB	7



BOTTOM

Boston Red Sox @ Baltimore Orioles
Memorial Stadium, Baltimore, MD

Wed Jul 19 1967, 7:05 PM EDT
Att. 12,154 - Unknown

livebaseballscorecards.com

AB	34
R	4
H	8
RBI	4
BB	2
SO	8
LOB	12



WP:	0	PA:	37
PB:	0		
SB:	0		
CS:	0		

AB R H RBI BB SO LOB

5 0 2 1 0 0 1

4 1 2 0 0 1 2

4 1 1 1 0 1 4

4 0 0 0 0 0 4

4 1 1 2 0 0 0

4 0 0 0 0 2 0

3 0 0 0 1 1 0

3 1 1 0 0 1 1

1 0 0 0 0 1 0

0 0 0 0 0 0 0

1 0 0 0 1 1 0

1 0 1 0 0 0 0

1B: 6 SF: 0

2B: 0 SAC: 1

3B: 0 DP: 0

HR: 2 HBP: 0

Batter	1	2	3	4	5	6	7	8	9
Luis Aparicio, R OBP: 0.293, SLG: 0.328 (1, 6)	0-0 F6 		0-0 2-3 1B 		0-0 1-2 2-H 1B 		0-0 6-3 		0-0 F9
Paul Blair, R OBP: 0.345, SLG: 0.452 (1, 8)	0-3 K 		0-0 F8 		0-0 1-2 2-3 1B 			0-0 HR 1B 	
Curt Blefary, L OBP: 0.335, SLG: 0.432 (1, 9)	0-0 G3 			0-0 HR 	0-3 K 			0-0 F4 	
Brooks Robinson, R OBP: 0.335, SLG: 0.437 (1, 5)		0-0 F7 		0-0 F7 	0-0 F8 			0-0 F9 	
Boog Powell, L OBP: 0.319, SLG: 0.370 (1, 3)		0-0 F7 		0-0 G3 		0-0 F7 		0-0 HR 	
Curt Motton, R OBP: 0.364, SLG: 0.444 (1, 7)		0-0 F8 		0-3 K 		0-0 F9 		0-3 K 	
Davey Johnson, R OBP: 0.311, SLG: 0.353 (1, 4)			0-0 4-3 		4-0 FC5-4 BB 		0-0 F3 		0-3 K
Larry Haney, R OBP: 0.360, SLG: 0.414 Russ Snyder, L (9, PH) OBP: 0.301, SLG: 0.353 (1, 2)			0-0 1B SH2-3 1B 		0-0 FC5-4 BB 1B 		0-3 K 		0-3 K
Pete Richert, L OBP: 0.077, SLG: 0.079 Eddie Fisher, R OBP: 0.333, SLG: 0.200 Vic Roznovsky, L (9, PH) OBP: 0.260, SLG: 0.271 (1, 1)			0-0 SH2-3 		4-0 1B 1B BB 		0-3 K 		0-0 1B

Inning Stats	R: 0	H: 0	E: 0	K: 1	S: 5	R: 0	H: 0	E: 0	K: 0	S: 3	R: 0	H: 2	E: 0	K: 0	S: 5	R: 1	H: 1	E: 0	K: 1	S: 6	R: 1	H: 2	E: 0	K: 1	S: 7	R: 0	H: 0	E: 0	K: 0	S: 3	R: 0	H: 0	E: 0	K: 2	S: 7	R: 2	H: 2	E: 0	K: 1	S: 7	R: 0	H: 1	E: 0	K: 2	S: 8	1B: 6	SF: 0	2B: 0	SAC: 1	3B: 0	DP: 0	HR: 2	HBP: 0	WP: 0	PA: 37
PITCHER	IP	WLS	BF	H	R	ER	SO	BB	IBB	HBP	BLK	WP	HR	S	P	ERA	WHIP																																						
Gary Bell, R ERA: 3.78 (1, 1)	4.1		20	5	2	2	2	2	0	0	0	0	0	22	30	4.15	1.615																																						
Jose Santiago, R ERA: 4.37 (5, 1)	4.2	W	17	3	2	2	6	0	0	0	0	0	1	29	29	3.86	0.643																																						

Batter	1	2	3	4	5	6	7	8	9	AB R H RBI BB SO LOB	TOP											
Ed Stroud, L (1, 8) OBP: 0.301, SLG: 0.256	0-0 5-3 1B		0-0 F7		0-0 FC5-2 1B		0-0 4-3		0-0 6-3	5 2 2 0 0 0 0	<p>Washington Senators @ Baltimore Orioles</p> <p>Memorial Stadium, Baltimore, MD</p> <p>Fri Jul 21 1967, 7:05 PM EDT</p> <p>Unknown</p>											
Ken McMullen, R (1, 5) OBP: 0.280, SLG: 0.341	0-0 5-3 1-2		4-0 BB		4-0 FC5-2 1B		0-3 K		0-0 6-3	3 1 0 0 2 1 1												
Frank Howard, R (1, 7) OBP: 0.327, SLG: 0.517	0-3 K		0-3 K		0-0 FC5-2 1B		0-0 5-3		0-0 F8	4 0 0 0 0 2 5												
Hank Allen, R (7, 7) OBP: 0.270, SLG: 0.310					1-2 2-3 3-H					1 0 0 0 0 0 0												
Fred Valentine, S (1, 9) OBP: 0.340, SLG: 0.340	0-0 2-H S 1B		0-0 5-3		0-0 1-2 2-H 3-H 1B				4-0 FC3-6 BB	3 0 2 3 1 0 1												
Mike Epstein, L (1, 3) OBP: 0.314, SLG: 0.385	0-3 K 1-2			0-3 K	0-3 K			0-0 FC3-6 1-5-3 1B 1-2f WP		4 1 0 0 0 3 4												
Paul Casanova, R (1, 2) OBP: 0.291, SLG: 0.376		0-0 5-3		0-0 1-3		0-0 F3		0-0 WP 1-2 1-5-3 1B		4 0 1 0 0 0 0												
Bernie Allen, L (1, 4) OBP: 0.242, SLG: 0.254		0-0 1B		0-3 K		0-0 G3		0-0 1-5-3		4 0 1 0 0 1 2												
Tim Cullen, R (1, 6) OBP: 0.360, SLG: 0.298		0-0 F8			0-0 1B FC5-2 SH3-4 1B		0-0 1B	4-0 WP IBB		3 0 2 0 1 0 1												
Frank Bertaina, L (1, 1) OBP: 0.053, SLG: 0.053		0-0 6-3			0-0 SH3-4		0-0 F8	0-3 K		1 0 0 0 0 0 1												
Bob Humphreys, R (5, 1) OBP: 0.250, SLG: 0.100					1-2			1-2 2-3 3-H		2 0 0 0 0 1 3												
Darold Knowles, L (8, 1) OBP: 0.125, SLG: 0.125										0 0 0 0 0 0 0												
Inning Stats	R: 1 E: 0 K: 2 S: 9	H: 2 LOB: 1 BB: 0 P: 9	R: 0 E: 0 K: 0 S: 4	H: 1 LOB: 1 BB: 0 P: 4	R: 0 E: 0 K: 1 S: 5	H: 0 LOB: 0 BB: 1 P: 9	R: 0 E: 0 K: 2 S: 7	H: 0 LOB: 0 BB: 0 P: 7	R: 2 E: 0 K: 1 S: 8	H: 3 LOB: 2 BB: 1 P: 12	R: 0 E: 0 K: 0 S: 4	H: 1 LOB: 1 BB: 0 P: 4	R: 0 E: 0 K: 1 S: 5	H: 0 LOB: 0 BB: 0 P: 5	R: 1 E: 0 K: 1 S: 6	H: 1 LOB: 2 BB: 2 P: 14	R: 0 E: 0 K: 0 S: 3	H: 0 LOB: 0 BB: 0 P: 3	1B: 8 2B: 0 3B: 0 HR: 0	SF: 0 SAC: 1 DP: 0 HBP: 0	WP: 1 PB: 0 SB: 1 CS: 0	PA: 39
PITCHER	IP WLS BF H R ER SO BB IBB HBP BLK WP HR S P ERA WHIP												PITCHER	IP WLS BF H R ER SO BB IBB HBP BLK WP HR S P ERA WHIP								
Tom Phoebus, R (1, 1) ERA: 3.03	5.0 L 23 6 3 3 6 2 0 0 0 0 0 0 33 41 5.40 1.600																					
Eddie Watt, R (6, 1) ERA: 1.99	2.0 7 1 0 0 1 0 0 0 0 0 0 0 9 9 0.00 0.500																					
Eddie Fisher, R (8, 1) ERA: 3.57	2.0 9 1 1 1 1 1 1 0 0 1 0 9 17 4.50 1.000																					

livebaseballscorecards.com

AB	34
R	4
H	8
RBI	3
BB	4
SO	8
LOB	18



Batter	1	2	3	4	5	6	7	8	9	AB	R	H	RBI	BB	SO	LOB	BOTTOM
--------	---	---	---	---	---	---	---	---	---	----	---	---	-----	----	----	-----	--------

Luis Aparicio, R OBP: 0.295, SLG: 0.326 (1, 6) BBB	4-0 SH1-3 BB S		4-0 BB S		0-0 F3 S		0-0 F8 S			2	0	0	0	2	0	3	<p>Washington Senators @ Baltimore Orioles Memorial Stadium, Baltimore, MD Fri Jul 21 1967, 7:05 PM EDT Unknown</p>
---	-------------------------	--	----------------	--	----------------	--	----------------	--	--	---	---	---	---	---	---	---	--

Curt Blefary, L OBP: 0.335, SLG: 0.431 (1, 9) X	0-0 SH1-3 1-2		0-3 K S			0-0 1B SF7 1B		0-0 3-1		3	1	1	0	0	1	1	<p>Washington Senators @ Baltimore Orioles Memorial Stadium, Baltimore, MD Fri Jul 21 1967, 7:05 PM EDT Unknown</p>
--	---------------------	--	---------------	--	--	------------------------	--	------------	--	---	---	---	---	---	---	---	--

Paul Blair, R OBP: 0.347, SLG: 0.461 (1, 8) BBB	4-0 G5-4-3 2-3 BB			0-0 5-3		0-0 F8		0-0 HR		3	1	1	1	1	0	1	<p>Washington Senators @ Baltimore Orioles Memorial Stadium, Baltimore, MD Fri Jul 21 1967, 7:05 PM EDT Unknown</p>
--	----------------------------	--	--	------------	--	-----------	--	-----------	--	---	---	---	---	---	---	---	--

Brooks Robinson, R OBP: 0.339, SLG: 0.449 (1, 5) X	0-0 G5-4-3 1-2f			0-0 G1-4-3 1B		0-0 1-3 1B		0-0 HR		4	1	3	1	0	0	2	<p>Washington Senators @ Baltimore Orioles Memorial Stadium, Baltimore, MD Fri Jul 21 1967, 7:05 PM EDT Unknown</p>
---	-----------------------	--	--	---------------------	--	------------------	--	-----------	--	---	---	---	---	---	---	---	--

Curt Motton, R OBP: 0.333, SLG: 0.410 (1, 7) SS		0-3 K		0-0 G1-4-3 1-2f		0-0 SF7 3-H		0-0 F2		3	0	0	1	0	1	1	<p>Washington Senators @ Baltimore Orioles Memorial Stadium, Baltimore, MD Fri Jul 21 1967, 7:05 PM EDT Unknown</p>
--	--	----------	--	-----------------------	--	-------------------	--	-----------	--	---	---	---	---	---	---	---	--

Boog Powell, L OBP: 0.321, SLG: 0.367 (1, 3) BBB		4-0 G6-4-3 BB			4-0 1B BB		0-0 4-3		0-0 F4		2	0	0	0	2	0	<p>Washington Senators @ Baltimore Orioles Memorial Stadium, Baltimore, MD Fri Jul 21 1967, 7:05 PM EDT Unknown</p>
---	--	---------------------	--	--	-----------------	--	------------	--	-----------	--	---	---	---	---	---	---	--

Davey Johnson, R OBP: 0.310, SLG: 0.351 (1, 4) X		0-0 G6-4-3 1-2f			0-0 F9		0-0 F9		0-0 FC1-6 1B		4	0	1	0	0	0	2	<p>Washington Senators @ Baltimore Orioles Memorial Stadium, Baltimore, MD Fri Jul 21 1967, 7:05 PM EDT Unknown</p>
---	--	-----------------------	--	--	-----------	--	-----------	--	--------------------	--	---	---	---	---	---	---	---	--

Andy Etchebarren, R OBP: 0.320, SLG: 0.353 (1, 2) SS			0-3 K		0-0 1-2 1B		0-0 F7		0-0 FC1-6 G6-4-3 1-2f		4	0	1	0	0	1	1	<p>Washington Senators @ Baltimore Orioles Memorial Stadium, Baltimore, MD Fri Jul 21 1967, 7:05 PM EDT Unknown</p>
---	--	--	----------	--	------------------	--	-----------	--	--------------------------------	--	---	---	---	---	---	---	---	--

Tom Phoebus, R OBP: 0.204, SLG: 0.239 (1, 1) SS			0-3 K		0-0 F7		0-0 F7		0-0 G6-4-3 1-2f		1	0	0	0	0	1	0	<p>Washington Senators @ Baltimore Orioles Memorial Stadium, Baltimore, MD Fri Jul 21 1967, 7:05 PM EDT Unknown</p>
--	--	--	----------	--	-----------	--	-----------	--	-----------------------	--	---	---	---	---	---	---	---	--

Inning Stats	R: 0 E: 0 K: 0 S: 2	H: 0 LOB: 1 BB: 2 P: 10	R: 0 E: 0 K: 1 S: 4	H: 0 LOB: 0 BB: 1 P: 8	R: 0 E: 0 K: 3 S: 9	H: 0 LOB: 1 BB: 1 P: 13	R: 0 E: 0 K: 0 S: 3	H: 1 LOB: 0 BB: 0 P: 3	R: 0 E: 0 K: 0 S: 4	H: 1 LOB: 2 BB: 1 P: 8	R: 1 E: 0 K: 0 S: 5	H: 2 LOB: 1 BB: 0 P: 5	R: 0 E: 0 K: 0 S: 4	H: 1 LOB: 1 BB: 0 P: 4	R: 2 E: 0 K: 0 S: 5	H: 2 LOB: 0 BB: 0 P: 5	R: 0 E: 0 K: 0 S: 3	H: 1 LOB: 0 BB: 0 P: 3	1B: 6 2B: 0 3B: 0 HR: 2	SF: 1 SAC: 1 DP: 4 HBP: 0	WP: 0 PB: 0 SB: 1 CS: 0	PA: 36
--------------	------------------------------	----------------------------------	------------------------------	---------------------------------	------------------------------	----------------------------------	------------------------------	---------------------------------	------------------------------	---------------------------------	------------------------------	---------------------------------	------------------------------	---------------------------------	------------------------------	---------------------------------	------------------------------	---------------------------------	----------------------------------	------------------------------------	----------------------------------	--------

PITCHER	IP	WLS	BF	H	R	ER	SO	BB	IBB	HBP	BLK	WP	HR	S	P	ERA	WHIP
Frank Bertaina, L ERA: 2.77 (1, 1)	4.1		17	2	0	0	4	5	0	0	0	0	0	20	40	0.00	1.615
Bob Humphreys, R ERA: 4.25 (5, 1)	3.1	W	15	5	3	3	0	0	0	0	0	0	2	15	15	8.10	1.500
Darold Knowles, L ERA: 2.48 (8, 1)	1.1	S	4	1	0	0	0	0	0	0	0	0	0	4	4	0.00	0.750

AB	29
R	3
H	8
RBI	3
BB	5
SO	4
LOB	15



Batter	1	2	3	4	5	6	7	8	9	AB R H RBI BB SO LOB	TOP
Bob Saverine, S (1, 4) <small>OBP: 0.295, SLG: 0.292</small> Dave Baldwin, R (8, 1) Darold Knowles, L (8, 1) <small>OBP: 0.125, SLG: 0.125</small>	0-0 		0-0 			0-0 		4-0 		3 1 0 0 1 0 0 0 0 0 0 0 0 0 0 0 0 0 0 0 0	Washington Senators @ Baltimore Orioles Memorial Stadium, Baltimore, MD Fri Jul 21 1967, 7:05 PM EDT Att. 9,404 - Unknown
Ken McMullen, R (1, 5) <small>OBP: 0.282, SLG: 0.346</small>	0-3 			0-0 		0-0 		0-3 		4 0 2 0 0 2 3	
Cap Peterson, R (1, 7) <small>OBP: 0.324, SLG: 0.378</small>	0-0 			0-0 		0-3 		0-0 		4 0 1 3 0 1 2	
Fred Valentine, S (1, 9) <small>OBP: 0.339, SLG: 0.338</small>		0-3 		0-0 		0-0 		0-0 		4 0 1 0 0 1 3	
Hank Allen, R (1, 8) <small>OBP: 0.270, SLG: 0.308</small>		0-0 		0-0 		0-0 		0-0 		4 0 1 0 0 0 2	
Tim Cullen, R (1, 6) <small>OBP: 0.353, SLG: 0.291</small>		0-0 		0-0 		0-0 		0-3 		4 0 0 0 0 1 1	
Dick Nen, L (1, 3) <small>OBP: 0.291, SLG: 0.362</small>		0-3 		0-0 			0-0 	0-3 		4 1 1 0 0 2 1	
Doug Camilli, R (1, 2) <small>OBP: 0.228, SLG: 0.241</small>			0-0 		0-0 		0-0 			2 0 0 0 0 0 0	
Joe Coleman, R (1, 1) <small>OBP: 0.152, SLG: 0.100</small> Frank Howard, R (8, PH) <small>OBP: 0.329, SLG: 0.517</small> Bernie Allen, L (8, PR) <small>OBP: 0.242, SLG: 0.254</small>			0-3 		0-0 		4-0 			2 0 0 0 0 1 0 0 0 0 0 1 0 0 0 1 0 0 0 0 0	
Inning Stats	R: 0 H: 0 E: 0 LOB: 0 K: 1 BB: 0 S: 5 P: 5	R: 0 H: 1 E: 0 LOB: 1 K: 2 BB: 0 S: 8 P: 8	R: 0 H: 0 E: 0 LOB: 0 K: 1 BB: 0 S: 5 P: 5	R: 0 H: 1 E: 0 LOB: 1 K: 0 BB: 0 S: 4 P: 4	R: 0 H: 0 E: 0 LOB: 0 K: 0 BB: 0 S: 3 P: 3	R: 0 H: 1 E: 0 LOB: 1 K: 1 BB: 0 S: 6 P: 6	R: 0 H: 1 E: 0 LOB: 0 K: 0 BB: 0 S: 3 P: 3	R: 3 H: 2 E: 0 LOB: 2 K: 1 BB: 2 S: 7 P: 15	R: 0 H: 0 E: 0 LOB: 0 K: 2 BB: 0 S: 7 P: 7	1B: 4 SF: 0 2B: 2 SAC: 1 3B: 0 DP: 1 HR: 0 HBP: 0	WP: 0 PA: 34 PB: 0 SB: 0 CS: 0
PITCHER Dave McNally, L (1, 1) <small>ERA: 4.76</small> Moe Drabowsky, R (8, 1) <small>ERA: 0.85</small>	IP WLS BF H R ER SO BB IBB HBP BLK WP HR S P ERA WHIP 7.1 L 28 5 3 3 5 1 1 0 0 0 0 36 44 3.68 0.818										

AB	31
R	3
H	6
RBI	3
BB	2
SO	8
LOB	12



BOTTOM

Washington Senators @ Baltimore Orioles
Memorial Stadium, Baltimore, MD

livebaseballscorecards.com

AB	33
R	1
H	7
RBI	1
BB	1
SO	6
LOB	19



WP:	1	PA:	36
PB:	0	SB:	0
CS:	0		

ERA	WHIP

Fri Jul 21 1967, 7:05 PM EDT
Att. 9,404 - Unknown

AB R H RBI BB SO LOB

4 1 1 0 0 1 0

3 0 1 0 1 0 0

4 0 1 0 0 0 3

4 0 0 0 0 1 5

3 0 1 0 0 0 0

0 0 0 1 0 0 0

3 0 2 0 0 0 2

4 0 1 0 0 0 2

4 0 0 0 0 2 4

3 0 0 0 0 1 3

0 0 0 0 0 0 0

1 0 0 0 0 1 0

1B:	7	SF:	1
2B:	0	SAC:	0
3B:	0	DP:	0
HR:	0	HBP:	1

Batter	1	2	3	4	5	6	7	8	9
Luis Aparicio, R OBP: 0.295, SLG: 0.325 (1, 6)	0-0 F4 ①		0-0 4-3 ②			0-3 K ①		0-0 1B SF8 1B	
Russ Snyder, L OBP: 0.305, SLG: 0.352 (1, 7) (9, 9)	4-0 BB		0-0 F7 ③			0-0 F7 ②		0-0 1-3 E 1B	
Paul Blair, R OBP: 0.346, SLG: 0.458 (1, 8)	0-0 F6 ②			0-0 F9 ①		0-0 1B		0-0 1-2 E5	
Brooks Robinson, R OBP: 0.336, SLG: 0.444 (1, 5)	0-0 F9 ③			0-0 F3 ②		0-0 F9 ③		0-3 K ①	
Curt Blefary, L OBP: 0.336, SLG: 0.430 (1, 9) Curt Motton, R OBP: 0.327, SLG: 0.410 (8, PH) (9, 7)		0-0 1B 1B		0-0 F6 ③			0-0 F9 ①	0-0 SF8 ②	
Boog Powell, L OBP: 0.326, SLG: 0.371 (1, 3)		0-0 1-3 1B ①			0-0 FC6-4 1B ①		1-0 1B HBP	0-0 4-3 ③	
Davey Johnson, R OBP: 0.310, SLG: 0.350 (1, 4)		0-0 F4 ②			0-0 L5 ①		0-0 1-3 1B		0-0 F9 ①
Larry Haney, R OBP: 0.336, SLG: 0.387 (1, 2)		0-0 L4 ③			0-0 FC6-4 WP 1-2f ②		0-3 K ②	0-3 K ②	
Dave McNally, R OBP: 0.147, SLG: 0.176 (1, 1) Moe Drabowsky, R OBP: 0.444, SLG: 0.412 (8, 1) Sam Bowers, R OBP: 0.250, SLG: 0.266 (9, PH)			0-0 F2 ①		0-0 6-3 ③		0-3 K ③	0-3 K ③	

Inning Stats	R: 0	H: 0	E: 0	K: 3	S: 3	WLS	BF	H	R	ER	SO	BB	IBB	HBP	BLK	WP	HR	S	P	ERA	WHIP
	0	0	0	3	3		27	5	0	0	3	1	0	1	0	1	0	31	36	0.00	0.857
	0	1	0	1	4		7	2	1	0	1	0	0	0	0	0	0	6	6	0.00	6.000
	0	2	0	0	4		7	0	0	0	2	0	0	0	0	0	0	9	9	0.00	0.000

PITCHER	IP	WLS	BF	H	R	ER	SO	BB	IBB	HBP	BLK	WP	HR	S	P	ERA	WHIP
Joe Coleman, R ERA: 4.53 (1, 1)	7.0	W	27	5	0	0	3	1	0	1	0	1	0	31	36	0.00	0.857
Dave Baldwin, R ERA: 1.41 (8, 1)	0.1		4	2	1	0	1	0	0	0	0	0	0	6	6	0.00	6.000
Darold Knowles, L ERA: 2.41 (8, 1)	1.2	S	5	0	0	0	2	0	0	0	0	0	0	9	9	0.00	0.000

AB	40
R	7
H	12
RBI	7
BB	1
SO	11
LOB	13



WP:	0	PA:	41
PB:	0		
SB:	1		
CS:	0		

AB R H RBI BB SO LOB

5	1	1	1	0	0	0
5	1	2	3	0	1	0
5	0	0	0	0	3	2
5	1	2	0	0	1	0
5	1	3	0	0	0	1
4	0	0	0	0	2	5
4	1	3	1	0	0	1
4	1	1	2	0	2	4
2	1	0	0	1	1	0
1	0	0	0	0	1	0
0	0	0	0	0	0	0

Batter	1	2	3	4	5	6	7	8	9
Ed Stroud, L OBP: 0.298, SLG: 0.254 (1, 8)	0-0 6-3		0-0 E1 1B		0-0 F7	0-0 HR 1B		0-0 1-3	
Ken McMullen, R OBP: 0.284, SLG: 0.356 (1, 5)	0-0 F4		0-0 1-3 1B		0-3 K	0-0 HR 1B		0-0 1-3	
Cap Peterson, R OBP: 0.318, SLG: 0.370 (1, 7)	0-3 K		0-3 K			K 4-3			0-0 3-1
Fred Valentine, S OBP: 0.340, SLG: 0.340 (1, 9)		0-0 S 1B		0-0 1-3		0-0 1B 1B	0-0 F8		0-3 K
Dick Nen, L OBP: 0.303, SLG: 0.373 (1, 3)		0-0 F8		0-0 1B 1B		0-0 1B 1B	0-0 1B 1B		0-0 F5
Paul Casanova, R OBP: 0.288, SLG: 0.371 (1, 2)		0-0 F9 1-2		0-3 K		0-0 F7	0-3 K		
Bernie Allen, L OBP: 0.253, SLG: 0.266 (1, 4)		0-0 1-3		0-0 1-2 1B		0-0 1B 1B	0-0 1-3 1B		
Tim Cullen, R OBP: 0.351, SLG: 0.290 (1, 6)			0-3 K	0-3 K		0-0 BB 1B	0-0 F7		
Camilo Pascual, R OBP: 0.216, SLG: 0.147 (1, 1)			0-3 K		0-0 L4	4-0 HR BB		0-3 K	
Casey Cox, R (7, 1)									
Dick Lines, R OBP: 0.375, SLG: 0.167 (9, 1)									

Inning Stats	R: 0	H: 0	R: 0	H: 1	R: 0	H: 1	R: 0	H: 2	R: 0	H: 0	R: 7	H: 6	R: 0	H: 2	R: 0	H: 0	R: 0	H: 0	
E: 0	LOB: 0	E: 0	LOB: 1	E: 0	LOB: 2	E: 1	LOB: 2	E: 0	LOB: 0	E: 0	LOB: 0	E: 0	LOB: 2	E: 0	LOB: 0	E: 0	LOB: 0	E: 0	LOB: 0
K: 1	BB: 0	K: 0	BB: 0	K: 3	BB: 0	K: 2	BB: 0	K: 1	BB: 0	K: 1	BB: 1	K: 1	BB: 0	K: 1	BB: 0	K: 1	BB: 0	K: 1	BB: 0
S: 5	P: 5	S: 4	P: 4	S: 11	P: 11	S: 9	P: 9	S: 5	P: 5	S: 11	P: 15	S: 7	P: 7	S: 5	P: 5	S: 5	P: 5	S: 5	P: 5

PITCHER	IP	WLS	BF	H	R	ER	SO	BB	IBB	HBP	BLK	WP	HR	S	P	ERA	WHIP
Gene Brabender, R ERA: 7.94 (1, 1)	5.2	L	27	8	5	5	8	1	0	0	0	0	0	42	46	7.94	1.588
Eddie Watt, R ERA: 2.23 (6, 1)	1.1		8	4	2	2	1	0	0	0	0	0	1	10	10	13.50	3.000
Wally Bunker, R ERA: 3.72 (8, 1)	2.0		6	0	0	0	2	0	0	0	0	0	0	10	10	0.00	0.000

1B:	11	SF:	0
2B:	0	SAC:	0
3B:	0	DP:	0
HR:	1	HBP:	0

BOTTOM

Washington Senators @ Baltimore Orioles
Memorial Stadium, Baltimore, MD

livebaseballscorecards.com

AB 32
R 5
H 8
RBI 5
BB 2
SO 3
LOB 9



WP: 0 PA: 34
PB: 0
SB: 0
CS: 0

ERA WHIP

ERA 5.68 WHIP 1.263
5.40 1.200
0.00 0.000

Sat Jul 22 1967, 7:05 PM EDT
Att. 12,644 - Unknown

AB R H RBI BB SO LOB

3 0 0 0 1 0 0

4 0 0 0 0 0 1

4 0 0 0 0 0 1

4 2 3 1 0 0 0

3 1 1 0 1 2 1

4 1 2 1 0 0 1

4 1 1 2 0 0 2

3 0 1 1 0 0 2

2 0 0 0 0 1 0

0 0 0 0 0 0 0

1 0 0 0 0 0 1

0 0 0 0 0 0 0

1B: 6 SF: 0
2B: 1 SAC: 0
3B: 0 DP: 3
HR: 1 HBP: 0

WP HR S P

WP HR S P
ERA WHIP

9

6-3

6-3

4-3

0-0

0-3

0-0

0-0

0-0

0-0

R: 1 H: 1
E: 0 LOB: 0
K: 1 BB: 0
S: 6 P: 6

8

6-3

6-3

4-3

0-0

0-3

0-0

0-0

0-0

0-0

R: 0 H: 0
E: 0 LOB: 0
K: 0 BB: 0
S: 3 P: 3

7

6-3

6-3

4-3

0-0

4-0

0-0

0-0

0-0

0-0

R: 3 H: 3
E: 0 LOB: 0
K: 0 BB: 1
S: 5 P: 9

6

G5-4-3

F4

G5-4-3

0-0

4-0

0-0

0-0

0-0

0-0

R: 0 H: 0
E: 0 LOB: 0
K: 0 BB: 1
S: 2 P: 6

5

BB

F4

G5-4-3

0-0

4-0

0-0

0-0

0-0

0-3

R: 0 H: 0
E: 0 LOB: 0
K: 1 BB: 0
S: 5 P: 5

4

F6

4-3

F9

0-0

0-3

0-0

0-0

0-0

0-3

R: 0 H: 1
E: 0 LOB: 1
K: 1 BB: 0
S: 6 P: 6

3

F6

4-3

F9

0-0

0-3

0-0

0-0

0-0

0-0

R: 0 H: 0
E: 0 LOB: 0
K: 0 BB: 0
S: 3 P: 3

2

F2

F3

F7

0-0

0-0

0-0

0-0

0-0

0-0

R: 1 H: 3
E: 0 LOB: 1
K: 0 BB: 0
S: 5 P: 5

1

F2

F3

F7

0-0

0-0

0-0

0-0

0-0

0-0

R: 0 H: 0
E: 0 LOB: 0
K: 0 BB: 0
S: 3 P: 3

Batter

Russ Snyder, L (1, 7)

Mark Belanger, R (1, 6)

Paul Blair, R (1, 8)

Brooks Robinson, R (1, 5)

Boog Powell, L (1, 3)

Curt Blefary, L (1, 9)

Davey Johnson, R (1, 4)

Andy Etchebarren, R (1, 2)

Gene Brabender, R (1, 1)

Eddie Watt, R (6, 1)

Curt Motton, R (7, PH)


Wally Bunker, R (8, 1)


Inning Stats

PITCHER
Camilo Pascual, R (1, 1)
Casey Cox, R (7, 1)
Dick Lines, L (9, 1)

IP WLS BF H R ER SO BB IBB HBP BLK WP HR S P ERA WHIP
6.1 W 25 6 4 4 2 2 0 0 0 0 0 1 6 6 5.68 1.263
1.2 6 2 1 1 0 0 0 0 0 0 0 0 6 6 5.40 1.200
1.0 S 3 0 0 0 1 0 0 0 0 0 0 0 5 5 0.00 0.000

PITCHER
IP WLS BF H R ER SO BB IBB HBP BLK WP HR S P ERA WHIP
IP WLS BF H R ER SO BB IBB HBP BLK WP HR S P ERA WHIP

Batter	1	2	3	4	5	6	7	8	9	10	11	AB R H RBI BB SO LOB	TOP																		
Luis Aparicio, R (1.6) OBP: 0.298, SLG: 0.331	0-0 2B		0-0 1B		0-0 4-3		0-0 5-3		0-0 1B		0-0 FC5-2 1B SF7	6 1 3 0 0 0 3	<p>Baltimore Orioles @ Washington Senators D.C. Stadium, Washington, DC</p> <p>Sun Jul 23 1967, 3:33 AM EDT Att. 26,012 - Unknown</p> <p>livebaseballscorecards.com</p> <p>AB 45 R 7 H 13 RBI 7 BB 3 SO 7 LOB 19</p> 																		
Russ Snyder, L (1.7) OBP: 0.304, SLG: 0.342	0-0 1-6-3		4-0 1-2 BB		0-0 3-1		0-3 K		0-3 K		0-0 SF7 1B	5 1 1 2 1 2 2																			
Paul Blair, R (1.8) OBP: 0.344, SLG: 0.451	0-0 F7		0-3 K			0-0 1B HR 1B	0-0 FC5-4 1B			0-0 F3	4-0 IBB	5 1 2 0 1 1 3																			
Brooks Robinson, R (1.5) OBP: 0.337, SLG: 0.452	0-0 1-3			0-0 6-3		0-0 1-2 HR 1B	0-0 FC5-4 1-2f			0-0 F4	0-0 SF7	5 1 1 2 0 0 2																			
Boog Powell, L (1.3) OBP: 0.328, SLG: 0.380		0-0 F7		0-0 F5		0-0 1-H 2-H HR		0-0 6-3		0-0 1B	0-0 L3-1	6 1 2 3 0 0 1																			
Curt Blefary, L (1.9) OBP: 0.338, SLG: 0.429		0-0 G3		0-0 1B 1B		4-0 1B BB		0-0 1-3		0-0 4-3		4 0 1 0 1 0 1																			
Mark Belanger, R (1.4) OBP: 0.299, SLG: 0.333		0-0 4-3		0-0 1-2 1B		0-0 F2		0-3 K			0-0 SH FC5-2 2B	5 0 2 0 0 1 1																			
Vic Roznovsky, L (1.2) OBP: 0.264, SLG: 0.275			0-0 4-3		0-0 F4		0-0 G6-4-3 1B		0-3 K		0-0 SH FC5-2 1B	2 0 0 0 0 0 2																			
Curt Motton, R (6, PH) OBP: 0.333, SLG: 0.415											0-0 FC5-2 E 1B	1 0 1 0 0 0 0																			
Moe Drabowsky, R (6, 1) OBP: 0.444, SLG: 0.412											2-3 1B	0 0 0 0 0 0 0																			
Sam Bowers, R (9, PH) OBP: 0.247, SLG: 0.262												1 0 0 0 0 1 0																			
Eddie Fisher, R (9, 1) OBP: 0.333, SLG: 0.200												0 1 0 0 0 0 0																			
Jim Hardin, R (1, 1) OBP: 0.316, SLG: 0.348			0-3 K		0-0 5-3		0-0 G6-4-3 1-2f		0-3 K		0-0 E4 FC5-2 1B	2 0 0 0 0 1 0																			
Andy Etchebarren, R (6, PH) (6, 2)												3 1 0 0 0 1 4																			
Inning Stats	R: 0 E: 0 S: 4	H: 1 LOB: 1 BB: 0 P: 4	R: 0 E: 0 K: 0 S: 3	H: 0 LOB: 0 BB: 0 P: 3	R: 0 E: 0 K: 2 S: 8	H: 1 LOB: 2 BB: 1 P: 12	R: 0 E: 0 K: 0 S: 5	H: 2 LOB: 2 BB: 0 P: 5	R: 0 E: 0 K: 0 S: 3	H: 0 LOB: 0 BB: 0 P: 3	R: 3 E: 0 K: 1 S: 6	H: 4 LOB: 1 BB: 1 P: 10	R: 0 E: 0 K: 1 S: 6	H: 1 LOB: 1 BB: 0 P: 6	R: 0 E: 0 K: 1 S: 5	H: 0 LOB: 0 BB: 0 P: 5	R: 0 E: 0 K: 3 S: 10	H: 1 LOB: 1 BB: 0 P: 10	R: 0 E: 0 K: 0 S: 4	H: 1 LOB: 1 BB: 0 P: 4	R: 4 E: 1 K: 0 S: 7	H: 2 LOB: 1 BB: 1 P: 11	1B: 10 2B: 2 3B: 0 HR: 1	SF: 1 SAC: 1 DP: 1 HBP: 0	WP: 0 PB: 0 SB: 0 CS: 0	PA: 50					
PITCHER	IP WLS BF H R ER SO BB IBB HBP BLK WP HR S P ERA WHIP																														
Phil Ortega, R (1, 1) ERA: 3.5	5.0		24	7	3	3	2	2	0	0	0	0	0	1	26	34	5.40	1.800													
Darold Knowles, L (6, 1) ERA: 2.23	5.0		18	4	0	0	5	0	0	0	0	0	0	0	28	28	0.00	0.800													
Dave Baldwin, R (11, 1) ERA: 1.63	0.1	L	4	1	3	2	0	0	0	0	0	0	0	0	4	4	54.00	3.000													
Dick Lines, L (11, 1) ERA: 2.87	0.2		4	1	1	0	0	0	1	0	0	0	0	0	3	7	0.00	1.500													

Batter	1	2	3	4	5	6	7	8	9	10	11	AB R H RBI BB SO LOB	BOTTOM														
Ed Stroud, L (1, 8) OBP: 0.288, SLG: 0.244	0-0 4-3	0-0 F7			0-0 4-3			0-3 K		0-0 L5		5 0 0 0 0 1 2	<p>Baltimore Orioles @ Washington Senators D.C. Stadium, Washington, DC</p> <p>Sun Jul 23 1967, 3:33 AM EDT Att. 26,012 - Unknown</p> <p>livebaseballscorecards.com</p> <table border="1"> <tr><td>AB</td><td>37</td></tr> <tr><td>R</td><td>3</td></tr> <tr><td>H</td><td>4</td></tr> <tr><td>RBI</td><td>3</td></tr> <tr><td>BB</td><td>2</td></tr> <tr><td>SO</td><td>10</td></tr> <tr><td>LOB</td><td>5</td></tr> </table> 	AB	37	R	3	H	4	RBI	3	BB	2	SO	10	LOB	5
AB	37																										
R	3																										
H	4																										
RBI	3																										
BB	2																										
SO	10																										
LOB	5																										
Ken McMullen, R (1, 5) OBP: 0.280, SLG: 0.351	0-0 F3		0-0 F9			0-0 F9		0-0 F9			0-3 K	5 0 0 0 0 1 0															
Frank Howard, R (1, 7) OBP: 0.328, SLG: 0.513 Hank Allen, R (9, 7) OBP: 0.268, SLG: 0.306	0-0 BB HR 1B		0-0 6-3			0-3 K		0-0 5-3			0-3 K	4 1 1 0 0 1 0 1 0 0 0 0 1 0															
Fred Valentine, S (1, 9) OBP: 0.341, SLG: 0.342	4-0 1-2 HR BB		0-0 4-3			0-0 2B		0-3 K		0-3 K	0-3 K	4 1 1 0 1 2 0															
Dick Nen, L (1, 3) OBP: 0.302, SLG: 0.395	0-0 1-H 2-H HR			0-0 3-1		0-0 F6		0-3 K				4 1 1 3 0 1 1															
Paul Casanova, R (1, 2) OBP: 0.284, SLG: 0.367	0-0 F3			0-0 F9			0-0 5-3			0-0 5-3		4 0 0 0 0 0 0															
Bernie Allen, L (1, 4) OBP: 0.253, SLG: 0.261		4-0 BB SH1-4		0-0 F3			0-0 L3			0-0 L4		3 0 0 0 1 0 0															
Tim Cullen, R (1, 6) OBP: 0.349, SLG: 0.289					0-3 K		0-0 1B			0-0 5-3		4 0 1 0 0 1 1															
Phil Ortega, R (1, 1) OBP: 0.143, SLG: 0.053 Darold Knowles, L (6, 1) OBP: 0.111, SLG: 0.111 Mike Epstein, L (10, PH) OBP: 0.313, SLG: 0.382 Bob Saverine, S (10, PH) OBP: 0.285, SLG: 0.292 Dave Baldwin, R (11, 1) OBP: 0.375, SLG: 0.187		0-0 SH1-4 1-2			0-3 K		0-3 K			0-0 E6		1 0 0 0 0 1 0 1 0 0 0 0 1 1 1 0															
Inning Stats	R: 3 E: 0 K: 0 S: 5	H: 2 LOB: 0 BB: 1 P: 9	R: 0 E: 0 K: 0 S: 3	H: 0 LOB: 1 BB: 1 P: 7	R: 0 E: 0 K: 0 S: 3	H: 0 LOB: 0 BB: 0 P: 3	R: 0 E: 0 K: 2 S: 7	H: 0 LOB: 0 BB: 0 P: 7	R: 0 E: 0 K: 1 S: 6	H: 1 LOB: 1 BB: 0 P: 6	R: 0 E: 0 K: 1 S: 5	H: 0 LOB: 0 BB: 0 P: 5	R: 0 E: 0 K: 2 S: 7	H: 0 LOB: 0 BB: 0 P: 7	R: 0 E: 1 K: 0 S: 4	H: 0 LOB: 1 BB: 0 P: 4	R: 0 E: 0 K: 3 S: 9	H: 0 LOB: 0 BB: 0 P: 9	1B: 2 2B: 1 3B: 0 HR: 1	SF: 0 SAC: 1 DP: 0 HBP: 0	WP: 0 PB: 0 SB: 0 CS: 0	PA: 40					
PITCHER	IP WLS BF H R ER SO BB IBB HBP BLK WP HR S P ERA WHIP																										
Jim Hardin, R (1, 1) ERA: 2.25	5.0		19	2	3	3	2	2	0	0	0	0	0	1	21	29	5.40	0.800									
Moe Drabowsky, R (6, 1) ERA: 0.81	3.0		11	2	0	0	3	0	0	0	0	0	0	0	17	17	0.00	0.667									
Eddie Fisher, R (9, 1) ERA: 3.39	3.0	W	10	0	0	0	5	0	0	0	0	0	0	0	20	20	0.00	0.000									

Batter	1	2	3	4	5	6	7	8	9	AB R H RBI BB SO LOB	TOP											
Dick McAuliffe, L (1, 4) OBP: 0.385, SLG: 0.503	0-3 K	0-0 1B		0-0 G3			0-0 HR	0-3 K		5 1 2 2 0 2 1												
Don Wert, R (1, 5) OBP: 0.313, SLG: 0.336	0-0 1B	0-3 K			0-3 K		0-0 2B	0-0 F4		5 1 2 0 0 2 1												
Norm Cash, L (1, 3) OBP: 0.375, SLG: 0.432	4-0 1B			0-3 K		0-0 F4	0-0 6-3	0-0 4-3		4 0 0 0 1 1 1												
Willie Horton, R (1, 7) OBP: 0.347, SLG: 0.516 Lenny Green, L (7, PR) OBP: 0.306, SLG: 0.393	0-0 1B			0-0 F8		0-3 K	4-0 BB	0-0 1B		3 0 1 1 1 1 0 1 0 1 0 0 0 0												
Bill Freehan, R (1, 2) OBP: 0.388, SLG: 0.455	0-0 FC6-5			4-0 1B		4-0 FC6-4	0-0 F8	0-0 6-3		3 0 0 0 2 0 5												
Jim Northrup, L (1, 9) OBP: 0.330, SLG: 0.372	0-3 K2-3			0-0 1B		0-0 F6		4-0 1B		3 1 1 0 1 1 3												
Mickey Stanley, R (1, 8) OBP: 0.266, SLG: 0.322		0-3 K		0-3 K		0-0 FC6-4		0-0 SH1-4		3 0 0 0 0 2 3												
Ray Oyler, R (1, 6) OBP: 0.283, SLG: 0.267		0-0 1B		0-3 K		0-0 L5		0-0 1B		4 1 2 1 0 1 1												
Denny McLain, R (1, 1) OBP: 0.136, SLG: 0.105		0-0 SH3-4		0-0 4-3			0-3 K	0-0 FC1-6		3 0 0 0 0 1 1												
Inning Stats	R: 1 E: 0 K: 2 S: 9	H: 2 LOB: 2 BB: 1 P: 13	R: 1 E: 0 K: 2 S: 9	H: 2 LOB: 1 BB: 0 P: 9	R: 0 E: 0 K: 2 S: 8	H: 1 LOB: 2 BB: 1 P: 12	R: 0 E: 0 K: 1 S: 5	H: 0 LOB: 0 BB: 0 P: 5	R: 0 E: 0 K: 2 S: 7	H: 0 LOB: 0 BB: 0 P: 7	R: 0 E: 0 K: 0 S: 3	H: 0 LOB: 1 BB: 1 P: 7	R: 1 E: 0 K: 1 S: 7	H: 2 LOB: 2 BB: 1 P: 11	R: 1 E: 0 K: 1 S: 6	H: 1 LOB: 1 BB: 1 P: 10	R: 0 E: 0 K: 0 S: 4	H: 1 LOB: 1 BB: 0 P: 4	1B: 6 2B: 2 3B: 0 HR: 1	SF: 0 SAC: 2 DP: 0 HBP: 0	WP: 0 PB: 0 SB: 0 CS: 0	PA: 41
PITCHER	IP WLS BF H R ER SO BB IBB HBP BLK WP HR S P ERA WHIP																					
Tom Phoebus, R (1, 1) ERA: 3.07	7.0 L 32 7 3 3 10 4 0 0 0 0 1 48 64 3.86 1.571																					
Eddie Fisher, R (8, 1) ERA: 3.43	2.0 9 2 1 1 1 1 0 0 0 0 0 10 14 4.50 1.500																					

Detroit Tigers @ Baltimore Orioles
 Memorial Stadium, Baltimore, MD
 Thu Jul 27 1967, 7:05 PM EDT
 Att. 5,649 - Unknown

AB	34
R	4
H	9
RBI	4
BB	5
SO	11
LOB	16




Batter	1	2	3	4	5	6	7	8	9	AB	R	H	RBI	BB	SO	LOB
Luis Aparicio, R OBP: 0.298, SLG: 0.330 (1, 6)	0-0 F9		0-0 F9			0-0 F8 1B		0-0 6-3		4	0	1	0	0	0	2
Russ Snyder, L OBP: 0.303, SLG: 0.340 (1, 9)	0-0 F8			0-3 K		0-0 1-2 1B		0-0 F5		4	0	1	0	0	1	1
Paul Blair, R OBP: 0.340, SLG: 0.445 (1, 8)	0-0 F8			0-0 F6		0-0 2-3 F8		0-0 F6		4	0	0	0	0	0	2
Brooks Robinson, R OBP: 0.337, SLG: 0.450 (1, 5)		0-0 F7		0-0 6-3		0-0 F4		0-0 F6 1B		4	0	1	0	0	0	2
Boog Powell, L OBP: 0.327, SLG: 0.378 (1, 3)		0-3 K			0-0 F9		0-0 G1-6-3 1B		0-0 F4	4	0	1	0	0	1	1
Curt Blefary, L OBP: 0.337, SLG: 0.432 (1, 7)		0-3 K			0-0 FC6-2 3B		0-0 G1-6-3 1-2f		0-0 L3	4	0	1	0	0	1	2
Davey Johnson, R OBP: 0.306, SLG: 0.349 (1, 4)			0-0 6-3		0-0 FC6-2		0-0 F8			3	0	0	0	0	0	1
Eddie Fisher, R OBP: 0.333, SLG: 0.200 (8, 1)					0-3 K					0	0	0	0	0	0	0
Andy Etchebarren, R OBP: 0.316, SLG: 0.352 (1, 2)			0-0 F9		0-3 K			0-0 2B		3	0	1	0	0	1	1
Tom Phoebus, R OBP: 0.216, SLG: 0.250 (1, 1)			0-0 1B			0-0 F4			0-0 F3	2	0	1	0	0	0	0
Mark Belanger, R OBP: 0.295, SLG: 0.329 (8, 4)										1	0	0	0	0	0	1

Inning Stats	R: 0 E: 0 K: 0 S: 3	H: 0 LOB: 0 BB: 0 P: 3	R: 0 E: 0 K: 2 S: 7	H: 0 LOB: 0 BB: 0 P: 7	R: 0 E: 0 K: 0 S: 4	H: 1 LOB: 1 BB: 0 P: 4	R: 0 E: 0 K: 1 S: 5	H: 0 LOB: 0 BB: 0 P: 5	R: 0 E: 0 K: 1 S: 6	H: 1 LOB: 1 BB: 0 P: 6	R: 0 E: 0 K: 0 S: 5	H: 2 LOB: 2 BB: 0 P: 5	R: 0 E: 0 K: 0 S: 3	H: 1 LOB: 0 BB: 0 P: 3	R: 0 E: 0 K: 0 S: 4	H: 1 LOB: 1 BB: 0 P: 4	R: 0 E: 0 K: 0 S: 4	H: 1 LOB: 1 BB: 0 P: 4	1B: 5 2B: 1 3B: 1 HR: 0	SF: 0 SAC: 0 DP: 1 HBP: 0	WP: 0 PB: 0 SB: 0 CS: 0	PA: 33
PITCHER Denny McLain, R ERA: 3.51 (1, 1)	IP 9.0	WLS W	BF 33	H 7	R 0	ER 0	SO 4	BB 0	IBB 0	HBP 0	BLK 0	WP 0	HR 0	S 41	P 41	ERA 0.00	WHIP 0.778					

DETROIT TIGERS @ BALTIMORE ORIOLES
Memorial Stadium, Baltimore, MD
 Thu Jul 27 1967, 7:05 PM EDT
 Att. 5,649 - Unknown

AB	33
R	0
H	7
RBI	0
BB	0
SO	4
LOB	13



Batter	1	2	3	4	5	6	7	8	9	10	11	12	AB	R	H	RBI	BB	SO	LOB	TOP				
Russ Snyder, L (1, 7) OBP: 0.304, SLG: 0.337	0-0 1-3			0-0 F8		4-0 1B BB		0-0 1-3 1B		0-0 F7		0-0 L6	5	0	1	0	1	0	3					
Luis Aparicio, R (1, 6) OBP: 0.299, SLG: 0.331	0-0 1-3			0-0 6-3		0-0 4-3 1B		0-3 K			0-0 S 1B		5	0	2	0	0	1	2					
Dave May, L (1, 9) OBP: 0.200, SLG: 0.200	0-0 L4			0-0 1B 1B		0-0 4-3		0-0 1-3			0-3 K		5	0	1	0	0	1	5					
Brooks Robinson, R (1, 5)		0-0 5-3		0-0 1-2 1B		0-0 F2			0-0 F9		0-0 F9		5	0	1	0	0	0	3					
Curt Blefary, L (1, 3) OBP: 0.332, SLG: 0.426		0-0 L4		0-3 K		0-0 F2			0-3 K		0-0 F8		5	0	0	0	0	2	3					
Paul Blair, R (1, 8) OBP: 0.341, SLG: 0.444		0-0 6-3			0-0 CS 1B		0-0 F3		0-0 F4			0-0 F9 BB 1B	5	0	2	0	0	0	0					
Andy Etchebarren, R (1, 2) OBP: 0.318, SLG: 0.351			0-0 6-3		0-0 1-2	0-0 5-3		0-0 F9			0-0 SH5-4 1B	4	0	1	0	1	0	1						
Mark Belanger, R (1, 4) OBP: 0.293, SLG: 0.318			0-0 6-3			0-0 5-3			4-0 1B BB		0-0 SH5-4	3	0	0	0	1	0	2						
Gene Brabender, R (1, 1) Boog Powell, L (10, PH) Moe Drabowsky, R (10, 1) OBP: 0.421, SLG: 0.389			0-0 6-3			0-3 K		0-0 F5		0-0 5-3		0-0 F9	3	0	0	0	0	1	1					
												2-3	1	0	0	0	0	0	1					
													1	0	0	0	0	0	2					
Inning Stats	R: 0 E: 0 K: 0 S: 3	H: 0 LOB: 0 BB: 0 P: 3	R: 0 E: 0 K: 0 S: 3	H: 0 LOB: 0 BB: 0 P: 3	R: 0 E: 0 K: 1 S: 7	H: 2 LOB: 2 BB: 0 P: 7	R: 0 E: 0 K: 0 S: 3	H: 1 LOB: 0 BB: 0 P: 3	R: 0 E: 0 K: 1 S: 6	H: 1 LOB: 2 BB: 1 P: 10	R: 0 E: 0 K: 0 S: 3	H: 0 LOB: 0 BB: 0 P: 5	R: 0 E: 0 K: 1 S: 5	H: 0 LOB: 0 BB: 0 P: 5	R: 0 E: 0 K: 1 S: 6	H: 1 LOB: 1 BB: 0 P: 6	R: 0 E: 0 K: 1 S: 4	H: 1 LOB: 1 BB: 0 P: 6	R: 0 E: 0 K: 0 S: 4	H: 1 LOB: 2 BB: 1 P: 8	1B: 8 2B: 0 3B: 0 HR: 0	SF: 0 SAC: 1 DP: 0 HBP: 0	WP: 0 PB: 0 SB: 1 CS: 1	PA: 46
PITCHER Steve Hagan, R (1, 1) ERA: 2.48	IP: 12.0 WLS: W BF: 46 H: 8 R: 0 ER: 0 SO: 5 BB: 3 IBB: 0 HBP: 0 BLK: 0 WP: 0 HR: 0 S: 53 P: 65 ERA: 0.00 WHIP: 0.917																							
PITCHER	IP: WLS: BF: H: R: ER: SO: BB: IBB: HBP: BLK: WP: HR: S: P: ERA: WHIP:																							

Baltimore Orioles @ Cleveland Indians
Cleveland Municipal Stadium, Cleveland, OH

Fri Jul 28 1967, 7:05 PM EDT
Att. 10,035 - Unknown

livebaseballscorecards.com

AB	42
R	0
H	8
RBI	0
BB	3
SO	5
LOB	23



Batter	1	2	3	4	5	6	7	8	9	10	11	12
Lee Mays, L (1, 9) OBP: 0.311, SLG: 0.451	0-0 4-3		0-0 F6		0-0 FC6			0-0 F6			0-0 6-3	
Vic Davalillo, L (1, 8) OBP: 0.291, SLG: 0.335	0-0 FC4-6 1B		0-0 F9			0-0 F9 FC5-2 2B		0-0 FC6-4			0-0 E3	
Leon Wagner, L (1, 7) OBP: 0.311, SLG: 0.423 Chuck Hinton, R (12, 7) OBP: 0.309, SLG: 0.327	0-0 FC4-6			0-0 4-3		0-0 F9		0-0 F7			0-0 F3	
Max Alvis, R (1, 5) OBP: 0.308, SLG: 0.408	0-0 F8			0-3 K		0-0 FC5-2			0-0 L5		0-0 1-3	
Tony Horton, R (1, 3) OBP: 0.276, SLG: 0.378		0-0 1-3		0-0 F8		0-0 5-3			0-0 F7			0-0 HR
Duke Sims, L (1, 2) OBP: 0.318, SLG: 0.365		0-0 5-3			0-0 3-1			0-0 F9		0-0 6-3		
Vern Fuller, R (1, 4) OBP: 0.326, SLG: 0.525		0-3 K			0-0 1B 1B			0-0 F7			0-0 F9	
Larry Brown, R (1, 6) OBP: 0.312, SLG: 0.330			4-0 BB		0-0 FC6 1B			0-0 F5			0-0 F7	
Steve Hargan, R (1, 1) OBP: 0.245, SLG: 0.261			0-3 K		0-3 K			0-0 FC6-4 1B			0-0 F4	

AB	R	H	RBI	BB	SO	LOB
5	0	0	0	0	0	4
5	0	2	0	0	0	2
5	0	0	0	0	0	4
0	0	0	0	0	0	0
5	0	0	0	0	1	3
5	1	1	1	0	0	1
4	0	0	0	0	0	0
4	0	1	0	0	1	0
3	0	1	0	1	0	0
4	0	1	0	0	2	3


BOTTOM

Baltimore Orioles @ Cleveland Indians
Cleveland Municipal Stadium, Cleveland, OH

Fri Jul 28 1967, 7:05 PM EDT
Att: 10,035 - Unknown

livebaseballscorecards.com

AB	40
R	1
H	6
RBI	1
BB	1
SO	4
LOB	17



Inning Stats	R: 0	H: 1	E: 0	K: 0	S: 4	R: 0	H: 0	E: 0	K: 1	S: 5	R: 0	H: 0	E: 0	K: 1	S: 5	R: 0	H: 0	E: 0	K: 1	S: 5	R: 0	H: 2	E: 0	K: 1	S: 7	R: 0	H: 0	E: 0	K: 0	S: 3	R: 0	H: 1	E: 0	K: 0	S: 4	R: 0	H: 0	E: 0	K: 0	S: 3	R: 0	H: 0	E: 0	K: 0	S: 3	R: 0	H: 0	E: 1	K: 0	S: 4	R: 1	H: 1	E: 0	K: 0	S: 1	1B: 4	2B: 1	3B: 0	HR: 1	SF: 0	SAC: 0	DP: 0	HBP: 0	WP: 0	PA: 41																							
PITCHER	IP	WLS	BF	H	R	ER	SO	BB	IBB	HBP	BLK	WP	HR	S	P	ERA	WHIP																		PITCHER																	IP	WLS	BF	H	R	ER	SO	BB	IBB	HBP	BLK	WP	HR	S	P	ERA	WHIP																				
Gene Brabender, R (1, 1) ERA: 3.07	9.0		33	5	0	0	4	1	0	0	0	0	0	40	44	0.00	0.667																		Gene Brabender, R (1, 1) ERA: 3.07																	9.0		33	5	0	0	4	1	0	0	0	0	0	0	0	0	40	44	0.00	0.667																	
Moe Drabowsky, R (10, 1) ERA: 0.92	2.0	L	8	1	1	1	0	0	0	0	0	0	1	8	8	4.50	0.500																		Moe Drabowsky, R (10, 1) ERA: 0.92																	2.0	L	8	1	1	1	0	0	0	0	0	0	1	8	8	4.50	0.500																				

Baltimore Orioles @ Cleveland Indians
Cleveland Municipal Stadium, Cleveland, OH

Sat Jul 29 1967, 3:33 AM EDT
Att. 7,942 - Unknown

livebaseballscorecards.com

AB	34
R	5
H	10
RBI	5
BB	4
SO	8
LOB	16



Batter	1	2	3	4	5	6	7	8	9	AB	R	H	RBI	BB	SO	LOB
Luis Aparicio, R OBP: 0.303, SLG: 0.347 (1, 6)	0-0 S 1B	0-0 2-H HR		0-0 5-3			0-0 F3		0-0 1B 2B	5	1	3	2	0	0	2
Dave May, L OBP: 0.200, SLG: 0.200 (1, 9)	0-3 K 1-2	0-0 F4				0-3 K	0-0 FC4-6 1-2f		0-0 BB 1B 2-H	5	0	1	0	0	2	2
Frank Robinson, R OBP: 0.434, SLG: 0.668 (1, 7)	0-3 K	0-0 G3				0-0 1B	0-3 K		4-0 BB 1-2 BB	4	0	1	0	1	2	2
Brooks Robinson, R OBP: 0.333, SLG: 0.443 (1, 5)	0-0 5-3			0-0 F9		0-0 F6		0-0 FC3-6 SH1-4 1B	0-0 F9	5	0	1	0	0	0	4
Paul Blair, R OBP: 0.341, SLG: 0.443 (1, 8)		0-0 BB 1B 1B		0-0 F6		0-0 4-3		0-0 SH1-4 1-2		3	1	1	0	0	0	1
Boog Powell, L OBP: 0.329, SLG: 0.376 (1, 3)		0-0 BB 1B 1B		0-3 K			0-3 K	4-0 FC3-6 BB		3	1	1	0	1	2	0
Andy Etchebarren, R OBP: 0.318, SLG: 0.348 Curt Blefary, L OBP: 0.332, SLG: 0.425 Larry Haney, R OBP: 0.338, SLG: 0.387 (1, 2)		4-0 1B SF8 BB		0-0 F9			0-0 5-3	0-0 FC3-6 1-2f 2-3		2	1	0	0	1	0	0
Mark Belanger, R OBP: 0.302, SLG: 0.326 (1, 4)		0-0 S HR 1B		0-0 WP 1B			0-3 K	0-0 F9		4	1	2	2	0	1	2
Jim Hardin, R OBP: 0.307, SLG: 0.337 Russ Snyder, L OBP: 0.176, SLG: 0.067 Eddie Watt, R OBP: 0.176, SLG: 0.067 (1, 1)		0-0 SF8		0-3 K			4-0 FC4-6 BB		0-0 6-3	1	0	0	1	0	1	1
										0	0	0	0	1	0	0
										1	0	0	0	0	0	0

Inning Stats	R: 0	H: 1	E: 0	K: 2	S: 8	P: 8	R: 5	H: 4	E: 0	K: 0	S: 7	P: 11	R: 0	H: 0	E: 0	K: 1	S: 5	P: 5	R: 0	H: 1	E: 0	K: 1	S: 6	P: 6	R: 0	H: 0	E: 0	K: 2	S: 7	P: 7	R: 0	H: 0	E: 0	K: 1	S: 5	P: 9	R: 0	H: 1	E: 0	K: 0	S: 4	P: 8	R: 0	H: 2	E: 0	K: 0	S: 4	P: 8	1B: 8	SF: 1	2B: 1	SAC: 1	3B: 0	DP: 0	HR: 1	HBP: 0	WP: 1	PA: 40
--------------	------	------	------	------	------	------	------	------	------	------	------	-------	------	------	------	------	------	------	------	------	------	------	------	------	------	------	------	------	------	------	------	------	------	------	------	------	------	------	------	------	------	------	------	------	------	------	------	------	-------	-------	-------	--------	-------	-------	-------	--------	-------	--------

PITCHER	IP	WLS	BF	H	R	ER	SO	BB	IBB	HBP	BLK	WP	HR	S	P	ERA	WHIP
John O'Donoghue, L ERA: 3.3 (1, 1)	1.0	L	8	4	4	4	2	1	0	0	0	0	0	11	15	36.00	5.000
Orlando Pena, R ERA: 3.54 (2, 1)	1.0		4	1	1	1	0	0	0	0	0	0	1	4	4	9.00	1.000
Ed Connolly, L ERA: 5.11 (3, 1)	4.0		14	2	0	0	5	0	0	0	0	1	0	24	24	0.00	0.500
George Culver, R ERA: 2.81 (7, 1)	2.0		9	1	0	0	1	2	0	0	0	0	0	9	17	0.00	1.500
Bob Allen, L ERA: 2.41 (9, 1)	1.0		5	2	0	0	0	1	0	0	0	0	0	4	8	0.00	3.000

WP: 1	PA: 40
PB: 0	
SB: 2	
CS: 0	

Batter	1	2	3	4	5	6	7	8	9	AB	R	H	RBI	BB	SO	LOB
Lee Maye, L (1, 9) OBP: 0.304, SLG: 0.440	0-0 4-3		0-0 F7		0-0 4-3	0-0 F5			0-0 G3	5	0	0	0	0	0	1
Vic Davalillo, L (1, 8) OBP: 0.294, SLG: 0.333	4-0 FC4-6 BB		0-0 F7		0-0 F7			0-0 BB E5 1B	0-0 F7	4	0	1	0	1	0	0
Leon Wagner, L (1, 7) OBP: 0.315, SLG: 0.426	0-0 FC4-6 1-2f		0-0 IHR 1B		0-0 BB 1B			0-0 F4	0-0 FC6-4 1B	5	2	3	0	0	0	2
Max Alvis, R (1, 5) OBP: 0.311, SLG: 0.415	0-0 F8		0-0 IHR		4-0 BB 1B 1-2			4-0 FC5 E5 BB 1-2	0-0 FC6-4 1-2f	3	1	1	2	2	0	2
Tony Horton, R (1, 3) OBP: 0.281, SLG: 0.381		0-0 1B 1B	0-0 F7		0-0 FC4-6 1B 1-3 2-H			0-0 E5 1-2 2-H		4	0	2	1	0	0	2
Joe Azcue, R (1, 2) OBP: 0.337, SLG: 0.448		0-3 K		0-0 F8	0-0 FC4-6 1-2f			0-0 FC5 2-3f		4	0	0	0	0	1	5
Vern Fuller, R (1, 4) OBP: 0.319, SLG: 0.488		0-3 K		4-0 BB		0-0 F7		0-0 L5		3	0	0	0	1	1	1
Larry Brown, R (1, 6) OBP: 0.315, SLG: 0.330		0-0 FC6-4 1B 1-3		0-0 F4		4-0 BB 6-3		0-0 F9		3	0	1	0	1	0	1
John O'Donoghue, R (1, 1) Orlando Pena, R (2, 1) Don Demeter, R (2, PH) Ed Connolly, L (3, 1) Fred Whitfield, L (6, PH) George Culver, R (7, 1) Chuck Hinton, R (8, PH) Bob Allen, L (9, 1)		0-0 FC6-4 1-2f		0-0 F7		0-0 6-3 1-2		0-3 K		0	0	0	0	0	0	0

Inning Stats	R: 0	H: 0	E: 0	K: 0	S: 3	R: 0	H: 2	E: 0	K: 2	S: 9	R: 2	H: 2	E: 0	K: 0	S: 5	R: 0	H: 0	E: 0	K: 0	S: 3	R: 1	H: 2	E: 0	K: 0	S: 5	R: 0	H: 0	E: 0	K: 0	S: 3	R: 0	H: 1	E: 1	K: 0	S: 4	R: 0	H: 0	E: 0	K: 1	S: 5	R: 0	H: 1	E: 0	K: 0	S: 4	R: 0	H: 1	E: 0	K: 0	S: 4
	LOB: 1	BB: 1	P: 7	LOB: 2	BB: 0	P: 9	LOB: 0	BB: 0	P: 5		LOB: 1	BB: 1	P: 7	LOB: 2	BB: 1	P: 9	LOB: 1	BB: 1	P: 7		LOB: 2	BB: 1	P: 8	LOB: 0	BB: 0	P: 5	LOB: 1	BB: 1	P: 4	LOB: 0	BB: 0	P: 5	LOB: 1	BB: 0	P: 4	LOB: 0	BB: 0	P: 5	LOB: 1	BB: 0	P: 4	LOB: 0	BB: 0	P: 5	LOB: 1	BB: 0	P: 4			
	1B: 7	2B: 0	3B: 0	HR: 1	SF: 0	SAC: 0	DP: 0	HBP: 0	WP: 0	HR: 0	S: 0	P: 40	ERA: 0	WHIP: 0																																				
PITCHER	IP	WLS	BF	H	R	ER	SO	BB	IBB	HBP	BLK	WP	HR	S	P	ERA	WHIP																																	
Jim Hardin, R (1, 1) ERA: 2.86	6.0	W	28	6	3	3	2	4	0	0	0	0	0	28	44	4.50	1.667																																	
Eddie Watt, R (7, 1) ERA: 2.13	3.0	S	12	2	0	0	1	1	0	0	0	0	0	13	17	0.00	1.000																																	

BOTTOM

Baltimore Orioles @ Cleveland Indians
Cleveland Municipal Stadium, Cleveland, OH

Sat Jul 29 1967, 3:33 AM EDT
Att. 7,942 - Unknown

livebaseballscorecards.com

AB	35
R	3
H	8
RBI	3
BB	5
SO	3
LOB	18



WP: 0	PA: 40
PB: 0	
SB: 0	
CS: 0	

Batter	1	2	3	4	5	6	7	8	9	AB R H RBI BB SO LOB	TOP														
Luis Aparicio, R OBP: 0.300, SLG: 0.343 (1, 6) X	0-0 F8 ①		0-0 5-3 ③		0-0 F7 ③			0-0 F7 ①		4 0 0 0 0 0 1	<p>Baltimore Orioles @ Cleveland Indians Cleveland Municipal Stadium, Cleveland, OH</p> <p>Sun Jul 30 1967, 3:33 AM EDT Unknown</p> <p>livebaseballscorecards.com</p> <table border="1"> <tr><td>AB</td><td>33</td></tr> <tr><td>R</td><td>3</td></tr> <tr><td>H</td><td>7</td></tr> <tr><td>RBI</td><td>3</td></tr> <tr><td>BB</td><td>1</td></tr> <tr><td>SO</td><td>6</td></tr> <tr><td>LOB</td><td>10</td></tr> </table>	AB	33	R	3	H	7	RBI	3	BB	1	SO	6	LOB	10
AB	33																								
R	3																								
H	7																								
RBI	3																								
BB	1																								
SO	6																								
LOB	10																								
Mark Belanger, R OBP: 0.300, SLG: 0.333 (1, 4) X (4, 5)	0-0 F9 ②			0-0 WP SF8 2B ①		0-3 K ①		0-3 K ②		4 1 1 0 0 2 0															
Frank Robinson, R OBP: 0.429, SLG: 0.658 (1, 7) X	0-0 6-3 ③			0-0 5-3 ①		0-0 F9 ②		0-0 5-3 ③		4 0 0 0 0 0 1															
Brooks Robinson, R OBP: 0.336, SLG: 0.453 Davey Johnson, R OBP: 0.307, SLG: 0.359 (1, 5) X (4, 4)		0-0 HR		4-0 WP BB ①		0-0 HR		0-0 F5 ①	1 1 1 1 1 0 0 2 1 1 1 0 0 0																
Paul Blair, R OBP: 0.340, SLG: 0.442 (1, 8) X	0-0 F8 ①			0-0 SF8 ②		0-0 F7 ③		0-0 1B 1B	3 0 1 1 0 0 0																
Sam Bowens, R OBP: 0.247, SLG: 0.261 (1, 9) X		0-3 K ②		0-0 1-2 2-H F2 ③				0-0 1B 1B	4 0 1 0 0 1 1																
Boog Powell, L OBP: 0.328, SLG: 0.378 (1, 3) X		0-0 4-3 ③			0-0 4-3 ①		0-0 5-3 ①		0-0 1-2 1B	4 0 1 0 0 0 2															
Andy Etchebarren, R OBP: 0.317, SLG: 0.346 (1, 2) X			0-0 F7 ①		0-0 1B ①		0-3 K ②		0-0 F9 ③	4 0 1 0 0 1 3															
Bill Dillman, R OBP: 0.217, SLG: 0.217 Wally Bunker, R OBP: 0.059, SLG: 0.059 Curt Blefary, L OBP: 0.331, SLG: 0.424 Eddie Fisher, R OBP: 0.333, SLG: 0.200 (1, 1) X (2, 1) (7, PH) (7, 1)			0-3 K ②		0-3 K ②		0-0 3-1 ③			0 0 0 0 0 0 0 2 0 0 0 0 2 1 1 0 0 0 0 0 1 0 0 0 0 0 0 0															
Inning Stats	R: 0 H: 0 E: 0 LOB: 0 K: 0 BB: 0 S: 3 P: 3	R: 1 H: 1 E: 0 LOB: 0 K: 1 BB: 0 S: 6 P: 6	R: 0 H: 0 E: 0 LOB: 0 K: 1 BB: 0 S: 5 P: 5	R: 1 H: 1 E: 0 LOB: 1 K: 0 BB: 1 S: 4 P: 8	R: 0 H: 1 E: 0 LOB: 1 K: 1 BB: 0 S: 6 P: 6	R: 1 H: 1 E: 0 LOB: 0 K: 1 BB: 0 S: 6 P: 6	R: 0 H: 1 E: 0 LOB: 1 K: 1 BB: 0 S: 6 P: 6	R: 0 H: 0 E: 0 LOB: 0 K: 1 BB: 0 S: 5 P: 5	R: 0 H: 2 E: 0 LOB: 2 K: 0 BB: 0 S: 5 P: 5	1B: 3 SF: 1 2B: 2 SAC: 0 3B: 0 DP: 0 HR: 2 HBP: 0	WP: 1 PA: 35 PB: 0 SB: 0 CS: 0														
PITCHER Sam McDowell, L ERA: 3.43 (1, 1)	IP WLS BF H R ER SO BB IBB HBP BLK WP HR S P ERA WHIP																								
	9.0 W 35 7 3 3 6 1 0 0 0 1 2 46 50 3.00 0.889																								



Batter	1	2	3	4	5	6	7	8	9	AB	R	H	RBI	BB	SO	LOB
Lee Maye, L OBP: 0.306, SLG: 0.444 (1, 9)	0-0 2B 1B	0-0 SH1-4 1B 2B	0-0 4-3			0-0 F7		0-0 F7		5	2	2	1	0	0	0
Vic Davalillo, L OBP: 0.293, SLG: 0.337 (1, 8)	0-0 1B WP 2B	0-0 SH1-4			0-0 6-3	0-0 F7		0-3 K		4	1	1	0	0	1	0
Leon Wagner, L OBP: 0.318, SLG: 0.428 (1, 7) Chuck Hinton, R OBP: 0.308, SLG: 0.326 (7, PR) (8, 7)	0-0 F7	0-0 WP 1B 1B			0-0 1-3		0-0 BB 2B 1B			4	1	2	1	0	0	2
Max Alvis, R OBP: 0.315, SLG: 0.417 (1, 5)	0-0 1B WP 2B 1B	0-0 1B			0-0 5-3		4-0 2B FC4-2 BB			3	1	2	2	1	0	0
Tony Horton, R OBP: 0.298, SLG: 0.399 (1, 3)	0-0 2B 1B	4-0 FC5-4 BB			0-0 1B FC5-2-5 1B		0-0 FC6-4 2B			3	1	3	1	1	0	0
Duke Sims, L OBP: 0.317, SLG: 0.362 (1, 2)	0-3 K	0-3 K			0-0 1B FC5-2-5		0-0 FC4-2 FC6-4			4	0	1	0	0	2	7
Vern Fuller, R OBP: 0.314, SLG: 0.489 (1, 4)	0-0 2B	0-0 FC5-4			0-0 FC5-2-5 G4-6-3		0-0 FC6-4			4	0	1	2	0	0	6
Larry Brown, R OBP: 0.311, SLG: 0.326 (1, 6)	0-3 K				0-0 6-3		0-0 5-3			4	0	0	0	0	1	5
Sam McDowell, L OBP: 0.193, SLG: 0.255 (1, 1)		0-0 PB 2B 1B			0-0 G3		0-3 K		0-0 4-3	4	1	1	0	0	1	0

Inning Stats	R: 4	H: 5	E: 0	K: 2	S: 12	LOB: 1	BB: 0	P: 12	R: 3	H: 4	E: 0	K: 1	S: 9	LOB: 2	BB: 1	P: 13	R: 0	H: 0	E: 0	K: 0	S: 3	LOB: 0	BB: 0	P: 3	R: 0	H: 0	E: 0	K: 0	S: 3	LOB: 0	BB: 0	P: 3	R: 0	H: 2	E: 0	K: 0	S: 4	LOB: 1	BB: 0	P: 4	R: 0	H: 0	E: 0	K: 1	S: 5	LOB: 0	BB: 0	P: 5	R: 1	H: 2	E: 0	K: 0	S: 5	LOB: 2	BB: 1	P: 9	R: 0	H: 0	E: 0	K: 1	S: 5	LOB: 0	BB: 0	P: 5
--------------	------	------	------	------	-------	--------	-------	-------	------	------	------	------	------	--------	-------	-------	------	------	------	------	------	--------	-------	------	------	------	------	------	------	--------	-------	------	------	------	------	------	------	--------	-------	------	------	------	------	------	------	--------	-------	------	------	------	------	------	------	--------	-------	------	------	------	------	------	------	--------	-------	------


PITCHER	IP	WLS	BF	H	R	ER	SO	BB	IBB	HBP	BLK	WP	HR	S	P	ERA	WHIP
Bill Dillman, R ERA: 3.95 (1, 1)	1.0	L	10	7	6	6	2	0	0	0	0	1	0	14	14	54.00	7.000
Wally Bunker, R ERA: 3.56 (2, 1)	5.0		19	4	1	1	2	1	0	0	0	1	0	22	26	1.80	1.000
Eddie Fisher, R ERA: 3.46 (7, 1)	2.0		9	2	1	1	1	1	0	0	0	0	0	10	14	4.50	1.500

BOTTOM

Baltimore Orioles @ Cleveland Indians
Cleveland Municipal Stadium, Cleveland, OH

Sun Jul 30 1967, 3:33 AM EDT
Unknown

AB	35
R	8
H	13
RBI	7
BB	2
SO	5
LOB	20



WP	PA	ERA	WHIP
2	38		

Batter	1	2	3	4	5	6	7	8	9	AB R H RBI BB SO LOB	TOP		
Mark Belanger, R (1, 6) OBP: 0.308, SLG: 0.326	4-0 HR BB	0-3 K			4-0 BB			0-0 2-3		2 1 0 0 2 1 2			
Dave May, L (1, 9) OBP: 0.214, SLG: 0.429	0-0 HR 1-H		0-0 F7		0-0 4-3			0-0 G3		4 1 1 2 0 0 1			
Curt Blefary, L (1, 7) OBP: 0.330, SLG: 0.422	0-0 F9		0-3 K				0-0 F7	0-0 1B		4 0 1 0 0 1 0			
Brooks Robinson, R (1, 5) OBP: 0.333, SLG: 0.448	0-3 K		0-3 K				0-0 F5	0-0 L4		4 0 0 0 0 2 1			
Boog Powell, L (1, 3) OBP: 0.327, SLG: 0.376	0-3 K				0-0 F5		0-0 G3		0-0 2B SF9 1B	4 1 1 0 0 1 0			
Paul Blair, R (1, 8) OBP: 0.342, SLG: 0.446		0-3 K			0-0 F8				0-0 SF9 1-3 G3 2B	4 1 2 0 0 1 0			
Davey Johnson, R (1, 4) OBP: 0.307, SLG: 0.359			0-0 BB 1B		0-3 K			0-0 F4	0-0 SF9	3 0 1 1 0 1 1			
Larry Haney, R (1, 2) OBP: 0.333, SLG: 0.380		0-0 F8						0-0 G3	2-3 3-H G3	4 0 1 1 0 0 1			
Marcelino Lopez, R (1, 1) OBP: 0.667, SLG: 0.500		4-0 BB			0-3 K			0-3 K	0-0 L4	0 0 0 0 1 0 0			
Stu Miller, R (4, 1)										3 0 0 0 0 2 2			
Moe Drabowsky, R (9, 1) OBP: 0.421, SLG: 0.389		1-2 BB						3-H K		0 0 0 0 0 0 0			
Inning Stats	R: 2 H: 1 E: 0 LOB: 0 K: 2 BB: 1 S: 8 P: 12	R: 0 H: 1 E: 0 LOB: 2 K: 2 BB: 1 S: 8 P: 12	R: 0 H: 0 E: 0 LOB: 0 K: 1 BB: 0 S: 7 P: 7	R: 0 H: 0 E: 0 LOB: 0 K: 1 BB: 0 S: 5 P: 5	R: 0 H: 0 E: 0 LOB: 1 K: 1 BB: 1 S: 5 P: 9	R: 0 H: 0 E: 0 LOB: 0 K: 0 BB: 0 S: 3 P: 3	R: 0 H: 2 E: 0 LOB: 1 K: 1 BB: 0 S: 6 P: 6	R: 0 H: 1 E: 0 LOB: 1 K: 0 BB: 0 S: 4 P: 4	R: 2 H: 2 E: 0 LOB: 0 K: 0 BB: 0 S: 5 P: 5	1B: 5 SF: 1 2B: 1 SAC: 0 3B: 0 DP: 0 HR: 1 HBP: 0	WP: 0 PA: 36 PB: 0 SB: 0 CS: 0		
PITCHER	IP WLS BF H R ER SO BB IBB HBP BLK WP HR S P ERA WHIP											PITCHER	IP WLS BF H R ER SO BB IBB HBP BLK WP HR S P ERA WHIP
Stan Williams, R (1, 1) ERA: 2.57	7.0 L 27 4 2 2 9 3 0 0 0 0 0 1 42 54 2.57 1.000												
George Culver, R (8, 1) ERA: 3.06	2.0 9 3 2 2 0 0 0 0 0 0 0 0 9 9 9.00 1.500												

Baltimore Orioles @ Cleveland Indians
Cleveland Municipal Stadium, Cleveland, OH
Sun Jul 30 1967, 3:38 AM EDT
Att. 11,538 - Unknown

livebaseballscorecards.com

AB 32
R 4
H 7
RBI 4
BB 3
SO 9
LOB 8



Batter	1	2	3	4	5	6	7	8	9	AB	R	H	RBI	BB	SO	LOB
Chuck Hinton, R (1, 9) <small>OBP: 0.307, SLG: 0.325</small> Fred Whitfield, L (9, PH) <small>OBP: 0.282, SLG: 0.354</small>	0-0 F7		0-0 E6		0-0 FC6-4 1B		0-0 L4		0-0 F8	4	0	1	0	0	0	1
Vern Fuller, R (1, 4) <small>OBP: 0.291, SLG: 0.451</small>	0-3 K		0-3 K		0-0 FC6-4			0-0 5-3		4	0	0	0	0	2	3
Max Alvis, R (1, 5) <small>OBP: 0.317, SLG: 0.417</small>	4-0 BB				0-0 F6			0-3 K		3	0	1	0	1	1	0
Tony Horton, R (1, 3) <small>OBP: 0.303, SLG: 0.398</small>	0-0 F7				1-0 FC4-6 HBP			0-0 1B		3	0	1	0	0	1	2
Leon Wagner, L (1, 7) <small>OBP: 0.314, SLG: 0.421</small>			0-0 F9		0-0 FC4-6 FC5-4			0-0 F8		4	0	0	0	0	0	3
Joe Azcue, R (1, 2) <small>OBP: 0.335, SLG: 0.460</small>			0-0 HR		0-0 FC5-4			0-0 FC5-4		4	1	1	1	0	0	2
Don Demeter, R (1, 8) <small>OBP: 0.238, SLG: 0.348</small> Vic Davalillo, L (5, PH) <small>OBP: 0.294, SLG: 0.354</small> (6, 8)			0-0 F6				0-0 F8		0-0 K	1	0	0	0	0	0	0
Larry Brown, R (1, 6) <small>OBP: 0.313, SLG: 0.326</small>			0-0 5-3				4-0 1B BB		0-0 E6	3	0	1	0	1	0	0
Stan Williams, R (1, 1) Jim King, L (7, PH) <small>OBP: 0.282, SLG: 0.245</small> George Culver, R (8, 1) <small>OBP: 0.333, SLG: 0.333</small> Lee Maye, L (9, PH) <small>OBP: 0.305, SLG: 0.442</small>			0-3 K				0-3 K		0-0 F7	2	0	0	0	0	2	1

Inning Stats	R: 0	H: 0	E: 0	K: 1	S: 5	R: 1	H: 1	E: 0	K: 0	S: 4	R: 0	H: 0	E: 1	K: 2	S: 7	R: 0	H: 0	E: 0	K: 0	S: 3	R: 0	H: 1	E: 0	K: 1	S: 6	R: 0	H: 1	E: 0	K: 2	S: 8	R: 0	H: 1	E: 0	K: 1	S: 6	R: 1	H: 1	E: 1	K: 0	S: 5
	LOB: 1	BB: 1	P: 9	LOB: 0	BB: 0	P: 4	LOB: 1	BB: 0	P: 7	LOB: 1	BB: 0	P: 4	LOB: 2	BB: 1	P: 10	LOB: 1	BB: 0	P: 6	LOB: 1	BB: 0	P: 6	LOB: 1	BB: 0	P: 6	LOB: 1	BB: 0	P: 6	LOB: 1	BB: 0	P: 6	LOB: 1	BB: 0	P: 5	LOB: 1	BB: 0	P: 5	LOB: 1	BB: 0	P: 5	


PITCHER	IP	WLS	BF	H	R	ER	SO	BB	IBB	HBP	BLK	WP	HR	S	P	ERA	WHIP
Marcelino Lopez, L (1, 1) ERA: 7.5	3.0		11	1	1	1	3	1	0	0	0	0	1	16	20	3.00	0.667
Stu Miller, R (4, 1) ERA: 3.02	5.1	W	24	5	1	1	5	1	0	1	0	0	1	32	37	1.69	1.125
Moe Drabowsky, R (9, 1) ERA: 0.91	0.2	S	2	0	0	0	0	0	0	0	0	0	0	2	2	0.00	0.000

BOTTOM

Baltimore Orioles @ Cleveland Indians
 Cleveland Municipal Stadium, Cleveland, OH

Sun Jul 30 1967, 3:38 AM EDT
 Att. 11,538 - Unknown

AB	34
R	2
H	6
RBI	2
BB	2
SO	8
LOB	15



WP	PA	ERA	WHIP
0	37		

Batter	1	2	3	4	5	6	7	8	9	AB R H RBI BB SO LOB	TOP	
Dick McAuliffe, L (1, 4) OBP: 0.385, SLG: 0.496	0-0 BB FC5-2 BB 1B		0-0 F8	0-0 G3		0-0 FC5 S 1-3 1B		0-0 F7		5 0 2 0 0 0 3		
Don Wert, R (1, 5) OBP: 0.310, SLG: 0.341	4-0 FC5-2 BB 1-2 BB		0-0 5-3		0-0 HR	0-0 SF8		0-0 5-3		3 1 1 2 1 0 0		
Al Kaline, R (1, 9) OBP: 0.412, SLG: 0.549	4-0 BB FC5-2 BB 1-2 2-3 BB		0-0 L8		0-0 L4-3	4-0 BB		0-0 L5-3		3 0 0 0 2 0 0		
Willie Horton, R (1, 7) OBP: 0.345, SLG: 0.519 Mickey Stanley, R (6, 8) OBP: 0.272, SLG: 0.333	0-0 FC5-2 BB 1-2 2-3 3-H			0-0 2B	0-0 1B	0-0 FC5 2-3f		0-0 5-3		4 1 2 0 0 0 5 1 0 0 0 0 0 0		
Norm Cash, L (1, 3) OBP: 0.377, SLG: 0.434	4-0 1-2 2-3 BB			0-0 F6	0-3 K		4-0 FC5-6 BB	4-0 1B BB		2 0 0 0 3 1 2		
Jim Northrup, L (1, 8) OBP: 0.330, SLG: 0.372	0-0 F8			0-0 E 2B 2-H	0-0 4-3		0-0 FC5-6 1B S 1-2f	0-0 1B		5 0 2 1 0 0 5		
Bill Freehan, R (1, 2) OBP: 0.383, SLG: 0.453		0-3 K		0-0 E5 2-3		0-0 HR	0-0 G5-4-3 1B	0-3 K		5 1 2 1 0 2 3		
Ray Oyler, R (1, 6) OBP: 0.286, SLG: 0.266		0-0 F7		4-0 BB		4-0 1B SF8 BB	0-0 G5-4-3 1B 1-2f			2 1 0 0 2 0 2		
Earl Wilson, R (1, 1) OBP: 0.236, SLG: 0.338 Mike Marshall, R (8, 1) OBP: 0.250, SLG: 0.250 John Hiller, R (8, 1) OBP: 0.500, SLG: 0.500		0-0 5-3		0-3 K		0-3 K		0-0 6-3		4 0 0 0 0 2 4 0 0 0 0 0 0 0 0 0 0 0 0 0 0		
Inning Stats	R: 0 H: 1 E: 0 LOB: 3 K: 0 BB: 3 S: 3 P: 15	R: 0 H: 0 E: 0 LOB: 0 K: 1 BB: 0 S: 5 P: 5	R: 0 H: 0 E: 0 LOB: 0 K: 0 BB: 0 S: 3 P: 3	R: 1 H: 2 E: 1 LOB: 3 K: 1 BB: 1 S: 8 P: 12	R: 1 H: 2 E: 0 LOB: 1 K: 1 BB: 0 S: 7 P: 7	R: 2 H: 2 E: 0 LOB: 2 K: 1 BB: 2 S: 7 P: 15	R: 0 H: 1 E: 0 LOB: 1 K: 0 BB: 1 S: 3 P: 7	R: 0 H: 0 E: 0 LOB: 0 K: 0 BB: 0 S: 3 P: 3	R: 0 H: 1 E: 0 LOB: 2 K: 1 BB: 1 S: 6 P: 10	1B: 5 SF: 1 2B: 2 SAC: 0 3B: 0 DP: 2 HR: 2 HBP: 0	WP: 0 PA: 43 PB: 0 SB: 2 CS: 0	
PITCHER	IP WLS BF H R ER SO BB IBB HBP BLK WP HR S P ERA WHIP											
Tom Phoebus, R (1, 1) ERA: 3.21	5.1 L 28 7 4 4 4 5 0 0 0 0 2 31 51 6.75 2.250											
Eddie Fisher, R (6, 1) ERA: 3.38	1.2 7 1 0 0 0 2 0 0 0 0 0 5 13 0.00 1.800											
Stu Miller, R (8, 1) ERA: 2.91	2.0 8 1 0 0 0 1 1 0 0 0 0 9 13 0.00 1.000											

Detroit Tigers @ Baltimore Orioles
Memorial Stadium, Baltimore, MD
 Tue Aug 01 1967, 7:05 PM EDT
 Att: 10,342 - Unknown

livebaseballscorecards.com

AB	34
R	4
H	9
RBI	4
BB	8
SO	5
LOB	24



BOTTOM

Detroit Tigers @ Baltimore Orioles
Memorial Stadium, Baltimore, MD

Tue Aug 01 1967, 7:05 PM EDT
Att. 10,342 - Unknown

livebaseballscorecards.com

AB	37
R	2
H	9
RBI	2
BB	1
SO	6
LOB	24



WP:	0	PA:	39
PB:	0		
SB:	1		
CS:	0		

AB	R	H	RBI	BB	SO	LOB
5	0	1	0	0	1	2
4	0	0	0	0	1	4
0	0	0	0	0	0	0
1	0	0	0	0	0	0
4	1	2	0	0	1	1
4	0	2	0	0	0	2
4	0	0	0	0	1	6
4	0	1	1	0	0	2
4	0	2	0	0	0	0
4	1	1	1	0	1	4
2	0	0	0	0	1	0
0	0	0	0	0	0	0
1	0	0	0	1	0	3

Batter	1	2	3	4	5	6	7	8	9
Luis Aparicio, R OBP: 0.298, SLG: 0.341 (1, 6)	0-0 1B 1B		0-0 E6 S		0-0 6-3		0-0 1-3 1-2 2-3		0-3 K
Dave May, L OBP: 0.167, SLG: 0.333 Stu Miller, R (8, 1)	0-0 L9		0-3 K 1-2			0-0 G3	0-0 4-3		0-0 L4
Mark Belanger, R OBP: 0.305, SLG: 0.323 (9, PH)									
Frank Robinson, R OBP: 0.431, SLG: 0.655 (1, 7)	0-0 1-2 1B		0-0 F3			0-0 1B 1B		1-0 1B 1B HBP	0-3 K
Brooks Robinson, R OBP: 0.335, SLG: 0.448 (1, 5)	0-0 F7			0-0 6-3		0-0 1-2 FC5-4 1B		0-0 1B 1B FC5-2 1B	
Curt Blefary, L OBP: 0.327, SLG: 0.417 (1, 3) (8, 9)	0-0 4-3			0-0 F7		0-3 K		0-0 F8	
Paul Blair, R OBP: 0.341, SLG: 0.444 (1, 8)		0-0 F8		0-0 F7		0-0 FC5-4 1-2f		0-0 FC5-2 1B 1-2 2-H 1B	
Davey Johnson, R OBP: 0.309, SLG: 0.361 (1, 4)		0-0 5-3			0-0 5-3		0-0 1-3 BB 1B	0-0 FC5-2 1B 1-2 2-3	
Andy Etchebarren, R OBP: 0.316, SLG: 0.357 (1, 2)		0-0 6-3			0-0 HR		0-3 K	0-0 FC5-2 1-2 2-3 3-Hf	
Tom Phoebus, R OBP: 0.208, SLG: 0.240 Eddie Fisher, R OBP: 0.333, SLG: 0.200 Boog Powell, L OBP: 0.328, SLG: 0.375 (7, PH) (8, 3)			0-0 2-3		0-3 K		4-0 1-3 BB	0-0 G3	

Inning	1	2	3	4	5	6	7	8	9
R: 0	R: 0	R: 0	R: 0	R: 0	R: 1	R: 0	R: 0	R: 1	R: 0
E: 0	E: 0	E: 0	E: 1	E: 0	E: 0	E: 0	E: 0	E: 0	E: 0
K: 0	K: 0	K: 0	K: 1	K: 0	K: 1	K: 1	K: 1	K: 0	K: 2
S: 5	S: 3	S: 3	S: 6	S: 3	S: 6	S: 7	S: 6	S: 6	S: 7
H: 2	H: 0	H: 0	H: 0	H: 0	H: 1	H: 2	H: 1	H: 3	H: 0
LOB: 2	LOB: 0	LOB: 0	LOB: 1	LOB: 0	LOB: 0	LOB: 2	LOB: 2	LOB: 3	LOB: 0
BB: 0	BB: 0	BB: 0	BB: 0	BB: 0	BB: 0	BB: 0	BB: 1	BB: 0	BB: 0
P: 5	P: 3	P: 3	P: 6	P: 3	P: 6	P: 7	P: 10	P: 7	P: 7

PITCHER	IP	WLS	BF	H	R	ER	SO	BB	IBB	HBP	BLK	WP	HR	S	P	ERA	WHIP
Earl Wilson, R ERA: 3.65 (1, 1)	7.0	W	29	6	1	1	4	1	0	0	0	0	1	36	40	1.29	1.000
Mike Marshall, R ERA: 1.07 (8, 1)	0.2		6	3	1	1	0	0	0	1	0	0	0	5	6	13.50	4.500
John Hiller, L ERA: 2.25 (8, 1)	1.1	S	4	0	0	0	2	0	0	0	0	0	0	8	8	0.00	0.000

1B:	8	SF:	0
2B:	0	SAC:	0
3B:	0	DP:	0
HR:	1	HBP:	1

Batter	1	2	3	4	5	6	7	8	9	AB R H RBI BB SO LOB	TOP	
Lenny Green, L (1, 7) OBP: 0.306, SLG: 0.380 Mickey Stanley, R (7, 8) OBP: 0.272, SLG: 0.333	0-0 F5	0-0 5-3			0-0 G3		0-0 1B			4 0 1 0 0 0 1 0 0 0 0 0 0 0		
Don Wert, R (1, 5) OBP: 0.315, SLG: 0.348	0-0 HR 1B		0-0 1B L6-4-3 2B		0-0 FC4-6 1B	0-3 K				4 2 3 0 0 1 1		
Dick McAuliffe, L (1, 4) OBP: 0.384, SLG: 0.493	0-3 K		0-0 L6-4-3 1B		0-0 F8		0-0 4-3			4 0 1 0 0 1 2		
Al Kaline, R (1, 9) OBP: 0.410, SLG: 0.556	0-0 1-H HR		0-0 L6-4-3		0-0 FC4-6		0-0 L8			4 1 1 2 0 0 2		
Norm Cash, L (1, 3) OBP: 0.375, SLG: 0.441	0-0 HR		0-3 K		0-0 G3		0-0 F8			4 1 1 1 0 1 0		
Jim Northrup, L (1, 8) OBP: 0.329, SLG: 0.369 (7, 7)	0-0 3-1		4-0 F8 BB		0-0 4-3		0-0 F7			3 0 0 0 1 0 0		
Bill Freehan, R (1, 2) OBP: 0.379, SLG: 0.447		0-3 K		0-0 F7		0-0 F2		0-0 F3		4 0 0 0 0 1 1		
Ray Oyler, R (1, 6) OBP: 0.285, SLG: 0.270		0-0 2B		0-0 F8		0-0 F7		0-0 5-3		4 0 1 0 0 0 1		
Joe Sparna, R (1, 1) OBP: 0.040, SLG: 0.020 John Hiller, R (7, 1) OBP: 0.500, SLG: 0.500		0-3 K		0-3 K		0-3 K				3 0 0 0 0 3 2 0 0 0 0 0 0 0		
Inning Stats	R: 3 H: 3 E: 0 LOB: 0 K: 1 BB: 0 S: 8 P: 8	R: 0 H: 1 E: 0 LOB: 1 K: 2 BB: 0 S: 8 P: 8	R: 1 H: 2 E: 0 LOB: 0 K: 1 BB: 0 S: 6 P: 6	R: 0 H: 0 E: 0 LOB: 1 K: 1 BB: 1 S: 5 P: 9	R: 0 H: 1 E: 0 LOB: 1 K: 0 BB: 0 S: 4 P: 4	R: 0 H: 0 E: 0 LOB: 0 K: 0 BB: 0 S: 3 P: 3	R: 0 H: 1 E: 0 LOB: 1 K: 2 BB: 0 S: 8 P: 8	R: 0 H: 0 E: 0 LOB: 0 K: 0 BB: 0 S: 3 P: 3	R: 0 H: 0 E: 0 LOB: 0 K: 0 BB: 0 S: 3 P: 3	R: 0 H: 0 E: 0 LOB: 0 K: 0 BB: 0 S: 3 P: 3	1B: 4 SF: 0 2B: 2 SAC: 0 3B: 0 DP: 1 HR: 2 HBP: 0	WP: 0 PA: 35 PB: 0 SB: 0 CS: 0
PITCHER Gene Brabender, R (1, 1) ERA: 3.74 Eddie Fisher, R (8, 1) ERA: 3.28	IP WLS BF H R ER SO BB IBB HBP BLK WP HR S P ERA WHIP											
	7.0 L 29 8 4 4 7 1 0 0 0 0 0 2 42 46 5.14 1.286											
	2.0 6 0 0 0 0 0 0 0 0 0 0 0 6 6 0.00 0.000											

Detroit Tigers @ Baltimore Orioles
 Memorial Stadium, Baltimore, MD
 Wed Aug 02 1967, 7:05 PM EDT
 Unknown

livebaseballscorecards.com

AB 34
 R 4
 H 8
 RBI 3
 BB 1
 SO 7
 LOB 10

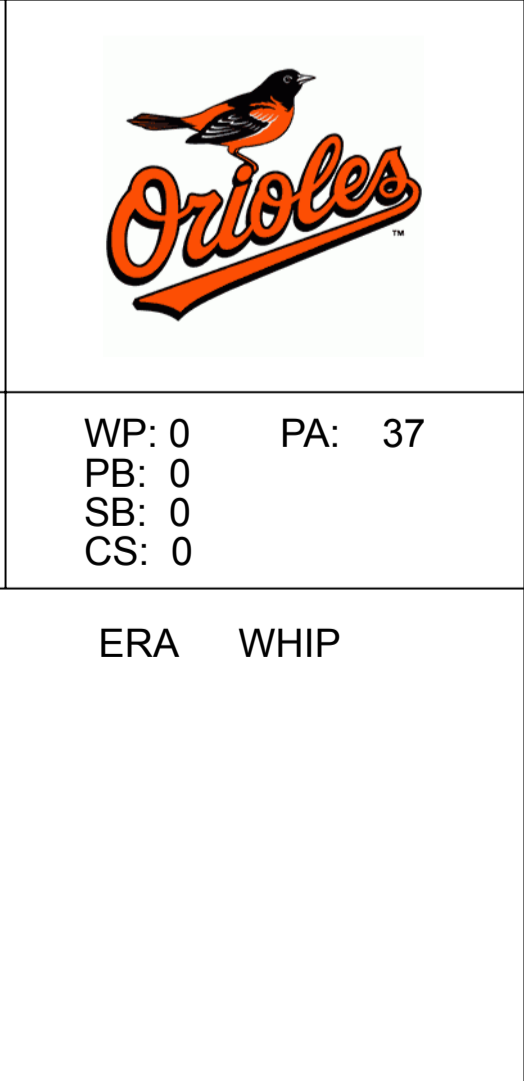


Batter	1	2	3	4	5	6	7	8	9	AB R H RBI BB SO LOB
Luis Aparicio, R OBP: 0.300, SLG: 0.340 (1, 6)	0-0 F4		4-0 BB BB		0-0 FC6-4		0-0 BB 1B		0-0 5-3	4 0 1 1 1 0 1
Dave May, L OBP: 0.190, SLG: 0.300 (1, 9)	0-3 K		4-0 BB BB			0-0 6-3	0-0 F8			2 0 0 0 1 1 0
Sam Bowers, R OBP: 0.244, SLG: 0.257 (7, PH)			1-2 2-3 BB							1 0 0 0 0 0 3
Eddie Fisher, R OBP: 0.333, SLG: 0.200 (8, 1)										0 0 0 0 0 0 0
Frank Robinson, R OBP: 0.429, SLG: 0.648 (1, 7)	0-0 6-3		0-0 L9			0-0 5-3	4-0 BB BB			3 0 0 1 1 0 3
Brooks Robinson, R OBP: 0.334, SLG: 0.446 (1, 5)		0-0 F8		0-0 5-3		0-0 1B	0-3 K			4 0 1 0 0 1 3
Curt Blefary, L OBP: 0.324, SLG: 0.412 (1, 3)		0-0 F7		0-3 K		0-3 K		0-0 F7		4 0 0 0 0 2 1
Paul Blair, R OBP: 0.340, SLG: 0.440 (1, 8)		0-3 K		0-0 F8			4-0 1B BB FC1-2	0-0 L9		3 0 0 0 1 1 0
Davey Johnson, R OBP: 0.311, SLG: 0.363 (1, 4)			0-0 BB BB 1B		0-0 6-3		0-0 BB BB FC1-2 1B	0-0 5-3		4 1 2 0 0 0 0
Andy Etchebarren, R OBP: 0.312, SLG: 0.351 (1, 2)			0-3 K		0-0 L9		0-0 FC1-2 1B BB		0-0 5-3	4 1 0 0 0 1 3
Gene Brabender, R OBP: 0.143, SLG: 0.143 (1, 1)			0-3 K		0-0 FC6-4 1B		4-0 BB BB 1B		0-0 L9	2 0 1 0 0 1 1
Boog Powell, L OBP: 0.329, SLG: 0.374 (7, PH)							1-2 2-3 BB			1 0 0 0 1 0 0

Inning Stats	R: 0 H: 0 E: 0 K: 1 S: 5	H: 0 LOB: 0 BB: 0 P: 5	R: 0 H: 0 E: 0 K: 1 S: 5	H: 0 LOB: 0 BB: 0 P: 5	R: 0 H: 1 E: 0 K: 2 S: 8	LOB: 3 BB: 2 P: 16	R: 0 H: 0 E: 0 K: 1 S: 5	H: 0 LOB: 0 BB: 0 P: 5	R: 0 H: 1 E: 0 K: 0 S: 4	LOB: 1 BB: 0 P: 4	R: 0 H: 1 E: 0 K: 1 S: 6	LOB: 1 BB: 0 P: 6	R: 2 H: 2 E: 0 K: 1 S: 7	LOB: 3 BB: 3 P: 19	R: 0 H: 0 E: 0 K: 0 S: 3	LOB: 0 BB: 0 P: 3	R: 0 H: 0 E: 0 K: 0 S: 3	H: 0 LOB: 0 BB: 0 P: 3	R: 0 H: 0 E: 0 K: 0 S: 3	H: 0 LOB: 0 BB: 0 P: 3	1B: 5 2B: 0 3B: 0 HR: 0	SF: 0 SAC: 0 DP: 0 HBP: 0	WP: 0 PA: 37		
PITCHER	IP WLS BF H R ER SO BB IBB HBP BLK WP HR S P ERA WHIP	IP WLS BF H R ER SO BB IBB HBP BLK WP HR S P ERA WHIP	IP WLS BF H R ER SO BB IBB HBP BLK WP HR S P ERA WHIP	IP WLS BF H R ER SO BB IBB HBP BLK WP HR S P ERA WHIP	IP WLS BF H R ER SO BB IBB HBP BLK WP HR S P ERA WHIP	IP WLS BF H R ER SO BB IBB HBP BLK WP HR S P ERA WHIP	IP WLS BF H R ER SO BB IBB HBP BLK WP HR S P ERA WHIP	IP WLS BF H R ER SO BB IBB HBP BLK WP HR S P ERA WHIP	IP WLS BF H R ER SO BB IBB HBP BLK WP HR S P ERA WHIP	IP WLS BF H R ER SO BB IBB HBP BLK WP HR S P ERA WHIP	IP WLS BF H R ER SO BB IBB HBP BLK WP HR S P ERA WHIP	IP WLS BF H R ER SO BB IBB HBP BLK WP HR S P ERA WHIP	IP WLS BF H R ER SO BB IBB HBP BLK WP HR S P ERA WHIP	IP WLS BF H R ER SO BB IBB HBP BLK WP HR S P ERA WHIP	IP WLS BF H R ER SO BB IBB HBP BLK WP HR S P ERA WHIP	IP WLS BF H R ER SO BB IBB HBP BLK WP HR S P ERA WHIP	IP WLS BF H R ER SO BB IBB HBP BLK WP HR S P ERA WHIP	IP WLS BF H R ER SO BB IBB HBP BLK WP HR S P ERA WHIP	IP WLS BF H R ER SO BB IBB HBP BLK WP HR S P ERA WHIP	IP WLS BF H R ER SO BB IBB HBP BLK WP HR S P ERA WHIP	IP WLS BF H R ER SO BB IBB HBP BLK WP HR S P ERA WHIP	IP WLS BF H R ER SO BB IBB HBP BLK WP HR S P ERA WHIP	IP WLS BF H R ER SO BB IBB HBP BLK WP HR S P ERA WHIP	IP WLS BF H R ER SO BB IBB HBP BLK WP HR S P ERA WHIP	IP WLS BF H R ER SO BB IBB HBP BLK WP HR S P ERA WHIP
Joe Sparna, R ERA: 4.07 (1, 1)	6.1 W 28 5 2 2 6 4 0 0 0 0 0 0 36 52 2.84 1.421	2.2 S 9 0 0 0 1 1 0 0 0 0 0 0 10 14 0.00 0.375																							
John Hiller, L ERA: 1.84 (7, 1)																									

DETROIT TIGERS @ BALTIMORE ORIOLES
Memorial Stadium, Baltimore, MD
 Wed Aug 02 1967, 7:05 PM EDT
 Unknown

AB	32
R	2
H	5
RBI	2
BB	5
SO	7
LOB	15



Batter	1	2	3	4	5	6	7	8	9	AB R H RBI BB SO LOB	TOP																									
Dick McAuliffe, L (1, 4) OBP: 0.383, SLG: 0.488	0-3 K		0-0 F9			0-0 F2		4-0 CS BB		3 0 0 0 1 1 0																										
Don Wert, R (1, 5) OBP: 0.312, SLG: 0.344	0-3 K		0-0 F6			0-0 6-3		0-0 CS 1-2	0-3 K	4 0 0 0 0 2 0																										
Norm Cash, L (1, 3) OBP: 0.377, SLG: 0.438	4-0 BB		0-0 6-3			0-0 F8			4-0 1-3 BB	2 0 0 0 2 0 0																										
Willie Horton, R (1, 7) OBP: 0.341, SLG: 0.512 Lenny Green, L (7, 7) OBP: 0.301, SLG: 0.375	0-0 F4				0-0 5-3		0-0 5-3		0-0 1-3 BB	3 0 0 0 0 0 1 1 0 0 0 0 0 1																										
Jim Northrup, L (1, 9) OBP: 0.331, SLG: 0.371		0-0 1B 1B 1B			0-0 4-3		0-0 WP 1B		0-3 K	4 1 2 0 0 1 1																										
Mickey Stanley, R (1, 8) OBP: 0.272, SLG: 0.333		0-0 1B 1-3 1B			0-0 F7		0-0 F6 1-2			3 0 1 0 0 0 1																										
Jim Price, R (1, 2) OBP: 0.300, SLG: 0.380					0-0 F5		0-0 F8			3 0 1 1 0 0 1																										
Ray Oyler, R (1, 6) OBP: 0.282, SLG: 0.267		0-3 K			0-3 K			0-0 6-3		3 0 0 0 0 2 1																										
Fred Gladding, L (1, 1) Pat Dobson, R (6, 1)		0-0 5-3			0-0 4-3			0-0 6-3		2 0 0 0 0 0 1 1 0 0 0 0 0 0																										
Inning Stats	R: 0 E: 0 K: 2 S: 7	H: 0 LOB: 1 BB: 1 P: 11	R: 1 E: 0 K: 1 S: 7	H: 3 LOB: 1 BB: 0 P: 7	R: 0 E: 0 K: 0 S: 3	H: 0 LOB: 0 BB: 0 P: 3	R: 0 E: 0 K: 1 S: 5	H: 0 LOB: 0 BB: 0 P: 5	R: 0 E: 0 K: 0 S: 3	H: 0 LOB: 0 BB: 0 P: 3	R: 0 E: 0 K: 0 S: 4	H: 1 LOB: 1 BB: 0 P: 4	R: 0 E: 0 K: 0 S: 2	H: 0 LOB: 0 BB: 1 P: 6	R: 0 E: 0 K: 2 S: 7	H: 0 LOB: 1 BB: 1 P: 11	1B: 4 2B: 0 3B: 0 HR: 0	SF: 0 SAC: 0 DP: 0 HBP: 0	WP: 1 PB: 0 SB: 0 CS: 1	PA: 33																
PITCHER	IP WLS BF H R ER SO BB IBB HBP BLK WP HR S P ERA WHIP																																			
Jim Hardin, R (1, 1) ERA: 2.4	8.0		28	4	1	1	4	2	0	0	0	1	0	34	42	1.12	0.750																			
Moe Drabowsky, R (9, 1) ERA: 0.9	1.0	W	4	0	0	0	2	1	0	0	0	0	0	7	11	0.00	1.000																			

Detroit Tigers @ Baltimore Orioles
 Memorial Stadium, Baltimore, MD
 Wed Aug 02 1967, 7:05 PM EDT
 Att: 12,001 - Unknown

livebaseballscorecards.com

AB 29
 R 1
 H 4
 RBI 1
 BB 3
 SO 6
 LOB 7



Batter	1	2	3	4	5	6	7	8	9
Mark Belanger, R (1, 6) <small>OBP: 0.296, SLG: 0.313</small> Curt Blefary, L (8, PH) <small>OBP: 0.323, SLG: 0.411</small> (9, 9)	0-3 K		0-0 5-3		0-3 K			0-0 4-1	
Dave May, L (1, 9) <small>OBP: 0.160, SLG: 0.250</small> Moe Drabowsky, R (9, 1) <small>OBP: 0.421, SLG: 0.389</small>	0-0 1-3		0-0 4-3		0-0 FC6-4			0-3 K	
Frank Robinson, R (1, 7) <small>OBP: 0.433, SLG: 0.651</small>	4-0 1B BB			0-0 1B 2B				4-0 HR BB	
Brooks Robinson, R (1, 5) <small>OBP: 0.338, SLG: 0.457</small>	0-0 1-2 1B			0-0 2-3 1B				0-0 1-H HR	
Boog Powell, L (1, 3) <small>OBP: 0.326, SLG: 0.370</small>	0-3 K			0-3 K				0-0 6-3	
Paul Blair, R (1, 8) <small>OBP: 0.337, SLG: 0.436</small>		0-0 6-3		0-0 F3				0-0 6-3	
Davey Johnson, R (1, 4) <small>OBP: 0.311, SLG: 0.362</small>		0-0 G1-4-3 1B		0-3 K				0-0 F8	
Larry Haney, R (1, 2) <small>OBP: 0.333, SLG: 0.378</small>		0-0 G1-4-3			0-0 FC3-6 1B			0-3 K	
Jim Hardin, R (1, 1) Russ Snyder, L (8, PH) <small>OBP: 0.306, SLG: 0.335</small> Luis Aparicio, R (9, 6) <small>OBP: 0.300, SLG: 0.340</small>			0-0 4-3		0-0 FC3-6 FC6-4			0-3 K	

Inning Stats	R: 0 E: 0 K: 2 S: 8	H: 1 LOB: 2 BB: 1 P: 12	R: 0 E: 0 K: 0 S: 3	H: 1 LOB: 0 BB: 0 P: 3	R: 0 E: 0 K: 0 S: 3	H: 0 LOB: 0 BB: 0 P: 3	R: 0 E: 0 K: 2 S: 9	H: 2 LOB: 2 BB: 0 P: 9	R: 0 E: 0 K: 1 S: 6	H: 1 LOB: 1 BB: 0 P: 6	R: 0 E: 0 K: 1 S: 5	H: 0 LOB: 0 BB: 0 P: 5	R: 0 E: 0 K: 1 S: 5	H: 0 LOB: 0 BB: 0 P: 5	R: 0 E: 0 K: 2 S: 7	H: 0 LOB: 0 BB: 0 P: 7	R: 2 E: 0 K: 0 S: 1	H: 1 LOB: 0 BB: 1 P: 5
1B: 4 2B: 1 3B: 0 HR: 1	SF: 0 SAC: 0 DP: 1 HBP: 0	WP: 0 PB: 0 SB: 0 CS: 0	PA: 31															

PITCHER	IP	WLS	BF	H	R	ER	SO	BB	IBB	HBP	BLK	WP	HR	S	P	ERA	WHIP
Fred Gladding, R (1, 1) <small>ERA: 1.79</small>	5.0		20	5	0	0	5	1	0	0	0	0	0	29	33	0.00	1.200
Pat Dobson, R (6, 1) <small>ERA: 3.25</small>	3.0	L	11	1	2	2	4	1	0	0	0	0	1	18	22	6.00	0.667

BOTTOM

Detroit Tigers @ Baltimore Orioles
Memorial Stadium, Baltimore, MD

Wed Aug 02 1967, 7:05 PM EDT
 Att. 12,001 - Unknown

livebaseballscorecards.com

AB	29
R	2
H	6
RBI	2
BB	2
SO	9
LOB	12



Batter	1	2	3	4	5	6	7	8	9	AB R H RBI BB SO LOB	TOP
Dick McAuliffe, L (1, 4) OBP: 0.381, SLG: 0.486	0-0 F8		0-0 FC4-6		0-0 FC6-4 1B		0-3 K			4 0 1 0 0 1 1	
Don Wert, R (1, 5) OBP: 0.309, SLG: 0.341	0-0 5-3		0-0 F8		0-0 FC6-4		0-0 5-3			4 0 0 0 0 0 2	
Al Kaline, R (1, 9) OBP: 0.411, SLG: 0.563	0-3 K			0-0 2B	0-0 L9			0-0 1B 2B		4 2 2 0 0 1 1	
Willie Horton, R (1, 7) OBP: 0.344, SLG: 0.516 Mickey Stanley, R (6, PR) OBP: 0.271, SLG: 0.332 (6, 8)		0-0 2B		0-0 5-3		4-0 FC4-6 BB		0-3 K		2 0 1 0 1 0 1 1 0 0 0 0 1 1	
Norm Cash, L (1, 3) OBP: 0.375, SLG: 0.436		0-3 K		0-0 4-3		0-0 FC4-6 1B		0-0 BB SF8 1B		4 2 1 1 0 1 3	
Jim Northrup, L (1, 8) OBP: 0.335, SLG: 0.376 (6, 7)		0-0 F7		0-0 1B 2B		0-0 1B 1B		4-0 BB BB		3 1 2 1 1 0 1	
Bill Freehan, R (1, 2) OBP: 0.383, SLG: 0.449		0-3 K		0-0 1B		0-0 1B		4-0 1-2 2-3 BB		3 0 2 2 1 1 1	
Ray Oyler, R (1, 6) OBP: 0.282, SLG: 0.265			4-0 FC3-6 BB	0-3 K		0-0 1-3		0-0 SF8		2 0 0 1 1 1 2	
Denny McLain, R (1, 1) OBP: 0.129, SLG: 0.100			0-0 FC3-6 FC4-6		0-3 K		0-0 F8			3 0 0 0 0 1 1	
Inning Stats	R: 0 H: 0 E: 0 LOB: 0 K: 1 BB: 0 S: 5 P: 5	R: 0 H: 1 E: 0 LOB: 1 K: 2 BB: 0 S: 8 P: 8	R: 0 H: 0 E: 0 LOB: 1 K: 0 BB: 1 S: 3 P: 7	R: 2 H: 3 E: 0 LOB: 1 K: 1 BB: 0 S: 8 P: 8	R: 0 H: 1 E: 0 LOB: 1 K: 1 BB: 0 S: 6 P: 6	R: 1 H: 2 E: 0 LOB: 1 K: 0 BB: 1 S: 4 P: 8	R: 0 H: 0 E: 0 LOB: 0 K: 1 BB: 0 S: 5 P: 5	R: 2 H: 2 E: 0 LOB: 2 K: 1 BB: 2 S: 6 P: 14		1B: 5 SF: 1 2B: 4 SAC: 0 3B: 0 DP: 0 HR: 0 HBP: 0	WP: 0 PA: 35 PB: 0 SB: 0 CS: 0
PITCHER	IP WLS BF H R ER SO BB IBB HBP BLK WP HR S P ERA WHIP										
Bill Dillman, R (1, 1) ERA: 4.04	7.0 L 30 8 4 4 6 2 0 0 0 0 0 0 40 48 5.14 1.429										
Eddie Watt, R (8, 1) ERA: 2.24	0.2 5 1 1 1 1 2 0 0 0 0 0 0 5 13 13.50 4.500										

Detroit Tigers @ Baltimore Orioles
 Memorial Stadium, Baltimore, MD
 Thu Aug 03 1967, 7:05 PM EDT
 Att. 9,168 - Unknown

livebaseballscorecards.com

AB	30
R	5
H	9
RBI	5
BB	4
SO	7
LOB	14



Batter	1	2	3	4	5	6	7	8	9
Luis Aparicio, R OBP: 0.297, SLG: 0.337 (1, 6) x	0-0 6-3 ①		0-0 5-3 ③			0-0 F6 ①			
Paul Blair, R OBP: 0.334, SLG: 0.432 (1, 8) x	0-0 F8 ②			0-0 1-3 ①		0-0 5-3 ②			
Frank Robinson, R OBP: 0.429, SLG: 0.643 (1, 7) x	0-0 5-3 ③			0-3 K ②		0-0 6-3 ③			
Brooks Robinson, R OBP: 0.340, SLG: 0.459 (1, 5)		0-0 F4 ①		0-0 1B		0-0 FC6-4 1B			
Boog Powell, L OBP: 0.323, SLG: 0.367 (1, 3)		0-0 F2 ②		0-3 K ③		0-0 F7 ①			
Curt Blefary, L OBP: 0.320, SLG: 0.408 (1, 9)		0-0 F8 ③			0-0 F8 ①		0-0 F8 ②		
Davey Johnson, R OBP: 0.314, SLG: 0.363 (1, 4)			4-0 BB		0-0 1B		0-0 FC6-4 1-2f		
Andy Etchebarren, R OBP: 0.309, SLG: 0.348 (1, 2)			0-3 K ①		0-3 K ②				
Bill Dillman, R OBP: 0.200, SLG: 0.200 (1, 1)			0-3 K ②		0-3 K ③				
Eddie Watt, R OBP: 0.176, SLG: 0.067 (8, 1)									
Mark Belanger, R OBP: 0.296, SLG: 0.313 (8, 4)									

Inning Stats	R: 0	H: 0	E: 0	LOB: 0	K: 0	BB: 0	S: 3	P: 3
	R: 0	H: 0	E: 0	LOB: 0	K: 0	BB: 0	S: 3	P: 3
	R: 0	H: 0	E: 0	LOB: 1	K: 2	BB: 1	S: 7	P: 11
	R: 0	H: 1	E: 0	LOB: 1	K: 2	BB: 0	S: 8	P: 8
	R: 0	H: 1	E: 0	LOB: 1	K: 2	BB: 0	S: 8	P: 8
	R: 0	H: 0	E: 0	LOB: 0	K: 0	BB: 0	S: 3	P: 3
	R: 0	H: 1	E: 0	LOB: 1	K: 0	BB: 0	S: 4	P: 4

PITCHER	IP	WLS	BF	H	R	ER	SO	BB	IBB	HBP	BLK	WP	HR	S	P	ERA	WHIP
Denny McLain, R ERA: 3.53 (1, 1)	7.0	W	25	3	0	0	6	1	0	0	0	0	0	36	40	0.00	0.571

BOTTOM

AB	R	H	RBI	BB	SO	LOB
3	0	0	0	0	0	1
3	0	0	0	0	0	0
3	0	0	0	0	1	0
3	0	2	0	0	0	0
3	0	0	0	0	1	2
3	0	0	0	0	0	1
2	0	1	0	1	0	1
2	0	0	0	0	2	2
2	0	0	0	0	2	2
0	0	0	0	0	0	0
0	0	0	0	0	0	0

AB	24
R	0
H	3
RBI	0
BB	1
SO	6
LOB	9



WP	PA
0	25

Detroit Tigers @ Baltimore Orioles
Memorial Stadium, Baltimore, MD
 Thu Aug 03 1967, 7:05 PM EDT
 Att. 9,168 - Unknown

livebaseballscorecards.com

Batter	1	2	3	4	5	6	7	8	9	AB R H RBI BB SO LOB	TOP											
Tommy Agee, R OBP: 0.315, SLG: 0.390 (1, 8) X	0-0 G6-4-3 1B		0-0 F7		0-0 5-3			0-0 1B SF8 1B	0-3 K	5 1 2 0 0 1 1												
Walt Williams, R OBP: 0.315, SLG: 0.395 (1, 7) X	0-0 G6-4-3 1-2f		0-0 6-3		0-0 F3			4-0 SF8 1B 1-2 BB		3 0 0 0 1 0 1												
Ken Boyer, R OBP: 0.363, SLG: 0.391 (1, 5) BB (8, 3) BB	4-0 BB			4-0 BB 1B BB		0-0 F5		0-0 BB 1-2 2-3 1B		2 0 1 0 2 0 0												
Rocky Colavito, R OBP: 0.335, SLG: 0.376 (1, 9) X	0-0 F7			0-0 BB 1-2 1B		0-0 F7		0-0 SF8 2-3 3-H		3 0 1 1 0 0 1												
Pete Ward, L OBP: 0.360, SLG: 0.389 (1, 3)		0-0 6-3		4-0 BB 1-2 2-3 BB		0-0 F8		4-0 BB 1-2 BB		2 0 0 0 2 0 0												
Joe Herten, R OBP: 0.148, SLG: 0.154 (8, PR)										0 0 0 0 0 0 0												
Bob Locker, S (8, 1)										0 0 0 0 0 0 0												
Duane Josephson, R OBP: 0.337, SLG: 0.413 (1, 2)		0-0		0-3 SS K		0-0 F9		0-0 1-3		3 1 1 0 0 1 3												
Smoky Burgess, L OBP: 0.293, SLG: 0.353 (8, PH)										1 0 0 0 0 0 3												
Jerry McNertney, R OBP: 0.298, SLG: 0.378 (8, 2)		1B 2B								0 0 0 0 0 0 0												
Ron Hansen, R OBP: 0.298, SLG: 0.316 (1, 6)		0-3 K		0-0 F6		0-0 4-3		0-0 1-3		2 0 0 0 0 1 4												
Mary Staehle, L OBP: 0.189, SLG: 0.143 (7, PH) (7, 6)										2 0 0 0 0 0 0	AB 31											
Wayne Causey, L OBP: 0.315, SLG: 0.313 (1, 4) X	0-0 2-H 1B			0-0 1-3		0-0 4-3		0-0 F6		4 0 1 1 0 0 3	R 2											
Bruce Howard, S OBP: 0.185, SLG: 0.192 (1, 1)			0-3 K		0-3 K			0-0 F9		1 0 0 0 0 1 0	H 7											
Don McMahon, R OBP: 0.143, SLG: 0.143 (4, 1)										1 0 0 0 0 1 0	RBI 2											
Don Buford, S OBP: 0.304, SLG: 0.275 (8, PH) (8, 5)									1B	2 0 1 0 0 0 0	BB 5											
Inning Stats	R: 0 E: 0 K: 0 S: 3	H: 1 LOB: 1 BB: 1 P: 7	R: 1 E: 0 K: 1 S: 6	H: 2 LOB: 1 BB: 0 P: 6	R: 0 E: 0 K: 1 S: 5	H: 0 LOB: 0 BB: 0 P: 5	R: 0 E: 0 K: 1 S: 6	H: 1 LOB: 3 BB: 2 P: 14	R: 0 E: 0 K: 1 S: 5	H: 0 LOB: 0 BB: 0 P: 5	R: 0 E: 0 K: 0 S: 3	H: 0 LOB: 0 BB: 0 P: 3	R: 0 E: 0 K: 0 S: 3	H: 0 LOB: 0 BB: 0 P: 3	R: 1 E: 0 K: 0 S: 5	H: 2 LOB: 3 BB: 2 P: 13	R: 0 E: 0 K: 1 S: 6	H: 1 LOB: 1 BB: 0 P: 6	1B: 6 2B: 1 3B: 0 HR: 0	SF: 1 SAC: 0 DP: 1 HBP: 0	WP: 0 PB: 0 SB: 0 CS: 0	PA: 37
PITCHER	IP WLS BF H R ER SO BB IBB HBP BLK WP HR S P ERA WHIP																					
Marcelino Lopez, L ERA: 6.6 (1, 1)	3.0		14	4	1	1	2	3	0	0	0	0	0	0	15	27	3.00	2.333				
Wally Bunker, R ERA: 3.46 (4, 1)	4.1	W	15	1	1	1	2	1	0	0	0	0	0	0	18	22	2.08	0.462				
Moe Drabowsky, R ERA: 0.88 (8, 1)	1.2	S	8	2	0	0	1	1	0	0	0	0	0	9	13	0.00	1.800					

Chicago White Sox @ Baltimore Orioles
 Memorial Stadium, Baltimore, MD
 Sun Aug 06 1967, 3:33 AM EDT
 Unknown

livebaseballscorecards.com



Batter	1	2	3	4	5	6	7	8	9	AB	R	H	RBI	BB	SO	LOB					
Luis Aparicio, R OBP: 0.299, SLG: 0.334 (1, 6)	4-0 1B SF9 BB	0-3 K		4-0 1B BB		0-0 F8		0-0 1-3		3	1	0	0	2	1	0					
Paul Blair, R OBP: 0.340, SLG: 0.436 (1, 8)	0-0 E 2B 1B	4-0 FC4-6 BB		0-0 BB 1B		0-0		0-0 F8		4	1	3	0	1	0	0					
Frank Robinson, R OBP: 0.426, SLG: 0.638 (1, 7)	0-0 SF9	0-0 FC4-6		0-3 K		0-3 K		0-0 FC5 1B		4	0	1	1	0	2	4					
Brooks Robinson, R OBP: 0.341, SLG: 0.457 (1, 5)	0-0 F8		0-0 5-3	4-0 BB		0-0	0-0 6-3	0-0 1B		4	0	1	0	1	0	1					
Boog Powell, L OBP: 0.324, SLG: 0.368 (1, 3)	0-0 E3 2B		4-0 S BB	0-0 F6		0-0	0-0 HR 2B	0-0 FC5		4	1	1	0	1	0	6					
Curt Blefary, L OBP: 0.320, SLG: 0.409 (1, 9)	0-0 2B		0-0 F8		0-0 1-3		0-0 F7			4	0	1	1	0	0	2					
Davey Johnson, R OBP: 0.319, SLG: 0.362 (1, 4)	4-0 IBB		4-0 BB		0-0 F8		4-0 HR IBB			1	1	0	0	3	0	0					
Andy Etchebarren, R OBP: 0.306, SLG: 0.344 (1, 2)	0-3 K		0-3 K		0-0 F3		0-0 HR			3	0	0	0	0	2	5					
Russ Snyder, L OBP: 0.309, SLG: 0.354 (7, PH)										1	1	1	3	0	0	0					
Larry Haney, R OBP: 0.333, SLG: 0.378 (8, 2)										0	0	0	0	0	0	0					
Marcelino Lopez, R OBP: 0.500, SLG: 0.333 (1, 1)		0-3 K		0-0 1-3		0-3 K		0-3 K		1	0	0	0	0	1	0					
Wally Bunker, R OBP: 0.050, SLG: 0.050 (4, 1)										3	0	0	0	0	2	0					
Moe Drabowsky, R OBP: 0.421, SLG: 0.389 (8, 1)										0	0	0	0	0	0	0					
Inning Stats	R: 2 E: 1 K: 1 S: 8	H: 2 LOB: 3 BB: 2 P: 16	R: 0 E: 0 K: 2 S: 7	H: 0 LOB: 1 BB: 1 P: 11	R: 0 E: 0 K: 1 S: 5	H: 0 LOB: 2 BB: 2 P: 13	R: 0 E: 0 K: 1 S: 6	H: 1 LOB: 3 BB: 2 P: 14	R: 0 E: 0 K: 0 S: 3	H: 0 LOB: 0 BB: 0 P: 3	R: 0 E: 0 K: 2 S: 8	H: 1 LOB: 1 BB: 0 P: 8	R: 3 E: 0 K: 1 S: 7	H: 2 LOB: 0 BB: 1 P: 11	R: 0 E: 0 K: 0 S: 5	H: 2 LOB: 2 BB: 0 P: 5	1B: 5 2B: 2 3B: 0 HR: 1	SF: 1 SAC: 0 DP: 0 HBP: 0	WP: 0 PB: 0 SB: 1 CS: 0	PA: 41	
PITCHER	IP WLS L	WLS L	H R	R ER	SO	BB IBB	HBP BLK	WP HR	S P	ERA WHIP	IP WLS L	WLS L	H R	R ER	SO	BB IBB	HBP BLK	WP HR	S P	ERA WHIP	
Bruce Howard, R ERA: 3.35 (1, 1)	3.1		3	2	4	5	0	0	22	2.70	2.400										
Don McMahon, R ERA: 2.26 (4, 1)	3.2		3	3	4	1	1	0	22	7.36	1.091										
Bob Locker, R ERA: 2.31 (8, 1)	1.0		2	0	0	0	0	0	5	0.00	2.000										

BOTTOM

Chicago White Sox @ Baltimore Orioles
Memorial Stadium, Baltimore, MD

Sun Aug 06 1967, 3:33 AM EDT
Unknown

AB	32
R	5
H	8
RBI	5
BB	8
SO	8
LOB	18



WP: 0	PA: 41
PB: 0	
SB: 1	
CS: 0	

livebaseballscorecards.com

Batter	1	2	3	4	5	6	7	8	9	AB R H RBI BB SO LOB	TOP												
Tommie Agee, R OBP: 0.311, SLG: 0.384 (1, 8) X	0-0 6-3		0-0 5-3		0-0 5-3			0-0 5-3	0-0 4-3	5 0 0 0 0 0 3													
Don Buford, S OBP: 0.312, SLG: 0.279 (1, 4) B B B B	4-0 1B BB		4-0 S BB			0-0 G4-6-3 1B		0-0 E 1B		2 0 2 0 2 0 0													
Ken Boyer, R OBP: 0.357, SLG: 0.383 (1, 5) X	0-0 F8		0-0 5-3			0-0 G4-6-3 1-2f		0-0 F5		4 0 0 0 0 0 4													
Rocky Colavito, R OBP: 0.337, SLG: 0.376 (1, 9) X	0-0 1-3 1B			0-3 K S S		4-0 BB		0-0 E6 1-2		3 0 1 0 1 1 1													
Pete Ward, L OBP: 0.356, SLG: 0.384 (1, 7) S S S	0-3 K			0-0 4-3		0-0 L6		0-0 F4		4 0 0 0 0 1 5													
Tom McCraw, L OBP: 0.285, SLG: 0.360 (1, 3) X		0-0 5-3		0-0 3-1			0-0 F7		4-0 1B BB	3 0 0 0 1 0 0													
J.C. Martin, L OBP: 0.351, SLG: 0.404 (1, 2) B B B B		4-0 CS BB			0-0 G3 2B		0-0 FC5-4 1B		0-3 K	3 0 2 0 1 1 1													
Mary Staehle, L OBP: 0.179, SLG: 0.135 Wayne Causey, L OBP: 0.318, SLG: 0.316 (9, PH)		0-0 F7 1-2			0-0 G3 2-3		0-0 FC5-4 1-2f		0-0 1B	3 0 0 0 0 0 3 1 0 1 0 0 0 0													
Wilbur Wood, R OBP: 0.077, SLG: 0.154 Walt Williams, R OBP: 0.313, SLG: 0.392 John Buzhardt, R OBP: 0.222, SLG: 0.222 Smoky Burgess, L OBP: 0.286, SLG: 0.343 Bob Locker, S Dick Kenworthy, R OBP: 0.273, SLG: 0.430 (8, PH)			0-3 K		0-0 L6		0-0 F4		0-3 K	1 0 0 0 0 0 1 0 1 0 0 0 0 0 0 1 0 0 0 0 0 0 0 0 1 0 0 0 0 0 0 1 0 0 0 0 0 0 0 0 1 0 0 0 0 0 1 2													
Inning Stats	R: 0 E: 0 K: 1 S: 6	H: 1 LOB: 2 BB: 1 P: 10	R: 0 E: 0 K: 0 S: 2	H: 0 LOB: 0 BB: 1 P: 6	R: 0 E: 0 K: 1 S: 5	H: 0 LOB: 1 BB: 1 P: 9	R: 0 E: 0 K: 1 S: 5	H: 0 LOB: 0 BB: 0 P: 5	R: 0 E: 0 K: 0 S: 4	H: 1 LOB: 1 BB: 0 P: 4	R: 0 E: 0 K: 0 S: 3	H: 1 LOB: 1 BB: 1 P: 7	R: 0 E: 0 K: 0 S: 4	H: 1 LOB: 1 BB: 0 P: 4	R: 0 E: 1 K: 0 S: 5	H: 1 LOB: 2 BB: 0 P: 5	R: 0 E: 0 K: 2 S: 8	H: 1 LOB: 2 BB: 1 P: 12	1B: 5 2B: 1 3B: 0 HR: 0	SF: 0 SAC: 0 DP: 1 HBP: 0	WP: 0 PB: 0 SB: 1 CS: 1	PA: 37	
PITCHER Tom Phoebus, R ERA: 3.02 (1, 1)	IP 9.0	WLS W	BF 37	H 6	R 0	ER 0	SO 5	BB 5	IBB 0	HBP 0	BLK 0	WP 0	HR 0	S 42	P 62	ERA 0.00	WHIP 1.222						PITCHER IP WLS BF H R ER SO BB IBB HBP BLK WP HR S P ERA WHIP

Chicago White Sox @ Baltimore Orioles
 Memorial Stadium, Baltimore, MD
 Sun Aug 06 1967, 3:38 AM EDT
 Att: 18,339 - Unknown

livebaseballscorecards.com

AB	32
R	0
H	6
RBI	0
BB	5
SO	5
LOB	21



Batter	1	2	3	4	5	6	7	8	9
Luis Aparicio, R OBP: 0.298, SLG: 0.336 (1, 6)	0-0 5-3		0-0 L6-4 2B	0-0 F9			0-0 6-3		
Boog Powell, L OBP: 0.326, SLG: 0.368 (1, 3)	0-0 G3		0-3 K		4-0 G5-4-3 HBP BB		0-0 1B		
Frank Robinson, R OBP: 0.426, SLG: 0.634 (1, 7)	0-0 E 1B 1B		0-0 L6-4 2-3		1-0 G5-4-3 HBP		0-3 K		
Brooks Robinson, R OBP: 0.342, SLG: 0.459 (1, 5)	0-0 1-2 1B			0-0 2B 2B	0-0 G5-4-3 1-2f 2-3f		0-0 F8		
Paul Blair, R OBP: 0.342, SLG: 0.443 (1, 8)	0-0 1-2 2-3 E5			4-0 2B 1B BB		0-0 HR	0-3 K		
Sam Bowens, R OBP: 0.232, SLG: 0.243 (1, 9)	0-0 6-3		0-3 K	0-3 K		0-0 F2	0-0 6-3		
Davey Johnson, R OBP: 0.322, SLG: 0.368 (1, 4)		0-0 5-3		0-0 1-3 2-H 1B 2B		0-0 CS 1B			
Larry Haney, R OBP: 0.322, SLG: 0.365 (1, 2)		0-3 K		0-0 L6		0-3 K 1-2			
Tom Phoebus, R OBP: 0.214, SLG: 0.245 (1, 1)		0-0 5-3		0-0 2-H 3-H 1B		0-0 F8			

Inning Stats	R: 0	H: 2	E: 1	K: 0	S: 6	LOB: 3	BB: 0	P: 6
	R: 0	H: 0	E: 0	K: 1	S: 5	LOB: 0	BB: 0	P: 5
	R: 0	H: 1	E: 0	K: 1	S: 5	LOB: 0	BB: 0	P: 5
	R: 3	H: 3	E: 0	K: 1	S: 8	LOB: 1	BB: 1	P: 12
	R: 0	H: 0	E: 0	K: 0	S: 1	LOB: 0	BB: 1	P: 6
	R: 1	H: 2	E: 0	K: 1	S: 6	LOB: 0	BB: 0	P: 6
	R: 0	H: 1	E: 0	K: 1	S: 6	LOB: 1	BB: 0	P: 6
	R: 0	H: 0	E: 0	K: 1	S: 5	LOB: 0	BB: 0	P: 5

PITCHER	IP	WLS	BF	H	R	ER	SO	BB	IBB	HBP	BLK	WP	HR	S	P	ERA	WHIP
Wilbur Wood, L ERA: 2.36 (1, 1)	4.0	L	19	6	3	3	3	1	0	0	0	0	0	24	28	6.75	1.750
John Buzhardt, R ERA: 3.89 (5, 1)	2.0		7	2	1	1	1	1	0	1	0	0	1	7	12	4.50	1.500
Bob Locker, R ERA: 2.25 (7, 1)	2.0		7	1	0	0	2	0	0	0	0	0	0	11	11	0.00	0.500

BOTTOM


Chicago White Sox @ Baltimore Orioles
Memorial Stadium, Baltimore, MD

Sun Aug 06 1967, 3:38 AM EDT
 Att. 18,339 - Unknown

AB	R	H	RBI	BB	SO	LOB
4	0	1	0	0	0	1
3	0	1	0	1	1	1
3	0	1	0	0	1	2
4	1	2	0	0	0	2
3	2	1	1	1	1	2
4	0	0	0	0	1	5
3	1	2	1	0	0	0
3	0	0	0	0	2	3
3	0	1	2	0	0	0

livebaseballscorecards.com

AB	30
R	4
H	9
RBI	4
BB	2
SO	6
LOB	16



1B: 5	SF: 0	WP: 0	PA: 33
2B: 4	SAC: 0	PB: 0	
3B: 1	DP: 1	SB: 0	
HR: 1	HBP: 1	CS: 1	

Batter	1	2	3	4	5	6	7	8	9	AB R H RBI BB SO LOB	TOP											
Lee Mays, L (1, 9) OBP: 0.302, SLG: 0.421	0-0 6-3		0-3 K			0-3 K		0-0 F5		4 0 0 0 0 2 0	Cleveland Indians @ Baltimore Orioles Memorial Stadium, Baltimore, MD Mon Aug 07 1967, 7:05 PM EDT Att. 8,811 - Unknown											
Vic Davalillo, L (1, 8) OBP: 0.299, SLG: 0.366	0-0 F8		0-0 4-3			0-0 FC6 1B		0-0 1B 1B		4 0 2 0 0 0 0												
Leon Wagner, L (1, 7) OBP: 0.320, SLG: 0.432	4-0 E BB			0-3 K		0-0 FC6 WP 1-2f		0-0 G6-4-3 1B		3 0 1 0 1 1 1												
Tony Horton, R (1, 3) OBP: 0.327, SLG: 0.429	0-0 E6 1-2			0-0 5-3		0-0 6-3		0-0 G6-4-3 1-2f		4 0 0 0 0 0 4												
Max Alvis, R (1, 5) OBP: 0.318, SLG: 0.408	0-0 F7			0-3 K			0-0 WP 4-3 1B		0-3 K	4 0 1 0 0 2 2												
Duke Sims, L (1, 2)		0-0 F8			0-3 K		0-0 F8		0-3 K	4 0 0 0 0 2 1												
Vern Fuller, R (1, 4) OBP: 0.291, SLG: 0.456		0-3 K			0-3 K		0-0 4-3 1-2		0-3 K	4 0 0 0 0 3 1												
Larry Brown, R (1, 6) OBP: 0.320, SLG: 0.331		0-0 5-3			4-0 BB BB BB		4-0 BB IBB 2-3			1 0 0 0 2 0 0												
John O'Donoghue, R (1, 1) OBP: 0.179, SLG: 0.231			0-3 K			0-3 K				3 0 0 0 0 2 3												
George Culver, R (8, 1) OBP: 0.333, SLG: 0.333							0-0 F4			0 0 0 0 0 0 0												
Inning Stats	R: 0 E: 1 K: 0 S: 4	H: 0 LOB: 2 BB: 1 P: 8	R: 0 E: 0 K: 1 S: 5	H: 0 LOB: 0 BB: 0 P: 5	R: 0 E: 0 K: 2 S: 7	H: 0 LOB: 0 BB: 0 P: 7	R: 0 E: 0 K: 2 S: 7	H: 0 LOB: 0 BB: 0 P: 7	R: 0 E: 0 K: 3 S: 9	H: 1 LOB: 1 BB: 1 P: 13	R: 0 E: 0 K: 1 S: 6	H: 1 LOB: 1 BB: 0 P: 6	R: 0 E: 0 K: 0 S: 4	H: 1 LOB: 2 BB: 1 P: 8	R: 0 E: 0 K: 0 S: 4	H: 2 LOB: 1 BB: 0 P: 4	R: 0 E: 0 K: 3 S: 9	H: 0 LOB: 0 BB: 0 P: 9	1B: 4 2B: 0 3B: 0 HR: 0	SF: 0 SAC: 0 DP: 1 HBP: 0	WP: 2 PB: 0 SB: 0 CS: 0	PA: 34
PITCHER Gene Brabender, R (1, 1) ERA: 2.64	IP: 9.0 WLS: W BF: 34 H: 4 R: 0 ER: 0 SO: 12 BB: 2 IBB: 1 HBP: 0 BLK: 0 WP: 2 HR: 0 S: 55 P: 67 ERA: 0.00 WHIP: 0.667											PITCHER	IP: WLS: BF: H: R: ER: SO: BB: IBB: HBP: BLK: WP: HR: S: P: ERA: WHIP:									

livebaseballscorecards.com

AB	31
R	0
H	4
RBI	0
BB	3
SO	12
LOB	12



Batter	1	2	3	4	5	6	7	8	9
Luis Aparicio, R OBP: 0.295, SLG: 0.332 (1, 6) X	0-0 F8 ①		0-0 F8 ③			0-0 FC6-5 ②		0-0 F6 ①	
Boog Powell, L OBP: 0.328, SLG: 0.371 (1, 3) X	0-0 2B			0-0 G3 ①		0-0 F7 ③		4-0 1B BB	
Frank Robinson, R OBP: 0.430, SLG: 0.635 (1, 7) X	0-0 F7 ②			4-0 G6-4-3 BB			0-0 1B SF9 1B	0-0 G6-4-3 1B	
Brooks Robinson, R OBP: 0.341, SLG: 0.457 (1, 5) X	0-0 F8 ③			0-0 G6-4-3 ② ③ 1-2f			0-0 1-3 2B SF9 1B	0-0 G6-4-3 ② ③ 1-2f	
Paul Blair, R OBP: 0.339, SLG: 0.441 (1, 8)		0-0 5-3 ①			0-0 5-3 ①		0-0 SF9 ①		
Davey Johnson, R OBP: 0.322, SLG: 0.370 (1, 4)		0-0 6-3 ②			0-0 5-3 ②		0-0 3-H HR 2B		
Sam Bowens, R OBP: 0.235, SLG: 0.286 (1, 9)		0-0 6-3 ③			0-0 1-3 ③		0-0 2-H HR		
Andy Etchebarren, R OBP: 0.306, SLG: 0.344 (1, 2)			0-0 F8 ①			0-0 FC6-5 SH1-4 1B	0-0 5-3 ②		
Gene Brabender, R OBP: 0.111, SLG: 0.111 (1, 1)			0-3 K ②			0-0 SH1-4 ① 1-2	0-0 5-3 ③		

Inning Stats	R: 0	H: 1	E: 0	LOB: 1	K: 0	BB: 0	S: 4	P: 4
	R: 0	H: 0	E: 0	LOB: 0	K: 0	BB: 0	S: 3	P: 3
	R: 0	H: 0	E: 0	LOB: 0	K: 1	BB: 0	S: 5	P: 5
	R: 0	H: 0	E: 0	LOB: 0	K: 0	BB: 1	S: 2	P: 6
	R: 0	H: 0	E: 0	LOB: 0	K: 0	BB: 0	S: 3	P: 3
	R: 0	H: 1	E: 0	LOB: 1	K: 0	BB: 0	S: 4	P: 4
	R: 4	H: 4	E: 0	LOB: 0	K: 0	BB: 0	S: 7	P: 7
	R: 0	H: 1	E: 0	LOB: 1	K: 0	BB: 1	S: 3	P: 7

PITCHER	IP	WLS	BF	H	R	ER	SO	BB	IBB	HBP	BLK	WP	HR	S	P	ERA	WHIP
John O'Donoghue, L ERA: 3.44 (1, 1)	7.1	L	29	6	4	4	1	2	0	0	0	0	1	29	37	4.91	1.091
George Culver, R ERA: 4.22 (8, 1)	0.2		2	1	0	0	0	0	0	0	0	0	0	2	2	0.00	1.500

BOTTOM

AB	R	H	RBI	BB	SO	LOB
4	0	0	0	0	0	1
3	0	1	0	1	0	1
3	1	2	0	1	0	1
4	1	1	0	0	0	4
2	0	0	1	0	0	0
3	1	1	1	0	0	0
3	1	1	2	0	0	0
3	0	1	0	0	0	0
2	0	0	0	0	1	0

AB	27
R	4
H	7
RBI	4
BB	2
SO	1
LOB	7



WP	PA	ERA	WHIP
0	31		

Cleveland Indians @ Baltimore Orioles
Memorial Stadium, Baltimore, MD
 Mon Aug 07 1967, 7:05 PM EDT
 Att: 8,811 - Unknown

livebaseballscorecards.com

Batter	1	2	3	4	5	6	7	8	9	AB R H RBI BB SO LOB	TOP																
Lee Mays, L (1, 9) OBP: 0.300, SLG: 0.421	0-0 SH1-3 2B	0-0 F8		0-0 5-3		0-0 4-3			0-0 F2	5 1 1 0 0 0 5																	
Vic Davalillo, L (1, 8) OBP: 0.302, SLG: 0.373	0-0 SH1-3 2-3		0-0 E FC5-4 1B		0-0 2B 2B		0-0 F8	0-0 E3 1-3 2-4-2	4 2 2 0 0 0 1																		
Leon Wagner, L (1, 7) OBP: 0.323, SLG: 0.439	0-0 4-3 2B		0-0 F9		0-0 2B		0-0 1-3	0-0 SF8	4 0 2 2 0 0 1	0 0 0 1 0 0 0																	
Chuck Hinton, R (7, 7) OBP: 0.311, SLG: 0.332	0-0 4-3 2B		0-0 E4 FC5-4		0-0 F5		0-3 K	0-0 BB	4 0 0 0 1 1 3																		
Tony Horton, R (1, 3) OBP: 0.324, SLG: 0.421	0-0 4-3 2-3		0-0 FC5-4		0-0 5-3		0-3 K	0-0 2-4-2	4 0 0 1 0 1 3																		
Max Alvis, R (1, 5) OBP: 0.315, SLG: 0.405	0-0 F7		0-0 G3		0-0 BB		0-0 F9	0-0 2-4-2	3 0 0 0 1 0 1																		
Duke Sims, L (1, 2) OBP: 0.308, SLG: 0.365		0-0 4-3	0-0 G3		0-0 BB		0-3 K		4 0 1 0 0 1 2																		
Vern Fuller, R (1, 4) OBP: 0.289, SLG: 0.446		0-0 2-3		0-0 CS 1B		0-0 F7			3 1 2 0 0 1 0																		
Larry Brown, R (1, 6) OBP: 0.325, SLG: 0.334		1-0 2B HBP		0-0 FC6-4 1B		0-3 K2-3		0-0 1B E 1B	3 0 1 0 0 0 1																		
Ed Connolly, L (1, 1) OBP: 0.222, SLG: 0.333		0-0 2B		0-0 FC6-4		0-0 5-3		0-0 E SF8 1B	1 1 1 0 0 0 0																		
Jim King, L (9, PH) OBP: 0.282, SLG: 0.247		1-3 2B		1-2f					0 0 0 0 0 0 0																		
Sonny Siebert, R (9, 1) OBP: 0.233, SLG: 0.533																											
Inning Stats	R: 1 E: 0 K: 0 S: 5	H: 2 LOB: 1 BB: 0 P: 5	R: 0 E: 0 K: 0 S: 4	H: 1 LOB: 2 BB: 0 P: 5	R: 1 E: 1 K: 0 S: 5	H: 1 LOB: 1 BB: 0 P: 5	R: 0 E: 0 K: 0 S: 4	H: 2 LOB: 1 BB: 0 P: 4	R: 1 E: 0 K: 0 S: 5	H: 2 LOB: 2 BB: 1 P: 9	R: 0 E: 0 K: 1 S: 5	H: 0 LOB: 0 BB: 0 P: 5	R: 0 E: 0 K: 1 S: 5	H: 0 LOB: 0 BB: 0 P: 5	R: 0 E: 0 K: 2 S: 7	H: 0 LOB: 0 BB: 0 P: 7	R: 2 E: 1 K: 0 S: 5	H: 2 LOB: 2 BB: 1 P: 9	1B: 5 2B: 5 3B: 0 HR: 0	SF: 1 SAC: 1 DP: 0 HBP: 1	WP: 0 PB: 0 SB: 1 CS: 1	PA: 40					
PITCHER	IP WLS BF H R ER SO BB IBB HBP BLK WP HR S P ERA WHIP																										
Jim Hardin, R (1, 1) ERA: 2.57	5.0		25	8	3	2	0	1	0	1	0	0	0	23	28	3.60	1.800										
Eddie Watt, R (6, 1) ERA: 2.18	2.0		6	0	0	0	2	0	0	0	0	0	0	10	10	0.00	0.000										
Stu Miller, R (8, 1) ERA: 2.83	1.2	L	9	2	2	0	2	1	0	0	0	0	0	12	16	0.00	1.800										
Moe Drabowsky, R (9, 1) ERA: 0.87	0.1		1	0	0	0	0	0	0	0	0	0	0	0	0	0.00	0.000										

Cleveland Indians @ Baltimore Orioles
 Memorial Stadium, Baltimore, MD
 Tue Aug 08 1967, 7:05 PM EDT
 Att. 8,980 - Unknown

livebaseballscorecards.com

AB	35
R	5
H	10
RBI	4
BB	2
SO	4
LOB	17



Batter	1	2	3	4	5	6	7	8	9	AB	R	H	RBI	BB	SO	LOB
Luis Aparicio, R (1, 6) OBP: 0.297, SLG: 0.330	0-3 K ①		0-0 4-3 ②		4-0 BB			4-0 HR BB	0-0 F4 ③	3	1	0	0	2	1	2
Boog Powell, L (1, 3) OBP: 0.325, SLG: 0.366	0-3 K ②		0-3 K ③							4	0	0	0	0	4	2
Frank Robinson, R (1, 7) OBP: 0.434, SLG: 0.649	1-0 HBP			0-0 1B 2B			0-0 6-3 ①	0-0 HR		3	2	2	2	0	0	0
Brooks Robinson, R (1, 5) OBP: 0.341, SLG: 0.454	0-3 K ③			0-0 F8 ①			4-0 BB	0-0 5-3 ②		3	0	0	0	1	1	2
Paul Blair, R (1, 8) OBP: 0.339, SLG: 0.439		0-0 BB 1B		0-0 F8 ②			0-0 F7 ②	0-0 4-3 ③		4	0	1	0	0	0	2
Davey Johnson, R (1, 4) OBP: 0.324, SLG: 0.370		4-0 G5-4-3 BB		0-0 1B			0-0 F9 ③		0-3 K ①	3	0	1	1	1	1	1
Sam Bowens, R (1, 9) OBP: 0.227, SLG: 0.275		0-3 K ①		0-3 K ③					4-0 2B BB	3	0	0	0	0	3	3
Russ Snyder, L (9, PH) OBP: 0.312, SLG: 0.354										0	0	0	0	1	0	0
Andy Etchebarren, R (1, 2) OBP: 0.302, SLG: 0.339		0-0 G5-4-3 ② ③					0-0 F8 ①	0-0 F5 ②	0-3 K ②	4	0	0	0	0	1	3
Jim Hardin, R (1, 1) Curt Blefary, L (5, PH) Eddie Watt, R (6, 1) Dave May, L (7, PH) Stu Miller, R (8, 1) Moe Drabowsky, R (9, 1) Vic Roznovsky, L (9, PH) Mark Belanger, R (9, PR) OBP: 0.421, SLG: 0.389 OBP: 0.278, SLG: 0.308 OBP: 0.286, SLG: 0.313			0-3 K ①				0-0 L3 ②	0-3 K ③	0-0 2B	1	0	0	0	0	1	0
										1	0	0	0	0	0	0
										0	0	0	0	0	0	0
										1	0	0	0	0	1	0
										0	0	0	0	0	0	0
										0	0	0	0	0	0	0
										1	0	1	0	0	0	0
										0	0	0	0	0	0	0

BOTTOM

Cleveland Indians @ Baltimore Orioles
Memorial Stadium, Baltimore, MD

Tue Aug 08 1967, 7:05 PM EDT
 Att. 8,980 - Unknown

livebaseballscores.com

AB	31
R	3
H	5
RBI	3
BB	5
SO	13
LOB	15



Inning Stats	R: 0 E: 0 K: 3 S: 9	H: 0 LOB: 1 BB: 0 P: 10	R: 0 E: 0 K: 1 S: 5	H: 1 LOB: 1 BB: 1 P: 9	R: 0 E: 0 K: 2 S: 7	H: 0 LOB: 0 BB: 0 P: 7	R: 1 E: 0 K: 1 S: 7	H: 2 LOB: 1 BB: 0 P: 7	R: 0 E: 0 K: 1 S: 5	H: 0 LOB: 1 BB: 1 P: 9	R: 0 E: 0 K: 2 S: 7	H: 0 LOB: 0 BB: 0 P: 7	R: 2 E: 0 K: 1 S: 6	H: 1 LOB: 0 BB: 1 P: 10	R: 0 E: 0 K: 2 S: 8	H: 1 LOB: 2 BB: 1 P: 12	1B: 2 2B: 2 3B: 0 HR: 1	SF: 0 SAC: 0 DP: 1 HBP: 1	WP: 0 PB: 0 SB: 1 CS: 0	PA: 37
---------------------	------------------------------	----------------------------------	------------------------------	---------------------------------	------------------------------	---------------------------------	------------------------------	---------------------------------	------------------------------	---------------------------------	------------------------------	---------------------------------	------------------------------	----------------------------------	------------------------------	----------------------------------	----------------------------------	------------------------------------	----------------------------------	--------

PITCHER	IP	WLS	BF	H	R	ER	SO	BB	IBB	HBP	BLK	WP	HR	S	P	ERA	WHIP
Ed Connolly, L (1, 1) ERA: 4.76	8.0	W	32	4	3	3	11	4	0	1	0	0	1	49	66	3.38	1.000
Sonny Siebert, R (9, 1) ERA: 2.73	1.0	S	5	1	0	0	2	1	0	0	0	0	0	8	12	0.00	2.000


Batter	1	2	3	4	5	6	7	8	9	AB R H RBI BB SO LOB	TOP											
Lee Mays, L (1, 9) OBP: 0.300, SLG: 0.418	0-3 K		0-0 1B		0-0 FC6 HR		0-3 K			4 1 1 1 0 2 1												
Vic Davalillo, L (1, 8) OBP: 0.301, SLG: 0.385	0-0 6-3		0-0 4-3		0-0 HR		0-0 4-3			4 1 1 2 0 0 2												
Leon Wagner, L (1, 7) OBP: 0.322, SLG: 0.435 Chuck Hinton, R (8, 7) OBP: 0.311, SLG: 0.332	0-3 K			0-0 G3	1-0 HBP			0-0 F8		3 0 0 0 0 1 0 0 0 0 0 0 0 0												
Tony Horton, R (1, 3) OBP: 0.318, SLG: 0.413		0-0 6-3		0-0 F8	0-0 F9			0-0 F6		4 0 0 0 0 0 1												
Max Alvis, R (1, 5) OBP: 0.315, SLG: 0.403		0-0 G4-6-3 1B		0-3 K		0-0 6-3		0-0 F3		4 0 1 0 0 1 0												
Duke Sims, L (1, 2) OBP: 0.312, SLG: 0.365		0-0 G4-6-3 1-2f			0-0 F2	0-0 FC5-4 1B			4-0 6-3 BB	3 0 1 0 1 0 1												
Vern Fuller, R (1, 4) OBP: 0.287, SLG: 0.437			0-0 5-3		0-0 1B 1B	0-0 FC5-4		0-0 F2		4 1 1 0 0 0 2												
Larry Brown, R (1, 6) OBP: 0.324, SLG: 0.333			0-0 6-3		0-0 1B FC6 1B	0-0 1-3		0-0 6-3		4 1 1 0 0 0 2												
Sam McDowell, L (1, 1) OBP: 0.222, SLG: 0.279 Sonny Siebert, R (8, 1) OBP: 0.226, SLG: 0.516			0-0 1B 1B		0-0 1B FC6 1B		0-3 K		0-3 K	3 0 2 1 0 1 0 1 0 0 0 0 1 1												
Inning Stats	R: 0 E: 0 K: 2 S: 7	H: 0 LOB: 0 BB: 0 P: 7	R: 0 E: 0 K: 0 S: 3	H: 1 LOB: 0 BB: 0 P: 3	R: 0 E: 0 K: 0 S: 5	H: 2 LOB: 2 BB: 0 P: 5	R: 0 E: 0 K: 1 S: 5	H: 0 LOB: 0 BB: 0 P: 5	R: 4 E: 0 K: 0 S: 7	H: 4 LOB: 1 BB: 0 P: 8	R: 0 E: 0 K: 0 S: 4	H: 1 LOB: 1 BB: 0 P: 4	R: 0 E: 0 K: 2 S: 7	H: 0 LOB: 0 BB: 0 P: 7	R: 0 E: 0 K: 0 S: 3	H: 0 LOB: 0 BB: 0 P: 3	R: 0 E: 0 K: 1 S: 5	H: 0 LOB: 1 BB: 1 P: 9	1B: 7 2B: 0 3B: 0 HR: 1	SF: 0 SAC: 0 DP: 1 HBP: 1	WP: 0 PB: 0 SB: 1 CS: 0	PA: 36
PITCHER	IP WLS BF H R ER SO BB IBB HBP BLK WP HR S P ERA WHIP																					
Bill Dillman, R (1, 1) ERA: 4.23	4.2 L 21 7 4 4 3 0 0 1 0 0 1 26 27 7.71 1.500																					
Eddie Fisher, R (5, 1) ERA: 3.28	0.1 1 0 0 0 0 0 0 0 0 0 0 1 1 0.00 0.000																					
Eddie Watt, R (6, 1) ERA: 2.06	4.0 14 1 0 0 3 1 0 0 0 0 0 19 23 0.00 0.500																					

Cleveland Indians @ Baltimore Orioles
 Memorial Stadium, Baltimore, MD
 Wed Aug 09 1967, 7:05 PM EDT
 Att. 9,953 - Unknown

AB	34
R	4
H	8
RBI	4
BB	1
SO	6
LOB	10



livebaseballscorecards.com

Batter	1	2	3	4	5	6	7	8	9	10	11	12	13	AB R H RBI BB SO LOB	TOP															
Luis Aparicio, R OBP: 0.295, SLG: 0.326 (1, 6)	0-3 K		0-3 K		0-0 F8			0-0 SH1-4		0-0 F3			0-3 K	5 0 0 0 0 3 0	<p>Baltimore Orioles @ Cleveland Indians Cleveland Municipal Stadium, Cleveland, OH</p> <p>Thu Aug 10 1967, 7:05 PM EDT Att: 9,524 - Unknown</p> <p>livebaseballscorecards.com</p> <p>AB 42 R 1 H 5 RBI 1 BB 3 SO 14 LOB 14</p> 															
Russ Snyder, L OBP: 0.311, SLG: 0.351 (1, 9)	0-0 1B		0-0 WP 1B		0-0 F7			0-3 K		0-3 K			0-0 G1	6 0 2 0 0 2 1																
Frank Robinson, R OBP: 0.430, SLG: 0.636 (1, 7)	0-3 K		0-3 K					4-0 BB					0-0 F7	5 0 0 0 1 3 2																
Brooks Robinson, R OBP: 0.338, SLG: 0.447 (1, 5)	0-0 F8				4-0 BB BB			0-3 K		0-0 F5			0-0 F3	4 0 0 0 1 1 3																
Curt Blefary, L OBP: 0.314, SLG: 0.401 (1, 3)			0-0 F9		0-0 F7			0-3 K		0-0 F8			0-3 K	5 0 0 0 0 2 1																
Paul Blair, R OBP: 0.341, SLG: 0.440 (1, 8)			0-3 K		4-0 FC6-4 BB			0-0 4-3		0-0 6-3			1-0 SH3-4 HBP	3 0 0 0 1 1 0																
Davey Johnson, R OBP: 0.324, SLG: 0.382 (1, 4)			0-0 HR		0-0 F6			0-0 6-3		0-0 2B			0-0 F3	5 1 2 1 0 0 3																
Vic Roznovsky, L OBP: 0.259, SLG: 0.286 Moe Drabowsky, R OBP: 0.421, SLG: 0.389 (9, 1)			0-0 F9		0-0 FC6-4			0-0 4-3		0-0 4-3			0-0 SH3-4	4 0 0 0 0 0 3 0 0 0 0 0 0 0																
Dave McNally, R OBP: 0.162, SLG: 0.189 Andy Etchebarren, R OBP: 0.297, SLG: 0.332 (9, 2)			0-3 K		0-0 F4			0-0 SH1-4 1B		0-0 F6			0-3 K	3 0 1 0 0 1 0 2 0 0 0 0 1 1																
Inning Stats	R: 0 E: 0 S: 8	H: 1 LOB: 1 BB: 0 P: 8	R: 1 E: 0 S: 6	H: 1 LOB: 0 BB: 0 P: 6	R: 0 E: 0 S: 10	H: 1 LOB: 1 BB: 0 P: 10	R: 0 E: 0 S: 3	H: 0 LOB: 2 BB: 2 P: 11	R: 0 E: 0 S: 3	H: 0 LOB: 0 BB: 0 P: 3	R: 0 E: 0 S: 9	H: 0 LOB: 0 BB: 0 P: 9	R: 0 E: 0 S: 6	H: 1 LOB: 2 BB: 1 P: 10		R: 0 E: 0 S: 4	H: 1 LOB: 1 BB: 0 P: 4	R: 0 E: 0 S: 5	H: 0 LOB: 0 BB: 0 P: 5	R: 0 E: 0 S: 5	H: 0 LOB: 0 BB: 0 P: 5	R: 0 E: 0 S: 5	H: 0 LOB: 1 BB: 0 P: 6	R: 0 E: 0 S: 5	H: 0 LOB: 0 BB: 0 P: 5	1B: 3 2B: 1 3B: 0 HR: 1	SF: 0 SAC: 2 DP: 0 HBP: 1	WP: 1 PB: 0 SB: 0 CS: 0	PA: 48	
PITCHER Stan Williams, R ERA: 1.98 (1, 1)	IP 13.0 WLS W BF 48 H 5 R 1 ER 1 SO 14 BB 3 IBB 0 HBP 1 BLK 0 WP 1 HR 1 S 72 P 85 ERA 0.69 WHIP 0.615															PITCHER	IP 13.0 WLS W BF 48 H 5 R 1 ER 1 SO 14 BB 3 IBB 0 HBP 1 BLK 0 WP 1 HR 1 S 72 P 85 ERA 0.69 WHIP 0.615													

Batter	1	2	3	4	5	6	7	8	9	10	11	12	13	AB R H RBI BB SO LOB
Chuck Hinton, R <small>(1, 9) OBP: 0.317, SLG: 0.348 (13, 7)</small>	0-0 HR		0-0 F3		4-0 BB			0-0 CS 1B			0-0 F4		0-0 1-H 2B	5 1 3 2 1 0 0
Vic Davalillo, L <small>(1, 8) OBP: 0.295, SLG: 0.376</small>	0-0 F7		0-0 6-3		0-0 4-3			0-3 1-2 K			0-0 4-3			5 0 0 0 0 1 2
Max Alvis, R <small>(1, 5) OBP: 0.314, SLG: 0.401</small>	0-0 F4		0-0 1B					0-0 F6		0-0 F5	0-0 F9			5 0 1 0 0 0 0
Tony Horton, R <small>(1, 3) OBP: 0.320, SLG: 0.417</small>	0-0 2B		0-0 5-3					0-0 F3		0-0 1B		0-0 F7		5 0 2 0 0 0 1
Don Demeter, R <small>(1, 7) OBP: 0.243, SLG: 0.349</small> Lee Mays, L <small>(12, PH) OBP: 0.298, SLG: 0.416 (13, 9)</small>	0-0 F9			0-0 F5				0-0 F8		0-3 K		0-0 F8		4 0 0 0 0 1 1 1 0 0 0 0 0 0
Duke Sims, L <small>(1, 2) OBP: 0.305, SLG: 0.356</small>		0-0 6-3		0-3 K				0-0 4-3		0-0 4-3		0-3 K		5 0 0 0 0 2 0
Vern Fuller, R <small>(1, 4) OBP: 0.293, SLG: 0.429</small>		4-0 5-3 BB		0-3 K				0-3 K		0-3 K			0-0 2B 1B	4 1 1 0 1 3 0
Larry Brown, R <small>(1, 6) OBP: 0.322, SLG: 0.331</small>		0-0 5-3 1-2			0-3 K			0-0 6-3		0-0 1B			0-0 F3	5 0 1 0 0 1 2
Stan Williams, R <small>(1, 1) OBP: 0.111, SLG: 0.111</small> Fred Whitfield, L <small>(13, PH) OBP: 0.281, SLG: 0.352</small>		0-0 4-3			0-0 6-3			0-3 K		0-3 K		0-0 F7		4 0 0 0 0 2 2 1 0 0 0 0 0 1

Inning Stats	R: 1	H: 2	E: 0	K: 0	S: 5	LOB: 1	BB: 0	P: 5	R: 0	H: 0	E: 0	K: 0	S: 3	LOB: 0	BB: 1	P: 7	R: 0	H: 1	E: 0	K: 0	S: 4	LOB: 1	BB: 0	P: 4	R: 0	H: 0	E: 0	K: 2	S: 7	LOB: 0	BB: 0	P: 7	R: 0	H: 0	E: 0	K: 1	S: 5	LOB: 1	BB: 1	P: 9	R: 0	H: 0	E: 0	K: 0	S: 7	LOB: 0	BB: 0	P: 7	R: 0	H: 0	E: 0	K: 0	S: 3	LOB: 0	BB: 0	P: 3	R: 0	H: 1	E: 0	K: 1	S: 7	LOB: 1	BB: 0	P: 7	R: 0	H: 1	E: 0	K: 1	S: 5	LOB: 0	BB: 0	P: 5	R: 0	H: 0	E: 0	K: 2	S: 8	LOB: 1	BB: 0	P: 8	R: 0	H: 0	E: 0	K: 0	S: 3	LOB: 0	BB: 0	P: 3	R: 0	H: 0	E: 0	K: 1	S: 5	LOB: 0	BB: 0	P: 5	R: 0	H: 0	E: 0	K: 1	S: 5	LOB: 0	BB: 0	P: 3	R: 1	H: 2	E: 0	K: 0	S: 4	LOB: 1	BB: 0	P: 4	1B: 5	2B: 3	3B: 0	HR: 1	SF: 0	SAC: 0	DP: 1	HBP: 0	WP: 0	PA: 46
PITCHER Dave McNally, L <small>(1, 1) ERA: 4.5</small> Moe Drabowsky, R <small>(9, 1) ERA: 0.94</small>	IP	WLS	BF	H	R	ER	SO	BB	IBB	HBP	BLK	WP	HR	S	P	ERA	WHIP																																																																																																									

Baltimore Orioles @ Cleveland Indians
Cleveland Municipal Stadium, Cleveland, OH
 Thu Aug 10 1967, 7:05 PM EDT
 Att. 9,524 - Unknown

AB	44
R	2
H	8
RBI	2
BB	2
SO	10
LOB	9



livebaseballscorecards.com

Batter	1	2	3	4	5	6	7	8	9	AB R H RBI BB SO LOB	TOP													
Luis Aparicio, R OBP: 0.296, SLG: 0.332 (1, 6)	0-0 4-3 SF9 2B		0-0 5-3		0-0 1-3		0-0 2B 2B	0-0 5-3		5 2 2 0 0 0 0														
Russ Snyder, L OBP: 0.313, SLG: 0.357 (1, 9)	0-0 4-3 2-3		0-0 1B 1B		0-0 S 2B		0-3 K		0-0 4-3	5 1 2 0 0 1 2														
Frank Robinson, R OBP: 0.435, SLG: 0.636 Boog Powell, L OBP: 0.324, SLG: 0.363 (1, 7) (9, 3)	4-0 SF9 BB		0-0 1-2 1B		4-0 L9 BB		0-3 K		0-0 PB BB FC5-2 1B	3 0 2 0 2 1 1 0 0 0 0 0 0 0														
Brooks Robinson, R OBP: 0.341, SLG: 0.449 (1, 5)	0-0 SF9 1-2 3-H		4-0 1B BB		0-0 L9 1-2		0-0 BB 2B		4-0 FC5-2 PB 1B BB	2 1 1 2 2 0 2														
Curt Blefary, L OBP: 0.319, SLG: 0.402 Sam Bowens, R OBP: 0.217, SLG: 0.262 (1, 3) (9, PH) (9, 7)	0-0 G3		0-0 1-2 2-H 1B		4-0 IBB		4-0 BB IBB		0-0 FC5-2 BB 1B	2 0 1 1 2 0 1 1 1 0 0 0 0 2														
Paul Blair, R OBP: 0.342, SLG: 0.436 (1, 8)		0-0 5-3	0-3 K		0-0 F4		4-0 FC6-4 BB		4-0 1B BB	3 0 0 0 2 1 5														
Davey Johnson, R OBP: 0.325, SLG: 0.380 (1, 4)		4-0 BB		0-0 F5		0-0 5-3	0-0 FC6-4		0-0 1B	4 0 1 2 1 0 3														
Vic Roznovsky, L OBP: 0.246, SLG: 0.271 Andy Etchebarren, R OBP: 0.295, SLG: 0.330 (1, 2) (8, PH) (8, 2)		0-0 F8		0-0 3-1		0-0 F4		0-3 K	0-3 K	3 0 0 0 0 0 1 2 0 0 0 0 2 2														
Tom Phoebus, R OBP: 0.203, SLG: 0.232 Stu Miller, R (7, 1)		0-3 K		0-0 6-3		0-0 4-3		0-0 6-3		3 0 0 0 0 1 1 1 0 0 0 0 0 0														
Inning Stats	R: 1 E: 0 K: 0 S: 4	H: 1 LOB: 1 BB: 1 P: 8	R: 0 E: 0 K: 1 S: 5	H: 0 LOB: 1 BB: 1 P: 9	R: 1 E: 0 K: 1 S: 7	H: 3 LOB: 2 BB: 1 P: 11	R: 0 E: 0 K: 0 S: 3	H: 0 LOB: 0 BB: 0 P: 3	R: 0 E: 0 K: 0 S: 4	H: 1 LOB: 3 BB: 2 P: 12	R: 0 E: 0 K: 0 S: 3	H: 0 LOB: 0 BB: 0 P: 3	R: 1 E: 0 K: 2 S: 9	H: 2 LOB: 3 BB: 2 P: 17	R: 0 E: 0 K: 1 S: 5	H: 0 LOB: 0 BB: 0 P: 5	R: 2 E: 0 K: 1 S: 7	H: 2 LOB: 2 BB: 2 P: 15	1B: 5 2B: 4 3B: 0 HR: 0	SF: 1 SAC: 0 DP: 0 HBP: 0	WP: 0 PB: 1 SB: 1 CS: 0	PA: 44		
PITCHER Dave Wickersham, R ERA: 2.54 Pat Dobson, R ERA: 4.4 Hank Aguirre, L ERA: 1.86	IP WLS BF H R ER SO BB IBB HBP BLK WP HR S P ERA WHIP	(1, 1) (7, 1) (8, 1)	6.0 L 27 5 2 2 2 4 1 0 0 0 0 26 46 3.00 1.500	1.0 7 2 1 1 2 1 1 0 0 0 0 9 17 9.00 3.000	2.0 10 2 2 2 2 2 0 0 0 0 0 0 12 20 9.00 2.000	PITCHER IP WLS BF H R ER SO BB IBB HBP BLK WP HR S P ERA WHIP																		

Baltimore Orioles @ Detroit Tigers
Tiger Stadium, Detroit, MI
Fri Aug 11 1967, 7:05 PM EDT
Unknown

livebaseballscorecards.com

AB 34
R 5
H 9
RBI 5
BB 9
SO 6
LOB 20



Batter	1	2	3	4	5	6	7	8	9	AB R H RBI BB SO LOB	TOP
Luis Aparicio, R (1, 6) OBP: 0.298, SLG: 0.333	0-0 FC5-4 1B		0-0 6-3		0-0 L9			0-0 1-2 2-H 1B		4 0 2 1 0 0 1	
Mark Belanger, R (1, 4) Wally Bunker, R (8, 1) OBP: 0.286, SLG: 0.301 OBP: 0.050, SLG: 0.050	0-3 K		0-3 K			0-0 G3		0-0 L9		4 0 0 0 0 2 3 0 0 0 0 0 0 0	
Frank Robinson, R (1, 3) OBP: 0.431, SLG: 0.628	0-0 FC5-4 1-2f		0-3 K			0-3 K		0-0 F8		4 0 0 0 0 2 3	
Brooks Robinson, R (1, 5) OBP: 0.338, SLG: 0.445	0-0 F7			0-0 6-3		0-3 K		0-0 L9		4 0 0 0 0 1 3	
Paul Blair, R (1, 8) OBP: 0.341, SLG: 0.433		4-0 PB S 1B BB		0-0 L6			0-3 K		0-0 F8	3 1 0 0 1 1 0	
Sam Bowens, R (1, 7) OBP: 0.208, SLG: 0.250		0-0 F2 1-2		0-0 F8			0-3 K		0-0 6-3	4 0 0 0 0 1 1	
Russ Snyder, L (1, 9) OBP: 0.316, SLG: 0.357		4-0 1B CS 2-3 BB			0-0 WP SH1-4 1B		0-0 G3		0-3 K	3 0 1 0 1 1 0	
Larry Haney, R (1, 2) OBP: 0.333, SLG: 0.375		0-0 1-3 3-H 1B			0-0 L9			0-0 BB 1B 1B		3 1 2 1 0 0 1	
Pete Richert, L (1, 1) Eddie Fisher, R (4, 1) Davey Johnson, R (8, PH) OBP: 0.075, SLG: 0.077 OBP: 0.333, SLG: 0.200 OBP: 0.327, SLG: 0.380		0-0 6-3			0-0 SH1-4			4-0 BB 1B BB		1 0 0 0 0 0 2 0 0 0 0 0 0 0 0 0 0 0 1 0 0	
Inning Stats	R: 0 H: 1 E: 0 LOB: 1 K: 1 BB: 0 S: 6 P: 6	R: 1 H: 1 E: 0 LOB: 1 K: 0 BB: 2 S: 3 P: 11	R: 0 H: 0 E: 0 LOB: 0 K: 2 BB: 0 S: 7 P: 7	R: 0 H: 0 E: 0 LOB: 0 K: 0 BB: 0 S: 3 P: 3	R: 0 H: 1 E: 0 LOB: 1 K: 0 BB: 0 S: 4 P: 4	R: 0 H: 0 E: 0 LOB: 0 K: 2 BB: 0 S: 7 P: 7	R: 0 H: 0 E: 0 LOB: 0 K: 2 BB: 0 S: 7 P: 7	R: 1 H: 2 E: 0 LOB: 2 K: 0 BB: 1 S: 5 P: 9	R: 0 H: 0 E: 0 LOB: 0 K: 1 BB: 0 S: 5 P: 5	1B: 5 SF: 0 2B: 0 SAC: 1 3B: 0 DP: 0 HR: 0 HBP: 0	WP: 1 PA: 34 PB: 1 SB: 1 CS: 1
PITCHER Mickey Lolich, L (1, 1) ERA: 4.22	IP WLS BF H R ER SO BB IBB HBP BLK WP HR S P ERA WHIP										
	9.0 W 34 5 2 2 8 3 0 0 0 1 0 47 59 2.00 0.889										

Baltimore Orioles @ Detroit Tigers
Tiger Stadium, Detroit, MI
Fri Aug 11 1967, 7:05 PM EDT
Att. 23,890 - Unknown

livebaseballscorecards.com

AB 30
R 2
H 5
RBI 2
BB 3
SO 8
LOB 14




Batter	1	2	3	4	5	6	7	8	9	AB	R	H	RBI	BB	SO	LOB
Don Wert, R OBP: 0.314, SLG: 0.343 (1, 5)	0-3 K			0-0 F3	0-0 4-3		4-0 1B 1-2 WP BB			3	1	0	0	1	1	0
Dick McAuliffe, L OBP: 0.384, SLG: 0.463 (1, 4)	0-3 K			0-3 K	0-0 4-3		0-0 1-3 2-H 1B			4	0	1	1	0	2	0
Al Kaline, R OBP: 0.405, SLG: 0.575 (1, 9)	0-0 L6-3			0-0 2B		0-0 F2	0-0 L7			4	1	1	0	0	0	1
Willie Horton, R OBP: 0.342, SLG: 0.491 Norm Cash, L OBP: 0.368, SLG: 0.426 (1, 7) (7, 3)		0-0 5-3		0-0 BB 1B 2B		4-0 HBP BB	0-0 4-3			2	1	1	1	1	0	0
Bill Freehan, R OBP: 0.387, SLG: 0.453 (1, 2)		0-3 K		4-0 BB 1B BB		1-0 1-2 HBP		0-0 F8		2	1	0	0	1	1	0
Mickey Stanley, R OBP: 0.282, SLG: 0.336 (1, 3) (7, 8)		0-0 F9		4-0 1B 1-2 2-3 BB		0-3 K	4-0 CS BB			2	0	0	0	2	1	2
Jim Northrup, L OBP: 0.334, SLG: 0.376 (1, 8) (7, 7)			0-3 K	0-0 1-3 2-H 3-H 1B		0-0 F8	0-3 K			4	0	1	2	0	2	3
Ray Oyler, R OBP: 0.280, SLG: 0.267 (1, 6)			0-0 1B	0-0 F3			0-3 K			3	0	1	0	0	1	2
Mickey Lolich, S OBP: 0.275, SLG: 0.194 (1, 1)			0-0 5-3		0-3 K		0-0 BB 1B 1B			3	1	1	0	0	1	0

Inning Stats		R: 0	H: 0	E: 0	K: 2	S: 7	R: 0	H: 0	E: 0	K: 1	S: 5	R: 0	H: 1	E: 0	K: 1	S: 5	R: 3	H: 3	E: 0	K: 1	S: 8	R: 0	H: 0	E: 0	K: 1	S: 5	R: 0	H: 0	E: 0	K: 1	S: 5	R: 2	H: 2	E: 0	K: 1	S: 7	R: 0	H: 0	E: 0	K: 1	S: 4
PITCHER		IP	WLS	BF	H	R	ER	SO	BB	IBB	HBP	BLK	WP	HR	S	P	ERA	WHIP																							
Pete Richert, L ERA: 3.88 (1, 1)	3.2	L	16	4	3	3	3	5	2	0	0	0	0	0	24	32	7.36	1.636																							
Eddie Fisher, R ERA: 3.36 (4, 1)	3.1		15	2	2	2	3	2	0	1	0	1	0	18	27	5.40	1.200																								
Wally Bunker, R ERA: 3.41 (8, 1)	1.0		3	0	0	0	1	1	0	0	0	0	0	4	8	0.00	1.000																								

BOTTOM

Baltimore Orioles @ Detroit Tigers
Tiger Stadium, Detroit, MI
Fri Aug 11 1967, 7:05 PM EDT
Att. 23,890 - Unknown

AB	28
R	5
H	6
RBI	4
BB	5
SO	9
LOB	9



1B: 4	SF: 0	WP: 1	PA: 34
2B: 3	SAC: 0	PB: 0	
3B: 0	DP: 1	SB: 0	
HR: 0	HBP: 1	CS: 1	

livebaseballscorecards.com

Batter	1	2	3	4	5	6	7	8	9	AB R H RBI BB SO LOB	TOP											
Luis Aparicio, R (1, 6) OBP: 0.299, SLG: 0.344	0-0 F6		0-0 HR		0-0 4-3 2B		0-0 E3		0-0 5-3	5 1 2 1 0 0 0												
Russ Snyder, L (1, 9) OBP: 0.311, SLG: 0.350	0-0 4-3		0-0 F8		0-0 4-3		0-0 4-3			4 0 0 1 0 0 2												
Frank Robinson, R (1, 7) OBP: 0.431, SLG: 0.625	0-0 F8		0-0 FC5-4 1B		4-0 FC5-4 BB			0-0 L9		3 0 1 0 1 0 0												
Brooks Robinson, R (1, 5) OBP: 0.335, SLG: 0.441		0-0 6-3	0-0 FC5-4		0-0 FC5-4			0-0 F8		4 0 0 0 0 0 3												
Curt Blefary, L (1, 3) OBP: 0.320, SLG: 0.409		0-0 HR		0-0 F7		0-0 F5		4-0 BB		3 1 1 1 1 0 0												
Paul Blair, R (1, 8) OBP: 0.340, SLG: 0.431		0-0 F5		0-0 G5-4-3 1B		0-0 5-3		0-0 L9		4 0 1 0 0 0 1												
Davey Johnson, R (1, 4) OBP: 0.328, SLG: 0.390		0-0 FC6-4 1B		0-0 G5-4-3		0-0 5-3			0-0 HR	4 1 2 1 0 0 1	AB 35 R 4 H 8 RBI 4 BB 2 SO 2 LOB 8											
Larry Haney, R (1, 2) OBP: 0.323, SLG: 0.363		0-0 FC6-4			0-0 F8		0-0 5-3		0-0 6-3	3 0 0 0 0 0 1												
Vic Roznovsky, L (9, PH) OBP: 0.246, SLG: 0.271									0-3 K	0 0 0 0 0 0 0												
Andy Etchebarren, R (9, PH) OBP: 0.294, SLG: 0.328									0-3 K	1 0 0 0 0 0 0												
Gene Brabender, R (1, 1) OBP: 0.111, SLG: 0.111			0-3 K		0-0 2B 4-3 1B		0-0 F5		0-3 K	0 0 0 0 0 0 0												
Eddie Watt, R (2, 1) OBP: 0.250, SLG: 0.333										2 1 1 0 0 1 0												
Dave May, L (7, PH) OBP: 0.143, SLG: 0.222										1 0 0 0 0 0 0												
Moe Drabowsky, R (7, 1) OBP: 0.421, SLG: 0.389										0 0 0 0 0 0 0												
Sam Bowers, R (9, PH) OBP: 0.206, SLG: 0.247										1 0 0 0 0 1 0												
Inning Stats	R: 0 E: 0 K: 0 S: 3	H: 0 LOB: 0 BB: 0 P: 3	R: 1 E: 0 K: 1 S: 5	H: 2 LOB: 1 BB: 0 P: 5	R: 1 E: 0 K: 1 S: 7	H: 2 LOB: 1 BB: 0 P: 7	R: 0 E: 0 K: 0 S: 3	H: 1 LOB: 0 BB: 0 P: 3	R: 1 E: 0 K: 0 S: 5	H: 2 LOB: 2 BB: 1 P: 9	R: 0 E: 0 K: 0 S: 3	H: 0 LOB: 0 BB: 0 P: 3	R: 0 E: 1 K: 0 S: 4	H: 0 LOB: 1 BB: 0 P: 4	R: 0 E: 0 K: 0 S: 3	H: 0 LOB: 1 BB: 1 P: 7	R: 1 E: 0 K: 1 S: 6	H: 1 LOB: 0 BB: 0 P: 6	1B: 4 2B: 1 3B: 0 HR: 3	SF: 0 SAC: 0 DP: 1 HBP: 0	WP: 0 PB: 0 SB: 0 CS: 0	PA: 37
PITCHER	IP WLS BF H R ER SO BB IBB HBP BLK WP HR S P ERA WHIP																					
Denny McLain, R (1, 1) ERA: 3.43	8.0 W 34 8 4 4 1 2 0 0 0 0 0 3 34 42 4.50 1.250																					
John Hiller, L (9, 1) ERA: 2.45	1.0 S 3 0 0 0 1 0 0 0 0 0 0 0 5 5 0.00 0.000																					

Baltimore Orioles @ Detroit Tigers
 Tiger Stadium, Detroit, MI
 Sat Aug 12 1967, 4:33 AM EDT
 Att: 14,536 - Unknown

livebaseballscorecards.com



Batter	1	2	3	4	5	6	7	8	9
Lenny Green, L (1, 7) OBP: 0.283, SLG: 0.361 Mickey Stanley, R (9, 8) OBP: 0.282, SLG: 0.336	0-0 6-3	0-0 F8		0-0 1B			0-0 BB SH1-4 1B	0-0 4-3	
Don Wert, R (1, 5) OBP: 0.314, SLG: 0.343	0-3 K	0-0 1B		0-0 F4			0-0 SH1-4		
Dick McAuliffe, L (1, 4) OBP: 0.383, SLG: 0.461	0-0 1B	0-3 K		0-0 F3			0-0 F4		
Al Kaline, R (1, 9) OBP: 0.403, SLG: 0.569	0-0 L6-3		0-0 L8		0-0 L7		4-0 BB BB		
Norm Cash, L (1, 3) OBP: 0.371, SLG: 0.427		4-0 3B BB	0-0 HR 1B		0-0 F6		4-0 1-2 2-3 BB		
Jim Northrup, L (1, 8) OBP: 0.336, SLG: 0.391 (9, 7)		0-0 1-H BLK 3B	0-0 1-H HR		0-3 K		0-0 F8		
Bill Freehan, R (1, 2) OBP: 0.386, SLG: 0.449		4-0 WP BLK 1B BB	0-3 K			0-0 F8		0-3 K	
Ray Oyler, R (1, 6) OBP: 0.282, SLG: 0.268		4-0 1-3 3-H 1B BB	0-3 K			0-0 F4		0-0 1B	
Denny McLain, R (1, 1) OBP: 0.129, SLG: 0.103 John Hiller, R (9, 1) OBP: 0.500, SLG: 0.500		0-3 K		0-0 1-3		0-3 K		0-0 F1	

Inning Stats	R: 0	H: 1	E: 0	LOB: 1	K: 1	P: 6	R: 3	H: 2	E: 0	LOB: 2	K: 2	P: 3	R: 2	H: 2	E: 0	LOB: 0	K: 2	P: 9	R: 0	H: 1	E: 0	LOB: 1	K: 0	P: 4	R: 0	H: 0	E: 0	LOB: 0	K: 1	P: 5	R: 0	H: 1	E: 0	LOB: 3	K: 0	P: 12	R: 0	H: 1	E: 0	LOB: 1	K: 1	P: 6	
	S: 6	BB: 0	S: 9	BB: 3	S: 9	BB: 3	S: 9	BB: 3	S: 4	S: 5	S: 5	S: 5	S: 5	S: 5	S: 4	S: 6	S: 6	S: 6	S: 5	S: 5	S: 4	S: 6	S: 6	S: 6	S: 6	S: 6	S: 6	S: 6	S: 6	S: 6	S: 6	S: 6	S: 6	S: 6	S: 6	S: 6	S: 6	S: 6	S: 6	S: 6	S: 6	S: 6	S: 6

PITCHER															PITCHER																																						
IP	WLS	BF	H	R	ER	SO	BB	IBB	HBP	BLK	WP	HR	S	P	ERA	WHIP	IP	WLS	BF	H	R	ER	SO	BB	IBB	HBP	BLK	WP	HR	S	P	ERA	WHIP																				
Gene Brabender, R (1, 1) ERA: 3.34	1.2	L	11	3	3	3	2	3	0	0	1	0	12	24	16.20	3.600																																					
Eddie Watt, R (2, 1) ERA: 2.17	4.1		16	3	2	2	5	0	0	0	0	1	26	26	4.15	0.692																																					
Moe Drabowsky, R (7, 1) ERA: 0.91	2.0		10	2	0	0	1	2	0	0	0	0	10	18	0.00	2.000																																					

BOTTOM

AB	R	H	RBI	BB	SO	LOB
5	0	2	0	0	0	3
0	0	0	0	0	0	0
3	0	1	1	0	1	1
4	0	1	0	0	1	4
3	0	0	0	1	0	1
2	2	1	0	2	0	0
4	2	2	3	0	1	3
3	1	0	0	1	2	0
3	0	1	0	1	1	0
4	0	0	0	0	2	3
0	0	0	0	0	0	0

AB	31
R	5
H	8
RBI	4
BB	5
SO	8
LOB	15



WP: 1	PA: 37
PB: 0	
SB: 0	
CS: 0	

Baltimore Orioles @ Detroit Tigers
Tiger Stadium, Detroit, MI
Sat Aug 12 1967, 4:33 AM EDT
Att. 14,536 - Unknown

livebaseballscorecards.com

Batter	1	2	3	4	5	6	7	8	9	AB R H RBI BB SO LOB	TOP		
Luis Aparicio, R (1, 6) OBP: 0.297, SLG: 0.341	0-0 L6		0-0 6-3		0-0 5-3			0-0 5-3		4 0 0 0 0 0 0			
Russ Snyder, L (1, 9) OBP: 0.310, SLG: 0.349	0-0 4-3		0-0 1B			0-0 3-1		0-0 4-3		4 0 1 0 0 0 0			
Frank Robinson, R (1, 7) OBP: 0.427, SLG: 0.617	0-0 F8		0-3 K			0-0 F7		0-0 5-3		4 0 0 0 0 1 1			
Brooks Robinson, R (1, 5) OBP: 0.333, SLG: 0.437		0-0 F7		0-0 4-3		0-0 F5			0-0 5-3	4 0 0 0 0 0 0			
Curt Blefary, L (1, 3) OBP: 0.324, SLG: 0.419		0-3 K		0-0 1B			0-0 HR		4-0 FC6-4 1B BB	3 1 2 1 1 1 0			
Paul Blair, R (1, 8) OBP: 0.344, SLG: 0.441		0-0 HR		0-0 L9			4-0 6-3 BB		0-0 FC6-4 1B	3 1 2 1 1 0 1			
Davey Johnson, R (1, 4) OBP: 0.328, SLG: 0.387		4-0 BB		0-3 K			0-0 6-3		0-0 FC6-4	3 0 0 0 1 1 4			
Vic Roznovsky, L (1, 2) OBP: 0.231, SLG: 0.254		0-0 G3			0-0 F6		0-0 L9		0-0 F8	4 0 0 0 0 0 4			
Jim Hardin, R (1, 1) Boog Powell, L (7, PH) Eddie Fisher, R (7, 1) OBP: 0.333, SLG: 0.200			0-3 K		0-3 K		0-3 K			2 0 0 0 0 2 0 1 0 0 0 0 1 1 0 0 0 0 0 0 0			
Inning Stats	R: 0 H: 0 E: 0 LOB: 0 K: 0 BB: 0 S: 3 P: 3	R: 1 H: 1 E: 0 LOB: 1 K: 1 BB: 1 S: 6 P: 10	R: 0 H: 1 E: 0 LOB: 1 K: 2 BB: 0 S: 8 P: 8	R: 0 H: 1 E: 0 LOB: 1 K: 1 BB: 0 S: 6 P: 6	R: 0 H: 0 E: 0 LOB: 0 K: 1 BB: 0 S: 5 P: 5	R: 0 H: 0 E: 0 LOB: 0 K: 0 BB: 0 S: 3 P: 3	R: 1 H: 1 E: 0 LOB: 1 K: 1 BB: 1 S: 6 P: 10	R: 0 H: 0 E: 0 LOB: 0 K: 0 BB: 0 S: 3 P: 3	R: 0 H: 1 E: 0 LOB: 2 K: 0 BB: 1 S: 4 P: 8	1B: 3 SF: 0 2B: 0 SAC: 0 3B: 0 DP: 0 HR: 2 HBP: 0	WP: 0 PA: 35 PB: 0 SB: 0 CS: 0		
PITCHER	IP WLS BF H R ER SO BB IBB HBP BLK WP HR S P ERA WHIP											PITCHER	IP WLS BF H R ER SO BB IBB HBP BLK WP HR S P ERA WHIP
Earl Wilson, R (1, 1) ERA: 3.57	7.0 W 27 4 2 2 6 2 0 0 0 0 0 2 37 45 2.57 0.857												
Fred Lasher, R (8, 1) ERA:	2.0 S 8 1 0 0 0 1 0 0 0 0 0 0 7 11 0.00 1.000												

Baltimore Orioles @ Detroit Tigers
Tiger Stadium, Detroit, MI
Sun Aug 13 1967, 4:33 AM EDT
Att: 21,114 - Unknown

livebaseballscorecards.com

AB 32
R 2
H 5
RBI 2
BB 3
SO 6
LOB 11



Batter	1	2	3	4	5	6	7	8	9	AB	R	H	RBI	BB	SO	LOB
Lenny Green, L (1, 7) OBP: 0.282, SLG: 0.350 Fred Lasher, R (8, 1)	0-0 4-3	0-0 F5			4-0 FC6-4 1-2 BB		0-0 FC3-6 1-2f CS			3	0	0	0	1	0	2
Don Wert, R (1, 5) OBP: 0.313, SLG: 0.345	0-0 G3		0-0 1-3		0-0 FC6-4 1-2f 2-3		0-0 2B			4	0	1	0	0	0	2
Dick McAuliffe, L (1, 4) OBP: 0.380, SLG: 0.456	0-0 F6		0-0 G3		0-0 F5		0-0 G3			4	0	0	0	0	0	3
Al Kaline, R (1, 9) OBP: 0.404, SLG: 0.570		0-0 G6-3 HR 2B	0-3 K			0-0 L6-3		4-0 L6-4 S BB		3	1	1	0	1	1	0
Norm Cash, L (1, 3) OBP: 0.370, SLG: 0.423		4-0 G6-3 BB		0-0 F9		0-0 L3		0-3 K		3	0	0	0	1	1	1
Jim Northrup, L (1, 8) OBP: 0.337, SLG: 0.389 (8, 7)		0-0 G6-3 1-2f 2-3		0-0 4-3		4-0 1B BB		4-0 IBB		2	0	0	0	2	0	2
Jim Price, R (1, 2) OBP: 0.306, SLG: 0.350		4-0 HR BB		0-0 F8		0-0 1B		0-0 L6-4 2-3		3	1	1	0	1	0	2
Ray Oyler, R (1, 6) OBP: 0.283, SLG: 0.279		0-0 HR			0-0 F7 1-H 3-H		0-3 K			3	1	1	3	0	1	2
Earl Wilson, R (1, 1) OBP: 0.265, SLG: 0.329 Mickey Stanley, R (8, 8) OBP: 0.282, SLG: 0.336		1-0 HBP			0-0 FC6-4 BB 1B		0-0 FC3-6 1B			2	0	2	0	0	0	0
										0	0	0	0	0	0	0

Inning Stats	R: 0	H: 0	E: 0	K: 0	S: 3	R: 3	H: 2	E: 0	K: 0	S: 4	R: 0	H: 0	E: 0	K: 1	S: 5	R: 0	H: 0	E: 0	K: 0	S: 3	R: 0	H: 1	E: 0	K: 0	S: 4	R: 0	H: 1	E: 0	K: 1	S: 6	R: 0	H: 2	E: 0	K: 0	S: 4	R: 0	H: 0	E: 0	K: 1	S: 4										
	LOB: 0	BB: 0	P: 3	ER: 3	SO: 2	LOB: 1	BB: 2	P: 13	LOB: 0	BB: 0	P: 5	LOB: 0	BB: 0	P: 3	LOB: 2	BB: 1	P: 8	LOB: 2	BB: 1	P: 10	LOB: 1	BB: 0	P: 4	LOB: 1	BB: 2	P: 12	1B: 3	SF: 0	2B: 3	SAC: 0	3B: 0	DP: 2	HR: 1	HBP: 1	WP: 0	PA: 34	ERA	WHIP												
PITCHER	IP	WLS	BF	H	R	ER	SO	BB	IBB	HBP	BLK	WP	HR	S	P	ERA	WHIP													PITCHER	IP	WLS	BF	H	R	ER	SO	BB	IBB	HBP	BLK	WP	HR	S	P	ERA	WHIP			
Jim Hardin, R (1, 1) ERA: 2.85	6.0	L	26	4	3	3	2	4	0	1	0	0	1	25	42	4.50	1.333																																	
Eddie Fisher, R (7, 1) ERA: 3.27	2.0		8	2	0	0	1	1	1	0	0	0	0	8	16	0.00	1.500																																	

BOTTOM

Baltimore Orioles @ Detroit Tigers

Tiger Stadium, Detroit, MI

Sun Aug 13 1967, 4:33 AM EDT
Att. 21,114 - Unknown

livebaseballscorecards.com

AB	27
R	3
H	6
RBI	3
BB	6
SO	3
LOB	14



Batter	1	2	3	4	5	6	7	8	9	AB	R	H	RBI	BB	SO	LOB
Horace Clarke, S OBP: 0.316, SLG: 0.304 (1, 4)	0-0 F7		0-0 1-3				0-0 1B 2-3 1B		0-0 3B 1B	4	1	2	0	0	0	0
Roy White, S OBP: 0.290, SLG: 0.277 Mike Hegan, L OBP: 0.247, SLG: 0.171 (1, 5) (8, 3)	0-0 4-3			1-0 FC4-6 HBP	0-0 SF7		0-0 3-H	4-0 1-2 3B BB		1	1	0	1	1	0	0
Mickey Mantle, S OBP: 0.395, SLG: 0.472 John Kennedy, R OBP: 0.303, SLG: 0.282 (1, 3) (8, 5)	4-0 BB			0-0 FC4-6 G3 1-2f	0-0 1-3 1B		0-3 K		0-3 K	3	0	1	0	1	1	3
Joe Pepitone, L OBP: 0.314, SLG: 0.389 (1, 8)	0-0 F5			0-0 G3 1-2	0-3 K		0-0 1-H 2-H 3B			4	0	1	2	0	1	4
Tom Tresh, S OBP: 0.298, SLG: 0.346 (1, 7)		0-0 4-3		0-0 G3		0-0 5-3	0-0 G1			4	0	0	0	0	0	2
Jake Gibbs, L OBP: 0.311, SLG: 0.304 (1, 2)		0-0 4-3			0-0 1-3 2B 1B	0-3 K		0-0 1-3		4	1	1	0	0	1	0
Bill Robinson, R OBP: 0.255, SLG: 0.282 (1, 9)		0-0 F8			0-0 1-3	0-0 1B		0-0 1-3		4	0	1	0	0	0	1
Ruben Amaro, R OBP: 0.309, SLG: 0.263 (1, 6)			0-0 4-3		4-0 2B BB	0-0 F7		0-3 K		3	1	0	0	1	1	1
Steve Barber, L OBP: 0.195, SLG: 0.231 Bill Monbouquette, R OBP: 0.133, SLG: 0.133 (1, 1) (7, 1)			0-3 K		0-0 1B SF7 2B		0-0 L6			2	1	1	2	0	1	0
										1	0	0	0	0	0	0


Inning Stats	R: 0	H: 0	E: 0	K: 0	S: 3	R: 0	H: 0	E: 0	K: 0	S: 3	R: 0	H: 0	E: 0	K: 1	S: 5	R: 3	H: 4	E: 0	K: 1	S: 9	R: 0	H: 1	E: 0	K: 1	S: 6	R: 2	H: 2	E: 0	K: 1	S: 7	R: 0	H: 0	E: 0	K: 1	S: 5	
	LOB: 1	BB: 1	P: 7	LOB: 0	BB: 0	P: 3	LOB: 0	BB: 0	P: 3		LOB: 1	BB: 0	P: 4	LOB: 2	BB: 1	P: 13	LOB: 1	BB: 0	P: 6	LOB: 1	BB: 1	P: 11	LOB: 0	BB: 0	P: 5											

PITCHER	IP	WLS	BF	H	R	ER	SO	BB	IBB	HBP	BLK	WP	HR	S	P	ERA	WHIP	IP	WLS	BF	H	R	ER	SO	BB	IBB	HBP	BLK	WP	HR	S	P	ERA	WHIP	
Bill Dillman, R ERA: 4.3 (1, 1)	4.2	L	21	4	3	3	1	2	0	0	0	0	0	20	29	5.79	1.286																		
Pete Richert, L ERA: 3.84 (5, 1)	1.1		5	1	0	0	2	0	0	0	0	0	0	9	9	0.00	0.750																		
Stu Miller, R ERA: 2.89 (7, 1)	2.0		9	2	2	2	2	1	0	0	0	0	0	12	16	9.00	1.500																		

BOTTOM

Baltimore Orioles @ New York Yankees
 Yankee Stadium, Bronx, NY
 Mon Aug 14 1967, 7:05 PM EDT
 Att. 12,723 - Unknown

AB	30
R	5
H	7
RBI	5
BB	3
SO	5
LOB	11



1B: 5	SF: 1	WP: 0	PA: 35
2B: 1	SAC: 0	PB: 0	
3B: 1	DP: 0	SB: 1	
HR: 0	HBP: 1	CS: 0	


Batter	1	2	3	4	5	6	7	8	9	10	11	12	13	AB R H RBI BB SO LOB
Horace Clarke, S OBP: 0.318, SLG: 0.313	0-0 6-3		0-0 HR 1B	0-0 HR		0-0 PB 1B	0-0 F7			0-0 6-3		0-0 F7		7 3 3 2 0 0 3
Roy White, S OBP: 0.289, SLG: 0.270	0-0 5-3		0-3 K	0-0 G3		4-0 PB 1B		0-0 F9		0-0 4-3			0-0 FC5-4 1B	6 1 1 0 1 1 1
Mickey Mantle, S OBP: 0.398, SLG: 0.469	0-0 1B		4-0 HR BB	4-0 BB		4-0 1B BB		0-3 K		0-3 K			0-0 FC5-4	4 1 1 0 3 2 1
Joe Pepitone, L OBP: 0.313, SLG: 0.395	0-0 F8		0-0 HR	0-0 G3		0-0 1B		0-0 F7			0-0 F6		0-3 K	7 1 2 5 0 1 3
Tom Tresh, S OBP: 0.295, SLG: 0.342		0-0 6-3	0-0 F7		0-0 4-3	0-0 F7			0-0 HR 1B		0-0 3-1		0-0 F2	7 1 1 0 0 0 3
Bill Robinson, R OBP: 0.260, SLG: 0.303		0-0 1B	0-0 F8		0-0 6-3		0-0 FC1-5 2B		0-0 HR		0-0 F4			6 1 3 2 0 0 0
Bob Tillman, R OBP: 0.276, SLG: 0.321		0-0 1B		0-0 SH1-4 WP 1B	0-3 K		4-0 FC1-5 BB		0-3 K			0-0 SH1-4 1B		5 1 3 0 1 2 0
Ruben Amaro, R OBP: 0.307, SLG: 0.262		0-0 F3		0-0 WP SH1-4 HR 1B		0-0 4-3	0-0 FC1-5		0-0 6-3			0-0 SH1-4		5 1 1 0 0 0 4
Mel Stottlemyre, R Thad Liguori, L Doolley Womack, L Jake Gibbs, L Fred Spivey, R Charles Smith, L Steve Hamilton, L Mike Hagan, L Bill Madlock, R John Hamrick, R Fritz Peterson, S		0-3 K		0-0 SH1-4		0-0 F6	0-3 K		0-0 F2			0-0 6-3		1 0 0 0 0 0 1 2 0 1 0 0 0 0 0 0 0 0 0 0 0 0 0 0 0 1 0 0 0 0 0 0 0 0 0 0 0 0 0 0 0 1 0 0 0 0 0 0 0 0 0 0 0 0 0 0 0

Inning Stats	R: 0	H: 1	E: 0	LOB: 1	K: 0	BB: 0	S: 4	P: 4	R: 0	H: 2	E: 0	LOB: 2	K: 1	BB: 0	S: 7	P: 7	R: 3	H: 2	E: 0	LOB: 0	K: 1	BB: 1	S: 6	P: 10	R: 0	H: 0	E: 0	LOB: 0	K: 1	BB: 0	S: 5	P: 5	R: 2	H: 2	E: 0	LOB: 2	K: 0	BB: 2	S: 5	P: 13	R: 0	H: 1	E: 0	LOB: 2	K: 1	BB: 1	S: 6	P: 10	R: 0	H: 0	E: 0	LOB: 0	K: 1	BB: 0	S: 5	P: 5	R: 2	H: 2	E: 0	LOB: 0	K: 1	BB: 0	S: 7	P: 7	R: 0	H: 0	E: 0	LOB: 0	K: 0	BB: 0	S: 3	P: 3	R: 0	H: 1	E: 0	LOB: 1	K: 0	BB: 0	S: 4	P: 4	R: 0	H: 1	E: 0	LOB: 1	K: 1	BB: 0	S: 6	P: 6	1B: 11	SF: 0	2B: 1	SAC: 2	3B: 0	DP: 0	HR: 3	HBP: 0	WP: 1	PA: 59
PITCHER	IP	WLS	BF	H	R	ER	SO	BB	IBB	HBP	BLK	WP	HR	S	P	ERA	WHIP																			IP	WLS	BF	H	R	ER	SO	BB	IBB	HBP	BLK	WP	HR	S	P	ERA	WHIP																																														
Dave McNally, L ERA: 4.78	(1, 1)	3.0	17	7	5	5	2	1	0	0	0	0	1	20	24	15.00	2.667																			Pete Richert, L ERA: 3.78	(12, 1)	2.0	8	2	0	0	1	0	0	0	0	10	10	0.00	1.000																																															
Eddie Watt, R ERA: 2.26	(4, 1)	1.0	5	1	1	1	0	1	0	0	0	1	1	4	8	9.00	2.000																																																																																	
Eddie Fisher, R ERA: 3.43	(5, 1)	1.2	9	2	2	2	1	2	0	0	0	0	0	9	17	10.80	2.400																																																																																	
Moe Drabowsky, R ERA: 1.08	(6, 1)	4.1	17	3	2	2	4	1	0	0	0	0	1	24	28	4.15	0.923																																																																																	
Wally Bunker, R ERA: 3.36	(11, 1)	1.0	3	0	0	0	0	0	0	0	0	0	0	3	3	0.00	0.000																																																																																	

Baltimore Orioles @ New York Yankees
 Yankee Stadium, Bronx, NY
 Tue Aug 15 1967, 7:05 PM EDT
 Att: 13,182 - Unknown

livebaseballscorecards.com

AB	52
R	10
H	15
RBI	9
BB	5
SO	8
LOB	20



Batter	1	2	3	4	5	6	7	8	9	AB R H RBI BB SO LOB	TOP		
Curt Blefary, L OBP: 0.329, SLG: 0.425 (1, 3) X	0-0 S 2B 2B		0-0 F9 1			4-0 SH HR BB	0-0 F2 3			3 2 1 0 1 0 0			
Mark Belanger, R OBP: 0.270, SLG: 0.283 (1, 6) X	0-0 F8 1		0-0 6-3 2			0-0 SH HR 1-2		0-3 K 1		3 1 0 0 0 1 1			
Frank Robinson, R OBP: 0.427, SLG: 0.625 (1, 9) X (9, 7)	0-0 WP 2-H 2B		0-3 K 3			0-0 HR 1-H 2-H		0-0 CS 1B		4 1 3 4 0 1 0			
Brooks Robinson, R OBP: 0.327, SLG: 0.425 (1, 5) S S	0-3 K 2-3 2			0-0 F7 1		0-0 F4 1		0-0 F7 2		4 0 0 0 0 1 2			
Paul Blair, R OBP: 0.343, SLG: 0.447 (1, 8) S S	0-3 K 3			0-0 5-3 2		0-0 4-3 2		0-0 CS 1-2 3	0-0 S 1B 1B	4 1 1 0 0 1 1			
Davey Johnson, R OBP: 0.325, SLG: 0.380 (1, 4)		0-0 6-3 1		0-0 F9 3		0-0 1B			0-3 K 1-2 1	4 0 1 0 0 1 1			
Sam Bowens, R OBP: 0.221, SLG: 0.255 (1, 7) Dave May, L OBP: 0.167, SLG: 0.241 (9, PH) (9, 9)		0-0 2B			0-0 F8 1	0-0 F8 3			0-0 F7 2	3 0 1 0 0 0 1 1 0 0 0 0 0 1			
Andy Etchebarren, R OBP: 0.297, SLG: 0.326 (1, 2)		0-0 6-3 2			0-0 F3 2		0-0 F8 1		0-0 1B 2-H	4 0 1 1 0 0 1			
Tom Phoebus, R OBP: 0.194, SLG: 0.220 (1, 1) Wally Bunker, R OBP: 0.048, SLG: 0.048 (8, 1) Stu Miller, R (9, 1)		0-0 4-3 3			0-0 6-3 3		0-3 K 2		0-0 1-3 3	3 0 0 0 0 1 1 1 0 0 0 0 0 1 0 0 0 0 0 0 0			
Inning Stats	R: 1 E: 0 K: 2 S: 9 H: 2 LOB: 1 BB: 0 P: 9	R: 0 E: 0 K: 0 S: 4 H: 1 LOB: 1 BB: 0 P: 4	R: 0 E: 0 K: 1 S: 5 H: 0 LOB: 0 BB: 0 P: 5	R: 0 E: 0 K: 0 S: 3 H: 0 LOB: 0 BB: 0 P: 3	R: 0 E: 0 K: 0 S: 3 H: 0 LOB: 0 BB: 0 P: 3	R: 3 E: 0 K: 0 S: 6 H: 2 LOB: 1 BB: 1 P: 10	R: 0 E: 0 K: 1 S: 5 H: 0 LOB: 0 BB: 0 P: 5	R: 0 E: 0 K: 1 S: 5 H: 1 LOB: 0 BB: 0 P: 5	R: 1 E: 0 K: 1 S: 7 H: 2 LOB: 1 BB: 0 P: 7	1B: 4 2B: 3 3B: 0 HR: 1 SF: 0 SAC: 1 DP: 0 HBP: 0	WP: 1 PB: 0 SB: 2 CS: 1 PA: 37		
PITCHER Al Downing, L ERA: 2.56 (1, 1) Thad Tiltonson, R ERA: 4.12 (8, 1)	IP WLS BF H R ER SO BB IBB HBP BLK WP HR S P ERA WHIP	7.0 L 28 5 4 4 4 1 0 0 0 1 1 35 39 5.14 0.857	2.0 8 3 1 1 2 0 0 0 0 0 0 0 12 12 4.50 1.500										

Baltimore Orioles @ New York Yankees
 Yankee Stadium, Bronx, NY
 Wed Aug 16 1967, 7:05 PM EDT
 Att: 12,692 - Unknown

livebaseballscorecards.com

AB 34
 R 5
 H 8
 RBI 5
 BB 1
 SO 6
 LOB 10



Batter	1	2	3	4	5	6	7	8	9	AB R H RBI BB SO LOB	TOP		
Curt Blefary, L (1, 3) OBP: 0.330, SLG: 0.425	0-0 4-3		0-3 K			0-0 F8		0-0 FC5-4 1B	0-0 1B 1-2 2-H 3-H	5 0 2 2 0 1 0			
Mark Belanger, R (1, 6) OBP: 0.268, SLG: 0.280	0-0 5-3			0-0 6-3			0-0 1B 2B 1B	0-0 FC5-4 2B 1-2	0-0 F8	5 1 1 0 0 0 3			
Frank Robinson, R (1, 9) OBP: 0.429, SLG: 0.628	0-0 1B			0-0 F8			0-0 2B 1B 1-2	0-0 1-3 2B	0-0 F3	5 0 3 0 0 0 2			
Brooks Robinson, R (1, 5) OBP: 0.324, SLG: 0.422	0-0 F9			0-0 5-3			0-3 K	0-0 5-3		4 0 0 0 0 1 5			
Paul Blair, R (1, 8) OBP: 0.344, SLG: 0.455		0-0 F9			0-0 5-3		0-0 2B 1-3 2-H		0-0 SF8 3B	4 1 2 1 0 0 0			
Davey Johnson, R (1, 4) OBP: 0.325, SLG: 0.378		0-0 F8			0-0 6-3		4-0 IBB		0-0 SF8	2 0 0 1 1 0 0			
Sam Bowers, R (1, 7) OBP: 0.222, SLG: 0.247		0-0 6-3			0-0 5-3		0-3 K		4-0 2B 1B BB	3 1 0 0 1 1 3			
Andy Etchebarren, R (1, 2) OBP: 0.297, SLG: 0.329			0-0 F7			0-3 K	0-0 4-3		0-0 1B 2B	4 1 1 0 0 1 3			
Gene Brabender, R (1, 1) OBP: 0.154, SLG: 0.083			0-0 F9			0-0 F9		0-3 K	4-0 1B BB	3 0 0 0 1 1 0			
Inning Stats	R: 0 E: 0 K: 0 S: 4 H: 1 LOB: 1 BB: 0 P: 4	R: 0 E: 0 K: 0 S: 3 H: 0 LOB: 0 BB: 0 P: 3	R: 0 E: 0 K: 1 S: 5 H: 0 LOB: 0 BB: 0 P: 5	R: 0 E: 0 K: 0 S: 3 H: 0 LOB: 0 BB: 0 P: 3	R: 0 E: 0 K: 0 S: 3 H: 0 LOB: 0 BB: 0 P: 3	R: 0 E: 0 K: 1 S: 5 H: 0 LOB: 0 BB: 0 P: 5	R: 1 E: 0 K: 2 S: 10 H: 3 LOB: 3 BB: 1 P: 14	R: 0 E: 0 K: 1 S: 7 H: 2 LOB: 2 BB: 0 P: 7	R: 3 E: 0 K: 0 S: 6 H: 3 LOB: 2 BB: 2 P: 14	1B: 5 2B: 3 3B: 1 HR: 0 SF: 1 SAC: 0 DP: 0 HBP: 0	WP: 0 PB: 0 SB: 0 CS: 0 PA: 39		
PITCHER	IP WLS BF H R ER SO BB IBB HBP BLK WP HR S P ERA WHIP											PITCHER	IP WLS BF H R ER SO BB IBB HBP BLK WP HR S P ERA WHIP
Fritz Peterson, L (1, 1) ERA: 4.04	8.0 L 32 7 2 2 5 0 1 0 0 0 0 0 41 45 2.25 0.875												
Dooley Womack, R (9, 1) ERA: 3.29	1.0 7 2 2 2 0 2 0 0 0 0 0 0 5 13 18.00 4.000												

Baltimore Orioles @ New York Yankees
Yankee Stadium, Bronx, NY
 Thu Aug 17 1967, 3:33 AM EDT
 Att: 16,056 - Unknown

AB	35
R	4
H	9
RBI	4
BB	3
SO	5
LOB	16



Batter	1	2	3	4	5	6	7	8	9	AB R H RBI BB SO LOB
Horace Clarke, S (1, 4) OBP: 0.316, SLG: 0.314	0-3 K ①		0-0 FC6 ③			0-0 2B			0-0 4-3 ①	4 0 1 0 0 1 1
Jake Gibbs, L (1, 2) OBP: 0.311, SLG: 0.304	0-0 1-6-3			0-0 4-3 ①		0-0 3-1			0-0 F8 ②	4 0 0 0 0 0 1
Mickey Mantle, S (1, 3) OBP: 0.392, SLG: 0.460	0-3 K ③			0-3 K ②			0-0 L3 ①		0-0 4-3 ③	4 0 0 0 0 2 0
Joe Papitone, L (1, 8)		0-0 F9 ①		0-0 3-1 ③			0-0 G1-6-3 1B			3 0 1 0 0 0 0
Tom Tresh, S (1, 7) OBP: 0.295, SLG: 0.344		0-3 K ②		0-3 K ①			0-0 G1-6-3 1-2f			3 0 0 0 0 2 1
Bill Robinson, R (1, 9) OBP: 0.268, SLG: 0.305		0-0 F6 ③		0-0 CS 1B			0-3 K ①			3 0 1 0 0 1 0
Charley Smith, R (1, 5) OBP: 0.291, SLG: 0.357			4-0 FC6 BB		0-0 4-3 ② ③		0-0 K ②		0-0 6-3	2 0 0 0 1 0 1
Ruben Amaro, R (1, 6) OBP: 0.307, SLG: 0.263			0-0 F4 ①			0-0 F2 ①		0-0 5-3 ③		3 0 0 0 0 0 1
Fritz Peterson, S (1, 1) OBP: 0.237, SLG: 0.152			0-3 K ②			0-0 3-1 ②			0-0 HR	2 0 0 0 0 1 1
Dooley Womack, L (9, 1) OBP: 0.286, SLG: 0.286										0 0 0 0 0 0 0
Roy White, S (9, PH) OBP: 0.293, SLG: 0.304										1 1 1 1 0 0 0

Inning Stats	R: 0 E: 0 K: 2 S: 7	H: 0 LOB: 0 BB: 0 P: 7	R: 0 E: 0 K: 1 S: 5	H: 0 LOB: 0 BB: 0 P: 5	R: 0 E: 0 K: 1 S: 5	H: 0 LOB: 1 BB: 1 P: 9	R: 0 E: 0 K: 1 S: 5	H: 0 LOB: 0 BB: 0 P: 5	R: 0 E: 0 K: 1 S: 5	H: 1 LOB: 0 BB: 0 P: 5	R: 0 E: 0 K: 0 S: 4	H: 1 LOB: 1 BB: 0 P: 4	R: 0 E: 0 K: 0 S: 3	H: 1 LOB: 0 BB: 0 P: 3	R: 0 E: 0 K: 1 S: 5	H: 0 LOB: 0 BB: 0 P: 5	R: 1 E: 0 K: 0 S: 4	H: 1 LOB: 0 BB: 0 P: 4	1B: 2 2B: 1 3B: 0 HR: 1	SF: 0 SAC: 0 DP: 1 HBP: 0	WP: 0 PB: 0 SB: 0 CS: 1	PA: 30	
PITCHER Gene Brabender, R (1, 1) ERA: 2.83	IP: 9.0	WLS: W	BF: 30	H: 4	R: 1	ER: 1	SO: 7	BB: 1	IBB: 0	HBP: 0	BLK: 0	WP: 0	HR: 1	S: 43	P: 47	ERA: 1.00	WHIP: 0.556					ERA: 1.00	WHIP: 0.556


BOTTOM

Baltimore Orioles @ New York Yankees
 Yankee Stadium, Bronx, NY

Thu Aug 17 1967, 3:33 AM EDT
 Att. 16,056 - Unknown

livebaseballscorecards.com

AB	29
R	1
H	4
RBI	1
BB	1
SO	7
LOB	6



Batter	1	2	3	4	5	6	7	8	9	AB R H RBI BB SO LOB	TOP	
Russ Snyder, L (1, 7) OBP: 0.314, SLG: 0.341	0-0 F8		0-0 F7		0-0 1B			0-3 K		4 0 1 0 0 1 0		
Paul Blair, R (1, 8) OBP: 0.350, SLG: 0.459	0-0 FC6-4 1B		0-0 F7-4-3 1B		0-0 1-2 1B			4-0 BB		3 1 3 0 1 0 0		
Frank Robinson, R (1, 9) OBP: 0.430, SLG: 0.627	0-0 FC6-4 1-2 1B		0-0 1-2 1B		0-0 1-3			0-0 F7		4 0 2 0 0 0 3		
Brooks Robinson, R (1, 5) OBP: 0.321, SLG: 0.418	0-0 FC6-4 1-2f 2-3 1B		0-0 F7-4-3 2-3		0-0 4-3			0-0 F8		4 0 0 0 0 0 5		
Curt Blefary, L (1, 3) OBP: 0.329, SLG: 0.423	0-0 1-3 3-H 1B		0-0 G3		0-0 F5			0-3 K		4 0 1 1 0 1 0		
Davey Johnson, R (1, 4) OBP: 0.322, SLG: 0.374	0-0 5-3		0-0 L5		0-3 K			0-0 F4		4 0 0 0 0 1 2		
Vic Roznovsky, L (1, 2) OBP: 0.230, SLG: 0.278		0-0 6-3		0-0 5-3			0-0 4-3	0-0 G3		4 0 0 0 0 0 0		
Mark Belanger, R (1, 6) OBP: 0.262, SLG: 0.273		0-0 F9			0-0 1-3			0-0 F9		3 0 0 0 0 0 0		
Pete Richert, L (1, 1) OBP: 0.071, SLG: 0.073		0-0 6-3			0-3 K			0-3 K		2 0 0 0 0 1 0		
Moe Drabowsky, R (6, 1) OBP: 0.400, SLG: 0.368										0 0 0 0 0 0 0		
Stu Miller, R (6, 1)										1 0 0 0 0 1 0		
Inning Stats	R: 1 H: 3 E: 0 LOB: 2 K: 0 BB: 0 S: 6 P: 6	R: 0 H: 0 E: 0 LOB: 0 K: 0 BB: 0 S: 3 P: 3	R: 0 H: 2 E: 0 LOB: 1 K: 0 BB: 0 S: 4 P: 4	R: 0 H: 0 E: 0 LOB: 0 K: 0 BB: 0 S: 3 P: 3	R: 0 H: 2 E: 0 LOB: 2 K: 1 BB: 0 S: 7 P: 7	R: 0 H: 0 E: 0 LOB: 0 K: 1 BB: 0 S: 5 P: 5	R: 0 H: 0 E: 0 LOB: 0 K: 1 BB: 0 S: 5 P: 5	R: 0 H: 0 E: 0 LOB: 1 K: 1 BB: 1 S: 5 P: 9	R: 0 H: 0 E: 0 LOB: 0 K: 1 BB: 0 S: 5 P: 5	1B: 7 SF: 0 2B: 1 SAC: 0 3B: 0 DP: 1 HR: 0 HBP: 0	WP: 0 PA: 34 PB: 0 SB: 0 CS: 0	
PITCHER	IP WLS BF H R ER SO BB IBB HBP BLK WP HR S P ERA WHIP											
Joe Horlen, R (1, 1) ERA: 2.27	6.0 W 24 7 1 1 2 0 0 0 0 0 0 0 28 28 1.50 1.167											
Hoyt Wilhelm, R (7, 1) ERA: 1.2	3.0 S 10 0 0 0 3 1 0 0 0 0 0 0 15 19 0.00 0.333											

Baltimore Orioles @ Chicago White Sox
Comiskey Park, Chicago, IL
Fri Aug 18 1967, 8:05 PM EDT
Unknown

livebaseballscorecards.com

AB 33
R 1
H 7
RBI 1
BB 1
SO 5
LOB 10




Batter	1	2	3	4	5	6	7	8	9
Walt Williams, R (1, 7) Hoyt Wilhelm, R (7, 1) OBP: 0.306, SLG: 0.387 OBP: 0.091, SLG: 0.091	0-0 F5		0-0 F8		0-0 F4	0-0 F7			
Don Buford, S (1, 5) OBP: 0.320, SLG: 0.303	0-0 F9 2B		0-0 2B		0-0 1-3		0-0 L4		
Tommie Agee, R (1, 8) OBP: 0.304, SLG: 0.379	0-0 F9 2-3		0-3 K			0-0 1-3	0-0 F7		
Rocky Colavito, R (1, 9) OBP: 0.337, SLG: 0.373	4-0 BB			0-0 6-3		0-0 HR 1B	0-0 6-3		
Pete Ward, L (1, 3) OBP: 0.356, SLG: 0.415	0-3 K			0-3 K		0-0 HR 1-H		0-3 K	
Ron Hansen, R (1, 6) OBP: 0.302, SLG: 0.314		0-0 F6		4-0 BB		4-0 HBP 1B BB		0-0 5-3	
Jerry McNertney, R (1, 2) Smoky Burgess, L (6, PH) Gary Peters, L (6, PR) Ken Berry, R (7, 7) OBP: 0.289, SLG: 0.389 OBP: 0.300, SLG: 0.300 OBP: 0.272, SLG: 0.372 OBP: 0.313, SLG: 0.326		0-0 L4		0-3 K		1-0 1B HBP		0-0 CS 1B	
Sandy Alomar Sr., S (1, 4) Wayne Causey, L (6, PH) OBP: 0.103, SLG: 0.103 OBP: 0.304, SLG: 0.294		0-0 F3			0-0 SH3-4 1B	0-0 1-2 2-H 1B		0-0 CS 1-2	
Joe Horlen, R (1, 1) J.C. Martin, L (6, PH) OBP: 0.155, SLG: 0.161 OBP: 0.347, SLG: 0.379			0-0 1-3		0-0 SH3-4 1-2	0-3 K			

AB	R	H	RBI	BB	SO	LOB
4	0	0	0	0	0	3
0	0	0	0	0	0	0
4	0	2	0	0	0	1
4	0	0	0	0	1	2
3	1	1	0	1	0	0
4	1	1	2	0	3	2
2	1	0	0	2	0	0
2	0	0	0	0	1	1
0	0	0	0	0	0	0
0	0	0	0	0	0	0
1	0	1	0	0	0	0
2	0	1	0	0	0	0
1	0	1	1	0	0	0
1	0	0	0	0	0	0
1	0	0	0	0	1	2

BOTTOM

Baltimore Orioles @ Chicago White Sox
Comiskey Park, Chicago, IL
Fri Aug 18 1967, 8:05 PM EDT
Unknown

AB	29
R	3
H	7
RBI	3
BB	3
SO	6
LOB	11



Inning Stats	R: 0	H: 1	E: 0	K: 1	S: 6	LOB: 2	BB: 1	P: 10									
PITCHER	IP	WLS	BF	H	R	ER	SO	BB	IBB	HBP	BLK	WP	HR	S	P	ERA	WHIP
Pete Richtert, L (1, 1) ERA: 3.64	5.1		21	3	0	0	4	2	0	0	0	0	0	27	35	0.00	0.938
Moe Drabowsky, R (6, 1) ERA: 1.4	0.0	L	4	2	2	2	0	1	0	1	0	0	1	2	7	∞	∞
Stu Miller, R (6, 1) ERA: 2.73	2.2		9	2	1	1	2	0	0	0	0	0	0	13	13	3.38	0.750

1B	2B	3B	HR	SF	SAC	DP	HBP	WP	HR	S	P	ERA	WHIP
4	2	0	1	0	0	0	1	0	0	0	0	0.00	0.938
0	0	0	0	0	0	0	0	0	0	0	0	∞	∞
0	0	0	0	0	0	0	0	0	0	0	0	3.38	0.750

Batter	1	2	3	4	5	6	7	8	9	AB R H RBI BB SO LOB	TOP											
Russ Snyder, L (1, 7) OBP: 0.316, SLG: 0.342	0-0 6-3		0-0 WP 4-3 E 1B	0-0 1B PB E 1B	0-0 F8		0-0 6-3			5 2 2 0 0 0 1												
Paul Blair, R (1, 8) OBP: 0.351, SLG: 0.457	4-0 BB		0-0 4-3	0-0 1-3 E 1B	0-0 FC5-4			0-0 F9		4 1 1 0 1 0 2												
Frank Robinson, R (1, 9) OBP: 0.427, SLG: 0.620	0-3 K		0-0 HR E 1B	0-0 1-H 3-H SF9		0-0 F9		0-3 K		5 2 1 0 0 2 1												
Brooks Robinson, R (1, 5) OBP: 0.318, SLG: 0.414	0-3 K		0-0 E4 HR	0-0 SF9		0-0 F9		0-0 6-3		4 1 0 2 0 1 2												
Curt Blefary, L (1, 3) OBP: 0.332, SLG: 0.435		0-0 F2	0-0 HR	0-0 2B		0-0 1B 1B		0-0 F9		5 1 3 3 0 0 0												
Davey Johnson, R (1, 4) OBP: 0.322, SLG: 0.374		0-3 K	0-0 1B 1B	0-0 F7		0-0 FC6-4 1B		0-0 F8		5 1 2 0 0 1 1												
Mark Belanger, R (1, 6) OBP: 0.259, SLG: 0.264		4-0 BB	0-3 K	0-0 F9		0-0 FC6-4		0-3 K		4 0 0 0 1 2 4												
Andy Etchebarren, R (1, 2) OBP: 0.299, SLG: 0.329		4-0 BB	0-0 FC4-6 BB	0-0 1B		0-3 K		0-0 4-3		3 0 1 1 1 1 0												
Jim Hardin, R (1, 1) OBP: 0.071, SLG: 0.077		0-0 FC4-6	0-0 1-4-3		0-0 FC5-4 1B		0-0 F3			4 0 1 0 0 0 3												
Inning Stats	R: 0 E: 0 K: 2 S: 7	H: 0 LOB: 1 BB: 1 P: 11	R: 0 E: 0 K: 1 S: 5	H: 0 LOB: 2 BB: 2 P: 13	R: 5 E: 1 K: 1 S: 11	H: 5 LOB: 1 BB: 0 P: 11	R: 3 E: 1 K: 0 S: 7	H: 3 LOB: 1 BB: 0 P: 7	R: 0 E: 0 K: 1 S: 6	H: 1 LOB: 1 BB: 0 P: 6	R: 0 E: 0 K: 0 S: 5	H: 2 LOB: 2 BB: 0 P: 5	R: 0 E: 0 K: 0 S: 3	H: 0 LOB: 0 BB: 0 P: 3	R: 0 E: 0 K: 1 S: 5	H: 0 LOB: 0 BB: 0 P: 5	R: 0 E: 0 K: 1 S: 5	H: 0 LOB: 0 BB: 0 P: 5	1B: 9 2B: 1 3B: 0 HR: 1	SF: 1 SAC: 0 DP: 0 HBP: 0	WP: 1 PB: 1 SB: 1 CS: 0	PA: 43
PITCHER	IP WLS BF H R ER SO BB IBB HBP BLK WP HR S P ERA WHIP																					
Bruce Howard, R (1, 1) ERA: 3.45	3.0 L 18 5 5 3 4 3 0 0 0 1 1 23 35 9.00 2.667																					
John Buzhardt, R (4, 1) ERA: 3.96	4.0 19 6 3 1 1 0 0 0 0 0 0 21 21 2.25 1.500																					
Steve Jones, L (8, 1) ERA: 4.26	2.0 6 0 0 0 2 0 0 0 0 0 0 10 10 0.00 0.000																					

Baltimore Orioles @ Chicago White Sox
 Comiskey Park, Chicago, IL
 Fri Aug 18 1967, 8:05 PM EDT
 Att: 23,754 - Unknown

livebaseballscorecards.com

AB	39
R	8
H	11
RBI	6
BB	3
SO	7
LOB	14



Batter	1	2	3	4	5	6	7	8	9	AB	R	H	RBI	BB	SO	LOB
Walt Williams, R (1, 7) OBP: 0.305, SLG: 0.385	0-0 5-3 1B		0-0 1B		0-0 L6		0-0 F7			4	0	1	0	0	0	0
Don Buford, S (1, 5) OBP: 0.317, SLG: 0.299	0-0 3-1		0-0 F6		0-0 3-1			0-0 1-3		4	0	0	0	0	0	1
Pete Ward, L (1, 3) OBP: 0.352, SLG: 0.410	0-0 3-1			0-0 F9		0-0 F6		0-0 F9		4	0	0	0	0	0	0
Rocky Colavito, R (1, 9) OBP: 0.346, SLG: 0.382		4-0 BB		4-0 BB E BB		0-0 2B 2B		0-0 FC5-4 1B		2	2	2	0	2	0	0
Tommie Agee, R (1, 8) OBP: 0.301, SLG: 0.375		0-3 K		0-3 K		0-3 K		0-0 FC5-4 1-2f		4	0	0	0	0	3	4
J.C. Martin, L (1, 2) OBP: 0.349, SLG: 0.383		0-3 K		4-0 E 1-2 BB		0-0 2B		0-0 F5		3	0	1	1	1	1	1
Wayne Causey, L (1, 4) OBP: 0.303, SLG: 0.293		0-3 K		0-0 E8 1-3 2-H 1B		0-0 F9		0-0 F9		4	0	1	1	0	1	2
Sandy Alomar Sr., S (1, 6) OBP: 0.100, SLG: 0.100			0-0 F7		0-0 F8		4-0 G5-4-3 BB		0-0 L6		1	0	0	0	0	0
Ken Boyer, R (4, PH) OBP: 0.355, SLG: 0.396										1	0	0	0	0	0	2
Ron Hansen, R (5, 6) OBP: 0.303, SLG: 0.313										1	0	0	0	1	0	0
Bruce Howard, S (1, 1) OBP: 0.179, SLG: 0.185			0-0 F5		0-3 K		0-0 G5-4-3 1-2f			0	0	0	0	0	0	0
Gary Peters, L (3, PH) OBP: 0.268, SLG: 0.367										1	0	0	0	0	0	0
John Buzhardt, R (4, 1) OBP: 0.200, SLG: 0.200										1	0	0	0	0	1	0
Duane Josephson, R (7, PH) OBP: 0.327, SLG: 0.400										1	0	0	0	0	0	1
Steve Jones, L (8, 1)										0	0	0	0	0	0	0

Inning Stats	R: 0	H: 0	E: 0	LOB: 0	K: 0	BB: 0	S: 3	P: 3	R: 0	H: 0	E: 0	LOB: 1	K: 3	BB: 1	S: 9	P: 13	R: 0	H: 1	E: 0	LOB: 1	K: 0	BB: 0	S: 4	P: 4	R: 1	H: 1	E: 1	LOB: 2	K: 1	BB: 2	S: 6	P: 14	R: 0	H: 0	E: 0	LOB: 0	K: 1	BB: 0	S: 5	P: 5	R: 1	H: 2	E: 0	LOB: 1	K: 1	BB: 0	S: 7	P: 7	R: 0	H: 0	E: 0	LOB: 0	K: 0	BB: 1	S: 2	P: 6	R: 0	H: 1	E: 0	LOB: 1	K: 0	BB: 0	S: 4	P: 4	R: 0	H: 0	E: 0	LOB: 0	K: 0	BB: 0	S: 3	P: 3	1B: 3	SF: 0	2B: 2	SAC: 0	3B: 0	DP: 1	HR: 0	HBP: 0	WP: 0	PA: 35
--------------	------	------	------	--------	------	-------	------	------	------	------	------	--------	------	-------	------	-------	------	------	------	--------	------	-------	------	------	------	------	------	--------	------	-------	------	-------	------	------	------	--------	------	-------	------	------	------	------	------	--------	------	-------	------	------	------	------	------	--------	------	-------	------	------	------	------	------	--------	------	-------	------	------	------	------	------	--------	------	-------	------	------	-------	-------	-------	--------	-------	-------	-------	--------	-------	--------

PITCHER	IP	WLS	BF	H	R	ER	SO	BB	IBB	HBP	BLK	WP	HR	S	P	ERA	WHIP
Jim Hardin, R (1, 1) ERA: 2.7	9.0	W	35	5	2	2	6	4	0	0	0	0	0	43	59	2.00	1.000

BOTTOM

Baltimore Orioles @ Chicago White Sox
Comiskey Park, Chicago, IL

Fri Aug 18 1967, 8:05 PM EDT
Att. 23,754 - Unknown

livebaseballscorecards.com

AB	31
R	2
H	5
RBI	2
BB	4
SO	6
LOB	11



Batter	1	2	3	4	5	6	7	8	9	AB R H RBI BB SO LOB	TOP											
Curt Blefary, L (1, 3) OBP: 0.331, SLG: 0.433	0-0 4-3		0-0 F5		0-0 F8		0-0 F8-3 1B			4 0 1 0 0 0 2	Baltimore Orioles @ Chicago White Sox Comiskey Park, Chicago, IL Sun Aug 20 1967, 4:33 AM EDT Unknown livebaseballscorecards.com											
Luis Aparicio, R (1, 6) OBP: 0.293, SLG: 0.336	0-0 F7		0-0 1B			0-0 6-3	0-0 F8-3			4 0 1 1 0 0 1												
Paul Blair, R (1, 8) OBP: 0.352, SLG: 0.463	0-0 5-3		0-0 F9			0-0 1B 3B		0-0 5-3 1B		4 1 2 0 0 0 1												
Frank Robinson, R (1, 9) OBP: 0.428, SLG: 0.618		4-0 1B BB		0-0 F4		0-0 BB BB 1B		0-0 5-3 1-2		3 0 1 1 1 0 1												
Brooks Robinson, R (1, 5) OBP: 0.320, SLG: 0.414		0-0 CS 1-2 1B		0-0 F4		4-0 BB BB 1-2 BB		0-0 F6		3 0 1 0 1 0 1												
Davey Johnson, R (1, 4) OBP: 0.322, SLG: 0.371		0-0 F3		0-3 K		4-0 1-2 2-3 BB		0-0 F8		3 0 0 0 1 1 3												
Sam Bowens, R (1, 7) OBP: 0.216, SLG: 0.240		0-3 K			0-3 K	0-0 F5			0-0 4-3	3 0 0 0 0 2 5												
Russ Snyder, L (9, PH) OBP: 0.314, SLG: 0.341		1-2 K								1 0 0 0 0 0 0												
Andy Etchebarren, R (1, 2) OBP: 0.300, SLG: 0.329			0-0 SH5-4 1B		0-0 F8	0-0 F8			0-0 F8	3 1 1 0 0 0 3												
Dave May, L (9, PH) OBP: 0.161, SLG: 0.233										1 0 0 0 0 0 0												
Tom Phoebus, R (1, 1) OBP: 0.203, SLG: 0.230			0-0 SH5-4		0-0 1B		0-3 K		0-0 4-3	2 0 1 0 0 1 0												
Eddie Watt, R (7, 1) OBP: 0.250, SLG: 0.333										0 0 0 0 0 0 0												
Boog Powell, L (9, PH) OBP: 0.323, SLG: 0.362										1 0 0 0 0 0 0												
Inning Stats	R: 0 E: 0 K: 0 S: 3	H: 0 LOB: 0 BB: 0 P: 3	R: 0 E: 0 K: 1 S: 5	H: 1 LOB: 2 BB: 1 P: 9	R: 1 E: 0 K: 0 S: 5	H: 2 LOB: 1 BB: 0 P: 5	R: 0 E: 0 K: 1 S: 5	H: 0 LOB: 0 BB: 0 P: 5	R: 0 E: 0 K: 1 S: 6	H: 1 LOB: 1 BB: 0 P: 6	R: 1 E: 0 K: 0 S: 5	H: 2 LOB: 3 BB: 2 P: 13	R: 0 E: 0 K: 1 S: 5	H: 1 LOB: 0 BB: 0 P: 5	R: 0 E: 0 K: 0 S: 4	H: 1 LOB: 1 BB: 0 P: 4	R: 0 E: 0 K: 0 S: 3	H: 0 LOB: 0 BB: 0 P: 3	1B: 7 2B: 2 3B: 1 HR: 0	SF: 0 SAC: 1 DP: 2 HBP: 0	WP: 0 PB: 0 SB: 0 CS: 1	PA: 36
PITCHER	IP WLS BF H R ER SO BB IBB HBP BLK WP HR S P ERA WHIP																					
Gary Peters, L (1, 1) ERA: 2.19	7.0 W 29 7 2 2 4 3 0 0 0 0 0 0 34 46 2.57 1.429																					
Bob Locker, R (8, 1) ERA: 2.21	2.0 S 7 1 0 0 0 0 0 0 0 0 0 0 7 7 0.00 0.500																					



Batter	1	2	3	4	5	6	7	8	9
Walt Williams, R OBP: 0.308, SLG: 0.381 (1, 7) X	0-0 6-3 ①		4-0 BB BB BB		0-0 5-3 ① X		4-0 BB BB BB		
Don Buford, S OBP: 0.316, SLG: 0.299 (1, 5) X	0-0 4-3 ②		0-3 K ③		0-0 F7 ② X		0-0 1-H 2-H 2B 1B ②		
Pete Ward, L OBP: 0.351, SLG: 0.411 (1, 3) X	0-0 F8 ③			0-0 G3 ① X	0-0 F7 ③ X		0-0 BB 2-H 2B ②		
Rocky Colavito, R OBP: 0.351, SLG: 0.383 (1, 9)		4-0 BB BB BB		0-0 1B F9 1B ①		0-0 5-3 ① X	4-0 BB BB BB		
Joe Horlen, R OBP: 0.155, SLG: 0.161 (7, PR)									
Bob Locker, S OBP: 0.155, SLG: 0.161 (8, 1)									
Tommie Agee, R OBP: 0.303, SLG: 0.377 (1, 8)		0-3 K ①		0-0 F9 ② X		0-0 4-3 2B ② X	4-0 1-2 2-3 BB ③		
Wayne Causey, L OBP: 0.306, SLG: 0.293 (1, 4)		0-0 G6-4-3 1B ② X		4-0 1B E BB ①		0-0 4-3 2-3 ② X	0-0 3-1 ③		
Jerry McNertney, R OBP: 0.291, SLG: 0.387 (1, 2)		0-0 G6-4-3 ② ③ X		0-0 E7 1B ① X		0-3 K ③		0-0 F9 ① X	
Smoky Burgess, L OBP: 0.294, SLG: 0.293 (8, PH)									
J.C. Martin, L OBP: 0.349, SLG: 0.383 (9, 2)									
Ron Hansen, R OBP: 0.306, SLG: 0.312 (1, 6)			0-0 F4 ① X		4-0 BB BB BB		4-0 SH2-4 1B BB ① X	0-0 1-3 ②	
Sandy Alomar Sr., S OBP: 0.097, SLG: 0.097 (7, PR)									
Gary Peters, L OBP: 0.262, SLG: 0.358 (1, 1)			0-3 K2-3 ② X		0-0 1-3 ③ X		0-0 SH2-4 1-2 ① X	0-0 1-6-3 ③	
Ken Berry, R OBP: 0.313, SLG: 0.325 (8, 9)									

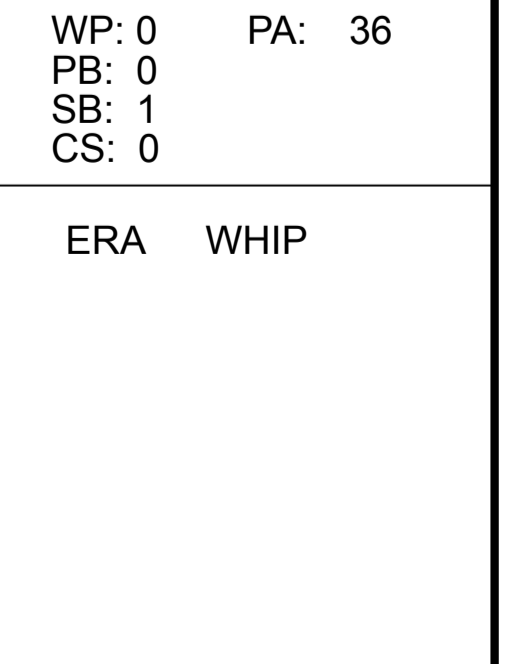
AB	R	H	RBI	BB	SO	LOB
2	0	0	0	2	0	0
4	1	1	1	0	1	1
4	0	1	1	0	0	0
2	1	1	0	2	0	0
0	0	0	0	0	0	0
0	0	0	0	0	0	0
3	0	1	0	1	1	2
3	1	1	0	1	0	4
3	0	1	1	0	1	3
1	0	0	0	2	0	0
1	1	0	0	0	0	0
2	0	0	0	0	1	2
1	0	0	0	0	0	0

AB	27
R	4
H	6
RBI	3
BB	8
SO	4
LOB	12

WP	PA
0	36

Inning Stats	R	H	E	K	S	P	IP	WLS	BF	H	R	ER	SO	BB	IBB	HBP	BLK	WP	HR	S	P	ERA	WHIP
Tom Phoebus, R ERA: 2.99 (1, 1)	0	0	0	0	3	4	6.2	L	30	6	4	3	4	6	0	0	0	0	0	32	56	4.05	1.800
Eddie Watt, R ERA: 2.22 (7, 1)	0	0	0	0	0	0	1.1		6	0	0	0	0	1	1	0	0	0	4	12	0.00	0.750	

Baltimore Orioles @ Chicago White Sox
 Comiskey Park, Chicago, IL
 Sun Aug 20 1967, 4:33 AM EDT
 Unknown



Batter	1	2	3	4	5	6	7	8	9	AB R H RBI BB SO LOB	TOP															
Curt Blefary, L (1, 3) OBP: 0.333, SLG: 0.433	1-0 BB HBP		0-0 F7		0-0 1B 1B		0-0 F4			3 0 1 0 0 0 1																
Luis Aparicio, R (1, 6) OBP: 0.292, SLG: 0.335	0-0 F9		0-0 6-3		0-0 1B			0-0 F8		4 0 1 0 0 0 1																
Paul Blair, R (1, 8) OBP: 0.351, SLG: 0.460	0-0 F4		0-0 F8		0-0 F8			0-0 F8-3 1B		4 0 1 0 0 0 3																
Frank Robinson, R (1, 9) OBP: 0.426, SLG: 0.612	4-0 FC6-4 1-2 BB			0-0 6-3		0-3 K		0-0 F8-3 1-2		3 0 0 0 1 1 1																
Brooks Robinson, R (1, 5) OBP: 0.319, SLG: 0.412	0-0 FC6-4 1-2f			0-0 4-3 1B		0-0 F6			0-0 6-3	4 0 1 0 0 0 2																
Davey Johnson, R (1, 4) OBP: 0.321, SLG: 0.372		0-0 1B 2B		0-0 4-3 1-2		0-0 F8			0-3 K	4 1 1 0 0 1 1																
Russ Snyder, L (1, 7) OBP: 0.313, SLG: 0.339		0-0 G1-6-3 2-H 1B		0-0 F8			0-0 F8		0-0 4-3	4 0 1 1 0 0 1																
Andy Etchebarren, R (1, 2) OBP: 0.300, SLG: 0.326		0-0 G1-6-3 1-2f			0-0 6-3		4-0 BB BB BB			2 0 0 0 1 0 1																
Wally Bunker, R (1, 1) OBP: 0.042, SLG: 0.042		0-0 6-3			0-3 K		0-3 K			3 0 0 0 0 2 1																
Inning Stats	R: 0 E: 0 K: 0 S: 3	H: 0 LOB: 2 BB: 1 P: 8	R: 1 E: 0 K: 0 S: 4	H: 2 LOB: 0 BB: 0 P: 4	R: 0 E: 0 K: 0 S: 3	H: 0 LOB: 1 BB: 0 P: 3	R: 0 E: 0 K: 0 S: 4	H: 1 LOB: 1 BB: 0 P: 4	R: 0 E: 0 K: 1 S: 7	H: 2 LOB: 2 BB: 0 P: 7	R: 0 E: 0 K: 1 S: 5	H: 0 LOB: 0 BB: 0 P: 5	R: 0 E: 0 K: 1 S: 5	H: 0 LOB: 1 BB: 1 P: 9	R: 0 E: 0 K: 0 S: 3	H: 1 LOB: 0 BB: 0 P: 3	R: 0 E: 0 K: 1 S: 5	H: 0 LOB: 0 BB: 0 P: 5	1B: 5 2B: 2 3B: 0 HR: 0	SF: 0 SAC: 0 DP: 2 HBP: 1	WP: 0 PB: 0 SB: 0 CS: 0	PA: 34				
PITCHER	IP WLS BF H R ER SO BB IBB HBP BLK WP HR S P ERA WHIP																									
Tommy John, L (1, 1) ERA: 2.22	4.2	20	5	1	1	1	1	1	0	1	0	0	20	25	1.93	1.286										
Don McMahon, R (5, 1) ERA: 1.87	4.1	14	1	0	0	3	1	0	0	0	0	0	19	23	0.00	0.462										

Baltimore Orioles @ Chicago White Sox
Comiskey Park, Chicago, IL
 Sun Aug 20 1967, 4:38 AM EDT
 Att. 23,438 - Unknown

AB	31
R	1
H	6
RBI	1
BB	2
SO	4
LOB	12



livebaseballscorecards.com

Batter	1	2	3	4	5	6	7	8	9	AB	R	H	RBI	BB	SO	LOB
--------	---	---	---	---	---	---	---	---	---	----	---	---	-----	----	----	-----

Walt Williams, R <small>OBP: 0.309, SLG: 0.381</small> (1, 7) X 	0-0 		0-3 			0-0 				3	1	1	0	0	1	1
Don Buford, S <small>OBP: 0.314, SLG: 0.296</small> (1, 5) X 	0-0 		0-0 			0-0 				3	0	0	0	0	0	1
Pete Ward, L <small>OBP: 0.351, SLG: 0.420</small> (1, 3) X 	0-0 			0-0 				0-0 		3	1	1	2	0	0	0
Rocky Colavito, R <small>OBP: 0.351, SLG: 0.380</small> (1, 9) X Ken Berry, R <small>OBP: 0.313, SLG: 0.325</small> (8, 9) X 	0-0 			4-0 				0-0 		2	0	0	0	1	0	0
Tommie Agee, R <small>OBP: 0.303, SLG: 0.377</small> (1, 8) X 	0-0 			0-0 				0-0 		3	0	1	0	0	0	1
Wayne Causey, L <small>OBP: 0.302, SLG: 0.289</small> (1, 4) X 		0-0 			0-0 			0-0 		3	0	0	0	0	0	0
Jerry McNertney, R <small>OBP: 0.283, SLG: 0.377</small> (1, 2) X 		0-0 			0-0 			0-0 		3	0	0	0	0	0	0
Ron Hansen, R <small>OBP: 0.304, SLG: 0.310</small> (1, 6) X 		0-0 			0-0 			0-0 		3	0	0	0	0	0	0
Tommy John, R <small>OBP: 0.146, SLG: 0.150</small> (1, 1) X Don McMahon, R <small>OBP: 0.200, SLG: 0.200</small> (5, 1) X 			0-0 			0-0 				1	0	0	0	0	0	0
										1	0	1	0	0	0	0

Inning Stats	R: 2 E: 0 K: 0 S: 5	H: 2 LOB: 0 BB: 0 P: 5	R: 0 E: 0 K: 0 S: 3	H: 0 LOB: 0 BB: 0 P: 3	R: 0 E: 0 K: 1 S: 5	H: 0 LOB: 0 BB: 0 P: 5	R: 0 E: 0 K: 0 S: 2	H: 0 LOB: 0 BB: 1 P: 6	R: 0 E: 0 K: 0 S: 3	H: 0 LOB: 0 BB: 0 P: 3	R: 0 E: 0 K: 0 S: 3	H: 1 LOB: 0 BB: 0 P: 3	R: 0 E: 0 K: 0 S: 3	H: 1 LOB: 1 BB: 0 P: 3	R: 0 E: 0 K: 0 S: 3	H: 0 LOB: 0 BB: 0 P: 3	1B: 3 2B: 0 3B: 0 HR: 1	SF: 0 SAC: 0 DP: 2 HBP: 0	WP: 0 PB: 0 SB: 0 CS: 0	PA: 26
--------------	------------------------------	---------------------------------	------------------------------	---------------------------------	------------------------------	---------------------------------	------------------------------	---------------------------------	------------------------------	---------------------------------	------------------------------	---------------------------------	------------------------------	---------------------------------	------------------------------	---------------------------------	----------------------------------	------------------------------------	----------------------------------	--------

PITCHER	Wally Bunker, R <small>ERA: 3.32</small> (1, 1)	IP: 8.0 WLS: L BF: 26 H: 4 R: 2 ER: 2 SO: 1 BB: 1 IBB: 0 HBP: 0 BLK: 0 WP: 0 HR: 1 S: 27 P: 31 ERA: 2.25 WHIP: 0.625			PITCHER		IP: 0.0 WLS: 0 BF: 0 H: 0 R: 0 ER: 0 SO: 0 BB: 0 IBB: 0 HBP: 0 BLK: 0 WP: 0 HR: 0 S: 0 P: 0 ERA: 0.00 WHIP: 0.00
---------	--	--	--	--	---------	--	--

BOTTOM

Baltimore Orioles @ Chicago White Sox
 Comiskey Park, Chicago, IL
 Sun Aug 20 1967, 4:38 AM EDT
 Att. 23,438 - Unknown

AB	25
R	2
H	4
RBI	2
BB	1
SO	1
LOB	3




WP: 0	PA: 26
ERA: 0.00	WHIP: 0.00

Batter	1	2	3	4	5	6	7	8	9	AB R H RBI BB SO LOB	TOP																													
Bert Campaneris, R (1, 6) OBP: 0.303, SLG: 0.326	0-0 6-3		0-0 4-3		0-0 F6			0-3 K		4 0 0 0 0 1 1																														
Jim Gosger, L (1, 9) OBP: 0.343, SLG: 0.357	0-3 K			0-0 1B E	0-0 G3			0-0 5-3		4 1 1 0 0 1 1																														
John Donaldson, L (1, 4) OBP: 0.355, SLG: 0.346	0-0 6-3			0-0 1B E		0-0 4-3			0-0 G4-6-3 1B	4 1 2 0 0 0 0																														
Ray Webster, L (1, 3) OBP: 0.319, SLG: 0.395		0-0 E1 FC5-4		0-0 E4 L4-3		0-0 F9		0-0 G4-6-3 1-2f		4 0 0 1 0 0 2																														
Danny Cater, R (1, 7) OBP: 0.310, SLG: 0.336		0-0 F8		0-0 L4-3 1-2		0-0 1-3		0-0 5-3		4 0 0 0 0 0 3																														
Rick Monday, L (1, 8) OBP: 0.323, SLG: 0.432		0-0 FC5-4 1-2f		0-0 1B 3-H			0-3 K			3 0 1 1 0 1 1																														
Dick Green, R (1, 5) OBP: 0.279, SLG: 0.284		0-0 1-3		0-0 F6			0-3 K			3 0 0 0 0 1 2																														
Phil Roof, R (1, 2) OBP: 0.288, SLG: 0.360			0-3 K		0-0 SH3-4 1B		0-0 6-3			3 0 1 0 0 1 0																														
Chuck Dobson, R (1, 1) OBP: 0.212, SLG: 0.212			0-0 5-3		0-0 SH3-4			0-0 1-3		2 0 0 0 0 0 0																														
Tony Pierce, R (8, 1)										0 0 0 0 0 0 0																														
Jack Aker, R (8, 1) OBP: 0.143, SLG: 0.143										0 0 0 0 0 0 0																														
Inning Stats	R: 0 E: 0 K: 1 S: 5	H: 0 LOB: 0 BB: 0 P: 5	R: 0 E: 1 K: 0 S: 4	H: 0 LOB: 1 BB: 0 P: 4	R: 0 E: 0 K: 1 S: 5	H: 0 LOB: 0 BB: 0 P: 5	R: 2 E: 1 K: 0 S: 6	H: 3 LOB: 1 BB: 0 P: 6	R: 0 E: 0 K: 0 S: 4	H: 1 LOB: 1 BB: 0 P: 4	R: 0 E: 0 K: 0 S: 3	H: 0 LOB: 0 BB: 0 P: 3	R: 0 E: 0 K: 2 S: 7	H: 0 LOB: 0 BB: 0 P: 7	R: 0 E: 0 K: 1 S: 5	H: 0 LOB: 0 BB: 0 P: 5	R: 0 E: 0 K: 0 S: 3	H: 1 LOB: 0 BB: 0 P: 3	1B: 5 2B: 1 3B: 0 HR: 0	SF: 0 SAC: 1 DP: 2 HBP: 0	WP: 0 PB: 0 SB: 0 CS: 0	PA: 32																		
PITCHER Gene Brabender, R (1, 1) ERA: 2.5	IP 9.0	WLS W	BF 32	H 5	R 2	ER 1	SO 5	BB 0	IBB 0	HBP 0	BLK 0	WP 0	HR 0	S 42	P 42	ERA 1.00	WHIP 0.556						PITCHER	IP 9.0	WLS W	BF 32	H 5	R 2	ER 1	SO 5	BB 0	IBB 0	HBP 0	BLK 0	WP 0	HR 0	S 42	P 42	ERA 1.00	WHIP 0.556

Kansas City Athletics @ Baltimore Orioles
Memorial Stadium, Baltimore, MD
 Mon Aug 21 1967, 7:05 PM EDT
 Att. 6,272 - Unknown

livebaseballscorecards.com

AB	31
R	2
H	5
RBI	2
BB	0
SO	5
LOB	10



Batter	1	2	3	4	5	6	7	8	9	AB	R	H	RBI	BB	SO	LOB
Luis Aparicio, R OBP: 0.290, SLG: 0.332 (1, 6)	0-0 F9		0-0 F9		0-0 5-3		0-0 F9			4	0	0	0	0	0	0
Russ Snyder, L OBP: 0.313, SLG: 0.338 (1, 9)	0-0 4-3		0-0 1B		0-0 E4 1B		0-0 6-3			4	0	1	0	0	0	0
Paul Blair, R OBP: 0.350, SLG: 0.463 (1, 8)	0-3 K		0-0 F7		0-0 F9			0-0 2B 3B		4	1	1	0	0	1	2
Frank Robinson, R OBP: 0.429, SLG: 0.625 (1, 7)		0-0 5-3		0-0 HR	0-0 1B			0-0 SH1 HR 2B		4	2	3	2	0	0	0
Curt Blefary, L OBP: 0.333, SLG: 0.431 (1, 3)		4-0 FC5 1B BB		0-3 K	0-0 G3			0-0 SH1		2	0	0	0	1	1	2
Brooks Robinson, R OBP: 0.321, SLG: 0.419 (1, 5)		0-0 F7		0-0 1B 1B		0-0 F8		0-0 HR		4	2	2	2	0	0	1
Davey Johnson, R OBP: 0.320, SLG: 0.371 (1, 4)		0-0 1B		0-0 1-3		0-0 6-3		0-0 5-3		4	0	1	0	0	0	1
Mark Belanger, R OBP: 0.259, SLG: 0.264 (9, 4)		1-2 1B		1-2						0	0	0	0	0	0	0
Andy Etchebarren, R OBP: 0.299, SLG: 0.325 (1, 2)		0-0 FC5		0-0 1B		0-0 F8		0-0 F7		4	0	1	1	0	0	2
Gene Brabender, R OBP: 0.125, SLG: 0.067 (1, 1)			0-0 2-3		0-0 6-3		0-3 K			3	0	0	0	0	1	1

Inning Stats	R: 0	H: 0	E: 0	K: 1	S: 5	LOB: 0	BB: 0	P: 5	R: 0	H: 1	E: 0	K: 0	S: 4	LOB: 2	BB: 1	P: 8	R: 0	H: 1	E: 0	K: 0	S: 4	LOB: 1	BB: 0	P: 4	R: 2	H: 3	E: 0	K: 1	S: 8	LOB: 1	BB: 0	P: 8	R: 0	H: 1	E: 1	K: 0	S: 5	LOB: 2	BB: 0	P: 5	R: 0	H: 0	E: 0	K: 0	S: 3	LOB: 0	BB: 0	P: 3	R: 0	H: 0	E: 0	K: 1	S: 5	LOB: 0	BB: 0	P: 5	R: 3	H: 3	E: 0	K: 0	S: 6	LOB: 0	BB: 0	P: 6
1B: 5	SF: 0	2B: 1	SAC: 1	3B: 1	DP: 0	HR: 2	HBP: 0	WP: 0	PA: 35	PB: 0	SB: 0	CS: 0																																																				

PITCHER	IP	WLS	BF	H	R	ER	SO	BB	IBB	HBP	BLK	WP	HR	S	P	ERA	WHIP
Chuck Dobson, R ERA: 3.85 (1, 1)	7.0	L	31	8	4	4	3	1	0	0	0	0	1	36	40	5.14	1.286
Tony Pierce, L ERA: 3.34 (8, 1)	0.1		1	0	0	0	0	0	0	0	0	0	0	1	1	0.00	0.000
Jack Aker, R ERA: 4.2 (8, 1)	0.2		3	1	1	1	0	0	0	0	0	0	1	3	3	13.50	1.500

BOTTOM

Kansas City Athletics @ Baltimore Orioles
Memorial Stadium, Baltimore, MD
Mon Aug 21 1967, 7:05 PM EDT
Att. 6,272 - Unknown

livebaseballscorecards.com


AB	33
R	5
H	9
RBI	5
BB	1
SO	3
LOB	9



Batter	1	2	3	4	5	6	7	8	9	AB R H RBI BB SO LOB	TOP									
Bert Campaneris, R (1, 6) OBP: 0.302, SLG: 0.328	0-0 4-3		0-0 FC6-4			0-0 1B 1B		0-0 6-3		4 1 1 0 0 0 1										
Mike Hershberger, R (1, 9) OBP: 0.341, SLG: 0.338	0-0 F3		0-0 CS	0-0 1B 1B		0-0 1B 1B		0-0 F9		4 0 2 0 0 0 0										
John Donaldson, L (1, 4) OBP: 0.362, SLG: 0.351	0-0 L6			0-0 1B G5-4-3		0-0 1B FC6-4			4-0 FC1-6 BB	3 0 2 1 1 0 0										
Ray Webster, L (1, 3) OBP: 0.318, SLG: 0.397		0-0 FC3-5 2B		0-3 K		0-0 F9			0-0 FC1-6	4 0 1 0 0 1 5										
Danny Cater, R (1, 7) OBP: 0.307, SLG: 0.333		0-0 FC3-5 FC6-4		0-0 G5-4-3		0-0 FC6-4			0-3 K	4 0 0 0 0 1 6										
Jim Gosger, L (1, 8) OBP: 0.338, SLG: 0.352		0-0 F8			0-0 4-3				0-3 K	4 0 0 0 0 1 2										
Dick Green, R (1, 5) OBP: 0.277, SLG: 0.281		0-0 FC6-4			0-0 F8				0-0 F3	3 0 0 0 0 0 1										
Phil Roof, R (1, 2) OBP: 0.288, SLG: 0.358			4-0 FC6-4 BB		0-3 K				0-0 F8	2 0 0 0 1 1 0										
Blue Moon Odom, R (1, 1) OBP: 0.261, SLG: 0.227			0-3 K			0-3 K			0-0 F6	2 0 0 0 0 2 1										
Rick Monday, L (8, PH) OBP: 0.322, SLG: 0.431										1 0 0 0 0 0 0										
Diego Segui, R (8, 1)										0 0 0 0 0 0 0										
Inning Stats	R: 0 E: 0 K: 0 S: 3	H: 0 LOB: 0 BB: 0 P: 3	R: 0 E: 0 K: 0 S: 4	H: 1 LOB: 1 BB: 0 P: 4	R: 0 E: 0 K: 1 S: 4	H: 0 LOB: 0 BB: 1 P: 8	R: 0 E: 0 K: 1 S: 6	H: 2 LOB: 1 BB: 0 P: 6	R: 0 E: 0 K: 1 S: 5	H: 0 LOB: 0 BB: 0 P: 5	R: 1 E: 0 K: 1 S: 8	H: 3 LOB: 2 BB: 0 P: 8	R: 0 E: 0 K: 0 S: 3	H: 0 LOB: 0 BB: 0 P: 3	R: 0 E: 0 K: 2 S: 7	H: 0 LOB: 0 BB: 1 P: 11	1B: 4 2B: 2 3B: 0 HR: 0	SF: 0 SAC: 0 DP: 1 HBP: 0	WP: 0 PB: 0 SB: 0 CS: 1	PA: 34
PITCHER	IP WLS BF H R ER SO BB IBB HBP BLK WP HR S P ERA WHIP																			
Jim Hardin, R (1, 1) ERA: 2.48	8.0 W 30 6 1 1 4 2 0 0 0 0 0 0 36 44 1.12 1.000																			
Moe Drabowsky, R (9, 1) ERA: 1.39	1.0 S 3 0 0 0 2 0 0 0 0 0 0 0 7 7 0.00 0.000																			

Kansas City Athletics @ Baltimore Orioles
Memorial Stadium, Baltimore, MD
 Tue Aug 22 1967, 7:05 PM EDT
 Unknown

AB	31
R	1
H	6
RBI	1
BB	2
SO	6
LOB	16



Batter	1	2	3	4	5	6	7	8	9
Luis Aparicio, R OBP: 0.289, SLG: 0.333 (1, 6)	0-0 SH1-3 PB 2B	0-0 F8			0-0 F7		0-0 F2		
Russ Snyder, L OBP: 0.313, SLG: 0.337 (1, 9) (4, 8)	0-0 SH1-3 2-3		0-0 4-3		0-0 F8		0-0 1-3 1B		
Paul Blair, R OBP: 0.351, SLG: 0.462 (1, 8) Dave May, L OBP: 0.152, SLG: 0.219 (4, 9)	0-0 F6 3-H		1-0 G6-4-3 HBP		0-0 G3		0-0 1-3 1-2		
Frank Robinson, R OBP: 0.432, SLG: 0.628 (1, 7)	4-0 BB BB		0-0 G6-4-3 1-2f		0-0 2B 2B		4-0 IBB		
Curt Blefary, L OBP: 0.334, SLG: 0.430 (1, 3)	4-0 1-2 BB			0-0 5-4-3 1B		0-0 F2 5/5	0-3 K		
Brooks Robinson, R OBP: 0.318, SLG: 0.416 (1, 5)	0-3 K			0-0 5-4-3 1-2		0-0 F9	0-0 F7		
Davey Johnson, R OBP: 0.320, SLG: 0.372 (1, 4)		0-0 F8		0-0 5-3		0-0 2B 2-H	0-0 5-3		
Andy Etchebarren, R OBP: 0.305, SLG: 0.324 (1, 2)		4-0 BB		4-0 IBB		4-0 IBB	0-0 F9		
Jim Hardin, R OBP: 0.059, SLG: 0.063 (1, 1) Moe Drabowsky, R OBP: 0.400, SLG: 0.368 (9, 1) Mark Belanger, R OBP: 0.259, SLG: 0.264 (9, 4)		0-3 K		0-3 K		0-0 F3			

AB	R	H	RBI	BB	SO	LOB
4	1	1	0	0	0	1
3	0	1	0	0	0	0
1	0	0	0	0	0	0
2	0	0	0	0	0	1
2	1	1	0	2	0	1
3	0	1	0	1	1	3
4	0	0	0	0	1	4
4	0	1	1	0	0	1
1	0	0	0	3	0	0
3	0	0	0	0	2	5
0	0	0	0	0	0	0
0	0	0	0	0	0	0

AB	R	H	RBI	BB	SO	LOB
27	2	5	1	6	4	16

Inning Stats		R	H	E	K	S	R	H	E	K	S	R	H	E	K	S	R	H	E	K	S	R	H	E	K	S
1	2	1	1	0	1	6	0	0	0	0	2	0	0	0	0	3	0	0	0	0	0	0	0	0	0	0
2	3	0	0	0	1	5	0	0	0	0	9	0	0	0	0	3	0	0	0	0	0	0	0	0	0	0
3	3	0	0	0	0	2	0	0	0	0	3	0	0	0	0	3	0	0	0	0	0	0	0	0	0	0
4	3	0	1	0	1	6	0	0	0	0	10	0	0	0	0	3	0	0	0	0	0	0	0	0	0	0
5	3	0	0	0	0	3	0	0	0	0	3	0	0	0	0	3	0	0	0	0	0	0	0	0	0	0
6	3	1	2	0	0	5	0	0	0	0	9	0	0	0	0	3	0	0	0	0	0	0	0	0	0	0
7	3	0	1	0	1	6	0	0	0	0	10	0	0	0	0	3	0	0	0	0	0	0	0	0	0	0
8	3	0	0	0	0	3	0	0	0	0	3	0	0	0	0	3	0	0	0	0	0	0	0	0	0	0
9	3	0	0	0	0	3	0	0	0	0	3	0	0	0	0	3	0	0	0	0	0	0	0	0	0	0


PITCHER	IP	WLS	BF	H	R	ER	SO	BB	IBB	HBP	BLK	WP	HR	S	P	ERA	WHIP
Blue Moon Odom, R ERA: 4.76 (1, 1)	7.0	L	32	5	2	1	4	3	3	1	0	0	0	33	58	1.29	1.143
Diego Segui, R ERA: 2.5 (8, 1)	1.0		3	0	0	0	0	0	0	0	0	0	0	3	3	0.00	0.000

PITCHER	IP	WLS	BF	H	R	ER	SO	BB	IBB	HBP	BLK	WP	HR	S	P	ERA	WHIP

Kansas City Athletics @ Baltimore Orioles
Memorial Stadium, Baltimore, MD
 Tue Aug 22 1967, 7:05 PM EDT
 Unknown

livebaseballscores.com

AB 27
R 2
H 5
RBI 1
BB 6
SO 4
LOB 16



Batter	1	2	3	4	5	6	7	8	9	AB R H RBI BB SO LOB	TOP											
Bert Campaneris, R (1, 6) OBP: 0.301, SLG: 0.327	0-0 F8			0-0 F8	0-0 5-3		0-0 5-3		0-0 E6 E 1B	5 1 1 0 0 0 3	Kansas City Athletics @ Baltimore Orioles Memorial Stadium, Baltimore, MD Tue Aug 22 1967, 7:05 PM EDT Att. 8,353 - Unknown livebaseballscorecards.com											
Mike Hershberger, R (1, 9) OBP: 0.342, SLG: 0.337	0-0 6-3			0-0 F7		0-0 L5	4-0 2B BB	0-0 E3 1-3 1B 2-H	4 1 1 1 1 0 0													
John Donaldson, L (1, 4) OBP: 0.358, SLG: 0.352	0-3 K			0-0 6-3		0-0 3-1	0-0 2B	0-0 1-3 2-3	5 0 1 2 0 1 1													
Ray Webster, L (1, 3) OBP: 0.319, SLG: 0.392		0-0 L4			4-0 1B 1B BB	4-0 1B BB	0-0 F8	0-0 4-3	3 1 0 0 2 0 2													
Danny Cater, R (1, 7) OBP: 0.310, SLG: 0.340		0-0 1-3			0-0 1B 1B	0-0 BB 1B		0-0 4-3 2B 3B	5 2 3 0 0 0 1													
Jim Gosger, L (1, 8) OBP: 0.343, SLG: 0.359		0-0 4-3			0-0 SH3-4 1B 1-2 3-H	4-0 BB		0-0 2B	3 0 2 2 1 0 0													
Dick Green, R (1, 5) OBP: 0.276, SLG: 0.281			0-0 F8		0-0 SH3-4 1B 1-2 2-H	0-3 K		0-0 6-3	4 0 1 1 0 1 4													
Ken Suarez, R (1, 2) OBP: 0.361, SLG: 0.429			0-3 K		0-0 SH3-4 1-2 2-3		0-0 FC3-6 1B	0-3 K	3 0 1 0 0 2 1													
Catfish Hunter, R (1, 1) OBP: 0.186, SLG: 0.314 Roberto Rodriguez, R (9, 1)			0-0 F8		0-0 F2		0-0 FC3-6 2B 1-2f	0-0 F9	4 1 0 0 0 0 4 0 0 0 0 0 0 0													
Inning Stats	R: 0 E: 0 K: 1 S: 5	H: 0 LOB: 0 BB: 0 P: 5	R: 0 E: 0 K: 0 S: 3	H: 0 LOB: 0 BB: 0 P: 3	R: 0 E: 0 K: 1 S: 5	H: 0 LOB: 0 BB: 0 P: 5	R: 0 E: 0 K: 0 S: 3	H: 0 LOB: 0 BB: 0 P: 3	R: 2 E: 0 K: 0 S: 6	H: 3 LOB: 2 BB: 1 P: 10	R: 0 E: 0 K: 1 S: 6	H: 1 LOB: 3 BB: 2 P: 14	R: 2 E: 0 K: 0 S: 5	H: 2 LOB: 1 BB: 1 P: 9	R: 1 E: 0 K: 1 S: 7	H: 2 LOB: 1 BB: 0 P: 7	R: 1 E: 2 K: 0 S: 5	H: 2 LOB: 1 BB: 0 P: 5	1B: 7 2B: 2 3B: 1 HR: 0	SF: 0 SAC: 1 DP: 0 HBP: 0	WP: 1 PB: 0 SB: 0 CS: 0	PA: 41
PITCHER	IP WLS BF H R ER SO BB IBB HBP BLK WP HR S P ERA WHIP												PITCHER	IP WLS BF H R ER SO BB IBB HBP BLK WP HR S P ERA WHIP								
Bill Dillman, R (1, 1) ERA: 4.3	4.1 L 17 3 2 2 2 1 0 0 0 0 0 0 20 24 4.15 0.923																					
Eddie Watt, R (5, 1) ERA: 2.44	3.2 19 5 3 3 2 3 0 0 0 1 0 20 32 7.36 2.182																					
John Buzhardt, R (9, 1) ERA: 4.01	1.0 5 2 1 1 0 0 0 0 0 0 0 0 5 5 9.00 2.000																					



Batter	1	2	3	4	5	6	7	8	9	AB	R	H	RBI	BB	SO	LOB	BOTTOM										
Luis Aparicio, R (1, 6) OBP: 0.289, SLG: 0.333	0-0 F8		0-0 F5		0-0 E7 1B			0-0 F3		4	0	1	0	0	0	0	Kansas City Athletics @ Baltimore Orioles Memorial Stadium, Baltimore, MD Tue Aug 22 1967, 7:05 PM EDT Att. 8,353 - Unknown										
Russ Snyder, L (1, 8) OBP: 0.315, SLG: 0.335	4-0 BB		4-0 BB		0-0 4-3			0-0 F8		2	0	0	0	2	0	1											
Dave May, L (1, 9) OBP: 0.162, SLG: 0.222	0-3 K		0-0 F8					0-0 F6		4	1	1	0	0	1	2											
Frank Robinson, R (1, 7) OBP: 0.431, SLG: 0.622	0-3 K		0-0 5-3					0-3 K		3	0	0	0	1	2	2											
Curt Blefary, L (1, 3) OBP: 0.331, SLG: 0.426		0-0 F5		0-0 F9				0-0 F6		4	0	0	0	0	0	2											
Brooks Robinson, R (1, 5) OBP: 0.320, SLG: 0.417		0-0 1B		0-0 F5				0-0 5-3		4	0	2	1	0	0	0											
Davey Johnson, R (1, 4) OBP: 0.317, SLG: 0.369		0-0 F6		0-0 F8				0-0 F7		4	0	0	0	0	0	3											
Vic Roznovsky, L (1, 2) OBP: 0.231, SLG: 0.276		0-0 1-3 1B		0-0 1-3				0-0 F7		4	0	1	0	0	0	2											
Bill Dillman, R (1, 1) OBP: 0.179, SLG: 0.179		0-3 K		0-3 K				0-0 F5		1	0	0	0	0	1	2											
Eddie Watt, R (5, 1) OBP: 0.238, SLG: 0.316										1	0	0	0	0	1	0											
Boog Powell, L (8, PH) OBP: 0.322, SLG: 0.361										1	0	0	0	0	0	0											
John Buzhardt, R (9, 1) OBP: 0.200, SLG: 0.200										0	0	0	0	0	0	0											
Inning Stats	R: 0 E: 0 K: 2 S: 7	H: 0 LOB: 1 BB: 1 P: 11	R: 0 E: 0 K: 1 S: 7	H: 2 LOB: 2 BB: 0 P: 7	R: 0 E: 0 K: 0 S: 3	H: 0 LOB: 0 BB: 1 P: 7	R: 0 E: 0 K: 0 S: 3	H: 0 LOB: 0 BB: 0 P: 3	R: 0 E: 1 K: 1 S: 6	H: 1 LOB: 1 BB: 0 P: 6	R: 0 E: 0 K: 1 S: 5	H: 0 LOB: 0 BB: 0 P: 5	R: 0 E: 0 K: 0 S: 3	H: 0 LOB: 0 BB: 0 P: 3	R: 0 E: 0 K: 0 S: 3	H: 0 LOB: 0 BB: 0 P: 3	R: 0 E: 0 K: 0 S: 3	H: 0 LOB: 0 BB: 0 P: 3	R: 1 E: 0 K: 0 S: 5	H: 2 LOB: 2 BB: 1 P: 9	1B: 5 2B: 0 3B: 0 HR: 0	SF: 0 SAC: 0 DP: 0 HBP: 0	WP: 0 PB: 0 SB: 0 CS: 0	PA: 35			
PITCHER	IP	WLS	BF	H	R	ER	SO	BB	IBB	HBP	BLK	WP	HR	S	P	ERA	WHIP										
Catfish Hunter, R (1, 1) ERA: 2.89	8.1	W	33	5	1	1	5	3	0	0	0	0	0	40	52	1.08	0.960										
Roberto Rodriguez, R (9, 1) ERA: 2.35	0.2	S	2	0	0	0	0	0	0	0	0	0	0	2	2	0.00	0.000										

livebaseballscorecards.com

AB 32
R 1
H 5
RBI 1
BB 3
SO 5
LOB 14



Batter	1	2	3	4	5	6	7	8	9	AB R H RBI BB SO LOB	TOP													
Bert Campaneris, R (1, 6) OBP: 0.299, SLG: 0.324	0-0 F9		0-3 K			0-0 6-3		0-0 F8		4 0 0 0 0 1 1														
John Donaldson, L (1, 4) OBP: 0.361, SLG: 0.354	0-0 F9		0-0 F7			0-0 1B		0-0 2B 1B		4 0 2 0 0 0 1														
Mike Hershberger, R (1, 9) OBP: 0.346, SLG: 0.345	0-0 FC5-4 1B				0-0 1B	0-0 F8		0-0 2B		4 0 3 0 0 0 1														
Danny Cater, R (1, 7) OBP: 0.308, SLG: 0.337	0-0 FC5-4 1-2f				0-0 F8	0-3 K		0-3 K		4 0 0 0 0 2 5														
Ray Webster, L (1, 3) OBP: 0.322, SLG: 0.394		0-0 CS 1B			0-3 K		0-0 FC5-4 1B		0-0 L3	4 0 2 0 0 1 1														
Dick Green, R (1, 5) OBP: 0.273, SLG: 0.277		0-0 6-3 1-2			0-0 F8		0-0 F1		0-0 F8	4 0 0 0 0 0 3														
Jim Gosger, L (1, 8) OBP: 0.339, SLG: 0.354		0-0 3-1			0-0 F8		0-3 K		0-0 4-3	4 0 0 0 0 1 1														
Phil Roof, R (1, 2) OBP: 0.289, SLG: 0.361			0-0 2B		0-3 K		0-0 FC5-4 1-2f			3 0 1 0 0 1 1														
Jim Nash, R (1, 1) OBP: 0.145, SLG: 0.103			0-0 F3		0-3 K			0-0 F4		2 0 0 0 0 1 1														
Joe Nossek, R (8, PH) OBP: 0.206, SLG: 0.241										1 0 0 0 0 0 0														
Lew Krausse, R (8, 1) OBP: 0.175, SLG: 0.256										0 0 0 0 0 0 0														
Inning Stats	R: 0 E: 0 K: 0 S: 4	H: 1 LOB: 1 BB: 0 P: 4	R: 0 E: 0 K: 0 S: 3	H: 1 LOB: 0 BB: 0 P: 3	R: 0 E: 0 K: 1 S: 6	H: 1 LOB: 1 BB: 0 P: 6	R: 0 E: 0 K: 1 S: 6	H: 1 LOB: 1 BB: 0 P: 6	R: 0 E: 0 K: 1 S: 6	H: 1 LOB: 1 BB: 0 P: 6	R: 0 E: 0 K: 1 S: 7	H: 0 LOB: 0 BB: 0 P: 7	R: 0 E: 0 K: 1 S: 6	H: 1 LOB: 1 BB: 0 P: 6	R: 0 E: 0 K: 1 S: 6	H: 1 LOB: 1 BB: 0 P: 6	R: 0 E: 0 K: 1 S: 7	H: 2 LOB: 2 BB: 0 P: 7	R: 0 E: 0 K: 0 S: 3	H: 0 LOB: 0 BB: 0 P: 3	1B: 6 2B: 2 3B: 0 HR: 0	SF: 0 SAC: 0 DP: 0 HBP: 0	WP: 0 PB: 0 SB: 0 CS: 1	PA: 34
PITCHER Pete Richert, L (1, 1) ERA: 3.43	IP: 9.0 WLS: W BF: 34 H: 8 R: 0 ER: 0 SO: 7 BB: 0 IBB: 0 HBP: 0 BLK: 0 WP: 0 HR: 0 S: 48 P: 48 ERA: 0.00 WHIP: 0.889											PITCHER	IP: 9.0 WLS: W BF: 34 H: 8 R: 0 ER: 0 SO: 7 BB: 0 IBB: 0 HBP: 0 BLK: 0 WP: 0 HR: 0 S: 48 P: 48 ERA: 0.00 WHIP: 0.889											

Kansas City Athletics @ Baltimore Orioles
 Memorial Stadium, Baltimore, MD
 Wed Aug 23 1967, 7:05 PM EDT
 Att: 10,842 - Unknown

AB	34
R	0
H	8
RBI	0
BB	0
SO	7
LOB	15



Batter	1	2	3	4	5	6	7	8	9
Luis Aparicio, R OBP: 0.287, SLG: 0.329 (1, 6)	0-3 K	0-3 K			0-0 4-3		0-0 5-3		
Russ Snyder, L OBP: 0.314, SLG: 0.333 (1, 8)	0-0 F5		0-0 SH1-3 1B		0-0 F7		0-0 F6		
Curt Blefary, L OBP: 0.331, SLG: 0.425 (1, 9)	0-0 WP BB 1B		0-0 SH1-3 1-2		0-0 F5		0-0 4-3		
Frank Robinson, R OBP: 0.434, SLG: 0.625 (1, 7)	4-0 WP 1-2 BB		0-0 2-H 1B		0-0 6-3		0-0 2B		
Brooks Robinson, R OBP: 0.319, SLG: 0.414 (1, 5)	4-0 1-2 2-3 IBB		0-0 F6		0-0 1-3		0-0 F3		
Davey Johnson, R OBP: 0.316, SLG: 0.368 (1, 4)	0-3 K		0-0 F7		0-0 1B		0-0 F7		
Boog Powell, L OBP: 0.320, SLG: 0.358 (1, 3)		0-3 K		0-0 G3		0-0 F5			
Vic Roznovsky, L OBP: 0.222, SLG: 0.266 (1, 2)		0-0 G3		0-3 K		0-3 K			
Pete Richert, L OBP: 0.111, SLG: 0.116 (1, 1)		4-0 BB		0-0 F5		0-0 2B			

Inning Stats	R: 0 E: 0 K: 2 S: 8	H: 1 LOB: 3 BB: 2 P: 16	R: 0 E: 0 K: 2 S: 7	H: 0 LOB: 1 BB: 1 P: 11	R: 1 E: 0 K: 0 S: 5	H: 2 LOB: 1 BB: 0 P: 5	R: 0 E: 0 K: 1 S: 5	H: 0 LOB: 0 BB: 0 P: 5	R: 0 E: 0 K: 0 S: 3	H: 1 LOB: 1 BB: 0 P: 4	R: 0 E: 0 K: 1 S: 6	H: 1 LOB: 1 BB: 0 P: 6	R: 0 E: 0 K: 0 S: 4	H: 1 LOB: 1 BB: 0 P: 4
1B: 4 2B: 2 3B: 0 HR: 0	SF: 0 SAC: 1 DP: 0 HBP: 0	WP: 1 PB: 0 SB: 0 CS: 0	PA: 33											

PITCHER	IP	WLS	BF	H	R	ER	SO	BB	IBB	HBP	BLK	WP	HR	S	P	ERA	WHIP
Jim Nash, R ERA: 3.47 (1, 1)	7.0	L	29	5	1	1	6	2	1	0	0	1	0	38	50	1.29	1.000
Lew Krausse, R ERA: 4.22 (8, 1)	1.0		4	1	0	0	0	0	0	0	0	0	0	4	4	0.00	1.000

BOTTOM

Kansas City Athletics @ Baltimore Orioles
Memorial Stadium, Baltimore, MD
Wed Aug 23 1967, 7:05 PM EDT
Att. 10,842 - Unknown

livebaseballscorecards.com

AB	29
R	1
H	6
RBI	1
BB	3
SO	6
LOB	11



Batter	1	2	3	4	5	6	7	8	9	AB R H RBI BB SO LOB	TOP																									
Jose Cardenal, R (1, 8) OBP: 0.270, SLG: 0.347	0-3 K		0-0 F9			0-0 1B 2B	0-0 5-3			4 1 1 0 0 1 1																										
Jim Fregosi, R (1, 6) OBP: 0.357, SLG: 0.404	0-3 K			4-0 FC4-6 BB		4-0 1B HR BB		0-0 F9		2 1 0 0 2 1 0																										
Jimmie Hall, L (1, 9) OBP: 0.324, SLG: 0.438	0-0 3-1			0-0 FC4-6 G3 1-2f		0-0 HR 1B 1-3 2-H 3-H		0-3 K		4 1 1 2 0 1 1																										
Don Mincher, L (1, 3) OBP: 0.374, SLG: 0.495		0-0 G1		0-0 G3 1-2		0-0 HR 1-H 3-H		0-0 L3		4 1 1 3 0 0 1																										
Rick Reichardt, R (1, 7) OBP: 0.308, SLG: 0.378		0-0 P6-3 1B		0-0 F3		0-0 5-3			0-3 K	3 0 1 0 0 0 1																										
Bill Kelso, R (6, 1) OBP: 0.067, SLG: 0.067										0 0 0 0 0 0 0																										
Minnie Rojas, R (7, 1) OBP: 0.133, SLG: 0.071										0 0 0 0 0 0 0																										
Roger Repoz, L (7, 8) OBP: 0.330, SLG: 0.421										1 0 0 0 0 1 0																										
Tom Satriano, L (1, 5) OBP: 0.318, SLG: 0.333		0-0 P6-3 1-2f			0-0 6-3	0-0 4-3			0-0 4-3	4 0 0 0 0 0 1																										
Buck Rodgers, S (1, 2) OBP: 0.275, SLG: 0.296			0-0 F9		0-0 F9	0-0 4-3			0-0 4-3	4 0 0 0 0 0 0																										
Bobby Knoop, R (1, 4) OBP: 0.313, SLG: 0.370			0-3 K		0-0 F8		0-0 F8			3 0 0 0 0 1 0																										
Jim McGlothlin, R (1, 1) OBP: 0.176, SLG: 0.125			4-0 BB			0-0 2B 1B		0-0 F2		0 0 0 0 1 0 0																										
Bubba Morton, R (6, PH) OBP: 0.415, SLG: 0.403										2 1 1 0 0 0 0																										
Inning Stats	R: 0 E: 0 K: 2 S: 7	H: 0 LOB: 0 BB: 0 P: 7	R: 0 E: 0 K: 0 S: 3	H: 1 LOB: 0 BB: 0 P: 3	R: 0 E: 0 K: 1 S: 5	H: 0 LOB: 1 BB: 1 P: 9	R: 0 E: 0 K: 0 S: 3	H: 0 LOB: 0 BB: 0 P: 3	R: 5 E: 0 K: 0 S: 7	H: 4 LOB: 0 BB: 1 P: 11	R: 0 E: 0 K: 0 S: 3	H: 0 LOB: 0 BB: 0 P: 3	R: 0 E: 0 K: 1 S: 5	H: 0 LOB: 0 BB: 0 P: 5	R: 0 E: 0 K: 1 S: 5	H: 0 LOB: 0 BB: 0 P: 5	1B: 3 2B: 2 3B: 0 HR: 1	SF: 0 SAC: 0 DP: 1 HBP: 0	WP: 0 PB: 0 SB: 0 CS: 0	PA: 34																
PITCHER	IP WLS BF H R ER SO BB IBB HBP BLK WP HR S P ERA WHIP																																			
Tom Phoebus, R (1, 1) ERA: 3.06	5.0		20	3	3	3	3	3	0	0	0	0	0	23	35	5.40	1.200																			
Moe Drabowsky, R (6, 1) ERA: 1.58	1.0	L	5	2	2	2	0	0	0	0	0	0	1	5	5	18.00	2.000																			
Stu Miller, R (7, 1) ERA: 2.65	2.0		6	0	0	0	1	0	0	0	0	0	0	8	8	0.00	0.000																			
Eddie Watt, R (9, 1) ERA: 2.42	1.0		3	0	0	0	1	0	0	0	0	0	0	5	5	0.00	0.000																			

California Angels @ Baltimore Orioles
 Memorial Stadium, Baltimore, MD
 Sat Aug 26 1967, 3:33 AM EDT
 Att: 11,309 - Unknown

livebaseballscorecards.com

AB	31
R	5
H	5
RBI	5
BB	3
SO	5
LOB	5



BOTTOM

California Angels @ Baltimore Orioles
Memorial Stadium, Baltimore, MD
 Sat Aug 26 1967, 3:33 AM EDT
 Att. 11,309 - Unknown

livebaseballscorecards.com

AB	35
R	4
H	9
RBI	4
BB	5
SO	6
LOB	28



WP:	0	PA:	41
PB:	0		
SB:	0		
CS:	0		

AB R H RBI BB SO LOB

5	2	2	0	0	0	2
3	0	0	0	1	1	2
3	1	2	1	2	0	0
5	1	1	2	0	1	5
4	0	1	1	1	1	3
3	0	1	0	1	0	3
1	0	0	0	0	0	3
3	0	0	0	0	1	5
4	0	1	0	0	0	2
2	0	0	0	0	0	2
0	0	0	0	0	0	0
1	0	0	0	0	0	1
0	0	0	0	0	0	0
0	0	0	0	0	0	0
1	0	1	0	0	0	0
0	0	0	0	0	0	0
0	0	0	0	0	0	0
0	0	0	0	0	0	0

Batter	1	2	3	4	5	6	7	8	9
Luis Aparicio, R OBP: 0.288, SLG: 0.330 (1, 6)	0-0 E G3 BB 1B	0-0 5-3			0-0 SH1-4 1B	0-0 FC6-4 1-2f		0-0 F8	
Russ Snyder, L OBP: 0.314, SLG: 0.329 (1, 9)	0-0 G3 1-2		0-0 4-3		0-0 SH1-4 1-2		4-0 3-1 BB BB	0-3 K	
Paul Blair, R OBP: 0.356, SLG: 0.464 (1, 8)	4-0 BB E BB		0-0 F9		0-0 HR 1B		4-0 3-1 1-2 BB	0-0 G4-6-3 1B	
Frank Robinson, R OBP: 0.431, SLG: 0.628 (1, 7)	0-0 E1 1-2 BB 2-3		0-0 6-3		0-0 HR		0-3 K	0-0 F4	
Curt Blefary, L OBP: 0.332, SLG: 0.424 (1, 3)	4-0 1-2 BB 2-3 3-H			0-0 FC3-6 1B	0-3 K		0-0 3-1	0-0 G4-6-3 1-2f	
Brooks Robinson, R OBP: 0.320, SLG: 0.414 (1, 5)	0-0 F6			0-0 FC3-6 1-2 1B	0-0 5-3		4-0 FC6-4 IBB		
Davey Johnson, R OBP: 0.316, SLG: 0.367 (1, 4)	0-0 F4			0-3 K		0-0 1-3	0-0 FC6-4 1-2f		
Mark Belanger, R OBP: 0.254, SLG: 0.258 (4, 4)									
Vic Roznovsky, L OBP: 0.224, SLG: 0.265 (1, 2)			0-0 L6		0-0 FC3-6 1-2f 2-3		0-0 FC6-4 1B	0-0 6-3	
Tom Phoebus, R OBP: 0.197, SLG: 0.222 (1, 1)									
Moe Drabowsky, R OBP: 0.400, SLG: 0.368 (6, 1)									
Dave May, L OBP: 0.158, SLG: 0.216 (6, PH)									
Stu Miller, R OBP: 0.322, SLG: 0.359 (7, 1)									
Boog Powell, L OBP: 0.216, SLG: 0.240 (8, PR)									
Sam Bowers, R OBP: 0.238, SLG: 0.316 (8, PR)									
Eddie Watt, R OBP: 0.238, SLG: 0.316 (9, 1)									

Inning Stats	R: 1	H: 1	E: 1	K: 0	S: 5	LOB: 3	BB: 2	P: 13	R: 0	H: 0	E: 0	K: 1	S: 5	LOB: 0	BB: 0	P: 5	R: 0	H: 0	E: 0	K: 0	S: 3	LOB: 0	BB: 0	P: 3	R: 3	H: 3	E: 0	K: 1	S: 8	LOB: 0	BB: 0	P: 8	R: 0	H: 1	E: 0	K: 0	S: 4	LOB: 1	BB: 0	P: 4	R: 0	H: 0	E: 0	K: 1	S: 5	LOB: 3	BB: 3	P: 17	R: 0	H: 1	E: 0	K: 1	S: 6	LOB: 1	BB: 0	P: 6	R: 0	H: 1	E: 0	K: 0	S: 3	LOB: 0	BB: 0	P: 3	1B: 8	2B: 0	3B: 0	HR: 1	SF: 0	SAC: 1	DP: 1	HBP: 0	WP: 0	PA: 41
--------------	------	------	------	------	------	--------	-------	-------	------	------	------	------	------	--------	-------	------	------	------	------	------	------	--------	-------	------	------	------	------	------	------	--------	-------	------	------	------	------	------	------	--------	-------	------	------	------	------	------	------	--------	-------	-------	------	------	------	------	------	--------	-------	------	------	------	------	------	------	--------	-------	------	-------	-------	-------	-------	-------	--------	-------	--------	-------	--------

PITCHER	IP	WLS	BF	H	R	ER	SO	BB	IBB	HBP	BLK	WP	HR	S	P	ERA	WHIP
Jim McGlothlin, R ERA: 2.69 (1, 1)	5.0	W	24	6	4	3	4	2	0	0	0	0	0	30	38	5.40	1.600
Bill Kelso, R ERA: 3.24 (6, 1)	1.0		6	1	0	0	0	2	0	0	0	0	0	4	12	0.00	3.000
Minnie Rojas, R ERA: 2.43 (7, 1)	3.0	S	11	2	0	0	2	0	1	0	0	0	0	14	18	0.00	0.667

Batter	1	2	3	4	5	6	7	8	9	AB R H RBI BB SO LOB	TOP
Luis Aparicio, R (1, 6) OBP: 0.288, SLG: 0.330	0-3 K		0-0 F6		0-0 1B		0-0 6-3			4 0 1 0 0 1 0	
Boog Powell, L (1, 3) OBP: 0.318, SLG: 0.355	0-0 F7			0-0 F7	0-0 4-3			0-3 K		4 0 0 0 0 1 1	
Paul Blair, R (1, 8) OBP: 0.357, SLG: 0.461	0-0 F9			1-0 1B SF8 HBP		4-0 1B BB		0-3 K		2 2 0 0 1 1 0	
Frank Robinson, R (1, 9) OBP: 0.432, SLG: 0.625		4-0 BB		0-0 SF8 1B		0-3 K		0-0 F2		3 0 1 0 1 1 1	
Curt Blefary, L (1, 7) OBP: 0.331, SLG: 0.422		0-0 L4		0-0 SF8		4-0 1B FC9-2 BB		0-0 G3		2 0 0 1 1 0 1	
Brooks Robinson, R (1, 5) OBP: 0.322, SLG: 0.413		0-0 F7		4-0 BB		0-0 1B		0-0 F3		3 0 1 1 1 0 1	
Vic Roznovsky, L (1, 2) OBP: 0.213, SLG: 0.253		0-3 K		0-0 F4		0-0 FC9-2		0-3 K		4 0 0 0 0 2 5	
Mark Belanger, R (1, 4) OBP: 0.248, SLG: 0.252			0-3 K		0-0 4-3		0-0 F9			3 0 0 0 0 1 0	
Pete Richert, L (1, 1) OBP: 0.104, SLG: 0.109			0-3 K		0-0 4-3		0-0 F8			3 0 0 0 0 1 0	
Stu Miller, R (7, 1)										0 0 0 0 0 0 0	
Inning Stats	R: 0 H: 0 E: 0 LOB: 0 K: 1 BB: 0 S: 5 P: 5	R: 0 H: 0 E: 0 LOB: 1 K: 1 BB: 1 S: 5 P: 9	R: 0 H: 0 E: 0 LOB: 0 K: 2 BB: 0 S: 7 P: 7	R: 1 H: 1 E: 0 LOB: 2 K: 0 BB: 1 S: 4 P: 9	R: 0 H: 1 E: 0 LOB: 1 K: 0 BB: 0 S: 4 P: 4	R: 1 H: 1 E: 0 LOB: 1 K: 1 BB: 2 S: 5 P: 13	R: 0 H: 0 E: 0 LOB: 0 K: 0 BB: 0 S: 3 P: 3	R: 0 H: 0 E: 0 LOB: 0 K: 2 BB: 0 S: 7 P: 7	R: 0 H: 0 E: 0 LOB: 0 K: 1 BB: 0 S: 5 P: 5	1B: 3 SF: 1 2B: 1 SAC: 0 3B: 0 DP: 1 HR: 0 HBP: 1	WP: 0 PA: 34 PB: 0 SB: 0 CS: 0
PITCHER	IP WLS BF H R ER SO BB IBB HBP BLK WP HR S P ERA WHIP										
Jim Perry, R (1, 1) ERA: 3.22	7.0 W 28 3 2 2 5 4 0 1 0 0 0 33 50 2.57 1.000										
Al Worthington, R (8, 1) ERA: 3.26	2.0 S 6 0 0 0 3 0 0 0 0 0 0 0 12 12 0.00 0.000										

Baltimore Orioles @ Minnesota Twins
 Metropolitan Stadium, Bloomington, MI
 Mon Aug 28 1967, 8:05 PM EDT
 Att: 27,723 - Unknown

livebaseballscorecards.com

AB 28
 R 2
 H 3
 RBI 2
 BB 4
 SO 8
 LOB 9



Batter	1	2	3	4	5	6	7	8	9	AB R H RBI BB SO LOB	TOP											
Luis Aparicio, R (1, 6) OBP: 0.285, SLG: 0.326	0-0 F7		0-3 K			0-0 F8	0-0 F7		0-0 F7	5 0 0 0 0 1 1												
Boog Powell, L (1, 3) OBP: 0.322, SLG: 0.353	4-0 BB BB		0-3 K			4-0 BB BB 2B BB	0-3 K		4-0 E BB	2 1 0 0 3 2 1												
Paul Blair, R (1, 8) OBP: 0.357, SLG: 0.459	4-0 1-2 BB			0-0 1-3		0-0 F4		0-0 1B BB 1B	0-0 L6	4 1 1 0 1 0 2												
Frank Robinson, R (1, 9) OBP: 0.431, SLG: 0.621	0-0 F9			0-0 F7		4-0 BB 1-2 2B BB		0-0 BB BB 1B	0-0 4-3	4 1 1 0 1 0 3												
Curt Blefary, L (1, 7) OBP: 0.333, SLG: 0.420	0-0 F5			4-0 BB		4-0 2B BB		0-0 F6		2 1 0 0 2 0 4												
Brooks Robinson, R (1, 5) OBP: 0.323, SLG: 0.415		0-0 5-3		0-0 F5		0-0 2B		4-0 BB BB		3 0 1 3 1 0 1												
Larry Haney, R (1, 2) OBP: 0.313, SLG: 0.351		0-0 6-3			0-0 F7	0-0 F8		4-0 BB		3 0 0 0 0 0 1												
Russ Snyder, L (8, PH) OBP: 0.316, SLG: 0.329								1-2 2-3 3-H		0 0 0 1 1 0 0												
Andy Etchebarren, R (8, 2) OBP: 0.305, SLG: 0.324										0 0 0 0 0 0 0												
Mark Belanger, R (1, 4) OBP: 0.241, SLG: 0.244		0-3 K			0-0 6-3		0-0 1-3	0-0 F4		4 0 0 0 0 1 3												
Jim Hardin, R (1, 1) OBP: 0.095, SLG: 0.053			0-3 K						0-0 L1-3	3 0 0 0 1 2 3												
Moe Drabowsky, R (9, 1) OBP: 0.400, SLG: 0.368					0-3 K					0 0 0 0 0 0 0												
Inning Stats	R: 0 E: 0 K: 0 S: 3	H: 0 LOB: 2 BB: 2 P: 11	R: 0 E: 0 K: 1 S: 5	H: 0 LOB: 0 BB: 0 P: 5	R: 0 E: 0 K: 3 S: 9	H: 0 LOB: 1 BB: 1 P: 7	R: 0 E: 0 K: 1 S: 5	H: 0 LOB: 0 BB: 0 P: 5	R: 3 E: 0 K: 0 S: 4	H: 1 LOB: 1 BB: 3 P: 16	R: 0 E: 0 K: 1 S: 5	H: 0 LOB: 1 BB: 1 P: 9	R: 1 E: 0 K: 0 S: 5	H: 2 LOB: 3 BB: 2 P: 13	R: 0 E: 1 K: 0 S: 3	H: 0 LOB: 1 BB: 1 P: 7	1B: 2 2B: 1 3B: 0 HR: 0	SF: 0 SAC: 0 DP: 0 HBP: 0	WP: 0 PB: 1 SB: 0 CS: 0	PA: 40		
PITCHER	IP WLS BF H R ER SO BB IBB HBP BLK WP HR S P ERA WHIP																				PITCHER	IP WLS BF H R ER SO BB IBB HBP BLK WP HR S P ERA WHIP
Dave Boswell, R (1, 1) ERA: 3.12	7.1 L 33 3 4 4 6 8 0 0 0 0 0 0 37 69 4.91 1.500																					
Ron Kline, R (8, 1) ERA: 3.43	0.2 3 0 0 0 0 0 1 0 0 0 0 0 2 6 0.00 1.500																					
Mudcat Grant, R (9, 1) ERA: 4.99	1.0 4 0 0 0 0 0 1 0 0 0 0 0 3 7 0.00 1.000																					

Baltimore Orioles @ Minnesota Twins
Metropolitan Stadium, Bloomington, MI
 Tue Aug 29 1967, 8:05 PM EDT
 Att: 26,291 - Unknown

livebaseballscorecards.com

AB	30
R	4
H	3
RBI	4
BB	10
SO	6
LOB	19



Batter	1	2	3	4	5	6	7	8	9	AB R H RBI BB SO LOB
--------	---	---	---	---	---	---	---	---	---	----------------------

Ted Uhlaender, L <small>OBP: 0.277, SLG: 0.381</small>	0-0 		0-0 			0-0 		0-0 		4 0 3 0 0 0 0
Cesar Tovar, R <small>OBP: 0.333, SLG: 0.369</small>	0-0 		0-0 			0-0 		0-0 		4 0 1 0 0 0 4
Tony Oliva, L <small>OBP: 0.324, SLG: 0.443</small>	0-0 		0-0 			0-0 		0-0 		4 0 1 0 0 0 4
Harmon Killebrew, R <small>OBP: 0.400, SLG: 0.530</small>		0-0 		0-0 		0-3 		0-0 		4 1 1 0 0 1 2
Rich Rollins, R <small>OBP: 0.313, SLG: 0.344</small>		0-3 		0-0 		0-0 		0-0 		4 0 0 0 0 1 3
Rod Carew, L <small>OBP: 0.343, SLG: 0.416</small>		0-0 		0-0 			0-0 		0-0 	4 1 1 1 0 0 0
Zoilo Versalles, R <small>OBP: 0.261, SLG: 0.292</small>			0-0 		0-0 		0-0 		0-0 	4 0 0 0 0 0 1
Russ Nixon, L <small>OBP: 0.314, SLG: 0.325</small> Jackie Hernandez, R <small>OBP: 0.120, SLG: 0.120</small>			0-0 		0-3 		0-0 		0-0 	4 1 2 1 0 1 0 0 0 0 0 0 0 0
Dave Boswell, R <small>OBP: 0.270, SLG: 0.333</small> Ron Kline, R <small>OBP: 0.266, SLG: 0.341</small> Mudcat Grant, R <small>OBP: 0.207, SLG: 0.185</small> Sandy Valdespino, L <small>OBP: 0.211, SLG: 0.225</small>			0-0 		0-0 			0-0 	0-3 	2 0 1 1 0 0 0 0 0 0 0 0 0 0 1 0 0 0 0 0 0 0 0 0 0 0 0 0 1 0 0 0 0 1 1

BOTTOM

Baltimore Orioles @ Minnesota Twins
Metropolitan Stadium, Bloomington, MI
Tue Aug 29 1967, 8:05 PM EDT
Att. 26,291 - Unknown

AB	36
R	3
H	10
RBI	3
BB	0
SO	4
LOB	15



Inning Stats	R: 0	H: 1	E: 0	LOB: 0	K: 0	BB: 0	S: 3	P: 3	R: 0	H: 0	E: 0	LOB: 0	K: 1	BB: 0	S: 5	P: 5	R: 1	H: 3	E: 0	LOB: 2	K: 0	BB: 0	S: 6	P: 6	R: 0	H: 0	E: 0	LOB: 0	K: 0	BB: 0	S: 3	P: 3	R: 0	H: 2	E: 0	LOB: 2	K: 1	BB: 0	S: 7	P: 7	R: 0	H: 0	E: 0	LOB: 0	K: 0	BB: 0	S: 3	P: 3	R: 0	H: 1	E: 0	LOB: 1	K: 0	BB: 0	S: 4	P: 4	R: 2	H: 3	E: 0	LOB: 1	K: 1	BB: 0	S: 8	P: 8	1B: 7	2B: 3	3B: 0	HR: 0	SF: 0	SAC: 0	DP: 1	HBP: 0	WP: 0	PA: 36
--------------	------	------	------	--------	------	-------	------	------	------	------	------	--------	------	-------	------	------	------	------	------	--------	------	-------	------	------	------	------	------	--------	------	-------	------	------	------	------	------	--------	------	-------	------	------	------	------	------	--------	------	-------	------	------	------	------	------	--------	------	-------	------	------	------	------	------	--------	------	-------	------	------	-------	-------	-------	-------	-------	--------	-------	--------	-------	--------

PITCHER	IP	WLS	BF	H	R	ER	SO	BB	IBB	HBP	BLK	WP	HR	S	P	ERA	WHIP
Jim Hardin, R <small>ERA: 2.58</small>	(1, 1)	8.1	W	33	9	3	3	3	0	0	0	0	0	39	39	3.24	1.080
Moe Drabowsky, R <small>ERA: 1.57</small>	(9, 1)	0.2	S	3	1	0	1	0	0	0	0	0	0	5	5	0.00	1.500

Batter	1	2	3	4	5	6	7	8	9	10	AB R H RBI BB SO LOB	TOP															
Luis Aparicio, R (1, 6) OBP: 0.286, SLG: 0.327	0-0 F8		0-0 G1-6-3			0-0 1B	0-0 1B			0-0 6-3	5 1 2 0 0 0 1																
Boog Powell, L (1, 3) OBP: 0.323, SLG: 0.354	0-0 L6			0-0 4-3		0-0 1B	0-0 F7			0-0 HR	5 2 2 0 0 0 1																
Paul Blair, R (1, 8) OBP: 0.356, SLG: 0.456	0-0 4-3			0-0 F4		0-0 1B		0-3 K		0-0 F6	5 0 1 1 0 1 1																
Frank Robinson, R (1, 9) OBP: 0.431, SLG: 0.625		0-0 F6		1-0 HBP		0-0 1B		0-3 K		0-0 HR	4 1 1 2 0 1 2																
Curt Blefary, L (1, 7) OBP: 0.331, SLG: 0.416		0-0 4-3		0-0 F8		4-0 1B		0-0 F7		0-0 F7	4 0 0 1 1 0 1																
Brooks Robinson, R (1, 5) OBP: 0.322, SLG: 0.417		0-0 3B			0-0 F7	0-3 K			0-0 F2		4 0 1 0 0 1 3																
Andy Etchebarren, R (1, 2) OBP: 0.302, SLG: 0.321		0-0 F9			0-3 K	0-0 5-3			0-0 SH1-4		3 0 0 0 0 1 4																
Russ Snyder, L (9, PH) OBP: 0.318, SLG: 0.332											1 0 1 0 0 0 0	AB 38															
Larry Haney, R (9, 2) OBP: 0.313, SLG: 0.351											0 0 0 0 0 0 0	R 4															
Mark Belanger, R (1, 4) OBP: 0.236, SLG: 0.239			0-0 F8		0-0 6-3		0-3 K		0-0 SH1-4		3 0 0 0 0 1 0	H 9															
Gene Brabender, R (1, 1) OBP: 0.158, SLG: 0.111			0-0 G1-6-3			0-3 K	0-0 F6		0-3 K		3 0 1 0 0 1 0	RBI 4															
Dave May, L (9, PH) OBP: 0.154, SLG: 0.211											1 0 0 0 0 1 1	BB 1															
Eddie Watt, R (9, 1) OBP: 0.238, SLG: 0.316											0 0 0 0 0 0 0	SO 7															
												LOB 14															
Inning Stats	R: 0 E: 0 K: 0 S: 3	H: 0 LOB: 0 BB: 0 P: 3	R: 0 E: 0 K: 0 S: 4	H: 1 LOB: 1 BB: 0 P: 4	R: 0 E: 0 K: 0 S: 3	H: 1 LOB: 0 BB: 0 P: 3	R: 0 E: 0 K: 0 S: 3	H: 0 LOB: 1 BB: 0 P: 4	R: 0 E: 0 K: 1 S: 5	H: 0 LOB: 0 BB: 0 P: 5	R: 2 E: 1 K: 2 S: 11	H: 3 LOB: 3 BB: 1 P: 15	R: 0 E: 0 K: 1 S: 6	H: 1 LOB: 1 BB: 0 P: 6	R: 0 E: 0 K: 2 S: 7	H: 0 LOB: 0 BB: 0 P: 7	R: 0 E: 0 K: 1 S: 6	H: 1 LOB: 1 BB: 0 P: 6	R: 2 E: 0 K: 0 S: 5	H: 2 LOB: 0 BB: 0 P: 5	1B: 7 2B: 0 3B: 1 HR: 1	SF: 0 SAC: 1 DP: 1 HBP: 1	WP: 0 PB: 0 SB: 0 CS: 0	PA: 41			
PITCHER Dean Chance, R (1, 1) ERA: 2.47	IP 10.0	WLS L	BF 41	H 9	R 4	ER 3	SO 7	BB 1	IBB 0	HBP 1	BLK 0	WP 0	HR 1	S 53	P 58	ERA 2.70	WHIP 1.000										

Baltimore Orioles @ Minnesota Twins
 Metropolitan Stadium, Bloomington, MI
 Wed Aug 30 1967, 8:05 PM EDT
 Att. 26,034 - Unknown

livebaseballscorecards.com



BOTTOM

Baltimore Orioles @ Minnesota Twins
 Metropolitan Stadium, Bloomington, MI
 Wed Aug 30 1967, 8:05 PM EDT
 Att: 26,034 - Unknown

livebaseballscorecards.com

AB	31
R	2
H	4
RBI	2
BB	2
SO	10
LOB	8



WP:	0	PA:	35
PB:	0		
SB:	1		
CS:	0		

AB	R	H	RBI	BB	SO	LOB
4	0	0	0	0	0	1

4	0	0	0	0	2	0
---	---	---	---	---	---	---

4	0	1	0	0	1	0
---	---	---	---	---	---	---

3	1	0	0	1	1	1
---	---	---	---	---	---	---

4	0	0	0	0	1	1
---	---	---	---	---	---	---

3	0	1	1	1	1	0
---	---	---	---	---	---	---

3	0	0	0	0	1	2
---	---	---	---	---	---	---

2	0	1	0	0	0	0
---	---	---	---	---	---	---

1	1	1	1	0	0	0
---	---	---	---	---	---	---

0	0	0	0	0	0	0
---	---	---	---	---	---	---

1	0	0	0	0	1	1
---	---	---	---	---	---	---

1B:	3	SF:	0
2B:	0	SAC:	0
3B:	0	DP:	3
HR:	1	HBP:	2

Batter	1	2	3	4	5	6	7	8	9	10
Ted Uhlaender, L (1, 8) OBP: 0.274, SLG: 0.375	0-0 4-3		0-0 4-3			0-0 G3		0-0 G6-3		
Cesar Tovar, R (1, 7) OBP: 0.331, SLG: 0.366	0-0 6-3			0-0 F8		0-3 K			0-3 K	
Tony Oliva, L (1, 9) OBP: 0.323, SLG: 0.441	0-0 6-3			0-0 G6-4-3 1B		0-0 F9			0-3 K	
Harmon Killebrew, R (1, 3) OBP: 0.399, SLG: 0.526		4-0 BB BB BB 1B		0-0 G6-4-3		0-0 5-3			0-3 K	
Rich Rollins, R (1, 5) OBP: 0.310, SLG: 0.340		0-3 K			0-0 6-3		0-0 F5			0-0 6-3
Rod Carew, L (1, 4) OBP: 0.345, SLG: 0.415			0-0 G6-4-3 1B		4-0 BB BB BB 1B		0-3 K			0-0 F8
Zoilo Versalles, R (1, 6) OBP: 0.261, SLG: 0.290			0-0 G6-4-3		0-0 F9			0-3 K		1-0 HBP
Jerry Zimmerman, R (1, 2) OBP: 0.255, SLG: 0.188			0-0 6-3		0-0 1-2 1B			0-0 HR		0-3 K
Bob Allison, R (8, PH) OBP: 0.353, SLG: 0.472										
Hank Izkuerdo, R (9, 2) OBP: 0.318, SLG: 0.381										
Rich Reese, L (10, PH) OBP: 0.263, SLG: 0.337										
Dean Chance, R (1, 1) OBP: 0.120, SLG: 0.027										0-3 K

Inning Stats	R: 0	H: 0	E: 0	K: 0	S: 3	R: 1	H: 1	E: 0	K: 1	S: 5	R: 0	H: 0	E: 0	K: 1	S: 5	R: 0	H: 1	E: 0	K: 1	S: 6	R: 0	H: 0	E: 0	K: 1	S: 5	R: 0	H: 0	E: 0	K: 1	S: 5	R: 1	H: 1	E: 0	K: 1	S: 5	R: 0	H: 0	E: 0	K: 3	S: 9	R: 0	H: 0	E: 0	K: 1	S: 5	R: 0	H: 1	E: 0	K: 1	S: 6
--------------	------	------	------	------	------	------	------	------	------	------	------	------	------	------	------	------	------	------	------	------	------	------	------	------	------	------	------	------	------	------	------	------	------	------	------	------	------	------	------	------	------	------	------	------	------	------	------	------	------	------

PITCHER	IP	WLS	BF	H	R	ER	SO	BB	IBB	HBP	BLK	WP	HR	S	P	ERA	WHIP
Gene Brabender, R (1, 1) ERA: 2.47	8.0		28	4	2	2	6	2	0	1	0	0	1	37	46	2.25	0.750
Eddie Watt, R (9, 1) ERA: 2.36	2.0	W	7	0	0	0	4	0	0	1	0	0	0	14	15	0.00	0.000

PITCHER	IP	WLS	BF	H	R	ER	SO	BB	IBB	HBP	BLK	WP	HR	S	P	ERA	WHIP
---------	----	-----	----	---	---	----	----	----	-----	-----	-----	----	----	---	---	-----	------

Batter	1	2	3	4	5	6	7	8	9	AB R H RBI BB SO LOB	TOP											
Curt Blefary, L (1, 7) OBP: 0.331, SLG: 0.420	0-0 1-3		4-0 FC6-4 BB	0-0 F5		0-0 F8	0-3 K		0-0 HR	5 1 1 2 1 1 6												
Luis Aparicio, R (1, 6) OBP: 0.284, SLG: 0.325	0-0 5-3		0-0 FC6-4 1-2f		0-0 2B 6-3 1B	0-0 5-3		0-0 F9	0-0 F3	6 1 1 0 0 0 1												
Paul Blair, R (1, 8) OBP: 0.356, SLG: 0.458	0-0 L6		0-0 F6		0-0 1-3 HR 2B	0-0 F8		0-0 BB 1B		5 1 2 0 0 0 1												
Frank Robinson, R (1, 9) OBP: 0.430, SLG: 0.621		0-3 K	0-0 F3		0-0 6-3		0-0 F8 1B FC5-4 1B	4-0 BB G4-6-3 1B		4 1 1 1 1 1 2												
Brooks Robinson, R (1, 5) OBP: 0.325, SLG: 0.425		0-0 4-3 1B		0-0 F7	0-0 2-H HR		0-0 1-2 FC5-4 1B	0-0 G4-6-3 1-2f		5 2 3 2 0 0 2												
Boog Powell, L (1, 3) OBP: 0.324, SLG: 0.356		0-0 4-3 1-2		1-0 1B 1B HBP	0-3 K		0-0 2-3 F8		0-0 2B 2B	4 1 1 0 0 1 3												
Davey Johnson, R (1, 4) OBP: 0.321, SLG: 0.382		0-0 E 1B		0-0 1-2 1B	0-0 HR		0-0 1-2f 3-H FC5-4 BB 1B		0-0 4-3 HR 2B	5 2 4 4 0 0 1												
Larry Haney, R (1, 2) OBP: 0.327, SLG: 0.364		0-0 E5 1-2		0-0 1-2 2-3 1B	0-0 1B		0-0 1-2 BB 1B		0-0 4-3	5 0 3 0 0 0 2												
Tom Phoebus, R (1, 1) OBP: 0.191, SLG: 0.215		0-3 K		0-3 K	0-0 4-3		4-0 BB BB BB 1-2 2-3 BB		0-3 K	2 0 0 0 0 0 2 5 1 0 0 0 0 0 0 1 0 1 0 0 0 0 0 0 0 0 0 0 1 0 0 0 0 0 1 1 0 0 0 0 0 0 0 0												
Jim Merritt, L (1, 1) ERA: 2.45	IP: 4.2	WLS: 0	BF: 25	H: 8	R: 5	ER: 5	SO: 4	BB: 1	IBB: 0	HBP: 1	BLK: 0	WP: 0	HR: 2	S: 31	P: 36	ERA: 9.64	WHIP: 1.929					
Mudcat Grant, R (5, 1) ERA: 5.0	IP: 1.2	WLS: 0	BF: 8	H: 3	R: 1	ER: 1	SO: 0	BB: 0	IBB: 0	HBP: 0	BLK: 0	WP: 0	HR: 0	S: 8	P: 8	ERA: 5.40	WHIP: 1.800					
Al Worthington, R (7, 1) ERA: 3.19	IP: 1.2	WLS: 0	BF: 8	H: 2	R: 0	ER: 0	SO: 1	BB: 2	IBB: 0	HBP: 0	BLK: 0	WP: 0	HR: 0	S: 8	P: 16	ERA: 0.00	WHIP: 2.400					
Ron Kline, R (9, 1) ERA: 3.82	IP: 1.0	WLS: W	BF: 6	H: 3	R: 3	ER: 3	SO: 1	BB: 0	IBB: 0	HBP: 0	BLK: 0	WP: 0	HR: 1	S: 8	P: 8	ERA: 27.00	WHIP: 3.000					
Inning Stats	R: 0 E: 0 K: 0 S: 3	H: 0 LOB: 0 BB: 0 P: 3	R: 1 E: 1 K: 2 S: 10	H: 2 LOB: 2 BB: 0 P: 10	R: 0 E: 0 K: 0 S: 3	H: 0 LOB: 1 BB: 1 P: 7	R: 0 E: 0 K: 1 S: 7	H: 2 LOB: 3 BB: 0 P: 8	R: 4 E: 0 K: 1 S: 10	H: 5 LOB: 1 BB: 0 P: 10	R: 0 E: 0 K: 0 S: 3	H: 0 LOB: 0 BB: 0 P: 3	R: 1 E: 0 K: 1 S: 8	H: 3 LOB: 3 BB: 1 P: 12	R: 0 E: 0 K: 0 S: 3	H: 1 LOB: 1 BB: 1 P: 7	R: 3 E: 0 K: 1 S: 8	H: 3 LOB: 0 BB: 0 P: 8	1B: 10 2B: 3 3B: 0 HR: 3	SF: 0 SAC: 0 DP: 1 HBP: 1	WP: 0 PB: 0 SB: 0 CS: 0	PA: 47
PITCHER	IP	WLS	BF	H	R	ER	SO	BB	IBB	HBP	BLK	WP	HR	S	P	ERA	WHIP					

Baltimore Orioles @ Minnesota Twins
 Metropolitan Stadium, Bloomington, MI
 Thu Aug 31 1967, 4:33 AM EDT
 Att: 21,911 - Unknown

livebaseballscorecards.com

AB	43
R	9
H	16
RBI	9
BB	3
SO	6
LOB	25



BOTTOM

Baltimore Orioles @ Minnesota Twins
Metropolitan Stadium, Bloomington, MI
Thu Aug 31 1967, 4:33 AM EDT
Att. 21,911 - Unknown

livebaseballscorecards.com

AB 38
R 10
H 16
RBI 10
BB 5
SO 8
LOB 15



WP: 0 PA: 43
PB: 0
SB: 1
CS: 0

AB R H RBI BB SO LOB

5 1 2 0 0 2 0

4 1 2 2 1 2 0

4 1 2 3 1 2 2

4 1 2 1 1 0 2

4 0 1 0 0 0 3

0 0 0 0 0 0 0

1 0 0 0 0 0 0

5 3 3 0 0 0 1

3 0 2 2 1 0 1

0 0 0 0 0 0 0

1B: 12 SF: 0

2B: 3 SAC: 0

3B: 0 DP: 1

HR: 1 HBP: 0

Batter	1	2	3	4	5	6	7	8	9
Ted Uhlaender, L (1, 8) OBP: 0.276, SLG: 0.376	0-0 F5		0-3 K	0-0 1B		0-0 1B		0-3 K	
Rod Carew, L (1, 4) OBP: 0.348, SLG: 0.418	0-3 K		0-3 K	0-0 1B		4-0 1B		0-0 1B	
Harmon Killebrew, R (1, 3) OBP: 0.401, SLG: 0.526	0-3 K		4-0 BB	0-3 K		0-0 1B		0-0 1B	
Tony Oliva, L (1, 9) OBP: 0.326, SLG: 0.444		0-0 1B	4-0 BB		0-0 F6	0-0 G6-4-3		0-0 2B	
Rich Rollins, R (1, 5) OBP: 0.309, SLG: 0.339		0-0 F7	0-0 FC6-4		0-0 1B		0-0 F9	0-0 2	0-0 F3
Jackie Hernandez, R (8, 5) OBP: 0.120, SLG: 0.120									
Frank Kostro, R (9, PH) OBP: 0.333, SLG: 0.273									
Cesar Tovar, R (1, 7) OBP: 0.333, SLG: 0.370		0-0 1B		0-0 1B	0-0 F5		0-0 F9		0-0 HR
Russ Nixon, L (1, 2) OBP: 0.324, SLG: 0.331		0-0 2B		0-0 1B	0-0 F8		4-0 FC5-4		0-0 HR
Jerry Zimmerman, R (8, 2) OBP: 0.255, SLG: 0.188				0-0 1B	0-0 1B				
Rich Reese, L (9, PH) OBP: 0.271, SLG: 0.379		2-H 1B		1-3 1B			0-0 FC5-4		1-H HR
Zoilo Versalles, R (1, 6) OBP: 0.263, SLG: 0.290		0-3 K		0-0 1B		4-0 FC5-6		0-0 FC5-4	
Jim Merritt, L (1, 1) OBP: 0.221, SLG: 0.194		0-0 5-3		0-3 K		0-0 FC5-6		0-0 F8	
Mudcat Grant, R (5, 1) OBP: 0.200, SLG: 0.179									
Al Worthington, R (7, 1)									
Bob Allison, R (8, PH) OBP: 0.352, SLG: 0.470									
Ron Kline, R (9, 1)									

Inning Stats	R: 0	H: 0	E: 0	K: 2	S: 7	H: 0	LOB: 0	BB: 0	P: 7	R: 2	H: 3	E: 0	K: 1	S: 8	R: 0	H: 0	E: 0	K: 2	S: 7	R: 2	H: 4	E: 0	K: 2	S: 11	R: 0	H: 2	E: 0	K: 0	S: 4	R: 2	H: 2	E: 1	K: 0	S: 4	R: 0	H: 0	E: 0	K: 0	S: 3	R: 2	H: 3	E: 0	K: 1	S: 7	R: 2	H: 2	E: 0	K: 0	S: 3	R: 0	H: 2	E: 0	K: 0	S: 3
--------------	------	------	------	------	------	------	--------	-------	------	------	------	------	------	------	------	------	------	------	------	------	------	------	------	-------	------	------	------	------	------	------	------	------	------	------	------	------	------	------	------	------	------	------	------	------	------	------	------	------	------	------	------	------	------	------

PITCHER	IP	WLS	BF	H	R	ER	SO	BB	IBB	HBP	BLK	WP	HR	S	P	ERA	WHIP
Tom Phoebus, R (1, 1) ERA: 3.19	4.0		21	7	4	4	7	2	0	0	0	0	0	33	41	9.00	2.250
Bill Dillman, R (5, 1) ERA: 4.41	1.1		8	3	2	2	0	2	0	0	0	0	0	6	14	13.50	3.750
John Buzhardt, R (6, 1) ERA: 3.99	0.2		2	1	0	0	0	0	0	0	0	0	0	2	2	0.00	1.500
Eddie Fisher, R (7, 1) ERA: 3.58	2.0		10	3	2	2	1	1	0	0	0	0	0	10	14	9.00	2.000
Moe Drabowsky, R (9, 1) ERA: 1.77	0.1	L	3	2	2	2	0	0	0	0	0	0	1	3	3	54.00	6.000

PITCHER	IP	WLS	BF	H	R	ER	SO	BB	IBB	HBP	BLK	WP	HR	S	P	ERA	WHIP
Tom Phoebus, R (1, 1) ERA: 3.19	4.0		21	7	4	4	7	2	0	0	0	0	0	33	41	9.00	2.250
Bill Dillman, R (5, 1) ERA: 4.41	1.1		8	3	2	2	0	2	0	0	0	0	0	6	14	13.50	3.750
John Buzhardt, R (6, 1) ERA: 3.99	0.2		2	1	0	0	0	0	0	0	0	0	0	2	2	0.00	1.500
Eddie Fisher, R (7, 1) ERA: 3.58	2.0		10	3	2	2	1	1	0	0	0	0	0	10	14	9.00	2.000
Moe Drabowsky, R (9, 1) ERA: 1.77	0.1	L	3	2	2	2	0	0	0	0	0	0	1	3	3	54.00	6.000

Batter	1	2	3	4	5	6	7	8	9	AB R H RBI BB SO LOB	TOP											
Luis Aparicio, R (1, 6) OBP: 0.283, SLG: 0.325	0-0 F2	0-0 F8			0-0 F3		0-0 2B		0-0 FC6-4 1B	5 1 1 0 0 0 4	Baltimore Orioles @ Kansas City Athletics Municipal Stadium, Kansas City, MO Fri Sep 01 1967, 8:05 PM EDT Att. 3,711 - Unknown livebaseballscorecards.com											
Curt Blefary, L (1, 7) OBP: 0.332, SLG: 0.420	0-0 1B		0-0 F4		0-0 F3		0-0 5-3		0-0 1B	5 0 2 1 0 0 1												
Paul Blair, R (1, 8) OBP: 0.359, SLG: 0.462	0-0 F8		0-0 E 1B		0-0 2B			0-0 F8 1B 1B	0-0 5-3	5 0 3 0 0 0 2												
Frank Robinson, R (1, 9) OBP: 0.427, SLG: 0.615	0-0 F6		0-0 E5 1-2		0-0 F8			0-0 F8		4 0 0 0 0 0 4												
Brooks Robinson, R (1, 5) OBP: 0.326, SLG: 0.426		0-0 2B 1B	0-0 F9		0-0 F8			0-0 F8 1-2 FC6-4 1B		4 1 2 0 0 0 2												
Boog Powell, L (1, 3) OBP: 0.321, SLG: 0.352		0-0 F6	0-3 K		0-0 F8			0-0 F8 2-3		4 0 0 0 0 1 5												
Davey Johnson, R (1, 4) OBP: 0.320, SLG: 0.383		0-0 PB 1-H 2B		0-0 6-3		0-0 L6		0-0 FC6-4 1-2f		4 0 1 1 0 0 2												
Larry Haney, R (1, 2) OBP: 0.333, SLG: 0.363		4-0 BB		0-3 K		0-0 F4		0-0 FC6-4 SH2-4 1B		3 0 1 0 1 1 0												
Sam Bowers, R (9, PR) OBP: 0.216, SLG: 0.240		2-3 BB		0-3 K						0 0 0 0 0 0 0												
Andy Etchebarren, R (9, 2) OBP: 0.302, SLG: 0.321										0 0 0 0 0 0 0												
Pete Richert, L (1, 1) OBP: 0.098, SLG: 0.102		0-3 K		0-3 K		0-3 K		0-0 SH2-4		3 0 0 0 0 3 2												
Inning Stats	R: 0 E: 0 K: 0 S: 4	H: 1 LOB: 1 BB: 0 P: 4	R: 1 E: 0 K: 1 S: 7	H: 2 LOB: 2 BB: 1 P: 11	R: 0 E: 1 K: 1 S: 7	H: 1 LOB: 2 BB: 0 P: 7	R: 0 E: 0 K: 2 S: 7	H: 0 LOB: 0 BB: 0 P: 7	R: 0 E: 0 K: 1 S: 4	H: 1 LOB: 1 BB: 0 P: 4	R: 0 E: 0 K: 0 S: 3	H: 0 LOB: 0 BB: 0 P: 3	R: 0 E: 0 K: 1 S: 6	H: 1 LOB: 1 BB: 0 P: 6	R: 0 E: 0 K: 0 S: 5	H: 2 LOB: 2 BB: 0 P: 5	R: 1 E: 0 K: 0 S: 5	H: 2 LOB: 1 BB: 0 P: 5	1B: 7 2B: 3 3B: 0 HR: 0	SF: 0 SAC: 1 DP: 0 HBP: 0	WP: 0 PB: 1 SB: 0 CS: 0	PA: 39
PITCHER Catfish Hunter, R (1, 1) ERA: 2.95	IP 9.0 WLS L BF 39 H 10 R 2 ER 2 SO 5 BB 1 IBB 0 HBP 0 BLK 0 WP 0 HR 0 S 48 P 52 ERA 2.00 WHIP 1.222											PITCHER	IP WLS BF H R ER SO BB IBB HBP BLK WP HR S P ERA WHIP									



Batter	1	2	3	4	5	6	7	8	9	AB	R	H	RBI	BB	SO	LOB																		
Bert Campaneris, R OBP: 0.298, SLG: 0.334 (1, 6) BB BB BB	4-0 SH1-3 S SF7 BB	0-0 5-3			0-0 F8			0-0 F5		3	1	0	0	1	0	1																		
John Donaldson, L OBP: 0.355, SLG: 0.361 (1, 4) X	0-0 SH1-3 1-3		0-0 4-3		0-0 F7			0-0 F8		3	0	0	0	0	0	0																		
Mike Hershberger, R OBP: 0.341, SLG: 0.346 (1, 9) X	0-0 SF7 3-H		0-0 1B 1B		0-0 F6			0-0 5-3		3	0	1	1	0	0	0																		
Danny Cater, R OBP: 0.315, SLG: 0.342 (1, 7) X	0-0 1B 1B		0-0 F7		0-0 6-3			0-0 F8		4	0	1	0	0	0	1																		
Dick Green, R OBP: 0.267, SLG: 0.274 (1, 3) X	0-0 1-2 1B		0-0 1-2 1B		0-0 6-3			0-0 F7		4	0	2	0	0	0	0																		
Phil Roof, R OBP: 0.278, SLG: 0.349 (1, 2) X	0-0 F5		0-0 F7		0-0 F8			0-3 K		4	0	0	0	0	1	4																		
Joe Nossek, R OBP: 0.217, SLG: 0.247 (1, 8) X		0-0 6-3		0-0 6-3			0-0 F7			3	0	0	0	0	0	0																		
Ted Kubiak, S OBP: 0.250, SLG: 0.224 (1, 5) X		0-0 E7 F9 1B		0-3 K			0-0 6-3			3	0	1	0	0	1	0																		
Catfish Hunter, R OBP: 0.176, SLG: 0.297 (1, 1) X		0-0 F9 2-3		0-3 K			0-3 K			3	0	0	0	0	2	1																		
Inning Stats	R: 1 E: 0 K: 0 S: 5	H: 2 LOB: 2 BB: 1 P: 9	R: 0 E: 1 K: 0 S: 4	H: 1 LOB: 1 BB: 0 P: 4	R: 0 E: 0 K: 0 S: 5	H: 2 LOB: 2 BB: 0 P: 5	R: 0 E: 0 K: 2 S: 7	H: 0 LOB: 0 BB: 0 P: 7	R: 0 E: 0 K: 0 S: 3	H: 0 LOB: 0 BB: 0 P: 3	R: 0 E: 0 K: 1 S: 5	H: 0 LOB: 0 BB: 0 P: 5	R: 0 E: 0 K: 0 S: 3	H: 0 LOB: 0 BB: 0 P: 3	R: 0 E: 0 K: 1 S: 5	H: 0 LOB: 0 BB: 0 P: 5	1B: 5 2B: 0 3B: 0 HR: 0	SF: 1 SAC: 1 DP: 0 HBP: 0	WP: 0 PB: 0 SB: 1 CS: 0	PA: 33														
PITCHER Pete Richtert, L ERA: 3.27 (1, 1)	IP 9.0	WLS W	BF 33	H 5	R 1	ER 1	SO 4	BB 1	IBB 0	HBP 0	BLK 0	WP 0	HR 0	S 40	P 44	ERA 1.00	WHIP 0.667																	
																	PITCHER	IP	WLS	BF	H	R	ER	SO	BB	IBB	HBP	BLK	WP	HR	S	P	ERA	WHIP

BOTTOM


Baltimore Orioles @ Kansas City Athletics
Municipal Stadium, Kansas City, MO

AB 30
R 1
H 5
RBI 1
BB 1
SO 4
LOB 7



Fri Sep 01 1967, 8:05 PM EDT
Att: 3,711 - Unknown

livebaseballscorecards.com

Batter	1	2	3	4	5	6	7	8	9	AB R H RBI BB SO LOB	TOP																
Luis Aparicio, R (1, 6) OBP: 0.283, SLG: 0.324	0-0 6-3	0-0 F7		0-0 F8		0-3 K			0-0 1B WP 1B	5 1 1 0 0 1 3																	
Curt Blefary, L (1, 7) OBP: 0.333, SLG: 0.419	0-0 1B		1-0 3B HBP	0-0 3-4-3		0-3 K			0-3 K 1-2	4 1 1 0 0 2 2																	
Paul Blair, R (1, 8) OBP: 0.359, SLG: 0.466	0-3 K		0-0 1B 3B		0-0 F3	0-0 F7			0-0 FC5-4 1B 2-3	5 1 2 1 0 1 1																	
Frank Robinson, R (1, 9) OBP: 0.429, SLG: 0.620	0-0 F8		0-0 1B 3B		0-0 1B 3B		0-0 F2		0-0 FC5-4 1B 1-2	5 1 3 2 0 0 1																	
Brooks Robinson, R (1, 5) OBP: 0.327, SLG: 0.426		0-0 1B 2B	0-0 G6-4-3		4-0 1B BB		0-0 F3		0-0 FC5-4 1-2f 2-3	4 2 1 0 1 0 3																	
Boog Powell, L (1, 3) OBP: 0.322, SLG: 0.353		4-0 1B BB	0-0 2B		0-3 K		0-3 K		0-0 F8	4 0 1 0 1 2 4																	
Davey Johnson, R (1, 4) OBP: 0.322, SLG: 0.383		0-0 1B	0-3 K		4-0 1B BB			0-0 6-3		3 0 1 1 1 1 1	AB 38 R 6 H 12 RBI 6 BB 3 SO 10 LOB 21																
Larry Haney, R (1, 2) OBP: 0.330, SLG: 0.358		0-3 K		0-0 F7	0-0 1B			0-0 5-3		4 0 1 2 0 1 2																	
Wally Bunker, R (1, 1) OBP: 0.040, SLG: 0.040 Eddie Watt, R (2, 1) OBP: 0.273, SLG: 0.350 Russ Snyder, L (5, PH) OBP: 0.320, SLG: 0.331 Eddie Fisher, R (5, 1) OBP: 0.333, SLG: 0.200 Dave May, L (8, PH) OBP: 0.146, SLG: 0.200 Bill Dillman, R (8, 1) OBP: 0.179, SLG: 0.179		0-3 K		0-0 1B	0-3 K			0-0 F2		1 0 0 0 0 1 2 1 0 1 0 0 0 0 1 0 0 0 0 1 2 0 0 0 0 0 0 0 1 0 0 0 0 0 0 0 0 0 0 0 0 0																	
Inning Stats	R: 0 E: 0 K: 1 S: 6	H: 1 LOB: 1 BB: 0 P: 6	R: 1 E: 0 K: 2 S: 9	H: 2 LOB: 2 BB: 1 P: 13	R: 2 E: 0 K: 1 S: 7	H: 3 LOB: 1 BB: 0 P: 8	R: 0 E: 0 K: 0 S: 4	H: 1 LOB: 1 BB: 0 P: 4	R: 2 E: 0 K: 2 S: 9	H: 2 LOB: 2 BB: 2 P: 17	R: 0 E: 0 K: 2 S: 7	H: 0 LOB: 0 BB: 0 P: 7	R: 0 E: 0 K: 1 S: 5	H: 0 LOB: 0 BB: 0 P: 5	R: 0 E: 0 K: 0 S: 3	H: 0 LOB: 0 BB: 0 P: 3	R: 1 E: 0 K: 1 S: 8	H: 3 LOB: 2 BB: 0 P: 8	1B: 8 2B: 2 3B: 2 HR: 0	SF: 0 SAC: 0 DP: 1 HBP: 1	WP: 1 PA: 42 PB: 0 SB: 0 CS: 0						
PITCHER	IP WLS BF H R ER SO BB IBB HBP BLK WP HR S P ERA WHIP																										
Roberto Rodriguez, R (1, 1) ERA: 3.46	4.1		22	8	4	4	4	1	0	1	0	0	0	28	33	8.31	2.077										
Diego Segui, R (5, 1) ERA: 3.02	4.0	W	18	4	2	2	6	2	0	0	0	1	0	28	36	4.50	1.500										
Lew Krausse, R (9, 1) ERA: 4.09	0.2	S	2	0	0	0	0	0	0	0	0	0	0	2	2	0.00	0.000										

Baltimore Orioles @ Kansas City Athletics
Municipal Stadium, Kansas City, MO
Sat Sep 02 1967, 4:33 AM EDT
Att. 3,821 - Unknown

livebaseballscorecards.com

Batter	1	2	3	4	5	6	7	8	9	AB	R	H	RBI	BB	SO	LOB
Bert Campaneris, R (1, 6) OBP: 0.298, SLG: 0.337	0-0 1-3	0-0 WP 3B		0-3 K		0-0 6-3				4	1	1	2	0	1	0
John Donaldson, L (1, 4) OBP: 0.357, SLG: 0.360	0-0 1B	4-0 FC6-4 BB		0-0 4-3		0-0 6-3				3	0	1	0	1	0	0
Mike Hershberger, R (1, 9) OBP: 0.340, SLG: 0.344	0-0 F9	0-0 F8			4-0 HR BB		0-0 F6			3	1	0	0	1	0	2
Ray Webster, L (1, 3) OBP: 0.329, SLG: 0.415	0-0 F8	0-0 F3			0-0 HR		0-0 6-3			4	1	1	2	0	0	2
Danny Cater, R (1, 7) OBP: 0.315, SLG: 0.340		0-0 BB FC6-4			0-0 5-3		0-0 F3			3	1	0	0	1	0	1
Jim Gosger, L (1, 8) OBP: 0.332, SLG: 0.339		0-0 3B 2B	0-3 K		0-0 F8		0-3 K			4	1	1	0	0	2	0
Joe Nossek, R (9, 8) OBP: 0.217, SLG: 0.247										0	0	0	0	0	0	0
Dick Green, R (1, 5) OBP: 0.270, SLG: 0.281		0-0 1B 3B	0-0 F9		4-0 BB		0-0 F8			3	1	1	2	1	0	0
Phil Roof, R (1, 2) OBP: 0.278, SLG: 0.347		0-0 E 3B 1B	0-0 F7		0-0 F7		0-0 F7			4	1	1	1	0	0	1
Roberto Rodriguez, R (1, 1) OBP: 0.175, SLG: 0.256		0-0 E6 3B		0-3 K		0-0 F9				2	1	0	0	0	1	1
Diego Segui, R (5, 1)										1	0	0	0	0	0	0
Lew Krausse, R (9, 1)										0	0	0	0	0	0	0


Inning Stats	R: 0	H: 1	E: 0	LOB: 1	K: 0	BB: 0	S: 4	P: 4	R: 6	H: 4	E: 1	LOB: 1	K: 0	BB: 2	S: 8	P: 16	R: 0	H: 0	E: 0	LOB: 0	K: 1	BB: 0	S: 5	P: 5	R: 0	H: 0	E: 0	LOB: 0	K: 2	BB: 0	S: 7	R: 2	H: 1	E: 0	LOB: 1	K: 0	BB: 2	S: 4	P: 12	R: 0	H: 0	E: 0	LOB: 0	K: 0	BB: 0	S: 3	P: 3	R: 0	H: 0	E: 0	LOB: 0	K: 0	BB: 0	S: 3	P: 3	R: 0	H: 0	E: 0	LOB: 0	K: 1	BB: 0	S: 5	P: 5
--------------	------	------	------	--------	------	-------	------	------	------	------	------	--------	------	-------	------	-------	------	------	------	--------	------	-------	------	------	------	------	------	--------	------	-------	------	------	------	------	--------	------	-------	------	-------	------	------	------	--------	------	-------	------	------	------	------	------	--------	------	-------	------	------	------	------	------	--------	------	-------	------	------

PITCHER	IP	WLS	BF	H	R	ER	SO	BB	IBB	HBP	BLK	WP	HR	S	P	ERA	WHIP
Wally Bunker, R ERA: 3.86	(1, 1)	1.0	L	10	5	6	5	0	1	0	0	0	0	9	13	45.00	6.000
Eddie Watt, R ERA: 2.28	(2, 1)	3.0		10	0	0	3	1	0	0	0	1	0	15	19	0.00	0.333
Eddie Fisher, R ERA: 3.67	(5, 1)	3.0		12	1	2	2	0	2	0	0	0	1	10	18	6.00	1.000
Bill Dillman, R ERA: 4.37	(8, 1)	1.0		3	0	0	1	0	0	0	0	0	0	5	5	0.00	0.000

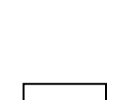

































BOTTOM

Baltimore Orioles @ Kansas City Athletics
Municipal Stadium, Kansas City, MO
Sat Sep 02 1967, 4:33 AM EDT
Att. 3,821 - Unknown

AB	31
R	8
H	6
RBI	7
BB	4
SO	4
LOB	7



WP	1	PA	35
PB	0		
SB	0		
CS	0		

Batter	1	2	3	4	5	6	7	8	9	AB	R	H	RBI	BB	SO	LOB	TOP
Luis Aparicio, R OBP: 0.286, SLG: 0.329 (1, 6) 	4-0  4-3 1B BB		4-0  L4-6 S BB		X 0-0  1B 3B 1-H 2-H	X 0-0  FC5-4 1B 1-2f				2	2	1	2	2	0	1	
Curt Blefary, L OBP: 0.334, SLG: 0.419 (1, 7) 	0-0  4-3 1-2		0-0  L4-6 1-3		X 0-0  FC5 BB 3-H	X 0-0  1B 1-3				4	0	2	1	0	0	3	
Paul Blair, R OBP: 0.358, SLG: 0.463 (1, 8) 	0-3  K		0-0  6-3		X 4-0  FC5 BB 1-2	X 0-0  F8				3	0	0	0	1	1	4	
Frank Robinson, R OBP: 0.427, SLG: 0.616 (1, 9) 	0-0  2-H 1B			X 0-0  4-3	X 0-0  FC5 1-2 2-3f		X 0-0  F7			4	0	1	1	0	0	2	
Brooks Robinson, R OBP: 0.325, SLG: 0.424 (1, 5) 	0-0  G3			X 0-0  4-3	X 0-0  F9					3	0	0	0	0	0	3	
Boog Powell, L OBP: 0.322, SLG: 0.353 (1, 3) 		S 0-3  K		X 0-0  G3		X 0-0  4-3 1B 1B				3	1	1	0	0	1	0	
Davey Johnson, R OBP: 0.324, SLG: 0.383 (1, 4) 		X 0-0  6-3			X 4-0  FC2-5 1B BB	X 0-0  4-3 1B 1-2				2	1	1	0	1	0	0	AB 27
Larry Haney, R OBP: 0.330, SLG: 0.358 (1, 2) 		X 0-0 6-3			X 0-0 FC2-5 3B 1B 1-2	X 0-0 4-3 1-2 2-3				3	1	1	0	0	0	2	R 6
Jim Hardin, R OBP: 0.167, SLG: 0.227 (1, 1)			X 0-0 3B		X 0-0 FC2-5 3B 1-2 2-3f	X 0-0 FC5-4 1B 2-H 3-H				3	1	2	2	0	0	2	H 9
Inning Stats	R: 1 E: 0 K: 1 S: 6 H: 1 LOB: 1 BB: 1 P: 10	R: 0 E: 0 K: 1 S: 5 H: 0 LOB: 0 BB: 0 P: 5	R: 0 E: 0 K: 0 S: 3 H: 1 LOB: 1 BB: 1 P: 7	R: 0 E: 0 K: 0 S: 3 H: 0 LOB: 0 BB: 0 P: 3	R: 3 E: 0 K: 0 S: 6 H: 3 LOB: 2 BB: 2 P: 14	R: 2 E: 0 K: 0 S: 7 H: 4 LOB: 2 BB: 0 P: 7	R: 0 E: 0 K: 0 S: 1 H: 0 LOB: 0 BB: 0 P: 1			1B: 7 2B: 1 3B: 2 HR: 0 SF: 0 SAC: 0 DP: 1 HBP: 0	WP: 0 PB: 0 SB: 1 CS: 0 PA: 31						
PITCHER Blue Moon Odom, R (1, 1) ERA: 4.75 Jack Aker, R (5, 1) ERA: 4.39	IP 4.1 WLS L BF 21 H 5 R 4 ER 4 SO 2 BB 4 IBB 0 HBP 0 BLK 0 WP 0 HR 0 S 21 P 37 ERA 8.31 WHIP 2.077																

Baltimore Orioles @ Kansas City Athletics
Municipal Stadium, Kansas City, MO
Sun Sep 03 1967, 4:33 AM EDT
Att. 5,841 - Unknown

livebaseballscorecards.com

AB 27
R 6
H 9
RBI 6
BB 4
SO 2
LOB 17

Batter	1	2	3	4	5	6	7	8	9
Bert Campaneris, R OBP: 0.298, SLG: 0.337 (1, 6)	0-0 F4		0-0 F6			0-0 1B			
John Donaldson, L OBP: 0.360, SLG: 0.361 (1, 4)	4-0 G5-4-3 BB			0-0 F8		0-0 1B			
Mike Hershberger, R OBP: 0.338, SLG: 0.341 (1, 9)	0-0 G5-4-3 1-2f			0-0 6-3		0-0 F9			
Ray Webster, L OBP: 0.327, SLG: 0.412 (1, 3)		0-0 F6		0-0 F5					
Jim Gosger, L OBP: 0.336, SLG: 0.341 (1, 8)		0-0 G6-3 1B			4-0 G5-4-3 BB				
Danny Cater, R OBP: 0.313, SLG: 0.339 (1, 7)		0-0 G6-3 1-2f			0-0 G5-4-3 1-2f				
Dick Green, R OBP: 0.268, SLG: 0.280 (1, 5)			0-3 K			0-0 F6			
Phil Roof, R OBP: 0.276, SLG: 0.345 (1, 2)			0-0 F8			0-0 F8			
Blue Moon Odom, R OBP: 0.333, SLG: 0.346 Jack Aker, R OBP: 0.125, SLG: 0.125 (5, 1)			0-0 1B			0-3 K			

Inning Stats	R: 0	H: 0	E: 0	K: 0	S: 2	LOB: 0	BB: 1	P: 6	R: 0	H: 1	E: 0	K: 0	S: 3	LOB: 0	BB: 0	P: 3	R: 0	H: 0	E: 0	K: 0	S: 3	LOB: 0	BB: 0	P: 3	R: 0	H: 0	E: 0	K: 0	S: 2	LOB: 0	BB: 1	P: 6	R: 0	H: 2	E: 0	K: 1	S: 7	LOB: 2	BB: 0	P: 7
	1B: 4	SF: 0	2B: 0	SAC: 0	3B: 0	DP: 3	HR: 0	HBP: 0	WP: 0	PA: 21	PB: 0	SB: 0	CS: 0																											

PITCHER	IP	WLS	BF	H	R	ER	SO	BB	IBB	HBP	BLK	WP	HR	S	P	ERA	WHIP	PITCHER	IP	WLS	BF	H	R	ER	SO	BB	IBB	HBP	BLK	WP	HR	S	P	ERA	WHIP				
Jim Hardin, R ERA: 2.36 (1, 1)	6.0	W	21	4	0	0	2	2	0	0	0	0	0	23	31	0.00	1.000																						

BOTTOM

Baltimore Orioles @ Kansas City Athletics
Municipal Stadium, Kansas City, MO

Sun Sep 03 1967, 4:33 AM EDT
Att. 5,841 - Unknown

livebaseballscorecards.com

AB	19
R	0
H	4
RBI	0
BB	2
SO	2
LOB	6



Batter	1	2	3	4	5	6	7	8	9	AB R H RBI BB SO LOB	TOP									
Luis Aparicio, R (1, 6) OBP: 0.284, SLG: 0.326	0-0 6-3		0-0 F8			0-0 5-3		0-3 K		4 0 0 0 0 1 2										
Curt Blefary, L (1, 7) OBP: 0.337, SLG: 0.427	0-0 G5-4-3 1B			0-0 4-3		4-0 3B BB		0-0 1-H HR		3 2 2 2 1 0 0										
Paul Blair, R (1, 8) OBP: 0.357, SLG: 0.465	0-0 G5-4-3 1-2f			0-0 F8		0-0 1-H 3B		0-0 F2		4 0 1 1 0 0 1										
Frank Robinson, R (1, 9) OBP: 0.425, SLG: 0.612		0-0 5-3		0-0 1B		0-0 6-3			0-0 F7	4 0 1 0 0 0 1										
Brooks Robinson, R (1, 5) OBP: 0.325, SLG: 0.422		0-0 F7		0-0 6-3			0-0 6-3		0-0 1B 2B 1B	4 1 1 0 0 0 1										
Boog Powell, L (1, 3) OBP: 0.326, SLG: 0.354		0-0 L3			4-0 G5-4-3 BB		4-0 G5-4-3 BB		0-0 2B 1-3 CS 1B	2 0 1 0 2 0 0										
Davey Johnson, R (1, 4) OBP: 0.326, SLG: 0.385			4-0 CS BB		0-0 G5-4-3 1-2f		0-0 G5-4-3 1-2f		0-0 1-3 3-H 2B	3 0 1 1 1 0 2										
Andy Etchebarren, R (1, 2) OBP: 0.307, SLG: 0.324			0-0 1-2 1B		0-3 K			0-0 FC1-6 1B	4-0 3-H IBB	3 0 2 0 1 1 0										
Gene Brabender, R (1, 1) OBP: 0.136, SLG: 0.095 Stu Miller, R (8, 1)			0-0 F3			0-0 F9		0-0 1-2f FC1-6 HR	0-3 K	3 1 0 0 0 0 2 1 0 0 0 0 1 2										
Inning Stats	R: 0 E: 0 K: 0 S: 3	H: 1 LOB: 0 BB: 0 P: 3	R: 0 E: 0 K: 0 S: 3	H: 0 LOB: 0 BB: 0 P: 3	R: 0 E: 0 K: 0 S: 3	H: 1 LOB: 1 BB: 1 P: 7	R: 0 E: 0 K: 1 S: 4	H: 1 LOB: 1 BB: 1 P: 8	R: 1 E: 0 K: 0 S: 4	H: 1 LOB: 1 BB: 1 P: 8	R: 0 E: 0 K: 0 S: 2	H: 0 LOB: 0 BB: 1 P: 6	R: 2 E: 0 K: 1 S: 7	H: 2 LOB: 0 BB: 0 P: 7	R: 1 E: 0 K: 1 S: 7	H: 3 LOB: 2 BB: 1 P: 11	1B: 6 2B: 1 3B: 1 HR: 1	SF: 0 SAC: 0 DP: 3 HBP: 0	WP: 0 PB: 0 SB: 0 CS: 2	PA: 36
PITCHER	IP WLS BF H R ER SO BB IBB HBP BLK WP HR S P ERA WHIP																			
Jack Hamilton, R (1, 1) ERA: 3.37	8.0 L 30 6 3 3 2 4 0 0 0 0 0 1 30 46 3.38 1.250																			
Bill Kelso, R (9, 1) ERA: 3.29	1.0 6 3 1 1 1 0 1 0 0 0 0 0 7 11 9.00 3.000																			

Baltimore Orioles @ California Angels
Anaheim Stadium, Anaheim, CA
Mon Sep 04 1967, 6:33 AM EDT
Unknown

livebaseballscorecards.com

AB	31
R	4
H	9
RBI	4
BB	5
SO	3
LOB	11



Batter	1	2	3	4	5	6	7	8	9	AB	R	H	RBI	BB	SO	LOB
Aurelio Rodriguez, R (1, 5) OBP: 0.294, SLG: 0.313	0-0 F9		0-0 5-3			0-0 F8		0-0 SH5-3		3	0	0	0	0	0	1
Jim Fregosi, R (1, 6) OBP: 0.354, SLG: 0.399	0-0 L4			0-0 FC6-4 1B		0-0 5-3		0-0 FC6-2		4	0	1	0	0	0	2
Jimmie Hall, L (1, 9) OBP: 0.315, SLG: 0.420	0-3 K			0-0 FC6-4 PB BB 1-2f		0-0 6-3		0-0 F3		4	0	0	0	0	1	2
Don Mincher, L (1, 3) OBP: 0.373, SLG: 0.490		0-0 4-3		4-0 PB 1-2 BB		0-0 4-3		0-0 FC5-6 1B		3	0	1	0	1	0	0
Rick Reichardt, R (1, 7) OBP: 0.307, SLG: 0.372		0-0 G3		0-0 F3 1-2 2-3		0-0 F7		0-0 F6		4	0	0	0	0	0	3
Roger Repoz, L (1, 8) OBP: 0.321, SLG: 0.398		0-0 4-3		0-0 F5		0-0 5-3		0-0 FC5-6		4	0	0	0	0	0	3
Hawk Taylor, R (1, 2) OBP: 0.329, SLG: 0.433			0-0 2B		0-0 5-3			0-0 1B 1B		4	1	2	0	0	0	1
Bobby Knoop, R (1, 4) OBP: 0.309, SLG: 0.359			0-0 F8		0-0 6-3			0-0 1B 1-2 BLK 1B		3	1	1	0	0	0	1
Jack Hamilton, R (1, 1) OBP: 0.111, SLG: 0.194			0-3 K		0-0 F5			0-0 SH5-3 1-3 2-H FC6-2 1B		2	0	0	0	0	1	1
Tom Satriano, L (8, PH) OBP: 0.319, SLG: 0.330										1	0	1	1	0	0	0
Clyde Wright, R (8, PR) OBP: 0.385, SLG: 0.538										0	0	0	0	0	0	0
Bill Kelso, R (9, 1) OBP: 0.118, SLG: 0.118										0	0	0	0	0	0	0

Inning Stats	R: 0	H: 0	E: 0	K: 1	S: 5	LOB: 0	BB: 0	P: 5	R: 0	H: 0	E: 0	K: 0	S: 3	LOB: 0	BB: 0	P: 3	R: 0	H: 1	E: 0	K: 1	S: 6	LOB: 1	BB: 0	P: 6	R: 0	H: 1	E: 0	K: 0	S: 4	LOB: 2	BB: 1	P: 8	R: 0	H: 0	E: 0	K: 0	S: 3	LOB: 0	BB: 0	P: 3	R: 0	H: 0	E: 0	K: 0	S: 3	LOB: 0	BB: 0	P: 3	R: 0	H: 0	E: 0	K: 0	S: 3	LOB: 0	BB: 0	P: 3	R: 2	H: 3	E: 0	K: 0	S: 6	LOB: 2	BB: 0	P: 6	R: 0	H: 1	E: 0	K: 0	S: 4	LOB: 1	BB: 0	P: 4	1B: 5	SF: 0	2B: 1	SAC: 1	3B: 0	DP: 0	HR: 0	HBP: 0	WP: 0	PA: 34
PITCHER	IP	WLS	BF	H	R	ER	SO	BB	IBB	HBP	BLK	WP	HR	S	P	ERA	WHIP																																																																	
Gene Brabender, R (1, 1) ERA: 2.48	7.0	W	27	5	2	2	2	1	0	0	0	0	0	30	34	2.57	0.857																																																																	
Stu Miller, R (8, 1) ERA: 2.51	2.0	S	7	1	0	0	0	0	0	0	1	0	0	7	7	0.00	0.500																																																																	
PITCHER	IP	WLS	BF	H	R	ER	SO	BB	IBB	HBP	BLK	WP	HR	S	P	ERA	WHIP																																																																	

BOTTOM

Baltimore Orioles @ California Angels
Anaheim Stadium, Anaheim, CA
Mon Sep 04 1967, 6:33 AM EDT
Unknown

livebaseballscorecards.com

AB	32
R	2
H	6
RBI	1
BB	1
SO	2
LOB	14



Batter	1	2	3	4	5	6	7	8	9	10	11	12	AB	R	H	RBI	BB	SO	LOB	TOP						
Luis Aparicio, R OBP: 0.281, SLG: 0.322 (1, 6)	L6		5-3		F4		F7		F4		L3		6	0	0	0	0	0	4							
Curt Blefary, L OBP: 0.337, SLG: 0.425 (1, 7)	F9			F9 1B SF8 1B	4-3		4-0 BB 1-2 2-3		F9		3-1		5	1	1	0	1	0	0							
Paul Blair, R OBP: 0.361, SLG: 0.470 (1, 8)				WP 1B 1B		2-3	F8			FC6-4 1B		2B 1B	6	2	4	0	0	0	3							
Frank Robinson, R OBP: 0.420, SLG: 0.603 (1, 9)	F4			F9		F7		5-3		F8		K	6	0	0	0	0	1	5							
Brooks Robinson, R OBP: 0.325, SLG: 0.424 (1, 5)		G3-6 1B		SF8		5-3		F7		FC6-4 1-2f		2B	5	0	2	2	0	0	1							
Boog Powell, L OBP: 0.329, SLG: 0.357 (1, 3)		G3-6 1-2f		WP 1B 1-H		5-3		E4 1B			SH1-4 1B		5	0	3	1	0	0	1							
Davey Johnson, R OBP: 0.325, SLG: 0.382 (1, 4)		F5		BB 1-2 BB		E3 1B 1B		6-3			SH1-4 1-2		3	1	0	0	1	0	1							
Larry Haney, R OBP: 0.325, SLG: 0.351 (1, 2)			5-3		K		BB 1B 1-3 1B		F7		6-3		5	0	1	0	0	1	3							
Tom Phoebus, R OBP: 0.186, SLG: 0.209 (1, 1)			K										2	0	0	0	0	1	0							
Sam Bowers, R OBP: 0.224, SLG: 0.248 (7, 1)													1	0	1	1	0	0	0							
Eddie Watt, R OBP: 0.275, SLG: 0.350 (7, 1)													0	0	0	0	0	0	0							
Russ Snyder, L OBP: 0.218, SLG: 0.329 (9, 1)													1	0	0	0	0	1	0							
Moe Drabowsky, R OBP: 0.000, SLG: 0.268 (9, 1)													0	0	0	0	0	0	0							
Dave May, L OBP: 0.067, SLG: 0.200 (11, 1)													0	0	0	0	1	0	0							
Eddie Fisher, R OBP: 0.333, SLG: 0.200 (11, 1)													0	0	0	0	0	0	0							
Inning Stats	R: 0 E: 0 K: 0 S: 4	H: 1 LOB: 1 BB: 0 P: 4	R: 0 E: 0 K: 0 S: 3	H: 1 LOB: 0 BB: 0 P: 3	R: 0 E: 0 K: 1 S: 5	H: 0 LOB: 0 BB: 5 P: 5	R: 2 E: 0 K: 1 S: 8	H: 3 LOB: 2 BB: 1 P: 12	R: 0 E: 0 K: 0 S: 3	H: 0 LOB: 0 BB: 0 P: 3	R: 1 E: 1 K: 0 S: 6	H: 2 LOB: 3 BB: 1 P: 10	R: 0 E: 0 K: 0 S: 4	H: 1 LOB: 1 BB: 0 P: 4	R: 0 E: 0 K: 1 S: 5	H: 0 LOB: 0 BB: 0 P: 5	R: 0 E: 0 K: 0 S: 4	H: 1 LOB: 1 BB: 0 P: 4	R: 0 E: 0 K: 0 S: 4	H: 1 LOB: 2 BB: 1 P: 8	R: 1 E: 0 K: 1 S: 6	H: 2 LOB: 1 BB: 0 P: 6	1B: 10 2B: 2 3B: 0 HR: 0	SF: 1 SAC: 1 DP: 1 HBP: 0	WP: 2 PB: 0 SB: 0 CS: 0	PA: 50
PITCHER	IP	WLS	BF	H	R	ER	SO	BB	IBB	HBP	BLK	WP	HR	S	P	ERA	WHIP									
Jim McGlothlin, R ERA: 2.69 (1, 1)	5.0		20	5	2	2	2	1	0	0	0	2	0	23	27	3.60	1.200									
Curt Simmons, L ERA: 4.58 (6, 1)	1.1		7	2	1	0	0	0	0	0	0	0	0	7	7	0.00	1.500									
Minnie Rojas, R ERA: 2.39 (7, 1)	1.2		7	1	0	0	0	1	0	0	0	0	0	6	10	0.00	1.200									
Pete Cimino, R ERA: 3.38 (9, 1)	3.0		12	2	0	0	1	0	1	0	0	0	0	13	17	0.00	0.667									
Jim Weaver, L ERA: 5.23 (12, 1)	1.0	W	4	2	1	1	1	0	0	0	0	0	0	6	6	9.00	2.000									

Baltimore Orioles @ California Angels
 Anaheim Stadium, Anaheim, CA
 Mon Sep 04 1967, 6:38 AM EDT
 Att. 18,964 - Unknown

AB	45
R	4
H	12
RBI	4
BB	3
SO	4
LOB	18



Batter	1	2	3	4	5	6	7	8	9	10	11	12	AB R H RBI BB SO LOB
Aurelio Rodriguez, R OBP: 0.261, SLG: 0.273 (1, 5)	0-0 F9		0-0 1B		0-0 6-3		0-0 F3		0-0 4-3		0-0 5-3		6 0 1 0 0 0 1
Jim Fregosi, R OBP: 0.354, SLG: 0.397 (1, 6)	0-3 K		0-0 F7		0-0 3-1		0-0 BB 1B		4-0 BB L3 BB		0-0 F6		5 0 1 0 0 1 1 2
Jimmie Hall, L OBP: 0.315, SLG: 0.416 (1, 8)	0-0 F8			0-3 K		0-0 6-3		4-0 BB 1-2 BB	0-0 L3			0-0 2B SF8 1B	5 1 1 0 0 1 1 1
Don Mincher, L OBP: 0.375, SLG: 0.488 (1, 3)		4-0 BB CS BB		4-0 FC5-4 BB		0-0 1B HR 1B		0-0 4-3		0-0 5-3		0-0 F9	4 1 1 0 2 0 3
Rick Reichardt, R OBP: 0.310, SLG: 0.376 (1, 7)		0-3 K 1-2		0-0 FC5-4 BB 1-2f		0-0 F9		0-0 FC5 SH3-4 1B		0-0 S 1B		0-0 E 2B	6 1 3 0 0 1 3
Bubba Morton, R OBP: 0.407, SLG: 0.411 (1, 9)		0-0 E6		4-0 BB 1-2		0-0 1B HR 1B		0-0 SH3-4 1-2		4-0 BB 1-2		4-0 IBB	2 1 1 0 3 0 0
Buck Rodgers, S OBP: 0.273, SLG: 0.296 (1, 2)		0-0 F6		0-0 4-3		0-0 HR 1-H 2-H		4-0 FC5 IBB		0-0 F8		0-0 SF8	4 1 1 4 1 0 5
Bobby Knoop, R OBP: 0.308, SLG: 0.357 (1, 4)		0-3 K		0-0 WP 1B		0-0 6-3		0-0 FC5 1-2 2-3f		0-3 K			5 0 1 0 0 2 4
Jim McGlothlin, R OBP: 0.186, SLG: 0.160 (5, PH)			0-0 K		0-3 K			0-3 K			0-0 5-3		1 0 1 0 0 0 0
Tom Satriano, L OBP: 0.317, SLG: 0.328 (6, 1)													1 0 0 0 0 0 1 1
Curt Simmons, L OBP: 0.171, SLG: 0.200 (7, 1)													0 0 0 0 0 0 0 0
Minnie Rojas, R OBP: 0.125, SLG: 0.067 (8, PH)													1 0 0 0 0 0 1 0
Bill Skowron, R OBP: 0.254, SLG: 0.268 (9, 1)													1 0 0 0 0 0 1 2
Pete Cimino, R OBP: 0.417, SLG: 0.417 (11, PH)													0 0 0 0 0 0 0 0
Woody Field, R OBP: 0.301, SLG: 0.339 (12, 1)													1 0 0 0 0 0 0 0
Jim Weaver, L													0 0 0 0 0 0 0 0

Inning Stats	R: 0 E: 0 K: 1 S: 5	H: 0 LOB: 0 BB: 0 P: 5	R: 0 E: 1 K: 1 S: 5	H: 0 LOB: 1 BB: 1 P: 9	R: 0 E: 0 K: 1 S: 6	H: 2 LOB: 1 BB: 0 P: 6	R: 0 E: 0 K: 1 S: 6	H: 0 LOB: 2 BB: 2 P: 13	R: 0 E: 0 K: 1 S: 6	H: 1 LOB: 1 BB: 0 P: 6	R: 3 E: 0 K: 0 S: 6	H: 3 LOB: 0 BB: 0 P: 6	R: 0 E: 0 K: 1 S: 6	H: 1 LOB: 2 BB: 1 P: 10	R: 0 E: 0 K: 1 S: 6	H: 1 LOB: 2 BB: 1 P: 10	R: 0 E: 0 K: 0 S: 2	H: 0 LOB: 0 BB: 1 P: 6	R: 0 E: 0 K: 1 S: 6	H: 1 LOB: 2 BB: 1 P: 10	R: 0 E: 0 K: 0 S: 3	H: 0 LOB: 0 BB: 0 P: 3	R: 2 E: 1 K: 0 S: 4	H: 2 LOB: 1 BB: 1 P: 8	1B: 8 2B: 3 3B: 0 HR: 1	SF: 1 SAC: 1 DP: 1 HBP: 0	WP: 1 PB: 0 SB: 1 CS: 1	PA: 52
--------------	------------------------------	---------------------------------	------------------------------	---------------------------------	------------------------------	---------------------------------	------------------------------	----------------------------------	------------------------------	---------------------------------	------------------------------	---------------------------------	------------------------------	----------------------------------	------------------------------	----------------------------------	------------------------------	---------------------------------	------------------------------	----------------------------------	------------------------------	---------------------------------	------------------------------	---------------------------------	----------------------------------	------------------------------------	----------------------------------	--------

PITCHER	IP	WLS	BF	H	R	ER	SO	BB	IBB	HBP	BLK	WP	HR	S	P	ERA	WHIP
Tom Phoebus, R ERA: 3.23 (1, 1)	6.0		26	6	3	3	5	3	0	0	0	1	1	33	45	4.50	1.500
Eddie Watt, R ERA: 2.23 (7, 1)	2.0		10	2	0	0	2	1	1	0	0	0	0	12	20	0.00	1.500
Moe Drabowsky, R ERA: 1.73 (9, 1)	2.0		8	1	0	0	1	2	0	0	0	0	0	8	16	0.00	1.500
Eddie Fisher, R ERA: 3.7 (11, 1)	1.2	L	8	2	2	1	0	0	1	0	0	0	0	7	11	5.40	1.200


BOTTOM

Baltimore Orioles @ California Angels
Anaheim Stadium, Anaheim, CA

Mon Sep 04 1967, 6:38 AM EDT
 Att: 18,964 - Unknown

livebaseballscorecards.com

AB	42
R	5
H	11
RBI	4
BB	8
SO	8
LOB	22



Batter	1	2	3	4	5	6	7	8	9	AB R H RBI BB SO LOB	TOP	
Curt Blefary, L OBP: 0.336, SLG: 0.422 (1, 7) BB BB (2, 3)	4-0 WP FC6-4 1B BB		0-3 K		0-0 F7			0-0 G3		3 1 0 0 1 1 0		
Luis Aparicio, R OBP: 0.282, SLG: 0.322 (1, 6) X	0-0 FC6-4 WP 1-2 1B		0-0 5-3		0-0 5-3			4-0 BB		3 0 1 0 1 0 0		
Paul Blair, R OBP: 0.360, SLG: 0.468 (1, 8) X	0-0 F8		0-0 FC6-4 1B		0-0 F4			0-0 F8		4 0 1 0 0 0 3		
Frank Robinson, R OBP: 0.421, SLG: 0.600 (1, 9) X	4-0 FC6-4 1-2 2-3 IBB		0-0 FC6-4 1-2f		4-0 BB			0-0 F2		2 0 0 0 2 0 2		
Brooks Robinson, R OBP: 0.324, SLG: 0.429 (1, 5) X	0-0 FC6-4 1-2f 2-3 3-H			0-0 HR				0-0 F8		4 1 1 2 0 0 3		
Boog Powell, L OBP: 0.328, SLG: 0.356 (1, 3) X	0-0 4-3			0-3 K				0-0 5-3		1 0 0 0 0 0 2 3 0 0 0 0 1 1		
Sam Bowers, R OBP: 0.217, SLG: 0.240 (2, 7)												
Davey Johnson, R OBP: 0.324, SLG: 0.381 (1, 4) X			0-3 K		0-0 F8			0-0 F7		4 0 1 0 0 1 0		
Larry Haney, R OBP: 0.315, SLG: 0.339 (1, 2) X			0-0 F8		0-0 2-1			0-3 K		4 0 0 0 0 1 1		
Pete Richert, L OBP: 0.094, SLG: 0.098 (1, 1) X			0-0 3-1		0-0 F6			0-0 6-3		2 0 0 0 0 0 0 0 0 0 0 0 0 0 1 0 0 0 0 0 0 0 0 0 0 0 0 0		
Bill Dillman, R OBP: 0.179, SLG: 0.179 (5, 1) X												
Dave May, L OBP: 0.163, SLG: 0.195 (7, PH) X												
Eddie Fisher, R OBP: 0.333, SLG: 0.200 (7, 1) X												
Inning Stats	R: 1 H: 1 E: 0 LOB: 2 K: 0 BB: 2 S: 4 P: 12	R: 0 H: 0 E: 0 LOB: 0 K: 1 BB: 0 S: 5 P: 5	R: 0 H: 1 E: 0 LOB: 1 K: 1 BB: 0 S: 6 P: 6	R: 1 H: 1 E: 0 LOB: 0 K: 1 BB: 0 S: 6 P: 6	R: 0 H: 0 E: 0 LOB: 0 K: 0 BB: 0 S: 3 P: 3	R: 0 H: 0 E: 0 LOB: 1 K: 0 BB: 1 S: 3 P: 7	R: 0 H: 0 E: 0 LOB: 0 K: 1 BB: 0 S: 5 P: 5	R: 0 H: 0 E: 0 LOB: 1 K: 0 BB: 1 S: 3 P: 7	R: 0 H: 1 E: 0 LOB: 1 K: 0 BB: 0 S: 4 P: 4	1B: 3 SF: 0 2B: 0 SAC: 0 3B: 0 DP: 0 HR: 1 HBP: 0	WP: 1 PA: 35 PB: 0 SB: 0 CS: 0	
PITCHER Clyde Wright, L ERA: 3.64 (1, 1)	IP WLS BF H R ER SO BB IBB HBP BLK WP HR S P ERA WHIP											
	9.0 W 35 4 2 2 4 3 1 0 0 1 1 39 55 2.00 0.778											

Baltimore Orioles @ California Angels
Anaheim Stadium, Anaheim, CA
Tue Sep 05 1967, 6:33 AM EDT
Unknown

livebaseballscorecards.com

AB 31
R 2
H 4
RBI 2
BB 4
SO 4
LOB 12



Batter	1	2	3	4	5	6	7	8	9
Aurelio Rodriguez, R (1, 5) OBP: 0.321, SLG: 0.444	0-3 K		0-0 E8 2B 1B		0-0 1B 2B 1B		0-0 HR	0-0 1-3	
Jim Fregosi, R (1, 6) OBP: 0.355, SLG: 0.398	0-0 F9		0-3 K		0-0 1B 2B 1B		0-0 SH2-4 1B		
Bubba Morton, R (1, 9) OBP: 0.411, SLG: 0.429	0-0 1-3		0-0 2B		0-0 2B		0-0 SH2-4		
Rick Reichardt, R (1, 7) OBP: 0.311, SLG: 0.383		0-0 HR	0-0 6-3		4-0 BB		0-0 6-3		
Roger Repoz, L (8, 8) OBP: 0.321, SLG: 0.398									
Bill Skowron, R (1, 3) OBP: 0.250, SLG: 0.263		0-0 6-3		0-0 5-3	0-3 K		0-0 4-3		
Don Mincher, L (5, PH) OBP: 0.373, SLG: 0.485									
Woodie Held, R (1, 8) OBP: 0.305, SLG: 0.335	0-0 F5		0-0 6-3		4-0 WP BB		4-0 BB	4-0 G6-4-3 BB	
Hawk Taylor, R (1, 2) OBP: 0.311, SLG: 0.408	0-0 6-3		0-0 4-3		0-0 F9		0-0 G6-4-3	0-0 1-2f	
Bobby Knoop, R (1, 4) OBP: 0.309, SLG: 0.361			0-0 E 2B 1B		0-3 K	0-0 F4	0-0 1B 2B		
Clyde Wright, R (1, 1) OBP: 0.353, SLG: 0.471			0-0 F8		0-3 K	0-0 F8	0-0 1B		

Inning Stats	R: 0	H: 0	E: 0	K: 1	S: 5	LOB: 0	BB: 0	P: 5
	R: 1	H: 1	E: 0	K: 0	S: 4	LOB: 0	BB: 0	P: 4
	R: 2	H: 3	E: 1	K: 1	S: 8	LOB: 1	BB: 0	P: 8
	R: 0	H: 0	E: 0	K: 0	S: 3	LOB: 0	BB: 0	P: 3
	R: 2	H: 3	E: 0	K: 3	S: 12	LOB: 2	BB: 1	P: 16
	R: 0	H: 0	E: 0	K: 0	S: 3	LOB: 1	BB: 1	P: 7
	R: 1	H: 2	E: 0	K: 0	S: 5	LOB: 1	BB: 0	P: 5
	R: 1	H: 2	E: 0	K: 0	S: 4	LOB: 1	BB: 1	P: 8


PITCHER	IP	WLS	BF	H	R	ER	SO	BB	IBB	HBP	BLK	WP	HR	S	P	ERA	WHIP
Pete Richert, L (1, 1) ERA: 3.45	4.2	L	22	7	5	5	4	1	0	0	0	0	1	29	33	9.64	1.714
Bill Dillman, R (5, 1) ERA: 4.32	1.1		5	0	0	0	1	1	0	0	0	1	0	6	10	0.00	0.750
Eddie Fisher, R (7, 1) ERA: 3.83	2.0		10	4	2	2	0	1	0	0	0	0	1	9	13	9.00	2.500

BOTTOM

Baltimore Orioles @ California Angels
Anaheim Stadium, Anaheim, CA

Tue Sep 05 1967, 6:33 AM EDT
Unknown

AB	33
R	7
H	11
RBI	7
BB	3
SO	5
LOB	13



1B	2B	3B	HR	SF	SAC	DP	HBP	WP	PA
6	3	0	2	0	1	1	0	1	37

Batter	1	2	3	4	5	6	7	8	9	AB R H RBI BB SO LOB	TOP											
Davey Johnson, R (1, 4) OBP: 0.324, SLG: 0.380	0-0 F8		0-0 F8			0-0 1B BB SF7 1B	0-0 F9			4 1 1 0 0 0 0	<p>Baltimore Orioles @ California Angels Anaheim Stadium, Anaheim, CA</p> <p>Tue Sep 05 1967, 6:38 AM EDT Att. 8,840 - Unknown</p> <p>livebaseballscorecards.com</p>											
Dave May, L (1, 9) OBP: 0.213, SLG: 0.209	0-0 G5-4-3 1B		0-0 4-3			4-0 BB 1B 1B BB	4-0 BB			2 1 1 0 2 0 0												
Paul Blair, R (1, 8) OBP: 0.359, SLG: 0.466	0-0 G5-4-3 1-2f			0-3 K		0-0 1B BB 1B	0-3 K			4 1 1 1 0 2 2												
Frank Robinson, R (1, 7) OBP: 0.419, SLG: 0.597		0-0 BB 1B		0-0 5-3		0-0 F4		0-3 K		4 0 1 0 0 1 3												
Brooks Robinson, R (1, 5) OBP: 0.322, SLG: 0.426		0-0 F2		0-0 L6		0-0 SF7		0-0 F6		3 0 0 1 0 0 1												
Curt Blefary, L (1, 3) OBP: 0.336, SLG: 0.419		0-0 F8			0-0 4-3	4-0 1B BB 1B		0-3 K		3 0 0 0 1 1 1												
Andy Etchebarren, R (1, 2) OBP: 0.310, SLG: 0.324		4-0 BB 1-2 BB			0-0 F7	0-0 1B 1-3 2-H 3-H		0-0 5-3		3 0 1 2 1 0 0												
Mark Belanger, R (1, 6) OBP: 0.230, SLG: 0.232		0-0 G3			0-0 F4	0-3 K		0-0 F3		4 0 0 0 0 1 4												
John Buzhardt, R (1, 1) OBP: 0.190, SLG: 0.190			0-0 L3			0-0 BB 1B 1B	0-3 K		0-0 F7	1 0 0 0 0 0 0												
Wally Bunker, R (4, 1) OBP: 0.077, SLG: 0.077										1 1 1 0 0 0 0												
Russ Snyder, L (7, PH) OBP: 0.317, SLG: 0.328										1 0 0 0 0 1 0												
Stu Miller, R (7, 1)										0 0 0 0 0 0 0												
Luis Aparicio, R (9, PH) OBP: 0.282, SLG: 0.322										1 0 0 0 0 0 0												
Inning Stats	R: 0 E: 0 K: 0 S: 3	H: 1 LOB: 0 BB: 0 P: 3	R: 0 E: 0 K: 0 S: 4	H: 1 LOB: 2 BB: 1 P: 8	R: 0 E: 0 K: 0 S: 3	H: 0 LOB: 0 BB: 0 P: 3	R: 0 E: 0 K: 1 S: 5	H: 0 LOB: 0 BB: 0 P: 5	R: 0 E: 0 K: 0 S: 3	H: 0 LOB: 0 BB: 0 P: 3	R: 4 E: 0 K: 1 S: 9	H: 4 LOB: 2 BB: 2 P: 17	R: 0 E: 0 K: 2 S: 7	H: 0 LOB: 1 BB: 1 P: 11	R: 0 E: 0 K: 2 S: 7	H: 0 LOB: 0 BB: 0 P: 7	R: 0 E: 0 K: 0 S: 3	H: 0 LOB: 0 BB: 0 P: 3	1B: 6 2B: 0 3B: 0 HR: 0	SF: 1 SAC: 0 DP: 1 HBP: 0	WP: 0 PB: 0 SB: 0 CS: 0	PA: 36
PITCHER	IP WLS BF H R ER SO BB IBB HBP BLK WP HR S P ERA WHIP																					
Bobby Locke, R (1, 1) ERA: 5.4	5.0 W 21 5 4 4 1 2 0 0 0 0 0 0 21 29 7.20 1.400																					
Bill Kelso, R (6, 1) ERA: 3.16	4.0 S 15 1 0 0 5 2 0 0 0 0 0 0 23 31 0.00 0.750																					

AB	31
R	4
H	6
RBI	4
BB	4
SO	6
LOB	11



Batter	1	2	3	4	5	6	7	8	9
Aurelio Rodriguez, R (1, 5) OBP: 0.303, SLG: 0.406	0-0 F9		0-0 1B S 1B	0-0 G6-4-3		0-0 E6 1B		0-3 K	
Jim Fregosi, R (1, 6) OBP: 0.358, SLG: 0.400	0-3 K		0-0 1B 2B 1B		0-0 1B 2B 1B	0-0 1B			
Jimmie Hall, L (1, 9) OBP: 0.317, SLG: 0.416	4-0 BB BB		0-0 1-3 2B 1B		0-0 F5		0-0 4-3		
Don Mincher, L (1, 3) OBP: 0.379, SLG: 0.490	4-0 1-2 BB		0-0 1-H HR 2B		0-0 2B 1B 1B		4-0 1B 1B BB		
Roger Repoz, L (1, 8) OBP: 0.328, SLG: 0.423	0-0 3-1		0-0 2-H HR		0-0 1B 2B		0-0 1B 1B		
Bubba Morton, R (1, 7) OBP: 0.413, SLG: 0.430		0-3 K	0-0 F8		0-0 2-H 3-H CS 1B		0-0 2-H 3-H G4-6-3 1B		
Buck Rodgers, S (1, 2) OBP: 0.270, SLG: 0.293		0-0 4-3	0-0 F8		0-0 5-3		0-0 G4-6-3		
Bobby Knoop, R (1, 4) OBP: 0.307, SLG: 0.358		0-0 F8		0-0 F8		0-0 5-3		0-0 F8	
Bobby Locke, R (1, 1) OBP: 0.500, SLG: 0.500			0-0 1-3		0-0 G6-4-3 1B		0-3 K		
Bill Kelso, R (6, 1) OBP: 0.105, SLG: 0.105								0-3 K	

Inning Stats	R: 0	H: 0	E: 0	K: 1	S: 5	R: 0	H: 0	E: 0	K: 1	S: 5	R: 5	H: 5	E: 0	K: 0	S: 8	R: 0	H: 1	E: 0	K: 0	S: 3	R: 3	H: 4	E: 0	K: 0	S: 6	R: 1	H: 1	E: 1	K: 1	S: 6	R: 2	H: 2	E: 0	K: 0	S: 4	R: 0	H: 0	E: 0	K: 2	S: 7
	LOB: 2	BB: 2	P: 13	LOB: 0	BB: 0	P: 5	LOB: 0	BB: 0	P: 5	LOB: 0	BB: 0	P: 8	LOB: 0	BB: 0	P: 8	LOB: 0	BB: 0	P: 3	LOB: 1	BB: 0	P: 6	LOB: 1	BB: 0	P: 6	LOB: 0	BB: 0	P: 6	LOB: 1	BB: 0	P: 6	LOB: 0	BB: 1	P: 8	LOB: 0	BB: 0	P: 7	LOB: 0	BB: 0	P: 7	

PITCHER	IP	WLS	BF	H	R	ER	SO	BB	IBB	HBP	BLK	WP	HR	S	P	ERA	WHIP
John Buzhardt, R (1, 1) ERA: 4.34	3.0	L	16	5	5	5	2	2	0	0	0	0	1	18	26	15.00	2.333
Wally Bunker, R (4, 1) ERA: 4.05	3.0		13	6	4	3	1	0	0	0	0	0	0	15	15	9.00	2.000
Stu Miller, R (7, 1) ERA: 2.69	2.0		8	2	2	2	2	1	0	0	0	0	0	11	15	9.00	1.500


BOTTOM

Baltimore Orioles @ California Angels
Anaheim Stadium, Anaheim, CA

Tue Sep 05 1967, 6:38 AM EDT
 Att. 8,840 - Unknown

livebaseballscorecards.com

AB	34
R	11
H	13
RBI	11
BB	3
SO	5
LOB	6



1B: 10	SF: 0	WP: 0	PA: 37
2B: 2	SAC: 0	PB: 0	
3B: 0	DP: 2	SB: 1	
HR: 1	HBP: 0	CS: 1	

Batter	1	2	3	4	5	6	7	8	9	AB R H RBI BB SO LOB	TOP											
Ted Uhlender, L (1, 8) OBP: 0.282, SLG: 0.397	0-0 F7		0-0 2B		0-0 2-H 1B		0-0 F3		0-0 F2	5 0 2 1 0 0 2												
Cesar Tovar, R (1, 5) OBP: 0.332, SLG: 0.374	0-0 F9		0-0 F3		0-0 4-3			0-0 2B 3B		4 1 1 0 0 0 2												
Harmon Killebrew, R (1, 3) OBP: 0.399, SLG: 0.525	0-3 K			0-0 HR		0-3 K		0-3 K2-3		4 1 1 1 0 3 1												
Tony Oliva, L (1, 9) OBP: 0.326, SLG: 0.438		0-0 2B		0-0 F8		0-0 4-3		0-0 PB 1B 2B		4 1 2 1 0 0 0												
Bob Allison, R (1, 7) Sandy Valdespino, L (8, PR) OBP: 0.355, SLG: 0.460 OBP: 0.206, SLG: 0.220	0-0 F6		0-0 L5		0-0 K		0-3 K	0-0 1B 1B		4 0 1 1 0 1 1 0 0 0 0 0 0 0												
Rod Carew, L (1, 4) OBP: 0.349, SLG: 0.415	0-0 6-3		0-0 1-3			0-0 E 1B 1B		0-0 G5-4-3 1B 1B		4 0 2 0 0 0 1												
Jerry Zimmerman, R (1, 2) OBP: 0.257, SLG: 0.191	0-3 K			0-0 5-3		0-3 K		0-0 G5-4-3		4 0 0 0 0 2 4												
Zoilo Versalles, R (1, 6) OBP: 0.257, SLG: 0.283	0-3 K		0-3 K		0-0 SH5-4 1B 1B		0-0 F4		0-0 1-3	4 1 1 0 0 1 1												
Dean Chance, R (1, 1) OBP: 0.125, SLG: 0.038	0-3 K		0-0 SH5-4		0-0 SH5-4		0-0 E2 1B		0-0 4-3	3 0 1 0 0 1 0												
Inning Stats	R: 0 E: 0 K: 1 S: 5	H: 0 LOB: 0 BB: 0 P: 5	R: 0 E: 0 K: 1 S: 6	H: 1 LOB: 1 BB: 0 P: 6	R: 0 E: 0 K: 2 S: 8	H: 1 LOB: 1 BB: 0 P: 8	R: 1 E: 0 K: 0 S: 4	H: 1 LOB: 0 BB: 0 P: 4	R: 1 E: 0 K: 0 S: 5	H: 2 LOB: 1 BB: 0 P: 5	R: 0 E: 0 K: 2 S: 7	H: 0 LOB: 0 BB: 0 P: 7	R: 0 E: 1 K: 1 S: 7	H: 2 LOB: 2 BB: 0 P: 7	R: 2 E: 0 K: 1 S: 8	H: 4 LOB: 2 BB: 0 P: 8	R: 0 E: 0 K: 0 S: 3	H: 0 LOB: 0 BB: 0 P: 3	1B: 6 2B: 3 3B: 1 HR: 1	SF: 0 SAC: 1 DP: 1 HBP: 0	WP: 0 PB: 1 SB: 0 CS: 0	PA: 37
PITCHER	IP WLS BF H R ER SO BB IBB HBP BLK WP HR S P ERA WHIP												IP WLS BF H R ER SO BB IBB HBP BLK WP HR S P ERA WHIP									
Jim Hardin, R (1, 1) ERA: 2.6	7.1 L 32 10 4 4 8 0 0 0 0 0 0 1 48 48 4.91 1.364																					
Eddie Watt, R (8, 1) ERA: 2.19	1.2 5 1 0 0 0 0 0 0 0 0 0 0 5 5 0.00 0.600																					

Minnesota Twins @ Baltimore Orioles
 Memorial Stadium, Baltimore, MD
 Thu Sep 07 1967, 7:05 PM EDT
 Att. 8,541 - Unknown

livebaseballscorecards.com

AB	36
R	4
H	11
RBI	4
BB	0
SO	8
LOB	12



Batter	1	2	3	4	5	6	7	8	9	AB	R	H	RBI	BB	SO	LOB
Luis Aparicio, R (1, 6) OBP: 0.280, SLG: 0.319	0-0 F9		0-0 5-3		0-0 F5		0-0 F8			4	0	0	0	0	0	2
Dave May, L (1, 9) OBP: 0.196, SLG: 0.191	0-0 F8		0-0 G3		0-0 F8			0-0 F7		4	0	0	0	0	0	1
Paul Blair, R (1, 8) OBP: 0.357, SLG: 0.462	0-3 K		0-3 K			0-0 F3		0-0 F9		4	0	0	0	0	2	0
Frank Robinson, R (1, 7) OBP: 0.418, SLG: 0.593		0-0 5-3		0-0 6-3		0-0 1B		0-0 F9		4	0	1	0	0	0	0
Brooks Robinson, R (1, 5) OBP: 0.321, SLG: 0.430		0-0 E6 4-3 1B		0-0 HR		0-0 F3			0-0 5-3	4	2	1	1	0	0	1
Curt Blefary, L (1, 3) OBP: 0.333, SLG: 0.416		0-0 4-3 1-2		0-3 K		0-0 L4			0-0 F7	4	0	0	0	0	1	2
Davey Johnson, R (1, 4) OBP: 0.325, SLG: 0.381		0-0 1B 2-H 1B		0-3 K			0-3 K		0-0 FC6-4 1B	4	0	2	1	0	2	0
Larry Haney, R (1, 2) OBP: 0.328, SLG: 0.361		0-0 1B 1-2			0-0 FC3-5 2B		0-0 SH3-4 1B		0-0 FC6-4 1-2	4	0	3	0	0	0	1
Jim Hardin, R (1, 1) OBP: 0.154, SLG: 0.208		0-0 6-3			0-0 FC3-5 2-3		0-0 SH3-4 1-2			2	0	0	0	0	0	3
Eddie Watt, R (8, 1) OBP: 0.273, SLG: 0.350										0	0	0	0	0	0	0

Inning Stats	R: 0	H: 0	E: 0	K: 1	S: 5	R: 1	H: 2	E: 1	K: 0	S: 6	R: 0	H: 0	E: 0	K: 1	S: 5	R: 1	H: 1	E: 0	K: 2	S: 8	R: 0	H: 1	E: 0	K: 0	S: 4	R: 0	H: 1	E: 0	K: 1	S: 6	R: 0	H: 0	E: 0	K: 0	S: 3	R: 0	H: 1	E: 0	K: 0	S: 4	R: 0	H: 1	E: 0	K: 0	S: 4	1B: 5	SF: 0	2B: 1	SAC: 1	3B: 0	DP: 0	HR: 1	HBP: 0	WP: 0	PA: 35
PITCHER Dean Chance, R (1, 1) ERA: 2.49	IP	WLS	BF	H	R	ER	SO	BB	IBB	HBP	BLK	WP	HR	S	P	ERA	WHIP																																						

MINNESOTA TWINS @ BALTIMORE ORIOLES
Memorial Stadium, Baltimore, MD
 Thu Sep 07 1967, 7:05 PM EDT
 Att. 8,541 - Unknown

AB	34
R	2
H	7
RBI	2
BB	0
SO	5
LOB	10



Batter	1	2	3	4	5	6	7	8	9	AB R H RBI BB SO LOB	TOP														
Ted Uhlauer, L (1, 8) OBP: 0.287, SLG: 0.400	0-0 4-3	0-0 1-2 3-H 1B		0-0 1-3 1B		0-0 3-1-4		0-0 CS 1B		5 0 3 1 0 0 1															
Cesar Tovar, R (1, 5) OBP: 0.330, SLG: 0.370	0-0 F8	0-0 F7		0-0 6-3		0-0 5-3		0-0 CS 1-2	0-0 F8	5 0 0 0 0 0 4															
Harmon Killebrew, R (1, 3) OBP: 0.397, SLG: 0.528	0-0 F6		0-0 5-3	0-0 HR		0-0 5-3			0-0 E7 1B	5 2 1 2 0 0 0															
Tony Oliva, L (1, 9) OBP: 0.353, SLG: 0.444 Carroll Hardy, R (9, PR) OBP: 0.500, SLG: 0.500		4-0 1B FC BB	0-0 E 2B	0-3 K		0-0 2B			0-0 2-H 1B	4 2 3 1 1 1 0 0 0 0 0 0 0 0															
Bob Allison, R (1, 7) OBP: 0.263, SLG: 0.457 Sandy Valdespino, L (9, 7) OBP: 0.206, SLG: 0.220		0-0 SH FC SF8 1B	0-0 E6 2B FC6-2		0-3 K	0-0 F8			0-3 K	5 1 1 0 0 2 3 0 0 0 0 0 0 0															
Rod Carew, L (1, 4) OBP: 0.349, SLG: 0.416		0-0 FC SF8 SH 1B	0-0 FC6-2 2B		0-0 L6	4-0 IBB			0-0 F8	4 1 1 2 1 0 2															
Earl Battey, R (1, 2) OBP: 0.263, SLG: 0.219 Jerry Zimmerman, R (8, 2) OBP: 0.257, SLG: 0.191		0-0 SH 1B	0-0 FC6-2		0-3 K	0-0 F4				3 0 0 0 0 1 4 0 0 0 0 0 0 0	AB 36 R 7 H 10 RBI 7 BB 3 SO 6 LOB 18														
Zoilo Versalles, R (1, 6) OBP: 0.257, SLG: 0.283		0-0 SF8	0-0 4-3			0-0 E6 SH1-4 1B			0-3 K	3 0 1 1 0 1 2															
Jim Merritt, L (1, 1) OBP: 0.216, SLG: 0.179		0-3 K		4-0 1B HR BB		0-0 SH1-4			0-0 F7	2 1 0 0 1 1 2															
Inning Stats	R: 0 E: 0 K: 0 S: 3	H: 0 LOB: 0 BB: 0 P: 3	R: 3 E: 1 K: 1 S: 9	H: 2 LOB: 2 BB: 1 P: 13	R: 1 E: 1 K: 0 S: 6	H: 2 LOB: 0 BB: 1 P: 6	R: 2 E: 0 K: 1 S: 6	H: 2 LOB: 0 BB: 1 P: 10	R: 0 E: 0 K: 2 S: 7	H: 0 LOB: 0 BB: 0 P: 7	R: 0 E: 1 K: 0 S: 4	H: 1 LOB: 1 BB: 0 P: 4	R: 0 E: 0 K: 0 S: 4	H: 1 LOB: 2 BB: 1 P: 8	R: 0 E: 0 K: 1 S: 5	H: 1 LOB: 0 BB: 0 P: 5	R: 1 E: 1 K: 1 S: 7	H: 1 LOB: 1 BB: 0 P: 7	1B: 6 2B: 3 3B: 0 HR: 1	SF: 1 SAC: 2 DP: 0 HBP: 0	WP: 0 PB: 0 SB: 0 CS: 1	PA: 43			
PITCHER	IP	WLS	BF	H	R	ER	SO	BB	IBB	HBP	BLK	WP	HR	S	P	ERA	WHIP								
Gene Brabender, R (1, 1) ERA: 2.94	5.0	L	25	6	6	5	4	2	0	0	0	0	1	31	39	9.00	1.600								
John Buzhardt, R (6, 1) ERA: 4.25	2.0		9	2	0	0	0	0	1	0	0	0	0	8	12	0.00	1.000								
Eddie Fisher, R (8, 1) ERA: 3.74	2.0		8	2	1	0	2	0	0	0	0	0	0	12	12	0.00	1.000								

Minnesota Twins @ Baltimore Orioles
 Memorial Stadium, Baltimore, MD
 Fri Sep 08 1967, 7:05 PM EDT
 Unknown

livebaseballscorecards.com



Batter	1	2	3	4	5	6	7	8	9	AB	R	H	RBI	BB	SO	LOB					
Luis Aparicio, R OBP: 0.279, SLG: 0.318 (1, 6)	0-0 1B 1B		0-0 F4		0-0 4-3		0-0 F8			4	0	1	0	0	0	0					
Curt Blefary, L OBP: 0.336, SLG: 0.427 (1, 7)	0-0 1-3 1B		0-0 HR		0-0 FC5-4 2B			0-0 4-3		4	1	3	1	0	0	0					
Paul Blair, R OBP: 0.354, SLG: 0.458 (1, 8)	0-0 1-2 5-3		0-0 F8		0-0 FC5-4 2-3			0-0 5-3		4	0	0	0	0	0	3					
Frank Robinson, R OBP: 0.414, SLG: 0.587 (1, 9)	0-3 K		0-0 F9		0-0 6-3			0-0 F2		4	0	0	0	0	1	2					
Brooks Robinson, R OBP: 0.323, SLG: 0.432 (1, 5)	4-0 BB			0-0 4-3 2B		0-0 F7			0-0 F6	3	0	1	0	1	0	0					
Boog Powell, L OBP: 0.325, SLG: 0.352 (1, 3)	0-3 K			0-0 4-3 2-3		0-0 F8			0-0 F4	4	0	0	0	0	1	4					
Davey Johnson, R OBP: 0.323, SLG: 0.378 (1, 4)		0-0 6-3		0-0 F2		0-0 5-3			0-0 5-3	4	0	0	0	0	0	1					
Andy Etchebarren, R OBP: 0.310, SLG: 0.324 (1, 2)		0-0 F8		0-0 L4		0-0 HR				0	0	0	0	0	0	0					
Larry Haney, R OBP: 0.328, SLG: 0.384 (2, 2)		0-0 F8								3	1	1	1	0	0	1					
Gene Brabender, R OBP: 0.130, SLG: 0.091 (1, 1)		0-3 K			0-0 F5		0-3 K			1	0	0	0	0	1	0					
Sam Bowens, R OBP: 0.216, SLG: 0.238 (5, PH)										1	0	0	0	0	0	0					
John Buzhardt, R OBP: 0.190, SLG: 0.190 (6, 1)										0	0	0	0	0	0	0					
Russ Snyder, L OBP: 0.316, SLG: 0.327 (7, PH)										1	0	0	0	0	1	0					
Eddie Fisher, R OBP: 0.333, SLG: 0.200 (8, 1)										0	0	0	0	0	0	0					
Inning Stats	R: 0 E: 0 K: 2 S: 9	H: 2 LOB: 3 BB: 1 P: 13	R: 0 E: 0 K: 1 S: 5	H: 0 LOB: 0 BB: 0 P: 5	R: 1 E: 0 K: 0 S: 4	H: 1 LOB: 1 BB: 0 P: 4	R: 0 E: 0 K: 0 S: 4	H: 1 LOB: 1 BB: 0 P: 4	R: 0 E: 0 K: 0 S: 3	H: 0 LOB: 0 BB: 0 P: 3	R: 1 E: 0 K: 1 S: 6	H: 1 LOB: 0 BB: 0 P: 6	R: 0 E: 0 K: 0 S: 3	H: 0 LOB: 0 BB: 0 P: 3	R: 0 E: 0 K: 0 S: 3	H: 0 LOB: 0 BB: 0 P: 3	1B: 2 2B: 2 3B: 0 HR: 2	SF: 0 SAC: 0 DP: 0 HBP: 0	WP: 0 PB: 0 SB: 0 CS: 0	PA: 34	
PITCHER Jim Merritt, L ERA: 2.37 (1, 1)	IP 9.0	WLS W	BF 34	H 6	R 2	ER 2	SO 4	BB 1	IBB 0	HBP 0	BLK 0	WP 0	HR 2	S 41	P 45	ERA 2.00	WHIP 0.778				

BOTTOM

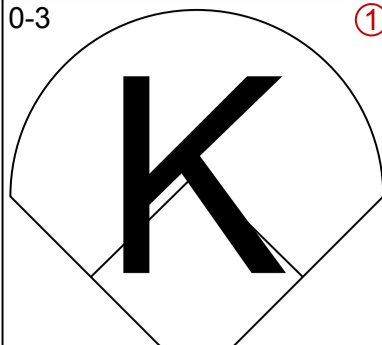
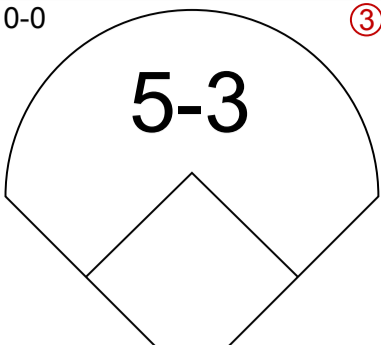
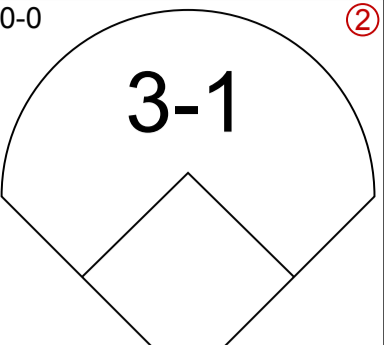
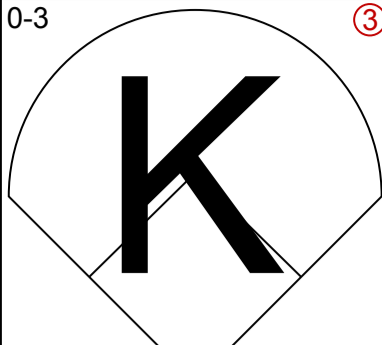
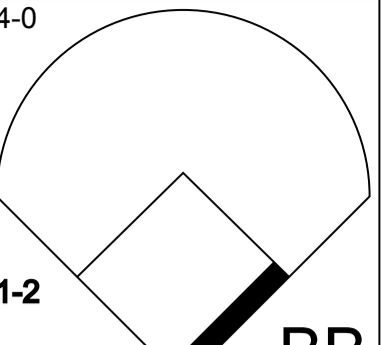

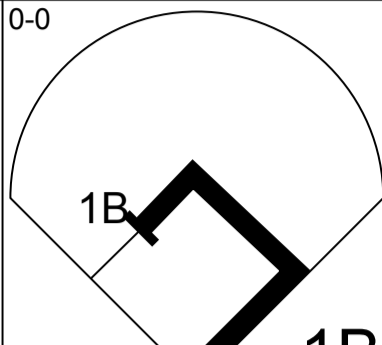
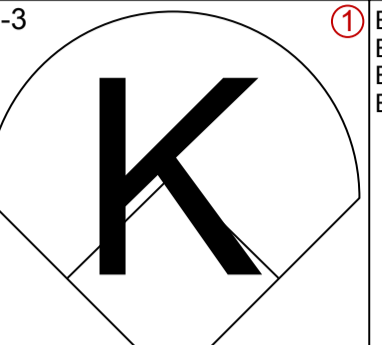
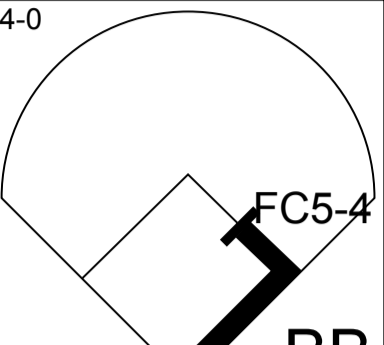
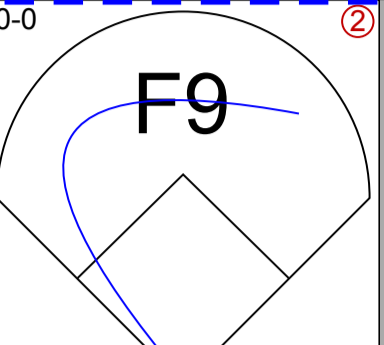
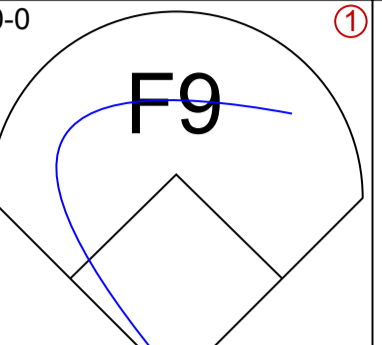
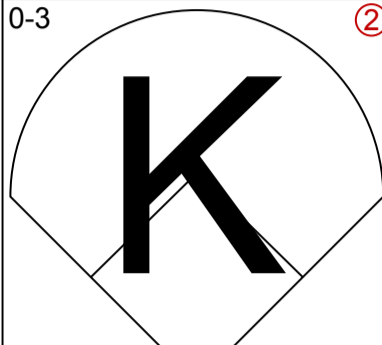
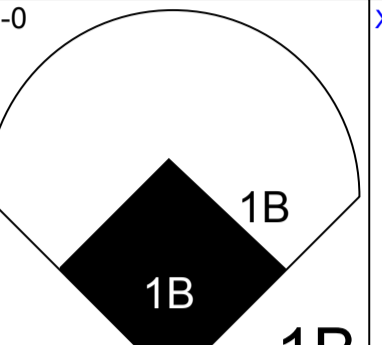
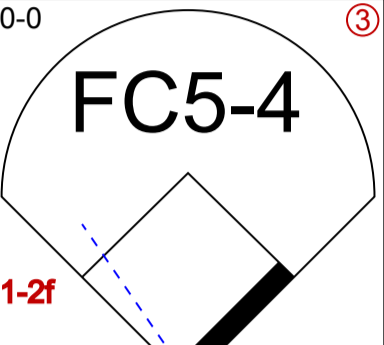
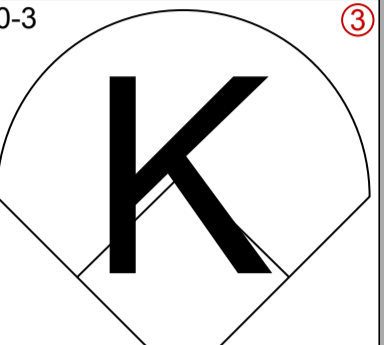
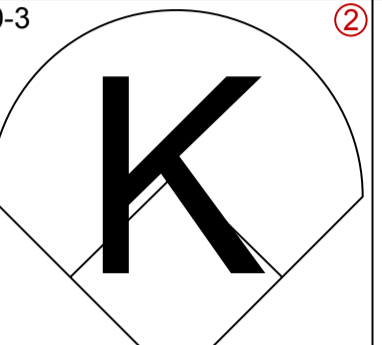
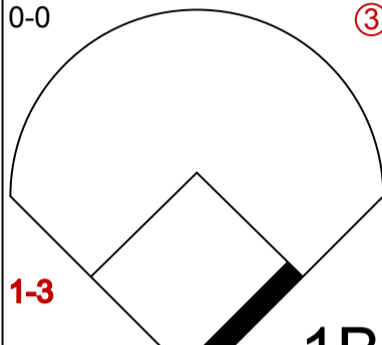
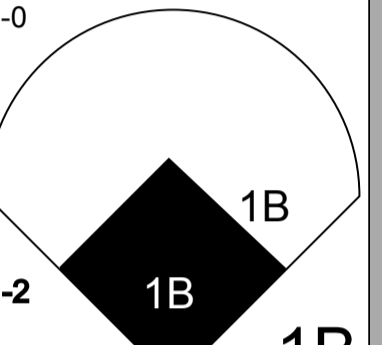
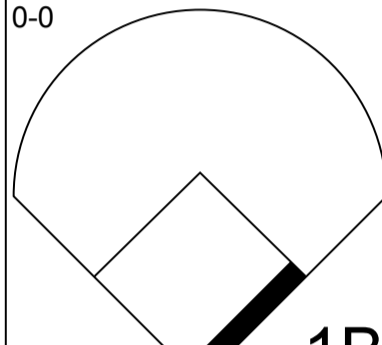
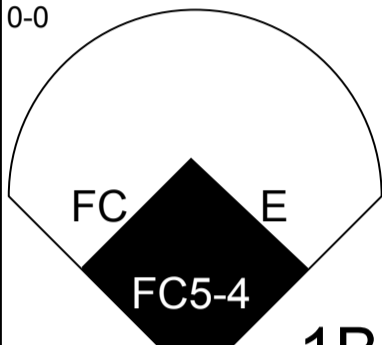
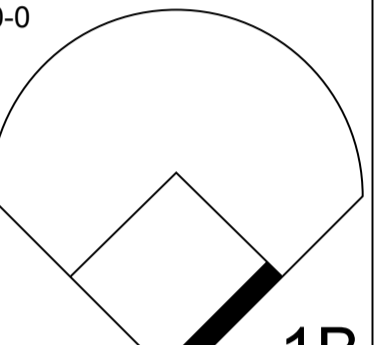
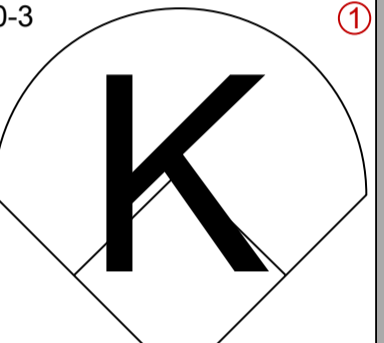
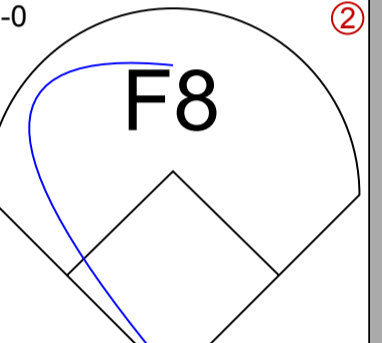
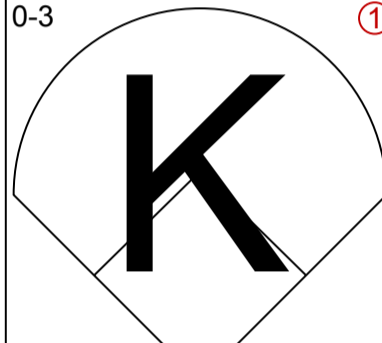
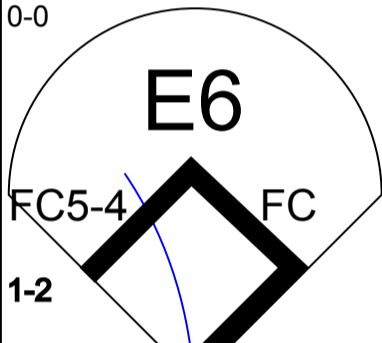
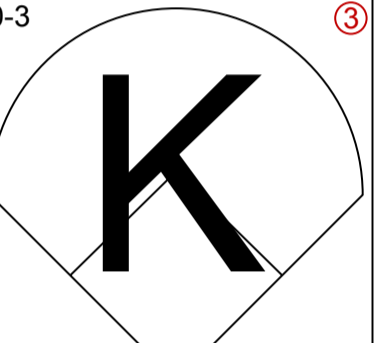
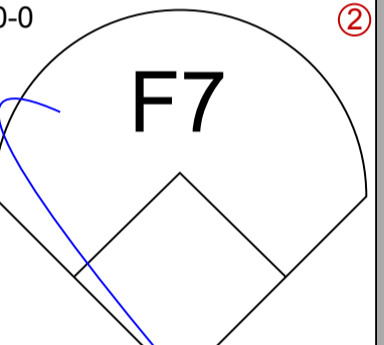
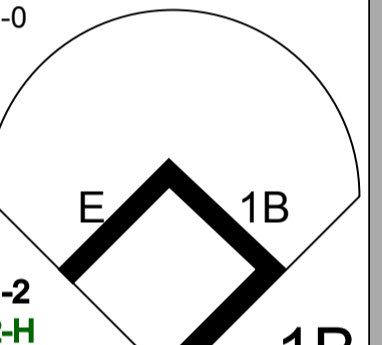
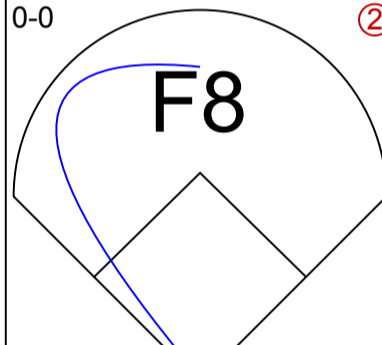
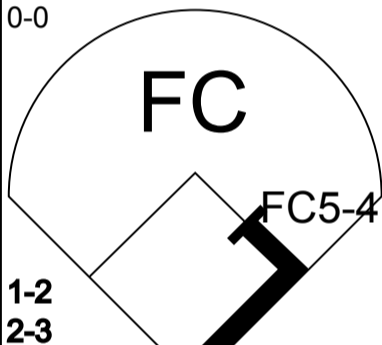

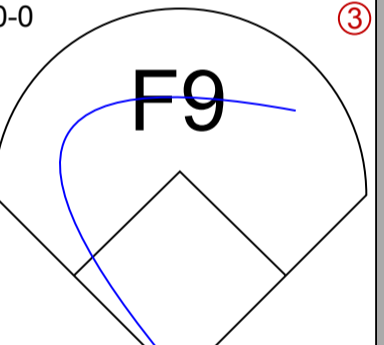
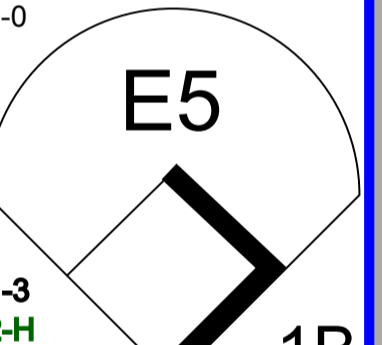
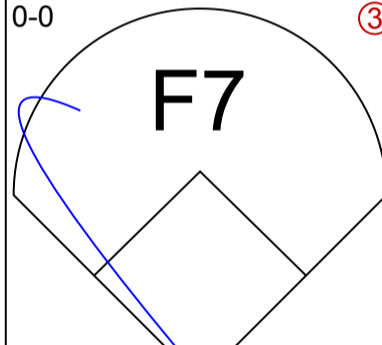
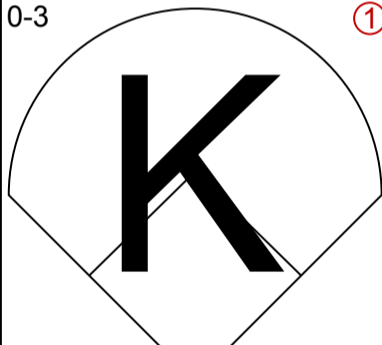
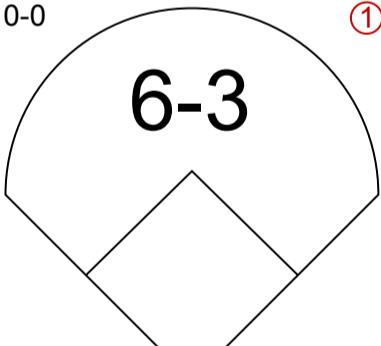
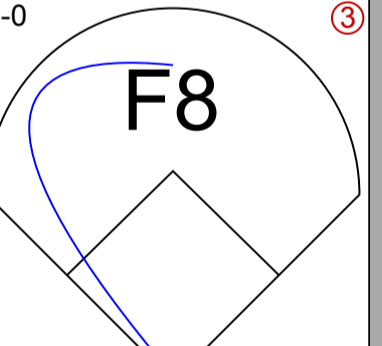
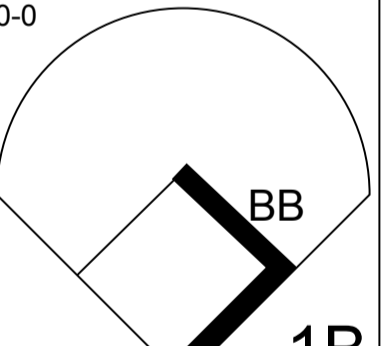
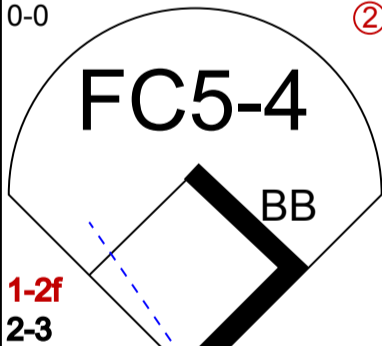
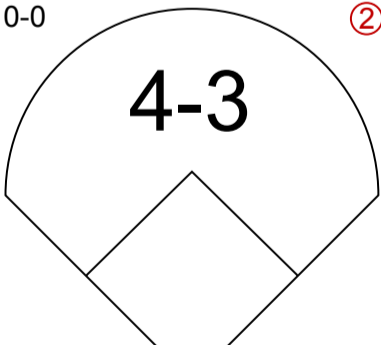
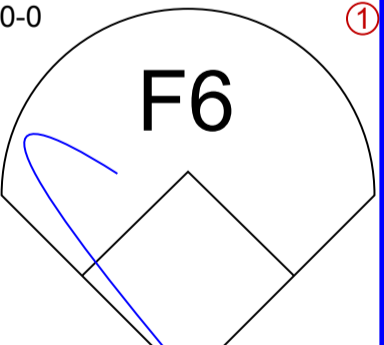

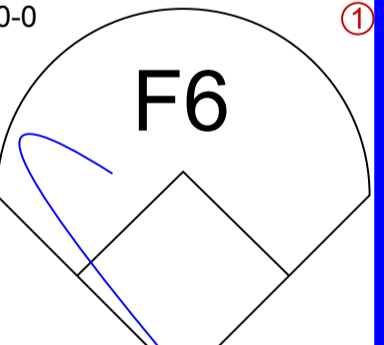
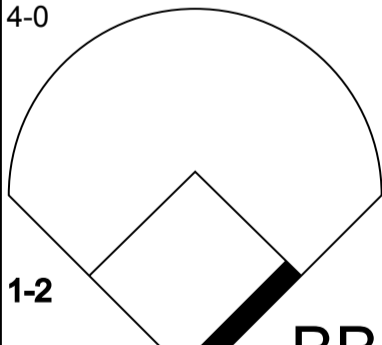
Minnesota Twins @ Baltimore Orioles
Memorial Stadium, Baltimore, MD
 Fri Sep 08 1967, 7:05 PM EDT
 Unknown

AB	33
R	2
H	6
RBI	2
BB	1
SO	4
LOB	11



WP: 0	PA: 34
PB: 0	
SB: 0	
CS: 0	

PITCHER	IP	WLS	BF	H	R	ER	SO	BB	IBB	HBP	BLK	WP	HR	S	P	ERA	WHIP
Jim Merritt, L	9.0	W	34	6	2	2	4	1	0	0	0	0	2	41	45	2.00	0.778

Ted Uhlender, L (1, 8) OBP: 0.285, SLG: 0.395	0-3 		0-0 		0-0 		0-3 		4-0 	0-3 		4 0 0 0 1 2 3
Cesar Tovar, R (1, 5) OBP: 0.330, SLG: 0.370	0-0 			0-3 		4-0 		0-0 		0-0 		4 0 1 0 1 1 2
Harmon Killebrew, R (1, 3) OBP: 0.395, SLG: 0.524	0-3 			0-0 		0-0 		0-3 		0-3 		5 1 1 0 0 3 4
Tony Oliva, L (1, 9) OBP: 0.337, SLG: 0.450	0-0 			0-0 		0-0 		0-0 		0-0 		5 2 5 0 0 0 0
Bob Allison, R (1, 7) OBP: 0.350, SLG: 0.452		0-3 		0-0 		0-3 		0-0 		0-3 		5 0 0 0 0 3 5
Rod Carew, L (1, 4) OBP: 0.348, SLG: 0.414		0-0 		0-0 		0-0 		0-0 		0-0 		4 0 1 1 0 0 3
Hank Izkierdo, R (1, 2) OBP: 0.296, SLG: 0.346 Rich Reese, L (4, PH) OBP: 0.286, SLG: 0.385 Dave Boswell, R (4, PR) OBP: 0.265, SLG: 0.338 Russ Nixon, L (4, 2) OBP: 0.317, SLG: 0.319 Rich Collins, R (8, PH) OBP: 0.310, SLG: 0.343 Jerry Zimmerman, R (8, 2) OBP: 0.287, SLG: 0.191		0-0 		0-0 		0-0 		0-3 				1 0 0 0 0 0 0 1 0 1 1 0 0 0 0 0 0 0 0 0 0 1 0 0 0 0 0 1 1 0 0 0 0 1 3 0 0 0 0 0 0 0
Zoilo Versalles, R (1, 6) OBP: 0.257, SLG: 0.283			0-0 		0-0 			0-0 		0-0 		4 0 1 1 0 0 4
Jim Perry, S (1, 1) OBP: 0.194, SLG: 0.306 Mudcat Grant, R (5, 1) OBP: 0.200, SLG: 0.179 Frank Kostro, R (7, PH) OBP: 0.370, SLG: 0.320 Ron Kline, R (7, 1) Carroll Hardy, R (8, PH) OBP: 0.687, SLG: 0.500 Al Worthington, R (8, 1)			0-0 		0-0 		0-0 		0-0 		4-0 	2 0 0 0 0 0 0 0 0 0 0 0 0 0 1 0 0 0 0 0 1 0 0 0 0 0 0 0 0 0 0 0 1 0 0 0 0 0 0 0 0 0

Inning Stats	R: 0 E: 0 K: 2 S: 8	H: 2 LOB: 2 BB: 0 P: 8	R: 0 E: 0 K: 1 S: 5	H: 0 LOB: 0 BB: 0 P: 5	R: 0 E: 0 K: 0 S: 3	H: 0 LOB: 0 BB: 0 P: 3	R: 2 E: 1 K: 1 S: 9	H: 4 LOB: 2 BB: 0 P: 9	R: 0 E: 0 K: 0 S: 3	H: 0 LOB: 1 BB: 1 P: 7	R: 0 E: 0 K: 1 S: 6	H: 1 LOB: 1 BB: 0 P: 6	R: 0 E: 0 K: 1 S: 6	H: 1 LOB: 2 BB: 1 P: 10	R: 1 E: 1 K: 2 S: 10	H: 1 LOB: 3 BB: 1 P: 14	R: 0 E: 0 K: 2 S: 8	H: 1 LOB: 1 BB: 0 P: 8	1B: 10 2B: 0 3B: 0 HR: 0	SF: 0 SAC: 0 DP: 0 HBP: 0	WP: 0 PB: 0 SB: 0 CS: 0	PA: 41
--------------	------------------------------	---------------------------------	------------------------------	---------------------------------	------------------------------	---------------------------------	------------------------------	---------------------------------	------------------------------	---------------------------------	------------------------------	---------------------------------	------------------------------	----------------------------------	-------------------------------	----------------------------------	------------------------------	---------------------------------	-----------------------------------	------------------------------------	----------------------------------	--------

PITCHER																			IP	WLS	BF	H	R	ER	SO	BB	IBB	HBP	BLK	WP	HR	S	P	ERA	WHIP
Tom Phoebus, R (1, 1) ERA: 3.22																			6.1	W	28	8	2	2	5	2	0	0	0	0	0	36	44	2.84	1.579
Pete Richert, L (7, 1) ERA: 3.39																			2.2	S	13	2	1	0	5	1	0	0	0	0	0	22	26	0.00	1.125

Minnesota Twins @ Baltimore Orioles
Memorial Stadium, Baltimore, MD
Fri Sep 08 1967, 7:05 PM EDT
Att. 14,226 - Unknown

livebaseballscorecards.com

AB	R	H	RBI	BB	SO	LOB
38	3	10	3	3	10	26



BOTTOM

Minnesota Twins @ Baltimore Orioles
Memorial Stadium, Baltimore, MD
 Fri Sep 08 1967, 7:05 PM EDT
 Att. 14,226 - Unknown

livebaseballscorecards.com

AB	30
R	5
H	8
RBI	5
BB	3
SO	5
LOB	14



AB	R	H	RBI	BB	SO	LOB
4	1	2	1	0	0	0
3	0	1	0	1	1	3
4	0	2	2	0	0	2
3	1	1	0	1	1	3
4	0	1	1	0	0	4
4	0	0	0	0	1	1
4	1	1	1	0	0	1
0	0	0	0	0	0	0
2	1	0	0	1	1	0
2	1	0	0	0	1	0
0	0	0	0	0	0	0
1B: 6	SF: 0	WP: 0	PA: 34	2B: 1	SAC: 1	PB: 0
3B: 0	DP: 2	SB: 0		HR: 1	HBP: 0	CS: 0

Batter	1	2	3	4	5	6	7	8	9
Russ Snyder, L OBP: 0.319, SLG: 0.330 (1, 9) X	0-0 4-3 1B	0-0 E7 1B		0-0 FC4-6 1B		0-0 F6			
Mark Belanger, R OBP: 0.237, SLG: 0.234 (1, 6) B B B B (9, 4)	4-0 1B BB	0-3 K		0-0 FC4-6 1-2f			0-0 FC5-4 1B		
Paul Blair, R OBP: 0.355, SLG: 0.459 (1, 8) X	0-0 FC6-4 1-3 1B	0-0 BB 1B		0-0 FC4-6 1-2f			0-0 FC5-4 1-2f G6-4-3		
Frank Robinson, R OBP: 0.415, SLG: 0.588 (1, 7) S S S	0-3 K	4-0 1-2 BB			0-0 1B 2B		0-0 G6-4-3 1-2f		
Brooks Robinson, R OBP: 0.322, SLG: 0.430 (1, 5) X	0-0 FC6-4 1-2f	0-0 6-3			0-0 FC4-6 2-H 1B		0-0 F7		
Curt Blefary, L OBP: 0.334, SLG: 0.424 (1, 3) S S S		0-3 K	0-0 F8		0-0 FC4-6 1-2f		0-0 G3		
Davey Johnson, R OBP: 0.322, SLG: 0.383 (1, 4) X		0-0 HR	0-0 F3		0-0 G1-3-5 1-2f		0-0 G3		
Luis Aparicio, R OBP: 0.279, SLG: 0.318 (9, 6) X									
Andy Etchebarren, R OBP: 0.310, SLG: 0.322 (1, 2) B B B B		4-0 SH 1B BB	0-0 F9			0-3 K			
Tom Phoebus, R OBP: 0.181, SLG: 0.203 (1, 1) X		0-0 SH E 1B 1B		0-3 K		0-0 L4			
Pete Richert, L OBP: 0.094, SLG: 0.098 (7, 1) S S S									

Inning	R	H	E	K	S	P
1	0	1	0	6	10	
2	4	3	1	2	19	
3	0	0	0	3	3	
4	0	1	0	1	6	
5	1	2	0	4	4	
6	0	0	0	5	5	
7	0	1	0	3	3	
8	0	0	0	3	3	

PITCHER	IP	WLS	BF	H	R	ER	SO	BB	IBB	HBP	BLK	WP	HR	S	P	ERA	WHIP
Jim Perry, R ERA: 3.23 (1, 1)	4.0	L	23	7	5	4	4	3	0	0	0	0	1	28	40	9.00	2.500
Mudcat Grant, R ERA: 4.89 (5, 1)	2.0		5	0	0	0	1	0	0	0	0	0	0	7	7	0.00	0.000
Ron Kline, R ERA: 3.78 (7, 1)	1.0		3	1	0	0	0	0	0	0	0	0	0	3	3	0.00	1.000
Al Worthington, R ERA: 2.96 (8, 1)	1.0		3	0	0	0	0	0	0	0	0	0	0	3	3	0.00	0.000

WP	HR	S	P	ERA	WHIP
0	1	2	3	9.00	2.500
0	0	0	0	0.00	0.000
0	0	0	0	0.00	1.000
0	0	0	0	0.00	0.000

Batter	1	2	3	4	5	6	7	8	9	AB R H RBI BB SO LOB	TOP											
Ted Uhlaender, L (1, 8) OBP: 0.284, SLG: 0.395	0-0 G3		0-0 3-1		0-0 F9		0-0 1B 2B	0-3 K		5 1 1 0 0 1 2												
Cesar Tovar, R (1, 4) OBP: 0.331, SLG: 0.370 (9, 5)	0-0 F9			0-0 5-3	0-0 BB 1B		0-0 2-H 1B 1B		0-0 F2	5 1 2 1 0 0 0												
Harmon Killebrew, R (1, 3) OBP: 0.395, SLG: 0.528	0-0 5-3			0-0 HR	4-0 BB 1-2 2-3		0-3 K		0-0 E6	4 1 1 1 1 1 1												
Tony Oliva, L (1, 9) OBP: 0.341, SLG: 0.452		0-0 1B		0-0 2B 1B	0-3 K		4-0 1B 1-2 IBB		4-0 IBB	3 0 2 0 2 1 3												
Bob Allison, R (1, 7) OBP: 0.349, SLG: 0.450 Sandy Valdespino, L (7, 7) OBP: 0.204, SLG: 0.217		0-0 F7		0-0 F8		0-3 K	0-0 1-2 2-H 1B		0-3 K	4 0 1 1 0 1 2 1 0 0 0 0 1 2												
Rich Rollins, R (1, 5) OBP: 0.313, SLG: 0.346 Jackie Hernandez, R (7, 5) OBP: 0.115, SLG: 0.115 Rich Reese, L (9, PH) OBP: 0.277, SLG: 0.380 Frank Quiñici, R (9, 4) OBP: 0.227, SLG: 0.158		0-3 K		0-0 1-3 2B		4-0 BB	0-0 4-3		0-0 F9	3 0 1 0 1 1 3 0 0 0 0 0 0 0 1 0 0 0 0 0 2 0 0 0 0 0 0 0												
Jerry Zimmerman, R (1, 2) OBP: 0.257, SLG: 0.193		0-0 F6		0-0 6-3		0-0 F9		0-0 SH3-4 1B		4 0 1 0 0 0 4												
Zoilo Versalles, R (1, 6) OBP: 0.255, SLG: 0.281			0-0 F4		0-0 F8	0-0 F9		0-0 SH3-4		3 0 0 0 0 0 1												
Jim Kaat, L (1, 1) OBP: 0.253, SLG: 0.286			0-0 G3		0-0 BB 1B 1B		0-3 K	0-3 K		4 0 1 0 0 2 1												
Inning Stats	R: 0 E: 0 K: 0 S: 3	H: 0 LOB: 0 BB: 0 P: 3	R: 0 E: 0 K: 1 S: 6	H: 1 LOB: 1 BB: 0 P: 6	R: 0 E: 0 K: 0 S: 3	H: 0 LOB: 0 BB: 0 P: 3	R: 1 E: 0 K: 0 S: 6	H: 3 LOB: 2 BB: 0 P: 6	R: 0 E: 0 K: 1 S: 7	H: 2 LOB: 3 BB: 1 P: 11	R: 0 E: 0 K: 1 S: 5	H: 0 LOB: 1 BB: 1 P: 9	R: 2 E: 0 K: 2 S: 10	H: 3 LOB: 2 BB: 1 P: 14	R: 0 E: 0 K: 2 S: 8	H: 1 LOB: 1 BB: 0 P: 8	R: 0 E: 1 K: 1 S: 6	H: 0 LOB: 2 BB: 1 P: 10	1B: 7 2B: 2 3B: 0 HR: 1	SF: 0 SAC: 1 DP: 0 HBP: 0	WP: 0 PB: 0 SB: 1 CS: 0	PA: 42
PITCHER	IP WLS BF H R ER SO BB IBB HBP BLK WP HR S P ERA WHIP																					
Bill Dillman, R (1, 1) ERA: 4.3	6.2 L 32 9 3 3 5 2 1 0 0 0 1 39 51 4.05 1.650																					
Eddie Watt, R (7, 1) ERA: 2.16	1.1 5 1 0 0 2 0 0 0 0 0 0 9 9 0.00 0.750																					
Stu Miller, R (9, 1) ERA: 2.65	1.0 5 0 0 0 1 0 1 0 0 0 0 6 10 0.00 0.000																					

Minnesota Twins @ Baltimore Orioles
 Memorial Stadium, Baltimore, MD
 Sat Sep 09 1967, 3:33 AM EDT
 Att. 8,277 - Unknown

AB	37
R	3
H	10
RBI	3
BB	4
SO	8
LOB	21



WP: 0	PA: 42
PB: 0	
SB: 1	
CS: 0	

Batter	1	2	3	4	5	6	7	8	9	AB	R	H	RBI	BB	SO	LOB
Luis Aparicio, R OBP: 0.277, SLG: 0.316 (1, 6)	0-0 5-3		0-0 F8			0-0 5-3		0-0 6-3		4	0	0	0	0	0	0
Russ Snyder, L OBP: 0.315, SLG: 0.325 (1, 9)	0-0 F3			0-0 6-3		0-0 1-3		0-3 K2-3		4	0	0	0	0	1	0
Paul Blair, R OBP: 0.352, SLG: 0.455 (1, 8)	0-0 F8			0-0 F4		0-0 F8			0-0 5-3	4	0	0	0	0	0	0
Frank Robinson, R OBP: 0.416, SLG: 0.594 (1, 7)		0-0 F9		0-0 1B 1B			0-0 HR		0-3 K	4	1	2	1	0	1	0
Brooks Robinson, R OBP: 0.323, SLG: 0.431 (1, 5)		0-0 G3 1B		0-0 1-2 1B			0-0 F8		0-3 K	4	0	2	0	0	1	0
Curt Blefary, L OBP: 0.332, SLG: 0.421 (1, 3)		0-0 G3		0-0 F9			0-0 F5			3	0	0	0	0	0	3
Davey Johnson, R OBP: 0.320, SLG: 0.381 (1, 4)		0-3 K				0-0 5-3		0-3 K		3	0	0	0	0	2	1
Larry Haney, R OBP: 0.321, SLG: 0.375 (1, 2)			0-3 K			0-0 6-3		0-0 6-3		3	0	0	0	0	1	0
Bill Dillman, R OBP: 0.167, SLG: 0.167 (1, 1)			0-0 3-1			0-0 F9				2	0	0	0	0	0	0
Eddie Watt, R OBP: 0.273, SLG: 0.350 (7, 1)										0	0	0	0	0	0	0
Sam Bowers, R OBP: 0.222, SLG: 0.274 (8, PH)										1	1	1	1	0	0	0
Stu Miller, R (9, 1)										0	0	0	0	0	0	0

Inning Stats	R: 0	H: 0	E: 0	K: 0	S: 3	R: 0	H: 1	E: 0	K: 1	S: 6	R: 0	H: 0	E: 0	K: 1	S: 5	R: 0	H: 2	E: 0	K: 0	S: 5	R: 0	H: 0	E: 0	K: 0	S: 3	R: 0	H: 0	E: 0	K: 1	S: 6	R: 1	H: 1	E: 0	K: 1	S: 6	R: 1	H: 1	E: 0	K: 1	S: 6	R: 0	H: 0	E: 0	K: 2	S: 7
	0	0	0	0	3	0	1	0	1	6	0	0	0	0	5	0	2	0	0	0	5	0	0	0	0	3	0	0	0	0	0	1	1	0	0	6	0	0	0	0	6	0	0	0	7

PITCHER	IP	WLS	BF	H	R	ER	SO	BB	IBB	HBP	BLK	WP	HR	S	P	ERA	WHIP	PITCHER	IP	WLS	BF	H	R	ER	SO	BB	IBB	HBP	BLK	WP	HR	S	P	ERA	WHIP												
Jim Kaat, L ERA: 3.41 (1, 1)	9.0	W	32	5	2	2	6	0	0	0	0	0	2	44	44	2.00	0.556																														

BOTTOM


Minnesota Twins @ Baltimore Orioles
Memorial Stadium, Baltimore, MD

Sat Sep 09 1967, 3:33 AM EDT
 Att. 8,277 - Unknown

AB	32
R	2
H	5
RBI	2
BB	0
SO	6
LOB	4

livebaseballscorecards.com

AB 32
R 2
H 5
RBI 2
BB 0
SO 6
LOB 4



WP: 0	PA: 32
PB: 0	SB: 0
CS: 0	

Batter	1	2	3	4	5	6	7	8	9	AB R H RBI BB SO LOB
--------	---	---	---	---	---	---	---	---	---	----------------------

Ted Uhlender, L OBP: 0.286, SLG: 0.392 (1, 8)	4-0 WP BB 5-3 BB		0-0 F6		0-0 F8		1-0 FC1-6 HBP	0-0 4-3		3 1 0 0 1 0 3
Cesar Tovar, R OBP: 0.331, SLG: 0.368 (1, 4)	4-0 WP 1-2 BB		4-0 CS BB		0-0 F3		0-0 FC1-6 E 1-2f 2-3	0-0 L6		3 0 0 0 2 0 2
Harmon Killebrew, R OBP: 0.395, SLG: 0.525 (1, 3)	0-0 6-3 1-2 2-3		4-0 E 1B BB 1-2		0-0 E4		4-0 3B BB 1-2 3-H	0-3 K		3 1 0 0 2 1 3
Tony Oliva, L OBP: 0.344, SLG: 0.459 (1, 9)	0-0 5-3 3-H		0-0 E4 1B 1-3		0-0 E4		0-0 3B 1-H	0-0 K 2B		5 0 3 2 0 1 3
Bob Allison, R OBP: 0.348, SLG: 0.448 Sandy Valdespino, L OBP: 0.202, SLG: 0.215 (1, 7) (8, PR) (8, 7)	0-3 K		0-0 F4		0-0 5-3		0-0 5-3	0-0 E 2B 1B		4 0 1 0 0 1 4 1 1 0 0 0 0 1
Rich Rollins, R OBP: 0.309, SLG: 0.342 Jackie Hernandez, R OBP: 0.115, SLG: 0.115 (1, 5) (8, PR) (8, 5)			0-3 K		0-0 F6		0-3 K	0-0 E6 2B 1-2		4 0 0 0 0 2 2 0 0 0 0 0 0 0
Jerry Zimmerman, R OBP: 0.258, SLG: 0.195 Rich Reese, L OBP: 0.284, SLG: 0.398 Pat Kelly, L Russ Nixon, L OBP: 0.317, SLG: 0.319 (1, 2) (8, PH) (8, PR) (8, 2)			0-0 1B		0-0 5-3		0-3 K	0-0 2B 1-3 2-H		3 0 1 0 0 1 1 1 0 1 1 0 0 0 0 0 0 0 0 0 0 0 0 0 0 0 0 0
Zoilo Versalles, R OBP: 0.255, SLG: 0.283 (1, 6)			0-3 K		0-0 F8		0-0 FC1-6 E 2B	0-3 K		4 1 1 0 0 2 4
Dave Boswell, R OBP: 0.250, SLG: 0.319 (1, 1)			0-0 F8		0-3 K		0-3 K	0-3 K		4 0 0 0 0 3 5

Minnesota Twins @ Baltimore Orioles
Memorial Stadium, Baltimore, MD
Sun Sep 10 1967, 3:33 AM EDT
Att. 7,838 - Unknown

livebaseballscorecards.com

AB	35
R	4
H	7
RBI	3
BB	5
SO	11
LOB	28



Inning Stats	R: 1	H: 0	E: 0	K: 1	S: 5	P: 13	R: 0	H: 1	E: 0	K: 2	S: 8	P: 8	R: 0	H: 1	E: 1	K: 0	S: 3	P: 11	R: 0	H: 0	E: 0	K: 1	S: 5	P: 5	R: 1	H: 1	E: 0	K: 2	S: 8	P: 12	R: 1	H: 1	E: 1	K: 2	S: 9	P: 10	R: 1	H: 2	E: 1	K: 1	S: 6	P: 6	R: 0	H: 1	E: 0	K: 1	S: 6	P: 6	1B: 3	2B: 3	3B: 1	HR: 0	SF: 0	SAC: 0	DP: 0	HBP: 1	WP: 1	PB: 0	SB: 0	CS: 1	PA: 41
--------------	------	------	------	------	------	-------	------	------	------	------	------	------	------	------	------	------	------	-------	------	------	------	------	------	------	------	------	------	------	------	-------	------	------	------	------	------	-------	------	------	------	------	------	------	------	------	------	------	------	------	-------	-------	-------	-------	-------	--------	-------	--------	-------	-------	-------	-------	--------

PITCHER	IP	WLS	BF	H	R	ER	SO	BB	IBB	HBP	BLK	WP	HR	S	P	ERA	WHIP
Jim Palmer, R ERA: 3.27 (1, 1)	4.0		17	2	1	1	3	4	0	0	0	1	0	19	35	2.25	1.500
Wally Bunker, R ERA: 4.01 (5, 1)	3.0	L	14	2	2	1	5	1	0	1	0	0	0	22	27	3.00	1.000
Moe Drabowsky, R ERA: 1.69 (8, 1)	2.0		10	3	1	0	3	0	0	0	0	0	0	16	16	0.00	1.500

PITCHER	IP	WLS	BF	H	R	ER	SO	BB	IBB	HBP	BLK	WP	HR	S	P	ERA	WHIP
---------	----	-----	----	---	---	----	----	----	-----	-----	-----	----	----	---	---	-----	------

Batter	1	2	3	4	5	6	7	8	9	AB	R	H	RBI	BB	SO	LOB	BOTTOM
--------	---	---	---	---	---	---	---	---	---	----	---	---	-----	----	----	-----	--------

Luis Aparicio, R <small>OBP: 0.275, SLG: 0.313</small> (1, 6) X	0-0 6-3 		0-0 F9 		0-0 F7 			0-0 4-3 		4	0	0	0	0	0	0	
--	----------------	--	---------------	--	---------------	--	--	----------------	--	---	---	---	---	---	---	---	--

Russ Snyder, L <small>OBP: 0.317, SLG: 0.327</small> (1, 9) S S S	0-3 K 			0-0 BB 1B 	0-0 F9 			0-0 G5-4-3 1B 		4	1	2	0	0	1	0	
--	--------------	--	--	---------------------	---------------	--	--	-------------------------	--	---	---	---	---	---	---	---	--

Paul Blair, R <small>OBP: 0.355, SLG: 0.457</small> (1, 8) X	0-0 			4-0 BB 1B 1-2 	4-0 			0-0 G5-4-3 1-2f 		2	1	1	0	2	0	1	
---	---------	--	--	----------------------------	---------	--	--	---------------------------	--	---	---	---	---	---	---	---	--

Frank Robinson, R <small>OBP: 0.414, SLG: 0.591</small> (1, 7) X	0-0 F3 			0-0 SH1-3 1-3 2-H 	0-0 CS 	0-0 E5 G5-4-3 		0-0 F8 		4	0	1	1	0	0	1	
---	---------------	--	--	--------------------------------	---------------	-------------------------	--	---------------	--	---	---	---	---	---	---	---	--

Brooks Robinson, R <small>OBP: 0.323, SLG: 0.430</small> (1, 5) X		0-0 F7 		0-0 SH1-3 1-2 3-H 		0-0 G5-4-3 1-2f 		0-0 F7 		4	0	1	1	0	0	1	
--	--	---------------	--	--------------------------------	--	---------------------------	--	---------------	--	---	---	---	---	---	---	---	--

Curt Blefary, L <small>OBP: 0.330, SLG: 0.418</small> (1, 3) S S S		0-3 K 		0-0 SH1-3 1-2 2-3 		0-3 K 		0-0 E4 		3	0	0	0	0	2	0	
---	--	--------------	--	--------------------------------	--	--------------	--	---------------	--	---	---	---	---	---	---	---	--

Davey Johnson, R <small>OBP: 0.321, SLG: 0.379</small> (1, 4) S S S		0-3 K 		4-0 		4-0 FC1-6 BB 		0-0 F3 		2	0	0	0	2	1	1	
--	--	--------------	--	---------	--	------------------------	--	---------------	--	---	---	---	---	---	---	---	--

Larry Haney, R <small>OBP: 0.314, SLG: 0.366</small> Marcelino Lopez, R <small>OBP: 0.500, SLG: 0.333</small> Andy Etchebarren, R <small>OBP: 0.310, SLG: 0.322</small> (1, 2) (7, PR) (8, 2)			0-0 5-3 	0-0 F4 		0-0 FC1-6 G4-6-3 1-2f 			3 0 0 0 0 0 0 4 0 0 0 0 0 0 0 0 0 0 0 0 0 0 0 0		3	0	0	0	0	0	4	
--	--	--	----------------	---------------	--	------------------------------------	--	--	---	--	---	---	---	---	---	---	---	--

Jim Palmer, R <small>OBP: 0.143, SLG: 0.154</small> Dave May, L <small>OBP: 0.192, SLG: 0.188</small> Wally Bunker, R <small>OBP: 0.077, SLG: 0.077</small> Boog Powell, L <small>OBP: 0.324, SLG: 0.352</small> Moe Drabowsky, R <small>OBP: 0.400, SLG: 0.368</small> (1, 1) (4, PH) (5, 1) (7, PH) (8, 1)		0-3 K 	0-3 K 		0-0 G4-6-3 1-2f 			1 0 0 0 0 0 1 0 1 0 0 0 0 0 1 3 0 0 0 0 0 0 0 0 1 0 0 0 0 0 0 1 0 0 0 0 0 0 0 0		1	0	0	0	0	1	0	
---	--	--------------	--------------	--	---------------------------	--	--	---	--	---	---	---	---	---	---	---	--


Inning Stats	R: 0	H: 1	E: 0	LOB: 1	K: 1	BB: 0	S: 6	P: 6	R: 0	H: 0	E: 0	LOB: 0	K: 2	BB: 0	S: 7	P: 7	R: 0	H: 0	E: 0	LOB: 0	K: 1	BB: 0	S: 5	P: 5	R: 2	H: 3	E: 0	LOB: 3	K: 1	BB: 2	S: 8	P: 16	R: 0	H: 0	E: 0	LOB: 0	K: 0	BB: 1	S: 2	P: 6	R: 0	H: 0	E: 1	LOB: 0	K: 1	BB: 0	S: 5	P: 5	R: 0	H: 0	E: 0	LOB: 1	K: 0	BB: 1	S: 2	P: 6	R: 0	H: 1	E: 0	LOB: 0	K: 0	BB: 0	S: 3	P: 3	R: 0	H: 0	E: 1	LOB: 1	K: 0	BB: 0	S: 4	P: 4	1B: 4	SF: 0	2B: 1	SAC: 1	3B: 0	DP: 3	HR: 0	HBP: 0	WP: 0	PA: 35
--------------	------	------	------	--------	------	-------	------	------	------	------	------	--------	------	-------	------	------	------	------	------	--------	------	-------	------	------	------	------	------	--------	------	-------	------	-------	------	------	------	--------	------	-------	------	------	------	------	------	--------	------	-------	------	------	------	------	------	--------	------	-------	------	------	------	------	------	--------	------	-------	------	------	------	------	------	--------	------	-------	------	------	-------	-------	-------	--------	-------	-------	-------	--------	-------	--------

PITCHER Dave Boswell, R <small>ERA: 2.97</small> (1, 1)	IP	WLS	BF	H	R	ER	SO	BB	IBB	HBP	BLK	WP	HR	S	P	ERA	WHIP																																					
	9.0	W	34	5	2	2	6	3	1	0	0	0	0	42	58	2.00	0.889																																					
																			PITCHER	IP	WLS	BF	H	R	ER	SO	BB	IBB	HBP	BLK	WP	HR	S	P	ERA	WHIP																		

Minnesota Twins @ Baltimore Orioles
 Memorial Stadium, Baltimore, MD
 Sun Sep 10 1967, 3:33 AM EDT
 Att. 7,838 - Unknown

AB	29
R	2
H	5
RBI	2
BB	4
SO	6
LOB	12



Batter	1	2	3	4	5	6	7	8	9	AB R H RBI BB SO LOB	TOP														
Luis Aparicio, R (1, 6) OBP: 0.273, SLG: 0.310	0-0 1-3		0-3 K		0-3 K		0-0 6-3		0-0 1-3	5 0 0 0 0 2 0	<p>Baltimore Orioles @ Chicago White Sox Comiskey Park, Chicago, IL Mon Sep 11 1967, 8:05 PM EDT Att. 4,048 - Unknown</p> <p>livebaseballscorecards.com</p> <table border="1"> <tr><td>AB</td><td>36</td></tr> <tr><td>R</td><td>6</td></tr> <tr><td>H</td><td>10</td></tr> <tr><td>RBI</td><td>6</td></tr> <tr><td>BB</td><td>1</td></tr> <tr><td>SO</td><td>8</td></tr> <tr><td>LOB</td><td>9</td></tr> </table> 	AB	36	R	6	H	10	RBI	6	BB	1	SO	8	LOB	9
AB	36																								
R	6																								
H	10																								
RBI	6																								
BB	1																								
SO	8																								
LOB	9																								
Dave May, L (1, 9) OBP: 0.232, SLG: 0.231	0-0 HR 1B		0-0 1B		0-0 2B 1B		0-0 G3		4 2 3 0 0 0 0																
Paul Blair, R (1, 8) OBP: 0.353, SLG: 0.453	0-3 K		0-0 5-3		0-3 K		0-0 F4		4 0 0 0 0 2 3																
Frank Robinson, R (1, 7) OBP: 0.415, SLG: 0.600	0-0 1-H HR			0-0 6-3	0-0 1B 2B		0-0 F9		4 2 2 3 0 0 0																
Brooks Robinson, R (1, 5) OBP: 0.324, SLG: 0.430	0-0 F8			0-0 1B 1B	0-0 1B		0-3 K		4 1 2 1 0 1 0																
Curt Blefary, L (1, 3) OBP: 0.332, SLG: 0.418		0-0 G6-3 1B		4-0 1B FC5-2 BB	0-3 K		0-0 F9		3 0 1 0 1 1 1																
Davey Johnson, R (1, 4) OBP: 0.321, SLG: 0.378		0-0 G6-3		0-0 FC5-2 1-3 2-H 1B		0-0 F9		0-0 F9	4 0 1 1 0 0 1																
Larry Haney, R (1, 2) OBP: 0.312, SLG: 0.385		0-0 6-3		0-0 FC5-2 2-3 3-H		0-0 5-3		0-0 HR	4 1 1 1 0 0 2																
Jim Hardin, R (1, 1) OBP: 0.133, SLG: 0.179			0-0 F2	0-0 F7		0-3 K		0-3 K	4 0 0 0 0 2 2																
Inning Stats	R: 2 E: 0 K: 1 S: 7	H: 2 LOB: 0 BB: 0 P: 7	R: 0 E: 0 K: 0 S: 3	H: 1 LOB: 0 BB: 0 P: 3	R: 0 E: 0 K: 1 S: 6	H: 1 LOB: 1 BB: 0 P: 6	R: 1 E: 0 K: 0 S: 5	H: 2 LOB: 2 BB: 1 P: 9	R: 2 E: 0 K: 3 S: 12	H: 3 LOB: 1 BB: 0 P: 12	R: 0 E: 0 K: 1 S: 5	H: 0 LOB: 0 BB: 0 P: 5	R: 0 E: 0 K: 0 S: 3	H: 0 LOB: 0 BB: 0 P: 3	R: 0 E: 0 K: 1 S: 5	H: 0 LOB: 0 BB: 0 P: 5	R: 1 E: 0 K: 1 S: 6	H: 1 LOB: 0 BB: 0 P: 6	1B: 7 2B: 1 3B: 0 HR: 2	SF: 0 SAC: 0 DP: 1 HBP: 0	WP: 0 PB: 0 SB: 1 CS: 0	PA: 37			
PITCHER	IP WLS BF H R ER SO BB IBB HBP BLK WP HR S P ERA WHIP																								
Fred Klages, R (1, 1) ERA: 3.83	3.1 L 16 6 3 3 2 1 0 0 0 0 0 1 19 23 8.10 2.100																								
Wilbur Wood, L (4, 1) ERA: 2.59	1.2 8 3 2 2 3 0 0 0 0 0 0 0 14 14 10.80 1.800																								
Roger Nelson, R (6, 1) ERA:	3.0 9 0 0 0 2 0 0 0 0 0 0 0 13 13 0.00 0.000																								
Don McMahon, R (9, 1) ERA: 2.33	1.0 4 1 1 1 1 0 0 0 0 0 0 1 6 6 9.00 1.000																								

Batter	1	2	3	4	5	6	7	8	9	AB	R	H	RBI	BB	SO	LOB
Tommie Agee, R OBP: 0.308, SLG: 0.376 (1, 8)	0-3 K			0-0 2-3		0-3 K		0-0 1B		4	0	1	1	0	2	2
Don Buford, S OBP: 0.320, SLG: 0.317 Don McMahon, R OBP: 0.167, SLG: 0.167 (1, 5) (9, 1)	0-0 F8			0-0 3-1		0-0 F4		0-0 3-1		4	0	0	0	0	0	3
Bill Voss, L OBP: 0.083, SLG: 0.083 (1, 9)	0-0 3-1			0-0 F6		0-0 3-1			0-0 G1	4	0	0	0	0	0	2
Pete Ward, L OBP: 0.348, SLG: 0.407 (1, 7) (9, 5)		0-0 4-3		0-0 4-3		0-0 F5			4-0 BB	3	0	0	0	1	0	0
Tom McCraw, L OBP: 0.286, SLG: 0.362 (1, 3)		0-0 4-3		0-0 1B		0-0 F9			0-0 F8	4	0	1	0	0	0	1
Wayne Causey, L OBP: 0.307, SLG: 0.305 (1, 4)		0-0 4-3		0-0 F6		0-0 F8			0-0 4-3	4	0	0	0	0	0	2
Duane Josephson, R OBP: 0.299, SLG: 0.338 Roger Nelson, R Walt Williams, R OBP: 0.298, SLG: 0.365 (1, 2) (6, 1) (8, PH) (9, 7)			0-0 F9		0-3 K			0-0 G4-6-3 1B		2	0	0	0	0	1	1
Ron Hansen, R OBP: 0.315, SLG: 0.308 Sandy Alomar Sr., S OBP: 0.088, SLG: 0.088 (1, 6) (8, PR) (9, 6)		0-0 5-3		0-0 1B		0-0 E 1B		4-0 G4-6-3 BB		2	0	1	0	1	0	0
Fred Klages, R Wilbur Wood, R OBP: 0.118, SLG: 0.125 J.C. Martin, L OBP: 0.335, SLG: 0.365 (1, 1) (4, 1) (6, 2)			0-3 K		0-0 E4			0-0 G4-6-3 1-2 2-3		1	0	0	0	0	1	0

Inning Stats	R: 0	H: 0	E: 0	LOB: 0	K: 1	BB: 0	S: 5	P: 5	R: 0	H: 0	E: 0	LOB: 0	K: 0	BB: 0	S: 3	P: 3	R: 0	H: 0	E: 0	LOB: 0	K: 1	BB: 0	S: 5	P: 5	R: 0	H: 1	E: 0	LOB: 1	K: 1	BB: 0	S: 6	P: 6	R: 0	H: 1	E: 1	LOB: 2	K: 1	BB: 0	S: 7	P: 7	R: 0	H: 0	E: 0	LOB: 0	K: 0	BB: 0	S: 3	P: 3	R: 1	H: 2	E: 0	LOB: 1	K: 0	BB: 1	S: 4	P: 8	R: 0	H: 0	E: 0	LOB: 1	K: 0	BB: 1	S: 3	P: 7	1B: 4	SF: 0	2B: 0	SAC: 0	3B: 0	DP: 1	HR: 0	HBP: 0	WP: 0	PA: 33
PITCHER Jim Hardin, R ERA: 2.44 (1, 1)	IP	WLS	BF	H	R	ER	SO	BB	IBB	HBP	BLK	WP	HR	S	P	ERA	WHIP	IP	WLS	BF	H	R	ER	SO	BB	IBB	HBP	BLK	WP	HR	S	P	ERA	WHIP	IP	WLS	BF	H	R	ER	SO	BB	IBB	HBP	BLK	WP	HR	S	P	ERA	WHIP																							

BOTTOM

Baltimore Orioles @ Chicago White Sox
Comiskey Park, Chicago, IL
Mon Sep 11 1967, 8:05 PM EDT
Att. 4,048 - Unknown

AB	31
R	1
H	4
RBI	1
BB	2
SO	4
LOB	14



livebaseballscorecards.com

Batter	1	2	3	4	5	6	7	8	9	AB R H RBI BB SO LOB	TOP																									
Luis Aparicio, R (1, 6) OBP: 0.274, SLG: 0.320	0-0 HR	0-0 2B			0-0 SH1-4 1-2		0-0 5-3		0-0 5-3	4 1 2 1 0 0 0																										
Dave May, L (1, 9) OBP: 0.233, SLG: 0.232	0-0 6-3	0-3 K			0-0 L6 2-3			0-0 1-4-3 1B		4 0 1 0 0 1 2																										
Paul Blair, R (1, 8) OBP: 0.356, SLG: 0.456	0-0 1B			0-0 F7	0-0 FC6-4 1B			0-0 1-4-3 1B		4 0 3 1 0 0 0																										
Frank Robinson, R (1, 7) OBP: 0.412, SLG: 0.594	0-0 F3			0-0 F4	0-0 FC6-4 1-2f			0-0 L9		4 0 0 0 0 0 4																										
Brooks Robinson, R (1, 5) OBP: 0.322, SLG: 0.427	0-0 4-3			0-0 6-3		0-0 6-3		0-0 1-4-3		4 0 0 0 0 0 3																										
Curt Blefary, L (1, 3) OBP: 0.333, SLG: 0.416		4-0 HR BB		0-0 3-1		0-0 F7		4-0 IBB		2 1 0 0 2 0 0																										
Davey Johnson, R (1, 4) OBP: 0.320, SLG: 0.383		0-0 HR		0-0 5-3		0-0 4-3		0-0 4-3		4 1 1 2 0 0 3																										
Larry Haney, R (1, 2) OBP: 0.308, SLG: 0.380		0-3 K		0-0 F7		0-3 K		0-0 4-3		2 0 0 0 0 1 0																										
Russ Snyder, L (7, PH) OBP: 0.316, SLG: 0.326										1 0 0 0 0 1 0																										
Andy Etchebarren, R (7, 2) OBP: 0.309, SLG: 0.321										1 0 0 0 0 0 0																										
Gene Brabender, R (1, 1) OBP: 0.160, SLG: 0.087		0-0 G3			1-0 WP SH1-4 1B HBP		0-0 6-3		0-0 5-3	1 1 0 0 0 0 0																										
Eddie Watt, R (5, 1) OBP: 0.273, SLG: 0.350										0 0 0 0 0 0 0																										
Boog Powell, L (7, PH) OBP: 0.324, SLG: 0.351										1 0 0 0 0 0 0																										
John Buzhardt, R (7, 1) OBP: 0.190, SLG: 0.190										0 0 0 0 0 0 0																										
Curt Motton, R (9, PH) OBP: 0.327, SLG: 0.405										1 0 0 0 0 0 0																										
Inning Stats	R: 1 E: 0 K: 0 S: 5	H: 2 LOB: 1 BB: 0 P: 5	R: 2 E: 0 K: 2 S: 9	H: 2 LOB: 1 BB: 1 P: 13	R: 0 E: 0 K: 0 S: 3	H: 0 LOB: 0 BB: 0 P: 3	R: 0 E: 0 K: 0 S: 3	H: 0 LOB: 0 BB: 0 P: 3	R: 1 E: 0 K: 1 S: 5	H: 1 LOB: 1 BB: 0 P: 5	R: 0 E: 0 K: 0 S: 3	H: 0 LOB: 0 BB: 0 P: 3	R: 0 E: 0 K: 1 S: 5	H: 2 LOB: 3 BB: 1 P: 9	R: 0 E: 0 K: 0 S: 3	H: 0 LOB: 0 BB: 0 P: 3	1B: 4 2B: 1 3B: 0 HR: 2	SF: 0 SAC: 1 DP: 0 HBP: 1	WP: 1 PB: 0 SB: 0 CS: 0	PA: 37																
PITCHER	IP WLS BF H R ER SO BB IBB HBP BLK WP HR S P ERA WHIP																																			
Earl Wilson, R (1, 1) ERA: 3.38	1.2		10	4	3	3	1	1	0	0	0	0	2	11	15	16.20	3.000																			
John Hiller, L (2, 1) ERA: 1.89	0.1		1	0	0	0	1	0	0	0	0	0	3	3	0.00	0.000																				
Pat Dobson, R (3, 1) ERA: 2.93	2.0		6	0	0	0	0	0	0	0	0	0	6	6	0.00	0.000																				
Fred Gladding, R (5, 1) ERA: 2.04	3.0	W	11	1	1	1	1	0	0	1	0	1	0	12	13	3.00	0.333																			
Fred Lasher, R (8, 1) ERA: 1.42	2.0	S	9	2	0	0	0	0	1	0	0	0	0	8	12	0.00	1.000																			

Baltimore Orioles @ Detroit Tigers
Tiger Stadium, Detroit, MI
Tue Sep 12 1967, 7:05 PM EDT
Att. 16,224 - Unknown

livebaseballscorecards.com

AB	33
R	4
H	7
RBI	4
BB	2
SO	3
LOB	12



Batter	1	2	3	4	5	6	7	8	9
Don Wert, R OBP: 0.313, SLG: 0.341 (1, 5)	0-0 5-3	0-0 F8		0-0 F4		0-0 PB 5-3 HR 1B		0-0 6-3	
Jerry Lumpe, L OBP: 0.281, SLG: 0.301 (1, 4)	0-0 1-3		0-0 G3		0-0 BB 5-3 1B 1B	0-0 5-3		0-0 F7	
Al Kaline, R OBP: 0.397, SLG: 0.538 (1, 9)	0-0 2B		4-0 G4-6-3 BB		0-3 K	0-0 HR			
Willie Horton, R OBP: 0.330, SLG: 0.471 Mickey Stanley, R OBP: 0.276, SLG: 0.327 (1, 7) (7, 8)	0-3 K		0-0 G4-6-3 1-2f		0-0 5-3	0-0 4-3			
Jim Northrup, L OBP: 0.331, SLG: 0.380 (1, 8) (7, 7)		0-0 1B WP 1B		0-0 F8	4-0 1B BB		0-3 K		
Norm Cash, L OBP: 0.356, SLG: 0.417 (1, 3)		0-0 WP 1B		0-0 1B E 2B	4-0 1B BB		0-0 4-3		
Bill Freehan, R OBP: 0.386, SLG: 0.446 (1, 2)		4-0 1B BB		0-0 E 1B	0-0 1B BB		0-0 6-3		
Ray Oyler, R OBP: 0.288, SLG: 0.272 Gates Brown, L OBP: 0.294, SLG: 0.295 Dick Tracewski, R OBP: 0.301, SLG: 0.321 (1, 6) (4, PH) (5, 6)		0-3 K		0-0 E9 FC1-6 1B	0-3 K		0-0 PB 1B		
Earl Wilson, R OBP: 0.240, SLG: 0.323 John Hillier, R OBP: 0.214, SLG: 0.154 Lenny Green, L OBP: 0.303, SLG: 0.354 Pat Dobson, R OBP: 0.191, SLG: 0.095 Fred Gladding, L OBP: 0.167, SLG: 0.167 (1, 1) (2, 1) (2, PH) (3, 1) (4, PH) (5, 1) (8, 1)		0-3 K		0-0 FC1-6 1-2f		0-0 1-3		0-3 K	


AB	R	H	RBI	BB	SO	LOB
5	1	1	0	0	0	5
5	1	1	0	0	0	2
3	1	2	2	1	1	1
4	0	0	0	0	1	3
0	0	0	0	0	0	0
3	2	1	0	1	1	0
3	1	2	0	1	0	0
3	0	2	2	1	0	0
1	0	0	0	0	1	2
1	0	1	0	0	0	0
2	0	1	0	0	1	2
0	0	0	0	0	0	0
0	0	0	0	0	0	0
1	0	0	0	0	1	2
1	0	0	0	0	0	0
1	0	0	0	0	1	1

BOTTOM

Baltimore Orioles @ Detroit Tigers
Tiger Stadium, Detroit, MI

Tue Sep 12 1967, 7:05 PM EDT
Att. 16,224 - Unknown

AB	34
R	6
H	11
RBI	4
BB	4
SO	7
LOB	20



Inning Stats	R	H	E	K	S	P	IP	WLS	BF	H	R	ER	SO	BB	IBB	HBP	BLK	WP	HR	S	P	ERA	WHIP
	0	1	0	1	6		4.2		24	7	4	3	4	4	0	0	0	1	0	28	44	5.79	2.357
	1	2	0	2	13		1.1	L	7	3	2	1	0	0	0	0	0	0	1	9	9	13.50	2.250
	0	0	0	0	6		2.0		7	1	0	0	2	0	0	0	0	0	0	11	11	0.00	0.500

WP	PA	ERA	WHIP
1	38		
2			
0			
0			

Batter	1	2	3	4	5	6	7	8	9	AB R H RBI BB SO LOB	TOP									
Curt Blefary, L (1, 3) OBP: 0.332, SLG: 0.414	0-0 L9		4-0 BB			0-0 3-1		0-0 1-3		3 0 0 0 1 0 0										
Luis Aparicio, R (1, 6) OBP: 0.272, SLG: 0.317	0-0 4-3		0-0 F4			0-0 F8		0-0 6-3		4 0 0 0 0 0 1										
Paul Blair, R (1, 8) OBP: 0.353, SLG: 0.452	0-0 F8			0-0 F4		0-3 K			0-0 F7	4 0 0 0 0 1 0										
Frank Robinson, R (1, 7) OBP: 0.409, SLG: 0.589		0-0 L9		0-0 L9		0-3 K			0-0 F8	4 0 0 0 0 1 0										
Brooks Robinson, R (1, 5) OBP: 0.325, SLG: 0.429		0-0 1B		0-0 1B		0-3 K			0-0 E7 1B	4 0 3 0 0 1 0										
Davey Johnson, R (1, 4) OBP: 0.320, SLG: 0.384		0-0 F5		0-3 K		0-0 1B 2B			0-0 5-3	4 1 1 0 0 1 3										
Sam Bowens, R (1, 9) OBP: 0.225, SLG: 0.275		0-3 K			0-0 F4		0-0 1B			3 0 1 1 0 1 1										
Andy Etchebarren, R (1, 2) OBP: 0.306, SLG: 0.318			0-3 K		0-0 5-3		0-0 L9			3 0 0 0 0 1 1										
Pete Richert, L (1, 1) OBP: 0.093, SLG: 0.096			0-3 K		0-3 K			0-0 6-3		1 0 0 0 0 1 0										
Mickey McGuire, R (5, PH) OBP: 0.167, SLG: 0.167										1 0 0 0 0 1 0										
Bill Dillman, R (5, 1) OBP: 0.167, SLG: 0.167										0 0 0 0 0 0 0										
Curt Motton, R (8, PH) OBP: 0.321, SLG: 0.395										1 0 0 0 0 0 0										
Dave McNally, R (8, 1) OBP: 0.184, SLG: 0.189										0 0 0 0 0 0 0										
Inning Stats	R: 0 E: 0 K: 0 S: 3	H: 0 LOB: 0 BB: 0 P: 3	R: 0 E: 0 K: 1 S: 6	H: 1 LOB: 1 BB: 0 P: 6	R: 0 E: 0 K: 2 S: 7	H: 0 LOB: 1 BB: 1 P: 11	R: 0 E: 0 K: 1 S: 5	H: 0 LOB: 0 BB: 0 P: 5	R: 0 E: 0 K: 1 S: 5	H: 0 LOB: 0 BB: 0 P: 5	R: 1 E: 0 K: 2 S: 9	H: 2 LOB: 1 BB: 0 P: 9	R: 0 E: 0 K: 0 S: 3	H: 0 LOB: 0 BB: 0 P: 3	R: 0 E: 1 K: 0 S: 4	H: 1 LOB: 1 BB: 0 P: 4	1B: 4 2B: 1 3B: 0 HR: 0	SF: 0 SAC: 0 DP: 0 HBP: 0	WP: 0 PB: 0 SB: 0 CS: 0	PA: 33
PITCHER Mickey Lolich, L (1, 1) ERA: 3.5	IP: 9.0 WLS: W BF: 33 H: 5 R: 1 ER: 1 SO: 8 BB: 1 IBB: 0 HBP: 0 BLK: 0 WP: 0 HR: 0 S: 48 P: 52 ERA: 1.00 WHIP: 0.667																			

Baltimore Orioles @ Detroit Tigers
Tiger Stadium, Detroit, MI
 Wed Sep 13 1967, 7:05 PM EDT
 Att: 16,719 - Unknown

livebaseballscorecards.com

AB	32
R	1
H	5
RBI	1
BB	1
SO	8
LOB	6



Batter	1	2	3	4	5	6	7	8	9
Mickey Stanley, R (1, 8) OBP: 0.279, SLG: 0.332	0-0 1B 3B 2B	0-0 6-3		0-0 1B		0-3 K			
Dick Tracewski, R (1, 4) OBP: 0.310, SLG: 0.366	0-0 2-3 3B 1B		0-0 HR	0-0 F3			0-0 F8		
Al Kaline, R (1, 9) OBP: 0.400, SLG: 0.550	0-0 L8		0-0 HR		0-0 WP SF7 2B		0-0 2B BLK 1B		
Willie Horton, R (1, 7) OBP: 0.332, SLG: 0.480 Jim Northrup, L (7, PR) OBP: 0.331, SLG: 0.380 (8, 7)	0-0 1-H 3-H 3B		0-0 5-3	0-0 5-3	0-0 2-3		0-0 BLK 1-3 2B		
Bill Freehan, R (1, 2) OBP: 0.385, SLG: 0.443	0-3 K		0-0 F8	4-0 BB	4-0 BB		0-3 K		
Don Wert, R (1, 5) OBP: 0.312, SLG: 0.340	0-0 F8		4-0 BB	0-0 SF7	0-0 3-H		0-0 6-3		
Norm Cash, L (1, 3) OBP: 0.353, SLG: 0.414		0-0 1-3	0-0 G3	0-0 F8	0-0 3-H		0-3 K		
Ray Oyler, R (1, 6) OBP: 0.285, SLG: 0.269		0-3 K		0-0 F8	0-0 3-H	0-3 K	0-0 F5		
Mickey Lolich, S (1, 1) OBP: 0.250, SLG: 0.160		4-0 BB		0-0 1-3	0-0 3-H	0-0 4-3	0-3 K		

Inning Stats	R: 2	H: 3	E: 0	K: 1	S: 8	LOB: 1	BB: 0	P: 8
	R: 0	H: 0	E: 0	K: 1	S: 5	LOB: 1	BB: 1	P: 9
	R: 2	H: 2	E: 0	K: 0	S: 5	LOB: 1	BB: 1	P: 9
	R: 0	H: 1	E: 0	K: 0	S: 4	LOB: 1	BB: 0	P: 4
	R: 1	H: 1	E: 0	K: 0	S: 4	LOB: 1	BB: 1	P: 8
	R: 0	H: 0	E: 0	K: 2	S: 7	LOB: 0	BB: 0	P: 7
	R: 1	H: 2	E: 0	K: 1	S: 7	LOB: 2	BB: 0	P: 7
	R: 0	H: 0	E: 0	K: 2	S: 7	LOB: 0	BB: 0	P: 7

PITCHER	IP	WLS	BF	H	R	ER	SO	BB	IBB	HBP	BLK	WP	HR	S	P	ERA	WHIP
Pete Richert, L (1, 1) ERA: 3.52	4.0	L	20	6	4	4	2	2	0	0	0	0	2	22	30	9.00	2.000
Bill Dillman, R (5, 1) ERA: 4.34	3.0		13	3	2	2	3	1	0	0	1	1	0	18	22	6.00	1.333
Dave McNally, L (8, 1) ERA: 4.74	1.0		3	0	0	0	2	0	0	0	0	0	0	7	7	0.00	0.000

AB R H RBI BB SO LOB

4	1	2	0	0	1	1
4	2	2	1	0	0	1
4	3	3	1	0	0	2
4	0	2	2	0	0	1
0	0	0	0	0	0	0
3	0	0	0	1	2	2
2	0	0	1	1	0	3
4	0	0	0	0	1	2
4	0	0	0	0	2	0
3	0	0	0	1	1	0

AB	32
R	6
H	9
RBI	5
BB	3
SO	7
LOB	12



WP	HR	S	P	ERA	WHIP
1	0	0	0	0.00	0.000
1	0	0	0	6.00	1.333
0	0	0	0	0.00	0.000

Baltimore Orioles @ Detroit Tigers
Tiger Stadium, Detroit, MI
Wed Sep 13 1967, 7:05 PM EDT
Att. 16,719 - Unknown

livebaseballscores.com

Batter	1	2	3	4	5	6	7	8	9	AB R H RBI BB SO LOB	TOP											
Luis Aparicio, R (1, 6) OBP: 0.272, SLG: 0.316	0-3 K	0-0 6-3		0-0 1B		0-0 6-3			0-0 F8	5 0 1 0 0 1 2												
Curt Blefary, L (1, 7) OBP: 0.333, SLG: 0.412	0-0 FC6-4 1B		0-3 K	0-3 K			0-3 K		4-0 WP SF7 BB	4 1 1 0 1 3 1												
Paul Blair, R (1, 8) OBP: 0.355, SLG: 0.453	0-0 FC6-4 1-2f		4-0 F9 WP BB		0-0 PB 1B 2B		0-3 K		4-0 SF7 1B BB	3 2 1 0 2 1 1												
Frank Robinson, R (1, 9) OBP: 0.409, SLG: 0.594	0-0 F8		4-0 WP 1B BB		0-0 6-3		0-0 HR		0-0 SF7	3 2 1 2 1 0 2												
Brooks Robinson, R (1, 5) OBP: 0.327, SLG: 0.430		0-0 L4	0-0 F9		0-0 FC3-6 1B		4-0 BB		0-0 1B	4 0 2 1 1 0 2												
Boog Powell, L (1, 3) OBP: 0.325, SLG: 0.351		4-0 BB 1B BB	0-0 FC6-4 1B		0-0 FC3-6 FC6-4 1-2f		0-3 K			3 1 1 1 1 1 2												
Davey Johnson, R (1, 4) OBP: 0.319, SLG: 0.382		4-0 E 1B BB	0-0 FC6-4		0-0 FC6-4			0-0 4-3		3 0 0 0 1 0 2												
Andy Etchebarren, R (1, 2) OBP: 0.303, SLG: 0.314		0-3 K		0-0 L3		0-0 F7		0-0 F3		4 0 0 0 0 1 2												
Tom Phoebus, R (1, 1) OBP: 0.187, SLG: 0.208		0-0 E9		0-0 4-3		0-0 6-3		0-0 1-3		3 0 1 1 0 0 0												
Moe Drabowsky, R (7, 1) OBP: 0.381, SLG: 0.350		1-3 2-H 1B								1 0 0 0 0 0 0												
Inning Stats	R: 0 E: 0 K: 1 S: 6	H: 1 LOB: 1 BB: 0 P: 6	R: 1 E: 1 K: 1 S: 6	H: 1 LOB: 2 BB: 2 P: 14	R: 2 E: 0 K: 1 S: 6	H: 1 LOB: 1 BB: 2 P: 14	R: 0 E: 0 K: 1 S: 6	H: 1 LOB: 1 BB: 0 P: 6	R: 1 E: 0 K: 0 S: 5	H: 2 LOB: 1 BB: 0 P: 5	R: 0 E: 0 K: 0 S: 3	H: 0 LOB: 0 BB: 0 P: 3	R: 1 E: 0 K: 3 S: 10	H: 1 LOB: 1 BB: 1 P: 14	R: 0 E: 0 K: 0 S: 3	H: 0 LOB: 0 BB: 0 P: 3	R: 1 E: 0 K: 0 S: 3	H: 1 LOB: 2 BB: 2 P: 11	1B: 6 2B: 1 3B: 0 HR: 1	SF: 1 SAC: 0 DP: 0 HBP: 0	WP: 3 PB: 1 SB: 0 CS: 0	PA: 41
PITCHER	IP WLS BF H R ER SO BB IBB HBP BLK WP HR S P ERA WHIP																					
Dave Morehead, R (1, 1) ERA: 4.34	2.2 L 15 3 3 3 3 4 0 0 0 1 0 17 33 10.12 2.625																					
Jose Santiago, R (3, 1) ERA: 3.67	2.1 10 3 1 0 1 0 0 0 0 0 0 12 12 0.00 1.286																					
Darrell Brandon, R (6, 1) ERA: 4.09	2.0 8 1 1 1 3 1 0 0 0 0 1 13 17 4.50 1.000																					
Sparky Lyle, L (8, 1) ERA: 2.38	2.0 8 1 1 1 0 2 0 0 0 1 0 6 14 4.50 1.500																					

Baltimore Orioles @ Boston Red Sox
Fenway Park, Boston, MA
Fri Sep 15 1967, 7:05 PM EDT
Att. 32,489 - Unknown

livebaseballscorecards.com

AB 33
R 6
H 8
RBI 5
BB 7
SO 7
LOB 14



Batter	1	2	3	4	5	6	7	8	9	AB	R	H	RBI	BB	SO	LOB
Mike Andrews, R (1, 4) OBP: 0.339, SLG: 0.346 Elston Howard, R (8, 2) OBP: 0.231, SLG: 0.247	0-0 F2			0-0 F4	0-0 5-3		0-0 1-2 1B			4	0	1	0	0	0	0
Jerry Adair, R (1, 5) OBP: 0.301, SLG: 0.338 Sparky Lyle, L (8, 1) OBP: 0.250, SLG: 0.375	0-0 5-3			0-0 6-3		0-0 4-3	0-3 K			4	0	0	0	0	1	2
Carl Yastrzemski, L (1, 7) OBP: 0.405, SLG: 0.598	0-0 1B			0-0 BB 1B		0-0 1B 2B		0-3 K		4	1	3	0	0	1	0
George Scott, R (1, 3) OBP: 0.375, SLG: 0.471		0-0 F9		4-0 1-2 BB BB		0-3 K		0-3 K		3	0	0	0	1	2	1
Ken Harrelson, R (1, 9) OBP: 0.320, SLG: 0.434		0-3 K		4-0 1-2 2-3 FC6-4 BB		0-0 2-H 1B		0-0 1-3		3	0	1	1	1	1	0
Rico Petrocelli, R (1, 6) OBP: 0.339, SLG: 0.434		0-0 L5		0-0 FC6-4 1-2f		0-0 F8			0-0 5-3	4	0	0	0	0	0	4
Reggie Smith, S (1, 8) OBP: 0.320, SLG: 0.407			0-0 F8		0-0 HR		0-0 4-3		0-3 K	4	1	1	1	0	1	0
Mike Ryan, R (1, 2) OBP: 0.285, SLG: 0.261 Dalton Jones, L (7, PH) OBP: 0.306, SLG: 0.358 (8, 4)			0-3 K		0-0 F8		0-3 K2-3		0-0 F7	2	0	0	0	0	1	0
Dave Morehead, R (1, 1) OBP: 0.154, SLG: 0.083 Jose Santiago, R (3, 1) OBP: 0.176, SLG: 0.313 Jose Tartabull, L (5, PH) OBP: 0.279, SLG: 0.235 Darrell Brandon, R (8, 1) OBP: 0.214, SLG: 0.268 Joe Foy, R (7, PH) OBP: 0.328, SLG: 0.431 (8, 5)			0-3 K		0-0 F7		4-0 1B BB			0	0	0	0	0	0	0


Inning Stats	R: 0	H: 1	E: 0	K: 0	S: 3	LOB: 1	BB: 0	P: 3	R: 0	H: 0	E: 0	K: 1	S: 5	LOB: 0	BB: 0	P: 5	R: 0	H: 0	E: 0	K: 2	S: 7	LOB: 3	BB: 2	P: 12	R: 1	H: 1	E: 0	K: 0	S: 4	LOB: 0	BB: 0	P: 4	R: 1	H: 2	E: 0	K: 1	S: 7	LOB: 1	BB: 0	P: 7	R: 0	H: 1	E: 0	K: 2	S: 8	LOB: 2	BB: 1	P: 12	R: 0	H: 0	E: 0	K: 2	S: 7	LOB: 0	BB: 0	P: 7	R: 0	H: 0	E: 0	K: 1	S: 5	LOB: 0	BB: 0	P: 5	1B: 4	SF: 0	2B: 1	SAC: 0	3B: 0	DP: 0	HR: 1	HBP: 0	WP: 0	PA: 35
--------------	------	------	------	------	------	--------	-------	------	------	------	------	------	------	--------	-------	------	------	------	------	------	------	--------	-------	-------	------	------	------	------	------	--------	-------	------	------	------	------	------	------	--------	-------	------	------	------	------	------	------	--------	-------	-------	------	------	------	------	------	--------	-------	------	------	------	------	------	------	--------	-------	------	-------	-------	-------	--------	-------	-------	-------	--------	-------	--------

PITCHER	IP	WLS	BF	H	R	ER	SO	BB	IBB	HBP	BLK	WP	HR	S	P	ERA	WHIP
Tom Phoebus, R (1, 1) ERA: 3.2	6.2	W	28	6	2	2	5	3	0	0	0	0	1	35	47	2.70	1.350
Moe Drabowsky, R (7, 1) ERA: 1.65	2.1	S	7	0	0	0	4	0	0	0	0	0	0	15	15	0.00	0.000

BOTTOM

Baltimore Orioles @ Boston Red Sox
Fenway Park, Boston, MA
Fri Sep 15 1967, 7:05 PM EDT
Att. 32,489 - Unknown

AB	32
R	2
H	6
RBI	2
BB	3
SO	9
LOB	7



PITCHER	IP	WLS	BF	H	R	ER	SO	BB	IBB	HBP	BLK	WP	HR	S	P	ERA	WHIP
---------	----	-----	----	---	---	----	----	----	-----	-----	-----	----	----	---	---	-----	------

Batter	1	2	3	4	5	6	7	8	9	AB R H RBI BB SO LOB	TOP											
Luis Aparicio, R (1, 6) OBP: 0.271, SLG: 0.315	0-0 CS 1B		0-0 5-3		0-3 K	0-3 K		0-0 1-3		5 0 1 0 0 2 3												
Curt Blefary, L (1, 7) OBP: 0.332, SLG: 0.409	0-3 K 1-2		0-0 4-3		0-3 K		1-0 FC6-4 SH2-4 HR HBP		0-0 F6	4 1 0 0 0 2 2												
Paul Blair, R (1, 8) OBP: 0.360, SLG: 0.462	0-0 1B			0-0 1B 2B	0-0 1-3 2B		0-0 SH2-4 1-2		0-0 6-3 1B	4 1 4 0 0 0 0												
Frank Robinson, R (1, 9) OBP: 0.410, SLG: 0.592	0-3 K			0-0 1B 2-H 1B	4-0 FC6-4 IBB		4-0 FC6-4 IBB		0-0 6-3	3 0 1 1 2 1 2												
Brooks Robinson, R (1, 5) OBP: 0.326, SLG: 0.428		0-0 6-3		0-0 1-3 1B	0-0 FC6-4 1-2f		0-0 FC6-4 HR 1-2f 2-3		0-0 5-3	5 1 1 0 0 0 6												
Boog Powell, L (1, 3) OBP: 0.324, SLG: 0.357		0-0 4-3		0-0 F8		0-3 K	0-0 HR 1-H 3-H			4 1 1 3 0 1 2												
Davey Johnson, R (1, 4) OBP: 0.321, SLG: 0.381		0-0 S 1B		0-0 F4		4-0 2B BB	0-3 K			3 0 1 0 1 1 2												
Andy Etchebarren, R (1, 2) OBP: 0.302, SLG: 0.316		0-3 K 1-2		0-0 3-1		0-0 2B		0-0 F9		4 0 1 0 0 1 3												
Jim Hardin, R (1, 1) OBP: 0.147, SLG: 0.188			0-3 K		0-0 2B 1B	0-0 F4		0-0 G3		4 0 1 0 0 1 2												
Inning Stats	R: 0 E: 0 K: 2 S: 8	H: 2 LOB: 1 BB: 0 P: 8	R: 0 E: 0 K: 1 S: 6	H: 1 LOB: 1 BB: 0 P: 6	R: 0 E: 0 K: 1 S: 5	H: 0 LOB: 0 BB: 0 P: 5	R: 1 E: 0 K: 0 S: 6	H: 3 LOB: 2 BB: 0 P: 6	R: 0 E: 0 K: 2 S: 9	H: 2 LOB: 3 BB: 1 P: 13	R: 0 E: 0 K: 2 S: 8	H: 1 LOB: 2 BB: 1 P: 12	R: 3 E: 0 K: 1 S: 6	H: 1 LOB: 0 BB: 1 P: 11	R: 0 E: 0 K: 0 S: 3	H: 0 LOB: 0 BB: 0 P: 3	R: 0 E: 0 K: 0 S: 4	H: 1 LOB: 1 BB: 0 P: 4	1B: 7 2B: 3 3B: 0 HR: 1	SF: 0 SAC: 1 DP: 0 HBP: 1	WP: 0 PB: 0 SB: 1 CS: 1	PA: 41
PITCHER	IP WLS BF H R ER SO BB IBB HBP BLK WP HR S P ERA WHIP																					
Jim Lonborg, R (1, 1) ERA: 3.15	6.0 L 29 9 2 2 8 1 1 1 0 0 0 42 51 3.00 1.667																					
John Wyatt, R (7, 1) ERA: 2.48	2.0 8 1 2 2 1 0 1 0 0 0 1 9 13 9.00 0.500																					
Darrell Brandon, R (9, 1) ERA: 4.06	1.0 4 1 0 0 0 0 0 0 0 0 0 4 4 0.00 1.000																					

Baltimore Orioles @ Boston Red Sox
Fenway Park, Boston, MA
 Sat Sep 16 1967, 3:33 AM EDT
 Att: 27,219 - Unknown

livebaseballscorecards.com

AB	36
R	4
H	11
RBI	4
BB	3
SO	9
LOB	22



Batter	1	2	3	4	5	6	7	8	9	AB R H RBI BB SO LOB
Mike Andrews, R (1, 4) OBP: 0.340, SLG: 0.347	0-3 K ①		0-0 FC6-4 1B			0-3 K ①			0-0 1B	4 0 2 0 0 2 0
Joe Foy, R (1, 5) OBP: 0.326, SLG: 0.427	0-3 K ②		0-0 FC6-4 1-2f			0-0 F9 ②			0-0 F3 ①	4 0 0 0 0 1 2
Carl Yastrzemski, L (1, 7) OBP: 0.404, SLG: 0.595	0-0 4-3 ③			4-0 F8 BB		0-0 1-3 ③			0-0 F7 ②	3 0 0 0 1 0 1
George Scott, R (1, 3) OBP: 0.373, SLG: 0.467		0-0 3-1 ①		0-0 F8 1-2 ①		0-0 F7 ①			0-3 K ③	4 0 0 0 0 1 2
Ken Harrelson, R (1, 9) OBP: 0.317, SLG: 0.430		0-0 G3 ②		0-3 K ②		0-0 F9 ②				3 0 0 0 0 1 1
Rico Petrocelli, R (1, 6) OBP: 0.339, SLG: 0.440		0-0 HR		0-0 6-3 ③		0-0 F2 ③				3 1 1 1 0 0 1
Reggie Smith, S (1, 8) OBP: 0.319, SLG: 0.404		0-0 G3 ③			0-0 3-1 ①				0-0 F4 ①	3 0 0 0 0 0 0
Elston Howard, R (1, 2) OBP: 0.230, SLG: 0.245			0-3 K ①		0-0 K ②			0-0 F6 ②		2 0 0 0 0 2 0
Dalton Jones, L (8, PH) OBP: 0.304, SLG: 0.355										1 0 0 0 0 0 0
Mike Ryan, R (9, 2) OBP: 0.285, SLG: 0.261										0 0 0 0 0 0 0
Jim Lonborg, R (1, 1) OBP: 0.152, SLG: 0.167			0-3 K ②		0-0 F9 ③			0-0 F8 ③		2 0 0 0 0 1 0
John Wyatt, R (7, 1) OBP: 0.214, SLG: 0.083										0 0 0 0 0 0 0
Norm Siebern, L (8, PH) OBP: 0.310, SLG: 0.255										1 0 0 0 0 0 0
Darrell Brandon, R (9, 1) OBP: 0.214, SLG: 0.268										0 0 0 0 0 0 0

Inning Stats	R: 0	H: 0	R: 1	H: 1	R: 0	H: 1	R: 0	H: 0	R: 0	H: 0	R: 0	H: 0	R: 0	H: 0	R: 0	H: 1	R: 0	H: 1	1B: 2	SF: 0
	E: 0	LOB: 0	E: 0	LOB: 0	E: 0	LOB: 1	E: 0	LOB: 1	E: 0	LOB: 0	E: 0	LOB: 0	E: 0	LOB: 0	E: 0	LOB: 1	E: 0	LOB: 1	2B: 0	SAC: 0
	K: 2	BB: 0	K: 0	BB: 0	K: 2	BB: 0	K: 1	BB: 1	K: 1	BB: 0	K: 0	BB: 0	K: 0	BB: 0	K: 1	BB: 0	K: 1	BB: 0	3B: 0	DP: 0
	S: 7	P: 7	S: 4	P: 4	S: 8	P: 8	S: 5	P: 9	S: 5	P: 5	S: 5	P: 5	S: 3	P: 3	S: 3	P: 6	S: 6	P: 6	HR: 1	HBP: 0

PITCHER	IP	WLS	BF	H	R	ER	SO	BB	IBB	HBP	BLK	WP	HR	S	P	ERA	WHIP	PITCHER	IP	WLS	BF	H	R	ER	SO	BB	IBB	HBP	BLK	WP	HR	S	P	ERA	WHIP	
Jim Hardin, R (1, 1) ERA: 2.3	9.0	W	31	3	1	1	8	1	0	0	0	0	1	46	50	1.00	0.444																			

BOTTOM

Baltimore Orioles @ Boston Red Sox
Fenway Park, Boston, MA
Sat Sep 16 1967, 3:33 AM EDT
Att. 27,219 - Unknown

AB	30
R	1
H	3
RBI	1
BB	1
SO	8
LOB	7



WP: 0	PA: 31
PB: 0	
SB: 0	
CS: 0	

livebaseballscorecards.com

Batter	1	2	3	4	5	6	7	8	9	AB R H RBI BB SO LOB	TOP											
Luis Aparicio, R (1, 6) OBP: 0.271, SLG: 0.316	0-3 K		0-0 1B 2B		0-0 6-3		0-0 F7			4 0 1 0 0 1 0												
Curt Blefary, L (1, 7) OBP: 0.334, SLG: 0.411 (9, 3)	4-0 HR BB		0-0 F4		0-0 1B			0-0 FC1-6 1B		3 1 2 0 1 0 1												
Paul Blair, R (1, 8) OBP: 0.361, SLG: 0.468	0-0 HR		0-0 S 1B		0-0 F9			0-0 FC1-6 S		4 1 2 2 0 0 2												
Frank Robinson, R (1, 9) OBP: 0.407, SLG: 0.587	0-3 K		0-0 F4 1B		0-0 5-3			0-0 F9		4 0 0 0 0 1 4												
Brooks Robinson, R (1, 5) OBP: 0.324, SLG: 0.425	0-0 6-3		0-0 F3			0-0 F4		0-0 F9		4 0 0 0 0 0 3												
Boog Powell, L (1, 3) OBP: 0.326, SLG: 0.366		0-0 G3		0-0 HR		0-0 G3			0-0 S 1B	4 1 2 1 0 0 0 0 1 0 0 0 0 0												
Russ Snyder, L (9, PR) OBP: 0.316, SLG: 0.326 (9, 7)																						
Davey Johnson, R (1, 4) OBP: 0.318, SLG: 0.378		0-3 K		0-0 L3		0-0 F3			0-0 F3	4 0 0 0 0 1 0												
Andy Etchebarren, R (1, 2) OBP: 0.302, SLG: 0.325		0-0 HR		0-0 F3			0-3 K		0-3 K	4 1 1 1 0 2 1												
Gene Brabender, R (1, 1) OBP: 0.143, SLG: 0.077			0-0 F7		0-3 K			0-0 4-3	0-3 K	3 0 0 0 0 1 0 1 0 0 0 0 1 1												
Stu Miller, R (8, 1)																						
Inning Stats	R: 2 E: 0 K: 2 S: 8	H: 1 LOB: 0 BB: 1 P: 12	R: 1 E: 0 K: 1 S: 6	H: 1 LOB: 0 BB: 0 P: 6	R: 0 E: 0 K: 0 S: 5	H: 2 LOB: 2 BB: 0 P: 5	R: 1 E: 0 K: 1 S: 6	H: 1 LOB: 0 BB: 0 P: 6	R: 0 E: 0 K: 0 S: 4	H: 1 LOB: 1 BB: 0 P: 4	R: 0 E: 0 K: 0 S: 3	H: 0 LOB: 0 BB: 0 P: 3	R: 0 E: 0 K: 1 S: 5	H: 0 LOB: 0 BB: 0 P: 5	R: 0 E: 0 K: 0 S: 4	H: 1 LOB: 1 BB: 0 P: 4	R: 1 E: 0 K: 2 S: 8	H: 1 LOB: 1 BB: 0 P: 8	1B: 4 2B: 1 3B: 0 HR: 3	SF: 0 SAC: 0 DP: 0 HBP: 0	WP: 0 PB: 0 SB: 3 CS: 0	PA: 36
PITCHER	IP WLS BF H R ER SO BB IBB HBP BLK WP HR S P ERA WHIP																					
Gary Bell, R (1, 1) ERA: 3.24	2.1 L 12 4 3 3 3 1 0 0 0 0 0 2 17 21 11.57 2.143																					
Dan Osinski, R (3, 1) ERA: 2.48	0.2 2 0 0 0 0 0 0 0 0 0 0 0 2 2 0.00 0.000																					
Gary Waslewski, R (4, 1) ERA: 3.5	2.0 8 2 1 1 1 0 0 0 0 0 1 10 10 4.50 1.000																					
Jose Santiago, R (6, 1) ERA: 3.61	2.0 6 0 0 0 1 0 0 0 0 0 0 8 8 0.00 0.000																					
John Wyatt, R (8, 1) ERA: 2.43	2.0 8 2 1 0 2 0 0 0 0 0 0 0 12 12 0.00 1.000																					

Baltimore Orioles @ Boston Red Sox
 Fenway Park, Boston, MA
 Sun Sep 17 1967, 3:33 AM EDT
 Att: 30,301 - Unknown

livebaseballscorecards.com

AB	35
R	5
H	8
RBI	4
BB	1
SO	7
LOB	12



New York Yankees @ Baltimore Orioles
Memorial Stadium, Baltimore, MD
 Mon Sep 18 1967, 7:05 PM EDT
 Att. 6,593 - Unknown

livebaseballscorecards.com

AB	30
R	0
H	6
RBI	0
BB	3
SO	9
LOB	13



AB R H RBI BB SO LOB

4	0	2	0	0	0	0
3	0	1	0	0	0	2
2	0	0	0	2	0	1
4	0	1	0	0	1	6
3	0	1	0	1	1	0
4	0	0	0	0	3	2
4	0	0	0	0	2	1
3	0	0	0	0	1	1
2	0	1	0	0	1	0
1	0	0	0	0	0	0
0	0	0	0	0	0	0

1B:	5	SF:	0
2B:	2	SAC:	1
3B:	0	DP:	1
HR:	0	HBP:	0
WP:	0	PA:	34
PB:	0		
SB:	0		
CS:	1		

Batter	1	2	3	4	5	6	7	8	9
Horace Clarke, S (1, 4) OBP: 0.324, SLG: 0.316	0-0 SH5-4 2B		0-0 F4			0-0 BB 1-2 1B		0-0 6-3	
Jerry Kenney, L (1, 6) OBP: 0.429, SLG: 0.478	0-0 SH5-4 2-3			0-0 6-3		0-0 F8		0-0 BB 1B	
Mickey Mantle, S (1, 3) OBP: 0.403, SLG: 0.455	0-0 F5			0-0 F8		4-0 BB 1-2 2-3 BB		4-0 BB 1-2 BB	
Roy White, S (1, 7) OBP: 0.278, SLG: 0.282	0-0 6-3			0-0 1B		0-3 K		0-0 F2	
Frank Fernandez, R (1, 9) OBP: 0.214, SLG: 0.167		4-0 BB BB BB CS BB			0-0 F6		0-0 FC5-4 1B	0-3 K	
Charley Smith, R (1, 5) OBP: 0.275, SLG: 0.338		0-3 SS SS SS 1-2 K			0-3 K		0-0 FC5-4 1-2f K	0-3 K	
Steve Whitaker, L (1, 8) OBP: 0.283, SLG: 0.365		0-0 X F4			0-0 6-3		0-3 SS SS SS K	0-3 SS SS SS K	
Bob Tillman, R (1, 2) OBP: 0.275, SLG: 0.307			0-0 X 5-3			0-0 X F8		0-3 X K	
Bill Monbouquette, R (1, 1) OBP: 0.207, SLG: 0.179			0-3 SS SS SS K			0-0 X BB 1B 1B		0-0 X 3-1	
Joe Pepitone, L (8, PH) OBP: 0.298, SLG: 0.372									
Dooley Womack, L (8, 1) OBP: 0.250, SLG: 0.250									

Inning Stats	R: 0	H: 1	E: 0	K: 0	S: 4	P: 4	R: 0	H: 0	E: 0	K: 1	S: 4	P: 8	R: 0	H: 0	E: 0	K: 1	S: 5	P: 5	R: 0	H: 1	E: 0	K: 0	S: 3	P: 3	R: 0	H: 0	E: 0	K: 1	S: 5	P: 5	R: 0	H: 2	E: 0	K: 1	S: 7	P: 11	R: 0	H: 1	E: 0	K: 2	S: 8	P: 8	R: 0	H: 1	E: 0	K: 0	S: 4	P: 8	R: 0	H: 0	E: 0	K: 3	S: 9	P: 9
	LOB: 1	BB: 0					LOB: 0	BB: 1					LOB: 1	BB: 0					LOB: 0	BB: 0					LOB: 3	BB: 1						LOB: 1	BB: 0						LOB: 2	BB: 1					LOB: 0	BB: 0								

PITCHER	IP	WLS	BF	H	R	ER	SO	BB	IBB	HBP	BLK	WP	HR	S	P	ERA	WHIP
Dave McNally, L (1, 1) ERA: 4.54	5.0	W	16	2	0	0	3	1	0	0	0	0	0	21	25	0.00	0.600
John Buzhardt, R (6, 1) ERA: 4.12	1.0		6	2	0	0	1	1	0	0	0	0	0	7	11	0.00	3.000
Bill Dillman, R (7, 1) ERA: 4.24	3.0	S	12	2	0	0	5	1	0	0	0	0	0	21	25	0.00	1.000

Batter	1	2	3	4	5	6	7	8	9
Mark Belanger, R (1, 6) OBP: 0.238, SLG: 0.235	0-0 F4		0-3 K		0-0 4-3			0-0 1B	
Curt Blefary, L (1, 7) OBP: 0.334, SLG: 0.409	0-3 K		0-0 3-1			0-0 F8		0-0 1B	
Paul Blair, R (1, 8) OBP: 0.360, SLG: 0.466	0-0 1B		0-0 F8			0-0 6-3		0-0 P1-4	
Frank Robinson, R (1, 9) OBP: 0.406, SLG: 0.584	0-0 F5			0-0 1B		0-3 K		0-0 4-3	
Brooks Robinson, R (1, 5)		0-0 FC3-6 1B		0-0 F8		0-0 6-3			
Boog Powell, L (1, 3)		0-0 FC3-6 1B		0-0 F2		0-0 6-3			
Davey Johnson, R (1, 4)		0-0 1B		0-0 5-3				0-0 2B	
Andy Etchebarren, R (1, 2)		0-0 1B			0-0 F8			4-0 IBB	
Dave McNally, R (1, 1) OBP: 0.179, SLG: 0.184		0-3 K			0-0 4-3			0-3 K	
Dave May, L (5, PH) OBP: 0.230, SLG: 0.228									
John Buzhardt, R (6, 1) OBP: 0.190, SLG: 0.190									
Bill Dillman, R (7, 1) OBP: 0.161, SLG: 0.161									

Inning Stats	R: 0	H: 1	E: 0	LOB: 1	K: 1	BB: 0	S: 6	P: 6
	R: 1	H: 3	E: 1	LOB: 1	K: 1	BB: 0	S: 7	P: 7
	R: 0	H: 0	E: 0	LOB: 0	K: 1	BB: 0	S: 5	P: 5
	R: 0	H: 1	E: 0	LOB: 1	K: 0	BB: 0	S: 4	P: 4
	R: 0	H: 0	E: 0	LOB: 0	K: 0	BB: 0	S: 3	P: 3
	R: 0	H: 0	E: 0	LOB: 0	K: 1	BB: 0	S: 5	P: 5
	R: 0	H: 1	E: 0	LOB: 2	K: 1	BB: 1	S: 6	P: 10
	R: 1	H: 2	E: 1	LOB: 0	K: 0	BB: 0	S: 4	P: 4

PITCHER	IP	WLS	BF	H	R	ER	SO	BB	IBB	HBP	BLK	WP	HR	S	P	ERA	WHIP
Bill Monbouquette, R (1, 1) ERA: 2.33	7.0	L	27	6	1	1	5	0	0	0	0	0	0	36	40	1.29	0.857
Dooley Womack, R (8, 1) ERA: 2.6	1.0		4	2	1	0	0	0	0	0	0	0	0	4	4	0.00	2.000

BOTTOM


New York Yankees @ Baltimore Orioles
Memorial Stadium, Baltimore, MD
 Mon Sep 18 1967, 7:05 PM EDT
 Att. 6,593 - Unknown

AB	R	H	RBI	BB	SO	LOB
4	1	1	0	0	1	0
4	0	1	1	0	1	0
4	0	1	0	0	0	1
4	0	1	0	0	1	1
3	0	1	0	0	0	1
3	1	0	0	0	0	2
3	0	2	1	0	0	1
2	0	1	0	1	0	0
1	0	0	0	0	1	1
1	0	0	0	0	0	0
0	0	0	0	0	0	0
1	0	0	0	0	1	2

1B: 7	SF: 0
2B: 2	SAC: 0
3B: 0	DP: 1
HR: 0	HBP: 0

WP: 0	PA: 31
PB: 0	
SB: 0	
CS: 0	

livebaseballscorecards.com



New York Yankees @ Baltimore Orioles
Memorial Stadium, Baltimore, MD
 Tue Sep 19 1967, 7:05 PM EDT
 Att. 5,641 - Unknown

livebaseballscorecards.com

AB	29
R	0
H	4
RBI	0
BB	4
SO	8
LOB	15



Batter	1	2	3	4	5	6	7	8	9	AB	R	H	RBI	BB	SO	LOB
Horace Clarke, S (1, 4) OBP: 0.321, SLG: 0.313	0-0 F6		0-0 FC1-6 1B		0-0 4-3			0-0 5-3		4	0	0	0	0	0	1
Jerry Kenney, L (1, 6) OBP: 0.438, SLG: 0.481	0-0 6-3		0-0 1B			0-0 F8-4-3 1B		0-0 1-3		4	0	2	0	0	0	0
Mickey Mantle, S (1, 3) OBP: 0.400, SLG: 0.451	0-0 4-3		0-3 K			0-0 F8-4-3 1-2		0-0 5-3		4	0	0	0	0	1	2
Joe Pepitone, L (1, 8) OBP: 0.299, SLG: 0.370		4-0 FC4-6 1B BB		4-0 5-3 BB		0-0 F9			0-3 K	2	0	0	0	2	1	0
Roy White, S (1, 9) OBP: 0.278, SLG: 0.277		0-0 F8		0-0 5-3 1-2			4-0 FC4-6 BB		0-0 F9	3	0	0	0	1	0	2
Jake Gibbs, L (1, 2) OBP: 0.290, SLG: 0.286		0-0 FC4-6 1B		0-3 K			0-0 F2		0-3 K	4	0	1	0	0	2	2
Tom Shopay, L (1, 7) OBP: 0.143, SLG: 0.143		0-0 FC4-6 1-2 2-3		0-3 K			0-0 FC4-6 WP 1-2			3	0	0	0	0	1	4
John Kennedy, R (1, 5) OBP: 0.273, SLG: 0.243		0-3 K		0-0 F9			4-0 1-2 BB			2	0	0	0	0	1	2
Steve Whitaker, L (7, PH) OBP: 0.284, SLG: 0.365				0-3 K			0-3 K			0	0	0	0	1	0	0
Ruben Amaro, R (7, 5) OBP: 0.300, SLG: 0.261										0	0	0	0	0	0	0
Steve Barber, L (1, 1) OBP: 0.185, SLG: 0.196				0-0 FC1-6 1B						2	0	1	0	0	1	0
Billy Bryan, L (7, PH) OBP: 0.333, SLG: 0.111										0	0	0	0	0	0	0
Bill Robinson, R (7, PH) OBP: 0.261, SLG: 0.284										1	0	0	0	0	1	2
Jim Bouton, R (7, 1)										0	0	0	0	0	0	0

Inning Stats	R: 0	H: 0	E: 0	K: 0	S: 3	P: 3	R: 0	H: 1	E: 0	K: 1	S: 6	P: 10	R: 0	H: 2	E: 0	K: 1	S: 6	P: 6	R: 0	H: 0	E: 0	K: 2	S: 7	P: 11	R: 0	H: 0	E: 0	K: 1	S: 5	P: 5	R: 0	H: 1	E: 0	K: 0	S: 3	P: 3	R: 0	H: 0	E: 0	K: 1	S: 5	P: 13	R: 0	H: 0	E: 0	K: 0	S: 3	P: 3	R: 0	H: 0	E: 0	K: 2	S: 7	P: 7	1B: 4	2B: 1	3B: 0	HR: 0	SF: 0	SAC: 0	DP: 1	HBP: 0	WP: 1	PB: 0	SB: 1	CS: 0	PA: 33
--------------	------	------	------	------	------	------	------	------	------	------	------	-------	------	------	------	------	------	------	------	------	------	------	------	-------	------	------	------	------	------	------	------	------	------	------	------	------	------	------	------	------	------	-------	------	------	------	------	------	------	------	------	------	------	------	------	-------	-------	-------	-------	-------	--------	-------	--------	-------	-------	-------	-------	--------

PITCHER	IP	WLS	BF	H	R	ER	SO	BB	IBB	HBP	BLK	WP	HR	S	P	ERA	WHIP
Jim Palmer, R (1, 1) ERA: 2.94	5.0	W	19	3	0	0	5	2	0	0	0	0	0	27	35	0.00	1.000
Eddie Watt, R (6, 1) ERA: 2.28	1.2		7	1	0	0	0	2	0	0	0	1	0	5	13	0.00	1.800
Pete Richert, L (7, 1) ERA: 3.47	2.1	S	7	0	0	0	3	0	0	0	0	0	0	13	13	0.00	0.000

Batter	1	2	3	4	5	6	7	8	9
Mark Belanger, R OBP: 0.236, SLG: 0.234 (1, 6)	0-0 4-3		0-0 6-3	0-0 1B		0-0 FC5-4		0-0 E5	
Davey Johnson, R OBP: 0.319, SLG: 0.380 (1, 4)	0-0 4-3		0-0 1B BB 1B		0-0 6-3	0-3 K		0-0 F4	
Paul Blair, R OBP: 0.360, SLG: 0.466 (1, 8)	0-0 4-3		0-0 BB BB 1B		0-0 1B		0-0 F7	0-3 K	
Frank Robinson, R OBP: 0.409, SLG: 0.583 (1, 3)		4-0 BB BB	4-0 5-3 BB	0-3 K		0-0 E 1B 1B			
Brooks Robinson, R OBP: 0.325, SLG: 0.424 (1, 5)		0-0 5-3	4-0 BB BB	0-0 1-2 BB		0-0 F9		0-0 E 1B	
Curt Motton, R OBP: 0.316, SLG: 0.404 Russ Snyder, L OBP: 0.316, SLG: 0.326 (1, 7) (8, 7)		0-3 K	0-0 FC5	0-0 2-3 3-H		0-0 1B FC 2B		0-0 E5	
Sam Bowens, R OBP: 0.234, SLG: 0.283 (1, 9)		0-3 K		0-0 CS S 1B		0-0 FC5-4 FC 1B		0-3 K	
Andy Etchebarren, R OBP: 0.304, SLG: 0.325 (1, 2)			0-0 SH5-4 1B	0-3 K		0-0 FC FC5-4		0-0 6-3	
Jim Palmer, R OBP: 0.200, SLG: 0.154 Eddie Watt, R OBP: 0.261, SLG: 0.333 Pete Richert, L OBP: 0.091, SLG: 0.094 (1, 1) (6, 1) (7, 1)			0-0 SH5-4	4-0 1B BB		0-3 K		0-0 F5	

Inning Stats	R: 0	H: 0	E: 0	K: 0	S: 3	LOB: 0	BB: 0	P: 3
	R: 0	H: 0	E: 0	K: 2	S: 7 <td>LOB: 1</td> <td>BB: 1</td> <td>P: 11</td>	LOB: 1	BB: 1	P: 11
	R: 2	H: 3	E: 0	K: 0	S: 6 <td>LOB: 3</td> <td>BB: 2</td> <td>P: 14</td>	LOB: 3	BB: 2	P: 14
	R: 0	H: 2	E: 0	K: 1	S: 5 <td>LOB: 2</td> <td>BB: 1</td> <td>P: 9</td>	LOB: 2	BB: 1	P: 9
	R: 0	H: 1	E: 0	K: 1	S: 6 <td>LOB: 1</td> <td>BB: 0</td> <td>P: 6</td>	LOB: 1	BB: 0	P: 6
	R: 1	H: 2	E: 0	K: 2	S: 10 <td>LOB: 2</td> <td>BB: 0</td> <td>P: 10</td>	LOB: 2	BB: 0	P: 10
	R: 0	H: 2	E: 1	K: 1	S: 8 <td>LOB: 3</td> <td>BB: 0</td> <td>P: 8</td>	LOB: 3	BB: 0	P: 8
	R: 0	H: 0	E: 1	K: 1	S: 6 <td>LOB: 1</td> <td>BB: 0</td> <td>P: 6</td>	LOB: 1	BB: 0	P: 6

PITCHER	IP	WLS	BF	H	R	ER	SO	BB	IBB	HBP	BLK	WP	HR	S	P	ERA	WHIP
Steve Barber, L ERA: 3.74 (1, 1)	6.0	L	29	8	3	3	6	4	0	0	0	0	0	37	53	4.50	2.000
Jim Bouton, R ERA: 4.95 (7, 1)	2.0		10	2	0	0	2	0	0	0	0	0	0	14	14	0.00	1.000

AB	R	H	RBI	BB	SO	LOB
5	0	1	0	0	0	3
5	1	1	1	0	1	3
5	0	2	0	0	1	1
2	0	1	0	2	1	1
3	0	1	1	1	0	2
4	1	1	0	0	1	6
0	0	0	0	0	0	0
4	0	2	0	0	2	4
4	1	1	1	0	1	5
0	0	0	0	1	0	0
1	0	0	0	0	1	2
1	0	0	0	0	0	0


BOTTOM

New York Yankees @ Baltimore Orioles
Memorial Stadium, Baltimore, MD

Tue Sep 19 1967, 7:05 PM EDT
Att. 5,641 - Unknown


AB	34
R	3
H	10
RBI	3
BB	4
SO	8
LOB	27

WP: 0 PA: 39
PB: 0
SB: 2
CS: 1



WP	HR	S	P	ERA	WHIP
0	0	0	0	0.00	1.000

livebaseballscorecards.com

Batter	1	2	3	4	5	6	7	8	9	AB R H RBI BB SO LOB	TOP														
Mark Belanger, R (1, 6) OBP: 0.229, SLG: 0.226	0-0 5-3		0-3 K		0-0 6-3		0-0 6-3		0-0 F3	5 0 0 0 0 1 0	<p>Baltimore Orioles @ Washington Senators</p> <p>D.C. Stadium, Washington, DC</p> <p>Wed Sep 20 1967, 7:05 PM EDT Unknown</p> <p>livebaseballscorecards.com</p> <table border="0"> <tr><td>AB</td><td>36</td></tr> <tr><td>R</td><td>4</td></tr> <tr><td>H</td><td>11</td></tr> <tr><td>RBI</td><td>3</td></tr> <tr><td>BB</td><td>1</td></tr> <tr><td>SO</td><td>3</td></tr> <tr><td>LOB</td><td>13</td></tr> </table> 	AB	36	R	4	H	11	RBI	3	BB	1	SO	3	LOB	13
AB	36																								
R	4																								
H	11																								
RBI	3																								
BB	1																								
SO	3																								
LOB	13																								
Dave May, L (1, 9) OBP: 0.258, SLG: 0.258	0-0 4-3			0-0 1B G6-4-3	0-0 1B		0-0 1B		0-0 3-1	5 2 3 0 0 0 0															
Paul Blair, R (1, 8) OBP: 0.361, SLG: 0.466	0-0 F9			0-0 1B G6-4-3	0-0 1B		0-0 F8			4 0 2 0 0 0 1															
Frank Robinson, R (1, 7) OBP: 0.407, SLG: 0.580		0-0 E5 FC4-6		0-0 G6-4-3	0-0 E7			0-0 1-3		4 0 1 1 0 0 1															
Brooks Robinson, R (1, 5) OBP: 0.328, SLG: 0.435		0-0 F8		0-0 E 2B		0-0 1B SF7		0-0 HR		4 2 3 1 0 0 1															
Curt Blefary, L (1, 3) OBP: 0.335, SLG: 0.409		0-0 FC4-6		4-0 E IBB		0-0 G6-3-2 SF7 2-3 1B		0-0 E4 1B		3 0 1 0 1 0 1															
Davey Johnson, R (1, 4) OBP: 0.319, SLG: 0.380		0-0 F6		0-0 E5		0-0 SF7		0-0 G4-6-3 1B		3 0 1 1 0 0 3															
Andy Etchebarren, R (1, 2) OBP: 0.301, SLG: 0.321			0-0 6-3	0-3 K		0-0 G6-3-2		0-0 G4-6-3		4 0 0 0 0 1 6															
Tom Phoebus, R (1, 1) OBP: 0.177, SLG: 0.197			0-3 K		0-0 1-3		0-0 6-3		0-0 F3	4 0 0 0 0 1 0 0 0 0 0 0 0 0															
Moe Drabowsky, R (9, 1) OBP: 0.381, SLG: 0.350																									
Inning Stats	R: 0 H: 0 E: 0 LOB: 0 K: 0 BB: 0 S: 3 P: 3	R: 0 H: 0 E: 1 LOB: 1 K: 0 BB: 0 S: 4 P: 4	R: 0 H: 0 E: 0 LOB: 0 K: 2 BB: 0 S: 7 P: 7	R: 1 H: 3 E: 1 LOB: 3 K: 1 BB: 1 S: 8 P: 12	R: 1 H: 3 E: 1 LOB: 2 K: 0 BB: 0 S: 5 P: 5	R: 1 H: 2 E: 0 LOB: 0 K: 0 BB: 0 S: 4 P: 4	R: 0 H: 1 E: 0 LOB: 1 K: 0 BB: 0 S: 4 P: 4	R: 1 H: 2 E: 1 LOB: 1 K: 0 BB: 0 S: 5 P: 5	R: 0 H: 0 E: 0 LOB: 0 K: 0 BB: 0 S: 3 P: 3	1B: 8 SF: 1 2B: 2 SAC: 0 3B: 0 DP: 3 HR: 1 HBP: 0	WP: 0 PA: 38 PB: 0 SB: 0 CS: 0														
PITCHER	IP WLS BF H R ER SO BB IBB HBP BLK WP HR S P ERA WHIP											PITCHER	IP WLS BF H R ER SO BB IBB HBP BLK WP HR S P ERA WHIP												
Dick Bosman, R (1, 1) ERA: 1.6	7.0 L 30 9 3 3 3 0 1 0 0 0 0 0 35 39 3.86 1.286																								
Dave Baldwin, R (8, 1) ERA: 1.66	2.0 8 2 1 1 0 0 0 0 0 0 0 1 8 8 4.50 1.000																								

Batter	1	2	3	4	5	6	7	8	9	10	AB	R	H	RBI	BB	SO	LOB	TOP						
Mark Belanger, R (1, 6) OBP: 0.229, SLG: 0.226	0-0 F6		0-0 1B		0-3 K		0-0 4-3		0-0 G5-3		5	0	1	0	0	1	2							
Davey Johnson, R (1, 4) OBP: 0.319, SLG: 0.379	0-0 F5		0-0 F8			0-0 L6	4-0 FC6-4 BB			0-0 1B 1B	4	1	1	0	1	0	1							
Paul Blair, R (1, 8) OBP: 0.362, SLG: 0.464	4-0 BB			0-0 G1 BB 1B		0-0 5-3	0-0 FC6-4 1-2f			0-0 F7	4	0	1	0	1	0	2							
Brooks Robinson, R (1, 5) OBP: 0.328, SLG: 0.434	0-0 F6			0-0 F6		0-0 2B 1B 1B			0-0 F6	0-0 1-2 2B 1B	5	2	2	0	0	0	2							
Curt Blefary, L (1, 3) OBP: 0.337, SLG: 0.410		4-0 BB BB BB CS BB		4-0 G1 BB 1-2		0-0 1B 2B		0-3 K		0-3 K	3	1	1	0	2	2	2							
Dave May, L (1, 7) OBP: 0.268, SLG: 0.284	0-0 F4 1-2		0-0 G1 1-2 2-3		0-0 3B 1B		0-0 F8		0-0 F8	0-0 1H 2-H 1B 2B	5	2	2	4	0	0	3							
Sam Bowens, R (1, 9) OBP: 0.248, SLG: 0.314	0-3 K		0-0 F8		0-0 3B		0-0 SH1-4 1B 3B		0-0 G5-3 SH1-4 1B	0-0 2-H S 1B	5	0	3	2	0	1	2							
Larry Haney, R (1, 2) OBP: 0.299, SLG: 0.369			0-3 K		0-0 F7		0-0 4-3		0-0 SH1-4 1-2	0-3 K	4	0	0	0	0	2	2							
Marcelino Lopez, R (1, 1) OBP: 0.333, SLG: 0.200			0-0 F4		0-3 K		0-0 F9		4-0 IBB		2	0	0	0	0	1	0							
Tom Fisher, R (5, 1)											0	0	0	0	0	0	0							
Curt Motton, R (7, PH) OBP: 0.310, SLG: 0.396											1	0	0	0	0	0	0							
Paul Gilliford, R (7, 1)											0	0	0	0	0	0	0							
Frank Robinson, R (9, PH) OBP: 0.409, SLG: 0.580											0	0	0	0	1	0	0							
Eddie Fisher, R (9, 1) OBP: 0.333, SLG: 0.200											0	0	0	0	0	0	0							
Inning Stats	R: 0 E: 0 K: 0 S: 3	H: 0 LOB: 1 BB: 1 P: 7	R: 0 E: 0 K: 1 S: 4	H: 0 LOB: 0 BB: 1 P: 8	R: 0 E: 0 K: 1 S: 6	H: 1 LOB: 1 BB: 0 P: 6	R: 0 E: 0 K: 0 S: 4	H: 1 LOB: 2 BB: 1 P: 8	R: 0 E: 0 K: 2 S: 7	H: 0 LOB: 0 BB: 0 P: 7	R: 3 E: 0 K: 0 S: 7	H: 4 LOB: 1 BB: 0 P: 7	R: 0 E: 0 K: 0 S: 3	H: 0 LOB: 1 BB: 1 P: 7	R: 0 E: 0 K: 1 S: 5	H: 0 LOB: 0 BB: 0 P: 5	R: 0 E: 0 K: 0 S: 3	H: 1 LOB: 1 BB: 1 P: 7	R: 3 E: 0 K: 2 S: 11	H: 4 LOB: 1 BB: 0 P: 11	1B: 8 2B: 2 3B: 1 HR: 0	SF: 0 SAC: 1 DP: 1 HBP: 0	WP: 0 PB: 0 SB: 1 CS: 1	PA: 44
PITCHER	IP WLS BF H R ER SO BB IBB HBP BLK WP HR S P ERA WHIP																							
Buster Narum, R (1, 1) ERA: 4.76	5.2	25	6	3	3	4	3	0	0	0	0	0	0	0	0	0	0	0	0	4.76	1.588			
Casey Cox, R (6, 1) ERA: 2.81	0.1	1	0	0	0	0	0	0	0	0	0	0	0	0	0	0	0	0	0	0.00	0.000			
Darold Knowles, L (7, 1) ERA: 2.73	3.2	L 17	5	3	3	2	1	1	0	0	0	0	0	0	0	0	0	0	0	7.36	1.636			
Bob Humphreys, R (10, 1) ERA: 4.39	0.1	1	0	0	0	1	0	0	0	0	0	0	0	0	0	0	0	0	0	0.00	0.000			

Baltimore Orioles @ Washington Senators
D.C. Stadium, Washington, DC
Wed Sep 20 1967, 7:05 PM EDT
Att: 3,765 - Unknown

AB	38
R	6
H	11
RBI	6
BB	5
SO	7
LOB	16



WP: 0	PA: 44
PB: 0	
SB: 1	
CS: 1	

Baltimore Orioles @ Washington Senators

D.C. Stadium, Washington, DC

Wed Sep 20 1967, 7:05 PM EDT
Att. 3,765 - Unknown

livebaseballscorecards.com



WP: 0 PA: 45
PB: 1
SB: 0
CS: 0

ERA: 6.41
SAC: 0
DP: 1
HBP: 0

AB R H RBI BB SO LOB

3 0 0 0 2 0 1

5 2 2 0 0 0 3

4 0 1 1 1 2 2
0 0 0 0 0 0 0

3 1 0 0 2 1 3

5 0 2 1 0 1 3

4 0 1 0 1 0 0

4 0 0 1 1 2 1

4 0 2 0 0 0 4
1 0 0 0 0 1 0

2 0 0 0 0 2 2
0 0 0 0 0 0 0
1 0 0 0 0 0 0
0 0 0 0 1 0 0
0 0 0 0 0 0 0

1B: 7 SF: 0
2B: 1 SAC: 0
3B: 0 DP: 1
HR: 0 HBP: 0

BOTTOM

Batter	1	2	3	4	5	6	7	8	9	10
Ed Brinkman, R (1, 6) OBP: 0.254, SLG: 0.241	4-0 BB BB		0-0 F3		0-0 F8	4-0 BB BB		0-0 FC3-6 G6-4-3		
Hank Allen, R (1, 8) OBP: 0.278, SLG: 0.326	0-0 F8		0-0 E8 2B 1B		0-0 PB 1B	0-0 F7		0-0 G6-4-3		
Frank Howard, R (1, 7) OBP: 0.336, SLG: 0.516 Ed Stroud, L (10, 8) OBP: 0.291, SLG: 0.271	0-0 F8		0-0 3-H 2B		0-3 K	4-0 FC6-4 BB		0-3 K		
Ken McMullen, R (1, 5) OBP: 0.302, SLG: 0.383	4-0 1-2 BB		0-3 K		4-0 BB 1B BB	0-0 FC6-4		0-0 F4		
Frank Coggins, S (1, 4) OBP: 0.400, SLG: 0.513	0-0 4-3		0-0 5-3		0-0 BB BB 1-2 2-H 1B		0-3 K	0-0 PO 1B		
Fred Valentine, S (1, 9) OBP: 0.337, SLG: 0.349		0-0 F7		0-0 F2	4-0 BB BB 1-2 2-3 BB		0-0 1B	0-0 PO 1-2	0-0 F9	
Mike Epstein, L (1, 3) OBP: 0.326, SLG: 0.365		0-0 F7		0-3 K	4-0 BB BB 1-2 2-3 3-H BB		0-0 F7		0-3 K	
Doug Camilli, R (1, 2) OBP: 0.220, SLG: 0.269 Dick Nen, L (10, PH) OBP: 0.281, SLG: 0.338		0-0 1B		0-0 1B	0-0 F5		0-0 F9		0-3 K	
Buster Narum, R (1, 1) Casey Cox, R (6, 1) Bob Chance, L (6, PH) Darold Knowles, L (7, 1) Bob Humphreys, R (10, 1) OBP: 0.294, SLG: 0.143		0-3 K		0-3 K		0-0 L6		4-0 FC3-6 BB		

Inning Stats	R: 0	H: 0	E: 0	K: 0	S: 3	WLS	BF	H	R	ER	SO	BB	IBB	HBP	BLK	WP	HR	S	P	ERA	WHIP
	0	0	0	3	3		25	6	3	3	5	5	0	0	0	0	0	30	50	5.79	2.357
	0	0	0	2	0		6	0	0	0	0	2	0	0	0	0	0	4	12	0.00	1.500
	0	0	0	7	0		7	1	0	0	1	1	0	0	0	0	0	8	12	0.00	1.000
	0	0	0	6	0		6	1	0	0	3	0	0	0	0	0	0	12	12	0.00	0.500

PITCHER	IP	WLS	BF	H	R	ER	SO	BB	IBB	HBP	BLK	WP	HR	S	P	ERA	WHIP
Marcelino Lopez, L (1, 1) ERA: 6.41	4.2		25	6	3	3	5	5	0	0	0	0	0	30	50	5.79	2.357
Tom Fisher, R (5, 1) ERA:	1.1		6	0	0	0	0	2	0	0	0	0	0	4	12	0.00	1.500
Paul Gilliford, L (7, 1) ERA:	2.0		7	1	0	0	1	1	0	0	0	0	0	8	12	0.00	1.000
Eddie Fisher, R (9, 1) ERA: 3.65	2.0	W	6	1	0	0	3	0	0	0	0	0	0	12	12	0.00	0.500

Batter	1	2	3	4	5	6	7	8	9	10	11	AB R H RBI BB SO LOB	TOP				
Mark Belanger, R (1, 6) OBP: 0.228, SLG: 0.220	F9		E6		F2		F2		K			4 0 0 0 1 1 0	<p>Baltimore Orioles @ Washington Senators D.C. Stadium, Washington, DC</p> <p>Thu Sep 21 1967, 7:05 PM EDT Att: 1,718 - Unknown</p> <p>livebaseballscorecards.com</p>				
Dave May, L (1, 9) OBP: 0.263, SLG: 0.278	SF8		G3		F4		F8		4-3			5 1 1 0 0 0 2					
Paul Blair, R (1, 8) OBP: 0.364, SLG: 0.464	BB		CS		K		K		1-3			4 0 2 0 1 1 0					
Frank Robinson, R (1, 7) OBP: 0.407, SLG: 0.582	SF8		K		F8				F9			4 1 1 1 0 1 4					
Brooks Robinson, R (1, 5) OBP: 0.327, SLG: 0.432	BB		F9		FC6-4				SF9			3 0 0 1 1 0 2					
Curt Blefary, L (1, 3) OBP: 0.336, SLG: 0.407	4-3		F9		BB				F8			4 0 0 0 1 0 2					
Davey Johnson, R (1, 4) OBP: 0.318, SLG: 0.376			5-3		BB				F7			4 1 0 0 1 0 1					
Andy Etchebarren, R (1, 2) OBP: 0.298, SLG: 0.318			E6		E6				5-3			3 0 0 0 0 0 1					
Russ Snyder, L (9, PH) OBP: 0.315, SLG: 0.325			G4-6-3		1-H				CS			1 0 0 0 0 0 0					
Larry Haney, R (9, 2) OBP: 0.299, SLG: 0.369												0 0 0 0 0 0 0					
Dave Leonhard, R (1, 1) OBP: 0.323, SLG: 0.363			G4-6-3		K				K			2 0 0 0 0 1 2					
Boog Powell, L (6, PH) OBP: 0.077, SLG: 0.077												1 0 0 0 0 1 1					
Wally Bunker, R (6, 1) OBP: 0.305, SLG: 0.388												0 0 0 0 0 0 0					
Curt Motton, R (9, PH) OBP: 0.305, SLG: 0.388												1 0 0 0 0 1 0					
Stu Miller, R (9, 1) OBP: 0.305, SLG: 0.388												0 0 0 0 0 0 0					
Inning Stats	R: 1 H: 2 E: 0 LOB: 2 K: 0 BB: 1 S: 5 P: 9	R: 0 H: 0 E: 1 LOB: 0 K: 0 BB: 0 S: 3 P: 3	R: 0 H: 0 E: 1 LOB: 2 K: 1 BB: 1 S: 5 P: 9	R: 1 H: 0 E: 1 LOB: 1 K: 1 BB: 1 S: 6 P: 10	R: 0 H: 1 E: 0 LOB: 2 K: 0 BB: 1 S: 4 P: 8	R: 0 H: 0 E: 0 LOB: 1 K: 1 BB: 0 S: 5 P: 9	R: 0 H: 0 E: 0 LOB: 0 K: 1 BB: 0 S: 5 P: 5	R: 1 H: 1 E: 0 LOB: 0 K: 0 BB: 0 S: 4 P: 4	R: 0 H: 0 E: 0 LOB: 0 K: 2 BB: 0 S: 7 P: 7	R: 0 H: 0 E: 0 LOB: 0 K: 0 BB: 0 S: 3 P: 3	R: 0 H: 0 E: 1 LOB: 0 K: 0 BB: 0 S: 3 P: 3	1B: 3 SF: 2 2B: 1 SAC: 0 3B: 1 DP: 2 HR: 0 HBP: 0	WP: 0 PA: 44 PB: 0 SB: 2 CS: 2				
PITCHER	IP WLS BF H R ER SO BB IBB HBP BLK WP HR S P ERA WHIP																
Bob Priddy, R (1, 1) ERA: 3.44	3.0	13	2	1	1	1	2	0	0	0	0	0	0	13	21	3.00	1.333
Dick Nold, R (4, 1) ERA: 4.87	1.0	5	0	1	0	1	1	0	0	0	0	0	0	6	10	0.00	1.000
Bob Humphreys, R (5, 1) ERA: 4.27	5.0	19	2	1	1	4	2	0	0	0	0	0	0	25	33	1.80	0.800
Dave Baldwin, R (10, 1) ERA: 1.61	2.0	W 6	0	0	0	0	0	0	0	0	0	0	0	6	6	0.00	0.000


AB	36
R	3
H	4
RBI	2
BB	5
SO	6
LOB	15



Batter	1	2	3	4	5	6	7	8	9	10	11	AB	R	H	RBI	BB	SO	LOB	BOTTOM							
Fred Valentine, S (1, 9) OBP: 0.335, SLG: 0.346	0-0 6-3		4-0 BB 2-3 BB	0-0 3-1			0-0 F2			0-3 K		4	0	0	0	1	1	0								
Hank Allen, R (1, 8) OBP: 0.277, SLG: 0.321	0-0 6-3		4-0 1-2 BB		0-0 1-3		0-3 K			0-0 5-3		4	0	0	0	1	1	0								
Frank Howard, R (1, 7) OBP: 0.336, SLG: 0.513	0-3 K		0-3 K		1-0 1B 4-3 HBP		0-0 4-3			0-0 F8		3	0	0	0	0	2	3								
Ed Stroud, L (8, 8) OBP: 0.290, SLG: 0.270												1	0	0	0	0	0	0								
Mike Epstein, L (1, 3) OBP: 0.327, SLG: 0.366		0-0 FC4-6 1B	0-0 F6		0-0 4-3		0-0 4-3		0-0 P5-3 1B		0-0 3-1	5	0	2	0	0	0	4								
Frank Coggins, S (1, 4) OBP: 0.378, SLG: 0.477		0-0 FC4-6 1-2f		0-0 4-3	0-0 FC5-4 1B		0-0 P5-3 1-2f		0-0 P5-3 1-2f		0-0 F1	5	0	1	0	0	0	2								
Ken McMullen, R (1, 5) OBP: 0.302, SLG: 0.385		0-0 F6		0-0 BB HR 1B	0-0 FC5-4 1-2f		0-3 K				0-0 1B 2B	5	2	2	0	0	1	3								
Paul Casanova, R (1, 2) OBP: 0.272, SLG: 0.332		0-0 5-3		0-0 F9		0-0 5-3				0-3 K	4-0 1B IBB	4	0	0	0	1	1	2								
Ed Brinkman, R (1, 6) OBP: 0.254, SLG: 0.240			0-0 F5	4-0 1-2 HR BB		0-0 5-3				4-0 F7 BB	0-0 1B 2-H	2	1	0	0	1	0	0								
Dick Nen, L (9, PH) OBP: 0.284, SLG: 0.338												0	0	0	0	1	0	0								
Tim Cullen, R (10, 6) OBP: 0.307, SLG: 0.266												1	0	1	1	0	0	0								
Bob Priddy, R (1, 1) OBP: 0.260, SLG: 0.227												1	0	1	0	0	0	0								
Dick Boorman, R (3, PR) OBP: 0.083, SLG: 0.083												0	0	0	0	0	0	0								
Dick Noid, R (4, 1) OBP: 0.083, SLG: 0.083												0	0	0	0	0	0	0								
Bob Chance, L (4, PH) OBP: 0.340, SLG: 0.500												1	1	1	3	0	0	0								
Bob Humphreys, R (5, 1) OBP: 0.275, SLG: 0.133												1	0	0	0	0	1	0								
Cap Peterson, R (9, PH) OBP: 0.298, SLG: 0.348												1	0	0	0	0	0	1								
Dave Baldwin, R (10, 1) OBP: 0.298, SLG: 0.348												0	0	0	0	0	0	0								
Inning Stats	R: 0 E: 0 K: 1 S: 5	H: 0 LOB: 0 BB: 0 P: 5	R: 0 E: 0 K: 0 S: 4	H: 1 LOB: 1 BB: 0 P: 4	R: 0 E: 0 K: 1 S: 6	H: 1 LOB: 3 BB: 2 P: 14	R: 3 E: 0 K: 0 S: 5	H: 2 LOB: 0 BB: 1 P: 9	R: 0 E: 0 K: 0 S: 4	H: 1 LOB: 2 BB: 0 P: 5	R: 0 E: 0 K: 1 S: 5	H: 0 LOB: 0 BB: 0 P: 5	R: 0 E: 0 K: 1 S: 5	H: 0 LOB: 0 BB: 0 P: 5	R: 0 E: 0 K: 1 S: 5	H: 1 LOB: 0 BB: 0 P: 5	R: 0 E: 0 K: 1 S: 4	H: 0 LOB: 0 BB: 1 P: 8	R: 0 E: 0 K: 1 S: 5	H: 0 LOB: 0 BB: 0 P: 5	R: 1 E: 0 K: 0 S: 4	H: 2 LOB: 2 BB: 1 P: 8	1B: 5 2B: 3 3B: 0 HR: 1	SF: 0 SAC: 0 DP: 1 HBP: 1	WP: 0 PB: 0 SB: 1 CS: 0	PA: 44
PITCHER	IP	WLS	BF	H	R	ER	SO	BB	IBB	HBP	BLK	WP	HR	S	P	ERA	WHIP									
Dave Leonhard, R (1, 1) ERA: 5.4	5.0		24	5	3	3	2	3	0	1	0	0	1	24	37	5.40	1.600									
Wally Bunker, R (6, 1) ERA: 3.87	3.0		9	1	0	0	3	0	0	0	0	0	0	15	15	0.00	0.333									
Stu Miller, R (9, 1) ERA: 2.61	2.2	L	11	2	1	1	2	1	1	0	0	0	0	13	21	3.38	1.125									

Baltimore Orioles @ Washington Senators
D.C. Stadium, Washington, DC
Thu Sep 21 1967, 7:05 PM EDT
Att: 1,718 - Unknown

AB	38
R	4
H	8
RBI	4
BB	5
SO	7
LOB	15



Batter	1	2	3	4	5	6	7	8	9	AB R H RBI BB SO LOB	TOP																								
Jose Tartabull, L (1, 9) OBP: 0.280, SLG: 0.241	0-3 K		4-0 BB HBP BB		0-0 1B		0-0 5-3			3 0 1 0 1 1 0																									
Mike Andrews, R (1, 4) OBP: 0.347, SLG: 0.355	0-0 5-3		1-0 BB 1-2 HBP		0-0 F8			0-0 E5 1B		3 0 0 0 0 0 1																									
Carl Yastrzemski, L (1, 7) George Thomas, R (8, 7) OBP: 0.408, SLG: 0.605 OBP: 0.261, SLG: 0.276	0-0 G3		4-0 FC4-6 1-2 2-3 BB		0-0 1B			0-3 K		3 0 1 0 1 1 1 0 0 0 0 0 0 0																									
George Scott, R (1, 3) OBP: 0.371, SLG: 0.458		0-3 K	0-0 F5		0-0 F9			0-0 G4-6-3 1B		4 0 1 0 0 1 5																									
Reggie Smith, S (1, 8) OBP: 0.320, SLG: 0.397		0-0 FC6-4 1B	0-0 FC4-6 1-2f		0-0 4-3			0-0 G4-6-3 1-2f		4 0 1 0 0 0 5																									
Dalton Jones, L (1, 5) OBP: 0.318, SLG: 0.381		0-0 FC6-4 1-2f 1B		0-0 F8		0-0 F8		0-0 F8		4 0 0 0 0 0 1																									
Rico Petrocelli, R (1, 6) OBP: 0.330, SLG: 0.430		0-0 1-2 1B		0-0 L3		0-0 F8		0-0 F8		4 0 1 0 0 0 0																									
Russ Gibson, R (1, 2) OBP: 0.269, SLG: 0.275		0-3 K		0-3 K			0-0 F7		0-0 G1	4 0 0 0 0 2 2																									
Jerry Stephenson, L (1, 1) Dan Osinski, R (5, 1) Joe Foy, R (7, PH) Billy Rohr, L (7, 1) Darrell Brandon, R (8, 1) OBP: 0.250, SLG: 0.250 OBP: 0.333, SLG: 0.444 OBP: 0.323, SLG: 0.423			0-0 4-3		0-3 K		0-3 K			2 0 0 0 0 1 0 0 0 0 0 0 0 0 1 0 0 0 0 1 0 0 0 0 0 0 0 0 0 0 0 0 0 0 0																									
Inning Stats	R: 0 E: 0 K: 1 S: 5	H: 0 LOB: 0 BB: 0 P: 5	R: 0 E: 0 K: 2 S: 9	H: 2 LOB: 2 BB: 0 P: 9	R: 0 E: 0 K: 2 S: 3	H: 0 LOB: 3 BB: 2 P: 12	R: 0 E: 0 K: 1 S: 5	H: 0 LOB: 0 BB: 0 P: 5	R: 0 E: 0 K: 1 S: 7	H: 2 LOB: 2 BB: 0 P: 7	R: 0 E: 0 K: 1 S: 3	H: 0 LOB: 0 BB: 0 P: 3	R: 0 E: 0 K: 1 S: 5	H: 0 LOB: 0 BB: 0 P: 5	R: 0 E: 1 K: 1 S: 6	H: 1 LOB: 1 BB: 0 P: 6	R: 0 E: 0 K: 0 S: 3	H: 0 LOB: 0 BB: 0 P: 3	1B: 5 2B: 0 3B: 0 HR: 0	SF: 0 SAC: 0 DP: 1 HBP: 1	WP: 0 PB: 0 SB: 0 CS: 0	PA: 35													
PITCHER Jim Hardin, R (1, 1) ERA: 2.11	IP 9.0	WLS W	BF 35	H 5	R 0	ER 0	SO 7	BB 2	IBB 0	HBP 1	BLK 0	WP 0	HR 0	S 46	P 55	ERA 0.00	WHIP 0.778	PITCHER	IP 9.0	WLS W	BF 35	H 5	R 0	ER 0	SO 7	BB 2	IBB 0	HBP 1	BLK 0	WP 0	HR 0	S 46	P 55	ERA 0.00	WHIP 0.778

Boston Red Sox @ Baltimore Orioles
Memorial Stadium, Baltimore, MD
 Fri Sep 22 1967, 7:05 PM EDT
 Unknown

livebaseballscorecards.com

AB 32
R 0
H 5
RBI 0
BB 2
SO 7
LOB 15



BOTTOM

Boston Red Sox @ Baltimore Orioles
Memorial Stadium, Baltimore, MD

livebaseballscorecards.com

AB	33
R	10
H	10
RBI	10
BB	7
SO	4
LOB	21



WP: 0 PA: 41
PB: 0 SB: 2
CS: 0

Fri Sep 22 1967, 7:05 PM EDT
Unknown

AB R H RBI BB SO LOB

5 1 2 1 0 0 0

3 1 1 1 2 1 0

4 2 1 1 1 0 4

3 2 1 1 1 0 3

5 1 2 2 0 0 3

3 0 0 0 1 1 3

2 1 1 2 2 0 0

4 1 1 2 0 0 5

4 1 1 0 0 2 3

1B: 6 SF: 1
2B: 3 SAC: 0
3B: 1 DP: 2
HR: 0 HBP: 0

WP: 0 PA: 41
PB: 0 SB: 2
CS: 0

9

FC6-4 BB
1-2
3-H
1B

FC6-4
1-2
2-3
BB

FC6-4
1-2f
2-3
3-H

F9
1-2
BB

F2
BB

5-3

E5
2B

FC5-4
1-2f
1B
2B

BB
FC6-4
1B

R: 3 H: 3
E: 1 LOB: 2
K: 0 BB: 1
S: 7 P: 11

8

FC6-4 BB
1-2
3-H
1B

FC6-4
1-2
2-3
BB

FC6-4
1-2f
2-3
3-H

F9
1-2
BB

F2
BB

5-3

E5
2B

FC5-4
1-2f
1B
2B

BB
FC6-4
1B

R: 3 H: 3
E: 1 LOB: 2
K: 0 BB: 1
S: 7 P: 11

7

S
1B
BB

S
2B
1B

S
1B
BB

F9
1-2
BB

G3-6-3
2-H
1B

E5
2B

FC5-4
1-2f
1B
2B

BB
FC6-4
1B

R: 1 H: 1
E: 0 LOB: 0
K: 0 BB: 1
S: 3 P: 7

6

F7
1B

K
2B
BB

F9
1-2
BB

F8
4-3
1B

E5
4-3
F8
1-2

F8
1-2
2-3
IBB

4-3
1-2
2-3
3-H

K
1-2
2-3
3-H

R: 3 H: 3
E: 0 LOB: 2
K: 1 BB: 2
S: 8 P: 16

5

F7
1B

K
2B
BB

F9
1-2
BB

F8
4-3
1B

E5
4-3
F8
1-2

F8
1-2
2-3
IBB

4-3
1-2
2-3
3-H

K
1-2
2-3
3-H

R: 0 H: 0
E: 0 LOB: 0
K: 0 BB: 0
S: 3 P: 3

4

F7
1B

K
2B
BB

F9
1-2
BB

F8
4-3
1B

E5
4-3
F8
1-2

F8
1-2
2-3
IBB

4-3
1-2
2-3
3-H

K
1-2
2-3
3-H

R: 0 H: 0
E: 0 LOB: 0
K: 0 BB: 0
S: 3 P: 3

3

F7
1B

K
2B
BB

F9
1-2
BB

F8
4-3
1B

E5
4-3
F8
1-2

F8
1-2
2-3
IBB

4-3
1-2
2-3
3-H

K
1-2
2-3
3-H

R: 0 H: 0
E: 0 LOB: 0
K: 0 BB: 0
S: 2 P: 6

2

F7
1B

K
2B
BB

F9
1-2
BB

F8
4-3
1B

E5
4-3
F8
1-2

F8
1-2
2-3
IBB

4-3
1-2
2-3
3-H

K
1-2
2-3
3-H

R: 0 H: 0
E: 0 LOB: 1
K: 2 BB: 1
S: 7 P: 11

1

F7
1B

K
2B
BB

F9
1-2
BB

F8
4-3
1B

E5
4-3
F8
1-2

F8
1-2
2-3
IBB

4-3
1-2
2-3
3-H

K
1-2
2-3
3-H

R: 0 H: 0
E: 0 LOB: 0
K: 0 BB: 0
S: 2 P: 6

Batter

Luis Aparicio, R (1, 6)
OBP: 0.272, SLG: 0.317

Curt Blefary, L (1, 7)
OBP: 0.338, SLG: 0.411

Paul Blair, R (1, 8)
OBP: 0.364, SLG: 0.463

Frank Robinson, R (1, 9)
OBP: 0.407, SLG: 0.580

Brooks Robinson, R (1, 5)
OBP: 0.328, SLG: 0.434

Boog Powell, L (1, 3)
OBP: 0.323, SLG: 0.360

Davey Johnson, R (1, 4)
OBP: 0.321, SLG: 0.378

Larry Haney, R (1, 2)
OBP: 0.298, SLG: 0.372

Jim Hardin, R (1, 1)
OBP: 0.158, SLG: 0.194

Inning Stats
R: 2 H: 2
E: 0 LOB: 0
K: 0 BB: 0
S: 5 P: 5

	IP	WLS	BF	H	R	ER	SO	BB	IBB	HBP	BLK	WP	HR	S	P	ERA	WHIP
Jerry Stephenson, R (1, 1) ERA: 3.86	4.2	L	24	5	6	5	4	3	2	0	0	0	0	27	47	9.64	1.714
Dan Osinski, R (5, 1) ERA: 2.43	1.1		5	1	0	0	0	0	0	0	0	0	0	5	5	0.00	0.750
Billy Rohr, L (7, 1) ERA: 5.1	1.0		9	4	4	3	0	2	0	0	0	0	0	7	15	27.00	6.000
Darrell Brandon, R (8, 1) ERA: 4.06	1.0		3	0	0	0	0	0	0	0	0	0	0	3	3	0.00	0.000

	IP	WLS	BF	H	R	ER	SO	BB	IBB	HBP	BLK	WP	HR	S	P	ERA	WHIP
Jerry Stephenson, R (1, 1) ERA: 3.86	4.2	L	24	5	6	5	4	3	2	0	0	0	0	27	47	9.64	1.714
Dan Osinski, R (5, 1) ERA: 2.43	1.1		5	1	0	0	0	0	0	0	0	0	0	5	5	0.00	0.750
Billy Rohr, L (7, 1) ERA: 5.1	1.0		9	4	4	3	0	2	0	0	0	0	0	7	15	27.00	6.000
Darrell Brandon, R (8, 1) ERA: 4.06	1.0		3	0	0	0	0	0	0	0	0	0	0	3	3	0.00	0.000

Batter	1	2	3	4	5	6	7	8	9	AB R H RBI BB SO LOB	TOP			
Joe Foy, R (1, 5) OBP: 0.326, SLG: 0.430	0-0 1B		0-0 F8	0-0 2B		0-0 F6		0-0 1B FC4-6 2B		5 1 3 2 0 0 1				
Jerry Adair, R (1, 4) OBP: 0.295, SLG: 0.330	0-0 F9		0-0 F4	0-0 F8		0-0 F8		0-0 FC4-6 1B		5 0 1 0 0 0 3				
Carl Yastrzemski, L (1, 7) George Thomas, R (8, PR) OBP: 0.408, SLG: 0.602 OBP: 0.261, SLG: 0.276	0-3 K			0-0 BB 1B	0-0 1-3	4-0 1-2 1B BB		0-0 FC4-6 G4-6-3 1-2f 3-H		4 2 1 1 1 1 2 0 0 0 0 0 0 0				
George Scott, R (1, 3) OBP: 0.373, SLG: 0.458	0-0 F7			4-0 SH3-4 1-2 1B BB	0-0 S 1B	0-0 WP 1B		0-0 G4-6-3 1-2f		4 2 2 2 1 0 2				
Reggie Smith, S (1, 8) OBP: 0.321, SLG: 0.397		0-0 F9		0-0 E SH3-4 SF8 1B	0-0 F8	0-0 G3		0-0 FC5-4 1B		5 1 2 1 0 0 2				
Rico Petrocelli, R (1, 6) OBP: 0.330, SLG: 0.428		0-0 F6		0-0 SH3-4 1-2 2-3	4-0 1B BB		0-0 5-3		0-0 FC5-4 1B 1-2f	3 0 0 0 1 0 1				
Ken Harrelson, R (1, 9) Jose Tartabull, L (9, PR) OBP: 0.315, SLG: 0.423 OBP: 0.280, SLG: 0.241		0-0 1B		0-0 E E 2-3 3-H	0-0 FC6-4 1B		0-0 4-3		0-0 1-2 1B	5 1 3 2 0 0 1 0 0 0 0 0 0 0				
Elston Howard, R (1, 2) OBP: 0.226, SLG: 0.242		0-0 F4		0-0 SF8	0-0 FC6-4		0-0 F3		0-3 K	4 0 0 1 0 1 5				
Jose Santiago, R (1, 1) OBP: 0.220, SLG: 0.359			0-3 K	0-0 E 2B		0-0 WP BB 1B		0-0 2B	0-0 F9	5 3 2 0 0 1 2				
Inning Stats	R: 0 E: 0 K: 1 S: 6 H: 1 LOB: 1 BB: 0 P: 6	R: 0 E: 0 K: 0 S: 4 H: 1 LOB: 1 BB: 0 P: 4	R: 0 E: 0 K: 1 S: 5 H: 0 LOB: 0 BB: 0 P: 5	R: 5 E: 2 K: 0 S: 8 H: 3 LOB: 1 BB: 1 P: 12	R: 1 E: 0 K: 0 S: 5 H: 2 LOB: 2 BB: 1 P: 9	R: 2 E: 0 K: 0 S: 5 H: 2 LOB: 1 BB: 1 P: 9	R: 0 E: 0 K: 0 S: 3 H: 0 LOB: 0 BB: 0 P: 3	R: 2 E: 0 K: 0 S: 5 H: 3 LOB: 1 BB: 0 P: 5	R: 0 E: 0 K: 1 S: 7 H: 2 LOB: 2 BB: 0 P: 7	1B: 11 2B: 3 3B: 0 HR: 0 SF: 1 SAC: 1 DP: 1 HBP: 0	WP: 2 PB: 0 SB: 1 CS: 0 PA: 45			
PITCHER	IP WLS BF H R ER SO BB IBB HBP BLK WP HR S P ERA WHIP												PITCHER	IP WLS BF H R ER SO BB IBB HBP BLK WP HR S P ERA WHIP
Pete Richert, L (1, 1) ERA: 3.5	3.2 L 19 5 5 2 2 1 0 0 0 0 0 0 22 26 4.91 1.636													
Eddie Watt, R (4, 1) ERA: 2.34	1.1 7 2 1 1 0 1 0 0 0 0 0 0 6 10 6.75 2.250													
Bill Dillman, R (6, 1) ERA: 4.46	2.0 12 5 4 4 0 1 0 0 0 0 2 0 11 15 18.00 3.000													
Tom Fisher, R (8, 1) ERA:	2.0 7 2 0 0 1 0 0 0 0 0 0 0 9 9 0.00 1.000													

Boston Red Sox @ Baltimore Orioles
Memorial Stadium, Baltimore, MD

AB 40
R 10
H 14
RBI 9
BB 3
SO 3
LOB 19



Fri Sep 22 1967, 7:05 PM EDT
 Att. 14,714 - Unknown

livebaseballscorecards.com

Batter	1	2	3	4	5	6	7	8	9	AB R H RBI BB SO LOB	TOP																
Joe Foy, R (1, 5) OBP: 0.327, SLG: 0.428	0-3 K		4-0 FC5-4 BB		0-0 E5 FC 1B	0-3 K			0-0 L6	4 1 1 0 1 2 2																	
Mike Andrews, R (1, 4) OBP: 0.344, SLG: 0.351	0-0 3-1		0-0 FC5-4		0-0 FC HR			0-3 K	0-0 F5	5 1 0 1 0 1 2																	
Carl Yastrzemski, L (1, 7) OBP: 0.410, SLG: 0.608	0-0 5-3			0-0 2B 6-3 1B	0-0 HR			4-0 BB S BB		3 2 2 2 1 0 0																	
George Scott, R (1, 3) OBP: 0.373, SLG: 0.461		0-0 CS 1B		0-0 6-3 1-3 2B	0-0 F6			0-3 K		4 0 2 0 0 1 1																	
Reggie Smith, S (1, 8) OBP: 0.319, SLG: 0.394		0-0 F7		0-0 F3	0-3 K			0-0 G3		4 0 0 0 0 1 4																	
Ken Harrelson, R (1, 9) OBP: 0.316, SLG: 0.422		4-0 CS BB		0-0 6-3		0-3 K		0-0 F8		1 0 0 1 1 0 1																	
Gary Waslewski, R (4, 1) OBP: 0.091, SLG: 0.091				2-3 3-H						1 0 0 0 0 1 0																	
Dalton Jones, L (8, PH) OBP: 0.316, SLG: 0.379										1 0 0 0 0 0 0																	
John Wyatt, R (8, 1) OBP: 0.214, SLG: 0.083										0 0 0 0 0 0 0																	
Bill Landis, L (8, 1)										0 0 0 0 0 0 0																	
Rico Petrocelli, R (1, 6) OBP: 0.329, SLG: 0.425	0-0 CS	0-0 5-3	0-0 F9		4-0 1B BB			0-0 F8		3 0 0 0 1 0 1																	
Russ Gibson, R (1, 2) OBP: 0.268, SLG: 0.261			0-0 WP 2B		0-0 1-6-3	0-3 K		0-0 1-3		4 0 1 0 0 1 1																	
Lee Stange, R (1, 1) OBP: 0.094, SLG: 0.080			0-0 6-3		0-0 1B E 1B	0-0 1B			0-0 G3	1 0 0 0 0 0 1																	
Jose Tartabull, L (4, 9) OBP: 0.285, SLG: 0.247			2-3							3 1 2 0 0 0 0																	
Inning Stats	R: 0 E: 0 K: 1 S: 5	H: 0 LOB: 0 BB: 0 P: 5	R: 0 E: 0 K: 0 S: 2	H: 1 LOB: 0 BB: 1 P: 6	R: 0 E: 0 K: 0 S: 4	H: 1 LOB: 2 BB: 1 P: 8	R: 1 E: 0 K: 0 S: 5	H: 2 LOB: 1 BB: 0 P: 5	R: 4 E: 1 K: 1 S: 9	H: 3 LOB: 0 BB: 0 P: 9	R: 0 E: 0 K: 3 S: 10	H: 1 LOB: 2 BB: 1 P: 14	R: 0 E: 0 K: 2 S: 7	H: 0 LOB: 1 BB: 1 P: 11	R: 0 E: 0 K: 0 S: 3	H: 0 LOB: 0 BB: 0 P: 3	R: 0 E: 0 K: 0 S: 3	H: 0 LOB: 0 BB: 0 P: 3	1B: 5 2B: 2 3B: 0 HR: 1	SF: 0 SAC: 0 DP: 0 HBP: 0	WP: 1 PB: 0 SB: 1 CS: 2	PA: 39					
PITCHER	IP WLS BF H R ER SO BB IBB HBP BLK WP HR S P ERA WHIP																										
Gene Brabender, R (1, 1) ERA: 3.41	5.0		23	7	5	5	2	2	0	0	0	1	1	25	33	9.00	1.800										
Moe Drabowsky, R (6, 1) ERA: 1.6	2.0		9	1	0	0	5	2	0	0	0	0	0	17	25	0.00	1.500										
Stu Miller, R (8, 1) ERA: 2.55	2.0	W	6	0	0	0	0	0	0	0	0	0	0	6	6	0.00	0.000										

Boston Red Sox @ Baltimore Orioles
Memorial Stadium, Baltimore, MD

Sat Sep 23 1967, 7:05 PM EDT
 Att: 10,251 - Unknown

AB	34
R	5
H	8
RBI	4
BB	4
SO	7
LOB	13



livebaseballscorecards.com

Batter	1	2	3	4	5	6	7	8	9
Luis Aparicio, R OBP: 0.271, SLG: 0.316 (1, 6)	0-0 F9		0-0 1-3		0-3 K		0-0 SF7		
Curt Blefary, L OBP: 0.339, SLG: 0.419 (1, 7)	0-0 HR		0-0 1B 2B		0-0 F6		0-0 G3		
Paul Blair, R OBP: 0.363, SLG: 0.459 (1, 8)	0-0 F8		0-0 HR 1B		0-0 F7			0-0 F9	
Frank Robinson, R OBP: 0.408, SLG: 0.585 (1, 9)	0-0 FC6-4 1B		0-0 HR		0-0 F8			0-0 HR 1B	
Brooks Robinson, R OBP: 0.325, SLG: 0.434 (1, 5)	0-0 FC6-4		0-0 6-3		0-0 1-6-3			0-0 HR	
Boog Powell, L OBP: 0.321, SLG: 0.356 (1, 3)		0-3 K		0-0 4-3		0-0 6-3		4-0 BB BB	
Davey Johnson, R OBP: 0.324, SLG: 0.377 (1, 4)		0-3 K		0-3 K			4-0 1B SF7 BB	4-0 BB 1-2 BB	
Larry Haney, R OBP: 0.285, SLG: 0.355 (1, 2)		0-0 5-3		0-0 5-3			0-3 K	0-0 F7	
Gene Brabender, R OBP: 0.138, SLG: 0.074 (1, 1)			0-0 F6		0-0 1B		0-0 1-3 1B	0-3 K	
Russ Snyder, L OBP: 0.316, SLG: 0.326 (5, PH)									
Moe Drabowsky, R OBP: 0.381, SLG: 0.350 (6, 1)									
Dave May, L OBP: 0.282, SLG: 0.297 (7, PH)									
Stu Miller, R (8, 1)									

AB	R	H	RBI	BB	SO	LOB
3	0	0	1	0	1	1
4	2	2	1	0	0	2
4	1	1	1	0	0	1
4	2	3	2	0	0	0
4	1	1	2	0	0	1
3	0	0	0	1	1	0
2	1	0	0	2	2	0
4	0	0	0	0	1	3
1	0	0	0	0	0	0
1	0	1	0	0	0	0
0	0	0	0	0	0	0
1	0	1	0	0	0	0
1	0	0	0	0	1	2

Inning	R	H	E	K	S	H	LOB	BB	P
1	1	2	0	5	5	0	1	0	5
2	0	0	0	2	7	0	0	0	7
3	3	3	0	6	6	3	0	0	6
4	0	0	0	5	5	0	0	0	5
5	0	1	0	6	6	0	1	0	6
6	0	0	0	3	3	0	0	0	3
7	1	1	0	6	10	0	1	1	10
8	2	2	0	7	15	2	2	2	15

PITCHER	IP	WLS	BF	H	R	ER	SO	BB	IBB	HBP	BLK	WP	HR	S	P	ERA	WHIP
Lee Stange, R ERA: 2.77 (1, 1)	3.0		14	5	4	4	2	0	0	0	0	0	2	18	18	12.00	1.667
Gary Waslewski, R ERA: 3.38 (4, 1)	4.0		15	2	1	1	3	1	0	0	0	0	0	20	24	2.25	0.750
John Wyatt, R ERA: 2.6 (8, 1)	0.1	L	5	2	2	2	0	2	0	0	0	0	1	3	11	54.00	12.000
Bill Landis, L ERA: 5.26 (8, 1)	0.2		2	0	0	0	1	0	0	0	0	0	0	4	4	0.00	0.000

BOTTOM

Boston Red Sox @ Baltimore Orioles
Memorial Stadium, Baltimore, MD

Sat Sep 23 1967, 7:05 PM EDT
Att. 10,251 - Unknown

livebaseballscorecards.com

AB	32
R	7
H	9
RBI	7
BB	3
SO	6
LOB	10



WP: 0	PA: 36
PB: 0	
SB: 0	
CS: 0	

Batter	1	2	3	4	5	6	7	8	9	AB R H RBI BB SO LOB	TOP											
Jose Tartabull, L (1, 9) OBP: 0.290, SLG: 0.250	4-0 FC5-4 BB	0-3 K		0-3 K	0-0 E 1B 1B		0-0 F5		0-0 FC1-6-4 S 1B	5 2 2 0 1 2 1												
Jerry Adair, R (1, 4) OBP: 0.300, SLG: 0.338	0-0 FC5-4 2B 1-2f 3B	0-0 1-H 2B		0-0 BB HBP 1B 1B	0-0 E8 1B 1-3 1B		0-0 L5		0-0 FC1-6-4 1B	6 2 4 1 0 0 1												
Carl Yastrzemski, L (1, 7) OBP: 0.410, SLG: 0.605	0-0 F7	0-3 K		1-0 BB 1B HBP	0-0 1-3 1B		0-3 K		0-3 K	4 1 1 1 0 2 2 1 0 0 0 0 1 2 0 0 0 0 0 0 0												
Darrell Brandon, R (7, 1) OBP: 0.205, SLG: 0.256																						
Dan Osinski, R (9, 1) OBP: 0.333, SLG: 0.444																						
Reggie Smith, S (1, 8) OBP: 0.319, SLG: 0.395	0-0 1-3 3B 2B			0-0 5-3	4-0 1B 1-2 2-3 BB		0-0 5-3		0-0 F7	FC1-6-4 S 2B 1-2f 2-3	5 2 1 0 1 0 4											
Dalton Jones, L (1, 5) OBP: 0.329, SLG: 0.411	0-0 2-H 3-H 3B			0-0 F4	0-0 1-3 2-H 3-H 1B		0-0 4-3		0-0 BB 1B	0-0 HR 2B 1-H 3-H	6 1 4 5 0 0 0											
George Scott, R (1, 3) OBP: 0.378, SLG: 0.469	4-0 BB			0-0 BB 1B	0-3 K		0-0 WP 1B		0-0 BB 1B	0-0 HR 2-H	5 2 4 2 1 1 2											
Rico Petrocelli, R (1, 6) OBP: 0.329, SLG: 0.423	0-0 1-3			4-0 1B 1-2 BB	0-3 K		0-0 F6 1-2		0-0 F8	0-0 1B	5 0 1 0 1 1 7											
Elston Howard, R (1, 2) OBP: 0.231, SLG: 0.242				0-0 4-3	0-0 1-3 2-H 1B		0-0 2-3		4-0 BB 1-2 2-3 BB	0-0 1-3	4 0 1 1 2 0 1											
Jim Lonborg, R (1, 1) OBP: 0.153, SLG: 0.158									0-0 F7		3 1 0 0 1 3 4											
George Thomas, R (7, 7) OBP: 0.258, SLG: 0.273											1 0 0 0 0 0 3											
Inning Stats	R: 2 E: 0 K: 0 S: 5	H: 2 LOB: 2 BB: 2 P: 13	R: 1 E: 0 K: 2 S: 8	H: 1 LOB: 1 BB: 1 P: 12	R: 1 E: 0 K: 1 S: 7	H: 2 LOB: 2 BB: 1 P: 11	R: 2 E: 0 K: 3 S: 11	H: 2 LOB: 2 BB: 1 P: 16	R: 1 E: 1 K: 1 S: 8	H: 3 LOB: 2 BB: 0 P: 8	R: 0 E: 0 K: 1 S: 6	H: 1 LOB: 2 BB: 1 P: 10	R: 0 E: 0 K: 1 S: 5	H: 0 LOB: 0 BB: 0 P: 5	R: 0 E: 0 K: 0 S: 5	H: 2 LOB: 3 BB: 1 P: 9	R: 4 E: 0 K: 1 S: 10	H: 5 LOB: 1 BB: 0 P: 10	1B: 13 2B: 3 3B: 1 HR: 1	SF: 0 SAC: 0 DP: 0 HBP: 1	WP: 1 PB: 0 SB: 2 CS: 0	PA: 53
PITCHER	IP WLS BF H R ER SO BB IBB HBP BLK WP HR S P ERA WHIP																					
Tom Phoebus, R (1, 1) ERA: 3.33	3.0 L 18 5 4 4 3 4 4 0 0 0 0 0 20 36 12.00 3.000																					
Wally Bunker, R (4, 1) ERA: 4.09	2.0 13 5 3 3 4 1 0 1 0 0 0 0 19 24 13.50 3.000																					
John Buzhardt, R (6, 1) ERA: 4.04	2.0 8 1 0 0 2 1 0 0 0 1 0 11 15 0.00 1.000																					
Eddie Fisher, R (8, 1) ERA: 3.61	1.0 6 2 0 0 0 1 0 0 0 0 0 5 9 0.00 3.000																					
Paul Gilliford, L (9, 1) ERA: 12.0	1.0 8 5 4 4 1 0 0 0 0 0 0 1 10 10 36.00 5.000																					

Boston Red Sox @ Baltimore Orioles
Memorial Stadium, Baltimore, MD
 Sun Sep 24 1967, 3:33 AM EDT
 Att. 5,609 - Unknown

livebaseballscorecards.com

AB	45
R	11
H	18
RBI	10
BB	7
SO	10
LOB	27



BOTTOM

Boston Red Sox @ Baltimore Orioles
Memorial Stadium, Baltimore, MD

Sun Sep 24 1967, 3:33 AM EDT
Att. 5,609 - Unknown

livebaseballscorecards.com

AB	40
R	7
H	9
RBI	4
BB	6
SO	8
LOB	25



WP:	0	PA:	46
PB:	0	SB:	0
CS:	0		

AB R H RBI BB SO LOB

5	0	0	0	1	0	3
4	0	1	0	1	0	3
5	0	0	0	0	2	4
5	1	1	0	0	2	4
4	1	2	0	1	0	0
4	2	1	1	1	1	2
3	2	2	2	2	0	1
5	1	2	1	0	0	3
0	0	0	0	0	0	0
1	0	0	0	0	0	1
1	0	0	0	0	0	0
0	0	0	0	0	0	0
1	0	0	0	0	0	0
0	0	0	0	0	0	0
1	0	0	0	0	1	3
1	0	0	0	0	0	1

Batter	1	2	3	4	5	6	7	8	9
Luis Aparicio, R (1, 6) OBP: 0.270, SLG: 0.313	0-0 F5 BB		4-0 E BB		0-0 F8 BB		0-0 F8 BB	0-0 E6 1-3 2-H 3-H	0-0 6-3
Curt Blefary, L (1, 7) OBP: 0.339, SLG: 0.418	0-0 F6		0-0 E3 1-3		4-0 BB		0-0 E 1-3 1B	0-0 F7	
Paul Blair, R (1, 8) OBP: 0.360, SLG: 0.454	0-0 4-3		0-3 K SS		0-3 K SS		0-0 E5 1-2 3-H	0-0 F8	
Frank Robinson, R (1, 9) OBP: 0.406, SLG: 0.581		0-3 K SS	0-0 F8 SS		0-3 K SS		0-0 F6 SS	0-0 1B 1B	
Brooks Robinson, R (1, 5) OBP: 0.327, SLG: 0.435		0-0 FC4-6 1B		0-0 6-3		4-0 FC5-4 BB		0-0 6-3 1-3	0-0 1B 2B 1B
Boog Powell, L (1, 3) OBP: 0.322, SLG: 0.355		0-0 FC4-6 1-2f BB		0-0 4-3		0-3 K SS		4-0 1B BB E BB	0-0 2B 1-2 3-H 1B
Davey Johnson, R (1, 4) OBP: 0.328, SLG: 0.380		4-0 BB 1-2		0-0 FC6-4 1B		0-0 FC5-4 1-2f		4-0 1B BB E BB	0-0 2B 1-H 2-H
Larry Haney, R (1, 2) OBP: 0.286, SLG: 0.363		0-0 F7		0-0 FC6-4 1-2f		0-0 E4 1B E		0-0 E 1-2 2-3 1B	0-0 2B 2-H
Tom Phoebus, R (1, 15) Russ Snyder, L (1, 16) Wally Bunker, R (1, 17) Curt Moberg, R (1, 18) John Richardson, R (1, 19) Dave May, L (1, 20) Eddie Fisher, R (1, 21) Vic Roznovsky, L (1, 22) Paul Callardo, R (1, 23) Sam Rowens, R (1, 24)			0-3 K SS		0-0 F3		0-0 F5	0-3 K SS	0-3 K SS

Inning Stats	R: 0	H: 0	E: 0	K: 0	S: 3	LOB: 0	BB: 0	P: 3	R: 0	H: 1	E: 0	K: 1	S: 6	LOB: 2	BB: 1	P: 10	R: 0	H: 0	E: 1	K: 2	S: 8	LOB: 2	BB: 1	P: 12	R: 0	H: 1	E: 0	K: 0	S: 4	LOB: 1	BB: 0	P: 4	R: 0	H: 0	E: 0	K: 1	S: 5	LOB: 1	BB: 1	P: 9	R: 0	H: 0	E: 2	K: 0	S: 7	LOB: 2	BB: 0	P: 6	R: 2	H: 1	E: 1	K: 1	S: 7	LOB: 2	BB: 2	P: 15	R: 4	H: 5	E: 0	K: 1	S: 10	LOB: 1	BB: 0	P: 10	1B: 7	2B: 2	3B: 0	HR: 0	SF: 0	SAC: 0	DP: 0	HBP: 0	WP: 0	PA: 46
PITCHER	IP	WLS	BF	H	R	ER	SO	BB	IBB	HBP	BLK	WP	HR	S	P	ERA	WHIP																																																									
Jim Lonborg, R (1, 1) ERA: 3.13	6.0	W	25	2	0	0	6	4	0	0	0	0	0	33	49	0.00	1.000																																																									
Darrell Brandon, R (7, 1) ERA: 4.17	2.1		17	5	6	3	1	2	0	0	0	0	0	17	25	11.57	3.000																																																									
Dan Osinski, R (9, 1) ERA: 2.54	0.2	S	4	2	1	1	1	0	0	0	0	0	0	6	6	13.50	3.000																																																									

Batter	1	2	3	4	5	6	7	8	9	AB	R	H	RBI	BB	SO	LOB
Mark Belanger, R OBP: 0.223, SLG: 0.215 (1, 6)	0-0 5-3 ①		0-0 F6 ①			0-0 1-3 ①		0-3 K ②		4	0	0	0	0	1	2
Dave May, L OBP: 0.289, SLG: 0.321 (1, 9)	0-0 F6 ②		0-0 F4 ②			0-0 SF7 3B ②		4-0 IBB ③		3	1	1	0	1	0	0
Paul Blair, R OBP: 0.359, SLG: 0.454 (1, 8)	0-0 E 1B ③		0-0 6-3 ③			0-0 SF7 3-H ③		0-0 F7 ③		3	1	1	1	0	0	2
Brooks Robinson, R OBP: 0.328, SLG: 0.434 (1, 5)	0-0 1-H 1B ③			0-0 L5 ①		0-0 F8 ③		H 1-0 1B 1B HBP ③		3	1	1	1	0	0	0
Curt Blefary, L OBP: 0.339, SLG: 0.417 (1, 3)	0-0 F7 ③			0-0 G3 ②			0-0 4-3 ①		0-0 1-B 1-B ③	4	0	1	0	0	0	1
Curt Motton, R OBP: 0.297, SLG: 0.370 (1, 7)		0-0 F7 ①		0-0 6-3 ③			0-0 5-3 ②		0-0 1-B ③	4	0	1	1	0	0	0
Davey Johnson, R OBP: 0.328, SLG: 0.379 (1, 4)		0-0 F7 ②			4-0 BB BB BB BB ③		0-0 1-4-3 ③		1-2 3-H 1B ③	2	0	0	0	1	0	0
Vic Roznovsky, L OBP: 0.219, SLG: 0.266 Luis Aparicio, R OBP: 0.270, SLG: 0.313 Larry Haney, R OBP: 0.288, SLG: 0.363 (1, 2) (8, PR) (9, 2)		0-0 E4 ③			0-0 G3-6-3 1-2f ① ②			0-0 SH2-4 1B ①		3	0	1	0	0	0	1
Dave Leonhard, R Eddie Watt, R OBP: 0.261, SLG: 0.333 (1, 1) (8, 1)		0-3 K ③			0-0 1-3 ③			0-0 SH2-4 1-2 ①		0	0	0	0	0	1	1

Inning Stats	R: 1	H: 2	E: 1	K: 0	S: 5	LOB: 1	BB: 0	P: 5	R: 0	H: 0	E: 1	K: 1	S: 6	LOB: 1	BB: 0	P: 6	R: 0	H: 0	E: 0	K: 0	S: 3	LOB: 0	BB: 0	P: 3	R: 0	H: 0	E: 0	K: 0	S: 2	LOB: 0	BB: 1	P: 6	R: 1	H: 1	E: 0	K: 0	S: 4	LOB: 0	BB: 0	P: 4	R: 0	H: 0	E: 0	K: 0	S: 3	LOB: 0	BB: 0	P: 3	R: 0	H: 1	E: 0	K: 1	S: 6	LOB: 2	BB: 1	P: 10	R: 1	H: 2	E: 0	K: 0	S: 2	LOB: 2	BB: 0	P: 3	1B: 5	2B: 0	3B: 1	HR: 0	SF: 1	SAC: 1	DP: 1	HBP: 1	WP: 0	PB: 0	SB: 0	CS: 0	PA: 33
--------------	------	------	------	------	------	--------	-------	------	------	------	------	------	------	--------	-------	------	------	------	------	------	------	--------	-------	------	------	------	------	------	------	--------	-------	------	------	------	------	------	------	--------	-------	------	------	------	------	------	------	--------	-------	------	------	------	------	------	------	--------	-------	-------	------	------	------	------	------	--------	-------	------	-------	-------	-------	-------	-------	--------	-------	--------	-------	-------	-------	-------	--------

PITCHER	IP	WLS	BF	H	R	ER	SO	BB	IBB	HBP	BLK	WP	HR	S	P	ERA	WHIP
Dick Bosman, R ERA: 1.59 (1, 1)	6.0		22	3	2	1	1	1	1	0	0	0	0	23	27	1.50	0.667
Casey Cox, R ERA: 2.8 (7, 1)	1.0		3	0	0	0	0	0	0	0	0	0	0	3	3	0.00	0.000
Dave Baldwin, R ERA: 1.7 (8, 1)	1.0	L	8	3	1	1	1	0	1	1	0	0	0	8	13	9.00	3.000

BOTTOM

Washington Senators @ Baltimore Orioles
 Memorial Stadium, Baltimore, MD
 Mon Sep 25 1967, 7:05 PM EDT
 Att. 2,741 - Unknown

AB	28
R	3
H	6
RBI	3
BB	2
SO	2
LOB	7



PITCHER	IP	WLS	BF	H	R	ER	SO	BB	IBB	HBP	BLK	WP	HR	S	P	ERA	WHIP
---------	----	-----	----	---	---	----	----	----	-----	-----	-----	----	----	---	---	-----	------

Batter	1	2	3	4	5	6	7	8	9	AB R H RBI BB SO LOB	TOP											
Fred Valentine, S (1, 9) OBP: 0.330, SLG: 0.339	0-3 K	0-0 2-3			0-0 1B 1B 1B		0-0 1B		0-0 F8	5 1 2 0 0 1 2												
Hank Allen, R (1, 8) OBP: 0.274, SLG: 0.329	0-0 2B		0-0 2-3		0-0 1B 1-3 1B		0-0 F9			4 0 2 0 0 0 1												
Frank Howard, R (1, 7) OBP: 0.335, SLG: 0.513	0-0 6-3		0-0 2B 1B		0-0 1-3 1B		0-3 K			4 1 2 1 0 1 2												
Joe Coleman, R (7, 1) OBP: 0.128, SLG: 0.083										0 0 0 0 0 0 0												
Darold Knowles, L (9, 1) OBP: 0.118, SLG: 0.063										0 0 0 0 0 0 0												
Mike Epstein, L (1, 3) OBP: 0.326, SLG: 0.364	0-0 6-3		0-0 2B		0-3 K			0-0 F8		4 0 1 1 0 1 3												
Frank Coggins, S (1, 4) OBP: 0.354, SLG: 0.435		0-0 E 2B	0-0 6-3		0-3 K			0-0 4-3		4 1 1 0 0 1 2												
Ken McMullen, R (1, 5) OBP: 0.299, SLG: 0.376		0-0 E3 2B		0-0 F7		0-0 F4		0-3 K		4 1 0 0 0 1 0												
Jim French, L (1, 2) OBP: 0.235, SLG: 0.071		0-0 4-3		0-3 K		0-0 1-3			0-0 F9	4 0 0 0 0 1 1												
Tim Cullen, R (1, 6) OBP: 0.305, SLG: 0.271		0-0 2B		0-0 G3		0-0 F8			0-0 F7	4 0 1 1 0 0 0												
Buster Narum, R (1, 1) Ed Stroud, L (7, 8) OBP: 0.293, SLG: 0.273		0-0 6-3		0-3 K			0-0 F5			3 0 0 0 0 1 1												
										1 0 1 0 0 0 0												
Inning Stats	R: 0 E: 0 K: 1 S: 6	H: 1 LOB: 1 BB: 0 P: 6	R: 2 E: 1 K: 0 S: 6	H: 2 LOB: 1 BB: 0 P: 6	R: 1 E: 0 K: 0 S: 4	H: 2 LOB: 0 BB: 0 P: 4	R: 0 E: 0 K: 1 S: 5	H: 0 LOB: 0 BB: 0 P: 5	R: 1 E: 0 K: 3 S: 12	H: 3 LOB: 2 BB: 0 P: 12	R: 0 E: 0 K: 0 S: 3	H: 0 LOB: 0 BB: 0 P: 3	R: 0 E: 0 K: 1 S: 6	H: 1 LOB: 1 BB: 0 P: 6	R: 0 E: 0 K: 1 S: 5	H: 0 LOB: 0 BB: 0 P: 5	R: 0 E: 0 K: 0 S: 4	H: 1 LOB: 1 BB: 0 P: 4	1B: 6 2B: 4 3B: 0 HR: 0	SF: 0 SAC: 0 DP: 0 HBP: 0	WP: 0 PB: 0 SB: 0 CS: 0	PA: 37
PITCHER	IP WLS BF H R ER SO BB IBB HBP BLK WP HR S P ERA WHIP																					
Jim Hardin, R (1, 1) ERA: 2.27	4.1 L 21 8 4 3 3 0 0 0 0 0 0 0 27 27 6.23 1.846																					
Pete Richert, L (5, 1) ERA: 3.47	1.2 5 0 0 0 2 0 0 0 0 0 0 0 9 9 0.00 0.000																					
Bill Dillman, R (7, 1) ERA: 4.35	3.0 11 2 0 0 2 0 0 0 0 0 0 0 15 15 0.00 0.667																					

Washington Senators @ Baltimore Orioles
 Memorial Stadium, Baltimore, MD
 Tue Sep 26 1967, 7:05 PM EDT
 Att. 4,864 - Unknown

AB	37
R	4
H	10
RBI	3
BB	0
SO	7
LOB	12



BOTTOM

Washington Senators @ Baltimore Orioles
Memorial Stadium, Baltimore, MD
Tue Sep 26 1967, 7:05 PM EDT
Att. 4,864 - Unknown

livebaseballscorecards.com

AB	30
R	1
H	4
RBI	1
BB	1
SO	6
LOB	5



WP:	0	PA:	31
PB:	0	SB:	0
CS:	0		

AB R H RBI BB SO LOB


4	0	0	0	0	1	0	
3	0	1	0	1	1	0	
4	0	1	0	0	0	1	
4	0	0	0	0	0	3	
3	0	0	0	0	1	0	
3	0	1	0	0	0	0	
3	0	0	0	0	0	1	
3	0	0	0	0	0	2	0
1	0	0	0	0	0	1	0
0	0	0	0	0	0	0	0
1	1	1	1	0	0	0	0
0	0	0	0	0	0	0	0
1	0	0	0	0	0	0	0

Batter	1	2	3	4	5	6	7	8	9
Mark Belanger, R OBP: 0.218, SLG: 0.210 (1, 6)	0-0 F6		0-0 6-3			0-0 F4			0-3 K
Dave May, L OBP: 0.299, SLG: 0.321 (1, 9)	4-0 6-3 BB			0-3 K		0-0 1-3			0-0 1B 1B
Paul Blair, R OBP: 0.358, SLG: 0.452 (1, 8)	0-0 6-3 1-2			0-0 F3			0-0 F6		0-0 1-2 1B
Curt Blefary, L OBP: 0.337, SLG: 0.414 (1, 3)	0-0 F5			0-0 G3			0-0 4-3		0-0 L4
Curt Motton, R OBP: 0.284, SLG: 0.351 (1, 7)		0-3 K			0-0 F7		0-0 5-3		
Davey Johnson, R OBP: 0.328, SLG: 0.380 (1, 5)		0-0 F7			0-0 P6-4 2B			0-0 5-3	
Mickey McGuire, R OBP: 0.111, SLG: 0.111 (1, 4)		0-0 F5			0-0 P6-4 2-3f			0-0 G3	
Vic Roznovsky, L OBP: 0.212, SLG: 0.258 (1, 2)			0-3 K			0-0 F2		0-3 K	
Jim Hardin, R OBP: 0.154, SLG: 0.189 (1, 1)			0-3 K			0-0 HR			0-0 F6
Pete Richert, L OBP: 0.107, SLG: 0.111 (5, 1)									
Boog Powell, L OBP: 0.324, SLG: 0.364 (6, PH)									
Bill Dillman, R OBP: 0.161, SLG: 0.161 (7, 1)									
Russ Snyder, L OBP: 0.314, SLG: 0.324 (9, PH)									

Inning Stats	R: 0	H: 0	E: 0	K: 0	S: 3	H: 0	LOB: 1	BB: 1	P: 7	R: 0	H: 0	E: 0	K: 1	S: 5	H: 0	LOB: 0	BB: 0	P: 5	R: 0	H: 0	E: 0	K: 2	S: 7	H: 0	LOB: 0	BB: 0	P: 7	R: 0	H: 1	E: 0	K: 0	S: 3	H: 1	LOB: 0	BB: 0	P: 3	R: 1	H: 1	E: 0	K: 0	S: 4	H: 0	LOB: 0	BB: 0	P: 4	R: 0	H: 0	E: 0	K: 0	S: 3	H: 0	LOB: 0	BB: 0	P: 3	R: 0	H: 0	E: 0	K: 1	S: 5	H: 0	LOB: 0	BB: 0	P: 5	R: 0	H: 2	E: 0	K: 1	S: 7	H: 2	LOB: 2	BB: 0	P: 7
--------------	------	------	------	------	------	------	--------	-------	------	------	------	------	------	------	------	--------	-------	------	------	------	------	------	------	------	--------	-------	------	------	------	------	------	------	------	--------	-------	------	------	------	------	------	------	------	--------	-------	------	------	------	------	------	------	------	--------	-------	------	------	------	------	------	------	------	--------	-------	------	------	------	------	------	------	------	--------	-------	------

PITCHER	IP	WLS	BF	H	R	ER	SO	BB	IBB	HBP	BLK	WP	HR	S	P	ERA	WHIP
Buster Narum, R ERA: 3.09 (1, 1)	6.0	W	20	2	1	1	4	1	0	0	0	0	1	27	31	1.50	0.500
Joe Coleman, R ERA: 4.7 (7, 1)	2.2		10	2	0	0	2	0	0	0	0	0	0	14	14	0.00	0.750
Darold Knowles, L ERA: 2.7 (9, 1)	0.1	S	1	0	0	0	0	0	0	0	0	0	0	1	1	0.00	0.000

PITCHER	IP	WLS	BF	H	R	ER	SO	BB	IBB	HBP	BLK	WP	HR	S	P	ERA	WHIP
---------	----	-----	----	---	---	----	----	----	-----	-----	-----	----	----	---	---	-----	------

Batter	1	2	3	4	5	6	7	8	9	AB R H RBI BB SO LOB	TOP									
Mark Belanger, R (1, 6) OBP: 0.219, SLG: 0.211	0-3 K		0-0 6-3			0-0 F8		0-0 E7 WP 1B		4 1 1 1 0 1 1										
Curt Blefary, L (1, 3) OBP: 0.339, SLG: 0.416	0-0 CS 1B			0-3 K		0-0 1-2 1B		0-0 2-H 3-H 1B		4 0 3 1 0 1 0										
Paul Blair, R (1, 8) OBP: 0.356, SLG: 0.449	0-0 F3 1-2			0-0 F7		0-3 K		0-0 F7		4 0 0 0 0 1 4										
Frank Robinson, R (1, 9) OBP: 0.403, SLG: 0.576		0-0 F9		0-3 K			0-0 E6 FC5-4	0-3 K		4 0 0 0 0 2 1										
Curt Motton, R (1, 7) OBP: 0.282, SLG: 0.344		0-0 3-1			0-0 CS 1B		0-0 FC5-4 G6-4-3 1-2f	0-3 K		4 0 1 0 0 1 2										
Davey Johnson, R (1, 5) OBP: 0.326, SLG: 0.377		0-3 K			0-3 K 1-2		0-0 G6-4-3 1-2f		0-0 F8	4 0 0 0 0 2 2										
Mickey McGuire, R (1, 4) OBP: 0.154, SLG: 0.154			0-0 1-3		0-0 5-3			0-0 HBP SH 1B 1B	0-0 F7	4 1 1 0 0 0 0	AB 33 R 5 H 7 RBI 3 BB 1 SO 10 LOB 11									
Larry Haney, R (1, 2) OBP: 0.289, SLG: 0.381			0-0 HR			0-0 5-3		0-0 SH 1B HBP E	0-0 E6	3 2 1 1 0 0 0										
Gene Brabender, R (1, 1) OBP: 0.161, SLG: 0.071			0-3 K			4-0 1B BB		1-0 E WP HBP	0-3 K	1 0 0 0 1 1 0 0 1 0 0 0 0 0 1 0 0 0 0 1 1										
Sam McDowell, L (1, 1) ERA: 3.85	IP 7.0 WLS L BF 29 H 7 R 5 ER 4 SO 7 BB 1 IBB 0 HBP 1 BLK 0 WP 1 HR 1 S 41 P 46 ERA 5.14 WHIP 1.143		R: 0 E: 0 K: 1 S: 5	H: 1 LOB: 0 BB: 0 P: 5	R: 0 E: 0 K: 1 S: 5	H: 0 LOB: 0 BB: 0 P: 5	R: 0 E: 0 K: 1 S: 5	H: 1 LOB: 0 BB: 0 P: 5	R: 0 E: 1 K: 0 S: 3	H: 0 LOB: 0 BB: 0 P: 3	R: 4 E: 2 K: 2 S: 11	H: 3 LOB: 1 BB: 0 P: 12	R: 0 E: 1 K: 1 S: 6	H: 0 LOB: 1 BB: 0 P: 6	1B: 6 2B: 0 3B: 0 HR: 1	SF: 0 SAC: 1 DP: 1 HBP: 1	WP: 1 PB: 0 SB: 0 CS: 2	PA: 36		
Stan Williams, R (8, 1) ERA: 2.62	IP 1.0 WLS BF 3 H 0 R 0 ER 0 SO 2 BB 0 IBB 0 HBP 0 BLK 0 WP 0 HR 0 S 7 P 7 ERA 0.00 WHIP 0.000		R: 0 E: 0 K: 1 S: 5	H: 0 LOB: 0 BB: 0 P: 5	R: 0 E: 0 K: 2 S: 7	H: 0 LOB: 0 BB: 0 P: 7	R: 0 E: 0 K: 1 S: 5	H: 1 LOB: 2 BB: 1 P: 10	R: 0 E: 1 K: 0 S: 3	H: 0 LOB: 0 BB: 0 P: 3	R: 0 E: 2 K: 2 S: 11	H: 3 LOB: 1 BB: 0 P: 12	R: 0 E: 1 K: 1 S: 6	H: 0 LOB: 1 BB: 0 P: 6						
Steve Bailey, R (9, 1) ERA: 4.04	IP 1.0 WLS BF 4 H 0 R 0 ER 0 SO 1 BB 0 IBB 0 HBP 0 BLK 0 WP 0 HR 0 S 6 P 6 ERA 0.00 WHIP 0.000		R: 0 E: 0 K: 1 S: 5	H: 0 LOB: 0 BB: 0 P: 5	R: 0 E: 0 K: 2 S: 7	H: 0 LOB: 0 BB: 0 P: 7	R: 0 E: 0 K: 1 S: 5	H: 1 LOB: 2 BB: 1 P: 10	R: 0 E: 1 K: 0 S: 3	H: 0 LOB: 0 BB: 0 P: 3	R: 0 E: 2 K: 2 S: 11	H: 3 LOB: 1 BB: 0 P: 12	R: 0 E: 1 K: 1 S: 6	H: 0 LOB: 1 BB: 0 P: 6						

Baltimore Orioles @ Cleveland Indians
Cleveland Municipal Stadium, Cleveland, OH
Sat Sep 30 1967, 3:33 AM EDT
Att. 2,323 - Unknown

livebaseballscorecards.com



BOTTOM

Baltimore Orioles @ Cleveland Indians
Cleveland Municipal Stadium, Cleveland, OH

Sat Sep 30 1967, 3:33 AM EDT
 Att. 2,323 - Unknown

AB	32
R	2
H	7
RBI	2
BB	0
SO	6
LOB	5



WP: 0	PA: 33
PB: 0	
SB: 0	
CS: 1	

AB	R	H	RBI	BB	SO	LOB
4	0	1	0	0	0	0
4	0	1	0	0	1	0
4	0	0	0	0	2	1
4	1	1	0	0	0	0
4	1	3	1	0	0	0
3	0	0	1	0	1	2
3	0	1	0	0	1	0
3	0	0	0	0	0	2
2	0	0	0	0	1	0
0	0	0	0	0	0	0
1	0	0	0	0	0	0
0	0	0	0	0	0	0

Batter	1	2	3	4	5	6	7	8	9
Vic Davalillo, L OBP: 0.308, SLG: 0.380 (1, 8) X	0-0 L6 			X 0-0 4-3 		X 0-0 CS 1B 		X 0-0 5-3 	
Willie Smith, L OBP: 0.242, SLG: 0.281 (1, 7) X	0-0 F3 		X 0-0 G1 		X 0-0 1-2 2B 		S S S 0-3 K 		
Max Alvis, R OBP: 0.303, SLG: 0.406 (1, 5) S S S	0-3 K 		S S S 0-3 K 		X 0-0 F8 			X 0-0 6-3 	
Tony Horton, R OBP: 0.322, SLG: 0.422 (1, 3) X		X 0-0 F7 		X 0-0 F8 		X 0-0 3B 1B 		X 0-0 F6 	
Richie Scheinblum, S OBP: 0.353, SLG: 0.435 (1, 9) X		X 0-0 1-3 		X 0-0 1B 1B 		X 0-0 1-H SF7 3B 		X 0-0 1B 	
Chico Salmon, R OBP: 0.283, SLG: 0.328 (1, 4) X		X 0-0 F5 		X 0-0 F4 		X 0-0 3-H SF7 		S S S 0-3 K 	
Ray Fosse, R OBP: 0.077, SLG: 0.077 (1, 2) S S S			S S S 0-3 K 		X 0-0 1-2 FC6-4 1B 		X 0-0 6-3 		
Gordy Lund, R OBP: 0.250, SLG: 0.375 (1, 6) X			X 0-0 6-3 		X 0-0 1-2f FC6-4 		X 0-0 5-3 		
Sam McDowell, L OBP: 0.190, SLG: 0.232 (1, 1) S S S			S S S 0-3 K 		X 0-0 1-3 		X 0-0 F7 		

Inning	R	H	E	K	S	P	BB	LOB
1	0	0	0	1	5		0	0
2	0	0	0	0	3		0	0
3	0	0	0	2	7		0	0
4	0	0	0	1	5		0	0
5	0	2	0	0	5		0	2
6	0	2	0	0	4		0	1
7	2	2	0	0	5		0	0
8	0	0	0	1	5		0	0
9	0	1	0	1	6		0	1

PITCHER	IP	WLS	BF	H	R	ER	SO	BB	IBB	HBP	BLK	WP	HR	S	P	ERA	WHIP
Gene Brabender, R ERA: 3.35 (1, 1)	7.0	W	26	6	2	2	4	0	0	0	0	0	0	34	34	2.57	0.857
Eddie Watt, R ERA: 2.26 (8, 1)	2.0	S	7	1	0	0	2	0	0	0	0	0	0	11	11	0.00	0.500

WP	PA
0	33

Batter	1	2	3	4	5	6	7	8	9	AB R H RBI BB SO LOB	TOP											
Curt Blefary, L (1, 3) OBP: 0.337, SLG: 0.413	0-3 K	0-0 F8			0-0 F7			0-0 3-1		4 0 0 0 0 1 2												
Mark Belanger, R (1, 6) OBP: 0.224, SLG: 0.217	0-0 1B		0-0 6-3			0-0 F8		0-0 1B		4 0 2 0 0 0 0												
Paul Blair, R (1, 8) OBP: 0.353, SLG: 0.446	0-0 F9		0-3 K			0-0 5-3		0-3 K		4 0 0 0 0 2 2												
Curt Motton, R (1, 7) OBP: 0.267, SLG: 0.323	0-0 F8		0-0 6-3			0-0 E5		0-0 4-3		4 0 0 0 0 0 2												
Davey Johnson, R (1, 5) OBP: 0.325, SLG: 0.376		0-0 E5 1B		0-0 F9		0-3 K		0-0 1B 2B 1B		4 2 1 0 0 1 1												
Dave May, L (1, 9) OBP: 0.286, SLG: 0.306		0-0 F6		0-0 G3		0-0 G3		0-0 F9		4 0 0 0 0 0 2												
Mickey McGuire, R (1, 4) OBP: 0.235, SLG: 0.235		0-0 G3 1B 1B 2-H		0-0 5-3		0-0 F9		0-0 2B 1B		4 1 2 1 0 0 0												
Larry Haney, R (1, 2) OBP: 0.294, SLG: 0.390		0-0 G3 1B 1-2		0-0 6-3		0-0 5-3		0-0 K 2B 1-H 3-H		4 0 2 2 0 0 0												
Marcelino Lopez, R (1, 1) OBP: 0.250, SLG: 0.143		0-0 G3		0-0 1-3				0-0 HR		2 0 0 0 0 0 2												
Sam Bowens, R (8, PH) OBP: 0.258, SLG: 0.342										1 1 1 1 0 0 0												
Dave Leonhard, R (8, 1)		1-2 2-3								1 0 0 0 0 1 1												
Inning Stats	R: 0 E: 0 K: 1 S: 6	H: 1 LOB: 1 BB: 0 P: 6	R: 1 E: 1 K: 0 S: 6	H: 2 LOB: 2 BB: 0 P: 6	R: 0 E: 0 K: 1 S: 5	H: 0 LOB: 0 BB: 0 P: 5	R: 0 E: 0 K: 0 S: 3	H: 0 LOB: 0 BB: 0 P: 3	R: 0 E: 0 K: 0 S: 3	H: 0 LOB: 0 BB: 0 P: 3	R: 0 E: 1 K: 1 S: 6	H: 0 LOB: 1 BB: 0 P: 6	R: 0 E: 0 K: 0 S: 3	H: 0 LOB: 0 BB: 0 P: 3	R: 1 E: 0 K: 1 S: 7	H: 2 LOB: 1 BB: 0 P: 7	R: 2 E: 0 K: 1 S: 7	H: 3 LOB: 0 BB: 0 P: 7	1B: 6 2B: 1 3B: 0 HR: 1	SF: 0 SAC: 0 DP: 0 HBP: 0	WP: 0 PB: 0 SB: 0 CS: 0	PA: 36
PITCHER John O'Donoghue, L (1, 1) ERA: 3.24	IP: 8.0 WLS: L BF: 31 H: 5 R: 2 ER: 1 SO: 4 BB: 0 IBB: 0 HBP: 0 BLK: 0 WP: 0 HR: 1 S: 39 P: 39 ERA: 1.12 WHIP: 0.625																					
Orlando Pena, R (9, 1) ERA: 3.59	IP: 1.0 WLS: BF: 5 H: 3 R: 2 ER: 2 SO: 1 BB: 0 IBB: 0 HBP: 0 BLK: 0 WP: 0 HR: 0 S: 7 P: 7 ERA: 18.00 WHIP: 3.000																					

Baltimore Orioles @ Cleveland Indians
Cleveland Municipal Stadium, Cleveland, OH
 Sun Oct 01 1967, 3:33 AM EDT
 Att: 15,552 - Unknown

livebaseballscorecards.com

AB	36
R	4
H	8
RBI	4
BB	0
SO	5
LOB	12



Batter	1	2	3	4	5	6	7	8	9	AB	R	H	RBI	BB	SO	LOB
Vic Davaillo, L OBP: 0.307, SLG: 0.379 (1, 8)	0-0 5-3 1B		0-0 1-3		0-3 K			0-0 6-3		4	0	1	0	0	1	0
Chuck Hinton, R OBP: 0.305, SLG: 0.356 (1, 7)	0-0 5-3 1-2		0-0 F8			0-0 F9		0-0 F7		4	0	0	0	0	0	1
Max Alvis, R OBP: 0.301, SLG: 0.403 (1, 5)	0-0 6-3			0-0 F9		0-0 F8			0-3 K	4	0	0	0	0	1	1
Tony Horton, R OBP: 0.319, SLG: 0.418 (1, 3)	0-0 5-3			0-3 K		0-0 E5			0-0 6-3	4	0	0	0	0	1	1
Richie Scheinblum, S OBP: 0.361, SLG: 0.439 (1, 9)		0-0 E L3-5 1B		0-0 BB 1B		0-0 L6			0-0 3-1	4	0	2	0	0	0	1
Chico Salmon, R OBP: 0.288, SLG: 0.330 (1, 6)		0-0 E1 1-3 1B		4-0 1-2 BB		0-0 F6				2	0	1	0	1	0	0
Vern Fuller, R OBP: 0.300, SLG: 0.374 (1, 4)		0-0 L3-5 3-H		0-3 K		0-0 F7		0-0 F7		3	0	0	0	0	1	4
Ray Fosse, R OBP: 0.063, SLG: 0.063 (1, 2)		0-0 F8			0-0 F7		0-3 K			3	0	0	0	0	1	1
John O'Donoghue, R OBP: 0.163, SLG: 0.175 Lee Maye, L OBP: 0.320, SLG: 0.443 Orlando Pena, R (8, PH) (9, 1)			0-0 F9		0-3 K			0-0 F7		2	0	0	0	0	1	0
										1	0	0	0	0	0	0
										0	0	0	0	0	0	0

BOTTOM	
Baltimore Orioles @ Cleveland Indians Cleveland Municipal Stadium, Cleveland, OH	
Sun Oct 01 1967, 3:33 AM EDT Att. 15,552 - Unknown	
AB 31	
R 0	
H 4	
RBI 0	
BB 1	
SO 6	
LOB 9	

Inning Stats	R: 0	H: 1	E: 0	K: 0	S: 4	LOB: 1	BB: 0	P: 4	R: 0	H: 2	E: 1	K: 0	S: 4	LOB: 1	BB: 0	P: 4	R: 0	H: 0	E: 0	K: 0	S: 3	LOB: 0	BB: 0	P: 3	R: 0	H: 1	E: 0	K: 2	S: 8	LOB: 2	BB: 1	P: 12	R: 0	H: 0	E: 0	K: 2	S: 7	LOB: 0	BB: 0	P: 7	R: 0	H: 0	E: 1	K: 0	S: 4	LOB: 1	BB: 0	P: 4	R: 0	H: 0	E: 0	K: 1	S: 5	LOB: 0	BB: 0	P: 5	R: 0	H: 0	E: 0	K: 0	S: 3	LOB: 0	BB: 0	P: 3	R: 0	H: 0	E: 0	K: 1	S: 5	LOB: 0	BB: 0	P: 5																																									
1B: 4	SF: 0	2B: 1	SAC: 0	3B: 0	DP: 1	HR: 0	HBP: 0	WP: 0	PA: 32	ER: 0	WHIP: 0.714	IP: 7.0	WLS: W	BF: 26	H: 4	R: 0	ER: 0	SO: 5	BB: 1	IBB: 0	HBP: 0	BLK: 0	WP: 0	HR: 0	S: 35	P: 39	ERA: 0.00	WHIP: 0.714	IP: 2.0	WLS: S	BF: 6	H: 0	R: 0	ER: 0	SO: 1	BB: 0	IBB: 0	HBP: 0	BLK: 0	WP: 0	HR: 0	S: 8	P: 8	ERA: 0.00	WHIP: 0.000	IP: 7.0	WLS: W	BF: 26	H: 4	R: 0	ER: 0	SO: 5	BB: 1	IBB: 0	HBP: 0	BLK: 0	WP: 0	HR: 0	S: 35	P: 39	ERA: 0.00	WHIP: 0.714	IP: 2.0	WLS: S	BF: 6	H: 0	R: 0	ER: 0	SO: 1	BB: 0	IBB: 0	HBP: 0	BLK: 0	WP: 0	HR: 0	S: 8	P: 8	ERA: 0.00	WHIP: 0.000	IP: 7.0	WLS: W	BF: 26	H: 4	R: 0	ER: 0	SO: 5	BB: 1	IBB: 0	HBP: 0	BLK: 0	WP: 0	HR: 0	S: 35	P: 39	ERA: 0.00	WHIP: 0.714	IP: 2.0	WLS: S	BF: 6	H: 0	R: 0	ER: 0	SO: 1	BB: 0	IBB: 0	HBP: 0	BLK: 0	WP: 0	HR: 0	S: 8	P: 8	ERA: 0.00	WHIP: 0.000

PITCHER	IP	WLS	BF	H	R	ER	SO	BB	IBB	HBP	BLK	WP	HR	S	P	ERA	WHIP
Marcelino Lopez, L ERA: 4.73 (1, 1)	7.0	W	26	4	0	0	5	1	0	0	0	0	0	35	39	0.00	0.714
Dave Leonhard, R ERA: 3.14 (8, 1)	2.0	S	6	0	0	0	1	0	0	0	0	0	0	8	8	0.00	0.000