

Baltimore Orioles - 1967

Batter	1	2	3	4	5	6	7	8	9	AB	R	H	RBI	BB	SO	LOB	TOP		
Cesar Tovar, R OBP: 0.200, SLG: 0.400 (1, 8)										5	1	1	0	0	0	3	Minnesota Twins @ Baltimore Orioles Memorial Stadium, Baltimore, MD Tue Apr 11 1967, 3:33 AM EST Att: 39,812 - Unknown 		
Rich Rollins, R (1, 5)										5	0	0	0	0	2	3			
Tony Oliva, L OBP: 0.750, SLG: 1.000 (1, 9)										3	0	2	2	0	0	0			
Harmon Killebrew, R (1, 3)										2	0	0	0	2	0	1			
Bob Allison, R (1, 7)										4	0	0	0	0	0	5			
Rod Carew, L OBP: 0.500, SLG: 0.500 (1, 4)										4	0	2	0	0	1	2			
Earl Batley, R OBP: 0.500, SLG: 0.667 (1, 2)										3	1	1	0	1	1	1			
Zolio Versalles, R OBP: 0.250, SLG: 0.250 (1, 6)										4	1	1	0	0	1	3			
Jim Kaat, L OBP: 1.000, SLG: 1.000 (5, PH)										1	0	1	0	0	0	0			
Andy Etchebarren, R OBP: 1.000, SLG: 1.000 (5, PH)										1	0	1	0	0	0	0			
Ron Kline, R (6, 1)										0	0	0	0	0	0	0			
Walt Bond, L (7, PH)										0	0	0	0	0	0	0			
Al Worthington, R (7, 1)										0	0	0	0	0	0	0			
Russ Nixon, L (9, PH)										1	0	0	0	0	0	1			
Inning Stats	R: 0 E: 0 K: 0 S: 3	H: 1 LOB: 0 BB: 0 P: 3	R: 0 E: 0 K: 1 S: 6	H: 1 LOB: 1 BB: 0 P: 6	R: 0 E: 0 K: 0 S: 3	H: 1 LOB: 0 BB: 0 P: 3	R: 0 E: 0 K: 0 S: 3	H: 0 LOB: 2 BB: 1 P: 8	R: 3 E: 0 K: 2 S: 7	H: 4 LOB: 2 BB: 1 P: 11	R: 0 E: 0 K: 2 S: 5	H: 0 LOB: 0 BB: 0 P: 5	R: 0 E: 0 K: 0 S: 5	H: 2 LOB: 3 BB: 1 P: 9	R: 0 E: 0 K: 2 S: 7	H: 0 LOB: 0 BB: 0 P: 7	1B: 6 2B: 4 3B: 0 HR: 0	SF: 0 SAC: 0 DP: 2 HBP: 1	WP: 0 PA: 38 PB: 0 SB: 0 CS: 0
PITCHER	IP WLS BF H R ER SO BB IBB HBP BLK WP HR S P ERA WHIP																		
Dave McNally, L ERA: 5.79 (1, 1)	4.2	22	7	3	3	1	2	0	0	1	0	0	0	0	0	21	30	5.79	1.929
Moe Drabowsky, R ERA: (5, 1)	3.0	W	12	2	0	0	3	1	0	0	0	0	0	0	17	21	0.00	1.000	
Stu Miller, R ERA: (8, 1)	1.1	S	4	0	0	0	2	0	0	0	0	0	0	0	8	8	0.00	0.000	

Batter	1	2	3	4	5	6	7	8	9	AB	R	H	RBI	BB	SO	LOB	BOTTOM		
Curt Blefary, L (1, 7)										2	1	0	0	1	0	2	Minnesota Twins @ Baltimore Orioles Memorial Stadium, Baltimore, MD Tue Apr 11 1967, 3:33 AM EST Att: 39,812 - Unknown 		
Luis Aparicio, R OBP: 0.500, SLG: 0.750 (1, 6)										4	1	2	1	0	0	2			
Frank Robinson, R OBP: 0.250, SLG: 0.250 (1, 9)										4	1	1	1	0	1	1			
Brooks Robinson, R OBP: 0.250, SLG: 1.000 (1, 5)										4	1	1	2	0	1	1			
Boog Powell, L OBP: 0.250, SLG: 0.500 (1, 3)										4	1	1	0	0	1	1			
Davey Johnson, R (1, 4)										3	0	0	0	0	0	1			
Mark Belanger, R (7, 4)										1	0	0	0	0	0	0			
Paul Blair, R OBP: 0.500, SLG: 0.667 (1, 8)										3	1	1	1	1	0	0			
Andy Etchebarren, R OBP: 0.250, SLG: 0.250 (1, 2)										4	0	1	1	0	2	1			
Dave McNally, R (1, 1)										1	0	0	0	0	0	0			
Moe Drabowsky, R (5, 1)										0	0	0	0	0	0	0			
Stu Miller, R (8, 1)										0	0	0	0	0	0	0			
Inning Stats	R: 4 E: 0 K: 0 S: 6	H: 3 LOB: 0 BB: 0 P: 7	R: 0 E: 0 K: 1 S: 5	H: 0 LOB: 0 BB: 0 P: 5	R: 0 E: 0 K: 2 S: 8	H: 1 LOB: 1 BB: 0 P: 8	R: 0 E: 1 K: 0 S: 4	H: 0 LOB: 2 BB: 1 P: 8	R: 0 E: 0 K: 1 S: 5	H: 0 LOB: 0 BB: 0 P: 5	R: 2 E: 0 K: 0 S: 6	H: 3 LOB: 2 BB: 1 P: 10	R: 0 E: 0 K: 0 S: 3	H: 0 LOB: 0 BB: 0 P: 3	R: 0 E: 0 K: 1 S: 5	H: 0 LOB: 0 BB: 0 P: 5	1B: 3 2B: 3 3B: 0 HR: 1	SF: 0 SAC: 2 DP: 0 HBP: 1	WP: 0 PA: 35 PB: 0 SB: 1 CS: 0
PITCHER	IP WLS BF H R ER SO BB IBB HBP BLK WP HR S P ERA WHIP																		
Jim Kaat, L ERA: 9.0 (1, 1)	4.0	L	19	4	4	4	3	1	0	1	0	0	0	0	9	9	13.50	2.250	
Jim Perry, R ERA: 13.5 (5, 1)	1.1		7	3	2	2	1	0	0	0	0	0	0	0	9	9	0.00	0.000	
Ron Kline, R ERA: (6, 1)	0.2		3	0	0	0	0	0	1	0	0	0	0	0	2	6	0.00	0.000	
Al Worthington, R ERA: (7, 1)	2.0		6	0	0	0	1	0	0	0	0	0	0	8	8	0.00	0.000		

Batter	1	2	3	4	5	6	7	8	9	AB	R	H	RBI	BB	SO	LOB	TOP					
Cesar Tovar, R OBP: 0.222, SLG: 0.333 (1, 8)	F6		1-2 1B		6-3			F7		4	0	1	0	0	0	1	Minnesota Twins @ Baltimore Orioles Memorial Stadium, Baltimore, MD Thu Apr 13 1967, 3:33 AM EST Att: 3,842 - Unknown livebaseballscorecards.com					
Rich Rollins, R (1, 5)	F4		F9			1-3		F9		4	0	0	0	0	0	2						
Tony Oliva, L OBP: 0.500, SLG: 0.500 (1, 9)	F5			F8		4-0 BB		4-3		3	0	0	0	1	0	0						
Harmon Killebrew, R (1, 3)		F6		K		K		F5		4	0	0	0	0	2	1						
Rod Carew, L OBP: 0.375, SLG: 0.286 (1, 4)	F8			CS BB		F7		1-3		3	0	0	0	1	0	1						
Bob Allison, R OBP: 0.125, SLG: 0.250 (1, 7)	F7			CS	1B SF8 2B			F8		4	1	1	0	0	0	0						
Earl Batley, R OBP: 0.429, SLG: 0.500 (1, 2)			F5		F2			1B		3	0	1	0	0	0	1						
Zoilo Versalles, R OBP: 0.286, SLG: 0.286 (1, 6)			F7		PB 1B			F9		3	0	1	0	0	0	1						
Dean Chance, R Mudcat Grant, R Walt Bond, L Jim Ollom, R Sandy Valdespino, L Ron Kline, R (1, 1) (4, 1) (5, PH) (5, 1) (7, PH) (7, 1)			1B BB		SF8			1-3		0	0	0	0	1	0	0						
Inning Stats	R: 0 E: 0 K: 0 S: 3	H: 0 LOB: 0 BB: 0 P: 3	R: 0 E: 0 K: 0 S: 3	H: 0 LOB: 0 BB: 0 P: 3	R: 0 E: 0 K: 0 S: 4	H: 1 LOB: 2 BB: 1 P: 8	R: 0 E: 0 K: 1 S: 4	H: 0 LOB: 0 BB: 1 P: 8	R: 1 E: 0 K: 0 S: 5	H: 2 LOB: 1 BB: 0 P: 5	R: 0 E: 0 K: 1 S: 5	H: 0 LOB: 1 BB: 1 P: 9	R: 0 E: 0 K: 0 S: 4	H: 1 LOB: 1 BB: 0 P: 4	R: 0 E: 0 K: 0 S: 3	H: 0 LOB: 0 BB: 0 P: 3	R: 0 E: 0 K: 0 S: 3	H: 0 LOB: 0 BB: 0 P: 3	1B: 3 2B: 1 3B: 0 HR: 0	SF: 1 SAC: 0 DP: 0 HBP: 0	WP: 0 PB: 1 SB: 0 CS: 1	PA: 34
PITCHER Jim Palmer, R ERA: 1.0 (1, 1)	IP: 9.0 WLS: W BF: 33 H: 4 R: 1 ER: 1 SO: 2 BB: 3 IBB: 0 HBP: 0 BLK: 0 WP: 0 HR: 0 S: 34 P: 46 ERA: 1.00 WHIP: 0.778															PITCHER IP: 9.0 WLS: W BF: 33 H: 4 R: 1 ER: 1 SO: 2 BB: 3 IBB: 0 HBP: 0 BLK: 0 WP: 0 HR: 0 S: 34 P: 46 ERA: 1.00 WHIP: 0.778						

Batter	1	2	3	4	5	6	7	8	9	AB	R	H	RBI	BB	SO	LOB	BOTTOM					
Luis Aparicio, R OBP: 0.250, SLG: 0.429 (1, 6)	K		6-3	SF7		5-3				3	0	0	1	0	1	0	Minnesota Twins @ Baltimore Orioles Memorial Stadium, Baltimore, MD Thu Apr 13 1967, 3:33 AM EST Att: 3,842 - Unknown livebaseballscorecards.com					
Paul Blair, R OBP: 0.375, SLG: 0.429 (1, 8)	4-3		6-3	FC6-4 1B			F7			4	0	1	2	0	0	0						
Frank Robinson, R OBP: 0.500, SLG: 1.286 (1, 9)	HR		HR	FC6-4 1B			G6-3 BB			3	2	2	2	1	0	1						
Brooks Robinson, R OBP: 0.250, SLG: 1.000 (1, 5)	4-3		F7		HR		G6-3			4	1	1	1	0	0	1						
Boog Powell, L OBP: 0.250, SLG: 0.375 (1, 3)		K		FC BB 1B		F3		F7		4	1	1	0	0	1	0						
Curt Blefary, L OBP: 0.375, SLG: 0.167 (1, 7)	4-3			BB FC SF7 1B		3-1		F3		4	1	1	0	0	0	0						
Davey Johnson, R OBP: 0.286, SLG: 0.286 (1, 4)		2B 1B		FC E BB 1B		K		1B		4	1	2	0	0	1	2						
Andy Etchebarren, R OBP: 0.250, SLG: 0.375 (1, 2)				K		6-3		L1-3		4	0	1	0	0	1	4						
Jim Palmer, R (1, 1)				1B E BB		K				2	1	0	1	1	2	2						
Inning Stats	R: 1 E: 0 K: 1 S: 6	H: 1 LOB: 0 BB: 0 P: 6	R: 0 E: 0 K: 2 S: 9	H: 2 LOB: 2 BB: 0 P: 9	R: 1 E: 0 K: 0 S: 4	H: 1 LOB: 0 BB: 0 P: 4	R: 4 E: 1 K: 1 S: 9	H: 3 LOB: 1 BB: 1 P: 13	R: 1 E: 0 K: 1 S: 6	H: 1 LOB: 0 BB: 0 P: 6	R: 0 E: 0 K: 1 S: 5	H: 0 LOB: 0 BB: 1 P: 5	R: 0 E: 0 K: 0 S: 2	H: 0 LOB: 1 BB: 1 P: 6	R: 0 E: 0 K: 0 S: 4	H: 1 LOB: 1 BB: 0 P: 4	R: 0 E: 0 K: 0 S: 4	H: 0 LOB: 0 BB: 0 P: 3	1B: 5 2B: 1 3B: 0 HR: 3	SF: 1 SAC: 0 DP: 1 HBP: 0	WP: 0 PB: 0 SB: 0 CS: 0	PA: 35
PITCHER Dean Chance, R ERA: 12.27 Mudcat Grant, R Jim Ollom, L Ron Kline, R (1, 1) (4, 1) (5, 1) (7, 1)	IP: 3.2 WLS: L BF: 20 H: 7 R: 6 ER: 5 SO: 4 BB: 1 IBB: 0 HBP: 0 BLK: 0 WP: 0 HR: 2 S: 27 P: 31 ERA: 12.27 WHIP: 2.182															PITCHER IP: 3.2 WLS: L BF: 20 H: 7 R: 6 ER: 5 SO: 4 BB: 1 IBB: 0 HBP: 0 BLK: 0 WP: 0 HR: 2 S: 27 P: 31 ERA: 12.27 WHIP: 2.182						



Batter	1	2	3	4	5	6	7	8	9	AB	R	H	RBI	BB	SO	LOB	TOP				
Luis Aparicio, R OBP: 0.222, SLG: 0.200 (1, 6)	F5		F8		6-3		F8		FC6-4	5	0	0	0	0	0	4					
Paul Blair, R OBP: 0.250, SLG: 0.400 (1, 8)	K		F8				5-3		F8	4	0	0	0	0	1	1					
Frank Robinson, R OBP: 0.438, SLG: 1.000 (1, 9)	F7			6-3			G6-3 1B		1B 2B	4	1	2	0	0	0	0					
Brooks Robinson, R OBP: 0.313, SLG: 0.667 (1, 5)		FC3-4 1B		F8			G6-3 1-2		2H 1B	4	0	2	1	0	0	1					
Boog Powell, L OBP: 0.375, SLG: 0.467 (1, 3)		FC3-4 FC6-4 1-2			BB			WP 2B	F7 1B	3	1	1	0	1	0	2					
Curt Blefary, L OBP: 0.250, SLG: 0.214 (1, 7)		F8		F8				1B 2B	F5	4	1	1	1	0	0	3					
Davey Johnson, R OBP: 0.267, SLG: 0.267 (1, 4)		FC6-4 1-2			K				K FC6-4 1B	4	0	1	0	0	2	2					
Andy Etchebarren, R OBP: 0.375, SLG: 0.688 (1, 2)			F8 SH1-4 1B		F4			2H 1B	F8	4	0	2	1	0	0	1					
Wally Bunker, R Frank Bertaina, L Russ Snyder, L John Miller, R Mike Epstein, L Eddie Fisher, R Charlie Lau, L (1, 1) (4, 1) (5, Ph) (5, 1) (7, Ph) (7, 1) (9, Ph)			SH1-4 1-2						F9 F6	0	0	0	0	0	0	0					
Inning Stats	R: 0 E: 0 K: 1 S: 5	H: 0 LOB: 0 BB: 0 P: 5	R: 0 E: 0 K: 0 S: 4	H: 1 LOB: 1 BB: 0 P: 4	R: 0 E: 0 K: 0 S: 4	H: 1 LOB: 1 BB: 0 P: 4	R: 0 E: 0 K: 0 S: 3	H: 0 LOB: 1 BB: 1 P: 7	R: 0 E: 0 K: 1 S: 6	H: 1 LOB: 1 BB: 0 P: 6	R: 0 E: 0 K: 0 S: 3	H: 1 LOB: 0 BB: 0 P: 3	R: 2 E: 0 K: 1 S: 8	H: 3 LOB: 1 BB: 0 P: 8	R: 1 E: 0 K: 0 S: 5	H: 2 LOB: 1 BB: 0 P: 5	R: 0 E: 0 K: 0 S: 4	H: 1 LOB: 1 BB: 0 P: 4	1B: 6 2B: 3 3B: 1 HR: 0	SF: 0 SAC: 1 DP: 1 HBP: 0	WP: 1 PA: 37 PB: 0 CS: 0
PITCHER Cattfish Hunter, R ERA: 3.0 (1, 1)	IP: 9.0 WLS: W BF: 37 H: 10 R: 3 ER: 3 SO: 3 BB: 1 IBB: 0 HBP: 0 BLK: 0 WP: 1 HR: 0 S: 42 P: 46 ERA: 3.00 WHIP: 1.222											PITCHER	IP: 9.0 WLS: W BF: 37 H: 10 R: 3 ER: 3 SO: 3 BB: 1 IBB: 0 HBP: 0 BLK: 0 WP: 1 HR: 0 S: 42 P: 46 ERA: 3.00 WHIP: 1.222								

Baltimore Orioles @ Kansas City Athletics
Municipal Stadium, Kansas City, MO
Sat Apr 15 1967, 4:33 AM EST
Att: 6,727 - Unknown

AB 35
R 3
H 10
RBI 3
BB 1
SO 3
LOB 16



Batter	1	2	3	4	5	6	7	8	9	AB	R	H	RBI	BB	SO	LOB	BOTTOM		
Bert Campaneris, R OBP: 0.357, SLG: 0.385 (1, 6)	F8	F8		1B 2B		F8		E FC 1B		5	2	2	1	0	0	2			
Mike Hershberger, R OBP: 0.500, SLG: 0.500 (1, 9)	6-3		1B G6-4-3 BB	2H 1B		1B 2B		FC 1B		4	2	2	3	1	0	0			
Danny Cater, R OBP: 0.571, SLG: 0.500 (1, 3)	1B 3B 1B		1B G6-4-3 1-3	2H 1B		1B 2B		1B G6-4-3 1B		4	1	4	1	1	0	0			
Ed Charles, R OBP: 0.615, SLG: 0.444 (1, 5)	3B 1B		G6-4-3 1-2 3H	1B		K BB		1B G6-4-3 1B		5	1	2	0	0	1	4			
Roger Repoz, L OBP: 0.500, SLG: 1.400 (1, 8)	1H 2H 3B		G3			F5		1B		4	1	2	3	0	0	2			
Dick Green, R OBP: 0.154, SLG: 0.083 (1, 4)	F8			5-3		F4		F7		4	0	0	0	0	0	1			
Jim Gosger, L OBP: 0.333, SLG: 0.143 (1, 7)						F4		F8		3	1	1	0	1	0	0			
Phil Roof, R OBP: 0.500, SLG: 0.750 (1, 2)		6-3		1H 2B 2B		6-3		6-3		3	2	1	1	1	0	1			
Cattfish Hunter, R OBP: 0.250, SLG: 0.250 (1, 1)		K		K		1H 2B 1B		1-3		4	1	1	1	0	2	2			
Inning Stats	R: 2 E: 0 K: 0 S: 6	H: 3 LOB: 1 BB: 0 P: 6	R: 0 E: 0 K: 1 S: 5	H: 0 LOB: 1 BB: 1 P: 9	R: 1 E: 0 K: 0 S: 3	H: 1 LOB: 0 BB: 1 P: 7	R: 3 E: 0 K: 1 S: 8	H: 4 LOB: 1 BB: 0 P: 8	R: 1 E: 0 K: 0 S: 5	H: 1 LOB: 0 BB: 1 P: 9	R: 3 E: 0 K: 0 S: 7	H: 4 LOB: 2 BB: 1 P: 11	R: 0 E: 0 K: 0 S: 3	H: 0 LOB: 0 BB: 0 P: 3	R: 1 E: 1 K: 0 S: 5	H: 2 LOB: 1 BB: 0 P: 5	1B: 10 2B: 3 3B: 1 HR: 1	SF: 0 SAC: 0 DP: 2 HBP: 0	WP: 0 PA: 40 PB: 0 CS: 0
PITCHER Wally Bunker, R ERA: 14.73 Frank Bertaina, L John Miller, R Eddie Fisher, R (1, 1) (4, 1) (5, 1) (7, 1)	IP: 3.2 WLS: L BF: 19 H: 7 R: 6 ER: 6 SO: 2 BB: 2 IBB: 0 HBP: 0 BLK: 0 WP: 0 HR: 0 S: 21 P: 29 ERA: 14.73 WHIP: 2.455											PITCHER	IP: 3.2 WLS: L BF: 19 H: 7 R: 6 ER: 6 SO: 2 BB: 2 IBB: 0 HBP: 0 BLK: 0 WP: 0 HR: 0 S: 21 P: 29 ERA: 14.73 WHIP: 2.455						

Baltimore Orioles @ Kansas City Athletics
Municipal Stadium, Kansas City, MO
Sat Apr 15 1967, 4:33 AM EST
Att: 6,727 - Unknown

AB 36
R 11
H 15
RBI 10
BB 4
SO 3
LOB 12



Batter	1	2	3	4	5	6	7	8	9	10	AB	R	H	RBI	BB	SO	LOB	TOP								
Curt Blefary, L OBP: 0.200, SLG: 0.167 (1, 7)	F7		4-3		SH1-3		L6		F8		4	0	0	0	0	0	0									
Luis Aparicio, R OBP: 0.304, SLG: 0.316 (1, 6)	L6		4-3		4-3			4-3 1B 2B		FC6-4 1B	4	1	2	0	1	0	1									
Frank Robinson, R OBP: 0.429, SLG: 0.695 (1, 9)			F4		F8			4-3 1B BB		F9	4	1	1	0	1	0	3									
Brooks Robinson, R OBP: 0.286, SLG: 0.526 (1, 5)	F7							4-3		FC6-4	4	0	0	0	1	1	4									
Boog Powell, L OBP: 0.351, SLG: 0.450 (1, 3)								4-3		5-3	5	0	2	2	0	0	2									
Davey Johnson, R OBP: 0.263, SLG: 0.421 (1, 4)								5-3		5-3	4	1	1	1	0	0	3									
Paul Blair, R OBP: 0.200, SLG: 0.316 (1, 8)								5-3		5-3	4	0	0	0	0	0	3									
Andy Etchebarren, R OBP: 0.350, SLG: 0.650 (1, 2)								5-3		4-3	4	1	1	0	0	1	1									
Dave McNally, R OBP: 0.200, SLG: 0.400 Stu Miller, R (9, 1)								6-3		F2	4	0	1	1	0	0	0									
Inning Stats	R: 0 E: 0 K: 0 S: 4	H: 1 LOB: 1 BB: 0 P: 4	R: 0 E: 0 K: 1 S: 6	H: 1 LOB: 1 BB: 0 P: 6	R: 0 E: 0 K: 0 S: 3	H: 0 LOB: 1 BB: 1 P: 7	R: 0 E: 0 K: 0 S: 3	H: 0 LOB: 1 BB: 1 P: 7	R: 1 E: 0 K: 0 S: 5	H: 2 LOB: 1 BB: 0 P: 5	R: 1 E: 0 K: 1 S: 6	H: 1 LOB: 0 BB: 0 P: 6	R: 0 E: 0 K: 0 S: 3	H: 0 LOB: 0 BB: 0 P: 3	R: 2 E: 0 K: 0 S: 5	H: 2 LOB: 1 BB: 1 P: 9	R: 0 E: 0 K: 0 S: 3	H: 0 LOB: 0 BB: 0 P: 3	R: 0 E: 0 K: 0 S: 4	H: 1 LOB: 1 BB: 0 P: 4	1B: 3 2B: 4 3B: 0 HR: 1	SF: 0 SAC: 1 DP: 0 HBP: 0	WP: 0 PB: 0 SB: 0 CS: 0	PA: 41		
PITCHER	IP	WLS	BF	H	R	ER	SO	BB	IBB	HBP	BLK	WP	HR	S	P	ERA	WHIP									
George Brunet, L ERA: 3.18 Lew Burdette, R ERA:	(1, 1) 8.0		34	7	4	4	2	3	0	0	0	0	0	1	35	47	4.50	1.250								
	(9, 1) 2.0	W	7	1	0	0	0	0	0	0	0	0	0	7	7	0.00	0.500									

Baltimore Orioles @ California Angels
Anaheim Stadium, Anaheim, CA
Sun Apr 16 1967, 6:33 AM EST
Unknown

AB 37
R 4
H 8
RBI 4
BB 3
SO 2
LOB 17



Batter	1	2	3	4	5	6	7	8	9	10	AB	R	H	RBI	BB	SO	LOB	BOTTOM								
Paul Schaal, R OBP: 0.273, SLG: 0.368 (1, 5)	FC8-5 2B		F4					5-3		1B HR	4	1	2	2	1	0	1									
Jim Fregosi, R OBP: 0.435, SLG: 0.500 (1, 6)	FC8-5							5-3		1B IBB	5	0	3	1	0	0	1									
Jay Johnstone, L OBP: 0.400, SLG: 0.500 (1, 8)	K							5-3		1B	4	0	1	0	0	2	1									
Rick Reichardt, R OBP: 0.361, SLG: 0.579 (1, 7)								5-3		1B	4	0	0	0	0	1	2									
Jose Cardenal, R OBP: 0.190, SLG: 0.350 (1, 9)								5-3		1B	4	1	1	1	0	0	1									
Don Mincher, L OBP: 0.667, SLG: 1.375 (1, 3)								5-3		HR	3	1	1	1	1	0	0									
Bobby Knoop, R OBP: 0.263, SLG: 0.294 (1, 4)								5-3		HR	4	0	0	0	0	0	1									
Buck Rodgers, S OBP: 0.250, SLG: 0.211 Don Wallace, L (10, PR)								5-3		1B	3	0	1	0	1	0	0									
George Brunet, R Bubba Morton, R Lew Burdette, R Jim Piersall, R	(1, 1) 8.2 (9, 1) (10, PH)							5-3		1B	1	0	0	0	0	1	0									
Inning Stats	R: 0 E: 0 K: 1 S: 5	H: 1 LOB: 0 BB: 0 P: 5	R: 0 E: 0 K: 1 S: 5	H: 0 LOB: 0 BB: 0 P: 5	R: 0 E: 0 K: 0 S: 3	H: 0 LOB: 1 BB: 1 P: 7	R: 0 E: 0 K: 0 S: 4	H: 2 LOB: 1 BB: 0 P: 4	R: 0 E: 0 K: 0 S: 2	H: 0 LOB: 0 BB: 1 P: 6	R: 0 E: 0 K: 1 S: 6	H: 1 LOB: 1 BB: 0 P: 6	R: 0 E: 0 K: 0 S: 3	H: 0 LOB: 0 BB: 0 P: 3	R: 2 E: 0 K: 0 S: 5	H: 2 LOB: 0 BB: 0 P: 5	R: 2 E: 0 K: 1 S: 7	H: 2 LOB: 0 BB: 0 P: 7	R: 1 E: 0 K: 0 S: 3	H: 2 LOB: 2 BB: 1 P: 7	1B: 6 2B: 2 3B: 0 HR: 3	SF: 0 SAC: 2 DP: 3 HBP: 0	WP: 0 PB: 0 SB: 0 CS: 0	PA: 38		
PITCHER	IP	WLS	BF	H	R	ER	SO	BB	IBB	HBP	BLK	WP	HR	S	P	ERA	WHIP									
Dave McNally, L ERA: 4.73 Stu Miller, R ERA: 4.5	(1, 1) 8.2		33	8	4	4	4	2	0	0	0	0	0	3	39	47	4.15	1.154								
	(9, 1) 0.2	L	5	2	1	1	0	0	1	0	0	0	0	4	8	13.50	3.000									

Baltimore Orioles @ California Angels
Anaheim Stadium, Anaheim, CA
Sun Apr 16 1967, 6:33 AM EST
Unknown

AB 33
R 5
H 10
RBI 5
BB 3
SO 4
LOB 7



Batter	1	2	3	4	5	6	7	8	9	AB	R	H	RBI	BB	SO	LOB	TOP										
Luis Aparicio, R OBP: 0.321, SLG: 0.333 (1, 6)										5	1	2	0	0	0	2											
Paul Blair, R OBP: 0.240, SLG: 0.333 (1, 8)										5	0	2	0	0	0	2											
Frank Robinson, R OBP: 0.423, SLG: 0.792 (1, 9)										5	0	2	1	0	0	2											
Brooks Robinson, R OBP: 0.308, SLG: 0.478 (1, 5)										4	1	1	0	0	0	4											
Boog Powell, L OBP: 0.320, SLG: 0.375 (1, 3)										4	0	0	0	0	1	3											
Curt Blefary, L OBP: 0.292, SLG: 0.200 (1, 7)										2	1	1	1	2	0	1											
Davey Johnson, R OBP: 0.261, SLG: 0.364 (1, 4)										3	0	0	0	0	0	3											
Larry Haney, R OBP: 0.500, SLG: 0.750 (1, 2)										4	0	2	1	0	1	2											
Steve Barber, L (1, 1)										3	0	0	0	1	1	2											
Inning Stats	R: 0 E: 0 K: 0 S: 3	H: 0 LOB: 0 BB: 0 P: 3	R: 1 E: 0 K: 0 S: 5	H: 2 LOB: 2 BB: 0 P: 6	R: 0 E: 0 K: 0 S: 4	H: 1 LOB: 1 BB: 0 P: 4	R: 1 E: 0 K: 1 S: 6	H: 1 LOB: 2 BB: 2 P: 14	R: 0 E: 0 K: 0 S: 4	H: 0 LOB: 1 BB: 0 P: 8	R: 0 E: 0 K: 1 S: 6	H: 1 LOB: 1 BB: 0 P: 6	R: 0 E: 0 K: 0 S: 4	H: 1 LOB: 2 BB: 0 P: 5	R: 1 E: 0 K: 0 S: 5	H: 2 LOB: 1 BB: 0 P: 5	1B: 9 2B: 1 3B: 0 HR: 0	SF: 0 SAC: 0 DP: 1 HBP: 2	WP: 0 PB: 0 SB: 1 CS: 1	PA: 40							
PITCHER	IP	WLS	BF	H	R	ER	SO	BB	IBB	HBP	BLK	WP	HR	S	P	ERA	WHIP										
Jorge Rubio, R ERA: 3.0 (1, 1)	6.0	L	26	6	2	2	2	3	0	1	0	0	0	26	39	3.00	1.500										
Jim Coates, R ERA: (7, 1)	2.0		9	2	0	0	1	0	0	1	0	0	0	10	11	0.00	1.000										
Bill Kelso, R ERA: 9.0 (9, 1)	1.0		5	2	1	1	0	0	0	0	0	0	0	5	5	9.00	2.000										

Baltimore Orioles @ California Angels
Anaheim Stadium, Anaheim, CA
Sun Apr 16 1967, 6:38 AM EST
Att: 28,066 - Unknown

AB 35
R 3
H 10
RBI 3
BB 3
SO 3
LOB 21



Batter	1	2	3	4	5	6	7	8	9	AB	R	H	RBI	BB	SO	LOB	BOTTOM										
Paul Schaal, R OBP: 0.269, SLG: 0.318 (1, 5)										3	0	0	0	1	1	1											
Jim Fregosi, R OBP: 0.407, SLG: 0.500 (1, 6)										4	0	1	0	0	1	2											
Jay Johnstone, L OBP: 0.316, SLG: 0.389 (1, 8)										4	0	0	0	0	0	2											
Rick Reichardt, R OBP: 0.360, SLG: 0.500 (1, 7)										3	0	0	0	1	0	2											
Jose Cardenal, R OBP: 0.167, SLG: 0.304 (1, 9)										3	0	0	0	0	0	1											
Don Mincher, L OBP: 0.583, SLG: 1.158 (1, 3)										3	0	0	0	0	0	1											
Bobby Knoop, R OBP: 0.227, SLG: 0.250 (1, 4)										3	0	0	0	0	1	0											
Buck Rodgers, S OBP: 0.217, SLG: 0.182 (1, 2)										3	0	0	0	0	0	0											
Jorge Rubio, R (1, 1)										0	0	0	0	1	0	0											
Bubba Morton, R OBP: 0.197, SLG: 0.167 (6, PH)										1	0	0	0	0	0	0											
Jim Coates, R (7, 1)										0	0	0	0	0	0	0											
Orlando McFarlane, R OBP: 0.500, SLG: 0.500 (8, PH)										1	0	0	0	0	0	0											
Bill Kelso, R (9, 1)										0	0	0	0	0	0	0											
Inning Stats	R: 0 E: 0 K: 1 S: 5	H: 0 LOB: 1 BB: 1 P: 9	R: 0 E: 0 K: 0 S: 3	H: 0 LOB: 0 BB: 0 P: 3	R: 0 E: 0 K: 1 S: 5	H: 0 LOB: 1 BB: 1 P: 9	R: 0 E: 0 K: 0 S: 3	H: 0 LOB: 0 BB: 0 P: 3	R: 0 E: 0 K: 0 S: 3	H: 0 LOB: 0 BB: 0 P: 3	R: 0 E: 0 K: 0 S: 3	H: 0 LOB: 1 BB: 1 P: 7	R: 0 E: 0 K: 0 S: 3	H: 0 LOB: 0 BB: 0 P: 3	R: 0 E: 0 K: 0 S: 4	H: 1 LOB: 1 BB: 0 P: 4	1B: 0 2B: 1 3B: 0 HR: 0	SF: 0 SAC: 0 DP: 0 HBP: 0	WP: 0 PB: 0 SB: 0 CS: 0	PA: 31							
PITCHER	IP	WLS	BF	H	R	ER	SO	BB	IBB	HBP	BLK	WP	HR	S	P	ERA	WHIP										
Steve Barber, L ERA: (1, 1)	9.0	W	31	1	0	0	3	3	0	0	0	0	0	34	46	0.00	0.444										

Baltimore Orioles @ California Angels
Anaheim Stadium, Anaheim, CA
Sun Apr 16 1967, 6:38 AM EST
Att: 28,066 - Unknown

AB 28
R 0
H 1
RBI 0
BB 3
SO 3
LOB 9



Batter	1	2	3	4	5	6	7	8	9	AB	R	H	RBI	BB	SO	LOB	TOP					
Luis Aparicio, R OBP: 0.313, SLG: 0.321	6-3			G5-3 5-3 1B		K		6-3		4	0	1	0	0	1	0	<p>Baltimore Orioles @ Minnesota Twins Metropolitan Stadium, Bloomington, MI Wed Apr 19 1967, 4:33 AM EST Att: 5,884 - Unknown</p> <p>livebaseballscores.com</p>					
Paul Blair, R OBP: 0.207, SLG: 0.286	F7			5-3 1-2		1-3		5-3		4	0	0	0	0	0	1						
Frank Robinson, R OBP: 0.400, SLG: 0.704	5-3			4-0 BB				F8		3	0	0	0	1	0	0						
Brooks Robinson, R OBP: 0.300, SLG: 0.444		F8		0-0 G5-3 2-3f				F4		4	1	1	0	0	0	2						
Boog Powell, L OBP: 0.310, SLG: 0.357		K				K		6-3		4	0	1	0	0	2	1						
Curt Blefary, L OBP: 0.321, SLG: 0.348		K				HR		1B IBB		3	1	1	1	1	2	1						
Davey Johnson, R OBP: 0.289, SLG: 0.360			1-3		5-3			1-2 3-H 1B		3	0	1	1	0	0	0						
Andy Etchebarren, R OBP: 0.304, SLG: 0.565			K		K			6-3		3	0	0	0	0	2	2						
Jim Palmer, R Mike Epstein, L Stu Miller, R			K		K			K		2	0	0	0	0	2	0						
								K		1	0	0	0	0	1	0						
								K		0	0	0	0	0	0	0						
Inning Stats	R: 0 E: 0 K: 0 S: 3	H: 0 LOB: 0 BB: 0 P: 3	R: 0 E: 0 K: 2 S: 7	H: 0 LOB: 0 BB: 0 P: 7	R: 0 E: 0 K: 0 S: 7	H: 0 LOB: 0 BB: 0 P: 7	R: 0 E: 0 K: 0 S: 3	H: 1 LOB: 1 BB: 1 P: 7	R: 1 E: 0 K: 2 S: 8	H: 1 LOB: 0 BB: 0 P: 8	R: 0 E: 0 K: 2 S: 7	H: 0 LOB: 0 BB: 0 P: 7	R: 1 E: 0 K: 0 S: 5	H: 2 LOB: 2 BB: 1 P: 9	R: 0 E: 0 K: 1 S: 5	H: 0 LOB: 0 BB: 0 P: 5	R: 0 E: 0 K: 1 S: 6	H: 1 LOB: 1 BB: 0 P: 6	1B: 4 2B: 0 3B: 0 HR: 1	SF: 0 SAC: 0 DP: 1 HBP: 0	WP: 0 PB: 0 SB: 0 CS: 0	PA: 33
PITCHER Dean Chance, R ERA: 4.97	IP: 9.0 WLS: W BF: 33 H: 5 R: 2 ER: 2 SO: 10 BB: 1 IBB: 1 HBP: 0 BLK: 1 WP: 0 HR: 1 S: 51 P: 59 ERA: 2.00 WHIP: 0.667															PITCHER						

Batter	1	2	3	4	5	6	7	8	9	AB	R	H	RBI	BB	SO	LOB	BOTTOM					
Cesar Tovar, R OBP: 0.321, SLG: 0.333	F8		F8		6-3			F8		4	0	0	0	0	0	1	<p>Baltimore Orioles @ Minnesota Twins Metropolitan Stadium, Bloomington, MI Wed Apr 19 1967, 4:33 AM EST Att: 5,884 - Unknown</p> <p>livebaseballscores.com</p>					
Rich Rollins, R OBP: 0.222, SLG: 0.269	F8		5-3			F8		6-3		4	0	0	0	0	0	1						
Tony Oliva, L OBP: 0.375, SLG: 0.316	F2			HR 2B		F7		L3		4	1	1	0	0	0	0						
Harmon Killebrew, R Ted Uhlaender, L		5-3		2-H HR		4-0 BB		BB SH2-4 1B		3	1	2	2	1	0	0						
Bob Allison, R				6-3		K		SH2-4		3	0	1	0	0	1	1						
Zoilo Versalles, R			F4		F8		G3 2B	1B BB IBB		3	0	1	0	1	0	1						
Earl Batley, R			K		L5		G3	1B BB		3	0	0	0	1	1	2						
Rod Carew, L				SH1-4 1B		F9		G1		4	0	2	1	0	0	1						
Dean Chance, R			SH1-4		K		K	1-2 2-3 3-H 1B		2	0	0	0	0	2	1						
								K		2	0	0	0	0	2	1						
Inning Stats	R: 0 E: 0 K: 0 S: 3	H: 0 LOB: 0 BB: 0 P: 3	R: 0 E: 0 K: 1 S: 6	H: 1 LOB: 1 BB: 0 P: 6	R: 0 E: 0 K: 0 S: 4	H: 1 LOB: 1 BB: 0 P: 4	R: 2 E: 0 K: 0 S: 5	H: 2 LOB: 0 BB: 0 P: 5	R: 0 E: 0 K: 1 S: 5	H: 0 LOB: 0 BB: 0 P: 5	R: 0 E: 0 K: 1 S: 5	H: 0 LOB: 0 BB: 1 P: 9	R: 0 E: 0 K: 1 S: 6	H: 1 LOB: 1 BB: 0 P: 6	R: 0 E: 0 K: 0 S: 3	H: 0 LOB: 0 BB: 0 P: 3	R: 1 E: 0 K: 0 S: 3	H: 2 LOB: 2 BB: 2 P: 11	1B: 4 2B: 2 3B: 0 HR: 1	SF: 0 SAC: 2 DP: 0 HBP: 0	WP: 0 PB: 0 SB: 0 CS: 0	PA: 35
PITCHER Jim Palmer, R Stu Miller, R	IP: 7.0 WLS: L BF: 27 H: 5 R: 2 ER: 2 SO: 4 BB: 1 IBB: 0 HBP: 0 BLK: 0 WP: 0 HR: 1 S: 34 P: 38 ERA: 1.69 WHIP: 0.857															PITCHER						

Batter	1	2	3	4	5	6	7	8	9	AB	R	H	RBI	BB	SO	LOB	TOP		
Bert Campaneris, R OBP: 0.390, SLG: 0.405 (1, 6)	0-0 4-3 1B		0-0 5-3		0-0 1B		0-0 1B			4	0	3	0	0	0	1	Kansas City Athletics @ Baltimore Orioles Memorial Stadium, Baltimore, MD Sat Apr 22 1967, 3:33 AM EST Att: 7,701 - Unknown livebaseballscorecards.com		
Mike Hershberger, R OBP: 0.471, SLG: 0.500 Bob Duliba, R (7, 1)	0-0 6-3		4-0 BB		0-3 K		0-0 F7			3	0	0	0	1	1	3			
Rick Monday, L OBP: 0.100, SLG: 0.200 (1, 7)	0-0 4-3		0-0 2-3		0-0 F9		0-0 4-3			4	0	0	0	0	0	3			
Danny Cater, R OBP: 0.359, SLG: 0.486 (1, 3)		0-0 F8 2B		0-0 5-3		4-0 BB E BB		0-0 F3		3	1	1	0	1	0	0			
Roger Repoz, L OBP: 0.500, SLG: 0.864 (1, 8)		0-0 F8 2-3		0-0 F6		4-0 FC5-4 BB		0-0 F3		3	0	0	0	1	0	1			
Ed Charles, R OBP: 0.395, SLG: 0.258 (1, 5)		0-0 5-3		0-0 1B		0-0 FC5-4 WP 1B 1-2 2-H		0-3 K		4	1	1	0	0	1	2			
Ossie Chavarria, R OBP: 0.333, SLG: 0.143 Joe Rudi, R (9, PH) OBP: 0.250, SLG: 0.182		4-0 BB		0-0 F9		0-0 1B 1-H		0-0 6-3		2	0	1	1	1	0	1			
Ken Suarez, R OBP: 0.526, SLG: 0.750 Dick Green, R (9, PH) OBP: 0.172, SLG: 0.286		0-0 F2		4-0 BB		0-0 F9 S6-3 BB		0-0 6-3		2	0	0	0	1	0	3			
Blue Moon Odom, R OBP: 0.667, SLG: 0.667 Ray Webster, L (5, PH) OBP: 0.200, SLG: 0.400 Tony Pierce, R (7, PH) OBP: 0.308, SLG: 0.300 (7, 9)			0-0 5-3 1B		0-0 G6-3 1-2		0-0 F8		0-0 F8	1	0	1	0	0	0	0			
Inning Stats	R: 0 E: 0 K: 0 S: 3	H: 1 LOB: 0 BB: 0 P: 3	R: 0 E: 0 K: 0 S: 4	H: 1 LOB: 2 BB: 1 P: 8	R: 0 E: 0 K: 0 S: 3	H: 1 LOB: 1 BB: 0 P: 7	R: 0 E: 0 K: 0 S: 4	H: 1 LOB: 1 BB: 0 P: 4	R: 0 E: 0 K: 1 S: 5	H: 1 LOB: 1 BB: 1 P: 9	R: 2 E: 0 K: 0 S: 4	H: 1 LOB: 1 BB: 2 P: 12	R: 0 E: 0 K: 1 S: 5	H: 1 LOB: 0 BB: 0 P: 5	R: 0 E: 0 K: 0 S: 3	H: 0 LOB: 0 BB: 0 P: 3		1B: 6 2B: 1 3B: 0 HR: 0	SF: 0 SAC: 0 DP: 1 HBP: 0
PITCHER	IP WLS BF H R ER SO BB IBB HBP BLK WP HR S P ERA WHIP	IP WLS BF H R ER SO BB IBB HBP BLK WP HR S P ERA WHIP	IP WLS BF H R ER SO BB IBB HBP BLK WP HR S P ERA WHIP	IP WLS BF H R ER SO BB IBB HBP BLK WP HR S P ERA WHIP	IP WLS BF H R ER SO BB IBB HBP BLK WP HR S P ERA WHIP	IP WLS BF H R ER SO BB IBB HBP BLK WP HR S P ERA WHIP	IP WLS BF H R ER SO BB IBB HBP BLK WP HR S P ERA WHIP	IP WLS BF H R ER SO BB IBB HBP BLK WP HR S P ERA WHIP	IP WLS BF H R ER SO BB IBB HBP BLK WP HR S P ERA WHIP	IP WLS BF H R ER SO BB IBB HBP BLK WP HR S P ERA WHIP	IP WLS BF H R ER SO BB IBB HBP BLK WP HR S P ERA WHIP	IP WLS BF H R ER SO BB IBB HBP BLK WP HR S P ERA WHIP	IP WLS BF H R ER SO BB IBB HBP BLK WP HR S P ERA WHIP	IP WLS BF H R ER SO BB IBB HBP BLK WP HR S P ERA WHIP	IP WLS BF H R ER SO BB IBB HBP BLK WP HR S P ERA WHIP	IP WLS BF H R ER SO BB IBB HBP BLK WP HR S P ERA WHIP	IP WLS BF H R ER SO BB IBB HBP BLK WP HR S P ERA WHIP		
Wally Bunker, R ERA: 5.99 Bill Dillman, R ERA:	(1, 1)	(7, 1)	(1, 1)	(7, 1)	(1, 1)	(7, 1)	(1, 1)	(7, 1)	(1, 1)	(7, 1)	(1, 1)	(7, 1)	(1, 1)	(7, 1)	(1, 1)	(7, 1)	(1, 1)	(7, 1)	

Batter	1	2	3	4	5	6	7	8	9	AB	R	H	RBI	BB	SO	LOB	BOTTOM		
Luis Aparicio, R OBP: 0.317, SLG: 0.351 (1, 6)	0-0 5-3		0-0 FC5-4 HR		0-0 BLK BB S 1B		0-0 F7-4 2B		0-0 F9	5	2	2	0	0	0	1	Kansas City Athletics @ Baltimore Orioles Memorial Stadium, Baltimore, MD Sat Apr 22 1967, 3:33 AM EST Att: 7,701 - Unknown livebaseballscorecards.com		
Russ Snyder, L OBP: 0.429, SLG: 1.167 (9, 9)	0-0 4-3		0-0 HR		0-3 K		0-0 F4		4-0 2B BB	4	2	1	2	1	1	2			
Frank Robinson, R OBP: 0.436, SLG: 0.758 Paul Blair, R OBP: 0.182, SLG: 0.250			4-0 BB		4-0 BB BLK 2B IBB		4-0 IBB		0-0 1B 2B	2	3	2	1	3	0	0			
Brooks Robinson, R OBP: 0.333, SLG: 0.394 (1, 5)	0-0 F4		4-0 BB		4-0 2B IBB		0-0 F7-4		0-0 F6	3	1	0	0	2	0	4			
Boog Powell, L OBP: 0.289, SLG: 0.351 (1, 3)		0-0 F3		0-0 4-3		0-3 K		0-0 6-3		5	1	1	2	0	1	5			
Curt Blefary, L OBP: 0.405, SLG: 0.600 (1, 7)		0-0 1-3		0-0 1B		4-0 2B BB		0-0 HR		4	3	3	4	1	0	0			
Woodie Held, R OBP: 0.400, SLG: 0.800 Mark Belanger, R OBP: 0.500, SLG: 0.500 (8, 4)		0-0 F5		0-3 K		0-0 2B		0-0 HR		4	0	2	3	0	1	1			
Andy Etchebarren, R OBP: 0.323, SLG: 0.464 (1, 2)			4-0 FC5-4 BB		0-3 K		4-0 FC5-4 IBB		0-0 5-3	3	0	0	0	2	2	3			
Wally Bunker, R Bill Dillman, R (7, 1)			0-3 K		0-0 1-3		0-0 FC5-4		0-3 K	3	0	0	0	0	1	4			
Inning Stats	R: 1 E: 0 K: 0 S: 4	H: 1 LOB: 0 BB: 0 P: 4	R: 0 E: 0 K: 0 S: 3	H: 0 LOB: 0 BB: 0 P: 3	R: 2 E: 0 K: 1 S: 6	H: 1 LOB: 3 BB: 3 P: 18	R: 0 E: 0 K: 2 S: 8	H: 1 LOB: 1 BB: 0 P: 8	R: 4 E: 0 K: 2 S: 9	H: 2 LOB: 4 BB: 4 P: 25	R: 0 E: 0 K: 0 S: 3	H: 1 LOB: 1 BB: 1 P: 7	R: 1 E: 0 K: 2 S: 9	H: 2 LOB: 2 BB: 0 P: 9	R: 4 E: 0 K: 0 S: 7	H: 4 LOB: 1 BB: 1 P: 11		1B: 4 2B: 5 3B: 0 HR: 4	SF: 0 SAC: 0 DP: 1 HBP: 0
PITCHER	IP WLS BF H R ER SO BB IBB HBP BLK WP HR S P ERA WHIP	IP WLS BF H R ER SO BB IBB HBP BLK WP HR S P ERA WHIP	IP WLS BF H R ER SO BB IBB HBP BLK WP HR S P ERA WHIP	IP WLS BF H R ER SO BB IBB HBP BLK WP HR S P ERA WHIP	IP WLS BF H R ER SO BB IBB HBP BLK WP HR S P ERA WHIP	IP WLS BF H R ER SO BB IBB HBP BLK WP HR S P ERA WHIP	IP WLS BF H R ER SO BB IBB HBP BLK WP HR S P ERA WHIP	IP WLS BF H R ER SO BB IBB HBP BLK WP HR S P ERA WHIP	IP WLS BF H R ER SO BB IBB HBP BLK WP HR S P ERA WHIP	IP WLS BF H R ER SO BB IBB HBP BLK WP HR S P ERA WHIP	IP WLS BF H R ER SO BB IBB HBP BLK WP HR S P ERA WHIP	IP WLS BF H R ER SO BB IBB HBP BLK WP HR S P ERA WHIP	IP WLS BF H R ER SO BB IBB HBP BLK WP HR S P ERA WHIP	IP WLS BF H R ER SO BB IBB HBP BLK WP HR S P ERA WHIP	IP WLS BF H R ER SO BB IBB HBP BLK WP HR S P ERA WHIP	IP WLS BF H R ER SO BB IBB HBP BLK WP HR S P ERA WHIP			
Blue Moon Odom, R ERA: 5.79 Tony Pierce, L ERA: 5.4 Bob Duliba, R ERA: 8.53	(1, 1)	(5, 1)	(7, 1)	(1, 1)	(5, 1)	(7, 1)	(1, 1)	(5, 1)	(7, 1)	(1, 1)	(5, 1)	(7, 1)	(1, 1)	(5, 1)	(7, 1)	(1, 1)	(5, 1)	(7, 1)	



Batter	1	2	3	4	5	6	7	8	9	AB	R	H	RBI	BB	SO	LOB	TOP								
Bert Campaneris, R OBP: 0.413, SLG: 0.400 (1, 6)										3	0	1	0	2	1	2	Kansas City Athletics @ Baltimore Orioles Memorial Stadium, Baltimore, MD Sun Apr 23 1967, 3:33 AM EST Unknown livebaseballscorecards.com								
Rick Monday, L OBP: 0.153, SLG: 0.267 (1, 8)										5	0	1	0	0	4	5									
Mike Hershberger, R OBP: 0.393, SLG: 0.444 (1, 9)										4	0	0	0	1	2	2									
Danny Cater, R OBP: 0.349, SLG: 0.462 (1, 3)										4	0	1	0	0	2	2									
Ed Charles, R OBP: 0.381, SLG: 0.257 (1, 5)										4	0	1	0	0	0	2									
Joe Rudi, R OBP: 0.267, SLG: 0.154 (8, PH)										2	1	0	0	1	0	3									
Roger Repoz, L OBP: 0.481, SLG: 0.826 (8, 7)										1	0	0	0	0	0	0									
Dick Green, R OBP: 0.212, SLG: 0.267 (1, 4)										2	0	0	0	2	1	0									
Ken Suarez, R OBP: 0.500, SLG: 0.643 (9, PH)										2	0	0	0	1	0	1									
Ray Webster, L OBP: 0.333, SLG: 1.000 (9, PH)										1	1	1	1	0	0	0									
Jim Nash, R (1, 1)										0	0	0	1	2	0	0									
Jim Gosger, L OBP: 0.333, SLG: 0.300 (9, PH)										0	0	0	0	1	0	0									
Inning Stats	R: 0 E: 0 K: 2 S: 7	H: 0 LOB: 2 BB: 2 P: 15	R: 1 E: 0 K: 1 S: 4	H: 0 LOB: 2 BB: 4 P: 20	R: 0 E: 1 K: 0 S: 4	H: 0 LOB: 1 BB: 0 P: 4	R: 0 E: 0 K: 1 S: 4	H: 0 LOB: 1 BB: 0 P: 12	R: 0 E: 0 K: 1 S: 7	H: 3 LOB: 2 BB: 0 P: 7	R: 0 E: 0 K: 1 S: 5	H: 0 LOB: 0 BB: 1 P: 9	R: 0 E: 0 K: 3 S: 9	H: 0 LOB: 0 BB: 0 P: 9	R: 0 E: 0 K: 0 S: 3	H: 0 LOB: 3 BB: 0 P: 3	R: 1 E: 0 K: 1 S: 6	H: 2 LOB: 1 BB: 1 P: 10	1B: 3 2B: 2 3B: 0 HR: 1	SF: 1 SAC: 0 DP: 3 HBP: 0	WP: 1 PB: 0 SB: 1 CS: 0	PA: 39			
PITCHER	IP	WLS	BF	H	R	ER	SO	BB	IBB	HBP	BLK	WP	HR	S	P	ERA	WHIP								
Steve Barber, L ERA: 0.61 (1, 1)	5.2	W	27	3	1	1	6	9	0	0	1	1	0	30	66	1.59	2.118								
Moe Drabowsky, R ERA: 1.99 (6, 1)	2.1		10	2	1	1	3	1	0	0	0	0	1	15	19	3.86	1.286								
Stu Miller, R ERA: 4.15 (9, 1)	1.0	S	2	0	0	0	1	0	0	0	0	0	0	4	4	0.00	0.000								


Batter	1	2	3	4	5	6	7	8	9	AB	R	H	RBI	BB	SO	LOB	BOTTOM								
Luis Aparicio, R OBP: 0.326, SLG: 0.381 (1, 6)										5	0	2	0	0	0	2	Kansas City Athletics @ Baltimore Orioles Memorial Stadium, Baltimore, MD Sun Apr 23 1967, 3:33 AM EST Unknown livebaseballscorecards.com								
Russ Snyder, L OBP: 0.583, SLG: 1.000 (9, 9)										2	1	1	0	3	1	0									
Frank Robinson, R OBP: 0.432, SLG: 0.789 (1, 9)										5	1	2	3	0	1	3									
Paul Blair, R OBP: 0.182, SLG: 0.250 (9, 8)										0	0	0	0	0	0	0									
Brooks Robinson, R OBP: 0.364, SLG: 0.500 (1, 5)										5	1	3	1	0	0	3									
Boog Powell, L OBP: 0.286, SLG: 0.325 (1, 3)										3	0	0	0	1	0	1									
Curt Blefary, L OBP: 0.416, SLG: 0.563 (1, 7)										2	0	0	0	2	1	1									
Woodie Held, R OBP: 0.556, SLG: 0.875 (1, 4)										3	0	2	0	1	0	1									
Mark Belanger, R OBP: 0.500, SLG: 0.500 (9, 4)										0	1	0	0	0	0	0									
Andy Etchebarren, R OBP: 0.314, SLG: 0.419 (1, 2)										3	0	0	0	1	0	6									
Steve Barber, L (1, 1)										2	0	0	0	0	1	4									
Moe Drabowsky, R OBP: 0.500, SLG: 0.500 (6, 1)										2	1	1	1	0	0	0									
Stu Miller, R (9, 1)										0	0	0	0	0	0	0									
Inning Stats	R: 0 E: 0 K: 1 S: 5	H: 1 LOB: 3 BB: 2 P: 14	R: 3 E: 0 K: 0 S: 5	H: 2 LOB: 1 BB: 2 P: 13	R: 0 E: 0 K: 1 S: 5	H: 1 LOB: 2 BB: 1 P: 13	R: 0 E: 0 K: 0 S: 4	H: 2 LOB: 0 BB: 0 P: 4	R: 0 E: 0 K: 1 S: 5	H: 0 LOB: 0 BB: 0 P: 5	R: 2 E: 0 K: 0 S: 6	H: 3 LOB: 3 BB: 1 P: 10	R: 0 E: 0 K: 0 S: 3	H: 0 LOB: 0 BB: 0 P: 3	R: 1 E: 0 K: 1 S: 6	H: 2 LOB: 1 BB: 1 P: 10	1B: 7 2B: 2 3B: 0 HR: 2	SF: 0 SAC: 0 DP: 1 HBP: 0	WP: 1 PB: 0 SB: 0 CS: 1	PA: 40					
PITCHER	IP	WLS	BF	H	R	ER	SO	BB	IBB	HBP	BLK	WP	HR	S	P	ERA	WHIP								
Jim Nash, R ERA: 4.98 (1, 1)	8.0	L	40	11	5	5	4	8	0	0	0	1	2	40	72	5.62	2.375								



Batter	1	2	3	4	5	6	7	8	9	AB	R	H	RBI	BB	SO	LOB	TOP					
Bert Campaneris, R OBP: 0.431, SLG: 0.432	4-0 S SH1-4 1B BB	0-0 S 2B 1B		0-0 F8			0-0 2B	0-0 1-3		4	2	2	0	1	0	2						
Rick Monday, L OBP: 0.211, SLG: 0.333	0-0 SH1-4	0-0 1-3 1-H 2B			0-3 K		0-0 4-1		4-0 CS BB	3	0	1	2	1	1	1						
Mike Hershberger, R OBP: 0.390, SLG: 0.425	0-0 CS 1B	0-0 F5			0-0 F8			1-0 FC5-4 HBP	0-0 F6	4	0	1	1	0	0	2						
Danny Cater, R OBP: 0.333, SLG: 0.432	0-0 1-2 1B		0-0 5-3		0-3 K			0-0 FC5-4 1B BB 1-2 PB	0-0 5-3	5	1	1	0	0	1	1						
Ed Charles, R OBP: 0.370, SLG: 0.237	0-0 F9		0-0 F4		0-0 5-3			4-0 PB 1B 1-2 WP BB		3	1	0	0	1	0	1						
Joe Rudi, R OBP: 0.313, SLG: 0.286		0-0 1B 2B		0-3 K		0-3 K		0-0 WP PB 1-2 SF9 2-3 1B		1	1	1	0	0	0	0						
Roger Repoz, L OBP: 0.467, SLG: 0.769		0-0 1B 2B		0-3 K		0-3 K		1-2 SF9 2-3 1B		3	1	1	0	0	2	0						
Dick Green, R OBP: 0.243, SLG: 0.273		0-0 L5-6 1B		0-0 F4		0-3 K		4-0 SF9 S 1-3 1B BB 2-H 3-H		3	0	1	0	1	1	0						
Allan Lewis, S OBP: 0.333, SLG: 0.143		0-0 L5-6 1B		0-3 K		0-3 K		0-0 SF9		0	1	0	0	0	0	0						
Ken Suarez, R OBP: 0.480, SLG: 0.588		0-0 1B 2B 1B		0-3 K		0-0 5-3		0-0 SF9		3	1	1	1	0	1	0						
Tim Talton, L OBP: 0.250, SLG: 0.333		0-0 1B 2B 1B		0-0 K		0-0 1-5-3		1-3 SF9 3-H		0	0	0	1	0	0	0						
Chuck Dobson, R		0-0 L5-6		0-0 1B		0-0 1-5-3		0-0 3-H 1B		1	0	0	0	0	0	2						
Paul Lindblad, L		0-0 L5-6		0-0 1B		0-0 1-5-3		0-0 3-H 1B		2	0	1	0	0	0	0						
Jack Aker, R		0-0 L5-6		0-0 1B		0-0 1-5-3		0-0 3-H 1B		1	0	1	1	0	0	0						
Inning Stats	R: 1 E: 0 K: 0 S: 4	H: 2 LOB: 1 BB: 1 P: 8	R: 3 E: 0 K: 0 S: 7	H: 5 LOB: 1 BB: 0 P: 7	R: 0 E: 0 K: 1 S: 5	H: 0 LOB: 0 BB: 0 P: 5	R: 0 E: 0 K: 1 S: 6	H: 1 LOB: 0 BB: 0 P: 6	R: 0 E: 0 K: 2 S: 7	H: 0 LOB: 0 BB: 0 P: 7	R: 0 E: 0 K: 2 S: 7	H: 0 LOB: 0 BB: 0 P: 7	R: 0 E: 0 K: 1 S: 4	H: 1 LOB: 1 BB: 0 P: 4	R: 4 E: 0 K: 0 S: 5	H: 2 LOB: 1 BB: 2 P: 14	R: 0 E: 0 K: 0 S: 2	H: 0 LOB: 0 BB: 1 P: 6	1B: 8 2B: 4 3B: 0 HR: 0	SF: 1 SAC: 1 DP: 1 HBP: 1	WP: 1 PB: 1 CS: 3	PA: 40
PITCHER	IP WLS BF H R ER SO BB IBB HBP BLK WP HR S P ERA WHIP																					
Dave McNally, L ERA: 6.6	(1, 1) 1.2 11 7 4 4 0 0 1 0 0 0 0 0 0 10 14 21.60 4.800																					
Eddie Watt, R ERA:	(2, 1) 4.1 14 1 0 0 6 0 0 0 0 0 0 0 0 26 26 0.00 0.231																					
Eddie Fisher, R ERA: 6.75	(7, 1) 1.1 L 8 2 3 3 0 1 0 0 1 0 0 0 0 6 11 20.25 2.250																					
Stu Miller, R ERA: 3.0	(8, 1) 1.2 7 1 1 1 0 2 0 0 0 0 1 0 0 5 13 5.40 1.800																					

Kansas City Athletics @ Baltimore Orioles
Memorial Stadium, Baltimore, MD
Sun Apr 23 1967, 3:38 AM EST
Att: 23,965 - Unknown

AB 33
R 8
H 11
RBI 6
BB 4
SO 6
LOB 9



Batter	1	2	3	4	5	6	7	8	9	AB	R	H	RBI	BB	SO	LOB	BOTTOM					
Luis Aparicio, R OBP: 0.333, SLG: 0.447	0-0 6-3	0-0 4-3		0-0 5-3			0-0 HR	0-0 SH1-4 1B		5	1	2	1	0	0	3						
Russ Snyder, L OBP: 0.583, SLG: 0.909	0-0 1B 2B		4-0 HR BB	0-0 F6			0-0 2-3	0-0 SH1-4		3	1	1	0	1	0	0						
Frank Robinson, R OBP: 0.490, SLG: 0.875	0-0 2-H 1B		0-0 1-H HR		4-0 CS BB		4-0 1B 2B BB	4-0 IBB		2	2	2	2	3	0	0						
Brooks Robinson, R OBP: 0.367, SLG: 0.512	0-0 6-3		0-0 3B 2B		0-3 K		0-0 2B 1B	0-0 F4		5	2	2	0	0	1	4						
Boog Powell, L OBP: 0.319, SLG: 0.409		4-0 FC5 1B BB	0-0 2-H 3B		0-0 F8		0-0 1-H 2B 2B	0-3 K		4	1	2	3	1	1	2						
Curt Blefary, L OBP: 0.413, SLG: 0.528		0-0 PB FC5 1B	0-3 K		0-3 K		4-0 2B IBB	0-0 F5		4	0	1	0	1	2	1						
Woodie Held, R OBP: 0.462, SLG: 0.667		0-0 FC5 1B	0-3 K		0-0 1B		0-3 K		4-0 G3-6 BB	4	0	1	0	0	2	5						
Mark Belanger, R OBP: 0.500, SLG: 0.500		0-0 FC5 PB	0-3 K		0-0 1B		0-0 K		0-0 G3-6 BB	0	0	0	0	0	0	0						
Charlie Lau, L		0-0 1-2 2-3f	0-3 K		0-0 F7		0-0 1B		0-0 G3-6-1	0	0	0	0	0	0	0						
Paul Blair, R OBP: 0.182, SLG: 0.250		0-0 K		0-0 F7		0-0 F8		0-0 G3-6-1		4	0	1	1	0	1	4						
Larry Haney, R OBP: 0.375, SLG: 0.625		0-3 K		0-0 F7		0-0 F8		0-0 G3-6-1		1	0	0	0	0	0	1						
Mike Epstein, L		0-0 K		0-0 F7		0-0 F8		0-0 G3-6-1		0	0	0	0	0	0	0						
Dave McNally, R OBP: 0.200, SLG: 0.400		4-0 K		0-3 K		0-0 6-3		0-3 K		1	0	0	0	1	1	0						
Eddie Watt, R		0-0 K		0-3 K		0-0 6-3		0-3 K		1	0	0	0	0	1	0						
Sam Bowens, R OBP: 0.375, SLG: 0.625		0-0 K		0-3 K		0-0 6-3		0-3 K		1	0	0	0	0	1	0						
Eddie Fisher, R		0-0 K		0-3 K		0-0 6-3		0-3 K		1	0	0	0	0	1	2						
Stu Miller, R		0-0 K		0-3 K		0-0 6-3		0-3 K		0	0	0	0	0	0	0						
Inning Stats	R: 0 E: 0 K: 0 S: 4	H: 2 LOB: 1 BB: 0 P: 4	R: 0 E: 0 K: 1 S: 6	H: 1 LOB: 3 BB: 2 P: 14	R: 3 E: 0 K: 2 S: 10	H: 3 LOB: 1 BB: 1 P: 14	R: 0 E: 0 K: 1 S: 5	H: 0 LOB: 0 BB: 0 P: 5	R: 0 E: 0 K: 1 S: 4	H: 0 LOB: 0 BB: 1 P: 8	R: 0 E: 0 K: 1 S: 6	H: 1 LOB: 1 BB: 0 P: 6	R: 4 E: 0 K: 2 S: 11	H: 4 LOB: 2 BB: 2 P: 19	R: 0 E: 0 K: 1 S: 6	H: 1 LOB: 2 BB: 1 P: 10	R: 0 E: 0 K: 0 S: 2	H: 0 LOB: 1 BB: 1 P: 6	1B: 5 2B: 5 3B: 1 HR: 2	SF: 0 SAC: 1 DP: 2 HBP: 0	WP: 0 PB: 1 SB: 0 CS: 1	PA: 44
PITCHER	IP WLS BF H R ER SO BB IBB HBP BLK WP HR S P ERA WHIP																					
Chuck Dobson, R ERA: 9.82	(1, 1) 2.0 13 5 3 3 1 2 24 13.50 4.000																					
Paul Lindblad, L ERA: 2.16	(3, 1) 4.1 17 3 2 2 5 2 0 0 0 0 0 1 25 33 4.15 1.154																					
Jack Aker, R ERA: 4.7	(7, 1) 2.2 W 14 4 2 2 3 1 2 0 0 0 0 0 17 29 6.75 1.875																					

Kansas City Athletics @ Baltimore Orioles
Memorial Stadium, Baltimore, MD
Sun Apr 23 1967, 3:38 AM EST
Att: 23,965 - Unknown

AB 35
R 7
H 12
RBI 7
BB 8
SO 9
LOB 23



Batter	1	2	3	4	5	6	7	8	9	AB	R	H	RBI	BB	SO	LOB	TOP					
Paul Schaaf, R (1, 5) OBP: 0.267, SLG: 0.260	5-3		F8						F6	4	0	1	1	1	0	2						
Jim Fregosi, R (1, 6) OBP: 0.279, SLG: 0.356	6-3		K							4	0	0	0	0	1	5						
Jay Johnstone, L (1, 8) OBP: 0.292, SLG: 0.383	F8									4	0	1	0	0	0	0						
Rick Reichardt, R (1, 7) OBP: 0.357, SLG: 0.460		F7		L6						4	0	0	0	0	2	2						
Don Mincher, L (1, 3) OBP: 0.436, SLG: 0.609		4-3								4	0	1	0	0	0	2						
Jimmie Hall, L (1, 9) OBP: 0.387, SLG: 0.615		K								3	0	0	0	1	2	2						
Tom Satriano, L (1, 2) OBP: 0.545, SLG: 0.588										4	0	1	0	0	0	2						
Bobby Knoop, R (1, 4) OBP: 0.275, SLG: 0.327										4	1	3	0	0	0	0						
George Brunet, R (1, 1) Len Gabrielson, L (7, PH) Pete Cimino, R (7, PH) Jose Cardenal, R (9, PH)										1	0	0	0	0	1	2						
Inning Stats	R: 0 E: 0 K: 0 S: 3	H: 0 LOB: 0 BB: 0 P: 3	R: 0 E: 0 K: 1 S: 5	H: 0 LOB: 0 BB: 0 P: 5	R: 0 E: 0 K: 2 S: 9	H: 2 LOB: 2 BB: 0 P: 9	R: 0 E: 0 K: 1 S: 6	H: 1 LOB: 1 BB: 0 P: 6	R: 0 E: 0 K: 0 S: 4	H: 1 LOB: 2 BB: 1 P: 8	R: 0 E: 0 K: 1 S: 6	H: 1 LOB: 1 BB: 0 P: 6	R: 1 E: 0 K: 1 S: 7	H: 2 LOB: 1 BB: 0 P: 7	R: 0 E: 1 K: 1 S: 6	H: 0 LOB: 2 BB: 1 P: 10	R: 0 E: 0 K: 1 S: 5	H: 0 LOB: 0 BB: 0 P: 5	1B: 5 2B: 1 3B: 1 HR: 0	SF: 0 SAC: 1 DP: 0 HBP: 0	WP: 1 PB: 0 SB: 0 CS: 0	PA: 37
PITCHER	IP	WLS	BF	H	R	ER	SO	BB	IBB	HBP	BLK	WP	HR	S	P	ERA	WHIP					
Tom Phoebus, R (1, 1) ERA: 2.55	7.2	W	33	7	1	1	7	2	0	0	0	1	0	45	53	1.17	1.174					
Stu Miller, R (8, 1) ERA: 2.45	1.1	S	4	0	0	0	1	0	0	0	0	0	0	6	6	0.00	0.000					

California Angels @ Baltimore Orioles
 Memorial Stadium, Baltimore, MD
 Tue Apr 25 1967, 6:05 PM EST
 Att: 7,587 - Unknown

AB	34
R	1
H	7
RBI	1
BB	2
SO	8
LOB	18



Batter	1	2	3	4	5	6	7	8	9	AB	R	H	RBI	BB	SO	LOB	BOTTOM					
Curt Blefary, L (1, 7) OBP: 0.420, SLG: 0.575	F7		SF9 1B							4	0	2	0	0	0	0						
Luis Aparicio, R (1, 6) OBP: 0.327, SLG: 0.431	F8		G6-4-3 1B							4	0	1	0	0	0	1						
Frank Robinson, R (1, 9) OBP: 0.491, SLG: 0.905	F9		SF9							2	1	1	1	1	0	0						
Brooks Robinson, R (1, 5) OBP: 0.358, SLG: 0.489		F7	G6-4-3							4	0	1	1	0	0	3						
Boog Powell, L (1, 3) OBP: 0.320, SLG: 0.391		BB								2	0	0	0	1	1	1						
Davey Johnson, R (1, 4) OBP: 0.281, SLG: 0.310		BB								2	0	0	0	1	2	1						
Paul Blair, R (1, 8) OBP: 0.167, SLG: 0.229		F8								3	0	0	0	0	0	3						
Andy Etchebarren, R (1, 2) OBP: 0.289, SLG: 0.382		FC6-4								3	0	0	0	0	0	2						
Tom Phoebus, R (1, 1) Stu Miller, R (8, 1)										2	1	0	0	1	1	0						
Inning Stats	R: 0 E: 0 K: 0 S: 3	H: 0 LOB: 0 BB: 2 P: 3	R: 0 E: 0 K: 0 S: 3	H: 0 LOB: 2 BB: 2 P: 11	R: 1 E: 0 K: 0 S: 4	H: 2 LOB: 1 BB: 1 P: 8	R: 0 E: 0 K: 1 S: 5	H: 0 LOB: 0 BB: 0 P: 5	R: 0 E: 0 K: 1 S: 6	H: 1 LOB: 1 BB: 0 P: 6	R: 1 E: 0 K: 2 S: 9	H: 2 LOB: 1 BB: 0 P: 9	R: 0 E: 0 K: 0 S: 3	H: 0 LOB: 0 BB: 0 P: 3	R: 0 E: 0 K: 0 S: 2	H: 0 LOB: 0 BB: 1 P: 6	1B: 3 2B: 0 3B: 2 HR: 0	SF: 1 SAC: 0 DP: 2 HBP: 0	WP: 0 PB: 0 SB: 0 CS: 0	PA: 31		
PITCHER	IP	WLS	BF	H	R	ER	SO	BB	IBB	HBP	BLK	WP	HR	S	P	ERA	WHIP					
George Brunet, L (1, 1) ERA: 3.26	6.0	L	25	5	2	2	4	3	0	0	0	0	0	30	42	3.00	1.333					
Pete Cimino, R (7, 1) ERA: 3.66	2.0		6	0	0	0	0	1	0	0	0	0	0	5	9	0.00	0.500					

California Angels @ Baltimore Orioles
 Memorial Stadium, Baltimore, MD
 Tue Apr 25 1967, 6:05 PM EST
 Att: 7,587 - Unknown

AB	26
R	2
H	5
RBI	2
BB	4
SO	4
LOB	11



Batter	1	2	3	4	5	6	7	8	9	AB	R	H	RBI	BB	SO	LOB	TOP			
Dick McAuliffe, L (1,4) OBP: 0.385, SLG: 0.415	4-3		F7	BB			3-1 WP 1B BB	K		3	1	0	0	2	1	3	Detroit Tigers @ Baltimore Orioles Memorial Stadium, Baltimore, MD Sat Apr 29 1967, 3:33 AM EST Att: 6,878 - Unknown			
Don Wert, R (1,5) OBP: 0.262, SLG: 0.203	F 1B WP		1B	2B			F9	G5-3		5	2	2	0	0	0	5				
Gates Brown, L (1,7) Mickey Stanley, R (7,8) OBP: 0.310, SLG: 0.392 OBP: 0.400, SLG: 0.333	F4		1B	1B			6-3	3-1		4	0	1	2	0	0	2				
Al Kaline, R (1,9) OBP: 0.508, SLG: 0.717	E8 1B WP		L8	1B			4-0 WP BB 1B BB	BB 1B BB		2	0	1	0	3	0	1				
Jim Northrup, L (1,8) OBP: 0.387, SLG: 0.466	4-3		1-2	1B			F7	BB		5	0	2	1	0	1	4				
Norm Cash, L (1,3) OBP: 0.474, SLG: 0.316		F8	F5				1-2	3H 2-3		4	0	0	0	1	2	5				
Bill Freehan, R (1,2) OBP: 0.474, SLG: 0.689		F9		1-3			K SH1-4 1B	6-3		5	0	1	0	0	1	5				
Ray Oyler, R (1,6) OBP: 0.359, SLG: 0.343		F4		SH1-4 1B			SH1-4	G5-3 BB 1B		3	0	2	0	0	0	0				
Mickey Lolich, S (1,1) OBP: 0.333, SLG: 0.250			2B 1B	SH1-4			K	1-2 BB		2	1	1	0	1	1	1				
Inning Stats	R: 1 E: 1 K: 0 S: 5	H: 2 LOB: 1 BB: 0 P: 5	R: 0 E: 0 K: 0 S: 3	H: 0 LOB: 0 BB: 0 P: 3	R: 2 E: 0 K: 0 S: 7	H: 4 LOB: 2 BB: 0 P: 7	R: 0 E: 0 K: 0 S: 4	H: 1 LOB: 2 BB: 1 P: 8	R: 0 E: 0 K: 1 S: 5	H: 1 LOB: 1 BB: 0 P: 5	R: 1 E: 0 K: 0 S: 4	H: 1 LOB: 3 BB: 3 P: 16	R: 0 E: 0 K: 1 S: 5	H: 1 LOB: 1 BB: 1 P: 9	R: 0 E: 0 K: 3 S: 10	H: 1 LOB: 2 BB: 1 P: 14		1B: 10 2B: 1 3B: 0 HR: 0	SF: 0 SAC: 2 DP: 1 HBP: 0	WP: 3 PB: 0 SB: 1 CS: 0
PITCHER	IP WLS BF H R ER SO BB IBB HBP BLK WP HR S P ERA WHIP																			
Wally Bunker, R (1,1) ERA: 6.57	2.2 L 14 6 3 3 0 0 0 0 0 0 0 1 0 14 14 10.12 2.250																			
Frank Bertaina, L (3,1) ERA: 2.08	4.0 19 3 1 1 2 5 0 0 0 0 2 0 18 38 2.25 2.000																			
Bill Dillman, R (7,1) ERA:	0.1 1 0 0 0 0 0 0 0 0 0 0 0 1 1 0.00 0.000																			
Eddie Fisher, R (8,1) ERA: 4.91	2.0 9 2 0 0 4 2 0 0 0 0 0 0 15 23 0.00 2.000																			

Batter	1	2	3	4	5	6	7	8	9	AB	R	H	RBI	BB	SO	LOB	BOTTOM			
Curt Blefary, L (1,7) OBP: 0.431, SLG: 0.609	1B BB		G4-6-3 1B				K			2	0	1	0	2	1	0	Detroit Tigers @ Baltimore Orioles Memorial Stadium, Baltimore, MD Sat Apr 29 1967, 3:33 AM EST Att: 6,878 - Unknown			
Luis Aparicio, R (1,6) OBP: 0.317, SLG: 0.407	F8		G4-6-3 1-2 2-3			FC6-4 BB	F8			4	0	0	0	0	0	4				
Frank Robinson, R (1,9) OBP: 0.475, SLG: 0.816	1-2 1B		3H 1B			5-3		F6		4	0	2	1	0	0	0				
Brooks Robinson, R (1,5) OBP: 0.328, SLG: 0.426	K		1-3			4-0 BB 1B BB		K		3	1	0	0	1	2	3				
Boog Powell, L (1,3) OBP: 0.310, SLG: 0.346	F6					4-0 1-2 BB		6-3		3	0	0	0	1	0	2				
Davey Johnson, R (1,4) OBP: 0.325, SLG: 0.314		G6-4-3 BB		K		1-2 2H 1B				3	0	2	1	1	1	0				
Paul Blair, R (1,8) OBP: 0.150, SLG: 0.205		G6-4-3 1-2		F6		F8		F4		4	0	0	0	0	0	4				
Andy Etchebarren, R (1,2) OBP: 0.267, SLG: 0.341 Sam Bowers, R (8, PH)		L9				K		K		3	0	0	0	0	1	2				
Wally Bunker, R (1,1) Frank Bertaina, L (3,1) Bill Dillman, R (7,1) Woodie Held, R (7, PH) Eddie Fisher, R (8,1) Bob Johnson, R (8, PH)			G4-6-3 1B 1B			K		F7		0	0	0	0	0	0	0				
Inning Stats	R: 0 E: 0 K: 1 S: 6	H: 1 LOB: 2 BB: 1 P: 10	R: 0 E: 0 K: 0 S: 2	H: 0 LOB: 0 BB: 1 P: 6	R: 1 E: 0 K: 0 S: 5	H: 3 LOB: 1 BB: 0 P: 5	R: 0 E: 0 K: 1 S: 5	H: 0 LOB: 0 BB: 0 P: 5	R: 0 E: 0 K: 2 S: 7	H: 0 LOB: 1 BB: 1 P: 11	R: 1 E: 0 K: 0 S: 4	H: 1 LOB: 2 BB: 2 P: 12	R: 0 E: 0 K: 1 S: 5	H: 0 LOB: 0 BB: 0 P: 5	R: 0 E: 0 K: 2 S: 8	H: 1 LOB: 1 BB: 0 P: 8		1B: 6 2B: 0 3B: 0 HR: 0	SF: 0 SAC: 0 DP: 2 HBP: 0	WP: 0 PB: 0 SB: 0 CS: 0
PITCHER	IP WLS BF H R ER SO BB IBB HBP BLK WP HR S P ERA WHIP																			
Mickey Lolich, L (1,1) ERA: 4.45	9.0 W 36 6 2 2 8 5 0 0 0 0 0 0 47 67 2.00 1.222																			

Batter	1	2	3	4	5	6	7	8	9	AB	R	H	RBI	BB	SO	LOB	TOP											
Dick McAuliffe, L OBP: 0.377, SLG: 0.417	F8		F9		1B BB	K			3B	4	1	1	0	1	1	0	Detroit Tigers @ Baltimore Orioles Memorial Stadium, Baltimore, MD Sun Apr 30 1967, 3:38 AM EDT Att: 26,884 - Unknown											
Don Wert, R OBP: 0.257, SLG: 0.194	K		F7		1B E 1B		4-3		F2	5	1	1	1	0	1	1												
Gates Brown, L OBP: 0.306, SLG: 0.382	F8		4-3		1-3 2-H					4	1	1	1	0	1	0												
Mickey Stanley, R OBP: 0.467, SLG: 0.273	F8		4-3		1-2 3-H					0	0	0	0	0	0	0												
Al Kaline, R OBP: 0.472, SLG: 0.656		K			1-2 3-H		L6-3			4	1	1	2	0	1	0												
Jim Northrup, L OBP: 0.357, SLG: 0.439		1B 2B			1-2 3-H					4	0	1	0	0	0	1												
Norm Cash, L OBP: 0.516, SLG: 0.429		2-3 1B			3-H					3	1	3	2	1	0	0												
Bill Freehan, R OBP: 0.477, SLG: 0.633		1-2 1B			4-0					3	0	0	0	1	0	1												
Ray Oyler, R OBP: 0.348, SLG: 0.300		K			1-2		5-3		F4	3	1	0	0	1	1	3												
Joe Sparma, R Dave Wickersham, R		4-3			1-2		SH1-4 6-3		1-3	2	0	0	0	0	0	3												
Inning Stats	R: 0 E: 0 K: 1 S: 5	H: 0 LOB: 0 BB: 0 P: 5	R: 0 E: 0 K: 2 S: 9	H: 2 LOB: 3 BB: 1 P: 13	R: 0 E: 0 K: 0 S: 3	H: 0 LOB: 0 BB: 0 P: 3	R: 0 E: 0 K: 0 S: 3	H: 0 LOB: 1 BB: 1 P: 7	R: 6 E: 1 K: 0 S: 7	H: 4 LOB: 0 BB: 2 P: 15	R: 0 E: 0 K: 1 S: 5	H: 0 LOB: 0 BB: 0 P: 5	R: 0 E: 0 K: 1 S: 5	H: 0 LOB: 0 BB: 0 P: 5	R: 0 E: 0 K: 0 S: 3	H: 1 LOB: 0 BB: 0 P: 3	R: 0 E: 0 K: 0 S: 4	H: 1 LOB: 1 BB: 0 P: 4	1B: 4 2B: 2 3B: 1 HR: 1	SF: 0 SAC: 1 DP: 0 HBP: 0	WP: 0 PB: 0 SB: 0 CS: 0	PA: 38						
PITCHER	IP	WLS	BF	H	R	ER	SO	BB	IBB	HBP	BLK	WP	HR	S	P	ERA	WHIP											
Jim Palmer, R ERA: 3.86	(1, 1)	5.0	L	25	6	6	6	3	4	0	0	0	0	1	27	43	10.80	2.000										
Eddie Watt, R ERA	(6, 1)	2.0		6	0	0	0	2	0	0	0	0	0	0	10	10	0.00	0.000										
Eddie Fisher, R ERA: 3.86	(8, 1)	2.0		7	2	0	0	0	0	0	0	0	0	7	7	0.00	1.000											

Batter	1	2	3	4	5	6	7	8	9	AB	R	H	RBI	BB	SO	LOB	BOTTOM											
Luis Aparicio, R OBP: 0.306, SLG: 0.388	6-3		L9		6-3		1B 1B		1B	5	0	2	0	0	0	0	Detroit Tigers @ Baltimore Orioles Memorial Stadium, Baltimore, MD Sun Apr 30 1967, 3:38 AM EDT Att: 26,884 - Unknown											
Russ Snyder, L OBP: 0.458, SLG: 0.737	4-0				FC6-4		1B			0	0	0	0	0	0	0												
Paul Blair, R OBP: 0.222, SLG: 0.238	G6-4-3		2B 1B		FC6-4		G5-4-3		F8	3	1	2	2	2	0	1												
Frank Robinson, R OBP: 0.449, SLG: 0.754	G6-4-3		1-H 2B		1-2		G5-4-3			4	0	1	1	0	0	4												
Brooks Robinson, R OBP: 0.304, SLG: 0.377		F7	L9				K		F2	4	0	0	0	0	1	2												
Curt Blefary, L OBP: 0.431, SLG: 0.635		1B 1B			1-3				K	4	1	2	1	0	1	0												
Mike Epstein, L OBP: 0.187, SLG: 0.091		FC4			K		F6		1-3	4	0	1	0	0	1	0												
Woodie Held, R OBP: 0.350, SLG: 0.444		K			FC6-4		L5		F5	3	0	0	0	1	1	2												
Larry Haney, R OBP: 0.333, SLG: 0.500		FC4			FC6-4		1B 1B		6-3	4	1	1	0	0	0	3												
Jim Palmer, R Bob Johnson, R Eddie Watt, R Sam Bowers, R Eddie Fisher, R Charlie Lau, L	(1, 1) (5, PH) (6, 1) (7, PH) (8, 1) (9, PH)		5-3		6-3		1-2 1B 1B		K	1	0	0	0	0	0	0												
Inning Stats	R: 0 E: 0 K: 0 S: 2	H: 0 LOB: 1 BB: 1 P: 6	R: 0 E: 0 K: 1 S: 7	H: 2 LOB: 2 BB: 0 P: 7	R: 1 E: 0 K: 0 S: 5	H: 2 LOB: 1 BB: 0 P: 5	R: 0 E: 0 K: 1 S: 5	H: 0 LOB: 1 BB: 1 P: 9	R: 0 E: 0 K: 0 S: 3	H: 0 LOB: 1 BB: 1 P: 7	R: 1 E: 0 K: 1 S: 6	H: 1 LOB: 0 BB: 0 P: 6	R: 2 E: 0 K: 0 S: 6	H: 4 LOB: 1 BB: 0 P: 6	R: 0 E: 0 K: 1 S: 5	H: 0 LOB: 0 BB: 0 P: 5	R: 0 E: 0 K: 1 S: 6	H: 1 LOB: 1 BB: 0 P: 6	1B: 8 2B: 1 3B: 0 HR: 1	SF: 0 SAC: 0 DP: 2 HBP: 0	WP: 0 PB: 0 SB: 0 CS: 0	PA: 38						
PITCHER	IP	WLS	BF	H	R	ER	SO	BB	IBB	HBP	BLK	WP	HR	S	P	ERA	WHIP											
Joe Sparma, R ERA: 3.42	(1, 1)	6.0	W	27	7	4	4	3	3	0	0	0	0	1	30	42	6.00	1.667										
Dave Wickersham, R ERA	(7, 1)	3.0	S	11	3	0	0	2	0	0	0	0	0	15	15	0.00	1.000											

Batter	1	2	3	4	5	6	7	8	9	AB	R	H	RBI	BB	SO	LOB	TOP								
Curt Blefary, L OBP: 0.414, SLG: 0.596 (1, 3)	0-0 F7	0-0 BLK 1B			0-0 F9	0-3 K		0-3 K		5	0	1	2	0	2	3	Baltimore Orioles @ Cleveland Indians Cleveland Municipal Stadium, Cleveland, OH Mon May 01 1967, 7:05 PM EDT Att: 5,349 - Unknown								
Larry Haney, R OBP: 0.333, SLG: 0.500 (8, 2)		1-1 2-H 1B				1-2 2-3				0	0	0	0	0	0	0									
Luis Aparicio, R OBP: 0.299, SLG: 0.375 (1, 6)	0-0 E6	0-3 K			0-0 FC6-4	1-2	0-0 1B G6-3	0-0 F3		5	1	1	0	0	1	2									
Frank Robinson, R OBP: 0.459, SLG: 0.754 (1, 9)	0-0 F7		0-0 CS 2B		4-0 1-2 BB		0-0 1-3 1B G6-3		0-3 K	4	0	2	0	1	1	1									
Brooks Robinson, R OBP: 0.297, SLG: 0.379 (1, 5)	0-0 F8		0-0 6-3		0-0 F5		0-0 1-2 1B G6-3		0-0 2B	5	0	1	0	0	0	5									
Sam Bowens, R OBP: 0.167, SLG: 0.167 (6, 1)		0-0 1-3		0-0 6-3			0-3 K		0-0 1-3	3	0	0	0	0	1	0									
Moe Drabowsky, R OBP: 0.500, SLG: 0.500 (7, PH)									0-0 F8	0	0	0	0	0	0	0									
Mike Epstein, L OBP: 0.154, SLG: 0.083 (7, 1)									0-0 F8	1	0	0	0	0	0	0									
Eddie Fisher, R (7, 1)									0-0 F8	1	0	0	0	0	0	1									
Davey Johnson, R OBP: 0.356, SLG: 0.350 (1, 4)		0-0 WP 1B SF9			0-3 K		0-0 HBP 1B		0-0 1B HR	5	3	3	0	0	1	1									
Paul Blair, R OBP: 0.265, SLG: 0.267 (1, 8)		0-0 WP 1B			0-0 6-3		1-0 BLK 1B HBP		0-0 1B HR	3	2	2	0	0	0	0									
Andy Etchebarren, R OBP: 0.280, SLG: 0.333 (8, PH)		4-0 1B			0-0 F2		0-3 K		0-0 1B HR	2	1	0	0	1	1	2									
Russ Snyder, L OBP: 0.458, SLG: 0.737 (8, PH)		1-2 2-3 1B BB							0-0 1B HR	2	2	2	0	0	0	0									
Woodie Held, R OBP: 0.381, SLG: 0.632 (8, 7)		1-2 2-3 1B BB							0-0 1B HR	1	1	1	3	0	0	0									
Tom Phoebus, R (1, 1)		0-0 SF9							0-0 4-3	0	0	0	0	0	0	0									
Bill Dillman, R (2, PH)										0	0	0	0	0	0	0									
Charlie Lau, L (2, PH)										0	0	0	1	0	0	0									
John Miller, R (2, 1)										0	0	0	0	0	0	0									
Boog Powell, L OBP: 0.317, SLG: 0.392 (8, 3)										2	0	1	1	0	0	0									
Inning Stats	R: 0 E: 1 K: 0 S: 4	H: 0 LOB: 1 BB: 0 P: 4	R: 3 E: 0 K: 1 S: 8	H: 3 LOB: 1 BB: 1 P: 12	R: 0 E: 0 K: 1 S: 3	H: 1 LOB: 0 BB: 0 P: 3	R: 0 E: 0 K: 1 S: 5	H: 0 LOB: 0 BB: 0 P: 5	R: 0 E: 0 K: 1 S: 3	H: 0 LOB: 2 BB: 1 P: 8	R: 1 E: 0 K: 3 S: 11	H: 2 LOB: 0 BB: 0 P: 12	R: 1 E: 0 K: 0 S: 4	H: 2 LOB: 0 BB: 0 P: 4	R: 3 E: 0 K: 1 S: 8	H: 3 LOB: 0 BB: 0 P: 8	R: 0 E: 0 K: 1 S: 6	H: 1 LOB: 1 BB: 0 P: 6	1B: 9 2B: 2 3B: 0 HR: 1	SF: 1 SAC: 0 DP: 1 HBP: 2	WP: 1 PB: 0 SB: 1 CS: 1	PA: 42			
PITCHER	IP	WLS	BF	H	R	ER	SO	BB	IBB	HBP	BLK	WP	HR	S	P	ERA	WHIP								
Sam McDowell, L ERA: 4.45 (1, 1)	1.1		7	2	2	2	0	0	0	0	0	0	0	7	7	13.50	1.500								
Steve Bailey, R ERA: 3.27 (2, 1)	4.2		21	4	2	2	5	2	0	2	2	1	0	27	37	3.86	1.286								
George Culver, R ERA: 5.4 (7, 1)	1.0		6	4	3	3	0	0	0	0	0	0	0	6	6	27.00	4.000								
Bob Allen, L ERA: 3.48 (8, 1)	1.0	L	4	1	1	1	1	0	0	0	0	0	1	6	6	9.00	1.000								
Luis Tiant, R ERA: 11.05 (9, 1)	1.0		4	1	0	0	1	0	0	0	0	0	0	6	6	0.00	1.000								

Batter	1	2	3	4	5	6	7	8	9	AB	R	H	RBI	BB	SO	LOB	BOTTOM								
Vic Davallo, L OBP: 0.292, SLG: 0.329 (1, 8)	4-0 WP HR	0-0 1B FC5-4		0-0 FC1-6		0-0 F2		0-0 F2		4	2	1	0	1	0	3	Baltimore Orioles @ Cleveland Indians Cleveland Municipal Stadium, Cleveland, OH Mon May 01 1967, 7:05 PM EDT Att: 5,349 - Unknown								
Max Alvis, R OBP: 0.323, SLG: 0.433 (1, 5)	0-0 HR	0-0 FC5-4		0-0 F2		0-0 1B			0-0 6-3	5	1	3	3	0	0	1									
Chuck Hinton, R OBP: 0.333, SLG: 0.422 (1, 9)	4-0 2B	0-0 FC5-4		0-3 K		0-0 F8			0-3 K	4	1	0	1	1	2	3									
Leon Wagner, L OBP: 0.286, SLG: 0.364 (8, 7)	0-0 FC	0-0 FC4-6			1-0 L4-6 HBP		0-0 3-1		0-0 F3	3	1	0	0	0	0	2									
Chico Salmon, R OBP: 0.286, SLG: 0.286 (9, PH)	1-2 1B	1-2								0	0	0	0	0	0	0									
Willie Smith, L OBP: 0.333, SLG: 0.444 (9, PH)										1	0	0	0	0	0	0									
Fred Whitfield, L OBP: 0.338, SLG: 0.414 (1, 3)	0-0 1B	0-3 K			0-3 K		0-3 K2-3			4	1	1	1	0	3	2									
Duke Sims, L OBP: 0.286, SLG: 0.310 (1, 2)	0-0 L4-3		4-0 G6-4-3		1-0 HBP		0-0 4-3			2	0	1	2	1	0	0									
Gus Gil, R OBP: 0.246, SLG: 0.250 (1, 4)	0-0 L4-3		0-3 K		0-0 L4-6				0-0 F7	4	0	0	0	0	1	4									
Larry Brown, R OBP: 0.375, SLG: 0.313 (1, 6)	0-0 2B		0-0 G6-4-3		0-0 HBP		0-0 F8		0-0 PB 1B	4	0	2	0	0	0	1									
Sam McDowell, L OBP: 0.300, SLG: 0.300 (2, 1)	0-0 F2			0-3 K		0-0 2B		0-3 K		1	0	0	0	0	0	1									
Lee Maye, L OBP: 0.236, SLG: 0.143 (7, 1)										1	0	0	0	0	0	0									
George Culver, R (7, 1)										0	0	0	0	0	0	0									
Bob Allen, L (8, PH)										0	0	0	0	0	0	0									
Rocky Colavito, R OBP: 0.271, SLG: 0.385 (8, PH)										1	0	0	0	0	1	1									
Luis Tiant, R (9, 1)										0	0	0	0	0	0	0									
Inning Stats	R: 5 E: 1 K: 0 S: 7	H: 4 LOB: 1 BB: 2 P: 15	R: 1 E: 0 K: 1 S: 7	H: 2 LOB: 1 BB: 0 P: 7	R: 0 E: 0 K: 1 S: 4	H: 0 LOB: 0 BB: 1 P: 8	R: 0 E: 0 K: 2 S: 8	H: 0 LOB: 1 BB: 0 P: 8	R: 0 E: 0 K: 1 S: 4	H: 0 LOB: 1 BB: 0 P: 6	R: 1 E: 0 K: 0 S: 5	H: 2 LOB: 0 BB: 0 P: 5	R: 0 E: 0 K: 1 S: 5	H: 0 LOB: 0 BB: 0 P: 5	R: 0 E: 0 K: 1 S: 6	H: 1 LOB: 1 BB: 0 P: 6	R: 0 E: 0 K: 1 S: 5	H: 0 LOB: 0 BB: 0 P: 5	1B: 4 2B: 6 3B: 0 HR: 1	SF: 0 SAC: 0 DP: 3 HBP: 2	WP: 1 PB: 2 SB: 1 CS: 0	PA: 40			
PITCHER	IP	WLS	BF	H	R	ER	SO	BB	IBB	HBP	BLK	WP	HR	S	P	ERA	WHIP								
Tom Phoebus, R ERA: 4.58 (1, 1)	0.0		5	2	5	4	0	0	0	0	0	0	0	4	4	0.00	2.000								
Bill Dillman, R ERA: 7.5 (2, 1)	4.0		16	2	1	1	5	1	0	2	0	0	0	23	29	2.25	0.750								
Moe Drabowsky, R ERA: 1.93 (6, 1)	1.0		5	2	1	1	0	0	0	0	0	0	0	5	5	9.00	2.000								
Eddie Fisher, R ERA: 2.92 (7, 1)	3.0	W	10	1	0	0	3	0	0	0	0	0	0	16	16	0.00	0.333								

AB	37
R	8
H	12
RBI	7
BB	2
SO	7
LOB	15

AB	35
R	7
H	9
RBI	7
BB	3
SO	8
LOB	18



Batter	1	2	3	4	5	6	7	8	9	AB	R	H	RBI	BB	SO	LOB	TOP			
Luis Aparicio, R (1, 6) OBP: 0.293, SLG: 0.364	F8		1-3		6-3		BB 1B		4-3	5	0	1	0	0	0	0	Baltimore Orioles @ Cleveland Indians Cleveland Municipal Stadium, Cleveland, OH Wed May 03 1967, 7:05 PM EDT Att: 5,454 - Unknown			
Russ Snyder, L (1, 8) OBP: 0.414, SLG: 0.636	BB 5-3 BB		F6		K		SF8		6-3	3	0	0	1	1	1	0				
Frank Robinson, R (1, 9) OBP: 0.456, SLG: 0.723	5-3		1B		6-3		3H 4-0 BB		5-3	4	0	1	0	1	0	1				
Brooks Robinson, R (1, 5) OBP: 0.308, SLG: 0.377	BB BB		1B		6-3		F6			3	0	1	0	1	0	2				
Boog Powell, L (1, 3) OBP: 0.323, SLG: 0.345	BB BB		K							1	0	0	0	1	1	2				
Mike Epstein, L (4, 3) OBP: 0.267, SLG: 0.154	1-2 2-3 BB		K							1	0	1	0	1	0	0				
Curt Blefary, L (1, 7) OBP: 0.405, SLG: 0.574	F2				4-3		2-3 BB		1B 1B	4	0	1	0	0	0	4				
Davey Johnson, R (1, 4) OBP: 0.367, SLG: 0.386			2-6 1B		2B		K		F8	4	0	2	0	0	1	3				
Andy Etchebarren, R (1, 2) OBP: 0.269, SLG: 0.319			K		1-3				K	2	0	0	0	0	1	2				
Paul Blair, P (7, PH) OBP: 0.260, SLG: 0.261										1	0	0	0	0	1	0				
Bill Dillman, R (7, 1)										0	0	0	0	0	0	0				
Charlie Lau, L (8, PH)										1	0	0	0	0	1	2				
Wally Bunker, R (8, 1)										0	0	0	0	0	0	0				
Dave McNally, R (1, 1) OBP: 0.111, SLG: 0.222			2-6		K					2	0	0	0	0	1	2				
Bob Johnson, R (7, PH)										0	1	0	0	1	0	0				
Larry Haney, R (7, 2) OBP: 0.308, SLG: 0.462	1-2				K		1B SF8 BB		K	1	0	0	0	0	1	2				
Inning Stats	R: 0 E: 0 K: 0 S: 3	H: 0 LOB: 3 BB: 3 P: 15	R: 0 E: 0 K: 1 S: 5	H: 1 LOB: 0 BB: 0 P: 5	R: 0 E: 0 K: 1 S: 7	H: 2 LOB: 2 BB: 0 P: 7	R: 0 E: 0 K: 1 S: 6	H: 1 LOB: 1 BB: 0 P: 6	R: 0 E: 0 K: 1 S: 5	H: 0 LOB: 0 BB: 1 P: 9	R: 1 E: 0 K: 1 S: 6	H: 1 LOB: 2 BB: 2 P: 14	R: 0 E: 0 K: 2 S: 9	H: 2 LOB: 2 BB: 0 P: 9	R: 0 E: 0 K: 0 S: 3	H: 0 LOB: 0 BB: 0 P: 3	1B: 6 2B: 2 3B: 0 HR: 0	SF: 1 SAC: 0 DP: 1 HBP: 0	WP: 0 PB: 0 SB: 0 CS: 0	PA: 39
PITCHER Sonny Siebert, R (1, 1) ERA: 1.16	IP: 9.0 WLS: W BF: 39	H: 7 R: 1 ER: 1 SO: 8	BB: 6 IBB: 0 HBP: 0 BLK: 0	WP: 0 HR: 0 S: 49 P: 73	ERA: 1.00 WHIP: 1.444	PITCHER														

Batter	1	2	3	4	5	6	7	8	9	AB	R	H	RBI	BB	SO	LOB	BOTTOM										
Max Alvis, R (1, 5) OBP: 0.319, SLG: 0.413	G3				F7		K			3	0	0	0	1	1	2	Baltimore Orioles @ Cleveland Indians Cleveland Municipal Stadium, Cleveland, OH Wed May 03 1967, 7:05 PM EDT Att: 5,454 - Unknown										
Vic Davallillo, L (1, 8) OBP: 0.289, SLG: 0.324	1B 5-3 1B		G3		F8		F7			4	0	1	0	0	0	4											
Chuck Hinton, R (1, 9) OBP: 0.329, SLG: 0.403	5-3		1-3		1B SF8 BB		F8			3	1	0	0	1	0	1											
Rocky Colavito, R (1, 7) OBP: 0.524, SLG: 0.647					FC7-4 SF8 1B		5-3			4	1	3	1	0	0	0											
Lee Maye, L (8, 7) OBP: 0.250, SLG: 0.143	2-3 1B		HR		1-3 1B		5-3			0	0	0	0	0	0	0											
Joe Azcue, R (1, 2) OBP: 0.333, SLG: 0.100	6-3		K		SF8		K			3	0	0	1	0	2	2											
Chico Salmon, R (1, 3) OBP: 0.273, SLG: 0.200			F8		5-3		FC7-4			3	0	0	0	1	0	1											
Gus Gil, R (1, 4) OBP: 0.246, SLG: 0.237	F7				F9		FC5-4 BB		G5-4-3 BB	3	0	0	0	1	0	1											
Larry Brown, R (1, 6) OBP: 0.383, SLG: 0.333			2B 2B		CI BB		FC5-4 HR		5-3	3	2	1	0	1	0	1											
Sonny Siebert, R (1, 1) OBP: 0.333, SLG: 0.778			2H 2B		CI		1-2 HR			2	1	2	3	0	0	0											
Inning Stats	R: 0 E: 0 K: 0 S: 5	H: 2 LOB: 2 BB: 0 P: 5	R: 1 E: 0 K: 0 S: 5	H: 2 LOB: 1 BB: 1 P: 9	R: 1 E: 0 K: 1 S: 6	H: 1 LOB: 0 BB: 0 P: 6	R: 0 E: 1 K: 0 S: 4	H: 0 LOB: 2 BB: 1 P: 8	R: 1 E: 0 K: 0 S: 3	H: 1 LOB: 0 BB: 1 P: 7	R: 2 E: 0 K: 1 S: 6	H: 1 LOB: 1 BB: 1 P: 10	R: 0 E: 0 K: 1 S: 5	H: 0 LOB: 0 BB: 0 P: 5	R: 0 E: 0 K: 0 S: 2	H: 0 LOB: 0 BB: 1 P: 6	1B: 3 2B: 3 3B: 0 HR: 2	SF: 1 SAC: 0 DP: 2 HBP: 0	WP: 0 PB: 0 SB: 0 CS: 0	PA: 35							
PITCHER Dave McNally, L (1, 1) ERA: 6.33	IP: 6.0 WLS: L BF: 29	H: 7 R: 5 ER: 5 SO: 2	BB: 4 IBB: 0 HBP: 0 BLK: 0	WP: 0 HR: 2 S: 29 P: 45	ERA: 7.50 WHIP: 1.833	PITCHER																					
Bill Dillman, R (7, 1) ERA:	1.0	3	0	0	0	1	0	0	0	5	5	0.00	0.000														
Wally Bunker, R (8, 1) ERA: 6.08	1.0	3	0	0	0	0	1	0	0	2	6	0.00	1.000														



Batter	1	2	3	4	5	6	7	8	9	AB	R	H	RBI	BB	SO	LOB	TOP			
Curt Blefary, L OBP: 0.397, SLG: 0.547 (1, 3)										3	0	0	0	1	1	0	Baltimore Orioles @ Detroit Tigers Tiger Stadium, Detroit, MI Fri May 05 1967, 7:05 PM EDT Att: 20,986 - Unknown			
Luis Aparicio, R OBP: 0.279, SLG: 0.346 (1, 6)										4	0	0	0	0	1	1				
Frank Robinson, R OBP: 0.434, SLG: 0.681 (1, 9)										4	0	0	0	0	0	1				
Brooks Robinson, R OBP: 0.317, SLG: 0.384 (1, 5)									4	0	2	0	0	0	0	0				
Woodie Held, R OBP: 0.320, SLG: 0.522 (1, 7)									4	0	0	0	0	1	2					
Davey Johnson, R OBP: 0.365, SLG: 0.383 (1, 4)									3	0	1	0	0	1	1					
Paul Blair, R OBP: 0.264, SLG: 0.265 (1, 8)									3	0	1	0	0	0	1					
Larry Haney, R OBP: 0.313, SLG: 0.400 (1, 2)									2	0	0	0	1	1	0					
Steve Barber, L (1, 1)									2	0	0	0	0	2	3					
Eddie Watt, R (5, 1)									0	0	0	0	0	0	0					
Stu Miller, R (7, 1)									0	0	0	0	0	0	0					
Sam Bowers, R OBP: 0.143, SLG: 0.143 (8, PH)									1	0	0	0	0	1	0					
Eddie Fisher, R (8, 1)									0	0	0	0	0	0	0					
Inning Stats	R: 0 E: 0 K: 0 S: 2	H: 0 LOB: 0 BB: 1 P: 6	R: 0 E: 0 K: 2 S: 9	H: 2 LOB: 3 BB: 1 P: 13	R: 0 E: 0 K: 0 S: 3	H: 0 LOB: 0 BB: 0 P: 3	R: 0 E: 0 K: 0 S: 4	H: 1 LOB: 1 BB: 0 P: 4	R: 0 E: 0 K: 2 S: 7	H: 0 LOB: 0 BB: 0 P: 7	R: 0 E: 0 K: 1 S: 6	H: 1 LOB: 1 BB: 0 P: 6	R: 0 E: 0 K: 1 S: 5	H: 0 LOB: 0 BB: 0 P: 5	R: 0 E: 0 K: 1 S: 5	H: 0 LOB: 0 BB: 0 P: 5	1B: 4 2B: 0 3B: 0 HR: 0	SF: 0 SAC: 0 DP: 1 HBP: 0	WP: 0 PB: 0 SB: 0 CS: 0	PA: 32
PITCHER Mickey Lolich, L ERA: 3.38 (1, 1)	IP: 9.0 WLS: W BF: 32 H: 4 R: 0 ER: 0 SO: 8 BB: 2 IBB: 0 HBP: 0 BLK: 0 WP: 0 HR: 0 S: 46 P: 54 ERA: 0.00 WHIP: 0.667															PITCHER				

AB	30
R	0
H	4
RBI	0
BB	2
SO	8
LOB	9



Batter	1	2	3	4	5	6	7	8	9	AB	R	H	RBI	BB	SO	LOB	BOTTOM			
Don Wert, R OBP: 0.265, SLG: 0.211 (1, 5)										4	1	1	0	0	2	2	Baltimore Orioles @ Detroit Tigers Tiger Stadium, Detroit, MI Fri May 05 1967, 7:05 PM EDT Att: 20,986 - Unknown			
Dick McAuliffe, L OBP: 0.400, SLG: 0.500 (1, 4)									3	1	2	1	1	0	0					
Al Kaline, R OBP: 0.469, SLG: 0.623 (1, 9)									3	0	1	1	1	0	1					
Willie Horton, R (1, 7)									3	0	0	0	0	0	3					
Mickey Stanley, R OBP: 0.333, SLG: 0.176 (6, 8)									1	0	0	0	0	0	0					
Jim Northrup, L OBP: 0.333, SLG: 0.405 (6, 7)									4	0	0	0	0	1	4					
Bill Freehan, R OBP: 0.479, SLG: 0.593 (1, 2)									4	0	0	0	0	0	3					
Norm Cash, L OBP: 0.500, SLG: 0.396 (1, 3)									3	1	1	0	1	1	3					
Ray Oyler, R OBP: 0.340, SLG: 0.267 (1, 6)									3	0	0	0	1	0	0					
Mickey Lolich, S OBP: 0.417, SLG: 0.300 (1, 1)									2	1	1	1	1	0	0					
Inning Stats	R: 0 E: 0 K: 0 S: 3	H: 0 LOB: 1 BB: 1 P: 7	R: 1 E: 0 K: 1 S: 6	H: 1 LOB: 2 BB: 2 P: 14	R: 1 E: 0 K: 0 S: 4	H: 1 LOB: 0 BB: 0 P: 4	R: 0 E: 0 K: 0 S: 3	H: 1 LOB: 0 BB: 0 P: 3	R: 2 E: 1 K: 0 S: 6	H: 2 LOB: 3 BB: 2 P: 14	R: 0 E: 0 K: 1 S: 5	H: 0 LOB: 0 BB: 0 P: 5	R: 0 E: 1 K: 1 S: 6	H: 1 LOB: 1 BB: 0 P: 6	R: 0 E: 0 K: 1 S: 5	H: 0 LOB: 0 BB: 0 P: 5	1B: 5 2B: 0 3B: 0 HR: 1	SF: 0 SAC: 0 DP: 0 HBP: 0	WP: 0 PB: 0 SB: 0 CS: 0	PA: 35
PITCHER Steve Barber, L ERA: 1.65 Eddie Watt, R ERA: 1.65 Stu Miller, R ERA: 2.08 Eddie Fisher, R ERA: 2.7 (1, 1)	IP: 4.0 WLS: L BF: 20 H: 5 R: 4 ER: 3 SO: 3 BB: 4 IBB: 0 HBP: 0 BLK: 0 WP: 0 HR: 1 S: 18 P: 34 ERA: 6.75 WHIP: 2.250															PITCHER				

AB	30
R	4
H	6
RBI	3
BB	5
SO	4
LOB	16



Batter	1	2	3	4	5	6	7	8	9	AB	R	H	RBI	BB	SO	LOB	TOP		
Luis Aparicio, R (1, 6) OBP: 0.289, SLG: 0.353										4	0	2	0	0	0	2	<p>Baltimore Orioles @ Detroit Tigers Tiger Stadium, Detroit, MI Sat May 06 1967, 4:33 AM EDT Att: 13,864 - Unknown</p>		
Russ Snyder, L (1, 8) OBP: 0.394, SLG: 0.583										2	0	0	1	1	0	1			
Frank Robinson, R (1, 9) OBP: 0.437, SLG: 0.681										3	0	1	0	1	0	2			
Brooks Robinson, R (1, 5) OBP: 0.302, SLG: 0.364										4	0	0	0	1	3				
Boog Powell, L (1, 3) OBP: 0.318, SLG: 0.339										4	0	1	0	0	1	1			
Curt Blefary, L (1, 7) OBP: 0.390, SLG: 0.522										3	0	0	0	1	0	2			
Davey Johnson, R (1, 4) OBP: 0.339, SLG: 0.353										4	0	0	0	0	1	2			
Larry Haney, R (1, 2) OBP: 0.368, SLG: 0.500										3	1	2	0	0	1	0			
Jim Palmer, R (1, 1) OBP: 0.286, SLG: 0.333										1	0	1	0	0	0	0			
Charlie Lau, L (7, PH)										1	0	0	0	0	0	1			
Stu Miller, R (7, 1)										0	0	0	0	0	0	0			
Inning Stats	R: 0 E: 0 K: 0 S: 3	H: 1 LOB: 1 BB: 1 P: 7	R: 0 E: 0 K: 0 S: 3	H: 0 LOB: 0 BB: 0 P: 3	R: 0 E: 0 K: 1 S: 6	H: 1 LOB: 1 BB: 0 P: 6	R: 0 E: 0 K: 2 S: 7	H: 0 LOB: 2 BB: 2 P: 15	R: 1 E: 0 K: 0 S: 4	H: 2 LOB: 0 BB: 0 P: 4	R: 0 E: 0 K: 1 S: 6	H: 1 LOB: 1 BB: 0 P: 6	R: 0 E: 0 K: 0 S: 3	H: 0 LOB: 0 BB: 0 P: 3	R: 0 E: 0 K: 0 S: 3	H: 0 LOB: 0 BB: 0 P: 3	1B: 4 2B: 4 3B: 0 HR: 0	SF: 1 SAC: 1 DP: 2 HBP: 0	WP: 0 PA: 35 PB: 0 SB: 0 CS: 0
PITCHER Earl Wilson, R (1, 1) ERA: 2.27	IP: 9.0 WLS: W BF: 34 H: 7 R: 1 ER: 1 SO: 4 BB: 3 IBB: 0 HBP: 0 BLK: 0 WP: 0 HR: 0 S: 39 P: 51 ERA: 1.00 WHIP: 1.111															PITCHER			

Batter	1	2	3	4	5	6	7	8	9	AB	R	H	RBI	BB	SO	LOB	BOTTOM		
Dick McAuliffe, L (1, 4) OBP: 0.405, SLG: 0.508										3	0	1	1	1	0	1	<p>Baltimore Orioles @ Detroit Tigers Tiger Stadium, Detroit, MI Sat May 06 1967, 4:33 AM EDT Att: 13,864 - Unknown</p>		
Don Wert, R (1, 5) OBP: 0.264, SLG: 0.213										4	0	1	0	0	0	2			
Al Kaline, R (1, 9) OBP: 0.482, SLG: 0.667										3	2	2	1	1	0	2			
Willie Horton, R (1, 7) OBP: 0.286, SLG: 0.167										2	0	1	0	1	1	1			
Mickey Stanley, R (8, 8) OBP: 0.333, SLG: 0.176										0	0	0	0	0	0	0			
Jim Northrup, L (1, 8) OBP: 0.329, SLG: 0.390										3	1	0	0	1	0	3			
Norm Cash, L (1, 3) OBP: 0.474, SLG: 0.365										4	0	0	0	0	0	4			
Bill Freehan, R (1, 2) OBP: 0.481, SLG: 0.579										3	1	1	0	1	0	1			
Ray Oyler, R (1, 6) OBP: 0.327, SLG: 0.255										2	0	0	0	0	0	0			
Jerry Lumpe, L (8, PH) OBP: 0.273, SLG: 0.200										1	0	1	2	0	0	0			
Dick Tracewski, R (8, PR) OBP: 0.250, SLG: 0.333										0	0	0	0	0	0	0			
Earl Wilson, R (1, 1) OBP: 0.278, SLG: 0.294										3	0	1	0	1	2	3			
Inning Stats	R: 1 E: 0 K: 0 S: 4	H: 1 LOB: 1 BB: 1 P: 8	R: 0 E: 0 K: 0 S: 3	H: 0 LOB: 0 BB: 0 P: 3	R: 0 E: 0 K: 0 S: 3	H: 1 LOB: 1 BB: 1 P: 7	R: 0 E: 0 K: 0 S: 4	H: 1 LOB: 1 BB: 0 P: 4	R: 0 E: 0 K: 1 S: 5	H: 0 LOB: 1 BB: 1 P: 9	R: 1 E: 0 K: 1 S: 7	H: 2 LOB: 1 BB: 0 P: 7	R: 2 E: 0 K: 1 S: 7	H: 2 LOB: 2 BB: 2 P: 15	R: 0 E: 0 K: 1 S: 7	H: 0 LOB: 0 BB: 0 P: 3	1B: 5 2B: 3 3B: 0 HR: 1	SF: 0 SAC: 2 DP: 1 HBP: 0	WP: 0 PA: 36 PB: 0 SB: 1 CS: 0
PITCHER Jim Palmer, R (1, 1) ERA: 3.33	IP: 6.0 WLS: L BF: 24 H: 4 R: 1 ER: 1 SO: 1 BB: 4 IBB: 0 HBP: 0 BLK: 0 WP: 0 HR: 1 S: 22 P: 38 ERA: 1.50 WHIP: 1.333															PITCHER			
Stu Miller, R (7, 1) ERA: 4.22	IP: 2.0 WLS: L BF: 12 H: 4 R: 3 ER: 3 SO: 2 BB: 0 IBB: 2 HBP: 0 BLK: 0 WP: 0 HR: 0 S: 14 P: 22 ERA: 13.50 WHIP: 2.000															PITCHER			



Batter	1	2	3	4	5	6	7	8	9	AB	R	H	RBI	BB	SO	LOB	TOP					
Don Buford, S OBP: 0.289, SLG: 0.219 (1, 5)										3	1	1	1	1	0	1	Chicago White Sox @ Baltimore Orioles Memorial Stadium, Baltimore, MD Tue May 09 1967, 7:05 PM EDT Att: 8,145 - Unknown					
Wayne Causey, L OBP: 0.480, SLG: 0.591 Al Weis, S OBP: 0.286, SLG: 0.286 (1, 4) (7, 4)										3	0	0	0	1	1	2						
Tommie Agee, R OBP: 0.360, SLG: 0.458 (1, 8)										4	1	1	2	0	1	2						
Pete Ward, L OBP: 0.373, SLG: 0.412 (1, 7)										4	0	1	0	0	1	2						
Tom McCraw, L OBP: 0.310, SLG: 0.379 (1, 3)										4	0	0	0	0	2	1						
Ken Berry, R OBP: 0.365, SLG: 0.320 (1, 9)										4	0	0	0	0	2	0						
J.C. Martin, L OBP: 0.156, SLG: 0.036 (1, 2)										2	1	0	0	2	0	0						
Ron Hansen, R OBP: 0.242, SLG: 0.204 (1, 6)										4	1	1	2	0	1	1						
Gary Peters, L OBP: 0.200, SLG: 0.333 Bob Locker, S (9, 1)										3	1	2	0	0	0	1						
Inning Stats	R: 2 E: 0 K: 1 S: 6	H: 2 LOB: 0 BB: 1 P: 10	R: 0 E: 0 K: 1 S: 5	H: 0 LOB: 1 BB: 1 P: 9	R: 0 E: 0 K: 2 S: 7	H: 0 LOB: 0 BB: 0 P: 7	R: 0 E: 0 K: 1 S: 5	H: 0 LOB: 0 BB: 0 P: 5	R: 2 E: 0 K: 0 S: 5	H: 2 LOB: 2 BB: 2 P: 13	R: 0 E: 0 K: 1 S: 5	H: 0 LOB: 0 BB: 0 P: 5	R: 1 E: 0 K: 1 S: 6	H: 2 LOB: 0 BB: 0 P: 6	R: 0 E: 0 K: 0 S: 3	H: 0 LOB: 0 BB: 0 P: 3	R: 0 E: 0 K: 1 S: 5	H: 0 LOB: 0 BB: 0 P: 5	1B: 3 2B: 0 3B: 1 HR: 2	SF: 0 SAC: 0 DP: 0 HBP: 0	WP: 1 PB: 0 SB: 0 CS: 2	PA: 35
PITCHER	IP	WLS	BF	H	R	ER	SO	BB	IBB	HBP	BLK	WP	HR	S	P	ERA	WHIP					
Tom Phoebus, R ERA: 5.32 (1, 1)	4.1		20	4	4	4	5	4	0	0	0	1	2	26	42	8.31	1.846					
Eddie Watt, R ERA: 0.75 (5, 1)	2.2	L	9	2	1	1	2	0	0	0	0	0	0	13	13	3.38	0.750					
Eddie Fisher, R ERA: 2.35 (8, 1)	2.0		6	0	0	0	1	0	0	0	0	0	0	8	8	0.00	0.000					

Batter	1	2	3	4	5	6	7	8	9	AB	R	H	RBI	BB	SO	LOB	BOTTOM					
Curt Blefary, L OBP: 0.400, SLG: 0.507 (1, 7)										5	0	1	0	0	0	1	Chicago White Sox @ Baltimore Orioles Memorial Stadium, Baltimore, MD Tue May 09 1967, 7:05 PM EDT Att: 8,145 - Unknown					
Luis Aparicio, R OBP: 0.295, SLG: 0.323 (1, 6)										4	0	0	0	0	1	1						
Frank Robinson, R OBP: 0.432, SLG: 0.641 (1, 9)										3	1	0	0	1	1	1						
Brooks Robinson, R OBP: 0.301, SLG: 0.361 (1, 5)										3	2	1	0	1	1	1						
Boog Powell, L OBP: 0.324, SLG: 0.379 (1, 3)										3	1	2	3	1	0	1						
Davey Johnson, R OBP: 0.323, SLG: 0.321 (1, 4)										2	0	0	0	1	1	1						
Paul Blair, R OBP: 0.246, SLG: 0.250 (1, 8)										3	0	0	1	0	0	1						
Andy Etchebarren, R OBP: 0.273, SLG: 0.306 Bob Johnson, R OBP: 0.500, SLG: 0.333 Mark Belanger, R OBP: 0.500, SLG: 0.500 (1, 2) (9, PH) (9, PR)										2	0	0	0	1	2	1						
Tom Phoebus, R Eddie Watt, R Woodie Held, R Eddie Fisher, R Sam Bowers, R Russ Snyder, L (1, 1) (5, 1) (7, PH) (8, 1) (9, PH) (9, PH)										2	0	0	0	0	2	2						
Inning Stats	R: 3 E: 0 K: 1 S: 6	H: 1 LOB: 0 BB: 2 P: 14	R: 0 E: 0 K: 2 S: 7	H: 0 LOB: 0 BB: 0 P: 7	R: 0 E: 0 K: 1 S: 6	H: 1 LOB: 2 BB: 1 P: 10	R: 0 E: 0 K: 2 S: 7	H: 0 LOB: 0 BB: 0 P: 7	R: 1 E: 0 K: 1 S: 6	H: 1 LOB: 1 BB: 1 P: 10	R: 0 E: 0 K: 1 S: 5	H: 0 LOB: 0 BB: 0 P: 5	R: 0 E: 0 K: 0 S: 3	H: 0 LOB: 1 BB: 1 P: 7	R: 0 E: 0 K: 0 S: 4	H: 1 LOB: 1 BB: 0 P: 4	R: 0 E: 0 K: 0 S: 4	H: 1 LOB: 1 BB: 0 P: 4	1B: 3 2B: 1 3B: 0 HR: 1	SF: 1 SAC: 1 DP: 0 HBP: 0	WP: 0 PB: 0 SB: 0 CS: 0	PA: 37
PITCHER	IP	WLS	BF	H	R	ER	SO	BB	IBB	HBP	BLK	WP	HR	S	P	ERA	WHIP					
Gary Peters, L ERA: 2.41 (1, 1)	8.1		35	5	4	4	9	5	0	0	0	0	1	48	68	4.32	1.200					
Bob Locker, R ERA: 0.55 (9, 1)	0.2	S	2	0	0	0	0	0	0	0	0	0	0	2	2	0.00	0.000					

Batter	1	2	3	4	5	6	7	8	9	AB	R	H	RBI	BB	SO	LOB	TOP					
Curt Blefary, L OBP: 0.410, SLG: 0.525 (1, 7)										3	2	1	0	2	0	4	Baltimore Orioles @ New York Yankees Yankee Stadium, Bronx, NY Fri May 12 1967, 7:05 PM EDT Att: 22,300 - Unknown					
Luis Aparicio, R OBP: 0.271, SLG: 0.324 (1, 6)										6	2	2	0	0	0	7						
Frank Robinson, R OBP: 0.433, SLG: 0.616 (1, 9)										4	1	3	4	1	0	1						
Russ Snyder, L OBP: 0.385, SLG: 0.517 (6, PR) (8, 9)										1	2	1	0	0	0	0						
Brooks Robinson, R OBP: 0.301, SLG: 0.348 (1, 5)										5	1	1	2	1	0	6						
Boog Powell, L OBP: 0.325, SLG: 0.365 (1, 3)										5	2	1	2	1	3	1						
Woodie Held, R OBP: 0.344, SLG: 0.444 (1, 4)										3	2	0	0	3	1	1						
Paul Blair, R OBP: 0.288, SLG: 0.311 (1, 8)										6	0	4	4	0	1	0						
Andy Etchebarren, R OBP: 0.328, SLG: 0.370 (1, 2)										5	1	4	2	1	0	2						
Jim Palmer, R OBP: 0.167, SLG: 0.182 (1, 1)										5	1	0	0	0	3	10						
Inning Stats	R: 0 E: 0 K: 0 S: 3	H: 0 LOB: 1 BB: 1 P: 7	R: 0 E: 0 K: 1 S: 5	H: 0 LOB: 0 BB: 0 P: 5	R: 1 E: 0 K: 1 S: 8	H: 3 LOB: 2 BB: 0 P: 8	R: 0 E: 0 K: 2 S: 8	H: 1 LOB: 2 BB: 1 P: 12	R: 4 E: 0 K: 1 S: 8	H: 4 LOB: 2 BB: 2 P: 17	R: 0 E: 0 K: 0 S: 2	H: 0 LOB: 1 BB: 2 P: 10	R: 0 E: 0 K: 1 S: 5	H: 0 LOB: 0 BB: 0 P: 5	R: 7 E: 1 K: 0 S: 10	H: 5 LOB: 2 BB: 2 P: 18	R: 2 E: 0 K: 2 S: 11	H: 4 LOB: 3 BB: 1 P: 15	1B: 15 2B: 3 3B: 0 HR: 0	SF: 0 SAC: 1 DP: 1 HBP: 1	WP: 0 PB: 1 CS: 1	PA: 54
PITCHER	IP WLS BF H R ER SO BB IBB HBP BLK WP HR S P ERA WHIP																					
Whitey Ford, L ERA: 1.47 (1, 1)	3.0 L 13 3 1 1 2 1 0 0 0 0 0 0 16 20 3.00 1.333																					
Jim Bouton, R ERA: 5.73 (4, 1)	1.2 12 4 4 4 2 2 1 1 0 0 0 0 12 25 21.60 3.600																					
Thad Tilletson, R ERA: 2.61 (5, 1)	1.1 6 1 0 0 1 2 0 0 0 0 0 0 6 14 0.00 2.250																					
Hal Reniff, R ERA: 5.93 (7, 1)	2.0 18 8 9 8 1 1 1 0 0 0 0 0 18 26 36.00 4.500																					
Dooley Womack, R ERA: 1.22 (9, 1)	1.0 5 1 0 0 2 1 0 0 0 0 0 0 8 12 0.00 2.000																					
Batter	1	2	3	4	5	6	7	8	9	AB	R	H	RBI	BB	SO	LOB	BOTTOM					
Horace Clarke, S OBP: 0.282, SLG: 0.231 (1, 4)										3	0	1	0	0	0	0	Baltimore Orioles @ New York Yankees Yankee Stadium, Bronx, NY Fri May 12 1967, 7:05 PM EDT Att: 22,300 - Unknown					
Tom Tresh, S OBP: 0.337, SLG: 0.364 (1, 7)										3	0	0	0	0	1	1						
Mickey Mantle, S OBP: 0.375, SLG: 0.400 (1, 3)										3	0	0	0	0	0	0						
Joe Pepitone, L OBP: 0.300, SLG: 0.293 (1, 8)										3	0	0	0	0	1	0						
Steve Whitaker, L OBP: 0.303, SLG: 0.419 (1, 9)										3	0	0	0	0	0	0						
Jake Gibbs, L OBP: 0.384, SLG: 0.319 (1, 2)										3	0	0	0	0	1	0						
Dick Howser, R OBP: 0.429, SLG: 0.340 (1, 5)										3	0	0	0	0	0	0						
John Kennedy, R OBP: 0.319, SLG: 0.268 (1, 6)										3	0	0	0	0	0	0						
Whitey Ford, L OBP: 0.154, SLG: 0.154 (3, PR) (4, 1)										0	0	0	0	0	0	0						
Frank Tepedino, L OBP: 0.230, SLG: 0.230 (7, 1)										1	0	0	0	0	0	0						
Dick Howser, R OBP: 0.429, SLG: 0.340 (9, PR)										1	0	0	0	0	0	0						
Inning Stats	R: 0 E: 0 K: 0 S: 3	H: 0 LOB: 0 BB: 0 P: 3	R: 0 E: 0 K: 2 S: 7	H: 0 LOB: 0 BB: 0 P: 7	R: 0 E: 0 K: 0 S: 3	H: 0 LOB: 0 BB: 0 P: 3	R: 0 E: 0 K: 1 S: 5	H: 0 LOB: 0 BB: 0 P: 5	R: 0 E: 0 K: 0 S: 3	H: 1 LOB: 0 BB: 0 P: 3	R: 0 E: 0 K: 0 S: 3	H: 0 LOB: 0 BB: 0 P: 3	R: 0 E: 0 K: 0 S: 3	H: 0 LOB: 0 BB: 0 P: 3	R: 0 E: 0 K: 0 S: 3	H: 0 LOB: 0 BB: 0 P: 3	1B: 1 2B: 0 3B: 0 HR: 0	SF: 0 SAC: 0 DP: 1 HBP: 0	WP: 0 PB: 0 CS: 0	PA: 27		
PITCHER	IP WLS BF H R ER SO BB IBB HBP BLK WP HR S P ERA WHIP																					
Jim Palmer, R ERA: 2.5 (1, 1)	9.0 W 27 1 0 0 4 0 0 0 0 0 0 0 35 35 0.00 0.111																					
AB	R	H	RBI	BB	SO	LOB																
AB	R	H	RBI	BB	SO	LOB																
AB	R	H	RBI	BB	SO	LOB																

Batter	1	2	3	4	5	6	7	8	9	AB	R	H	RBI	BB	SO	LOB	TOP			
Curt Blefary, L OBP: 0.400, SLG: 0.518 (1, 7)										5	1	1	0	0	1	4	Baltimore Orioles @ New York Yankees Yankee Stadium, Bronx, NY Sat May 13 1967, 7:05 PM EDT Att: 18,355 - Unknown			
Luis Aparicio, R OBP: 0.270, SLG: 0.321 (1, 6)										4	0	1	0	0	0	1				
Mark Belanger, R OBP: 0.250, SLG: 0.250 (5, 6)										1	0	0	0	0	0	0				
Frank Robinson, R OBP: 0.422, SLG: 0.626 (1, 9)										5	2	1	2	0	1	1				
Brooks Robinson, R OBP: 0.315, SLG: 0.371 (1, 5)										5	1	3	0	0	0	0				
Boog Powell, L OBP: 0.341, SLG: 0.372 (1, 3)										4	0	2	0	1	1	2				
Woodie Held, R OBP: 0.324, SLG: 0.387 (1, 4)										4	1	0	0	0	1	5				
Paul Blair, R OBP: 0.296, SLG: 0.318 (1, 8)										5	0	2	2	0	0	5				
Andy Etchebarren, R OBP: 0.354, SLG: 0.386 (1, 2)										3	0	2	0	1	0	0				
Dave McNally, R OBP: 0.091, SLG: 0.182 (1, 1)										0	0	0	0	0	0	0				
Davey Johnson, R OBP: 0.303, SLG: 0.300 (2, PH)										1	0	0	0	0	0	3				
Moe Drabowsky, R OBP: 0.667, SLG: 0.500 (2, 1)										0	0	0	0	1	0	0				
Eddie Watt, R OBP: 0.667, SLG: 0.500 (6, 1)										1	0	0	0	0	0	1				
Inning Stats	R: 0 E: 0 K: 1 S: 5	H: 0 LOB: 0 BB: 0 P: 5	R: 0 E: 0 K: 1 S: 8	H: 3 LOB: 3 BB: 0 P: 8	R: 4 E: 2 K: 1 S: 10	H: 4 LOB: 3 BB: 1 P: 15	R: 1 E: 0 K: 0 S: 5	H: 2 LOB: 2 BB: 1 P: 9	R: 0 E: 0 K: 0 S: 3	H: 0 LOB: 1 BB: 1 P: 7	R: 0 E: 0 K: 0 S: 3	H: 2 LOB: 1 BB: 0 P: 4	R: 0 E: 0 K: 1 S: 5	H: 0 LOB: 0 BB: 0 P: 5	R: 0 E: 0 K: 0 S: 4	H: 1 LOB: 1 BB: 0 P: 4	1B: 9 2B: 2 3B: 0 HR: 1	SF: 0 SAC: 0 DP: 0 HBP: 1	WP: 1 PB: 0 SB: 0 CS: 0	PA: 43
PITCHER	IP WLS BF H R ER SO BB IBB HBP BLK WP HR S P ERA WHIP																			
Al Downing, L ERA: 2.96 (1, 1)	2.2 L 17 7 4 4 3 1 0 1 0 0 1 0 21 26 13.50 3.000																			
Thad Tillotson, R ERA: 3.09 (3, 1)	1.1 8 2 1 1 0 0 0 1 0 0 0 1 7 11 6.75 1.500																			
Steve Hamilton, L ERA: 4.91 (5, 1)	3.0 11 2 0 0 0 1 0 0 0 0 0 0 10 14 0.00 1.000																			
Fred Talbot, R ERA: 3.38 (8, 1)	2.0 7 1 0 0 1 0 0 0 0 0 0 0 9 9 0.00 0.500																			

Batter	1	2	3	4	5	6	7	8	9	AB	R	H	RBI	BB	SO	LOB	BOTTOM			
Horace Clarke, S OBP: 0.280, SLG: 0.232 (1, 4)										4	1	1	0	0	0	0	Baltimore Orioles @ New York Yankees Yankee Stadium, Bronx, NY Sat May 13 1967, 7:05 PM EDT Att: 18,355 - Unknown			
Dick Howser, R OBP: 0.417, SLG: 0.320 (1, 5)										3	1	0	0	1	0	0				
Mickey Mantle, S OBP: 0.369, SLG: 0.406 (1, 3)										4	1	1	1	0	2	0				
Elston Howard, R OBP: 0.311, SLG: 0.333 (1, 2)										3	0	1	1	1	0	0				
Steve Whitaker, L OBP: 0.286, SLG: 0.394 (1, 9)										4	0	0	0	0	0	2				
Joe Pepitone, L OBP: 0.310, SLG: 0.295 (1, 8)										3	0	1	0	1	1	1				
Bill Robinson, R OBP: 0.250, SLG: 0.204 (1, 7)										3	0	0	0	0	0	3				
John Kennedy, R OBP: 0.314, SLG: 0.263 (1, 6)										1	0	0	0	0	0	0				
Tom Tresh, S OBP: 0.343, SLG: 0.364 (4, PH)										0	0	0	0	1	0	0				
Ruben Amaro, R OBP: 0.308, SLG: 0.308 (5, 6)										1	0	0	0	0	0	0				
Al Downing, R ERA: 2.86 (1, 1)	1.0 3 3 3 3 0 0 1 0 0 0 0 5 9 27.00 4.000																			
Moe Drabowsky, R ERA: 1.26 (2, 1)	4.1 W 18 0 0 0 4 3 0 1 0 0 0 0 22 35 0.00 0.692																			
Eddie Watt, R ERA: 0.57 (6, 1)	3.2 S 10 1 0 0 0 0 0 0 0 0 0 0 10 10 0.00 0.273																			
Inning Stats	R: 3 E: 0 K: 0 S: 5	H: 3 LOB: 0 BB: 1 P: 9	R: 0 E: 0 K: 1 S: 5	H: 0 LOB: 0 BB: 0 P: 5	R: 0 E: 1 K: 1 S: 6	H: 0 LOB: 3 BB: 1 P: 11	R: 0 E: 0 K: 1 S: 5	H: 0 LOB: 0 BB: 0 P: 5	R: 0 E: 0 K: 0 S: 2	H: 0 LOB: 1 BB: 2 P: 10	R: 0 E: 0 K: 0 S: 3	H: 0 LOB: 0 BB: 0 P: 3	R: 0 E: 0 K: 0 S: 3	H: 0 LOB: 0 BB: 0 P: 3	R: 0 E: 0 K: 0 S: 3	H: 1 LOB: 0 BB: 0 P: 3	1B: 3 2B: 2 3B: 0 HR: 0	SF: 0 SAC: 0 DP: 3 HBP: 1	WP: 0 PB: 0 SB: 0 CS: 0	PA: 34
PITCHER	IP WLS BF H R ER SO BB IBB HBP BLK WP HR S P ERA WHIP																			
Dave McNally, L ERA: 6.47 (1, 1)	1.0 3 3 3 3 0 0 1 0 0 0 0 5 9 27.00 4.000																			
Moe Drabowsky, R ERA: 1.26 (2, 1)	4.1 W 18 0 0 0 4 3 0 1 0 0 0 0 22 35 0.00 0.692																			
Eddie Watt, R ERA: 0.57 (6, 1)	3.2 S 10 1 0 0 0 0 0 0 0 0 0 0 10 10 0.00 0.273																			

Batter	1	2	3	4	5	6	7	8	9	AB	R	H	RBI	BB	SO	LOB	TOP									
Mark Belanger, R OBP: 0.222, SLG: 0.556 (1, 6)										5	1	1	1	0	3	0	<p>Baltimore Orioles @ New York Yankees Yankee Stadium, Bronx, NY Sun May 14 1967, 3:33 AM EDT Att: 18,872 - Unknown</p> <p>livebaseballscores.com</p> <p>AB 34 R 5 H 6 RBI 4 BB 3 SO 8 LOB 9</p>									
Russ Snyder, L OBP: 0.348, SLG: 0.455 (1, 8)										4	0	0	0	0	0	0										
Curt Blefary, L OBP: 0.394, SLG: 0.500 (1, 7)										3	1	0	0	1	1	0										
Frank Robinson, R OBP: 0.425, SLG: 0.621 (1, 9)										4	2	2	0	0	0	0										
Boog Powell, L OBP: 0.348, SLG: 0.390 (1, 3)										4	1	2	1	0	1	1										
Brooks Robinson, R OBP: 0.321, SLG: 0.364 (1, 5)										2	0	0	0	2	0	1										
Woodie Held, R OBP: 0.308, SLG: 0.364 (6, PH) Charlie Lau, L OBP: 0.333, SLG: 0.333 Stu Miller, R (6, 1) Paul Blair, R OBP: 0.292, SLG: 0.313 Eddie Fisher, R (8, 1) Andy Etchebarren, R OBP: 0.333, SLG: 0.361 (1, 2)										2	0	0	0	0	2	2										
Steve Barber, L (1, 1) Wally Bunker, R (1, 1) Sam Bowers, R OBP: 0.125, SLG: 0.125 (6, PH) Davey Johnson, R OBP: 0.294, SLG: 0.290 (6, 4)										1	0	0	0	0	0	0										
Inning Stats	R: 0 E: 0 K: 1 S: 5	H: 0 LOB: 0 BB: 0 P: 5	R: 0 E: 0 K: 3 S: 10	H: 1 LOB: 2 BB: 1 P: 14	R: 0 E: 0 K: 1 S: 5	H: 0 LOB: 0 BB: 0 P: 5	R: 0 E: 0 K: 0 S: 3	H: 0 LOB: 0 BB: 0 P: 3	R: 0 E: 0 K: 0 S: 5	H: 0 LOB: 0 BB: 0 P: 5	R: 4 E: 0 K: 0 S: 7	H: 4 LOB: 2 BB: 2 P: 15	R: 0 E: 0 K: 0 S: 3	H: 0 LOB: 0 BB: 0 P: 3	R: 1 E: 2 K: 1 S: 7	H: 1 LOB: 1 BB: 0 P: 7		R: 0 E: 0 K: 1 S: 5	H: 0 LOB: 0 BB: 0 P: 5	1B: 3 2B: 2 3B: 0 HR: 1	SF: 0 SAC: 0 DP: 0 HBP: 0	WP: 0 PB: 0 SB: 0 CS: 0	PA: 37			
PITCHER	IP WLS BF H R ER SO BB IBB HBP BLK WP HR S P ERA WHIP																									
Mel Stottlemyre, R ERA: 2.62 (1, 1)	5.2		25	5	4	4	6	2	1	0	0	0	0	0	1	34		46	6.35	1.235						
Dooley Womack, R ERA: 1.02 (6, 1)	3.1	W	12	1	1	0	2	0	0	0	0	0	0	0	0	16		16	0.00	0.300						

Batter	1	2	3	4	5	6	7	8	9	AB	R	H	RBI	BB	SO	LOB	BOTTOM				
Horace Clarke, S OBP: 0.278, SLG: 0.222 (1, 4)										3	1	0	0	1	0	0	<p>Baltimore Orioles @ New York Yankees Yankee Stadium, Bronx, NY Sun May 14 1967, 3:33 AM EDT Att: 18,872 - Unknown</p> <p>livebaseballscores.com</p> <p>AB 33 R 6 H 8 RBI 6 BB 2 SO 5 LOB 17</p>				
Dick Howser, R OBP: 0.406, SLG: 0.315 (1, 5)										4	1	1	0	0	1	0					
Mickey Mantle, S OBP: 0.375, SLG: 0.452 (1, 3)										4	2	2	1	0	0	2					
Elston Howard, R OBP: 0.292, SLG: 0.310 (1, 2)										4	0	0	0	0	1	4					
Tom Tresh, S OBP: 0.339, SLG: 0.352 (1, 7)										3	1	0	1	0	0	2					
Steve Whitaker, L OBP: 0.297, SLG: 0.391 (1, 9)										3	0	1	2	1	1	1					
Bill Robinson, R OBP: 0.242, SLG: 0.196 (1, 8) Joe Pepitone, L OBP: 0.326, SLG: 0.350 (6, PH) (7, 8)										2	0	0	0	0	1	2					
Ruben Amaro, R OBP: 0.353, SLG: 0.353 (1, 6)										4	0	2	0	0	0	2					
Mel Stottlemyre, R OBP: 0.133, SLG: 0.133 (1, 1) Dooley Womack, L (6, 1)										2	0	0	0	0	1	1					
Inning Stats	R: 3 E: 1 K: 1 S: 7	H: 2 LOB: 1 BB: 1 P: 12	R: 0 E: 0 K: 0 S: 3	H: 0 LOB: 0 BB: 0 P: 3	R: 0 E: 1 K: 0 S: 4	H: 1 LOB: 1 BB: 0 P: 4	R: 0 E: 0 K: 2 S: 8	H: 1 LOB: 0 BB: 0 P: 8	R: 0 E: 0 K: 0 S: 3	H: 0 LOB: 0 BB: 0 P: 3	R: 2 E: 1 K: 1 S: 8	H: 2 LOB: 1 BB: 0 P: 8	R: 1 E: 0 K: 1 S: 6	H: 1 LOB: 0 BB: 0 P: 6	R: 0 E: 0 K: 0 S: 4	H: 1 LOB: 2 BB: 1 P: 8		1B: 6 2B: 1 3B: 0 HR: 2	SF: 0 SAC: 0 DP: 2 HBP: 1	WP: 0 PB: 0 SB: 0 CS: 0	PA: 36
PITCHER	IP WLS BF H R ER SO BB IBB HBP BLK WP HR S P ERA WHIP																				
Steve Barber, L ERA: 2.79 (1, 1) Wally Bunker, R ERA: 4.29 (1, 1) Stu Miller, R ERA: 4.26 (6, 1) Eddie Fisher, R ERA: 2.2 (8, 1)	0.1 4.2 2.0 1.0		6 15 L 10 5	2 0 3 1	0 0 3 0	0 0 1 0	0 0 0 0	0 0 2 0	0 0 14 4	0 0 19 8	0 0 19 8	0 0 19 8	0 0 14 8	0 0 14 8	0 0 14 8	0 0 14 8		0.00 0.00 4.50 0.00	9.000 0.429 1.500 2.000		

Batter	1	2	3	4	5	6	7	8	9	AB	R	H	RBI	BB	SO	LOB	TOP		
Luis Aparicio, R OBP: 0.270, SLG: 0.318 (1, 6)	F5		F9					F9		4	0	1	0	0	0	1	Baltimore Orioles @ Washington Senators D.C. Stadium, Washington, DC Thu May 18 1967, 7:05 PM EDT Att: 7,291 - Unknown livebaseballscorecards.com		
Curt Blefary, L OBP: 0.356, SLG: 0.436 (1, 7)	K			3-1			F4		4	0	0	0	0	1	1				
Paul Blair, R OBP: 0.280, SLG: 0.377 (1, 8)	F9			5-3			5-3		4	0	0	0	0	0	0				
Frank Robinson, R OBP: 0.425, SLG: 0.654 (1, 9)		F3		5-3			K		4	0	0	0	1	0					
Brooks Robinson, R OBP: 0.344, SLG: 0.400 (1, 5)					F4				3	0	2	0	0	0	0				
Boog Powell, L OBP: 0.362, SLG: 0.426 (1, 3)		1B			4-3		1B		3	0	0	0	0	2	2				
Davey Johnson, R OBP: 0.300, SLG: 0.319 (1, 4)					F8				3	0	0	0	0	0	1				
Andy Etchebarren, R OBP: 0.300, SLG: 0.361 (1, 2)			K			6-3		F5	3	0	0	0	0	1	0				
Frank Bertaina, L OBP: 0.143, SLG: 0.143 Eddie Watt, R (7, 1) Sam Bowers, R OBP: 0.300, SLG: 0.556 Stu Miller, R (8, 1)			4-3			2-3		BB	2	0	0	0	0	0	0				
Inning Stats	R: 0 E: 0 K: 1 S: 5	H: 0 LOB: 0 BB: 0 P: 5	R: 0 E: 0 K: 1 S: 6	H: 1 LOB: 1 BB: 0 P: 6	R: 0 E: 0 K: 1 S: 5	H: 0 LOB: 0 BB: 0 P: 5	R: 0 E: 0 K: 0 S: 3	H: 0 LOB: 0 BB: 0 P: 3	R: 0 E: 0 K: 0 S: 4	H: 1 LOB: 1 BB: 0 P: 4	R: 0 E: 0 K: 2 S: 8	H: 1 LOB: 1 BB: 0 P: 8	R: 0 E: 0 K: 0 S: 3	H: 0 LOB: 1 BB: 1 P: 7	R: 0 E: 0 K: 0 S: 3	H: 0 LOB: 0 BB: 0 P: 3		1B: 3 2B: 0 3B: 0 HR: 0	SF: 0 SAC: 0 DP: 0 HBP: 0
PITCHER Pete Richert, L ERA: 5.18 (1, 1)	IP: 9.0 WLS: W BF: 31 H: 3 R: 0 ER: 0 SO: 5 BB: 1 IBB: 0 HBP: 0 BLK: 0 WP: 0 HR: 0 S: 40 P: 44 ERA: 0.00 WHIP: 0.444																		

Batter	1	2	3	4	5	6	7	8	9	AB	R	H	RBI	BB	SO	LOB	BOTTOM		
Tim Cullen, R OBP: 0.385, SLG: 0.324 (1, 4)	K				5-3					3	0	0	0	1	1	2	Baltimore Orioles @ Washington Senators D.C. Stadium, Washington, DC Thu May 18 1967, 7:05 PM EDT Att: 7,291 - Unknown livebaseballscorecards.com		
Hank Allen, R OBP: 0.250, SLG: 0.367 (1, 8)				BB		F9			4	0	2	0	0	0	1				
Frank Howard, R OBP: 0.368, SLG: 0.480 Fred Valentine, S OBP: 0.370, SLG: 0.345 (1, 7)								2B	3	1	0	0	1	1	2				
Cap Peterson, R OBP: 0.323, SLG: 0.288 Jim King, L OBP: 0.316, SLG: 0.343 (1, 9)									4	0	1	0	0	1	2				
Ken Harrelson, R OBP: 0.357, SLG: 0.429 (1, 3)									2	0	0	1	1	0	1				
Ken McMullen, R OBP: 0.248, SLG: 0.361 (1, 5)									2	1	1	0	1	0	1				
Doug Camilli, R OBP: 0.118, SLG: 0.294 (1, 2)									3	0	0	0	0	1	5				
Ed Brinkman, R OBP: 0.217, SLG: 0.222 (1, 6)									3	0	1	0	0	0	0				
Pete Richert, L OBP: 0.077, SLG: 0.077 (1, 1)									3	0	0	0	0	2	1				
Inning Stats	R: 0 E: 0 K: 1 S: 6	H: 1 LOB: 1 BB: 0 P: 6	R: 0 E: 1 K: 0 S: 3	H: 0 LOB: 0 BB: 0 P: 3	R: 0 E: 0 K: 1 S: 5	H: 0 LOB: 1 BB: 1 P: 9	R: 1 E: 0 K: 1 S: 6	H: 2 LOB: 2 BB: 1 P: 10	R: 0 E: 0 K: 1 S: 5	H: 0 LOB: 0 BB: 0 P: 5	R: 0 E: 0 K: 2 S: 7	H: 0 LOB: 0 BB: 0 P: 7	R: 1 E: 1 K: 0 S: 4	H: 1 LOB: 2 BB: 2 P: 12	R: 0 E: 0 K: 0 S: 4	H: 1 LOB: 1 BB: 0 P: 4		1B: 4 2B: 2 3B: 0 HR: 0	SF: 1 SAC: 0 DP: 2 HBP: 0
PITCHER Frank Bertaina, L ERA: 4.32 Eddie Watt, R ERA: 0.53 Stu Miller, R ERA: 3.45 (1, 1)	IP: 6.0 WLS: L BF: 24 H: 3 R: 2 ER: 1 SO: 6 BB: 4 IBB: 0 HBP: 0 BLK: 0 WP: 1 HR: 0 S: 32 P: 48 ERA: 1.50 WHIP: 1.167																		

Batter	1	2	3	4	5	6	7	8	9	AB	R	H	RBI	BB	SO	LOB	TOP								
Luis Aparicio, R (1, 6) OBP: 0.272, SLG: 0.333	5-3		6-3				F8		F1	5	1	1	0	0	0	2									
Russ Snyder, L (1, 8) OBP: 0.411, SLG: 0.591	F2						SH2-4			3	0	2	0	0	0	0									
Paul Blair, R (7, PR) OBP: 0.289, SLG: 0.385	F2						SH2-4		G6-4-3	1	0	1	0	0	0	0									
Brooks Robinson, R (1, 5) OBP: 0.348, SLG: 0.415	F8						6-3		G6-4-3	5	0	1	0	0	0	5									
Frank Robinson, R (1, 9) OBP: 0.426, SLG: 0.670							F6			3	2	1	0	1	1	3									
Boog Powell, L (1, 3) OBP: 0.360, SLG: 0.436							F5			4	1	1	3	0	0	2									
Curt Blefary, L (1, 7) OBP: 0.356, SLG: 0.422							F6		L4	4	0	1	0	0	0	1									
Davey Johnson, R (1, 4) OBP: 0.315, SLG: 0.333							5-3		5-3	4	0	2	1	0	0	0									
Larry Haney, R (1, 2) OBP: 0.364, SLG: 0.484							5-3			3	0	1	0	1	0	2									
Dave McNally, R (1, 1) OBP: 0.071, SLG: 0.143							5-3			3	0	0	0	0	1	1									
Moe Drabowsky, R (7, 1) OBP: 0.800, SLG: 0.750							5-3			1	0	1	0	0	0	0									
Inning Stats	R: 0 E: 0 K: 0 S: 3	H: 0 LOB: 0 BB: 0 P: 3	R: 1 E: 0 K: 0 S: 4	H: 2 LOB: 0 BB: 0 P: 4	R: 0 E: 0 K: 0 S: 3	H: 0 LOB: 0 BB: 0 P: 3	R: 0 E: 0 K: 0 S: 4	H: 1 LOB: 1 BB: 0 P: 4	R: 0 E: 0 K: 0 S: 3	H: 0 LOB: 1 BB: 1 P: 7	R: 3 E: 0 K: 0 S: 7	H: 4 LOB: 2 BB: 0 P: 11	R: 0 E: 0 K: 0 S: 9	H: 2 LOB: 2 BB: 0 P: 9	R: 0 E: 0 K: 0 S: 3	H: 0 LOB: 0 BB: 0 P: 3	R: 0 E: 0 K: 0 S: 5	H: 3 LOB: 2 BB: 0 P: 5	1B: 9 2B: 2 3B: 0 HR: 1	SF: 0 SAC: 1 DP: 1 HBP: 0	WP: 0 PB: 0 SB: 0 CS: 1	PA: 40			
PITCHER	IP	WLS	BF	H	R	ER	SO	BB	IBB	HBP	BLK	WP	HR	S	P	ERA	WHIP								
Joe Coleman, R (1, 1) ERA: 5.4	6.2	L	30	9	4	4	1	1	1	0	0	0	1	30	38	5.40	1.500								
Bob Priddy, R (7, 1) ERA: 3.21	0.1		1	0	0	0	1	0	0	0	0	0	0	3	3	0.00	0.000								
Darold Knowles, L (8, 1) ERA: 0.4	2.0		8	3	0	0	0	0	0	0	0	0	0	8	8	0.00	1.500								

Baltimore Orioles @ Washington Senators
D.C. Stadium, Washington, DC
Sat May 20 1967, 3:33 AM EDT
Att: 7,001 - Unknown

AB 36
R 4
H 12
RBI 4
BB 2
SO 2
LOB 16



Batter	1	2	3	4	5	6	7	8	9	AB	R	H	RBI	BB	SO	LOB	BOTTOM								
Tim Cullen, R (1, 4) OBP: 0.356, SLG: 0.282	6-3						F7		F5	3	0	0	0	0	0	1									
Bob Saverine, S (7, PH) OBP: 0.235, SLG: 0.220	6-3						F7		F5	1	0	0	0	0	0	2									
Hank Allen, R (1, 8) OBP: 0.250, SLG: 0.342	6-3						6-3		K	4	1	1	0	0	1	0									
Frank Howard, R (1, 7) OBP: 0.382, SLG: 0.533	6-3						6-3		K	4	2	3	3	0	0	0									
Cap Peterson, R (1, 9) OBP: 0.356, SLG: 0.297							HR		F7	3	0	1	0	1	0	1									
Ken Harrelson, R (1, 3) OBP: 0.314, SLG: 0.364							HR		F7	4	0	0	0	0	2	3									
Ken McMullen, R (1, 5) OBP: 0.236, SLG: 0.340							HR		K	4	0	0	0	0	1	0									
Doug Camilli, R (1, 2) OBP: 0.289, SLG: 0.360							F3		F9	4	0	2	0	0	0	0									
Ed Brinkman, R (1, 6) OBP: 0.244, SLG: 0.230							F3		F8	4	0	2	0	0	0	0									
Jim King, L (9, PH) OBP: 0.317, SLG: 0.342							F3		F8	1	0	0	0	0	0	1									
Joe Coleman, R (1, 1) OBP: 0.167, SLG: 0.182							SH3-4		F8	1	0	0	0	0	0	2									
Bob Priddy, R (7, 1) OBP: 0.387, SLG: 0.404							SH3-4		F8	0	0	0	0	0	0	0									
Fred Valentine, S (7, PH) OBP: 0.387, SLG: 0.404							SH3-4		F8	1	0	1	0	0	0	0									
Darold Knowles, L (8, 1) OBP: 0.317, SLG: 0.342							SH3-4		F8	0	0	0	0	0	0	0									
Bernie Allen, L (9, PH) OBP: 0.176, SLG: 0.188							SH3-4		F8	1	0	0	0	0	0	1									
Inning Stats	R: 0 E: 0 K: 0 S: 3	H: 0 LOB: 0 BB: 0 P: 3	R: 0 E: 0 K: 1 S: 5	H: 0 LOB: 0 BB: 0 P: 5	R: 0 E: 0 K: 0 S: 4	H: 1 LOB: 1 BB: 0 P: 4	R: 1 E: 0 K: 1 S: 6	H: 2 LOB: 1 BB: 0 P: 6	R: 0 E: 0 K: 0 S: 4	H: 2 LOB: 1 BB: 0 P: 4	R: 2 E: 0 K: 0 S: 4	H: 2 LOB: 2 BB: 1 P: 8	R: 0 E: 0 K: 0 S: 4	H: 1 LOB: 2 BB: 1 P: 8	R: 0 E: 0 K: 2 S: 8	H: 1 LOB: 1 BB: 0 P: 8	R: 0 E: 0 K: 0 S: 4	H: 1 LOB: 1 BB: 0 P: 4	1B: 7 2B: 2 3B: 0 HR: 2	SF: 0 SAC: 1 DP: 3 HBP: 0	WP: 0 PB: 0 SB: 0 CS: 1	PA: 36			
PITCHER	IP	WLS	BF	H	R	ER	SO	BB	IBB	HBP	BLK	WP	HR	S	P	ERA	WHIP								
Dave McNally, L (1, 1) ERA: 6.05	6.2	W	26	7	3	3	2	2	0	0	0	0	0	14	14	4.05	1.350								
Moe Drabowsky, R (7, 1) ERA: 0.95	2.1	S	10	3	0	0	2	0	0	0	0	0	0	14	14	0.00	1.286								


Baltimore Orioles @ Washington Senators
D.C. Stadium, Washington, DC
Sat May 20 1967, 3:33 AM EDT
Att: 7,001 - Unknown


AB 33
R 3
H 10
RBI 3
BB 2
SO 4
LOB 11



Batter	1	2	3	4	5	6	7	8	9	AB	R	H	RBI	BB	SO	LOB	TOP		
Horace Clarke, S OBP: 0.321, SLG: 0.280	4-3		1-2 BB			WP BB		1B		2	0	1	0	2	0	0	New York Yankees @ Baltimore Orioles Memorial Stadium, Baltimore, MD Mon May 22 1967, 7:05 PM EDT Att: 11,605 - Unknown		
Tom Tresh, S OBP: 0.328, SLG: 0.376	F7		K			K		K		4	0	0	0	0	3	4			
Mickey Mantle, S OBP: 0.375, SLG: 0.520	G3			1-3		F7		F7		4	0	0	0	0	0	2			
Joe Pepitone, L OBP: 0.282, SLG: 0.342		6-3		K		K			0-3 K	4	0	0	0	0	3	1			
Steve Whitaker, L OBP: 0.287, SLG: 0.340		K		K			1B	WP 6-3 BB	4-0	3	0	1	0	1	2	0			
Jake Gibbs, L OBP: 0.311, SLG: 0.273	F7				0-0 F3		F6	6-3	0-0	4	0	0	0	0	0	2			
Charley Smith, R OBP: 0.289, SLG: 0.284			6-3		0-0 F8		K	2-3 BB	4-0	3	0	0	0	1	1	1			
Ruben Amaro, R OBP: 0.289, SLG: 0.295			F8		4-0		1-3	2-3	0-0	3	0	0	0	1	0	3			
Fred Talbot, R Thad Tillotson, R Dick Howser, R Jim Bouton, R Elston Howard, R Hal Reniff, R			4-0 BB		0-3 K			0-3 K		0	0	0	0	0	0	0			
Inning Stats	R: 0 E: 0 K: 0 S: 3	H: 0 LOB: 0 BB: 0 P: 3	R: 0 E: 0 K: 1 S: 5	H: 0 LOB: 0 BB: 2 P: 5	R: 0 E: 0 K: 1 S: 5	H: 0 LOB: 2 BB: 2 P: 13	R: 0 E: 0 K: 2 S: 7	H: 0 LOB: 0 BB: 0 P: 7	R: 0 E: 0 K: 1 S: 5	H: 0 LOB: 1 BB: 1 P: 9	R: 0 E: 0 K: 1 S: 6	H: 1 LOB: 1 BB: 0 P: 6	R: 0 E: 0 K: 2 S: 8	H: 1 LOB: 1 BB: 2 P: 8	R: 0 E: 0 K: 1 S: 5	H: 0 LOB: 0 BB: 2 P: 13	1B: 2 2B: 0 3B: 0 HR: 0	SF: 0 SAC: 0 DP: 0 HBP: 0	WP: 2 PA: 35 PB: 0 SB: 0 CS: 0
PITCHER Tom Phoebus, R ERA: 4.17	IP: 9.0 WLS: W BF: 35 H: 2 R: 0 ER: 0 SO: 11 BB: 6 IBB: 0 HBP: 0 BLK: 0 WP: 2 HR: 0 S: 51 P: 75 ERA: 0.00 WHIP: 0.889																		

Batter	1	2	3	4	5	6	7	8	9	AB	R	H	RBI	BB	SO	LOB	BOTTOM		
Luis Aparicio, R OBP: 0.277, SLG: 0.331	FC4-6 BB	K		L1		E S SF8 1B		4-3		4	1	1	0	1	1	0	New York Yankees @ Baltimore Orioles Memorial Stadium, Baltimore, MD Mon May 22 1967, 7:05 PM EDT Att: 11,605 - Unknown		
Russ Snyder, L OBP: 0.393, SLG: 0.553	FC4-6 HR	3B HBP		3-1		SF8		6-3		3	2	0	1	0	0	1			
Brooks Robinson, R OBP: 0.353, SLG: 0.434	F7	1-H 3B			6-3	E5 1B				4	0	2	1	0	0	1			
Frank Robinson, R OBP: 0.429, SLG: 0.686	1-H HR	6-3			1B 1B BB	K2-3				3	2	1	2	1	1	2			
Boog Powell, L OBP: 0.373, SLG: 0.442	1B		4-3		1B		BB			3	0	2	0	1	0	0			
Curt Blefary, L OBP: 0.360, SLG: 0.429	F6		4-3 2B		F4		G1-6-3 BB			3	0	1	0	1	0	3			
Davey Johnson, R OBP: 0.323, SLG: 0.376		HR	4-3		1-2 1B		K			4	1	2	2	0	1	3			
Andy Etchebarren, R OBP: 0.298, SLG: 0.395		HR	K		3-H 1B		K			4	1	1	1	0	2	5			
Tom Phoebus, R		K		K		6-3		6-3		4	0	0	0	0	2	0			
Inning Stats	R: 2 E: 0 K: 0 S: 5	H: 2 LOB: 1 BB: 1 P: 9	R: 3 E: 0 K: 2 S: 10	H: 3 LOB: 1 BB: 0 P: 11	R: 0 E: 0 K: 1 S: 6	H: 1 LOB: 1 BB: 0 P: 6	R: 0 E: 0 K: 1 S: 5	H: 0 LOB: 0 BB: 0 P: 5	R: 1 E: 1 K: 1 S: 7	H: 2 LOB: 2 BB: 1 P: 11	R: 1 E: 1 K: 1 S: 7	H: 2 LOB: 1 BB: 0 P: 7	R: 0 E: 0 K: 1 S: 4	H: 0 LOB: 2 BB: 2 P: 12	R: 0 E: 0 K: 0 S: 3	H: 0 LOB: 0 BB: 0 P: 3	1B: 5 2B: 1 3B: 1 HR: 3	SF: 1 SAC: 0 DP: 1 HBP: 1	WP: 0 PA: 38 PB: 0 SB: 1 CS: 0
PITCHER Fred Talbot, R Thad Tillotson, R Jim Bouton, R Hal Reniff, R	IP: 1.2 WLS: L BF: 12 H: 5 R: 5 ER: 5 SO: 2 BB: 1 IBB: 0 HBP: 1 BLK: 0 WP: 0 HR: 3 S: 14 P: 19 ERA: 27.00 WHIP: 3.600																		

Batter	1	2	3	4	5	6	7	8	9	AB	R	H	RBI	BB	SO	LOB	TOP			
Horace Clarke, S (1,4) OBP: 0.328, SLG: 0.291	0-0 2B		4-0 BB		0-0 F7			0-3 K		3	0	1	0	1	1	1	<p>New York Yankees @ Baltimore Orioles Memorial Stadium, Baltimore, MD Tue May 23 1967, 7:05 PM EDT Att: 14,617 - Unknown</p> <p>livebaseballscores.com</p> <p>AB 31 R 0 H 4 RBI 0 BB 1 SO 8 LOB 12</p> 			
Tom Tresh, S (1,7) OBP: 0.319, SLG: 0.364	0-0 5-3		0-3 K		0-0 F3			0-3 K		4	0	0	0	0	2	3				
Mickey Mantle, S (1,3) OBP: 0.363, SLG: 0.500	0-3 K		0-3 K		0-0 6-3			0-0 F8		4	0	0	0	0	2	2				
Elston Howard, R (1,2) OBP: 0.271, SLG: 0.273	0-3 K			0-0 5-3				0-0 F7		4	0	0	0	0	1	1				
Charley Smith, R (1,5) OBP: 0.287, SLG: 0.283		0-0 FC6-4 1B		0-0 6-3				0-0 F4		4	0	1	0	0	0	0				
Joe Pepitone, L (1,8) OBP: 0.283, SLG: 0.342		0-3 K		0-0 1B				0-0 4-3		3	0	1	0	0	1	1				
Bill Robinson, R (1,9) OBP: 0.234, SLG: 0.182		0-0 L4		0-0 F9				0-0 4-3		2	0	0	0	0	0	2				
Steve Whitaker, L (7, PH) OBP: 0.284, SLG: 0.337										1	0	0	0	0	0	0				
Ruben Amaro, R (1,6) OBP: 0.292, SLG: 0.298		0-0 FC6-4 1-2			0-0 5-3			0-0 1B		3	0	1	0	0	0	1				
Mel Stottlemyre, R (1,1) OBP: 0.158, SLG: 0.111			0-3 K		0-0 F8			0-0 F4		2	0	0	0	0	1	0				
Jake Gibbs, L (8, PH) OBP: 0.307, SLG: 0.269										1	0	0	0	0	0	1				
Dooley Womack, L (8,1)										0	0	0	0	0	0	0				
Inning Stats	R: 0 E: 0 K: 2 S: 8	H: 1 LOB: 1 BB: 0 P: 8	R: 0 E: 0 K: 1 S: 6	H: 1 LOB: 1 BB: 0 P: 6	R: 0 E: 0 K: 3 S: 9	H: 0 LOB: 1 BB: 1 P: 13	R: 0 E: 0 K: 0 S: 4	H: 1 LOB: 1 BB: 0 P: 4	R: 0 E: 0 K: 0 S: 3	H: 0 LOB: 0 BB: 0 P: 3	R: 0 E: 0 K: 0 S: 3	H: 0 LOB: 0 BB: 0 P: 3	R: 0 E: 0 K: 0 S: 3	H: 1 LOB: 1 BB: 0 P: 8	R: 0 E: 0 K: 0 S: 3	H: 0 LOB: 0 BB: 0 P: 3	1B: 3 2B: 1 3B: 0 HR: 0	SF: 0 SAC: 0 DP: 0 HBP: 0	WP: 0 PB: 0 SB: 0 CS: 0	PA: 32
PITCHER	IP WLS BF H R ER SO BB IBB HBP BLK WP HR S P ERA WHIP																			
Frank Bertaina, L (1,1) ERA: 3.32	5.0 W 19 3 0 0 6 1 0 0 0 0 0 0 30 34 0.00 0.800																			
Eddie Watt, R (6,1) ERA: 0.43	4.0 S 13 1 0 0 2 0 0 0 0 0 0 0 17 17 0.00 0.250																			

Batter	1	2	3	4	5	6	7	8	9	AB	R	H	RBI	BB	SO	LOB	BOTTOM			
Luis Aparicio, R (1,6) OBP: 0.269, SLG: 0.320	0-0 1-3	0-0 5-3			0-0 4-3			0-3 K		4	0	0	0	0	1	1	<p>New York Yankees @ Baltimore Orioles Memorial Stadium, Baltimore, MD Tue May 23 1967, 7:05 PM EDT Att: 14,617 - Unknown</p> <p>livebaseballscores.com</p> <p>AB 29 R 1 H 5 RBI 1 BB 3 SO 7 LOB 15</p> 			
Russ Snyder, L (1,8) OBP: 0.385, SLG: 0.529	0-0 1B		0-3 K		0-0 4-3			0-0 3-1		4	0	1	0	0	1	0				
Brooks Robinson, R (1,5) OBP: 0.343, SLG: 0.421	0-0 F4		0-0 6-3		0-0 F2			0-0 5-3		4	0	0	0	0	0	1				
Frank Robinson, R (1,9) OBP: 0.438, SLG: 0.683	0-0 1-3 1B		4-0 BB		4-0 FC6-4 1B BB			0-0 F3		2	0	1	0	2	0	0				
Boog Powell, L (1,3) OBP: 0.369, SLG: 0.435	0-3 K		0-0 1-3		0-0 FC6-4 1-2 1B			0-0 3-1		4	0	1	0	0	1	3				
Curt Blefary, L (1,7) OBP: 0.360, SLG: 0.421		0-0 F8		4-0 BB		0-3 K				2	0	0	0	1	1	2				
Davey Johnson, R (1,4) OBP: 0.323, SLG: 0.398		0-0 1B		0-0 4-3		0-0 FC6-4 1-2 2-3				3	1	1	0	0	0	3				
Andy Etchebarren, R (1,2) OBP: 0.299, SLG: 0.392		0-0 3B		0-3 K		0-3 K				3	0	1	1	0	2	3				
Frank Bertaina, L (1,1) ERA: 2.65		3-H 1B		0-0 K						2	0	0	0	0	1	2				
Eddie Watt, R (6,1) ERA: 1.61		0-3 K		0-0 1-3				0-0 3-1		1	0	0	0	0	0	0				
Inning Stats	R: 0 E: 0 K: 1 S: 7	H: 2 LOB: 2 BB: 0 P: 7	R: 1 E: 0 K: 1 S: 7	H: 2 LOB: 1 BB: 0 P: 7	R: 0 E: 0 K: 1 S: 5	H: 0 LOB: 1 BB: 1 P: 9	R: 0 E: 0 K: 1 S: 5	H: 0 LOB: 1 BB: 1 P: 9	R: 0 E: 0 K: 2 S: 8	H: 1 LOB: 2 BB: 1 P: 12	R: 0 E: 0 K: 1 S: 5	H: 0 LOB: 0 BB: 0 P: 5	R: 0 E: 0 K: 0 S: 3	H: 0 LOB: 0 BB: 0 P: 3	R: 0 E: 0 K: 0 S: 3	H: 0 LOB: 0 BB: 0 P: 3	1B: 4 2B: 0 3B: 1 HR: 0	SF: 0 SAC: 0 DP: 0 HBP: 0	WP: 0 PB: 0 SB: 0 CS: 0	PA: 32
PITCHER	IP WLS BF H R ER SO BB IBB HBP BLK WP HR S P ERA WHIP																			
Mel Stottlemyre, R (1,1) ERA: 2.65	7.0 L 29 5 1 1 7 3 0 0 0 0 0 0 40 52 1.29 1.143																			
Dooley Womack, R (8,1) ERA: 1.61	1.0 3 0 0 0 0 0 0 0 0 0 0 0 3 3 0.00 0.000																			


Batter	1	2	3	4	5	6	7	8	9	AB	R	H	RBI	BB	SO	LOB	TOP				
Horace Clarke, S OBP: 0.317, SLG: 0.280 (1, 4)	0-3 K		0-0 FC1-6 HR		0-0 F4		0-0 F7			4	1	0	0	0	1	2	New York Yankees @ Baltimore Orioles Memorial Stadium, Baltimore, MD Wed May 24 1967, 7:05 PM EDT Att: 12,449 - Unknown				
Tom Tresh, S OBP: 0.317, SLG: 0.355 (1, 7)	4-0 G5-4-3 BB		0-3 K		0-0 6-3			0-0 F2		3	0	0	0	1	1	2					
Mickey Mantle, S OBP: 0.367, SLG: 0.523 Mike Hegan, L (8, 3)	0-0 G5-4-3		0-0 HR			4-0 BB		0-3 K		3	1	1	2	1	1	1					
Elston Howard, R OBP: 0.281, SLG: 0.275 (1, 2)		4-0 SH5-4 1B BB	0-3 K			0-3 K		0-0 1B		3	0	1	0	1	2	1					
Charley Smith, R OBP: 0.295, SLG: 0.284 (1, 5)		0-0 SH5-4 1B		4-0 G1-6-3 BB		0-3 K		0-3 K		3	0	1	0	1	2	2					
Joe Pepitone, L OBP: 0.285, SLG: 0.336 (1, 8)		0-0 SH5-4		0-0 F8		4-0 IBB			0-3 K	2	0	0	0	1	1	1					
Bill Robinson, R OBP: 0.228, SLG: 0.176 Steve Whitaker, L OBP: 0.288, SLG: 0.340 (6, PH) (6, 9)	0-3 K		0-0 G1-6-3		0-0 F7			0-0 L3 1B		2	0	0	0	0	1	3					
Ruben Amaro, R OBP: 0.288, SLG: 0.314 (1, 6)	0-0 5-3				0-0 2B		0-0 L5		0-0 L3	4	0	1	0	0	0	3					
Al Downing, R OBP: 0.333, SLG: 0.308 (1, 1)			4-0 FC1-6 BB		0-3 K		0-0 4-3			2	0	0	0	1	1	1					
Inning Stats	R: 0 E: 0 K: 1 S: 4	H: 0 LOB: 0 BB: 1 P: 8	R: 0 E: 0 K: 1 S: 6	H: 1 LOB: 2 BB: 1 P: 10	R: 2 E: 0 K: 2 S: 8	H: 1 LOB: 0 BB: 1 P: 12	R: 0 E: 0 K: 0 S: 2	H: 0 LOB: 0 BB: 1 P: 6	R: 0 E: 0 K: 2 S: 7	H: 0 LOB: 1 BB: 2 P: 15	R: 0 E: 0 K: 0 S: 3	H: 0 LOB: 0 BB: 0 P: 3	R: 0 E: 0 K: 2 S: 8	H: 1 LOB: 1 BB: 0 P: 8	R: 0 E: 0 K: 1 S: 5	H: 1 LOB: 1 BB: 0 P: 5		1B: 3 2B: 2 3B: 0 HR: 1	SF: 0 SAC: 1 DP: 3 HBP: 0	WP: 0 PB: 0 SB: 1 CS: 0	PA: 35
PITCHER	IP	WLS	BF	H	R	ER	SO	BB	IBB	HBP	BLK	WP	HR	S	P	ERA	WHIP				
Steve Barber, L ERA: 3.62 (1, 1)	3.0	L	14	2	2	2	4	4	0	0	0	0	1	18	34	6.00	2.000				
Bill Dillman, R ERA: 2.95 (4, 1)	3.0		11	1	0	0	3	1	1	0	0	0	0	15	23	0.00	0.667				
Eddie Fisher, R ERA: 2.95 (7, 1)	3.0		10	2	0	0	3	0	0	0	0	0	0	16	16	0.00	0.667				

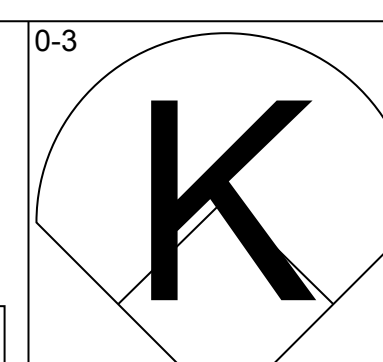
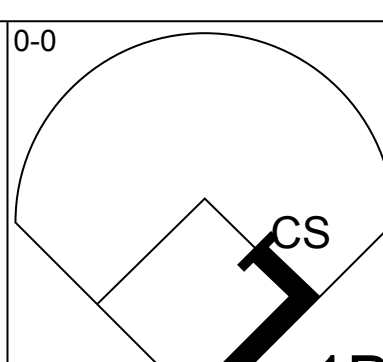
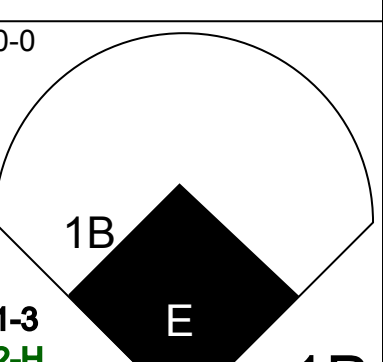
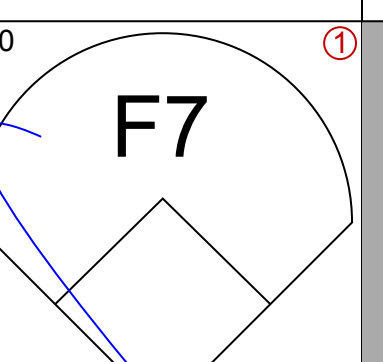
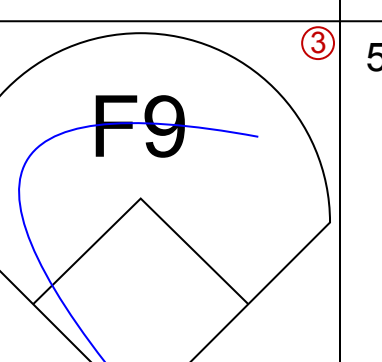
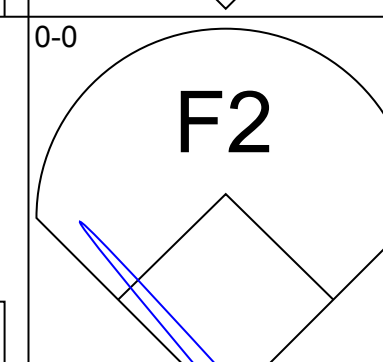
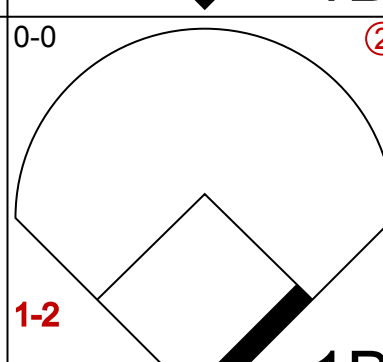
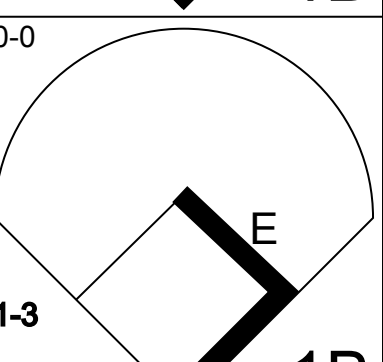
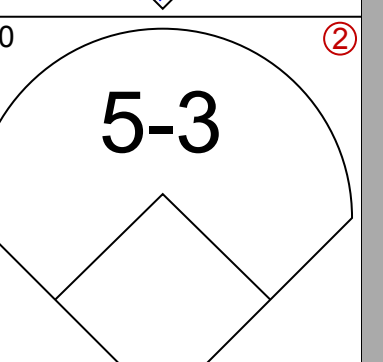
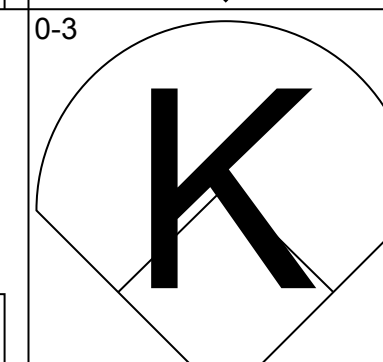
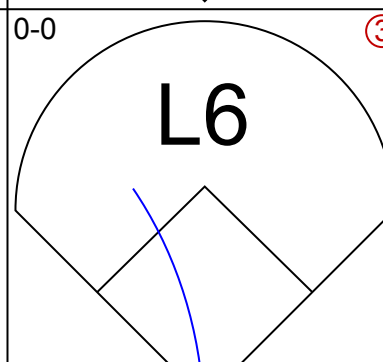
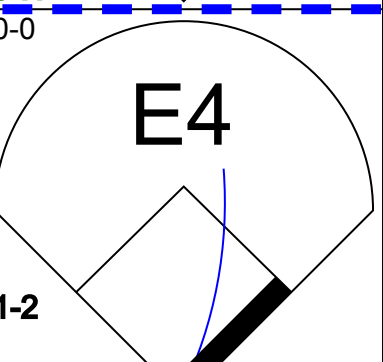
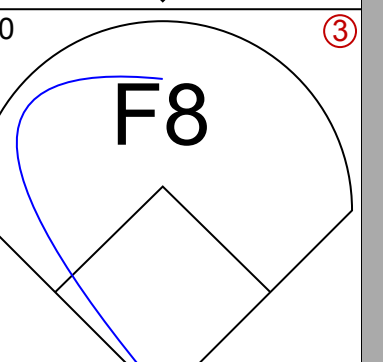
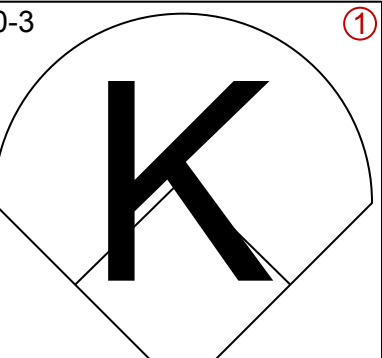
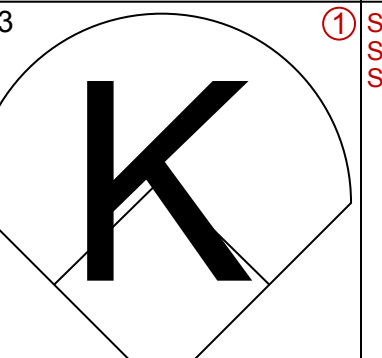
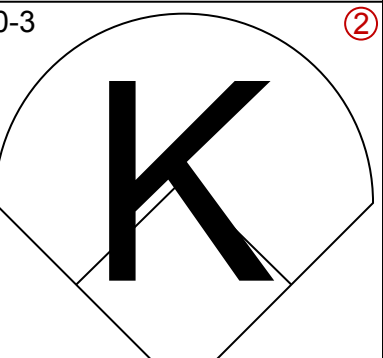
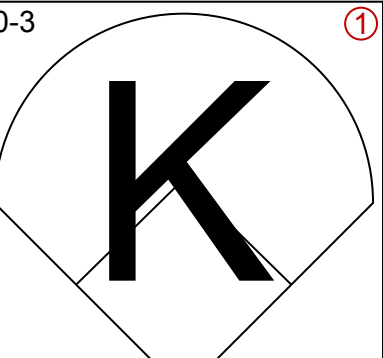
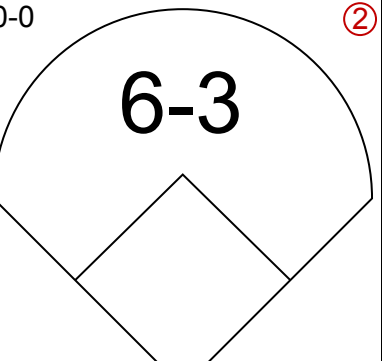
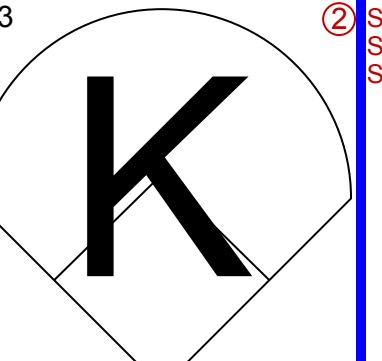
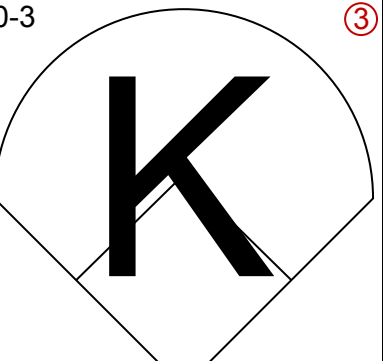
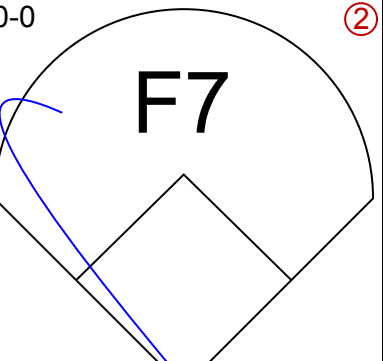
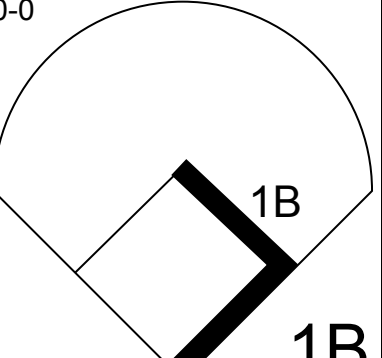
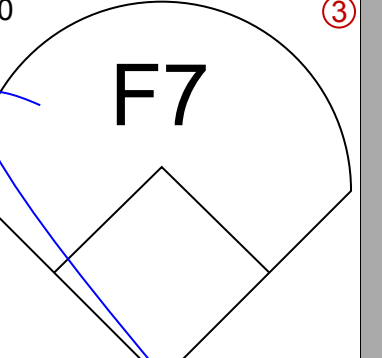
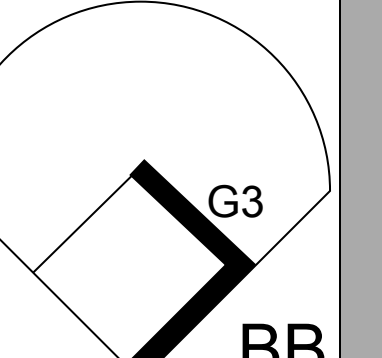
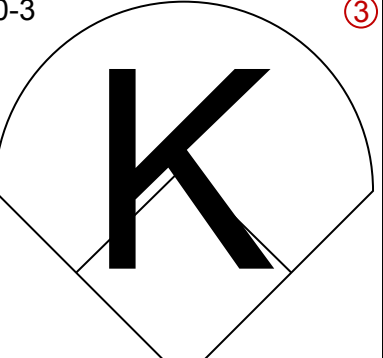
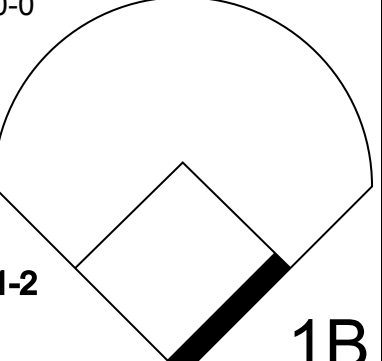
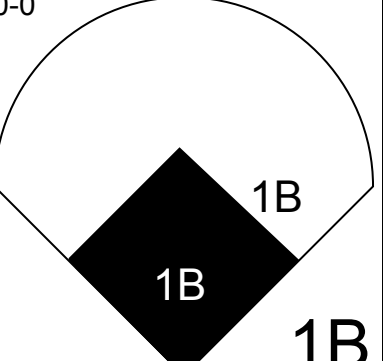
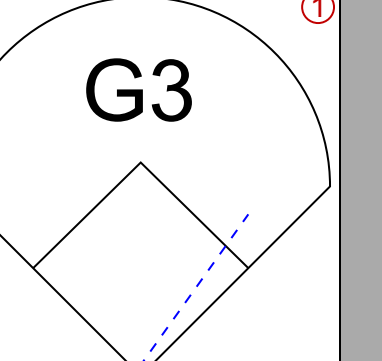
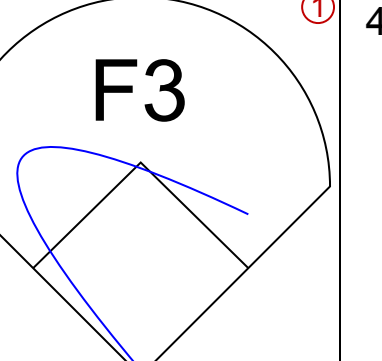
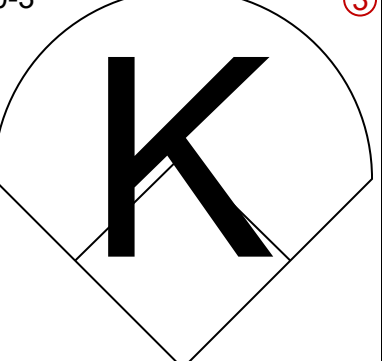
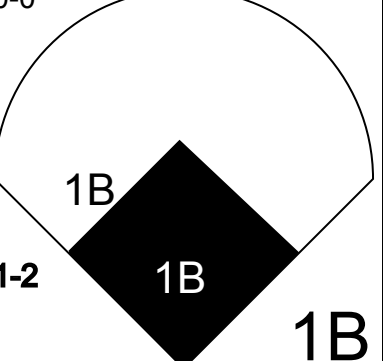
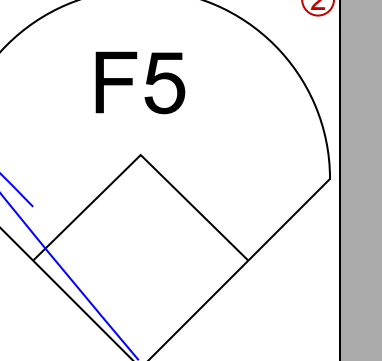
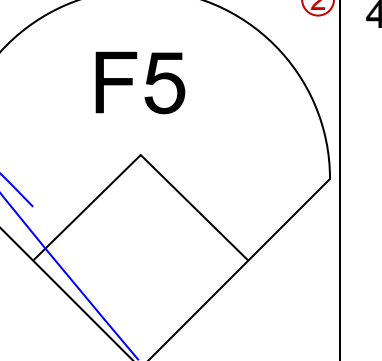

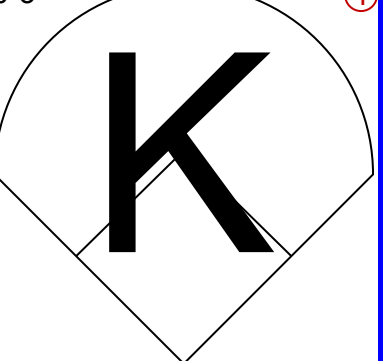
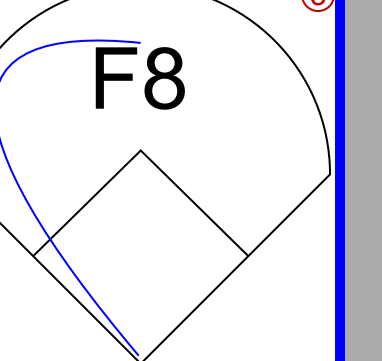
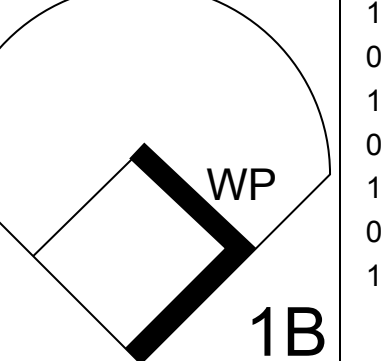
AB	28
R	2
H	5
RBI	2
BB	6
SO	10
LOB	18

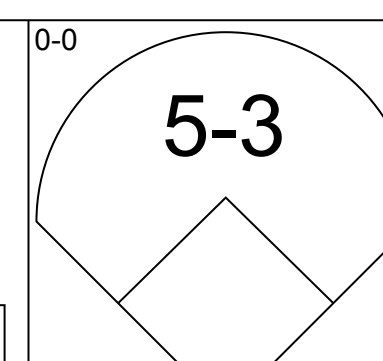
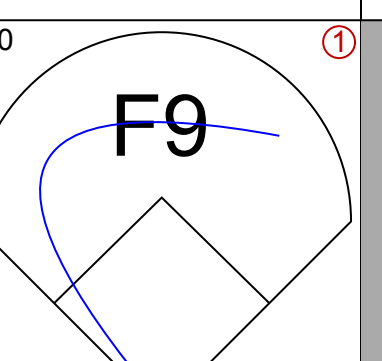
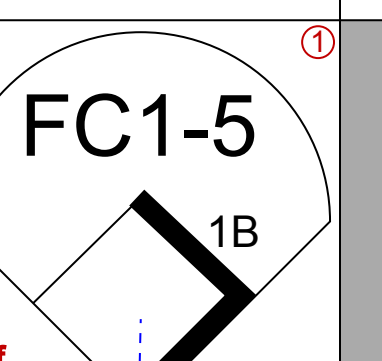
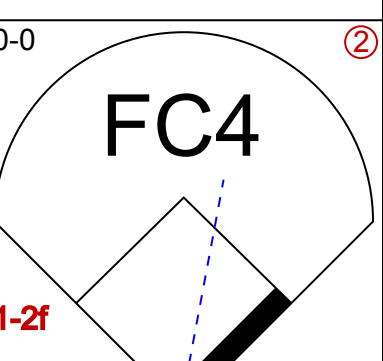
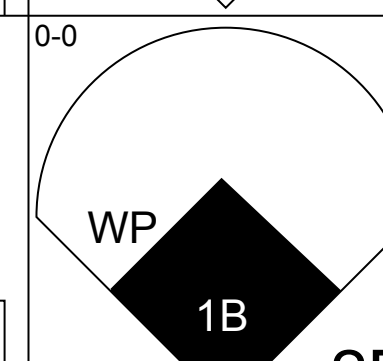
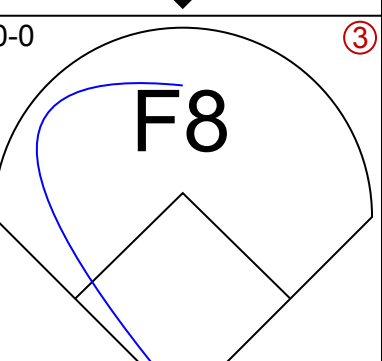
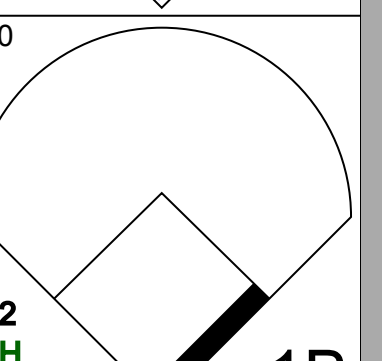
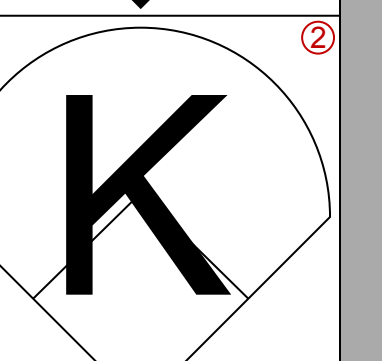
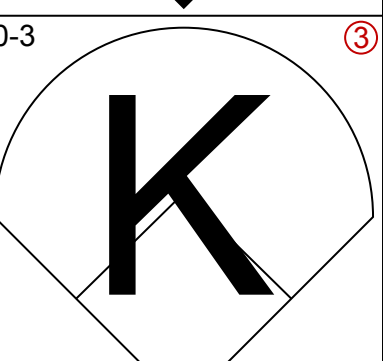
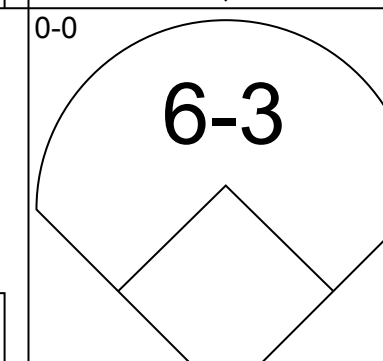
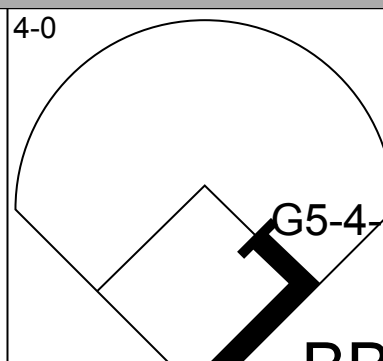
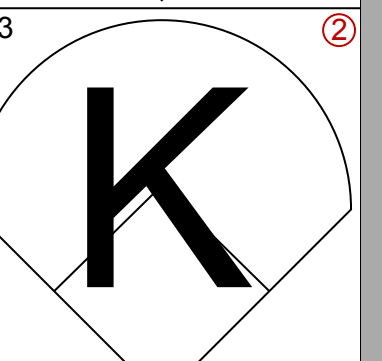
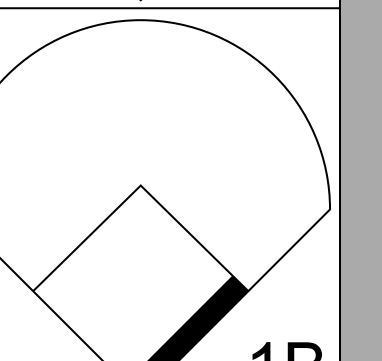

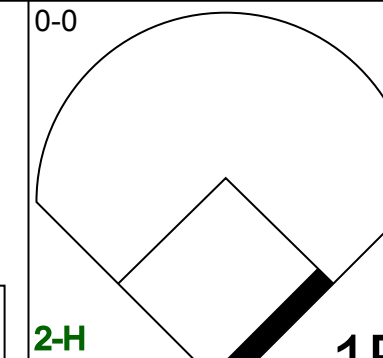
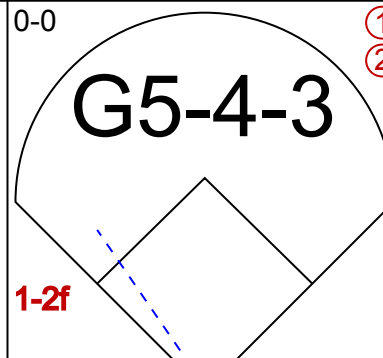
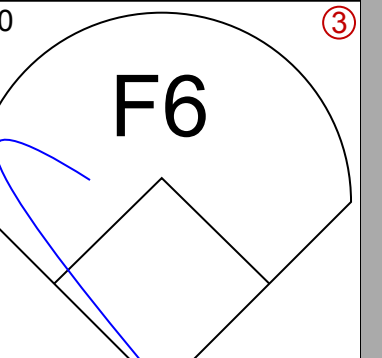
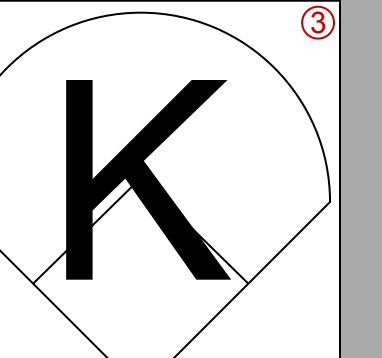

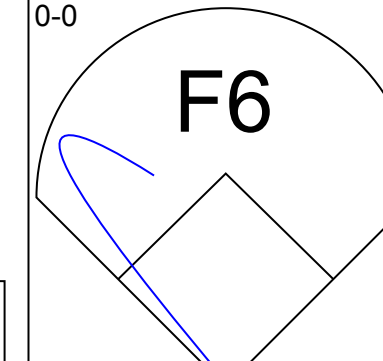
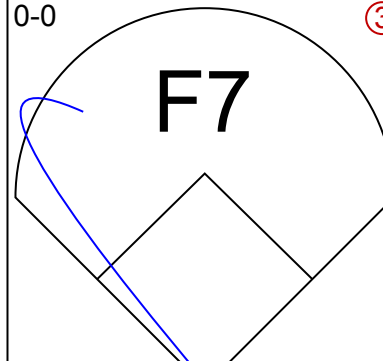
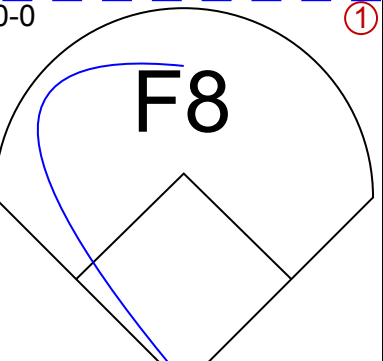
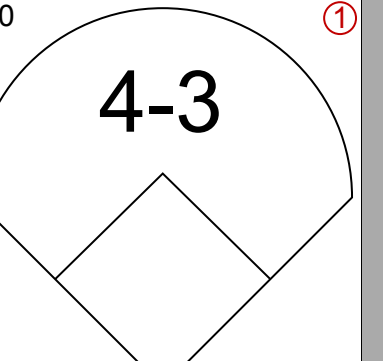
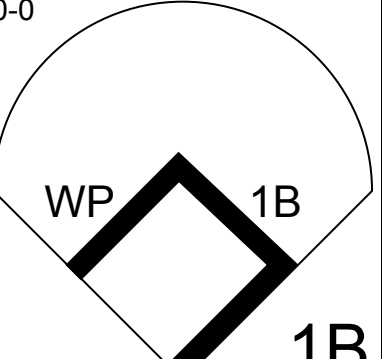
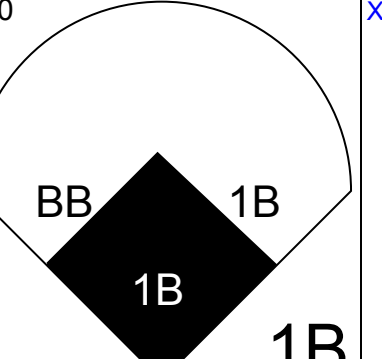
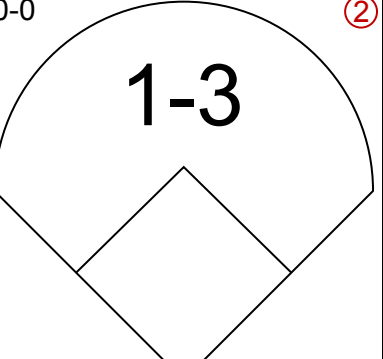
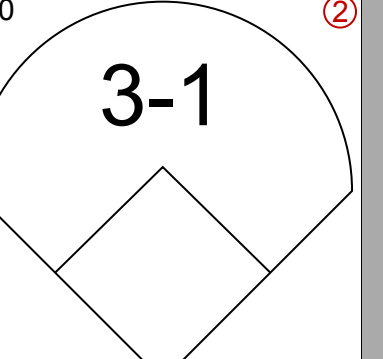

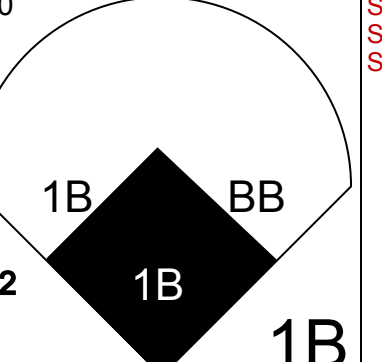
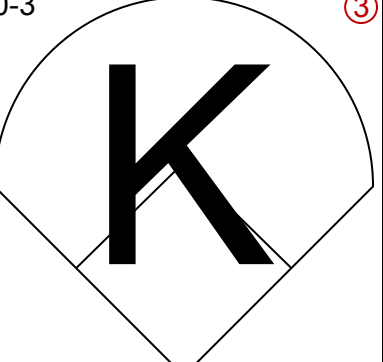
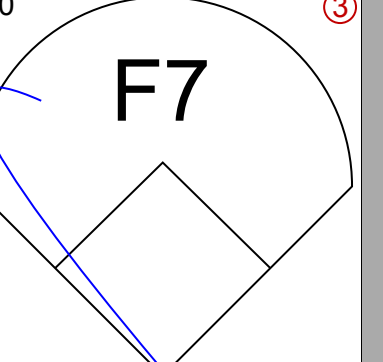
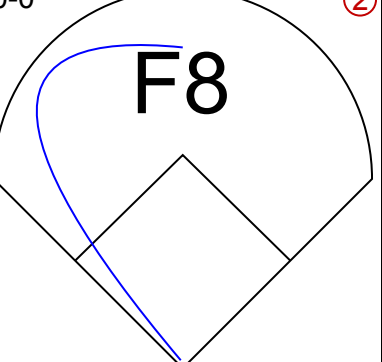
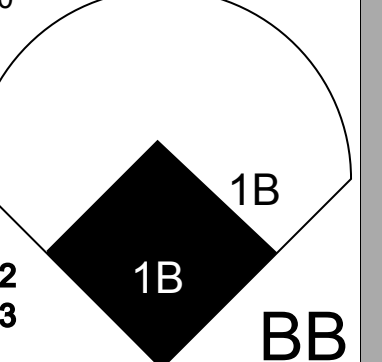
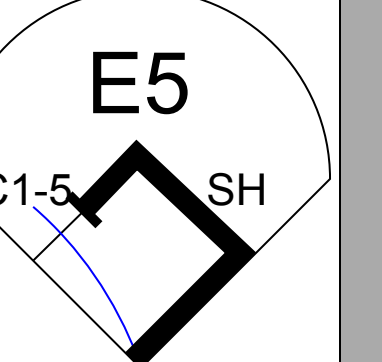
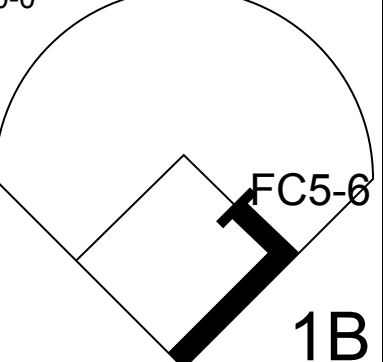
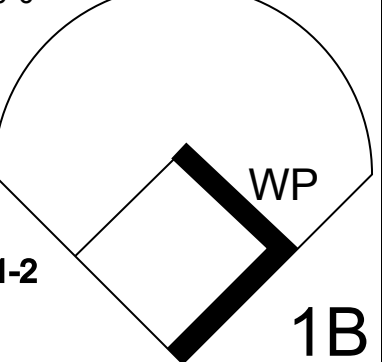
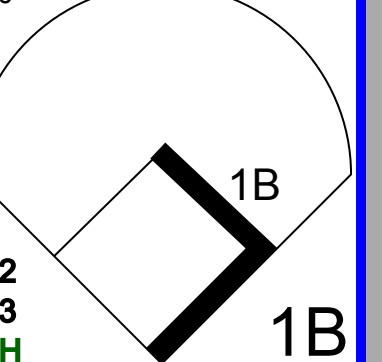
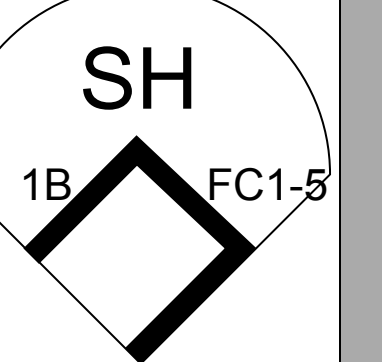
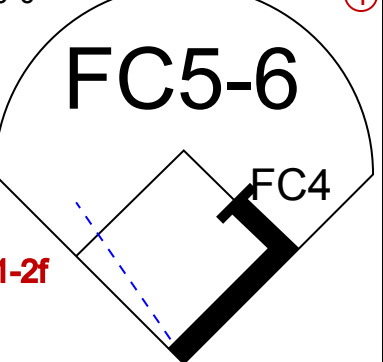


Batter	1	2	3	4	5	6	7	8	9	AB	R	H	RBI	BB	SO	LOB	BOTTOM				
Luis Aparicio, R OBP: 0.275, SLG: 0.321 (1, 6)	0-0 BB 1B		0-0 F5			0-0 F7			4-0 BB	3	0	1	0	1	0	0	New York Yankees @ Baltimore Orioles Memorial Stadium, Baltimore, MD Wed May 24 1967, 7:05 PM EDT Att: 12,449 - Unknown				
Curt Blefary, L OBP: 0.357, SLG: 0.410 (1, 7)	4-0 BB		0-0 F8			0-0 F5			0-3 K	3	0	0	0	1	1	1					
Paul Blair, R OBP: 0.276, SLG: 0.366 (1, 8)	0-3 K			0-0 1-3		0-0 F4			0-3 K	4	0	0	0	0	2	3					
Frank Robinson, R OBP: 0.429, SLG: 0.667 (1, 9)	0-3 K			0-3 K		0-0 6-3				3	0	0	0	0	2	2					
Brooks Robinson, R OBP: 0.336, SLG: 0.411 (1, 5)	0-0 F8			0-0 F7		0-0 5-3				3	0	0	0	0	0	2					
Boog Powell, L OBP: 0.360, SLG: 0.423 (1, 3)		0-3 K			0-3 K				0-3 K	3	0	0	0	0	3	0					
Davey Johnson, R OBP: 0.313, SLG: 0.385 (1, 4)		0-0 F9			0-3 K				0-3 K	3	0	0	0	0	2	0					
Andy Etchebarren, R OBP: 0.300, SLG: 0.402 (1, 2)		0-3 K			0-0 2B				0-0 F3	3	0	1	0	0	1	0					
Steve Barber, L (1, 1)			0-3 K			0-3 K			0-0 5-3	1	0	0	0	0	1	0					
Bill Dillman, R OBP: 0.200, SLG: 0.200 Sam Bowers, R OBP: 0.273, SLG: 0.500 Eddie Fisher, R OBP: 0.310, SLG: 0.343 (8, PH)										0	0	0	0	0	0	0					
Inning Stats	R: 0 E: 0 K: 2 S: 8	H: 1 LOB: 2 BB: 1 P: 12	R: 0 E: 0 K: 2 S: 7	H: 0 LOB: 0 BB: 0 P: 7	R: 0 E: 0 K: 1 S: 5	H: 0 LOB: 0 BB: 0 P: 5	R: 0 E: 0 K: 1 S: 5	H: 0 LOB: 0 BB: 0 P: 5	R: 0 E: 0 K: 2 S: 3	H: 0 LOB: 0 BB: 0 P: 3	R: 0 E: 0 K: 2 S: 7	H: 0 LOB: 0 BB: 0 P: 7	R: 0 E: 0 K: 2 S: 7	H: 0 LOB: 1 BB: 1 P: 11	R: 0 E: 0 K: 2 S: 7	H: 0 LOB: 1 BB: 1 P: 11	1B: 1 2B: 1 3B: 0 HR: 0	SF: 0 SAC: 0 DP: 0 HBP: 0	WP: 0 PB: 0 SB: 0 CS: 0	PA: 30	
PITCHER	IP	WLS	BF	H	R	ER	SO	BB	IBB	HBP	BLK	WP	HR	S	P	ERA	WHIP				
Al Downing, L ERA: 2.47 (1, 1)	9.0	W	30	2	0	0	13	2	0	0	0	0	0	54	62	0.00	0.444				

AB	28
R	0
H	2
RBI	0
BB	2
SO	13
LOB	8



Batter	1	2	3	4	5	6	7	8	9	AB	R	H	RBI	BB	SO	LOB	TOP					
Reggie Smith, S OBP: 0.289, SLG: 0.344 (1, 8)			 1B		 1B					5	1	2	1	0	1	1	Boston Red Sox @ Baltimore Orioles Memorial Stadium, Baltimore, MD Fri May 26 1967, 7:05 PM EDT Att: 13,786 - Unknown					
Mike Andrews, R OBP: 0.356, SLG: 0.371 (1, 4)					 1B					4	0	2	1	0	0	0						
Carl Yastrzemski, L OBP: 0.375, SLG: 0.554 (1, 7)					 1-2					4	0	0	1	0	1	2						
George Scott, R OBP: 0.349, SLG: 0.411 (1, 3)										4	0	0	0	0	4	2						
Don Demeter, R OBP: 0.333, SLG: 0.531 Jose Tartabull, L OBP: 0.326, SLG: 0.250 (5, PH) (5, 9)										2	0	0	0	0	1	0						
Rico Petrocelli, R OBP: 0.387, SLG: 0.478 (1, 6)						 BB				3	0	1	0	1	1	0						
Joe Foy, R OBP: 0.306, SLG: 0.324 (1, 5)					 1B					4	1	2	0	0	0	1						
Mike Ryan, R OBP: 0.400, SLG: 0.434 (1, 2)					 1B					4	1	1	0	0	1	3						
Billy Rohr, L Lee Stange, R Bob Tillman, R Don McMahon, R Dalton Jones, L Dan Osinski, R Tony Horton, R (1, 1) (4, 1) (5, PH) (5, 1) (6, PH) (6, 1) (9, PH)									 1B	1	0	0	0	0	1	0						
Inning Stats	R: 0 E: 0 K: 2 S: 7	H: 0 LOB: 0 BB: 0 P: 7	R: 0 E: 0 K: 2 S: 9	H: 2 LOB: 2 BB: 0 P: 9	R: 0 E: 0 K: 1 S: 6	H: 2 LOB: 1 BB: 0 P: 6	R: 0 E: 0 K: 2 S: 7	H: 0 LOB: 0 BB: 0 P: 7	R: 3 E: 1 K: 3 S: 14	H: 4 LOB: 2 BB: 0 P: 14	R: 0 E: 0 K: 0 S: 3	H: 0 LOB: 0 BB: 0 P: 7	R: 0 E: 0 K: 2 S: 7	H: 0 LOB: 0 BB: 0 P: 3	R: 0 E: 0 K: 0 S: 4	H: 1 LOB: 1 BB: 0 P: 4		1B: 9 2B: 0 3B: 0 HR: 0	SF: 0 SAC: 0 DP: 0 HBP: 0	WP: 1 PB: 0 SB: 0 CS: 1	PA: 37	
PITCHER	IP	WLS	BF	H	R	ER	SO	BB	IBB	HBP	BLK	WP	HR	S	P	ERA	WHIP					
Dave McNally, L ERA: 6.07 Moe Drabowsky, R ERA: 0.76	(1, 1)	4.1	20	8	3	3	8	0	0	0	0	0	0	36	36	6.23	1.846					
	(5, 1)	4.2	W	17	1	0	0	4	1	0	0	0	1	0	24	28	0.00	0.429				

Batter	1	2	3	4	5	6	7	8	9	AB	R	H	RBI	BB	SO	LOB	BOTTOM				
Luis Aparicio, R OBP: 0.273, SLG: 0.311 (1, 6)						 1B				4	0	0	0	1	0	6	Boston Red Sox @ Baltimore Orioles Memorial Stadium, Baltimore, MD Fri May 26 1967, 7:05 PM EDT Att: 13,786 - Unknown				
Davey Johnson, R OBP: 0.317, SLG: 0.396 (1, 4)	 1B			 1-2 2-H 3-H						5	1	2	2	0	2	6					
Paul Blair, R Russ Snyder, L OBP: 0.278, SLG: 0.357 OBP: 0.394, SLG: 0.538 (6, PH) (7, 8)			 BB			 1-2 2-3				2	0	0	0	1	1	3					
Frank Robinson, R OBP: 0.424, SLG: 0.654 (1, 9)	 2H		 1-2							4	0	1	1	0	1	6					
Brooks Robinson, R OBP: 0.327, SLG: 0.398 (1, 5)										4	0	0	0	0	0	1					
Boog Powell, L OBP: 0.364, SLG: 0.426 (1, 3)		 1B		 1B						4	1	2	0	0	0	0					
Sam Bowens, R OBP: 0.267, SLG: 0.429 (1, 7)				 1-2						4	1	1	0	0	2	1					
Larry Haney, R OBP: 0.378, SLG: 0.471 (1, 2)				 1-2 2-3		 FC1-5 SH		 1B		3	1	1	0	1	0	1					
Dave McNally, R Moe Drabowsky, R OBP: 0.188, SLG: 0.250 OBP: 0.667, SLG: 0.600 (1, 1) (5, 1)		 1B		 1-2 2-3 3-H		 1B FC1-5		 1-2		2	0	2	1	0	0	0					
Inning Stats	R: 1 E: 0 K: 0 S: 5	H: 2 LOB: 1 BB: 0 P: 5	R: 0 E: 0 K: 1 S: 7	H: 2 LOB: 3 BB: 1 P: 11	R: 0 E: 0 K: 0 S: 2	H: 0 LOB: 0 BB: 1 P: 6	R: 3 E: 0 K: 1 S: 9	H: 4 LOB: 2 BB: 1 P: 13	R: 0 E: 0 K: 1 S: 5	H: 0 LOB: 0 BB: 0 P: 5	R: 0 E: 1 K: 2 S: 10	H: 1 LOB: 3 BB: 0 P: 10	R: 0 E: 0 K: 0 S: 3	H: 0 LOB: 0 BB: 0 P: 3	R: 0 E: 0 K: 1 S: 6	H: 1 LOB: 1 BB: 0 P: 6		1B: 9 2B: 1 3B: 0 HR: 0	SF: 0 SAC: 1 DP: 1 HBP: 0	WP: 2 PB: 0 SB: 0 CS: 0	PA: 38
PITCHER	IP	WLS	BF	H	R	ER	SO	BB	IBB	HBP	BLK	WP	HR	S	P	ERA	WHIP				
Billy Rohr, L Lee Stange, R Don McMahon, R Dan Osinski, R ERA: 4.46 ERA: 5.65 ERA: 4.08 ERA: 1.42	(1, 1)	3.0	L	17	6	4	4	1	0	0	0	0	0	7	7	0.00	2.000				
	(4, 1)	1.0		5	2	0	0	1	0	0	0	0	0	5	5	0.00	0.000				
	(5, 1)	1.0		3	0	0	0	1	0	0	0	0	0	5	5	0.00	0.000				
	(6, 1)	3.0		13	2	0	0	3	0	0	0	0	0	19	19	0.00	0.667				



Batter	1	2	3	4	5	6	7	8	9	AB	R	H	RBI	BB	SO	LOB	TOP					
Jose Tartabull, L OBP: 0.320, SLG: 0.247 (1, 9)	F2		FC6-4 1B		K2-3			4-3	G6-3	5	0	1	0	0	1	2						
Reggie Smith, S OBP: 0.295, SLG: 0.344 (1, 8)	F8		F8			G5-4-3 1B BB		1B FC3-2 1B		3	0	1	0	1	0	1						
Carl Yastrzemski, L OBP: 0.380, SLG: 0.553 Don Demeter, R OBP: 0.353, SLG: 0.531 (1, 7) (6, 7)	1B BB		FC6-4 FC5-4 1-2			G5-4-3 1B		FC3-2 1B BB		2	0	1	0	1	0	1						
Tony Horton, R OBP: 0.289, SLG: 0.351 (1, 3)	1-2 1B		FC5-4			G5-4-3 1-2 2-3		FC3-2 1B		4	0	2	0	0	0	3						
Dalton Jones, L OBP: 0.338, SLG: 0.426 (1, 5) (6, 4)	K				F7	4-3		FC3-2		4	0	0	0	0	1	6						
Rico Petrocelli, R OBP: 0.389, SLG: 0.479 Joe Foy, R OBP: 0.302, SLG: 0.318 (1, 6) (6, 5)		G6-4-3 1B			F9			4-3		2	0	1	0	0	0	0						
Mike Andrews, R OBP: 0.361, SLG: 0.385 (1, 4) (6, 6)		1-2 G6-4-3 1B			F8			5-3		4	0	2	0	0	0	0						
Mike Ryan, R OBP: 0.397, SLG: 0.429 Galen Cisco, R (7, 1) George Scott, R OBP: 0.354, SLG: 0.415 (9, PH)		G6-4-3			F9					3	0	1	0	0	0	2						
Darrell Brandon, R OBP: 0.250, SLG: 0.267 Hank Fischer, R OBP: 0.143, SLG: 0.143 Bill Landis, L OBP: 0.241, SLG: 0.185 (1, 1) (5, 1) (5, 1) (7, PH) (7, 2)		1-2 2-3			F2			1B		0	0	0	0	0	0	0						
Inning Stats	R: 0 E: 0 K: 1 S: 6	H: 1 LOB: 2 BB: 1 P: 10	R: 0 E: 0 K: 1 S: 6	H: 2 LOB: 1 BB: 0 P: 6	R: 0 E: 0 K: 0 S: 4	H: 1 LOB: 1 BB: 0 P: 4	R: 0 E: 0 K: 0 S: 3	H: 0 LOB: 0 BB: 0 P: 3	R: 0 E: 0 K: 1 S: 5	H: 1 LOB: 1 BB: 0 P: 5	R: 0 E: 0 K: 0 S: 3	H: 1 LOB: 1 BB: 0 P: 7	R: 0 E: 0 K: 1 S: 6	H: 1 LOB: 1 BB: 0 P: 6	R: 0 E: 0 K: 0 S: 5	H: 2 LOB: 3 BB: 1 P: 9	R: 0 E: 0 K: 1 S: 6	H: 2 LOB: 1 BB: 0 P: 6	1B: 9 2B: 1 3B: 0 HR: 0	SF: 0 SAC: 0 DP: 3 HBP: 0	WP: 0 PB: 0 SB: 0 CS: 0	PA: 37
PITCHER Tom Phoebus, R ERA: 3.35 (1, 1)	IP: 9.0 WLS: W BF: 37 H: 10 R: 0 ER: 0 SO: 5 BB: 3 IBB: 0 HBP: 0 BLK: 0 WP: 0 HR: 0 S: 44 P: 56 ERA: 0.00 WHIP: 1.444															PITCHER	IP: 9.0 WLS: W BF: 37 H: 10 R: 0 ER: 0 SO: 5 BB: 3 IBB: 0 HBP: 0 BLK: 0 WP: 0 HR: 0 S: 44 P: 56 ERA: 0.00 WHIP: 1.444					

Boston Red Sox @ Baltimore Orioles
Memorial Stadium, Baltimore, MD
Sat May 27 1967, 7:05 PM EDT
Att: 26,488 - Unknown

AB 34
R 0
H 10
RBI 0
BB 3
SO 5
LOB 22



Batter	1	2	3	4	5	6	7	8	9	AB	R	H	RBI	BB	SO	LOB	BOTTOM			
Luis Aparicio, R OBP: 0.279, SLG: 0.324 Mark Belanger, R OBP: 0.235, SLG: 0.471 (1, 6) (6, 6)	G3 E 1B	L6			E5 1B			K		4	2	2	2	0	0	0				
Russ Snyder, L OBP: 0.380, SLG: 0.509 (1, 8) (8, 9)	G3				E1 1B			FC4-6 FC5-4		5	1	1	0	0	1	3				
Brooks Robinson, R OBP: 0.351, SLG: 0.401 Woodie Held, R OBP: 0.302, SLG: 0.333 (1, 5) (8, 5)	HR 1B				HR 1B		F9	FC5-4		4	2	2	2	0	1	0				
Frank Robinson, R OBP: 0.426, SLG: 0.695 Paul Blair, R OBP: 0.276, SLG: 0.357 (1, 9) (8, 8)	HR				HR			K		4	2	2	4	0	2	0				
Boog Powell, L OBP: 0.361, SLG: 0.415 (1, 3)	K				4-3			F8		3	0	0	0	1	1	0				
Curt Blefary, L OBP: 0.354, SLG: 0.405 (1, 7)	1B				F8			F3		4	1	1	0	0	0	1				
Davey Johnson, R OBP: 0.333, SLG: 0.404 (1, 4)	5-3				FC3-6 1B			F8-3 1B		3	1	2	0	1	0	1				
Larry Haney, R OBP: 0.390, SLG: 0.459 (1, 2)		F6			SH3-4 2B 1B			F8-3		3	1	1	1	1	0	1				
Tom Phoebus, R (1, 1)		F9			F9			SH3-4 FC4-6 BB		2	0	0	0	1	0	2				
Inning Stats	R: 3 E: 1 K: 1 S: 9	H: 4 LOB: 1 BB: 0 P: 9	R: 0 E: 0 K: 0 S: 3	H: 0 LOB: 0 BB: 0 P: 3	R: 0 E: 0 K: 3 S: 9	H: 0 LOB: 0 BB: 0 P: 9	R: 0 E: 0 K: 0 S: 3	H: 0 LOB: 2 BB: 2 P: 11	R: 7 E: 3 K: 0 S: 10	H: 6 LOB: 1 BB: 1 P: 14	R: 0 E: 0 K: 1 S: 5	H: 0 LOB: 0 BB: 0 P: 5	R: 0 E: 0 K: 0 S: 3	H: 1 LOB: 0 BB: 0 P: 3	R: 0 E: 0 K: 1 S: 5	H: 0 LOB: 1 BB: 1 P: 9	1B: 8 2B: 2 3B: 0 HR: 2	SF: 0 SAC: 1 DP: 1 HBP: 0	WP: 0 PB: 0 SB: 1 CS: 0	PA: 39
PITCHER Darrell Brandon, R ERA: 4.53 Hank Fischer, R ERA: 2.69 Bill Landis, L ERA: 10.8 Galen Cisco, R ERA: 2.81 (1, 1) (5, 1) (5, 1) (7, 1)	IP: 4.0 WLS: L BF: 22 H: 7 R: 4 ER: 6 SO: 4 BB: 2 IBB: 0 HBP: 0 BLK: 0 WP: 0 HR: 2 S: 28 P: 36 ERA: 13.50 WHIP: 2.250															PITCHER	IP: 4.0 WLS: L BF: 22 H: 7 R: 4 ER: 6 SO: 4 BB: 2 IBB: 0 HBP: 0 BLK: 0 WP: 0 HR: 2 S: 28 P: 36 ERA: 13.50 WHIP: 2.250			

Boston Red Sox @ Baltimore Orioles
Memorial Stadium, Baltimore, MD
Sat May 27 1967, 7:05 PM EDT
Att: 26,488 - Unknown

AB 34
R 10
H 11
RBI 9
BB 4
SO 6
LOB 10



Batter	1	2	3	4	5	6	7	8	9	AB	R	H	RBI	BB	SO	LOB	TOP											
Reggie Smith, S OBP: 0.305, SLG: 0.368 (1, 8)										5	3	3	0	0	0	1	Boston Red Sox @ Baltimore Orioles Memorial Stadium, Baltimore, MD Sun May 28 1967, 3:33 AM EDT Att: 14,071 - Unknown											
Mike Andrews, R OBP: 0.373, SLG: 0.398 (1, 4)										4	0	3	0	0	0	1												
Carl Yastrzemski, L OBP: 0.375, SLG: 0.542 (1, 7)										3	0	0	1	1	2	3												
George Scott, R OBP: 0.344, SLG: 0.403 (1, 3)										4	0	0	0	0	2	4												
Don Demeter, R OBP: 0.316, SLG: 0.472 (1, 9)										4	0	0	0	0	2	0												
Rico Petrocelli, R OBP: 0.391, SLG: 0.507 (1, 6)										4	1	2	1	0	1	0												
Joe Foy, R OBP: 0.308, SLG: 0.333 (1, 5)										4	0	2	0	0	0	1												
Mike Ryan, R OBP: 0.403, SLG: 0.414 (1, 2)										2	0	0	0	2	1	1												
Jim Lonborg, R OBP: 0.115, SLG: 0.080 John Wyatt, R (8, 1)										4	0	0	0	0	3	4												
Inning Stats	R: 1 E: 0 K: 1 S: 5	H: 1 LOB: 0 BB: 1 P: 9	R: 0 E: 1 K: 3 S: 10	H: 1 LOB: 1 BB: 0 P: 10	R: 0 E: 1 K: 1 S: 7	H: 1 LOB: 2 BB: 0 P: 7	R: 1 E: 0 K: 0 S: 4	H: 1 LOB: 0 BB: 0 P: 4	R: 1 E: 0 K: 2 S: 9	H: 2 LOB: 1 BB: 1 P: 9	R: 0 E: 0 K: 2 S: 8	H: 1 LOB: 2 BB: 1 P: 12	R: 1 E: 0 K: 1 S: 6	H: 1 LOB: 0 BB: 0 P: 6	R: 0 E: 0 K: 1 S: 6	H: 1 LOB: 2 BB: 1 P: 10		R: 0 E: 0 K: 0 S: 3	H: 1 LOB: 0 BB: 0 P: 3	1B: 5 2B: 5 3B: 0 HR: 1	SF: 1 SAC: 1 DP: 1 HBP: 0	WP: 1 PB: 0 SB: 0 CS: 2	PA: 39					
PITCHER	IP	WLS	BF	H	R	ER	SO	BB	IBB	HBP	BLK	WP	HR	S	P	ERA	WHIP											
Steve Barber, L ERA: 3.86 Stu Miller, R ERA: 3.06	(1, 1)	7.0	L	31	8	4	4	10	1	1	0	0	1	1	49	57	5.14	1.286										

Batter	1	2	3	4	5	6	7	8	9	AB	R	H	RBI	BB	SO	LOB	BOTTOM										
Luis Aparicio, R OBP: 0.276, SLG: 0.319 (1, 6)										5	0	1	0	0	1	0	Boston Red Sox @ Baltimore Orioles Memorial Stadium, Baltimore, MD Sun May 28 1967, 3:33 AM EDT Att: 14,071 - Unknown										
Russ Snyder, L OBP: 0.273, SLG: 0.532 (1, 8)										5	2	3	0	0	0	1											
Brooks Robinson, R OBP: 0.323, SLG: 0.390 (1, 5)										4	0	0	0	0	3	4											
Frank Robinson, R OBP: 0.421, SLG: 0.704 (1, 9)										4	1	1	2	0	2	2											
Boog Powell, L OBP: 0.358, SLG: 0.405 (1, 3)										3	0	0	0	1	0	0											
Curt Blefary, L OBP: 0.371, SLG: 0.415 (1, 7)										2	0	2	0	2	0	0											
Davey Johnson, R OBP: 0.339, SLG: 0.396 (1, 4)										2	0	0	0	1	0	2											
Larry Haney, R OBP: 0.356, SLG: 0.415 (1, 2)										4	0	0	0	0	2	6											
Steve Barber, L Charlie Lau, L Stu Miller, R Paul Blair, R	(1, 1) (7, PH) (8, 1) (8, PH)									2	0	0	0	0	0	1											
Inning Stats	R: 2 E: 0 K: 1 S: 7	H: 2 LOB: 0 BB: 0 P: 7	R: 0 E: 0 K: 0 S: 3	H: 1 LOB: 1 BB: 0 P: 4	R: 0 E: 0 K: 1 S: 6	H: 1 LOB: 1 BB: 0 P: 6	R: 0 E: 0 K: 1 S: 6	H: 1 LOB: 1 BB: 0 P: 6	R: 0 E: 0 K: 1 S: 5	H: 0 LOB: 1 BB: 1 P: 9	R: 0 E: 0 K: 1 S: 5	H: 0 LOB: 0 BB: 0 P: 5	R: 1 E: 0 K: 2 S: 8	H: 1 LOB: 3 BB: 3 P: 20	R: 0 E: 0 K: 1 S: 5	H: 0 LOB: 0 BB: 0 P: 5		1B: 5 2B: 2 3B: 0 HR: 1	SF: 0 SAC: 0 DP: 1 HBP: 1	WP: 1 PB: 0 SB: 0 CS: 0	PA: 38						
PITCHER	IP	WLS	BF	H	R	ER	SO	BB	IBB	HBP	BLK	WP	HR	S	P	ERA	WHIP										
Jim Lonborg, R John Wyatt, R	(1, 1) (8, 1)	7.2	W	33	7	3	3	7	3	0	1	0	8	12	0.00	0.750											

Batter	1	2	3	4	5	6	7	8	9	AB	R	H	RBI	BB	SO	LOB	TOP								
Max Alvis, R OBP: 0.283, SLG: 0.378 (1.5)										4	1	2	0	0	0	1	Cleveland Indians @ Baltimore Orioles Memorial Stadium, Baltimore, MD Tue May 30 1967, 3:33 AM EDT Unknown								
Chico Salmon, R OBP: 0.340, SLG: 0.327 (1.3)										4	1	2	1	0	0	1									
Chuck Hinton, R OBP: 0.355, SLG: 0.400 (1.8)										4	0	0	0	0	1	4									
Rocky Colavito, R OBP: 0.366, SLG: 0.420 (1.9)										4	1	1	1	0	2	2									
Leon Wagner, L OBP: 0.262, SLG: 0.424 (1.7)										4	0	0	0	0	2	0									
Joe Azcue, R OBP: 0.343, SLG: 0.466 (1.2)										3	0	1	0	1	1	0									
Pedro Gonzalez, R Fred Whitfield, L (9, PH) OBP: 0.291, SLG: 0.393 (1.4)										3	0	0	0	0	0	2									
Larry Brown, R Lee Mays, L (9, PH) OBP: 0.328, SLG: 0.379 (1.6)										3	0	0	0	0	0	0									
Steve Hargan, R John O'Donoghue, R (6, 1) Vern Fuller, R Steve Bailey, R (7, 1) OBP: 0.333, SLG: 0.333 (7.1)										1	1	1	0	1	0	0									
Inning Stats	R: 0 E: 0 K: 0 S: 3	H: 0 LOB: 0 BB: 0 P: 3	R: 0 E: 0 K: 0 S: 4	H: 1 LOB: 1 BB: 0 P: 4	R: 1 E: 0 K: 1 S: 8	H: 3 LOB: 2 BB: 0 P: 8	R: 0 E: 0 K: 1 S: 4	H: 0 LOB: 0 BB: 1 P: 8	R: 0 E: 0 K: 0 S: 3	H: 0 LOB: 1 BB: 1 P: 7	R: 1 E: 0 K: 1 S: 6	H: 1 LOB: 0 BB: 0 P: 6	R: 0 E: 0 K: 1 S: 5	H: 0 LOB: 0 BB: 0 P: 5	R: 2 E: 0 K: 3 S: 11	H: 2 LOB: 0 BB: 0 P: 11		R: 0 E: 0 K: 0 S: 3	H: 0 LOB: 0 BB: 0 P: 3	1B: 5 2B: 1 3B: 0 HR: 1	SF: 0 SAC: 0 DP: 1 HBP: 0	WP: 3 PB: 0 SB: 0 CS: 0	PA: 35		
PITCHER	IP	WLS	BF	H	R	ER	SO	BB	IBB	HBP	BLK	WP	HR	S	P	ERA	WHIP								
Dave McNally, L ERA: 5.94 (1.1)	7.0	W	29	7	4	4	4	2	0	0	0	0	1	35	43	5.14	1.286								
Eddie Watt, R ERA: 0.39 (8.1)	2.0	S	6	0	0	0	3	0	0	0	0	2	0	12	12	0.00	0.000								

Batter	1	2	3	4	5	6	7	8	9	AB	R	H	RBI	BB	SO	LOB	BOTTOM								
Luis Aparicio, R OBP: 0.287, SLG: 0.324 (1.6)										4	1	2	0	1	0	2	Cleveland Indians @ Baltimore Orioles Memorial Stadium, Baltimore, MD Tue May 30 1967, 3:33 AM EDT Unknown								
Russ Snyder, L OBP: 0.413, SLG: 0.561 (1.8)										4	2	3	1	0	0	1									
Brooks Robinson, R OBP: 0.321, SLG: 0.386 (1.5)										4	0	1	0	0	0	5									
Frank Robinson, R OBP: 0.429, SLG: 0.710 (1.9)										3	1	2	1	1	0	1									
Boog Powell, L OBP: 0.355, SLG: 0.395 (1.3)										3	0	0	0	1	1	2									
Curt Blefary, L OBP: 0.374, SLG: 0.417 (1.7)										4	0	2	0	0	0	1									
Davey Johnson, R OBP: 0.345, SLG: 0.394 (1.4)										3	1	1	0	1	1	2									
Larry Haney, R OBP: 0.327, SLG: 0.378 (1.2)										4	0	0	0	0	0	3									
Dave McNally, R Eddie Watt, R (8, 1) OBP: 0.222, SLG: 0.278 (1.1)										2	0	1	0	0	1	1									
Inning Stats	R: 1 E: 0 K: 0 S: 5	H: 2 LOB: 1 BB: 0 P: 5	R: 0 E: 0 K: 1 S: 7	H: 2 LOB: 2 BB: 0 P: 7	R: 1 E: 0 K: 1 S: 6	H: 2 LOB: 0 BB: 0 P: 6	R: 0 E: 0 K: 1 S: 5	H: 0 LOB: 1 BB: 1 P: 9	R: 2 E: 1 K: 0 S: 4	H: 1 LOB: 1 BB: 2 P: 12	R: 1 E: 0 K: 0 S: 6	H: 3 LOB: 2 BB: 0 P: 6	R: 0 E: 0 K: 0 S: 4	H: 2 LOB: 1 BB: 0 P: 4	R: 0 E: 0 K: 1 S: 5	H: 0 LOB: 1 BB: 1 P: 9		1B: 10 2B: 2 3B: 0 HR: 0	SF: 0 SAC: 2 DP: 3 HBP: 0	WP: 0 PB: 3 SB: 0 CS: 0	PA: 38				
PITCHER	IP	WLS	BF	H	R	ER	SO	BB	IBB	HBP	BLK	WP	HR	S	P	ERA	WHIP								
Steve Hargan, R ERA: 1.95 (1.1)	5.2	L	28	9	5	3	3	3	0	0	0	0	0	31	43	4.76	2.118								
John O'Donoghue, L ERA: 0.84 (6.1)	0.1		2	1	0	0	0	0	0	0	0	0	0	2	2	0.00	3.000								
Steve Bailey, R ERA: 1.69 (7.1)	2.0		8	2	0	0	1	1	0	0	0	0	0	9	13	0.00	1.500								

Batter	1	2	3	4	5	6	7	8	9	10	11	AB	R	H	RBI	BB	SO	LOB	TOP							
Luis Aparicio, R OBP: 0.277, SLG: 0.308 (1, 6)	F7		K		G3-6-3		FC3-2		FC4-6 SF8			5	0	0	0	0	1	5								
Boog Powell, L OBP: 0.347, SLG: 0.377 (1, 3)	G5-4-3 BB			2B		3-1	F9		SF8			2	0	0	1	2	0	2								
Paul Blair, R OBP: 0.290, SLG: 0.366 (1, 8)	G5-4-3			2B		L4			4-3			5	0	2	0	0	0	3								
Frank Robinson, R OBP: 0.436, SLG: 0.715 (1, 9)		F4		IBB			1B				K	4	0	1	0	1	2	1								
Brooks Robinson, R OBP: 0.310, SLG: 0.370 (1, 5)				K			F5		F8		K	5	0	1	0	0	2	5								
Sam Bowers, R OBP: 0.292, SLG: 0.381 (1, 7)	F4			K							F7	4	1	1	0	1	1	4								
Davey Johnson, R OBP: 0.320, SLG: 0.363 (1, 4)			K		F4							5	0	0	0	0	3	7								
Larry Haney, R OBP: 0.268, SLG: 0.392 (9, PH)			K									3	0	2	1	0	1	0								
Vic Roznovsky, L OBP: 1.000, SLG: 1.000 (9, PR)												1	0	1	0	0	0	0								
Mark Belanger, R OBP: 0.255, SLG: 0.471 (9, 2)												0	1	0	0	0	0	0								
Andy Etchebarren, R OBP: 0.297, SLG: 0.398 (9, 2)												1	0	0	0	0	0	0								
Bill Dillman, R OBP: 0.303, SLG: 0.143 (7, PH)												2	0	0	0	0	1	1								
Woodie Fryer, S OBP: 0.195, SLG: 0.324 (7, PH)												0	0	0	0	0	0	0								
Stu Miller, R OBP: 0.403, SLG: 0.592 (7, 1)												0	0	0	0	0	0	0								
Curt Blefary, L OBP: 0.195, SLG: 0.414 (9, PH)												0	0	0	0	1	0	0								
Eddie Watt, R OBP: 0.195, SLG: 0.414 (9, 1)												1	0	0	0	0	0	0								
Inning Stats	R: 0 E: 0 K: 0 S: 2	H: 0 LOB: 0 BB: 1 P: 6	R: 0 E: 0 K: 1 S: 6	H: 1 LOB: 1 BB: 0 P: 6	R: 0 E: 0 K: 3 S: 9	H: 0 LOB: 0 BB: 0 P: 9	R: 0 E: 0 K: 2 S: 8	H: 1 LOB: 3 BB: 2 P: 16	R: 0 E: 0 K: 0 S: 3	H: 1 LOB: 0 BB: 0 P: 3	R: 0 E: 0 K: 0 S: 4	H: 1 LOB: 1 BB: 0 P: 4	R: 1 E: 1 K: 0 S: 5	H: 1 LOB: 2 BB: 1 P: 9	R: 0 E: 0 K: 2 S: 9	H: 2 LOB: 2 BB: 0 P: 9	R: 1 E: 0 K: 0 S: 4	H: 1 LOB: 1 BB: 1 P: 8	R: 0 E: 0 K: 2 S: 7	H: 0 LOB: 0 BB: 0 P: 7	R: 0 E: 0 K: 1 S: 5	H: 0 LOB: 0 BB: 0 P: 5	1B: 6 2B: 2 3B: 0 HR: 0	SF: 1 SAC: 0 DP: 2 HBP: 0	WP: 0 PB: 0 SB: 0 CS: 0	PA: 45
PITCHER	IP ERA WLS BF H R ER SO BB IBB HBP BLK WP HR S P ERA WHIP	6.0 1.74 2.1 11 3 1 1 2 1 0 0 0 0 0 14 18 3.86 1.714	7.1 1.67 0.1 1 0 0 0 0 0 0 0 0 0 0 1 1 0.00 0.000	9.1 1.98 2.1 W 7 0 0 0 3 0 0 0 0 0 0 13 13 0.00 0.000	PITCHER										IP ERA WLS BF H R ER SO BB IBB HBP BLK WP HR S P ERA WHIP											

Baltimore Orioles @ Chicago White Sox
Comiskey Park, Chicago, IL
Wed May 31 1967, 8:05 PM EDT
Att: 13,762 - Unknown

livebaseballscorecards.com

AB 39
R 2
H 8
RBI 2
BB 5
SO 11
LOB 30




Batter	1	2	3	4	5	6	7	8	9	10	11	AB	R	H	RBI	BB	SO	LOB	BOTTOM					
Tommie Agee, R OBP: 0.341, SLG: 0.433 (1, 8)	HR		6-3		K						F7	4	1	1	1	1	1	1						
Wayne Causey, L OBP: 0.302, SLG: 0.422 (1, 4)												2	0	1	0	1	0	0						
Al Weis, S OBP: 0.409, SLG: 0.429 (7, 4)	1B		4-3									2	1	1	0	0	0	2						
Don Buford, S OBP: 0.320, SLG: 0.307 (1, 5)												4	0	3	0	1	0	1						
Tom McCraw, L OBP: 0.306, SLG: 0.426 (1, 3)												5	0	0	0	0	2	8						
Ken Berry, R OBP: 0.395, SLG: 0.383 (1, 9)												5	1	2	1	0	1	2						
Pete Ward, L OBP: 0.357, SLG: 0.388 (7, 9)												3	0	0	0	0	1	2						
Walt Williams, R OBP: 0.243, SLG: 0.278 (9, 7)												1	0	0	0	0	1	0						
J.C. Martin, L OBP: 0.295, SLG: 0.265 (7, PR)												1	0	0	0	1	0	0						
Joe Horlen, R OBP: 0.192, SLG: 0.190 (8, 2)												0	0	0	0	0	0	0						
Jerry McNertney, R OBP: 0.333, SLG: 0.375 (1, 6)												5	0	1	1	0	0	2						
Ron Hansen, R OBP: 0.261, SLG: 0.267 (1, 6)												2	0	0	0	0	2	1						
Jim O'Toole, S OBP: 0.111, SLG: 0.111 (7, 1)												0	0	0	0	0	0	0						
Wilbur Wood, R OBP: 0.195, SLG: 0.414 (9, 1)												1	0	0	0	0	1	0						
Inning Stats	R: 1 E: 0 K: 0 S: 4	H: 2 LOB: 1 BB: 1 P: 8	R: 0 E: 0 K: 0 S: 3	H: 0 LOB: 0 BB: 0 P: 3	R: 0 E: 0 K: 1 S: 5	H: 0 LOB: 0 BB: 0 P: 5	R: 0 E: 0 K: 2 S: 8	H: 1 LOB: 1 BB: 0 P: 8	R: 0 E: 0 K: 0 S: 5	H: 2 LOB: 1 BB: 0 P: 5	R: 0 E: 0 K: 1 S: 5	H: 1 LOB: 0 BB: 0 P: 5	R: 1 E: 0 K: 0 S: 3	H: 0 LOB: 2 BB: 2 P: 11	R: 0 E: 0 K: 1 S: 5	H: 1 LOB: 1 BB: 0 P: 5	R: 0 E: 0 K: 1 S: 8	H: 1 LOB: 2 BB: 1 P: 12	R: 1 E: 0 K: 0 S: 3	H: 2 LOB: 2 BB: 1 P: 7	1B: 7 2B: 0 3B: 1 HR: 1	SF: 0 SAC: 2 DP: 0 HBP: 1	WP: 1 PB: 0 SB: 2 CS: 2	PA: 44
PITCHER	IP ERA WLS BF H R ER SO BB IBB HBP BLK WP HR S P ERA WHIP	6.0 2.89 2.0 8 1 0 0 1 1 1 0 0 0 0 8 16 3.00 1.000	7.1 2.75 2.1 L 12 3 1 1 3 1 1 0 0 0 0 16 24 3.86 1.714	9.1 0.71 2.1 L 12 3 1 1 3 1 1 0 0 0 0 16 24 3.86 1.714	PITCHER										IP ERA WLS BF H R ER SO BB IBB HBP BLK WP HR S P ERA WHIP									

Baltimore Orioles @ Chicago White Sox
Comiskey Park, Chicago, IL
Wed May 31 1967, 8:05 PM EDT
Att: 13,762 - Unknown

livebaseballscorecards.com

AB 36
R 3
H 9
RBI 3
BB 5
SO 9
LOB 19



Batter	1	2	3	4	5	6	7	8	9	AB	R	H	RBI	BB	SO	LOB	TOP	
Bob Saverine, S OBP: 0.319, SLG: 0.309 (1, 4)	F7		FC6		F7				G6-3	4	0	0	0	1	0	3	<p>Washington Senators @ Baltimore Orioles</p> <p>Memorial Stadium, Baltimore, MD</p> <p>Fri Jun 02 1967, 7:05 PM EDT</p> <p>Att: 19,838 - Unknown</p>	
Ken McMullen, R OBP: 0.257, SLG: 0.331 (1, 5)	CS		F9		FC6-4				L5	4	0	1	0	1	0	2		
Fred Valentine, S OBP: 0.358, SLG: 0.352 (1, 8)			G3							3	0	1	0	1	0	3		
Frank Howard, R OBP: 0.355, SLG: 0.517 Hank Allen, R OBP: 0.296, SLG: 0.377 (1, 7)	K									3	0	0	0	0	2	3		
Cap Peterson, R OBP: 0.357, SLG: 0.402 (1, 9)										1	0	0	0	0	0	0		
Dick Nen, L OBP: 0.290, SLG: 0.328 (1, 3)										3	0	1	0	1	0	2		
Paul Casanova, R OBP: 0.306, SLG: 0.352 (1, 2)										4	0	0	0	0	1	6		
Ed Brinkman, R OBP: 0.247, SLG: 0.250 Bernie Allen, L OBP: 0.205, SLG: 0.184 (1, 6)										2	0	1	0	0	1	1		
Darold Knowles, L Bob Priddy, R Bob Humphreys, R Ken Harrelson, R Dick Lines, L Jim King, L OBP: 0.341, SLG: 0.333 (1, 1)										0	0	0	0	0	0	0		
Inning Stats	R: 0 E: 0 K: 1 S: 5	H: 1 LOB: 2 BB: 1 P: 9	R: 0 E: 1 K: 1 S: 5	H: 0 LOB: 1 BB: 1 P: 9	R: 0 E: 1 K: 0 S: 3	H: 0 LOB: 1 BB: 1 P: 7	R: 0 E: 0 K: 1 S: 6	H: 1 LOB: 1 BB: 0 P: 6	R: 0 E: 0 K: 0 S: 4	H: 1 LOB: 2 BB: 1 P: 10	R: 0 E: 1 K: 1 S: 7	H: 1 LOB: 2 BB: 0 P: 7	R: 0 E: 0 K: 0 S: 2	H: 0 LOB: 0 BB: 1 P: 6	1B: 4 2B: 2 3B: 0 HR: 0	SF: 0 SAC: 0 DP: 2 HBP: 0		WP: 0 PB: 0 CS: 1
PITCHER Tom Phoebus, R ERA: 2.8 (1, 1)	IP: 9.0 WLS: W BF: 38 H: 5 R: 0 ER: 0 SO: 5 BB: 7 IBB: 0 HBP: 0 BLK: 0 WP: 0 HR: 0 S: 41 P: 69 ERA: 0.00 WHIP: 1.333											PITCHER	IP: 9.0 WLS: W BF: 38 H: 5 R: 0 ER: 0 SO: 5 BB: 7 IBB: 0 HBP: 0 BLK: 0 WP: 0 HR: 0 S: 41 P: 69 ERA: 0.00 WHIP: 1.333					

Batter	1	2	3	4	5	6	7	8	9	AB	R	H	RBI	BB	SO	LOB	BOTTOM	
Luis Aparicio, R OBP: 0.284, SLG: 0.314 Mark Belanger, R OBP: 0.263, SLG: 0.444 (1, 6)	6-3	1B		BB	1B	K				3	1	2	1	0	0	0	<p>Washington Senators @ Baltimore Orioles</p> <p>Memorial Stadium, Baltimore, MD</p> <p>Fri Jun 02 1967, 7:05 PM EDT</p> <p>Att: 19,838 - Unknown</p>	
Boog Powell, L OBP: 0.348, SLG: 0.378 (1, 3)	6-3	1B		1B	FC5-2					5	2	2	1	0	0	1		
Paul Blair, R OBP: 0.305, SLG: 0.381 (1, 8)		HR		BB	FC5-2					4	2	2	1	1	0	2		
Frank Robinson, R OBP: 0.441, SLG: 0.736 (1, 9)	F7	HR		BB	2B					4	1	2	5	1	0	1		
Brooks Robinson, R OBP: 0.314, SLG: 0.376 Woodie Held, R OBP: 0.289, SLG: 0.316 (1, 5)		2B		BB	F9					3	1	1	1	1	0	1		
Sam Bowers, R OBP: 0.276, SLG: 0.346 (1, 7)		1B		BB	K					5	1	1	1	0	2	3		
Davey Johnson, R OBP: 0.331, SLG: 0.362 (1, 4)		FC1-5		F8	K					3	0	1	0	2	1	3		
Andy Etchebarren, R OBP: 0.302, SLG: 0.432 (1, 2)		FC1-5		1-3						5	2	2	2	0	1	3		
Tom Phoebus, R OBP: 0.182, SLG: 0.053 (1, 1)		FC1-5		K	K					4	1	1	0	0	2	2		
Inning Stats	R: 0 E: 0 K: 0 S: 4	H: 1 LOB: 1 BB: 0 P: 4	R: 8 E: 0 K: 1 S: 12	H: 7 LOB: 0 BB: 1 P: 16	R: 0 E: 0 K: 1 S: 5	H: 0 LOB: 0 BB: 0 P: 5	R: 1 E: 0 K: 2 S: 8	H: 1 LOB: 3 BB: 3 P: 20	R: 3 E: 0 K: 1 S: 8	H: 3 LOB: 1 BB: 1 P: 12	R: 0 E: 0 K: 1 S: 6	H: 1 LOB: 2 BB: 1 P: 10	R: 0 E: 0 K: 1 S: 3	H: 1 LOB: 1 BB: 0 P: 6	1B: 9 2B: 3 3B: 0 HR: 2	SF: 0 SAC: 0 DP: 0 HBP: 0		WP: 0 PB: 0 CS: 0
PITCHER Darold Knowles, L ERA: 2.48 Bob Priddy, R ERA: 4.68 Bob Humphreys, R ERA: 6.04 Dick Lines, L ERA: 4.74 (1, 1)	IP: 1.1 WLS: L BF: 11 H: 6 R: 6 ER: 6 SO: 6 BB: 1 IBB: 0 HBP: 0 BLK: 0 WP: 0 HR: 0 S: 10 P: 14 ERA: 40.50 WHIP: 5.250											PITCHER	IP: 1.1 WLS: L BF: 11 H: 6 R: 6 ER: 6 SO: 6 BB: 1 IBB: 0 HBP: 0 BLK: 0 WP: 0 HR: 0 S: 10 P: 14 ERA: 40.50 WHIP: 5.250					

Table of batting records for the top half of the game, including player names, statistics, and play diagrams for each batter.

Pitcher statistics table for the top half of the game, listing pitcher names and their performance metrics.

Batter 1 2 3 4 5 6 7 8 9 10 11 12 13 14 15 16 17 18 19 AB R H RBI BB SO LOB BOTTOM

Table of batting records for the bottom half of the game, including player names, statistics, and play diagrams for each batter.

Pitcher statistics table for the bottom half of the game, listing pitcher names and their performance metrics.

Washington Senators @ Baltimore Orioles
Memorial Stadium, Baltimore, MD
Sun Jun 04 1967, 3:33 AM EDT
Att. 12,612 - Unknown

AB 69
R 5
H 13
RBI 5
BB 9
SO 21
LOB 30



Washington Senators @ Baltimore Orioles
Memorial Stadium, Baltimore, MD
Sun Jun 04 1967, 3:33 AM EDT
Att. 12,612 - Unknown

AB 66
R 7
H 16
RBI 6
BB 3
SO 5
LOB 16



Batter	1	2	3	4	5	6	7	8	9	AB	R	H	RBI	BB	SO	LOB	TOP				
Paul Blair, R OBP: 0.311, SLG: 0.394 (1, 8)	0-0 HR		4-0 BB		0-0 6-3			0-0 F8		3	1	1	1	1	0	0					
Curt Blefary, L OBP: 0.371, SLG: 0.411 (1, 3)	0-0 F8		0-0 F6		0-0 2B			0-0 F8		4	0	1	0	0	0	1					
Davey Johnson, R OBP: 0.331, SLG: 0.385 (1, 4)	0-0 6-3		0-0 F4		0-0 4-3			0-0 F3		4	0	0	0	0	0	2					
Frank Robinson, R OBP: 0.433, SLG: 0.699 (1, 9)	0-0 F7			0-0 F7 1B 2B				0-0 F8		4	1	1	0	0	0	0					
Brooks Robinson, R OBP: 0.307, SLG: 0.362 (1, 5)		0-0 F8		0-0 F7 2-3				0-0 F7		4	0	0	0	0	0	1					
Sam Bowens, R OBP: 0.289, SLG: 0.303 (1, 7)		0-3 K		0-0 CS 1B				0-0 CS BB		3	0	1	1	1	2	0					
Andy Etchebarren, R OBP: 0.319, SLG: 0.444 (1, 2)		4-0 BB		0-0 1-2 1B				0-0 CS 1-2		2	0	1	0	1	0	0					
Mark Belanger, R OBP: 0.217, SLG: 0.364 (1, 6)		0-3 K		0-0 F7				0-0 F3		3	0	0	0	0	1	2					
Dave McNally, R OBP: 0.190, SLG: 0.238 (1, 1)			0-3 K		0-0 F7			0-0 F8		3	0	0	0	0	1	0					
Inning Stats	R: 1 E: 0 K: 0 S: 4	H: 1 LOB: 0 BB: 0 P: 4	R: 0 E: 0 K: 2 S: 7	H: 0 LOB: 1 BB: 1 P: 11	R: 0 E: 0 K: 1 S: 5	H: 0 LOB: 1 BB: 1 P: 9	R: 1 E: 0 K: 0 S: 5	H: 3 LOB: 1 BB: 0 P: 5	R: 0 E: 0 K: 0 S: 4	H: 1 LOB: 1 BB: 0 P: 4	R: 0 E: 0 K: 0 S: 2	H: 0 LOB: 0 BB: 1 P: 6	R: 0 E: 0 K: 0 S: 3	H: 0 LOB: 0 BB: 0 P: 3	R: 0 E: 0 K: 1 S: 5	H: 0 LOB: 0 BB: 0 P: 5	1B: 2 2B: 2 3B: 0 HR: 1	SF: 0 SAC: 0 DP: 0 HBP: 0	WP: 0 PB: 0 SB: 0 CS: 2	PA: 34	
PITCHER	IP	WLS	BF	H	R	ER	SO	BB	IBB	HBP	BLK	WP	HR	S	P	ERA	WHIP				
Nick Willhite, L ERA: 4.35 (1, 1)	4.0		17	4	2	2	3	2	0	0	0	0	1	21	29	4.50	1.500				
Bill Kelso, R ERA: 1.6 (5, 1)	5.0	W	16	1	0	0	1	1	0	0	0	0	0	17	21	0.00	0.400				

Baltimore Orioles @ California Angels
Anaheim Stadium, Anaheim, CA
Mon Jun 05 1967, 10:05 PM EDT
Att: 9,788 - Unknown

AB 30
R 2
H 5
RBI 2
BB 3
SO 4
LOB 6





Batter	1	2	3	4	5	6	7	8	9	AB	R	H	RBI	BB	SO	LOB	BOTTOM				
Jose Cardenal, R OBP: 0.267, SLG: 0.288 (1, 8) (2, 7) (9, 8)	0-0 6-3		0-0 E 1B FC6-4 1B		0-0 6-3			0-0 F7		4	1	1	1	0	0	0					
Paul Schaal, R OBP: 0.291, SLG: 0.271 (1, 5)	4-0 G4-3 BB		0-0 E3 FC6-4 1B		0-0 F9			0-3 K		3	0	1	0	1	1	0					
Jim Fregosi, R OBP: 0.326, SLG: 0.409 (1, 6)	0-0 G4-3 1-2		0-0 FC6-4 BB 1B		0-0 L6			0-0 4-3 1B		4	0	1	1	0	0	2					
Don Mincher, L OBP: 0.423, SLG: 0.613 (1, 3)		0-0 G1-6-3 1B		4-0 1-2 BB				0-0 4-3		3	0	1	0	1	1	1					
Rick Reichardt, R OBP: 0.337, SLG: 0.405 (1, 7)		0-0 G1-6-3		0-0 F8				0-3 K		0	0	0	0	0	0	0					
Jay Johnstone, L OBP: 0.224, SLG: 0.257 (2, 8)		0-0 G1-6-3		0-0 F8				0-0 F8		3	0	0	0	0	0	3					
Johnny Werhas, R OBP: 0.222, SLG: 0.194 (6, PH)								0-0 K		1	0	0	0	0	1	1					
Jimmie Hall, L OBP: 0.290, SLG: 0.390 (9, 7)								0-0 K		0	0	0	0	0	0	0					
Bubba Morton, R OBP: 0.333, SLG: 0.250 (1, 9)		0-0 F9			0-0 F9			0-0 1B		3	0	1	0	0	0	0					
Buck Rodgers, S OBP: 0.267, SLG: 0.257 (1, 2)			0-0 2B 4-3 1B		0-0 1B			0-0 F6		3	1	2	0	0	0	1					
Bobby Knoop, R OBP: 0.268, SLG: 0.319 (1, 4)			0-0 4-3 1B 2B		0-0 G6-4-3 1B			0-0 F8		3	1	2	0	0	0	0					
Nick Willhite, L (1, 1)			0-0 4-3 2B		0-0 G6-4-3			0-3 K		1	0	0	1	0	0	1					
Bill Skowron, R OBP: 0.237, SLG: 0.316 (4, PH)			0-0 4-3		0-0 G6-4-3			0-0 K		1	0	0	0	0	0	2					
Bill Kelso, R (5, 1)			2-3 3-H		1-2			0-0 K		1	0	0	0	0	1	0					
Inning Stats	R: 0 E: 0 K: 0 S: 2	H: 0 LOB: 0 BB: 1 P: 6	R: 0 E: 0 K: 0 S: 3	H: 1 LOB: 0 BB: 0 P: 3	R: 3 E: 1 K: 0 S: 7	H: 4 LOB: 2 BB: 1 P: 11	R: 0 E: 0 K: 0 S: 4	H: 2 LOB: 1 BB: 0 P: 4	R: 0 E: 0 K: 1 S: 6	H: 1 LOB: 1 BB: 0 P: 6	R: 0 E: 0 K: 1 S: 5	H: 0 LOB: 0 BB: 0 P: 5	R: 0 E: 0 K: 2 S: 8	H: 1 LOB: 1 BB: 0 P: 8	R: 0 E: 0 K: 2 S: 8	H: 1 LOB: 1 BB: 0 P: 8	1B: 8 2B: 1 3B: 0 HR: 0	SF: 0 SAC: 0 DP: 3 HBP: 0	WP: 0 PB: 0 SB: 0 CS: 0	PA: 32	
PITCHER	IP	WLS	BF	H	R	ER	SO	BB	IBB	HBP	BLK	WP	HR	S	P	ERA	WHIP				
Dave McNally, L ERA: 5.43 (1, 1)	8.0	L	32	9	3	2	4	2	0	0	0	0	0	38	46	2.25	1.375				

Baltimore Orioles @ California Angels
Anaheim Stadium, Anaheim, CA
Mon Jun 05 1967, 10:05 PM EDT
Att: 9,788 - Unknown

AB 30
R 3
H 9
RBI 3
BB 2
SO 4
LOB 11



Batter	1	2	3	4	5	6	7	8	9	AB	R	H	RBI	BB	SO	LOB	TOP			
Paul Blair, R OBP: 0.333, SLG: 0.422 (1, 8)	6-3		SH5-4		F4		K	SF7 1B 2B		4	1	1	0	0	1	0	<p>Baltimore Orioles @ California Angels Anaheim Stadium, Anaheim, CA Tue Jun 06 1967, 10:05 PM EDT Att: 14,071 - Unknown</p> <p>livebaseballscorecards.com</p> <p>AB 40 R 11 H 15 RBI 11 BB 2 SO 7 LOB 12</p> 			
Russ Snyder, L OBP: 0.390, SLG: 0.506 Sam Bowers, R OBP: 0.300, SLG: 0.294 (1, 7) (7, 7)	F7		1B		K		1B	F4		3	2	1	0	1	1	0				
Curt Bielefy, L OBP: 0.370, SLG: 0.470 (1, 3)	K		1B		F8		F7	SF7		4	0	1	3	0	1	1				
Frank Robinson, R OBP: 0.439, SLG: 0.701 (1, 9)		F7	1B		K		1B	1B		5	1	3	2	0	1	0				
Brooks Robinson, R OBP: 0.310, SLG: 0.375 Woodie Held, R OBP: 0.289, SLG: 0.316 (1, 5) (9, 5)	F8	F4	1B		HR		1B	L1		5	2	2	2	0	0	3				
Davey Johnson, R OBP: 0.327, SLG: 0.379 (1, 4)	1-3	F3			BB		1B			4	0	1	1	1	0	2				
Andy Etchebarren, R OBP: 0.329, SLG: 0.442 (1, 2)			1B		F9		F7	5-3		5	1	2	1	0	0	1				
Mark Belanger, R OBP: 0.273, SLG: 0.355 (1, 6)			SH5-4 1B		F4		F7	K		5	1	1	0	0	2	3				
Tom Phoebus, R OBP: 0.269, SLG: 0.304 (1, 1)			1B		K			2B SF7 1B		4	3	3	2	0	1	0				
Inning Stats	R: 0 E: 0 K: 1 S: 5	H: 0 LOB: 0 BB: 0 P: 5	R: 0 E: 0 K: 0 S: 3	H: 0 LOB: 0 BB: 0 P: 3	R: 4 E: 0 K: 0 S: 8	H: 5 LOB: 2 BB: 1 P: 12	R: 0 E: 0 K: 1 S: 5	H: 0 LOB: 0 BB: 0 P: 5	R: 0 E: 0 K: 1 S: 6	H: 1 LOB: 1 BB: 1 P: 10	R: 4 E: 0 K: 2 S: 13	H: 6 LOB: 2 BB: 0 P: 13	R: 2 E: 0 K: 0 S: 6	H: 3 LOB: 1 BB: 0 P: 6	R: 0 E: 0 K: 1 S: 5	H: 0 LOB: 0 BB: 0 P: 5		1B: 12 2B: 1 3B: 0 HR: 2	SF: 1 SAC: 1 DP: 0 HBP: 0	WP: 0 PB: 0 SB: 0 CS: 0
PITCHER	IP WLS BF H R ER SO BB IBB HBP BLK WP HR S P ERA WHIP	IP WLS BF H R ER SO BB IBB HBP BLK WP HR S P ERA WHIP	IP WLS BF H R ER SO BB IBB HBP BLK WP HR S P ERA WHIP	IP WLS BF H R ER SO BB IBB HBP BLK WP HR S P ERA WHIP	IP WLS BF H R ER SO BB IBB HBP BLK WP HR S P ERA WHIP	IP WLS BF H R ER SO BB IBB HBP BLK WP HR S P ERA WHIP	IP WLS BF H R ER SO BB IBB HBP BLK WP HR S P ERA WHIP	IP WLS BF H R ER SO BB IBB HBP BLK WP HR S P ERA WHIP	IP WLS BF H R ER SO BB IBB HBP BLK WP HR S P ERA WHIP	IP WLS BF H R ER SO BB IBB HBP BLK WP HR S P ERA WHIP	IP WLS BF H R ER SO BB IBB HBP BLK WP HR S P ERA WHIP	IP WLS BF H R ER SO BB IBB HBP BLK WP HR S P ERA WHIP	IP WLS BF H R ER SO BB IBB HBP BLK WP HR S P ERA WHIP	IP WLS BF H R ER SO BB IBB HBP BLK WP HR S P ERA WHIP	IP WLS BF H R ER SO BB IBB HBP BLK WP HR S P ERA WHIP	IP WLS BF H R ER SO BB IBB HBP BLK WP HR S P ERA WHIP	IP WLS BF H R ER SO BB IBB HBP BLK WP HR S P ERA WHIP			
Rickey Clark, R ERA: 2.76 (1, 1)	2.1 L 13	5 4 4 1	0 0 0 2	0 0 0 0	0 0 0 0	0 0 0 0	0 0 0 0	0 0 0 0	0 0 0 0	0 0 0 0	0 0 0 0	0 0 0 0	0 0 0 0	0 0 0 0	0 0 0 0	0 0 0 0	15.43 2.571			
Pete Cimino, R ERA: 2.97 (3, 1)	2.2 8	0 0 0 2	0 0 0 0	0 0 0 0	0 0 0 0	0 0 0 0	0 0 0 0	0 0 0 0	0 0 0 0	0 0 0 0	0 0 0 0	0 0 0 0	0 0 0 0	0 0 0 0	0 0 0 0	0 0 0 0	0.00 0.000			
Jim Coates, R ERA: 5.06 (6, 1)	1.2 11	5 5 5 2	1 0 0 0	0 0 0 0	0 0 0 0	0 0 0 0	0 0 0 0	0 0 0 0	0 0 0 0	0 0 0 0	0 0 0 0	0 0 0 0	0 0 0 0	0 0 0 0	0 0 0 0	0 0 0 0	27.00 3.600			
Minnie Rojas, R ERA: 2.54 (7, 1)	0.1 3	2 0 0 1	0 0 0 0	0 0 0 0	0 0 0 0	0 0 0 0	0 0 0 0	0 0 0 0	0 0 0 0	0 0 0 0	0 0 0 0	0 0 0 0	0 0 0 0	0 0 0 0	0 0 0 0	0 0 0 0	0.00 6.000			
Jack Sanford, R ERA: 4.57 (8, 1)	2.0 9	3 2 2 1	0 0 0 0	0 0 0 0	0 0 0 0	0 0 0 0	0 0 0 0	0 0 0 0	0 0 0 0	0 0 0 0	0 0 0 0	0 0 0 0	0 0 0 0	0 0 0 0	0 0 0 0	0 0 0 0	9.00 1.500			

Batter	1	2	3	4	5	6	7	8	9	AB	R	H	RBI	BB	SO	LOB	BOTTOM			
Jay Johnstone, L OBP: 0.217, SLG: 0.248 (1, 8)	F8		L6		K			F5		4	0	0	0	0	1	2	<p>Baltimore Orioles @ California Angels Anaheim Stadium, Anaheim, CA Tue Jun 06 1967, 10:05 PM EDT Att: 14,071 - Unknown</p> <p>livebaseballscorecards.com</p> <p>AB 32 R 1 H 5 RBI 1 BB 1 SO 7 LOB 11</p> 			
Paul Schaal, R OBP: 0.293, SLG: 0.275 Tom Satriano, L OBP: 0.364, SLG: 0.390 (1, 5) (2, 5) (8, 4)	CS 1B				E7 1B		F8	4-3		1	0	1	0	0	0	0				
Jim Fregosi, R OBP: 0.323, SLG: 0.408 (1, 6)	5-3				E5 1B		E5	5-3		4	0	1	1	0	0	1				
Don Mincher, L OBP: 0.411, SLG: 0.589 (1, 3)	F8				K			4-3		4	0	1	0	0	1	1				
Jimmie Hall, L OBP: 0.288, SLG: 0.405 (1, 9)	K				FC1-5-2-5-2		K	K		4	0	0	0	0	3	3				
Rick Reichardt, R OBP: 0.323, SLG: 0.386 (1, 7)	K				6-3		F8	5-3		4	0	0	0	0	1	3				
Buck Rodgers, S OBP: 0.276, SLG: 0.267 (1, 2)			F8		F8		4-1			3	0	0	0	0	0	0				
Bobby Knoop, R OBP: 0.269, SLG: 0.331 Jack Sanford, R OBP: 0.250, SLG: 0.333 (1, 4) (8, 1)			6-3		BB		F4			2	0	0	0	1	0	0				
Rickey Clark, R Pete Cimino, R Bubba Morton, R Jim Coates, R Minnie Rojas, R Johnny Veritas, R (1, 1) (3, 1) (5, PH) (6, 1) (7, 1) (7, PH) (8, 5)					K		F8			0	0	0	0	0	0	0				
Inning Stats	R: 0 E: 0 K: 0 S: 3	H: 1 LOB: 0 BB: 0 P: 3	R: 0 E: 0 K: 2 S: 7	H: 0 LOB: 0 BB: 0 P: 7	R: 0 E: 0 K: 0 S: 4	H: 1 LOB: 1 BB: 0 P: 4	R: 1 E: 2 K: 1 S: 7	H: 2 LOB: 1 BB: 0 P: 7	R: 0 E: 0 K: 2 S: 7	H: 0 LOB: 1 BB: 1 P: 11	R: 0 E: 1 K: 1 S: 7	H: 1 LOB: 2 BB: 0 P: 7	R: 0 E: 0 K: 0 S: 3	H: 0 LOB: 0 BB: 0 P: 3	R: 0 E: 0 K: 1 S: 5	H: 0 LOB: 0 BB: 0 P: 5		1B: 5 2B: 0 3B: 0 HR: 0	SF: 0 SAC: 0 DP: 0 HBP: 0	WP: 0 PB: 0 SB: 1 CS: 1
PITCHER	IP WLS BF H R ER SO BB IBB HBP BLK WP HR S P ERA WHIP	IP WLS BF H R ER SO BB IBB HBP BLK WP HR S P ERA WHIP	IP WLS BF H R ER SO BB IBB HBP BLK WP HR S P ERA WHIP	IP WLS BF H R ER SO BB IBB HBP BLK WP HR S P ERA WHIP	IP WLS BF H R ER SO BB IBB HBP BLK WP HR S P ERA WHIP	IP WLS BF H R ER SO BB IBB HBP BLK WP HR S P ERA WHIP	IP WLS BF H R ER SO BB IBB HBP BLK WP HR S P ERA WHIP	IP WLS BF H R ER SO BB IBB HBP BLK WP HR S P ERA WHIP	IP WLS BF H R ER SO BB IBB HBP BLK WP HR S P ERA WHIP	IP WLS BF H R ER SO BB IBB HBP BLK WP HR S P ERA WHIP	IP WLS BF H R ER SO BB IBB HBP BLK WP HR S P ERA WHIP	IP WLS BF H R ER SO BB IBB HBP BLK WP HR S P ERA WHIP	IP WLS BF H R ER SO BB IBB HBP BLK WP HR S P ERA WHIP	IP WLS BF H R ER SO BB IBB HBP BLK WP HR S P ERA WHIP	IP WLS BF H R ER SO BB IBB HBP BLK WP HR S P ERA WHIP	IP WLS BF H R ER SO BB IBB HBP BLK WP HR S P ERA WHIP				
Tom Phoebus, R ERA: 2.4 (1, 1)	9.0 W 33	5 1 0 7	1 0 0 0	0 0 0 0	0 0 0 0	0 0 0 0	0 0 0 0	0 0 0 0	0 0 0 0	0 0 0 0	0 0 0 0	0 0 0 0	0 0 0 0	0 0 0 0	0 0 0 0	0 0 0 0	0.00 0.667			

Batter	1	2	3	4	5	6	7	8	9	AB	R	H	RBI	BB	SO	LOB	TOP			
Paul Blair, R OBP: 0.323, SLG: 0.408 (1, 8)										4	0	0	0	0	1	0	<p>Baltimore Orioles @ California Angels Anaheim Stadium, Anaheim, CA Wed Jun 07 1967, 10:05 PM EDT Att: 10,963 - Unknown</p>			
Davey Johnson, R OBP: 0.319, SLG: 0.368 (1, 4)										4	0	0	0	0	1	0				
Curt Blefary, L OBP: 0.373, SLG: 0.471 (1, 7)										4	0	2	0	0	0	0				
Frank Robinson, R OBP: 0.440, SLG: 0.693 (1, 9)										2	0	0	0	1	1	2				
Boog Powell, L OBP: 0.349, SLG: 0.372 (1, 3)										3	0	1	0	1	1	2				
Brooks Robinson, R OBP: 0.311, SLG: 0.374 (1, 5)										3	0	1	0	0	0	1				
Vic Roznovsky, L OBP: 0.400, SLG: 0.400 Andy Etchebarena, R OBP: 0.328, SLG: 0.442 (1, 2) (7, 2)										3	0	0	0	0	1	3				
Mark Belanger, R OBP: 0.278, SLG: 0.333 (1, 6)										2	0	0	0	1	1	0				
Pete Richert, L OBP: 0.087, SLG: 0.087 Russ Snyder, L OBP: 0.306, SLG: 0.500 Eddie Fisher, R Eddie Watt, R (8, PH) (8, 1) (8, 1)										2	0	0	0	0	2	3				
										1	0	0	0	0	1	0				
										0	0	0	0	0	0	0				
										0	0	0	0	0	0	0				
Inning Stats	R: 0 E: 0 K: 1 S: 5	H: 0 LOB: 0 BB: 0 P: 5	R: 0 E: 0 K: 0 S: 2	H: 0 LOB: 0 BB: 1 P: 6	R: 0 E: 0 K: 2 S: 7	H: 0 LOB: 0 BB: 0 P: 7	R: 0 E: 0 K: 1 S: 5	H: 2 LOB: 3 BB: 0 P: 11	R: 0 E: 0 K: 0 S: 4	H: 1 LOB: 1 BB: 0 P: 4	R: 0 E: 0 K: 0 S: 2	H: 0 LOB: 0 BB: 1 P: 6	R: 0 E: 0 K: 2 S: 7	H: 0 LOB: 0 BB: 0 P: 7	R: 0 E: 0 K: 2 S: 8	H: 1 LOB: 1 BB: 0 P: 8	1B: 4 2B: 0 3B: 0 HR: 0	SF: 0 SAC: 0 DP: 2 HBP: 1	WP: 0 PB: 0 SB: 0 CS: 0	PA: 32
PITCHER Jim McGlothlin, R ERA: 1.07 (1, 1)	IP: 9.0 WLS: W BF: 32 H: 4 R: 0 ER: 0 SO: 9 BB: 2 IBB: 1 HBP: 1 BLK: 0 WP: 0 HR: 0 S: 46 P: 59 ERA: 0.00 WHIP: 0.667															PITCHER				

AB	28
R	0
H	4
RBI	0
BB	3
SO	9
LOB	11



Batter	1	2	3	4	5	6	7	8	9	AB	R	H	RBI	BB	SO	LOB	BOTTOM			
Jose Cardenal, R OBP: 0.272, SLG: 0.295 (1, 8)										3	0	1	0	1	0	2	<p>Baltimore Orioles @ California Angels Anaheim Stadium, Anaheim, CA Wed Jun 07 1967, 10:05 PM EDT Att: 10,963 - Unknown</p>			
Tom Satriano, L OBP: 0.348, SLG: 0.370 (1, 5)										4	2	0	0	0	1	4				
Jim Fregosi, R OBP: 0.326, SLG: 0.407 (1, 6)										3	0	1	1	1	0	0				
Bill Skowron, R OBP: 0.238, SLG: 0.293 (1, 3)										3	0	0	0	0	2	1				
Rick Reichardt, R OBP: 0.322, SLG: 0.380 (1, 7)										3	0	0	0	1	0	3				
Bubba Morton, R OBP: 0.281, SLG: 0.207 (1, 9)										3	0	0	0	0	0	1				
Buck Rodgers, S OBP: 0.278, SLG: 0.277 (1, 2)										3	0	1	0	0	0	0				
Bobby Knoop, R OBP: 0.270, SLG: 0.331 (1, 4)										3	0	1	0	0	1	0				
Jim McGlothlin, R OBP: 0.174, SLG: 0.136 (1, 1)										3	0	0	0	0	1	2				
										1	0	0	0	0	0	0				
										0	0	0	0	0	0	0				
										0	0	0	0	0	0	0				
Inning Stats	R: 1 E: 1 K: 0 S: 3	H: 0 LOB: 1 BB: 2 P: 11	R: 0 E: 0 K: 1 S: 5	H: 0 LOB: 0 BB: 0 P: 5	R: 0 E: 0 K: 0 S: 3	H: 0 LOB: 0 BB: 0 P: 3	R: 0 E: 0 K: 1 S: 5	H: 0 LOB: 1 BB: 1 P: 9	R: 0 E: 0 K: 2 S: 9	H: 2 LOB: 2 BB: 0 P: 9	R: 0 E: 0 K: 1 S: 5	H: 0 LOB: 0 BB: 0 P: 5	R: 0 E: 0 K: 0 S: 3	H: 2 LOB: 2 BB: 0 P: 6	R: 1 E: 1 K: 0 S: 5	H: 0 LOB: 0 BB: 0 P: 6	1B: 3 2B: 1 3B: 0 HR: 0	SF: 0 SAC: 0 DP: 0 HBP: 1	WP: 0 PB: 0 SB: 1 CS: 0	PA: 32
PITCHER Pete Richert, L ERA: 3.89 Eddie Fisher, R ERA: 2.67 Eddie Watt, R ERA: 0.59 (1, 1) (8, 1) (8, 1)	IP: 7.0 WLS: L BF: 26 H: 2 R: 1 ER: 1 SO: 5 BB: 3 IBB: 0 HBP: 0 BLK: 0 WP: 0 HR: 0 S: 33 P: 45 ERA: 0.00 WHIP: 0.714															PITCHER				

AB	28
R	2
H	4
RBI	1
BB	3
SO	5
LOB	13



Batter	1	2	3	4	5	6	7	8	9	AB	R	H	RBI	BB	SO	LOB	TOP			
Paul Blair, R OBP: 0.336, SLG: 0.419 (1, 8)	0-0 5-3			0-0 4-3			0-0 1B 2B	0-0 1-3 1B		4	0	2	0	0	0	0				
Curt Blefary, L OBP: 0.397, SLG: 0.456 (1, 7)	0-0 F8			0-0 4-3			0-0 2-3 1B	0-0 F8		4	0	1	0	0	0	2				
Davey Johnson, R OBP: 0.328, SLG: 0.376 (1, 4)	0-0 4-3			0-0 6-3			0-3 K		0-0 G3 1B	4	0	1	0	0	1	2				
Frank Robinson, R OBP: 0.430, SLG: 0.698 (1, 9)		0-0 F6		0-3 K			0-0 F3		0-3 K	4	0	0	0	0	2	3				
Brooks Robinson, R OBP: 0.317, SLG: 0.371 (1, 5)		0-0 CS 1B		0-3 K			0-0 F3		0-0 G3	3	0	1	0	0	1	2				
Boog Powell, L OBP: 0.350, SLG: 0.400 (1, 3)		0-3 K		0-3 K				0-0 HR	0-3 K	4	1	1	1	0	3	2				
Andy Etchebarren, R OBP: 0.320, SLG: 0.425 (1, 2)			0-0 1-3			0-0 F4		0-0 F8		3	0	0	0	0	0	0				
Mark Belanger, R OBP: 0.313, SLG: 0.386 (1, 6)			0-0 F8			0-3 K		0-0 F9		3	0	0	0	0	1	0				
Tom Phoebus, R OBP: 0.250, SLG: 0.280 (1, 1)			0-3 K			0-0 6-3		1-0 1B		2	0	0	0	0	1	0				
Eddie Fisher, R (7, 1)										0	0	0	0	0	0	0				
Woodie Held, R OBP: 0.298, SLG: 0.308 (7, 5)										0	0	0	0	0	0	0				
Sam Bowers, R (9, FH) OBP: 0.293, SLG: 0.286										1	0	0	0	0	0	1				
Inning Stats	R: 0 E: 0 K: 0 S: 3	H: 0 LOB: 0 BB: 0 P: 3	R: 0 E: 0 K: 1 S: 5	H: 1 LOB: 1 BB: 0 P: 5	R: 0 E: 0 K: 1 S: 5	H: 0 LOB: 0 BB: 0 P: 5	R: 0 E: 0 K: 0 S: 3	H: 0 LOB: 0 BB: 0 P: 3	R: 0 E: 0 K: 3 S: 9	H: 0 LOB: 0 BB: 0 P: 9	R: 0 E: 0 K: 1 S: 7	H: 2 LOB: 2 BB: 0 P: 7	R: 1 E: 0 K: 0 S: 5	H: 2 LOB: 2 BB: 0 P: 6	R: 0 E: 0 K: 2 S: 8	H: 1 LOB: 1 BB: 0 P: 8	1B: 4 2B: 2 3B: 0 HR: 1	SF: 0 SAC: 0 DP: 1 HBP: 1	WP: 0 PB: 0 SB: 0 CS: 1	PA: 33
PITCHER Jim Kaat, L ERA: 5.38 (1, 1)	IP: 9.0 WLS: W BF: 33 H: 6 R: 1 ER: 1 SO: 9 BB: 0 IBB: 0 HBP: 1 BLK: 0 WP: 0 HR: 1 S: 50 P: 51 ERA: 1.00 WHIP: 0.667															PITCHER				

Baltimore Orioles @ Minnesota Twins
Metropolitan Stadium, Bloomington, MI
Sat Jun 10 1967, 8:05 PM EDT
Att: 8,813 - Unknown

AB	32
R	1
H	6
RBI	1
BB	0
SO	9
LOB	12



Batter	1	2	3	4	5	6	7	8	9	AB	R	H	RBI	BB	SO	LOB	BOTTOM			
Cesar Tovar, R OBP: 0.362, SLG: 0.419 (1, 8)	0-0 4-3		0-0 F7	0-0 F8			0-0 SH HR	0-0 FC3-6 1B		5	1	2	0	0	0	1				
Rod Carew, L OBP: 0.373, SLG: 0.412 (1, 4)	0-0 WP BB FC6-4 1B		0-0 BB 2B 1B		0-3 K		0-0 SH HR 1-2	0-0 FC3-6 1B 1-2		4	3	2	0	0	1	1				
Harmon Killebrew, R OBP: 0.419, SLG: 0.563 (1, 3)	4-0 FC6-4 1-2 BB		4-0 BB 2B BB		4-0 7-4-3 BB		0-0 F7	0-0 F7		2	1	0	0	3	0	3				
Tony Oliva, L OBP: 0.317, SLG: 0.365 (1, 9)	0-0 FC6-4 1-2 2H		0-0 1-2 2H 2B		0-0 7-4-3 1-2		0-0 HR			4	1	2	6	0	0	2				
Bob Allison, R OBP: 0.345, SLG: 0.451 (1, 7)	0-3 K		0-0 F9		0-0 F4		0-0 G3			4	0	0	0	0	1	2				
Rich Rollins, R OBP: 0.345, SLG: 0.363 (1, 5)		0-0 F8		0-0 HR		0-0 HR	4-0 1B BB			3	2	2	2	1	0	0				
Zolo Versalles, R OBP: 0.307, SLG: 0.358 (1, 6)		0-0 6-3		0-0 6-3		0-3 K	0-0 1-2 1B			4	0	1	0	0	1	0				
Jerry Zimmerman, R OBP: 0.221, SLG: 0.119 (1, 2)		0-3 K		0-0 E6 FC1-6		4-0 BB	0-0 4-3			3	0	0	0	1	1	2				
Jim Kaat, L OBP: 0.250, SLG: 0.308 (1, 1)			0-3 K	0-0 FC1-6 1-2		0-0 L6		0-0 5-3		4	0	0	0	0	1	2				
Inning Stats	R: 1 E: 0 K: 1 S: 6	H: 1 LOB: 1 BB: 1 P: 10	R: 0 E: 0 K: 1 S: 5	H: 0 LOB: 0 BB: 0 P: 5	R: 2 E: 0 K: 1 S: 7	H: 2 LOB: 1 BB: 1 P: 11	R: 1 E: 1 K: 0 S: 5	H: 1 LOB: 1 BB: 0 P: 5	R: 0 E: 0 K: 1 S: 4	H: 0 LOB: 0 BB: 1 P: 8	R: 1 E: 0 K: 1 S: 6	H: 1 LOB: 1 BB: 1 P: 10	R: 3 E: 1 K: 0 S: 7	H: 3 LOB: 2 BB: 1 P: 11	R: 0 E: 0 K: 0 S: 4	H: 1 LOB: 1 BB: 0 P: 4	1B: 5 2B: 2 3B: 0 HR: 3	SF: 0 SAC: 1 DP: 1 HBP: 0	WP: 1 PB: 0 SB: 0 CS: 0	PA: 39
PITCHER Tom Phoebus, R ERA: 2.97 (1, 1)	IP: 6.0 WLS: L BF: 28 H: 6 R: 6 ER: 6 SO: 5 BB: 4 IBB: 0 HBP: 0 BLK: 0 WP: 1 HR: 2 S: 34 P: 50 ERA: 9.00 WHIP: 1.667															PITCHER				

Baltimore Orioles @ Minnesota Twins
Metropolitan Stadium, Bloomington, MI
Sat Jun 10 1967, 8:05 PM EDT
Att: 8,813 - Unknown

AB	33
R	8
H	9
RBI	8
BB	5
SO	5
LOB	13



Batter	1	2	3	4	5	6	7	8	9	AB	R	H	RBI	BB	SO	LOB	TOP																			
Paul Blair, R OBP: 0.331, SLG: 0.410 (1, 8)	0-3 K	0-0 1B		0-0 F9		0-0 F4		0-0 6-3		5	0	1	1	0	1	2																				
Davey Johnson, R OBP: 0.335, SLG: 0.375 (1, 4)	4-0 WP BB	0-0 1B			0-0 E5 HR		4-0 CS BB		0-0 6-3	3	1	1	0	2	0	0																				
Curt Blefary, L OBP: 0.368, SLG: 0.468 (1, 7) (5, 3)	0-3 K	0-0 F7		1-1 HR		4-0 BB		0-0 F7		4	1	1	2	1	1	4																				
Frank Robinson, R OBP: 0.425, SLG: 0.684 (1, 9)	0-3 K		4-0 BB		0-0 F8		0-0 F2		0-0 F6	4	0	0	0	1	1	2																				
Boog Powell, L OBP: 0.349, SLG: 0.395 Russ Snyder, L OBP: 0.374, SLG: 0.478 (1, 3) (5, 7)		4-0 BB BB	0-3 K		0-3 K		0-0 4-3			2	1	0	0	1	2	1																				
Brooks Robinson, R OBP: 0.315, SLG: 0.383 (1, 5)		0-0 F7	0-3 K		0-0 F6			0-0 HR		4	1	1	1	0	1	2																				
Andy Etchebarren, R OBP: 0.310, SLG: 0.410 (1, 2)	0-3 K	0-0 5-3			0-3 K			0-0 6-3		4	0	0	0	0	2	2																				
Mark Belanger, R OBP: 0.327, SLG: 0.383 (1, 6)	4-0 1B BB		0-3 K		0-3 K			0-0 SH3 1B		3	1	1	0	1	2	0																				
Bill Dillman, R OBP: 0.333, SLG: 0.333 (1, 1)	0-0 1B 1B	0-0 1B	0-3 K		0-0 1B			0-0 SH3		3	0	2	1	0	1	0																				
Inning Stats	R: 0 E: 0 K: 3 S: 9	H: 0 LOB: 1 BB: 1 P: 13	R: 2 E: 0 K: 1 S: 8	H: 3 LOB: 3 BB: 2 P: 16	R: 0 E: 0 K: 2 S: 7	H: 0 LOB: 1 BB: 1 P: 11	R: 0 E: 0 K: 2 S: 7	H: 0 LOB: 0 BB: 0 P: 7	R: 2 E: 1 K: 1 S: 7	H: 1 LOB: 0 BB: 0 P: 7	R: 0 E: 0 K: 2 S: 8	H: 1 LOB: 1 BB: 2 P: 8	R: 0 E: 0 K: 0 S: 2	H: 0 LOB: 1 BB: 2 P: 10	R: 1 E: 0 K: 0 S: 5	H: 2 LOB: 1 BB: 0 P: 5	R: 0 E: 0 K: 0 S: 3	H: 0 LOB: 0 BB: 0 P: 3	1B: 5 2B: 0 3B: 0 HR: 2	SF: 0 SAC: 1 DP: 0 HBP: 0	WP: 1 PB: 0 SB: 0 CS: 1	PA: 40														
PITCHER	IP	WLS	BF	H	R	ER	SO	BB	IBB	HBP	BLK	WP	HR	S	P	ERA	WHIP	PITCHER	IP	WLS	BF	H	R	ER	SO	BB	IBB	HBP	BLK	WP	HR	S	P	ERA	WHIP	
Dave Boswell, R ERA: 4.28 (1, 1)	7.0	L	32	5	4	3	11	6	0	0	0	1	1	48	72	3.86	1.571																			
Ron Kline, R ERA: 2.7 (8, 1)	2.0		8	2	1	1	0	0	0	0	0	0	1	8	8	4.50	1.000																			

Baltimore Orioles @ Minnesota Twins
Metropolitan Stadium, Bloomington, MI
Sun Jun 11 1967, 4:33 AM EDT
Unknown

AB 33
R 5
H 7
RBI 5
BB 6
SO 11
LOB 14





Batter	1	2	3	4	5	6	7	8	9	AB	R	H	RBI	BB	SO	LOB	BOTTOM																			
Cesar Tovar, R OBP: 0.356, SLG: 0.411 (1, 8)	0-0 F7		0-0 F8		0-0 F8			0-0 L6		4	0	0	0	0	0	0																				
Rod Carew, L OBP: 0.376, SLG: 0.424 (1, 4)	0-0 2B		0-0 WP 2B		0-0 F6		0-3 K			4	0	2	0	0	1	0																				
Harmon Killebrew, R OBP: 0.416, SLG: 0.554 (1, 3)	4-0 BB		0-0 F7		0-0 F6		0-0 6-3			3	0	0	0	1	0	1																				
Tony Oliva, L OBP: 0.308, SLG: 0.354 (1, 9)	0-3 K		0-0 F7		0-0 4-3			0-0 F8		4	0	0	0	0	1	2																				
Bob Allison, R OBP: 0.343, SLG: 0.446 (1, 7)	0-0 F9		0-0 1B 3B 1B		0-0 F2			0-0 L5		4	1	1	0	0	0	2																				
Rich Rollins, R OBP: 0.349, SLG: 0.367 (1, 5)		0-0 G6-4-3 1B	0-0 1B 3B 1B		0-0 F8			0-0 F8		4	1	2	0	0	0	0																				
Zolo Versalles, R OBP: 0.307, SLG: 0.368 (1, 6)		0-0 G6-4-3	0-0 3B		0-3 K					3	0	1	2	0	1	1																				
Jerry Zimmerman, R OBP: 0.216, SLG: 0.116 Russ Nixon, L OBP: 0.244, SLG: 0.293 (1, 2) (7, PH) (8, 2)	0-0 F7		0-0 6-3		0-0 F9			0-0 L5		2	0	0	0	0	0	1																				
Dave Boswell, R OBP: 0.273, SLG: 0.350 Ted Uhlhaender, L OBP: 0.227, SLG: 0.372 Ron Kline, R (1, 1) (7, PH) (8, 1)	0-0 1-3		0-0 5-3		0-0 L5					2	0	0	0	0	0	1																				
Inning Stats	R: 0 E: 0 K: 1 S: 6	H: 1 LOB: 2 BB: 1 P: 10	R: 0 E: 0 K: 0 S: 3	H: 1 LOB: 0 BB: 0 P: 3	R: 0 E: 0 K: 0 S: 4	H: 1 LOB: 1 BB: 0 P: 4	R: 2 E: 0 K: 0 S: 6	H: 3 LOB: 1 BB: 0 P: 6	R: 0 E: 0 K: 0 S: 3	H: 0 LOB: 0 BB: 0 P: 3	R: 0 E: 0 K: 1 S: 5	H: 0 LOB: 0 BB: 0 P: 5	R: 0 E: 0 K: 1 S: 5	H: 0 LOB: 0 BB: 0 P: 5	R: 0 E: 0 K: 0 S: 3	H: 0 LOB: 0 BB: 0 P: 3	1B: 3 2B: 2 3B: 1 HR: 0	SF: 0 SAC: 0 DP: 1 HBP: 0	WP: 1 PB: 0 SB: 0 CS: 0	PA: 33																
PITCHER	IP	WLS	BF	H	R	ER	SO	BB	IBB	HBP	BLK	WP	HR	S	P	ERA	WHIP	PITCHER	IP	WLS	BF	H	R	ER	SO	BB	IBB	HBP	BLK	WP	HR	S	P	ERA	WHIP	
Bill Dillman, R ERA: 3.12 (1, 1)	9.0	W	33	6	2	2	3	1	0	0	0	1	0	38	42	2.00	0.778																			

Baltimore Orioles @ Minnesota Twins
Metropolitan Stadium, Bloomington, MI
Sun Jun 11 1967, 4:33 AM EDT
Unknown

AB 32
R 2
H 6
RBI 2
BB 1
SO 3
LOB 8



Batter	1	2	3	4	5	6	7	8	9	AB	R	H	RBI	BB	SO	LOB	TOP										
Paul Blair, R OBP: 0.333, SLG: 0.439 (1, 8)	F9		HR	2B			K	K		5	1	2	1	0	2	0	Baltimore Orioles @ Minnesota Twins Metropolitan Stadium, Bloomington, MI Sun Jun 11 1967, 4:38 AM EDT Att: 22,157 - Unknown AB 36 R 7 H 12 RBI 7 BB 6 SO 9 LOB 13 										
Russ Snyder, L OBP: 0.394, SLG: 0.484 (1, 7)	1B	2B	2B	BB			HR	BB	K	3	3	1	0	2	1	1											
Curt Blefary, L OBP: 0.368, SLG: 0.489 (1, 3)	F9		2B				K		HR	5	1	2	2	0	1	2											
Frank Robinson, R OBP: 0.433, SLG: 0.711 (1, 9)	1B	BB	1B	3B			K	HR	1B	4	2	3	2	1	1	0											
Brooks Robinson, R OBP: 0.322, SLG: 0.385 (1, 5)	FC6-4	1B	1B				F9	1B	F4	4	0	2	2	1	0	1											
Davey Johnson, R OBP: 0.332, SLG: 0.370 (1, 4)	FC6-4		K				L5	1B	F7	5	0	1	0	0	1	4											
Vic Roznovsky, L OBP: 0.333, SLG: 0.313 Stu Miller, R (7, 1)	F7		4-3				BB	BB	F6	3	0	0	0	1	0	3											
Mark Belanger, R OBP: 0.339, SLG: 0.380 (1, 6)	4-3						BB	BB	K	3	0	1	0	1	1	0											
Wally Bunker, R Woodie Held, R Eddie Watt, R Andy Etchebarren, R (1, 1) (6, PH) (6, 1) (7, 2)	K						F4	F7		2	0	0	0	0	2	1											
Inning Stats	R: 1 E: 0 K: 0 S: 5	H: 2 LOB: 2 BB: 1 P: 9	R: 0 E: 0 K: 1 S: 5	H: 0 LOB: 0 BB: 0 P: 5	R: 3 E: 0 K: 1 S: 8	H: 4 LOB: 1 BB: 1 P: 12	R: 0 E: 0 K: 1 S: 6	H: 2 LOB: 1 BB: 0 P: 6	R: 0 E: 0 K: 1 S: 5	H: 0 LOB: 0 BB: 0 P: 5	R: 0 E: 0 K: 2 S: 2	H: 0 LOB: 1 BB: 2 P: 10	R: 2 E: 0 K: 2 S: 9	H: 2 LOB: 2 BB: 2 P: 17	R: 0 E: 0 K: 2 S: 7	H: 0 LOB: 0 BB: 0 P: 7		R: 1 E: 0 K: 1 S: 7	H: 2 LOB: 1 BB: 0 P: 7	1B: 5 2B: 3 3B: 1 HR: 3	SF: 0 SAC: 0 DP: 0 HBP: 0	WP: 0 PB: 0 SB: 0 CS: 1	PA: 42				
PITCHER	IP	WLS	BF	H	R	ER	SO	BB	IBB	HBP	BLK	WP	HR	S	P	ERA	WHIP										
Mudcat Grant, R ERA: 3.75 Jim Perry, R ERA: 4.36 Al Worthington, R ERA: 4.06	(1, 1)	2.1	13	5	4	4	1	2	0	0	0	0	1	13	21	15.43	3.000										
	(3, 1)	3.2	W	14	3	0	0	3	2	0	0	0	0	18	26	0.00	1.364										
	(7, 1)	3.0	S	15	4	3	3	5	2	0	0	0	2	23	31	9.00	2.000										

Batter	1	2	3	4	5	6	7	8	9	AB	R	H	RBI	BB	SO	LOB	BOTTOM										
Cesar Tovar, R OBP: 0.352, SLG: 0.406 (1, 6)	F3		F8					5-3		5	0	1	0	0	1	2	Baltimore Orioles @ Minnesota Twins Metropolitan Stadium, Bloomington, MI Sun Jun 11 1967, 4:38 AM EDT Att: 22,157 - Unknown AB 35 R 10 H 12 RBI 10 BB 5 SO 4 LOB 13 										
Rod Carew, L OBP: 0.372, SLG: 0.419 (1, 4)	6-3		FC5-4	1B			F9	F4		5	0	1	1	0	0	1											
Harmon Killebrew, R OBP: 0.411, SLG: 0.541 (1, 3)	F7		FC5-4				K	K	BB	4	0	0	0	1	2	1											
Tony Oliva, L OBP: 0.318, SLG: 0.393 (1, 9)		HR		4-3			1B	FC3-2	1B	5	2	3	1	0	0	1											
Bob Allison, R OBP: 0.347, SLG: 0.444 (1, 7)	F2			F3			FC3-2	BB	BB	3	2	1	0	1	0	0											
Rich Rollins, R OBP: 0.353, SLG: 0.362 (1, 5)	5-3			F7			FC3-2	2B	BB	2	1	0	0	2	0	0											
Ted Uhlaender, L OBP: 0.250, SLG: 0.404 (1, 8)	F7						FC3-2			4	2	2	2	0	0	3											
Russ Nixon, L OBP: 0.286, SLG: 0.386 (1, 2)			1B	2B			4-3	1B	1B	3	2	2	3	1	0	1											
Mudcat Grant, R OBP: 0.182, SLG: 0.143 Jim Perry, S ERA: 1.65 Al Worthington, R ERA: 2.93	(1, 1)	5.0	L	8	4	4	2	1	0	0	0	0	11	15	36.00	5.000											
	(6, 1)	1.0		2	2	2	2	3	1	0	0	0	12	28	9.00	2.500											
	(7, 1)	2.0		2	2	2	2	3	1	0	0	0	12	28	9.00	2.500											
Inning Stats	R: 0 E: 0 K: 0 S: 3	H: 0 LOB: 0 BB: 0 P: 3	R: 1 E: 0 K: 0 S: 4	H: 1 LOB: 0 BB: 0 P: 4	R: 1 E: 0 K: 0 S: 5	H: 2 LOB: 1 BB: 0 P: 5	R: 0 E: 0 K: 0 S: 3	H: 0 LOB: 0 BB: 0 P: 3	R: 2 E: 0 K: 2 S: 11	H: 3 LOB: 0 BB: 0 P: 5	R: 4 E: 0 K: 2 S: 9	H: 4 LOB: 1 BB: 1 P: 15	R: 2 E: 0 K: 2 S: 9	H: 2 LOB: 3 BB: 3 P: 21	R: 0 E: 0 K: 0 S: 3	H: 0 LOB: 1 BB: 1 P: 7	R: 1 E: 0 K: 1 S: 7	H: 2 LOB: 1 BB: 0 P: 7	1B: 6 2B: 3 3B: 1 HR: 2	SF: 0 SAC: 0 DP: 0 HBP: 0	WP: 0 PB: 0 SB: 0 CS: 1	PA: 40					
PITCHER	IP	WLS	BF	H	R	ER	SO	BB	IBB	HBP	BLK	WP	HR	S	P	ERA	WHIP										
Wally Bunker, R Eddie Watt, R Stu Miller, R	(1, 1)	5.0	L	8	4	4	2	1	0	0	0	0	11	15	36.00	5.000											
	(6, 1)	1.0		2	2	2	2	3	1	0	0	0	12	28	9.00	2.500											
	(7, 1)	2.0		2	2	2	2	3	1	0	0	0	12	28	9.00	2.500											

Batter	1	2	3	4	5	6	7	8	9	AB	R	H	RBI	BB	SO	LOB	TOP					
Luis Aparicio, R (1.6)										5	0	2	3	0	0	0	<p>Baltimore Orioles @ Kansas City Athletics Municipal Stadium, Kansas City, MO Mon Jun 12 1967, 8:05 PM EDT Att: 5,726 - Unknown</p> <p>livebaseballscorecards.com</p> <p>AB 35 R 10 H 13 RBI 10 BB 5 SO 6 LOB 12</p>					
Russ Snyder, L (1.7)										5	0	0	0	0	0	2						
Curt Blefary, L (1.3)										3	2	1	0	1	2	0						
Frank Robinson, R (1.9)										4	2	2	0	1	1	2						
Brooks Robinson, R (1.5)										4	2	2	0	1	1	2						
Davey Johnson, R (1.4)										3	1	1	2	0	0	2						
Paul Blair, R (1.8)										4	1	3	2	1	0	0						
Andy Etchebarren, R (1.2)										4	2	2	2	1	1	1						
Pete Richert, L (1.1)										3	0	0	1	0	1	3						
Inning Stats	R: 0 E: 0 K: 1 S: 5	H: 0 LOB: 0 BB: 0 P: 5	R: 2 E: 0 K: 1 S: 6	H: 2 LOB: 0 BB: 1 P: 10	R: 0 E: 0 K: 1 S: 5	H: 0 LOB: 0 BB: 0 P: 5	R: 5 E: 0 K: 0 S: 5	H: 2 LOB: 1 BB: 4 P: 21	R: 0 E: 0 K: 1 S: 6	H: 1 LOB: 1 BB: 0 P: 6	R: 1 E: 0 K: 0 S: 5	H: 2 LOB: 1 BB: 0 P: 5	R: 2 E: 0 K: 1 S: 9	H: 4 LOB: 2 BB: 0 P: 9	R: 0 E: 0 K: 1 S: 5	H: 0 LOB: 1 BB: 0 P: 6	R: 0 E: 0 K: 0 S: 4	H: 2 LOB: 1 BB: 0 P: 4	1B: 10 2B: 1 3B: 2 HR: 0	SF: 3 SAC: 0 DP: 1 HBP: 1	WP: 0 PB: 0 SB: 1 CS: 0	PA: 44
PITCHER	IP WLS BF H R ER SO BB IBB HBP BLK WP HR S P ERA WHIP																					
Lew Krausse, R (1.1)	5.0 L 24 5 7 7 4 4 1 0 0 0 0 0 27 47 12.60 1.800																					
Diego Segui, R (6.1)	2.0 12 6 3 3 1 0 0 0 0 0 0 0 14 14 13.50 3.000																					
Bill Edgerton, L (8.1)	2.0 8 2 0 0 1 0 0 1 0 0 0 0 9 10 0.00 1.000																					

Batter	1	2	3	4	5	6	7	8	9	AB	R	H	RBI	BB	SO	LOB	BOTTOM					
Bert Campaneris, R (1.6)										4	0	1	0	0	0	2	<p>Baltimore Orioles @ Kansas City Athletics Municipal Stadium, Kansas City, MO Mon Jun 12 1967, 8:05 PM EDT Att: 5,726 - Unknown</p> <p>livebaseballscorecards.com</p> <p>AB 33 R 2 H 7 RBI 2 BB 2 SO 8 LOB 11</p>					
Bill Edgerton, L (8.1)										0	0	0	0	0	0	0						
Reggie Jackson, L (1.9)										3	0	0	1	0	3	2						
Rick Monday, L (1.8)										3	1	1	1	1	1	0						
Dave Duncan, R (1.2)										4	0	0	0	0	3	2						
Ken Harrelson, R (1.3)										4	0	1	0	0	0	0						
Danny Cater, R (1.5)										4	0	1	0	0	0	1						
Mike Hershberger, R (1.7)										4	0	0	0	0	1	2						
Dick Green, R (1.4)										4	0	2	0	0	0	0						
Lew Krausse, R (1.1)										0	1	0	0	1	0	0						
Joe Nosseck, R (5, PH)										1	0	0	0	0	0	1						
Diego Segui, R (6.1)										0	0	0	0	0	0	0						
John Donaldson, L (7, PH)										2	0	1	0	0	0	1						
Inning Stats	R: 0 E: 0 K: 1 S: 5	H: 0 LOB: 0 BB: 0 P: 5	R: 0 E: 0 K: 1 S: 6	H: 1 LOB: 1 BB: 0 P: 6	R: 1 E: 0 K: 1 S: 6	H: 1 LOB: 2 BB: 2 P: 14	R: 0 E: 0 K: 0 S: 3	H: 0 LOB: 0 BB: 0 P: 3	R: 0 E: 0 K: 1 S: 6	H: 1 LOB: 1 BB: 0 P: 6	R: 1 E: 0 K: 0 S: 5	H: 2 LOB: 1 BB: 0 P: 5	R: 0 E: 0 K: 1 S: 6	H: 1 LOB: 1 BB: 0 P: 6	R: 0 E: 0 K: 2 S: 7	H: 0 LOB: 0 BB: 0 P: 7	R: 0 E: 0 K: 1 S: 6	H: 1 LOB: 1 BB: 0 P: 6	1B: 3 2B: 3 3B: 0 HR: 1	SF: 1 SAC: 0 DP: 0 HBP: 0	WP: 0 PB: 0 SB: 1 CS: 0	PA: 36
PITCHER	IP WLS BF H R ER SO BB IBB HBP BLK WP HR S P ERA WHIP																					
Pete Richert, L (1.1)	9.0 W 36 7 2 2 8 2 0 0 0 0 0 1 50 58 2.00 1.000																					

Batter	1	2	3	4	5	6	7	8	9	AB	R	H	RBI	BB	SO	LOB	TOP					
Luis Aparicio, R (1, 6) OBP: 0.281, SLG: 0.322										4	0	1	0	0	0	0	<p>Baltimore Orioles @ Kansas City Athletics Municipal Stadium, Kansas City, MO</p> <p>Tue Jun 13 1967, 8:05 PM EDT Att: 8,735 - Unknown</p> <p>livebaseballscorecards.com</p> <p>AB 30 R 0 H 4 RBI 0 BB 1 SO 6 LOB 9</p>					
Russ Snyder, L (1, 7) OBP: 0.355, SLG: 0.442										4	0	0	0	0	1	1						
Curt Blefary, L (1, 3) OBP: 0.372, SLG: 0.481										4	0	1	0	0	0	1						
Frank Robinson, R (1, 9) OBP: 0.434, SLG: 0.696										3	0	0	0	1	0	2						
Brooks Robinson, R (1, 5) OBP: 0.323, SLG: 0.382										3	0	0	0	0	1	2						
Davey Johnson, R (1, 4) OBP: 0.328, SLG: 0.368										3	0	1	0	0	0	0						
Paul Blair, R (1, 8) OBP: 0.342, SLG: 0.438										3	0	0	0	0	1	2						
Andy Etchebarren, R (1, 2) OBP: 0.319, SLG: 0.416										3	0	1	0	0	1	0						
Steve Barber, L (1, 1) OBP: 0.158, SLG: 0.059										2	0	0	0	0	1	0						
Vic Roznovsky, L (8, PH) OBP: 0.316, SLG: 0.294										1	0	0	0	0	1	1						
Moe Drabowsky, R (8, 1) OBP: 0.417, SLG: 0.364										0	0	0	0	0	0	0						
Inning Stats	R: 0 E: 0 K: 0 S: 4	H: 1 LOB: 1 BB: 0 P: 4	R: 0 E: 0 K: 1 S: 5	H: 0 LOB: 0 BB: 0 P: 5	R: 0 E: 0 K: 2 S: 7	H: 0 LOB: 0 BB: 0 P: 7	R: 0 E: 0 K: 1 S: 6	H: 1 LOB: 1 BB: 0 P: 6	R: 0 E: 0 K: 0 S: 3	H: 0 LOB: 0 BB: 0 P: 3	R: 0 E: 0 K: 1 S: 5	H: 0 LOB: 0 BB: 0 P: 5	R: 0 E: 0 K: 0 S: 4	H: 1 LOB: 2 BB: 1 P: 8	R: 0 E: 0 K: 1 S: 5	H: 1 LOB: 0 BB: 0 P: 5	R: 0 E: 0 K: 0 S: 3	H: 0 LOB: 0 BB: 0 P: 3	1B: 4 2B: 1 3B: 0 HR: 0	SF: 0 SAC: 0 DP: 1 HBP: 0	WP: 0 PB: 0 SB: 0 CS: 0	PA: 31
PITCHER Cattfish Hunter, R (1, 1) ERA: 2.49	IP: 9.0 WLS: W BF: 31 H: 4 R: 0 ER: 0 SO: 6 BB: 1 IBB: 0 HBP: 0 BLK: 0 WP: 0 HR: 0 S: 42 P: 46 ERA: 0.00 WHIP: 0.556															PITCHER	IP: WLS: BF: H: R: ER: SO: BB: IBB: HBP: BLK: WP: HR: S: P: ERA: WHIP:					

Batter	1	2	3	4	5	6	7	8	9	AB	R	H	RBI	BB	SO	LOB	BOTTOM					
Bert Campaneris, R (1, 6) OBP: 0.295, SLG: 0.310										4	0	2	1	0	0	0	<p>Baltimore Orioles @ Kansas City Athletics Municipal Stadium, Kansas City, MO</p> <p>Tue Jun 13 1967, 8:05 PM EDT Att: 8,735 - Unknown</p> <p>livebaseballscorecards.com</p> <p>AB 26 R 1 H 3 RBI 1 BB 5 SO 6 LOB 9</p>					
Reggie Jackson, L (1, 7) OBP: 0.280, SLG: 0.400										3	0	0	0	1	1	1						
Danny Cater, R (1, 5) OBP: 0.311, SLG: 0.329 (7, 3)										4	0	0	0	0	1	1						
Rick Monday, L (1, 8) OBP: 0.365, SLG: 0.491										3	0	0	0	1	2	0						
Ken Harrelson, R (1, 3) OBP: 0.267, SLG: 0.311										2	0	0	0	1	0	2						
Allan Lewis, S (6, PR)										0	0	0	0	0	0	0						
John Donaldson, L (7, 4) OBP: 0.222, SLG: 0.353										0	0	0	0	0	0	0						
Mike Hershberger, R (1, 9) OBP: 0.331, SLG: 0.355										2	1	1	0	1	1	0						
Dick Green, R (1, 4) OBP: 0.275, SLG: 0.294 (7, 5)										3	0	0	0	0	1	3						
Phil Roof, R (1, 2) OBP: 0.290, SLG: 0.328										2	0	0	0	1	0	0						
Cattfish Hunter, R (1, 1) OBP: 0.161, SLG: 0.258										3	0	0	0	0	0	2						
Inning Stats	R: 0 E: 1 K: 1 S: 5	H: 0 LOB: 2 BB: 2 P: 13	R: 1 E: 0 K: 1 S: 5	H: 1 LOB: 2 BB: 2 P: 13	R: 0 E: 0 K: 0 S: 3	H: 0 LOB: 0 BB: 0 P: 3	R: 0 E: 0 K: 1 S: 5	H: 0 LOB: 0 BB: 0 P: 5	R: 0 E: 0 K: 1 S: 6	H: 1 LOB: 1 BB: 0 P: 6	R: 0 E: 0 K: 1 S: 6	H: 1 LOB: 1 BB: 1 P: 10	R: 0 E: 0 K: 0 S: 3	H: 0 LOB: 0 BB: 0 P: 3	R: 0 E: 0 K: 1 S: 5	H: 0 LOB: 0 BB: 0 P: 5	R: 0 E: 0 K: 0 S: 5	H: 0 LOB: 0 BB: 0 P: 5	1B: 1 2B: 2 3B: 0 HR: 0	SF: 0 SAC: 0 DP: 0 HBP: 0	WP: 0 PB: 0 SB: 0 CS: 0	PA: 31
PITCHER Steve Barber, L (1, 1) ERA: 4.02	IP: 7.0 WLS: L BF: 28 H: 3 R: 1 ER: 1 SO: 5 BB: 5 IBB: 0 HBP: 0 BLK: 0 WP: 0 HR: 0 S: 33 P: 53 ERA: 1.29 WHIP: 1.143															PITCHER	IP: WLS: BF: H: R: ER: SO: BB: IBB: HBP: BLK: WP: HR: S: P: ERA: WHIP:					
Moe Drabowsky, R (8, 1) ERA: 0.45	1.0 3 0 0 0 1 0 0 0 0 0 0 5 5 0.00 0.000																					

Batter	1	2	3	4	5	6	7	8	9	AB	R	H	RBI	BB	SO	LOB	TOP																					
Luis Aparicio, R OBP: 0.274, SLG: 0.314 (1, 6)	F3		4-3		F9		5-3		G1-4-3	5	0	0	0	0	0	2																						
Paul Blair, R OBP: 0.345, SLG: 0.447 (1, 8)	F8		K					K		4	0	2	0	0	2	0																						
Curt Blefary, L OBP: 0.365, SLG: 0.471 (1, 7)	F8		G3		F8			K2-3		4	0	0	0	0	1	2																						
Frank Robinson, R OBP: 0.439, SLG: 0.696 (1, 9)				K						3	0	2	0	1	1	0																						
Boog Powell, L OBP: 0.347, SLG: 0.398 (1, 3)	F3									4	1	1	0	0	0	4																						
Brooks Robinson, R OBP: 0.326, SLG: 0.379 (1, 5)		F3								2	1	0	0	2	0	1																						
Davey Johnson, R OBP: 0.332, SLG: 0.377 (1, 4)		1-3								4	0	2	2	0	0	1																						
Andy Etchebarren, R OBP: 0.324, SLG: 0.414 (1, 2)										3	0	1	0	1	0	2																						
Dave McNally, R OBP: 0.174, SLG: 0.217 (5, PH) Rus Snyder, L OBP: 0.302, SLG: 0.436 (5, 1) Eddie Fisher, R (5, 1) Wally Bunker, R (7, PH) Woodie Held, R OBP: 0.299, SLG: 0.293 (7, 1) Stu Miller, R (9, PH) Vic Roznovsky, L OBP: 0.306, SLG: 0.278 (9, PH)										1	0	0	0	0	1	1																						
Inning Stats	R: 0 E: 0 K: 0 S: 4	H: 1 LOB: 2 BB: 1 P: 8	R: 0 E: 0 K: 1 S: 5	H: 0 LOB: 1 BB: 1 P: 9	R: 0 E: 0 K: 1 S: 5	H: 0 LOB: 0 BB: 0 P: 5	R: 1 E: 0 K: 1 S: 6	H: 2 LOB: 1 BB: 0 P: 10	R: 0 E: 0 K: 0 S: 4	H: 1 LOB: 1 BB: 0 P: 6	R: 0 E: 0 K: 0 S: 3	H: 0 LOB: 0 BB: 0 P: 3	R: 0 E: 0 K: 2 S: 8	H: 1 LOB: 1 BB: 1 P: 8	R: 1 E: 0 K: 0 S: 4	H: 2 LOB: 1 BB: 1 P: 8	1B: 5 2B: 3 3B: 0 HR: 0	SF: 0 SAC: 0 DP: 2 HBP: 0	WP: 0 PB: 1 SB: 0 CS: 0	PA: 37																		
PITCHER	IP	WLS	BF	H	R	ER	SO	BB	IBB	HBP	BLK	WP	HR	S	P	ERA	WHIP	PITCHER				IP	WLS	BF	H	R	ER	SO	BB	IBB	HBP	BLK	WP	HR	S	P	ERA	WHIP
Chuck Dobson, R ERA: 3.56 (1, 1)	6.0	W	25	5	1	1	4	3	0	0	0	0	0	30	42	1.50	1.333																					
Jack Aker, R ERA: 3.43 (7, 1)	3.0	S	12	3	1	1	2	1	0	0	0	0	0	15	19	3.00	1.333																					

Baltimore Orioles @ Kansas City Athletics
Municipal Stadium, Kansas City, MO
Wed Jun 14 1967, 8:05 PM EDT
Att: 12,096 - Unknown

AB 33
R 2
H 8
RBI 2
BB 4
SO 6
LOB 15



Batter	1	2	3	4	5	6	7	8	9	AB	R	H	RBI	BB	SO	LOB	BOTTOM																					
Bert Campaneris, R OBP: 0.293, SLG: 0.308 (1, 6)	F8	FC4-6				F2		F5		5	1	1	0	0	0	3																						
Reggie Jackson, L OBP: 0.333, SLG: 0.435 (1, 7)										3	2	1	1	1	2	2																						
Mike Hershberger, R OBP: 0.335, SLG: 0.351 (1, 9)										2	1	0	0	2	0	1																						
Dave Duncan, R OBP: 0.320, SLG: 0.600 (1, 2)										5	1	3	1	0	2	3																						
Rick Monday, L OBP: 0.362, SLG: 0.491 (1, 8)										4	1	1	2	0	1	2																						
Danny Cater, R OBP: 0.311, SLG: 0.329 (7, PH) Ray Webster, L OBP: 0.288, SLG: 0.429 (8, 3)										3	1	1	0	0	1	2																						
Dick Green, R OBP: 0.290, SLG: 0.303 (1, 5)										2	2	2	1	2	0	0																						
John Donaldson, L OBP: 0.318, SLG: 0.476 (1, 4)										4	0	3	3	0	0	1																						
Chuck Dobson, R OBP: 0.174, SLG: 0.174 (1, 1) Jack Aker, R OBP: 0.143, SLG: 0.143 (7, 1)										3	0	0	1	0	0	4																						
Inning Stats	R: 0 E: 0 K: 0 S: 2	H: 0 LOB: 0 BB: 0 P: 3	R: 3 E: 1 K: 1 S: 9	H: 4 LOB: 1 BB: 0 P: 9	R: 1 E: 0 K: 0 S: 4	H: 1 LOB: 1 BB: 1 P: 8	R: 0 E: 0 K: 0 S: 3	H: 1 LOB: 0 BB: 0 P: 3	R: 4 E: 1 K: 1 S: 9	H: 5 LOB: 2 BB: 2 P: 17	R: 0 E: 0 K: 1 S: 5	H: 0 LOB: 0 BB: 0 P: 5	R: 0 E: 0 K: 2 S: 7	H: 0 LOB: 0 BB: 0 P: 7	R: 1 E: 0 K: 2 S: 9	H: 1 LOB: 3 BB: 2 P: 17	1B: 9 2B: 3 3B: 0 HR: 0	SF: 0 SAC: 2 DP: 0 HBP: 1	WP: 1 PB: 0 SB: 1 CS: 1	PA: 40																		
PITCHER	IP	WLS	BF	H	R	ER	SO	BB	IBB	HBP	BLK	WP	HR	S	P	ERA	WHIP	PITCHER				IP	WLS	BF	H	R	ER	SO	BB	IBB	HBP	BLK	WP	HR	S	P	ERA	WHIP
Dave McNally, L ERA: 5.4 (1, 1)	4.0	L	18	6	4	3	1	1	0	1	0	0	0	18	23	6.75	1.750																					
Eddie Fisher, R ERA: 3.73 (5, 1)	0.1		5	4	4	4	0	1	0	0	0	0	0	4	8	108.00	15.000																					
Wally Bunker, R ERA: 4.15 (5, 1)	1.2		7	1	0	0	2	1	0	0	0	0	0	10	14	0.00	1.200																					
Stu Miller, R ERA: 3.03 (7, 1)	2.0		10	1	1	1	4	2	0	0	0	0	0	16	24	4.50	1.500																					

Baltimore Orioles @ Kansas City Athletics
Municipal Stadium, Kansas City, MO
Wed Jun 14 1967, 8:05 PM EDT
Att: 12,096 - Unknown

AB 32
R 9
H 12
RBI 9
BB 5
SO 7
LOB 18




Batter	1	2	3	4	5	6	7	8	9	AB	R	H	RBI	BB	SO	LOB	TOP			
Jose Cardenal, R OBP: 0.278, SLG: 0.324 (1, 8)	F9		6-3		F4			F9-3 1B		4	0	1	0	0	0	0	California Angels @ Baltimore Orioles Memorial Stadium, Baltimore, MD Fri Jun 16 1967, 7:05 PM EDT Unknown			
Paul Schaaf, R OBP: 0.303, SLG: 0.291 (1, 5)	2B		F8		1-3			F9-3 1-2		4	0	1	0	0	0	1				
Jim Fregosi, R OBP: 0.330, SLG: 0.413 Woodie Held, R OBP: 0.308, SLG: 0.386 (1, 6) (2, 6)	K		K		P1-3 1B			HR		1	0	0	0	0	1	1				
Don Mincher, L OBP: 0.398, SLG: 0.571 (1, 3)	K			F3		P1-3 1-2		SH3-4 1B		4	0	1	0	0	1	2				
Bubba Morton, R OBP: 0.386, SLG: 0.342 (1, 9)		1B 2B		F8		F3		SH3-4 1-2		3	1	1	0	0	0	0				
Rick Reichardt, R OBP: 0.323, SLG: 0.386 Jay Johnstone, L OBP: 0.223, SLG: 0.253 (1, 7) (9, 8)	K			BB 1B		F8		IBB		3	0	1	0	1	1	1				
Buck Rodgers, S OBP: 0.267, SLG: 0.288 (1, 2)		FC6-4 1B 2H		1-2 BB		F8		F6		3	0	1	1	1	0	2				
Bobby Knoop, R OBP: 0.271, SLG: 0.324 (1, 4)		FC6-4 1-2		F9		K		K		4	0	0	0	0	2	5				
Jack Hamilton, R OBP: 0.143, SLG: 0.571 Bill Kelso, R Ken Turner, R Minnie Rojas, R (1, 1) (7, 1) (8, 1) (8, 1)	K			K		K		K		2	0	0	0	0	2	1				
Inning Stats	R: 0 E: 0 K: 2 S: 8	H: 1 LOB: 1 BB: 0 P: 8	R: 1 E: 0 K: 2 S: 9	H: 2 LOB: 1 BB: 0 P: 9	R: 0 E: 0 K: 1 S: 5	H: 0 LOB: 0 BB: 0 P: 5	R: 0 E: 0 K: 0 S: 4	H: 1 LOB: 2 BB: 1 P: 8	R: 0 E: 0 K: 1 S: 5	H: 0 LOB: 0 BB: 0 P: 5	R: 0 E: 0 K: 1 S: 3	H: 0 LOB: 0 BB: 0 P: 5	R: 0 E: 0 K: 1 S: 5	H: 1 LOB: 0 BB: 0 P: 5	R: 1 E: 0 K: 1 S: 7	H: 2 LOB: 2 BB: 1 P: 11		1B: 5 2B: 4 3B: 0 HR: 1	SF: 0 SAC: 1 DP: 2 HBP: 0	WP: 0 PB: 0 SB: 0 CS: 0
PITCHER Pete Richert, L ERA: 3.5 (1, 1)	IP: 9.0 WLS: L BF: 35	H: 8 R: 2 ER: 2 SO: 9	BB: 1 IBB: 1 HBP: 0 BLK: 0	WP: 0 HR: 1 S: 51 P: 59	ERA: 2.00 WHIP: 1.000	PITCHER										IP: 9.0 WLS: L BF: 35	H: 8 R: 2 ER: 2 SO: 9	BB: 1 IBB: 1 HBP: 0 BLK: 0	WP: 0 HR: 1 S: 51 P: 59	ERA: 2.00 WHIP: 1.000

Batter	1	2	3	4	5	6	7	8	9	AB	R	H	RBI	BB	SO	LOB	BOTTOM					
Luis Aparicio, R OBP: 0.274, SLG: 0.321 (1, 6)	WP 3B		6-3			1B BB FC5-2 1B	F8		4-3	5	1	2	0	0	0	2	California Angels @ Baltimore Orioles Memorial Stadium, Baltimore, MD Fri Jun 16 1967, 7:05 PM EDT Unknown					
Paul Blair, R OBP: 0.351, SLG: 0.456 (1, 8)	4-3		F8			FC5-2 1B BB		CS SH3-4 1B		3	0	1	0	1	0	0						
Curt Blefary, L OBP: 0.361, SLG: 0.462 (1, 7)	1-3			1-3		FC5-2 1B		SH3-4		3	0	1	0	0	0	0						
Frank Robinson, R OBP: 0.439, SLG: 0.682 (1, 9)	5-3			E5 1B WP		FC5-2		BB IBB		3	0	0	0	1	0	3						
Boog Powell, L OBP: 0.352, SLG: 0.414 (1, 3)		1-3		G1-4-3 1B		K		BB IBB		3	0	1	0	1	1	3						
Brooks Robinson, R OBP: 0.323, SLG: 0.381 (1, 5)		F7		G1-4-3 1-2		K		F8		4	0	0	0	0	1	7						
Davey Johnson, R OBP: 0.337, SLG: 0.385 (1, 4)		BB			F7			K		3	0	1	0	1	1	0						
Andy Etchebarren, R OBP: 0.325, SLG: 0.419 (1, 2)		F9			K			SH1-4 1B		4	0	1	0	0	2	2						
Pete Richert, L OBP: 0.069, SLG: 0.071 Russ Snyder, L OBP: 0.347, SLG: 0.430 (1, 1) (9, PH)			K		K			SH1-4 1-2		2	0	0	0	0	2	0						
Inning Stats	R: 1 E: 0 K: 0 S: 4	H: 1 LOB: 0 BB: 0 P: 4	R: 0 E: 0 K: 0 S: 3	H: 0 LOB: 1 BB: 1 P: 7	R: 0 E: 0 K: 1 S: 5	H: 0 LOB: 0 BB: 0 P: 5	R: 0 E: 1 K: 0 S: 4	H: 1 LOB: 1 BB: 0 P: 4	R: 0 E: 0 K: 2 S: 7	H: 0 LOB: 0 BB: 0 P: 7	R: 0 E: 0 K: 2 S: 9	H: 2 LOB: 3 BB: 1 P: 13	R: 0 E: 0 K: 1 S: 6	H: 1 LOB: 1 BB: 0 P: 6	R: 0 E: 0 K: 0 S: 3	H: 1 LOB: 2 BB: 2 P: 11		R: 0 E: 0 K: 1 S: 6	H: 1 LOB: 1 BB: 0 P: 6	1B: 5 2B: 1 3B: 1 HR: 0	SF: 0 SAC: 2 DP: 1 HBP: 0	WP: 2 PB: 0 SB: 0 CS: 1
PITCHER Jack Hamilton, R ERA: 3.55 Bill Kelso, R ERA: 2.51 Ken Turner, L ERA: Minnie Rojas, R ERA: 1.93 (1, 1) (7, 1) (8, 1) (8, 1)	IP: 6.0 WLS: BF: 24	H: 4 R: 1 ER: 1 SO: 5	BB: 2 IBB: 0 HBP: 0 BLK: 0	WP: 2 HR: 0 S: 32 P: 40	ERA: 1.50 WHIP: 1.000	PITCHER										IP: 6.0 WLS: BF: 24	H: 4 R: 1 ER: 1 SO: 5	BB: 2 IBB: 0 HBP: 0 BLK: 0	WP: 2 HR: 0 S: 32 P: 40	ERA: 1.50 WHIP: 1.000		

Batter	1	2	3	4	5	6	7	8	9	AB	R	H	RBI	BB	SO	LOB	TOP			
Jose Cardenal, R OBP: 0.281, SLG: 0.342 (1, 7)	F8		FC4-6 1B	HR			6-3		F7	5	1	2	2	0	0	1				
Paul Schaaf, R OBP: 0.302, SLG: 0.286 (1, 5)	BB		FC4-6 HR	6-3			F7			3	1	0	0	1	0	1				
Woodie Held, R OBP: 0.304, SLG: 0.438 (1, 6)	K		HR					4-3		4	1	1	2	0	2	1				
Don Mincher, L OBP: 0.396, SLG: 0.563 (1, 3)	BB		F7				F6			3	0	0	0	1	0	0				
Jimmie Hall, L OBP: 0.315, SLG: 0.453 (1, 9)	F7		F8				4-3			3	0	0	0	1	0	2				
Jay Johnstone, L OBP: 0.224, SLG: 0.253 (1, 8)			F5				F5			4	1	1	0	0	0	1				
Buck Rodgers, S OBP: 0.287, SLG: 0.287 (1, 2)			4-3				4-3			4	0	1	0	0	0	1				
Bobby Knoop, R OBP: 0.277, SLG: 0.325 (1, 4)			1B				F7			2	1	1	0	1	0	0				
Jim McGlothlin, R OBP: 0.185, SLG: 0.154 Ken Turner, R (5, 1)	K		SH1-4				K			1	0	0	1	0	1	1				
			1B				BB			1	0	0	0	1	1	0				
			3H				BB													
Inning Stats	R: 0 E: 0 K: 1 S: 5	H: 0 LOB: 2 BB: 2 P: 13	R: 0 E: 0 K: 1 S: 6	H: 1 LOB: 1 BB: 0 P: 6	R: 2 E: 0 K: 0 S: 5	H: 2 LOB: 0 BB: 1 P: 5	R: 3 E: 0 K: 0 S: 5	H: 2 LOB: 0 BB: 1 P: 9	R: 0 E: 0 K: 1 S: 5	H: 0 LOB: 0 BB: 0 P: 3	R: 0 E: 0 K: 1 S: 5	H: 0 LOB: 0 BB: 0 P: 5	R: 0 E: 0 K: 0 S: 3	H: 0 LOB: 1 BB: 1 P: 7	R: 0 E: 0 K: 0 S: 3	H: 1 LOB: 1 BB: 1 P: 7	1B: 4 2B: 0 3B: 0 HR: 2	SF: 0 SAC: 2 DP: 0 HBP: 0	WP: 0 PB: 0 SB: 2 CS: 1	PA: 37
PITCHER	IP	WLS	BF	H	R	ER	SO	BB	IBB	HBP	BLK	WP	HR	S	P	ERA	WHIP			
Bill Dillman, R ERA: 3.8 (1, 1)	4.0	L	20	5	5	5	2	3	0	0	0	0	2	21	33	11.25	2.000			
Eddie Fisher, R ERA: 3.92 (5, 1)	1.0		3	0	0	0	1	0	0	0	0	0	0	5	5	0.00	0.000			
Stu Miller, R ERA: 2.7 (6, 1)	4.0		14	1	0	0	1	2	0	0	0	0	0	14	22	0.00	0.750			

California Angels @ Baltimore Orioles
Memorial Stadium, Baltimore, MD
Fri Jun 16 1967, 7:05 PM EDT
Att: 16,313 - Unknown


AB 30
R 5
H 6
RBI 5
BB 5
SO 4
LOB 8



Batter	1	2	3	4	5	6	7	8	9	AB	R	H	RBI	BB	SO	LOB	BOTTOM					
Mark Belanger, R OBP: 0.350, SLG: 0.389 (1, 6)	F9		G6-4-3 1B					F9		4	0	2	1	0	0	0						
Paul Blair, R OBP: 0.350, SLG: 0.460 Russ Snyder, L OBP: 0.344, SLG: 0.426 (1, 8) (6, 8)	L5		G6-4-3				2B	4-3		3	0	1	0	0	0	2						
Curt Bielefy, L OBP: 0.359, SLG: 0.458 (1, 7)	1B						F8	F3		4	0	1	0	0	0	2						
Frank Robinson, R OBP: 0.436, SLG: 0.688 (1, 9)	F9						F8	6-3		4	1	1	1	0	0	1						
Boog Powell, L OBP: 0.345, SLG: 0.404 (1, 3)			K				K	G3		4	0	0	0	0	3	0						
Brooks Robinson, R OBP: 0.321, SLG: 0.383 (1, 5)	F9						2B	F8		4	1	1	0	0	0	0						
Davey Johnson, R OBP: 0.335, SLG: 0.387 (1, 4)	6-3						1B	F9		4	1	1	1	0	0	0						
Vic Roznovsky, L OBP: 0.304, SLG: 0.286 (1, 2)			1B				F5	4-3		3	0	1	0	0	0	1						
Bill Dillman, R OBP: 0.308, SLG: 0.308 Eddie Fisher, R (5, 1)			1B				5-3	F9		1	0	0	0	0	1	1						
Sam Bowers, R OBP: 0.286, SLG: 0.278 Stu Miller, R (6, 1)			K							1	0	0	0	0	0	1						
										1	0	0	0	0	0	0						
Inning Stats	R: 0 E: 0 K: 0 S: 4	H: 1 LOB: 1 BB: 0 P: 4	R: 0 E: 0 K: 1 S: 5	H: 0 LOB: 0 BB: 0 P: 5	R: 0 E: 0 K: 1 S: 6	H: 2 LOB: 1 BB: 0 P: 6	R: 0 E: 0 K: 1 S: 5	H: 0 LOB: 0 BB: 0 P: 5	R: 2 E: 0 K: 0 S: 7	H: 4 LOB: 2 BB: 0 P: 7	R: 0 E: 0 K: 0 S: 3	H: 0 LOB: 0 BB: 0 P: 3	R: 0 E: 0 K: 0 S: 3	H: 0 LOB: 0 BB: 0 P: 3	R: 0 E: 0 K: 0 S: 3	H: 0 LOB: 0 BB: 0 P: 3	R: 1 E: 0 K: 1 S: 6	H: 1 LOB: 0 BB: 0 P: 6	1B: 4 2B: 3 3B: 0 HR: 1	SF: 0 SAC: 0 DP: 1 HBP: 0	WP: 0 PB: 0 SB: 0 CS: 0	PA: 34
PITCHER	IP	WLS	BF	H	R	ER	SO	BB	IBB	HBP	BLK	WP	HR	S	P	ERA	WHIP					
Jim McGlothlin, R ERA: 1.53 (1, 1)	4.2		20	7	2	2	3	0	0	0	0	0	1	26	26	3.86	1.500					
Ken Turner, L ERA: 1.6 (5, 1)	4.1	W	14	1	1	1	1	0	0	0	0	0	1	16	16	2.08	0.231					

California Angels @ Baltimore Orioles
Memorial Stadium, Baltimore, MD
Fri Jun 16 1967, 7:05 PM EDT
Att: 16,313 - Unknown

AB 34
R 3
H 8
RBI 3
BB 0
SO 4
LOB 8




Batter	1	2	3	4	5	6	7	8	9	AB	R	H	RBI	BB	SO	LOB	TOP								
Jose Cardenal, R OBP: 0.284, SLG: 0.344 (1, 8)	0-0 4-3			0-3 K		0-0 F9		0-0 FC4-6 1B	0-0 1-2 1B	5	0	2	0	0	1	2									
Paul Schaaf, R OBP: 0.295, SLG: 0.278 (1, 5)	0-0 F4			0-0 F9		0-0 1-3		0-0 FC4-6 1-2	0-0 FC5 2-3	5	0	0	1	0	0	4									
Woodie Held, R OBP: 0.317, SLG: 0.462 (1, 6)	0-3 K			0-0 2B		0-0 2B 1B		0-3 K		4	0	2	1	0	2	1									
Don Mincher, L OBP: 0.397, SLG: 0.557 (1, 3)		4-0 G6-4-3 BB		0-0 4-3		4-0 1-2 BB		0-0 F8		2	0	0	0	2	0	2									
Bubba Morton, R OBP: 0.375, SLG: 0.333 (1, 9)		0-3 K			0-0 L6	0-0 F8			0-0 HR 1B	4	1	1	0	0	1	3									
Rick Reichardt, R OBP: 0.322, SLG: 0.383 (1, 7)		0-0 G6-4-3 1-2			0-0 5-3			0-0 1B G6-4-3	0-3 K	4	1	1	0	0	1	2									
Buck Rodgers, S OBP: 0.272, SLG: 0.311 (1, 2)			0-3 K		0-0 F8			0-0 1-3 G6-4-3 1B	0-0 1-H HR	4	1	2	2	0	1	0									
Bobby Knoop, R OBP: 0.276, SLG: 0.321 (1, 4)			0-0 E1 G1-6-3		4-0 F9 1-3 BB	0-0 G6-4-3		0-0 F9		3	1	0	0	1	0	1									
George Brunet, R OBP: 0.207, SLG: 0.267 (5, PH) Johnny Wichas, R OBP: 0.231, SLG: 0.182 (6, 1) Lew Burdette, R OBP: 0.222, SLG: 0.250 (7, PH) Pete Cimino, R OBP: 0.142, SLG: 0.143 (7, 1) Jimmie Hall, L OBP: 0.320, SLG: 0.457 (8, PH)			0-0 G1-6-3		4-0 1-2 1B BB	0-3 K		0-0 FC5 1B	0-0 1B	1	0	0	0	0	0	1									
Inning Stats	R: 0 E: 0 K: 1 S: 5	H: 0 LOB: 0 BB: 0 P: 5	R: 0 E: 0 K: 1 S: 4	H: 0 LOB: 0 BB: 1 P: 8	R: 0 E: 1 K: 1 S: 5	H: 0 LOB: 0 BB: 0 P: 5	R: 0 E: 0 K: 1 S: 6	H: 1 LOB: 1 BB: 0 P: 6	R: 0 E: 0 K: 0 S: 3	H: 0 LOB: 0 BB: 0 P: 3	R: 2 E: 0 K: 0 S: 4	H: 1 LOB: 2 BB: 3 P: 16	R: 1 E: 0 K: 1 S: 6	H: 2 LOB: 0 BB: 0 P: 6	R: 0 E: 0 K: 1 S: 6	H: 1 LOB: 1 BB: 0 P: 6	R: 2 E: 0 K: 1 S: 9	H: 4 LOB: 2 BB: 0 P: 9	1B: 7 2B: 1 3B: 0 HR: 1	SF: 0 SAC: 0 DP: 3 HBP: 0	WP: 0 PB: 0 SB: 0 CS: 0	PA: 38			
PITCHER	IP	WLS	BF	H	R	ER	SO	BB	IBB	HBP	BLK	WP	HR	S	P	ERA	WHIP								
Steve Barber, L ERA: 3.92 (1, 1)	6.0	W	23	2	2	2	4	4	0	0	0	0	0	27	43	3.00	1.000								
Moe Drabowsky, R ERA: 1.09 (7, 1)	2.2		13	6	3	3	3	0	0	0	0	0	1	19	19	10.12	2.250								
Eddie Watt, R ERA: 1.8 (9, 1)	0.1	S	2	1	0	0	0	0	0	0	0	0	0	2	2	0.00	3.000								

California Angels @ Baltimore Orioles
Memorial Stadium, Baltimore, MD
Sat Jun 17 1967, 7:05 PM EDT
Att: 21,089 - Unknown

livebaseballscores.com


AB 34
R 5
H 9
RBI 4
BB 4
SO 7
LOB 16



Batter	1	2	3	4	5	6	7	8	9	AB	R	H	RBI	BB	SO	LOB	BOTTOM								
Curt Blefary, L OBP: 0.361, SLG: 0.483 (1, 7)	0-0 1B 3B		0-3 K	0-3 K			0-0 HR			4	2	2	1	0	2	2									
Luis Aparicio, R OBP: 0.278, SLG: 0.325 (1, 6)	0-0 WP SF7 1B		0-0 F7		0-0 E4 F8 1B		0-0 1-3			4	2	2	1	0	0	0									
Paul Blair, R OBP: 0.348, SLG: 0.457 (1, 8)	0-0 SF7 1-H		0-0 6-3		0-0 L4		0-0 1B			3	0	1	1	0	0	1									
Frank Robinson, R OBP: 0.437, SLG: 0.697 (1, 9)	0-0 HR			0-0 5-3	4-0 1B IBB		0-3 K			3	1	1	1	1	1	1									
Brooks Robinson, R OBP: 0.320, SLG: 0.378 (1, 5)	0-0 F8			4-0 1B BB	0-0 F8		0-0 F3			3	1	0	0	1	0	3									
Boog Powell, L OBP: 0.353, SLG: 0.412 (1, 3)	0-3 K			0-0 1B BB	0-0 1-3 3-H 1B			0-0 1B		4	1	3	1	0	1	0									
Davey Johnson, R OBP: 0.329, SLG: 0.379 (1, 4)		0-3 K		0-0 F6		0-0 6-3		0-3 K		4	0	0	0	0	2	3									
Andy Etchebarren, R OBP: 0.323, SLG: 0.410 (1, 2)		0-0 F4		4-0 1B BB		0-3 K		0-3 K		3	0	0	0	1	2	1									
Steve Barber, L OBP: 0.190, SLG: 0.105 (6, PH) Sam Bowers, R OBP: 0.279, SLG: 0.270 (7, 1) Moe Drabowsky, R OBP: 0.385, SLG: 0.333 (8, PH) Eddie Watt, R (9, 1)		0-3 K		0-0 1B BB	0-0 1-3 2-H 1B		0-0 6-3		0-0 F4	2	0	1	2	0	1	0									
Inning Stats	R: 3 E: 0 K: 1 S: 8	H: 3 LOB: 0 BB: 0 P: 8	R: 0 E: 0 K: 2 S: 7	H: 0 LOB: 0 BB: 0 P: 7	R: 0 E: 0 K: 1 S: 5	H: 0 LOB: 0 BB: 0 P: 5	R: 2 E: 0 K: 1 S: 7	H: 2 LOB: 2 BB: 2 P: 15	R: 1 E: 1 K: 0 S: 4	H: 2 LOB: 2 BB: 1 P: 8	R: 0 E: 0 K: 1 S: 5	H: 0 LOB: 0 BB: 0 P: 5	R: 1 E: 0 K: 1 S: 7	H: 2 LOB: 1 BB: 0 P: 7	R: 0 E: 0 K: 2 S: 8	H: 1 LOB: 1 BB: 0 P: 8	1B: 7 2B: 0 3B: 1 HR: 2	SF: 1 SAC: 0 DP: 0 HBP: 0	WP: 1 PB: 0 SB: 1 CS: 0	PA: 36					
PITCHER	IP	WLS	BF	H	R	ER	SO	BB	IBB	HBP	BLK	WP	HR	S	P	ERA	WHIP								
George Brunet, L ERA: 3.98 (1, 1)	5.0	L	24	7	6	6	5	2	1	0	0	0	0	31	43	10.80	1.800								
Lew Burdette, R ERA: 3.94 (6, 1)	1.0		3	0	0	0	1	0	0	0	0	0	0	5	5	0.00	0.000								
Pete Cimino, R ERA: 2.93 (7, 1)	2.0		9	3	1	1	3	0	0	0	0	0	1	15	15	4.50	1.500								

California Angels @ Baltimore Orioles
Memorial Stadium, Baltimore, MD
Sat Jun 17 1967, 7:05 PM EDT
Att: 21,089 - Unknown

AB 32
R 7
H 10
RBI 7
BB 3
SO 9
LOB 12



Batter	1	2	3	4	5	6	7	8	9	AB	R	H	RBI	BB	SO	LOB	TOP			
Jose Cardenal, R OBP: 0.286, SLG: 0.360	0-0 1B 1B	0-0 F9		0-0 6-3			0-0 HR		0-3 K	5	2	2	1	0	1	1	California Angels @ Baltimore Orioles Memorial Stadium, Baltimore, MD Sun Jun 18 1967, 3:33 AM EDT Att: 12,121 - Unknown			
Paul Schaaf, R OBP: 0.295, SLG: 0.277	0-0 1B 1B		0-0 L5	0-0 F8			0-3 K		4-0 BB BB	4	1	1	0	1	1	0				
Woodie Held, R OBP: 0.323, SLG: 0.446	0-0 FC4-6 2-H 3-H 1B		0-0 F6		0-0 L6		0-3 K		4-0 BB 1-2 BB	4	0	1	2	1	1	0				
Don Mincher, L OBP: 0.397, SLG: 0.551	0-0 FC4-6 FC6-4 1-2 1B		0-0 BB 1B 1B		0-0 F7		1-0 HBP		0-3 K	4	1	1	0	0	1	3				
Bubba Morton, R OBP: 0.365, SLG: 0.326	0-0 FC6-4 1-2 1B		0-0 BB 1B 1B		0-0 F3		0-0 5-3			4	1	1	0	0	0	2				
Rick Reichardt, R OBP: 0.321, SLG: 0.378	0-0 L6		4-0 BB 1B 1-2 2-3		0-0 F9		0-3 K			3	0	0	0	1	1	1				
Buck Rodgers, S OBP: 0.272, SLG: 0.309		0-0 F4		0-0 1-2 2-H 3-H 1B		0-0 F8		0-0 5-3		4	0	1	2	0	0	0				
Bobby Knoop, R OBP: 0.280, SLG: 0.324		0-0 SH2-4 1B		0-0 F9		0-0 1B		0-0 6-3		4	0	2	0	0	0	2				
Rickey Clark, R Minnie Rojas, R Jimmie Hall, L OBP: 0.318, SLG: 0.454		0-0 SH2-4 1-2		0-3 K		0-0 F7		0-0 3-1		2	0	0	0	0	1	1				
Inning Stats	R: 2 E: 0 K: 0 S: 6	H: 3 LOB: 1 BB: 0 P: 6	R: 0 E: 0 K: 0 S: 4	H: 1 LOB: 1 BB: 0 P: 4	R: 2 E: 0 K: 0 S: 6	H: 3 LOB: 2 BB: 1 P: 10	R: 0 E: 0 K: 1 S: 5	H: 0 LOB: 0 BB: 0 P: 5	R: 0 E: 0 K: 0 S: 3	H: 1 LOB: 1 BB: 0 P: 4	R: 1 E: 0 K: 2 S: 8	H: 1 LOB: 1 BB: 0 P: 9	R: 0 E: 0 K: 1 S: 5	H: 0 LOB: 0 BB: 0 P: 5	R: 0 E: 0 K: 2 S: 7	H: 0 LOB: 2 BB: 2 P: 15	1B: 8 2B: 0 3B: 0 HR: 1	SF: 0 SAC: 1 DP: 0 HBP: 1	WP: 0 PB: 0 SB: 0 CS: 0	PA: 40
PITCHER	IP WLS BF H R ER SO BB IBB HBP BLK WP HR S P ERA WHIP	IP WLS BF H R ER SO BB IBB HBP BLK WP HR S P ERA WHIP																		
Dave McNally, L ERA: 5.71	(1, 1) 2.2 L 16 7 4 4 0 1 0 0 0 0 0 15 19 13.50 3.000	(3, 1) 4.1 16 2 1 1 3 0 0 1 0 0 1 21 22 2.08 0.462	(8, 1) 2.0 8 0 0 0 3 2 0 0 0 0 0 12 20 0.00 1.000																	

Batter	1	2	3	4	5	6	7	8	9	AB	R	H	RBI	BB	SO	LOB	BOTTOM			
Luis Aparicio, R OBP: 0.282, SLG: 0.333	0-0 E 1B 2B	0-0 6-3			0-0 FC6-4 1-2			0-0 1B		4	1	2	0	0	0	2	California Angels @ Baltimore Orioles Memorial Stadium, Baltimore, MD Sun Jun 18 1967, 3:33 AM EDT Att: 12,121 - Unknown			
Paul Blair, R OBP: 0.341, SLG: 0.446	0-0 E4 1B SF7 2-3		0-0 5-3		0-0 F4		0-3 K		4	1	0	0	0	1	3					
Curt Blefary, L OBP: 0.360, SLG: 0.478	0-0 1-3 3-H 1B		0-0 F7		0-0 F2		0-0 F6		4	0	1	1	0	0	1					
Frank Robinson, R OBP: 0.431, SLG: 0.688	0-0 SF7		0-0 L5		0-3 K		0-0 F5		3	0	0	1	0	1	1					
Boog Powell, L OBP: 0.346, SLG: 0.403	0-0 F7			0-0 3-1		0-0 4-3		0-3 K		4	0	0	0	0	1					
Brooks Robinson, R OBP: 0.319, SLG: 0.380	0-0 1-3			0-0 5-3			0-0 F7		4	1	1	0	0	0	1					
Davey Johnson, R OBP: 0.327, SLG: 0.373		0-3 K		0-0 F9		4-0 BB BB	0-0 BB	0-0 F5	3	0	0	0	1	1	1					
Andy Etchebarren, R OBP: 0.333, SLG: 0.423		0-0 1B		4-0 FC6-4 BB		0-3 K		0-0 2B 2B	3	0	2	1	1	1	1					
Dave McNally, R Eddie Fisher, R Russ Snyder, L Eddie Watt, R Vic Roznovsky, L OBP: 0.292, SLG: 0.273		0-3 K		0-3 K		0-0 F7		0-0 4-3	1	0	0	0	0	1	1					
Inning Stats	R: 2 E: 1 K: 0 S: 6	H: 2 LOB: 1 BB: 0 P: 6	R: 0 E: 0 K: 2 S: 8	H: 1 LOB: 0 BB: 0 P: 8	R: 0 E: 0 K: 0 S: 3	H: 0 LOB: 0 BB: 0 P: 3	R: 0 E: 0 K: 1 S: 5	H: 0 LOB: 1 BB: 1 P: 9	R: 0 E: 0 K: 1 S: 5	H: 0 LOB: 0 BB: 0 P: 5	R: 0 E: 0 K: 1 S: 5	H: 0 LOB: 1 BB: 1 P: 9	R: 0 E: 0 K: 1 S: 6	H: 1 LOB: 1 BB: 0 P: 6	R: 1 E: 0 K: 1 S: 7	H: 2 LOB: 1 BB: 0 P: 7	1B: 3 2B: 3 3B: 0 HR: 0	SF: 1 SAC: 0 DP: 0 HBP: 0	WP: 0 PB: 0 SB: 0 CS: 0	PA: 36
PITCHER	IP WLS BF H R ER SO BB IBB HBP BLK WP HR S P ERA WHIP	IP WLS BF H R ER SO BB IBB HBP BLK WP HR S P ERA WHIP																		
Rickey Clark, R ERA: 2.83	(1, 1) 7.0 W 28 4 2 1 5 2 0 0 0 0 0 36 44 1.29 0.857	(8, 1) 2.0 S 8 2 1 1 2 0 0 0 0 0 12 12 4.50 1.000																		



Batter	1	2	3	4	5	6	7	8	9	AB	R	H	RBI	BB	SO	LOB	TOP											
Cesar Tovar, R OBP: 0.397, SLG: 0.410 (1, 8)	0-0 6-3	0-0 F3			0-0 5-3			4-0 BB 1B BB	0-0 F4	4	1	0	0	1	0	2	Minnesota Twins @ Baltimore Orioles Memorial Stadium, Baltimore, MD Mon Jun 19 1967, 7:05 PM EDT Unknown livebaseballscores.com											
Rod Carew, L OBP: 0.361, SLG: 0.421 (1, 4)	0-3 K		0-3 K		0-0 1-3			0-3 K		4	0	0	0	0	3	1												
Harmon Killebrew, R OBP: 0.413, SLG: 0.570 (1, 3)	4-0 E BB		0-3 K		4-0 HR BB			4-0 BB 1B BB		1	2	0	0	3	1	0												
Tony Oliva, L OBP: 0.324, SLG: 0.437 (1, 9)	0-0 E6		0-0 L5		0-0 HR			0-3 K		4	1	1	2	0	1	3												
Rich Rollins, R OBP: 0.343, SLG: 0.360 Ted Uhlender, L OBP: 0.270, SLG: 0.367 (8, 8)	0-0 F3			0-0 F8		0-0 F3		4-0 1B BB		3	0	0	0	1	0	2												
Zoilo Versalles, R OBP: 0.299, SLG: 0.346 (1, 6)		0-3 K		0-0 1-3		0-0 6-3		0-0 BB		4	0	1	2	0	1	0												
Sandy Valdespino, L OBP: 0.323, SLG: 0.346 (1, 7)		0-0 4-3		0-0 F3			0-0 1-3	0-0 6-3		4	0	0	0	0	0	2												
Russ Nixon, L OBP: 0.333, SLG: 0.400 (1, 2)		0-0 1B 1B			0-0 F5		0-0 5-3		0-0 4-3	4	0	1	0	0	0	0												
Dave Boswell, R OBP: 0.286, SLG: 0.346 (1, 1)		0-0 1B			0-0 F9		0-0 5-3		0-3 K	4	0	1	0	0	1	0												
Inning Stats	R: 0 E: 1 K: 1 S: 6	H: 0 LOB: 2 BB: 1 P: 10	R: 0 E: 0 K: 1 S: 7	H: 2 LOB: 2 BB: 0 P: 7	R: 0 E: 0 K: 2 S: 7	H: 0 LOB: 0 BB: 0 P: 7	R: 0 E: 0 K: 0 S: 3	H: 0 LOB: 0 BB: 0 P: 3	R: 2 E: 0 K: 0 S: 4	H: 1 LOB: 0 BB: 1 P: 8	R: 0 E: 0 K: 0 S: 3	H: 0 LOB: 0 BB: 0 P: 3	R: 2 E: 0 K: 2 S: 8	H: 1 LOB: 2 BB: 3 P: 20	R: 0 E: 0 K: 1 S: 5	H: 0 LOB: 0 BB: 0 P: 5		1B: 3 2B: 0 3B: 0 HR: 1	SF: 0 SAC: 0 DP: 0 HBP: 0	WP: 0 PB: 0 SB: 1 CS: 0	PA: 37							
PITCHER	IP	WLS	BF	H	R	ER	SO	BB	IBB	HBP	BLK	WP	HR	S	P	ERA	WHIP											
Tom Phoebus, R ERA: 3.19 Stu Miller, R ERA: 2.63	(1, 1)	8.0	L	34	4	4	4	6	5	0	0	0	0	1	41	61	4.50	1.125										
(9, 1)	1.0	3	0	0	0	0	1	0	0	0	0	0	0	5	5	0.00	0.000											

Batter	1	2	3	4	5	6	7	8	9	AB	R	H	RBI	BB	SO	LOB	BOTTOM										
Luis Aparicio, R OBP: 0.277, SLG: 0.327 (1, 6)	0-0 6-3		0-0 4-3			0-0 1-3		0-0 5-3		4	0	0	0	0	0	1	Minnesota Twins @ Baltimore Orioles Memorial Stadium, Baltimore, MD Mon Jun 19 1967, 7:05 PM EDT Unknown livebaseballscores.com										
Paul Blair, R OBP: 0.333, SLG: 0.436 (1, 8)	0-0 1-3		0-0 5-3			0-3 K			0-0 F3	4	0	0	0	0	1	0											
Curt Blefary, L OBP: 0.356, SLG: 0.472 (1, 7)	0-3 K			0-3 K		0-0 L3		4-0 BB		3	0	0	0	1	2	0											
Frank Robinson, R OBP: 0.435, SLG: 0.687 (1, 9)		0-0 SH1-4 1B 1B		0-0 1B		4-0 BB		0-0 F9		3	0	2	0	1	0	1											
Boog Powell, L OBP: 0.344, SLG: 0.400 (1, 3)		0-0 SH1-4 1B		0-0 F9		0-0 F8		0-0 F6		4	0	1	0	0	0	2											
Brooks Robinson, R OBP: 0.317, SLG: 0.377 (1, 5)		0-0 SH1-4			0-0 F2		0-0 F5			2	0	0	0	0	0	1											
Davey Johnson, R OBP: 0.323, SLG: 0.367 (1, 4)		0-0 F5			0-0 5-3			0-3 K		3	0	0	0	0	1	2											
Andy Etchebarren, R OBP: 0.333, SLG: 0.417 (1, 2)		0-3 K			0-0 F8			4-0 BB		2	0	0	0	1	1	2											
Tom Phoebus, R OBP: 0.212, SLG: 0.233 Russ Snyder, L OBP: 0.339, SLG: 0.418 Stu Miller, R (8, PH)	(1, 1)		0-0 4-3			0-3 K		0-0 F3		2	0	0	0	0	1	0											
(9, 1)										0	0	0	0	0	0	0											
Inning Stats	R: 0 E: 0 K: 1 S: 5	H: 0 LOB: 0 BB: 0 P: 5	R: 0 E: 0 K: 1 S: 7	H: 2 LOB: 2 BB: 0 P: 7	R: 0 E: 0 K: 0 S: 3	H: 0 LOB: 0 BB: 0 P: 3	R: 0 E: 0 K: 1 S: 5	H: 1 LOB: 0 BB: 0 P: 5	R: 0 E: 0 K: 0 S: 3	H: 0 LOB: 0 BB: 0 P: 7	R: 0 E: 0 K: 2 S: 7	H: 0 LOB: 1 BB: 1 P: 7	R: 0 E: 0 K: 0 S: 3	H: 0 LOB: 1 BB: 1 P: 9	R: 0 E: 0 K: 1 S: 3	H: 0 LOB: 1 BB: 1 P: 7	1B: 3 2B: 0 3B: 0 HR: 0	SF: 0 SAC: 1 DP: 0 HBP: 0	WP: 0 PB: 0 SB: 0 CS: 0	PA: 32							
PITCHER	IP	WLS	BF	H	R	ER	SO	BB	IBB	HBP	BLK	WP	HR	S	P	ERA	WHIP										
Dave Boswell, R ERA: 3.76	(1, 1)	9.0	W	32	3	0	0	6	3	0	0	0	0	41	53	0.00	0.667										

Batter	1	2	3	4	5	6	7	8	9	AB	R	H	RBI	BB	SO	LOB	TOP									
Cesar Tovar, R OBP: 0.357, SLG: 0.409 (1, 8)			SH5-4							3	0	1	0	0	2	0	Minnesota Twins @ Baltimore Orioles Memorial Stadium, Baltimore, MD Mon Jun 19 1967, 7:05 PM EDT Att: 13,390 - Unknown									
Rod Carew, L OBP: 0.359, SLG: 0.431 (1, 4)	6-3						G5-4-3 1B			4	1	1	3	0	1	1										
Harmon Killebrew, R OBP: 0.414, SLG: 0.581 (1, 3)	4-3							6-3		3	1	1	1	1	0	0										
Tony Oliva, L OBP: 0.322, SLG: 0.429 (1, 9)			F5		1-3			4-3		3	0	0	0	1	0	1										
Rich Rollins, R OBP: 0.335, SLG: 0.352 (1, 5)							F8	F9		4	0	0	0	0	2	2										
Zoilo Versalles, R OBP: 0.294, SLG: 0.340 (1, 6)							F6			4	0	0	0	0	3	1										
Bob Allison, R OBP: 0.335, SLG: 0.421 (1, 7)										2	1	1	1	2	1	1										
Earl Batley, R OBP: 0.263, SLG: 0.221 (4, PH)										0	1	0	0	1	0	0										
Russ Nixon, L OBP: 0.317, SLG: 0.377 (4, 2)			SH5-4 E HR BB		FC6-4 BB				F3	3	0	0	0	0	1	2										
Mudcat Grant, R OBP: 0.175, SLG: 0.136 (3, 1)										1	0	0	0	0	0	1										
Jim Odom, L OBP: 0.293, SLG: 0.200 (3, 1)										0	0	0	0	0	0	0										
Jim Perry, R OBP: 0.271, SLG: 0.545 (6, 1)										0	0	0	0	0	0	1										
Jim Roland, L OBP: 0.296, SLG: 0.363 (7, PH)										0	0	0	0	0	0	0										
Ted Uhlander, L OBP: 0.266, SLG: 0.363 (7, 1)										0	0	0	0	0	0	0										
Al Worthington, R OBP: 0.313, SLG: 0.333 (9, PH)										1	0	0	0	0	0	0										
Inning Stats	R: 0 E: 0 K: 1 S: 5	H: 0 LOB: 0 BB: 0 P: 5	R: 0 E: 0 K: 3 S: 9	H: 0 LOB: 1 BB: 1 P: 13	R: 3 E: 1 K: 1 S: 7	H: 1 LOB: 1 BB: 2 P: 15	R: 0 E: 0 K: 2 S: 7	H: 0 LOB: 1 BB: 1 P: 11	R: 1 E: 0 K: 2 S: 8	H: 1 LOB: 0 BB: 0 P: 8	R: 0 E: 0 K: 1 S: 5	H: 0 LOB: 0 BB: 1 P: 9	R: 0 E: 0 K: 0 S: 3	H: 1 LOB: 0 BB: 0 P: 3	R: 0 E: 0 K: 0 S: 3	H: 0 LOB: 0 BB: 0 P: 3	R: 1 E: 0 K: 1 S: 6	H: 1 LOB: 0 BB: 0 P: 6	1B: 1 2B: 0 3B: 0 HR: 3	SF: 0 SAC: 1 DP: 1 HBP: 0	WP: 0 PB: 0 SB: 1 CS: 0	PA: 36				
PITCHER	IP	WLS	BF	H	R	ER	SO	BB	IBB	HBP	BLK	WP	HR	S	P	ERA	WHIP									
Wally Bunker, R ERA: 4.31	(1, 1)	5.0	W	22	2	4	3	9	4	0	0	0	0	2	36	52	5.40	1.200								
Bill Dillman, R ERA: 3.69	(6, 1)	4.0	S	14	2	1	1	2	1	0	0	0	0	1	17	21	2.25	0.750								

AB	30
R	5
H	4
RBI	5
BB	5
SO	11
LOB	10



Batter	1	2	3	4	5	6	7	8	9	AB	R	H	RBI	BB	SO	LOB	BOTTOM									
Luis Aparicio, R OBP: 0.276, SLG: 0.324 (1, 6)	F9				1-3		F8	F9		5	0	1	1	0	0	0	Minnesota Twins @ Baltimore Orioles Memorial Stadium, Baltimore, MD Mon Jun 19 1967, 7:05 PM EDT Att: 13,390 - Unknown									
Paul Blair, R OBP: 0.345, SLG: 0.463 (1, 8)										5	3	4	0	0	0	0										
Curt Blefary, L OBP: 0.363, SLG: 0.481 (1, 7)										4	2	2	2	1	1	1										
Frank Robinson, R OBP: 0.438, SLG: 0.683 (1, 9)	F4									3	2	1	0	1	1	2										
Boog Powell, L OBP: 0.341, SLG: 0.395 (1, 3)										5	0	1	1	0	3	5										
Brooks Robinson, R OBP: 0.322, SLG: 0.377 (1, 5)										3	0	1	1	2	0	0										
Vic Roznovsky, L OBP: 0.298, SLG: 0.320 (1, 2)										3	1	1	1	0	0	2										
Andy Etchebarren, R OBP: 0.341, SLG: 0.428 (6, PH)										1	0	1	2	1	0	0										
Davey Johnson, R OBP: 0.333, SLG: 0.372 (1, 4)										3	1	2	1	2	0	3										
Wally Bunker, R OBP: 0.091, SLG: 0.091 (5, PH)										2	0	1	0	0	1	3										
Russ Snyder, L OBP: 0.336, SLG: 0.414 (5, PH)										1	0	0	0	0	1	1										
Bill Dillman, R OBP: 0.267, SLG: 0.267 (6, 1)										2	0	0	0	0	2	3										
Inning Stats	R: 0 E: 0 K: 1 S: 6	H: 1 LOB: 1 BB: 0 P: 6	R: 2 E: 0 K: 1 S: 8	H: 4 LOB: 2 BB: 0 P: 8	R: 3 E: 0 K: 1 S: 8	H: 4 LOB: 2 BB: 2 P: 16	R: 1 E: 0 K: 2 S: 9	H: 2 LOB: 1 BB: 0 P: 9	R: 0 E: 0 K: 1 S: 6	H: 1 LOB: 1 BB: 0 P: 6	R: 2 E: 0 K: 1 S: 7	H: 2 LOB: 3 BB: 3 P: 19	R: 0 E: 0 K: 1 S: 5	H: 0 LOB: 0 BB: 0 P: 5	R: 1 E: 0 K: 1 S: 6	H: 1 LOB: 3 BB: 2 P: 15	1B: 10 2B: 3 3B: 2 HR: 0	SF: 0 SAC: 0 DP: 0 HBP: 1	WP: 1 PB: 0 SB: 0 CS: 1	PA: 45						
PITCHER	IP	WLS	BF	H	R	ER	SO	BB	IBB	HBP	BLK	WP	HR	S	P	ERA	WHIP									
Mudcat Grant, R ERA: 4.65	(1, 1)	2.0	L	14	4	5	5	2	0	0	0	0	0	1	18	18	22.50	4.500								
Jim Odom, L ERA: 5.91	(3, 1)	0.1		2	0	0	0	0	0	1	0	0	0	0	1	5	0.00	0.000								
Jim Perry, R ERA: 4.76	(3, 1)	3.0		15	4	3	3	4	2	1	0	0	0	0	20	32	9.00	2.000								
Jim Roland, L ERA: 2.79	(6, 1)	0.2		4	1	0	0	1	1	0	0	0	0	0	5	9	0.00	3.000								
Al Worthington, R ERA: 4.39	(7, 1)	2.0		10	1	1	1	2	1	1	1	0	0	0	11	20	4.50	1.000								


AB	37
R	9
H	15
RBI	9
BB	7
SO	9
LOB	20



Batter	1	2	3	4	5	6	7	8	9	AB	R	H	RBI	BB	SO	LOB	TOP					
Bert Campaneris, R OBP: 0.313, SLG: 0.344 (1, 6)	5-3		1B				SF9	K		4	1	2	2	0	1	3						
Mike Hershberger, R OBP: 0.309, SLG: 0.366 (1, 9)	1B		1B				1B		F7	5	0	4	1	0	0	0						
Rick Monday, L OBP: 0.340, SLG: 0.467 (1, 8)	K		F8				1B		5-3	5	0	1	1	0	1	4						
Danny Cater, R OBP: 0.311, SLG: 0.353 (1, 5)	1-3			6-3			1-3	K	F7	5	0	0	0	0	1	3						
Ken Harrelson, R OBP: 0.257, SLG: 0.296 Diego Segui, R (7, 1)		6-3		5-3			F8		4-3	3	0	0	0	0	0	0						
Reggie Jackson, L OBP: 0.333, SLG: 0.351 (8, PH)										0	0	0	0	0	0	0						
Ossie Chavarria, R OBP: 0.275, SLG: 0.152 (1, 4)	5-3		F8				6-3	K		4	0	0	0	0	1	0						
Joe Nossek, R OBP: 0.276, SLG: 0.500 Dave Duncan, R (8, 2)	F4						K	E3 SF9	BB 1B	4	1	2	0	0	1	0						
Phil Roof, R OBP: 0.288, SLG: 0.348 Blue Moon Odom, R OBP: 0.308, SLG: 0.339 Jack Aker, R OBP: 0.143, SLG: 0.143 (8, PH)			F9				6-3	5-3	BB 1B	4	0	1	0	0	0	1						
Paul Lindblad, L OBP: 0.211, SLG: 0.211 Jim Gosger, L OBP: 0.350, SLG: 0.373 Jack Sanford, R OBP: 0.235, SLG: 0.313 Ray Webster, L OBP: 0.306, SLG: 0.404 (7, PH)			6-3				1B 2B	E4 1B	1-2 2-3 BB	1	0	0	0	0	0	0						
Inning Stats	R: 0 E: 0 K: 1 S: 6	H: 1 LOB: 1 BB: 0 P: 6	R: 0 E: 0 K: 0 S: 3	H: 0 LOB: 0 BB: 0 P: 3	R: 0 E: 0 K: 0 S: 5	H: 2 LOB: 2 BB: 0 P: 5	R: 0 E: 0 K: 0 S: 3	H: 0 LOB: 0 BB: 0 P: 3	R: 2 E: 0 K: 1 S: 8	H: 3 LOB: 1 BB: 0 P: 8	R: 0 E: 0 K: 0 S: 3	H: 0 LOB: 0 BB: 0 P: 3	R: 2 E: 2 K: 1 S: 9	H: 3 LOB: 2 BB: 0 P: 9	R: 0 E: 0 K: 2 S: 9	H: 2 LOB: 3 BB: 1 P: 13	R: 0 E: 0 K: 0 S: 3	H: 0 LOB: 0 BB: 0 P: 3	1B: 10 2B: 1 3B: 0 HR: 0	SF: 1 SAC: 0 DP: 0 HBP: 0	WP: 0 PB: 0 SB: 1 CS: 0	PA: 40
PITCHER	IP	WLS	BF	H	R	ER	SO	BB	IBB	HBP	BLK	WP	HR	S	P	ERA	WHIP					
Pete Richert, L ERA: 3.45 Moe Drabowsky, R ERA: 1.09 Eddie Watt, R ERA: 1.64	(1, 1)	6.2	W	30	9	4	2	2	0	0	0	0	0	34	34	2.70	1.350					
(7, 1)	1.0		6	2	0	0	2	1	0	0	0	0	0	9	13	0.00	3.000					
(8, 1)	1.1	S	4	0	0	0	1	0	0	0	0	0	0	6	6	0.00	0.000					

Kansas City Athletics @ Baltimore Orioles
 Memorial Stadium, Baltimore, MD
 Wed Jun 21 1967, 7:05 PM EDT
 Att: 19,213 - Unknown
livebaseballscorecards.com

AB	38
R	4
H	11
RBI	4
BB	1
SO	5
LOB	12



Batter	1	2	3	4	5	6	7	8	9	AB	R	H	RBI	BB	SO	LOB	BOTTOM						
Curt Blefary, L OBP: 0.397, SLG: 0.475 (1, 7)	1-3		FC3-6 FC6-4				F7	SF8		3	0	0	1	0	0	1							
Luis Aparicio, R OBP: 0.275, SLG: 0.319 (1, 6)	K		FC6-4				L4-3 BB	1-3		3	0	0	0	1	1	3							
Paul Blair, R OBP: 0.348, SLG: 0.464 (1, 8)	1-3						L4-3			4	1	2	0	0	0	1							
Frank Robinson, R OBP: 0.439, SLG: 0.692 (1, 9)		F4					HR	F7		4	2	2	2	0	0	0							
Brooks Robinson, R OBP: 0.319, SLG: 0.372 (1, 5)		F7					HR	F7		4	2	2	2	0	0	0							
Boog Powell, L OBP: 0.344, SLG: 0.394 (1, 3)								SH2-4	F8	3	0	0	0	0	0	0							
Davey Johnson, R OBP: 0.332, SLG: 0.374 Mark Belanger, R OBP: 0.350, SLG: 0.389 (1, 4)								1-2		3	1	1	0	1	1	0							
Andy Etchebarren, R OBP: 0.353, SLG: 0.432 Larry Haney, R OBP: 0.357, SLG: 0.404 (8, 2)								2B	F3	1	0	1	0	1	0	0							
Pete Richert, L OBP: 0.063, SLG: 0.065 Moe Drabowsky, R OBP: 0.385, SLG: 0.333 Eddie Watt, R (8, 1)								1B	F7	4	1	1	2	0	0	1							
Inning Stats	R: 0 E: 0 K: 1 S: 5	H: 0 LOB: 0 BB: 0 P: 5	R: 0 E: 0 K: 0 S: 4	H: 1 LOB: 1 BB: 0 P: 4	R: 0 E: 0 K: 0 S: 4	H: 1 LOB: 1 BB: 0 P: 4	R: 2 E: 1 K: 2 S: 10	H: 2 LOB: 2 BB: 1 P: 14	R: 0 E: 0 K: 0 S: 2	H: 0 LOB: 0 BB: 1 P: 6	R: 3 E: 1 K: 0 S: 6	H: 2 LOB: 2 BB: 1 P: 11	R: 0 E: 0 K: 0 S: 3	H: 1 LOB: 1 BB: 0 P: 3	R: 0 E: 0 K: 1 S: 6	H: 1 LOB: 1 BB: 0 P: 6	R: 0 E: 0 K: 0 S: 3	H: 0 LOB: 0 BB: 0 P: 3	1B: 6 2B: 2 3B: 0 HR: 1	SF: 1 SAC: 1 DP: 1 HBP: 1	WP: 0 PB: 0 SB: 0 CS: 0	PA: 36	
PITCHER	IP	WLS	BF	H	R	ER	SO	BB	IBB	HBP	BLK	WP	HR	S	P	ERA	WHIP						
Paul Lindblad, L ERA: 2.37 Jack Sanford, R ERA: 4.31 Diego Segui, R ERA: 3.51 Jack Aker, R ERA: 3.08	(1, 1)	4.0	L	18	4	2	2	3	0	1	1	1	0	0	0	8	17	9.00	1.500				
(7, 1)	1.0		3	1	0	0	0	0	0	0	0	0	0	3	3	0.00	1.000						
(8, 1)	1.0		4	1	0	0	1	0	0	0	0	0	0	6	6	0.00	1.000						

Kansas City Athletics @ Baltimore Orioles
 Memorial Stadium, Baltimore, MD
 Wed Jun 21 1967, 7:05 PM EDT
 Att: 19,213 - Unknown
livebaseballscorecards.com

AB	30
R	5
H	8
RBI	5
BB	3
SO	4
LOB	12




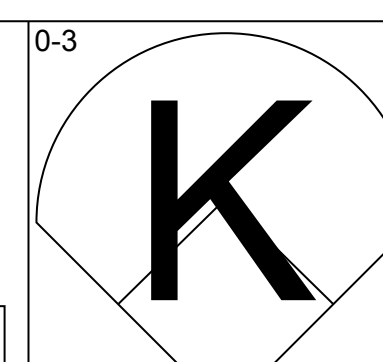
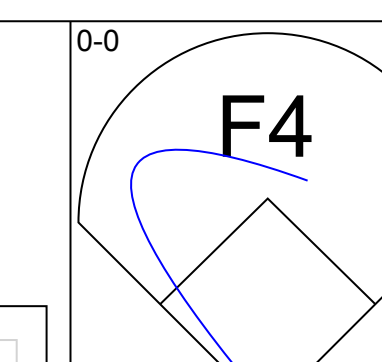
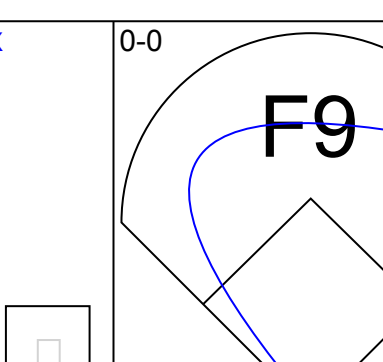
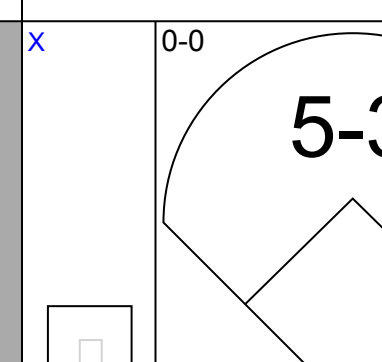
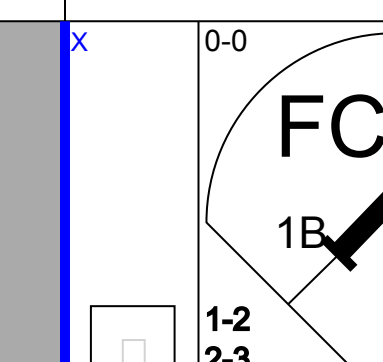
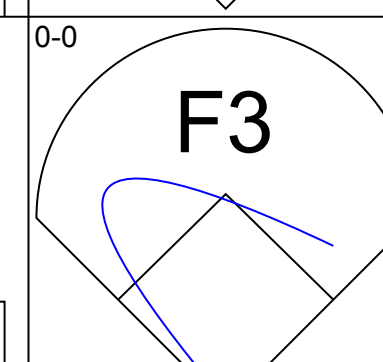
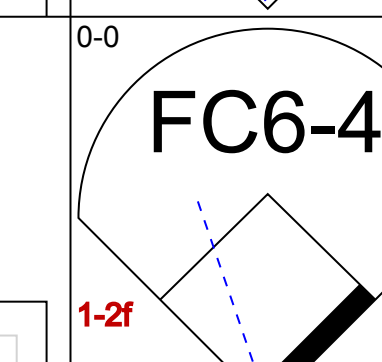
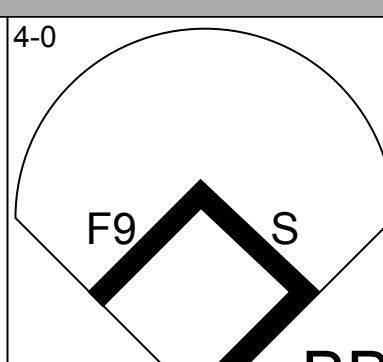
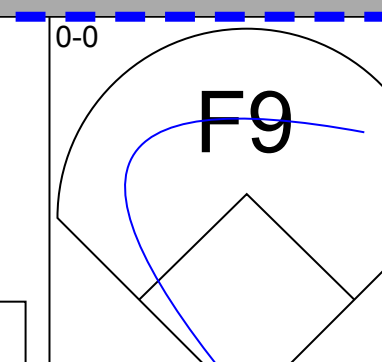
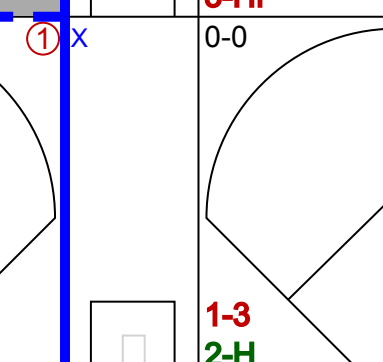
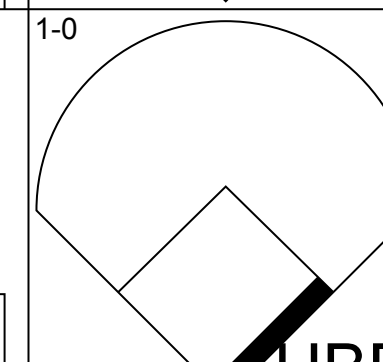
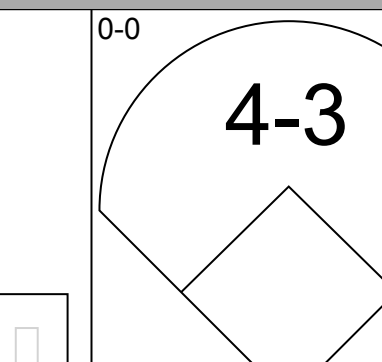
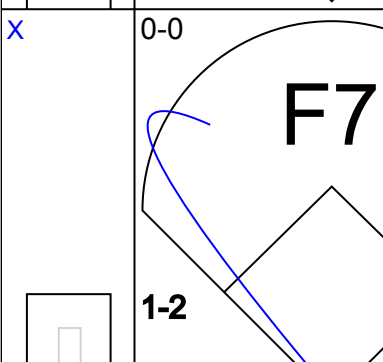
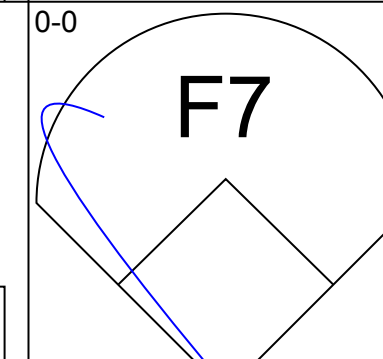
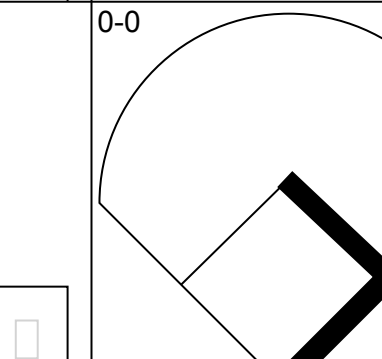
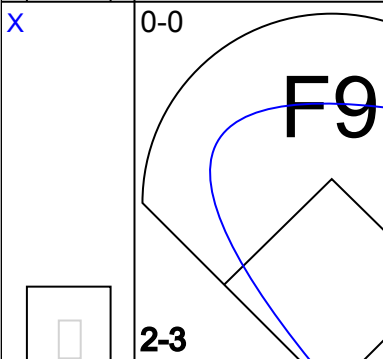
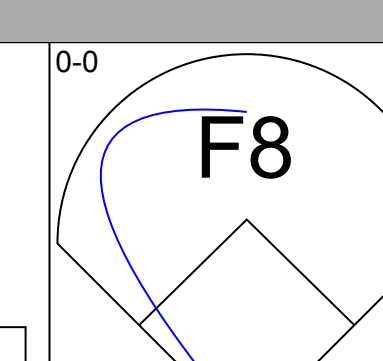
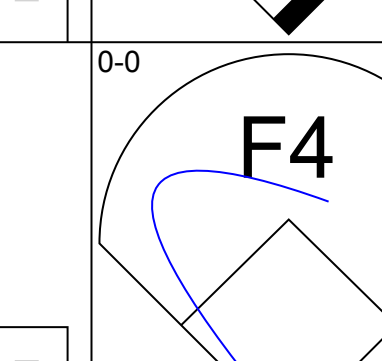
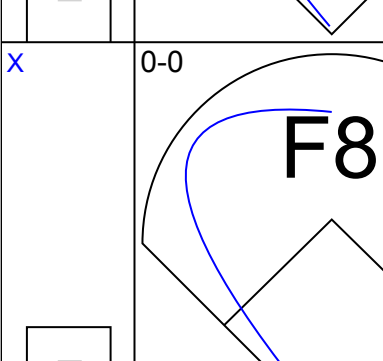
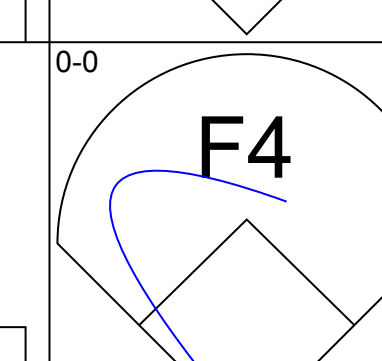
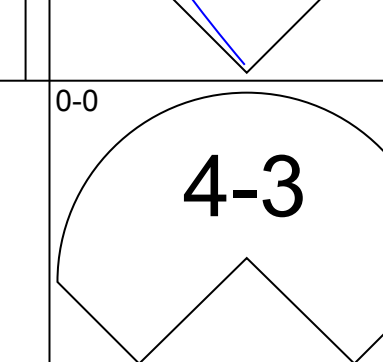
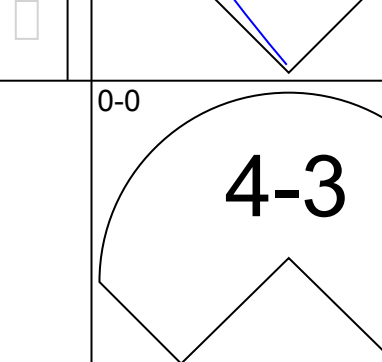
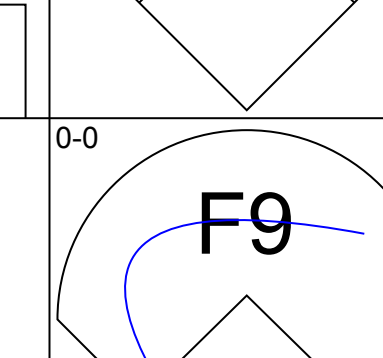
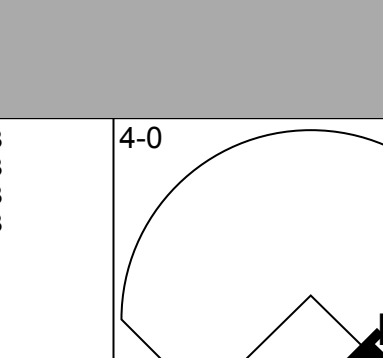
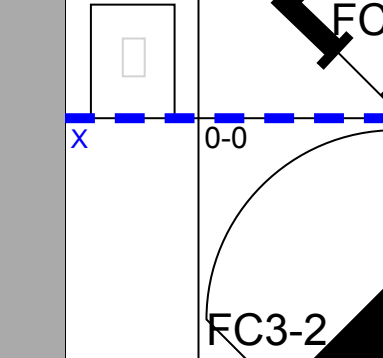
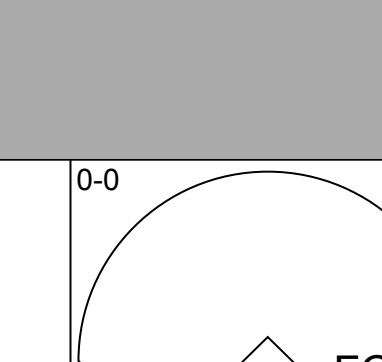
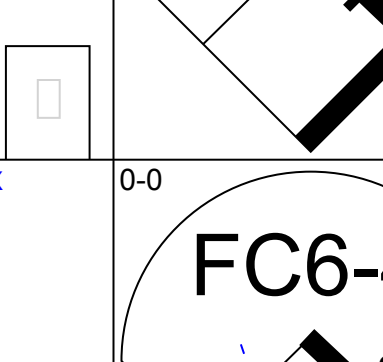
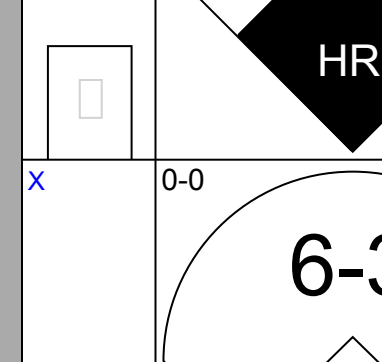
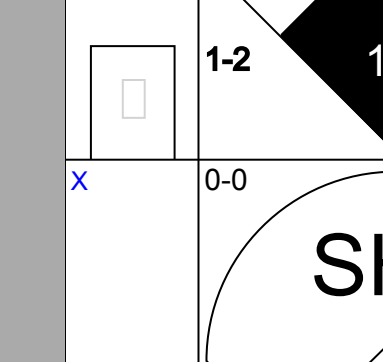
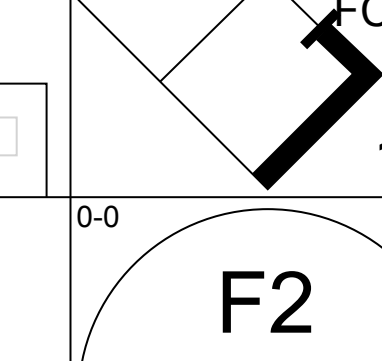
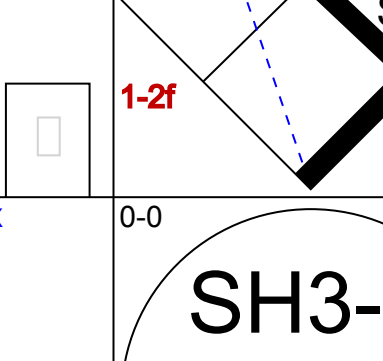
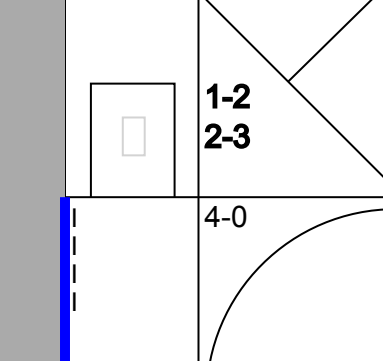
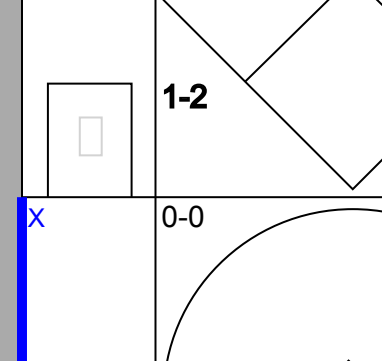
Batter	1	2	3	4	5	6	7	8	9	AB	R	H	RBI	BB	SO	LOB	TOP				
Luis Aparicio, R (1, 6) OBP: 0.275, SLG: 0.320										3	0	1	1	0	0	0	Baltimore Orioles @ Washington Senators D.C. Stadium, Washington, DC Fri Jun 23 1967, 7:05 PM EDT Att: 17,693 - Unknown				
Paul Blair, R (1, 8) OBP: 0.356, SLG: 0.473										3	0	2	0	0	0	1					
Curt Blefary, L (1, 7) OBP: 0.355, SLG: 0.471										4	0	1	1	0	1	2					
Frank Robinson, R (1, 9) OBP: 0.433, SLG: 0.681										4	0	0	0	0	0	3					
Boog Powell, L (1, 3) OBP: 0.338, SLG: 0.386										4	0	0	0	0	1	1					
Brooks Robinson, R (1, 5) OBP: 0.325, SLG: 0.382										4	0	3	0	0	0	0					
Davey Johnson, R (1, 4) OBP: 0.330, SLG: 0.377										4	1	1	0	0	1	3					
Andy Etchebarren, R (1, 2) OBP: 0.353, SLG: 0.426										2	0	0	0	1	0	1					
Steve Barber, L (1, 1) OBP: 0.182, SLG: 0.100										1	0	0	0	0	1	0					
Russ Snyder, L (6, PH) OBP: 0.333, SLG: 0.411										1	0	0	0	0	0	0					
Jim Hardin, R (6, 1) OBP: 0.308, SLG: 0.308										0	0	0	0	0	0	0					
Vic Roznovsky, L (8, PH) OBP: 0.286, SLG: 0.308										1	1	0	0	0	0	2					
Stu Miller, R (8, 1)										0	0	0	0	0	0	0					
Inning Stats	R: 0 E: 0 K: 1 S: 5	H: 1 LOB: 0 BB: 0 P: 5	R: 0 E: 0 K: 1 S: 6	H: 1 LOB: 1 BB: 0 P: 6	R: 0 E: 0 K: 1 S: 5	H: 0 LOB: 0 BB: 0 P: 5	R: 0 E: 0 K: 0 S: 4	H: 1 LOB: 1 BB: 0 P: 4	R: 0 E: 0 K: 0 S: 3	H: 0 LOB: 0 BB: 0 P: 3	R: 0 E: 0 K: 0 S: 3	H: 0 LOB: 0 BB: 0 P: 3	R: 0 E: 0 K: 0 S: 3	H: 0 LOB: 0 BB: 0 P: 3	R: 2 E: 0 K: 0 S: 6	H: 3 LOB: 2 BB: 1 P: 10	R: 0 E: 0 K: 1 S: 5	H: 1 LOB: 0 BB: 0 P: 5	1B: 5 2B: 4 3B: 0 HR: 0	SF: 1 SAC: 0 DP: 3 HBP: 1	WP: 0 PA: 34 PB: 0 SB: 0 CS: 0
PITCHER	IP WLS BF H R ER SO BB IBB HBP BLK WP HR S P ERA WHIP																				
Phil Ortega, R (1, 1) ERA: 3.74	7.0 W 26 5 2 2 3 1 0 1 0 0 0 30 35 2.57 0.857																				
Dave Baldwin, R (8, 1) ERA: 0.91	1.0 S 3 1 0 0 1 0 0 0 0 0 0 5 5 0.00 2.000																				
Darold Knowles, L (9, 1) ERA: 2.17	1.0 S 3 1 0 0 1 0 0 0 0 0 0 5 5 0.00 1.000																				

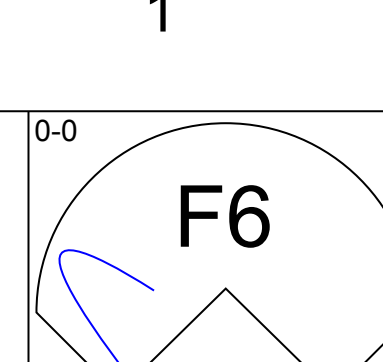
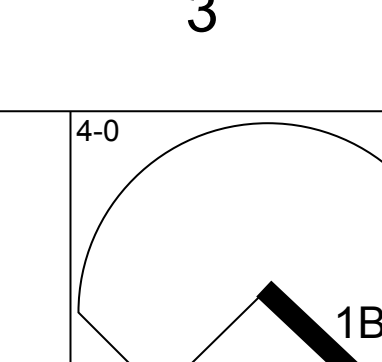
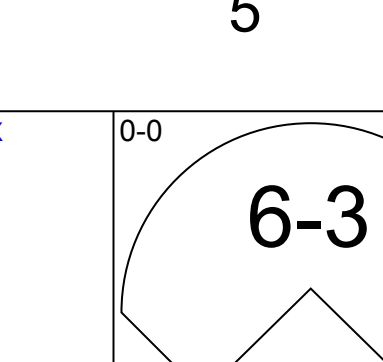
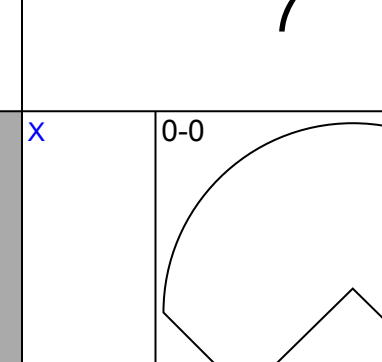
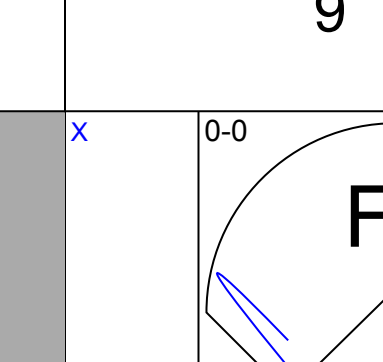
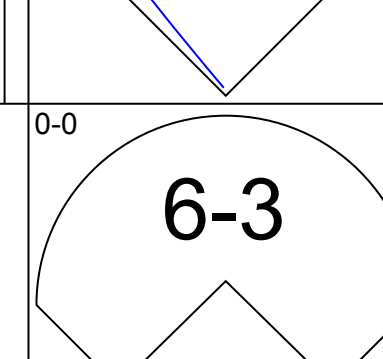
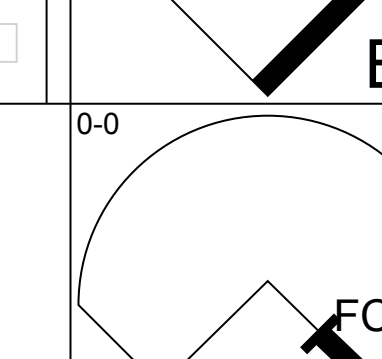
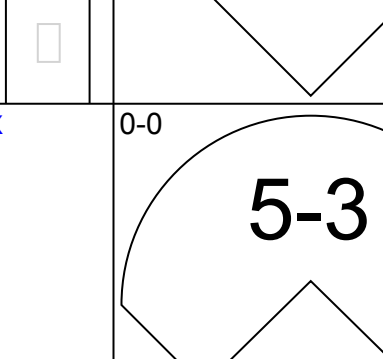
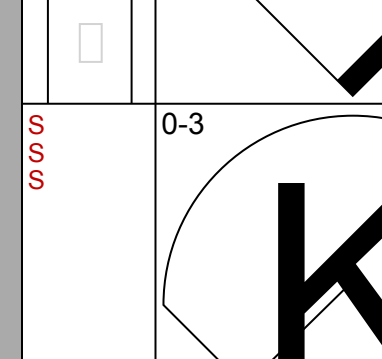
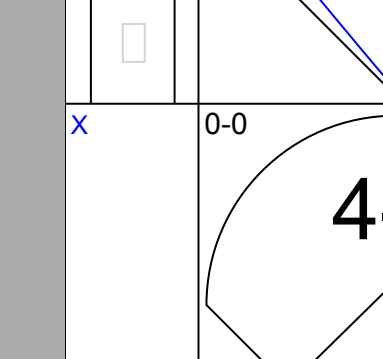
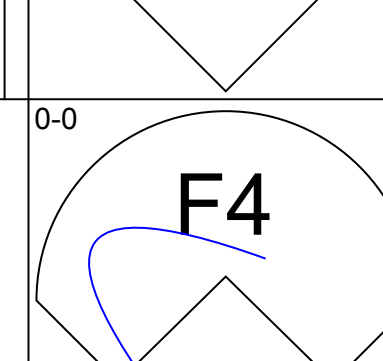
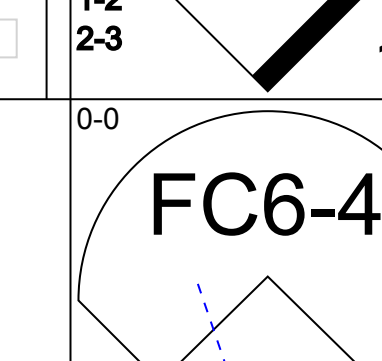
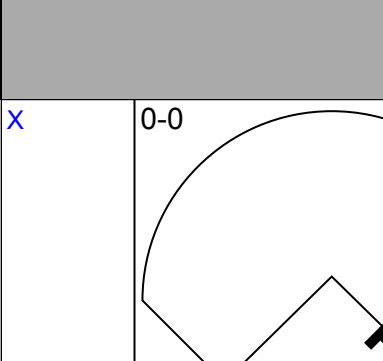
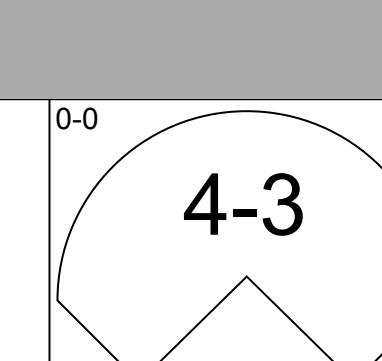
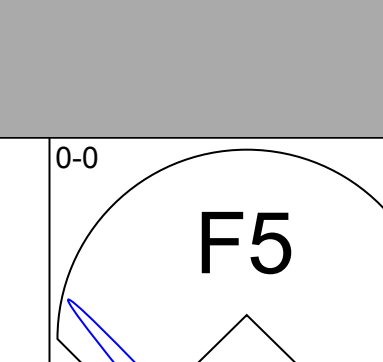
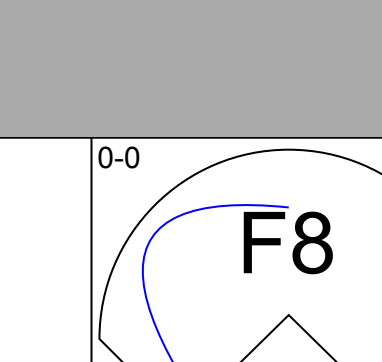
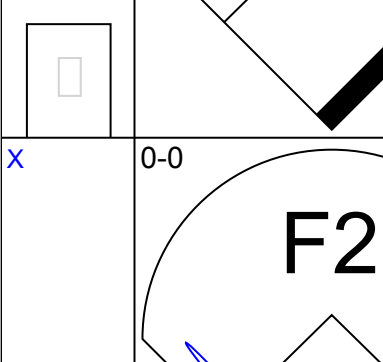
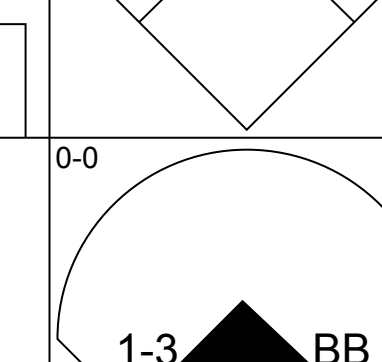
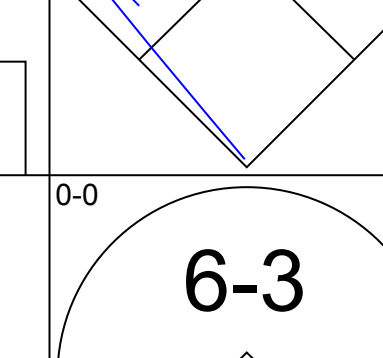
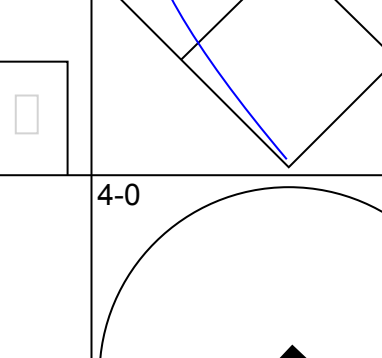
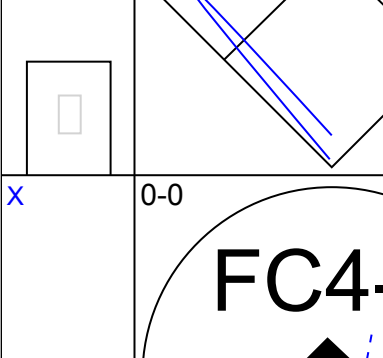
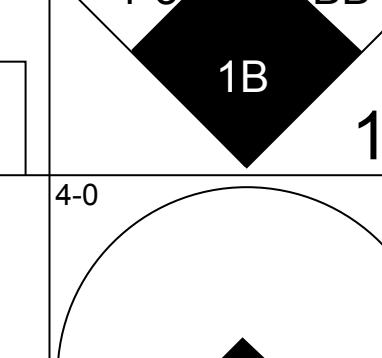

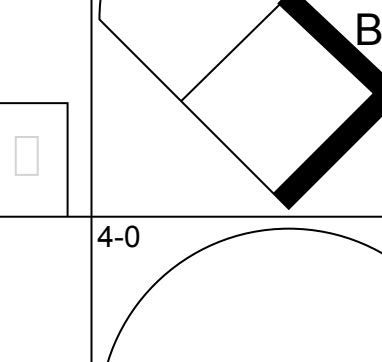
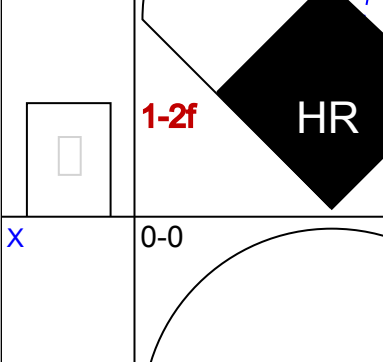
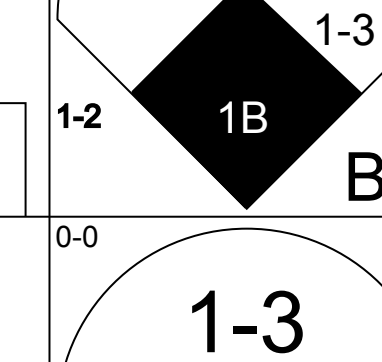
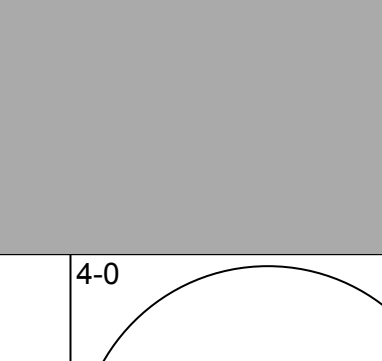
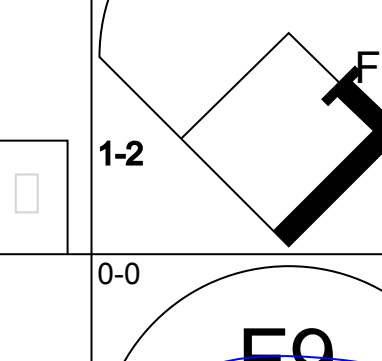
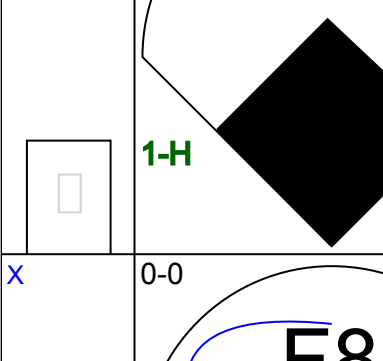
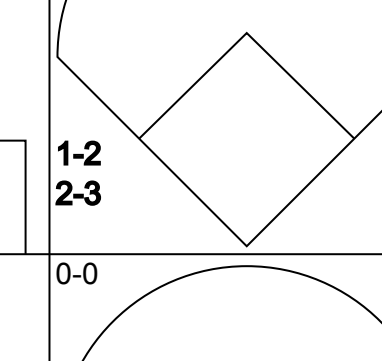
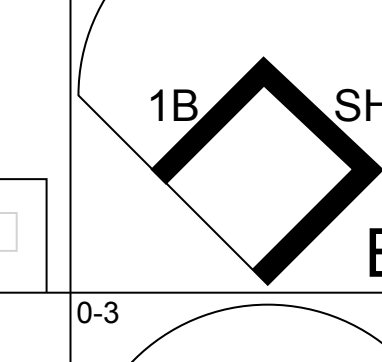
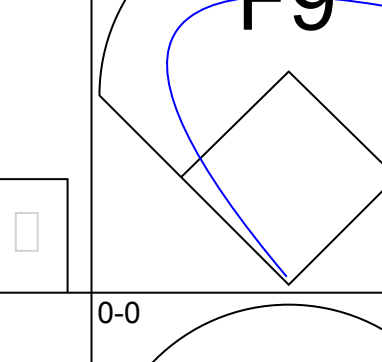
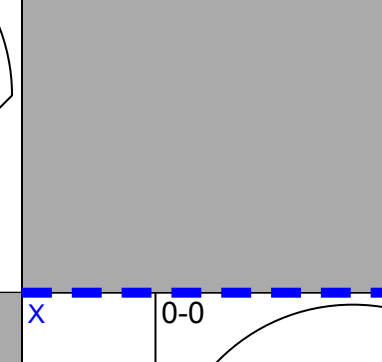
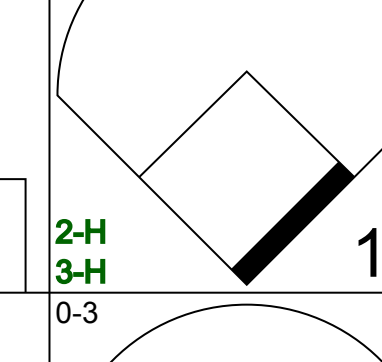
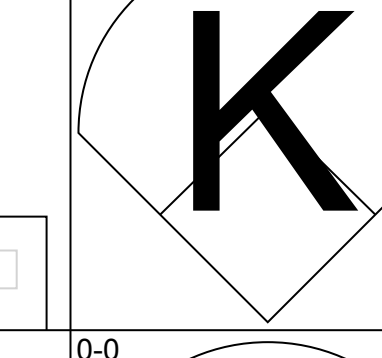

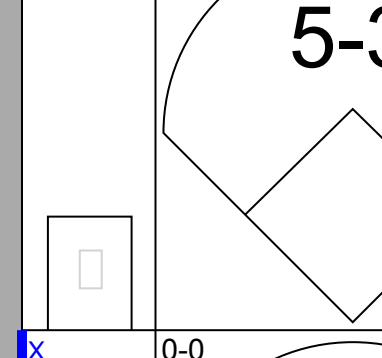
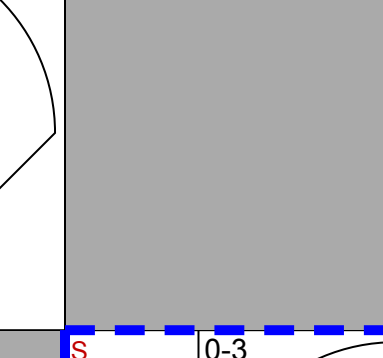
Batter	1	2	3	4	5	6	7	8	9	AB	R	H	RBI	BB	SO	LOB	BOTTOM		
Ed Brinkman, R (1, 6) OBP: 0.256, SLG: 0.251										3	0	0	0	1	0	1	Baltimore Orioles @ Washington Senators D.C. Stadium, Washington, DC Fri Jun 23 1967, 7:05 PM EDT Att: 17,693 - Unknown		
Hank Allen, R (1, 8) OBP: 0.280, SLG: 0.299										4	0	0	0	0	0	2			
Frank Howard, R (1, 7) OBP: 0.328, SLG: 0.493										3	1	1	0	0	0	0			
Ed Stroud, L (7, 8) OBP: 0.333, SLG: 0.326										0	0	0	0	0	0	0			
Cap Peterson, R (1, 9) OBP: 0.336, SLG: 0.404										3	1	1	0	0	1	0			
Paul Casanova, R (1, 2) OBP: 0.296, SLG: 0.382										3	1	2	3	0	0	0			
Mike Epstein, L (1, 3) OBP: 0.316, SLG: 0.294										3	0	0	0	0	0	1			
Ken McMullen, R (1, 5) OBP: 0.284, SLG: 0.301										3	0	0	0	0	0	0			
Tim Cullen, R (1, 4) OBP: 0.315, SLG: 0.232										2	0	1	0	1	0	0			
Phil Ortega, R (1, 1) OBP: 0.315, SLG: 0.042										1	0	0	0	0	0	0			
Dave Baldwin, R (8, 1) ERA: 4.04										0	0	0	0	0	0	0			
Dick Nen, L (6, PH) OBP: 0.289, SLG: 0.294										0	0	0	0	0	0	0			
Darold Knowles, L (9, 1) ERA: 2.56										0	0	0	0	0	0	0			
Inning Stats	R: 0 E: 0 K: 0 S: 3	H: 0 LOB: 0 BB: 0 P: 3	R: 0 E: 0 K: 0 S: 3	H: 0 LOB: 0 BB: 0 P: 3	R: 0 E: 0 K: 0 S: 3	H: 0 LOB: 0 BB: 0 P: 3	R: 3 E: 0 K: 0 S: 6	H: 3 LOB: 0 BB: 0 P: 6	R: 0 E: 0 K: 0 S: 3	H: 0 LOB: 1 BB: 1 P: 7	R: 0 E: 0 K: 1 S: 5	H: 0 LOB: 0 BB: 0 P: 5	R: 0 E: 0 K: 0 S: 3	H: 1 LOB: 1 BB: 1 P: 7	R: 0 E: 0 K: 0 S: 3	H: 1 LOB: 1 BB: 1 P: 7	1B: 4 2B: 0 3B: 0 HR: 1	SF: 0 SAC: 2 DP: 1 HBP: 0	WP: 0 PA: 29 PB: 0 SB: 0 CS: 0
PITCHER	IP WLS BF H R ER SO BB IBB HBP BLK WP HR S P ERA WHIP																		
Steve Barber, L (1, 1) ERA: 4.04	5.0 L 19 3 3 3 3 1 0 0 0 0 0 18 22 5.40 0.800																		
Jim Hardin, R (6, 1) ERA: 2.56	2.0 6 1 0 0 1 0 0 0 0 0 0 8 8 0.00 0.500																		
Stu Miller, R (8, 1) ERA: 2.56	1.0 4 1 0 0 0 1 0 0 0 0 0 3 7 0.00 2.000																		

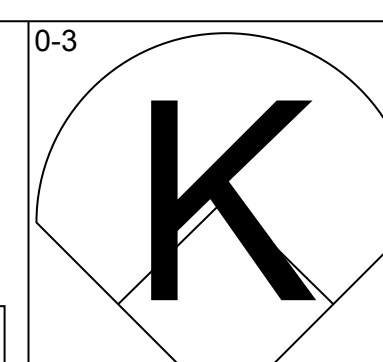
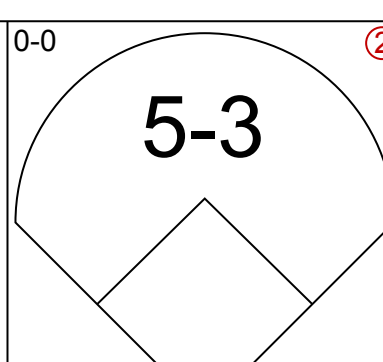
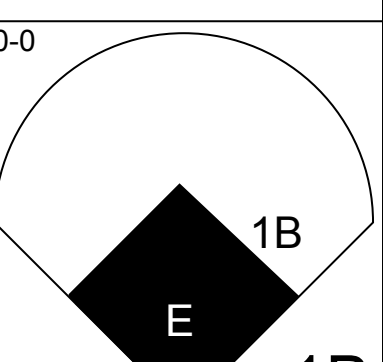
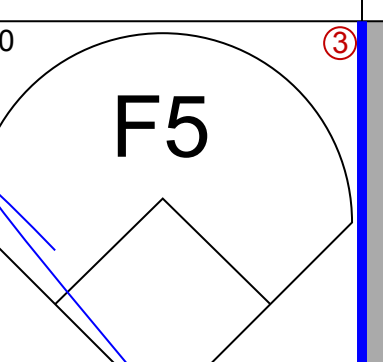
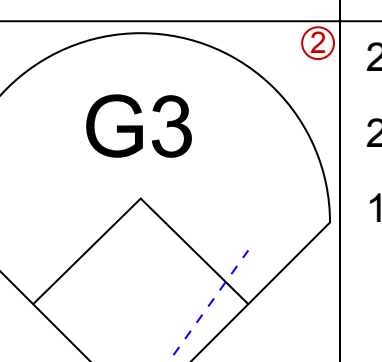
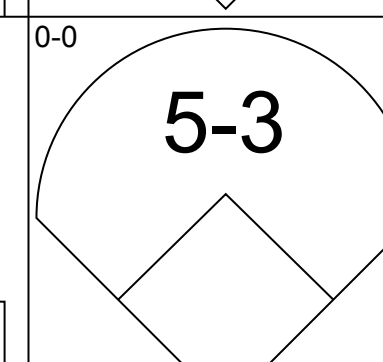
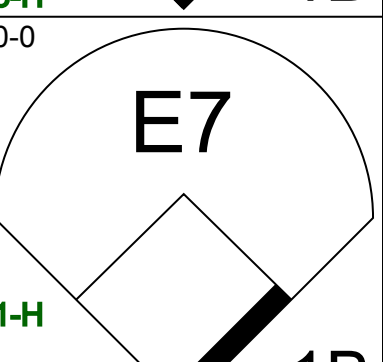
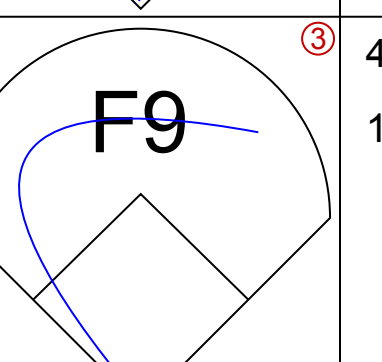
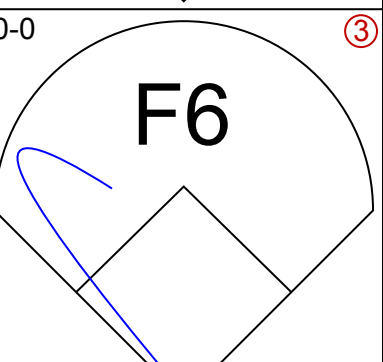










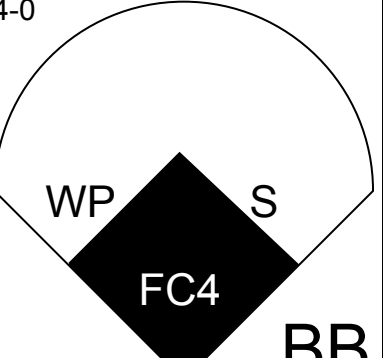
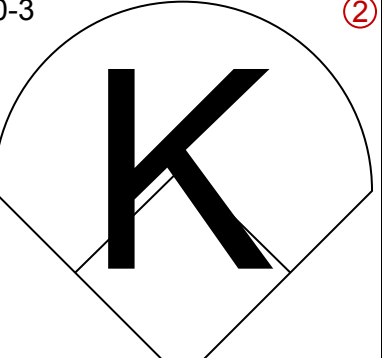

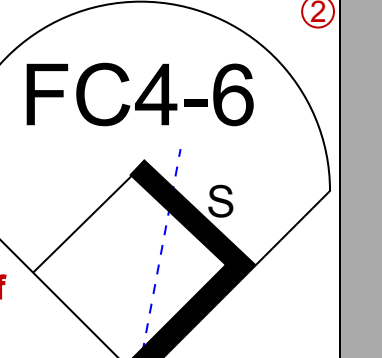
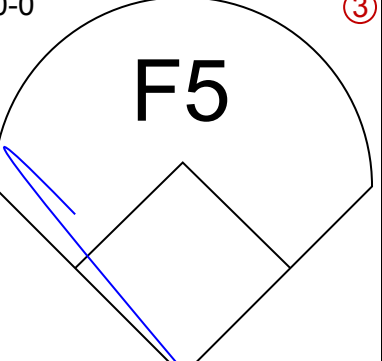

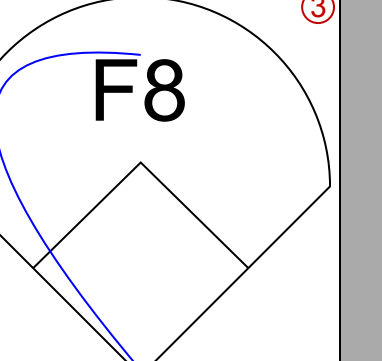

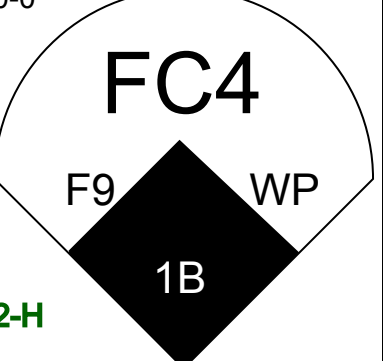



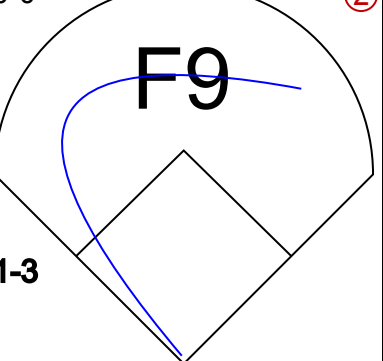

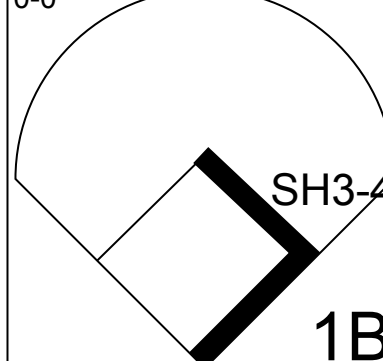
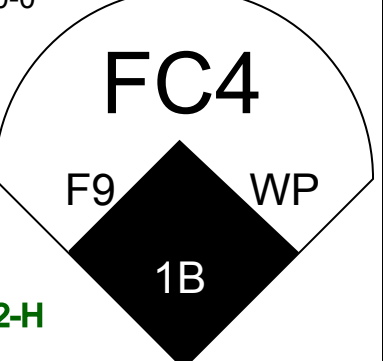
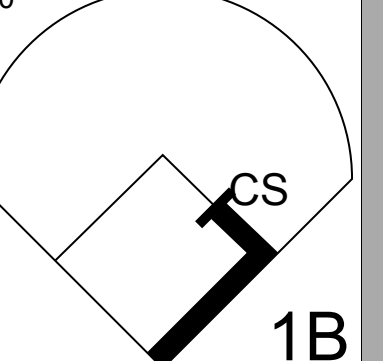
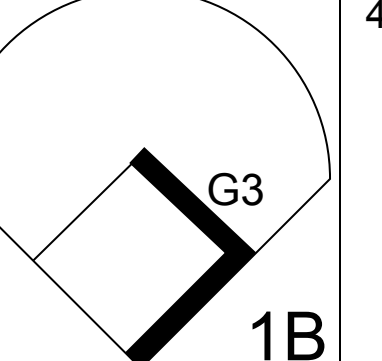
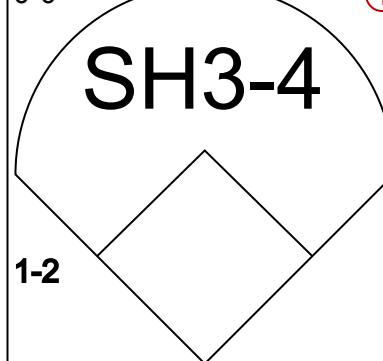
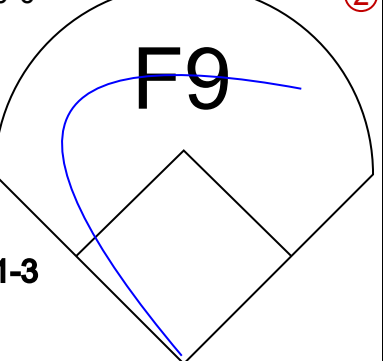

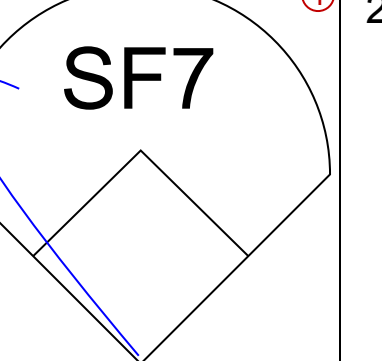
Batter	1	2	3	4	5	6	7	8	9	AB	R	H	RBI	BB	SO	LOB	TOP					
Paul Blair, R OBP: 0.391, SLG: 0.466 (1, 8)										5	1	1	0	0	0	4	Baltimore Orioles @ Washington Senators D.C. Stadium, Washington, DC Sun Jun 25 1967, 3:33 AM EDT Att: 19,132 - Unknown					
Mark Belanger, R OBP: 0.326, SLG: 0.361 (1, 6)										5	1	1	0	0	1	3						
Frank Robinson, R OBP: 0.437, SLG: 0.683 (1, 9)										5	2	3	1	0	0	0						
Brooks Robinson, R OBP: 0.329, SLG: 0.396 (1, 5)										5	3	3	1	0	1	2						
Boog Powell, L OBP: 0.338, SLG: 0.402 (1, 3)										3	0	1	2	0	1	2						
Curt Blefary, L OBP: 0.356, SLG: 0.465 (1, 7)										3	1	1	2	1	1	1						
Davey Johnson, R OBP: 0.331, SLG: 0.373 (1, 4)										3	0	1	0	0	0	2						
Vic Roznovsky, L OBP: 0.303, SLG: 0.323 (1, 2)										4	0	1	2	0	0	1						
Tom Phoebus, R OBP: 0.250, SLG: 0.303 (1, 1)										3	0	2	0	0	0	1						
Moe Drabowsky, R OBP: 0.429, SLG: 0.385 (6, 1)										1	0	1	0	0	0	0						
Inning Stats	R: 2 E: 0 K: 2 S: 11	H: 4 LOB: 2 BB: 0 P: 11	R: 0 E: 0 K: 0 S: 4	H: 1 LOB: 1 BB: 0 P: 4	R: 2 E: 0 K: 1 S: 7	H: 2 LOB: 0 BB: 0 P: 7	R: 0 E: 0 K: 0 S: 4	H: 1 LOB: 1 BB: 0 P: 4	R: 1 E: 0 K: 0 S: 4	H: 2 LOB: 0 BB: 0 P: 4	R: 0 E: 1 K: 0 S: 4	H: 1 LOB: 1 BB: 0 P: 4	R: 3 E: 1 K: 1 S: 7	H: 3 LOB: 2 BB: 1 P: 12	R: 0 E: 0 K: 0 S: 3	H: 1 LOB: 0 BB: 0 P: 3	R: 0 E: 0 K: 0 S: 3	H: 0 LOB: 0 BB: 0 P: 3	1B: 11 2B: 3 3B: 1 HR: 0	SF: 2 SAC: 0 DP: 1 HBP: 1	WP: 0 PB: 0 SB: 0 CS: 1	PA: 42
PITCHER	IP WLS BF H R ER SO BB IBB HBP BLK WP HR S P ERA WHIP																					
Bob Priddy, R ERA: 4.35 (1, 1)	2.0 L 13 7 4 4 2 0 0 0 0 0 0 0 17 17 18.00 3.500																					
Dick Lites, L ERA: 3.18 (3, 1)	3.0 11 3 1 1 1 0 0 0 0 0 0 0 13 13 3.00 1.000																					
Casey Cox, R ERA: 3.6 (6, 1)	2.0 11 4 3 3 1 0 1 1 0 0 0 0 11 16 13.50 2.000																					
Darold Knowles, L ERA: 2.08 (8, 1)	2.0 6 1 0 0 0 0 0 0 0 0 0 0 6 6 0.00 0.500																					

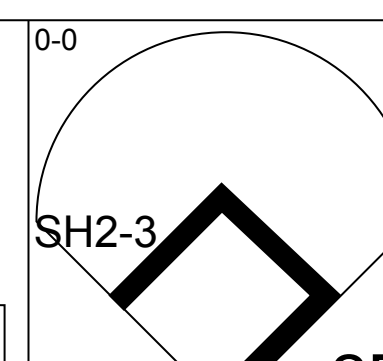
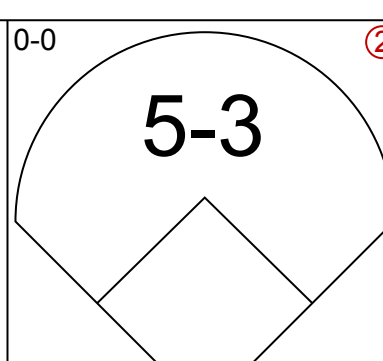
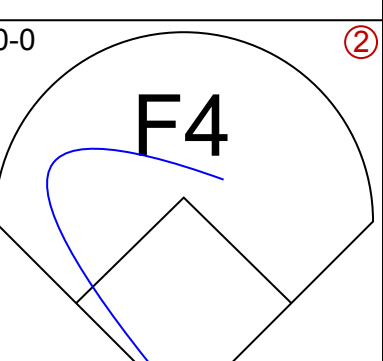
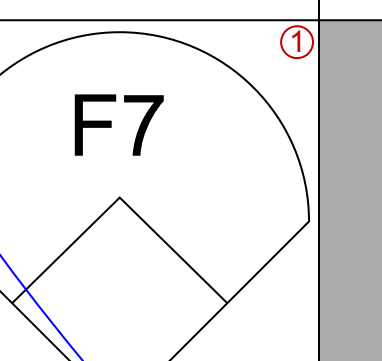
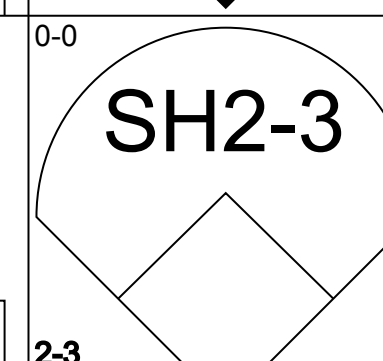
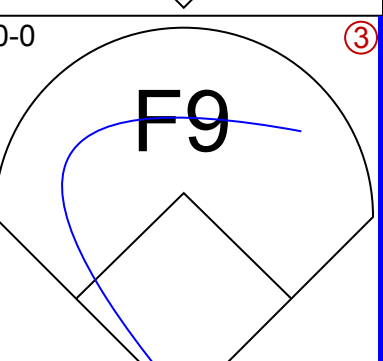
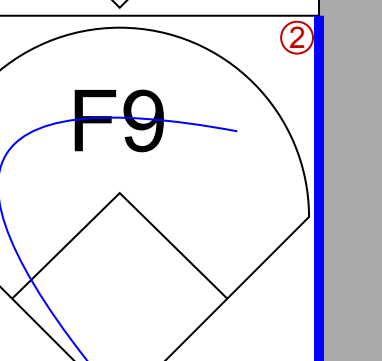
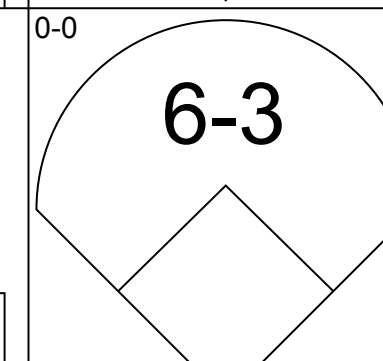

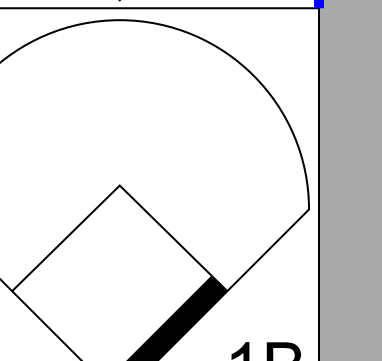
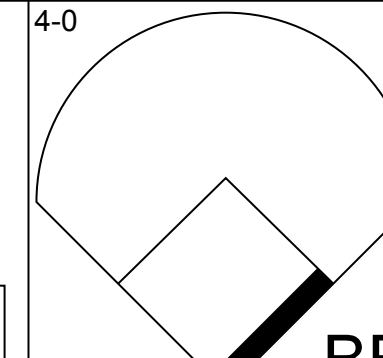
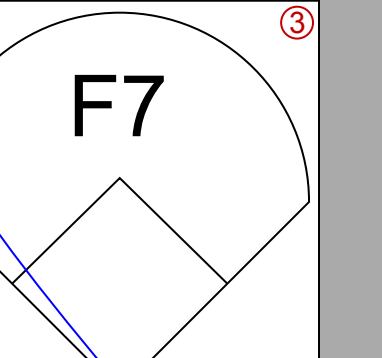
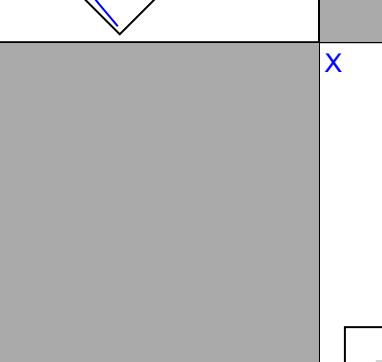

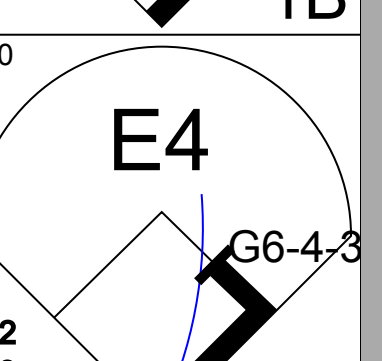

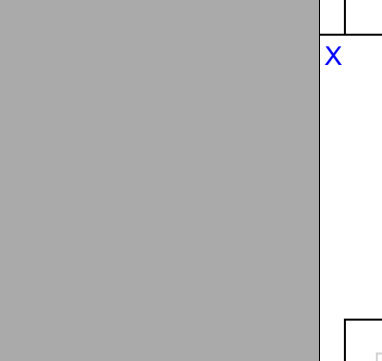

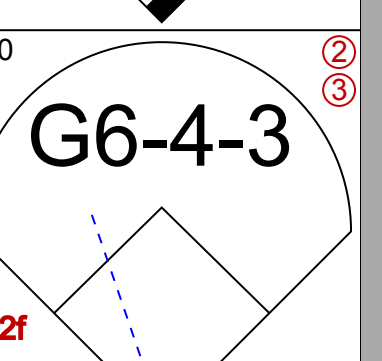

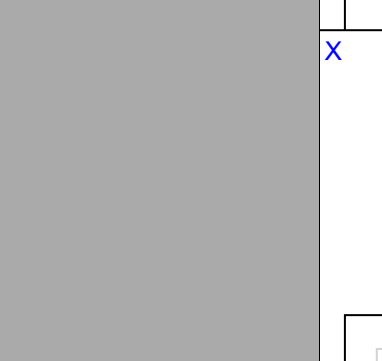



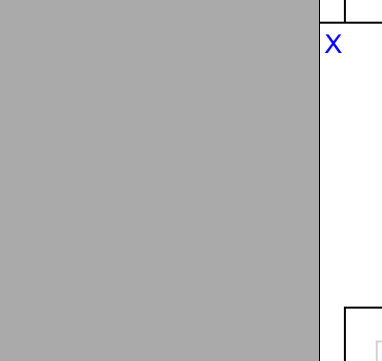








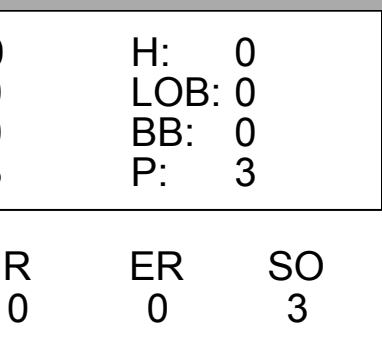
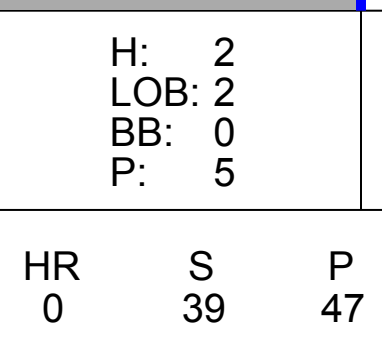
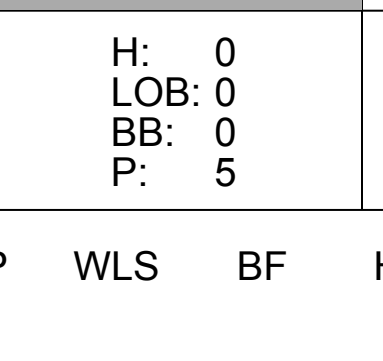
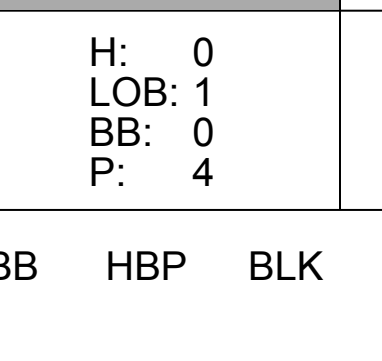







Batter	1	2	3	4	5	6	7	8	9	AB	R	H	RBI	BB	SO	LOB	BOTTOM					
Ed Brinkman, R OBP: 0.255, SLG: 0.250 (1, 6)										5	0	1	0	0	0	0	Baltimore Orioles @ Washington Senators D.C. Stadium, Washington, DC Sun Jun 25 1967, 3:33 AM EDT Att: 19,132 - Unknown					
Ed Stroud, L OBP: 0.333, SLG: 0.302 (1, 8)										4	0	1	0	0	1	2						
Darold Knowles, L (8, 1)										0	0	0	0	0	0	0						
Frank Howard, R OBP: 0.333, SLG: 0.500 (1, 7)										3	0	0	0	1	2	1						
Cap Peterson, R OBP: 0.336, SLG: 0.398 (1, 9)										4	0	1	0	0	2	2						
Mike Epstein, L OBP: 0.327, SLG: 0.362 (1, 3)										4	1	2	0	0	1	1						
Paul Casanova, R OBP: 0.295, SLG: 0.382 (1, 2)										4	0	1	0	0	2	1						
Ken McMullen, R OBP: 0.288, SLG: 0.305 (1, 5)										3	0	1	1	0	2	2						
Tim Cullen, R OBP: 0.311, SLG: 0.227 (1, 4)										3	1	1	0	1	1	1						
Bob Priddy, R OBP: 0.288, SLG: 0.167 (1, 1)										1	0	0	0	0	1	1						
Dick Lites, R OBP: 0.429, SLG: 0.200 (3, 1)										0	0	0	0	0	0	0						
Dick Merrill OBP: 0.226, SLG: 0.337 (5, PH)										1	1	2	0	0	0	0						
Casey Cox, R (6, 1)										0	0	0	0	0	0	0						
Fred Valentine, S OBP: 0.332, SLG: 0.337 (7, PH)										2	0	1	0	0	0	0						
Inning Stats	R: 0 E: 0 K: 1 S: 5	H: 0 LOB: 1 BB: 1 P: 9	R: 1 E: 0 K: 2 S: 8	H: 1 LOB: 1 BB: 1 P: 12	R: 0 E: 0 K: 1 S: 6	H: 1 LOB: 0 BB: 0 P: 6	R: 0 E: 0 K: 1 S: 5	H: 0 LOB: 0 BB: 0 P: 5	R: 2 E: 0 K: 1 S: 7	H: 2 LOB: 0 BB: 0 P: 7	R: 0 E: 0 K: 2 S: 7	H: 1 LOB: 0 BB: 0 P: 7	R: 0 E: 0 K: 0 S: 5	H: 3 LOB: 2 BB: 0 P: 5	R: 0 E: 0 K: 3 S: 11	H: 2 LOB: 2 BB: 0 P: 11	R: 0 E: 0 K: 1 S: 5	H: 0 LOB: 0 BB: 0 P: 5	1B: 8 2B: 1 3B: 1 HR: 1	SF: 1 SAC: 0 DP: 2 HBP: 0	WP: 0 PB: 0 SB: 0 CS: 1	PA: 37
PITCHER	IP WLS BF H R ER SO BB IBB HBP BLK WP HR S P ERA WHIP																					
Tom Phoebus, R ERA: 3.31 (1, 1)	5.0 W 22 5 0 0 6 2 0 0 0 0 0 0 27 27 0.00 1.250																					
Moe Drabowsky, R ERA: 0.97 (6, 1)	4.0 S 15 5 0 0 6 0 0 0 0 0 0 0 27 27 0.00 1.250																					



Batter	1	2	3	4	5	6	7	8	9	AB	R	H	RBI	BB	SO	LOB	TOP					
Al Weis, S OBP: 0.283, SLG: 0.294 (1, 4)										4	0	0	0	0	1	2	Chicago White Sox @ Baltimore Orioles Memorial Stadium, Baltimore, MD Mon Jun 26 1967, 7:05 PM EDT Att: 13,908 - Unknown					
Jim King, L OBP: 0.313, SLG: 0.286 (9, PH)										1	0	0	0	0	0	3						
Hoyt Wilhelm, R (9, 1)										0	0	0	0	0	0	0						
Don Buford, S OBP: 0.308, SLG: 0.294 (1, 7)										3	0	0	0	1	0	1						
Ken Berry, R OBP: 0.341, SLG: 0.368 (8, 7)										1	0	1	2	0	0	0						
Dick Kenworthy, R OBP: 0.302, SLG: 0.513 (1, 5)										3	1	1	1	0	0	1						
Tommie Agee, R OBP: 0.324, SLG: 0.431 (1, 8)										4	0	1	0	0	0	2						
Ron Hansen, R OBP: 0.276, SLG: 0.292 (1, 6)										4	0	0	0	0	0	2						
Tom McCraw, L OBP: 0.286, SLG: 0.379 (1, 3)										4	0	1	0	0	0	1						
Pete Ward, L OBP: 0.377, SLG: 0.400 (1, 9)										2	1	1	0	2	0	0						
Jimmy Stewart, S OBP: 0.250, SLG: 0.250 (9, PR)										0	1	0	0	0	0	0						
Jerry McNertney, R OBP: 0.300, SLG: 0.394 (1, 2)										3	0	1	0	0	0	2						
Bruce Howard, S OBP: 0.190, SLG: 0.238 (1, 1)										1	0	0	0	0	0	1						
Smoky Burgess, L OBP: 0.217, SLG: 0.333 (7, PH)										1	1	1	2	0	0	0						
Bob Locker, S (7, 1)										0	0	0	0	0	0	0						
Wayne Causey, L OBP: 0.344, SLG: 0.317 (9, PH)										0	1	0	0	1	0	0						
Inning Stats	R: 0 E: 0 K: 1 S: 5	H: 0 LOB: 1 BB: 0 P: 6	R: 0 E: 0 K: 0 S: 3	H: 0 LOB: 0 BB: 0 P: 3	R: 0 E: 0 K: 0 S: 4	H: 1 LOB: 1 BB: 0 P: 4	R: 0 E: 0 K: 0 S: 4	H: 1 LOB: 1 BB: 0 P: 4	R: 0 E: 0 K: 0 S: 3	H: 0 LOB: 1 BB: 1 P: 7	R: 0 E: 0 K: 0 S: 3	H: 0 LOB: 1 BB: 1 P: 7	R: 2 E: 0 K: 0 S: 4	H: 1 LOB: 0 BB: 1 P: 8	R: 1 E: 0 K: 0 S: 4	H: 1 LOB: 0 BB: 0 P: 4	R: 2 E: 0 K: 0 S: 5	H: 3 LOB: 2 BB: 1 P: 9	1B: 4 2B: 1 3B: 0 HR: 2	SF: 0 SAC: 2 DP: 0 HBP: 1	WP: 0 PB: 0 SB: 1 CS: 0	PA: 38
PITCHER	IP	WLS	BF	H	R	ER	SO	BB	IBB	HBP	BLK	WP	HR	S	P	ERA	WHIP					
Pete Richert, L ERA: 3.39 (1, 1)	7.0		28	3	2	2	1	3	0	1	0	0	1	26	39	2.57	0.857					
Eddie Watt, R ERA: 1.95 (8, 1)	1.0	5	2	2	2	0	0	0	0	0	0	0	1	5	5	18.00	2.000					
Stu Miller, R ERA: 2.72 (9, 1)	1.0	L	5	2	1	1	0	0	1	0	0	0	0	4	8	9.00	2.000					

Batter	1	2	3	4	5	6	7	8	9	AB	R	H	RBI	BB	SO	LOB	BOTTOM					
Paul Blair, R OBP: 0.352, SLG: 0.462 (1, 8)										4	0	1	0	1	0	0	Chicago White Sox @ Baltimore Orioles Memorial Stadium, Baltimore, MD Mon Jun 26 1967, 7:05 PM EDT Att: 13,908 - Unknown					
Mark Belanger, R OBP: 0.315, SLG: 0.348 (1, 4)										5	0	1	0	0	1	1						
Frank Robinson, R OBP: 0.434, SLG: 0.676 (1, 9)										4	0	1	0	0	0	3						
Brooks Robinson, R OBP: 0.328, SLG: 0.394 (1, 5)										4	1	1	0	0	0	1						
Boog Powell, L OBP: 0.340, SLG: 0.398 (1, 3)										2	2	0	0	2	0	1						
Curt Blefary, L OBP: 0.356, SLG: 0.476 (1, 7)										3	1	1	2	1	1	2						
Luis Aparicio, R OBP: 0.274, SLG: 0.314 (1, 6)										3	0	1	2	1	0	2						
Andy Etchebarren, R OBP: 0.343, SLG: 0.410 (1, 2)										4	0	0	0	0	2	4						
Pete Richert, L OBP: 0.061, SLG: 0.063 (1, 1)										1	0	0	0	0	1	0						
Russ Snyder, L OBP: 0.328, SLG: 0.404 (7, PH)										1	0	0	0	0	0	0						
Eddie Watt, R (8, 1)										0	0	0	0	0	0	0						
Stu Miller, R (9, 1)										0	0	0	0	0	0	0						
Vic Rozensky, L OBP: 0.294, SLG: 0.313 (9, PH)										1	0	0	0	0	1	0						
Inning Stats	R: 0 E: 0 K: 0 S: 3	H: 0 LOB: 0 BB: 0 P: 3	R: 0 E: 0 K: 1 S: 5	H: 0 LOB: 0 BB: 0 P: 5	R: 0 E: 0 K: 1 S: 6	H: 1 LOB: 3 BB: 2 P: 14	R: 0 E: 0 K: 0 S: 3	H: 0 LOB: 2 BB: 2 P: 11	R: 0 E: 0 K: 1 S: 5	H: 0 LOB: 0 BB: 0 P: 5	R: 2 E: 0 K: 0 S: 5	H: 2 LOB: 0 BB: 0 P: 5	R: 0 E: 0 K: 1 S: 6	H: 1 LOB: 1 BB: 0 P: 6	R: 2 E: 0 K: 1 S: 7	H: 2 LOB: 1 BB: 1 P: 11	R: 0 E: 0 K: 1 S: 5	H: 0 LOB: 0 BB: 0 P: 5	1B: 5 2B: 0 3B: 0 HR: 1	SF: 0 SAC: 1 DP: 0 HBP: 0	WP: 0 PB: 0 SB: 0 CS: 0	PA: 38
PITCHER	IP	WLS	BF	H	R	ER	SO	BB	IBB	HBP	BLK	WP	HR	S	P	ERA	WHIP					
Bruce Howard, R ERA: 2.66 (7, 1)	2.0	W	10	3	2	2	2	1	0	0	0	0	0	13	17	9.00	2.000					
Bob Locker, R ERA: 2.2 (9, 1)	1.0	S	3	0	0	0	1	0	0	0	0	0	0	5	5	0.00	0.000					


Batter	1	2	3	4	5	6	7	8	9	AB	R	H	RBI	BB	SO	LOB	TOP					
Al Weis, S OBP: 0.273, SLG: 0.283 (1, 4)										2	0	0	0	0	1	1	Chicago White Sox @ Baltimore Orioles Memorial Stadium, Baltimore, MD Tue Jun 27 1967, 7:05 PM EDT Att: 14,347 - Unknown					
Jimmy Stewart, S OBP: 0.286, SLG: 0.286 (4, 4)										2	1	1	1	0	0	0						
Wayne Causey, L OBP: 0.340, SLG: 0.313 (7, 4)										1	0	0	0	0	0	1						
Dick Kenworthy, R OBP: 0.319, SLG: 0.512 (1, 5)										4	0	2	0	0	0	1						
Don Buford, S OBP: 0.307, SLG: 0.293 (8, FR)										1	1	0	0	0	0	1						
Ken Berry, R OBP: 0.339, SLG: 0.366 (1, 9)										4	0	1	1	0	1	1						
Tommie Agee, R OBP: 0.319, SLG: 0.425 (1, 8)										4	0	0	0	0	1	3						
Ron Hansen, R OBP: 0.279, SLG: 0.297 (1, 6)										3	0	1	0	1	1	2						
Tom McCraw, L OBP: 0.285, SLG: 0.374 (1, 3)										3	1	0	0	1	1	4						
Pete Ward, L OBP: 0.375, SLG: 0.397 (1, 7)										4	1	1	0	0	1	3						
Duane Josephson, R OBP: 0.366, SLG: 0.385 (1, 2)										4	1	3	1	0	0	0						
Joe Horlen, R OBP: 0.171, SLG: 0.182 (1, 1)									2	0	0	1	0	1	2							
Inning Stats	R: 0 E: 0 K: 2 S: 7	H: 0 LOB: 0 BB: 0 P: 7	R: 0 E: 0 K: 1 S: 6	H: 1 LOB: 1 BB: 0 P: 6	R: 0 E: 0 K: 0 S: 4	H: 1 LOB: 1 BB: 0 P: 4	R: 0 E: 1 K: 0 S: 3	H: 0 LOB: 0 BB: 0 P: 3	R: 3 E: 1 K: 1 S: 8	H: 2 LOB: 1 BB: 1 P: 12	R: 0 E: 0 K: 0 S: 3	H: 0 LOB: 1 BB: 1 P: 7	R: 0 E: 0 K: 1 S: 5	H: 1 LOB: 0 BB: 0 P: 5	R: 1 E: 0 K: 2 S: 9	H: 2 LOB: 2 BB: 0 P: 9	R: 1 E: 0 K: 0 S: 5	H: 2 LOB: 1 BB: 0 P: 5	1B: 8 2B: 1 3B: 0 HR: 0	SF: 1 SAC: 1 DP: 1 HBP: 0	WP: 2 PB: 0 CS: 1	PA: 38
PITCHER	IP	WLS	BF	H	R	ER	SO	BB	IBB	HBP	BLK	WP	HR	S	P	ERA	WHIP					
Steve Barber, L ERA: 4.0 (1, 1)	5.0	L	21	4	3	2	4	1	0	0	0	2	0	28	32	3.60	1.000					
Jim Hardin, R ERA: 1.8 (6, 1)	3.0		12	3	1	1	3	1	0	0	0	0	0	17	21	3.00	1.333					
Eddie Fisher, R ERA: 4.3 (9, 1)	1.0		5	2	1	1	0	0	0	0	0	0	0	5	5	9.00	2.000					


Batter	1	2	3	4	5	6	7	8	9	AB	R	H	RBI	BB	SO	LOB	BOTTOM					
Paul Blair, R OBP: 0.350, SLG: 0.463 (1, 8)										4	0	1	0	0	0	2	Chicago White Sox @ Baltimore Orioles Memorial Stadium, Baltimore, MD Tue Jun 27 1967, 7:05 PM EDT Att: 14,347 - Unknown					
Mark Belanger, R OBP: 0.311, SLG: 0.338 (1, 4)										2	0	0	0	0	0	1						
Jim Hardin, R (6, 1)										0	0	0	0	0	0	0						
Andy Etchebarren, R OBP: 0.341, SLG: 0.408 (8, PH)										1	0	0	0	0	0	1						
Eddie Fisher, R (9, 1)										0	0	0	0	0	0	0						
Frank Robinson, R OBP: 0.435, SLG: 0.675 (1, 9)										2	0	1	0	0	0	1						
Russ Snyder, L OBP: 0.331, SLG: 0.405 (5, 9)										2	0	1	0	0	0	0						
Brooks Robinson, R OBP: 0.326, SLG: 0.389 (1, 5)										3	0	0	0	1	0	3						
Boog Powell, L OBP: 0.339, SLG: 0.395 (1, 3)										4	0	1	0	0	0	2						
Curt Blefary, L OBP: 0.353, SLG: 0.468 (1, 7)										4	0	0	0	0	0	2						
Luis Aparicio, R OBP: 0.269, SLG: 0.309 (1, 6)										4	0	0	0	0	0	3						
Vic Roznovsky, L OBP: 0.289, SLG: 0.306 (1, 2)										4	0	1	0	0	1	1						
Steve Barber, L OBP: 0.174, SLG: 0.095 (1, 1)										1	0	0	0	0	1	0						
Davey Johnson, R (5, PH)										1	0	0	0	1	1	1						
Inning Stats	R: 0 E: 0 K: 0 S: 4	H: 1 LOB: 2 BB: 1 P: 8	R: 0 E: 0 K: 0 S: 3	H: 0 LOB: 0 BB: 0 P: 3	R: 0 E: 0 K: 1 S: 5	H: 0 LOB: 0 BB: 0 P: 5	R: 0 E: 1 K: 0 S: 5	H: 2 LOB: 2 BB: 0 P: 5	R: 0 E: 0 K: 1 S: 6	H: 1 LOB: 1 BB: 0 P: 6	R: 0 E: 0 K: 0 S: 3	H: 0 LOB: 0 BB: 0 P: 3	R: 0 E: 0 K: 1 S: 5	H: 0 LOB: 0 BB: 0 P: 5	R: 0 E: 0 K: 0 S: 4	H: 1 LOB: 2 BB: 1 P: 8	R: 0 E: 1 K: 0 S: 4	H: 0 LOB: 1 BB: 0 P: 4	1B: 4 2B: 1 3B: 0 HR: 0	SF: 0 SAC: 1 DP: 1 HBP: 0	WP: 0 PB: 0 CS: 0	PA: 35
PITCHER	IP	WLS	BF	H	R	ER	SO	BB	IBB	HBP	BLK	WP	HR	S	P	ERA	WHIP					
Joe Horlen, R ERA: 1.96 (1, 1)	9.0	W	35	5	0	0	3	2	0	0	0	0	0	39	47	0.00	0.778					

Batter	1	2	3	4	5	6	7	8	9	AB	R	H	RBI	BB	SO	LOB	TOP											
Tommie Agee, R OBP: 0.318, SLG: 0.422 (1, 8)	0-0 6-3		0-0 6-3					0-0 FC1-2-5 HR		4	1	1	0	0	0	2	Chicago White Sox @ Baltimore Orioles Memorial Stadium, Baltimore, MD Wed Jun 28 1967, 7:05 PM EDT Att: 31,214 - Unknown livebaseballscorecards.com											
Wayne Causey, L OBP: 0.337, SLG: 0.345 (1, 4)	0-0 F9			0-0 F8		0-0 4-3		0-0 HR		4	1	1	3	0	0	1												
Tom McCraw, L OBP: 0.288, SLG: 0.376 (1, 3)	0-0 1B			0-0 1B		0-0 F9		0-0 F8		4	0	2	0	0	0	2												
Pete Ward, L OBP: 0.368, SLG: 0.388 (1, 7) (8, 9)	0-3 K			0-0 F8		0-0 G3		0-0 F8		4	0	0	0	0	1	4												
Ken Berry, R OBP: 0.335, SLG: 0.360 (1, 9) (8, 7)		0-0 4-3		0-0 6-3				0-0 F8		4	0	0	0	0	0	1												
Dick Kenworthy, R OBP: 0.320, SLG: 0.500 Bob Locker, S Hoyt Wilhelm, R (9, 1)		0-0 G1			0-3 K			0-0 CS 1B		3	0	1	0	0	1	0												
Duane Josephson, R OBP: 0.357, SLG: 0.373 Smoky Burgess, L OBP: 0.208, SLG: 0.318 J.C. Martin, L OBP: 0.293, SLG: 0.272 (7, 2)		0-3 K			0-0 F9			0-3 K		2	0	0	0	0	1	0												
Ron Hansen, R OBP: 0.288, SLG: 0.311 Jimmy Stewart, S OBP: 0.297, SLG: 0.267 (8, 6)				0-0 G4-6-3 1B		0-0 2B		0-0 1B FC1-2-5 1B		3	0	3	0	0	0	0												
Gary Peters, L OBP: 0.302, SLG: 0.471 Don McMahon, R OBP: 0.200, SLG: 0.200 Don Buford, S OBP: 0.309, SLG: 0.296 (7, 5)				0-0 G4-6-3 1-2		0-3 K		0-0 1B FC1-2-5 1-3 HR 1B		2	0	0	0	0	1	2												
Inning Stats	R: 0 E: 0 K: 1 S: 6	H: 1 LOB: 1 BB: 0 P: 6	R: 0 E: 0 K: 1 S: 5	H: 0 LOB: 0 BB: 0 P: 5	R: 0 E: 0 K: 0 S: 3	H: 1 LOB: 0 BB: 0 P: 3	R: 0 E: 0 K: 0 S: 4	H: 1 LOB: 1 BB: 0 P: 4	R: 0 E: 0 K: 2 S: 8	H: 1 LOB: 1 BB: 0 P: 8	R: 0 E: 0 K: 0 S: 4	H: 1 LOB: 1 BB: 0 P: 4	R: 0 E: 0 K: 1 S: 5	H: 1 LOB: 1 BB: 0 P: 5	R: 3 E: 0 K: 0 S: 6	H: 3 LOB: 1 BB: 0 P: 6		R: 0 E: 0 K: 1 S: 6	H: 1 LOB: 1 BB: 0 P: 6	1B: 7 2B: 3 3B: 0 HR: 1	SF: 0 SAC: 0 DP: 2 HBP: 0	WP: 0 PB: 0 SB: 1 CS: 1	PA: 35					
PITCHER	IP	WLS	BF	H	R	ER	SO	BB	IBB	HBP	BLK	WP	HR	S	P	ERA		WHIP										
Bill Dillman, R ERA: 4.06 Moe Drabowsky, R ERA: 0.95	(1, 1) (9, 1)	8.0 L	31	9	3	3	5	0	0	0	0	0	1	41	41	3.38		1.125										

Batter	1	2	3	4	5	6	7	8	9	AB	R	H	RBI	BB	SO	LOB	BOTTOM											
Luis Aparicio, R OBP: 0.272, SLG: 0.308 (1, 6)	0-0 F9 2B 1-3 1B		0-0 F9	4-0 BB		0-0 1-3			0-0 E4 1B SH2-4	4	1	1	0	1	0	1	Chicago White Sox @ Baltimore Orioles Memorial Stadium, Baltimore, MD Wed Jun 28 1967, 7:05 PM EDT Att: 31,214 - Unknown livebaseballscorecards.com											
Russ Snyder, L OBP: 0.336, SLG: 0.408 (1, 7) (8, 9)	0-0 1-3		0-0 1B FC6-4	0-0 F9		0-0 FC5-4 SH3-4 1B		0-0 SH2-4	4	1	2	0	0	0	4													
Paul Blair, R OBP: 0.348, SLG: 0.459 (1, 8)	0-0 F9		0-0 FC6-4 1B	0-0 F7		0-0 SH3-4		0-0 E6 1B	4	0	1	0	0	0	5													
Brooks Robinson, R OBP: 0.334, SLG: 0.390 (1, 5)	4-0 2B BB		4-0 FC6-4 IBB		0-0 F7		4-0 FC5-4 BB		0-0 1-2 2-3 1B	2	0	1	0	3	0	0												
Davey Johnson, R OBP: 0.329, SLG: 0.372 (1, 4)	0-0 1-3 3-H 3-H 2B		0-0 FC6-4		0-3 K		0-0 FC5-4		0-0 F3	5	0	1	2	0	1	7												
Sam Bowens, R OBP: 0.281, SLG: 0.250 Boog Powell, L OBP: 0.336, SLG: 0.392 (1, 9) (7, 3)	0-0 5-3		0-0 F4		0-0 6-3		0-0 G3		0-0 G3	3	0	0	0	0	0	4												
Curt Blefary, L OBP: 0.351, SLG: 0.463 (1, 3) (8, 7)		0-3 K		1-0 FC1-5 1B HBP		0-0 F8		0-0 G3	3	0	0	0	0	0	1	0												
Andy Etchebarren, R OBP: 0.350, SLG: 0.416 (1, 2)		0-0 F3		0-0 BB FC1-5 1B		0-0 WP SH1-4 1B		0-0 G4-6-3 1B	4	0	3	0	0	0	0	0												
Bill Dillman, R OBP: 0.222, SLG: 0.222 Vic Roznovsky, L OBP: 0.282, SLG: 0.297 Moe Drabowsky, R OBP: 0.429, SLG: 0.385 (1, 1) (8, PH) (9, 1)		0-0 4-3		0-0 FC1-5 BB		0-0 SH1-4		0-0 G4-6-3	2	0	0	0	0	0	0	2												
Inning Stats	R: 1 E: 0 K: 0 S: 5	H: 2 LOB: 2 BB: 1 P: 9	R: 0 E: 0 K: 1 S: 5	H: 0 LOB: 0 BB: 0 P: 5	R: 1 E: 0 K: 0 S: 5	H: 2 LOB: 1 BB: 1 P: 9	R: 0 E: 0 K: 0 S: 4	H: 1 LOB: 3 BB: 1 P: 9	R: 0 E: 0 K: 0 S: 5	H: 0 LOB: 0 BB: 0 P: 5	R: 0 E: 0 K: 0 S: 4	H: 1 LOB: 1 BB: 0 P: 4	R: 0 E: 0 K: 0 S: 4	H: 1 LOB: 2 BB: 1 P: 8	R: 0 E: 0 K: 0 S: 3	H: 1 LOB: 0 BB: 0 P: 3		R: 0 E: 2 K: 0 S: 6	H: 1 LOB: 3 BB: 0 P: 6	1B: 8 2B: 1 3B: 0 HR: 0	SF: 0 SAC: 3 DP: 1 HBP: 1	WP: 1 PB: 0 SB: 0 CS: 0	PA: 42					
PITCHER	IP	WLS	BF	H	R	ER	SO	BB	IBB	HBP	BLK	WP	HR	S	P	ERA		WHIP										
Gary Peters, L ERA: 2.23 Don McMahon, R ERA: 2.4 Bob Locker, R ERA: 2.09 Hoyt Wilhelm, R ERA: 0.79	(1, 1) (5, 1) (7, 1) (9, 1)	4.0 7 2.1 0.2	21 10 4	5 2 1	0 0 0	2 0 0	1 0 0	2 0 0	2 1 0	0 0 0	1 0 0	0 0 0	1 0 0	0 9 9	9 13 4	0.00 0.00 0.00		4.50 1.750 1.286 1.500										



Batter	1	2	3	4	5	6	7	8	9	AB	R	H	RBI	BB	SO	LOB	TOP				
Don Buford, S OBP: 0.305, SLG: 0.291 (1, 5)	G3		K			F8			F9	4	0	0	0	0	1	0	Chicago White Sox @ Baltimore Orioles Memorial Stadium, Baltimore, MD Thu Jun 29 1967, 7:05 PM EDT Att: 5,065 - Unknown				
Wayne Causey, L OBP: 0.324, SLG: 0.330 (1, 4)	5-3		F7			F7			K	4	0	0	0	0	1	0					
Tommie Agee, R OBP: 0.317, SLG: 0.423 (1, 8)	2B			K		K			F3	4	0	1	0	0	2	0					
Tom McCraw, L OBP: 0.285, SLG: 0.371 (1, 3)	4-3			F8			K			3	0	0	0	0	1	1					
Pete Ward, L OBP: 0.364, SLG: 0.382 (1, 9)		K		K			F7			3	0	0	0	0	2	0					
Ken Berry, R OBP: 0.334, SLG: 0.371 (1, 7)	HR				4-3		K			3	1	1	1	0	1	0					
Ron Hansen, R OBP: 0.285, SLG: 0.307 (1, 6)	F7				4-3			1-3		3	0	0	0	0	0	0					
J.C. Martin, L OBP: 0.294, SLG: 0.274 (1, 2)	K2-3							F4		3	0	1	0	0	1	0					
Jim O'Toole, S John Buzhardt, R Smoky Burgess, R Wilbur Wood, L Jimmy Stewart, S Don McMahon, R (1, 1) (3, 1) (5, Ph) (5, 1) (8, Ph) (8, 1)			K			G3			K	1	0	0	0	0	0	1	AB 30 R 1 H 3 RBI 1 BB 0 SO 11 LOB 2 				
Inning Stats	R: 0 E: 0 K: 0 S: 4	H: 1 LOB: 1 BB: 0 P: 4	R: 1 E: 0 K: 2 S: 8	H: 1 LOB: 0 BB: 0 P: 8	R: 0 E: 0 K: 2 S: 7	H: 0 LOB: 0 BB: 0 P: 7	R: 0 E: 0 K: 2 S: 7	H: 0 LOB: 0 BB: 0 P: 7	R: 0 E: 0 K: 1 S: 5	H: 0 LOB: 0 BB: 0 P: 5	R: 0 E: 0 K: 1 S: 5	H: 0 LOB: 0 BB: 0 P: 5	R: 0 E: 0 K: 1 S: 5	H: 0 LOB: 0 BB: 0 P: 5	R: 0 E: 0 K: 1 S: 5	H: 0 LOB: 0 BB: 0 P: 5		1B: 1 2B: 1 3B: 0 HR: 1	SF: 0 SAC: 0 DP: 0 HBP: 0	WP: 0 PB: 0 CS: 0	PA: 30
PITCHER Tom Phoebus, R ERA: 3.1 (1, 1)	IP	WLS	BF	H	R	ER	SO	BB	IBB	HBP	BLK	WP	HR	S	P	ERA	WHIP	PITCHER IP WLS BF H R ER SO BB IBB HBP BLK WP HR S P ERA WHIP			
	9.0	W	30	3	1	1	11	0	0	0	0	0	1	52	52	1.00	0.333				

Batter	1	2	3	4	5	6	7	8	9	AB	R	H	RBI	BB	SO	LOB	BOTTOM				
Luis Aparicio, R OBP: 0.272, SLG: 0.307 (1, 6)	6-3		HR		F8	F7				4	1	1	0	0	0	1	Chicago White Sox @ Baltimore Orioles Memorial Stadium, Baltimore, MD Thu Jun 29 1967, 7:05 PM EDT Att: 5,065 - Unknown				
Russ Snyder, L OBP: 0.333, SLG: 0.427 (1, 7)	4-3		1B		L3		K			4	1	1	2	0	1	0					
Paul Blair, R OBP: 0.360, SLG: 0.478 (1, 8)	HR		HR				1B	BB		2	2	2	1	2	0	0					
Brooks Robinson, R OBP: 0.337, SLG: 0.392 (1, 5)	F9		1B		F8		1B	BB		4	0	2	1	0	0	1					
Davey Johnson, R OBP: 0.328, SLG: 0.369 (1, 4)		G3	K		K		K			4	0	1	0	0	3	4					
Sam Bowens, R OBP: 0.240, SLG: 0.227 (1, 9)	K		F7		K		K			4	0	0	0	0	3	5					
Curt Blefary, L OBP: 0.350, SLG: 0.457 (1, 3)	G3		1B			F7		G3		3	0	0	0	1	0	1					
Andy Etchebarren, R OBP: 0.348, SLG: 0.409 (1, 2)		BB	F9			F2		6-3		3	0	0	0	1	0	3					
Tom Phoebus, R OBP: 0.250, SLG: 0.297 (1, 1)	K				5-3			4-3		4	0	1	0	0	1	2	AB 32 R 4 H 8 RBI 4 BB 4 SO 8 LOB 17 				
Inning Stats	R: 1 E: 0 K: 0 S: 4	H: 1 LOB: 0 BB: 0 P: 4	R: 0 E: 0 K: 2 S: 8	H: 1 LOB: 2 BB: 1 P: 12	R: 2 E: 0 K: 1 S: 8	H: 3 LOB: 3 BB: 2 P: 16	R: 0 E: 0 K: 0 S: 3	H: 0 LOB: 0 BB: 0 P: 3	R: 0 E: 0 K: 2 S: 8	H: 1 LOB: 1 BB: 0 P: 8	R: 0 E: 0 K: 0 S: 4	H: 1 LOB: 1 BB: 0 P: 4	R: 1 E: 1 K: 3 S: 10	H: 1 LOB: 1 BB: 1 P: 14	R: 0 E: 0 K: 0 S: 3	H: 0 LOB: 0 BB: 0 P: 3		1B: 6 2B: 0 3B: 0 HR: 2	SF: 0 SAC: 0 DP: 0 HBP: 0	WP: 0 PB: 0 CS: 0	PA: 36
PITCHER Jim O'Toole, L ERA: 2.2 John Buzhardt, R ERA: 4.47 Wilbur Wood, L ERA: 1.07 Don McMahon, R ERA: 2.52 (1, 1) (3, 1) (5, 1) (8, 1)	IP	WLS	BF	H	R	ER	SO	BB	IBB	HBP	BLK	WP	HR	S	P	ERA	WHIP	PITCHER IP WLS BF H R ER SO BB IBB HBP BLK WP HR S P ERA WHIP			
	2.0	L	11	4	3	3	2	1	1	0	0	0	0	9	17	0.00	1.000				

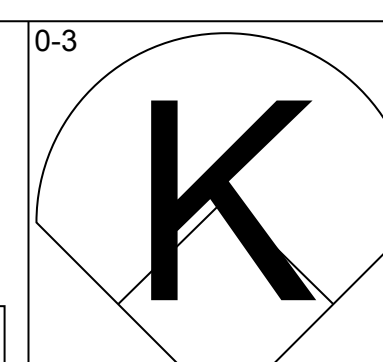
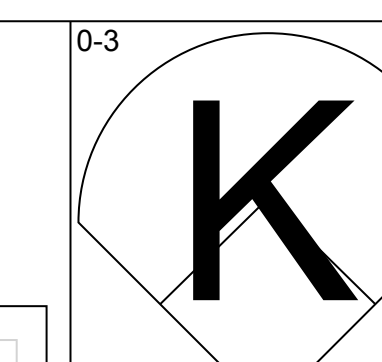
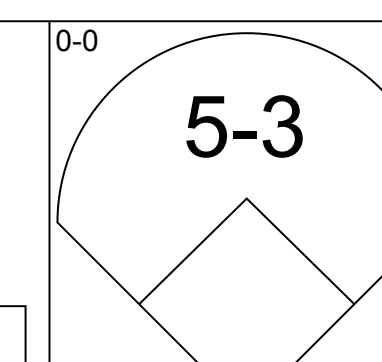

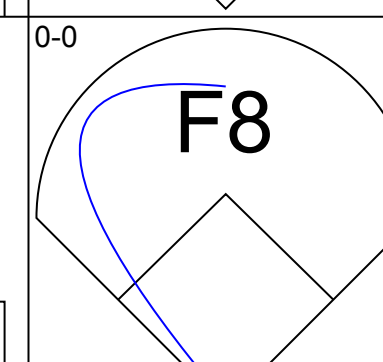
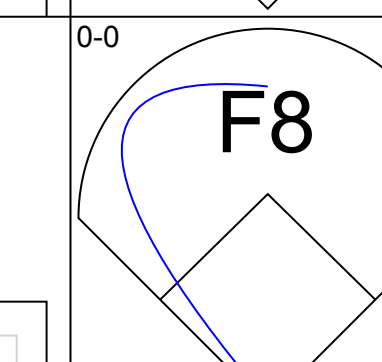
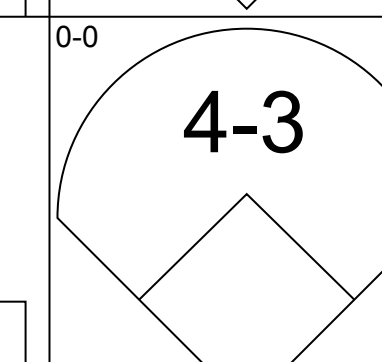
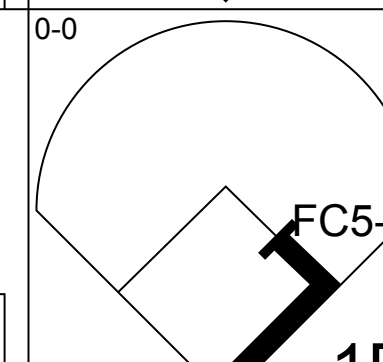
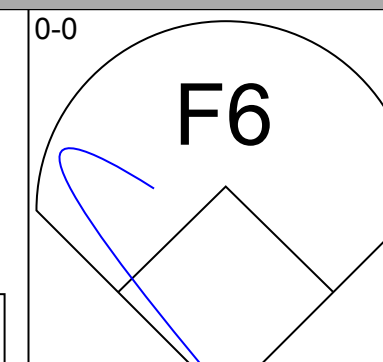
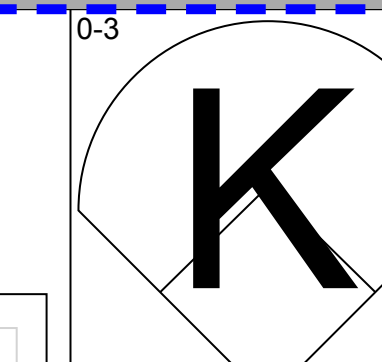
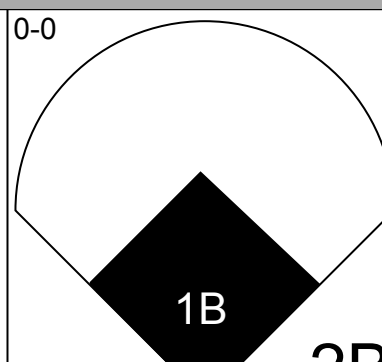
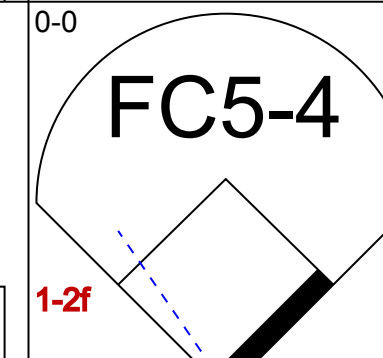
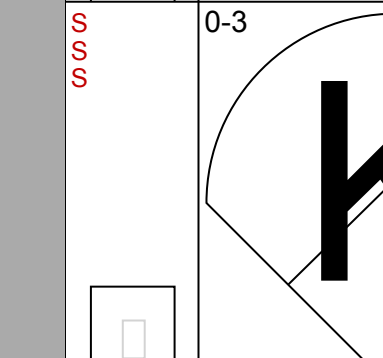
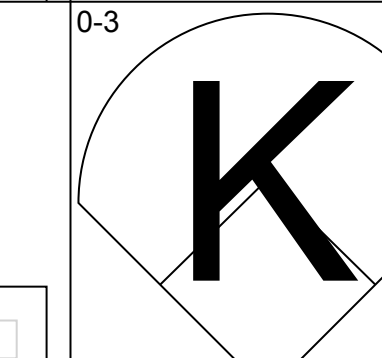
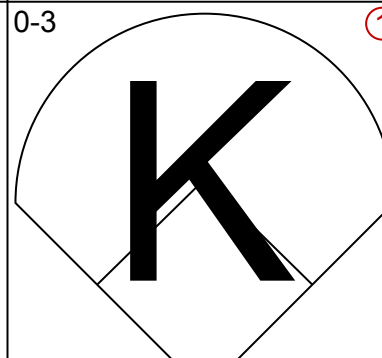
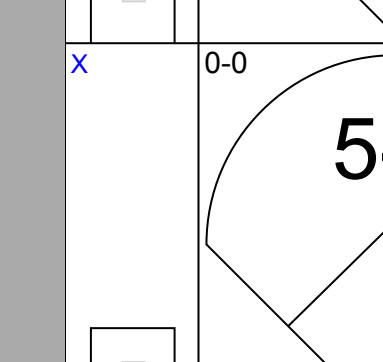
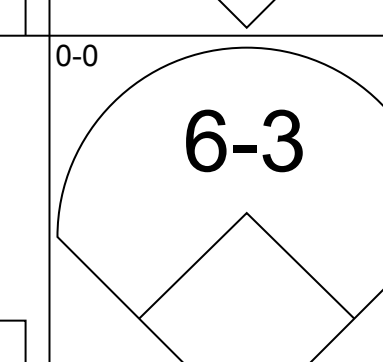
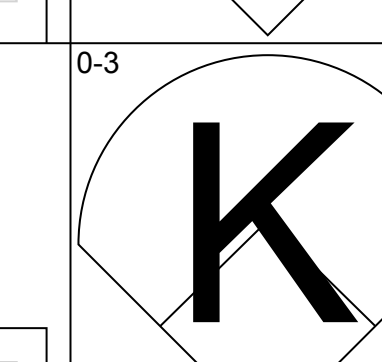
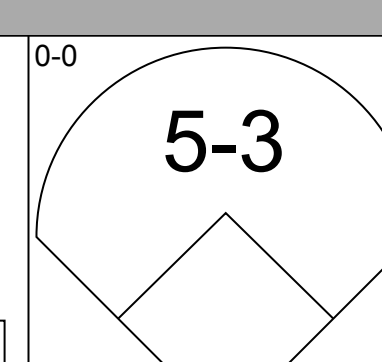
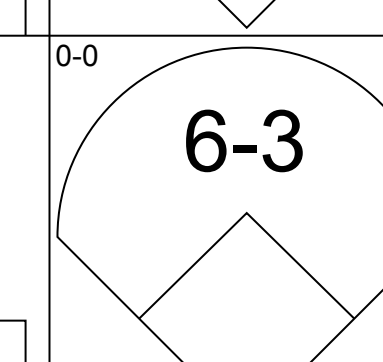
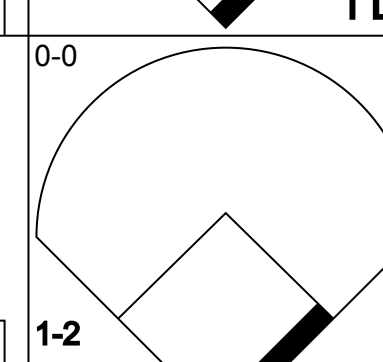
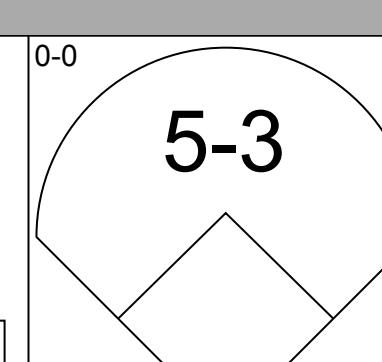
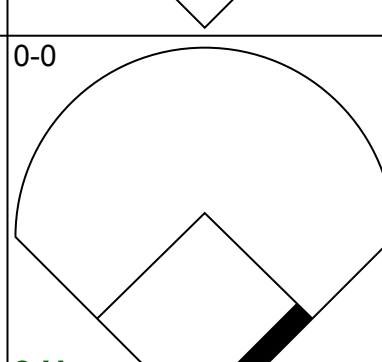
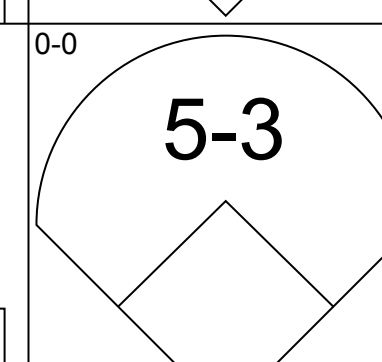
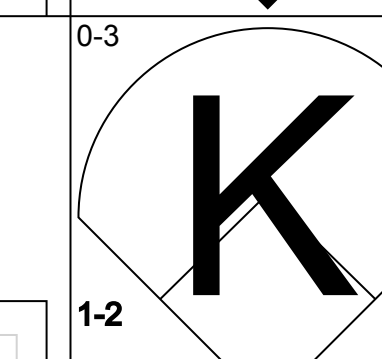
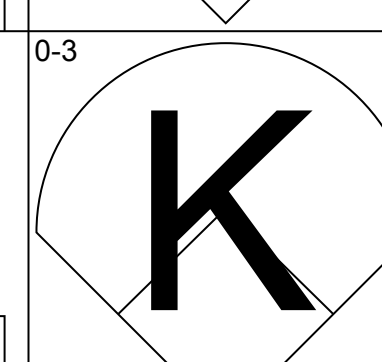
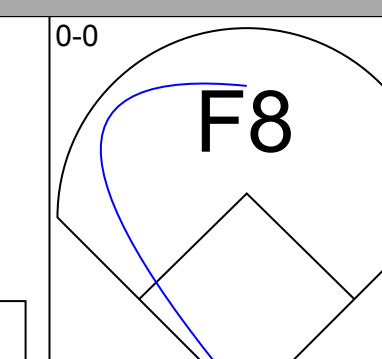
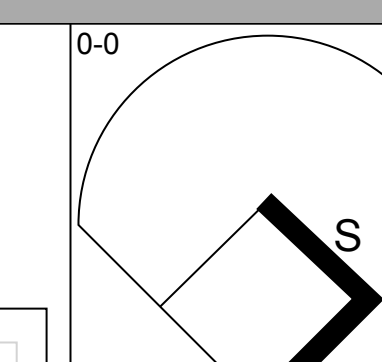
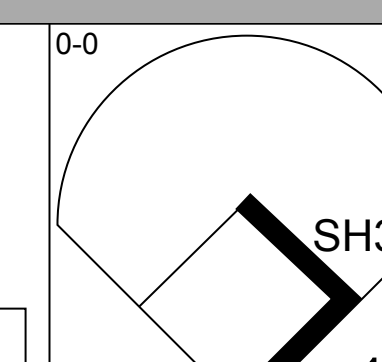
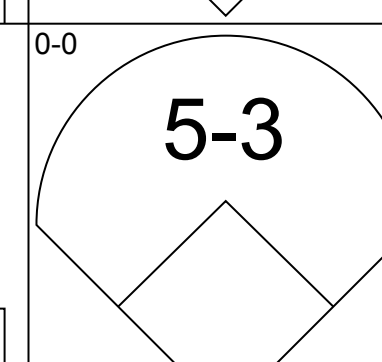
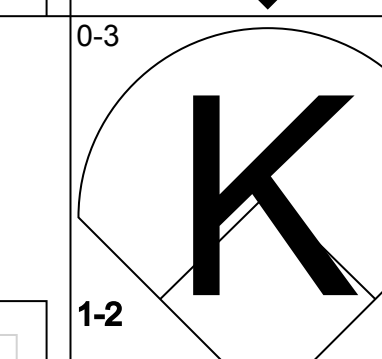
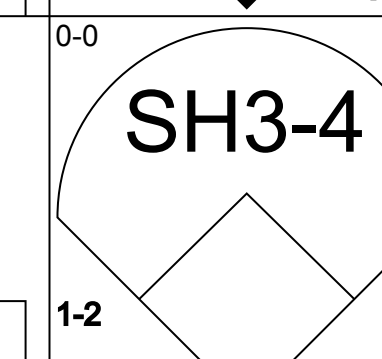
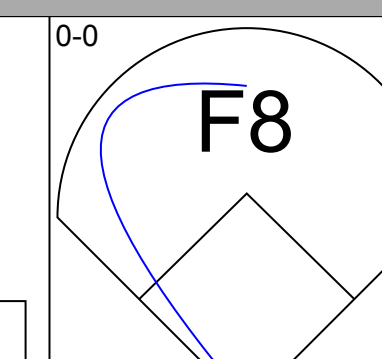
Batter	1	2	3	4	5	6	7	8	9	10	11	12	13	14	AB	R	H	RBI	BB	SO	LOB	TOP					
Max Ahles, R OBP: 0.325, SLG: 0.410 (1, 5)															7	2	3	0	0	0	2						
Chuck Hinton, R OBP: 0.320, SLG: 0.338 (1, 9)															4	0	0	0	3	0	2						
Don Demeter, R OBP: 0.274, SLG: 0.425 (1, 8) (8, 7)															6	1	1	1	1	1	1	3					
Rocky Colavito, R OBP: 0.350, SLG: 0.424 (1, 7)															2	0	0	0	2	0	2						
Vic Davalillo, L OBP: 0.285, SLG: 0.333 (8, PR) (8, 8)															3	0	1	1	0	0	3						
Tony Horton, R OBP: 0.272, SLG: 0.316 (1, 3)															3	1	1	2	0	0	1						
Lee Nave, L OBP: 0.322, SLG: 0.454 (8, PH) (8, 4)															1	0	0	0	0	0	1						
Gus Gil, R OBP: 0.180, SLG: 0.169 (8, 4)															3	0	0	0	0	0	5						
Chico Salmon, R OBP: 0.295, SLG: 0.370 (1, 4)															3	0	1	1	0	0	1						
Fred Whitfield, L OBP: 0.282, SLG: 0.385 (8, PH) (8, 3)															3	0	0	0	0	0	1						
Larry Brown, R OBP: 0.326, SLG: 0.367 (1, 6)															6	0	0	0	0	0	2						
Duke Sims, L OBP: 0.324, SLG: 0.323 (1, 2)															4	1	1	1	2	0	0						
Steve Hagan, R OBP: 0.239, SLG: 0.323 (8, PH) (8, 4)															3	0	0	0	0	1	2						
Leon Wagner, L OBP: 0.272, SLG: 0.316 (8, PH) (8, 4)															1	1	1	0	0	0	0						
John O'Donoghue, L OBP: 0.272, SLG: 0.316 (8, PH) (8, 4)															0	0	0	0	0	0	0						
George Culver, R OBP: 0.272, SLG: 0.316 (8, PH) (8, 4)															1	0	0	0	0	0	0						
Pedro Gonzalez, R OBP: 0.272, SLG: 0.316 (8, PH) (8, 4)															1	0	0	0	0	0	0						
Orlando Pena, R OBP: 0.272, SLG: 0.316 (8, PH) (8, 4)															0	0	0	0	0	0	0						
Inning Stats	R: 3 E: 0 K: 0 S: 7	H: 4 LOB: 1 BB: 0 P: 7	R: 0 E: 0 K: 1 S: 5	H: 0 LOB: 1 BB: 1 P: 9	R: 0 E: 0 K: 0 S: 3	H: 0 LOB: 1 BB: 1 P: 7	R: 0 E: 0 K: 0 S: 3	H: 0 LOB: 0 BB: 0 P: 3	R: 0 E: 0 K: 0 S: 3	H: 0 LOB: 1 BB: 1 P: 7	R: 0 E: 0 K: 0 S: 3	H: 0 LOB: 0 BB: 0 P: 5	R: 0 E: 0 K: 1 S: 5	H: 0 LOB: 0 BB: 0 P: 5	R: 0 E: 0 K: 0 S: 3	H: 0 LOB: 0 BB: 0 P: 3	R: 0 E: 0 K: 0 S: 5	H: 0 LOB: 0 BB: 0 P: 9	R: 1 E: 0 K: 0 S: 5	H: 2 LOB: 2 BB: 1 P: 9	1B: 6 2B: 2 3B: 0 HR: 1	SF: 0 SAC: 0 DP: 0 HBP: 0	WP: 0 PB: 0 SB: 0 CS: 0	PA: 59			
PITCHER	IP	WLS	BF	H	R	ER	SO	BB	IBB	HBP	BLK	WP	HR	S	P	ERA	WHIP										
Pete Richert, L ERA: 3.5 (8, 1)	7.0		31	5	4	4	1	0	0	0	0	0	0	6	6	6.75	1.500										
Moe Drabowsky, R ERA: 1.11 (8, 1)	1.1	6	2	1	1	0	0	0	0	0	0	0	0	6	6	6.75	1.500										
Eddie Watt, R ERA: 1.96 (8, 1)	0.0	2	0	0	0	0	0	0	0	0	0	0	0	8	8	∞	∞										
Jim Hardin, R ERA: 1.13 (12, 1)	3.0	9	0	0	0	3	0	0	0	0	0	0	0	15	15	0.00	0.000										
Wally Bunker, R ERA: 4.08 (12, 1)	2.2	L	11	2	1	1	0	1	0	0	0	0	0	10	14	3.38	1.125										

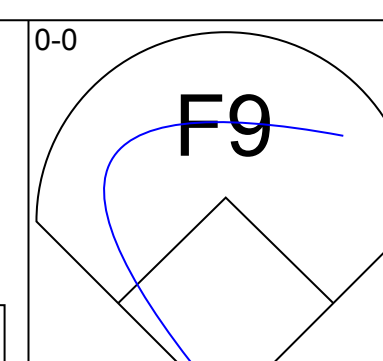
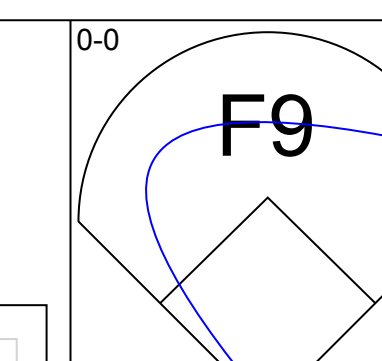
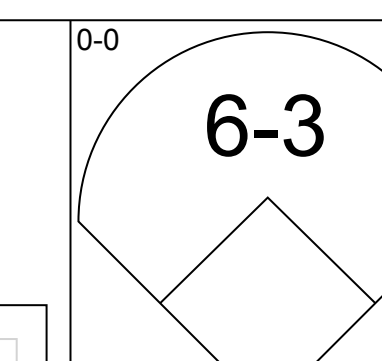
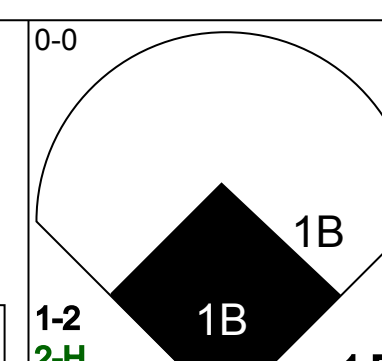
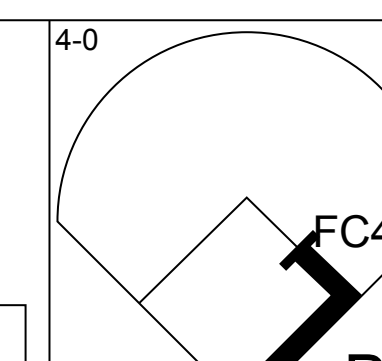

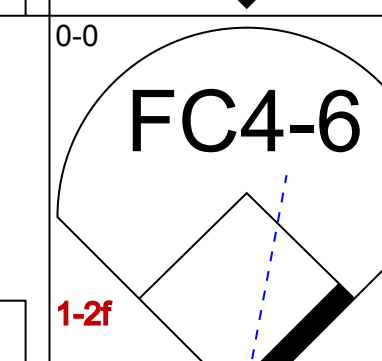
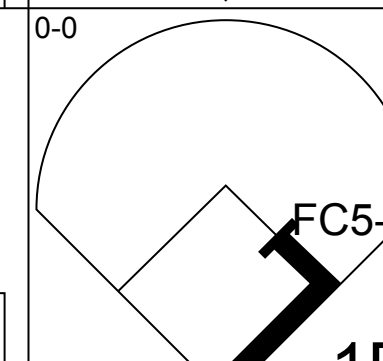
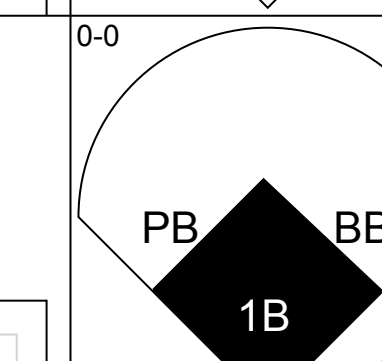
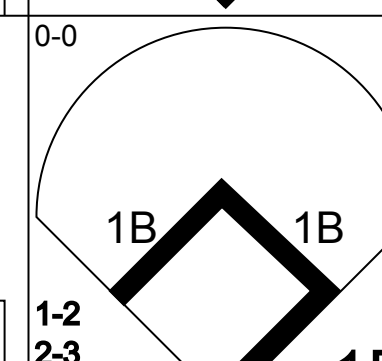
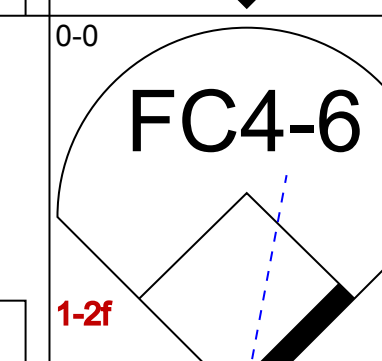
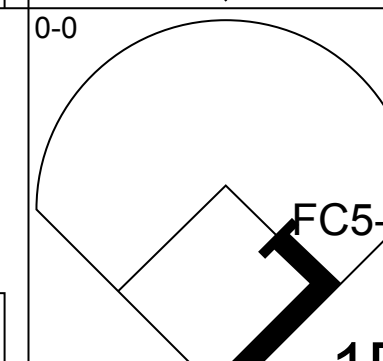

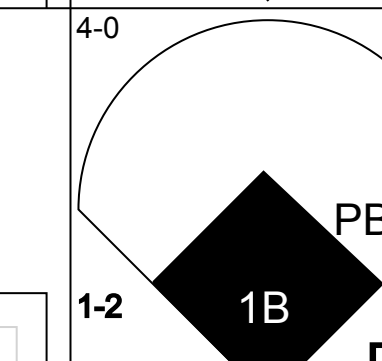
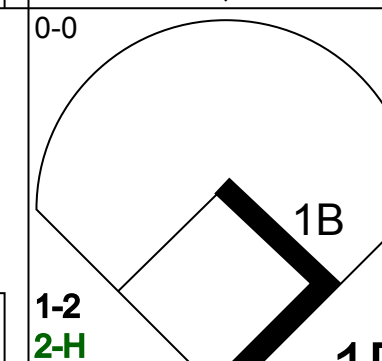
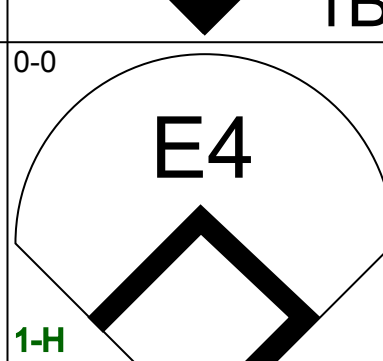
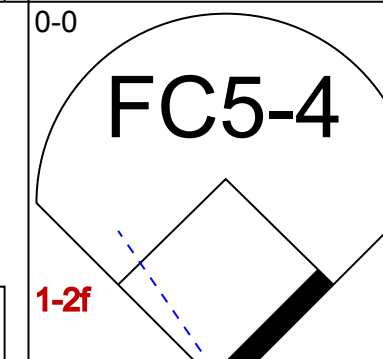
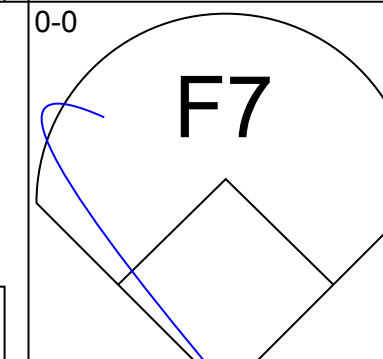
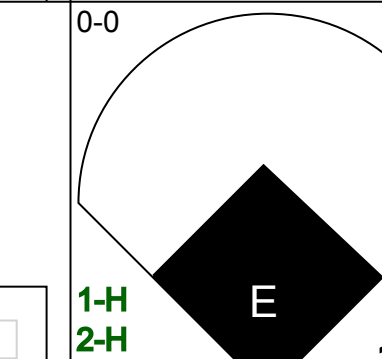
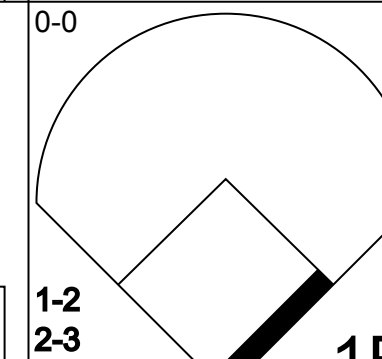

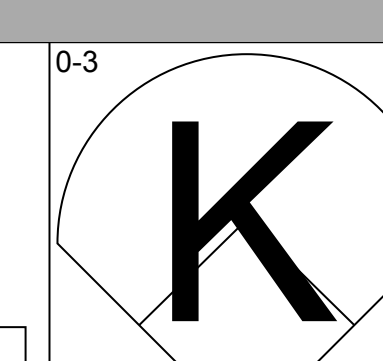
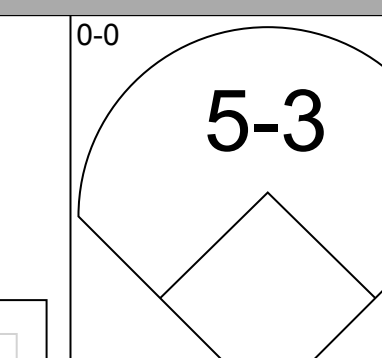
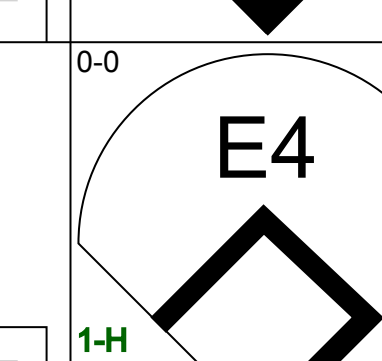
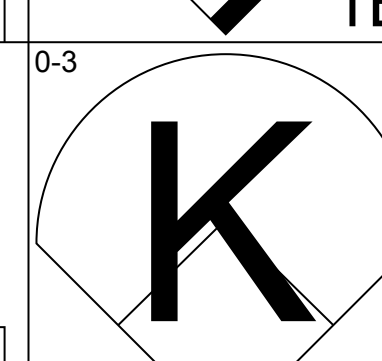

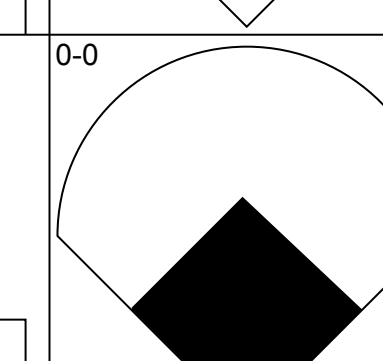
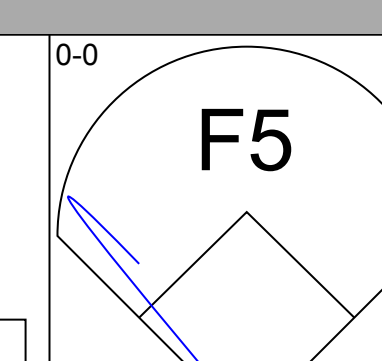
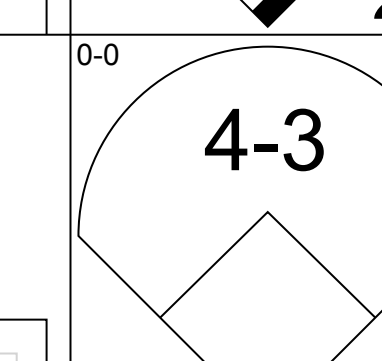
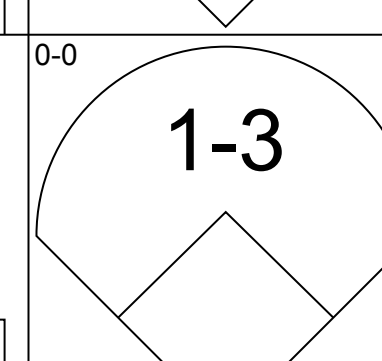
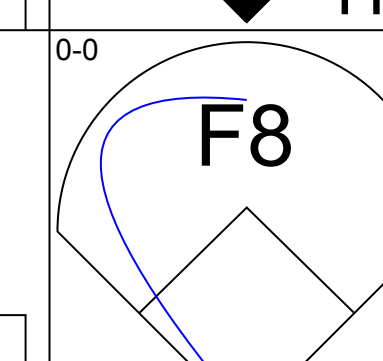
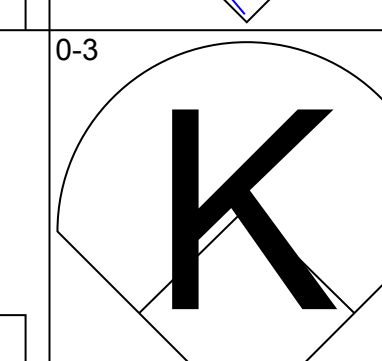
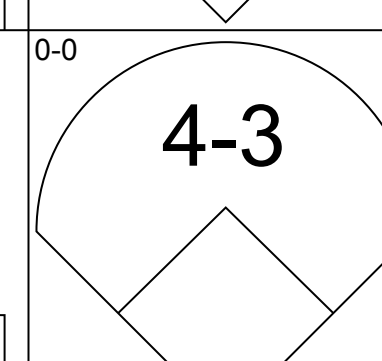
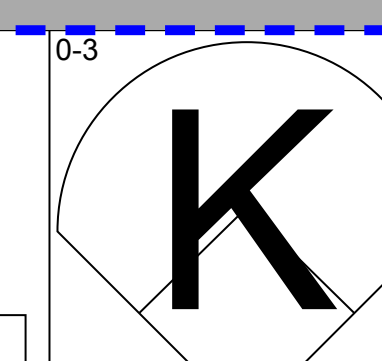
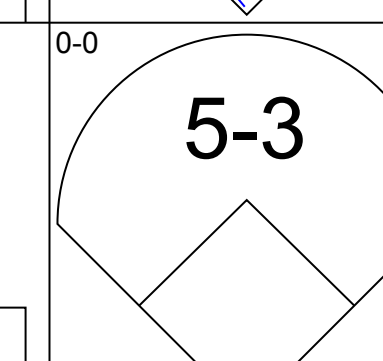
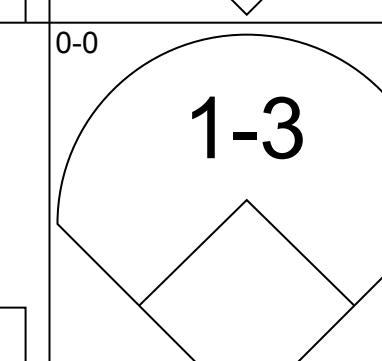
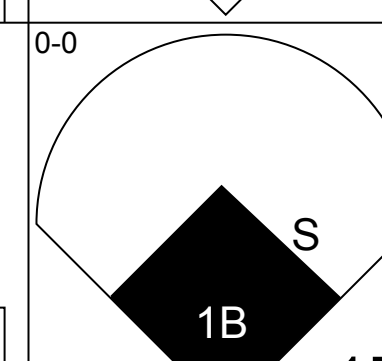
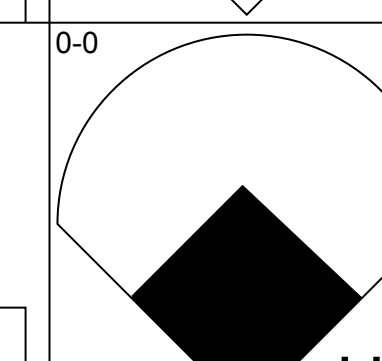
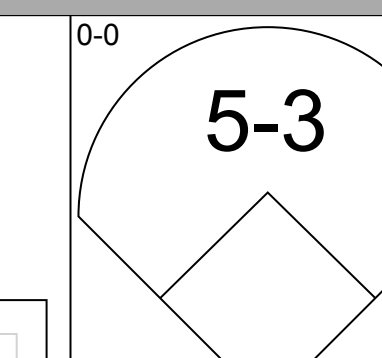
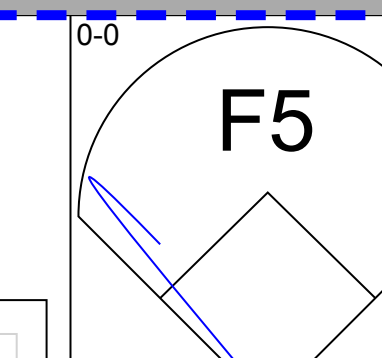
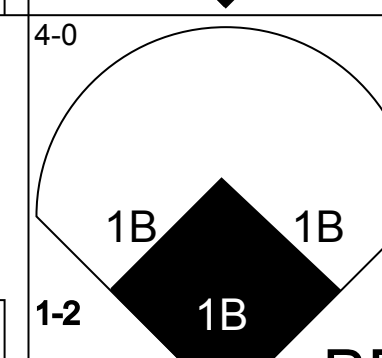
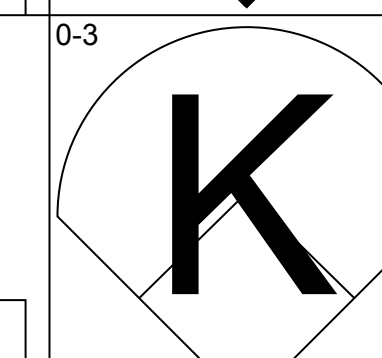
Cleveland Indians @ Baltimore Orioles
Memorial Stadium, Baltimore, MD
Fri Jun 30 1967, 7:05 PM EDT
Unknown

AB	51
R	6
H	9
RBI	6
BB	8
SO	4
LOB	25



Batter	1	2	3	4	5	6	7	8	9	10	11	12	13	14	AB	R	H	RBI	BB	SO	LOB	BOTTOM					
Luis Aparicio, R OBP: 0.277, SLG: 0.309 (1, 6)															5	0	2	0	1	1	2						
Russ Snyder, L OBP: 0.318, SLG: 0.405 (1, 9)															7	1	0	0	0	1	7						
Paul Blair, R OBP: 0.362, SLG: 0.472 (1, 8)															5	1	1	1	2	1	4						
Brooks Robinson, R OBP: 0.339, SLG: 0.394 (1, 5)															6	1	2	1	1	1	3						
Curt Blefary, L OBP: 0.355, SLG: 0.456 (1, 7)															6	1	3	1	0	1	1						
Boog Powell, L OBP: 0.340, SLG: 0.396 (1, 3)															5	0	2	2	1	0	1						
Davey Johnson, R OBP: 0.323, SLG: 0.363 (8, 1)															4	0	0	0	0	1	7						
Eddie Watt, R ERA: 1.96 (8, 1)															0	0	0	0	0	0	0						
Jim Hardin, R ERA: 1.13 (12, 1)															1	0	0	0	0	0	0						
Wally Bunker, R OBP: 0.275, SLG: 0.289 (12, 1)															1	0	0	0	0	0	0						
Vic Roznovsky, L OBP: 0.275, SLG: 0.289 (14, PH)															1	0	0	0	0	1	0						
Andy Etchebarren, R OBP: 0.344, SLG: 0.462 (10, PR)															5	0	1	0	0	2	4						
Marcelino Lopez, R OBP: 0.300, SLG: 0.500 (11, 2)															2	0	1	0	0	0	0						
Larry Haney, R OBP: 0.362, SLG: 0.407 (11, 2)															2	0	1	0	0	0	0						
Pete Richert, L OBP: 0.303, SLG: 0.396 (1, 1)															3	1	1	0	0	1	0						
Moe Drabowsky, R OBP: 0.429, SLG: 0.385 (8, 1)															0	0	0	0	0	0	0						
Mark Belanger, R OBP: 0.312, SLG: 0.338 (8, 4)															3	0	1	0	0	0	0						
Inning Stats	R: 1 E: 0 K: 0 S: 5	H: 2 LOB: 3 BB: 2 P: 13	R: 0 E: 0 K: 1 S: 5	H: 0 LOB: 0 BB: 0 P: 5	R: 2 E: 1 K: 3 S: 13	H: 3 LOB: 2 BB: 0 P: 13	R: 1 E: 0 K: 0 S: 4	H: 2 LOB: 1 BB: 0 P: 7	R: 0 E: 0 K: 0 S: 6	H: 1 LOB: 1 BB: 0 P: 6	R: 1 E: 0 K: 0 S: 4	H: 1 LOB: 1 BB: 1 P: 5	R: 0 E: 0 K: 0 S: 6	H: 1 LOB: 1 BB: 1 P: 10	R: 0 E: 0 K: 0 S: 3	H: 0 LOB: 0 BB: 0 P: 3	R: 0 E: 0 K: 1 S: 5	H: 0 LOB: 2 BB: 0 P: 7	R: 0 E: 0 K: 1 S: 5	H: 0 LOB: 1 BB: 1 P: 9	R: 0 E: 0 K: 0 S: 5	H: 0 LOB: 0 BB: 0 P: 5	1B: 12 2B: 2 3B: 0 HR: 0	SF: 0 SAC: 3 DP: 0 HBP: 1	WP: 1 PB: 0 SB: 1 CS: 0	PA: 63	
PITCHER	IP	WLS	BF	H	R	ER	SO	BB	IBB	HBP	BLK	WP	HR	S	P	ERA	WHIP										
Steve Hagan, R ERA: 2.41 (8, 1)	8.0		40	11	5	4	7	3	0	0	0	0	0	6	10	4.50	1.750										
John O'Donoghue, L ERA: 2.72 (10, 1)	1.2	7	1	0	0	0	0	1	0	0	0	0	0	6	10	0.00	0.600										

Batter	1	2	3	4	5	6	7	8	9	AB	R	H	RBI	BB	SO	LOB	TOP					
Max Alvis, R OBP: 0.320, SLG: 0.404 Bob Allen, L (8, 1)										4	0	0	0	0	2	3	<p>Cleveland Indians @ Baltimore Orioles Memorial Stadium, Baltimore, MD</p> <p>livebaseballscores.com</p> <p>AB 33 R 1 H 7 RBI 1 BB 0 SO 8 LOB 13</p> 					
Chuck Hinton, R OBP: 0.315, SLG: 0.333 (6, 8)										4	0	0	0	0	0	3						
Leon Wagner, L OBP: 0.307, SLG: 0.460 (1, 7)										4	1	2	0	0	1	0						
Don Demeter, R OBP: 0.267, SLG: 0.415 Lee Mays, L OBP: 0.317, SLG: 0.447 (6, PH) (6, 9)										2	0	0	0	0	0	1						
Joe Azcue, R OBP: 0.364, SLG: 0.452 (1, 2)										4	0	1	0	0	1	1						
Tony Horton, R OBP: 0.274, SLG: 0.317 Fred Whitfield, L OBP: 0.286, SLG: 0.388 (9, PH) (5, 4)										3	0	1	0	0	0	0						
Chico Salmon, R OBP: 0.287, SLG: 0.354 (5, 6)										4	0	0	0	0	1	3						
Larry Brown, R OBP: 0.331, SLG: 0.372 Pedro Gonzalez, R OBP: 0.294, SLG: 0.287 (5, 4) (8, 5)										2	0	2	0	0	0	0						
Orlando Pena, R (1, 1) Ed Connolly, L OBP: 0.333, SLG: 0.333 Vic Davalillo, L OBP: 0.282, SLG: 0.331 Gus Gil, R OBP: 0.180, SLG: 0.169 (8, 4)										1	0	0	0	0	1	1						
Inning Stats	R: 0 E: 0 K: 1 S: 6	H: 1 LOB: 1 BB: 0 P: 6	R: 0 E: 0 K: 0 S: 3	H: 0 LOB: 0 BB: 0 P: 3	R: 0 E: 0 K: 2 S: 8	H: 1 LOB: 1 BB: 0 P: 8	R: 0 E: 0 K: 0 S: 5	H: 2 LOB: 2 BB: 0 P: 5	R: 0 E: 0 K: 0 S: 4	H: 1 LOB: 2 BB: 0 P: 4	R: 0 E: 0 K: 3 S: 9	H: 0 LOB: 0 BB: 0 P: 9	R: 0 E: 0 K: 1 S: 5	H: 0 LOB: 0 BB: 0 P: 5	R: 0 E: 0 K: 0 S: 3	H: 0 LOB: 0 BB: 0 P: 3		R: 1 E: 0 K: 1 S: 7	H: 2 LOB: 1 BB: 0 P: 7	1B: 6 2B: 1 3B: 0 HR: 0	SF: 0 SAC: 1 DP: 0 HBP: 0	WP: 0 PB: 0 SB: 1 CS: 0
PITCHER	IP WLS BF H R ER SO BB IBB HBP BLK WP HR S P ERA WHIP																					
Dave McNally, L ERA: 5.33 Eddie Watt, R ERA: 1.99	(1, 1) 5.0 W 20 5 0 0 3 0 0 0 0 0 0 0 26 26 0.00 1.000																					
(6, 1) 4.0 S 14 2 1 1 5 0 0 0 0 0 0 0 24 24 2.25 0.500																						

Batter	1	2	3	4	5	6	7	8	9	AB	R	H	RBI	BB	SO	LOB	BOTTOM			
Luis Aparicio, R OBP: 0.279, SLG: 0.308 (1, 6)										4	1	1	1	1	0	0	<p>Cleveland Indians @ Baltimore Orioles Memorial Stadium, Baltimore, MD</p> <p>livebaseballscores.com</p> <p>AB 35 R 8 H 11 RBI 8 BB 3 SO 6 LOB 9</p> 			
Russ Snyder, L OBP: 0.320, SLG: 0.404 (1, 9)										5	1	2	0	0	1					
Paul Blair, R OBP: 0.368, SLG: 0.474 (1, 8)										3	1	2	2	1	0	0				
Brooks Robinson, R OBP: 0.341, SLG: 0.396 (1, 5)										4	1	2	2	0	0	1				
Curt Blefary, L OBP: 0.354, SLG: 0.458 (1, 7)										4	0	1	1	0	3	3				
Boog Powell, L OBP: 0.339, SLG: 0.407 (1, 3)										4	1	1	1	0	0	4				
Vic Roznovsky, L OBP: 0.250, SLG: 0.262 (1, 2)										4	0	0	0	0	2	0				
Davey Johnson, R OBP: 0.326, SLG: 0.378 (1, 4)										4	2	2	1	0	0	0				
Dave McNally, R OBP: 0.160, SLG: 0.200 Eddie Watt, R (6, 1)										1	0	0	0	0	0	0				
Inning Stats	R: 0 E: 0 K: 0 S: 4	H: 1 LOB: 1 BB: 0 P: 4	R: 1 E: 0 K: 1 S: 6	H: 1 LOB: 0 BB: 0 P: 6	R: 0 E: 0 K: 0 S: 3	H: 0 LOB: 0 BB: 0 P: 3	R: 0 E: 0 K: 1 S: 5	H: 0 LOB: 0 BB: 0 P: 5	R: 0 E: 0 K: 1 S: 5	H: 0 LOB: 0 BB: 0 P: 5	R: 3 E: 1 K: 0 S: 6	H: 3 LOB: 1 BB: 1 P: 10	R: 3 E: 0 K: 1 S: 10	H: 5 LOB: 3 BB: 1 P: 14	R: 1 E: 0 K: 2 S: 8	H: 1 LOB: 1 BB: 1 P: 12		1B: 8 2B: 1 3B: 0 HR: 2	SF: 0 SAC: 0 DP: 0 HBP: 0	WP: 0 PB: 1 SB: 1 CS: 0
PITCHER	IP WLS BF H R ER SO BB IBB HBP BLK WP HR S P ERA WHIP																			
Orlando Pena, R ERA: 3.93 Ed Connolly, L ERA: 7.52 Bob Allen, L ERA: 3.55	(1, 1) 5.0 L 17 8 6 6 1 2 0 0 0 0 0 0 16 24 27.00 5.000																			
(8, 1) 1.0 5 1 1 1 2 1 0 0 0 0 0 1 8 12 9.00 2.000																				

Batter	1	2	3	4	5	6	7	8	9	AB	R	H	RBI	BB	SO	LOB	TOP								
Max Alvis, R OBP: 0.328, SLG: 0.413 (1, 5)	0-0 5-3		0-0 1B		0-0 4-3 1B		0-0 1-3 1B		4-0 1B BB	4	1	3	2	1	0	0	Cleveland Indians @ Baltimore Orioles Memorial Stadium, Baltimore, MD Sat Jul 01 1967, 3:33 AM EDT Att: 12,657 - Unknown								
Chuck Hinton, R OBP: 0.317, SLG: 0.332 (1, 8) (7, 9)	0-3 K		0-3 K		0-0 1-2 4-3 1B		0-0 F8		4-0 1B S BB	4	1	1	0	1	2	3									
Leon Wagner, L OBP: 0.306, SLG: 0.455 (1, 7) Vic Davalillo, L OBP: 0.280, SLG: 0.328 (7, 8)	0-0 F8		0-0 1-2 1B		0-0 4-3		0-0 1-3		0-0 F6	4	0	1	1	1	0	4									
Rocky Colavito, R OBP: 0.345, SLG: 0.415 (1, 9) (7, 7)		0-0 6-3	0-0 F9		0-0 F7		0-0 F4		0-0 S 1B	5	0	1	1	0	0	6									
Tony Horton, R OBP: 0.270, SLG: 0.345 (1, 3)		0-0 HR		0-0 6-3		0-0 F6		0-0 4-3	0-0 6-3	5	1	1	1	0	0	1									
Duke Sims, L OBP: 0.329, SLG: 0.318 (1, 2)	1-0 G5-4-3 HBP			1-0 FC6-4 HBP		0-3 K		0-0 F6		2	0	0	0	0	1	0									
Chico Salmon, R OBP: 0.286, SLG: 0.350 (1, 6)	0-0 G5-4-3			0-0 FC6-4		0-3 K		0-0 S 1B		4	0	1	0	0	1	2									
Gus Gil, R OBP: 0.194, SLG: 0.165 (1, 4)			4-0 SH1-4 1B BB	0-0 CS	0-0 F3		4-0 1B 2B BLK BB	0-3 K		2	2	0	0	2	1	1									
Sonny Siebert, R OBP: 0.250, SLG: 0.625 (1, 1) Larry Brown, R OBP: 0.331, SLG: 0.372 (3, PH) John O'Donoghue, R OBP: 0.176, SLG: 0.313 (3, 1)			0-0 SH1-4		4-0 1B 1B 4-3 BB		0-0 2B 1B	0-3 K		0	0	0	0	0	0	0									
Inning Stats	R: 0 E: 0 K: 1 S: 5	H: 0 LOB: 0 BB: 0 P: 5	R: 1 E: 0 K: 0 S: 3	H: 1 LOB: 0 BB: 0 P: 4	R: 1 E: 0 K: 1 S: 7	H: 2 LOB: 2 BB: 1 P: 11	R: 0 E: 0 K: 0 S: 2	H: 0 LOB: 0 BB: 0 P: 3	R: 1 E: 0 K: 0 S: 5	H: 2 LOB: 2 BB: 1 P: 9	R: 0 E: 0 K: 2 S: 7	H: 0 LOB: 0 BB: 0 P: 7	R: 1 E: 0 K: 0 S: 5	H: 2 LOB: 2 BB: 1 P: 9	R: 0 E: 0 K: 1 S: 6	H: 1 LOB: 1 BB: 0 P: 6		R: 2 E: 0 K: 1 S: 6	H: 1 LOB: 1 BB: 2 P: 14	1B: 7 2B: 1 3B: 0 HR: 1	SF: 0 SAC: 1 DP: 1 HBP: 2	WP: 0 PB: 0 SB: 3 CS: 1	PA: 42		
PITCHER	IP	WLS	BF	H	R	ER	SO	BB	IBB	HBP	BLK	WP	HR	S	P	ERA	WHIP								
Steve Barber, L ERA: 4.1 (1, 1)	5.0	L	22	5	3	3	2	2	0	2	0	0	1	22	32	5.40	1.400								
Stu Miller, R ERA: 2.51 (6, 1)	2.0		9	2	1	1	2	1	0	0	1	0	0	12	16	4.50	1.500								
Mike Adamson, R ERA: 9.0 (8, 1)	2.0		10	2	2	2	2	2	0	0	0	0	0	12	20	9.00	2.000								

Batter	1	2	3	4	5	6	7	8	9	AB	R	H	RBI	BB	SO	LOB	BOTTOM								
Luis Aparicio, R OBP: 0.275, SLG: 0.303 (1, 6)	0-0 F9		0-0 6-3			0-0 E5 FC6-4		0-3 K2-3		4	0	0	0	0	1	0	Cleveland Indians @ Baltimore Orioles Memorial Stadium, Baltimore, MD Sat Jul 01 1967, 3:33 AM EDT Att: 12,657 - Unknown								
Russ Snyder, L OBP: 0.318, SLG: 0.400 (1, 9)	0-0 S 1B		0-0 G3			0-0 FC6-4 FC5-4			0-0 G3	4	0	1	0	0	0	1									
Paul Blair, R OBP: 0.362, SLG: 0.466 (1, 8)	0-0 F7			0-0 6-3		0-0 FC5-4			0-0 2-3	4	0	0	0	0	0	2									
Brooks Robinson, R OBP: 0.337, SLG: 0.390 (1, 5)	0-3 K			0-0 6-3		0-0 5-3			0-0 5-3	4	0	0	0	0	1	2									
Curt Blefary, L OBP: 0.350, SLG: 0.453 (1, 7)		0-0 F7		0-0 G3			0-0 1-3			3	0	0	0	0	0	0									
Boog Powell, L OBP: 0.335, SLG: 0.402 (1, 3)		0-0 F3			0-0 F6		0-3 K			3	0	0	0	0	1	0									
Davey Johnson, R OBP: 0.326, SLG: 0.382 (1, 4) Mike Adamson, R (8, 1)					0-0 6-3		0-0 6-3			3	0	1	0	0	0	0									
Andy Etchebarren, R OBP: 0.344, SLG: 0.407 (1, 2)		0-3 K						0-0 F7		3	0	1	0	0	1	1									
Steve Barber, L OBP: 0.167, SLG: 0.091 (1, 1) Sam Bowens, R OBP: 0.235, SLG: 0.222 (5, PH) Stu Miller, R (6, 1) Mark Belanger, R OBP: 0.308, SLG: 0.333 (8, 4)			0-3 K		0-3 K		0-0 F4			1	0	0	0	0	1	0									
Inning Stats	R: 0 E: 0 K: 1 S: 6	H: 1 LOB: 1 BB: 0 P: 6	R: 0 E: 0 K: 1 S: 6	H: 1 LOB: 1 BB: 0 P: 6	R: 0 E: 0 K: 1 S: 5	H: 0 LOB: 0 BB: 0 P: 5	R: 0 E: 0 K: 0 S: 3	H: 0 LOB: 0 BB: 0 P: 3	R: 0 E: 0 K: 1 S: 6	H: 1 LOB: 1 BB: 0 P: 6	R: 0 E: 1 K: 0 S: 4	H: 0 LOB: 1 BB: 0 P: 4	R: 0 E: 0 K: 1 S: 5	H: 0 LOB: 0 BB: 0 P: 5	R: 0 E: 0 K: 1 S: 5	H: 0 LOB: 0 BB: 0 P: 5		R: 0 E: 0 K: 0 S: 3	H: 0 LOB: 0 BB: 0 P: 3	1B: 1 2B: 2 3B: 0 HR: 0	SF: 0 SAC: 0 DP: 0 HBP: 0	WP: 0 PB: 0 SB: 1 CS: 0	PA: 31		
PITCHER	IP	WLS	BF	H	R	ER	SO	BB	IBB	HBP	BLK	WP	HR	S	P	ERA	WHIP								
Sonny Siebert, R ERA: 2.61 (1, 1)	2.0		8	2	0	0	2	0	0	0	0	0	0	12	12	0.00	1.000								
John O'Donoghue, L ERA: 2.34 (3, 1)	7.0	W	23	1	0	0	4	0	0	0	0	0	0	31	31	0.00	0.143								

Batter	1	2	3	4	5	6	7	8	9	AB	R	H	RBI	BB	SO	LOB	TOP			
Lee Mays, L (1, 8) OBP: 0.318, SLG: 0.444	F7			K		1B				3	0	1	0	0	1	0	Cleveland Indians @ Baltimore Orioles Memorial Stadium, Baltimore, MD Sun Jul 02 1967, 3:33 AM EDT Att: 12,435 - Unknown			
Max Alvis, R (1, 5) OBP: 0.328, SLG: 0.415	6-3					F8				3	0	1	0	0	0	1				
Leon Wagner, L (1, 7) OBP: 0.307, SLG: 0.451	F9			G6-4-3 BB		F6				2	0	0	0	1	0	1				
Rocky Colavito, R (1, 9) OBP: 0.338, SLG: 0.405		6-3		G6-4-3 BB				F7		3	0	0	0	0	0	2				
Duke Sims, L (1, 2) OBP: 0.323, SLG: 0.311		K			F9			K		3	0	0	0	0	2	0				
Tony Horton, R (1, 3) OBP: 0.275, SLG: 0.348		F9			FC5-4 1B					2	0	1	0	0	0	0				
Chico Salmon, R (1, 6) OBP: 0.280, SLG: 0.343			F3		FC5-4 1-2					2	0	0	0	0	0	1				
Gus Gil, R (1, 4) OBP: 0.189, SLG: 0.161			5-3		4-3					2	0	0	0	0	0	1				
Sam McDowell, L (1, 1) OBP: 0.194, SLG: 0.314			G3			K				2	0	0	0	0	1	0				
Inning Stats	R: 0 E: 0 K: 0 S: 3	H: 0 LOB: 0 BB: 0 P: 3	R: 0 E: 0 K: 1 S: 5	H: 0 LOB: 0 BB: 0 P: 5	R: 0 E: 0 K: 0 S: 3	H: 0 LOB: 0 BB: 0 P: 3	R: 0 E: 0 K: 1 S: 5	H: 1 LOB: 1 BB: 1 P: 9	R: 0 E: 0 K: 0 S: 4	H: 1 LOB: 1 BB: 0 P: 4	R: 0 E: 0 K: 1 S: 6	H: 1 LOB: 1 BB: 0 P: 6	R: 0 E: 0 K: 1 S: 4	H: 0 LOB: 0 BB: 0 P: 4			1B: 2 2B: 1 3B: 0 HR: 0	SF: 0 SAC: 0 DP: 1 HBP: 0	WP: 0 PB: 0 CS: 0	PA: 23
PITCHER Bill Dillman, R (1, 1) ERA: 3.88	IP: 6.2 WLS: W BF: 23	H: 3 R: 0 ER: 0 SO: 4	BB: 1 IBB: 0 HBP: 0 BLK: 0	WP: 0 HR: 0 S: 30 P: 34	ERA: 0.00 WHIP: 0.600															

Batter	1	2	3	4	5	6	7	8	9	AB	R	H	RBI	BB	SO	LOB	BOTTOM			
Luis Aparicio, R (1, 6) OBP: 0.273, SLG: 0.300	F7	6-3			SH1-4					2	0	0	0	0	0	2	Cleveland Indians @ Baltimore Orioles Memorial Stadium, Baltimore, MD Sun Jul 02 1967, 3:33 AM EDT Att: 12,435 - Unknown			
Russ Snyder, L (1, 7) OBP: 0.319, SLG: 0.394	WP BB		L6		4-3					2	0	0	0	1	0	1				
Paul Blair, R (1, 8) OBP: 0.358, SLG: 0.459	F9		K		F8					3	0	0	0	0	1	2				
Brooks Robinson, R (1, 5) OBP: 0.333, SLG: 0.386	4-3		F9			5-3				3	0	0	0	0	0	1				
Davey Johnson, R (1, 4) OBP: 0.330, SLG: 0.387		1B BB SF9 BB		F8		2B				2	1	1	0	1	0	0				
Sam Bowens, R (1, 9) OBP: 0.299, SLG: 0.217		SF9 1B BB		FC6-4 BB		K				1	0	0	0	2	1	1				
Curt Blefary, L (1, 3) OBP: 0.350, SLG: 0.452		SF9 1B		F8		4-3				3	0	1	0	0	0	2				
Andy Etchebarren, R (1, 2) OBP: 0.340, SLG: 0.405		SF9		FC6-4						1	0	0	1	0	0	1				
Bill Dillman, R (1, 1) OBP: 0.250, SLG: 0.250		K		SH1-4 1B						2	0	1	0	0	1	2				
Inning Stats	R: 0 E: 0 K: 0 S: 3	H: 0 LOB: 1 BB: 1 P: 7	R: 1 E: 0 K: 1 S: 6	H: 1 LOB: 2 BB: 2 P: 14	R: 0 E: 0 K: 1 S: 5	H: 0 LOB: 0 BB: 0 P: 5	R: 0 E: 0 K: 0 S: 3	H: 0 LOB: 1 BB: 1 P: 7	R: 0 E: 0 K: 0 S: 4	H: 1 LOB: 1 BB: 1 P: 4	R: 0 E: 0 K: 1 S: 6	H: 1 LOB: 1 BB: 0 P: 6	R: 0 E: 0 K: 1 S: 6	H: 1 LOB: 1 BB: 0 P: 6			1B: 2 2B: 1 3B: 0 HR: 0	SF: 1 SAC: 1 DP: 0 HBP: 0	WP: 1 PB: 0 CS: 0	PA: 25
PITCHER Sam McDowell, L (1, 1) ERA: 4.08	IP: 6.0 WLS: L BF: 25	H: 3 R: 1 ER: 1 SO: 3	BB: 4 IBB: 0 HBP: 0 BLK: 0	WP: 1 HR: 0 S: 27 P: 43	ERA: 1.50 WHIP: 1.167															

Batter	1	2	3	4	5	6	7	8	9	AB	R	H	RBI	BB	SO	LOB	TOP					
Luis Aparicio, R (1,6) OBP: 0.274, SLG: 0.308	F9								5-3	4	0	2	0	0	0	0						
Russ Snyder, L (1,7) OBP: 0.310, SLG: 0.379	3-1								1-3	4	0	0	0	0	0	2						
Paul Blair, R (1,8) OBP: 0.363, SLG: 0.459	F9								5-3	3	0	0	0	0	0	1						
Brooks Robinson, R (1,5) OBP: 0.327, SLG: 0.377		6-3							6-3	3	0	0	0	0	1	1						
Davey Johnson, R (1,4) OBP: 0.326, SLG: 0.376		K							6-3	3	0	0	0	0	1	0						
Sam Bowens, R (1,9) OBP: 0.246, SLG: 0.204		K							1-3	3	0	0	0	0	1	0						
Curt Blefary, L (1,3) OBP: 0.348, SLG: 0.442			3-1						4-1	3	0	0	0	0	1	0						
Andy Etchebarren, R (1,2) OBP: 0.340, SLG: 0.391			5-3						1-3	3	0	0	0	0	0	0						
Pete Richert, L (1,1) OBP: 0.079, SLG: 0.081 Mickey McGuire, R (9,PH)			K						K	2	0	0	0	0	2	0						
Inning Stats	R: 0 E: 0 K: 0 S: 3	H: 0 LOB: 0 BB: 0 P: 3	R: 0 E: 0 K: 2 S: 7	H: 0 LOB: 0 BB: 0 P: 7	R: 0 E: 0 K: 1 S: 5	H: 0 LOB: 0 BB: 0 P: 5	R: 0 E: 0 K: 1 S: 6	H: 1 LOB: 1 BB: 0 P: 6	R: 0 E: 0 K: 0 S: 3	H: 0 LOB: 0 BB: 0 P: 3	R: 0 E: 0 K: 1 S: 6	H: 1 LOB: 1 BB: 0 P: 6	R: 0 E: 0 K: 0 S: 3	H: 0 LOB: 0 BB: 0 P: 3	R: 0 E: 0 K: 1 S: 5	H: 0 LOB: 0 BB: 0 P: 5	R: 0 E: 0 K: 0 S: 3	H: 0 LOB: 0 BB: 0 P: 3	1B: 1 2B: 0 3B: 1 HR: 0	SF: 0 SAC: 0 DP: 0 HBP: 0	WP: 0 PB: 0 CS: 0	PA: 29
PITCHER Tommy John, L (1,1) ERA: 2.23	IP: 9.0 WLS: W BF: 29 H: 2 R: 0 ER: 0 SO: 6 BB: 0 IBB: 0 HBP: 0 BLK: 0 WP: 0 HR: 0 S: 41 P: 41 ERA: 0.00 WHIP: 0.222															PITCHER	IP: 9.0 WLS: W BF: 29 H: 2 R: 0 ER: 0 SO: 6 BB: 0 IBB: 0 HBP: 0 BLK: 0 WP: 0 HR: 0 S: 41 P: 41 ERA: 0.00 WHIP: 0.222					

Baltimore Orioles @ Chicago White Sox
Comiskey Park, Chicago, IL
Tue Jul 04 1967, 4:33 AM EDT
Att: 25,613 - Unknown

AB 29
R 0
H 2
RBI 0
BB 0
SO 6
LOB 4



Batter	1	2	3	4	5	6	7	8	9	AB	R	H	RBI	BB	SO	LOB	BOTTOM			
Mary Staehle, L (1,4) OBP: 0.211, SLG: 0.222	4-3		4-3							3	0	0	1	1	0	1				
Tom McCraw, L (1,3) OBP: 0.291, SLG: 0.377	K								4-3	3	0	0	0	1	1	1				
Dick Kenworthy, R (1,5) OBP: 0.328, SLG: 0.481 Don Buford, S (6,PR) (9,5)	F3								E6	4	0	1	0	0	1	2				
Ken Berry, R (1,8) OBP: 0.332, SLG: 0.355		F4							FC4-5	3	1	0	0	1	1	1				
Ron Hansen, R (1,6) OBP: 0.290, SLG: 0.326		BB							FC4-5	3	1	1	0	1	0	3				
Tommie Agee, R (1,7) OBP: 0.318, SLG: 0.416		BB							L5	3	1	1	0	1	0	3				
Pete Ward, L (1,9) OBP: 0.364, SLG: 0.376		BB							1B	3	1	3	2	1	0	0				
Jerry McNertney, R (1,2) OBP: 0.284, SLG: 0.371									CS	2	1	0	0	1	0	3				
Tommy John, R (1,1) OBP: 0.162, SLG: 0.167									CS	2	1	0	0	1	0	3				
Inning Stats	R: 0 E: 0 K: 1 S: 5	H: 0 LOB: 0 BB: 2 P: 5	R: 0 E: 0 K: 0 S: 2	H: 0 LOB: 1 BB: 2 P: 10	R: 0 E: 0 K: 0 S: 3	H: 0 LOB: 0 BB: 0 P: 3	R: 0 E: 0 K: 0 S: 3	H: 0 LOB: 1 BB: 1 P: 7	R: 2 E: 0 K: 1 S: 7	H: 2 LOB: 2 BB: 2 P: 15	R: 1 E: 0 K: 0 S: 6	H: 2 LOB: 0 BB: 0 P: 6	R: 0 E: 0 K: 0 S: 3	H: 0 LOB: 1 BB: 1 P: 7	R: 1 E: 1 K: 0 S: 4	H: 2 LOB: 1 BB: 0 P: 4	1B: 4 2B: 2 3B: 0 HR: 0	SF: 0 SAC: 0 DP: 1 HBP: 0	WP: 0 PB: 0 CS: 1	PA: 34
PITCHER Pete Richert, L (1,1) ERA: 3.57	IP: 8.0 WLS: L BF: 33 H: 6 R: 4 ER: 4 SO: 3 BB: 6 IBB: 0 HBP: 0 BLK: 0 WP: 0 HR: 0 S: 33 P: 57 ERA: 4.50 WHIP: 1.500															PITCHER	IP: 8.0 WLS: L BF: 33 H: 6 R: 4 ER: 4 SO: 3 BB: 6 IBB: 0 HBP: 0 BLK: 0 WP: 0 HR: 0 S: 33 P: 57 ERA: 4.50 WHIP: 1.500			

Baltimore Orioles @ Chicago White Sox
Comiskey Park, Chicago, IL
Tue Jul 04 1967, 4:33 AM EDT
Att: 25,613 - Unknown

AB 27
R 4
H 6
RBI 4
BB 6
SO 3
LOB 13



Batter	1	2	3	4	5	6	7	8	9	AB	R	H	RBI	BB	SO	LOB	TOP										
Luis Aparicio, R OBP: 0.272, SLG: 0.304 (1, 6)	F7		6-3		1-3 HBP		F7			3	0	0	0	0	0	1	<p>Baltimore Orioles @ Chicago White Sox Comiskey Park, Chicago, IL Thu Jul 06 1967, 4:33 AM EDT Att: 17,960 - Unknown</p>										
Curt Blefary, L OBP: 0.342, SLG: 0.429 (1, 3)	K		1-3		1-3			F9		4	0	0	0	0	1	2											
Paul Blair, R OBP: 0.366, SLG: 0.466 (1, 8)	HR				F3			K		4	1	2	2	0	1	1											
Brooks Robinson, R OBP: 0.324, SLG: 0.375 (1, 5)	5-3		L6		5-3			F7		4	0	0	0	0	0	2											
Curt Motton, R OBP: 0.286, SLG: 0.167 Russ Snyder, L OBP: 0.306, SLG: 0.374 (9, 7)				5-3		F7			F7	4	0	1	0	0	0	0											
Davey Johnson, R OBP: 0.324, SLG: 0.372 (1, 4)					F8		F3		5-3	4	0	0	0	0	0	1											
Sam Bowens, R OBP: 0.262, SLG: 0.283 (1, 9)							5-3			4	1	2	1	0	0	1											
Larry Haney, R OBP: 0.361, SLG: 0.393 (1, 2)									CS	2	0	0	0	1	0	1											
Dave McNally, R OBP: 0.179, SLG: 0.214 (1, 1)										3	1	1	0	0	0	1											
Inning Stats	R: 1 E: 0 K: 1 S: 6	H: 1 LOB: 0 BB: 0 P: 6	R: 0 E: 0 K: 0 S: 4	H: 1 LOB: 1 BB: 0 P: 4	R: 1 E: 1 K: 0 S: 5	H: 2 LOB: 1 BB: 0 P: 5	R: 1 E: 0 K: 0 S: 4	H: 1 LOB: 1 BB: 1 P: 8	R: 0 E: 0 K: 0 S: 3	H: 0 LOB: 1 BB: 0 P: 4	R: 0 E: 0 K: 0 S: 3	H: 0 LOB: 0 BB: 0 P: 3	R: 0 E: 0 K: 1 S: 5	H: 0 LOB: 0 BB: 0 P: 5	R: 0 E: 0 K: 0 S: 3	H: 1 LOB: 1 BB: 0 P: 3		1B: 4 2B: 0 3B: 0 HR: 2	SF: 0 SAC: 0 DP: 0 HBP: 1	WP: 1 PB: 1 SB: 0 CS: 1	PA: 35						
PITCHER	IP	WLS	BF	H	R	ER	SO	BB	IBB	HBP	BLK	WP	HR	S	P	ERA	WHIP										
Jim O'Toole, L ERA: 2.42 John Buzhardt, R ERA: 4.31 Wilbur Wood, L ERA: 0.91 Don McMahon, R ERA: 2.25	3.0	L	13	4	2	2	1	0	0	0	0	0	1	15	15	6.00	1.333										

Batter	1	2	3	4	5	6	7	8	9	AB	R	H	RBI	BB	SO	LOB	BOTTOM										
Mary Staehle, L OBP: 0.241, SLG: 0.192 (1, 4)	F7		3-1					1-3		4	0	0	0	0	1	2	<p>Baltimore Orioles @ Chicago White Sox Comiskey Park, Chicago, IL Thu Jul 06 1967, 4:33 AM EDT Att: 17,960 - Unknown</p>										
Tom McCraw, L OBP: 0.293, SLG: 0.374 (1, 3)									F8	4	0	2	0	0	0	0											
Tommie Agee, R OBP: 0.315, SLG: 0.406 (1, 7)									F3	4	0	0	0	0	0	2											
Ken Berry, R OBP: 0.329, SLG: 0.346 (1, 8)									L3	4	0	0	0	0	0	0											
Ron Hansen, R OBP: 0.287, SLG: 0.319 (1, 6)										3	0	0	0	0	0	0											
Dick Kenworthy, R OBP: 0.344, SLG: 0.561 (1, 5)										3	1	2	1	0	0	0											
Pete Ward, L OBP: 0.360, SLG: 0.373 (1, 9)										3	0	0	0	0	1	1											
Jerry McNertney, R OBP: 0.299, SLG: 0.375 Don Buford, S OBP: 0.507, SLG: 0.289 J.C. Martin, L OBP: 0.324, SLG: 0.308 (1, 2) (8, PR) (9, 2)										2	0	1	0	1	0	0											
Jim O'Toole, S OBP: 0.077, SLG: 0.077 Jimmy Stewart, S OBP: 0.222, SLG: 0.222 John Buzhardt, R OBP: 0.267, SLG: 0.267 Smoky Burgess, R OBP: 0.289, SLG: 0.289 Wilbur Wood, R OBP: 0.316, SLG: 0.316 Wayne Causey, L OBP: 0.200, SLG: 0.200 (1, 1) (3, PR) (4, 1) (5, PR) (8, PR) (9, 1)										0	0	0	0	0	0	0											
Inning Stats	R: 0 E: 0 K: 0 S: 3	H: 1 LOB: 0 BB: 0 P: 3	R: 1 E: 0 K: 0 S: 4	H: 1 LOB: 0 BB: 0 P: 4	R: 0 E: 0 K: 0 S: 3	H: 0 LOB: 0 BB: 0 P: 3	R: 0 E: 0 K: 0 S: 3	H: 1 LOB: 0 BB: 0 P: 3	R: 0 E: 0 K: 1 S: 5	H: 0 LOB: 0 BB: 0 P: 5	R: 0 E: 0 K: 0 S: 3	H: 0 LOB: 0 BB: 0 P: 3	R: 0 E: 0 K: 2 S: 8	H: 1 LOB: 2 BB: 0 P: 8	R: 0 E: 0 K: 0 S: 3	H: 0 LOB: 0 BB: 0 P: 3		1B: 3 2B: 1 3B: 0 HR: 1	SF: 0 SAC: 0 DP: 1 HBP: 0	WP: 0 PB: 0 SB: 1 CS: 1	PA: 31						
PITCHER	IP	WLS	BF	H	R	ER	SO	BB	IBB	HBP	BLK	WP	HR	S	P	ERA	WHIP										
Dave McNally, L ERA: 4.86	9.0	W	31	5	1	1	3	1	0	0	0	0	1	36	40	1.00	0.667										

Batter	1	2	3	4	5	6	7	8	9	AB	R	H	RBI	BB	SO	LOB	TOP					
Dick Howser, R (1,4) OBP: 0.378, SLG: 0.303	F9		F7		FC5-4		F8		5-3	5	0	0	0	0	0	2						
Jake Gibbs, L (1,2) OBP: 0.318, SLG: 0.308	1-3									4	1	2	0	0	0	0						
Steve Whitaker, L (1,9) OBP: 0.286, SLG: 0.375	K									4	0	2	0	0	1	0						
Mickey Mantle, S (1,3) OBP: 0.394, SLG: 0.507										4	0	2	1	0	0	2						
Mike Hegan, L (8, PR) OBP: 0.167, SLG: 0.121										0	1	0	0	0	0	0						
Joe Pepitone, L (1,8) OBP: 0.318, SLG: 0.378										3	1	1	2	1	0	4						
Tom Tresh, S (1,7) OBP: 0.287, SLG: 0.359										4	0	0	0	0	0	6						
Ruben Amaro, R (1,6) OBP: 0.281, SLG: 0.239										4	0	0	0	0	0	3						
John Kennedy, R (1,5) OBP: 0.352, SLG: 0.330										4	0	2	0	0	2	0						
Al Downing, R (1,1) OBP: 0.200, SLG: 0.243										4	0	1	0	0	1	2						
Inning Stats	R: 0 E: 0 K: 1 S: 5	H: 0 LOB: 0 BB: 0 P: 5	R: 0 E: 0 K: 0 S: 3	H: 0 LOB: 1 BB: 1 P: 7	R: 0 E: 0 K: 0 S: 3	H: 1 LOB: 0 BB: 0 P: 3	R: 0 E: 0 K: 0 S: 5	H: 2 LOB: 2 BB: 0 P: 5	R: 0 E: 0 K: 1 S: 6	H: 1 LOB: 1 BB: 0 P: 6	R: 1 E: 0 K: 0 S: 6	H: 3 LOB: 2 BB: 0 P: 6	R: 0 E: 0 K: 1 S: 5	H: 0 LOB: 0 BB: 0 P: 5	R: 2 E: 0 K: 0 S: 5	H: 2 LOB: 1 BB: 0 P: 5	R: 0 E: 0 K: 1 S: 6	H: 1 LOB: 1 BB: 0 P: 6	1B: 8 2B: 1 3B: 0 HR: 1	SF: 0 SAC: 0 DP: 1 HBP: 0	WP: 0 PB: 0 SB: 1 CS: 0	PA: 37
PITCHER	IP	WLS	BF	H	R	ER	SO	BB	IBB	HBP	BLK	WP	HR	S	P	ERA	WHIP					
Bill Dillman, R (1,1) ERA: 3.53	3.0		10	1	0	0	1	1	0	0	0	0	0	11	15	0.00	0.667					
Eddie Fisher, R (4,1) ERA: 4.43	5.0	L	23	8	3	3	2	0	0	0	0	0	1	27	27	5.40	1.600					
Pete Richert, L (9,1) ERA: 3.54	1.0		4	1	0	0	1	0	0	0	0	0	0	6	6	0.00	1.000					

New York Yankees @ Baltimore Orioles
Memorial Stadium, Baltimore, MD
Fri Jul 07 1967, 7:05 PM EDT
Att: 19,259 - Unknown

AB 36
R 3
H 10
RBI 3
BB 1
SO 4
LOB 19




Batter	1	2	3	4	5	6	7	8	9	AB	R	H	RBI	BB	SO	LOB	BOTTOM					
Luis Aparicio, R (1,6) OBP: 0.273, SLG: 0.304	F9					SH1-3		4-3		3	0	1	0	0	0	0						
Curt Blefary, L (1,3) OBP: 0.341, SLG: 0.424	F6		F7							3	0	0	0	1	1	1						
Paul Blair, R (1,8) OBP: 0.361, SLG: 0.459	K									4	0	0	0	0	2	2						
Brooks Robinson, R (1,5) OBP: 0.321, SLG: 0.370										4	0	0	0	0	1	2						
Curt Motton, R (1,7) OBP: 0.364, SLG: 0.300										4	0	2	0	0	1	0						
Davey Johnson, R (1,4) OBP: 0.320, SLG: 0.368										3	0	0	0	0	2	2						
Sam Bowens, R (1,9) OBP: 0.250, SLG: 0.268										3	0	0	0	0	2	2						
Andy Etchebarren, R (1,2) OBP: 0.336, SLG: 0.382										3	0	0	0	0	2	1						
Bill Dillman, R (1,1) OBP: 0.238, SLG: 0.238										1	0	0	0	0	1	0						
Eddie Fisher, R (4,1) OBP: 0.250, SLG: 0.250										1	0	1	0	0	0	0						
Mickey McGuire, R (8, PH) OBP: 0.079, SLG: 0.081										1	0	0	0	0	0	0						
Pete Richert, L (9,1) OBP: 0.079, SLG: 0.081										0	0	0	0	0	0	0						
Inning Stats	R: 0 E: 0 K: 1 S: 5	H: 0 LOB: 0 BB: 0 P: 5	R: 0 E: 0 K: 2 S: 8	H: 1 LOB: 0 BB: 0 P: 8	R: 0 E: 0 K: 1 S: 6	H: 1 LOB: 1 BB: 0 P: 6	R: 0 E: 0 K: 1 S: 5	H: 0 LOB: 0 BB: 0 P: 5	R: 0 E: 0 K: 1 S: 7	H: 0 LOB: 0 BB: 0 P: 7	R: 0 E: 0 K: 2 S: 4	H: 1 LOB: 2 BB: 1 P: 8	R: 0 E: 0 K: 2 S: 8	H: 1 LOB: 1 BB: 0 P: 8	R: 0 E: 0 K: 1 S: 5	H: 0 LOB: 0 BB: 0 P: 5	R: 0 E: 0 K: 2 S: 7	H: 0 LOB: 0 BB: 0 P: 7	1B: 4 2B: 0 3B: 0 HR: 0	SF: 0 SAC: 1 DP: 0 HBP: 0	WP: 0 PB: 0 SB: 0 CS: 0	PA: 32
PITCHER	IP	WLS	BF	H	R	ER	SO	BB	IBB	HBP	BLK	WP	HR	S	P	ERA	WHIP					
Al Downing, L (1,1) ERA: 2.66	9.0	W	32	4	0	0	12	1	0	0	0	0	0	55	59	0.00	0.556					

New York Yankees @ Baltimore Orioles
Memorial Stadium, Baltimore, MD
Fri Jul 07 1967, 7:05 PM EDT
Att: 19,259 - Unknown

AB 30
R 0
H 4
RBI 0
BB 1
SO 12
LOB 10



Batter	1	2	3	4	5	6	7	8	9	AB	R	H	RBI	BB	SO	LOB	TOP																
Dick Howser, R (1.4) OBP: 0.382, SLG: 0.315	1-3		L4-3			FC3-6 BB		2H 1B		3	0	1	1	1	0	1	New York Yankees @ Baltimore Orioles Memorial Stadium, Baltimore, MD Sat Jul 08 1967, Postponed Att: 24,330 - Unknown																
Mike Hegan, L (1.3) OBP: 0.244, SLG: 0.200 (7.9)	2B					FC3-6 G4-6-3		K		4	0	2	0	0	1	2																	
Joe Pepitone, L (1.8) OBP: 0.318, SLG: 0.378	F7					G4-6-3		BB 1B		4	1	1	0	0	0	3																	
Steve Whitaker, L (1.9) OBP: 0.285, SLG: 0.371 (7.7)	K							F8		4	0	0	0	0	3	3																	
Tom Tresh, S (1.7) OBP: 0.283, SLG: 0.353 Mickey Mantle, S (7, PH) OBP: 0.394, SLG: 0.500 (7.3)	1-3							BB 1B		2	0	0	0	0	1	1																	
Jake Gibbs, L (1.2) OBP: 0.321, SLG: 0.306	6-3							BB 1B		1	1	0	0	1	0	0																	
Ruben Amaro, R (1.6) OBP: 0.289, SLG: 0.248	5-3							F9		4	0	1	0	0	0	2																	
John Kennedy, R (1.5) OBP: 0.352, SLG: 0.330								SH3-4 1B		2	1	0	0	1	0	0																	
John Kennedy, R (1.5) OBP: 0.352, SLG: 0.330								SH3-4 1B		3	0	1	2	0	0	1																	
John Kennedy, R (1.5) OBP: 0.352, SLG: 0.330								SH3-4 1B		3	0	1	2	0	0	1																	
Bill Monbouquette, R (1.1) OBP: 0.167, SLG: 0.167 Fritz Peterson, S (7.1) OBP: 0.250, SLG: 0.100 Dooley Womack, L (8.1) OBP: 0.167, SLG: 0.167	L4-3 1B							K		2	0	1	0	0	0	1																	
								K		1	0	0	0	0	1	1																	
Inning Stats	R: 0 E: 0 K: 1 S: 6	H: 1 LOB: 1 BB: 0 P: 6	R: 0 E: 0 K: 0 S: 3	H: 0 LOB: 0 BB: 0 P: 3	R: 0 E: 0 K: 0 S: 3	H: 1 LOB: 0 BB: 0 P: 3	R: 0 E: 0 K: 2 S: 8	H: 1 LOB: 1 BB: 0 P: 8	R: 0 E: 0 K: 0 S: 4	H: 1 LOB: 1 BB: 0 P: 4	R: 0 E: 0 K: 0 S: 2	H: 0 LOB: 0 BB: 1 P: 6	R: 0 E: 0 K: 1 S: 5	H: 0 LOB: 0 BB: 0 P: 5	R: 1 E: 1 K: 2 S: 9	H: 1 LOB: 1 BB: 0 P: 9	R: 2 E: 0 K: 1 S: 7	H: 2 LOB: 2 BB: 2 P: 15	1B: 6 2B: 2 3B: 0 HR: 0	SF: 0 SAC: 2 DP: 2 HBP: 0	WP: 0 PB: 0 SB: 2 CS: 0	PA: 36											
PITCHER	IP WLS BF H R ER SO BB IBB HBP BLK WP HR S P ERA WHIP																																
Wally Bunker, R (1.1) ERA: 3.58	6.0	21	4	0	0	3	1	0	0	0	0	0	0	26	30	0.00	0.833																
Stu Miller, R (7.1) ERA: 2.72	2.0	L 8	1	1	0	3	0	0	0	0	0	0	0	14	14	0.00	0.500																
Dave McNally, L (9.1) ERA: 5.02	1.0	7	2	2	2	1	2	0	0	0	0	0	0	7	15	18.00	4.000																

Batter	1	2	3	4	5	6	7	8	9	AB	R	H	RBI	BB	SO	LOB	BOTTOM																
Luis Aparicio, R (1.6) OBP: 0.285, SLG: 0.319	6-3									4	0	3	0	0	0	0	New York Yankees @ Baltimore Orioles Memorial Stadium, Baltimore, MD Sat Jul 08 1967, Postponed Att: 24,330 - Unknown																
Boog Powell, L (1.3) OBP: 0.321, SLG: 0.377	K									4	0	0	0	0	1	4																	
Paul Blair, R (1.8) OBP: 0.360, SLG: 0.452	K									4	0	0	0	0	1	4																	
Brooks Robinson, R (1.5) OBP: 0.327, SLG: 0.377										4	1	3	0	0	0	0																	
Curt Blefary, L (1.9) OBP: 0.340, SLG: 0.434										3	0	0	0	1	1	3																	
Curt Motton, R (1.7) OBP: 0.400, SLG: 0.267										3	0	0	0	1	0	2																	
Davey Johnson, R (1.4) OBP: 0.318, SLG: 0.373										3	0	0	1	0	0	2																	
Andy Etchebarran, R (1.2) OBP: 0.335, SLG: 0.379										4	0	1	0	0	1	1																	
Wally Bunker, R (1.1) OBP: 0.071, SLG: 0.071 Stu Miller, R (7.1)										2	0	0	0	0	1	0																	
Sam Bowers, R (8, PH) OBP: 0.246, SLG: 0.263 Dave McNally, R (9.1) OBP: 0.179, SLG: 0.214										0	0	0	0	0	0	0																	
										1	0	0	0	0	0	1																	
										0	0	0	0	0	0	0																	
Inning Stats	R: 0 E: 0 K: 2 S: 7	H: 0 LOB: 0 BB: 0 P: 7	R: 0 E: 0 K: 0 S: 3	H: 0 LOB: 0 BB: 0 P: 3	R: 0 E: 0 K: 2 S: 7	H: 0 LOB: 0 BB: 0 P: 7	R: 0 E: 0 K: 0 S: 5	H: 2 LOB: 2 BB: 0 P: 5	R: 0 E: 0 K: 0 S: 4	H: 1 LOB: 1 BB: 0 P: 4	R: 0 E: 0 K: 0 S: 5	H: 1 LOB: 1 BB: 1 P: 9	R: 0 E: 0 K: 0 S: 5	H: 2 LOB: 2 BB: 0 P: 5	R: 1 E: 0 K: 0 S: 4	H: 1 LOB: 1 BB: 1 P: 8	1B: 6 2B: 1 3B: 0 HR: 0	SF: 1 SAC: 0 DP: 1 HBP: 0	WP: 0 PB: 0 SB: 0 CS: 0	PA: 35													
PITCHER	IP WLS BF H R ER SO BB IBB HBP BLK WP HR S P ERA WHIP																																
Bill Monbouquette, R (1.1) ERA: 2.25	6.0	21	3	0	0	4	0	0	0	0	0	0	0	29	29	0.00	0.500																
Fritz Peterson, L (7.1) ERA: 4.26	1.2	W 8	3	0	0	1	1	0	0	0	0	0	0	9	13	0.00	2.400																
Dooley Womack, R (8.1) ERA: 2.66	1.1	S 6	1	1	1	0	1	0	0	0	0	0	0	5	9	6.75	1.500																



Batter	1	2	3	4	5	6	7	8	9	AB	R	H	RBI	BB	SO	LOB	TOP			
Dick Howser, R (1,4) OBP: 0.395, SLG: 0.321										4	0	2	0	0	1	1	New York Yankees @ Baltimore Orioles Memorial Stadium, Baltimore, MD Sun Jul 09 1967, 3:33 AM EDT Att: 20,124 - Unknown			
Ruben Amaro, R (1,6) OBP: 0.293, SLG: 0.249										3	0	1	0	1	0	2				
Steve Whitaker, L (1,7) OBP: 0.280, SLG: 0.365										4	0	0	0	0	1	4				
Mickey Mantle, S (1,3) OBP: 0.396, SLG: 0.502										3	1	1	0	1	1	2				
Elston Howard, R (1,2) OBP: 0.243, SLG: 0.241										4	0	0	0	0	0	4				
Joe Pepitone, L (1,8) OBP: 0.317, SLG: 0.376										4	0	1	1	0	1	1				
Charley Smith, R (1,5) OBP: 0.272, SLG: 0.309										3	0	0	0	0	1	1				
Mike Hegan, L (1,9) OBP: 0.229, SLG: 0.186										3	0	0	0	0	0	1				
Mel Stottlemyre, R (1,1) OBP: 0.150, SLG: 0.105										2	0	0	0	0	0	0				
Jake Gibbs, L (8, PH) OBP: 0.324, SLG: 0.311										1	0	1	0	0	0	0				
Steve Hamilton, L (8, 1) OBP: 0.333, SLG: 0.333										0	0	0	0	0	0	0				
Inning Stats	R: 0 E: 0 K: 1 S: 6	H: 1 LOB: 2 BB: 1 P: 10	R: 0 E: 0 K: 2 S: 7	H: 0 LOB: 0 BB: 0 P: 7	R: 0 E: 0 K: 0 S: 4	H: 1 LOB: 1 BB: 0 P: 4	R: 0 E: 0 K: 0 S: 2	H: 0 LOB: 0 BB: 1 P: 6	R: 0 E: 0 K: 0 S: 3	H: 0 LOB: 0 BB: 0 P: 3	R: 0 E: 0 K: 0 S: 5	H: 1 LOB: 1 BB: 0 P: 5	R: 0 E: 1 K: 2 S: 8	H: 1 LOB: 1 BB: 0 P: 8	R: 0 E: 0 K: 0 S: 3	H: 0 LOB: 0 BB: 0 P: 3	1B: 5 2B: 1 3B: 0 HR: 0	SF: 0 SAC: 0 DP: 1 HBP: 0	WP: 0 PB: 0 SB: 0 CS: 1	PA: 33
PITCHER	IP WLS BF H R ER SO BB IBB HBP BLK WP HR S P ERA WHIP																			
Pete Richert, L (1,1) ERA: 3.41	7.0 W 26 5 1 1 3 2 0 0 0 0 0 0 30 38 1.29 1.000																			
Eddie Fisher, R (8,1) ERA: 4.23	2.0 S 7 1 0 0 2 0 0 0 0 0 0 0 11 11 0.00 0.500																			

Batter	1	2	3	4	5	6	7	8	9	AB	R	H	RBI	BB	SO	LOB	BOTTOM			
Luis Aparicio, R (1,6) OBP: 0.281, SLG: 0.315										4	0	0	0	0	0	2	New York Yankees @ Baltimore Orioles Memorial Stadium, Baltimore, MD Sun Jul 09 1967, 3:33 AM EDT Att: 20,124 - Unknown			
Boog Powell, L (1,3) OBP: 0.320, SLG: 0.375										4	0	1	0	0	1	2				
Paul Blair, R (1,8) OBP: 0.355, SLG: 0.445										4	0	0	0	0	1	1				
Brooks Robinson, R (1,5) OBP: 0.331, SLG: 0.389										3	1	2	1	1	0	0				
Curt Blefary, L (1,9) OBP: 0.339, SLG: 0.431										4	0	1	0	0	0	2				
Curt Motton, R (1,7) OBP: 0.391, SLG: 0.278										3	0	1	0	0	2	1				
Sam Bowers, R (8,7) OBP: 0.242, SLG: 0.259										1	0	0	0	0	0	1				
Davey Johnson, R (1,4) OBP: 0.319, SLG: 0.370										2	1	0	0	1	0	3				
Mickey McGuire, R (8,4) OBP: 0.250, SLG: 0.250										0	0	0	0	0	0	0				
Andy Etchebarren, R (1,2) OBP: 0.341, SLG: 0.382										1	0	1	0	1	0	0				
Pete Richert, L (1,1) OBP: 0.077, SLG: 0.079										1	0	0	0	0	0	3				
Vic Roznovsky, L (7, PH) OBP: 0.255, SLG: 0.267										1	0	1	1	0	0	0				
Russ Snyder, L (7, PR) OBP: 0.306, SLG: 0.374										0	0	0	0	0	0	0				
Eddie Fisher, R (8,1) OBP: 0.250, SLG: 0.250										0	0	0	0	0	0	0				
Inning Stats	R: 0 E: 0 K: 0 S: 3	H: 1 LOB: 0 BB: 0 P: 3	R: 0 E: 0 K: 1 S: 6	H: 1 LOB: 1 BB: 0 P: 6	R: 0 E: 0 K: 0 S: 4	H: 1 LOB: 1 BB: 0 P: 4	R: 1 E: 0 K: 0 S: 6	H: 3 LOB: 3 BB: 1 P: 10	R: 0 E: 0 K: 1 S: 5	H: 0 LOB: 0 BB: 0 P: 5	R: 0 E: 0 K: 1 S: 5	H: 0 LOB: 0 BB: 0 P: 5	R: 1 E: 0 K: 1 S: 6	H: 1 LOB: 1 BB: 1 P: 10	R: 0 E: 0 K: 0 S: 3	H: 0 LOB: 1 BB: 1 P: 7	1B: 6 2B: 0 3B: 0 HR: 1	SF: 0 SAC: 2 DP: 1 HBP: 0	WP: 0 PB: 0 SB: 0 CS: 0	PA: 33
PITCHER	IP WLS BF H R ER SO BB IBB HBP BLK WP HR S P ERA WHIP																			
Mel Stottlemyre, R (1,1) ERA: 3.06	7.0 L 29 7 2 2 4 1 0 0 0 0 0 0 35 43 2.57 1.143																			
Steve Hamilton, L (8,1) ERA: 2.87	1.0 4 0 0 0 0 1 0 0 0 0 0 0 3 7 0.00 1.000																			

AB 31
R 1
H 6
RBI 1
BB 2
SO 5
LOB 16



AB 28
R 2
H 7
RBI 2
BB 3
SO 4
LOB 15



Batter	1	2	3	4	5	6	7	8	9	AB	R	H	RBI	BB	SO	LOB	TOP							
Luis Aparicio, R OBP: 0.283, SLG: 0.314 (1, 6)										4	1	1	0	1	0	3								
Paul Blair, R OBP: 0.353, SLG: 0.442 (1, 8)										4	0	1	0	0	0	1								
Curt Blefary, L OBP: 0.336, SLG: 0.427 (6, 1)										3	0	0	0	0	0	3								
Eddie Fisher, R OBP: 0.250, SLG: 0.250 (8, FH)										0	0	0	0	0	0	0								
Eddie Watt, R OBP: 0.214, SLG: 0.083 (8, 1)										2	1	1	1	2	0	0								
Brooks Robinson, R OBP: 0.336, SLG: 0.399 (1, 5)										4	0	0	0	0	1	5								
Boog Powell, L OBP: 0.316, SLG: 0.369 (1, 3)										3	0	1	0	1	0	0								
Curt Matton, R OBP: 0.407, SLG: 0.286 (1, 7)										4	0	0	0	0	1	2								
Davey Johnson, R OBP: 0.314, SLG: 0.365 (1, 4)										4	0	0	0	0	1	2								
Andy Etchebarren, R OBP: 0.335, SLG: 0.374 (1, 2)										4	0	0	0	0	1	2								
Tom Phoebus, R OBP: 0.227, SLG: 0.268 (6, PH)										1	0	0	0	0	0	0								
Sam Bowers, R OBP: 0.261, SLG: 0.279 (6, 9)										3	0	2	0	0	1	0								
Inning Stats	R: 0 E: 0 K: 0 S: 3	H: 1 LOB: 0 BB: 0 P: 3	R: 1 E: 0 K: 0 S: 4	H: 1 LOB: 0 BB: 0 P: 4	R: 0 E: 0 K: 1 S: 5	H: 0 LOB: 0 BB: 0 P: 3	R: 0 E: 0 K: 1 S: 5	H: 0 LOB: 0 BB: 0 P: 5	R: 0 E: 0 K: 0 S: 4	H: 1 LOB: 1 BB: 0 P: 4	R: 0 E: 0 K: 1 S: 7	H: 2 LOB: 3 BB: 1 P: 11	R: 0 E: 0 K: 0 S: 3	H: 0 LOB: 0 BB: 0 P: 3	R: 1 E: 0 K: 1 S: 6	H: 1 LOB: 2 BB: 2 P: 14	R: 0 E: 0 K: 2 S: 8	H: 1 LOB: 2 BB: 1 P: 12	1B: 6 2B: 0 3B: 0 HR: 1	SF: 0 SAC: 0 DP: 1 HBP: 0	WP: 0 PB: 0 SB: 0 CS: 0	PA: 37		
PITCHER	IP	WLS	BF	H	R	ER	SO	BB	IBB	HBP	BLK	WP	HR	S	P	ERA	WHIP							
Lee Stange, R ERA: 3.25 (1, 1)	5.2	W	22	5	1	1	1	1	0	0	0	0	1	23	27	1.59	1.059							
Sparky Lyle, L ERA: 1.35 (6, 1)	2.0		8	1	1	1	2	1	0	0	1	0	0	11	15	4.50	1.000							
John Wyatt, R ERA: 2.81 (8, 1)	1.1	S	7	1	0	0	2	2	0	0	0	0	0	9	17	0.00	2.250							

Baltimore Orioles @ Boston Red Sox
Fenway Park, Boston, MA
Thu Jul 13 1967, 3:33 AM EDT
Att: 19,171 - Unknown

AB 33
R 2
H 7
RBI 2
BB 4
SO 5
LOB 17



Batter	1	2	3	4	5	6	7	8	9	AB	R	H	RBI	BB	SO	LOB	BOTTOM							
Mike Andrews, R OBP: 0.330, SLG: 0.323 (1, 4)										2	1	0	0	2	0	1								
Joe Foy, R OBP: 0.330, SLG: 0.452 (1, 5)										4	1	2	1	0	0	1								
Carl Yastrzemski, L OBP: 0.419, SLG: 0.596 (1, 7)										3	1	0	0	1	1	3								
Tony Conigliaro, R OBP: 0.348, SLG: 0.500 (1, 9)										4	0	0	0	0	2	3								
George Scott, R OBP: 0.361, SLG: 0.450 (1, 3)										2	1	0	0	2	0	0								
Rico Petrocelli, R OBP: 0.397, SLG: 0.441 (1, 6)										4	0	1	2	0	1	2								
Reggie Smith, S OBP: 0.298, SLG: 0.358 (1, 8)										4	0	0	0	0	0	1								
Mike Ryan, R OBP: 0.282, SLG: 0.275 (1, 2)										3	0	0	0	0	0	0								
Lee Stange, R OBP: 0.125, SLG: 0.130 (6, 1)										2	0	0	0	0	0	0								
Sparky Lyle, L OBP: 1.000, SLG: 2.000 (6, 1)										1	0	1	0	0	0	0								
John Wyatt, R ERA: 1.87 (8, 1)										0	0	0	0	0	0	0								
Inning Stats	R: 3 E: 1 K: 1 S: 7	H: 1 LOB: 1 BB: 2 P: 15	R: 0 E: 0 K: 1 S: 6	H: 1 LOB: 2 BB: 1 P: 10	R: 0 E: 0 K: 0 S: 3	H: 0 LOB: 0 BB: 0 P: 3	R: 0 E: 0 K: 0 S: 3	H: 0 LOB: 0 BB: 0 P: 3	R: 1 E: 0 K: 1 S: 6	H: 1 LOB: 2 BB: 2 P: 14	R: 0 E: 0 K: 0 S: 4	H: 1 LOB: 1 BB: 0 P: 4	R: 0 E: 0 K: 0 S: 3	H: 0 LOB: 0 BB: 0 P: 3	R: 0 E: 0 K: 1 S: 5	H: 0 LOB: 0 BB: 0 P: 5	1B: 2 2B: 1 3B: 0 HR: 1	SF: 0 SAC: 0 DP: 0 HBP: 0	WP: 1 PB: 0 SB: 0 CS: 0	PA: 34				
PITCHER	IP	WLS	BF	H	R	ER	SO	BB	IBB	HBP	BLK	WP	HR	S	P	ERA	WHIP							
Tom Phoebus, R ERA: 3.09 (1, 1)	5.0	L	24	3	4	1	3	4	1	0	0	0	0	7	7	0.00	0.500							
Eddie Fisher, R ERA: 4.05 (6, 1)	2.0		7	1	0	0	0	0	0	0	0	0	0	7	7	0.00	0.500							
Eddie Watt, R ERA: 1.87 (8, 1)	1.0		3	0	0	0	1	0	0	0	0	0	0	5	5	0.00	0.000							

Baltimore Orioles @ Boston Red Sox
Fenway Park, Boston, MA
Thu Jul 13 1967, 3:33 AM EDT
Att: 19,171 - Unknown

AB 29
R 4
H 4
RBI 3
BB 5
SO 4
LOB 11



Batter	1	2	3	4	5	6	7	8	9	AB	R	H	RBI	BB	SO	LOB	TOP
Luis Aparicio, R OBP: 0.287, SLG: 0.323										5	1	2	0	0	0	1	
Paul Blair, R OBP: 0.351, SLG: 0.453										4	1	1	1	1	0	2	
Curt Blefary, L OBP: 0.339, SLG: 0.434										4	1	2	1	0	0	1	
Brooks Robinson, R OBP: 0.336, SLG: 0.420										4	1	1	2	0	1	2	
Boog Powell, L OBP: 0.320, SLG: 0.368										4	0	1	0	0	0	0	
Curt Motton, R OBP: 0.417, SLG: 0.429										2	0	0	0	1	1	0	
Davey Johnson, R OBP: 0.315, SLG: 0.367										4	0	1	0	0	0	3	
Larry Haney, R OBP: 0.361, SLG: 0.418										2	0	0	0	0	0	1	
Stu Miller, R										0	0	0	0	0	0	0	
Russ Snyder, L OBP: 0.305, SLG: 0.372										1	0	0	0	0	0	0	
Jim Hardin, R										0	0	0	0	0	0	0	
Sam Bowens, R OBP: 0.257, SLG: 0.274										1	0	0	0	1	1	0	
Mike Adamson, R OBP: 0.500, SLG: 1.500										0	0	0	0	0	0	0	
Wally Bunker, R OBP: 0.067, SLG: 0.067										1	0	0	0	0	0	0	
Andy Etchebarren, R OBP: 0.339, SLG: 0.379										3	1	2	0	0	0	0	
Inning Stats	R: 0 E: 0 K: 0 S: 4	H: 1 LOB: 1 BB: 0 P: 4	R: 0 E: 0 K: 0 S: 3	H: 0 LOB: 0 BB: 0 P: 3	R: 0 E: 0 K: 0 S: 3	H: 0 LOB: 0 BB: 0 P: 3	R: 0 E: 0 K: 1 S: 6	H: 1 LOB: 1 BB: 0 P: 6	R: 0 E: 0 K: 0 S: 2	H: 0 LOB: 0 BB: 1 P: 6	R: 0 E: 0 K: 1 S: 6	H: 1 LOB: 1 BB: 0 P: 6	1B: 6 2B: 3 3B: 1 HR: 0	SF: 1 SAC: 0 DP: 1 HBP: 1	WP: 0 PB: 0 SB: 0 CS: 0	PA: 38	
PITCHER	IP WLS BF H R ER SO BB IBB HBP BLK WP HR S P ERA WHIP																
Jim Lonborg, R ERA: 2.99	(1, 1) 6.2 W 30 9 5 5 1 0 0 0 1 0 0 0 31 32 6.75 1.350																
John Wyatt, R ERA: 2.69	(7, 1) 2.1 S 8 1 0 0 2 1 0 0 0 0 0 0 11 15 0.00 0.857																

Baltimore Orioles @ Boston Red Sox
Fenway Park, Boston, MA
Fri Jul 14, 1967, 7:05 PM EDT
Att: 27,787 - Unknown

AB 35
R 5
H 10
RBI 4
BB 1
SO 3
LOB 10



Batter	1	2	3	4	5	6	7	8	9	AB	R	H	RBI	BB	SO	LOB	BOTTOM			
Mike Andrews, R OBP: 0.330, SLG: 0.321										4	2	1	0	1	0	1				
Joe Foy, R OBP: 0.325, SLG: 0.441										3	0	0	0	1	1	2				
Ken Poulsen, L OBP: 0.200, SLG: 0.400										1	0	1	0	0	0	0				
Carl Yastrzemski, L OBP: 0.420, SLG: 0.607										4	2	3	2	0	0	1				
George Thomas, R OBP: 0.244, SLG: 0.286										1	0	0	0	0	0	1				
Tony Conigliaro, R OBP: 0.356, SLG: 0.511										2	2	1	2	2	0	2				
Jose Tartabull, L OBP: 0.306, SLG: 0.247										1	0	0	0	0	1	0				
George Scott, R OBP: 0.363, SLG: 0.448										4	2	1	0	1	1	1				
Rico Petrocelli, R OBP: 0.372, SLG: 0.444										2	1	1	2	1	0	1				
Jerry Adair, R OBP: 0.251, SLG: 0.277										2	0	1	1	0	0	0				
Reggie Smith, S OBP: 0.300, SLG: 0.356										3	1	2	1	1	0	1				
Mike Ryan, R OBP: 0.275, SLG: 0.264										2	0	0	1	1	0	2				
Jim Lonborg, R OBP: 0.145, SLG: 0.113										3	1	1	1	0	0	3				
John Wyatt, R ERA: 0.9										1	0	0	0	0	1	0				
Inning Stats	R: 2 E: 0 K: 2 S: 8	H: 1 LOB: 0 BB: 1 P: 12	R: 3 E: 0 K: 0 S: 5	H: 3 LOB: 1 BB: 2 P: 13	R: 0 E: 0 K: 0 S: 3	H: 0 LOB: 3 BB: 3 P: 15	R: 3 E: 0 K: 0 S: 6	H: 3 LOB: 1 BB: 1 P: 10	R: 0 E: 0 K: 0 S: 3	H: 0 LOB: 0 BB: 0 P: 3	R: 3 E: 0 K: 0 S: 6	H: 4 LOB: 1 BB: 1 P: 10	R: 0 E: 0 K: 1 S: 6	H: 1 LOB: 1 BB: 0 P: 6	R: 0 E: 0 K: 1 S: 5	H: 0 LOB: 0 BB: 0 P: 5	1B: 7 2B: 3 3B: 0 HR: 2	SF: 1 SAC: 0 DP: 1 HBP: 0	WP: 3 PB: 0 SB: 1 CS: 1	PA: 43
PITCHER	IP WLS BF H R ER SO BB IBB HBP BLK WP HR S P ERA WHIP																			
Mike Adamson, R ERA: 8.38	(1, 1) 1.2 L 12 4 5 5 2 3 0 0 0 0 2 0 9 25 11.57 2.571																			
Wally Bunker, R ERA: 3.93	(2, 1) 2.1 13 3 3 3 0 3 1 0 0 0 0 1 9 25 11.57 2.571																			
Stu Miller, R ERA: 3.17	(5, 1) 2.0 10 4 3 3 0 1 0 0 0 0 0 1 9 13 13.50 2.500																			
Jim Hardin, R ERA: 0.9	(7, 1) 2.0 7 1 0 0 2 0 0 0 0 0 0 0 11 11 0.00 0.500																			

Baltimore Orioles @ Boston Red Sox
Fenway Park, Boston, MA
Fri Jul 14, 1967, 7:05 PM EDT
Att: 27,787 - Unknown

AB 33
R 11
H 12
RBI 10
BB 8
SO 4
LOB 15



Batter	1	2	3	4	5	6	7	8	9	AB	R	H	RBI	BB	SO	LOB	TOP										
Luis Aparicio, R (1.6) OBP: 0.286, SLG: 0.320	4-0 BB BB		0-3 K		0-0 FC6-4			0-0 1-3		3	0	0	0	1	1	1	<p>Baltimore Orioles @ Boston Red Sox Fenway Park, Boston, MA</p> <p>Sat Jul 15 1967, 3:33 AM EDT Att: 16,025 - Unknown</p> <p>livebaseballscores.com</p>										
Russ Snyder, L (1.7) OBP: 0.309, SLG: 0.371	4-0 BB BB			0-0 BB 1B		0-0 G3		0-0 G3		3	0	1	0	1	0	0											
Paul Blair, R (1.8) OBP: 0.350, SLG: 0.454	0-0 L5-4-3 1-2 BB			0-0 F8		0-0 WP 2B			0-0 5-3	4	0	1	0	0	0	3											
Brooks Robinson, R (1.5) OBP: 0.338, SLG: 0.424		0-0 1B 2B		0-3 K		0-0 F8 2-3			0-0 WP 1B	4	1	2	0	0	1	2											
Boog Powell, L (1.3) OBP: 0.322, SLG: 0.367		0-0 G4-6-3 2H 1B		4-0 BB 1-2 BB		0-0 F7			0-3 K	3	0	1	1	1	1	2											
Curt Blefary, L (1.9) OBP: 0.335, SLG: 0.428		0-0 G4-6-3 1-2		0-3 K			0-0 F8		0-0 F7	4	0	0	0	0	1	4											
Davey Johnson, R (1.4) OBP: 0.315, SLG: 0.365		0-3 K		1-0 FC6-4 HBP			0-0 5-3			2	0	0	0	0	1	0											
Andy Etchebarren, R (1.2) OBP: 0.335, SLG: 0.373			0-0 5-3		0-0 FC6-4 1-2 FC6-4		0-3 K			3	0	0	0	0	1	1											
Pete Richert, L (1.1) Eddie Watt, R (1.1) Curt Minton, R (5. Ph) Eddie Fisher, R (5.1) Mickey McGuire, R (8. Ph) Jim Hardin, R (8.1)			0-3 K		0-0 F7			0-3 K		0	0	0	0	0	0	0											
Inning Stats	R: 0 E: 0 K: 0 S: 1	H: 0 LOB: 0 BB: 2 P: 9	R: 1 E: 0 K: 1 S: 6	H: 2 LOB: 0 BB: 0 P: 6	R: 0 E: 0 K: 2 S: 7	H: 0 LOB: 0 BB: 0 P: 7	R: 0 E: 0 K: 2 S: 8	H: 1 LOB: 2 BB: 1 P: 12	R: 0 E: 0 K: 0 S: 3	H: 0 LOB: 1 BB: 0 P: 4	R: 0 E: 0 K: 0 S: 4	H: 1 LOB: 1 BB: 0 P: 4	R: 0 E: 0 K: 1 S: 5	H: 0 LOB: 0 BB: 0 P: 5	R: 0 E: 0 K: 1 S: 5	H: 0 LOB: 0 BB: 0 P: 5		R: 0 E: 0 K: 1 S: 6	H: 1 LOB: 1 BB: 0 P: 6	1B: 3 2B: 2 3B: 1 HR: 0	SF: 0 SAC: 0 DP: 1 HBP: 1	WP: 2 PB: 0 SB: 0 CS: 0	PA: 33				
PITCHER	IP	WLS	BF	H	R	ER	SO	BB	IBB	HBP	BLK	WP	HR	S	P	ERA	WHIP										
Gary Waslewski, R (1.1) ERA: 1.47	0.0		2	0	0	0	0	2	0	0	0	0	0	0	8	∞	∞										
Jose Santiago, R (1.1) ERA: 4.41	6.0	W	21	4	1	1	5	1	0	1	0	1	0	29	34	1.50	0.833										
Gary Bell, R (7.1) ERA: 3.76	3.0	S	10	1	0	0	3	0	0	0	0	1	0	16	16	0.00	0.333										

Batter	1	2	3	4	5	6	7	8	9	AB	R	H	RBI	BB	SO	LOB	BOTTOM										
Mike Andrews, R (1.4) OBP: 0.330, SLG: 0.318	4-0 1B SF8 BB		0-3 K		0-0 5-3			0-0 6-3		2	1	0	0	1	1	0	<p>Baltimore Orioles @ Boston Red Sox Fenway Park, Boston, MA</p> <p>Sat Jul 15 1967, 3:33 AM EDT Att: 16,025 - Unknown</p> <p>livebaseballscores.com</p>										
Rico Petrocelli, R (5.6) OBP: 0.371, SLG: 0.443										1	0	0	0	0	0	0											
Joe Foy, R (1.5) OBP: 0.330, SLG: 0.456	0-0 1B 1-3 1B	0-0 1B 3B		0-0 4-3 2B			0-0 F9			4	2	3	0	0	0	0											
Carl Yastrzemski, L (1.7) OBP: 0.419, SLG: 0.604	0-0 SF8	0-0 HBP 1B		0-0 4-3 2-3			0-0 5-3			3	0	1	2	0	0	1											
Tony Conigliaro, R (1.9) OBP: 0.362, SLG: 0.521	0-0 1B 1B	1-0 HBP 1B		0-3 K			0-0 3B			3	1	2	0	0	1	1											
George Thomas, R (8.9) OBP: 0.244, SLG: 0.286	1-2 1B 1B	1-2 FC5-4 HBP								0	0	0	0	0	0	0											
George Scott, R (1.3) OBP: 0.361, SLG: 0.445	0-0 1B E 1B	0-0 FC5-4 1-2		0-3 K			0-0 5-3			4	1	1	1	0	1	3											
Jerry Adair, R (1.6) OBP: 0.262, SLG: 0.287	0-0 E3 1-3 1B		0-0 FC3-6 1B		0-3 K			0-0 1B 1B		4	0	3	1	0	1	0											
Reggie Smith, S (1.8) OBP: 0.300, SLG: 0.354	0-0 1-3		0-0 FC3-6 1-2		0-0 4-3			0-0 G1-6-3 1B		4	0	1	0	0	0	2											
Mike Ryan, R (1.2) OBP: 0.268, SLG: 0.256	0-3 K		0-0 F7		0-0 F9			0-0 F7		4	0	0	0	0	1	4											
Gary Waslewski, R (1.1) OBP: 0.111, SLG: 0.111		0-0 F7		0-0 F8				0-0 G1-6-3		0	0	0	0	0	0	0											
Jose Santiago, R (1.1) OBP: 0.235, SLG: 0.563			0-0 F8							3	0	0	0	0	0	1											
Gary Bell, R (7.1) OBP: 0.128, SLG: 0.154								1-2		1	0	0	0	0	0	2											
Inning Stats	R: 4 E: 1 K: 1 S: 9	H: 4 LOB: 1 BB: 1 P: 13	R: 1 E: 0 K: 1 S: 7	H: 2 LOB: 0 BB: 0 P: 8	R: 0 E: 0 K: 0 S: 4	H: 1 LOB: 1 BB: 0 P: 4	R: 0 E: 0 K: 1 S: 6	H: 1 LOB: 0 BB: 0 P: 6	R: 0 E: 0 K: 2 S: 7	H: 0 LOB: 0 BB: 0 P: 7	R: 0 E: 0 K: 0 S: 3	H: 0 LOB: 0 BB: 0 P: 3	R: 0 E: 0 K: 0 S: 4	H: 1 LOB: 1 BB: 0 P: 4	R: 0 E: 0 K: 0 S: 4	H: 2 LOB: 1 BB: 0 P: 4	R: 0 E: 0 K: 0 S: 4	H: 0 LOB: 1 BB: 0 P: 4	1B: 8 2B: 1 3B: 2 HR: 0	SF: 1 SAC: 0 DP: 1 HBP: 1	WP: 0 PB: 0 SB: 0 CS: 0	PA: 36					
PITCHER	IP	WLS	BF	H	R	ER	SO	BB	IBB	HBP	BLK	WP	HR	S	P	ERA	WHIP										
Pete Richert, L (1.1) ERA: 3.62	0.1	L	5	3	4	3	0	1	0	0	0	0	0	4	8	81.00	12.000										
Eddie Watt, R (1.1) ERA: 1.91	3.2		17	5	1	1	3	0	0	1	0	0	0	22	23	2.46	1.364										
Eddie Fisher, R (5.1) ERA: 3.81	3.0		10	1	0	0	2	0	0	0	0	0	0	14	14	0.00	0.333										
Jim Hardin, R (8.1) ERA: 0.82	1.0		4	2	0	0	0	0	0	0	0	0	0	4	4	0.00	2.000										

Batter	1	2	3	4	5	6	7	8	9	10	11	12	13	14	AB	R	H	RBI	BB	SO	LOB	TOP
Luis Aparicio, R OBP: 0.287, SLG: 0.320 (1, 6)	F7		F4			K		1B		FC5-4			1B		6	0	2	0	0	1	1	
Russ Snyder, L OBP: 0.315, SLG: 0.372 (1, 9)	3-1							1B		CS		K		K	5	0	2	0	1	2	1	
Paul Blair, R OBP: 0.350, SLG: 0.458 (1, 9)						BB		1B				2-3			6	1	2	0	0	0	4	
Brooks Robinson, R OBP: 0.336, SLG: 0.430 (1, 5)	F4					F5						F6		SH1-4 2B 1B	5	1	1	1	0	0	3	
Boog Powell, L OBP: 0.319, SLG: 0.361 (1, 3)		3-1									HR				5	0	0	0	1	1	0	
Curt Blefary, L OBP: 0.335, SLG: 0.429 (1, 7)		1-3											K		6	0	2	1	0	1	0	
Davey Johnson, R OBP: 0.312, SLG: 0.358 (1, 4)								1B						2B	5	0	0	0	1	1	1	
Andy Etchebarren, R OBP: 0.328, SLG: 0.362 (1, 2)			F4			F2							F2	G5-4-3	6	0	0	0	0	0	5	
Bill Dillman, R OBP: 0.217, SLG: 0.217 (8, PH)															2	0	0	0	0	1	2	
Vic Roznovsky, L OBP: 0.250, SLG: 0.261 (8, 1)			5-3			K		1-3							1	0	0	0	0	0	0	
Moe Drabowsky, R OBP: 0.444, SLG: 0.412 (13, PH)															1	0	1	0	0	0	0	
Curt Motton, R OBP: 0.395, SLG: 0.400 (13, 1)															1	0	0	0	0	1	0	
Pete Richert, L OBP: 0.077, SLG: 0.079 (13, 1)															0	0	0	0	0	0	0	
Inning Stats	R: 0 E: 0 K: 0 S: 4	H: 1 LOB: 1 BB: 0 P: 4	R: 0 E: 0 K: 0 S: 3	H: 0 LOB: 0 BB: 0 P: 3	R: 0 E: 0 K: 0 S: 3	H: 0 LOB: 0 BB: 0 P: 3	R: 0 E: 0 K: 1 S: 5	H: 1 LOB: 0 BB: 1 P: 9	R: 0 E: 0 K: 0 S: 3	H: 1 LOB: 2 BB: 0 P: 5	R: 1 E: 0 K: 2 S: 8	H: 1 LOB: 0 BB: 0 P: 8	R: 0 E: 0 K: 0 S: 3	H: 0 LOB: 0 BB: 0 P: 5	R: 0 E: 0 K: 1 S: 8	H: 1 LOB: 1 BB: 0 P: 8	R: 1 E: 0 K: 0 S: 4	H: 2 LOB: 2 BB: 1 P: 12	1B: 7 2B: 1 3B: 1 HR: 1	SF: 0 SAC: 1 DP: 2 HBP: 0	WP: 0 PB: 0 SB: 1 CS: 1	PA: 54
PITCHER	IP WLS BF H R ER SO BB IBB HBP BLK WP HR S P ERA WHIP	8.0 3.74	5.0 2.35	1.0 2.63	PITCHER																	
Fred Talbot, R ERA: 3.74	8.0	5.0	1.0																			
Steve Hamilton, L ERA: 2.35	5.0	1.0																				
Dooley Wornack, R ERA: 2.63	1.0																					

Baltimore Orioles @ New York Yankees
Yankee Stadium, Bronx, NY
Sun Jul 16 1967, 3:33 AM EDT
Att. 21,695 - Unknown


AB 49
R 10
H 12
RBI 2
BB 3
SO 8
LOB 17



Batter	1	2	3	4	5	6	7	8	9	10	11	12	13	14	AB	R	H	RBI	BB	SO	LOB	BOTTOM
Dick Howser, R OBP: 0.381, SLG: 0.309 (5, 4)	5-3					4-3								FC1-6	2	0	0	0	1	0		
Horace Clarke, S OBP: 0.294, SLG: 0.265 (5, 4)															4	0	0	0	0	1	1	
Ruben Amaro, R OBP: 0.304, SLG: 0.260 (1, 6)	5-3					F6								F9	6	0	1	0	0	0	1	
Joe Pepitone, L OBP: 0.313, SLG: 0.376 (1, 9)	F8					F9								4-3	6	0	0	0	0	1	2	
Mickey Mantle, S OBP: 0.395, SLG: 0.502 (10, PR)															3	1	2	1	1	0	0	
Charley Smith, R OBP: 0.295, SLG: 0.301 (11, 5)															1	0	0	0	0	0	1	
Steve Whitaker, L OBP: 0.275, SLG: 0.363 (1, 7)															4	0	0	0	1	0	2	
Jake Gibbs, L OBP: 0.310, SLG: 0.291 (1, 2)															5	0	0	0	0	1	3	
Mike Hegan, L OBP: 0.229, SLG: 0.148 (1, 9)															4	0	1	0	1	2	1	
John Kennedy, R OBP: 0.307, SLG: 0.291 (11, 6)															5	0	0	0	0	4	2	
Fred Talbot, R OBP: 0.300, SLG: 0.280 (8, 1)															3	0	0	0	0	1	0	
Steve Hamilton, L OBP: 0.250, SLG: 0.250 (14, 1)															1	0	0	0	0	0	0	
Dooley Wornack, L OBP: 0.167, SLG: 0.167 (14, PH)															0	0	0	0	0	1	0	
Tom Tresh, S OBP: 0.296, SLG: 0.353 (14, PH)															0	0	0	0	1	0	0	
Inning Stats	R: 0 E: 0 K: 0 S: 3	H: 0 LOB: 0 BB: 0 P: 3	R: 1 E: 0 K: 1 S: 6	H: 2 LOB: 1 BB: 1 P: 10	R: 0 E: 0 K: 0 S: 7	H: 0 LOB: 0 BB: 0 P: 7	R: 0 E: 0 K: 0 S: 3	H: 0 LOB: 0 BB: 0 P: 3	R: 0 E: 0 K: 0 S: 3	H: 1 LOB: 1 BB: 0 P: 4	R: 0 E: 0 K: 0 S: 3	H: 0 LOB: 0 BB: 0 P: 3	R: 0 E: 0 K: 1 S: 5	H: 0 LOB: 0 BB: 0 P: 7	R: 0 E: 0 K: 0 S: 3	H: 1 LOB: 1 BB: 1 P: 11	R: 0 E: 0 K: 0 S: 3	H: 0 LOB: 1 BB: 1 P: 7	1B: 3 2B: 0 3B: 0 HR: 1	SF: 0 SAC: 0 DP: 2 HBP: 0	WP: 0 PB: 0 SB: 1 CS: 0	PA: 48
PITCHER	IP WLS BF H R ER SO BB IBB HBP BLK WP HR S P ERA WHIP	7.0 3.33	5.0 3.66	2.0 3.56	PITCHER																	
Bill Dillman, R ERA: 3.33	7.0	5.0	2.0																			
Moe Drabowsky, R ERA: 3.66	5.0	2.0																				
Pete Richert, L ERA: 3.56	2.0																					

Baltimore Orioles @ New York Yankees
Yankee Stadium, Bronx, NY
Sun Jul 16 1967, 3:33 AM EDT
Att. 21,695 - Unknown

AB 44
R 1
H 4
RBI 1
BB 4
SO 12
LOB 13



Batter	1	2	3	4	5	6	7	8	9	AB	R	H	RBI	BB	SO	LOB	TOP				
Mike Andrews, R (1,4) <small>OBP: 0.327, SLG: 0.315</small> Dalton Jones, L (6,4) <small>OBP: 0.295, SLG: 0.342</small>	5-3	5-3				K	K		F8	4	0	0	0	0	2	3					
Joe Foy, R (1,5) <small>OBP: 0.335, SLG: 0.462</small>	K	2-3								4	0	2	1	1	1	0					
Carl Yastrzemski, L (1,7) <small>OBP: 0.413, SLG: 0.615</small> George Thomas, R (7,7) <small>OBP: 0.239, SLG: 0.279</small>	K	4-3				F8	F7		K	4	0	0	0	0	1	2					
Tony Conigliaro, R (1,9) <small>OBP: 0.360, SLG: 0.528</small> Jose Tartabull, L (3,9) <small>OBP: 0.309, SLG: 0.257</small>		2B				2-3				2	1	1	0	0	1	0					
George Scott, R (1,3) <small>OBP: 0.360, SLG: 0.446</small>		2B								4	1	2	1	0	1	1					
Jerry Adair, R (1,6) <small>OBP: 0.251, SLG: 0.280</small>		1B				FC1-6				4	2	1	1	0	0	1					
Reggie Smith, S (1,8) <small>OBP: 0.305, SLG: 0.358</small>		2B				1B				4	0	1	0	0	0	1					
Mike Ryan, R (1,2) <small>OBP: 0.281, SLG: 0.266</small>		1B				K				4	1	2	2	0	1	0					
Jim Lonborg, R (1,1) <small>OBP: 0.153, SLG: 0.123</small>		1B				K				4	1	1	1	0	2	2					
Inning Stats	R: 0 E: 0 K: 2 S: 7	H: 0 LOB: 0 BB: 0 P: 7	R: 5 E: 0 K: 0 S: 9	H: 6 LOB: 1 BB: 0 P: 9	R: 0 E: 0 K: 2 S: 7	H: 0 LOB: 0 BB: 0 P: 7	R: 0 E: 0 K: 2 S: 7	H: 0 LOB: 0 BB: 0 P: 7	R: 0 E: 0 K: 1 S: 5	H: 3 LOB: 1 BB: 0 P: 10	R: 0 E: 0 K: 0 S: 4	H: 1 LOB: 1 BB: 0 P: 4	R: 0 E: 0 K: 0 S: 3	H: 0 LOB: 0 BB: 0 P: 3	R: 0 E: 0 K: 1 S: 6	H: 1 LOB: 1 BB: 0 P: 6	1B: 6 2B: 5 3B: 0 HR: 0	SF: 0 SAC: 0 DP: 0 HBP: 0	WP: 0 PB: 0 SB: 1 CS: 0	PA: 39	
PITCHER	IP	WLS	BF	H	R	ER	SO	BB	IBB	HBP	BLK	WP	HR	S	P	ERA	WHIP				
Dave McNally, L (1,1) <small>ERA: 4.85</small>	1.1	L	8	4	4	4	2	0	0	0	0	0	0	12	12	27.00	3.000				
Eddie Watt, R (2,1) <small>ERA: 2.05</small>	4.2		20	5	2	2	7	1	0	0	0	0	0	33	37	3.86	1.286				
Eddie Fisher, R (7,1) <small>ERA: 3.66</small>	2.0		7	1	0	0	0	0	0	0	0	0	0	7	7	0.00	0.500				
Wally Bunker, R (9,1) <small>ERA: 3.86</small>	1.0		4	1	0	0	1	0	0	0	0	0	0	6	6	0.00	1.000				

Boston Red Sox @ Baltimore Orioles
Memorial Stadium, Baltimore, MD
Tue Jul 18 1967, 7:05 PM EDT
Att: 14,409 - Unknown

AB	38
R	6
H	11
RBI	6
BB	1
SO	10
LOB	12



Batter	1	2	3	4	5	6	7	8	9	AB	R	H	RBI	BB	SO	LOB	BOTTOM					
Luis Aparicio, R (1,6) <small>OBP: 0.291, SLG: 0.327</small>	F4		F8							4	0	1	0	0	0	0						
Russ Snyder, L (1,9) <small>OBP: 0.302, SLG: 0.355</small> Eddie Fisher, R (7,1) <small>OBP: 0.250, SLG: 0.250</small> Vic Roznovsky, L (6, PH) <small>OBP: 0.245, SLG: 0.255</small> Wally Bunker, R (9,1) <small>OBP: 0.067, SLG: 0.067</small>	K					K				3	0	0	0	0	2	1						
Paul Blair, R (1,8) <small>OBP: 0.343, SLG: 0.451</small>	K									4	0	0	0	0	2	1						
Brooks Robinson, R (1,5) <small>OBP: 0.339, SLG: 0.442</small>			K			F4				4	0	1	0	0	1	0						
Boog Powell, L (1,3) <small>OBP: 0.320, SLG: 0.361</small>										3	0	0	0	1	0	1						
Curt Blefary, L (1,7) <small>OBP: 0.336, SLG: 0.425</small> <small>(7,9)</small>	K					F8				4	0	0	0	0	2	2						
Davey Johnson, R (1,4) <small>OBP: 0.312, SLG: 0.356</small>			FC6-4							3	0	1	0	0	1	2						
Andy Etchebarran, R (1,2) <small>OBP: 0.321, SLG: 0.355</small>										3	1	1	0	0	1	1						
Dave McNally, R (1,1) <small>OBP: 0.161, SLG: 0.194</small> Eddie Watt, R (2,1) <small>OBP: 0.188, SLG: 0.071</small> Curt Motton, R (6, PH) <small>OBP: 0.400, SLG: 0.500</small> <small>(7,7)</small>			K							0	0	0	0	0	0	0						
Inning Stats	R: 0 E: 0 K: 2 S: 7	H: 0 LOB: 0 BB: 0 P: 7	R: 0 E: 0 K: 2 S: 7	H: 0 LOB: 1 BB: 1 P: 11	R: 0 E: 0 K: 1 S: 5	H: 0 LOB: 0 BB: 0 P: 5	R: 0 E: 0 K: 2 S: 7	H: 0 LOB: 0 BB: 0 P: 7	R: 0 E: 0 K: 2 S: 8	H: 1 LOB: 1 BB: 0 P: 8	R: 0 E: 0 K: 0 S: 4	H: 1 LOB: 1 BB: 0 P: 4	R: 0 E: 0 K: 1 S: 6	H: 1 LOB: 1 BB: 0 P: 6	R: 2 E: 0 K: 1 S: 7	H: 2 LOB: 0 BB: 0 P: 7	R: 0 E: 0 K: 0 S: 3	H: 0 LOB: 0 BB: 0 P: 3	1B: 2 2B: 2 3B: 0 HR: 1	SF: 0 SAC: 0 DP: 0 HBP: 0	WP: 0 PB: 0 SB: 0 CS: 0	PA: 33
PITCHER	IP	WLS	BF	H	R	ER	SO	BB	IBB	HBP	BLK	WP	HR	S	P	ERA	WHIP					
Jim Lonborg, R (1,1) <small>ERA: 2.93</small>	9.0	W	33	5	2	2	11	1	0	0	0	0	1	54	58	2.00	0.667					

Boston Red Sox @ Baltimore Orioles
Memorial Stadium, Baltimore, MD
Tue Jul 18 1967, 7:05 PM EDT
Att: 14,409 - Unknown

AB	32
R	2
H	5
RBI	2
BB	1
SO	11
LOB	8



Batter	1	2	3	4	5	6	7	8	9	AB	R	H	RBI	BB	SO	LOB	TOP					
Mike Andrews, R OBP: 0.328, SLG: 0.331	(1, 4) 0-3 K		X 0-0 6-3		X 0-0 HR		X 0-0 F3		X 0-0 2B	5	1	2	3	0	1	0	Boston Red Sox @ Baltimore Orioles Memorial Stadium, Baltimore, MD Wed Jul 19 1967, 7:05 PM EDT Att: 12,154 - Unknown					
Joe Foy, R OBP: 0.339, SLG: 0.467	(1, 5) X 0-0 1B			X 0-3 K	X 0-0 3B		X 0-0 CS		X 0-0 6-3	5	1	3	0	0	1	1						
Carl Yastrzemski, L OBP: 0.414, SLG: 0.612	(1, 7) X 0-0 1B			X 0-3 K	X 4-0 3B		X 0-0 CS		X 0-3 K	3	1	1	0	1	2	0						
Tony Conigliaro, R OBP: 0.366, SLG: 0.552	(1, 9) X 0-0 3-1			X 0-0 2B	X 0-0 3B				X 0-0 WP	4	1	3	2	0	0	1						
George Scott, R OBP: 0.356, SLG: 0.440	(1, 3) X 0-0 F4		X 0-0 1-3	X 0-0 1-3	X 0-0 4-3				X 0-0 F9	4	0	0	0	0	0	2						
Jerry Adair, R OBP: 0.256, SLG: 0.284	(1, 6) X 0-0 1-3				X 0-0 6-3	X 0-0 L1-3		X 0-0 1B	X 3-H 0-0 1B	4	0	2	0	0	0	0						
Reggie Smith, S OBP: 0.304, SLG: 0.357	(1, 8) X 0-0 F8				X 0-0 SH3-4	X 0-3 K		X 0-0 F8		4	1	1	0	0	1	2						
Mike Ryan, R OBP: 0.280, SLG: 0.261	(1, 2) X 0-0 F3		X 0-0 F3		X 4-0 SH3-4	X 0-0 L1-3		X 0-0 5-3		3	1	0	0	1	0	1						
Gary Bell, R OBP: 0.125, SLG: 0.150	(1, 1) X 0-0 F9				X 0-0 SH3-4		X 0-0 F3		X 0-0 6-3	1	0	0	0	0	0	0						
Jose Santiago, R OBP: 0.211, SLG: 0.500	(5, 1) X 0-0 F9				X 1-2 2-3				X 0-0 6-3	2	0	0	0	0	0	0						
Inning Stats	R: 0 E: 0 K: 1 S: 6	H: 2 LOB: 1 BB: 0 P: 6	R: 0 E: 0 K: 0 S: 3	H: 0 LOB: 0 BB: 0 P: 3	R: 0 E: 0 K: 0 S: 3	H: 0 LOB: 0 BB: 0 P: 3	R: 0 E: 0 K: 2 S: 8	H: 1 LOB: 1 BB: 0 P: 8	R: 5 E: 0 K: 0 S: 7	H: 4 LOB: 1 BB: 2 P: 15	R: 0 E: 0 K: 1 S: 5	H: 1 LOB: 0 BB: 0 P: 5	R: 0 E: 0 K: 0 S: 3	H: 1 LOB: 0 BB: 0 P: 3	R: 1 E: 0 K: 1 S: 7	H: 2 LOB: 1 BB: 0 P: 7	R: 0 E: 0 K: 0 S: 4	H: 1 LOB: 1 BB: 0 P: 4	1B: 6 2B: 4 3B: 2 HR: 1	SF: 0 SAC: 1 DP: 1 HBP: 0	WP: 1 PB: 0 SB: 0 CS: 1	PA: 39
PITCHER	IP WLS BF H R ER SO BB IBB HBP BLK WP HR S P ERA WHIP																					
Pete Richert, L ERA: 3.78	(1, 1) 4.2 L 22 7 5 5 3 2 0 0 0 0 1 26 34 9.64 1.929																					
Eddie Fisher, R ERA: 3.54	(5, 1) 4.1 16 5 1 1 2 0 0 0 0 1 0 20 20 2.08 1.154																					

AB 35
R 6
H 12
RBI 5
BB 2
SO 5
LOB 7





Batter	1	2	3	4	5	6	7	8	9	AB	R	H	RBI	BB	SO	LOB	BOTTOM					
Luis Aparicio, R OBP: 0.293, SLG: 0.328	(1, 6) X 0-0 F6		X 0-0 1B		X 0-0 1B		X 0-0 6-3		X 0-0 F9	5	0	2	1	0	0	1	Boston Red Sox @ Baltimore Orioles Memorial Stadium, Baltimore, MD Wed Jul 19 1967, 7:05 PM EDT Att: 12,154 - Unknown					
Paul Blair, R OBP: 0.345, SLG: 0.452	(1, 8) S 0-3 K		X 2-3 1B		X 0-0 1B				X 0-0 HR	4	1	2	0	0	1	2						
Curt Blefary, L OBP: 0.335, SLG: 0.432	(1, 9) X 0-0 G3			X 0-0 HR	X 0-3 K		X 0-0 F4		X 0-0 F9	4	1	1	1	0	1	4						
Brooks Robinson, R OBP: 0.335, SLG: 0.437	(1, 5) X 0-0 F7			X 0-0 F7	X 0-0 F8		X 0-0 F9		X 0-0 F9	4	0	0	0	0	0	4						
Boog Powell, L OBP: 0.319, SLG: 0.370	(1, 3) X 0-0 F7			X 0-0 G3		X 0-0 F7		X 0-0 HR		4	1	1	2	0	0	0						
Curt Motton, R OBP: 0.364, SLG: 0.444	(1, 7) X 0-0 F8			X 0-3 K		X 0-0 F9		X 0-3 K		4	0	0	0	0	2	0						
Davey Johnson, R OBP: 0.311, SLG: 0.353	(1, 4) X 0-0 4-3		X 0-0 4-3		X 4-0 FC5-4	X 0-0 F3		X 0-3 K		3	0	0	0	1	1	0						
Larry Haney, R OBP: 0.360, SLG: 0.414	(1, 2) X 0-0 1B		X 0-0 SH2-3		X 0-0 FC5-4		X 0-3 K		X 0-3 K	3	1	1	0	0	1	1						
Russ Snyder, L OBP: 0.301, SLG: 0.353	(9, PH) X 0-0 1B		X 1-2 1B		X 1-2 1B				X 0-0 K	1	0	0	0	0	1	0						
Pete Richert, L OBP: 0.077, SLG: 0.079	(1, 1) X 0-0 SH2-3		X 0-0 SH2-3		X 4-0 1B	X 0-0 1B		X 0-0 K		0	0	0	0	0	0	0						
Eddie Fisher, R OBP: 0.333, SLG: 0.200	(5, 1) X 0-0 SH2-3		X 1-2 1B		X 0-0 1B	X 0-0 1B		X 0-0 K		1	0	0	0	1	1	0						
Vic Roznovsky, L OBP: 0.260, SLG: 0.271	(9, PH) X 0-0 1B		X 1-2 1B		X 0-0 1B	X 0-0 1B		X 0-0 K		1	0	1	0	0	0	0						
Inning Stats	R: 0 E: 0 K: 1 S: 5	H: 0 LOB: 0 BB: 0 P: 5	R: 0 E: 0 K: 0 S: 3	H: 0 LOB: 0 BB: 0 P: 3	R: 0 E: 0 K: 0 S: 5	H: 2 LOB: 2 BB: 0 P: 5	R: 1 E: 0 K: 1 S: 6	H: 1 LOB: 0 BB: 0 P: 6	R: 1 E: 0 K: 1 S: 7	H: 2 LOB: 3 BB: 2 P: 15	R: 0 E: 0 K: 2 S: 3	H: 0 LOB: 0 BB: 0 P: 3	R: 0 E: 0 K: 1 S: 7	H: 2 LOB: 0 BB: 0 P: 7	R: 2 E: 0 K: 1 S: 7	H: 2 LOB: 0 BB: 0 P: 7	R: 0 E: 0 K: 2 S: 8	H: 1 LOB: 1 BB: 0 P: 8	1B: 6 2B: 0 3B: 0 HR: 2	SF: 0 SAC: 1 DP: 0 HBP: 0	WP: 0 PB: 0 SB: 0 CS: 0	PA: 37
PITCHER	IP WLS BF H R ER SO BB IBB HBP BLK WP HR S P ERA WHIP																					
Gary Bell, R ERA: 3.78	(1, 1) 4.1 20 5 2 2 2 2 0 0 0 0 0 1 22 30 4.15 1.615																					
Jose Santiago, R ERA: 4.37	(5, 1) 4.2 W 17 3 2 2 6 0 0 0 0 0 1 29 29 3.86 0.643																					



Batter	1	2	3	4	5	6	7	8	9	AB	R	H	RBI	BB	SO	LOB	TOP							
Ed Stroud, L OBP: 0.301, SLG: 0.256 (1, 8)										5	2	2	0	0	0	0	Washington Senators @ Baltimore Orioles Memorial Stadium, Baltimore, MD Fri Jul 21 1967, 7:05 PM EDT Unknown							
Ken McMullen, R OBP: 0.280, SLG: 0.341 (1, 5)										3	1	0	0	2	1									
Frank Howard, R OBP: 0.327, SLG: 0.517 Hank Allen, R OBP: 0.270, SLG: 0.310 (7, 7)										4	0	0	0	0	2	5								
Fred Valentine, S OBP: 0.340, SLG: 0.340 (1, 9)										3	0	2	3	1	0	1								
Mike Epstein, L OBP: 0.314, SLG: 0.385 (1, 3)									4	1	0	0	0	3	4									
Paul Casanova, R OBP: 0.291, SLG: 0.376 (1, 2)									4	0	1	0	0	0	0									
Bernie Allen, L OBP: 0.242, SLG: 0.254 (1, 4)									4	0	1	0	0	1	2									
Tim Cullen, R OBP: 0.360, SLG: 0.298 (1, 6)									3	0	2	0	1	0	1									
Frank Bertaina, L OBP: 0.053, SLG: 0.053 Bob Humphreys, R OBP: 0.250, SLG: 0.100 Darold Knowles, L OBP: 0.125, SLG: 0.125 (8, 1)									1	0	0	0	0	0	1									
										2	0	0	0	0	1	3								
										0	0	0	0	0	0	0								
Inning Stats	R: 1 E: 0 K: 2 S: 9	H: 2 LOB: 1 BB: 0 P: 9	R: 0 E: 0 K: 0 S: 4	H: 1 LOB: 1 BB: 0 P: 4	R: 0 E: 0 K: 1 S: 5	H: 0 LOB: 1 BB: 1 P: 9	R: 0 E: 0 K: 2 S: 7	H: 0 LOB: 0 BB: 0 P: 7	R: 2 E: 0 K: 1 S: 8	H: 3 LOB: 2 BB: 1 P: 12	R: 0 E: 0 K: 0 S: 4	H: 1 LOB: 1 BB: 0 P: 4	R: 0 E: 0 K: 1 S: 5	H: 0 LOB: 0 BB: 0 P: 5	R: 1 E: 0 K: 1 S: 6	H: 1 LOB: 2 BB: 2 P: 14	R: 0 E: 0 K: 0 S: 3	H: 0 LOB: 0 BB: 0 P: 3	1B: 8 2B: 0 3B: 0 HR: 0	SF: 0 SAC: 1 DP: 0 HBP: 0	WP: 1 PB: 0 SB: 1 CS: 0	PA: 39		
PITCHER	IP WLS BF H R ER SO BB IBB HBP BLK WP HR S P ERA WHIP	5.0 L 23 6 3 3 6 2 0 0 0 0 0 33 41 5.40 1.600	2.0 7 1 0 0 1 0 0 0 0 0 0 9 9 0.00 0.500	2.0 9 1 1 1 1 1 1 0 0 1 0 9 17 4.50 1.000																				

Batter	1	2	3	4	5	6	7	8	9	AB	R	H	RBI	BB	SO	LOB	BOTTOM							
Luis Aparicio, R OBP: 0.295, SLG: 0.326 (1, 6)										2	0	0	0	2	0	3	Washington Senators @ Baltimore Orioles Memorial Stadium, Baltimore, MD Fri Jul 21 1967, 7:05 PM EDT Unknown							
Curt Blefary, L OBP: 0.335, SLG: 0.431 (1, 9)									3	1	1	0	0	1	1									
Paul Blair, R OBP: 0.347, SLG: 0.461 (1, 8)										3	1	1	1	1	0	1								
Brooks Robinson, R OBP: 0.339, SLG: 0.449 (1, 5)										4	1	3	1	0	0	2								
Curt Motton, R OBP: 0.333, SLG: 0.410 (1, 7)									3	0	0	1	0	1	1									
Boog Powell, L OBP: 0.321, SLG: 0.367 (1, 3)										2	0	0	0	2	0	1								
Davey Johnson, R OBP: 0.310, SLG: 0.351 (1, 4)										4	0	1	0	0	0	2								
Andy Etchebarren, R OBP: 0.320, SLG: 0.353 (1, 2)										4	0	1	0	0	1	1								
Tom Phoebus, R OBP: 0.244, SLG: 0.239 Sam Showers, R OBP: 0.224, SLG: 0.270 Eddie Watt, L OBP: 0.186, SLG: 0.071 Vic Roznovsky, L OBP: 0.125, SLG: 0.286 Bill Dillman, R OBP: 0.217 Eddie Fisher, R OBP: 0.333, SLG: 0.200 Larry Haney, R OBP: 0.255, SLG: 0.408 (8, 1)										1	0	0	0	0	1	0								
										1	0	0	0	0	2									
										0	0	0	0	0	0									
										0	1	1	0	0	0									
										0	0	0	0	0	0									
										0	0	0	0	0	0									
										1	0	0	0	0	1									
Inning Stats	R: 0 E: 0 K: 0 S: 2	H: 0 LOB: 2 BB: 2 P: 10	R: 0 E: 0 K: 1 S: 4	H: 0 LOB: 1 BB: 1 P: 8	R: 0 E: 0 K: 3 S: 9	H: 0 LOB: 1 BB: 1 P: 13	R: 0 E: 0 K: 0 S: 3	H: 1 LOB: 0 BB: 0 P: 3	R: 0 E: 0 K: 0 S: 4	H: 1 LOB: 2 BB: 1 P: 8	R: 1 E: 0 K: 0 S: 5	H: 2 LOB: 1 BB: 0 P: 5	R: 0 E: 0 K: 0 S: 4	H: 1 LOB: 1 BB: 0 P: 4	R: 2 E: 0 K: 0 S: 5	H: 2 LOB: 0 BB: 0 P: 5	R: 0 E: 0 K: 0 S: 3	H: 1 LOB: 0 BB: 0 P: 3	1B: 6 2B: 0 3B: 0 HR: 2	SF: 1 SAC: 1 DP: 4 HBP: 0	WP: 0 PB: 0 SB: 1 CS: 0	PA: 36		
PITCHER	IP WLS BF H R ER SO BB IBB HBP BLK WP HR S P ERA WHIP	4.1 W 15 5 3 3 0 0 0 0 0 2 15 15 8.10 1.500	3.1 S 4 1 0 0 0 0 0 0 0 0 4 4 0.00 0.750																					



Batter	1	2	3	4	5	6	7	8	9	AB	R	H	RBI	BB	SO	LOB	TOP			
Bob Saverine, S (1,4) OBP: 0.295, SLG: 0.292 Dave Baldwin, R (8,1)	F8		F8														3 1 0 0 1 0 0 0 0 0 0 0 0 0 0 0 0 0 0 0 0			
Darold Knowles, L (8,1) OBP: 0.125, SLG: 0.125																	4 0 2 0 0 2 3			
Ken McMullen, R (1,5) OBP: 0.282, SLG: 0.346	K																4 0 1 3 0 1 2			
Cap Peterson, R (1,7) OBP: 0.324, SLG: 0.378	4-3																4 0 1 0 0 1 3			
Fred Valentine, S (1,9) OBP: 0.339, SLG: 0.338																	4 0 1 0 0 0 2			
Hank Allen, R (1,8) OBP: 0.270, SLG: 0.308																	4 0 0 0 0 1 1			
Tim Cullen, R (1,6) OBP: 0.353, SLG: 0.291																	4 1 1 0 0 2 1			
Dick Nen, L (1,3) OBP: 0.291, SLG: 0.362																	2 0 0 0 0 0 0			
Doug Camilli, R (1,2) OBP: 0.228, SLG: 0.241																	2 0 0 0 0 1 0 0 0 0 0 1 0 0 0 1 0 0 0 0 0			
Joe Coleman, R (1,1) OBP: 0.152, SLG: 0.100 Frank Howard, R (8,PH) OBP: 0.329, SLG: 0.517 Bernie Allen, L (8,PR) OBP: 0.242, SLG: 0.254																	WP: 0 PA: 34 SB: 0 CS: 0			
Inning Stats	R: 0 E: 0 K: 1 S: 5	H: 0 LOB: 0 BB: 0 P: 5	R: 0 E: 0 K: 2 S: 8	H: 1 LOB: 1 BB: 0 P: 8	R: 0 E: 0 K: 1 S: 5	H: 0 LOB: 0 BB: 0 P: 5	R: 0 E: 0 K: 0 S: 4	H: 1 LOB: 1 BB: 0 P: 4	R: 0 E: 0 K: 0 S: 3	H: 0 LOB: 0 BB: 0 P: 3	R: 0 E: 0 K: 1 S: 6	H: 1 LOB: 1 BB: 0 P: 6	R: 0 E: 0 K: 0 S: 3	H: 1 LOB: 0 BB: 0 P: 3	R: 3 E: 0 K: 1 S: 7	H: 2 LOB: 2 BB: 2 P: 15	R: 0 E: 0 K: 2 S: 7	H: 0 LOB: 0 BB: 0 P: 7	1B: 4 SF: 0 2B: 2 SAC: 1 3B: 0 DP: 1 HR: 0 HBP: 0	
PITCHER	IP WLS BF H R ER SO BB IBB HBP BLK WP HR S P ERA WHIP	7.1 L 28 5 3 3 5 1 1 0 0 0 0 36 44 3.68 0.818	1.2 6 1 0 0 3 0 0 0 0 0 0 12 12 0.00 0.600																	

Washington Senators @ Baltimore Orioles
Memorial Stadium, Baltimore, MD
Fri Jul 21 1967, 7:05 PM EDT
Att: 9,404 - Unknown

AB 31
R 3
H 6
RBI 3
BB 2
SO 8
LOB 12



Batter	1	2	3	4	5	6	7	8	9	AB	R	H	RBI	BB	SO	LOB	BOTTOM			
Luis Aparicio, R (1,6) OBP: 0.295, SLG: 0.325	F4		4-3														4 1 1 0 0 1 0			
Russ Snyder, L (1,7) OBP: 0.305, SLG: 0.352																	3 0 1 0 1 0 0			
Paul Blair, R (1,8) OBP: 0.346, SLG: 0.458																	4 0 1 0 0 0 3			
Brooks Robinson, R (1,5) OBP: 0.336, SLG: 0.444																	4 0 0 0 0 1 5			
Curt Blefary, L (1,9) OBP: 0.335, SLG: 0.430 Curt Motton, R (8,PH) OBP: 0.327, SLG: 0.410																	3 0 1 0 0 0 0 0 0 0 1 0 0 0			
Boog Powell, L (1,3) OBP: 0.326, SLG: 0.371																	3 0 2 0 0 0 2			
Davey Johnson, R (1,4) OBP: 0.310, SLG: 0.350																	4 0 1 0 0 0 2			
Larry Haney, R (1,2) OBP: 0.338, SLG: 0.387																	4 0 0 0 0 2 4			
Dave McNally, R (1,1) OBP: 0.147, SLG: 0.176 Moe Drabowsky, R (8,1) OBP: 0.444, SLG: 0.412 Sam Bowers, R (8,PH) OBP: 0.250, SLG: 0.266																	3 0 0 0 0 1 3 0 0 0 0 0 0 0 1 0 0 0 0 1 0			
Inning Stats	R: 0 E: 0 K: 0 S: 3	H: 0 LOB: 1 BB: 1 P: 7	R: 0 E: 0 K: 0 S: 4	H: 2 LOB: 1 BB: 0 P: 4	R: 0 E: 0 K: 0 S: 3	H: 0 LOB: 0 BB: 0 P: 3	R: 0 E: 0 K: 0 S: 3	H: 0 LOB: 0 BB: 0 P: 3	R: 0 E: 0 K: 1 S: 6	H: 1 LOB: 1 BB: 0 P: 6	R: 0 E: 0 K: 2 S: 8	H: 1 LOB: 2 BB: 0 P: 9	R: 1 E: 1 K: 1 S: 8	H: 2 LOB: 2 BB: 0 P: 8	R: 0 E: 0 K: 2 S: 7	H: 0 LOB: 0 BB: 0 P: 7	1B: 7 SF: 1 2B: 0 SAC: 0 3B: 0 DP: 0 HR: 0 HBP: 1			
PITCHER	IP WLS BF H R ER SO BB IBB HBP BLK WP HR S P ERA WHIP	7.0 W 27 5 0 0 3 1 0 1 0 0 0 31 36 0.00 0.857	0.1 4 2 1 0 1 0 0 0 0 0 0 6 6 0.00 6.000	1.2 S 5 0 0 0 2 0 0 0 0 0 0 9 9 0.00 0.000																

Washington Senators @ Baltimore Orioles
Memorial Stadium, Baltimore, MD
Fri Jul 21 1967, 7:05 PM EDT
Att: 9,404 - Unknown

AB 33
R 1
H 7
RBI 1
BB 1
SO 6
LOB 19



Batter	1	2	3	4	5	6	7	8	9	AB	R	H	RBI	BB	SO	LOB	TOP					
Ed Stroud, L OBP: 0.298, SLG: 0.254 (1, 8)	6-3		E1 1B		F7	HR 1B		1-3		5	1	1	1	0	0	0	Washington Senators @ Baltimore Orioles Memorial Stadium, Baltimore, MD Sat Jul 22 1967, 7:05 PM EDT Att: 12,644 - Unknown					
Ken McMullen, R OBP: 0.284, SLG: 0.356 (1, 5)	F4				K	HR 1B		1-3		5	1	2	3	0	1	0						
Cap Peterson, R OBP: 0.318, SLG: 0.370 (1, 7)	K		K		K				3-1	5	0	0	0	0	3	2						
Fred Valentine, S OBP: 0.340, SLG: 0.340 (1, 9)				1-3		1B 1B	F8		K	5	1	2	0	0	1	0						
Dick Nen, L OBP: 0.303, SLG: 0.373 (1, 3)	F8			1B 1B		1B 1B	1B	F5		5	1	3	0	0	0	1						
Paul Casanova, R OBP: 0.288, SLG: 0.371 (1, 2)	F9			K		F7	K			4	0	0	0	0	2	5						
Bernie Allen, L OBP: 0.253, SLG: 0.266 (1, 4)	1-3				1B					4	1	3	1	0	0	1						
Tim Cullen, R OBP: 0.351, SLG: 0.290 (1, 6)			K	K		1B BB	F7			4	1	1	2	0	2	4						
Camilo Pascual, R OBP: 0.216, SLG: 0.147 (1, 1)			K		L4	1B BB		K		2	1	0	0	1	1	0						
Casey Cox, R (7, 1)										1	0	0	0	0	1	0						
Dick Lines, R OBP: 0.375, SLG: 0.167 (9, 1)										0	0	0	0	0	0	0						
Inning Stats	R: 0 E: 0 K: 1 S: 5	H: 0 LOB: 0 BB: 0 P: 5	R: 0 E: 0 K: 0 S: 4	H: 1 LOB: 1 BB: 0 P: 4	R: 0 E: 1 K: 3 S: 11	H: 1 LOB: 2 BB: 0 P: 11	R: 0 E: 0 K: 2 S: 9	H: 2 LOB: 2 BB: 0 P: 9	R: 0 E: 0 K: 1 S: 5	H: 0 LOB: 0 BB: 0 P: 5	R: 7 E: 0 K: 1 S: 11	H: 6 LOB: 0 BB: 1 P: 15	R: 0 E: 0 K: 1 S: 7	H: 2 LOB: 2 BB: 0 P: 7	R: 0 E: 0 K: 1 S: 5	H: 0 LOB: 0 BB: 0 P: 5	R: 0 E: 0 K: 1 S: 5	H: 0 LOB: 0 BB: 0 P: 5	1B: 11 2B: 0 3B: 0 HR: 1	SF: 0 SAC: 0 DP: 0 HBP: 0	WP: 0 PB: 0 CS: 1	PA: 41
PITCHER	IP	WLS	BF	H	R	ER	SO	BB	IBB	HBP	BLK	WP	HR	S	P	ERA	WHIP					
Gene Brabender, R ERA: 7.94 (1, 1)	5.2	L	27	8	5	5	8	1	0	0	0	0	0	42	46	7.94	1.588					
Eddie Watt, R ERA: 2.23 (6, 1)	1.1		8	4	2	2	1	0	0	0	0	0	1	10	10	13.50	3.000					
Wally Bunker, R ERA: 3.72 (8, 1)	2.0		6	0	0	0	2	0	0	0	0	0	0	10	10	0.00	0.000					

Batter	1	2	3	4	5	6	7	8	9	AB	R	H	RBI	BB	SO	LOB	BOTTOM					
Russ Snyder, L OBP: 0.303, SLG: 0.346 (1, 7)	F2		F6			G5-4-3 BB		6-3		3	0	0	0	1	0	0	Washington Senators @ Baltimore Orioles Memorial Stadium, Baltimore, MD Sat Jul 22 1967, 7:05 PM EDT Att: 12,644 - Unknown					
Mark Belanger, R OBP: 0.295, SLG: 0.316 (1, 6)	F3		4-3			F4		6-3		4	0	0	0	0	0	1						
Paul Blair, R OBP: 0.341, SLG: 0.452 (1, 8)	F7				F9	G5-4-3		4-3		4	0	0	0	0	0	1						
Brooks Robinson, R OBP: 0.340, SLG: 0.456 (1, 5)		1B 1B				F6		HR		4	2	3	1	0	0	0						
Boog Powell, L OBP: 0.328, SLG: 0.370 (1, 3)		1B 1B			K	2B BB		K		3	1	1	0	1	2	1						
Curt Blefary, L OBP: 0.337, SLG: 0.431 (1, 9)		1B 1B			F5	2B 1B		F9		4	1	2	1	0	0	1						
Davey Johnson, R OBP: 0.309, SLG: 0.352 (1, 4)		F9			F8	1B 2B		4-3		4	1	1	2	0	0	2						
Andy Etchebarren, R OBP: 0.320, SLG: 0.353 (1, 2)		G4-6-3			6-3	G5-4-3 1B				3	0	1	1	0	0	2						
Gene Brabender, R (1, 1)					F6					2	0	0	0	0	1	0						
Eddie Watt, R OBP: 0.188, SLG: 0.071 (6, 1)						G5-4-3				0	0	0	0	0	0	0						
Curt Motton, R OBP: 0.320, SLG: 0.400 (7, PH)					K					1	0	0	0	0	0	1						
Wally Bunker, R OBP: 0.067, SLG: 0.067 (8, 1)										0	0	0	0	0	0	0						
Inning Stats	R: 0 E: 0 K: 0 S: 3	H: 0 LOB: 0 BB: 0 P: 3	R: 1 E: 0 K: 0 S: 5	H: 3 LOB: 1 BB: 0 P: 5	R: 0 E: 0 K: 0 S: 3	H: 0 LOB: 0 BB: 0 P: 3	R: 0 E: 0 K: 1 S: 6	H: 1 LOB: 1 BB: 0 P: 6	R: 0 E: 0 K: 1 S: 5	H: 0 LOB: 0 BB: 0 P: 5	R: 0 E: 0 K: 0 S: 2	H: 0 LOB: 0 BB: 1 P: 6	R: 3 E: 0 K: 0 S: 5	H: 3 LOB: 0 BB: 1 P: 9	R: 0 E: 0 K: 0 S: 3	H: 0 LOB: 0 BB: 0 P: 3	R: 1 E: 0 K: 1 S: 6	H: 1 LOB: 0 BB: 0 P: 6	1B: 6 2B: 1 3B: 0 HR: 1	SF: 0 SAC: 0 DP: 3 HBP: 0	WP: 0 PB: 0 CS: 0	PA: 34
PITCHER	IP	WLS	BF	H	R	ER	SO	BB	IBB	HBP	BLK	WP	HR	S	P	ERA	WHIP					
Camilo Pascual, R ERA: 3.28 (1, 1)	6.1	W	25	6	4	4	2	2	0	0	0	0	0	27	35	5.68	1.263					
Casey Cox, R ERA: 3.12 (7, 1)	1.2		6	2	1	1	0	0	0	0	0	0	1	6	6	5.40	1.200					
Dick Lines, L ERA: 2.75 (9, 1)	1.0	S	3	0	0	0	1	0	0	0	0	0	0	5	5	0.00	0.000					



Batter	1	2	3	4	5	6	7	8	9	10	11	AB	R	H	RBI	BB	SO	LOB	TOP							
Luis Aparicio, R OBP: 0.298, SLG: 0.331 (1, 6)												6	1	3	0	0	0	3								
Russ Snyder, L OBP: 0.304, SLG: 0.342 (1, 7)												5	1	1	2	1	2	2								
Paul Blair, R OBP: 0.344, SLG: 0.451 (1, 8)													5	1	2	0	1	1	3							
Brooks Robinson, R OBP: 0.337, SLG: 0.452 (1, 5)													5	1	1	2	0	0	2							
Boog Powell, L OBP: 0.328, SLG: 0.380 (1, 3)													6	1	2	3	0	0	1							
Curt Blefary, L OBP: 0.338, SLG: 0.429 (1, 9)													4	0	1	0	1	0	1							
Mark Belanger, R OBP: 0.299, SLG: 0.333 (1, 4)												5	0	2	0	0	1	1								
Vic Roznovsky, L OBP: 0.264, SLG: 0.275 (6, PH)												2	0	0	0	0	0	2								
Moe Drabowsky, R OBP: 0.444, SLG: 0.412 (6, 1)												0	0	0	0	0	0	0								
Sam Bowens, R OBP: 0.247, SLG: 0.262 (9, PH)												1	0	0	0	0	1	0								
Eddie Fisher, R OBP: 0.333, SLG: 0.200 (9, 1)												2	0	0	0	0	1	0								
Jim Hardin, R OBP: 0.316, SLG: 0.348 (6, 2)												3	1	0	0	0	1	4								
Inning Stats	R: 0 E: 0 K: 0 S: 4	H: 1 LOB: 1 BB: 0 P: 4	R: 0 E: 0 K: 0 S: 3	H: 0 LOB: 0 BB: 0 P: 3	R: 0 E: 0 K: 2 S: 8	H: 1 LOB: 2 BB: 1 P: 12	R: 0 E: 0 K: 0 S: 5	H: 2 LOB: 2 BB: 0 P: 5	R: 0 E: 0 K: 0 S: 3	H: 0 LOB: 0 BB: 0 P: 3	R: 3 E: 0 K: 1 S: 6	H: 4 LOB: 1 BB: 1 P: 10	R: 0 E: 0 K: 1 S: 5	H: 1 LOB: 1 BB: 0 P: 6	R: 0 E: 0 K: 1 S: 5	H: 0 LOB: 0 BB: 0 P: 5	R: 0 E: 0 K: 3 S: 10	H: 1 LOB: 1 BB: 0 P: 10	R: 0 E: 0 K: 0 S: 4	H: 1 LOB: 1 BB: 0 P: 4	R: 4 E: 1 K: 0 S: 7	H: 2 LOB: 1 BB: 1 P: 11	1B: 10 2B: 2 3B: 0 HR: 1	SF: 1 SAC: 1 DP: 1 HBP: 0	WP: 0 PB: 0 SB: 0 CS: 0	PA: 50
PITCHER	IP ERA WLS BF H R ER SO BB IBB HBP BLK WP HR S P ERA WHIP	5.0 3.5 24 4 0 0 5 0 0 0 0 0 0 0 28 28 0.00 0.800	0.1 L 4 1 3 2 0 0 0 0 0 0 0 0 4 4 54.00 3.000	0.2 4 1 1 0 0 0 0 0 0 0 0 0 0 3 7 0.00 1.500	PITCHER																					

Baltimore Orioles @ Washington Senators
D.C. Stadium, Washington, DC
Sun Jul 23 1967, 3:33 AM EDT
Att: 26,012 - Unknown

AB 45
R 7
H 13
RBI 7
BB 3
SO 7
LOB 19



Batter	1	2	3	4	5	6	7	8	9	10	11	AB	R	H	RBI	BB	SO	LOB	BOTTOM									
Ed Stroud, L OBP: 0.288, SLG: 0.244 (1, 8)												5	0	0	0	0	1	2										
Ken McMullen, R OBP: 0.290, SLG: 0.351 (1, 5)												5	0	0	0	0	1	0										
Frank Howard, R OBP: 0.328, SLG: 0.513 (9, 7)												4	1	1	0	0	1	0										
Hank Allen, R OBP: 0.269, SLG: 0.306 (9, 7)												1	0	0	0	0	1	0										
Fred Valentine, S OBP: 0.341, SLG: 0.342 (1, 9)												4	1	1	0	1	2	0										
Dick Nen, L OBP: 0.302, SLG: 0.395 (1, 3)												4	1	1	3	0	1	1										
Paul Casanova, R OBP: 0.284, SLG: 0.367 (1, 2)												4	0	0	0	0	0	0										
Bernie Allen, L OBP: 0.263, SLG: 0.261 (1, 4)												3	0	0	0	1	0	0										
Tim Cullen, R OBP: 0.349, SLG: 0.289 (1, 6)												4	0	1	0	0	1	1										
Phil Ortega, R OBP: 0.280, SLG: 0.293 (6, 1)												1	0	0	0	0	1	0										
Darold Knowles, L OBP: 0.171, SLG: 0.111 (6, 1)												1	0	0	0	0	1	1										
Mike Spivey, S OBP: 0.173, SLG: 0.182 (6, PH)												0	0	0	0	0	0	0										
Bob Gervase, S OBP: 0.266, SLG: 0.292 (9, PH)												0	0	0	0	0	0	0										
Dave Baldwin, R OBP: 0.266, SLG: 0.292 (9, 1)												0	0	0	0	0	0	0										
Dick Lines, R OBP: 0.315, SLG: 0.187 (11, 1)												0	0	0	0	0	0	0										
Inning Stats	R: 3 E: 0 K: 0 S: 5	H: 2 LOB: 0 BB: 1 P: 9	R: 0 E: 0 K: 0 S: 3	H: 0 LOB: 1 BB: 1 P: 7	R: 0 E: 0 K: 0 S: 3	H: 0 LOB: 0 BB: 0 P: 3	R: 0 E: 0 K: 0 S: 3	H: 0 LOB: 0 BB: 0 P: 3	R: 0 E: 0 K: 1 S: 6	H: 1 LOB: 1 BB: 0 P: 6	R: 0 E: 0 K: 1 S: 5	H: 0 LOB: 0 BB: 0 P: 5	R: 0 E: 0 K: 1 S: 5	H: 0 LOB: 0 BB: 0 P: 5	R: 0 E: 0 K: 2 S: 7	H: 0 LOB: 0 BB: 0 P: 7	R: 0 E: 0 K: 1 S: 6	H: 1 LOB: 1 BB: 0 P: 6	R: 0 E: 0 K: 1 S: 5	H: 0 LOB: 0 BB: 0 P: 5	R: 0 E: 0 K: 0 S: 4	H: 0 LOB: 1 BB: 0 P: 4	R: 0 E: 0 K: 3 S: 9	H: 0 LOB: 0 BB: 0 P: 9	1B: 2 2B: 1 3B: 0 HR: 1	SF: 0 SAC: 1 DP: 0 HBP: 0	WP: 0 PB: 0 SB: 0 CS: 0	PA: 40
PITCHER	IP ERA WLS BF H R ER SO BB IBB HBP BLK WP HR S P ERA WHIP	3.0 2.25 19 2 0 0 3 0 0 0 0 0 0 0 17 17 0.00 0.667	3.0 W 10 0 0 0 5 0 0 0 0 0 0 0 20 20 0.00 0.000	PITCHER																								

Baltimore Orioles @ Washington Senators
D.C. Stadium, Washington, DC
Sun Jul 23 1967, 3:33 AM EDT
Att: 26,012 - Unknown


AB 37
R 3
H 4
RBI 3
BB 2
SO 10
LOB 5



Batter	1	2	3	4	5	6	7	8	9	AB	R	H	RBI	BB	SO	LOB	TOP			
Dick McAuliffe, L OBP: 0.385, SLG: 0.503 (1, 4)	0-3 K	0-0 2H 1B		0-0 G3			0-0 HR	0-3 K		5	1	2	2	0	2	1				
Don Wert, R OBP: 0.313, SLG: 0.336 (1, 5)	0-0 1B 2B	0-3 K			0-3 K		0-0 6-3 2B		0-0 F4	5	1	2	0	0	2	1				
Norm Cash, L OBP: 0.375, SLG: 0.432 (1, 3)	4-0 FC6-5 1B BB			0-3 K		0-0 F4		0-0 6-3	0-0 4-3	4	0	0	0	1	1	1				
Willie Horton, R OBP: 0.347, SLG: 0.516 Lenny Green, L OBP: 0.306, SLG: 0.393 (7, PR) (7, 7)	0-0 FC6-5 1B			0-0 F8		0-3 K		4-0 BB	0-0 1B	3	0	1	1	1	1	0				
Bill Freehan, R OBP: 0.388, SLG: 0.455 (1, 2)	0-0 FC6-5 1-2 2-3F			4-0 1B BB		4-0 FC6-4 BB		0-0 F8	0-0 6-3	3	0	0	0	2	0	5				
Jim Northrup, L OBP: 0.330, SLG: 0.372 (1, 9)	0-3 K2-3			0-0 1B		0-0 F6		4-0 SH1-4 1B BB		3	1	1	0	1	1	3				
Mickey Stanley, R OBP: 0.266, SLG: 0.322 (1, 8)		0-3 K		0-3 K		0-0 FC6-4 1-2F		0-0 SH1-4		3	0	0	0	0	2	3				
Ray Oyler, R OBP: 0.283, SLG: 0.267 (1, 6)		0-0 SH3-4 1B		0-3 K		0-0 L5		0-0 FC1-6 2H 1B		4	1	2	1	0	1	1				
Denny McLain, R OBP: 0.136, SLG: 0.105 (1, 1)		0-0 SH3-4		0-0 4-3			0-3 K	0-0 FC1-6 1-2F		3	0	0	0	0	1	1				
Inning Stats	R: 1 E: 0 K: 2 S: 9	H: 2 LOB: 2 BB: 1 P: 13	R: 1 E: 0 K: 2 S: 9	H: 2 LOB: 1 BB: 0 P: 9	R: 0 E: 0 K: 2 S: 8	H: 1 LOB: 2 BB: 1 P: 12	R: 0 E: 0 K: 1 S: 5	H: 0 LOB: 0 BB: 0 P: 5	R: 0 E: 0 K: 0 S: 3	H: 0 LOB: 0 BB: 0 P: 7	R: 1 E: 0 K: 1 S: 7	H: 2 LOB: 2 BB: 1 P: 11	R: 1 E: 0 K: 1 S: 6	H: 1 LOB: 1 BB: 1 P: 10	R: 0 E: 0 K: 0 S: 4	H: 1 LOB: 1 BB: 0 P: 4	1B: 6 2B: 2 3B: 0 HR: 1	SF: 0 SAC: 2 DP: 0 HBP: 0	WP: 0 PB: 0 SB: 0 CS: 0	PA: 41
PITCHER	IP WLS BF L	H R ER SO	BB IBB HBP BLK	WP HR S P	ERA WHIP	PITCHER	IP WLS BF L	H R ER SO	BB IBB HBP BLK	WP HR S P	ERA WHIP									
Tom Phoebus, R ERA: 3.07 (1, 1)	7.0	32	7	3	3	10	4	0	0	0	0	0	0	1	48	64	3.86	1.571		
Eddie Fisher, R ERA: 3.43 (8, 1)	2.0	9	2	1	1	1	1	0	0	0	0	0	0	0	10	14	4.50	1.500		

Detroit Tigers @ Baltimore Orioles
Memorial Stadium, Baltimore, MD
 Thu Jul 27 1967, 7:05 PM EDT
 Att: 5,649 - Unknown


AB 34
 R 4
 H 9
 RBI 4
 BB 5
 SO 11
 LOB 16



Batter	1	2	3	4	5	6	7	8	9	AB	R	H	RBI	BB	SO	LOB	BOTTOM			
Luis Aparicio, R OBP: 0.298, SLG: 0.330 (1, 6)	0-0 F9		0-0 F9			0-0 F8 1B		0-0 6-3		4	0	1	0	0	0	2				
Russ Snyder, L OBP: 0.303, SLG: 0.340 (1, 9)	0-0 F8			0-3 K		0-0 1B		0-0 F5		4	0	1	0	0	1	1				
Paul Blair, R OBP: 0.340, SLG: 0.445 (1, 8)	0-0 F8			0-0 F6		0-0 F8		0-0 F6		4	0	0	0	0	0	2				
Brooks Robinson, R OBP: 0.337, SLG: 0.450 (1, 5)		0-0 F7		0-0 6-3		0-0 F4		0-0 1B		4	0	1	0	0	0	2				
Boog Powell, L OBP: 0.327, SLG: 0.378 (1, 3)		0-3 K			0-0 F9		0-0 G1-6-3 1B		0-0 F4	4	0	1	0	0	1	1				
Curt Blefary, L OBP: 0.337, SLG: 0.432 (1, 7)		0-3 K			0-0 FC6-2 3B		0-0 G1-6-3 1-2F		0-0 L3	4	0	1	0	0	1	2				
Davey Johnson, R OBP: 0.306, SLG: 0.349 Eddie Fisher, R OBP: 0.333, SLG: 0.200 (8, 1)			0-0 6-3		0-0 FC6-2		0-0 F8			3	0	0	0	0	0	1				
Andy Etchebarren, R OBP: 0.316, SLG: 0.352 (1, 2)			0-0 F9		0-3 K			0-0 2B		3	0	1	0	0	1	1				
Tom Phoebus, R OBP: 0.216, SLG: 0.250 Mark Belanger, R OBP: 0.295, SLG: 0.329 (8, 4)			0-0 1B			0-0 F4		0-0 F3		2	0	1	0	0	0	0				
Inning Stats	R: 0 E: 0 K: 0 S: 3	H: 0 LOB: 0 BB: 0 P: 3	R: 0 E: 0 K: 2 S: 7	H: 0 LOB: 0 BB: 0 P: 7	R: 0 E: 0 K: 1 S: 4	H: 1 LOB: 1 BB: 0 P: 4	R: 0 E: 0 K: 1 S: 5	H: 0 LOB: 0 BB: 0 P: 5	R: 0 E: 0 K: 0 S: 3	H: 2 LOB: 2 BB: 0 P: 5	R: 0 E: 0 K: 0 S: 3	H: 1 LOB: 0 BB: 0 P: 3	R: 0 E: 0 K: 0 S: 4	H: 1 LOB: 1 BB: 0 P: 4	R: 0 E: 0 K: 0 S: 4	H: 1 LOB: 1 BB: 0 P: 4	1B: 5 2B: 1 3B: 1 HR: 0	SF: 0 SAC: 0 DP: 1 HBP: 0	WP: 0 PB: 0 SB: 0 CS: 0	PA: 33
PITCHER	IP WLS BF W	H R ER SO	BB IBB HBP BLK	WP HR S P	ERA WHIP	PITCHER	IP WLS BF W	H R ER SO	BB IBB HBP BLK	WP HR S P	ERA WHIP									
Denny McLain, R ERA: 3.51 (1, 1)	9.0	33	7	0	0	4	0	0	0	0	0	0	0	41	41	0.00	0.778			

Detroit Tigers @ Baltimore Orioles
Memorial Stadium, Baltimore, MD
 Thu Jul 27 1967, 7:05 PM EDT
 Att: 5,649 - Unknown

AB 33
 R 0
 H 7
 RBI 0
 BB 0
 SO 4
 LOB 13



Batter	1	2	3	4	5	6	7	8	9	10	11	12	AB	R	H	RBI	BB	SO	LOB	TOP				
Russ Snyder, L OBP: 0.304, SLG: 0.337 (1, 7)	1-3			F8		4-3 1B BB		1-3 1B		F7		L6	5	0	1	0	1	0	3					
Luis Aparicio, R OBP: 0.299, SLG: 0.331 (1, 6)	1-3			6-3		4-3 1B		K					5	0	2	0	0	1	2					
Dave May, L OBP: 0.200, SLG: 0.200 (1, 9)	L4			1B 1B		4-3		1-3					5	0	1	0	0	1	5					
Brooks Robinson, R OBP: 0.335, SLG: 0.447 (1, 5)		5-3		1-2 1B		F2				F9		F9	5	0	1	0	0	0	3					
Curt Blefary, L OBP: 0.332, SLG: 0.426 (1, 3)	L4			K			F2		K			F8	5	0	0	0	0	2	3					
Paul Blair, R OBP: 0.341, SLG: 0.444 (1, 8)	6-3					CS 1B		F3		F4			5	0	2	0	0	0	0					
Andy Etchebarren, R OBP: 0.318, SLG: 0.351 (1, 2)			6-3		5-3			F9		SH5-4 1B		4-0 1B	4	0	1	0	1	0	1					
Mark Belanger, R OBP: 0.293, SLG: 0.318 (1, 4)		6-3			5-3			1B BB		SH5-4		F2	3	0	0	0	1	0	2					
Gene Brabender, R OBP: 0.327, SLG: 0.377 (10, PH) Moe Drabowsky, R OBP: 0.421, SLG: 0.389 (10, 1)	6-3					K		F5		5-3		F9	3	0	0	0	0	1	1					
Inning Stats	R: 0 E: 0 K: 0 S: 3	H: 0 LOB: 0 BB: 0 P: 3	R: 0 E: 0 K: 1 S: 3	H: 0 LOB: 0 BB: 0 P: 3	R: 0 E: 0 K: 0 S: 3	H: 0 LOB: 0 BB: 0 P: 3	R: 0 E: 0 K: 1 S: 7	H: 2 LOB: 2 BB: 0 P: 7	R: 0 E: 0 K: 0 S: 3	H: 1 LOB: 0 BB: 0 P: 3	R: 0 E: 0 K: 1 S: 6	H: 0 LOB: 0 BB: 0 P: 3	R: 0 E: 0 K: 1 S: 5	H: 0 LOB: 0 BB: 0 P: 5	R: 0 E: 0 K: 0 S: 4	H: 1 LOB: 1 BB: 0 P: 4	R: 0 E: 0 K: 1 S: 6	H: 1 LOB: 1 BB: 0 P: 6	R: 0 E: 0 K: 0 S: 4	H: 1 LOB: 2 BB: 1 P: 8	1B: 8 2B: 0 3B: 0 HR: 0	SF: 0 SAC: 1 DP: 0 HBP: 0	WP: 0 PB: 0 SB: 1 CS: 1	PA: 46
PITCHER Steve Hargan, R ERA: 2.48 (1, 1)	IP: 12.0 WLS: 7 BF: 46 H: 8 R: 0 ER: 0 SO: 5 BB: 3 IBB: 0 HBP: 0 BLK: 0 WP: 0 HR: 0 S: 53 P: 65 ERA: 0.00 WHIP: 0.917											PITCHER	IP: 12.0 WLS: 7 BF: 46 H: 8 R: 0 ER: 0 SO: 5 BB: 3 IBB: 0 HBP: 0 BLK: 0 WP: 0 HR: 0 S: 53 P: 65 ERA: 0.00 WHIP: 0.917											

Baltimore Orioles @ Cleveland Indians
Cleveland Municipal Stadium, Cleveland, OH

Fri Jul 28 1967, 7:05 PM EDT
Att: 10,035 - Unknown

AB 42
R 0
H 8
RBI 0
BB 3
SO 5
LOB 23



Batter	1	2	3	4	5	6	7	8	9	10	11	12	AB	R	H	RBI	BB	SO	LOB	BOTTOM			
Lee Maye, L OBP: 0.311, SLG: 0.451 (1, 9)	4-3			F6	FC6			F6				6-3	5	0	0	0	0	0	4				
Vic Davalillo, L OBP: 0.291, SLG: 0.335 (1, 8)	FC4-6 1B		F9			F9 FC5-2 2B		FC6-4		1-2r		E3	5	0	2	0	0	0	2				
Leon Wagner, L OBP: 0.311, SLG: 0.423 Chuck Hinton, R OBP: 0.309, SLG: 0.327 (12, 7)	FC4-6 1-2r			4-3		F9		F7				F3	5	0	0	0	0	0	4				
Max Alvis, R OBP: 0.308, SLG: 0.408 (1, 5)	F8			K		FC5-2				L5		1-3	5	0	0	0	0	1	3				
Tony Horton, R OBP: 0.276, SLG: 0.378 (1, 3)		1-3		F8		5-3				F7			5	1	1	1	0	0	1				
Duke Sims, L OBP: 0.318, SLG: 0.365 (1, 2)		5-3			3-1			F9		6-3			4	0	0	0	0	0	0				
Vern Fuller, R OBP: 0.326, SLG: 0.525 (1, 4)		K				1B 1B		F7		F9			4	0	1	0	0	1	0				
Larry Brown, R OBP: 0.312, SLG: 0.330 (1, 6)			4-0 BB			FC6 1B		F5			F7		3	0	1	0	1	0	0				
Steve Hargan, R OBP: 0.245, SLG: 0.261 (1, 1)				K		K		FC6-4 1B		F4			4	0	1	0	0	2	3				
Inning Stats	R: 0 E: 0 K: 0 S: 4	H: 1 LOB: 1 BB: 0 P: 4	R: 0 E: 0 K: 1 S: 5	H: 0 LOB: 0 BB: 0 P: 5	R: 0 E: 0 K: 1 S: 5	H: 0 LOB: 1 BB: 1 P: 9	R: 0 E: 0 K: 1 S: 5	H: 0 LOB: 0 BB: 0 P: 6	R: 0 E: 0 K: 0 S: 4	H: 0 LOB: 0 BB: 0 P: 3	R: 0 E: 0 K: 0 S: 4	H: 1 LOB: 1 BB: 0 P: 4	R: 0 E: 0 K: 0 S: 3	H: 0 LOB: 0 BB: 0 P: 3	R: 0 E: 0 K: 0 S: 4	H: 0 LOB: 1 BB: 0 P: 4	R: 1 E: 0 K: 0 S: 1	H: 1 LOB: 0 BB: 0 P: 1	1B: 4 2B: 1 3B: 0 HR: 1	SF: 0 SAC: 0 DP: 0 HBP: 0	WP: 0 PB: 0 SB: 0 CS: 0	PA: 41	
PITCHER Gene Brabender, R ERA: 3.27 Moe Drabowsky, R ERA: 0.92 (10, 1)	IP: 9.0 WLS: 4 BF: 33 H: 5 R: 0 ER: 1 SO: 4 BB: 1 IBB: 0 HBP: 0 BLK: 0 WP: 0 HR: 0 S: 40 P: 44 ERA: 0.00 WHIP: 0.667											PITCHER	IP: 2.0 WLS: 1 BF: 8 H: 1 R: 1 ER: 0 SO: 0 BB: 0 IBB: 0 HBP: 0 BLK: 0 WP: 0 HR: 1 S: 8 P: 8 ERA: 4.50 WHIP: 0.500										

Baltimore Orioles @ Cleveland Indians
Cleveland Municipal Stadium, Cleveland, OH

Fri Jul 28 1967, 7:05 PM EDT
Att: 10,035 - Unknown

AB 40
R 1
H 6
RBI 1
BB 1
SO 4
LOB 17



Batter	1	2	3	4	5	6	7	8	9	AB	R	H	RBI	BB	SO	LOB	TOP			
Luis Aparicio, R OBP: 0.300, SLG: 0.343	F8		5-3		F7			F7		4	0	0	0	0	0	1	Baltimore Orioles @ Cleveland Indians Cleveland Municipal Stadium, Cleveland, OH Sun Jul 30 1967, 3:33 AM EDT Unknown			
Mark Belanger, R OBP: 0.300, SLG: 0.333	F9			WP SF8 2B		K		K		4	1	1	0	0	2	0				
Frank Robinson, R OBP: 0.429, SLG: 0.658	6-3			5-3		F9		5-3		4	0	0	0	0	1					
Brooks Robinson, R OBP: 0.336, SLG: 0.453		HR		WP BB		HR				1	1	1	1	1	0	0				
Davey Johnson, R OBP: 0.307, SLG: 0.359								F5		2	1	1	1	0	0	0				
Paul Blair, R OBP: 0.340, SLG: 0.442	F8			SF8		F7		1B		3	0	1	1	0	0	0				
Sam Bowens, R OBP: 0.247, SLG: 0.261	K			1-2 2-H		F2		1B		4	0	1	0	0	1	1				
Boog Powell, L OBP: 0.328, SLG: 0.378	4-3					4-3		1B		4	0	1	0	0	0	2				
Andy Etchebarren, R OBP: 0.317, SLG: 0.346			F7			1B		F9		4	0	1	0	0	1	3				
Bill Dillman, R OBP: 0.217, SLG: 0.217			K			K				0	0	0	0	0	0	0				
Wally Bunker, R OBP: 0.059, SLG: 0.059								3-1		2	0	0	0	0	2	1				
Curt Blefary, L OBP: 0.331, SLG: 0.424										1	0	0	0	0	0	1				
Eddie Fisher, R OBP: 0.333, SLG: 0.200										0	0	0	0	0	0	0				
Inning Stats	R: 0 E: 0 K: 0 S: 3	H: 0 LOB: 0 BB: 0 P: 3	R: 1 E: 0 K: 1 S: 6	H: 1 LOB: 0 BB: 0 P: 6	R: 0 E: 0 K: 1 S: 5	H: 0 LOB: 0 BB: 0 P: 5	R: 1 E: 0 K: 0 S: 4	H: 1 LOB: 1 BB: 0 P: 8	R: 0 E: 0 K: 1 S: 6	H: 1 LOB: 1 BB: 0 P: 6	R: 0 E: 0 K: 1 S: 6	H: 1 LOB: 1 BB: 0 P: 6	R: 0 E: 0 K: 1 S: 5	H: 0 LOB: 0 BB: 0 P: 5	R: 0 E: 0 K: 0 S: 5	H: 2 LOB: 2 BB: 0 P: 5	1B: 3 2B: 2 3B: 0 HR: 2	SF: 1 SAC: 0 DP: 0 HBP: 0	WP: 1 PB: 0 SB: 0 CS: 0	PA: 35
PITCHER Sam McDowell, L ERA: 3.43	IP: 9.0 WLS: W BF: 35 H: 7 R: 3 ER: 3 SO: 6 BB: 1 IBB: 0 HBP: 0 BLK: 0 WP: 1 HR: 2 S: 46 P: 50 ERA: 3.00 WHIP: 0.889															PITCHER				

Batter	1	2	3	4	5	6	7	8	9	AB	R	H	RBI	BB	SO	LOB	BOTTOM			
Lee Maye, L OBP: 0.306, SLG: 0.444	2B 1B	SH1-4 1B	4-3			F7		F7		5	2	2	1	0	0	0	Baltimore Orioles @ Cleveland Indians Cleveland Municipal Stadium, Cleveland, OH Sun Jul 30 1967, 3:33 AM EDT Unknown			
Vic Davallio, L OBP: 0.293, SLG: 0.337	1B WP	SH1-4 2B		6-3		F7		K		4	1	1	0	0	1	0				
Leon Wagner, L OBP: 0.318, SLG: 0.428	F7			1-3						4	1	2	1	0	0	2				
Chuck Hinton, R OBP: 0.308, SLG: 0.326		WP 1B					BB 2B			0	1	0	0	0	0	0				
Max Alvis, R OBP: 0.315, SLG: 0.417	1B WP 2B			5-3			2B FC4-2 BB			3	1	2	2	1	0	0				
Tony Horton, R OBP: 0.298, SLG: 0.399	2B 1B	1B					FC6-4 FC5-2-5 1B			3	1	3	1	1	0	0				
Duke Sims, L OBP: 0.317, SLG: 0.362	K	K					FC4-2 FC6-4			4	0	1	0	0	2	7				
Vern Fuller, R OBP: 0.314, SLG: 0.489		FC5-4					FC6-4 FC5-2-5 G4-6-3 1B			4	0	1	2	0	0	6				
Larry Brown, R OBP: 0.311, SLG: 0.326	K		6-3			G4-6-3		5-3		4	0	0	0	0	1	5				
Sam McDowell, L OBP: 0.193, SLG: 0.255		PB 2B 1B	G3			K		4-3		4	1	1	0	0	1	0				
Inning Stats	R: 4 E: 0 K: 2 S: 12	H: 5 LOB: 1 BB: 0 P: 12	R: 3 E: 0 K: 1 S: 9	H: 4 LOB: 2 BB: 1 P: 13	R: 0 E: 0 K: 0 S: 3	H: 0 LOB: 0 BB: 0 P: 3	R: 0 E: 0 K: 0 S: 3	H: 0 LOB: 0 BB: 0 P: 3	R: 0 E: 0 K: 1 S: 5	H: 2 LOB: 1 BB: 0 P: 4	R: 0 E: 0 K: 1 S: 5	H: 0 LOB: 0 BB: 0 P: 5	R: 1 E: 0 K: 0 S: 5	H: 2 LOB: 2 BB: 1 P: 9	R: 0 E: 0 K: 1 S: 5	H: 0 LOB: 0 BB: 0 P: 5	1B: 9 2B: 4 3B: 0 HR: 0	SF: 0 SAC: 1 DP: 1 HBP: 0	WP: 2 PB: 1 SB: 0 CS: 0	PA: 38
PITCHER Bill Dillman, R ERA: 3.95	IP: 1.0 WLS: L BF: 10 H: 7 R: 6 ER: 6 SO: 2 BB: 0 IBB: 0 HBP: 0 BLK: 0 WP: 1 HR: 0 S: 14 P: 14 ERA: 54.00 WHIP: 7.000															PITCHER				
Wally Bunker, R ERA: 3.56	IP: 5.0 WLS: L BF: 19 H: 4 R: 1 ER: 1 SO: 2 BB: 1 IBB: 0 HBP: 0 BLK: 0 WP: 0 HR: 0 S: 22 P: 26 ERA: 1.80 WHIP: 1.000															PITCHER				
Eddie Fisher, R ERA: 3.46	IP: 2.0 WLS: L BF: 9 H: 2 R: 1 ER: 1 SO: 1 BB: 0 IBB: 0 HBP: 0 BLK: 0 WP: 0 HR: 0 S: 10 P: 14 ERA: 4.50 WHIP: 1.500															PITCHER				

AB 33
R 3
H 7
RBI 3
BB 1
SO 6
LOB 10



AB 35
R 8
H 13
RBI 7
BB 2
SO 5
LOB 20



Batter	1	2	3	4	5	6	7	8	9	AB	R	H	RBI	BB	SO	LOB	TOP										
Mark Belanger, R OBP: 0.308, SLG: 0.326	4-0 HR BB	0-3 K						0-0 2-3		2	1	0	0	2	1	2											
Dave May, L OBP: 0.214, SLG: 0.429	0-0 1-H HR		0-0 F7				0-0 4-3	0-0 G3		4	1	1	2	0	0	1											
Curt Blefary, L OBP: 0.330, SLG: 0.422	0-0 F9		0-3 K				0-0 F7	0-0 1B		4	0	1	0	0	1	0											
Brooks Robinson, R OBP: 0.333, SLG: 0.448	0-3 K		0-3 K				0-0 F5	0-0 L4		4	0	0	0	0	2	1											
Boog Powell, L OBP: 0.327, SLG: 0.376	0-3 K			0-0 F5			0-0 G3		0-0 2B SF9 1B	4	1	1	0	0	1	0											
Paul Blair, R OBP: 0.342, SLG: 0.446		0-3 K		0-0 F8			0-0 1B K 1B		0-0 SF9 1-3 G3 2B	4	1	2	0	0	1	0											
Davey Johnson, R OBP: 0.307, SLG: 0.359		0-0 BB 1B		0-3 K			0-0 F4		0-0 SF9	3	0	1	1	0	1	1											
Larry Haney, R OBP: 0.333, SLG: 0.380		0-0 F8					0-0 F7		0-0 G3	4	0	1	1	0	0	1											
Marcelino Lopez, R OBP: 0.667, SLG: 0.500		4-0 BB					0-3 K		0-0 L4	0	0	0	0	1	0	0											
Stu Miller, R OBP: 0.421, SLG: 0.389		1-2 BB					0-0 K			3	0	0	0	0	2	2											
Moe Drabowsky, R OBP: 0.421, SLG: 0.389							3-H			0	0	0	0	0	0	0											
Inning Stats	R: 2 E: 0 K: 2 S: 8	H: 1 LOB: 0 BB: 1 P: 12	R: 0 E: 0 K: 2 S: 8	H: 1 LOB: 2 BB: 1 P: 12	R: 0 E: 0 K: 2 S: 7	H: 0 LOB: 0 BB: 0 P: 7	R: 0 E: 0 K: 1 S: 5	H: 0 LOB: 0 BB: 0 P: 5	R: 0 E: 0 K: 1 S: 5	H: 0 LOB: 1 BB: 1 P: 9	R: 0 E: 0 K: 0 S: 3	H: 0 LOB: 0 BB: 0 P: 3	R: 0 E: 0 K: 1 S: 6	H: 2 LOB: 1 BB: 0 P: 6	R: 0 E: 0 K: 0 S: 4	H: 1 LOB: 1 BB: 0 P: 4	R: 2 E: 0 K: 0 S: 5	H: 2 LOB: 0 BB: 0 P: 5	1B: 5 2B: 1 3B: 0 HR: 1	SF: 1 SAC: 0 DP: 0 HBP: 0	WP: 0 PB: 0 SB: 0 CS: 0	PA: 36					
PITCHER	IP	WLS	BF	H	R	ER	SO	BB	IBB	HBP	BLK	WP	HR	S	P	ERA	WHIP										
Stan Williams, R ERA: 2.57	7.0	L	27	4	2	2	9	3	0	0	0	0	1	42	54	2.57	1.000										
George Culver, R ERA: 3.06	2.0		9	3	2	2	0	0	0	0	0	0	0	9	9	9.00	1.500										

Baltimore Orioles @ Cleveland Indians
Cleveland Municipal Stadium, Cleveland, OH

AB 32
R 4
H 7
RBI 4
BB 3
SO 9
LOB 8



WP: 0 PA: 36
PB: 0
SB: 0
CS: 0

Sun Jul 30 1967, 3:38 AM EDT
Att: 11,538 - Unknown

Batter	1	2	3	4	5	6	7	8	9	AB	R	H	RBI	BB	SO	LOB	BOTTOM										
Chuck Hinton, R OBP: 0.307, SLG: 0.325	0-0 F7		0-0 E6						0-0 F8	4	0	1	0	0	0	1											
Fred Whitfield, L OBP: 0.282, SLG: 0.354			0-3 K				0-0 FC6-4 1B		0-0 F8	1	0	0	0	0	0	1											
Vern Fuller, R OBP: 0.291, SLG: 0.451	0-3 K		0-3 K				0-0 FC6-4 1-2		0-0 5-3	4	0	0	0	0	2	3											
Max Alvis, R OBP: 0.317, SLG: 0.417	4-0 BB			0-0 F6			0-0 FC5-4 1B		0-3 K	3	0	1	0	1	1	0											
Tony Horton, R OBP: 0.303, SLG: 0.398	0-0 F7			1-0 FC4-6 HBP			0-3 K		0-0 1B	3	0	1	0	0	1	2											
Leon Wagner, L OBP: 0.314, SLG: 0.421		0-0 F9		0-0 FC4-6 FC5-4			0-0 F8		0-0 F9	4	0	0	0	0	0	3											
Joe Azcue, R OBP: 0.335, SLG: 0.460		0-0 HR		0-0 FC5-4			0-0 FC5-4		0-0 F7	4	1	1	1	0	0	2											
Don Demeter, R OBP: 0.232, SLG: 0.348		0-0 F6					0-0 F8		0-0 HR	1	0	0	0	0	0	0											
Vic Davalillo, L OBP: 0.294, SLG: 0.354		0-0 F6					0-3 K		0-0 HR	3	1	1	1	0	1	0											
Larry Brown, R OBP: 0.313, SLG: 0.326		0-0 5-3					4-0 1B BB		0-0 E6	3	0	1	0	1	0	0											
Stan Williams, R OBP: 0.307, SLG: 0.325			0-3 K				0-3 K		0-0 F7	2	0	0	0	0	2	1											
Jim King, L OBP: 0.232, SLG: 0.245							0-3 K			1	0	0	0	0	1	1											
George Culver, R OBP: 0.333, SLG: 0.333							0-0 K			0	0	0	0	0	0	0											
Lee Maye, L OBP: 0.305, SLG: 0.442							0-0 K			1	0	0	0	0	0	1											
Inning Stats	R: 0 E: 0 K: 1 S: 5	H: 0 LOB: 1 BB: 1 P: 9	R: 1 E: 0 K: 0 S: 4	H: 1 LOB: 0 BB: 0 P: 4	R: 0 E: 1 K: 2 S: 7	H: 0 LOB: 1 BB: 0 P: 7	R: 0 E: 0 K: 0 S: 3	H: 0 LOB: 1 BB: 0 P: 4	R: 0 E: 0 K: 1 S: 6	H: 1 LOB: 1 BB: 0 P: 6	R: 0 E: 0 K: 2 S: 8	H: 1 LOB: 1 BB: 0 P: 8	R: 0 E: 0 K: 1 S: 6	H: 1 LOB: 1 BB: 0 P: 6	R: 1 E: 1 K: 0 S: 5	H: 1 LOB: 1 BB: 0 P: 5	1B: 4 2B: 0 3B: 0 HR: 2	SF: 0 SAC: 0 DP: 0 HBP: 1	WP: 0 PB: 0 SB: 0 CS: 0	PA: 37							
PITCHER	IP	WLS	BF	H	R	ER	SO	BB	IBB	HBP	BLK	WP	HR	S	P	ERA	WHIP										
Marcelino Lopez, L ERA: 7.5	3.0		11	5	1	1	3	1	0	0	0	0	1	16	20	3.00	0.667										
Stu Miller, R ERA: 3.02	5.1	W	24	5	1	1	5	1	0	1	0	0	1	32	37	1.69	1.125										
Moe Drabowsky, R ERA: 0.91	0.2	S	2	0	0	0	0	0	0	0	0	0	0	2	2	0.00	0.000										

Baltimore Orioles @ Cleveland Indians
Cleveland Municipal Stadium, Cleveland, OH

AB 34
R 2
H 6
RBI 2
BB 2
SO 8
LOB 15




WP: 0 PA: 37
PB: 0
SB: 0
CS: 0

Sun Jul 30 1967, 3:38 AM EDT
Att: 11,538 - Unknown

Batter	1	2	3	4	5	6	7	8	9	AB	R	H	RBI	BB	SO	LOB	TOP							
Dick McAuliffe, L (1,4) OBP: 0.385, SLG: 0.496	0-0 BB FC5-2 1B		0-0 F8	0-0 G3		0-0 FC5 S 1-3 1B		0-0 F7		5	0	2	0	0	0	3								
Don Wert, R (1,5) OBP: 0.310, SLG: 0.341	4-0 FC5-2 BB 1-2 BB		0-0 5-3		0-0 HR	0-0 SF8		0-0 5-3		3	1	1	2	1	0	0								
Al Kaline, R (1,9) OBP: 0.412, SLG: 0.549	4-0 BB FC5-2 1-2 2-3 BB		0-0 L8		0-0 L4-3				0-0 L5-3	3	0	0	0	2	0	0								
Willie Horton, R (1,7) OBP: 0.345, SLG: 0.519	0-0 FC5-2 BB			0-0 2B		0-0 FC5			0-0 5-3	4	1	2	0	0	0	5								
Mickey Stanley, R (6,8) OBP: 0.272, SLG: 0.333	1-2 2-3 3-H			0-0 2B		0-0 1B				1	0	0	0	0	0	0								
Norm Cash, L (1,3) OBP: 0.377, SLG: 0.434	4-0 1-2 2-3 BB			0-0 F6		0-3 K		4-0 FC5-6 BB	4-0 1B BB	2	0	0	0	3	1	2								
Jim Northrup, L (1,8) OBP: 0.330, SLG: 0.372	0-0 F8			0-0 E 2H 2B		0-0 4-3		0-0 FC5-6 1B S 1-2	0-0 1-2 1B	5	0	2	1	0	0	5								
Bill Freehan, R (1,2) OBP: 0.383, SLG: 0.453		0-3 K		0-0 E5		0-0 HR		0-0 G5-4-3 1B	0-3 K	5	1	2	1	0	2	3								
Ray Oyler, R (1,6) OBP: 0.286, SLG: 0.266		0-0 F7		4-0 BB		4-0 1B SF8 BB		0-0 G5-4-3 1-2		2	1	0	0	2	0	2								
Earl Wilson, R (1,1) OBP: 0.236, SLG: 0.338		0-0 5-3		0-3 K		0-3 K			0-0 6-3	4	0	0	0	0	2	4								
Mike Marshall, R (8,1) OBP: 0.250, SLG: 0.250										0	0	0	0	0	0	0								
John Hiller, R (8,1) OBP: 0.500, SLG: 0.500										0	0	0	0	0	0	0								
Inning Stats	R: 0 E: 0 K: 0 S: 3	H: 1 LOB: 3 BB: 3 P: 15	R: 0 E: 0 K: 1 S: 5	H: 0 LOB: 0 BB: 0 P: 5	R: 0 E: 0 K: 1 S: 3	H: 0 LOB: 0 BB: 0 P: 3	R: 1 E: 1 K: 1 S: 8	H: 2 LOB: 3 BB: 1 P: 12	R: 1 E: 0 K: 1 S: 7	H: 2 LOB: 1 BB: 0 P: 7	R: 2 E: 0 K: 1 S: 7	H: 2 LOB: 2 BB: 2 P: 15	R: 0 E: 0 K: 0 S: 3	H: 1 LOB: 1 BB: 1 P: 7	R: 0 E: 0 K: 0 S: 3	H: 0 LOB: 0 BB: 0 P: 3	R: 0 E: 0 K: 1 S: 6	H: 1 LOB: 2 BB: 1 P: 10	1B: 5 2B: 2 3B: 0 HR: 2	SF: 1 SAC: 0 DP: 2 HBP: 0	WP: 0 PB: 0 SB: 2 CS: 0	PA: 43		
PITCHER	IP WLS BF H R ER SO BB IBB HBP BLK WP HR S P ERA WHIP	5.1 L 28 7 4 4 4 5 0 0 0 0 2 31 51 6.75 2.250	1.2 7 1 0 0 0 2 0 0 0 0 0 5 13 0.00 1.800	2.0 8 1 0 0 0 1 0 0 0 0 0 9 13 0.00 1.000																				

Detroit Tigers @ Baltimore Orioles
 Memorial Stadium, Baltimore, MD
 Tue Aug 01 1967, 7:05 PM EDT
 Att: 10,342 - Unknown


AB	34
R	4
H	9
RBI	4
BB	8
SO	5
LOB	24



Batter	1	2	3	4	5	6	7	8	9	AB	R	H	RBI	BB	SO	LOB	BOTTOM						
Luis Aparicio, R (1,6) OBP: 0.298, SLG: 0.341	0-0 1B 1B		0-0 E6 S		0-0 6-3		0-0 1-3		0-3 K	5	0	1	0	0	1	2							
Dave May, L (1,9) OBP: 0.167, SLG: 0.333	0-0 L9		0-3 K			0-0 G3		0-0 4-3	0-0 L4	4	0	0	0	0	1	4							
Stu Miller, R (8,1) OBP: 0.305, SLG: 0.323			1-2 K							1	0	0	0	0	0	0							
Mark Belanger, R (9, PH) OBP: 0.305, SLG: 0.323																							
Frank Robinson, R (1,7) OBP: 0.431, SLG: 0.655	0-0 1-2 1B		0-0 F3			0-0 1B 1B		0-0 1B HBP	0-3 K	4	1	2	0	0	1	1							
Brooks Robinson, R (1,5) OBP: 0.335, SLG: 0.448	0-0 F7			0-0 6-3		0-0 FC5-4 1B		0-0 1B FC5-2 1B		4	0	2	0	0	0	2							
Curt Blefary, L (1,3) OBP: 0.327, SLG: 0.417	0-0 4-3			0-0 F7		0-3 K		0-0 F8		4	0	0	0	0	1	6							
Paul Blair, R (1,8) OBP: 0.341, SLG: 0.444		0-0 F8		0-0 F7		0-0 FC5-4 1-2		0-0 FC5-2 1B 1-2 2-H		4	0	1	1	0	0	2							
Davey Johnson, R (1,4) OBP: 0.309, SLG: 0.361		0-0 5-3			0-0 5-3		0-0 1-3 BB 1B	0-0 FC5-2 1B		4	0	2	0	0	0	0							
Andy Etchebarren, R (1,2) OBP: 0.316, SLG: 0.357		0-0 6-3			0-0 HR		0-3 K	0-0 FC5-2 1-2 2-3 3-H		4	1	1	1	0	1	4							
Tom Phoebus, R (1,1) OBP: 0.208, SLG: 0.240			0-0 2-3		0-3 K		4-0 1-3 BB	0-0 G3		2	0	0	0	0	1	0							
Eddie Fisher, R (6,1) OBP: 0.333, SLG: 0.200										0	0	0	0	0	0	0							
Boog Powell, L (7, PH) OBP: 0.328, SLG: 0.375										1	0	0	0	1	0	3							
Inning Stats	R: 0 E: 0 K: 0 S: 5	H: 2 LOB: 2 BB: 0 P: 5	R: 0 E: 0 K: 0 S: 3	H: 0 LOB: 0 BB: 0 P: 3	R: 0 E: 1 K: 1 S: 6	H: 0 LOB: 0 BB: 0 P: 6	R: 0 E: 0 K: 1 S: 3	H: 0 LOB: 0 BB: 0 P: 3	R: 1 E: 0 K: 1 S: 6	H: 1 LOB: 0 BB: 0 P: 6	R: 0 E: 0 K: 1 S: 7	H: 2 LOB: 2 BB: 0 P: 7	R: 0 E: 0 K: 1 S: 6	H: 1 LOB: 2 BB: 1 P: 10	R: 1 E: 0 K: 0 S: 6	H: 3 LOB: 3 BB: 0 P: 7	R: 0 E: 0 K: 2 S: 7	H: 0 LOB: 0 BB: 0 P: 7	1B: 8 2B: 0 3B: 0 HR: 1	SF: 0 SAC: 0 DP: 0 HBP: 1	WP: 0 PB: 0 SB: 1 CS: 0	PA: 39	
PITCHER	IP WLS BF H R ER SO BB IBB HBP BLK WP HR S P ERA WHIP	7.0 W 29 6 3 1 1 4 1 0 0 0 0 5 36 40 1.29 1.000	0.2 6 3 1 1 0 0 0 0 1 0 0 0 5 6 13.50 4.500	1.1 S 4 0 0 0 2 0 0 0 0 0 0 8 8 0.00 0.000																			

Detroit Tigers @ Baltimore Orioles
 Memorial Stadium, Baltimore, MD
 Tue Aug 01 1967, 7:05 PM EDT
 Att: 10,342 - Unknown

AB	37
R	2
H	9
RBI	2
BB	1
SO	6
LOB	24



Batter	1	2	3	4	5	6	7	8	9	AB	R	H	RBI	BB	SO	LOB	TOP										
Lenny Green, L (1, 7) OBP: 0.306, SLG: 0.380	F5	5-3			G3					4	0	1	0	0	0	1	Detroit Tigers @ Baltimore Orioles Memorial Stadium, Baltimore, MD Wed Aug 02 1967, 7:05 PM EDT Unknown										
Mickey Stanley, R (7, 8) OBP: 0.272, SLG: 0.333							1B			0	0	0	0	0	0	0											
Don Wert, R (1, 5) OBP: 0.315, SLG: 0.348	HR		1B L6-4-3		FC4-6		K			4	2	3	0	0	1	1											
Dick McAuliffe, L (1, 4) OBP: 0.384, SLG: 0.493	K		L6-4-3		F8			4-3		4	0	1	0	0	1	2											
Al Kaline, R (1, 9) OBP: 0.410, SLG: 0.556	HR		L6-4-3		FC4-6			L8		4	1	1	2	0	0	2											
Norm Cash, L (1, 3) OBP: 0.375, SLG: 0.441	HR		K		G3			F8		4	1	1	1	0	1	0											
Jim Northrup, L (1, 8) OBP: 0.325, SLG: 0.369	3-1				4-0				F7	3	0	0	0	1	0	0											
Bill Freehan, R (1, 2) OBP: 0.379, SLG: 0.447					F7			F3		4	0	0	0	0	1	1											
Ray Oyler, R (1, 6) OBP: 0.285, SLG: 0.270					F8			5-3		4	0	1	0	0	0	1											
Joe Sparma, R (1, 1) OBP: 0.040, SLG: 0.020					K					3	0	0	0	0	3	2											
John Hiller, R (7, 1) OBP: 0.500, SLG: 0.500					K			K		0	0	0	0	0	0	0											
Inning Stats	R: 3 E: 0 K: 1 S: 8	H: 3 LOB: 0 BB: 0 P: 8	R: 0 E: 0 K: 2 S: 8	H: 1 LOB: 1 BB: 0 P: 8	R: 1 E: 0 K: 1 S: 6	H: 2 LOB: 0 BB: 0 P: 6	R: 0 E: 0 K: 1 S: 5	H: 0 LOB: 1 BB: 1 P: 9	R: 0 E: 0 K: 0 S: 4	H: 0 LOB: 0 BB: 0 P: 3	R: 0 E: 0 K: 2 S: 8	H: 1 LOB: 1 BB: 0 P: 8	R: 0 E: 0 K: 0 S: 3	H: 0 LOB: 0 BB: 0 P: 3	R: 0 E: 0 K: 0 S: 3	H: 0 LOB: 0 BB: 0 P: 3	1B: 4 2B: 2 3B: 0 HR: 2	SF: 0 SAC: 0 DP: 1 HBP: 0	WP: 0 PB: 0 SB: 0 CS: 0	PA: 35							
PITCHER	IP	WLS	BF	H	R	ER	SO	BB	IBB	HBP	BLK	WP	HR	S	P	ERA	WHIP										
Gene Brabender, R (1, 1) ERA: 3.74	7.0	L	29	8	4	4	7	1	0	0	0	0	2	42	46	5.14	1.286										
Eddie Fisher, R (8, 1) ERA: 3.28	2.0		6	0	0	0	0	0	0	0	0	0	0	6	6	0.00	0.000										

Batter	1	2	3	4	5	6	7	8	9	AB	R	H	RBI	BB	SO	LOB	BOTTOM										
Luis Aparicio, R (1, 6) OBP: 0.300, SLG: 0.340	F4		4-0		FC6-4				5-3	4	0	1	1	1	0	1	Detroit Tigers @ Baltimore Orioles Memorial Stadium, Baltimore, MD Wed Aug 02 1967, 7:05 PM EDT Unknown										
Dave May, L (1, 9) OBP: 0.190, SLG: 0.300			4-0				1B			2	0	0	0	1	1	0											
Sam Bowens, R (7, PH) OBP: 0.244, SLG: 0.257	K		4-0				F8			1	0	0	0	0	0	3											
Eddie Fisher, R (8, 1) OBP: 0.333, SLG: 0.200			1-2							0	0	0	0	0	0	0											
Frank Robinson, R (1, 7) OBP: 0.429, SLG: 0.648	6-3		L9				5-3			3	0	0	1	1	0	3											
Brooks Robinson, R (1, 5) OBP: 0.334, SLG: 0.446			F8		5-3			K		4	0	1	0	0	1	3											
Curt Blefary, L (1, 3) OBP: 0.324, SLG: 0.412			F7		K			F7		4	0	0	0	0	2	1											
Paul Blair, R (1, 8) OBP: 0.340, SLG: 0.440			K		F8			L9		3	0	0	0	1	1	0											
Davey Johnson, R (1, 4) OBP: 0.311, SLG: 0.363			BB		6-3			5-3		4	1	2	0	0	0	0											
Andy Etchebarren, R (1, 2) OBP: 0.312, SLG: 0.351			K		L9			5-3		4	1	0	0	0	1	3											
Gene Brabender, R (1, 1) OBP: 0.143, SLG: 0.143			BB		6-3			5-3		2	0	1	0	0	1	1											
Boog Powell, L (7, PH) OBP: 0.329, SLG: 0.374			K		FC6-4			L9		1	0	0	0	1	0	0											
Inning Stats	R: 0 E: 0 K: 1 S: 5	H: 0 LOB: 0 BB: 0 P: 5	R: 0 E: 0 K: 1 S: 5	H: 0 LOB: 0 BB: 0 P: 5	R: 0 E: 0 K: 2 S: 8	H: 1 LOB: 3 BB: 2 P: 16	R: 0 E: 0 K: 1 S: 5	H: 0 LOB: 0 BB: 0 P: 5	R: 0 E: 0 K: 0 S: 4	H: 1 LOB: 1 BB: 0 P: 4	R: 0 E: 0 K: 1 S: 6	H: 1 LOB: 1 BB: 0 P: 6	R: 2 E: 0 K: 1 S: 7	H: 2 LOB: 3 BB: 3 P: 19	R: 0 E: 0 K: 0 S: 3	H: 0 LOB: 0 BB: 0 P: 3	R: 0 E: 0 K: 0 S: 3	H: 0 LOB: 0 BB: 0 P: 3	1B: 5 2B: 0 3B: 0 HR: 0	SF: 0 SAC: 0 DP: 0 HBP: 0	WP: 0 PB: 0 SB: 0 CS: 0	PA: 37					
PITCHER	IP	WLS	BF	H	R	ER	SO	BB	IBB	HBP	BLK	WP	HR	S	P	ERA	WHIP										
Joe Sparma, R (1, 1) ERA: 4.07	6.1	W	28	5	2	2	6	4	0	0	0	0	0	36	52	2.84	1.421										
John Hiller, L (7, 1) ERA: 1.64	2.2	S	9	0	0	0	1	1	0	0	0	0	0	10	14	0.00	0.375										



Batter	1	2	3	4	5	6	7	8	9	AB	R	H	RBI	BB	SO	LOB	TOP										
Dick McAuliffe, L (1,4) OBP: 0.383, SLG: 0.488	0-3 K		0-0 F9			0-0 F2		4-0 CS BB		3	0	0	0	1	1	0											
Don Wert, R (1,5) OBP: 0.312, SLG: 0.344	0-3 K		0-0 F6			0-0 6-3		0-0 CS	0-3 K	4	0	0	0	0	2	0											
Norm Cash, L (1,3) OBP: 0.377, SLG: 0.438	4-0 BB		0-0 6-3			0-0 F8			4-0 1-3 BB	2	0	0	0	2	0	0											
Willie Horton, R (1,7) OBP: 0.341, SLG: 0.512	0-0 F4			0-0 5-3			0-0 5-3		0-0 1-3	3	0	0	0	0	0	1											
Lenny Green, L (7,7) OBP: 0.301, SLG: 0.375									1-2	1	0	0	0	0	0	1											
Jim Northrup, L (1,9) OBP: 0.331, SLG: 0.371		0-0 1B		0-0 4-3			0-0 WP 1B		0-3 K	4	1	2	0	0	1	1											
Mickey Stanley, R (1,8) OBP: 0.272, SLG: 0.333		0-0 1B		0-0 F7			0-0 F6			3	0	1	0	0	0	1											
Jim Price, R (1,2) OBP: 0.300, SLG: 0.380		0-0 1B			0-0 F5		0-0 F8			3	0	1	1	0	0	1											
Ray Oyler, R (1,6) OBP: 0.282, SLG: 0.267		1-3 3-H 0-3 K			0-3 K			0-0 6-3		3	0	0	0	0	2	1											
Fred Gladding, L (1,1) Pat Dobson, R (6,1)		0-0 5-3			0-0 4-3			0-0 6-3		2	0	0	0	0	0	1											
Inning Stats	R: 0 E: 0 K: 2 S: 7	H: 0 LOB: 1 BB: 1 P: 11	R: 1 E: 0 K: 1 S: 7	H: 3 LOB: 1 BB: 0 P: 7	R: 0 E: 0 K: 0 S: 3	H: 0 LOB: 0 BB: 0 P: 3	R: 0 E: 0 K: 0 S: 3	H: 0 LOB: 0 BB: 0 P: 3	R: 0 E: 0 K: 1 S: 5	H: 1 LOB: 1 BB: 0 P: 5	R: 0 E: 0 K: 0 S: 4	H: 1 LOB: 1 BB: 0 P: 4	R: 0 E: 0 K: 0 S: 2	H: 0 LOB: 0 BB: 1 P: 6	R: 0 E: 0 K: 2 S: 7	H: 0 LOB: 1 BB: 1 P: 11	1B: 4 2B: 0 3B: 0 HR: 0	SF: 0 SAC: 0 DP: 0 HBP: 0	WP: 1 PA: 33 PB: 0 SB: 0 CS: 1								
PITCHER	IP	WLS	BF	H	R	ER	SO	BB	IBB	HBP	BLK	WP	HR	S	P	ERA	WHIP										
Jim Hardin, R (1,1) ERA: 2.4	8.0		28	4	1	1	4	2	0	0	0	1	0	34	42	1.12	0.750										
Moe Drabowsky, R (9,1) ERA: 0.9	1.0	W	4	0	0	0	2	1	0	0	0	0	0	7	11	0.00	1.000										

Detroit Tigers @ Baltimore Orioles
Memorial Stadium, Baltimore, MD
 Wed Aug 02 1967, 7:05 PM EDT
 Att: 12,001 - Unknown

AB	29
R	1
H	4
RBI	1
BB	3
SO	6
LOB	7



Batter	1	2	3	4	5	6	7	8	9	AB	R	H	RBI	BB	SO	LOB	BOTTOM										
Mark Belanger, R (1,6) OBP: 0.296, SLG: 0.313	0-3 K		0-0 5-3			0-3 K		0-0 4-1		3	0	0	0	0	2	1											
Curt Blefary, L (8,PH) OBP: 0.323, SLG: 0.411										1	0	0	0	0	0	0											
Dave May, L (1,9) OBP: 0.160, SLG: 0.250	0-0 1-3		0-0 4-3		0-0 FC6-4			0-3 K		4	0	0	0	0	1	1											
Moe Drabowsky, R (9,1) OBP: 0.421, SLG: 0.389										0	0	0	0	0	0	0											
Frank Robinson, R (1,7) OBP: 0.433, SLG: 0.651	4-0 1B BB			0-0 1B		0-3 K			4-0 HR BB	2	1	1	0	2	1	0											
Brooks Robinson, R (1,5) OBP: 0.338, SLG: 0.457	0-0 1B			0-0 2-3 1B		0-0 5-3		0-0 K	0-0 1-H HR	4	1	3	2	0	0	0											
Boog Powell, L (1,3) OBP: 0.326, SLG: 0.370	0-3 K			0-3 K		0-0 6-3				3	0	0	0	0	2	4											
Paul Blair, R (1,8) OBP: 0.337, SLG: 0.436		0-0 6-3		0-0 F3			0-0 6-3			3	0	0	0	0	2												
Davey Johnson, R (1,4) OBP: 0.311, SLG: 0.362		0-0 G1-4-3 1B		0-3 K			0-0 F8			3	0	1	0	0	1	2											
Larry Haney, R (1,2) OBP: 0.333, SLG: 0.378		0-0 G1-4-3			0-0 FC3-6 1B		0-3 K			3	0	1	0	0	1	1											
Jim Hardin, R (1,1) Russ Snyder, L (8,PH) Luis Aparicio, R (9,6) OBP: 0.300, SLG: 0.340			0-0 4-3		0-0 FC3-6 1B			0-3 K		2	0	0	0	0	1	0											
Inning Stats	R: 0 E: 0 K: 2 S: 8	H: 1 LOB: 2 BB: 1 P: 12	R: 0 E: 0 K: 0 S: 3	H: 1 LOB: 0 BB: 0 P: 3	R: 0 E: 0 K: 0 S: 3	H: 0 LOB: 0 BB: 0 P: 3	R: 0 E: 0 K: 2 S: 9	H: 2 LOB: 2 BB: 0 P: 9	R: 0 E: 0 K: 1 S: 6	H: 1 LOB: 1 BB: 0 P: 6	R: 0 E: 0 K: 1 S: 5	H: 0 LOB: 0 BB: 0 P: 5	R: 0 E: 0 K: 1 S: 5	H: 0 LOB: 0 BB: 0 P: 5	R: 0 E: 0 K: 2 S: 7	H: 0 LOB: 0 BB: 0 P: 7	R: 2 E: 0 K: 0 S: 1	H: 1 LOB: 0 BB: 1 P: 5	1B: 4 2B: 1 3B: 0 HR: 1	SF: 0 SAC: 0 DP: 1 HBP: 0	WP: 0 PA: 31 PB: 0 SB: 0 CS: 0						
PITCHER	IP	WLS	BF	H	R	ER	SO	BB	IBB	HBP	BLK	WP	HR	S	P	ERA	WHIP										
Fred Gladding, R (1,1) ERA: 1.79	5.0		20	5	0	0	5	1	0	0	0	0	0	29	33	0.00	1.200										
Pat Dobson, R (6,1) ERA: 3.25	3.0	L	11	1	2	2	4	1	0	0	0	0	1	18	22	6.00	0.667										

Detroit Tigers @ Baltimore Orioles
Memorial Stadium, Baltimore, MD
 Wed Aug 02 1967, 7:05 PM EDT
 Att: 12,001 - Unknown

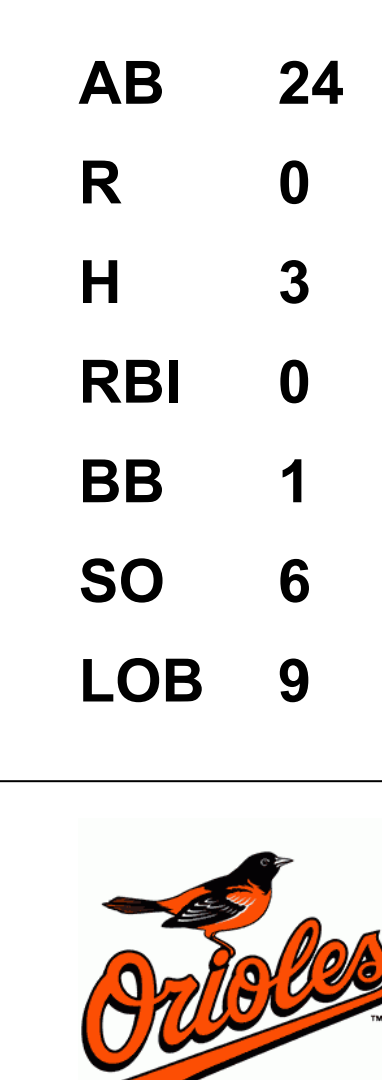
AB	29
R	2
H	6
RBI	2
BB	2
SO	9
LOB	12



Batter	1	2	3	4	5	6	7	8	9	AB	R	H	RBI	BB	SO	LOB	TOP			
Dick McAuliffe, L (1,4) OBP: 0.381, SLG: 0.486	F8		FC4-6		FC6-4		K			4	0	1	0	0	1	1	Detroit Tigers @ Baltimore Orioles Memorial Stadium, Baltimore, MD Thu Aug 03 1967, 7:05 PM EDT Att: 9,168 - Unknown			
Don Wert, R (1,5) OBP: 0.309, SLG: 0.341	5-3		F8		FC6-4		5-3			4	0	0	0	0	2					
Al Kaline, R (1,9) OBP: 0.411, SLG: 0.563	K				L9					4	2	2	0	0	1					
Willie Horton, R (1,7) OBP: 0.344, SLG: 0.516					5-3					2	0	1	0	1	0					
Mickey Stanley, R (6, PR) OBP: 0.271, SLG: 0.332										1	0	0	0	0	1					
Norm Cash, L (1,3) OBP: 0.375, SLG: 0.436					4-3					4	2	1	1	0	1					
Jim Northrup, L (1,8) OBP: 0.335, SLG: 0.376					1B					3	1	2	1	1	0					
Bill Freehan, R (1,2) OBP: 0.383, SLG: 0.449					1B					3	0	2	2	1	1					
Ray Oyler, R (1,6) OBP: 0.282, SLG: 0.265					K					2	0	0	1	1	1					
Denny McLain, R (1,1) OBP: 0.129, SLG: 0.100					K					3	0	0	0	0	1					
Inning Stats	R: 0 E: 0 K: 1 S: 5	H: 0 LOB: 0 BB: 0 P: 5	R: 0 E: 0 K: 2 S: 8	H: 1 LOB: 1 BB: 0 P: 8	R: 0 E: 0 K: 0 S: 3	H: 0 LOB: 1 BB: 1 P: 7	R: 2 E: 0 K: 1 S: 8	H: 3 LOB: 1 BB: 0 P: 8	R: 0 E: 0 K: 1 S: 6	H: 1 LOB: 1 BB: 0 P: 6	R: 1 E: 0 K: 0 S: 4	H: 2 LOB: 1 BB: 1 P: 8	R: 0 E: 0 K: 1 S: 5	H: 0 LOB: 0 BB: 0 P: 5	R: 2 E: 0 K: 1 S: 6	H: 2 LOB: 2 BB: 2 P: 14	1B: 5 2B: 4 3B: 0 HR: 0	SF: 1 SAC: 0 DP: 0 HBP: 0	WP: 0 PB: 0 SB: 0 CS: 0	PA: 35
PITCHER	IP WLS BF H R ER SO BB IBB HBP BLK WP HR S P ERA WHIP																			
Bill Dillman, R (1,1) ERA: 4.04	7.0	L	30	8	4	4	6	2	0	0	0	0	0	0	40	48	5.14	1.429		
Eddie Watt, R (8,1) ERA: 2.24	0.2		5	1	1	1	1	2	0	0	0	0	0	5	13	13.50	4.500			

Batter	1	2	3	4	5	6	7	8	9	AB	R	H	RBI	BB	SO	LOB	BOTTOM			
Luis Aparicio, R (1,6) OBP: 0.297, SLG: 0.337	6-3		5-3			F6				3	0	0	0	0	0	1	Detroit Tigers @ Baltimore Orioles Memorial Stadium, Baltimore, MD Thu Aug 03 1967, 7:05 PM EDT Att: 9,168 - Unknown			
Paul Blair, R (1,8) OBP: 0.334, SLG: 0.432	F8				1-3	5-3				3	0	0	0	0	0					
Frank Robinson, R (1,7) OBP: 0.429, SLG: 0.643	5-3				K	6-3				3	0	0	0	0	1					
Brooks Robinson, R (1,5) OBP: 0.340, SLG: 0.459										3	0	2	0	0	0					
Boog Powell, L (1,3) OBP: 0.323, SLG: 0.367										3	0	0	0	0	1					
Curt Blefary, L (1,9) OBP: 0.320, SLG: 0.408										3	0	0	0	0	0					
Davey Johnson, R (1,4) OBP: 0.314, SLG: 0.363										2	0	1	0	1	0					
Andy Etchebarren, R (1,2) OBP: 0.309, SLG: 0.348										2	0	0	0	0	2					
Bill Dillman, R (1,1) OBP: 0.200, SLG: 0.200										2	0	0	0	0	2					
Eddie Watt, R (8,1) OBP: 0.176, SLG: 0.067										0	0	0	0	0	0					
Mark Belanger, R (8,4) OBP: 0.296, SLG: 0.313										0	0	0	0	0	0					
Inning Stats	R: 0 E: 0 K: 0 S: 3	H: 0 LOB: 0 BB: 0 P: 3	R: 0 E: 0 K: 0 S: 3	H: 0 LOB: 0 BB: 0 P: 3	R: 0 E: 0 K: 2 S: 7	H: 0 LOB: 1 BB: 1 P: 11	R: 0 E: 0 K: 2 S: 8	H: 1 LOB: 1 BB: 0 P: 8	R: 0 E: 0 K: 2 S: 8	H: 1 LOB: 1 BB: 0 P: 8	R: 0 E: 0 K: 0 S: 3	H: 0 LOB: 0 BB: 0 P: 3	R: 0 E: 0 K: 0 S: 4	H: 1 LOB: 1 BB: 0 P: 4	R: 0 E: 0 K: 1 S: 4	H: 1 LOB: 1 BB: 0 P: 4	1B: 3 2B: 0 3B: 0 HR: 0	SF: 0 SAC: 0 DP: 0 HBP: 0	WP: 0 PB: 0 SB: 0 CS: 0	PA: 25
PITCHER	IP WLS BF H R ER SO BB IBB HBP BLK WP HR S P ERA WHIP																			
Denny McLain, R (1,1) ERA: 3.53	7.0	W	25	3	0	0	6	1	0	0	0	0	0	36	40	0.00	0.571			

AB	30
R	5
H	9
RBI	5
BB	4
SO	7
LOB	14




Batter	1	2	3	4	5	6	7	8	9	AB	R	H	RBI	BB	SO	LOB	TOP																																																																																																																	
Tommie Agee, R OBP: 0.315, SLG: 0.390 (1, 8)										5	1	2	0	0	1	1	Chicago White Sox @ Baltimore Orioles Memorial Stadium, Baltimore, MD Sun Aug 06 1967, 3:33 AM EDT Unknown																																																																																																																	
Walt Williams, R OBP: 0.315, SLG: 0.395 (1, 7)										3	0	0	0	1	0	1																																																																																																																		
Ken Boyer, R OBP: 0.363, SLG: 0.391 (1, 5)										2	0	1	0	2	0	0																																																																																																																		
Rocky Colavito, R OBP: 0.335, SLG: 0.376 (1, 9)										3	0	1	1	0	0	1																																																																																																																		
Pete Ward, L OBP: 0.298, SLG: 0.389 (1, 3)										2	0	0	0	2	0	0																																																																																																																		
Joe Horlen, R OBP: 0.148, SLG: 0.154 (8, PR)										0	0	0	0	0	0	0																																																																																																																		
Bob Locker, S (8, 1)										0	0	0	0	0	0	0																																																																																																																		
Duane Josephson, R OBP: 0.337, SLG: 0.413 (1, 2)										3	1	1	0	0	1	3																																																																																																																		
Smoky Burgess, L OBP: 0.293, SLG: 0.353 (8, PH)										1	0	0	0	0	0	3																																																																																																																		
Jerry McNertney, R OBP: 0.296, SLG: 0.378 (8, 2)										0	0	0	0	0	0	0																																																																																																																		
Ron Hansen, R OBP: 0.298, SLG: 0.316 (1, 6)										2	0	0	0	0	1	4																																																																																																																		
Mary Staehle, L OBP: 0.189, SLG: 0.143 (7, PH)										2	0	0	0	0	0	0																																																																																																																		
Wayne Causey, L OBP: 0.315, SLG: 0.313 (1, 4)										4	0	1	1	0	0	3																																																																																																																		
Bruce Howard, S OBP: 0.185, SLG: 0.192 (1, 1)										1	0	0	0	0	1	0																																																																																																																		
Don McMahon, R OBP: 0.143, SLG: 0.143 (4, 1)										1	0	0	0	0	1	0																																																																																																																		
Don Buford, S OBP: 0.304, SLG: 0.275 (8, PH)										2	0	1	0	0	0	0																																																																																																																		
Don Buford, S OBP: 0.304, SLG: 0.275 (8, 5)										2	0	1	0	0	0	0																																																																																																																		
Inning Stats	R: 0 E: 0 K: 0 S: 3	H: 1 LOB: 1 BB: 1 P: 7	R: 1 E: 0 K: 1 S: 6	H: 2 LOB: 1 BB: 0 P: 6	R: 0 E: 0 K: 1 S: 5	H: 0 LOB: 0 BB: 0 P: 5	R: 0 E: 0 K: 1 S: 6	H: 1 LOB: 3 BB: 2 P: 14	R: 0 E: 0 K: 0 S: 3	H: 0 LOB: 0 BB: 0 P: 3	R: 0 E: 0 K: 0 S: 3	H: 0 LOB: 0 BB: 0 P: 3	R: 1 E: 0 K: 0 S: 5	H: 2 LOB: 2 BB: 2 P: 13	R: 0 E: 0 K: 1 S: 6	H: 1 LOB: 1 BB: 0 P: 6	1B: 6 2B: 1 3B: 0 HR: 0	SF: 1 SAC: 0 DP: 1 HBP: 0	WP: 0 PB: 0 SB: 0 CS: 0	PA: 37																																																																																																														
PITCHER	IP WLS BF H R ER SO BB IBB HBP BLK WP HR S P ERA WHIP	3.0 W 15 1 1 1 2 1 0 0 0 0 0 18 27 3.00 2.333	4.1 S 8 2 0 0 1 1 0 0 0 0 0 9 13 0.00 1.800	4.1 W 15 1 1 1 2 1 0 0 0 0 0 18 22 2.08 0.462	1.2 S 8 2 0 0 1 1 0 0 0 0 0 9 13 0.00 1.800	3.0 W 15 1 1 1 2 1 0 0 0 0 0 18 27 3.00 2.333	4.1 S 8 2 0 0 1 1 0 0 0 0 0 9 13 0.00 1.800	4.1 W 15 1 1 1 2 1 0 0 0 0 0 0 18 22 2.08 0.462	1.2 S 8 2 0 0 1 1 0 0 0 0 0 9 13 0.00 1.800	3.0 W 15 1 1 1 2 1 0 0 0 0 0 18 27 3.00 2.333	4.1 S 8 2 0 0 1 1 0 0 0 0 0 9 13 0.00 1.800	4.1 W 15 1 1 1 2 1 0 0 0 0 0 18 22 2.08 0.462	1.2 S 8 2 0 0 1 1 0 0 0 0 0 9 13 0.00 1.800	3.0 W 15 1 1 1 2 1 0 0 0 0 0 18 27 3.00 2.333	4.1 S 8 2 0 0 1 1 0 0 0 0 0 9 13 0.00 1.800	4.1 W 15 1 1 1 2 1 0 0 0 0 0 0 18 22 2.08 0.462	1.2 S 8 2 0 0 1 1 0 0 0 0 0 9 13 0.00 1.800	3.0 W 15 1 1 1 2 1 0 0 0 0 0 0 18 27 3.00 2.333	4.1 S 8 2 0 0 1 1 0 0 0 0 0 9 13 0.00 1.800	4.1 W 15 1 1 1 2 1 0 0 0 0 0 0 18 22 2.08 0.462	1.2 S 8 2 0 0 1 1 0 0 0 0 0 9 13 0.00 1.800	3.0 W 15 1 1 1 2 1 0 0 0 0 0 0 18 27 3.00 2.333	4.1 S 8 2 0 0 1 1 0 0 0 0 0 9 13 0.00 1.800	4.1 W 15 1 1 1 2 1 0 0 0 0 0 0 18 22 2.08 0.462	1.2 S 8 2 0 0 1 1 0 0 0 0 0 9 13 0.00 1.800	3.0 W 15 1 1 1 2 1 0 0 0 0 0 0 18 27 3.00 2.333	4.1 S 8 2 0 0 1 1 0 0 0 0 0 9 13 0.00 1.800	4.1 W 15 1 1 1 2 1 0 0 0 0 0 0 18 22 2.08 0.462	1.2 S 8 2 0 0 1 1 0 0 0 0 0 9 13 0.00 1.800	3.0 W 15 1 1 1 2 1 0 0 0 0 0 0 18 27 3.00 2.333	4.1 S 8 2 0 0 1 1 0 0 0 0 0 9 13 0.00 1.800	4.1 W 15 1 1 1 2 1 0 0 0 0 0 0 18 22 2.08 0.462	1.2 S 8 2 0 0 1 1 0 0 0 0 0 9 13 0.00 1.800	3.0 W 15 1 1 1 2 1 0 0 0 0 0 0 18 27 3.00 2.333	4.1 S 8 2 0 0 1 1 0 0 0 0 0 9 13 0.00 1.800	4.1 W 15 1 1 1 2 1 0 0 0 0 0 0 18 22 2.08 0.462	1.2 S 8 2 0 0 1 1 0 0 0 0 0 9 13 0.00 1.800	3.0 W 15 1 1 1 2 1 0 0 0 0 0 0 18 27 3.00 2.333	4.1 S 8 2 0 0 1 1 0 0 0 0 0 9 13 0.00 1.800	4.1 W 15 1 1 1 2 1 0 0 0 0 0 0 18 22 2.08 0.462	1.2 S 8 2 0 0 1 1 0 0 0 0 0 9 13 0.00 1.800	3.0 W 15 1 1 1 2 1 0 0 0 0 0 0 18 27 3.00 2.333	4.1 S 8 2 0 0 1 1 0 0 0 0 0 9 13 0.00 1.800	4.1 W 15 1 1 1 2 1 0 0 0 0 0 0 18 22 2.08 0.462	1.2 S 8 2 0 0 1 1 0 0 0 0 0 9 13 0.00 1.800	3.0 W 15 1 1 1 2 1 0 0 0 0 0 0 18 27 3.00 2.333	4.1 S 8 2 0 0 1 1 0 0 0 0 0 9 13 0.00 1.800	4.1 W 15 1 1 1 2 1 0 0 0 0 0 0 18 22 2.08 0.462	1.2 S 8 2 0 0 1 1 0 0 0 0 0 9 13 0.00 1.800	3.0 W 15 1 1 1 2 1 0 0 0 0 0 0 18 27 3.00 2.333	4.1 S 8 2 0 0 1 1 0 0 0 0 0 9 13 0.00 1.800	4.1 W 15 1 1 1 2 1 0 0 0 0 0 0 18 22 2.08 0.462	1.2 S 8 2 0 0 1 1 0 0 0 0 0 9 13 0.00 1.800	3.0 W 15 1 1 1 2 1 0 0 0 0 0 0 18 27 3.00 2.333	4.1 S 8 2 0 0 1 1 0 0 0 0 0 9 13 0.00 1.800	4.1 W 15 1 1 1 2 1 0 0 0 0 0 0 18 22 2.08 0.462	1.2 S 8 2 0 0 1 1 0 0 0 0 0 9 13 0.00 1.800	3.0 W 15 1 1 1 2 1 0 0 0 0 0 0 18 27 3.00 2.333	4.1 S 8 2 0 0 1 1 0 0 0 0 0 9 13 0.00 1.800	4.1 W 15 1 1 1 2 1 0 0 0 0 0 0 18 22 2.08 0.462	1.2 S 8 2 0 0 1 1 0 0 0 0 0 9 13 0.00 1.800	3.0 W 15 1 1 1 2 1 0 0 0 0 0 0 18 27 3.00 2.333	4.1 S 8 2 0 0 1 1 0 0 0 0 0 9 13 0.00 1.800	4.1 W 15 1 1 1 2 1 0 0 0 0 0 0 18 22 2.08 0.462	1.2 S 8 2 0 0 1 1 0 0 0 0 0 9 13 0.00 1.800	3.0 W 15 1 1 1 2 1 0 0 0 0 0 0 18 27 3.00 2.333	4.1 S 8 2 0 0 1 1 0 0 0 0 0 9 13 0.00 1.800	4.1 W 15 1 1 1 2 1 0 0 0 0 0 0 18 22 2.08 0.462	1.2 S 8 2 0 0 1 1 0 0 0 0 0 9 13 0.00 1.800	3.0 W 15 1 1 1 2 1 0 0 0 0 0 0 18 27 3.00 2.333	4.1 S 8 2 0 0 1 1 0 0 0 0 0 9 13 0.00 1.800	4.1 W 15 1 1 1 2 1 0 0 0 0 0 0 18 22 2.08 0.462	1.2 S 8 2 0 0 1 1 0 0 0 0 0 9 13 0.00 1.800	3.0 W 15 1 1 1 2 1 0 0 0 0 0 0 18 27 3.00 2.333	4.1 S 8 2 0 0 1 1 0 0 0 0 0 9 13 0.00 1.800	4.1 W 15 1 1 1 2 1 0 0 0 0 0 0 18 22 2.08 0.462	1.2 S 8 2 0 0 1 1 0 0 0 0 0 9 13 0.00 1.800	3.0 W 15 1 1 1 2 1 0 0 0 0 0 0 18 27 3.00 2.333	4.1 S 8 2 0 0 1 1 0 0 0 0 0 9 13 0.00 1.800	4.1 W 15 1 1 1 2 1 0 0 0 0 0 0 18 22 2.08 0.462	1.2 S 8 2 0 0 1 1 0 0 0 0 0 9 13 0.00 1.800	3.0 W 15 1 1 1 2 1 0 0 0 0 0 0 18 27 3.00 2.333	4.1 S 8 2 0 0 1 1 0 0 0 0 0 9 13 0.00 1.800	4.1 W 15 1 1 1 2 1 0 0 0 0 0 0 18 22 2.08 0.462	1.2 S 8 2 0 0 1 1 0 0 0 0 0 9 13 0.00 1.800	3.0 W 15 1 1 1 2 1 0 0 0 0 0 0 18 27 3.00 2.333	4.1 S 8 2 0 0 1 1 0 0 0 0 0 9 13 0.00 1.800	4.1 W 15 1 1 1 2 1 0 0 0 0 0 0 18 22 2.08 0.462	1.2 S 8 2 0 0 1 1 0 0 0 0 0 9 13 0.00 1.800	3.0 W 15 1 1 1 2 1 0 0 0 0 0 0 18 27 3.00 2.333	4.1 S 8 2 0 0 1 1 0 0 0 0 0 9 13 0.00 1.800	4.1 W 15 1 1 1 2 1 0 0 0 0 0 0 18 22 2.08 0.462	1.2 S 8 2 0 0 1 1 0 0 0 0 0 9 13 0.00 1.800	3.0 W 15 1 1 1 2 1 0 0 0 0 0 0 18 27 3.00 2.333	4.1 S 8 2 0 0 1 1 0 0 0 0 0 9 13 0.00 1.800	4.1 W 15 1 1 1 2 1 0 0 0 0 0 0 18 22 2.08 0.462	1.2 S 8 2 0 0 1 1 0 0 0 0 0 9 13 0.00 1.800	3.0 W 15 1 1 1 2 1 0 0 0 0 0 0 18 27 3.00 2.333	4.1 S 8 2 0 0 1 1 0 0 0 0 0 9 13 0.00 1.800	4.1 W 15 1 1 1 2 1 0 0 0 0 0 0 18 22 2.08 0.462	1.2 S 8 2 0 0 1 1 0 0 0 0 0 9 13 0.00 1.800	3.0 W 15 1 1 1 2 1 0 0 0 0 0 0 18 27 3.00 2.333	4.1 S 8 2 0 0 1 1 0 0 0 0 0 9 13 0.00 1.800	4.1 W 15 1 1 1 2 1 0 0 0 0 0 0 18 22 2.08 0.462	1.2 S 8 2 0 0 1 1 0 0 0 0 0 9 13 0.00 1.800	3.0 W 15 1 1 1 2 1 0 0 0 0 0 0 18 27 3.00 2.333	4.1 S 8 2 0 0 1 1 0 0 0 0 0 9 13 0.00 1.800	4.1 W 15 1 1 1 2 1 0 0 0 0 0 0 18 22 2.08 0.462	1.2 S 8 2 0 0 1 1 0 0 0 0 0 9 13 0.00 1.800	3.0 W 15 1 1 1 2 1 0 0 0 0 0 0 18 27 3.00 2.333	4.1 S 8 2 0 0 1 1 0 0 0 0 0 9 13 0.00 1.800	4.1 W 15 1 1 1 2 1 0 0 0 0 0 0 18 22 2.08 0.462	1.2 S 8 2 0 0 1 1 0 0 0 0 0 9 13 0.00 1.800	3.0 W 15 1 1 1 2 1 0 0 0 0 0 0 18 27 3.00 2.333	4.1 S 8 2 0 0 1 1 0 0 0 0 0 9 13 0.00 1.800	4.1 W 15 1 1 1 2 1 0 0 0 0 0 0 18 22 2.08 0.462	1.2 S 8 2 0 0 1 1 0 0 0 0 0 9 13 0.00 1.800	3.0 W 15 1 1 1 2 1 0 0 0 0 0 0 18 27 3.00 2.333	4.1 S 8 2 0 0 1 1 0 0 0 0 0 9 13 0.00 1.800	4.1 W 15 1 1 1 2 1 0 0 0 0 0 0 18 22 2.08 0.462	1.2 S 8 2 0 0 1 1 0 0 0 0 0 9 13 0.00 1.800	3.0 W 15 1 1 1 2 1 0 0 0 0 0 0 18 27 3.00 2.333	4.1 S 8 2 0 0 1 1 0 0 0 0 0 9 13 0.00 1.800	4.1 W 15 1 1 1 2 1 0 0 0 0 0 0 18 22 2.08 0.462	1.2 S 8 2 0 0 1 1 0 0 0 0 0 9 13 0.00 1.800	3.0 W 15 1 1 1 2 1 0 0 0 0 0 0 18 27 3.00 2.333	4.1 S 8 2 0 0 1 1 0 0 0 0 0 9 13 0.00 1.800	4.1 W 15 1 1 1 2 1 0 0 0 0 0 0 18 22 2.08 0.462	1.2 S 8 2 0 0 1 1 0 0 0 0 0 9 13 0.00 1.800	3.0 W 15 1 1 1 2 1 0 0 0 0


Batter	1	2	3	4	5	6	7	8	9	AB	R	H	RBI	BB	SO	LOB	TOP					
Tommie Agee, R OBP: 0.311, SLG: 0.384 (1, 8)	0-0 6-3		0-0 5-3		0-0 5-3			0-0 5-3	0-0 4-3	5	0	0	0	0	0	3	Chicago White Sox @ Baltimore Orioles Memorial Stadium, Baltimore, MD Sun Aug 06 1967, 3:38 AM EDT Att: 18,339 - Unknown					
Don Buford, S OBP: 0.312, SLG: 0.279 (1, 4)	4-0 1B BB		4-0 BB BB			0-0 G4-6-3 1B		0-0 E 1B		2	0	2	0	2	0	0						
Ken Boyer, R OBP: 0.357, SLG: 0.383 (1, 5)	0-0 F8		0-0 5-3 1-2			0-0 G4-6-3 1-2		0-0 F5		4	0	0	0	0	0	4						
Rocky Colavito, R OBP: 0.337, SLG: 0.376 (1, 9)	0-0 1B			0-3 K		4-0 BB		0-0 E6 1-2		3	0	1	0	1	1	1						
Pete Ward, L OBP: 0.356, SLG: 0.384 (1, 7)	0-3 K			0-0 4-3		0-0 L6		0-0 F4		4	0	0	0	0	1	5						
Tom McCraw, L OBP: 0.285, SLG: 0.360 (1, 3)		0-0 5-3		0-0 3-1				0-0 F7	4-0 1B BB	3	0	0	0	1	0	0						
J.C. Martin, L OBP: 0.351, SLG: 0.404 (1, 2)		4-0 CS BB			0-0 G3 2B			0-0 FC5-4 1B	0-3 K	3	0	2	0	1	1	1						
Mary Staehle, L OBP: 0.179, SLG: 0.135 (9, PH)		0-0 F7			0-0 G3			0-0 FC5-4	0-0 1B	3	0	0	0	0	0	3						
Wayne Causey, L OBP: 0.318, SLG: 0.316 (9, PH)		1-2			2-3			1-2	1-2 1B	1	0	1	0	0	0	0						
Wilbur Wood, R OBP: 0.077, SLG: 0.154 (5, PH)			0-3 K		0-0 L6			0-0 F4	0-3 K	1	0	0	0	0	0	1						
Walt Williams, R OBP: 0.313, SLG: 0.392 (5, 1)										1	0	0	0	0	0	1						
John Buzhardt, R OBP: 0.222, SLG: 0.222 (7, PH)										0	0	0	0	0	0	0						
Smoky Burgess, R OBP: 0.325, SLG: 0.543 (7, 1)										1	0	0	0	0	0	1						
Bob Locker, S OBP: 0.273, SLG: 0.430 (9, PH)										0	0	0	0	0	0	0						
Dick Kanwarthy, R OBP: 0.273, SLG: 0.430 (9, PH)										1	0	0	0	0	0	1						
Inning Stats	R: 0 E: 0 K: 1 S: 6	H: 1 LOB: 2 BB: 1 P: 10	R: 0 E: 0 K: 0 S: 2	H: 0 LOB: 0 BB: 1 P: 6	R: 0 E: 0 K: 1 S: 5	H: 0 LOB: 1 BB: 1 P: 9	R: 0 E: 0 K: 1 S: 5	H: 0 LOB: 0 BB: 0 P: 5	R: 0 E: 0 K: 0 S: 4	H: 1 LOB: 1 BB: 0 P: 4	R: 0 E: 0 K: 0 S: 3	H: 1 LOB: 1 BB: 1 P: 7	R: 0 E: 0 K: 0 S: 4	H: 1 LOB: 2 BB: 0 P: 4	R: 0 E: 1 K: 0 S: 5	H: 1 LOB: 2 BB: 1 P: 5	R: 0 E: 0 K: 2 S: 8	H: 1 LOB: 2 BB: 1 P: 12	1B: 5 2B: 1 3B: 0 HR: 0	SF: 0 SAC: 0 DP: 1 HBP: 0	WP: 0 PB: 0 SB: 1 CS: 1	PA: 37
PITCHER Tom Phoebus, R ERA: 3.02 (1, 1)	IP: 9.0 WLS: W BF: 37 H: 6 R: 0 ER: 0 SO: 5 BB: 5 IBB: 0 HBP: 0 BLK: 0 WP: 0 HR: 0 S: 42 P: 62 ERA: 0.00 WHIP: 1.222															PITCHER						

Batter	1	2	3	4	5	6	7	8	9	AB	R	H	RBI	BB	SO	LOB	BOTTOM			
Luis Aparicio, R OBP: 0.298, SLG: 0.336 (1, 6)	0-0 5-3		0-0 L6-4 2B	0-0 F9			0-0 6-3			4	0	1	0	0	0	1	Chicago White Sox @ Baltimore Orioles Memorial Stadium, Baltimore, MD Sun Aug 06 1967, 3:38 AM EDT Att: 18,339 - Unknown			
Boog Powell, L OBP: 0.326, SLG: 0.368 (1, 3)	0-0 G3		0-3 K		4-0 G5-4-3 HBP BB		0-0 1B			3	0	1	0	1	1	1				
Frank Robinson, R OBP: 0.426, SLG: 0.634 (1, 7)	0-0 E 1B 1B		0-0 L6-4 2-3		1-0 G5-4-3 HBP		0-3 K			3	0	1	0	0	1	2				
Brooks Robinson, R OBP: 0.342, SLG: 0.459 (1, 5)	0-0 E 1B			0-0 2B 2B	0-0 G5-4-3 1-2 2-3		0-0 F8			4	1	2	0	0	0	2				
Paul Blair, R OBP: 0.342, SLG: 0.443 (1, 8)	0-0 E5 1-2 2-3			4-0 2B 1B BB		0-0 HR		0-3 K		3	2	1	1	1	1	2				
Sam Bowers, R OBP: 0.232, SLG: 0.243 (1, 9)	0-0 6-3			0-3 K		0-0 F2		0-0 6-3		4	0	0	0	0	1	5				
Davey Johnson, R OBP: 0.322, SLG: 0.368 (1, 4)		0-0 5-3		0-0 1B 2B		0-0 CS 1B				3	1	2	1	0	0	0				
Larry Haney, R OBP: 0.322, SLG: 0.365 (1, 2)		0-3 K		0-0 L6		0-3 K				3	0	0	0	0	2	3				
Tom Phoebus, R OBP: 0.214, SLG: 0.245 (1, 1)		0-0 5-3		0-0 1B		0-0 F8				3	0	1	2	0	0	0				
Inning Stats	R: 0 E: 1 K: 0 S: 6	H: 2 LOB: 3 BB: 0 P: 6	R: 0 E: 0 K: 1 S: 5	H: 0 LOB: 0 BB: 0 P: 5	R: 0 E: 0 K: 1 S: 5	H: 1 LOB: 0 BB: 0 P: 5	R: 3 E: 0 K: 1 S: 8	H: 3 LOB: 1 BB: 1 P: 12	R: 0 E: 0 K: 0 S: 1	H: 0 LOB: 0 BB: 1 P: 6	R: 1 E: 0 K: 1 S: 6	H: 2 LOB: 0 BB: 0 P: 6	R: 0 E: 0 K: 1 S: 6	H: 1 LOB: 1 BB: 0 P: 6	R: 0 E: 0 K: 1 S: 5	H: 0 LOB: 0 BB: 0 P: 5		1B: 5 2B: 4 3B: 1 HR: 1	SF: 0 SAC: 0 DP: 1 HBP: 1	WP: 0 PB: 0 SB: 0 CS: 1
PITCHER Wilbur Wood, L ERA: 2.36 (5, 1)	IP: 4.0 WLS: L BF: 19 H: 6 R: 3 ER: 3 SO: 3 BB: 1 IBB: 0 HBP: 0 BLK: 0 WP: 0 HR: 0 S: 24 P: 28 ERA: 6.75 WHIP: 1.750															PITCHER				
John Buzhardt, R ERA: 3.89 (7, 1)	2.0 7 2 1 1 1 1 0 0 0 0 0 1 7 12 4.50 1.500																			
Bob Locker, R ERA: 2.25 (7, 1)	2.0 7 1 0 0 2 0 0 0 0 0 0 0 11 11 0.00 0.500																			

AB	32
R	0
H	6
RBI	0
BB	5
SO	5
LOB	21




AB	30
R	4
H	9
RBI	4
BB	2
SO	6
LOB	16




Batter	1	2	3	4	5	6	7	8	9	AB	R	H	RBI	BB	SO	LOB	TOP					
Lee Maye, L OBP: 0.302, SLG: 0.421 (1,9)	0-0 6-3		0-3 K			0-3 K		0-0 F5		4	0	0	0	0	2	0	Cleveland Indians @ Baltimore Orioles Memorial Stadium, Baltimore, MD Mon Aug 07 1967, 7:05 PM EDT Att: 8,811 - Unknown					
Vic Davallio, L OBP: 0.299, SLG: 0.366 (1,8)	0-0 F8		0-0 4-3			0-0 FC6 1B		0-0 1B		4	0	2	0	0	0	0						
Leon Wagner, L OBP: 0.320, SLG: 0.432 (1,7)	4-0 E BB			0-3 K		0-0 FC6 WP 1-2		0-0 G6-4-3 1B		3	0	1	0	1	1	1						
Tony Horton, R OBP: 0.327, SLG: 0.429 (1,3)	0-0 E6 1-2			0-0 5-3		0-0 6-3		0-0 G6-4-3		4	0	0	0	0	0	4						
Max Alvis, R OBP: 0.318, SLG: 0.408 (1,5)	0-0 F7			0-3 K			0-0 WP 4-3 1B		0-3 K	4	0	1	0	0	2	2						
Duke Sims, L OBP: 0.309, SLG: 0.371 (1,2)		0-0 F8			0-3 K		0-0 F8		0-3 K	4	0	0	0	0	2	1						
Vern Fuller, R OBP: 0.291, SLG: 0.456 (1,4)		0-3 K			0-3 K		0-0 4-3 1-2		0-3 K	4	0	0	0	0	3	1						
Larry Brown, R OBP: 0.320, SLG: 0.331 (1,6)		0-0 5-3			4-0 BB		4-0 2-3 IBB			1	0	0	0	2	0	0						
John O'Donoghue, R OBP: 0.179, SLG: 0.231 (1,1)			0-3 K							3	0	0	0	0	2	3						
George Culver, R OBP: 0.333, SLG: 0.333 (8,1)					0-3 K		0-0 F4			0	0	0	0	0	0	0						
Inning Stats	R: 0 E: 1 K: 0 S: 4	H: 0 LOB: 2 BB: 1 P: 8	R: 0 E: 0 K: 1 S: 5	H: 0 LOB: 0 BB: 0 P: 5	R: 0 E: 0 K: 2 S: 7	H: 0 LOB: 0 BB: 0 P: 7	R: 0 E: 0 K: 2 S: 7	H: 0 LOB: 1 BB: 1 P: 7	R: 0 E: 0 K: 3 S: 9	H: 0 LOB: 1 BB: 1 P: 13	R: 0 E: 0 K: 1 S: 6	H: 1 LOB: 2 BB: 0 P: 6	R: 0 E: 0 K: 0 S: 4	H: 1 LOB: 2 BB: 1 P: 8	R: 0 E: 0 K: 3 S: 4	H: 2 LOB: 1 BB: 0 P: 4	R: 0 E: 0 K: 3 S: 9	H: 0 LOB: 0 BB: 0 P: 9	1B: 4 2B: 0 3B: 0 HR: 0	SF: 0 SAC: 0 DP: 1 HBP: 0	WP: 2 PB: 0 SB: 0 CS: 0	PA: 34
PITCHER Gene Brabender, R ERA: 2.64 (1,1)	IP: 9.0 WLS: W BF: 34 H: 4 R: 0 ER: 0 SO: 12 BB: 2 IBB: 1 HBP: 0 BLK: 0 WP: 2 HR: 0 S: 55 P: 67 ERA: 0.00 WHIP: 0.667															PITCHER						

Batter	1	2	3	4	5	6	7	8	9	AB	R	H	RBI	BB	SO	LOB	BOTTOM			
Luis Aparicio, R OBP: 0.295, SLG: 0.332 (1,6)	0-0 F8		0-0 F8			0-0 FC6-5 2-3		0-0 F6		4	0	0	0	0	0	1	Cleveland Indians @ Baltimore Orioles Memorial Stadium, Baltimore, MD Mon Aug 07 1967, 7:05 PM EDT Att: 8,811 - Unknown			
Boog Powell, L OBP: 0.328, SLG: 0.371 (1,3)	0-0 2B			0-0 G3		0-0 F7		4-0 1B BB		3	0	1	0	1	0	1				
Frank Robinson, R OBP: 0.430, SLG: 0.635 (1,7)	0-0 F7			4-0 G6-4-3 BB		0-0 1B SF9		0-0 G6-4-3 1B		3	1	2	0	1	0	1				
Brooks Robinson, R OBP: 0.341, SLG: 0.457 (1,5)	0-0 F8			0-0 G6-4-3 1-2		0-0 2B 1B		0-0 G6-4-3		4	1	1	0	0	0	4				
Paul Blair, R OBP: 0.339, SLG: 0.441 (1,8)		0-0 5-3			0-0 5-3		0-0 SF9			2	0	0	1	0	0	0				
Davey Johnson, R OBP: 0.322, SLG: 0.370 (1,4)		0-0 6-3			0-0 5-3		0-0 HR			3	1	1	1	0	0	0				
Sam Bowens, R OBP: 0.235, SLG: 0.286 (1,9)		0-0 6-3			0-0 1-3		0-0 HR			3	1	1	2	0	0	0				
Andy Etchebarren, R OBP: 0.306, SLG: 0.344 (1,2)			0-0 F8			0-0 FC6-5 SH1-4 1B		0-0 5-3		3	0	1	0	0	0	0				
Gene Brabender, R OBP: 0.111, SLG: 0.111 (1,1)			0-3 K			0-0 SH1-4		0-0 5-3		2	0	0	0	0	1	0				
Inning Stats	R: 0 E: 0 K: 0 S: 4	H: 1 LOB: 1 BB: 0 P: 4	R: 0 E: 0 K: 0 S: 3	H: 0 LOB: 0 BB: 0 P: 3	R: 0 E: 0 K: 1 S: 5	H: 0 LOB: 0 BB: 0 P: 5	R: 0 E: 0 K: 0 S: 2	H: 0 LOB: 0 BB: 1 P: 6	R: 0 E: 0 K: 0 S: 3	H: 0 LOB: 0 BB: 0 P: 3	R: 0 E: 0 K: 0 S: 4	H: 1 LOB: 1 BB: 0 P: 4	R: 4 E: 0 K: 0 S: 7	H: 4 LOB: 0 BB: 0 P: 7	R: 0 E: 0 K: 0 S: 3	H: 1 LOB: 1 BB: 1 P: 7	1B: 4 2B: 2 3B: 0 HR: 1	SF: 1 SAC: 1 DP: 2 HBP: 0	WP: 0 PB: 0 SB: 0 CS: 0	PA: 31
PITCHER John O'Donoghue, L ERA: 3.44 (1,1)	IP: 7.1 WLS: L BF: 29 H: 6 R: 4 ER: 4 SO: 1 BB: 2 IBB: 0 HBP: 0 BLK: 0 WP: 0 HR: 1 S: 29 P: 37 ERA: 4.91 WHIP: 1.091															PITCHER				
George Culver, R ERA: 4.22 (8,1)	IP: 0.2 WLS: L BF: 2 H: 1 R: 0 ER: 0 SO: 0 BB: 0 IBB: 0 HBP: 0 BLK: 0 WP: 0 HR: 0 S: 2 P: 2 ERA: 0.00 WHIP: 1.500															PITCHER				

AB 31
R 0
H 4
RBI 0
BB 3
SO 12
LOB 12

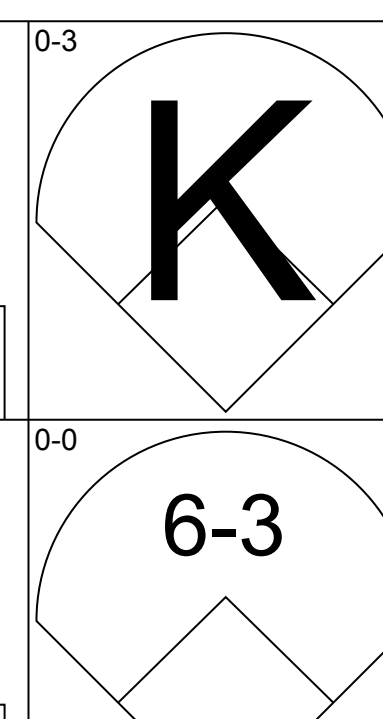
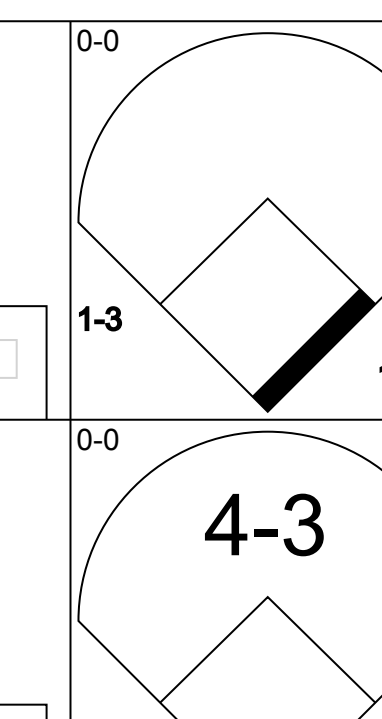
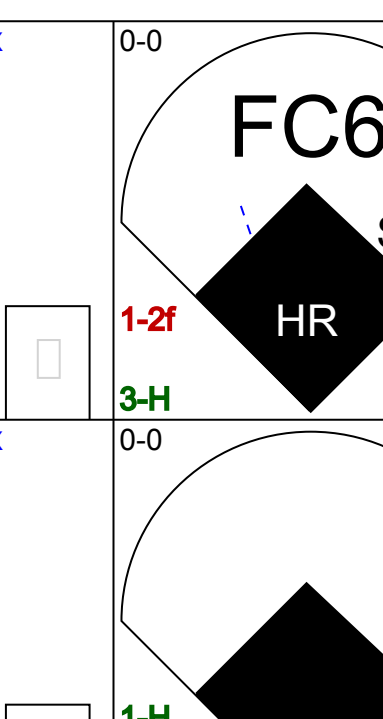
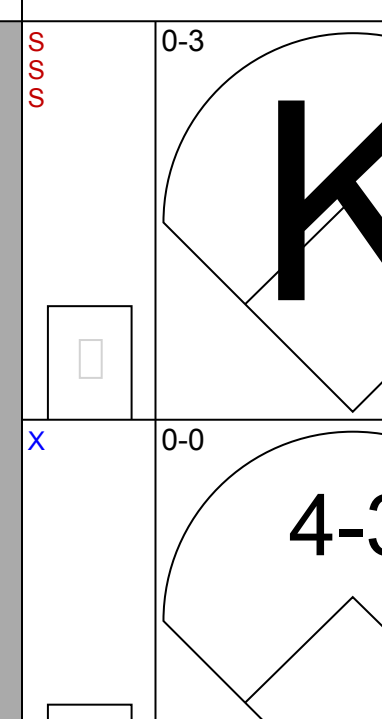
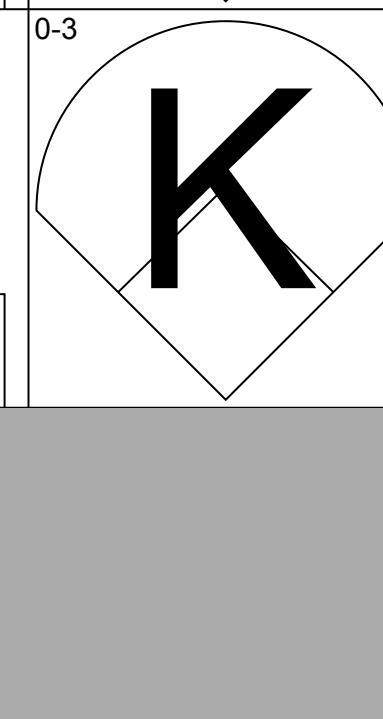

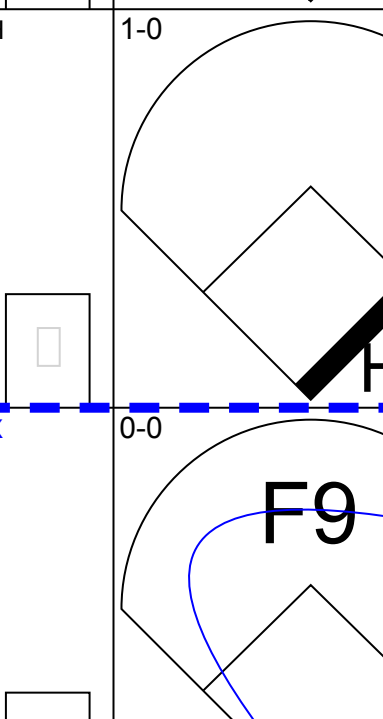


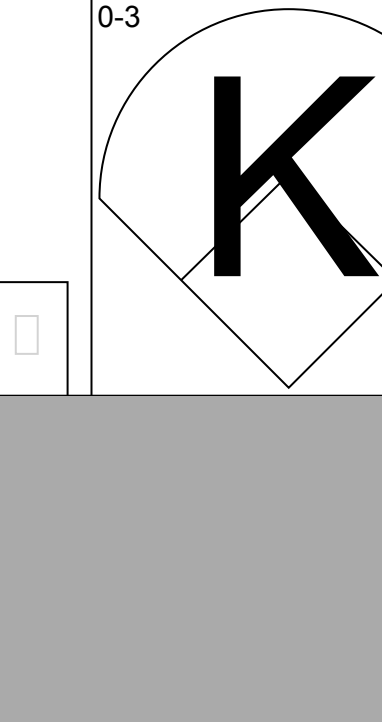
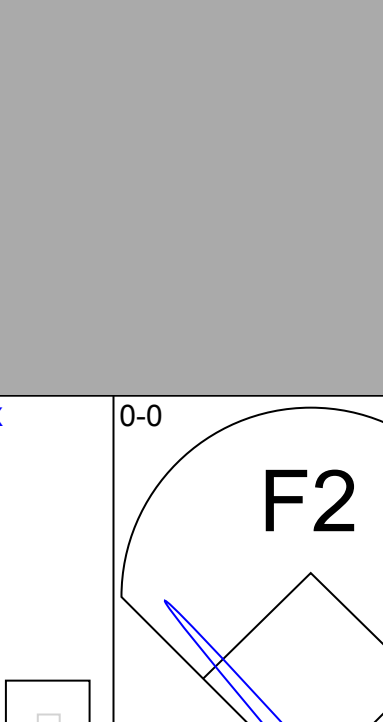
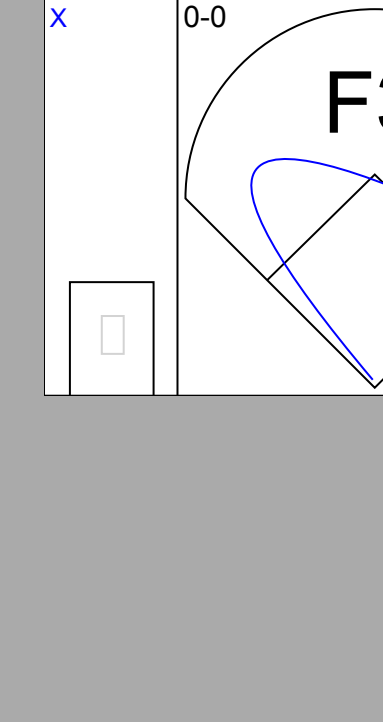
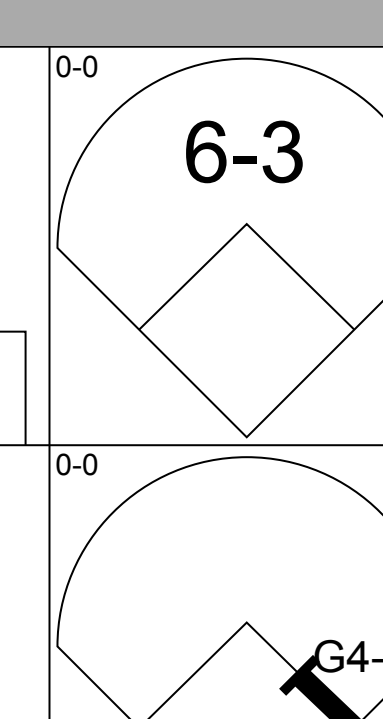
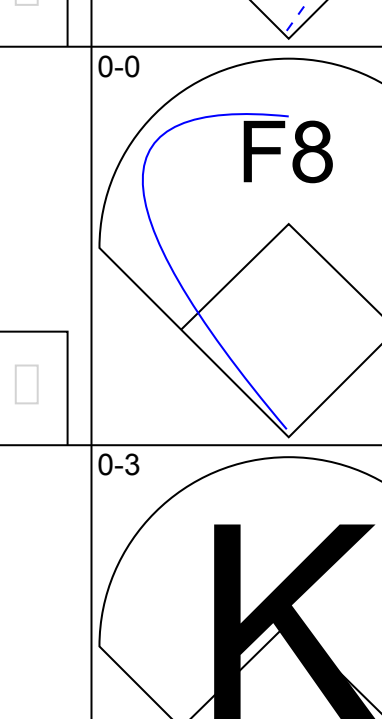
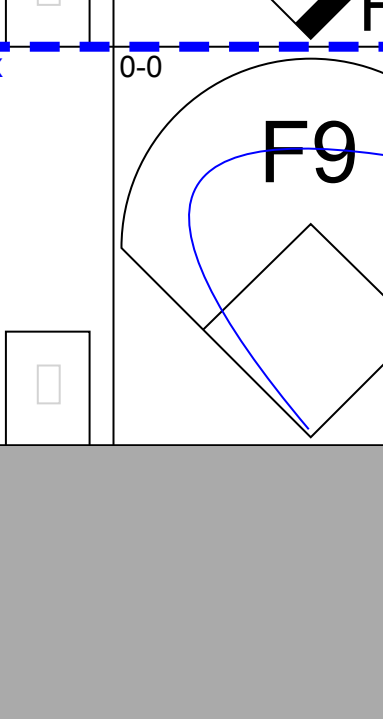
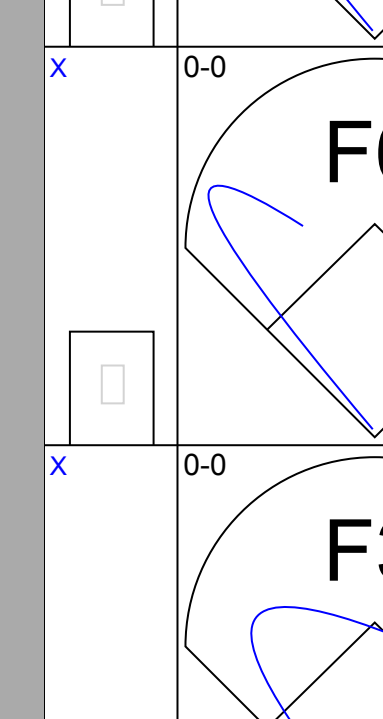
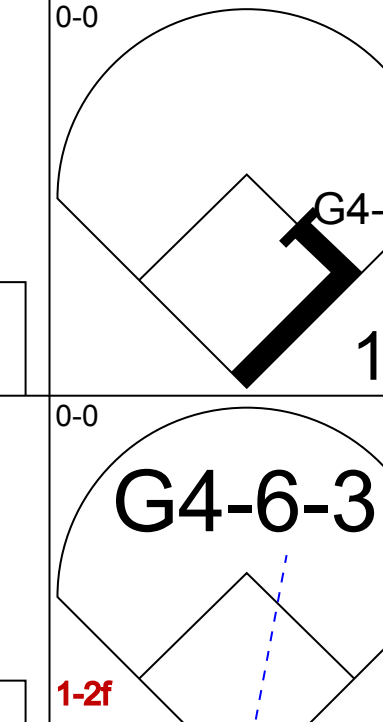
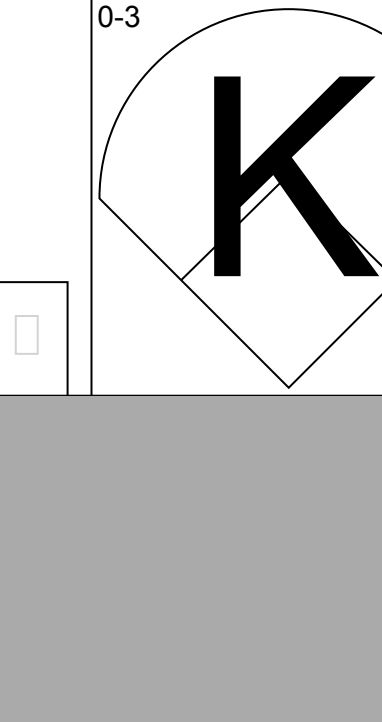
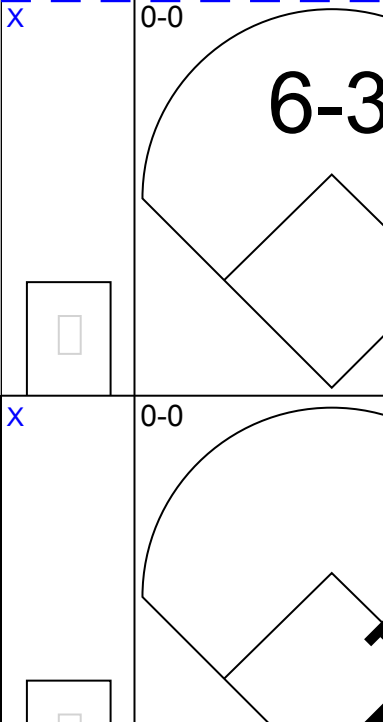
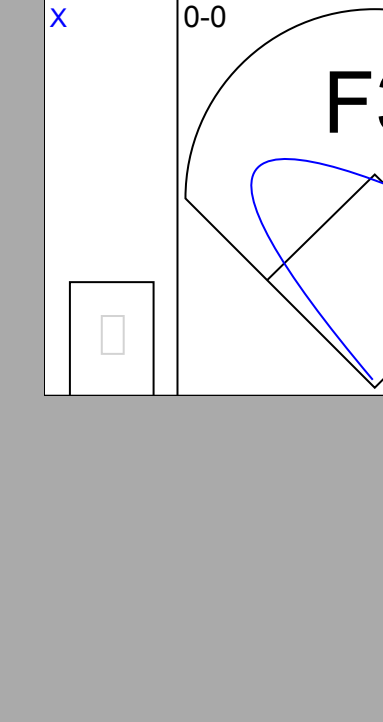
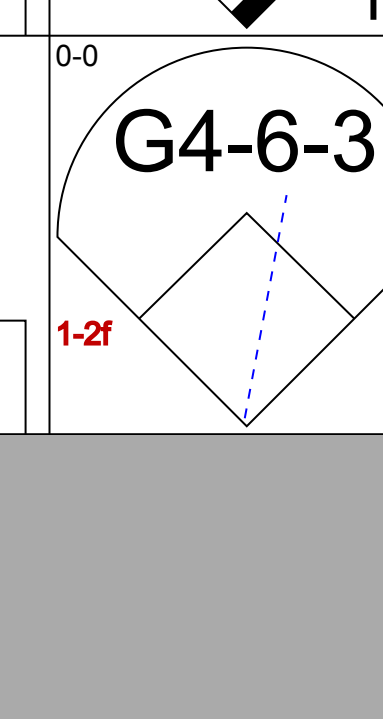
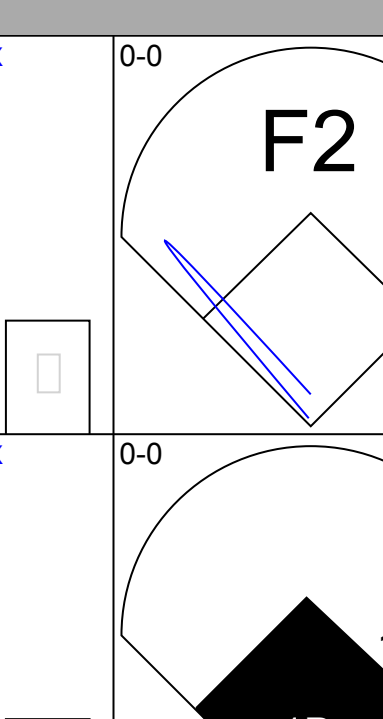
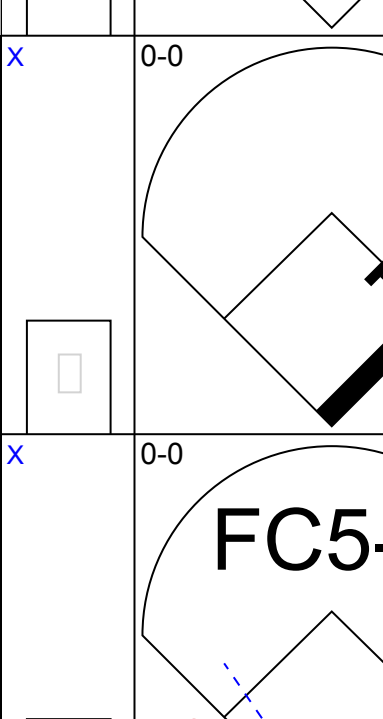
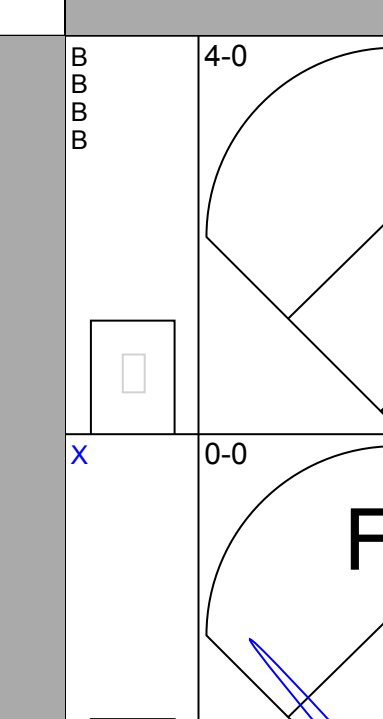
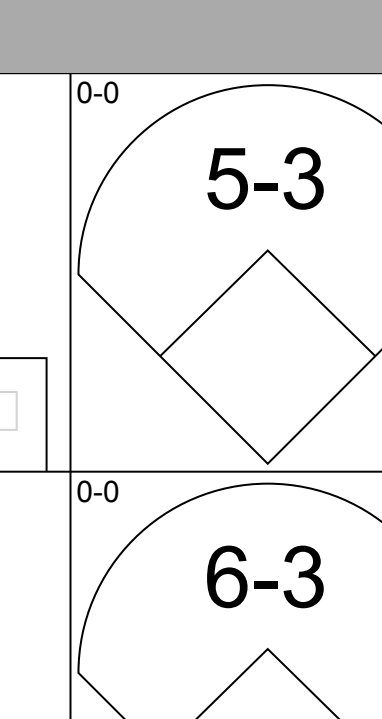
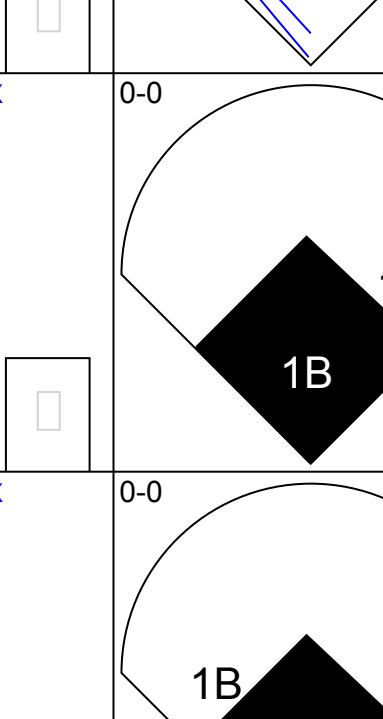
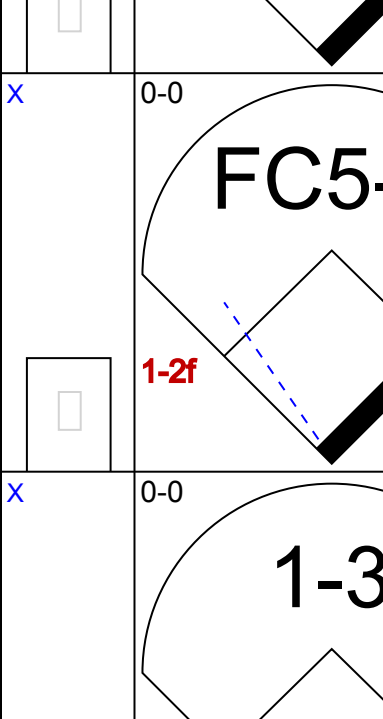
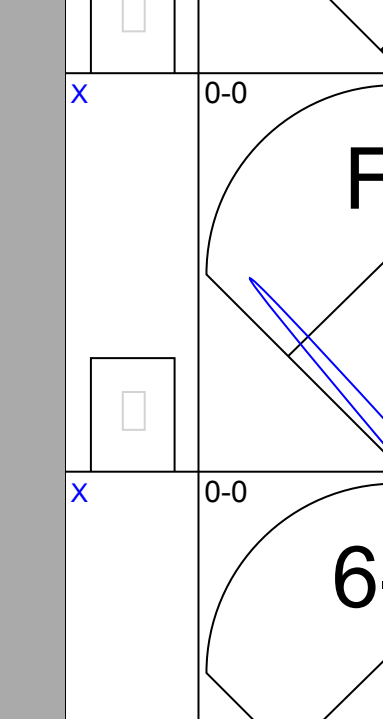
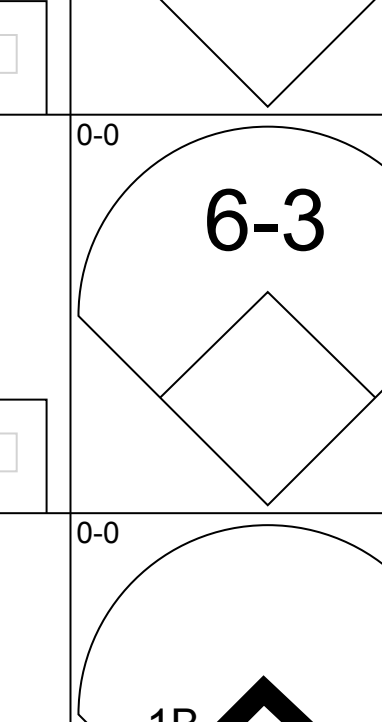
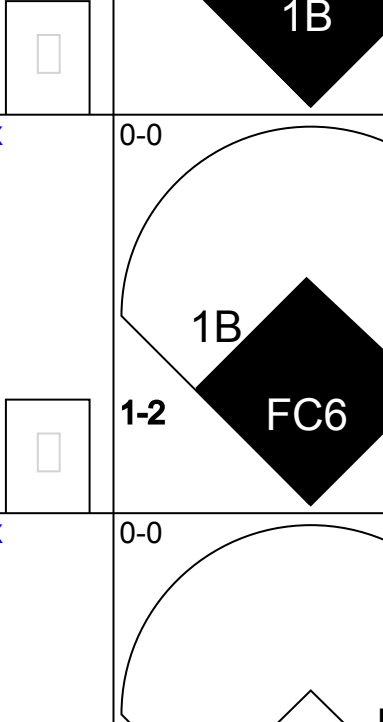
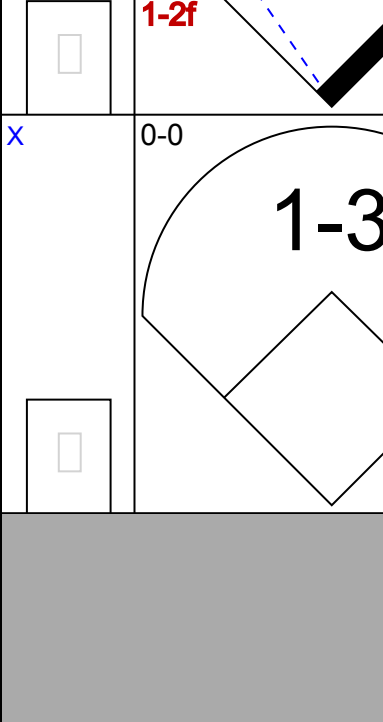
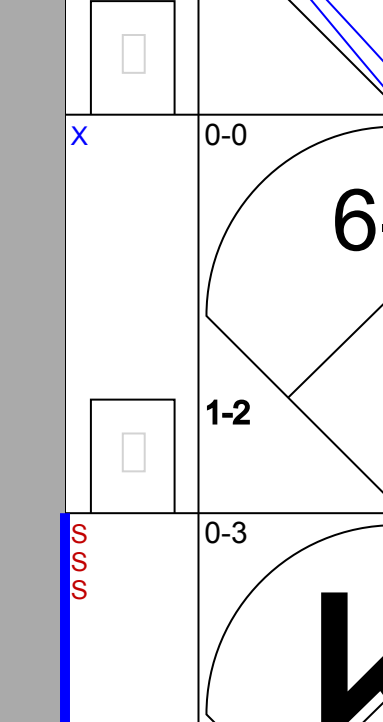
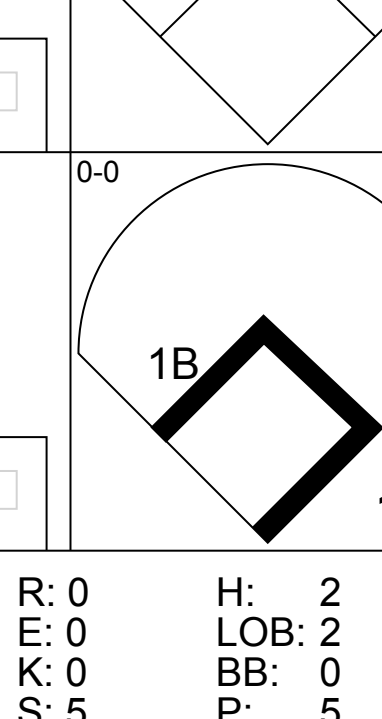
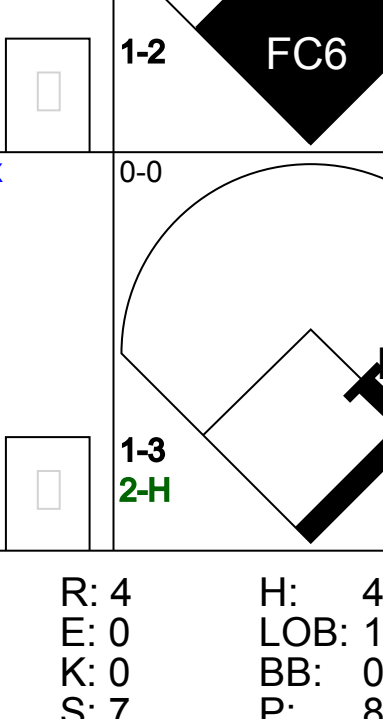
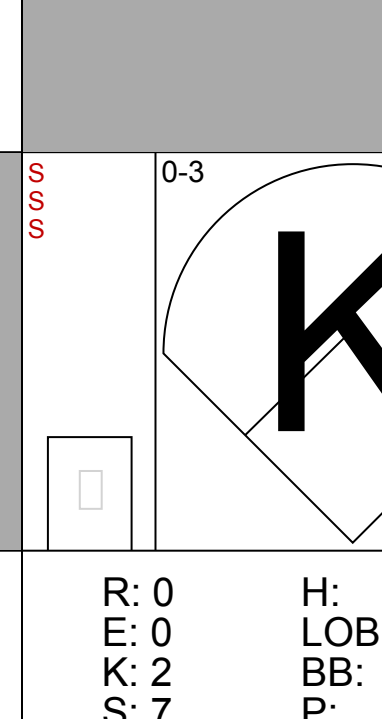
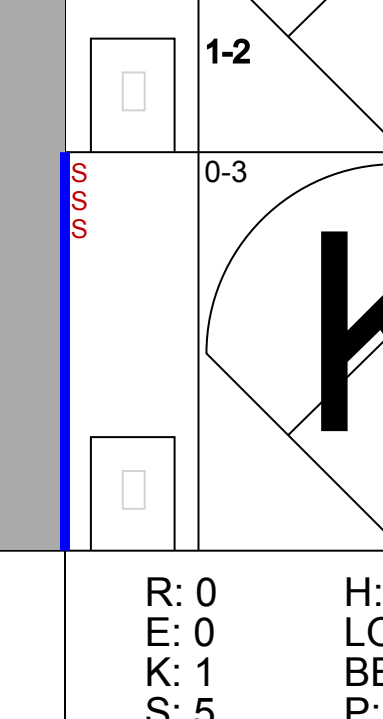


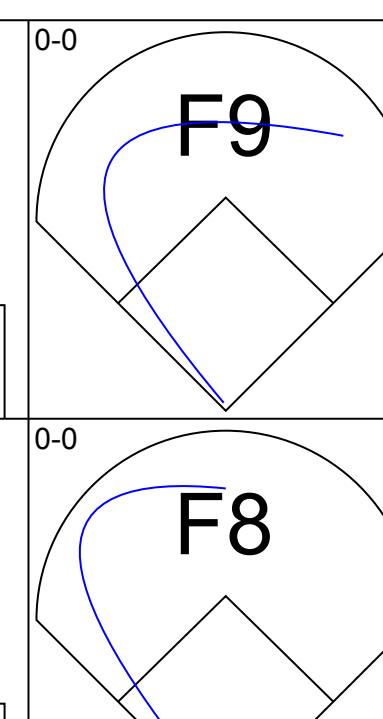
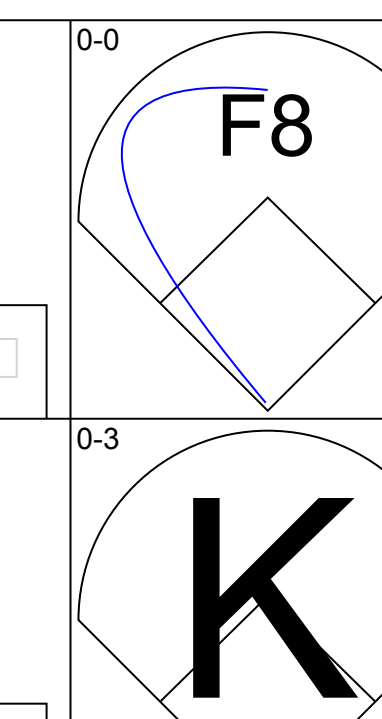
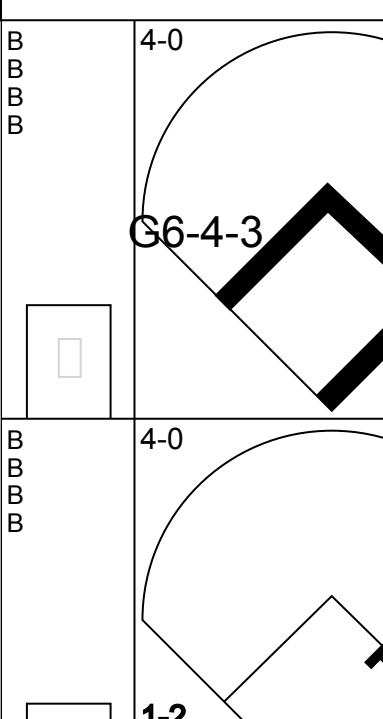
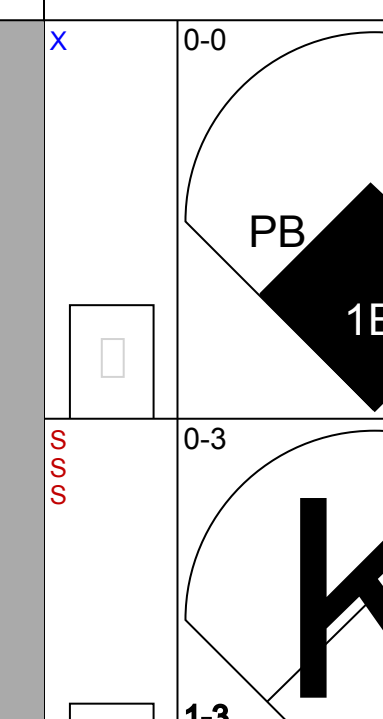
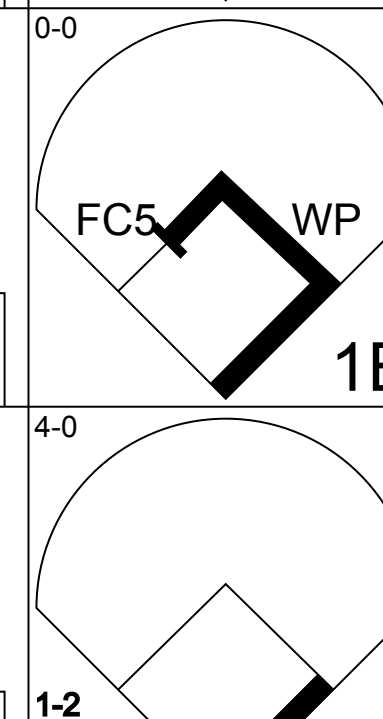
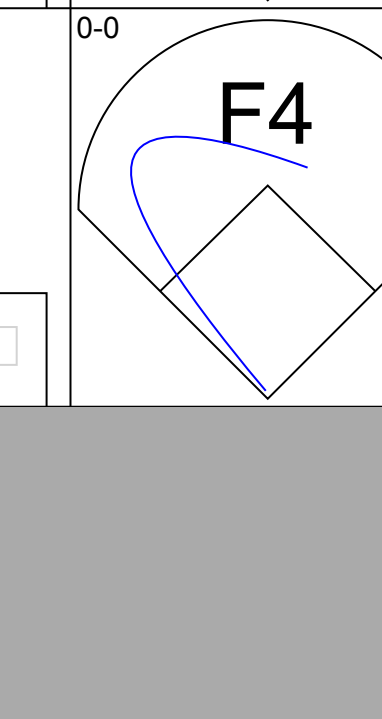
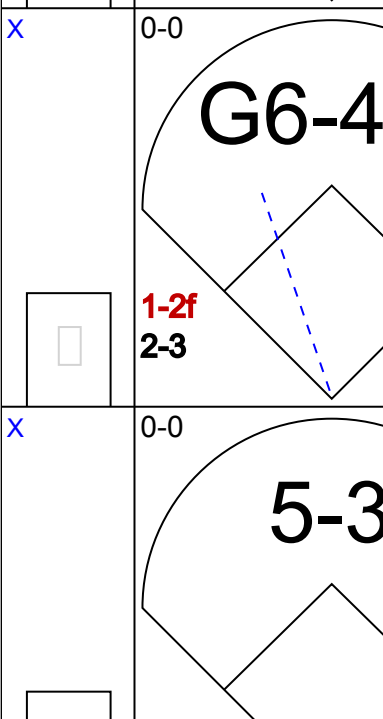
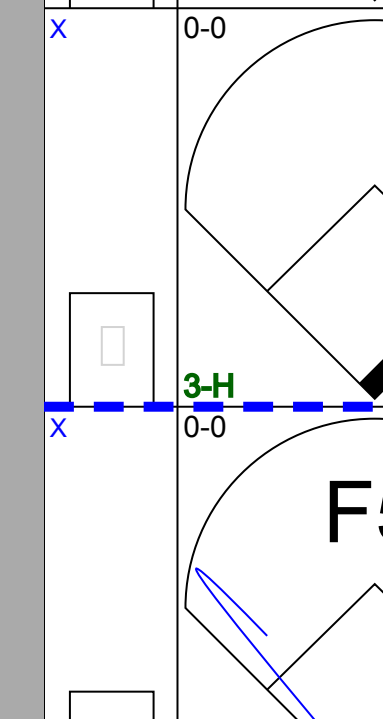
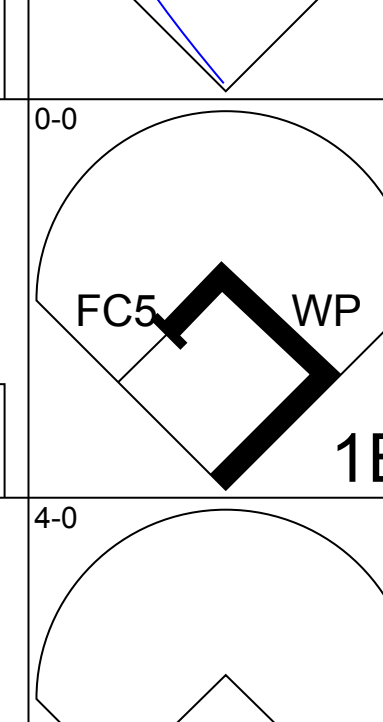
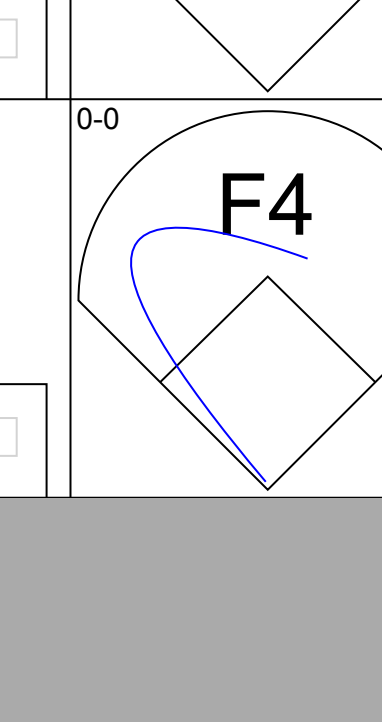
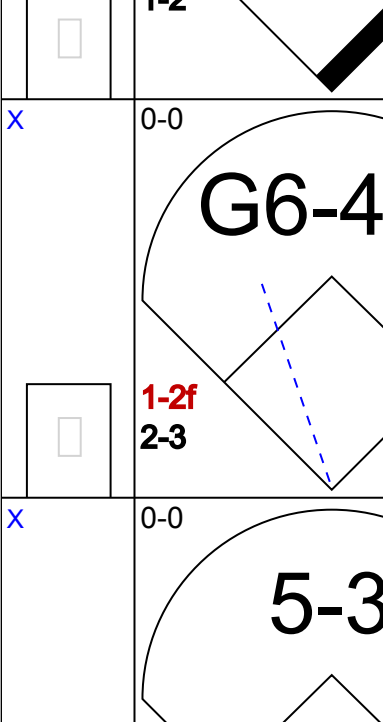
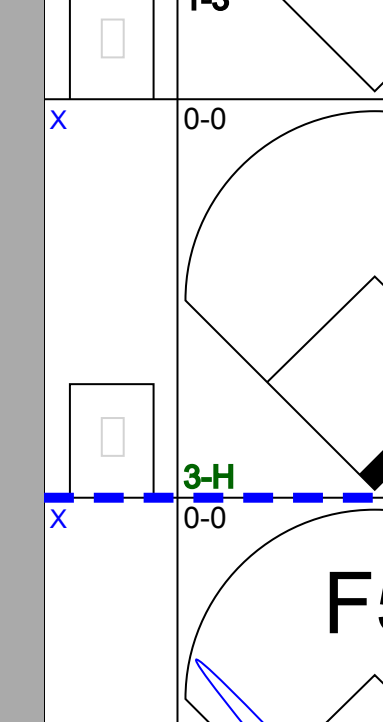
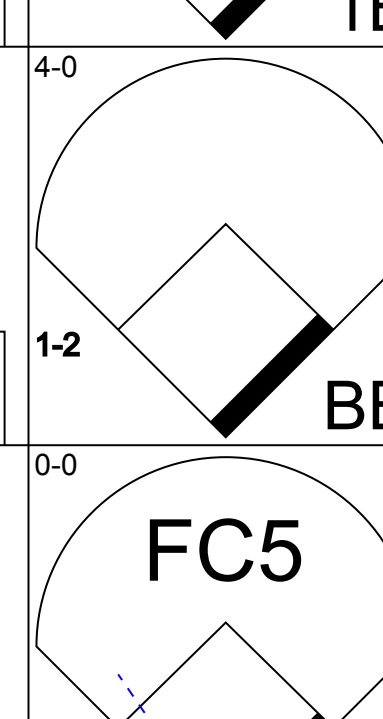
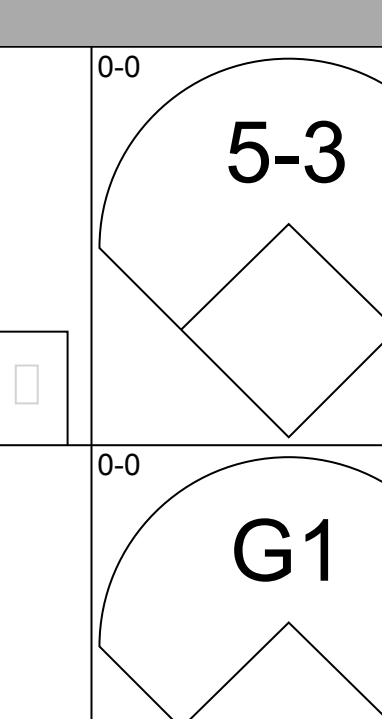
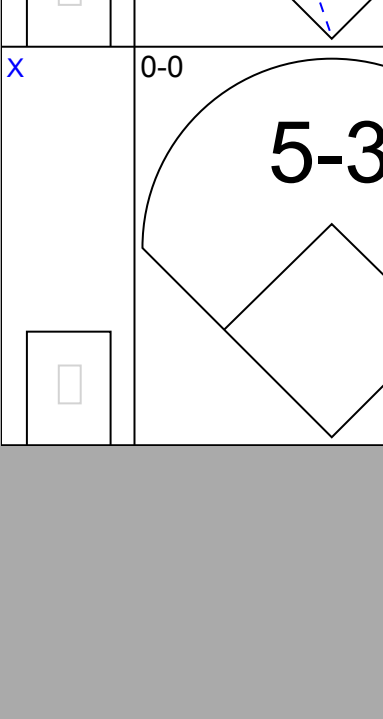
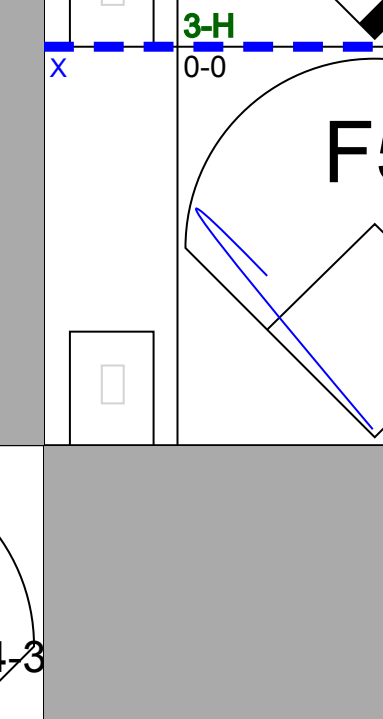
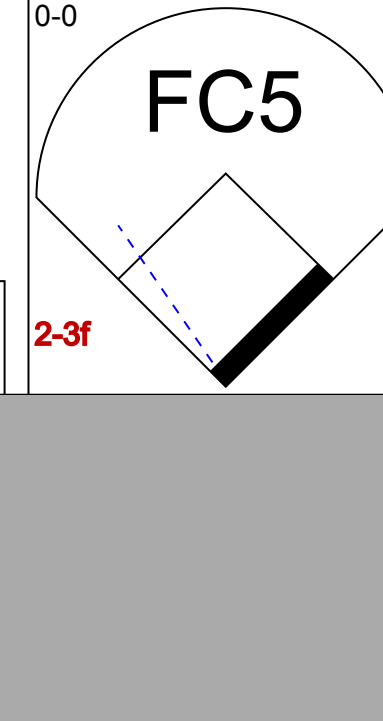
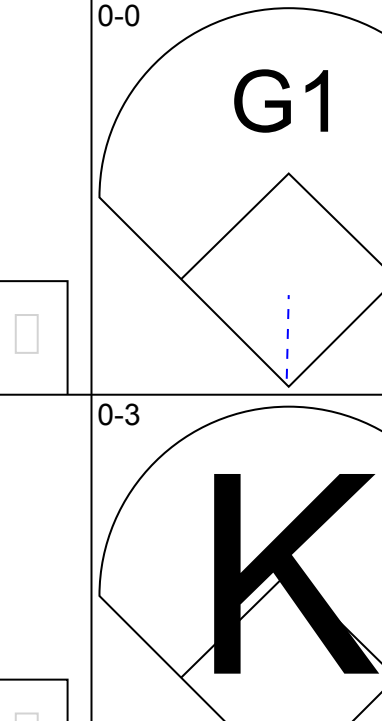
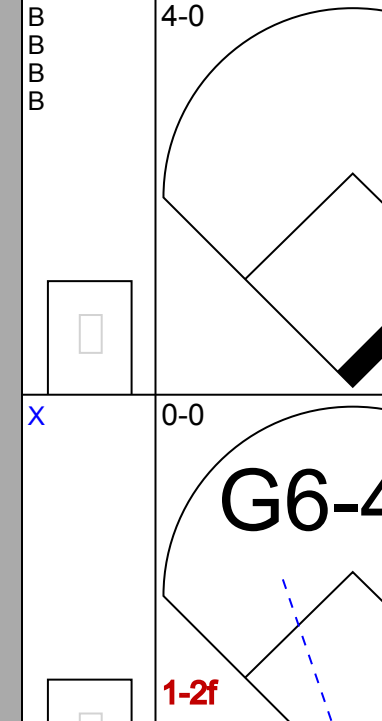
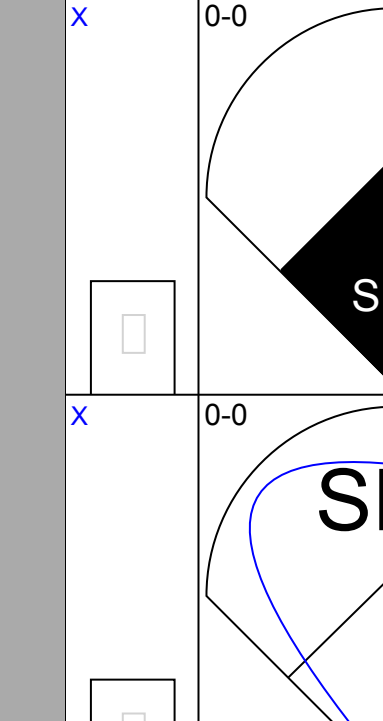
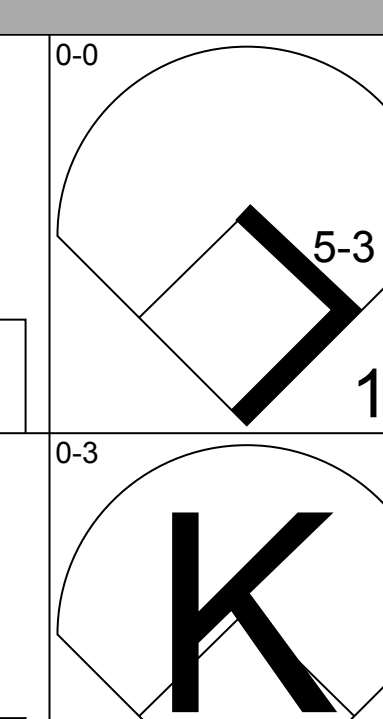
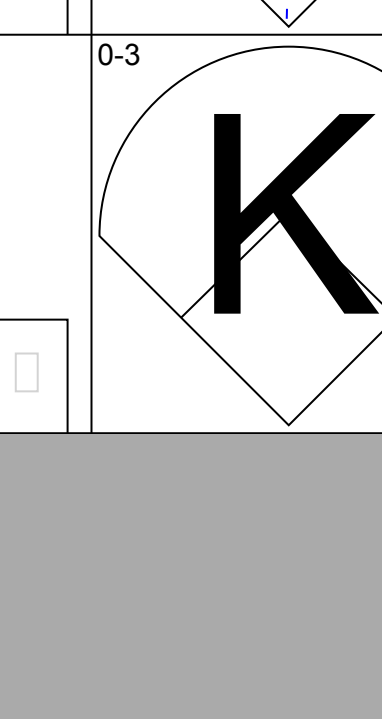
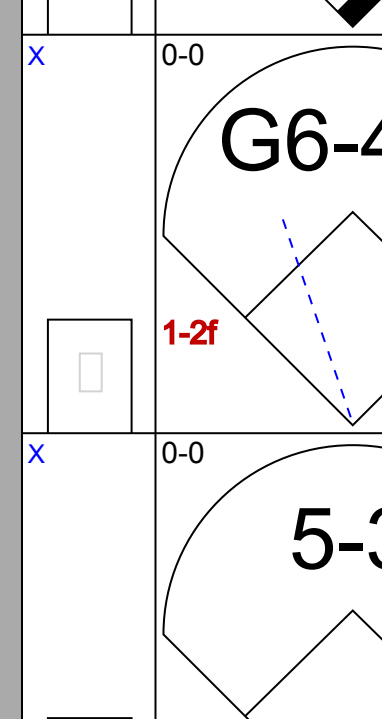
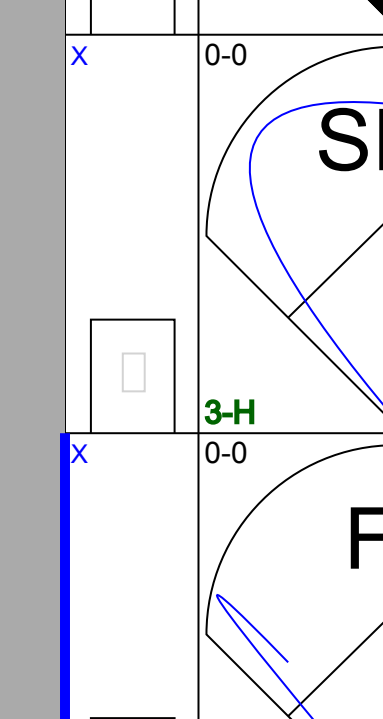
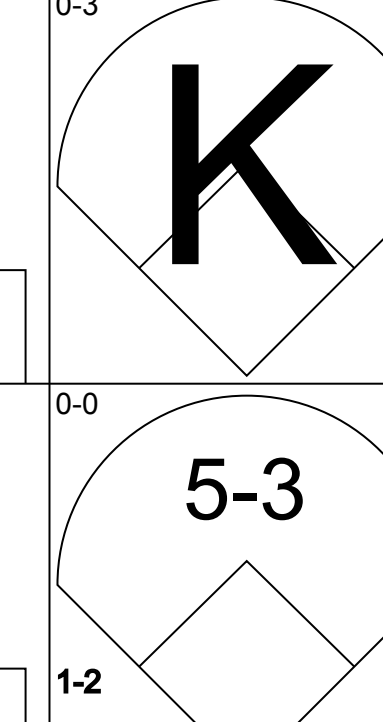
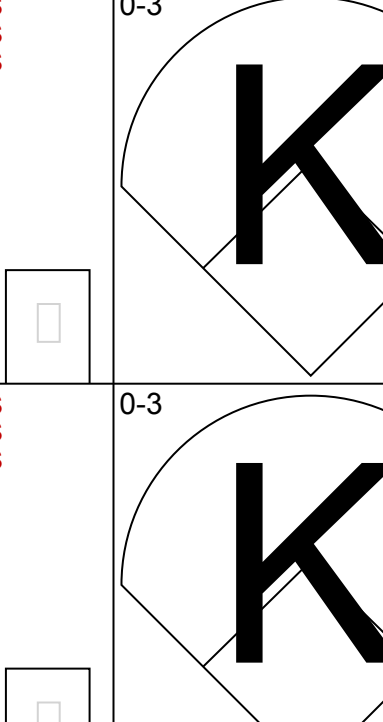
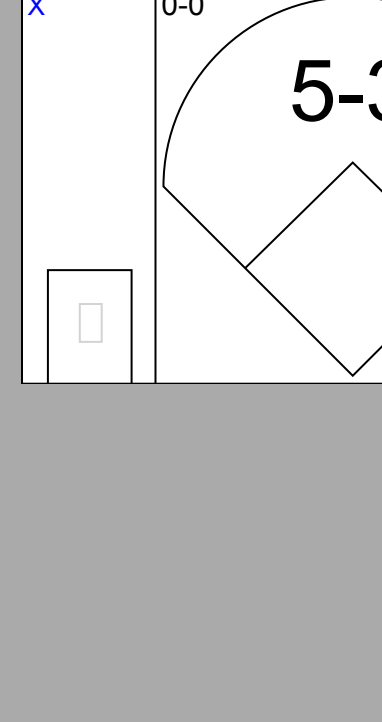
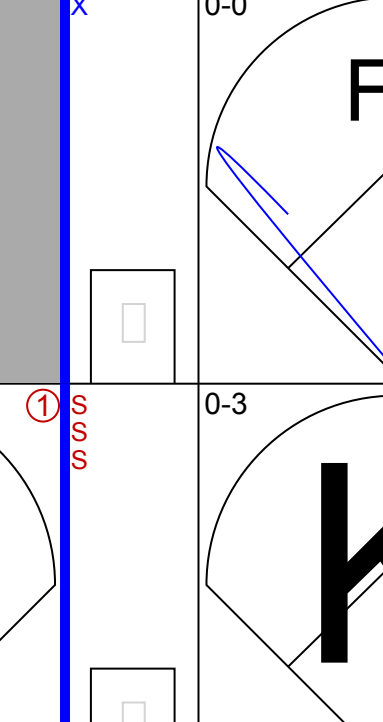
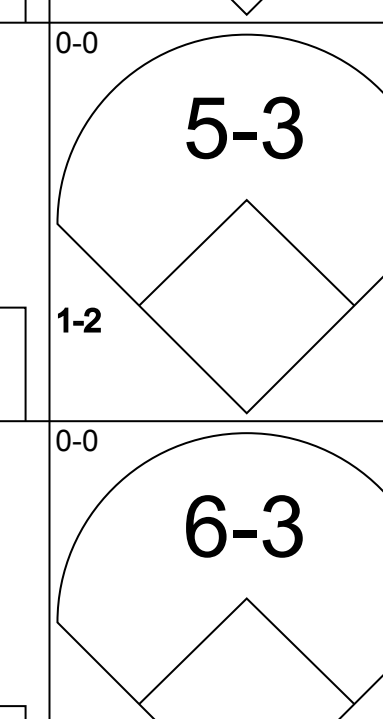
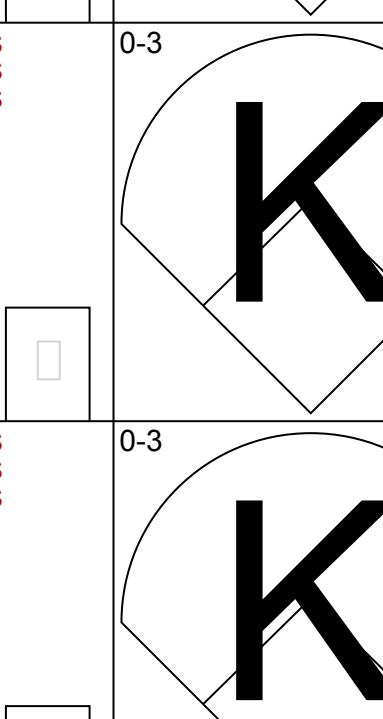
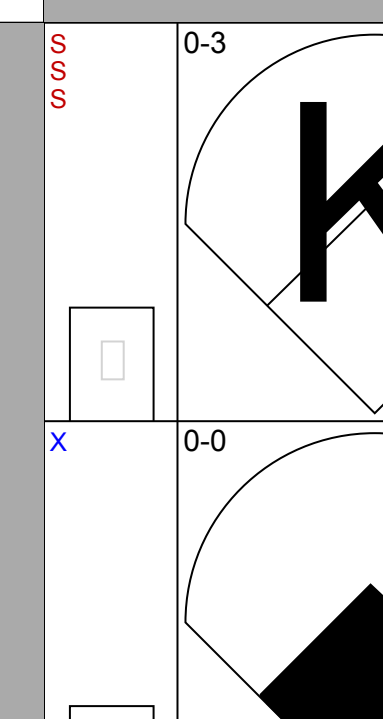
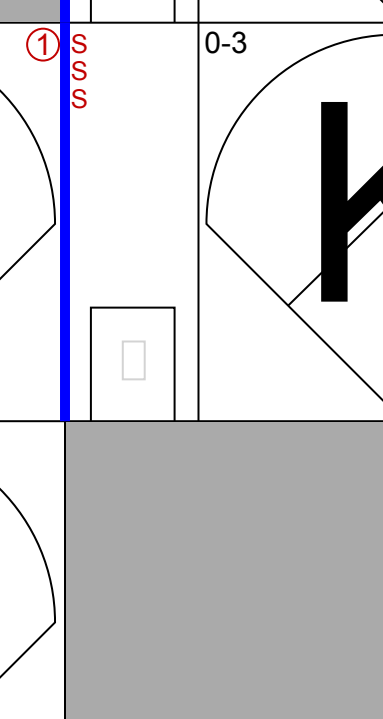
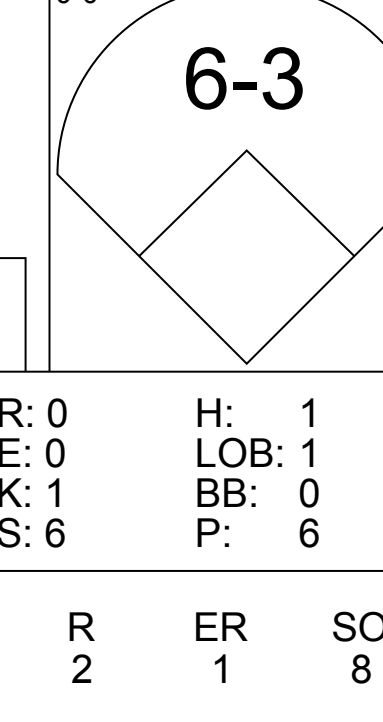
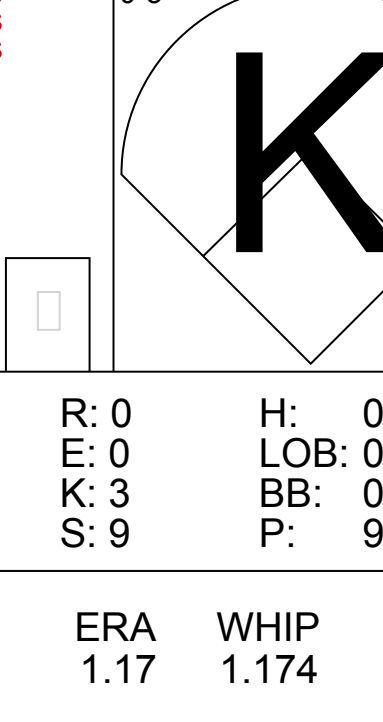
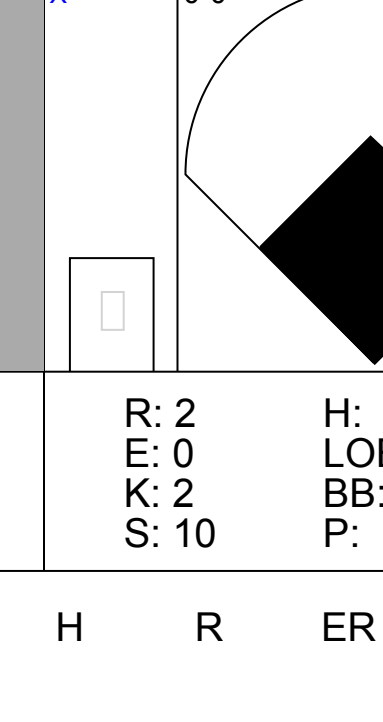
AB 27
R 4
H 7
RBI 4
BB 2
SO 1
LOB 7



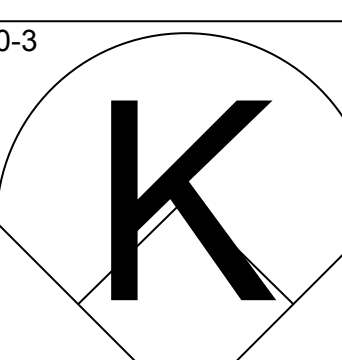
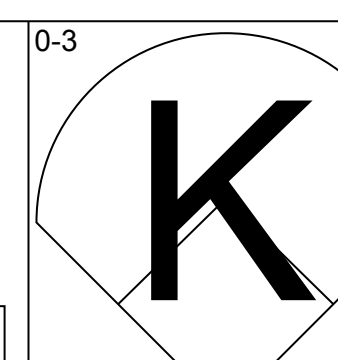
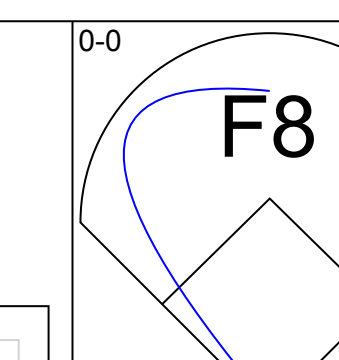
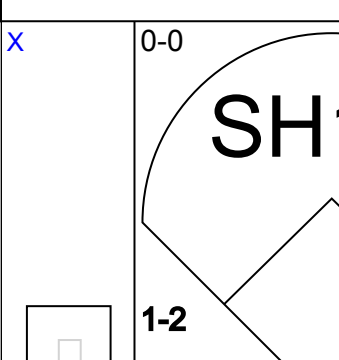
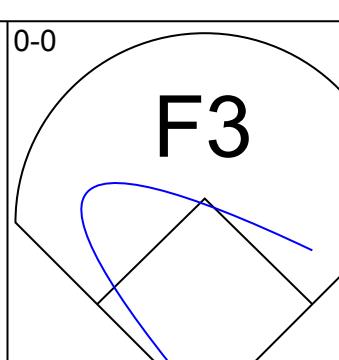
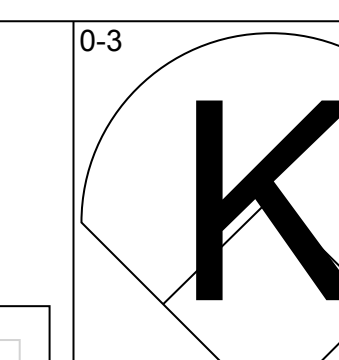

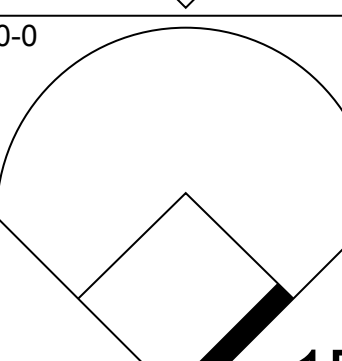
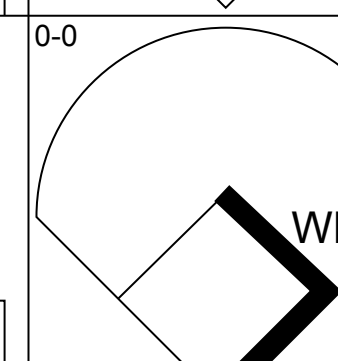
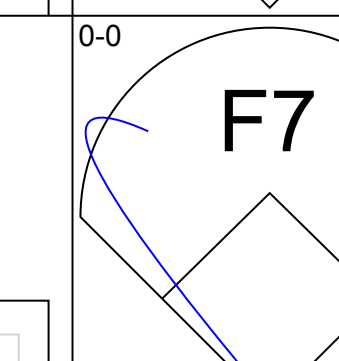
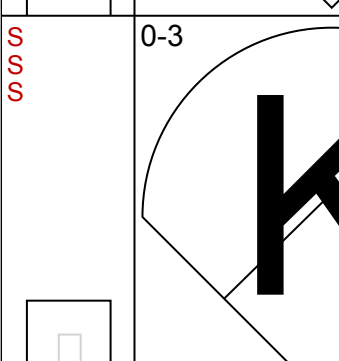
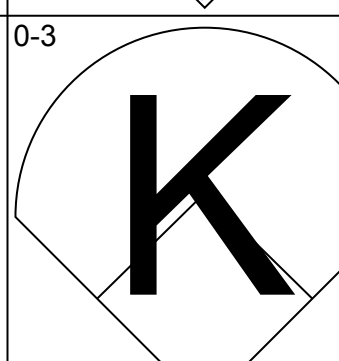
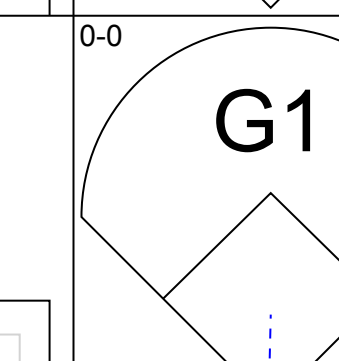
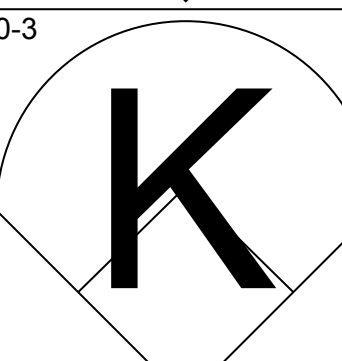
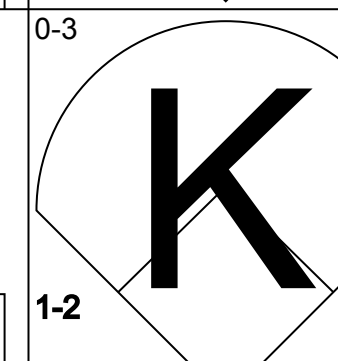
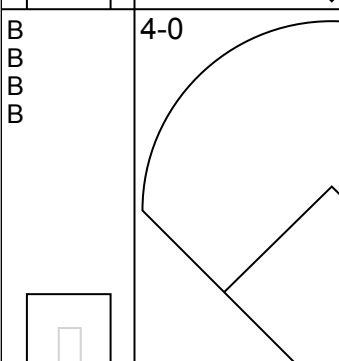
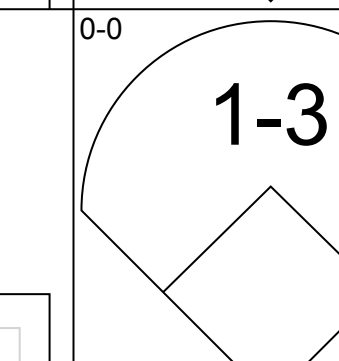
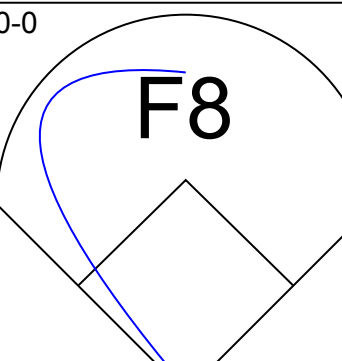
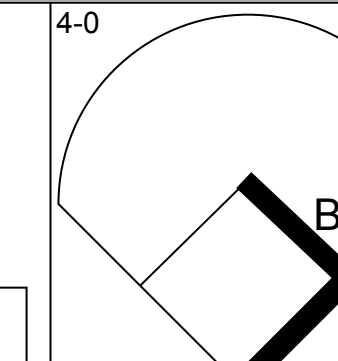
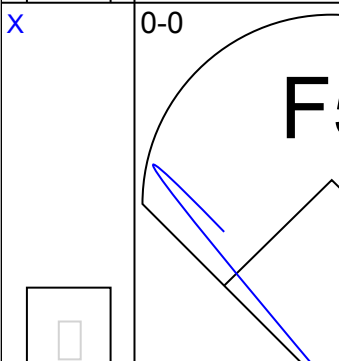
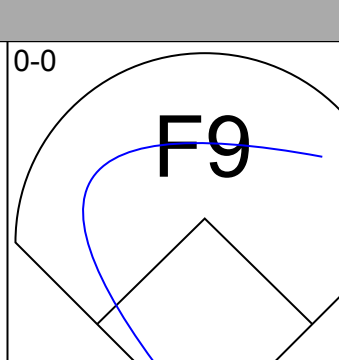
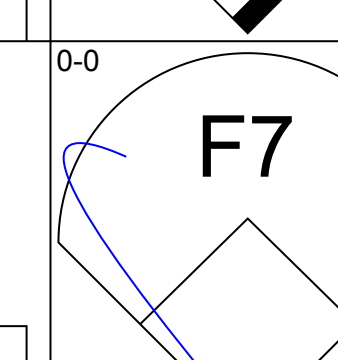
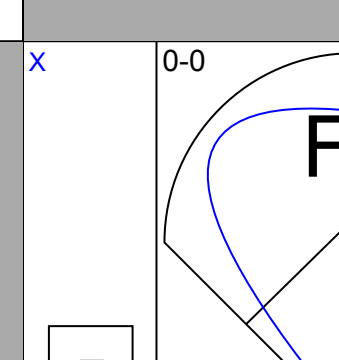

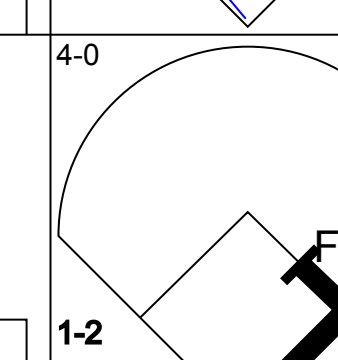
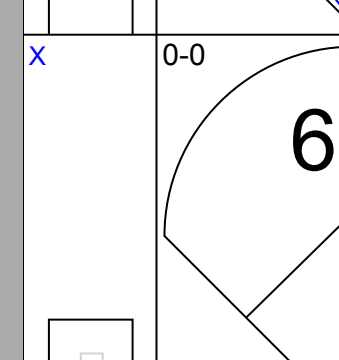
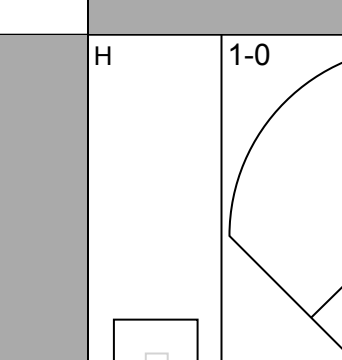

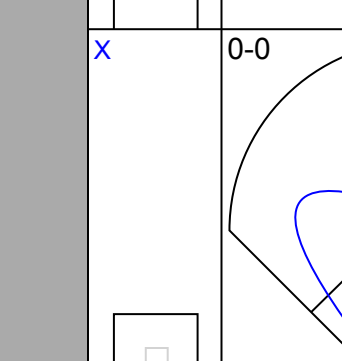
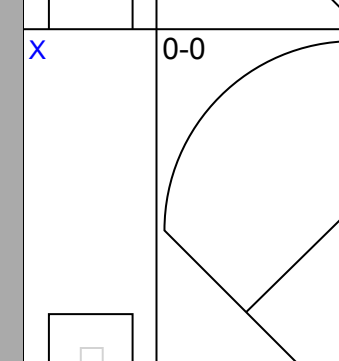
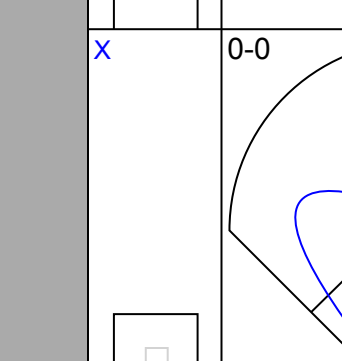
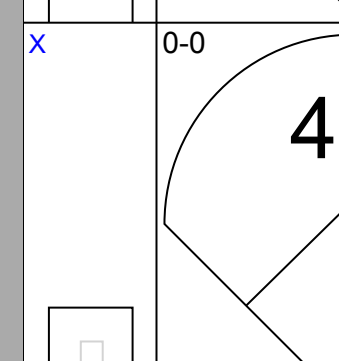
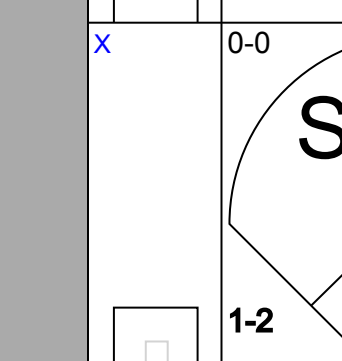
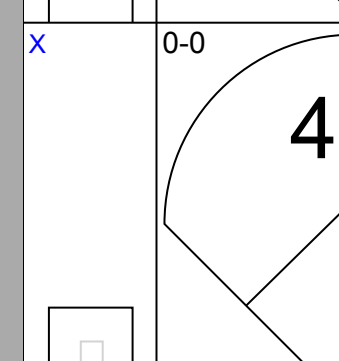
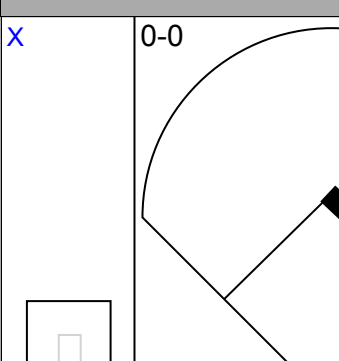
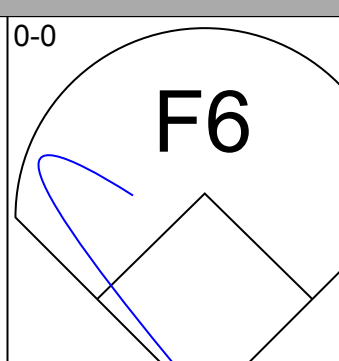
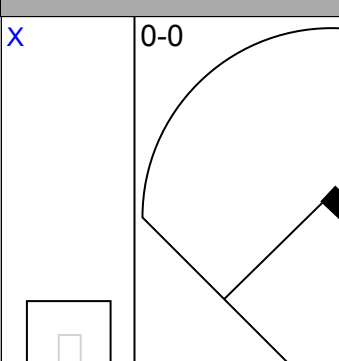
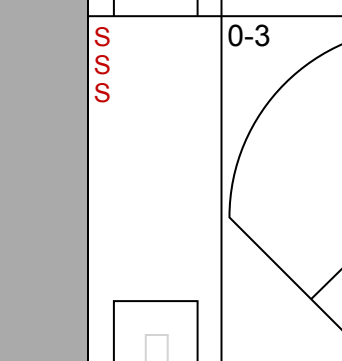
Batter	1	2	3	4	5	6	7	8	9	AB	R	H	RBI	BB	SO	LOB	TOP								
Lee Maye, L OBP: 0.300, SLG: 0.421 (1, 9)										5	1	1	0	0	0	5	Cleveland Indians @ Baltimore Orioles Memorial Stadium, Baltimore, MD Tue Aug 08 1967, 7:05 PM EDT Att: 8,980 - Unknown								
Vic Davallio, L OBP: 0.323, SLG: 0.373 (1, 8)										4	2	2	0	0	1										
Leon Wagner, L OBP: 0.323, SLG: 0.439 (1, 7)										4	0	2	2	0	1										
Chuck Hinton, R OBP: 0.311, SLG: 0.332 (7, 7)										0	0	0	1	0	0										
Tony Horton, R OBP: 0.324, SLG: 0.421 (1, 3)										4	0	0	0	1	1	3									
Max Alvis, R OBP: 0.315, SLG: 0.405 (1, 5)										4	0	0	1	0	1	3									
Duke Sims, L OBP: 0.308, SLG: 0.365 (1, 2)										3	0	0	0	1	0	1									
Vern Fuller, R OBP: 0.289, SLG: 0.446 (1, 4)										4	0	1	0	0	1	2									
Larry Brown, R OBP: 0.325, SLG: 0.334 (1, 6)										3	1	2	0	0	1	0									
Ed Connolly, L OBP: 0.222, SLG: 0.333 (1, 1)										3	0	1	0	0	0	1									
Jim King, L OBP: 0.262, SLG: 0.247 (9, PH)										1	1	1	0	0	0	0									
Sonny Siebert, R OBP: 0.233, SLG: 0.533 (9, 1)										0	0	0	0	0	0	0									
Inning Stats	R: 1 E: 0 K: 0 S: 5	H: 2 LOB: 1 BB: 0 P: 5	R: 0 E: 0 K: 0 S: 4	H: 1 LOB: 2 BB: 0 P: 5	R: 1 E: 1 K: 0 S: 5	H: 1 LOB: 1 BB: 0 P: 5	R: 0 E: 0 K: 0 S: 4	H: 2 LOB: 1 BB: 0 P: 4	R: 1 E: 0 K: 0 S: 5	H: 2 LOB: 2 BB: 1 P: 9	R: 0 E: 0 K: 1 S: 5	H: 0 LOB: 0 BB: 0 P: 5	R: 0 E: 0 K: 1 S: 7	H: 0 LOB: 0 BB: 0 P: 5	R: 0 E: 0 K: 2 S: 7	H: 0 LOB: 0 BB: 0 P: 7	R: 2 E: 1 K: 0 S: 5	H: 2 LOB: 2 BB: 1 P: 9	1B: 5 2B: 5 3B: 0 HR: 0	SF: 1 SAC: 1 DP: 0 HBP: 1	WP: 0 PB: 0 SB: 1 CS: 1	PA: 40			
PITCHER	IP	WLS	BF	H	R	ER	SO	BB	IBB	HBP	BLK	WP	HR	S	P	ERA	WHIP								
Jim Hardin, R ERA: 2.57 (1, 1)	5.0		25	8	3	2	0	1	0	1	0	0	0	23	28	3.60	1.800								
Eddie Watt, R ERA: 2.18 (6, 1)	2.0		6	0	0	0	2	0	0	0	0	0	0	10	10	0.00	0.000								
Stu Miller, R ERA: 2.83 (8, 1)	1.2	L	9	2	2	0	2	1	0	0	0	0	0	12	16	0.00	1.800								
Moe Drabowsky, R ERA: 0.87 (9, 1)	0.1		1	0	0	0	0	0	0	0	0	0	0	0	0	0.00	0.000								

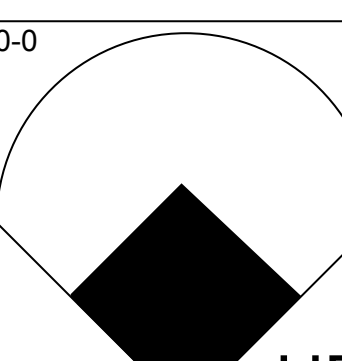
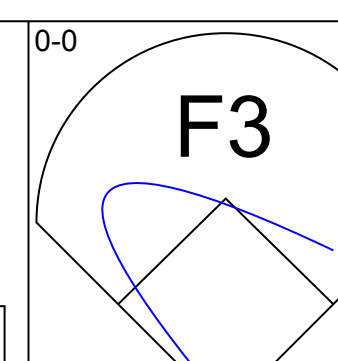
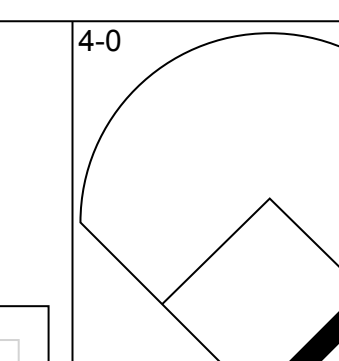
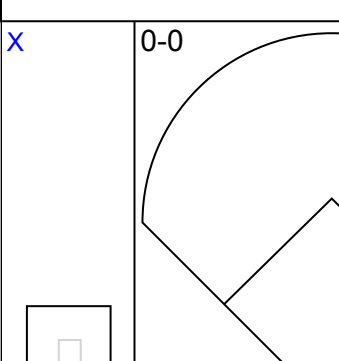

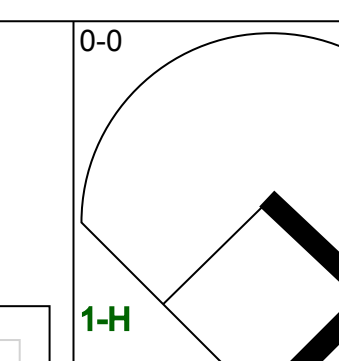

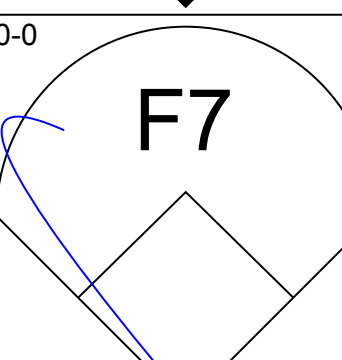
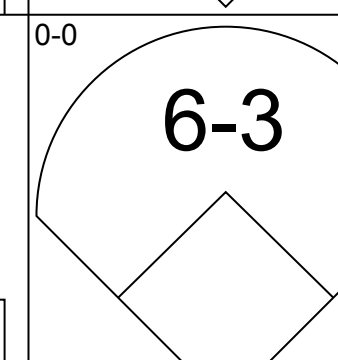
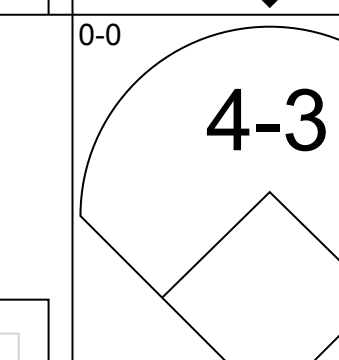
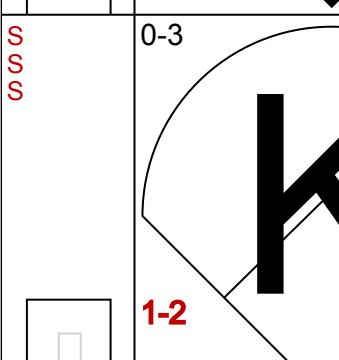

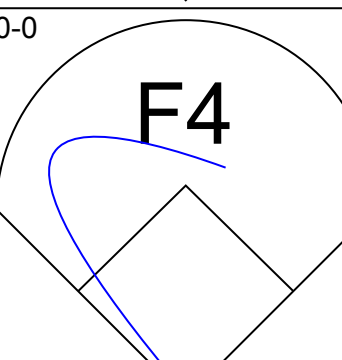

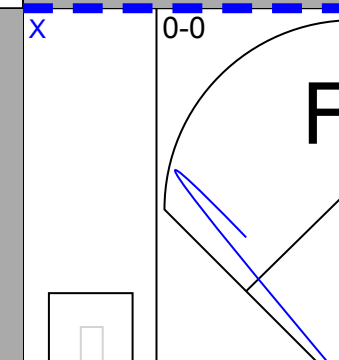
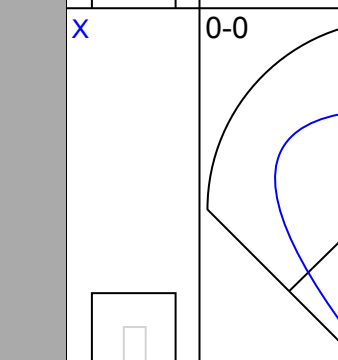
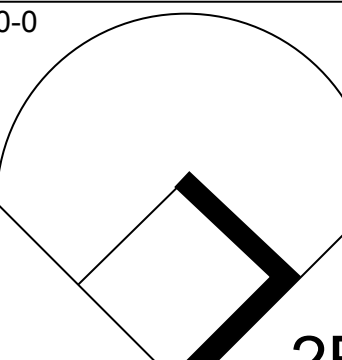
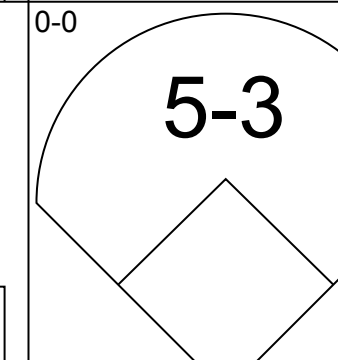
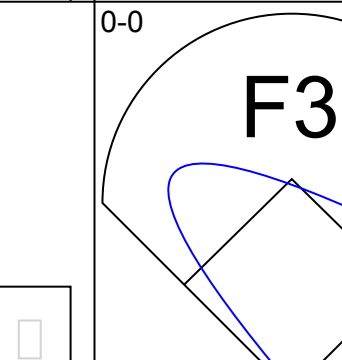
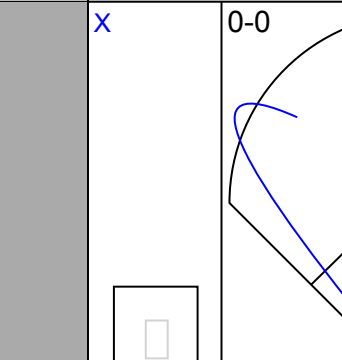
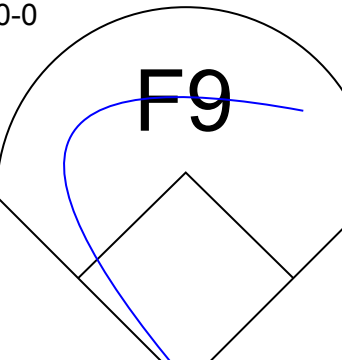
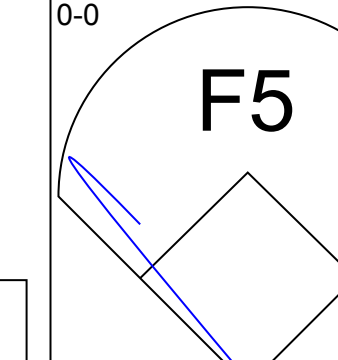
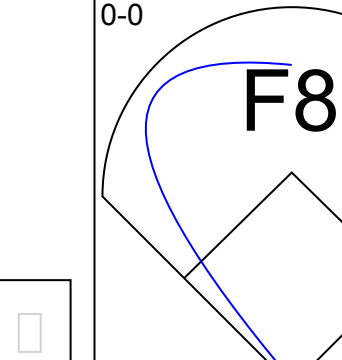
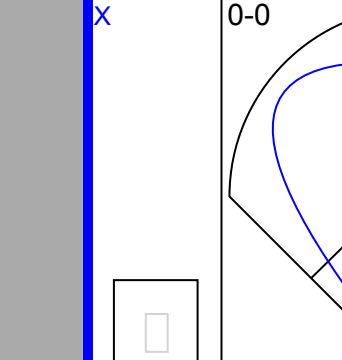
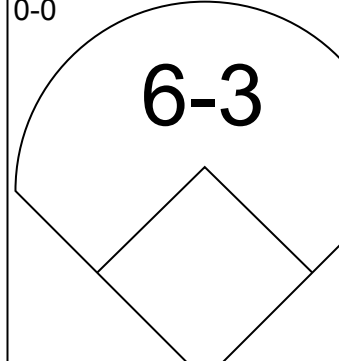
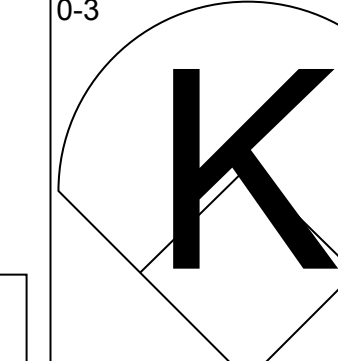
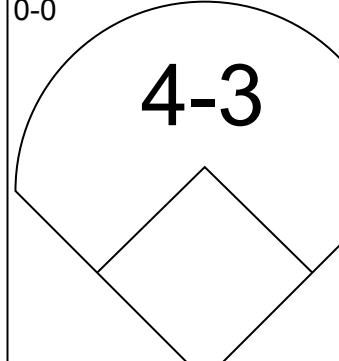
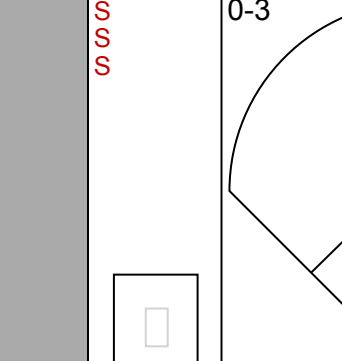
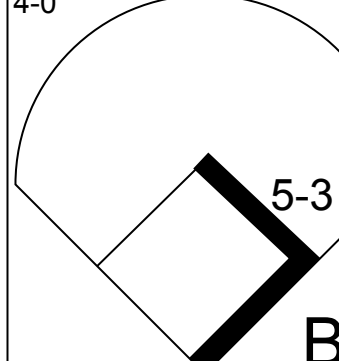
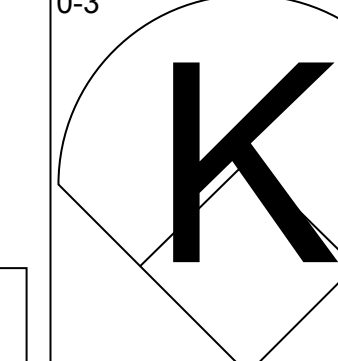
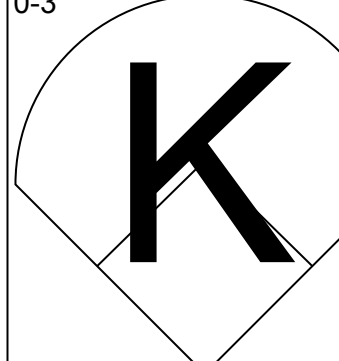
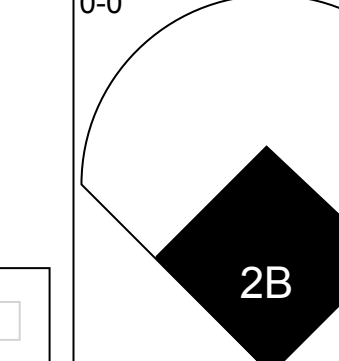
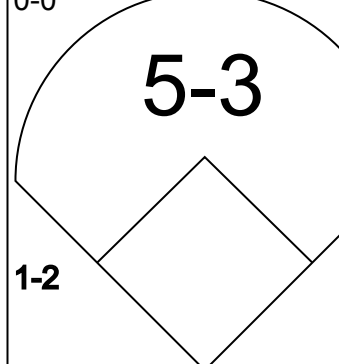
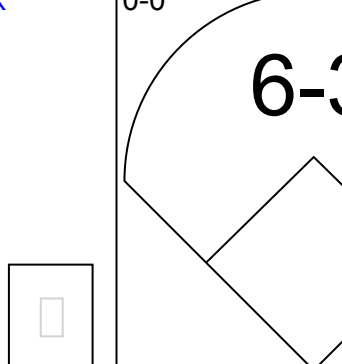
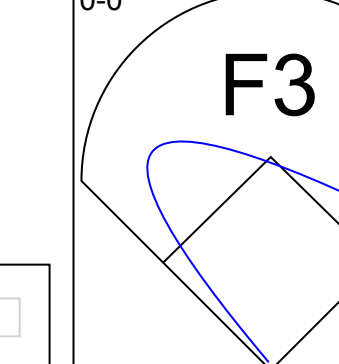
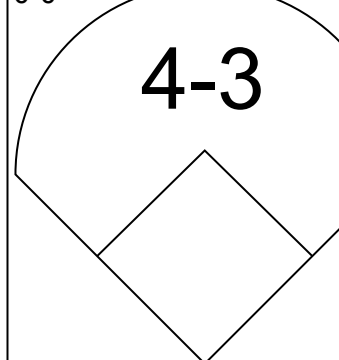
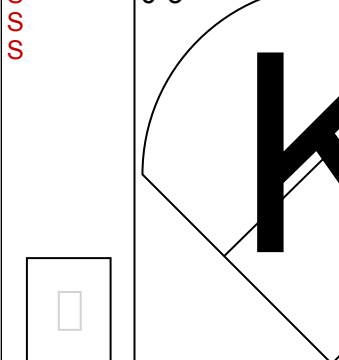
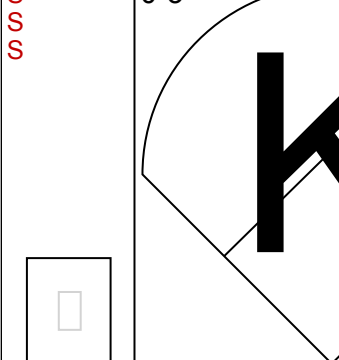
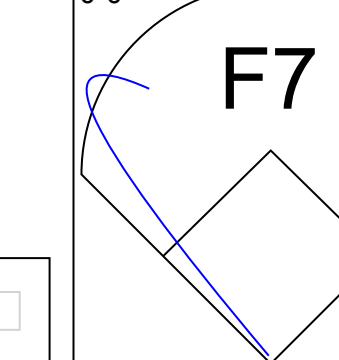
Batter	1	2	3	4	5	6	7	8	9	AB	R	H	RBI	BB	SO	LOB	BOTTOM								
Luis Aparicio, R OBP: 0.297, SLG: 0.330 (1, 6)										3	1	0	0	2	1	2	Cleveland Indians @ Baltimore Orioles Memorial Stadium, Baltimore, MD Tue Aug 08 1967, 7:05 PM EDT Att: 8,980 - Unknown								
Boog Powell, L OBP: 0.325, SLG: 0.366 (1, 3)										4	0	0	0	0	4	2									
Frank Robinson, R OBP: 0.434, SLG: 0.649 (1, 7)										3	2	2	2	0	0	0									
Brooks Robinson, R OBP: 0.341, SLG: 0.454 (1, 5)										3	0	0	0	1	1	2									
Paul Blair, R OBP: 0.339, SLG: 0.439 (1, 8)										4	0	1	0	0	0	2									
Davey Johnson, R OBP: 0.324, SLG: 0.370 (1, 4)										3	0	1	1	1	1	1									
Sam Bowens, R OBP: 0.227, SLG: 0.275 (1, 9)										3	0	0	0	0	3	3									
Russ Snyder, L OBP: 0.312, SLG: 0.354 (9, PH)										0	0	0	0	1	0	0									
Andy Etchebarran, R OBP: 0.302, SLG: 0.339 (1, 2)										4	0	0	0	0	1	3									
Jim Hardin, R OBP: 0.219, SLG: 0.408 (5, PH)										1	0	0	0	0	1	0									
Curt Blefary, L OBP: 0.176, SLG: 0.087 (8, 1)										1	0	0	0	0	0	0									
Eddie Watt, L OBP: 0.276, SLG: 0.240 (7, PH)										0	0	0	0	0	0	0									
Dave May, L OBP: 0.245, SLG: 0.240 (9, 1)										1	0	0	0	0	1	0									
Stu Miller, R OBP: 0.275, SLG: 0.339 (9, 1)										0	0	0	0	0	0	0									
Moe Drabowsky, R OBP: 0.225, SLG: 0.308 (9, PH)										1	0	1	0	0	0	0									
Vic Roznovsky, L OBP: 0.276, SLG: 0.308 (9, PH)										1	0	1	0	0	0	0									
Mark Belanger, R OBP: 0.268, SLG: 0.313 (9, PH)										0	0	0	0	0	0	0									
Inning Stats	R: 0 E: 0 K: 3 S: 9	H: 0 LOB: 1 BB: 0 P: 10	R: 0 E: 0 K: 1 S: 5	H: 1 LOB: 1 BB: 1 P: 9	R: 0 E: 0 K: 2 S: 7	H: 0 LOB: 0 BB: 0 P: 7	R: 1 E: 0 K: 1 S: 7	H: 2 LOB: 1 BB: 0 P: 7	R: 0 E: 0 K: 1 S: 5	H: 0 LOB: 1 BB: 1 P: 9	R: 0 E: 0 K: 0 S: 3	H: 0 LOB: 0 BB: 0 P: 7	R: 0 E: 0 K: 2 S: 7	H: 0 LOB: 0 BB: 0 P: 7	R: 2 E: 0 K: 1 S: 6	H: 1 LOB: 1 BB: 1 P: 10	R: 0 E: 0 K: 2 S: 8	H: 1 LOB: 2 BB: 1 P: 12	1B: 2 2B: 2 3B: 0 HR: 1	SF: 0 SAC: 0 DP: 1 HBP: 1	WP: 0 PB: 0 SB: 1 CS: 0	PA: 37			
PITCHER	IP	WLS	BF	H	R	ER	SO	BB	IBB	HBP	BLK	WP	HR	S	P	ERA	WHIP								
Ed Connolly, L ERA: 4.76 (1, 1)	8.0		32	4	3	3	11	4	0	1	0	0	0	8	12	0.00	2.000								
Sonny Siebert, R ERA: 2.73 (9, 1)	1.0	S	5	1	0	0	2	1	0	0	0	0	0	8	12	0.00	2.000								

Batter	1	2	3	4	5	6	7	8	9	AB	R	H	RBI	BB	SO	LOB	TOP		
Lee Mays, L (1, 9) OBP: 0.300, SLG: 0.418										4	1	1	1	0	2	1	Cleveland Indians @ Baltimore Orioles Memorial Stadium, Baltimore, MD Wed Aug 09 1967, 7:05 PM EDT Att: 9,953 - Unknown		
Vic Davallo, L (1, 8) OBP: 0.301, SLG: 0.385										4	1	1	2	0	0	2			
Leon Wagner, L (1, 7) OBP: 0.322, SLG: 0.435 Chuck Hinton, R (8, 7) OBP: 0.311, SLG: 0.332										3	0	0	0	0	1	0			
Tony Horton, R (1, 3) OBP: 0.318, SLG: 0.413										4	0	0	0	0	0	1			
Max Alvis, R (1, 5) OBP: 0.315, SLG: 0.403										4	0	1	0	0	1	0			
Duke Sims, L (1, 2) OBP: 0.312, SLG: 0.365										3	0	1	0	1	0	1			
Vern Fuller, R (1, 4) OBP: 0.287, SLG: 0.437										4	1	1	0	0	0	2			
Larry Brown, R (1, 6) OBP: 0.324, SLG: 0.333										4	1	1	0	0	0	2			
Sam McDowell, L (1, 1) OBP: 0.222, SLG: 0.279 Sonny Siebert, R (8, 1) OBP: 0.226, SLG: 0.516										3	0	2	1	0	1	0			
Inning Stats	R: 0 E: 0 K: 2 S: 7	H: 0 LOB: 0 BB: 0 P: 7	R: 0 E: 0 K: 0 S: 3	H: 1 LOB: 0 BB: 0 P: 3	R: 0 E: 0 K: 0 S: 5	H: 2 LOB: 2 BB: 0 P: 5	R: 0 E: 0 K: 1 S: 5	H: 0 LOB: 0 BB: 0 P: 5	R: 4 E: 0 K: 0 S: 7	H: 4 LOB: 1 BB: 0 P: 8	R: 0 E: 0 K: 0 S: 4	H: 1 LOB: 0 BB: 0 P: 4	R: 0 E: 0 K: 2 S: 7	H: 0 LOB: 0 BB: 0 P: 7	R: 0 E: 0 K: 1 S: 5	H: 0 LOB: 1 BB: 1 P: 9		1B: 7 2B: 0 3B: 0 HR: 1	SF: 0 SAC: 0 DP: 1 HBP: 1
PITCHER	IP WLS BF H R ER SO BB IBB HBP BLK WP HR S P ERA WHIP																		
Bill Dillman, R (1, 1) ERA: 4.23	4.2 L 21 7 4 4 3 0 0 0 1 0 0 1 26 27 7.71 1.500																		
Eddie Fisher, R (5, 1) ERA: 3.25	0.1 1 0 0 0 0 0 0 0 0 0 0 0 1 1 0.00 0.000																		
Eddie Watt, R (6, 1) ERA: 2.06	4.0 14 1 0 0 3 1 0 0 0 0 0 0 19 23 0.00 0.500																		

Batter	1	2	3	4	5	6	7	8	9	AB	R	H	RBI	BB	SO	LOB	BOTTOM				
Luis Aparicio, R (1, 6) OBP: 0.299, SLG: 0.330										3	1	1	0	1	0	0	Cleveland Indians @ Baltimore Orioles Memorial Stadium, Baltimore, MD Wed Aug 09 1967, 7:05 PM EDT Att: 9,953 - Unknown				
Boog Powell, L (1, 3) OBP: 0.324, SLG: 0.363										3	0	0	0	1	2	1					
Frank Robinson, R (1, 7) OBP: 0.435, SLG: 0.647										4	0	2	1	0	0	2					
Brooks Robinson, R (1, 5) OBP: 0.340, SLG: 0.451										3	0	0	0	1	0	2					
Paul Blair, R (1, 8) OBP: 0.340, SLG: 0.444										3	1	1	0	1	0	2					
Davey Johnson, R (1, 4) OBP: 0.323, SLG: 0.370										3	0	1	1	0	1	1					
Sam Bowens, R (1, 9) OBP: 0.333, SLG: 0.265 Curt Blefary, L (8, PH) OBP: 0.316, SLG: 0.407										3	0	0	0	0	2	1					
Andy Etchebarren, R (1, 2) OBP: 0.299, SLG: 0.335 Dave May, L (8, PH) OBP: 0.148, SLG: 0.231										1	0	0	0	0	1	0					
Bill Dillman, R (1, 1) OBP: 0.192, SLG: 0.192 Eddie Fisher, R (5, 1) OBP: 0.333, SLG: 0.200 Russ Snyder, L (5, PH) OBP: 0.311, SLG: 0.352 Eddie Watt, R (6, 1) OBP: 0.222, SLG: 0.313										1	0	0	0	0	0	1					
Inning Stats	R: 0 E: 0 K: 0 S: 4	H: 1 LOB: 2 BB: 1 P: 8	R: 0 E: 0 K: 1 S: 6	H: 1 LOB: 0 BB: 0 P: 6	R: 0 E: 0 K: 1 S: 5	H: 0 LOB: 0 BB: 0 P: 5	R: 0 E: 0 K: 1 S: 5	H: 0 LOB: 0 BB: 0 P: 5	R: 0 E: 0 K: 3 S: 9	H: 0 LOB: 0 BB: 0 P: 9	R: 0 E: 0 K: 0 S: 2	H: 0 LOB: 1 BB: 2 P: 10	R: 0 E: 0 K: 2 S: 10	H: 0 LOB: 0 BB: 1 P: 6	R: 2 E: 0 K: 2 S: 10	H: 3 LOB: 1 BB: 0 P: 10		R: 1 E: 0 K: 1 S: 6	H: 1 LOB: 0 BB: 0 P: 6	1B: 4 2B: 0 3B: 1 HR: 1	SF: 1 SAC: 0 DP: 2 HBP: 0
PITCHER	IP WLS BF H R ER SO BB IBB HBP BLK WP HR S P ERA WHIP																				
Sam McDowell, L (1, 1) ERA: 3.46	7.2 W 30 5 1 1 1 8 4 0 0 0 0 0 42 58 1.17 1.174																				
Sonny Siebert, R (8, 1) ERA: 2.79	1.1 S 5 1 1 1 1 0 0 0 0 0 0 0 7 7 6.75 0.750																				



Batter	1	2	3	4	5	6	7	8	9	10	11	12	13	AB R H RBI BB SO LOB	TOP														
Luis Aparicio, R OBP: 0.296, SLG: 0.326 (1, 6)														5 0 0 0 0 3 0	<p>Baltimore Orioles @ Cleveland Indians Cleveland Municipal Stadium, Cleveland, OH</p> <p>Thu Aug 10 1967, 7:05 PM EDT Att. 9,524 - Unknown</p> <p>livebaseballscorecards.com</p> <p>AB 42 R 1 H 5 RBI 1 BB 3 SO 14 LOB 14</p> 														
Russ Snyder, L OBP: 0.311, SLG: 0.351 (1, 9)														6 0 2 0 0 2 1															
Frank Robinson, R OBP: 0.430, SLG: 0.636 (1, 7)														5 0 0 0 1 3 2															
Brooks Robinson, R OBP: 0.336, SLG: 0.447 (1, 5)														4 0 0 0 1 1 3															
Curt Blefary, L OBP: 0.314, SLG: 0.401 (1, 3)														5 0 0 0 0 2 1															
Paul Blair, R OBP: 0.341, SLG: 0.440 (1, 8)														3 0 0 0 1 1 0															
Davey Johnson, R OBP: 0.324, SLG: 0.382 (1, 4)														5 1 2 1 0 0 3															
Vic Roznovsky, L OBP: 0.259, SLG: 0.286 Moe Drabowsky, R OBP: 0.421, SLG: 0.389 (9, 1)														4 0 0 0 0 0 3 0 0 0 0 0 0 0															
Dave McNally, R OBP: 0.162, SLG: 0.189 Andy Etchebarren, R OBP: 0.227, SLG: 0.332 (9, 2)														3 0 1 0 0 1 0 2 0 0 0 0 1 1															
Inning Stats	R: 0 E: 0 K: 2 S: 8	H: 1 LOB: 1 BB: 0 P: 8	R: 1 E: 0 K: 1 S: 6	H: 1 LOB: 0 BB: 0 P: 6	R: 0 E: 0 K: 3 S: 10	H: 1 LOB: 1 BB: 0 P: 10	R: 0 E: 0 K: 0 S: 3	H: 0 LOB: 2 BB: 0 P: 11	R: 0 E: 0 K: 0 S: 3	H: 0 LOB: 0 BB: 0 P: 3	R: 0 E: 0 K: 3 S: 9	H: 0 LOB: 0 BB: 0 P: 9	R: 0 E: 0 K: 1 S: 6	H: 1 LOB: 2 BB: 1 P: 10		R: 0 E: 0 K: 0 S: 4	H: 0 LOB: 0 BB: 0 P: 4	R: 0 E: 0 K: 1 S: 5	H: 0 LOB: 0 BB: 0 P: 5	R: 0 E: 0 K: 1 S: 5	H: 0 LOB: 1 BB: 0 P: 5	R: 0 E: 0 K: 1 S: 5	H: 0 LOB: 1 BB: 0 P: 6	R: 0 E: 0 K: 1 S: 5	H: 0 LOB: 0 BB: 0 P: 5	1B: 3 2B: 1 3B: 0 HR: 1	SF: 0 SAC: 2 DP: 0 HBP: 1	WP: 1 PB: 0 SB: 0 CS: 0	PA: 48
PITCHER Stan Williams, R ERA: 1.98 (1, 1)	IP 13.0 WLS 8 BF 48 H 5 R 1 ER 1 SO 14 BB 3 IBB 0 HBP 1 BLK 0 WP 1 HR 1 S 72 P 85 ERA 0.69 WHIP 0.615	PITCHER												IP WLS BF H R ER SO BB IBB HBP BLK WP HR S P ERA WHIP															

Batter	1	2	3	4	5	6	7	8	9	10	11	12	13	AB R H RBI BB SO LOB	BOTTOM												
Chuck Hinton, R OBP: 0.317, SLG: 0.348 (13, 7)														5 1 3 2 1 0 0	<p>Baltimore Orioles @ Cleveland Indians Cleveland Municipal Stadium, Cleveland, OH</p> <p>Thu Aug 10 1967, 7:05 PM EDT Att. 9,524 - Unknown</p> <p>livebaseballscorecards.com</p> <p>AB 44 R 2 H 8 RBI 2 BB 2 SO 10 LOB 9</p> 												
Vic Davallo, L OBP: 0.296, SLG: 0.376 (1, 8)														5 0 0 0 0 1 2													
Max Alvis, R OBP: 0.314, SLG: 0.401 (1, 5)														5 0 1 0 0 0 0													
Tony Horton, R OBP: 0.320, SLG: 0.417 (1, 3)														5 0 2 0 0 0 1													
Don Demeter, R OBP: 0.243, SLG: 0.349 Lee Maye, L OBP: 0.296, SLG: 0.416 (12, PH) (13, 9)														4 0 0 0 0 1 1 1 0 0 0 0 0 0													
Duke Sims, L OBP: 0.305, SLG: 0.356 (1, 2)														5 0 0 0 0 2 0													
Vern Fuller, R OBP: 0.293, SLG: 0.429 (1, 4)														4 1 1 0 1 3 0													
Larry Brown, R OBP: 0.322, SLG: 0.331 (1, 6)														5 0 1 0 0 1 2													
Stan Williams, R OBP: 0.111, SLG: 0.111 Fred Whitfield, L OBP: 0.261, SLG: 0.352 (13, PH) (1, 1)														4 0 0 0 0 2 2 1 0 0 0 0 0 1													
Inning Stats	R: 1 E: 0 K: 0 S: 5	H: 2 LOB: 1 BB: 0 P: 5	R: 0 E: 0 K: 0 S: 3	H: 0 LOB: 1 BB: 1 P: 7	R: 0 E: 0 K: 2 S: 7	H: 0 LOB: 0 BB: 0 P: 7	R: 0 E: 0 K: 1 S: 3	H: 0 LOB: 0 BB: 0 P: 3	R: 0 E: 0 K: 1 S: 7	H: 1 LOB: 1 BB: 0 P: 7	R: 0 E: 0 K: 1 S: 5	H: 1 LOB: 0 BB: 0 P: 5	R: 0 E: 0 K: 2 S: 8	H: 1 LOB: 1 BB: 0 P: 8		R: 0 E: 0 K: 0 S: 3	H: 0 LOB: 0 BB: 0 P: 3	R: 0 E: 0 K: 1 S: 5	H: 0 LOB: 0 BB: 0 P: 5	R: 0 E: 0 K: 1 S: 5	H: 0 LOB: 0 BB: 0 P: 5	R: 1 E: 0 K: 0 S: 4	H: 2 LOB: 1 BB: 0 P: 4	1B: 5 2B: 3 3B: 0 HR: 1	SF: 0 SAC: 0 DP: 1 HBP: 0	WP: 0 PB: 0 SB: 0 CS: 1	PA: 46
PITCHER Dave McNally, L ERA: 4.5 Moe Drabowsky, R ERA: 9.94 (9, 1)	IP 8.0 WLS 29 BF 4 R 1 ER 1 SO 6 BB 2 IBB 0 HBP 0 BLK 0 WP 0 HR 1 S 39 P 47 ERA 1.12 WHIP 0.750	PITCHER												IP WLS BF H R ER SO BB IBB HBP BLK WP HR S P ERA WHIP													

Batter	1	2	3	4	5	6	7	8	9	AB	R	H	RBI	BB	SO	LOB	TOP					
Luis Aparicio, R (1,6) OBP: 0.298, SLG: 0.333			6-3		L9					4	0	2	1	0	0	1	<p>Baltimore Orioles @ Detroit Tigers Tiger Stadium, Detroit, MI Fri Aug 11 1967, 7:05 PM EDT Att: 23,890 - Unknown</p>					
Mark Belanger, R (1,4) Wally Bunker, R (8,1) OBP: 0.295, SLG: 0.301 OBP: 0.050, SLG: 0.050						G3				4	0	0	0	0	2	3						
Frank Robinson, R (1,3) OBP: 0.431, SLG: 0.628										4	0	0	0	0	2	3						
Brooks Robinson, R (1,5) OBP: 0.338, SLG: 0.445				6-3						4	0	0	0	0	1	3						
Paul Blair, R (1,8) OBP: 0.341, SLG: 0.433				L6						3	1	0	0	1	1	0						
Sam Bowens, R (1,7) OBP: 0.208, SLG: 0.250										4	0	0	0	0	1	1						
Russ Snyder, L (1,9) OBP: 0.316, SLG: 0.357						G3				3	0	1	0	1	1	0						
Larry Haney, R (1,2) OBP: 0.333, SLG: 0.375					L9					3	1	2	1	0	0	1						
Pete Richert, L (1,1) Eddie Fisher, R (4,1) Davey Johnson, R (8,PH) OBP: 0.075, SLG: 0.077 OBP: 0.333, SLG: 0.200 OBP: 0.327, SLG: 0.380					SH1-4 1-2					1	0	0	0	0	0	2						
Inning Stats	R: 0 E: 0 K: 1 S: 6	H: 1 LOB: 1 BB: 0 P: 6	R: 1 E: 0 K: 0 S: 3	H: 1 LOB: 1 BB: 2 P: 11	R: 0 E: 0 K: 2 S: 7	H: 0 LOB: 0 BB: 0 P: 7	R: 0 E: 0 K: 0 S: 3	H: 0 LOB: 0 BB: 0 P: 3	R: 0 E: 0 K: 0 S: 4	H: 1 LOB: 1 BB: 0 P: 4	R: 0 E: 0 K: 2 S: 7	H: 0 LOB: 0 BB: 0 P: 7	R: 0 E: 0 K: 2 S: 7	H: 0 LOB: 0 BB: 0 P: 7	R: 1 E: 0 K: 0 S: 5	H: 2 LOB: 2 BB: 1 P: 9		R: 0 E: 0 K: 1 S: 5	H: 0 LOB: 0 BB: 0 P: 5	1B: 5 2B: 0 3B: 0 HR: 0	SF: 0 SAC: 1 DP: 0 HBP: 0	WP: 1 PB: 1 SB: 1 CS: 1
PITCHER Mickey Lolich, L (1,1) ERA: 4.22	IP: 9.0 WLS: W BF: 34	H: 5 R: 2 ER: 2 SO: 8	BB: 3 IBB: 0 HBP: 0 BLK: 0	WP: 1 HR: 0 S: 47 P: 59	ERA: 2.00 WHIP: 0.889	PITCHER																

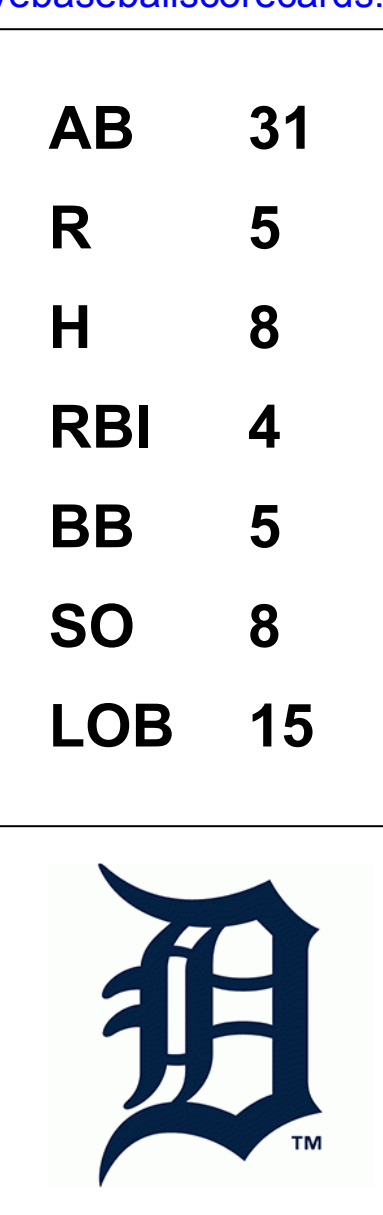
Batter	1	2	3	4	5	6	7	8	9	AB	R	H	RBI	BB	SO	LOB	BOTTOM					
Don Wert, R (1,5) OBP: 0.314, SLG: 0.343					4-3					3	1	0	0	1	1	0	<p>Baltimore Orioles @ Detroit Tigers Tiger Stadium, Detroit, MI Fri Aug 11 1967, 7:05 PM EDT Att: 23,890 - Unknown</p>					
Dick McAuliffe, L (1,4) OBP: 0.384, SLG: 0.463					4-3					4	0	1	1	0	2	0						
Al Kaline, R (1,9) OBP: 0.405, SLG: 0.575										4	1	1	0	0	0	1						
Willie Horton, R (1,7) Norm Cash, L (7,3) OBP: 0.342, SLG: 0.491 OBP: 0.306, SLG: 0.426								4-3		2	1	1	1	1	0	0						
Bill Freehan, R (1,2) OBP: 0.387, SLG: 0.453										2	1	0	0	1	1	0						
Mickey Stanley, R (1,3) OBP: 0.282, SLG: 0.336										2	0	0	0	2	1	2						
Jim Northrup, L (1,8) OBP: 0.334, SLG: 0.376										4	0	1	2	0	2	3						
Ray Oyler, R (1,6) OBP: 0.280, SLG: 0.267										3	0	1	0	0	1	2						
Mickey Lolich, S (1,1) OBP: 0.275, SLG: 0.194										3	1	1	0	0	1	0						
Inning Stats	R: 0 E: 0 K: 2 S: 7	H: 0 LOB: 0 BB: 0 P: 7	R: 0 E: 0 K: 1 S: 5	H: 0 LOB: 0 BB: 0 P: 5	R: 0 E: 0 K: 1 S: 5	H: 1 LOB: 0 BB: 0 P: 5	R: 3 E: 0 K: 1 S: 8	H: 3 LOB: 2 BB: 2 P: 16	R: 0 E: 0 K: 1 S: 5	H: 0 LOB: 0 BB: 0 P: 5	R: 0 E: 0 K: 1 S: 5	H: 0 LOB: 2 BB: 1 P: 10	R: 2 E: 0 K: 1 S: 7	H: 2 LOB: 1 BB: 1 P: 11	R: 0 E: 0 K: 1 S: 4	H: 0 LOB: 1 BB: 1 P: 8		R: 0 E: 0 K: 1 S: 4	H: 0 LOB: 1 BB: 1 P: 8	1B: 4 2B: 3 3B: 0 HR: 0	SF: 0 SAC: 0 DP: 1 HBP: 1	WP: 1 PB: 0 SB: 0 CS: 1
PITCHER Pete Richert, L (1,1) ERA: 3.88 Eddie Fisher, R (4,1) ERA: 3.39 Wally Bunker, R (8,1) ERA: 3.41	IP: 3.2 WLS: L BF: 16	H: 4 R: 3 ER: 3 SO: 5	BB: 2 IBB: 0 HBP: 0 BLK: 0	WP: 0 HR: 0 S: 24 P: 32	ERA: 7.36 WHIP: 1.636	PITCHER																

Batter	1	2	3	4	5	6	7	8	9	AB	R	H	RBI	BB	SO	LOB	TOP					
Luis Aparicio, R (1,6) OBP: 0.299, SLG: 0.344	F6		HR		2B		E3		5-3	5	1	2	1	0	0	0	Baltimore Orioles @ Detroit Tigers Tiger Stadium, Detroit, MI Sat Aug 12 1967, 4:33 AM EDT Att: 14,536 - Unknown					
Russ Snyder, L (1,9) OBP: 0.311, SLG: 0.350	4-3		F8		4-3		4-3			4	0	0	1	0	0	2						
Frank Robinson, R (1,7) OBP: 0.431, SLG: 0.625	F8		FC5-4 1B		FC5-4 BB			L9		3	0	1	0	1	0	0						
Brooks Robinson, R (1,5) OBP: 0.335, SLG: 0.441		6-3	FC5-4 1-2		FC5-4 1-2			F8		4	0	0	0	0	0	3						
Curt Blefary, L (1,3) OBP: 0.320, SLG: 0.409	HR				F7		F5			3	1	1	1	1	0	0						
Paul Blair, R (1,8) OBP: 0.340, SLG: 0.431	F5				G5-4-3 1B		5-3		L9	4	0	1	0	0	0	1						
Davey Johnson, R (1,4) OBP: 0.328, SLG: 0.390					G5-4-3 1-2		5-3			4	1	2	1	0	0	1						
Larry Haney, R (1,2) Vic Roznovsky, L (9, PH) Andy Etchebarren, R (9, PH)	FC6-4 1-2						5-3		6-3	3	0	0	0	0	0	1						
Gene Brabender, R (1,1) Eddie Watt, R (2,1) Dave May, L (7, PH) Moe Drabowsky, R (7,1) Sam Bowers, R (9, PH)			K				F5		K	2	1	1	0	0	1	0						
Inning Stats	R: 0 E: 0 K: 0 S: 3	H: 0 LOB: 0 BB: 0 P: 3	R: 1 E: 0 K: 0 S: 5	H: 2 LOB: 1 BB: 0 P: 5	R: 1 E: 0 K: 1 S: 7	H: 2 LOB: 1 BB: 0 P: 7	R: 0 E: 0 K: 0 S: 3	H: 1 LOB: 1 BB: 0 P: 3	R: 1 E: 0 K: 0 S: 5	H: 2 LOB: 2 BB: 1 P: 9	R: 0 E: 0 K: 0 S: 3	H: 0 LOB: 0 BB: 0 P: 3	R: 0 E: 1 K: 0 S: 4	H: 0 LOB: 1 BB: 0 P: 4	R: 0 E: 0 K: 0 S: 3	H: 0 LOB: 1 BB: 1 P: 7		R: 1 E: 0 K: 1 S: 6	H: 1 LOB: 0 BB: 0 P: 6	1B: 4 2B: 1 3B: 0 HR: 3	SF: 0 SAC: 0 DP: 1 HBP: 0	WP: 0 PB: 0 SB: 0 CS: 0
PITCHER	IP WLS BF H R ER SO BB IBB HBP BLK WP HR S P ERA WHIP																					
Denny McLain, R (1,1) ERA: 3.43	8.0 W 34 8 4 4 1 2 0 0 0 0 3 34 42 4.50 1.250																					
John Hiller, L (9,1) ERA: 2.45	1.0 S 3 0 0 0 1 0 0 0 0 0 0 5 5 0.00 0.000																					

AB	35
R	4
H	8
RBI	4
BB	2
SO	2
LOB	8



Batter	1	2	3	4	5	6	7	8	9	AB	R	H	RBI	BB	SO	LOB	BOTTOM			
Lenny Green, L (1,7) Mickey Stanley, R (9,8)	6-3	F8		1B			BB SH1-4 1B	4-3		5	0	2	0	0	0	3	Baltimore Orioles @ Detroit Tigers Tiger Stadium, Detroit, MI Sat Aug 12 1967, 4:33 AM EDT Att: 14,536 - Unknown			
Don Wert, R (1,5)	K			F4		SH1-4			3	0	1	1	0	1	1					
Dick McAuliffe, L (1,4)	1B			F3		F4			4	0	1	0	0	1	4					
Al Kaline, R (1,9)	L6-3		L8		L7		BB BB		3	0	0	0	1	0	1					
Norm Cash, L (1,3)		3B BB	HR 1B		F6		1-2 2-3 BB		2	2	1	0	2	0	0					
Jim Northrup, L (1,8) (9,7)		1H BLK 3B	1H HR		K		F8		4	2	2	3	0	1	3					
Bill Freehan, R (1,2) ERA: 2.17		WP BLK 1B BB	K		F8			K	3	1	0	0	1	2	0					
Ray Oyler, R (1,6) OBP: 0.282, SLG: 0.268		1B BB	K		F4			1B	3	0	1	0	1	1	0					
Denny McLain, R (1,1) John Hiller, R (9,1)	K			1-3		K		F1	4	0	0	0	0	2	3					
Inning Stats	R: 0 E: 0 K: 1 S: 6	H: 1 LOB: 1 BB: 0 P: 6	R: 3 E: 0 K: 2 S: 9	H: 2 LOB: 3 BB: 3 P: 21	R: 2 E: 0 K: 2 S: 9	H: 2 LOB: 0 BB: 0 P: 9	R: 0 E: 0 K: 0 S: 4	H: 1 LOB: 1 BB: 0 P: 4	R: 0 E: 0 K: 1 S: 5	H: 0 LOB: 0 BB: 0 P: 5	R: 0 E: 0 K: 1 S: 5	H: 0 LOB: 0 BB: 0 P: 5	R: 0 E: 0 K: 0 S: 4	H: 1 LOB: 3 BB: 2 P: 12	R: 0 E: 0 K: 1 S: 6	H: 1 LOB: 1 BB: 0 P: 6		1B: 6 2B: 0 3B: 1 HR: 1	SF: 0 SAC: 1 DP: 0 HBP: 0	WP: 1 PB: 0 SB: 0 CS: 0
PITCHER	IP WLS BF H R ER SO BB IBB HBP BLK WP HR S P ERA WHIP																			
Gene Brabender, R (1,1) ERA: 3.34	1.2 L 16 3 2 2 5 0 0 0 0 0 1 26 26 4.15 0.692																			
Eddie Watt, R (2,1) ERA: 2.17	4.1 16 3 2 2 5 0 0 0 0 0 1 26 26 4.15 0.692																			
Moe Drabowsky, R (7,1) ERA: 0.91	2.0 10 2 0 0 1 2 0 0 0 0 0 10 18 0.00 2.000																			



Batter	1	2	3	4	5	6	7	8	9	AB	R	H	RBI	BB	SO	LOB	TOP										
Luis Aparicio, R (1,6) OBP: 0.297, SLG: 0.341	L6		6-3		5-3			5-3		4	0	0	0	0	0	0	<p>Baltimore Orioles @ Detroit Tigers Tiger Stadium, Detroit, MI Sun Aug 13 1967, 4:33 AM EDT Att: 21,114 - Unknown</p>										
Russ Snyder, L (1,9) OBP: 0.310, SLG: 0.349	4-3					3-1		4-3		4	0	1	0	0	0	0											
Frank Robinson, R (1,7) OBP: 0.427, SLG: 0.617	F8		1B			F7		5-3		4	0	0	0	0	1	1											
Brooks Robinson, R (1,5) OBP: 0.333, SLG: 0.437		F7		4-3		F5		5-3		4	0	0	0	0	0	0											
Curt Blefary, L (1,3) OBP: 0.324, SLG: 0.419		K						FC6-4 1B		3	1	2	1	1	1	0											
Paul Blair, R (1,8) OBP: 0.344, SLG: 0.441		HR		L9			6-3	FC6-4		3	1	2	1	1	0	1											
Davey Johnson, R (1,4) OBP: 0.328, SLG: 0.387				K			6-3	FC6-4		3	0	0	0	1	1	4											
Vic Roznovsky, L (1,2) OBP: 0.231, SLG: 0.254		G3				F6		F8		4	0	0	0	0	0	4											
Jim Hardin, R (1,1) Boog Powell, L (7, PH) Eddie Fisher, R (7, 1) OBP: 0.333, SLG: 0.200			K			K		K		2	0	0	0	0	2	0											
										1	0	0	0	0	1	1											
										0	0	0	0	0	0	0											
Inning Stats	R: 0 E: 0 K: 0 S: 3	H: 0 LOB: 0 BB: 0 P: 3	R: 1 E: 0 K: 1 S: 6	H: 1 LOB: 1 BB: 1 P: 10	R: 0 E: 0 K: 2 S: 8	H: 1 LOB: 1 BB: 0 P: 8	R: 0 E: 0 K: 1 S: 6	H: 1 LOB: 1 BB: 0 P: 6	R: 0 E: 0 K: 1 S: 5	H: 0 LOB: 0 BB: 0 P: 5	R: 0 E: 0 K: 0 S: 3	H: 0 LOB: 0 BB: 0 P: 3	R: 1 E: 0 K: 1 S: 6	H: 1 LOB: 1 BB: 1 P: 10	R: 0 E: 0 K: 0 S: 3	H: 0 LOB: 0 BB: 0 P: 3	R: 0 E: 0 K: 0 S: 4	H: 1 LOB: 2 BB: 1 P: 8	1B: 3 2B: 0 3B: 0 HR: 2	SF: 0 SAC: 0 DP: 0 HBP: 0	WP: 0 PA: 35 PB: 0 SB: 0 CS: 0						
PITCHER	IP	WLS	BF	H	R	ER	SO	BB	IBB	HBP	BLK	WP	HR	S	P	ERA	WHIP										
Earl Wilson, R (1,1) ERA: 3.57	7.0	W	27	4	2	2	6	2	0	0	0	0	2	37	45	2.57	0.857										
Fred Lasher, R (8,1) ERA:	2.0	S	8	1	0	0	0	1	0	0	0	0	0	7	11	0.00	1.000										

Batter	1	2	3	4	5	6	7	8	9	AB	R	H	RBI	BB	SO	LOB	BOTTOM										
Lenny Green, L (1,7) Fred Lasher, R (8,1) OBP: 0.282, SLG: 0.350	4-3	F5					FC3-6			3	0	0	0	1	0	2	<p>Baltimore Orioles @ Detroit Tigers Tiger Stadium, Detroit, MI Sun Aug 13 1967, 4:33 AM EDT Att: 21,114 - Unknown</p>										
Don Wert, R (1,5) OBP: 0.313, SLG: 0.345	G3		1-3		FC6-4					4	0	1	0	0	0	2											
Dick McAuliffe, L (1,4) OBP: 0.380, SLG: 0.456	F6		G3		F5		G3			4	0	0	0	0	0	3											
Al Kaline, R (1,9) OBP: 0.404, SLG: 0.570		G6-3	K			L6-3		L6-4		3	1	1	0	1	1	0											
Norm Cash, L (1,3) OBP: 0.370, SLG: 0.423		G6-3			F9		L3			3	0	0	0	1	1	1											
Jim Northrup, L (1,8) OBP: 0.337, SLG: 0.389		G6-3			4-3		1B			2	0	0	0	2	0	2											
Jim Price, R (1,2) OBP: 0.306, SLG: 0.350		HR			F8		BB			3	1	1	0	1	0	2											
Ray Oyler, R (1,6) OBP: 0.283, SLG: 0.279		HR			F7		K			3	1	1	3	0	1	2											
Earl Wilson, R (1,1) Mickey Stanley, R (8,8) OBP: 0.265, SLG: 0.329						FC6-4		FC3-6		2	0	2	0	0	0	0											
										0	0	0	0	0	0	0											
Inning Stats	R: 0 E: 0 K: 0 S: 3	H: 0 LOB: 0 BB: 0 P: 3	R: 3 E: 0 K: 0 S: 4	H: 2 LOB: 1 BB: 2 P: 13	R: 0 E: 0 K: 1 S: 5	H: 0 LOB: 0 BB: 0 P: 5	R: 0 E: 0 K: 0 S: 3	H: 0 LOB: 0 BB: 0 P: 3	R: 0 E: 0 K: 0 S: 4	H: 1 LOB: 2 BB: 1 P: 8	R: 0 E: 0 K: 1 S: 6	H: 1 LOB: 1 BB: 1 P: 10	R: 0 E: 0 K: 0 S: 4	H: 2 LOB: 1 BB: 0 P: 4	R: 0 E: 0 K: 1 S: 4	H: 0 LOB: 1 BB: 2 P: 12	1B: 3 2B: 3 3B: 0 HR: 1	SF: 0 SAC: 0 DP: 2 HBP: 1	WP: 0 PA: 34 PB: 0 SB: 1 CS: 1								
PITCHER	IP	WLS	BF	H	R	ER	SO	BB	IBB	HBP	BLK	WP	HR	S	P	ERA	WHIP										
Jim Hardin, R (1,1) ERA: 2.85	6.0	L	26	4	3	3	2	4	0	1	0	0	1	25	42	4.50	1.333										
Eddie Fisher, R (7,1) ERA: 3.27	2.0		8	2	0	0	1	1	1	0	0	0	0	8	16	0.00	1.500										

AB	32
R	2
H	5
RBI	2
BB	3
SO	6
LOB	11



Batter	1	2	3	4	5	6	7	8	9	AB	R	H	RBI	BB	SO	LOB	TOP									
Curt Blefary, L OBP: 0.325, SLG: 0.420 (1, 3)	6-3		F8			F9			G3	4	1	1	1	1	0	3	Baltimore Orioles @ New York Yankees Yankee Stadium, Bronx, NY Mon Aug 14 1967, 7:05 PM EDT Att: 12,723 - Unknown									
Luis Aparicio, R OBP: 0.294, SLG: 0.337 (1, 6) Stu Miller, R OBP: 0.227, SLG: 0.250 (9, PH)	K			F8		F9	F8		1-3	4	0	0	0	0	1	4										
Frank Robinson, R OBP: 0.425, SLG: 0.619 (1, 7)	K			K		4-3			3B	4	1	1	1	0	2	0										
Brooks Robinson, R OBP: 0.332, SLG: 0.435 (1, 5)		5-3				F7			F3	4	0	1	0	0	0	1										
Paul Blair, R OBP: 0.345, SLG: 0.449 (1, 8)	K			4-3						4	2	2	1	0	1	1										
Davey Johnson, R OBP: 0.324, SLG: 0.384 (1, 4)		6-3							SF9	3	0	0	1	0	0	1										
Sam Bowens, R OBP: 0.218, SLG: 0.242 (1, 9)			F2			4-3			5-3	2	0	0	0	2	0	0										
Andy Etchebarren, R OBP: 0.294, SLG: 0.328 (1, 2) Boog Powell, L OBP: 0.325, SLG: 0.364 (9, PH) Dave May, L OBP: 0.143, SLG: 0.222 (9, PR)						4-3			G3	3	0	1	0	0	0	3										
Bill Dillman, R OBP: 0.185, SLG: 0.185 (1, 1) Pete Richert, L OBP: 0.075, SLG: 0.077 (5, 1) Russ Snyder, L OBP: 0.313, SLG: 0.349 (7, PH) Mark Belanger, R OBP: 0.286, SLG: 0.301 (7, 6)						4-3			SH1-3	0	0	0	0	0	0	0										
Inning Stats	R: 0 E: 0 K: 2 S: 7	H: 0 LOB: 0 BB: 0 P: 7	R: 0 E: 0 K: 1 S: 5	H: 0 LOB: 0 BB: 0 P: 5	R: 0 E: 0 K: 1 S: 4	H: 1 LOB: 1 BB: 0 P: 4	R: 0 E: 0 K: 1 S: 6	H: 1 LOB: 1 BB: 0 P: 6	R: 0 E: 0 K: 0 S: 3	H: 0 LOB: 1 BB: 1 P: 7	R: 1 E: 0 K: 0 S: 4	H: 1 LOB: 0 BB: 0 P: 4	R: 1 E: 0 K: 0 S: 4	H: 1 LOB: 3 BB: 3 P: 16	R: 2 E: 0 K: 0 S: 5	H: 2 LOB: 0 BB: 0 P: 5		R: 0 E: 0 K: 0 S: 4	H: 1 LOB: 2 BB: 0 P: 4	1B: 3 2B: 2 3B: 2 HR: 0	SF: 1 SAC: 2 DP: 0 HBP: 0	WP: 0 PB: 0 SB: 1 CS: 0	PA: 38			
PITCHER	IP	WLS	BF	H	R	ER	SO	BB	IBB	HBP	BLK	WP	HR	S	P	ERA		WHIP								
Steve Barber, L ERA: 4.1 (1, 1)	6.2	W	28	4	2	2	4	4	0	0	0	0	0	32	48	2.70		1.200								
Bill Monbouquette, R ERA: 2.24 (7, 1)	2.1	S	10	3	2	2	0	0	0	0	0	0	0	10	10	7.71		1.286								

Batter	1	2	3	4	5	6	7	8	9	AB	R	H	RBI	BB	SO	LOB	BOTTOM									
Horace Clarke, S OBP: 0.316, SLG: 0.304 (1, 4)	F7		1-3							4	1	2	0	0	0	0	Baltimore Orioles @ New York Yankees Yankee Stadium, Bronx, NY Mon Aug 14 1967, 7:05 PM EDT Att: 12,723 - Unknown									
Roy White, S OBP: 0.290, SLG: 0.277 (1, 5) Mike Hegan, L OBP: 0.247, SLG: 0.171 (8, 3)	4-3									1	1	0	1	1	0	0										
Mickey Mantle, S OBP: 0.395, SLG: 0.472 (1, 3) John Kennedy, R OBP: 0.303, SLG: 0.282 (8, 5)										3	0	1	0	1	1	3										
Joe Pepitone, L OBP: 0.314, SLG: 0.389 (1, 8)	F5									4	0	1	2	0	1	4										
Tom Tresh, S OBP: 0.298, SLG: 0.346 (1, 7)		4-3								4	0	0	0	0	0	2										
Jake Gibbs, L OBP: 0.311, SLG: 0.304 (1, 2)		4-3								4	1	1	0	0	1	0										
Bill Robinson, R OBP: 0.255, SLG: 0.282 (1, 9)			F8							4	0	1	0	0	0	1										
Ruben Amaro, R OBP: 0.309, SLG: 0.263 (1, 6)										3	1	0	0	1	1	1										
Steve Barber, L OBP: 0.195, SLG: 0.231 (1, 1) Bill Monbouquette, R OBP: 0.153, SLG: 0.153 (7, 1)										2	1	1	2	0	1	0										
Inning Stats	R: 0 E: 0 K: 0 S: 3	H: 0 LOB: 1 BB: 1 P: 7	R: 0 E: 0 K: 0 S: 3	H: 0 LOB: 0 BB: 0 P: 3	R: 0 E: 0 K: 1 S: 5	H: 0 LOB: 0 BB: 0 P: 5	R: 0 E: 0 K: 0 S: 3	H: 0 LOB: 1 BB: 0 P: 4	R: 3 E: 0 K: 1 S: 9	H: 4 LOB: 2 BB: 1 P: 13	R: 0 E: 0 K: 1 S: 6	H: 1 LOB: 1 BB: 0 P: 6	R: 2 E: 0 K: 1 S: 7	H: 2 LOB: 1 BB: 1 P: 11	R: 0 E: 0 K: 1 S: 5	H: 0 LOB: 0 BB: 0 P: 5		1B: 5 2B: 1 3B: 1 HR: 0	SF: 1 SAC: 0 DP: 0 HBP: 1	WP: 0 PB: 0 SB: 1 CS: 0	PA: 35					
PITCHER	IP	WLS	BF	H	R	ER	SO	BB	IBB	HBP	BLK	WP	HR	S	P	ERA		WHIP								
Bill Dillman, R ERA: 4.3 (1, 1)	4.2	L	21	4	3	3	1	2	0	1	0	0	0	9	9	0.00		0.750								
Pete Richert, L ERA: 3.84 (5, 1)	1.1		5	1	0	0	2	0	0	0	0	0	0	9	9	0.00		0.750								
Stu Miller, R ERA: 2.89 (7, 1)	2.0		9	2	2	2	2	1	0	0	0	0	0	12	16	9.00	1.500									



Batter	1	2	3	4	5	6	7	8	9	AB	R	H	RBI	BB	SO	LOB	TOP										
Curt Blefary, L OBP: 0.329, SLG: 0.425 (1, 3)										3	2	1	0	1	0	0	Baltimore Orioles @ New York Yankees Yankee Stadium, Bronx, NY Wed Aug 16 1967, 7:05 PM EDT Att: 12,692 - Unknown										
Mark Belanger, R OBP: 0.270, SLG: 0.283 (1, 6)										3	1	0	0	0	1	1											
Frank Robinson, R OBP: 0.427, SLG: 0.625 (1, 9) (9, 7)										4	1	3	4	0	1	0											
Brooks Robinson, R OBP: 0.327, SLG: 0.425 (1, 5)										4	0	0	0	0	1	2											
Paul Blair, R OBP: 0.343, SLG: 0.447 (1, 8)										4	1	1	0	0	1	1											
Davey Johnson, R OBP: 0.325, SLG: 0.380 (1, 4)										4	0	1	0	0	1	1											
Sam Bowens, R OBP: 0.221, SLG: 0.255 (9, PH) Dave May, L OBP: 0.167, SLG: 0.241 (9, 9)										3	0	1	0	0	0	1											
Andy Etchebarren, R OBP: 0.297, SLG: 0.326 (1, 2)										4	0	1	1	0	0	1											
Tom Phoebus, R OBP: 0.194, SLG: 0.220 Wally Bunker, R OBP: 0.048, SLG: 0.048 Stu Miller, R (9, 1)										3	0	0	0	0	1	1											
Inning Stats	R: 1 E: 0 K: 2 S: 9	H: 2 LOB: 1 BB: 0 P: 9	R: 0 E: 0 K: 0 S: 4	H: 1 LOB: 1 BB: 0 P: 4	R: 0 E: 0 K: 1 S: 5	H: 0 LOB: 0 BB: 0 P: 5	R: 0 E: 0 K: 0 S: 3	H: 0 LOB: 0 BB: 0 P: 3	R: 0 E: 0 K: 0 S: 3	H: 0 LOB: 0 BB: 0 P: 3	R: 3 E: 0 K: 0 S: 6	H: 2 LOB: 1 BB: 1 P: 10	R: 0 E: 0 K: 1 S: 5	H: 0 LOB: 0 BB: 0 P: 5	R: 0 E: 0 K: 1 S: 5	H: 1 LOB: 0 BB: 0 P: 5		R: 1 E: 0 K: 1 S: 7	H: 2 LOB: 1 BB: 0 P: 7	1B: 4 2B: 3 3B: 0 HR: 1	SF: 0 SAC: 1 DP: 0 HBP: 0	WP: 1 PB: 0 SB: 2 CS: 1	PA: 37				
PITCHER	IP	WLS	BF	H	R	ER	SO	BB	IBB	HBP	BLK	WP	HR	S	P	ERA	WHIP										
Al Downing, L ERA: 2.56 Thad Tillotson, R ERA: 4.12	(1, 1) 7.0	L 28	5	4	4	4	4	1	0	0	0	1	1	35	39	5.14	0.857										
(8, 1) 2.0	8	3	1	1	2	0	0	0	0	0	0	0	0	12	12	4.50	1.500										

Batter	1	2	3	4	5	6	7	8	9	AB	R	H	RBI	BB	SO	LOB	BOTTOM										
Horace Clarke, S OBP: 0.316, SLG: 0.312 (1, 4)										5	0	1	1	0	4	2	Baltimore Orioles @ New York Yankees Yankee Stadium, Bronx, NY Wed Aug 16 1967, 7:05 PM EDT Att: 12,692 - Unknown										
Jake Gibbs, L OBP: 0.315, SLG: 0.309 (1, 2)										5	1	3	0	0	1	0											
Mickey Mantle, S OBP: 0.396, SLG: 0.465 (1, 3)										5	1	1	0	0	3	3											
Joe Pepitone, L OBP: 0.312, SLG: 0.393 (1, 8)										5	0	1	1	0	1	2											
Tom Tresh, S OBP: 0.297, SLG: 0.347 (1, 7)										4	1	1	0	1	1	4											
Bill Robinson, R OBP: 0.267, SLG: 0.305 (1, 9)										2	0	1	1	2	0	2											
Ruben Amaro, R OBP: 0.309, SLG: 0.265 (1, 6)										4	0	2	0	0	0	3											
John Kennedy, R OBP: 0.295, SLG: 0.273 Charley Smith, R OBP: 0.290, SLG: 0.359 (8, PH) (9, 5)										3	0	0	0	0	2	4											
Al Downing, R OBP: 0.203, SLG: 0.218 Roy White, S OBP: 0.287, SLG: 0.267 Thad Tillotson, R OBP: 0.167, SLG: 0.063 Bob Tillman, R OBP: 0.284, SLG: 0.341 (8, PH) (9, PH)										2	0	0	0	0	0	0											
Inning Stats	R: 0 E: 0 K: 1 S: 5	H: 0 LOB: 0 BB: 0 P: 5	R: 0 E: 0 K: 2 S: 8	H: 1 LOB: 2 BB: 1 P: 12	R: 0 E: 0 K: 2 S: 8	H: 1 LOB: 1 BB: 0 P: 8	R: 0 E: 0 K: 0 S: 2	H: 0 LOB: 1 BB: 2 P: 10	R: 0 E: 0 K: 2 S: 7	H: 0 LOB: 0 BB: 0 P: 7	R: 0 E: 0 K: 3 S: 9	H: 0 LOB: 0 BB: 0 P: 9	R: 1 E: 0 K: 2 S: 10	H: 3 LOB: 2 BB: 0 P: 10	R: 2 E: 1 K: 0 S: 7	H: 3 LOB: 2 BB: 0 P: 7		R: 1 E: 0 K: 1 S: 8	H: 3 LOB: 2 BB: 0 P: 8	1B: 9 2B: 1 3B: 1 HR: 0	SF: 0 SAC: 0 DP: 1 HBP: 0	WP: 0 PB: 0 SB: 1 CS: 0	PA: 41				
PITCHER	IP	WLS	BF	H	R	ER	SO	BB	IBB	HBP	BLK	WP	HR	S	P	ERA	WHIP										
Tom Phoebus, R ERA: 2.94 Wally Bunker, R ERA: 3.44 Stu Miller, R ERA: 2.84	(1, 1) 7.0	W 31	8	3	2	2	12	3	0	0	0	0	0	52	64	2.57	1.571										
(8, 1) 1.0	6	2	1	1	0	0	0	0	0	0	0	0	0	6	6	9.00	2.000										
(9, 1) 1.0	S 4	1	0	0	1	0	0	0	0	0	0	0	0	6	6	0.00	1.000										

Batter	1	2	3	4	5	6	7	8	9	AB	R	H	RBI	BB	SO	LOB	TOP										
Curt Blefary, L OBP: 0.330, SLG: 0.425 (1, 3)	0-0 4-3		0-3 K			0-0 F8		0-0 FC5-4 1B	0-0 1-2 2-H 3-H 1B	5	0	2	2	0	1	0	Baltimore Orioles @ New York Yankees Yankee Stadium, Bronx, NY Thu Aug 17 1967, 3:33 AM EDT Att: 16,056 - Unknown livebaseballscorecards.com										
Mark Belanger, R OBP: 0.295, SLG: 0.280 (1, 6)	0-0 5-3			0-0 6-3			0-0 1B 2B 1B	0-0 FC5-4 2B 1-2	0-0 F8	5	1	1	0	0	0	3											
Frank Robinson, R OBP: 0.429, SLG: 0.628 (1, 9)	0-0 1B			0-0 F8			0-0 2B 1-2 1B	0-0 1-3 2B	0-0 F3	5	0	3	0	0	0	2											
Brooks Robinson, R OBP: 0.324, SLG: 0.422 (1, 5)	0-0 F9			0-0 5-3			0-3 K	0-0 5-3		4	0	0	0	0	1	5											
Paul Blair, R OBP: 0.344, SLG: 0.455 (1, 8)		0-0 F9			0-0 5-3		0-0 1-3 2-H 2B		0-0 SF8 3B	4	1	2	1	0	0	0											
Davey Johnson, R OBP: 0.325, SLG: 0.378 (1, 4)		0-0 F8			0-0 6-3			4-0 IBB	0-0 SF8	2	0	0	1	1	0	0											
Sam Bowens, R OBP: 0.222, SLG: 0.247 (1, 7)		0-0 6-3			0-0 5-3		0-3 K		4-0 2B 1B BB	3	1	0	0	1	1	3											
Andy Etchebarren, R OBP: 0.297, SLG: 0.329 (1, 2)			0-0 F7			0-3 K	0-0 4-3		0-0 1-3 1B 2B	4	1	1	0	0	1	3											
Gene Brabender, R OBP: 0.154, SLG: 0.083 (1, 1)			0-0 F9			0-0 F9		0-3 K	4-0 1B BB	3	0	0	0	1	1	0											
Inning Stats	R: 0 E: 0 K: 0 S: 4	H: 1 LOB: 1 BB: 0 P: 4	R: 0 E: 0 K: 0 S: 3	H: 0 LOB: 0 BB: 0 P: 3	R: 0 E: 0 K: 1 S: 5	H: 0 LOB: 0 BB: 0 P: 5	R: 0 E: 0 K: 0 S: 3	H: 0 LOB: 0 BB: 0 P: 3	R: 0 E: 0 K: 1 S: 5	H: 0 LOB: 0 BB: 0 P: 5	R: 1 E: 0 K: 2 S: 10	H: 3 LOB: 3 BB: 1 P: 14	R: 0 E: 0 K: 1 S: 7	H: 2 LOB: 2 BB: 0 P: 7	R: 3 E: 0 K: 0 S: 6	H: 3 LOB: 2 BB: 2 P: 14	1B: 5 2B: 3 3B: 1 HR: 0	SF: 1 SAC: 0 DP: 0 HBP: 0	WP: 0 PB: 0 SB: 0 CS: 0	PA: 39							
PITCHER	IP	WLS	BF	H	R	ER	SO	BB	IBB	HBP	BLK	WP	HR	S	P	ERA	WHIP										
Fritz Peterson, L ERA: 4.04 (1, 1)	8.0	L	32	7	2	2	5	0	1	0	0	0	0	41	45	2.25	0.875										
Doolley Womack, R ERA: 3.29 (9, 1)	1.0		7	2	2	2	0	2	0	0	0	0	0	5	13	18.00	4.000										

Batter	1	2	3	4	5	6	7	8	9	AB	R	H	RBI	BB	SO	LOB	BOTTOM										
Horace Clarke, S OBP: 0.316, SLG: 0.314 (1, 4)	0-3 K		0-0 FC6 1-2			0-0 2B			0-0 4-3	4	0	1	0	0	1	1	Baltimore Orioles @ New York Yankees Yankee Stadium, Bronx, NY Thu Aug 17 1967, 3:33 AM EDT Att: 16,056 - Unknown livebaseballscorecards.com										
Jake Gibbs, L OBP: 0.311, SLG: 0.304 (1, 2)	0-0 1-6-3			0-0 4-3		0-0 3-1			0-0 F8	4	0	0	0	0	0	1											
Mickey Mantle, S OBP: 0.392, SLG: 0.460 (1, 3)	0-3 K			0-3 K		0-0 L3			0-0 4-3	4	0	0	0	0	2	0											
Joe Pepitone, L OBP: 0.312, SLG: 0.392 (1, 8)		0-0 F9		0-0 3-1		0-0 G1-6-3 1B				3	0	1	0	0	0	0											
Tom Tresh, S OBP: 0.295, SLG: 0.344 (1, 7)		0-3 K			0-3 K		0-0 G1-6-3 1-2			3	0	0	0	0	2	1											
Bill Robinson, R OBP: 0.268, SLG: 0.305 (1, 9)		0-0 F6			0-0 CS 1B			0-3 K		3	0	1	0	0	1	0											
Charley Smith, R OBP: 0.291, SLG: 0.357 (1, 5)			4-0 FC6 BB		0-0 4-3 1-2			0-0 6-3		2	0	0	0	1	0	1											
Ruben Amaro, R OBP: 0.307, SLG: 0.263 (1, 6)			0-0 F4		0-0 F2			0-0 5-3		3	0	0	0	0	0	1											
Fritz Peterson, S OBP: 0.237, SLG: 0.152 (1, 1)			0-3 K		0-0 3-1				0-0 HR	2	0	0	0	0	1	1											
Doolley Womack, L OBP: 0.286, SLG: 0.286 (9, 1)										0	0	0	0	0	0	0											
Roy White, S OBP: 0.293, SLG: 0.304 (9, PH)										1	1	1	1	0	0	0											
Inning Stats	R: 0 E: 0 K: 2 S: 7	H: 0 LOB: 0 BB: 0 P: 7	R: 0 E: 0 K: 1 S: 5	H: 0 LOB: 0 BB: 0 P: 5	R: 0 E: 0 K: 1 S: 5	H: 0 LOB: 1 BB: 1 P: 9	R: 0 E: 0 K: 1 S: 5	H: 0 LOB: 0 BB: 0 P: 5	R: 0 E: 0 K: 0 S: 4	H: 1 LOB: 1 BB: 0 P: 4	R: 0 E: 0 K: 0 S: 3	H: 1 LOB: 0 BB: 0 P: 3	R: 0 E: 0 K: 1 S: 5	H: 0 LOB: 0 BB: 0 P: 5	R: 1 E: 0 K: 0 S: 4	H: 1 LOB: 0 BB: 0 P: 4	1B: 2 2B: 1 3B: 0 HR: 1	SF: 0 SAC: 0 DP: 1 HBP: 0	WP: 0 PB: 0 SB: 0 CS: 1	PA: 30							
PITCHER	IP	WLS	BF	H	R	ER	SO	BB	IBB	HBP	BLK	WP	HR	S	P	ERA	WHIP										
Gene Brabender, R ERA: 2.83 (1, 1)	9.0	W	30	4	1	1	7	1	0	0	0	0	1	43	47	1.00	0.556										



Batter	1	2	3	4	5	6	7	8	9	AB	R	H	RBI	BB	SO	LOB	TOP										
Russ Snyder, L (1,7) OBP: 0.314, SLG: 0.341	F8		F7		1B			K		4	0	1	0	0	1	0	Baltimore Orioles @ Chicago White Sox Comiskey Park, Chicago, IL Fri Aug 18 1967, 8:05 PM EDT Unknown										
Paul Blair, R (1,8) OBP: 0.350, SLG: 0.459	FC6-4 1B		F7-4-3 1B		1B			BB		3	1	3	0	1	0	0											
Frank Robinson, R (1,9) OBP: 0.430, SLG: 0.627	FC6-4 1B		1-2 1B		1-3			F7		4	0	2	0	0	0	3											
Brooks Robinson, R (1,5) OBP: 0.321, SLG: 0.418	FC6-4 1B		F7-4-3 1B		4-3			F8		4	0	0	0	0	0	5											
Curt Blefary, L (1,3) OBP: 0.329, SLG: 0.423	1-3 1B		G3		F5			K		4	0	1	1	0	1	0											
Davey Johnson, R (1,4) OBP: 0.322, SLG: 0.374	5-3		L5		K			F4		4	0	0	0	0	1	2											
Vic Roznovsky, L (1,2) OBP: 0.230, SLG: 0.278		6-3	5-3		4-3			G3		4	0	0	0	0	0	0											
Mark Belanger, R (1,6) OBP: 0.262, SLG: 0.273		F9		1-3		F9				3	0	0	0	0	0	0											
Pete Richert, L (1,1) OBP: 0.071, SLG: 0.073		6-3		K		K				2	0	0	0	0	1	0											
Moe Drabowsky, R (6,1) OBP: 0.400, SLG: 0.368										0	0	0	0	0	0	0											
Stu Miller, R (6,1)										1	0	0	0	0	1	0											
Inning Stats	R: 1 E: 0 K: 0 S: 6	H: 3 LOB: 2 BB: 0 P: 6	R: 0 E: 0 K: 0 S: 3	H: 0 LOB: 0 BB: 0 P: 3	R: 0 E: 0 K: 0 S: 4	H: 2 LOB: 1 BB: 0 P: 4	R: 0 E: 0 K: 0 S: 3	H: 0 LOB: 0 BB: 0 P: 3	R: 0 E: 0 K: 1 S: 7	H: 2 LOB: 2 BB: 0 P: 7	R: 0 E: 0 K: 1 S: 5	H: 0 LOB: 0 BB: 0 P: 5	R: 0 E: 0 K: 1 S: 5	H: 0 LOB: 1 BB: 1 P: 9	R: 0 E: 0 K: 1 S: 5	H: 0 LOB: 0 BB: 0 P: 5	1B: 7 2B: 1 3B: 0 HR: 0	SF: 0 SAC: 0 DP: 1 HBP: 0	WP: 0 PB: 0 SB: 0 CS: 0	PA: 34							
PITCHER	IP	WLS	BF	H	R	ER	SO	BB	IBB	HBP	BLK	WP	HR	S	P	ERA	WHIP										
Joe Horlen, R (1,1) ERA: 2.27	6.0	W	24	7	1	1	2	0	0	0	0	0	0	28	28	1.50	1.167										
Hoyt Wilhelm, R (7,1) ERA: 1.2	3.0	S	10	0	0	0	3	1	0	0	0	0	0	15	19	0.00	0.333										

Batter	1	2	3	4	5	6	7	8	9	AB	R	H	RBI	BB	SO	LOB	BOTTOM										
Walt Williams, R (1,7) OBP: 0.306, SLG: 0.387	F5		F8		F4	F7				4	0	0	0	0	0	3	Baltimore Orioles @ Chicago White Sox Comiskey Park, Chicago, IL Fri Aug 18 1967, 8:05 PM EDT Unknown										
Hoyt Wilhelm, R (7,1) OBP: 0.091, SLG: 0.091										0	0	0	0	0	0	0											
Don Buford, S (1,5) OBP: 0.320, SLG: 0.303	F9 2B		2B		1-3			L4		4	0	2	0	0	0	1											
Tommie Agee, R (1,8) OBP: 0.304, SLG: 0.379	F9 2-3		K		1-3			F7		4	0	0	0	0	1	2											
Rocky Colavito, R (1,9) OBP: 0.337, SLG: 0.373	BB		6-3		6-3	HR 1B		6-3		3	1	1	0	1	0	0											
Pete Ward, L (1,3) OBP: 0.356, SLG: 0.415	K		K		K	HR		K		4	1	1	2	0	3	2											
Ron Hansen, R (1,6) OBP: 0.302, SLG: 0.314		F6		BB		HBP 1B		5-3		2	1	0	0	2	0	0											
Jerry McNertney, R (1,2) OBP: 0.289, SLG: 0.389		L4		K		1B		CS 1B		2	0	0	0	0	1	1											
Smoky Burgess, L (6,PH) OBP: 0.300, SLG: 0.300										0	0	0	0	0	0	0											
Gary Peters, L (6,FR) OBP: 0.272, SLG: 0.372										0	0	0	0	0	0	0											
Ken Berry, R (7,7) OBP: 0.313, SLG: 0.326										1	0	1	0	0	0	0											
Sandy Alomar Sr., S (1,4) OBP: 0.103, SLG: 0.103		F3			SH3-4 1B			CS		2	0	1	0	0	0	0											
Wayne Causey, L (6,PH) OBP: 0.304, SLG: 0.294										1	0	1	1	0	0	0											
Joe Horlen, R (1,1) OBP: 0.155, SLG: 0.161			1-3		SH3-4 1B					1	0	0	0	0	0	0											
J.C. Martin, L (6,PH) OBP: 0.347, SLG: 0.379										1	0	0	0	0	1	2											
Inning Stats	R: 0 E: 0 K: 1 S: 6	H: 1 LOB: 2 BB: 1 P: 10	R: 0 E: 0 K: 0 S: 3	H: 0 LOB: 0 BB: 0 P: 3	R: 0 E: 0 K: 1 S: 6	H: 1 LOB: 1 BB: 0 P: 6	R: 0 E: 0 K: 2 S: 7	H: 0 LOB: 1 BB: 1 P: 11	R: 0 E: 0 K: 0 S: 4	H: 1 LOB: 1 BB: 0 P: 4	R: 3 E: 0 K: 1 S: 8	H: 3 LOB: 2 BB: 1 P: 13	R: 0 E: 0 K: 0 S: 3	H: 0 LOB: 0 BB: 0 P: 3	R: 0 E: 0 K: 1 S: 5	H: 1 LOB: 0 BB: 0 P: 5	1B: 4 2B: 2 3B: 0 HR: 1	SF: 0 SAC: 1 DP: 0 HBP: 1	WP: 0 PB: 0 SB: 0 CS: 1	PA: 35							
PITCHER	IP	WLS	BF	H	R	ER	SO	BB	IBB	HBP	BLK	WP	HR	S	P	ERA	WHIP										
Pete Richert, L (1,1) ERA: 3.64	5.1	L	21	3	0	0	4	2	0	0	0	0	0	27	35	0.00	0.938										
Moe Drabowsky, R (6,1) ERA: 1.4	0.0	L	4	2	2	2	0	1	0	1	0	0	0	1	2	7	∞										
Stu Miller, R (6,1) ERA: 2.73	2.2		9	2	1	1	2	0	0	0	0	0	0	13	13	3.38	0.750										

Batter	1	2	3	4	5	6	7	8	9	AB	R	H	RBI	BB	SO	LOB	TOP					
Russ Snyder, L (1, 7) OBP: 0.316, SLG: 0.342	6-3		WP 4-3 E 1B	1B E 1B	F8		6-3			5	2	2	0	0	0	1						
Paul Blair, R (1, 8) OBP: 0.351, SLG: 0.457	BB		4-3	1-3 E 1B	FC5-4			F9		4	1	1	0	1	0	2						
Frank Robinson, R (1, 9) OBP: 0.427, SLG: 0.620	K		HR E 1B	E2 SF9				K		5	2	1	0	0	2	1						
Brooks Robinson, R (1, 5) OBP: 0.318, SLG: 0.414	K		HR E 1B	SF9				6-3		4	1	0	2	0	1	2						
Curt Blefary, L (1, 3) OBP: 0.332, SLG: 0.435		F2	1-H 2-H HR	2B				F9		5	1	3	3	0	0	0						
Davey Johnson, R (1, 4) OBP: 0.322, SLG: 0.374	K		1B 1B	F7				F8		5	1	2	0	0	1	1						
Mark Belanger, R (1, 6) OBP: 0.259, SLG: 0.264	BB		K	F9				K		4	0	0	0	1	2	4						
Andy Etchebarren, R (1, 2) OBP: 0.299, SLG: 0.329	FC4-6 BB		1-H 1B					4-3		3	0	1	1	1	1	0						
Jim Hardin, R (1, 1) OBP: 0.071, SLG: 0.077	FC4-6		1-4-3					F3		4	0	1	0	0	0	3						
Inning Stats	R: 0 E: 0 K: 2 S: 7	H: 0 LOB: 1 BB: 1 P: 11	R: 0 E: 0 K: 1 S: 5	H: 0 LOB: 2 BB: 2 P: 13	R: 5 E: 1 K: 1 S: 11	H: 5 LOB: 1 BB: 0 P: 11	R: 3 E: 1 K: 0 S: 7	H: 3 LOB: 1 BB: 0 P: 7	R: 0 E: 0 K: 1 S: 6	H: 1 LOB: 0 BB: 0 P: 6	R: 0 E: 0 K: 0 S: 5	H: 2 LOB: 2 BB: 0 P: 5	R: 0 E: 0 K: 0 S: 3	H: 0 LOB: 0 BB: 0 P: 3	R: 0 E: 0 K: 1 S: 5	H: 0 LOB: 0 BB: 0 P: 5	R: 0 E: 0 K: 1 S: 5	H: 0 LOB: 0 BB: 0 P: 5	1B: 9 2B: 1 3B: 0 HR: 1	SF: 1 SAC: 0 DP: 0 HBP: 0	WP: 1 PB: 1 CS: 0	PA: 43
PITCHER	IP	WLS	BF	H	R	ER	SO	BB	IBB	HBP	BLK	WP	HR	S	P	ERA	WHIP					
Bruce Howard, R (1, 1) ERA: 3.45	3.0	L	18	5	5	3	4	3	0	0	0	1	1	23	35	9.00	2.667					
John Buzhardt, R (4, 1) ERA: 3.95	4.0		19	6	3	1	1	0	0	0	0	0	0	21	21	2.25	1.500					
Steve Jones, L (8, 1) ERA: 4.26	2.0		6	0	0	0	2	0	0	0	0	0	0	10	10	0.00	0.000					

Baltimore Orioles @ Chicago White Sox
Comiskey Park, Chicago, IL
Fri Aug 18 1967, 8:05 PM EDT
Att: 23,754 - Unknown

AB 39
R 8
H 11
RBI 6
BB 3
SO 7
LOB 14



Batter	1	2	3	4	5	6	7	8	9	AB	R	H	RBI	BB	SO	LOB	BOTTOM					
Walt Williams, R (1, 7) OBP: 0.305, SLG: 0.385	5-3		1B		L6		F7			4	0	1	0	0	0	0						
Don Buford, S (1, 5) OBP: 0.317, SLG: 0.299	3-1		F6		3-1			1-3		4	0	0	0	0	0	1						
Pete Ward, L (1, 3) OBP: 0.352, SLG: 0.410	3-1				F9		F6		F9	4	0	0	0	0	0	0						
Rocky Colavito, R (1, 9) OBP: 0.346, SLG: 0.382		BB		BB E BB		2B 2B		FC5-4 1B		2	2	2	0	2	0	0						
Tommie Agee, R (1, 8) OBP: 0.301, SLG: 0.375	K		K		K		K		FC5-4	4	0	0	0	0	3	4						
J.C. Martin, L (1, 2) OBP: 0.349, SLG: 0.383	K		E 1-2 BB		2B		2B		F5	3	0	1	1	1	1	1						
Wayne Causey, L (1, 4) OBP: 0.303, SLG: 0.293	K		E8 1-3 2-H 1B		F9		F9		F9	4	0	1	1	0	1	2						
Sandy Alomar Sr., S (1, 6) OBP: 0.100, SLG: 0.100			F7		F8				L6	1	0	0	0	0	0	0						
Ken Boyer, R (4, PH) OBP: 0.355, SLG: 0.396										1	0	0	0	0	0	2						
Ron Hansen, R (5, 6) OBP: 0.303, SLG: 0.313							G5-4-3 BB			1	0	0	0	1	0	0						
Bruce Howard, S (1, 1) OBP: 0.179, SLG: 0.185			F5				G5-4-3			0	0	0	0	0	0	0						
Gary Peters, L (3, PH) OBP: 0.268, SLG: 0.367										1	0	0	0	0	0	0						
John Buzhardt, R (4, 1) OBP: 0.200, SLG: 0.200										1	0	0	0	0	1	0						
Duane Josephson, R (7, PH) OBP: 0.327, SLG: 0.400										1	0	0	0	0	0	1						
Steve Jones, L (8, 1) ERA: 2.7										0	0	0	0	0	0	0						
Inning Stats	R: 0 E: 0 K: 0 S: 3	H: 0 LOB: 0 BB: 0 P: 3	R: 0 E: 0 K: 3 S: 9	H: 0 LOB: 1 BB: 1 P: 13	R: 0 E: 0 K: 0 S: 4	H: 1 LOB: 1 BB: 0 P: 4	R: 1 E: 1 K: 1 S: 6	H: 1 LOB: 2 BB: 2 P: 14	R: 0 E: 0 K: 1 S: 5	H: 0 LOB: 0 BB: 0 P: 5	R: 1 E: 0 K: 1 S: 7	H: 2 LOB: 1 BB: 0 P: 7	R: 0 E: 0 K: 0 S: 2	H: 0 LOB: 0 BB: 1 P: 6	R: 0 E: 0 K: 0 S: 4	H: 1 LOB: 1 BB: 0 P: 4	R: 0 E: 0 K: 0 S: 3	H: 0 LOB: 0 BB: 0 P: 3	1B: 3 2B: 2 3B: 0 HR: 0	SF: 0 SAC: 0 DP: 1 HBP: 0	WP: 0 PB: 0 CS: 0	PA: 35
PITCHER	IP	WLS	BF	H	R	ER	SO	BB	IBB	HBP	BLK	WP	HR	S	P	ERA	WHIP					
Jim Hardin, R (1, 1) ERA: 2.7	9.0	W	35	5	2	2	6	4	0	0	0	0	0	43	59	2.00	1.000					

Baltimore Orioles @ Chicago White Sox
Comiskey Park, Chicago, IL
Fri Aug 18 1967, 8:05 PM EDT
Att: 23,754 - Unknown

AB 31
R 2
H 5
RBI 2
BB 4
SO 6
LOB 11



Batter	1	2	3	4	5	6	7	8	9	AB	R	H	RBI	BB	SO	LOB	TOP										
Curt Blefary, L OBP: 0.333, SLG: 0.433 (1, 3)										3	0	1	0	0	0	1	Baltimore Orioles @ Chicago White Sox Comiskey Park, Chicago, IL Sun Aug 20 1967, 4:38 AM EDT Att: 23,438 - Unknown										
Luis Aparicio, R OBP: 0.292, SLG: 0.335 (1, 6)										4	0	1	0	0	0	1											
Paul Blair, R OBP: 0.351, SLG: 0.460 (1, 8)										4	0	1	0	0	0	3											
Frank Robinson, R OBP: 0.426, SLG: 0.612 (1, 9)										3	0	0	0	1	1	1											
Brooks Robinson, R OBP: 0.319, SLG: 0.412 (1, 5)										4	0	1	0	0	0	2											
Davey Johnson, R OBP: 0.321, SLG: 0.372 (1, 4)										4	1	1	0	0	1	1											
Russ Snyder, L OBP: 0.313, SLG: 0.339 (1, 7)										4	0	1	1	0	0	1											
Andy Etchebarren, R OBP: 0.300, SLG: 0.326 (1, 2)										2	0	0	0	1	0	1											
Wally Bunker, R OBP: 0.042, SLG: 0.042 (1, 1)										3	0	0	0	0	2	1											
Inning Stats	R: 0 E: 0 K: 0 S: 3	H: 0 LOB: 2 BB: 1 P: 8	R: 1 E: 0 K: 0 S: 4	H: 2 LOB: 0 BB: 0 P: 4	R: 0 E: 0 K: 0 S: 3	H: 0 LOB: 0 BB: 0 P: 3	R: 0 E: 0 K: 0 S: 4	H: 1 LOB: 1 BB: 0 P: 4	R: 0 E: 0 K: 1 S: 7	H: 2 LOB: 2 BB: 0 P: 7	R: 0 E: 0 K: 1 S: 5	H: 0 LOB: 0 BB: 1 P: 5	R: 0 E: 0 K: 0 S: 3	H: 1 LOB: 0 BB: 0 P: 3	R: 0 E: 0 K: 1 S: 5	H: 0 LOB: 0 BB: 0 P: 5		1B: 5 2B: 2 3B: 0 HR: 0	SF: 0 SAC: 0 DP: 2 HBP: 1	WP: 0 PB: 0 CS: 0	PA: 34						
PITCHER	IP	WLS	BF	H	R	ER	SO	BB	IBB	HBP	BLK	WP	HR	S	P	ERA	WHIP										
Tommy John, L ERA: 2.22 (1, 1)	4.2		20	5	1	1	1	1	0	0	0	0	0	20	25	1.93	1.286										
Don McMahon, R ERA: 1.87 (5, 1)	4.1	W	14	1	0	0	3	1	0	0	0	0	0	19	23	0.00	0.462										

Batter	1	2	3	4	5	6	7	8	9	AB	R	H	RBI	BB	SO	LOB	BOTTOM										
Walt Williams, R OBP: 0.309, SLG: 0.381 (1, 7)										3	1	1	0	0	1	1	Baltimore Orioles @ Chicago White Sox Comiskey Park, Chicago, IL Sun Aug 20 1967, 4:38 AM EDT Att: 23,438 - Unknown										
Don Buford, S OBP: 0.314, SLG: 0.296 (1, 5)										3	0	0	0	0	0	1											
Pete Ward, L OBP: 0.351, SLG: 0.420 (1, 3)										3	1	1	2	0	0	0											
Rocky Colavito, R OBP: 0.351, SLG: 0.380 (1, 9)										2	0	0	0	1	0	0											
Ken Berry, R OBP: 0.313, SLG: 0.325 (8, 9)										0	0	0	0	0	0	0											
Tommie Agee, R OBP: 0.303, SLG: 0.377 (1, 8)										3	0	1	0	0	0	1											
Wayne Causey, L OBP: 0.302, SLG: 0.289 (1, 4)										3	0	0	0	0	0	0											
Jerry McNertney, R OBP: 0.283, SLG: 0.377 (1, 2)										3	0	0	0	0	0	0											
Ron Hansen, R OBP: 0.304, SLG: 0.310 (1, 6)										3	0	0	0	0	0	0											
Tommy John, R OBP: 0.146, SLG: 0.150 (1, 1)										1	0	0	0	0	0	0											
Don McMahon, R OBP: 0.200, SLG: 0.200 (5, 1)										1	0	1	0	0	0	0											
Inning Stats	R: 2 E: 0 K: 0 S: 5	H: 2 LOB: 0 BB: 0 P: 5	R: 0 E: 0 K: 0 S: 3	H: 0 LOB: 0 BB: 0 P: 3	R: 0 E: 0 K: 1 S: 5	H: 0 LOB: 0 BB: 0 P: 5	R: 0 E: 0 K: 0 S: 2	H: 0 LOB: 0 BB: 1 P: 6	R: 0 E: 0 K: 0 S: 3	H: 0 LOB: 0 BB: 0 P: 3	R: 0 E: 0 K: 0 S: 3	H: 1 LOB: 0 BB: 0 P: 3	R: 0 E: 0 K: 0 S: 3	H: 1 LOB: 1 BB: 0 P: 3	R: 0 E: 0 K: 0 S: 3	H: 0 LOB: 0 BB: 0 P: 3	1B: 3 2B: 0 3B: 0 HR: 1	SF: 0 SAC: 0 DP: 2 HBP: 0	WP: 0 PB: 0 CS: 0	PA: 26							
PITCHER	IP	WLS	BF	H	R	ER	SO	BB	IBB	HBP	BLK	WP	HR	S	P	ERA	WHIP										
Wally Bunker, R ERA: 3.32 (1, 1)	8.0	L	26	4	2	2	1	1	0	0	0	0	1	27	31	2.25	0.625										

AB	31
R	1
H	6
RBI	1
BB	2
SO	4
LOB	12




AB	25
R	2
H	4
RBI	2
BB	1
SO	1
LOB	3



Batter	1	2	3	4	5	6	7	8	9	AB	R	H	RBI	BB	SO	LOB	TOP					
Bert Campaneris, R OBP: 0.303, SLG: 0.326 (1, 6)	6-3		4-3		F6			K		4	0	0	0	0	1	1						
Jim Gosger, L OBP: 0.343, SLG: 0.357 (1, 9)	K			1B	G3			5-3		4	1	1	0	0	1	1						
John Donaldson, L OBP: 0.355, SLG: 0.346 (1, 4)	6-3			1B		4-3			G4-6-3	4	1	2	0	0	0	0						
Ray Webster, L OBP: 0.319, SLG: 0.395 (1, 3)		E1		E4		F9		G4-6-3		4	0	0	1	0	0	2						
Danny Cater, R OBP: 0.310, SLG: 0.336 (1, 7)		F8		L4-3		1-3		5-3		4	0	0	0	0	0	3						
Rick Monday, L OBP: 0.323, SLG: 0.432 (1, 8)	FC5-4							K		3	0	1	1	0	1	1						
Dick Green, R OBP: 0.279, SLG: 0.284 (1, 5)	1-3							K		3	0	0	0	0	1	2						
Phil Roof, R OBP: 0.288, SLG: 0.360 (1, 2)			K					6-3		3	0	1	0	0	1	0						
Chuck Dobson, R OBP: 0.212, SLG: 0.212 (1, 1)								1-3		2	0	0	0	0	0	0						
Tony Pierce, R (8, 1)			5-3		SH3-4					0	0	0	0	0	0	0						
Jack Aker, R OBP: 0.143, SLG: 0.143 (8, 1)										0	0	0	0	0	0	0						
Inning Stats	R: 0 E: 0 K: 1 S: 5	H: 0 LOB: 0 BB: 0 P: 5	R: 0 E: 1 K: 0 S: 4	H: 0 LOB: 1 BB: 0 P: 4	R: 0 E: 0 K: 1 S: 5	H: 0 LOB: 0 BB: 0 P: 5	R: 2 E: 1 K: 0 S: 6	H: 3 LOB: 1 BB: 0 P: 6	R: 0 E: 0 K: 0 S: 4	H: 1 LOB: 0 BB: 0 P: 4	R: 0 E: 0 K: 0 S: 3	H: 0 LOB: 0 BB: 0 P: 3	R: 0 E: 0 K: 2 S: 7	H: 0 LOB: 0 BB: 0 P: 7	R: 0 E: 0 K: 1 S: 5	H: 0 LOB: 0 BB: 0 P: 5	R: 0 E: 0 K: 0 S: 3	H: 1 LOB: 0 BB: 0 P: 3	1B: 5 2B: 1 3B: 0 HR: 0	SF: 0 SAC: 1 DP: 2 HBP: 0	WP: 0 PB: 0 SB: 0 CS: 0	PA: 32
PITCHER Gene Brabender, R ERA: 2.5 (1, 1)	IP: 9.0 WLS: W BF: 32 H: 5 R: 2 ER: 1 SO: 5 BB: 0 IBB: 0 HBP: 0 BLK: 0 WP: 0 HR: 0 S: 42 P: 42 ERA: 1.00 WHIP: 0.556															PITCHER						

Kansas City Athletics @ Baltimore Orioles
Memorial Stadium, Baltimore, MD
Mon Aug 21 1967, 7:05 PM EDT
Att: 6,272 - Unknown

AB 31
R 2
H 5
RBI 2
BB 0
SO 5
LOB 10



Batter	1	2	3	4	5	6	7	8	9	AB	R	H	RBI	BB	SO	LOB	BOTTOM					
Luis Aparicio, R OBP: 0.290, SLG: 0.332 (1, 6)	F9		F9		5-3			F9		4	0	0	0	0	0	0						
Russ Snyder, L OBP: 0.313, SLG: 0.338 (1, 9)	4-3				E4			6-3		4	0	1	0	0	0	0						
Paul Blair, R OBP: 0.350, SLG: 0.463 (1, 8)	K		F7		F9			2B		4	1	1	0	0	1	2						
Frank Robinson, R OBP: 0.429, SLG: 0.625 (1, 7)		5-3		HR	1B			SH1	HR	4	2	3	2	0	0	0						
Curt Blefary, L OBP: 0.333, SLG: 0.431 (1, 3)		FC5	1B		K		G3	SH1		2	0	0	0	1	1	2						
Brooks Robinson, R OBP: 0.321, SLG: 0.419 (1, 5)		F7			1-3			SH1		4	2	2	2	0	0	1						
Davey Johnson, R OBP: 0.320, SLG: 0.371 (1, 4)					1-3			HR		4	0	1	0	0	0	1						
Mark Belanger, R OBP: 0.299, SLG: 0.264 (9, 4)					1-3			5-3		0	0	0	0	0	0	0						
Andy Etchebarren, R OBP: 0.299, SLG: 0.325 (1, 2)		FC5						F7		4	0	1	1	0	0	2						
Gene Brabender, R OBP: 0.125, SLG: 0.067 (1, 1)			2-3		6-3			K		3	0	0	0	0	1	1						
Inning Stats	R: 0 E: 0 K: 1 S: 5	H: 0 LOB: 0 BB: 0 P: 5	R: 0 E: 0 K: 0 S: 4	H: 1 LOB: 2 BB: 1 P: 8	R: 0 E: 0 K: 0 S: 4	H: 1 LOB: 1 BB: 0 P: 4	R: 2 E: 0 K: 1 S: 8	H: 3 LOB: 1 BB: 0 P: 8	R: 0 E: 0 K: 0 S: 3	H: 0 LOB: 0 BB: 0 P: 3	R: 0 E: 0 K: 1 S: 5	H: 0 LOB: 0 BB: 0 P: 5	R: 0 E: 0 K: 0 S: 6	H: 3 LOB: 0 BB: 0 P: 6	R: 0 E: 0 K: 0 S: 3	H: 0 LOB: 0 BB: 0 P: 6	R: 0 E: 0 K: 0 S: 3	H: 0 LOB: 0 BB: 0 P: 6	1B: 5 2B: 1 3B: 1 HR: 2	SF: 0 SAC: 1 DP: 0 HBP: 0	WP: 0 PB: 0 SB: 0 CS: 0	PA: 35
PITCHER Chuck Dobson, R ERA: 3.85 (1, 1)	IP: 7.0 WLS: L BF: 31 H: 8 R: 4 ER: 4 SO: 4 BB: 1 IBB: 0 HBP: 0 BLK: 0 WP: 1 HR: 1 S: 36 P: 40 ERA: 5.14 WHIP: 1.286															PITCHER						
Tony Pierce, L ERA: 3.34 (8, 1)	0.1	1	0	0	0	0	0	0	0	0	0	1	1	0.00	0.000							
Jack Aker, R ERA: 4.2 (8, 1)	0.2	3	1	1	1	0	0	0	0	0	1	3	3	13.50	1.500							

Kansas City Athletics @ Baltimore Orioles
Memorial Stadium, Baltimore, MD
Mon Aug 21 1967, 7:05 PM EDT
Att: 6,272 - Unknown

AB 33
R 5
H 9
RBI 5
BB 1
SO 3
LOB 9



Batter	1	2	3	4	5	6	7	8	9	AB	R	H	RBI	BB	SO	LOB	TOP			
Bert Campaneris, R (1, 6) OBP: 0.302, SLG: 0.328	0-0 4-3		0-0 FC6-4			0-0 1B		0-0 6-3		4	1	1	0	0	0	1	Kansas City Athletics @ Baltimore Orioles Memorial Stadium, Baltimore, MD Tue Aug 22 1967, 7:05 PM EDT Unknown livebaseballscorecards.com			
Mike Hershberger, R (1, 9) OBP: 0.341, SLG: 0.338	0-0 F3		0-0 CS	0-0 1B		0-0 1B		0-0 F9		4	0	2	0	0	0	0				
John Donaldson, L (1, 4) OBP: 0.362, SLG: 0.351	0-0 L6			0-0 1B		0-0 1B			4-0 FC1-6	3	0	2	1	1	0	0				
Ray Webster, L (1, 3) OBP: 0.318, SLG: 0.397		0-0 FC3-5		0-3 K		0-0 F9		0-0 FC1-6	0-0 FC1-6	4	0	1	0	0	1	5				
Danny Cater, R (1, 7) OBP: 0.307, SLG: 0.333		0-0 FC3-5		0-0 G5-4-3		0-0 FC6-4		0-3 K	0-3 K	4	0	0	0	0	1	6				
Jim Gosger, L (1, 8) OBP: 0.338, SLG: 0.352		0-0 F8			0-0 4-3		0-0 F9		0-3 K	4	0	0	0	0	1	2				
Dick Green, R (1, 5) OBP: 0.277, SLG: 0.281		0-0 FC6-4			0-0 F8		0-0 F3			3	0	0	0	0	0	1				
Phil Roof, R (1, 2) OBP: 0.288, SLG: 0.358			4-0 FC6-4		0-3 K		0-0 F8			2	0	0	0	1	1	0				
Blue Moon Odom, R (1, 1) OBP: 0.261, SLG: 0.227			0-3 K			0-3 K		0-0 F6		2	0	0	0	0	2	1				
Rick Monday, L (8, PH) OBP: 0.322, SLG: 0.431										1	0	0	0	0	0	0				
Diego Segui, R (8, 1)										0	0	0	0	0	0	0				
Inning Stats	R: 0 E: 0 K: 0 S: 3	H: 0 LOB: 0 BB: 0 P: 3	R: 0 E: 0 K: 0 S: 4	H: 1 LOB: 1 BB: 0 P: 4	R: 0 E: 0 K: 1 S: 4	H: 0 LOB: 0 BB: 1 P: 8	R: 0 E: 0 K: 1 S: 6	H: 2 LOB: 1 BB: 0 P: 6	R: 0 E: 0 K: 1 S: 5	H: 0 LOB: 0 BB: 0 P: 5	R: 1 E: 0 K: 1 S: 8	H: 3 LOB: 2 BB: 0 P: 8	R: 0 E: 0 K: 0 S: 3	H: 0 LOB: 0 BB: 0 P: 3	R: 0 E: 0 K: 2 S: 7	H: 0 LOB: 1 BB: 1 P: 11	1B: 4 2B: 2 3B: 0 HR: 0	SF: 0 SAC: 0 DP: 1 HBP: 0	WP: 0 PB: 0 SB: 0 CS: 1	PA: 34
PITCHER	IP	WLS	BF	H	R	ER	SO	BB	IBB	HBP	BLK	WP	HR	S	P	ERA	WHIP			
Jim Hardin, R (1, 1) ERA: 2.48	8.0	W	30	6	1	1	4	2	0	0	0	0	0	36	44	1.12	1.000			
Moe Drabowsky, R (9, 1) ERA: 1.39	1.0	S	3	0	0	0	2	0	0	0	0	0	0	7	7	0.00	0.000			

Batter	1	2	3	4	5	6	7	8	9	AB	R	H	RBI	BB	SO	LOB	BOTTOM			
Luis Aparicio, R (1, 6) OBP: 0.289, SLG: 0.333	0-0 SH1-3	0-0 F8			0-0 F7		0-0 F2			4	1	1	0	0	0	1	Kansas City Athletics @ Baltimore Orioles Memorial Stadium, Baltimore, MD Tue Aug 22 1967, 7:05 PM EDT Unknown livebaseballscorecards.com			
Russ Snyder, L (1, 9) OBP: 0.313, SLG: 0.337	0-0 SH1-3		0-0 4-3		0-0 F8		0-0 1-3			3	0	1	0	0	0	0				
Paul Blair, R (1, 8) OBP: 0.462, SLG: 0.462	0-0 F6		1-0 G6-4-3		0-0 G3		0-0 1-3			1	0	0	0	0	0	0				
Dave May, L (4, 9) OBP: 0.152, SLG: 0.219	0-0 F6		0-0 HBP				1-2			2	0	0	0	0	0	1				
Frank Robinson, R (1, 7) OBP: 0.432, SLG: 0.628	4-0 BB		0-0 G6-4-3		0-0 2B		4-0 IBB			2	1	1	0	2	0	1				
Curt Blefary, L (1, 3) OBP: 0.334, SLG: 0.430	4-0 1-2			0-0 5-4-3		0-0 F2	0-3 K			3	0	1	0	1	1	3				
Brooks Robinson, R (1, 5) OBP: 0.318, SLG: 0.416	0-3 K			0-0 5-4-3		0-0 F9		0-0 F7		4	0	0	0	0	1	4				
Davey Johnson, R (1, 4) OBP: 0.320, SLG: 0.372		0-0 F8		0-0 5-3		0-0 2B		0-0 5-3		4	0	1	1	0	0	1				
Andy Etchebarren, R (1, 2) OBP: 0.305, SLG: 0.324		4-0 BB		4-0 IBB		4-0 IBB		0-0 F9		1	0	0	0	3	0	0				
Jim Hardin, R (1, 1) OBP: 0.059, SLG: 0.063		0-3 K		0-3 K		0-0 F3				3	0	0	0	0	2	5				
Moe Drabowsky, R (9, 1) OBP: 0.400, SLG: 0.368										0	0	0	0	0	0	0				
Mark Belanger, R (9, 4) OBP: 0.295, SLG: 0.264										0	0	0	0	0	0	0				
Inning Stats	R: 1 E: 0 K: 1 S: 6	H: 1 LOB: 2 BB: 2 P: 14	R: 0 E: 0 K: 1 S: 5	H: 0 LOB: 1 BB: 1 P: 9	R: 0 E: 0 K: 1 S: 2	H: 0 LOB: 0 BB: 0 P: 3	R: 0 E: 0 K: 1 S: 6	H: 1 LOB: 2 BB: 1 P: 10	R: 0 E: 0 K: 0 S: 3	H: 0 LOB: 0 BB: 0 P: 3	R: 1 E: 0 K: 0 S: 5	H: 2 LOB: 2 BB: 1 P: 9	R: 0 E: 0 K: 1 S: 6	H: 1 LOB: 2 BB: 1 P: 10	R: 0 E: 0 K: 0 S: 3	H: 0 LOB: 0 BB: 0 P: 3	1B: 2 2B: 3 3B: 0 HR: 0	SF: 0 SAC: 1 DP: 1 HBP: 1	WP: 0 PB: 1 SB: 0 CS: 0	PA: 35
PITCHER	IP	WLS	BF	H	R	ER	SO	BB	IBB	HBP	BLK	WP	HR	S	P	ERA	WHIP			
Blue Moon Odom, R (1, 1) ERA: 4.76	7.0	L	32	5	2	1	4	3	3	1	0	0	0	33	58	1.29	1.143			
Diego Segui, R (8, 1) ERA: 2.5	1.0		3	0	0	0	0	0	0	0	0	0	0	3	3	0.00	0.000			

Batter	1	2	3	4	5	6	7	8	9	AB	R	H	RBI	BB	SO	LOB	TOP		
Bert Campaneris, R OBP: 0.299, SLG: 0.324 (1, 6)	F9		K			6-3		F8		4	0	0	0	0	1	1			
John Donaldson, L OBP: 0.361, SLG: 0.354 (1, 4)	F9		F7			1B		2B 1B		4	0	2	0	0	0	1			
Mike Hershberger, R OBP: 0.340, SLG: 0.345 (1, 9)	FC5-4 1B			1B		F8		1-3 2B		4	0	3	0	0	0	1			
Danny Cater, R OBP: 0.308, SLG: 0.337 (1, 7)	FC5-4 1-2		F8		K		K		K		4	0	0	0	2	5			
Ray Webster, L OBP: 0.322, SLG: 0.394 (1, 3)		CS 1B		K			FC5-4 1B		L3		4	0	2	0	0	1	1		
Dick Green, R OBP: 0.273, SLG: 0.277 (1, 5)	6-3 1-2		F8			F1		F8		4	0	0	0	0	0	3			
Jim Gosger, L OBP: 0.339, SLG: 0.354 (1, 8)	3-1				F8		K		4-3		4	0	0	0	0	1	1		
Phil Roof, R OBP: 0.289, SLG: 0.361 (1, 2)			2B		K		FC5-4 1-2				3	0	1	0	0	1	1		
Jim Nash, R OBP: 0.145, SLG: 0.103 (1, 1)			F3		K			F4		2	0	0	0	0	1	1			
Joe Nossek, R OBP: 0.206, SLG: 0.241 (8, PH)										1	0	0	0	0	0	0			
Lew Krausse, R OBP: 0.175, SLG: 0.256 (8, 1)										0	0	0	0	0	0	0			
Inning Stats	R: 0 E: 0 K: 0 S: 4	H: 1 LOB: 1 BB: 0 P: 4	R: 0 E: 0 K: 0 S: 3	H: 1 LOB: 0 BB: 0 P: 3	R: 0 E: 0 K: 1 S: 6	H: 1 LOB: 1 BB: 0 P: 6	R: 0 E: 0 K: 1 S: 6	H: 0 LOB: 0 BB: 0 P: 7	R: 0 E: 0 K: 1 S: 6	H: 1 LOB: 1 BB: 0 P: 6	R: 0 E: 0 K: 1 S: 6	H: 1 LOB: 1 BB: 0 P: 6	R: 0 E: 0 K: 1 S: 7	H: 2 LOB: 2 BB: 0 P: 7	R: 0 E: 0 K: 0 S: 3	H: 0 LOB: 0 BB: 0 P: 3	1B: 6 2B: 2 3B: 0 HR: 0	SF: 0 SAC: 0 DP: 0 HBP: 0	WP: 0 PA: 34
PITCHER Pete Richert, L ERA: 3.43 (1, 1)	IP: 9.0 WLS: W BF: 34 H: 8 R: 0 ER: 0 SO: 7 BB: 0 IBB: 0 HBP: 0 BLK: 0 WP: 0 HR: 0 S: 48 P: 48 ERA: 0.00 WHIP: 0.889																		

Kansas City Athletics @ Baltimore Orioles
Memorial Stadium, Baltimore, MD
Wed Aug 23 1967, 7:05 PM EDT
Att: 10,842 - Unknown

AB	34
R	0
H	8
RBI	0
BB	0
SO	7
LOB	15

WP	0	PA	34
SB	0		
CS	1		

1B	6	SF	0
2B	2	SAC	0
3B	0	DP	0
HR	0	HBP	0

WP	1	PA	33
SB	0		
CS	0		

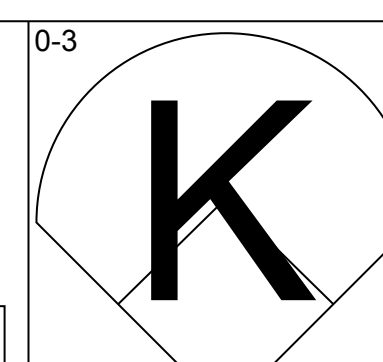
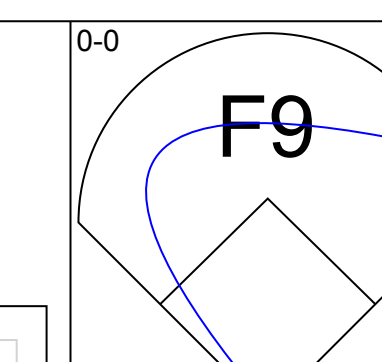
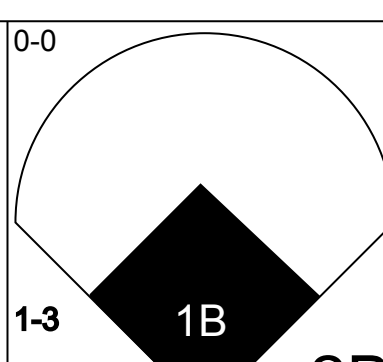
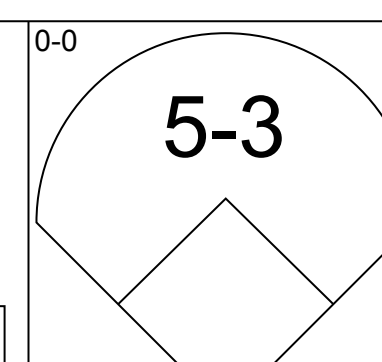
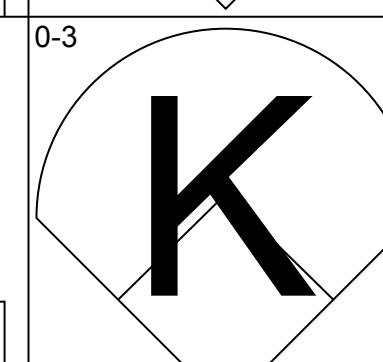
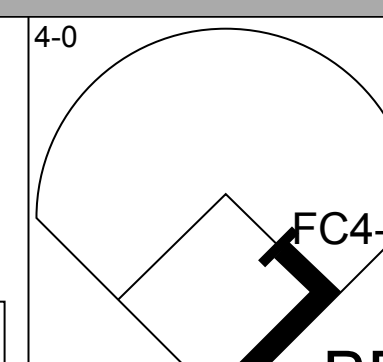
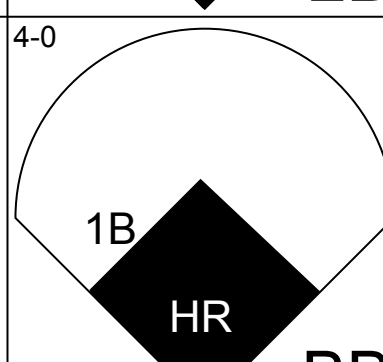
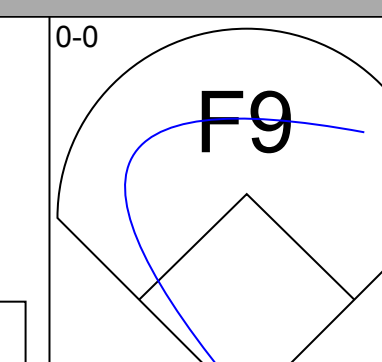
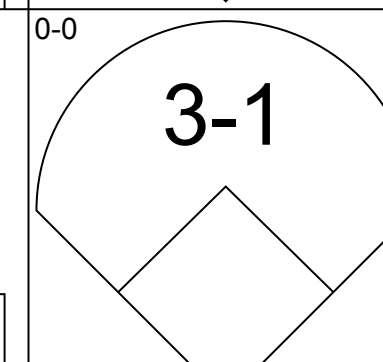
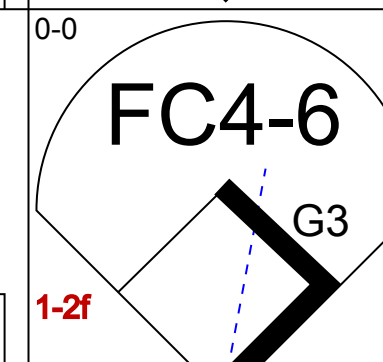
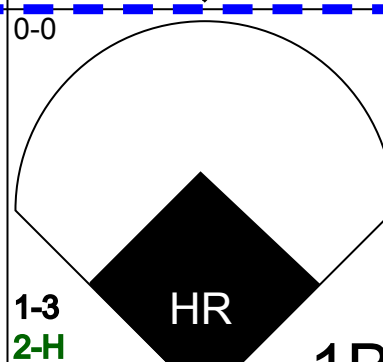
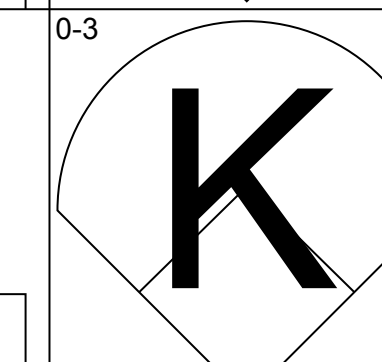
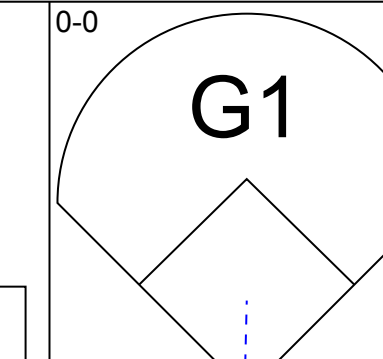
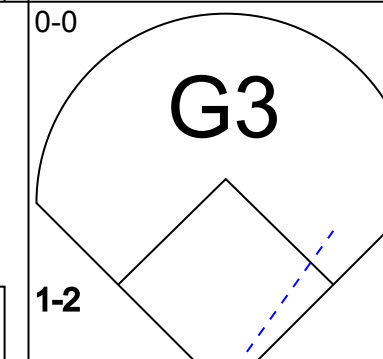
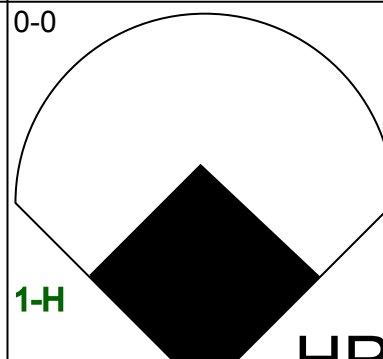
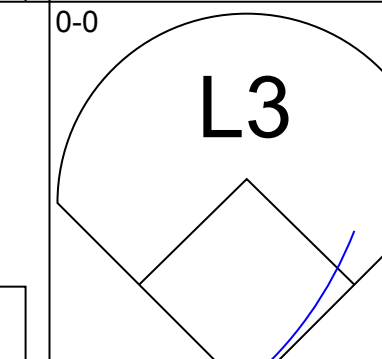
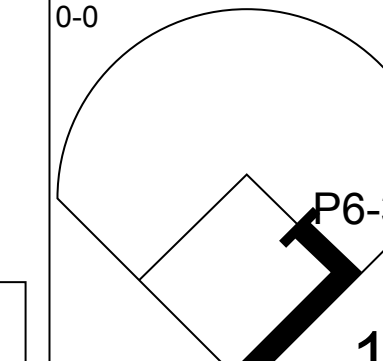
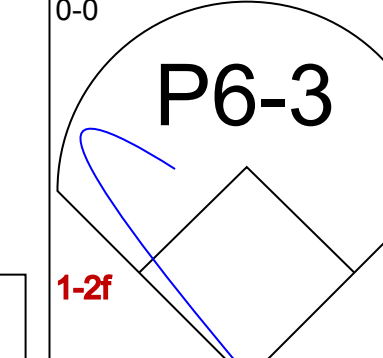
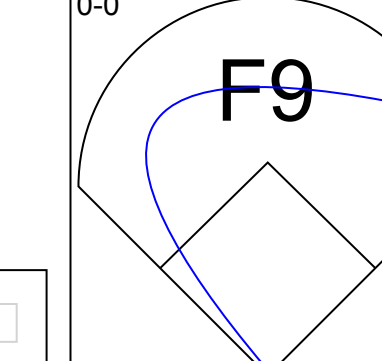
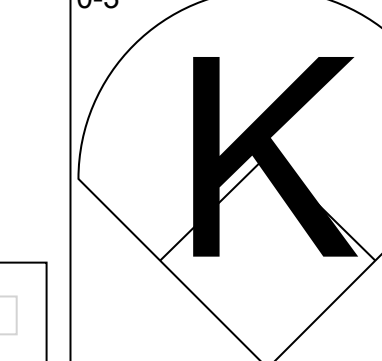
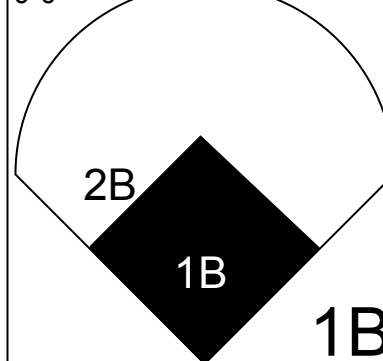
Batter	1	2	3	4	5	6	7	8	9	AB	R	H	RBI	BB	SO	LOB	BOTTOM		
Luis Aparicio, R OBP: 0.287, SLG: 0.329 (1, 6)	K	K			4-3		5-3			4	0	0	0	0	2	2			
Russ Snyder, L OBP: 0.314, SLG: 0.333 (1, 8)	F5		SH1-3 1B		F7		F6			4	1	1	0	0	0	1			
Curt Blefary, L OBP: 0.331, SLG: 0.425 (1, 9)	WP BB 1B		SH1-3 1-2		F5		4-3			3	0	1	0	0	0	0			
Frank Robinson, R OBP: 0.434, SLG: 0.625 (1, 7)	WP BB 1-2		2H 1B		6-3		2B			3	0	2	1	1	0	0			
Brooks Robinson, R OBP: 0.319, SLG: 0.414 (1, 5)	1-2 IBB		F6		1-3		F3			3	0	0	0	1	0	2			
Davey Johnson, R OBP: 0.316, SLG: 0.368 (1, 4)	K		F7		1B		F7			4	0	1	0	0	1	5			
Boog Powell, L OBP: 0.320, SLG: 0.358 (1, 3)		K		G3		F5				3	0	0	0	0	1	1			
Vic Roznovsky, L OBP: 0.222, SLG: 0.266 (1, 2)		G3		K		K				3	0	0	0	0	2	0			
Pete Richert, L OBP: 0.111, SLG: 0.116 (1, 1)		BB		F5		2B				2	0	1	0	1	0	0			
Inning Stats	R: 0 E: 0 K: 2 S: 8	H: 1 LOB: 3 BB: 2 P: 16	R: 0 E: 0 K: 2 S: 7	H: 0 LOB: 1 BB: 1 P: 11	R: 1 E: 0 K: 0 S: 5	H: 2 LOB: 1 BB: 0 P: 5	R: 0 E: 0 K: 1 S: 5	H: 0 LOB: 0 BB: 0 P: 5	R: 0 E: 0 K: 0 S: 3	H: 0 LOB: 0 BB: 0 P: 3	R: 0 E: 0 K: 0 S: 4	H: 1 LOB: 1 BB: 0 P: 4	R: 0 E: 0 K: 1 S: 6	H: 1 LOB: 1 BB: 0 P: 6	R: 0 E: 0 K: 0 S: 4	H: 1 LOB: 1 BB: 0 P: 4	1B: 4 2B: 2 3B: 0 HR: 0	SF: 0 SAC: 1 DP: 0 HBP: 0	WP: 1 PA: 33
PITCHER Jim Nash, R ERA: 3.47 (1, 1)	IP: 7.0 WLS: L BF: 29 H: 5 R: 1 ER: 1 SO: 6 BB: 2 IBB: 1 HBP: 0 BLK: 0 WP: 1 HR: 0 S: 38 P: 50 ERA: 1.29 WHIP: 1.000																		
Lew Krausse, R ERA: 4.22 (8, 1)	IP: 1.0 WLS: L BF: 4 H: 1 R: 0 ER: 0 SO: 0 BB: 0 IBB: 0 HBP: 0 BLK: 0 WP: 0 HR: 0 S: 4 P: 4 ERA: 0.00 WHIP: 1.000																		

Kansas City Athletics @ Baltimore Orioles
Memorial Stadium, Baltimore, MD
Wed Aug 23 1967, 7:05 PM EDT
Att: 10,842 - Unknown

AB	29
R	1
H	6
RBI	1
BB	3
SO	6
LOB	11

WP	1	PA	33
SB	0		
CS	0		

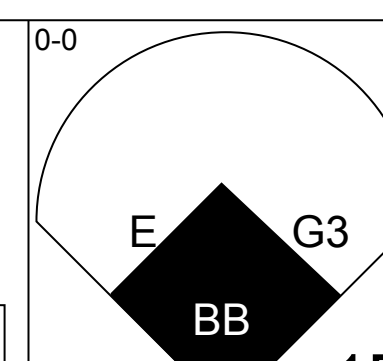
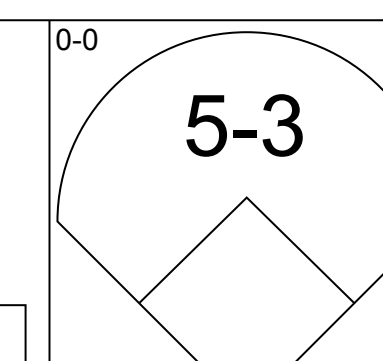
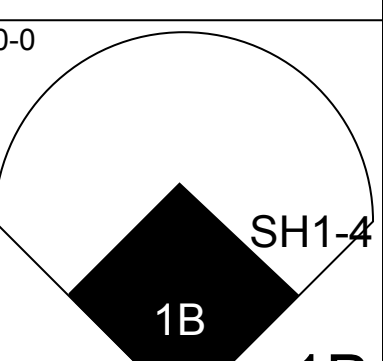
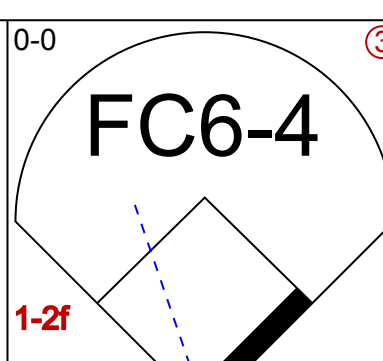
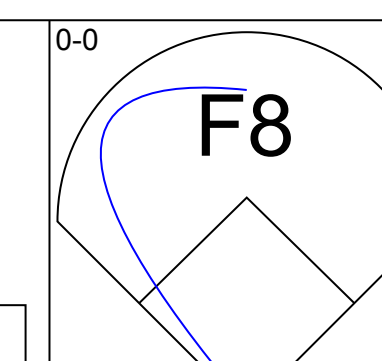
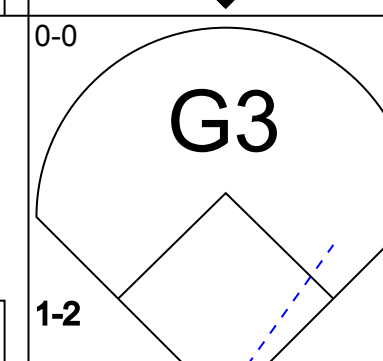
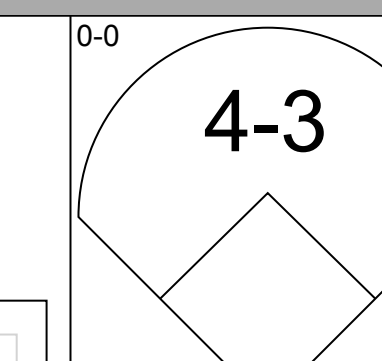
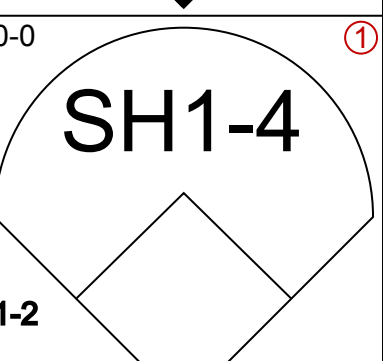
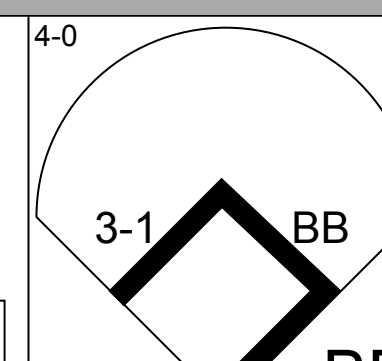
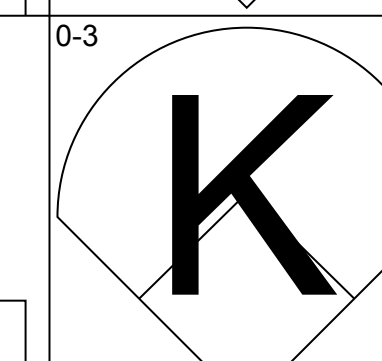
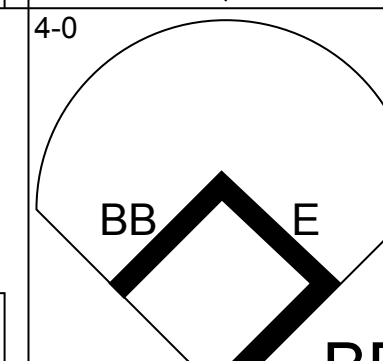
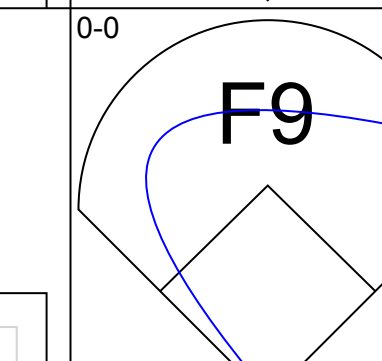
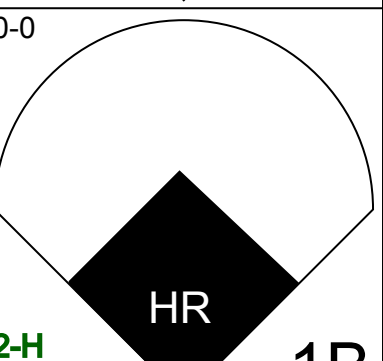
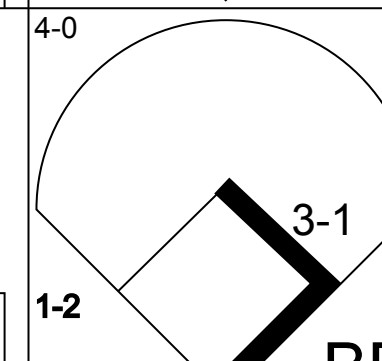
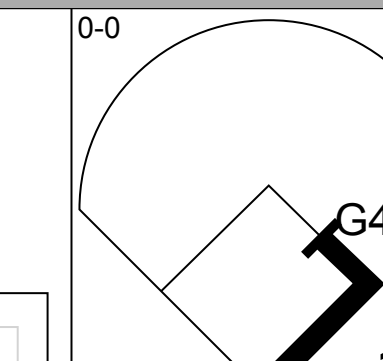
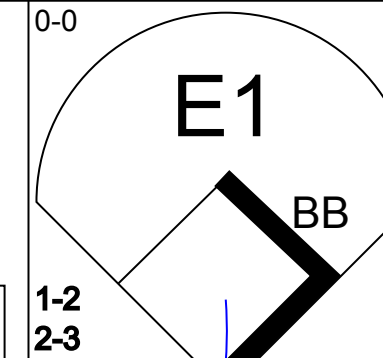
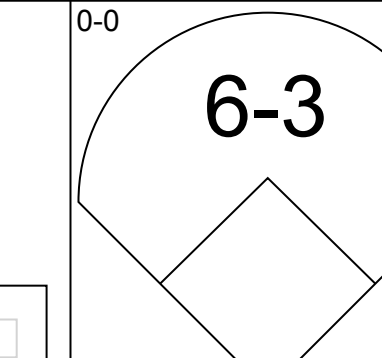
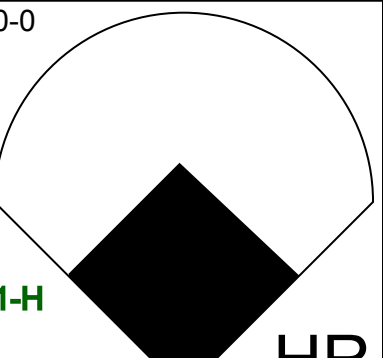
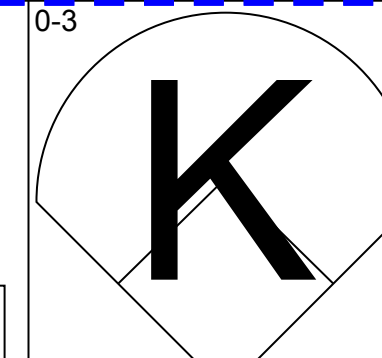
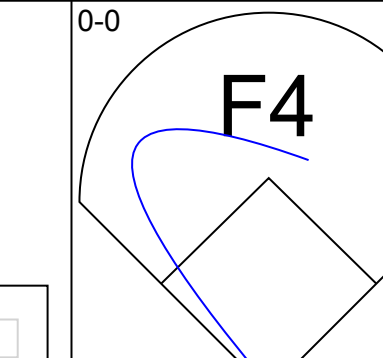
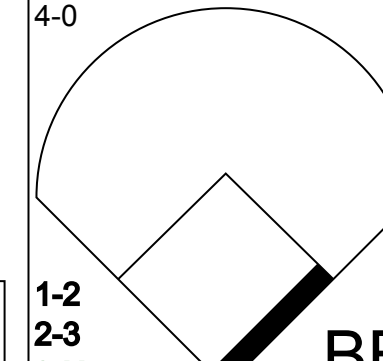
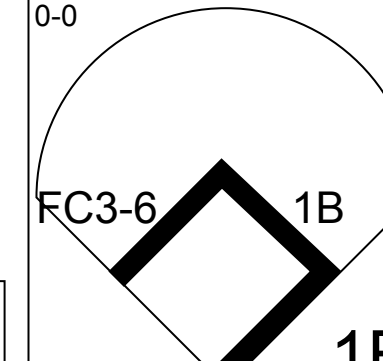
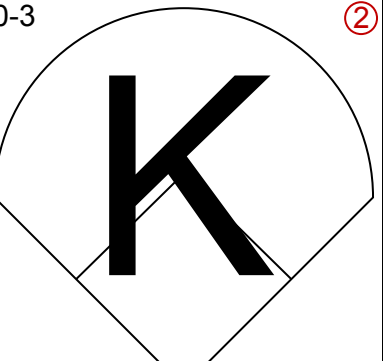
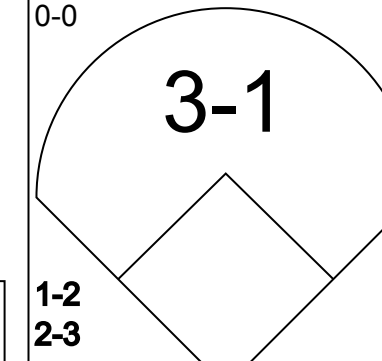
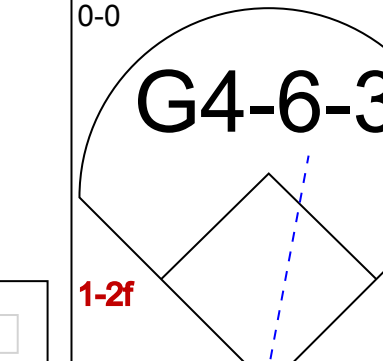
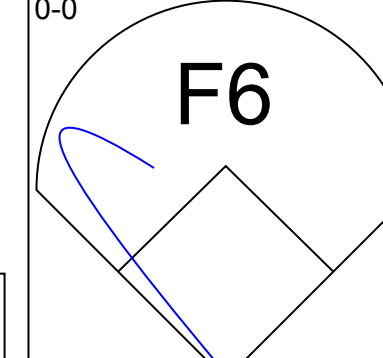
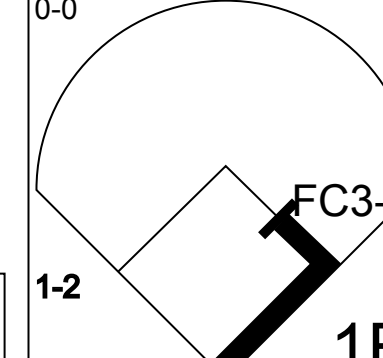
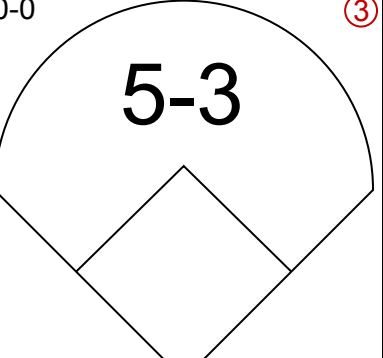
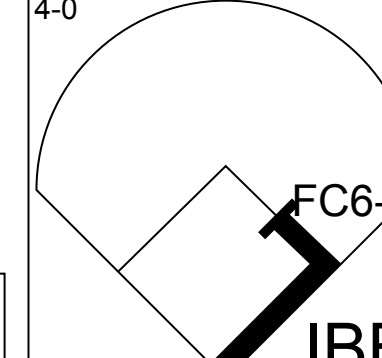
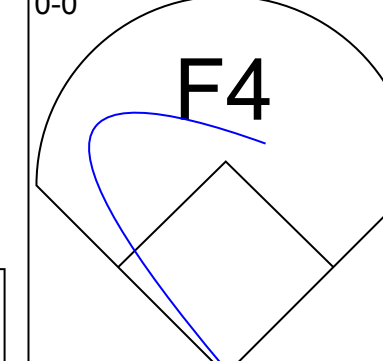
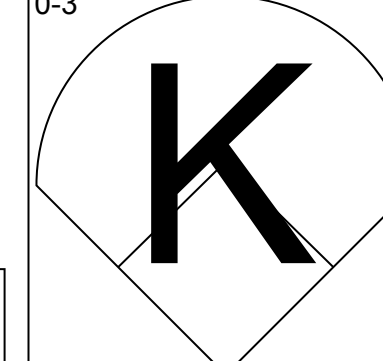
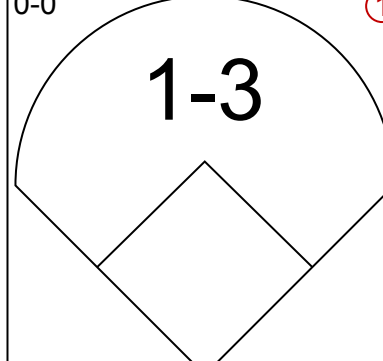
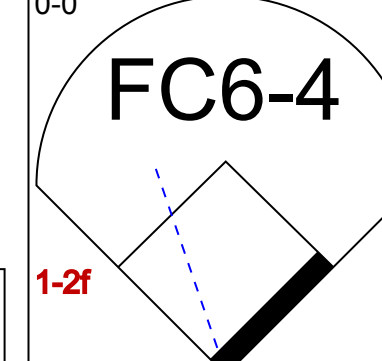
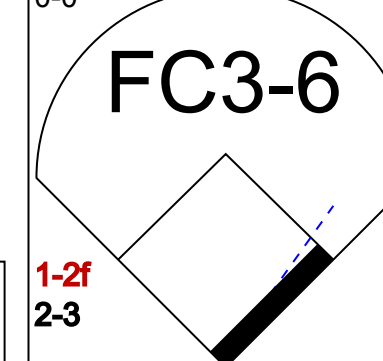
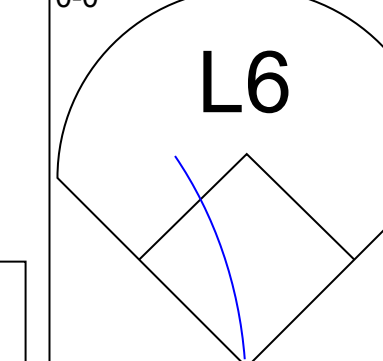
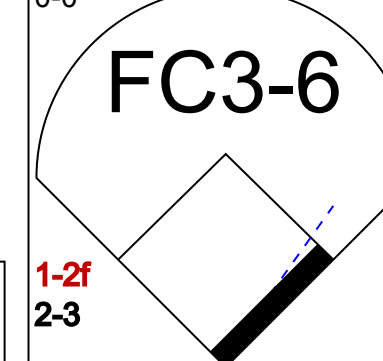
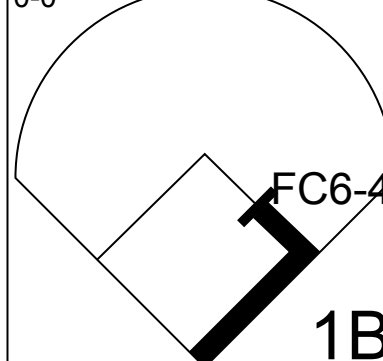
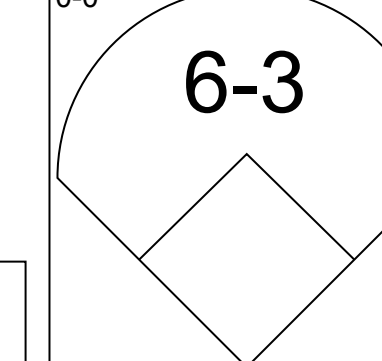


Batter	1	2	3	4	5	6	7	8	9	AB	R	H	RBI	BB	SO	LOB	TOP					
Jose Cardenal, R OBP: 0.270, SLG: 0.347 (1, 8)										4	1	1	0	0	1	1						
Jim Fregosi, R OBP: 0.357, SLG: 0.404 (1, 6)										2	1	0	0	2	1	0						
Jimmie Hall, L OBP: 0.324, SLG: 0.438 (1, 9)										4	1	1	2	0	1	1						
Don Mincher, L OBP: 0.374, SLG: 0.495 (1, 3)										4	1	1	3	0	0	1						
Rick Reichardt, R OBP: 0.308, SLG: 0.378 (1, 7)										3	0	1	0	0	0	1						
Bill Kelo, R OBP: 0.067, SLG: 0.067 (6, 1)										0	0	0	0	0	0	0						
Minnie Rojas, R OBP: 0.133, SLG: 0.071 (7, 1)										0	0	0	0	0	0	0						
Roger Repoz, L OBP: 0.330, SLG: 0.421 (7, 8)										1	0	0	0	0	1	0						
Tom Satriano, L OBP: 0.318, SLG: 0.333 (1, 5)										4	0	0	0	0	0	1						
Buck Rodgers, S OBP: 0.275, SLG: 0.296 (1, 2)										4	0	0	0	0	0	0						
Bobby Knoop, R OBP: 0.313, SLG: 0.370 (1, 4)										3	0	0	0	0	1	0						
Jim McGlothlin, R OBP: 0.176, SLG: 0.125 (1, 1)										0	0	0	0	1	0	0						
Bubba Morton, R OBP: 0.415, SLG: 0.403 (6, PH)										2	1	1	0	0	0	0						
										2	1	1	0	0	0	0						
Inning Stats	R: 0 E: 0 K: 2 S: 7	H: 0 LOB: 0 BB: 0 P: 7	R: 0 E: 0 K: 0 S: 3	H: 1 LOB: 0 BB: 0 P: 3	R: 0 E: 0 K: 1 S: 5	H: 0 LOB: 1 BB: 1 P: 9	R: 0 E: 0 K: 0 S: 3	H: 0 LOB: 1 BB: 1 P: 7	R: 0 E: 0 K: 0 S: 3	H: 0 LOB: 0 BB: 0 P: 3	R: 5 E: 0 K: 0 S: 7	H: 4 LOB: 0 BB: 1 P: 11	R: 0 E: 0 K: 0 S: 3	H: 0 LOB: 0 BB: 0 P: 3	R: 0 E: 0 K: 1 S: 5	H: 0 LOB: 0 BB: 0 P: 5	R: 0 E: 0 K: 1 S: 5	H: 0 LOB: 0 BB: 0 P: 5	1B: 3 2B: 2 3B: 0 HR: 1	SF: 0 SAC: 0 DP: 1 HBP: 0	WP: 0 PB: 0 SB: 0 CS: 0	PA: 34
PITCHER	IP	WLS	BF	H	R	ER	SO	BB	IBB	HBP	BLK	WP	HR	S	P	ERA	WHIP					
Tom Phoebus, R ERA: 3.06 (1, 1)	5.0		20	3	3	3	3	3	0	0	0	0	0	23	35	5.40	1.200					
Moe Drabowsky, R ERA: 1.58 (6, 1)	1.0	L	5	2	2	2	0	0	0	0	0	0	1	5	5	18.00	2.000					
Stu Miller, R ERA: 2.65 (7, 1)	2.0		6	0	0	0	1	0	0	0	0	0	0	8	8	0.00	0.000					
Eddie Watt, R ERA: 2.42 (9, 1)	1.0		3	0	0	0	1	0	0	0	0	0	0	5	5	0.00	0.000					

California Angels @ Baltimore Orioles
Memorial Stadium, Baltimore, MD
Sat Aug 26 1967, 3:33 AM EDT
Att: 11,309 - Unknown

AB 31
R 5
H 5
RBI 5
BB 3
SO 5
LOB 5



Batter	1	2	3	4	5	6	7	8	9	AB	R	H	RBI	BB	SO	LOB	BOTTOM					
Luis Aparicio, R OBP: 0.288, SLG: 0.330 (1, 6)										5	2	2	0	0	2	2						
Russ Snyder, L OBP: 0.314, SLG: 0.329 (1, 9)										3	0	0	0	1	1	2						
Paul Blair, R OBP: 0.356, SLG: 0.464 (1, 8)										3	1	2	1	2	0	0						
Frank Robinson, R OBP: 0.431, SLG: 0.628 (1, 7)										5	1	1	2	0	1	5						
Curt Blefary, L OBP: 0.332, SLG: 0.424 (1, 3)										4	0	1	1	1	1	3						
Brooks Robinson, R OBP: 0.320, SLG: 0.414 (1, 5)										3	0	1	0	1	0	3						
Davey Johnson, R OBP: 0.316, SLG: 0.367 (1, 4)										1	0	0	0	0	3							
Mark Belanger, R OBP: 0.254, SLG: 0.258 (4, 4)										3	0	0	0	1	5							
Vic Roznovsky, L OBP: 0.224, SLG: 0.265 (1, 2)										4	0	1	0	0	2							
Tom Phoebus, R OBP: 0.197, SLG: 0.292 (1, 1)										2	0	0	0	0	2	2						
Moe Drabowsky, R OBP: 0.407, SLG: 0.398 (6, 1)										0	0	0	0	0	0	0						
Dave Miller, R OBP: 0.188, SLG: 0.216 (5, PH)										1	0	0	0	0	0	1						
Stu Miller, R OBP: 0.188, SLG: 0.216 (7, 1)										0	0	0	0	0	0	0						
Boog Powell, L OBP: 0.322, SLG: 0.359 (8, PH)										1	0	1	0	0	0	0						
Sam Bowers, R OBP: 0.216, SLG: 0.240 (8, PH)										0	0	0	0	0	0	0						
Eddie Watt, R OBP: 0.228, SLG: 0.316 (9, 1)										0	0	0	0	0	0	0						
Inning Stats	R: 1 E: 1 K: 0 S: 5	H: 1 LOB: 3 BB: 2 P: 13	R: 0 E: 0 K: 1 S: 5	H: 0 LOB: 0 BB: 0 P: 5	R: 0 E: 0 K: 0 S: 3	H: 0 LOB: 0 BB: 0 P: 3	R: 0 E: 0 K: 2 S: 9	H: 2 LOB: 2 BB: 0 P: 9	R: 3 E: 0 K: 1 S: 8	H: 3 LOB: 0 BB: 0 P: 8	R: 0 E: 0 K: 0 S: 4	H: 1 LOB: 1 BB: 0 P: 4	R: 0 E: 0 K: 1 S: 5	H: 0 LOB: 3 BB: 3 P: 17	R: 0 E: 0 K: 1 S: 6	H: 1 LOB: 0 BB: 0 P: 6	R: 0 E: 0 K: 0 S: 3	H: 1 LOB: 0 BB: 0 P: 3	1B: 8 2B: 0 3B: 0 HR: 1	SF: 0 SAC: 1 DP: 1 HBP: 0	WP: 0 PB: 0 SB: 0 CS: 0	PA: 41
PITCHER	IP	WLS	BF	H	R	ER	SO	BB	IBB	HBP	BLK	WP	HR	S	P	ERA	WHIP					
Jim McGlothlin, R ERA: 2.69 (1, 1)	5.0	W	24	6	4	3	4	2	0	0	0	0	0	4	12	0.00	3.000					
Bill Kelo, R ERA: 3.24 (6, 1)	1.0		6	1	0	0	0	2	0	0	0	0	0	4	12	0.00	3.000					
Minnie Rojas, R ERA: 2.43 (7, 1)	3.0	S	11	2	0	0	2	0	1	0	0	0	0	14	18	0.00	0.667					

California Angels @ Baltimore Orioles
Memorial Stadium, Baltimore, MD
Sat Aug 26 1967, 3:33 AM EDT
Att: 11,309 - Unknown

AB 35
R 4
H 9
RBI 4
BB 5
SO 6
LOB 28



Batter	1	2	3	4	5	6	7	8	9	AB	R	H	RBI	BB	SO	LOB	TOP					
Luis Aparicio, R (1, 6) OBP: 0.288, SLG: 0.330										4	0	1	0	0	1	0	<p>Baltimore Orioles @ Minnesota Twins Metropolitan Stadium, Bloomington, MI Mon Aug 28 1967, 8:05 PM EDT Att: 27,723 - Unknown</p> <p>livebaseballscorecards.com</p> <p>AB 28 R 2 H 3 RBI 2 BB 4 SO 8 LOB 9</p>					
Boog Powell, L (1, 3) OBP: 0.318, SLG: 0.355										4	0	0	0	0	1	1						
Paul Blair, R (1, 8) OBP: 0.357, SLG: 0.461										2	2	0	0	1	1	0						
Frank Robinson, R (1, 9) OBP: 0.432, SLG: 0.625										3	0	1	0	1	1	1						
Curt Blefary, L (1, 7) OBP: 0.331, SLG: 0.422										2	0	0	1	1	0	1						
Brooks Robinson, R (1, 5) OBP: 0.322, SLG: 0.413										3	0	1	1	1	0	1						
Vic Roznovsky, L (1, 2) OBP: 0.213, SLG: 0.253										4	0	0	0	0	2	5						
Mark Belanger, R (1, 4) OBP: 0.248, SLG: 0.252										3	0	0	0	0	1	0						
Pete Richert, L (1, 1) OBP: 0.104, SLG: 0.109										3	0	0	0	0	1	0						
Stu Miller, R (7, 1)										0	0	0	0	0	0	0						
Inning Stats	R: 0 E: 0 K: 1 S: 5	H: 0 LOB: 0 BB: 0 P: 5	R: 0 E: 0 K: 1 S: 5	H: 0 LOB: 1 BB: 1 P: 9	R: 0 E: 0 K: 2 S: 7	H: 0 LOB: 0 BB: 0 P: 7	R: 1 E: 0 K: 0 S: 4	H: 1 LOB: 2 BB: 1 P: 9	R: 0 E: 0 K: 0 S: 4	H: 1 LOB: 1 BB: 0 P: 4	R: 1 E: 0 K: 0 S: 5	H: 1 LOB: 0 BB: 2 P: 13	R: 0 E: 0 K: 1 S: 3	H: 0 LOB: 0 BB: 0 P: 3	R: 0 E: 0 K: 2 S: 7	H: 0 LOB: 0 BB: 0 P: 7	R: 0 E: 0 K: 1 S: 5	H: 0 LOB: 0 BB: 0 P: 5	1B: 3 2B: 1 3B: 0 HR: 0	SF: 1 SAC: 0 DP: 1 HBP: 1	WP: 0 PB: 0 SB: 0 CS: 0	PA: 34
PITCHER	IP WLS BF H R ER SO BB IBB HBP BLK WP HR S P ERA WHIP																					
Jim Perry, R (1, 1) ERA: 3.22	7.0 W 28 3 2 2 5 4 0 1 0 0 0 33 50 2.57 1.000																					
Al Worthington, R (8, 1) ERA: 3.25	2.0 S 6 0 0 0 3 0 0 0 0 0 0 0 12 12 0.00 0.000																					

Batter	1	2	3	4	5	6	7	8	9	AB	R	H	RBI	BB	SO	LOB	BOTTOM					
Ted Uhlhaender, L (1, 8) OBP: 0.271, SLG: 0.375										4	0	0	0	0	0	3	<p>Baltimore Orioles @ Minnesota Twins Metropolitan Stadium, Bloomington, MI Mon Aug 28 1967, 8:05 PM EDT Att: 27,723 - Unknown</p> <p>livebaseballscorecards.com</p> <p>AB 29 R 3 H 4 RBI 2 BB 2 SO 5 LOB 9</p>					
Cesar Tovar, R (1, 7) OBP: 0.334, SLG: 0.370										4	0	0	0	0	1	0						
Tony Oliva, L (1, 9) OBP: 0.324, SLG: 0.444										3	0	0	0	1	1	0						
Harmon Killebrew, R (1, 3) OBP: 0.401, SLG: 0.530										4	0	0	0	0	0	1						
Rich Rollins, R (1, 5) OBP: 0.317, SLG: 0.349										3	2	2	0	0	0	0						
Rod Carew, L (1, 4) OBP: 0.344, SLG: 0.418										3	0	1	0	0	1	1						
Zolito Versalles, R (1, 6) OBP: 0.283, SLG: 0.294										3	1	1	2	0	0	1						
Hank Izquierdo, R (1, 2) OBP: 0.318, SLG: 0.381										2	0	0	0	0	0	0						
Bob Allison, R (7, PH) OBP: 0.351, SLG: 0.463										0	0	0	0	0	0	0						
Rich Reese, L (7, PH) OBP: 0.269, SLG: 0.345										0	0	0	0	1	0	0						
Dave Boswell, R (7, PR) OBP: 0.262, SLG: 0.328										0	0	0	0	0	0	0						
Jerry Zimmerman, R (8, 2) OBP: 0.253, SLG: 0.185										0	0	0	0	0	0	0						
Jim Perry, S (1, 1) OBP: 0.219, SLG: 0.344										2	0	0	0	0	2	0						
Sandy Valdespino, L (7, PH) OBP: 0.213, SLG: 0.227										1	0	0	0	0	0	3						
Al Worthington, R (8, 1) ERA: 2.55										0	0	0	0	0	0	0						
Inning Stats	R: 0 E: 0 K: 1 S: 5	H: 0 LOB: 1 BB: 1 P: 9	R: 2 E: 0 K: 2 S: 9	H: 2 LOB: 0 BB: 0 P: 9	R: 0 E: 0 K: 1 S: 5	H: 0 LOB: 0 BB: 0 P: 5	R: 0 E: 0 K: 0 S: 3	H: 0 LOB: 0 BB: 0 P: 3	R: 0 E: 0 K: 1 S: 5	H: 0 LOB: 0 BB: 0 P: 5	R: 0 E: 0 K: 0 S: 3	H: 0 LOB: 0 BB: 0 P: 3	R: 1 E: 1 K: 0 S: 6	H: 2 LOB: 3 BB: 1 P: 10	R: 0 E: 0 K: 0 S: 3	H: 0 LOB: 0 BB: 0 P: 3	R: 0 E: 0 K: 1 S: 3	H: 0 LOB: 0 BB: 0 P: 3	1B: 3 2B: 0 3B: 0 HR: 1	SF: 0 SAC: 0 DP: 0 HBP: 0	WP: 0 PB: 0 SB: 0 CS: 0	PA: 31
PITCHER	IP WLS BF H R ER SO BB IBB HBP BLK WP HR S P ERA WHIP																					
Pete Richert, L (1, 1) ERA: 3.4	6.1 L 25 4 3 2 5 1 0 0 0 0 0 1 34 38 2.84 0.789																					
Stu Miller, R (7, 1) ERA: 2.55	1.2 6 0 0 0 0 0 0 1 0 0 0 0 5 9 0.00 0.000																					

Batter	1	2	3	4	5	6	7	8	9	AB	R	H	RBI	BB	SO	LOB	TOP								
Luis Aparicio, R (1, 6) OBP: 0.285, SLG: 0.326										5	0	0	0	0	1	1									
Boog Powell, L (1, 3) OBP: 0.322, SLG: 0.353										2	1	0	0	3	2	1									
Paul Blair, R (1, 8) OBP: 0.357, SLG: 0.459										4	1	1	0	1	0	2									
Frank Robinson, R (1, 9) OBP: 0.431, SLG: 0.621										4	1	1	0	1	0	3									
Curt Blefary, L (1, 7) OBP: 0.333, SLG: 0.420										2	1	0	0	2	0	4									
Brooks Robinson, R (1, 5) OBP: 0.323, SLG: 0.415										3	0	1	3	1	0	1									
Larry Haney, R (1, 2) OBP: 0.313, SLG: 0.351										3	0	0	0	0	0	1									
Russ Snyder, L (8, PH) OBP: 0.316, SLG: 0.329										0	0	0	1	1	0	0									
Andy Etchebarren, R (8, 2) OBP: 0.305, SLG: 0.324										0	0	0	0	0	0	0									
Mark Belanger, R (1, 4) OBP: 0.241, SLG: 0.244										4	0	0	0	0	1	3									
Jim Hardin, R (1, 1) OBP: 0.095, SLG: 0.053										3	0	0	0	1	2	3									
Moe Drabowsky, R (9, 1) OBP: 0.400, SLG: 0.368										0	0	0	0	0	0	0									
Inning Stats	R: 0 E: 0 K: 0 S: 3	H: 0 LOB: 2 BB: 2 P: 11	R: 0 E: 0 K: 1 S: 5	H: 0 LOB: 0 BB: 0 P: 5	R: 0 E: 0 K: 3 S: 9	H: 0 LOB: 0 BB: 0 P: 9	R: 0 E: 0 K: 0 S: 3	H: 0 LOB: 1 BB: 1 P: 7	R: 0 E: 0 K: 1 S: 5	H: 0 LOB: 0 BB: 0 P: 5	R: 3 E: 0 K: 0 S: 4	H: 1 LOB: 1 BB: 3 P: 16	R: 0 E: 0 K: 1 S: 5	H: 0 LOB: 1 BB: 1 P: 9	R: 1 E: 0 K: 0 S: 5	H: 2 LOB: 2 BB: 2 P: 13	R: 0 E: 1 K: 0 S: 3	H: 0 LOB: 1 BB: 1 P: 7	1B: 2 2B: 1 3B: 0 HR: 0	SF: 0 SAC: 0 DP: 0 HBP: 0	WP: 0 PB: 1 SB: 0 CS: 0	PA: 40			
PITCHER	IP	WLS	BF	H	R	ER	SO	BB	IBB	HBP	BLK	WP	HR	S	P	ERA	WHIP								
Dave Boswell, R (1, 1) ERA: 3.12	7.1	L	33	3	4	4	6	8	0	0	0	0	0	37	69	4.91	1.500								
Ron Kline, R (8, 1) ERA: 3.43	0.2		3	0	0	0	0	1	0	0	0	0	0	2	6	0.00	1.500								
Mudcat Grant, R (9, 1) ERA: 4.99	1.0		4	0	0	0	0	1	0	0	0	0	0	3	7	0.00	1.000								

Baltimore Orioles @ Minnesota Twins
Metropolitan Stadium, Bloomington, MI
Tue Aug 29 1967, 8:05 PM EDT
Att: 26,291 - Unknown

AB 30
R 4
H 3
RBI 4
BB 10
SO 6
LOB 19



Batter	1	2	3	4	5	6	7	8	9	AB	R	H	RBI	BB	SO	LOB	BOTTOM								
Ted Uhlhaender, L (1, 8) OBP: 0.277, SLG: 0.381										4	0	3	0	0	0	0									
Cesar Tovar, R (1, 7) OBP: 0.333, SLG: 0.369										4	0	1	0	0	0	4									
Tony Oliva, L (1, 9) OBP: 0.324, SLG: 0.443										4	0	1	0	0	0	4									
Harmon Killebrew, R (1, 3) OBP: 0.400, SLG: 0.530										4	1	1	0	0	1	2									
Rich Rollins, R (1, 5) OBP: 0.313, SLG: 0.344										4	0	0	0	0	1	3									
Rod Carew, L (1, 4) OBP: 0.343, SLG: 0.416										4	1	1	1	0	0	0									
Zolo Versalles, R (1, 6) OBP: 0.261, SLG: 0.292										4	0	0	0	0	0	1									
Russ Nixon, L (1, 2) OBP: 0.314, SLG: 0.325										4	1	2	1	0	1	0									
Jackie Hernandez, R (9, PR) OBP: 0.120, SLG: 0.120										0	0	0	0	0	0	0									
Dave Boswell, R (1, 1) OBP: 0.270, SLG: 0.333										2	0	1	1	0	0	0									
Ron Kline, R (8, 1) OBP: 0.350, SLG: 0.341										0	0	0	0	0	0	0									
Rich Reese, L (8, PH) OBP: 0.297, SLG: 0.185										1	0	0	0	0	0	0									
Mudcat Grant, R (9, 1) OBP: 0.297, SLG: 0.185										0	0	0	0	0	0	0									
Sandy Valdespino, L (9, PH) OBP: 0.211, SLG: 0.225										1	0	0	0	0	1	1									
Inning Stats	R: 0 E: 0 K: 0 S: 3	H: 1 LOB: 0 BB: 0 P: 3	R: 0 E: 0 K: 1 S: 5	H: 0 LOB: 0 BB: 0 P: 5	R: 1 E: 0 K: 0 S: 6	H: 3 LOB: 2 BB: 0 P: 6	R: 0 E: 0 K: 0 S: 3	H: 0 LOB: 0 BB: 0 P: 3	R: 0 E: 0 K: 1 S: 5	H: 0 LOB: 0 BB: 0 P: 5	R: 0 E: 0 K: 1 S: 7	H: 2 LOB: 2 BB: 0 P: 7	R: 0 E: 0 K: 0 S: 3	H: 0 LOB: 0 BB: 0 P: 3	R: 0 E: 0 K: 0 S: 4	H: 1 LOB: 1 BB: 0 P: 4	R: 2 E: 0 K: 1 S: 8	H: 3 LOB: 1 BB: 0 P: 8	1B: 7 2B: 3 3B: 0 HR: 0	SF: 0 SAC: 0 DP: 1 HBP: 0	WP: 0 PB: 0 SB: 0 CS: 0	PA: 36			
PITCHER	IP	WLS	BF	H	R	ER	SO	BB	IBB	HBP	BLK	WP	HR	S	P	ERA	WHIP								
Jim Hardin, R (1, 1) ERA: 2.58	8.1	W	33	9	3	3	3	0	0	0	0	0	0	39	39	3.24	1.080								
Moe Drabowsky, R (9, 1) ERA: 1.57	0.2	S	3	1	0	0	1	0	0	0	0	0	0	5	5	0.00	1.500								

Baltimore Orioles @ Minnesota Twins
Metropolitan Stadium, Bloomington, MI
Tue Aug 29 1967, 8:05 PM EDT
Att: 26,291 - Unknown

AB 36
R 3
H 10
RBI 3
BB 0
SO 4
LOB 15



Batter	1	2	3	4	5	6	7	8	9	AB	R	H	RBI	BB	SO	LOB	TOP										
Curt Blefary, L OBP: 0.331, SLG: 0.420 (1, 7)	0-0 1-3		4-0 FC6-4 BB	0-0 F5		0-0 F8	0-3 K		0-0 HR	5	1	2	1	1	6												
Luis Aparicio, R OBP: 0.294, SLG: 0.325 (1, 6)	0-0 5-3		0-0 FC6-4 1-2f		0-0 2B 6-3 1B	0-0 5-3		0-0 F9	0-0 F3	6	1	1	0	0	0	1											
Paul Blair, R OBP: 0.356, SLG: 0.458 (1, 8)	0-0 L6		0-0 F6		0-0 HR 2B	0-0 F8		0-0 BB 1B		5	1	2	0	0	0	1											
Frank Robinson, R OBP: 0.430, SLG: 0.621 (1, 9)		0-3 K	0-0 F3		0-0 6-3		0-0 F8 1B FC5-4 1B	4-0 G4-6-3 BB		4	1	1	1	1	1	2											
Brooks Robinson, R OBP: 0.325, SLG: 0.425 (1, 5)		0-0 4-3 1B 1B		0-0 F7		0-0 2B HR	0-0 FC5-4 1B	0-0 G4-6-3 BB		5	2	3	2	0	0	2											
Boog Powell, L OBP: 0.324, SLG: 0.356 (1, 3)		0-0 4-3 1-2		1-0 1B 1B HBP		0-3 K		0-0 F8		4	1	1	0	0	1	3											
Davey Johnson, R OBP: 0.321, SLG: 0.382 (1, 4)		0-0 E 1B		0-0 1B 1B		0-0 HR	0-0 FC5-4 BB 1B		0-0 4-3 HR 2B	5	2	4	4	0	0	1											
Larry Haney, R OBP: 0.327, SLG: 0.364 (1, 2)		0-0 E5 1-2		0-0 1B 1B		0-0 1B	0-0 BB 1B		0-0 4-3	5	0	3	0	0	0	2											
Tom Phoebus, R ERA: 1.91, SLG: 0.215 (5, PH)		0-3 K		0-3 K		0-0 4-3		4-0 1-2 2-3 BB	0-3 K	2	0	0	0	0	2	5											
Inning Stats	R: 0 E: 0 K: 0 S: 3	H: 0 LOB: 0 BB: 0 P: 3	R: 1 E: 1 K: 2 S: 10	H: 2 LOB: 2 BB: 0 P: 10	R: 0 E: 0 K: 0 S: 3	H: 0 LOB: 1 BB: 1 P: 7	R: 0 E: 0 K: 1 S: 7	H: 2 LOB: 2 BB: 0 P: 8	R: 4 E: 0 K: 1 S: 10	H: 5 LOB: 1 BB: 0 P: 10	R: 0 E: 0 K: 0 S: 3	H: 0 LOB: 0 BB: 0 P: 3	R: 1 E: 0 K: 1 S: 8	H: 3 LOB: 3 BB: 1 P: 12	R: 0 E: 0 K: 0 S: 3	H: 1 LOB: 1 BB: 0 P: 7	R: 3 E: 0 K: 1 S: 8	H: 3 LOB: 0 BB: 0 P: 8	1B: 10 2B: 3 3B: 0 HR: 3	SF: 0 SAC: 0 DP: 1 HBP: 1	WP: 0 PB: 0 SB: 0 CS: 0	PA: 47					
PITCHER	IP	WLS	BF	H	R	ER	SO	BB	IBB	HBP	BLK	WP	HR	S	P	ERA	WHIP										
Jim Merritt, L ERA: 2.45 (1, 1)	4.2		25	8	5	5	4	1	0	1	0	0	2	31	36	9.64	1.929										
Mudcat Grant, R ERA: 5.0 (5, 1)	1.2		8	3	1	1	0	0	0	0	0	0	0	8	8	5.40	1.800										
Al Worthington, R ERA: 3.19 (7, 1)	1.2		8	2	0	0	1	2	0	0	0	0	0	8	16	0.00	2.400										
Ron Kline, R ERA: 3.82 (9, 1)	1.0	W	6	3	3	3	1	0	0	0	0	0	1	8	8	27.00	3.000										

Baltimore Orioles @ Minnesota Twins
Metropolitan Stadium, Bloomington, MI
Thu Aug 31 1967, 4:33 AM EDT
Att: 21,911 - Unknown

AB	43
R	9
H	16
RBI	9
BB	3
SO	6
LOB	25



Batter	1	2	3	4	5	6	7	8	9	AB	R	H	RBI	BB	SO	LOB	BOTTOM										
Ted Uhlhaender, L OBP: 0.276, SLG: 0.376 (1, 8)	0-0 F5		0-3 K	0-0 1B 1-2 2-3 1B		0-0 BB 1B		0-3 K		5	1	2	0	0	2	0											
Rod Carew, L OBP: 0.348, SLG: 0.418 (1, 4)	0-3 K		0-3 K	0-0 S 1B		4-0 E 1B 1-2 2-3 BB		0-0 1B		4	1	2	2	1	2	0											
Harmon Killebrew, R OBP: 0.491, SLG: 0.526 (1, 3)	0-3 K		4-0 BB	0-0 K		0-0 E7 G6-4-3 1B		0-0 2B 1B		4	1	2	3	1	2	2											
Tony Oliva, L OBP: 0.326, SLG: 0.444 (1, 9)		0-0 2B 1B 1B	4-0 FC6-4 BB		0-0 F6	0-0 G6-4-3		0-0 2B 1B		4	1	2	1	1	0	2											
Rich Rollins, R OBP: 0.309, SLG: 0.339 (1, 5)		0-0 F7		0-0 FC6-4			0-0 F9	0-0 2	0-0 F3	4	0	1	0	0	0	3											
Jackie Hernandez, R OBP: 0.150, SLG: 0.150 (8, 5)										0	0	0	0	0	0	0											
Frank Kostro, R OBP: 0.333, SLG: 0.273 (9, PH)										1	0	0	0	0	0	0											
Cesar Tovar, R OBP: 0.333, SLG: 0.370 (1, 7)		0-0 1B 2B		0-0 1B 1B 1B		0-0 F5		0-0 F9		5	3	3	0	0	0	1											
Russ Nixon, L OBP: 0.324, SLG: 0.331 (1, 2)		0-0 1B		0-0 F8		0-0 1B		4-0 FC5-4 BB		3	0	2	2	1	0	1											
Jerry Zimmerman, R OBP: 0.295, SLG: 0.188 (8, 2)										0	0	0	0	0	0	0											
Rich Reese, L OBP: 0.271, SLG: 0.379 (9, PH)		2-H 3-H 1B		0-0 F8		1-3 1B		0-0 FC5-4 BB	1-H HR	1	1	1	2	0	0	0											
Zoilo Versalles, R OBP: 0.263, SLG: 0.290 (1, 6)		0-3 K		0-0 1B 1B		4-0 FC5-6 BB		0-0 FC5-4		3	1	1	0	1	1	2											
Jim Merritt, L OBP: 0.221, SLG: 0.194 (1, 1)				0-0 5-3				0-0 F8		2	0	0	0	0	1	3											
Mudcat Grant, R OBP: 0.200, SLG: 0.179 (5, 1)								0-0 FC5-6 BB 1B		1	1	0	0	0	0	1											
Al Worthington, R ERA: 3.99 (7, 1)										0	0	0	0	0	0	0											
Bob Allison, R OBP: 0.352, SLG: 0.470 (8, PH)										1	0	0	0	0	0	0											
Ron Kline, R ERA: 1.77 (9, 1)										0	0	0	0	0	0	0											
Inning Stats	R: 0 E: 0 K: 2 S: 7	H: 0 LOB: 0 BB: 0 P: 7	R: 2 E: 0 K: 1 S: 8	H: 3 LOB: 1 BB: 0 P: 8	R: 0 E: 0 K: 2 S: 7	H: 0 LOB: 2 BB: 2 P: 15	R: 2 E: 0 K: 2 S: 11	H: 4 LOB: 2 BB: 0 P: 11	R: 0 E: 0 K: 0 S: 4	H: 2 LOB: 2 BB: 0 P: 4	R: 2 E: 1 K: 0 S: 4	H: 2 LOB: 1 BB: 2 P: 12	R: 0 E: 0 K: 0 S: 3	H: 0 LOB: 1 BB: 1 P: 7	R: 2 E: 0 K: 1 S: 7	H: 3 LOB: 1 BB: 0 P: 7	R: 2 E: 0 K: 0 S: 3	H: 2 LOB: 0 BB: 0 P: 3	1B: 12 2B: 3 3B: 0 HR: 1	SF: 0 SAC: 0 DP: 1 HBP: 0	WP: 0 PB: 0 SB: 1 CS: 0	PA: 43					
PITCHER	IP	WLS	BF	H	R	ER	SO	BB	IBB	HBP	BLK	WP	HR	S	P	ERA	WHIP										
Tom Phoebus, R ERA: 3.19 (1, 1)	4.0		21	7	4	4	7	2	0	0	0	0	0	6	14	13.50	3.750										
Bill Dillman, R ERA: 4.41 (5, 1)	1.1		8	3	2	2	0	2	0	0	0	0	0	6	14	13.50	3.750										
John Buzhardt, R ERA: 3.99 (6, 1)	0.2		2	1	0	0	0	0	0	0	0	0	0	2	2	0.00	1.500										
Eddie Fisher, R ERA: 3.58 (7, 1)	2.0		10	3	2	2	1	1	0	0	0	0	0	10	14	9.00	2.000										
Moe Drabowsky, R ERA: 1.77 (9, 1)	0.1	L	3	2	2	2	0	0	0	0	0	0	1	3	3	54.00	6.000										

Baltimore Orioles @ Minnesota Twins
Metropolitan Stadium, Bloomington, MI
Thu Aug 31 1967, 4:33 AM EDT
Att: 21,911 - Unknown

AB	38
R	10
H	16
RBI	10
BB	5
SO	8
LOB	15



Batter	1	2	3	4	5	6	7	8	9	AB	R	H	RBI	BB	SO	LOB	TOP			
Luis Aparicio, R (1.6) OBP: 0.283, SLG: 0.325	F2	F8			F3		2B		FC6-4 1B	5	1	1	0	0	0	4	Baltimore Orioles @ Kansas City Athletics Municipal Stadium, Kansas City, MO Fri Sep 01 1967, 8:05 PM EDT Att: 3,711 - Unknown livebaseballscorecards.com			
Curt Blefary, L (1.7) OBP: 0.321, SLG: 0.420	1B		F4		F3		5-3		1B	5	0	2	1	0	0	1				
Paul Blair, R (1.8) OBP: 0.359, SLG: 0.462	F8		E 1B		2B			F8 1B	5-3	5	0	3	0	0	0	2				
Frank Robinson, R (1.9) OBP: 0.427, SLG: 0.615	F6		E5 1-2		F8			F8		4	0	0	0	0	0	4				
Brooks Robinson, R (1.5) OBP: 0.326, SLG: 0.426		2B 1B	F9		F8			FC6-4 1B		4	1	2	0	0	0	2				
Boog Powell, L (1.3) OBP: 0.321, SLG: 0.352	F6		K		F8			F8		4	0	0	0	0	1	5				
Davey Johnson, R (1.4) OBP: 0.320, SLG: 0.383	PB 1-H 2B			6-3	L6			FC6-4 1-2		4	0	1	1	0	0	2				
Larry Haney, R (1.2) OBP: 0.333, SLG: 0.363							F4			3	0	1	0	1	1	0				
Sam Bowers, R (9. PR) OBP: 0.216, SLG: 0.240								FC6-4 SH2-4 1B		0	0	0	0	0	0	0				
Andy Etchebarren, R (9.2) OBP: 0.302, SLG: 0.321		2-3 BB								0	0	0	0	0	0	0				
Pete Richert, L (1.1) OBP: 0.098, SLG: 0.102			K		K		K		SH2-4 1-2	3	0	0	0	0	3	2				
Inning Stats	R: 0 E: 0 K: 0 S: 4	H: 1 LOB: 1 BB: 0 P: 4	R: 1 E: 0 K: 1 S: 7	H: 2 LOB: 2 BB: 1 P: 11	R: 0 E: 1 K: 1 S: 7	H: 1 LOB: 2 BB: 0 P: 7	R: 0 E: 0 K: 2 S: 7	H: 0 LOB: 0 BB: 0 P: 7	R: 0 E: 0 K: 0 S: 3	H: 1 LOB: 1 BB: 0 P: 3	R: 0 E: 0 K: 1 S: 6	H: 2 LOB: 2 BB: 0 P: 5	R: 0 E: 0 K: 0 S: 5	H: 2 LOB: 1 BB: 0 P: 5	R: 1 E: 0 K: 0 S: 5	H: 2 LOB: 1 BB: 0 P: 5	1B: 7 2B: 3 3B: 0 HR: 0	SF: 0 SAC: 1 DP: 0 HBP: 0	WP: 0 PB: 1 SB: 0 CS: 0	PA: 39
PITCHER Caffish Hunter, R (1.1) ERA: 2.95	IP: 9.0 WLS: L BF: 39 H: 10 R: 2 ER: 2 SO: 5 BB: 1 IBB: 0 HBP: 0 BLK: 0 WP: 0 HR: 0 S: 48 P: 52 ERA: 2.00 WHIP: 1.222															PITCHER Caffish Hunter, R (1.1) ERA: 2.95	IP: 9.0 WLS: W BF: 33 H: 5 R: 1 ER: 1 SO: 4 BB: 1 IBB: 0 HBP: 0 BLK: 0 WP: 0 HR: 0 S: 40 P: 44 ERA: 1.00 WHIP: 0.667			


AB	37
R	2
H	10
RBI	2
BB	1
SO	5
LOB	22




Batter	1	2	3	4	5	6	7	8	9	AB	R	H	RBI	BB	SO	LOB	BOTTOM			
Bert Campaneris, R (1.6) OBP: 0.298, SLG: 0.334	SH1-3 SF7 BB	5-3			F8			F5		3	1	0	0	1	0	1	Baltimore Orioles @ Kansas City Athletics Municipal Stadium, Kansas City, MO Fri Sep 01 1967, 8:05 PM EDT Att: 3,711 - Unknown livebaseballscorecards.com			
John Donaldson, L (1.4) OBP: 0.355, SLG: 0.361	SH1-3 1-3		4-3		F7			F8		3	0	0	0	0	0	0				
Mike Hershberger, R (1.9) OBP: 0.341, SLG: 0.346	SF7 3-H		1B		F6			5-3		3	0	1	1	0	0	0				
Danny Cater, R (1.7) OBP: 0.315, SLG: 0.342	1B		F7		6-3			F8		4	0	1	0	0	0	1				
Dick Green, R (1.3) OBP: 0.267, SLG: 0.274	1B		1B		6-3			F7		4	0	2	0	0	0	0				
Phil Roof, R (1.2) OBP: 0.278, SLG: 0.349	F5		F7		F8			K		4	0	0	0	0	1	4				
Joe Nosske, R (1.8) OBP: 0.217, SLG: 0.247		6-3		6-3			F7			3	0	0	0	0	0	0				
Ted Kubiak, S (1.5) OBP: 0.250, SLG: 0.224		E7 F9 1B		K			6-3			3	0	1	0	0	1	0				
Caffish Hunter, R (1.1) OBP: 0.176, SLG: 0.297		F9		K			K			3	0	0	0	0	2	1				
Inning Stats	R: 1 E: 0 K: 0 S: 5	H: 2 LOB: 2 BB: 1 P: 9	R: 0 E: 1 K: 0 S: 4	H: 1 LOB: 1 BB: 0 P: 4	R: 0 E: 0 K: 0 S: 5	H: 2 LOB: 2 BB: 0 P: 5	R: 0 E: 0 K: 2 S: 7	H: 0 LOB: 0 BB: 0 P: 7	R: 0 E: 0 K: 0 S: 3	H: 0 LOB: 0 BB: 0 P: 3	R: 0 E: 0 K: 1 S: 5	H: 0 LOB: 0 BB: 0 P: 5	R: 0 E: 0 K: 0 S: 3	H: 0 LOB: 0 BB: 0 P: 3	R: 0 E: 0 K: 1 S: 5	H: 0 LOB: 0 BB: 0 P: 5		1B: 5 2B: 0 3B: 0 HR: 0	SF: 1 SAC: 1 DP: 0 HBP: 0	WP: 0 PB: 0 SB: 1 CS: 0
PITCHER Pete Richert, L (1.1) ERA: 3.27	IP: 9.0 WLS: W BF: 33 H: 5 R: 1 ER: 1 SO: 4 BB: 1 IBB: 0 HBP: 0 BLK: 0 WP: 0 HR: 0 S: 40 P: 44 ERA: 1.00 WHIP: 0.667															PITCHER Caffish Hunter, R (1.1) ERA: 2.95	IP: 9.0 WLS: W BF: 33 H: 5 R: 1 ER: 1 SO: 4 BB: 1 IBB: 0 HBP: 0 BLK: 0 WP: 0 HR: 0 S: 40 P: 44 ERA: 1.00 WHIP: 0.667			

AB	30
R	1
H	5
RBI	1
BB	1
SO	4
LOB	7



Batter	1	2	3	4	5	6	7	8	9	AB	R	H	RBI	BB	SO	LOB	TOP											
Luis Aparicio, R OBP: 0.283, SLG: 0.324	0-0 6-3	0-0 F7		0-0 F8		0-3 K			0-0 1B WP 1B	5	1	1	0	0	1	3	<p>Baltimore Orioles @ Kansas City Athletics Municipal Stadium, Kansas City, MO</p> <p>Sat Sep 02 1967, 4:33 AM EDT Att: 3,821 - Unknown</p> <p>livebaseballscorecards.com</p> <p>AB 38 R 6 H 12 RBI 6 BB 3 SO 10 LOB 21</p> 											
Curt Blefary, L OBP: 0.333, SLG: 0.419	0-0 1B		1-0 3B HBP	0-0 3-4-3		0-3 K			0-3 K	4	1	1	0	0	2	2												
Paul Blair, R OBP: 0.359, SLG: 0.466	0-3 K		0-0 1B		0-0 F3	0-0 F7			0-0 FC5-4 1B	5	1	2	1	0	1	1												
Frank Robinson, R OBP: 0.429, SLG: 0.620	0-0 F8		0-0 1B	0-0 G6-4-3 1B		0-0 1B			0-0 FC5-4 1B	5	1	3	2	0	0	1												
Brooks Robinson, R OBP: 0.327, SLG: 0.426		0-0 1B	0-0 G6-4-3 1B		0-0 1B				0-0 FC5-4 1B	4	2	1	0	1	0	3												
Boog Powell, L OBP: 0.322, SLG: 0.353		4-0 1B	0-0 2B		0-3 K				0-0 F8	4	0	1	0	1	2	4												
Davey Johnson, R OBP: 0.322, SLG: 0.383		0-0 1B	0-3 K		4-0 1B				0-0 6-3	3	0	1	1	1	1	1												
Larry Haney, R OBP: 0.330, SLG: 0.358	0-3 K			0-0 F7		0-0 1B			0-0 5-3	4	0	1	2	0	1	2												
Wally Bunker, R Eddie Watt, R Russ Snyder, R Eddie Fisher, R Dave May, L Bill Dillman, R	0-3 K			0-0 1B		0-3 K			0-0 F2	1	0	0	0	0	1	2												
Inning Stats	R: 0 E: 0 K: 1 S: 6	H: 1 LOB: 1 BB: 0 P: 6	R: 1 E: 0 K: 2 S: 9	H: 2 LOB: 2 BB: 1 P: 13	R: 2 E: 0 K: 1 S: 7	H: 3 LOB: 1 BB: 0 P: 8	R: 0 E: 0 K: 0 S: 4	H: 1 LOB: 0 BB: 0 P: 4	R: 2 E: 0 K: 2 S: 9	H: 2 LOB: 2 BB: 2 P: 17	R: 0 E: 0 K: 2 S: 7	H: 0 LOB: 0 BB: 0 P: 7	R: 0 E: 0 K: 1 S: 5	H: 0 LOB: 0 BB: 0 P: 5	R: 0 E: 0 K: 0 S: 3	H: 0 LOB: 0 BB: 0 P: 3		R: 1 E: 0 K: 1 S: 8	H: 3 LOB: 2 BB: 0 P: 8	1B: 8 2B: 2 3B: 2 HR: 0	SF: 0 SAC: 0 DP: 1 HBP: 1	WP: 1 PB: 0 SB: 0 CS: 0	PA: 42					
PITCHER	IP	WLS	BF	H	R	ER	SO	BB	IBB	HBP	BLK	WP	HR	S	P	ERA	WHIP											
Roberto Rodriguez, R ERA: 3.46	(1, 1)	4.1	22	8	4	4	4	1	0	1	0	0	0	28	33	8.31	2.077											
Diego Segui, R ERA: 3.02	(5, 1)	4.0	W	18	4	2	2	6	2	0	0	0	1	0	28	36	4.50	1.500										
Lew Krausse, R ERA: 4.09	(9, 1)	0.2	S	2	0	0	0	0	0	0	0	0	0	2	2	0.00	0.000											

Batter	1	2	3	4	5	6	7	8	9	AB	R	H	RBI	BB	SO	LOB	BOTTOM											
Bert Campaneris, R OBP: 0.298, SLG: 0.337	0-0 1-3	0-0 1H 2H WP 3B		0-3 K		0-0 6-3			0-0 6-3	4	1	1	2	0	1	0	<p>Baltimore Orioles @ Kansas City Athletics Municipal Stadium, Kansas City, MO</p> <p>Sat Sep 02 1967, 4:33 AM EDT Att: 3,821 - Unknown</p> <p>livebaseballscorecards.com</p> <p>AB 31 R 8 H 6 RBI 7 BB 4 SO 4 LOB 7</p> 											
John Donaldson, L OBP: 0.357, SLG: 0.360	0-0 1B	4-0 FC6-4 BB		0-0 4-3		0-0 6-3			0-0 6-3	3	0	1	0	1	0	0												
Mike Hershberger, R OBP: 0.340, SLG: 0.344	0-0 F9	0-0 F8		4-0 HR BB		0-0 6-3			0-0 F6	3	1	0	0	1	0	2												
Ray Webster, L OBP: 0.329, SLG: 0.415	0-0 F8	0-0 F3		0-0 1H HR		0-0 6-3			0-0 6-3	4	1	1	2	0	0	2												
Danny Cater, R OBP: 0.315, SLG: 0.340		0-0 3B FC6-4 BB		0-0 5-3		0-0 F3			0-0 F3	3	1	0	0	1	0	1												
Jim Gosger, L OBP: 0.332, SLG: 0.339		0-0 3B 2B	0-3 K		0-0 F8				0-3 K	4	1	1	0	0	2	0												
Joe Nosssek, R OBP: 0.217, SLG: 0.247		1-3 3B 2B			0-0 F8				0-3 K	0	0	0	0	0	0	0												
Dick Green, R OBP: 0.270, SLG: 0.281		0-0 1B 3B	0-0 F9		4-0 BB				0-0 F8	3	1	1	2	1	0	0												
Phil Roof, R OBP: 0.278, SLG: 0.347		0-0 3B 1B	0-0 F7		0-0 F7				0-0 F7	4	1	1	1	0	0	1												
Roberto Rodriguez, R Diego Segui, R Lew Krausse, R	(1, 1) (5, 1) (9, 1)	0-0 E6 3B		0-3 K		0-0 F9			0-0 F9	2	1	0	0	0	1	1												
Inning Stats	R: 0 E: 0 K: 0 S: 4	H: 1 LOB: 1 BB: 0 P: 4	R: 6 E: 1 K: 0 S: 8	H: 4 LOB: 1 BB: 2 P: 16	R: 0 E: 0 K: 1 S: 5	H: 0 LOB: 0 BB: 0 P: 5	R: 0 E: 0 K: 2 S: 7	H: 0 LOB: 0 BB: 0 P: 7	R: 2 E: 0 K: 0 S: 4	H: 1 LOB: 1 BB: 2 P: 12	R: 0 E: 0 K: 0 S: 3	H: 0 LOB: 0 BB: 0 P: 3	R: 0 E: 0 K: 1 S: 5	H: 0 LOB: 0 BB: 0 P: 5	R: 0 E: 0 K: 1 S: 5	H: 0 LOB: 0 BB: 0 P: 5	R: 1 E: 0 K: 1 S: 8	1B: 2 2B: 1 3B: 2 HR: 1	SF: 0 SAC: 0 DP: 0 HBP: 0	WP: 1 PB: 0 SB: 0 CS: 0	PA: 35							
PITCHER	IP	WLS	BF	H	R	ER	SO	BB	IBB	HBP	BLK	WP	HR	S	P	ERA	WHIP											
Wally Bunker, R ERA: 3.86	(1, 1)	1.0	L	10	5	6	5	0	0	0	0	1	0	15	19	0.00	0.333											
Eddie Watt, R ERA: 2.88	(2, 1)	3.0		10	0	0	0	3	1	0	0	0	1	0	15	19	0.00	0.333										
Eddie Fisher, R ERA: 3.67	(5, 1)	3.0		12	1	2	2	0	2	0	0	0	0	1	10	18	6.00	1.000										
Bill Dillman, R ERA: 4.37	(8, 1)	1.0		3	0	0	0	1	0	0	0	0	0	0	5	5	0.00	0.000										

Batter	1	2	3	4	5	6	7	8	9	10	11	12	AB	R	H	RBI	BB	SO	LOB	TOP				
Luis Aparicio, R OBP: 0.281, SLG: 0.322 (1.6)	L6		5-3		F4		F7		F4		L3		6	0	0	0	0	0	4					
Curt Blefary, L OBP: 0.337, SLG: 0.425 (1.7)	F9			F9 1B SF8	4-3					F9		3-1	5	1	1	0	1	0	0					
Paul Blair, R OBP: 0.361, SLG: 0.470 (1.8)				WP 1B		2-3	F8			FC6-4 1B		2B 1B	6	2	4	0	0	0	3					
Frank Robinson, R OBP: 0.420, SLG: 0.603 (1.9)	F4			F9		F7		5-3		F8		K	6	0	0	0	0	1	5					
Brooks Robinson, R OBP: 0.325, SLG: 0.424 (1.5)				SF8		5-3		F7		FC6-4			5	0	2	2	0	0	1					
Boog Powell, L OBP: 0.329, SLG: 0.357 (1.3)	G3-6					5-3		E4					5	0	3	1	0	0	1					
Davey Johnson, R OBP: 0.325, SLG: 0.382 (1.4)	F5					E3		6-3				SH1-4	3	1	0	0	1	0	1					
Larry Haney, R OBP: 0.325, SLG: 0.351 (1.2)			5-3	K					F7		6-3		5	0	1	0	0	1	3					
Tom Phoebus, R OBP: 0.279, SLG: 0.299 (7.19)			K		1-3				K				2	0	0	0	0	1	0					
Inning Stats	R: 0 E: 0 K: 4 S: 4	H: 1 LOB: 1 BB: 4 P: 4	R: 0 E: 0 K: 3 S: 3	H: 1 LOB: 0 BB: 3 P: 3	R: 0 E: 0 K: 1 S: 5	H: 0 LOB: 0 BB: 0 P: 5	R: 2 E: 0 K: 1 S: 8	H: 3 LOB: 2 BB: 12 P: 12	R: 0 E: 0 K: 0 S: 3	H: 0 LOB: 0 BB: 0 P: 3	R: 0 E: 1 K: 1 S: 6	H: 2 LOB: 3 BB: 10 P: 10	R: 0 E: 1 K: 4 S: 4	H: 1 LOB: 1 BB: 4 P: 4	R: 0 E: 0 K: 0 S: 4	H: 1 LOB: 1 BB: 4 P: 4	R: 0 E: 0 K: 0 S: 4	H: 1 LOB: 2 BB: 1 P: 6	R: 1 E: 0 K: 1 S: 6	H: 2 LOB: 1 BB: 0 P: 6	1B: 10 2B: 2 3B: 0 HR: 0	SF: 1 SAC: 1 DP: 1 HBP: 0	WP: 2 PB: 0 SB: 0 CS: 0	PA: 50
PITCHER	IP WLS BF H R ER SO BB IBB HBP BLK WP HR S P ERA WHIP	PITCHER												IP WLS BF H R ER SO BB IBB HBP BLK WP HR S P ERA WHIP										
Jim McClothlin, R ERA: 2.89 (1.1)	6.0	20	6	3	3	5	3	1	0	0	0	0	1	1	33	45	4.50	1.500						
Curt Simmons, L ERA: 4.58 (6.1)	1.1	7	2	1	0	0	0	0	0	0	0	0	0	7	7	0.00	1.500							
Minnie Rojas, R ERA: 2.39 (7.1)	1.2	7	1	0	0	0	1	0	0	0	0	0	0	6	10	0.00	1.200							
Pete Cimino, R ERA: 3.38 (9.1)	3.0	12	2	0	0	1	0	1	0	0	0	0	0	13	17	0.00	0.667							
Jim Weaver, L ERA: 6.23 (12.1)	1.0	W	4	2	1	1	1	0	0	0	0	0	0	6	6	9.00	2.000							

Baltimore Orioles @ California Angels
Anahem Stadium, Anaheim, CA
Mon Sep 04 1967, 6:38 AM EDT
Att: 18,964 - Unknown

AB 45
R 4
H 12
RBI 4
BB 3
SO 4
LOB 18



Batter	1	2	3	4	5	6	7	8	9	10	11	12	AB	R	H	RBI	BB	SO	LOB	BOTTOM						
Aurelio Rodriguez, R OBP: 0.261, SLG: 0.273 (1.5)	F9				6-3		F3		4-3		5-3		6	0	1	0	0	0	1							
Jim Fregosi, R OBP: 0.354, SLG: 0.397 (1.6)	K			F7	3-1						F6		5	0	1	0	1	1	2							
Jimmie Hall, L OBP: 0.315, SLG: 0.416 (1.8)	F8			K		6-3			L3			2B SF8 1B	5	1	1	0	1	1	1							
Don Mincher, L OBP: 0.375, SLG: 0.488 (1.3)				CS BB	FC5-4 BB		4-3		5-3			F9	4	1	1	0	2	0	3							
Rick Reichardt, R OBP: 0.310, SLG: 0.376 (1.7)	K			FC5-4 BB		F9		FC5 SH3-4 1B			S 1B		6	1	3	0	0	1	3							
Bubba Morton, R OBP: 0.407, SLG: 0.411 (1.9)	E6							SH3-4					2	1	1	0	3	0	0							
Buck Rodgers, S OBP: 0.273, SLG: 0.296 (1.2)	F6			BB	4-3			FC5 IBB		F8		SF8	4	1	1	4	1	0	5							
Bobby Knoop, R OBP: 0.308, SLG: 0.357 (1.4)				K		6-3		FC5		K			5	0	1	0	0	2	4							
Jim McClothlin, R ERA: 3.23 (5.19)	6.0	26	6	3	3	5	3	1	0	0	0	0	1	0	0	0	0	1	1							
Eddie Watt, R ERA: 2.23 (9.1)	2.0	10	2	0	0	2	1	1	0	0	0	0	0	12	20	0.00	1.500									
Moe Drabowsky, R ERA: 1.73 (11.1)	2.0	8	1	0	0	1	2	0	0	0	0	0	0	8	16	0.00	1.500									
Eddie Fisher, R ERA: 3.7 (11.1)	1.2	L	8	2	2	1	0	0	0	0	0	0	0	7	11	5.40	1.200									
Inning Stats	R: 0 E: 0 K: 1 S: 5	H: 0 LOB: 0 BB: 0 P: 5	R: 0 E: 1 K: 1 S: 5	H: 0 LOB: 1 BB: 1 P: 9	R: 0 E: 0 K: 1 S: 5	H: 2 LOB: 1 BB: 0 P: 6	R: 0 E: 0 K: 1 S: 5	H: 0 LOB: 2 BB: 13 P: 13	R: 0 E: 0 K: 1 S: 6	H: 1 LOB: 1 BB: 0 P: 6	R: 3 E: 0 K: 0 S: 6	H: 3 LOB: 0 BB: 0 P: 6	R: 0 E: 0 K: 1 S: 6	H: 1 LOB: 2 BB: 1 P: 10	R: 0 E: 0 K: 0 S: 2	H: 0 LOB: 0 BB: 0 P: 6	R: 0 E: 0 K: 0 S: 6	H: 1 LOB: 2 BB: 1 P: 10	R: 0 E: 0 K: 0 S: 3	H: 0 LOB: 0 BB: 0 P: 3	R: 2 E: 1 K: 0 S: 4	H: 2 LOB: 1 BB: 1 P: 8	1B: 8 2B: 3 3B: 0 HR: 1	SF: 1 SAC: 1 DP: 1 HBP: 0	WP: 1 PB: 0 SB: 1 CS: 1	PA: 52
PITCHER	IP WLS BF H R ER SO BB IBB HBP BLK WP HR S P ERA WHIP	PITCHER												IP WLS BF H R ER SO BB IBB HBP BLK WP HR S P ERA WHIP												

Baltimore Orioles @ California Angels
Anahem Stadium, Anaheim, CA
Mon Sep 04 1967, 6:38 AM EDT
Att: 18,964 - Unknown

AB 42
R 5
H 11
RBI 4
BB 8
SO 8
LOB 22



Batter	1	2	3	4	5	6	7	8	9	AB	R	H	RBI	BB	SO	LOB	TOP					
Curt Blefary, L OBP: 0.336, SLG: 0.422 (1, 7)	4-0 WP FC6-4 1B BB		0-3 K		0-0 F7			0-0 G3		3	1	0	0	1	1	0						
Luis Aparicio, R OBP: 0.292, SLG: 0.322 (1, 6)	0-0 FC6-4 WP 1-2 1B		0-0 5-3		0-0 5-3			4-0 BB		3	0	1	0	1	0	0						
Paul Blair, R OBP: 0.360, SLG: 0.468 (1, 8)	0-0 F8		0-0 FC6-4 1B		0-0 F4			0-0 F8		4	0	1	0	0	0	3						
Frank Robinson, R OBP: 0.421, SLG: 0.600 (1, 9)	4-0 FC6-4 1-2 2-3 IBB		0-0 FC6-4		4-0 BB			0-0 F2		2	0	0	0	2	0	2						
Brooks Robinson, R OBP: 0.324, SLG: 0.429 (1, 5)	0-0 FC6-4			0-0 HR	0-0 F8			0-0 F8		4	1	1	2	0	0	3						
Boog Powell, L OBP: 0.328, SLG: 0.356 Sam Bowers, R OBP: 0.217, SLG: 0.240 (1, 3) (2, 7)	0-0 4-3		0-3 K		0-0 F9			0-0 5-3		1	0	0	0	0	0	2						
Davey Johnson, R OBP: 0.324, SLG: 0.381 (1, 4)		0-3 K		0-0 F8			0-0 F7		0-0 1B	4	0	1	0	0	1	0						
Larry Haney, R OBP: 0.315, SLG: 0.339 (1, 2)		0-0 F8		0-0 2-1			0-3 K		0-0 1-3	4	0	0	0	0	1	1						
Pete Richert, L OBP: 0.094, SLG: 0.098 Bill Dillman, R OBP: 0.179, SLG: 0.179 Dave May, L OBP: 0.163, SLG: 0.195 Eddie Fisher, R OBP: 0.333, SLG: 0.200 (1, 1) (5, 1) (7, PH) (7, 1)		0-0 3-1		0-0 F6			0-0 6-3			2	0	0	0	0	0	0						
Inning Stats	R: 1 E: 0 K: 0 S: 4	H: 1 LOB: 2 BB: 2 P: 12	R: 0 E: 0 K: 1 S: 5	H: 0 LOB: 0 BB: 0 P: 5	R: 0 E: 0 K: 1 S: 6	H: 1 LOB: 1 BB: 0 P: 6	R: 1 E: 0 K: 1 S: 6	H: 1 LOB: 0 BB: 0 P: 6	R: 0 E: 0 K: 0 S: 3	H: 0 LOB: 0 BB: 0 P: 3	R: 0 E: 0 K: 0 S: 3	H: 0 LOB: 1 BB: 1 P: 7	R: 0 E: 0 K: 1 S: 5	H: 0 LOB: 0 BB: 0 P: 5	R: 0 E: 0 K: 0 S: 4	H: 1 LOB: 1 BB: 0 P: 4	1B: 3 2B: 0 3B: 0 HR: 1	SF: 0 SAC: 0 DP: 0 HBP: 0	WP: 1 PB: 0 SB: 0 CS: 0	PA: 35		
PITCHER Clyde Wright, L ERA: 3.64 (1, 1)	IP: 9.0 WLS: W BF: 35 H: 4 R: 2 ER: 2 SO: 4 BB: 3 IBB: 1 HBP: 0 BLK: 0 WP: 1 HR: 1 S: 39 P: 55 ERA: 2.00 WHIP: 0.778																					

Baltimore Orioles @ California Angels
Anaheim Stadium, Anaheim, CA
Tue Sep 05 1967, 6:33 AM EDT
Unknown

AB 31
R 2
H 4
RBI 2
BB 4
SO 4
LOB 12



Batter	1	2	3	4	5	6	7	8	9	AB	R	H	RBI	BB	SO	LOB	BOTTOM					
Aurelio Rodriguez, R OBP: 0.321, SLG: 0.444 (1, 5)	0-3 K		0-0 E8 2B 1B		0-0 1B 2B 1B		0-0 HR	0-0 1-3		5	3	3	1	0	1	1						
Jim Fregosi, R OBP: 0.355, SLG: 0.398 (1, 6)	0-0 F9		0-3 K		0-0 2B 1B		0-0 SH2-4 1B			4	1	2	0	0	1	2						
Bubba Morton, R OBP: 0.411, SLG: 0.429 (1, 9)	0-0 1-3		0-0 2B		0-0 2B		0-0 SH2-4			3	0	2	4	0	0	0						
Rick Reichardt, R OBP: 0.311, SLG: 0.383 Roger Repoz, L OBP: 0.321, SLG: 0.398 (1, 7) (8, 8)		0-0 HR	0-0 6-3		0-0 BB		0-0 6-3			3	1	1	1	1	0	2						
Bill Skowron, R OBP: 0.250, SLG: 0.263 Don Mincher, L OBP: 0.373, SLG: 0.485 (1, 3) (5, PH) (6, 3)		0-0 6-3		0-0 5-3		0-3 K		0-0 4-3		2	0	0	0	0	0	0						
Woodie Held, R OBP: 0.305, SLG: 0.335 (1, 8) (8, 7)		0-0 F5		0-0 6-3		4-0 WP BB		4-0 G6-4-3 BB		2	0	0	0	2	0	0						
Hawk Taylor, R OBP: 0.311, SLG: 0.408 (1, 2)		0-0 6-3		0-0 4-3		0-0 F9		0-0 G6-4-3		4	0	0	0	0	0	2						
Bobby Knoop, R OBP: 0.309, SLG: 0.361 (1, 4)			0-0 E 2B 1B		0-3 K		0-0 F4		0-0 1B 2B	4	2	2	0	0	1	1						
Clyde Wright, R OBP: 0.353, SLG: 0.471 (1, 1)			0-0 F8		0-3 K		0-0 F8		0-0 1B	4	0	1	1	0	1	2						
Inning Stats	R: 0 E: 0 K: 1 S: 5	H: 0 LOB: 0 BB: 0 P: 5	R: 1 E: 0 K: 0 S: 4	H: 1 LOB: 0 BB: 0 P: 4	R: 2 E: 1 K: 1 S: 8	H: 3 LOB: 1 BB: 0 P: 8	R: 0 E: 0 K: 0 S: 3	H: 0 LOB: 0 BB: 0 P: 3	R: 2 E: 0 K: 3 S: 12	H: 3 LOB: 2 BB: 1 P: 16	R: 0 E: 0 K: 0 S: 3	H: 0 LOB: 1 BB: 1 P: 7	R: 1 E: 0 K: 0 S: 5	H: 2 LOB: 1 BB: 0 P: 5	R: 1 E: 0 K: 0 S: 4	H: 2 LOB: 1 BB: 1 P: 8	1B: 6 2B: 3 3B: 0 HR: 2	SF: 0 SAC: 1 DP: 1 HBP: 0	WP: 1 PB: 0 SB: 0 CS: 0	PA: 37		
PITCHER Pete Richert, L ERA: 3.45 Bill Dillman, R ERA: 4.32 Eddie Fisher, R ERA: 3.83 (1, 1) (5, 1) (7, 1)	IP: 4.2 WLS: L BF: 22 H: 7 R: 5 ER: 5 SO: 4 BB: 1 IBB: 0 HBP: 0 BLK: 0 WP: 1 HR: 1 S: 29 P: 33 ERA: 9.64 WHIP: 1.714																					

Baltimore Orioles @ California Angels
Anaheim Stadium, Anaheim, CA
Tue Sep 05 1967, 6:33 AM EDT
Unknown

AB 33
R 7
H 11
RBI 7
BB 3
SO 5
LOB 13



Batter	1	2	3	4	5	6	7	8	9	AB	R	H	RBI	BB	SO	LOB	TOP					
Davey Johnson, R (1,4) OBP: 0.324, SLG: 0.380										4	1	1	0	0	0	0	<p>Baltimore Orioles @ California Angels Anaheim Stadium, Anaheim, CA Tue Sep 05 1967, 6:38 AM EDT Att: 8,840 - Unknown</p> <p>livebaseballscorecards.com</p> <p>AB 31 R 4 H 6 RBI 4 BB 4 SO 6 LOB 11</p>					
Dave May, L (1,9) OBP: 0.213, SLG: 0.209										2	1	1	0	2	0	0						
Paul Blair, R (1,8) OBP: 0.359, SLG: 0.466										4	1	1	1	0	2	2						
Frank Robinson, R (1,7) OBP: 0.419, SLG: 0.597										4	0	1	0	0	1	3						
Brooks Robinson, R (1,5) OBP: 0.322, SLG: 0.426										3	0	0	1	0	0	1						
Curt Blefary, L (1,3) OBP: 0.336, SLG: 0.419										3	0	0	0	1	1	1						
Andy Etchebarren, R (1,2) OBP: 0.310, SLG: 0.324										3	0	1	2	1	0	0						
Mark Belanger, R (1,6) OBP: 0.230, SLG: 0.232										4	0	0	0	0	1	4						
John Buzhardt, R (1,1) OBP: 0.190, SLG: 0.190										1	0	0	0	0	0	0						
Wally Bunker, R (4,1) OBP: 0.077, SLG: 0.077										1	1	1	0	0	0	0						
Russ Snyder, L (7,PH) OBP: 0.317, SLG: 0.328										1	0	0	0	0	1	0						
Stu Miller, R (7,1) OBP: 0.282, SLG: 0.322										0	0	0	0	0	0	0						
Luis Aparicio, R (9,PH) OBP: 0.282, SLG: 0.322										1	0	0	0	0	0	0						
Inning Stats	R: 0 E: 0 K: 0 S: 3	H: 1 LOB: 0 BB: 0 P: 3	R: 0 E: 0 K: 0 S: 4	H: 1 LOB: 2 BB: 1 P: 8	R: 0 E: 0 K: 0 S: 3	H: 0 LOB: 0 BB: 0 P: 3	R: 0 E: 0 K: 1 S: 5	H: 0 LOB: 0 BB: 0 P: 5	R: 0 E: 0 K: 0 S: 3	H: 0 LOB: 0 BB: 0 P: 3	R: 4 E: 0 K: 1 S: 9	H: 4 LOB: 2 BB: 2 P: 17	R: 0 E: 0 K: 2 S: 7	H: 0 LOB: 1 BB: 1 P: 11	R: 0 E: 0 K: 2 S: 7	H: 0 LOB: 0 BB: 0 P: 7	R: 0 E: 0 K: 0 S: 3	H: 0 LOB: 0 BB: 0 P: 3	1B: 6 2B: 0 3B: 0 HR: 0	SF: 1 SAC: 0 DP: 1 HBP: 0	WP: 0 PB: 0 SB: 0 CS: 0	PA: 36
PITCHER	IP WLS BF H R ER SO BB IBB HBP BLK WP HR S P ERA WHIP																					
Bobby Locke, R (1,1) ERA: 5.4	5.0 W 21 5 4 4 1 2 0 0 0 0 0 21 29 7.20 1.400																					
Bill Kelso, R (6,1) ERA: 3.16	4.0 S 15 1 0 0 5 2 0 0 0 0 0 0 23 31 0.00 0.750																					

Batter	1	2	3	4	5	6	7	8	9	AB	R	H	RBI	BB	SO	LOB	BOTTOM			
Aurelio Rodriguez, R (1,5) OBP: 0.303, SLG: 0.406										5	2	1	0	0	1	1	<p>Baltimore Orioles @ California Angels Anaheim Stadium, Anaheim, CA Tue Sep 05 1967, 6:38 AM EDT Att: 8,840 - Unknown</p> <p>livebaseballscorecards.com</p> <p>AB 34 R 11 H 13 RBI 11 BB 3 SO 5 LOB 6</p>			
Jim Fregosi, R (1,6) OBP: 0.358, SLG: 0.400										4	2	3	1	0	1	0				
Jimmie Hall, L (1,9) OBP: 0.317, SLG: 0.416										3	1	1	1	1	0	1				
Don Mincher, L (1,3) OBP: 0.379, SLG: 0.490										2	3	2	2	2	0	0				
Roger Repoz, L (1,8) OBP: 0.328, SLG: 0.423										4	3	3	3	0	0	2				
Bubba Morton, R (1,7) OBP: 0.413, SLG: 0.430										4	0	2	4	0	1	0				
Buck Rodgers, S (1,2) OBP: 0.270, SLG: 0.293										4	0	0	0	0	2	2				
Bobby Knoop, R (1,4) OBP: 0.307, SLG: 0.358										4	0	0	0	0	0	0				
Bobby Locke, R (1,1) OBP: 0.500, SLG: 0.500										2	0	1	0	0	0	0				
Bill Kelso, R (6,1) OBP: 0.105, SLG: 0.105										2	0	0	0	0	2	0				
Inning Stats	R: 0 E: 0 K: 1 S: 5	H: 0 LOB: 2 BB: 2 P: 13	R: 0 E: 0 K: 1 S: 5	H: 0 LOB: 0 BB: 0 P: 5	R: 5 E: 0 K: 0 S: 8	H: 5 LOB: 0 BB: 0 P: 8	R: 0 E: 0 K: 0 S: 3	H: 1 LOB: 0 BB: 0 P: 3	R: 3 E: 0 K: 0 S: 6	H: 4 LOB: 0 BB: 0 P: 6	R: 1 E: 1 K: 1 S: 6	H: 1 LOB: 1 BB: 0 P: 6	R: 2 E: 0 K: 0 S: 4	H: 2 LOB: 0 BB: 1 P: 8	R: 0 E: 0 K: 2 S: 7	H: 0 LOB: 0 BB: 0 P: 7	1B: 10 2B: 2 3B: 0 HR: 1	SF: 0 SAC: 0 DP: 2 HBP: 0	WP: 0 PB: 0 SB: 1 CS: 1	PA: 37
PITCHER	IP WLS BF H R ER SO BB IBB HBP BLK WP HR S P ERA WHIP																			
John Buzhardt, R (1,1) ERA: 4.34	3.0 L 16 6 4 3 1 0 0 0 0 0 0 0 18 15 9.00 2.333																			
Wally Bunker, R (4,1) ERA: 4.05	3.0 13 6 4 3 1 0 0 0 0 0 0 0 15 15 9.00 2.000																			
Stu Miller, R (7,1) ERA: 2.69	2.0 8 2 2 2 2 1 0 0 0 0 0 0 11 15 9.00 1.500																			

Batter	1	2	3	4	5	6	7	8	9	AB	R	H	RBI	BB	SO	LOB	TOP								
Ted Uhlhaender, L (1, 8) OBP: 0.282, SLG: 0.397	F7		2B		2H 1B		F3		F2	5	0	2	1	0	0	2									
Cesar Tovar, R (1, 5) OBP: 0.332, SLG: 0.374	F9		F3		4-3			2B 3B		4	1	1	0	0	0	2									
Harmon Killebrew, R (1, 3) OBP: 0.399, SLG: 0.525	K			HR			K	K2-3		4	1	1	1	0	3	1									
Tony Oliva, L (1, 9) OBP: 0.326, SLG: 0.438		2B		F8		4-3		PB 1B 2B		4	1	2	1	0	0	0									
Bob Allison, R (1, 7) OBP: 0.355, SLG: 0.460 Sandy Valdespino, L (8, PR) OBP: 0.209, SLG: 0.220	F6		L5		K			3H 2B 1B 1B		4	0	1	1	0	1	1									
Rod Carew, L (1, 4) OBP: 0.348, SLG: 0.415	6-3		1-3				E 1B 1B	1-2 G5-4-3 1B		4	0	2	0	0	0	1									
Jerry Zimmerman, R (1, 2) OBP: 0.257, SLG: 0.191	K				5-3		K	G5-4-3		4	0	0	0	0	2	4									
Zoilo Versalles, R (1, 6) OBP: 0.257, SLG: 0.283			K		SH5-4 1B 1B		F4		1-3	4	1	1	0	0	1	1									
Dean Chance, R (1, 1) OBP: 0.125, SLG: 0.038	K		K		SH5-4		E2 1B		4-3	3	0	1	0	0	1	0									
Inning Stats	R: 0 E: 0 K: 1 S: 5	H: 0 LOB: 0 BB: 0 P: 5	R: 0 E: 0 K: 1 S: 6	H: 1 LOB: 1 BB: 0 P: 6	R: 0 E: 0 K: 2 S: 8	H: 1 LOB: 1 BB: 0 P: 8	R: 1 E: 0 K: 0 S: 4	H: 1 LOB: 0 BB: 0 P: 4	R: 1 E: 0 K: 0 S: 5	H: 2 LOB: 1 BB: 0 P: 5	R: 0 E: 0 K: 2 S: 7	H: 0 LOB: 0 BB: 0 P: 7	R: 0 E: 1 K: 1 S: 7	H: 2 LOB: 2 BB: 0 P: 7	R: 2 E: 0 K: 1 S: 8	H: 4 LOB: 2 BB: 0 P: 8	R: 0 E: 0 K: 0 S: 3	H: 0 LOB: 0 BB: 0 P: 3	1B: 6 2B: 3 3B: 1 HR: 1	SF: 0 SAC: 1 DP: 1 HBP: 0	WP: 0 PB: 1 SB: 0 CS: 0	PA: 37			
PITCHER	IP	WLS	BF	H	R	ER	SO	BB	IBB	HBP	BLK	WP	HR	S	P	ERA	WHIP								
Jim Hardin, R (1, 1) ERA: 2.6	7.1	L	32	10	4	4	8	0	0	0	0	0	1	48	48	4.91	1.364								
Eddie Watt, R (8, 1) ERA: 2.19	1.2		5	1	0	0	0	0	0	0	0	0	0	5	5	0.00	0.600								

Minnesota Twins @ Baltimore Orioles
Memorial Stadium, Baltimore, MD
Thu Sep 07 1967, 7:05 PM EDT
Att: 8,541 - Unknown

AB 36
R 4
H 11
RBI 4
BB 0
SO 8
LOB 12



Batter	1	2	3	4	5	6	7	8	9	AB	R	H	RBI	BB	SO	LOB	BOTTOM								
Luis Aparicio, R (1, 6) OBP: 0.280, SLG: 0.319	F9		5-3		F5		F8			4	0	0	0	0	0	2									
Dave May, L (1, 9) OBP: 0.196, SLG: 0.191	F8		G3		F8			F7		4	0	0	0	0	0	1									
Paul Blair, R (1, 8) OBP: 0.357, SLG: 0.462	K		K			F3		F9		4	0	0	0	0	2	0									
Frank Robinson, R (1, 7) OBP: 0.418, SLG: 0.593		5-3		6-3		1B		F9		4	0	1	0	0	0	0									
Brooks Robinson, R (1, 5) OBP: 0.321, SLG: 0.430		E6 1B 4-3		HR		F3		5-3		4	2	1	1	0	0	1									
Curt Blefary, L (1, 3) OBP: 0.333, SLG: 0.416	4-3		K		K		L4		F7	4	0	0	0	0	1	2									
Davey Johnson, R (1, 4) OBP: 0.325, SLG: 0.381		1B 1B		K			K		FC6-4 1B	4	0	2	1	0	2	0									
Larry Haney, R (1, 2) OBP: 0.328, SLG: 0.361		1B 1B			FC3-5 2B		SH3-4 1B		FC6-4	4	0	3	0	0	0	1									
Jim Hardin, R (1, 1) OBP: 0.194, SLG: 0.208 Eddie Watt, R (8, 1) OBP: 0.273, SLG: 0.350	6-3				FC3-5		SH3-4			2	0	0	0	0	0	3									
Inning Stats	R: 0 E: 0 K: 1 S: 5	H: 0 LOB: 0 BB: 0 P: 5	R: 1 E: 1 K: 0 S: 6	H: 2 LOB: 2 BB: 0 P: 6	R: 0 E: 0 K: 1 S: 5	H: 0 LOB: 0 BB: 0 P: 5	R: 1 E: 0 K: 2 S: 8	H: 1 LOB: 0 BB: 0 P: 8	R: 0 E: 0 K: 0 S: 4	H: 1 LOB: 1 BB: 0 P: 4	R: 0 E: 0 K: 0 S: 4	H: 1 LOB: 1 BB: 0 P: 4	R: 0 E: 0 K: 1 S: 6	H: 1 LOB: 1 BB: 0 P: 6	R: 0 E: 0 K: 0 S: 3	H: 0 LOB: 0 BB: 0 P: 3	R: 0 E: 0 K: 0 S: 4	H: 1 LOB: 1 BB: 0 P: 4	1B: 5 2B: 1 3B: 0 HR: 1	SF: 0 SAC: 1 DP: 0 HBP: 0	WP: 0 PB: 0 SB: 0 CS: 0	PA: 35			
PITCHER	IP	WLS	BF	H	R	ER	SO	BB	IBB	HBP	BLK	WP	HR	S	P	ERA	WHIP								
Dean Chance, R (1, 1) ERA: 2.49	9.0	W	35	7	2	1	5	0	0	0	0	0	1	45	45	1.00	0.778								

Minnesota Twins @ Baltimore Orioles
Memorial Stadium, Baltimore, MD
Thu Sep 07 1967, 7:05 PM EDT
Att: 8,541 - Unknown

AB 34
R 2
H 7
RBI 2
BB 0
SO 5
LOB 10



Batter	1	2	3	4	5	6	7	8	9	AB	R	H	RBI	BB	SO	LOB	TOP				
Ted Uhlhaender, L OBP: 0.287, SLG: 0.400 (1, 8)	0-0 4-3	0-0 1-2 3-H 1B		0-0 1-3 1B		0-0 3-1-4		0-0 CS 1B		5	0	3	1	0	0	1					
Cesar Tovar, R OBP: 0.330, SLG: 0.370 (1, 5)	0-0 F8	0-0 F7		0-0 6-3		0-0 5-3		0-0 CS 1-2	0-0 F8	5	0	0	0	0	0	4					
Harmon Killebrew, R OBP: 0.397, SLG: 0.528 (1, 3)	0-0 F6		0-0 5-3	0-0 HR			0-0 5-3		0-0 E7 1B	5	2	1	2	0	0	0					
Tony Oliva, L OBP: 0.331, SLG: 0.444 Carroll Hardy, R OBP: 0.500, SLG: 0.500 (9, PR) (9, 9)		4-0 1B FC BB	0-0 E 2B	0-0 K			0-0 2B		0-0 2H 1B	4	2	3	1	1	1	0					
Bob Allison, R OBP: 0.353, SLG: 0.457 Sandy Valdespino, L OBP: 0.209, SLG: 0.220 (1, 7) (9, 7)	0-0 SH FC SF8 1B		0-0 E6 2B FC6-2		0-3 K		0-0 F8		0-3 K	5	1	1	0	0	2	3					
Rod Carew, L OBP: 0.348, SLG: 0.416 (1, 4)	0-0 FC SF8 SH 1B		0-0 FC6-2 2B		0-0 L6		4-0 IBB		0-0 F8	4	1	1	2	1	0	2					
Earl Batley, R OBP: 0.263, SLG: 0.219 Jerry Zimmerman, R OBP: 0.257, SLG: 0.191 (1, 2) (8, 2)	0-0 SH 1B		0-0 FC6-2		0-3 K		0-0 F4			3	0	0	0	0	1	4	AB 36				
Zolio Versalles, R OBP: 0.257, SLG: 0.283 (1, 6)	0-0 SF8		0-0 4-3			0-0 E6 SH1-4 1B		0-3 K		3	0	1	1	0	1	2	R 7				
Jim Merritt, L OBP: 0.216, SLG: 0.179 (1, 1)	0-3 K			4-0 1B HR BB		0-0 SH1-4		0-0 F7		0	0	0	0	0	0	0	H 10				
Inning Stats	R: 0 E: 0 K: 0 S: 3	H: 0 LOB: 0 BB: 0 P: 3	R: 3 E: 1 K: 1 S: 9	H: 2 LOB: 2 BB: 1 P: 13	R: 1 E: 1 K: 0 S: 6	H: 2 LOB: 2 BB: 1 P: 6	R: 2 E: 0 K: 1 S: 6	H: 2 LOB: 0 BB: 0 P: 10	R: 0 E: 0 K: 2 S: 7	H: 1 LOB: 1 BB: 0 P: 7	R: 0 E: 1 K: 0 S: 4	H: 1 LOB: 2 BB: 1 P: 8	R: 0 E: 0 K: 1 S: 5	H: 1 LOB: 0 BB: 0 P: 5	R: 1 E: 1 K: 1 S: 7	H: 1 LOB: 1 BB: 0 P: 7	1B: 6 2B: 3 3B: 0 HR: 1	SF: 1 SAC: 2 DP: 0 HBP: 0	WP: 0 PB: 0 SB: 0 CS: 1	PA: 43	
PITCHER	IP WLS BF H R ER SO BB IBB HBP BLK WP HR S P ERA WHIP	IP WLS BF H R ER SO BB IBB HBP BLK WP HR S P ERA WHIP	IP WLS BF H R ER SO BB IBB HBP BLK WP HR S P ERA WHIP	IP WLS BF H R ER SO BB IBB HBP BLK WP HR S P ERA WHIP	IP WLS BF H R ER SO BB IBB HBP BLK WP HR S P ERA WHIP	IP WLS BF H R ER SO BB IBB HBP BLK WP HR S P ERA WHIP	IP WLS BF H R ER SO BB IBB HBP BLK WP HR S P ERA WHIP	IP WLS BF H R ER SO BB IBB HBP BLK WP HR S P ERA WHIP	IP WLS BF H R ER SO BB IBB HBP BLK WP HR S P ERA WHIP	IP WLS BF H R ER SO BB IBB HBP BLK WP HR S P ERA WHIP	IP WLS BF H R ER SO BB IBB HBP BLK WP HR S P ERA WHIP	IP WLS BF H R ER SO BB IBB HBP BLK WP HR S P ERA WHIP	IP WLS BF H R ER SO BB IBB HBP BLK WP HR S P ERA WHIP	IP WLS BF H R ER SO BB IBB HBP BLK WP HR S P ERA WHIP	IP WLS BF H R ER SO BB IBB HBP BLK WP HR S P ERA WHIP	IP WLS BF H R ER SO BB IBB HBP BLK WP HR S P ERA WHIP	IP WLS BF H R ER SO BB IBB HBP BLK WP HR S P ERA WHIP	IP WLS BF H R ER SO BB IBB HBP BLK WP HR S P ERA WHIP	IP WLS BF H R ER SO BB IBB HBP BLK WP HR S P ERA WHIP	IP WLS BF H R ER SO BB IBB HBP BLK WP HR S P ERA WHIP	IP WLS BF H R ER SO BB IBB HBP BLK WP HR S P ERA WHIP

Minnesota Twins @ Baltimore Orioles
Memorial Stadium, Baltimore, MD
Fri Sep 08 1967, 7:05 PM EDT
Unknown

AB	36
R	7
H	10
RBI	7
BB	3
SO	6
LOB	18



Batter	1	2	3	4	5	6	7	8	9	AB	R	H	RBI	BB	SO	LOB	BOTTOM				
Luis Aparicio, R OBP: 0.279, SLG: 0.318 (1, 6)	0-0 1B		0-0 F4		0-0 4-3		0-0 F8			4	0	1	0	0	0	0					
Curt Blefary, L OBP: 0.336, SLG: 0.427 (1, 7)	0-0 1B		0-0 HR		0-0 FC5-4 2B			0-0 4-3		4	1	3	1	0	0	0					
Paul Blair, R OBP: 0.354, SLG: 0.458 (1, 8)	0-0 5-3		0-0 F8		0-0 FC5-4			0-0 5-3		4	0	0	0	0	0	3					
Frank Robinson, R OBP: 0.414, SLG: 0.587 (1, 9)	0-3 K		0-0 F9		0-0 6-3			0-0 F2		4	0	0	0	0	1	2					
Brooks Robinson, R OBP: 0.323, SLG: 0.432 (1, 5)	4-0 BB		0-0 4-3 2B		0-0 F7			0-0 F6		3	0	1	0	1	0	0					
Boog Powell, L OBP: 0.325, SLG: 0.352 (1, 3)	0-3 K		0-0 4-3		0-0 F8			0-0 F4		4	0	0	0	0	1	4					
Davey Johnson, R OBP: 0.323, SLG: 0.378 (1, 4)		0-0 6-3		0-0 F2			0-0 5-3		0-0 5-3	4	0	0	0	0	0	1	AB 33				
Andy Etchebarren, R OBP: 0.310, SLG: 0.324 Larry Haney, R OBP: 0.328, SLG: 0.384 (1, 2) (2, 2)		0-0 F8		0-0 L4			0-0 HR			0	0	0	0	0	0	0	R 2				
Gene Brabender, R OBP: 0.130, SLG: 0.091 Sam Bowers, R OBP: 0.216, SLG: 0.238 John Buzhardt, R OBP: 0.190, SLG: 0.190 Russ Snyder, L OBP: 0.316, SLG: 0.327 Eddie Fisher, R OBP: 0.333, SLG: 0.200 (1, 1) (5, PH) (6, 1) (7, PH) (8, 1)		0-3 K		0-0 F5			0-3 K			1	0	0	0	0	1	0	H 6				
Inning Stats	R: 0 E: 0 K: 2 S: 9	H: 2 LOB: 3 BB: 1 P: 13	R: 0 E: 0 K: 1 S: 5	H: 0 LOB: 0 BB: 0 P: 5	R: 1 E: 0 K: 0 S: 4	H: 1 LOB: 1 BB: 0 P: 4	R: 0 E: 0 K: 0 S: 4	H: 1 LOB: 1 BB: 0 P: 4	R: 0 E: 0 K: 0 S: 3	H: 0 LOB: 0 BB: 0 P: 3	R: 1 E: 0 K: 1 S: 6	H: 1 LOB: 0 BB: 0 P: 6	R: 0 E: 0 K: 0 S: 3	H: 0 LOB: 0 BB: 0 P: 3	R: 0 E: 0 K: 0 S: 3	H: 0 LOB: 0 BB: 0 P: 3	1B: 2 2B: 2 3B: 0 HR: 2	SF: 0 SAC: 0 DP: 0 HBP: 0	WP: 0 PB: 0 SB: 0 CS: 0	PA: 34	
PITCHER	IP WLS BF H R ER SO BB IBB HBP BLK WP HR S P ERA WHIP	IP WLS BF H R ER SO BB IBB HBP BLK WP HR S P ERA WHIP	IP WLS BF H R ER SO BB IBB HBP BLK WP HR S P ERA WHIP	IP WLS BF H R ER SO BB IBB HBP BLK WP HR S P ERA WHIP	IP WLS BF H R ER SO BB IBB HBP BLK WP HR S P ERA WHIP	IP WLS BF H R ER SO BB IBB HBP BLK WP HR S P ERA WHIP	IP WLS BF H R ER SO BB IBB HBP BLK WP HR S P ERA WHIP	IP WLS BF H R ER SO BB IBB HBP BLK WP HR S P ERA WHIP	IP WLS BF H R ER SO BB IBB HBP BLK WP HR S P ERA WHIP	IP WLS BF H R ER SO BB IBB HBP BLK WP HR S P ERA WHIP	IP WLS BF H R ER SO BB IBB HBP BLK WP HR S P ERA WHIP	IP WLS BF H R ER SO BB IBB HBP BLK WP HR S P ERA WHIP	IP WLS BF H R ER SO BB IBB HBP BLK WP HR S P ERA WHIP	IP WLS BF H R ER SO BB IBB HBP BLK WP HR S P ERA WHIP	IP WLS BF H R ER SO BB IBB HBP BLK WP HR S P ERA WHIP	IP WLS BF H R ER SO BB IBB HBP BLK WP HR S P ERA WHIP	IP WLS BF H R ER SO BB IBB HBP BLK WP HR S P ERA WHIP	IP WLS BF H R ER SO BB IBB HBP BLK WP HR S P ERA WHIP	IP WLS BF H R ER SO BB IBB HBP BLK WP HR S P ERA WHIP	IP WLS BF H R ER SO BB IBB HBP BLK WP HR S P ERA WHIP	IP WLS BF H R ER SO BB IBB HBP BLK WP HR S P ERA WHIP

Minnesota Twins @ Baltimore Orioles
Memorial Stadium, Baltimore, MD
Fri Sep 08 1967, 7:05 PM EDT
Unknown

AB	33
R	2
H	6
RBI	2
BB	1
SO	4
LOB	11



Batter	1	2	3	4	5	6	7	8	9	AB	R	H	RBI	BB	SO	LOB	TOP					
Ted Uhlhaender, L OBP: 0.285, SLG: 0.395 (1, 8)										4	0	0	0	1	2	3						
Cesar Tovar, R OBP: 0.330, SLG: 0.370 (1, 5)										4	0	1	0	1	1	2						
Harmon Killebrew, R OBP: 0.395, SLG: 0.524 (1, 3)										5	1	1	0	0	3	4						
Tony Oliva, L OBP: 0.337, SLG: 0.450 (1, 9)										5	2	5	0	0	0	0						
Bob Allison, R OBP: 0.350, SLG: 0.452 (1, 7)										5	0	0	0	0	3	5						
Rod Carew, L OBP: 0.348, SLG: 0.414 (1, 4)										4	0	1	1	0	0	3						
Hank Izquierdo, R OBP: 0.296, SLG: 0.346 (4, PH)										1	0	0	0	0	0	0						
Rich Reese, R OBP: 0.285, SLG: 0.385 (4, PH)										1	0	1	1	0	0	0						
Dave Boswell, R OBP: 0.295, SLG: 0.338 (4, PH)										0	0	0	0	0	0	0						
Rick Nelson, R OBP: 0.217, SLG: 0.319 (4, PH)										1	0	0	0	0	1	3						
Rich Kollins, R OBP: 0.310, SLG: 0.343 (8, PH)										0	0	0	0	0	0	0						
Jerry Zimmerman, R OBP: 0.287, SLG: 0.191 (8, PH)										0	0	0	0	0	0	0						
Zolio Versalles, R OBP: 0.257, SLG: 0.283 (1, 6)										4	0	1	1	0	0	4						
Jim Perry, S OBP: 0.194, SLG: 0.306 (5, PH)										2	0	0	0	0	0	0						
Mudcat Grant, R OBP: 0.200, SLG: 0.179 (7, PH)										0	0	0	0	0	0	0						
Frank Kostro, R OBP: 0.300, SLG: 0.320 (7, PH)										1	0	0	0	0	0	1						
Ron Kline, R OBP: 0.287, SLG: 0.350 (8, PH)										0	0	0	0	0	0	0						
Carroll Hardy, R OBP: 0.267, SLG: 0.500 (8, PH)										0	0	0	0	1	0	0						
Al Worthington, R (8, PH)										0	0	0	0	0	0	0						
Inning Stats	R: 0 E: 0 K: 2 S: 8	H: 2 LOB: 2 BB: 0 P: 8	R: 0 E: 0 K: 1 S: 5	H: 0 LOB: 0 BB: 0 P: 5	R: 0 E: 0 K: 0 S: 3	H: 0 LOB: 0 BB: 0 P: 3	R: 2 E: 1 K: 1 S: 9	H: 4 LOB: 2 BB: 1 P: 9	R: 0 E: 0 K: 0 S: 3	H: 0 LOB: 1 BB: 1 P: 7	R: 0 E: 0 K: 1 S: 6	H: 1 LOB: 1 BB: 0 P: 6	R: 0 E: 0 K: 1 S: 6	H: 1 LOB: 2 BB: 1 P: 10	R: 1 E: 1 K: 2 S: 10	H: 1 LOB: 3 BB: 1 P: 14	R: 0 E: 0 K: 2 S: 8	H: 1 LOB: 1 BB: 0 P: 8	1B: 10 2B: 0 3B: 0 HR: 0	SF: 0 SAC: 0 DP: 0 HBP: 0	WP: 0 PB: 0 SB: 0 CS: 0	PA: 41
PITCHER	IP	WLS	BF	H	R	ER	SO	BB	IBB	HBP	BLK	WP	HR	S	P	ERA	WHIP					
Tom Phoebus, R ERA: 3.22 (1, 1)	6.1	W	28	8	2	2	5	2	0	0	0	0	0	36	44	2.84	1.579					
Pete Richert, L ERA: 3.39 (7, 1)	2.2	S	13	2	1	0	5	1	0	0	0	0	0	22	26	0.00	1.125					

Minnesota Twins @ Baltimore Orioles
Memorial Stadium, Baltimore, MD
Fri Sep 08 1967, 7:05 PM EDT
Att: 14,226 - Unknown

AB	38
R	3
H	10
RBI	3
BB	3
SO	10
LOB	26



Batter	1	2	3	4	5	6	7	8	9	AB	R	H	RBI	BB	SO	LOB	BOTTOM					
Russ Snyder, L OBP: 0.319, SLG: 0.330 (1, 9)										4	1	2	1	0	0	0						
Mark Belanger, R OBP: 0.237, SLG: 0.234 (1, 6)										3	0	1	0	1	1	3						
Paul Blair, R OBP: 0.355, SLG: 0.459 (1, 8)										4	0	2	2	0	0	2						
Frank Robinson, R OBP: 0.415, SLG: 0.588 (1, 7)										3	1	1	0	1	1	3						
Brooks Robinson, R OBP: 0.322, SLG: 0.430 (1, 5)										4	0	1	1	0	0	4						
Curt Blefary, L OBP: 0.334, SLG: 0.424 (1, 3)										4	0	0	0	0	1	1						
Davey Johnson, R OBP: 0.322, SLG: 0.383 (1, 4)										4	1	1	1	0	0	1						
Luis Aparicio, R OBP: 0.279, SLG: 0.318 (9, 6)										0	0	0	0	0	0	0						
Andy Etchebarren, R OBP: 0.310, SLG: 0.322 (1, 2)										2	1	0	0	1	1	0						
Tom Phoebus, R OBP: 0.181, SLG: 0.203 (1, 1)										2	1	0	0	0	1	0						
Pete Richert, L OBP: 0.094, SLG: 0.098 (7, 1)										0	0	0	0	0	0	0						
Inning Stats	R: 0 E: 0 K: 1 S: 6	H: 1 LOB: 2 BB: 1 P: 10	R: 4 E: 1 K: 2 S: 11	H: 3 LOB: 2 BB: 2 P: 19	R: 0 E: 0 K: 0 S: 3	H: 0 LOB: 0 BB: 0 P: 3	R: 0 E: 0 K: 1 S: 6	H: 1 LOB: 1 BB: 0 P: 6	R: 1 E: 0 K: 0 S: 4	H: 2 LOB: 0 BB: 0 P: 4	R: 0 E: 0 K: 1 S: 5	H: 0 LOB: 0 BB: 0 P: 5	R: 0 E: 0 K: 0 S: 3	H: 1 LOB: 0 BB: 0 P: 3	R: 0 E: 0 K: 0 S: 3	H: 0 LOB: 0 BB: 0 P: 3	R: 0 E: 0 K: 2 S: 8	H: 1 LOB: 1 BB: 0 P: 8	1B: 6 2B: 1 3B: 0 HR: 1	SF: 0 SAC: 1 DP: 2 HBP: 0	WP: 0 PB: 0 SB: 0 CS: 0	PA: 34
PITCHER	IP	WLS	BF	H	R	ER	SO	BB	IBB	HBP	BLK	WP	HR	S	P	ERA	WHIP					
Jim Perry, R ERA: 3.23 (5, 1)	2.0	L	5	0	0	0	1	0	0	0	0	0	0	7	7	0.00	0.000					
Mudcat Grant, R ERA: 4.89 (7, 1)	1.0		3	1	0	0	0	0	0	0	0	0	0	3	3	0.00	1.000					
Ron Kline, R ERA: 3.78 (8, 1)	1.0		3	0	0	0	0	0	0	0	0	0	0	3	3	0.00	0.000					
Al Worthington, R ERA: 2.96 (8, 1)	1.0		3	0	0	0	0	0	0	0	0	0	0	3	3	0.00	0.000					

Minnesota Twins @ Baltimore Orioles
Memorial Stadium, Baltimore, MD
Fri Sep 08 1967, 7:05 PM EDT
Att: 14,226 - Unknown

AB	30
R	5
H	8
RBI	5
BB	3
SO	5
LOB	14



Batter	1	2	3	4	5	6	7	8	9	AB	R	H	RBI	BB	SO	LOB	TOP								
Ted Uhlhaender, L (1, 8) OBP: 0.286, SLG: 0.392	4-0 WP BB 5-3 BB		0-0 F6		0-0 F8		1-0 FC1-6 HBP	0-0 4-3		3	1	0	0	1	0	3									
Cesar Tovar, R (1, 4) OBP: 0.331, SLG: 0.368	4-0 WP 1-2 BB		4-0 CS BB		0-0 F3		0-0 FC1-6 E	0-0 L6		3	0	0	0	2	0	2									
Harmon Killebrew, R (1, 3) OBP: 0.393, SLG: 0.525	0-0 6-3 1-2 2-3		4-0 E 1B 1-2 BB		4-0 3B BB		0-0 E5 1-2 3-H	0-3 K		3	1	0	0	2	1	3									
Tony Oliva, L (1, 9) OBP: 0.344, SLG: 0.459	0-0 5-3 3-H		0-0 E4 1-3 1B		0-0 3B		0-0 K	0-0 2B		5	0	3	2	0	1	3									
Bob Allison, R (1, 7) OBP: 0.348, SLG: 0.448 Sandy Valdespino, L (8, PR) OBP: 0.202, SLG: 0.215	0-3 K		0-0 F4		0-0 5-3		0-0 E 2B 1B	0-0 6-3		4	0	1	0	0	1	4									
Rich Rollins, R (1, 5) OBP: 0.309, SLG: 0.342 Jackie Hernandez, R (8, PR) OBP: 0.115, SLG: 0.115		0-3 K		0-0 F6		0-3 K		0-0 E6 2B 1-2		4	0	0	0	0	2	2									
Jerry Zimmerman, R (1, 2) OBP: 0.258, SLG: 0.195 Rich Reese, L (8, PH) OBP: 0.284, SLG: 0.398 Pat Kelly, L (8, PR) OBP: 0.317, SLG: 0.319		0-0 1B		0-0 5-3		0-3 K		0-0 2B 1-3 2-H		3	0	1	0	0	1	1									
Zolio Versalles, R (1, 6) OBP: 0.255, SLG: 0.283		0-3 K		0-0 F8		0-0 FC1-6 E 2B		0-3 K		4	1	1	0	0	2	4									
Dave Boswell, R (1, 1) OBP: 0.250, SLG: 0.319		0-0 F8		0-3 K		0-3 K		0-3 K		4	0	0	0	0	3	5									
Inning Stats	R: 1 E: 0 K: 1 S: 5	H: 0 LOB: 1 BB: 2 P: 13	R: 0 E: 0 K: 2 S: 8	H: 1 LOB: 1 BB: 0 P: 8	R: 0 E: 1 K: 0 S: 3	H: 1 LOB: 2 BB: 2 P: 11	R: 0 E: 0 K: 0 S: 3	H: 0 LOB: 0 BB: 0 P: 3	R: 0 E: 0 K: 1 S: 5	H: 0 LOB: 0 BB: 0 P: 5	R: 1 E: 0 K: 2 S: 8	H: 1 LOB: 1 BB: 1 P: 12	R: 1 E: 1 K: 2 S: 9	H: 1 LOB: 2 BB: 0 P: 10	R: 1 E: 1 K: 2 S: 10	H: 2 LOB: 2 BB: 0 P: 10	R: 0 E: 0 K: 1 S: 6	H: 1 LOB: 1 BB: 0 P: 6	1B: 3 2B: 3 3B: 1 HR: 0	SF: 0 SAC: 0 DP: 0 HBP: 1	WP: 1 PB: 0 SB: 0 CS: 1	PA: 41			
PITCHER	IP	WLS	BF	H	R	ER	SO	BB	IBB	HBP	BLK	WP	HR	S	P	ERA	WHIP								
Jim Palmer, R (1, 1) ERA: 3.27	4.0		17	2	1	1	3	4	0	0	0	1	0	19	35	2.25	1.500								
Wally Bunker, R (5, 1) ERA: 4.01	3.0	L	14	2	2	1	5	1	0	1	0	0	0	22	27	3.00	1.000								
Moe Drabowsky, R (8, 1) ERA: 1.69	2.0		10	3	1	0	3	0	0	0	0	0	0	16	16	0.00	1.500								

Minnesota Twins @ Baltimore Orioles
Memorial Stadium, Baltimore, MD
Sun Sep 10 1967, 3:33 AM EDT
Att: 7,838 - Unknown

AB 35
R 4
H 7
RBI 3
BB 5
SO 11
LOB 28




Batter	1	2	3	4	5	6	7	8	9	AB	R	H	RBI	BB	SO	LOB	BOTTOM								
Luis Aparicio, R (1, 6) OBP: 0.275, SLG: 0.313	0-0 6-3		0-0 F9		0-0 F7			0-0 4-3		4	0	0	0	0	0	0									
Russ Snyder, L (1, 9) OBP: 0.317, SLG: 0.327	0-3 K		0-0 BB 1B		0-0 F9		0-0 G5-4-3 1B	0-0 G5-4-3		4	1	2	0	0	1	0									
Paul Blair, R (1, 8) OBP: 0.355, SLG: 0.457	0-0 2B		4-0 1B 1-2 BB		4-0 CS BB		0-0 G5-4-3 1-2	0-0 G5-4-3		2	1	1	0	2	0	1									
Frank Robinson, R (1, 7) OBP: 0.414, SLG: 0.591	0-0 F3		0-0 SH1-3 1B 1-2 2-H		0-0 CS		0-0 E5 G5-4-3	0-0 F8		4	0	1	1	0	0	1									
Brooks Robinson, R (1, 5) OBP: 0.323, SLG: 0.430		0-0 F7		0-0 SH1-3 1B 1-2 3-H		0-0 G5-4-3 1-2		0-0 F7		4	0	1	1	0	0	1									
Curt Blefary, L (1, 3) OBP: 0.330, SLG: 0.418		0-3 K		0-0 SH1-3 1-2 2-3		0-3 K		0-0 E4		3	0	0	0	0	2	0									
Davey Johnson, R (1, 4) OBP: 0.321, SLG: 0.379		0-3 K		4-0 IBB		4-0 FC1-6 BB		0-0 F3		2	0	0	0	2	1	1									
Larry Haney, R (1, 2) OBP: 0.314, SLG: 0.366 Marcelino Lopez, R (7, PR) OBP: 0.500, SLG: 0.333 Andy Etchebarren, R (8, 2) OBP: 0.310, SLG: 0.322			0-0 5-3		0-0 F4		0-0 FC1-6 G4-6-3 1-2	0-0 G4-6-3		3	0	0	0	0	0	4									
Jim Palmer, R (1, 1) OBP: 0.143, SLG: 0.154 Dave May, L (4, PH) OBP: 0.192, SLG: 0.188 Wally Bunker, R (5, 1) OBP: 0.077, SLG: 0.077 Boog Powell, L (7, PH) OBP: 0.324, SLG: 0.352 Moe Drabowsky, R (8, 1) OBP: 0.400, SLG: 0.368			0-3 K		0-3 K		0-0 G4-6-3 1-2	0-0 G4-6-3		1	0	0	0	0	1	0									
Inning Stats	R: 0 E: 0 K: 1 S: 6	H: 1 LOB: 0 BB: 0 P: 6	R: 0 E: 0 K: 2 S: 7	H: 0 LOB: 0 BB: 0 P: 7	R: 0 E: 0 K: 1 S: 5	H: 0 LOB: 0 BB: 0 P: 5	R: 2 E: 0 K: 1 S: 8	H: 3 LOB: 3 BB: 2 P: 16	R: 0 E: 0 K: 0 S: 2	H: 0 LOB: 0 BB: 1 P: 6	R: 0 E: 1 K: 1 S: 5	H: 0 LOB: 0 BB: 0 P: 5	R: 0 E: 0 K: 0 S: 2	H: 0 LOB: 1 BB: 1 P: 6	R: 0 E: 0 K: 0 S: 3	H: 1 LOB: 0 BB: 0 P: 3	R: 0 E: 1 K: 0 S: 4	H: 0 LOB: 1 BB: 0 P: 4	1B: 4 2B: 1 3B: 0 HR: 0	SF: 0 SAC: 1 DP: 3 HBP: 0	WP: 0 PB: 0 SB: 0 CS: 1	PA: 35			
PITCHER	IP	WLS	BF	H	R	ER	SO	BB	IBB	HBP	BLK	WP	HR	S	P	ERA	WHIP								
Dave Boswell, R (1, 1) ERA: 2.97	9.0	W	34	5	2	2	6	3	1	0	0	0	0	42	58	2.00	0.889								

Minnesota Twins @ Baltimore Orioles
Memorial Stadium, Baltimore, MD
Sun Sep 10 1967, 3:33 AM EDT
Att: 7,838 - Unknown

AB 29
R 2
H 5
RBI 2
BB 4
SO 6
LOB 12



Batter	1	2	3	4	5	6	7	8	9	AB	R	H	RBI	BB	SO	LOB	TOP			
Luis Aparicio, R OBP: 0.273, SLG: 0.310 (1, 6)	0-0 1-3		0-3 K		0-3 K		0-0 6-3		0-0 1-3	5	0	0	0	0	2	0	Baltimore Orioles @ Chicago White Sox Comiskey Park, Chicago, IL Mon Sep 11 1967, 8:05 PM EDT Att: 4,048 - Unknown livebaseballscores.com			
Dave May, L OBP: 0.232, SLG: 0.231 (1, 9)	0-0 HR		0-0 1B		0-0 2B		0-0 G3			4	2	3	0	0	0	0				
Paul Blair, R OBP: 0.353, SLG: 0.453 (1, 8)	0-3 K		0-0 5-3		0-3 K		0-0 F4			4	0	0	0	0	2	3				
Frank Robinson, R OBP: 0.415, SLG: 0.600 (1, 7)	0-0 1H HR			0-0 6-3	0-0 1B 2B			0-0 F9		4	2	2	3	0	0	0				
Brooks Robinson, R OBP: 0.324, SLG: 0.430 (1, 5)	0-0 F8			0-0 BB 1B	0-0 2H 1B			0-3 K		4	1	2	1	0	1	0				
Curt Blefary, L OBP: 0.332, SLG: 0.418 (1, 3)		0-0 G6-3 1B		4-0 1B FC5-2 BB	0-3 K			0-0 F9		3	0	1	0	1	1	1				
Davey Johnson, R OBP: 0.321, SLG: 0.378 (1, 4)	0-0 G6-3			0-0 FC5-2 1-3 2H 1B		0-0 F9		0-0 F9		4	0	1	1	0	0	1				
Larry Haney, R OBP: 0.312, SLG: 0.385 (1, 2)	0-0 6-3			0-0 FC5-2	0-0 5-3			0-0 HR		4	1	1	1	0	0	2				
Jim Hardin, R OBP: 0.133, SLG: 0.179 (1, 1)			0-0 F2	0-0 F7	0-3 K			0-3 K		4	0	0	0	0	2	2				
Inning Stats	R: 2 E: 0 K: 1 S: 7	H: 2 LOB: 0 BB: 0 P: 7	R: 0 E: 0 K: 0 S: 3	H: 1 LOB: 0 BB: 0 P: 3	R: 0 E: 0 K: 1 S: 6	H: 1 LOB: 1 BB: 0 P: 6	R: 1 E: 0 K: 0 S: 5	H: 2 LOB: 2 BB: 1 P: 9	R: 2 E: 0 K: 3 S: 12	H: 3 LOB: 1 BB: 0 P: 12	R: 0 E: 0 K: 0 S: 3	H: 0 LOB: 0 BB: 0 P: 3	R: 0 E: 0 K: 1 S: 5	H: 0 LOB: 0 BB: 0 P: 5	R: 1 E: 0 K: 0 S: 6	H: 1 LOB: 0 BB: 0 P: 6		1B: 7 2B: 1 3B: 0 HR: 2	SF: 0 SAC: 0 DP: 1 HBP: 0	WP: 0 PB: 0 SB: 1 CS: 0
PITCHER	IP WLS BF H R ER SO BB IBB HBP BLK WP HR S P ERA WHIP																			
Fred Klages, R ERA: 3.83 Wilbur Wood, L ERA: 2.59 Roger Nelson, R ERA: Don McMahon, R ERA: 2.33	(1, 1) (4, 1) (6, 1) (9, 1)	3.1 1.2 3.0 1.0	L 8 9 4	16 3 0 1	6 2 0 1	3 2 0 1	2 3 0 1	2 0 0 0	3 0 0 0	2 0 0 0	3 0 0 0	0 0 0 0	0 0 0 0	0 0 0 0	1 14 13 6	23 14 14 6	8.10 10.80 0.00 9.00	2.100 1.800 0.000 1.000		

Batter	1	2	3	4	5	6	7	8	9	AB	R	H	RBI	BB	SO	LOB	BOTTOM			
Tommie Agee, R OBP: 0.308, SLG: 0.376 (1, 8)	0-3 K			0-0 2-3		0-3 K		0-0 1B		4	0	1	1	0	2	2	Baltimore Orioles @ Chicago White Sox Comiskey Park, Chicago, IL Mon Sep 11 1967, 8:05 PM EDT Att: 4,048 - Unknown livebaseballscores.com			
Don Buford, S OBP: 0.320, SLG: 0.317 Don McMahon, R OBP: 0.167, SLG: 0.167 (1, 5) (9, 1)	0-0 F8			0-0 3-1		0-0 F4		0-0 3-1		4	0	0	0	0	0	3				
Bill Voss, L OBP: 0.083, SLG: 0.083 (1, 9)	0-0 3-1			0-0 F6		0-0 3-1		0-0 G1		4	0	0	0	0	0	2				
Pete Ward, L OBP: 0.348, SLG: 0.407 (1, 7) (9, 5)		0-0 4-3		0-0 4-3		0-0 F5		4-0 BB		3	0	0	0	1	0	0				
Tom McCraw, L OBP: 0.286, SLG: 0.362 (1, 3)		0-0 4-3		0-0 1B		0-0 F9		0-0 F8		4	0	1	0	0	0	1				
Wayne Causey, L OBP: 0.307, SLG: 0.305 (1, 4)		0-0 4-3		0-0 F6		0-0 F8		0-0 4-3		4	0	0	0	0	0	2				
Duane Josephson, R OBP: 0.299, SLG: 0.338 Roger Nelson, R Walt Williams, R OBP: 0.298, SLG: 0.365 (1, 2) (6, 1) (8, PH) (9, 7)			0-0 F9		0-3 K			0-0 G4-6-3 BB 1B		2	0	0	0	0	1	1				
Ron Hansen, R OBP: 0.315, SLG: 0.308 Sandy Alomar Sr., S OBP: 0.088, SLG: 0.088 (1, 6) (8, PR) (9, 6)			0-0 5-3		0-0 E 1B			4-0 G4-6-3 BB		2	0	1	0	1	0	0				
Fred Klages, R Wilbur Wood, R J.C. Martin, L OBP: 0.335, SLG: 0.365 (1, 1) (4, 1) (6, 2)			0-3 K		0-0 E4			0-0 G4-6-3		1	0	0	0	0	1	0				
Inning Stats	R: 0 E: 0 K: 1 S: 5	H: 0 LOB: 0 BB: 0 P: 5	R: 0 E: 0 K: 0 S: 3	H: 0 LOB: 0 BB: 0 P: 3	R: 0 E: 0 K: 1 S: 5	H: 0 LOB: 0 BB: 0 P: 5	R: 0 E: 0 K: 0 S: 3	H: 0 LOB: 0 BB: 0 P: 3	R: 0 E: 1 K: 1 S: 7	H: 1 LOB: 2 BB: 0 P: 7	R: 0 E: 0 K: 0 S: 3	H: 0 LOB: 0 BB: 0 P: 3	R: 1 E: 0 K: 0 S: 4	H: 2 LOB: 1 BB: 1 P: 8	R: 0 E: 0 K: 0 S: 3	H: 0 LOB: 1 BB: 1 P: 7	1B: 4 2B: 0 3B: 0 HR: 0	SF: 0 SAC: 0 DP: 1 HBP: 0	WP: 0 PB: 0 SB: 0 CS: 0	PA: 33
PITCHER	IP WLS BF H R ER SO BB IBB HBP BLK WP HR S P ERA WHIP																			
Jim Hardin, R ERA: 2.44	(1, 1)	9.0 W	33 33	4 4	1 1	1 1	4 4	2 2	0 0	0 0	0 0	39 39	47 47	1.00 1.00	0.667 0.667					



Batter	1	2	3	4	5	6	7	8	9	AB	R	H	RBI	BB	SO	LOB	TOP				
Luis Aparicio, R OBP: 0.274, SLG: 0.320	0-0 HR	0-0 2B			0-0 SH1-4		0-0 5-3		0-0 5-3	4	1	2	1	0	0	0					
Dave May, L OBP: 0.233, SLG: 0.232	0-0 6-3	0-3 K			0-0 L6			0-0 1-4-3 1B		4	0	1	0	0	1	2					
Paul Blair, R OBP: 0.356, SLG: 0.456	0-0 1B			0-0 F7		0-0 FC6-4 1B		0-0 1-4-3 1B		4	0	3	1	0	0	0					
Frank Robinson, R OBP: 0.412, SLG: 0.594	0-0 F3		0-0 F4		0-0 FC6-4			0-0 L9		4	0	0	0	0	0	4					
Brooks Robinson, R OBP: 0.322, SLG: 0.427	0-0 4-3		0-0 6-3			0-0 6-3		0-0 1-4-3		4	0	0	0	0	0	3					
Curt Blefary, L OBP: 0.333, SLG: 0.416		4-0 HR BB		0-0 3-1		0-0 F7		4-0 IBB		2	1	0	0	2	0	0					
Davey Johnson, R OBP: 0.320, SLG: 0.383		0-0 HR		0-0 5-3		0-0 4-3		0-0 4-3		4	1	1	2	0	0	3					
Larry Haney, R OBP: 0.388, SLG: 0.380		0-3 K		0-0 F7			0-3 K		0-0 4-3	2	0	0	0	0	1	0					
Russ Snyder, L OBP: 0.316, SLG: 0.326										1	0	0	0	0	1	0					
Andy Etchebarren, R OBP: 0.309, SLG: 0.351										1	0	0	0	0	0	0					
Gene Brabender, R OBP: 0.160, SLG: 0.087		0-0 G3			1-0 WP SH1-4 1B HBP				0-0 5-3	1	1	0	0	0	0	0					
Eddie Watt, R OBP: 0.273, SLG: 0.350										0	0	0	0	0	0	0					
Boog Powell, L OBP: 0.324, SLG: 0.351										1	0	0	0	0	0	0					
John Buzhardt, R OBP: 0.190, SLG: 0.190										0	0	0	0	0	0	0					
Curt Motton, R OBP: 0.327, SLG: 0.405										1	0	0	0	0	0	0					
Inning Stats	R: 1 E: 0 K: 0 S: 5	H: 2 LOB: 1 BB: 0 P: 5	R: 2 E: 0 K: 2 S: 9	H: 2 LOB: 1 BB: 1 P: 13	R: 0 E: 0 K: 0 S: 3	H: 0 LOB: 0 BB: 0 P: 3	R: 0 E: 0 K: 0 S: 3	H: 0 LOB: 0 BB: 0 P: 3	R: 1 E: 0 K: 0 S: 4	H: 1 LOB: 1 BB: 0 P: 5	R: 0 E: 0 K: 0 S: 3	H: 0 LOB: 0 BB: 0 P: 3	R: 0 E: 0 K: 1 S: 5	H: 0 LOB: 0 BB: 0 P: 5	R: 0 E: 0 K: 0 S: 5	H: 2 LOB: 3 BB: 1 P: 9	R: 0 E: 0 K: 0 S: 3	H: 0 LOB: 0 BB: 0 P: 3	1B: 4 2B: 1 3B: 0 HR: 2	SF: 0 SAC: 1 DP: 0 HBP: 1	WP: 1 PA: 37 PB: 0 SB: 0 CS: 0
PITCHER	IP WLS BF H R ER SO BB IBB HBP BLK WP HR S P ERA WHIP											PITCHER	IP WLS BF H R ER SO BB IBB HBP BLK WP HR S P ERA WHIP								
Earl Wilson, R ERA: 3.38	(1, 1) 1.2 10 4 3 3 1 1 0 0 0 0 2 11 15 16.20 3.000																				
John Hiller, L ERA: 1.89	(2, 1) 0.1 1 0 0 0 1 0 0 0 0 0 0 0 3 3 0.00 0.000																				
Pat Dobson, R ERA: 2.93	(3, 1) 2.0 6 0 0 0 0 0 0 0 0 0 0 0 6 6 0.00 0.000																				
Fred Gladding, R ERA: 2.04	(5, 1) 3.0 W 11 1 1 1 1 0 0 1 0 1 0 12 13 3.00 0.333																				
Fred Lasher, R ERA: 1.42	(8, 1) 2.0 S 9 2 0 0 0 0 1 0 0 0 0 8 12 0.00 1.000																				

Baltimore Orioles @ Detroit Tigers
Tiger Stadium, Detroit, MI
Tue Sep 12 1967, 7:05 PM EDT
Att: 16,224 - Unknown

AB 33
R 4
H 7
RBI 4
BB 2
SO 3
LOB 12



Batter	1	2	3	4	5	6	7	8	9	AB	R	H	RBI	BB	SO	LOB	BOTTOM		
Don Wert, R OBP: 0.313, SLG: 0.341	0-0 5-3	0-0 F8		0-0 F4		0-0 PB HR 1B		0-0 6-3		5	1	1	0	0	0	5			
Jerry Lumpe, L OBP: 0.281, SLG: 0.301	0-0 1-3		0-0 G3		0-0 BB 1B	0-0 5-3 1B		0-0 F7		5	1	1	0	0	0	2			
Al Kaline, R OBP: 0.397, SLG: 0.538	0-0 2B		4-0 G4-6-3 BB		0-3 K	0-0 HR				3	1	2	2	1	1				
Willie Horton, R OBP: 0.330, SLG: 0.471	0-3 K		0-0 G4-6-3		0-0 5-3	0-0 4-3				4	0	0	0	0	1	3			
Mickey Stanley, R OBP: 0.276, SLG: 0.327			1-2		1-2	4-3				0	0	0	0	0	0	0			
Jim Northrup, L OBP: 0.331, SLG: 0.380		0-0 1B WP 1B		0-0 F8	4-0 BB 1B BB		0-3 K			3	2	1	0	1	1	0			
Norm Cash, L OBP: 0.356, SLG: 0.417		0-0 WP 1B		0-0 1B E 2B	4-0 1B 1B BB		0-0 4-3			3	1	2	0	1	0	0			
Bill Freehan, R OBP: 0.386, SLG: 0.446		4-0 1-2 3H BB		0-0 E 1B	0-0 1-2 2-3 1B		0-0 6-3			3	0	2	2	1	0	0			
Ray Oyler, R OBP: 0.288, SLG: 0.272		0-3 K		0-0 E9 FC1-6 1B	0-0 K					1	0	0	0	0	1	2			
Gates Brown, L OBP: 0.294, SLG: 0.295				1-3 2H	0-0 K					1	0	1	0	0	0	0			
Dick Tracewski, R OBP: 0.301, SLG: 0.321				0-0 FC1-6	0-0 K			0-3 PB 1B		2	0	1	0	0	1	2			
Earl Wilson, R OBP: 0.244, SLG: 0.323		0-3 K		0-0 FC1-6						0	0	0	0	0	0	0			
John Hiller, L OBP: 0.214, SLG: 0.154				1-2						0	0	0	0	0	0	0			
Lenny Green, L OBP: 0.301, SLG: 0.354										1	0	0	0	0	1	2			
Pat Dobson, R OBP: 0.301, SLG: 0.321										0	0	0	0	0	0	0			
Bill Heath, L OBP: 0.191, SLG: 0.095										1	0	0	0	0	0	2			
Fred Gladding, L OBP: 0.197, SLG: 0.187										1	0	0	0	0	0	0			
Fred Lasher, R OBP: 0.327, SLG: 0.405										1	0	0	0	0	1	1			
Inning Stats	R: 0 E: 0 K: 1 S: 6	H: 1 LOB: 1 BB: 0 P: 6	R: 1 E: 0 K: 2 S: 9	H: 2 LOB: 2 BB: 1 P: 13	R: 0 E: 0 K: 0 S: 2	H: 0 LOB: 0 BB: 1 P: 6	R: 1 E: 1 K: 0 S: 6	H: 3 LOB: 3 BB: 0 P: 6	R: 2 E: 0 K: 2 S: 9	H: 2 LOB: 2 BB: 2 P: 17	R: 2 E: 0 K: 0 S: 5	H: 2 LOB: 0 BB: 0 P: 5	R: 0 E: 0 K: 1 S: 5	H: 0 LOB: 0 BB: 0 P: 5	R: 0 E: 0 K: 1 S: 6	H: 1 LOB: 1 BB: 0 P: 6	1B: 8 2B: 2 3B: 0 HR: 1	SF: 0 SAC: 0 DP: 1 HBP: 0	WP: 1 PA: 38 PB: 2 SB: 0 CS: 0
PITCHER	IP WLS BF H R ER SO BB IBB HBP BLK WP HR S P ERA WHIP											PITCHER	IP WLS BF H R ER SO BB IBB HBP BLK WP HR S P ERA WHIP						
Gene Brabender, R ERA: 3.12	(1, 1) 4.2 24 7 4 3 4 4 0 0 0 0 1 9 9 13.50 2.250																		
Eddie Watt, R ERA: 2.32	(5, 1) 1.1 L 7 3 2 2 1 0 0 0 0 0 1 9 9 13.50 2.250																		
John Buzhardt, R ERA: 4.16	(7, 1) 2.0 7 1 0 0 2 0 0 0 0 0 0 0 11 11 0.00 0.500																		

Baltimore Orioles @ Detroit Tigers
Tiger Stadium, Detroit, MI
Tue Sep 12 1967, 7:05 PM EDT
Att: 16,224 - Unknown

AB 34
R 6
H 11
RBI 4
BB 4
SO 7
LOB 20



Batter	1	2	3	4	5	6	7	8	9	AB	R	H	RBI	BB	SO	LOB	TOP										
Curt Blefary, L OBP: 0.332, SLG: 0.414 (1, 3)	L9																3 0 0 0 1 0 0										
Luis Aparicio, R OBP: 0.272, SLG: 0.317 (1, 6)	4-3																4 0 0 0 0 0 1										
Paul Blair, R OBP: 0.353, SLG: 0.452 (1, 8)	F8																4 0 0 0 0 1 0										
Frank Robinson, R OBP: 0.409, SLG: 0.589 (1, 7)																	4 0 0 0 0 1 0										
Brooks Robinson, R OBP: 0.325, SLG: 0.429 (1, 5)																	4 0 3 0 0 1 0										
Davey Johnson, R OBP: 0.320, SLG: 0.384 (1, 4)																	4 1 1 0 0 1 3										
Sam Bowens, R OBP: 0.225, SLG: 0.275 (1, 9)																	3 0 1 1 0 1 1										
Andy Etchebarren, R OBP: 0.306, SLG: 0.318 (1, 2)																	3 0 0 0 0 1 1										
Pete Richert, L OBP: 0.093, SLG: 0.096 (5, PH)																	1 0 0 0 0 1 0										
Mickey McGuire, R OBP: 0.167, SLG: 0.167 (5, PH)																	1 0 0 0 0 1 0										
Bill Dillman, R OBP: 0.167, SLG: 0.167 (5, PH)																	0 0 0 0 0 0 0										
Curt Motton, R OBP: 0.321, SLG: 0.395 (8, PH)																	1 0 0 0 0 0 0										
Dave McNally, R OBP: 0.194, SLG: 0.189 (8, 1)																	0 0 0 0 0 0 0										
Inning Stats	R: 0 E: 0 K: 0 S: 3	H: 0 LOB: 0 BB: 0 P: 3	R: 0 E: 0 K: 1 S: 6	H: 1 LOB: 1 BB: 0 P: 6	R: 0 E: 0 K: 2 S: 7	H: 0 LOB: 1 BB: 1 P: 11	R: 0 E: 0 K: 1 S: 6	H: 1 LOB: 1 BB: 0 P: 6	R: 0 E: 0 K: 1 S: 5	H: 0 LOB: 0 BB: 0 P: 5	R: 0 E: 0 K: 1 S: 5	H: 0 LOB: 0 BB: 0 P: 5	R: 1 E: 0 K: 2 S: 9	H: 2 LOB: 1 BB: 0 P: 9	R: 0 E: 0 K: 0 S: 3	H: 0 LOB: 0 BB: 0 P: 3	R: 0 E: 1 K: 0 S: 4	H: 1 LOB: 1 BB: 0 P: 4	1B: 4 2B: 1 3B: 0 HR: 0	SF: 0 SAC: 0 DP: 0 HBP: 0	WP: 0 PB: 0 SB: 0 CS: 0	PA: 33					
PITCHER	IP	WLS	BF	H	R	ER	SO	BB	IBB	HBP	BLK	WP	HR	S	P	ERA	WHIP										
Mickey Lolich, L ERA: 3.5 (1, 1)	9.0	W	33	5	1	1	8	1	0	0	0	0	0	48	52	1.00	0.667										

Baltimore Orioles @ Detroit Tigers
Tiger Stadium, Detroit, MI
Wed Sep 13 1967, 7:05 PM EDT
Att: 16,719 - Unknown

AB 32
R 1
H 5
RBI 1
BB 1
SO 8
LOB 6

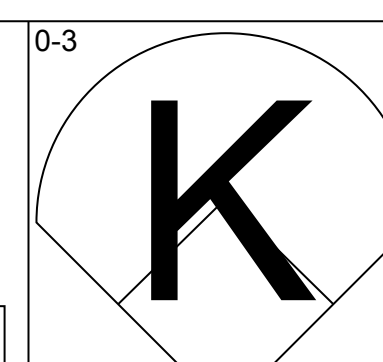
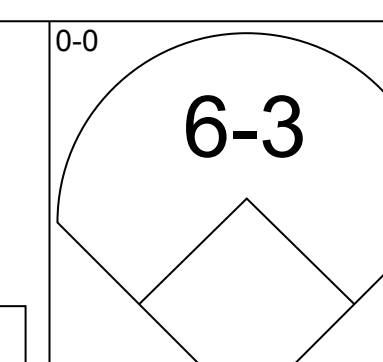
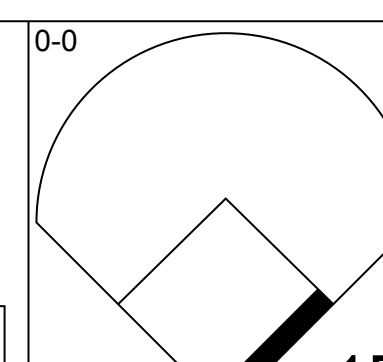
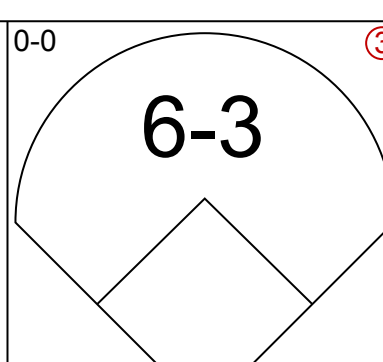
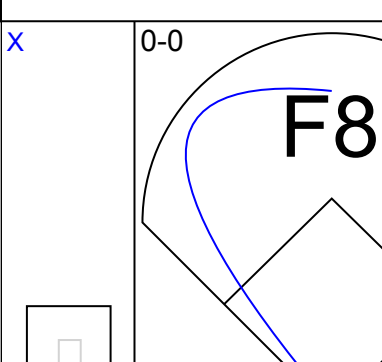
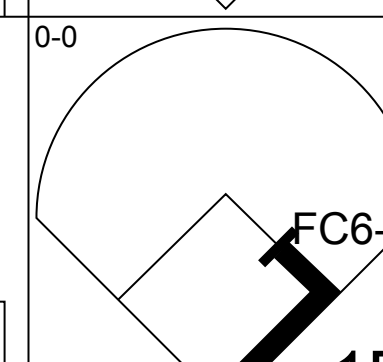
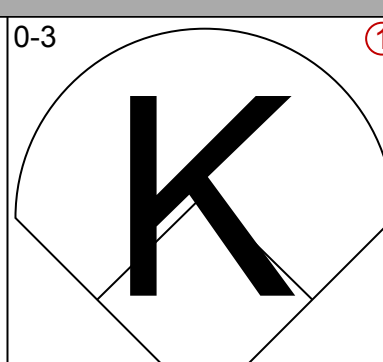
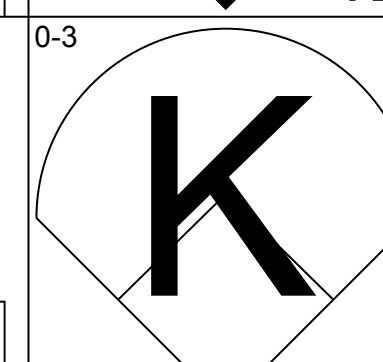
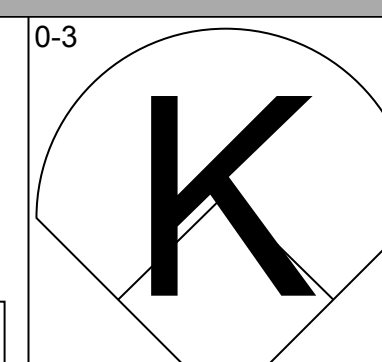
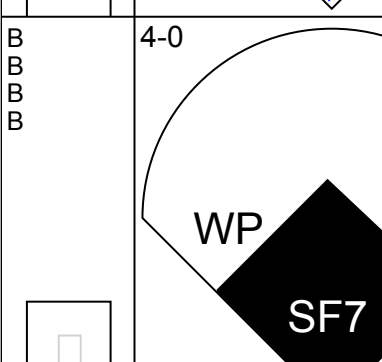
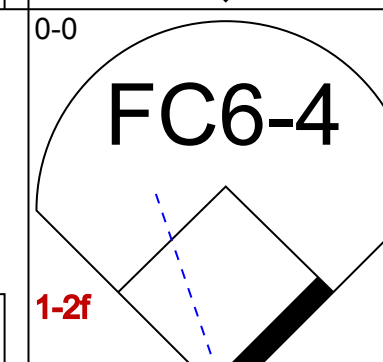
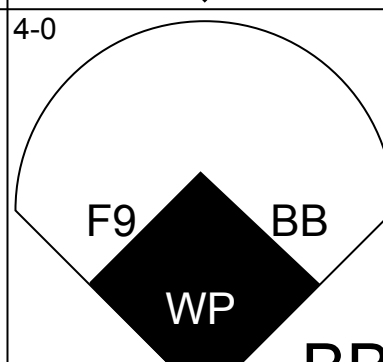
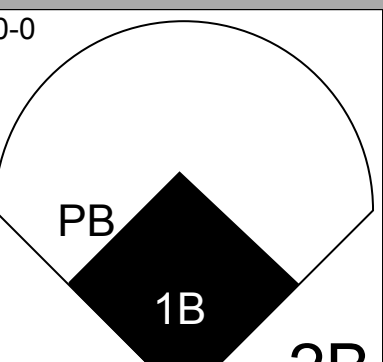
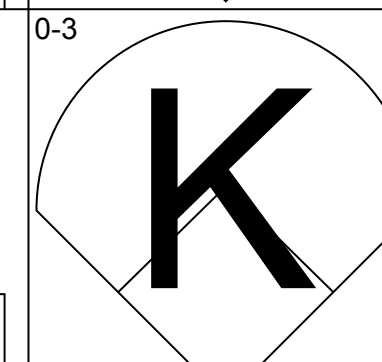
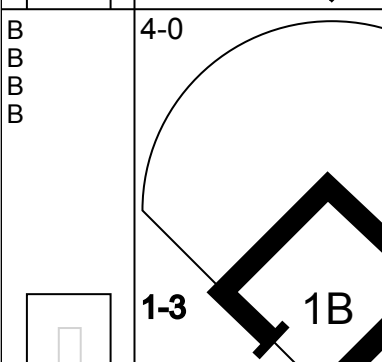
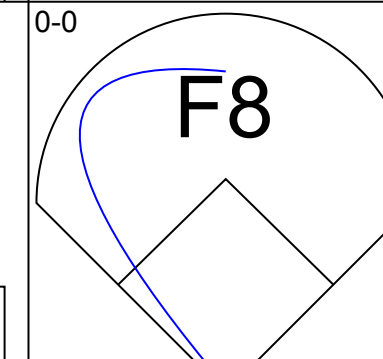
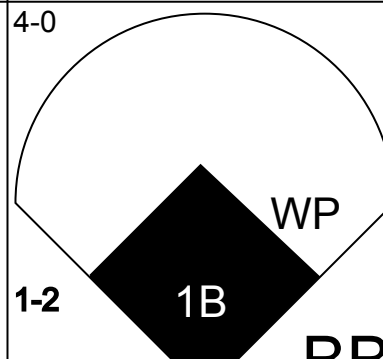
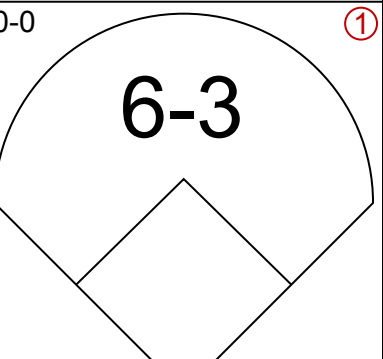
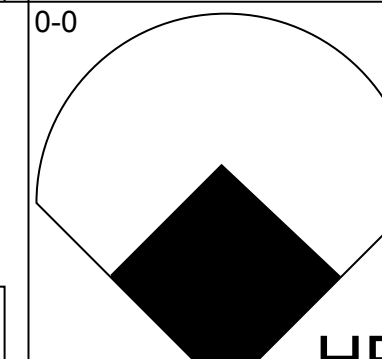
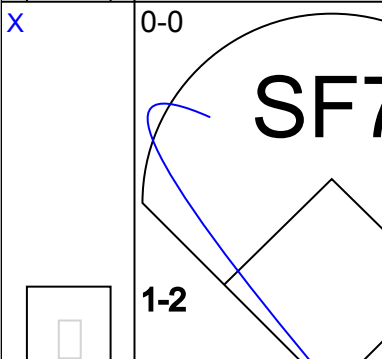
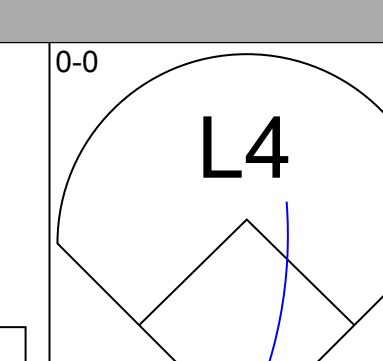
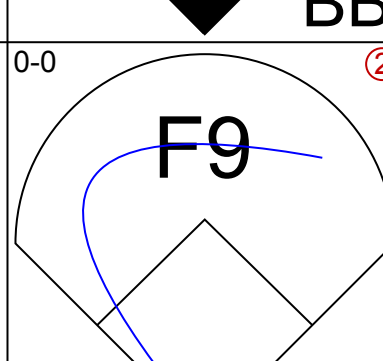
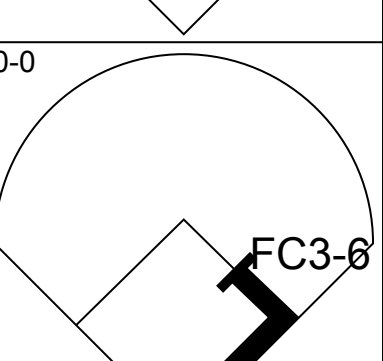
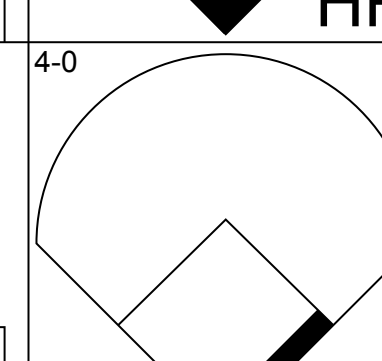
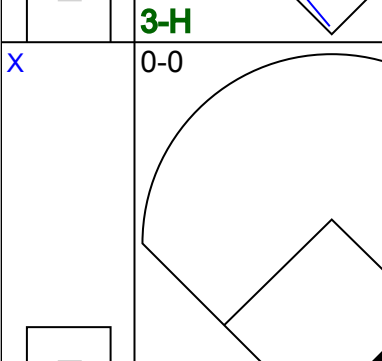
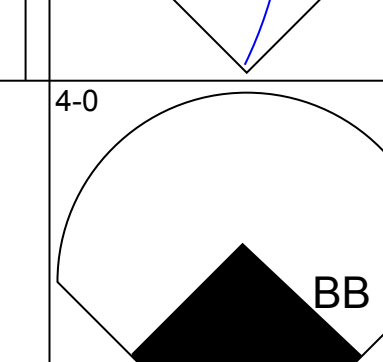
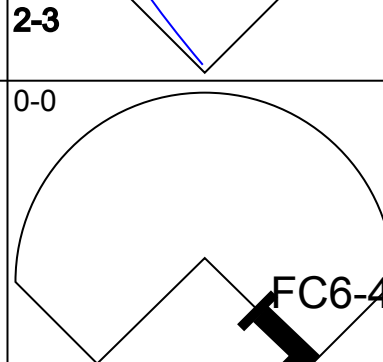
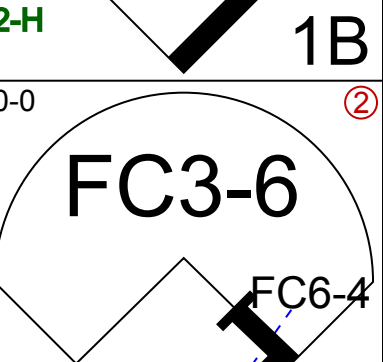
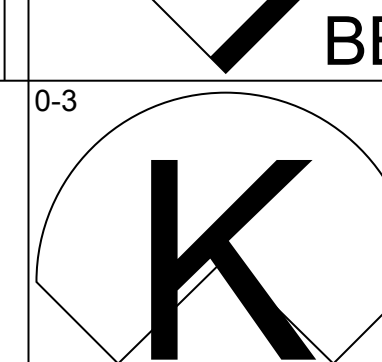
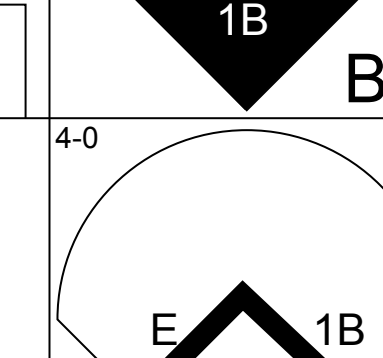
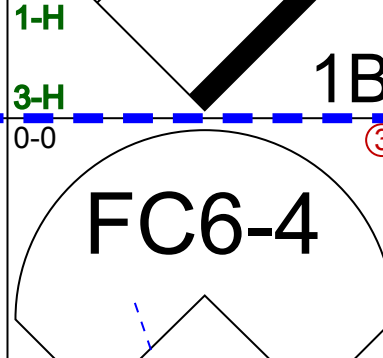
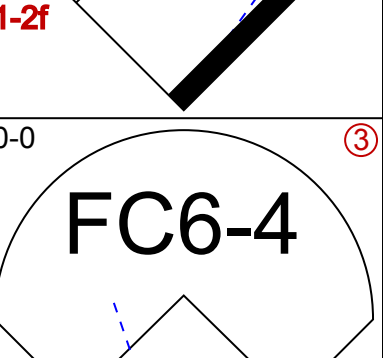
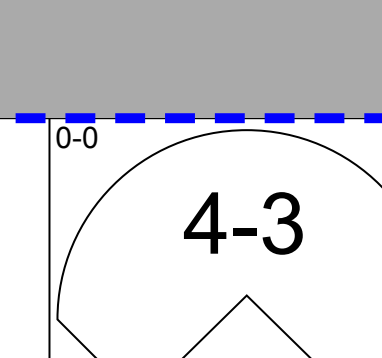
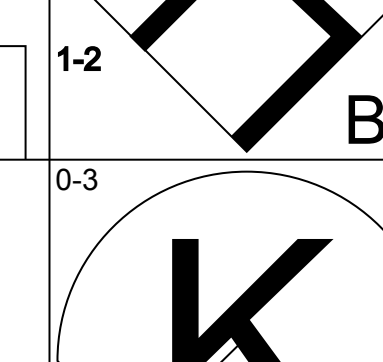
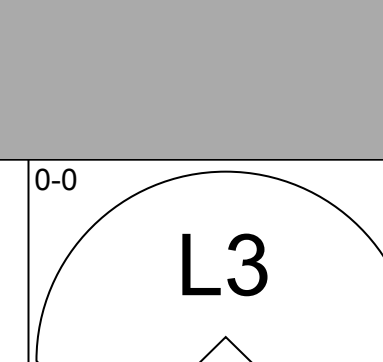
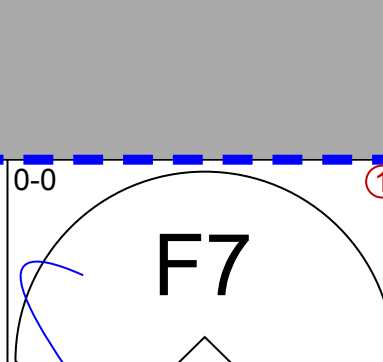
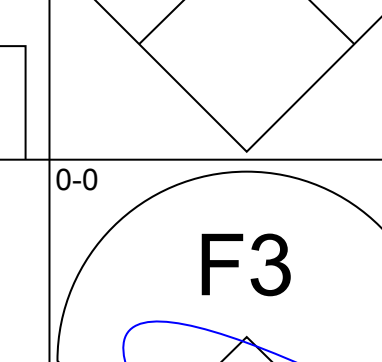
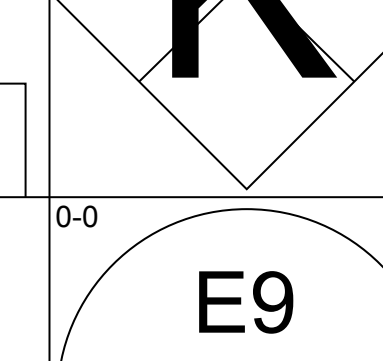
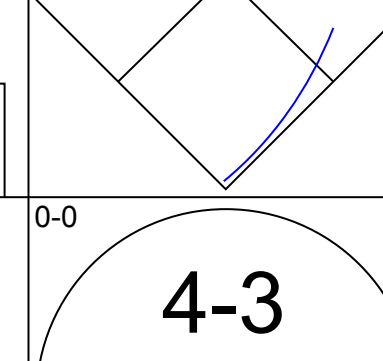
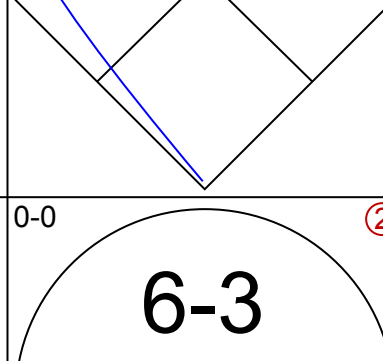
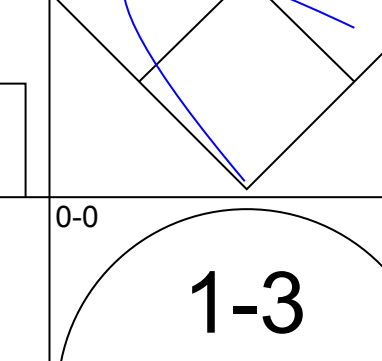
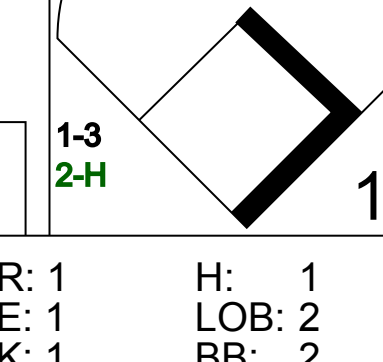


Batter	1	2	3	4	5	6	7	8	9	AB	R	H	RBI	BB	SO	LOB	BOTTOM										
Mickey Stanley, R OBP: 0.279, SLG: 0.332 (1, 8)	1B 3B 2B	6-3															4 1 2 0 0 1 1										
Dick Tracewski, R OBP: 0.310, SLG: 0.366 (1, 4)	2-3 3B 1B																4 2 2 1 0 0 1										
Al Kaline, R OBP: 0.400, SLG: 0.550 (1, 9)	L8																4 3 3 1 0 0 2										
Willie Horton, R OBP: 0.332, SLG: 0.480 (7, PR)																	4 0 2 2 0 0 1										
Jim Northrup, L OBP: 0.331, SLG: 0.380 (8, 7)	1-H 3-H 3B																0 0 0 0 0 0 0										
Bill Freehan, R OBP: 0.385, SLG: 0.443 (1, 2)	K																3 0 0 0 1 2 2										
Don Wert, R OBP: 0.312, SLG: 0.340 (1, 5)	F8																2 0 0 1 1 0 3										
Norm Cash, L OBP: 0.353, SLG: 0.414 (1, 3)																	4 0 0 0 0 1 2										
Ray Oyler, R OBP: 0.285, SLG: 0.269 (1, 6)	K																4 0 0 0 0 2 0										
Mickey Lolich, S OBP: 0.250, SLG: 0.160 (1, 1)																	3 0 0 0 1 1 0										
Inning Stats	R: 2 E: 0 K: 1 S: 8	H: 3 LOB: 1 BB: 0 P: 8	R: 0 E: 0 K: 1 S: 5	H: 0 LOB: 1 BB: 1 P: 9	R: 2 E: 0 K: 0 S: 5	H: 2 LOB: 1 BB: 1 P: 9	R: 0 E: 0 K: 0 S: 4	H: 1 LOB: 1 BB: 0 P: 4	R: 1 E: 0 K: 0 S: 4	H: 1 LOB: 1 BB: 1 P: 8	R: 0 E: 0 K: 2 S: 7	H: 0 LOB: 0 BB: 0 P: 7	R: 1 E: 0 K: 1 S: 7	H: 2 LOB: 2 BB: 0 P: 7	R: 0 E: 0 K: 2 S: 7	H: 0 LOB: 0 BB: 0 P: 7	R: 0 E: 0 K: 2 S: 7	H: 0 LOB: 0 BB: 0 P: 7	1B: 3 2B: 3 3B: 1 HR: 2	SF: 1 SAC: 0 DP: 0 HBP: 0	WP: 1 PB: 0 SB: 0 CS: 0	PA: 36					
PITCHER	IP	WLS	BF	H	R	ER	SO	BB	IBB	HBP	BLK	WP	HR	S	P	ERA	WHIP										
Pete Richert, L ERA: 3.52 (5, 1)	3.0	L	13	3	2	2	3	1	0	0	1	1	0	18	22	6.00	1.333										
Bill Dillman, R ERA: 4.34 (8, 1)	1.0		3	0	0	0	2	0	0	0	0	0	0	7	7	0.00	0.000										

Baltimore Orioles @ Detroit Tigers
Tiger Stadium, Detroit, MI
Wed Sep 13 1967, 7:05 PM EDT
Att: 16,719 - Unknown

AB 32
R 6
H 9
RBI 5
BB 3
SO 7
LOB 12

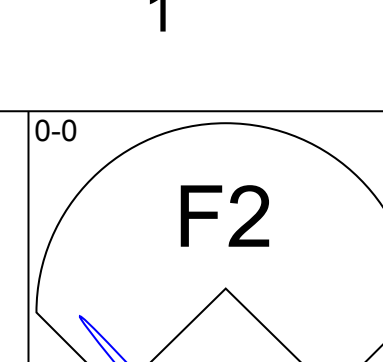
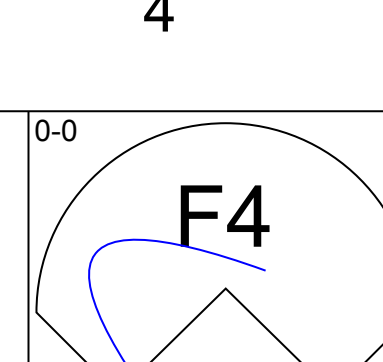
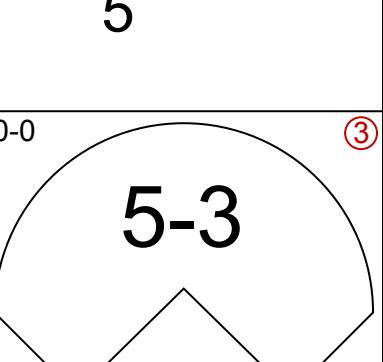
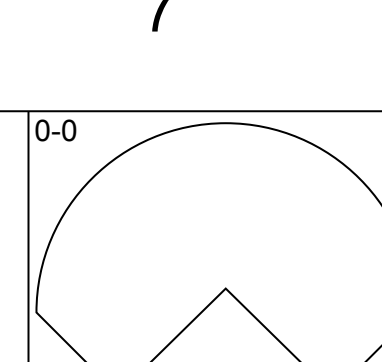
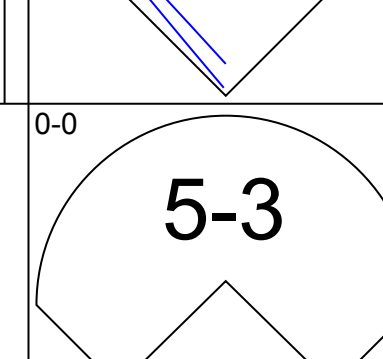
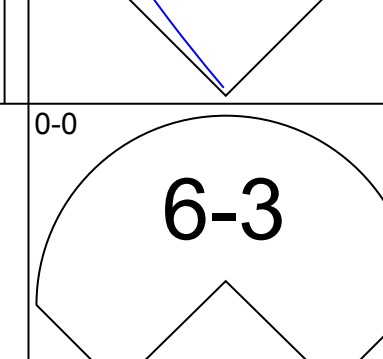
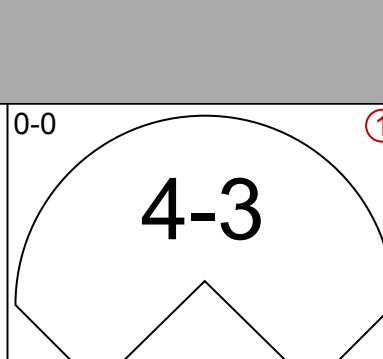
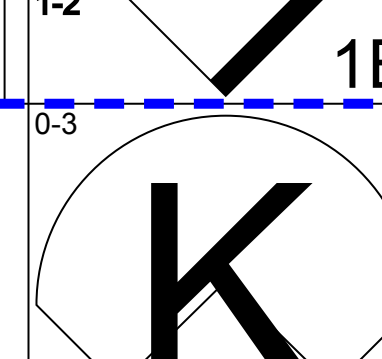
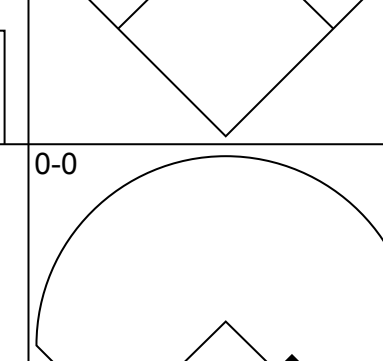
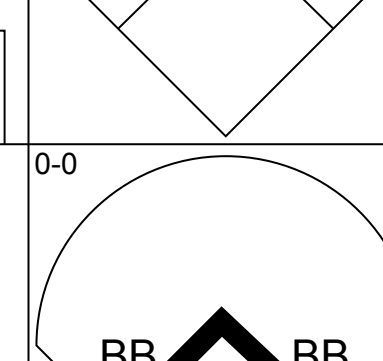
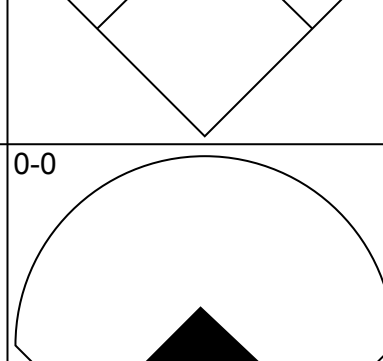
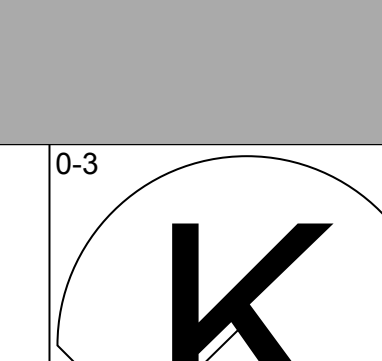
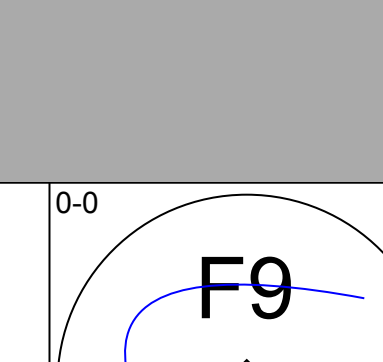
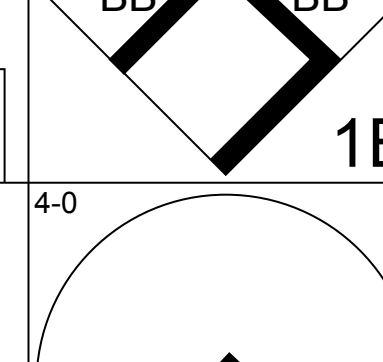
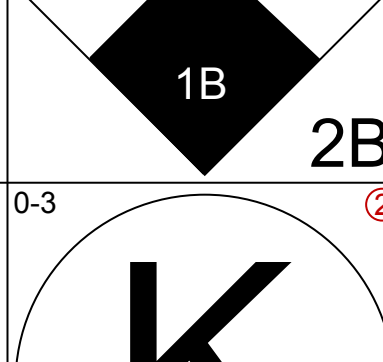
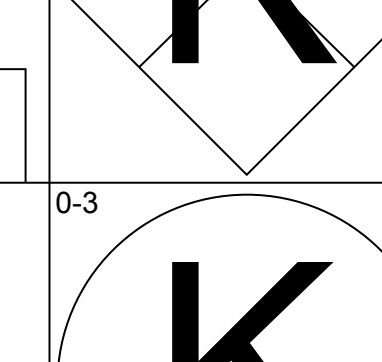
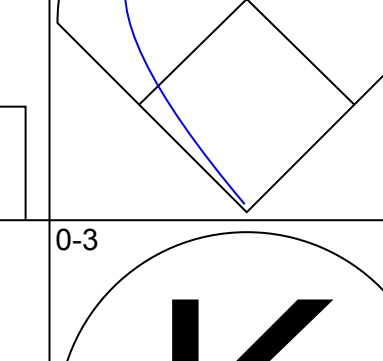
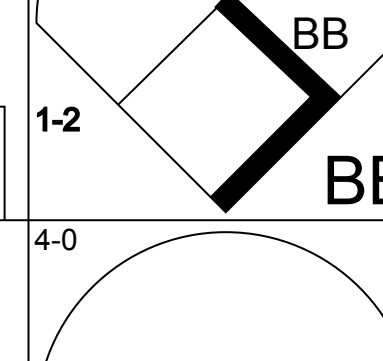
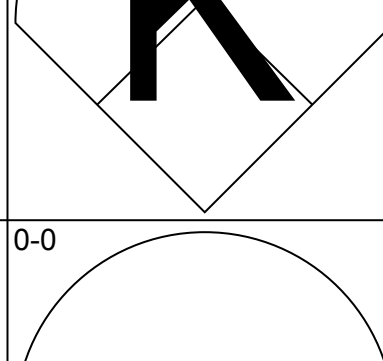
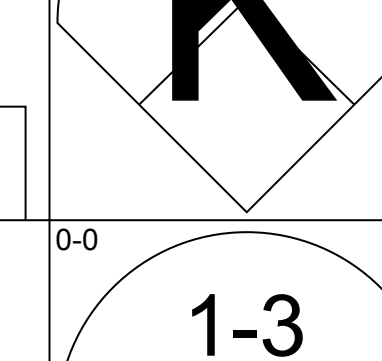
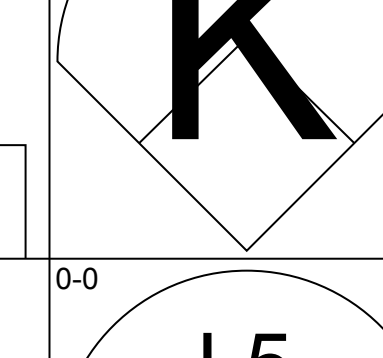
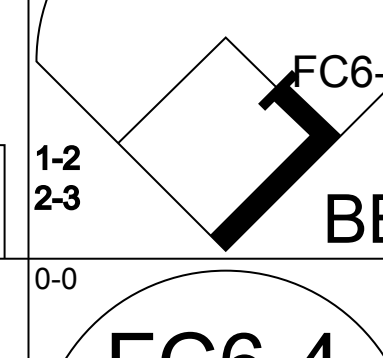
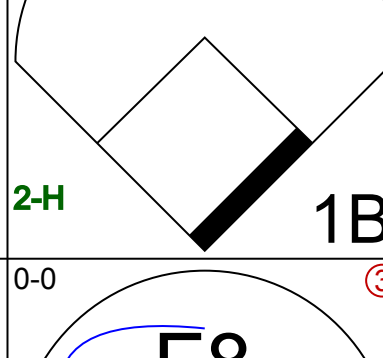
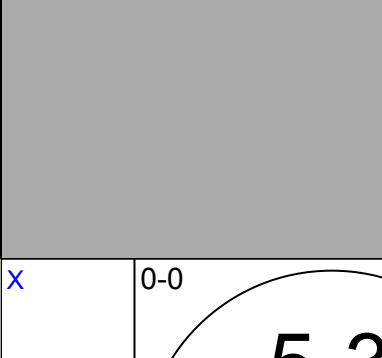
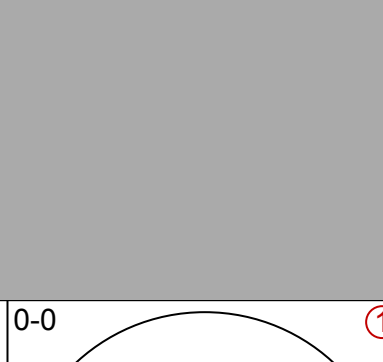
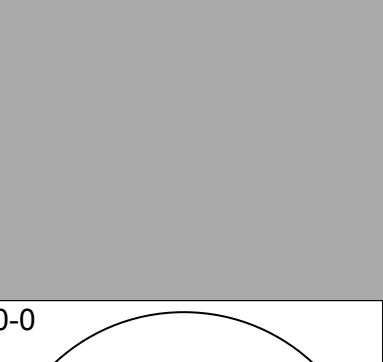
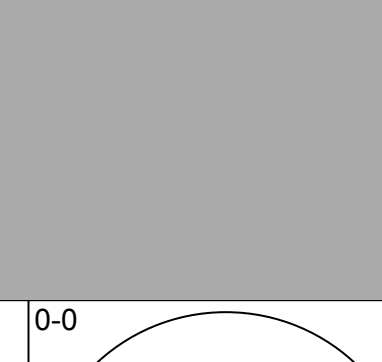
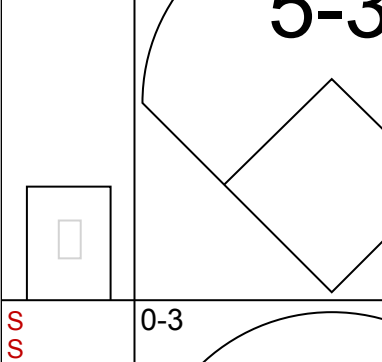
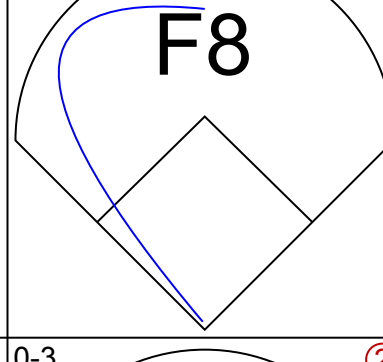
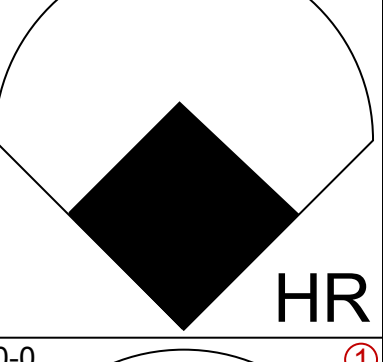
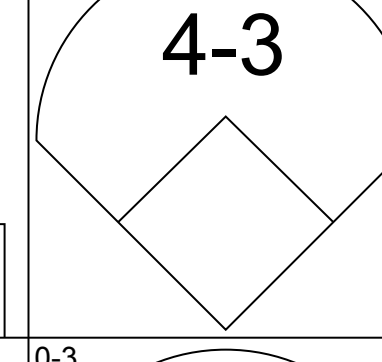
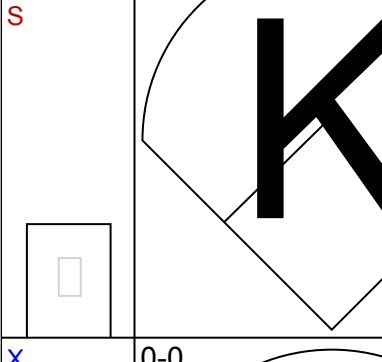
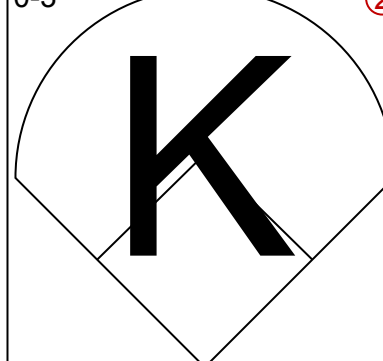
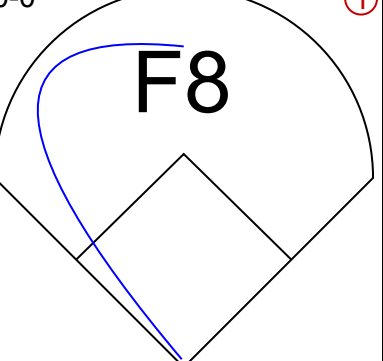
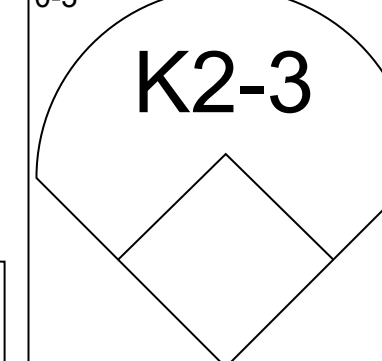


Batter	1	2	3	4	5	6	7	8	9	AB	R	H	RBI	BB	SO	LOB	TOP					
Luis Aparicio, R OBP: 0.272, SLG: 0.316 (1, 6)										5	0	1	0	0	1	2						
Curt Blefary, L OBP: 0.333, SLG: 0.412 (1, 7)										4	1	1	0	1	3	1						
Paul Blair, R OBP: 0.355, SLG: 0.453 (1, 8)										3	2	1	0	2	1	1						
Frank Robinson, R OBP: 0.409, SLG: 0.594 (1, 9)										3	2	1	2	1	0	2						
Brooks Robinson, R OBP: 0.327, SLG: 0.430 (1, 5)										4	0	2	1	1	0	2						
Boog Powell, L OBP: 0.325, SLG: 0.351 (1, 3)										3	1	1	1	1	1	2						
Davey Johnson, R OBP: 0.319, SLG: 0.382 (1, 4)										3	0	0	0	1	0	2						
Andy Etchebarren, R OBP: 0.303, SLG: 0.314 (1, 2)										4	0	0	0	0	1	2						
Tom Phoebus, R OBP: 0.187, SLG: 0.208 Moe Drabowsky, R OBP: 0.381, SLG: 0.350 (7, 1)										3	0	1	1	0	0	0						
										1	0	0	0	0	0	0						
Inning Stats	R: 0 E: 0 K: 1 S: 6	H: 1 LOB: 1 BB: 0 P: 6	R: 1 E: 1 K: 1 S: 6	H: 1 LOB: 2 BB: 2 P: 14	R: 2 E: 0 K: 1 S: 6	H: 1 LOB: 1 BB: 2 P: 14	R: 0 E: 0 K: 1 S: 6	H: 1 LOB: 1 BB: 0 P: 6	R: 1 E: 0 K: 0 S: 5	H: 2 LOB: 1 BB: 0 P: 5	R: 0 E: 0 K: 0 S: 3	H: 0 LOB: 0 BB: 0 P: 3	R: 1 E: 0 K: 3 S: 10	H: 1 LOB: 1 BB: 1 P: 14	R: 0 E: 0 K: 0 S: 3	H: 0 LOB: 0 BB: 0 P: 3	R: 1 E: 0 K: 0 S: 3	H: 1 LOB: 2 BB: 2 P: 11	1B: 6 2B: 1 3B: 0 HR: 1	SF: 1 SAC: 0 DP: 0 HBP: 0	WP: 3 PB: 1 SB: 0 CS: 0	PA: 41
PITCHER	IP WLS BF H R ER SO BB IBB HBP BLK WP HR S P ERA WHIP																					
Dave Morehead, R ERA: 4.34 Jose Santiago, R ERA: 3.57 Darrell Brandon, R ERA: 4.09 Sparky Lyle, L ERA: 2.38	(1, 1) (3, 1) (6, 1) (8, 1)	2.2 2.1 2.0 2.0	L 10 8 8	15 3 1 1	3 1 1 1	3 0 1 1	3 0 1 0	3 0 1 0	4 0 1 2	0 0 0 0	0 0 0 0	0 0 0 0	0 0 1 0	17 12 13 14	33 12 17 14	10.12 0.00 4.50 4.50	2.625 1.286 1.000 1.500					

Baltimore Orioles @ Boston Red Sox
Fenway Park, Boston, MA
Fri Sep 15 1967, 7:05 PM EDT
Att: 32,489 - Unknown

AB	33
R	6
H	8
RBI	5
BB	7
SO	7
LOB	14



Batter	1	2	3	4	5	6	7	8	9	AB	R	H	RBI	BB	SO	LOB	BOTTOM					
Mike Andrews, R OBP: 0.339, SLG: 0.346 Elston Howard, R OBP: 0.231, SLG: 0.247 (8, 2)										4	0	1	0	0	0	0						
Jerry Adair, R OBP: 0.301, SLG: 0.338 Sparky Lyle, L OBP: 0.250, SLG: 0.375 (8, 1)										4	0	0	0	0	1	2						
Carl Yastrzemski, L OBP: 0.405, SLG: 0.598 (1, 7)										4	1	3	0	0	1	0						
George Scott, R OBP: 0.375, SLG: 0.471 (1, 3)										3	0	0	0	1	2	1						
Ken Harrelson, R OBP: 0.320, SLG: 0.434 (1, 9)										3	0	1	1	1	1	0						
Rico Petrocelli, R OBP: 0.339, SLG: 0.434 (1, 6)										4	0	0	0	0	0	4						
Reggie Smith, S OBP: 0.320, SLG: 0.407 (1, 8)										4	1	1	1	0	1	0						
Mike Ryan, R OBP: 0.285, SLG: 0.261 Dalton Jones, L OBP: 0.306, SLG: 0.358 (7, PH) (8, 4)										2	0	0	0	0	1	0						
Dave Morehead, R OBP: 0.154, SLG: 0.083 Jose Santiago, R OBP: 0.176, SLG: 0.313 Jose Yarbrou, L OBP: 0.276, SLG: 0.226 Darrell Brandon, R OBP: 0.405, SLG: 0.598 Joe Foy, R OBP: 0.320, SLG: 0.433 (1, 1) (3, 1) (5, PH) (6, 1) (7, PH) (8, 5)										0	0	0	0	0	0	0						
Inning Stats	R: 0 E: 0 K: 0 S: 3	H: 1 LOB: 1 BB: 0 P: 3	R: 0 E: 0 K: 1 S: 5	H: 0 LOB: 0 BB: 0 P: 5	R: 0 E: 0 K: 2 S: 7	H: 0 LOB: 0 BB: 0 P: 7	R: 0 E: 0 K: 0 S: 4	H: 1 LOB: 3 BB: 2 P: 12	R: 1 E: 0 K: 0 S: 4	H: 1 LOB: 0 BB: 0 P: 4	R: 1 E: 0 K: 1 S: 7	H: 2 LOB: 1 BB: 0 P: 7	R: 0 E: 0 K: 2 S: 8	H: 1 LOB: 2 BB: 1 P: 12	R: 0 E: 0 K: 2 S: 7	H: 0 LOB: 0 BB: 0 P: 7	R: 0 E: 0 K: 1 S: 5	H: 0 LOB: 0 BB: 0 P: 5	1B: 4 2B: 1 3B: 0 HR: 1	SF: 0 SAC: 0 DP: 0 HBP: 0	WP: 0 PB: 0 SB: 0 CS: 0	PA: 35
PITCHER	IP WLS BF H R ER SO BB IBB HBP BLK WP HR S P ERA WHIP																					
Tom Phoebus, R ERA: 3.2 Moe Drabowsky, R ERA: 1.65	(1, 1) (7, 1)	6.2 2.1	W S	28 7	H 0	R 0	ER 0	SO 4	BB 0	IBB 0	HBP 0	BLK 0	WP 0	HR 0	S 15	P 15	0.00 0.000	0.000				

Baltimore Orioles @ Boston Red Sox
Fenway Park, Boston, MA
Fri Sep 15 1967, 7:05 PM EDT
Att: 32,489 - Unknown

AB	32
R	2
H	6
RBI	2
BB	3
SO	9
LOB	7



Batter	1	2	3	4	5	6	7	8	9	AB	R	H	RBI	BB	SO	LOB	TOP										
Luis Aparicio, R (1,6) OBP: 0.271, SLG: 0.316	0-3 K		0-0 1B 2B		0-0 6-3		0-0 F7			4	0	1	0	0	1	0											
Curt Blefary, L (1,7) OBP: 0.334, SLG: 0.411	4-0 HR BB		0-0 F4		0-0 1B		0-0 FC1-6 1B			3	1	2	0	1	0	1											
Paul Blair, R (1,8) OBP: 0.361, SLG: 0.468	0-0 1-H HR		0-0 2-3 1B		0-0 F9		0-0 FC1-6 S 1-2			4	1	2	2	0	0	2											
Frank Robinson, R (1,9) OBP: 0.407, SLG: 0.587	0-3 K		0-0 F4 1-2		0-0 5-3		0-0 F9 1-2			4	0	0	0	0	1	4											
Brooks Robinson, R (1,5) OBP: 0.324, SLG: 0.425	0-0 6-3		0-0 F3		0-0 F4		0-0 F9			4	0	0	0	0	0	3											
Boog Powell, L (1,3) OBP: 0.326, SLG: 0.366		0-0 G3		0-0 HR		0-0 G3		0-0 S 1B		4	1	2	1	0	0	0											
Russ Snyder, L (9, PR) OBP: 0.316, SLG: 0.326										0	1	0	0	0	0	0											
Davey Johnson, R (1,4) OBP: 0.318, SLG: 0.378	0-3 K		0-0 L3		0-0 F3		0-0 F3 1-H			4	0	0	0	0	1	0											
Andy Etchebarren, R (1,2) OBP: 0.302, SLG: 0.325	0-0 HR		0-0 F3		0-3 K		0-3 K			4	1	1	1	0	2	1											
Gene Brabender, R (1,1) OBP: 0.143, SLG: 0.077	0-0 F7		0-3 K		0-0 4-3		0-3 K			3	0	0	0	0	1	0											
Stu Miller, R (8,1)										1	0	0	0	0	1	1											
Inning Stats	R: 2 E: 0 K: 2 S: 8	H: 1 LOB: 0 BB: 1 P: 12	R: 1 E: 0 K: 1 S: 6	H: 1 LOB: 0 BB: 0 P: 6	R: 0 E: 0 K: 0 S: 5	H: 2 LOB: 2 BB: 0 P: 5	R: 1 E: 0 K: 1 S: 6	H: 1 LOB: 0 BB: 0 P: 6	R: 0 E: 0 K: 0 S: 4	H: 0 LOB: 1 BB: 0 P: 4	R: 0 E: 0 K: 0 S: 5	H: 0 LOB: 0 BB: 0 P: 3	R: 0 E: 0 K: 1 S: 5	H: 0 LOB: 0 BB: 0 P: 5	R: 0 E: 0 K: 0 S: 4	H: 1 LOB: 1 BB: 0 P: 4	R: 1 E: 0 K: 2 S: 8	H: 1 LOB: 1 BB: 0 P: 8	1B: 4 2B: 1 3B: 0 HR: 3	SF: 0 SAC: 0 DP: 0 HBP: 0	WP: 0 PB: 0 SB: 3 CS: 0	PA: 36					
PITCHER	IP	WLS	BF	H	R	ER	SO	BB	IBB	HBP	BLK	WP	HR	S	P	ERA	WHIP										
Gary Bell, R (1,1) ERA: 3.24	2.1	L	12	4	3	3	3	1	0	0	0	0	2	17	21	11.57	2.143										
Dan Osinski, R (3,1) ERA: 2.49	0.2		2	0	0	0	0	0	0	0	0	0	0	2	2	0.00	0.000										
Gary Waslewski, R (4,1) ERA: 3.5	2.0		8	2	1	1	1	0	0	0	0	0	1	10	10	4.50	1.000										
Jose Santiago, R (6,1) ERA: 3.81	2.0		6	0	0	0	1	0	0	0	0	0	0	8	8	0.00	0.000										
John Wyatt, R (8,1) ERA: 2.43	2.0		8	2	1	0	2	0	0	0	0	0	0	12	12	0.00	1.000										

Baltimore Orioles @ Boston Red Sox
Fenway Park, Boston, MA
Sun Sep 17 1967, 3:33 AM EDT
Att: 30,301 - Unknown

AB 35
R 5
H 8
RBI 4
BB 1
SO 7
LOB 12



Batter	1	2	3	4	5	6	7	8	9	AB	R	H	RBI	BB	SO	LOB	BOTTOM										
Mike Andrews, R (1,4) OBP: 0.341, SLG: 0.346	0-0 F6		0-0 E1 F8 2B 1B		0-3 K			4-0 FC3-6 E BB	0-0 FC5-4 1-2	4	1	1	0	1	1	2											
Jerry Adair, R (1,5) OBP: 0.298, SLG: 0.334	0-0 5-3		0-0 F8 1-2		0-0 6-3			0-0 E4 FC3-6 1-2		4	0	0	0	0	0	3											
Carl Yastrzemski, L (1,7) OBP: 0.493, SLG: 0.594	0-0 F4		0-0 2B 2-H 3-H		0-0 E3 G4-6-3		0-0 FC3-6 1-2 2-3	0-0 FC3-6		4	0	1	2	0	0	2											
George Scott, R (1,3) OBP: 0.372, SLG: 0.465		0-0 1B	0-0 1-3		0-0 G4-6-3 1-2		0-3 K	0-3 K		4	0	1	0	0	1	4											
Ken Harrelson, R (1,9) OBP: 0.313, SLG: 0.425		0-0 F3		0-0 4-3		0-3 K		0-3 K		4	0	0	0	0	2	3											
Rico Petrocelli, R (1,6) OBP: 0.336, SLG: 0.436		0-0 F9		0-0 5-3		0-0 6-3		0-0 F6		4	0	0	0	0	0	1											
Reggie Smith, S (1,8) OBP: 0.320, SLG: 0.403		0-0 4-3		4-0 BB		0-0 4-3		4-0 1B BB		2	0	0	0	2	0	1											
Elston Howard, R (1,2) OBP: 0.230, SLG: 0.245			0-3 K		0-0 G3		0-0 1B	0-3 K		4	0	1	0	0	2	2											
Gary Bell, R (1,1) ERA: 3.24			0-0 E 1B 2B		0-3 K		0-0 F7	0-0 FC5-4 1-3		0	0	0	0	0	0	0											
Dan Osinski, R (3,1) ERA: 2.49										0	0	0	0	0	0	0											
Gary Waslewski, R (4,1) ERA: 3.5										0	0	0	0	0	0	0											
Jose Santiago, R (6,1) ERA: 3.81										0	0	0	0	0	0	0											
John Wyatt, R (8,1) ERA: 2.43										0	0	0	0	0	0	0											
Inning Stats	R: 0 E: 0 K: 0 S: 3	H: 0 LOB: 0 BB: 0 P: 3	R: 0 E: 0 K: 0 S: 4	H: 1 LOB: 1 BB: 0 P: 4	R: 2 E: 1 K: 1 S: 8	H: 3 LOB: 1 BB: 0 P: 8	R: 0 E: 0 K: 0 S: 3	H: 0 LOB: 0 BB: 1 P: 7	R: 0 E: 0 K: 1 S: 5	H: 0 LOB: 0 BB: 0 P: 5	R: 0 E: 0 K: 0 S: 4	H: 1 LOB: 1 BB: 0 P: 4	R: 0 E: 1 K: 2 S: 8	H: 0 LOB: 2 BB: 1 P: 12	R: 0 E: 0 K: 1 S: 6	H: 1 LOB: 2 BB: 1 P: 10	1B: 5 2B: 1 3B: 0 HR: 0	SF: 0 SAC: 0 DP: 1 HBP: 0	WP: 0 PB: 0 SB: 0 CS: 0	PA: 37							
PITCHER	IP	WLS	BF	H	R	ER	SO	BB	IBB	HBP	BLK	WP	HR	S	P	ERA	WHIP										
Gene Brabender, R (1,1) ERA: 3.07	7.0	W	29	5	2	2	4	2	0	0	0	0	0	35	43	2.57	1.000										
Stu Miller, R (8,1) ERA: 2.58	2.0	S	8	1	0	0	3	1	0	0	0	0	0	13	17	0.00	1.000										

Baltimore Orioles @ Boston Red Sox
Fenway Park, Boston, MA
Sun Sep 17 1967, 3:33 AM EDT
Att: 30,301 - Unknown

AB 34
R 2
H 6
RBI 2
BB 3
SO 7
LOB 19



Batter	1	2	3	4	5	6	7	8	9	AB	R	H	RBI	BB	SO	LOB	TOP										
Horace Clarke, S OBP: 0.321, SLG: 0.313 (1, 4)	F6		FC1-6 1B		4-3			5-3		4	0	0	0	0	0	1	New York Yankees @ Baltimore Orioles Memorial Stadium, Baltimore, MD Tue Sep 19 1967, 7:05 PM EDT Att: 5,641 - Unknown										
Jerry Kenney, L OBP: 0.438, SLG: 0.481 (1, 6)	6-3		1B			F8-4-3 1B		1-3		4	0	2	0	0	0	0											
Mickey Mantle, S OBP: 0.400, SLG: 0.451 (1, 3)	4-3		K			F8-4-3 1-2		5-3		4	0	0	0	0	1	2											
Joe Pepitone, L OBP: 0.299, SLG: 0.370 (1, 8)		FC4-6 1B BB		5-3 BB		F9			K	2	0	0	0	2	1	0											
Roy White, S OBP: 0.278, SLG: 0.277 (1, 9)	F8			5-3			FC4-6 BB	F9		3	0	0	0	1	0	2											
Jake Gibbs, L OBP: 0.290, SLG: 0.286 (1, 2)		FC4-6 1B		K			F2		K	4	0	1	0	0	2	2											
Tom Shopay, L OBP: 0.143, SLG: 0.143 (1, 7)		FC4-6 1-2 2-3		K			FC4-6 WP 1-2			3	0	0	0	0	1	4											
John Kennedy, R OBP: 0.273, SLG: 0.243 (7, PH)					F9					2	0	0	0	0	1	2											
Steve Whliaker, L OBP: 0.294, SLG: 0.365 (7, PH)										0	0	0	0	1	0	0											
Ruben Amaro, R OBP: 0.300, SLG: 0.261 (7, 5)										0	0	0	0	0	0	0											
Steve Barber, L OBP: 0.185, SLG: 0.196 (7, PH)										2	0	1	0	0	1	0											
Billy Bryan, L OBP: 0.333, SLG: 0.111 (7, PH)										0	0	0	0	0	0	0											
Bill Robinson, R OBP: 0.261, SLG: 0.284 (7, 1)										1	0	0	0	0	1	2											
Jim Bouton, R (7, 1)										0	0	0	0	0	0	0											
Inning Stats	R: 0 E: 0 K: 0 S: 3	H: 0 LOB: 0 BB: 0 P: 3	R: 0 E: 0 K: 1 S: 6	H: 1 LOB: 2 BB: 1 P: 10	R: 0 E: 0 K: 1 S: 6	H: 2 LOB: 1 BB: 0 P: 6	R: 0 E: 0 K: 2 S: 7	H: 0 LOB: 1 BB: 1 P: 11	R: 0 E: 0 K: 1 S: 5	H: 0 LOB: 0 BB: 0 P: 5	R: 0 E: 0 K: 0 S: 3	H: 1 LOB: 0 BB: 0 P: 3	R: 0 E: 0 K: 1 S: 5	H: 0 LOB: 2 BB: 2 P: 13	R: 0 E: 0 K: 0 S: 3	H: 0 LOB: 0 BB: 0 P: 7	R: 0 E: 0 K: 2 S: 7	H: 0 LOB: 0 BB: 0 P: 7	1B: 4 2B: 1 3B: 0 HR: 0	SF: 0 SAC: 0 DP: 1 HBP: 0	WP: 1 PB: 0 SB: 1 CS: 0	PA: 33					
PITCHER	IP	WLS	BF	H	R	ER	SO	BB	IBB	HBP	BLK	WP	HR	S	P	ERA	WHIP										
Jim Palmer, R ERA: 2.94 (1, 1)	5.0	W	19	3	0	0	5	2	0	0	0	0	0	27	35	0.00	1.000										
Eddie Watt, R ERA: 2.29 (6, 1)	1.2		7	1	0	0	0	2	0	0	0	1	0	5	13	0.00	1.800										
Pete Richert, L ERA: 3.47 (7, 1)	2.1	S	7	0	0	0	3	0	0	0	0	0	0	13	13	0.00	0.000										

Batter	1	2	3	4	5	6	7	8	9	AB	R	H	RBI	BB	SO	LOB	BOTTOM										
Mark Belanger, R OBP: 0.236, SLG: 0.234 (1, 6)	4-3		6-3	1-3 2-3 1B		FC5-4 1-2 2-3 1B		E5		5	0	1	0	0	0	3	New York Yankees @ Baltimore Orioles Memorial Stadium, Baltimore, MD Tue Sep 19 1967, 7:05 PM EDT Att: 5,641 - Unknown										
Davey Johnson, R OBP: 0.319, SLG: 0.380 (1, 4)	4-3		1B BB		6-3	K		F4		5	1	1	1	0	1	3											
Paul Blair, R OBP: 0.360, SLG: 0.466 (1, 8)	4-3		BB BB 1B					F7		5	0	2	0	0	1	1											
Frank Robinson, R OBP: 0.409, SLG: 0.583 (1, 3)		5-3 BB	FC5 BB		K		E 1B			2	0	1	0	2	1	1											
Brooks Robinson, R OBP: 0.325, SLG: 0.424 (1, 5)		5-3	1-2 BB		F9		E 1B			3	0	1	1	1	0	2											
Curt Motton, R OBP: 0.316, SLG: 0.404 (1, 7)			1-2 2-3 3-H BB				E 1B			4	1	1	0	0	1	6											
Russ Snyder, L OBP: 0.316, SLG: 0.326 (8, 7)			FC5 2-3F			1B FC 2B		E5 1-2 2-3		0	0	0	0	0	0	0											
Sam Bowens, R OBP: 0.234, SLG: 0.283 (1, 9)						FC5-4 FC 1B		K		4	0	2	0	0	2	4											
Andy Etchebarran, R OBP: 0.304, SLG: 0.325 (1, 2)						FC FC5-4 1B		6-3		4	1	1	1	0	1	5											
Jim Palmer, R OBP: 0.200, SLG: 0.154 (1, 1)								F5		0	0	0	0	1	0	0											
Eddie Watt, R OBP: 0.281, SLG: 0.333 (6, 1)										1	0	0	0	0	1	2											
Pete Richert, L OBP: 0.091, SLG: 0.094 (7, 1)										1	0	0	0	0	0	0											
Inning Stats	R: 0 E: 0 K: 0 S: 3	H: 0 LOB: 0 BB: 0 P: 3	R: 0 E: 0 K: 2 S: 7	H: 0 LOB: 1 BB: 1 P: 11	R: 2 E: 0 K: 0 S: 6	H: 3 LOB: 3 BB: 2 P: 14	R: 0 E: 0 K: 1 S: 5	H: 2 LOB: 2 BB: 1 P: 9	R: 0 E: 0 K: 1 S: 6	H: 1 LOB: 1 BB: 0 P: 6	R: 1 E: 0 K: 2 S: 10	H: 2 LOB: 2 BB: 0 P: 10	R: 0 E: 1 K: 1 S: 8	H: 2 LOB: 3 BB: 0 P: 8	R: 0 E: 1 K: 1 S: 6	H: 0 LOB: 1 BB: 0 P: 6	R: 0 E: 0 K: 2 S: 7	H: 0 LOB: 0 BB: 0 P: 7	1B: 9 2B: 1 3B: 0 HR: 0	SF: 0 SAC: 1 DP: 0 HBP: 0	WP: 0 PB: 0 SB: 2 CS: 1	PA: 39					
PITCHER	IP	WLS	BF	H	R	ER	SO	BB	IBB	HBP	BLK	WP	HR	S	P	ERA	WHIP										
Steve Barber, L ERA: 3.74 (1, 1)	6.0	L	29	8	3	3	6	4	0	0	0	0	0	14	14	0.00	1.000										
Jim Bouton, R ERA: 4.95 (7, 1)	2.0		10	2	0	0	2	0	0	0	0	0	0	14	14	0.00	1.000										

Batter	1	2	3	4	5	6	7	8	9	AB	R	H	RBI	BB	SO	LOB	TOP					
Jose Tartabull, L OBP: 0.280, SLG: 0.241										3	0	1	0	1	1	0	Boston Red Sox @ Baltimore Orioles Memorial Stadium, Baltimore, MD Fri Sep 22 1967, 7:05 PM EDT Unknown					
Mike Andrews, R OBP: 0.347, SLG: 0.355										3	0	0	0	0	0	1						
Carl Yastrzemski, L OBP: 0.499, SLG: 0.605 George Thomas, R OBP: 0.261, SLG: 0.276										3	0	1	0	1	1	1						
George Scott, R OBP: 0.371, SLG: 0.458										4	0	1	0	0	1	5						
Reggie Smith, S OBP: 0.320, SLG: 0.397										4	0	1	0	0	0	5						
Dalton Jones, L OBP: 0.318, SLG: 0.381										4	0	0	0	0	0	1						
Rico Petrocelli, R OBP: 0.330, SLG: 0.430										4	0	1	0	0	0	0						
Russ Gibson, R OBP: 0.269, SLG: 0.275										4	0	0	0	0	2	2						
Jerry Stephenson, L OBP: 0.250, SLG: 0.250 Dan Osinski, R OBP: 0.333, SLG: 0.444 Joe Foy, R OBP: 0.333, SLG: 0.423 Billy Rohr, L OBP: 0.269, SLG: 0.262										2	0	0	0	0	1	0						
Inning Stats	R: 0 E: 0 K: 1 S: 5	H: 0 LOB: 0 BB: 0 P: 5	R: 0 E: 0 K: 2 S: 9	H: 2 LOB: 2 BB: 0 P: 9	R: 0 E: 0 K: 0 S: 3	H: 0 LOB: 3 BB: 2 P: 12	R: 0 E: 0 K: 1 S: 5	H: 0 LOB: 0 BB: 0 P: 5	R: 0 E: 0 K: 0 S: 3	H: 2 LOB: 2 BB: 0 P: 7	R: 0 E: 0 K: 0 S: 3	H: 0 LOB: 0 BB: 0 P: 3	R: 0 E: 0 K: 1 S: 5	H: 0 LOB: 0 BB: 0 P: 5	R: 0 E: 1 K: 1 S: 6	H: 1 LOB: 1 BB: 0 P: 6		R: 0 E: 0 K: 0 S: 3	H: 0 LOB: 0 BB: 0 P: 3	1B: 5 2B: 0 3B: 0 HR: 0	SF: 0 SAC: 0 DP: 1 HBP: 1	WP: 0 PB: 0 SB: 0 CS: 0
PITCHER Jim Hardin, R ERA: 2.11	IP: 9.0 WLS: W BF: 35 H: 5 R: 0 ER: 0 SO: 7 BB: 2 IBB: 0 HBP: 1 BLK: 0 WP: 0 HR: 0 S: 46 P: 55 ERA: 0.00 WHIP: 0.778																					

Batter	1	2	3	4	5	6	7	8	9	AB	R	H	RBI	BB	SO	LOB	BOTTOM			
Luis Aparicio, R OBP: 0.272, SLG: 0.317										5	1	2	1	0	0	0	Boston Red Sox @ Baltimore Orioles Memorial Stadium, Baltimore, MD Fri Sep 22 1967, 7:05 PM EDT Unknown			
Curt Blefary, L OBP: 0.336, SLG: 0.411										3	1	1	1	2	1	0				
Paul Blair, R OBP: 0.364, SLG: 0.463										4	2	1	1	1	0	4				
Frank Robinson, R OBP: 0.407, SLG: 0.580										3	2	1	1	1	0	3				
Brooks Robinson, R OBP: 0.328, SLG: 0.434										5	1	2	2	0	0	3				
Boog Powell, L OBP: 0.323, SLG: 0.360										3	0	0	0	1	1	3				
Davey Johnson, R OBP: 0.321, SLG: 0.378										2	1	1	2	2	0	0				
Larry Haney, R OBP: 0.298, SLG: 0.372										4	1	1	2	0	0	5				
Jim Hardin, R OBP: 0.158, SLG: 0.194										4	1	1	0	0	2	3				
Inning Stats	R: 2 E: 0 K: 0 S: 5	H: 2 LOB: 0 BB: 0 P: 5	R: 0 E: 0 K: 2 S: 7	H: 0 LOB: 1 BB: 1 P: 11	R: 0 E: 0 K: 0 S: 2	H: 0 LOB: 0 BB: 1 P: 6	R: 1 E: 1 K: 1 S: 7	H: 1 LOB: 2 BB: 1 P: 11	R: 3 E: 0 K: 1 S: 8	H: 3 LOB: 2 BB: 2 P: 16	R: 0 E: 0 K: 0 S: 3	H: 0 LOB: 0 BB: 0 P: 3	R: 1 E: 0 K: 0 S: 3	H: 1 LOB: 1 BB: 1 P: 7	R: 3 E: 1 K: 0 S: 7	H: 3 LOB: 2 BB: 1 P: 11		1B: 6 2B: 3 3B: 1 HR: 0	SF: 1 SAC: 0 DP: 2 HBP: 0	WP: 0 PB: 0 SB: 2 CS: 0
PITCHER Jerry Stephenson, R ERA: 3.88 Dan Osinski, R ERA: 2.43 Billy Rohr, L ERA: 5.1 Darrell Brandon, R ERA: 4.06	IP: 4.2 WLS: L BF: 24 H: 6 R: 6 ER: 5 SO: 4 BB: 3 IBB: 2 HBP: 0 BLK: 0 WP: 0 HR: 0 S: 27 P: 47 ERA: 9.64 WHIP: 1.714																			

Batter	1	2	3	4	5	6	7	8	9	AB	R	H	RBI	BB	SO	LOB	TOP										
Joe Foy, R OBP: 0.327, SLG: 0.428 (1, 5)	0-3 K		4-0 FC5-4 BB		0-0 E5 FC 1B	0-3 K		0-0 L6	4	1	1	0	1	2	2												
Mike Andrews, R OBP: 0.344, SLG: 0.351 (1, 4)	0-0 3-1		0-0 FC5-4		0-0 FC HR		0-3 K	0-0 F5	5	1	0	1	0	1	2												
Carl Yastrzemski, L OBP: 0.410, SLG: 0.608 (1, 7)	0-0 5-3			0-0 2B 6-3 1B	0-0 HR		4-0 BB		3	2	2	2	1	0	0												
George Scott, R OBP: 0.373, SLG: 0.461 (1, 3)		0-0 CS 1B		0-0 6-3 1-3 2B	0-0 F6		0-3 K	0-0 1-2	4	0	2	0	0	1	1												
Reggie Smith, S OBP: 0.319, SLG: 0.394 (1, 8)		0-0 F7		0-0 F3	0-3 K		0-0 G3		4	0	0	0	0	1	4												
Ken Harrelson, R OBP: 0.316, SLG: 0.422 Gary Waslewski, R OBP: 0.091, SLG: 0.091 Dalton Jones, L OBP: 0.316, SLG: 0.379 John Wyatt, R OBP: 0.214, SLG: 0.083 Bill Landis, L (8, PH) (6, 1) (8, 1)	4-0 CS BB		0-0 6-3		0-3 K		0-0 F8		1	0	0	1	1	0	1												
Rico Petrocelli, R OBP: 0.329, SLG: 0.425 (1, 6)	0-0 CS	0-0 5-3	0-0 F9		4-0 1B BB		0-0 F8		3	0	0	0	1	0	1												
Russ Gibson, R OBP: 0.268, SLG: 0.281 (1, 2)			0-0 WP 2B		0-0 1-6-3	0-3 K		0-0 1-3	4	0	1	0	0	1	1												
Lee Stange, R OBP: 0.094, SLG: 0.080 Jose Tartabull, L OBP: 0.285, SLG: 0.247 (1, 1) (4, 9)	0-0 6-3		0-0 2-3		0-0 1B E 1B		0-0 1-2	1B	1	0	0	0	0	0	1												
Inning Stats	R: 0 E: 0 K: 1 S: 5	H: 0 LOB: 0 BB: 0 P: 5	R: 0 E: 0 K: 0 S: 2	H: 1 LOB: 0 BB: 1 P: 6	R: 0 E: 0 K: 0 S: 4	H: 1 LOB: 2 BB: 1 P: 8	R: 1 E: 0 K: 0 S: 5	H: 2 LOB: 1 BB: 0 P: 5	R: 4 E: 1 K: 1 S: 9	H: 3 LOB: 0 BB: 0 P: 9	R: 0 E: 0 K: 3 S: 10	H: 1 LOB: 2 BB: 1 P: 14	R: 0 E: 0 K: 2 S: 7	H: 0 LOB: 1 BB: 1 P: 11	R: 0 E: 0 K: 0 S: 3	H: 0 LOB: 0 BB: 0 P: 3	R: 0 E: 0 K: 0 S: 3	H: 0 LOB: 0 BB: 0 P: 3	1B: 5 2B: 2 3B: 0 HR: 1	SF: 0 SAC: 0 DP: 0 HBP: 0	WP: 1 PB: 0 SB: 1 CS: 2	PA: 39					
PITCHER	IP	WLS	BF	H	R	ER	SO	BB	IBB	HBP	BLK	WP	HR	S	P	ERA	WHIP										
Gene Brabender, R ERA: 3.41 (1, 1)	5.0		23	7	5	5	2	2	0	0	0	1	1	25	33	9.00	1.800										
Moe Drabowsky, R ERA: 1.5 (6, 1)	2.0		9	1	0	0	5	2	0	0	0	0	0	17	25	0.00	1.500										
Stu Miller, R ERA: 2.55 (8, 1)	2.0	W	6	0	0	0	0	0	0	0	0	0	0	6	6	0.00	0.000										

Boston Red Sox @ Baltimore Orioles
Memorial Stadium, Baltimore, MD
Sat Sep 23 1967, 7:05 PM EDT
Att: 10,251 - Unknown

AB 34
R 5
H 8
RBI 4
BB 4
SO 7
LOB 13



Batter	1	2	3	4	5	6	7	8	9	AB	R	H	RBI	BB	SO	LOB	BOTTOM										
Luis Aparicio, R OBP: 0.271, SLG: 0.316 (1, 6)	0-0 F9		0-0 1-3		0-3 K		0-0 SF7		3	0	0	1	0	1	1												
Curt Blefary, L OBP: 0.339, SLG: 0.419 (1, 7)	0-0 HR		0-0 1B 2B		0-0 F6		0-0 G3		4	2	2	1	0	0	2												
Paul Blair, R OBP: 0.363, SLG: 0.459 (1, 8)	0-0 F8		0-0 2H HR 1B		0-0 F7		0-0 F9		4	1	1	1	0	0	1												
Frank Robinson, R OBP: 0.408, SLG: 0.585 (1, 9)	0-0 FC6-4 1B		0-0 1H HR		0-0 F8		0-0 HR 1B		4	2	3	2	0	0	0												
Brooks Robinson, R OBP: 0.325, SLG: 0.434 (1, 5)	0-0 FC6-4		0-0 6-3		0-0 1-6-3		0-0 HR 1B		4	1	1	2	0	0	1												
Boog Powell, L OBP: 0.321, SLG: 0.356 (1, 3)		0-3 K		0-0 4-3		0-0 6-3		4-0 BB BB	3	0	0	0	1	1	0												
Davey Johnson, R OBP: 0.324, SLG: 0.377 (1, 4)		0-3 K		0-3 K		4-0 1B SF7 BB		4-0 1-2 BB	2	1	0	0	2	2	0												
Larry Haney, R OBP: 0.285, SLG: 0.355 (1, 2)		0-0 5-3		0-0 5-3		0-3 K		0-0 F7	4	0	0	0	0	1	3												
Gene Brabender, R OBP: 0.138, SLG: 0.074 Russ Snyder, L OBP: 0.316, SLG: 0.326 Moe Drabowsky, R OBP: 0.381, SLG: 0.350 Dave May, L OBP: 0.282, SLG: 0.297 Stu Miller, R (7, PH) (8, 1)		0-0 F6		0-0 1B		0-0 1B		0-3 K	1	0	0	0	0	0	0												
Inning Stats	R: 1 E: 0 K: 0 S: 5	H: 2 LOB: 1 BB: 0 P: 5	R: 0 E: 0 K: 2 S: 7	H: 0 LOB: 0 BB: 0 P: 7	R: 3 E: 0 K: 0 S: 6	H: 3 LOB: 0 BB: 0 P: 6	R: 0 E: 0 K: 1 S: 5	H: 0 LOB: 0 BB: 0 P: 5	R: 0 E: 0 K: 1 S: 6	H: 1 LOB: 1 BB: 0 P: 6	R: 0 E: 0 K: 0 S: 3	H: 0 LOB: 0 BB: 0 P: 3	R: 1 E: 0 K: 1 S: 6	H: 1 LOB: 1 BB: 1 P: 10	R: 2 E: 0 K: 1 S: 7	H: 2 LOB: 2 BB: 2 P: 15	1B: 5 2B: 1 3B: 0 HR: 3	SF: 1 SAC: 0 DP: 0 HBP: 0	WP: 0 PB: 0 SB: 0 CS: 0	PA: 36							
PITCHER	IP	WLS	BF	H	R	ER	SO	BB	IBB	HBP	BLK	WP	HR	S	P	ERA	WHIP										
Lee Stange, R ERA: 2.77 (1, 1)	3.0		14	5	4	4	2	0	0	0	0	0	2	18	18	12.00	1.667										
Gary Waslewski, R ERA: 3.38 (4, 1)	4.0		15	2	1	1	3	1	0	0	0	0	0	20	24	2.25	0.750										
John Wyatt, R ERA: 2.6 (8, 1)	0.1	L	5	2	2	2	0	2	0	0	0	0	1	3	11	54.00	12.000										
Bill Landis, L ERA: 5.26 (8, 1)	0.2		2	0	0	0	1	0	0	0	0	0	0	4	4	0.00	0.000										

Boston Red Sox @ Baltimore Orioles
Memorial Stadium, Baltimore, MD
Sat Sep 23 1967, 7:05 PM EDT
Att: 10,251 - Unknown

AB 32
R 7
H 9
RBI 7
BB 3
SO 6
LOB 10



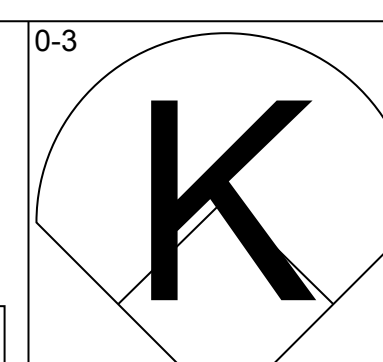
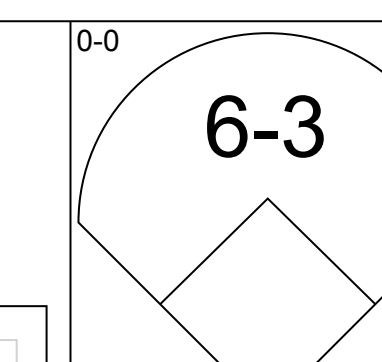
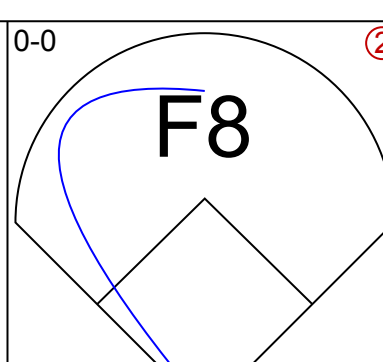
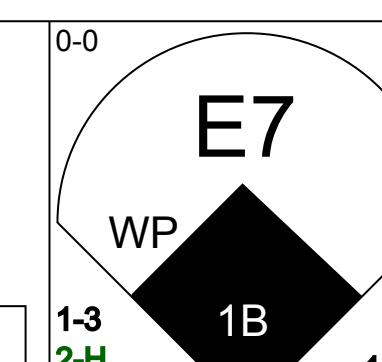
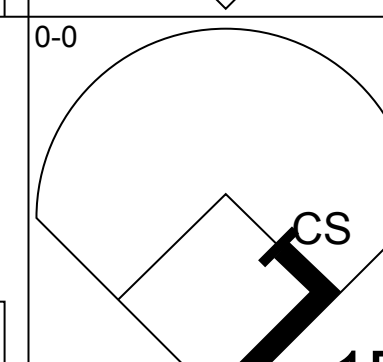
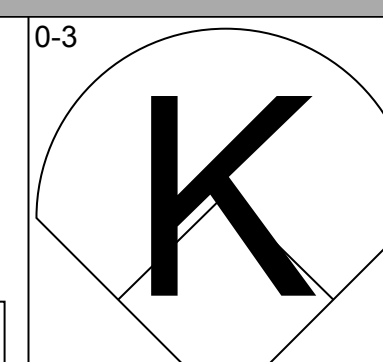
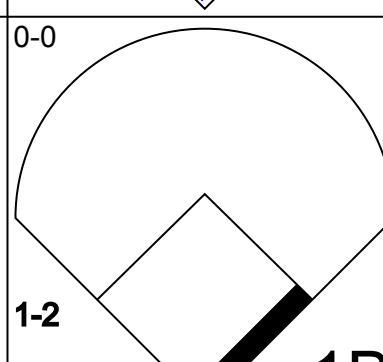
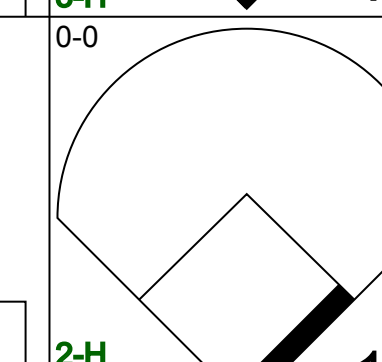
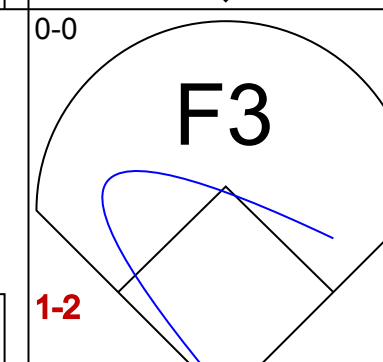
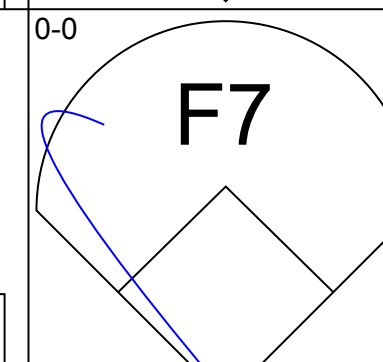
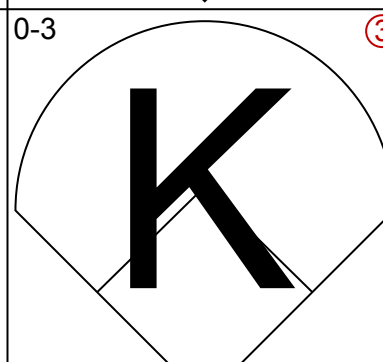
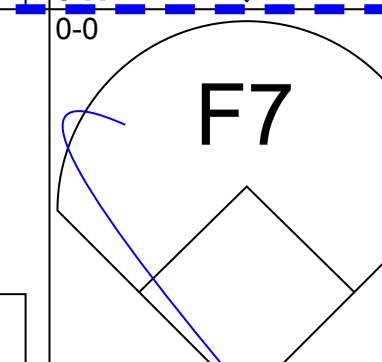
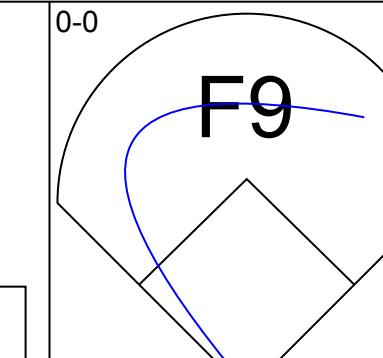
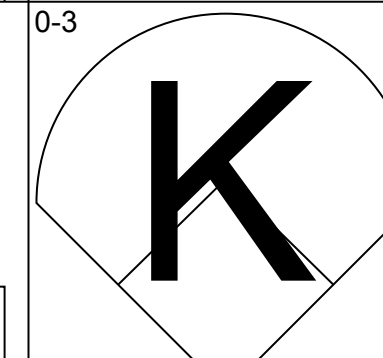
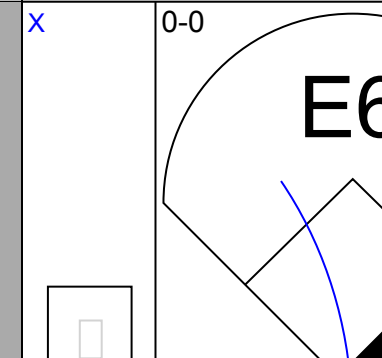
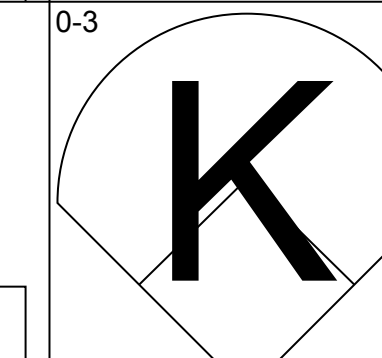
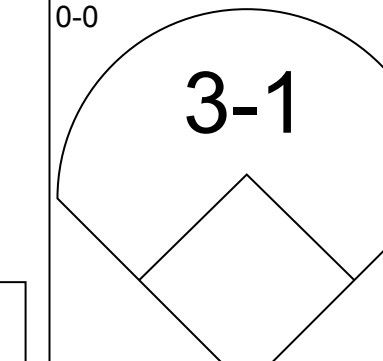
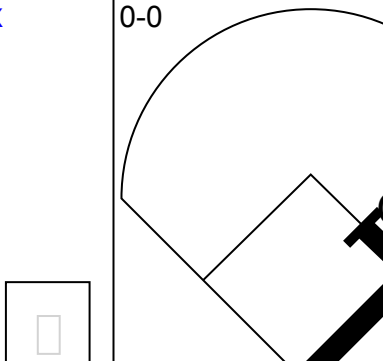
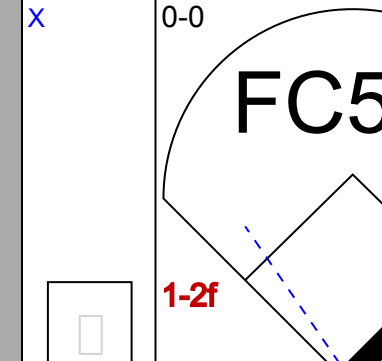
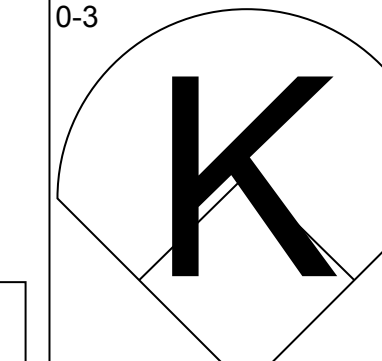
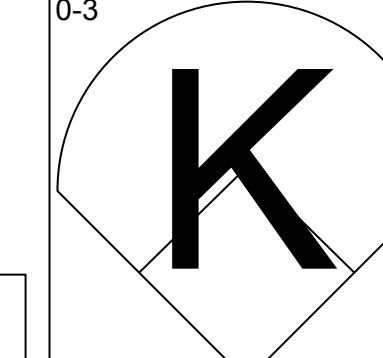
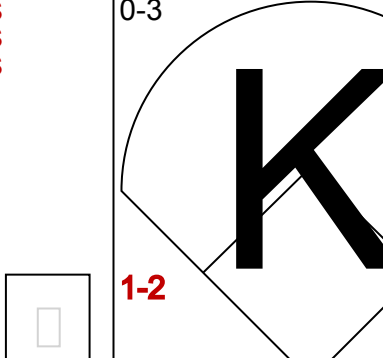
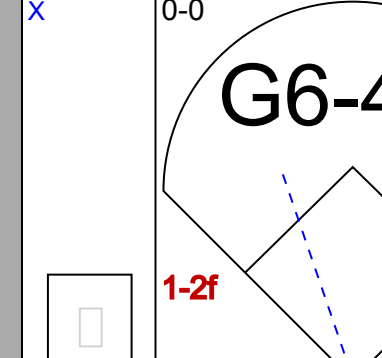
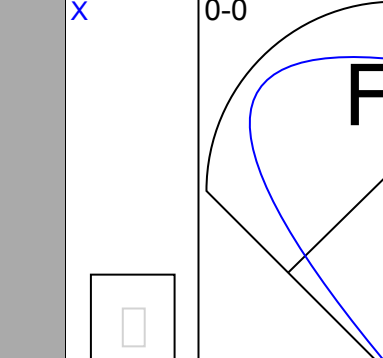
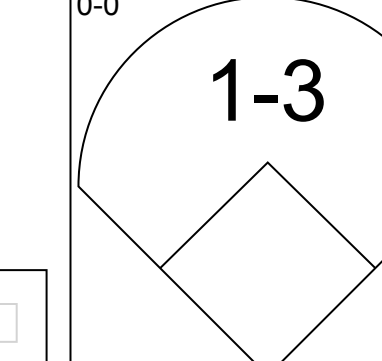
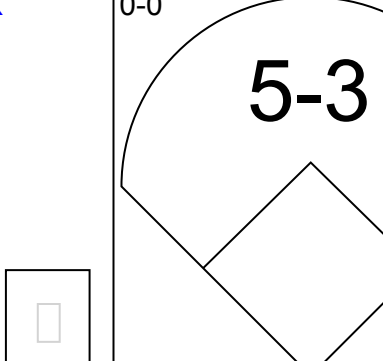
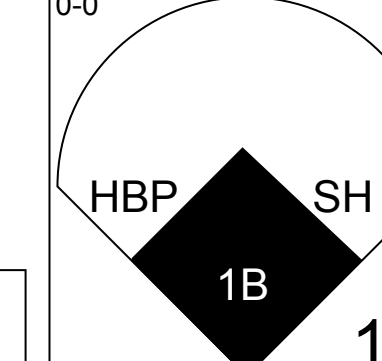
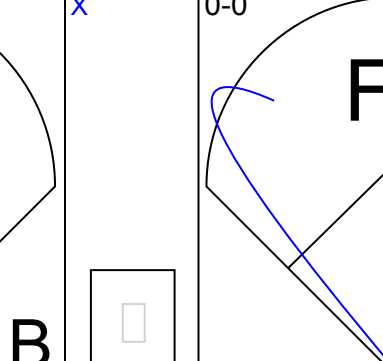
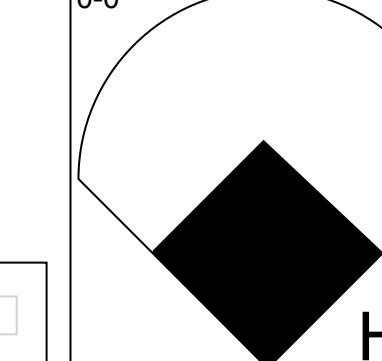
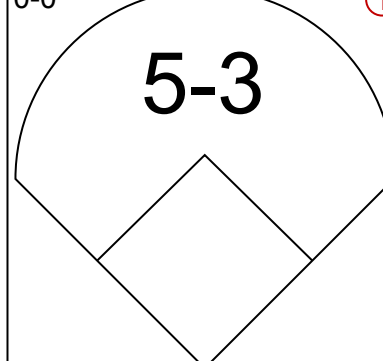
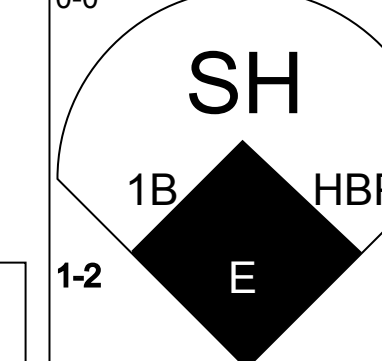
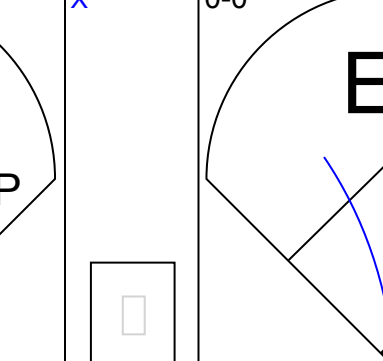
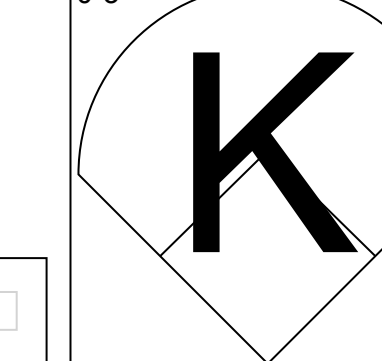
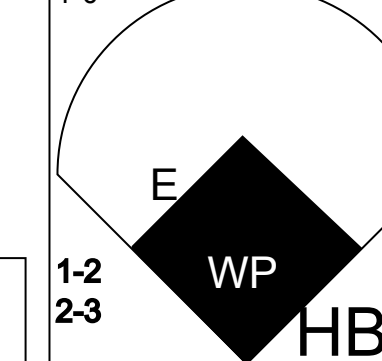
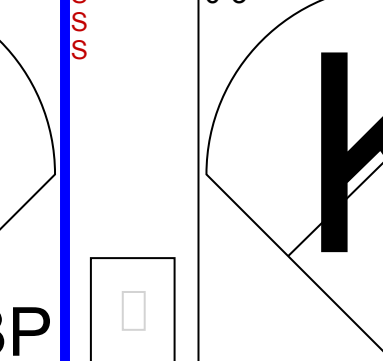

Batter	1	2	3	4	5	6	7	8	9	AB	R	H	RBI	BB	SO	LOB	TOP					
Jose Tartabull, L (1.9) OBP: 0.290, SLG: 0.250										5	2	2	0	1	2	1	Boston Red Sox @ Baltimore Orioles Memorial Stadium, Baltimore, MD Sun Sep 24 1967, 3:33 AM EDT Att: 5,609 - Unknown					
Jerry Adair, R (1.4) OBP: 0.300, SLG: 0.338										6	2	4	1	0	0	1						
Carl Yastrzemski, L (1.7) OBP: 0.410, SLG: 0.605										4	1	1	1	0	2	2						
Darrell Brandon, R (7.1) OBP: 0.295, SLG: 0.256										1	0	0	0	0	1	2						
Dan Osinski, R (9.1) OBP: 0.333, SLG: 0.444										0	0	0	0	0	0	0						
Reggie Smith, S (1.8) OBP: 0.319, SLG: 0.395										5	2	1	0	1	0	4						
Dalton Jones, L (1.5) OBP: 0.329, SLG: 0.411										6	1	4	5	0	0	0						
George Scott, R (1.3) OBP: 0.378, SLG: 0.469										5	2	4	2	1	1	2						
Rico Petrocelli, R (1.6) OBP: 0.329, SLG: 0.423										5	0	1	0	1	1	7						
Elston Howard, R (1.2) OBP: 0.231, SLG: 0.242										4	0	1	1	2	0	1						
Jim Lonborg, R (1.1) OBP: 0.153, SLG: 0.158										3	1	0	0	1	3	4						
George Thomas, R (7.7) OBP: 0.258, SLG: 0.273										1	0	0	0	0	0	3						
Inning Stats	R: 2 E: 0 K: 0 S: 5	H: 2 LOB: 2 BB: 2 P: 13	R: 1 E: 0 K: 2 S: 8	H: 1 LOB: 1 BB: 1 P: 12	R: 1 E: 0 K: 1 S: 7	H: 2 LOB: 2 BB: 1 P: 11	R: 2 E: 0 K: 3 S: 11	H: 2 LOB: 2 BB: 1 P: 16	R: 1 E: 1 K: 1 S: 8	H: 3 LOB: 2 BB: 0 P: 8	R: 0 E: 0 K: 1 S: 6	H: 1 LOB: 2 BB: 1 P: 10	R: 0 E: 0 K: 1 S: 5	H: 0 LOB: 0 BB: 0 P: 5	R: 0 E: 1 K: 0 S: 5	H: 2 LOB: 3 BB: 1 P: 9	R: 4 E: 0 K: 1 S: 10	H: 5 LOB: 1 BB: 0 P: 10	1B: 13 2B: 3 3B: 1 HR: 1	SF: 0 SAC: 0 DP: 0 HBP: 1	WP: 1 PB: 0 SB: 2 CS: 0	PA: 53
PITCHER	IP WLS BF H R ER SO BB IBB HBP BLK WP HR S P ERA WHIP																					
Tom Phoebus, R (1.1) ERA: 3.33	3.0 L 18 5 4 4 3 4 0 0 0 0 0 20 36 12.00 3.000																					
Wally Bunker, R (4.1) ERA: 4.09	2.0 13 5 3 3 4 1 0 1 0 0 0 19 24 13.50 3.000																					
John Buzhardt, R (6.1) ERA: 4.04	2.0 8 1 0 0 2 1 0 0 0 1 0 11 15 0.00 1.000																					
Eddie Fisher, R (8.1) ERA: 3.61	1.0 6 2 0 0 0 1 0 0 0 0 0 5 9 0.00 3.000																					
Paul Gilliford, L (9.1) ERA: 12.0	1.0 8 5 4 4 1 0 0 0 0 0 1 10 10 36.00 5.000																					
Batter	1	2	3	4	5	6	7	8	9	AB	R	H	RBI	BB	SO	LOB	BOTTOM					
Luis Aparicio, R (1.6) OBP: 0.270, SLG: 0.313										5	0	0	0	1	0	3	Boston Red Sox @ Baltimore Orioles Memorial Stadium, Baltimore, MD Sun Sep 24 1967, 3:33 AM EDT Att: 5,609 - Unknown					
Curt Blefary, L (1.7) OBP: 0.335, SLG: 0.418										4	0	1	0	1	0	3						
Paul Blair, R (1.8) OBP: 0.360, SLG: 0.454										5	0	0	0	0	2	4						
Frank Robinson, R (1.9) OBP: 0.406, SLG: 0.581										5	1	1	0	0	2	4						
Brooks Robinson, R (1.5) OBP: 0.327, SLG: 0.435										4	1	2	0	1	0	0						
Boog Powell, L (1.3) OBP: 0.322, SLG: 0.355										4	2	1	1	1	1	2						
Davey Johnson, R (1.4) OBP: 0.328, SLG: 0.380										3	2	2	2	2	0	1						
Larry Haney, R (1.2) OBP: 0.288, SLG: 0.363										5	1	2	1	0	0	3						
Tom Phoebus, R (1.1) ERA: 3.33	3.0 W 18 5 4 4 3 4 0 0 0 0 0 20 36 12.00 3.000																					
Wally Bunker, R (4.1) ERA: 4.09	2.0 13 5 3 3 4 1 0 1 0 0 0 19 24 13.50 3.000																					
John Buzhardt, R (6.1) ERA: 4.04	2.0 8 1 0 0 2 1 0 0 0 1 0 11 15 0.00 1.000																					
Eddie Fisher, R (8.1) ERA: 3.61	1.0 6 2 0 0 0 1 0 0 0 0 0 5 9 0.00 3.000																					
Paul Gilliford, L (9.1) ERA: 12.0	1.0 8 5 4 4 1 0 0 0 0 0 1 10 10 36.00 5.000																					
Inning Stats	R: 0 E: 0 K: 0 S: 3	H: 0 LOB: 0 BB: 0 P: 3	R: 0 E: 0 K: 1 S: 6	H: 1 LOB: 2 BB: 1 P: 10	R: 0 E: 1 K: 2 S: 8	H: 0 LOB: 2 BB: 1 P: 12	R: 0 E: 0 K: 0 S: 4	H: 1 LOB: 1 BB: 0 P: 4	R: 0 E: 0 K: 1 S: 5	H: 0 LOB: 1 BB: 1 P: 9	R: 0 E: 2 K: 2 S: 7	H: 0 LOB: 2 BB: 1 P: 11	R: 1 E: 2 K: 0 S: 6	H: 1 LOB: 2 BB: 0 P: 6	R: 2 E: 1 K: 1 S: 7	H: 1 LOB: 2 BB: 2 P: 15	R: 4 E: 0 K: 1 S: 10	H: 5 LOB: 1 BB: 0 P: 10	1B: 7 2B: 2 3B: 0 HR: 0	SF: 0 SAC: 0 DP: 0 HBP: 0	WP: 0 PB: 0 SB: 0 CS: 0	PA: 46
PITCHER	IP WLS BF H R ER SO BB IBB HBP BLK WP HR S P ERA WHIP																					
Jim Lonborg, R (1.1) ERA: 3.13	6.0 W 25 2 0 0 6 4 0 0 0 0 0 33 49 0.00 1.000																					
Darrell Brandon, R (7.1) ERA: 4.17	2.1 17 5 6 3 1 2 0 0 0 0 0 17 25 11.57 3.000																					
Dan Osinski, R (9.1) ERA: 2.54	0.2 S 4 2 1 1 1 0 0 0 0 0 0 6 6 13.50 3.000																					

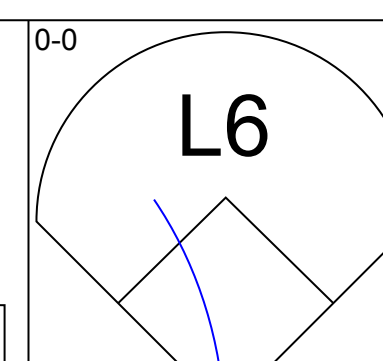
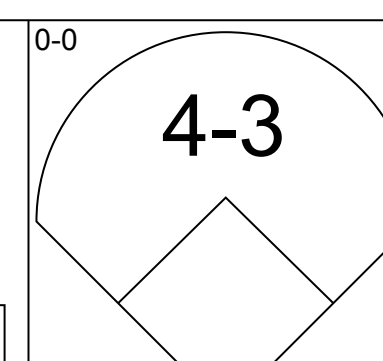
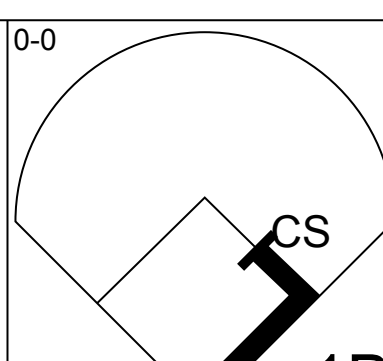
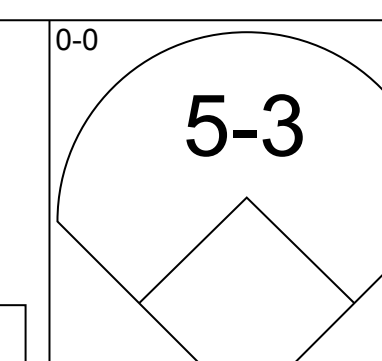
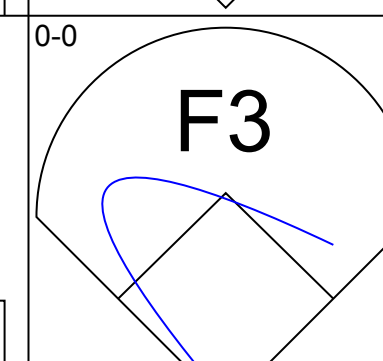
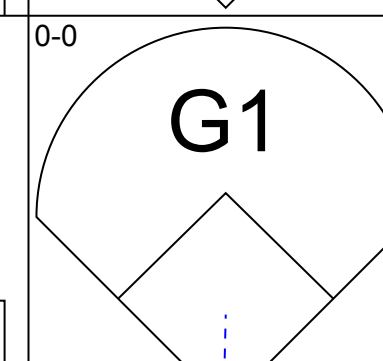
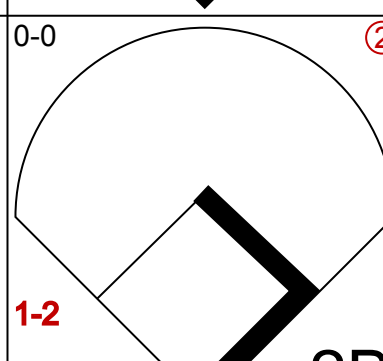
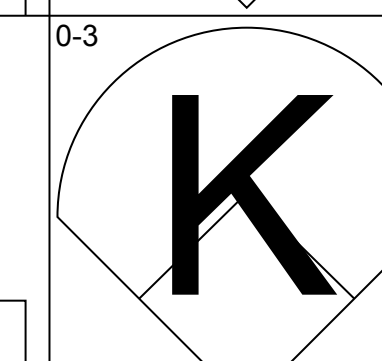
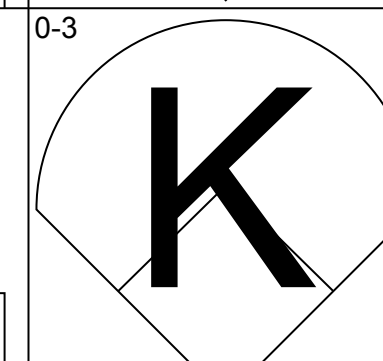
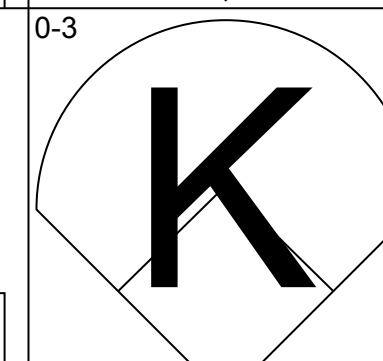
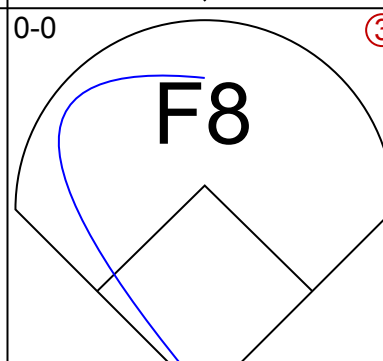
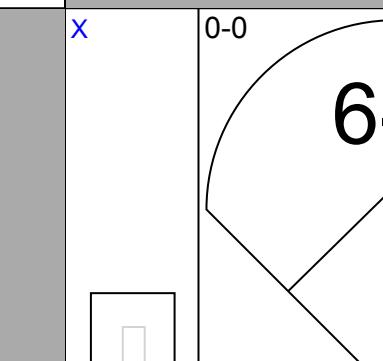
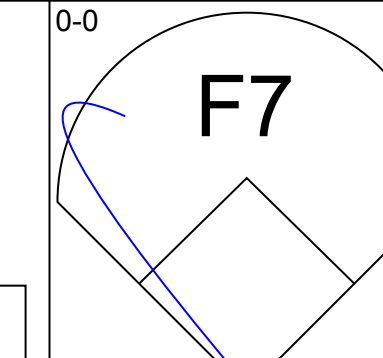
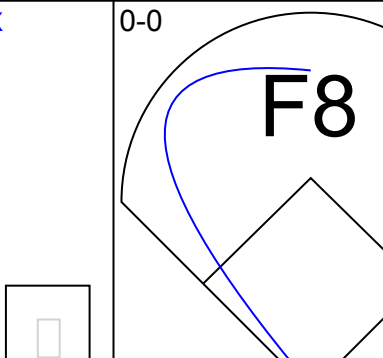
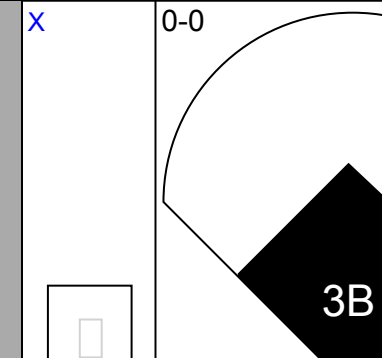
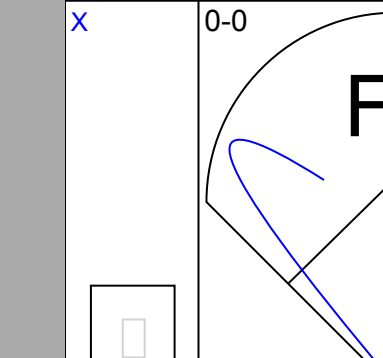
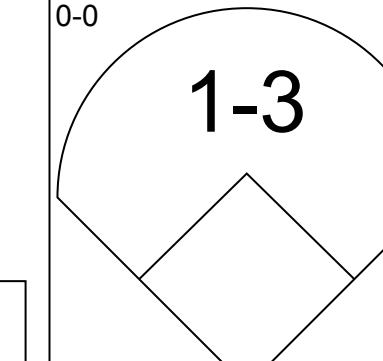
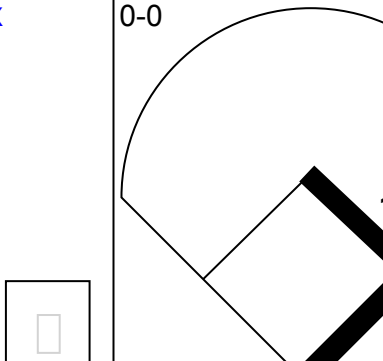
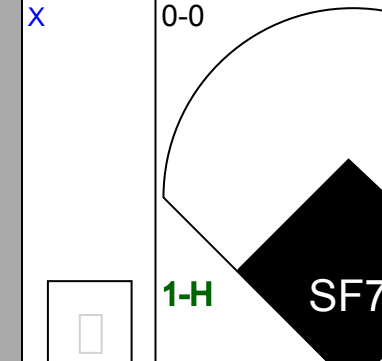
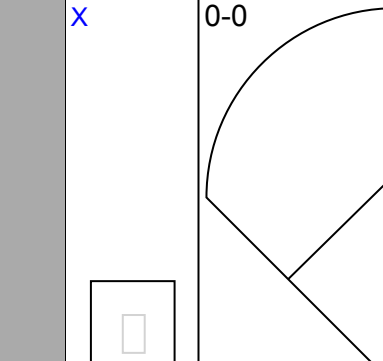
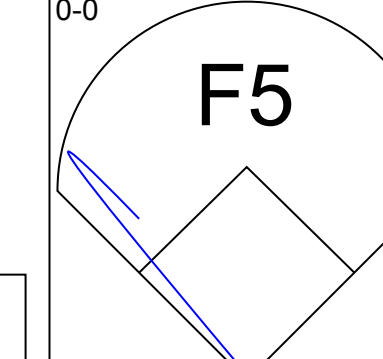
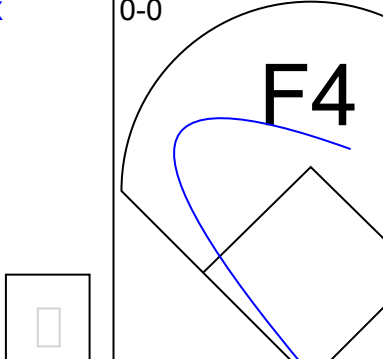
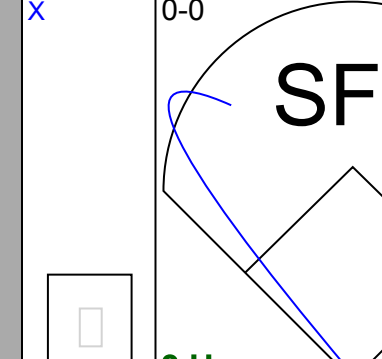
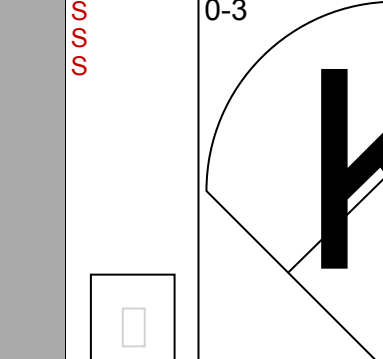
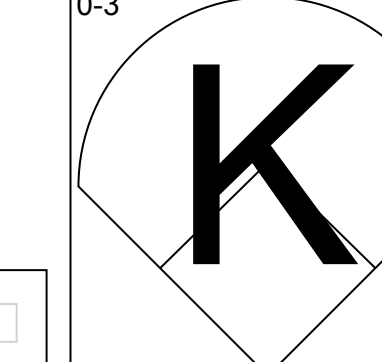
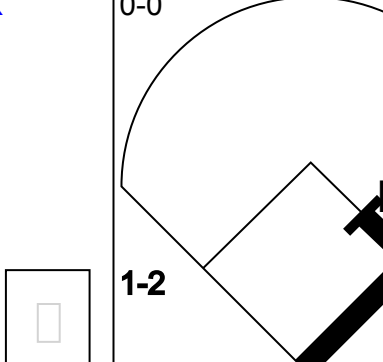
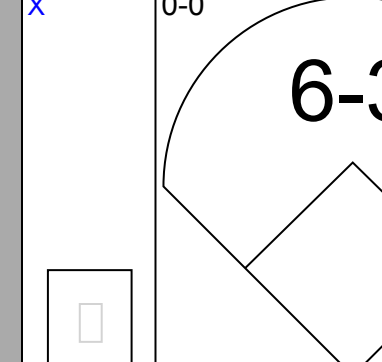
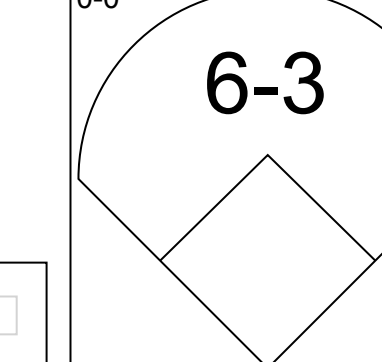
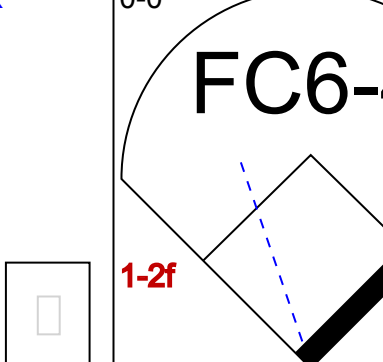
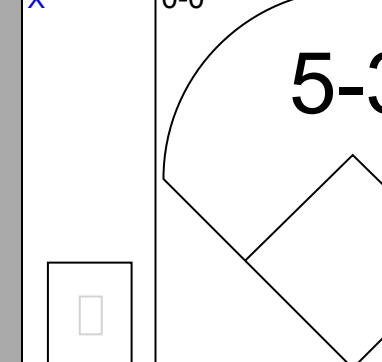
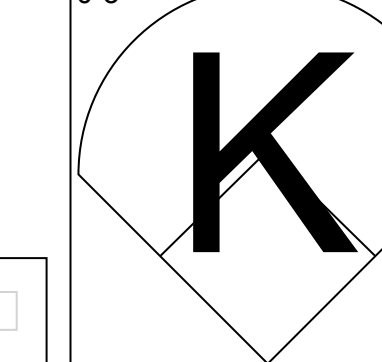
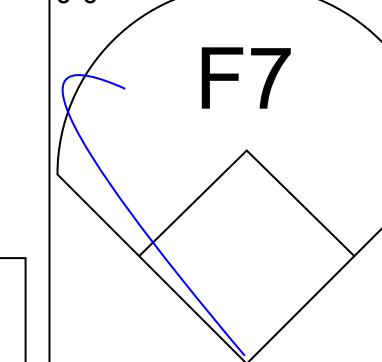
Batter	1	2	3	4	5	6	7	8	9	AB	R	H	RBI	BB	SO	LOB	TOP				
Fred Valentine, S OBP: 0.329, SLG: 0.339 (1, 9)	0-0 3-1		0-0 F8		0-0 4-3			0-0 1B 1B	0-0 F7	5	1	1	0	0	0	3	Washington Senators @ Baltimore Orioles Memorial Stadium, Baltimore, MD Mon Sep 25 1967, 7:05 PM EDT Att: 2,741 - Unknown livebaseballscorecards.com				
Hank Allen, R OBP: 0.271, SLG: 0.323 (1, 8) (8, 7)	0-0 F8			0-3 K		0-0 F9		0-0 1B FC3 1B	0-3 K	5	1	1	0	0	2	0					
Frank Howard, R OBP: 0.334, SLG: 0.513 Ed Stroud, L OBP: 0.290, SLG: 0.270 (8, PR) (8, 8)	0-0 F8				0-0 1B		0-0 5-3		0-0 E FC3 1B 1-3 2-H		4	0	2	1	0	0		0			
Mike Epstein, L OBP: 0.327, SLG: 0.362 (1, 3)		0-3 K		0-0 F7		0-0 G3		0-3 K		4	0	0	0	0	2	3					
Frank Coggins, S OBP: 0.361, SLG: 0.431 (1, 4)		0-0 1-3		0-0 1-3			4-0 FC3-6 BB	0-0 FC3		3	0	0	1	1	0	2					
Ken McMullen, R OBP: 0.301, SLG: 0.378 (1, 5)		0-3 K			0-0 5-3		0-0 F7	0-0 F5		4	0	0	0	0	1	4					
Jim French, L OBP: 0.308, SLG: 0.100 (1, 2)			0-3 K		0-0 FC6-4 1B		0-0 FC3-6 1-2	4-0 IBB		3	0	1	0	1	1	1					
Tim Cullen, R OBP: 0.246, SLG: 0.289 Bob Chance, L OBP: 0.246, SLG: 0.278 Ed Brinkman, R OBP: 0.233, SLG: 0.238 (7, PH) (7, 6) Cap Peterson, R OBP: 0.342 Dave Baldwin, R (8, 1)			0-0 F4		0-0 FC6-4 1B 1-2		4-0 BB	0-3 K		2	0	0	0	0	0	1					
Dick Bosman, R OBP: 0.214, SLG: 0.154 Dick Nen, L OBP: 0.282, SLG: 0.335 Casey Cox, R (7, 1) Bob Saverine, S OBP: 0.288, SLG: 0.293 (8, 6)			4-0 BB		0-0 1-3 1B		0-3 K		0-0 F9	1	0	1	0	1	0	0					
Inning Stats	R: 0 E: 0 K: 0 S: 3	H: 0 LOB: 0 BB: 0 P: 3	R: 0 E: 0 K: 2 S: 7	H: 0 LOB: 0 BB: 0 P: 7	R: 0 E: 0 K: 1 S: 5	H: 0 LOB: 1 BB: 1 P: 9	R: 0 E: 0 K: 1 S: 6	H: 1 LOB: 1 BB: 0 P: 6	R: 0 E: 0 K: 0 S: 5	H: 2 LOB: 2 BB: 0 P: 5	R: 0 E: 0 K: 0 S: 3	H: 0 LOB: 0 BB: 0 P: 3	R: 0 E: 1 K: 1 S: 5	H: 3 LOB: 3 BB: 1 P: 15	R: 0 E: 0 K: 1 S: 5	H: 0 LOB: 0 BB: 0 P: 5		1B: 6 2B: 0 3B: 0 HR: 0	SF: 0 SAC: 0 DP: 0 HBP: 0	WP: 0 PB: 0 CS: 0	PA: 38
PITCHER	IP	WLS	BF	H	R	ER	SO	BB	IBB	HBP	BLK	WP	HR	S	P	ERA	WHIP				
Dave Leonhard, R ERA: 3.65 Eddie Watt, R ERA: 2.3	(1, 1) 7.1		32	6	2	2	6	3	0	0	0	0	0	41	53	2.46	1.227				
PITCHER	IP	WLS	BF	H	R	ER	SO	BB	IBB	HBP	BLK	WP	HR	S	P	ERA	WHIP				

Batter	1	2	3	4	5	6	7	8	9	AB	R	H	RBI	BB	SO	LOB	BOTTOM				
Mark Belanger, R OBP: 0.223, SLG: 0.215 (1, 6)	0-0 5-3		0-0 F6			0-0 1-3		0-3 K		4	0	0	0	0	1	2	Washington Senators @ Baltimore Orioles Memorial Stadium, Baltimore, MD Mon Sep 25 1967, 7:05 PM EDT Att: 2,741 - Unknown livebaseballscorecards.com				
Dave May, L OBP: 0.289, SLG: 0.321 (1, 9)	0-0 F6		0-0 F4			0-0 SF7 3B		4-0 IBB		3	1	1	0	1	0	0					
Paul Blair, R OBP: 0.359, SLG: 0.454 (1, 8)	0-0 E 1B		0-0 6-3			0-0 SF7 3-H		0-0 F7		3	1	1	1	0	0	2					
Brooks Robinson, R OBP: 0.328, SLG: 0.434 (1, 5)	0-0 1-H 1B			0-0 L5		0-0 F8		1-0 1B 1B HBP		3	1	1	1	0	0	0					
Curt Blefary, L OBP: 0.339, SLG: 0.417 (1, 3)	0-0 F7			0-0 G3		0-0 4-3		0-0 1B 1B		4	0	1	0	0	0	1					
Curt Motton, R OBP: 0.297, SLG: 0.370 (1, 7)		0-0 F7		0-0 6-3		0-0 5-3		0-0 1-2 1B		4	0	1	1	0	0	0					
Davey Johnson, R OBP: 0.328, SLG: 0.379 (1, 4)		0-0 F7			4-0 G3-6-3 BB	0-0 1-4-3				2	0	0	0	1	0	0					
Vic Roznovsky, L OBP: 0.219, SLG: 0.266 Luis Aparicio, R OBP: 0.270, SLG: 0.313 Larry Haney, R OBP: 0.288, SLG: 0.363 (1, 2) (8, PR) (9, 2)		0-0 E4			0-0 G3-6-3		0-0 SH2-4 1B			3	0	1	0	0	0	1					
Dave Leonhard, R Eddie Watt, R (1, 1) (8, 1)		0-3 K			0-0 1-3		0-0 SH2-4			2	0	0	0	0	1	1					
Inning Stats	R: 1 E: 1 K: 0 S: 5	H: 2 LOB: 1 BB: 0 P: 5	R: 0 E: 1 K: 1 S: 6	H: 0 LOB: 1 BB: 0 P: 6	R: 0 E: 0 K: 0 S: 3	H: 0 LOB: 0 BB: 0 P: 3	R: 0 E: 0 K: 0 S: 3	H: 0 LOB: 0 BB: 0 P: 3	R: 1 E: 0 K: 0 S: 4	H: 1 LOB: 0 BB: 0 P: 4	R: 0 E: 0 K: 0 S: 3	H: 0 LOB: 0 BB: 0 P: 3	R: 0 E: 0 K: 1 S: 6	H: 1 LOB: 2 BB: 1 P: 10	R: 1 E: 0 K: 0 S: 2	H: 2 LOB: 2 BB: 0 P: 3		1B: 5 2B: 0 3B: 1 HR: 0	SF: 1 SAC: 1 DP: 1 HBP: 1	WP: 0 PB: 0 CS: 0	PA: 33
PITCHER	IP	WLS	BF	H	R	ER	SO	BB	IBB	HBP	BLK	WP	HR	S	P	ERA	WHIP				
Dick Bosman, R ERA: 1.59 Casey Cox, R ERA: 2.3 Dave Baldwin, R ERA: 1.7	(1, 1) 1.0		3	0	0	0	0	0	0	0	0	0	0	3	3	0.00	0.000				
PITCHER	IP	WLS	BF	H	R	ER	SO	BB	IBB	HBP	BLK	WP	HR	S	P	ERA	WHIP				


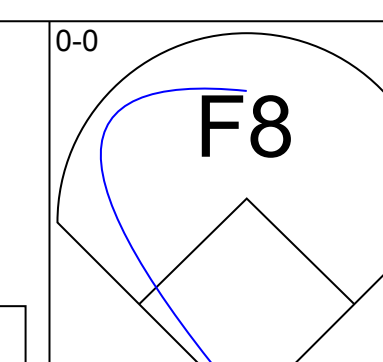
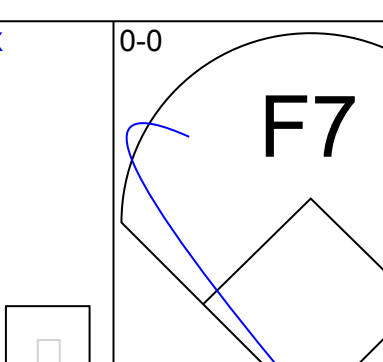
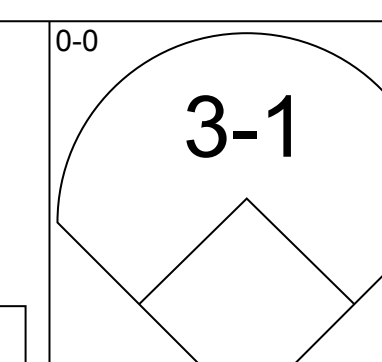
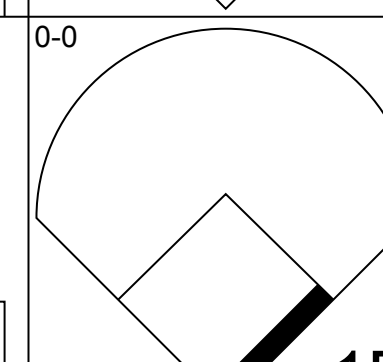
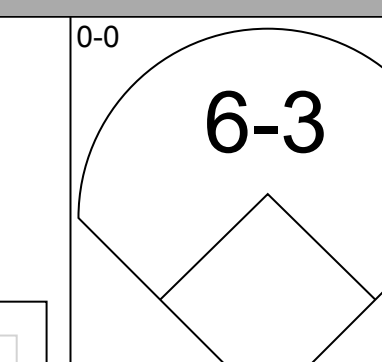
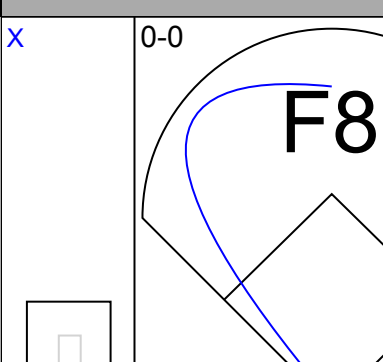
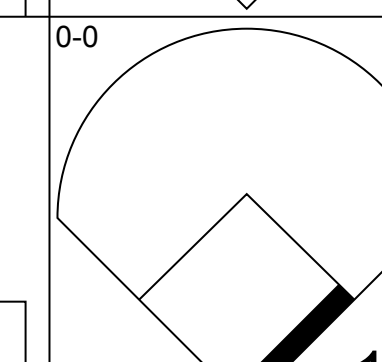
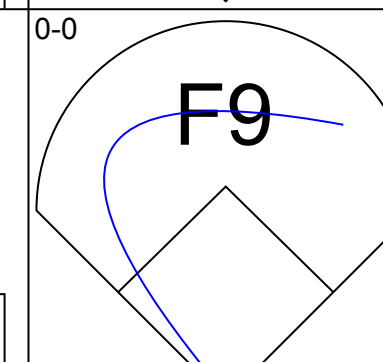
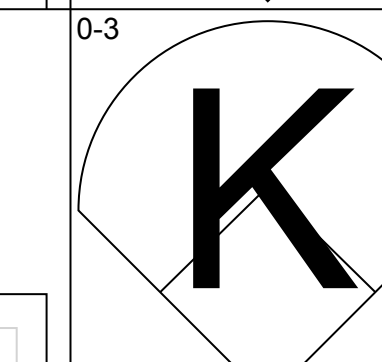
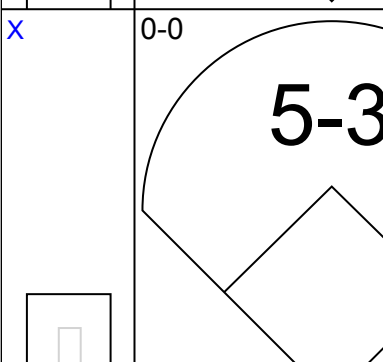
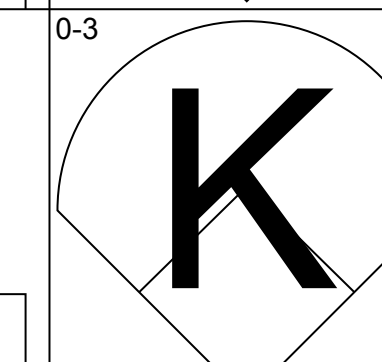
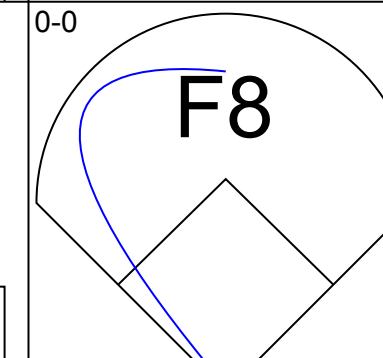
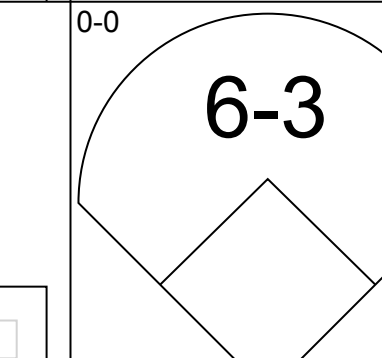
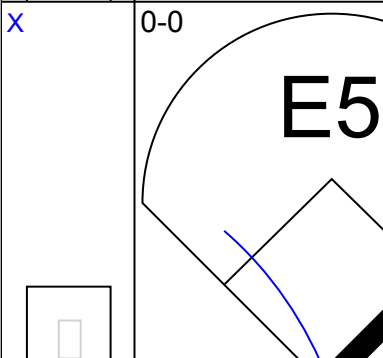
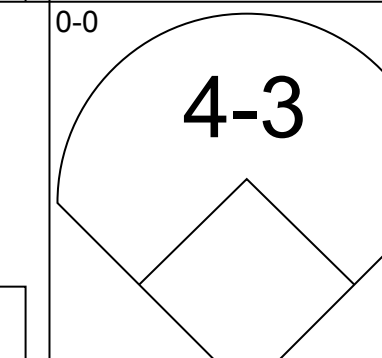
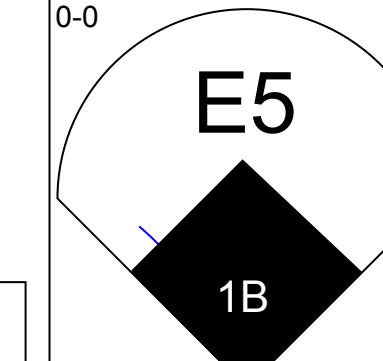
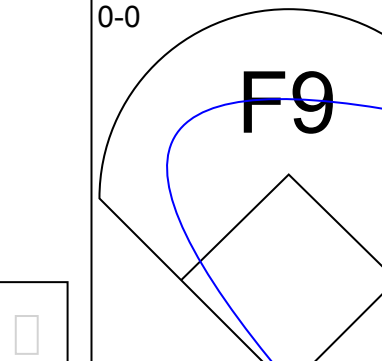
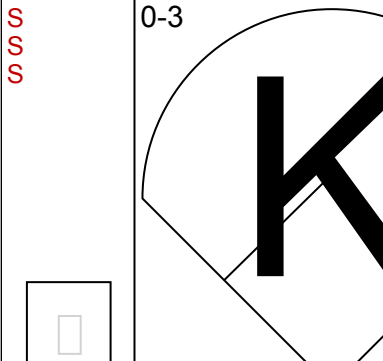
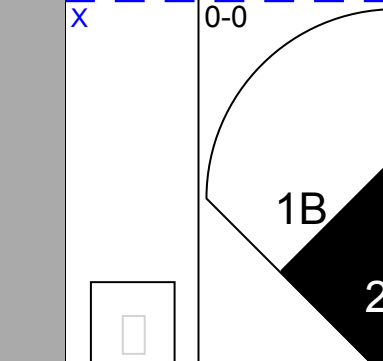
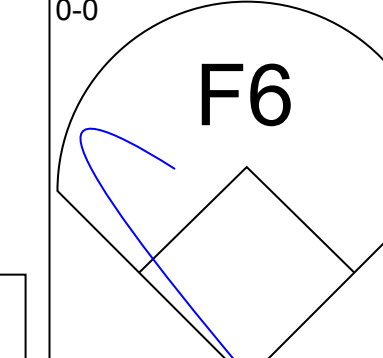
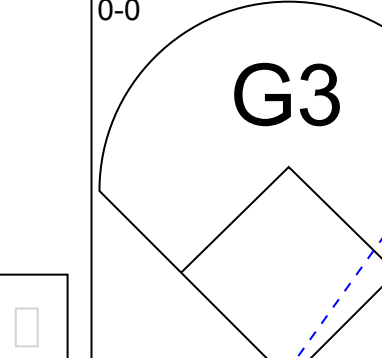
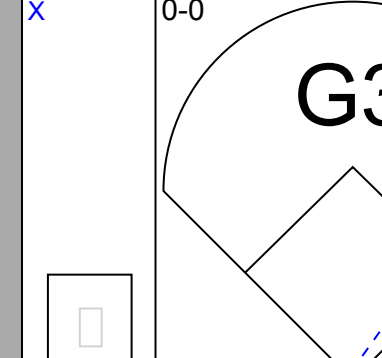
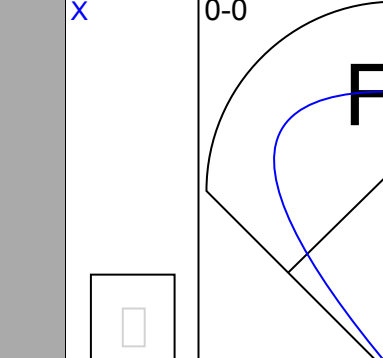
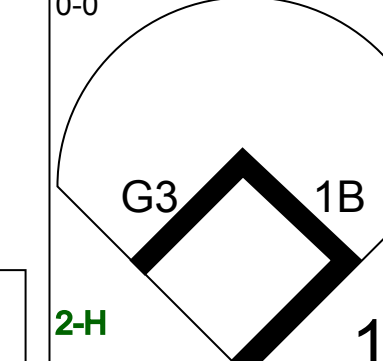
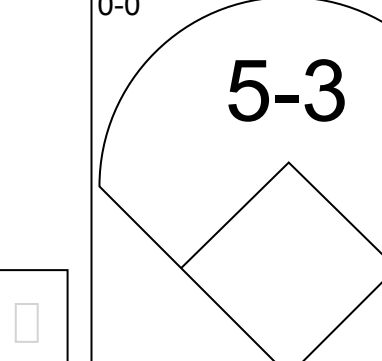
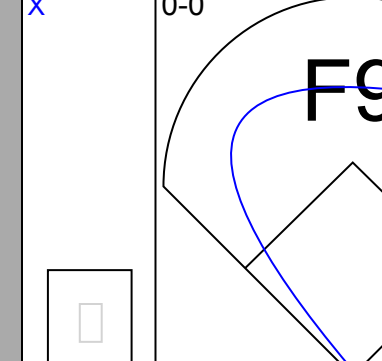
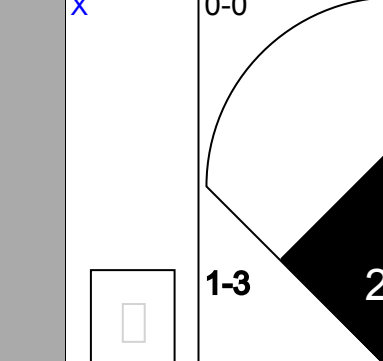
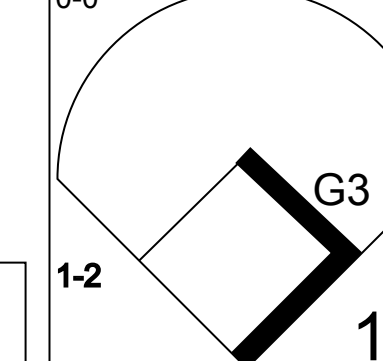
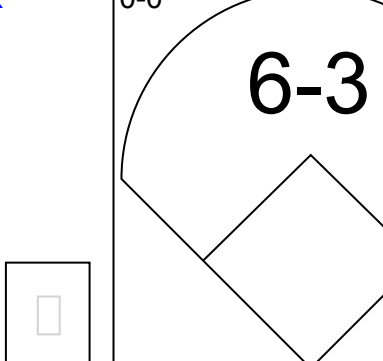
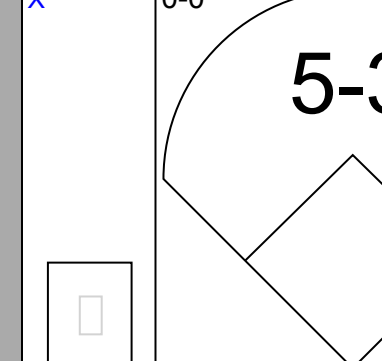
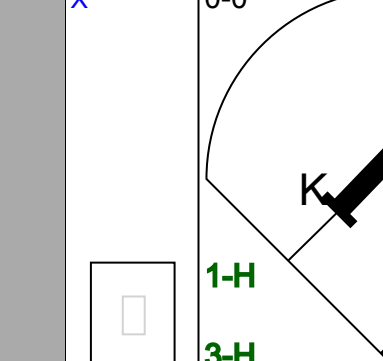
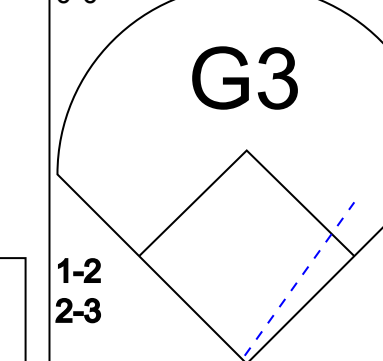
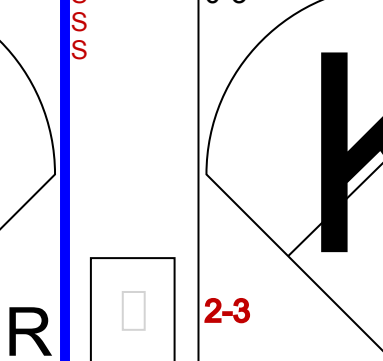
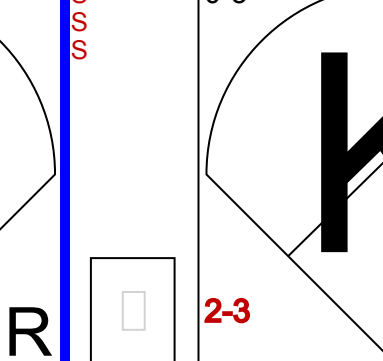
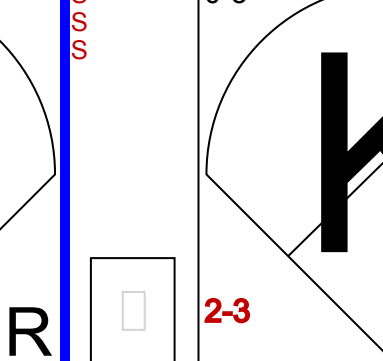
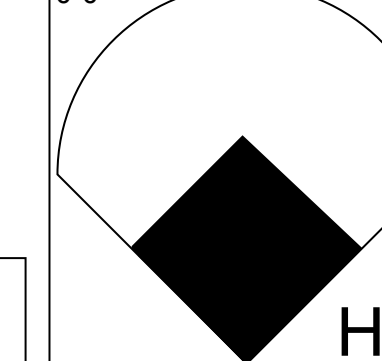
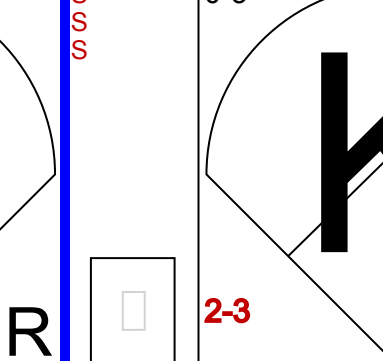




Batter	1	2	3	4	5	6	7	8	9	AB	R	H	RBI	BB	SO	LOB	TOP					
Fred Valentine, S OBP: 0.330, SLG: 0.339										5	1	2	0	0	1	2	Washington Senators @ Baltimore Orioles Memorial Stadium, Baltimore, MD Tue Sep 26 1967, 7:05 PM EDT Att: 4,864 - Unknown livebaseballscorecards.com					
Hank Allen, R OBP: 0.274, SLG: 0.329										4	0	2	0	0	0	1						
Frank Howard, R OBP: 0.335, SLG: 0.513										4	1	2	1	0	1	2						
Joe Coleman, R OBP: 0.128, SLG: 0.083										0	0	0	0	0	0	0						
Darold Knowles, L OBP: 0.118, SLG: 0.063										0	0	0	0	0	0	0						
Mike Epstein, L OBP: 0.326, SLG: 0.364										4	0	1	1	0	1	3						
Frank Coggins, S OBP: 0.354, SLG: 0.435										4	1	1	0	0	1	2						
Ken McMullen, R OBP: 0.299, SLG: 0.376										4	1	0	0	0	1	0						
Jim French, L OBP: 0.235, SLG: 0.071										4	0	0	0	0	1	1						
Tim Cullen, R OBP: 0.305, SLG: 0.271										4	0	1	1	0	0	0						
Buster Narum, R OBP: 0.293, SLG: 0.273										3	0	0	0	0	1	1						
Inning Stats	R: 0 E: 0 K: 1 S: 6	H: 1 LOB: 1 BB: 0 P: 6	R: 2 E: 1 K: 0 S: 6	H: 2 LOB: 1 BB: 0 P: 6	R: 1 E: 0 K: 0 S: 4	H: 2 LOB: 0 BB: 0 P: 4	R: 0 E: 0 K: 1 S: 5	H: 0 LOB: 0 BB: 0 P: 5	R: 1 E: 0 K: 3 S: 12	H: 3 LOB: 2 BB: 0 P: 12	R: 0 E: 0 K: 0 S: 3	H: 0 LOB: 0 BB: 0 P: 3	R: 0 E: 0 K: 1 S: 6	H: 1 LOB: 1 BB: 0 P: 6	R: 0 E: 0 K: 1 S: 5	H: 0 LOB: 0 BB: 0 P: 5	R: 0 E: 0 K: 0 S: 4	H: 1 LOB: 1 BB: 0 P: 4	1B: 6 2B: 4 3B: 0 HR: 0	SF: 0 SAC: 0 DP: 0 HBP: 0	WP: 0 PB: 0 CS: 0	PA: 37
PITCHER	IP WLS BF H R ER SO BB IBB HBP BLK WP HR S P ERA WHIP																					
Jim Hardin, R ERA: 2.27	(1, 1) 4.1 L 21 8 4 3 3 0 0 0 0 0 0 0 27 27 6.23 1.846																					
Pete Richert, L ERA: 3.47	(5, 1) 1.2 5 0 0 0 2 0 0 0 0 0 0 9 9 0.00 0.000																					
Bill Dillman, R ERA: 4.35	(7, 1) 3.0 11 2 0 0 2 0 0 0 0 0 0 15 15 0.00 0.667																					

Batter	1	2	3	4	5	6	7	8	9	AB	R	H	RBI	BB	SO	LOB	BOTTOM					
Mark Belanger, R OBP: 0.218, SLG: 0.210										4	0	0	0	0	1	0	Washington Senators @ Baltimore Orioles Memorial Stadium, Baltimore, MD Tue Sep 26 1967, 7:05 PM EDT Att: 4,864 - Unknown livebaseballscorecards.com					
Dave May, L OBP: 0.299, SLG: 0.321										3	0	1	0	1	1	0						
Paul Blair, R OBP: 0.358, SLG: 0.452										4	0	1	0	0	0	1						
Curt Blefary, L OBP: 0.337, SLG: 0.414										4	0	0	0	0	0	3						
Curt Motton, R OBP: 0.284, SLG: 0.351										3	0	0	0	0	1	0						
Davey Johnson, R OBP: 0.328, SLG: 0.380										3	0	1	0	0	0	0						
Mickey McGuire, R OBP: 0.111, SLG: 0.111										3	0	0	0	0	0	1						
Vic Roznovsky, L OBP: 0.212, SLG: 0.258										3	0	0	0	0	2	0						
Jim Hardin, R OBP: 0.194, SLG: 0.189										1	0	0	0	0	1	0						
Pete Richert, L OBP: 0.107, SLG: 0.111										0	0	0	0	0	0	0						
Boog Powell, L OBP: 0.324, SLG: 0.364										1	1	1	1	0	0	0						
Bill Dillman, R OBP: 0.161, SLG: 0.161										0	0	0	0	0	0	0						
Russ Snyder, L OBP: 0.314, SLG: 0.324										1	0	0	0	0	0	0						
Inning Stats	R: 0 E: 0 K: 0 S: 3	H: 0 LOB: 1 BB: 1 P: 7	R: 0 E: 0 K: 1 S: 5	H: 0 LOB: 0 BB: 0 P: 5	R: 0 E: 0 K: 2 S: 7	H: 0 LOB: 0 BB: 0 P: 7	R: 0 E: 0 K: 1 S: 5	H: 0 LOB: 0 BB: 0 P: 5	R: 0 E: 0 K: 0 S: 3	H: 1 LOB: 0 BB: 0 P: 3	R: 1 E: 0 K: 0 S: 4	H: 1 LOB: 0 BB: 0 P: 4	R: 0 E: 0 K: 0 S: 3	H: 0 LOB: 0 BB: 0 P: 3	R: 0 E: 0 K: 1 S: 5	H: 0 LOB: 0 BB: 0 P: 5	R: 0 E: 0 K: 1 S: 7	H: 2 LOB: 2 BB: 0 P: 7	1B: 2 2B: 2 3B: 0 HR: 1	SF: 0 SAC: 0 DP: 1 HBP: 0	WP: 0 PB: 0 CS: 0	PA: 31
PITCHER	IP WLS BF H R ER SO BB IBB HBP BLK WP HR S P ERA WHIP																					
Buster Narum, R ERA: 3.09	(1, 1) 6.0 W 20 2 1 1 4 1 0 0 0 0 0 1 14 14 1.50 0.500																					
Joe Coleman, R ERA: 4.7	(7, 1) 2.2 10 2 0 0 2 0 0 0 0 0 0 14 14 0.00 0.750																					
Darold Knowles, L ERA: 2.7	(9, 1) 0.1 S 1 0 0 0 0 0 0 0 0 0 0 1 1 0.00 0.000																					

Batter	1	2	3	4	5	6	7	8	9	AB	R	H	RBI	BB	SO	LOB	TOP			
Mark Belanger, R (1, 6) OBP: 0.219, SLG: 0.211								 WP 1B		4	1	1	1	0	1	1	Baltimore Orioles @ Cleveland Indians Cleveland Municipal Stadium, Cleveland, OH Sat Sep 30 1967, 3:33 AM EDT Att: 2,323 - Unknown			
Curt Blefary, L (1, 3) OBP: 0.336, SLG: 0.416	 1B									4	0	3	1	0	1	0				
Paul Blair, R (1, 8) OBP: 0.356, SLG: 0.449										4	0	0	0	0	1	4				
Frank Robinson, R (1, 9) OBP: 0.403, SLG: 0.576							 FC5-4			4	0	0	0	0	2	1				
Curt Motton, R (1, 7) OBP: 0.282, SLG: 0.344					 1B		 G6-4-3			4	0	1	0	0	1	2				
Davey Johnson, R (1, 5) OBP: 0.326, SLG: 0.377											4	0	0	0	0	2		2		
Mickey McGuire, R (1, 4) OBP: 0.154, SLG: 0.154								 SH 1B			4	1	1	0	0	0				
Larry Haney, R (1, 2) OBP: 0.289, SLG: 0.381								 1B HBP E			3	2	1	1	0	0				
Gene Brabender, R (1, 1) OBP: 0.161, SLG: 0.071								 WP HBP			1	0	0	0	1	1				
Sam Bowers, R (8, PH) OBP: 0.252, SLG: 0.311										0	1	0	0	0	0	0				
Eddie Watt, R (8, 1) OBP: 0.250, SLG: 0.318										1	0	0	0	0	1	1				
Inning Stats	R: 0 E: 0 K: 1 S: 5	H: 1 LOB: 0 BB: 0 P: 5	R: 0 E: 0 K: 1 S: 5	H: 0 LOB: 0 BB: 0 P: 5	R: 1 E: 0 K: 2 S: 6	H: 1 LOB: 0 BB: 0 P: 6	R: 0 E: 0 K: 2 S: 7	H: 0 LOB: 0 BB: 0 P: 7	R: 0 E: 0 K: 1 S: 5	H: 1 LOB: 0 BB: 1 P: 5	R: 0 E: 1 K: 0 S: 3	H: 0 LOB: 0 BB: 0 P: 3	R: 4 E: 2 K: 2 S: 11	H: 3 LOB: 1 BB: 0 P: 12	R: 0 E: 1 K: 1 S: 6	H: 0 LOB: 1 BB: 0 P: 6	1B: 6 2B: 0 3B: 0 HR: 1	SF: 0 SAC: 1 DP: 1 HBP: 1	WP: 1 PB: 0 SB: 0 CS: 2	PA: 36
PITCHER	IP WLS BF H R ER SO BB IBB HBP BLK WP HR S P ERA WHIP																			
Sam McDowell, L (1, 1) ERA: 3.85	7.0 L 29 7 5 4 7 1 0 1 0 1 1 41 46 5.14 1.143																			
Stan Williams, R (8, 1) ERA: 2.52	1.0 3 0 0 0 2 0 0 0 0 0 0 7 7 0.00 0.000																			
Steve Bailey, R (9, 1) ERA: 4.04	1.0 4 0 0 0 1 0 0 0 0 0 0 6 6 0.00 0.000																			

Batter	1	2	3	4	5	6	7	8	9	AB	R	H	RBI	BB	SO	LOB	BOTTOM			
Vic Davalillo, L (1, 8) OBP: 0.308, SLG: 0.380						 1B				4	0	1	0	0	0	0	Baltimore Orioles @ Cleveland Indians Cleveland Municipal Stadium, Cleveland, OH Sat Sep 30 1967, 3:33 AM EDT Att: 2,323 - Unknown			
Willie Smith, L (1, 7) OBP: 0.242, SLG: 0.281										4	0	1	0	0	1	0				
Max Alvis, R (1, 5) OBP: 0.303, SLG: 0.406											4	0	0	0	0	2		1		
Tony Horton, R (1, 3) OBP: 0.322, SLG: 0.422							 1B				4	1	1	0	0	0		0		
Richie Scheinblum, S (1, 9) OBP: 0.353, SLG: 0.435					 1B		 3B				4	1	3	1	0	0		0		
Chico Salmon, R (1, 4) OBP: 0.283, SLG: 0.328											3	0	0	1	0	1		2		
Ray Fosse, R (1, 2) OBP: 0.077, SLG: 0.077					 1B						3	0	1	0	0	1		0		
Gordy Lund, R (1, 6) OBP: 0.250, SLG: 0.375											3	0	0	0	0	0		2		
Sam McDowell, L (1, 1) OBP: 0.190, SLG: 0.232										2	0	0	0	0	1	0				
Stan Williams, R (8, 1) OBP: 0.091, SLG: 0.091										0	0	0	0	0	0	0				
Lee Maye, L (8, PH) OBP: 0.321, SLG: 0.444										1	0	0	0	0	0	0				
Steve Bailey, R (9, 1) ERA: 2.26										0	0	0	0	0	0	0				
Inning Stats	R: 0 E: 0 K: 1 S: 5	H: 0 LOB: 0 BB: 0 P: 5	R: 0 E: 0 K: 0 S: 3	H: 0 LOB: 0 BB: 0 P: 3	R: 0 E: 0 K: 2 S: 7	H: 0 LOB: 0 BB: 0 P: 7	R: 0 E: 0 K: 1 S: 5	H: 0 LOB: 0 BB: 0 P: 5	R: 0 E: 0 K: 0 S: 4	H: 2 LOB: 2 BB: 0 P: 4	R: 2 E: 0 K: 0 S: 5	H: 2 LOB: 0 BB: 0 P: 5	R: 0 E: 0 K: 1 S: 5	H: 0 LOB: 0 BB: 0 P: 5	R: 0 E: 0 K: 1 S: 6	H: 1 LOB: 1 BB: 0 P: 6	1B: 5 2B: 1 3B: 1 HR: 0	SF: 1 SAC: 0 DP: 0 HBP: 0	WP: 0 PB: 0 SB: 0 CS: 1	PA: 33
PITCHER	IP WLS BF H R ER SO BB IBB HBP BLK WP HR S P ERA WHIP																			
Gene Brabender, R (1, 1) ERA: 3.35	7.0 W 26 6 2 2 4 0 0 0 0 0 0 34 34 2.57 0.857																			
Eddie Watt, R (8, 1) ERA: 2.26	2.0 S 7 1 0 0 2 0 0 0 0 0 0 11 11 0.00 0.500																			

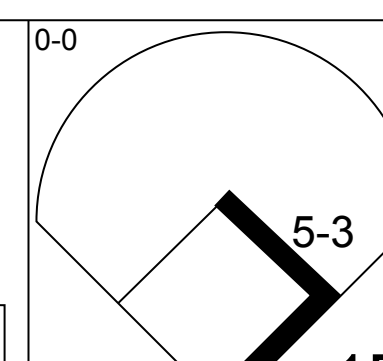
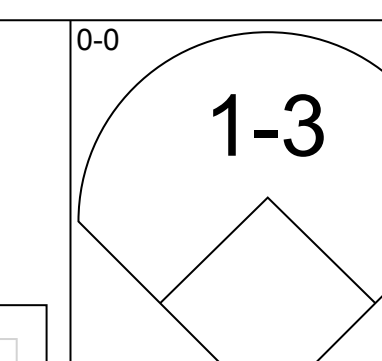
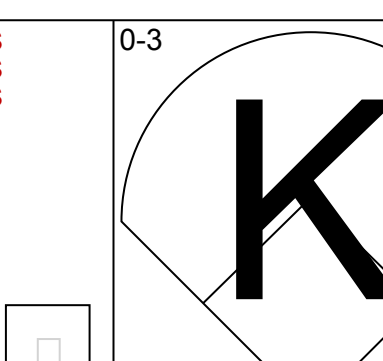
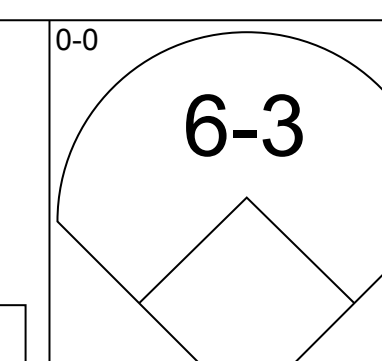
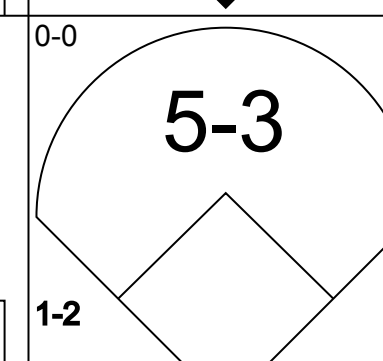
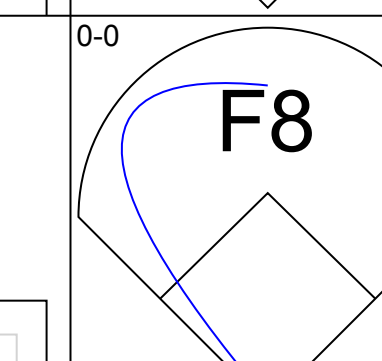
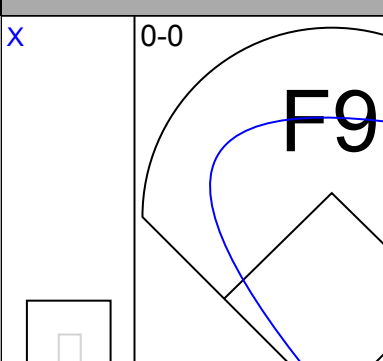
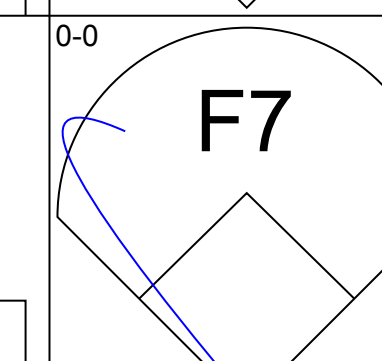
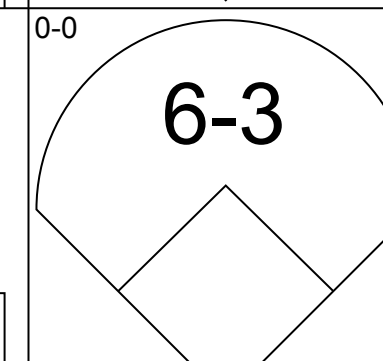
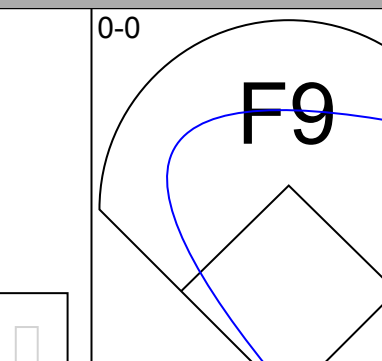
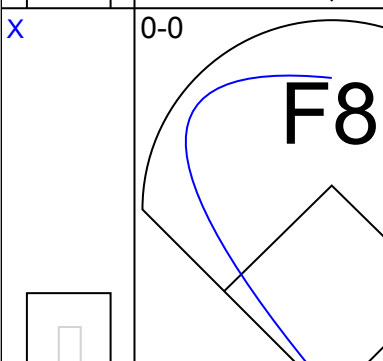
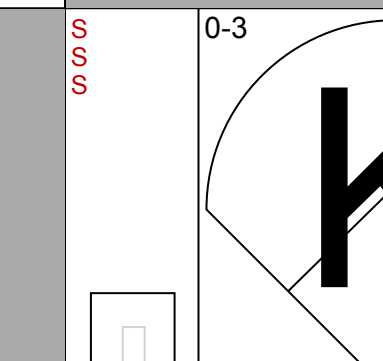
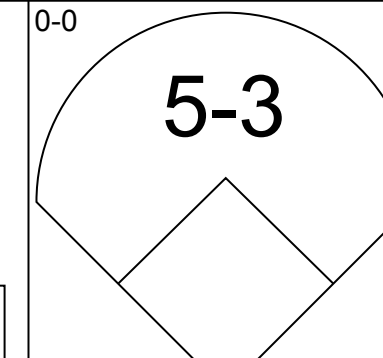
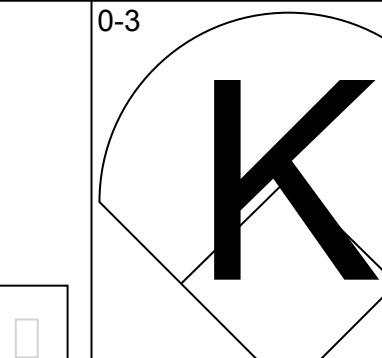
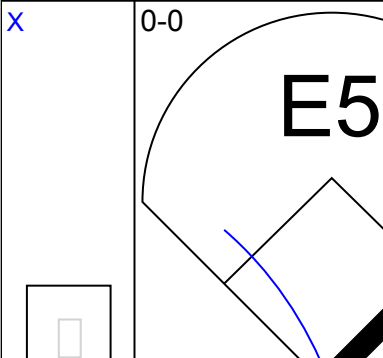
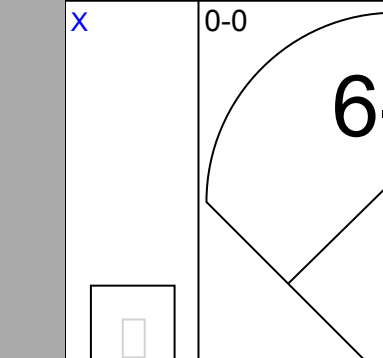
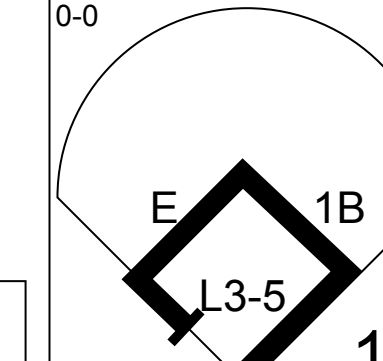
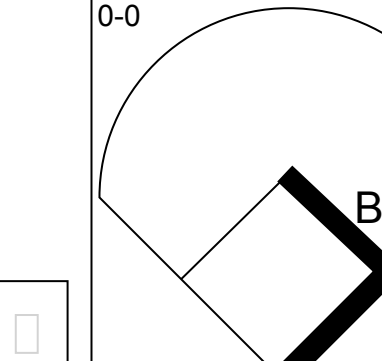
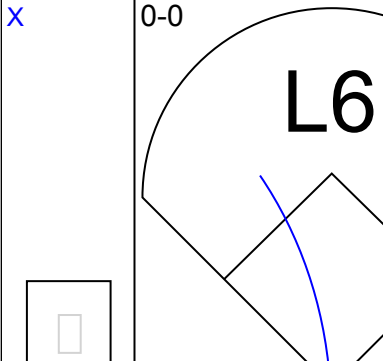
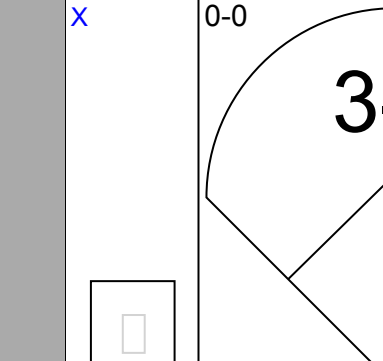
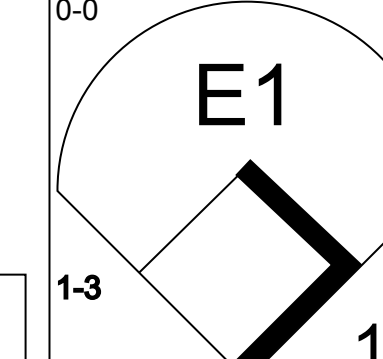
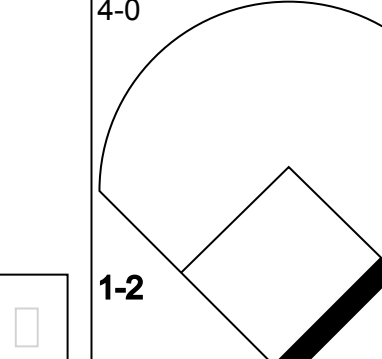
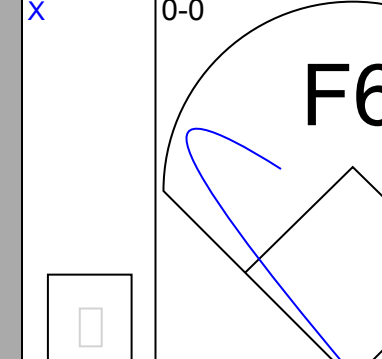
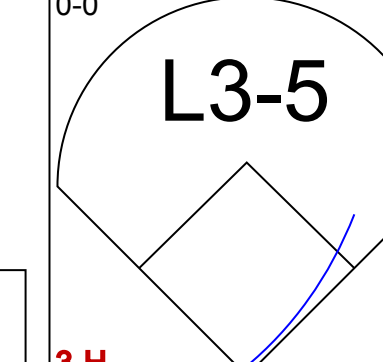
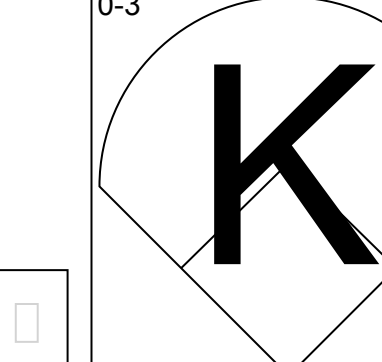
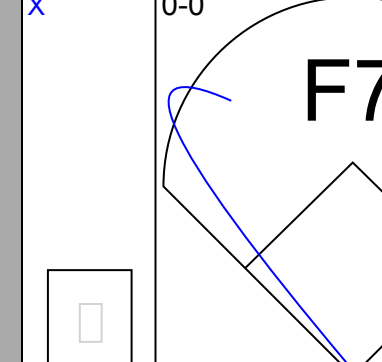
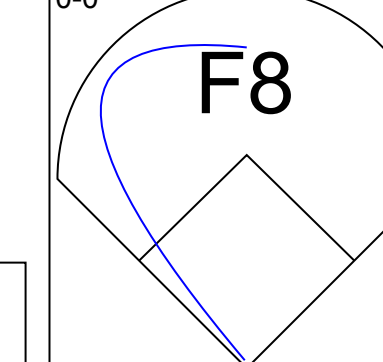
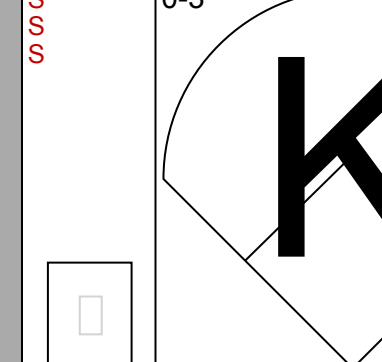
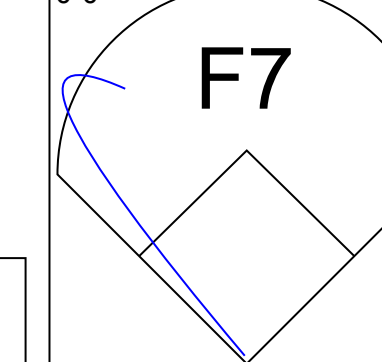
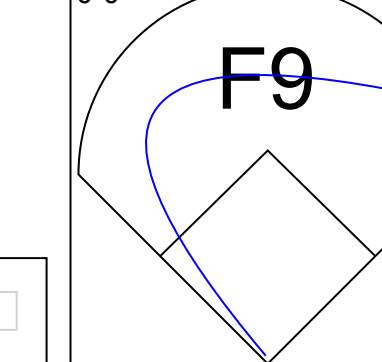
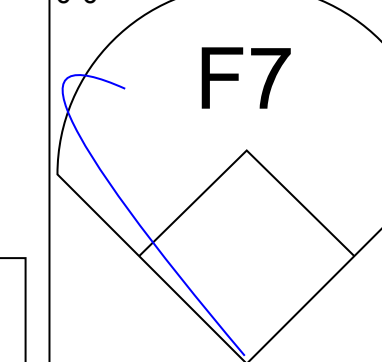
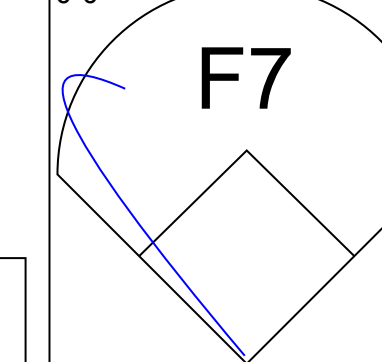



Batter	1	2	3	4	5	6	7	8	9	AB	R	H	RBI	BB	SO	LOB	TOP								
Curt Blefary, L OBP: 0.337, SLG: 0.413 (1, 3)										4	0	0	0	0	1	2									
Mark Belanger, R OBP: 0.224, SLG: 0.217 (1, 6)										4	0	2	0	0	0	0									
Paul Blair, R OBP: 0.353, SLG: 0.446 (1, 8)										4	0	0	0	0	2	2									
Curt Motton, R OBP: 0.267, SLG: 0.323 (1, 7)										4	0	0	0	0	0	2									
Davey Johnson, R OBP: 0.325, SLG: 0.376 (1, 5)											4	2	1	0	0	1	1								
Dave May, L OBP: 0.286, SLG: 0.306 (1, 9)											4	0	0	0	0	0	2								
Mickey McGuire, R OBP: 0.235, SLG: 0.235 (1, 4)											4	1	2	1	0	0	0								
Larry Haney, R OBP: 0.294, SLG: 0.390 (1, 2)											4	0	2	2	0	0	0								
Marcelino Lopez, R OBP: 0.250, SLG: 0.143 (1, 1)											2	0	0	0	0	0	2								
Sam Bowers, R OBP: 0.258, SLG: 0.342 (8, PH)											1	1	1	1	0	0	0								
Dave Leonhard, R (8, 1)											1	0	0	0	0	1	1								
Inning Stats	R: 0 E: 0 K: 1 S: 6	H: 1 LOB: 1 BB: 0 P: 6	R: 1 E: 1 K: 0 S: 6	H: 2 LOB: 2 BB: 0 P: 6	R: 0 E: 0 K: 1 S: 5	H: 0 LOB: 0 BB: 0 P: 5	R: 0 E: 0 K: 0 S: 3	H: 0 LOB: 0 BB: 0 P: 3	R: 0 E: 0 K: 0 S: 3	H: 0 LOB: 0 BB: 0 P: 3	R: 0 E: 1 K: 1 S: 6	H: 0 LOB: 1 BB: 0 P: 6	R: 0 E: 0 K: 0 S: 3	H: 0 LOB: 0 BB: 0 P: 3	R: 1 E: 0 K: 1 S: 7	H: 2 LOB: 1 BB: 0 P: 7	R: 2 E: 0 K: 1 S: 7	H: 3 LOB: 0 BB: 0 P: 7	1B: 6 2B: 1 3B: 0 HR: 1	SF: 0 SAC: 0 DP: 0 HBP: 0	WP: 0 PB: 0 SB: 0 CS: 0	PA: 36			
PITCHER	IP	WLS	BF	H	R	ER	SO	BB	IBB	HBP	BLK	WP	HR	S	P	ERA	WHIP								
John O'Donoghue, L ERA: 3.24 (1, 1)	8.0	L	31	5	2	1	4	0	0	0	0	0	1	39	39	1.12	0.625								
Orlando Pena, R ERA: 3.59 (9, 1)	1.0	S	5	3	2	2	1	0	0	0	0	0	0	7	7	18.00	3.000								

Baltimore Orioles @ Cleveland Indians
Cleveland Municipal Stadium, Cleveland, OH
Sun Oct 01 1967, 3:33 AM EDT
Att: 15,552 - Unknown

AB 36
R 4
H 8
RBI 4
BB 0
SO 5
LOB 12



Batter	1	2	3	4	5	6	7	8	9	AB	R	H	RBI	BB	SO	LOB	BOTTOM								
Vic Davallilo, L OBP: 0.307, SLG: 0.379 (1, 8)										4	0	1	0	0	1	0									
Chuck Hinton, R OBP: 0.305, SLG: 0.356 (1, 7)										4	0	0	0	0	0	1									
Max Alvis, R OBP: 0.301, SLG: 0.403 (1, 5)											4	0	0	0	0	1	1								
Tony Horton, R OBP: 0.319, SLG: 0.418 (1, 3)											4	0	0	0	0	1	1								
Richie Scheinblum, S OBP: 0.361, SLG: 0.439 (1, 9)											4	0	2	0	0	0	1								
Chico Salmon, R OBP: 0.288, SLG: 0.330 (1, 6)										2	0	1	0	1	0	0									
Vern Fuller, R OBP: 0.300, SLG: 0.374 (1, 4)										3	0	0	0	0	1	4									
Ray Fosse, R OBP: 0.063, SLG: 0.063 (1, 2)										3	0	0	0	0	1	1									
John O'Donoghue, R OBP: 0.163, SLG: 0.175 (1, 1)											2	0	0	0	0	1	0								
Lee Maye, L OBP: 0.320, SLG: 0.443 (8, PH)										1	0	0	0	0	0	0									
Orlando Pena, R (9, 1)										0	0	0	0	0	0	0									
Inning Stats	R: 0 E: 0 K: 0 S: 4	H: 1 LOB: 1 BB: 0 P: 4	R: 0 E: 1 K: 0 S: 4	H: 2 LOB: 1 BB: 0 P: 4	R: 0 E: 0 K: 0 S: 3	H: 0 LOB: 0 BB: 0 P: 3	R: 0 E: 0 K: 2 S: 8	H: 1 LOB: 2 BB: 1 P: 12	R: 0 E: 0 K: 2 S: 7	H: 0 LOB: 0 BB: 0 P: 7	R: 0 E: 1 K: 0 S: 4	H: 0 LOB: 1 BB: 0 P: 4	R: 0 E: 0 K: 1 S: 5	H: 0 LOB: 0 BB: 0 P: 5	R: 0 E: 0 K: 0 S: 3	H: 0 LOB: 0 BB: 0 P: 3	R: 0 E: 0 K: 1 S: 5	H: 0 LOB: 0 BB: 0 P: 5	1B: 4 2B: 1 3B: 0 HR: 0	SF: 0 SAC: 0 DP: 1 HBP: 0	WP: 0 PB: 0 SB: 0 CS: 0	PA: 32			
PITCHER	IP	WLS	BF	H	R	ER	SO	BB	IBB	HBP	BLK	WP	HR	S	P	ERA	WHIP								
Marcelino Lopez, L ERA: 4.73 (1, 1)	7.0	W	26	4	0	0	0	1	0	0	0	0	0	35	39	0.00	0.714								
Dave Leonhard, R ERA: 3.14 (8, 1)	2.0	S	6	0	0	0	1	0	0	0	0	0	0	8	8	0.00	0.000								

Baltimore Orioles @ Cleveland Indians
Cleveland Municipal Stadium, Cleveland, OH
Sun Oct 01 1967, 3:33 AM EDT
Att: 15,552 - Unknown

AB 31
R 0
H 4
RBI 0
BB 1
SO 6
LOB 9

