

Baltimore Orioles - 1970

Batter	1	2	3	4	5	6	7	8	9	AB	R	H	RBI	BB	SO	LOB	TOP					
Don Buford, S Curt Motton, R	(1,7) (6,7) K2-3		(1,7) (6,7) 6-3			(1,7) (6,7) CS BB	(1,7) (6,7) 1-2 2-3 3-H	(1,7) (6,7) K		2	0	0	0	1	1	0						
Mark Belanger, R	(1,6) K		(1,6) K			(1,6) F2	(1,6) 6-3		(1,6) F3	5	0	0	0	0	2	4						
Frank Robinson, R OBP: 0.600, SLG: 1.500	(1,9) 2B		(1,9) F2			(1,9) K		(1,9) 1B 2B BB	(1,9) HR	4	2	2	1	1	1	1						
Boog Powell, L OBP: 0.600, SLG: 0.333	(1,3) K			(1,3) K			(1,3) F8 BB	(1,3) 2B 1B	(1,3) 1B BB	3	2	1	0	2	2	1						
Paul Blair, R OBP: 0.600, SLG: 0.667		(1,8) 1B BB		(1,8) K			(1,8) BB S BB	(1,8) S 2B	(1,8) K	3	3	1	2	2	2	1						
Brooks Robinson, R OBP: 0.400, SLG: 0.250	(1,5) K		(1,5) F8			(1,5) F8	(1,5) 2B BB	(1,5) S 2B	(1,5) FC6-4 1B	4	1	1	0	1	1	3						
Davey Johnson, R OBP: 0.600, SLG: 0.750	(1,4) 1B			(1,4) K		(1,4) K	(1,4) BB BB	(1,4) WP 2B	(1,4) FC6-4 1B	4	0	2	3	1	1	2						
Andy Etchebarren, R OBP: 0.500, SLG: 0.500 Elrod Hendricks, L	(1,2) (7,PH) (7,2) E8 WP 1B			(1,2) (7,PH) (7,2) 6-3		(1,2) (7,PH) (7,2) BB	(1,2) (7,PH) (7,2) BB	(1,2) (7,PH) (7,2) F5		2	0	1	0	0	0	0						
Dave McNally, R	(1,1) K			(1,1) K		(1,1) K	(1,1) K	(1,1) F6		4	0	0	0	0	3	5						
Inning Stats	R: 0 E: 0 K: 3 S: 10	H: 1 LOB: 1 BB: 0 P: 10	R: 1 E: 1 K: 2 S: 8	H: 2 LOB: 1 BB: 1 P: 12	R: 0 E: 0 K: 1 S: 5	H: 0 LOB: 0 BB: 0 P: 5	R: 0 E: 0 K: 2 S: 7	H: 0 LOB: 0 BB: 0 P: 7	R: 0 E: 0 K: 1 S: 4	H: 0 LOB: 1 BB: 1 P: 8	R: 2 E: 0 K: 1 S: 5	H: 0 LOB: 3 BB: 5 P: 25	R: 4 E: 0 K: 1 S: 8	H: 3 LOB: 1 BB: 2 P: 16	R: 1 E: 0 K: 1 S: 7	H: 2 LOB: 2 BB: 1 P: 11	1B: 4 2B: 4 3B: 0 HR: 1	SF: 0 SAC: 0 DP: 1 HBP: 0	WP: 2 PB: 1 SB: 3 CS: 1	PA: 43		
PITCHER	IP WLS BF H R ER SO BB IBB HBP BLK WP HR S P ERA WHIP	IP WLS BF H R ER SO BB IBB HBP BLK WP HR S P ERA WHIP	IP WLS BF H R ER SO BB IBB HBP BLK WP HR S P ERA WHIP	IP WLS BF H R ER SO BB IBB HBP BLK WP HR S P ERA WHIP	IP WLS BF H R ER SO BB IBB HBP BLK WP HR S P ERA WHIP	IP WLS BF H R ER SO BB IBB HBP BLK WP HR S P ERA WHIP	IP WLS BF H R ER SO BB IBB HBP BLK WP HR S P ERA WHIP	IP WLS BF H R ER SO BB IBB HBP BLK WP HR S P ERA WHIP	IP WLS BF H R ER SO BB IBB HBP BLK WP HR S P ERA WHIP	IP WLS BF H R ER SO BB IBB HBP BLK WP HR S P ERA WHIP	IP WLS BF H R ER SO BB IBB HBP BLK WP HR S P ERA WHIP	IP WLS BF H R ER SO BB IBB HBP BLK WP HR S P ERA WHIP	IP WLS BF H R ER SO BB IBB HBP BLK WP HR S P ERA WHIP	IP WLS BF H R ER SO BB IBB HBP BLK WP HR S P ERA WHIP	IP WLS BF H R ER SO BB IBB HBP BLK WP HR S P ERA WHIP	IP WLS BF H R ER SO BB IBB HBP BLK WP HR S P ERA WHIP	IP WLS BF H R ER SO BB IBB HBP BLK WP HR S P ERA WHIP	IP WLS BF H R ER SO BB IBB HBP BLK WP HR S P ERA WHIP	IP WLS BF H R ER SO BB IBB HBP BLK WP HR S P ERA WHIP	IP WLS BF H R ER SO BB IBB HBP BLK WP HR S P ERA WHIP	IP WLS BF H R ER SO BB IBB HBP BLK WP HR S P ERA WHIP	IP WLS BF H R ER SO BB IBB HBP BLK WP HR S P ERA WHIP

Baltimore Orioles @ Cleveland Indians
Cleveland Municipal Stadium, Cleveland, OH
Tue Apr 07 1970, 3:33 AM EST
Att: 38,180 - Unknown

AB 33
R 8
H 8
RBI 8
BB 10
SO 14
LOB 19



Batter	1	2	3	4	5	6	7	8	9	AB	R	H	RBI	BB	SO	LOB	BOTTOM						
Ted Ford, R	(1,9) SH3-4 1B BB		(1,9) K		(1,9) SH1-4			(1,9) 5-3		2	1	0	0	1	1	0							
Ted Uhlhaender, L	(1,8) SH3-4		(1,8) F9		(1,8) K			(1,8) K		3	0	0	0	0	2	1							
Roy Foster, R OBP: 0.500, SLG: 1.250	(1,7) G5-4-3 1B			(1,7) HR	(1,7) K			(1,7) K		4	1	2	2	0	2	1							
Tony Horton, R	(1,3) G5-4-3			(1,3) SH2-4 BB		(1,3) K		(1,3) K		3	0	0	0	1	2	1							
Ray Fosse, R	(1,2) 5-3			(1,2) SH2-4		(1,2) K		(1,2) K		3	0	0	0	0	2	0							
Jack Heidemann, R OBP: 0.250, SLG: 0.250	(1,6) 1B			(1,6) 5-3		(1,6) K		(1,6) F8		4	0	1	0	0	1	1							
Graig Nettles, L	(1,5) K			(1,5) BB		(1,5) 4-3				2	0	0	0	1	1	1							
Eddie Leon, R	(1,4) F9			(1,4) 4-3		(1,4) K				3	0	0	0	0	1	3							
Sam McDowell, L OBP: 0.500, SLG: 0.500 Phil Hennigan, R	(1,1) (7,1) B5			(1,1) (7,1) SH1-4 1B		(1,1) (7,1) K				2	0	1	0	0	0	0							
Mike Paul, L	(7,1) K									0	0	0	0	0	0	0							
Dennis Higgins, R	(7,1) K									0	0	0	0	0	0	0							
Bob Miller, R	(9,1) K									0	0	0	0	0	1	0							
Inning Stats	R: 1 E: 0 K: 0 S: 3	H: 1 LOB: 0 BB: 1 P: 7	R: 0 E: 0 K: 1 S: 6	H: 1 LOB: 0 BB: 0 P: 6	R: 0 E: 0 K: 1 S: 5	H: 0 LOB: 0 BB: 0 P: 5	R: 1 E: 0 K: 0 S: 4	H: 1 LOB: 2 BB: 2 P: 12	R: 0 E: 0 K: 2 S: 8	H: 1 LOB: 1 BB: 0 P: 8	R: 0 E: 0 K: 3 S: 9	H: 0 LOB: 0 BB: 0 P: 9	R: 0 E: 0 K: 2 S: 7	H: 0 LOB: 0 BB: 0 P: 7	R: 0 E: 0 K: 2 S: 7	H: 0 LOB: 0 BB: 0 P: 7	1B: 3 2B: 0 3B: 0 HR: 1	SF: 0 SAC: 3 DP: 1 HBP: 0	WP: 0 PB: 0 SB: 0 CS: 0	PA: 33			
PITCHER	IP WLS BF H R ER SO BB IBB HBP BLK WP HR S P ERA WHIP	IP WLS BF H R ER SO BB IBB HBP BLK WP HR S P ERA WHIP	IP WLS BF H R ER SO BB IBB HBP BLK WP HR S P ERA WHIP	IP WLS BF H R ER SO BB IBB HBP BLK WP HR S P ERA WHIP	IP WLS BF H R ER SO BB IBB HBP BLK WP HR S P ERA WHIP	IP WLS BF H R ER SO BB IBB HBP BLK WP HR S P ERA WHIP	IP WLS BF H R ER SO BB IBB HBP BLK WP HR S P ERA WHIP	IP WLS BF H R ER SO BB IBB HBP BLK WP HR S P ERA WHIP	IP WLS BF H R ER SO BB IBB HBP BLK WP HR S P ERA WHIP	IP WLS BF H R ER SO BB IBB HBP BLK WP HR S P ERA WHIP	IP WLS BF H R ER SO BB IBB HBP BLK WP HR S P ERA WHIP	IP WLS BF H R ER SO BB IBB HBP BLK WP HR S P ERA WHIP	IP WLS BF H R ER SO BB IBB HBP BLK WP HR S P ERA WHIP	IP WLS BF H R ER SO BB IBB HBP BLK WP HR S P ERA WHIP	IP WLS BF H R ER SO BB IBB HBP BLK WP HR S P ERA WHIP	IP WLS BF H R ER SO BB IBB HBP BLK WP HR S P ERA WHIP	IP WLS BF H R ER SO BB IBB HBP BLK WP HR S P ERA WHIP	IP WLS BF H R ER SO BB IBB HBP BLK WP HR S P ERA WHIP	IP WLS BF H R ER SO BB IBB HBP BLK WP HR S P ERA WHIP	IP WLS BF H R ER SO BB IBB HBP BLK WP HR S P ERA WHIP	IP WLS BF H R ER SO BB IBB HBP BLK WP HR S P ERA WHIP	IP WLS BF H R ER SO BB IBB HBP BLK WP HR S P ERA WHIP	IP WLS BF H R ER SO BB IBB HBP BLK WP HR S P ERA WHIP

Baltimore Orioles @ Cleveland Indians
Cleveland Municipal Stadium, Cleveland, OH
Tue Apr 07 1970, 3:33 AM EST
Att: 38,180 - Unknown

AB 27
R 2
H 4
RBI 2
BB 3
SO 13
LOB 8



Batter	1	2	3	4	5	6	7	8	9	10	AB	R	H	RBI	BB	SO	LOB	TOP								
Dick McAuliffe, L OBP: 0.429, SLG: 0.143	K							K			3	1	1	0	2	2	0	Detroit Tigers @ Baltimore Orioles Memorial Stadium, Baltimore, MD Fri Apr 10 1970, 3:33 AM EST Att: 32,536 - Unknown								
Cesar Gutierrez, R OBP: 0.368, SLG: 0.333	4-3		K						K		4	0	0	0	0	3	4									
Al Kaline, R OBP: 0.500, SLG: 0.500			L4						L7		4	0	0	0	1	0	5									
Norm Cash, L OBP: 0.313, SLG: 0.385	G3		4-3						4-3		4	1	0	0	1	0	3									
Willie Horton, R OBP: 0.368, SLG: 0.375			K								5	0	2	1	0	2	0									
Jim Northrup, L OBP: 0.412, SLG: 0.333			K								4	0	2	1	1	1	1									
Bill Freehan, R OBP: 0.444, SLG: 0.600											4	0	0	0	1	1	5									
Don Wert, R OBP: 0.444, SLG: 0.600											3	0	0	0	2	0	2									
Mickey Lolich, S OBP: 0.250, SLG: 0.143											3	0	1	0	0	0	2									
Inning Stats	R: 0 E: 0 K: 1 S: 5	H: 0 LOB: 1 BB: 1 P: 9	R: 0 E: 0 K: 2 S: 7	H: 0 LOB: 1 BB: 1 P: 11	R: 0 E: 0 K: 1 S: 6	H: 1 LOB: 2 BB: 1 P: 10	R: 0 E: 0 K: 0 S: 3	H: 0 LOB: 2 BB: 2 P: 11	R: 2 E: 0 K: 1 S: 6	H: 3 LOB: 2 BB: 1 P: 10	R: 0 E: 0 K: 1 S: 5	H: 0 LOB: 2 BB: 2 P: 13	R: 0 E: 0 K: 2 S: 8	H: 1 LOB: 1 BB: 0 P: 8	R: 0 E: 0 K: 1 S: 5	H: 0 LOB: 0 BB: 0 P: 5	R: 0 E: 0 K: 1 S: 4	H: 1 LOB: 1 BB: 0 P: 4	R: 0 E: 0 K: 0 S: 4	H: 1 LOB: 1 BB: 0 P: 4	1B: 5 2B: 1 3B: 0 HR: 0	SF: 0 SAC: 2 DP: 0 HBP: 0	WP: 0 PB: 0 SB: 1 CS: 0	PA: 44		
PITCHER	IP 5.1	WLS 28	H 4	R 2	ER 2	SO 4	BB 8	IBB 0	HBP 0	BLK 0	WP 0	HR 0	S 28	P 60	ERA 3.38	WHIP 2.250										
Jim Palmer, R ERA: 3.38	(1, 1)	0.2	2	0	0	0	1	0	0	0	0	0	4	4	0.00	0.000										
Dave Leonhard, R ERA:	(6, 1)	4.0	W	14	2	0	0	4	0	0	0	0	22	22	0.00	0.500										
Dick Hall, R ERA:	(7, 1)																									

AB	34
R	2
H	6
RBI	2
BB	8
SO	9
LOB	22



Batter	1	2	3	4	5	6	7	8	9	10	AB	R	H	RBI	BB	SO	LOB	BOTTOM									
Don Buford, S OBP: 0.333, SLG: 0.714	4-3										5	1	1	0	0	1	2	Detroit Tigers @ Baltimore Orioles Memorial Stadium, Baltimore, MD Fri Apr 10 1970, 3:33 AM EST Att: 32,536 - Unknown									
Mark Belanger, R OBP: 0.250, SLG: 0.222	5-3										4	0	1	1	1	0	1										
Frank Robinson, R OBP: 0.571, SLG: 0.800											4	1	1	0	1	2	2										
Boog Powell, L OBP: 0.300, SLG: 0.313	K										5	0	0	0	0	2	4										
Paul Blair, R OBP: 0.400, SLG: 0.375											5	0	0	0	0	1	2										
Brooks Robinson, R OBP: 0.450, SLG: 0.438											4	0	3	1	1	0	0										
Davey Johnson, R OBP: 0.667, SLG: 1.000											2	0	1	0	2	0	1										
Andy Etchebarren, R OBP: 0.444, SLG: 0.500											4	0	1	0	0	0	5										
Jim Palmer, R ERA: 3.38	(1, 1)	9.2	L	42	8	3	2	7	6	0	0	0	0	0	0	0	0	Detroit Tigers @ Baltimore Orioles Memorial Stadium, Baltimore, MD Fri Apr 10 1970, 3:33 AM EST Att: 32,536 - Unknown									
Dave Leonhard, R ERA:	(6, 1)	4.0	W	14	2	0	0	4	0	0	0	0	22	22	0.00	0.500											
Curt Motton, R ERA:	(6, PH)																										
Dick Hall, R ERA:	(7, 1)																										
Inning Stats	R: 0 E: 0 K: 1 S: 6	H: 1 LOB: 1 BB: 0 P: 6	R: 0 E: 1 K: 0 S: 4	H: 1 LOB: 2 BB: 1 P: 8	R: 1 E: 1 K: 2 S: 8	H: 1 LOB: 1 BB: 1 P: 12	R: 0 E: 0 K: 0 S: 2	H: 0 LOB: 0 BB: 1 P: 6	R: 1 E: 0 K: 2 S: 8	H: 1 LOB: 1 BB: 1 P: 12	R: 0 E: 0 K: 1 S: 6	H: 0 LOB: 2 BB: 1 P: 10	R: 0 E: 0 K: 2 S: 3	H: 0 LOB: 0 BB: 0 P: 3	R: 0 E: 0 K: 1 S: 6	H: 1 LOB: 1 BB: 0 P: 6	R: 0 E: 0 K: 0 S: 4	H: 1 LOB: 1 BB: 0 P: 4	R: 1 E: 0 K: 0 S: 3	H: 1 LOB: 1 BB: 1 P: 7	1B: 5 2B: 4 3B: 0 HR: 0	SF: 0 SAC: 0 DP: 1 HBP: 0	WP: 1 PB: 0 SB: 0 CS: 0	PA: 42			
PITCHER	IP 9.2	WLS L	BF 42	H 8	R 3	ER 2	SO 7	BB 6	IBB 0	HBP 0	BLK 0	WP 1	HR 0	S 50	P 74	ERA 1.86	WHIP 1.448										
Mickey Lolich, L ERA: 0.96	(1, 1)	0.2	2	0	0	0	1	0	0	0	0	0	4	4	0.00	0.000											

AB	36
R	3
H	8
RBI	2
BB	6
SO	7
LOB	22



Batter	1	2	3	4	5	6	7	8	9	AB	R	H	RBI	BB	SO	LOB	TOP					
Mickey Stanley, R OBP: 0.400, SLG: 0.250										4	1	1	0	0	0	1						
Dick McAuliffe, L OBP: 0.400, SLG: 0.167										4	0	1	0	0	0	1						
Al Kaline, R OBP: 0.417, SLG: 0.421										3	0	0	1	0	2	1						
Willie Horton, R OBP: 0.391, SLG: 0.421										3	2	1	0	1	1	1						
Jim Northrup, L OBP: 0.381, SLG: 0.316										4	0	1	0	0	1	2						
Bill Freehan, R OBP: 0.409, SLG: 0.588										2	0	1	2	0	1	0						
Don Wert, R Gates Brown, L (9, PH)										3	0	0	0	0	0	1	AB 31					
Cesar Gutierrez, R Norm Cash, L (9, PH)										1	0	0	0	0	1		R 3					
Earl Wilson, R John Hiller, R Tom Timmermann, R										3	0	1	0	0	0	1	H 7					
										0	0	0	0	0	0	0	RBI 3					
										0	0	0	0	0	0	0	BB 1					
										0	0	0	0	0	0	0	SO 6					
										0	0	0	0	0	0	0	LOB 11					
Inning Stats	R: 1 E: 0 K: 1 S: 7	H: 2 LOB: 1 BB: 0 P: 7	R: 0 E: 0 K: 0 S: 4	H: 2 LOB: 1 BB: 0 P: 4	R: 0 E: 0 K: 1 S: 5	H: 0 LOB: 0 BB: 0 P: 5	R: 1 E: 1 K: 0 S: 5	H: 1 LOB: 1 BB: 0 P: 5	R: 0 E: 0 K: 0 S: 3	H: 0 LOB: 0 BB: 0 P: 3	R: 0 E: 0 K: 2 S: 7	H: 0 LOB: 0 BB: 0 P: 7	R: 0 E: 0 K: 1 S: 5	H: 0 LOB: 0 BB: 0 P: 5	R: 0 E: 0 K: 0 S: 4	H: 1 LOB: 1 BB: 0 P: 4	R: 1 E: 0 K: 1 S: 6	H: 1 LOB: 1 BB: 1 P: 10	1B: 5 2B: 1 3B: 1 HR: 0	SF: 3 SAC: 0 DP: 1 HBP: 0	WP: 0 PB: 0 SB: 0 CS: 0	PA: 35
PITCHER	IP WLS BF H R ER SO BB IBB HBP BLK WP HR S P ERA WHIP																					
Dave McNally, L ERA: 2.12	(1, 1) 8.0 W 30 6 2 2 5 0 0 0 0 0 0 0 40 40 2.25 0.750																					
Eddie Watt, R ERA:	(9, 1) 0.0 2 1 1 1 0 1 0 0 0 0 0 0 1 5 ∞ ∞																					
Jim Hardin, R ERA:	(9, 1) 0.2 2 0 0 0 0 0 0 0 0 0 0 0 2 2 0.00 0.000																					
Pete Richert, L ERA:	(9, 1) 0.1 S 1 0 0 0 1 0 0 0 0 0 0 0 3 3 0.00 0.000																					

Detroit Tigers @ Baltimore Orioles
 Memorial Stadium, Baltimore, MD
 Sat Apr 11 1970, 3:33 AM EST
 Att: 6,436 - Unknown

AB	31
R	3
H	7
RBI	3
BB	1
SO	6
LOB	11



Batter	1	2	3	4	5	6	7	8	9	AB	R	H	RBI	BB	SO	LOB	BOTTOM			
Don Buford, S OBP: 0.364, SLG: 0.647										3	1	1	0	1	0	2				
Mark Belanger, R OBP: 0.205, SLG: 0.182										4	0	0	0	0	1	6				
Frank Robinson, R OBP: 0.556, SLG: 0.714										4	1	2	1	0	1	0				
Boog Powell, L OBP: 0.292, SLG: 0.263										3	1	0	0	1	0	1				
Paul Blair, R OBP: 0.417, SLG: 0.368										3	1	1	1	1	1	1				
Brooks Robinson, R OBP: 0.417, SLG: 0.450										4	0	1	2	0	0	2				
Davey Johnson, R OBP: 0.636, SLG: 0.875										4	0	2	1	0	0	2	AB 32			
Eliot Hendricks, L Pete Richert, L										4	0	0	0	0	1	5	R 5			
										0	0	0	0	0	0	0	H 9			
										2	0	1	0	0	1	0	RBI 5			
										1	0	1	0	0	0	0	BB 3			
										0	1	0	0	0	0	0	SO 5			
										0	0	0	0	0	0	0	LOB 19			
										0	0	0	0	0	0	0				
										0	0	0	0	0	0	0				
										0	0	0	0	0	0	0				
										0	0	0	0	0	0	0				
Inning Stats	R: 0 E: 0 K: 1 S: 4	H: 0 LOB: 0 BB: 1 P: 8	R: 1 E: 0 K: 1 S: 6	H: 1 LOB: 1 BB: 1 P: 10	R: 0 E: 0 K: 1 S: 5	H: 0 LOB: 0 BB: 0 P: 5	R: 0 E: 0 K: 1 S: 6	H: 1 LOB: 1 BB: 0 P: 6	R: 0 E: 0 K: 0 S: 5	H: 2 LOB: 2 BB: 0 P: 5	R: 0 E: 0 K: 0 S: 3	H: 0 LOB: 0 BB: 0 P: 3	R: 0 E: 0 K: 0 S: 3	H: 0 LOB: 0 BB: 0 P: 3	R: 4 E: 0 K: 1 S: 10	H: 5 LOB: 3 BB: 1 P: 14	1B: 7 2B: 2 3B: 0 HR: 0	SF: 0 SAC: 0 DP: 1 HBP: 0	WP: 0 PB: 0 SB: 2 CS: 0	PA: 35
PITCHER	IP WLS BF H R ER SO BB IBB HBP BLK WP HR S P ERA WHIP																			
Earl Wilson, R ERA: 8.38	(1, 1) 7.1 L 30 7 4 4 4 2 0 0 0 0 0 0 38 46 4.91 1.227																			
John Hiller, L ERA:	(8, 1) 0.0 1 0 0 0 0 1 0 0 0 0 0 0 4 ∞ ∞																			
Tom Timmermann, R ERA:	(8, 1) 0.2 4 2 1 1 0 0 0 0 0 0 0 0 4 4 13.50 3.000																			

Detroit Tigers @ Baltimore Orioles
 Memorial Stadium, Baltimore, MD
 Sat Apr 11 1970, 3:33 AM EST
 Att: 6,436 - Unknown

AB	32
R	5
H	9
RBI	5
BB	3
SO	5
LOB	19



Batter	1	2	3	4	5	6	7	8	9	AB	R	H	RBI	BB	SO	LOB	TOP			
Del Unser, L OBP: 0.323, SLG: 0.321 (1, 8)	0-0 1-6-3		0-0 F9		0-0 B5-3			0-0 F5		4	0	0	0	0	0	0	Washington Senators @ Baltimore Orioles Memorial Stadium, Baltimore, MD Thu Apr 16 1970, 6:05 PM EST Att. 4,674 - Unknown livebaseballscorecards.com			
Ed Stroud, L OBP: 0.429, SLG: 0.333 (1, 9)	0-3 K		4-0 HR BB		0-0 1-3			0-0 1B		3	1	1	0	1	1	0				
Frank Howard, R OBP: 0.467, SLG: 0.667 Hank Allen, R (8, PR) (8, 7)	4-0 BB		0-0 HR		0-0 F9			4-0 1-2 BB		2	1	1	2	2	0	0				
Mike Epstein, L OBP: 0.367, SLG: 0.600 (1, 3)	0-3 K		0-0 G3		0-0 K			0-0 4-3		4	0	0	0	0	2	3				
Ken McMullen, R OBP: 0.179, SLG: 0.185 (1, 5)		0-0 1-3	0-0 F7		0-0 F7			0-0 F7		4	0	0	0	0	0	0				
Bernie Allen, L OBP: 0.267, SLG: 0.231 (1, 4)		4-0 F9 2B BB		0-0 4-3			0-0 F9		0-0 F7	3	1	0	0	1	0	0				
Ed Brinkman, R OBP: 0.548, SLG: 0.458 (1, 6)		4-0 1-2 2B BB		0-0 5-3			0-0 F3		4-0 BB	2	1	0	0	2	0	0				
John Roseboro, L OBP: 0.421, SLG: 0.214 (1, 2)		0-0 F9 2-3		0-0 F1			0-0 F5		0-0 4-3	4	0	0	0	0	0	3				
Joe Coleman, R OBP: 0.200, SLG: 0.400 (1, 1)		0-0 1-H 3-H 2B		0-3 K			0-3 K			3	0	1	2	0	2	0				
Inning Stats	R: 0 E: 0 K: 2 S: 7	H: 0 LOB: 1 BB: 1 P: 11	R: 2 E: 0 K: 0 S: 3	H: 1 LOB: 0 BB: 1 P: 11	R: 2 E: 0 K: 0 S: 4	H: 1 LOB: 0 BB: 1 P: 8	R: 0 E: 0 K: 0 S: 3	H: 0 LOB: 0 BB: 0 P: 3	R: 0 E: 0 K: 1 S: 5	H: 0 LOB: 0 BB: 0 P: 5	R: 0 E: 0 K: 0 S: 3	H: 0 LOB: 0 BB: 0 P: 3	R: 0 E: 0 K: 1 S: 6	H: 1 LOB: 2 BB: 1 P: 10	R: 0 E: 0 K: 0 S: 3	H: 0 LOB: 1 BB: 1 P: 7		1B: 1 2B: 1 3B: 0 HR: 1	SF: 0 SAC: 0 DP: 0 HBP: 0	WP: 0 PB: 0 CS: 2
PITCHER	IP WLS BF H R ER SO BB IBB HBP BLK WP HR S P ERA WHIP	IP WLS BF H R ER SO BB IBB HBP BLK WP HR S P ERA WHIP																		
Jim Palmer, R ERA: 4.05 Eddie Watt, R ERA: 4.5	(1, 1) 8.0 L 31 3 4 4 5 5 0 0 0 0 1 36 56 4.50 1.000	(9, 1) 1.0 4 0 0 0 0 1 0 0 0 0 0 3 7 0.00 1.000																		

Batter	1	2	3	4	5	6	7	8	9	AB	R	H	RBI	BB	SO	LOB	BOTTOM			
Don Buford, S OBP: 0.323, SLG: 0.480 (1, 7)	0-0 F7		0-0 E3 1B	0-0 E4 FC5-4		0-0 F6		0-0 G3		5	1	0	0	0	0	2	Washington Senators @ Baltimore Orioles Memorial Stadium, Baltimore, MD Thu Apr 16 1970, 6:05 PM EST Att. 4,674 - Unknown livebaseballscorecards.com			
Mark Belanger, R OBP: 0.182, SLG: 0.161 (1, 6)	0-0 L6		0-0 F8	0-0 FC5-4 BB		0-0 5-3		0-0 F4		5	0	0	0	0	0	3				
Frank Robinson, R OBP: 0.481, SLG: 0.524 (1, 9)	4-0 BB		0-0 1B 1B	4-0 1-2 BB		0-0 F8		0-0 F5		3	1	1	0	2	0	0				
Boog Powell, L OBP: 0.273, SLG: 0.250 (1, 3)	0-0 F5		0-0 1B	0-0 F9		0-0 FC6-4 1B		0-0 4-3		5	0	2	1	0	0	4				
Paul Blair, R OBP: 0.375, SLG: 0.308 (1, 8)		0-0 6-3	0-0 1-2 3-H 1B		0-0 F8		0-0 F9			4	0	1	1	0	0	1				
Brooks Robinson, R OBP: 0.375, SLG: 0.500 (1, 5)		0-0 F8	0-0 F8		0-0 1B		0-0 FC6-4 1-2			4	0	1	0	0	0	3				
Davey Johnson, R OBP: 0.567, SLG: 0.696 (1, 4)		4-0 BB BB	0-0 L8		0-0 F4		0-0 F8			3	0	0	0	1	0	3				
Eliot Hendricks, L OBP: 0.300, SLG: 0.235 (1, 2)		4-0 1-2 BB		0-0 1-3	0-3 K		0-0 2B			3	0	1	0	1	1	1				
Jim Palmer, R OBP: 0.400, SLG: 0.250 Terry Crowley, L OBP: 0.400, SLG: 0.500 Eddie Watt, R (8, PH) (9, 1)		0-3 K		0-0 FC5-4 1B		0-0 6-3		0-0 F7		3	0	1	0	0	1	2				
Inning Stats	R: 0 E: 0 K: 0 S: 3	H: 0 LOB: 2 BB: 2 P: 13	R: 2 E: 1 K: 0 S: 7	H: 3 LOB: 2 BB: 0 P: 7	R: 0 E: 1 K: 0 S: 5	H: 1 LOB: 3 BB: 1 P: 9	R: 0 E: 0 K: 1 S: 6	H: 1 LOB: 1 BB: 0 P: 6	R: 0 E: 0 K: 0 S: 3	H: 0 LOB: 0 BB: 0 P: 3	R: 0 E: 0 K: 0 S: 4	H: 1 LOB: 1 BB: 0 P: 4	R: 0 E: 0 K: 0 S: 4	H: 1 LOB: 1 BB: 0 P: 4	R: 0 E: 0 K: 0 S: 3	H: 0 LOB: 0 BB: 0 P: 3		1B: 6 2B: 1 3B: 0 HR: 0	SF: 0 SAC: 0 DP: 0 HBP: 0	WP: 0 PB: 0 CS: 0
PITCHER	IP WLS BF H R ER SO BB IBB HBP BLK WP HR S P ERA WHIP	IP WLS BF H R ER SO BB IBB HBP BLK WP HR S P ERA WHIP																		
Joe Coleman, R ERA: 1.69	(1, 1) 9.0 W 40 7 2 1 2 4 0 0 0 0 0 40 56 1.00 1.222	(1, 1) 9.0 W 40 7 2 1 2 4 0 0 0 0 0 40 56 1.00 1.222																		

Batter	1	2	3	4	5	6	7	8	9	10	11	AB	R	H	RBI	BB	SO	LOB	TOP					
Horace Clarke, S OBP: 0.302, SLG: 0.275	K		6-3			F8		4-3			E 3-1 3B	5	1	1	0	0	1	1						
Jerry Kenney, L OBP: 0.176, SLG: 0.125	4-3			6-3		4-3			K2-3		K	5	0	0	0	0	2	1						
Bobby Murcer, L OBP: 0.333, SLG: 0.281	F9			1B SF9		4-3			K		3-1	5	1	1	0	0	1	1						
Roy White, S OBP: 0.514, SLG: 0.643		F8		CS 1B		BB BB					E 3B IBB	3	1	2	0	2	0	0						
Curt Blefary, L OBP: 0.115, SLG: 0.125 Ron Woods, R OBP: 0.115, SLG: 0.125 Pete Ward, L OBP: 0.115, SLG: 0.125 Jim Lytle, L OBP: 0.115, SLG: 0.125		BB BB BB		SF9		CS BB			4-3		E4 3B	0	0	0	1	2	0	0						
Danny Cater, R OBP: 0.343, SLG: 0.484		F3		CS	4-3			K			3B	5	0	1	3	0	2	3						
Thurman Munson, R OBP: 0.194, SLG: 0.038		F2			6-3				F6		F5	5	0	0	0	0	0	3						
Gene Michael, S OBP: 0.444, SLG: 0.433			1-3		L9				6-3			4	0	1	0	0	0	0						
Mel Stottlemyre, R John Ellis, R OBP: 0.276, SLG: 0.125 Lindy McDaniel, R OBP: 0.194, SLG: 0.038			F8			5-3			E5		K	3	0	0	0	0	0	3						
Inning Stats	R: 0 E: 0 K: 1 S: 5	H: 0 LOB: 0 BB: 0 P: 5	R: 0 E: 0 K: 0 S: 3	H: 0 LOB: 1 BB: 1 P: 7	R: 0 E: 0 K: 0 S: 3	H: 0 LOB: 0 BB: 0 P: 3	R: 1 E: 0 K: 0 S: 4	H: 2 LOB: 0 BB: 0 P: 4	R: 0 E: 0 K: 0 S: 3	H: 0 LOB: 0 BB: 0 P: 3	R: 0 E: 0 K: 1 S: 4	H: 0 LOB: 2 BB: 2 P: 12	R: 0 E: 1 K: 0 S: 4	H: 0 LOB: 1 BB: 0 P: 4	R: 0 E: 0 K: 2 S: 8	H: 1 LOB: 1 BB: 0 P: 8	R: 0 E: 0 K: 2 S: 8	H: 1 LOB: 1 BB: 0 P: 8	R: 3 E: 1 K: 1 S: 8	H: 2 LOB: 2 BB: 1 P: 12	1B: 4 2B: 2 3B: 1 HR: 0	SF: 1 SAC: 0 DP: 1 HBP: 0	WP: 0 PB: 0 SB: 0 CS: 2	PA: 44
PITCHER	IP 8.0	WLS 2.0	BF 28	H 2	R 0	ER 0	SO 4	BB 0	IBB 0	HBP 0	BLK 0	WP 0	HR 0	S 16	P 16	ERA 0.00	WHIP 1.000							
Tom Phoebus, R ERA: 1.06																								
Pete Richert, L ERA:																								
Dick Hall, R ERA:																								

New York Yankees @ Baltimore Orioles
Memorial Stadium, Baltimore, MD
Fri Apr 17 1970, 6:05 PM EST
Att: 7,715 - Unknown

AB 38
R 4
H 6
RBI 4
BB 4
SO 7
LOB 13



Batter	1	2	3	4	5	6	7	8	9	10	11	AB	R	H	RBI	BB	SO	LOB	BOTTOM			
Don Buford, S OBP: 0.278, SLG: 0.400	4-3		F9			F7		K			1-3	5	0	0	0	1	1					
Mark Belanger, R OBP: 0.194, SLG: 0.167	F7			G3 S 1B		K			F7		F9	5	0	1	0	0	1	0				
Frank Robinson, R OBP: 0.406, SLG: 0.423	5-3			F9		5-3			F8		K	5	0	0	0	0	1	1				
Boog Powell, L OBP: 0.243, SLG: 0.219		K		G3		4-3			4-3			4	0	0	0	0	1	1				
Paul Blair, R OBP: 0.389, SLG: 0.333		F9		F3				CS 1B			FC2-6 1B	4	0	2	0	0	0	1				
Brooks Robinson, R OBP: 0.389, SLG: 0.500				1B		5-3		CS			FC2-6 1B	4	1	2	0	0	0	1				
Davey Johnson, R OBP: 0.515, SLG: 0.615		F7				4-3		SH2-4 1B			K	3	0	0	0	0	1	2				
Eliot Hendricks, L OBP: 0.333, SLG: 0.250			F8			F7		1B BB			1B	3	0	1	0	1	0	0				
Tom Phoebus, R OBP: 0.333, SLG: 0.333 Terry Crowley, L OBP: 0.500, SLG: 0.600 Pete Richert, L OBP: 0.333, SLG: 0.333 Dave May, L OBP: 0.333, SLG: 0.333 Dick Hall, R OBP: 0.333, SLG: 0.333				G1		K		1-3 2H 1B			4-3	2	0	0	0	0	1	0				
Inning Stats	R: 0 E: 0 K: 0 S: 3	H: 0 LOB: 0 BB: 0 P: 3	R: 0 E: 0 K: 1 S: 6	H: 1 LOB: 1 BB: 0 P: 6	R: 0 E: 0 K: 0 S: 3	H: 0 LOB: 0 BB: 0 P: 3	R: 0 E: 0 K: 0 S: 4	H: 1 LOB: 1 BB: 0 P: 4	R: 0 E: 0 K: 0 S: 3	H: 0 LOB: 0 BB: 0 P: 3	R: 1 E: 0 K: 1 S: 6	H: 2 LOB: 1 BB: 1 P: 10	R: 0 E: 0 K: 0 S: 3	H: 0 LOB: 0 BB: 0 P: 3	R: 0 E: 0 K: 1 S: 7	H: 2 LOB: 2 BB: 0 P: 7	R: 0 E: 0 K: 1 S: 5	H: 0 LOB: 0 BB: 0 P: 5	1B: 7 2B: 0 3B: 0 HR: 0	SF: 0 SAC: 1 DP: 0 HBP: 0	WP: 0 PB: 0 SB: 1 CS: 1	PA: 40
PITCHER	IP 9.0	WLS 2.0	BF 31	H 5	R 1	ER 1	SO 4	BB 1	IBB 0	HBP 0	BLK 0	WP 0	HR 0	S 38	P 42	ERA 1.00	WHIP 0.667					
Mel Stottlemyre, R ERA: 3.0																						
Lindy McDaniel, R ERA:																						

New York Yankees @ Baltimore Orioles
Memorial Stadium, Baltimore, MD
Fri Apr 17 1970, 6:05 PM EST
Att: 7,715 - Unknown


AB 37
R 1
H 7
RBI 1
BB 1
SO 6
LOB 9




Batter	1	2	3	4	5	6	7	8	9	AB	R	H	RBI	BB	SO	LOB	TOP					
Horace Clarke, S OBP: 0.292, SLG: 0.333 (1, 4)										5	1	1	1	0	1	4	New York Yankees @ Baltimore Orioles Memorial Stadium, Baltimore, MD Sat Apr 18 1970, 3:33 AM EST Att: 5,282 - Unknown					
Gene Michael, S OBP: 0.450, SLG: 0.441 (1, 6)										4	1	2	0	0	0							
Ron Woods, R OBP: 0.250, SLG: 0.500 (1, 8)										4	1	2	2	0	1	2						
Roy White, S OBP: 0.463, SLG: 0.563 (1, 7)										4	0	0	0	0	0	3						
Danny Cater, R OBP: 0.333, SLG: 0.457 (1, 3)										4	1	1	0	0	0	1						
Thurman Munson, R OBP: 0.206, SLG: 0.036 (1, 2)										2	0	0	0	1	0	0						
Pete Ward, L OBP: 0.286, SLG: 0.167 (8, PH)										1	0	0	0	0	0							
Jake Gibbs, L OBP: 0.333, SLG: 0.667 (8, 2)										0	0	0	0	0	0							
Curt Bielefy, L OBP: 0.333, SLG: 0.241 (1, 9)										3	0	1	1	1	0	0						
Jerry Kenney, L OBP: 0.150, SLG: 0.105 (1, 5)										3	0	0	0	0	1	2						
Ron Hansen, R (9, PH)										1	0	0	0	0	1	1						
Fritz Peterson, S OBP: 0.667, SLG: 0.667 (1, 1)										2	0	1	0	0	0	0						
John Ellis, R OBP: 0.267, SLG: 0.120 (7, PH)										1	0	0	0	0	0	2						
Steve Hamilton, L (7, 1)										0	0	0	0	0	0	0						
Bobby Murcer, L OBP: 0.350, SLG: 0.281 (9, PH)										0	0	0	0	1	0	0						
Inning Stats	R: 1 E: 0 K: 1 S: 6	H: 1 LOB: 0 BB: 0 P: 6	R: 0 E: 0 K: 0 S: 3	H: 0 LOB: 0 BB: 0 P: 3	R: 0 E: 0 K: 0 S: 3	H: 0 LOB: 0 BB: 0 P: 3	R: 0 E: 0 K: 0 S: 4	H: 1 LOB: 1 BB: 0 P: 4	R: 0 E: 0 K: 0 S: 3	H: 0 LOB: 0 BB: 0 P: 3	R: 0 E: 0 K: 0 S: 5	H: 2 LOB: 2 BB: 0 P: 5	R: 1 E: 0 K: 1 S: 7	H: 2 LOB: 2 BB: 1 P: 11	R: 2 E: 0 K: 0 S: 5	H: 2 LOB: 0 BB: 0 P: 5	R: 0 E: 0 K: 2 S: 6	H: 0 LOB: 1 BB: 2 P: 14	1B: 6 2B: 1 3B: 0 HR: 2	SF: 0 SAC: 0 DP: 1 HBP: 0	WP: 0 PB: 0 SB: 0 CS: 1	PA: 37
PITCHER	IP WLS BF H R ER SO BB IBB HBP BLK WP HR S P ERA WHIP																					
Dave McNally, L ERA: 3.0 (1, 1)	7.0 W 30 8 4 4 2 1 0 0 0 0 2 33 37 5.14 1.286																					
Eddie Watt, R ERA: 3.0 (8, 1)	1.0 4 0 0 0 0 1 0 0 0 0 0 3 7 0.00 1.000																					
Pete Richert, L ERA: (9, 1)	1.0 S 3 0 0 0 2 1 0 0 0 0 0 6 10 0.00 1.000																					

Batter	1	2	3	4	5	6	7	8	9	AB	R	H	RBI	BB	SO	LOB	BOTTOM
Don Buford, S OBP: 0.275, SLG: 0.382 (1, 7)										4	0	1	2	0	2	2	New York Yankees @ Baltimore Orioles Memorial Stadium, Baltimore, MD Sat Apr 18 1970, 3:33 AM EST Att: 5,282 - Unknown
Mark Belanger, R OBP: 0.171, SLG: 0.154 (1, 6)										3	0	0	0	0	1	0	
Frank Robinson, R OBP: 0.417, SLG: 0.517 (1, 9)										3	1	1	1	1	0	0	
Boog Powell, L OBP: 0.268, SLG: 0.229 (1, 3)										3	0	1	0	0	0	2	
Paul Blair, R OBP: 0.410, SLG: 0.394 (1, 8)										3	1	2	0	0	0	2	
Brooks Robinson, R OBP: 0.375, SLG: 0.472 (1, 5)										4	1	1	1	0	0	3	
Davey Johnson, R OBP: 0.486, SLG: 0.567 (1, 4)										4	0	1	0	0	0	1	
Andy Etchebarren, R OBP: 0.385, SLG: 0.364 (1, 2)										3	1	0	0	1	1	2	
Dave McNally, R OBP: 0.333, SLG: 0.375 (8, 1)										2	1	1	0	1	0	0	
Eddie Watt, R (8, 1)										0	0	0	0	0	0	0	
Pete Richert, L (9, 1)										0	0	0	0	0	0	0	
Inning Stats	R: 0 E: 0 K: 0 S: 3	H: 0 LOB: 2 BB: 1 P: 12	R: 1 E: 0 K: 0 S: 4	H: 2 LOB: 1 BB: 0 P: 5	R: 0 E: 0 K: 0 S: 3	H: 0 LOB: 0 BB: 0 P: 3	R: 0 E: 0 K: 0 S: 4	H: 1 LOB: 1 BB: 0 P: 4	R: 2 E: 0 K: 0 S: 5	H: 2 LOB: 2 BB: 2 P: 13	R: 0 E: 0 K: 1 S: 5	H: 0 LOB: 0 BB: 0 P: 5	1B: 5 2B: 2 3B: 0 HR: 1	SF: 0 SAC: 2 DP: 1 HBP: 1	WP: 0 PB: 0 SB: 1 CS: 0	PA: 35	
PITCHER	IP WLS BF H R ER SO BB IBB HBP BLK WP HR S P ERA WHIP																
Fritz Peterson, L ERA: 4.86 (7, 1)	2.0 10 2 2 2 1 1 1 0 0 0 0 10 18 9.00 1.500																



Batter	1	2	3	4	5	6	7	8	9	AB	R	H	RBI	BB	SO	LOB	TOP					
Horace Clarke, S OBP: 0.283, SLG: 0.320 (1, 4)	6-3		E8 FC5 1B			6-3		FC6 WP 1B 1-2	F7	5	1	1	0	0	0	2	New York Yankees @ Baltimore Orioles Memorial Stadium, Baltimore, MD Sun Apr 19 1970, 3:33 AM EST Unknown 					
Bobby Murcer, L OBP: 0.341, SLG: 0.257 (1, 8)	G3					L8		F7		3	0	0	0	1	0	1						
Ron Woods, R OBP: 0.250, SLG: 0.438 (1, 9)	K		FC5 2-3f			F9			WP 1B 1-2	4	1	1	0	0	1	2						
Roy White, S OBP: 0.467, SLG: 0.529 (1, 7)										2	1	0	0	2	1	0						
Danny Cater, R OBP: 0.326, SLG: 0.436 (1, 3)										4	0	1	2	0	0	1						
Ron Hansen, R (1, 6)										2	0	0	1	1	0	2						
Thurman Munson, R OBP: 0.237, SLG: 0.033 (1, 2)										2	0	0	0	2	0	1						
Jerry Kenney, L OBP: 0.125, SLG: 0.087 (1, 5)										4	0	0	0	0	2	4						
Bill Burbach, R (1, 1)										2	0	0	0	0	2	1						
Gene Michael, S OBP: 0.463, SLG: 0.457 (8, PH)										1	0	1	0	0	0	0						
Lindy McDaniel, R (8, 1)										0	0	0	0	0	0	0						
John Ellis, R OBP: 0.258, SLG: 0.115 (8, PH)										1	0	0	0	0	0	1						
Inning Stats	R: 0 E: 0 K: 1 S: 5	H: 0 LOB: 0 BB: 0 P: 5	R: 1 E: 0 K: 0 S: 3	H: 0 LOB: 0 BB: 1 P: 7	R: 0 E: 1 K: 1 S: 6	H: 1 LOB: 2 BB: 1 P: 10	R: 0 E: 0 K: 0 S: 3	H: 0 LOB: 0 BB: 0 P: 3	R: 0 E: 0 K: 1 S: 4	H: 0 LOB: 1 BB: 1 P: 8	R: 0 E: 0 K: 0 S: 3	H: 0 LOB: 0 BB: 0 P: 3	R: 0 E: 1 K: 2 S: 8	H: 0 LOB: 2 BB: 1 P: 12	R: 2 E: 0 K: 0 S: 6	H: 3 LOB: 2 BB: 1 P: 10	R: 0 E: 0 K: 1 S: 5	H: 0 LOB: 1 BB: 1 P: 9	1B: 4 2B: 1 3B: 0 HR: 0	SF: 1 SAC: 0 DP: 1 HBP: 0	WP: 2 PB: 1 SB: 0 CS: 1	PA: 37
PITCHER Mike Cuellar, L ERA: 3.43 (1, 1)	IP: 9.0 WLS: W BF: 37 H: 4 R: 3 ER: 2 SO: 6 BB: 6 IBB: 0 HBP: 0 BLK: 0 WP: 2 HR: 0 S: 43 P: 67 ERA: 2.00 WHIP: 1.111															PITCHER						

Batter	1	2	3	4	5	6	7	8	9	AB	R	H	RBI	BB	SO	LOB	BOTTOM			
Merv Rettenmund, R OBP: 0.286, SLG: 0.167 (1, 7)	6-3		F7							4	1	1	0	0	1	0	New York Yankees @ Baltimore Orioles Memorial Stadium, Baltimore, MD Sun Apr 19 1970, 3:33 AM EST Unknown 			
Mark Belanger, R OBP: 0.376, SLG: 0.163 (1, 6)	5-3		F9							4	0	1	0	0	1	1				
Frank Robinson, R OBP: 0.425, SLG: 0.545 (1, 9)			K							4	0	2	1	0	2	1				
Boog Powell, L OBP: 0.267, SLG: 0.231 (1, 3)	G3									4	0	1	0	0	1	2				
Paul Blair, R OBP: 0.419, SLG: 0.389 (1, 8)										3	2	1	0	1	1	1				
Brooks Robinson, R OBP: 0.372, SLG: 0.447 (1, 5)										2	0	0	0	1	0	2				
Davey Johnson, R OBP: 0.488, SLG: 0.647 (1, 4)										4	1	2	3	0	0	2				
Eliot Hendricks, L OBP: 0.296, SLG: 0.217 (1, 2)										3	0	0	0	0	1	3				
Mike Cuellar, L (1, 1)										3	0	0	0	0	1	2				
Inning Stats	R: 0 E: 0 K: 0 S: 4	H: 1 LOB: 1 BB: 0 P: 4	R: 0 E: 1 K: 2 S: 8	H: 0 LOB: 2 BB: 1 P: 12	R: 0 E: 1 K: 1 S: 6	H: 0 LOB: 0 BB: 0 P: 5	R: 1 E: 0 K: 1 S: 6	H: 1 LOB: 1 BB: 1 P: 10	R: 0 E: 0 K: 2 S: 8	H: 1 LOB: 1 BB: 0 P: 8	R: 2 E: 0 K: 1 S: 7	H: 2 LOB: 0 BB: 0 P: 7	R: 1 E: 0 K: 1 S: 7	H: 2 LOB: 1 BB: 0 P: 7	R: 0 E: 0 K: 0 S: 3	H: 1 LOB: 0 BB: 0 P: 3		1B: 6 2B: 1 3B: 0 HR: 1	SF: 0 SAC: 1 DP: 0 HBP: 0	WP: 0 PB: 1 SB: 2 CS: 1
PITCHER Bill Burbach, R ERA: 6.75 Lindy McDaniel, R ERA: (8, 1)	IP: 7.0 WLS: L BF: 31 H: 7 R: 4 ER: 4 SO: 8 BB: 2 IBB: 0 HBP: 0 BLK: 0 WP: 0 HR: 1 S: 45 P: 53 ERA: 5.14 WHIP: 1.286															PITCHER				

Batter	1	2	3	4	5	6	7	8	9	AB	R	H	RBI	BB	SO	LOB	TOP				
Don Buford, S OBP: 0.292, SLG: 0.390 (1, 7)										3	0	0	0	0	0	0					
Mark Belanger, R OBP: 0.185, SLG: 0.217 (1, 6)										3	1	1	0	0	1	0					
Frank Robinson, R OBP: 0.419, SLG: 0.556 (1, 9)										3	1	1	1	0	0	0					
Boog Powell, L OBP: 0.286, SLG: 0.326 (1, 3)										3	1	2	2	0	0	0					
Paul Blair, R OBP: 0.400, SLG: 0.357 (1, 8)										3	0	0	0	0	1	1					
Brooks Robinson, R OBP: 0.380, SLG: 0.489 (1, 5)										3	0	2	0	0	0	0					
Davey Johnson, R OBP: 0.489, SLG: 0.641 (1, 4)										2	0	0	0	0	0	2					
Andy Etchebarren, R OBP: 0.316, SLG: 0.471 (1, 2)										2	0	0	0	0	1	0					
Jim Palmer, R OBP: 0.286, SLG: 0.167 (1, 1)										2	0	0	0	0	0	0					
Inning Stats	R: 1 E: 0 K: 0 S: 4	H: 1 LOB: 0 BB: 0 P: 4	R: 0 E: 0 K: 0 S: 3	H: 0 LOB: 0 BB: 0 P: 3	R: 0 E: 0 K: 1 S: 5	H: 0 LOB: 0 BB: 0 P: 5	R: 1 E: 0 K: 1 S: 8	H: 3 LOB: 2 BB: 0 P: 8	R: 0 E: 0 K: 0 S: 3	H: 0 LOB: 0 BB: 0 P: 3	R: 1 E: 0 K: 1 S: 6	H: 1 LOB: 1 BB: 0 P: 6	R: 0 E: 0 K: 0 S: 1	H: 1 LOB: 1 BB: 0 P: 1				1B: 2 2B: 2 3B: 1 HR: 1	SF: 0 SAC: 0 DP: 0 HBP: 0	WP: 0 PB: 0 CS: 0	PA: 24
PITCHER Ray Culp, R ERA: 4.29 (1, 1)	IP: 6.0 WLS: L BF: 24	H: 6 R: 3 ER: 3 SO: 3	BB: 0 IBB: 0 HBP: 0 BLK: 0	WP: 0 HR: 1 S: 30 P: 30	ERA: 4.50 WHIP: 1.000											IP: 6.0 WLS: W BF: 28	H: 5 R: 2 ER: 2 SO: 3	BB: 7 IBB: 0 HBP: 0 BLK: 0	WP: 1 HR: 0 S: 27 P: 55	ERA: 3.00 WHIP: 2.000	

Baltimore Orioles @ Boston Red Sox
Fenway Park, Boston, MA
Mon Apr 20 1970, 3:33 AM EST
Att: 29,000 - Unknown

AB	24
R	3
H	6
RBI	3
BB	0
SO	3
LOB	3



Batter	1	2	3	4	5	6	7	8	9	AB	R	H	RBI	BB	SO	LOB	BOTTOM			
Mike Andrews, R OBP: 0.353, SLG: 0.326 (1, 4)										2	0	0	0	2	0	2				
Reggie Smith, S OBP: 0.400, SLG: 0.587 (1, 8)										2	0	0	0	1	0	1				
Carl Yastrzemski, L OBP: 0.440, SLG: 0.476 (1, 7)										2	1	0	0	1	0	3				
George Scott, R OBP: 0.319, SLG: 0.350 (1, 3)										3	0	0	0	0	1	2				
Rico Petrocelli, R OBP: 0.283, SLG: 0.350 (1, 6)										1	1	0	0	2	0	0				
Tony Conigliaro, R OBP: 0.422, SLG: 0.421 (1, 9)										2	0	2	1	1	0	0				
Luis Alvarado, R OBP: 0.250, SLG: 0.310 (1, 5)										3	0	1	1	0	1	3				
Jerry Moses, R OBP: 0.455, SLG: 0.564 (1, 2)										3	0	1	0	0	0	2				
Ray Culp, R OBP: 0.143, SLG: 0.143 (1, 1)										3	0	1	0	0	1	1				
Inning Stats	R: 0 E: 0 K: 1 S: 5	H: 0 LOB: 1 BB: 1 P: 9	R: 1 E: 0 K: 0 S: 5	H: 3 LOB: 2 BB: 1 P: 9	R: 1 E: 0 K: 1 S: 6	H: 1 LOB: 2 BB: 2 P: 14	R: 0 E: 0 K: 1 S: 5	H: 0 LOB: 2 BB: 2 P: 13	R: 0 E: 0 K: 0 S: 3	H: 0 LOB: 1 BB: 1 P: 7	R: 0 E: 0 K: 0 S: 3	H: 1 LOB: 0 BB: 0 P: 3				1B: 5 2B: 0 3B: 0 HR: 0	SF: 0 SAC: 0 DP: 1 HBP: 0	WP: 2 PB: 0 CS: 0	PA: 28	
PITCHER Jim Palmer, R ERA: 3.72 (1, 1)	IP: 6.0 WLS: W BF: 28	H: 5 R: 2 ER: 2 SO: 3	BB: 7 IBB: 0 HBP: 0 BLK: 0	WP: 1 HR: 0 S: 27 P: 55	ERA: 3.00 WHIP: 2.000											IP: 6.0 WLS: W BF: 28	H: 5 R: 2 ER: 2 SO: 3	BB: 7 IBB: 0 HBP: 0 BLK: 0	WP: 1 HR: 0 S: 27 P: 55	ERA: 3.00 WHIP: 2.000

Baltimore Orioles @ Boston Red Sox
Fenway Park, Boston, MA
Mon Apr 20 1970, 3:33 AM EST
Att: 29,000 - Unknown

AB	21
R	2
H	5
RBI	2
BB	7
SO	3
LOB	14



Batter	1	2	3	4	5	6	7	8	9	AB	R	H	RBI	BB	SO	LOB	TOP										
Don Buford, S (1, 7) OBP: 0.321, SLG: 0.400										4	1	2	0	1	1	1	Baltimore Orioles @ Boston Red Sox Fenway Park, Boston, MA Wed Apr 22 1970, 3:33 AM EST Att: 25,660 - Unknown										
Mark Belanger, R (1, 6) OBP: 0.192, SLG: 0.220										4	1	1	0	0	1	2											
Merv Rettenmund, R (9, PH) OBP: 0.308, SLG: 0.250										1	0	0	0	0	2												
Frank Robinson, R (1, 9) OBP: 0.447, SLG: 0.575										4	0	3	0	0	0	2											
Boog Powell, L (1, 3) OBP: 0.264, SLG: 0.304										3	0	0	1	0	1	3											
Paul Blair, R (1, 8) OBP: 0.389, SLG: 0.348										4	0	1	1	0	0	2											
Brooks Robinson, R (1, 5) OBP: 0.352, SLG: 0.449										4	0	0	0	0	0	2											
Davey Johnson, R (1, 4) OBP: 0.471, SLG: 0.605										4	0	1	0	0	2	0											
Andy Etchebarren, R (1, 2) OBP: 0.318, SLG: 0.450										3	0	1	0	0	1	1											
Dave May, L (9, PH) OBP: 0.600, SLG: 0.500										1	0	1	0	0	0	0											
Dave McNally, R (1, 1) OBP: 0.333, SLG: 0.300										2	0	0	0	1	2	2											
Dave Leonhard, R (8, 1)										0	0	0	0	0	0	0											
Terry Crowley, L (9, PH) OBP: 0.250, SLG: 0.273										1	0	0	0	0	0	1											
Inning Stats	R: 2 E: 0 K: 0 S: 6	H: 3 LOB: 1 BB: 0 P: 6	R: 0 E: 0 K: 2 S: 8	H: 1 LOB: 1 BB: 0 P: 8	R: 0 E: 0 K: 2 S: 8	H: 1 LOB: 1 BB: 0 P: 8	R: 0 E: 0 K: 1 S: 6	H: 0 LOB: 0 BB: 0 P: 6	R: 0 E: 0 K: 1 S: 5	H: 0 LOB: 1 BB: 2 P: 10	R: 0 E: 0 K: 0 S: 4	H: 1 LOB: 1 BB: 0 P: 4	R: 0 E: 0 K: 1 S: 7	H: 2 LOB: 2 BB: 0 P: 7	1B: 10 2B: 0 3B: 0 HR: 0	SF: 1 SAC: 0 DP: 1 HBP: 0	WP: 0 PA: 38 PB: 0 SB: 1 CS: 0										
PITCHER	IP	WLS	BF	H	R	ER	SO	BB	IBB	HBP	BLK	WP	HR	S	P	ERA	WHIP										
Jim Lonborg, R (1, 1) ERA: 2.14	6.1		28	7	2	2	7	2	0	0	0	0	0	40	48	2.84	1.421										
Vicente Romo, R (7, 1) ERA:	2.2	W	10	3	0	0	1	0	0	0	0	0	0	12	12	0.00	1.125										

Batter	1	2	3	4	5	6	7	8	9	AB	R	H	RBI	BB	SO	LOB	BOTTOM										
Mike Andrews, R (1, 4) OBP: 0.364, SLG: 0.362										4	1	2	1	0	0	1	Baltimore Orioles @ Boston Red Sox Fenway Park, Boston, MA Wed Apr 22 1970, 3:33 AM EST Att: 25,660 - Unknown										
Reggie Smith, S (1, 8) OBP: 0.426, SLG: 0.592										3	1	2	1	1	0	0											
Carl Yastrzemski, L (1, 7) OBP: 0.426, SLG: 0.457										4	0	1	1	0	0	3											
George Scott, R (1, 3) OBP: 0.314, SLG: 0.341										4	0	1	0	0	0	4											
Rico Petrocelli, R (1, 6) OBP: 0.280, SLG: 0.341										4	1	1	0	0	0	2											
Tony Conigliaro, R (1, 9) OBP: 0.408, SLG: 0.405										4	0	1	0	0	0	1											
Luis Alvarado, R (1, 5) OBP: 0.292, SLG: 0.356										3	1	2	1	1	0	0											
Jerry Moses, R (1, 2) OBP: 0.438, SLG: 0.535										4	0	1	1	0	2	4											
Jim Lonborg, R (1, 1) OBP: 0.500, SLG: 1.000										2	1	2	0	0	0	0											
Vicente Romo, R (7, 1) ERA:										2	0	0	0	0	1	0											
Inning Stats	R: 0 E: 0 K: 0 S: 3	H: 1 LOB: 1 BB: 1 P: 7	R: 0 E: 0 K: 1 S: 6	H: 1 LOB: 1 BB: 0 P: 6	R: 2 E: 0 K: 0 S: 6	H: 3 LOB: 1 BB: 0 P: 6	R: 0 E: 0 K: 1 S: 5	H: 0 LOB: 0 BB: 0 P: 5	R: 0 E: 0 K: 0 S: 5	H: 2 LOB: 3 BB: 1 P: 9	R: 1 E: 0 K: 0 S: 5	H: 2 LOB: 1 BB: 0 P: 5	R: 2 E: 0 K: 1 S: 7	H: 3 LOB: 0 BB: 0 P: 7	1B: 10 2B: 4 3B: 0 HR: 0	SF: 0 SAC: 0 DP: 2 HBP: 0	WP: 1 PA: 36 PB: 0 SB: 1 CS: 0										
PITCHER	IP	WLS	BF	H	R	ER	SO	BB	IBB	HBP	BLK	WP	HR	S	P	ERA	WHIP										
Dave McNally, L (1, 1) ERA: 3.73	7.1	L	34	12	5	5	2	2	0	0	0	0	0	36	44	6.14	1.909										
Dave Leonhard, R (8, 1) ERA: 15.0	0.2		2	1	0	0	1	0	0	0	0	0	0	4	4	0.00	1.500										

Batter	1	2	3	4	5	6	7	8	9	AB	R	H	RBI	BB	SO	LOB	TOP										
Don Buford, S (1, 7) OBP: 0.328, SLG: 0.388	0-0 HBP 2B	4-0 BB BB		0-0 F5		0-0 9-3-2			0-0 3-1	4	1	1	0	1	0	4											
Mark Belanger, R (1, 6) OBP: 0.195, SLG: 0.204	1-0 2B HBP	0-0 F4		0-0 L8			0-0 F2		0-3 K	4	1	0	0	0	1	2											
Frank Robinson, R (1, 9) OBP: 0.481, SLG: 0.682	0-0 4-3 1-H 2-H	4-0 BB			0-0 F2		0-0 HR		0-0 2B 1B	4	2	3	3	1	0	0											
Boog Powell, L (1, 3) OBP: 0.276, SLG: 0.392	0-0 4-3	0-3 K			0-0 F7		0-0 HR		0-0 1-H 2B	5	1	2	2	0	1	3											
Paul Blair, R (1, 8) OBP: 0.356, SLG: 0.314	0-3 K			0-0 F7		0-0 F3		0-3 K	0-3 K	5	0	0	0	0	3	2											
Brooks Robinson, R (1, 5) OBP: 0.345, SLG: 0.453	0-0 F8			0-0 6-3		0-0 1B 9-3-2 2B		0-3 K		4	0	1	0	0	1	1											
Davey Johnson, R (1, 4) OBP: 0.473, SLG: 0.609		0-0 HR 2B		0-0 6-3		4-0 1B BB		0-0 F8		3	1	1	0	1	0	0											
Eliot Hendricks, L (1, 2) OBP: 0.344, SLG: 0.286		0-0 F6			0-0 SH1-4 1B		0-0 F9			4	0	2	0	0	0	1											
Mike Cuellar, L (1, 1) OBP: 0.100, SLG: 0.400		0-0			0-0 SH1-4		0-3 K		0-3 K	2	1	1	2	0	1	3											
Jim Hardin, R (6, 1)										1	0	0	0	0	1	0											
Pete Richert, L (8, 1)		2-H HR			1-2					0	0	0	0	0	0	0											
Inning Stats	R: 2 E: 0 K: 1 S: 7	H: 2 LOB: 1 BB: 0 P: 8	R: 2 E: 0 K: 1 S: 7	H: 2 LOB: 2 BB: 2 P: 15	R: 0 E: 0 K: 0 S: 3	H: 0 LOB: 0 BB: 0 P: 3	R: 0 E: 0 K: 0 S: 4	H: 1 LOB: 1 BB: 0 P: 4	R: 0 E: 0 K: 1 S: 6	H: 2 LOB: 2 BB: 1 P: 10	R: 2 E: 0 K: 2 S: 9	H: 2 LOB: 0 BB: 0 P: 9	R: 0 E: 0 K: 1 S: 5	H: 0 LOB: 0 BB: 0 P: 5	R: 1 E: 0 K: 2 S: 9	H: 2 LOB: 1 BB: 0 P: 9	1B: 4 2B: 5 3B: 0 HR: 3	SF: 0 SAC: 1 DP: 1 HBP: 1	WP: 0 PB: 0 SB: 0 CS: 0	PA: 41							
PITCHER	IP	WLS	BF	H	R	ER	SO	BB	IBB	HBP	BLK	WP	HR	S	P	ERA	WHIP										
Dick Drago, R (1, 1) ERA: 4.26	1.1		10	4	4	4	1	1	0	1	0	0	1	10	15	27.00	3.750										
Mike Hedlund, R (2, 1) ERA: 2.57	5.0	L	21	5	2	2	2	2	0	0	0	0	2	23	31	3.60	1.400										
Moe Drabowsky, R (7, 1) ERA: 1.46	2.2		10	2	1	1	5	0	0	0	0	0	0	20	20	3.38	0.750										

Baltimore Orioles @ Kansas City Royals
Municipal Stadium, Kansas City, MO
Fri Apr 24 1970, 4:33 AM EST
Att: 9,011 - Unknown

AB 36
R 7
H 11
RBI 7
BB 3
SO 8
LOB 16



Batter	1	2	3	4	5	6	7	8	9	AB	R	H	RBI	BB	SO	LOB	BOTTOM										
Pat Kelly, L (1, 9) OBP: 0.422, SLG: 0.359	4-0 1B CS E BB	0-3 K			0-0 F3 1B		0-0 1-3		0-0 F6	4	1	1	0	1	1	0											
Ed Kirkpatrick, L (1, 3) OBP: 0.304, SLG: 0.431	0-0 F7			0-0 4-3		0-0 F3		0-0 4-3	0-0 1-3	5	0	0	0	0	0	2											
Amos Otis, R (1, 8) OBP: 0.283, SLG: 0.315	0-0 F2 2-3 1B			0-0 5-3		0-0 HR		4-0 1B 1B BB		3	1	2	1	1	0	0											
Bob Oliver, R (1, 5) OBP: 0.339, SLG: 0.673	0-0 E5 1-2 3-H FC6-4			0-0 HR		0-0 HR		0-0 F9		4	2	2	3	0	0	2											
Lou Piniella, R (1, 7) OBP: 0.375, SLG: 0.460	0-0 F2			0-0 5-3		0-0 4-3		0-0 1B 1B		4	0	1	0	0	0	2											
Luis Alcaraz, R (1, 4) OBP: 0.158, SLG: 0.250	0-0 FC6-4				0-0 F6		0-0 5-3		0-0 1-2 2-3 1B	4	0	1	0	0	0	2											
Jackie Hernandez, R (1, 6) OBP: 0.214, SLG: 0.370					0-0 5-3			0-3 K		3	1	2	1	0	0	0											
George Spriggs, L (8, PH) OBP: 0.385, SLG: 0.273										0	0	0	0	0	0	0											
Paul Scheall, R (8, PH) OBP: 0.357, SLG: 0.429										1	0	0	0	0	1	3											
Ellie Rodriguez, R (1, 2) OBP: 0.294, SLG: 0.143					0-0 5-3			0-0 K		3	0	0	0	0	1	1											
Hawk Taylor, R (8, PH) ERA: 2.53					0-0 F7			0-3 K		1	0	0	0	0	0	3											
Dick Drago, R (1, 1)										0	0	0	0	0	0	0											
Mike Hedlund, R (2, 1)										2	0	0	0	0	2	0											
Moe Drabowsky, R (7, 1) OBP: 0.500, SLG: 0.500										1	0	0	0	0	0	0											
Mike Fiore, L (8, PH)										1	0	0	0	1	1	0											
Inning Stats	R: 1 E: 1 K: 0 S: 5	H: 1 LOB: 2 BB: 1 P: 9	R: 1 E: 0 K: 2 S: 8	H: 1 LOB: 0 BB: 0 P: 8	R: 1 E: 0 K: 0 S: 4	H: 1 LOB: 0 BB: 0 P: 4	R: 0 E: 0 K: 0 S: 3	H: 0 LOB: 0 BB: 0 P: 3	R: 0 E: 0 K: 1 S: 5	H: 1 LOB: 0 BB: 0 P: 5	R: 2 E: 0 K: 1 S: 8	H: 3 LOB: 1 BB: 0 P: 8	R: 0 E: 0 K: 0 S: 3	H: 0 LOB: 0 BB: 0 P: 3	R: 0 E: 0 K: 1 S: 7	H: 2 LOB: 3 BB: 1 P: 11	R: 0 E: 0 K: 1 S: 5	H: 0 LOB: 0 BB: 0 P: 5	1B: 5 2B: 0 3B: 0 HR: 4	SF: 0 SAC: 0 DP: 0 HBP: 0	WP: 0 PB: 0 SB: 0 CS: 1	PA: 38					
PITCHER	IP	WLS	BF	H	R	ER	SO	BB	IBB	HBP	BLK	WP	HR	S	P	ERA	WHIP										
Mike Cuellar, L (1, 1) ERA: 4.15	5.0		22	6	5	4	3	1	0	0	0	0	0	12	16	0.00	1.714										
Jim Hardin, R (6, 1) ERA: 2.53	2.1	W	11	3	0	0	1	1	0	0	0	0	0	9	9	0.00	0.000										
Pete Richert, L (8, 1) ERA:	1.2	S	5	0	0	0	2	0	0	0	0	0	0	9	9	0.00	0.000										

Baltimore Orioles @ Kansas City Royals
Municipal Stadium, Kansas City, MO
Fri Apr 24 1970, 4:33 AM EST
Att: 9,011 - Unknown

AB 36
R 5
H 9
RBI 5
BB 2
SO 6
LOB 15




Batter	1	2	3	4	5	6	7	8	9	AB	R	H	RBI	BB	SO	LOB	TOP			
Don Buford, S OBP: 0.348, SLG: 0.407 (1, 7)										5	1	3	1	0	0	2	Baltimore Orioles @ Kansas City Royals Municipal Stadium, Kansas City, MO Sat Apr 25 1970, 4:33 AM EST Att: 10,311 - Unknown			
Mark Belanger, R OBP: 0.210, SLG: 0.220 (1, 6)										5	0	2	1	0	1	2				
Frank Robinson, R OBP: 0.456, SLG: 0.633 (1, 9)										5	0	1	0	0	3	3				
Boog Powell, L OBP: 0.286, SLG: 0.370 (1, 3)										3	2	0	0	2	0	2				
Paul Blair, R OBP: 0.359, SLG: 0.375 (1, 8)										5	1	2	3	0	0	3				
Brooks Robinson, R OBP: 0.348, SLG: 0.534 (1, 5)										5	2	2	2	0	0	1				
Davey Johnson, R OBP: 0.492, SLG: 0.604 (1, 4)										2	2	1	0	2	1	0				
Andy Etchebarren, R OBP: 0.346, SLG: 0.435 (1, 2)										3	0	1	1	1	0	1				
Jim Palmer, R OBP: 0.300, SLG: 0.222 Eddie Watt, R OBP: 1.000, SLG: 1.000 (7, 1)										3	0	1	1	0	0	0				
Inning Stats	R: 5 E: 0 K: 1 S: 9	H: 4 LOB: 2 BB: 3 P: 21	R: 0 E: 0 K: 1 S: 6	H: 1 LOB: 1 BB: 0 P: 6	R: 0 E: 0 K: 1 S: 5	H: 0 LOB: 0 BB: 0 P: 5	R: 0 E: 0 K: 1 S: 5	H: 1 LOB: 1 BB: 0 P: 5	R: 0 E: 0 K: 0 S: 2	H: 0 LOB: 0 BB: 1 P: 6	R: 0 E: 0 K: 0 S: 4	H: 1 LOB: 1 BB: 0 P: 4	R: 4 E: 0 K: 0 S: 7	H: 6 LOB: 1 BB: 1 P: 11	R: 0 E: 0 K: 0 S: 4	H: 1 LOB: 1 BB: 0 P: 4		1B: 11 2B: 0 3B: 1 HR: 2	SF: 0 SAC: 0 DP: 1 HBP: 0	WP: 1 PB: 0 SB: 0 CS: 0
PITCHER	IP WLS BF H R ER SO BB IBB HBP BLK WP HR S P ERA WHIP	IP WLS BF H R ER SO BB IBB HBP BLK WP HR S P ERA WHIP																		
Bill Butler, L ERA: 5.21 (1, 1)	0.2 L 7 3 5 5 1 2 0 0 0 0 0 2 7 15 67.50 7.500																			
Bob Johnson, R ERA: 1.85 (1, 1)	6.1 24 4 0 0 4 2 0 0 0 1 0 29 37 0.00 0.947																			
Al Fitzmorris, R ERA: 3.6 (8, 1)	0.0 1 0 1 1 0 1 0 0 0 0 0 0 4 4 0.00 0.000																			
Moe Drabowsky, R ERA: 2.84 (8, 1)	0.1 3 2 0 0 0 0 0 0 0 0 0 0 3 3 0.00 6.000																			
Ken Wright, R ERA: 1.59 (8, 1)	0.0 2 2 1 1 0 0 0 0 0 0 0 0 2 2 0.00 0.000																			
PITCHER	IP WLS BF H R ER SO BB IBB HBP BLK WP HR S P ERA WHIP	IP WLS BF H R ER SO BB IBB HBP BLK WP HR S P ERA WHIP																		
Jim Rooker, L ERA: 4.5 (8, 1)	1.2 6 3 2 2 0 0 0 0 0 0 0 0 6 6 10.80 1.800																			


Batter	1	2	3	4	5	6	7	8	9	AB	R	H	RBI	BB	SO	LOB	BOTTOM						
Pat Kelly, L OBP: 0.440, SLG: 0.386 (1, 9)										5	0	3	0	0	1	2	Baltimore Orioles @ Kansas City Royals Municipal Stadium, Kansas City, MO Sat Apr 25 1970, 4:33 AM EST Att: 10,311 - Unknown						
Ed Kirkpatrick, L OBP: 0.295, SLG: 0.411 (1, 3)									5	0	1	0	0	1	5								
Amos Otis, R OBP: 0.281, SLG: 0.345 (1, 8)										4	1	1	0	0	0	3							
Bob Oliver, R OBP: 0.333, SLG: 0.643 (1, 5)										4	1	1	1	0	0	3							
Lou Piniella, R OBP: 0.383, SLG: 0.519 (1, 7)										4	1	2	2	0	0	0							
Luis Alcaraz, R OBP: 0.148, SLG: 0.233 (1, 4)										4	0	0	0	0	0	1							
Jackie Hernandez, R OBP: 0.250, SLG: 0.400 (1, 6)										3	0	1	0	1	0	0							
Ellie Rodriguez, R OBP: 0.316, SLG: 0.188 (1, 2)										4	0	2	0	0	0	2							
Bill Butler, L George Springs, L Al Fitzmorris, S Moe Drabowsky, R Ken Wright, R Jim Rooker, R Mike Fiore, L (1, 1)	R: 0 E: 0 K: 1 S: 6	H: 1 LOB: 1 BB: 0 P: 6	R: 0 E: 0 K: 0 S: 4	H: 1 LOB: 1 BB: 0 P: 4	R: 0 E: 0 K: 0 S: 2	H: 0 LOB: 0 BB: 1 P: 6	R: 0 E: 0 K: 0 S: 4	H: 1 LOB: 1 BB: 0 P: 4	R: 0 E: 0 K: 0 S: 7	H: 2 LOB: 2 BB: 0 P: 7	R: 3 E: 0 K: 0 S: 5	H: 3 LOB: 0 BB: 1 P: 9	R: 0 E: 0 K: 0 S: 7	H: 2 LOB: 2 BB: 0 P: 7	R: 0 E: 0 K: 0 S: 3	H: 0 LOB: 0 BB: 0 P: 3		R: 0 E: 0 K: 2 S: 8	H: 1 LOB: 1 BB: 0 P: 8	1B: 8 2B: 2 3B: 1 HR: 1	SF: 0 SAC: 0 DP: 2 HBP: 0	WP: 1 PB: 0 SB: 1 CS: 0	PA: 38
PITCHER	IP WLS BF H R ER SO BB IBB HBP BLK WP HR S P ERA WHIP	IP WLS BF H R ER SO BB IBB HBP BLK WP HR S P ERA WHIP																					
Jim Palmer, R ERA: 3.86 (7, 1)	6.1 W 29 10 3 3 3 2 0 0 0 0 0 0 13 41 4.26 1.895																						
Eddie Watt, R ERA: 1.59 (7, 1)	2.2 S 9 1 0 0 2 0 0 0 0 0 0 0 13 13 0.00 0.375																						

Batter	1	2	3	4	5	6	7	8	9	AB	R	H	RBI	BB	SO	LOB	TOP										
Don Buford, S OBP: 0.328, SLG: 0.413 (1, 7)	0-0 4-3	0-0 1-3			0-0 F8		0-0 E3		0-0 FC6-4 BB	4	0	0	0	1	0	0	Baltimore Orioles @ Chicago White Sox Comiskey Park, Chicago, IL Tue Apr 28 1970, 8:05 PM EDT Att: 5,633 - Unknown										
Mark Belanger, R OBP: 0.235, SLG: 0.235 (1, 6)	0-0 1B HR		0-0 5-3		0-0 1-3		0-0 F7		0-0 FC6-4 1-2f	5	1	2	0	0	0	3											
Frank Robinson, R OBP: 0.438, SLG: 0.589 (1, 9)	0-0 1-2 HR		0-0 5-3		0-0 WP 2B		0-0 6-3			4	2	2	0	0	0	2											
Boog Powell, L OBP: 0.319, SLG: 0.443 (1, 3)	0-0 1-H 2-H HR		4-0 G4-6-3 IBB		0-0 1-H 2B		0-0 6-3			3	1	2	4	1	0	0											
Paul Blair, R OBP: 0.356, SLG: 0.365 (1, 8)	0-3 K		0-0 G4-6-3		0-0 F6		0-0 F8			4	0	0	0	0	1	3											
Brooks Robinson, R OBP: 0.381, SLG: 0.545 (1, 5)	4-0 BB			0-0 F8		0-0 6-3		0-3 K		3	0	0	0	1	1	0											
Davey Johnson, R OBP: 0.463, SLG: 0.607 (1, 4)	0-0 F8			0-0 3-1 1B		0-3 K		0-0 5-3		4	0	1	0	0	1	1											
Eliot Hendricks, L OBP: 0.333, SLG: 0.313 (1, 2)		0-0 5-3		0-0 3-1		0-0 4-3		0-0 WP 2B		4	0	1	0	0	0	1											
Mike Cuellar, L OBP: 0.071, SLG: 0.286 (1, 1)		0-0 F5		0-0 3-1			0-0 F8		0-0 F4 2-3	4	0	0	0	0	0	2											
Inning Stats	R: 3 E: 0 K: 1 S: 8	H: 3 LOB: 1 BB: 1 P: 12	R: 0 E: 0 K: 0 S: 3	H: 0 LOB: 0 BB: 0 P: 3	R: 0 E: 0 K: 0 S: 3	H: 1 LOB: 1 BB: 1 P: 7	R: 0 E: 0 K: 0 S: 4	H: 1 LOB: 1 BB: 0 P: 4	R: 1 E: 0 K: 0 S: 5	H: 2 LOB: 1 BB: 0 P: 5	R: 0 E: 0 K: 0 S: 5	H: 0 LOB: 1 BB: 0 P: 5	R: 0 E: 1 K: 0 S: 4	H: 0 LOB: 1 BB: 0 P: 4	R: 0 E: 0 K: 1 S: 5	H: 0 LOB: 0 BB: 0 P: 5		R: 0 E: 0 K: 0 S: 4	H: 1 LOB: 2 BB: 1 P: 8	1B: 5 2B: 2 3B: 0 HR: 1	SF: 0 SAC: 0 DP: 1 HBP: 0	WP: 2 PA: 38 CS: 0					
PITCHER	IP	WLS	BF	H	R	ER	SO	BB	IBB	HBP	BLK	WP	HR	S	P	ERA	WHIP										
Gerry Janeski, R ERA: 3.3 (1, 1)	8.0	L	33	7	4	4	3	1	1	0	0	1	1	37	45	4.50	1.000										
Danny Murphy, R ERA: 6.1 (9, 1)	1.0		5	1	0	0	0	1	0	0	0	1	0	4	8	0.00	2.000										

Batter	1	2	3	4	5	6	7	8	9	AB	R	H	RBI	BB	SO	LOB	BOTTOM										
Walt Williams, R OBP: 0.279, SLG: 0.256 (1, 9)	0-0 F8		0-0 F8			0-0 4-3		0-0 F6		4	0	0	0	0	0	0	Baltimore Orioles @ Chicago White Sox Comiskey Park, Chicago, IL Tue Apr 28 1970, 8:05 PM EDT Att: 5,633 - Unknown										
Luis Aparicio, R OBP: 0.437, SLG: 0.459 (1, 6)	4-0 1B BB		0-0 F5			0-0 1B G1 1B		0-0 2B		3	1	2	0	1	0	0											
Carlos May, L OBP: 0.343, SLG: 0.500 (1, 7)	0-0 1B 1-3			0-3 K		0-0 G1		0-0 4-3		4	0	1	0	0	1	2											
Bill Melton, R OBP: 0.403, SLG: 0.492 (1, 5)	0-3 K			0-0 HR		0-0 2-3 1B		0-0 G6-4-3 1B		4	1	3	1	0	1	2											
Duane Josephson, R OBP: 0.353, SLG: 0.378 (1, 2)	0-0 1-3 3-H 1B		0-0 4-3		0-0 4-3		0-0 F3		0-0 F7	4	0	1	1	0	0	3											
Buddy Bradford, R OBP: 0.327, SLG: 0.435 (1, 8)	0-0 1-3-6-3-2	0-0 F3		0-3 K		0-0 F2		0-0 G6-4-3 1-2f		4	0	0	0	0	1	1											
Gail Hopkins, L OBP: 0.516, SLG: 0.462 (1, 3)		0-0 4-3			0-0 F7		0-0 G5-4-3 1B			3	0	1	0	0	0	0											
Bobby Knoop, R OBP: 0.286, SLG: 0.378 (1, 4)		0-0 4-3			0-0 F8		0-0 G5-4-3			3	0	0	0	0	0	1											
Gerry Janeski, R OBP: 0.100, SLG: 0.100 (1, 1)			0-0 F3			0-0 F7		0-3 K		2	0	0	0	0	0	0											
Bob Christian, R OBP: 0.333, SLG: 0.200 (8, PH)										1	0	0	0	0	1	0											
Danny Murphy, L OBP: 0.071, SLG: 0.286 (9, 1)										0	0	0	0	0	0	0											
Inning Stats	R: 1 E: 0 K: 1 S: 6	H: 2 LOB: 2 BB: 1 P: 10	R: 0 E: 0 K: 0 S: 3	H: 0 LOB: 0 BB: 0 P: 3	R: 0 E: 0 K: 0 S: 3	H: 0 LOB: 0 BB: 0 P: 3	R: 1 E: 0 K: 2 S: 8	H: 1 LOB: 0 BB: 0 P: 8	R: 0 E: 0 K: 0 S: 3	H: 0 LOB: 0 BB: 0 P: 3	R: 0 E: 0 K: 0 S: 5	H: 2 LOB: 2 BB: 0 P: 5	R: 0 E: 0 K: 0 S: 3	H: 1 LOB: 0 BB: 0 P: 3	R: 0 E: 0 K: 1 S: 6	H: 1 LOB: 1 BB: 0 P: 6	R: 0 E: 0 K: 0 S: 3	H: 1 LOB: 0 BB: 0 P: 3	1B: 6 2B: 1 3B: 0 HR: 1	SF: 0 SAC: 0 DP: 2 HBP: 0	WP: 0 PA: 33 CS: 0						
PITCHER	IP	WLS	BF	H	R	ER	SO	BB	IBB	HBP	BLK	WP	HR	S	P	ERA	WHIP										
Mike Cuellar, L ERA: 3.6 (1, 1)	9.0	W	34	8	2	2	4	1	0	0	0	0	1	40	44	2.00	1.000										



Batter	1	2	3	4	5	6	7	8	9	AB	R	H	RBI	BB	SO	LOB	TOP										
Don Buford, S OBP: 0.328, SLG: 0.375 (1, 7)	0-0 1-3		1-0 G1-4-3 1B HBP	0-0 FC6-4			0-0 6-3		0-0 5-3	4	0	0	0	0	0	2	Baltimore Orioles @ Chicago White Sox Comiskey Park, Chicago, IL Thu Apr 30 1970, 4:33 AM EDT Att: 1,469 - Unknown AB 32 R 3 H 8 RBI 1 BB 7 SO 5 LOB 21 										
Mark Belanger, R OBP: 0.277, SLG: 0.250 (1, 6)	0-3 K		0-0 G1-4-3 1B		0-0 6-3		0-0 6-3		0-0 F3	5	0	1	0	0	1	0											
Frank Robinson, R OBP: 0.458, SLG: 0.683 (1, 9)	0-3 K		0-0 G1-4-3		4-0 BB BB		0-0 HR		0-0 3B	4	1	2	1	1	1	2											
Boog Powell, L OBP: 0.346, SLG: 0.470 (1, 3)		4-0 1B E BB	4-0		4-0 FC6-4 BB		0-3 K		0-0 F8	2	1	0	0	3	1	1											
Paul Blair, R OBP: 0.373, SLG: 0.500 (1, 8)		0-0 E G6-4-3 1B	0-0 1-3		0-0 F9			4-0 6-3 BB		3	1	1	0	1	0	4											
Brooks Robinson, R OBP: 0.350, SLG: 0.514 (1, 5)		0-0 E8 G6-4-3 1B		0-0 5-3	0-0 FC6-4			0-0 6-3		4	0	1	0	0	0	3											
Davey Johnson, R OBP: 0.481, SLG: 0.615 (1, 4)		0-0 G6-4-3		0-0 WP FC3-2-5 2B		0-0 G5-4-3 1B		4-0 BB		3	0	2	0	1	0	1											
Andy Etchebarren, R OBP: 0.379, SLG: 0.440 (8, PH)				4-0 E:0 LOB:2		0-0 G5-4-3		0-3 K		2	0	1	0	1	0	1											
Terry Crowley, L OBP: 0.267, SLG: 0.286 (8, PH)				0-0		0-0 G5-4-3				0	0	0	0	0	0	0											
Curt Molton, R (8, PH)				0-0		0-0 FC3-2-5 BB				1	0	0	0	0	1	2											
Elirod Hendricks, L OBP: 0.333, SLG: 0.421 (8, 2)				2-3 BB		1-2 K				0	0	0	0	0	0	0											
Tom Phoebus, R OBP: 0.222, SLG: 0.222 (1, 1)				0-0 FC3-2-5 BB		0-3 K		0-0 F9		3	0	0	0	0	1	3											
Jim Hardin, R (6, 1)				0-0 FC3-2-5 BB						0	0	0	0	0	0	0											
Dave Leonhard, R (7, 1)				0-0 FC6-4						0	0	0	0	0	0	0											
Merv Rettenmund, R OBP: 0.412, SLG: 0.333 (8, PH)				1-2 3-H						1	0	0	0	0	0	2											
Marcelino Lopez, R (8, 1)										0	0	0	0	0	0	0											
Inning Stats	R: 0 E: 0 K: 2 S: 7	H: 0 LOB: 0 BB: 0 P: 7	R: 2 E: 1 K: 0 S: 5	H: 3 LOB: 1 BB: 1 P: 9	R: 0 E: 0 K: 0 S: 3	H: 1 LOB: 2 BB: 1 P: 8	R: 0 E: 0 K: 0 S: 4	H: 1 LOB: 2 BB: 1 P: 8	R: 0 E: 0 K: 1 S: 5	H: 0 LOB: 0 BB: 2 P: 11	R: 1 E: 0 K: 1 S: 6	H: 1 LOB: 0 BB: 0 P: 6	R: 0 E: 0 K: 1 S: 5	H: 0 LOB: 2 BB: 2 P: 13	R: 0 E: 0 K: 0 S: 4	H: 1 LOB: 1 BB: 0 P: 4	1B: 5 2B: 1 3B: 1 HR: 1	SF: 0 SAC: 0 DP: 3 HBP: 1	WP: 1 PB: 0 SB: 0 CS: 0	PA: 40							
PITCHER	IP	WLS	BF	H	R	ER	SO	BB	IBB	HBP	BLK	WP	HR	S	P	ERA	WHIP										
Tommy John, L ERA: 5.5 (1, 1)	7.0	W	31	7	3	3	4	4	1	1	0	1	1	33	54	3.86	1.571										
Danny Murphy, R ERA: 5.91 (8, 1)	0.1		3	0	0	0	0	2	0	0	0	0	0	1	9	0.00	6.000										
Wilbur Wood, L ERA: 1.35 (8, 1)	1.2	S	6	1	0	0	1	0	0	0	0	0	0	8	8	0.00	0.600										

Batter	1	2	3	4	5	6	7	8	9	AB	R	H	RBI	BB	SO	LOB	BOTTOM										
Tom McCraw, L OBP: 0.344, SLG: 0.276 (1, 9)	0-0 5-3		0-0 FC5-4 1B		0-0 F7	0-0 1-2 2-H 1B		0-0 F3		4	0	2	1	0	0	0	Baltimore Orioles @ Chicago White Sox Comiskey Park, Chicago, IL Thu Apr 30 1970, 4:33 AM EDT Att: 1,469 - Unknown AB 32 R 6 H 9 RBI 6 BB 5 SO 3 LOB 16 										
Buddy Bradford, R OBP: 0.316, SLG: 0.400 (8, PH)			0-0 FC5-4 1-3		0-0 1-3			0-0 4-3		1	0	0	0	0	0	0											
Luis Aparicio, R OBP: 0.405, SLG: 0.420 (1, 6)	0-3 K		0-0 FC5-4 1-3		0-0 1-3			0-0 4-3		5	0	0	0	0	1	3											
Carlos May, L OBP: 0.342, SLG: 0.478 (1, 7)	4-0 WP BB		0-0 1-3		0-0 E2 1B		0-0 WP 2B 1B			3	2	1	0	1	0	1											
Bill Melton, R OBP: 0.413, SLG: 0.529 (1, 5)	0-0 F9		0-0 F6		0-0 F8		0-0 F2			4	1	1	1	0	0	3											
Gail Hopkins, L OBP: 0.513, SLG: 0.471 (1, 3)			0-0 1B		0-0 F8		0-0 WP 2B 1B			4	1	2	0	0	0	1											
Duane Josephson, R OBP: 0.394, SLG: 0.396 (1, 2)			0-0 F6		0-0 5-3		4-0 BB 1B		0-0 L5-4 1-H 2-H 2B	3	1	1	2	1	0	1											
Danny Murphy, L (8, 1)										0	0	0	0	0	0	0											
Wilbur Wood, R (8, 1)										0	0	0	0	0	0	0											
Ken Berry, R OBP: 0.400, SLG: 0.359 (1, 8)			0-0 1-2 1B		4-0 FC5-4 BB		4-0 1-2 2-3 1B BB		4-0 L5-4	1	1	1	0	3	0	0											
Bobby Knoop, R OBP: 0.240, SLG: 0.318 (1, 4)			0-0 L5		0-0 FC5-4		0-0 SF8		0-0 L5-4	3	0	0	1	0	0	5											
Tommy John, R OBP: 0.273, SLG: 0.273 (1, 1)			0-0 3-1				0-3 K		0-3 K	3	0	1	1	0	1	2											
Ed Herrmann, L OBP: 0.250, SLG: 0.300 (8, 2)							1-2 2-H 1B			1	0	0	0	0	1	0											
Inning Stats	R: 0 E: 0 K: 1 S: 5	H: 0 LOB: 1 BB: 1 P: 9	R: 0 E: 0 K: 0 S: 5	H: 2 LOB: 2 BB: 0 P: 5	R: 0 E: 0 K: 0 S: 4	H: 1 LOB: 1 BB: 0 P: 4	R: 0 E: 0 K: 0 S: 3	H: 0 LOB: 1 BB: 1 P: 7	R: 0 E: 0 K: 1 S: 5	H: 0 LOB: 0 BB: 0 P: 5	R: 4 E: 1 K: 0 S: 7	H: 3 LOB: 2 BB: 2 P: 15	R: 2 E: 0 K: 0 S: 5	H: 3 LOB: 1 BB: 1 P: 9	R: 0 E: 0 K: 1 S: 5	H: 0 LOB: 0 BB: 0 P: 5	1B: 8 2B: 2 3B: 0 HR: 0	SF: 1 SAC: 0 DP: 1 HBP: 0	WP: 3 PB: 0 SB: 0 CS: 0	PA: 38							
PITCHER	IP	WLS	BF	H	R	ER	SO	BB	IBB	HBP	BLK	WP	HR	S	P	ERA	WHIP										
Tom Phoebus, R ERA: 0.81 (1, 1)	5.1	L	24	4	3	0	2	3	0	0	0	0	0	7	11	0.00	1.312										
Jim Hardin, R ERA: 5.11 (6, 1)	1.0		8	4	3	2	0	1	0	0	0	0	0	7	11	18.00	5.000										
Dave Leonhard, R ERA: 10.8 (7, 1)	0.2		3	1	0	0	0	0	1	0	0	1	0	2	6	0.00	1.500										
Marcelino Lopez, L ERA: 1.59 (8, 1)	1.0		3	0	0	0	1	0	0	0	0	0	0	5	5	0.00	0.000										

Batter	1	2	3	4	5	6	7	8	9	AB	R	H	RBI	BB	SO	LOB	TOP					
Cesar Tovar, R OBP: 0.356, SLG: 0.593	0-0 2B 1B		0-0 HR			4-0 1B BB	0-0 2B			3	3	1	1	0	0		Minnesota Twins @ Baltimore Orioles Memorial Stadium, Baltimore, MD Fri May 01 1970, 7:05 PM EDT Att: 12,813 - Unknown					
Leo Cardenas, R OBP: 0.276, SLG: 0.403	0-0 F2		0-0 6-3			0-3 K	0-0 F3			4	0	0	0	0	1	3						
Harmon Killebrew, R OBP: 0.450, SLG: 0.556	0-0 1-3 2B		0-3 K			4-0 FC6-4 1B BB		0-0 G6-3 1B		3	0	2	0	1	1	0						
Tony Oliva, L OBP: 0.337, SLG: 0.538	0-0 G6-4-3 1B			0-0 4-3		0-0 FC6-4 1B		0-0 G6-3 1-2		4	0	2	2	0	0	1						
Brant Aylea, R OBP: 0.453, SLG: 0.719 Steve Barber, R (8, 1)	0-0 G6-4-3 1-2			0-0 F8		0-0 FC6-4 HBP		0-0 4-3		4	0	0	0	0	0	4						
Rich Reese, L OBP: 0.269, SLG: 0.262		0-0 3-1		0-0 F3		1-0 HBP			0-0 F6	3	0	0	0	0	0	0						
George Mitterwald, R OBP: 0.229, SLG: 0.184 Charlie Manuel, L OBP: 0.333, SLG: 0.200 Tom Tischinski, R Paul Ratliff, L OBP: 0.474, SLG: 0.400		0-3 K		0-3 K		0-3 K			0-0 4-3	2	0	0	0	0	2	0						
Frank Quilici, R OBP: 0.276, SLG: 0.222 Minnie Mendoza, R (9, PH)		0-3 K			0-0 5-3				0-0 F3	3	0	0	0	0	1	0						
Dave Boswell, R Bill Zepp, R Jim Holt, L OBP: 0.250, SLG: 0.200 Stan Williams, R Bob Allison, R OBP: 0.697, SLG: 0.500			0-3 K		0-3 K		0-3 K			2	0	0	0	0	2	0						
Inning Stats	R: 1 E: 0 K: 0 S: 5	H: 3 LOB: 1 BB: 0 P: 5	R: 0 E: 0 K: 2 S: 7	H: 0 LOB: 0 BB: 0 P: 7	R: 1 E: 0 K: 2 S: 8	H: 1 LOB: 0 BB: 0 P: 8	R: 0 E: 0 K: 0 S: 3	H: 0 LOB: 0 BB: 0 P: 3	R: 0 E: 0 K: 2 S: 7	H: 0 LOB: 0 BB: 0 P: 7	R: 1 E: 0 K: 2 S: 8	H: 1 LOB: 3 BB: 2 P: 17	R: 0 E: 0 K: 1 S: 6	H: 1 LOB: 1 BB: 0 P: 6	R: 0 E: 0 K: 0 S: 3	H: 1 LOB: 0 BB: 0 P: 3		R: 0 E: 0 K: 0 S: 3	H: 0 LOB: 0 BB: 0 P: 3	1B: 4 2B: 2 3B: 0 HR: 1	SF: 0 SAC: 0 DP: 2 HBP: 1	WP: 0 PB: 0 SB: 0 CS: 0
PITCHER	IP WLS BF H R ER SO BB IBB HBP BLK WP HR S P ERA WHIP	IP WLS BF H R ER SO BB IBB HBP BLK WP HR S P ERA WHIP																				
Dave McNally, L ERA: 4.58	(1, 1)	5.2 W 24 5 3 3 7																				
Dick Hall, R ERA: 2.92	(6, 1)	3.1 S 11 2 0 0 2																				

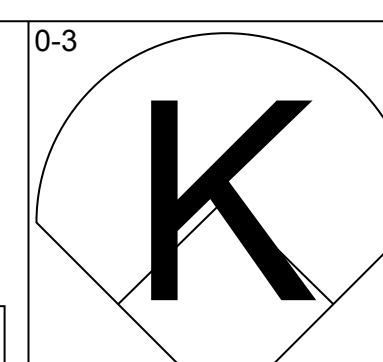
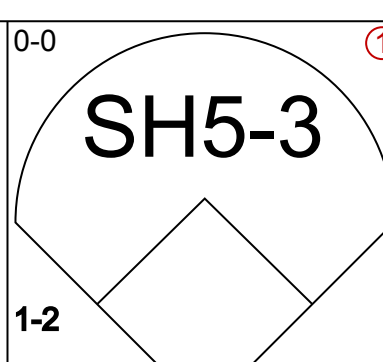
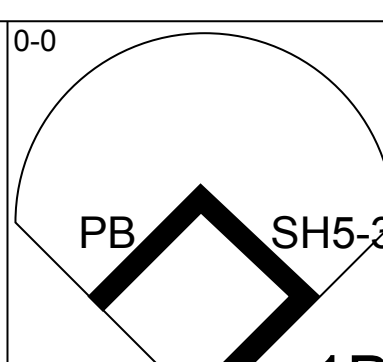
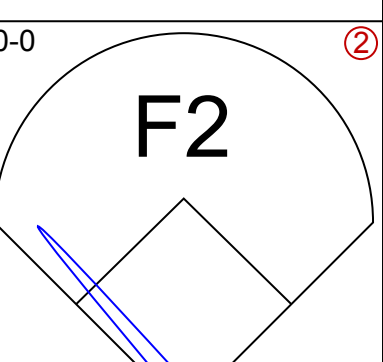
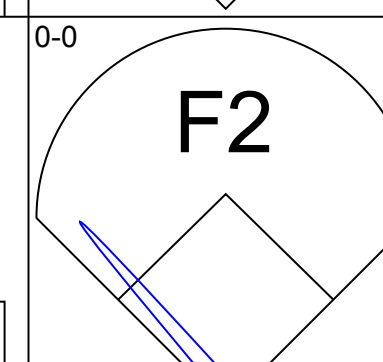
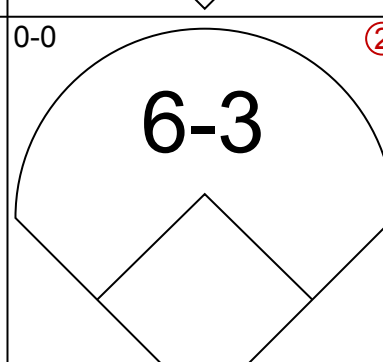
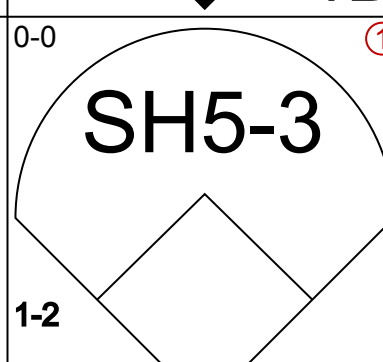
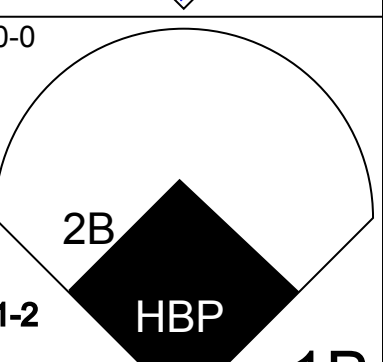
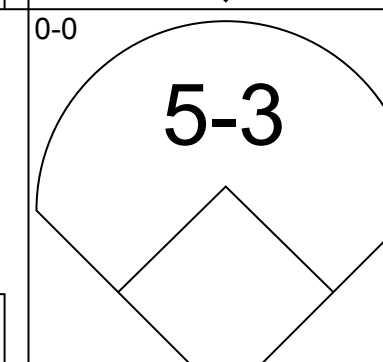
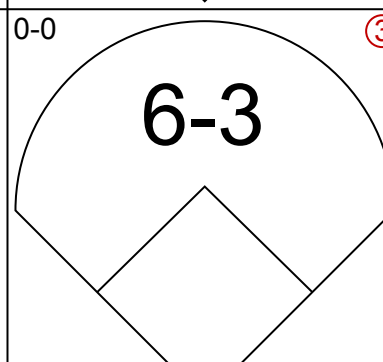
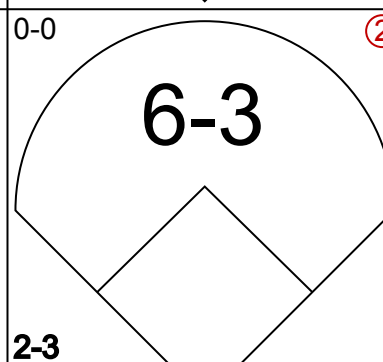
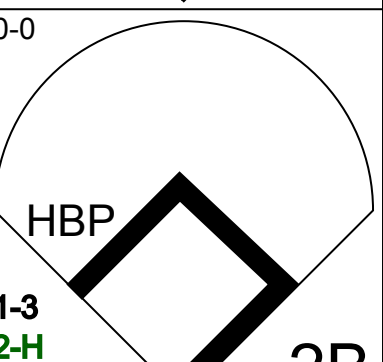
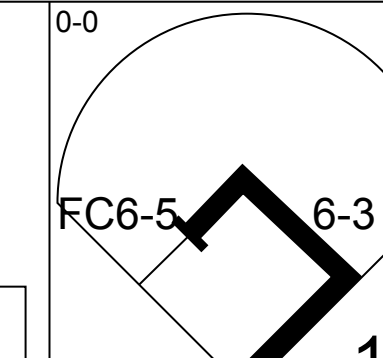
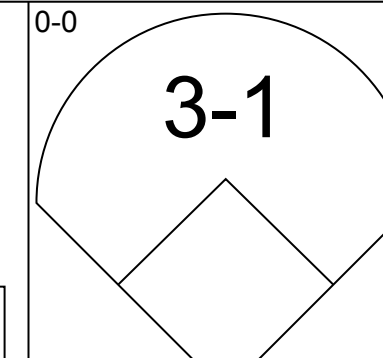
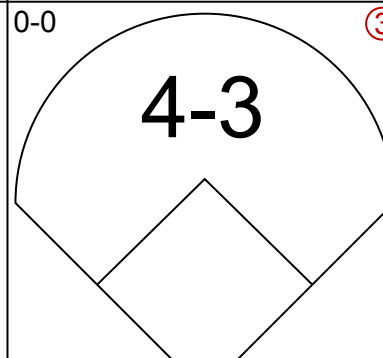
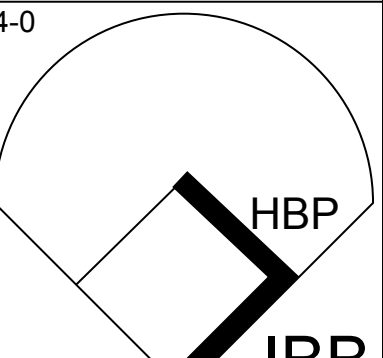
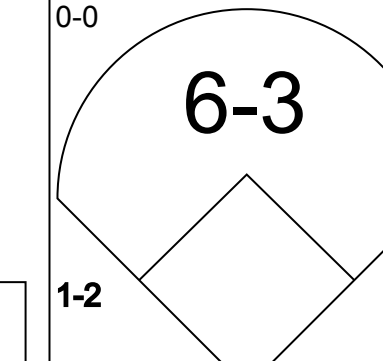
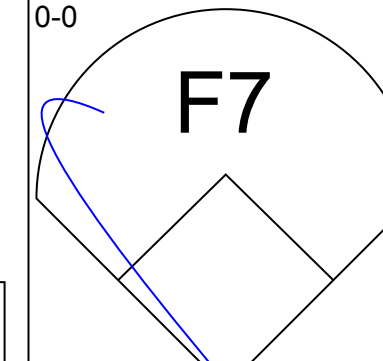
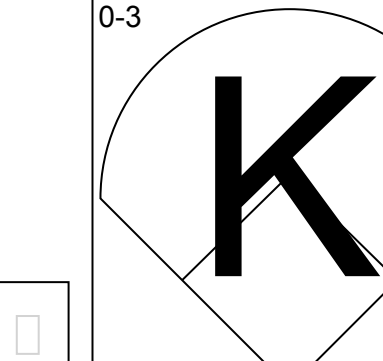
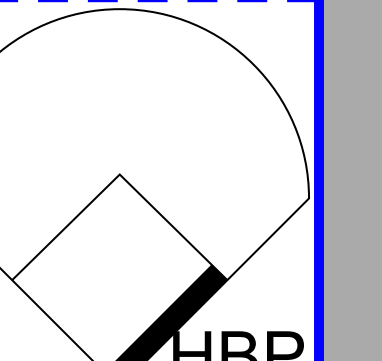
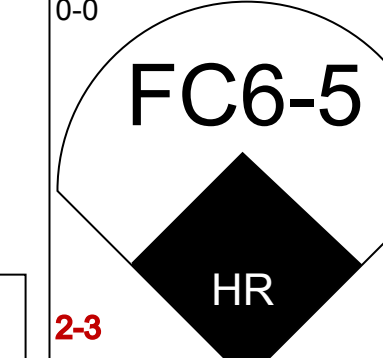
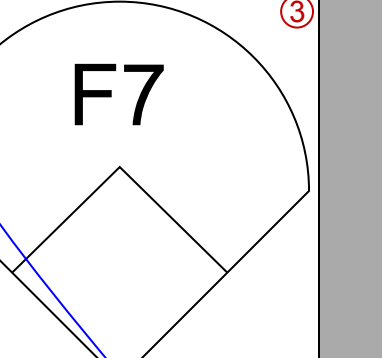
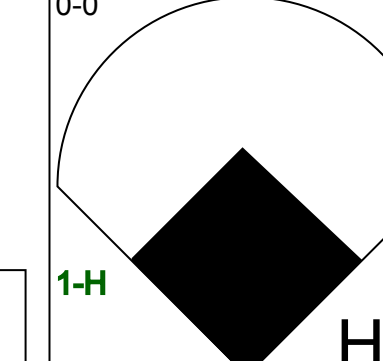

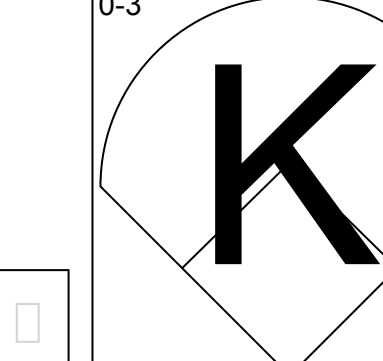


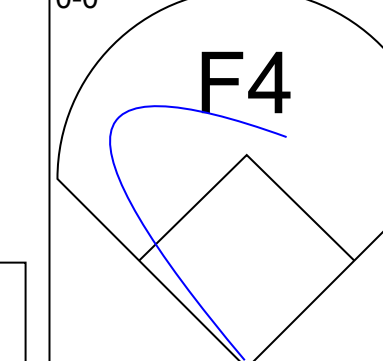
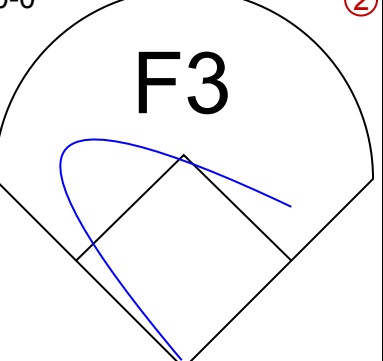

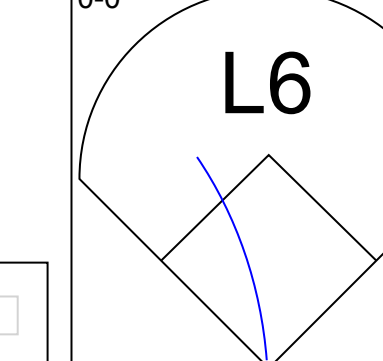

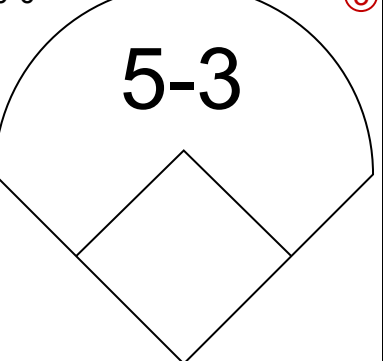
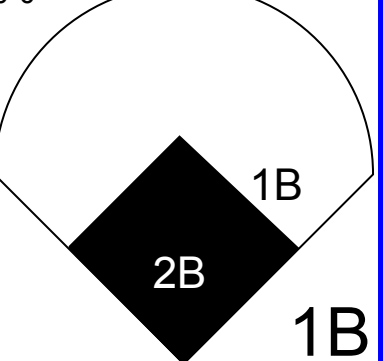
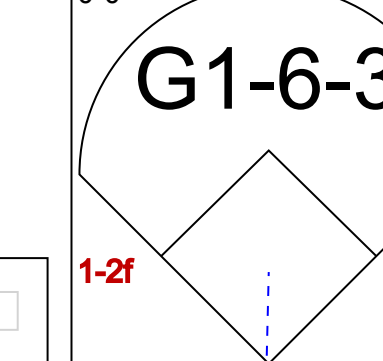

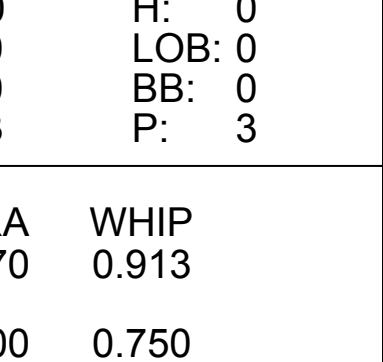
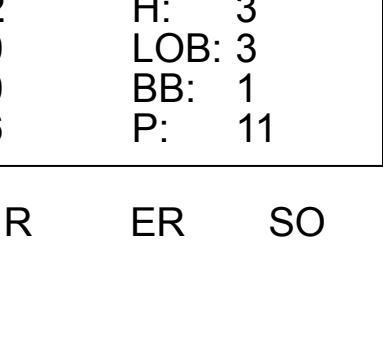
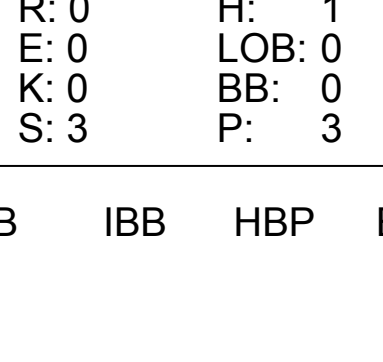
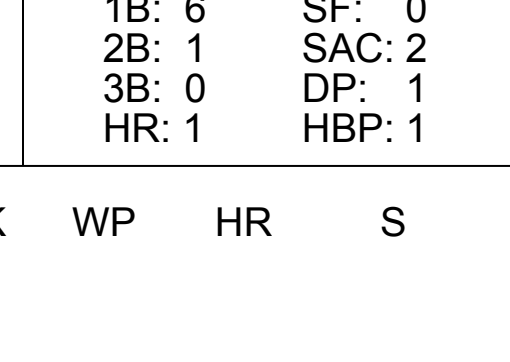

AB	32
R	3
H	7
RBI	3
BB	2
SO	9
LOB	11



Batter	1	2	3	4	5	6	7	8	9	AB	R	H	RBI	BB	SO	LOB	BOTTOM			
Don Buford, S OBP: 0.333, SLG: 0.370 Dave May, L OBP: 0.400, SLG: 0.556	4-0 BB BB	0-0 F6		0-0 FC4-2 HR		0-0 6-3	0-0 3B			1	0	0	0	1	0	1	Minnesota Twins @ Baltimore Orioles Memorial Stadium, Baltimore, MD Fri May 01 1970, 7:05 PM EDT Att: 12,813 - Unknown			
Mark Belanger, R OBP: 0.275, SLG: 0.238	4-0 1-2 BB		0-0 B2	0-3 K		0-0 F9	0-3 K			4	0	0	0	1	2	3				
Terry Crowley, L OBP: 0.316, SLG: 0.500	0-3 K		0-0 G3 WP 1B	0-0 HR		0-0 6-3		0-0 L6		4	2	2	3	0	1	2				
Merv Rettenmund, R OBP: 0.389, SLG: 0.313			0-3 G3 1B	0-3 HR						1	0	0	0	0	0	0				
Boog Powell, L OBP: 0.349, SLG: 0.457	4-0 1-2 2-3 BB		0-0 G3	0-3 K			0-3 K		0-0 1B	4	0	1	0	1	2	1				
Paul Blair, R OBP: 0.375, SLG: 0.480	0-3 K		4-0 1B BB		4-0 CS BB		0-0 E7 2B	0-0 F8		3	1	0	0	2	1	4				
Brooks Robinson, R OBP: 0.365, SLG: 0.513	0-0 F8		0-0 1B	0-0 1B	0-0 1B SF8 1B		1-0 2B 3B HBP	0-0 5-3		4	2	2	1	0	0	4				
Davey Johnson, R OBP: 0.494, SLG: 0.632		4-0 SH3-4 BB	0-0 F6		0-0 1B		0-0 3B 2B			3	1	2	1	1	0	2				
Clay Dalrymple, L OBP: 0.500, SLG: 0.250		0-3 K		4-0 2B FC4-2 BB		0-0 SF8	4-0 3B IBB			1	1	0	1	2	1	1				
Dave McNally, R OBP: 0.333, SLG: 0.385 Dick Hall, R		0-0 SH3-4		0-0 FC4-2 HR 2B		0-0 K		0-0 F3		2	1	1	0	0	1	1				
Inning Stats	R: 0 E: 0 K: 2 S: 7	H: 0 LOB: 3 BB: 3 P: 19	R: 0 E: 0 K: 1 S: 5	H: 0 LOB: 1 BB: 1 P: 9	R: 1 E: 0 K: 0 S: 5	H: 2 LOB: 2 BB: 1 P: 9	R: 3 E: 0 K: 2 S: 9	H: 2 LOB: 0 BB: 1 P: 13	R: 1 E: 0 K: 1 S: 6	H: 2 LOB: 1 BB: 1 P: 10	R: 0 E: 0 K: 0 S: 3	H: 0 LOB: 0 BB: 0 P: 3	R: 4 E: 1 K: 2 S: 10	H: 2 LOB: 1 BB: 1 P: 15	R: 0 E: 0 K: 0 S: 4	H: 1 LOB: 1 BB: 0 P: 4	1B: 5 2B: 2 3B: 1 HR: 1	SF: 1 SAC: 1 DP: 0 HBP: 1	WP: 1 PB: 0 SB: 0 CS: 1	PA: 42
PITCHER	IP WLS BF H R ER SO BB IBB HBP BLK WP HR S P ERA WHIP	IP WLS BF H R ER SO BB IBB HBP BLK WP HR S P ERA WHIP																		
Dave Boswell, R ERA: 6.75	(1, 1)	4.0 L 23 4 5 5 5																		
Bill Zepp, R ERA: 2.7	(5, 1)	2.0 7 2 0 0 1																		
Stan Williams, R ERA:	(7, 1)	1.0 8 2 4 0 2																		
Steve Barber, R ERA: 4.32	(8, 1)	1.0 4 1 0 0 0																		

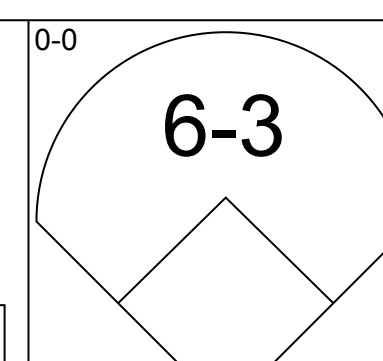
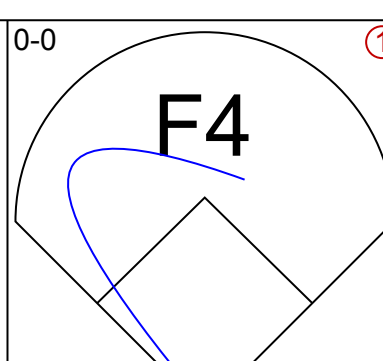
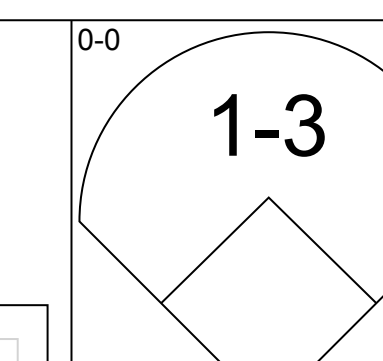
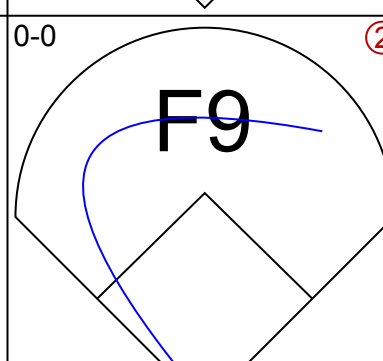
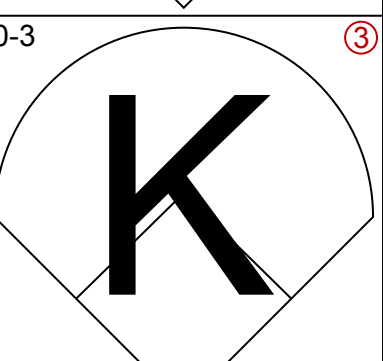
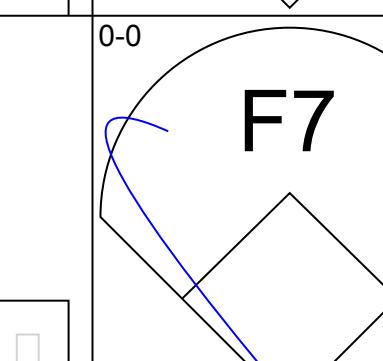
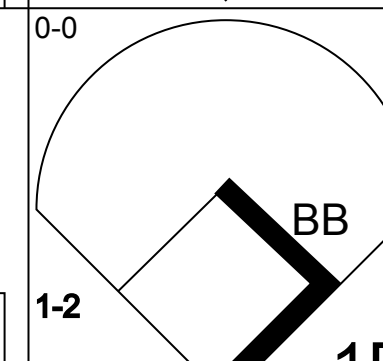
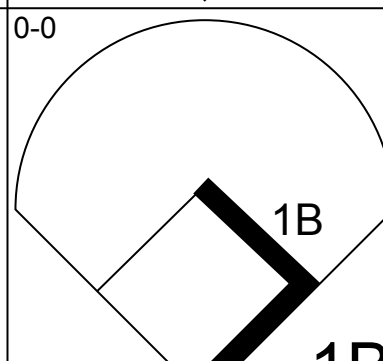


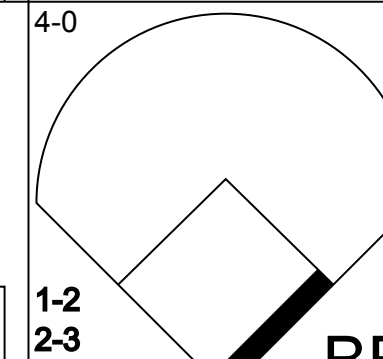
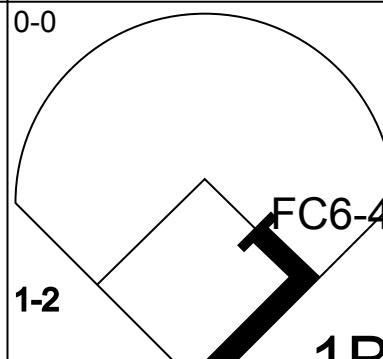
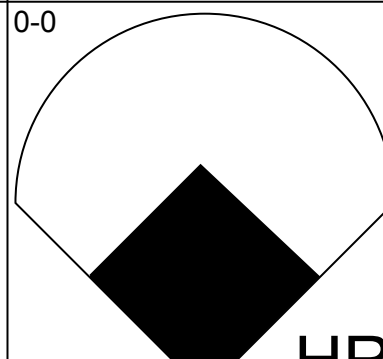
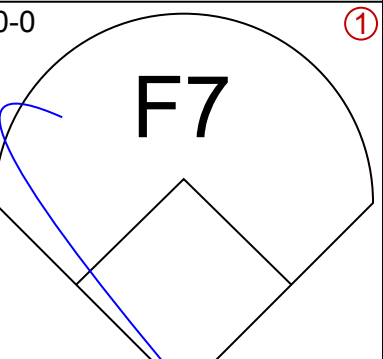
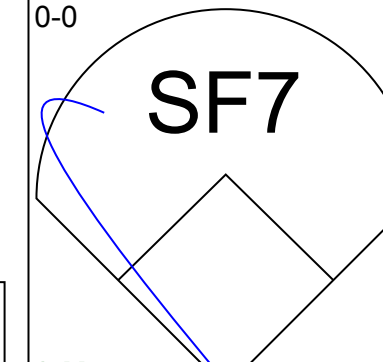
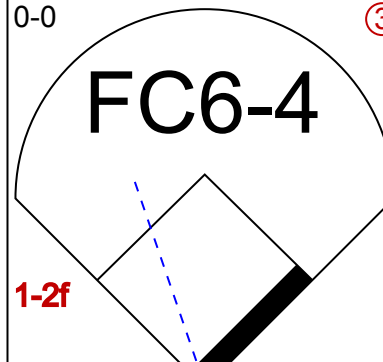
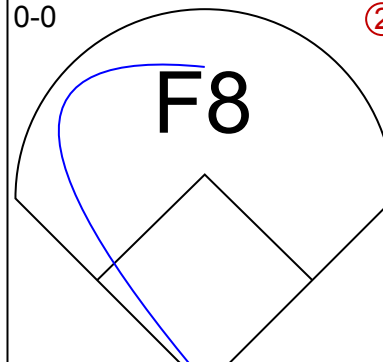
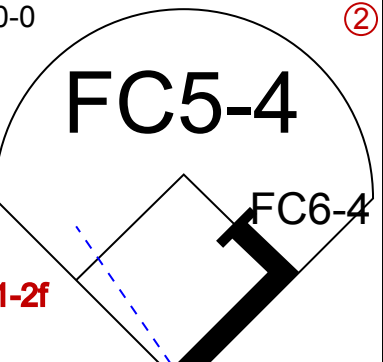
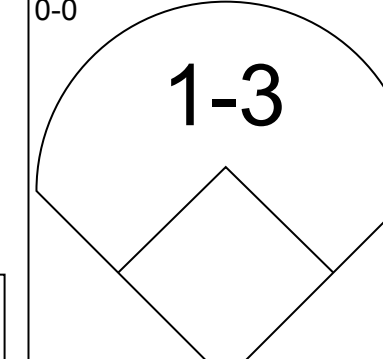

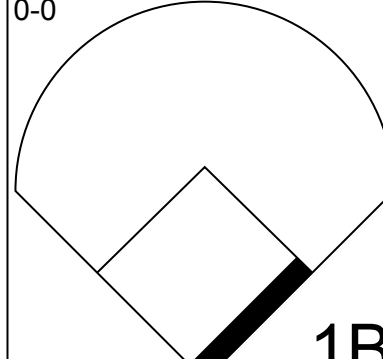
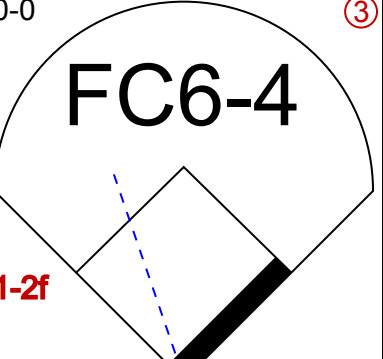


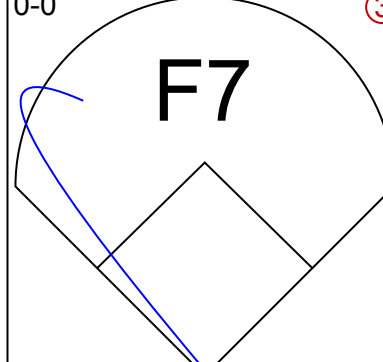



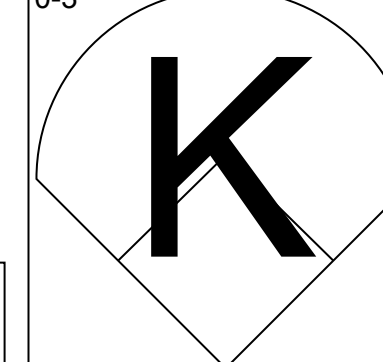



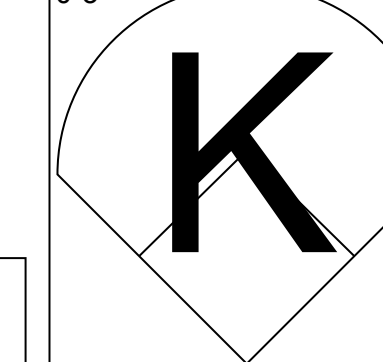


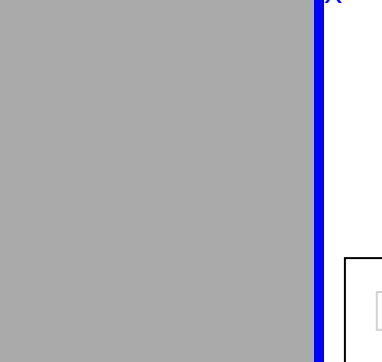
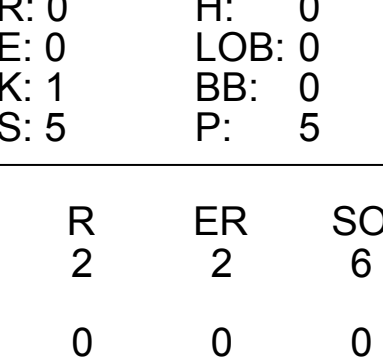
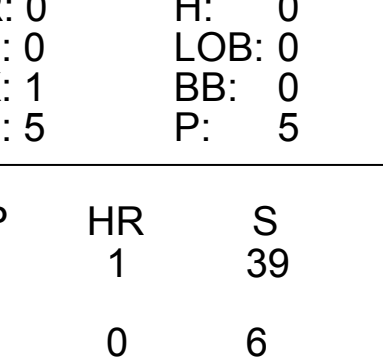
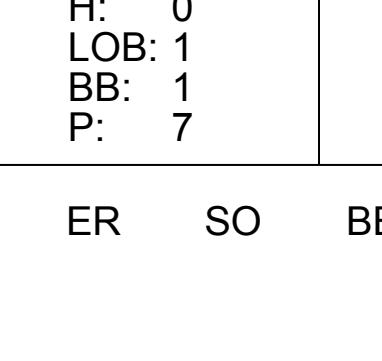
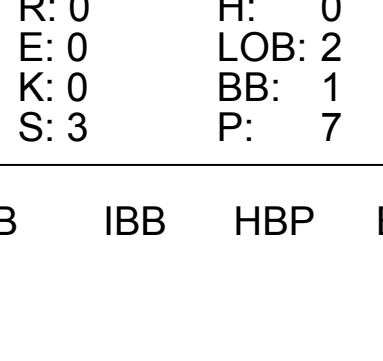



AB	31
R	9
H	9
RBI	9
BB	8
SO	8
LOB	24



Batter	1	2	3	4	5	6	7	8	9	AB	R	H	RBI	BB	SO	LOB	TOP			
Cesar Tovar, R (1, 8) OBP: 0.356, SLG: 0.583										3	0	1	0	0	1	1	Minnesota Twins @ Baltimore Orioles Memorial Stadium, Baltimore, MD Sat May 02 1970, 3:33 AM EDT Att: 26,229 - Unknown			
Leo Cardenas, R (1, 6) OBP: 0.278, SLG: 0.400										3	1	1	0	0	0	1				
Harmon Killebrew, R (1, 5) OBP: 0.440, SLG: 0.552										4	0	1	1	0	0	2				
Tony Oliva, L (1, 9) OBP: 0.345, SLG: 0.530										3	0	1	0	1	0	1				
Brant Aylea, R (1, 7) OBP: 0.441, SLG: 0.683										3	0	0	1	0	1	1				
Ron Perranoski, L (8, 1)										0	0	0	0	0	0	0				
Bob Allison, R (1, 3) OBP: 0.333, SLG: 0.200										3	1	0	0	0	0	1				
Jim Holt, L (8, 7) OBP: 0.235, SLG: 0.188										1	0	0	0	0	0	3				
George Mitterwald, R (1, 2) OBP: 0.249, SLG: 0.264										4	1	2	2	0	1	0				
Frank Quilici, R (1, 4) OBP: 0.242, SLG: 0.194										4	0	0	0	0	0	1				
Jim Perry, S (1, 1) OBP: 0.188, SLG: 0.200										2	0	1	0	0	0	0				
Minnie Mendoza, R (8, PH) OBP: 0.100, SLG: 0.100										1	1	1	0	0	0	0				
Rich Reese, L (8, 3) OBP: 0.265, SLG: 0.258										1	0	0	0	0	0	1				
Inning Stats	R: 0 E: 0 K: 1 S: 5	H: 0 LOB: 0 BB: 0 P: 5	R: 2 E: 0 K: 0 S: 5	H: 2 LOB: 0 BB: 0 P: 5	R: 0 E: 0 K: 0 S: 4	H: 1 LOB: 1 BB: 0 P: 4	R: 0 E: 0 K: 0 S: 3	H: 0 LOB: 0 BB: 0 P: 3	R: 0 E: 0 K: 0 S: 4	H: 1 LOB: 1 BB: 0 P: 4	R: 0 E: 0 K: 2 S: 7	H: 0 LOB: 0 BB: 0 P: 7	R: 0 E: 0 K: 2 S: 6	H: 3 LOB: 3 BB: 1 P: 11	R: 0 E: 0 K: 0 S: 3	H: 1 LOB: 0 BB: 0 P: 3	1B: 6 2B: 1 3B: 0 HR: 1	SF: 0 SAC: 2 DP: 1 HBP: 1	WP: 0 PB: 1 SB: 0 CS: 0	PA: 36
PITCHER	IP WLS BF H R ER SO BB IBB HBP BLK WP HR S P ERA WHIP																			
Mike Cuellar, L (1, 1) ERA: 3.8	7.2 L 31 7 4 4 3 0 0 1 0 0 0 1 36 40 4.70 0.913																			
Eddie Watt, R (8, 1) ERA: 1.29	1.1 5 1 0 0 0 0 0 0 1 0 0 0 4 5 0.00 0.750																			

AB	32
R	4
H	8
RBI	4
BB	1
SO	3
LOB	12



Batter	1	2	3	4	5	6	7	8	9	AB	R	H	RBI	BB	SO	LOB	BOTTOM			
Mark Belanger, R (1, 6) OBP: 0.261, SLG: 0.226										4	0	0	0	0	1	1	Minnesota Twins @ Baltimore Orioles Memorial Stadium, Baltimore, MD Sat May 02 1970, 3:33 AM EDT Att: 26,229 - Unknown			
Merv Rettenmund, R (9, PH) OBP: 0.368, SLG: 0.294										3	1	0	0	1	1	1				
Terry Crowley, L (1, 7) OBP: 0.304, SLG: 0.429										3	1	0	0	1	1	1				
Frank Robinson, R (1, 9) OBP: 0.474, SLG: 0.682										3	0	2	0	1	0	0				
Boog Powell, L (1, 3) OBP: 0.367, SLG: 0.507										3	1	2	1	1	0	1				
Paul Blair, R (1, 8) OBP: 0.359, SLG: 0.462										3	0	0	1	0	0	3				
Brooks Robinson, R (1, 5) OBP: 0.360, SLG: 0.500										3	0	0	1	0	0	3				
Davey Johnson, R (1, 4) OBP: 0.471, SLG: 0.597										4	0	1	0	0	0	3				
Eliot Hendricks, L (1, 2) OBP: 0.333, SLG: 0.415										4	0	0	0	0	0	1				
Don Buford, S (9, PH) OBP: 0.341, SLG: 0.370										3	0	1	0	0	1	0				
Dave Leonhard, R (9, FR)										0	0	0	0	0	0	0				
Mike Cuellar, L (1, 1) OBP: 0.059, SLG: 0.235										3	0	0	0	0	3	1				
Eddie Watt, R (8, 1) OBP: 1.000, SLG: 1.000										0	0	0	0	0	0	0				
Curt Motton, R (9, PH)										1	0	0	0	0	0	1				
Inning Stats	R: 1 E: 0 K: 0 S: 4	H: 1 LOB: 2 BB: 2 P: 12	R: 0 E: 0 K: 1 S: 5	H: 0 LOB: 0 BB: 0 P: 5	R: 0 E: 0 K: 0 S: 5	H: 2 LOB: 2 BB: 0 P: 5	R: 0 E: 0 K: 1 S: 5	H: 0 LOB: 0 BB: 0 P: 5	R: 0 E: 0 K: 2 S: 7	H: 0 LOB: 0 BB: 0 P: 7	R: 1 E: 0 K: 0 S: 5	H: 2 LOB: 1 BB: 0 P: 5	R: 0 E: 0 K: 2 S: 8	H: 1 LOB: 1 BB: 0 P: 8	R: 0 E: 0 K: 0 S: 3	H: 0 LOB: 2 BB: 1 P: 7	1B: 5 2B: 0 3B: 0 HR: 1	SF: 1 SAC: 0 DP: 0 HBP: 0	WP: 0 PB: 0 SB: 0 CS: 0	PA: 37
PITCHER	IP WLS BF H R ER SO BB IBB HBP BLK WP HR S P ERA WHIP																			
Jim Perry, R (1, 1) ERA: 2.25	7.0 W 29 6 2 2 6 2 0 0 0 0 0 1 39 47 2.57 1.143																			
Ron Perranoski, L (8, 1) ERA: 1.72	2.0 S 8 0 0 0 0 2 0 0 0 0 0 0 6 14 0.00 1.000																			

AB	32
R	2
H	6
RBI	2
BB	4
SO	6
LOB	14



Batter	1	2	3	4	5	6	7	8	9	AB	R	H	RBI	BB	SO	LOB	TOP					
Cesar Tovar, R OBP: 0.391, SLG: 0.580 (1, 8)										4	1	1	0	0	0	0	Minnesota Twins @ Baltimore Orioles Memorial Stadium, Baltimore, MD Sun May 03 1970, 3:33 AM EDT Att: 9,632 - Unknown					
Leo Cardenas, R OBP: 0.285, SLG: 0.380 (1, 6)										4	0	0	0	0	2	2						
Tony Oliva, L OBP: 0.352, SLG: 0.529 (1, 9)										4	1	2	0	0	0	0						
Harmon Killebrew, R OBP: 0.432, SLG: 0.577 (1, 5)										4	1	1	2	0	2	2						
Rich Reese, L OBP: 0.250, SLG: 0.242 (1, 3)										4	0	0	0	0	1	0						
Brant Ayles, R OBP: 0.431, SLG: 0.651 (9, PR)										3	0	0	0	1	2	0						
George Mitterwald, R OBP: 0.246, SLG: 0.264 (9, 2)										0	0	0	0	0	0	0						
Paul Ratliff, L OBP: 0.391, SLG: 0.316 (9, 1)										4	0	0	0	0	3	1						
Frank Quilici, R OBP: 0.250, SLG: 0.206 (1, 4)										3	1	1	0	0	0	0						
Jim Kaat, L OBP: 0.125, SLG: 0.133 (9, 7)										3	0	0	0	0	1	1						
Jim Holt, L OBP: 0.235, SLG: 0.168 (9, 7)										0	0	0	0	0	0	0						
Inning Stats	R: 0 E: 0 K: 1 S: 5	H: 0 LOB: 0 BB: 0 P: 5	R: 0 E: 0 K: 2 S: 7	H: 0 LOB: 0 BB: 0 P: 7	R: 0 E: 0 K: 1 S: 5	H: 0 LOB: 1 BB: 0 P: 5	R: 0 E: 0 K: 2 S: 6	H: 1 LOB: 1 BB: 0 P: 6	R: 0 E: 0 K: 2 S: 7	H: 0 LOB: 0 BB: 0 P: 7	R: 0 E: 0 K: 2 S: 8	H: 2 LOB: 1 BB: 0 P: 8	R: 0 E: 0 K: 2 S: 7	H: 0 LOB: 0 BB: 0 P: 7	R: 0 E: 0 K: 1 S: 5	H: 0 LOB: 1 BB: 1 P: 5	R: 2 E: 0 K: 0 S: 5	H: 2 LOB: 1 BB: 1 P: 9	1B: 3 2B: 1 3B: 0 HR: 1	SF: 0 SAC: 0 DP: 0 HBP: 0	WP: 0 PB: 0 SB: 0 CS: 0	PA: 34
PITCHER Jim Palmer, R ERA: 3.09 (1, 1)	IP: 9.0 WLS: L BF: 34 H: 5 R: 4 ER: 2 SO: 11 BB: 1 IBB: 0 HBP: 0 BLK: 0 WP: 0 HR: 1 S: 55 P: 59 ERA: 2.00 WHIP: 0.667															PITCHER Jim Palmer, R ERA: 3.09 (1, 1)	IP: 9.0 WLS: L BF: 34 H: 5 R: 4 ER: 2 SO: 11 BB: 1 IBB: 0 HBP: 0 BLK: 0 WP: 0 HR: 1 S: 55 P: 59 ERA: 2.00 WHIP: 0.667					

AB 33
R 4
H 5
RBI 2
BB 1
SO 11
LOB 6



Batter	1	2	3	4	5	6	7	8	9	AB	R	H	RBI	BB	SO	LOB	BOTTOM					
Merv Rettenmund, R OBP: 0.391, SLG: 0.524 (1, 7)										4	2	2	2	0	0	0	Minnesota Twins @ Baltimore Orioles Memorial Stadium, Baltimore, MD Sun May 03 1970, 3:33 AM EDT Att: 9,632 - Unknown					
Mark Belanger, R OBP: 0.200, SLG: 0.227 (1, 6)										4	0	1	1	0	0	0						
Frank Robinson, R OBP: 0.463, SLG: 0.652 (1, 9)										3	0	0	0	1	0	1						
Boog Powell, L OBP: 0.351, SLG: 0.481 (1, 3)										4	0	0	0	0	0	1						
Paul Blair, R OBP: 0.365, SLG: 0.463 (1, 8)										4	0	2	0	0	0	1						
Brooks Robinson, R OBP: 0.344, SLG: 0.477 (1, 5)										4	0	0	0	0	0	2						
Davey Johnson, R OBP: 0.472, SLG: 0.581 (1, 4)										2	1	0	0	2	0	1						
Andy Etchebarren, R OBP: 0.333, SLG: 0.379 (1, 2)										4	0	0	0	0	0	3						
Jim Palmer, R OBP: 0.263, SLG: 0.222 (1, 1)										3	0	0	0	0	1	3						
Inning Stats	R: 0 E: 0 K: 0 S: 3	H: 0 LOB: 0 BB: 0 P: 3	R: 0 E: 0 K: 0 S: 3	H: 0 LOB: 0 BB: 0 P: 3	R: 2 E: 0 K: 0 S: 5	H: 2 LOB: 1 BB: 1 P: 9	R: 0 E: 0 K: 0 S: 4	H: 1 LOB: 1 BB: 0 P: 4	R: 0 E: 0 K: 0 S: 3	H: 0 LOB: 0 BB: 0 P: 3	R: 0 E: 0 K: 0 S: 3	H: 0 LOB: 0 BB: 0 P: 3	R: 0 E: 0 K: 1 S: 6	H: 1 LOB: 2 BB: 1 P: 10	R: 1 E: 0 K: 0 S: 4	H: 1 LOB: 1 BB: 1 P: 8		R: 0 E: 0 K: 0 S: 3	H: 0 LOB: 0 BB: 0 P: 3	1B: 3 2B: 1 3B: 0 HR: 1	SF: 0 SAC: 0 DP: 0 HBP: 0	WP: 0 PB: 0 SB: 0 CS: 0
PITCHER Jim Kaat, L ERA: 2.4 (9, 1)	IP: 8.0 WLS: W BF: 32 H: 5 R: 3 ER: 3 SO: 3 BB: 2 IBB: 1 HBP: 0 BLK: 0 WP: 0 HR: 1 S: 31 P: 43 ERA: 3.38 WHIP: 0.875															PITCHER Ron Ferranoski, L ERA: 1.62 (9, 1)	IP: 1.0 WLS: S BF: 3 H: 0 R: 0 ER: 0 SO: 0 BB: 0 IBB: 0 HBP: 0 BLK: 0 WP: 0 HR: 0 S: 3 P: 3 ERA: 0.00 WHIP: 0.000					

AB 32
R 3
H 5
RBI 3
BB 3
SO 1
LOB 12



Batter	1	2	3	4	5	6	7	8	9	AB	R	H	RBI	BB	SO	LOB	TOP			
Pat Kelly, L OBP: 0.391, SLG: 0.338 (1, 9)	0-0 3-1		0-0 SF8 1B		0-0 IHR			0-3 K		4	2	2	1	0	1	0	Kansas City Royals @ Baltimore Orioles Memorial Stadium, Baltimore, MD Tue May 05 1970, 7:05 PM EDT Att: 4,614 - Unknown			
Jackie Hernandez, R OBP: 0.329, SLG: 0.344 (1, 6)	1-0 5-3 HBP		0-3 K 1-3		0-0 F4			0-0 F2		3	0	0	0	0	1	1				
Amos Otis, R OBP: 0.375, SLG: 0.489 (1, 8)	0-0 5-3		0-0 SF8			0-0 F7		0-0 F7		3	0	0	1	0	0	1				
Bob Oliver, R OBP: 0.326, SLG: 0.575 (1, 5)	0-0 F8		0-0 3-H 6-3			0-3 K			0-0 F9	4	0	0	0	0	1	1				
Lou Piniella, R OBP: 0.379, SLG: 0.575 (1, 7)		0-0 2B		0-0 F2		0-0 5-3			0-0 F3	4	1	1	0	0	0	0				
Mike Fiore, L OBP: 0.283, SLG: 0.188 (1, 3)		0-0 2B		0-0 G3			4-0 5-3 BB		4-0 FC6 BB	2	0	1	1	2	0	0				
Luis Alcaraz, R OBP: 0.149, SLG: 0.242 (1, 4)		0-0 2B		0-0 6-3			0-0 5-3 1-2		0-0 FC6 1-2	4	0	1	0	0	0	2				
Ellie Rodriguez, R OBP: 0.315, SLG: 0.234 (1, 2)		0-0 F8			0-0 5-3			0-0 F6		3	0	0	0	0	0	2				
Dick Drago, R Wally Bunker, R Ed Kirkpatrick, L Al Fitzmorris, S (1, 1) (4, 1) (7, PH) (7, 1)	0-0 4-3				0-0 F9			0-0 4-3		1	0	0	0	0	0	1				
Inning Stats	R: 0 E: 0 K: 0 S: 3	H: 0 LOB: 1 BB: 0 P: 4	R: 1 E: 0 K: 0 S: 5	H: 3 LOB: 1 BB: 0 P: 5	R: 1 E: 0 K: 1 S: 6	H: 1 LOB: 0 BB: 0 P: 6	R: 0 E: 0 K: 0 S: 3	H: 0 LOB: 2 BB: 0 P: 3	R: 1 E: 0 K: 0 S: 4	H: 1 LOB: 0 BB: 0 P: 4	R: 0 E: 0 K: 1 S: 5	H: 0 LOB: 0 BB: 0 P: 5	R: 0 E: 0 K: 0 S: 3	H: 0 LOB: 1 BB: 1 P: 7	R: 0 E: 0 K: 0 S: 3	H: 0 LOB: 1 BB: 1 P: 7	1B: 1 2B: 3 3B: 0 HR: 1	SF: 1 SAC: 0 DP: 0 HBP: 1	WP: 0 PB: 0 SB: 1 CS: 0	PA: 34
PITCHER Tom Phoebus, R ERA: 1.15 (1, 1)	IP: 9.0 WLS: W BF: 34 H: 5 R: 3 ER: 2 SO: 3 BB: 2 IBB: 0 HBP: 1 BLK: 0 WP: 0 HR: 0 S: 37 P: 46 ERA: 2.00 WHIP: 0.778															PITCHER IP: WLS: BF: H: R: ER: SO: BB: IBB: HBP: BLK: WP: HR: S: P: ERA: WHIP				

Batter	1	2	3	4	5	6	7	8	9	AB	R	H	RBI	BB	SO	LOB	BOTTOM			
Don Buford, S OBP: 0.337, SLG: 0.355 (1, 7)	0-0 4-3		0-0 F2	4-0 1-2 BB		0-0 F8		0-0 F9		3	0	0	0	1	0	0	Kansas City Royals @ Baltimore Orioles Memorial Stadium, Baltimore, MD Tue May 05 1970, 7:05 PM EDT Att: 4,614 - Unknown			
Merv Rettenmund, R OBP: 0.375, SLG: 0.500 (7, 7)										1	0	0	0	0	0	2				
Mark Belanger, R OBP: 0.200, SLG: 0.228 (1, 6)	0-0 F8		0-0 F9				0-0 F8			4	0	1	0	0	0	2				
Frank Robinson, R OBP: 0.452, SLG: 0.644 (1, 9)	0-0 1B 2B		0-0 5-3		0-0 F9		0-3 K			4	1	1	0	0	1	1				
Boog Powell, L OBP: 0.367, SLG: 0.543 (1, 3)	0-0 1B			0-0 FC6-4 2B	0-0 F7		0-0 HR			4	1	3	2	0	0	0				
Paul Blair, R OBP: 0.360, SLG: 0.465 (1, 8)	0-3 K			0-0 FC6-4 HR	0-0 HR 2B		0-3 K			4	2	1	0	0	2	2				
Brooks Robinson, R OBP: 0.340, SLG: 0.500 (1, 5)		0-0 F8		0-0 F8	0-0 HR		0-0 5-3			4	1	1	2	0	0	1				
Davey Johnson, R OBP: 0.473, SLG: 0.615 (1, 4)		0-0 5-3		0-0 HR	0-3 K		0-0 1B 1B			4	1	2	2	0	1	0				
Eliot Hendricks, L OBP: 0.327, SLG: 0.467 (1, 2)		0-0 F5		0-0 HR		0-0 F8		0-0 F6		4	1	1	1	0	0	1				
Tom Phoebus, R OBP: 0.308, SLG: 0.308 (1, 1)			0-0 6-3		0-0 BB 1B		0-0 F2		0-0 1B	4	0	2	0	0	0	0				
Inning Stats	R: 1 E: 0 K: 1 S: 7	H: 2 LOB: 1 BB: 0 P: 7	R: 0 E: 0 K: 0 S: 3	H: 0 LOB: 0 BB: 0 P: 3	R: 0 E: 0 K: 0 S: 4	H: 1 LOB: 1 BB: 0 P: 4	R: 3 E: 0 K: 0 S: 7	H: 4 LOB: 2 BB: 1 P: 11	R: 2 E: 0 K: 1 S: 7	H: 2 LOB: 0 BB: 0 P: 7	R: 0 E: 0 K: 0 S: 3	H: 0 LOB: 0 BB: 0 P: 3	R: 1 E: 0 K: 2 S: 8	H: 1 LOB: 0 BB: 0 P: 8	R: 0 E: 0 K: 0 S: 5	H: 2 LOB: 2 BB: 0 P: 5	1B: 5 2B: 3 3B: 0 HR: 4	SF: 0 SAC: 0 DP: 0 HBP: 0	WP: 0 PB: 0 SB: 0 CS: 0	PA: 37
PITCHER Dick Drago, R ERA: 5.2 Wally Bunker, R ERA: 8.46 Al Fitzmorris, R ERA: 4.4 (1, 1) (4, 1) (7, 1)	IP: 3.2 WLS: L BF: 19 H: 7 R: 4 ER: 4 SO: 1 BB: 1 IBB: 0 HBP: 0 BLK: 0 WP: 0 HR: 2 S: 20 P: 24 ERA: 9.82 WHIP: 2.182															PITCHER IP: WLS: BF: H: R: ER: SO: BB: IBB: HBP: BLK: WP: HR: S: P: ERA: WHIP				

Batter	1	2	3	4	5	6	7	8	9	AB	R	H	RBI	BB	SO	LOB	TOP										
Pat Kelly, L OBP: 0.385, SLG: 0.346 (1, 9)	0-3 K			0-3 K		0-0 S 2B		0-0 F9		4	0	1	0	0	2	1	Kansas City Royals @ Baltimore Orioles Memorial Stadium, Baltimore, MD Wed May 06 1970, 7:05 PM EDT Att: 5,080 - Unknown livebaseballscorecards.com										
Jackie Hernandez, R OBP: 0.315, SLG: 0.328 Paul Schaal, R OBP: 0.400, SLG: 0.485 (1, 6) (9, PH)	0-3 K			0-0 5-3		0-3 K			0-0 1B 2B 1B	3	0	0	0	0	2	1											
Amos Otis, R OBP: 0.361, SLG: 0.469 (1, 8)	0-3 K			0-0 5-3			0-0 F8		0-3 K	4	0	0	0	0	2	1											
Bob Oliver, R OBP: 0.344, SLG: 0.595 (1, 5)		0-0 F9			0-0 1B		0-0 2B		0-0 2B 1B	4	0	3	0	0	0	0											
Lou Piniella, R OBP: 0.374, SLG: 0.571 (1, 7)		0-0 E5 G4-6-3			0-0 F4		0-3 K		0-0 1-2 2B 1B	4	0	1	1	0	1	2											
Mike Fiore, L OBP: 0.217, SLG: 0.150 (1, 3)		0-0 G4-6-3 1-2			0-0 F5		0-0 F8		0-3 1-3 2-H 2B	4	0	0	0	0	1	5											
Luis Alcaraz, R OBP: 0.141, SLG: 0.229 (1, 4)			0-0 F3		0-3 K			0-0 F4	0-0 5-3	4	0	0	0	0	1	3											
Ellie Rodriguez, R OBP: 0.298, SLG: 0.220 (1, 2)			0-0 3-1		0-3 K			0-0 F3		3	0	0	0	0	1	0											
Bill Butler, L (1, 1)			0-3 K		0-3 K			4-0 BB		2	0	0	0	0	2	0											
Hawk Taylor, R (8, PH) Joe Keough, L OBP: 0.348, SLG: 0.400 Moe Drabowsky, R OBP: 0.333, SLG: 0.333 (8, 1)										0	0	0	0	1	0	0											
Inning Stats	R: 0 E: 0 K: 3 S: 9	H: 0 LOB: 0 BB: 0 P: 9	R: 0 E: 1 K: 0 S: 3	H: 0 LOB: 0 BB: 0 P: 3	R: 0 E: 0 K: 1 S: 5	H: 0 LOB: 0 BB: 0 P: 5	R: 0 E: 0 K: 1 S: 5	H: 0 LOB: 0 BB: 0 P: 5	R: 0 E: 0 K: 1 S: 6	H: 1 LOB: 1 BB: 0 P: 6	R: 0 E: 0 K: 3 S: 10	H: 1 LOB: 1 BB: 0 P: 10	R: 0 E: 0 K: 1 S: 6	H: 1 LOB: 1 BB: 0 P: 6	R: 0 E: 0 K: 0 S: 3	H: 0 LOB: 1 BB: 1 P: 7	R: 1 E: 0 K: 2 S: 10	H: 3 LOB: 2 BB: 0 P: 10	1B: 3 2B: 3 3B: 0 HR: 0	SF: 0 SAC: 0 DP: 1 HBP: 0	WP: 0 PB: 0 SB: 1 CS: 0	PA: 34					
PITCHER	IP	WLS	BF	H	R	ER	SO	BB	IBB	HBP	BLK	WP	HR	S	P	ERA	WHIP										
Dave McNally, L ERA: 3.94 (1, 1)	8.1	W	32	6	1	1	11	1	0	0	0	0	0	53	57	1.08	0.840										
Pete Richert, L ERA: (9, 1)	0.2	S	2	0	0	0	1	0	0	0	0	0	0	4	4	0.00	0.000										

Batter	1	2	3	4	5	6	7	8	9	AB	R	H	RBI	BB	SO	LOB	BOTTOM										
Don Buford, S OBP: 0.333, SLG: 0.375 Merv Rettenmund, R OBP: 0.375, SLG: 0.500 (1, 7) (7, PR) (8, 7)	0-0 F8		0-0 4-3		0-0 B2		0-0 1B 3B			4	0	1	0	0	0	0	Kansas City Royals @ Baltimore Orioles Memorial Stadium, Baltimore, MD Wed May 06 1970, 7:05 PM EDT Att: 5,080 - Unknown livebaseballscorecards.com										
Mark Belanger, R OBP: 0.275, SLG: 0.234 (1, 6)	4-0 BB		0-0 F7		4-0 BB		0-0 3-H 1B			2	0	1	1	2	0	0											
Frank Robinson, R OBP: 0.455, SLG: 0.645 (1, 9)	0-3 K		0-0 2B		0-0 F3		0-0 1-2 BB			3	0	1	0	1	1	2											
Boog Powell, L OBP: 0.353, SLG: 0.518 (1, 3)	0-0 L9		0-0 F5		0-0 4-3		0-3 K			4	0	0	0	0	1	6											
Paul Blair, R OBP: 0.356, SLG: 0.456 (1, 8)		0-0 5-3		0-0 1B 1B		0-0 F7		0-0 F9		4	0	1	0	0	0	3											
Brooks Robinson, R OBP: 0.366, SLG: 0.532 (1, 5)		0-0 2B 1B		0-0 1-2 1B		0-0 1B		0-0 4-3 SF9 2B		4	2	4	0	0	0	0											
Davey Johnson, R OBP: 0.484, SLG: 0.610 (1, 4)		0-0 1-H 2B		0-3 K		0-0 F8		0-0 4-3		4	0	1	1	0	1	4											
Andy Etchebarren, R OBP: 0.297, SLG: 0.344 (1, 2)		0-0 F8		0-0 L5		0-0 F5		0-0 SF9		3	0	0	1	0	0	4											
Dave McNally, R OBP: 0.263, SLG: 0.294 Pete Richert, L (9, 1)		0-3 K		0-3 K		0-0 F7		0-3 K		4	0	0	0	0	3	3											
Inning Stats	R: 0 E: 0 K: 1 S: 5	H: 0 LOB: 1 BB: 1 P: 9	R: 1 E: 0 K: 1 S: 7	H: 2 LOB: 1 BB: 0 P: 7	R: 0 E: 0 K: 0 S: 4	H: 1 LOB: 1 BB: 0 P: 4	R: 0 E: 0 K: 2 S: 9	H: 2 LOB: 2 BB: 0 P: 9	R: 0 E: 0 K: 0 S: 3	H: 0 LOB: 1 BB: 1 P: 7	R: 0 E: 0 K: 0 S: 4	H: 1 LOB: 1 BB: 0 P: 4	R: 1 E: 0 K: 1 S: 7	H: 2 LOB: 3 BB: 1 P: 11	R: 1 E: 0 K: 1 S: 6	H: 1 LOB: 0 BB: 0 P: 6		1B: 5 2B: 3 3B: 1 HR: 0	SF: 1 SAC: 0 DP: 0 HBP: 0	WP: 0 PB: 0 SB: 0 CS: 0	PA: 36						
PITCHER	IP	WLS	BF	H	R	ER	SO	BB	IBB	HBP	BLK	WP	HR	S	P	ERA	WHIP										
Bill Butler, L ERA: 4.05 Moe Drabowsky, R ERA: 2.95 (1, 1) (8, 1)	7.0	L	32	8	2	2	5	3	0	0	0	0	0	39	51	2.57	1.571										
	1.0		4	1	1	1	1	0	0	0	0	0	0	6	6	9.00	1.000										

Batter	1	2	3	4	5	6	7	8	9	AB	R	H	RBI	BB	SO	LOB	TOP																
Pat Kelly, L OBP: 0.396, SLG: 0.354 (1, 9)										4	2	2	0	1	2	1	Kansas City Royals @ Baltimore Orioles Memorial Stadium, Baltimore, MD Thu May 07 1970, 7:05 PM EDT Att: 5,063 - Unknown																
Paul Schaaf, R OBP: 0.425, SLG: 0.486 (1, 6) (8, 5)										4	1	2	1	1	0	1																	
Amos Otis, R OBP: 0.363, SLG: 0.455 (1, 8)										3	1	0	0	2	0	2																	
Bob Oliver, R OBP: 0.358, SLG: 0.640 Jackie Hernandez, R OBP: 0.315, SLG: 0.328 (1, 5) (8, 6)										5	1	3	4	0	1	1																	
Lou Piniella, R OBP: 0.385, SLG: 0.568 (1, 7)										4	1	2	0	1	0	2																	
Mike Fiore, L OBP: 0.321, SLG: 0.217 (1, 3)										3	0	2	0	2	1	3																	
Luis Alcaraz, R OBP: 0.132, SLG: 0.213 (1, 4)										5	0	0	1	0	2	9																	
Ellie Rodriguez, R OBP: 0.295, SLG: 0.208 (1, 2)										3	0	0	0	1	0	4																	
Dave Morehead, R OBP: 0.250, SLG: 0.182 Moe Drabowsky, R OBP: 0.333, SLG: 0.333 (1, 1) (7, 1)										4	0	1	0	0	2	3																	
Inning Stats	R: 1 E: 0 K: 1 S: 8	H: 3 LOB: 3 P: 12	R: 0 E: 0 K: 2 S: 7	H: 0 LOB: 0 BB: 0 P: 7	R: 0 E: 0 K: 0 S: 3	H: 0 LOB: 0 BB: 0 P: 3	R: 1 E: 0 K: 0 S: 5	H: 2 LOB: 1 BB: 0 P: 5	R: 2 E: 0 K: 1 S: 8	H: 3 LOB: 3 BB: 2 P: 16	R: 0 E: 0 K: 1 S: 5	H: 1 LOB: 0 BB: 0 P: 5	R: 2 E: 0 K: 2 S: 8	H: 2 LOB: 2 BB: 3 P: 20	R: 0 E: 0 K: 1 S: 4	H: 0 LOB: 1 BB: 2 P: 12	R: 0 E: 0 K: 0 S: 3	H: 1 LOB: 0 BB: 0 P: 3	1B: 10 2B: 1 3B: 0 HR: 1	SF: 0 SAC: 0 DP: 2 HBP: 0	WP: 0 PB: 0 CS: 2 CS: 1	PA: 43											
PITCHER	IP WLS BF H R ER SO BB IBB HBP BLK WP HR S P ERA WHIP	IP WLS BF H R ER SO BB IBB HBP BLK WP HR S P ERA WHIP																															
Mike Cuellar, L ERA: 4.24 (1, 1)	4.0	22	8	4	4	3	1	1	0	1	0	0	0	26	34	9.00	2.250																
Jim Hardin, R ERA: 5.85 (5, 1)	2.0	10	3	2	2	2	2	0	0	0	0	0	1	12	20	9.00	2.500																
Marcelino Lopez, L ERA: 1.42 (7, 1)	0.2	3	0	0	0	1	2	0	0	0	0	0	0	3	11	0.00	3.000																
Dick Hall, R ERA: 2.84 (7, 1)	0.1	1	0	0	0	1	0	0	0	0	0	0	0	3	3	0.00	0.000																
Eddie Watt, R ERA: 1.0 (8, 1)	2.0	W 7	1	0	0	1	2	0	0	0	0	0	0	7	15	0.00	1.500																

Batter	1	2	3	4	5	6	7	8	9	AB	R	H	RBI	BB	SO	LOB	BOTTOM																
Don Buford, S OBP: 0.347, SLG: 0.381 (1, 7)										4	2	2	0	1	1	2	Kansas City Royals @ Baltimore Orioles Memorial Stadium, Baltimore, MD Thu May 07 1970, 7:05 PM EDT Att: 5,063 - Unknown																
Mark Belanger, R OBP: 0.287, SLG: 0.255 Merv Rettenmund, R OBP: 0.400, SLG: 0.500 (1, 6) (9, PH)										4	0	2	1	0	0	1																	
Frank Robinson, R OBP: 0.452, SLG: 0.667 (1, 9)										5	2	2	3	0	0	3																	
Boog Powell, L OBP: 0.368, SLG: 0.562 (1, 3)										4	1	3	3	0	1	0																	
Paul Blair, R OBP: 0.343, SLG: 0.436 (1, 8)										4	0	0	0	0	2	2																	
Brooks Robinson, R OBP: 0.352, SLG: 0.510 (1, 5)										4	0	0	0	0	1	2																	
Davey Johnson, R OBP: 0.455, SLG: 0.593 (1, 4)										4	0	1	0	0	0	2																	
Eliud Hendricks, L OBP: 0.302, SLG: 0.429 (1, 2)										4	0	0	0	0	0	1																	
Mike Cuellar, L OBP: 0.289, SLG: 0.235 Jim Hardin, R OBP: 0.315, SLG: 0.328 Marcelino Lopez, R OBP: 0.315, SLG: 0.328 Dick Hall, R OBP: 0.250, SLG: 0.182 Dave May, L OBP: 0.202, SLG: 0.100 Eddie Watt, R OBP: 0.333, SLG: 0.429 (1, 1) (5, 1) (7, 1) (7, PH) (8, 1) (9, PH)										0	0	0	0	0	0	0																	
Inning Stats	R: 3 E: 0 K: 0 S: 6	H: 3 LOB: 0 BB: 0 P: 6	R: 0 E: 0 K: 1 S: 6	H: 1 LOB: 0 BB: 0 P: 6	R: 0 E: 0 K: 1 S: 5	H: 0 LOB: 0 BB: 0 P: 5	R: 0 E: 0 K: 1 S: 5	H: 0 LOB: 0 BB: 0 P: 5	R: 1 E: 0 K: 1 S: 6	H: 1 LOB: 1 BB: 1 P: 10	R: 0 E: 0 K: 0 S: 4	H: 1 LOB: 1 BB: 0 P: 4	R: 0 E: 0 K: 0 S: 5	H: 2 LOB: 2 BB: 0 P: 5	R: 0 E: 0 K: 2 S: 8	H: 1 LOB: 0 BB: 0 P: 8	R: 3 E: 0 K: 0 S: 3	H: 1 LOB: 0 BB: 2 P: 11	1B: 7 2B: 1 3B: 0 HR: 2	SF: 0 SAC: 1 DP: 0 HBP: 0	WP: 0 PB: 0 CS: 0	PA: 39											
PITCHER	IP WLS BF H R ER SO BB IBB HBP BLK WP HR S P ERA WHIP	IP WLS BF H R ER SO BB IBB HBP BLK WP HR S P ERA WHIP																															
Dave Morehead, R ERA: 3.48 (1, 1)	6.2	29	8	4	4	4	1	0	0	0	0	0	1	36	40	5.40	1.350																
Moe Drabowsky, R ERA: 3.95 (7, 1)	2.0	L 10	2	3	3	2	2	0	0	0	0	0	1	12	20	13.50	2.000																

AB	35
R	6
H	12
RBI	6
BB	8
SO	8
LOB	26



Batter	1	2	3	4	5	6	7	8	9	AB	R	H	RBI	BB	SO	LOB	TOP
Tom McCraw, L OBP: 0.391, SLG: 0.333 Don Secrist, L (7, 1)										4	0	0	0	0	1	0	
Luis Aparicio, R OBP: 0.426, SLG: 0.432 Rich Morales, R OBP: 0.455, SLG: 0.333										3	0	1	0	0	0	0	
Carlos May, L OBP: 0.363, SLG: 0.500										4	1	1	0	0	1	1	
Bill Melton, R OBP: 0.385, SLG: 0.477 Syd O'Brien, R OBP: 0.333, SLG: 0.324										3	0	1	0	0	0	1	
Gail Hopkins, L OBP: 0.438, SLG: 0.404										4	0	2	1	0	0	3	
Buddy Bradford, R OBP: 0.339, SLG: 0.396										3	0	1	0	1	0	0	
Ed Herrmann, L OBP: 0.281, SLG: 0.267										4	0	0	0	0	0	4	
Bobby Knoop, R OBP: 0.293, SLG: 0.354										4	0	0	0	0	0	0	
Gerry Janeski, R OBP: 0.077, SLG: 0.077 Jerry Crider, R (3, 1)										1	0	0	0	0	0	0	
John Matias, L OBP: 0.167, SLG: 0.220 (7, PH) (7, 9)										1	0	0	0	0	0	0	
Inning Stats	R: 0 E: 0 K: 1 S: 7	H: 2 LOB: 2 BB: 0 P: 7	R: 0 E: 0 K: 0 S: 3	H: 0 LOB: 0 BB: 0 P: 3	R: 0 E: 0 K: 0 S: 3	H: 2 LOB: 2 BB: 0 P: 7	R: 0 E: 0 K: 1 S: 5	H: 2 LOB: 2 BB: 1 P: 9	R: 0 E: 0 K: 0 S: 4	H: 1 LOB: 1 BB: 0 P: 4	R: 0 E: 0 K: 0 S: 3	H: 0 LOB: 0 BB: 0 P: 3	1B: 7 2B: 0 3B: 0 HR: 0	SF: 0 SAC: 0 DP: 0 HBP: 0	WP: 0 PB: 1 CS: 0	PA: 35	
PITCHER Jim Palmer, R ERA: 2.56 (1, 1)	IP: 9.0 WLS: W BF: 35 H: 7 R: 1 ER: 0 SO: 2 BB: 1 IBB: 0 HBP: 0 BLK: 0 WP: 0 HR: 0 S: 38 P: 42 ERA: 0.00 WHIP: 0.889																

Chicago White Sox @ Baltimore Orioles
Memorial Stadium, Baltimore, MD
Fri May 08 1970, 7:05 PM EDT
Att: 6,913 - Unknown

AB 34
R 1
H 7
RBI 1
BB 1
SO 2
LOB 9

Batter	1	2	3	4	5	6	7	8	9	AB	R	H	RBI	BB	SO	LOB	BOTTOM			
Don Buford, S OBP: 0.343, SLG: 0.368 (1, 7)										3	0	0	0	1	1	0				
Mark Belanger, R OBP: 0.295, SLG: 0.265 (1, 6)										4	2	2	0	0	0	0				
Frank Robinson, R OBP: 0.443, SLG: 0.647 (1, 9)										4	2	1	0	0	1	3				
Boog Powell, L OBP: 0.382, SLG: 0.598 (1, 3)										3	1	2	3	1	0	0				
Paul Blair, R OBP: 0.339, SLG: 0.429 (1, 8)										4	1	1	1	0	2	1				
Brooks Robinson, R OBP: 0.358, SLG: 0.510 (1, 5)										4	0	2	1	0	0	0				
Davey Johnson, R OBP: 0.448, SLG: 0.573 (1, 4)										3	0	0	0	1	1	2				
Eliot Hendricks, L OBP: 0.286, SLG: 0.404 (1, 2)										3	0	0	0	0	1	2				
Jim Palmer, R OBP: 0.227, SLG: 0.190 (1, 1)										3	0	0	0	0	2	0				
Inning Stats	R: 3 E: 0 K: 0 S: 6	H: 3 LOB: 0 BB: 0 P: 6	R: 0 E: 0 K: 2 S: 7	H: 0 LOB: 0 BB: 0 P: 7	R: 3 E: 3 K: 1 S: 8	H: 2 LOB: 2 BB: 2 P: 16	R: 0 E: 0 K: 1 S: 5	H: 0 LOB: 0 BB: 0 P: 5	R: 0 E: 0 K: 2 S: 7	H: 0 LOB: 0 BB: 0 P: 7	R: 0 E: 0 K: 0 S: 3	H: 0 LOB: 0 BB: 0 P: 3	R: 0 E: 0 K: 1 S: 5	H: 1 LOB: 1 BB: 1 P: 9	R: 0 E: 0 K: 1 S: 6	H: 2 LOB: 1 BB: 0 P: 6	1B: 7 2B: 1 3B: 0 HR: 1	SF: 0 SAC: 0 DP: 2 HBP: 0	WP: 0 PB: 0 CS: 0	PA: 34
PITCHER Gerry Janeski, R ERA: 3.4 Jerry Crider, R ERA Don Secrist, L ERA: 3.0 (1, 1) (3, 1) (7, 1)	IP: 2.2 WLS: L BF: 15 H: 5 R: 6 ER: 3 SO: 2 BB: 1 IBB: 0 HBP: 0 BLK: 0 WP: 0 HR: 1 S: 18 P: 22 ERA: 10.12 WHIP: 2.250																			

Chicago White Sox @ Baltimore Orioles
Memorial Stadium, Baltimore, MD
Fri May 08 1970, 7:05 PM EDT
Att: 6,913 - Unknown

AB 31
R 6
H 8
RBI 5
BB 3
SO 8
LOB 8

Batter	1	2	3	4	5	6	7	8	9	AB	R	H	RBI	BB	SO	LOB	TOP									
Walt Williams, R OBP: 0.348, SLG: 0.310 Danny Murphy, L (7, 1)	0-0 6-3		0-0 6-3		0-0 F7		0-0 F7			4	0	0	0	0	0	1										
Luis Aparicio, R OBP: 0.416, SLG: 0.424	0-0 FC6-4 1B		0-0 F7		0-0 F9			0-3 K		4	0	1	0	0	1	1										
Carlos May, L OBP: 0.358, SLG: 0.521	0-0 F7			0-3 K		0-0 5-3		0-0 HR		4	1	1	1	0	1	1										
Syd O'Brien, R OBP: 0.300, SLG: 0.289	0-0 FC6-4 1-2			0-0 F8		0-3 K		0-0 F4		4	0	0	0	0	1	1										
Gail Hopkins, L OBP: 0.441, SLG: 0.433		0-0 4-3		0-0 HR 3B		4-0 WP BB		0-0 G3		3	1	1	0	1	0	0										
Ed Herrmann, L OBP: 0.306, SLG: 0.364		0-0 4-3		0-0 HR		4-0 1-2 BB			0-0 G3	3	1	1	2	1	0	0										
Ken Berry, R OBP: 0.352, SLG: 0.338		0-0 4-1		0-0 1B		0-3 K			0-0 1B	4	0	2	0	0	1	2	AB 33 R 3 H 7 RBI 3 BB 2 SO 6 LOB 9									
Bobby Knoop, R OBP: 0.291, SLG: 0.348			0-0 SH1-4 1B		0-3 K		0-0 5-3		0-3 K	4	0	1	0	0	2	2										
Tommy John, R OBP: 0.214, SLG: 0.214 Tom McCraw, L OBP: 0.375, SLG: 0.318 (7, PH) (7, 9)			0-0 SH1-4 1-2		0-0 F7		0-0 3-1		0-0 F8	1	0	0	0	0	0	0										
Inning Stats	R: 0 E: 0 K: 0 S: 4	H: 1 LOB: 1 BB: 0 P: 4	R: 0 E: 0 K: 0 S: 3	H: 0 LOB: 0 BB: 0 P: 3	R: 0 E: 0 K: 0 S: 4	H: 1 LOB: 1 BB: 0 P: 4	R: 2 E: 0 K: 2 S: 10	H: 3 LOB: 1 BB: 0 P: 10	R: 0 E: 0 K: 0 S: 3	H: 0 LOB: 0 BB: 0 P: 3	R: 0 E: 0 K: 0 S: 7	H: 0 LOB: 0 BB: 2 P: 15	R: 0 E: 0 K: 0 S: 3	H: 0 LOB: 0 BB: 0 P: 3	R: 1 E: 0 K: 1 S: 6	H: 1 LOB: 0 BB: 0 P: 6	R: 0 E: 0 K: 1 S: 6	H: 1 LOB: 1 BB: 0 P: 6	1B: 4 2B: 0 3B: 1 HR: 2	SF: 0 SAC: 1 DP: 0 HBP: 0	WP: 1 PB: 0 SB: 0 CS: 0	PA: 36				
PITCHER	IP WLS BF H R ER SO BB IBB HBP BLK WP HR S P ERA WHIP	8.1 W 34 7 3 3 5 2 0 0 0 1 2 42 50 3.24 1.080	0.2 S 2 0 0 0 1 0 0 0 0 0 0 4 4 0.00 0.000																							

Chicago White Sox @ Baltimore Orioles
Memorial Stadium, Baltimore, MD
Sat May 09 1970, 3:33 AM EDT
Att: 7,466 - Unknown

livebaseballscores.com



Batter	1	2	3	4	5	6	7	8	9	AB	R	H	RBI	BB	SO	LOB	BOTTOM									
Merv Rettenmund, R OBP: 0.379, SLG: 0.440 (1, 9) (7, 7)	4-0 FC4-6 BB		0-0 F9			0-0 E3 1B	0-3 K			3	1	0	0	1	1	0										
Mark Belanger, R OBP: 0.294, SLG: 0.255	0-0 FC4-6 3-1 HBP 1-2		0-0 6-3			0-0 F9		0-0 F8		4	0	0	0	0	0	2										
Curt Motton, R OBP: 0.375, SLG: 0.167 Dave May, L OBP: 0.333, SLG: 0.455 (1, 7) (7, 9)	1-0 3-1 HBP			0-0 5-3		0-0 BB 1B		0-0 F9		2	1	1	1	0	0	0										
Boog Powell, L OBP: 0.386, SLG: 0.585	0-0 3-1 1-2 2-3			0-0 F7		4-0 1B HR BB		1-0 HBP		2	1	0	0	1	0	2										
Paul Blair, R OBP: 0.336, SLG: 0.422	0-3 K			0-0 5-3		0-0 1B		0-0 F7		4	0	1	1	0	1	3										
Brooks Robinson, R OBP: 0.357, SLG: 0.533		0-0 F9			0-0 6-3	0-0 HR				3	1	1	2	0	0	0										
Davey Johnson, R OBP: 0.435, SLG: 0.554		0-0 F9			0-0 4-3	0-0 F8				3	0	0	0	0	0	0	AB 27 R 4 H 3 RBI 4 BB 3 SO 5 LOB 8									
Andy Etchebarren, R OBP: 0.300, SLG: 0.324		0-3 K			4-0 BB		0-3 K			2	0	0	0	1	2	0										
Tom Phoebus, R OBP: 0.250, SLG: 0.250 Eddie Watt, R OBP: 1.000, SLG: 1.000 (1, 1) (9, 1)			0-0 F8		0-3 K2-3		0-0 1-3			3	0	0	0	0	1	1										
Inning Stats	R: 0 E: 0 K: 1 S: 5	H: 0 LOB: 2 BB: 1 P: 10	R: 0 E: 0 K: 1 S: 5	H: 0 LOB: 0 BB: 0 P: 5	R: 0 E: 0 K: 0 S: 3	H: 0 LOB: 0 BB: 0 P: 3	R: 0 E: 0 K: 0 S: 3	H: 0 LOB: 0 BB: 0 P: 3	R: 0 E: 0 K: 0 S: 6	H: 3 LOB: 0 BB: 1 P: 10	R: 0 E: 0 K: 2 S: 7	H: 0 LOB: 0 BB: 0 P: 7	R: 0 E: 0 K: 0 S: 3	H: 0 LOB: 1 BB: 0 P: 4	1B: 2 2B: 0 3B: 0 HR: 1	SF: 0 SAC: 0 DP: 0 HBP: 2	WP: 0 PB: 0 SB: 0 CS: 0	PA: 32								
PITCHER	IP WLS BF H R ER SO BB IBB HBP BLK WP HR S P ERA WHIP	6.0 L 25 3 4 1 3 3 0 1 0 0 1 27 40 1.50 1.000	2.0 7 0 0 0 2 0 0 1 0 0 0 10 11 0.00 0.000																							

Chicago White Sox @ Baltimore Orioles
Memorial Stadium, Baltimore, MD
Sat May 09 1970, 3:33 AM EDT
Att: 7,466 - Unknown

livebaseballscores.com





Batter	1	2	3	4	5	6	7	8	9	AB	R	H	RBI	BB	SO	LOB	TOP					
Walt Williams, R (1, 9) OBP: 0.343, SLG: 0.323 Don Secrist, L (8, 1)	K		F3					FC1-6 BB 1B	F9	4	1	1	1	0	1	1	Chicago White Sox @ Baltimore Orioles Memorial Stadium, Baltimore, MD Sun May 10 1970, 3:33 AM EDT Unknown					
Rich Morales, R (9, PH) OBP: 0.417, SLG: 0.300										0	0	0	0	0	0	0						
Luis Aparicio, R (1, 6) OBP: 0.412, SLG: 0.409	FC1-6 BB BB		5-3					F8		3	0	0	0	1	0	2						
Carlos May, L (1, 7) OBP: 0.373, SLG: 0.521			K							2	0	1	0	2	1	0						
Syd O'Brien, R (1, 5) OBP: 0.295, SLG: 0.286	FC1-6 1-2 2-3									4	0	1	1	0	0	3						
Gail Hopkins, L (1, 3)	F8									4	0	0	0	0	0	4						
Buddy Bradford, R (1, 8) OBP: 0.318, SLG: 0.368 (8, 9)		K								4	0	0	0	0	2	0						
Bobby Knoop, R (1, 4) OBP: 0.313, SLG: 0.384										4	1	3	0	0	0	0						
Chuck Brinkman, R (1, 2)										4	0	0	0	0	0	3						
Gerry Arrigo, L (1, 1) Tommye Sisk, R (5, 1) OBP: 0.333, SLG: 0.333 Ken Berry, R (6, PH) OBP: 0.370, SLG: 0.348 (8, 8)		G3								1	0	0	0	0	0	1						
Inning Stats	R: 0 E: 0 K: 1 S: 5	H: 0 LOB: 2 BB: 2 P: 13	R: 0 E: 0 K: 1 S: 6	H: 1 LOB: 1 BB: 0 P: 6	R: 0 E: 0 K: 1 S: 5	H: 0 LOB: 0 BB: 0 P: 5	R: 0 E: 0 K: 1 S: 5	H: 0 LOB: 0 BB: 0 P: 5	R: 1 E: 0 K: 0 S: 3	H: 2 LOB: 1 BB: 0 P: 5	R: 0 E: 0 K: 0 S: 3	H: 0 LOB: 0 BB: 0 P: 3	R: 0 E: 0 K: 0 S: 3	H: 0 LOB: 0 BB: 0 P: 3	R: 1 E: 0 K: 0 S: 4	H: 1 LOB: 2 BB: 2 P: 12	R: 0 E: 0 K: 0 S: 5	H: 2 LOB: 2 BB: 0 P: 5	1B: 5 2B: 2 3B: 0 HR: 0	SF: 0 SAC: 1 DP: 1 HBP: 0	WP: 0 PB: 0 SB: 0 CS: 0	PA: 37
PITCHER Dave McNally, L (1, 1) ERA: 3.62	IP: 9.0 WLS: W BF: 37 H: 7 R: 2 ER: 2 SO: 4 BB: 4 IBB: 0 HBP: 0 BLK: 0 WP: 0 HR: 0 S: 41 P: 57 ERA: 2.00 WHIP: 1.222															PITCHER						

Batter	1	2	3	4	5	6	7	8	9	AB	R	H	RBI	BB	SO	LOB	BOTTOM			
Merv Rettenmund, R (1, 7) OBP: 0.394, SLG: 0.552	K							F9		4	2	2	1	0	1	0	Chicago White Sox @ Baltimore Orioles Memorial Stadium, Baltimore, MD Sun May 10 1970, 3:33 AM EDT Unknown			
Mark Belanger, R (1, 6) OBP: 0.292, SLG: 0.275	F2									3	1	1	1	1	0	0				
Frank Robinson, R (1, 9) OBP: 0.436, SLG: 0.663	K									4	1	1	2	0	1	1				
Boog Powell, L (1, 3) OBP: 0.398, SLG: 0.619										3	2	2	1	1	0	2				
Paul Blair, R (1, 8) OBP: 0.333, SLG: 0.415										4	1	1	0	0	2	3				
Brooks Robinson, R (1, 5) OBP: 0.353, SLG: 0.523	K									4	0	1	0	0	1	4				
Davey Johnson, R (1, 4) OBP: 0.429, SLG: 0.552										4	0	1	1	0	1	1				
Andy Etchebarren, R (1, 2) OBP: 0.295, SLG: 0.316										4	0	1	1	0	0	1				
Dave McNally, R (1, 1) OBP: 0.227, SLG: 0.250	F6									3	0	0	0	0	1	1				
Inning Stats	R: 0 E: 0 K: 2 S: 7	H: 4 LOB: 1 BB: 0 P: 8	R: 1 E: 1 K: 1 S: 7	H: 1 LOB: 2 BB: 1 P: 11	R: 0 E: 0 K: 1 S: 5	H: 0 LOB: 0 BB: 0 P: 5	R: 3 E: 0 K: 0 S: 5	H: 3 LOB: 0 BB: 1 P: 9	R: 0 E: 0 K: 0 S: 3	H: 0 LOB: 0 BB: 0 P: 3	R: 0 E: 0 K: 0 S: 3	H: 0 LOB: 0 BB: 0 P: 3	R: 1 E: 0 K: 2 S: 9	H: 2 LOB: 1 BB: 0 P: 9	R: 0 E: 0 K: 0 S: 9	H: 0 LOB: 0 BB: 0 P: 9		1B: 5 2B: 1 3B: 1 HR: 3	SF: 0 SAC: 0 DP: 1 HBP: 0	WP: 0 PB: 0 SB: 0 CS: 0
PITCHER Gerry Arrigo, L (1, 1) ERA: 10.66 Tommye Sisk, R (5, 1) ERA: 6.75 Don Secrist, L (8, 1) ERA: 3.6	IP: 4.0 WLS: L BF: 21 H: 8 R: 6 ER: 6 SO: 5 BB: 1 IBB: 0 HBP: 0 BLK: 0 WP: 1 HR: 2 S: 30 P: 34 ERA: 13.50 WHIP: 2.250															PITCHER				

Batter	1	2	3	4	5	6	7	8	9	AB	R	H	RBI	BB	SO	LOB	TOP								
John Matias, L OBP: 0.170, SLG: 0.200 (1, 9)	4-0 FC5-4 1B BB		0-0 F8		0-0 F3	0-3 K		0-3 K		4	1	0	0	1	2	3	Chicago White Sox @ Baltimore Orioles Memorial Stadium, Baltimore, MD Sun May 10 1970, 3:38 AM EDT Att: 14,725 - Unknown								
Luis Aparicio, R OBP: 0.421, SLG: 0.419 (1, 6)	0-0 FC5-4 1B		0-0 6-3		0-0 1B 2H		0-0 FC3-6 1B		0-0 F6	5	0	3	1	0	0	0									
Tom McCraw, L OBP: 0.358, SLG: 0.306 (1, 3)	0-0 FC5-4 1B 1-2 2-3		0-0 F8		0-0 1B S		0-3 K		0-0 6-3	5	0	1	0	0	1	3									
Carlos May, L OBP: 0.383, SLG: 0.525 (1, 7)	0-0 1-2 3-H 1B			0-3 K	0-3 K		0-0 1-2 FC3-6 1B		0-0 1B	5	0	3	1	0	2	2									
Syd O'Brien, R OBP: 0.306, SLG: 0.283 (1, 5)	0-3 K			0-0 1B	4-0 1B		0-0 FC3-6		0-0 F4	4	0	1	0	1	1	5									
Ed Herrmann, L OBP: 0.300, SLG: 0.351 (1, 2)	0-0 3-1			0-0 1B	0-0 F8		0-0 1-2 F9			4	0	1	0	0	0	7									
Bobby Knoop, R OBP: 0.310, SLG: 0.377 (1, 4)		0-3 K		0-3 K		0-0 1B		0-0 F7		4	0	1	0	0	2	2									
Ken Berry, R OBP: 0.364, SLG: 0.333 (1, 8)		0-0 F3		0-0 F9		0-3 K		4-0 1B BB		3	0	0	0	1	1	3									
Joe Horlen, R OBP: 0.176, SLG: 0.235 Gail Hopkins, L OBP: 0.411, SLG: 0.400 Wilbur Wood, R (8, 1)	0-0 5-3				0-0 1B 2B		0-0 F7		0-0 F5	3	1	1	0	0	0	1									
Inning Stats	R: 1 E: 0 K: 1 S: 7	H: 2 LOB: 2 BB: 1 P: 11	R: 0 E: 0 K: 1 S: 5	H: 0 LOB: 0 BB: 0 P: 5	R: 0 E: 0 K: 0 S: 3	H: 0 LOB: 0 BB: 0 P: 3	R: 0 E: 0 K: 2 S: 9	H: 2 LOB: 2 BB: 0 P: 9	R: 1 E: 0 K: 1 S: 8	H: 3 LOB: 3 BB: 1 P: 12	R: 0 E: 0 K: 2 S: 8	H: 1 LOB: 1 BB: 0 P: 8	R: 0 E: 0 K: 1 S: 7	H: 2 LOB: 2 BB: 0 P: 7	R: 0 E: 0 K: 1 S: 5	H: 0 LOB: 1 BB: 1 P: 9	R: 0 E: 0 K: 0 S: 4	H: 1 LOB: 1 BB: 0 P: 4	1B: 10 2B: 1 3B: 0 HR: 0	SF: 0 SAC: 0 DP: 0 HBP: 0	WP: 0 PB: 0 SB: 1 CS: 0	PA: 41			
PITCHER	IP	WLS	BF	H	R	ER	SO	BB	IBB	HBP	BLK	WP	HR	S	P	ERA	WHIP								
Jim Hardin, R ERA: 5.3 (1, 1)	4.1		21	7	2	2	4	1	0	0	0	0	0	28	32	4.15	1.846								
Marcelino Lopez, L ERA: 1.0 (5, 1)	2.2		12	3	0	0	4	0	1	0	0	0	0	19	23	0.00	1.125								
Dick Hall, R ERA: 2.45 (8, 1)	2.0	W	8	1	0	0	1	1	0	0	0	0	0	9	13	0.00	1.000								

Batter	1	2	3	4	5	6	7	8	9	AB	R	H	RBI	BB	SO	LOB	BOTTOM									
Don Buford, S OBP: 0.358, SLG: 0.411 (1, 7)	0-0 G5-4-3 1B		0-0 F5		4-0 6-3 BB		0-0 HR			3	1	2	1	1	0	1	Chicago White Sox @ Baltimore Orioles Memorial Stadium, Baltimore, MD Sun May 10 1970, 3:38 AM EDT Att: 14,725 - Unknown									
Mark Belanger, R OBP: 0.290, SLG: 0.274 (1, 6)	0-0 G5-4-3 1-2		0-0 E2 BB 1-3 1B		0-0 6-3		0-0 4-3			4	0	1	0	0	0	2										
Terry Crowley, L OBP: 0.333, SLG: 0.391 Merv Rettenmund, R OBP: 0.382, SLG: 0.533 (8, PH) (9, 9)	0-0 4-3		4-0 BB BB		0-0 3-1			0-0 4-3		2	0	0	0	1	0	0										
Boog Powell, L OBP: 0.410, SLG: 0.616 (1, 3)		0-3 K	4-0 1-2 2-3 3-H BB		0-0 FC3-6 1B		4-0 1B BB			2	1	1	1	2	1	0										
Paul Blair, R OBP: 0.339, SLG: 0.418 (1, 8)		0-0 S 1B	0-0 F7		0-0 FC3-6 1B 1-2		0-0 1B 1B			4	1	2	0	0	0	4										
Brooks Robinson, R OBP: 0.350, SLG: 0.513 (1, 5)		0-0 F7		0-0 F7		0-0 F8		0-0 1B		4	0	1	1	0	0	2										
Chico Salmon, R OBP: 0.545, SLG: 0.778 Davey Johnson, R OBP: 0.429, SLG: 0.552 (9, 4)	0-0 F5			0-3 K		0-0 4-3		0-0 1B		4	0	1	1	0	1	2										
Clay Dalrymple, L OBP: 0.545, SLG: 0.571 Curt Milton, R OBP: 0.333, SLG: 0.143 Andy Etchebarren, R OBP: 0.255, SLG: 0.315 (1, 2) (8, PH) (9, 2)			0-0 E BB 1B		0-0 2B		0-0 3-1	0-0 F5		3	1	2	0	0	0	0										
Jim Hardin, R (1, 1) Marcelino Lopez, R (5, 1) Dave May, L OBP: 0.308, SLG: 0.417 Dick Hall, R (8, 1)			0-3 K		0-0 5-3		0-0 L1	0-0 6-3		2	0	0	0	0	1	2										
Inning Stats	R: 0 E: 0 K: 0 S: 3	H: 1 LOB: 0 BB: 0 P: 3	R: 0 E: 0 K: 1 S: 6	H: 1 LOB: 1 BB: 0 P: 6	R: 1 E: 1 K: 1 S: 7	H: 2 LOB: 2 BB: 2 P: 15	R: 0 E: 0 K: 1 S: 6	H: 1 LOB: 1 BB: 0 P: 6	R: 0 E: 0 K: 0 S: 4	H: 1 LOB: 1 BB: 0 P: 4	R: 1 E: 0 K: 0 S: 4	H: 1 LOB: 0 BB: 0 P: 4	R: 2 E: 0 K: 0 S: 6	H: 3 LOB: 2 BB: 1 P: 10	1B: 8 2B: 1 3B: 0 HR: 1	SF: 0 SAC: 0 DP: 1 HBP: 0	WP: 0 PB: 0 SB: 2 CS: 0	PA: 36								
PITCHER	IP	WLS	BF	H	R	ER	SO	BB	IBB	HBP	BLK	WP	HR	S	P	ERA	WHIP									
Joe Horlen, R ERA: 3.02 (1, 1)	7.0		29	7	2	2	3	3	0	0	0	0	0	1	32	44	2.57	1.429								
Wilbur Wood, L ERA: 2.6 (8, 1)	1.0	L	7	3	2	2	0	1	0	0	0	0	0	6	10	18.00	4.000									

Batter	1	2	3	4	5	6	7	8	9	AB	R	H	RBI	BB	SO	LOB	TOP										
Don Buford, S OBP: 0.377, SLG: 0.447 (1, 7)	0-0 4-3 SH5-3 1B		0-0 4-3		0-0 2B	0-0 1-3 2B		0-0 1BB		4	1	3	2	1	0	0	Baltimore Orioles @ Minnesota Twins Metropolitan Stadium, Bloomington, MI Tue May 12 1970, 8:05 PM EDT Att: 11,760 - Unknown AB 38 R 5 H 14 RBI 5 BB 3 SO 9 LOB 20 										
Mark Belanger, R OBP: 0.291, SLG: 0.265 (1, 6)	0-0 SH5-3 1-2		0-3 K		0-3 K	0-0 1-H 2-H F7		0-0 F8		4	0	0	0	0	2	5											
Frank Robinson, R OBP: 0.425, SLG: 0.649 (1, 9)	0-0 4-3 2-3		0-0 1-3		0-0 1-H 3-H 2B		0-3 K		0-0 F6	5	0	1	2	0	1	1											
Boog Powell, L OBP: 0.417, SLG: 0.635 (1, 3)	0-0 F4			0-0 PB 1B 2B	0-0 K		0-0 E9 2B		0-0 1B	5	1	3	0	0	1	2											
Paul Blair, R OBP: 0.333, SLG: 0.404 (1, 8)		0-0 F9		0-0 F9 2-3	0-0 F9		4-0 CS BB		0-0 F3	4	0	0	0	1	0	3											
Brooks Robinson, R OBP: 0.336, SLG: 0.492 (1, 5)		0-0 F2		0-3 K		0-0 F5	0-3 K		0-3 K	5	0	0	0	0	3	4											
Davey Johnson, R OBP: 0.440, SLG: 0.556 (1, 4)		0-0 1B		0-0 1B CS 1B		4-0 1B BB		0-0 F8		3	1	2	1	1	0	0											
Eliot Hendricks, L OBP: 0.333, SLG: 0.464 (1, 2)		0-0 1B		0-0 1B 1-3		0-0 1B 1-2 3B 1B		0-0 2B		4	1	4	0	0	0	0											
Mike Cuellar, L OBP: 0.100, SLG: 0.250 Eddie Watt, R OBP: 0.500, SLG: 0.500 Pete Richert, L (9, 1)	0-3 K		0-3 CS		0-0 1B 2B 1B	0-3 K		0-0 F7		3	1	1	0	0	2	4											
Inning Stats	R: 0 E: 0 K: 0 S: 4	H: 1 LOB: 1 BB: 0 P: 4	R: 0 E: 0 K: 1 S: 7	H: 2 LOB: 2 BB: 0 P: 7	R: 0 E: 0 K: 1 S: 5	H: 0 LOB: 0 BB: 0 P: 5	R: 1 E: 0 K: 1 S: 7	H: 3 LOB: 1 BB: 0 P: 7	R: 2 E: 0 K: 2 S: 10	H: 3 LOB: 1 BB: 0 P: 10	R: 2 E: 0 K: 1 S: 7	H: 2 LOB: 1 BB: 1 P: 11	R: 0 E: 1 K: 2 S: 7	H: 1 LOB: 2 BB: 1 P: 11	R: 0 E: 0 K: 1 S: 4	H: 1 LOB: 2 BB: 1 P: 8		R: 0 E: 0 K: 1 S: 6	H: 1 LOB: 1 BB: 0 P: 6	1B: 9 2B: 4 3B: 1 HR: 0	SF: 0 SAC: 1 DP: 0 HBP: 0	WP: 0 PB: 1 SB: 0 CS: 2	PA: 43				
PITCHER	IP	WLS	BF	H	R	ER	SO	BB	IBB	HBP	BLK	WP	HR	S	P	ERA	WHIP										
Jim Perry, R ERA: 2.8 (1, 1)	4.1	L	21	9	3	3	4	0	0	0	0	0	0	29	29	6.23	2.077										
Tom Hall, L ERA: 4.53 (5, 1)	2.2		12	3	2	2	4	2	0	0	0	0	0	18	26	6.75	1.875										
Stan Williams, R ERA: 0.98 (8, 1)	2.0		9	2	0	0	1	0	1	0	0	0	0	10	14	0.00	1.000										

Batter	1	2	3	4	5	6	7	8	9	AB	R	H	RBI	BB	SO	LOB	BOTTOM										
Cesar Tovar, R OBP: 0.365, SLG: 0.522 (1, 8)	0-0 SF3 3B	0-0 F8			0-0 L5		4-0 1B BB		0-0 SH FC6-4	3	2	1	0	1	0	2	Baltimore Orioles @ Minnesota Twins Metropolitan Stadium, Bloomington, MI Tue May 12 1970, 8:05 PM EDT Att: 11,760 - Unknown AB 33 R 4 H 9 RBI 4 BB 4 SO 7 LOB 13 										
Rod Carew, L OBP: 0.354, SLG: 0.429 (1, 4)	0-0 L4		0-3 K		0-0 1B		0-0 1B CS 1B		0-0 FC6-4 CS	5	0	2	1	0	1	3											
Harmon Killebrew, R OBP: 0.420, SLG: 0.643 (1, 5)	0-0 SF3		0-0 6-3		0-0 F2		0-0 1B		0-3 K	4	0	1	2	0	1	3											
Tony Oliva, L OBP: 0.372, SLG: 0.584 (1, 9)	0-0 F9		4-0 BB		0-0 F9	0-0 F5				3	0	0	0	1	0	2											
Brant Aylea, R OBP: 0.387, SLG: 0.573 (1, 7)		0-0 HR	0-3 K		0-0 5-3		0-0 1-3			4	1	1	1	0	1	1											
Leo Cardenas, R OBP: 0.313, SLG: 0.410 (1, 6)		0-0 6-3		0-0 6-3		4-0 BB		0-3 K		3	0	0	0	1	1	0											
Rich Reese, L OBP: 0.284, SLG: 0.263 (1, 3)		0-3 K		0-0 6-3		0-0 F8				4	0	1	0	0	1	1											
George Mitterwald, R OBP: 0.253, SLG: 0.288 Charlie Manuel OBP: 0.286, SLG: 0.167 Paul Ratliff, L OBP: 0.414, SLG: 0.458 (1, 2) (8, PH) (9, 2)	0-0 1B 1B		0-3 K		0-0 6-3		0-0 6-3 G3			3	0	1	0	0	1	0											
Jim Perry, S OBP: 0.200, SLG: 0.211 Tom Hall, L OBP: 0.333, SLG: 0.333 Minnie Mendoza, R OBP: 0.214, SLG: 0.214 Stan Williams, R (8, 1) Jim Holt, L OBP: 0.222, SLG: 0.160 (9, PH)	0-0 1B		0-0 K		0-3 K		0-0 1B 1B		4-0 FC6-4 SH BB	1	0	1	0	0	0	0											
Inning Stats	R: 1 E: 0 K: 0 S: 4	H: 1 LOB: 0 BB: 0 P: 4	R: 1 E: 0 K: 1 S: 8	H: 3 LOB: 0 BB: 0 P: 8	R: 0 E: 0 K: 2 S: 7	H: 0 LOB: 1 BB: 1 P: 11	R: 0 E: 0 K: 1 S: 5	H: 0 LOB: 0 BB: 0 P: 5	R: 0 E: 0 K: 1 S: 6	H: 1 LOB: 1 BB: 0 P: 6	R: 0 E: 0 K: 0 S: 3	H: 0 LOB: 1 BB: 1 P: 7	R: 2 E: 0 K: 0 S: 5	H: 3 LOB: 1 BB: 1 P: 9	R: 0 E: 0 K: 1 S: 6	H: 1 LOB: 2 BB: 0 P: 6		R: 0 E: 0 K: 1 S: 5	H: 0 LOB: 2 BB: 1 P: 9	1B: 7 2B: 1 3B: 1 HR: 1	SF: 1 SAC: 1 DP: 1 HBP: 0	WP: 0 PB: 0 SB: 0 CS: 2	PA: 39				
PITCHER	IP	WLS	BF	H	R	ER	SO	BB	IBB	HBP	BLK	WP	HR	S	P	ERA	WHIP										
Mike Cuellar, L ERA: 4.42 (1, 1)	6.1		29	7	4	4	5	3	0	0	0	0	0	36	48	5.68	1.579										
Eddie Watt, R ERA: 0.79 (7, 1)	1.2		8	2	0	0	1	1	0	0	0	0	0	9	13	0.00	1.800										
Pete Richert, L ERA: (9, 1)	1.0	S	2	0	0	0	1	0	0	0	0	0	0	4	4	0.00	0.000										

Batter	1	2	3	4	5	6	7	8	9	10	11	AB	R	H	RBI	BB	SO	LOB	TOP				
Don Buford, S OBP: 0.384, SLG: 0.431 Jim Hardin, R	F9		F7		SH1-3 BB		K		SH5-4 BB		F9	4	0	0	2	1	1		Baltimore Orioles @ Washington Senators Robert F. Kennedy Memorial Stadium, Washington, DC Fri May 15 1970, 7:05 PM EDT Att: 11,968 - Unknown livebaseballscorecards.com				
Mark Belanger, R OBP: 0.292, SLG: 0.290	F7		PO 1B BB		SH1-3		1-3		SH5-4		5-3	3	0	0	0	1	0	0					
Frank Robinson, R OBP: 0.431, SLG: 0.631	F7				5-3				2B 1B			4	0	2	0	1	0	1					
Boog Powell, L OBP: 0.423, SLG: 0.625		2B	PO		5-3				F8 FC6-4-3-5			4	1	1	1	1	0	3					
Paul Blair, R OBP: 0.345, SLG: 0.444		2B									6-3	5	1	3	1	0	1	2					
Brooks Robinson, R OBP: 0.348, SLG: 0.500		2B							2B			3	0	1	0	2	1	0					
Davey Johnson, R OBP: 0.421, SLG: 0.519	L7-3-4								F4		F2	5	0	1	1	0	0	5					
Elrod Hendricks, L OBP: 0.313, SLG: 0.433 Merv Rettenmund, R OBP: 0.400, SLG: 0.581	F6				K				3-1			4	0	0	0	0	2	6					
Tom Phoebus, R OBP: 0.210, SLG: 0.211 Eddie Watt, R OBP: 0.200, SLG: 0.200 Davey Nelson, R OBP: 0.167, SLG: 0.167 Pete Richert, L OBP: 0.100, SLG: 0.100 Curt Motton, R OBP: 0.100, SLG: 0.100 Andy Etchebarren, R OBP: 0.200, SLG: 0.200					1-3				SH5-4 BB			3	0	0	0	0	2	2					
Inning Stats	R: 0 E: 0 K: 0 S: 3	H: 0 LOB: 0 BB: 0 P: 3	R: 1 E: 0 K: 0 S: 5	H: 3 LOB: 1 BB: 0 P: 5	R: 0 E: 0 K: 1 S: 5	H: 1 LOB: 1 BB: 1 P: 9	R: 1 E: 0 K: 1 S: 7	H: 2 LOB: 2 BB: 1 P: 11	R: 0 E: 0 K: 2 S: 7	H: 0 LOB: 0 BB: 0 P: 7	R: 0 E: 0 K: 0 S: 5	H: 2 LOB: 3 BB: 1 P: 9	R: 1 E: 0 K: 0 S: 2	H: 0 LOB: 3 BB: 3 P: 14	R: 0 E: 0 K: 0 S: 3	H: 0 LOB: 0 BB: 0 P: 3	R: 1 E: 0 K: 0 S: 4	H: 2 LOB: 0 BB: 0 P: 4		1B: 5 2B: 6 3B: 0 HR: 0	SF: 0 SAC: 2 DP: 1 HBP: 0	WP: 0 PB: 0 SB: 0 CS: 0	PA: 48
PITCHER	IP 7.0	WLS 1.1	BF 29	H 6	R 2	ER 1	SO 7	BB 3	IBB 1	HBP 0	BLK 0	WP 0	HR 0	S 39	P 55	ERA 2.57	WHIP 1.286						
Dick Bosman, R ERA: 3.71																							
Horacio Pina, R ERA: 2.35																							
Darold Knowles, L ERA: 2.74																							

Batter	1	2	3	4	5	6	7	8	9	10	11	AB	R	H	RBI	BB	SO	LOB	BOTTOM				
Ed Brinkman, R OBP: 0.338, SLG: 0.295	K		5-3				G4-3		6-3			5	0	1	1	0	1	3	Baltimore Orioles @ Washington Senators Robert F. Kennedy Memorial Stadium, Washington, DC Fri May 15 1970, 7:05 PM EDT Att: 11,968 - Unknown livebaseballscorecards.com				
Ed Stroud, L OBP: 0.402, SLG: 0.422	F8				1-3				F7		K	5	0	1	0	0	1	1					
Lee Maye, L OBP: 0.337, SLG: 0.458 Rick Reichardt, R OBP: 0.396, SLG: 0.568	4-3		4-3						F6			4	0	1	0	0	0	1					
Frank Howard, R OBP: 0.432, SLG: 0.642 Wayne Corner, R OBP: 0.050, SLG: 0.050		BB 1B 4-3-6 BB			6-3						BB	0	0	0	0	1	0	0					
Mike Epstein, L OBP: 0.386, SLG: 0.481			1-3				F8				F8	4	0	1	0	1	0	1					
Bernie Allen, L OBP: 0.388, SLG: 0.448 Davey Nelson, R OBP: 0.222, SLG: 0.154					F7				SH3-4 HBP BB			1	0	0	0	2	0	0					
Aurelio Rodriguez, R OBP: 0.333, SLG: 0.429									F8			4	1	1	0	0	1	5					
Jim French, L OBP: 0.324, SLG: 0.179	4-3-6				L5				SH3-4 HBP BB			4	0	0	1	0	0	3					
Dick Bosman, R OBP: 0.100, SLG: 0.105 John Roseboro, L OBP: 0.397, SLG: 0.267 Horacio Pina, R ERA: 2.74					6-3							2	0	0	0	0	0	1					
Inning Stats	R: 0 E: 0 K: 1 S: 5	H: 0 LOB: 0 BB: 0 P: 5	R: 1 E: 0 K: 1 S: 5	H: 1 LOB: 1 BB: 2 P: 13	R: 0 E: 0 K: 0 S: 4	H: 1 LOB: 1 BB: 0 P: 4	R: 0 E: 0 K: 0 S: 3	H: 0 LOB: 0 BB: 0 P: 3	R: 1 E: 1 K: 0 S: 5	H: 2 LOB: 1 BB: 0 P: 5	R: 0 E: 0 K: 0 S: 2	H: 0 LOB: 3 BB: 2 P: 11	R: 1 E: 0 K: 0 S: 5	H: 2 LOB: 2 BB: 1 P: 9	R: 0 E: 0 K: 2 S: 5	H: 0 LOB: 1 BB: 1 P: 11	R: 0 E: 0 K: 1 S: 5	H: 0 LOB: 0 BB: 0 P: 5		1B: 6 2B: 1 3B: 0 HR: 1	SF: 0 SAC: 1 DP: 2 HBP: 1	WP: 0 PB: 0 SB: 0 CS: 0	PA: 44
PITCHER	IP 7.2	WLS 0.1	BF 33	H 7	R 3	ER 3	SO 2	BB 4	IBB 1	HBP 0	BLK 0	WP 0	HR 1	S 31	P 52	ERA 3.52	WHIP 1.435						
Tom Phoebus, R ERA: 1.9																							
Eddie Watt, R ERA: 1.35																							
Pete Richert, L ERA: 1.35																							
Jim Hardin, R ERA: 5.03																							



Batter	1	2	3	4	5	6	7	8	9	AB R H RBI BB SO LOB	TOP									
Don Buford, S OBP: 0.377, SLG: 0.421 (1, 7)										5 0 1 0 0 0 0	Baltimore Orioles @ Washington Senators Robert F. Kennedy Memorial Stadium, Washington, DC Sat May 16 1970, 7:05 PM EDT Att: 8,917 - Unknown livebaseballscorecards.com									
Mark Belanger, R OBP: 0.295, SLG: 0.260 (1, 6)										4 1 1 0 1 0 1										
Frank Robinson, R OBP: 0.446, SLG: 0.642 (1, 9)										3 1 2 0 2 0 1										
Boog Powell, L OBP: 0.426, SLG: 0.617 (1, 3)										3 0 1 1 1 2 3										
Paul Blair, R OBP: 0.343, SLG: 0.438 (1, 8)										4 1 1 0 0 0 6										
Brooks Robinson, R OBP: 0.345, SLG: 0.515 (1, 5)										4 1 1 3 0 0 0										
Davey Johnson, R OBP: 0.408, SLG: 0.500 (1, 4)										4 0 0 0 0 1 0										
Eliot Hendricks, L OBP: 0.309, SLG: 0.422 (1, 2)										4 0 1 0 0 0 0										
Dave McNally, R OBP: 0.200, SLG: 0.217 Eddie Watt, R OBP: 0.333, SLG: 0.333 (8, 1)										3 0 0 0 0 3 1 1 0 0 0 0 1 0										
Inning Stats	R: 0 E: 0 K: 1 S: 6	H: 1 LOB: 2 BB: 1 P: 10	R: 0 E: 0 K: 0 S: 3	H: 0 LOB: 0 BB: 0 P: 3	R: 0 E: 0 K: 1 S: 5	H: 0 LOB: 0 BB: 0 P: 5	R: 3 E: 0 K: 2 S: 10	H: 3 LOB: 0 BB: 0 P: 10	R: 1 E: 0 K: 1 S: 6	H: 1 LOB: 1 BB: 0 P: 14	R: 0 E: 0 K: 0 S: 4	H: 1 LOB: 2 BB: 1 P: 8	R: 0 E: 0 K: 0 S: 3	H: 0 LOB: 0 BB: 0 P: 3	R: 0 E: 0 K: 1 S: 6	H: 1 LOB: 1 BB: 0 P: 6	1B: 6 2B: 1 3B: 0 HR: 1	SF: 0 SAC: 0 DP: 0 HBP: 0	WP: 0 PB: 0 SB: 1 CS: 0	PA: 39
PITCHER	IP WLS BF H R ER SO BB IBB HBP BLK WP HR S P ERA WHIP																			
Casey Cox, R ERA: 5.02 (1, 1)	7.0 L 32 7 4 4 6 3 1 0 0 0 1 40 56 5.14 1.429																			
Horacio Pina, R ERA: 2.08 (8, 1)	2.0 7 1 0 0 1 0 0 0 0 0 0 9 9 0.00 0.500																			

Batter	1	2	3	4	5	6	7	8	9	AB R H RBI BB SO LOB	BOTTOM											
Ed Brinkman, R OBP: 0.335, SLG: 0.289 (1, 6)										3 0 0 0 1 0 1	Baltimore Orioles @ Washington Senators Robert F. Kennedy Memorial Stadium, Washington, DC Sat May 16 1970, 7:05 PM EDT Att: 8,917 - Unknown livebaseballscorecards.com											
Davey Nelson, R OBP: 0.224, SLG: 0.163 (1, 4)										4 0 1 0 0 3 2												
Frank Howard, R OBP: 0.427, SLG: 0.628 (1, 3)										4 0 1 0 0 1 1												
Rick Reichardt, R OBP: 0.404, SLG: 0.625 (1, 7)										3 2 1 1 1 1 1												
Aurelio Rodriguez, R OBP: 0.331, SLG: 0.446 (1, 5)										4 1 1 2 0 1 1												
Wayne Comer, R OBP: 0.087, SLG: 0.087 Mike Epstein, L OBP: 0.383, SLG: 0.477 (9, PH)										3 0 1 0 0 0 0 1 0 0 0 0 1 0												
Ed Stroud, L OBP: 0.400, SLG: 0.413 (1, 8)										2 0 0 0 0 0 1												
Paul Casanova, R OBP: 0.220, SLG: 0.231 (1, 2)										2 0 1 0 1 0 1												
Casey Cox, R OBP: 0.118, SLG: 0.118 Tim Cullen, R OBP: 0.222, SLG: 0.125 Horacio Pina, R ERA: 1.2 (8, 1)										1 0 0 0 0 1 0 1 0 0 0 0 0 1 0 0 0 0 0 0 0												
Inning Stats	R: 0 E: 0 K: 2 S: 6	H: 0 LOB: 0 BB: 1 P: 10	R: 1 E: 0 K: 1 S: 6	H: 1 LOB: 1 BB: 0 P: 7	R: 0 E: 0 K: 2 S: 7	H: 0 LOB: 0 BB: 0 P: 7	R: 2 E: 0 K: 0 S: 4	H: 1 LOB: 0 BB: 1 P: 8	R: 0 E: 0 K: 1 S: 5	H: 0 LOB: 1 BB: 1 P: 9	R: 0 E: 0 K: 0 S: 3	H: 1 LOB: 0 BB: 0 P: 3	R: 0 E: 0 K: 0 S: 4	H: 2 LOB: 1 BB: 0 P: 4	R: 0 E: 0 K: 0 S: 3	H: 1 LOB: 0 BB: 0 P: 3	R: 0 E: 0 K: 2 S: 7	H: 0 LOB: 0 BB: 0 P: 7	1B: 4 2B: 0 3B: 0 HR: 2	SF: 0 SAC: 1 DP: 3 HBP: 1	WP: 0 PB: 0 SB: 0 CS: 1	PA: 33
PITCHER	IP WLS BF H R ER SO BB IBB HBP BLK WP HR S P ERA WHIP																					
Dave McNally, L ERA: 3.63 (1, 1)	7.1 W 29 6 3 3 6 3 0 1 0 0 2 37 50 3.68 1.227																					
Eddie Watt, R ERA: 1.2 (8, 1)	1.2 S 4 0 0 0 2 0 0 0 0 0 0 8 8 0.00 0.000																					

Batter	1	2	3	4	5	6	7	8	9	AB	R	H	RBI	BB	SO	LOB	TOP			
Don Buford, S OBP: 0.363, SLG: 0.402 (1, 7)	5-3	5-3		1-3		L6		FC4-6		5	0	0	0	0	0	5	Baltimore Orioles @ New York Yankees Yankee Stadium, Bronx, NY Mon May 18 1970, 7:05 PM EDT Att: 10,061 - Unknown			
Mark Belanger, R OBP: 0.295, SLG: 0.265 (1, 6)	1B E		F9		G3 1B		6-3		4-3	5	1	2	0	0	0	0				
Frank Robinson, R OBP: 0.460, SLG: 0.645 (1, 9)	E6 1-H		G1-6-3 BB		G3 1B				5-3	4	0	3	0	1	0	0				
Boog Powell, L OBP: 0.411, SLG: 0.592 (1, 3)	K		G1-6-3		G3				6-3	5	0	0	0	0	2	5				
Paul Blair, R OBP: 0.333, SLG: 0.424 (1, 8)	F9			E5 1B	F6					4	1	0	0	0	0	4				
Brooks Robinson, R OBP: 0.350, SLG: 0.515 (1, 5)		1B SF8		1B	F7				E5 1B	4	2	2	1	0	0	2				
Davey Johnson, R OBP: 0.410, SLG: 0.500 (1, 4)		3-1 SF8 1B		K		K			FC4-6 1B	4	0	2	1	0	2	1				
Andy Etchebarren, R OBP: 0.283, SLG: 0.304 (1, 2)		SF8				F7			L8	3	0	1	1	0	0	1				
Mike Cuellar, L OBP: 0.265, SLG: 0.238 (3, 1)										1	0	0	0	0	0	1				
Dave Leonard, R OBP: 0.303, SLG: 0.320 (4, PH)		3-1								0	0	0	0	0	0	0				
Curt Motton, R OBP: 0.285, SLG: 0.290 (4, 1)										0	0	0	0	0	0	2				
Marcelino Lopez, R OBP: 0.299, SLG: 0.370 (8, PH)										0	0	0	0	1	0	0				
Chico Salmon, R OBP: 0.299, SLG: 0.370 (8, 1)										0	0	0	0	1	1	0				
Jim Hardin, R (8, 1)										0	0	0	0	0	0	0				
Inning Stats	R: 1 E: 1 K: 1 S: 7	H: 2 LOB: 1 BB: 0 P: 7	R: 1 E: 0 K: 0 S: 5	H: 2 LOB: 1 BB: 0 P: 5	R: 0 E: 0 K: 0 S: 2	H: 0 LOB: 0 BB: 1 P: 6	R: 1 E: 1 K: 1 S: 8	H: 2 LOB: 2 BB: 0 P: 8	R: 0 E: 0 K: 1 S: 5	H: 2 LOB: 1 BB: 1 P: 9	R: 0 E: 0 K: 1 S: 6	H: 1 LOB: 1 BB: 0 P: 6	R: 1 E: 1 K: 1 S: 7	H: 1 LOB: 1 BB: 0 P: 7	R: 0 E: 0 K: 0 S: 3	H: 0 LOB: 0 BB: 0 P: 3	1B: 10 2B: 0 3B: 0 HR: 0	SF: 1 SAC: 0 DP: 1 HBP: 0	WP: 0 PB: 0 SB: 0 CS: 0	PA: 40
PITCHER Fritz Peterson, L ERA: 3.5 (1, 1)	IP: 9.0 WLS: W BF: 40 H: 10 R: 4 ER: 1 SO: 5 BB: 2 IBB: 0 HBP: 0 BLK: 0 WP: 0 HR: 0 S: 48 P: 56 ERA: 1.00 WHIP: 1.333															PITCHER				

Batter	1	2	3	4	5	6	7	8	9	AB	R	H	RBI	BB	SO	LOB	BOTTOM			
Horace Clarke, S OBP: 0.348, SLG: 0.323 (1, 4)	F6		1B 1B 1B	4-3		6-3		4-3		5	1	1	0	0	0	0	Baltimore Orioles @ New York Yankees Yankee Stadium, Bronx, NY Mon May 18 1970, 7:05 PM EDT Att: 10,061 - Unknown			
Bobby Murcer, L OBP: 0.390, SLG: 0.391 (1, 8)	F2		1B 1B	K			1B 2B BB	2B		4	2	2	0	1	1	0				
Roy White, S OBP: 0.436, SLG: 0.500 (1, 7)	F3		1B 1B		1B 1B		2B 1B	K		5	3	3	0	0	1	1				
Danny Cater, R OBP: 0.325, SLG: 0.450 (4, 3)		K	WP 1B 1B		1B 1B		1B 2B	6-3		5	1	3	3	0	1	1				
Ron Woods, R OBP: 0.333, SLG: 0.509 (3, PH)			1-3 2-H 3-H				1-3 2-H			1	0	0	0	0	1	0				
Curt Blefary, L OBP: 0.303, SLG: 0.217 (4, 9)		K						F4		2	1	0	0	1	1	4				
Jim Lyttle, L (8, 9)			1B SF8 IBB							0	0	0	0	0	0	0				
Thurman Munson, R OBP: 0.413, SLG: 0.333 (1, 2)		F7					1B IBB			3	0	2	3	1	0	0				
John Ellis, R OBP: 0.204, SLG: 0.095 (4, 5)			K							1	0	0	1	0	1	0				
Jerry Kenney, L OBP: 0.274, SLG: 0.279 (4, 5)										2	0	0	0	0	1	4				
Gene Michael, S OBP: 0.338, SLG: 0.301 (1, 6)										3	1	1	1	1	0	1				
Fritz Peterson, S OBP: 0.304, SLG: 0.565 (1, 1)										4	1	1	2	0	0	3				
Inning Stats	R: 0 E: 0 K: 0 S: 3	H: 0 LOB: 0 BB: 0 P: 3	R: 0 E: 0 K: 2 S: 7	H: 0 LOB: 0 BB: 0 P: 7	R: 7 E: 0 K: 1 S: 11	H: 6 LOB: 1 BB: 2 P: 19	R: 0 E: 0 K: 1 S: 5	H: 0 LOB: 0 BB: 0 P: 5	R: 1 E: 0 K: 1 S: 7	H: 3 LOB: 1 BB: 0 P: 7	R: 0 E: 0 K: 0 S: 3	H: 0 LOB: 0 BB: 0 P: 3	R: 2 E: 0 K: 1 S: 8	H: 3 LOB: 3 BB: 2 P: 16	R: 0 E: 0 K: 1 S: 6	H: 1 LOB: 1 BB: 0 P: 6	1B: 10 2B: 2 3B: 0 HR: 1	SF: 1 SAC: 0 DP: 0 HBP: 0	WP: 1 PB: 0 SB: 0 CS: 0	PA: 40
PITCHER Mike Cuellar, L ERA: 5.2 (1, 1)	IP: 2.1 WLS: L BF: 13 H: 5 R: 6 ER: 6 SO: 3 BB: 1 IBB: 0 HBP: 0 BLK: 0 WP: 1 HR: 1 S: 18 P: 22 ERA: 23.14 WHIP: 2.571															PITCHER				
Dave Leonard, R ERA: 11.12 (3, 1)	IP: 0.2 WLS: L BF: 4 H: 1 R: 1 ER: 1 SO: 0 BB: 0 IBB: 0 HBP: 0 BLK: 0 WP: 0 HR: 0 S: 3 P: 7 ERA: 13.50 WHIP: 1.500															PITCHER				
Marcelino Lopez, L ERA: 2.77 (4, 1)	IP: 4.0 WLS: L BF: 19 H: 6 R: 3 ER: 3 SO: 3 BB: 1 IBB: 1 HBP: 0 BLK: 0 WP: 0 HR: 0 S: 23 P: 31 ERA: 6.75 WHIP: 1.750															PITCHER				
Jim Hardin, R ERA: 4.79 (8, 1)	IP: 1.0 WLS: L BF: 4 H: 1 R: 0 ER: 0 SO: 1 BB: 0 IBB: 0 HBP: 0 BLK: 0 WP: 0 HR: 0 S: 6 P: 6 ERA: 0.00 WHIP: 1.000															PITCHER				



Batter	1	2	3	4	5	6	7	8	9	AB	R	H	RBI	BB	SO	LOB	TOP					
Merv Rettenmund, R OBP: 0.350, SLG: 0.500	L8		F4		F8		F4		5-3	5	0	0	0	0	0	1						
Mark Belanger, R OBP: 0.295, SLG: 0.263	F6		2B		F3		K		F4	5	1	1	0	0	1	0						
Frank Robinson, R OBP: 0.469, SLG: 0.667							5-3			4	1	3	2	0	0	0						
Boog Powell, L OBP: 0.413, SLG: 0.613	F8		K							4	1	2	2	0	1	2						
Paul Blair, R OBP: 0.331, SLG: 0.426		L5	K							4	1	1	0	0	2	2						
Brooks Robinson, R OBP: 0.347, SLG: 0.504		F2			4-3					3	0	0	0	1	0	0						
Davey Johnson, R OBP: 0.413, SLG: 0.496					K					3	0	1	1	1	1	0						
Clay Dalrymple, L OBP: 0.300, SLG: 0.364			K		G3					4	0	0	0	0	1	3						
Jim Palmer, R OBP: 0.207, SLG: 0.179							5-3			4	1	1	0	0	1	2						
Inning Stats	R: 0 E: 0 K: 0 S: 4	H: 1 LOB: 1 BB: 4 P: 4	R: 0 E: 0 K: 1 S: 5	H: 0 LOB: 1 BB: 1 P: 9	R: 2 E: 0 K: 2 S: 10	H: 3 LOB: 1 BB: 0 P: 10	R: 0 E: 0 K: 1 S: 5	H: 0 LOB: 0 BB: 0 P: 5	R: 0 E: 0 K: 0 S: 3	H: 0 LOB: 0 BB: 0 P: 3	R: 2 E: 0 K: 0 S: 6	H: 3 LOB: 2 BB: 1 P: 10	R: 1 E: 0 K: 2 S: 9	H: 2 LOB: 1 BB: 0 P: 9	R: 0 E: 0 K: 0 S: 3	H: 0 LOB: 0 BB: 0 P: 3	R: 0 E: 0 K: 1 S: 5	H: 0 LOB: 0 BB: 0 P: 5	1B: 5 2B: 3 3B: 0 HR: 1	SF: 0 SAC: 0 DP: 0 HBP: 0	WP: 0 PB: 0 SB: 0 CS: 0	PA: 38
PITCHER	IP	WLS	BF	H	R	ER	SO	BB	IBB	HBP	BLK	WP	HR	S	P	ERA	WHIP					
John Cumberland, L ERA: 3.0	6.0	L	27	7	4	4	4	1	1	0	0	0	1	33	41	6.00	1.333					
Gary Waslewski, R ERA: 5.05	2.0		8	2	1	1	2	0	0	0	0	0	0	12	12	4.50	1.000					
Ron Klimkowski, R ERA: 2.93	1.0		3	0	0	0	1	0	0	0	0	0	0	5	5	0.00	0.000					

Baltimore Orioles @ New York Yankees
Yankee Stadium, Bronx, NY
Tue May 19 1970, 7:05 PM EDT
Att: 14,147 - Unknown

AB 36
R 5
H 9
RBI 5
BB 2
SO 7
LOB 10





Batter	1	2	3	4	5	6	7	8	9	AB	R	H	RBI	BB	SO	LOB	BOTTOM					
Horace Clarke, S OBP: 0.346, SLG: 0.327	G3		K							4	0	1	0	0	2	0						
Jerry Kenney, L OBP: 0.273, SLG: 0.271	K		K							3	0	0	0	1	2	1						
Bobby Murcer, L OBP: 0.393, SLG: 0.397										3	1	1	0	1	0	1						
Roy White, S OBP: 0.431, SLG: 0.493	G3									4	0	1	1	0	0	2						
Danny Cater, R OBP: 0.321, SLG: 0.444	F7									2	0	0	0	0	0	3						
Pete Ward, L OBP: 0.250, SLG: 0.333										2	0	0	0	0	1	0						
Thurman Munson, R OBP: 0.408, SLG: 0.340										4	0	1	0	0	0	1						
Curt Blefary, L OBP: 0.301, SLG: 0.211										3	0	0	0	1	0	2						
Gene Michael, S OBP: 0.331, SLG: 0.294										3	0	0	0	0	1	1						
John Cumberland, R OBP: 0.111, SLG: 0.111										2	0	0	0	0	1	0						
Gary Waslewski, R										0	0	0	0	0	0	0						
Frank Tepedino, L OBP: 0.250, SLG: 0.333										1	0	0	0	0	0	0						
Ron Klimkowski, R										0	0	0	0	0	0	0						
Inning Stats	R: 0 E: 0 K: 1 S: 6	H: 1 LOB: 2 BB: 1 P: 10	R: 0 E: 0 K: 0 S: 3	H: 0 LOB: 0 BB: 0 P: 3	R: 0 E: 0 K: 2 S: 7	H: 0 LOB: 0 BB: 0 P: 7	R: 1 E: 0 K: 0 S: 5	H: 2 LOB: 1 BB: 0 P: 5	R: 0 E: 0 K: 2 S: 7	H: 0 LOB: 0 BB: 0 P: 7	R: 0 E: 0 K: 0 S: 3	H: 0 LOB: 0 BB: 0 P: 3	R: 0 E: 0 K: 1 S: 5	H: 0 LOB: 1 BB: 1 P: 9	R: 0 E: 0 K: 1 S: 5	H: 0 LOB: 1 BB: 1 P: 9	R: 0 E: 0 K: 1 S: 4	H: 1 LOB: 1 BB: 0 P: 4	1B: 1 2B: 3 3B: 0 HR: 0	SF: 0 SAC: 0 DP: 0 HBP: 0	WP: 0 PB: 0 SB: 0 CS: 0	PA: 34
PITCHER	IP	WLS	BF	H	R	ER	SO	BB	IBB	HBP	BLK	WP	HR	S	P	ERA	WHIP					
Jim Palmer, R ERA: 2.69	9.0	W	34	4	1	1	7	3	0	0	0	0	0	45	57	1.00	0.778					

Baltimore Orioles @ New York Yankees
Yankee Stadium, Bronx, NY
Tue May 19 1970, 7:05 PM EDT
Att: 14,147 - Unknown

AB 31
R 1
H 4
RBI 1
BB 3
SO 7
LOB 11



Batter	1	2	3	4	5	6	7	8	9	AB	R	H	RBI	BB	SO	LOB	TOP		
Don Buford, S (1,7) OBP: 0.353, SLG: 0.388	0-0 6-3			0-0 4-3		0-0 6-3			0-3 K	4	0	0	0	0	1	0	<p>Baltimore Orioles @ Detroit Tigers Tiger Stadium, Detroit, MI Wed May 20 1970, 7:05 PM EDT Att: 17,586 - Unknown</p> <p>livebaseballscorecards.com</p> <p>AB 30 R 0 H 3 RBI 0 BB 0 SO 9 LOB 6</p> 		
Mark Belanger, R (1,6) OBP: 0.285, SLG: 0.255	0-0 F2			0-0 F4		0-0 F7			0-3 K	4	0	0	0	0	1	0			
Frank Robinson, R (1,9) OBP: 0.455, SLG: 0.644	0-0 L7			0-3 K					0-0 F8	4	0	0	0	0	1	0			
Boog Powell, L (1,3)		0-3 K			0-0 1B				0-0 1B	3	0	2	0	0	1	0			
Paul Blair, R (1,8) OBP: 0.325, SLG: 0.417	0-0 5-3			0-0 K					0-0 F8	3	0	0	0	0	1	2			
Brooks Robinson, R (1,5) OBP: 0.340, SLG: 0.493	0-0 F3			0-0 L9					0-0 F4	3	0	0	0	0	0	2			
Davey Johnson, R (1,4) OBP: 0.411, SLG: 0.492			0-3 K		0-0 1-2				0-0 F8	3	0	1	0	0	1	0			
Andy Etchebarren, R (1,2) OBP: 0.268, SLG: 0.286			0-3 K		0-0 1-3				0-3 K	3	0	0	0	0	2	2			
Tom Phoebus, R (1,1) OBP: 0.190, SLG: 0.190			0-3 K			0-0 F3			0-0 F6	2	0	0	0	0	1	0			
Curt Motton, R (8, PH) OBP: 0.308, SLG: 0.182										1	0	0	0	0	0	0			
Pete Richert, L (8, 1)										0	0	0	0	0	0	0			
Inning Stats	R: 0 E: 0 K: 0 S: 3	H: 0 LOB: 0 BB: 0 P: 3	R: 0 E: 0 K: 1 S: 5	H: 0 LOB: 0 BB: 0 P: 5	R: 0 E: 0 K: 3 S: 9	H: 0 LOB: 0 BB: 0 P: 9	R: 0 E: 0 K: 1 S: 5	H: 2 LOB: 2 BB: 0 P: 5	R: 0 E: 0 K: 0 S: 3	H: 0 LOB: 0 BB: 0 P: 3	R: 0 E: 0 K: 0 S: 4	H: 1 LOB: 1 BB: 0 P: 4	R: 0 E: 0 K: 1 S: 5	H: 0 LOB: 0 BB: 0 P: 5	R: 0 E: 0 K: 2 S: 7	H: 0 LOB: 0 BB: 0 P: 7	1B: 3 2B: 0 3B: 0 HR: 0	SF: 0 SAC: 0 DP: 0 HBP: 0	WP: 0 PA: 30 PB: 0 SB: 0 CS: 0
PITCHER Mickey Lolich, L (1,1) ERA: 2.9	IP: 9.0 WLS: W BF: 30 H: 3 R: 0 ER: 0 SO: 9 BB: 0 IBB: 0 HBP: 0 BLK: 0 WP: 0 HR: 0 S: 48 P: 48 ERA: 0.00 WHIP: 0.333															PITCHER Mickey Lolich, L (1,1) ERA: 2.9			

Batter	1	2	3	4	5	6	7	8	9	AB	R	H	RBI	BB	SO	LOB	BOTTOM		
Dick McAuliffe, L (1,4) OBP: 0.419, SLG: 0.403	0-0 3-1		4-0 S BB			4-0 SH1-4 1B BB	4-0 FC6 IBB			1	1	0	0	3	0	0	<p>Baltimore Orioles @ Detroit Tigers Tiger Stadium, Detroit, MI Wed May 20 1970, 7:05 PM EDT Att: 17,586 - Unknown</p> <p>livebaseballscorecards.com</p> <p>AB 29 R 4 H 5 RBI 4 BB 4 SO 7 LOB 14</p> 		
Cesar Gutierrez, R (1,6) OBP: 0.314, SLG: 0.351	0-0 BB 1B		0-3 K 1-2			0-0 SH1-4 1-2	0-0 FC6 1-2			3	0	1	0	0	1	3			
Al Kaline, R (1,9) OBP: 0.418, SLG: 0.528	4-0 1-2 BB		0-0 L4-3			0-0 4-3 2-H 1B	0-0 FC1-6 1B			3	1	2	1	1	0	1			
Norm Cash, L (1,3) OBP: 0.333, SLG: 0.457	0-0 F8				0-0 F8				0-0 FC1-6 FC5-4	3	0	0	0	0	0	3			
Mickey Stanley, R (8, PH) OBP: 0.325, SLG: 0.352	0-0 F8					0-0 4-3 2-3	0-0 FC1-6 FC5-4		0-0 FC5-4 1-2	1	0	0	0	0	0	1			
Willie Horton, R (1,7) OBP: 0.373, SLG: 0.464	0-3 K				0-0 F7				0-0 FC5-4 1-2 HR	4	1	1	1	0	1	3			
Dalton Jones, L (9, 3) OBP: 0.327, SLG: 0.357					0-0 F7				0-0 FC5-4 1-2 HR	0	0	0	0	0	0	0			
Jim Northrup, L (1,8) OBP: 0.412, SLG: 0.500		0-0 F8		0-0 F8		0-0 F7			0-0 HR	4	1	1	2	0	0	1			
Bill Freehan, R (1,2) OBP: 0.341, SLG: 0.432	0-0 F4				0-0 1-3				0-3 K	4	0	0	0	0	1	0			
Don Wert, R (1,5) OBP: 0.306, SLG: 0.231	0-3 K				0-3 K				0-0 5-3	3	0	0	0	0	2	1			
Mickey Lolich, S (1,1) OBP: 0.219, SLG: 0.107			0-3 K		0-0 5-3				0-3 K	3	0	0	0	0	2	1			
Inning Stats	R: 0 E: 0 K: 1 S: 6	H: 1 LOB: 2 BB: 1 P: 10	R: 0 E: 0 K: 1 S: 5	H: 0 LOB: 0 BB: 0 P: 5	R: 0 E: 0 K: 2 S: 7	H: 0 LOB: 1 BB: 1 P: 11	R: 0 E: 0 K: 0 S: 3	H: 0 LOB: 0 BB: 0 P: 3	R: 0 E: 0 K: 1 S: 5	H: 0 LOB: 0 BB: 0 P: 5	R: 2 E: 0 K: 0 S: 5	H: 2 LOB: 1 BB: 1 P: 9	R: 0 E: 1 K: 1 S: 6	H: 0 LOB: 2 BB: 1 P: 10	R: 2 E: 0 K: 1 S: 7	H: 2 LOB: 0 BB: 0 P: 7	1B: 4 2B: 0 3B: 0 HR: 1	SF: 0 SAC: 1 DP: 0 HBP: 0	WP: 0 PA: 34 PB: 0 SB: 1 CS: 0
PITCHER Tom Phoebus, R (1,1) ERA: 1.99	IP: 7.0 WLS: L BF: 29 H: 3 R: 2 ER: 2 SO: 6 BB: 3 IBB: 1 HBP: 0 BLK: 0 WP: 0 HR: 0 S: 37 P: 53 ERA: 2.57 WHIP: 0.857															PITCHER Pete Richert, L (8, 1) ERA: 1.35			

Batter	1	2	3	4	5	6	7	8	9	AB	R	H	RBI	BB	SO	LOB	TOP				
Merv Rettenmund, R (1, 7) OBP: 0.378, SLG: 0.575										4	1	2	2	1	0	3					
Mark Belanger, R (1, 6) OBP: 0.285, SLG: 0.255										4	0	1	0	0	1	2					
Chico Salmon, R (9, PH) OBP: 0.462, SLG: 0.636										1	0	0	0	0	1	2					
Frank Robinson, R (1, 9) OBP: 0.453, SLG: 0.634										5	0	2	0	0	0	3					
Boog Powell, L (1, 3) OBP: 0.408, SLG: 0.595										4	0	0	0	0	1	4					
Paul Blair, R (1, 8) OBP: 0.323, SLG: 0.434										4	1	1	1	0	0	2					
Brooks Robinson, R (1, 5) OBP: 0.344, SLG: 0.490										3	1	1	0	1	0	0					
Davey Johnson, R (1, 4) OBP: 0.414, SLG: 0.492										4	1	2	0	0	0	1					
Andy Etchebarren, R (1, 2) OBP: 0.254, SLG: 0.269										3	0	0	0	0	1	2					
Eliot Hendricks, L (9, PH) OBP: 0.319, SLG: 0.422										0	0	0	0	0	1	0					
Dave McNally, R (1, 1) OBP: 0.222, SLG: 0.209										1	0	0	0	0	1	0					
Dave Leonard, R (7, 1)										0	0	0	0	0	0	0					
Don Buford, S (9, PH) OBP: 0.320, SLG: 0.385										0	0	0	0	0	0	0					
Eddie Watt, R (8, 1) OBP: 0.325, SLG: 0.339										0	0	0	0	0	0	0					
Terry Crowley, L (9, PH) OBP: 0.252, SLG: 0.291										0	0	0	0	0	0	0					
Curt Motton, R (9, PH) OBP: 0.207, SLG: 0.182										0	0	0	1	1	0	0					
Inning Stats	R: 0 E: 0 K: 1 S: 4	H: 0 LOB: 0 BB: 1 P: 8	R: 0 E: 0 K: 1 S: 5	H: 0 LOB: 0 BB: 0 P: 5	R: 0 E: 0 K: 0 S: 3	H: 1 LOB: 1 BB: 1 P: 7	R: 0 E: 0 K: 0 S: 3	H: 0 LOB: 0 BB: 0 P: 3	R: 0 E: 0 K: 1 S: 5	H: 0 LOB: 1 BB: 1 P: 9	R: 0 E: 0 K: 0 S: 6	H: 3 LOB: 2 BB: 0 P: 6	R: 0 E: 0 K: 0 S: 3	H: 0 LOB: 0 BB: 0 P: 3	R: 0 E: 0 K: 0 S: 5	H: 2 LOB: 2 BB: 0 P: 5	R: 3 E: 0 K: 1 S: 8	H: 3 LOB: 2 BB: 2 P: 16	1B: 7 2B: 0 3B: 0 HR: 2	SF: 0 SAC: 0 DP: 2 HBP: 0	WP: 1 PA: 39 PB: 0 SB: 0 CS: 0
PITCHER	IP WLS BF H R ER SO BB IBB HBP BLK WP HR S P ERA WHIP																				
Les Cain, L (1, 1) ERA: 4.66	8.0 W 34 9 4 4 3 3 0 0 0 0 2 37 49 4.50 1.500																				
Norm McRae, R (9, 1) ERA: 2.57	0.0 1 0 0 0 0 1 0 0 0 1 0 0 4 ∞ ∞																				
John Hiller, L (9, 1) ERA: 2.6	1.0 S 4 0 0 0 1 1 0 0 0 0 0 5 9 0.00 1.000																				

Baltimore Orioles @ Detroit Tigers
Tiger Stadium, Detroit, MI
Thu May 21 1970, 7:05 PM EDT
Unknown

AB 34
R 4
H 9
RBI 4
BB 5
SO 4
LOB 19

Batter	1	2	3	4	5	6	7	8	9	AB	R	H	RBI	BB	SO	LOB	BOTTOM		
Mickey Stanley, R (1, 8) OBP: 0.354, SLG: 0.378										3	2	2	0	2	0	0			
Dick McAuliffe, L (1, 4) OBP: 0.415, SLG: 0.394										3	0	0	0	1	0	3			
Al Kaline, R (1, 3) OBP: 0.411, SLG: 0.523										5	0	1	0	0	3	4			
Willie Horton, R (1, 7) OBP: 0.390, SLG: 0.484										3	1	3	1	1	0	0			
Jim Northrup, L (1, 9) OBP: 0.407, SLG: 0.490										4	1	1	1	0	0	4			
Bill Freehan, R (1, 2) OBP: 0.353, SLG: 0.461										4	1	3	1	0	1	0			
Don Wert, R (1, 5) OBP: 0.318, SLG: 0.304										4	1	2	2	0	0	1			
Cesar Gutierrez, R (1, 6) OBP: 0.311, SLG: 0.340										3	0	0	0	1	0	1			
Les Cain, L (1, 1) OBP: 0.083, SLG: 0.083										4	0	0	0	0	1	4			
Norm McRae, R (9, 1)										0	0	0	0	0	0	0			
John Hiller, R (9, 1)										0	0	0	0	0	0	0			
Inning Stats	R: 0 E: 0 K: 1 S: 7	H: 2 LOB: 2 BB: 0 P: 7	R: 0 E: 0 K: 1 S: 6	H: 1 LOB: 0 BB: 0 P: 6	R: 1 E: 0 K: 0 S: 5	H: 2 LOB: 1 BB: 0 P: 5	R: 0 E: 0 K: 1 S: 5	H: 0 LOB: 0 BB: 0 P: 5	R: 0 E: 0 K: 0 S: 5	H: 0 LOB: 1 BB: 1 P: 9	R: 0 E: 0 K: 0 S: 5	H: 3 LOB: 3 BB: 1 P: 9	R: 5 E: 1 K: 1 S: 8	H: 3 LOB: 2 BB: 2 P: 16	R: 0 E: 0 K: 0 S: 3	H: 1 LOB: 2 BB: 1 P: 7	1B: 6 2B: 6 3B: 0 HR: 1	SF: 0 SAC: 1 DP: 1 HBP: 0	WP: 0 PA: 39 PB: 0 SB: 0 CS: 0
PITCHER	IP WLS BF H R ER SO BB IBB HBP BLK WP HR S P ERA WHIP																		
Dave McNally, L (1, 1) ERA: 3.93	6.2 L 33 10 5 5 5 2 2 0 0 0 0 39 55 6.75 1.800																		
Dave Leonard, R (7, 1) ERA: 12.0	0.1 2 1 1 1 0 0 0 0 0 0 1 2 2 27.00 3.000																		
Eddie Watt, R (8, 1) ERA: 1.13	1.0 4 1 0 0 0 1 0 0 0 0 0 3 7 0.00 2.000																		


Baltimore Orioles @ Detroit Tigers
Tiger Stadium, Detroit, MI
Thu May 21 1970, 7:05 PM EDT
Unknown

AB 33
R 6
H 12
RBI 5
BB 5
SO 5
LOB 17

Batter	1	2	3	4	5	6	7	8	9	AB	R	H	RBI	BB	SO	LOB	TOP										
Don Buford, S OBP: 0.352, SLG: 0.380	F9		HBP		F8			BB	F7	4	0	1	0	0	0	0											
Chico Salmon, R OBP: 0.389, SLG: 0.500	K		G6-4-3					K	F8	5	0	1	0	0	2	3											
Mark Belanger, R OBP: 0.288, SLG: 0.255			G6-4-3					K		0	0	0	0	0	0	0											
Terry Crowley, L OBP: 0.367, SLG: 0.375	1B							BB		1	0	0	0	2	0	1											
Frank Robinson, R OBP: 0.457, SLG: 0.634								BB		0	0	0	0	1	0	0											
Pete Richert, L OBP: 0.333, SLG: 0.333	BB							BB		0	0	0	0	0	0	0											
Eddie Watt, R OBP: 0.333, SLG: 0.333								BB		0	0	0	0	0	0	0											
Boog Powell, L OBP: 0.410, SLG: 0.594	1B							SF8		2	0	1	1	1	0	1											
Paul Blair, R OBP: 0.327, SLG: 0.428	K							BB		2	0	0	0	2	1	3											
Brooks Robinson, R OBP: 0.335, SLG: 0.476		5-3						F8	F7	4	0	0	0	0	1	5											
Davey Johnson, R OBP: 0.409, SLG: 0.481		6-3						1-3	FC3-6	3	0	0	0	1	0	2											
Eliud Hendricks, L OBP: 0.301, SLG: 0.397	K							F9	FC3-6	4	1	0	0	0	1	1											
Mike Cuellar, L OBP: 0.087, SLG: 0.217			K							2	0	0	0	0	1	0											
Dave May, L OBP: 0.357, SLG: 0.417										0	0	0	0	0	0	0											
Merv Rettenmund, R OBP: 0.404, SLG: 0.667								BB	HR	2	2	2	2	0	0	0											
Inning Stats	R: 0 E: 0 K: 2 S: 8	H: 1 LOB: 2 BB: 1 P: 12	R: 0 E: 0 K: 1 S: 5	H: 0 LOB: 0 BB: 0 P: 5	R: 0 E: 0 K: 1 S: 4	H: 0 LOB: 0 BB: 0 P: 5	R: 0 E: 0 K: 1 S: 5	H: 0 LOB: 2 BB: 0 P: 13	R: 0 E: 0 K: 0 S: 3	H: 1 LOB: 1 BB: 1 P: 7	R: 0 E: 0 K: 0 S: 3	H: 0 LOB: 0 BB: 0 P: 3	R: 1 E: 0 K: 1 S: 7	H: 2 LOB: 2 BB: 2 P: 15	R: 2 E: 0 K: 0 S: 4	H: 1 LOB: 0 BB: 1 P: 8	1B: 4 2B: 0 3B: 0 HR: 1	SF: 1 SAC: 0 DP: 2 HBP: 1	WP: 0 PB: 0 SB: 1 CS: 0	PA: 38							
PITCHER	IP	WLS	BF	H	R	ER	SO	BB	IBB	HBP	BLK	WP	HR	S	P	ERA	WHIP										
Earl Wilson, R ERA: 4.3	7.0		26	2	0	0	5	4	0	1	0	0	0	31	48	0.00	0.857										
John Hiller, L ERA: 3.99	1.1	L	10	3	3	3	1	3	0	0	0	0	1	9	21	20.25	4.500										
Dennis Saunders, R ERA:	0.2		2	0	0	0	0	0	0	0	0	0	0	2	2	0.00	0.000										

Baltimore Orioles @ Detroit Tigers
Tiger Stadium, Detroit, MI
Thu May 21 1970, 7:05 PM EDT
Att: 30,901 - Unknown


AB 29
R 3
H 5
RBI 3
BB 7
SO 6
LOB 16



Batter	1	2	3	4	5	6	7	8	9	AB	R	H	RBI	BB	SO	LOB	BOTTOM										
Dick McAuliffe, L OBP: 0.411, SLG: 0.389	4-3		4-3			CS		K		4	0	1	0	0	1	0											
Mickey Stanley, R OBP: 0.360, SLG: 0.410	FC4-6		K			1B		K		4	1	2	0	0	2	0											
Jim Northrup, L OBP: 0.402, SLG: 0.481	FC4-6								1-3	4	0	1	1	0	0	1											
Willie Horton, R OBP: 0.387, SLG: 0.473	F3									3	0	0	0	1	1	2											
Norm Cash, L OBP: 0.324, SLG: 0.443	L4									3	0	0	0	0	1	1											
Al Kaline, R OBP: 0.408, SLG: 0.519									L4-3	1	0	0	0	0	0	1											
Don Wert, R OBP: 0.304, SLG: 0.288	L7									3	0	0	0	0	1	1											
Cesar Gutierrez, R OBP: 0.312, SLG: 0.340	E6									3	0	1	0	0	1	0											
Jim Price, R OBP: 0.143, SLG: 0.077	K									3	0	0	0	0	1	1											
Earl Wilson, R OBP: 0.250, SLG: 0.267										2	0	0	0	0	2	0											
John Hiller, R										1	0	0	0	0	0	0											
Dennis Saunders, S ERA: 1.08										0	0	0	0	0	0	0											
Inning Stats	R: 0 E: 0 K: 0 S: 4	H: 1 LOB: 1 BB: 0 P: 4	R: 0 E: 1 K: 1 S: 6	H: 1 LOB: 1 BB: 0 P: 6	R: 0 E: 0 K: 2 S: 7	H: 0 LOB: 0 BB: 0 P: 7	R: 0 E: 1 K: 0 S: 4	H: 0 LOB: 1 BB: 0 P: 4	R: 0 E: 0 K: 2 S: 7	H: 3 LOB: 1 BB: 0 P: 9	R: 0 E: 0 K: 1 S: 5	H: 0 LOB: 0 BB: 0 P: 5	R: 0 E: 0 K: 2 S: 7	H: 0 LOB: 0 BB: 0 P: 7	R: 0 E: 0 K: 0 S: 2	H: 0 LOB: 0 BB: 1 P: 6	1B: 4 2B: 1 3B: 1 HR: 0	SF: 0 SAC: 0 DP: 1 HBP: 0	WP: 1 PB: 0 SB: 0 CS: 1	PA: 32							
PITCHER	IP	WLS	BF	H	R	ER	SO	BB	IBB	HBP	BLK	WP	HR	S	P	ERA	WHIP										
Mike Cuellar, L ERA: 4.76	7.0		26	5	1	1	8	5	1	1	0	0	0	42	42	1.29	0.714										
Pete Richert, L ERA: 1.33	1.1	W	5	0	0	0	2	1	0	0	0	0	0	8	12	0.00	0.750										
Eddie Watt, R ERA: 1.08	0.2	S	1	0	0	0	0	0	0	0	0	0	0	1	1	0.00	0.000										

Baltimore Orioles @ Detroit Tigers
Tiger Stadium, Detroit, MI
Thu May 21 1970, 7:05 PM EDT
Att: 30,901 - Unknown

AB 31
R 1
H 5
RBI 1
BB 1
SO 10
LOB 7



Batter	1	2	3	4	5	6	7	8	9	AB	R	H	RBI	BB	SO	LOB	TOP																	
Dick Schofield, S OBP: 0.311, SLG: 0.184	F8		4-3		G3					4	0	1	0	0	0	1	Boston Red Sox @ Baltimore Orioles Memorial Stadium, Baltimore, MD Fri May 22 1970, 7:05 PM EDT Att: 16,904 - Unknown																	
Reggie Smith, S OBP: 0.410, SLG: 0.511	F8		F8		G3		F5			4	0	0	0	0	0	2																		
Carl Yastrzemski, L OBP: 0.431, SLG: 0.555	F8		F6		K			6-3		4	0	0	0	0	1	0																		
Tony Conigliaro, R OBP: 0.378, SLG: 0.504		2B 1B		1B 2B						4	2	4	0	0	0	0																		
Rico Petrocelli, R OBP: 0.265, SLG: 0.400	F9			1B		G6-4-3		K		4	0	1	0	0	1	3																		
George Scott, R OBP: 0.340, SLG: 0.515		1B 2B		2B		HR		F9		4	1	3	2	0	0	1																		
Luis Alvarado, R OBP: 0.451, SLG: 0.355				K		B1-3		4-3		2	0	0	0	1	1	AB 35 R 4 H 11 RBI 3 BB 1 SO 4 LOB 12																		
Tom Matchick, L (9, PH)		1B BB								1	0	0	0	0	0																			
Jerry Moses, R OBP: 0.348, SLG: 0.440		K		6-3			F7	F8		4	0	0	0	0	1	4																		
Gary Peters, L OBP: 0.273, SLG: 0.286							F5	F8		3	1	2	1	0	0	0																		
Lee Stange, R (8, 1)										0	0	0	0	0	0	0																		
Mike Derrick, L OBP: 0.154, SLG: 0.154					G3 WP					1	0	0	0	0	0	0																		
Inning Stats	R: 0 E: 0 K: 0 S: 3	H: 0 LOB: 0 BB: 0 P: 3	R: 1 E: 0 K: 1 S: 7	H: 3 LOB: 2 BB: 1 P: 11	R: 0 E: 0 K: 0 S: 3	H: 0 LOB: 0 BB: 0 P: 3	R: 1 E: 0 K: 1 S: 7	H: 3 LOB: 1 BB: 0 P: 7	R: 1 E: 0 K: 0 S: 6	H: 1 LOB: 0 BB: 0 P: 6	R: 1 E: 0 K: 0 S: 4	H: 2 LOB: 0 BB: 0 P: 4	R: 0 E: 0 K: 0 S: 4	H: 1 LOB: 1 BB: 0 P: 4	R: 0 E: 0 K: 1 S: 6	H: 1 LOB: 1 BB: 0 P: 6	R: 0 E: 0 K: 0 S: 3	H: 0 LOB: 0 BB: 0 P: 3	1B: 8 2B: 2 3B: 0 HR: 1	SF: 0 SAC: 0 DP: 1 HBP: 0	WP: 1 PB: 0 SB: 1 CS: 0	PA: 36												
PITCHER	IP WLS BF H R ER SO BB IBB HBP BLK WP HR S P ERA WHIP	IP WLS BF H R ER SO BB IBB HBP BLK WP HR S P ERA WHIP																																
Jim Hardin, R ERA: 4.91	(1, 1)	5.0	22	8	4	4	3	1	0	0	0	0	1	0	27	31	7.20	1.800																
Dick Hall, R ERA: 2.21	(6, 1)	4.0	W	14	3	0	0	1	0	0	0	0	0	1	16	16	0.00	0.750																

Batter	1	2	3	4	5	6	7	8	9	AB	R	H	RBI	BB	SO	LOB	BOTTOM																	
Merv Rettenmund, R OBP: 0.392, SLG: 0.622		K			5-3		F7			3	1	0	0	1	1	0	Boston Red Sox @ Baltimore Orioles Memorial Stadium, Baltimore, MD Fri May 22 1970, 7:05 PM EDT Att: 16,904 - Unknown																	
Mark Belanger, R OBP: 0.297, SLG: 0.268		E1			F9		5-3			4	1	1	1	0	0	0																		
Frank Robinson, R OBP: 0.451, SLG: 0.622					F9			6-3		4	1	1	1	0	1	1																		
Dave May, L OBP: 0.357, SLG: 0.417		K								0	0	0	0	0	0	0																		
Boog Powell, L OBP: 0.418, SLG: 0.635					WP		HR	F5		4	1	3	1	0	0	0																		
Paul Blair, R OBP: 0.325, SLG: 0.423		FC6-5		5-3			F8			4	2	1	1	0	0	2																		
Brooks Robinson, R OBP: 0.333, SLG: 0.477		E9		6-3			5-3			4	1	1	1	0	0	0																		
Davey Johnson, R OBP: 0.412, SLG: 0.477		K			5-3					3	0	1	1	1	1	1																		
Andy Etchebarren, R OBP: 0.238, SLG: 0.250		L6			K		K	F9		4	0	0	0	0	2	3																		
Jim Hardin, R Dick Hall, R					4-3			6-3		2	0	0	0	0	0	0																		
Inning Stats	R: 4 E: 1 K: 1 S: 9	H: 3 LOB: 1 BB: 1 P: 13	R: 0 E: 1 K: 2 S: 8	H: 0 LOB: 1 BB: 0 P: 8	R: 0 E: 0 K: 0 S: 3	H: 1 LOB: 0 BB: 0 P: 3	R: 0 E: 0 K: 1 S: 5	H: 0 LOB: 0 BB: 0 P: 5	R: 0 E: 0 K: 0 S: 3	H: 0 LOB: 0 BB: 0 P: 3	R: 1 E: 0 K: 1 S: 6	H: 1 LOB: 1 BB: 1 P: 10	R: 0 E: 0 K: 0 S: 3	H: 0 LOB: 0 BB: 0 P: 3	R: 2 E: 0 K: 0 S: 6	H: 3 LOB: 1 BB: 0 P: 6	R: 0 E: 0 K: 0 S: 3	H: 0 LOB: 0 BB: 0 P: 3	1B: 3 2B: 3 3B: 1 HR: 1	SF: 0 SAC: 0 DP: 0 HBP: 0	WP: 1 PB: 0 SB: 1 CS: 0	PA: 35												
PITCHER	IP WLS BF H R ER SO BB IBB HBP BLK WP HR S P ERA WHIP	IP WLS BF H R ER SO BB IBB HBP BLK WP HR S P ERA WHIP																																
Gary Peters, L ERA: 5.01	(1, 1)	7.2	L	33	7	7	6	5	2	0	0	0	0	0	41	49	7.04	1.174																
Lee Stange, R ERA: 3.09	(8, 1)	0.1		2	1	0	0	0	0	0	0	0	0	2	2	0.00	3.000																	

Batter	1	2	3	4	5	6	7	8	9	AB	R	H	RBI	BB	SO	LOB	TOP					
Dick Schofield, S OBP: 0.306, SLG: 0.190 (1, 4)	F8		3-1			4-3		1B		4	0	1	0	0	0	1	Boston Red Sox @ Baltimore Orioles Memorial Stadium, Baltimore, MD Sat May 23 1970, 3:33 AM EDT Att: 11,819 - Unknown					
Reggie Smith, S OBP: 0.413, SLG: 0.511 (1, 8)	E9		L8			E1		F8		4	0	2	0	0	0	2						
Carl Yastrzemski, L OBP: 0.421, SLG: 0.538 (1, 7)	F7					F8			F5	4	0	0	0	0	0	2						
Tony Conigliaro, R OBP: 0.367, SLG: 0.489 (1, 9)	K					F9			K	4	0	0	0	0	3	2						
Rico Petrocelli, R OBP: 0.265, SLG: 0.403 (1, 5)		K							6-3	4	0	1	0	0	1	0						
George Scott, R OBP: 0.340, SLG: 0.518 (1, 3)		K								3	0	1	0	0	2	1						
Luis Alvarado, R OBP: 0.303, SLG: 0.354 (1, 6)										3	0	1	0	0	0	1						
Jerry Moses, R OBP: 0.347, SLG: 0.446 (1, 2)										3	0	1	0	0	0	0						
Ray Culp, R OBP: 0.083, SLG: 0.083 (8, PH)										2	0	0	0	0	0	1						
Mike Derrick, L OBP: 0.143, SLG: 0.143 (8, 1)										1	0	0	0	0	0	0						
Ken Brett, L (8, 1)										0	0	0	0	0	0	0						
Inning Stats	R: 0 E: 1 K: 1 S: 6	H: 1 LOB: 1 BB: 0 P: 6	R: 0 E: 0 K: 2 S: 7	H: 1 LOB: 0 BB: 0 P: 7	R: 0 E: 0 K: 0 S: 4	H: 1 LOB: 1 BB: 0 P: 4	R: 0 E: 0 K: 2 S: 8	H: 1 LOB: 1 BB: 0 P: 8	R: 0 E: 0 K: 0 S: 3	H: 0 LOB: 0 BB: 0 P: 3	R: 0 E: 1 K: 0 S: 4	H: 1 LOB: 1 BB: 0 P: 4	R: 0 E: 0 K: 0 S: 3	H: 1 LOB: 0 BB: 0 P: 3	R: 0 E: 0 K: 0 S: 4	H: 1 LOB: 1 BB: 0 P: 4	R: 0 E: 0 K: 1 S: 5	H: 0 LOB: 0 BB: 0 P: 5	1B: 4 2B: 4 3B: 0 HR: 0	SF: 0 SAC: 0 DP: 1 HBP: 0	WP: 1 PB: 0 SB: 0 CS: 1	PA: 33
PITCHER Jim Palmer, R ERA: 2.37 (1, 1)	IP: 9.0 WLS: W BF: 32 H: 7 R: 0 ER: 0 SO: 6 BB: 0 IBB: 0 HBP: 0 BLK: 0 WP: 1 HR: 0 S: 44 P: 44 ERA: 0.00 WHIP: 0.778															PITCHER						

Batter	1	2	3	4	5	6	7	8	9	AB	R	H	RBI	BB	SO	LOB	BOTTOM					
Don Buford, S OBP: 0.349, SLG: 0.371 (1, 7)	E4		L4				F7			3	1	0	0	0	0	0	Boston Red Sox @ Baltimore Orioles Memorial Stadium, Baltimore, MD Sat May 23 1970, 3:33 AM EDT Att: 11,819 - Unknown					
Mark Belanger, R OBP: 0.280, SLG: 0.261 (1, 6)	B5		5-3			F8		K		4	0	0	0	0	1	3						
Terry Crowley, L OBP: 0.364, SLG: 0.407 (6, 9)	F7		F7						6-3	3	0	1	2	0	0	1						
Merv Rettenmund, R OBP: 0.385, SLG: 0.609 (6, 9)										1	0	0	0	0	0	0						
Boog Powell, L OBP: 0.420, SLG: 0.626 (1, 3)										2	0	0	0	2	1	0						
Paul Blair, R OBP: 0.329, SLG: 0.441 (1, 8)										3	1	1	1	1	0	4						
Brooks Robinson, R OBP: 0.331, SLG: 0.471 (1, 5)										4	0	1	0	0	0	1						
Davey Johnson, R OBP: 0.408, SLG: 0.467 (1, 4)										3	0	0	0	1	1	1						
Eliot Hendricks, L OBP: 0.312, SLG: 0.403 (1, 2)										4	1	2	0	0	0	2						
Jim Palmer, R OBP: 0.194, SLG: 0.167 (1, 1)										2	0	0	0	0	1	1						
Inning Stats	R: 0 E: 1 K: 0 S: 4	H: 0 LOB: 2 BB: 1 P: 8	R: 0 E: 0 K: 1 S: 6	H: 1 LOB: 1 BB: 0 P: 6	R: 0 E: 0 K: 0 S: 3	H: 0 LOB: 0 BB: 0 P: 3	R: 0 E: 0 K: 1 S: 5	H: 0 LOB: 1 BB: 1 P: 9	R: 2 E: 0 K: 0 S: 5	H: 2 LOB: 2 BB: 1 P: 10	R: 0 E: 0 K: 0 S: 3	H: 0 LOB: 0 BB: 0 P: 3	R: 0 E: 0 K: 2 S: 7	H: 0 LOB: 0 BB: 0 P: 7	R: 1 E: 0 K: 0 S: 5	H: 2 LOB: 2 BB: 1 P: 9	R: 0 E: 0 K: 0 S: 5	H: 0 LOB: 0 BB: 0 P: 9	1B: 3 2B: 1 3B: 0 HR: 1	SF: 0 SAC: 1 DP: 0 HBP: 1	WP: 0 PB: 0 SB: 1 CS: 0	PA: 35
PITCHER Ray Culp, R ERA: 2.41 Ken Brett, L ERA: 4.26 (8, 1)	IP: 7.0 WLS: L BF: 29 H: 3 R: 2 ER: 2 SO: 4 BB: 2 IBB: 1 HBP: 1 BLK: 0 WP: 0 HR: 0 S: 33 P: 46 ERA: 2.57 WHIP: 0.714															PITCHER						



Batter	1	2	3	4	5	6	7	8	9	10	AB	R	H	RBI	BB	SO	LOB	TOP	
Dick Schofield, S (1.4) OBP: 0.283, SLG: 0.174	6-3		K		K			F3			4	0	0	0	0	2	0	Boston Red Sox @ Baltimore Orioles Memorial Stadium, Baltimore, MD Sun May 24 1970, 3:33 AM EDT Unknown	
Reggie Smith, S (1.8) OBP: 0.402, SLG: 0.497	F9		5-3					F6		6-3	4	0	0	0	0	0			
Carl Yastrzemski, L (1.7) OBP: 0.423, SLG: 0.530	FC5-4 BB				G5-4-3 BB			K		4-3	2	0	0	0	2	1	0		
Tony Conigliaro, R (1.9) OBP: 0.354, SLG: 0.478	FC5-4				G5-4-3			5-3			3	0	0	0	1	0	2		
Rico Petrocelli, R (1.5)		4-3						F4			4	0	1	0	0	0	1		
George Scott, R (1.3) OBP: 0.344, SLG: 0.535								6-3			3	1	1	1	1	1	0		
Luis Alvarado, R (1.6) OBP: 0.293, SLG: 0.342								6-3			4	0	0	0	0	1	2		
Jerry Moses, R (1.2) OBP: 0.336, SLG: 0.431								F3			4	0	0	0	0	0	0		
Mike Nagy, R (1.1) OBP: 0.250, SLG: 0.250								1-3			3	0	0	0	0	0	0		
Vicente Romo, R (8.1)											0	0	0	0	0	0	0		
Sparky Lyle, L (9.1)											0	0	0	0	0	0	0		
Inning Stats	R: 0 E: 0 K: 0 S: 3	H: 0 LOB: 1 BB: 1 P: 7	R: 1 E: 0 K: 0 S: 4	H: 1 LOB: 0 BB: 0 P: 4	R: 0 E: 0 K: 1 S: 5	H: 0 LOB: 0 BB: 0 P: 5	R: 0 E: 0 K: 1 S: 5	H: 1 LOB: 2 BB: 2 P: 13	R: 0 E: 0 K: 1 S: 5	H: 0 LOB: 0 BB: 0 P: 5	R: 0 E: 0 K: 0 S: 3	H: 0 LOB: 0 BB: 0 P: 3	R: 0 E: 0 K: 0 S: 3	H: 0 LOB: 1 BB: 1 P: 7	R: 0 E: 0 K: 1 S: 5	H: 0 LOB: 0 BB: 0 P: 5	1B: 1 2B: 0 3B: 0 HR: 1	SF: 0 SAC: 0 DP: 1 HBP: 0	WP: 0 PA: 35 PB: 0 SB: 0 CS: 0
PITCHER	IP 9.0	WLS 7	BF 32	H 2	R 1	ER 1	SO 4	BB 4	IBB 0	HBP 0	BLK 0	WP 0	HR 1	S 36	P 52	ERA 1.00	WHIP 0.667		
Mike Cuellar, L (1.1) ERA: 4.29																			
Eddie Watt, R (10.1) ERA: 1.02																			

AB	31
R	1
H	2
RBI	1
BB	4
SO	5
LOB	5



Batter	1	2	3	4	5	6	7	8	9	10	AB	R	H	RBI	BB	SO	LOB	BOTTOM			
Don Buford, S (1.7) OBP: 0.351, SLG: 0.367	1B BB		F6		FC5-4 1B			F8		FC1-5 BB 1B	4	0	1	0	1	0	2	Boston Red Sox @ Baltimore Orioles Memorial Stadium, Baltimore, MD Sun May 24 1970, 3:33 AM EDT Unknown			
Mark Belanger, R (1.6) OBP: 0.273, SLG: 0.255	F3		6-3		FC5-4			F3			4	0	0	0	0	0	2				
Curt Milton, R (9. PH) OBP: 0.400, SLG: 0.250											1	0	1	1	0	0	0				
Eddie Watt, R (10.1) OBP: 0.333, SLG: 0.333											0	0	0	0	0	0	0				
Terry Crowley, L (1.9) OBP: 0.378, SLG: 0.452											4	0	2	0	0	0	1				
Merv Rettenmund, R (9. PH) OBP: 0.396, SLG: 0.609											0	0	0	0	1	0	0				
Boog Powell, L (1.3) OBP: 0.425, SLG: 0.622	F8										4	0	2	0	1	1	5				
Paul Blair, R (1.8) OBP: 0.326, SLG: 0.429	FC5-4										4	0	0	0	1	1	7				
Brooks Robinson, R (1.5) OBP: 0.333, SLG: 0.484											4	1	1	1	0	0	3				
Davey Johnson, R (1.4) OBP: 0.410, SLG: 0.460											2	0	0	0	2	0	4				
Eliud Hendricks, L (1.2) OBP: 0.309, SLG: 0.387											3	0	0	0	1	0	5				
Mike Cuellar, L (1.1) OBP: 0.077, SLG: 0.192											3	0	0	0	0	2	1				
Dave May, L (9. PH) OBP: 0.400, SLG: 0.417											0	1	0	0	1	0	0				
Chico Salmon, R (10.6) OBP: 0.389, SLG: 0.500											0	0	0	0	0	0	0				
Inning Stats	R: 0 E: 0 K: 0 S: 4	H: 1 LOB: 2 BB: 1 P: 8	R: 0 E: 0 K: 1 S: 5	H: 0 LOB: 1 BB: 1 P: 9	R: 0 E: 0 K: 0 S: 3	H: 0 LOB: 0 BB: 0 P: 3	R: 0 E: 0 K: 1 S: 6	H: 1 LOB: 2 BB: 0 P: 7	R: 0 E: 0 K: 0 S: 4	H: 0 LOB: 2 BB: 2 P: 11	R: 0 E: 0 K: 0 S: 5	H: 0 LOB: 0 BB: 0 P: 5	R: 0 E: 0 K: 0 S: 4	H: 2 LOB: 2 BB: 1 P: 8	R: 1 E: 0 K: 1 S: 6	H: 1 LOB: 3 BB: 3 P: 18	R: 1 E: 0 K: 0 S: 1	H: 1 LOB: 0 BB: 0 P: 1	1B: 5 2B: 1 3B: 0 HR: 1	SF: 0 SAC: 0 DP: 0 HBP: 1	WP: 0 PA: 42 PB: 0 SB: 0 CS: 0
PITCHER	IP 7.1	WLS 5	BF 31	H 5	R 0	ER 0	SO 3	BB 4	IBB 0	HBP 1	BLK 0	WP 0	HR 0	S 32	P 49	ERA 0.00	WHIP 1.227				
Mike Nagy, R (1.1) ERA: 4.26																					
Vicente Romo, R (8.1)																					
Sparky Lyle, L (9.1) ERA: 5.19																					

AB	33
R	2
H	7
RBI	2
BB	8
SO	4
LOB	30



Batter	1	2	3	4	5	6	7	8	9	AB	R	H	RBI	BB	SO	LOB	TOP					
Tom Matchick, L (1,4) OBP: 0.188, SLG: 0.071 (9,6)	F8			E 1B HBP	4-3			3-1		4	1	1	0	0	0	0	Boston Red Sox @ Baltimore Orioles Memorial Stadium, Baltimore, MD Sun May 24 1970, 7:05 PM EDT Att: 22,681 - Unknown					
Reggie Smith, S (1,8) OBP: 0.411, SLG: 0.510	CS BB			E 1B HBP			SF9 3B	K		2	2	1	0	1	1	0						
Carl Yastrzemski, L (1,7) OBP: 0.413, SLG: 0.518	L7			E3 1B			SF9	F8		3	0	0	1	0	0	3						
Tony Conigliaro, R (1,9) OBP: 0.368, SLG: 0.475		K		E 1B			6-3		1B SH3-4 SF8 BB	3	1	1	2	1	1	0						
Rico Petrocelli, R (1,5) OBP: 0.259, SLG: 0.390	6-3			E 1B			F3		SH3-4	3	0	0	0	0	0	2						
George Scott, R (1,3) OBP: 0.342, SLG: 0.527	K			K			K		SF8	4	0	1	0	0	3	2						
Luis Alvarado, R (1,6) OBP: 0.294, SLG: 0.338 Dick Schofield, S (9, PH) OBP: 0.278, SLG: 0.174 (9,4)			G2	K			3-1 BB	SF8	1B	2	0	0	0	1	1	2						
Tom Satriano, L (1,2) OBP: 0.182, SLG: 0.053			F9		L6		3-1	K		4	0	0	0	0	1	2						
Sonny Siebert, R (1,1) OBP: 0.200, SLG: 0.222	F4			K			1-3			3	0	0	0	0	1	1						
Inning Stats	R: 0 E: 0 K: 0 S: 2	H: 0 LOB: 0 BB: 1 P: 6	R: 0 E: 0 K: 2 S: 7	H: 0 LOB: 0 BB: 0 P: 7	R: 0 E: 0 K: 2 S: 3	H: 0 LOB: 0 BB: 0 P: 3	R: 2 E: 1 K: 2 S: 10	H: 2 LOB: 2 BB: 0 P: 11	R: 0 E: 0 K: 1 S: 5	H: 0 LOB: 0 BB: 0 P: 5	R: 1 E: 0 K: 0 S: 4	H: 1 LOB: 0 BB: 0 P: 4	R: 0 E: 0 K: 1 S: 5	H: 0 LOB: 1 BB: 1 P: 9	R: 0 E: 0 K: 1 S: 5	H: 0 LOB: 0 BB: 0 P: 5	R: 1 E: 0 K: 1 S: 6	H: 1 LOB: 1 BB: 1 P: 10	1B: 3 2B: 0 3B: 1 HR: 0	SF: 2 SAC: 1 DP: 0 HBP: 1	WP: 0 PB: 0 SB: 0 CS: 1	PA: 35
PITCHER	IP WLS BF H R ER SO BB IBB HBP BLK WP HR S P ERA WHIP																					
Tom Phoebus, R (1,1) ERA: 2.15	8.1 L 33 4 4 3 7 3 0 1 0 0 0 43 56 3.24 0.840																					
Eddie Watt, R (9,1) ERA: 0.98	0.2 2 0 0 0 1 0 0 0 0 0 0 4 4 0.00 0.000																					

Batter	1	2	3	4	5	6	7	8	9	AB	R	H	RBI	BB	SO	LOB	BOTTOM					
Dave May, L (1,9) OBP: 0.350, SLG: 0.353	K		F5		K		K		1B	5	0	1	0	0	3	0	Boston Red Sox @ Baltimore Orioles Memorial Stadium, Baltimore, MD Sun May 24 1970, 7:05 PM EDT Att: 22,681 - Unknown					
Chico Salmon, R (1,6) OBP: 0.435, SLG: 0.524	4-3 1B			G4-6-3 1B	6-3		2B 1B	K		5	0	3	0	0	1	2						
Terry Crowley, L (1,7) OBP: 0.341, SLG: 0.400	4-3			G4-6-3 1B	F7		F7			4	0	0	0	0	0	3						
Boog Powell, L (1,3) OBP: 0.427, SLG: 0.646	F8			HR			F7		1B 2B	4	1	2	1	0	0	1						
Paul Blair, R (1,8) OBP: 0.330, SLG: 0.447	F5			BB 1B BB			HR		K	3	2	1	1	1	1	2						
Brooks Robinson, R (1,5) OBP: 0.331, SLG: 0.475	K			1B BB			F4		F6	3	0	0	0	1	1	2						
Davey Johnson, R (1,4) OBP: 0.406, SLG: 0.454	F8			1B			K		K	4	0	1	1	0	2	0						
Clay Dalrymple, L (1,2) OBP: 0.389, SLG: 0.308 Don Buford, S (9, PH) OBP: 0.355, SLG: 0.372			K				G3		1B 1B	2	0	0	0	1	1	0						
Tom Phoebus, R (1,1) OBP: 0.167, SLG: 0.167 Eddie Watt, R (9,1) OBP: 0.333, SLG: 0.333 Elrod Hendricks, L (9, PH) OBP: 0.305, SLG: 0.382			K		K		6-3		F3	3	0	0	0	0	2	3						
Inning Stats	R: 0 E: 0 K: 1 S: 6	H: 1 LOB: 1 BB: 0 P: 6	R: 0 E: 0 K: 1 S: 5	H: 0 LOB: 0 BB: 0 P: 5	R: 0 E: 0 K: 2 S: 7	H: 0 LOB: 0 BB: 0 P: 7	R: 2 E: 0 K: 1 S: 7	H: 3 LOB: 3 BB: 3 P: 19	R: 0 E: 0 K: 1 S: 5	H: 0 LOB: 0 BB: 0 P: 5	R: 1 E: 0 K: 1 S: 6	H: 1 LOB: 0 BB: 0 P: 6	R: 0 E: 0 K: 1 S: 5	H: 0 LOB: 0 BB: 0 P: 5	R: 0 E: 0 K: 1 S: 7	H: 2 LOB: 2 BB: 0 P: 7	R: 0 E: 0 K: 2 S: 9	H: 2 LOB: 2 BB: 0 P: 9	1B: 6 2B: 1 3B: 0 HR: 2	SF: 0 SAC: 0 DP: 1 HBP: 0	WP: 0 PB: 0 SB: 0 CS: 0	PA: 38
PITCHER	IP WLS BF H R ER SO BB IBB HBP BLK WP HR S P ERA WHIP																					
Sonny Siebert, R (1,1) ERA: 4.05	9.0 W 38 9 3 3 11 2 1 0 0 0 2 57 69 3.00 1.222																					

Batter	1	2	3	4	5	6	7	8	9	AB	R	H	RBI	BB	SO	LOB	TOP					
Larry Brown, R OBP: 0.385, SLG: 0.400 (1, 5)	F9		F6			1-3		F8		4	0	0	0	0	0	0	Cleveland Indians @ Baltimore Orioles Memorial Stadium, Baltimore, MD Mon May 25 1970, 7:05 PM EDT Att: 5,573 - Unknown					
Eddie Leon, R OBP: 0.246, SLG: 0.289 (1, 4)	G3			4-3		BB		1B		3	0	1	0	1	0	0						
Duke Sims, L OBP: 0.343, SLG: 0.544 (1, 7)				HBP		K		4-3		4	0	2	0	0	1	2						
Tony Horton, R OBP: 0.338, SLG: 0.473 (1, 3)	F3			HBP		F5			HR	2	1	0	0	1	0	2						
Ray Fosse, R OBP: 0.347, SLG: 0.407 (1, 2)		F3		K				F8	F8	4	0	0	0	0	1	3						
Roy Foster, R OBP: 0.310, SLG: 0.397 (1, 9)		K		F6			FC1-6		HR	4	1	2	2	0	1	2						
Ted Uhlhaender, L OBP: 0.315, SLG: 0.340 (1, 8)		5-3			F5		FC1-6			4	0	1	0	0	0	1						
Jack Heidemann, R OBP: 0.238, SLG: 0.275 (1, 6)			4-3		6-3		F3		F9	4	0	0	0	0	0	2						
Bob Miller, R Vern Fuller, R Dennis Higgins, R Rich Rollins, R Vince Colbert, R Chuck Hinton, R (1, 1) (5, PH) (5, 1) (8, PH) (8, 1) (8, 1) (8, PH)			F9		K			K	K	1	0	0	0	0	0	0						
Inning Stats	R: 0 E: 0 K: 0 S: 4	H: 1 LOB: 1 BB: 0 P: 4	R: 0 E: 0 K: 1 S: 5	H: 0 LOB: 0 BB: 0 P: 5	R: 0 E: 0 K: 0 S: 3	H: 0 LOB: 0 BB: 0 P: 3	R: 0 E: 0 K: 1 S: 6	H: 1 LOB: 2 BB: 0 P: 7	R: 0 E: 0 K: 1 S: 5	H: 0 LOB: 0 BB: 0 P: 5	R: 0 E: 0 K: 1 S: 5	H: 1 LOB: 1 BB: 1 P: 9	R: 0 E: 0 K: 1 S: 4	H: 1 LOB: 1 BB: 0 P: 4	R: 0 E: 0 K: 1 S: 6	H: 1 LOB: 1 BB: 0 P: 6		R: 2 E: 0 K: 1 S: 7	H: 2 LOB: 1 BB: 1 P: 11	1B: 5 2B: 0 3B: 0 HR: 1	SF: 0 SAC: 0 DP: 0 HBP: 1	WP: 0 PB: 0 SB: 0 CS: 0
PITCHER Dave McNally, L ERA: 3.71 (1, 1)	IP: 9.0 WLS: W BF: 36 H: 6 R: 2 ER: 2 SO: 6 BB: 2 IBB: 0 HBP: 1 BLK: 0 WP: 0 HR: 1 S: 45 P: 54 ERA: 2.00 WHIP: 0.889															PITCHER						

Batter	1	2	3	4	5	6	7	8	9	AB	R	H	RBI	BB	SO	LOB	BOTTOM			
Don Buford, S OBP: 0.365, SLG: 0.382 (1, 7)	F9 SH2-3 3B	1B SF7 2B		G3		1B BB				2	2	1	0	2	0	0	Cleveland Indians @ Baltimore Orioles Memorial Stadium, Baltimore, MD Mon May 25 1970, 7:05 PM EDT Att: 5,573 - Unknown			
Chico Salmon, R OBP: 0.462, SLG: 0.542 (1, 4)	SH2-3	SF7 E 1B		F5		G6-4-3 1B				3	1	2	1	0	0	0				
Merv Rettenmund, R OBP: 0.368, SLG: 0.571 (1, 9)	F9	SF7		L9		G6-4-3				3	0	0	1	0	0	4				
Boog Powell, L OBP: 0.429, SLG: 0.638 (1, 3)	3B BB	E6		F7		G6-3 BB				2	1	0	0	2	0	0				
Paul Blair, R OBP: 0.328, SLG: 0.454 (1, 8)	1B 3B	5-3		K		F8				4	1	1	2	0	1	2				
Brooks Robinson, R OBP: 0.341, SLG: 0.479 (1, 5)				FC3-6 1B		FC5-4 BB		G6-3		3	0	2	1	1	0	1				
Eliot Hendricks, L OBP: 0.291, SLG: 0.363 (1, 2)	K		FC3-6 F8 1-2	FC5-4				F9		4	0	0	0	0	1	3				
Mark Belanger, R OBP: 0.267, SLG: 0.248 (1, 6)		K		F8		F9		5-3		4	0	0	0	0	1	1				
Dave McNally, R OBP: 0.258, SLG: 0.250 (1, 1)		2B 1B 1B		G3		1B BB 1B		K		4	1	2	0	0	1	1				
Inning Stats	R: 3 E: 0 K: 1 S: 7	H: 2 LOB: 1 BB: 2 P: 15	R: 3 E: 1 K: 1 S: 9	H: 3 LOB: 1 BB: 0 P: 9	R: 0 E: 1 K: 0 S: 4	H: 1 LOB: 1 BB: 0 P: 4	R: 0 E: 0 K: 0 S: 3	H: 0 LOB: 0 BB: 0 P: 3	R: 0 E: 0 K: 1 S: 5	H: 0 LOB: 1 BB: 1 P: 9	R: 0 E: 0 K: 0 S: 4	H: 2 LOB: 2 BB: 1 P: 8	R: 0 E: 0 K: 0 S: 2	H: 0 LOB: 0 BB: 1 P: 6	R: 0 E: 0 K: 1 S: 5	H: 0 LOB: 0 BB: 0 P: 5		1B: 6 2B: 1 3B: 1 HR: 0	SF: 1 SAC: 1 DP: 2 HBP: 0	WP: 0 PB: 0 SB: 0 CS: 0
PITCHER Bob Miller, R ERA: 5.71 Dennis Higgins, R ERA: 8.55 Vince Colbert, R ERA: 6.75 (1, 1) (5, 1) (8, 1)	IP: 4.0 WLS: L BF: 21 H: 6 R: 6 ER: 5 SO: 2 BB: 2 IBB: 0 HBP: 0 BLK: 0 WP: 0 HR: 0 S: 23 P: 31 ERA: 11.25 WHIP: 2.000															PITCHER				

Batter	1	2	3	4	5	6	7	8	9	AB	R	H	RBI	BB	SO	LOB	TOP		
Ted Uhlhaender, L (1, 8) OBP: 0.313, SLG: 0.338	0-0 6-3		0-0 L8			0-0 F8		0-0 BB 1B		4	0	1	0	0	0	0	Cleveland Indians @ Baltimore Orioles Memorial Stadium, Baltimore, MD Tue May 26 1970, 7:05 PM EDT Att: 5,744 - Unknown		
Eddie Leon, R (1, 4) OBP: 0.282, SLG: 0.293	0-0 1B		0-3 K			4-0 BB		4-0 BB		2	0	1	0	2	1	0			
Duke Sims, L (1, 7) OBP: 0.324, SLG: 0.508	0-3 K			0-0 F8		0-0 G3		0-0 F8		4	0	0	0	0	1	4			
Tony Horton, R (1, 3) OBP: 0.329, SLG: 0.459	0-0 F9			0-3 K			0-0 6-3	0-0 4-3		4	0	0	0	0	1	3			
Graig Nettles, L (1, 5) OBP: 0.274, SLG: 0.263		0-0 6-3		0-0 4-3			0-0 F6		0-3 K	4	0	0	0	0	1	0			
Ray Fosse, R (1, 2) OBP: 0.352, SLG: 0.411	0-0 E6				0-0 F7		0-0 BB 1B		0-0 1B	4	0	2	0	0	0	0			
Roy Foster, R (1, 9) OBP: 0.316, SLG: 0.395	0-0 F8				0-0 F4		4-0 BB 1B		0-0 BB 1B	3	0	1	0	1	0	1			
Jack Heidemann, R (1, 6) OBP: 0.231, SLG: 0.266	0-0 F4				0-0 4-3		0-0 F8		0-0 G5-4-3	4	0	0	0	0	0	5			
Dean Chance, R (1, 1) Lou Klimchock, L (6, PH) Vince Colbert, R (6, 1) Rich Rollins, R (8, PH) Dick Ellsworth, L (8, 1)			0-0 B1-3			0-3 K2-3		0-3 K		1	0	0	0	0	0	0			
Inning Stats	R: 0 E: 0 K: 1 S: 6	H: 1 LOB: 1 BB: 0 P: 6	R: 0 E: 1 K: 0 S: 4	H: 0 LOB: 1 BB: 0 P: 4	R: 0 E: 0 K: 1 S: 5	H: 0 LOB: 0 BB: 0 P: 5	R: 0 E: 0 K: 1 S: 5	H: 0 LOB: 0 BB: 0 P: 3	R: 0 E: 0 K: 1 S: 5	H: 0 LOB: 1 BB: 1 P: 9	R: 0 E: 0 K: 0 S: 4	H: 1 LOB: 2 BB: 1 P: 8	R: 0 E: 0 K: 1 S: 6	H: 1 LOB: 2 BB: 1 P: 10	R: 0 E: 0 K: 1 S: 6	H: 2 LOB: 1 BB: 0 P: 6		1B: 5 2B: 0 3B: 0 HR: 0	SF: 0 SAC: 0 DP: 1 HBP: 0
PITCHER Jim Hardin, R (1, 1) ERA: 3.63	IP: 9.0 WLS: W BF: 35 H: 5 R: 0 ER: 0 SO: 6 BB: 3 IBB: 0 HBP: 0 BLK: 0 WP: 0 HR: 0 S: 44 P: 56 ERA: 0.00 WHIP: 0.889																		

Batter	1	2	3	4	5	6	7	8	9	AB	R	H	RBI	BB	SO	LOB	BOTTOM		
Don Buford, S (1, 7) OBP: 0.360, SLG: 0.370	0-0 4-3		4-0 1B SF7 BB		0-0 F5	0-0 F9		0-0 E9		4	1	0	0	1	0	0	Cleveland Indians @ Baltimore Orioles Memorial Stadium, Baltimore, MD Tue May 26 1970, 7:05 PM EDT Att: 5,744 - Unknown		
Chico Salmon, R (1, 4) OBP: 0.516, SLG: 0.586	0-0 G3 1B		0-0 SF7 BB 1B		0-0 4-3 WP 1B		0-0 WP 1B	0-0 5-3-6		5	2	4	0	0	0	1			
Terry Crowley, L (1, 9) OBP: 0.348, SLG: 0.368	0-0 G3		4-0 BB		0-0 4-3		4-0 1B SF7 BB	0-3 K		3	1	0	0	2	1	2			
Boog Powell, L (1, 3) OBP: 0.430, SLG: 0.636	0-0 4-3		0-0 SF7		4-0 WP 2B BB		0-0 SF7 1B			2	2	1	2	1	0	1			
Paul Blair, R (1, 8) OBP: 0.326, SLG: 0.455		0-0 4-3	0-3 K		0-0 2B		0-0 F3		0-0 11014	4	0	1	1	0	1	4			
Brooks Robinson, R (1, 5) OBP: 0.350, SLG: 0.491		0-0 2B		0-0 1-3 1B	4-0 BB		0-0 SF7		0-0 11000	2	0	2	1	1	0	0			
Eliot Hendricks, L (1, 2) OBP: 0.289, SLG: 0.369	0-3 K			0-0 F5	0-3 K		0-0 1B 2B		0-0 111024	4	1	1	1	0	2	4			
Mark Belanger, R (1, 6) OBP: 0.267, SLG: 0.248	0-0 4-3			0-0 1-3 1B		0-0 6-3		0-0 1B 2B		4	0	1	1	0	0	2			
Jim Hardin, R (1, 1)			0-3 K	0-0 L6		0-0 5-3		0-0 5-3		4	0	0	0	0	1	2			
Inning Stats	R: 0 E: 0 K: 0 S: 4	H: 1 LOB: 1 BB: 0 P: 4	R: 0 E: 0 K: 1 S: 6	H: 1 LOB: 1 BB: 0 P: 6	R: 1 E: 0 K: 2 S: 8	H: 1 LOB: 2 BB: 2 P: 16	R: 0 E: 0 K: 0 S: 4	H: 1 LOB: 1 BB: 0 P: 4	R: 2 E: 0 K: 1 S: 7	H: 2 LOB: 2 BB: 2 P: 15	R: 0 E: 0 K: 0 S: 3	H: 0 LOB: 0 BB: 0 P: 3	R: 4 E: 0 K: 0 S: 7	H: 4 LOB: 1 BB: 1 P: 11	R: 0 E: 1 K: 1 S: 5	H: 0 LOB: 0 BB: 0 P: 5		1B: 7 2B: 4 3B: 0 HR: 0	SF: 2 SAC: 0 DP: 1 HBP: 0
PITCHER Dean Chance, R (1, 1) ERA: 4.1 Vince Colbert, R (6, 1) ERA: 9.82 Dick Ellsworth, L (8, 1) ERA: 4.7	IP: 5.0 WLS: L BF: 25 H: 6 R: 3 ER: 3 SO: 4 BB: 4 IBB: 0 HBP: 0 BLK: 0 WP: 1 HR: 0 S: 29 P: 45 ERA: 5.40 WHIP: 2.000																		

Batter	1	2	3	4	5	6	7	8	9	AB	R	H	RBI	BB	SO	LOB	TOP																
Ted Uhlhaender, L (1, 8) OBP: 0.333, SLG: 0.366	BB BB 1B		SH1-4 1B		BB 2B		WP 1B 4-3 1B		G4-3 1B 1B	5	2	5	0	0	0	0	Cleveland Indians @ Baltimore Orioles Memorial Stadium, Baltimore, MD Wed May 27 1970, 7:05 PM EDT Att: 9,445 - Unknown																
Eddie Leon, R (1, 4) OBP: 0.277, SLG: 0.303	F8		SH1-4 1B		L4-6 BB BB		WP 1B 1-2 2-H 1B 1B		G4-3 1B	3	1	2	1	1	0	1																	
Duke Sims, L (1, 7) OBP: 0.329, SLG: 0.484	BB BB 1-2 BB		K		1-2 2-3 BB		4-3 2		G4-3 1-2 2-3	3	0	0	1	2	1	4																	
Tony Horton, R (1, 3) OBP: 0.331, SLG: 0.453	F9		K		L4-6 2-3		1B BB		1B	4	0	1	1	1	1	6																	
Graig Nettles, L (1, 5) OBP: 0.281, SLG: 0.265	FC4 BB 1-2 2-3						F4 1-3 2-H 1B		F9 3-H	3	0	1	1	1	1	0																	
Chuck Hinton, R (9, PH) OBP: 0.345, SLG: 0.280										1	0	0	0	0	0	1																	
Ray Fosse, R (1, 2) OBP: 0.341, SLG: 0.397	FC4 1-2				L5		4-3 2		F4 3	4	0	0	0	0	0	5																	
Roy Foster, R (1, 9) OBP: 0.314, SLG: 0.390			6-3 1		1B		F6 3		4-3 1	4	0	1	0	0	0	0																	
Jack Heidemann, R (1, 6) OBP: 0.225, SLG: 0.258			F9 2		F8 3		K 1		6-3 2	4	0	0	0	0	1	1																	
Rich Hand, R (7, PH) OBP: 0.106, SLG: 0.111			K 3		1-3 1		1B 1B		F7 3	2	0	0	0	0	0	0																	
Lou Klimchuck, L (7, PH) OBP: 0.107, SLG: 0.281										0	0	0	0	0	0	0																	
Mike Paul, L (7, 1) ERA: 2.18										0	0	0	0	0	0	0																	
Fred Lasher, R (7, 1) ERA: 1.4										0	0	0	0	0	0	0																	
Rich Rollins, R (8, PH) OBP: 0.269, SLG: 0.317										0	0	0	0	0	0	0																	
Dennis Higgins, R (8, 1) ERA: 1.15										0	0	0	0	0	0	0																	
Inning Stats	R: 0 E: 0 K: 0 S: 4	H: 1 LOB: 3 BB: 2 P: 12	R: 0 E: 0 K: 1 S: 5	H: 0 LOB: 0 BB: 0 P: 5	R: 0 E: 0 K: 2 S: 8	H: 1 LOB: 1 BB: 0 P: 8	R: 0 E: 0 K: 1 S: 6	H: 1 LOB: 2 BB: 2 P: 6	R: 0 E: 0 K: 0 S: 3	H: 0 LOB: 0 BB: 0 P: 3	R: 3 E: 0 K: 1 S: 9	H: 4 LOB: 2 BB: 1 P: 13	R: 0 E: 0 K: 0 S: 3	H: 0 LOB: 0 BB: 0 P: 3	R: 1 E: 0 K: 0 S: 5	H: 3 LOB: 1 BB: 0 P: 5	1B: 10 2B: 2 3B: 0 HR: 0	SF: 0 SAC: 1 DP: 2 HBP: 0	WP: 1 PB: 0 SB: 0 CS: 0	PA: 41													
PITCHER	IP WLS BF H R ER SO BB IBB HBP BLK WP HR S P ERA WHIP																																
Jim Palmer, R (1, 1) ERA: 2.5	6.2	32	8	3	3	5	5	0	0	0	0	1	0	37	57	4.05	1.950																
Dick Hall, R (7, 1) ERA: 2.18	0.1	W	1	0	0	0	0	0	0	0	0	0	0	1	1	0.00	0.000																
Eddie Watt, R (8, 1) ERA: 1.4	1.0	S	5	2	1	1	0	0	0	0	0	0	0	5	5	9.00	2.000																
Pete Richert, L (9, 1) ERA: 1.15	1.0	S	3	1	0	0	0	0	0	0	0	0	0	3	3	0.00	1.000																

Batter	1	2	3	4	5	6	7	8	9	AB	R	H	RBI	BB	SO	LOB	BOTTOM																
Don Buford, S (1, 7) OBP: 0.363, SLG: 0.370	F8		CS BB		4-3 3		G3 1B			3	0	1	2	1	0	0	Cleveland Indians @ Baltimore Orioles Memorial Stadium, Baltimore, MD Wed May 27 1970, 7:05 PM EDT Att: 9,445 - Unknown																
Mark Belanger, R (1, 6) OBP: 0.272, SLG: 0.256	BLK 2B		K 1-2		4-3 1B 5-3 BB		G3 1-2 3-H			3	1	1	1	1	1	2																	
Brooks Robinson, R (1, 5) OBP: 0.342, SLG: 0.480	K 2-3		6-3 3		5-3 1-2		K 3-H			4	0	0	0	0	2	3																	
Boog Powell, L (1, 3) OBP: 0.432, SLG: 0.627	BB				F6 1		4-3 2-3		FC5-6 BB	2	0	0	0	2	0	1																	
Paul Blair, R (1, 8) OBP: 0.325, SLG: 0.450	K 3				F7 2		PO 1B 3-H		FC5-6 BB E 1-2 IBB	4	0	1	1	0	1	3																	
Davey Johnson, R (1, 4) OBP: 0.408, SLG: 0.448			F8 1		BB BB		PO 1-2		E6 IBB BB 1-2	2	1	0	0	2	0	1																	
Dave May, L (1, 9) OBP: 0.318, SLG: 0.316					BB 3					2	0	0	0	0	0	1																	
Merv Rettenmund, R (7, PH) OBP: 0.373, SLG: 0.560			G3 2		F6 3		K 1-2 2-3		IBB BB	1	0	0	0	1	1	1																	
Elirod Hendricks, L (1, 2) OBP: 0.283, SLG: 0.360			F7 3		1-3 1		BB 1B 1-2		IBB BB 1-2 2-3 3-H	2	0	0	0	0	0	0																	
Andy Etchebarren, R (7, PH) OBP: 0.262, SLG: 0.263							1B 1B 1-2			1	1	1	0	1	0	0																	
Jim Palmer, R (1, 1) OBP: 0.212, SLG: 0.281							F4 2		F1 3	2	1	1	1	0	0	0																	
Dick Hall, R (7, 1) ERA: 4.66										0	0	0	0	0	0	0																	
Curt Motton, R (7, PH) OBP: 0.438, SLG: 0.250										0	1	0	0	1	0	0																	
Eddie Watt, R (8, 1) OBP: 0.250, SLG: 0.250										0	0	0	0	0	0	3																	
Pete Richert, L (9, 1) ERA: 8.14					HR					0	0	0	0	0	0	0																	
Inning Stats	R: 0 E: 0 K: 2 S: 8	H: 1 LOB: 2 BB: 1 P: 12	R: 0 E: 0 K: 0 S: 3	H: 0 LOB: 0 BB: 0 P: 3	R: 1 E: 0 K: 1 S: 5	H: 1 LOB: 0 BB: 1 P: 9	R: 0 E: 0 K: 0 S: 3	H: 0 LOB: 1 BB: 1 P: 7	R: 0 E: 0 K: 0 S: 3	H: 0 LOB: 0 BB: 0 P: 3	R: 1 E: 0 K: 0 S: 3	H: 1 LOB: 0 BB: 1 P: 7	R: 3 E: 0 K: 2 S: 9	H: 2 LOB: 1 BB: 2 P: 17	R: 0 E: 1 K: 0 S: 3	H: 0 LOB: 3 BB: 3 P: 15	1B: 3 2B: 1 3B: 0 HR: 1	SF: 0 SAC: 0 DP: 0 HBP: 0	WP: 0 PB: 0 SB: 0 CS: 1	PA: 37													
PITCHER	IP WLS BF H R ER SO BB IBB HBP BLK WP HR S P ERA WHIP																																
Rich Hand, R (1, 1) ERA: 4.66	6.0	L	5	2	3	3	2	0	0	0	0	0	0	5	13	81.00	12.000																
Mike Paul, L (7, 1) ERA: 5.59	0.1		2	0	0	1	0	0	0	0	0	0	0	4	4	0.00	0.000																
Fred Lasher, R (7, 1) ERA: 4.4	0.2		6	0	0	0	2	1	0	0	0	0	0	3	15	0.00	2.000																
Dennis Higgins, R (8, 1) ERA: 8.14	1.0																																



Batter	1	2	3	4	5	6	7	8	9	AB	R	H	RBI	BB	SO	LOB	TOP			
Don Buford, S OBP: 0.360, SLG: 0.366 (1, 7)	F8		4-3					4-3		4	0	1	0	0	0	0	Baltimore Orioles @ California Angels Anaheim Stadium, Anaheim, CA Fri May 29 1970, 10:05 PM EDT Att: 18,889 - Unknown			
Mark Belanger, R OBP: 0.295, SLG: 0.250 (1, 6)	F6			F3		FC1-6 1B		F4		4	0	0	0	0	0	1				
Frank Robinson, R OBP: 0.446, SLG: 0.611 (1, 9)	4-3			5-3		5-3		HR 1B		4	1	1	0	0	0	1				
Boog Powell, L OBP: 0.433, SLG: 0.641 (1, 3)		K		5-3		IBB		HR 1B		3	1	1	2	1	1	0				
Paul Blair, R OBP: 0.318, SLG: 0.440 (1, 8)	K				5-3	F9		3-1		4	0	0	0	0	1	2				
Brooks Robinson, R OBP: 0.351, SLG: 0.483 (1, 5)		1B			BB 1B		BB		6-3	3	0	2	0	1	0	0				
Davey Johnson, R OBP: 0.399, SLG: 0.435 (1, 4)	F5				F9		F8		4-3	4	0	0	0	0	0	3				
Eliot Hendricks, L OBP: 0.292, SLG: 0.360 (1, 2)			K		BB 1-2		K		1B	3	0	1	0	1	2	1				
Mike Cuellar, L OBP: 0.067, SLG: 0.167 (1, 1)			K		4-3		K		K	4	0	0	0	0	3	4				
Inning Stats	R: 0 E: 0 K: 0 S: 3	H: 0 LOB: 0 BB: 0 P: 3	R: 0 E: 0 K: 2 S: 8	H: 1 LOB: 1 BB: 0 P: 8	R: 0 E: 0 K: 2 S: 7	H: 0 LOB: 0 BB: 0 P: 7	R: 0 E: 0 K: 0 S: 3	H: 0 LOB: 0 BB: 0 P: 3	R: 0 E: 0 K: 0 S: 4	H: 1 LOB: 2 BB: 1 P: 8	R: 0 E: 0 K: 2 S: 7	H: 0 LOB: 1 BB: 1 P: 11	R: 2 E: 0 K: 0 S: 5	H: 2 LOB: 2 BB: 0 P: 5	R: 0 E: 0 K: 1 S: 6	H: 1 LOB: 1 BB: 0 P: 6	1B: 5 2B: 0 3B: 0 HR: 1	SF: 0 SAC: 0 DP: 0 HBP: 0	WP: 0 PB: 0 SB: 1 CS: 0	PA: 36
PITCHER Andy Messersmith, R ERA: 2.77 (1, 1)	IP: 9.0 WLS: L BF: 36	H: 6 R: 2 ER: 2 SO: 7	BB: 2 IBB: 1 HBP: 0 BLK: 0	WP: 0 HR: 1 S: 47 P: 59	ERA: 2.00 WHIP: 0.889											ERA: 2.00 WHIP: 0.889				

Batter	1	2	3	4	5	6	7	8	9	AB	R	H	RBI	BB	SO	LOB	BOTTOM			
Sandy Alomar Sr., S OBP: 0.286, SLG: 0.267 (1, 4)	F8		F7		F3			6-3		4	0	0	0	0	0	0	Baltimore Orioles @ California Angels Anaheim Stadium, Anaheim, CA Fri May 29 1970, 10:05 PM EDT Att: 18,889 - Unknown			
Jarvis Tatum, R OBP: 0.409, SLG: 0.385 (1, 8)	K		6-3			FC4-6 1B		G3		4	0	1	0	0	1	0				
Jim Fregosi, R OBP: 0.342, SLG: 0.403 (1, 6)	BB 1B		3-1			FC4-6 1B		L6		3	0	0	0	1	0	1				
Alex Johnson, R OBP: 0.398, SLG: 0.497 (1, 7)	BB 1-2		K		K	5-3		3B		4	0	2	0	0	1	1				
Ken McMullen, R OBP: 0.315, SLG: 0.367 (1, 5)	BB 1-2		K		K	6-3		F4		3	0	0	0	1	1	3				
Tommie Reynolds, R OBP: 0.200, SLG: 0.200 (1, 9)	F7		K		K	5-3		6-3		4	0	0	0	0	1	5				
Jim Spencer, L OBP: 0.362, SLG: 0.456 (1, 3)		K		K			WP 2B		F8	3	0	1	0	0	2	1				
Billy Cowan, R OBP: 0.389, SLG: 0.353 (0, PH)										1	0	0	0	0	0	1				
Tom Egan, R OBP: 0.222, SLG: 0.260 (1, 2)		6-3			K		K			3	0	0	0	0	2	1				
Andy Messersmith, R OBP: 0.182, SLG: 0.333 (1, 1)		K			6-3		K			3	0	0	0	0	2	1				
Inning Stats	R: 0 E: 0 K: 1 S: 6	H: 1 LOB: 3 BB: 2 P: 14	R: 0 E: 0 K: 2 S: 7	H: 0 LOB: 0 BB: 0 P: 7	R: 0 E: 0 K: 4 S: 12	H: 0 LOB: 1 BB: 0 P: 12	R: 0 E: 0 K: 1 S: 5	H: 0 LOB: 0 BB: 0 P: 5	R: 0 E: 1 K: 0 S: 4	H: 1 LOB: 1 BB: 0 P: 4	R: 0 E: 0 K: 2 S: 8	H: 1 LOB: 1 BB: 0 P: 8	R: 0 E: 0 K: 0 S: 3	H: 0 LOB: 0 BB: 0 P: 3	R: 0 E: 0 K: 0 S: 4	H: 1 LOB: 1 BB: 0 P: 4	1B: 2 2B: 1 3B: 1 HR: 0	SF: 0 SAC: 0 DP: 0 HBP: 0	WP: 1 PB: 1 SB: 0 CS: 0	PA: 34
PITCHER Mike Cuellar, L ERA: 3.81 (1, 1)	IP: 9.0 WLS: W BF: 34	H: 4 R: 0 ER: 0 SO: 10	BB: 2 IBB: 0 HBP: 0 BLK: 0	WP: 1 HR: 0 S: 52 P: 60	ERA: 0.00 WHIP: 0.667											ERA: 0.00 WHIP: 0.667				

Batter	1	2	3	4	5	6	7	8	9	AB	R	H	RBI	BB	SO	LOB	TOP			
Don Buford, S OBP: 0.352, SLG: 0.356 (1, 7)										4	0	0	0	0	1	1	<p>Baltimore Orioles @ California Angels Anaheim Stadium, Anaheim, CA Sat May 30 1970, 10:05 PM EDT Att: 34,473 - Unknown</p> <p>livebaseballscorecards.com</p>			
Mark Belanger, R OBP: 0.260, SLG: 0.244 (1, 6)										4	0	0	0	0	1	1				
Frank Robinson, R OBP: 0.434, SLG: 0.593 (1, 9)										4	0	0	0	0	0	1				
Boog Powell, L OBP: 0.434, SLG: 0.635 (1, 3)										3	1	1	0	1	0	0				
Paul Blair, R OBP: 0.327, SLG: 0.447 (1, 8)										4	1	3	0	0	0	0				
Brooks Robinson, R OBP: 0.349, SLG: 0.483 (1, 5)										4	0	1	2	0	0	3				
Davey Johnson, R OBP: 0.401, SLG: 0.430 (1, 4)										2	0	0	0	2	0	1				
Andy Etchebarren, R OBP: 0.250, SLG: 0.250 (1, 2)										3	0	0	0	0	0	4				
Eliot Hendricks, L OBP: 0.289, SLG: 0.356 (9, PH)										1	0	0	0	0	0	0				
Tom Phoebus, R OBP: 0.192, SLG: 0.192 Marcelino Lopez, R (5, 1)										2	0	1	0	0	1	0				
Dave May, L OBP: 0.304, SLG: 0.300 Dick Hall, R (7, 1)										0	0	0	0	0	0	0				
										1	0	0	0	0	0	0				
										0	0	0	0	0	0	0				
Inning Stats	R: 0 E: 0 K: 1 S: 5	H: 0 LOB: 0 BB: 0 P: 5	R: 0 E: 0 K: 0 S: 4	H: 2 LOB: 1 BB: 0 P: 4	R: 0 E: 0 K: 1 S: 5	H: 0 LOB: 0 BB: 0 P: 5	R: 2 E: 0 K: 0 S: 5	H: 2 LOB: 2 BB: 2 P: 13	R: 0 E: 0 K: 1 S: 6	H: 1 LOB: 2 BB: 1 P: 6	R: 0 E: 0 K: 0 S: 4	H: 0 LOB: 0 BB: 0 P: 3	R: 0 E: 0 K: 0 S: 3	H: 0 LOB: 0 BB: 0 P: 3	R: 0 E: 0 K: 0 S: 3	H: 0 LOB: 0 BB: 0 P: 3	1B: 5 2B: 1 3B: 0 HR: 0	SF: 0 SAC: 0 DP: 1 HBP: 0	WP: 0 PB: 0 SB: 1 CS: 0	PA: 35
PITCHER Tom Murphy, R ERA: 3.35 (1, 1)	IP: 9.0 WLS: W BF: 35 H: 6 R: 2 ER: 2 SO: 3 BB: 1 IBB: 2 HBP: 0 BLK: 0 WP: 0 HR: 0 S: 38 P: 50 ERA: 2.00 WHIP: 0.778																			

Batter	1	2	3	4	5	6	7	8	9	AB	R	H	RBI	BB	SO	LOB	BOTTOM			
Sandy Alomar Sr., S OBP: 0.286, SLG: 0.266 (1, 4)										4	0	1	0	0	0	2	<p>Baltimore Orioles @ California Angels Anaheim Stadium, Anaheim, CA Sat May 30 1970, 10:05 PM EDT Att: 34,473 - Unknown</p> <p>livebaseballscorecards.com</p>			
Jim Fregosi, R OBP: 0.335, SLG: 0.395 (1, 6)										4	0	0	0	0	2	2				
Roger Repoz, L OBP: 0.357, SLG: 0.526 (1, 9) (6, 9) (9, 9)										3	0	1	0	1	0	0				
Alex Johnson, R OBP: 0.400, SLG: 0.511 (1, 7)										3	2	1	2	1	0	1				
Jim Spencer, L OBP: 0.359, SLG: 0.446 (1, 3)										3	0	0	0	1	0	3				
Ken McMullen, R OBP: 0.319, SLG: 0.370 (1, 5)										4	0	2	1	0	1	0				
Jay Johnstone, L OBP: 0.255, SLG: 0.379 Billy Cowan, R OBP: 0.368, SLG: 0.333 (6, 9) (6, 9)										2	0	0	0	0	1	0				
Tom Silverio, L (8, PH) (8, 8)										1	0	0	0	0	0	0				
Joe Azcue, R OBP: 0.295, SLG: 0.327 (1, 2)										3	1	1	0	1	0	0				
Tom Murphy, R OBP: 0.100, SLG: 0.071 (1, 1)										1	0	0	0	1	0	0				
Inning Stats	R: 0 E: 0 K: 0 S: 4	H: 1 LOB: 1 BB: 0 P: 4	R: 0 E: 0 K: 0 S: 3	H: 1 LOB: 0 BB: 0 P: 3	R: 1 E: 0 K: 1 S: 7	H: 2 LOB: 3 BB: 2 P: 15	R: 0 E: 0 K: 0 S: 3	H: 0 LOB: 2 BB: 2 P: 11	R: 1 E: 1 K: 1 S: 7	H: 1 LOB: 2 BB: 1 P: 11	R: 0 E: 0 K: 0 S: 3	H: 0 LOB: 0 BB: 0 P: 3	R: 1 E: 0 K: 0 S: 4	H: 1 LOB: 0 BB: 0 P: 4	R: 0 E: 0 K: 1 S: 5	H: 0 LOB: 0 BB: 0 P: 5	1B: 5 2B: 0 3B: 0 HR: 1	SF: 0 SAC: 1 DP: 1 HBP: 0	WP: 0 PB: 0 SB: 2 CS: 0	PA: 35
PITCHER Tom Phoebus, R ERA: 2.14 Marcelino Lopez, L ERA: 2.51 Dick Hall, R ERA: 2.38	IP: 4.2 WLS: L BF: 24 H: 5 R: 2 ER: 1 SO: 2 BB: 5 IBB: 0 HBP: 0 BLK: 0 WP: 0 HR: 0 S: 23 P: 43 ERA: 1.93 WHIP: 2.143																			

Batter	1	2	3	4	5	6	7	8	9	AB	R	H	RBI	BB	SO	LOB	TOP			
Merv Rettenmund, R OBP: 0.344, SLG: 0.509 (1, 7) (8, 8)	K	FC5			K		1-3		F3	5	0	0	0	0	2	3				
Mark Belanger, R OBP: 0.292, SLG: 0.242 Dave May, L OBP: 0.292, SLG: 0.286 Marcelino Lopez, R OBP: 0.292, SLG: 0.286 (7, PH) (7, 1) Terry Crowley, L OBP: 0.362, SLG: 0.385 (9, PH)	E4		F9		FC5-4		6-3			2	0	0	0	1	0	0				
Frank Robinson, R OBP: 0.427, SLG: 0.579 (1, 9)			F9		FC5-4				F9	5	0	1	0	0	1	3				
Boog Powell, L OBP: 0.436, SLG: 0.648 (1, 3)	F6		F8		CS					3	1	1	1	0	0	2				
Paul Blair, R OBP: 0.335, SLG: 0.451 Jim Palmer, R OBP: 0.212, SLG: 0.281 Chico Salmon, R OBP: 0.516, SLG: 0.586 (1, 8) (8, PR) (8, 6)	K			F9	1B					3	0	2	0	0	1	2				
Brooks Robinson, R OBP: 0.347, SLG: 0.478 (1, 5)		6-3					5-3			4	0	1	0	0	0	3				
Davey Johnson, R OBP: 0.398, SLG: 0.425 (1, 4) (7, 6) (8, 4)		FC5			K		F8		F8	4	0	1	0	0	1	5				
Andy Etchebarren, R OBP: 0.257, SLG: 0.246 Elrod Hendricks, L OBP: 0.283, SLG: 0.348 (1, 2) (6, PH) (6, 2)			F9		F9		F8		K	1	0	0	0	1	0	2				
Dave McNally, R OBP: 0.286, SLG: 0.241 Curt Minton, R OBP: 0.412, SLG: 0.251 Dave Leonhard, R OBP: 0.354, SLG: 0.358 (1, 1) (4, PH) (4, 1) (7, PH) (7, 4) (8, 7)	K		F9		F9		4-3			1	0	0	0	0	1	2				
Inning Stats	R: 0 E: 1 K: 2 S: 9	H: 1 LOB: 2 BB: 0 P: 9	R: 0 E: 0 K: 1 S: 6	H: 1 LOB: 2 BB: 1 P: 10	R: 0 E: 0 K: 0 S: 3	H: 0 LOB: 0 BB: 0 P: 3	R: 0 E: 0 K: 1 S: 7	H: 2 LOB: 2 BB: 0 P: 7	R: 0 E: 0 K: 1 S: 4	H: 0 LOB: 0 BB: 1 P: 8	R: 1 E: 0 K: 0 S: 5	H: 2 LOB: 1 BB: 0 P: 5	R: 0 E: 0 K: 0 S: 3	H: 0 LOB: 0 BB: 0 P: 3	R: 0 E: 0 K: 1 S: 7	H: 2 LOB: 2 BB: 0 P: 7	1B: 7 2B: 0 3B: 0 HR: 1	SF: 0 SAC: 0 DP: 0 HBP: 2	WP: 1 PA: 40	
PITCHER	IP WLS BF H R ER SO BB IBB HBP BLK WP HR S P ERA WHIP	IP WLS BF H R ER SO BB IBB HBP BLK WP HR S P ERA WHIP	IP WLS BF H R ER SO BB IBB HBP BLK WP HR S P ERA WHIP	IP WLS BF H R ER SO BB IBB HBP BLK WP HR S P ERA WHIP	IP WLS BF H R ER SO BB IBB HBP BLK WP HR S P ERA WHIP	IP WLS BF H R ER SO BB IBB HBP BLK WP HR S P ERA WHIP	IP WLS BF H R ER SO BB IBB HBP BLK WP HR S P ERA WHIP	IP WLS BF H R ER SO BB IBB HBP BLK WP HR S P ERA WHIP	IP WLS BF H R ER SO BB IBB HBP BLK WP HR S P ERA WHIP	IP WLS BF H R ER SO BB IBB HBP BLK WP HR S P ERA WHIP	IP WLS BF H R ER SO BB IBB HBP BLK WP HR S P ERA WHIP	IP WLS BF H R ER SO BB IBB HBP BLK WP HR S P ERA WHIP	IP WLS BF H R ER SO BB IBB HBP BLK WP HR S P ERA WHIP	IP WLS BF H R ER SO BB IBB HBP BLK WP HR S P ERA WHIP	IP WLS BF H R ER SO BB IBB HBP BLK WP HR S P ERA WHIP	IP WLS BF H R ER SO BB IBB HBP BLK WP HR S P ERA WHIP	IP WLS BF H R ER SO BB IBB HBP BLK WP HR S P ERA WHIP	IP WLS BF H R ER SO BB IBB HBP BLK WP HR S P ERA WHIP	IP WLS BF H R ER SO BB IBB HBP BLK WP HR S P ERA WHIP	IP WLS BF H R ER SO BB IBB HBP BLK WP HR S P ERA WHIP

Baltimore Orioles @ California Angels
Anaheim Stadium, Anaheim, CA
Sun May 31 1970, 6:33 AM EDT
Att: 15,183 - Unknown

AB 35
R 1
H 8
RBI 1
BB 2
SO 7
LOB 25



Batter	1	2	3	4	5	6	7	8	9	AB	R	H	RBI	BB	SO	LOB	BOTTOM			
Sandy Alomar Sr., S OBP: 0.288, SLG: 0.269 (1, 4)	4-3		SH5-3		SH1-4					2	0	1	0	0	0	0				
Jarvis Tatum, R OBP: 0.375, SLG: 0.357 Jay Johnstone, L OBP: 0.255, SLG: 0.379 (1, 8) (8, 8)	K		SF9		F7					3	0	0	1	0	2	2				
Jim Fregosi, R OBP: 0.338, SLG: 0.413 (1, 6)	F7				1B		F9			4	2	2	1	0	0	1				
Alex Johnson, R OBP: 0.402, SLG: 0.511 (1, 7)		HR	5-3		1B		K			4	1	2	1	0	1	1				
Ken McMullen, R OBP: 0.323, SLG: 0.392 (1, 5)		HR		4-3				F4		4	1	2	3	0	0	0				
Tommie Reynolds, R OBP: 0.188, SLG: 0.188 Roger Repoz, L OBP: 0.363, SLG: 0.529 (1, 9) (4, PH) (5, 9)	4-3			E2						1	0	0	0	0	0	0				
Jim Spencer, L OBP: 0.350, SLG: 0.434 (1, 3)	F9			F5			F9		F4	4	0	0	0	0	0	2				
Joe Azcue, R OBP: 0.286, SLG: 0.316 (1, 2)	F3			6-3			F7		K	4	0	0	0	0	1	2				
Clyde Wright, R OBP: 0.188, SLG: 0.194 Ken Tatum, R (1, 1) (6, 1)			SH5-3		1B		F7			2	2	2	0	0	0	0				
Inning Stats	R: 0 E: 0 K: 1 S: 5	H: 0 LOB: 0 BB: 0 P: 5	R: 2 E: 0 K: 0 S: 5	H: 2 LOB: 0 BB: 0 P: 5	R: 2 E: 0 K: 0 S: 5	H: 2 LOB: 0 BB: 0 P: 5	R: 0 E: 1 K: 0 S: 4	H: 1 LOB: 1 BB: 0 P: 4	R: 2 E: 0 K: 1 S: 9	H: 4 LOB: 2 BB: 0 P: 9	R: 0 E: 0 K: 0 S: 3	H: 0 LOB: 0 BB: 0 P: 3	R: 0 E: 0 K: 2 S: 8	H: 1 LOB: 1 BB: 0 P: 8	R: 0 E: 0 K: 1 S: 6	H: 1 LOB: 1 BB: 0 P: 6	1B: 8 2B: 1 3B: 0 HR: 2	SF: 1 SAC: 2 DP: 0 HBP: 0	WP: 0 PA: 35	
PITCHER	IP WLS BF H R ER SO BB IBB HBP BLK WP HR S P ERA WHIP	IP WLS BF H R ER SO BB IBB HBP BLK WP HR S P ERA WHIP	IP WLS BF H R ER SO BB IBB HBP BLK WP HR S P ERA WHIP	IP WLS BF H R ER SO BB IBB HBP BLK WP HR S P ERA WHIP	IP WLS BF H R ER SO BB IBB HBP BLK WP HR S P ERA WHIP	IP WLS BF H R ER SO BB IBB HBP BLK WP HR S P ERA WHIP	IP WLS BF H R ER SO BB IBB HBP BLK WP HR S P ERA WHIP	IP WLS BF H R ER SO BB IBB HBP BLK WP HR S P ERA WHIP	IP WLS BF H R ER SO BB IBB HBP BLK WP HR S P ERA WHIP	IP WLS BF H R ER SO BB IBB HBP BLK WP HR S P ERA WHIP	IP WLS BF H R ER SO BB IBB HBP BLK WP HR S P ERA WHIP	IP WLS BF H R ER SO BB IBB HBP BLK WP HR S P ERA WHIP	IP WLS BF H R ER SO BB IBB HBP BLK WP HR S P ERA WHIP	IP WLS BF H R ER SO BB IBB HBP BLK WP HR S P ERA WHIP	IP WLS BF H R ER SO BB IBB HBP BLK WP HR S P ERA WHIP	IP WLS BF H R ER SO BB IBB HBP BLK WP HR S P ERA WHIP	IP WLS BF H R ER SO BB IBB HBP BLK WP HR S P ERA WHIP	IP WLS BF H R ER SO BB IBB HBP BLK WP HR S P ERA WHIP	IP WLS BF H R ER SO BB IBB HBP BLK WP HR S P ERA WHIP	IP WLS BF H R ER SO BB IBB HBP BLK WP HR S P ERA WHIP

Baltimore Orioles @ California Angels
Anaheim Stadium, Anaheim, CA
Sun May 31 1970, 6:33 AM EDT
Att: 15,183 - Unknown

AB 32
R 6
H 11
RBI 6
BB 0
SO 5
LOB 10




Batter	1	2	3	4	5	6	7	8	9	AB	R	H	RBI	BB	SO	LOB	TOP										
Don Buford, S OBP: 0.397, SLG: 0.358 (1, 7)										3	1	1	1	1	0	2	Baltimore Orioles @ Oakland Athletics Oakland-Alameda County Coliseum, Oakland, CA Tue Jun 02 1970, 7:05 PM PDT Att: 6,288 - Unknown										
Davey Johnson, R OBP: 0.398, SLG: 0.420 (1, 4)										4	1	1	0	1	0	3											
Frank Robinson, R OBP: 0.432, SLG: 0.570 (1, 9)										2	2	0	0	3	0	2											
Boog Powell, L OBP: 0.440, SLG: 0.647 (1, 3)										5	0	3	0	0	0	4											
Merv Rettenmund, R OBP: 0.338, SLG: 0.508 (1, 8)										4	0	1	2	0	0	3											
Brooks Robinson, R OBP: 0.343, SLG: 0.468 (1, 5)										4	0	0	1	1	0	4											
Eliot Hendricks, L OBP: 0.279, SLG: 0.333 (1, 2)										4	0	0	0	1	0	2											
Mark Belanger, R OBP: 0.296, SLG: 0.236 (1, 6)										4	1	0	0	0	1	3											
Jim Palmer, R OBP: 0.270, SLG: 0.333 (1, 1)										4	0	3	0	0	0	0											
Inning Stats	R: 1 E: 1 K: 0 S: 5	H: 1 LOB: 2 BB: 1 P: 9	R: 1 E: 2 K: 0 S: 5	H: 2 LOB: 1 BB: 0 P: 5	R: 1 E: 0 K: 0 S: 4	H: 1 LOB: 1 BB: 1 P: 8	R: 0 E: 0 K: 0 S: 3	H: 0 LOB: 0 BB: 0 P: 3	R: 0 E: 0 K: 0 S: 4	H: 2 LOB: 1 BB: 0 P: 4	R: 0 E: 0 K: 0 S: 4	H: 1 LOB: 2 BB: 1 P: 8	R: 2 E: 0 K: 1 S: 6	H: 1 LOB: 2 BB: 3 P: 18	R: 0 E: 0 K: 0 S: 4	H: 1 LOB: 2 BB: 1 P: 8		R: 0 E: 0 K: 0 S: 3	H: 0 LOB: 0 BB: 0 P: 3	1B: 8 2B: 1 3B: 0 HR: 0	SF: 0 SAC: 2 DP: 1 HBP: 0	WP: 0 PB: 0 SB: 0 CS: 0	PA: 43				
PITCHER	IP	WLS	BF	H	R	ER	SO	BB	IBB	HBP	BLK	WP	HR	S	P	ERA	WHIP										
Chuck Dobson, R ERA: 3.5 (1, 1)	4.1	L	22	6	3	1	0	2	0	0	0	0	0	0	20	2.08	1.846										
Diego Segui, R ERA: 3.34 (5, 1)	0.2		1	0	0	0	0	0	0	0	0	0	0	1	1	0.00	0.000										
Al Downing, L ERA: 3.95 (6, 1)	1.1		8	1	2	2	0	3	0	0	0	0	0	5	17	13.50	3.000										
Marcel Lachemann, R ERA: 2.45 (7, 1)	0.2		4	1	0	0	1	0	1	0	0	0	0	5	9	0.00	1.500										
Paul Lindblad, L ERA: 4.38 (8, 1)	2.0		8	1	0	0	0	0	1	0	0	0	0	7	11	0.00	0.500										


Batter	1	2	3	4	5	6	7	8	9	AB	R	H	RBI	BB	SO	LOB	BOTTOM										
Bert Campaneris, R OBP: 0.267, SLG: 0.374 (1, 6)										4	0	0	0	0	0	2	Baltimore Orioles @ Oakland Athletics Oakland-Alameda County Coliseum, Oakland, CA Tue Jun 02 1970, 7:05 PM PDT Att: 6,288 - Unknown										
Felipe Alou, R OBP: 0.409, SLG: 0.500 (1, 7)										3	0	2	0	1	0	0											
Reggie Jackson, L OBP: 0.335, SLG: 0.424 (1, 9)										4	0	0	0	0	2	3											
Sal Bando, R OBP: 0.396, SLG: 0.474 (1, 5)										4	0	0	0	0	1	3											
Don Mincher, L OBP: 0.329, SLG: 0.566 (1, 3)										4	1	1	0	0	1	1											
Frank Fernandez, R OBP: 0.427, SLG: 0.458 (1, 2)										4	0	1	1	0	2	0											
Rick Monday, L OBP: 0.352, SLG: 0.448 (1, 8)										3	0	1	0	1	1	1											
Tony La Russa, R OBP: 0.293, SLG: 0.297 (1, 4)										3	0	0	0	1	2	2											
Chuck Dobson, R OBP: 0.133, SLG: 0.167 (5, 1)										1	0	0	0	0	0	1											
Diego Segui, R OBP: 0.296, SLG: 0.416 (5, 1)										0	0	0	0	0	0	0											
Tito Franco, L OBP: 0.296, SLG: 0.395 (5, 1)										1	0	0	0	0	0	0											
Al Downing, R OBP: 0.199, SLG: 0.199 (6, 1)										0	0	0	0	0	0	0											
Marcel Lachemann, R OBP: 0.199, SLG: 0.199 (7, 1)										0	0	0	0	0	0	0											
Joe Rudi, R OBP: 0.205, SLG: 0.515 (7, 1)										1	0	0	0	0	0	2											
Paul Lindblad, L ERA: 4.38 (8, 1)										0	0	0	0	0	0	0											
Inning Stats	R: 0 E: 0 K: 0 S: 4	H: 1 LOB: 1 BB: 0 P: 4	R: 1 E: 0 K: 2 S: 9	H: 2 LOB: 1 BB: 0 P: 9	R: 0 E: 0 K: 1 S: 5	H: 0 LOB: 1 BB: 1 P: 9	R: 0 E: 0 K: 1 S: 5	H: 0 LOB: 0 BB: 1 P: 9	R: 0 E: 0 K: 0 S: 3	H: 0 LOB: 0 BB: 0 P: 3	R: 0 E: 0 K: 0 S: 3	H: 0 LOB: 0 BB: 0 P: 3	R: 0 E: 0 K: 1 S: 6	H: 1 LOB: 2 BB: 1 P: 10	R: 0 E: 0 K: 3 S: 10	H: 1 LOB: 1 BB: 0 P: 10	R: 0 E: 0 K: 1 S: 5	H: 0 LOB: 0 BB: 0 P: 5	1B: 4 2B: 1 3B: 0 HR: 0	SF: 0 SAC: 0 DP: 0 HBP: 0	WP: 0 PB: 0 SB: 1 CS: 0	PA: 35					
PITCHER	IP	WLS	BF	H	R	ER	SO	BB	IBB	HBP	BLK	WP	HR	S	P	ERA	WHIP										
Jim Palmer, R ERA: 2.36 (1, 1)	9.0	W	35	5	1	1	9	3	0	0	0	0	0	50	62	1.00	0.889										

Batter	1	2	3	4	5	6	7	8	9	AB	R	H	RBI	BB	SO	LOB	TOP																	
Don Buford, S (1.7) OBP: 0.348, SLG: 0.348	F9			P6		P4		F5		4	0	0	0	0	0	0	<p>Baltimore Orioles @ Oakland Athletics</p> <p>Oakland-Alameda County Coliseum, Oakland, CA</p> <p>Wed Jun 03 1970, 7:05 PM PDT</p> <p>Att: 5,488 - Unknown</p> <p>livebaseballscorecards.com</p>																	
Davey Johnson, R (1.4) OBP: 0.395, SLG: 0.416	F7			F9		6-3				4	0	1	0	0	0	0																		
Frank Robinson, R (1.9) OBP: 0.434, SLG: 0.586	F7			1B BB				HR		3	1	1	1	1	1	1																		
Boog Powell, L (1.3) OBP: 0.441, SLG: 0.641		K						G6-4-3 BB		3	0	1	0	1	1	1																		
Merv Rettenmund, R (1.8) OBP: 0.324, SLG: 0.484		6-3						G6-4-3		3	0	0	0	0	1	3																		
Brooks Robinson, R (1.5) OBP: 0.338, SLG: 0.460										3	0	0	0	0	1	0																		
Eliot Hendricks, L (1.2) OBP: 0.271, SLG: 0.323										3	0	0	0	0	1	0																		
Mark Belanger, R (1.6) OBP: 0.252, SLG: 0.232										3	0	0	0	0	0	0																		
Mike Cuellar, L (1.1) OBP: 0.061, SLG: 0.152										3	0	0	0	0	2	0																		
Inning Stats	R: 0 E: 0 K: 0 S: 3	H: 0 LOB: 0 BB: 0 P: 3	R: 0 E: 0 K: 2 S: 7	H: 0 LOB: 0 BB: 0 P: 7	R: 0 E: 0 K: 1 S: 5	H: 0 LOB: 0 BB: 0 P: 5	R: 0 E: 0 K: 1 S: 6	H: 1 LOB: 2 BB: 1 P: 10	R: 0 E: 0 K: 1 S: 5	H: 0 LOB: 0 BB: 0 P: 5	R: 1 E: 0 K: 0 S: 3	H: 1 LOB: 0 BB: 1 P: 7	R: 0 E: 0 K: 1 S: 5	H: 0 LOB: 1 BB: 0 P: 5	R: 0 E: 0 K: 1 S: 6	H: 1 LOB: 1 BB: 0 P: 6	1B: 2 2B: 0 3B: 0 HR: 1	SF: 0 SAC: 0 DP: 1 HBP: 0	WP: 0 PB: 0 SB: 0 CS: 0	PA: 31														
PITCHER	IP WLS BF H R ER SO BB IBB HBP BLK WP HR S P ERA WHIP																																	
Rollie Fingers, R (1.1) ERA: 3.19	7.0		24	2	1	1	5	2	0	0	0	0	0	0	1	32	40	1.29	0.571															
Mudcat Grant, R (8.1) ERA: 1.04	2.0	W	7	1	0	0	2	0	0	0	0	0	0	0	0	11	11	0.00	0.500															

Batter	1	2	3	4	5	6	7	8	9	AB	R	H	RBI	BB	SO	LOB	BOTTOM																	
Bert Campaneris, R (1.6) OBP: 0.266, SLG: 0.367	5-3									3	0	0	0	1	0	0	<p>Baltimore Orioles @ Oakland Athletics</p> <p>Oakland-Alameda County Coliseum, Oakland, CA</p> <p>Wed Jun 03 1970, 7:05 PM PDT</p> <p>Att: 5,488 - Unknown</p> <p>livebaseballscorecards.com</p>																	
Felipe Alou, R (1.9) OBP: 0.410, SLG: 0.505										4	1	2	0	0	1	2																		
Joe Rudi, R (1.7) OBP: 0.360, SLG: 0.514										4	0	2	0	0	0	1																		
Reggie Jackson, L (6. PR) OBP: 0.335, SLG: 0.424	L5									0	1	0	0	0	0	0																		
Sal Bando, R (1.5) OBP: 0.393, SLG: 0.489										4	1	1	3	0	1	2																		
Don Mincher, L (1.3) OBP: 0.327, SLG: 0.557										4	0	1	0	0	1	2																		
Frank Fernandez, R (1.2) OBP: 0.418, SLG: 0.492										4	1	1	1	0	2	2																		
Rick Monday, L (1.8) OBP: 0.357, SLG: 0.451										3	0	2	0	0	0	0																		
Tony La Russa, R (1.4) OBP: 0.273, SLG: 0.275										3	0	0	0	0	0	2																		
Rollie Fingers, R (1.1) OBP: 0.176, SLG: 0.125										1	0	0	0	0	0	0																		
Bob Johnson, R (7. PH) OBP: 0.250, SLG: 0.275										1	0	0	0	0	1	1																		
Mudcat Grant, R (8.1) ERA: 1.04										0	0	0	0	0	0	0																		
Inning Stats	R: 0 E: 0 K: 1 S: 6	H: 1 LOB: 1 BB: 0 P: 6	R: 1 E: 0 K: 0 S: 4	H: 1 LOB: 0 BB: 0 P: 4	R: 0 E: 0 K: 1 S: 5	H: 0 LOB: 0 BB: 0 P: 5	R: 0 E: 0 K: 0 S: 4	H: 1 LOB: 1 BB: 0 P: 4	R: 0 E: 1 K: 0 S: 4	H: 1 LOB: 2 BB: 1 P: 8	R: 0 E: 0 K: 2 S: 8	H: 1 LOB: 1 BB: 0 P: 8	R: 3 E: 0 K: 2 S: 10	H: 3 LOB: 1 BB: 0 P: 10	R: 0 E: 0 K: 2 S: 8	H: 0 LOB: 0 BB: 0 P: 8	1B: 6 2B: 1 3B: 0 HR: 2	SF: 0 SAC: 1 DP: 1 HBP: 0	WP: 0 PB: 0 SB: 0 CS: 0	PA: 33														
PITCHER	IP WLS BF H R ER SO BB IBB HBP BLK WP HR S P ERA WHIP																																	
Mike Cuellar, L (1.1) ERA: 3.87	8.0	L	33	9	4	4	6	1	0	0	0	0	0	0	2	44	48	4.50	1.250															



Batter	1	2	3	4	5	6	7	8	9	AB	R	H	RBI	BB	SO	LOB	TOP									
Don Buford, S OBP: 0.353, SLG: 0.348 (1, 7)	0-0 4-3		0-0 F7		0-0 2B 1B			4-0 1B 1B BB		3	1	1	0	1	0	2	Baltimore Orioles @ Oakland Athletics Oakland-Alameda County Coliseum, Oakland, CA Thu Jun 04 1970, 7:05 PM PDT Att: 5,378 - Unknown AB 32 R 2 H 7 RBI 2 BB 2 SO 6 LOB 17 									
Davey Johnson, R OBP: 0.392, SLG: 0.418 (1, 4)	0-0 5-3		0-3 K		0-0 1-3 2B			0-3 K		4	0	1	0	0	2	3										
Frank Robinson, R OBP: 0.435, SLG: 0.584 (1, 9)	0-0 4-3		0-0 1-2 2-H 1B		0-0 F9			0-0 1B 1B G1-2-3 1B		4	0	2	1	0	0	2										
Boog Powell, L OBP: 0.442, SLG: 0.636 (1, 3)		4-0 BB	0-0 P5		0-0 4-3			0-0 1B 1-2 2-3 1B		3	0	1	0	1	0	2										
Merv Rettenmund, R OBP: 0.320, SLG: 0.470 (1, 8)		0-3 K		0-0 F9		0-3 K		0-0 1-2 2-3 3-H 1B		4	0	1	1	0	2	1										
Brooks Robinson, R OBP: 0.332, SLG: 0.451 (1, 5)		0-0 F9		0-3 K		0-0 P4		0-0 G1-2-3		4	0	0	0	0	1	4										
Clay Dalrymple, L OBP: 0.364, SLG: 0.294 (1, 2)		0-3 K		0-0 F8			0-0 G1-6-3 1B		0-0 F2	4	0	1	0	0	1	1										
Mark Belanger, R OBP: 0.255, SLG: 0.231 (7, PH)			1-0 SH 1B HBP		0-0 F9		0-0 P6		0-0 F7	1	1	0	0	0	0	0										
Dave May, L OBP: 0.290, SLG: 0.273 (7, PH)					0-0 F9		0-0 G1-6-3		0-0 F5	1	0	0	0	0	0	0										
Bobby Floyd, R OBP: 0.500, SLG: 0.567 (9, PH)					0-0 5-3		1-2			1	0	0	0	0	0	0										
Tom Phoebus, R OBP: 0.185, SLG: 0.185 (6, 1)										1	0	0	0	0	0	0										
Jim Hardin, R OBP: 0.354, SLG: 0.375 (7, PH)										0	0	0	0	0	0	0										
Terry Crowley, L OBP: 0.354, SLG: 0.375 (7, 1)										0	0	0	0	0	0	1										
Dave Leonhard, R OBP: 0.354, SLG: 0.375 (7, 1)										0	0	0	0	0	0	0										
Eddie Watt, R OBP: 0.354, SLG: 0.375 (9, PH)										0	0	0	0	0	0	0										
Eliot Hendricks, L OBP: 0.299, SLG: 0.320 (9, PH)										1	0	0	0	0	0	0										
Inning Stats	R: 0 E: 0 K: 0 S: 3	H: 0 LOB: 0 BB: 0 P: 3	R: 0 E: 0 K: 2 S: 7	H: 0 LOB: 1 BB: 1 P: 11	R: 1 E: 0 K: 1 S: 7	H: 1 LOB: 2 BB: 0 P: 8	R: 0 E: 0 K: 1 S: 5	H: 0 LOB: 0 BB: 0 P: 5	R: 0 E: 0 K: 0 S: 5	H: 2 LOB: 2 BB: 0 P: 5	R: 0 E: 0 K: 1 S: 5	H: 0 LOB: 0 BB: 0 P: 5	R: 0 E: 0 K: 0 S: 3	H: 1 LOB: 0 BB: 0 P: 3	R: 1 E: 0 K: 1 S: 7	H: 3 LOB: 2 BB: 1 P: 11	R: 0 E: 0 K: 0 S: 3	H: 0 LOB: 0 BB: 0 P: 3	1B: 6 2B: 1 3B: 0 HR: 0	SF: 0 SAC: 1 DP: 2 HBP: 1	WP: 0 PB: 0 SB: 0 CS: 0	PA: 36				
PITCHER	IP	WLS	BF	H	R	ER	SO	BB	IBB	HBP	BLK	WP	HR	S	P	ERA	WHIP									
Catfish Hunter, R ERA: 2.81	(1, 1)	7.1	W	31	6	2	2	6	2	0	1	0	0	0	40	49	2.46	1.091								
Mudcat Grant, R ERA: 0.99	(8, 1)	1.2	S	5	1	0	0	0	0	0	0	0	0	5	5	0.00	0.600									

Batter	1	2	3	4	5	6	7	8	9	AB	R	H	RBI	BB	SO	LOB	BOTTOM								
Bert Campaneris, R OBP: 0.270, SLG: 0.374 (1, 6)	0-3 K		0-0 FC1-4 S 1B		0-0 2B			0-0 G3		5	0	2	0	0	1	4	Baltimore Orioles @ Oakland Athletics Oakland-Alameda County Coliseum, Oakland, CA Thu Jun 04 1970, 7:05 PM PDT Att: 5,378 - Unknown AB 30 R 4 H 9 RBI 4 BB 6 SO 4 LOB 19 								
Felipe Alou, R OBP: 0.403, SLG: 0.495 (1, 9)	0-0 5-3		0-0 FC1-6-5 1-3		0-0 5-3		0-0 F8		0-0 F8	4	0	0	0	0	2										
Joe Rudi, R OBP: 0.354, SLG: 0.500 (1, 7)	0-3 K		0-0 L3		0-0 SH1-4 1B		0-0 P4		0-0 SH1-4 1B	4	1	1	0	0	1	1									
Dave Duncan, R OBP: 0.294, SLG: 0.455 (9, 2)										0	0	0	0	0	0	0									
Sal Bando, R OBP: 0.398, SLG: 0.510 (1, 5)		4-0 BB BB BB	0-0 4-3		0-0 SH1-4 1B		0-0 HR		0-0 F8	2	1	1	1	1	0	1									
Don Mincher, L OBP: 0.337, SLG: 0.559 (1, 3)		4-0 BB 1-2 BB		0-0 G5-4-3 1B		0-0 HR 1B		0-0 F8		3	1	2	1	1	0	0									
Frank Fernandez, R OBP: 0.422, SLG: 0.530 (1, 2)		0-3 K		0-0 G5-4-3 1-2		0-0 HR 1B		4-0 CS BB		3	1	1	2	1	1	3									
Reggie Jackson, L OBP: 0.335, SLG: 0.424 (8, FR)										0	0	0	0	0	0	0									
Rick Monday, L OBP: 0.365, SLG: 0.452 (1, 8)		4-0 BB 1-2 2-3 BB		0-0 4-3		0-0 1B 1B		4-0 FC5-4 BB		2	0	1	0	2	0	0									
Tony La Russa, R OBP: 0.250, SLG: 0.250 (1, 4)		0-3 K		0-0 5-3		0-0 P6		0-0 FC5-4 BB		4	0	0	0	0	1	5									
Catfish Hunter, R OBP: 0.205, SLG: 0.222 (1, 1)		0-0 6-3		0-0 L3		0-0 1B		4-0 BB		3	0	1	0	0	0	3									
Mudcat Grant, R ERA: 1.33	(8, 1)									0	0	0	0	1	0	0									
Inning Stats	R: 0 E: 0 K: 2 S: 7	H: 0 LOB: 0 BB: 0 P: 7	R: 0 E: 0 K: 2 S: 7	H: 0 LOB: 3 BB: 3 P: 19	R: 0 E: 0 K: 0 S: 4	H: 1 LOB: 1 BB: 0 P: 4	R: 0 E: 0 K: 0 S: 3	H: 1 LOB: 0 BB: 0 P: 3	R: 0 E: 0 K: 0 S: 4	H: 1 LOB: 1 BB: 0 P: 4	R: 3 E: 0 K: 0 S: 8	H: 5 LOB: 2 BB: 0 P: 8	R: 1 E: 0 K: 0 S: 4	H: 1 LOB: 0 BB: 0 P: 4	R: 0 E: 0 K: 0 S: 2	H: 0 LOB: 3 BB: 3 P: 14	1B: 6 2B: 1 3B: 0 HR: 2	SF: 0 SAC: 1 DP: 1 HBP: 0	WP: 0 PB: 0 SB: 1 CS: 1	PA: 37					
PITCHER	IP	WLS	BF	H	R	ER	SO	BB	IBB	HBP	BLK	WP	HR	S	P	ERA	WHIP								
Tom Phoebus, R ERA: 2.35	(1, 1)	5.1	L	25	7	3	3	4	3	0	0	0	0	30	42	5.06	1.875								
Jim Hardin, R ERA: 3.57	(6, 1)	0.2		3	1	0	0	0	0	0	0	0	0	3	3	0.00	1.500								
Dave Leonhard, R ERA: 9.9	(7, 1)	1.0		5	1	1	1	0	1	0	0	0	1	4	8	9.00	2.000								
Eddie Watt, R ERA: 1.33	(8, 1)	1.0		4	0	0	0	0	2	0	0	0	0	2	10	0.00	2.000								

Batter	1	2	3	4	5	6	7	8	9	AB	R	H	RBI	BB	SO	LOB	TOP			
Don Buford, S (1,7) OBP: 0.391, SLG: 0.346										4	0	1	0	0	0	1	Baltimore Orioles @ Milwaukee Brewers Milwaukee County Stadium, Milwaukee, WI Fri Jun 05 1970, 8:05 PM EDT Att: 13,548 - Unknown			
Mark Belanger, R (1,6) OBP: 0.250, SLG: 0.226										4	0	0	0	0	2	1				
Frank Robinson, R (1,9) OBP: 0.431, SLG: 0.572										3	0	0	0	0	1	1				
Boog Powell, L (1,3) OBP: 0.438, SLG: 0.625										3	0	0	0	1	0	2				
Merv Rettenmund, R (1,8) OBP: 0.316, SLG: 0.500										4	1	1	1	0	1	2				
Brooks Robinson, R (1,5) OBP: 0.330, SLG: 0.447										4	1	1	0	0	1	1				
Davey Johnson, R (1,4) OBP: 0.394, SLG: 0.426										4	0	2	1	0	0	0				
Eliot Hendricks, L (1,2) OBP: 0.268, SLG: 0.346										4	1	1	1	0	0	2				
Dave McNally, R (1,1) OBP: 0.257, SLG: 0.226										2	0	0	0	1	1	1				
Eddie Watt, R (8,1) OBP: 0.200, SLG: 0.200										1	0	0	0	0	1	1				
Inning Stats	R: 0 E: 0 K: 1 S: 6	H: 1 LOB: 1 BB: 0 P: 6	R: 1 E: 0 K: 0 S: 5	H: 2 LOB: 1 BB: 0 P: 5	R: 0 E: 0 K: 0 S: 3	H: 0 LOB: 0 BB: 0 P: 3	R: 1 E: 0 K: 0 S: 4	H: 1 LOB: 0 BB: 0 P: 4	R: 1 E: 0 K: 2 S: 8	H: 0 LOB: 0 BB: 0 P: 8	R: 0 E: 0 K: 0 S: 3	H: 0 LOB: 1 BB: 1 P: 7	R: 0 E: 0 K: 1 S: 5	H: 0 LOB: 1 BB: 1 P: 9	R: 0 E: 0 K: 1 S: 6	H: 1 LOB: 1 BB: 0 P: 6	1B: 3 2B: 1 3B: 0 HR: 2	SF: 0 SAC: 0 DP: 0 HBP: 1	WP: 0 PB: 0 SB: 1 CS: 0	PA: 36
PITCHER Bobby Bolin, R (1,1) ERA: 4.7	IP: 9.0 WLS: L BF: 36 H: 6 R: 3 ER: 3 SO: 7 BB: 2 IBB: 0 HBP: 1 BLK: 0 WP: 0 HR: 2 S: 47 P: 56 ERA: 3.00 WHIP: 0.889															PITCHER				

Batter	1	2	3	4	5	6	7	8	9	AB	R	H	RBI	BB	SO	LOB	BOTTOM					
Tommy Harper, R (1,5) OBP: 0.371, SLG: 0.533										4	1	1	0	0	1	3	Baltimore Orioles @ Milwaukee Brewers Milwaukee County Stadium, Milwaukee, WI Fri Jun 05 1970, 8:05 PM EDT Att: 13,548 - Unknown					
Ted Kubiak, S (1,6) OBP: 0.357, SLG: 0.317										3	1	1	1	1	0	1						
Ted Savage, R (1,8) OBP: 0.343, SLG: 0.460										3	0	1	0	1	0	1						
Danny Walton, R (1,7) OBP: 0.376, SLG: 0.503										3	0	0	0	1	1	3						
Jerry McNertney, R (1,2) OBP: 0.331, SLG: 0.362										2	0	0	0	1	0	2						
Mike Hegan, L (8,PH) OBP: 0.352, SLG: 0.377										1	0	0	0	0	0	1						
Phil Roof, R (9,2) OBP: 0.239, SLG: 0.292										0	0	0	0	0	0	0						
Hank Allen, R (1,3) OBP: 0.309, SLG: 0.282										2	0	0	0	1	1	0						
Russ Snyder, L (9,PH) OBP: 0.343, SLG: 0.381										1	0	0	0	0	0	0						
Mike Hershberger, R (1,9) OBP: 0.259, SLG: 0.233										4	0	2	0	0	0	2						
Roberto Pena, R (1,4) OBP: 0.291, SLG: 0.314										3	0	1	0	1	1	0						
Bobby Bolin, R (1,1) OBP: 0.278, SLG: 0.375										2	0	0	0	0	1	2						
Inning Stats	R: 1 E: 0 K: 0 S: 4	H: 2 LOB: 1 BB: 1 P: 8	R: 0 E: 0 K: 0 S: 4	H: 1 LOB: 2 BB: 1 P: 8	R: 0 E: 0 K: 0 S: 3	H: 0 LOB: 0 BB: 0 P: 3	R: 0 E: 0 K: 1 S: 5	H: 1 LOB: 0 BB: 0 P: 5	R: 0 E: 0 K: 2 S: 7	H: 0 LOB: 0 BB: 0 P: 7	R: 1 E: 0 K: 0 S: 3	H: 1 LOB: 2 BB: 3 P: 15	R: 0 E: 0 K: 0 S: 4	H: 1 LOB: 1 BB: 0 P: 4	R: 0 E: 0 K: 1 S: 4	H: 0 LOB: 0 BB: 1 P: 8	R: 0 E: 0 K: 1 S: 5	H: 0 LOB: 0 BB: 0 P: 5	1B: 5 2B: 1 3B: 0 HR: 0	SF: 0 SAC: 1 DP: 3 HBP: 0	WP: 1 PB: 0 SB: 0 CS: 0	PA: 36
PITCHER Dave McNally, L (1,1) ERA: 3.9	IP: 7.0 WLS: W BF: 30 H: 6 R: 2 ER: 2 SO: 3 BB: 6 IBB: 0 HBP: 0 BLK: 0 WP: 1 HR: 0 S: 30 P: 54 ERA: 2.57 WHIP: 1.714															PITCHER						
Eddie Watt, R (8,1) ERA: 1.21	IP: 2.0 WLS: S BF: 5 H: 0 R: 0 ER: 0 SO: 2 BB: 0 IBB: 0 HBP: 0 BLK: 0 WP: 0 HR: 0 S: 9 P: 9 ERA: 0.00 WHIP: 0.000															PITCHER						


AB 33
R 3
H 6
RBI 3
BB 2
SO 7
LOB 12




AB 28
R 2
H 6
RBI 1
BB 6
SO 5
LOB 15



WP: 1
PB: 0
SB: 0
CS: 0

Batter	1	2	3	4	5	6	7	8	9	AB	R	H	RBI	BB	SO	LOB	TOP								
Don Buford, S (1, 5) OBP: 0.397, SLG: 0.359	0-0 1B 2B		0-0 G3-6 1B		0-0 G3		0-0 G4-6-3 1B		0-0 F2	5	1	3	2	0	0	1	<p>Baltimore Orioles @ Milwaukee Brewers Milwaukee County Stadium, Milwaukee, WI</p> <p>Sat Jun 06 1970, 4:33 AM EDT Att: 12,076 - Unknown</p> <p>livebaseballscorecards.com</p> <p>AB 34 R 4 H 10 RBI 4 BB 3 SO 5 LOB 15</p> 								
Dave May, L (1, 9) OBP: 0.276, SLG: 0.269	0-0		0-0 G3-6		0-0	0-0 4-3	0-0 G4-6-3	0-3 K	4	1	1	1	0	0	3	1									
Brooks Robinson, R (9, PH) OBP: 0.329, SLG: 0.444	0-0 2-H 1B 1B		0-3 K		0-0	0-0	0-0	0-0	4	0	2	0	0	1	1	1									
Terry Crowley, L (1, 7) OBP: 0.365, SLG: 0.386	0-0 F7		0-3 K		0-0	0-0 FC6 1B		0-0 FC5 1B 1B	4	0	2	0	0	1	1	1									
Boog Powell, L (1, 3) OBP: 0.435, SLG: 0.617	0-0 1-H 1B		0-0		0-0 F8	0-0 FC6 FC6-4		0-0 L7	4	0	1	1	0	0	2	2									
Merv Rettenmund, R (1, 8) OBP: 0.301, SLG: 0.473	0-0 F9		0-3 K		0-0	0-0 FC6-4		0-0 F8	4	0	0	0	0	1	2	2									
Eliot Hendricks, L (1, 2) OBP: 0.276, SLG: 0.346		0-0 G3		0-0	0-0	0-0	0-0 G3	0-0	3	0	1	0	1	0	0	0									
Davey Johnson, R (1, 4) OBP: 0.396, SLG: 0.424		4-0 BB		0-0	0-0 FC5-4 BB	0-0	0-0 G3	0-0 1B	3	1	1	0	1	0	3	3									
Mark Belanger, R (1, 6) OBP: 0.245, SLG: 0.224		0-3 K		0-0	0-0	0-0	0-0 6-3	0-0	2	0	0	0	0	1	1	1									
Chico Salmon, R (7, PH) OBP: 0.500, SLG: 0.563		0-3 K		0-0	0-0	0-0	0-0	0-0 3-1	2	1	1	0	0	0	0	0									
Jim Palmer, R (1, 1) OBP: 0.296, SLG: 0.316		0-3 K		0-0	0-0	0-0	0-0	0-0	2	0	0	0	0	1	1	1									
Jim Hardin, R (5, 1)		0-0		0-0	0-0	0-0	0-0	0-0	0	0	0	0	0	0	0	0									
Curt Motton, R (7, PH) OBP: 0.444, SLG: 0.231		0-0		0-0	0-0	0-0	0-0	0-0	0	0	0	0	0	1	0	0									
Dave Leonhard, R (7, 1)		0-0		0-0	0-0	0-0	0-0	0-0	0	0	0	0	0	0	0	0									
Pete Richert, L (8, 1)		0-0		0-0	0-0	0-0	0-0	0-0	0	0	0	0	0	0	0	0									
Frank Robinson, R (8, PH) OBP: 0.404, SLG: 0.372		0-0		0-0	0-0	0-0	0-0	0-0	0	0	0	0	0	0	0	0									
Inning Stats	R: 2 E: 0 K: 0 S: 5	H: 3 LOB: 0 BB: 0 P: 5	R: 0 E: 0 K: 2 S: 7	H: 0 LOB: 1 BB: 1 P: 11	R: 0 E: 0 K: 1 S: 5	H: 1 LOB: 0 BB: 0 P: 5	R: 0 E: 0 K: 1 S: 5	H: 0 LOB: 1 BB: 1 P: 9	R: 0 E: 0 K: 0 S: 3	H: 0 LOB: 0 BB: 0 P: 3	R: 0 E: 0 K: 0 S: 4	H: 1 LOB: 1 BB: 0 P: 4	R: 2 E: 0 K: 0 S: 5	H: 3 LOB: 1 BB: 1 P: 9	R: 0 E: 0 K: 0 S: 5	H: 2 LOB: 2 BB: 0 P: 5	R: 0 E: 0 K: 1 S: 5	H: 0 LOB: 1 BB: 0 P: 6	1B: 9 2B: 1 3B: 0 HR: 0	SF: 0 SAC: 0 DP: 2 HBP: 1	WP: 0 PB: 0 SB: 0 CS: 0	PA: 38			
PITCHER	IP	WLS	BF	H	R	ER	SO	BB	IBB	HBP	BLK	WP	HR	S	P	ERA	WHIP								
Gene Brabender, R (1, 1) ERA: 5.59	6.1	W	27	7	4	4	4	3	0	0	0	0	0	32	44	5.68	1.579								
Ken Sanders, R (7, 1) ERA: 1.35	1.1		6	3	0	0	0	0	0	0	0	0	0	6	6	0.00	2.250								
John Gelnar, R (8, 1) ERA: 4.19	1.1	S	5	0	0	0	1	0	0	1	0	0	0	6	7	0.00	0.000								

Batter	1	2	3	4	5	6	7	8	9	AB	R	H	RBI	BB	SO	LOB	BOTTOM								
Tommy Harper, R (1, 5) OBP: 0.377, SLG: 0.540	0-0 BLK 1B		4-0 S SF8 BB		0-0 1B 2B		0-3 K		3	2	2	0	1	1	0	0	<p>Baltimore Orioles @ Milwaukee Brewers Milwaukee County Stadium, Milwaukee, WI</p> <p>Sat Jun 06 1970, 4:33 AM EDT Att: 12,076 - Unknown</p> <p>livebaseballscorecards.com</p> <p>AB 31 R 6 H 8 RBI 6 BB 2 SO 9 LOB 10</p> 								
Russ Snyder, L (1, 8) OBP: 0.333, SLG: 0.369	0-3 K		0-0 P4		0-3 K		0-0 4-3		4	0	0	0	0	2	3	3									
Hank Allen, R (9, 7) OBP: 0.309, SLG: 0.282	0-3 K		0-0 P4		0-3 K		0-0		0	0	0	0	0	0	0	0									
Ted Savage, R (1, 9) OBP: 0.340, SLG: 0.456	0-3 K		0-0 SF8		0-0 HR 1B		0-3 K		3	1	1	2	0	2	1	1									
Danny Walton, R (1, 7) OBP: 0.382, SLG: 0.526	0-0 F8		0-0		0-0		0-0		3	2	2	2	1	0	1	1									
Max Alvis, R (9, 5) OBP: 0.190, SLG: 0.200	0-0 F8		0-0 3B 2B		0-0 HR		0-0		0	0	0	0	0	0	0	0									
Jerry McNertney, R (1, 2) OBP: 0.329, SLG: 0.373		0-0 1-3		0-0	0-0 F8		0-0		4	0	1	1	0	0	1	1									
Mike Hegan, L (1, 3) OBP: 0.342, SLG: 0.365		0-3 K		0-3 K		0-0 G3		0-3 K	4	0	0	0	0	3	2	2									
Ted Kubiak, S (1, 6) OBP: 0.355, SLG: 0.321		0-0 1B 2B		0-0 F8		0-0 6-3		0-0 F7	4	1	1	0	0	0	1	1									
Roberto Pena, R (1, 4) OBP: 0.292, SLG: 0.315		0-0		0-0	0-0 F7		0-0 F7		3	0	1	1	0	0	0	0									
Gene Brabender, R (1, 1) OBP: 0.111, SLG: 0.167		0-0		0-0	0-0		0-0		3	0	0	0	0	1	1	1									
Ken Sanders, R (7, 1) ERA: 1.35		0-0		0-0	0-0		0-0		0	0	0	0	0	0	0	0									
John Gelnar, R (8, 1) ERA: 4.19		0-0		0-0	0-0		0-0		0	0	0	0	0	0	0	0									
Inning Stats	R: 0 E: 0 K: 2 S: 8	H: 1 LOB: 1 BB: 0 P: 8	R: 1 E: 0 K: 1 S: 7	H: 2 LOB: 1 BB: 0 P: 7	R: 2 E: 0 K: 1 S: 7	H: 2 LOB: 1 BB: 1 P: 11	R: 0 E: 0 K: 1 S: 5	H: 0 LOB: 0 BB: 0 P: 5	R: 3 E: 0 K: 1 S: 8	H: 3 LOB: 0 BB: 0 P: 8	R: 0 E: 0 K: 0 S: 3	H: 0 LOB: 0 BB: 0 P: 3	R: 0 E: 0 K: 2 S: 7	H: 0 LOB: 0 BB: 0 P: 7	R: 0 E: 0 K: 1 S: 5	H: 0 LOB: 1 BB: 1 P: 9	1B: 3 2B: 3 3B: 1 HR: 1	SF: 1 SAC: 0 DP: 0 HBP: 0	WP: 0 PB: 0 SB: 2 CS: 0	PA: 34					
PITCHER	IP	WLS	BF	H	R	ER	SO	BB	IBB	HBP	BLK	WP	HR	S	P	ERA	WHIP								
Jim Palmer, R (1, 1) ERA: 2.72	4.1	L	21	7	5	5	6	1	0	0	0	0	1	6	6	5.40	0.600								
Jim Hardin, R (5, 1) ERA: 3.65	1.2		6	1	1	1	0	0	0	0	0	0	0	8	12	0.00	0.750								
Dave Leonhard, R (7, 1) ERA: 8.74	1.1		5	0	0	0	2	1	0	0	0	0	0	8	12	0.00	0.750								
Pete Richert, L (8, 1) ERA: 1.1	0.2		2	0	0	0	1	0	0	0	0	0	0	4	4	0.00	0.000								

Batter	1	2	3	4	5	6	7	8	9	AB	R	H	RBI	BB	SO	LOB	TOP										
Don Buford, S OBP: 0.353, SLG: 0.351 (1, 7)										4	0	0	0	1	1	2	Baltimore Orioles @ Milwaukee Brewers Milwaukee County Stadium, Milwaukee, WI Sun Jun 07 1970, 4:33 AM EDT Att: 16,692 - Unknown										
Chico Salmon, R OBP: 0.459, SLG: 0.514 Mark Belanger, R OBP: 0.246, SLG: 0.223 (1, 6) (7, 6)										3	0	0	1	0	1	0											
Frank Robinson, R OBP: 0.433, SLG: 0.592 (1, 9)										5	1	2	1	0	0	3											
Boog Powell, L OBP: 0.439, SLG: 0.630 (1, 3)										4	2	2	1	1	0	1											
Merv Rettenmund, R OBP: 0.307, SLG: 0.506 (1, 8)										5	1	2	2	0	1	1											
Brooks Robinson, R OBP: 0.335, SLG: 0.453 (1, 5)										5	1	3	0	0	0	1											
Davey Johnson, R OBP: 0.396, SLG: 0.420 (1, 4)										4	1	1	0	1	1	2											
Andy Etchebarren, R OBP: 0.270, SLG: 0.277 (1, 2)										4	1	2	1	0	1	3											
Mike Cuellar, L OBP: 0.083, SLG: 0.143 Eddie Watt, R OBP: 0.200, SLG: 0.200 (1, 1) (8, 1)										2	0	0	0	1	1	3											
Inning Stats	R: 0 E: 0 K: 0 S: 4	H: 1 LOB: 1 BB: 0 P: 4	R: 0 E: 0 K: 1 S: 5	H: 0 LOB: 0 BB: 0 P: 5	R: 0 E: 0 K: 1 S: 5	H: 0 LOB: 1 BB: 0 P: 5	R: 2 E: 0 K: 1 S: 8	H: 3 LOB: 1 BB: 0 P: 8	R: 1 E: 0 K: 1 S: 6	H: 1 LOB: 3 BB: 1 P: 10	R: 0 E: 0 K: 2 S: 9	H: 2 LOB: 3 BB: 1 P: 13	R: 0 E: 0 K: 0 S: 3	H: 0 LOB: 0 BB: 0 P: 3	R: 4 E: 0 K: 0 S: 7	H: 4 LOB: 2 BB: 2 P: 15		R: 0 E: 0 K: 0 S: 4	H: 1 LOB: 1 BB: 0 P: 4	1B: 6 2B: 3 3B: 0 HR: 3	SF: 0 SAC: 2 DP: 0 HBP: 0	WP: 1 PB: 0 SB: 1 CS: 0	PA: 43				
PITCHER	IP	WLS	BF	H	R	ER	SO	BB	IBB	HBP	BLK	WP	HR	S	P	ERA	WHIP										
Marty Pattin, R ERA: 5.72 (1, 1)	4.0	L	18	5	3	3	3	1	0	0	0	1	2	23	27	6.75	1.500										
Dave Baldwin, R ERA: 1.29 (5, 1)	3.0		12	2	0	0	3	0	1	0	0	0	0	17	21	0.00	0.667										
John Gelnar, R ERA: 5.24 (8, 1)	0.0		4	3	4	4	0	1	0	0	0	0	1	3	7	∞	∞										
Ken Sanders, R ERA: 1.17 (8, 1)	1.0		5	1	0	0	0	0	1	0	0	0	0	4	8	0.00	1.000										
Bob Locker, R ERA: 3.25 (9, 1)	1.0		4	1	0	0	0	0	0	0	0	0	0	4	4	0.00	1.000										

Batter	1	2	3	4	5	6	7	8	9	AB	R	H	RBI	BB	SO	LOB	BOTTOM										
Tommy Harper, R OBP: 0.375, SLG: 0.532 (1, 5)										3	0	0	0	1	1	1	Baltimore Orioles @ Milwaukee Brewers Milwaukee County Stadium, Milwaukee, WI Sun Jun 07 1970, 4:33 AM EDT Att: 16,692 - Unknown										
Ted Kubiak, S OBP: 0.352, SLG: 0.317 (1, 6)										5	0	1	0	0	2	2											
Ted Savage, R OBP: 0.361, SLG: 0.495 (1, 8)										3	1	2	1	2	0	1											
Danny Walton, R OBP: 0.374, SLG: 0.513 (1, 7)										5	0	0	0	0	2	4											
Hank Allen, R OBP: 0.314, SLG: 0.289 (1, 3)										5	1	2	0	0	0	2											
Jerry McNertney, R OBP: 0.318, SLG: 0.360 (1, 2)										5	0	0	0	0	0	3											
Mike Hershberger, R OBP: 0.289, SLG: 0.255 (1, 9)										4	2	2	0	1	1	2											
Roberto Pena, R OBP: 0.299, SLG: 0.321 (1, 4)										4	1	2	1	0	0	1											
Marty Pattin, R ERA: 5.105, SLG: 0.111 (5, 1) Dave Baldwin, R ERA: 1.29 (7, PH) Max Alvis, R OBP: 0.200, SLG: 0.224 (8, 1) John Gelnar, R ERA: 5.24 (8, 1) Ken Sanders, R ERA: 1.17 (8, PH) Phil Roof, R OBP: 0.200, SLG: 0.348 (9, 1) Bob Locker, S ERA: 3.25 (9, 1)										0	0	0	1	0	0	0											
Inning Stats	R: 1 E: 1 K: 0 S: 5	H: 1 LOB: 1 BB: 0 P: 5	R: 1 E: 0 K: 0 S: 4	H: 1 LOB: 1 BB: 1 P: 8	R: 0 E: 0 K: 2 S: 8	H: 1 LOB: 1 BB: 0 P: 8	R: 0 E: 0 K: 0 S: 3	H: 0 LOB: 0 BB: 0 P: 3	R: 0 E: 0 K: 1 S: 6	H: 1 LOB: 2 BB: 1 P: 10	R: 0 E: 0 K: 0 S: 4	H: 1 LOB: 1 BB: 0 P: 4	R: 0 E: 0 K: 0 S: 4	H: 1 LOB: 1 BB: 0 P: 4	R: 4 E: 0 K: 2 S: 11	H: 4 LOB: 1 BB: 1 P: 15		R: 0 E: 0 K: 1 S: 6	H: 1 LOB: 2 BB: 1 P: 10	1B: 8 2B: 1 3B: 0 HR: 2	SF: 1 SAC: 1 DP: 0 HBP: 0	WP: 0 PB: 0 SB: 2 CS: 0	PA: 43				
PITCHER	IP	WLS	BF	H	R	ER	SO	BB	IBB	HBP	BLK	WP	HR	S	P	ERA	WHIP										
Mike Cuellar, L ERA: 4.13 (1, 1)	7.2	W	36	10	6	6	4	2	0	0	0	0	2	42	50	7.04	1.565										
Eddie Watt, R ERA: 1.14 (8, 1)	1.1	S	7	1	0	0	2	2	0	0	0	0	0	9	17	0.00	2.250										

AB	37
R	7
H	12
RBI	7
BB	4
SO	6
LOB	18



AB	37
R	6
H	11
RBI	6
BB	4
SO	6
LOB	16



Batter	1	2	3	4	5	6	7	8	9	10	11	AB	R	H	RBI	BB	SO	LOB	TOP								
Sandy Alomar Sr., S OBP: 0.285, SLG: 0.270	K			5-3		6-3 2B		WP 2B	P4		F7	6	1	2	1	0	1	2									
Jarvis Tatum, R OBP: 0.353, SLG: 0.305	4-3			5-3		6-3		K		F7	4-3	3	0	0	0	0	0	1									
Roger Repoz, L OBP: 0.345, SLG: 0.497												3	0	0	0	0	1	3									
Jim Fregosi, R OBP: 0.351, SLG: 0.432	K			6-3				2B 1B		K		3	1	0	0	2	2	0									
Alex Johnson, R OBP: 0.390, SLG: 0.481		K				P4		1B		F8		5	1	2	1	0	1	2									
Ken McMullen, R OBP: 0.348, SLG: 0.424	5-3			F5		G6-4-3 1B		1B				4	2	2	1	1	0	1									
Billy Cowan, R OBP: 0.379, SLG: 0.464												3	0	1	0	0	0	1									
Jay Johnstone, L OBP: 0.287, SLG: 0.398	P3			F9		G6-4-3 1B		1B				0	0	0	0	0	0	0									
Giraldo Ruiz, S OBP: 0.273, SLG: 0.364												1	0	1	2	0	0	0									
Jim Spencer, L OBP: 0.337, SLG: 0.410												1	0	0	0	0	0	0									
Tommy Reynolds, R OBP: 0.244, SLG: 0.275				6-3		FC6-4		G6-4-3				5	1	1	0	0	1	4									
Tom Silverio, L								K				0	0	0	0	0	0	0									
Tom Egan, R OBP: 0.286, SLG: 0.308				L5								5	0	2	2	0	2	0									
Tom Murphy, R OBP: 0.139, SLG: 0.118												3	1	1	0	0	0	1									
Mel Queen, L	5-3											0	0	0	0	0	0	0									
Clyde Wright, R OBP: 0.194, SLG: 0.216												1	0	0	0	0	1	0									
Ken Tatum, R												0	0	0	0	0	0	0									
Eddie Fisher, R OBP: 0.333, SLG: 0.333												0	0	0	0	0	0	0									
Inning Stats	R: 0 E: 0 K: 2 S: 7	H: 0 LOB: 0 BB: 0 P: 7	R: 0 E: 0 K: 1 S: 5	H: 0 LOB: 0 BB: 0 P: 5	R: 0 E: 0 K: 0 S: 3	H: 0 LOB: 0 BB: 0 P: 3	R: 0 E: 0 K: 0 S: 3	H: 0 LOB: 0 BB: 0 P: 3	R: 0 E: 0 K: 0 S: 4	H: 1 LOB: 1 BB: 0 P: 4	R: 1 E: 0 K: 1 S: 7	H: 2 LOB: 2 BB: 1 P: 11	R: 3 E: 0 K: 2 S: 9	H: 3 LOB: 1 BB: 2 P: 17	R: 0 E: 0 K: 2 S: 7	H: 0 LOB: 0 BB: 0 P: 7	R: 0 E: 0 K: 1 S: 5	H: 0 LOB: 0 BB: 0 P: 5	R: 2 E: 1 K: 0 S: 7	H: 3 LOB: 2 BB: 0 P: 7	1B: 7 2B: 3 3B: 1 HR: 1	SF: 0 SAC: 1 DP: 1 HBP: 0	WP: 1 PB: 0 SB: 1 CS: 0	PA: 47			
PITCHER	IP 7.0	WLS 3.9	BF 28	H 7	R 3	ER 3	SO 4	BB 1	IBB 0	HBP 0	BLK 0	WP 0	HR 0	S 35	P 39	ERA 3.86	WHIP 1.143										
Dave McNally, L ERA: 3.9																											
Eddie Watt, R ERA: 1.88	0.1	4	1	0	0	1	1	1	0	0	0	1	0	4	12	0.00	6.000										
Pete Richert, L ERA: 1.0	1.2	5	1	2	2	3	0	0	0	0	0	0	0	11	11	10.80	0.600										
Dick Hall, R ERA: 3.0	1.1	L	7	3	2	2	1	0	0	0	0	0	1	9	9	13.50	2.250										
Marcelino Lopez, L ERA: 2.12	0.2	3	0	0	0	0	0	0	0	0	0	0	0	3	3	0.00	0.000										
Batter	1	2	3	4	5	6	7	8	9	10	11	AB	R	H	RBI	BB	SO	LOB	BOTTOM								
Don Buford, S OBP: 0.357, SLG: 0.352	3-1			4-0 BB		FC6-4 1B		L5				5	0	2	0	1	1	3									
Mark Belanger, R OBP: 0.243, SLG: 0.219												3	0	0	0	0	0	3									
Dave May, L OBP: 0.267, SLG: 0.259	6-3			L4		FC6-4						1	0	0	0	0	1	0									
Bobby Floyd, R OBP: 0.273, SLG: 0.259												0	0	0	0	0	0	0									
Chico Salmon, R OBP: 0.436, SLG: 0.486												2	0	0	0	0	0	3									
Frank Robinson, R OBP: 0.430, SLG: 0.580	K			6-3		G6-4-3 1B		K				5	0	1	0	1	2	1									
Boog Powell, L OBP: 0.429, SLG: 0.614				3-1				L9				5	0	0	0	0	2	2									
Merv Rettenmund, R OBP: 0.301, SLG: 0.482				L5				G6-4-3				4	0	0	0	1	1	1									
Brooks Robinson, R OBP: 0.341, SLG: 0.473												4	3	2	1	1	0	0									
Davey Johnson, R OBP: 0.392, SLG: 0.420												5	1	1	0	0	1	4									
Eliot Hendricks, L OBP: 0.281, SLG: 0.357												5	0	2	2	0	1	4									
Dave McNally, R ERA: 3.51												1	1	1	2	1	0	0									
Mel Queen, R ERA: 3.55												0	0	0	0	0	0	0									
Terry Crowley, L OBP: 0.377, SLG: 0.388												0	0	0	0	0	0	0									
Dick Hall, R OBP: 0.194, SLG: 0.216												0	0	0	0	0	0	0									
Marcelino Lopez, R OBP: 0.436, SLG: 0.486												0	0	0	0	0	0	0									
Clay Dalrymple, L OBP: 0.146, SLG: 0.278												1	0	0	0	0	0	0									
Inning Stats	R: 0 E: 0 K: 1 S: 5	H: 0 LOB: 0 BB: 0 P: 5	R: 0 E: 0 K: 0 S: 3	H: 0 LOB: 0 BB: 0 P: 3	R: 0 E: 0 K: 0 S: 3	H: 0 LOB: 2 BB: 2 P: 11	R: 0 E: 0 K: 1 S: 5	H: 0 LOB: 0 BB: 0 P: 5	R: 2 E: 0 K: 0 S: 6	H: 3 LOB: 1 BB: 0 P: 6	R: 0 E: 0 K: 0 S: 3	H: 1 LOB: 1 BB: 0 P: 3	R: 1 E: 0 K: 0 S: 5	H: 2 LOB: 1 BB: 0 P: 5	R: 0 E: 0 K: 3 S: 9	H: 0 LOB: 0 BB: 0 P: 9	R: 2 E: 1 K: 1 S: 8	H: 2 LOB: 2 BB: 1 P: 12	R: 0 E: 0 K: 3 S: 9	H: 0 LOB: 3 BB: 3 P: 21	R: 0 E: 0 K: 0 S: 4	H: 1 LOB: 1 BB: 0 P: 4	1B: 4 2B: 3 3B: 0 HR: 2	SF: 0 SAC: 1 DP: 1 HBP: 0	WP: 0 PB: 0 SB: 0 CS: 0	PA: 48	
PITCHER	IP 6.1	WLS 1.2	BF 26	H 6	R 3	ER 3	SO 2	BB 2	IBB 0	HBP 0	BLK 0	WP 0	HR 2	S 28	P 36	ERA 4.26	WHIP 1.263										
Tom Murphy, R ERA: 3.51																											
Mel Queen, R ERA: 3.55																											
Ken Tatum, R ERA: 1.94	0.1	3	1	2	1	0	0	0	0	0	0	0	0	3	3	27.00	3.000										
Eddie Fisher, R ERA: 1.94	2.2	W	14	2	0	0	4	3	1	0	0	0	0	18	34	0.00	1.875										

California Angels @ Baltimore Orioles
Memorial Stadium, Baltimore, MD
Tue Jun 09 1970, 7:05 PM EDT
Att: 11,392 - Unknown

AB 43
R 7
H 12
RBI 7
BB 3
SO 9
LOB 15



California Angels @ Baltimore Orioles
Memorial Stadium, Baltimore, MD
Tue Jun 09 1970, 7:05 PM EDT
Att: 11,392 - Unknown

AB 41
R 5
H 9
RBI 5
BB 6
SO 9
LOB 21



Batter	1	2	3	4	5	6	7	8	9	AB	R	H	RBI	BB	SO	LOB	TOP					
Sandy Alomar Sr. S OBP: 0.284, SLG: 0.270 (1, 4)	4-3		6-3		1-3			1B		4	0	1	0	0	0	3	California Angels @ Baltimore Orioles Memorial Stadium, Baltimore, MD Wed Jun 10 1970, 7:05 PM EDT Att: 9,637 - Unknown					
Jim Fregosi R OBP: 0.354, SLG: 0.433 (1, 6)	K			5-3		G6-4-3	1B	1B		4	0	2	0	0	1	0						
Roger Repoz L OBP: 0.337, SLG: 0.484 (1, 9)	5-3			6-3		L8		F3		4	0	0	0	0	0	3						
Alex Johnson R OBP: 0.387, SLG: 0.477 (1, 7)		S		6-3		G6-4-3	1-2	F9		4	0	1	0	0	0	3						
Jim Spencer L OBP: 0.330, SLG: 0.400 (1, 3)		F9				F7		G3	K	4	0	0	0	0	1	1						
Ken McMullen R OBP: 0.347, SLG: 0.421 (1, 5)		F7			1B	1B	1B	K	P3	4	0	1	0	0	1	1						
Jay Johnstone L OBP: 0.267, SLG: 0.420 (1, 8)		F9			K			HR	K	4	1	1	1	0	2	2						
Tom Egan R OBP: 0.288, SLG: 0.309 (1, 2)			K			1B	1B	K		3	0	1	0	0	2	0						
Clyde Wright R OBP: 0.200, SLG: 0.231 (8, PH)			K					K		2	0	1	0	0	1	0						
Tommy Reynolds R OBP: 0.236, SLG: 0.268 (8, 1)					1-2	2-3	1B			1	0	0	0	0	1	0						
Ken Tatum R (8, 1)										0	0	0	0	0	0	0						
Inning Stats	R: 0 E: 0 K: 1 S: 5	H: 0 LOB: 0 BB: 0 P: 5	R: 0 E: 0 K: 0 S: 4	H: 1 LOB: 1 BB: 0 P: 4	R: 0 E: 0 K: 2 S: 7	H: 0 LOB: 0 BB: 0 P: 7	R: 0 E: 0 K: 0 S: 3	H: 0 LOB: 0 BB: 0 P: 3	R: 0 E: 0 K: 1 S: 8	H: 3 LOB: 3 BB: 0 P: 8	R: 0 E: 0 K: 0 S: 3	H: 1 LOB: 0 BB: 0 P: 3	R: 1 E: 0 K: 2 S: 8	H: 1 LOB: 0 BB: 0 P: 8	R: 0 E: 0 K: 1 S: 7	H: 2 LOB: 2 BB: 0 P: 7	R: 0 E: 0 K: 2 S: 7	H: 0 LOB: 0 BB: 0 P: 7	1B: 7 2B: 0 3B: 0 HR: 1	SF: 0 SAC: 0 DP: 1 HBP: 0	WP: 0 PB: 0 SB: 1 CS: 0	PA: 34
PITCHER Jim Palmer R ERA: 2.57 (1, 1)	IP: 9.0 WLS: W BF: 34 H: 8 R: 1 ER: 1 SO: 9 BB: 0 IBB: 0 HBP: 0 BLK: 0 WP: 0 HR: 1 S: 52 P: 52 ERA: 1.00 WHIP: 0.889															PITCHER IP: WLS: BF: H: R: ER: SO: BB: IBB: HBP: BLK: WP: HR: S: P: ERA: WHIP:						

Batter	1	2	3	4	5	6	7	8	9	AB	R	H	RBI	BB	SO	LOB	BOTTOM			
Don Buford S OBP: 0.364, SLG: 0.358 (1, 7)	E		FC6-4		F8			3B		3	2	2	0	1	0	0	California Angels @ Baltimore Orioles Memorial Stadium, Baltimore, MD Wed Jun 10 1970, 7:05 PM EDT Att: 9,637 - Unknown			
Merv Rettenmund R OBP: 0.299, SLG: 0.494 (1, 8)	F8		F7		6-3		3B	3B		4	0	1	1	0	0	2				
Brooks Robinson R OBP: 0.339, SLG: 0.469 (1, 5)	5-3		FC6-4				1B	F8		4	0	1	1	0	0	2				
Frank Robinson R OBP: 0.426, SLG: 0.572 (1, 9)	L8				FC1-6		1B	F8	F7	4	0	1	0	0	0	1				
Boog Powell L OBP: 0.426, SLG: 0.611 (1, 3)					FC1-6		1B	F8	P4	4	0	1	0	0	0	2				
Davey Johnson R OBP: 0.394, SLG: 0.422 (1, 4)		B1					1B		F7	4	0	2	0	0	0	1				
Andy Etchebarren R OBP: 0.260, SLG: 0.265 (1, 2)		F7					1B			3	0	0	0	0	1	5				
Mark Belanger R OBP: 0.240, SLG: 0.216 (1, 6)		F9							F7	3	0	0	0	0	0	3				
Jim Palmer R OBP: 0.238, SLG: 0.293 (1, 1)					F7				K	3	0	0	0	0	2	0				
Inning Stats	R: 1 E: 1 K: 0 S: 3	H: 0 LOB: 0 BB: 1 P: 7	R: 0 E: 0 K: 0 S: 4	H: 1 LOB: 1 BB: 0 P: 4	R: 0 E: 0 K: 0 S: 4	H: 1 LOB: 1 BB: 0 P: 4	R: 0 E: 0 K: 1 S: 7	H: 2 LOB: 2 BB: 0 P: 7	R: 0 E: 0 K: 0 S: 5	H: 0 LOB: 0 BB: 0 P: 5	R: 0 E: 0 K: 0 S: 5	H: 2 LOB: 2 BB: 0 P: 5	R: 1 E: 0 K: 1 S: 7	H: 2 LOB: 1 BB: 0 P: 7	R: 0 E: 0 K: 0 S: 3	H: 0 LOB: 0 BB: 0 P: 3		1B: 6 2B: 1 3B: 1 HR: 0	SF: 0 SAC: 0 DP: 0 HBP: 0	WP: 0 PB: 0 SB: 0 CS: 0
PITCHER Clyde Wright L ERA: 2.96 Ken Tatum R ERA: 1.47 (8, 1)	IP: 7.0 WLS: L BF: 30 H: 8 R: 2 ER: 1 SO: 3 BB: 1 IBB: 0 HBP: 0 BLK: 0 WP: 0 HR: 0 S: 35 P: 39 ERA: 1.29 WHIP: 1.286															PITCHER IP: WLS: BF: H: R: ER: SO: BB: IBB: HBP: BLK: WP: HR: S: P: ERA: WHIP:				

Batter	1	2	3	4	5	6	7	8	9	AB	R	H	RBI	BB	SO	LOB	TOP			
Sandy Alomar Sr. S OBP: 0.283, SLG: 0.271 Paul Doyle, L	6-3		1B			F8		SF8		3	0	1	1	0	0	0	California Angels @ Baltimore Orioles Memorial Stadium, Baltimore, MD Thu Jun 11 1970, 7:05 PM EDT Att: 7,280 - Unknown			
Jarvis Tatum, R OBP: 0.351, SLG: 0.317	2B		F9			5-3		K		4	0	1	0	0	1	3				
Jim Fregosi, R OBP: 0.429, SLG: 0.429 Ray Oyler, R	K			K			FC6-4 BB		K	2	0	0	0	0	2	1				
Alex Johnson, R OBP: 0.381, SLG: 0.469	K			1-3			FC6-4 G6-4-3		F9	4	0	0	0	0	1	2				
Ken McMullen, R OBP: 0.341, SLG: 0.412	6-3			F7			G6-4-3		6-3	4	0	0	0	0	0	1				
Billy Cowan, R OBP: 0.375, SLG: 0.433	5-3					6-3		E SF8 BB		2	1	0	0	1	0	0				
Tommie Reynolds, R OBP: 0.222, SLG: 0.250	6-3					K		E6 SF8 E		3	0	0	0	0	1	1				
Tom Egan, R OBP: 0.276, SLG: 0.296			5-3			5-3		K		3	0	0	0	0	1	2				
Rudy May, L OBP: 0.086, SLG: 0.088 Steve Kealey, R			K					K		1	0	0	0	0	1	0				
Giraldo Ruiz, S OBP: 0.250, SLG: 0.333						K		E1		1	0	0	0	0	0	2				
Inning Stats	R: 0 E: 0 K: 2 S: 8	H: 1 LOB: 1 BB: 0 P: 8	R: 0 E: 0 K: 0 S: 3	H: 0 LOB: 0 BB: 0 P: 3	R: 0 E: 0 K: 1 S: 6	H: 1 LOB: 1 BB: 0 P: 6	R: 0 E: 0 K: 1 S: 5	H: 0 LOB: 0 BB: 0 P: 5	R: 0 E: 0 K: 1 S: 5	H: 0 LOB: 0 BB: 0 P: 5	R: 0 E: 0 K: 0 S: 2	H: 0 LOB: 0 BB: 1 P: 6	R: 1 E: 2 K: 9 S: 9	H: 0 LOB: 2 BB: 1 P: 13	R: 0 E: 0 K: 1 S: 5	H: 0 LOB: 0 BB: 0 P: 5	1B: 1 2B: 1 3B: 0 HR: 0	SF: 1 SAC: 0 DP: 1 HBP: 0	WP: 0 PA: 32 PB: 0 SB: 0 CS: 0	
PITCHER Mike Cuellar, L ERA: 3.77	IP: 9.0 WLS: W BF: 32	H: 2 R: 1 ER: 0 SO: 9	BB: 2 IBB: 0 HBP: 0 BLK: 0	WP: 0 HR: 0 S: 48 P: 56	ERA: 0.00 WHIP: 0.444	PITCHER										IP: 9.0 WLS: W BF: 32	H: 2 R: 1 ER: 0 SO: 9	BB: 2 IBB: 0 HBP: 0 BLK: 0	WP: 0 HR: 0 S: 48 P: 56	ERA: 0.00 WHIP: 0.444

Batter	1	2	3	4	5	6	7	8	9	AB	R	H	RBI	BB	SO	LOB	BOTTOM			
Don Buford, S OBP: 0.358, SLG: 0.350	6-3	F9		K		K				4	0	0	0	0	2	2	California Angels @ Baltimore Orioles Memorial Stadium, Baltimore, MD Thu Jun 11 1970, 7:05 PM EDT Att: 7,280 - Unknown			
Mery Rettenmund, R OBP: 0.297, SLG: 0.516	HR		6-3		G1		5-3			4	1	1	1	0	0	0				
Brooks Robinson, R OBP: 0.333, SLG: 0.460	E5 HR		F8		F8		L5			4	1	0	0	0	0	0				
Frank Robinson, R OBP: 0.433, SLG: 0.589	HR		HR BB		HR BB		F8			2	3	1	2	2	0	0				
Boog Powell, L OBP: 0.432, SLG: 0.626	6-3		HR		HR BB			FC1-4 BB		2	2	1	2	2	0	0				
Davey Johnson, R OBP: 0.391, SLG: 0.434	6-3		6-3		HR BB		FC1-4 WP			4	2	1	3	0	0	1				
Andy Etchebarren, R OBP: 0.259, SLG: 0.264		K		K		K		1B		4	0	1	1	0	3	0				
Mark Belanger, R OBP: 0.244, SLG: 0.218	SH5-3 1B			BB		6-3		F3		3	0	1	0	1	0	1				
Mike Cuellar, L OBP: 0.077, SLG: 0.132	SH5-3		F9		F8		K			3	0	0	0	0	1	2				
Inning Stats	R: 3 E: 1 K: 0 S: 6	H: 2 LOB: 0 BB: 0 P: 6	R: 0 E: 0 K: 1 S: 6	H: 1 LOB: 1 BB: 0 P: 6	R: 2 E: 0 K: 0 S: 4	H: 1 LOB: 0 BB: 1 P: 8	R: 0 E: 0 K: 2 S: 7	H: 0 LOB: 1 BB: 1 P: 11	R: 3 E: 0 K: 1 S: 6	H: 1 LOB: 0 BB: 2 P: 14	R: 0 E: 0 K: 1 S: 5	H: 0 LOB: 0 BB: 0 P: 5	R: 0 E: 0 K: 0 S: 3	H: 0 LOB: 0 BB: 0 P: 3	R: 1 E: 0 K: 1 S: 6	H: 1 LOB: 1 BB: 1 P: 10		1B: 2 2B: 0 3B: 0 HR: 4	SF: 0 SAC: 1 DP: 0 HBP: 0	WP: 1 PA: 36 PB: 0 SB: 0 CS: 0
PITCHER Rudy May, L ERA: 2.8 Steve Kealey, R ERA: 2.45 Paul Doyle, L ERA: 3.26	IP: 4.2 WLS: L BF: 23	H: 4 R: 7 ER: 6 SO: 3	BB: 4 IBB: 0 HBP: 0 BLK: 0	WP: 0 HR: 3 S: 25 P: 41	ERA: 11.57 WHIP: 1.714	PITCHER										IP: 4.2 WLS: L BF: 23	H: 4 R: 7 ER: 6 SO: 3	BB: 4 IBB: 0 HBP: 0 BLK: 0	WP: 0 HR: 3 S: 25 P: 41	ERA: 11.57 WHIP: 1.714

Batter	1	2	3	4	5	6	7	8	9	10	11	AB	R	H	RBI	BB	SO	LOB	TOP			
Bert Campaneris, R OBP: 0.291, SLG: 0.393 (1, 6)												5	2	2	2	0	1	1				
Tony La Russa, R OBP: 0.278, SLG: 0.250 (1, 4)												3	0	1	0	2	0	1				
Rick Monday, L OBP: 0.370, SLG: 0.458 Reggie Jackson, L OBP: 0.338, SLG: 0.424 (6, 8)												3	1	1	1	0	1	2				
Felipe Alou, R OBP: 0.383, SLG: 0.487 (1, 9)												5	0	0	0	0	0	3				
Don Mincher, L OBP: 0.322, SLG: 0.500 (1, 3)												4	0	0	0	0	1	0				
Jos Rudi, R OBP: 0.350, SLG: 0.531 (1, 7)												4	0	0	0	0	0	0				
Frank Fernandez, R OBP: 0.402, SLG: 0.495 (1, 2)												3	0	0	0	1	2	0				
Dick Green, R OBP: 0.261, SLG: 0.264 (1, 5)												3	1	1	0	0	1	1				
Rollie Fingers, R OBP: 0.198, SLG: 0.111 Jose Tartabull, L OBP: 0.250, SLG: 0.417 Mudcat Grant, R (8, 1)												2	0	0	0	0	0	1				
Inning Stats	R: 2 E: 0 K: 0 S: 5	H: 2 LOB: 0 BB: 0 P: 5	R: 0 E: 0 K: 2 S: 2	H: 0 LOB: 1 BB: 1 P: 6	R: 0 E: 0 K: 0 S: 3	H: 0 LOB: 1 BB: 1 P: 7	R: 0 E: 0 K: 0 S: 3	H: 0 LOB: 0 BB: 0 P: 3	R: 0 E: 0 K: 2 S: 7	H: 1 LOB: 0 BB: 0 P: 5	R: 0 E: 0 K: 1 S: 5	H: 0 LOB: 0 BB: 0 P: 7	R: 0 E: 0 K: 1 S: 4	H: 0 LOB: 1 BB: 1 P: 8	R: 0 E: 0 K: 0 S: 3	H: 0 LOB: 0 BB: 0 P: 3	R: 2 E: 0 K: 0 S: 5	H: 2 LOB: 1 BB: 0 P: 6	1B: 2 2B: 2 3B: 0 HR: 2	SF: 0 SAC: 1 DP: 2 HBP: 1	WP: 0 PB: 0 SB: 0 CS: 1	PA: 41
PITCHER	IP ERA WLS BF H R ER SO BB IBB HBP BLK WP HR S P ERA WHIP																					
Tom Phoebus, R ERA: 2.5 (1, 1)	3.0	12	2	0	0	6	0	0	0	0	0	0	0	0	28	28	0.00	0.400				
Jim Hardin, R ERA: 3.21 (4, 1)	5.0	16	2	0	0	6	0	0	0	0	0	0	0	0	7	11	0.00	0.500				
Pete Richert, L ERA: 0.9 (9, 1)	2.0	6	0	0	0	1	1	0	0	0	0	0	0	0	5	6	18.00	2.000				
Eddie Watt, R ERA: 2.52 (11, 1)	1.0	L	6	2	2	2	0	0	0	1	0	0	0	0	0	0	0	0				

Oakland Athletics @ Baltimore Orioles
Memorial Stadium, Baltimore, MD
Fri Jun 12 1970, 7:05 PM EDT
Att: 21,059 - Unknown

AB 35
R 4
H 6
RBI 4
BB 3
SO 7
LOB 10



Batter	1	2	3	4	5	6	7	8	9	10	11	AB	R	H	RBI	BB	SO	LOB	BOTTOM			
Don Buford, S OBP: 0.360, SLG: 0.366 (1, 7)												3	1	1	1	1	0	0				
Merv Rettenmund, R OBP: 0.292, SLG: 0.500 (1, 8)												5	0	1	0	0	0	4				
Brooks Robinson, R OBP: 0.331, SLG: 0.455 (1, 5)												5	0	1	0	0	1	1				
Frank Robinson, R OBP: 0.422, SLG: 0.572 (1, 9)												5	0	0	0	0	0	1				
Boog Powell, L OBP: 0.427, SLG: 0.613 (1, 3)												4	0	0	0	1	2	0				
Davey Johnson, R OBP: 0.383, SLG: 0.435 (1, 4)												4	0	2	0	0	1	0				
Clay Dalrymple, L OBP: 0.370, SLG: 0.429 (1, 2)												3	1	1	1	1	0	3				
Mark Belanger, R OBP: 0.244, SLG: 0.218 (1, 6)												4	0	1	0	0	0	1				
Tom Phoebus, R ERA: 2.5 (1, 1)	7.0	23	3	2	2	4	1	0	0	0	0	0	0	0	0	0	0	0				
Davey Johnson, R OBP: 0.383, SLG: 0.435 (1, 4)	4.0	W	18	4	0	0	1	3	0	0	0	0	0	0	0	0	0	0				
Terry Crowley, L OBP: 0.279, SLG: 0.378 (8, PH)												0	0	0	0	0	0	0				
Pete Richert, L ERA: 0.9 (9, 1)												1	0	0	0	1	0	0				
Eliot Hendricks, L OBP: 0.250, SLG: 0.327 (10, PH)												0	0	0	0	0	0	0				
Eddie Watt, R ERA: 2.52 (11, 1)												0	0	0	0	1	0	0				
Inning Stats	R: 0 E: 0 K: 0 S: 3	H: 1 LOB: 0 BB: 0 P: 3	R: 0 E: 0 K: 2 S: 7	H: 0 LOB: 0 BB: 0 P: 7	R: 0 E: 0 K: 0 S: 2	H: 0 LOB: 0 BB: 1 P: 6	R: 0 E: 0 K: 1 S: 5	H: 0 LOB: 0 BB: 0 P: 5	R: 0 E: 0 K: 0 S: 3	H: 2 LOB: 3 BB: 1 P: 7	R: 0 E: 0 K: 1 S: 7	H: 0 LOB: 0 BB: 0 P: 3	R: 0 E: 0 K: 0 S: 5	H: 2 LOB: 2 BB: 1 P: 8	R: 0 E: 0 K: 0 S: 3	H: 0 LOB: 1 BB: 1 P: 7	R: 0 E: 0 K: 1 S: 5	H: 0 LOB: 0 BB: 0 P: 5	1B: 5 2B: 0 3B: 0 HR: 2	SF: 0 SAC: 1 DP: 3 HBP: 0	WP: 0 PB: 0 SB: 0 CS: 0	PA: 41
PITCHER	IP ERA WLS BF H R ER SO BB IBB HBP BLK WP HR S P ERA WHIP																					
Rollie Fingers, R ERA: 3.15 (1, 1)	7.0	23	3	2	2	4	1	0	0	0	0	0	0	0	0	0	0	0				
Mudcat Grant, R ERA: 0.83 (8, 1)	4.0	W	18	4	0	0	1	3	0	0	0	0	0	0	0	0	0	0				

Oakland Athletics @ Baltimore Orioles
Memorial Stadium, Baltimore, MD
Fri Jun 12 1970, 7:05 PM EDT
Att: 21,059 - Unknown

AB 36
R 2
H 7
RBI 2
BB 4
SO 5
LOB 13



Batter	1	2	3	4	5	6	7	8	9	AB	R	H	RBI	BB	SO	LOB	TOP										
Bert Campaneris, R OBP: 0.299, SLG: 0.413	0-0 CS 1B		0-0 6-3	0-0 HR		0-0 1B		0-0 5-3		5	1	3	1	0	0	0											
Joe Rudi, R OBP: 0.352, SLG: 0.525	0-0 F8 1-2		0-0 HR 1B	0-0 1B		0-3 K		0-0 5-3		5	1	2	0	0	1	2											
Reggie Jackson, L OBP: 0.345, SLG: 0.447	0-0 CS 1B		0-0 HR 1B	0-3 K		0-0 1B		0-0 4-3		5	1	3	2	0	1	1											
Sal Bando, R OBP: 0.404, SLG: 0.515	0-0 CS 1-2	4-0 1B HR BB	0-0 HR 1B	0-0 F9		0-3 K		0-0 F3		4	2	1	0	1	1	3											
Felipe Alou, R OBP: 0.383, SLG: 0.494		0-0 HR 1B	0-3 K		0-0 SF7 3B		0-0 P6		0-0 5-3		5	2	0	0	1	1											
Frank Fernandez, R OBP: 0.397, SLG: 0.516		0-3 K	0-0 HR		0-3 K		0-0 6-3				4	1	1	2	0	2											
Don Mincher, L OBP: 0.325, SLG: 0.519		0-0 F8	0-0 FC6-4 1B		0-0 SF7		0-0 HR				3	1	2	2	0	2											
Dick Green, R OBP: 0.261, SLG: 0.282		0-0 HR	0-0 FC6-4		0-0 6-3		0-0 F9				4	1	1	3	0	1											
Catfish Hunter, R OBP: 0.196, SLG: 0.209		0-3 K		0-0 L7		0-0 F9		0-3 K		3	0	0	0	0	1	0											
Diego Segui, R (6, 1)										1	0	0	0	0	1	0											
Paul Lindblad, L (8, 1)										0	0	0	0	0	0	0											
Marcel Lachemann, R (9, 1)										0	0	0	0	0	0	0											
Inning Stats	R: 0 E: 0 K: 0 S: 3	H: 2 LOB: 0 BB: 0 P: 3	R: 3 E: 0 K: 2 S: 9	H: 2 LOB: 0 BB: 1 P: 13	R: 4 E: 0 K: 1 S: 10	H: 5 LOB: 1 BB: 0 P: 10	R: 1 E: 0 K: 1 S: 7	H: 2 LOB: 1 BB: 0 P: 7	R: 1 E: 0 K: 1 S: 6	H: 1 LOB: 0 BB: 0 P: 6	R: 0 E: 0 K: 2 S: 9	H: 2 LOB: 2 BB: 0 P: 9	R: 1 E: 0 K: 0 S: 4	H: 1 LOB: 0 BB: 0 P: 4	R: 0 E: 0 K: 1 S: 5	H: 0 LOB: 0 BB: 0 P: 5	R: 0 E: 0 K: 0 S: 3	H: 0 LOB: 0 BB: 0 P: 3	1B: 9 2B: 0 3B: 1 HR: 5	SF: 1 SAC: 0 DP: 0 HBP: 0	WP: 0 PB: 0 SB: 0 CS: 2	PA: 42					
PITCHER	IP	WLS	BF	H	R	ER	SO	BB	IBB	HBP	BLK	WP	HR	S	P	ERA	WHIP										
Dave McNally, L ERA: 4.36	2.1	L	13	7	6	6	2	1	0	0	0	0	2	16	20	23.14	3.429										
Dave Leonhard, R ERA: 9.0	0.2		4	2	1	1	1	0	0	0	0	0	1	6	6	13.50	3.000										
Marcelino Lopez, L ERA: 2.7	3.0		14	5	2	2	4	0	0	0	0	0	1	22	22	6.00	1.667										
Dick Hall, R ERA: 3.12	2.0		7	1	1	1	1	0	0	0	0	0	1	9	9	4.50	0.500										
Eddie Watt, R ERA: 2.42	1.0		3	0	0	0	0	0	0	0	0	0	0	3	3	0.00	0.000										

Oakland Athletics @ Baltimore Orioles
Memorial Stadium, Baltimore, MD
Sat Jun 13 1970, 7:05 PM EDT
Att: 19,249 - Unknown

AB 39
R 10
H 15
RBI 10
BB 1
SO 8
LOB 13





Batter	1	2	3	4	5	6	7	8	9	AB	R	H	RBI	BB	SO	LOB	BOTTOM										
Don Buford, S OBP: 0.370, SLG: 0.393	0-0 P6		0-0 HR		0-0 FC6-4 1B	0-0 1B		0-0 SF8 BB 1B		5	2	4	2	0	0	0											
Chico Salmon, R OBP: 0.432, SLG: 0.463	0-0 6-3		0-0 5-3		0-0 FC6-4 1B	0-0 P6		0-0 1-2 2-3 BB		4	0	1	0	1	0	3											
Frank Robinson, R OBP: 0.417, SLG: 0.565	0-0 BB 1B		0-0 L4		0-0 FC6-4 BB 2B	0-3 K		0-0 SF8		4	1	1	2	0	1	4											
Boog Powell, L OBP: 0.430, SLG: 0.609	4-0 1-2 BB		0-0 P6		4-0 1-2 2B BB			0-0 1-3		3	1	1	0	2	2	2											
Merv Rettenmund, R OBP: 0.297, SLG: 0.535	0-0 F9			0-0 F8	0-0 2B			0-0 F8		5	1	2	3	0	0	3											
Brooks Robinson, R OBP: 0.328, SLG: 0.449		0-0 P6		0-0 5-3	0-0 4-3			0-0 K		5	0	1	0	0	1	2											
Davey Johnson, R OBP: 0.389, SLG: 0.429		0-0 F8		0-0 1B		0-0 F8		0-0 G1		5	0	1	0	0	0	2											
Clay Dalrymple, L OBP: 0.355, SLG: 0.400		0-0 F8		0-0 F9		0-0 1B BB 1B		0-0 F9		4	0	1	0	0	0	1											
Eddie Watt, R OBP: 0.200, SLG: 0.200								0-0 F8		0	0	0	0	0	0	0											
Elrod Hendricks, L OBP: 0.285, SLG: 0.354								0-0 F8		1	0	0	0	0	0	1											
Dave McNally, R ERA: 3.04			4-0 HR BB		0-3 K			4-0 BB 1B SF8 BB		0	0	0	0	0	0	0											
Dave Leonhard, R ERA: 9.0										0	0	0	0	0	0	0											
Dave May, L ERA: 3.16										0	1	0	0	0	1	0											
Marcelino Lopez, R ERA: 2.7										1	0	0	0	0	1	0											
Terry Crowley, L ERA: 4.68										0	0	0	0	1	0	0											
Dick Hall, R ERA: 3.12										0	0	0	0	1	0	0											
Andy Etchebarren, R ERA: 2.53										1	1	0	0	1	1	1											
Inning Stats	R: 0 E: 0 K: 0 S: 4	H: 1 LOB: 2 BB: 1 P: 8	R: 0 E: 0 K: 0 S: 3	H: 0 LOB: 0 BB: 0 P: 3	R: 2 E: 0 K: 0 S: 4	H: 1 LOB: 0 BB: 1 P: 8	R: 0 E: 0 K: 0 S: 4	H: 1 LOB: 1 BB: 0 P: 4	R: 3 E: 0 K: 1 S: 8	H: 3 LOB: 3 BB: 1 P: 12	R: 0 E: 0 K: 1 S: 7	H: 2 LOB: 3 BB: 1 P: 11	R: 0 E: 0 K: 1 S: 6	H: 1 LOB: 1 BB: 0 P: 6	R: 1 E: 0 K: 0 S: 4	H: 1 LOB: 2 BB: 2 P: 12	R: 1 E: 0 K: 1 S: 7	H: 2 LOB: 1 BB: 0 P: 7	1B: 9 2B: 1 3B: 0 HR: 2	SF: 1 SAC: 0 DP: 0 HBP: 0	WP: 0 PB: 0 SB: 0 CS: 0	PA: 45					
PITCHER	IP	WLS	BF	H	R	ER	SO	BB	IBB	HBP	BLK	WP	HR	S	P	ERA	WHIP										
Catfish Hunter, R ERA: 3.04	5.1	W	27	7	5	5	1	4	0	0	0	0	0	14	22	3.86	2.143										
Diego Segui, R ERA: 3.16	2.1		12	3	1	1	2	2	0	0	0	0	0	14	22	3.86	2.143										
Paul Lindblad, L ERA: 4.68	0.1		3	2	1	1	0	0	0	0	0	0	1	3	3	27.00	6.000										
Marcel Lachemann, R ERA: 2.53	1.0	S	3	0	0	0	1	0	0	0	0	0	0	5	5	0.00	0.000										

Oakland Athletics @ Baltimore Orioles
Memorial Stadium, Baltimore, MD
Sat Jun 13 1970, 7:05 PM EDT
Att: 19,249 - Unknown

AB 38
R 7
H 12
RBI 7
BB 6
SO 4
LOB 19



Batter	1	2	3	4	5	6	7	8	9	10	AB	R	H	RBI	BB	SO	LOB	TOP				
Bert Campaneris, R OBP: 0.301, SLG: 0.413 (1, 6)	F9		HBP 1B		F7			FC4-6 1B	K		5	0	2	0	0	1	1	Oakland Athletics @ Baltimore Orioles Memorial Stadium, Baltimore, MD Sun Jun 14 1970, 3:33 AM EDT Att: 24,879 - Unknown AB 36 R 2 H 8 RBI 2 BB 3 SO 9 LOB 18 				
Joe Rudi, R OBP: 0.355, SLG: 0.520 Steve Hovley, L OBP: 0.365, SLG: 0.348 (3, PR) (3, 9)	F9		HBP 1B			FC4-6 1B		FC4-6 2B SF8 1-2f	K		1	0	0	0	0	0	0					
Reggie Jackson, L OBP: 0.346, SLG: 0.457 (1, 8)			L8			FC4-6 1-2f		SF8 1B 2B		4-3	5	1	2	0	0	0	3					
Sal Bando, R OBP: 0.399, SLG: 0.506 (1, 5)			2B		4-3			SF8		6-3	3	0	0	1	1	1	3					
Felipe Alou, R OBP: 0.380, SLG: 0.487 (1, 9) (3, 7)			BB		5-3			2-3 3-H 0-0		G3	5	0	1	1	0	2	3					
Don Mincher, L OBP: 0.333, SLG: 0.519 (1, 3)			CS BB					3-H 1-4-3 1-2			2	0	1	0	2	1	0					
Frank Fernandez, R OBP: 0.383, SLG: 0.495 (1, 2)			1-2 K		5-3			1-2		F5	4	0	0	0	0	1	4					
Dick Green, R OBP: 0.255, SLG: 0.275 (1, 4)			K2-3							6-3	4	0	0	0	0	1	1					
Blue Moon Odom, R OBP: 0.259, SLG: 0.385 Jose Tartabull, L OBP: 0.231, SLG: 0.385 Mudcat Grant, R (7, PH) Bob Johnson, R OBP: 0.255, SLG: 0.286 Fred Talbot, R (9, PH) (9, 1)					F9					E6 1B	2	0	0	0	0	1	0					
					K2-3						1	0	0	0	0	0	1					
											0	0	0	0	0	0	0					
											1	0	1	0	0	0	0					
											0	0	0	0	0	0	0					
Inning Stats	R: 0 E: 0 K: 1 S: 6	H: 1 LOB: 2 BB: 1 P: 10	R: 0 E: 0 K: 2 S: 6	H: 0 LOB: 0 BB: 1 P: 10	R: 0 E: 0 K: 1 S: 4	H: 1 LOB: 2 BB: 0 P: 5	R: 0 E: 0 K: 1 S: 5	H: 0 LOB: 0 BB: 0 P: 5	R: 0 E: 0 K: 2 S: 8	H: 1 LOB: 1 BB: 0 P: 8	R: 0 E: 0 K: 0 S: 4	H: 1 LOB: 1 BB: 0 P: 4	R: 2 E: 0 K: 0 S: 6	H: 3 LOB: 2 BB: 1 P: 10	R: 0 E: 1 K: 2 S: 8	H: 1 LOB: 1 BB: 0 P: 8	R: 0 E: 0 K: 0 S: 3	H: 0 LOB: 0 BB: 0 P: 3	1B: 6 2B: 3 3B: 0 HR: 0	SF: 1 SAC: 0 DP: 1 HBP: 1	WP: 0 PB: 0 SB: 0 CS: 1	PA: 41
PITCHER Jim Palmer, R ERA: 2.5 (1, 1)	IP 10.0	WLS W	BF 41	H 8	R 2	ER 2	SO 9	BB 3	IBB 0	HBP 1	BLK 0	WP 0	HR 0	S 55	P 68	ERA 1.80	WHIP 1.100					

Batter	1	2	3	4	5	6	7	8	9	10	AB	R	H	RBI	BB	SO	LOB	BOTTOM				
Don Buford, S OBP: 0.366, SLG: 0.385 (1, 7)	F9 PB BB	G3			K					FC1-6 HR	4	1	0	0	1	1	2	Oakland Athletics @ Baltimore Orioles Memorial Stadium, Baltimore, MD Sun Jun 14 1970, 3:33 AM EDT Att: 24,879 - Unknown AB 34 R 4 H 7 RBI 3 BB 5 SO 5 LOB 17 				
Mark Belanger, R OBP: 0.243, SLG: 0.214 (1, 6)		F8			4-3			4-3		F7	4	0	0	0	1	0	2					
Terry Crowley, L OBP: 0.379, SLG: 0.362 Dave May, L OBP: 0.294, SLG: 0.367 (6, 9)					4-3			4-3		HR	2	0	0	0	1	1	2					
Boog Powell, L OBP: 0.424, SLG: 0.597 (1, 3)								F9			2	1	1	2	0	0	0					
Merv Rettenmund, R OBP: 0.297, SLG: 0.514 (1, 8)										HR	4	0	0	0	0	0	3					
Brooks Robinson, R OBP: 0.338, SLG: 0.452 Chico Salmon, R OBP: 0.432, SLG: 0.463 (9, PR) (10, 5)											4	0	0	0	0	2	2					
Davey Johnson, R OBP: 0.391, SLG: 0.428 (1, 4)											4	0	0	0	0	2	2					
Elrod Hendricks, L OBP: 0.283, SLG: 0.350 (1, 2)											3	0	2	0	1	0	0					
Jim Palmer, R OBP: 0.244, SLG: 0.295 Frank Robinson, R OBP: 0.420, SLG: 0.567 (10, PH) (9, 1)											3	0	1	1	0	1	1					
											1	0	1	0	0	0	0					
Inning Stats	R: 0 E: 0 K: 1 S: 5	H: 0 LOB: 2 BB: 2 P: 13	R: 2 E: 1 K: 0 S: 5	H: 2 LOB: 1 BB: 1 P: 9	R: 0 E: 0 K: 1 S: 4	H: 0 LOB: 0 BB: 1 P: 8	R: 0 E: 0 K: 0 S: 4	H: 2 LOB: 1 BB: 0 P: 4	R: 0 E: 0 K: 1 S: 5	H: 0 LOB: 0 BB: 0 P: 5	R: 0 E: 0 K: 1 S: 6	H: 1 LOB: 1 BB: 0 P: 6	R: 0 E: 0 K: 0 S: 3	H: 0 LOB: 0 BB: 0 P: 3	R: 0 E: 0 K: 0 S: 3	H: 0 LOB: 2 BB: 1 P: 7	R: 2 E: 0 K: 0 S: 4	H: 2 LOB: 0 BB: 0 P: 4	1B: 6 2B: 0 3B: 0 HR: 1	SF: 0 SAC: 0 DP: 1 HBP: 0	WP: 0 PB: 1 SB: 1 CS: 0	PA: 39
PITCHER Blue Moon Odom, R ERA: 4.33 Mudcat Grant, R ERA: 0.79 Fred Talbot, R ERA: 10.8 (1, 1) (7, 1) (9, 1)	IP 6.0	WLS 2	BF 25	H 5	R 2	ER 1	SO 4	BB 4	IBB 0	HBP 0	BLK 0	WP 0	HR 0	S 29	P 45	ERA 1.50	WHIP 1.500					

Batter	1	2	3	4	5	6	7	8	9	AB	R	H	RBI	BB	SO	LOB	TOP									
Tommy Harper, R OBP: 0.368, SLG: 0.535										5	2	2	0	0	1	2	Milwaukee Brewers @ Baltimore Orioles Memorial Stadium, Baltimore, MD Mon Jun 15 1970, 7:05 PM EDT Att: 4,231 - Unknown									
Mike Hegan, L OBP: 0.379, SLG: 0.442										4	3	2	2	1	1	0										
Ted Savage, R OBP: 0.355, SLG: 0.434										5	1	2	2	0	1	0										
Danny Walton, R OBP: 0.365, SLG: 0.487										3	0	0	0	0	2	0										
Tito Francona, L OBP: 0.376, SLG: 0.324										1	1	1	1	0	0	0										
Mike Hershberger, R OBP: 0.302, SLG: 0.263										3	0	0	0	0	0	0										
Russ Snyder, L OBP: 0.353, SLG: 0.357										1	0	0	0	0	1	2										
Ted Kubiak, S OBP: 0.356, SLG: 0.321										3	1	1	0	1	0	0										
Phil Roof, R OBP: 0.366										2	0	0	0	0	0	1										
Bob Humphreys, R										0	0	0	0	0	0	0										
Roberto Pena, R OBP: 0.301, SLG: 0.331										2	1	1	3	0	0	1										
Gus Gil, R OBP: 0.311, SLG: 0.189										1	0	0	0	1	0	0										
Max Alvis, R OBP: 0.198, SLG: 0.221										1	0	0	0	0	1	0										
Ken Sanders, R										1	0	0	0	0	1	1										
Dave Baldwin, R										0	0	0	0	0	0	0										
Bobby Bolin, R OBP: 0.286, SLG: 0.333										1	0	0	0	0	1	2										
Jerry McNertney, R OBP: 0.298, SLG: 0.329										3	0	1	1	0	2	1										
Inning Stats	R: 2 E: 1 K: 1 S: 7	H: 3 LOB: 0 BB: 0 P: 7	R: 0 E: 1 K: 1 S: 6	H: 0 LOB: 2 BB: 1 P: 10	R: 0 E: 0 K: 1 S: 5	H: 0 LOB: 0 BB: 0 P: 5	R: 0 E: 0 K: 0 S: 3	H: 0 LOB: 0 BB: 0 P: 3	R: 0 E: 0 K: 2 S: 7	H: 0 LOB: 0 BB: 0 P: 7	R: 1 E: 0 K: 1 S: 6	H: 1 LOB: 0 BB: 0 P: 6	R: 0 E: 0 K: 0 S: 6	H: 1 LOB: 1 BB: 0 P: 6	R: 6 E: 0 K: 2 S: 11	H: 5 LOB: 2 BB: 2 P: 19	R: 0 E: 0 K: 1 S: 5	H: 0 LOB: 0 BB: 0 P: 5	1B: 8 2B: 1 3B: 0 HR: 1	SF: 0 SAC: 0 DP: 0 HBP: 0	WP: 0 PB: 0 SB: 2 CS: 1	PA: 40				
PITCHER	IP	WLS	BF	H	R	ER	SO	BB	IBB	HBP	BLK	WP	HR	S	P	ERA	WHIP									
Mike Cuellar, L ERA: 3.94	(1, 1)	7.0	30	7	6	5	7	2	0	0	0	0	0	1	42	50	6.43	1.286								
Eddie Watt, R ERA: 2.77	(8, 1)	0.0	L	1	1	0	0	0	0	0	0	0	0	1	1	∞	∞									
Pete Richert, L ERA: 1.74	(8, 1)	0.2		5	2	3	2	0	1	0	0	0	0	8	12	40.50	3.000									
Dick Hall, R ERA: 2.96	(8, 1)	1.1		3	0	0	1	0	0	0	0	0	0	5	5	0.00	0.000									

Batter	1	2	3	4	5	6	7	8	9	AB	R	H	RBI	BB	SO	LOB	BOTTOM									
Don Buford, S OBP: 0.367, SLG: 0.382										4	1	1	0	1	2	4	Milwaukee Brewers @ Baltimore Orioles Memorial Stadium, Baltimore, MD Mon Jun 15 1970, 7:05 PM EDT Att: 4,231 - Unknown									
Chico Salmon, R OBP: 0.429, SLG: 0.543										5	2	2	2	0	0	4										
Frank Robinson, R OBP: 0.424, SLG: 0.564										3	1	1	0	2	0	1										
Boog Powell, L OBP: 0.415, SLG: 0.583										5	0	0	0	0	2	5										
Merv Rettenmund, R OBP: 0.300, SLG: 0.541										4	1	2	4	0	1	0										
Davey Johnson, R OBP: 0.389, SLG: 0.426										1	0	0	0	0	0	0										
Bobby Floyd, R										2	0	0	0	0	2	2										
Dave May, L OBP: 0.286, SLG: 0.355										1	0	0	0	0	0	0										
Eliot Hendricks, L OBP: 0.290, SLG: 0.350										3	0	1	0	1	0	3										
Dick Hall, R										0	0	0	0	0	0	0										
Mark Belanger, R OBP: 0.248, SLG: 0.220										4	1	2	0	0	1	2										
Mike Cuellar, L OBP: 0.095, SLG: 0.146										3	0	1	0	0	1	1										
Eddie Watt, R OBP: 0.200, SLG: 0.200										0	0	0	0	0	0	0										
Pete Richert, L										0	0	0	0	0	0	0										
Clay Dalrymple, L OBP: 0.344, SLG: 0.385										1	0	0	0	0	0	0										
Inning Stats	R: 4 E: 0 K: 2 S: 10	H: 3 LOB: 1 BB: 2 P: 18	R: 0 E: 0 K: 1 S: 5	H: 0 LOB: 0 BB: 0 P: 5	R: 0 E: 0 K: 1 S: 5	H: 0 LOB: 0 BB: 0 P: 5	R: 0 E: 0 K: 1 S: 8	H: 3 LOB: 3 BB: 0 P: 8	R: 0 E: 0 K: 1 S: 6	H: 1 LOB: 2 BB: 1 P: 10	R: 2 E: 0 K: 2 S: 10	H: 3 LOB: 1 BB: 0 P: 10	R: 0 E: 0 K: 0 S: 3	H: 0 LOB: 1 BB: 0 P: 4	R: 0 E: 0 K: 0 S: 3	H: 0 LOB: 1 BB: 1 P: 7	R: 0 E: 0 K: 1 S: 5	H: 0 LOB: 0 BB: 0 P: 5	1B: 7 2B: 1 3B: 0 HR: 2	SF: 0 SAC: 1 DP: 0 HBP: 1	WP: 0 PB: 0 SB: 1 CS: 0	PA: 42				
PITCHER	IP	WLS	BF	H	R	ER	SO	BB	IBB	HBP	BLK	WP	HR	S	P	ERA	WHIP									
Bobby Bolin, R ERA: 4.96	(1, 1)	3.1		18	6	4	4	5	2	0	0	0	0	1	26	34	10.80	2.400								
Bob Humphreys, R ERA: 2.69	(4, 1)	2.2		13	4	2	2	3	1	0	0	0	0	1	18	22	6.75	1.875								
Ken Sanders, R ERA: 0.73	(7, 1)	1.0	W	4	0	0	0	0	0	0	1	0	0	0	3	4	0.00	0.000								
Dave Baldwin, R ERA: 0.96	(8, 1)	2.0	S	7	0	0	0	1	1	0	0	0	0	8	12	0.00	0.500									




Batter	1	2	3	4	5	6	7	8	9	10	11	12	13	AB	R	H	RBI	BB	SO	LOB	TOP							
Ed Stroud, L OBP: 0.373, SLG: 0.401 (1, 8)	6-3				K			4-3			K		1-3	6	0	1	0	0	2	2								
Del Unser, L OBP: 0.275, SLG: 0.317 (1, 9)	5-3 1B		F7			B3		6-3			F8			5	0	1	0	0	0	1								
Frank Howard, R OBP: 0.421, SLG: 0.539 (1, 7)	5-3 1-2			6-3		K		6-3			K			5	0	0	0	0	2	1								
Mike Epstein, L OBP: 0.373, SLG: 0.457 (1, 3)	P5			K				4-3			K			5	0	1	0	0	2	1								
Bernie Allen, L OBP: 0.373, SLG: 0.431 (1, 4)		F9		F7					HR		K			4	1	1	1	0	0	1								
Tim Cullen, R OBP: 0.273, SLG: 0.175 (9, 4)											K			1	0	0	0	0	1	0								
Aurelio Rodriguez, R OBP: 0.321, SLG: 0.469 (1, 5)		P6				F2		5-3			F4		P2	5	0	0	0	0	0	0								
Paul Casanova, R OBP: 0.280, SLG: 0.362 (1, 2)	1-3									F2			P4	5	1	2	1	0	0	0								
Ed Brinkman, R OBP: 0.322, SLG: 0.283 (1, 6)			1-3			HR		G6-3 1B			F7			5	0	1	0	0	0	1								
Casey Cox, R OBP: 0.192, SLG: 0.160 (1, 1)						E4 SH3								1	0	0	0	0	0	0								
Lee Mays, L OBP: 0.342, SLG: 0.426 (6, PH)														1	0	0	0	0	0	0								
Darold Knowles, L OBP: 0.100, SLG: 0.100 (8, 1)			G3			SH3					K		SH2-4 1B	1	0	0	0	0	0	0								
Inning Stats	R: 0 E: 0 K: 0 S: 4	H: 1 LOB: 1 BB: 0 P: 4	R: 0 E: 0 K: 0 S: 3	H: 0 LOB: 0 BB: 3 P: 3	R: 0 E: 0 K: 0 S: 4	H: 1 LOB: 1 BB: 0 P: 4	R: 0 E: 0 K: 1 S: 5	H: 0 LOB: 0 BB: 0 P: 5	R: 0 E: 0 K: 1 S: 6	H: 1 LOB: 1 BB: 0 P: 6	R: 0 E: 0 K: 0 S: 3	H: 0 LOB: 0 BB: 0 P: 3	R: 0 E: 0 K: 2 S: 7	H: 0 LOB: 0 BB: 0 P: 7	R: 0 E: 0 K: 0 S: 5	H: 0 LOB: 0 BB: 0 P: 5	R: 0 E: 0 K: 2 S: 7	H: 0 LOB: 0 BB: 0 P: 7	R: 0 E: 0 K: 0 S: 4	H: 1 LOB: 1 BB: 0 P: 4	R: 0 E: 0 K: 0 S: 7	H: 0 LOB: 0 BB: 0 P: 7	R: 0 E: 0 K: 0 S: 4	H: 1 LOB: 1 BB: 0 P: 4	1B: 5 2B: 0 3B: 0 HR: 2	SF: 0 SAC: 2 DP: 1 HBP: 0	W/P: 0 PB: 0 SB: 0 CS: 0	PA: 46
PITCHER	IP	WLS	BF	H	R	ER	SO	BB	IBB	HBP	BLK	WP	HR	S	P	ERA	WHIP											
Jim Hardin, R ERA: 2.94 (1, 1)	10.0		36	6	2	2	4	0	0	0	0	0	2	44	44	1.80	0.600											
Pete Richert, L ERA: 1.52 (11, 1)	3.0	W	10	1	0	0	4	0	0	0	0	0	0	18	18	0.00	0.333											

Washington Senators @ Baltimore Orioles
Memorial Stadium, Baltimore, MD
Fri Jun 19 1970, 7:05 PM EDT
Att. 18,298 - Unknown

livebaseballscorecards.com

AB 44
R 2
H 7
RBI 2
BB 0
SO 8
LOB 7




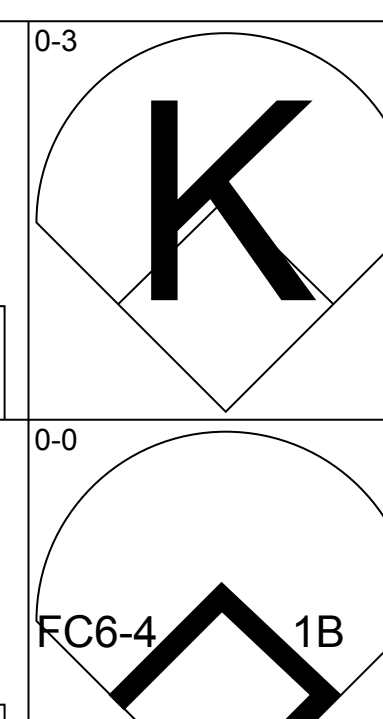
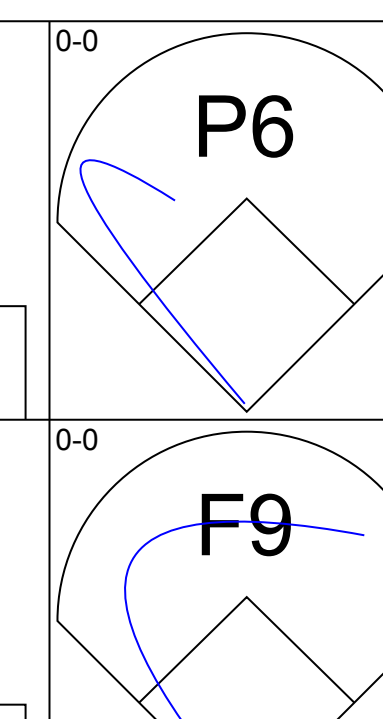
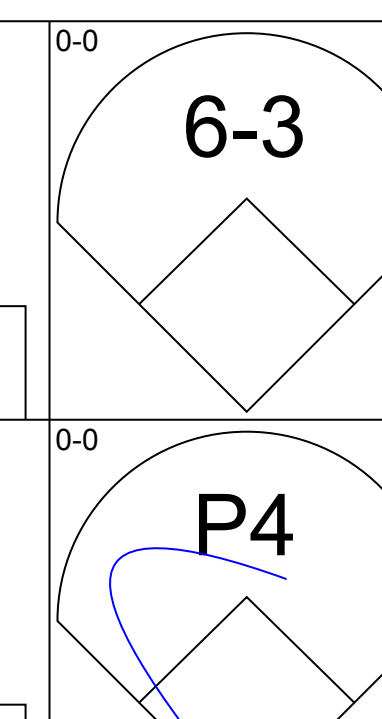
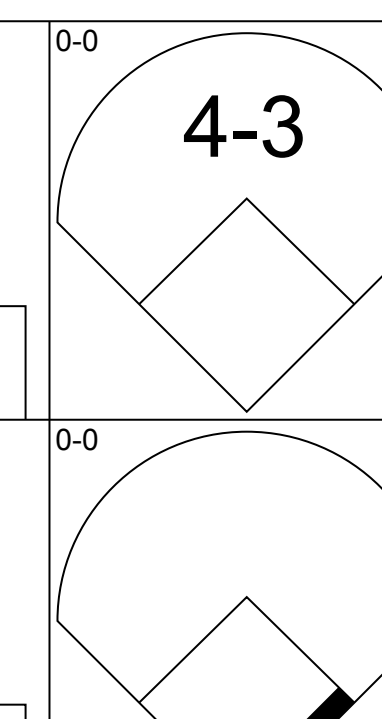
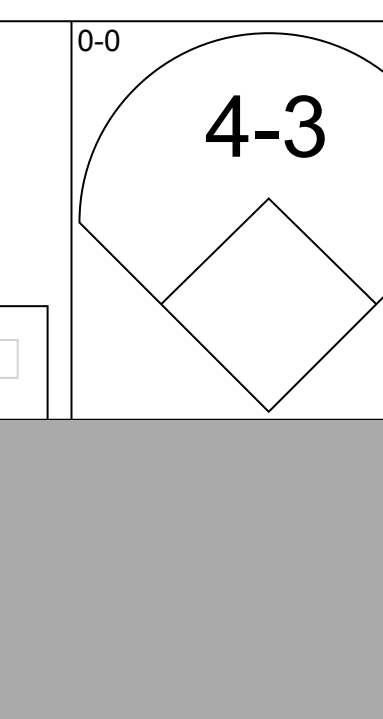
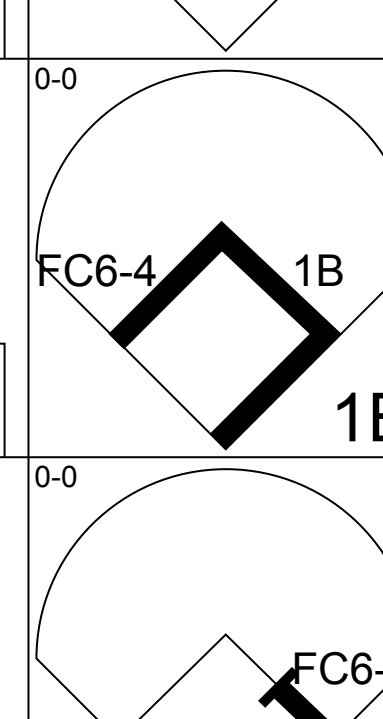
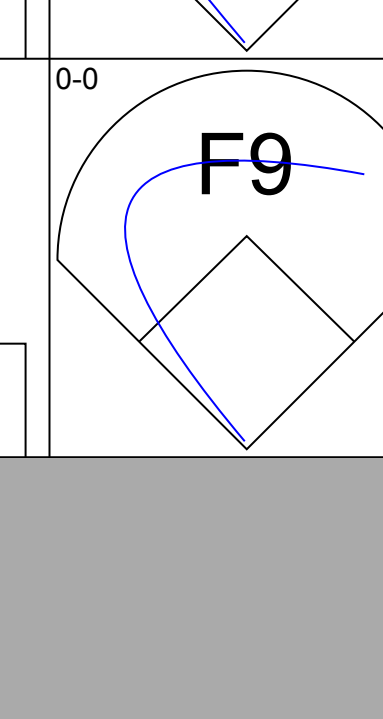
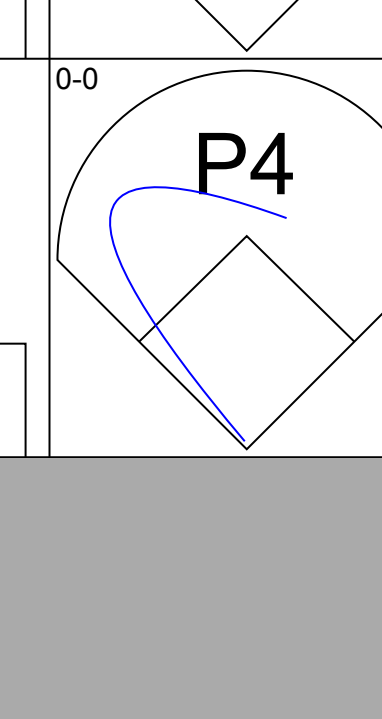
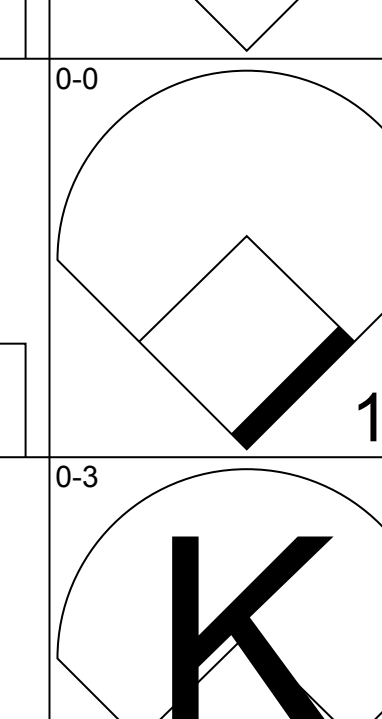
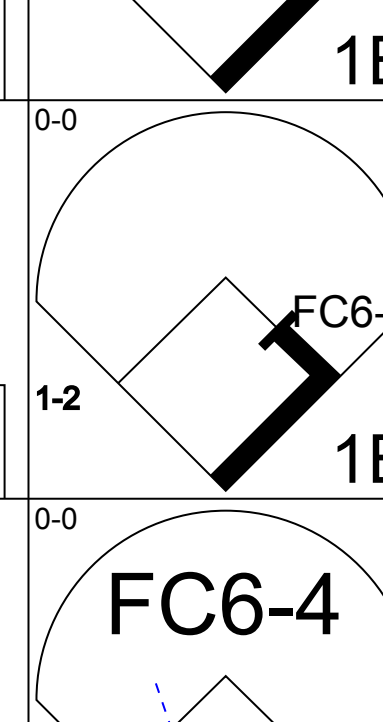
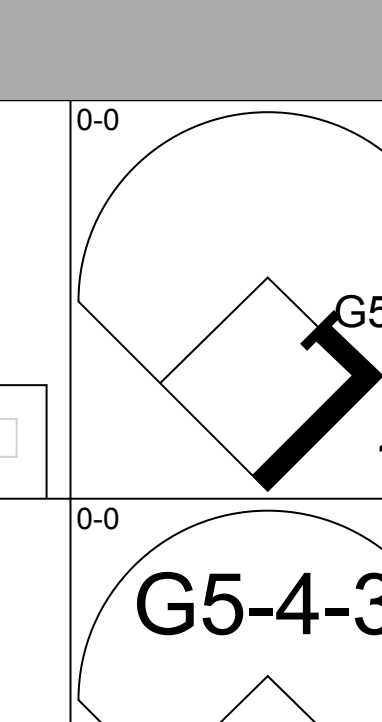
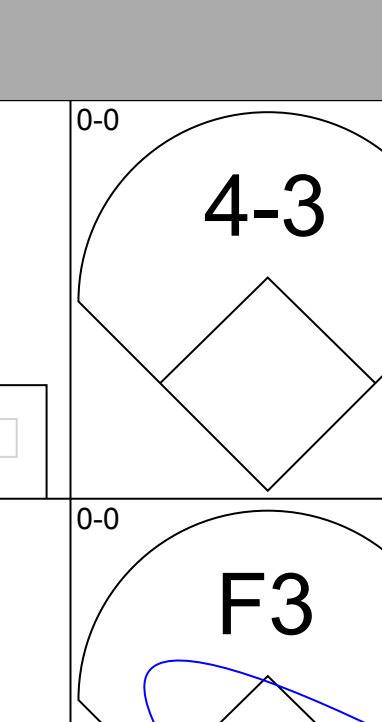
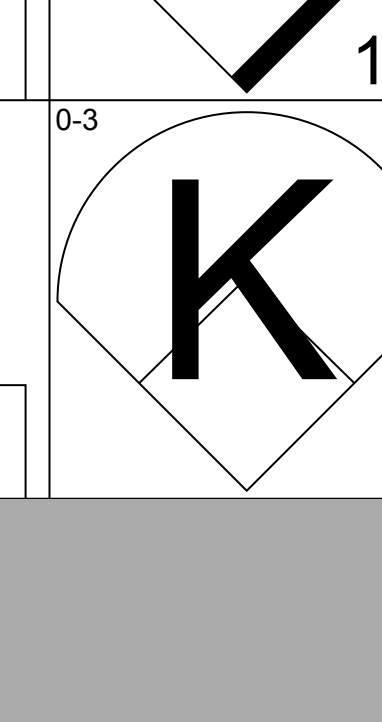
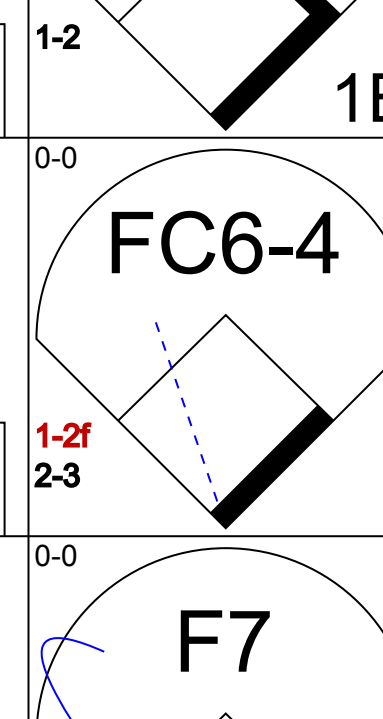
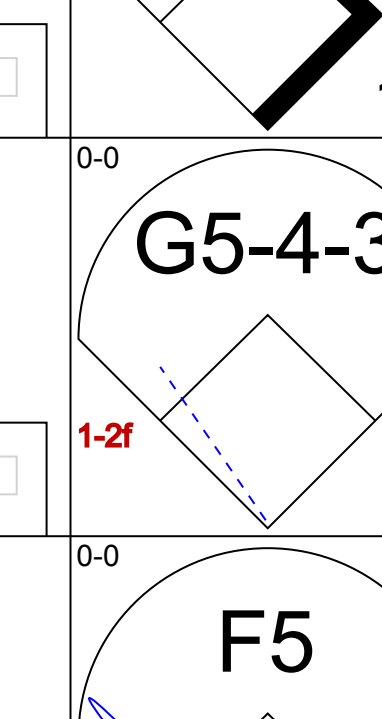
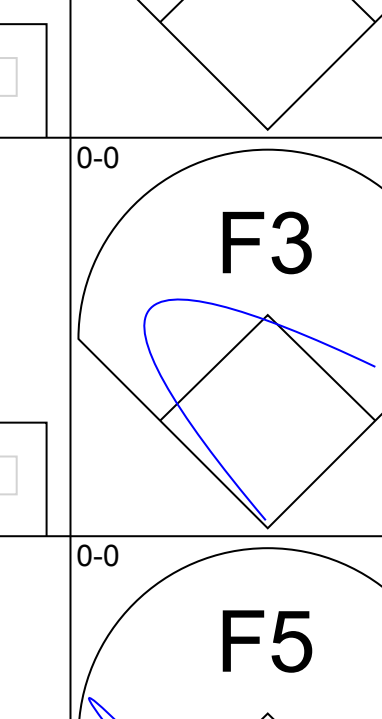
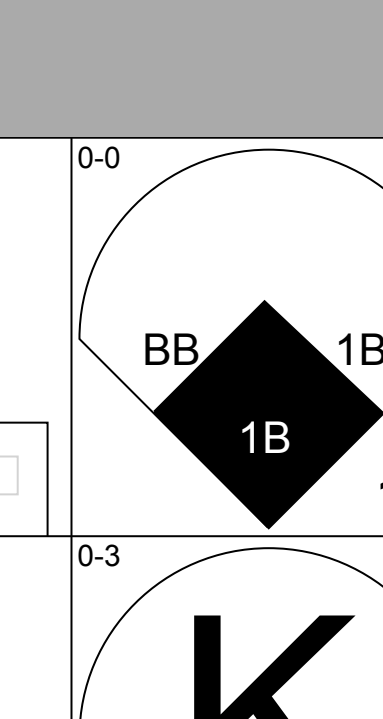
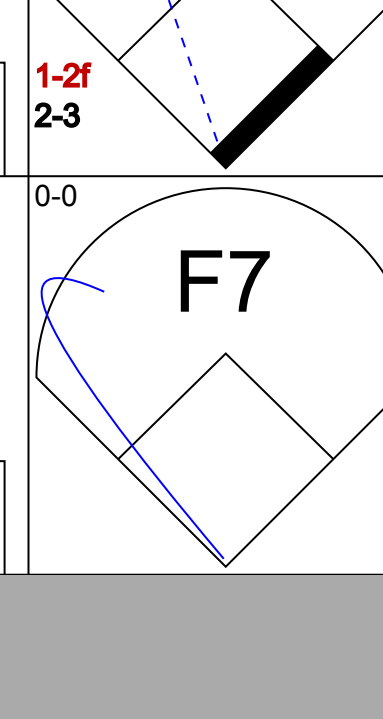
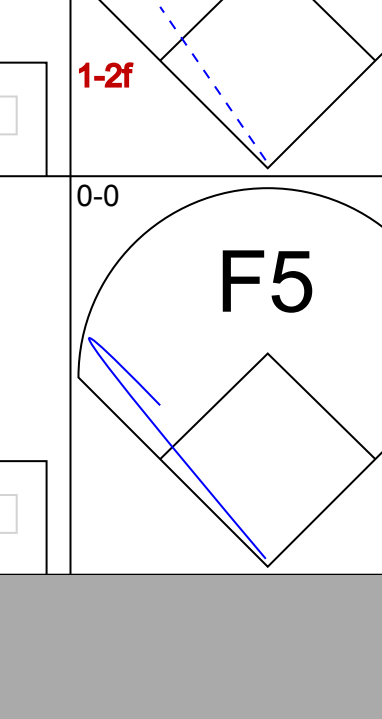
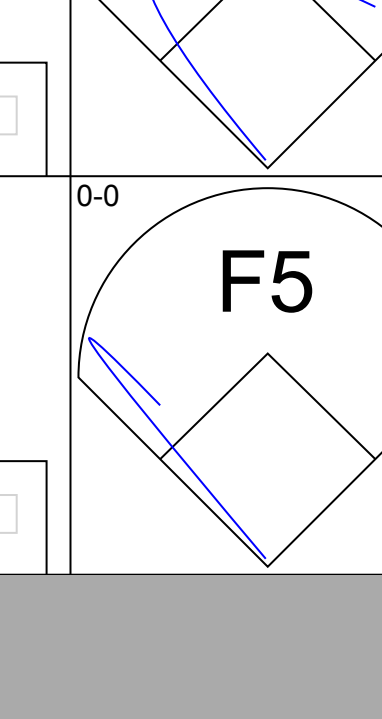
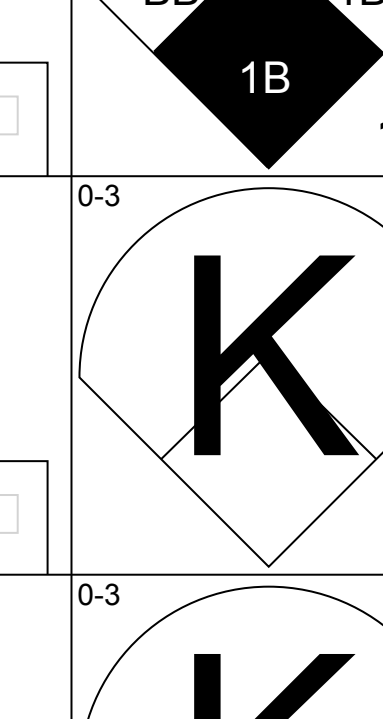
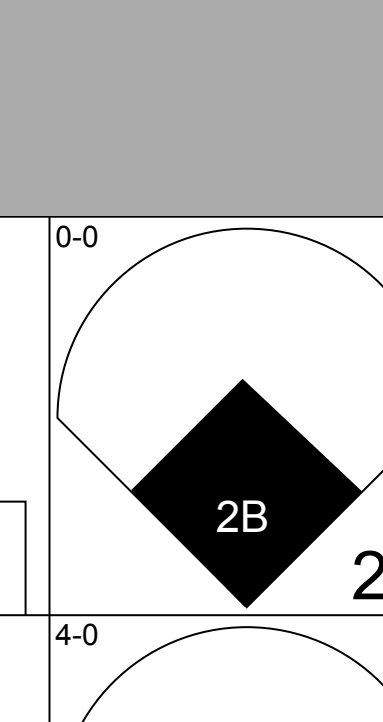
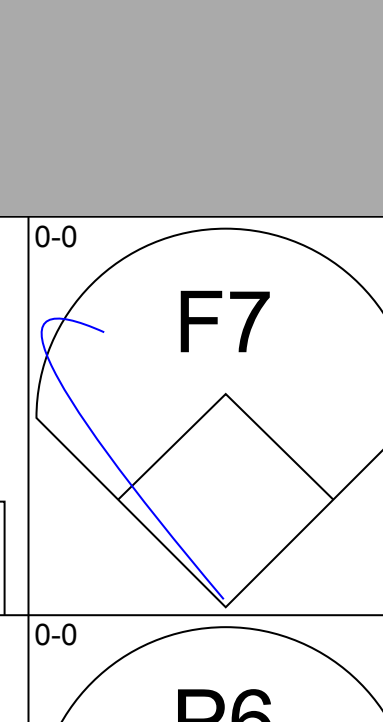
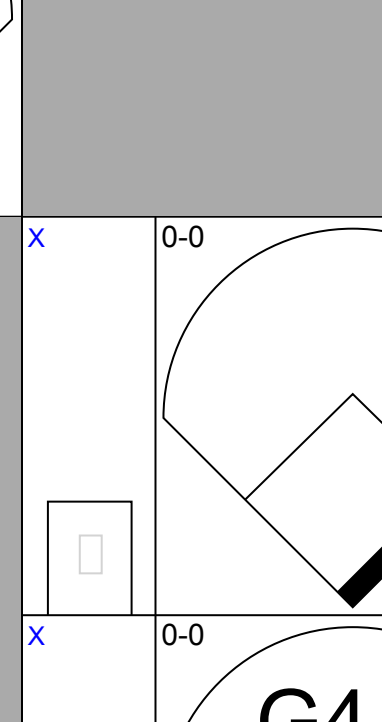
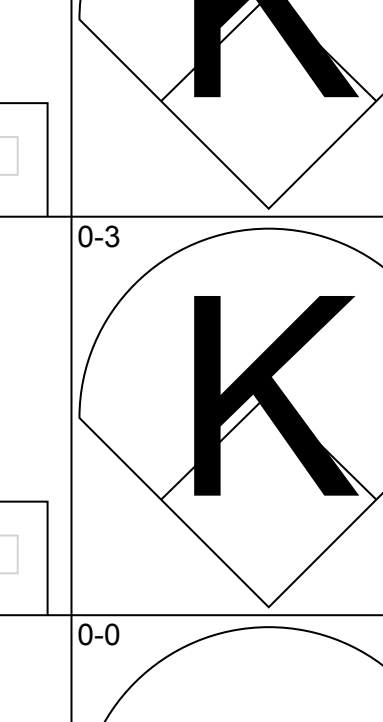
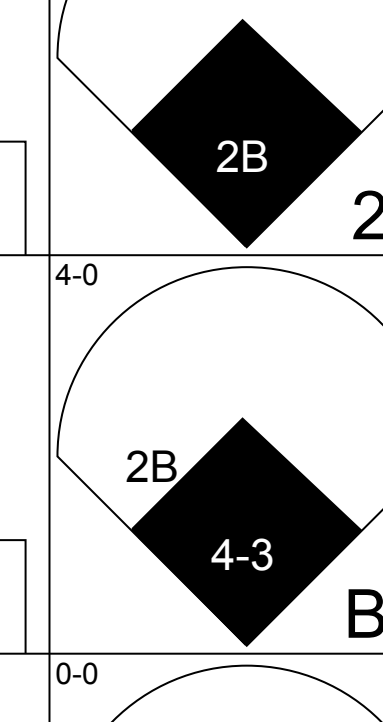
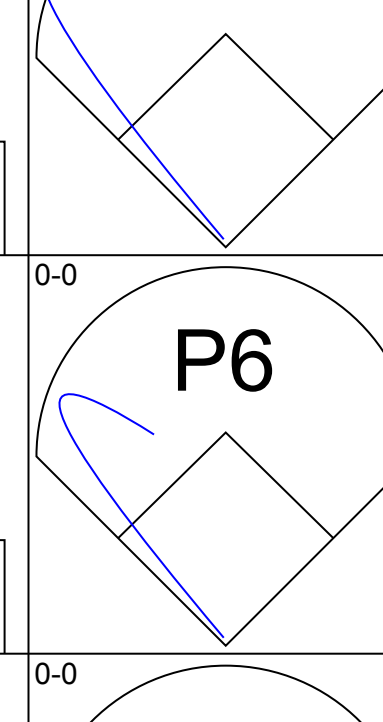
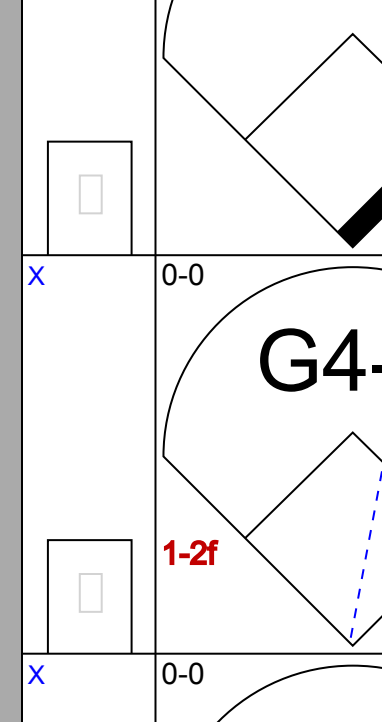
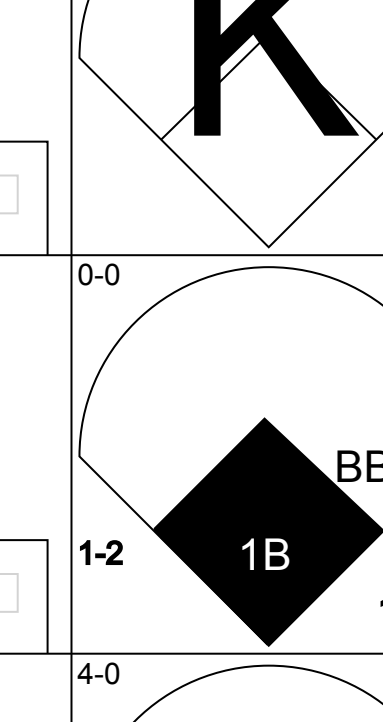
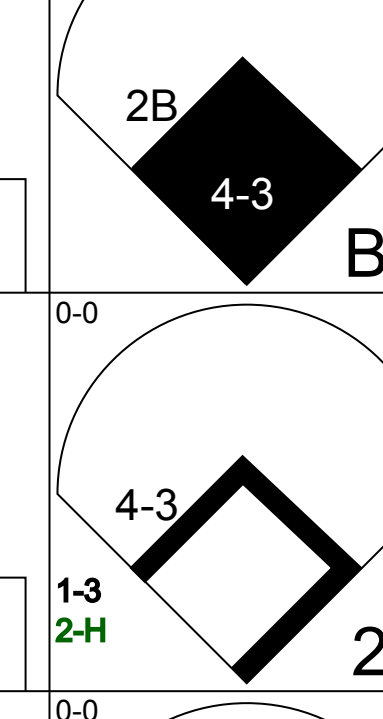
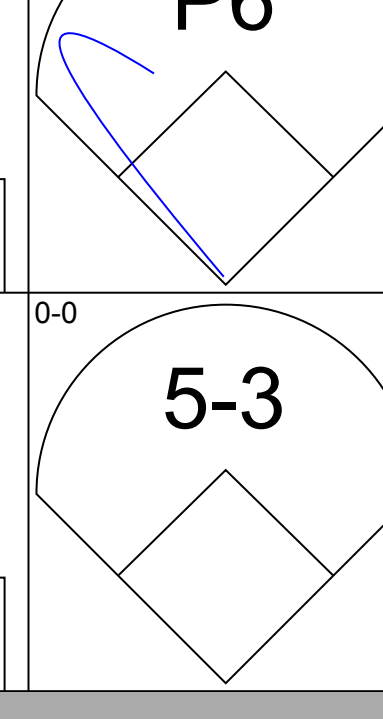
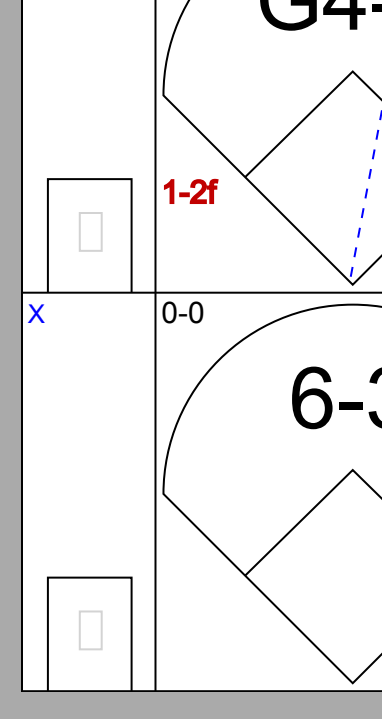
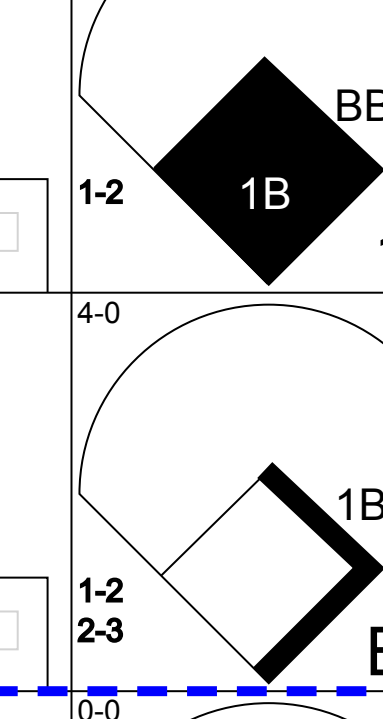
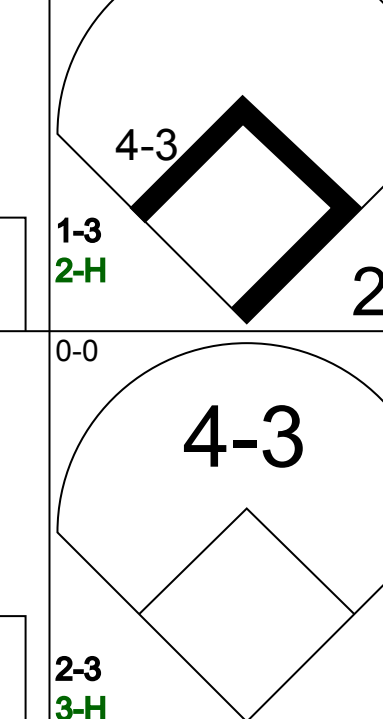
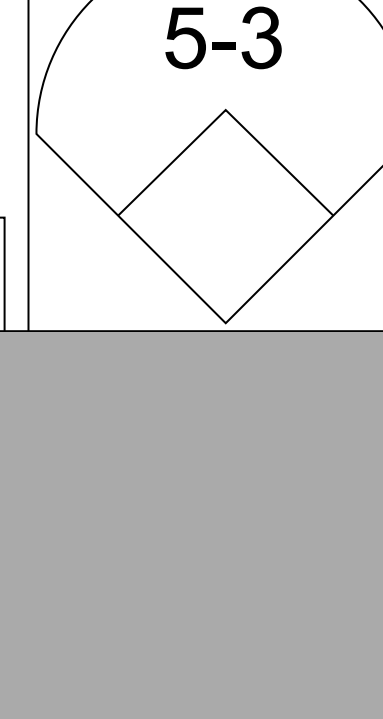
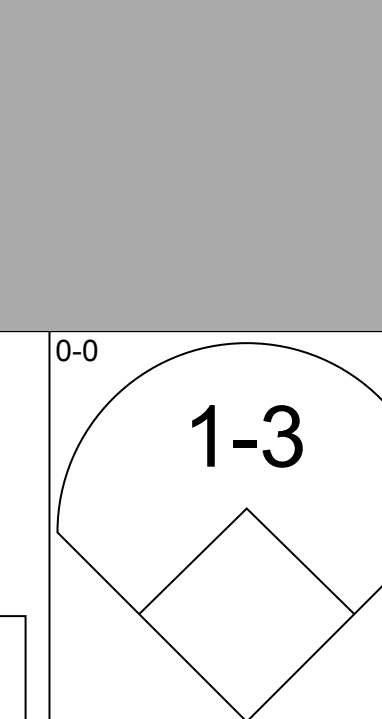
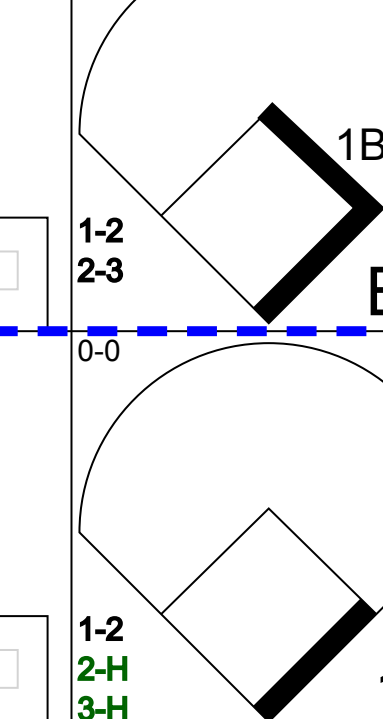
Batter	1	2	3	4	5	6	7	8	9	10	11	12	13	AB	R	H	RBI	BB	SO	LOB	BOTTOM						
Don Buford, S OBP: 0.371, SLG: 0.393 (1, 7)	F8		K			F8		F8			F8		P6	6	0	0	0	0	1	3							
Merv Rettenmund, R OBP: 0.299, SLG: 0.512 (1, 8)	E6 HR 1B		6-3			K			B1		6-3			6	1	2	1	0	1	1							
Frank Robinson, R OBP: 0.424, SLG: 0.565 (1, 9)				4-3						6-3				5	1	2	2	0	0	0							
Boog Powell, L OBP: 0.420, SLG: 0.587 (1, 3)	L6					G3				K			K	5	0	1	0	0	2	1							
Brooks Robinson, R OBP: 0.332, SLG: 0.444 (1, 5)	P6			G6-4-3 1B				F9			F9			4	0	0	0	1	0	1							
Eliot Hendricks, L OBP: 0.283, SLG: 0.344 (1, 2)		6-3												3	0	0	0	0	0	0							
Andy Etchebarren, R OBP: 0.273, SLG: 0.295 (10, PH)														2	0	0	0	0	1	1							
Chico Salmon, R OBP: 0.361, SLG: 0.448 (1, 4)		6-3												3	0	0	0	0	1	0							
Davey Johnson, R OBP: 0.390, SLG: 0.431 (8, 4)														2	1	1	0	0	0	0							
Mark Belanger, R OBP: 0.259, SLG: 0.227 (1, 6)														3	0	1	0	2	1	0							
Jim Hardin, R ERA: 4.71 (1, 1)														3	0	0	0	0	2	1							
Pete Richert, L ERA: 1.51 (11, 1)														1	0	0	0	0	1	1							
Curt Molton, R OBP: 0.400, SLG: 0.200 (13, PH)				K										1	0	0	0	0	0	2							
Inning Stats	R: 2 E: 1 K: 0 S: 5	H: 2 LOB: 0 BB: 0 P: 5	R: 0 E: 0 K: 0 S: 3	H: 0 LOB: 0 BB: 0 P: 3	R: 0 E: 0 K: 0 S: 3	H: 1 LOB: 0 BB: 0 P: 3	R: 0 E: 0 K: 2 S: 7	H: 1 LOB: 1 BB: 0 P: 4	R: 0 E: 0 K: 1 S: 6	H: 1 LOB: 1 BB: 0 P: 6	R: 0 E: 0 K: 1 S: 5	H: 0 LOB: 0 BB: 0 P: 5	R: 0 E: 0 K: 1 S: 5	H: 0 LOB: 1 BB: 1 P: 9	R: 0 E: 0 K: 1 S: 5	H: 0 LOB: 1 BB: 1 P: 9	R: 0 E: 0 K: 0 S: 4	H: 2 LOB: 2 BB: 1 P: 8	R: 0 E: 0 K: 0 S: 4	H: 0 LOB: 1 BB: 1 P: 9	R: 1 E: 0 K: 0 S: 4	H: 2 LOB: 2 BB: 1 P: 8	1B: 5 2B: 1 3B: 0 HR: 1	SF: 0 SAC: 0 DP: 1 HBP: 0	W/P: 0 PB: 0 SB: 0 CS: 0	PA: 47	
PITCHER	IP	WLS	BF	H	R	ER	SO	BB	IBB	HBP	BLK	WP	HR	S	P	ERA	WHIP										
Casey Cox, R ERA: 4.71 (1, 1)	7.0		25	5	2	2	4	0	0	0	0	0	1	33	33	2.57	0.714										
Darold Knowles, L ERA: 1.51 (8, 1)	5.2	L	22	2	1	1	6	2	1	0	0	0	0	31	43	1.59	0.706										

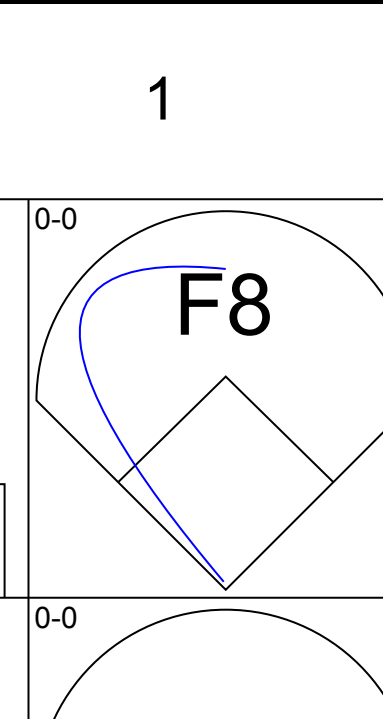
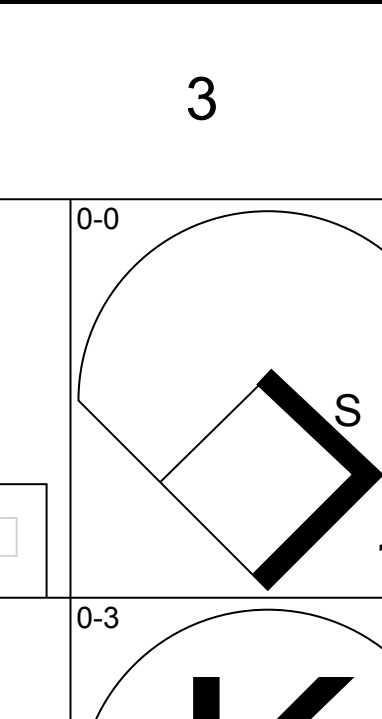
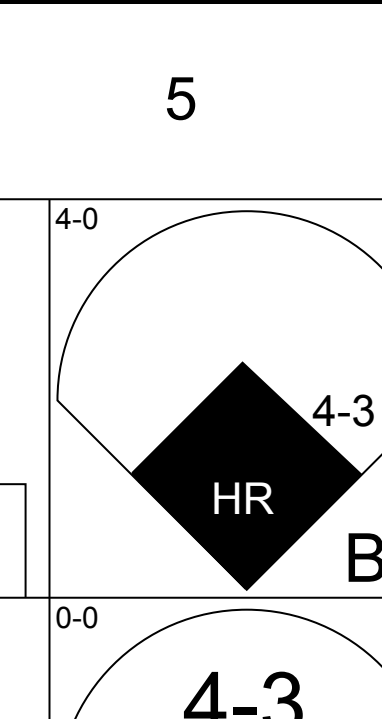
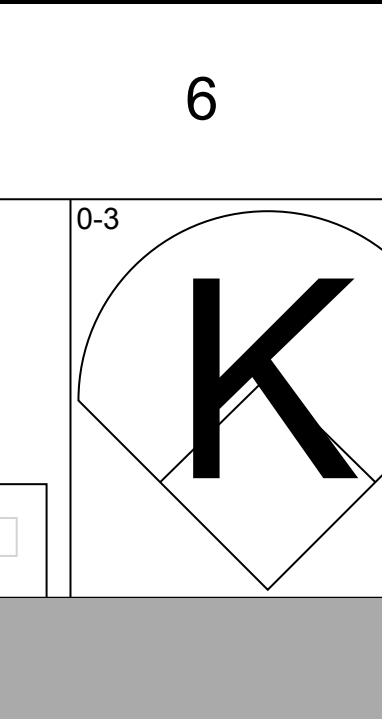
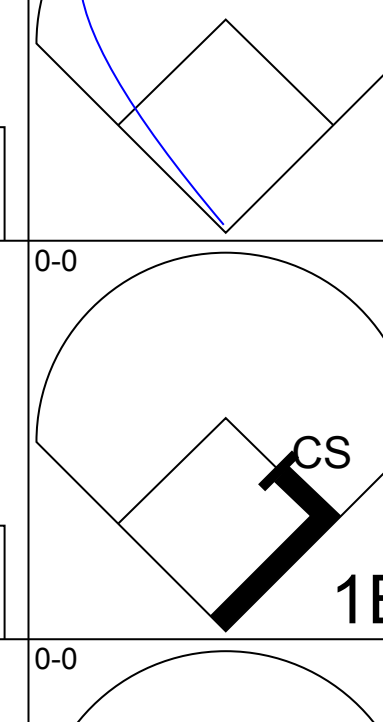
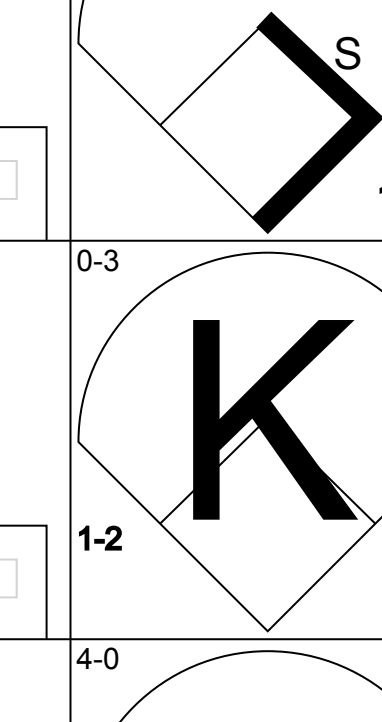
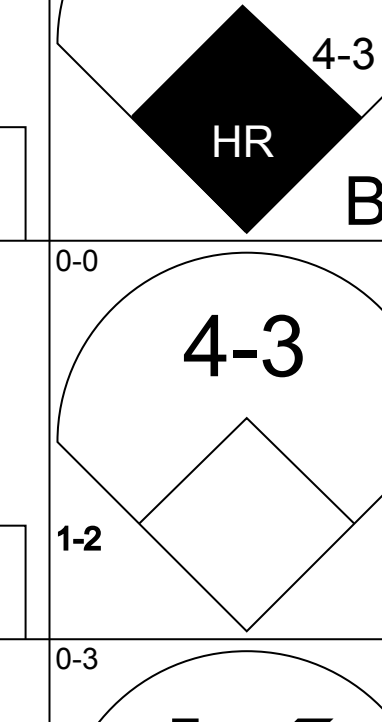
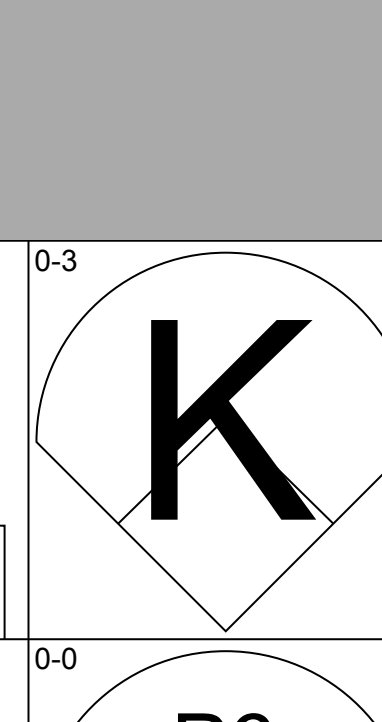
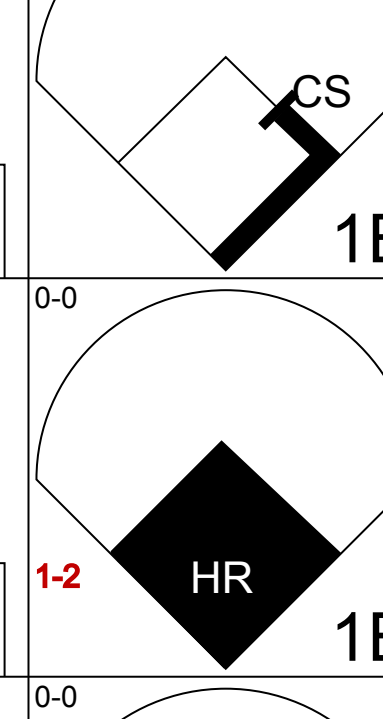
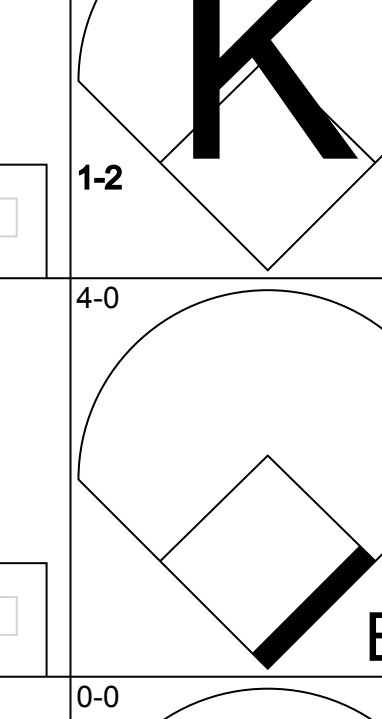
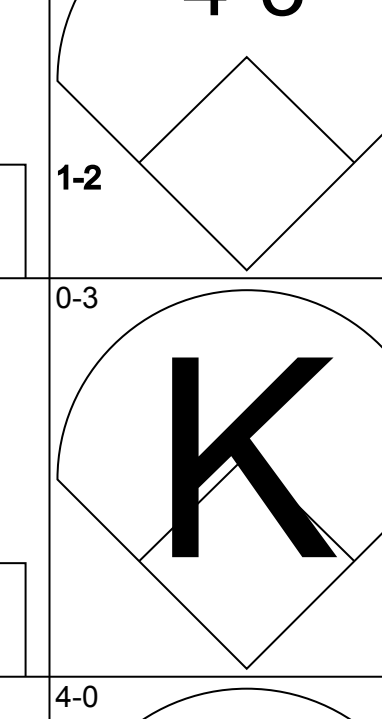
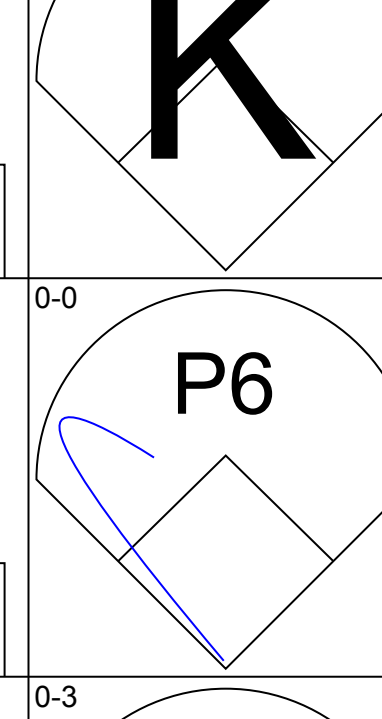
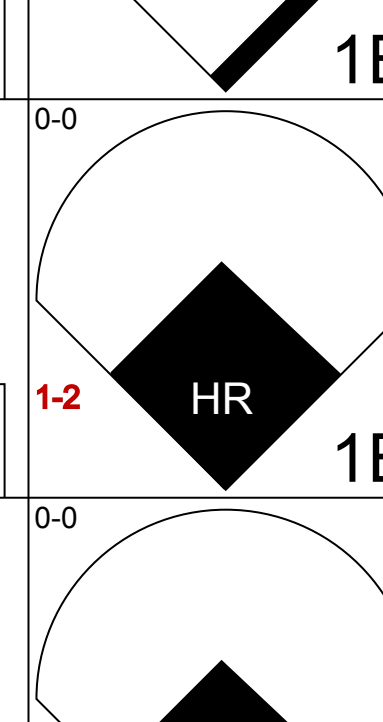
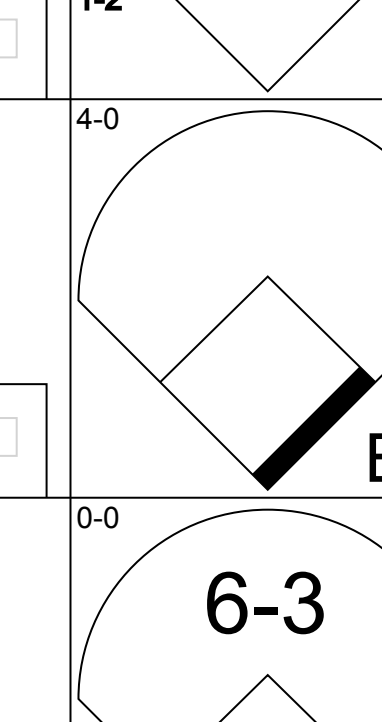
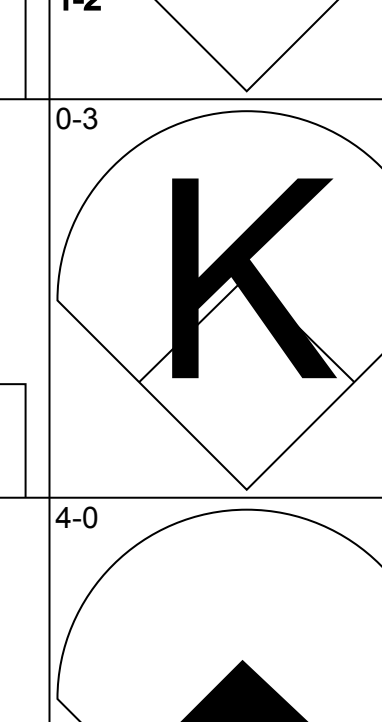
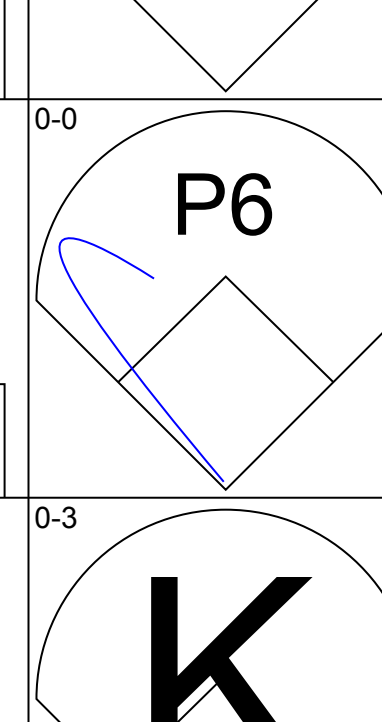
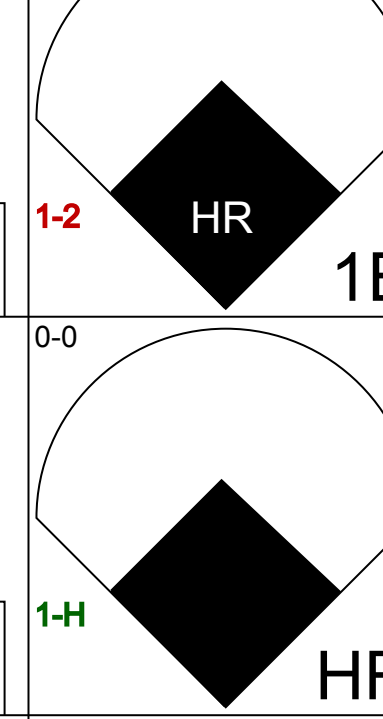

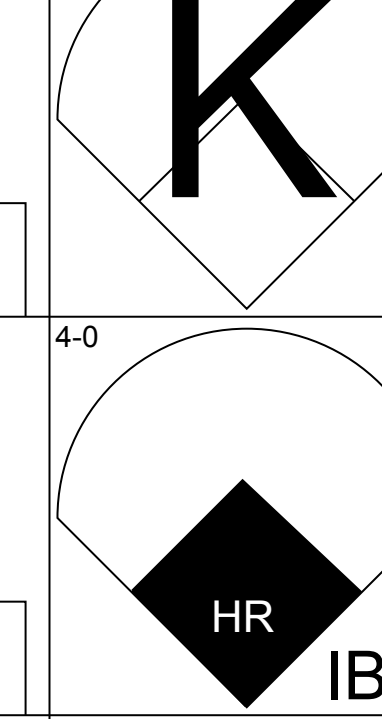



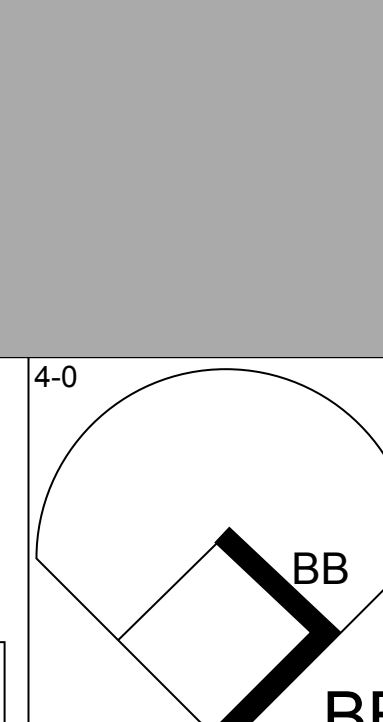
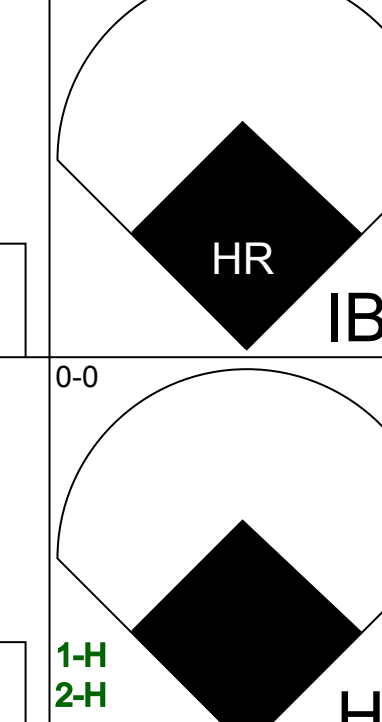
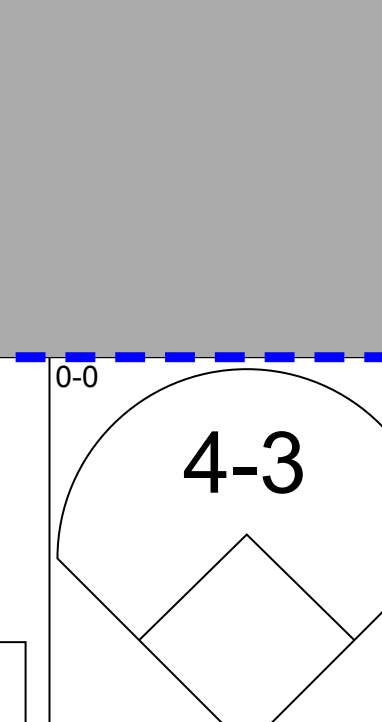
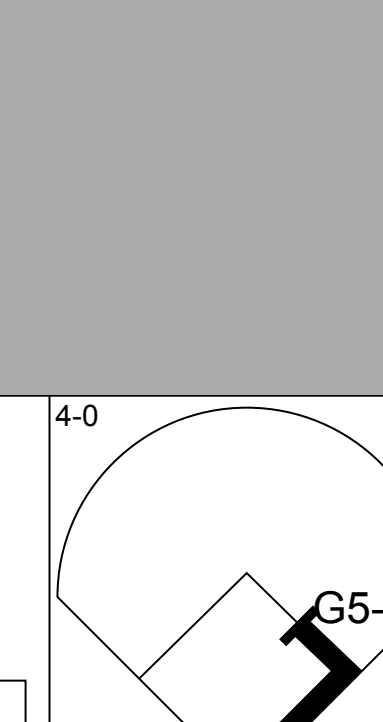
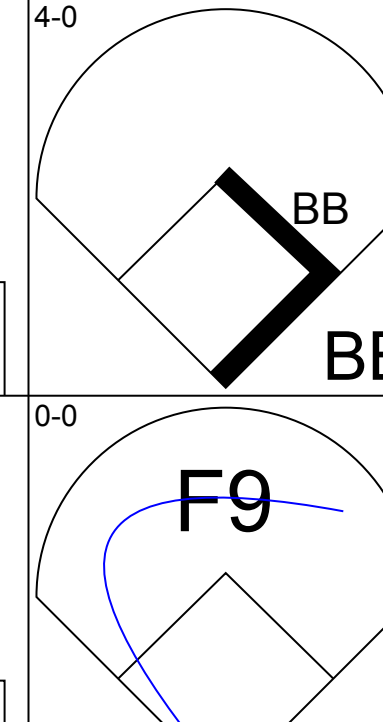

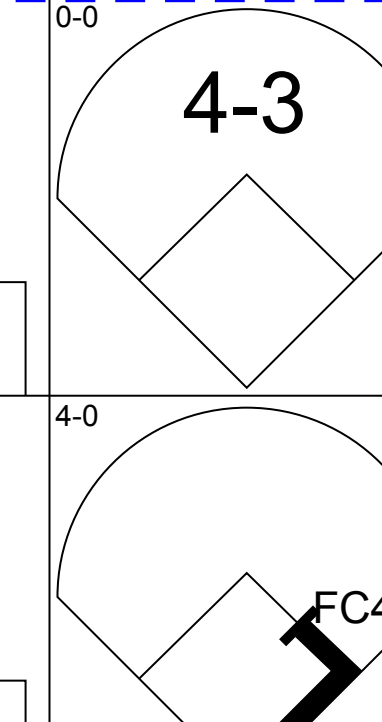
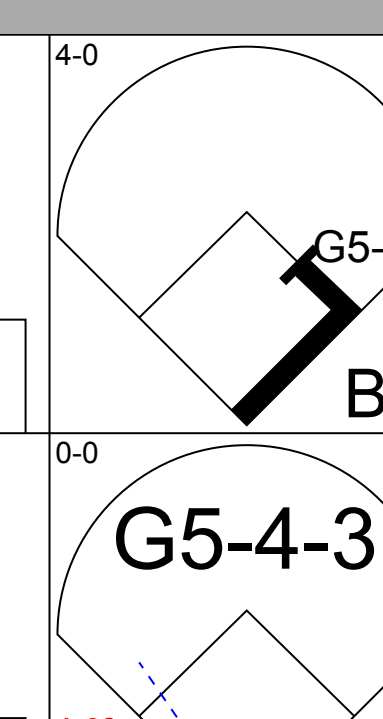
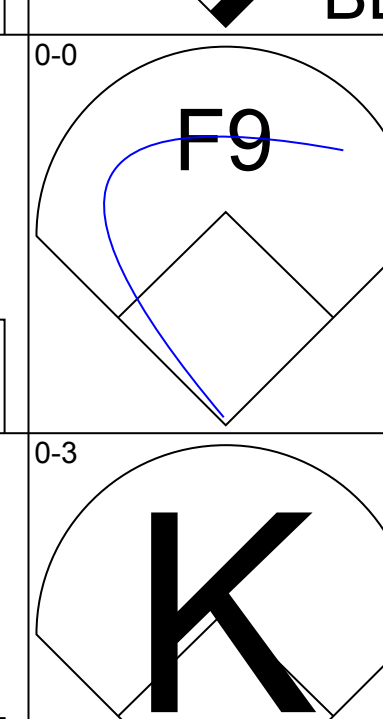
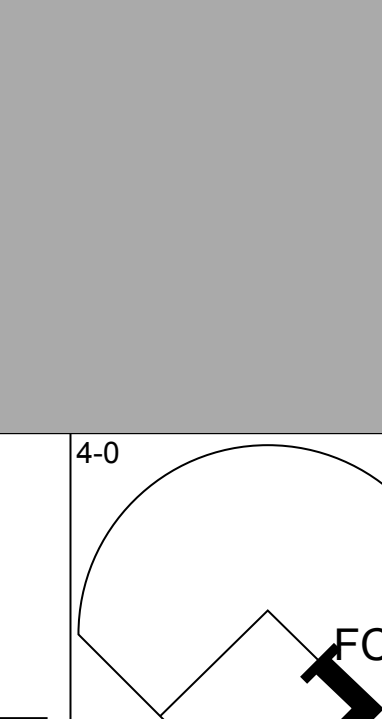
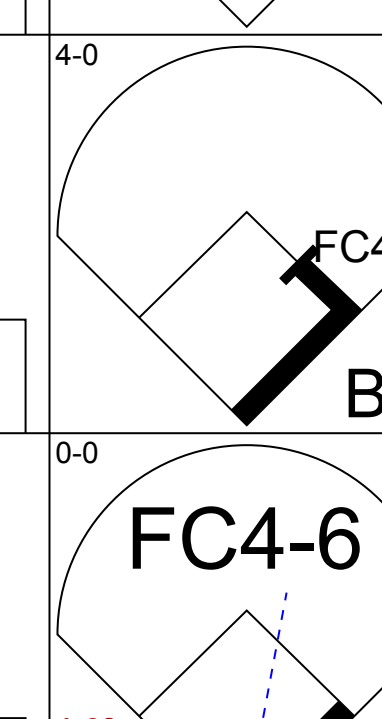

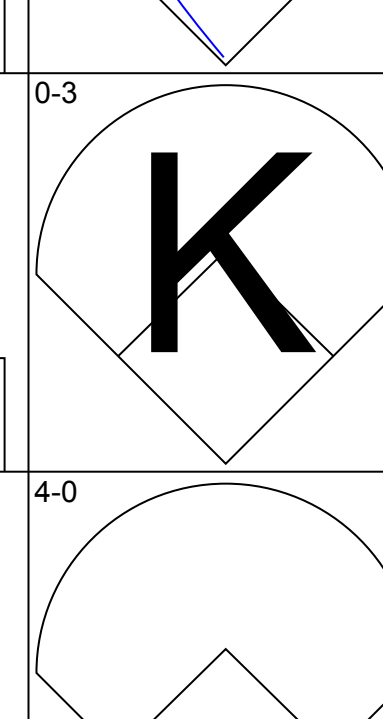
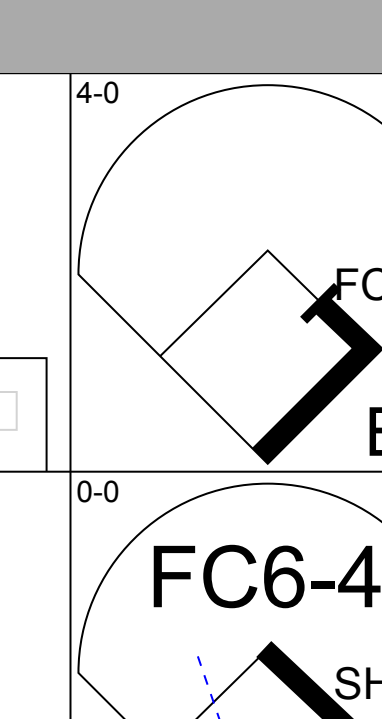
Washington Senators @ Baltimore Orioles
Memorial Stadium, Baltimore, MD
Fri Jun 19 1970, 7:05 PM EDT
Att. 18,298 - Unknown

livebaseballscorecards.com

AB 44
R 3
H 7
RBI 3
BB 3
SO 10
LOB 11




Batter	1	2	3	4	5	6	7	8	9	AB	R	H	RBI	BB	SO	LOB	TOP		
Ed Stroud, L (1, 8) OBP: 0.365, SLG: 0.391										5	0	0	0	0	1	3	Washington Senators @ Baltimore Orioles Memorial Stadium, Baltimore, MD Sat Jun 20 1970, 7:05 PM EDT Att: 19,876 - Unknown		
Ed Brinkman, R (1, 6) OBP: 0.324, SLG: 0.286										4	0	2	0	0	0	1			
Frank Howard, R (1, 7) OBP: 0.422, SLG: 0.538										4	0	2	0	0	1	1			
Aurelio Rodriguez, R (1, 5) OBP: 0.320, SLG: 0.465										4	1	1	0	0	0	3			
Mike Epstein, L (1, 3) OBP: 0.366, SLG: 0.447										4	0	0	0	0	1	3			
Paul Casanova, R (1, 2) OBP: 0.288, SLG: 0.378										4	1	2	0	0	1	1			
Wayne Comer, R (1, 9) OBP: 0.250, SLG: 0.176										3	2	1	0	1	0	1			
Tim Cullen, R (1, 4) OBP: 0.286, SLG: 0.200										3	0	1	1	1	0	0			
Joe Coleman, R (1, 1) OBP: 0.286, SLG: 0.121										2	0	0	1	0	0	1			
Rick Reichardt, R (8, PH) OBP: 0.330, SLG: 0.515										1	0	0	0	0	0	0			
Jim Hannan, R (8, PH) OBP: 0.375, SLG: 0.286										0	0	0	0	0	0	0			
Lee Maye, L (9, PH) OBP: 0.346, SLG: 0.432										1	0	1	2	0	0	0			
Inning Stats	R: 0 E: 0 K: 1 S: 7	H: 2 LOB: 2 BB: 0 P: 7	R: 2 E: 0 K: 0 S: 5	H: 2 LOB: 1 BB: 1 P: 9	R: 0 E: 0 K: 0 S: 3	H: 1 LOB: 0 BB: 0 P: 3	R: 0 E: 0 K: 0 S: 3	H: 0 LOB: 0 BB: 0 P: 3	R: 0 E: 0 K: 0 S: 3	H: 0 LOB: 0 BB: 0 P: 3	R: 0 E: 0 K: 0 S: 3	H: 1 LOB: 1 BB: 0 P: 3	R: 0 E: 0 K: 1 S: 6	H: 1 LOB: 1 BB: 0 P: 6	R: 2 E: 0 K: 2 S: 10	H: 3 LOB: 2 BB: 1 P: 14	1B: 8 2B: 2 3B: 0 HR: 0	SF: 0 SAC: 0 DP: 2 HBP: 0	WP: 0 PA: 37 CS: 0
PITCHER	IP WLS BF H R ER SO BB IBB HBP BLK WP HR S P ERA WHIP																		
Mike Cuellar, L (1, 1) ERA: 3.95	8.2 W 35 9 4 4 4 2 0 0 0 0 0 0 41 49 4.15 1.269																		
Pete Richert, L (9, 1) ERA: 1.5	0.1 S 2 1 0 0 0 0 0 0 0 0 0 0 2 2 0.00 3.000																		

Batter	1	2	3	4	5	6	7	8	9	AB	R	H	RBI	BB	SO	LOB	BOTTOM		
Don Buford, S (1, 7) OBP: 0.373, SLG: 0.393										3	1	1	0	1	1	1	Washington Senators @ Baltimore Orioles Memorial Stadium, Baltimore, MD Sat Jun 20 1970, 7:05 PM EDT Att: 19,876 - Unknown		
Merv Rettenmund, R (1, 8) OBP: 0.297, SLG: 0.504										4	0	1	0	0	2	2			
Frank Robinson, R (1, 9) OBP: 0.425, SLG: 0.561										3	1	1	0	1	1	1			
Boog Powell, L (1, 3) OBP: 0.421, SLG: 0.596										3	2	1	2	1	1	2			
Brooks Robinson, R (1, 5) OBP: 0.335, SLG: 0.455										3	1	1	3	1	0	0			
Eliod Hendricks, L (1, 2) OBP: 0.299, SLG: 0.338										2	0	0	0	2	0	1			
Davey Johnson, R (1, 4) OBP: 0.388, SLG: 0.425										3	0	0	0	1	1	3			
Mark Belanger, R (1, 6) OBP: 0.259, SLG: 0.224										3	0	0	0	1	1	2			
Mike Cuellar, L (1, 1) OBP: 0.091, SLG: 0.140										2	0	0	0	0	0	2			
Pete Richert, L (9, 1) ERA: 1.5										0	0	0	0	0	0	0			
Inning Stats	R: 2 E: 0 K: 0 S: 5	H: 3 LOB: 0 BB: 0 P: 5	R: 0 E: 0 K: 1 S: 4	H: 0 LOB: 0 BB: 1 P: 8	R: 0 E: 0 K: 1 S: 6	H: 1 LOB: 2 BB: 1 P: 10	R: 0 E: 0 K: 1 S: 5	H: 0 LOB: 2 BB: 2 P: 13	R: 3 E: 0 K: 1 S: 6	H: 1 LOB: 0 BB: 2 P: 14	R: 0 E: 0 K: 1 S: 5	H: 0 LOB: 1 BB: 1 P: 9	R: 0 E: 0 K: 2 S: 7	H: 0 LOB: 0 BB: 0 P: 7	R: 0 E: 0 K: 0 S: 3	H: 0 LOB: 1 BB: 1 P: 7	1B: 3 2B: 0 3B: 0 HR: 2	SF: 0 SAC: 1 DP: 1 HBP: 0	WP: 0 PA: 35 CS: 1
PITCHER	IP WLS BF H R ER SO BB IBB HBP BLK WP HR S P ERA WHIP																		
Joe Coleman, R (1, 1) ERA: 3.49	7.0 L 31 5 5 5 7 6 1 0 0 0 0 0 2 38 6.43 1.571																		
Jim Hannan, R (8, 1) ERA: 4.64	1.0 4 0 0 0 0 1 0 0 0 0 0 0 3 7 0.00 1.000																		

Batter	1	2	3	4	5	6	7	8	9	AB	R	H	RBI	BB	SO	LOB	TOP					
Ed Stroud, L OBP: 0.397, SLG: 0.382 (1, 8)	6-3		3-1		F8		4-3		P5	5	0	0	0	0	0	3	Washington Senators @ Baltimore Orioles Memorial Stadium, Baltimore, MD Sun Jun 21 1970, 3:33 AM EDT Att: 10,634 - Unknown					
Ed Brinkman, R OBP: 0.326, SLG: 0.293 (1, 6)	F3		SF8		G4-3 1B				FC6-4	4	0	2	1	0	0	1						
Frank Howard, R OBP: 0.420, SLG: 0.533 (1, 7)			F9		G4-3 1-2 1B					4	0	1	0	0	1	3						
Aurelio Rodriguez, R OBP: 0.316, SLG: 0.458 (1, 5)	K				F9				P6	4	0	0	0	0	1	1						
Mike Epstein, L OBP: 0.364, SLG: 0.448 (1, 3)		6-3			F7				K	4	0	1	0	0	1	0						
Paul Casanova, R OBP: 0.306, SLG: 0.386 (1, 2)		5-3			FC1-4 1B					3	0	2	0	0	0	0						
Wayne Comer, R OBP: 0.250, SLG: 0.181 (1, 9)		K			FC1-4 FC4-6 1-2 2-3				K	4	0	1	0	0	2	3						
Tim Cullen, R OBP: 0.297, SLG: 0.234 (1, 4)					FC4-6 2B					4	1	2	0	0	0	4						
Dick Such, L OBP: 0.111, SLG: 0.222 (4, 1)										1	1	1	1	0	0	0						
Jim Harmon, R OBP: 0.375, SLG: 0.286 (5, PH)										0	0	0	0	0	0	0						
Dick Neri, L OBP: 0.333, SLG: 0.533 (5, 1)										0	0	0	0	0	0	0						
Joe Grzenda, R OBP: 0.307, SLG: 0.550 (7, PH)										0	0	0	0	0	0	0						
Rick Reichardt, R OBP: 0.125, SLG: 0.125 (7, 1)										0	0	0	0	0	0	0						
Dick Bosman, R OBP: 0.125, SLG: 0.125 (9, PH)										0	0	0	0	0	0	0						
Lee Mays, L OBP: 0.344, SLG: 0.420 (9, PH)										1	0	0	0	0	1	1						
Inning Stats	R: 0 E: 0 K: 1 S: 6	H: 1 LOB: 1 BB: 0 P: 6	R: 0 E: 0 K: 1 S: 5	H: 0 LOB: 0 BB: 0 P: 5	R: 2 E: 0 K: 0 S: 5	H: 2 LOB: 0 BB: 0 P: 5	R: 0 E: 0 K: 0 S: 5	H: 2 LOB: 2 BB: 0 P: 5	R: 0 E: 1 K: 0 S: 4	H: 1 LOB: 1 BB: 0 P: 4	R: 0 E: 0 K: 0 S: 4	H: 1 LOB: 2 BB: 0 P: 5	R: 0 E: 0 K: 2 S: 8	H: 1 LOB: 1 BB: 0 P: 8	R: 0 E: 0 K: 2 S: 8	H: 1 LOB: 1 BB: 0 P: 8	R: 0 E: 0 K: 1 S: 6	H: 1 LOB: 1 BB: 0 P: 6	1B: 6 2B: 4 3B: 0 HR: 0	SF: 1 SAC: 0 DP: 1 HBP: 1	WP: 0 PB: 0 CS: 0	PA: 38
PITCHER	IP WLS BF H R ER SO BB IBB HBP BLK WP HR S P ERA WHIP	8.0 W 35 10 2 2 6 0 0 1 0 0 0 46 47 2.25 1.250	1.0 S 3 0 0 0 1 0 0 0 0 0 0 5 5 0.00 0.000	PITCHER																		

Batter	1	2	3	4	5	6	7	8	9	AB	R	H	RBI	BB	SO	LOB	BOTTOM				
Don Buford, S OBP: 0.371, SLG: 0.387 (1, 7)	K		4-3 1B BB		4-3		F8			3	1	0	0	1	1	1	Washington Senators @ Baltimore Orioles Memorial Stadium, Baltimore, MD Sun Jun 21 1970, 3:33 AM EDT Att: 10,634 - Unknown				
Merv Rettenmund, R OBP: 0.296, SLG: 0.496 (1, 8) (7, 9)	5-3		4-3 1-3		4-3		FC6-4 1B			4	0	1	0	0	0	1					
Brooks Robinson, R OBP: 0.333, SLG: 0.452 (1, 5)	K		BB 1B		6-3		FC6-4 1-2 1B			4	1	1	1	0	1	2					
Boog Powell, L OBP: 0.422, SLG: 0.597 (1, 3)		3-1	1B 1-2 BB		4-3					3	0	1	0	1	0	0					
Terry Crowley, L OBP: 0.393, SLG: 0.367 (6, PH) Paul Blair, R OBP: 0.332, SLG: 0.446 (7, 8)		1B 1B BB	1-3 2-H 1B		6-3					1	2	1	1	1	0	0					
Davey Johnson, R OBP: 0.389, SLG: 0.427 (1, 4)		1B 1-3 1B	2-H 1B		5-3					4	0	2	1	0	0	1					
Clay Dalrymple, L OBP: 0.324, SLG: 0.355 (1, 2)		1B 1-2 3-H 1B	F8		G3					4	0	1	1	0	0	2					
Mark Belanger, R OBP: 0.266, SLG: 0.221 (1, 6)	K				5-3					3	0	0	0	0	1	2					
Dave McNally, R OBP: 0.286, SLG: 0.324 (6, 1) Pete Richert, L (9, 1)	K				P4					3	0	1	0	0	1	2					
										0	0	0	0	0	0	0					
Inning Stats	R: 0 E: 0 K: 2 S: 7	H: 0 LOB: 0 BB: 0 P: 7	R: 1 E: 0 K: 2 S: 9	H: 2 LOB: 2 BB: 1 P: 13	R: 3 E: 0 K: 0 S: 5	H: 3 LOB: 1 BB: 2 P: 13	R: 0 E: 0 K: 0 S: 3	H: 0 LOB: 0 BB: 0 P: 3	R: 0 E: 0 K: 0 S: 3	H: 0 LOB: 0 BB: 0 P: 3	R: 0 E: 0 K: 0 S: 5	H: 2 LOB: 2 BB: 0 P: 5	R: 0 E: 0 K: 0 S: 4	H: 1 LOB: 1 BB: 0 P: 4	R: 0 E: 0 K: 0 S: 4	H: 1 LOB: 1 BB: 0 P: 4	1B: 7 2B: 1 3B: 0 HR: 0	SF: 0 SAC: 0 DP: 0 HBP: 0	WP: 0 PB: 0 CS: 0	PA: 34	
PITCHER	IP WLS BF H R ER SO BB IBB HBP BLK WP HR S P ERA WHIP	3.0 L 16 4 4 4 4 3 0 0 0 0 0 3 3 0.00 0.000	1.0 3 0 0 0 0 0 0 0 0 0 0 0 3 3 0.00 0.000	2.0 6 0 0 0 0 0 0 0 0 0 0 0 6 6 0.00 0.000	2.0 9 3 0 0 0 0 0 0 0 0 0 0 9 9 0.00 1.500	PITCHER															

AB	36
R	2
H	10
RBI	2
BB	0
SO	7
LOB	16



AB	31
R	4
H	8
RBI	4
BB	3
SO	4
LOB	12

WP	0
PB	0
CS	0

Batter	1	2	3	4	5	6	7	8	9	AB	R	H	RBI	BB	SO	LOB	TOP			
Don Buford, S OBP: 0.375, SLG: 0.384 (1, 7)										2	0	0	0	2	0	0				
Paul Blair, R OBP: 0.330, SLG: 0.448 (1, 8)										4	0	0	0	0	1	2				
Frank Robinson, R OBP: 0.420, SLG: 0.558 (1, 9)										4	0	0	0	0	2	2				
Boog Powell, L OBP: 0.420, SLG: 0.593 (1, 3)										4	0	0	0	0	0	0				
Brooks Robinson, R OBP: 0.329, SLG: 0.440 (1, 5)										4	1	1	0	0	1	0				
Davey Johnson, R OBP: 0.394, SLG: 0.434 (1, 4)										3	0	1	1	1	0	1				
Eliot Hendricks, L OBP: 0.309, SLG: 0.343 (1, 2)										3	0	1	0	0	2	1				
Chico Salmon, R OBP: 0.343, SLG: 0.463 (1, 6)										3	0	0	0	0	0	3				
Jim Palmer, R OBP: 0.220, SLG: 0.265 Dave Leonhard, R (7, 1)										2	0	0	0	0	2	0				
Merv Rettenmund, R OBP: 0.315, SLG: 0.496 Marcelino Lopez, R OBP: 0.400, SLG: 0.250 (8, PH) (8, 1)										0	0	0	0	0	0	0				
										1	0	0	0	0	0	0				
										0	0	0	0	0	0	0				
Inning Stats	R: 0 E: 0 K: 0 S: 2	H: 0 LOB: 0 BB: 1 P: 6	R: 0 E: 0 K: 0 S: 4	H: 1 LOB: 2 BB: 1 P: 8	R: 0 E: 0 K: 1 S: 5	H: 0 LOB: 1 BB: 1 P: 9	R: 1 E: 1 K: 1 S: 7	H: 1 LOB: 1 BB: 0 P: 7	R: 0 E: 0 K: 1 S: 5	H: 0 LOB: 0 BB: 0 P: 5	R: 0 E: 0 K: 1 S: 5	H: 0 LOB: 0 BB: 0 P: 5	R: 0 E: 0 K: 1 S: 5	H: 0 LOB: 0 BB: 0 P: 5	R: 0 E: 0 K: 1 S: 6	H: 1 LOB: 1 BB: 0 P: 6	1B: 3 2B: 0 3B: 0 HR: 0	SF: 0 SAC: 0 DP: 1 HBP: 0	WP: 1 PB: 0 SB: 1 CS: 0	PA: 33
PITCHER Ray Culp, R ERA: 2.57 (1, 1)	IP: 9.0 WLS: W BF: 33	H: 3 R: 1 ER: 0 SO: 8	BB: 3 IBB: 0 HBP: 0 BLK: 0	WP: 1 HR: 0 S: 46 P: 58	ERA: 0.00 WHIP: 0.667															

Baltimore Orioles @ Boston Red Sox
Fenway Park, Boston, MA
Tue Jun 23 1970, 7:05 PM EDT
Att: 23,798 - Unknown

AB 30
R 1
H 3
RBI 1
BB 3
SO 8
LOB 9



Batter	1	2	3	4	5	6	7	8	9	AB	R	H	RBI	BB	SO	LOB	BOTTOM										
Mike Andrews, R OBP: 0.344, SLG: 0.383 (1, 4)										4	0	0	0	0	0	0											
Reggie Smith, S OBP: 0.383, SLG: 0.463 (1, 8)										4	1	2	0	0	0	0											
Carl Yastrzemski, L OBP: 0.422, SLG: 0.526 (1, 3)										4	1	3	0	0	0	1											
Tony Conigliaro, R OBP: 0.377, SLG: 0.541 (1, 9)										3	1	2	3	1	1	0											
Rico Petrocelli, R OBP: 0.294, SLG: 0.461 (1, 6)										4	1	1	1	0	2	4											
George Scott, R OBP: 0.336, SLG: 0.447 (1, 5)										4	1	3	0	0	0	2											
Billy Conigliaro, R OBP: 0.375, SLG: 0.506 (1, 7)										3	0	1	0	1	1	2											
Tom Satriano, L OBP: 0.333, SLG: 0.339 (1, 2)										4	0	1	1	0	1	3											
Ray Culp, R OBP: 0.119, SLG: 0.143 (1, 1)										4	0	0	0	0	1	0											
Inning Stats	R: 0 E: 0 K: 0 S: 3	H: 1 LOB: 0 BB: 0 P: 3	R: 0 E: 0 K: 3 S: 10	H: 1 LOB: 2 BB: 1 P: 14	R: 1 E: 0 K: 2 S: 10	H: 3 LOB: 0 BB: 0 P: 10	R: 1 E: 0 K: 1 S: 6	H: 2 LOB: 0 BB: 0 P: 6	R: 3 E: 0 K: 0 S: 7	H: 4 LOB: 1 BB: 0 P: 7	R: 0 E: 0 K: 0 S: 3	H: 0 LOB: 0 BB: 0 P: 3	R: 0 E: 0 K: 0 S: 4	H: 1 LOB: 2 BB: 1 P: 8	R: 0 E: 0 K: 0 S: 3	H: 1 LOB: 0 BB: 0 P: 3	1B: 8 2B: 3 3B: 0 HR: 2	SF: 0 SAC: 0 DP: 1 HBP: 0	WP: 0 PB: 0 SB: 1 CS: 1	PA: 36							
PITCHER Jim Palmer, R ERA: 2.92 Dave Leonhard, R ERA: 8.31 Marcelino Lopez, L ERA: 2.59 (1, 1) (7, 1) (8, 1)	IP: 6.1 WLS: L BF: 31	H: 12 R: 5 ER: 0 SO: 6	BB: 2 IBB: 0 HBP: 0 BLK: 0	WP: 0 HR: 2 S: 41 P: 49	ERA: 7.11 WHIP: 2.211																						
	0.2	2	0	0	0	0	0	0	0	2	2	0.00	0.000														
	1.0	3	1	0	0	0	0	0	0	3	3	0.00	1.000														

Baltimore Orioles @ Boston Red Sox
Fenway Park, Boston, MA
Tue Jun 23 1970, 7:05 PM EDT
Att: 23,798 - Unknown

AB 34
R 5
H 13
RBI 5
BB 2
SO 6
LOB 12



Batter	1	2	3	4	5	6	7	8	9	AB	R	H	RBI	BB	SO	LOB	TOP			
Don Buford, S OBP: 0.379, SLG: 0.388 (1, 7)										5	2	3	0	0	0	2				
Paul Blair, R OBP: 0.336, SLG: 0.470 (1, 8)										4	1	2	2	1	1	4				
Frank Robinson, R OBP: 0.416, SLG: 0.564 (1, 9)										5	1	1	1	0	1	4				
Boog Powell, L OBP: 0.420, SLG: 0.586 Merv Rettenmund, R OBP: 0.315, SLG: 0.496 (9, PR)										3	0	0	0	2	0	1				
Brooks Robinson, R OBP: 0.330, SLG: 0.450 (1, 5)										5	1	2	1	0	0	3				
Davey Johnson, R OBP: 0.394, SLG: 0.430 (1, 4)										4	0	1	0	1	2	3				
Elrod Hendricks, L OBP: 0.314, SLG: 0.343 (1, 2)										3	0	1	0	1	0	2				
Mark Belanger, R OBP: 0.251, SLG: 0.216 (1, 6)										4	0	0	0	0	2	4				
Jim Hardin, R Eddie Watt, R Pete Richert, L Moe Drabowsky, R Terry Crowley, L Tom Phoebus, R (1, 1) (7, 1) (7, 1) (7, 1) (8, PR) (8, 1)										3	0	0	0	0	1	1				
Inning Stats	R: 0 E: 0 K: 1 S: 5	H: 1 LOB: 0 BB: 0 P: 5	R: 0 E: 0 K: 1 S: 6	H: 1 LOB: 1 BB: 0 P: 6	R: 3 E: 0 K: 1 S: 8	H: 3 LOB: 0 BB: 0 P: 8	R: 1 E: 0 K: 1 S: 7	H: 2 LOB: 1 BB: 0 P: 7	R: 0 E: 0 K: 0 S: 4	H: 0 LOB: 1 BB: 1 P: 9	R: 1 E: 0 K: 0 S: 4	H: 1 LOB: 2 BB: 2 P: 12	R: 0 E: 1 K: 1 S: 7	H: 1 LOB: 3 BB: 1 P: 11	R: 0 E: 0 K: 2 S: 7	H: 0 LOB: 2 BB: 1 P: 11	1B: 6 2B: 1 3B: 0 HR: 3	SF: 0 SAC: 0 DP: 1 HBP: 0	WP: 2 PA: 42 CS: 0	
PITCHER	IP WLS BF H R ER SO BB IBB HBP BLK WP HR S P ERA WHIP	4.1 20 8 4 4 4 0 0 0 0 0 3 28 28 8.31 1.846	0.2 2 0 0 0 0 0 0 0 0 0 0 2 2 0.00 0.000	2.0 W 10 1 1 1 1 2 1 0 1 1 0 9 21 4.50 1.500	2.0 S 10 1 0 0 3 2 0 0 0 1 0 14 22 0.00 1.500															

Baltimore Orioles @ Boston Red Sox
Fenway Park, Boston, MA
Wed Jun 24 1970, 7:05 PM EDT
Att: 25,003 - Unknown

AB	37
R	5
H	10
RBI	4
BB	5
SO	8
LOB	26



Batter	1	2	3	4	5	6	7	8	9	AB	R	H	RBI	BB	SO	LOB	BOTTOM		
Dick Schofield, S OBP: 0.275, SLG: 0.191 (1, 4)										4	1	1	3	0	0	1			
Reggie Smith, S OBP: 0.381, SLG: 0.474 (1, 8)										3	1	1	2	0	0	1			
Carl Yastrzemski, L OBP: 0.423, SLG: 0.528 (1, 3)										3	0	1	0	1	1	0			
Tony Conigliaro, R OBP: 0.370, SLG: 0.530 (1, 9)										4	0	0	0	0	2	2			
Rico Petrocelli, R OBP: 0.289, SLG: 0.453 (1, 6)										4	0	0	0	0	1	0			
George Scott, R OBP: 0.342, SLG: 0.450 (1, 5)										3	1	2	0	1	1	0			
Billy Conigliaro, R OBP: 0.360, SLG: 0.600 (1, 7)										3	1	1	0	1	0	2			
Tom Satriano, L OBP: 0.333, SLG: 0.339 (1, 2)										3	1	1	1	0	1	1			
Sonny Siebert, R Lee Stange, R Mike Derrick, L Gary Wagner, R Mike Fiore, L Vicente Romo, R (1, 1) (5, 1) (5, PR) (8, 1) (7, PR) (8, 1)										1	0	0	0	0	0	0			
Inning Stats	R: 1 E: 0 K: 0 S: 4	H: 1 LOB: 0 BB: 0 P: 4	R: 0 E: 0 K: 0 S: 3	H: 1 LOB: 0 BB: 0 P: 3	R: 0 E: 1 K: 0 S: 4	H: 0 LOB: 1 BB: 0 P: 4	R: 0 E: 0 K: 2 S: 7	H: 0 LOB: 0 BB: 0 P: 7	R: 0 E: 0 K: 2 S: 8	H: 1 LOB: 1 BB: 0 P: 8	R: 0 E: 0 K: 1 S: 6	H: 1 LOB: 1 BB: 0 P: 6	R: 5 E: 0 K: 0 S: 5	H: 2 LOB: 1 BB: 4 P: 21	R: 0 E: 0 K: 1 S: 5	H: 1 LOB: 0 BB: 0 P: 5	1B: 4 2B: 1 3B: 1 HR: 1	SF: 1 SAC: 0 DP: 0 HBP: 0	WP: 0 PA: 34 CS: 2
PITCHER	IP WLS BF H R ER SO BB IBB HBP BLK WP HR S P ERA WHIP	6.1 26 5 4 4 5 2 0 0 0 0 1 34 42 5.68 1.105	0.0 L 2 1 1 1 0 1 0 0 0 0 0 0 1 5 -- --	0.1 2 0 1 1 0 1 0 0 0 0 0 0 1 5 27.00 3.000	0.1 1 0 0 0 0 0 0 0 0 0 0 0 1 1 0.00 0.000	3.76 1.0 3 1 0 0 1 0 0 0 0 0 5 5 0.00 1.000													

Baltimore Orioles @ Boston Red Sox
Fenway Park, Boston, MA
Wed Jun 24 1970, 7:05 PM EDT
Att: 25,003 - Unknown

AB	29
R	6
H	7
RBI	6
BB	4
SO	6
LOB	8



Batter	1	2	3	4	5	6	7	8	9	10	11	12	13	14	AB	R	H	RBI	BB	SO	LOB	TOP				
Don Buford, S OBP: 0.386, SLG: 0.398 (1.7) (9.5) (10.4)	G6-4-3 BB		L6		FC5-4 1B	2B		6-3		FC4-6 1B		3-1		1B 2B 1B	7	1	4	1	1	0	1					
Chico Salmon, R OBP: 0.342, SLG: 0.444 Dave McNally, R OBP: 0.296, SLG: 0.324 Terry Crowley, L OBP: 0.400, SLG: 0.385	G6-4-3 BB		P4		FC5-4 1-2r	6-3		1B		FC4-6 1-2r		2B		1B 2B BB	5	0	1	0	1	0	5					
Frank Robinson, R OBP: 0.410, SLG: 0.566 (1.9)	G6-4-3			P6				K		K		F3		2B 1B	8	2	2	2	0	2	7					
Boog Powell, L OBP: 0.429, SLG: 0.590 (1.3)	F8			BLK 1B BB		1B 1B		1B		4-1				5-3 BB 2B	5	2	3	2	3	0	1					
Merv Rettenmund, R OBP: 0.325, SLG: 0.524 (1.8) (9.7) (10.8)		K		1-2 BLK 1B		1B HR 1B		K		HR		P3		F9 2B	8	2	4	3	0	2	4					
Brooks Robinson, R OBP: 0.334, SLG: 0.451 Jim Palmer, R OBP: 0.220, SLG: 0.265 Pete Richert, L Moe Drabowsky, R OBP: 0.125, SLG: 0.125	F9			G4-6-3 BB		HR 1B		F6		WP 2B 1B		F2		5-3 K	4	1	2	1	1	0	1					
Davey Johnson, R OBP: 0.393, SLG: 0.437 (1.4) (10.6)	F9			G4-6-3		HR		FC5-4 BB		P6		G5-4-3 BB		K P4	6	1	1	3	2	1	6					
Eliot Hendricks, L OBP: 0.174, SLG: 0.338 Andy Etchebarren, R OBP: 0.289, SLG: 0.306 (7.2)				BB		F2		L9		FC5-4		G5-4-3		1B K	2	0	0	0	1	0	0					
Mike Curtis, L Gurt Mahan, R Steve Schiraldi, R Don Hill, R John Elsom, R John Elsom, R John Elsom, R John Elsom, R John Elsom, R John Elsom, R				F7		K		2B 1B		F8		6-3		4-3 K	2	0	0	0	0	1	1					
Inning Stats	R: 0 E: 0 K: 0 S: 2	H: 0 LOB: 1 BB: 2 P: 10	R: 0 E: 0 K: 1 S: 5	H: 0 LOB: 0 BB: 1 P: 5	R: 0 E: 0 K: 1 S: 3	H: 0 LOB: 1 BB: 1 P: 7	R: 0 E: 0 K: 1 S: 6	H: 1 LOB: 2 BB: 0 P: 6	R: 0 E: 0 K: 1 S: 6	H: 1 LOB: 1 BB: 1 P: 7	R: 0 E: 0 K: 1 S: 6	H: 1 LOB: 2 BB: 1 P: 10	R: 0 E: 0 K: 1 S: 4	H: 0 LOB: 1 BB: 1 P: 9	R: 0 E: 0 K: 1 S: 12	H: 1 LOB: 2 BB: 2 P: 21	R: 6 E: 0 K: 2 S: 12	H: 5 LOB: 2 BB: 2 P: 21	1B: 13 2B: 5 3B: 0 HR: 3	SF: 0 SAC: 0 DP: 3 HBP: 1	WP: 1 PA: 72					
PITCHER	IP 5.0	WLS 24	H 6	R 4	ER 4	SO 2	BB 5	IBB 0	HBP 0	BLK 1	WP 0	HR 1	S 23	P 43	ERA 7.20	WHIP 2.200										
Mike Nagy, R ERA: 4.99	5.0	24	6	4	4	2	5	0	0	1	0	1	23	43	7.20	2.200										
Lee Stange, R ERA: 5.5	0.1	4	3	1	1	0	0	0	0	0	0	0	4	4	27.00	9.000										
Gary Wagner, R ERA: 2.7	1.1	6	1	0	0	1	1	0	0	0	0	0	7	11	0.00	1.500										
Sparky Lyle, L ERA: 5.85	2.0	10	4	2	2	1	0	0	0	0	1	1	12	12	9.00	2.000										
Vicente Romo, R ERA: 3.12	1.1	6	1	0	0	1	0	1	0	0	0	0	7	11	0.00	0.750										
PITCHER	IP 3.0	WLS 14	H 3	R 3	ER 3	SO 1	BB 3	IBB 0	HBP 1	BLK 0	WP 0	HR 0	S 13	P 25	ERA 9.00	WHIP 2.000										
Jose Santiago, R ERA: 10.8	3.0	14	3	3	3	1	3	0	1	0	0	0	13	25	9.00	2.000										
Cal Koonce, R ERA: 4.65	1.0	8	3	3	3	2	1	0	1	0	0	0	10	15	27.00	4.000										

Baltimore Orioles @ Boston Red Sox
Fenway Park, Boston, MA
Thu Jun 25 1970, 3:33 AM EDT
Att. 20,548 - Unknown

AB 60
R 13
H 13
RBI 13
BB 11
SO 8
LOB 35



Batter	1	2	3	4	5	6	7	8	9	10	11	12	13	14	AB	R	H	RBI	BB	SO	LOB	BOTTOM							
Dick Schofield, S OBP: 0.284, SLG: 0.200 (1.4)	1B 1B	K			BB 1B SF8	FC5-6 1-2r		K		K		K		BB	7	2	2	0	1	4	5								
Reggie Smith, S OBP: 0.381, SLG: 0.468 (1.8)	1B SF8 1B		5-3		SF8 BB SF8	K								F9 L9	7	2	2	0	1	1	2								
Carl Yastrzemski, L OBP: 0.430, SLG: 0.534 (1.3)	1B 1-3 2-H				1-2 3B BB	4-3				BB					6	1	3	1	2	1	2								
Tony Conigliaro, R OBP: 0.363, SLG: 0.520 (1.9)	SF8				SF8			F7		K				P4	4	0	0	2	1	2	3								
Rico Petrocelli, R OBP: 0.289, SLG: 0.451 (1.6)	1B 1-3				SF8			1B		K				P4	6	0	2	1	0	1	5								
George Scott, R OBP: 0.348, SLG: 0.462 (1.5)	1B				K					1B				4-3	7	1	4	1	0	2	2								
Billy Conigliaro, R OBP: 0.364, SLG: 0.506 (1.7)	K				K			E5		G4-6-3 1B				B1	7	1	1	1	0	2	3								
Jerry Moses, R OBP: 0.320, SLG: 0.416 (1.2)	HR				F8			K		FC4-6				FC6-4	7	1	2	1	0	1	3								
Mike Nagy, R Lee Stange, R Gary Wagner, R Sparky Lyle, L Vicente Romo, R	K				F8			FC5-6 1B		F9				1B	2	0	0	0	0	1	1								
Inning Stats	R: 2 E: 0 K: 0 S: 6	H: 5 LOB: 2 BB: 0 P: 6	R: 1 E: 0 K: 3 S: 10	H: 1 LOB: 0 BB: 0 P: 10	R: 0 E: 0 K: 2 S: 8	H: 1 LOB: 1 BB: 0 P: 8	R: 4 E: 0 K: 1 S: 7	H: 3 LOB: 1 BB: 1 P: 11	R: 0 E: 0 K: 1 S: 6	H: 1 LOB: 1 BB: 0 P: 6	R: 0 E: 0 K: 2 S: 4	H: 2 LOB: 1 BB: 0 P: 4	R: 0 E: 0 K: 1 S: 7	H: 0 LOB: 0 BB: 1 P: 7	R: 0 E: 0 K: 3 S: 9	H: 0 LOB: 1 BB: 1 P: 13	R: 0 E: 0 K: 1 S: 6	H: 1 LOB: 1 BB: 1 P: 10	R: 0 E: 0 K: 1 S: 4	H: 1 LOB: 2 BB: 0 P: 4	R: 0 E: 0 K: 1 S: 7	H: 1 LOB: 2 BB: 0 P: 7	R: 0 E: 0 K: 1 S: 5	H: 0 LOB: 2 BB: 2 P: 13	R: 1 E: 0 K: 0 S: 4	H: 1 LOB: 1 BB: 1 P: 8	1B: 14 2B: 1 3B: 1 HR: 2	SF: 3 SAC: 0 DP: 1 HBP: 0	WP: 0 PA: 65
PITCHER	IP 4.0	WLS 21	H 10	R 6	ER 6	SO 6	BB 1	IBB 0	HBP 0	BLK 0	WP 0	HR 1	S 32	P 36	ERA 13.50	WHIP 2.750													
Mike Cuellar, L ERA: 4.26	4.0	21	10	6	6	6	1	0	0	0	0	1	32	36	13.50	2.750													
Dave Leonhard, R ERA: 7.71	1.0	5	1	1	0	0	0	0	0	0	0	0	5	5	0.00	1.000													
Marcelino Lopez, L ERA: 2.45	1.1	7	3	0	0	1	0	0	0	0	0	0	9	9	0.00	2.250													
Dick Hall, R ERA: 3.23	0.2	1	0	0	0	0	0	0	0	0	0	0	1	1	0.00	0.000													
Eddie Watt, R ERA: 3.16	1.0	3	0	0	0	2	0	0	0	0	0	0	7	7	0.00	0.000													
PITCHER	IP 1.0	WLS 5	H 1	R 0	ER 0	SO 3	BB 1	IBB 0	HBP 0	BLK 0	WP 0	HR 0	S 10	P 14	ERA 0.00	WHIP 2.000													
Pete Richert, L ERA: 1.37	1.0	5	1	0	0	3	1	0	0	0	0	0	10	14	0.00	2.000													
Moe Drabowsky, R ERA: 3.55	5.0	23	3	1	1	3	3	1	0	0	0	1	25	41	1.80	1.200													

Baltimore Orioles @ Boston Red Sox
Fenway Park, Boston, MA
Thu Jun 25 1970, 3:33 AM EDT
Att. 20,548 - Unknown

AB 56
R 8
H 18
RBI 7
BB 6
SO 15
LOB 26



Batter	1	2	3	4	5	6	7	8	9	AB R H RBI BB SO LOB	TOP										
Don Buford, S OBP: 0.396, SLG: 0.419 (1.7)										5 3 4 3 1 0 0	Baltimore Orioles @ Washington Senators Robert F. Kennedy Memorial Stadium, Washington, DC Fri Jun 26 1970, 7:05 PM EDT Att: 13,194 - Unknown livebaseballscorecards.com										
Paul Blair, R OBP: 0.339, SLG: 0.463 (1.8)										4 2 1 0 2 1 3											
Frank Robinson, R OBP: 0.414, SLG: 0.592 (1.9)										4 2 2 8 1 0 1											
Boog Powell, L OBP: 0.431, SLG: 0.597 (1.3)										4 1 2 0 1 0 1											
Brooks Robinson, R OBP: 0.336, SLG: 0.448 (1.5)										4 0 1 0 1 1 3											
Davey Johnson, R OBP: 0.386, SLG: 0.427 (1.4)										5 1 0 0 0 1 4											
Eliot Hendricks, L OBP: 0.311, SLG: 0.333 (1.2)										5 0 1 0 0 0 3											
Mark Belanger, R OBP: 0.253, SLG: 0.216 (1.6)										4 1 1 1 1 1 1											
Dave McNally, R OBP: 0.319, SLG: 0.308 (1.1)										2 2 0 0 3 2 1											
Inning Stats	R: 0 E: 0 K: 1 S: 6	H: 2 LOB: 2 BB: 1 P: 10	R: 0 E: 0 K: 1 S: 5	H: 0 LOB: 0 BB: 0 P: 5	R: 1 E: 0 K: 2 S: 8	H: 1 LOB: 1 BB: 1 P: 12	R: 0 E: 0 K: 1 S: 4	H: 0 LOB: 0 BB: 1 P: 8	R: 4 E: 0 K: 0 S: 6	H: 3 LOB: 1 BB: 2 P: 14	R: 5 E: 0 K: 0 S: 6	H: 3 LOB: 0 BB: 2 P: 14	R: 0 E: 0 K: 1 S: 5	H: 0 LOB: 1 BB: 1 P: 9	R: 0 E: 0 K: 0 S: 3	H: 0 LOB: 0 BB: 0 P: 3	R: 2 E: 0 K: 0 S: 6	H: 3 LOB: 3 BB: 2 P: 14	1B: 6 2B: 3 3B: 0 HR: 3	SF: 0 SAC: 0 DP: 1 HBP: 0	WP: 0 PA: 47 PB: 0 CS: 0
PITCHER	IP WLS BF H R ER SO BB IBB HBP BLK WP HR S P ERA WHIP																				
Joe Coleman, R ERA: 3.76 (1.1)	4.1 L 22 6 5 5 5 5 0 0 0 0 2 27 47 10.38 2.538																				
Joe Grzenda, L ERA: 5.93 (5.1)	1.2 10 3 5 5 0 2 0 0 0 0 1 8 16 27.00 3.000																				
Jim Shellenback, L ERA: 4.91 (7.1)	2.0 7 0 0 0 1 1 0 0 0 0 0 8 12 0.00 0.500																				
Horacio Pina, R ERA: 3.19 (9.1)	1.0 8 3 2 2 0 2 0 0 0 0 0 6 14 18.00 5.000																				

Batter	1	2	3	4	5	6	7	8	9	AB R H RBI BB SO LOB	BOTTOM										
Ed Brinkman, R OBP: 0.333, SLG: 0.300 (1.6)										3 0 1 0 1 0 1	Baltimore Orioles @ Washington Senators Robert F. Kennedy Memorial Stadium, Washington, DC Fri Jun 26 1970, 7:05 PM EDT Att: 13,194 - Unknown livebaseballscorecards.com										
Wayne Comer, R OBP: 0.281, SLG: 0.195 (1.8)										4 0 1 0 0 0 1											
Frank Howard, R OBP: 0.416, SLG: 0.529 (1.7)										4 0 0 0 0 3 2											
Rick Reichardt, R OBP: 0.357, SLG: 0.557 (1.9)										2 2 2 2 1 0 0											
Aurelio Rodriguez, R OBP: 0.314, SLG: 0.464 (1.5)										3 0 0 0 0 0 3											
Del Unser, L OBP: 0.267, SLG: 0.302 (9. PR)										0 0 0 0 0 0 0											
Mike Epstein, L OBP: 0.359, SLG: 0.454 (1.3)										4 0 1 0 0 0 1											
Paul Casanova, R OBP: 0.312, SLG: 0.415 (1.2)										4 0 1 0 0 1 1											
Tim Cullen, R OBP: 0.276, SLG: 0.260 (1.4)										4 0 0 0 0 0 2											
Joe Coleman, R OBP: 0.302, SLG: 0.147 (1.1)										1 0 1 0 0 0 0											
Dick Nen, L OBP: 0.295, SLG: 0.250 (5. PR)										0 0 0 0 0 0 0											
Jim Shellenback, L OBP: 0.292, SLG: 0.259 (7.1)										1 0 0 0 0 0 0											
Ed Stroud, L OBP: 0.362, SLG: 0.394 (8. PR)										0 0 0 0 0 0 0											
Horacio Pina, R ERA: 3.19 (9.1)										0 0 0 0 0 0 0											
Inning Stats	R: 0 E: 0 K: 0 S: 4	H: 2 LOB: 2 BB: 1 P: 8	R: 0 E: 0 K: 0 S: 3	H: 0 LOB: 0 BB: 0 P: 3	R: 0 E: 0 K: 1 S: 4	H: 0 LOB: 0 BB: 0 P: 5	R: 0 E: 0 K: 1 S: 5	H: 0 LOB: 0 BB: 0 P: 5	R: 0 E: 0 K: 0 S: 3	H: 0 LOB: 1 BB: 1 P: 7	R: 0 E: 0 K: 0 S: 3	H: 0 LOB: 1 BB: 1 P: 7	R: 1 E: 0 K: 1 S: 7	H: 2 LOB: 1 BB: 0 P: 7	R: 0 E: 0 K: 0 S: 3	H: 0 LOB: 1 BB: 1 P: 7	R: 1 E: 0 K: 1 S: 7	H: 2 LOB: 2 BB: 0 P: 8	1B: 4 2B: 2 3B: 0 HR: 2	SF: 0 SAC: 0 DP: 3 HBP: 2	WP: 0 PA: 35 PB: 0 CS: 0
PITCHER	IP WLS BF H R ER SO BB IBB HBP BLK WP HR S P ERA WHIP																				
Dave McNally, L ERA: 4.09 (1.1)	9.0 W 35 7 2 2 4 2 0 2 0 0 2 39 49 2.00 1.000																				

Batter	1	2	3	4	5	6	7	8	9	AB	R	H	RBI	BB	SO	LOB	TOP								
Don Buford, S OBP: 0.403, SLG: 0.429 (1, 7)										4	1	3	0	1	1	0	Baltimore Orioles @ Washington Senators Robert F. Kennedy Memorial Stadium, Washington, DC Sat Jun 27 1970, 7:05 PM EDT Att: 12,220 - Unknown livebaseballscorecards.com								
Paul Blair, R OBP: 0.336, SLG: 0.455 (1, 8)										4	0	0	0	1	2	5									
Frank Robinson, R OBP: 0.410, SLG: 0.581 (1, 9)										4	1	0	0	1	0	3									
Boog Powell, L OBP: 0.432, SLG: 0.594 (1, 3)										3	0	1	2	1	1	1									
Brooks Robinson, R OBP: 0.338, SLG: 0.449 (1, 5)										4	0	2	1	0	0	0									
Davey Johnson, R OBP: 0.380, SLG: 0.420 (1, 4)										4	0	0	0	0	0	4									
Clay Dainymple, L OBP: 0.350, SLG: 0.344 Elrod Hendricks, L OBP: 0.309, SLG: 0.331 (1, 2) (7, 2)										1	0	0	0	2	0	0									
Mark Belanger, R OBP: 0.290, SLG: 0.213 Merv Rettenmund, R OBP: 0.323, SLG: 0.521 (1, 6) (9, FH)										3	0	0	0	0	0	4									
Jim Palmer, R OBP: 0.226, SLG: 0.269 Pete Richert, L (8, 1) Eddie Watt, R OBP: 0.200, SLG: 0.200 Terry Crowley, L OBP: 0.409, SLG: 0.385 (1, 1) (8, 1) (9, FH)										0	0	0	0	0	0	0									
Inning Stats	R: 0 E: 0 K: 2 S: 7	H: 0 LOB: 1 BB: 1 P: 11	R: 0 E: 0 K: 0 S: 3	H: 0 LOB: 0 BB: 0 P: 3	R: 0 E: 0 K: 1 S: 5	H: 1 LOB: 0 BB: 0 P: 5	R: 0 E: 0 K: 0 S: 3	H: 0 LOB: 0 BB: 0 P: 3	R: 0 E: 0 K: 0 S: 3	H: 0 LOB: 1 BB: 1 P: 7	R: 3 E: 0 K: 1 S: 9	H: 4 LOB: 3 BB: 2 P: 17	R: 0 E: 0 K: 2 S: 7	H: 1 LOB: 0 BB: 0 P: 7	R: 0 E: 0 K: 1 S: 6	H: 1 LOB: 2 BB: 2 P: 10		R: 0 E: 0 K: 0 S: 3	H: 0 LOB: 2 BB: 2 P: 11	1B: 6 2B: 1 3B: 0 HR: 0	SF: 0 SAC: 0 DP: 0 HBP: 0	WP: 0 PB: 0 SB: 1 CS: 2	PA: 40		
PITCHER	IP	WLS	BF	H	R	ER	SO	BB	IBB	HBP	BLK	WP	HR	S	P	ERA	WHIP								
Dick Such, R ERA: 6.86 (1, 1)	5.1		21	3	3	3	4	2	1	0	0	0	0	26	38	5.06	0.938								
Darold Knowles, L ERA: 1.57 (6, 1)	0.2		5	2	0	0	0	1	0	0	0	0	0	4	8	0.00	4.500								
Jim Hannan, R ERA: 4.03 (7, 1)	2.0	W	8	2	0	0	3	1	0	0	0	0	0	13	17	0.00	1.500								
Horacio Pina, R ERA: 3.09 (9, 1)	1.0	S	5	0	0	0	0	2	0	0	0	0	0	3	11	0.00	2.000								

Batter	1	2	3	4	5	6	7	8	9	AB	R	H	RBI	BB	SO	LOB	BOTTOM								
Ed Stroud, L OBP: 0.354, SLG: 0.377 Rick Reichardt, R OBP: 0.362, SLG: 0.557 (1, 8) (8, FH) (9, 9)										4	0	0	0	0	0	5	Baltimore Orioles @ Washington Senators Robert F. Kennedy Memorial Stadium, Washington, DC Sat Jun 27 1970, 7:05 PM EDT Att: 12,220 - Unknown livebaseballscorecards.com								
Del Unser, L OBP: 0.266, SLG: 0.295 Wayne Comer, R OBP: 0.269, SLG: 0.217 (1, 9) (8, FH) (9, 8)										3	0	0	0	1	0	0									
Frank Howard, R OBP: 0.416, SLG: 0.525 (1, 7)										4	1	1	0	1	2	1									
Mike Epstein, L OBP: 0.368, SLG: 0.457 (1, 3)										3	1	2	0	2	0	2									
Aurelio Rodriguez, R OBP: 0.316, SLG: 0.465 (1, 5)										4	0	1	1	1	0	4									
Bernie Allen, L OBP: 0.394, SLG: 0.417 Horacio Pina, R (9, 1)										5	0	1	0	0	0	4									
Ed Brinkman, R OBP: 0.339, SLG: 0.306 (1, 6)										4	1	3	1	0	0	0									
Jim French, L OBP: 0.371, SLG: 0.300 (1, 2)										3	0	0	0	1	0	4									
Dick Such, L OBP: 0.182, SLG: 0.200 Darold Knowles, L OBP: 0.100, SLG: 0.100 Lee Maye, L OBP: 0.346, SLG: 0.298 Jim Hannan, R OBP: 0.350, SLG: 0.298 John Roseboro, R OBP: 0.350, SLG: 0.328 Tim Cullen, R OBP: 0.276, SLG: 0.290 (1, 1) (6, 1) (6, PH) (7, 1) (8, PH) (9, 4)										1	0	0	0	1	0	1									
Inning Stats	R: 0 E: 0 K: 1 S: 5	H: 0 LOB: 0 BB: 0 P: 5	R: 1 E: 0 K: 0 S: 6	H: 3 LOB: 3 BB: 1 P: 10	R: 0 E: 0 K: 0 S: 3	H: 0 LOB: 1 BB: 1 P: 7	R: 0 E: 0 K: 0 S: 4	H: 1 LOB: 0 BB: 0 P: 4	R: 0 E: 0 K: 0 S: 5	H: 0 LOB: 2 BB: 2 P: 13	R: 0 E: 0 K: 0 S: 3	H: 0 LOB: 2 BB: 2 P: 11	R: 1 E: 0 K: 0 S: 5	H: 3 LOB: 1 BB: 0 P: 5	R: 3 E: 1 K: 0 S: 6	H: 3 LOB: 3 BB: 3 P: 18		R: 0 E: 0 K: 0 S: 3	H: 0 LOB: 0 BB: 0 P: 11	1B: 8 2B: 2 3B: 0 HR: 0	SF: 0 SAC: 0 DP: 0 HBP: 0	WP: 0 PB: 0 SB: 0 CS: 0	PA: 42		
PITCHER	IP	WLS	BF	H	R	ER	SO	BB	IBB	HBP	BLK	WP	HR	S	P	ERA	WHIP								
Jim Palmer, R ERA: 3.03 (1, 1)	7.1	L	36	9	4	4	2	6	0	0	0	0	0	34	58	4.91	2.045								
Pete Richert, L ERA: 1.37 (8, 1)	0.0		1	0	0	0	0	1	0	0	0	0	0	4											
Eddie Watt, R ERA: 3.1 (8, 1)	0.2		5	1	1	0	0	2	0	0	0	0	0	3	11	0.00	4.500								

Batter	1	2	3	4	5	6	7	8	9	10	11	12	AB	R	H	RBI	BB	SO	LOB																		
Mark Belanger, R OBP: 0.246, SLG: 0.216 (1, 6)													6	1	1	0	0	1	3																		
Paul Blair, R OBP: 0.344, SLG: 0.453 (1, 8)													3	1	1	1	3	0	0																		
Curt Motton, R OBP: 0.464, SLG: 0.429 (8, PH) Boog Powell, L OBP: 0.431, SLG: 0.591 (8, 3)													2	1	1	0	1	1	1																		
Frank Robinson, R OBP: 0.408, SLG: 0.573 (8, 9)													5	0	1	0	1	2	4																		
Merv Rettenmund, R OBP: 0.329, SLG: 0.527 (8, 7)													4	0	1	1	2	0	4																		
Brooks Robinson, R OBP: 0.334, SLG: 0.443 (1, 5)													6	0	1	0	0	1	7																		
Davey Johnson, R OBP: 0.375, SLG: 0.413 (1, 4)													4	0	0	0	0	0	2																		
Andy Etchebarren, R OBP: 0.284, SLG: 0.292 (1, 2)													4	0	0	0	1	1	1																		
Jim Hardin, R OBP: 0.429, SLG: 0.429 (8, PH) Moe Drabowsky, R OBP: 0.125, SLG: 0.125 (8, 3) Terry Lutz, R OBP: 0.125, SLG: 0.125 (8, 3) Dick Hall, R OBP: 0.125, SLG: 0.125 (8, 3) Pete Richert, L OBP: 0.125, SLG: 0.125 (8, 3) Eddie Watt, R OBP: 0.125, SLG: 0.125 (8, 3)													3	0	0	0	0	2	1																		
Inning Stats	R: 0 E: 0 K: 2 S: 6	H: 0 LOB: 2 BB: 2 P: 14	R: 0 E: 0 K: 0 S: 2	H: 0 LOB: 0 BB: 1 P: 6	R: 1 E: 0 K: 2 S: 9	H: 2 LOB: 1 BB: 0 P: 9	R: 0 E: 0 K: 0 S: 3	H: 0 LOB: 1 BB: 1 P: 7	R: 0 E: 0 K: 1 S: 5	H: 0 LOB: 1 BB: 1 P: 7	R: 0 E: 0 K: 0 S: 3	H: 1 LOB: 2 BB: 1 P: 10	R: 0 E: 0 K: 1 S: 5	H: 2 LOB: 0 BB: 0 P: 5	R: 0 E: 0 K: 1 S: 6	H: 0 LOB: 0 BB: 2 P: 14	1B: 5 2B: 2 3B: 1 HR: 0	SF: 0 SAC: 1 DP: 1 HBP: 0	WP: 1 PB: 0 SB: 0 CS: 0	PA: 51																	
PITCHER	IP WLS BF H R ER SO BB IBB HBP BLK WP HR S P ERA WHIP																																				
George Brunet, L ERA: 4.79 (1, 1)	6.0	24	4	2	2	6	4	0	0	0	0	0	0	0	3	11	3.00	1.333																			
Joe Grzenda, L ERA: 5.79 (7, 1)	1.0	5	0	0	0	0	2	0	0	0	0	0	0	0	3	11	0.00	2.000																			
Horacio Pina, R ERA: 3.0 (8, 1)	1.0	3	0	0	0	0	0	0	0	0	0	0	0	0	3	3	0.00	0.000																			
Darold Knowles, L ERA: 1.52 (9, 1)	2.0	10	3	0	0	1	0	1	0	0	0	0	0	0	11	15	0.00	1.500																			
Jim Hannan, R ERA: 3.83 (11, 1)	2.0	W 9	0	1	0	2	2	0	0	0	0	0	0	0	11	19	0.00	1.000																			

Baltimore Orioles @ Washington Senators
 Robert F. Kennedy Memorial Stadium, Washington, DC
 Sun Jun 28 1970, 3:33 AM EDT
 Att: 19,043 - Unknown

AB 41
 R 3
 H 7
 RBI 2
 BB 9
 SO 9
 LOB 25

Batter	1	2	3	4	5	6	7	8	9	10	11	12	AB	R	H	RBI	BB	SO	LOB																		
Ed Stroud, L OBP: 0.353, SLG: 0.373 (1, 8)													5	1	1	0	1	0	2																		
Lee Maye, L OBP: 0.354, SLG: 0.438 (1, 9)													5	1	3	1	0	0	0																		
Rick Reichardt, R OBP: 0.387, SLG: 0.589 (12, PH)													1	1	1	2	0	0	0																		
Frank Howard, R OBP: 0.417, SLG: 0.528 (10, PH) Wayne Comer, R OBP: 0.266, SLG: 0.214 (11, 7)													4	0	2	1	0	1	1																		
Mike Epstein, L OBP: 0.365, SLG: 0.449 (1, 3)													4	0	0	0	1	1	2																		
Aurelio Rodriguez, R OBP: 0.311, SLG: 0.456 (1, 5)													5	0	0	0	0	1	4																		
Bernie Allen, L OBP: 0.361, SLG: 0.408 (9, PH) Tim Cullen, R OBP: 0.273, SLG: 0.256 (10, 4)													3	0	0	0	1	0	0																		
Ed Brinkman, R OBP: 0.339, SLG: 0.308 (1, 6)													5	0	2	0	0	1	0																		
Paul Casanova, R OBP: 0.300, SLG: 0.398 (1, 2)													5	0	0	0	0	1	4																		
George Brunet, L ERA: 3.12 (1, 1) Joe Grzenda, R ERA: 3.4 (11, 1) Moe Drabowsky, R ERA: 3.4 (11, 1) Dick Hall, R ERA: 3.41 (12, 1) Pete Richert, L ERA: 1.35 (12, 1) Eddie Watt, R ERA: 3.41 (12, 1)													1	0	0	0	0	0	0																		
Inning Stats	R: 0 E: 0 K: 0 S: 3	H: 1 LOB: 0 BB: 3 P: 3	R: 0 E: 0 K: 0 S: 3	H: 0 LOB: 0 BB: 0 P: 3	R: 0 E: 0 K: 1 S: 9	H: 1 LOB: 1 BB: 0 P: 6	R: 0 E: 0 K: 0 S: 7	H: 0 LOB: 0 BB: 0 P: 7	R: 0 E: 0 K: 0 S: 3	H: 0 LOB: 0 BB: 0 P: 3	R: 2 E: 0 K: 0 S: 6	H: 3 LOB: 1 BB: 0 P: 6	R: 0 E: 0 K: 0 S: 4	H: 1 LOB: 1 BB: 0 P: 4	R: 0 E: 0 K: 0 S: 3	H: 0 LOB: 0 BB: 0 P: 3	R: 0 E: 0 K: 1 S: 7	H: 2 LOB: 3 BB: 1 P: 11	R: 0 E: 0 K: 1 S: 6	H: 1 LOB: 3 BB: 2 P: 14	R: 0 E: 0 K: 0 S: 3	H: 0 LOB: 0 BB: 0 P: 3	R: 2 E: 0 K: 0 S: 2	H: 1 LOB: 0 BB: 1 P: 6	1B: 6 2B: 3 3B: 0 HR: 1	SF: 0 SAC: 0 DP: 1 HBP: 0	WP: 0 PB: 0 SB: 0 CS: 0	PA: 47									
PITCHER	IP WLS BF H R ER SO BB IBB HBP BLK WP HR S P ERA WHIP																																				
Jim Hardin, R ERA: 3.12 (1, 1)	8.0	29	6	2	2	3	0	0	0	0	0	0	0	0	35	35	0.00	0.750																			
Moe Drabowsky, R ERA: 3.4 (9, 1)	2.0	12	3	0	0	2	2	1	0	0	0	0	0	0	13	25	0.00	2.500																			
Dick Hall, R ERA: 3.41 (11, 1)	1.0	4	0	1	1	0	1	0	0	0	0	0	0	0	3	7	9.00	1.000																			
Pete Richert, L ERA: 1.35 (12, 1)	0.1	1	0	0	0	0	0	0	0	0	0	0	0	0	1	1	0.00	0.000																			
Eddie Watt, R ERA: 3.41 (12, 1)	0.0	L 1	1	1	1	0	0	0	0	0	0	0	0	1	1	1	∞	∞																			

Baltimore Orioles @ Washington Senators
 Robert F. Kennedy Memorial Stadium, Washington, DC
 Sun Jun 28 1970, 3:33 AM EDT
 Att: 19,043 - Unknown

AB 43
 R 4
 H 10
 RBI 4
 BB 4
 SO 5
 LOB 15

Batter	1	2	3	4	5	6	7	8	9	AB	R	H	RBI	BB	SO	LOB	TOP										
Don Buford, S OBP: 0.399, SLG: 0.422	0-3 K			0-0 F7	0-0 F9		0-0 L4			4	0	0	0	0	1	2	Baltimore Orioles @ Washington Senators Robert F. Kennedy Memorial Stadium, Washington, DC Mon Jun 29 1970, 7:05 PM EDT Att: 10,069 - Unknown livebaseballscorecards.com										
Bobby Grich, R (1, 4)	0-0 5-3			4-0 1B BB	0-0 FC6-4			0-0 F7		3	1	0	0	1	0	1											
Frank Robinson, R OBP: 0.406, SLG: 0.568	0-0 F7			0-0 1B 1-2 1B			0-0 5-3		0-0 5-3	4	1	1	0	0	0	0											
Boog Powell, L OBP: 0.429, SLG: 0.585		0-0 4-3		0-0 1B 1-3 2H 1B			0-0 F8		0-0 4-3	4	0	1	1	0	0	0											
Paul Blair, R OBP: 0.343, SLG: 0.449		0-0 6-3		0-0 1-2 1B			0-0 F8		0-0 1-3	4	0	1	1	0	0	0											
Brooks Robinson, R OBP: 0.333, SLG: 0.440		0-0 6-3		0-0 F9			0-0 1B SF7 1B		0-0 F8	4	1	1	0	0	0	2											
Eliot Hendricks, L OBP: 0.309, SLG: 0.331			0-0 1-4-3	0-0 F9			0-0 1-3 1B		0-3 K	3	0	1	0	0	0	2											
Curt Motton, R OBP: 0.448, SLG: 0.409										1	0	0	0	0	1	0											
Mark Belanger, R OBP: 0.245, SLG: 0.214			0-0 6-3		0-0 1-3		0-0 SF7			2	0	0	1	0	0	0											
Mike Cuellar, L OBP: 0.102, SLG: 0.146			0-0 F8		0-0 FC6-4 1B		0-0 F8			3	0	1	0	0	0	1											
Inning Stats	R: 0 E: 0 K: 1 S: 5	H: 0 LOB: 0 BB: 0 P: 5	R: 0 E: 0 K: 0 S: 3	H: 0 LOB: 0 BB: 0 P: 3	R: 0 E: 0 K: 0 S: 3	H: 0 LOB: 0 BB: 0 P: 3	R: 2 E: 0 K: 0 S: 6	H: 3 LOB: 2 BB: 1 P: 10	R: 0 E: 0 K: 0 S: 4	H: 1 LOB: 1 BB: 0 P: 4	R: 0 E: 0 K: 0 S: 3	H: 0 LOB: 0 BB: 0 P: 3	R: 1 E: 0 K: 0 S: 5	H: 2 LOB: 1 BB: 0 P: 5	R: 0 E: 0 K: 0 S: 3	H: 0 LOB: 0 BB: 0 P: 3	1B: 6 2B: 0 3B: 0 HR: 0	SF: 1 SAC: 0 DP: 0 HBP: 0	WP: 0 PB: 0 SB: 0 CS: 0	PA: 34							
PITCHER	IP	WLS	BF	H	R	ER	SO	BB	IBB	HBP	BLK	WP	HR	S	P	ERA	WHIP										
Casey Cox, R ERA: 4.41	(1, 1)	7.0	28	6	3	3	1	1	0	0	0	0	0	29	33	3.86	1.000										
Jim Shellenback, L ERA: 4.69	(8, 1)	2.0	W	6	0	0	0	1	0	0	0	0	0	8	8	0.00	0.000										

Batter	1	2	3	4	5	6	7	8	9	AB	R	H	RBI	BB	SO	LOB	BOTTOM											
Ed Brinkman, R OBP: 0.341, SLG: 0.311	0-0 4-3				0-0 6-3			0-0 FC1-6 1B		4	0	2	0	0	0	0	Baltimore Orioles @ Washington Senators Robert F. Kennedy Memorial Stadium, Washington, DC Mon Jun 29 1970, 7:05 PM EDT Att: 10,069 - Unknown livebaseballscorecards.com											
Wayne Comer, R OBP: 0.265, SLG: 0.216	0-0 HR 1B	0-0 F9			0-0 6-3			0-0 FC1-6 FC6-4 BB HR		4	2	1	0	0	0	3												
Frank Howard, R OBP: 0.418, SLG: 0.538	0-0 HR		0-0 4-3		0-3 K			4-0 FC6-4 BB		3	1	1	2	1	1	0												
Ed Stroud, L OBP: 0.353, SLG: 0.373	1-H HR							1-2 FC6-4 BB		0	0	0	0	0	0	0												
Rick Reichardt, R OBP: 0.356, SLG: 0.568	0-0 6-3		0-0 F3			0-0 4-3		0-0 FC6-4 HR		4	1	0	0	0	0	2												
Aurelio Rodriguez, R OBP: 0.313, SLG: 0.471	0-0 2B		0-3 K			0-0 L4		0-0 1-H 3-H HR		4	1	2	3	0	1	0												
Mike Epstein, L OBP: 0.359, SLG: 0.440	0-0 P5			0-0 3-1		0-3 K		0-3 K		4	0	0	0	0	2	2												
Paul Casanova, R OBP: 0.308, SLG: 0.405		0-0 1B 1B			0-0 1B		0-3 K			3	0	2	0	0	1	0												
Tim Cullen, R OBP: 0.264, SLG: 0.247		0-0 P3		0-0 F9			0-0 F7			3	0	0	0	0	0	2												
Casey Cox, R OBP: 0.194, SLG: 0.167	(1, 1)		0-0 F9		0-0 6-3		0-3 K			2	0	0	0	0	0	2												
Jim French, L OBP: 0.374, SLG: 0.296	(7, PH)									1	0	0	0	0	1	0												
Jim Shellenback, L OBP: 0.125, SLG: 0.250	(8, 1)									0	0	0	0	0	0	0												
Inning Stats	R: 2 E: 0 K: 0 S: 6	H: 3 LOB: 1 BB: 0 P: 6	R: 0 E: 0 K: 0 S: 5	H: 2 LOB: 2 BB: 0 P: 5	R: 0 E: 0 K: 1 S: 5	H: 0 LOB: 0 BB: 0 P: 5	R: 0 E: 0 K: 0 S: 4	H: 1 LOB: 1 BB: 0 P: 4	R: 0 E: 0 K: 0 S: 5	H: 0 LOB: 0 BB: 0 P: 5	R: 0 E: 0 K: 1 S: 5	H: 0 LOB: 0 BB: 0 P: 5	R: 0 E: 0 K: 2 S: 7	H: 0 LOB: 0 BB: 0 P: 7	R: 3 E: 0 K: 1 S: 7	H: 2 LOB: 1 BB: 1 P: 11	1B: 5 2B: 1 3B: 0 HR: 2	SF: 0 SAC: 0 DP: 0 HBP: 0	WP: 0 PB: 0 SB: 0 CS: 0	PA: 33								
PITCHER	IP	WLS	BF	H	R	ER	SO	BB	IBB	HBP	BLK	WP	HR	S	P	ERA	WHIP											
Mike Cuellar, L ERA: 4.34	(1, 1)	8.0	L	33	8	5	5	6	1	0	0	0	0	2	44	48	5.62	1.125										

Batter	1	2	3	4	5	6	7	8	9	AB	R	H	RBI	BB	SO	LOB	TOP			
Jack Heidemann, R (1, 6) OBP: 0.267, SLG: 0.291										5	1	1	0	0	0	0	Cleveland Indians @ Baltimore Orioles Memorial Stadium, Baltimore, MD Tue Jun 30 1970, 7:05 PM EDT Att: 11,346 - Unknown livebaseballscores.com			
Eddie Leon, R (1, 4) OBP: 0.289, SLG: 0.318										4	0	3	0	1	0	0				
Roy Foster, R (1, 7) OBP: 0.335, SLG: 0.445										4	0	1	0	0	0	4				
Ray Fosse, R (1, 2) OBP: 0.371, SLG: 0.504										4	0	1	0	0	0	5				
Chuck Hinton, R (1, 9) OBP: 0.431, SLG: 0.484										3	1	2	1	1	0	2				
Tony Horton, R (1, 3) OBP: 0.325, SLG: 0.430										3	0	0	0	1	0	4				
Ted Uhlaender, L (1, 8) OBP: 0.297, SLG: 0.327										2	0	1	1	1	0	1				
Graig Nettles, L (1, 5) OBP: 0.343, SLG: 0.363										3	0	0	0	1	0	2				
Steve Dunning, R (1, 1) OBP: 0.143, SLG: 0.143										2	0	0	0	0	1	3				
Rich Rollins, R (6, PH) OBP: 0.288, SLG: 0.288										1	0	0	0	0	0	0				
Dennis Higgins, R (6, 1)										0	0	0	0	0	0	0				
Buddy Bradford, R (9, PH) OBP: 0.267, SLG: 0.280										1	0	0	0	0	1	0				
Inning Stats	R: 1 E: 0 K: 0 S: 5	H: 3 LOB: 2 BB: 0 P: 5	R: 0 E: 0 K: 0 S: 4	H: 1 LOB: 1 BB: 0 P: 4	R: 0 E: 0 K: 1 S: 5	H: 2 LOB: 2 BB: 0 P: 5	R: 0 E: 0 K: 1 S: 4	H: 0 LOB: 2 BB: 2 P: 12	R: 0 E: 0 K: 0 S: 2	H: 0 LOB: 0 BB: 1 P: 6	R: 0 E: 0 K: 0 S: 4	H: 1 LOB: 1 BB: 0 P: 4	R: 1 E: 0 K: 0 S: 4	H: 1 LOB: 0 BB: 0 P: 4	R: 0 E: 0 K: 1 S: 5	H: 0 LOB: 0 BB: 0 P: 5	1B: 8 2B: 2 3B: 0 HR: 0	SF: 1 SAC: 0 DP: 2 HBP: 0	WP: 0 PB: 0 SB: 0 CS: 0	PA: 38
PITCHER Dave McNally, L (1, 1) ERA: 3.95	IP: 9.0 WLS: W BF: 38	H: 9 R: 2 ER: 2 SO: 2	BB: 5 IBB: 0 HBP: 0 BLK: 0	WP: 0 HR: 0 S: 37 P: 57	ERA: 2.00 WHIP: 1.556	PITCHER														

Batter	1	2	3	4	5	6	7	8	9	AB	R	H	RBI	BB	SO	LOB	BOTTOM			
Don Buford, S (1, 7) OBP: 0.401, SLG: 0.433										3	2	1	1	1	1	1	Cleveland Indians @ Baltimore Orioles Memorial Stadium, Baltimore, MD Tue Jun 30 1970, 7:05 PM EDT Att: 11,346 - Unknown livebaseballscores.com			
Bobby Grich, R (1, 4) OBP: 0.250, SLG: 0.143										4	0	1	0	0	1	2				
Boog Powell, L (1, 3) OBP: 0.433, SLG: 0.611										4	2	3	3	0	1	1				
Frank Robinson, R (1, 9) OBP: 0.404, SLG: 0.563										4	0	1	0	0	2	2				
Paul Blair, R (1, 8) OBP: 0.337, SLG: 0.441										4	0	0	0	0	0	3				
Brooks Robinson, R (1, 5) OBP: 0.329, SLG: 0.434										4	0	0	0	0	0	1				
Eliud Hendricks, L (1, 2) OBP: 0.310, SLG: 0.327										2	0	0	0	1	1	0				
Mark Belanger, R (1, 6) OBP: 0.246, SLG: 0.213										2	0	0	0	1	1	0				
Dave McNally, R (1, 1) OBP: 0.320, SLG: 0.293										2	0	0	0	1	0	2				
Inning Stats	R: 0 E: 0 K: 2 S: 9	H: 2 LOB: 2 BB: 0 P: 9	R: 0 E: 0 K: 0 S: 2	H: 0 LOB: 1 BB: 2 P: 10	R: 2 E: 1 K: 1 S: 7	H: 2 LOB: 1 BB: 1 P: 11	R: 0 E: 0 K: 1 S: 5	H: 0 LOB: 0 BB: 0 P: 5	R: 2 E: 0 K: 1 S: 7	H: 2 LOB: 0 BB: 0 P: 7	R: 0 E: 0 K: 1 S: 5	H: 0 LOB: 1 BB: 1 P: 9	R: 0 E: 0 K: 0 S: 3	H: 0 LOB: 0 BB: 0 P: 3	R: 0 E: 0 K: 1 S: 3	H: 0 LOB: 0 BB: 0 P: 3	1B: 3 2B: 0 3B: 0 HR: 3	SF: 0 SAC: 0 DP: 1 HBP: 0	WP: 0 PB: 0 SB: 0 CS: 0	PA: 33
PITCHER Steve Dunning, R (1, 1) ERA: 4.09	IP: 5.0 WLS: L BF: 23	H: 6 R: 4 ER: 4 SO: 5	BB: 3 IBB: 0 HBP: 0 BLK: 0	WP: 0 HR: 3 S: 30 P: 42	ERA: 7.20 WHIP: 1.800	PITCHER														
Dennis Higgins, R (6, 1) ERA: 4.95	IP: 3.0 WLS: 10	H: 0 R: 0 ER: 0 SO: 2	BB: 1 IBB: 0 HBP: 0 BLK: 0	WP: 0 HR: 0 S: 13 P: 17	ERA: 0.00 WHIP: 0.333	PITCHER														



Batter	1	2	3	4	5	6	7	8	9	AB	R	H	RBI	BB	SO	LOB	TOP			
Jack Heidemann, R (1, 6) OBP: 0.264, SLG: 0.286	F9		K			6-3		F9		4	0	0	0	0	1	1	Cleveland Indians @ Baltimore Orioles Memorial Stadium, Baltimore, MD Wed Jul 01 1970, 7:05 PM EDT Att: 7,489 - Unknown			
Graig Nettles, L (1, 5) OBP: 0.346, SLG: 0.366	L8				4-3	G3		1B		4	0	2	0	0	0	0				
Vada Pinson, L (1, 9) OBP: 0.343, SLG: 0.468	F3				4-3	1B		FC6-4		4	0	1	0	0	0	2				
Ray Fosse, R (1, 2) OBP: 0.369, SLG: 0.500		6-3			K			1B		4	0	1	0	0	1	2				
Duke Sims, L (1, 7) OBP: 0.370, SLG: 0.536		4-3			1-3			1B		4	0	1	0	0	0	3				
Tony Horton, R (1, 3) OBP: 0.328, SLG: 0.431										4	0	2	0	0	0	0				
Ted Uhlhaender, L (1, 8) OBP: 0.293, SLG: 0.322										4	0	0	0	0	0	3				
Eddie Leon, R (1, 4) OBP: 0.293, SLG: 0.318										3	0	1	0	1	1	3				
Rick Austin, R (1, 1) Buddy Bradford, R (7, PH) Phil Hennigan, R (7, 1) Lou Klimchock, L (9, PH) OBP: 0.182, SLG: 0.238										2	0	0	0	0	0	2	C			
Inning Stats	R: 0 E: 0 K: 0 S: 3	H: 0 LOB: 0 BB: 0 P: 3	R: 0 E: 0 K: 0 S: 3	H: 0 LOB: 0 BB: 0 P: 3	R: 0 E: 0 K: 1 S: 5	H: 0 LOB: 1 BB: 1 P: 9	R: 0 E: 0 K: 1 S: 6	H: 1 LOB: 1 BB: 0 P: 6	R: 0 E: 0 K: 0 S: 4	H: 1 LOB: 1 BB: 0 P: 4	R: 0 E: 0 K: 1 S: 5	H: 2 LOB: 2 BB: 0 P: 5	R: 0 E: 0 K: 1 S: 6	H: 1 LOB: 1 BB: 0 P: 6	R: 0 E: 0 K: 2 S: 9	H: 1 LOB: 2 BB: 0 P: 9		1B: 8 2B: 0 3B: 0 HR: 0	SF: 0 SAC: 0 DP: 0 HBP: 0	WP: 0 PB: 0 SB: 0 CS: 0
PITCHER Jim Palmer, R (1, 1) ERA: 2.84	IP: 9.0 WLS: W BF: 36 H: 8 R: 0 ER: 0 SO: 5 BB: 1 IBB: 0 HBP: 0 BLK: 0 WP: 0 HR: 0 S: 45 P: 49 ERA: 0.00 WHIP: 1.000											PITCHER	IP: 9.0 WLS: W BF: 36 H: 8 R: 0 ER: 0 SO: 5 BB: 1 IBB: 0 HBP: 0 BLK: 0 WP: 0 HR: 0 S: 45 P: 49 ERA: 0.00 WHIP: 1.000							

Batter	1	2	3	4	5	6	7	8	9	AB	R	H	RBI	BB	SO	LOB	BOTTOM			
Don Buford, S (1, 7) OBP: 0.402, SLG: 0.434	SH1 PB 1B	3-1						G3		4	0	2	0	0	0	2	Cleveland Indians @ Baltimore Orioles Memorial Stadium, Baltimore, MD Wed Jul 01 1970, 7:05 PM EDT Att: 7,489 - Unknown			
Mark Belanger, R (1, 6) OBP: 0.247, SLG: 0.211	SH1									2	0	0	0	1	0	0				
Boog Powell, L (1, 3) OBP: 0.434, SLG: 0.611										3	1	1	0	1	0	1				
Frank Robinson, R (1, 9) OBP: 0.401, SLG: 0.557	G5-4-3 BB									4	0	1	1	0	0	2				
Paul Blair, R (1, 8) OBP: 0.340, SLG: 0.439										3	0	1	0	1	1	1				
Brooks Robinson, R (1, 5) OBP: 0.334, SLG: 0.449										4	2	3	0	0	1	1				
Davey Johnson, R (1, 4) OBP: 0.377, SLG: 0.415										4	0	2	1	0	0	2				
Andy Etchebarren, R (1, 2) OBP: 0.295, SLG: 0.297										2	0	1	1	0	0	1				
Jim Palmer, R (1, 1) OBP: 0.218, SLG: 0.259										2	0	0	0	0	2	2	Orioles			
Inning Stats	R: 0 E: 0 K: 0 S: 3	H: 1 LOB: 1 BB: 1 P: 7	R: 1 E: 0 K: 2 S: 9	H: 2 LOB: 2 BB: 0 P: 10	R: 1 E: 0 K: 0 S: 4	H: 2 LOB: 0 BB: 0 P: 4	R: 1 E: 0 K: 0 S: 5	H: 3 LOB: 1 BB: 0 P: 5	R: 0 E: 0 K: 1 S: 3	H: 0 LOB: 1 BB: 0 P: 3	R: 0 E: 0 K: 1 S: 5	H: 1 LOB: 1 BB: 1 P: 9	R: 0 E: 0 K: 1 S: 5	H: 0 LOB: 1 BB: 1 P: 9	R: 0 E: 0 K: 0 S: 4	H: 2 LOB: 1 BB: 0 P: 4		1B: 7 2B: 4 3B: 0 HR: 0	SF: 0 SAC: 2 DP: 2 HBP: 1	WP: 0 PB: 1 SB: 0 CS: 3
PITCHER Rick Austin, L (1, 1) ERA: 4.15 Phil Hennigan, R (7, 1) ERA: 4.25	IP: 6.0 WLS: L BF: 26 H: 9 R: 3 ER: 3 SO: 3 BB: 2 IBB: 0 HBP: 1 BLK: 0 WP: 0 HR: 0 S: 29 P: 38 ERA: 4.50 WHIP: 1.833											PITCHER	IP: 6.0 WLS: L BF: 26 H: 9 R: 3 ER: 3 SO: 3 BB: 2 IBB: 0 HBP: 1 BLK: 0 WP: 0 HR: 0 S: 29 P: 38 ERA: 4.50 WHIP: 1.833							

Batter	1	2	3	4	5	6	7	8	9	AB	R	H	RBI	BB	SO	LOB	TOP									
Jack Heidemann, R OBP: 0.262, SLG: 0.283 (1, 6)										3	0	0	1	0	1	2										
Graig Nettles, L OBP: 0.342, SLG: 0.361 Larry Brown, R OBP: 0.359, SLG: 0.345 (1, 5) (7, PH) (7, 5)										3	1	0	0	0	0	2										
Vada Pinson, L OBP: 0.344, SLG: 0.466 (1, 9) (8, 7)										5	2	2	0	0	0	2										
Ray Fosse, R OBP: 0.369, SLG: 0.512 (1, 2)										4	1	2	4	0	0	1										
Duke Sims, L OBP: 0.362, SLG: 0.522 Chuck Hinton, R OBP: 0.419, SLG: 0.470 (1, 7) (7, PH) (7, 7)										3	0	0	0	0	0	2										
Dean Chance, R (8, 1)										0	0	0	0	0	0	0										
Tony Horton, R OBP: 0.336, SLG: 0.461 (1, 3)										5	2	4	2	0	0	2										
Ted Uhlhaender, L OBP: 0.294, SLG: 0.327 (1, 8)										5	1	2	1	0	0	3										
Eddie Leon, R OBP: 0.295, SLG: 0.333 (1, 4)										5	2	2	1	0	0	2										
Sam McDowell, L OBP: 0.200, SLG: 0.237 Lou Klimchok, L OBP: 0.178, SLG: 0.233 Dennis Higgins, R OBP: 0.278, SLG: 0.295 (1, 1) (6, PH) (6, 1) (8, PH) (8, 9)										2	0	0	0	0	1	2										
										1	0	0	0	0	0	0										
										0	0	0	0	0	0	0										
										1	1	1	0	0	0	0										
Inning Stats	R: 3 E: 0 K: 0 S: 6	H: 3 LOB: 1 BB: 7	R: 0 E: 1 K: 1 S: 6	H: 0 LOB: 1 BB: 0 P: 6	R: 0 E: 0 K: 0 S: 3	H: 0 LOB: 0 BB: 0 P: 3	R: 1 E: 0 K: 1 S: 7	H: 2 LOB: 1 BB: 0 P: 7	R: 0 E: 1 K: 0 S: 5	H: 1 LOB: 2 BB: 0 P: 5	R: 1 E: 0 K: 0 S: 4	H: 1 LOB: 2 BB: 0 P: 4	R: 1 E: 1 K: 2 S: 10	H: 2 LOB: 2 BB: 0 P: 10	R: 2 E: 1 K: 0 S: 5	H: 1 LOB: 1 BB: 1 P: 10	R: 2 E: 0 K: 0 S: 6	H: 3 LOB: 1 BB: 0 P: 6	1B: 6 2B: 3 HR: 3	SF: 2 SAC: 1 HBP: 2	WP: 0 PB: 0 SB: 0 CS: 0	PA: 47				
PITCHER	IP	WLS	BF	H	R	ER	SO	BB	IBB	HBP	BLK	WP	HR	S	P	ERA	WHIP									
Jim Hardin, R ERA: 3.48 (1, 1)	6.0		28	7	5	5	2	0	0	1	0	0	2	31	32	7.50	1.167									
Marcelino Lopez, L ERA: 2.42 (7, 1)	0.1	3	1	1	0	1	0	0	0	0	0	0	0	5	5	0.00	3.000									
Moe Drabowsky, R ERA: 3.33 (7, 1)	1.0	L	7	2	2	0	1	1	0	1	0	0	0	7	12	0.00	3.000									
Pete Richert, L ERA: 1.98 (8, 1)	0.2		5	2	2	2	0	0	0	0	0	0	1	5	5	27.00	3.000									
Eddie Watt, R ERA: 5.3 (9, 1)	1.0		4	1	0	0	0	0	0	0	0	0	0	4	4	0.00	1.000									
Batter	1	2	3	4	5	6	7	8	9	AB	R	H	RBI	BB	SO	LOB	BOTTOM									
Merv Rettenmund, R OBP: 0.337, SLG: 0.523 (1, 7)										3	1	1	0	2	0	2										
Bobby Leigh, R OBP: 0.177, SLG: 0.091 Marcelino Lopez, L OBP: 0.400, SLG: 0.250 Moe Drabowsky, R OBP: 0.125, SLG: 0.125 Pete Richert, L OBP: 0.200, SLG: 0.200 Eddie Watt, R OBP: 0.404, SLG: 0.434 (1, 6) (7, 1) (7, 1) (8, 1) (8, 1) (9, PH) (9, PH)										4	1	0	0	0	3	4										
Frank Robinson, R OBP: 0.408, SLG: 0.571 (1, 9) B B B										3	3	2	1	1	0	0										
Boog Powell, L OBP: 0.436, SLG: 0.621 (1, 3)										4	1	2	3	1	1	2										
Paul Blair, R OBP: 0.337, SLG: 0.432 (1, 8)										4	1	0	0	1	3	3										
Brooks Robinson, R OBP: 0.335, SLG: 0.455 (1, 5)										5	1	2	3	0	0	3										
Davey Johnson, R OBP: 0.374, SLG: 0.410 (1, 4)										5	0	1	1	0	2	1										
Eliud Hendricks, L OBP: 0.308, SLG: 0.325 (1, 2)										4	0	1	0	0	1	1										
Jim Hardin, R (1, 1)										3	0	0	0	0	2	1										
Mark Belanger, R OBP: 0.290, SLG: 0.214 (7, 6)										1	0	1	0	0	0	0										
Inning Stats	R: 1 E: 0 K: 1 S: 7	H: 2 LOB: 2 BB: 1 P: 11	R: 0 E: 0 K: 3 S: 9	H: 0 LOB: 0 BB: 0 P: 9	R: 4 E: 0 K: 1 S: 7	H: 2 LOB: 1 BB: 2 P: 16	R: 0 E: 0 K: 2 S: 6	H: 0 LOB: 0 BB: 1 P: 10	R: 1 E: 0 K: 2 S: 9	H: 2 LOB: 1 BB: 0 P: 9	R: 0 E: 0 K: 1 S: 6	H: 1 LOB: 1 BB: 0 P: 6	R: 0 E: 0 K: 1 S: 5	H: 0 LOB: 1 BB: 1 P: 9	R: 0 E: 0 K: 0 S: 4	H: 1 LOB: 1 BB: 0 P: 4	R: 3 E: 0 K: 1 S: 7	H: 2 LOB: 0 BB: 1 P: 11	1B: 7 2B: 0 3B: 1 HR: 2	SF: 0 SAC: 0 DP: 0 HBP: 1	WP: 1 PB: 0 SB: 0 CS: 1	PA: 43				
PITCHER	IP	WLS	BF	H	R	ER	SO	BB	IBB	HBP	BLK	WP	HR	S	P	ERA	WHIP									
Sam McDowell, L ERA: 2.64 (1, 1)	5.0		25	6	6	6	9	4	0	1	0	0	0	11	38	55	10.80	2.000								
Dennis Higgins, R ERA: 4.71 (6, 1)	2.0	W	8	1	0	0	2	1	0	0	0	0	0	11	15	0.00	1.000									
Dean Chance, R ERA: 3.94 (8, 1)	2.0	S	10	3	3	3	1	1	0	0	0	0	1	11	15	13.50	2.000									

Cleveland Indians @ Baltimore Orioles
Memorial Stadium, Baltimore, MD
Thu Jul 02 1970, 7:05 PM EDT
Att: 6,135 - Unknown

AB 41
R 10
H 13
RBI 9
BB 1
SO 4
LOB 23



Cleveland Indians @ Baltimore Orioles
Memorial Stadium, Baltimore, MD
Thu Jul 02 1970, 7:05 PM EDT
Att: 6,135 - Unknown

AB 36
R 9
H 10
RBI 8
BB 6
SO 12
LOB 17



Batter	1	2	3	4	5	6	7	8	9	AB	R	H	RBI	BB	SO	LOB	TOP			
Mickey Stanley, R (1,8) OBP: 0.315, SLG: 0.384	F9		P2			5-3		G6-4-3		4	0	0	0	0	0	2				
Dick McAuliffe, L (1,4) OBP: 0.403, SLG: 0.415	2B		FC4			F8			FC6-4	4	0	2	0	0	0	1				
Al Kaline, R (1,3) OBP: 0.385, SLG: 0.483	L8		L6			L4-3			FC6-4	4	0	0	0	0	0	3				
Willie Horton, R (1,7) OBP: 0.376, SLG: 0.535	F7			6-3					6-3	4	0	1	0	0	0	2				
Jim Northrup, L (1,9) OBP: 0.348, SLG: 0.498		F7		4-3					4-3	4	0	0	0	0	0	2				
Don Wert, R (1,5) OBP: 0.292, SLG: 0.269		FC5-4		L9						3	0	1	0	0	0	1				
Jim Price, R (1,2) OBP: 0.258, SLG: 0.231		F8				K				3	0	0	0	0	2	2				
Cesar Gutierrez, R (1,6) OBP: 0.257, SLG: 0.281		FC5-4				L6			E3	3	0	0	0	0	0	1				
Mickey Lolich, S (1,1) OBP: 0.280, SLG: 0.143									FC6-4	1	0	0	0	1	1	0				
Elliott Maddox, R (8, PH) OBP: 0.303, SLG: 0.341									FC6-4	1	0	0	0	0	0	1				
Daryl Patterson, L (8, 1) OBP: 0.303, SLG: 0.341										0	0	0	0	0	0	0				
Inning Stats	R: 0 E: 0 K: 0 S: 4	H: 1 LOB: 1 BB: 0 P: 4	R: 0 E: 0 K: 0 S: 4	H: 1 LOB: 1 BB: 0 P: 4	R: 0 E: 0 K: 0 S: 3	H: 0 LOB: 1 BB: 1 P: 7	R: 0 E: 0 K: 0 S: 3	H: 0 LOB: 0 BB: 0 P: 3	R: 0 E: 0 K: 2 S: 7	H: 0 LOB: 0 BB: 0 P: 7	R: 0 E: 0 K: 1 S: 6	H: 1 LOB: 1 BB: 0 P: 6	R: 0 E: 1 K: 0 S: 3	H: 0 LOB: 0 BB: 0 P: 3	R: 0 E: 1 K: 0 S: 4	H: 1 LOB: 1 BB: 0 P: 4	1B: 2 2B: 2 3B: 0 HR: 0	SF: 0 SAC: 0 DP: 1 HBP: 0	WP: 0 PB: 0 SB: 0 CS: 0	PA: 32
PITCHER Mike Cuellar, L (1,1) ERA: 4.07	IP: 9.0 WLS: W BF: 32 H: 4 R: 0 ER: 0 SO: 3 BB: 1 IBB: 0 HBP: 0 BLK: 0 WP: 0 HR: 0 S: 37 P: 41 ERA: 0.00 WHIP: 0.556															PITCHER				

Detroit Tigers @ Baltimore Orioles
 Memorial Stadium, Baltimore, MD
 Fri Jul 03 1970, 7:05 PM EDT
 Att: 14,010 - Unknown

AB	31
R	0
H	4
RBI	0
BB	1
SO	3
LOB	15



Batter	1	2	3	4	5	6	7	8	9	AB	R	H	RBI	BB	SO	LOB	BOTTOM			
Don Buford, S (1,7) OBP: 0.402, SLG: 0.429	F4		F4			F8				3	1	0	0	1	0	0				
Mark Belanger, R (1,6) OBP: 0.251, SLG: 0.215	F9		1B			L4-3			SH	3	2	1	0	0	0	0				
Frank Robinson, R (1,9) OBP: 0.413, SLG: 0.573	WP		SF9						SH	1	0	1	1	2	0	0				
Boog Powell, L (1,3) OBP: 0.431, SLG: 0.614	L4-3		SF9						SF7	3	0	0	1	0	1	2				
Paul Blair, R (1,8) OBP: 0.332, SLG: 0.424		F9	F8			F9			K	4	0	0	0	0	1	1				
Brooks Robinson, R (1,5) OBP: 0.340, SLG: 0.457		1B				1B			F3	3	1	2	0	1	0	0				
Davey Johnson, R (1,4) OBP: 0.375, SLG: 0.412									L6-3	4	0	2	0	0	0	1				
Eliot Hendricks, L (1,2) OBP: 0.301, SLG: 0.318		SF8				B3			F5	3	0	0	1	0	0	3				
Mike Cuellar, L (1,1) OBP: 0.096, SLG: 0.137										3	0	0	0	0	3	4				
Inning Stats	R: 0 E: 0 K: 0 S: 3	H: 0 LOB: 1 BB: 1 P: 7	R: 1 E: 0 K: 1 S: 7	H: 2 LOB: 1 BB: 0 P: 7	R: 1 E: 0 K: 0 S: 5	H: 2 LOB: 1 BB: 0 P: 5	R: 0 E: 0 K: 1 S: 6	H: 1 LOB: 1 BB: 0 P: 6	R: 0 E: 0 K: 1 S: 5	H: 0 LOB: 1 BB: 1 P: 9	R: 0 E: 0 K: 1 S: 6	H: 1 LOB: 2 BB: 1 P: 10	R: 2 E: 1 K: 1 S: 6	H: 0 LOB: 0 BB: 1 P: 10	R: 0 E: 0 K: 0 S: 3	H: 0 LOB: 0 BB: 0 P: 3	1B: 6 2B: 0 3B: 0 HR: 0	SF: 3 SAC: 1 DP: 0 HBP: 0	WP: 2 PB: 0 SB: 0 CS: 0	PA: 35
PITCHER Mickey Lolich, L (1,1) ERA: 3.75	IP: 7.0 WLS: L BF: 32 H: 6 R: 4 ER: 3 SO: 5 BB: 4 IBB: 0 HBP: 0 BLK: 0 WP: 2 HR: 0 S: 38 P: 54 ERA: 3.86 WHIP: 1.429															PITCHER				
Daryl Patterson, R (8, 1) ERA: 6.45	IP: 1.0 WLS: L BF: 3 H: 0 R: 0 ER: 0 SO: 0 BB: 0 IBB: 0 HBP: 0 BLK: 0 WP: 0 HR: 0 S: 3 P: 3 ERA: 0.00 WHIP: 0.000															PITCHER				

Detroit Tigers @ Baltimore Orioles
 Memorial Stadium, Baltimore, MD
 Fri Jul 03 1970, 7:05 PM EDT
 Att: 14,010 - Unknown

AB	27
R	4
H	6
RBI	3
BB	4
SO	5
LOB	11



Batter	1	2	3	4	5	6	7	8	9	AB	R	H	RBI	BB	SO	LOB	TOP																	
Mickey Stanley, R (1, 8) OBP: 0.321, SLG: 0.401	F9		BB			1B		K	HR	4	1	2	1	1	1	0	Detroit Tigers @ Baltimore Orioles Memorial Stadium, Baltimore, MD Sat Jul 04 1970, 7:05 PM EDT Att: 26,513 - Unknown																	
Dick McAuliffe, L (1, 4) OBP: 0.400, SLG: 0.412	K		K			F4		L5-4-3	4-3	5	0	1	0	0	2	3																		
Al Kaline, R (1, 3) OBP: 0.383, SLG: 0.479	K			L9		G5-4-3		L5-4-3		4	0	1	0	0	1	1																		
Willie Horton, R (1, 7) OBP: 0.374, SLG: 0.531		F8		F5		G5-4-3		1B	1B	4	1	1	0	0	0	2																		
Jim Northrup, L (1, 9) OBP: 0.346, SLG: 0.494		F8		K				K	1B	4	1	1	0	0	2	0																		
Bill Freehan, R (1, 2) OBP: 0.317, SLG: 0.391		F8			6-3			1B	1B	4	2	2	1	0	0	0																		
Don Wert, R (1, 5) OBP: 0.291, SLG: 0.271			F6		F7			1B	1B	3	0	1	1	0	0	0																		
Cesar Gutierrez, R (1, 6) OBP: 0.263, SLG: 0.287										2	0	2	0	0	0	0																		
Jim Price, R (7, PH) OBP: 0.281, SLG: 0.259										1	0	1	1	0	0	0																		
Ken Szotkiewicz, L (7, PH) OBP: 0.250, SLG: 0.255			SH5-4							0	0	0	0	0	0	0																		
Norm Cash, L (9, PH) OBP: 0.353, SLG: 0.467										1	1	1	2	0	0	0																		
Tom Timmermann, R (9, 1)										0	0	0	0	0	0	0																		
Mike Kilkenny, R (1, 1) OBP: 0.095, SLG: 0.100										1	0	0	0	0	0	1																		
Fred Scherman, L (5, 1)										0	0	0	0	0	0	0																		
Earl Wilson, R (5, 1) OBP: 0.245, SLG: 0.333			SH5-4							1	0	0	0	0	0	0																		
Ike Brown, R (7, PH) OBP: 0.245, SLG: 0.687										1	0	0	0	0	0	2																		
John Hiller, L (7, 1) OBP: 0.301, SLG: 0.338										0	0	0	0	0	0	0																		
Elliott Maddox, R (9, PH)										1	0	0	0	0	0	0																		
Inning Stats	R: 0 E: 0 K: 2 S: 7	H: 0 LOB: 0 BB: 0 P: 7	R: 0 E: 0 K: 0 S: 3	H: 0 LOB: 0 BB: 0 P: 3	R: 0 E: 0 K: 1 S: 6	H: 1 LOB: 2 BB: 1 P: 10	R: 0 E: 0 K: 1 S: 5	H: 0 LOB: 0 BB: 0 P: 5	R: 0 E: 0 K: 1 S: 6	H: 1 LOB: 1 BB: 0 P: 6	R: 0 E: 0 K: 0 S: 4	H: 2 LOB: 1 BB: 0 P: 4	R: 1 E: 0 K: 1 S: 7	H: 3 LOB: 1 BB: 0 P: 7	R: 0 E: 0 K: 1 S: 5	H: 1 LOB: 0 BB: 0 P: 5	R: 5 E: 0 K: 0 S: 8	H: 5 LOB: 0 BB: 0 P: 8	1B: 11 2B: 0 3B: 0 HR: 2	SF: 1 SAC: 1 DP: 3 HBP: 0	WP: 0 PB: 0 SB: 0 CS: 0	PA: 38												
PITCHER	IP WLS BF H R ER SO BB IBB HBP BLK WP HR S P ERA WHIP																																	
Dave McNally, L (1, 1) ERA: 3.91	8.0	32	10	3	3	7	1	0	0	0	0	0	0	0	45	49	3.38	1.375																
Dick Hall, R (9, 1) ERA: 3.99	0.1	2	1	0	0	0	0	0	0	0	0	0	0	2	2	0.00	3.000																	
Pete Richert, L (9, 1) ERA: 2.57	0.2	L	4	2	3	3	0	0	0	0	0	0	0	2	4	4	40.50	3.000																

Batter	1	2	3	4	5	6	7	8	9	AB	R	H	RBI	BB	SO	LOB	BOTTOM																
Don Buford, S (1, 7) OBP: 0.403, SLG: 0.430	L6-3		2H			1B		L3		4	1	2	2	0	0	0	Detroit Tigers @ Baltimore Orioles Memorial Stadium, Baltimore, MD Sat Jul 04 1970, 7:05 PM EDT Att: 26,513 - Unknown																
Mark Belanger, R (1, 6) OBP: 0.251, SLG: 0.213	L3		F7			1B		L5		3	1	0	0	1	0	1																	
Frank Robinson, R (1, 9) OBP: 0.414, SLG: 0.570	F3			L4-3		1B		L4-6-3		3	0	1	1	1	0	0																	
Boog Powell, L (1, 3) OBP: 0.429, SLG: 0.609		L1-3		L6-3		1B		L4-6-3		4	0	1	1	0	0	1																	
Merv Rettenmund, R (1, 8) OBP: 0.329, SLG: 0.510		L6		F9		L1-3		L6-3		4	0	0	0	0	0	2																	
Brooks Robinson, R (1, 5) OBP: 0.336, SLG: 0.451		F7			L6-3		L4-3		F9	4	0	0	0	0	0	0																	
Davey Johnson, R (1, 4) OBP: 0.377, SLG: 0.417				SH2-4		F8		F9		4	1	2	0	0	0	0																	
Andy Etchebarren, R (1, 2) OBP: 0.290, SLG: 0.309																																	
Eliot Hendricks, L (9, PH) OBP: 0.299, SLG: 0.316																																	
Dave McNally, R (1, 1) OBP: 0.327, SLG: 0.326																																	
Dick Hall, R (9, 1)																																	
Pete Richert, L (9, 1)																																	
Terry Crowley, L (9, PH) OBP: 0.397, SLG: 0.370																																	
Inning Stats	R: 0 E: 0 K: 0 S: 3	H: 0 LOB: 0 BB: 0 P: 3	R: 0 E: 0 K: 0 S: 3	H: 0 LOB: 0 BB: 0 P: 3	R: 1 E: 0 K: 0 S: 5	H: 2 LOB: 1 BB: 0 P: 5	R: 0 E: 0 K: 0 S: 3	H: 0 LOB: 0 BB: 0 P: 3	R: 4 E: 0 K: 0 S: 8	H: 5 LOB: 2 BB: 1 P: 12	R: 0 E: 0 K: 0 S: 3	H: 0 LOB: 0 BB: 0 P: 3	R: 0 E: 0 K: 1 S: 5	H: 0 LOB: 0 BB: 0 P: 5	R: 0 E: 0 K: 0 S: 2	H: 0 LOB: 0 BB: 1 P: 6		R: 0 E: 0 K: 0 S: 4	H: 1 LOB: 1 BB: 0 P: 4	1B: 5 2B: 3 3B: 0 HR: 0	SF: 0 SAC: 1 DP: 1 HBP: 0	WP: 0 PB: 0 SB: 0 CS: 0	PA: 36										
PITCHER	IP WLS BF H R ER SO BB IBB HBP BLK WP HR S P ERA WHIP																																
Mike Kilkenny, L (1, 1) ERA: 5.16	4.2	21	6	5	5	0	0	0	0	0	0	0	0	1	1	∞	∞																
Fred Scherman, L (5, 1) ERA: 2.96	0.0	1	1	0	0	0	0	0	0	0	0	0	0	1	1	∞	∞																
Earl Wilson, R (5, 1) ERA: 3.84	1.1	4	0	0	0	0	0	0	0	0	0	0	0	4	4	0.00	0.000																
John Hiller, L (7, 1) ERA: 3.0	2.0	W	6	0	0	0	1	1	0	0	0	0	0	7	11	0.00	0.500																
Tom Timmermann, R (9, 1) ERA: 3.03	1.0	S	4	1	0	0	0	0	0	0	0	0	0	4	4	0.00	1.000																

Batter	1	2	3	4	5	6	7	8	9	AB	R	H	RBI	BB	SO	LOB	TOP			
Dick McAuliffe, L (1,4) OBP: 0.395, SLG: 0.406	K			F7		F7		4-3		4	0	0	0	0	1	0	Detroit Tigers @ Baltimore Orioles Memorial Stadium, Baltimore, MD Sun Jul 05 1970, 7:05 PM EDT Att: 21,243 - Unknown			
Mickey Stanley, R (1,8) OBP: 0.324, SLG: 0.400	G3			K				FC6-4 1B		3	0	1	0	1	1	0				
Jim Northrup, L (1,9) OBP: 0.341, SLG: 0.486	4-3			6-3		F8		FC6-4 1-2		4	0	0	0	0	0	2				
Willie Horton, R (1,7) OBP: 0.373, SLG: 0.526		K			F3			F9		3	0	0	0	1	1	0				
Russ Nagelson, L (1,3) OBP: 0.235, SLG: 0.290		4-3				1B		F5		4	0	1	0	0	1	2				
Bill Freehan, R (1,2) OBP: 0.316, SLG: 0.388		4-3				1B		5-3		4	0	1	0	0	0	0				
Don Wert, R (1,5) OBP: 0.292, SLG: 0.265				4-3		1-2 BB		6-3		2	0	0	0	1	0	0				
Ken Szotkiewicz, L (1,6) OBP: 0.237, SLG: 0.240				F8		K		F3		3	0	0	0	0	1	3				
Denny McLain, R (1,1) Gates Brown, L (8,PH) Daryl Patterson, L (8,1)				K		K		4-3		2	0	0	0	0	2	3				
Inning Stats	R: 0 E: 0 K: 1 S: 5	H: 0 LOB: 0 BB: 0 P: 5	R: 0 E: 0 K: 1 S: 5	H: 0 LOB: 0 BB: 0 P: 5	R: 0 E: 0 K: 1 S: 5	H: 0 LOB: 0 BB: 0 P: 5	R: 0 E: 0 K: 2 S: 9	H: 2 LOB: 3 BB: 1 P: 13	R: 0 E: 0 K: 1 S: 5	H: 0 LOB: 2 BB: 2 P: 13	R: 0 E: 0 K: 0 S: 3	H: 0 LOB: 0 BB: 0 P: 3	R: 0 E: 0 K: 0 S: 4	H: 1 LOB: 1 BB: 0 P: 4	R: 0 E: 0 K: 0 S: 3	H: 0 LOB: 0 BB: 0 P: 3	1B: 3 2B: 0 3B: 0 HR: 0	SF: 0 SAC: 0 DP: 0 HBP: 0	WP: 0 PB: 0 SB: 1 CS: 0	PA: 33
PITCHER Jim Palmer, R (1,1) ERA: 2.67	IP: 9.0 WLS: W BF: 33 H: 3 R: 0 ER: 0 SO: 7 BB: 3 IBB: 0 HBP: 0 BLK: 0 WP: 0 HR: 0 S: 44 P: 56 ERA: 0.00 WHIP: 0.667															PITCHER				

Batter	1	2	3	4	5	6	7	8	9	AB	R	H	RBI	BB	SO	LOB	BOTTOM			
Don Buford, S (1,7) OBP: 0.410, SLG: 0.435	K					6-3 1B				4	1	3	0	1	1	0	Detroit Tigers @ Baltimore Orioles Memorial Stadium, Baltimore, MD Sun Jul 05 1970, 7:05 PM EDT Att: 21,243 - Unknown			
Paul Blair, R (1,8) OBP: 0.333, SLG: 0.419				FC6-4 BB		1B		1B		3	0	0	0	2	0	3				
Boog Powell, L (1,3) OBP: 0.427, SLG: 0.606				FC6-4 1-2		6-3		F5		3	0	1	2	0	0	2				
Frank Robinson, R (1,9) OBP: 0.412, SLG: 0.565				L9		SF7				3	0	1	2	0	0	2				
Elrod Hendricks, L (1,2) OBP: 0.293, SLG: 0.309				F7		K		4-3		4	0	0	0	0	1	2				
Brooks Robinson, R (1,5) OBP: 0.338, SLG: 0.450				F8		FC4-6 BB		4-3		3	0	1	0	1	0	0				
Davey Johnson, R (1,4) OBP: 0.379, SLG: 0.416				BB 1B		F7		F8		3	0	1	0	1	0	0				
Mark Belanger, R (1,6) OBP: 0.264, SLG: 0.218				BB 1B		1-3		F4		3	1	1	0	1	1	2				
Jim Palmer, R (1,1) OBP: 0.203, SLG: 0.241				K		1-2 BB		4-3		4	0	0	0	0	2	5				
Inning Stats	R: 0 E: 0 K: 2 S: 7	H: 0 LOB: 1 BB: 1 P: 11	R: 0 E: 0 K: 3 S: 10	H: 1 LOB: 2 BB: 1 P: 14	R: 0 E: 0 K: 0 S: 3	H: 0 LOB: 1 BB: 1 P: 7	R: 0 E: 0 K: 0 S: 4	H: 1 LOB: 2 BB: 1 P: 8	R: 1 E: 0 K: 0 S: 6	H: 3 LOB: 3 BB: 1 P: 10	R: 1 E: 0 K: 1 S: 7	H: 2 LOB: 2 BB: 1 P: 11	R: 0 E: 0 K: 0 S: 3	H: 0 LOB: 0 BB: 0 P: 3	R: 0 E: 0 K: 1 S: 6	H: 1 LOB: 1 BB: 0 P: 6	1B: 7 2B: 1 3B: 0 HR: 0	SF: 1 SAC: 0 DP: 0 HBP: 0	WP: 0 PB: 0 SB: 1 CS: 0	PA: 38
PITCHER Denny McLain, R (1,1) ERA: 5.11 Daryl Patterson, R (8,1) ERA: 6.17	IP: 7.0 WLS: L BF: 34 H: 7 R: 2 ER: 2 SO: 6 BB: 6 IBB: 0 HBP: 0 BLK: 0 WP: 0 HR: 0 S: 40 P: 64 ERA: 2.57 WHIP: 1.857															PITCHER				



Batter	1	2	3	4	5	6	7	8	9	10	AB	R	H	RBI	BB	SO	LOB	TOP								
Horace Clarke, S OBP: 0.292, SLG: 0.322 (1, 4)	F6		F8		5-3			F8			5	0	1	0	0	0	0	New York Yankees @ Baltimore Orioles Memorial Stadium, Baltimore, MD Tue Jul 07 1970, 7:05 PM EDT Att: 28,906 - Unknown								
Bobby Murcer, L OBP: 0.361, SLG: 0.447 (1, 8)	F7		K					K		F5	5	0	0	0	0	3	1									
Roy White, S OBP: 0.410, SLG: 0.527 (1, 7)	BB		F8					G3			3	1	1	0	1	0	0									
Danny Cater, R OBP: 0.342, SLG: 0.417 (1, 5)	F3				F7			5-3			4	0	0	0	0	1	2									
Thurman Munson, R OBP: 0.371, SLG: 0.356 (1, 2)		6-3		6-3				6-3			4	0	1	0	0	0	0									
John Ellis, R OBP: 0.304, SLG: 0.378 (1, 3)		5-3						F8			4	0	2	1	0	0	0									
Bobby Mitchell, R OBP: 0.100, SLG: 0.100 (1, 9)				1B				K			4	0	1	0	0	1	3									
Gene Michael, S OBP: 0.309, SLG: 0.287 (1, 6)		FC5-4			B5-3			4-3			4	0	0	0	0	0	1									
Mel Stottlemyre, R OBP: 0.302, SLG: 0.340 (1, 1)											2	1	1	1	0	0	0									
Ron Hansen, R OBP: 0.365, SLG: 0.286 (8, PH)					6-3			F7			1	0	0	0	0	0	0									
Jack Aker, R OBP: 0.100, SLG: 0.100 (8, 1)											0	0	0	0	0	0	0									
Lindy McDaniel, R OBP: 0.143, SLG: 0.143 (9, 1)				HR							1	0	0	0	0	1	0									
Inning Stats	R: 0 E: 0 K: 0 S: 3	H: 0 LOB: 1 BB: 1 P: 7	R: 0 E: 0 K: 0 S: 4	H: 1 LOB: 1 BB: 0 P: 4	R: 1 E: 0 K: 1 S: 6	H: 1 LOB: 0 BB: 0 P: 6	R: 0 E: 0 K: 0 S: 4	H: 1 LOB: 1 BB: 0 P: 4	R: 0 E: 0 K: 1 S: 5	H: 0 LOB: 0 BB: 0 P: 5	R: 0 E: 0 K: 1 S: 5	H: 0 LOB: 0 BB: 0 P: 5	R: 0 E: 0 K: 0 S: 3	H: 0 LOB: 0 BB: 0 P: 3	R: 1 E: 0 K: 2 S: 10	H: 3 LOB: 2 BB: 0 P: 10	R: 0 E: 0 K: 1 S: 6	H: 1 LOB: 1 BB: 0 P: 6	1B: 5 2B: 1 3B: 0 HR: 1	SF: 0 SAC: 0 DP: 0 HBP: 0	WP: 0 PB: 0 SB: 0 CS: 0	PA: 38				
PITCHER Mike Cuellar, L ERA: 3.92 (1, 1)	IP: 10.0 W: 7 L: 2 S: 6	WLS: 38 BF: 7 R: 2 ER: 2 SO: 6	H: 7 R: 2 ER: 2 SO: 6	R: 2 ER: 2 SO: 6	BB: 1 IBB: 0 HBP: 0 BLK: 0	WP: 0 HR: 1 S: 49 P: 53	P: 53 ERA: 1.80 WHIP: 0.800		PITCHER	IP: 10.0 W: 7 L: 2 S: 6	WLS: 38 BF: 7 R: 2 ER: 2 SO: 6	H: 7 R: 2 ER: 2 SO: 6	R: 2 ER: 2 SO: 6	BB: 1 IBB: 0 HBP: 0 BLK: 0	WP: 0 HR: 1 S: 49 P: 53	P: 53 ERA: 1.80 WHIP: 0.800										

New York Yankees @ Baltimore Orioles
 Memorial Stadium, Baltimore, MD
 Tue Jul 07 1970, 7:05 PM EDT
 Att: 28,906 - Unknown

AB 37
 R 2
 H 7
 RBI 2
 BB 1
 SO 6
 LOB 7

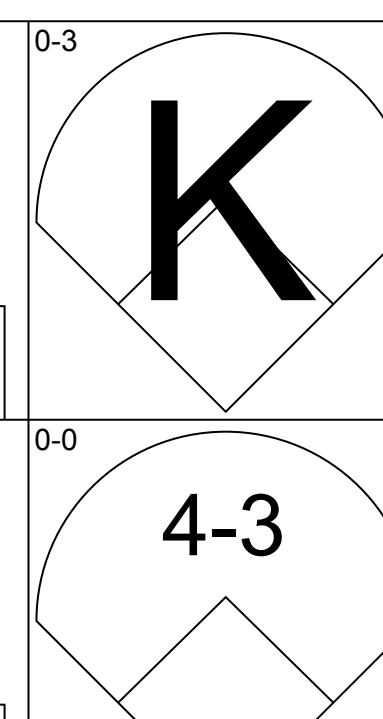
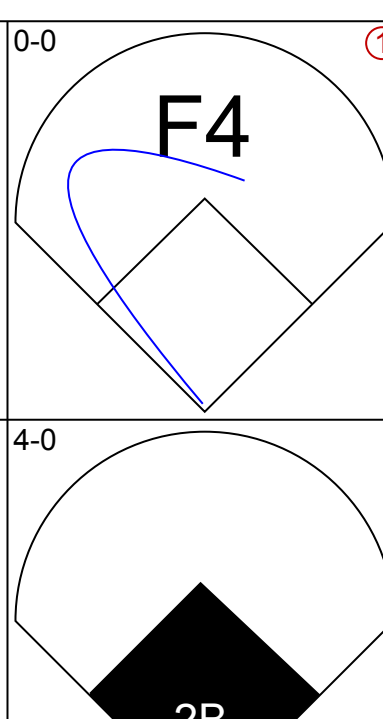
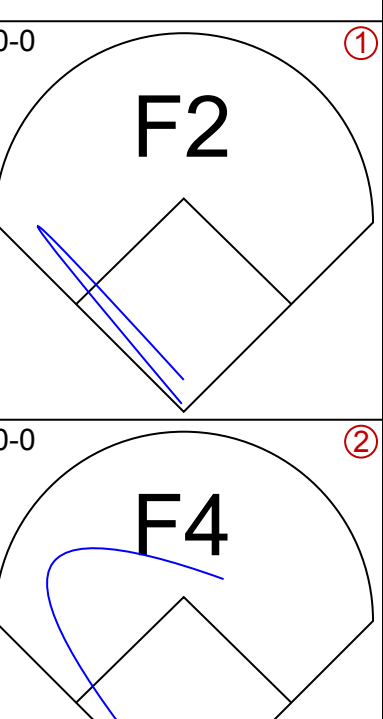
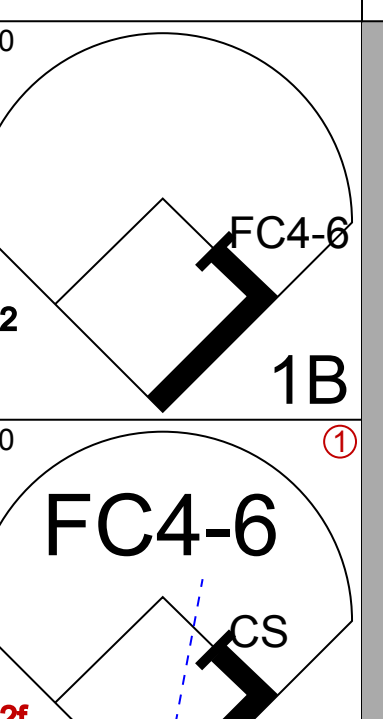
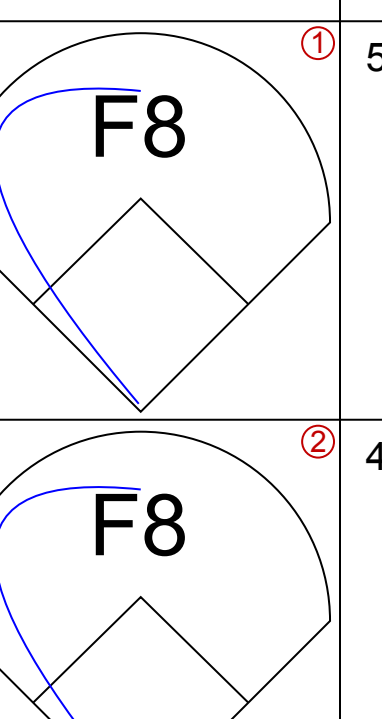
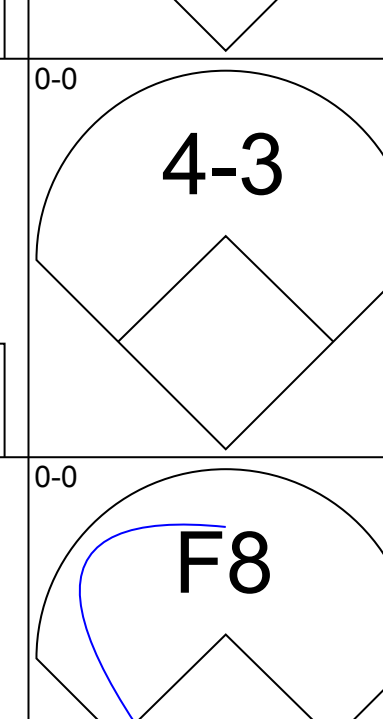
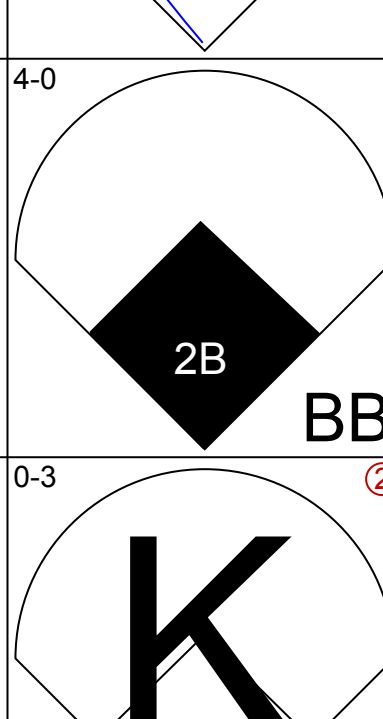
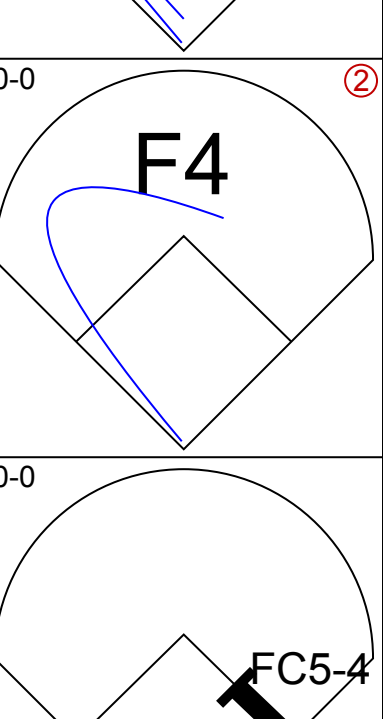
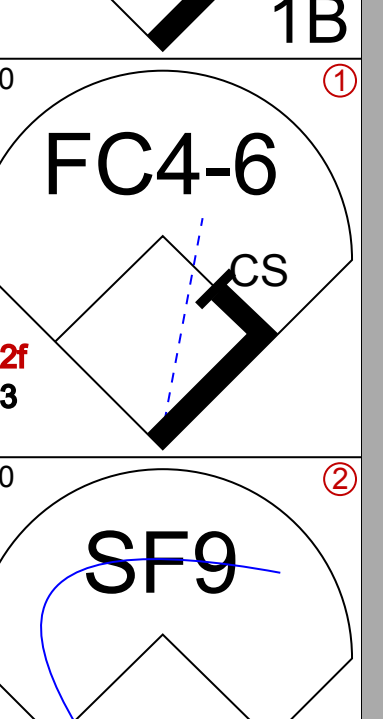
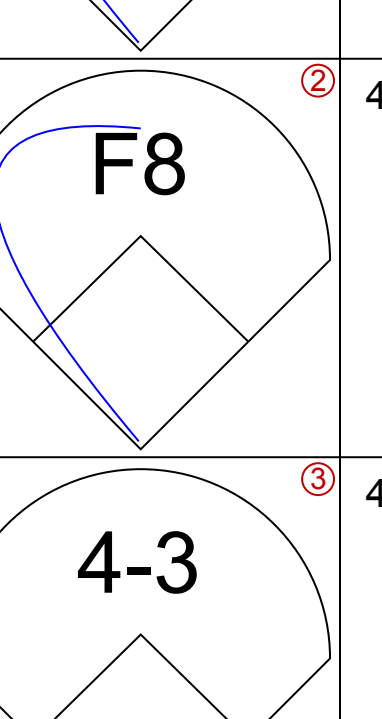
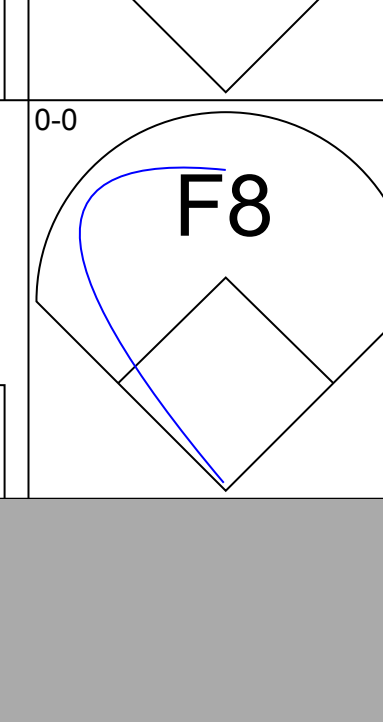
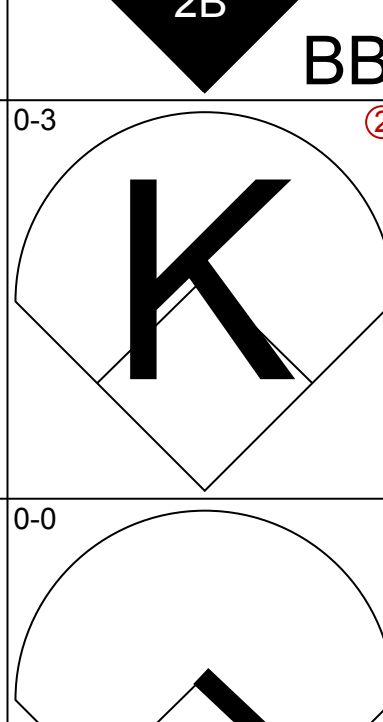
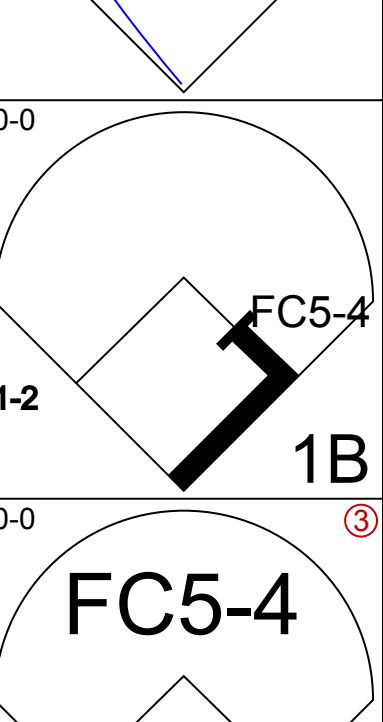
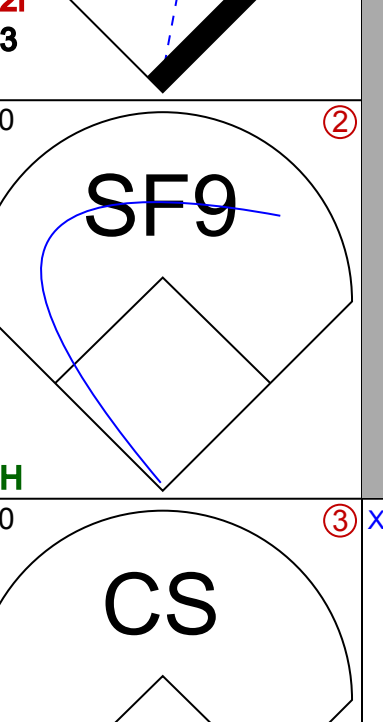
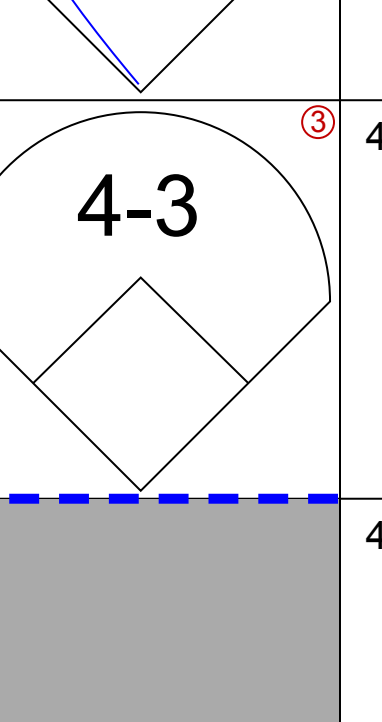
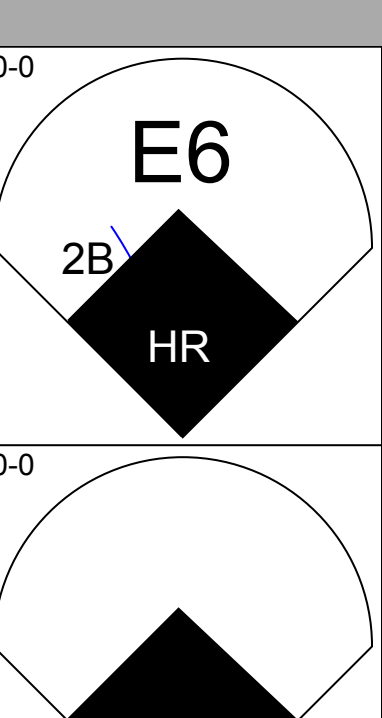
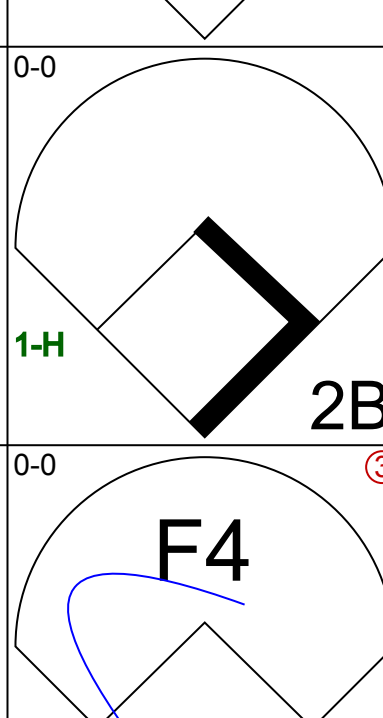
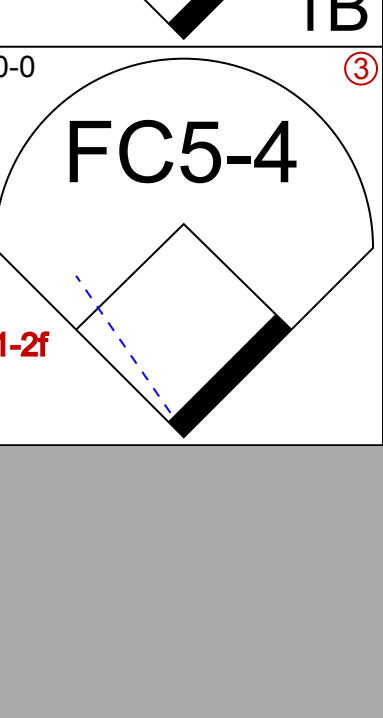
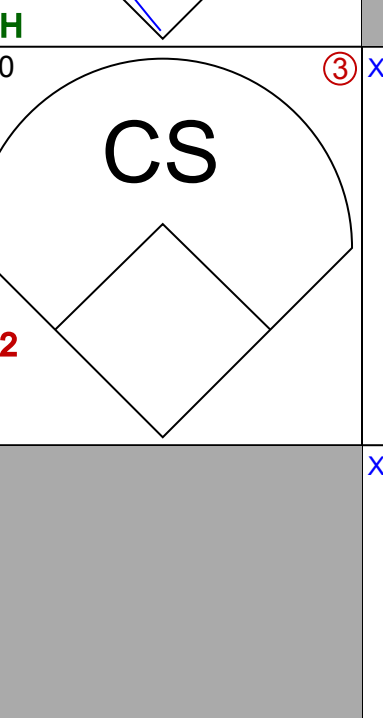
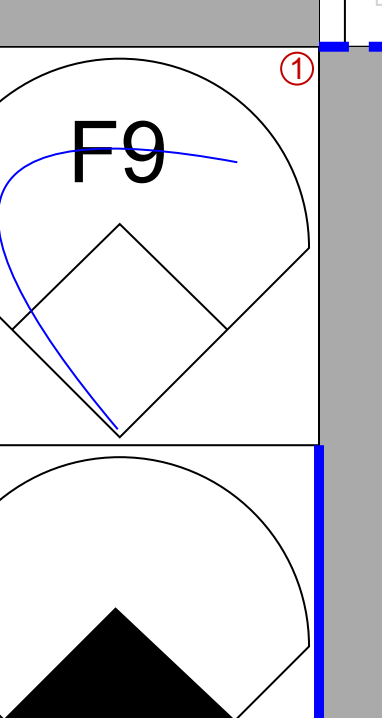
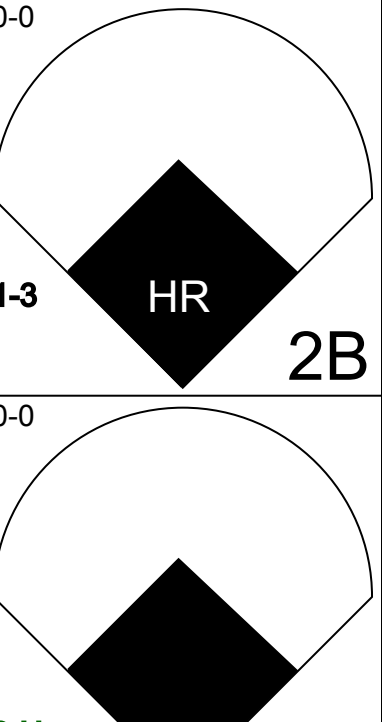
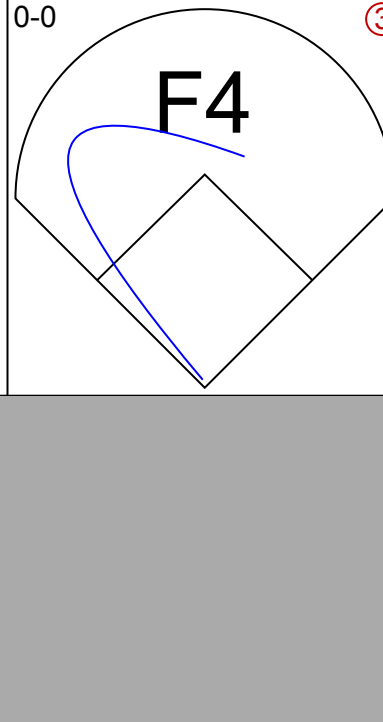
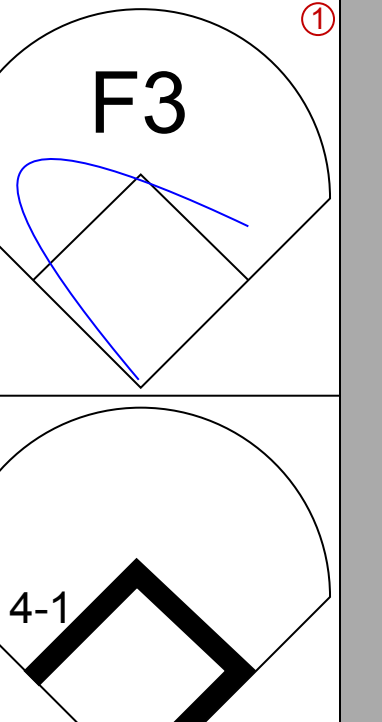
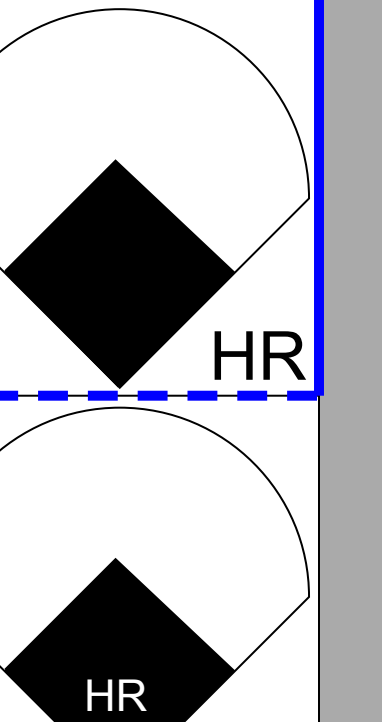
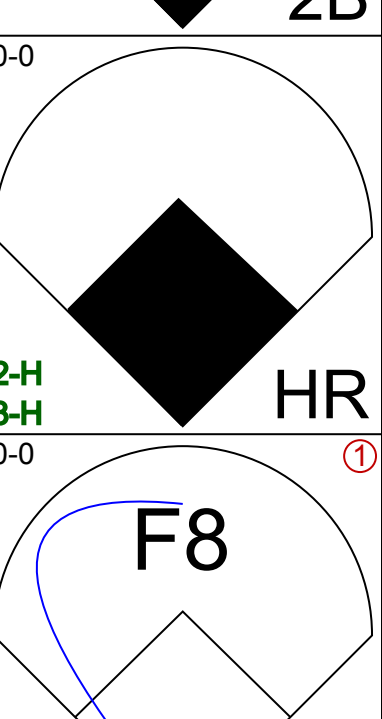
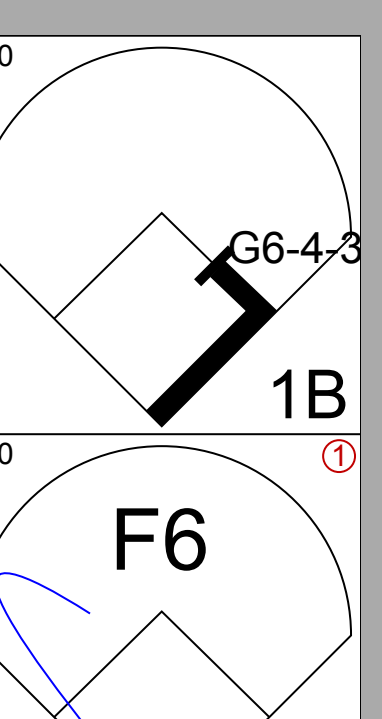
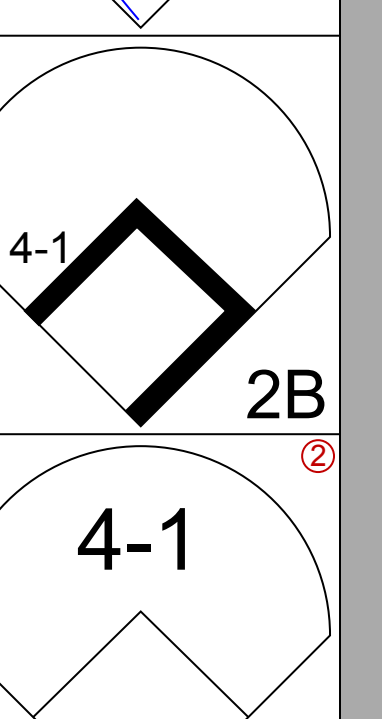
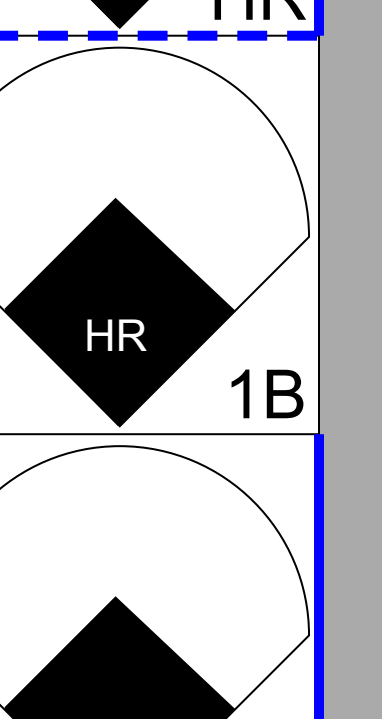
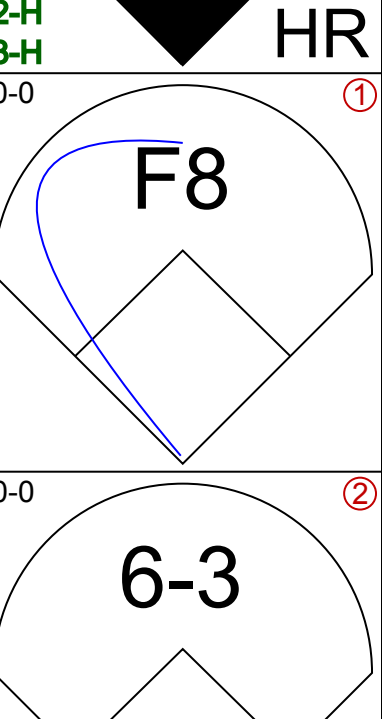
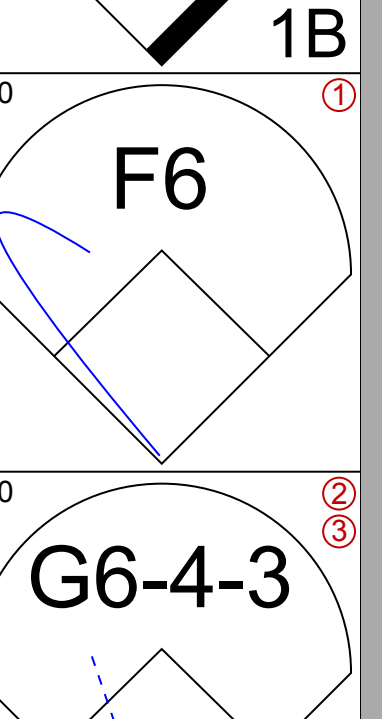
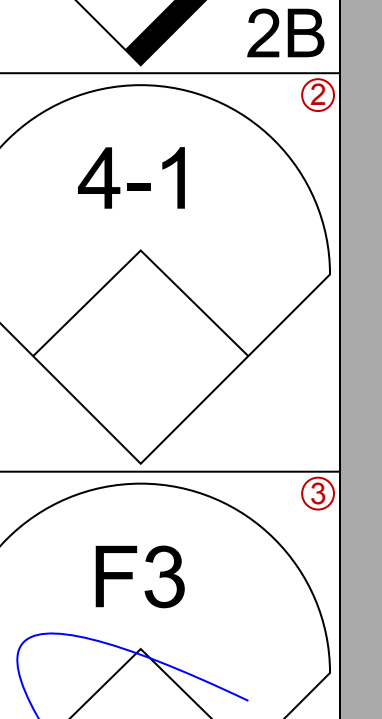
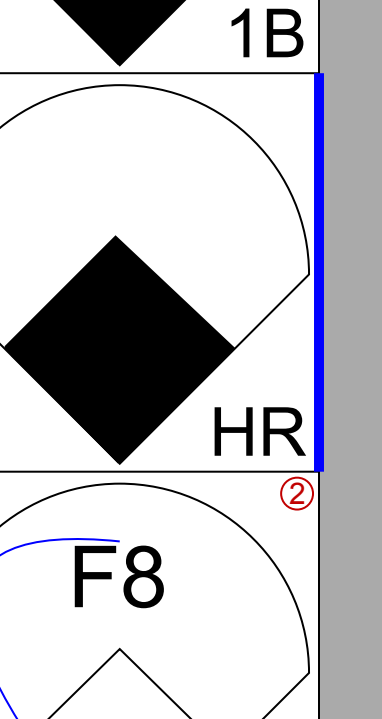
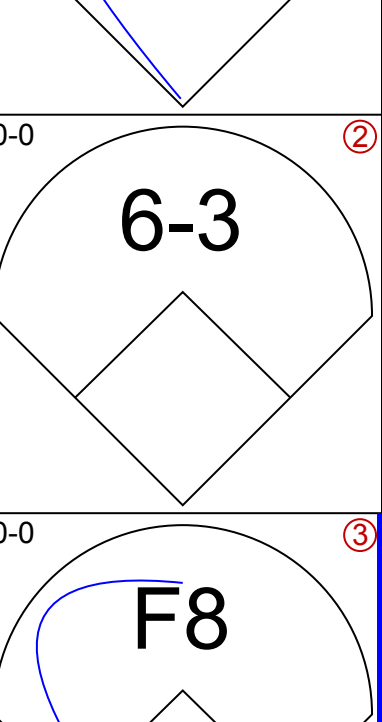
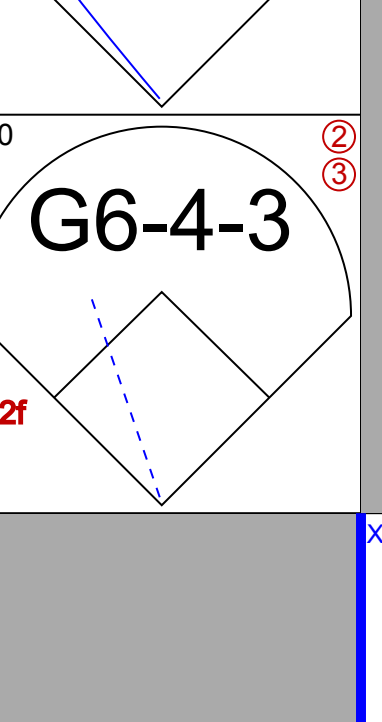
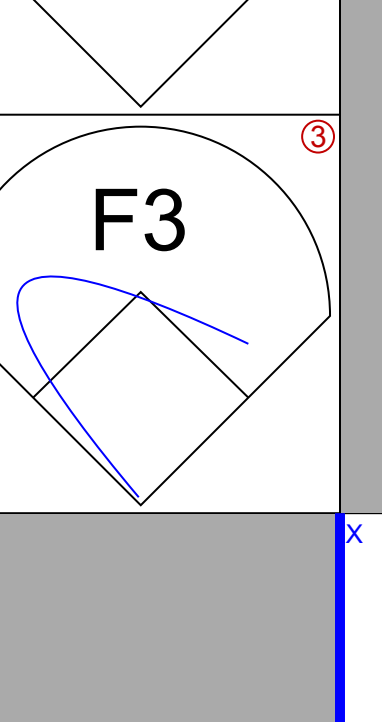
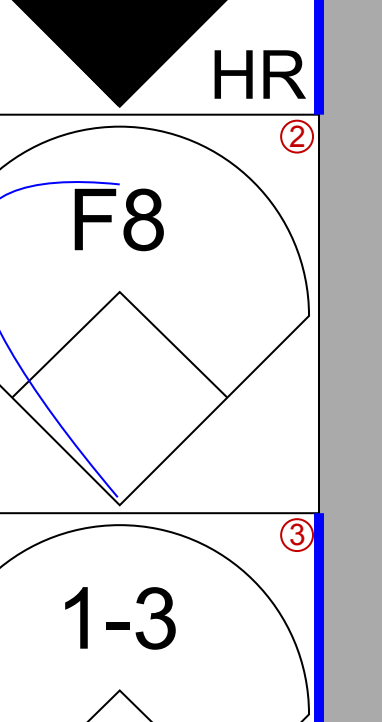
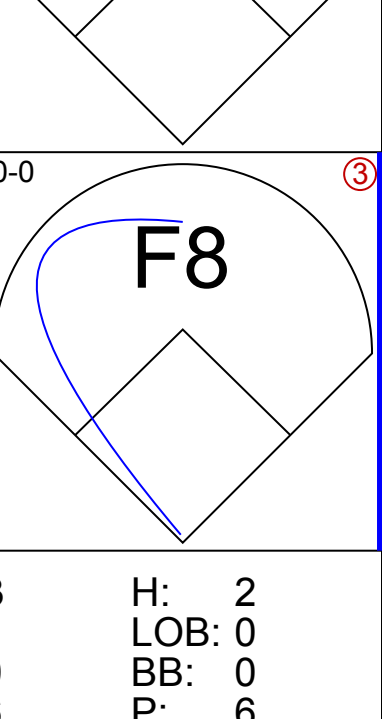
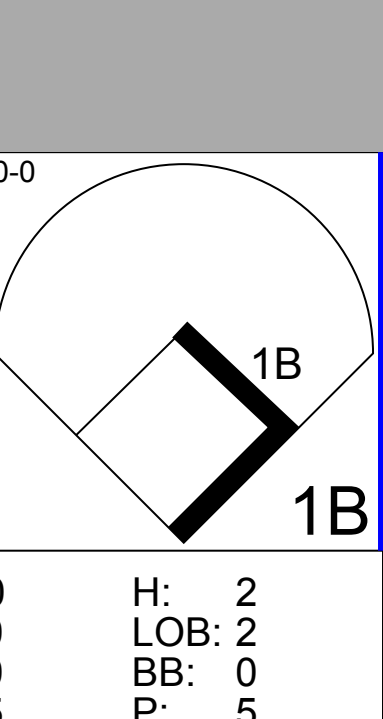
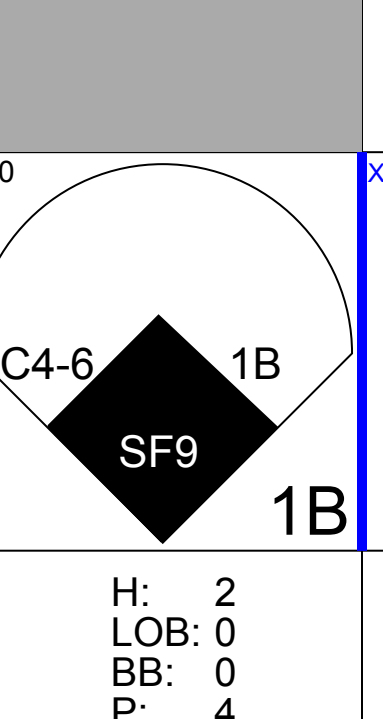
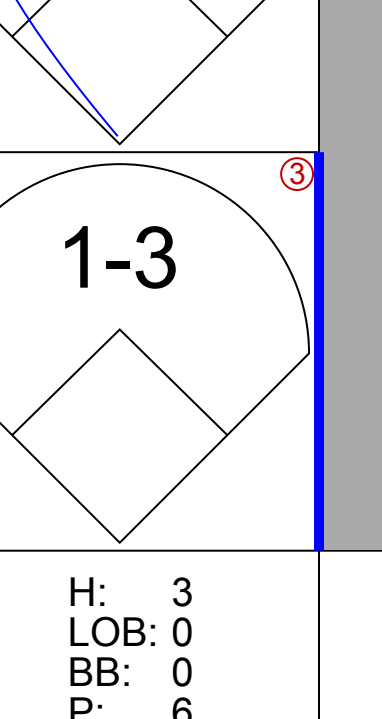


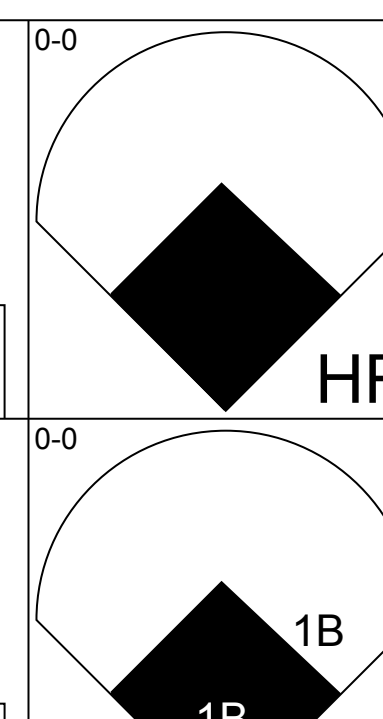
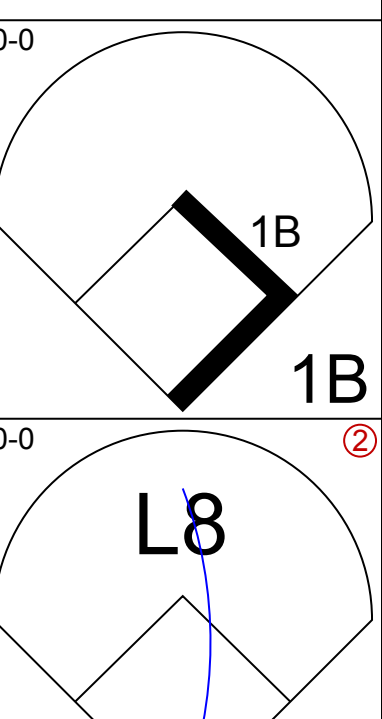
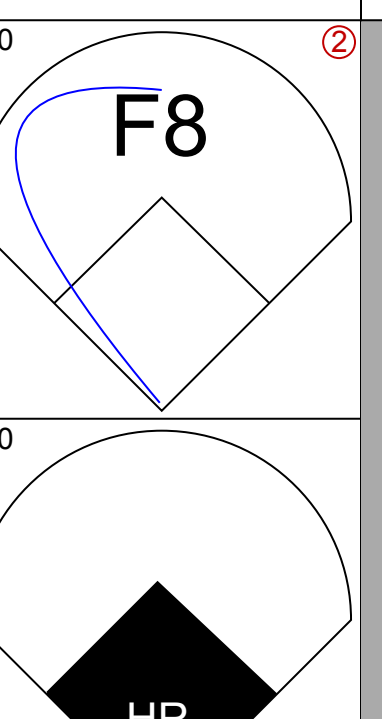
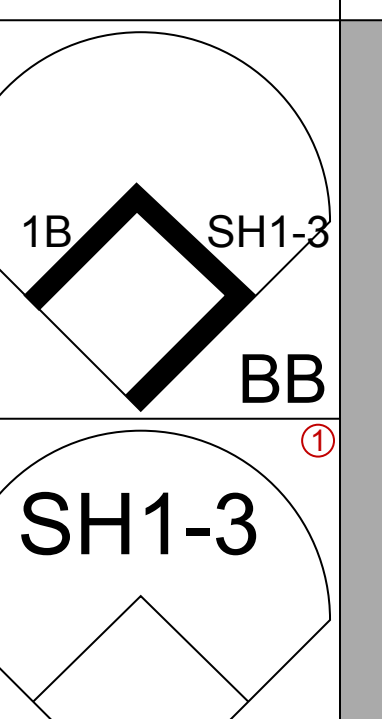
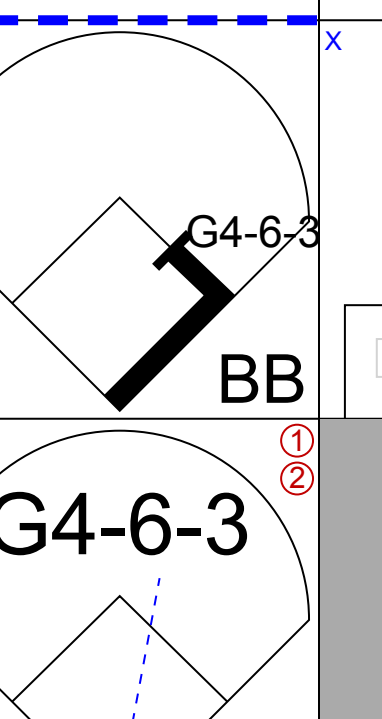
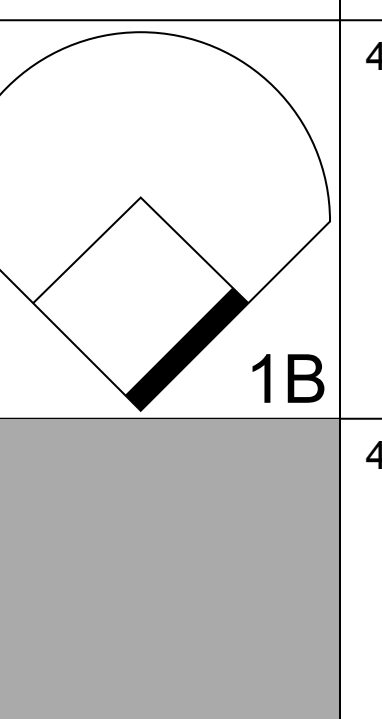
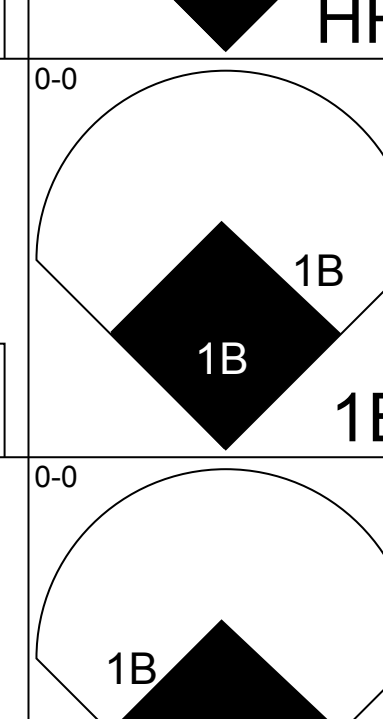
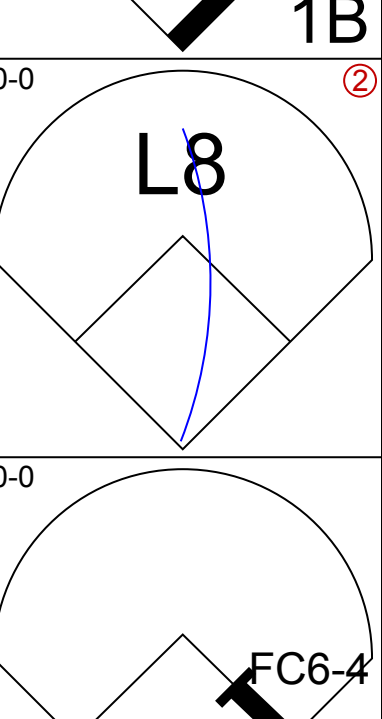
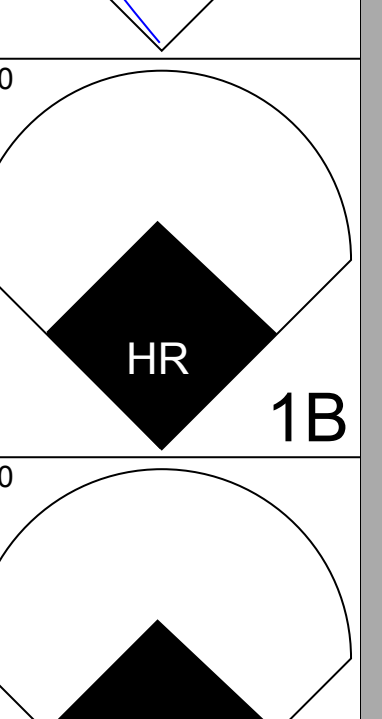
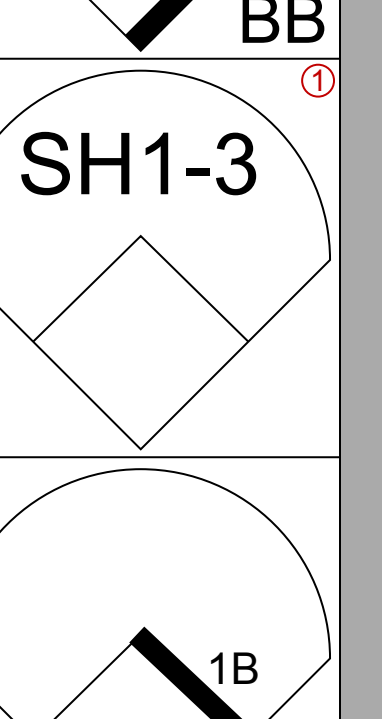
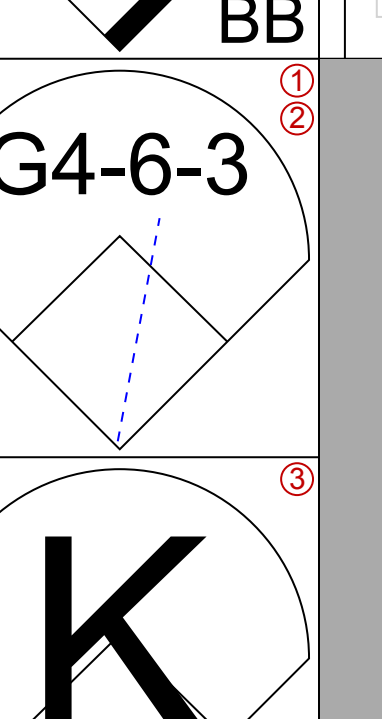
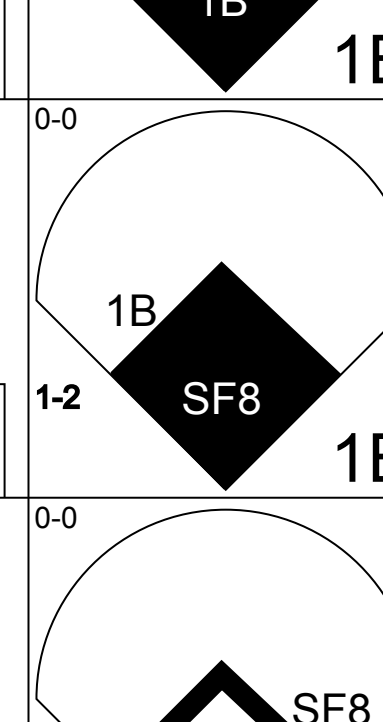
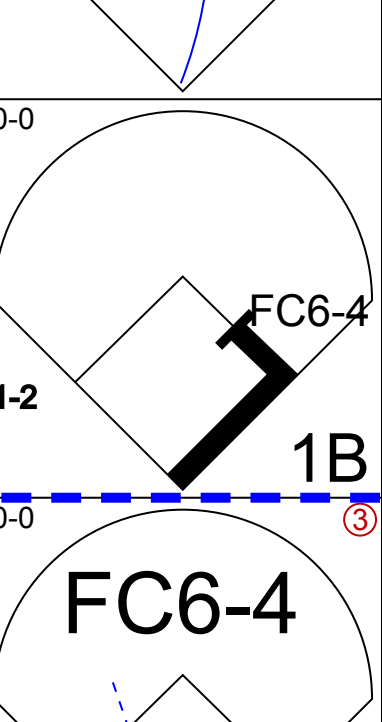
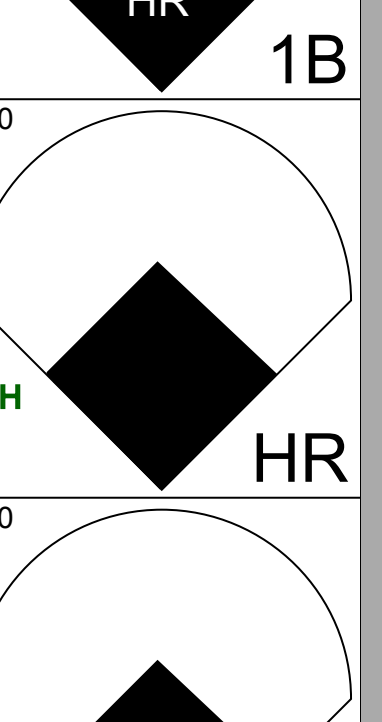
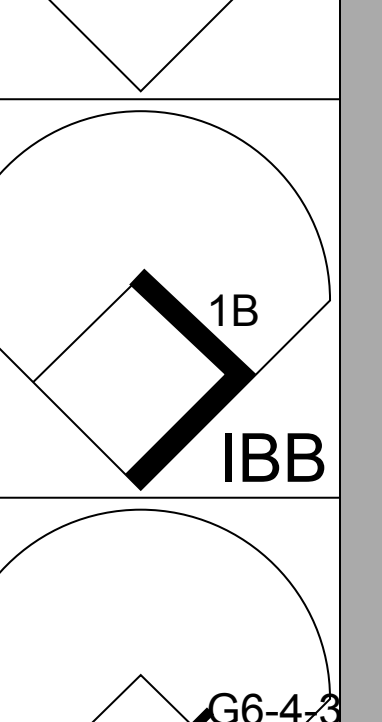
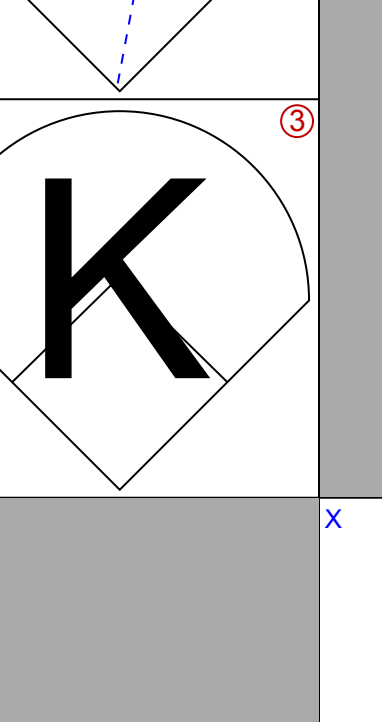
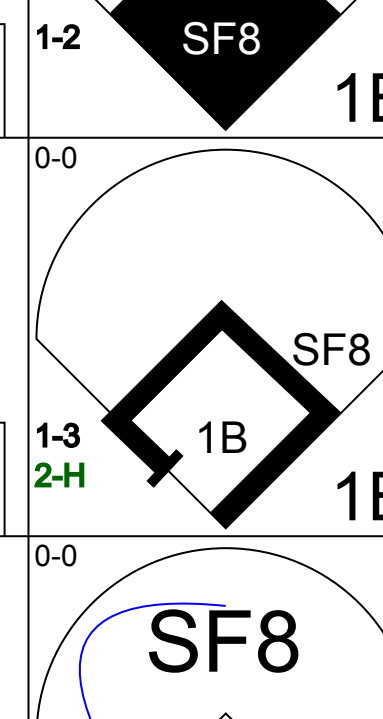
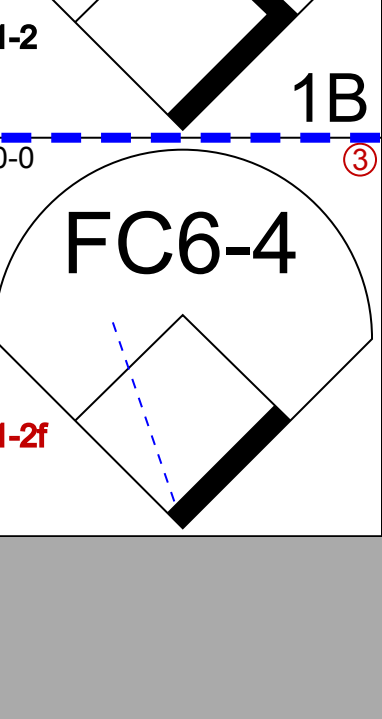
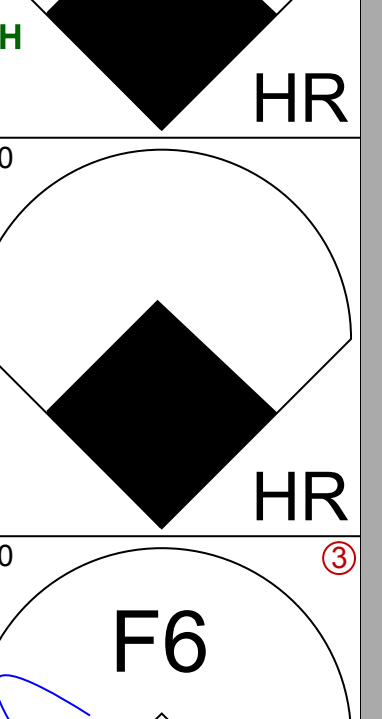
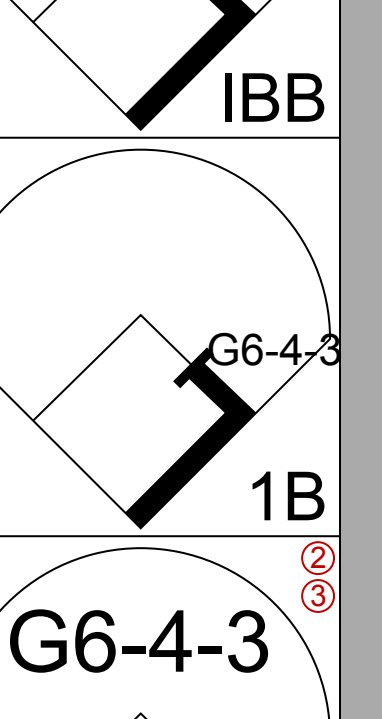

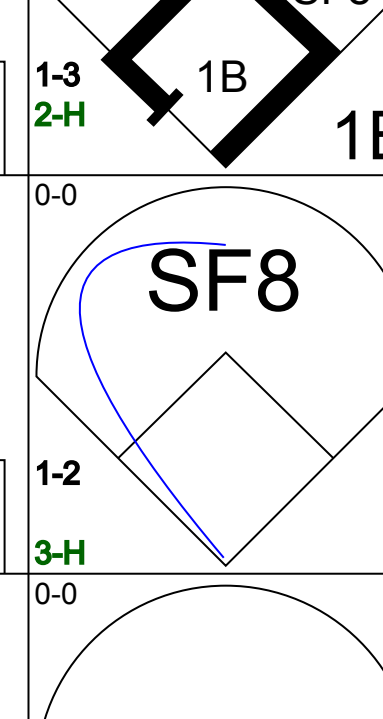
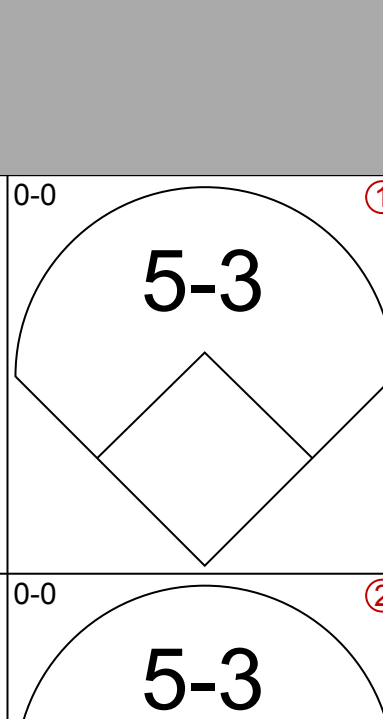
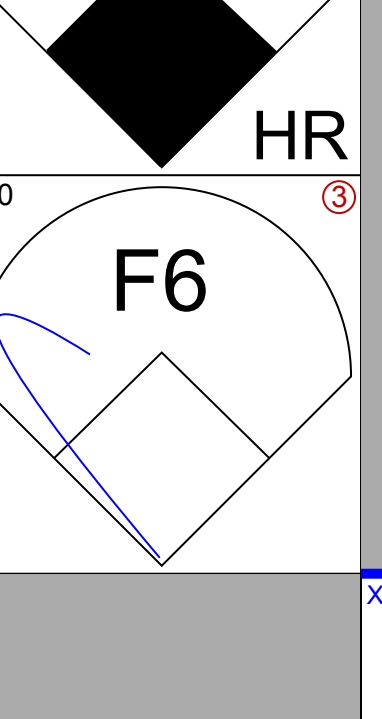
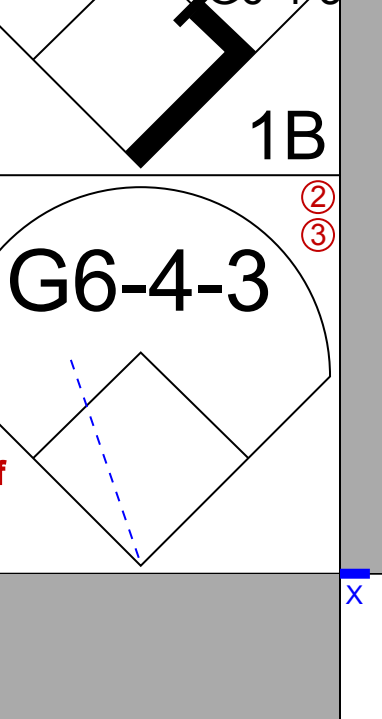

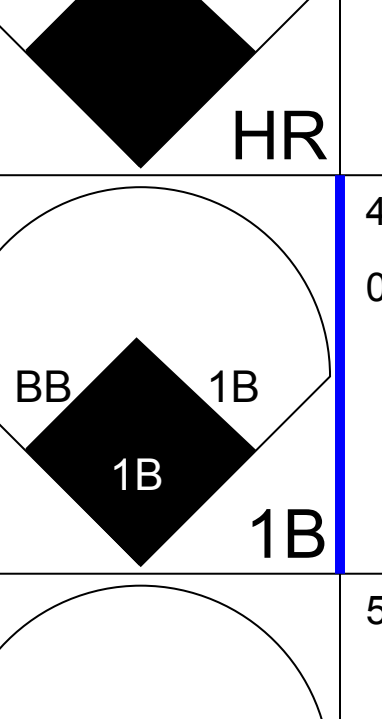
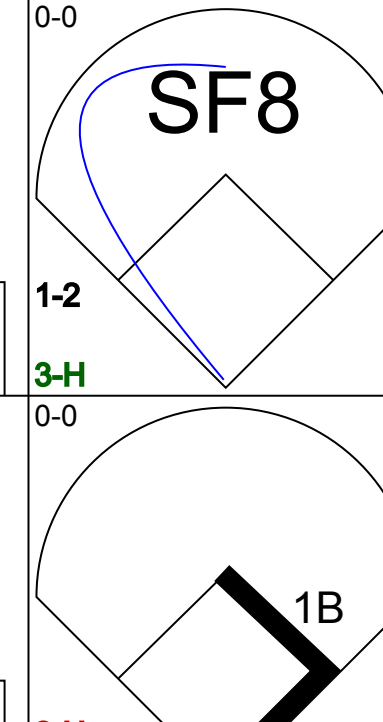
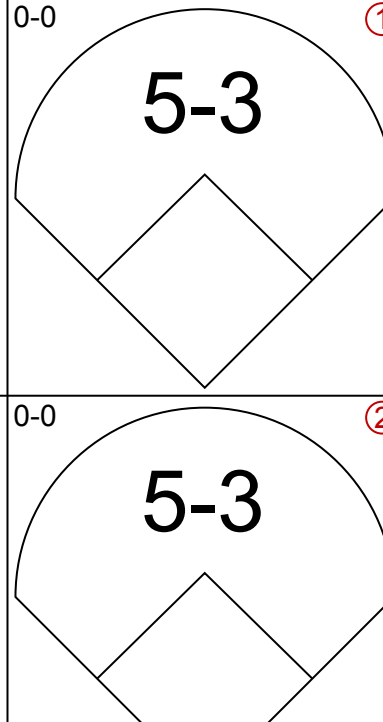
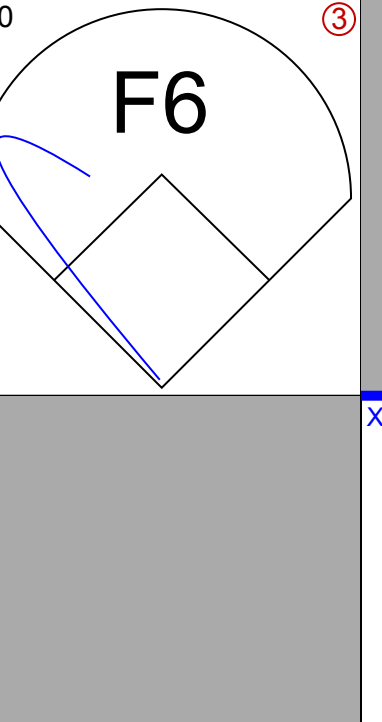
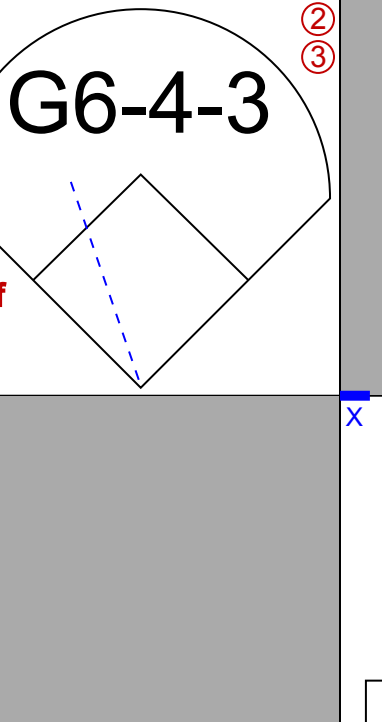
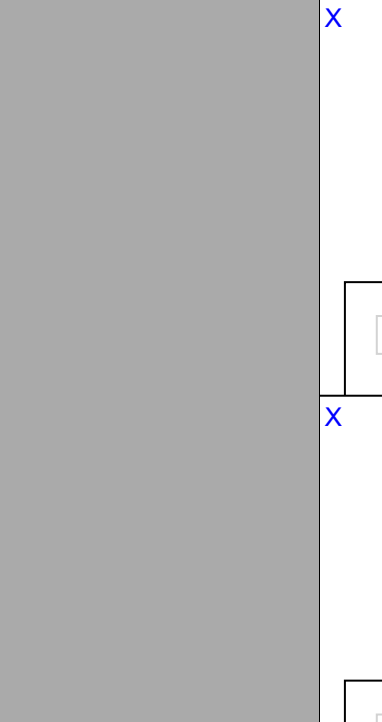
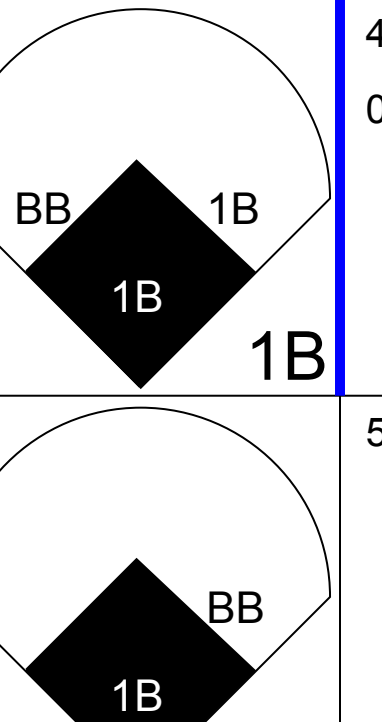
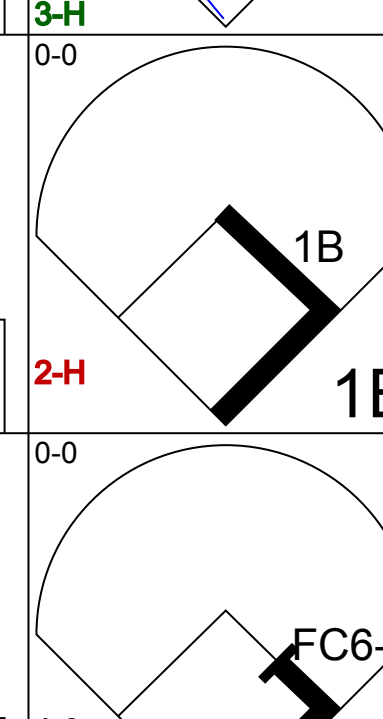
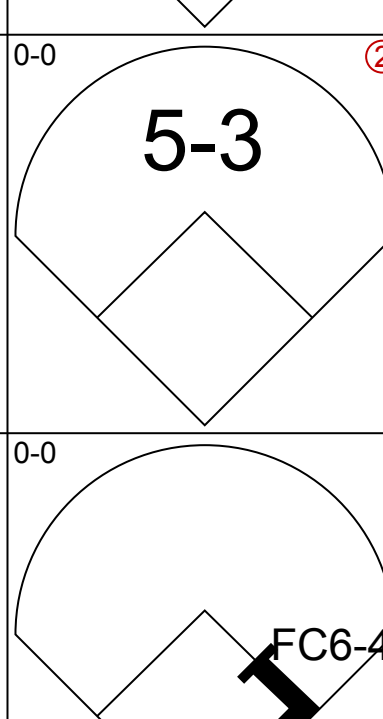
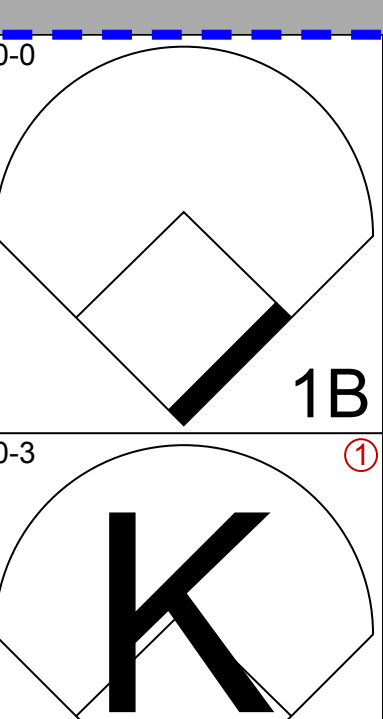
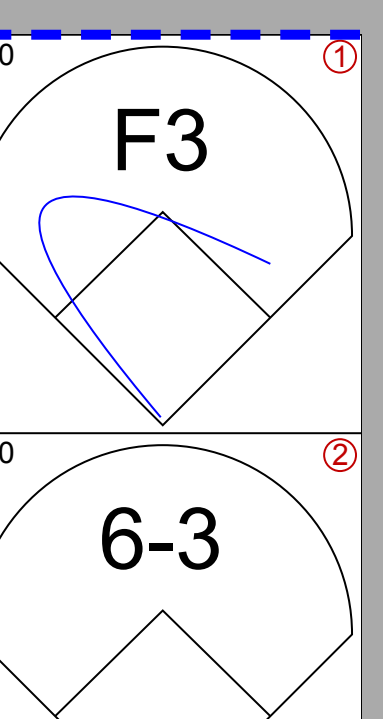

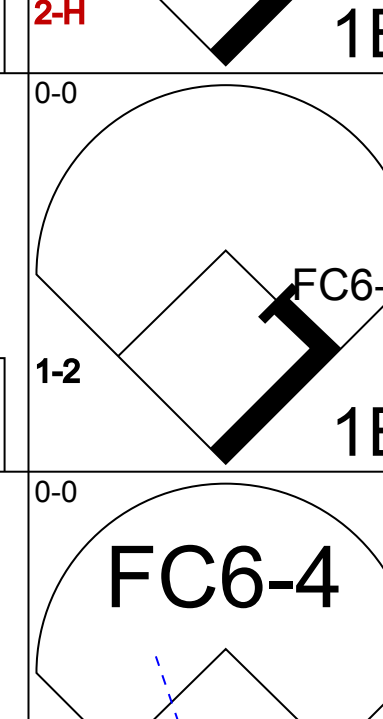
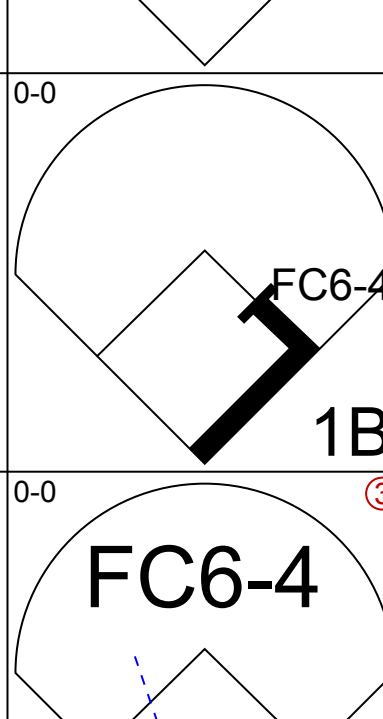
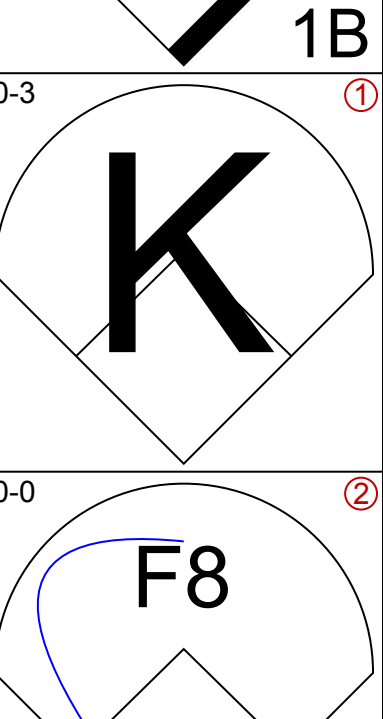
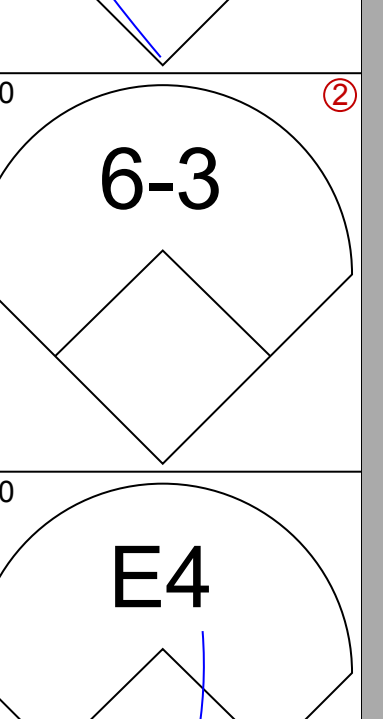
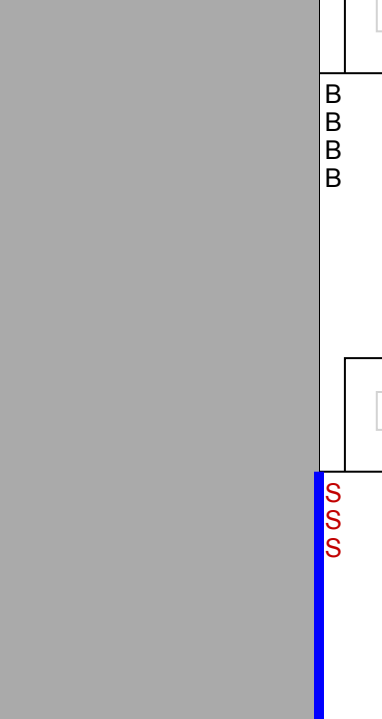
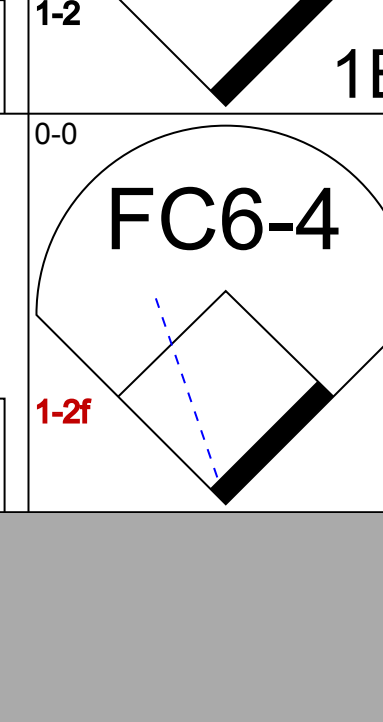
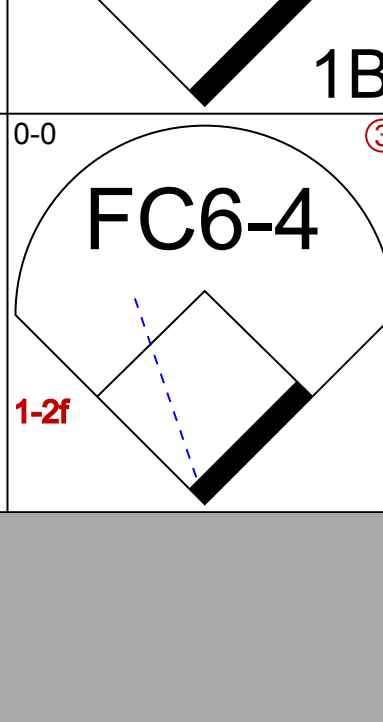
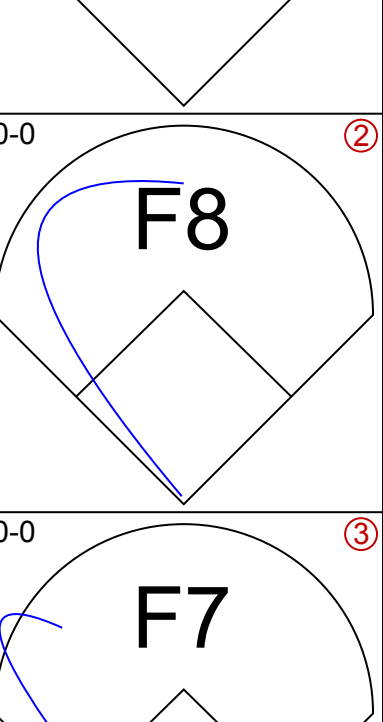
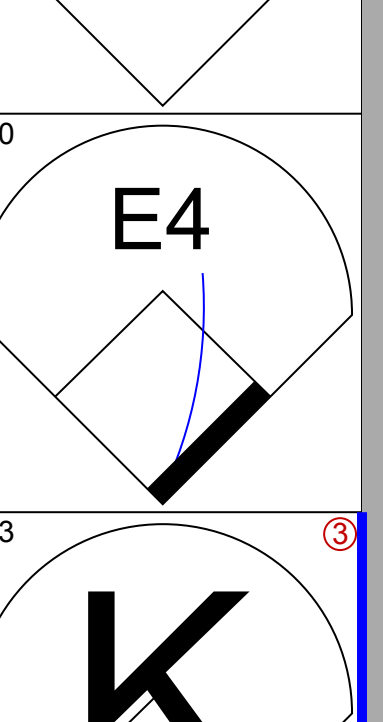
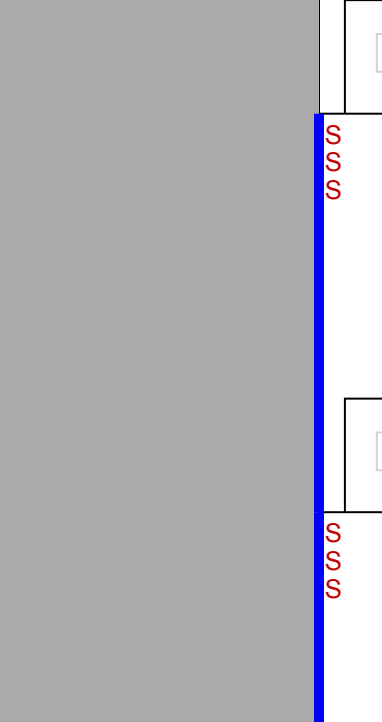
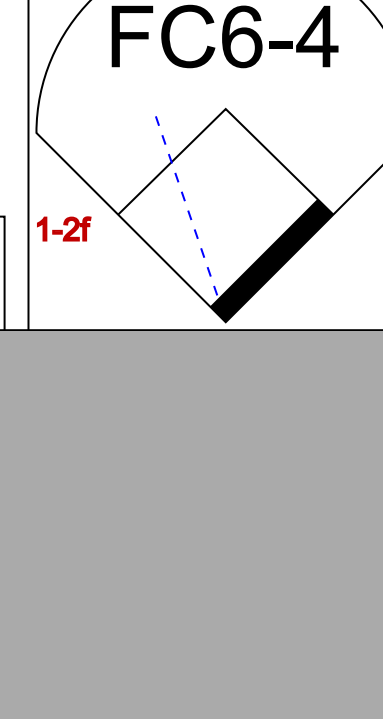
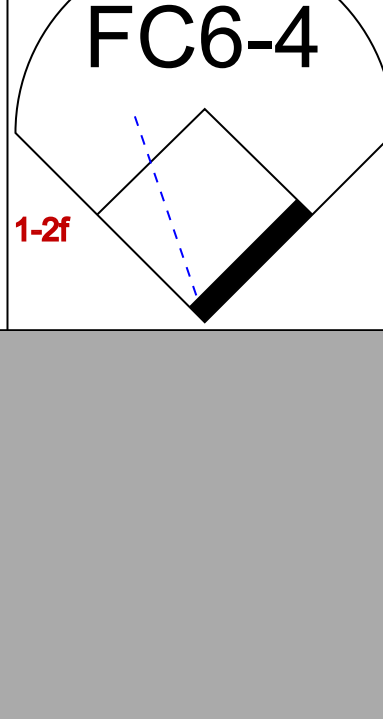
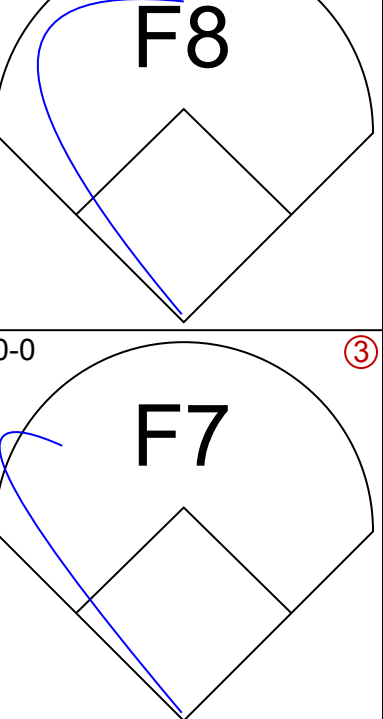
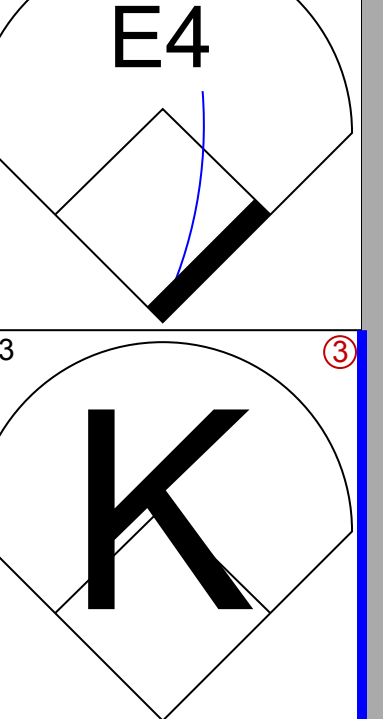
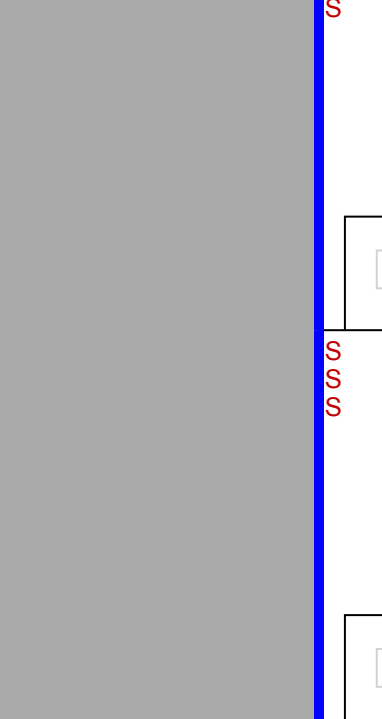
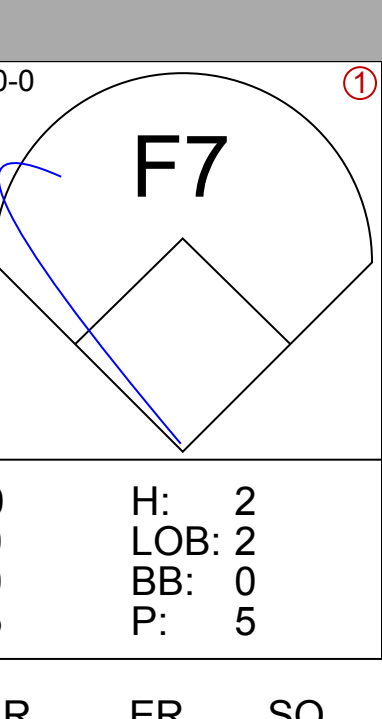
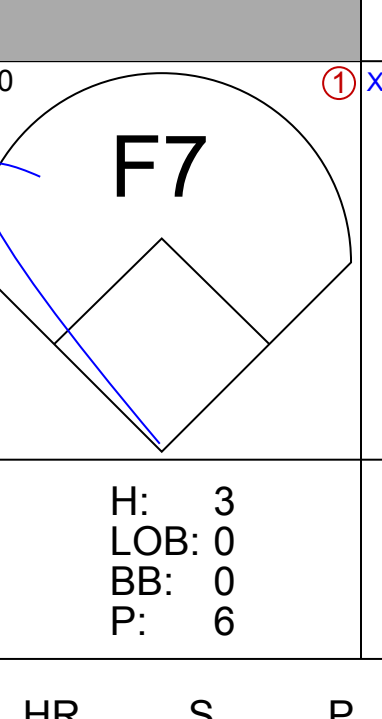
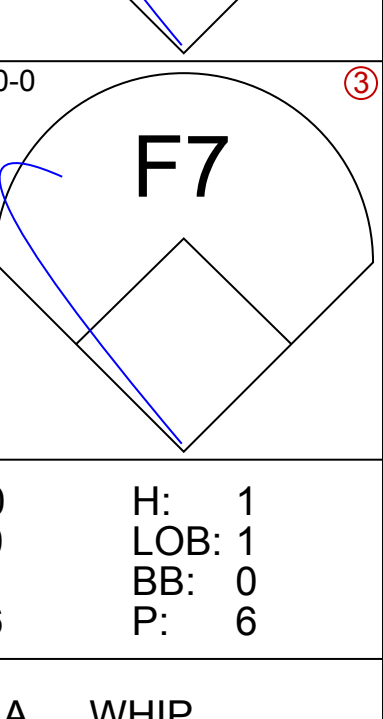
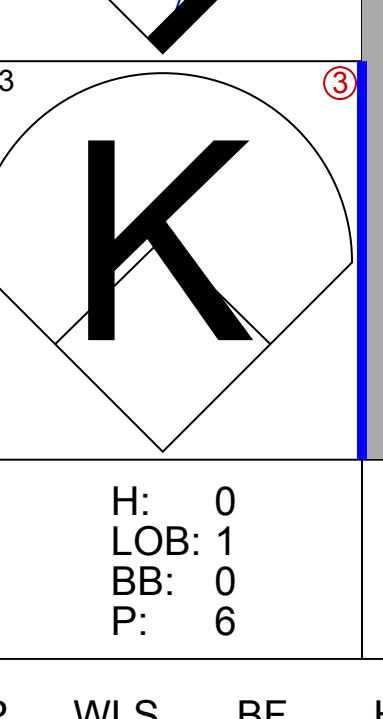
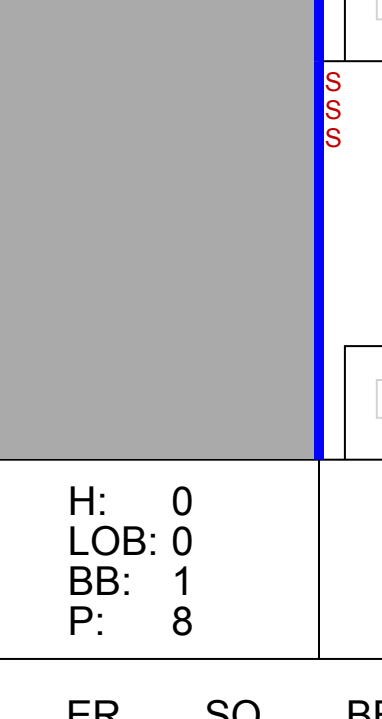
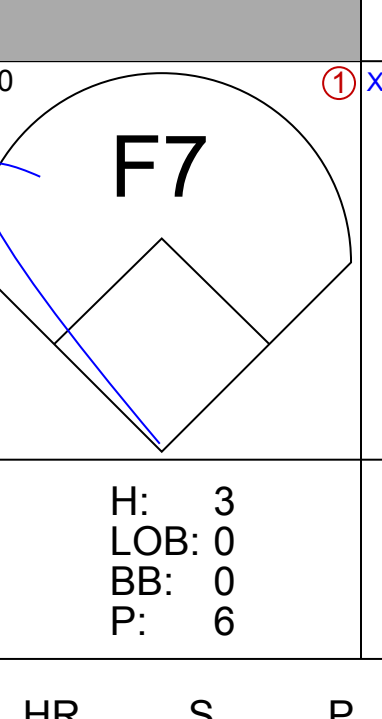
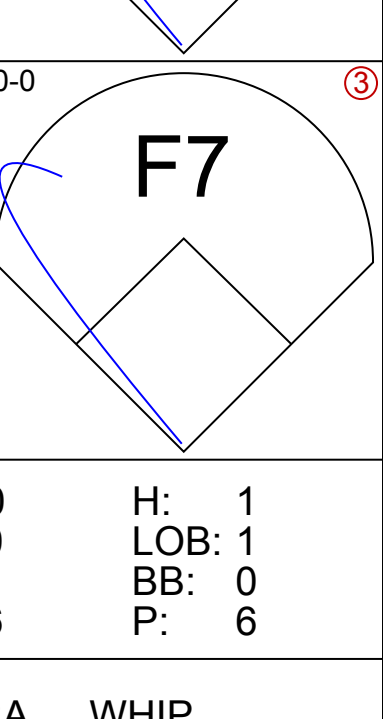
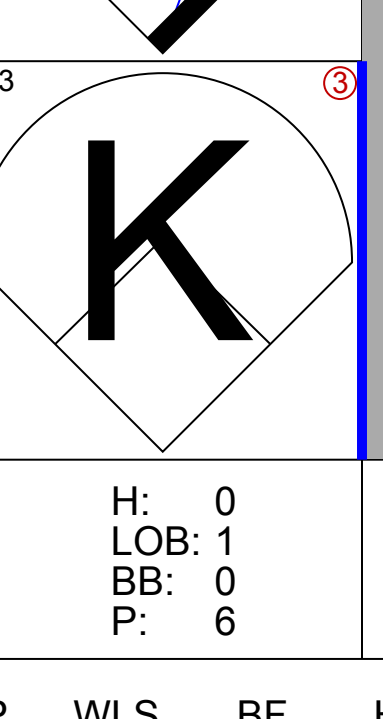
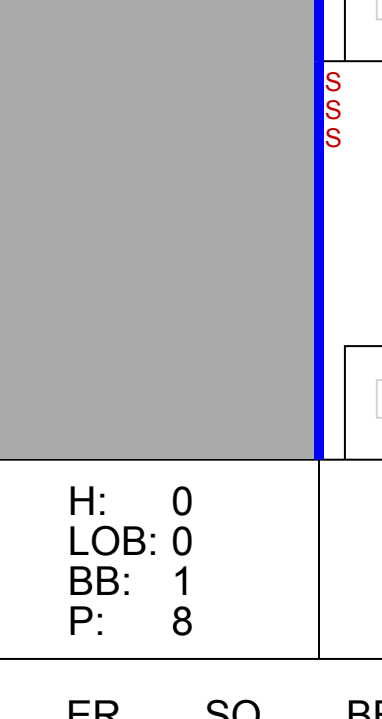
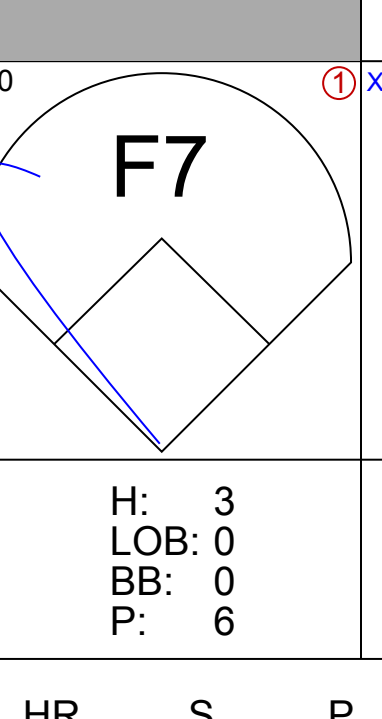
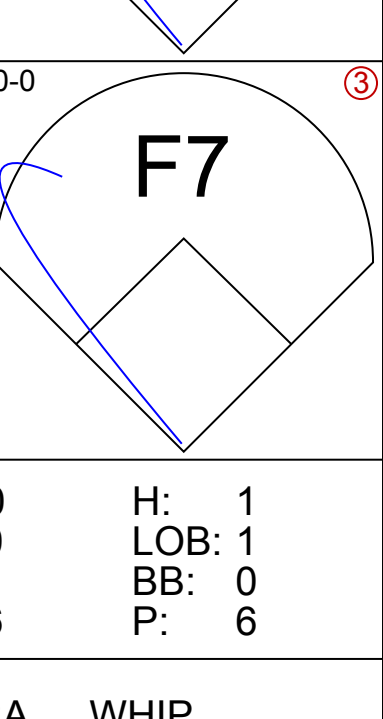
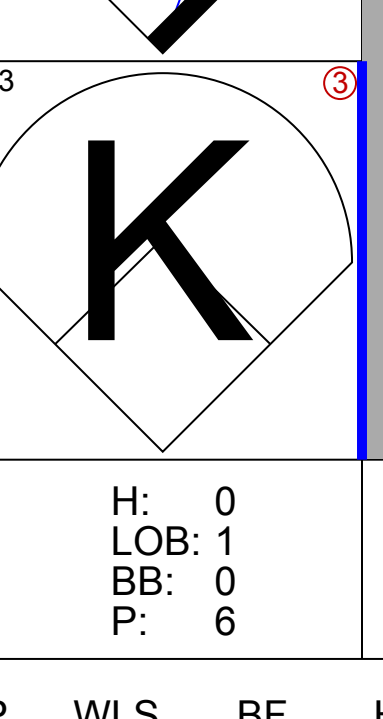
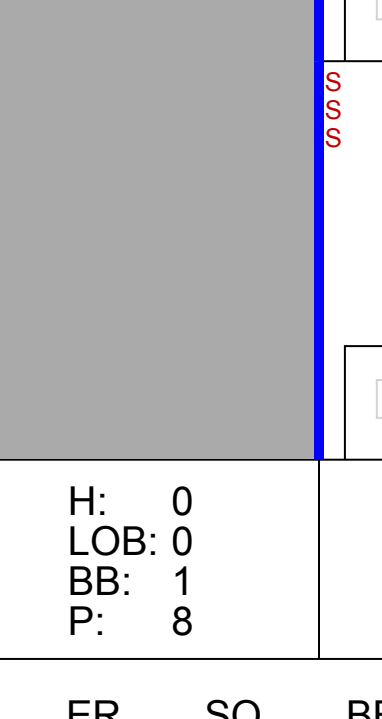
Batter	1	2	3	4	5	6	7	8	9	10	AB	R	H	RBI	BB	SO	LOB	BOTTOM							
Don Buford, S OBP: 0.409, SLG: 0.432 (1, 7)	4-3										4	0	1	0	1	0	1	New York Yankees @ Baltimore Orioles Memorial Stadium, Baltimore, MD Tue Jul 07 1970, 7:05 PM EDT Att: 28,906 - Unknown							
Merv Rettenmund, R OBP: 0.320, SLG: 0.494 (1, 8)	F9										5	0	0	0	0	0	3								
Boog Powell, L OBP: 0.432, SLG: 0.605 (1, 3)											2	1	1	0	2	0	0								
Curt Motton, R OBP: 0.448, SLG: 0.409 (10, PR)	3-1										0	1	0	0	0	0	0								
Frank Robinson, R OBP: 0.412, SLG: 0.565 (1, 9)											5	1	2	0	0	0	4								
Eliot Hendricks, L OBP: 0.295, SLG: 0.299 (1, 2)											5	1	0	0	0	1	6								
Brooks Robinson, R OBP: 0.342, SLG: 0.485 (1, 5)											5	2	3	5	0	0	1								
Davey Johnson, R OBP: 0.377, SLG: 0.414 (1, 4)											4	0	1	0	0	0	2								
Mark Belanger, R OBP: 0.258, SLG: 0.222 (1, 6)											4	0	2	1	0	0	1								
Mike Cuellar, L OBP: 0.091, SLG: 0.130 (1, 1)											3	0	0	0	0	1	3								
Inning Stats	R: 0 E: 0 K: 0 S: 3	H: 0 LOB: 0 BB: 0 P: 3	R: 0 E: 0 K: 1 S: 6	H: 1 LOB: 1 BB: 0 P: 6	R: 0 E: 0 K: 0 S: 3	H: 0 LOB: 1 BB: 1 P: 7	R: 2 E: 0 K: 1 S: 8	H: 3 LOB: 2 BB: 0 P: 9	R: 0 E: 0 K: 0 S: 5	H: 2 LOB: 2 BB: 0 P: 5	R: 0 E: 0 K: 0 S: 4	H: 1 LOB: 1 BB: 0 P: 4	R: 0 E: 0 K: 0 S: 3	H: 0 LOB: 1 BB: 0 P: 7	R: 0 E: 0 K: 0 S: 3	H: 0 LOB: 0 BB: 0 P: 3	R: 0 E: 0 K: 0 S: 4	H: 1 LOB: 1 BB: 0 P: 4	R: 4 E: 1 K: 0 S: 3	H: 2 LOB: 1 BB: 1 P: 7	1B: 7 2B: 2 3B: 0 HR: 1	SF: 0 SAC: 1 DP: 0 HBP: 1	WP: 0 PB: 0 SB: 0 CS: 0	PA: 42	
PITCHER Mel Stottlemyre, R ERA: 3.29 (1, 1)	IP: 7.0 W: 1 L: 5 S: 6	WLS: 31 BF: 7 R: 2 ER: 2 SO: 2	H: 7 R: 2 ER: 2 SO: 2	R: 2 ER: 2 SO: 2	BB: 2 IBB: 0 HBP: 0 BLK: 0	WP: 0 HR: 0 S: 32 P: 41	P: 41 ERA: 2.57 WHIP: 1.286		PITCHER	IP: 7.0 W: 1 L: 5 S: 6	WLS: 31 BF: 7 R: 2 ER: 2 SO: 2	H: 7 R: 2 ER: 2 SO: 2	R: 2 ER: 2 SO: 2	BB: 2 IBB: 0 HBP: 0 BLK: 0	WP: 0 HR: 0 S: 32 P: 41	P: 41 ERA: 2.57 WHIP: 1.286									

New York Yankees @ Baltimore Orioles
 Memorial Stadium, Baltimore, MD
 Tue Jul 07 1970, 7:05 PM EDT
 Att: 28,906 - Unknown

AB 37
 R 6
 H 10
 RBI 6
 BB 3
 SO 2
 LOB 21



Batter	1	2	3	4	5	6	7	8	9	AB	R	H	RBI	BB	SO	LOB	TOP								
Horace Clarke, S OBP: 0.291, SLG: 0.320										5	0	1	0	0	1	1	New York Yankees @ Baltimore Orioles Memorial Stadium, Baltimore, MD Wed Jul 08 1970, 7:05 PM EDT Att: 33,749 - Unknown								
Bobby Murcer, L OBP: 0.355, SLG: 0.441										4	1	0	0	1	0	3									
Roy White, S OBP: 0.407, SLG: 0.524										4	0	1	1	0	1	1									
Danny Cater, R OBP: 0.341, SLG: 0.418										4	1	1	1	0	0	2									
John Ellis, R Jim Lyttle, L OBP: 0.311, SLG: 0.426										4	2	2	1	0	0	1									
Thurman Munson, R OBP: 0.380, SLG: 0.384										4	2	4	3	0	0	0									
Curt Blefary, L Jerry Kenney, L OBP: 0.300, SLG: 0.327										4	1	1	2	0	0	2									
Gene Michael, S										4	0	0	0	0	0	2									
Stan Bahnsen, R Ron Klimkowski, R Bobby Mitchell, R Gary Waslewski, R Ron Hansen, R Mike Kekich, R Pete Ward, L Lindy McDaniel, R										1	0	0	0	0	0	0									
Inning Stats	R: 0 E: 0 K: 1 S: 5	H: 0 LOB: 0 BB: 0 P: 5	R: 3 E: 1 K: 0 S: 6	H: 2 LOB: 0 BB: 0 P: 6	R: 1 E: 0 K: 1 S: 6	H: 1 LOB: 1 BB: 1 P: 10	R: 0 E: 0 K: 0 S: 3	H: 1 LOB: 0 BB: 0 P: 3	R: 0 E: 0 K: 0 S: 4	H: 2 LOB: 2 BB: 0 P: 5	R: 0 E: 0 K: 0 S: 4	H: 1 LOB: 1 BB: 0 P: 4	R: 1 E: 0 K: 0 S: 4	H: 2 LOB: 0 BB: 0 P: 4	R: 3 E: 0 K: 0 S: 6	H: 3 LOB: 0 BB: 0 P: 6		R: 0 E: 0 K: 0 S: 3	H: 0 LOB: 0 BB: 0 P: 3	1B: 6 2B: 3 3B: 0 HR: 3	SF: 1 SAC: 0 DP: 1 HBP: 0	WP: 0 PB: 0 SB: 0 CS: 1	PA: 40		
PITCHER	IP WLS BF H R ER SO BB IBB HBP BLK WP HR S P ERA WHIP																								
Dave McNally, L ERA: 4.03	(1, 1)	7.1	32	10	6	5	2	1	0	0	0	0	0	0	2	35	39	6.14	1.500						
Moe Drabowsky, R ERA: 3.55	(8, 1)	1.2	W	7	2	2	2	0	0	0	0	0	0	0	1	7	7	10.80	1.200						

Batter	1	2	3	4	5	6	7	8	9	AB	R	H	RBI	BB	SO	LOB	BOTTOM								
Don Buford, S OBP: 0.417, SLG: 0.448										4	1	3	3	2	0	0	New York Yankees @ Baltimore Orioles Memorial Stadium, Baltimore, MD Wed Jul 08 1970, 7:05 PM EDT Att: 33,749 - Unknown								
Merv Rettenmund, R OBP: 0.324, SLG: 0.494										4	2	2	0	0	0	2									
Boog Powell, L OBP: 0.438, SLG: 0.618										4	2	3	2	1	1	0									
Frank Robinson, R OBP: 0.418, SLG: 0.592										5	2	4	3	0	0	2									
Brooks Robinson, R OBP: 0.340, SLG: 0.462										4	0	1	1	0	0	3									
Bobby Grich, R OBP: 0.167, SLG: 0.091										0	1	0	0	0	0	0									
Davey Johnson, R OBP: 0.381, SLG: 0.417										5	1	3	0	0	0	0									
Andy Etchebarren, R OBP: 0.310, SLG: 0.316										4	0	2	0	1	1	1									
Mark Belanger, R OBP: 0.254, SLG: 0.219										4	0	0	0	0	0	4									
Terry Crowley, L OBP: 0.391, SLG: 0.364										1	0	0	0	0	1	3									
Dave McNally, R OBP: 0.304, SLG: 0.298										4	0	0	0	0	1	2									
Moe Drabowsky, R OBP: 0.125, SLG: 0.125										0	0	0	0	0	0	0									
Eliud Hendricks, L OBP: 0.283, SLG: 0.298										1	0	0	0	0	1	3									
Inning Stats	R: 3 E: 0 K: 0 S: 8	H: 6 LOB: 2 BB: 0 P: 8	R: 0 E: 0 K: 0 S: 5	H: 2 LOB: 2 BB: 0 P: 5	R: 0 E: 0 K: 0 S: 4	H: 1 LOB: 1 BB: 0 P: 4	R: 3 E: 0 K: 0 S: 6	H: 3 LOB: 0 BB: 0 P: 6	R: 0 E: 0 K: 1 S: 6	H: 1 LOB: 1 BB: 0 P: 6	R: 0 E: 0 K: 0 S: 3	H: 1 LOB: 2 BB: 2 P: 11	R: 0 E: 1 K: 1 S: 6	H: 0 LOB: 1 BB: 0 P: 6	R: 0 E: 0 K: 1 S: 4	H: 0 LOB: 0 BB: 1 P: 8	R: 3 E: 0 K: 2 S: 10	H: 4 LOB: 2 BB: 1 P: 14	1B: 14 2B: 0 3B: 0 HR: 4	SF: 1 SAC: 1 DP: 2 HBP: 0	WP: 0 PB: 0 SB: 0 CS: 0	PA: 46			
PITCHER	IP WLS BF H R ER SO BB IBB HBP BLK WP HR S P ERA WHIP																								
Stan Bahnsen, R ERA: 3.29	(1, 1)	1.2																							
Ron Klimkowski, R ERA: 3.18	(2, 1)	2.1	11	4	3	3	0	0	0	0	0	0	0	2	11	11	11.57	1.714							
Gary Waslewski, R ERA: 4.42	(5, 1)	2.0	9	2	0	0	1	1	1	0	0	0	0	0	9	17	0.00	1.500							
Mike Kekich, L ERA: 6.39	(7, 1)	1.0	4	0	0	0	1	0	0	0	0	0	0	0	6	6	0.00	0.000							
Lindy McDaniel, R ERA: 2.12	(8, 1)	1.2	L	10	4	3	3	3	2	0	0	0	0	1	14	22	16.20	3.600							

Batter	1	2	3	4	5	6	7	8	9	AB	R	H	RBI	BB	SO	LOB	TOP
Horace Clarke, S OBP: 0.293, SLG: 0.321										3	1	1	1	1	0	1	New York Yankees @ Baltimore Orioles Memorial Stadium, Baltimore, MD Thu Jul 09 1970, 7:05 PM EDT Att: 18,725 - Unknown
Jerry Kenney, L OBP: 0.311, SLG: 0.341										3	0	3	3	1	0	0	
Bobby Murcer, L OBP: 0.355, SLG: 0.437										3	0	0	1	0	3	4	
Roy White, S OBP: 0.403, SLG: 0.517										4	0	0	0	0	1	2	
Danny Cater, R OBP: 0.340, SLG: 0.419										4	1	1	0	0	0	1	
Curt Blefary, L OBP: 0.307, SLG: 0.280 Jim Lyttle, L (7.9)										4	1	1	0	0	2	1	
Jake Gibbs, L OBP: 0.345, SLG: 0.511 Thurman Munson, R (6, PH) OBP: 0.381, SLG: 0.382										2	1	1	2	0	0	0	
Gene Michael, S OBP: 0.308, SLG: 0.286										4	2	2	0	0	0	2	
Fritz Peterson, S OBP: 0.229, SLG: 0.362 Gary Waslewski, R (5.1)										1	0	0	0	0	1	0	
John Ellis, R OBP: 0.308, SLG: 0.421 John Cumberland, R OBP: 0.067, SLG: 0.067 Jack Aker, R OBP: 0.100, SLG: 0.100										0	0	0	0	0	0	0	
Inning Stats	R: 1 E: 0 K: 0 S: 5	H: 2 LOB: 1 BB: 0 P: 5	R: 3 E: 1 K: 1 S: 9	H: 4 LOB: 1 BB: 0 P: 9	R: 0 E: 0 K: 1 S: 5	H: 0 LOB: 0 BB: 0 P: 5	R: 0 E: 0 K: 1 S: 5	H: 0 LOB: 0 BB: 1 P: 9	R: 0 E: 0 K: 2 S: 10	H: 2 LOB: 2 BB: 2 P: 18	R: 0 E: 0 K: 1 S: 5	H: 0 LOB: 0 BB: 0 P: 5	R: 0 E: 0 K: 1 S: 5	H: 1 LOB: 0 BB: 0 P: 5			
PITCHER	IP WLS BF H R ER SO BB IBB HBP BLK WP HR S P ERA WHIP											PITCHER	IP WLS BF H R ER SO BB IBB HBP BLK WP HR S P ERA WHIP				
Jim Hardin, R ERA: 3.93	(1.1) 1.0 8 5 4 4 0 0 0 0 0 0 0 1 8 8 36.00 5.000																
Marcelino Lopez, L ERA: 2.05	(2.1) 4.2 L 20 2 3 0 5 3 0 0 0 0 0 0 27 39 0.00 1.071																
Dave Leonhard, R ERA: 7.53	(6.1) 0.1 2 1 0 0 1 0 0 0 0 0 0 4 4 0.00 3.000																
Dick Hall, R ERA: 3.44	(7.1) 2.0 6 1 0 0 2 0 0 0 0 0 0 0 10 10 0.00 0.500																

AB 31
R 7
H 9
RBI 7
BB 3
SO 8
LOB 15



WP: 0 PA: 36
PB: 0
SB: 1
CS: 1

Batter	1	2	3	4	5	6	7	8	9	AB	R	H	RBI	BB	SO	LOB	BOTTOM		
Don Buford, S OBP: 0.415, SLG: 0.443										3	1	0	0	1	1	0	New York Yankees @ Baltimore Orioles Memorial Stadium, Baltimore, MD Thu Jul 09 1970, 7:05 PM EDT Att: 18,725 - Unknown		
Bobby Grich, R OBP: 0.313, SLG: 0.400										4	2	3	1	0	0	0			
Frank Robinson, R OBP: 0.416, SLG: 0.587										4	1	1	0	0	0	2			
Boog Powell, L OBP: 0.438, SLG: 0.616										4	1	2	2	0	1	0			
Merv Rettenmund, R OBP: 0.330, SLG: 0.503										3	0	2	0	0	0	1			
Brooks Robinson, R OBP: 0.342, SLG: 0.464										3	0	1	2	1	0	1			
Davey Johnson, R OBP: 0.380, SLG: 0.416										3	0	1	0	0	0	3			
Andy Etchebarren, R OBP: 0.302, SLG: 0.307										3	0	0	0	0	0	3			
Jim Hardin, R MARCELINO LOPEZ, R OBP: 0.286, SLG: 0.167 DAVE LEONHARD, R PAUL BLAIR, R OBP: 0.332, SLG: 0.417 DICK HALL, R										0	0	0	0	0	0	0			
Inning Stats	R: 0 E: 0 K: 0 S: 3	H: 1 LOB: 0 BB: 0 P: 3	R: 0 E: 0 K: 1 S: 6	H: 1 LOB: 2 BB: 1 P: 10	R: 2 E: 0 K: 1 S: 7	H: 2 LOB: 1 BB: 1 P: 11	R: 0 E: 0 K: 0 S: 4	H: 1 LOB: 1 BB: 0 P: 4	R: 3 E: 0 K: 0 S: 7	H: 4 LOB: 1 BB: 0 P: 7	R: 0 E: 0 K: 1 S: 5	H: 0 LOB: 0 BB: 0 P: 5	R: 0 E: 0 K: 0 S: 3	H: 0 LOB: 0 BB: 0 P: 3	R: 0 E: 0 K: 0 S: 2	H: 1 LOB: 1 BB: 0 P: 2			
PITCHER	IP WLS BF H R ER SO BB IBB HBP BLK WP HR S P ERA WHIP											PITCHER	IP WLS BF H R ER SO BB IBB HBP BLK WP HR S P ERA WHIP						
Fritz Peterson, L ERA: 3.76	(1.1) 4.2 24 9 5 5 2 2 0 0 0 0 0 0 26 34 9.64 2.357																		
Gary Waslewski, R ERA: 4.39	(5.1) 0.1 1 0 0 0 0 0 0 0 0 0 0 1 1 0.00 0.000																		
John Cumberland, L ERA: 3.53	(6.1) 2.0 W 7 1 0 0 1 0 0 0 0 0 0 0 9 9 0.00 0.500																		
Jack Aker, R ERA: 2.76	(8.1) 0.1 S 1 0 0 0 0 0 0 0 0 0 0 0 1 1 0.00 0.000																		

AB 30
R 5
H 10
RBI 5
BB 2
SO 3
LOB 11




WP: 0 PA: 33
PB: 0
SB: 0
CS: 0

Batter	1	2	3	4	5	6	7	8	9	AB	R	H	RBI	BB	SO	LOB	TOP										
Don Buford, S (1, 7) OBP: 0.419, SLG: 0.441	4-0 BB L6-4-3	4-0 BB 1-2		0-3 K			0-0 F4		0-0 L9	3	0	0	0	2	1	1											
Paul Blair, R (1, 8) OBP: 0.321, SLG: 0.402	0-0 L6-4-3	0-0 F4			0-0 F8		0-0 F8		0-0 F6	5	0	0	0	0	0	5											
Boog Powell, L (1, 3) OBP: 0.433, SLG: 0.603	0-0 F7		4-0 BB L6-4-3		0-0 CS 1B		0-0 F9		0-0 G3	4	0	1	0	1	0	1											
Brooks Robinson, R (1, 5) OBP: 0.340, SLG: 0.455		0-0 F6	0-0 L6-4-3		0-0 F8			4-0 HR BB		3	1	0	0	1	0	2											
Terry Crowley, L (1, 9) OBP: 0.378, SLG: 0.400		0-0 F7	0-0 F7			0-0 L6-3		0-0 HR		4	1	1	2	0	0	0											
Davey Johnson, R (1, 4) OBP: 0.383, SLG: 0.416		0-0 HR 1B		0-0 F9		0-0 E6		0-0 FC4-6 1B		4	1	2	0	0	0	0											
Elrod Hendricks, L (1, 2) OBP: 0.281, SLG: 0.312		0-0 HR		0-0 L3		0-0 L9		0-0 FC4-6		4	1	1	2	0	0	2											
Mark Belanger, R (1, 6) OBP: 0.299, SLG: 0.219		4-0 1B BB		0-0 HR 1B		0-0 F4		0-0 F7		3	1	1	0	1	0	2											
Mike Cuellar, L (1, 1) OBP: 0.136, SLG: 0.224		0-0 1B		0-0 HR				0-0 K		4	1	3	2	0	1	1											
Eddie Watt, R (8, 1) OBP: 0.200, SLG: 0.200		1-3 1B		1-3 HR				0-3 K		0	0	0	0	0	0	0											
Pete Richert, L (8, 1)										0	0	0	0	0	0	0											
Inning Stats	R: 0 E: 0 K: 0 S: 2	H: 0 LOB: 0 BB: 1 P: 6	R: 2 E: 0 K: 0 S: 6	H: 3 LOB: 3 BB: 2 P: 14	R: 0 E: 0 K: 1 S: 2	H: 0 LOB: 0 BB: 1 P: 6	R: 2 E: 0 K: 1 S: 7	H: 2 LOB: 0 BB: 0 P: 7	R: 0 E: 0 K: 0 S: 3	H: 1 LOB: 0 BB: 0 P: 3	R: 0 E: 1 K: 0 S: 4	H: 0 LOB: 1 BB: 0 P: 4	R: 0 E: 0 K: 0 S: 4	H: 1 LOB: 1 BB: 0 P: 4	R: 2 E: 0 K: 1 S: 7	H: 2 LOB: 1 BB: 1 P: 11	R: 0 E: 0 K: 0 S: 3	H: 0 LOB: 0 BB: 0 P: 3	1B: 6 2B: 0 3B: 0 HR: 3	SF: 0 SAC: 0 DP: 2 HBP: 0	WP: 0 PA: 39 PB: 0 SB: 0 CS: 1						
PITCHER	IP	WLS	BF	H	R	ER	SO	BB	IBB	HBP	BLK	WP	HR	S	P	ERA	WHIP										
Joe Niekro, R (1, 1) ERA: 3.24	7.0	L	31	7	5	5	1	5	0	0	0	0	2	28	48	6.43	1.714										
Daryl Patterson, R (8, 1) ERA: 5.1	0.0		2	2	1	1	0	0	0	0	0	0	1	2	2	∞	∞										
Fred Scherman, L (8, 1) ERA: 2.38	1.0		3	0	0	0	1	0	0	0	0	0	0	5	5	0.00	0.000										
Tom Timmermann, R (9, 1) ERA: 2.88	1.0		3	0	0	0	0	0	0	0	0	0	0	3	3	0.00	0.000										

Baltimore Orioles @ Detroit Tigers
Tiger Stadium, Detroit, MI
Sat Jul 11 1970, 4:33 AM EDT
Att: 27,295 - Unknown


AB 34
R 6
H 9
RBI 6
BB 5
SO 2
LOB 14



Batter	1	2	3	4	5	6	7	8	9	AB	R	H	RBI	BB	SO	LOB	BOTTOM										
Mickey Stanley, R (1, 8) OBP: 0.336, SLG: 0.399	0-0 FC6-4	0-0 2H 2B			0-0 6-3		0-0 F7		0-0 L8	5	0	1	1	0	0	0											
Dick McAuliffe, L (1, 4) OBP: 0.397, SLG: 0.396	0-0 FC6-4	0-0 F9		4-0 G5-3 PB BB		0-0 F9		0-0 F6		4	0	0	0	1	0	2											
Al Kaline, R (1, 3) OBP: 0.383, SLG: 0.472	0-0 L7		0-0 L6-3		4-0 1-2 BB		0-0 L4		0-0 L8	4	0	0	0	1	0	1											
Willie Horton, R (1, 7) OBP: 0.355, SLG: 0.505	0-0 FC6-4	0-0 1B	0-0 L6		0-0 G5-3		0-0 SH1-4 1B		0-0 L8	4	1	2	0	0	0	2											
Elliott Maddox, R (1, 9) OBP: 0.315, SLG: 0.382	0-0 FC6-4		0-0 G3		0-0 6-3		0-0 6-3		0-0 SH1-4 1B	3	0	0	0	0	0	2											
Gates Brown, L (8, PH) OBP: 0.278, SLG: 0.344										1	0	1	0	0	0	0											
Norm Cash, L (9, 3) OBP: 0.363, SLG: 0.459										0	0	0	0	0	0	0											
Bill Freehan, R (1, 2) OBP: 0.312, SLG: 0.399		0-0 SH5-4 1B		0-0 SF8 3B		0-0 HR		0-0 SH1-4		3	3	3	1	0	0	0											
Don Wert, R (1, 5) OBP: 0.319, SLG: 0.303		0-0 SH5-4 1B		0-0 SF8		0-0 F8		0-0 4-3		3	1	1	2	0	0	1											
Cesar Gutierrez, R (1, 6) OBP: 0.270, SLG: 0.294		0-0 SH5-4		0-0 5-3		0-0 1B		0-0 BB		2	0	1	0	0	0	0											
Dalton Jones, L (8, PH) OBP: 0.360, SLG: 0.355										0	0	0	0	0	0	0											
Jim Price, R (8, PH) OBP: 0.349, SLG: 0.333										0	0	0	0	1	0	0											
Ken Szotkiewicz, L (9, 6) OBP: 0.230, SLG: 0.266		1-2 2-3								0	0	0	0	0	0	0											
Joe Niekro, R (1, 1) OBP: 0.227, SLG: 0.268		0-0 6-3		0-3 K		0-3 K		0-3 K		3	0	0	1	0	2	2											
Daryl Patterson, L (8, 1)										0	0	0	0	0	0	0											
Fred Scherman, L (8, 1) OBP: 0.167, SLG: 0.167										0	0	0	0	0	0	0											
Ike Brown, R (8, PH) OBP: 0.394, SLG: 0.643										1	0	0	0	0	1	2											
Tom Timmermann, R (9, 1)										0	0	0	0	0	0	0											
Inning Stats	R: 0 E: 1 K: 0 S: 5	H: 1 LOB: 2 BB: 0 P: 5	R: 2 E: 0 K: 0 S: 6	H: 3 LOB: 1 BB: 0 P: 6	R: 0 E: 0 K: 1 S: 3	H: 0 LOB: 0 BB: 0 P: 3	R: 1 E: 0 K: 1 S: 6	H: 1 LOB: 0 BB: 0 P: 6	R: 0 E: 0 K: 0 S: 2	H: 0 LOB: 1 BB: 2 P: 10	R: 1 E: 0 K: 1 S: 7	H: 2 LOB: 1 BB: 0 P: 7	R: 0 E: 0 K: 0 S: 3	H: 0 LOB: 0 BB: 0 P: 3	R: 1 E: 0 K: 1 S: 7	H: 2 LOB: 2 BB: 1 P: 11	R: 0 E: 0 K: 0 S: 3	H: 0 LOB: 0 BB: 0 P: 3	1B: 6 2B: 1 3B: 1 HR: 1	SF: 1 SAC: 2 DP: 1 HBP: 0	WP: 0 PA: 39 PB: 1 SB: 0 CS: 0						
PITCHER	IP	WLS	BF	H	R	ER	SO	BB	IBB	HBP	BLK	WP	HR	S	P	ERA	WHIP										
Mike Cuellar, L (1, 1) ERA: 4.03	7.0	W	31	8	5	5	2	2	0	0	0	0	1	33	41	6.43	1.429										
Eddie Watt, R (8, 1) ERA: 3.23	0.2		3	1	0	0	0	0	0	0	0	0	0	3	3	0.00	1.500										
Pete Richert, L (8, 1) ERA: 2.45	1.1	S	5	0	0	0	1	1	0	0	0	0	0	6	10	0.00	0.750										

Baltimore Orioles @ Detroit Tigers
Tiger Stadium, Detroit, MI
Sat Jul 11 1970, 4:33 AM EDT
Att: 27,295 - Unknown

AB 33
R 5
H 9
RBI 5
BB 3
SO 3
LOB 12



Batter	1	2	3	4	5	6	7	8	9	AB	R	H	RBI	BB	SO	LOB	TOP					
Merv Rettenmund, R OBP: 0.326, SLG: 0.494 (1, 9)										5	0	1	0	0	2	3	<p>Baltimore Orioles @ Detroit Tigers Tiger Stadium, Detroit, MI Sun Jul 12 1970, 4:33 AM EDT Unknown</p> <p>livebaseballscorecards.com</p> <p>AB 33 R 3 H 6 RBI 3 BB 5 SO 8 LOB 18</p>					
Paul Blair, R OBP: 0.319, SLG: 0.398 (1, 8)										5	1	1	1	0	0	4						
Brooks Robinson, R OBP: 0.336, SLG: 0.450 (1, 5)										4	0	0	0	0	0	4						
Boog Powell, L OBP: 0.431, SLG: 0.598 (1, 3)										4	0	1	0	0	2	0						
Curt Motton, R OBP: 0.412, SLG: 0.370 (1, 7)										4	0	1	1	0	1	0						
Davey Johnson, R OBP: 0.385, SLG: 0.418 (1, 4)										4	1	2	0	0	1	2						
Andy Etchebarren, R OBP: 0.309, SLG: 0.302 (1, 2)										2	1	0	0	2	0	1						
Mark Belanger, R OBP: 0.263, SLG: 0.219 (8, PH)										1	0	0	0	2	0	0						
Frank Robinson, R OBP: 0.411, SLG: 0.579 (8, PH)										0	0	0	0	0	0	0						
Terry Crowley, L OBP: 0.373, SLG: 0.393 (8, PH)										1	0	0	0	0	0	3						
Eddie Watt, R OBP: 0.200, SLG: 0.200 (8, 1)										0	0	0	0	0	0	0						
Dave McNally, R OBP: 0.298, SLG: 0.292 (3, 1)										1	0	0	0	0	1	1						
Chico Salmon, R OBP: 0.325, SLG: 0.444 (5, PH)										0	0	0	0	0	0	0						
Jim Palmer, R OBP: 0.319, SLG: 0.428 (5, PH)										0	0	0	0	1	1	0						
Marcelino Lopez, R OBP: 0.329, SLG: 0.162 (5, 1)										0	0	0	0	0	0	0						
Don Buford, R OBP: 0.418, SLG: 0.479 (7, PH)										1	0	0	0	0	1	0						
Moe Drabowsky, R OBP: 0.125, SLG: 0.125 (7, 1)										0	0	0	0	0	0	0						
Bobby Grich, R OBP: 0.316, SLG: 0.303 (8, 6)										1	0	0	0	0	0	0						
Inning Stats	R: 0 E: 1 K: 0 S: 3	H: 0 LOB: 0 BB: 0 P: 3	R: 0 E: 0 K: 1 S: 5	H: 0 LOB: 0 BB: 0 P: 5	R: 0 E: 0 K: 1 S: 6	H: 1 LOB: 2 BB: 1 P: 10	R: 0 E: 0 K: 1 S: 5	H: 0 LOB: 0 BB: 0 P: 5	R: 2 E: 0 K: 1 S: 6	H: 1 LOB: 2 BB: 3 P: 18	R: 0 E: 0 K: 1 S: 6	H: 1 LOB: 1 BB: 0 P: 6	R: 0 E: 0 K: 1 S: 5	H: 0 LOB: 0 BB: 0 P: 5	R: 1 E: 0 K: 1 S: 8	H: 3 LOB: 3 BB: 1 P: 12	R: 0 E: 0 K: 1 S: 5	H: 0 LOB: 0 BB: 0 P: 5	1B: 6 2B: 0 3B: 0 HR: 0	SF: 0 SAC: 0 DP: 0 HBP: 0	WP: 0 PB: 0 SB: 0 CS: 0	PA: 38
PITCHER	IP WLS BF H R ER SO BB IBB HBP BLK WP HR S P ERA WHIP																					
Mickey Lolich, L ERA: 3.64 (1, 1)	7.2 W 34 6 3 3 7 5 0 0 0 0 0 0 43 63 3.52 1.435																					
Tom Timmermann, R ERA: 2.99 (8, 1)	1.1 S 4 0 0 0 1 0 0 0 0 0 0 0 6 6 0.00 0.000																					

Batter	1	2	3	4	5	6	7	8	9	AB	R	H	RBI	BB	SO	LOB	BOTTOM					
Mickey Stanley, R OBP: 0.335, SLG: 0.411 (1, 8)										3	1	1	2	0	0	1	<p>Baltimore Orioles @ Detroit Tigers Tiger Stadium, Detroit, MI Sun Jul 12 1970, 4:33 AM EDT Unknown</p> <p>livebaseballscorecards.com</p> <p>AB 29 R 7 H 9 RBI 7 BB 2 SO 3 LOB 7</p>					
Elliott Maddox, R OBP: 0.313, SLG: 0.378 (1, 9)										4	0	1	0	0	1	1						
Al Kaline, R OBP: 0.381, SLG: 0.480 (1, 3)										4	1	1	1	0	0	1						
Willie Horton, R OBP: 0.354, SLG: 0.502 (1, 7)										4	1	1	0	0	0	0						
Bill Freehan, R OBP: 0.315, SLG: 0.410 (1, 2)										3	1	1	1	1	0	1						
Don Wert, R OBP: 0.317, SLG: 0.309 (1, 5)										4	1	1	0	0	0	2						
Ike Brown, R OBP: 0.400, SLG: 0.633 (1, 4)										2	1	1	0	0	1	0						
Dick McAuliffe, L OBP: 0.398, SLG: 0.396 (9, 4)										0	0	0	0	1	0	0						
Cesar Gutierrez, R OBP: 0.271, SLG: 0.299 (1, 6)										3	1	1	3	0	0	1						
Mickey Lolich, S OBP: 0.291, SLG: 0.152 (1, 1)										2	0	1	0	0	1	0						
Tom Timmermann, R (8, 1)										0	0	0	0	0	0	0						
Inning Stats	R: 1 E: 0 K: 1 S: 6	H: 1 LOB: 0 BB: 0 P: 6	R: 3 E: 2 K: 0 S: 7	H: 2 LOB: 1 BB: 0 P: 7	R: 3 E: 0 K: 0 S: 6	H: 4 LOB: 1 BB: 0 P: 6	R: 0 E: 0 K: 1 S: 6	H: 1 LOB: 1 BB: 0 P: 6	R: 0 E: 0 K: 1 S: 3	H: 0 LOB: 0 BB: 0 P: 3	R: 0 E: 0 K: 1 S: 6	H: 1 LOB: 1 BB: 0 P: 6	R: 0 E: 0 K: 0 S: 3	H: 0 LOB: 0 BB: 0 P: 3	R: 0 E: 0 K: 0 S: 2	H: 0 LOB: 1 BB: 2 P: 10	R: 0 E: 0 K: 0 S: 2	H: 0 LOB: 1 BB: 2 P: 10	1B: 4 2B: 2 3B: 0 HR: 3	SF: 1 SAC: 3 DP: 0 HBP: 0	WP: 0 PB: 0 SB: 0 CS: 1	PA: 35
PITCHER	IP WLS BF H R ER SO BB IBB HBP BLK WP HR S P ERA WHIP																					
Dave McNally, L ERA: 4.32 (1, 1)	2.2 L 16 6 7 6 1 0 0 0 0 0 0 0 7 7 20.25 2.250																					
Jim Hardin, R ERA: 3.86 (3, 1)	1.1 5 2 0 0 1 0 0 0 0 0 0 0 7 7 0.00 1.500																					
Marcelino Lopez, L ERA: 1.93 (5, 1)	2.0 7 1 0 0 1 0 0 0 0 0 0 0 9 9 0.00 0.500																					
Moe Drabowsky, R ERA: 3.51 (7, 1)	1.0 3 0 0 0 0 0 0 0 0 0 0 0 3 3 0.00 0.000																					
Eddie Watt, R ERA: 3.13 (8, 1)	1.0 4 0 0 0 0 2 0 0 0 0 0 0 2 10 0.00 2.000																					

Batter	1	2	3	4	5	6	7	8	9	AB	R	H	RBI	BB	SO	LOB	TOP					
Don Buford, S OBP: 0.419, SLG: 0.437										4	2	1	0	2	0	0						
Bobby Grich, R OBP: 0.320, SLG: 0.318										5	1	1	0	1	1	1						
Boog Powell, L OBP: 0.430, SLG: 0.605										5	2	2	4	0	0	2						
Chico Salmon, R OBP: 0.351, SLG: 0.444										0	0	0	0	0	0	0						
Merv Rettenmund, R OBP: 0.338, SLG: 0.531										5	2	4	2	0	1	0						
Brooks Robinson, R OBP: 0.342, SLG: 0.456										4	1	3	0	1	0	1						
Terry Crowley, L OBP: 0.372, SLG: 0.397										2	0	1	1	0	0	1						
Paul Blair, R OBP: 0.317, SLG: 0.396										1	0	0	1	0	0	1						
Davey Johnson, R OBP: 0.261, SLG: 0.217										3	2	1	1	0	0	2						
Mark Belanger, R OBP: 0.261, SLG: 0.217										2	0	0	0	0	0	3						
Eliot Maddox, R OBP: 0.289, SLG: 0.333										4	2	2	2	1	0	1						
Tom Phoebus, R OBP: 0.179, SLG: 0.179										1	0	0	0	0	0	0						
Dick Hall, R OBP: 0.179, SLG: 0.179										3	1	0	1	0	2	1						
Inning Stats	R: 3 E: 0 K: 1 S: 8	H: 3 LOB: 1 BB: 1 P: 12	R: 0 E: 0 K: 0 S: 3	H: 0 LOB: 0 BB: 0 P: 3	R: 0 E: 0 K: 0 S: 4	H: 1 LOB: 1 BB: 0 P: 4	R: 2 E: 0 K: 1 S: 7	H: 2 LOB: 0 BB: 0 P: 7	R: 0 E: 0 K: 1 S: 5	H: 0 LOB: 0 BB: 0 P: 5	R: 7 E: 1 K: 0 S: 10	H: 6 LOB: 2 BB: 2 P: 18	R: 0 E: 0 K: 0 S: 3	H: 1 LOB: 2 BB: 2 P: 11	R: 1 E: 0 K: 0 S: 5	H: 2 LOB: 1 BB: 0 P: 5	R: 0 E: 0 K: 1 S: 5	H: 0 LOB: 0 BB: 0 P: 5	1B: 9 2B: 3 3B: 0 HR: 3	SF: 2 SAC: 1 DP: 1 HBP: 0	WP: 1 PB: 0 SB: 1 CS: 0	PA: 47
PITCHER	IP WLS BF H R ER SO BB IBB HBP BLK WP HR S P ERA WHIP																					
Denny McLain, R ERA: 6.08	(1, 1) 5.1 L 25 8 7 7 3 1 0 0 0 0 0 2 30 34 11.81 1.688																					
Mike Kilkenny, L ERA: 5.43	(6, 1) 0.0 3 2 1 1 0 0 0 0 0 0 0 0 3 3 ∞ ∞																					
Earl Wilson, R ERA: 4.41	(6, 1) 0.0 3 2 3 3 0 1 0 0 0 0 0 0 2 6 13.50 0.000																					
John Hiller, L ERA: 3.15	(7, 1) 3.0 13 3 1 1 1 2 0 0 0 1 1 13 21 3.00 1.667																					

Baltimore Orioles @ Detroit Tigers
Tiger Stadium, Detroit, MI
Sun Jul 12 1970, 4:38 AM EDT
Att: 53,959 - Unknown

livebaseballscores.com

AB 39
R 13
H 15
RBI 12
BB 5
SO 4
LOB 13

Batter	1	2	3	4	5	6	7	8	9	AB	R	H	RBI	BB	SO	LOB	BOTTOM			
Dick McAuliffe, L OBP: 0.397, SLG: 0.392										3	0	0	0	1	1	2				
Mickey Stanley, R OBP: 0.330, SLG: 0.404										4	0	0	0	0	0	1				
Gates Brown, L OBP: 0.275, SLG: 0.314										3	1	0	0	1	0	1				
Willie Horton, R OBP: 0.356, SLG: 0.502										4	0	2	0	0	0	1				
Norm Cash, L OBP: 0.361, SLG: 0.455										4	2	1	1	0	0	2				
Don Wert, R OBP: 0.322, SLG: 0.315										4	0	2	0	0	0	0				
Jim Price, R OBP: 0.340, SLG: 0.350										4	0	1	1	0	0	2				
Ken Szotkiewicz, L OBP: 0.231, SLG: 0.254										3	0	0	0	1	0	2				
Denny McLain, R ERA: 6.08	(1, 1) 2.2 W 20 1 0 0 0 0 0 1 0 0 0 0 19 23 0.00 0.158																			
Mike Kilkenny, L ERA: 5.43	(6, 1) 0.0 3 2 3 3 0 1 0 0 0 0 0 0 2 6 13.50 0.000																			
Earl Wilson, R ERA: 4.41	(6, 1) 0.0 3 2 3 3 0 1 0 0 0 0 0 0 2 6 13.50 0.000																			
John Hiller, L ERA: 3.15	(7, 1) 3.0 13 3 1 1 1 2 0 0 0 1 1 13 21 3.00 1.667																			
Inning Stats	R: 0 E: 0 K: 0 S: 3	H: 0 LOB: 1 BB: 1 P: 7	R: 1 E: 1 K: 1 S: 8	H: 2 LOB: 2 BB: 0 P: 8	R: 2 E: 0 K: 0 S: 6	H: 3 LOB: 3 BB: 2 P: 14	R: 0 E: 0 K: 0 S: 3	H: 0 LOB: 0 BB: 0 P: 3	R: 0 E: 0 K: 0 S: 3	H: 0 LOB: 0 BB: 0 P: 3	R: 0 E: 0 K: 0 S: 3	H: 0 LOB: 0 BB: 0 P: 3	R: 0 E: 0 K: 0 S: 3	H: 0 LOB: 0 BB: 0 P: 3	R: 0 E: 0 K: 0 S: 3	H: 0 LOB: 0 BB: 0 P: 3	1B: 5 2B: 2 3B: 0 HR: 0	SF: 0 SAC: 0 DP: 1 HBP: 0	WP: 0 PB: 0 SB: 0 CS: 0	PA: 36
PITCHER	IP WLS BF H R ER SO BB IBB HBP BLK WP HR S P ERA WHIP																			
Tom Phoebus, R ERA: 2.74	(1, 1) 2.2 W 20 1 0 0 0 0 0 1 0 0 0 0 19 23 0.00 0.158																			
Dick Hall, R ERA: 2.9	(3, 1) 6.1 W 20 1 0 0 0 0 0 1 0 0 0 0 19 23 0.00 0.158																			

Baltimore Orioles @ Detroit Tigers
Tiger Stadium, Detroit, MI
Sun Jul 12 1970, 4:38 AM EDT
Att: 53,959 - Unknown

livebaseballscores.com

AB 33
R 3
H 6
RBI 2
BB 3
SO 1
LOB 15

Batter	1	2	3	4	5	6	7	8	9	AB	R	H	RBI	BB	SO	LOB	TOP		
Cesar Tovar, R OBP: 0.377, SLG: 0.490 (1, 8)										5	0	1	0	0	0	3	Minnesota Twins @ Baltimore Orioles Memorial Stadium, Baltimore, MD Thu Jul 16 1970, 7:05 PM EDT Att: 18,591 - Unknown		
Danny Thompson, R OBP: 0.240, SLG: 0.229 (1, 4)										4	0	1	0	0	0	3			
Harmon Killebrew, R OBP: 0.454, SLG: 0.661 (1, 5)										4	1	2	1	0	1	2			
Tony Oliva, L OBP: 0.361, SLG: 0.500 (1, 9)										3	0	0	0	1	0	2			
Bob Allison, R OBP: 0.357, SLG: 0.205 (1, 7)										3	0	0	0	1	1	3			
Rich Reese, L OBP: 0.319, SLG: 0.353 (1, 3)										4	0	2	0	0	0	1			
Leo Cardenas, R OBP: 0.349, SLG: 0.455 (1, 6)										3	0	0	0	1	0	3			
George Mitterwald, R OBP: 0.275, SLG: 0.323 (1, 2)										4	0	1	0	0	2	4			
Tom Hall, L OBP: 0.187, SLG: 0.187 (6, 1)										2	0	0	0	0	0	2			
Dick Woodson, R OBP: 0.272, SLG: 0.473 (7, PH)										0	0	0	0	0	0	0			
Jim Kaat, L OBP: 0.322, SLG: 0.187 (6, 1)										0	0	0	0	0	0	0			
Brant Alyson, R OBP: 0.239, SLG: 0.219 (7, PH)										1	0	1	0	0	0	0			
Frank Quilici, R OBP: 0.298, SLG: 0.219 (7, 1)										0	0	0	0	0	0	0			
Stan Williams, R OBP: 0.286, SLG: 0.219 (7, 1)										0	0	0	0	0	0	0			
Rick Renick, R OBP: 0.247, SLG: 0.524 (9, PH)										1	0	1	0	0	0	0			
Jim Holt, L OBP: 0.292, SLG: 0.327 (9, PH)										0	0	0	0	0	0	0			
Inning Stats	R: 0 E: 1 K: 0 S: 5	H: 2 LOB: 2 BB: 0 P: 5	R: 0 E: 0 K: 1 S: 5	H: 1 LOB: 1 BB: 1 P: 9	R: 0 E: 0 K: 0 S: 3	H: 1 LOB: 0 BB: 0 P: 3	R: 0 E: 0 K: 0 S: 3	H: 0 LOB: 1 BB: 1 P: 7	R: 0 E: 0 K: 1 S: 4	H: 1 LOB: 1 BB: 0 P: 4	R: 1 E: 0 K: 1 S: 7	H: 2 LOB: 2 BB: 1 P: 11	R: 0 E: 0 K: 1 S: 6	H: 1 LOB: 1 BB: 0 P: 6	R: 0 E: 0 K: 0 S: 3	H: 0 LOB: 0 BB: 0 P: 3	1B: 8 2B: 1 3B: 0 HR: 1	SF: 0 SAC: 0 DP: 2 HBP: 0	WP: 0 PA: 37 PB: 0 SB: 0 CS: 1
PITCHER Mike Cuellar, L ERA: 3.86 (1, 1)	IP: 9.0 WLS: W BF: 37 H: 9 R: 1 ER: 1 SO: 4 BB: 3 IBB: 0 HBP: 0 BLK: 0 WP: 0 HR: 1 S: 42 P: 54 ERA: 1.00 WHIP: 1.333																		

AB	34
R	1
H	9
RBI	1
BB	3
SO	4
LOB	23



Batter	1	2	3	4	5	6	7	8	9	AB	R	H	RBI	BB	SO	LOB	BOTTOM		
Don Buford, S OBP: 0.419, SLG: 0.432 (1, 7)										3	1	0	0	2	0	4	Minnesota Twins @ Baltimore Orioles Memorial Stadium, Baltimore, MD Thu Jul 16 1970, 7:05 PM EDT Att: 18,591 - Unknown		
Paul Blair, R OBP: 0.319, SLG: 0.395 (1, 8)										3	1	1	0	1	0	3			
Frank Robinson, R OBP: 0.409, SLG: 0.574 (1, 9)										4	0	1	0	0	0	3			
Boog Powell, L OBP: 0.431, SLG: 0.614 (1, 3)										2	1	1	2	1	0	2			
Brooks Robinson, R OBP: 0.341, SLG: 0.452 (1, 5)										3	1	0	0	1	0	2			
Davey Johnson, R OBP: 0.383, SLG: 0.412 (1, 4)										3	1	0	0	1	1	2			
Andy Etchebarren, R OBP: 0.307, SLG: 0.309 (1, 2)										4	0	1	2	0	0	1			
Mark Belanger, R OBP: 0.264, SLG: 0.218 (1, 6)										3	0	1	0	1	2	1			
Mike Cuellar, L OBP: 0.127, SLG: 0.210 (1, 1)										4	0	0	0	0	3	4			
Inning Stats	R: 1 E: 0 K: 0 S: 4	H: 1 LOB: 1 BB: 1 P: 8	R: 0 E: 0 K: 1 S: 5	H: 0 LOB: 2 BB: 2 P: 13	R: 1 E: 0 K: 0 S: 3	H: 1 LOB: 0 BB: 1 P: 7	R: 0 E: 0 K: 2 S: 7	H: 0 LOB: 0 BB: 0 P: 7	R: 0 E: 0 K: 1 S: 5	H: 0 LOB: 1 BB: 1 P: 9	R: 3 E: 2 K: 1 S: 9	H: 2 LOB: 2 BB: 1 P: 13	R: 0 E: 0 K: 0 S: 3	H: 0 LOB: 1 BB: 1 P: 7	R: 0 E: 0 K: 1 S: 6	H: 1 LOB: 1 BB: 0 P: 6		1B: 3 2B: 1 3B: 0 HR: 1	SF: 1 SAC: 0 DP: 0 HBP: 0
PITCHER Tom Hall, L ERA: 2.3 (6, 1)	IP: 5.0 WLS: L BF: 23 H: 3 R: 4 ER: 3 SO: 4 BB: 6 IBB: 0 HBP: 0 BLK: 0 WP: 0 HR: 1 S: 25 P: 49 ERA: 5.40 WHIP: 1.800																		
Dick Woodson, R ERA: 2.53 (6, 1)	0.1 L 3 1 1 0 1 0 0 0 0 0 0 0 0 5 5 0.00 3.000																		
Jim Kaat, L ERA: 3.89 (6, 1)	0.2 L 3 0 0 0 0 0 0 0 0 0 0 0 3 3 0.00 0.000																		
Stan Williams, R ERA: 1.39 (7, 1)	2.0 L 8 1 0 0 1 1 0 0 0 0 0 0 9 13 0.00 1.000																		

AB	29
R	5
H	5
RBI	4
BB	7
SO	6
LOB	22



Batter	1	2	3	4	5	6	7	8	9	AB	R	H	RBI	BB	SO	LOB	TOP										
Cesar Tovar, R OBP: 0.373, SLG: 0.481 (1, 8)	0-0 6-3		0-0 F7		0-0 5-3		0-0 4-3		0-0 1-3	5	0	0	0	0	0	1	Minnesota Twins @ Baltimore Orioles Memorial Stadium, Baltimore, MD Sat Jul 18 1970, 3:33 AM EDT Att: 16,524 - Unknown										
Rich Reese, L OBP: 0.323, SLG: 0.368 (1, 3)	0-0 F2		0-0 F3			0-0 HR 1B	0-0 1B			4	1	2	0	0	0	1											
Harmon Killebrew, R OBP: 0.491, SLG: 0.671 Danny Thompson, R OBP: 0.294, SLG: 0.222 (1, 5) (7, 5)	0-3 K		0-0 L5			0-0 HR 1-H	0-0 F5			4	1	1	2	0	1	2											
Tony Oliva, L OBP: 0.360, SLG: 0.504 (1, 9)		0-0 2B E 1B		0-0 4-3		0-0 HR 5-3 1B		0-0 HR		4	3	3	1	0	0	0											
Leo Cardenas, R OBP: 0.343, SLG: 0.446 (1, 6)		0-0 F8		0-0 F8		0-0 5-3 1-2		0-0 F5		4	0	0	0	0	0	2											
Brant Aylva, R OBP: 0.370, SLG: 0.478 Jim Holt, L OBP: 0.303, SLG: 0.337 (1, 7) (6, 7)		0-0 E 1-3 2B		4-0 FC5-4 BB		0-0 1-3		0-0 G6-3 1B		2	0	1	0	1	0	1											
Frank Quilici, R OBP: 0.286, SLG: 0.265 (1, 4)		0-0 F6 2-3 3-H		0-0 FC5-4 1-2		0-0 HR 2-H		0-0 G6-3 1-2		4	1	1	2	0	0	3											
Tom Tischinski, R OBP: 0.529, SLG: 0.333 (1, 2)		0-0 F4			0-0 B3-6-4 1B	0-0 G3			0-0 F6	4	0	1	0	0	0	1											
Jim Perry, S OBP: 0.304, SLG: 0.345 Ron Perranoski, L (7, 1)					0-0 B3-6-4 1-2		0-0 1-3		0-0 4-3	3	0	1	0	0	0	1											
Inning Stats	R: 0 E: 0 K: 1 S: 5	H: 0 LOB: 0 BB: 0 P: 5	R: 1 E: 1 K: 0 S: 5	H: 2 LOB: 1 BB: 0 P: 5	R: 0 E: 0 K: 0 S: 4	H: 1 LOB: 1 BB: 0 P: 4	R: 0 E: 0 K: 0 S: 3	H: 0 LOB: 1 BB: 0 P: 7	R: 0 E: 0 K: 0 S: 3	H: 1 LOB: 0 BB: 0 P: 3	R: 4 E: 0 K: 0 S: 7	H: 4 LOB: 0 BB: 0 P: 7	R: 0 E: 0 K: 0 S: 4	H: 1 LOB: 0 BB: 0 P: 4	R: 1 E: 0 K: 0 S: 4	H: 2 LOB: 0 BB: 0 P: 4		R: 0 E: 0 K: 0 S: 3	H: 0 LOB: 0 BB: 0 P: 3	1B: 7 2B: 1 3B: 0 HR: 3	SF: 0 SAC: 0 DP: 2 HBP: 0	WP: 0 PB: 0 SB: 0 CS: 0	PA: 37				
PITCHER	IP	WLS	BF	H	R	ER	SO	BB	IBB	HBP	BLK	WP	HR	S	P	ERA	WHIP										
Dave McNally, L ERA: 4.38 (1, 1)	6.0	L	26	8	5	4	1	1	0	0	0	0	2	27	31	6.00	1.500										
Moe Drabowsky, R ERA: 3.54 (7, 1)	2.0		8	3	1	1	0	0	0	0	0	0	1	8	8	4.50	1.500										
Eddie Watt, R ERA: 3.21 (9, 1)	1.0		3	0	0	0	0	0	0	0	0	0	0	3	3	0.00	0.000										

AB	36
R	6
H	11
RBI	5
BB	1
SO	1
LOB	12



Batter	1	2	3	4	5	6	7	8	9	AB	R	H	RBI	BB	SO	LOB	BOTTOM										
Don Buford, S OBP: 0.418, SLG: 0.444 (1, 7)	0-0 F3		0-0 HR		0-0 F3		0-0 4-3 1B 2B		0-0 G6-4-3 1B	5	2	3	1	0	0	0	Minnesota Twins @ Baltimore Orioles Memorial Stadium, Baltimore, MD Sat Jul 18 1970, 3:33 AM EDT Att: 16,524 - Unknown										
Paul Blair, R OBP: 0.326, SLG: 0.401 (1, 8)	0-0 P4-3 1B		0-3 K		0-0 1B		0-0 F3		0-0 G6-4-3 1-2	5	0	2	0	0	1	2											
Boog Powell, L OBP: 0.423, SLG: 0.597 (1, 3)	0-0 P4-3 1-2		0-0 F4		0-3 K		0-0 4-3		0-0 1B	5	0	1	0	0	1	3											
Frank Robinson, R OBP: 0.412, SLG: 0.570 (1, 9)		0-0 F4		0-0 1B		0-0 1-2 1B		0-0 3-H 1B		5	0	4	1	0	0	0											
Brooks Robinson, R OBP: 0.340, SLG: 0.445 (1, 5)		0-0 BB 1B		0-0 5-3		0-0 F3		0-0 6-3		5	1	1	0	0	0	6											
Davey Johnson, R OBP: 0.387, SLG: 0.419 (1, 4)		4-0 1B 1-2 BB		0-0 6-3		0-0 F9		4-0 BB		2	0	0	0	2	0	0											
Eliot Hendricks, L OBP: 0.291, SLG: 0.353 Andy Etchebarren, R OBP: 0.305, SLG: 0.306 (1, 2) (8, PH) (9, 2)		0-0 F9		0-0 1B		0-0 4-3		0-0 F7		3	0	1	0	0	0	2											
Mark Belanger, R OBP: 0.272, SLG: 0.226 (1, 6)		0-0 1-3 2-H 1B		0-0 F9		1-0 HBP		0-3 K		3	0	1	1	0	1	2											
Dave McNally, R OBP: 0.288, SLG: 0.280 Terry Crowley, L OBP: 0.367, SLG: 0.391 Moe Drabowsky, R OBP: 0.125, SLG: 0.125 Curt Motton, R OBP: 0.389, SLG: 0.345 Eddie Watt, R OBP: 0.320, SLG: 0.200 (1, 1) (6, PH) (7, 1) (8, PH) (9, 1)		0-3 K		0-0 F9		0-3 K		0-3 K		2	0	0	0	0	1	3											
Inning Stats	R: 0 E: 0 K: 0 S: 3	H: 1 LOB: 0 BB: 0 P: 3	R: 1 E: 0 K: 1 S: 7	H: 2 LOB: 1 BB: 1 P: 11	R: 1 E: 0 K: 1 S: 7	H: 2 LOB: 1 BB: 0 P: 7	R: 0 E: 0 K: 0 S: 4	H: 1 LOB: 1 BB: 0 P: 4	R: 0 E: 0 K: 1 S: 5	H: 0 LOB: 2 BB: 0 P: 7	R: 1 E: 0 K: 0 S: 5	H: 2 LOB: 1 BB: 0 P: 5	R: 0 E: 0 K: 2 S: 7	H: 0 LOB: 1 BB: 1 P: 11	R: 0 E: 0 K: 0 S: 5	H: 3 LOB: 2 BB: 0 P: 5		1B: 11 2B: 2 3B: 0 HR: 1	SF: 0 SAC: 0 DP: 2 HBP: 1	WP: 0 PB: 0 SB: 0 CS: 0	PA: 41						
PITCHER	IP	WLS	BF	H	R	ER	SO	BB	IBB	HBP	BLK	WP	HR	S	P	ERA	WHIP										
Jim Perry, R ERA: 3.45 (1, 1)	6.2	W	31	10	3	3	4	1	0	1	0	0	1	37	42	4.05	1.650										
Ron Perranoski, L ERA: 1.5 (7, 1)	2.1	S	10	3	0	0	2	1	0	0	0	0	0	13	17	0.00	1.714										

AB	38
R	3
H	13
RBI	3
BB	2
SO	6
LOB	21



Batter	1	2	3	4	5	6	7	8	9	AB	R	H	RBI	BB	SO	LOB	TOP										
Mark Belanger, R OBP: 0.276, SLG: 0.229 (1, 6)	5-3	1B	1-3		G2			1B	FC6	5	0	2	1	1	0	1	Baltimore Orioles @ Chicago White Sox Comiskey Park, Chicago, IL Sun Jul 19 1970, 4:33 AM EDT Unknown										
Mery Rettenmund, R OBP: 0.342, SLG: 0.541 (1, 8)	HBP	1B		HR		F5		K	FC6	5	1	2	1	0	1	3											
Boog Powell, L OBP: 0.420, SLG: 0.591 (1, 3)	K	F7		F8		3-1		BB	1B	5	0	1	0	0	1	4											
Frank Robinson, R OBP: 0.405, SLG: 0.560 (1, 9)	1-3		5-3	4-3		4-3		K		5	0	0	0	0	1	3											
Terry Crowley, L OBP: 0.393, SLG: 0.394 (1, 7)		1B	1B	BB		3-1		BB		2	2	1	0	3	0	0											
Brooks Robinson, R OBP: 0.344, SLG: 0.456 (1, 5)	1B	1B	1B	F4		HR		F6		5	3	3	1	0	0	4											
Chico Salmon, R OBP: 0.354, SLG: 0.434 (1, 4)	F8	1-3	2B		F7		K		1B	4	1	1	1	1	1	2											
Eliot Hendricks, L OBP: 0.301, SLG: 0.381 (1, 2)	K	1-3	2B	HR				F6		5	1	3	2	0	1	3											
Jim Palmer, R OBP: 0.197, SLG: 0.231 (1, 1)	1B	1-3		K		F9		K		5	0	1	2	0	2	3											
Inning Stats	R: 0 E: 0 K: 1 S: 5	H: 0 LOB: 1 BB: 0 P: 6	R: 2 E: 0 K: 1 S: 10	H: 5 LOB: 3 BB: 0 P: 10	R: 3 E: 0 K: 0 S: 6	H: 3 LOB: 1 BB: 1 P: 10	R: 1 E: 0 K: 0 S: 4	H: 1 LOB: 1 BB: 1 P: 8	R: 1 E: 0 K: 1 S: 6	H: 1 LOB: 0 BB: 0 P: 6	R: 0 E: 0 K: 0 S: 3	H: 0 LOB: 0 BB: 0 P: 3	R: 1 E: 0 K: 1 S: 7	H: 2 LOB: 1 BB: 0 P: 7	R: 0 E: 0 K: 2 S: 8	H: 1 LOB: 3 BB: 2 P: 16		R: 0 E: 0 K: 1 S: 6	H: 1 LOB: 2 BB: 1 P: 10	1B: 10 2B: 1 3B: 0 HR: 3	SF: 0 SAC: 0 DP: 0 HBP: 1	WP: 0 PB: 0 CS: 0	PA: 47				
PITCHER	IP	WLS	BF	H	R	ER	SO	BB	IBB	HBP	BLK	WP	HR	S	P	ERA	WHIP										
Joe Horlen, R ERA: 4.75 (1, 1)	2.1	L	17	8	5	5	2	1	0	1	0	0	0	19	24	19.29	3.857										
Barry Moore, L ERA: 5.51 (3, 1)	3.2		14	2	2	2	1	1	0	0	0	0	2	15	19	4.91	0.818										
Lee Stange, R ERA: 5.81 (7, 1)	2.0		11	3	1	1	3	2	0	0	0	0	1	15	23	4.50	2.500										
Floyd Weaver, R ERA: 4.11 (9, 1)	1.0		5	1	0	0	1	1	0	0	0	0	0	6	10	0.00	2.000										

AB	41
R	8
H	14
RBI	8
BB	5
SO	7
LOB	23




Batter	1	2	3	4	5	6	7	8	9	AB	R	H	RBI	BB	SO	LOB	BOTTOM										
Rich Morales, R OBP: 0.256, SLG: 0.171 (1, 5)	F8		K			F9		F9		4	0	0	0	0	1	2	Baltimore Orioles @ Chicago White Sox Comiskey Park, Chicago, IL Sun Jul 19 1970, 4:33 AM EDT Unknown										
Luis Aparicio, R OBP: 0.373, SLG: 0.411 (1, 6)	6-3				F8					4	0	2	0	0	0	0											
Carlos May, L OBP: 0.276, SLG: 0.457 (1, 7)	4-0				4-3			1B		2	0	0	0	1	0	2											
Lee Stange, R OBP: 0.207, SLG: 0.179 (7, 1)	FC6-4					F8		K		0	0	0	0	0	0	0											
Tom McCraw, L OBP: 0.293, SLG: 0.324 (8, PH)	BB									1	0	0	0	0	1	2											
Floyd Weaver, R (9, 1)										0	0	0	0	0	0	0											
Bill Melton, R OBP: 0.319, SLG: 0.484 (1, 9)	FC6-4				F5		K	F5		4	0	0	0	0	1	3											
Gail Hopkins, L OBP: 0.358, SLG: 0.384 (1, 3)		F8			F4		HR		4-3	4	1	1	1	0	0	0											
Ed Herrmann, L OBP: 0.381, SLG: 0.461 (1, 2)		F9			G1-6-3		F8	F8		4	0	1	0	0	0	0											
Ken Berry, R OBP: 0.310, SLG: 0.355 (1, 8)			6-3		G1-6-3		K		K	4	0	0	0	0	2	1											
Bobby Knoop, R OBP: 0.299, SLG: 0.319 (1, 4)				F4		1-3				3	1	1	0	0	0	0											
Joe Horlen, R OBP: 0.133, SLG: 0.136 (1, 1)					5-3			1B		0	0	0	0	0	0	0											
Barry Moore, L OBP: 0.207, SLG: 0.179 (3, 1)						1B				1	0	0	0	0	0	0											
Walt Williams, R OBP: 0.303, SLG: 0.353 (6, PH)								1B		2	0	2	1	0	0	0											
Inning Stats	R: 0 E: 0 K: 0 S: 3	H: 0 LOB: 1 BB: 1 P: 7	R: 0 E: 0 K: 0 S: 3	H: 0 LOB: 0 BB: 0 P: 3	R: 0 E: 0 K: 1 S: 5	H: 0 LOB: 0 BB: 0 P: 5	R: 0 E: 0 K: 0 S: 3	H: 0 LOB: 0 BB: 0 P: 3	R: 0 E: 0 K: 0 S: 5	H: 1 LOB: 2 BB: 0 P: 5	R: 1 E: 0 K: 2 S: 8	H: 1 LOB: 0 BB: 0 P: 8	R: 1 E: 0 K: 1 S: 8	H: 3 LOB: 2 BB: 0 P: 8	R: 0 E: 0 K: 1 S: 5	H: 0 LOB: 0 BB: 0 P: 5	1B: 5 2B: 1 3B: 0 HR: 1	SF: 0 SAC: 0 DP: 1 HBP: 0	WP: 0 PB: 0 CS: 0	PA: 34							
PITCHER	IP	WLS	BF	H	R	ER	SO	BB	IBB	HBP	BLK	WP	HR	S	P	ERA	WHIP										
Jim Palmer, R ERA: 2.7 (1, 1)	9.0	W	34	7	2	2	5	1	0	0	0	0	1	43	47	2.00	0.889										



Batter	1	2	3	4	5	6	7	8	9	AB	R	H	RBI	BB	SO	LOB	TOP	
Don Buford, S (1, 7) OBP: 0.421, SLG: 0.445										4	0	2	1	1	0	1	Baltimore Orioles @ Chicago White Sox Comiskey Park, Chicago, IL Sun Jul 19 1970, 4:38 AM EDT Att: 18,587 - Unknown	
Paul Blair, R (1, 8) OBP: 0.323, SLG: 0.397										5	0	1	0	0	1	6		
Brooks Robinson, R (1, 5) OBP: 0.340, SLG: 0.450										4	0	0	0	0	0	4		
Boog Powell, L (1, 3) OBP: 0.421, SLG: 0.599										4	2	2	1	0	0	2		
Merv Rettenmund, R (1, 9) OBP: 0.345, SLG: 0.538										3	0	1	0	1	2	1		
Davey Johnson, R (1, 4) OBP: 0.386, SLG: 0.420										4	0	1	1	0	1	2		
Andy Etchebarren, R (1, 2) Eliod Hendricks, L (7, PH) OBP: 0.299, SLG: 0.377										2	0	0	0	0	0	1		
Mark Belanger, R (1, 6) OBP: 0.282, SLG: 0.233										3	0	2	0	1	0	0		
Tom Phoebus, R (1, 1) Marcelino Lopez, R (1, 1) Curt Motton, R (6, PH) Dick Hall, R (6, 1) Terry Crowley, L (7, PH) Fred Beene, S (7, 1) Eddie Watt, R (7, 1) Frank Robinson, R (9, PH) OBP: 0.179, SLG: 0.179 OBP: 0.290, SLG: 0.143 OBP: 0.306, SLG: 0.333 OBP: 0.400, SLG: 0.394 OBP: 0.200, SLG: 0.200 OBP: 0.400, SLG: 0.200										0	0	0	0	0	0	0		
Inning Stats	R: 0 E: 0 K: 0 S: 4	H: 2 LOB: 1 BB: 0 P: 4	R: 0 E: 0 K: 0 S: 2	H: 0 LOB: 0 BB: 1 P: 6	R: 0 E: 0 K: 1 S: 5	H: 0 LOB: 0 BB: 0 P: 5	R: 0 E: 0 K: 1 S: 5	H: 2 LOB: 2 BB: 0 P: 7	R: 2 E: 0 K: 1 S: 8	H: 3 LOB: 3 BB: 2 P: 16	R: 1 E: 0 K: 1 S: 7	H: 2 LOB: 1 BB: 0 P: 7	R: 0 E: 0 K: 1 S: 5	H: 0 LOB: 1 BB: 1 P: 9	1B: 7 2B: 1 3B: 0 HR: 1	SF: 0 SAC: 0 DP: 2 HBP: 0		
PITCHER	IP WLS BF H R ER SO BB IBB HBP BLK WP HR S P ERA WHIP	6.0 W 23 6 2 2 4 1 0 0 0 0 1 30 34 3.00 1.167	3.0 S 15 3 1 1 3 3 0 0 0 0 0 0 18 30 3.00 2.000															

Batter	1	2	3	4	5	6	7	8	9	AB	R	H	RBI	BB	SO	LOB	BOTTOM		
Rich Morales, R (1, 5) OBP: 0.273, SLG: 0.179										4	1	1	0	1	0	1	Baltimore Orioles @ Chicago White Sox Comiskey Park, Chicago, IL Sun Jul 19 1970, 4:38 AM EDT Att: 18,587 - Unknown		
Luis Aparicio, R (1, 6) OBP: 0.373, SLG: 0.414										5	0	2	1	0	0	1			
Carlos May, L (1, 7) OBP: 0.377, SLG: 0.459										5	2	2	0	0	0	3			
Bill Melton, R (1, 9) OBP: 0.321, SLG: 0.493										3	1	1	2	1	0	1			
Gail Hopkins, L (1, 3) OBP: 0.360, SLG: 0.383										3	2	1	0	1	0	1			
Duane Josephson, R (1, 2) OBP: 0.369, SLG: 0.420										4	1	4	2	0	0	0			
Ken Berry, R (1, 8) OBP: 0.309, SLG: 0.351										3	0	0	0	1	2	3			
Bobby Knoop, R (1, 4) OBP: 0.298, SLG: 0.322										4	0	1	2	0	1	0			
Bob Miller, R (1, 1) Jerry Crider, R (7, 1) OBP: 0.313, SLG: 0.214 OBP: 0.111, SLG: 0.167										3	0	1	0	0	1	0			
Inning Stats	R: 3 E: 0 K: 1 S: 9	H: 4 LOB: 1 BB: 0 P: 9	R: 1 E: 0 K: 0 S: 5	H: 2 LOB: 1 BB: 0 P: 5	R: 0 E: 0 K: 1 S: 6	H: 1 LOB: 1 BB: 0 P: 6	R: 0 E: 0 K: 0 S: 4	H: 1 LOB: 2 BB: 1 P: 8	R: 0 E: 0 K: 2 S: 7	H: 0 LOB: 0 BB: 0 P: 7	R: 3 E: 0 K: 0 S: 6	H: 3 LOB: 2 BB: 2 P: 14	R: 0 E: 0 K: 0 S: 3	H: 1 LOB: 0 BB: 0 P: 3	1B: 8 2B: 4 3B: 0 HR: 1	SF: 0 SAC: 0 DP: 2 HBP: 0		WP: 0 PA: 39 PB: 0 SB: 0 CS: 0	
PITCHER	IP WLS BF H R ER SO BB IBB HBP BLK WP HR S P ERA WHIP	4.1 L 19 5 1 1 2 2 0 0 0 0 0 0 21 29 2.08 1.615	1.0 3 0 0 0 2 0 0 0 0 0 0 7 7 0.00 0.000	0.2 6 4 3 3 0 0 0 0 0 0 0 4 12 40.50 3.000	1.1 5 2 0 0 0 0 0 0 0 0 0 5 5 0.00 1.500														

AB 34
R 3
H 9
RBI 3
BB 4
SO 7
LOB 21



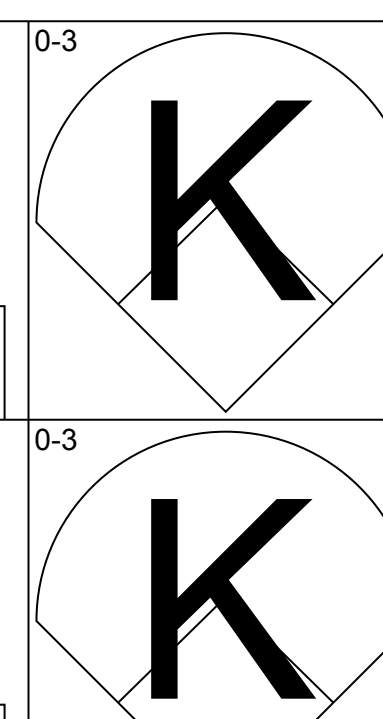
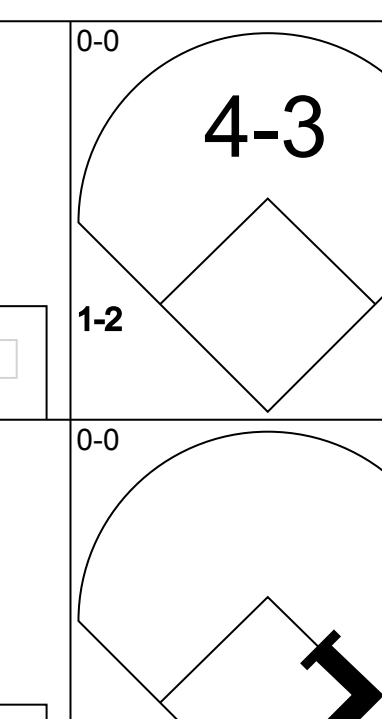
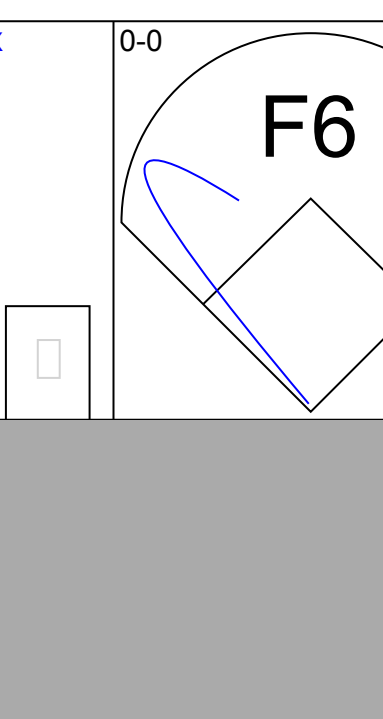
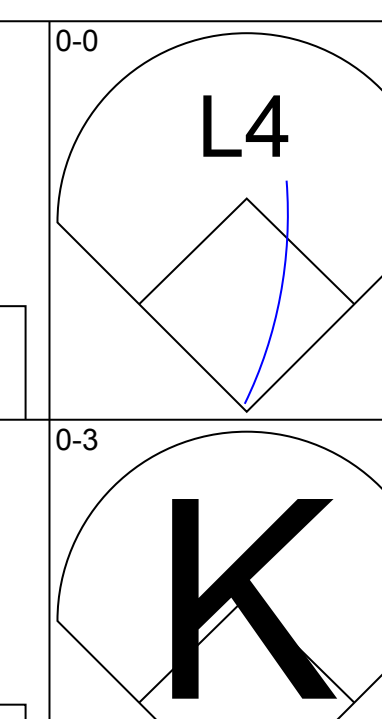

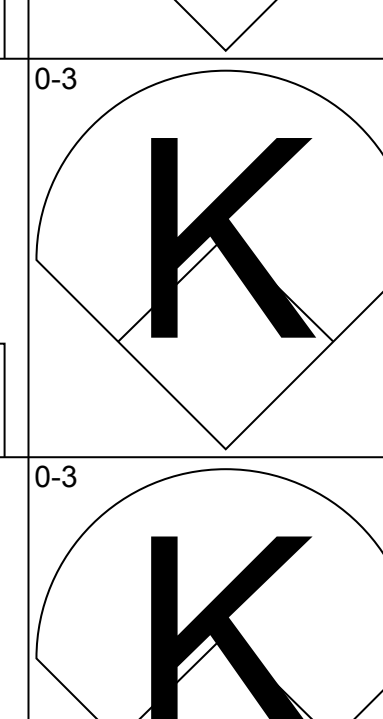
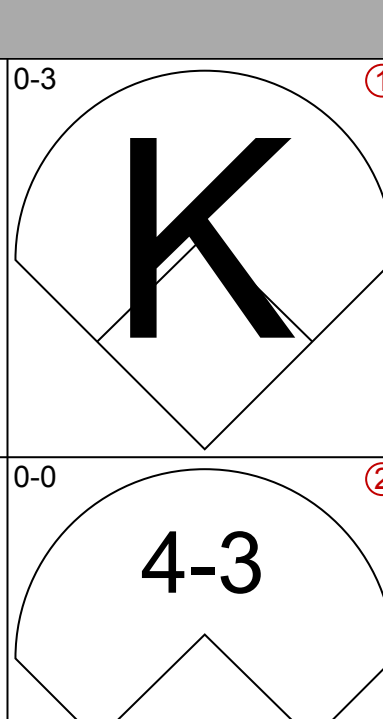
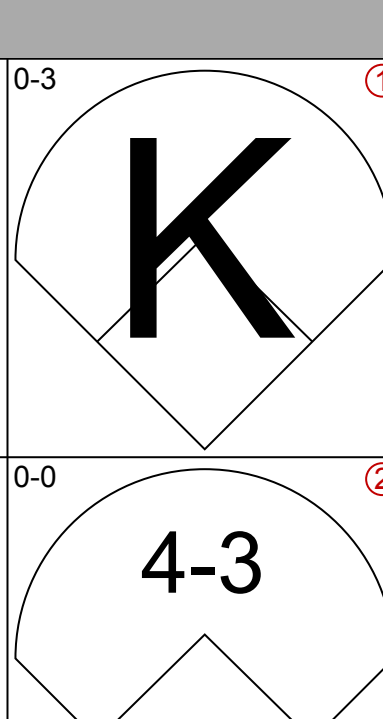
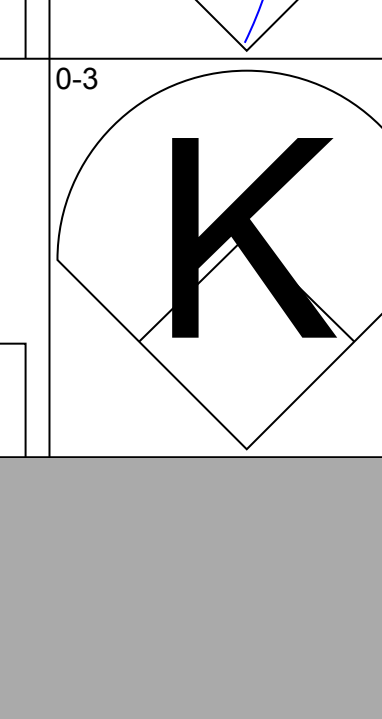
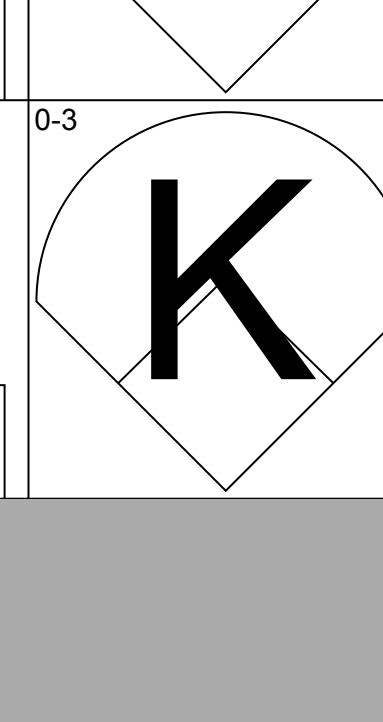
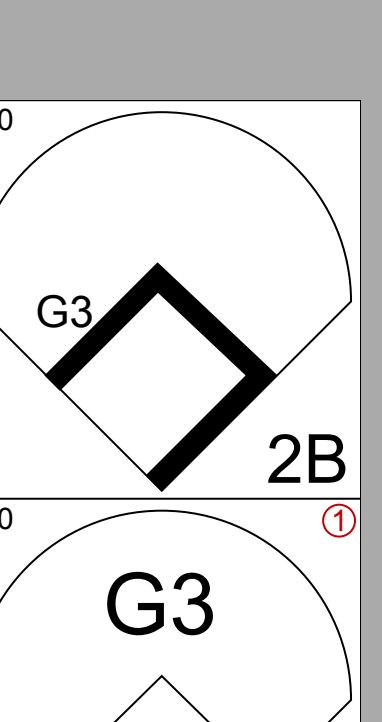

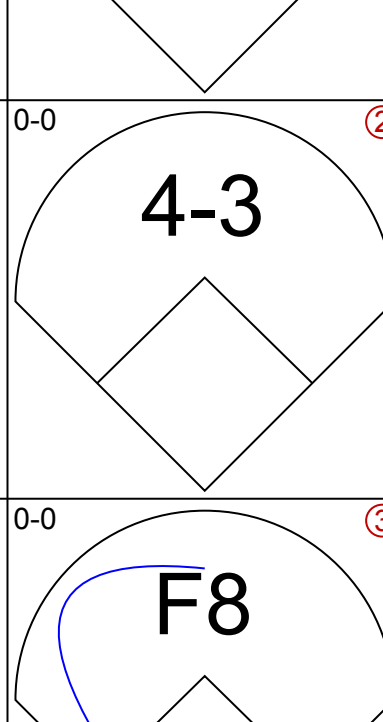
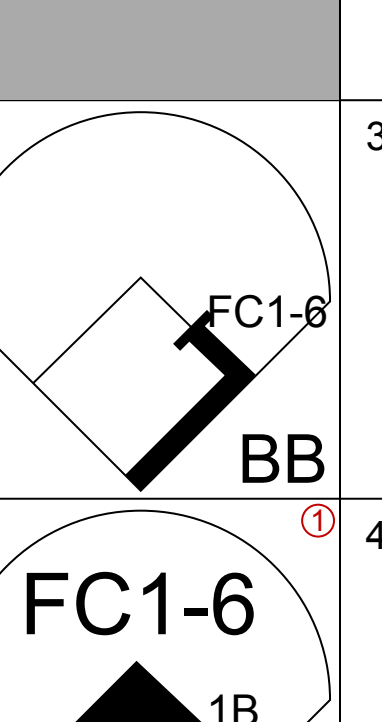
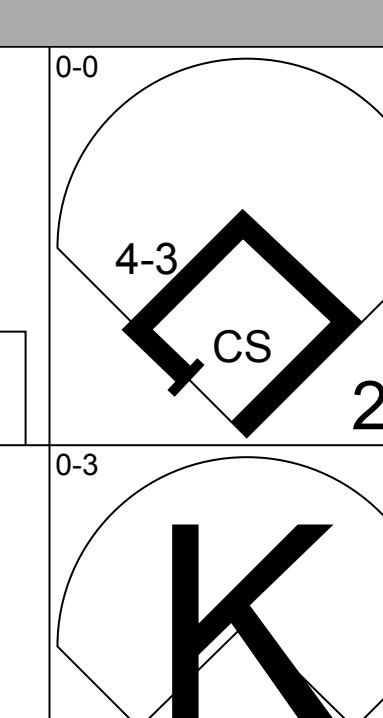
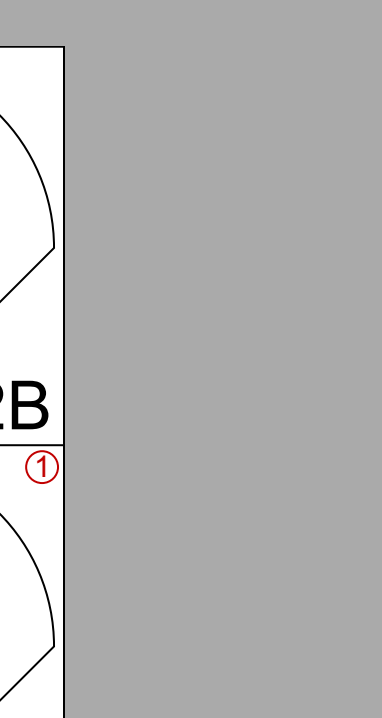
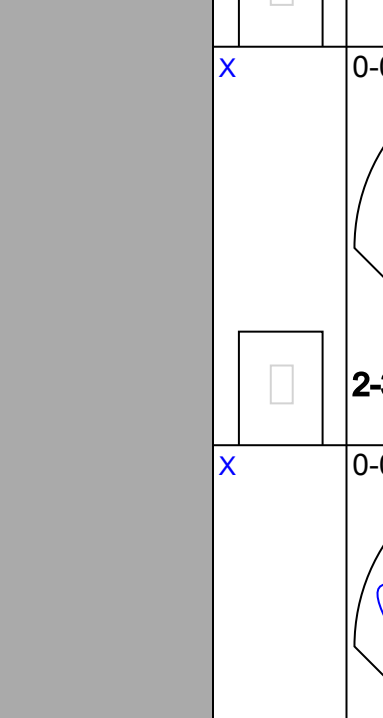
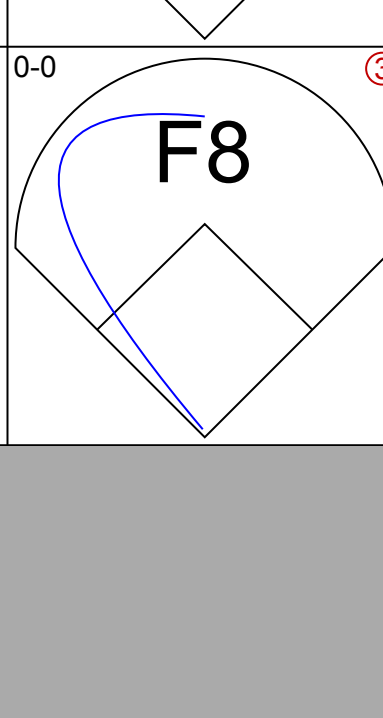
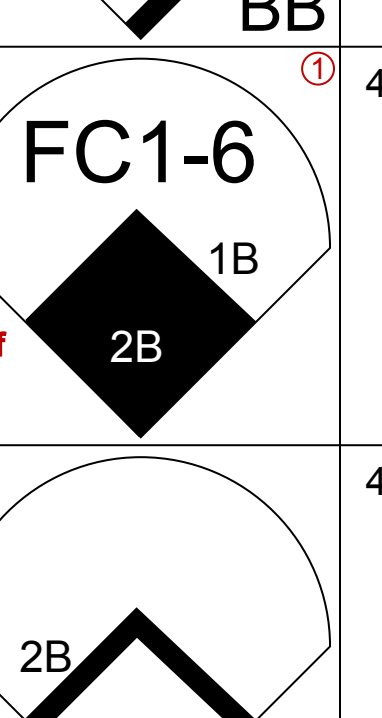
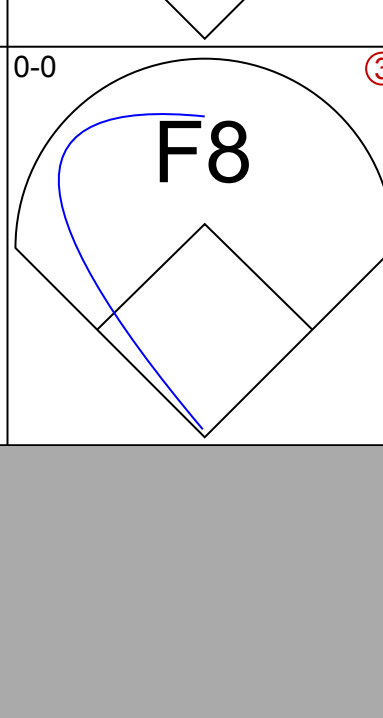
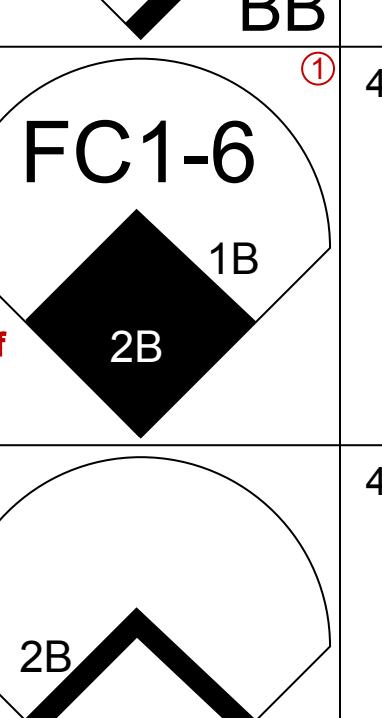

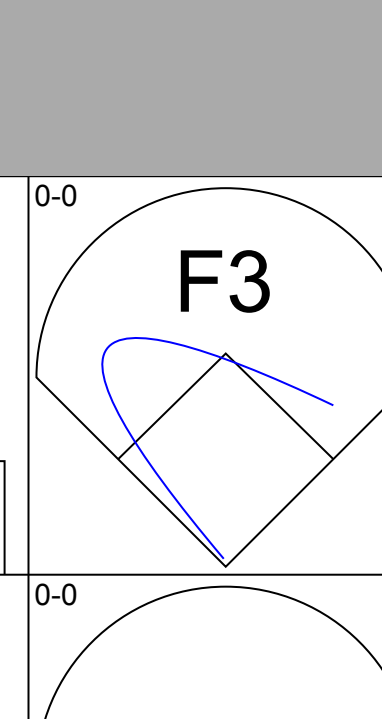
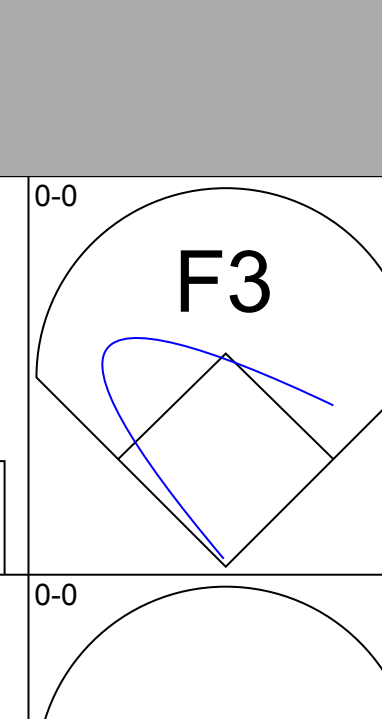
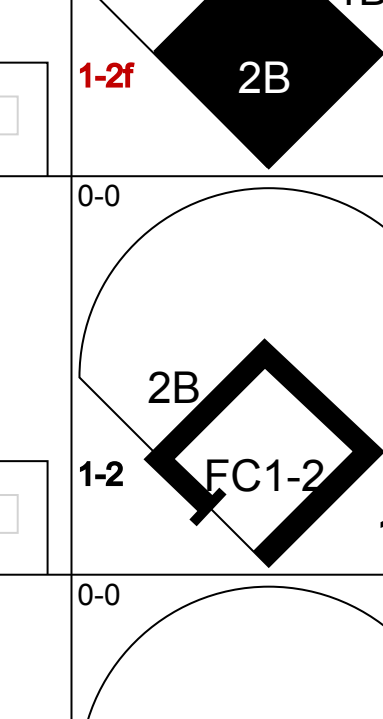
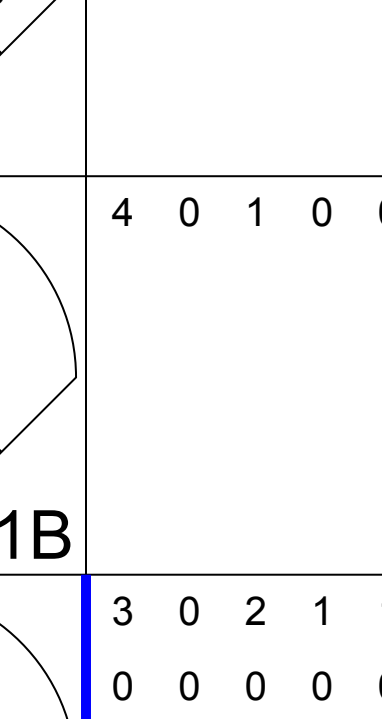

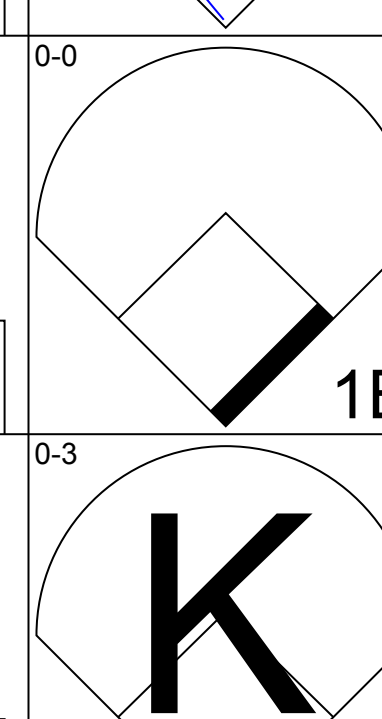
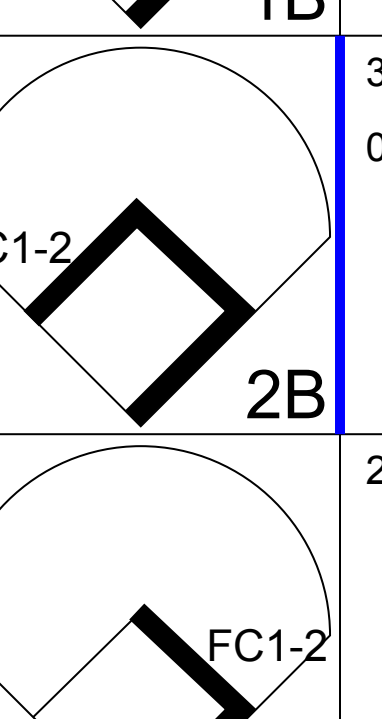
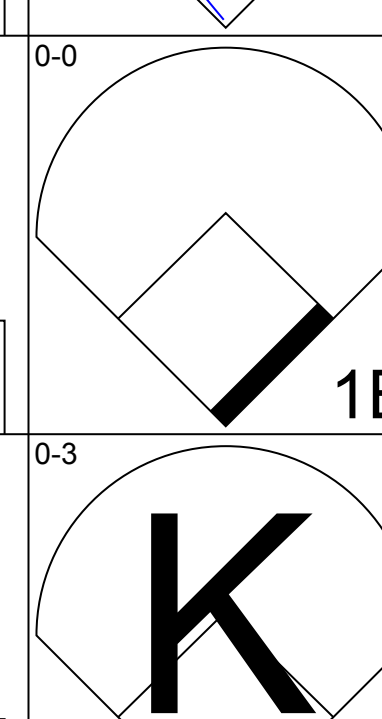
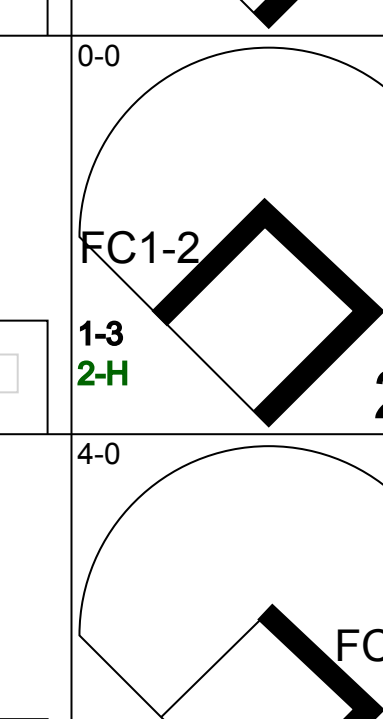
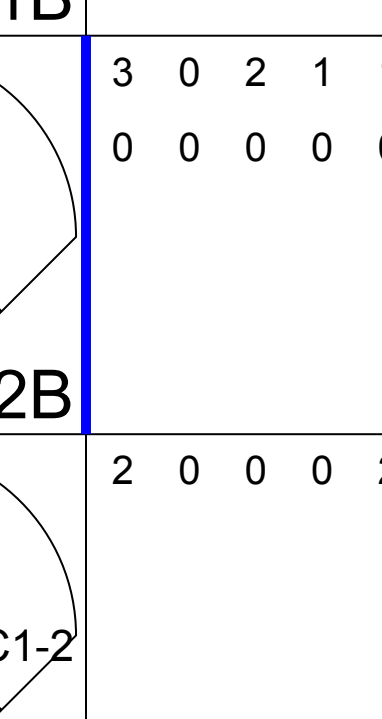
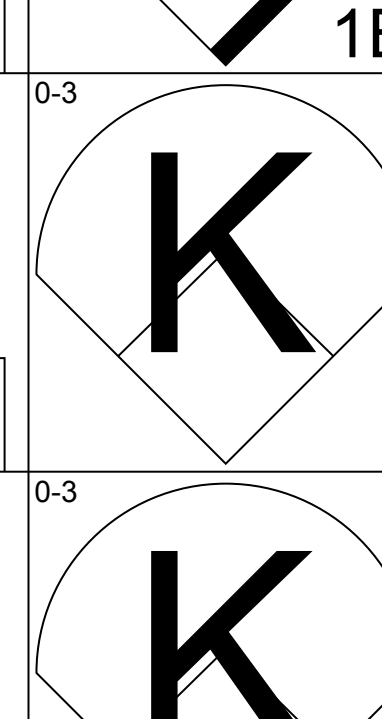
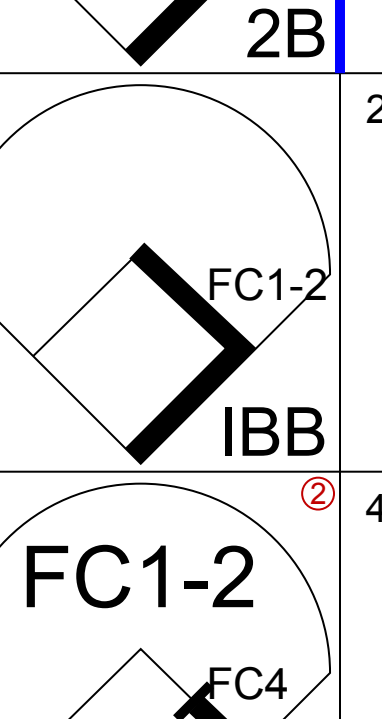
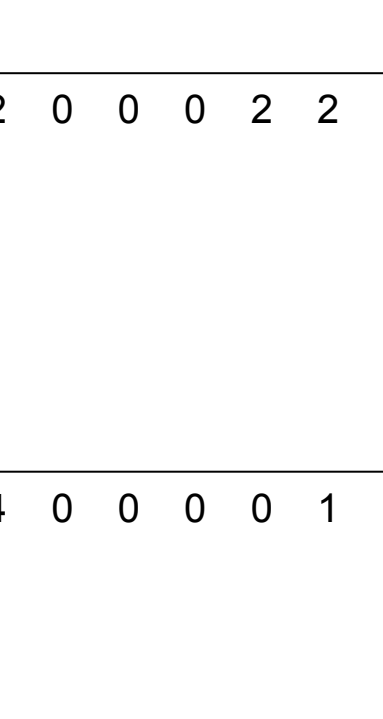

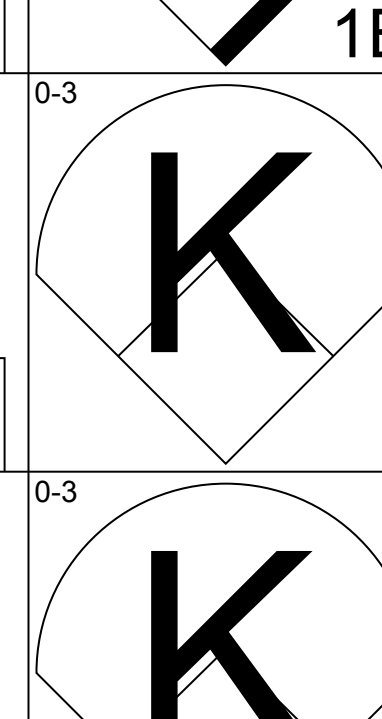
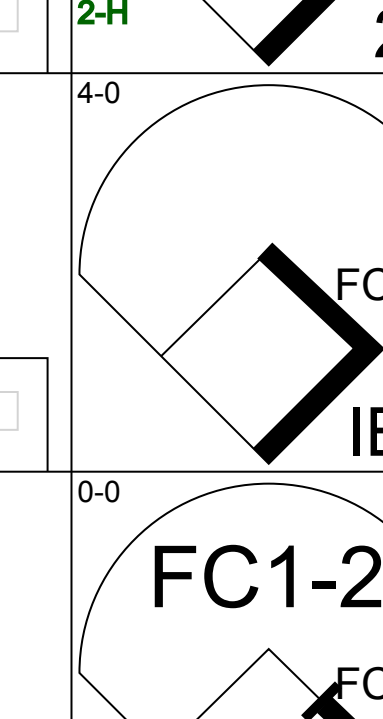
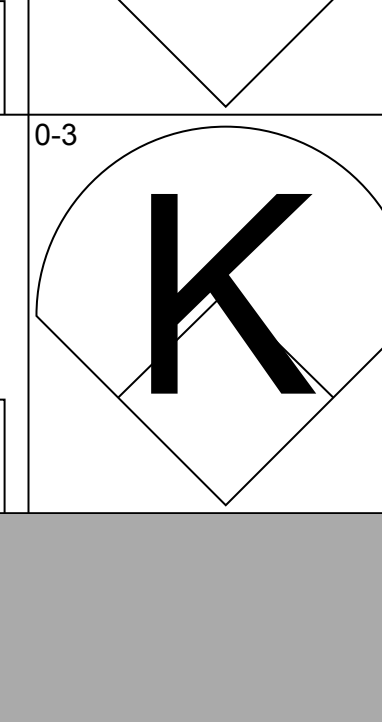
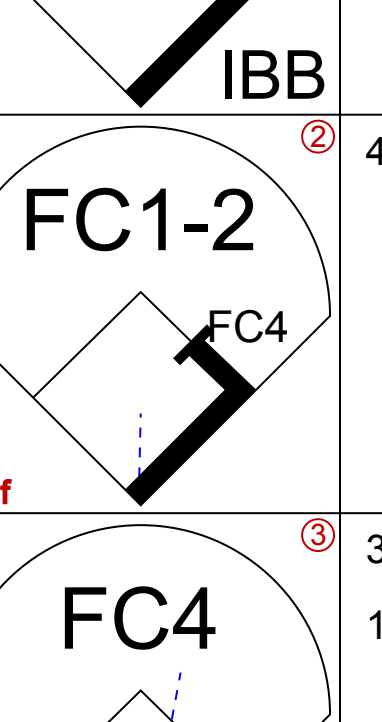

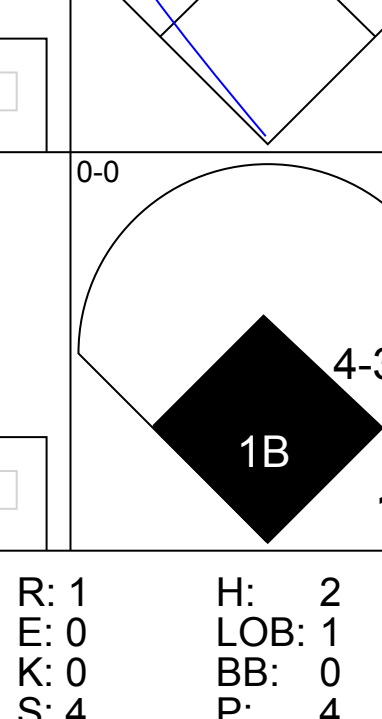

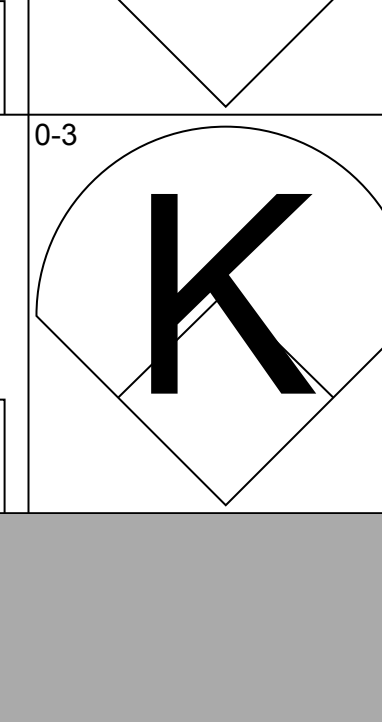
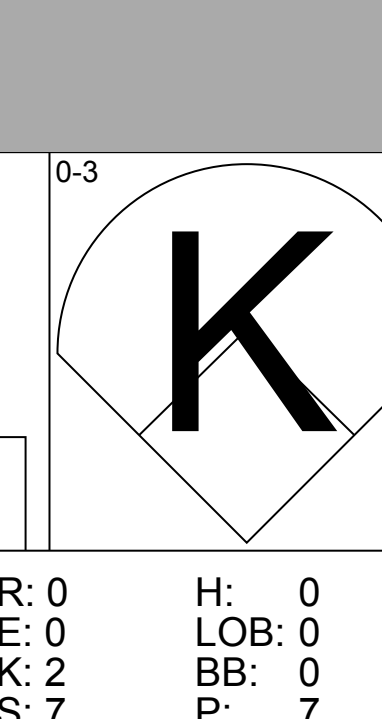
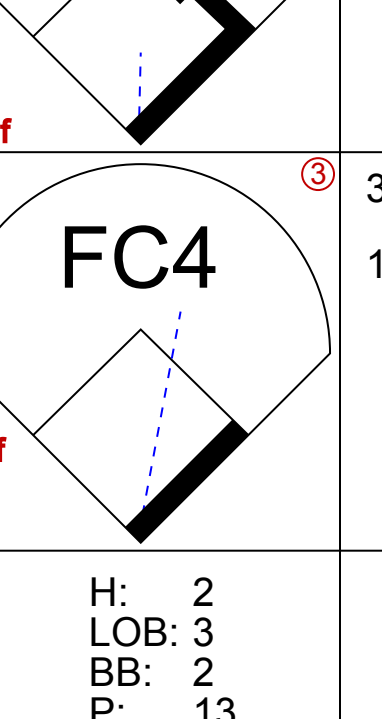
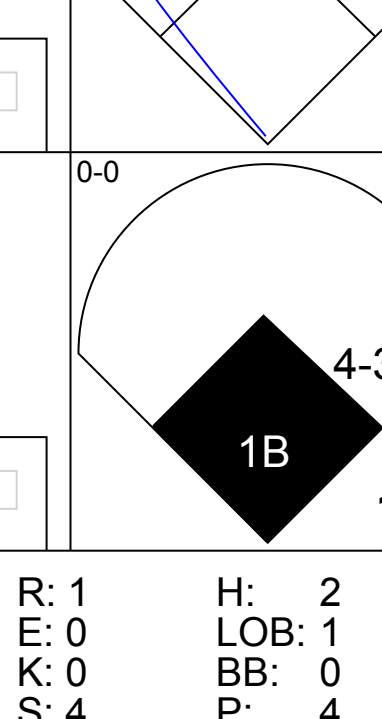

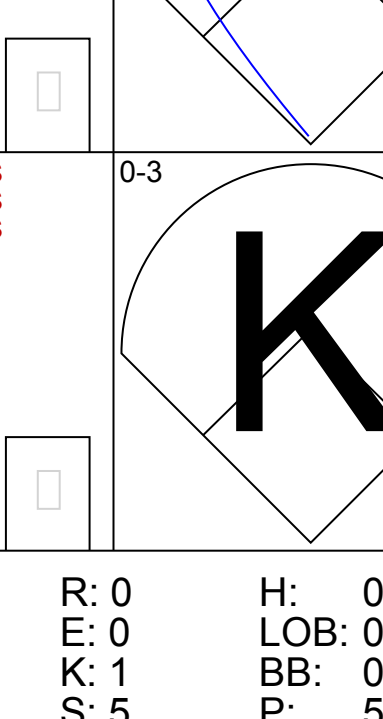
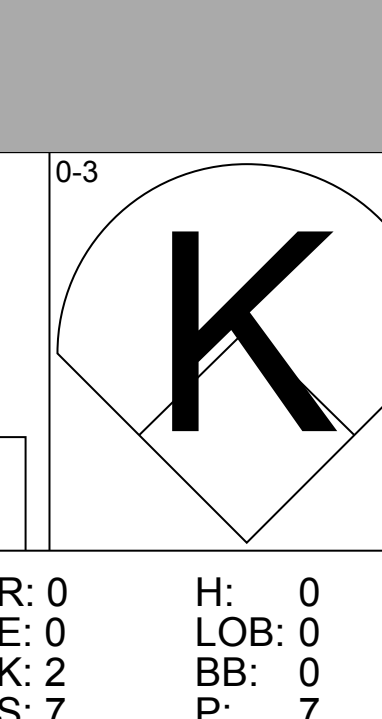
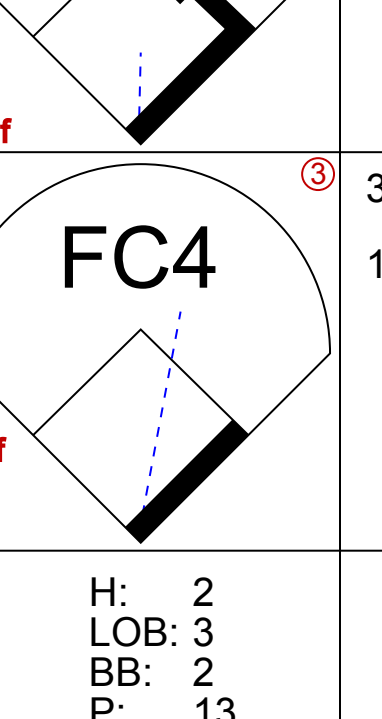
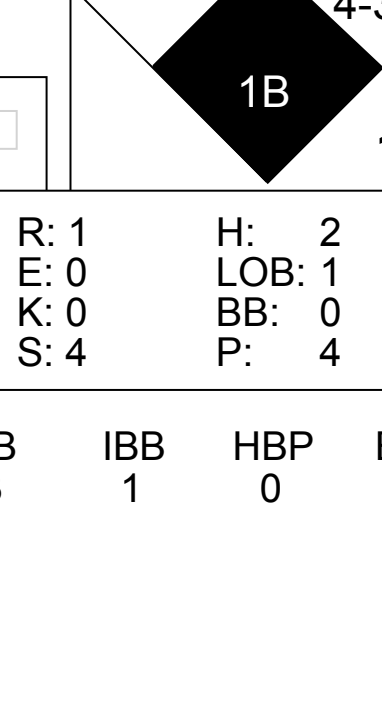
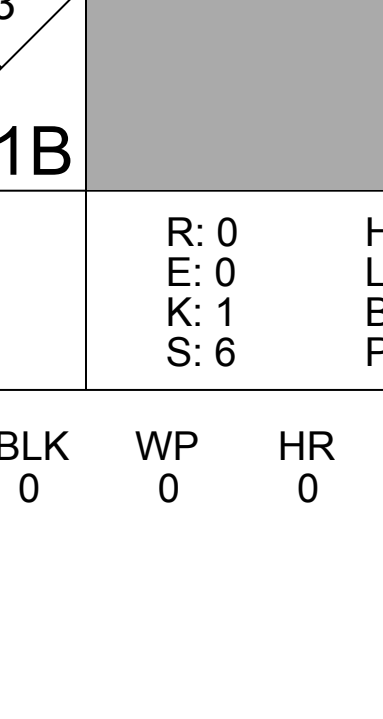
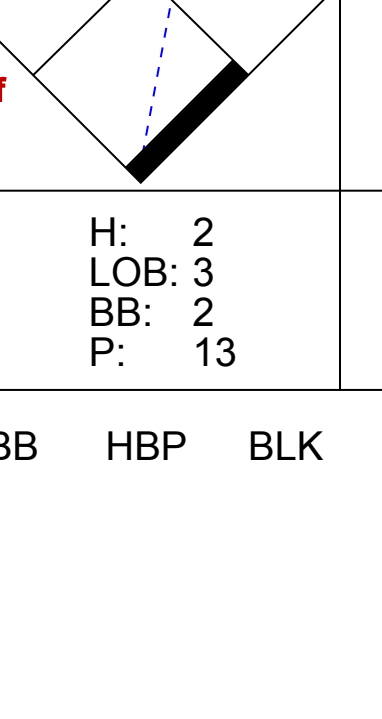
AB 35
R 7
H 13
RBI 7
BB 4
SO 4
LOB 12

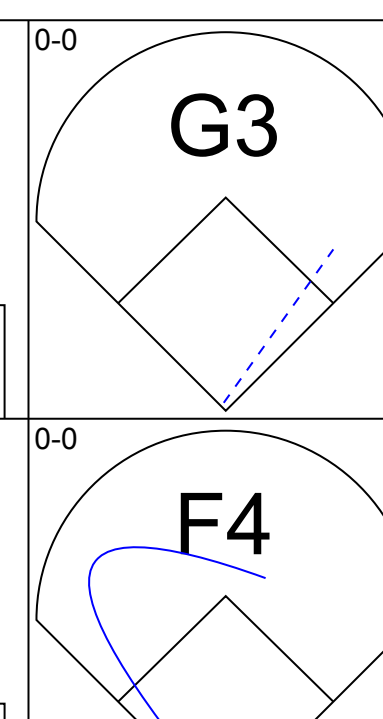
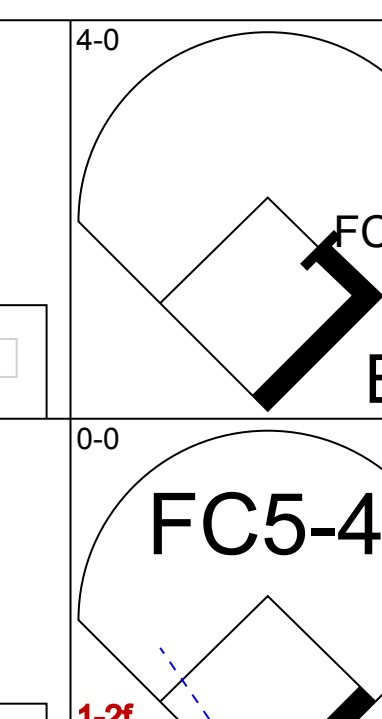
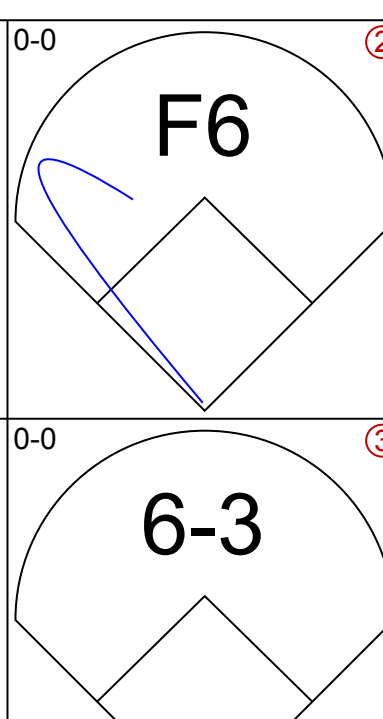
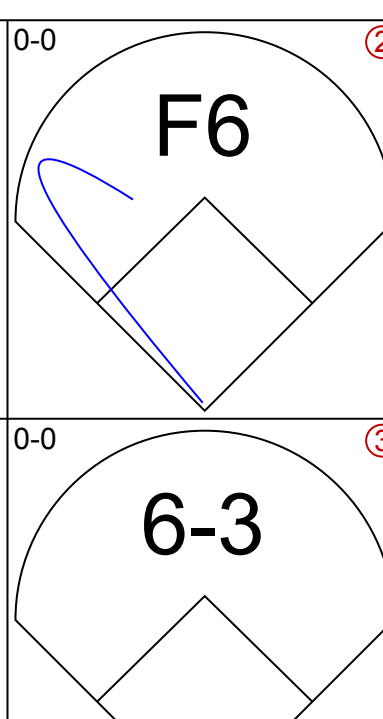
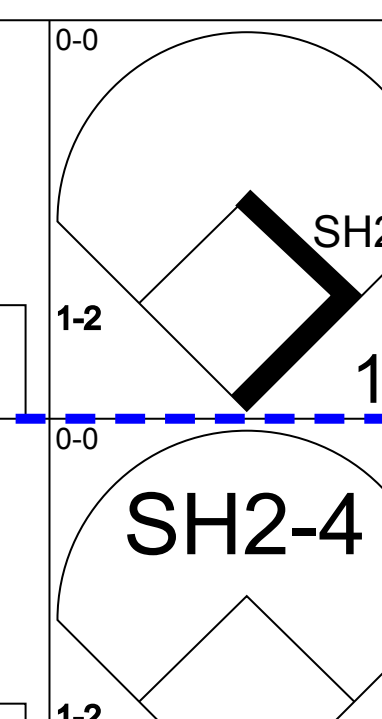
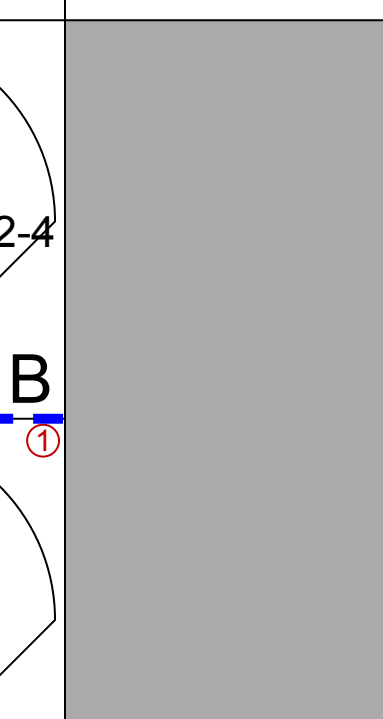
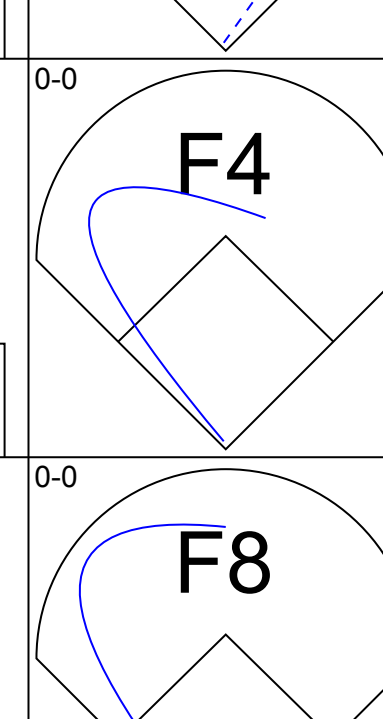
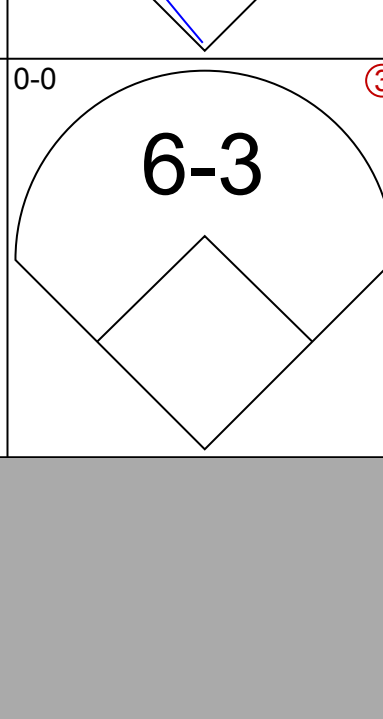
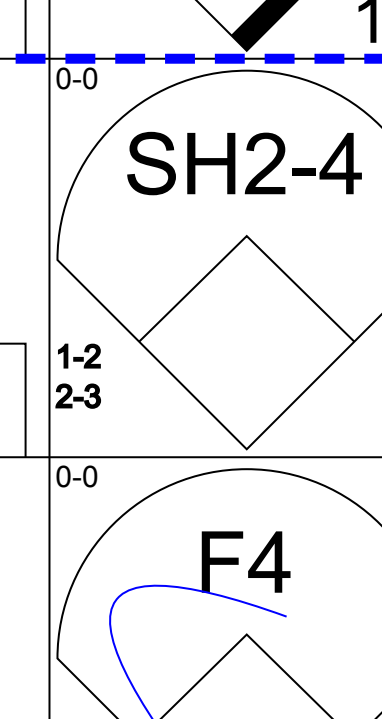
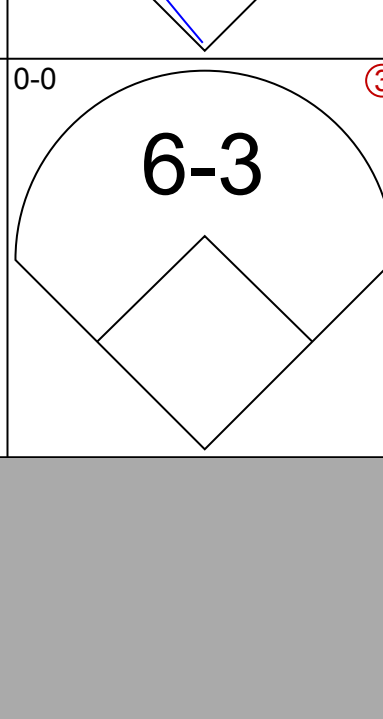
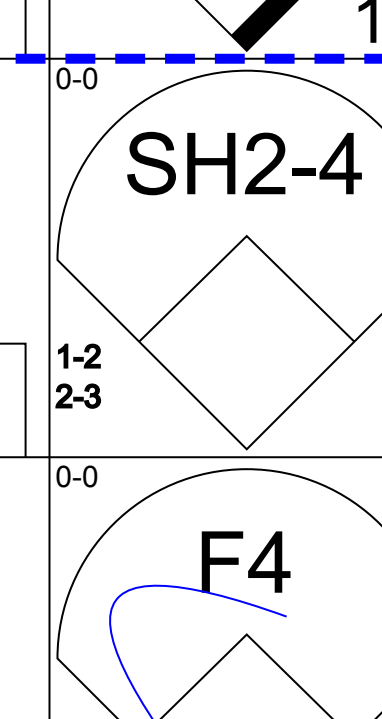
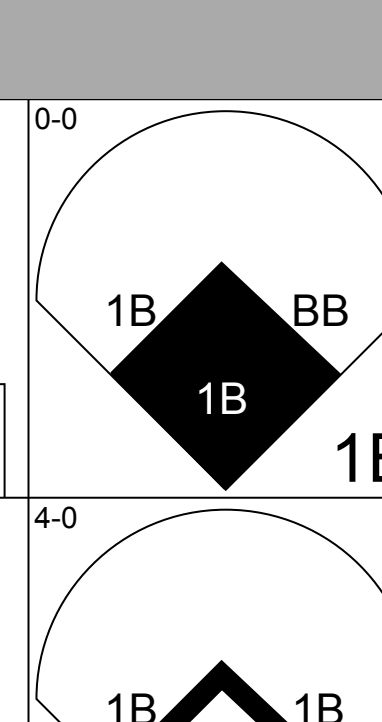
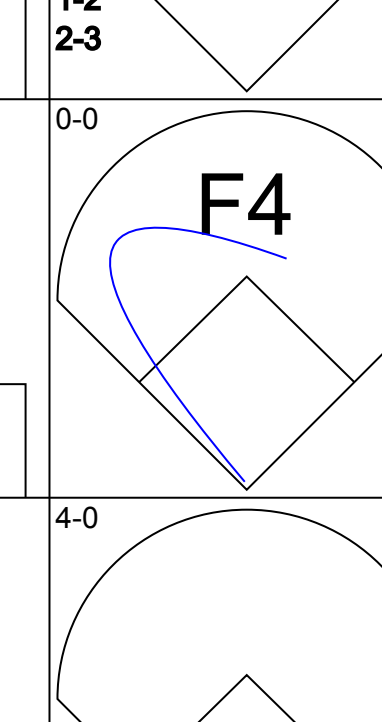
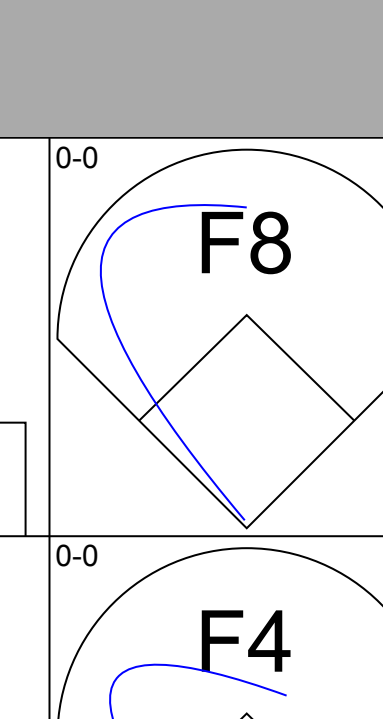
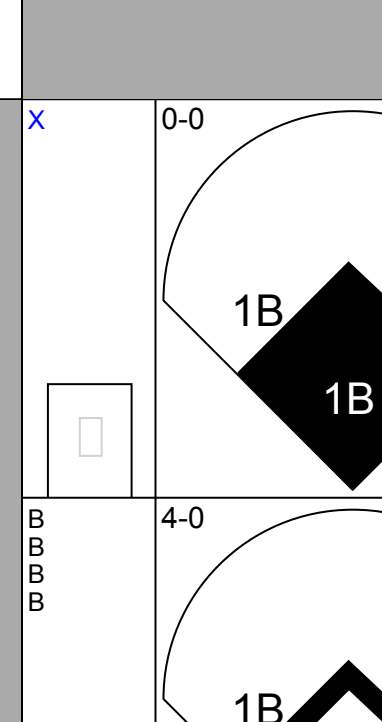
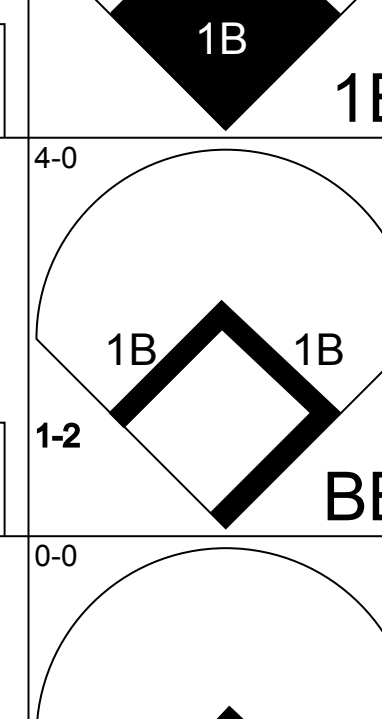
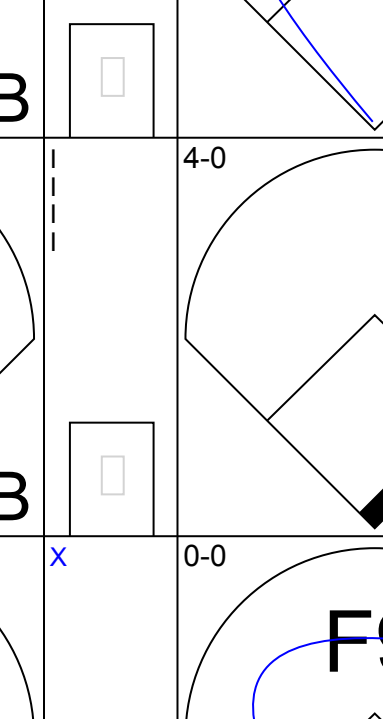

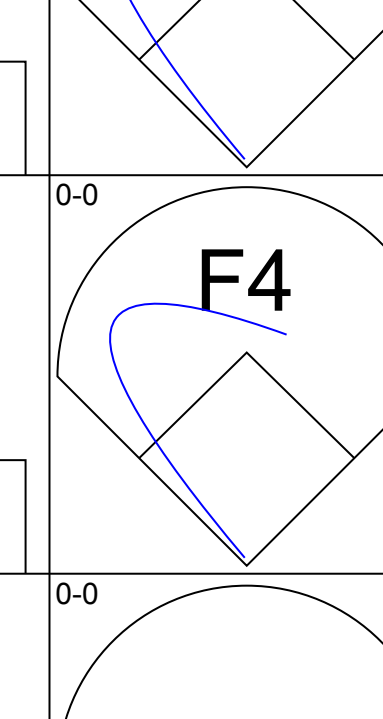
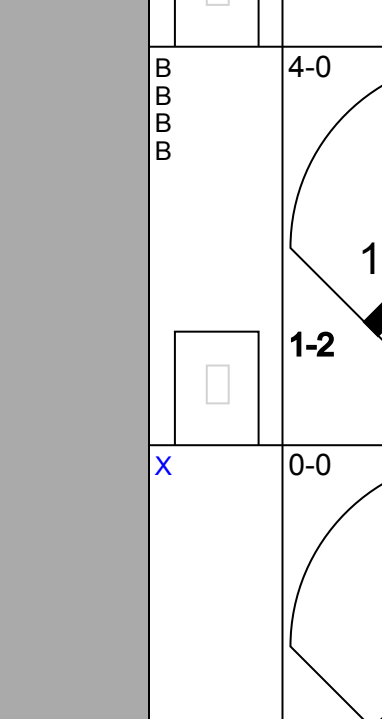
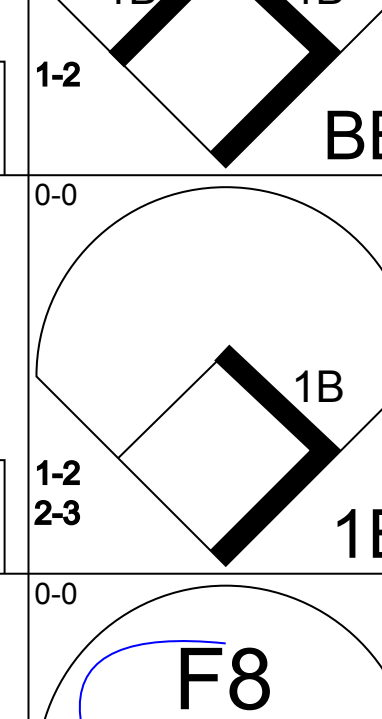
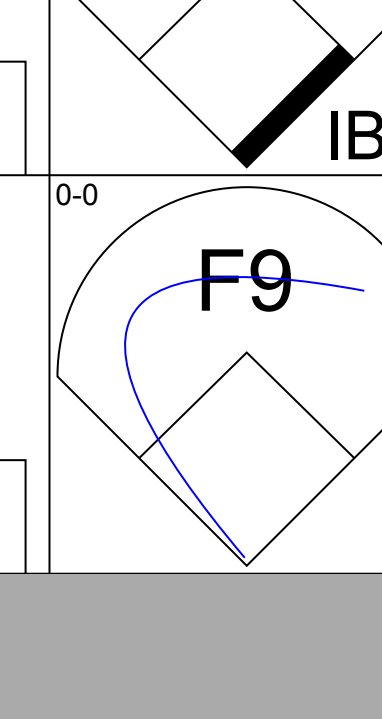

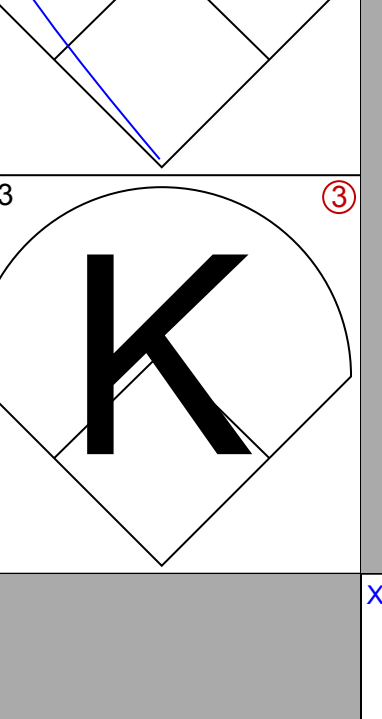
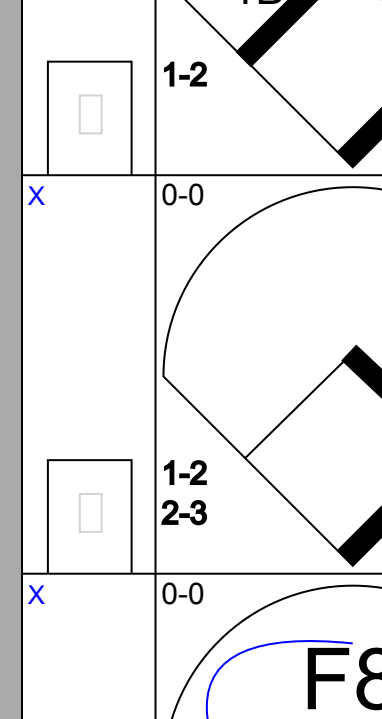
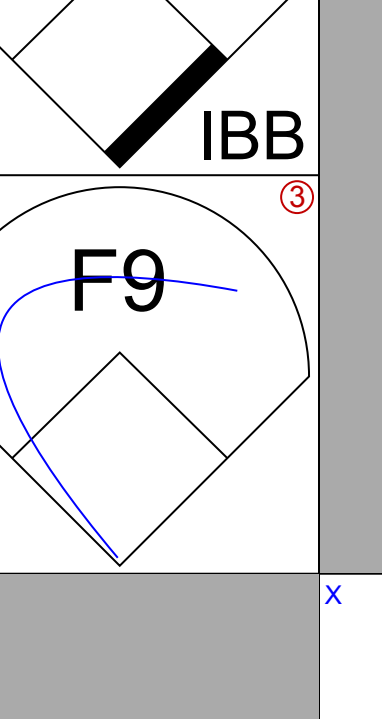
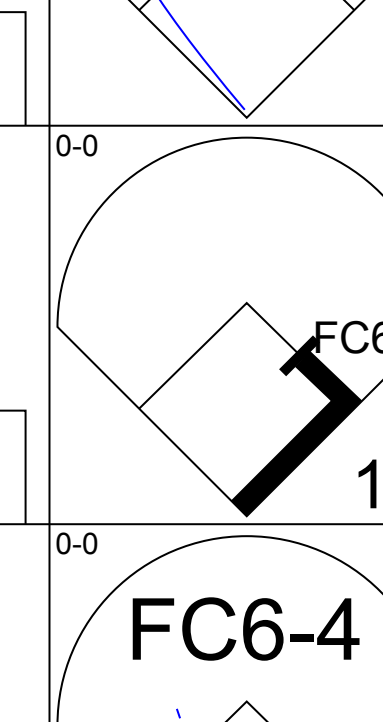
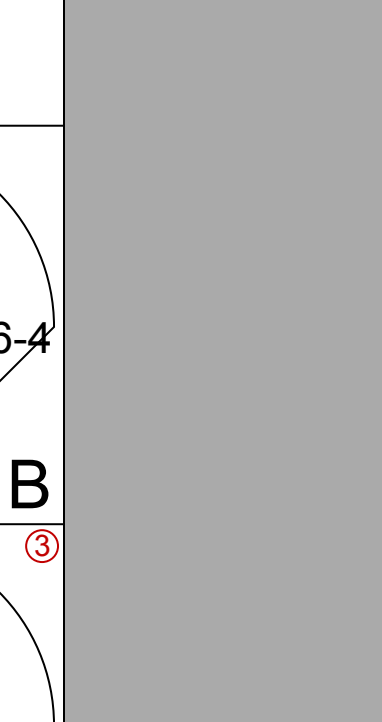
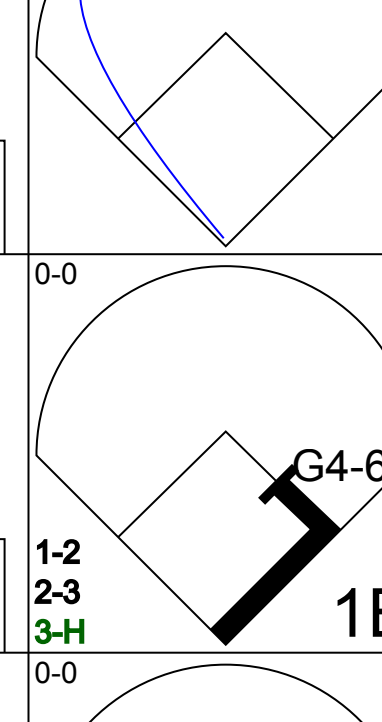
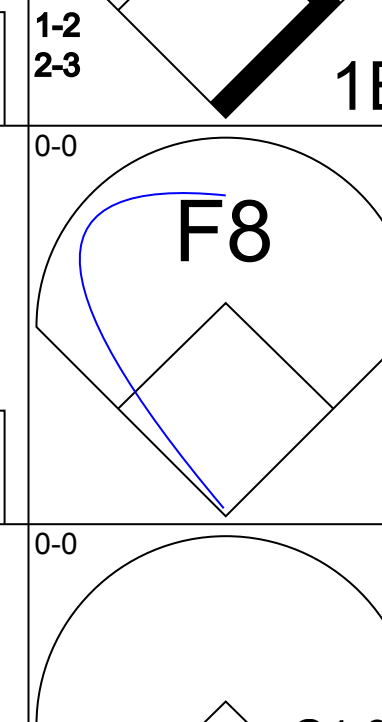
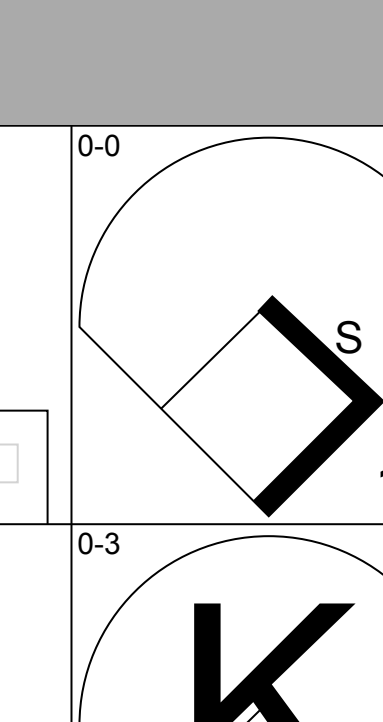

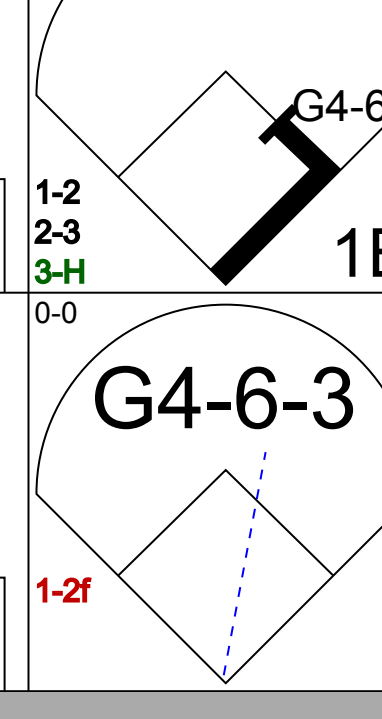
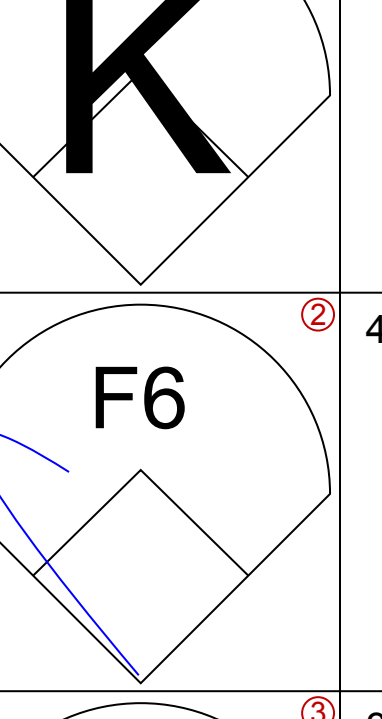
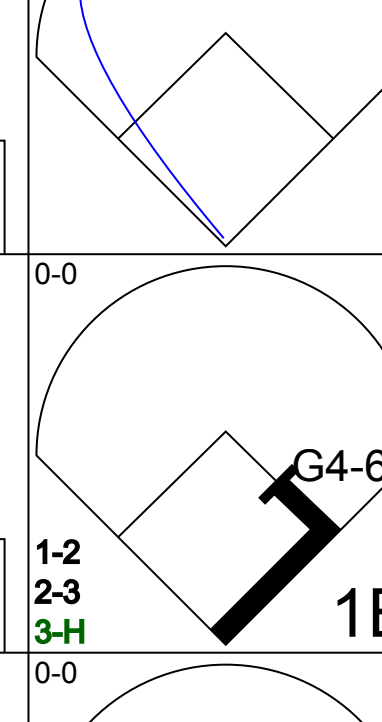
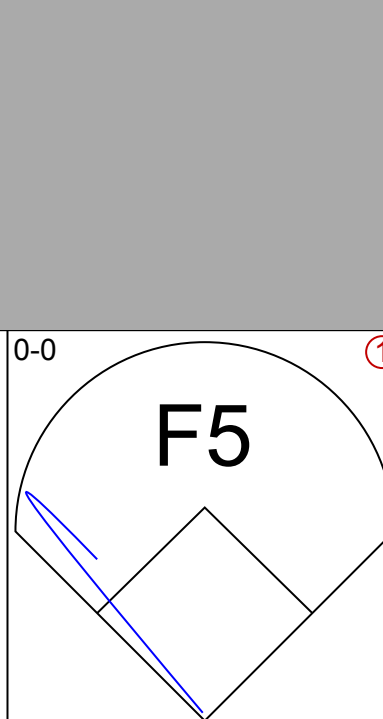
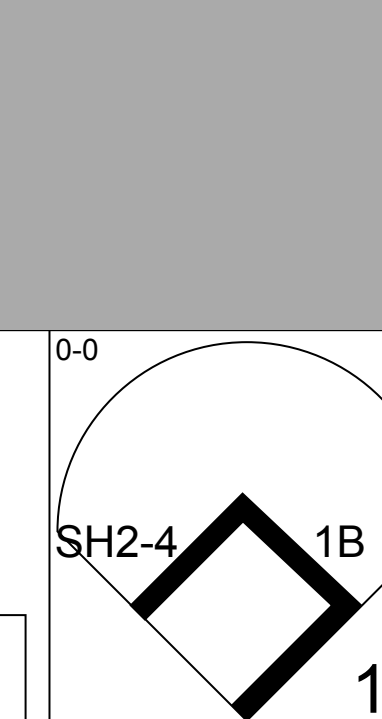
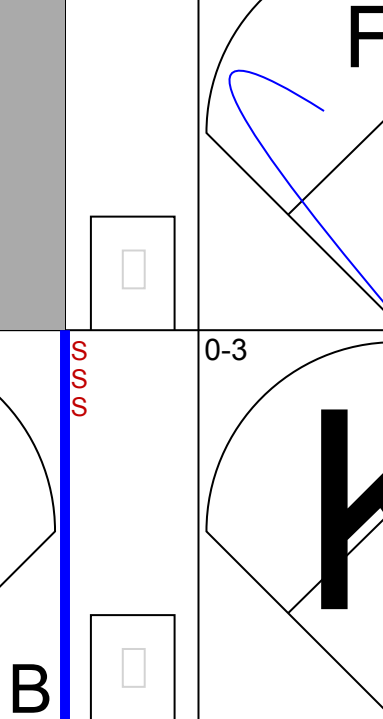
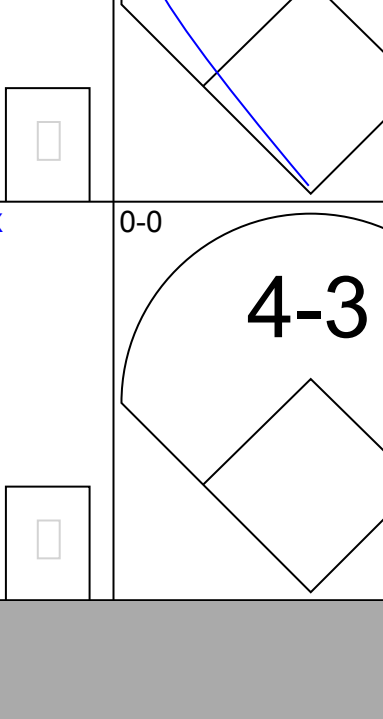
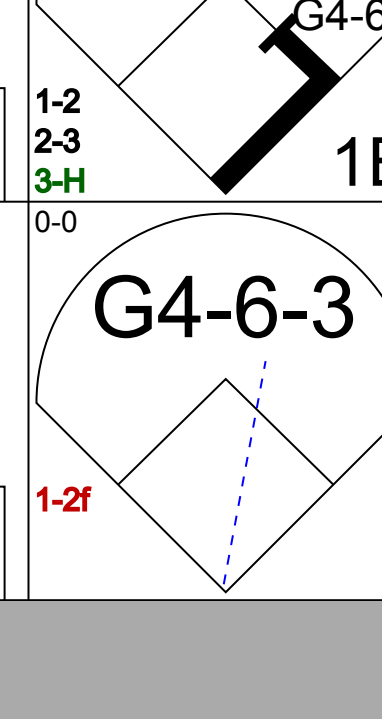
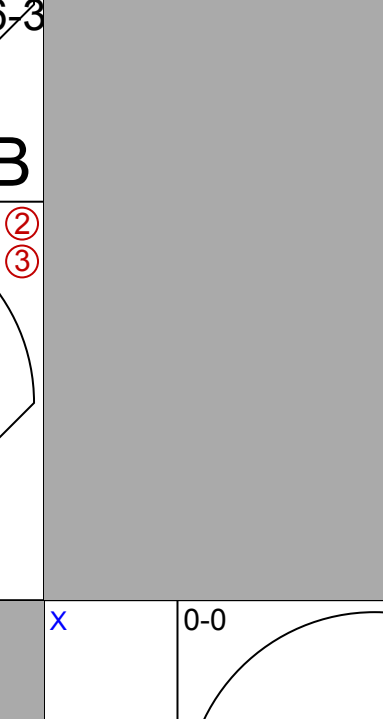
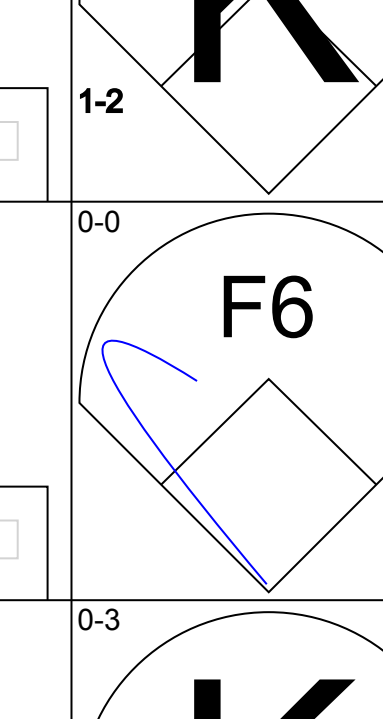
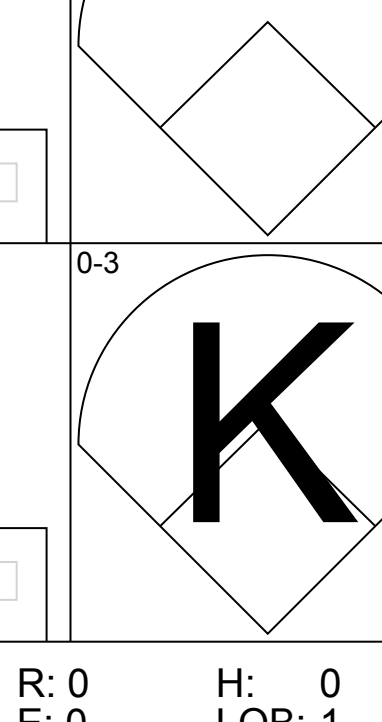
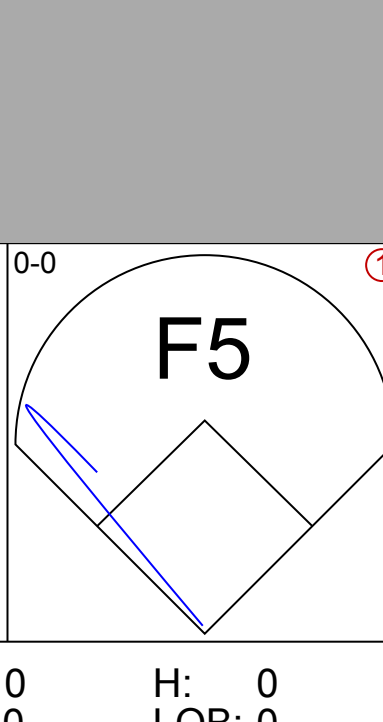
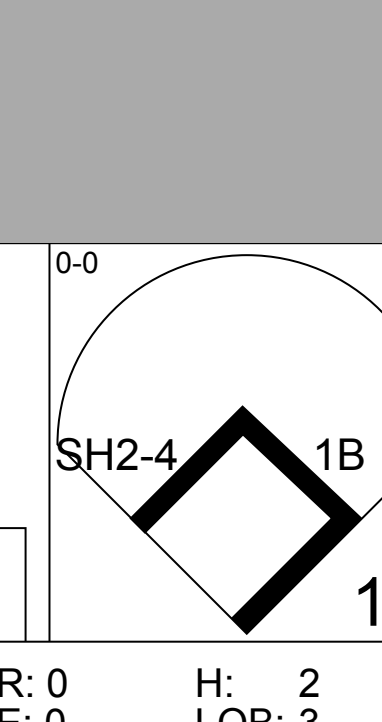
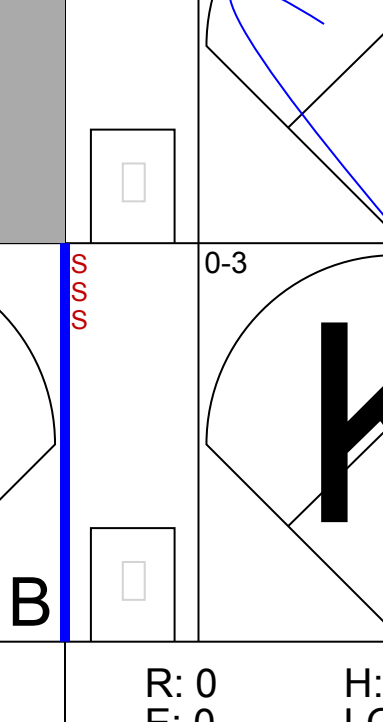
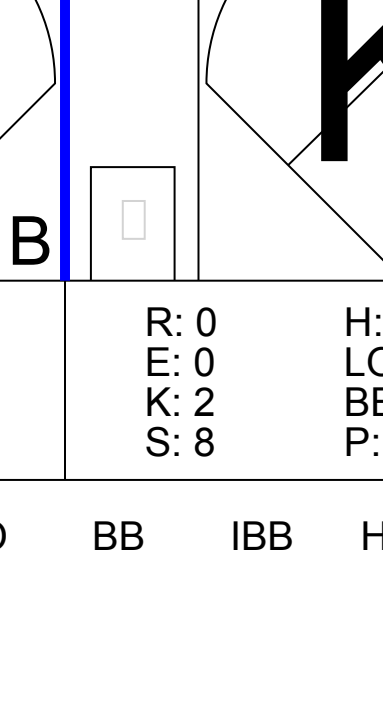
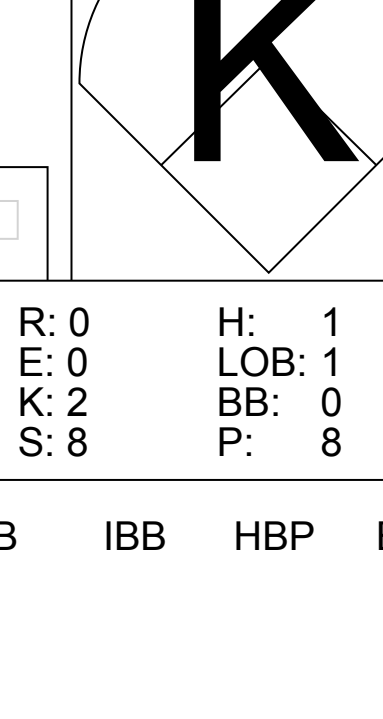


Batter	1	2	3	4	5	6	7	8	9	AB	R	H	RBI	BB	SO	LOB	TOP								
Don Buford, S OBP: 0.422, SLG: 0.443 (1, 7)	G3	1B 2B HBP		K			FC6-4		2B 1B	4	2	1	3	0	1	1	Baltimore Orioles @ Chicago White Sox Comiskey Park, Chicago, IL Mon Jul 20 1970, 8:05 PM EDT Att: 5,130 - Unknown								
Paul Blair, R OBP: 0.327, SLG: 0.401 (1, 8)	G4-6-3 BB	2B 1B		K		F8		F9	2B	5	1	2	3	1	1	3									
Boog Powell, L OBP: 0.419, SLG: 0.598 (1, 3)	G4-6-3	2B					F5	K	F8	6	0	2	2	0	1	2									
Frank Robinson, R OBP: 0.407, SLG: 0.561 (1, 9)		1B					G6-3 1B	WP HR 2B	FC5-4 BB	4	2	2	0	1	1	2									
Brooks Robinson, R OBP: 0.341, SLG: 0.451 (1, 5)		F9	F8				WP HBP 2B	HR BB	FC5-4	4	2	1	0	1	0	2									
Davey Johnson, R OBP: 0.389, SLG: 0.419 (1, 4)		2B BB	F6				5-3	HR BB	4-3 BB 1B	3	3	1	0	2	0	1									
Eliot Hendricks, L OBP: 0.310, SLG: 0.402 (1, 2)		1B 2B	F8				HBP BB	HR	4-3 BB 1B	3	3	2	6	2	0	0									
Mark Belanger, R OBP: 0.287, SLG: 0.232 (1, 6)		1B HBP	F9				HBP BB	FC6-4 BB	F9	2	1	0	0	2	0	2									
Mike Cuellar, L OBP: 0.118, SLG: 0.194 (1, 1)		B1	F3				F5	K	4-3	5	0	0	0	0	1	8									
Inning Stats	R: 0 E: 0 K: 0 S: 2	H: 0 LOB: 0 BB: 1 P: 6	R: 6 E: 0 K: 1 S: 9	H: 4 LOB: 1 BB: 1 P: 15	R: 0 E: 0 K: 0 S: 3	H: 0 LOB: 0 BB: 0 P: 3	R: 0 E: 0 K: 1 S: 5	H: 0 LOB: 0 BB: 0 P: 5	R: 0 E: 0 K: 0 S: 5	H: 1 LOB: 0 BB: 0 P: 5	R: 1 E: 0 K: 0 S: 4	H: 1 LOB: 3 BB: 2 P: 13	R: 4 E: 0 K: 1 S: 7	H: 2 LOB: 1 BB: 3 P: 19	R: 0 E: 0 K: 1 S: 5	H: 0 LOB: 1 BB: 1 P: 9	R: 3 E: 0 K: 0 S: 6	H: 3 LOB: 1 BB: 1 P: 10	1B: 5 2B: 5 3B: 0 HR: 1	SF: 0 SAC: 0 DP: 2 HBP: 3	WP: 2 PB: 1 SB: 0 CS: 0	PA: 48			
PITCHER	IP	WLS	BF	H	R	ER	SO	BB	IBB	HBP	BLK	WP	HR	S	P	ERA	WHIP								
Gerry Janeski, R ERA: 4.91 (1, 1)	1.2	L	12	4	6	6	0	2	0	2	0	0	0	8	18	32.40	3.600								
Danny Murphy, R ERA: 4.85 (2, 1)	2.1		7	0	0	0	2	0	0	0	0	0	0	11	11	0.00	0.000								
Barry Moore, L ERA: 5.83 (5, 1)	2.1		16	4	5	5	1	5	0	1	0	2	1	12	33	19.29	3.857								
Floyd Weaver, R ERA: 3.9 (7, 1)	1.2		6	0	0	0	2	1	0	0	0	0	0	9	13	0.00	0.600								
Wilbur Wood, L ERA: 3.1 (9, 1)	1.0		7	3	3	2	0	1	0	0	0	0	0	6	10	18.00	4.000								

Batter	1	2	3	4	5	6	7	8	9	AB	R	H	RBI	BB	SO	LOB	BOTTOM								
Walt Williams, R OBP: 0.309, SLG: 0.364 (1, 8)	PB 1B 2B		FC3 SF8 1B WP		L9				1B	5	2	3	0	0	0	1	Baltimore Orioles @ Chicago White Sox Comiskey Park, Chicago, IL Mon Jul 20 1970, 8:05 PM EDT Att: 5,130 - Unknown								
Luis Aparicio, R OBP: 0.373, SLG: 0.414 (1, 6)	F6		WP 1B		G4-6-3 1B		F3		F2	5	0	2	0	0	0	3									
Carlos May, L OBP: 0.377, SLG: 0.458 (1, 7)	K		F7		G4-6-3			1B 2B 1B	1B	5	1	2	0	0	1	5									
Bill Melton, R OBP: 0.323, SLG: 0.504 (1, 9)		1B	SF8				HR	K	F3	4	1	2	3	0	1	3									
Duane Josephson, R OBP: 0.366, SLG: 0.416 (1, 2)	1-3		6-3				F4	2B 1B		4	0	1	0	0	0	2									
Gail Hopkins, L OBP: 0.354, SLG: 0.376 (1, 3)		G3			4-1		F6	F8		4	0	0	0	0	0	2									
Syd O'Brien, R OBP: 0.306, SLG: 0.342 (1, 5)		K			6-3		F3			3	0	0	0	0	0	1									
Floyd Weaver, R (7, 1)										0	0	0	0	0	0	0									
Tom McCraw, L OBP: 0.296, SLG: 0.332 (8, PH)		K								1	0	1	1	0	0	0									
Wilbur Wood, R OBP: 0.091, SLG: 0.182 (9, 1)										0	0	0	0	0	0	0									
Bobby Knoop, R OBP: 0.297, SLG: 0.318 (1, 4)		F8							1-4-3 F8	3	0	0	0	1	0	2									
Gerry Janeski, R OBP: 0.093, SLG: 0.093 (1, 1)										0	0	0	0	0	0	0									
Danny Murphy, L OBP: 0.600, SLG: 1.250 (2, 1)										0	1	0	0	1	0	0									
Rich Morales, R OBP: 0.267, SLG: 0.175 (4, PH)										1	0	0	0	0	0	1									
Barry Moore, L OBP: 0.207, SLG: 0.179 (5, 1)										0	0	0	0	0	0	0									
Rich McKinney, R OBP: 0.175, SLG: 0.170 (7, 5)										2	0	0	0	0	0	0									
Inning Stats	R: 1 E: 0 K: 1 S: 7	H: 2 LOB: 1 BB: 0 P: 7	R: 0 E: 0 K: 1 S: 5	H: 0 LOB: 0 BB: 0 P: 5	R: 2 E: 1 K: 0 S: 5	H: 1 LOB: 1 BB: 1 P: 9	R: 0 E: 0 K: 0 S: 3	H: 0 LOB: 0 BB: 1 P: 7	R: 0 E: 0 K: 0 S: 3	H: 1 LOB: 0 BB: 0 P: 3	R: 1 E: 0 K: 0 S: 4	H: 1 LOB: 1 BB: 0 P: 4	R: 0 E: 0 K: 0 S: 4	H: 1 LOB: 1 BB: 0 P: 4	R: 1 E: 0 K: 1 S: 8	H: 3 LOB: 2 BB: 0 P: 8	R: 0 E: 0 K: 0 S: 5	H: 2 LOB: 2 BB: 0 P: 5	1B: 8 2B: 2 3B: 0 HR: 1	SF: 1 SAC: 0 DP: 1 HBP: 0	WP: 1 PB: 1 SB: 0 CS: 0	PA: 40			
PITCHER	IP	WLS	BF	H	R	ER	SO	BB	IBB	HBP	BLK	WP	HR	S	P	ERA	WHIP								
Mike Cuellar, L ERA: 3.77 (1, 1)	9.0	W	40	11	5	2	3	2	0	0	0	1	1	44	52	2.00	1.444								



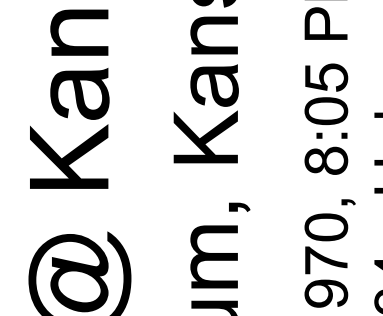
Batter	1	2	3	4	5	6	7	8	9	AB	R	H	RBI	BB	SO	LOB	TOP			
Don Buford, S (1, 7) OBP: 0.418, SLG: 0.437										4	0	0	0	0	1	1	Baltimore Orioles @ Kansas City Royals Municipal Stadium, Kansas City, MO Tue Jul 21 1970, 8:05 PM EDT Att: 9,334 - Unknown			
Bobby Grich, R (1, 4) OBP: 0.310, SLG: 0.308										4	0	1	1	0	3	0				
Boog Powell, L (1, 3) OBP: 0.420, SLG: 0.598										3	0	1	0	1	1	0				
Brooks Robinson, R (1, 5) OBP: 0.340, SLG: 0.452										4	1	1	0	0	0	2				
Eliot Hendricks, L (1, 2) OBP: 0.309, SLG: 0.399										4	0	1	0	0	1	2				
Terry Crowley, L (1, 9) OBP: 0.416, SLG: 0.420										3	0	2	1	1	0	1				
Merv Rettenmund, R (9, PR) OBP: 0.345, SLG: 0.538										0	0	0	0	0	0	0				
Paul Blair, R (1, 8) OBP: 0.329, SLG: 0.398										2	0	0	0	2	2	3				
Mark Belanger, R (1, 6) OBP: 0.283, SLG: 0.229										4	0	0	0	0	1	4				
Jim Hardin, R (1, 1) OBP: 0.032, SLG: 0.032										3	1	1	0	0	2	0				
Eddie Watt, R (8, 1) OBP: 0.167, SLG: 0.167										1	0	0	0	0	0	3				
Inning Stats	R: 0 E: 0 K: 3 S: 9	H: 0 LOB: 0 BB: 0 P: 9	R: 0 E: 0 K: 1 S: 5	H: 1 LOB: 1 BB: 1 P: 9	R: 1 E: 0 K: 0 S: 4	H: 2 LOB: 1 BB: 0 P: 4	R: 0 E: 0 K: 1 S: 6	H: 1 LOB: 2 BB: 1 P: 10	R: 0 E: 0 K: 1 S: 5	H: 0 LOB: 0 BB: 0 P: 5	R: 0 E: 0 K: 2 S: 8	H: 1 LOB: 1 BB: 0 P: 8	R: 0 E: 0 K: 2 S: 7	H: 0 LOB: 0 BB: 0 P: 7	R: 1 E: 0 K: 0 S: 5	H: 2 LOB: 3 BB: 2 P: 13	1B: 4 2B: 3 3B: 0 HR: 0	SF: 0 SAC: 0 DP: 0 HBP: 0	WP: 0 PB: 0 SB: 0 CS: 1	PA: 37
PITCHER Bob Johnson, R (1, 1) ERA: 3.39	IP: 9.0 WLS: L BF: 36 H: 7 R: 2 ER: 2 SO: 11 BB: 3 IBB: 1 HBP: 0 BLK: 0 WP: 0 HR: 0 S: 54 P: 70 ERA: 2.00 WHIP: 1.111																PITCHER			

Batter	1	2	3	4	5	6	7	8	9	AB	R	H	RBI	BB	SO	LOB	BOTTOM			
Pat Kelly, L (1, 9) OBP: 0.397, SLG: 0.354										3	0	1	0	1	0	0	Baltimore Orioles @ Kansas City Royals Municipal Stadium, Kansas City, MO Tue Jul 21 1970, 8:05 PM EDT Att: 9,334 - Unknown			
Amos Otis, R (1, 8) OBP: 0.382, SLG: 0.442										3	0	0	0	0	1					
Lou Piniella, R (1, 7) OBP: 0.352, SLG: 0.474										4	1	1	0	0	1	2				
Ed Kirkpatrick, L (1, 2) OBP: 0.317, SLG: 0.429										2	0	0	0	2	0	0				
Bob Oliver, R (1, 3) OBP: 0.316, SLG: 0.462										4	0	1	0	0	1	3				
Bill Sorrell, L (1, 5) OBP: 0.328, SLG: 0.389										4	0	2	0	0	0	3				
Cookie Rojas, R (1, 4) OBP: 0.228, SLG: 0.244										4	0	1	1	0	1	2				
Tom Matchick, L (1, 6) OBP: 0.242, SLG: 0.274										4	0	0	0	0	0	4				
Bob Johnson, L (1, 1) OBP: 0.179, SLG: 0.042										3	0	1	0	0	1	0				
Hawk Taylor, R (9, PH) OBP: 0.244, SLG: 0.244										1	0	0	0	0	1	1				
Inning Stats	R: 0 E: 0 K: 0 S: 3	H: 0 LOB: 0 BB: 0 P: 3	R: 0 E: 0 K: 0 S: 4	H: 1 LOB: 1 BB: 0 P: 4	R: 0 E: 0 K: 1 S: 5	H: 0 LOB: 1 BB: 1 P: 9	R: 0 E: 0 K: 2 S: 7	H: 0 LOB: 0 BB: 0 P: 7	R: 0 E: 0 K: 0 S: 3	H: 0 LOB: 0 BB: 0 P: 3	R: 1 E: 0 K: 0 S: 5	H: 3 LOB: 2 BB: 1 P: 9	R: 0 E: 0 K: 0 S: 5	H: 2 LOB: 3 BB: 1 P: 9	R: 0 E: 0 K: 2 S: 8	H: 1 LOB: 1 BB: 0 P: 8	1B: 7 2B: 0 3B: 0 HR: 0	SF: 0 SAC: 1 DP: 1 HBP: 0	WP: 0 PB: 0 SB: 1 CS: 0	PA: 36
PITCHER Jim Hardin, R (1, 1) ERA: 3.67	IP: 7.0 WLS: W BF: 28 H: 6 R: 1 ER: 1 SO: 3 BB: 2 IBB: 0 HBP: 0 BLK: 0 WP: 0 HR: 0 S: 32 P: 40 ERA: 1.29 WHIP: 1.143																PITCHER			
Eddie Watt, R (8, 1) ERA: 2.92	IP: 2.0 WLS: W BF: 8 H: 1 R: 0 ER: 0 SO: 2 BB: 0 IBB: 1 HBP: 0 BLK: 0 WP: 0 HR: 0 S: 11 P: 15 ERA: 0.00 WHIP: 0.500																PITCHER			

AB 32
R 2
H 7
RBI 2
BB 4
SO 11
LOB 16



AB 32
R 1
H 7
RBI 1
BB 3
SO 5
LOB 16



Batter	1	2	3	4	5	6	7	8	9	10	11	12	13	AB	R	H	RBI	BB	SO	LOB	TOP						
Merv Rettenmund, R (1, 9) OBP: 0.352, SLG: 0.542 (5, 7)	SH1-3 SF9 2B		F8	SF9		FC5-4 1B			SH3 BB		K			4	1	2	1	2	1	0							
Paul Blair, R (1, 8) OBP: 0.324, SLG: 0.391	SH1-3		F4	2-1	6-3	FC5-4			SH3		K			5	0	0	0	0	1	4							
Frank Robinson, R (1, 3) OBP: 0.409, SLG: 0.559 (5, 9)	SF9					BB 1B			F9			5-3		3	0	1	1	2	0	2							
Brooks Robinson, R (1, 5) OBP: 0.340, SLG: 0.448			F7						G6-4-3 BB			K		5	0	1	0	1	2	3							
Curt Molton, R (1, 7) OBP: 0.385, SLG: 0.323 Terry Crowley, L (5, PH) OBP: 0.398, SLG: 0.397 (5, 3)	L6					BB BB			K		4-3			1	1	0	0	1	0	1							
Davey Johnson, R (1, 4) OBP: 0.390, SLG: 0.417 (10, 6) (13, 4)		K				BB BB			6-3					4	2	1	0	2	1	2							
Andy Etchebarren, R (1, 2) Eliot Hendricks, L (10, PH) OBP: 0.308, SLG: 0.397 (10, 2)	F9					BB BB			5-3					3	0	0	0	1	0	3							
Mark Belanger, R (1, 6) OBP: 0.289, SLG: 0.231 Don Buford, S (10, PH) OBP: 0.416, SLG: 0.434 (10, 4)						SF9 BB			6-3		FC4-6 1B			1	0	0	0	0	0	1							
Moe Drabowsky, R (13, 1) OBP: 0.125, SLG: 0.125						BB			3-1					2	0	1	1	2	0	0							
Dave McNally, R (1, 1) Eddie Watt, R (8, 1) Dick Hall, R (8, 1) Boog Powell, L (11, PH) Pete Richert, L (13, PH) Chris Salmons, R (13, 6)	FC5-4 1B					BB			6-3					4	0	0	0	0	2	5							
Inning Stats	R: 1 E: 0 K: 0 S: 5	H: 2 LOB: 1 BB: 0 P: 5	R: 0 E: 0 K: 1 S: 6	H: 1 LOB: 1 BB: 0 P: 6	R: 0 E: 0 K: 0 S: 3	H: 0 LOB: 1 BB: 1 P: 7	R: 2 E: 0 K: 1 S: 4	H: 0 LOB: 2 BB: 4 P: 20	R: 0 E: 1 K: 1 S: 6	H: 1 LOB: 3 BB: 1 P: 11	R: 0 E: 0 K: 1 S: 5	H: 0 LOB: 0 BB: 0 P: 5	R: 0 E: 0 K: 2 S: 5	H: 0 LOB: 1 BB: 2 P: 10	R: 0 E: 0 K: 0 S: 4	H: 1 LOB: 1 BB: 0 P: 4	R: 0 E: 0 K: 2 S: 7	H: 0 LOB: 0 BB: 0 P: 7	R: 0 E: 0 K: 1 S: 5	H: 0 LOB: 0 BB: 0 P: 5	R: 1 E: 0 K: 0 S: 4	H: 1 LOB: 2 BB: 2 P: 12	1B: 6 2B: 1 3B: 0 HR: 0	SF: 2 SAC: 3 DP: 1 HBP: 0	WP: 1 PB: 0 SB: 0 CS: 0	PA: 56	
PITCHER	IP	WLS	BF	H	R	ER	SO	BB	IBB	HBP	BLK	WP	HR	S	P	ERA	WHIP										
Bill Butler, L ERA: 3.89	3.0		16	3	3	3	1	4	0	0	0	0	0	14	30	9.00	2.333										
Al Fitzmorris, R ERA: 3.41	3.0	15	2	0	0	3	3	0	0	0	0	0	0	17	29	0.00	1.667										
Ken Wright, R ERA: 5.35	2.0	6	0	0	0	1	0	0	0	0	0	0	0	8	8	0.00	0.000										
Ted Abernathy, R ERA: 2.38	5.0	L	20	2	1	1	3	4	0	0	0	1	0	22	38	1.80	1.200										

Baltimore Orioles @ Kansas City Royals
Municipal Stadium, Kansas City, MO
Wed Jul 22 1970, 8:05 PM EDT
Att: 9,130 - Unknown

AB 40
R 4
H 7
RBI 4
BB 11
SO 8
LOB 25



Batter	1	2	3	4	5	6	7	8	9	10	11	12	13	AB	R	H	RBI	BB	SO	LOB	BOTTOM						
Pat Kelly, L (1, 9) OBP: 0.357, SLG: 0.352	4-3								1B 1B		4-3			5	2	1	0	1	0	1							
Amos Otis, R (1, 8) OBP: 0.359, SLG: 0.438	6-3								F9					6	0	1	1	0	1	2							
Lou Piniella, R (1, 7) OBP: 0.355, SLG: 0.478									6-3					6	1	3	0	0	1	1							
Bob Oliver, R (1, 3) OBP: 0.314, SLG: 0.457	F4								F9					6	0	1	1	0	0	3							
Paul Schaaf, R (1, 5) OBP: 0.396, SLG: 0.332 Ed Kirkpatrick, L (8, PH) OBP: 0.318, SLG: 0.426 (9, 2)									F3					3	0	1	0	0	0	0							
Cookie Rojas, R (1, 4) OBP: 0.227, SLG: 0.239									F9					2	0	0	0	1	0	1							
Eliee Rodriguez, R (1, 2) OBP: 0.350, SLG: 0.338 Bill Sorensen, L (8, PH) OBP: 0.317, SLG: 0.376 (9, 5)									F8					4	0	0	1	1	1	1							
Eliee Rodriguez, R (1, 2) OBP: 0.350, SLG: 0.338 Bill Sorensen, L (8, PH) OBP: 0.317, SLG: 0.376 (9, 5)									BB 1B					3	0	1	0	0	0	0							
Jackie Hernandez, R (1, 6) OBP: 0.284, SLG: 0.283									BB BB					2	0	0	0	1	0	1							
Bill Butler, L (1, 1) OBP: 0.128, SLG: 0.056 Al Fitzmorris, R (4, 1) Eddie Watt, R (8, 1) Dick Hall, R (8, 1) Pete Richert, L (11, 1) Moe Drabowsky, R (13, 1)									F8					4	0	0	1	1	1	1							
Inning Stats	R: 0 E: 0 K: 0 S: 4	H: 1 LOB: 1 BB: 0 P: 4	R: 0 E: 0 K: 0 S: 4	H: 2 LOB: 1 BB: 0 P: 4	R: 1 E: 0 K: 1 S: 5	H: 1 LOB: 1 BB: 1 P: 10	R: 0 E: 0 K: 1 S: 5	H: 0 LOB: 0 BB: 0 P: 5	R: 0 E: 0 K: 2 S: 6	H: 0 LOB: 0 BB: 0 P: 7	R: 2 E: 0 K: 0 S: 6	H: 3 LOB: 3 BB: 2 P: 14	R: 0 E: 0 K: 0 S: 3	H: 0 LOB: 0 BB: 0 P: 3	R: 0 E: 0 K: 0 S: 3	H: 0 LOB: 0 BB: 0 P: 3	R: 0 E: 0 K: 1 S: 5	H: 0 LOB: 0 BB: 0 P: 5	R: 0 E: 0 K: 0 S: 4	H: 1 LOB: 1 BB: 0 P: 4	1B: 7 2B: 2 3B: 0 HR: 0	SF: 0 SAC: 0 DP: 1 HBP: 0	WP: 0 PB: 0 SB: 1 CS: 0	PA: 50			
PITCHER	IP	WLS	BF	H	R	ER	SO	BB	IBB	HBP	BLK	WP	HR	S	P	ERA	WHIP										
Dave McNally, L ERA: 4.34	7.2		31	8	3	3	5	1	0	0	0	0	0	40	44	3.52	1.174										
Eddie Watt, R ERA: 2.92	0.0	2	0	0	0	0	0	2	0	0	0	0	0	0	8	=	=										
Dick Hall, R ERA: 2.68	2.1	7	0	0	0	0	0	0	0	0	0	0	0	7	7	0.00	0.000										
Pete Richert, L ERA: 2.41	2.0	W	6	0	0	0	1	0	0	0	0	0	0	8	8	0.00	0.000										
Moe Drabowsky, R ERA: 3.48	1.0	S	4	1	0	0	0	0	0	0	0	0	0	4	4	0.00	1.000										

Baltimore Orioles @ Kansas City Royals
Municipal Stadium, Kansas City, MO
Wed Jul 22 1970, 8:05 PM EDT
Att: 9,130 - Unknown

AB 47
R 3
H 9
RBI 3
BB 3
SO 6
LOB 14



Batter	1	2	3	4	5	6	7	8	9	AB	R	H	RBI	BB	SO	LOB	TOP			
Don Buford, S OBP: 0.418, SLG: 0.433 Mark Belanger, R OBP: 0.289, SLG: 0.231	4-0 S BB		X 0-0 HR 1B	X 0-0 3-1	X 0-0 3-1	X 0-0 3-1	X 0-3 K	X 0-0 FC6-2 BB	3 1 1 0 2 1 1 0 0 0 0 0 0 0											
Mery Rettenmund, R OBP: 0.392, SLG: 0.390 Chico Salmon, R OBP: 0.357, SLG: 0.436	0-3 K		X 0-0 5-3	X 0-0 5-3	X 0-0 BB BB	X 0-0 BB BB	X 0-0 1-3 1B	X 0-3 K	4 0 1 0 1 0 1 2 3											
Frank Robinson, R OBP: 0.411, SLG: 0.568	0-0 F8		X 0-0 HR	X 0-0 HR	X 0-0 BB BB	X 0-0 BB BB	X 0-0 SF9	X 0-0 E FC6-2 BB	2 1 1 3 2 0 1											
Terry Crowley, L OBP: 0.392, SLG: 0.390 Chico Salmon, R OBP: 0.357, SLG: 0.436	0-0 G3		X 0-0 FC4-6 1B	X 0-0 FC4-6 1B	X 0-0 K	X 0-0 K	X 0-0 2-3	X 0-0 FC6-2 E	4 0 1 0 0 1 4 1 0 0 0 0 0 2											
Brooks Robinson, R OBP: 0.341, SLG: 0.453		X 0-0 4-3 3B	X 0-0 FC4-6 1-2	X 0-0 FC4-6 1-2	X 0-0 F3	X 0-0 F3	X 0-0 3B 1B	X 0-0 E6	5 2 2 0 0 0 3											
Eliot Hendricks, L OBP: 0.301, SLG: 0.387	0-0 4-3		X 0-0 4-3	X 0-0 F5	X 0-0 F5	X 0-0 F7	X 0-0 F8	X 0-0 F3	5 0 0 1 0 0 4											
Davey Johnson, R OBP: 0.389, SLG: 0.413	0-3 K		X 0-3 K	X 0-3 K	X 0-0 BB	X 0-0 BB	X 0-0 K	X 0-0 K	3 0 0 0 1 3 1											
Bobby Grich, R OBP: 0.303, SLG: 0.367 Paul Blair, R OBP: 0.324, SLG: 0.391	0-3 K		X 0-0 F9	X 0-0 F9	X 0-0 G3	X 0-0 G3	X 0-0 K	X 0-0 K	4 0 1 1 0 1 1 0 0 0 0 0 0 0											
Jim Palmer, R OBP: 0.200, SLG: 0.221 Pete Richert, L Eddie Watt, R OBP: 0.167, SLG: 0.167			X 0-3 K	X 0-3 K	X 0-3 K	X 0-3 K	X 0-0 F7	X 0-0 F7	3 1 0 0 0 1 2 1 0 0 0 0 0 0 0											
Inning Stats	R: 0 E: 0 K: 1 S: 5	H: 0 LOB: 1 BB: 1 P: 9	R: 1 E: 0 K: 2 S: 8	H: 1 LOB: 0 BB: 0 P: 8	R: 2 E: 0 K: 1 S: 8	H: 3 LOB: 1 BB: 0 P: 8	R: 0 E: 0 K: 1 S: 5	H: 0 LOB: 0 BB: 0 P: 5	R: 0 E: 0 K: 0 S: 7	H: 0 LOB: 2 BB: 2 P: 15	R: 1 E: 0 K: 1 S: 6	H: 1 LOB: 1 BB: 1 P: 10	R: 1 E: 0 K: 1 S: 7	H: 2 LOB: 1 BB: 0 P: 7	R: 0 E: 1 K: 1 S: 6	H: 0 LOB: 3 BB: 2 P: 14	1B: 4 2B: 0 3B: 2 HR: 1	SF: 1 SAC: 0 DP: 0 HBP: 0	WP: 1 PB: 0 SB: 2 CS: 0	PA: 42
PITCHER	IP WLS BF H R ER SO BB IBB HBP BLK WP HR S P ERA WHIP	IP WLS BF H R ER SO BB IBB HBP BLK WP HR S P ERA WHIP	IP WLS BF H R ER SO BB IBB HBP BLK WP HR S P ERA WHIP	IP WLS BF H R ER SO BB IBB HBP BLK WP HR S P ERA WHIP	IP WLS BF H R ER SO BB IBB HBP BLK WP HR S P ERA WHIP	IP WLS BF H R ER SO BB IBB HBP BLK WP HR S P ERA WHIP	IP WLS BF H R ER SO BB IBB HBP BLK WP HR S P ERA WHIP	IP WLS BF H R ER SO BB IBB HBP BLK WP HR S P ERA WHIP	IP WLS BF H R ER SO BB IBB HBP BLK WP HR S P ERA WHIP	IP WLS BF H R ER SO BB IBB HBP BLK WP HR S P ERA WHIP	IP WLS BF H R ER SO BB IBB HBP BLK WP HR S P ERA WHIP	IP WLS BF H R ER SO BB IBB HBP BLK WP HR S P ERA WHIP	IP WLS BF H R ER SO BB IBB HBP BLK WP HR S P ERA WHIP	IP WLS BF H R ER SO BB IBB HBP BLK WP HR S P ERA WHIP	IP WLS BF H R ER SO BB IBB HBP BLK WP HR S P ERA WHIP	IP WLS BF H R ER SO BB IBB HBP BLK WP HR S P ERA WHIP	IP WLS BF H R ER SO BB IBB HBP BLK WP HR S P ERA WHIP	IP WLS BF H R ER SO BB IBB HBP BLK WP HR S P ERA WHIP	IP WLS BF H R ER SO BB IBB HBP BLK WP HR S P ERA WHIP	IP WLS BF H R ER SO BB IBB HBP BLK WP HR S P ERA WHIP

Baltimore Orioles @ Kansas City Royals
Municipal Stadium, Kansas City, MO
Thu Jul 23 1970, 8:05 PM EDT
Att: 11,222 - Unknown

AB 34
R 5
H 7
RBI 5
BB 7
SO 10
LOB 21



Batter	1	2	3	4	5	6	7	8	9	AB	R	H	RBI	BB	SO	LOB	BOTTOM					
Pat Kelly, L OBP: 0.357, SLG: 0.348	4-0 F9 BLK BB		X 0-0 BB	X 0-0 K	X 0-0 K	X 0-0 4-3	X 0-0 K	X 0-0 K	3 1 0 0 2 2 3													
Amos Otis, R OBP: 0.382, SLG: 0.438	0-0 BLK S 1B		X 0-0 F9	X 0-0 FC6-4 BB	X 0-0 FC6-4 BB	X 0-0 F5	X 0-0 F5	X 0-0 1B 1B	4 0 2 1 1 0 2													
Lou Piniella, R OBP: 0.349, SLG: 0.470	0-0 F9		X 0-0 6-3	X 0-0 FC6-4 1-2	X 0-0 FC6-4 1-2	X 0-0 F3	X 0-0 F3	X 0-0 F9	5 0 0 0 0 0 6													
Ed Kirkpatrick, L OBP: 0.319, SLG: 0.423	4-0 1-3 3-H BB		X 0-0 F5	X 0-0 6-3	X 0-0 6-3	X 0-0 6-3	X 0-0 F8	X 0-0 FC6-4 1B	4 0 1 0 1 0 0													
Bob Oliver, R OBP: 0.315, SLG: 0.459	0-3 K		X 0-0 F8	X 0-0 F8	X 0-0 2B 2B	X 0-0 2B 2B	X 0-0 6-3 1B 1B	X 0-0 FC6-4 1-2	5 2 2 0 0 1 4													
Bill Somell, L OBP: 0.328, SLG: 0.400 Jackie Hernandez, R OBP: 0.284, SLG: 0.283	0-0 6-3		X 0-0 BB BB 1B	X 0-0 BB BB 1B	X 0-0 L6 2B 2B	X 0-0 L6 2B 2B	X 0-0 6-3 1B 1B	X 0-0 6-3	4 1 2 1 0 0 3 0 0 0 0 0 0 0													
Cookie Rojas, R OBP: 0.233, SLG: 0.240		X 0-0 F8	X 0-0 F8	X 0-0 BB BB BB	X 0-0 BB BB BB	X 0-0 L6 2-3	X 0-0 L6 2-3	X 0-0 BB BB 1B	3 0 1 1 1 0 1													
Tom Matchick, L OBP: 0.255, SLG: 0.278 Paul Schaal, R OBP: 0.339, SLG: 0.332		X 0-0 SH3-4 1B	X 0-0 SH3-4 1B	X 0-0 BB BB BB	X 0-0 BB BB BB	X 0-0 G3	X 0-0 G3	X 0-0 L5-3 BB	2 0 1 0 1 0 0 0 0 0 0 0 0 0													
Dick Drago, R OBP: 0.109, SLG: 0.068 Hawk Taylor, R OBP: 0.238, SLG: 0.238 Don O'Riley, R Tom Burgmeier, L OBP: 0.300, SLG: 0.222 Aurelio Monteaugudo, R		X 0-0 SH3-4	X 0-0 SH3-4	X 0-0 K	X 0-0 K	X 0-0 F3	X 0-0 F3	X 0-0 L5-3	2 0 0 0 0 1 3 1 0 0 0 0 0 0													
Inning Stats	R: 1 E: 0 K: 1 S: 6	H: 1 LOB: 2 BB: 2 P: 14	R: 0 E: 0 K: 0 S: 4	H: 1 LOB: 2 BB: 1 P: 8	R: 0 E: 0 K: 0 S: 3	H: 0 LOB: 0 BB: 0 P: 3	R: 1 E: 0 K: 2 S: 8	H: 1 LOB: 3 BB: 3 P: 20	R: 1 E: 0 K: 0 S: 4	H: 2 LOB: 0 BB: 0 P: 4	R: 0 E: 0 K: 0 S: 3	H: 0 LOB: 0 BB: 0 P: 3	R: 0 E: 0 K: 0 S: 3	H: 0 LOB: 0 BB: 0 P: 3	R: 1 E: 0 K: 0 S: 4	H: 2 LOB: 1 BB: 1 P: 8	R: 0 E: 0 K: 1 S: 7	H: 2 LOB: 2 BB: 0 P: 7	1B: 7 2B: 4 3B: 0 HR: 0	SF: 0 SAC: 1 DP: 2 HBP: 0	WP: 0 PB: 0 SB: 1 CS: 0	PA: 41
PITCHER	IP WLS BF H R ER SO BB IBB HBP BLK WP HR S P ERA WHIP	IP WLS BF H R ER SO BB IBB HBP BLK WP HR S P ERA WHIP	IP WLS BF H R ER SO BB IBB HBP BLK WP HR S P ERA WHIP	IP WLS BF H R ER SO BB IBB HBP BLK WP HR S P ERA WHIP	IP WLS BF H R ER SO BB IBB HBP BLK WP HR S P ERA WHIP	IP WLS BF H R ER SO BB IBB HBP BLK WP HR S P ERA WHIP	IP WLS BF H R ER SO BB IBB HBP BLK WP HR S P ERA WHIP	IP WLS BF H R ER SO BB IBB HBP BLK WP HR S P ERA WHIP	IP WLS BF H R ER SO BB IBB HBP BLK WP HR S P ERA WHIP	IP WLS BF H R ER SO BB IBB HBP BLK WP HR S P ERA WHIP	IP WLS BF H R ER SO BB IBB HBP BLK WP HR S P ERA WHIP	IP WLS BF H R ER SO BB IBB HBP BLK WP HR S P ERA WHIP	IP WLS BF H R ER SO BB IBB HBP BLK WP HR S P ERA WHIP	IP WLS BF H R ER SO BB IBB HBP BLK WP HR S P ERA WHIP	IP WLS BF H R ER SO BB IBB HBP BLK WP HR S P ERA WHIP	IP WLS BF H R ER SO BB IBB HBP BLK WP HR S P ERA WHIP	IP WLS BF H R ER SO BB IBB HBP BLK WP HR S P ERA WHIP	IP WLS BF H R ER SO BB IBB HBP BLK WP HR S P ERA WHIP	IP WLS BF H R ER SO BB IBB HBP BLK WP HR S P ERA WHIP	IP WLS BF H R ER SO BB IBB HBP BLK WP HR S P ERA WHIP		

Baltimore Orioles @ Kansas City Royals
Municipal Stadium, Kansas City, MO
Thu Jul 23 1970, 8:05 PM EDT
Att: 11,222 - Unknown

AB 33
R 4
H 9
RBI 3
BB 7
SO 4
LOB 24



Batter	1	2	3	4	5	6	7	8	9	AB	R	H	RBI	BB	SO	LOB	TOP								
Don Buford, S (1, 7) OBP: 0.418, SLG: 0.439	1-0 WP E HBP		0-0 4-3		4-0 FC6-4 BB	0-0 F4		0-0 1-H HR		3	2	1	2	1	0	3									
Paul Blair, R (1, 8) OBP: 0.321, SLG: 0.383	0-0 E1 2B		0-0 4-3		0-0 FC6-4 G6-3	0-3 K		0-3 K		5	1	0	0	0	2	4									
Boog Powell, L (1, 3) OBP: 0.421, SLG: 0.598	0-0 2B		0-0 G3		0-0 G6-3		4-0 1B BB	0-0 1B		4	0	2	1	1	0	1									
Frank Robinson, R (1, 9) OBP: 0.407, SLG: 0.558	0-3 K			0-0 6-3		0-0 1B E 1B	0-3 K	0-0 F3		5	1	1	0	0	2	3									
Brooks Robinson, R (1, 5) OBP: 0.343, SLG: 0.453	0-0 F8			0-0 2B 1B		0-0 E4 1B 1B	0-0 1B		0-0 G4-6-3 1B	5	1	3	0	0	0	2									
Elrod Hendricks, L (1, 2) OBP: 0.299, SLG: 0.383	0-0 F8			0-0 F8		0-0 1B 1B	0-0 F5		0-0 G4-6-3 1B	5	0	1	0	0	0	5									
Davey Johnson, R (1, 4) OBP: 0.390, SLG: 0.417		0-0 F3		0-0 2B		0-0 1B 1B	0-3 K		0-0 1B	5	0	3	1	0	1	2									
Mark Belanger, R (1, 6) OBP: 0.285, SLG: 0.225		0-0 6-3		4-0 IBB		0-0 F2		0-3 K	0-0 F4	4	0	0	0	1	1	4									
Jim Hardin, R (1, 1) OBP: 0.030, SLG: 0.030		0-3 K		0-0 F7		0-0 1B		0-0 HR		2	0	0	0	0	1	3									
Tom Phoebus, R (4, 1) OBP: 0.179, SLG: 0.179										0	0	0	0	0	0	0									
Terry Crowley, L (6, PH) OBP: 0.398, SLG: 0.397										1	0	1	1	0	0	0									
Marcelino Lopez, R (6, 1) OBP: 0.250, SLG: 0.143										0	0	0	0	0	0	0									
Dick Hall, R (6, 1) OBP: 0.125, SLG: 0.125						1-2 2-3 3-H				1	1	1	0	0	0	0									
Inning Stats	R: 2 E: 1 K: 1 S: 7	H: 1 LOB: 1 BB: 0 P: 8	R: 0 E: 0 K: 1 S: 5	H: 0 LOB: 0 BB: 0 P: 5	R: 0 E: 0 K: 0 S: 3	H: 0 LOB: 0 BB: 0 P: 3	R: 0 E: 0 K: 0 S: 5	H: 2 LOB: 2 BB: 1 P: 9	R: 0 E: 0 K: 0 S: 2	H: 0 LOB: 0 BB: 1 P: 6	R: 2 E: 1 K: 2 S: 10	H: 4 LOB: 3 BB: 0 P: 10	R: 0 E: 0 K: 2 S: 8	H: 1 LOB: 2 BB: 1 P: 12	R: 2 E: 0 K: 2 S: 10	H: 3 LOB: 1 BB: 0 P: 10	R: 0 E: 0 K: 0 S: 4	H: 2 LOB: 1 BB: 0 P: 4	1B: 10 2B: 2 3B: 0 HR: 1	SF: 0 SAC: 0 DP: 2 HBP: 1	WP: 1 PB: 0 SB: 0 CS: 0	PA: 44			
PITCHER	IP	WLS	BF	H	R	ER	SO	BB	IBB	HBP	BLK	WP	HR	S	P	ERA	WHIP								
Bill Zepp, R (1, 1) ERA: 3.18	5.0		25	6	4	2	2	1	1	1	0	1	0	26	35	3.60	1.400								
Dick Woodson, R (6, 1) ERA: 2.25	0.1		2	1	0	0	0	0	0	0	0	0	0	2	2	0.00	3.000								
Tom Hall, L (6, 1) ERA: 2.48	2.2	L	13	4	2	2	5	1	0	0	0	0	1	22	26	6.75	1.875								
Ron Perranoski, L (9, 1) ERA: 1.41	1.0		4	2	0	0	0	0	0	0	0	0	0	4	4	0.00	2.000								

Baltimore Orioles @ Minnesota Twins
Metropolitan Stadium, Bloomington, MI
Sat Jul 25 1970, 4:33 AM EDT
Att: 34,588 - Unknown

AB 40
R 6
H 13
RBI 5
BB 3
SO 7
LOB 27



Batter	1	2	3	4	5	6	7	8	9	AB	R	H	RBI	BB	SO	LOB	BOTTOM								
Cesar Tovar, R (1, 8) OBP: 0.370, SLG: 0.480	0-0 F4		0-0 FC6-4	0-0 FC6-4			0-0 F9		0-0 G6-4-3	5	0	0	0	0	0	5									
Rich Reese, L (1, 3) OBP: 0.331, SLG: 0.366	0-0 3-1			0-0 1B 2B	0-0 6-3		0-0 F1			4	1	1	0	0	0	1									
Tony Oliva, L (1, 9) OBP: 0.358, SLG: 0.507	0-0 F8			0-0 2B 1B	0-0 CS 1B			0-0 HR		4	2	3	1	0	0	0									
Harmon Killebrew, R (1, 5) OBP: 0.439, SLG: 0.651		0-0 F9		0-0 1B 2B	0-3 K			0-0 1B		4	1	2	1	0	1	1									
Rick Renick, R (1, 7) OBP: 0.342, SLG: 0.510		0-0 F3		0-0 6-3		4-0 G5-4-3 BB		0-0 B3		3	0	0	0	1	0	3									
Ron Perranoski, L (9, 1) OBP: 0.063, SLG: 0.063										0	0	0	0	0	0	0									
George Mitterwald, R (1, 2) OBP: 0.284, SLG: 0.355		0-3 K		4-0 1B IBB		0-0 G5-4-3		0-0 F8		3	1	0	0	1	1	2									
Leo Cardenas, R (1, 6) OBP: 0.336, SLG: 0.438			0-3 K	0-0 1B 1B		0-3 K		0-0 F8		4	0	1	2	0	2	1									
Frank Quilici, R (1, 4) OBP: 0.316, SLG: 0.289			0-3 K	0-0 1B 1B					0-0 F7	3	0	2	1	0	1	0									
Brant Aiyee, R (9, PH) OBP: 0.365, SLG: 0.471				0-0 FC6-4 1B						1	0	0	0	0	0	0									
Bill Zepp, R (1, 1) OBP: 0.105, SLG: 0.105				0-0 K					0-0 G6-4-3 1B	2	0	1	0	0	1	2									
Dick Woodson, R (6, 1) ERA: 2.99										0	0	0	0	0	0	0									
Tom Hall, L (6, 1) OBP: 0.167, SLG: 0.167				0-0 FC6-4 1B						0	0	0	0	0	0	0									
Jim Holt, L (9, 7) OBP: 0.296, SLG: 0.328										1	0	1	0	0	0	0									
Inning Stats	R: 0 E: 0 K: 0 S: 3	H: 0 LOB: 0 BB: 0 P: 3	R: 0 E: 0 K: 1 S: 5	H: 0 LOB: 0 BB: 0 P: 5	R: 0 E: 0 K: 2 S: 8	H: 1 LOB: 1 BB: 0 P: 8	R: 4 E: 0 K: 1 S: 10	H: 5 LOB: 2 BB: 1 P: 14	R: 0 E: 0 K: 1 S: 5	H: 1 LOB: 0 BB: 0 P: 5	R: 0 E: 0 K: 1 S: 4	H: 0 LOB: 0 BB: 1 P: 8	R: 0 E: 0 K: 0 S: 4	H: 1 LOB: 1 BB: 0 P: 4	R: 1 E: 0 K: 0 S: 5	H: 2 LOB: 1 BB: 0 P: 5	R: 0 E: 0 K: 0 S: 3	H: 1 LOB: 0 BB: 0 P: 3	1B: 9 2B: 1 3B: 0 HR: 1	SF: 0 SAC: 1 DP: 2 HBP: 0	WP: 0 PB: 0 SB: 0 CS: 1	PA: 37			
PITCHER	IP	WLS	BF	H	R	ER	SO	BB	IBB	HBP	BLK	WP	HR	S	P	ERA	WHIP								
Jim Hardin, R (1, 1) ERA: 3.93	3.1		17	6	4	4	3	0	1	0	0	0	0	9	9	0.00	0.600								
Tom Phoebus, R (4, 1) ERA: 2.59	1.2		5	1	0	0	2	0	0	0	0	0	0	9	9	0.00	0.600								
Marcelino Lopez, L (6, 1) ERA: 1.95	0.0		1	0	0	0	0	1	0	0	0	0	0	4	4	∞	∞								
Dick Hall, R (6, 1) ERA: 2.84	4.0	W	14	4	1	1	1	0	0	0	0	0	1	16	16	2.25	1.000								

Baltimore Orioles @ Minnesota Twins
Metropolitan Stadium, Bloomington, MI
Sat Jul 25 1970, 4:33 AM EDT
Att: 34,588 - Unknown

AB 34
R 5
H 11
RBI 5
BB 2
SO 6
LOB 15



Batter	1	2	3	4	5	6	7	8	9	AB	R	H	RBI	BB	SO	LOB	TOP								
Don Buford, S OBP: 0.417, SLG: 0.437 (1, 7)	F6		F7		F7			HR	SF7	4	2	1	2	1	0	2	Baltimore Orioles @ Minnesota Twins Metropolitan Stadium, Bloomington, MI Sun Jul 26 1970, 4:33 AM EDT Att: 35,294 - Unknown								
Mery Rettenmund, R OBP: 0.355, SLG: 0.527 (1, 8) (9, 9)	S		F9		1B		G3-6-1	HR	6-3	5	1	3	1	1	0	1									
Boog Powell, L OBP: 0.421, SLG: 0.604 (1, 3)	F9			F5	1B		G3-6-1	HR		5	1	2	6	0	0	2									
Frank Robinson, R OBP: 0.407, SLG: 0.554 Paul Blair, R OBP: 0.321, SLG: 0.383 (1, 9) (9, 8)	4-3			1B	L4-3		F8			4	0	1	0	1	0	3									
Elrod Hendricks, L OBP: 0.301, SLG: 0.383 (1, 2)				F9				K		5	1	2	0	0	1	2									
Brooks Robinson, R OBP: 0.346, SLG: 0.453 Chico Salmon, R OBP: 0.353, SLG: 0.430 (1, 5) (9, 5)	F9				F9			BB	1B	4	2	2	0	0	0	2									
Davey Johnson, R OBP: 0.393, SLG: 0.418 (1, 4)	F9				F9		FC2-5	BB	1B	4	2	2	0	1	0	3									
Mark Belanger, R OBP: 0.287, SLG: 0.228 (1, 6)	F4				F2		FC2-5	F7		5	0	2	2	0	0	3									
Dave McNally, R OBP: 0.279, SLG: 0.259 (1, 1)			K		1B		FC2-5	BB	K	4	2	1	0	1	2	4									
Inning Stats	R: 0 E: 0 K: 0 S: 4	H: 1 LOB: 1 BB: 0 P: 4	R: 0 E: 0 K: 0 S: 4	H: 1 LOB: 1 BB: 0 P: 4	R: 0 E: 0 K: 1 S: 5	H: 0 LOB: 0 BB: 0 P: 5	R: 0 E: 0 K: 0 S: 5	H: 2 LOB: 2 BB: 0 P: 5	R: 2 E: 0 K: 0 S: 6	H: 4 LOB: 1 BB: 0 P: 6	R: 1 E: 0 K: 0 S: 6	H: 3 LOB: 2 BB: 0 P: 6	R: 0 E: 0 K: 0 S: 3	H: 1 LOB: 0 BB: 0 P: 3	R: 6 E: 0 K: 1 S: 8	H: 3 LOB: 1 BB: 4 P: 24		R: 2 E: 0 K: 1 S: 6	H: 1 LOB: 1 BB: 1 P: 11	1B: 15 2B: 1 3B: 0 HR: 1	SF: 1 SAC: 0 DP: 2 HBP: 1	WP: 0 PB: 0 SB: 1 CS: 0	PA: 47		
PITCHER	IP	WLS	BF	H	R	ER	SO	BB	IBB	HBP	BLK	WP	HR	S	P	ERA	WHIP								
Jim Perry, R ERA: 3.38 (1, 1)	6.0	L	29	12	3	3	1	0	0	0	0	0	0	31	31	4.50	2.000								
Tom Hall, L ERA: 2.95 (7, 1)	1.2		8	2	4	4	1	2	0	0	0	0	0	8	16	21.60	2.400								
Dick Woodson, R ERA: 3.38 (8, 1)	0.0		3	1	2	2	0	2	0	0	0	0	1	1	9	∞	∞								
Dave Boswell, R ERA: 5.97 Steve Barber, R ERA: 4.63 (8, 1) (9, 1)	0.1		1	0	0	0	0	0	0	0	0	0	0	1	1	0.00	0.000								
Steve Barber, R ERA: 4.63 (9, 1)	1.0		6	1	2	2	1	1	0	1	0	0	0	6	11	18.00	2.000								
Batter	1	2	3	4	5	6	7	8	9	AB	R	H	RBI	BB	SO	LOB	BOTTOM								
Cesar Tovar, R OBP: 0.369, SLG: 0.476 (1, 8)	F9		F7		BB			E8		3	0	0	0	1	0	1	Baltimore Orioles @ Minnesota Twins Metropolitan Stadium, Bloomington, MI Sun Jul 26 1970, 4:33 AM EDT Att: 35,294 - Unknown								
Rich Reese, L OBP: 0.330, SLG: 0.365 (1, 3)			K		4-3			F8		4	0	1	0	0	1	3									
Harmon Killebrew, R OBP: 0.437, SLG: 0.645 Steve Barber, R (1, 5) (9, 1)	F3				1B			F7		3	0	0	0	1	1	2									
Tony Oliva, L OBP: 0.357, SLG: 0.504 (1, 9)	F9				BB			K		0	0	0	0	0	0	0									
Tony Oliva, L OBP: 0.357, SLG: 0.504 (1, 9)	F9				BB			K		4	0	1	0	0	0	1									
Rick Renick, R OBP: 0.339, SLG: 0.500 (1, 7)			5-3		BB			F7		4	0	1	0	0	1	2									
George Mitterwald, R OBP: 0.284, SLG: 0.353 (1, 2)	F3				BB			F8		4	0	1	0	0	0	2									
Leo Cardenas, R OBP: 0.332, SLG: 0.433 (1, 6)	F8				BB			F8		4	0	0	0	0	1	2									
Frank Quilici, R OBP: 0.303, SLG: 0.276 (1, 4)			4-3		BB			F8		4	0	0	0	0	0	2									
Jim Perry, S OBP: 0.333, SLG: 0.414 Tom Hall, L OBP: 0.187, SLG: 0.187 Dick Woodson, R OBP: 0.197, SLG: 0.208 Dave Boswell, R OBP: 0.303, SLG: 0.198 Bob Allison, R OBP: 0.225, SLG: 0.211 (1, 1) (7, 1) (8, 1) (8, 1) (8, PH) (9, 5)					BB			K		1	1	1	1	1	0	0									
Inning Stats	R: 0 E: 0 K: 0 S: 4	H: 1 LOB: 1 BB: 0 P: 4	R: 0 E: 0 K: 0 S: 3	H: 0 LOB: 0 BB: 0 P: 3	R: 0 E: 0 K: 1 S: 5	H: 0 LOB: 1 BB: 1 P: 9	R: 0 E: 0 K: 1 S: 5	H: 1 LOB: 1 BB: 1 P: 9	R: 1 E: 0 K: 0 S: 4	H: 1 LOB: 1 BB: 1 P: 8	R: 0 E: 0 K: 0 S: 3	H: 0 LOB: 0 BB: 0 P: 3	R: 0 E: 0 K: 2 S: 8	H: 0 LOB: 1 BB: 0 P: 8	R: 0 E: 0 K: 1 S: 7	H: 2 LOB: 2 BB: 0 P: 7	1B: 4 2B: 0 3B: 0 HR: 1	SF: 0 SAC: 0 DP: 1 HBP: 0	WP: 0 PB: 0 SB: 0 CS: 0	PA: 35					
PITCHER	IP	WLS	BF	H	R	ER	SO	BB	IBB	HBP	BLK	WP	HR	S	P	ERA	WHIP								
Dave McNally, L ERA: 4.17 (1, 1)	9.0	W	35	5	1	1	5	3	0	0	0	0	1	42	54	1.00	0.889								

AB 40
R 11
H 16
RBI 11
BB 5
SO 3
LOB 22

AB 32
R 1
H 5
RBI 1
BB 3
SO 5
LOB 15



Batter	1	2	3	4	5	6	7	8	9	AB	R	H	RBI	BB	SO	LOB	TOP			
Don Buford, S OBP: 0.415, SLG: 0.444 (1, 7)	F5		L4			HR	FC4-6			4	1	1	1	0	0	1				
Mery Rettenmund, R OBP: 0.353, SLG: 0.527 (1, 8)	2B			F9		5-3		5-3		4	0	1	0	0	0	0				
Boog Powell, L OBP: 0.419, SLG: 0.600 (1, 3)	K				1B	G3		K		4	0	1	0	0	2	1				
Frank Robinson, R OBP: 0.405, SLG: 0.550 (1, 9)	K			F9			1B	F8		4	0	1	0	0	1	2				
Eliud Hendricks, L OBP: 0.297, SLG: 0.378 Andy Etchebarren, R OBP: 0.359, SLG: 0.399 (1, 2) (9, PH)		4-3		F8		F9		FC1-6	1B	3	0	0	0	0	0	2				
Brooks Robinson, R OBP: 0.345, SLG: 0.451 (1, 5)	F5				F8		BLK	F8		4	1	1	0	0	0	1				
Davey Johnson, R OBP: 0.394, SLG: 0.422 (1, 4)	5-3					3-1		FC1-6		4	0	2	1	0	0	1				
Mark Belanger, R OBP: 0.285, SLG: 0.227 Chico Salmon, R OBP: 0.345, SLG: 0.420 (1, 6) (7, PH) (7, 6)			F8		3-1			K		2	0	0	0	0	0	1				
Jim Palmer, R OBP: 0.194, SLG: 0.214 Tom Phoebus, R OBP: 0.179, SLG: 0.179 Marcelino Lopez, R OBP: 0.250, SLG: 0.143 Curt Motton, R OBP: 0.375, SLG: 0.313 Moe Drabowsky, R OBP: 0.125, SLG: 0.125 (1, 1) (6, 1) (6, 1) (7, PH) (7, 1)			K			K		FC5-2	FC4-6	2	0	0	0	0	0	2				
Inning Stats	R: 0 E: 0 K: 2 S: 8	H: 1 LOB: 1 BB: 0 P: 8	R: 0 E: 0 K: 0 S: 3	H: 0 LOB: 0 BB: 0 P: 3	R: 0 E: 0 K: 1 S: 5	H: 0 LOB: 0 BB: 0 P: 5	R: 0 E: 0 K: 0 S: 4	H: 1 LOB: 1 BB: 0 P: 4	R: 0 E: 0 K: 1 S: 6	H: 1 LOB: 1 BB: 0 P: 6	R: 1 E: 0 K: 0 S: 5	H: 2 LOB: 1 BB: 0 P: 5	R: 0 E: 0 K: 1 S: 5	H: 0 LOB: 0 BB: 0 P: 5	R: 0 E: 0 K: 1 S: 6	H: 1 LOB: 1 BB: 0 P: 6	1B: 5 2B: 2 3B: 0 HR: 1	SF: 0 SAC: 0 DP: 0 HBP: 0	WP: 0 PB: 0 SB: 0 CS: 0	PA: 35
PITCHER	IP WLS BF H R ER SO BB IBB HBP BLK WP HR S P ERA WHIP																			
Bert Blyleven, R ERA: 2.49 Ron Perranoski, L ERA: 1.35 (1, 1) (7, 1)	6.0 W 25 7 2 2 4 0 0 0 0 0 1 0 1 33 33 3.00 1.167																			
	3.0 S 10 1 0 0 2 0 0 0 0 0 0 0 0 14 14 0.00 0.333																			

Baltimore Orioles @ Minnesota Twins
Metropolitan Stadium, Bloomington, MI
Mon Jul 27 1970, 4:33 AM EDT
Att: 29,259 - Unknown

AB 35
R 2
H 8
RBI 2
BB 0
SO 6
LOB 13



Batter	1	2	3	4	5	6	7	8	9	AB	R	H	RBI	BB	SO	LOB	BOTTOM			
Cesar Tovar, R OBP: 0.364, SLG: 0.470 (1, 8)	5-3		FC5-6	F8		FC6-2		5-3		5	1	0	0	0	0	5				
Rich Reese, L OBP: 0.332, SLG: 0.373 (1, 3)	F9				4-3					4	1	2	2	0	0	0				
Tony Oliva, L OBP: 0.356, SLG: 0.504 (1, 9)	F8				3-1		F7			4	0	1	1	0	0	3				
Harmon Killebrew, R OBP: 0.435, SLG: 0.639 Danny Thompson, R OBP: 0.225, SLG: 0.213 (1, 5) (8, 5)		L5	5-3					F8		3	0	0	0	1	0	1				
Jim Holt, L OBP: 0.305, SLG: 0.350 (1, 7)										3	1	2	1	1	0	1				
George Mitterwald, R OBP: 0.288, SLG: 0.370 (1, 2)										4	1	2	1	0	1	3				
Leo Cardenas, R OBP: 0.332, SLG: 0.429 (1, 6)					4-3					3	0	0	0	1	2	2				
Frank Quilici, R OBP: 0.320, SLG: 0.297 (1, 4)										4	1	3	0	0	1	0				
Bert Blyleven, R OBP: 0.182, SLG: 0.182 Ron Perranoski, L OBP: 0.059, SLG: 0.059 (1, 1) (7, 1)										0	0	0	0	0	0	0				
Inning Stats	R: 0 E: 0 K: 0 S: 3	H: 0 LOB: 0 BB: 0 P: 3	R: 1 E: 0 K: 1 S: 6	H: 2 LOB: 1 BB: 0 P: 6	R: 3 E: 1 K: 0 S: 7	H: 3 LOB: 2 BB: 1 P: 11	R: 0 E: 0 K: 0 S: 4	H: 1 LOB: 1 BB: 0 P: 4	R: 0 E: 0 K: 0 S: 3	H: 0 LOB: 1 BB: 1 P: 7	R: 1 E: 0 K: 0 S: 6	H: 3 LOB: 3 BB: 1 P: 10	R: 0 E: 0 K: 2 S: 8	H: 1 LOB: 1 BB: 0 P: 8	R: 0 E: 0 K: 2 S: 7	H: 0 LOB: 0 BB: 0 P: 7	1B: 6 2B: 2 3B: 1 HR: 2	SF: 0 SAC: 3 DP: 1 HBP: 0	WP: 0 PB: 0 SB: 0 CS: 1	PA: 37
PITCHER	IP WLS BF H R ER SO BB IBB HBP BLK WP HR S P ERA WHIP																			
Jim Palmer, R ERA: 2.92 Tom Phoebus, R ERA: 2.99 Marcelino Lopez, L ERA: 1.93 Moe Drabowsky, R ERA: 3.3 (1, 1) (6, 1) (6, 1) (7, 1)	5.0 L 25 7 5 4 1 0 0 0 0 0 0 0 4 4 0.00 3.000																			
	0.2 4 2 0 0 0 0 0 0 0 0 0 0 1 1 0.00 0.000																			
	0.1 1 0 0 0 0 0 0 0 0 0 0 0 1 1 0.00 0.000																			
	2.0 7 1 0 0 4 0 0 0 0 0 0 0 15 15 0.00 0.500																			

Baltimore Orioles @ Minnesota Twins
Metropolitan Stadium, Bloomington, MI
Mon Jul 27 1970, 4:33 AM EDT
Att: 29,259 - Unknown

AB 31
R 5
H 10
RBI 5
BB 3
SO 5
LOB 15



Batter	1	2	3	4	5	6	7	8	9	AB	R	H	RBI	BB	SO	LOB	TOP		
Syd O'Brien, R OBP: 0.307, SLG: 0.338 (1, 5)	F3		6-3			F3		1-6-3		4	0	0	0	0	0	0			
Luis Aparicio, R OBP: 0.374, SLG: 0.415 (1, 6)	F7			5-3		5-3			L6	4	0	0	0	0	0	0			
Carlos May, L OBP: 0.377, SLG: 0.450 (1, 7)				F6		K			FC5-4 1B	3	0	1	0	1	1	0			
Bill Melton, R OBP: 0.321, SLG: 0.485 (1, 9)	K			K			K		F7	4	0	0	0	0	3	2			
Duane Josephson, R OBP: 0.359, SLG: 0.395 (1, 2)		6-3			6-3		5-3		FC5-4	4	0	0	0	0	0	1			
Bob Spence, L OBP: 0.286, SLG: 0.313 (1, 3)		4-3			E 2B					2	1	1	0	1	0	0			
Ken Berry, R OBP: 0.315, SLG: 0.352 (1, 8)			F3		E5 6-3 1B		F9			3	1	1	0	0	0	1			
Bobby Knoop, R OBP: 0.277, SLG: 0.293 (1, 4)			K		6-3			5-3		3	0	0	1	0	1	0			
Joe Horlen, R OBP: 0.143, SLG: 0.146 Wall Williams, R OBP: 0.300, SLG: 0.348 Danny Murphy, L OBP: 0.600, SLG: 1.250 (8, PH) (8, 1)			K		1-4-3			K2-3		2	0	0	0	0	1	0			
										1	0	0	0	0	1	0			
										0	0	0	0	0	0	0			
Inning Stats	R: 0 E: 0 K: 1 S: 5	H: 0 LOB: 1 BB: 1 P: 9	R: 0 E: 0 K: 0 S: 3	H: 0 LOB: 0 BB: 0 P: 3	R: 0 E: 0 K: 2 S: 7	H: 0 LOB: 0 BB: 0 P: 7	R: 0 E: 0 K: 1 S: 5	H: 0 LOB: 0 BB: 0 P: 5	R: 2 E: 0 K: 0 S: 5	H: 2 LOB: 0 BB: 0 P: 5	R: 0 E: 0 K: 1 S: 5	H: 0 LOB: 1 BB: 1 P: 9	R: 0 E: 0 K: 1 S: 5	H: 0 LOB: 0 BB: 0 P: 5	R: 0 E: 0 K: 0 S: 4	H: 1 LOB: 1 BB: 0 P: 4	1B: 2 2B: 1 3B: 0 HR: 0	SF: 0 SAC: 0 DP: 0 HBP: 0	WP: 0 PA: 32
PITCHER Mike Cuellar, L ERA: 3.78 (1, 1)	IP: 9.0 WLS: W BF: 32 H: 3 R: 2 ER: 0 SO: 7 BB: 2 IBB: 0 HBP: 0 BLK: 0 WP: 0 HR: 0 S: 44 P: 52 ERA: 0.00 WHIP: 0.556															PITCHER IP: WLS: BF: H: R: ER: SO: BB: IBB: HBP: BLK: WP: HR: S: P: ERA: WHIP:			

Chicago White Sox @ Baltimore Orioles
Memorial Stadium, Baltimore, MD
Tue Jul 28 1970, 7:05 PM EDT
Att: 23,913 - Unknown

AB 30
R 2
H 3
RBI 1
BB 2
SO 7
LOB 4



Batter	1	2	3	4	5	6	7	8	9	AB	R	H	RBI	BB	SO	LOB	BOTTOM		
Don Buford, S OBP: 0.410, SLG: 0.437 (1, 7)	6-3		K		G3		4-3	F9		5	0	0	0	0	1	3			
Mery Rettenmund, R OBP: 0.352, SLG: 0.526 (6, 9)	K			WP 1B 2B	K		K			4	1	1	0	0	3	0			
Boog Powell, L OBP: 0.423, SLG: 0.599 (1, 3)				K2-3	BB 1B					2	1	1	0	2	1	1			
Brooks Robinson, R OBP: 0.347, SLG: 0.450 (1, 5)	F9			BB 1B 1B	1B BB		F8			3	1	1	1	1	0	2			
Terry Crowley, L OBP: 0.406, SLG: 0.400 Paul Blair, R OBP: 0.323, SLG: 0.385 (6, 8)		6-3		BB 1B BB	1-3 2-H 1B			CS 1B		2	1	1	1	1	0	0			
Davey Johnson, R OBP: 0.390, SLG: 0.417 (1, 4)		F7		F8	4-3			E2 BB BB		4	0	0	0	0	0	5			
Eliot Hendricks, L OBP: 0.300, SLG: 0.374 (1, 2)		F8		1B BB		4-3		BB BB		2	0	0	0	2	0	0			
Bobby Grich, R OBP: 0.316, SLG: 0.353 (1, 6)			4-3		1-3 2-H 1B		6-3			3	0	1	2	1	0	0			
Mike Cuellar, L OBP: 0.108, SLG: 0.178 (1, 1)			1-3		K		G3		B1	4	0	0	0	0	1	5			
Inning Stats	R: 0 E: 0 K: 1 S: 5	H: 0 LOB: 1 BB: 1 P: 9	R: 0 E: 0 K: 0 S: 3	H: 0 LOB: 0 BB: 0 P: 3	R: 0 E: 0 K: 1 S: 5	H: 0 LOB: 0 BB: 0 P: 5	R: 3 E: 0 K: 2 S: 10	H: 3 LOB: 2 BB: 2 P: 18	R: 1 E: 0 K: 1 S: 7	H: 2 LOB: 1 BB: 1 P: 11	R: 0 E: 0 K: 0 S: 3	H: 0 LOB: 0 BB: 0 P: 3	R: 0 E: 0 K: 1 S: 5	H: 0 LOB: 1 BB: 1 P: 9	R: 0 E: 1 K: 0 S: 4	H: 1 LOB: 3 BB: 2 P: 12	1B: 5 2B: 1 3B: 0 HR: 0	SF: 0 SAC: 0 DP: 0 HBP: 0	WP: 1 PA: 37
PITCHER Joe Horlen, R ERA: 4.81 Danny Murphy, R ERA: 4.66 (8, 1)	IP: 7.0 WLS: L BF: 31 H: 5 R: 4 ER: 4 SO: 6 BB: 5 IBB: 0 HBP: 0 BLK: 0 WP: 1 HR: 0 S: 38 P: 58 ERA: 5.14 WHIP: 1.429															PITCHER IP: WLS: BF: H: R: ER: SO: BB: IBB: HBP: BLK: WP: HR: S: P: ERA: WHIP:			

Chicago White Sox @ Baltimore Orioles
Memorial Stadium, Baltimore, MD
Tue Jul 28 1970, 7:05 PM EDT
Att: 23,913 - Unknown

AB 30
R 4
H 6
RBI 4
BB 7
SO 6
LOB 16



Batter	1	2	3	4	5	6	7	8	9	AB	R	H	RBI	BB	SO	LOB	TOP			
Pat Kelly, L OBP: 0.356, SLG: 0.341 (1, 9)	0-3 K		0-0 5-3			0-0 F7		0-0 4-3		4	0	0	0	0	1	0	Kansas City Royals @ Baltimore Orioles Memorial Stadium, Baltimore, MD Fri Jul 31 1970, 7:05 PM EDT Att: 10,159 - Unknown livebaseballscores.com			
Cookie Rojas, R OBP: 0.252, SLG: 0.267 Al Fitzmorris, S OBP: 0.357, SLG: 0.571 (1, 4) (8, 1)	0-0 F7			0-0 F4		0-0 1B		0-0 F7		4	0	1	0	0	0	0				
Amos Otis, R OBP: 0.353, SLG: 0.435 (1, 8)	0-0 6-3			0-0 1B		0-0 F9			0-0 6-3	4	0	1	0	0	0	1				
Lou Piniella, R OBP: 0.345, SLG: 0.460 (1, 7)		0-0 1B		0-0 L4			0-0 1B SF9		0-0 F9	4	1	2	0	0	0	1				
Bob Oliver, R OBP: 0.325, SLG: 0.490 (1, 3)	0-3 K			0-0 F8		0-0 FC6-4 1B			0-0 5-3	4	0	1	0	0	1	2				
Paul Schaaf, R OBP: 0.329, SLG: 0.314 (1, 5)	0-0 F9				0-0 F3		0-3 K			3	0	0	0	0	1	3				
Elie Rodriguez, R OBP: 0.328, SLG: 0.337 (1, 2)	0-0 5-3				0-0 4-3		0-0 SF9			2	0	0	1	0	0	1				
Rich Severson, R OBP: 0.292, SLG: 0.290 (1, 6) (8, 4)			0-3 K		0-0 F8		0-0 FC6-4			3	0	0	0	0	1	1				
Bill Butler, L OBP: 0.146, SLG: 0.054 Dave Morehead, R OBP: 0.250, SLG: 0.257 Hawk Taylor, R OBP: 0.229, SLG: 0.227 Jackie Hernandez, R OBP: 0.283, SLG: 0.286 (1, 1) (2, 1) (8, PH) (8, 6)			0-0 F3			0-3 K		0-3 K		0	0	0	0	0	0	0				
Inning Stats	R: 0 E: 0 K: 1 S: 5	H: 0 LOB: 0 BB: 0 P: 5	R: 0 E: 0 K: 1 S: 6	H: 1 LOB: 1 BB: 0 P: 6	R: 0 E: 0 K: 1 S: 5	H: 0 LOB: 0 BB: 0 P: 5	R: 0 E: 0 K: 0 S: 4	H: 1 LOB: 1 BB: 0 P: 4	R: 0 E: 0 K: 0 S: 3	H: 0 LOB: 0 BB: 0 P: 3	R: 1 E: 0 K: 1 S: 7	H: 2 LOB: 1 BB: 0 P: 7	R: 0 E: 0 K: 1 S: 5	H: 0 LOB: 0 BB: 0 P: 5	R: 0 E: 0 K: 0 S: 3	H: 0 LOB: 0 BB: 0 P: 3	1B: 5 2B: 0 3B: 0 HR: 0	SF: 1 SAC: 0 DP: 0 HBP: 0	WP: 0 PB: 0 SB: 0 CS: 0	PA: 32
PITCHER Dave McNally, L ERA: 4.01 (1, 1)	IP: 9.0 WLS: W BF: 32 H: 5 R: 1 ER: 1 SO: 6 BB: 0 IBB: 0 HBP: 0 BLK: 0 WP: 0 HR: 0 S: 44 P: 44 ERA: 1.00 WHIP: 0.556															PITCHER				

Batter	1	2	3	4	5	6	7	8	9	AB	R	H	RBI	BB	SO	LOB	BOTTOM			
Merv Rettenmund, R OBP: 0.359, SLG: 0.521 (1, 7)	4-0 G5-4-3 1B BB	4-0 FC6-4 BB		0-0 S 1B			4-0 SH5-3 BB			1	0	1	2	3	0	0	Kansas City Royals @ Baltimore Orioles Memorial Stadium, Baltimore, MD Fri Jul 31 1970, 7:05 PM EDT Att: 10,159 - Unknown livebaseballscores.com			
Paul Blair, R OBP: 0.322, SLG: 0.384 (1, 8)	0-0 G5-4-3 1B	0-0 FC6-4		0-0 F4		0-0 SH5-3				3	0	1	0	0	0	4				
Frank Robinson, R OBP: 0.399, SLG: 0.538 (1, 9)	0-0 G5-4-3 1B		0-3 K		0-0 F7		0-3 K			4	0	0	0	0	2	3				
Boog Powell, L OBP: 0.422, SLG: 0.601 (1, 3)	0-0 F3		0-0 3-1		0-0 5-3		0-0 4-3			4	0	0	0	0	0	2				
Brooks Robinson, R OBP: 0.349, SLG: 0.450 (1, 5)		4-0 G6-4-3 BB	0-0 FC6-4 1B		0-0 F8			0-0 SH1-4 1B		3	1	2	0	1	0	0				
Davey Johnson, R OBP: 0.393, SLG: 0.417 (1, 4)		0-0 G6-4-3	0-0 FC6-4			0-0 G6-4-3 1B		0-0 SH1-4		3	0	1	0	0	0	2				
Andy Etchebarren, R OBP: 0.313, SLG: 0.304 (1, 2)		4-0 E BB BB		0-3 K		0-0 G6-4-3 1B		0-0 E1 1B		3	1	1	0	1	1	1				
Mark Belanger, R OBP: 0.290, SLG: 0.233 (1, 6)		0-0 E6 BB 1B		0-0 S 1B 1B				0-0 6-3		4	1	3	0	0	0	1				
Dave McNally, R OBP: 0.278, SLG: 0.246 (1, 1)		4-0 BB BB		0-0 L7		0-3 K		0-0 F6		3	0	0	0	1	1	3				
Inning Stats	R: 0 E: 0 K: 0 S: 3	H: 1 LOB: 1 BB: 1 P: 7	R: 1 E: 1 K: 0 S: 3	H: 1 LOB: 3 BB: 4 P: 19	R: 0 E: 0 K: 1 S: 6	H: 1 LOB: 1 BB: 0 P: 6	R: 1 E: 0 K: 1 S: 7	H: 2 LOB: 1 BB: 0 P: 7	R: 0 E: 0 K: 0 S: 3	H: 0 LOB: 0 BB: 0 P: 3	R: 0 E: 0 K: 1 S: 6	H: 2 LOB: 1 BB: 0 P: 6	R: 0 E: 0 K: 1 S: 5	H: 0 LOB: 1 BB: 1 P: 9	R: 1 E: 1 K: 0 S: 5	H: 2 LOB: 1 BB: 0 P: 5	1B: 9 2B: 0 3B: 0 HR: 0	SF: 0 SAC: 2 DP: 3 HBP: 0	WP: 0 PB: 0 SB: 2 CS: 0	PA: 36
PITCHER Bill Butler, L ERA: 3.88 Dave Morehead, R ERA: 3.48 Al Fitzmorris, R ERA: 3.56 (1, 1) (2, 1) (8, 1)	IP: 1.0 WLS: L BF: 26 H: 6 R: 1 ER: 1 SO: 4 BB: 4 IBB: 0 HBP: 0 BLK: 0 WP: 0 HR: 0 S: 30 P: 46 ERA: 1.50 WHIP: 1.667															PITCHER				

Batter	1	2	3	4	5	6	7	8	9	AB	R	H	RBI	BB	SO	LOB	TOP				
Pat Kelly, L OBP: 0.355, SLG: 0.338 (1, 9)										3	0	0	0	1	1	2					
Amos Otis, R OBP: 0.354, SLG: 0.441 (1, 8)										4	1	2	0	0	0	2					
Ed Kirkpatrick, L OBP: 0.319, SLG: 0.407 (1, 2)										4	0	0	0	0	2	2					
Lou Piniella, R OBP: 0.344, SLG: 0.458 (1, 7)										4	0	1	1	0	0	1					
Bob Oliver, R OBP: 0.329, SLG: 0.491 (1, 3)										3	0	2	0	1	0	0					
Bill Sorrell, L OBP: 0.322, SLG: 0.378 (1, 5)										4	0	0	0	0	1	5					
Rich Severson, R OBP: 0.282, SLG: 0.279 (1, 4)										4	0	0	0	0	1	1	AB 33				
Jackie Hernandez, R OBP: 0.282, SLG: 0.286 (1, 6)										4	0	1	0	0	0	1	R 1				
Dick Drago, R OBP: 0.106, SLG: 0.067 (4, 1)										0	0	0	0	0	0	0	H 6				
Tom Burgmeier, L OBP: 0.309, SLG: 0.222 (4, 1)										0	0	0	0	0	0	0	RBI 1				
Ken Wright, R OBP: 0.276, SLG: 0.277 (5, PH)										0	0	0	0	0	0	0	BB 2				
Jim Campanis, R OBP: 0.246, SLG: 0.277 (5, PH)										1	0	0	0	0	0	1	SO 5				
Don O'Riley, R OBP: 0.228, SLG: 0.313 (5, PH)										1	0	0	0	0	0	0	LOB 15				
Paul Schaal, R OBP: 0.208, SLG: 0.313 (5, PH)										1	0	0	0	0	0	0					
Inning Stats	R: 0 E: 0 K: 1 S: 4	H: 0 LOB: 0 BB: 1 P: 8	R: 0 E: 1 K: 1 S: 6	H: 0 LOB: 1 BB: 0 P: 6	R: 0 E: 0 K: 1 S: 6	H: 1 LOB: 1 BB: 0 P: 6	R: 0 E: 0 K: 1 S: 6	H: 1 LOB: 1 BB: 0 P: 6	R: 0 E: 1 K: 0 S: 4	H: 0 LOB: 1 BB: 0 P: 4	R: 0 E: 0 K: 0 S: 4	H: 1 LOB: 2 BB: 1 P: 8	R: 0 E: 0 K: 1 S: 3	H: 0 LOB: 0 BB: 0 P: 3	R: 1 E: 0 K: 1 S: 8	H: 3 LOB: 2 BB: 0 P: 8	R: 0 E: 0 K: 0 S: 3	H: 0 LOB: 0 BB: 0 P: 3	1B: 4 2B: 2 3B: 0 HR: 0	SF: 0 SAC: 1 DP: 1 HBP: 0	WP: 0 PA: 36 PB: 0 SB: 1 CS: 0
PITCHER Jim Palmer, R ERA: 2.82 (1, 1)	IP: 9.0 WLS: W BF: 36 H: 6 R: 1 ER: 1 SO: 5 BB: 2 IBB: 0 HBP: 0 BLK: 0 WP: 0 HR: 0 S: 44 P: 52 ERA: 1.00 WHIP: 0.889																				

Kansas City Royals @ Baltimore Orioles
Memorial Stadium, Baltimore, MD
Sat Aug 01 1970, 7:05 PM EDT
Att: 13,640 - Unknown

livebaseballscorecards.com

Batter	1	2	3	4	5	6	7	8	9	AB	R	H	RBI	BB	SO	LOB	BOTTOM				
Don Buford, S OBP: 0.403, SLG: 0.426 (1, 7)										5	0	0	0	0	1	4					
Mery Rettenmund, R OBP: 0.368, SLG: 0.527 (1, 8)										5	4	4	1	0	0	0					
Boog Powell, L OBP: 0.419, SLG: 0.595 (1, 3)										5	1	1	1	0	1	4					
Frank Robinson, R OBP: 0.402, SLG: 0.538 (1, 9)										4	0	2	1	1	0	1					
Eliud Hendricks, L OBP: 0.307, SLG: 0.389 (1, 2)										4	1	3	3	1	0	1					
Brooks Robinson, R OBP: 0.348, SLG: 0.445 (1, 5)										4	0	0	1	0	1	5					
Davey Johnson, R OBP: 0.396, SLG: 0.419 (1, 4)										5	1	3	0	0	0	3	AB 39				
Mark Belanger, R OBP: 0.287, SLG: 0.230 (1, 6)										4	1	0	0	0	1	3	R 9				
Jim Palmer, R OBP: 0.200, SLG: 0.219 (1, 1)										3	1	1	1	0	0	1	H 14				
Inning Stats	R: 1 E: 0 K: 2 S: 9	H: 2 LOB: 2 BB: 1 P: 13	R: 0 E: 0 K: 0 S: 4	H: 1 LOB: 1 BB: 0 P: 4	R: 1 E: 0 K: 0 S: 5	H: 2 LOB: 1 BB: 0 P: 5	R: 4 E: 1 K: 1 S: 10	H: 4 LOB: 3 BB: 1 P: 15	R: 0 E: 0 K: 0 S: 3	H: 0 LOB: 0 BB: 0 P: 3	R: 0 E: 1 K: 0 S: 5	H: 1 LOB: 2 BB: 0 P: 5	R: 0 E: 0 K: 1 S: 6	H: 1 LOB: 1 BB: 0 P: 6	R: 3 E: 1 K: 0 S: 6	H: 3 LOB: 0 BB: 0 P: 6	1B: 13 2B: 0 3B: 0 HR: 1	SF: 0 SAC: 1 DP: 0 HBP: 1	WP: 1 PA: 43 PB: 0 SB: 0 CS: 0		
PITCHER Dick Drago, R ERA: 4.3 Tom Burgmeier, L ERA: 3.14 Ken Wright, R ERA: 5.63 Don O'Riley, R ERA: 5.4	IP: 3.1 WLS: L BF: 20 H: 8 R: 6 ER: 3 SO: 3 BB: 1 IBB: 0 HBP: 0 BLK: 0 WP: 0 HR: 0 S: 25 P: 29 ERA: 8.10 WHIP: 2.700																				

Kansas City Royals @ Baltimore Orioles
Memorial Stadium, Baltimore, MD
Sat Aug 01 1970, 7:05 PM EDT
Att: 13,640 - Unknown

livebaseballscorecards.com

Batter	1	2	3	4	5	6	7	8	9	AB	R	H	RBI	BB	SO	LOB	TOP	
Mike Andrews, R (1,4) OBP: 0.318, SLG: 0.352	L4		F8			FC6-4 BB		1B		3	0	1	0	1	0	0	Boston Red Sox @ Baltimore Orioles Memorial Stadium, Baltimore, MD Tue Aug 04 1970, 7:05 PM EDT Att: 39,011 - Unknown	
Reggie Smith, S (1,8) OBP: 0.388, SLG: 0.497	6-3			F9		FC6-4 FC6		F8		4	0	0	0	0	0	2		
Carl Yastrzemski, L (1,3) OBP: 0.454, SLG: 0.614				4-3		FC6				4	0	2	0	0	0	1		
Tony Conigliaro, R (1,9) OBP: 0.336, SLG: 0.475	F8			L8			E4 1B	F8		4	1	0	0	0	0	3		
Rico Petrocelli, R (1,6) OBP: 0.319, SLG: 0.450		K			5-3			F7		4	0	0	0	0	1	1		
Billy Conigliaro, R (1,7) OBP: 0.349, SLG: 0.521		1-3			F7			K		4	0	1	0	0	1	0		
John Kennedy, R (1,5) OBP: 0.308, SLG: 0.478		5-3			WP BB			K		3	1	2	2	1	0	0		
Jerry Moses, R (1,2) OBP: 0.313, SLG: 0.389			F7		F7			5-3		4	0	0	0	0	0	3		
Ray Culp, R (1,1) OBP: 0.109, SLG: 0.125				4-3						1	0	0	0	0	0	0		
Dick Schofield, S (6,PH) OBP: 0.292, SLG: 0.238						4-3				1	0	0	0	0	0	0		
Ken Brett, L (6,1) OBP: 0.286, SLG: 0.368								K		0	0	0	0	0	0	0		
Carmen Fanzone, R (8,PH) OBP: 0.273, SLG: 0.250										1	0	0	0	0	1	0		
Sparky Lyle, L (8,1)										0	0	0	0	0	0	0		
Inning Stats	R: 0 E: 0 K: 0 S: 4	H: 1 LOB: 1 BB: 0 P: 4	R: 0 E: 0 K: 1 S: 5	H: 0 LOB: 0 BB: 0 P: 5	R: 0 E: 0 K: 0 S: 3	H: 0 LOB: 0 BB: 0 P: 3	R: 0 E: 0 K: 0 S: 3	H: 0 LOB: 1 BB: 1 P: 7	R: 1 E: 1 K: 0 S: 5	H: 2 LOB: 1 BB: 0 P: 5	R: 0 E: 0 K: 1 S: 7	H: 2 LOB: 2 BB: 0 P: 7	R: 1 E: 0 K: 1 S: 6	H: 1 LOB: 0 BB: 0 P: 6	1B: 4 2B: 1 3B: 0 HR: 1	SF: 0 SAC: 0 DP: 1 HBP: 0	WP: 1 PB: 0 SB: 0 CS: 0	PA: 35
PITCHER Dave McNally, L (1,1) ERA: 3.86	IP: 9.0 WLS: W BF: 35 H: 6 R: 2 ER: 1 SO: 3 BB: 2 IBB: 0 HBP: 0 BLK: 0 WP: 1 HR: 1 S: 39 P: 47 ERA: 1.00 WHIP: 0.889																	

AB 33
R 2
H 6
RBI 2
BB 2
SO 3
LOB 10



Batter	1	2	3	4	5	6	7	8	9	AB	R	H	RBI	BB	SO	LOB	BOTTOM			
Don Buford, S (1,7) OBP: 0.403, SLG: 0.422	K	F8		E S 1B HBP		4-3				3	1	0	0	1	1	0	Boston Red Sox @ Baltimore Orioles Memorial Stadium, Baltimore, MD Tue Aug 04 1970, 7:05 PM EDT Att: 39,011 - Unknown			
Paul Blair, R (1,8) OBP: 0.336, SLG: 0.422				S 1B				K		4	2	3	3	1	1	1				
Boog Powell, L (1,3) OBP: 0.422, SLG: 0.595				S 1B						2	1	1	0	2	1	0				
Frank Robinson, R (1,9) OBP: 0.405, SLG: 0.533				FC6-4 IBB						2	1	0	0	2	1	4				
Elrod Hendricks, L (1,2) OBP: 0.310, SLG: 0.389				FC6-4						3	0	1	0	1	0	1				
Brooks Robinson, R (1,5) OBP: 0.345, SLG: 0.439				FC5-6 BB						4	0	0	0	0	0	5				
Davey Johnson, R (1,4) OBP: 0.395, SLG: 0.418				F9						4	0	1	2	0	0	2				
Mark Belanger, R (1,6) OBP: 0.283, SLG: 0.226				L5						4	0	0	0	0	2	3				
Dave McNally, R (1,1) OBP: 0.263, SLG: 0.231				K						4	0	0	0	0	3	0				
Inning Stats	R: 3 E: 0 K: 1 S: 7	H: 2 LOB: 2 BB: 3 P: 19	R: 0 E: 0 K: 2 S: 8	H: 1 LOB: 2 BB: 1 P: 12	R: 0 E: 0 K: 0 S: 3	H: 0 LOB: 0 BB: 0 P: 3	R: 1 E: 1 K: 2 S: 8	H: 1 LOB: 2 BB: 1 P: 13	R: 0 E: 0 K: 1 S: 6	H: 1 LOB: 1 BB: 0 P: 6	R: 1 E: 0 K: 2 S: 8	H: 1 LOB: 0 BB: 0 P: 8	R: 0 E: 0 K: 0 S: 3	H: 0 LOB: 1 BB: 1 P: 7	R: 0 E: 0 K: 1 S: 5	H: 0 LOB: 1 BB: 1 P: 9		1B: 4 2B: 0 3B: 0 HR: 2	SF: 0 SAC: 0 DP: 0 HBP: 1	WP: 0 PB: 0 SB: 2 CS: 0
PITCHER Ray Culp, R (1,1) ERA: 3.0	IP: 5.0 WLS: L BF: 26 H: 5 R: 4 ER: 3 SO: 6 BB: 4 IBB: 1 HBP: 1 BLK: 0 WP: 0 HR: 1 S: 32 P: 53 ERA: 5.40 WHIP: 1.800																			
Ken Brett, L (6,1) ERA: 4.15	IP: 2.0 WLS: 8 BF: 1 H: 1 R: 1 ER: 1 SO: 2 BB: 1 IBB: 0 HBP: 0 BLK: 0 WP: 0 HR: 1 S: 11 P: 15 ERA: 4.50 WHIP: 1.000																			
Sparky Lyle, L (8,1) ERA: 4.44	IP: 1.0 WLS: 4 BF: 0 H: 0 R: 0 ER: 0 SO: 1 BB: 1 IBB: 0 HBP: 0 BLK: 0 WP: 0 HR: 0 S: 5 P: 9 ERA: 0.00 WHIP: 1.000																			


AB 30
R 5
H 6
RBI 5
BB 7
SO 9
LOB 16



Batter	1	2	3	4	5	6	7	8	9	AB	R	H	RBI	BB	SO	LOB	TOP		
Mike Andrews, R (1,4) OBP: 0.315, SLG: 0.348	0-0 4-3		0-0 F8			0-0 5-3		0-0 5-3		4	0	0	0	0	0	1			
Reggie Smith, S (1,8) OBP: 0.387, SLG: 0.495	0-0 6-3			0-0 5-3 BB		0-0 L1		0-0 5-3		4	0	1	0	0	0	1			
Carl Yastrzemski, L (1,3) OBP: 0.452, SLG: 0.609	0-0 6-3			4-0 5-3 BB		0-3 K		0-3 K	0-3 K	3	0	0	0	1	2	0			
Tony Conigliaro, R (1,9) OBP: 0.335, SLG: 0.473		0-0 F5		0-0 5-3		0-0 F7		0-0 1B	0-0 1B	4	0	1	0	0	0	2			
Rico Petrocelli, R (1,6) OBP: 0.318, SLG: 0.448		0-0 1-3		0-3 K		0-0 1B		0-0 F5	0-0 F5	4	0	1	0	0	1	3			
Billy Conigliaro, R (1,7) OBP: 0.347, SLG: 0.513		4-0 BB		0-3 K		0-0 F9		0-0 F4	0-0 F4	3	0	0	0	1	1	4			
John Kennedy, R (1,5) OBP: 0.301, SLG: 0.466		0-3 K		0-0 F9		0-0 F8				3	0	0	0	0	1	2			
Tom Satriano, L (1,2) OBP: 0.361, SLG: 0.431			0-0 F8		0-3 K				0-0 2B	3	0	1	0	0	1	0			
Sonny Siebert, R (1,1) OBP: 0.130, SLG: 0.135			0-0 6-3		0-0 6-3				0-3 K	2	0	0	0	0	0	0			
Dick Schofield, S (8, PH) OBP: 0.290, SLG: 0.236										1	0	0	0	0	1	1			
Gary Wagner, R (8, 1) OBP: 0.250, SLG: 0.250										0	0	0	0	0	0	0			
Inning Stats	R: 0 E: 0 K: 0 S: 3	H: 0 LOB: 0 BB: 0 P: 3	R: 0 E: 0 K: 1 S: 5	H: 0 LOB: 1 BB: 1 P: 9	R: 0 E: 0 K: 0 S: 3	H: 0 LOB: 0 BB: 0 P: 3	R: 0 E: 0 K: 2 S: 8	H: 1 LOB: 2 BB: 1 P: 12	R: 0 E: 0 K: 1 S: 5	H: 0 LOB: 0 BB: 0 P: 5	R: 0 E: 0 K: 0 S: 4	H: 1 LOB: 1 BB: 0 P: 4	R: 0 E: 0 K: 1 S: 6	H: 1 LOB: 1 BB: 0 P: 6	R: 0 E: 0 K: 1 S: 6	H: 1 LOB: 1 BB: 0 P: 6	1B: 3 2B: 1 3B: 0 HR: 0	SF: 0 SAC: 0 DP: 0 HBP: 0	WP: 0 PA: 33 PB: 0 SB: 0 CS: 0
PITCHER Jim Palmer, R (1,1) ERA: 2.7	IP: 9.0 WLS: W BF: 33 H: 4 R: 0 ER: 0 SO: 7 BB: 2 IBB: 0 HBP: 0 BLK: 0 WP: 0 HR: 0 S: 45 P: 53 ERA: 0.00 WHIP: 0.667															PITCHER IP: 9.0 WLS: W BF: 33 H: 4 R: 0 ER: 0 SO: 7 BB: 2 IBB: 0 HBP: 0 BLK: 0 WP: 0 HR: 0 S: 45 P: 53 ERA: 0.00 WHIP: 0.667			

Boston Red Sox @ Baltimore Orioles
Memorial Stadium, Baltimore, MD
Wed Aug 05 1970, 7:05 PM EDT
Att: 16,747 - Unknown


AB 31
R 0
H 4
RBI 0
BB 2
SO 7
LOB 14



Batter	1	2	3	4	5	6	7	8	9	AB	R	H	RBI	BB	SO	LOB	BOTTOM		
Don Buford, S (1,7) OBP: 0.401, SLG: 0.421	0-0 1B	0-0 SF9		0-3 K			0-0 F4			3	1	1	1	0	1	1			
Paul Blair, R (1,8) OBP: 0.338, SLG: 0.421	0-0 1B	0-3 K		4-0 G3-6-1 BB			0-0 F8			3	1	1	0	1	1	1			
Boog Powell, L (1,3) OBP: 0.421, SLG: 0.591	0-0 F7		0-0 1B		0-0 G3-6-1		0-0 E4	0-0 FC5 1B		4	0	1	0	0	0	3			
Merv Rettenmund, R (1,9) OBP: 0.375, SLG: 0.526	0-0 1B		0-0 1B	0-0 G6-4-3		0-0 5-3		0-0 1B		4	0	3	1	0	0	0			
Eliot Hendricks, L (1,2) OBP: 0.309, SLG: 0.386	0-0 1B		0-0 F9		0-3 K		0-0 F8			4	0	1	1	0	1	4			
Brooks Robinson, R (1,5) OBP: 0.342, SLG: 0.435	0-0 6-3		0-0 G6-4-3		0-0 F3		0-0 FC5			4	0	0	0	0	0	6			
Davey Johnson, R (1,4) OBP: 0.394, SLG: 0.418		0-0 SH		0-0 F4		0-0 5-3				3	1	1	0	0	0	0			
Bobby Grich, R (1,6) OBP: 0.289, SLG: 0.317		0-0 F9		0-3 K			0-0 F8			3	0	0	0	0	1	1			
Jim Palmer, R (1,1) OBP: 0.208, SLG: 0.227		0-0 SH		0-0 1B			0-0 1-3			2	0	1	0	0	0	0			
Inning Stats	R: 2 E: 0 K: 0 S: 6	H: 4 LOB: 2 BB: 0 P: 6	R: 1 E: 1 K: 1 S: 7	H: 1 LOB: 1 BB: 0 P: 7	R: 0 E: 0 K: 0 S: 4	H: 2 LOB: 1 BB: 0 P: 4	R: 0 E: 0 K: 2 S: 8	H: 1 LOB: 1 BB: 0 P: 8	R: 0 E: 0 K: 0 S: 2	H: 0 LOB: 0 BB: 1 P: 6	R: 0 E: 0 K: 1 S: 5	H: 0 LOB: 0 BB: 0 P: 5	R: 0 E: 1 K: 0 S: 3	H: 0 LOB: 2 BB: 0 P: 3	R: 0 E: 0 K: 0 S: 5	H: 1 LOB: 2 BB: 0 P: 5	1B: 9 2B: 0 3B: 0 HR: 0	SF: 1 SAC: 1 DP: 2 HBP: 0	WP: 0 PA: 33 PB: 0 SB: 0 CS: 0
PITCHER Sonny Siebert, R (1,1) ERA: 3.41	IP: 7.0 WLS: L BF: 28 H: 8 R: 3 ER: 2 SO: 4 BB: 1 IBB: 0 HBP: 0 BLK: 0 WP: 0 HR: 0 S: 35 P: 39 ERA: 2.57 WHIP: 1.286															PITCHER Gary Wagner, R (8, 1) ERA: 3.96			

Boston Red Sox @ Baltimore Orioles
Memorial Stadium, Baltimore, MD
Wed Aug 05 1970, 7:05 PM EDT
Att: 16,747 - Unknown

AB 30
R 3
H 9
RBI 3
BB 1
SO 4
LOB 16



Batter	1	2	3	4	5	6	7	8	9	AB	R	H	RBI	BB	SO	LOB	TOP					
Don Buford, S OBP: 0.400, SLG: 0.422 (1, 7)										4	0	1	0	0	1	1	<p>Baltimore Orioles @ Cleveland Indians Cleveland Municipal Stadium, Cleveland, OH Thu Aug 06 1970, 7:05 PM EDT Unknown</p> <p>livebaseballscorecards.com</p> <p>AB 30 R 0 H 4 RBI 0 BB 3 SO 5 LOB 13</p>					
Mery Rettenmund, R OBP: 0.369, SLG: 0.517 (1, 8)										4	0	0	0	0	0	1						
Boog Powell, L OBP: 0.419, SLG: 0.586 (1, 3)										3	0	0	0	1	1	0						
Brooks Robinson, R OBP: 0.341, SLG: 0.433 (1, 5)										4	0	1	0	0	0	2						
Eliot Hendricks, L OBP: 0.312, SLG: 0.386 (1, 2)										3	0	1	0	1	0	0						
Davey Johnson, R OBP: 0.390, SLG: 0.413 (1, 4)										4	0	0	0	0	0	3						
Terry Crowley, L OBP: 0.406, SLG: 0.393 (1, 9)										2	0	0	0	1	1	1						
Mark Belanger, R OBP: 0.285, SLG: 0.227 (7, PH)										2	0	1	0	0	0	0						
Chico Salmon, R OBP: 0.341, SLG: 0.415 (7, 6)										1	0	0	0	0	0	1						
Mike Cuellar, L OBP: 0.103, SLG: 0.169 (7, PH)										2	0	0	0	0	2	2						
Curt Motton, R OBP: 0.378, SLG: 0.459 (7, PH)										1	0	0	0	0	0	2						
Moe Drabowsky, R OBP: 0.125, SLG: 0.125 (7, 1)										0	0	0	0	0	0	0						
Inning Stats	R: 0 E: 0 K: 0 S: 3	H: 1 LOB: 1 BB: 1 P: 7	R: 0 E: 0 K: 0 S: 3	H: 0 LOB: 0 BB: 0 P: 3	R: 0 E: 0 K: 1 S: 5	H: 0 LOB: 0 BB: 0 P: 5	R: 0 E: 0 K: 0 S: 5	H: 2 LOB: 2 BB: 0 P: 5	R: 0 E: 0 K: 1 S: 5	H: 1 LOB: 1 BB: 1 P: 9	R: 0 E: 0 K: 0 S: 3	H: 0 LOB: 0 BB: 0 P: 3	R: 0 E: 1 K: 1 S: 6	H: 0 LOB: 2 BB: 1 P: 10	R: 0 E: 0 K: 2 S: 7	H: 0 LOB: 0 BB: 0 P: 7	R: 0 E: 0 K: 0 S: 3	H: 0 LOB: 0 BB: 0 P: 3	1B: 3 2B: 1 3B: 0 HR: 0	SF: 0 SAC: 0 DP: 1 HBP: 0	WP: 0 PB: 0 SB: 0 CS: 0	PA: 33
PITCHER Dean Chance, R ERA: 3.99 (1, 1)	IP: 9.0 WLS: W BF: 33 H: 4 R: 0 ER: 0 SO: 5 BB: 3 IBB: 0 HBP: 0 BLK: 0 WP: 0 HR: 0 S: 40 P: 52 ERA: 0.00 WHIP: 0.778															PITCHER IP: WLS: BF: H: R: ER: SO: BB: IBB: HBP: BLK: WP: HR: S: P: ERA: WHIP:						

Batter	1	2	3	4	5	6	7	8	9	AB	R	H	RBI	BB	SO	LOB	BOTTOM			
Vada Pinson, L OBP: 0.315, SLG: 0.448 (1, 9)										4	0	0	0	0	1	0	<p>Baltimore Orioles @ Cleveland Indians Cleveland Municipal Stadium, Cleveland, OH Thu Aug 06 1970, 7:05 PM EDT Unknown</p> <p>livebaseballscorecards.com</p> <p>AB 30 R 4 H 7 RBI 4 BB 1 SO 7 LOB 9</p>			
Graig Nettles, L OBP: 0.346, SLG: 0.407 (1, 5)										4	2	3	1	0	0	0				
Buddy Bradford, R OBP: 0.287, SLG: 0.331 (1, 8)										4	1	1	0	0	2	1				
Ray Fosse, R OBP: 0.368, SLG: 0.504 (1, 2)										4	0	1	0	0	1	2				
Tony Horton, R OBP: 0.323, SLG: 0.460 (1, 3)										2	1	2	3	1	0	0				
Duke Sims, L OBP: 0.376, SLG: 0.523 (1, 7)										3	0	0	0	0	0	3				
Ted Uhlhaender, L OBP: 0.299, SLG: 0.346 (7, 7)										0	0	0	0	0	0	0				
Eddie Leon, R OBP: 0.304, SLG: 0.352 (1, 4)										3	0	0	0	0	0	3				
Jack Heidemann, R OBP: 0.251, SLG: 0.265 (1, 6)										3	0	0	0	0	0	0				
Dean Chance, R OBP: 0.111, SLG: 0.088 (1, 1)										3	0	0	0	0	3	0				
Inning Stats	R: 3 E: 0 K: 1 S: 8	H: 3 LOB: 0 BB: 0 P: 8	R: 0 E: 0 K: 1 S: 5	H: 0 LOB: 0 BB: 0 P: 5	R: 0 E: 0 K: 0 S: 3	H: 1 LOB: 1 BB: 0 P: 3	R: 0 E: 0 K: 0 S: 4	H: 1 LOB: 1 BB: 0 P: 4	R: 0 E: 0 K: 2 S: 7	H: 0 LOB: 0 BB: 0 P: 7	R: 1 E: 0 K: 1 S: 7	H: 2 LOB: 2 BB: 1 P: 11	R: 0 E: 0 K: 1 S: 5	H: 0 LOB: 0 BB: 0 P: 5	R: 0 E: 0 K: 1 S: 5	H: 0 LOB: 0 BB: 0 P: 5	1B: 3 2B: 2 3B: 0 HR: 2	SF: 0 SAC: 0 DP: 1 HBP: 0	WP: 0 PB: 0 SB: 0 CS: 0	PA: 31
PITCHER Mike Cuellar, L ERA: 3.97 (1, 1)	IP: 6.0 WLS: L BF: 25 H: 7 R: 4 ER: 4 SO: 5 BB: 0 IBB: 1 HBP: 0 BLK: 0 WP: 0 HR: 2 S: 34 P: 38 ERA: 6.00 WHIP: 1.167															PITCHER IP: WLS: BF: H: R: ER: SO: BB: IBB: HBP: BLK: WP: HR: S: P: ERA: WHIP:				
Moe Drabowsky, R ERA: 3.19 (7, 1)	IP: 2.0 WLS: L BF: 6 H: 0 R: 0 ER: 0 SO: 2 BB: 0 IBB: 0 HBP: 0 BLK: 0 WP: 0 HR: 0 S: 10 P: 10 ERA: 0.00 WHIP: 0.000															PITCHER IP: WLS: BF: H: R: ER: SO: BB: IBB: HBP: BLK: WP: HR: S: P: ERA: WHIP:				

Batter	1	2	3	4	5	6	7	8	9	AB	R	H	RBI	BB	SO	LOB	TOP								
Don Buford, S OBP: 0.400, SLG: 0.420 (1, 7)	0-0 4-3	0-0 F5		4-0 WP BB		0-0 6-3		0-0 BB 1B		4	0	1	2	1	0	2	Baltimore Orioles @ Cleveland Indians Cleveland Municipal Stadium, Cleveland, OH Thu Aug 06 1970, 7:05 PM EDT Att: 18,562 - Unknown								
Bobby Grich, R OBP: 0.280, SLG: 0.289 (1, 6)	0-3 K		4-0 S BB	0-3 K			0-0 5-3	0-3 K		4	0	0	0	1	3	4									
Mark Belanger, R OBP: 0.285, SLG: 0.227 (8, 6)				1-2 2-3 K						0	0	0	0	0	0	0									
Boog Powell, L OBP: 0.417, SLG: 0.580 (1, 3)	0-3 K		0-3 K		0-0 4-3		0-0 5-3	1-2 2-3 BB		4	0	0	0	1	2	1									
Brooks Robinson, R OBP: 0.340, SLG: 0.430 (1, 5)		0-0 BB 1B	0-0 F9		0-0 F2		0-0 4-3	0-0 5-3		5	1	1	0	0	0	4									
Terry Crowley, L OBP: 0.422, SLG: 0.400 (1, 9)		4-0 BB 1B	4-0 BB		0-0 BB			0-0 2B BB 1B	0-0 F9	1	1	1	0	2	0	0									
Merv Rettenmund, R OBP: 0.370, SLG: 0.517 (8, PH) (8, 9)		1-2 3B BB								2	1	1	0	0	0	0									
Paul Blair, R OBP: 0.342, SLG: 0.437 (1, 8)	0-0 BB 1B		0-0 F8		0-0 F8			0-0 BB 1B		5	3	3	2	0	0	3									
Davey Johnson, R OBP: 0.390, SLG: 0.411 (1, 4)	0-0 F4			0-0 FC1-6 1B		0-0 F2		4-0 BB 1B IBB	0-0 E4 B5-6 1B	4	1	1	0	1	0	2									
Andy Etchebarren, R OBP: 0.314, SLG: 0.321 (1, 2)	0-3 K		0-3 K			0-3 K		0-0 F6	0-0 1B	5	0	1	0	0	3	6									
Jim Hardin, R OBP: 0.125, SLG: 0.108 (1, 1)	0-0 1-2 2-H 3B		0-0 FC1-6 WP BB			4-0 BLK BB		4-0 BB 1B BB	0-0 B5-6	3	0	1	3	2	0	3									
Inning Stats	R: 0 E: 0 K: 2 S: 7	H: 0 LOB: 0 BB: 0 P: 7	R: 3 E: 0 K: 1 S: 8	H: 3 LOB: 1 BB: 1 P: 12	R: 0 E: 0 K: 1 S: 5	H: 0 LOB: 2 BB: 2 P: 13	R: 0 E: 0 K: 2 S: 8	H: 1 LOB: 2 BB: 1 P: 12	R: 0 E: 0 K: 0 S: 4	H: 1 LOB: 1 BB: 0 P: 4	R: 0 E: 0 K: 1 S: 5	H: 0 LOB: 1 BB: 1 P: 9	R: 0 E: 0 K: 0 S: 3	H: 0 LOB: 0 BB: 0 P: 3	R: 3 E: 0 K: 1 S: 8	H: 3 LOB: 3 BB: 3 P: 20	R: 1 E: 1 K: 0 S: 5	H: 2 LOB: 1 BB: 0 P: 5	1B: 7 2B: 2 3B: 1 HR: 1	SF: 0 SAC: 0 DP: 1 HBP: 0	WP: 1 PB: 0 SB: 1 CS: 0	PA: 45			
PITCHER	IP	WLS	BF	H	R	ER	SO	BB	IBB	HBP	BLK	WP	HR	S	P	ERA	WHIP								
Steve Dunning, R ERA: 4.84 (1, 1)	5.0	L	24	5	3	3	6	4	0	0	0	1	0	32	48	5.40	1.800								
Vince Colbert, R ERA: 8.75 (6, 1)	2.0		7	0	0	0	1	1	0	0	1	0	0	8	12	0.00	0.500								
Steve Mingori, L ERA: 19.29 (8, 1)	2.0		14	5	4	4	1	2	1	0	0	0	1	13	25	18.00	3.500								

Batter	1	2	3	4	5	6	7	8	9	AB	R	H	RBI	BB	SO	LOB	BOTTOM								
Vada Pinson, L OBP: 0.317, SLG: 0.449 (1, 9)	0-0 G6-4-3 1B		0-0 2-H 1B		0-0 F8		0-0 4-3			4	0	2	1	0	0	0	Baltimore Orioles @ Cleveland Indians Cleveland Municipal Stadium, Cleveland, OH Thu Aug 06 1970, 7:05 PM EDT Att: 18,562 - Unknown								
Graig Nettles, L OBP: 0.345, SLG: 0.405 (1, 5)	0-0 G6-4-3 1-2		0-0 F5		0-0 BB 1B			0-0 6-3		4	0	1	0	0	2										
Duke Sims, L OBP: 0.376, SLG: 0.515 (1, 7)	0-0 E6		0-0 L7		4-0 1-2 BB			0-0 3-1		3	0	0	0	1	0										
Ray Fosse, R OBP: 0.365, SLG: 0.499 (1, 2)	0-0 F8		0-0 F8		0-3 K			0-0 F9		4	0	0	0	0	1	3									
Tony Horton, R OBP: 0.320, SLG: 0.456 (1, 3)		0-0 F7		0-0 F3		0-0 F5			0-0 4-3	4	0	0	0	0	0	0									
Ted Uhlhaender, L OBP: 0.299, SLG: 0.345 (1, 8)		0-0 F6		0-0 1B 1B		0-0 F6			0-0 4-3	4	0	1	0	0	0	0									
Eddie Leon, R OBP: 0.303, SLG: 0.351 (1, 4)		0-0 F9		0-0 1-2 1B		0-0 F9			0-0 L8	4	0	1	0	0	0	0									
Jack Heidemann, R OBP: 0.251, SLG: 0.263 (1, 6)			4-0 SH1-4 1B BB		0-0 F4		0-0 6-3			2	1	0	0	1	0	2									
Steve Dunning, R OBP: 0.130, SLG: 0.130 (1, 1)			0-0 SH1-4		0-3 K		0-0 5-3			0	0	0	0	0	0	0									
Chuck Hinton, R OBP: 0.423, SLG: 0.463 (5, PH)										1	0	0	0	0	1	0									
Vince Colbert, R OBP: 0.367, SLG: 0.344 (7, PH) (8, 1)										0	0	0	0	0	0	0									
Inning Stats	R: 0 E: 1 K: 0 S: 4	H: 1 LOB: 1 BB: 0 P: 4	R: 0 E: 0 K: 0 S: 3	H: 0 LOB: 0 BB: 0 P: 3	R: 1 E: 0 K: 0 S: 4	H: 1 LOB: 1 BB: 1 P: 8	R: 0 E: 0 K: 0 S: 5	H: 2 LOB: 2 BB: 0 P: 5	R: 0 E: 0 K: 2 S: 8	H: 1 LOB: 2 BB: 1 P: 12	R: 0 E: 0 K: 0 S: 3	H: 0 LOB: 0 BB: 0 P: 3	R: 0 E: 0 K: 0 S: 3	H: 0 LOB: 0 BB: 0 P: 3	R: 0 E: 0 K: 0 S: 3	H: 0 LOB: 0 BB: 0 P: 3	R: 0 E: 0 K: 0 S: 3	H: 0 LOB: 0 BB: 0 P: 3	1B: 5 2B: 0 3B: 0 HR: 0	SF: 0 SAC: 1 DP: 1 HBP: 0	WP: 0 PB: 0 SB: 0 CS: 0	PA: 34			
PITCHER	IP	WLS	BF	H	R	ER	SO	BB	IBB	HBP	BLK	WP	HR	S	P	ERA	WHIP								
Jim Hardin, R ERA: 3.55 (1, 1)	9.0	W	34	5	1	1	2	2	0	0	0	0	0	36	44	1.00	0.778								

AB	37
R	7
H	10
RBI	7
BB	8
SO	8
LOB	25



AB	31
R	1
H	5
RBI	1
BB	2
SO	2
LOB	8



Batter	1	2	3	4	5	6	7	8	9	AB	R	H	RBI	BB	SO	LOB	TOP					
Don Buford, S OBP: 0.398, SLG: 0.416 (1, 7)										4	1	0	0	1	0	2						
Paul Blair, R OBP: 0.343, SLG: 0.436 (1, 8)										5	1	2	0	0	0	1						
Boog Powell, L OBP: 0.416, SLG: 0.576 (1, 3)										4	1	1	0	1	0	1						
Merv Rettenmund, R OBP: 0.368, SLG: 0.513 (1, 9)										4	0	1	2	0	2	1						
Eliot Hendricks, L OBP: 0.307, SLG: 0.381 (1, 2)										3	0	0	1	0	1	1						
Brooks Robinson, R OBP: 0.339, SLG: 0.429 (1, 5)										4	0	1	0	0	1	1						
Davey Johnson, R OBP: 0.396, SLG: 0.419 (1, 4)										3	1	3	0	1	0	0						
Mark Belanger, R OBP: 0.287, SLG: 0.230 (1, 6)										4	0	2	1	0	1	3						
Tom Phoebus, R OBP: 0.167, SLG: 0.167 (7, 1)										2	0	0	0	0	1	1						
Dick Hall, R OBP: 0.117, SLG: 0.111 (7, 1)										0	0	0	0	0	0	0						
Pete Richert, L OBP: 0.117, SLG: 0.111 (7, 1)										0	0	0	0	0	0	0						
Moe Drabowsky, R OBP: 0.142, SLG: 0.125 (7, 1)										0	0	0	0	0	0	0						
Terry Crowley, L OBP: 0.142, SLG: 0.230 (8, PH)										1	0	0	0	0	1	1						
Dave Leonhard, R OBP: 0.142, SLG: 0.230 (8, 1)										0	0	0	0	0	0	0						
Inning Stats	R: 3 E: 0 K: 1 S: 7	H: 2 LOB: 2 BB: 3 P: 19	R: 0 E: 0 K: 0 S: 4	H: 1 LOB: 1 BB: 0 P: 4	R: 0 E: 0 K: 0 S: 4	H: 2 LOB: 1 BB: 0 P: 4	R: 0 E: 0 K: 1 S: 6	H: 1 LOB: 1 BB: 0 P: 6	R: 0 E: 0 K: 0 S: 5	H: 0 LOB: 0 BB: 0 P: 5	R: 1 E: 0 K: 0 S: 5	H: 2 LOB: 1 BB: 0 P: 5	R: 0 E: 0 K: 2 S: 8	H: 1 LOB: 1 BB: 0 P: 8	R: 0 E: 0 K: 2 S: 8	H: 1 LOB: 1 BB: 0 P: 8	R: 0 E: 0 K: 0 S: 3	H: 0 LOB: 0 BB: 0 P: 3	1B: 9 2B: 1 3B: 0 HR: 0	SF: 1 SAC: 1 DP: 0 HBP: 0	WP: 0 PB: 0 SB: 1 CS: 0	PA: 39
PITCHER	IP	WLS	BF	H	R	ER	SO	BB	IBB	HBP	BLK	WP	HR	S	P	ERA	WHIP					
Rich Hand, R ERA: 4.03 (1, 1)	6.0		28	8	4	4	3	3	0	0	0	0	0	31	43	6.00	1.833					
Dennis Higgins, R ERA: 4.52 (7, 1)	3.0	W	11	2	0	0	4	0	0	0	0	0	0	19	19	0.00	0.667					

Baltimore Orioles @ Cleveland Indians
Cleveland Municipal Stadium, Cleveland, OH

AB 34
R 4
H 10
RBI 4
BB 3
SO 7
LOB 12



WP: 0 PA: 39
PB: 0
SB: 1
CS: 0

Batter	1	2	3	4	5	6	7	8	9	AB	R	H	RBI	BB	SO	LOB	BOTTOM				
Vada Pinson, L OBP: 0.318, SLG: 0.451 (1, 9)										5	1	2	2	0	0	1					
Graig Nettles, L OBP: 0.344, SLG: 0.403 (1, 5)										4	1	1	2	0	0	1					
Roy Foster, R OBP: 0.361, SLG: 0.460 (1, 7)										4	1	2	1	0	1	0					
Buddy Bradford, R OBP: 0.287, SLG: 0.331 (8, 8)										0	0	0	0	0	0	0					
Duke Sims, L OBP: 0.378, SLG: 0.513 (1, 3)										3	1	1	0	1	0	0					
Ray Fosse, R OBP: 0.363, SLG: 0.495 (1, 2)										3	1	0	0	1	0	2					
Ted Uhlhaender, L OBP: 0.301, SLG: 0.355 (8, 7)										4	2	2	3	0	0	0					
Eddie Leon, R OBP: 0.303, SLG: 0.353 (1, 4)										3	1	1	1	0	1	0					
Jack Heidemann, R OBP: 0.251, SLG: 0.261 (1, 6)										3	1	0	0	1	1	2					
Rich Hand, R OBP: 0.152, SLG: 0.133 (1, 1)										1	0	0	0	0	0	0					
Larry Brown, R OBP: 0.364, SLG: 0.340 (6, PH)										1	0	0	0	0	0	1					
Dennis Higgins, R OBP: 0.500, SLG: 0.333 (7, 1)										2	1	2	1	0	0	0					
Inning Stats	R: 0 E: 0 K: 1 S: 5	H: 0 LOB: 0 BB: 0 P: 5	R: 0 E: 0 K: 0 S: 3	H: 0 LOB: 0 BB: 0 P: 3	R: 0 E: 0 K: 0 S: 3	H: 0 LOB: 0 BB: 0 P: 3	R: 0 E: 0 K: 0 S: 3	H: 0 LOB: 0 BB: 0 P: 3	R: 1 E: 0 K: 1 S: 6	H: 1 LOB: 1 BB: 1 P: 10	R: 7 E: 0 K: 1 S: 12	H: 7 LOB: 2 BB: 2 P: 20	R: 2 E: 0 K: 0 S: 5	H: 3 LOB: 0 BB: 0 P: 5	1B: 8 2B: 3 3B: 0 HR: 1	SF: 1 SAC: 0 DP: 1 HBP: 0	WP: 1 PB: 0 SB: 0 CS: 0	PA: 37			
PITCHER	IP	WLS	BF	H	R	ER	SO	BB	IBB	HBP	BLK	WP	HR	S	P	ERA	WHIP				
Tom Phoebus, R ERA: 3.16 (7, 1)	0.2	L	4	2	0	0	1	0	0	0	0	0	0	6	6	0.00	3.000				
Dick Hall, R ERA: 3.18 (7, 1)	0.0		4	3	4	4	0	1	0	0	0	0	0	3	7	∞	∞				
Pete Richert, L ERA: 2.78 (7, 1)	0.0		4	3	4	4	0	1	0	0	0	0	0	3	7	∞	∞				
Moe Drabowsky, R ERA: 3.17 (7, 1)	0.1		1	0	0	0	0	0	0	0	0	0	0	1	1	0.00	0.000				
Dave Leonhard, R ERA: 7.79 (8, 1)	1.0		5	3	2	2	0	0	0	0	0	0	1	5	5	18.00	3.000				

Baltimore Orioles @ Cleveland Indians
Cleveland Municipal Stadium, Cleveland, OH

AB 33
R 10
H 11
RBI 10
BB 3
SO 3
LOB 7



WP: 1 PA: 37
PB: 0
SB: 0
CS: 0

Batter	1	2	3	4	5	6	7	8	9	AB	R	H	RBI	BB	SO	LOB	TOP											
Don Buford, S OBP: 0.402, SLG: 0.421 (1, 7)										2	2	1	0	3	0	0	Baltimore Orioles @ California Angels Anaheim Stadium, Anaheim, CA Tue Aug 11 1970, 10:05 PM EDT Att: 16,215 - Unknown											
Paul Blair, R OBP: 0.345, SLG: 0.445 (1, 8)										5	1	2	3	0	0	2												
Boog Powell, L OBP: 0.415, SLG: 0.571 (1, 3)										3	0	0	1	0	0	1												
Frank Robinson, R OBP: 0.405, SLG: 0.543 (1, 9)										4	1	1	1	0	0	1												
Eliot Hendricks, L OBP: 0.310, SLG: 0.389 (1, 2)										3	1	1	0	1	0	0												
Brooks Robinson, R OBP: 0.339, SLG: 0.431 (1, 5)										3	1	1	2	1	1	0												
Davey Johnson, R OBP: 0.388, SLG: 0.405 (1, 4)										4	0	0	0	0	0	2												
Mark Belanger, R OBP: 0.286, SLG: 0.230 (1, 6)										4	1	1	0	0	1	1												
Mike Cuellar, L OBP: 0.099, SLG: 0.163 (1, 1)										3	0	0	0	0	0	0												
Inning Stats	R: 4 E: 0 K: 0 S: 5	H: 2 LOB: 0 BB: 2 P: 13	R: 0 E: 0 K: 1 S: 5	H: 0 LOB: 0 BB: 0 P: 5	R: 0 E: 0 K: 0 S: 3	H: 0 LOB: 0 BB: 0 P: 3	R: 0 E: 0 K: 0 S: 3	H: 1 LOB: 1 BB: 1 P: 7	R: 1 E: 0 K: 0 S: 4	H: 1 LOB: 1 BB: 1 P: 8	R: 0 E: 0 K: 0 S: 3	H: 0 LOB: 0 BB: 0 P: 3	R: 1 E: 0 K: 0 S: 4	H: 1 LOB: 1 BB: 1 P: 8	R: 1 E: 0 K: 1 S: 6	H: 1 LOB: 0 BB: 0 P: 6	R: 0 E: 0 K: 0 S: 4	H: 1 LOB: 1 BB: 0 P: 4	1B: 2 2B: 2 3B: 0 HR: 3	SF: 1 SAC: 1 DP: 1 HBP: 0	WP: 0 PB: 0 SB: 1 CS: 0	PA: 38						
PITCHER	IP	WLS	BF	H	R	ER	SO	BB	IBB	HBP	BLK	WP	HR	S	P	ERA	WHIP											
Andy Messersmith, R ERA: 3.25	(1, 1)	3.0	L	15	3	4	4	1	3	0	0	0	0	2	14	26	12.00	2.000										
Lloyd Allen, R ERA: 3.0	(4, 1)	3.0		10	1	1	1	0	1	0	0	0	0	9	13	3.00	0.667											
Paul Doyle, L ERA: 5.45	(7, 1)	2.0		9	2	2	2	1	1	0	0	0	0	1	10	14	9.00	1.500										
Dave LaRoche, L ERA: 4.13	(9, 1)	1.0		4	1	0	0	0	0	0	0	0	0	4	4	0.00	1.000											

AB	31
R	7
H	7
RBI	7
BB	5
SO	2
LOB	7




Batter	1	2	3	4	5	6	7	8	9	AB	R	H	RBI	BB	SO	LOB	BOTTOM											
Sandy Alomar Sr., S OBP: 0.295, SLG: 0.294 (1, 4)										4	0	0	0	0	1	1	Baltimore Orioles @ California Angels Anaheim Stadium, Anaheim, CA Tue Aug 11 1970, 10:05 PM EDT Att: 16,215 - Unknown											
Jarvis Tatum, R OBP: 0.321, SLG: 0.286 (1, 8)										4	0	1	0	0	0	0												
Jim Fregosi, R OBP: 0.361, SLG: 0.488 (1, 6)										4	0	1	0	0	0	1												
Alex Johnson, R OBP: 0.363, SLG: 0.439 (1, 7)										4	0	0	0	0	1	2												
Ken McMullen, R OBP: 0.328, SLG: 0.383 (1, 5)										3	0	1	0	0	2	1												
Tommy Reynolds, R OBP: 0.284, SLG: 0.277 (1, 9)										2	0	0	0	0	0	1												
Jim Spencer, L OBP: 0.327, SLG: 0.423 (1, 3)										3	0	1	0	0	0	1												
Tom Egan, R OBP: 0.295, SLG: 0.347 (1, 2)										3	0	0	0	0	1	2												
Andy Messersmith, R ERA: 3.25	(1, 1)	9.0	W	31	4	0	0	7	0	0	1	0	0	0	0	0	Baltimore Orioles @ California Angels Anaheim Stadium, Anaheim, CA Tue Aug 11 1970, 10:05 PM EDT Att: 16,215 - Unknown											
Lloyd Allen, R ERA: 3.0	(4, 1)	3.0		10	1	1	1	0	1	0	0	0	0	9	13	3.00		0.667										
Paul Doyle, L ERA: 5.45	(7, 1)	2.0		9	2	2	2	1	1	0	0	0	0	1	10	14		9.00	1.500									
Dave LaRoche, L ERA: 4.13	(9, 1)	1.0		4	1	0	0	0	0	0	0	0	0	4	4	0.00		1.000										
Inning Stats	R: 0 E: 0 K: 0 S: 4	H: 1 LOB: 1 BB: 0 P: 4	R: 0 E: 0 K: 1 S: 5	H: 0 LOB: 0 BB: 0 P: 5	R: 0 E: 0 K: 2 S: 7	H: 0 LOB: 0 BB: 0 P: 7	R: 0 E: 0 K: 2 S: 8	H: 1 LOB: 1 BB: 0 P: 8	R: 0 E: 0 K: 0 S: 2	H: 0 LOB: 0 BB: 0 P: 3	R: 0 E: 0 K: 1 S: 5	H: 0 LOB: 0 BB: 0 P: 5	R: 0 E: 0 K: 0 S: 4	H: 1 LOB: 1 BB: 0 P: 4	R: 0 E: 0 K: 1 S: 6	H: 1 LOB: 0 BB: 0 P: 6		R: 0 E: 0 K: 0 S: 3	H: 0 LOB: 0 BB: 0 P: 3	1B: 4 2B: 0 3B: 0 HR: 0	SF: 0 SAC: 0 DP: 1 HBP: 1	WP: 0 PB: 0 SB: 0 CS: 0	PA: 31					
PITCHER	IP	WLS	BF	H	R	ER	SO	BB	IBB	HBP	BLK	WP	HR	S	P	ERA		WHIP										
Mike Cuellar, L ERA: 3.8	(1, 1)	9.0	W	31	4	0	0	7	0	0	1	0	0	0	44	45		0.00	0.444									

AB	30
R	0
H	4
RBI	0
BB	0
SO	7
LOB	10



Batter	1	2	3	4	5	6	7	8	9	AB	R	H	RBI	BB	SO	LOB	TOP					
Bobby Grich, R OBP: 0.291, SLG: 0.306 (1, 6)	F9			E9	1-3		6-3			4	1	1	0	1	0	0	Baltimore Orioles @ California Angels Anaheim Stadium, Anaheim, CA Wed Aug 12 1970, 10:05 PM EDT Att: 11,371 - Unknown					
Paul Blair, R OBP: 0.340, SLG: 0.438 (1, 8)	6-3			6-3	K		5-3		FC5	5	0	0	1	0	1	2						
Frank Robinson, R OBP: 0.403, SLG: 0.538 (1, 9)	6-3			1B	F7				F9	3	1	0	0	1	0	0						
Boog Powell, L OBP: 0.413, SLG: 0.568 (1, 3)		4-3		2B	1B		4-3		6-3	4	1	1	0	0	0	0						
Merv Rettenmund, R OBP: 0.378, SLG: 0.538 (1, 7)	6-3			1B	2B				S	3	1	2	1	1	0	0						
Brooks Robinson, R OBP: 0.339, SLG: 0.429 (1, 5)	F3			1B	IBB		F7		F5	3	0	0	0	1	0	2						
Davey Johnson, R OBP: 0.385, SLG: 0.401 (1, 4)			5-3	K			P3		5-3	4	0	0	0	0	1	4						
Andy Etchebarren, R OBP: 0.313, SLG: 0.336 (1, 2)			1-3	S	1B				FC5	4	1	3	3	0	0	0						
Dave McNally, R OBP: 0.253, SLG: 0.211 Eddie Watt, R OBP: 0.143, SLG: 0.143 Pete Richert, L (8, 1)	F7			K			K		K	3	0	0	0	0	2	2						
Inning Stats	R: 0 E: 0 K: 0 S: 3	H: 0 LOB: 0 BB: 0 P: 3	R: 0 E: 0 K: 0 S: 3	H: 0 LOB: 0 BB: 0 P: 3	R: 0 E: 0 K: 0 S: 3	H: 0 LOB: 0 BB: 0 P: 3	R: 4 E: 1 K: 2 S: 11	H: 4 LOB: 2 BB: 2 P: 19	R: 0 E: 0 K: 1 S: 5	H: 0 LOB: 0 BB: 0 P: 5	R: 0 E: 0 K: 0 S: 4	H: 1 LOB: 1 BB: 0 P: 4	R: 1 E: 0 K: 1 S: 6	H: 1 LOB: 0 BB: 0 P: 6	R: 0 E: 0 K: 0 S: 3	H: 0 LOB: 1 BB: 1 P: 7	R: 0 E: 0 K: 1 S: 6	H: 1 LOB: 2 BB: 1 P: 10	1B: 3 2B: 3 3B: 0 HR: 1	SF: 0 SAC: 0 DP: 0 HBP: 0	WP: 0 PB: 0 SB: 3 CS: 0	PA: 38
PITCHER	IP	WLS	BF	H	R	ER	SO	BB	IBB	HBP	BLK	WP	HR	S	P	ERA	WHIP					
Rudy May, L ERA: 3.54 Ken Tatum, R ERA: 2.92 Eddie Fisher, R ERA: 2.8	(1, 1) (6, 1) (8, 1)	5.0 2.0 2.0	L 8 9	21 2 1	4 1 0	4 1 0	3 1 1	1 0 2	1 0 0	0 0 0	0 0 0	0 0 0	0 1 0	25 10 9	33 10 17	7.20 4.50 0.00	1.000 1.000 1.500					

Batter	1	2	3	4	5	6	7	8	9	AB	R	H	RBI	BB	SO	LOB	BOTTOM					
Sandy Alomar Sr, S OBP: 0.296, SLG: 0.294 (1, 4)	6-3		6-3		FC6-4		5-3		FC6-4	4	0	1	0	1	0	3	Baltimore Orioles @ California Angels Anaheim Stadium, Anaheim, CA Wed Aug 12 1970, 10:05 PM EDT Att: 11,371 - Unknown					
Jarvis Tatum, R OBP: 0.312, SLG: 0.276 (9, 9)	F9			1-3		6-3		F9	FC6-4	5	0	0	0	0	0	2						
Jim Fregosi, R OBP: 0.361, SLG: 0.488 (1, 6)	6-3			F8		F5			2B	4	1	1	0	0	0	1						
Alex Johnson, R OBP: 0.364, SLG: 0.442 (1, 7)	4-3			F9		1B			2B	4	2	2	1	0	0	1						
Ken McMullen, R OBP: 0.327, SLG: 0.381 (1, 5)	F8			F8		2B		L6		4	1	1	0	0	0	1						
Billy Cowan, R OBP: 0.352, SLG: 0.526 Jay Johnstone, L OBP: 0.285, SLG: 0.400 (8, FR)	K			6-3		2B			1B	4	0	2	3	0	1	0						
Jim Spencer, L OBP: 0.328, SLG: 0.424 (1, 3)	4-3			1B	1B	3-1			1B	4	0	2	0	0	0	1						
Tom Egan, R OBP: 0.294, SLG: 0.345 (1, 2)			K		1B		F9		K	4	0	1	0	0	2	0						
Rudy May, L OBP: 0.17, SLG: 0.123 Tommie Reynolds, R OBP: 0.28, SLG: 0.286 Ken Yastri, R OBP: 0.11, SLG: 0.444 Giraldo Ruiz, S OBP: 0.25, SLG: 0.279 Eddie Fisher, R OBP: 0.25, SLG: 0.125 Joe Azcue, R OBP: 0.30, SLG: 0.319 (5, PH) (5, PH) (8, PH) (7, PH) (8, PH) (8, PH)	2-3			FC6-4		1B		F9	F8	1	0	0	0	0	0	0						
Inning Stats	R: 0 E: 0 K: 0 S: 4	H: 1 LOB: 1 BB: 0 P: 4	R: 0 E: 0 K: 1 S: 5	H: 0 LOB: 0 BB: 0 P: 5	R: 0 E: 0 K: 1 S: 5	H: 0 LOB: 0 BB: 0 P: 5	R: 0 E: 0 K: 0 S: 3	H: 0 LOB: 0 BB: 0 P: 3	R: 0 E: 0 K: 0 S: 6	H: 3 LOB: 3 BB: 0 P: 6	R: 2 E: 0 K: 0 S: 6	H: 3 LOB: 1 BB: 0 P: 6	R: 0 E: 0 K: 0 S: 3	H: 0 LOB: 0 BB: 0 P: 3	R: 2 E: 0 K: 0 S: 6	H: 4 LOB: 2 BB: 0 P: 6	R: 0 E: 0 K: 1 S: 5	H: 0 LOB: 1 BB: 1 P: 9	1B: 7 2B: 4 3B: 0 HR: 0	SF: 0 SAC: 0 DP: 0 HBP: 0	WP: 0 PB: 0 SB: 0 CS: 0	PA: 38
PITCHER	IP	WLS	BF	H	R	ER	SO	BB	IBB	HBP	BLK	WP	HR	S	P	ERA	WHIP					
Dave McNally, L ERA: 3.82 Eddie Watt, R ERA: 2.74 Pete Richert, L ERA: 2.54	(1, 1) (8, 1) (8, 1)	7.1 0.1 1.1	W 2 S	31 1 5	9 1 0	4 0 0	4 0 1	2 0 0	2 0 0	0 0 0	0 0 0	0 0 0	0 0 6	35 2 10	35 2 10	4.91 0.00 0.00	1.227 3.000 1.500					



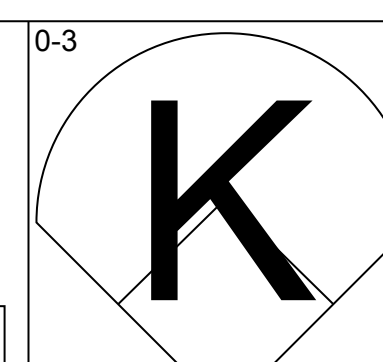
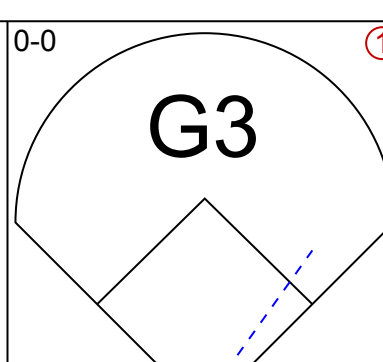
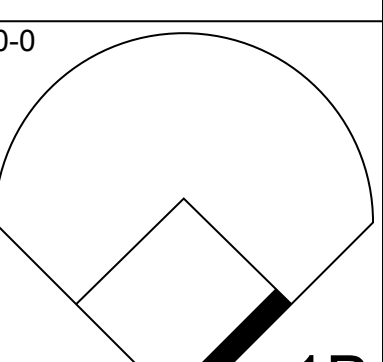
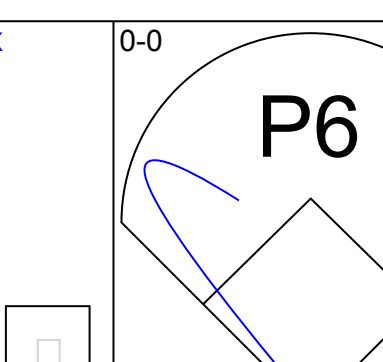
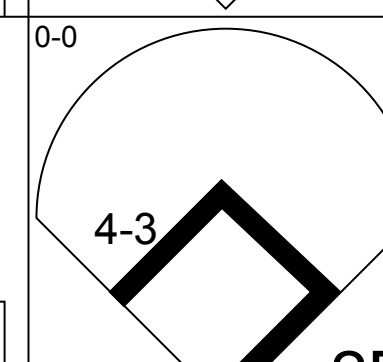
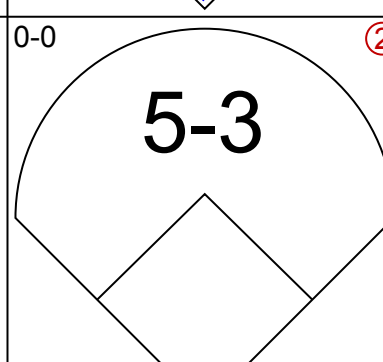
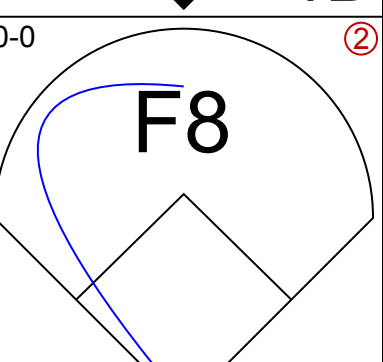
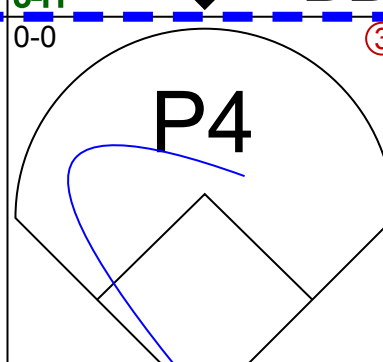
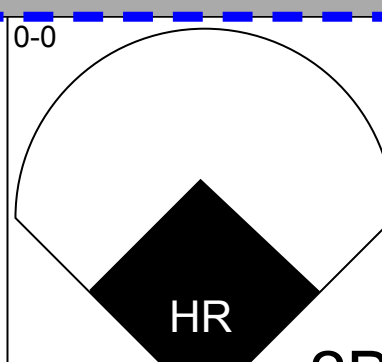
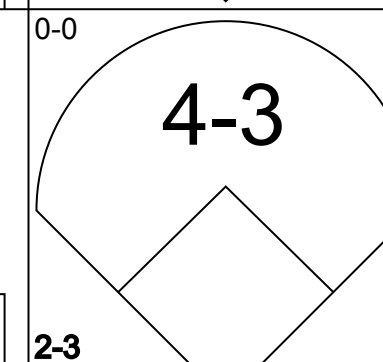
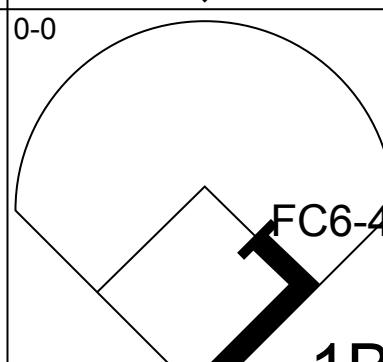
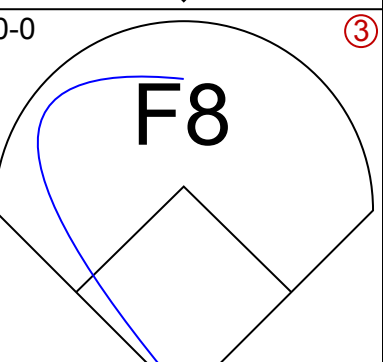
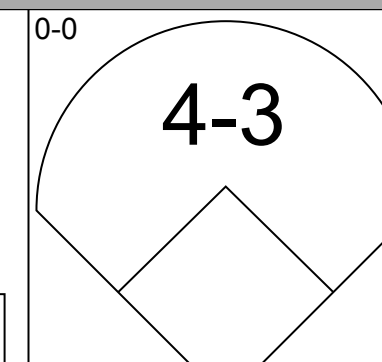
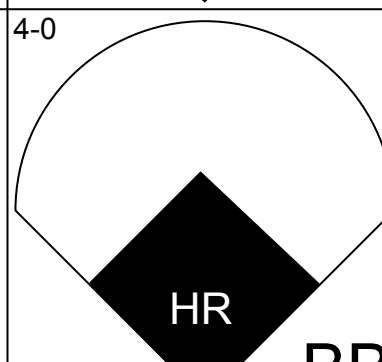
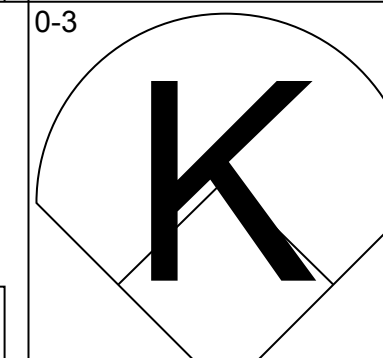
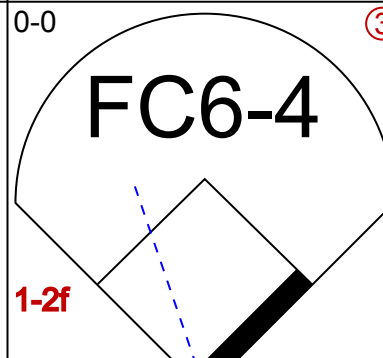
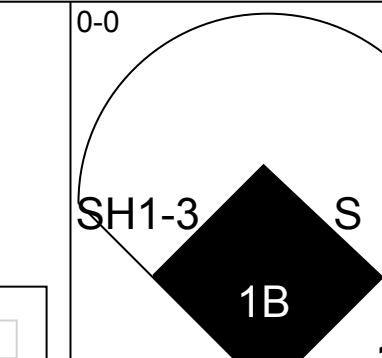
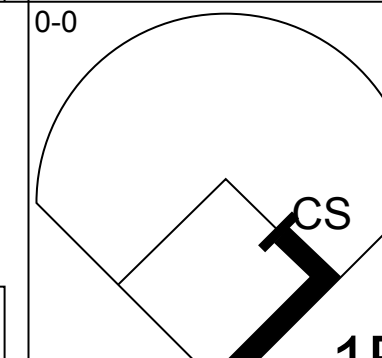
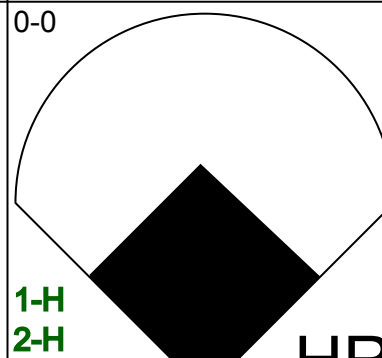
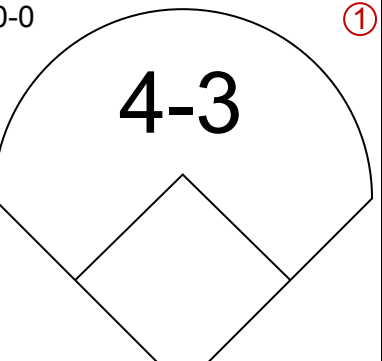

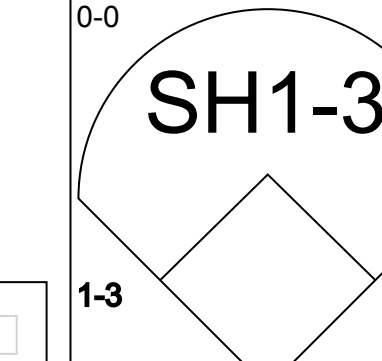
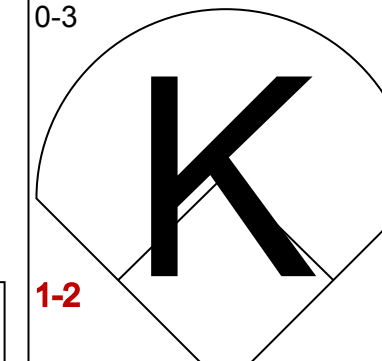
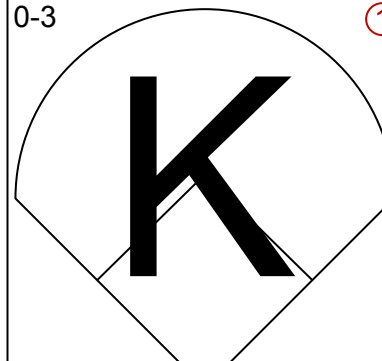
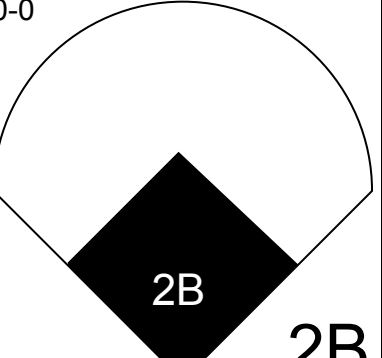

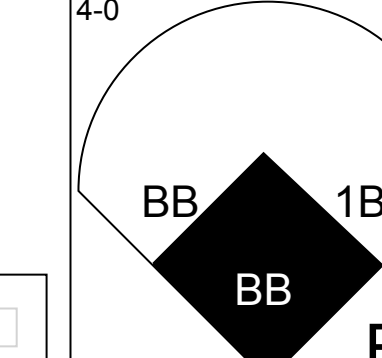
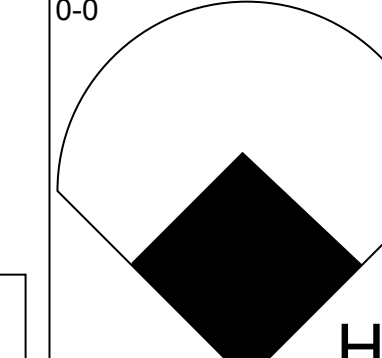
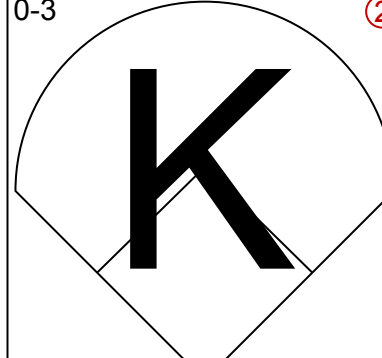
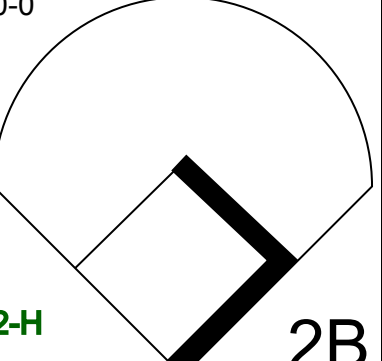
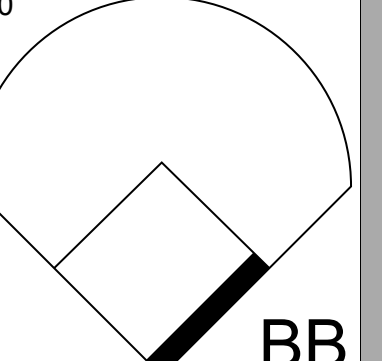
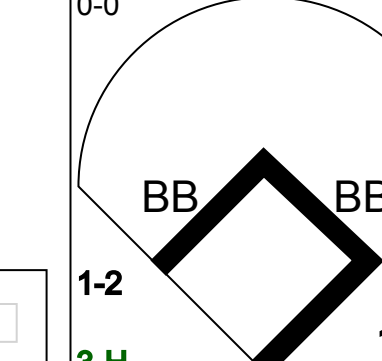
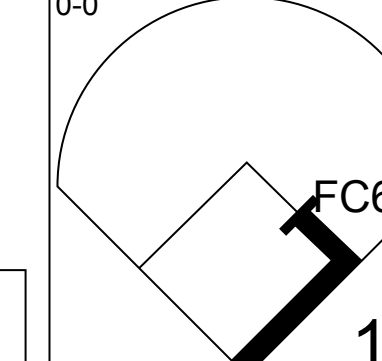
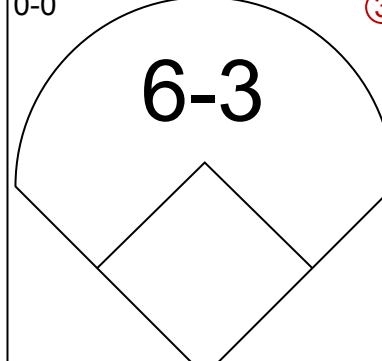
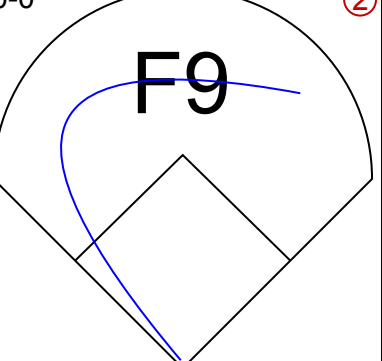
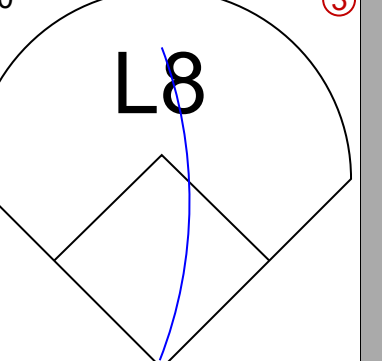
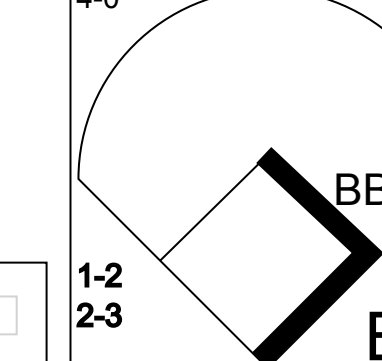
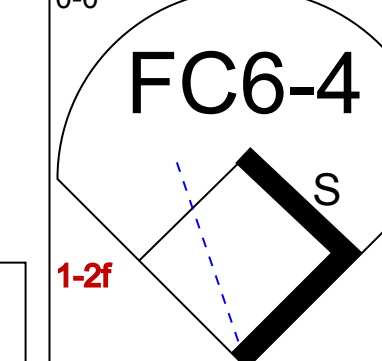
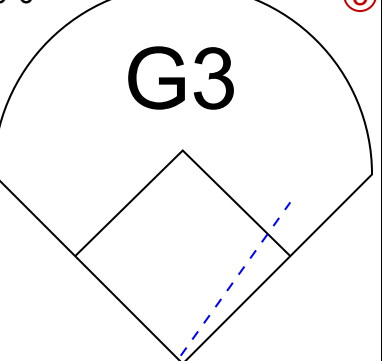
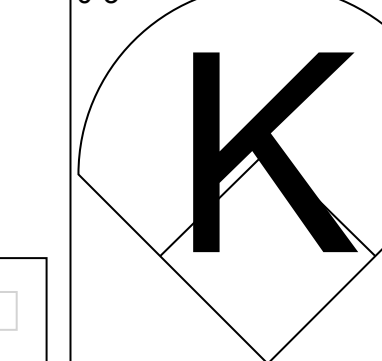
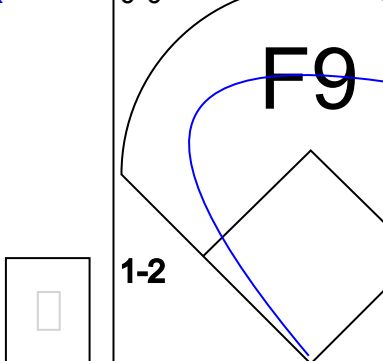
Batter	1	2	3	4	5	6	7	8	9	AB	R	H	RBI	BB	SO	LOB	TOP				
Don Buford, S OBP: 0.400, SLG: 0.422 (1, 7)										4	2	1	0	0	0	1	Baltimore Orioles @ California Angels Anaheim Stadium, Anaheim, CA Thu Aug 13 1970, 10:05 PM EDT Att: 12,156 - Unknown				
Mery Rettenmund, R OBP: 0.380, SLG: 0.535 (1, 8)										3	0	1	0	1	0	1					
Boog Powell, L OBP: 0.414, SLG: 0.566 (1, 3)										3	0	1	0	1	0	3					
Frank Robinson, R OBP: 0.401, SLG: 0.538 (1, 9)										4	0	1	2	0	0	3					
Eliot Hendricks, L OBP: 0.313, SLG: 0.386 (1, 2)										2	0	0	0	2	0	1					
Brooks Robinson, R OBP: 0.336, SLG: 0.425 (1, 5)										4	0	0	0	0	0	5					
Davey Johnson, R OBP: 0.381, SLG: 0.397 (1, 4)										4	0	0	0	0	1	0					
Bobby Grich, R OBP: 0.271, SLG: 0.283 (1, 6)										4	0	0	0	0	0	0					
Jim Palmer, R OBP: 0.217, SLG: 0.235 (1, 1)										2	0	0	0	0	1	0	AB 32 R 2 H 5 RBI 2 BB 4 SO 2 LOB 14				
Terry Crowley, L OBP: 0.410, SLG: 0.419 (8, PH)										1	0	1	0	0	0	0					
Moe Drabowsky, R OBP: 0.125, SLG: 0.125 (8, PH)										0	0	0	0	0	0	0					
Paul Blair, R OBP: 0.339, SLG: 0.437 (8, PH)										1	0	0	0	0	0	0					
Inning Stats	R: 1 E: 0 K: 0 S: 5	H: 2 LOB: 2 BB: 1 P: 9	R: 0 E: 0 K: 2 S: 7	H: 0 LOB: 0 BB: 0 P: 7	R: 0 E: 0 K: 0 S: 4	H: 1 LOB: 1 BB: 0 P: 4	R: 0 E: 0 K: 0 S: 3	H: 0 LOB: 0 BB: 0 P: 3	R: 0 E: 0 K: 0 S: 3	H: 0 LOB: 1 BB: 1 P: 7	R: 0 E: 0 K: 0 S: 3	H: 0 LOB: 0 BB: 0 P: 3	R: 1 E: 0 K: 0 S: 5	H: 2 LOB: 2 BB: 2 P: 13	R: 0 E: 0 K: 0 S: 3	H: 0 LOB: 0 BB: 0 P: 3		1B: 3 2B: 2 3B: 0 HR: 0	SF: 0 SAC: 0 DP: 0 HBP: 0	WP: 0 PB: 0 SB: 0 CS: 0	PA: 36
PITCHER	IP WLS BF H R ER SO BB IBB HBP BLK WP HR S P ERA WHIP																				
Tom Murphy, R ERA: 3.82 (1, 1)	7.1	29	4	2	2	2	3	0	0	0	0	0	0	0	30	42		2.46	0.955		
Dave LaRoche, L ERA: 4.07 (8, 1)	0.1	1	0	0	0	0	0	0	0	0	0	0	0	1	1	0.00	0.000				
Mel Queen, R ERA: 3.07 (8, 1)	1.1	W 6	1	0	0	0	0	1	0	0	0	0	0	5	9	0.00	0.750				

Batter	1	2	3	4	5	6	7	8	9	AB	R	H	RBI	BB	SO	LOB	BOTTOM				
Sandy Alomar Sr., S OBP: 0.295, SLG: 0.294 (1, 4)										4	0	1	0	0	0	2	Baltimore Orioles @ California Angels Anaheim Stadium, Anaheim, CA Thu Aug 13 1970, 10:05 PM EDT Att: 12,156 - Unknown				
Roger Repoz, L OBP: 0.327, SLG: 0.462 (1, 9)										4	1	1	1	0	1	2					
Jim Fregosi, R OBP: 0.360, SLG: 0.492 (1, 6)										4	1	1	1	0	1	0					
Alex Johnson, R OBP: 0.363, SLG: 0.445 (1, 7)										4	1	1	0	0	1	0					
Jim Spencer, L OBP: 0.328, SLG: 0.425 (1, 3)										4	0	1	0	0	0	1					
Ken McMullen, R OBP: 0.327, SLG: 0.379 (1, 5)										2	0	0	0	1	1	1					
Jay Johnstone, L OBP: 0.286, SLG: 0.399 (1, 8)										3	0	1	1	0	0	1					
Tom Egan, R OBP: 0.301, SLG: 0.358 (1, 2)										3	0	2	0	0	0	2					
Tom Murphy, R OBP: 0.222, SLG: 0.158 (1, 1)										2	0	0	0	0	1	1	AB 30 R 3 H 8 RBI 3 BB 1 SO 5 LOB 10				
Dave LaRoche, L OBP: 0.429, SLG: 0.500 (8, 1)										0	0	0	0	0	0	0					
Mel Queen, L ERA: 3.07 (8, 1)										0	0	0	0	0	0	0					
Inning Stats	R: 0 E: 0 K: 0 S: 3	H: 1 LOB: 0 BB: 0 P: 3	R: 0 E: 0 K: 0 S: 4	H: 1 LOB: 1 BB: 0 P: 4	R: 0 E: 0 K: 0 S: 4	H: 1 LOB: 1 BB: 0 P: 4	R: 1 E: 0 K: 1 S: 7	H: 2 LOB: 2 BB: 1 P: 11	R: 0 E: 0 K: 1 S: 5	H: 0 LOB: 0 BB: 0 P: 5	R: 1 E: 0 K: 2 S: 8	H: 1 LOB: 1 BB: 0 P: 8	R: 0 E: 0 K: 1 S: 6	H: 1 LOB: 1 BB: 0 P: 6	R: 1 E: 0 K: 0 S: 4	H: 1 LOB: 0 BB: 0 P: 4		1B: 3 2B: 2 3B: 1 HR: 2	SF: 0 SAC: 1 DP: 0 HBP: 0	WP: 0 PB: 0 SB: 0 CS: 1	PA: 32
PITCHER	IP WLS BF H R ER SO BB IBB HBP BLK WP HR S P ERA WHIP																				
Jim Palmer, R ERA: 2.75 (1, 1)	7.0	28	7	2	2	5	1	0	0	0	0	0	0	37	41	2.57		1.143			
Moe Drabowsky, R ERA: 3.07 (8, 1)	1.0	L 4	1	1	1	0	0	0	0	0	1	4	4	9.00	1.000						

Batter	1	2	3	4	5	6	7	8	9	AB	R	H	RBI	BB	SO	LOB	TOP										
Don Buford, S OBP: 0.401, SLG: 0.423 (1, 7)										4	0	2	0	0	0	1	Baltimore Orioles @ Oakland Athletics Oakland-Alameda County Coliseum, Oakland, CA Fri Aug 14 1970, 7:05 PM PDT Att: 13,047 - Unknown										
Paul Blair, R OBP: 0.339, SLG: 0.435 (1, 8)										4	0	1	0	0	1	3											
Boog Powell, L OBP: 0.411, SLG: 0.560 Moe Drabowsky, R OBP: 0.125, SLG: 0.125 (1, 3)										4	0	0	0	0	1	4											
Frank Robinson, R OBP: 0.400, SLG: 0.534 (1, 9)											4	0	1	0	0	0											
Eliot Hendricks, L OBP: 0.312, SLG: 0.383 (1, 2)											4	0	1	0	0	1											
Brooks Robinson, R OBP: 0.335, SLG: 0.423 (1, 5)											4	0	1	0	0	1											
Davey Johnson, R OBP: 0.378, SLG: 0.393 (1, 4)											4	0	0	0	0	4											
Mark Belanger, R OBP: 0.290, SLG: 0.230 Chico Salmon, R OBP: 0.351, SLG: 0.448 (8, PH)										0	0	0	0	2	0	0											
Jim Hardin, R OBP: 0.122, SLG: 0.105 Curt Motton, R OBP: 0.367, SLG: 0.425 Tom Phoebus, R OBP: 0.167, SLG: 0.167 Terry Crowley, L OBP: 0.407, SLG: 0.415 (8, 3)										1	0	0	0	0	0	1											
Inning Stats	R: 0 E: 0 K: 1 S: 5	H: 1 LOB: 0 BB: 0 P: 5	R: 0 E: 0 K: 0 S: 3	H: 0 LOB: 0 BB: 0 P: 3	R: 0 E: 0 K: 0 S: 2	H: 0 LOB: 0 BB: 1 P: 6	R: 0 E: 0 K: 1 S: 5	H: 0 LOB: 0 BB: 0 P: 5	R: 0 E: 1 K: 0 S: 4	H: 0 LOB: 1 BB: 0 P: 4	R: 0 E: 0 K: 0 S: 6	H: 1 LOB: 2 BB: 1 P: 10	R: 0 E: 0 K: 0 S: 4	H: 1 LOB: 1 BB: 0 P: 4	R: 0 E: 0 K: 0 S: 4	H: 1 LOB: 2 BB: 1 P: 8		R: 0 E: 0 K: 0 S: 5	H: 2 LOB: 2 BB: 0 P: 5	1B: 6 2B: 0 3B: 0 HR: 0	SF: 0 SAC: 0 DP: 1 HBP: 0	WP: 0 PB: 0 SB: 0 CS: 1	PA: 35				
PITCHER	IP	WLS	BF	H	R	ER	SO	BB	IBB	HBP	BLK	WP	HR	S	P	ERA	WHIP										
Chuck Dobson, R ERA: 3.38 Mudcat Grant, R ERA: 1.33	7.1	W	28	4	0	0	3	3	0	0	0	0	0	31	43	0.00	0.955										

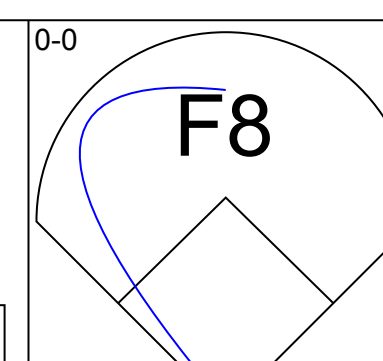
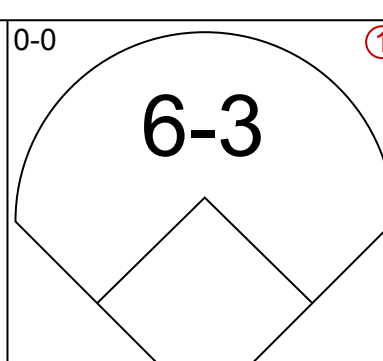
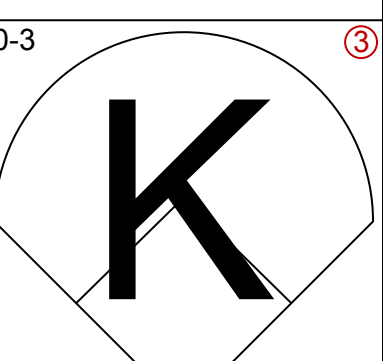
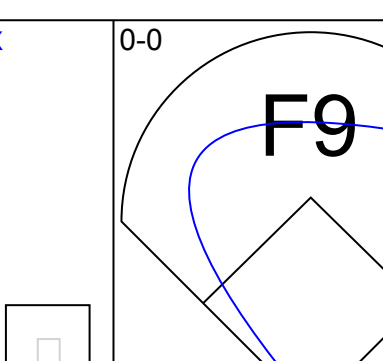
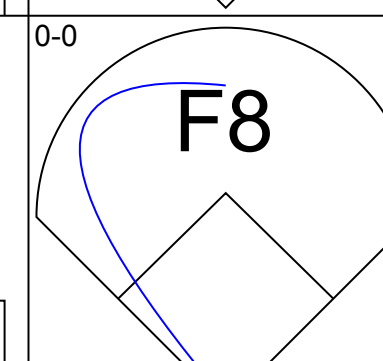
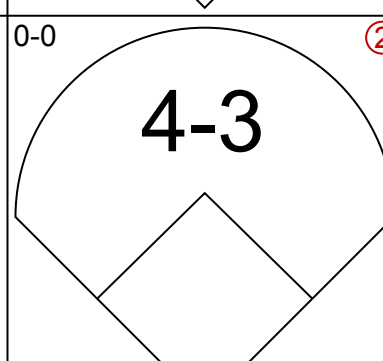
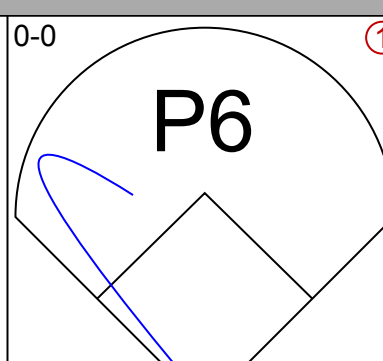
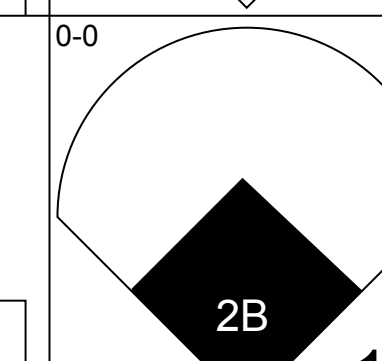

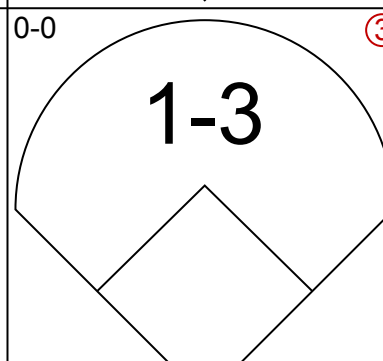
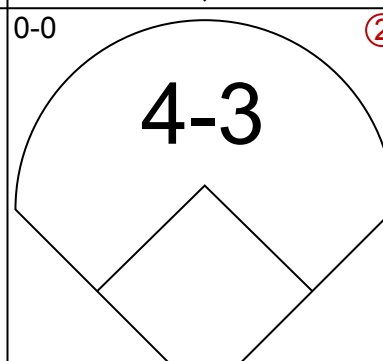
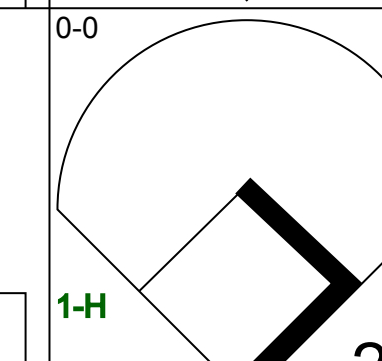
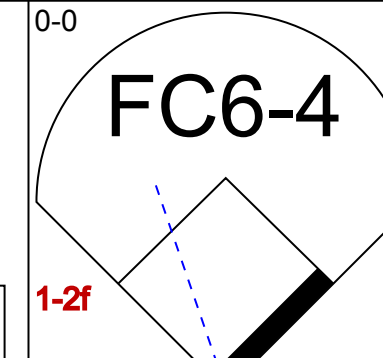
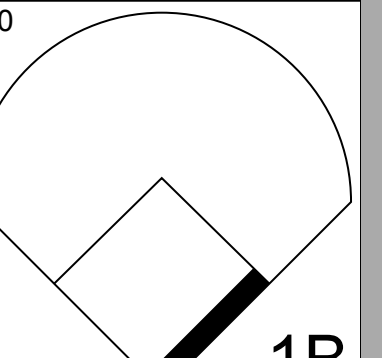
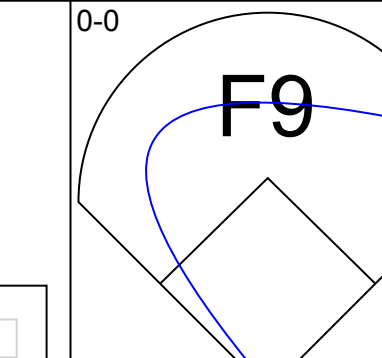
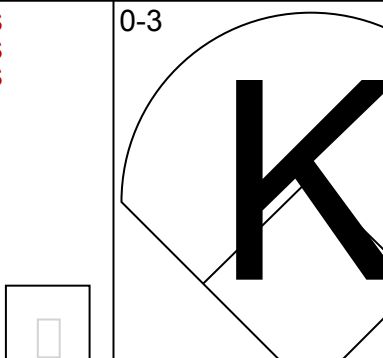
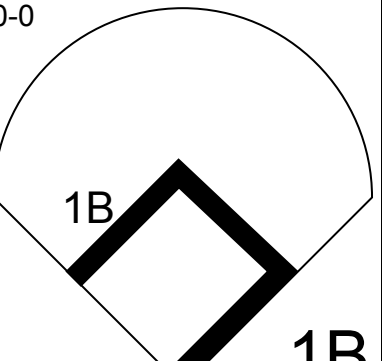
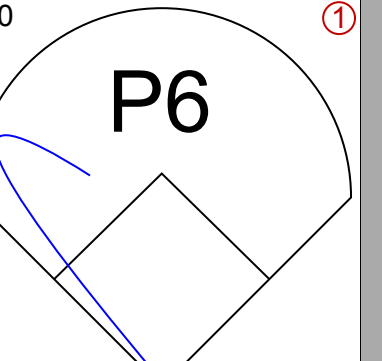
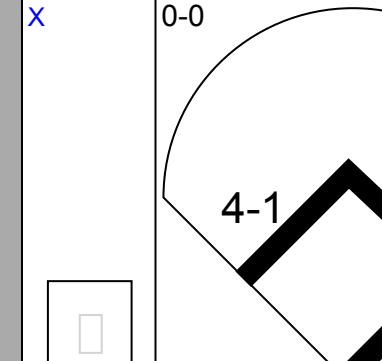
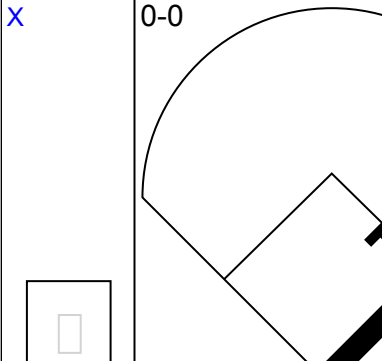
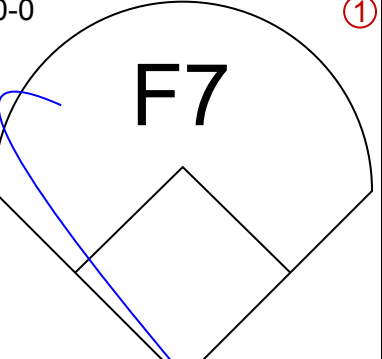
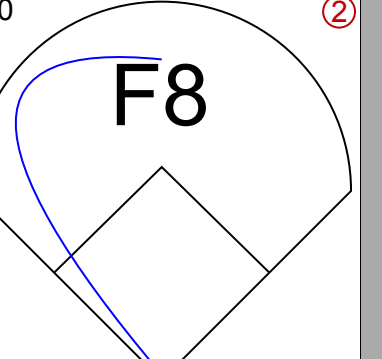
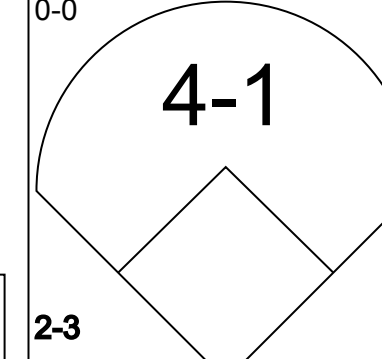
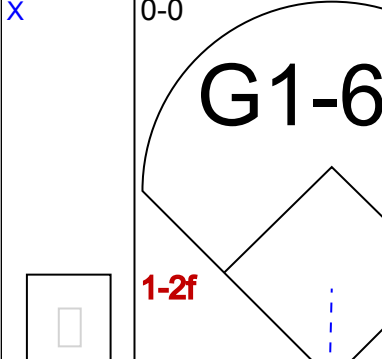
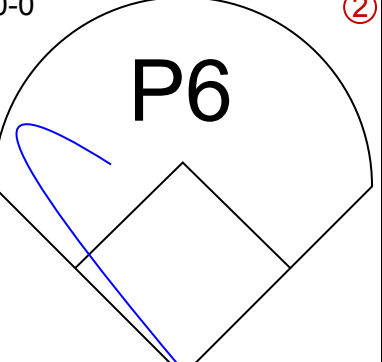

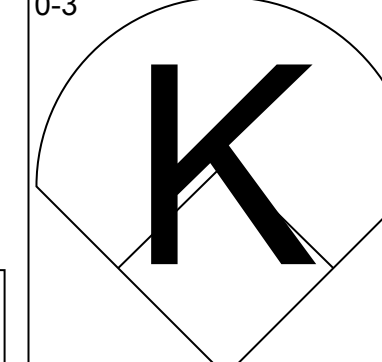
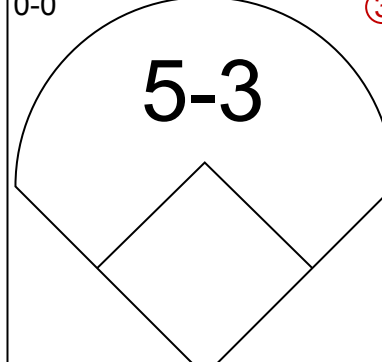
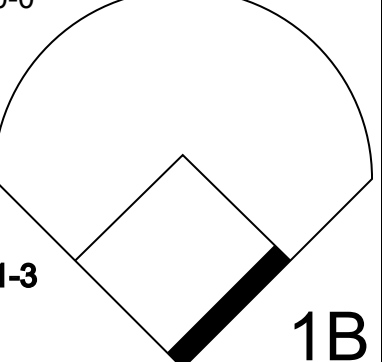
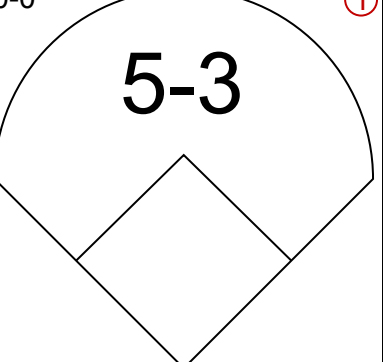
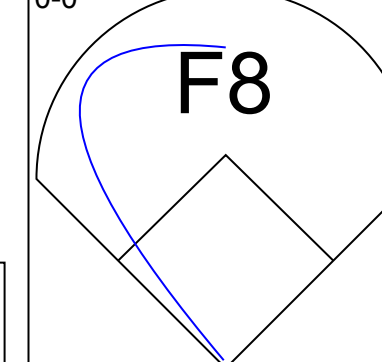
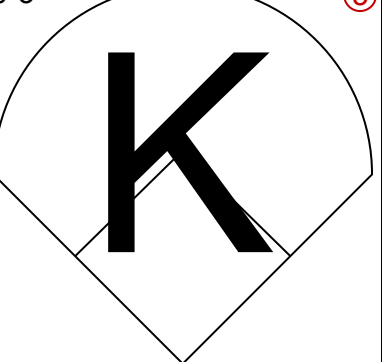
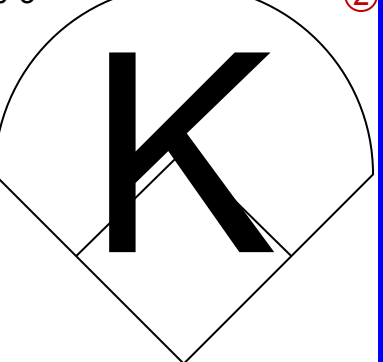
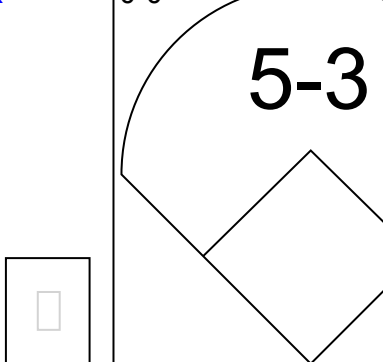
Batter	1	2	3	4	5	6	7	8	9	AB	R	H	RBI	BB	SO	LOB	BOTTOM											
Bert Campaneris, R OBP: 0.317, SLG: 0.452 (1, 6)										4	2	3	1	0	1	1	Baltimore Orioles @ Oakland Athletics Oakland-Alameda County Coliseum, Oakland, CA Fri Aug 14 1970, 7:05 PM PDT Att: 13,047 - Unknown											
Rick Monday, L OBP: 0.391, SLG: 0.475 (1, 8)										3	1	1	2	0	1	2												
Tommy Davis, R OBP: 0.306, SLG: 0.371 Allan Lewis, S OBP: 0.347, SLG: 0.438 Reggie Jackson, L OBP: 0.347, SLG: 0.438 (7, 9)										3	0	1	0	0	0	1												
Don Mincher, L OBP: 0.329, SLG: 0.480 (1, 3)										4	0	2	0	0	0	1												
Sal Bando, R OBP: 0.400, SLG: 0.474 (1, 5)										4	0	2	1	0	0	2												
Felipe Alou, R OBP: 0.318, SLG: 0.388 (1, 9)										4	0	0	0	0	0	6												
Frank Fernandez, R OBP: 0.332, SLG: 0.427 (1, 2)										2	0	0	0	2	0	0												
Dick Green, R OBP: 0.255, SLG: 0.244 (1, 4)										4	1	1	0	0	0	4												
Chuck Dobson, R ERA: 3.63 Mudcat Grant, R ERA: 3.1	5.0	L	20	6	3	2	1	0	0	0	0	0	0	22	22	3.60		1.200										
PITCHER	IP	WLS	BF	H	R	ER	SO	BB	IBB	HBP	BLK	WP	HR	S	P	ERA		WHIP										
Tom Phoebus, R ERA: 3.1 Moe Drabowsky, R ERA: 3.75	2.0		8	1	0	0	1	1	0	0	0	0	0	9	13	0.00	1.000											
Inning Stats	R: 1 E: 0 K: 1 S: 8	H: 3 LOB: 2 BB: 0 P: 8	R: 0 E: 0 K: 0 S: 3	H: 0 LOB: 0 BB: 0 P: 3	R: 1 E: 1 K: 0 S: 4	H: 1 LOB: 0 BB: 0 P: 4	R: 0 E: 0 K: 0 S: 3	H: 0 LOB: 0 BB: 0 P: 3	R: 1 E: 0 K: 0 S: 4	H: 2 LOB: 0 BB: 0 P: 4	R: 0 E: 0 K: 0 S: 4	H: 1 LOB: 2 BB: 0 P: 4	R: 0 E: 0 K: 1 S: 5	H: 0 LOB: 1 BB: 1 P: 9	R: 0 E: 0 K: 0 S: 8	H: 3 LOB: 3 BB: 1 P: 12	R: 1 E: 0 K: 1 S: 8	H: 3 LOB: 3 BB: 1 P: 12	1B: 9 2B: 0 3B: 0 HR: 1	SF: 1 SAC: 1 DP: 1 HBP: 0	WP: 1 PB: 0 SB: 1 CS: 0	PA: 35						



Batter	1	2	3	4	5	6	7	8	9	AB	R	H	RBI	BB	SO	LOB	TOP								
Don Buford, S OBP: 0.401, SLG: 0.421 (1, 7)										4	0	1	1	1	1	1	Baltimore Orioles @ Oakland Athletics Oakland-Alameda County Coliseum, Oakland, CA Sat Aug 15 1970, 3:33 AM PDT Att: 26,311 - Unknown								
Chico Salmon, R OBP: 0.347, SLG: 0.451 Davey Johnson, R OBP: 0.379, SLG: 0.397 (1, 4) (6, 4)										4	0	1	0	0	0	4									
Boog Powell, L OBP: 0.410, SLG: 0.557 (1, 3)										4	1	1	0	1	0	2									
Merv Rettenmund, R OBP: 0.384, SLG: 0.548 (1, 8) (7, 9)										5	2	3	3	0	1	2									
Terry Crowley, L OBP: 0.397, SLG: 0.402 Paul Blair, R OBP: 0.338, SLG: 0.434 (1, 9) (7, 8)										3	0	0	0	0	2	1									
Brooks Robinson, R OBP: 0.338, SLG: 0.433 (1, 5)										4	3	2	1	1	2	0									
Andy Etchebarren, R OBP: 0.327, SLG: 0.353 (1, 2)										4	0	3	2	1	0	0									
Mark Belanger, R OBP: 0.289, SLG: 0.228 (1, 6)										3	0	0	0	1	0	3									
Mike Cuellar, L OBP: 0.094, SLG: 0.155 (1, 1)										4	0	0	0	0	2	5									
Inning Stats	R: 0 E: 0 K: 2 S: 8	H: 1 LOB: 1 BB: 0 P: 8	R: 1 E: 0 K: 0 S: 5	H: 2 LOB: 1 BB: 0 P: 5	R: 0 E: 0 K: 0 S: 4	H: 1 LOB: 1 BB: 0 P: 4	R: 0 E: 0 K: 2 S: 7	H: 0 LOB: 1 BB: 1 P: 11	R: 0 E: 0 K: 1 S: 6	H: 1 LOB: 1 BB: 0 P: 6	R: 2 E: 0 K: 1 S: 7	H: 2 LOB: 3 BB: 3 P: 19	R: 0 E: 0 K: 1 S: 5	H: 1 LOB: 1 BB: 0 P: 5	R: 1 E: 0 K: 0 S: 5	H: 2 LOB: 1 BB: 0 P: 5		R: 3 E: 0 K: 2 S: 9	H: 2 LOB: 0 BB: 1 P: 13	1B: 6 2B: 5 3B: 0 HR: 2	SF: 0 SAC: 1 DP: 1 HBP: 0	WP: 0 PB: 0 SB: 2 CS: 1	PA: 43		
PITCHER	IP	WLS	BF	H	R	ER	SO	BB	IBB	HBP	BLK	WP	HR	S	P	ERA	WHIP								
Diego Segui, R ERA: 2.72 Bob Locker, R ERA: 2.69 Marcel Lachemann, R ERA: 2.44 Dooley Wornack, R ERA: 27.0	(1, 1) (6, 1) (6, 1) (9, 1)	5.1 0.1 2.1 1.0	L 25 9 6	7 0 3 2	3 0 1 3	3 0 1 3	5 0 1 2	2 0 0 1	0 0 0 0	0 0 0 0	0 0 0 0	0 0 1 0	0 0 11 9	33 3 11 13	41 11 11 13	5.06 0.00 3.86 27.00	1.688 6.000 1.286 3.000								

AB	37
R	7
H	12
RBI	7
BB	5
SO	9
LOB	18





Batter	1	2	3	4	5	6	7	8	9	AB	R	H	RBI	BB	SO	LOB	BOTTOM								
Bert Campaneris, R OBP: 0.314, SLG: 0.448 (1, 6)										4	0	0	0	0	1	0	Baltimore Orioles @ Oakland Athletics Oakland-Alameda County Coliseum, Oakland, CA Sat Aug 15 1970, 3:33 AM PDT Att: 26,311 - Unknown								
Rick Monday, L OBP: 0.389, SLG: 0.472 (1, 8)										4	1	1	0	0	0	0									
Tommy Davis, R OBP: 0.308, SLG: 0.374 (1, 7)										3	0	1	1	1	0	0									
Sal Bando, R OBP: 0.399, SLG: 0.471 (1, 5)										4	0	1	0	0	1	2									
Felipe Alou, R OBP: 0.322, SLG: 0.394 (1, 9)										4	0	3	0	0	0	1									
Don Mincher, L OBP: 0.326, SLG: 0.474 (1, 3)									4	0	0	0	0	0	0	4									
Frank Fernandez, R OBP: 0.327, SLG: 0.420 (1, 2)									4	0	0	0	0	2	3										
Dick Green, R OBP: 0.256, SLG: 0.245 (1, 4)										3	0	1	0	0	0	1									
Diego Segui, R OBP: 0.129, SLG: 0.133 Bob Locker, S OBP: 0.143, SLG: 0.143 Marcel Lachemann, R Tony La Russa, R OBP: 0.285, SLG: 0.239 Dooley Wornack, L (1, 1) (6, 1) (6, 1) (8, PH) (9, 1)										2	0	0	0	0	2	2									
Inning Stats	R: 0 E: 0 K: 0 S: 3	H: 0 LOB: 1 BB: 1 P: 7	R: 0 E: 0 K: 1 S: 7	H: 2 LOB: 2 BB: 0 P: 7	R: 0 E: 0 K: 0 S: 3	H: 0 LOB: 0 BB: 0 P: 3	R: 0 E: 0 K: 1 S: 6	H: 1 LOB: 1 BB: 0 P: 6	R: 0 E: 0 K: 2 S: 7	H: 0 LOB: 0 BB: 0 P: 7	R: 0 E: 0 K: 0 S: 3	H: 0 LOB: 0 BB: 0 P: 3	R: 0 E: 0 K: 1 S: 7	H: 2 LOB: 1 BB: 0 P: 7	R: 0 E: 0 K: 0 S: 3	H: 1 LOB: 0 BB: 0 P: 3		R: 0 E: 0 K: 0 S: 3	H: 1 LOB: 0 BB: 0 P: 3	1B: 5 2B: 2 3B: 0 HR: 0	SF: 0 SAC: 0 DP: 1 HBP: 0	WP: 0 PB: 0 SB: 0 CS: 0	PA: 34		
PITCHER	IP	WLS	BF	H	R	ER	SO	BB	IBB	HBP	BLK	WP	HR	S	P	ERA	WHIP								
Mike Cuellar, L ERA: 3.69	(1, 1)	9.0	W	34	7	1	1	6	1	0	0	0	0	45	49	1.00	0.889								



Batter	1	2	3	4	5	6	7	8	9	AB	R	H	RBI	BB	SO	LOB	TOP			
Don Buford, S OBP: 0.400, SLG: 0.422 (1, 7)	3-1		P3				F8			4	1	1	0	0	0	0	Baltimore Orioles @ Oakland Athletics Oakland-Alameda County Coliseum, Oakland, CA Sun Aug 16 1970, 3:33 AM PDT Att: 19,892 - Unknown livebaseballscorecards.com			
Chico Salmon, R OBP: 0.353, SLG: 0.479 Davey Johnson, R OBP: 0.379, SLG: 0.397 (1, 4) (7, 4)	BB HBP		K				K			3	1	1	1	0	2	1				
Boog Powell, L OBP: 0.411, SLG: 0.556 (1, 3)	BB		HBP BB 1B				F9			3	0	1	1	1	1	0				
Frank Robinson, R OBP: 0.401, SLG: 0.536 (1, 9)	P5		HBP BB 1B				K			3	0	1	0	1	0	2				
Paul Blair, R OBP: 0.337, SLG: 0.430 (1, 8)	K		HBP BB				F8			3	0	0	0	0	1	3				
Brooks Robinson, R OBP: 0.335, SLG: 0.429 (1, 5)		P4	P6				F8			4	0	0	0	0	0	4				
Andy Etchebarren, R OBP: 0.326, SLG: 0.351 (1, 2)		1B	K				F5			4	0	1	0	0	1	3				
Bobby Grich, R OBP: 0.270, SLG: 0.281 Mark Belanger, R OBP: 0.295, SLG: 0.228 (1, 6) (9, 6)	1B		K				P3			4	0	1	0	0	1	0				
Dave McNally, R OBP: 0.241, SLG: 0.200 (1, 1)	B1-4-6-4-2		K				P4			4	0	0	0	0	2	2				
Inning Stats	R: 0 E: 0 K: 1 S: 5	H: 0 LOB: 2 BB: 1 P: 10	R: 0 E: 0 K: 0 S: 4	H: 2 LOB: 1 BB: 4	R: 1 E: 0 K: 2 S: 9	H: 2 LOB: 3 BB: 1 P: 14	R: 0 E: 0 K: 2 S: 7	H: 0 LOB: 0 BB: 0 P: 7	R: 1 E: 0 K: 0 S: 5	H: 2 LOB: 1 BB: 0 P: 5	R: 0 E: 0 K: 2 S: 7	H: 0 LOB: 0 BB: 0 P: 7	R: 0 E: 0 K: 0 S: 3	H: 0 LOB: 0 BB: 0 P: 3	R: 0 E: 0 K: 1 S: 5	H: 0 LOB: 0 BB: 0 P: 5		1B: 3 2B: 2 HR: 1	SF: 0 SAC: 0 DP: 1 HBP: 2	WP: 0 PB: 0 SB: 0 CS: 0
PITCHER	IP WLS BF H R ER SO BB IBB HBP BLK WP HR S P ERA WHIP	IP WLS BF H R ER SO BB IBB HBP BLK WP HR S P ERA WHIP	IP WLS BF H R ER SO BB IBB HBP BLK WP HR S P ERA WHIP	IP WLS BF H R ER SO BB IBB HBP BLK WP HR S P ERA WHIP	IP WLS BF H R ER SO BB IBB HBP BLK WP HR S P ERA WHIP	IP WLS BF H R ER SO BB IBB HBP BLK WP HR S P ERA WHIP	IP WLS BF H R ER SO BB IBB HBP BLK WP HR S P ERA WHIP	IP WLS BF H R ER SO BB IBB HBP BLK WP HR S P ERA WHIP	IP WLS BF H R ER SO BB IBB HBP BLK WP HR S P ERA WHIP	IP WLS BF H R ER SO BB IBB HBP BLK WP HR S P ERA WHIP	IP WLS BF H R ER SO BB IBB HBP BLK WP HR S P ERA WHIP	IP WLS BF H R ER SO BB IBB HBP BLK WP HR S P ERA WHIP	IP WLS BF H R ER SO BB IBB HBP BLK WP HR S P ERA WHIP	IP WLS BF H R ER SO BB IBB HBP BLK WP HR S P ERA WHIP	IP WLS BF H R ER SO BB IBB HBP BLK WP HR S P ERA WHIP	IP WLS BF H R ER SO BB IBB HBP BLK WP HR S P ERA WHIP	ERA WHIP	ERA WHIP		

Batter	1	2	3	4	5	6	7	8	9	AB	R	H	RBI	BB	SO	LOB	BOTTOM			
Bert Campaneris, R OBP: 0.313, SLG: 0.446 (1, 6)	S SH5-3 SF8 1B		P6				K			4	1	1	0	0	1	1	Baltimore Orioles @ Oakland Athletics Oakland-Alameda County Coliseum, Oakland, CA Sun Aug 16 1970, 3:33 AM PDT Att: 19,892 - Unknown livebaseballscorecards.com			
Rick Monday, L OBP: 0.387, SLG: 0.469 Steve Hovley, L OBP: 0.333, SLG: 0.316 (1, 8) (9, PH)	SH5-3		K				6-3			2	0	0	0	0	1	1				
Tommy Davis, R OBP: 0.307, SLG: 0.373 Allan Lewis, S (9, PR)	SF8		FC6-4				F8			3	0	1	1	0	0	1				
Sal Bando, R OBP: 0.400, SLG: 0.471 (1, 5)	1-3		G1-6-3 1B				FC5-4 1B			4	0	2	0	0	1	1				
Felipe Alou, R OBP: 0.320, SLG: 0.391 (1, 9)	1-3		G1-6-3				F9			3	0	0	0	0	0	2				
Don Mincher, L OBP: 0.326, SLG: 0.476 (1, 3)	4-3 2B		5-3				K			3	0	1	0	0	1	1				
Dave Duncan, R OBP: 0.301, SLG: 0.414 (1, 2)	4-3		F5				FC5-4			3	0	0	0	0	0	2				
Dick Green, R OBP: 0.254, SLG: 0.243 Frank Fernandez, R OBP: 0.328, SLG: 0.418 Mudcat Grant, R OBP: 0.500, SLG: 0.167 (1, 4) (8, PH) (9, 1)	K		F2				F7			2	0	0	0	0	1	1				
Caffish Hunter, R OBP: 0.192, SLG: 0.229 Tony La Russa, R OBP: 0.283, SLG: 0.236 (1, 1) (8, PH) (9, 4)	FC6-4 1B		K				5-3			2	0	1	0	0	1	0				
Inning Stats	R: 1 E: 0 K: 0 S: 4	H: 1 LOB: 0 BB: 0 P: 4	R: 0 E: 0 K: 1 S: 6	H: 1 LOB: 1 BB: 0 P: 6	R: 0 E: 0 K: 1 S: 6	H: 1 LOB: 0 BB: 0 P: 6	R: 0 E: 0 K: 0 S: 3	H: 0 LOB: 0 BB: 0 P: 3	R: 0 E: 0 K: 1 S: 5	H: 0 LOB: 0 BB: 0 P: 5	R: 0 E: 0 K: 1 S: 6	H: 1 LOB: 1 BB: 0 P: 6	R: 0 E: 0 K: 0 S: 3	H: 0 LOB: 0 BB: 0 P: 3	R: 0 E: 0 K: 1 S: 5	H: 1 LOB: 1 BB: 0 P: 5		1B: 5 2B: 1 3B: 0 HR: 0	SF: 1 SAC: 1 DP: 1 HBP: 0	WP: 0 PB: 0 SB: 1 CS: 0
PITCHER	IP WLS BF H R ER SO BB IBB HBP BLK WP HR S P ERA WHIP	IP WLS BF H R ER SO BB IBB HBP BLK WP HR S P ERA WHIP	IP WLS BF H R ER SO BB IBB HBP BLK WP HR S P ERA WHIP	IP WLS BF H R ER SO BB IBB HBP BLK WP HR S P ERA WHIP	IP WLS BF H R ER SO BB IBB HBP BLK WP HR S P ERA WHIP	IP WLS BF H R ER SO BB IBB HBP BLK WP HR S P ERA WHIP	IP WLS BF H R ER SO BB IBB HBP BLK WP HR S P ERA WHIP	IP WLS BF H R ER SO BB IBB HBP BLK WP HR S P ERA WHIP	IP WLS BF H R ER SO BB IBB HBP BLK WP HR S P ERA WHIP	IP WLS BF H R ER SO BB IBB HBP BLK WP HR S P ERA WHIP	IP WLS BF H R ER SO BB IBB HBP BLK WP HR S P ERA WHIP	IP WLS BF H R ER SO BB IBB HBP BLK WP HR S P ERA WHIP	IP WLS BF H R ER SO BB IBB HBP BLK WP HR S P ERA WHIP	IP WLS BF H R ER SO BB IBB HBP BLK WP HR S P ERA WHIP	IP WLS BF H R ER SO BB IBB HBP BLK WP HR S P ERA WHIP	IP WLS BF H R ER SO BB IBB HBP BLK WP HR S P ERA WHIP	ERA WHIP	ERA WHIP		

Batter	1	2	3	4	5	6	7	8	9	AB	R	H	RBI	BB	SO	LOB	TOP					
Don Buford, S OBP: 0.400, SLG: 0.419 Paul Blair, R OBP: 0.337, SLG: 0.430	F9		FC6-4 HR				3-1		6-3 IBB	3	1	0	0	2	0	1	<p>Baltimore Orioles @ Milwaukee Brewers Milwaukee County Stadium, Milwaukee, WI</p> <p>Mon Aug 17 1970, 8:05 PM EDT Att: 12,015 - Unknown</p> <p>livebaseballscorecards.com</p> <p>AB 32 R 3 H 5 RBI 3 BB 6 SO 6 LOB 20</p> 					
Chico Salmon, R OBP: 0.349, SLG: 0.500 Mark Belanger, R OBP: 0.285, SLG: 0.228	F3		HR	P6			K		6-3	4	1	1	2	0	1	1						
Boog Powell, L OBP: 0.417, SLG: 0.565										2	1	2	1	3	0	0						
Frank Robinson, R OBP: 0.399, SLG: 0.531	FC6-4 BB		BB 1B BB						FC5-4 IBB	5	0	1	0	0	0	5						
Merv Rettenmund, R OBP: 0.385, SLG: 0.544										2	0	0	0	1	0	0						
Brooks Robinson, R OBP: 0.333, SLG: 0.425										4	0	0	0	0	2	5						
Davey Johnson, R OBP: 0.376, SLG: 0.393										4	0	0	0	0	0	5						
Andy Etchebarren, R OBP: 0.324, SLG: 0.348										4	0	1	0	0	1	1						
Jim Palmer, R OBP: 0.209, SLG: 0.226										3	0	0	0	0	2	0						
Inning Stats	R: 0 E: 0 K: 0 S: 3	H: 0 LOB: 1 BB: 1 P: 7	R: 0 E: 0 K: 1 S: 5	H: 0 LOB: 1 BB: 0 P: 6	R: 2 E: 1 K: 1 S: 8	H: 2 LOB: 3 BB: 2 P: 16	R: 0 E: 0 K: 1 S: 5	H: 0 LOB: 1 BB: 1 P: 9	R: 0 E: 0 K: 0 S: 3	H: 1 LOB: 0 BB: 0 P: 3	R: 0 E: 0 K: 1 S: 5	H: 0 LOB: 0 BB: 0 P: 5	R: 0 E: 0 K: 2 S: 7	H: 0 LOB: 0 BB: 0 P: 7	R: 1 E: 1 K: 0 S: 5	H: 1 LOB: 1 BB: 0 P: 5		R: 0 E: 0 K: 0 S: 4	H: 1 LOB: 3 BB: 2 P: 12	1B: 3 2B: 0 3B: 0 HR: 2	SF: 0 SAC: 1 DP: 1 HBP: 1	WP: 0 PB: 0 SB: 2 CS: 0
PITCHER Lew Krausse, R ERA: 4.3	IP: 9.0 WLS: L BF: 40	H: 5 R: 3 ER: 2 SO: 6	BB: 4 IBB: 2 HBP: 1 BLK: 0	WP: 0 HR: 2 S: 45 P: 70	ERA: 2.00 WHIP: 1.000	PITCHER										IP: 9.0 WLS: L BF: 40	H: 5 R: 3 ER: 2 SO: 6	BB: 4 IBB: 2 HBP: 1 BLK: 0	WP: 0 HR: 2 S: 45 P: 70	ERA: 2.00 WHIP: 1.000		

Batter	1	2	3	4	5	6	7	8	9	AB	R	H	RBI	BB	SO	LOB	BOTTOM			
Tommy Harper, R OBP: 0.380, SLG: 0.540	4-3		P4							4	0	0	0	0	0	0	<p>Baltimore Orioles @ Milwaukee Brewers Milwaukee County Stadium, Milwaukee, WI</p> <p>Mon Aug 17 1970, 8:05 PM EDT Att: 12,015 - Unknown</p> <p>livebaseballscorecards.com</p> <p>AB 29 R 2 H 3 RBI 2 BB 3 SO 5 LOB 10</p> 			
Mike Hegan, L OBP: 0.332, SLG: 0.378										2	1	0	0	1	1	0				
Dave May, L OBP: 0.330, SLG: 0.339										4	1	2	0	0	0	0				
Danny Walton, R OBP: 0.343, SLG: 0.439										4	0	1	1	0	0	2				
Bob Burda, L OBP: 0.309, SLG: 0.318										4	0	0	0	0	1	2				
Roberto Pena, R OBP: 0.280, SLG: 0.291										3	0	0	0	1	0	0				
Phil Roof, R OBP: 0.320, SLG: 0.387 Tito Francona, L OBP: 0.333, SLG: 0.309 Jerry McNertney, R OBP: 0.322, SLG: 0.381										2	0	0	0	0	0	0				
Ted Kubiak, S OBP: 0.337, SLG: 0.321										2	0	0	1	1	0	0				
Lew Krausse, R OBP: 0.254, SLG: 0.176										3	0	0	0	0	2	3				
Inning Stats	R: 0 E: 0 K: 0 S: 3	H: 1 LOB: 1 BB: 1 P: 7	R: 0 E: 0 K: 0 S: 3	H: 0 LOB: 0 BB: 0 P: 3	R: 0 E: 0 K: 1 S: 5	H: 0 LOB: 0 BB: 0 P: 5	R: 0 E: 0 K: 0 S: 3	H: 0 LOB: 0 BB: 0 P: 3	R: 0 E: 0 K: 0 S: 3	H: 0 LOB: 0 BB: 0 P: 3	R: 2 E: 1 K: 3 S: 12	H: 2 LOB: 3 BB: 2 P: 20	R: 0 E: 0 K: 1 S: 5	H: 0 LOB: 0 BB: 0 P: 5	R: 0 E: 0 K: 0 S: 3	H: 0 LOB: 0 BB: 0 P: 3		1B: 3 2B: 0 3B: 0 HR: 0	SF: 0 SAC: 0 DP: 1 HBP: 0	WP: 2 PB: 0 SB: 0 CS: 0
PITCHER Jim Palmer, R ERA: 2.88	IP: 9.0 WLS: W BF: 33	H: 3 R: 2 ER: 1 SO: 5	BB: 2 IBB: 1 HBP: 0 BLK: 0	WP: 2 HR: 0 S: 40 P: 52	ERA: 1.00 WHIP: 0.556	PITCHER										IP: 9.0 WLS: W BF: 33	H: 3 R: 2 ER: 1 SO: 5	BB: 2 IBB: 1 HBP: 0 BLK: 0	WP: 2 HR: 0 S: 40 P: 52	ERA: 1.00 WHIP: 0.556

Batter	1	2	3	4	5	6	7	8	9	AB	R	H	RBI	BB	SO	LOB	TOP																			
Don Buford, S OBP: 0.399, SLG: 0.416 Paul Blair, R OBP: 0.337, SLG: 0.430	K		G3			E		K		3	1	0	0	1	2	1	<p>Baltimore Orioles @ Milwaukee Brewers Milwaukee County Stadium, Milwaukee, WI</p> <p>Tue Aug 18 1970, 8:05 PM EDT Att: 12,417 - Unknown</p> <p>livebaseballscores.com</p>																			
Mery Rettenmund, R OBP: 0.339, SLG: 0.553	4-3			HR		F7				3	1	1	1	1	0	2																				
Boog Powell, L OBP: 0.416, SLG: 0.562	F7			F9		E4		K		4	0	1	1	0	1	1																				
Frank Robinson, R OBP: 0.400, SLG: 0.528		F8		G4-6-3		F8		SH5-3		2	0	0	0	2	0	1																				
Eliot Hendricks, L OBP: 0.309, SLG: 0.379	K		G4-6-3	BB		3-1		SH5-3		3	0	0	0	0	1	2																				
Brooks Robinson, R OBP: 0.330, SLG: 0.422	K					F7		1-3		4	0	0	0	0	1	1																				
Davey Johnson, R OBP: 0.373, SLG: 0.389			F3			5-3		K		4	0	0	0	0	1	1																				
Chico Salmon, R OBP: 0.339, SLG: 0.485 Mark Belanger, R OBP: 0.295, SLG: 0.228			6-3			6-3		K		3	0	0	0	0	1	0																				
Jim Hardin, R OBP: 0.199, SLG: 0.125								P4		2	1	1	0	1	0	0																				
Inning Stats	R: 0 H: 0 E: 0 K: 1 S: 5	H: 0 LOB: 0 BB: 0 P: 5	R: 0 H: 0 E: 0 K: 2 S: 7	H: 0 LOB: 0 BB: 0 P: 7	R: 0 H: 1 E: 0 K: 0 S: 4	H: 1 LOB: 1 BB: 0 P: 4	R: 1 H: 1 E: 0 K: 0 S: 3	H: 1 LOB: 0 BB: 1 P: 7	R: 0 H: 0 E: 0 K: 0 S: 3	H: 0 LOB: 0 BB: 0 P: 3	R: 2 H: 1 E: 1 K: 0 S: 4	H: 1 LOB: 1 BB: 2 P: 12	R: 0 H: 0 E: 0 K: 2 S: 7	H: 0 LOB: 0 BB: 0 P: 7	R: 0 H: 0 E: 0 K: 2 S: 7	H: 0 LOB: 1 BB: 1 P: 11		R: 0 H: 0 E: 0 K: 0 S: 3	H: 0 LOB: 1 BB: 1 P: 7	1B: 2 2B: 0 3B: 0 HR: 1	SF: 0 SAC: 1 DP: 1 HBP: 0	WP: 0 PA: 34 PB: 0 SB: 0 CS: 0														
PITCHER	IP	WLS	BF	H	R	ER	SO	BB	IBB	HBP	BLK	WP	HR	S	P	ERA	WHIP	PITCHER		IP	WLS	BF	H	R	ER	SO	BB	IBB	HBP	BLK	WP	HR	S	P	ERA	WHIP
Marty Pattin, R ERA: 3.82 Dave Baldwin, R ERA: 2.42	(1, 1)	8.0	L	30	3	3	7	4	0	0	0	0	1	40	56	3.38	0.875			(9, 1)	1.0	4	0	0	0	0	1	0	0	0	0	0	3	7	0.00	1.000

Batter	1	2	3	4	5	6	7	8	9	AB	R	H	RBI	BB	SO	LOB	BOTTOM																			
Tommy Harper, R OBP: 0.375, SLG: 0.538	K		FC6-4					P1		4	0	1	0	0	1	1	<p>Baltimore Orioles @ Milwaukee Brewers Milwaukee County Stadium, Milwaukee, WI</p> <p>Tue Aug 18 1970, 8:05 PM EDT Att: 12,417 - Unknown</p> <p>livebaseballscores.com</p>																			
Russ Snyder, L OBP: 0.294, SLG: 0.336 Ted Savage, R OBP: 0.410, SLG: 0.493	K			K		K		5-3		2	0	0	0	0	2	0																				
Dave May, L OBP: 0.328, SLG: 0.335	K					K		P4		3	0	0	0	1	2	1																				
Danny Walton, R OBP: 0.340, SLG: 0.434		F8		L8		4-3		F8		4	0	0	0	0	0	2																				
Mike Hegan, L OBP: 0.332, SLG: 0.378				F8		3-1				3	0	1	0	0	0	1																				
Roberto Pena, R OBP: 0.283, SLG: 0.294			5-3							3	0	2	0	0	0	1																				
Phil Roof, R OBP: 0.316, SLG: 0.382			K			FC1-6		G4-6-3		3	0	0	0	0	1	2																				
Ted Kubiak, S OBP: 0.337, SLG: 0.321						FC4-6		F5		3	0	1	0	0	0	1																				
Marty Pattin, R OBP: 0.149, SLG: 0.156 Bob Burda, L OBP: 0.307, SLG: 0.316 Dave Baldwin, R OBP: 0.337, SLG: 0.316			K			FC6-4		F8		2	0	0	0	0	1	2																				
Inning Stats	R: 0 H: 0 E: 0 K: 3 S: 9	H: 1 LOB: 0 BB: 0 P: 9	R: 0 H: 1 E: 0 K: 0 S: 3	H: 1 LOB: 0 BB: 0 P: 3	R: 0 H: 1 E: 0 K: 2 S: 8	H: 1 LOB: 1 BB: 0 P: 8	R: 0 H: 0 E: 0 K: 1 S: 5	H: 0 LOB: 1 BB: 1 P: 9	R: 0 H: 1 E: 0 K: 0 S: 4	H: 1 LOB: 1 BB: 0 P: 4	R: 0 H: 1 E: 0 K: 2 S: 8	H: 1 LOB: 1 BB: 0 P: 8	R: 0 H: 1 E: 0 K: 0 S: 3	H: 0 LOB: 0 BB: 0 P: 3	R: 0 H: 0 E: 0 K: 0 S: 3	H: 0 LOB: 0 BB: 0 P: 3		R: 0 H: 0 E: 0 K: 0 S: 3	H: 0 LOB: 0 BB: 0 P: 3	1B: 5 2B: 0 3B: 0 HR: 0	SF: 0 SAC: 0 DP: 1 HBP: 0	WP: 0 PA: 31 PB: 0 SB: 0 CS: 1														
PITCHER	IP	WLS	BF	H	R	ER	SO	BB	IBB	HBP	BLK	WP	HR	S	P	ERA	WHIP	PITCHER		IP	WLS	BF	H	R	ER	SO	BB	IBB	HBP	BLK	WP	HR	S	P	ERA	WHIP
Jim Hardin, R ERA: 3.37	(1, 1)	9.0	W	31	5	0	8	1	0	0	0	0	0	46	50	0.00	0.667			(1, 1)	9.0	W	31	5	0	8	1	0	0	0	0	0	46	50	0.00	0.667

Batter	1	2	3	4	5	6	7	8	9	AB	R	H	RBI	BB	SO	LOB	TOP																		
Mery Rettenmund, R OBP: 0.390, SLG: 0.554 (1, 7)										5	0	3	1	0	1	0	<p>Baltimore Orioles @ Milwaukee Brewers Milwaukee County Stadium, Milwaukee, WI</p> <p>Wed Aug 19 1970, 8:05 PM EDT Att: 16,049 - Unknown</p> <p>livebaseballscorecards.com</p> <p>AB 35 R 3 H 10 RBI 3 BB 4 SO 7 LOB 22</p>																		
Paul Blair, R OBP: 0.338, SLG: 0.428 (1, 8)										4	0	1	0	1	1	1																			
Boog Powell, L OBP: 0.414, SLG: 0.557 (1, 3)										4	0	0	0	1	2	4																			
Frank Robinson, R OBP: 0.400, SLG: 0.524 (1, 9)										3	1	0	0	2	0	3																			
Eliud Hendricks, L OBP: 0.308, SLG: 0.377 (1, 2)										4	1	1	0	0	1	6																			
Brooks Robinson, R OBP: 0.331, SLG: 0.422 (1, 5)										4	1	2	1	0	0	0																			
Chico Salmon, R OBP: 0.348, SLG: 0.490 Davey Johnson, R OBP: 0.373, SLG: 0.389 (8, 4)										3	0	2	1	0	0	0																			
Mark Belanger, R OBP: 0.286, SLG: 0.226 Terry Crowley, L OBP: 0.402, SLG: 0.408 Bobby Grich, R OBP: 0.270, SLG: 0.281 (8, 6)										3	0	0	0	0	0	3																			
Mike Cuellar, L OBP: 0.090, SLG: 0.148 Eddie Watt, R OBP: 0.143, SLG: 0.143 (9, 1)										4	0	0	0	0	2	5																			
										0	0	0	0	0	0	0																			
Inning Stats	R: 0 E: 0 K: 0 S: 5	H: 2 LOB: 2 BB: 0 P: 5	R: 0 E: 0 K: 0 S: 3	H: 0 LOB: 0 BB: 0 P: 3	R: 0 E: 0 K: 2 S: 7	H: 0 LOB: 0 BB: 0 P: 7	R: 2 E: 0 K: 0 S: 6	H: 3 LOB: 2 BB: 1 P: 10	R: 0 E: 0 K: 0 S: 4	H: 1 LOB: 1 BB: 0 P: 4	R: 0 E: 0 K: 2 S: 8	H: 1 LOB: 2 BB: 1 P: 12	R: 1 E: 0 K: 1 S: 7	H: 3 LOB: 1 BB: 0 P: 7	R: 0 E: 0 K: 2 S: 7	H: 0 LOB: 0 BB: 0 P: 7		1B: 10 2B: 0 3B: 0 HR: 0	SF: 0 SAC: 1 DP: 0 HBP: 0	WP: 1 PB: 0 CS: 1	PA: 41														
PITCHER	IP WLS BF H R ER SO BB IBB HBP BLK WP HR S P ERA WHIP																																		
Skip Lockwood, R ERA: 5.12 Ken Sanders, R ERA: 1.86	(1, 1) (8, 1)	7.2 L	37 37	10 10	3 3	3 3	5 5	3 3	1 1	0 0	0 0	0 0	1 7	0 7	43 7	59 7		3.52 0.00	1.696 0.000																

Batter	1	2	3	4	5	6	7	8	9	AB	R	H	RBI	BB	SO	LOB	BOTTOM																		
Tommy Harper, R OBP: 0.375, SLG: 0.532 (1, 5)										5	0	0	0	0	1	2	<p>Baltimore Orioles @ Milwaukee Brewers Milwaukee County Stadium, Milwaukee, WI</p> <p>Wed Aug 19 1970, 8:05 PM EDT Att: 16,049 - Unknown</p> <p>livebaseballscorecards.com</p> <p>AB 32 R 2 H 6 RBI 2 BB 5 SO 3 LOB 15</p>																		
Mike Hegan, L OBP: 0.331, SLG: 0.384 (1, 3)										5	1	1	1	0	1	1																			
Ted Savage, R OBP: 0.416, SLG: 0.502 (1, 9)										2	0	1	0	2	0	0																			
Danny Walton, R OBP: 0.341, SLG: 0.433 Russ Snyder, L OBP: 0.294, SLG: 0.336 (8, PR)										3	0	1	0	1	1	2																			
Jerry McNertney, R OBP: 0.325, SLG: 0.380 (1, 2)										3	0	1	0	1	0	1																			
Roberto Pena, R OBP: 0.280, SLG: 0.291 (1, 6)										4	0	0	0	0	0	5																			
Dave May, L OBP: 0.325, SLG: 0.331 Bernie Smith, R OBP: 0.471, SLG: 0.500 (8, PH)										3	0	0	0	0	0	0																			
Ted Kubiak, S OBP: 0.340, SLG: 0.333 (1, 4)										3	1	2	1	1	0	0																			
Skip Lockwood, R OBP: 0.243, SLG: 0.361 Ken Sanders, R (8, 1)										2	0	0	0	0	0	0																			
Gus Gil, R OBP: 0.306, SLG: 0.257 Tito Francona, L OBP: 0.330, SLG: 0.305 (8, PH)										0	0	0	0	0	0	0																			
										1	0	0	0	0	0	1																			
Inning Stats	R: 0 E: 0 K: 1 S: 6	H: 1 LOB: 1 BB: 0 P: 6	R: 0 E: 0 K: 0 S: 3	H: 0 LOB: 0 BB: 0 P: 3	R: 0 E: 0 K: 0 S: 3	H: 0 LOB: 0 BB: 0 P: 3	R: 0 E: 0 K: 0 S: 3	H: 0 LOB: 1 BB: 1 P: 7	R: 1 E: 0 K: 0 S: 4	H: 1 LOB: 2 BB: 0 P: 4	R: 1 E: 0 K: 0 S: 4	H: 2 LOB: 2 BB: 2 P: 12	R: 0 E: 0 K: 1 S: 7	H: 0 LOB: 1 BB: 1 P: 7	R: 0 E: 0 K: 1 S: 6	H: 1 LOB: 3 BB: 1 P: 11		R: 0 E: 0 K: 1 S: 6	H: 1 LOB: 1 BB: 0 P: 6	1B: 2 2B: 1 3B: 1 HR: 2	SF: 0 SAC: 1 DP: 1 HBP: 0	WP: 0 PB: 0 CS: 0	PA: 38												
PITCHER	IP WLS BF H R ER SO BB IBB HBP BLK WP HR S P ERA WHIP																																		
Mike Cuellar, L ERA: 3.64 Eddie Watt, R ERA: 2.68	(1, 1) (9, 1)	8.0 S	35 35	6 6	2 2	2 2	2 2	4 4	1 1	0 0	0 0	0 0	0 5	2 5	34 5	54 5		2.25 0.00	1.250 0.000																


Batter	1	2	3	4	5	6	7	8	9	AB	R	H	RBI	BB	SO	LOB	TOP			
Sandy Alomar Sr. S OBP: 0.302, SLG: 0.298 (1,4)	0-3 K		0-0 1B		0-3 K		0-0 F9			4	0	1	0	0	2	0	California Angels @ Baltimore Orioles Memorial Stadium, Baltimore, MD Fri Aug 21 1970, 7:05 PM EDT Att: 21,852 - Unknown			
Jarvis Tatum R OBP: 0.315, SLG: 0.281 (1,8)	0-0 4-3		0-0 1B		0-0 WP 1B			0-3 K		4	0	2	0	0	1	0				
Jim Fregosi R OBP: 0.362, SLG: 0.483 (1,6)	0-0 F3		0-0 L5		0-0 F7			0-0 6-3		4	0	0	0	0	0	3				
Alex Johnson R OBP: 0.360, SLG: 0.443 (1,7)		0-0 E6		0-0 E 5-3 1B		0-0 FC6-4 1B		0-0 P4		4	0	2	0	0	0	0				
Ken McMullen R OBP: 0.325, SLG: 0.369 (1,5)		0-0 5-3		0-0 F9		0-0 F8			0-0 F7	4	0	0	0	0	0	3				
Tommie Reynolds R OBP: 0.286, SLG: 0.313 (1,9)		0-0 F9		0-0 5-3		0-0 F8			0-0 5-3	4	0	0	0	0	0	3				
Jim Spencer L OBP: 0.320, SLG: 0.418 (1,3)		0-0 3-1		0-0 E4		0-0 FC6-4			0-0 3B	4	0	1	0	0	0	3				
Tom Egan R OBP: 0.290, SLG: 0.331 (1,2)			0-0 F9	0-0 L5			0-0 1-3		0-0 4-3	4	0	0	0	0	0	3				
Tom Murphy R OBP: 0.224, SLG: 0.164 (5, PH)			0-3 K		0-3 K		0-3 K			1	0	0	0	0	1	0				
Clyde Wright R OBP: 0.225, SLG: 0.342 (5, PH)			0-3 K		0-3 K		0-3 K			1	0	0	0	0	1	0				
Eddie Fisher R OBP: 0.125, SLG: 0.125 (7, PH)										0	0	0	0	0	0	0				
Giraldo Ruiz S OBP: 0.303, SLG: 0.282 (7, PH)										1	0	0	0	0	1	0				
Greg Garrett S OBP: 0.100, SLG: 0.100 (7, 1)										0	0	0	0	0	0	0				
Inning Stats	R: 0 E: 0 K: 1 S: 5	H: 0 LOB: 0 BB: 0 P: 5	R: 0 E: 1 K: 0 S: 4	H: 0 LOB: 1 BB: 0 P: 4	R: 0 E: 0 K: 1 S: 7	H: 2 LOB: 2 BB: 0 P: 7	R: 0 E: 1 K: 0 S: 5	H: 1 LOB: 2 BB: 0 P: 5	R: 0 E: 0 K: 2 S: 8	H: 1 LOB: 1 BB: 0 P: 8	R: 0 E: 0 K: 0 S: 4	H: 0 LOB: 0 BB: 0 P: 5	R: 0 E: 0 K: 1 S: 5	H: 0 LOB: 0 BB: 0 P: 5	R: 0 E: 0 K: 0 S: 4	H: 1 LOB: 1 BB: 0 P: 4	1B: 5 2B: 0 3B: 1 HR: 0	SF: 0 SAC: 0 DP: 0 HBP: 0	WP: 1 PB: 0 SB: 0 CS: 0	PA: 35
PITCHER Dave McNally L ERA: 3.55 (1,1)	IP: 9.0 WLS: W BF: 35 H: 6 R: 0 ER: 0 SO: 6 BB: 0 IBB: 0 HBP: 0 BLK: 0 WP: 1 HR: 0 S: 47 P: 47 ERA: 0.00 WHIP: 0.667																			

Batter	1	2	3	4	5	6	7	8	9	AB	R	H	RBI	BB	SO	LOB	BOTTOM			
Don Buford S OBP: 0.395, SLG: 0.411 (1,4)	0-0 P4			0-0 F9		0-3 K		0-0 F8		4	0	0	0	0	1	3	California Angels @ Baltimore Orioles Memorial Stadium, Baltimore, MD Fri Aug 21 1970, 7:05 PM EDT Att: 21,852 - Unknown			
Davey Johnson R OBP: 0.372, SLG: 0.388 (7,4)		0-0 F7		0-0 2-3						1	0	0	0	0	2					
Paul Blair R OBP: 0.337, SLG: 0.426 (1,8)	0-0 1B 1B		0-0 P4	0-0 5-3			0-0 E5 BLK			4	1	1	0	0	0	1				
Boog Powell L OBP: 0.415, SLG: 0.558 (1,3)	0-0 1B 1B		0-0 BB HR		0-0 3-1 PB 1B		0-3 K			1	0	1	0	0	0	0				
Terry Crowley L OBP: 0.408, SLG: 0.416 (1, PR) (2,3)	0-0 1B 1-3		0-0 HR 1B		0-0 3-1 1B		0-0 1-2 K			3	2	2	0	0	1	1				
Frank Robinson R OBP: 0.398, SLG: 0.521 (1,9)	0-0 1B 1-2 3-H		0-0 F5		0-0 3-1		0-0 F3			4	0	1	1	0	0	3				
Merv Rettenmund R OBP: 0.392, SLG: 0.551 (1,7)	0-0 G6-4-3 1B		0-0 HR BB		0-3 K		0-0 F8			3	1	1	0	1	1	1				
Brooks Robinson R OBP: 0.333, SLG: 0.429 (1,5)	0-0 G6-4-3 1B		0-0 HR		0-0 F8			0-0 1B 1B		4	1	2	3	0	0	3				
Eliod Hendricks L OBP: 0.307, SLG: 0.375 (1,2)		0-0 P4	0-0 4-3		0-0 1-3			0-0 1-2 1B		4	0	1	0	0	0	0				
Mark Belanger R OBP: 0.288, SLG: 0.229 (1,6)		0-0 1B		0-0 WP SH3-4 1B		0-0 E5 SH2-4		0-0 F5		4	0	2	0	0	0	2				
Dave McNally R OBP: 0.236, SLG: 0.195 (1,1)	0-3 K		0-0 SH3-4		0-0 SH2-4		0-0 B2			2	0	0	0	0	1	3				
Inning Stats	R: 1 E: 0 K: 0 S: 6	H: 4 LOB: 2 BB: 0 P: 6	R: 0 E: 0 K: 1 S: 6	H: 1 LOB: 1 BB: 0 P: 6	R: 3 E: 0 K: 0 S: 5	H: 2 LOB: 0 BB: 1 P: 9	R: 0 E: 0 K: 0 S: 4	H: 1 LOB: 1 BB: 0 P: 4	R: 1 E: 1 K: 1 S: 6	H: 1 LOB: 0 BB: 0 P: 6	R: 0 E: 0 K: 1 S: 6	H: 0 LOB: 1 BB: 0 P: 6	R: 0 E: 1 K: 1 S: 6	H: 0 LOB: 1 BB: 0 P: 6	R: 0 E: 0 K: 0 S: 5	H: 2 LOB: 2 BB: 0 P: 5	1B: 10 2B: 0 3B: 0 HR: 1	SF: 0 SAC: 2 DP: 1 HBP: 0	WP: 1 PB: 1 SB: 1 CS: 0	PA: 37
PITCHER Tom Murphy R ERA: 3.74 Eddie Fisher R ERA: 2.69 Greg Garrett L ERA: 2.27	IP: 4.0 WLS: L BF: 20 H: 8 R: 4 ER: 4 SO: 1 BB: 1 IBB: 0 HBP: 0 BLK: 0 WP: 0 HR: 1 S: 21 P: 25 ERA: 9.00 WHIP: 2.250																			
PITCHER Dave McNally L ERA: 3.55 (1,1)	IP: 9.0 WLS: W BF: 35 H: 6 R: 0 ER: 0 SO: 6 BB: 0 IBB: 0 HBP: 0 BLK: 0 WP: 1 HR: 0 S: 47 P: 47 ERA: 0.00 WHIP: 0.667																			

Batter	1	2	3	4	5	6	7	8	9	10	AB	R	H	RBI	BB	SO	LOB	TOP			
Sandy Alomar Sr., S OBP: 0.304, SLG: 0.300 (1, 4)	6-3		SH5-3 1-2 2-3				F7			WP SH1-3 1B	4	1	2	0	0	0	2				
Roger Repoz, L OBP: 0.325, SLG: 0.446 (1, 8)	L8		E4				L3			SH1-3	4	0	0	0	0	1	2				
Jim Fregosi, R OBP: 0.360, SLG: 0.480 (1, 6)	F8		K							1B	5	0	1	1	0	1	2				
Alex Johnson, R OBP: 0.351, SLG: 0.442 (1, 7)	6-3						F8			F9	5	0	2	0	0	0	1				
Jim Spencer, L OBP: 0.319, SLG: 0.415 (1, 3)	G3						1-3			BB 1B	5	0	1	0	0	0	2				
Ken McMullen, R OBP: 0.324, SLG: 0.368 Jarvis Tatum, R OBP: 0.315, SLG: 0.281 Giraldo Ruiz, S OBP: 0.312, SLG: 0.282 (1, 5)	K									1B	4	0	1	0	0	2	1				
Bill Voss, L OBP: 0.346, SLG: 0.354 Billy Cowan, R OBP: 0.348, SLG: 0.515 Mel Queen, L (10, 1)							F7			BB 1B	3	0	2	0	1	0	1				
Joe Azcue, R OBP: 0.294, SLG: 0.309 (1, 2)			FC5-4 SH5-3 WP E 1-2				4-3			G6-4-3	4	1	0	0	0	0	3				
Clyde Wright, R OBP: 0.232, SLG: 0.338 Jay Johnstone, L OBP: 0.284, SLG: 0.393 Andy Messersmith, R OBP: 0.167, SLG: 0.250 Tommy Reynolds, R OBP: 0.288, SLG: 0.313 (7, PH)			E SH5-3 BB 1-2				5-3			F7	1	0	0	0	1	0	0				
Inning Stats	R: 0 E: 0 K: 0 S: 3	H: 0 LOB: 0 BB: 0 P: 3	R: 0 E: 0 K: 1 S: 5	H: 0 LOB: 0 BB: 0 P: 5	R: 1 E: 1 K: 1 S: 7	H: 1 LOB: 1 BB: 1 P: 11	R: 0 E: 0 K: 1 S: 6	H: 1 LOB: 1 BB: 0 P: 6	R: 0 E: 0 K: 0 S: 3	H: 0 LOB: 2 BB: 0 P: 3	R: 0 E: 0 K: 0 S: 4	H: 1 LOB: 1 BB: 1 P: 8	R: 0 E: 0 K: 1 S: 6	H: 1 LOB: 1 BB: 0 P: 6	R: 1 E: 0 K: 0 S: 4	H: 2 LOB: 1 BB: 0 P: 4	R: 1 E: 0 K: 0 S: 6	H: 3 LOB: 3 BB: 1 P: 10	1B: 10 2B: 0 3B: 0 HR: 0	SF: 0 SAC: 2 DP: 1 HBP: 0	WP: 2 PA: 43
PITCHER	IP 9.0	WLS L	BF 36	H 7	R 2	ER 1	SO 4	BB 2	IBB 0	HBP 0	BLK 1	WP 1	HR 0	S 42	P 50	ERA 1.00	WHIP 1.000				
Jim Palmer, R ERA: 2.61 (1, 1)	0.2	L	6	3	1	1	0	1	0	0	0	1	0	5	9	13.50	6.000				
Eddie Watt, R ERA: 2.84 (10, 1)	0.1		1	0	0	0	0	0	0	0	0	0	0	1	1	0.00	0.000				
Pete Richert, L ERA: 2.52 (10, 1)																					

California Angels @ Baltimore Orioles
Memorial Stadium, Baltimore, MD
Sat Aug 22 1970, 7:05 PM EDT
Att: 20,674 - Unknown

AB	38
R	3
H	10
RBI	1
BB	3
SO	4
LOB	18



Batter	1	2	3	4	5	6	7	8	9	10	AB	R	H	RBI	BB	SO	LOB	BOTTOM					
Mark Belanger, R OBP: 0.285, SLG: 0.226 (1, 6)	F8		F3				P6			B3	5	0	0	0	1	4							
Paul Blair, R OBP: 0.337, SLG: 0.432 (1, 8)	F7						1-3			B1-3	4	1	1	2	1	0	1						
Frank Robinson, R OBP: 0.390, SLG: 0.516 (7, 9)	5-3		P4				F8			P6	5	0	1	0	0	0	3						
Merv Rettenmund, R OBP: 0.385, SLG: 0.541 (7, 7)			6-3				K			FC1-3-6	5	0	0	0	0	3	1						
Curt Motton, R OBP: 0.355, SLG: 0.419 Terry Crowley, L OBP: 0.417, SLG: 0.422 (7, 3)	5-3										3	0	1	0	0	0	0						
Brooks Robinson, R OBP: 0.331, SLG: 0.426 (1, 5)	F9						1B			1B	4	0	0	0	1	0	2						
Chico Salmon, R OBP: 0.357, SLG: 0.505 Davey Johnson, R OBP: 0.371, SLG: 0.387 (7, 4)			BB 1B				F3			FC4-6	3	0	2	0	0	0	1						
Andy Etchebarren, R OBP: 0.333, SLG: 0.354 (1, 2)			BB 1B							FC6-4	3	1	2	0	1	0	2						
Jim Palmer, R OBP: 0.202, SLG: 0.218 Boog Powell, L OBP: 0.416, SLG: 0.559 Dave Leonhard, R OBP: 0.371, SLG: 0.143 Eddie Watt, R OBP: 0.143, SLG: 0.143 Pete Richert, L (10, 1)			BB 1B				K			B1-3	3	0	0	0	0	1	5						
Inning Stats	R: 0 E: 0 K: 0 S: 3	H: 0 LOB: 0 BB: 0 P: 3	R: 0 E: 0 K: 0 S: 3	H: 0 LOB: 0 BB: 0 P: 3	R: 0 E: 0 K: 1 S: 7	H: 2 LOB: 3 BB: 1 P: 11	R: 0 E: 0 K: 1 S: 6	H: 1 LOB: 1 BB: 0 P: 6	R: 2 E: 0 K: 0 S: 6	H: 3 LOB: 1 BB: 0 P: 6	R: 0 E: 0 K: 0 S: 4	H: 1 LOB: 2 BB: 1 P: 8	R: 0 E: 0 K: 1 S: 5	H: 0 LOB: 0 BB: 0 P: 5	R: 0 E: 0 K: 1 S: 5	H: 0 LOB: 2 BB: 2 P: 13	R: 0 E: 0 K: 0 S: 3	H: 1 LOB: 1 BB: 0 P: 3	R: 0 E: 0 K: 1 S: 6	H: 1 LOB: 1 BB: 0 P: 6	1B: 7 2B: 2 3B: 0 HR: 1	SF: 0 SAC: 0 DP: 1 HBP: 0	WP: 0 PA: 42
PITCHER	IP 6.0	WLS W	BF 27	H 7	R 2	ER 2	SO 2	BB 1	IBB 0	HBP 0	BLK 0	WP 0	HR 0	S 29	P 37	ERA 3.00	WHIP 1.333						
Clyde Wright, L ERA: 2.9 (1, 1)	3.0	W	11	1	0	0	2	2	0	0	0	0	0	13	21	0.00	1.000						
Andy Messersmith, R ERA: 3.14 (7, 1)	1.0	S	4	1	0	0	1	0	0	0	0	0	0	6	6	0.00	1.000						
Mel Queen, R ERA: 2.89 (10, 1)																							

California Angels @ Baltimore Orioles
Memorial Stadium, Baltimore, MD
Sat Aug 22 1970, 7:05 PM EDT
Att: 20,674 - Unknown

AB	38
R	2
H	9
RBI	2
BB	4
SO	5
LOB	21



Batter	1	2	3	4	5	6	7	8	9	AB	R	H	RBI	BB	SO	LOB	TOP					
Sandy Alomar Sr. S OBP: 0.303, SLG: 0.301	F7		F9		F8				5-3	5	0	1	2	0	0	0						
Roger Repoz L OBP: 0.324, SLG: 0.453	K		HR			4-3	K			4	1	1	1	0	2	1						
Jim Fregosi R OBP: 0.361, SLG: 0.483			L9				FC6-4 1B		F9	4	0	2	0	0	0	0						
Alex Johnson R OBP: 0.360, SLG: 0.439				5-3		FC6-4 1B			F8	3	0	0	0	1	0	1						
Ken McMullen R OBP: 0.323, SLG: 0.366	P4			K		1-3			HR 1B	4	1	1	0	0	1	3						
Jim Spencer L OBP: 0.321, SLG: 0.423		F2					F9		HR	4	1	2	2	0	0	0						
Joe Azcue R OBP: 0.293, SLG: 0.308	F4			F9			2B 2B 1B		1-3	4	1	1	0	0	0	1						
Bill Voss L OBP: 0.339, SLG: 0.346	6-3				4-3		K		4-3	4	0	0	0	0	1	1						
Rudy May L Tommye Reynolds R Ken Isitt R Billy Edwin Miller R Eddie Fisher R Giraldo Ruiz S Mel Queen L	6-3				L7		1-3 2B 2B		6-3	1	0	0	0	0	0	0						
Inning Stats	R: 0 E: 0 K: 1 S: 6	H: 1 LOB: 2 BB: 1 P: 10	R: 0 E: 0 K: 0 S: 3	H: 0 LOB: 0 BB: 0 P: 3	R: 1 E: 0 K: 0 S: 4	H: 1 LOB: 0 BB: 0 P: 4	R: 0 E: 0 K: 1 S: 6	H: 1 LOB: 1 BB: 0 P: 6	R: 0 E: 0 K: 0 S: 3	H: 0 LOB: 0 BB: 0 P: 3	R: 0 E: 0 K: 0 S: 4	H: 1 LOB: 1 BB: 0 P: 4	R: 2 E: 0 K: 2 S: 10	H: 3 LOB: 1 BB: 0 P: 10	R: 2 E: 0 K: 0 S: 5	H: 2 LOB: 0 BB: 0 P: 5	R: 0 E: 0 K: 0 S: 3	H: 0 LOB: 0 BB: 0 P: 3	1B: 4 2B: 3 3B: 0 HR: 2	SF: 0 SAC: 0 DP: 0 HBP: 0	WP: 0 PB: 0 SB: 0 CS: 0	PA: 37
PITCHER Mike Cuellar L ERA: 3.69	IP: 9.0 WLS: W BF: 37 H: 9 R: 5 ER: 5 SO: 4 BB: 1 IBB: 0 HBP: 0 BLK: 0 WP: 0 HR: 2 S: 44 P: 48 ERA: 5.00 WHIP: 1.111															PITCHER						

California Angels @ Baltimore Orioles
Memorial Stadium, Baltimore, MD
Sun Aug 23 1970, 7:05 PM EDT
Att: 12,745 - Unknown

AB 36
R 5
H 9
RBI 5
BB 1
SO 4
LOB 7



Batter	1	2	3	4	5	6	7	8	9	AB	R	H	RBI	BB	SO	LOB	BOTTOM					
Bobby Grich R OBP: 0.294, SLG: 0.295	6-3		4-3		1B BB E BB				1B	4	1	2	0	1	0	0						
Paul Blair R OBP: 0.338, SLG: 0.430	L9		L4		1B BB		B2		1B	4	0	1	1	1	0	1						
Frank Robinson R OBP: 0.394, SLG: 0.513	F9			F9	E 1B		P3			4	0	1	0	0	0	1						
Merv Rettenmund R OBP: 0.384, SLG: 0.535		2B BB		F8	E9			F9		3	1	0	0	1	0	1						
Brooks Robinson R OBP: 0.333, SLG: 0.427		F8 1B 2B		HR BB	F9			F8		3	1	1	1	1	0	2						
Curt Motton R OBP: 0.384, SLG: 0.478		L8					P5			3	1	1	2	0	0	1						
Terry Crowley L OBP: 0.414, SLG: 0.417		L8		HR				1-3		1	0	0	0	0	0	0						
Andy Etchebarren R OBP: 0.339, SLG: 0.368		F8		5-3			K		K	3	0	0	0	0	1	1						
Eliud Hendricks L OBP: 0.306, SLG: 0.374		2-3							K	1	0	0	0	0	1	0						
Mark Belanger R OBP: 0.287, SLG: 0.229		P3			WP E 1B		F9		1B 1B	4	2	2	0	0	0	1						
Mike Cuellar L OBP: 0.087, SLG: 0.143			F8		F7				P5	3	0	0	0	0	1	0						
Boog Powell L OBP: 0.415, SLG: 0.558					1B		K			1	0	0	0	0	0	1						
Inning Stats	R: 0 E: 0 K: 0 S: 3	H: 0 LOB: 0 BB: 0 P: 3	R: 1 E: 0 K: 0 S: 4	H: 1 LOB: 1 BB: 1 P: 8	R: 0 E: 0 K: 0 S: 3	H: 0 LOB: 0 BB: 0 P: 3	R: 2 E: 0 K: 0 S: 4	H: 1 LOB: 0 BB: 1 P: 8	R: 2 E: 1 K: 0 S: 5	H: 2 LOB: 2 BB: 2 P: 13	R: 0 E: 0 K: 1 S: 5	H: 0 LOB: 0 BB: 0 P: 5	R: 0 E: 0 K: 1 S: 6	H: 1 LOB: 1 BB: 0 P: 6	R: 0 E: 0 K: 0 S: 3	H: 0 LOB: 0 BB: 0 P: 3	R: 1 E: 0 K: 1 S: 7	H: 3 LOB: 2 BB: 0 P: 7	1B: 6 2B: 1 3B: 0 HR: 1	SF: 0 SAC: 0 DP: 0 HBP: 0	WP: 1 PB: 0 SB: 1 CS: 0	PA: 38
PITCHER Rudy May L ERA: 3.78 Ken Talum R ERA: 2.84 Eddie Fisher R ERA: 2.64 Mel Queen R ERA: 3.05	IP: 4.0 WLS: 2 BF: 16 H: 2 R: 3 ER: 3 SO: 3 BB: 2 IBB: 0 HBP: 0 BLK: 0 WP: 1 HR: 1 S: 14 P: 22 ERA: 6.75 WHIP: 1.000															PITCHER						

California Angels @ Baltimore Orioles
Memorial Stadium, Baltimore, MD
Sun Aug 23 1970, 7:05 PM EDT
Att: 12,745 - Unknown

AB 34
R 6
H 8
RBI 4
BB 4
SO 3
LOB 9



Batter	1	2	3	4	5	6	7	8	9	AB	R	H	RBI	BB	SO	LOB	TOP			
Bert Campaneris, R OBP: 0.320, SLG: 0.448 (1, 6)	0-0 FC6-4 1B		0-0 S 1B		0-0 PB 1B		0-0 1B		0-0 L4	5	1	4	0	0	0	1				
Felipe Alou, R OBP: 0.318, SLG: 0.384 (1, 9)	0-0 FC6-4 1B		0-0 2B 1B		0-0 L9 1-2		0-0 F8			4	0	1	1	0	0	3				
Tommy Davis, R OBP: 0.303, SLG: 0.370 (1, 7)	0-0 FC4-6 1B		0-0 2B		0-0 P4		0-0 F9			4	0	2	0	0	0	2				
Sal Bando, R OBP: 0.399, SLG: 0.457 (1, 5)	0-0 F9		0-0 L4		0-0 F9			0-3 K		4	0	0	0	0	1	5				
Don Mincher, L OBP: 0.333, SLG: 0.487 (1, 3)	0-0 FC4-6 1-2		4-0 BB		0-0 F7		0-0 P6			3	0	0	0	1	0	2				
Gene Tenace, R OBP: 0.500, SLG: 0.550 (1, 2)		0-0 G5-4-3 1B	0-3 K		0-0 FC6-4 1B		0-0 F8			4	0	2	0	0	1	3				
Reggie Jackson, L OBP: 0.344, SLG: 0.427 (1, 8)		0-3 K		0-0 5-3		0-0 FC6-4 1-2		0-3 K		4	0	0	0	0	2	2				
Dick Green, R OBP: 0.255, SLG: 0.237 (1, 4)		0-0 G5-4-3		0-0 6-3		0-0 6-3		0-0 F8		3	0	0	0	0	0	2				
Frank Fernandez, R OBP: 0.322, SLG: 0.403 (9, PH)		1-2		0-0 6-3				0-0 F8		1	0	0	0	0	0	0				
Diego Segui, R OBP: 0.114, SLG: 0.115 (3, 1)			0-0 4-3		0-0 5-3			0-0 6-3		1	0	0	0	0	0	0				
Rolie Fingers, R OBP: 0.177, SLG: 0.094 (7, PH)										0	0	0	0	0	0	0				
Joe Rudi, R OBP: 0.252, SLG: 0.442 (7, 1)										0	0	0	0	0	0	0				
Paul Lindblad, L OBP: 0.305, SLG: 0.417 (7, 1)										0	0	0	0	0	0	0				
Bob Locker, S OBP: 0.143, SLG: 0.143 (9, PH)										0	0	1	0	0	0	0				
Dave Duncan, R OBP: 0.269, SLG: 0.417 (9, PH)										0	0	1	0	0	0	0				
Rick Monday, L OBP: 0.385, SLG: 0.462 (9, PH)										0	0	0	0	0	0	0				
Inning Stats	R: 0 E: 0 K: 0 S: 5	H: 2 LOB: 2 BB: 0 P: 5	R: 0 E: 0 K: 1 S: 5	H: 1 LOB: 0 BB: 0 P: 5	R: 1 E: 0 K: 1 S: 8	H: 3 LOB: 3 BB: 1 P: 12	R: 0 E: 0 K: 0 S: 3	H: 0 LOB: 0 BB: 0 P: 3	R: 0 E: 0 K: 0 S: 4	H: 1 LOB: 1 BB: 0 P: 4	R: 0 E: 0 K: 0 S: 4	H: 1 LOB: 1 BB: 0 P: 4	R: 0 E: 0 K: 1 S: 5	H: 0 LOB: 0 BB: 0 P: 5	R: 0 E: 0 K: 1 S: 6	H: 1 LOB: 1 BB: 0 P: 6	1B: 9 2B: 1 3B: 0 HR: 0	SF: 0 SAC: 0 DP: 1 HBP: 0	WP: 0 PB: 1 SB: 1 CS: 0	PA: 37
PITCHER Dave McNally, L ERA: 3.45 (1, 1)	IP: 9.0 WLS: W BF: 37 H: 10 R: 1 ER: 1 SO: 4 BB: 1 IBB: 0 HBP: 0 BLK: 0 WP: 0 HR: 0 S: 44 P: 48 ERA: 1.00 WHIP: 1.222																			

Oakland Athletics @ Baltimore Orioles
Memorial Stadium, Baltimore, MD
Tue Aug 25 1970, 7:05 PM EDT
Att: 13,609 - Unknown

AB	36
R	1
H	10
RBI	1
BB	1
SO	4
LOB	20





Batter	1	2	3	4	5	6	7	8	9	AB	R	H	RBI	BB	SO	LOB	BOTTOM			
Don Buford, S OBP: 0.400, SLG: 0.412 (1, 7)	0-0 F7		0-0 3B 1B	4-0 WP 1B BB		4-0 CS BB		4-0 S BB		2	2	1	0	3	0	0				
Paul Blair, R OBP: 0.341, SLG: 0.435 (1, 8)	4-0 BB BB		0-0 1B 3B	0-3 1-2 K		0-3 1-2 K		4-0 1-2 BB		3	1	1	1	2	2	2				
Boog Powell, L OBP: 0.415, SLG: 0.555 (1, 3)	4-0 1-2 BB		0-0 1B 1B E	0-0 4-3		0-3 K		0-0 4-3		4	1	1	1	1	1	3				
Frank Robinson, R OBP: 0.398, SLG: 0.516 (1, 9)	0-0 F9		0-0 1-2 E 1B	0-0 WP 1B		0-0 1B 1B		0-0 1B 1B		4	1	3	1	0	0	2				
Andy Etchebarren, R OBP: 0.330, SLG: 0.349 (1, 2)	0-3 K		0-0 E3 S 1B	0-3 K		0-3 K		0-3 K		2	0	1	0	0	1	2				
Elirod Hendricks, L OBP: 0.304, SLG: 0.371 (4, PH)			1-2 2-H 1B	0-3 K						2	0	0	0	0	2	2				
Brooks Robinson, R OBP: 0.332, SLG: 0.426 (1, 5)		0-3 K	0-3 K		0-0 F8		0-0 1B			4	0	1	0	0	2	1				
Davey Johnson, R OBP: 0.370, SLG: 0.384 (1, 4)		4-0 BB	0-3 K		0-0 F9		0-0 F5			3	0	0	0	1	1	3				
Mark Belanger, R OBP: 0.287, SLG: 0.227 (1, 6)		0-0 F8	4-0 FC6-4 BB		0-0 4-3			0-0 L6		3	0	0	0	1	0	1				
Dave McNally, R OBP: 0.226, SLG: 0.185 (1, 1)		0-3 K	0-0 FC6-4		0-3 K		0-0 P4			4	0	0	0	0	2	3				
Inning Stats	R: 0 E: 0 K: 1 S: 5	H: 0 LOB: 2 BB: 2 P: 13	R: 0 E: 0 K: 2 S: 7	H: 0 LOB: 1 BB: 1 P: 11	R: 4 E: 1 K: 2 S: 12	H: 5 LOB: 2 BB: 1 P: 16	R: 1 E: 0 K: 2 S: 8	H: 1 LOB: 1 BB: 1 P: 12	R: 0 E: 0 K: 0 S: 3	H: 0 LOB: 0 BB: 0 P: 3	R: 0 E: 0 K: 2 S: 6	H: 0 LOB: 0 BB: 1 P: 10	R: 0 E: 0 K: 2 S: 9	H: 2 LOB: 2 BB: 0 P: 9	R: 0 E: 0 K: 0 S: 3	H: 0 LOB: 2 BB: 2 P: 11	1B: 7 2B: 0 3B: 1 HR: 0	SF: 0 SAC: 0 DP: 0 HBP: 0	WP: 2 PB: 0 SB: 2 CS: 1	PA: 39
PITCHER Diego Segui, R ERA: 2.7 (1, 1)	IP: 2.0 WLS: L BF: 13 H: 4 R: 4 ER: 3 SO: 3 BB: 3 IBB: 0 HBP: 0 BLK: 0 WP: 0 HR: 0 S: 16 P: 28 ERA: 13.50 WHIP: 3.500																			
Rolie Fingers, R ERA: 3.99 (3, 1)	4.0 WLS: L BF: 16 H: 2 R: 1 ER: 1 SO: 6 BB: 3 IBB: 0 HBP: 0 BLK: 0 WP: 2 HR: 0 S: 25 P: 37 ERA: 2.25 WHIP: 1.250																			
Paul Lindblad, L ERA: 3.33 (7, 1)	0.2 WLS: L BF: 3 H: 1 R: 0 ER: 0 SO: 2 BB: 0 IBB: 0 HBP: 0 BLK: 0 WP: 0 HR: 0 S: 7 P: 7 ERA: 0.00 WHIP: 1.500																			
Bob Locker, R ERA: 2.77 (7, 1)	1.1 WLS: L BF: 7 H: 1 R: 0 ER: 0 SO: 0 BB: 2 IBB: 0 HBP: 0 BLK: 0 WP: 0 HR: 0 S: 5 P: 13 ERA: 0.00 WHIP: 2.250																			

Oakland Athletics @ Baltimore Orioles
Memorial Stadium, Baltimore, MD
Tue Aug 25 1970, 7:05 PM EDT
Att: 13,609 - Unknown

AB	31
R	5
H	8
RBI	3
BB	8
SO	11
LOB	19



Batter	1	2	3	4	5	6	7	8	9	AB	R	H	RBI	BB	SO	LOB	TOP			
Bert Campaneris, R OBP: 0.317, SLG: 0.444 (1, 6)	0-3 K		0-3 K			0-0 6-3		0-0 F8		4	0	0	0	0	2	1	<p>Oakland Athletics @ Baltimore Orioles Memorial Stadium, Baltimore, MD Wed Aug 26 1970, 7:05 PM EDT Att: 13,937 - Unknown</p> <p>livebaseballscorecards.com</p> <p>AB 32 R 1 H 6 RBI 1 BB 1 SO 6 LOB 9</p> 			
Steve Hoyley, L OBP: 0.322, SLG: 0.304 (1, 9)	0-0 P4		0-0 6-3			0-0 B3		0-0 F9		4	0	0	0	0	0	1				
Felipe Alou, R OBP: 0.317, SLG: 0.389 (1, 7)	0-0 F8			0-0 HR		0-3 K			0-0 6-3	4	1	1	1	0	1	0				
Don Mincher, L OBP: 0.334, SLG: 0.487 (1, 3)		0-0 F7		0-0 F5			0-0 1B 1B		0-0 1B	4	0	2	0	0	0	0				
Sal Bando, R OBP: 0.398, SLG: 0.455 (1, 5)		0-3 K		0-0 P4			0-0 1B 1B		0-0 F8	4	0	1	0	0	1	1				
Reggie Jackson, L OBP: 0.343, SLG: 0.423 (1, 8)		4-0 S BB		0-0 4-3			0-3 K		0-0 F5	3	0	0	0	1	1	3				
Gene Tenace, R OBP: 0.444, SLG: 0.478 (1, 2)		0-0 P3			0-0 F7			0-0 F9		3	0	0	0	0	0	3				
Dick Green, R OBP: 0.253, SLG: 0.235 (7, PH)			0-3 K		0-0 5-3			0-0 1B 2H		2	0	0	0	0	1	0				
Tommy Davis, R OBP: 0.305, SLG: 0.372 (7, 4)										1	0	1	0	0	0	0				
Tony La Russa, R OBP: 0.285, SLG: 0.231 (7, 4)										0	0	0	0	0	0	0				
Calfish Hunter, R OBP: 0.221, SLG: 0.391 Marcel Lachemann, R OBP: 0.286, SLG: 0.338 John Donaldson, L OBP: 0.143, SLG: 0.143 Bob Locker, R OBP: 0.109, SLG: 0.167 Mudcat Grant, R OBP: 0.129, SLG: 0.140 Joe Rudi, R OBP: 0.129, SLG: 0.140 Paul Lindblad, L OBP: 0.129, SLG: 0.140 (1, 1) (4, 1) (5, PH) (5, 1) (7, 1) (8, PH) (8, 1)					0-0 4-3			0-0 F9		1	0	1	0	0	0	0				
Inning Stats	R: 0 E: 0 K: 1 S: 5	H: 0 LOB: 0 BB: 0 P: 5	R: 0 E: 0 K: 1 S: 5	H: 0 LOB: 1 BB: 1 P: 9	R: 0 E: 0 K: 2 S: 8	H: 1 LOB: 1 BB: 0 P: 8	R: 1 E: 0 K: 0 S: 4	H: 1 LOB: 0 BB: 0 P: 4	R: 0 E: 0 K: 1 S: 3	H: 0 LOB: 0 BB: 0 P: 3	R: 0 E: 0 K: 1 S: 7	H: 3 LOB: 2 BB: 0 P: 7	R: 0 E: 0 K: 0 S: 3	H: 0 LOB: 1 BB: 0 P: 3	R: 0 E: 0 K: 0 S: 4	H: 1 LOB: 1 BB: 0 P: 4	1B: 4 2B: 1 3B: 0 HR: 1	SF: 0 SAC: 0 DP: 0 HBP: 0	WP: 0 PB: 0 SB: 1 CS: 0	PA: 33
PITCHER Jim Palmer, R ERA: 2.55 (1, 1)	IP 9.0 WLS W BF 33 H 6 R 1 ER 1 SO 6 BB 1 IBB 0 HBP 0 BLK 0 WP 0 HR 1 S 44 P 48 ERA 1.00 WHIP 0.778															PITCHER	IP 9.0 WLS W BF 33 H 6 R 1 ER 1 SO 6 BB 1 IBB 0 HBP 0 BLK 0 WP 0 HR 1 S 44 P 48 ERA 1.00 WHIP 0.778			

Batter	1	2	3	4	5	6	7	8	9	AB	R	H	RBI	BB	SO	LOB	BOTTOM			
Don Buford, S OBP: 0.402, SLG: 0.420 (1, 7)	0-0 F2		0-0 HR	4-0 IBB			0-0 1B 1B	0-0 FC7-5		4	2	2	2	1	0	2	<p>Oakland Athletics @ Baltimore Orioles Memorial Stadium, Baltimore, MD Wed Aug 26 1970, 7:05 PM EDT Att: 13,937 - Unknown</p> <p>livebaseballscorecards.com</p> <p>AB 34 R 5 H 11 RBI 5 BB 2 SO 6 LOB 23</p> 			
Chico Salmon, R OBP: 0.353, SLG: 0.495 Terry Crowley, L OBP: 0.411, SLG: 0.413 (1, 6) (8, 3)	0-3 K		0-0 E 1B	0-0 9-2			0-0 E6 1B SF7	0-0 F7		4	1	1	0	0	1	4				
Boog Powell, L OBP: 0.416, SLG: 0.557 Mark Belanger, R OBP: 0.287, SLG: 0.227 (1, 3) (7, PR) (8, 6)	0-0 G3		0-0 F7		0-0 FC4-5 2B		0-0 1B 2H		0-0 SF7	4	0	2	1	0	0	1				
Frank Robinson, R OBP: 0.396, SLG: 0.514 (1, 9)		0-0 F3	0-0 E8	0-0 FC4-5 FC6-4			0-0 SF7		0-0 K	3	0	1	1	0	0	1				
Paul Blair, R OBP: 0.340, SLG: 0.433 (1, 8)		0-0 S 1B	0-3 K		0-3 K		0-3 K		0-0 P6	4	0	1	0	0	3	4				
Brooks Robinson, R OBP: 0.331, SLG: 0.423 (1, 5)		0-0 P4		4-0 1B BB		0-0 FC6-4		0-0 P6		3	1	0	0	1	0	3				
Davey Johnson, R OBP: 0.371, SLG: 0.385 (1, 4)		0-0 F8		0-0 1B 9-2 1B		0-3 K		0-0 FC7-5 1B 1B		4	0	2	0	0	1	1				
Eliot Hendricks, L OBP: 0.310, SLG: 0.374 (1, 2)			1-0 FC1-8 HBP	0-0 1B 2H		0-0 F9		0-0 FC7-5 1B		3	0	2	1	0	0	0				
Jim Palmer, R OBP: 0.194, SLG: 0.209 (1, 1)			0-0 FC1-6 HR	0-0 6-3		0-0 6-3		0-3 K		4	1	0	0	0	1	5				
Inning Stats	R: 0 E: 0 K: 1 S: 5	H: 0 LOB: 0 BB: 0 P: 5	R: 0 E: 0 K: 0 S: 4	H: 1 LOB: 1 BB: 0 P: 4	R: 2 E: 1 K: 1 S: 8	H: 3 LOB: 2 BB: 0 P: 9	R: 1 E: 0 K: 0 S: 4	H: 2 LOB: 2 BB: 2 P: 12	R: 0 E: 0 K: 1 S: 6	H: 1 LOB: 1 BB: 0 P: 6	R: 0 E: 0 K: 1 S: 5	H: 0 LOB: 0 BB: 0 P: 5	R: 2 E: 1 K: 1 S: 8	H: 2 LOB: 1 BB: 0 P: 8	R: 0 E: 0 K: 1 S: 7	H: 2 LOB: 2 BB: 0 P: 7		1B: 9 2B: 2 3B: 0 HR: 1	SF: 1 SAC: 0 DP: 1 HBP: 1	WP: 0 PB: 0 SB: 1 CS: 0
PITCHER Calfish Hunter, R ERA: 3.69 Marcel Lachemann, R ERA: 2.55 Bob Locker, R ERA: 2.95 Mudcat Grant, R ERA: 1.69 Paul Lindblad, L ERA: 3.26 (1, 1) (4, 1) (5, 1) (7, 1) (8, 1)	IP 3.0 WLS L BF 17 H 6 R 3 ER 3 SO 2 BB 3 IBB 3 HBP 3 BLK 2 WP 1 HR 1 S 19 P 24 ERA 3.00 WHIP 2.333															PITCHER	IP 3.0 WLS L BF 17 H 6 R 3 ER 3 SO 2 BB 3 IBB 3 HBP 3 BLK 2 WP 1 HR 1 S 19 P 24 ERA 3.00 WHIP 2.333			

Batter	1	2	3	4	5	6	7	8	9	AB	R	H	RBI	BB	SO	LOB	TOP					
Bert Campaneris, R OBP: 0.318, SLG: 0.444 (1.6)	5-3		5-3	F7		FC6-4 1B		FC6-4 1B		5	0	2	1	0	0	2	Oakland Athletics @ Baltimore Orioles Memorial Stadium, Baltimore, MD Thu Aug 27 1970, 7:05 PM EDT Att: 10,230 - Unknown livebaseballscores.com					
Joe Rudi, R OBP: 0.325, SLG: 0.452 (1.8)	FC5-4 1B		K		HR	FC6-4 1-2		FC6-4 1-2		5	1	2	1	0	1	3						
Felipe Alou, R OBP: 0.318, SLG: 0.389 (1.9)	FC5-4 1B		1B		1B WP FC3-6			6-3		5	1	2	0	0	0	1						
Tommy Davis, R OBP: 0.303, SLG: 0.369 (1.7)	FC5-4 1B		F9		1-3			L9		5	0	1	0	0	0	2						
Sal Bando, R OBP: 0.396, SLG: 0.451 (1.5)	FC5-4 1-2		K		FC3-6 1B			4-3		5	0	1	0	0	2	2						
Don Mincher, L OBP: 0.333, SLG: 0.483 (1.3)		K		1B 2B BB	FC3-6			F5		3	1	0	1	1	1	1						
Frank Fernandez, R OBP: 0.321, SLG: 0.401 (1.2)		6-3		2B 1B	F8			E6 1B		4	1	1	0	0	0	1						
Tony La Russa, R OBP: 0.265, SLG: 0.231 (8.4)		6-3		2B 1B	F8			E6 1B		0	0	0	0	0	0	0						
Dick Green, R OBP: 0.250, SLG: 0.232 (8.2)		E5		P6				5-3		4	0	0	0	0	0	3						
Chuck Dobson, R Rollie Fingers, R Gene Tenace, R Marcel Lachemann, R Mudcat Grant, R Davey Johnson, R Bob Locker, R Steve Hovley, L Paul Lindblad, L		L5		1-3 2H 2B				K		1	0	0	0	0	0	1						
Inning Stats	R: 0 E: 0 K: 0 S: 5	H: 2 LOB: 2 BB: 0 P: 5	R: 0 E: 1 K: 1 S: 6	H: 0 LOB: 1 BB: 0 P: 6	R: 0 E: 0 K: 1 S: 6	H: 1 LOB: 1 BB: 0 P: 6	R: 1 E: 0 K: 1 S: 7	H: 2 LOB: 2 BB: 1 P: 11	R: 2 E: 0 K: 0 S: 6	H: 3 LOB: 1 BB: 0 P: 6	R: 0 E: 0 K: 1 S: 6	H: 1 LOB: 1 BB: 0 P: 6	R: 0 E: 0 K: 0 S: 3	H: 0 LOB: 0 BB: 0 P: 3	R: 1 E: 2 K: 0 S: 6	H: 1 LOB: 2 BB: 0 P: 6	R: 0 E: 0 K: 1 S: 5	H: 0 LOB: 0 BB: 0 P: 5	1B: 8 2B: 1 3B: 0 HR: 1	SF: 0 SAC: 0 DP: 0 HBP: 0	WP: 1 PB: 0 SB: 0 CS: 0	PA: 41
PITCHER Mike Cuellar, L ERA: 3.66 (1.1)	IP: 9.0 WLS: W BF: 41 H: 10 R: 4 ER: 3 SO: 5 BB: 1 IBB: 0 HBP: 0 BLK: 0 WP: 1 HR: 1 S: 50 P: 54 ERA: 3.00 WHIP: 1.222											PITCHER	IP: 0 WLS: 0 BF: 0 H: 0 R: 0 ER: 0 SO: 0 BB: 0 IBB: 0 HBP: 0 BLK: 0 WP: 0 HR: 0 S: 0 P: 0 ERA: 0 WHIP: 0									

Batter	1	2	3	4	5	6	7	8	9	AB	R	H	RBI	BB	SO	LOB	BOTTOM			
Don Buford, S OBP: 0.402, SLG: 0.418 (1.7)	G3			P6	S 1B			F8		4	0	1	1	1	0	0	Oakland Athletics @ Baltimore Orioles Memorial Stadium, Baltimore, MD Thu Aug 27 1970, 7:05 PM EDT Att: 10,230 - Unknown livebaseballscores.com			
Paul Blair, R OBP: 0.344, SLG: 0.436 (1.8)	5-3	K		S 1B	HBP			1-3 2B		4	0	2	0	0	1	3				
Terry Crowley, L OBP: 0.418, SLG: 0.439 (1.3)	HR BB			HR BB	P5			1-3		3	2	1	1	2	0	3				
Frank Robinson, R OBP: 0.399, SLG: 0.530 (1.9)	HR			K		6-3		IBB		4	2	2	3	1	1	2				
Eliud Hendricks, L OBP: 0.305, SLG: 0.367 (1.2)	P4		F8	F7		F9		G3		5	0	0	0	0	0	4				
Brooks Robinson, R OBP: 0.333, SLG: 0.424 (1.5)		SH1-4 1B	6-3		F7 E 1B	P4				4	1	2	0	0	0	0				
Davey Johnson, R OBP: 0.372, SLG: 0.389 (1.4)		SH1-4 1B			FC E 1B	P6				4	1	2	0	0	0	1				
Mark Belanger, R OBP: 0.287, SLG: 0.226 (1.6)		SH1-4			F7	6-3				2	0	0	0	1	0	2				
Mike Cuellar, L OBP: 0.094, SLG: 0.147 (1.1)	F5		F9		E1 1B	F9				4	0	1	1	0	0	4				
Inning Stats	R: 2 E: 0 K: 0 S: 4	H: 1 LOB: 1 BB: 1 P: 8	R: 0 E: 1 K: 1 S: 7	H: 2 LOB: 3 BB: 1 P: 11	R: 2 E: 0 K: 1 S: 6	H: 3 LOB: 2 BB: 1 P: 10	R: 0 E: 0 K: 1 S: 6	H: 1 LOB: 2 BB: 1 P: 10	R: 2 E: 2 K: 0 S: 6	H: 3 LOB: 2 BB: 0 P: 7	R: 0 E: 0 K: 0 S: 3	H: 0 LOB: 0 BB: 0 P: 3	R: 0 E: 0 K: 0 S: 3	H: 0 LOB: 0 BB: 0 P: 3	R: 0 E: 0 K: 0 S: 4	H: 1 LOB: 2 BB: 1 P: 8		1B: 6 2B: 2 3B: 0 HR: 3	SF: 0 SAC: 1 DP: 0 HBP: 1	WP: 0 PB: 0 SB: 2 CS: 0
PITCHER Chuck Dobson, R ERA: 3.61 (1.1)	IP: 2.2 WLS: L BF: 17 H: 6 R: 4 ER: 4 SO: 4 BB: 2 IBB: 0 HBP: 0 BLK: 0 WP: 0 HR: 3 S: 16 P: 28 ERA: 13.50 WHIP: 3.000											PITCHER Paul Lindblad, L ERA: 3.2 (8.1)	IP: 1.0 WLS: 0 BF: 5 H: 1 R: 0 ER: 0 SO: 0 BB: 1 IBB: 0 HBP: 0 BLK: 0 WP: 0 HR: 0 S: 4 P: 8 ERA: 0.00 WHIP: 1.000							



Batter	1	2	3	4	5	6	7	8	9	AB	R	H	RBI	BB	SO	LOB	TOP				
Tommy Harper, R OBP: 0.375, SLG: 0.525 (1, 5)										4	0	0	0	0	0	1	Milwaukee Brewers @ Baltimore Orioles Memorial Stadium, Baltimore, MD Fri Aug 28 1970, 7:05 PM EDT Unknown				
Russ Snyder, L OBP: 0.295, SLG: 0.345 (1, 9) (6, 7)										4	1	2	0	0	0	0					
Dave May, L OBP: 0.313, SLG: 0.326 (1, 8)										4	0	1	0	0	0	2					
Mike Hegan, L OBP: 0.327, SLG: 0.378 (1, 3)										2	1	0	0	2	0	0					
Danny Walton, R OBP: 0.345, SLG: 0.438 Bernie Smith, R OBP: 0.417, SLG: 0.576 (1, 7) (6, 9)										3	0	1	2	0	2	2					
Roberto Pena, R OBP: 0.279, SLG: 0.298 (1, 6)										4	0	0	0	0	2	4					
Phil Roof, R OBP: 0.321, SLG: 0.384 (1, 2)										4	0	0	0	0	0	1					
Ted Kubiak, S OBP: 0.341, SLG: 0.327 (1, 4)										3	0	1	0	0	0	0					
Marty Pattin, R OBP: 0.135, SLG: 0.140 (1, 1)										3	0	0	0	0	1	1					
Inning Stats	R: 0 E: 0 K: 0 S: 3	H: 0 LOB: 0 BB: 0 P: 3	R: 0 E: 0 K: 2 S: 7	H: 0 LOB: 0 BB: 0 P: 7	R: 0 E: 0 K: 0 S: 4	H: 1 LOB: 1 BB: 0 P: 4	R: 0 E: 0 K: 1 S: 6	H: 1 LOB: 2 BB: 1 P: 10	R: 0 E: 0 K: 1 S: 5	H: 0 LOB: 0 BB: 0 P: 5	R: 2 E: 0 K: 0 S: 5	H: 2 LOB: 1 BB: 1 P: 9	R: 0 E: 0 K: 0 S: 3	H: 0 LOB: 0 BB: 0 P: 3	R: 0 E: 0 K: 1 S: 6	H: 1 LOB: 1 BB: 0 P: 6		1B: 2 2B: 3 3B: 1 HR: 0	SF: 0 SAC: 0 DP: 0 HBP: 0	WP: 0 PB: 0 SB: 1 CS: 1	PA: 35
PITCHER	IP	WLS	BF	H	R	ER	SO	BB	IBB	HBP	BLK	WP	HR	S	P	ERA	WHIP				
Jim Hardin, R ERA: 3.3 (1, 1)	8.0	L	30	5	2	2	4	1	1	0	0	0	0	36	44	2.25	0.750				
Moe Drabowsky, R ERA: 3.69 (9, 1)	1.0		4	1	0	0	1	0	0	0	0	0	0	6	6	0.00	1.000				

Batter	1	2	3	4	5	6	7	8	9	AB	R	H	RBI	BB	SO	LOB	BOTTOM				
Mark Belanger, R OBP: 0.285, SLG: 0.224 Don Buford, S OBP: 0.401, SLG: 0.417 (1, 6) (9, PH)										3	0	0	0	0	2	1	Milwaukee Brewers @ Baltimore Orioles Memorial Stadium, Baltimore, MD Fri Aug 28 1970, 7:05 PM EDT Unknown				
Paul Blair, R OBP: 0.343, SLG: 0.434 (1, 8)										4	0	1	0	0	1	0					
Terry Crowley, L OBP: 0.428, SLG: 0.445 (1, 3)										3	0	2	0	1	0	1					
Frank Robinson, R OBP: 0.395, SLG: 0.524 (1, 9)										4	0	0	0	0	1	3					
Merv Rettenmund, R OBP: 0.380, SLG: 0.530 (1, 7)										3	0	0	0	0	0	1					
Brooks Robinson, R OBP: 0.331, SLG: 0.421 (1, 5)										3	0	0	0	0	1	0					
Chico Salmon, R OBP: 0.352, SLG: 0.487 (1, 4)										2	0	0	0	1	1	0					
Andy Etchebarren, R OBP: 0.326, SLG: 0.345 Eliot Hendricks, L OBP: 0.307, SLG: 0.380 (1, 2) (8, PH) (9, 2)										2	0	0	0	0	1	1					
Jim Hardin, R OBP: 0.152, SLG: 0.119 Boog Powell, L OBP: 0.415, SLG: 0.555 Moe Drabowsky, R OBP: 0.125, SLG: 0.125 (1, 1) (8, PH) (9, 1)										2	0	0	0	0	1	1					
Inning Stats	R: 0 E: 0 K: 0 S: 3	H: 1 LOB: 0 BB: 0 P: 3	R: 0 E: 0 K: 1 S: 5	H: 0 LOB: 0 BB: 0 P: 5	R: 0 E: 0 K: 2 S: 7	H: 0 LOB: 1 BB: 1 P: 11	R: 0 E: 0 K: 0 S: 2	H: 0 LOB: 0 BB: 1 P: 6	R: 0 E: 0 K: 2 S: 7	H: 0 LOB: 0 BB: 0 P: 7	R: 0 E: 0 K: 0 S: 4	H: 1 LOB: 1 BB: 0 P: 4	R: 1 E: 0 K: 0 S: 4	H: 1 LOB: 0 BB: 0 P: 4	R: 0 E: 0 K: 1 S: 6	H: 1 LOB: 1 BB: 0 P: 6		1B: 3 2B: 0 3B: 0 HR: 1	SF: 0 SAC: 0 DP: 2 HBP: 0	WP: 0 PB: 0 SB: 0 CS: 0	PA: 31
PITCHER	IP	WLS	BF	H	R	ER	SO	BB	IBB	HBP	BLK	WP	HR	S	P	ERA	WHIP				
Marty Pattin, R ERA: 3.55 (1, 1)	9.0	W	31	4	1	1	8	2	0	0	0	0	1	45	53	1.00	0.667				

Batter	1	2	3	4	5	6	7	8	9	AB	R	H	RBI	BB	SO	LOB	TOP										
Tommy Harper, R OBP: 0.373, SLG: 0.526 (1, 5)										5	1	1	0	0	0	2	Milwaukee Brewers @ Baltimore Orioles Memorial Stadium, Baltimore, MD Fri Aug 28 1970, 7:05 PM EDT Att: 12,334 - Unknown										
Mike Hegan, L OBP: 0.326, SLG: 0.377 (1, 3)										4	0	1	0	0	1	1											
Dave May, L OBP: 0.317, SLG: 0.327 Bernie Smith, R OBP: 0.405, SLG: 0.559 (7, PH) (7, 8)										2	1	1	1	1	0	0											
Bob Burda, L OBP: 0.307, SLG: 0.318 Ted Savage, R OBP: 0.407, SLG: 0.486 (7, PH) (7, 9)										3	1	2	1	0	0	1											
Danny Walton, R OBP: 0.348, SLG: 0.441 Russ Snyder, L OBP: 0.294, SLG: 0.343 (4, PR) (4, 7)										2	0	2	1	0	0	0											
Jerry McNettney, R OBP: 0.317, SLG: 0.370 (1, 2)										3	0	0	0	0	1	0											
Roberto Pena, R OBP: 0.279, SLG: 0.301 (1, 6)										4	1	1	0	0	0	2											
Ted Kubiak, S OBP: 0.343, SLG: 0.327 (1, 4)										3	0	1	0	1	1	1											
Gene Brabender, R OBP: 0.098, SLG: 0.146 Dave Baldwin, R (6, 1) Dick Ellsworth, L (7, 1) Gus Gil, R OBP: 0.282, SLG: 0.234 (9, PH)										3	0	1	1	0	2	3											
Inning Stats	R: 2 E: 0 K: 0 S: 5	H: 3 LOB: 1 BB: 0 P: 5	R: 0 E: 0 K: 1 S: 6	H: 1 LOB: 1 BB: 0 P: 6	R: 0 E: 0 K: 1 S: 3	H: 1 LOB: 1 BB: 1 P: 7	R: 0 E: 1 K: 1 S: 7	H: 2 LOB: 2 BB: 0 P: 7	R: 1 E: 0 K: 0 S: 4	H: 2 LOB: 1 BB: 0 P: 4	R: 1 E: 0 K: 0 S: 5	H: 1 LOB: 2 BB: 1 P: 9	R: 0 E: 0 K: 3 S: 9	H: 0 LOB: 0 BB: 0 P: 9	R: 0 E: 0 K: 1 S: 5	H: 0 LOB: 0 BB: 0 P: 5		R: 0 E: 0 K: 2 S: 7	H: 0 LOB: 0 BB: 0 P: 7	1B: 7 2B: 2 3B: 1 HR: 0	SF: 0 SAC: 1 DP: 0 HBP: 0	WP: 0 PB: 0 SB: 1 CS: 0	PA: 37				
PITCHER	IP	WLS	BF	H	R	ER	SO	BB	IBB	HBP	BLK	WP	HR	S	P	ERA	WHIP										
Tom Phoebus, R ERA: 3.21 Dave Leonhard, R ERA: 6.98 Pete Richert, L ERA: 2.34	(1, 1) (6, 1) (7, 1)	5.0 1.0 3.0	23 6 9	9 1 0	3 1 0	3 0 0	2 0 6	1 1 0	0 0 0	0 0 0	0 0 0	0 0 0	0 5 21	25 9 21	29 9 21	5.40 0.00 0.00	2.000 2.000 0.000										

Batter	1	2	3	4	5	6	7	8	9	AB	R	H	RBI	BB	SO	LOB	BOTTOM										
Don Buford, S OBP: 0.403, SLG: 0.427 (1, 7)										5	2	3	4	0	0	0	Milwaukee Brewers @ Baltimore Orioles Memorial Stadium, Baltimore, MD Fri Aug 28 1970, 7:05 PM EDT Att: 12,334 - Unknown										
Curt Motton, R OBP: 0.350, SLG: 0.440 (1, 9)										4	0	0	0	1	1	2											
Terry Crowley, L OBP: 0.423, SLG: 0.439 (1, 3)										4	0	1	0	0	0	2											
Merv Rettenmund, R OBP: 0.385, SLG: 0.540 (1, 8)										2	3	1	1	2	0	1											
Brooks Robinson, R OBP: 0.334, SLG: 0.420 (1, 5)										1	1	0	0	3	0	0											
Eliod Hendricks, L OBP: 0.310, SLG: 0.381 (1, 2)										2	0	1	3	0	0	0											
Davey Johnson, R OBP: 0.373, SLG: 0.395 (1, 4)										4	1	2	0	0	0	4											
Bobby Grich, R OBP: 0.286, SLG: 0.286 (6, PH) Chico Salmon, R OBP: 0.347, SLG: 0.478 (7, 6)										2	0	0	0	0	1	1											
Tom Phoebus, R OBP: 0.181, SLG: 0.181 Faul Stier, R OBP: 0.342, SLG: 0.420 Dave Leonhard, R (6, PH) Boog Powell, L OBP: 0.419, SLG: 0.555 Jim Palmer, R OBP: 0.154, SLG: 0.239 Pete Richert, L (7, 1)										1	0	0	0	0	0	0											
Inning Stats	R: 2 E: 0 K: 1 S: 7	H: 2 LOB: 2 BB: 2 P: 15	R: 0 E: 0 K: 1 S: 5	H: 0 LOB: 0 BB: 0 P: 5	R: 0 E: 0 K: 0 S: 3	H: 1 LOB: 0 BB: 0 P: 3	R: 0 E: 0 K: 0 S: 4	H: 1 LOB: 1 BB: 0 P: 4	R: 0 E: 0 K: 0 S: 4	H: 1 LOB: 1 BB: 0 P: 4	R: 5 E: 0 K: 1 S: 6	H: 2 LOB: 4 BB: 4 P: 22	R: 1 E: 0 K: 0 S: 4	H: 1 LOB: 2 BB: 1 P: 9	R: 0 E: 0 K: 1 S: 5	H: 0 LOB: 0 BB: 0 P: 5		1B: 4 2B: 2 3B: 0 HR: 2	SF: 1 SAC: 0 DP: 1 HBP: 1	WP: 1 PB: 0 SB: 1 CS: 1	PA: 39						
PITCHER	IP	WLS	BF	H	R	ER	SO	BB	IBB	HBP	BLK	WP	HR	S	P	ERA	WHIP										
Gene Brabender, R ERA: 5.88 Dave Baldwin, R ERA: 3.08 Dick Ellsworth, L ERA: 4.66	(1, 1) (6, 1) (7, 1)	5.1 1.0 1.2	25 7 6	6 2 0	0 3 0	5 3 0	2 1 1	4 2 0	0 1 0	0 0 1	0 0 0	0 2 0	0 6 7	25 18 8	41 18 8	8.44 27.00 0.000	1.875 4.000 0.000										

Batter	1	2	3	4	5	6	7	8	9	AB	R	H	RBI	BB	SO	LOB	TOP			
Bernie Smith, R OBP: 0.366, SLG: 0.500 (1, 9)										4	1	0	0	0	1	2	Milwaukee Brewers @ Baltimore Orioles Memorial Stadium, Baltimore, MD Sat Aug 29 1970, 7:05 PM EDT Att: 11,250 - Unknown			
Ted Kubiak, S OBP: 0.342, SLG: 0.327 (1, 4)										4	0	1	0	0	0	1				
Tommy Harper, R OBP: 0.374, SLG: 0.524 (1, 8)										3	0	1	1	1	0	2				
Ted Savage, R OBP: 0.404, SLG: 0.482 (1, 7)										4	0	1	0	0	0	3				
Roberto Pena, R OBP: 0.278, SLG: 0.300 (1, 6)										4	0	1	0	0	0	2				
Phil Roof, R OBP: 0.320, SLG: 0.380 (1, 2)										3	0	0	0	1	1					
Mike Hegan, L OBP: 0.326, SLG: 0.375 (1, 3)										4	0	1	0	0	0	1				
Max Alvis, R OBP: 0.211, SLG: 0.275 (1, 5)										3	0	0	0	0	2	2				
Dick Ellsworth, L OBP: 0.316, SLG: 0.389 (7, 1)										0	0	0	0	0	0	0				
Jerry McNertney, R OBP: 0.316, SLG: 0.389 (9, PH)										1	0	0	0	0	0	1				
Bobby Bolin, R OBP: 0.256, SLG: 0.278 (1, 1)										1	0	0	0	0	0	2				
John Geinar, R OBP: 0.167, SLG: 0.091 (2, 1)										1	0	1	0	0	0	0				
Gus Gil, R OBP: 0.288, SLG: 0.241 (7, 5)										1	0	1	0	0	0	0				
Inning Stats	R: 0 E: 1 K: 0 S: 4	H: 1 LOB: 1 BB: 0 P: 4	R: 0 E: 0 K: 1 S: 6	H: 1 LOB: 2 BB: 1 P: 10	R: 0 E: 0 K: 0 S: 3	H: 0 LOB: 0 BB: 0 P: 3	R: 0 E: 0 K: 0 S: 3	H: 1 LOB: 0 BB: 0 P: 3	R: 0 E: 0 K: 2 S: 8	H: 0 LOB: 1 BB: 1 P: 7	R: 0 E: 0 K: 1 S: 5	H: 0 LOB: 0 BB: 0 P: 5	R: 1 E: 1 K: 0 S: 5	H: 2 LOB: 1 BB: 0 P: 5	R: 0 E: 0 K: 0 S: 4	H: 1 LOB: 1 BB: 0 P: 4	1B: 7 2B: 0 3B: 0 HR: 0	SF: 0 SAC: 0 DP: 2 HBP: 0	WP: 0 PB: 0 SB: 0 CS: 0	PA: 35
PITCHER Dave McNally, L ERA: 3.32 (1, 1)	IP: 9.0 WLS: W BF: 35	H: 7 R: 1 ER: 0 SO: 4	BB: 2 IBB: 0 HBP: 0 BLK: 0	WP: 0 HR: 0 S: 41 P: 49	ERA: 0.00 WHIP: 1.000															

Batter	1	2	3	4	5	6	7	8	9	AB	R	H	RBI	BB	SO	LOB	BOTTOM			
Don Buford, S OBP: 0.405, SLG: 0.426 (1, 7)										3	1	1	0	2	0	1	Milwaukee Brewers @ Baltimore Orioles Memorial Stadium, Baltimore, MD Sat Aug 29 1970, 7:05 PM EDT Att: 11,250 - Unknown			
Merv Rettenmund, R OBP: 0.388, SLG: 0.550 (1, 8)										4	1	2	1	1	0	4				
Terry Crowley, L OBP: 0.418, SLG: 0.427 (1, 3)										3	0	0	0	1	2	3				
Frank Robinson, R OBP: 0.393, SLG: 0.520 (1, 9)										5	0	1	1	0	0	4				
Eliud Hendricks, L OBP: 0.306, SLG: 0.376 (1, 2)										4	0	0	0	0	0	3				
Brooks Robinson, R OBP: 0.333, SLG: 0.419 (1, 5)										4	1	1	0	0	0	0				
Davey Johnson, R OBP: 0.376, SLG: 0.399 (1, 4)										3	1	2	0	1	0	0				
Mark Belanger, R OBP: 0.285, SLG: 0.222 (1, 6)										3	1	0	0	1	1	2				
Dave McNally, R OBP: 0.247, SLG: 0.235 (1, 1)										4	1	3	3	0	1	1				
Inning Stats	R: 1 E: 0 K: 0 S: 3	H: 0 LOB: 1 BB: 2 P: 11	R: 4 E: 0 K: 0 S: 7	H: 4 LOB: 2 BB: 2 P: 15	R: 0 E: 0 K: 1 S: 6	H: 1 LOB: 3 BB: 2 P: 14	R: 0 E: 0 K: 1 S: 5	H: 0 LOB: 0 BB: 0 P: 5	R: 0 E: 0 K: 1 S: 6	H: 1 LOB: 1 BB: 0 P: 6	R: 1 E: 0 K: 1 S: 6	H: 1 LOB: 0 BB: 0 P: 6	R: 0 E: 0 K: 0 S: 3	H: 0 LOB: 0 BB: 0 P: 3	R: 0 E: 0 K: 0 S: 6	H: 3 LOB: 3 BB: 0 P: 6		1B: 6 2B: 3 3B: 0 HR: 1	SF: 0 SAC: 1 DP: 0 HBP: 0	WP: 0 PB: 0 SB: 2 CS: 0
PITCHER Bobby Bolin, R ERA: 4.78 (1, 1)	IP: 1.2 WLS: L BF: 13	H: 4 R: 5 ER: 5 SO: 0	BB: 4 IBB: 0 HBP: 0 BLK: 0	WP: 0 HR: 0 S: 25 P: 25	ERA: 27.00 WHIP: 4.800															
John Geinar, R ERA: 4.64 (2, 1)	IP: 4.1 WLS: 0 BF: 18	H: 3 R: 1 ER: 1 SO: 4	BB: 2 IBB: 0 HBP: 0 BLK: 0	WP: 0 HR: 1 S: 24 P: 32	ERA: 2.08 WHIP: 1.154															
Dick Ellsworth, L ERA: 4.5 (7, 1)	IP: 1.2 WLS: 0 BF: 8	H: 3 R: 0 ER: 0 SO: 0	BB: 0 IBB: 0 HBP: 0 BLK: 0	WP: 0 HR: 0 S: 8 P: 8	ERA: 0.00 WHIP: 1.800															
Dave Baldwin, R ERA: 3.04 (8, 1)	IP: 0.1 WLS: 0 BF: 1	H: 0 R: 0 ER: 0 SO: 0	BB: 0 IBB: 0 HBP: 0 BLK: 0	WP: 0 HR: 0 S: 1 P: 1	ERA: 0.00 WHIP: 0.000															

Batter	1	2	3	4	5	6	7	8	9	AB	R	H	RBI	BB	SO	LOB	TOP				
Tommy Harper, R OBP: 0.376, SLG: 0.530 (1, 5)	0-0 4-3 S 1B		0-0 1-H HR	0-0 1-2 E6		0-3 K		4-0 IBB		4	1	2	2	1	1	1	Milwaukee Brewers @ Baltimore Orioles Memorial Stadium, Baltimore, MD Sun Aug 30 1970, 7:05 PM EDT Att: 11,442 - Unknown				
Russ Snyder, L OBP: 0.288, SLG: 0.336 (1, 7)	0-0 F8		0-0 L8	0-0 F8		0-0 F7		0-0 6-3		5	0	0	0	0	0	6					
Dave May, L OBP: 0.311, SLG: 0.321 (1, 8)	0-0 4-3		0-0 4-3		0-0 F7		0-0 4-3		0-0 F8	5	0	0	0	0	0	1					
Mike Hegan, L OBP: 0.329, SLG: 0.383 (1, 3)	4-0 BB		4-0 1B BB		4-0 HR		0-0 4-3		0-0 F8	3	1	1	1	2	0	0					
Bob Burda, L OBP: 0.312, SLG: 0.320 Bernie Smith, R OBP: 0.349, SLG: 0.475 (1, 9) (6, 9)	0-0 P4		0-0 1-2 1B		4-0 2B BB		0-3 K		0-0 F8	2	1	1	0	1	0	2					
Roberto Pena, R OBP: 0.278, SLG: 0.302 (1, 6)		0-0 F7	0-0 6-3		0-0 1-H S 2B			0-0 F8		4	1	1	1	0	0	2					
Jerry McNertney, R OBP: 0.315, SLG: 0.367 (1, 2)		0-0 6-3		0-0 P4	0-3 K			0-0 SH3-4 1B		4	0	1	0	0	1	0					
Ted Kubiak, S OBP: 0.341, SLG: 0.326 (1, 4)		0-0 F8		0-0 F8	0-0 F8			0-0 SH3-4 1B		4	0	1	0	0	0	0					
Skip Lockwood, R OBP: 0.279, SLG: 0.381 Ken Sanders, R OBP: 0.444, SLG: 0.167 (1, 1) (8, 1)			0-0 HR 1B	0-0 E 1B		0-0 5-3		0-0 SH3-4	1-2 2-3	3	1	2	0	0	0	0					
Inning Stats	R: 0 E: 0 K: 0 S: 4	H: 1 LOB: 2 BB: 1 P: 8	R: 0 E: 0 K: 0 S: 3	H: 0 LOB: 0 BB: 0 P: 3	R: 2 E: 0 K: 0 S: 6	H: 3 LOB: 2 BB: 1 P: 10	R: 0 E: 1 K: 0 S: 5	H: 1 LOB: 2 BB: 0 P: 5	R: 3 E: 0 K: 1 S: 7	H: 2 LOB: 0 BB: 1 P: 11	R: 0 E: 0 K: 1 S: 5	H: 0 LOB: 0 BB: 0 P: 5	R: 0 E: 0 K: 1 S: 5	H: 0 LOB: 0 BB: 0 P: 5	R: 0 E: 0 K: 0 S: 5	H: 2 LOB: 3 BB: 1 P: 9		R: 0 E: 0 K: 0 S: 3	H: 0 LOB: 0 BB: 0 P: 3	1B: 6 2B: 1 3B: 0 HR: 2	SF: 0 SAC: 1 DP: 0 HBP: 0
PITCHER	IP	WLS	BF	H	R	ER	SO	BB	IBB	HBP	BLK	WP	HR	S	P	ERA	WHIP				
Jim Palmer, R ERA: 2.67 (1, 1)	6.0	L	29	7	5	5	2	3	0	0	0	0	2	30	42	7.50	1.667				
Marcelino Lopez, L ERA: 2.45 (7, 1)	2.0		9	2	0	0	1	0	1	0	0	0	0	10	14	0.00	1.000				
Pete Richert, L ERA: 2.28 (9, 1)	1.0		3	0	0	0	0	0	0	0	0	0	0	3	3	0.00	0.000				

Batter	1	2	3	4	5	6	7	8	9	AB	R	H	RBI	BB	SO	LOB	BOTTOM				
Don Buford, S OBP: 0.403, SLG: 0.423 (1, 7)	0-0 F7		0-0 B1			0-0 P6		4-0 BB		3	0	0	0	1	0	0	Milwaukee Brewers @ Baltimore Orioles Memorial Stadium, Baltimore, MD Sun Aug 30 1970, 7:05 PM EDT Att: 11,442 - Unknown				
Paul Blair, R OBP: 0.341, SLG: 0.430 (1, 8)	4-0 G4-6-3 BB			0-0 6-3			0-0 F8	0-0 L4		3	0	0	0	1	0	1					
Boog Powell, L OBP: 0.415, SLG: 0.551 Mark Belanger, R OBP: 0.285, SLG: 0.222 (1, 3) (9, PR)	0-0 G4-6-3			0-0 L3			0-0 4-3		4-0 1B BB	3	0	0	0	1	0	1					
Merv Rettenmund, R OBP: 0.392, SLG: 0.551 (1, 9)		0-0 G4-6-3 1B		4-0 CS BB			0-0 1B 1B		0-3 K	3	1	2	0	1	1	1					
Brooks Robinson, R OBP: 0.333, SLG: 0.418 (1, 5)		0-0 F8		0-0 CS	0-0 L6		0-0 1B 1B		0-0 P4	4	0	1	0	0	0	2					
Eliod Hendricks, L OBP: 0.308, SLG: 0.378 (1, 2)		0-0 G4-6-3		0-0 F9			0-0 1B 1B		0-0 FC5-4 1B	4	0	2	1	0	0	1					
Davey Johnson, R OBP: 0.375, SLG: 0.405 (1, 4)			0-0 HR		0-0 P6		0-0 F9		0-0 FC5-4	4	1	1	1	0	0	4					
Chico Salmon, R OBP: 0.339, SLG: 0.466 (1, 6)			0-0 6-3		0-0 F5			0-0 F7		3	0	0	0	0	0	0					
Jim Palmer, R OBP: 0.191, SLG: 0.207 Curt Motton, R OBP: 0.344, SLG: 0.431 Marcelino Lopez, R OBP: 0.200, SLG: 0.111 Terry Crowley, L OBP: 0.415, SLG: 0.424 Pete Richert, L (1, 1) (6, PH) (7, 1) (8, PH) (9, 1)			0-3 K		0-0 F5			0-0 4-3		1	0	0	0	0	1	0					
Inning Stats	R: 0 E: 0 K: 0 S: 2	H: 0 LOB: 0 BB: 1 P: 6	R: 0 E: 0 K: 0 S: 3	H: 1 LOB: 0 BB: 0 P: 3	R: 1 E: 0 K: 1 S: 6	H: 1 LOB: 0 BB: 0 P: 6	R: 0 E: 0 K: 0 S: 2	H: 0 LOB: 0 BB: 1 P: 6	R: 0 E: 0 K: 0 S: 3	H: 0 LOB: 0 BB: 0 P: 3	R: 1 E: 0 K: 0 S: 6	H: 3 LOB: 2 BB: 0 P: 6	R: 0 E: 0 K: 0 S: 3	H: 0 LOB: 1 BB: 1 P: 7	R: 0 E: 0 K: 1 S: 6	H: 1 LOB: 2 BB: 1 P: 10		1B: 5 2B: 0 3B: 0 HR: 1	SF: 0 SAC: 0 DP: 2 HBP: 0	WP: 0 PA: 35 PB: 0 SB: 0 CS: 1	
PITCHER	IP	WLS	BF	H	R	ER	SO	BB	IBB	HBP	BLK	WP	HR	S	P	ERA	WHIP				
Skip Lockwood, R ERA: 4.79 (1, 1)	7.2		28	5	2	2	2	3	0	0	0	0	1	27	39	2.35	1.043				
Ken Sanders, R ERA: 1.75 (8, 1)	1.1	S	6	1	0	0	1	1	0	0	0	0	0	7	11	0.00	1.500				

Batter	1	2	3	4	5	6	7	8	9	AB	R	H	RBI	BB	SO	LOB	TOP			
Don Buford, S OBP: 0.405, SLG: 0.428 (1, 7)										5	2	3	0	0	0	1	Baltimore Orioles @ New York Yankees Yankee Stadium, Bronx, NY Mon Aug 31 1970, 7:05 PM EDT Att: 15,301 - Unknown			
Paul Blair, R OBP: 0.344, SLG: 0.430 (1, 8)										4	1	2	2	1	1	2				
Boog Powell, L OBP: 0.413, SLG: 0.546 (1, 3)										4	1	0	0	1	0	4				
Frank Robinson, R OBP: 0.393, SLG: 0.518 (1, 9)										4	3	1	0	0	1	0				
Eliot Hendricks, L OBP: 0.310, SLG: 0.377 (1, 2)										3	1	1	2	1	0	1				
Brooks Robinson, R OBP: 0.335, SLG: 0.425 (1, 5)										5	1	3	3	0	0	1				
Davey Johnson, R OBP: 0.376, SLG: 0.405 (1, 4)										5	0	2	0	0	0	2				
Chico Salmon, R OBP: 0.326, SLG: 0.447 (1, 6)										5	0	0	0	0	0	4				
Mike Cuellar, L OBP: 0.100, SLG: 0.162 (1, 1)										4	1	1	0	0	1	1				
Inning Stats	R: 4 E: 2 K: 0 S: 5	H: 2 LOB: 0 BB: 1 P: 10	R: 1 E: 0 K: 0 S: 5	H: 2 LOB: 1 BB: 0 P: 5	R: 2 E: 0 K: 0 S: 6	H: 3 LOB: 1 BB: 0 P: 6	R: 2 E: 1 K: 1 S: 8	H: 2 LOB: 1 BB: 0 P: 8	R: 0 E: 0 K: 0 S: 3	H: 0 LOB: 0 BB: 0 P: 3	R: 0 E: 0 K: 1 S: 7	H: 2 LOB: 2 BB: 0 P: 7	R: 0 E: 0 K: 1 S: 6	H: 1 LOB: 1 BB: 0 P: 6	R: 1 E: 0 K: 0 S: 4	H: 1 LOB: 1 BB: 1 P: 8	1B: 10 2B: 2 3B: 0 HR: 1	SF: 1 SAC: 0 DP: 2 HBP: 1	WP: 1 PB: 0 SB: 0 CS: 0	PA: 44
PITCHER	IP WLS BF H R ER SO BB IBB HBP BLK WP HR S P ERA WHIP																			
Stan Bahnsen, R ERA: 3.27 (1, 1)	2.1 L 15 6 7 4 0 1 0 0 1 0 0 1 13 18 15.43 3.000																			
Ron Klimkowski, R ERA: 2.94 (3, 1)	5.2 24 6 2 0 3 1 0 0 0 0 0 0 29 33 0.00 1.235																			
Steve Hamilton, L ERA: 2.78 (9, 1)	1.0 5 1 1 1 0 1 0 0 0 0 1 0 4 8 9.00 2.000																			

Batter	1	2	3	4	5	6	7	8	9	AB	R	H	RBI	BB	SO	LOB	BOTTOM					
Horace Clarke, S OBP: 0.285, SLG: 0.307 (1, 4)										4	0	1	0	0	0	0	Baltimore Orioles @ New York Yankees Yankee Stadium, Bronx, NY Mon Aug 31 1970, 7:05 PM EDT Att: 15,301 - Unknown					
Thurman Munson, R OBP: 0.386, SLG: 0.412 (1, 2)										3	1	1	0	1	0	1						
Roy White, S OBP: 0.396, SLG: 0.478 (1, 7)										4	0	2	0	0	1	2						
Danny Cater, R OBP: 0.335, SLG: 0.400 (1, 5)										4	0	1	1	0	0	3						
Bobby Murcer, L OBP: 0.351, SLG: 0.431 (1, 8)										4	1	1	0	0	0	1						
John Ellis, R OBP: 0.306, SLG: 0.423 (1, 3)										4	0	2	1	0	1	1						
Ron Woods, R OBP: 0.327, SLG: 0.371 (1, 9)										3	0	0	0	1	1	3						
Gene Michael, S OBP: 0.297, SLG: 0.267 (1, 6)										3	0	0	0	0	2							
Stan Bahnsen, R OBP: 0.172, SLG: 0.177 (1, 1)										1	0	0	0	0	1	1						
Ron Klimkowski, R (3, 1)										1	0	0	0	0	1	0						
Curt Blefary, L OBP: 0.322, SLG: 0.332 (8, PH)										1	0	0	0	0	0	0						
Steve Hamilton, L (9, 1)										0	0	0	0	0	0	0						
Inning Stats	R: 0 E: 0 K: 0 S: 4	H: 1 LOB: 1 BB: 0 P: 4	R: 1 E: 0 K: 2 S: 9	H: 2 LOB: 1 BB: 0 P: 9	R: 0 E: 0 K: 1 S: 6	H: 1 LOB: 1 BB: 0 P: 6	R: 0 E: 0 K: 0 S: 3	H: 1 LOB: 0 BB: 0 P: 3	R: 0 E: 0 K: 1 S: 5	H: 0 LOB: 0 BB: 0 P: 5	R: 1 E: 0 K: 0 S: 3	H: 1 LOB: 0 BB: 1 P: 7	R: 0 E: 0 K: 0 S: 2	H: 0 LOB: 0 BB: 0 P: 6	R: 0 E: 0 K: 0 S: 4	H: 1 LOB: 1 BB: 0 P: 4	R: 0 E: 0 K: 1 S: 6	H: 1 LOB: 1 BB: 0 P: 6	1B: 3 2B: 4 3B: 2 HR: 0	SF: 0 SAC: 0 DP: 3 HBP: 0	WP: 0 PB: 0 SB: 0 CS: 0	PA: 34
PITCHER	IP WLS BF H R ER SO BB IBB HBP BLK WP HR S P ERA WHIP																					
Mike Cuellar, L ERA: 3.6 (1, 1)	9.0 W 34 8 2 2 5 2 0 0 0 0 0 0 42 50 2.00 1.111																					

Batter	1	2	3	4	5	6	7	8	9	AB	R	H	RBI	BB	SO	LOB	TOP			
Merv Rettenmund, R OBP: 0.388, SLG: 0.544										4	0	0	0	0	0	1	Baltimore Orioles @ New York Yankees Yankee Stadium, Bronx, NY Tue Sep 01 1970, 7:05 PM EDT Att: 14,437 - Unknown			
Paul Blair, R OBP: 0.341, SLG: 0.426										4	0	0	0	0	1	0				
Frank Robinson, R OBP: 0.394, SLG: 0.516										3	1	1	0	1	1	0				
Boog Powell, L OBP: 0.413, SLG: 0.546										4	1	2	0	0	2	1				
Jim Palmer, R OBP: 0.191, SLG: 0.207										0	0	0	0	0	0	0				
Brooks Robinson, R OBP: 0.336, SLG: 0.426										4	0	2	0	0	0	1				
Davey Johnson, R OBP: 0.377, SLG: 0.406										4	0	2	1	0	0	2				
Andy Etchebarren, R OBP: 0.329, SLG: 0.345										3	0	1	0	0	0	3				
Bobby Grich, R OBP: 0.274, SLG: 0.273										3	0	0	0	0	0	3				
Jim Hardin, R OBP: 0.149, SLG: 0.116										1	0	0	0	0	1	0				
Marcelino Lopez, R OBP: 0.182, SLG: 0.100										1	0	0	0	0	1	0				
Don Buford, S OBP: 0.406, SLG: 0.429										1	0	1	0	0	0	0				
Pete Richert, L OBP: 0.191, SLG: 0.207										0	0	0	0	0	0	0				
Inning Stats	R: 0 E: 0 K: 1 S: 5	H: 0 LOB: 1 BB: 1 P: 9	R: 0 E: 0 K: 0 S: 4	H: 1 LOB: 1 BB: 0 P: 4	R: 0 E: 0 K: 1 S: 5	H: 0 LOB: 0 BB: 0 P: 5	R: 0 E: 0 K: 2 S: 8	H: 1 LOB: 1 BB: 0 P: 8	R: 0 E: 0 K: 1 S: 5	H: 0 LOB: 0 BB: 0 P: 5	R: 1 E: 0 K: 0 S: 5	H: 3 LOB: 1 BB: 0 P: 5	R: 0 E: 0 K: 0 S: 3	H: 1 LOB: 1 BB: 0 P: 3	R: 1 E: 0 K: 0 S: 4	H: 2 LOB: 1 BB: 0 P: 4	1B: 9 2B: 0 3B: 0 HR: 0	SF: 0 SAC: 0 DP: 4 HBP: 0	WP: 0 PB: 0 SB: 0 CS: 0	PA: 33
PITCHER	IP WLS BF H R ER SO BB IBB HBP BLK WP HR S P ERA WHIP																			
Fritz Peterson, L ERA: 3.04	(1, 1) 8.0 W 31 9 2 2 6 1 0 0 0 0 0 0 42 46 2.25 1.250																			
Lindy McDaniel, R ERA: 1.96	(9, 1) 1.0 S 2 0 0 0 0 0 0 0 0 0 0 0 2 2 0.00 0.000																			

Batter	1	2	3	4	5	6	7	8	9	AB	R	H	RBI	BB	SO	LOB	BOTTOM			
Horace Clarke, S OBP: 0.285, SLG: 0.307										4	1	1	0	0	1	1	Baltimore Orioles @ New York Yankees Yankee Stadium, Bronx, NY Tue Sep 01 1970, 7:05 PM EDT Att: 14,437 - Unknown			
Frank Baker, L OBP: 0.410, SLG: 0.349										3	0	1	0	1	1	1				
Roy White, S OBP: 0.395, SLG: 0.482										4	1	1	2	0	0	3				
Bobby Murcer, L OBP: 0.353, SLG: 0.439										3	1	2	1	0	1	0				
Jim Lyttle, L OBP: 0.398, SLG: 0.452										3	1	1	0	0	2	0				
Jake Gibbs, L OBP: 0.338, SLG: 0.553										3	0	1	1	0	1	0				
Curt Blefary, L OBP: 0.319, SLG: 0.328										3	0	0	0	0	1	0				
Jerry Kenney, L OBP: 0.290, SLG: 0.298										3	0	0	0	0	1	0				
Fritz Peterson, S OBP: 0.211, SLG: 0.311										3	0	0	0	0	1	1				
Lindy McDaniel, R OBP: 0.182, SLG: 0.227										0	0	0	0	0	0	0				
Inning Stats	R: 0 E: 0 K: 0 S: 3	H: 1 LOB: 0 BB: 0 P: 3	R: 2 E: 1 K: 1 S: 7	H: 3 LOB: 0 BB: 0 P: 7	R: 2 E: 0 K: 1 S: 7	H: 3 LOB: 0 BB: 0 P: 7	R: 0 E: 0 K: 2 S: 7	H: 0 LOB: 0 BB: 0 P: 7	R: 0 E: 0 K: 0 S: 4	H: 0 LOB: 2 BB: 1 P: 8	R: 0 E: 0 K: 2 S: 7	H: 0 LOB: 0 BB: 0 P: 7	R: 0 E: 0 K: 1 S: 5	H: 0 LOB: 0 BB: 0 P: 5	R: 0 E: 0 K: 2 S: 7	H: 0 LOB: 0 BB: 0 P: 7	1B: 5 2B: 0 3B: 0 HR: 2	SF: 0 SAC: 0 DP: 0 HBP: 0	WP: 0 PB: 0 SB: 0 CS: 2	PA: 31
PITCHER	IP WLS BF H R ER SO BB IBB HBP BLK WP HR S P ERA WHIP																			
Jim Hardin, R ERA: 3.43	(1, 1) 2.2 L 13 7 4 3 2 0 0 0 0 0 0 2 17 17 10.12 2.625																			
Marcelino Lopez, L ERA: 2.23	(3, 1) 4.1 14 0 0 0 5 1 0 0 0 0 0 23 27 0.00 0.231																			
Pete Richert, L ERA: 2.23	(8, 1) 1.0 3 0 0 0 2 0 0 0 0 0 0 7 7 0.00 0.000																			

AB 32
R 2
H 9
RBI 1
BB 1
SO 6
LOB 11



AB 29
R 4
H 7
RBI 4
BB 1
SO 9
LOB 6



Batter	1	2	3	4	5	6	7	8	9	AB	R	H	RBI	BB	SO	LOB	TOP					
Don Buford, S OBP: 0.404, SLG: 0.425 (1, 7)										5	1	1	0	0	0	2	Baltimore Orioles @ New York Yankees Yankee Stadium, Bronx, NY Thu Sep 03 1970, 7:05 PM EDT Att: 14,898 - Unknown livebaseballscorecards.com					
Paul Blair, R OBP: 0.338, SLG: 0.420 (1, 8)										4	1	1	1	0	1	3						
Boog Powell, L OBP: 0.417, SLG: 0.546 (1, 3)										4	1	3	0	1	0	0						
Frank Robinson, R OBP: 0.399, SLG: 0.515 (1, 9)										3	1	2	1	2	1	1						
Brooks Robinson, R OBP: 0.333, SLG: 0.419 (1, 5)										4	0	0	2	1	0	6						
Davey Johnson, R OBP: 0.376, SLG: 0.404 (1, 4)										5	1	1	1	0	2	5						
Eliot Hendricks, L OBP: 0.313, SLG: 0.383 (1, 2)										5	1	2	0	0	0	1						
Mark Belanger, R OBP: 0.284, SLG: 0.223 (1, 6)										5	1	2	1	0	0	0						
Jim Palmer, R OBP: 0.182, SLG: 0.196 (1, 1)										5	1	0	1	0	2	3						
Pete Richert, L (9, 1)										0	0	0	0	0	0	0						
Inning Stats	R: 1 E: 0 K: 1 S: 7	H: 2 LOB: 2 BB: 1 P: 11	R: 0 E: 0 K: 0 S: 3	H: 0 LOB: 0 BB: 0 P: 3	R: 0 E: 0 K: 0 S: 5	H: 2 LOB: 2 BB: 0 P: 5	R: 1 E: 0 K: 0 S: 6	H: 3 LOB: 2 BB: 0 P: 6	R: 0 E: 0 K: 2 S: 8	H: 1 LOB: 1 BB: 0 P: 8	R: 6 E: 2 K: 0 S: 7	H: 3 LOB: 1 BB: 3 P: 19	R: 0 E: 1 K: 2 S: 8	H: 0 LOB: 1 BB: 0 P: 8	R: 0 E: 0 K: 0 S: 4	H: 1 LOB: 1 BB: 0 P: 4	R: 0 E: 0 K: 1 S: 5	H: 0 LOB: 0 BB: 0 P: 5	1B: 11 2B: 1 3B: 0 HR: 0	SF: 1 SAC: 0 DP: 0 HBP: 0	WP: 0 PB: 0 SB: 1 CS: 0	PA: 45
PITCHER	IP WLS BF H R ER SO BB IBB HBP BLK WP HR S P ERA WHIP																					
Mel Stottlemyre, R ERA: 3.24 (1, 1)	5.1 L 31 11 8 5 3 2 1 0 0 0 0 0 34 46 8.44 2.438																					
Gary Waslewski, R ERA: 3.87 (6, 1)	1.2 7 0 0 0 2 1 0 0 0 0 0 0 10 14 0.00 0.600																					
Mike McCormick, L ERA: 6.22 (8, 1)	2.0 7 1 0 0 1 0 0 0 0 0 0 0 9 9 0.00 0.500																					

Batter	1	2	3	4	5	6	7	8	9	AB	R	H	RBI	BB	SO	LOB	BOTTOM					
Horace Clarke, S OBP: 0.284, SLG: 0.307 (1, 4)										5	1	1	0	0	0	2	Baltimore Orioles @ New York Yankees Yankee Stadium, Bronx, NY Thu Sep 03 1970, 7:05 PM EDT Att: 14,898 - Unknown livebaseballscorecards.com					
Thurman Munson, R OBP: 0.385, SLG: 0.416 (1, 2)										4	1	2	0	0	0	1						
Roy White, S OBP: 0.391, SLG: 0.476 (1, 7)										4	1	1	1	0	1	2						
Bobby Murcer, L OBP: 0.353, SLG: 0.437 (1, 8)										4	0	1	1	0	0	1						
Danny Cater, R OBP: 0.333, SLG: 0.398 (1, 3)										4	0	2	1	0	1	1						
Jim Lytle, L OBP: 0.398, SLG: 0.487 (1, 9)										4	1	1	1	0	0	3						
Frank Baker, L OBP: 0.390, SLG: 0.328 (1, 6)										4	0	0	0	0	3	0						
Jerry Kenney, L OBP: 0.292, SLG: 0.299 (1, 5)										3	0	1	0	1	0	0						
Mel Stottlemyre, R OBP: 0.310, SLG: 0.338 (1, 1)										2	0	1	0	0	1	0						
Gary Waslewski, R OBP: 0.316, SLG: 0.063 (6, 1)										0	0	0	0	0	0	0						
Curt Blefary, L OBP: 0.316, SLG: 0.327 (7, PH)										1	0	0	0	0	0	1						
Mike McCormick, L OBP: 0.194, SLG: 0.200 (8, 1)										0	0	0	0	0	0	0						
John Ellis, R OBP: 0.304, SLG: 0.419 (9, PH)										1	0	0	0	0	1	1						
Inning Stats	R: 1 E: 0 K: 0 S: 4	H: 1 LOB: 0 BB: 0 P: 4	R: 0 E: 0 K: 2 S: 7	H: 0 LOB: 0 BB: 0 P: 7	R: 0 E: 0 K: 0 S: 4	H: 1 LOB: 1 BB: 0 P: 4	R: 0 E: 0 K: 1 S: 6	H: 1 LOB: 1 BB: 0 P: 6	R: 0 E: 0 K: 2 S: 7	H: 0 LOB: 0 BB: 0 P: 7	R: 1 E: 0 K: 0 S: 6	H: 3 LOB: 2 BB: 0 P: 6	R: 0 E: 0 K: 1 S: 5	H: 1 LOB: 0 BB: 0 P: 5	R: 1 E: 0 K: 0 S: 5	H: 2 LOB: 1 BB: 0 P: 5	R: 1 E: 0 K: 1 S: 6	H: 1 LOB: 1 BB: 1 P: 10	1B: 8 2B: 1 3B: 1 HR: 1	SF: 0 SAC: 0 DP: 1 HBP: 0	WP: 0 PB: 0 SB: 0 CS: 0	PA: 37
PITCHER	IP WLS BF H R ER SO BB IBB HBP BLK WP HR S P ERA WHIP																					
Jim Palmer, R ERA: 2.73 (1, 1)	8.1 W 35 10 4 4 6 1 0 0 0 0 0 0 46 50 4.32 1.320																					
Pete Richert, L ERA: 2.2 (9, 1)	0.2 S 2 0 0 0 1 0 0 0 0 0 0 0 4 4 0.00 0.000																					

Batter	1	2	3	4	5	6	7	8	9	AB	R	H	RBI	BB	SO	LOB	TOP		
Don Buford, S OBP: 0.405, SLG: 0.433 (1, 7)	0-0 HR	0-0 2B 1B			0-0 FC6-4 1B	0-0 F5		0-0 5-3	0-0 F8	6	1	3	2	0	0	5			
Chico Salmon, R OBP: 0.326, SLG: 0.450 Mark Belanger, R OBP: 0.284, SLG: 0.223 (8, FR) (8, 6)	0-3 K	0-0 2B			0-0 FC6-4 BB	0-0 F2		0-0 2B 1B		5	0	2	2	0	1	4			
Boog Powell, L OBP: 0.415, SLG: 0.545 (1, 3)	0-0 G3		0-0 4-3		0-0 F7		0-0 F9	0-0 FC5-2 2B		5	0	1	0	0	0	1			
Frank Robinson, R OBP: 0.399, SLG: 0.512 (1, 9)	0-0 6-3		0-0 F8		0-0 FC6-4 BB		0-0 1B HR	0-0 FC5-2 2B		4	1	1	0	1	0	3			
Merv Rettenmund, R OBP: 0.388, SLG: 0.544 Paul Blair, R OBP: 0.338, SLG: 0.419 (1, 8) (3, 8)		0-0 4-3	0-0 6-3		0-0 FC6-4		0-0 1B HR	0-0 4-3		2	0	0	0	0	0	0			
Brooks Robinson, R OBP: 0.338, SLG: 0.438 (1, 5)		0-0 BB WP 1B		0-0 HR		0-0 1B 1B	0-0 HR	0-0 WP 2B		5	3	5	4	0	0	0			
Davey Johnson, R OBP: 0.376, SLG: 0.401 (1, 4)		0-0 1B BB 2B		0-0 F9		0-0 L7	0-0 BB	0-0 6-3		3	1	0	0	2	0	2			
Eliot Hendricks, L OBP: 0.315, SLG: 0.381 (1, 2)		0-3 K		0-0 F7		0-0 1B 1B	0-0 P4	0-0 WP IBB		4	0	1	0	1	1	3			
Mike Cuellar, L OBP: 0.100, SLG: 0.162 Dave Leonhard, R (1, 1) (6, PH) Moe Drabowsky, R OBP: 0.111, SLG: 0.111 Eddie Watt, R OBP: 0.125, SLG: 0.125 (8, 1)	0-0 K	0-0 1B 2B BB		0-3 K		0-0 1B	0-3 K	0-0 P6		0	0	0	0	0	0	0			
Inning Stats	R: 1 E: 0 K: 1 S: 6	H: 1 LOB: 0 BB: 0 P: 6	R: 3 E: 0 K: 1 S: 7	H: 3 LOB: 2 BB: 2 P: 15	R: 0 E: 0 K: 0 S: 3	H: 0 LOB: 0 BB: 0 P: 3	R: 1 E: 0 K: 1 S: 6	H: 1 LOB: 3 BB: 0 P: 6	R: 0 E: 0 K: 0 S: 4	H: 3 LOB: 2 BB: 1 P: 8	R: 3 E: 0 K: 1 S: 8	H: 3 LOB: 1 BB: 1 P: 12	R: 0 E: 0 K: 0 S: 5	H: 2 LOB: 2 BB: 0 P: 5	R: 0 E: 0 K: 0 S: 4	H: 1 LOB: 2 BB: 1 P: 8	1B: 9 2B: 3 3B: 0 HR: 3	SF: 0 SAC: 0 DP: 0 HBP: 0	WP: 2 PA: 46
PITCHER	IP WLS BF H R ER SO BB IBB HBP BLK WP HR S P ERA WHIP	IP WLS BF H R ER SO BB IBB HBP BLK WP HR S P ERA WHIP	IP WLS BF H R ER SO BB IBB HBP BLK WP HR S P ERA WHIP	IP WLS BF H R ER SO BB IBB HBP BLK WP HR S P ERA WHIP	IP WLS BF H R ER SO BB IBB HBP BLK WP HR S P ERA WHIP	IP WLS BF H R ER SO BB IBB HBP BLK WP HR S P ERA WHIP	IP WLS BF H R ER SO BB IBB HBP BLK WP HR S P ERA WHIP	IP WLS BF H R ER SO BB IBB HBP BLK WP HR S P ERA WHIP	IP WLS BF H R ER SO BB IBB HBP BLK WP HR S P ERA WHIP	IP WLS BF H R ER SO BB IBB HBP BLK WP HR S P ERA WHIP	IP WLS BF H R ER SO BB IBB HBP BLK WP HR S P ERA WHIP	IP WLS BF H R ER SO BB IBB HBP BLK WP HR S P ERA WHIP	IP WLS BF H R ER SO BB IBB HBP BLK WP HR S P ERA WHIP	IP WLS BF H R ER SO BB IBB HBP BLK WP HR S P ERA WHIP	IP WLS BF H R ER SO BB IBB HBP BLK WP HR S P ERA WHIP	IP WLS BF H R ER SO BB IBB HBP BLK WP HR S P ERA WHIP	IP WLS BF H R ER SO BB IBB HBP BLK WP HR S P ERA WHIP	IP WLS BF H R ER SO BB IBB HBP BLK WP HR S P ERA WHIP	IP WLS BF H R ER SO BB IBB HBP BLK WP HR S P ERA WHIP

Baltimore Orioles @ Boston Red Sox
Fenway Park, Boston, MA
Fri Sep 04 1970, 7:05 PM EDT
Att: 22,735 - Unknown

AB 41
R 8
H 15
RBI 8
BB 5
SO 4
LOB 25



Batter	1	2	3	4	5	6	7	8	9	AB	R	H	RBI	BB	SO	LOB	BOTTOM		
Mike Andrews, R OBP: 0.338, SLG: 0.392 (1, 4)	0-0 1B HR 1B	0-0 F8		0-0 BB		0-0 BB		0-0 F9		3	1	1	0	2	0	2			
Reggie Smith, S OBP: 0.380, SLG: 0.535 (1, 8)	0-0 HR 1B	0-0 P4		0-3 K		0-0 F8		0-0 F8		5	1	1	0	0	1	5			
Carl Yastrzemski, L OBP: 0.446, SLG: 0.598 (1, 3)	0-0 HR 1B	0-0 4-3		0-0 4-3		0-0 4-3		0-0 1B		5	1	2	0	0	0	4			
Tony Conigliaro, R OBP: 0.322, SLG: 0.481 (1, 9)	0-0 HR		0-0 F9		0-0 6-3		0-0 1-4-3	0-0 F3		5	1	1	4	0	0	1			
Rico Petrocelli, R OBP: 0.324, SLG: 0.466 (1, 6)	0-0 FC5-4 1B		0-0 5-3		0-0 HR		0-3 K	0-0 P6		5	1	2	1	0	1	1			
George Scott, R OBP: 0.358, SLG: 0.471 (1, 5)	0-0 FC5-4		0-0 6-3		0-0 F7 1B			0-0 HR		4	1	2	1	0	0	1			
Billy Conigliaro, R OBP: 0.368, SLG: 0.503 (1, 7)	0-0 P6		0-0 F9		0-0 F7			0-0 F7		4	0	0	0	0	0	2			
Don Pavletich, R OBP: 0.264, SLG: 0.197 (1, 2)	0-0 F8		0-0 1B BB		0-0 4-3			0-0 P3		3	0	0	0	1	0	1			
Mike Nagy, R OBP: 0.250, SLG: 0.250 Chuck Hartenstein, R OBP: 0.312, SLG: 0.312 Sparky Lyle, L OBP: 0.296, SLG: 0.193 Ray Jarvis, R OBP: 0.276, SLG: 0.276 (1, 1) (6, 1) (7, 1) (8, PH) (9, 1)	0-0 1B		0-0 1B		0-0 K			0-0 1B		2	0	2	0	0	0	0			
Inning Stats	R: 4 E: 0 K: 0 S: 8	H: 5 LOB: 1 BB: 0 P: 8	R: 0 E: 0 K: 0 S: 4	H: 1 LOB: 1 BB: 0 P: 4	R: 0 E: 0 K: 0 S: 3	H: 0 LOB: 0 BB: 0 P: 3	R: 0 E: 0 K: 1 S: 6	H: 1 LOB: 3 BB: 2 P: 14	R: 1 E: 0 K: 0 S: 4	H: 2 LOB: 0 BB: 0 P: 4	R: 0 E: 0 K: 1 S: 5	H: 0 LOB: 0 BB: 0 P: 5	R: 0 E: 0 K: 0 S: 5	H: 2 LOB: 1 BB: 0 P: 5	R: 0 E: 0 K: 0 S: 4	H: 1 LOB: 1 BB: 0 P: 4	1B: 9 2B: 0 3B: 0 HR: 3	SF: 0 SAC: 0 DP: 0 HBP: 0	WP: 0 PA: 41
PITCHER	IP WLS BF H R ER SO BB IBB HBP BLK WP HR S P ERA WHIP	IP WLS BF H R ER SO BB IBB HBP BLK WP HR S P ERA WHIP	IP WLS BF H R ER SO BB IBB HBP BLK WP HR S P ERA WHIP	IP WLS BF H R ER SO BB IBB HBP BLK WP HR S P ERA WHIP	IP WLS BF H R ER SO BB IBB HBP BLK WP HR S P ERA WHIP	IP WLS BF H R ER SO BB IBB HBP BLK WP HR S P ERA WHIP	IP WLS BF H R ER SO BB IBB HBP BLK WP HR S P ERA WHIP	IP WLS BF H R ER SO BB IBB HBP BLK WP HR S P ERA WHIP	IP WLS BF H R ER SO BB IBB HBP BLK WP HR S P ERA WHIP	IP WLS BF H R ER SO BB IBB HBP BLK WP HR S P ERA WHIP	IP WLS BF H R ER SO BB IBB HBP BLK WP HR S P ERA WHIP	IP WLS BF H R ER SO BB IBB HBP BLK WP HR S P ERA WHIP	IP WLS BF H R ER SO BB IBB HBP BLK WP HR S P ERA WHIP	IP WLS BF H R ER SO BB IBB HBP BLK WP HR S P ERA WHIP	IP WLS BF H R ER SO BB IBB HBP BLK WP HR S P ERA WHIP	IP WLS BF H R ER SO BB IBB HBP BLK WP HR S P ERA WHIP	IP WLS BF H R ER SO BB IBB HBP BLK WP HR S P ERA WHIP	IP WLS BF H R ER SO BB IBB HBP BLK WP HR S P ERA WHIP	IP WLS BF H R ER SO BB IBB HBP BLK WP HR S P ERA WHIP

Baltimore Orioles @ Boston Red Sox
Fenway Park, Boston, MA
Fri Sep 04 1970, 7:05 PM EDT
Att: 22,735 - Unknown

AB 38
R 6
H 12
RBI 6
BB 3
SO 3
LOB 17



Batter	1	2	3	4	5	6	7	8	9	AB	R	H	RBI	BB	SO	LOB	TOP					
Don Buford, S (1,7) OBP: 0.402, SLG: 0.429	F8		K			F9		F3		4	0	0	0	0	1	0	Baltimore Orioles @ Boston Red Sox Fenway Park, Boston, MA Sat Sep 05 1970, 3:33 AM EDT Att: 18,790 - Unknown					
Paul Blair, R (1,8) OBP: 0.339, SLG: 0.430	HR		K			4-3		CS 2B		4	1	2	1	0	1	0						
Boog Powell, L (1,3) OBP: 0.414, SLG: 0.541	6-3					F9		FC6-4 IBB		3	0	0	0	1	0	0						
Brooks Robinson, R (1,5) OBP: 0.340, SLG: 0.437	P3							1B 1B BB		3	1	1	0	1	0	1						
Eliot Hendricks, L (1,2) OBP: 0.317, SLG: 0.383						F3		1B 1B 1B		4	0	2	0	0	0	1						
Terry Crowley, L (1,9) OBP: 0.414, SLG: 0.423			K			4-3		1B 1-2 1B		4	0	1	0	0	1	2						
Davey Johnson, R (1,4) OBP: 0.377, SLG: 0.409			K					1-2 2-H 3-H 1B		4	1	2	2	0	2	1						
Bobby Grich, R (1,6) OBP: 0.260, SLG: 0.257	F8					6-3		F8		4	0	0	0	0	0	3						
Tom Phoebus, R (1,1) OBP: 0.152, SLG: 0.152			K							2	0	0	0	0	2	0						
Frank Robinson, R (7,PH) OBP: 0.398, SLG: 0.511						K				1	0	0	0	0	1	2						
Pete Richert, L (7,1) OBP: 0.111, SLG: 0.111										0	0	0	0	0	0	0						
Dick Hall, R (8,1) OBP: 0.111, SLG: 0.111										0	0	0	0	0	0	0						
Inning Stats	R: 1 E: 0 K: 0 S: 4	H: 1 LOB: 0 BB: 0 P: 4	R: 0 E: 0 K: 2 S: 8	H: 1 LOB: 1 BB: 0 P: 8	R: 0 E: 0 K: 3 S: 9	H: 0 LOB: 0 BB: 0 P: 9	R: 0 E: 0 K: 0 S: 4	H: 1 LOB: 1 BB: 0 P: 4	R: 0 E: 0 K: 2 S: 7	H: 0 LOB: 0 BB: 0 P: 7	R: 0 E: 0 K: 0 S: 3	H: 0 LOB: 0 BB: 0 P: 3	R: 1 E: 0 K: 1 S: 7	H: 3 LOB: 2 BB: 1 P: 11	R: 0 E: 0 K: 0 S: 3	H: 1 LOB: 1 BB: 1 P: 7	R: 1 E: 0 K: 0 S: 4	H: 1 LOB: 0 BB: 0 P: 4	1B: 5 2B: 1 3B: 0 HR: 2	SF: 0 SAC: 0 DP: 0 HBP: 0	WP: 1 PB: 0 SB: 0 CS: 1	PA: 35
PITCHER Ray Culp, R (1,1) ERA: 3.25	IP: 9.0 WLS: L BF: 35 H: 8 R: 3 ER: 3 SO: 8 BB: 1 IBB: 1 HBP: 0 BLK: 0 WP: 1 HR: 2 S: 49 P: 57 ERA: 3.00 WHIP: 1.000															PITCHER	IP: 9.0 WLS: L BF: 35 H: 8 R: 3 ER: 3 SO: 8 BB: 1 IBB: 1 HBP: 0 BLK: 0 WP: 1 HR: 2 S: 49 P: 57 ERA: 3.00 WHIP: 1.000					

Batter	1	2	3	4	5	6	7	8	9	AB	R	H	RBI	BB	SO	LOB	BOTTOM					
Mike Andrews, R (1,4) OBP: 0.339, SLG: 0.391	L7							F7		4	0	1	1	0	0	1	Baltimore Orioles @ Boston Red Sox Fenway Park, Boston, MA Sat Sep 05 1970, 3:33 AM EDT Att: 18,790 - Unknown					
Joe Lahoud, L (1,7) OBP: 0.339, SLG: 0.391	F7							5-3		5	0	0	0	0	0	4						
Carl Yastrzemski, L (1,3) OBP: 0.446, SLG: 0.597	BB 1B BB							K		3	1	1	0	1	1	2						
Tony Conigliaro, R (1,9) OBP: 0.324, SLG: 0.482	1B 1-2 HBP									3	0	1	0	0	1	1						
Rico Petrocelli, R (1,6) OBP: 0.325, SLG: 0.464	1B 1-2 2-3 BB									2	0	0	0	2	0	0						
George Scott, R (1,5) OBP: 0.357, SLG: 0.469	1-2 2-3 3-H 1B									4	0	1	1	0	1	2						
Billy Conigliaro, R (1,8) OBP: 0.367, SLG: 0.503	P6									4	1	1	0	0	0	3						
Tom Satriano, L (1,2) OBP: 0.330, SLG: 0.368										3	0	1	0	1	0	1						
Luis Alvarado, R (9,PR) OBP: 0.272, SLG: 0.296										0	0	0	0	0	0	0						
Ray Culp, R (1,1) OBP: 0.143, SLG: 0.134										2	0	0	0	0	1	1						
Mike Fiore, L (9,PH) OBP: 0.294, SLG: 0.191										1	0	0	0	0	0	1						
Inning Stats	R: 1 E: 0 K: 0 S: 4	H: 1 LOB: 3 BB: 2 P: 13	R: 0 E: 0 K: 0 S: 3	H: 0 LOB: 2 BB: 1 P: 8	R: 0 E: 0 K: 0 S: 3	H: 0 LOB: 0 BB: 0 P: 3	R: 1 E: 0 K: 1 S: 6	H: 2 LOB: 1 BB: 0 P: 6	R: 0 E: 0 K: 1 S: 5	H: 1 LOB: 1 BB: 0 P: 5	R: 0 E: 0 K: 1 S: 5	H: 0 LOB: 0 BB: 0 P: 5	R: 0 E: 0 K: 1 S: 6	H: 0 LOB: 2 BB: 1 P: 10	R: 0 E: 1 K: 0 S: 5	H: 1 LOB: 2 BB: 0 P: 5	R: 0 E: 0 K: 0 S: 4	H: 1 LOB: 0 BB: 0 P: 4	1B: 4 2B: 3 3B: 0 HR: 0	SF: 0 SAC: 1 DP: 1 HBP: 2	WP: 0 PB: 0 SB: 1 CS: 1	PA: 38
PITCHER Tom Phoebus, R (1,1) ERA: 3.2	IP: 6.0 WLS: 7 BF: 25 H: 4 R: 2 ER: 2 SO: 3 BB: 3 IBB: 0 HBP: 0 BLK: 0 WP: 0 HR: 0 S: 26 P: 40 ERA: 3.00 WHIP: 1.167															PITCHER	IP: 6.0 WLS: 7 BF: 25 H: 4 R: 2 ER: 2 SO: 3 BB: 3 IBB: 0 HBP: 0 BLK: 0 WP: 0 HR: 0 S: 26 P: 40 ERA: 3.00 WHIP: 1.167					
Pete Richert, L (7,1) ERA: 2.12	IP: 1.2 WLS: 7 BF: 7 H: 1 R: 0 ER: 0 SO: 1 BB: 1 IBB: 0 HBP: 0 BLK: 0 WP: 0 HR: 0 S: 8 P: 12 ERA: 0.00 WHIP: 1.200															PITCHER	IP: 1.2 WLS: 7 BF: 7 H: 1 R: 0 ER: 0 SO: 1 BB: 1 IBB: 0 HBP: 0 BLK: 0 WP: 0 HR: 0 S: 8 P: 12 ERA: 0.00 WHIP: 1.200					
Dick Hall, R (8,1) ERA: 3.33	IP: 1.1 WLS: W BF: 6 H: 1 R: 0 ER: 0 SO: 0 BB: 0 IBB: 0 HBP: 0 BLK: 0 WP: 0 HR: 0 S: 6 P: 6 ERA: 0.00 WHIP: 0.750															PITCHER	IP: 1.1 WLS: W BF: 6 H: 1 R: 0 ER: 0 SO: 0 BB: 0 IBB: 0 HBP: 0 BLK: 0 WP: 0 HR: 0 S: 6 P: 6 ERA: 0.00 WHIP: 0.750					

AB 33
R 3
H 8
RBI 3
BB 2
SO 8
LOB 10



AB 31
R 2
H 6
RBI 2
BB 4
SO 4
LOB 16




Batter	1	2	3	4	5	6	7	8	9	10	11	AB	R	H	RBI	BB	SO	LOB	TOP							
Don Buford, S OBP: 0.400, SLG: 0.427 (1, 7)	L4		G3	SF9	F7						L5	5	0	1	1	1	0	1								
Paul Blair, R OBP: 0.343, SLG: 0.429 (1, 8)	G3		HBP	BB	BB			F9			G6-4-3	3	1	1	0	3	0	1								
Boog Powell, L OBP: 0.412, SLG: 0.535 (1, 3)	G3		F9	BB	BB			G3			F5	5	1	0	1	1	0	5								
Frank Robinson, R OBP: 0.404, SLG: 0.513 (1, 9)	6-3		HBP	BB	BB			BB			1B	4	1	3	1	1	0	1								
Brooks Robinson, R OBP: 0.339, SLG: 0.435 (1, 5)		L7	F8	BB	BB			1B			F5	5	0	1	2	1	0	4								
Davey Johnson, R OBP: 0.378, SLG: 0.417 (1, 4)		HR		BB	BB			K			F9	6	2	3	1	0	1	5								
Eliot Hendricks, L OBP: 0.320, SLG: 0.391 (1, 2)				SF9	F5			4-3			K	4	2	1	2	1	1	2								
Mark Belanger, R OBP: 0.283, SLG: 0.223 (1, 6)				HBP				6-3			F8	5	0	1	0	0	1	3								
Merv Rettenmund, R OBP: 0.387, SLG: 0.542 (11, PH)				F7				6-3			F9	1	0	0	0	0	0	0								
Pete Richert, L (11, 1)											F8	0	0	0	0	0	0	0								
Dave McNally, R OBP: 0.350, SLG: 0.239 (7, 1)				E2							F8	4	1	1	0	0	1	4								
Eddie Watt, R OBP: 0.125, SLG: 0.125 (9, PH)				BB	BB			1B			5-3	0	0	0	0	0	0	0								
Chico Salmon, R OBP: 0.324, SLG: 0.446 (11, 6)				BB	BB							1	0	0	0	0	0	0								
Inning Stats	R: 0 E: 0 K: 0 S: 3	H: 0 LOB: 1 BB: 1 P: 7	R: 1 E: 0 K: 1 S: 6	H: 1 LOB: 1 BB: 1 P: 10	R: 0 E: 0 K: 0 S: 3	H: 0 LOB: 2 BB: 1 P: 8	R: 5 E: 1 K: 0 S: 6	H: 2 LOB: 2 BB: 3 P: 19	R: 0 E: 0 K: 1 S: 6	H: 1 LOB: 1 BB: 1 P: 10	R: 0 E: 0 K: 0 S: 5	H: 2 LOB: 3 BB: 1 P: 9	R: 2 E: 0 K: 0 S: 5	H: 2 LOB: 0 BB: 0 P: 5	R: 0 E: 0 K: 0 S: 3	H: 1 LOB: 0 BB: 0 P: 3	R: 0 E: 0 K: 0 S: 7	H: 2 LOB: 2 BB: 0 P: 7	R: 0 E: 0 K: 0 S: 3	H: 0 LOB: 0 BB: 0 P: 3	1B: 9 2B: 1 3B: 0 HR: 2	SF: 1 SAC: 0 DP: 1 HBP: 2	WP: 0 PB: 0 SB: 1 CS: 0	PA: 55		
PITCHER	IP ERA WLS BF H R ER SO BB IBB HBP BLK WP HR S P ERA WHIP	3.2 3.69 1.1 7 2 0 0 1 1 0 0 0 0 0 8 12 0.00 2.250	3.2 3.69 1.1 7 2 0 0 1 1 0 0 0 0 0 6 10 0.00 2.000	3.2 3.69 1.1 7 2 0 0 1 1 0 0 0 0 0 10 14 9.00 2.500	3.2 3.69 1.1 7 2 0 0 1 0 0 0 0 0 0 13 13 0.00 1.000																					

Baltimore Orioles @ Boston Red Sox
Fenway Park, Boston, MA
Sun Sep 06 1970, 3:33 AM EDT
Att: 24,580 - Unknown

livebaseballscores.com

AB 44
R 8
H 12
RBI 8
BB 8
SO 4
LOB 26



Batter	1	2	3	4	5	6	7	8	9	10	11	AB	R	H	RBI	BB	SO	LOB	BOTTOM
Mike Andrews, R OBP: 0.339, SLG: 0.392 (1, 4)			5-3		5-3	SF8		SH3-4				3	0	1	1	1	0	0	
George Thomas, R OBP: 0.409, SLG: 0.512 (1, 7)			5-3			P4		4-3			FC6-4	5	0	0	0	1	1	5	
Carl Yastrzemski, L OBP: 0.446, SLG: 0.597 (1, 3)						F7		6-3			F9	5	0	2	1	1	0	1	
Tony Conigliaro, R OBP: 0.326, SLG: 0.481 (1, 9)						F7		FC6-4			F9	5	3	2	0	0	0	4	
Rico Petrocelli, R OBP: 0.329, SLG: 0.468 (1, 6)						F8		2B			2B	4	2	2	0	2	0	2	
George Scott, R OBP: 0.357, SLG: 0.473 (1, 5)						F8		K			K	5	1	1	1	1	2	5	
Billy Conigliaro, R OBP: 0.364, SLG: 0.508 (1, 8)						E6		HR			WP	6	2	1	4	0	0	4	
Tom Satriano, L OBP: 0.328, SLG: 0.365 (1, 2)						G3		K			CS	1	0	0	0	0	0	1	
Bob Montgomery, R OBP: 0.250, SLG: 0.250 (4, PH)						K		K			6-3	4	0	1	0	0	2	0	
Sonny Siebert, R OBP: 0.350, SLG: 0.132 (4, 1)						K		5-3			1-3	1	0	0	0	0	1	1	
Cammy Frazzette, R OBP: 0.294, SLG: 0.231 (8, 1)												0	0	0	0	0	0	0	
John Kennedy, R OBP: 0.168, SLG: 0.280 (8, PH)												0	0	0	0	0	0	0	
John Kennedy, R OBP: 0.168, SLG: 0.280 (8, PH)												0	0	0	0	0	0	0	
John Kennedy, R OBP: 0.168, SLG: 0.280 (8, PH)												0	0	0	0	0	0	0	
John Kennedy, R OBP: 0.168, SLG: 0.280 (8, PH)												0	0	0	0	0	0	0	
John Kennedy, R OBP: 0.168, SLG: 0.280 (8, PH)												0	0	0	0	0	0	0	
John Kennedy, R OBP: 0.168, SLG: 0.280 (8, PH)												0	0	0	0	0	0	0	
John Kennedy, R OBP: 0.168, SLG: 0.280 (8, PH)												0	0	0	0	0	0	0	
John Kennedy, R OBP: 0.168, SLG: 0.280 (8, PH)												0	0	0	0	0	0	0	
John Kennedy, R OBP: 0.168, SLG: 0.280 (8, PH)												0	0	0	0	0	0	0	
John Kennedy, R OBP: 0.168, SLG: 0.280 (8, PH)												0	0	0	0	0	0	0	
John Kennedy, R OBP: 0.168, SLG: 0.280 (8, PH)												0	0	0	0	0	0	0	
John Kennedy, R OBP: 0.168, SLG: 0.280 (8, PH)												0	0	0	0	0	0	0	
John Kennedy, R OBP: 0.168, SLG: 0.280 (8, PH)												0	0	0	0	0	0	0	
John Kennedy, R OBP: 0.168, SLG: 0.280 (8, PH)												0	0	0	0	0	0	0	
John Kennedy, R OBP: 0.168, SLG: 0.280 (8, PH)												0	0	0	0	0	0	0	
John Kennedy, R OBP: 0.168, SLG: 0.280 (8, PH)												0	0	0	0	0	0	0	
John Kennedy, R OBP: 0.168, SLG: 0.280 (8, PH)												0	0	0	0	0	0	0	
John Kennedy, R OBP: 0.168, SLG: 0.280 (8, PH)												0	0	0	0	0	0	0	
John Kennedy, R OBP: 0.168, SLG: 0.280 (8, PH)												0	0	0	0	0	0	0	
John Kennedy, R OBP: 0.168, SLG: 0.280 (8, PH)												0	0	0	0	0	0	0	
John Kennedy, R OBP: 0.168, SLG: 0.280 (8, PH)												0	0	0	0	0	0	0	
John Kennedy, R OBP: 0.168, SLG: 0.280 (8, PH)												0	0	0	0	0	0	0	
John Kennedy, R OBP: 0.168, SLG: 0.280 (8, PH)												0	0	0	0	0	0	0	
John Kennedy, R OBP: 0.168, SLG: 0.280 (8, PH)												0	0	0	0	0	0	0	
John Kennedy, R OBP: 0.168, SLG: 0.280 (8, PH)												0	0	0	0	0	0	0	
John Kennedy, R OBP: 0.168, SLG: 0.280 (8, PH)												0	0	0	0	0	0	0	
John Kennedy, R OBP: 0.168, SLG: 0.280 (8, PH)												0	0	0	0	0	0	0	
John Kennedy, R OBP: 0.168, SLG: 0.280 (8, PH)												0	0	0	0	0	0	0	
John Kennedy, R OBP: 0.168, SLG: 0.280 (8, PH)												0	0	0	0	0	0	0	
John Kennedy, R OBP: 0.168, SLG: 0.280 (8, PH)												0	0	0	0	0	0	0	
John Kennedy, R OBP: 0.168, SLG: 0.280 (8, PH)												0	0	0	0	0	0	0	
John Kennedy, R OBP: 0.168, SLG: 0.280 (8, PH)												0	0	0	0	0	0	0	
John Kennedy, R OBP: 0.168, SLG: 0.280 (8, PH)												0	0	0	0	0	0	0	
John Kennedy, R OBP: 0.168, SLG: 0.280 (8, PH)												0	0	0	0	0	0	0	
John Kennedy, R OBP: 0.168, SLG: 0.280 (8, PH)												0	0	0	0	0	0	0	
John Kennedy, R OBP: 0.168, SLG: 0.280 (8, PH)												0	0	0	0	0	0	0	
John Kennedy, R OBP: 0.168, SLG: 0.280 (8, PH)												0	0	0	0	0	0	0	
John Kennedy, R OBP: 0.168, SLG: 0.280 (8, PH)												0	0	0	0	0	0	0	
John Kennedy, R OBP: 0.168, SLG: 0.280 (8, PH)												0	0	0	0	0	0	0	
John Kennedy, R OBP: 0.168, SLG: 0.280 (8, PH)												0	0	0	0	0	0	0	
John Kennedy, R OBP: 0.168, SLG: 0.280 (8, PH)												0	0	0	0	0	0	0	
John Kennedy, R OBP: 0.168, SLG: 0.280 (8, PH)												0	0	0	0	0	0	0	
John Kennedy, R OBP: 0.168, SLG: 0.280 (8, PH)												0	0	0	0	0	0	0	
John Kennedy, R OBP: 0.168, SLG: 0.280 (8, PH)												0	0	0	0	0	0	0	
John Kennedy, R OBP: 0.168, SLG: 0.280 (8, PH)																			

Batter	1	2	3	4	5	6	7	8	9	AB	R	H	RBI	BB	SO	LOB	TOP										
Don Buford, S OBP: 0.399, SLG: 0.423 (1, 7)	1-3		4-3 BB		G4-6-3		G3		K	4	0	0	0	1	1	2											
Paul Blair, R OBP: 0.344, SLG: 0.428 (1, 8)	L9 BB		F3		P4			HR	K	4	1	1	0	1	1	2											
Boog Powell, L OBP: 0.412, SLG: 0.541 (1, 3)			4-3		F7			HR		3	1	1	2	1	0	1											
Frank Robinson, R OBP: 0.402, SLG: 0.511 (1, 9)	L9		F8		1B			5-3		4	0	1	0	0	0	3											
Eliot Hendricks, L OBP: 0.322, SLG: 0.392 (1, 2)	K				F8					4	0	2	0	0	1	2											
Brooks Robinson, R OBP: 0.341, SLG: 0.438 (1, 5)								L8		4	0	2	0	0	0	3											
Davey Johnson, R OBP: 0.375, SLG: 0.413 (1, 4)			K		L9			K		4	0	0	0	0	2	5											
Mark Belanger, R OBP: 0.282, SLG: 0.221 (7, PH)			F8		FC6-4				F7	2	0	0	0	0	0	2											
Chico Salmon, R OBP: 0.319, SLG: 0.439 (7, 6)					1B					2	0	0	0	0	1	0											
Jim Palmer, R OBP: 0.186, SLG: 0.200 (7, 1)			F3							3	0	1	0	0	1	1											
Pete Richert, L OBP: 0.125, SLG: 0.125 (9, PH)					G4-6-3					0	0	0	0	0	0	0											
Terry Crowley, L OBP: 0.418, SLG: 0.427 (9, PH)					1B					1	0	1	0	0	0	0											
Inning Stats	R: 0 E: 0 K: 1 S: 5	H: 0 LOB: 2 BB: 2 P: 13	R: 0 E: 0 K: 1 S: 6	H: 1 LOB: 1 BB: 0 P: 6	R: 0 E: 0 K: 0 S: 3	H: 0 LOB: 1 BB: 1 P: 7	R: 0 E: 0 K: 0 S: 4	H: 1 LOB: 1 BB: 0 P: 4	R: 0 E: 0 K: 0 S: 3	H: 1 LOB: 0 BB: 0 P: 3	R: 0 E: 0 K: 0 S: 5	H: 2 LOB: 2 BB: 0 P: 5	R: 0 E: 0 K: 2 S: 7	H: 0 LOB: 0 BB: 0 P: 7	R: 2 E: 0 K: 1 S: 8	H: 3 LOB: 1 BB: 0 P: 8	R: 0 E: 0 K: 2 S: 8	H: 1 LOB: 1 BB: 0 P: 8	1B: 7 2B: 1 3B: 0 HR: 1	SF: 0 SAC: 0 DP: 1 HBP: 0	WP: 0 PA: 38 PB: 0 SB: 0 CS: 0						
PITCHER	IP	WLS	BF	H	R	ER	SO	BB	IBB	HBP	BLK	WP	HR	S	P	ERA	WHIP										
Joe Niekro, R ERA: 3.69 (1, 1)	7.1	W	32	8	2	2	4	3	0	0	0	0	1	37	49	2.46	1.500										
Tom Timmermann, R ERA: 3.73 (8, 1)	1.2	S	6	1	0	0	3	0	0	0	0	0	0	12	12	0.00	0.600										

Baltimore Orioles @ Detroit Tigers
Tiger Stadium, Detroit, MI
Mon Sep 07 1970, 7:05 PM EDT
Att: 14,848 - Unknown

AB 35
R 2
H 9
RBI 2
BB 3
SO 7
LOB 21





Batter	1	2	3	4	5	6	7	8	9	AB	R	H	RBI	BB	SO	LOB	BOTTOM										
Dalton Jones, L OBP: 0.333, SLG: 0.345 (1, 4)	K				F9		SH		K	3	1	0	0	1	2	1											
Mickey Stanley, R OBP: 0.309, SLG: 0.402 (1, 8)	2B						SH3-4			2	1	2	0	1	0	0											
Al Kaline, R OBP: 0.374, SLG: 0.444 (1, 9)	2B				L7-4		SH3-4			3	2	1	0	1	0	3											
Jim Northrup, L OBP: 0.358, SLG: 0.501 (1, 7)	2B				L7-4		1B			4	0	2	4	0	2	0											
Norm Cash, L OBP: 0.390, SLG: 0.457 (1, 3)					K		1B			3	0	2	1	1	0	0											
Don Wert, R OBP: 0.319, SLG: 0.326 (1, 5)	K				4-3		1B			4	0	0	0	0	2	5											
Jim Price, R OBP: 0.286, SLG: 0.299 (1, 2)	F7				F7		K			4	0	0	0	0	1	5											
Cesar Gutierrez, R OBP: 0.275, SLG: 0.302 (1, 6)					5-3		K			3	0	0	0	1	0	1											
Joe Niekro, R OBP: 0.269, SLG: 0.279 (1, 1)					6-3		4-3		B3	3	1	1	0	0	0	1											
Tom Timmermann, R ERA: 2.3 (8, 1)					6-3		B2		K	1	0	0	0	0	1	0											
Inning Stats	R: 2 E: 0 K: 2 S: 10	H: 3 LOB: 2 BB: 1 P: 14	R: 0 E: 0 K: 0 S: 3	H: 0 LOB: 2 BB: 2 P: 11	R: 0 E: 0 K: 1 S: 5	H: 0 LOB: 0 BB: 0 P: 5	R: 0 E: 0 K: 0 S: 3	H: 0 LOB: 1 BB: 1 P: 7	R: 0 E: 0 K: 0 S: 4	H: 1 LOB: 1 BB: 0 P: 4	R: 3 E: 0 K: 2 S: 11	H: 3 LOB: 2 BB: 1 P: 15	R: 0 E: 0 K: 2 S: 7	H: 0 LOB: 0 BB: 0 P: 7	1B: 7 2B: 2 3B: 0 HR: 0	SF: 0 SAC: 2 DP: 1 HBP: 0	WP: 1 PA: 37 PB: 0 SB: 0 CS: 0										
PITCHER	IP	WLS	BF	H	R	ER	SO	BB	IBB	HBP	BLK	WP	HR	S	P	ERA	WHIP										
Jim Palmer, R ERA: 2.83 (1, 1)	6.1	L	31	7	5	5	4	3	2	0	0	0	0	34	54	7.11	1.579										
Pete Richert, L ERA: 2.3 (7, 1)	0.0		1	1	0	0	0	0	0	0	0	0	0	1	1	∞	∞										
Eddie Watt, R ERA: 2.94 (7, 1)	1.2		5	0	0	0	4	0	0	0	0	0	0	13	13	0.00	0.000										

Baltimore Orioles @ Detroit Tigers
Tiger Stadium, Detroit, MI
Mon Sep 07 1970, 7:05 PM EDT
Att: 14,848 - Unknown

AB 30
R 5
H 8
RBI 5
BB 5
SO 8
LOB 16



Batter	1	2	3	4	5	6	7	8	9	AB	R	H	RBI	BB	SO	LOB	TOP										
Chico Salmon, R (1, 6) OBP: 0.310, SLG: 0.426 Mark Belanger, R (7, 6) OBP: 0.284, SLG: 0.223	L5-3	F9			K		L6-3		2H 1B	4	0	0	0	0	1	0	Baltimore Orioles @ Detroit Tigers Tiger Stadium, Detroit, MI Tue Sep 08 1970, 7:05 PM EDT Att: 14,246 - Unknown										
Curt Motton, R (1, 7) OBP: 0.338, SLG: 0.436 Don Buford, S (7, PH) OBP: 0.397, SLG: 0.421	F8		P6		1B 2B		L8		G3	3	1	1	0	0	0	0											
Frank Robinson, R (1, 9) OBP: 0.403, SLG: 0.517	HR		HR		K		F9			3	2	1	1	1	1	1											
Boog Powell, L (1, 3) OBP: 0.415, SLG: 0.548	HR				FC5 1B		K			3	1	2	3	1	1	0											
Paul Blair, R (1, 8) OBP: 0.345, SLG: 0.428	S 1B		F8		1-2 1B		K			4	1	2	0	0	1	1											
Brooks Robinson, R (1, 5) OBP: 0.340, SLG: 0.436	1B		F8		FC5		L7			4	0	1	1	0	0	3											
Davey Johnson, R (1, 4) OBP: 0.375, SLG: 0.414	F9				K		F8		1B 2B	4	1	1	0	0	1	1											
Andy Etchebarren, R (1, 2) OBP: 0.320, SLG: 0.337		F8			K		L6-3		L7	4	0	0	0	0	1	1											
Marcelino Lopez, R (1, 1) OBP: 0.143, SLG: 0.077 Jim Hardin, R (6, 1) OBP: 0.149, SLG: 0.116 Dick Hall, R (7, 1) OBP: 0.100, SLG: 0.100	K		K		K		K		F2	3	0	0	0	0	3	0											
Inning Stats	R: 3 E: 0 K: 0 S: 6	H: 3 LOB: 1 BB: 1 P: 10	R: 0 E: 0 K: 1 S: 5	H: 0 LOB: 0 BB: 0 P: 5	R: 1 E: 0 K: 0 S: 4	H: 1 LOB: 1 BB: 1 P: 8	R: 0 E: 0 K: 3 S: 9	H: 0 LOB: 0 BB: 0 P: 9	R: 1 E: 0 K: 2 S: 10	H: 3 LOB: 2 BB: 0 P: 10	R: 0 E: 0 K: 0 S: 3	H: 0 LOB: 0 BB: 0 P: 3	R: 0 E: 0 K: 2 S: 7	H: 0 LOB: 0 BB: 0 P: 7	R: 1 E: 0 K: 0 S: 5	H: 2 LOB: 1 BB: 0 P: 5			1B: 5 2B: 2 3B: 0 HR: 2	SF: 0 SAC: 0 DP: 0 HBP: 0	WP: 0 PB: 0 SB: 1 CS: 0	PA: 38					
PITCHER	IP	WLS	BF	H	R	ER	SO	BB	IBB	HBP	BLK	WP	HR	S	P	ERA	WHIP										
Mickey Lolich, L (1, 1) ERA: 3.71	5.0	L	24	7	5	5	6	2	0	0	0	0	2	34	42	9.00	1.800										
Norm McRae, R (6, 1) ERA: 3.71	2.0		6	0	0	0	1	0	0	0	0	0	0	8	8	0.00	0.000										
John Hiller, L (8, 1) ERA: 3.15	1.0		3	0	0	0	2	0	0	0	0	0	0	7	7	0.00	0.000										
Daryl Patterson, R (9, 1) ERA: 4.52	1.0		5	2	1	1	0	0	0	0	0	0	0	5	5	9.00	2.000										
Batter	1	2	3	4	5	6	7	8	9	AB	R	H	RBI	BB	SO	LOB	BOTTOM										
Mickey Stanley, R (1, 8) OBP: 0.310, SLG: 0.402	L5-4-3 1B		K		G6-4-3 1-2		1B 1B		6-3	5	1	2	0	0	1	2	Baltimore Orioles @ Detroit Tigers Tiger Stadium, Detroit, MI Tue Sep 08 1970, 7:05 PM EDT Att: 14,246 - Unknown										
Ike Brown, R (1, 4) OBP: 0.376, SLG: 0.514 Dalton Jones, L (7, PH) OBP: 0.335, SLG: 0.347	F8		K		5-3		1B 1B		F2	3	0	0	0	0	1	1											
Al Kaline, R (1, 3) OBP: 0.375, SLG: 0.445	L5-4-3 1-2				L7		1B 1B		L6-3	5	0	2	2	0	0	1											
Jim Northrup, L (1, 9) OBP: 0.359, SLG: 0.499		BB BB			1-3		BB 1B		F2	2	0	0	0	2	0	3											
Elliott Maddox, R (1, 7) OBP: 0.327, SLG: 0.357 Norm Cash, L (7, PH) OBP: 0.392, SLG: 0.459		F3			G5-4-3 BB		BB 1B		1-2 2H 1B	2	0	1	0	1	0	1											
Don Wert, R (1, 5) OBP: 0.319, SLG: 0.323		P4			G5-4-3 1-2		BB 1B		F8	3	0	0	0	1	0	5											
Jim Price, R (1, 2) OBP: 0.277, SLG: 0.299 Gates Brown, L (6, PH) OBP: 0.349, SLG: 0.375 Gene Lamont, L (7, 2) OBP: 0.600, SLG: 1.250					BB BB		BB BB		K	0	0	0	0	2	0	0		AB 32 R 3 H 8 RBI 3 BB 7 SO 5 LOB 20									
Cesar Gutierrez, R (1, 6) OBP: 0.277, SLG: 0.301 Kevin Collins, L (7, PH) OBP: 0.231, SLG: 0.538 Ken Szotkiewicz, L (8, 6) OBP: 0.224, SLG: 0.257		P6			G6-4-3 BB		K		4-3	1	0	0	0	1	0	0											
Mickey Lolich, S (1, 1) ERA: 2.22, SLG: 0.125 Tim Holy, R (5, PH) Norm McRae, R (6, 1) Russ Nagelson, L (7, PH) John Hiller, R (8, 1) Dick McAuliffe, L (8, PH) Daryl Patterson, L (9, 1)					K		F3		G3	1	0	0	0	0	1	0											
Inning Stats	R: 0 E: 0 K: 0 S: 3	H: 1 LOB: 0 BB: 0 P: 3	R: 0 E: 0 K: 0 S: 3	H: 0 LOB: 2 BB: 2 P: 11	R: 0 E: 0 K: 3 S: 9	H: 0 LOB: 0 BB: 0 P: 9	R: 0 E: 0 K: 0 S: 3	H: 1 LOB: 1 BB: 1 P: 7	R: 0 E: 0 K: 0 S: 2	H: 0 LOB: 1 BB: 2 P: 10	R: 0 E: 0 K: 1 S: 4	H: 1 LOB: 3 BB: 2 P: 12	R: 3 E: 0 K: 1 S: 10	H: 5 LOB: 2 BB: 0 P: 10	R: 0 E: 0 K: 1 S: 5	H: 0 LOB: 0 BB: 0 P: 5			R: 0 E: 0 K: 0 S: 3	H: 0 LOB: 0 BB: 0 P: 3	1B: 7 2B: 1 3B: 0 HR: 0	SF: 0 SAC: 0 DP: 3 HBP: 0	WP: 0 PB: 0 SB: 0 CS: 0	PA: 39			
PITCHER	IP	WLS	BF	H	R	ER	SO	BB	IBB	HBP	BLK	WP	HR	S	P	ERA	WHIP										
Marcelino Lopez, L (1, 1) ERA: 2.0	5.2	W	24	3	0	0	3	7	0	0	0	0	0	23	51	0.00	1.765										
Jim Hardin, R (6, 1) ERA: 3.62	0.2		6	4	3	3	1	0	0	0	0	0	0	8	8	40.50	6.000										
Dick Hall, R (7, 1) ERA: 3.18	2.2	S	9	1	0	0	1	0	0	0	0	0	0	11	11	0.00	0.375										

Batter	1	2	3	4	5	6	7	8	9	AB	R	H	RBI	BB	SO	LOB	TOP
Horace Clarke, S (1,4) OBP: 0.283, SLG: 0.307	L5		5-3		L6			5-3		4	0	0	0	0	0	0	
Thurman Munson, R (1,2) OBP: 0.382, SLG: 0.410	1B		F9				F7	1B		4	0	2	0	0	0	0	
Roy White, S (1,7) OBP: 0.393, SLG: 0.480	F8				G5-4-3 BB		5-3	K		3	0	0	0	1	1	2	
Danny Cater, R (1,5) OBP: 0.338, SLG: 0.399	1B				G5-4-3		5-3			4	0	2	0	0	0	1	
John Ellis, R (1,3) OBP: 0.315, SLG: 0.419	F9				BB		F8	BB		4	0	2	0	0	0	2	
Jerry Kenney, L (9, PR) OBP: 0.291, SLG: 0.296					1B			1B		0	0	0	0	0	0	0	
Bobby Murcer, L (1,8) OBP: 0.351, SLG: 0.437		P6			1B		1-4-3	F7		3	0	1	0	1	0	2	
Ron Woods, R (1,9) OBP: 0.327, SLG: 0.368	1-3				BB		1-4-3	BB		3	0	0	0	1	0	3	
Gene Michael, S (1,6) OBP: 0.297, SLG: 0.269	5-3						K	F9		4	0	0	0	0	2	4	
Steve Kline, R (1,1) OBP: 0.273, SLG: 0.200							K	F9		2	0	0	0	0	2	0	
Ron Hansen, R (8, PH) OBP: 0.436, SLG: 0.457							K			1	0	0	0	0	0	0	
Ron Klimkowski, R (8, 1) OBP: 0.352, SLG: 0.591							K			0	0	0	0	0	0	0	
Jake Gibbs, L (9, PH)										1	0	0	0	0	0	3	
Inning Stats	R: 0 E: 0 K: 0 S: 5	H: 2 LOB: 2 BB: 0 P: 5	R: 0 E: 0 K: 0 S: 3	H: 0 LOB: 0 BB: 0 P: 3	R: 0 E: 0 K: 1 S: 5	H: 1 LOB: 2 BB: 2 P: 11	R: 0 E: 0 K: 2 S: 7	H: 0 LOB: 0 BB: 0 P: 7	R: 0 E: 0 K: 1 S: 6	H: 1 LOB: 1 BB: 0 P: 6	R: 0 E: 0 K: 1 S: 6	H: 1 LOB: 3 BB: 1 P: 9	R: 0 E: 0 K: 0 S: 5	H: 2 LOB: 3 BB: 1 P: 9	1B: 7 2B: 0 3B: 0 HR: 0	SF: 0 SAC: 0 DP: 1 HBP: 0	WP: 0 PA: 36 CS: 0
PITCHER Mike Cuellar, L (1,1) ERA: 3.62	IP: 9.0 WLS: W BF: 36 H: 7 R: 0 ER: 0 SO: 5 BB: 3 IBB: 0 HBP: 0 BLK: 0 WP: 0 HR: 0 S: 43 P: 55 ERA: 0.00 WHIP: 1.111																

New York Yankees @ Baltimore Orioles
Memorial Stadium, Baltimore, MD
Wed Sep 09 1970, 7:05 PM EDT
Att: 11,823 - Unknown

AB 33
R 0
H 7
RBI 0
BB 3
SO 5
LOB 17



Batter	1	2	3	4	5	6	7	8	9	AB	R	H	RBI	BB	SO	LOB	BOTTOM
Don Buford, S (1,7) OBP: 0.394, SLG: 0.417	F7		4-3		G3			4-3		4	0	0	0	0	0	1	
Paul Blair, R (1,8) OBP: 0.347, SLG: 0.429	1B		5-3				K	1-3		4	0	2	0	0	1	0	
Boog Powell, L (1,3) OBP: 0.412, SLG: 0.543	F8				L1		4-3	1-3		4	0	0	0	0	0	2	
Frank Robinson, R (1,9) OBP: 0.404, SLG: 0.519	1B				5-3		1B	5-3		4	1	2	0	0	0	1	
Brooks Robinson, R (1,5) OBP: 0.340, SLG: 0.436	F7				E6		1B			3	0	1	1	0	0	2	
Eliot Hendricks, L (1,2) OBP: 0.319, SLG: 0.389					F9			F8		3	0	0	0	0	0	2	
Andy Etchebarren, R (7,2) OBP: 0.320, SLG: 0.337		L3-1								0	0	0	0	0	0	0	
Davey Johnson, R (1,4) OBP: 0.374, SLG: 0.413		6-3					1B	6-3		3	0	1	0	0	0	0	
Chico Salmon, R (1,6) OBP: 0.304, SLG: 0.417										3	0	0	0	0	0	1	
Mark Belanger, R (8,6) OBP: 0.284, SLG: 0.223		5-3					F8	6-3		0	0	0	0	0	0	0	
Mike Cuellar, L (1,1) OBP: 0.097, SLG: 0.157					K		K	K		3	0	0	0	0	3	1	
Inning Stats	R: 0 E: 0 K: 0 S: 5	H: 2 LOB: 2 BB: 0 P: 5	R: 0 E: 0 K: 1 S: 3	H: 0 LOB: 0 BB: 0 P: 3	R: 0 E: 1 K: 0 S: 4	H: 0 LOB: 1 BB: 0 P: 4	R: 0 E: 0 K: 1 S: 6	H: 1 LOB: 1 BB: 0 P: 6	R: 1 E: 0 K: 1 S: 7	H: 2 LOB: 1 BB: 0 P: 7	R: 0 E: 0 K: 1 S: 5	H: 0 LOB: 0 BB: 0 P: 5	R: 0 E: 0 K: 0 S: 4	H: 1 LOB: 1 BB: 0 P: 4	1B: 5 2B: 1 3B: 0 HR: 0	SF: 0 SAC: 0 DP: 0 HBP: 0	WP: 0 PA: 31 CS: 0
PITCHER Steve Kline, R (1,1) ERA: 3.78	IP: 7.0 WLS: L BF: 27 H: 5 R: 1 ER: 1 SO: 4 BB: 0 IBB: 0 HBP: 0 BLK: 0 WP: 0 HR: 0 S: 35 P: 35 ERA: 1.29 WHIP: 0.714																
Ron Klimkowski, R (8,1) ERA: 2.91	IP: 1.0 WLS: L BF: 4 H: 1 R: 0 ER: 0 SO: 0 BB: 0 IBB: 0 HBP: 0 BLK: 0 WP: 0 HR: 0 S: 4 P: 4 ERA: 0.00 WHIP: 1.000																

New York Yankees @ Baltimore Orioles
Memorial Stadium, Baltimore, MD
Wed Sep 09 1970, 7:05 PM EDT
Att: 11,823 - Unknown

AB 31
R 1
H 6
RBI 1
BB 0
SO 4
LOB 10



Batter	1	2	3	4	5	6	7	8	9	AB	R	H	RBI	BB	SO	LOB	TOP					
Horace Clarke, S (1, 4) OBP: 0.282, SLG: 0.305	5-3		F5			F8	FC5			4	0	0	0	0	0	2	New York Yankees @ Baltimore Orioles Memorial Stadium, Baltimore, MD Thu Sep 10 1970, 7:05 PM EDT Att: 10,049 - Unknown					
Thurman Munson, R (1, 2) OBP: 0.381, SLG: 0.408	4-3			F7		WP 1B		L7		4	0	1	0	0	0	0						
Roy White, S (1, 7) OBP: 0.392, SLG: 0.479	F9			1-3		K		1B		4	0	1	0	0	1	1						
Danny Cater, R (1, 9) OBP: 0.341, SLG: 0.400		FC6-4 1B			BB			1B		3	0	2	0	1	0	1						
John Ellis, R (1, 3) OBP: 0.313, SLG: 0.415		FC6-4 1-2f		F8				G4-6-3 1B		4	1	1	0	0	0	4						
Ron Hansen, R (1, 5) OBP: 0.438, SLG: 0.464		F8			BB			F5		3	0	1	1	1	0	1						
Ron Woods, R (1, 8) OBP: 0.326, SLG: 0.362		FC6-4 1-2f			F5			BB		3	0	0	0	1	0	2						
Gene Michael, S (1, 6) OBP: 0.295, SLG: 0.266			K		F3			K		4	0	0	0	0	2	3						
Stan Bahnsen, R (1, 1) OBP: 0.174, SLG: 0.179			K		K			K		2	0	0	0	0	2	1						
Bobby Murcer, L (7, PH) OBP: 0.351, SLG: 0.436										1	0	0	0	0	1	2						
Gary Waslewski, R (7, 1) OBP: 0.118, SLG: 0.063										0	0	0	0	0	0	0						
Inning Stats	R: 0 E: 0 K: 0 S: 3	H: 0 LOB: 0 BB: 0 P: 3	R: 0 E: 0 K: 0 S: 4	H: 1 LOB: 1 BB: 0 P: 4	R: 0 E: 0 K: 2 S: 7	H: 0 LOB: 0 BB: 0 P: 7	R: 0 E: 0 K: 0 S: 3	H: 0 LOB: 1 BB: 1 P: 7	R: 0 E: 0 K: 1 S: 5	H: 0 LOB: 1 BB: 1 P: 9	R: 0 E: 0 K: 2 S: 6	H: 1 LOB: 1 BB: 0 P: 6	R: 1 E: 0 K: 2 S: 9	H: 2 LOB: 2 BB: 1 P: 13	R: 0 E: 0 K: 0 S: 4	H: 2 LOB: 1 BB: 0 P: 4	R: 0 E: 0 K: 0 S: 3	H: 0 LOB: 0 BB: 0 P: 3	1B: 5 2B: 1 3B: 0 HR: 0	SF: 0 SAC: 0 DP: 1 HBP: 0	WP: 1 PB: 0 SB: 0 CS: 0	PA: 35
PITCHER Dave McNally, L (1, 1) ERA: 3.32	IP: 9.0 WLS: W BF: 35 H: 6 R: 1 ER: 1 SO: 6 BB: 3 IBB: 0 HBP: 0 BLK: 0 WP: 1 HR: 0 S: 44 P: 56 ERA: 1.00 WHIP: 1.000															PITCHER						

Batter	1	2	3	4	5	6	7	8	9	AB	R	H	RBI	BB	SO	LOB	BOTTOM					
Don Buford, S (1, 7) OBP: 0.395, SLG: 0.416	1-3		2B BB			G3				2	0	0	0	2	0	0	New York Yankees @ Baltimore Orioles Memorial Stadium, Baltimore, MD Thu Sep 10 1970, 7:05 PM EDT Att: 10,049 - Unknown					
Paul Blair, R (1, 8) OBP: 0.346, SLG: 0.430	F9		1-3 2B			K		K		4	0	1	0	0	2	1						
Boog Powell, L (1, 3) OBP: 0.410, SLG: 0.540	K		K			1-3				3	0	0	0	0	2	2						
Frank Robinson, R (1, 9) OBP: 0.402, SLG: 0.515		F3			P4			P6		3	0	0	0	0	0	0						
Brooks Robinson, R (1, 5) OBP: 0.340, SLG: 0.437		1B 2B			F8			K		3	1	1	0	0	1	0						
Davey Johnson, R (1, 4) OBP: 0.372, SLG: 0.411		K			P6			K		3	0	0	0	0	2	1						
Chico Salmon, R (1, 6) OBP: 0.305, SLG: 0.415						K				3	0	1	1	0	1	0						
Mark Belanger, R (8, 6) OBP: 0.284, SLG: 0.223		CS 1B						F7		0	0	0	0	0	0	0						
Andy Etchebarren, R (1, 2) OBP: 0.320, SLG: 0.354		CS 1-2		F9				P5		3	1	1	1	0	0	0						
Dave McNally, R (1, 1) OBP: 0.234, SLG: 0.232					K			1-3		3	0	0	0	0	2	0						
Inning Stats	R: 0 E: 0 K: 1 S: 5	H: 0 LOB: 0 BB: 0 P: 5	R: 1 E: 0 K: 1 S: 6	H: 2 LOB: 0 BB: 0 P: 6	R: 0 E: 0 K: 2 S: 8	H: 1 LOB: 2 BB: 1 P: 12	R: 0 E: 0 K: 0 S: 3	H: 0 LOB: 0 BB: 0 P: 3	R: 1 E: 0 K: 1 S: 6	H: 1 LOB: 0 BB: 0 P: 6	R: 0 E: 0 K: 1 S: 5	H: 0 LOB: 0 BB: 0 P: 5	R: 0 E: 0 K: 2 S: 7	H: 0 LOB: 0 BB: 0 P: 7	R: 0 E: 0 K: 2 S: 7	H: 0 LOB: 1 BB: 1 P: 11	R: 0 E: 0 K: 0 S: 3	H: 0 LOB: 0 BB: 0 P: 3	1B: 1 2B: 2 3B: 0 HR: 1	SF: 0 SAC: 0 DP: 0 HBP: 0	WP: 0 PB: 0 SB: 0 CS: 1	PA: 30
PITCHER Stan Bahnsen, R (1, 1) ERA: 3.18	IP: 6.0 WLS: L BF: 22 H: 4 R: 2 ER: 2 SO: 6 BB: 1 IBB: 0 HBP: 0 BLK: 0 WP: 0 HR: 1 S: 33 P: 37 ERA: 3.00 WHIP: 0.833															PITCHER						
Gary Waslewski, R (7, 1) ERA: 3.79	IP: 2.0 WLS: 7 BF: 7 H: 0 R: 0 ER: 0 SO: 4 BB: 1 IBB: 0 HBP: 0 BLK: 0 WP: 0 HR: 0 S: 14 P: 18 ERA: 0.00 WHIP: 0.500															PITCHER						

AB	32
R	1
H	6
RBI	1
BB	3
SO	6
LOB	17



AB	27
R	2
H	4
RBI	2
BB	2
SO	10
LOB	4



Batter	1	2	3	4	5	6	7	8	9	10	11	12	13	AB R H RBI BB SO LOB	TOP																	
Mike Andrews, R OBP: 0.362, SLG: 0.396 (1, 4)			F3				4-3			E6		5-3		6 0 2 0 0 0 3	Boston Red Sox @ Baltimore Orioles Memorial Stadium, Baltimore, MD Fri Sep 11 1970, 7:05 PM EDT Att. 15,799 - Unknown livebaseballscorecards.com																	
Reggie Smith, S OBP: 0.376, SLG: 0.529 (1, 8)	F7		4-3		P4			K		F9		K		6 0 0 0 0 2 4																		
Carl Yastrzemski, L OBP: 0.446, SLG: 0.598 (1, 3)	F7			F7		4-3				F5				6 1 2 0 0 0 2																		
Rico Petrocelli, R OBP: 0.329, SLG: 0.465 (1, 6)	F7			5-3		F3				F7				6 0 1 1 0 0 3																		
George Scott, R OBP: 0.360, SLG: 0.469 (1, 5)						F3		K		F9				6 0 3 0 0 1 1																		
Billy Conigliaro, R OBP: 0.353, SLG: 0.479 (1, 7)	F8			FC6-4		5-3		F5		P6				6 0 0 0 0 0 5																		
Joe Lahoud, L OBP: 0.320, SLG: 0.333 (1, 9)	K							SH1-4		F7				5 0 1 0 0 2 1																		
Bob Montgomery, R OBP: 0.308, SLG: 0.391 (1, 2)	K									K		F9		5 1 2 1 0 2 1																		
Sonny Siebert, R OBP: 0.135, SLG: 0.153 Sparky Lyle, L (13, 1)			K							F9				4 0 1 0 0 1 0 0 0 0 0 0 0 0																		
Inning Stats	R: 0 E: 0 K: 0 S: 4	H: 1 LOB: 1 BB: 0 P: 4	R: 0 E: 0 K: 2 S: 8	H: 1 LOB: 1 BB: 0 P: 8	R: 0 E: 0 K: 1 S: 5	H: 0 LOB: 0 BB: 0 P: 5	R: 0 E: 0 K: 0 S: 4	H: 1 LOB: 1 BB: 0 P: 4	R: 1 E: 0 K: 1 S: 7	H: 2 LOB: 1 BB: 0 P: 7	R: 0 E: 0 K: 0 S: 3	H: 0 LOB: 0 BB: 0 P: 3	R: 0 E: 0 K: 1 S: 5	H: 0 LOB: 0 BB: 0 P: 5		R: 0 E: 0 K: 0 S: 4	H: 0 LOB: 0 BB: 0 P: 4	R: 0 E: 0 K: 1 S: 6	H: 1 LOB: 1 BB: 0 P: 6	R: 0 E: 0 K: 0 S: 4	H: 2 LOB: 1 BB: 0 P: 4	R: 0 E: 0 K: 1 S: 6	H: 1 LOB: 1 BB: 0 P: 6	1B: 8 2B: 3 3B: 0 HR: 1	SF: 0 SAC: 1 DP: 1 HBP: 0	W/P: 0 PB: 0 SB: 1 CS: 0	PA: 51					
PITCHER	IP WLS BF H R ER SO BB IBB HBP BLK WP HR S P ERA WHIP																															
Jim Palmer, R ERA: 2.78 Eddie Watt, R ERA: 2.88	(1, 1) (13, 1)	12.0 1.0	WLS W	47 4	H 2	R 0	ER 2	SO 8	BB 0	IBB 0	HBP 0	BLK 0	WP 0	HR 1		S 63	P 63	ERA 1.50	WHIP 0.833													

Batter	1	2	3	4	5	6	7	8	9	10	11	12	13	AB R H RBI BB SO LOB	BOTTOM																	
Don Buford, S OBP: 0.394, SLG: 0.415 (1, 7)	K		G3		K			F8						5 1 1 0 1 2 0	Boston Red Sox @ Baltimore Orioles Memorial Stadium, Baltimore, MD Fri Sep 11 1970, 7:05 PM EDT Att. 15,799 - Unknown livebaseballscorecards.com																	
Chico Salmon, R OBP: 0.300, SLG: 0.432 Terry Crowley, L OBP: 0.416, SLG: 0.424 Mark Belanger, R OBP: 0.285, SLG: 0.225 (11, 6)			K		K			P6		F9				4 1 1 1 0 2 0 1 0 0 0 0 0 2 1 0 1 1 0 0 0																		
Boog Powell, L OBP: 0.411, SLG: 0.547 (1, 3)								K		K		F7		5 1 3 1 0 1 0																		
Frank Robinson, R OBP: 0.398, SLG: 0.509 (1, 9)	F9		P4					FC4-6		F7		F2		5 0 0 0 0 0 2																		
Paul Blair, R OBP: 0.346, SLG: 0.429 (1, 8)	1-3							F8		6-3				5 0 2 0 0 0 2																		
Brooks Robinson, R OBP: 0.337, SLG: 0.433 (1, 5)		F7		1-3				P6		6-3		CS		5 0 0 0 0 0 2																		
Davey Johnson, R OBP: 0.371, SLG: 0.408 (1, 4)	P4			F8				F8		F8				5 0 1 0 0 0 1																		
Andy Etchebarren, R OBP: 0.322, SLG: 0.360 (1, 2)				F9				5-3				F7		5 0 2 0 0 0 2																		
Jim Palmer, R OBP: 0.181, SLG: 0.194 Merv Rettenmund, R OBP: 0.398, SLG: 0.541 Eddie Watt, R OBP: 0.125, SLG: 0.125 (13, 1)	F8							K		SH1-4		K		3 0 0 0 0 2 1 1 0 0 0 0 1 1 0 0 0 0 0 0 0																		
Inning Stats	R: 1 E: 0 K: 1 S: 7	H: 2 LOB: 1 BB: 0 P: 7	R: 0 E: 0 K: 0 S: 4	H: 1 LOB: 1 BB: 0 P: 4	R: 1 E: 0 K: 1 S: 6	H: 1 LOB: 0 BB: 0 P: 6	R: 0 E: 0 K: 0 S: 4	H: 1 LOB: 1 BB: 0 P: 4	R: 0 E: 0 K: 3 S: 9	H: 0 LOB: 0 BB: 0 P: 9	R: 0 E: 0 K: 1 S: 5	H: 0 LOB: 0 BB: 0 P: 5	R: 0 E: 0 K: 1 S: 5	H: 0 LOB: 0 BB: 0 P: 5		R: 0 E: 0 K: 0 S: 3	H: 0 LOB: 0 BB: 0 P: 3	R: 0 E: 0 K: 0 S: 4	H: 1 LOB: 1 BB: 1 P: 8	R: 0 E: 0 K: 1 S: 6	H: 1 LOB: 1 BB: 0 P: 6	R: 1 E: 0 K: 0 S: 2	H: 2 LOB: 1 BB: 0 P: 2	1B: 7 2B: 2 3B: 0 HR: 2	SF: 0 SAC: 1 DP: 0 HBP: 0	W/P: 0 PB: 0 SB: 1 CS: 1	PA: 48					
PITCHER	IP WLS BF H R ER SO BB IBB HBP BLK WP HR S P ERA WHIP																															
Sonny Siebert, R ERA: 3.56 Sparky Lyle, L ERA: 4.16	(1, 1) (13, 1)	12.0 0.0	WLS L	45 2	H 9	R 2	ER 2	SO 8	BB 0	IBB 1	HBP 0	BLK 0	WP 0	HR 2		S 60	P 64	ERA 1.50	WHIP 0.750													

Boston Red Sox @ Baltimore Orioles
 Memorial Stadium, Baltimore, MD
 Fri Sep 11 1970, 7:05 PM EDT
 Att. 15,799 - Unknown

AB 50
R 2
H 12
RBI 2
BB 0
SO 8
LOB 20



Boston Red Sox @ Baltimore Orioles
 Memorial Stadium, Baltimore, MD
 Fri Sep 11 1970, 7:05 PM EDT
 Att. 15,799 - Unknown

AB 45
R 3
H 11
RBI 3
BB 1
SO 8
LOB 13



Batter	1	2	3	4	5	6	7	8	9	AB	R	H	RBI	BB	SO	LOB	TOP					
Mike Andrews, R (1,4) OBP: 0.342, SLG: 0.395	FC1-5 E 1B		6-3		FC4-6 G4-6-3		F8			4	0	1	0	0	0	2						
Reggie Smith, S (1,8) OBP: 0.373, SLG: 0.525	FC1-5 BB		6-3		G4-6-3		F4			4	0	0	0	0	0	3						
Carl Yastrzemski, L (1,3) OBP: 0.449, SLG: 0.600	FC5-4 BB			5-3 BB		2B 6-3 1B		1B		2	1	2	0	2	0	0						
Tony Conigliaro, R (1,9) OBP: 0.325, SLG: 0.485	K			5-3 1-2		6-3 1-3 2B		K		4	0	1	0	0	2	4						
Rico Petrocelli, R (1,6) OBP: 0.328, SLG: 0.463	FC5-4			BB		5-3		F8		3	0	0	0	1	0	5						
George Scott, R (1,5) OBP: 0.357, SLG: 0.465		F7		K		6-3		6-3		4	0	0	1	0	1	3						
Billy Conigliaro, R (1,7) OBP: 0.349, SLG: 0.474		6-3		K		2-3 3-H 6-3 K		5-3		4	0	0	0	0	2	3						
Bob Montgomery, R (1,2) OBP: 0.300, SLG: 0.407		K				FC4-6 2B		F4		4	0	1	0	0	2	0						
Gary Peters, L (1,1) OBP: 0.313, SLG: 0.315										1	0	0	0	1	0	0						
Joe Lahoud, L (7, PH) OBP: 0.309, SLG: 0.318										1	0	0	0	0	0	0						
Bobby Bolin, R (7, 1) OBP: 0.256, SLG: 0.278			G3					4-3		0	0	0	0	0	0	0						
Inning Stats	R: 0 E: 1 K: 1 S: 6	H: 1 LOB: 2 BB: 1 P: 10	R: 0 E: 0 K: 1 S: 5	H: 0 LOB: 0 BB: 0 P: 5	R: 0 E: 0 K: 0 S: 3	H: 0 LOB: 0 BB: 2 P: 3	R: 0 E: 0 K: 2 S: 7	H: 0 LOB: 2 BB: 2 P: 15	R: 0 E: 0 K: 0 S: 3	H: 1 LOB: 1 BB: 1 P: 7	R: 1 E: 0 K: 1 S: 7	H: 2 LOB: 1 BB: 0 P: 7	R: 0 E: 0 K: 0 S: 3	H: 0 LOB: 0 BB: 0 P: 3	R: 0 E: 0 K: 1 S: 6	H: 1 LOB: 1 BB: 0 P: 6	R: 0 E: 0 K: 1 S: 5	H: 0 LOB: 0 BB: 0 P: 5	1B: 3 2B: 2 3B: 0 HR: 0	SF: 0 SAC: 0 DP: 1 HBP: 0	WP: 0 PB: 0 SB: 0 CS: 0	PA: 35
PITCHER Tom Phoebus, R (1,1) ERA: 3.03	IP: 9.0 WLS: W BF: 35 H: 5 R: 1 ER: 1 SO: 7 BB: 4 IBB: 0 HBP: 0 BLK: 0 WP: 0 HR: 0 S: 45 P: 61 ERA: 1.00 WHIP: 1.000															PITCHER	IP: 9.0 WLS: W BF: 35 H: 5 R: 1 ER: 1 SO: 7 BB: 4 IBB: 0 HBP: 0 BLK: 0 WP: 0 HR: 0 S: 45 P: 61 ERA: 1.00 WHIP: 1.000					

Boston Red Sox @ Baltimore Orioles
Memorial Stadium, Baltimore, MD
Sat Sep 12 1970, 7:05 PM EDT
Att: 14,054 - Unknown

AB 31
R 1
H 5
RBI 1
BB 4
SO 7
LOB 20



Batter	1	2	3	4	5	6	7	8	9	AB	R	H	RBI	BB	SO	LOB	BOTTOM					
Mark Belanger, R (1,6) OBP: 0.287, SLG: 0.233	WP SF8 1B BB			G4-6-3			K			3	2	1	1	1	1	1						
Paul Blair, R (1,8) OBP: 0.348, SLG: 0.430	WP 2B 1B					F7		K		4	1	2	0	0	1	0						
Frank Robinson, R (1,9) OBP: 0.396, SLG: 0.514	K		1-3			HR		F6		4	1	1	1	0	1	3						
Boog Powell, L (1,3) OBP: 0.414, SLG: 0.555	SF8			BB HBP		HR		1B		2	1	2	2	0	0	0						
Brooks Robinson, R (1,5) OBP: 0.338, SLG: 0.434	WP 2B			G5-4-3 BB		4-3		K		3	0	1	1	1	1	1						
Curt Motton, R (1,7) OBP: 0.333, SLG: 0.414	WP BB			F3		F4		F7		3	0	0	0	1	0	3						
Davey Johnson, R (1,4) OBP: 0.368, SLG: 0.495	6-3			G5-4-3		6-3		1-3		4	0	0	0	0	0	5						
Andy Etchebarren, R (1,2) OBP: 0.322, SLG: 0.360		5-3		FC1-6 1B		F9				3	0	1	0	0	0	0						
Tom Phoebus, R (1,1) OBP: 0.139, SLG: 0.139	F3			FC1-6 G4-6-3		K				3	0	0	0	0	1	1						
Inning Stats	R: 2 E: 0 K: 1 S: 7	H: 2 LOB: 2 BB: 2 P: 15	R: 1 E: 0 K: 0 S: 5	H: 2 LOB: 1 BB: 0 P: 5	R: 0 E: 0 K: 0 S: 2	H: 0 LOB: 1 BB: 1 P: 7	R: 0 E: 0 K: 0 S: 3	H: 1 LOB: 0 BB: 0 P: 3	R: 2 E: 0 K: 0 S: 5	H: 2 LOB: 0 BB: 0 P: 5	R: 0 E: 0 K: 1 S: 5	H: 0 LOB: 0 BB: 0 P: 5	R: 0 E: 0 K: 2 S: 7	H: 0 LOB: 0 BB: 0 P: 7	R: 0 E: 0 K: 1 S: 6	H: 1 LOB: 1 BB: 0 P: 6	R: 0 E: 0 K: 1 S: 6	H: 0 LOB: 0 BB: 0 P: 6	1B: 4 2B: 1 3B: 0 HR: 3	SF: 1 SAC: 0 DP: 2 HBP: 1	WP: 2 PB: 0 SB: 0 CS: 0	PA: 34
PITCHER Gary Peters, L (1,1) ERA: 4.26	IP: 6.0 WLS: L BF: 27 H: 7 R: 5 ER: 5 SO: 2 BB: 3 IBB: 0 HBP: 1 BLK: 0 WP: 2 HR: 3 S: 27 P: 40 ERA: 7.50 WHIP: 1.667															PITCHER Bobby Bolin, R (7, 1) ERA: 4.84	IP: 2.0 WLS: 7 BF: 1 H: 0 R: 0 ER: 0 SO: 3 BB: 0 IBB: 0 HBP: 0 BLK: 0 WP: 0 HR: 0 S: 13 P: 13 ERA: 0.00 WHIP: 0.500					


Boston Red Sox @ Baltimore Orioles
Memorial Stadium, Baltimore, MD
Sat Sep 12 1970, 7:05 PM EDT
Att: 14,054 - Unknown

AB 29
R 5
H 8
RBI 5
BB 3
SO 5
LOB 14



Batter	1	2	3	4	5	6	7	8	9	AB	R	H	RBI	BB	SO	LOB	TOP						
Mike Andrews, R (1.4) OBP: 0.343, SLG: 0.396	0-0 G6-4-3 1B		0-0 F8			0-0 1-3		0-0 1B		4	0	2	0	0	0	0	Boston Red Sox @ Baltimore Orioles Memorial Stadium, Baltimore, MD Sun Sep 13 1970, 3:33 AM EDT Att: 12,063 - Unknown						
Reggie Smith, S (1.8) OBP: 0.372, SLG: 0.523	0-0 G6-4-3		0-0 F7			0-0 6-3		0-0 1B		2	0	0	0	0	0	1							
George Thomas, R (3.7) OBP: 0.414, SLG: 0.485	1-2							1-2 1B		2	0	1	0	0	0	0							
Carl Yastrzemski, L (1.3) OBP: 0.449, SLG: 0.693	0-0 4-3					0-0 4-3		0-3 K		4	1	1	1	0	1	2							
Tony Conigliaro, R (1.9) OBP: 0.322, SLG: 0.481		0-0 5-3		0-0 F8			0-3 K		0-0 F8	4	0	0	0	0	1	0							
Rico Petrocelli, R (1.6) OBP: 0.330, SLG: 0.462		0-0 1B 1B		0-0 F8			0-3 K		4-0 1B 1B BB	3	1	1	0	1	1	0							
George Scott, R (1.5) OBP: 0.359, SLG: 0.464		0-0 F9		0-3 K			4-0 FC5-4 BB		0-0 1B 1-3 1B	3	0	1	0	1	1	1							
Billy Conigliaro, R (1.7) OBP: 0.351, SLG: 0.474		0-0 1B			0-3 K		0-0 FC5-4 1-2		0-0 1B 1-2 3-H 1B	4	0	2	1	0	1	1							
Bob Montgomery, R (1.2) OBP: 0.265, SLG: 0.355		0-0 4-3			0-0 6-3			0-0 4-3	0-0 F9	4	0	0	0	0	0	4							
Ken Brett, L (1.1) OBP: 0.297, SLG: 0.452			0-0 F7					0-0 F8	0-0 1-3	1	0	0	0	0	0	0							
Inning Stats	R: 0 E: 0 K: 0 S: 3	H: 1 LOB: 0 BB: 0 P: 3	R: 0 E: 0 K: 0 S: 5	H: 2 LOB: 2 BB: 0 P: 5	R: 0 E: 0 K: 0 S: 3	H: 0 LOB: 0 BB: 0 P: 3	R: 1 E: 0 K: 1 S: 6	H: 1 LOB: 0 BB: 0 P: 6	R: 0 E: 0 K: 1 S: 5	H: 0 LOB: 0 BB: 0 P: 5	R: 0 E: 0 K: 2 S: 7	H: 0 LOB: 1 BB: 1 P: 11	R: 0 E: 0 K: 1 S: 7	H: 2 LOB: 2 BB: 0 P: 7	R: 1 E: 0 K: 0 S: 5	H: 2 LOB: 2 BB: 1 P: 9	1B: 7 2B: 0 3B: 0 HR: 1	SF: 0 SAC: 0 DP: 1 HBP: 0	WP: 0 PB: 0 SB: 0 CS: 0	PA: 36			
PITCHER Mike Cuellar, L (1.1) ERA: 3.56	IP: 9.0 WLS: W BF: 36 H: 8 R: 2 ER: 2 SO: 5 BB: 2 IBB: 0 HBP: 0 BLK: 0 WP: 0 HR: 1 S: 44 P: 52 ERA: 2.00 WHIP: 1.11											PITCHER	IP: 9.0 WLS: W BF: 36 H: 8 R: 2 ER: 2 SO: 5 BB: 2 IBB: 0 HBP: 0 BLK: 0 WP: 0 HR: 1 S: 44 P: 52 ERA: 2.00 WHIP: 1.11										

AB 34
R 2
H 8
RBI 2
BB 2
SO 5
LOB 11



Batter	1	2	3	4	5	6	7	8	9	AB	R	H	RBI	BB	SO	LOB	BOTTOM						
Mark Belanger, R (1.6) OBP: 0.292, SLG: 0.235	4-0 2B BB		0-0 F3		0-0 CS 1B		4-0 1-2 2-3 BB		1-0 1B HBP	2	2	1	2	2	0	0	Boston Red Sox @ Baltimore Orioles Memorial Stadium, Baltimore, MD Sun Sep 13 1970, 3:33 AM EDT Att: 12,063 - Unknown						
Paul Blair, R (1.8) OBP: 0.346, SLG: 0.427	0-3 K		4-0 2B G3 BB		0-0 CS 1-2	0-3 K	0-0 SF9	0-3 K		3	1	0	1	1	3	4							
Boog Powell, L (1.3) OBP: 0.413, SLG: 0.555	0-0 F3		0-0 G3 1-3 2B		0-0 F9	0-0 F8	0-0 1B 1B			5	0	2	2	0	0	3							
Terry Crowley, L (6.3) OBP: 0.416, SLG: 0.424								1-3 2-H 3-H 1B		0	0	0	0	0	0	0							
Merv Rettenmund, R (1.9) OBP: 0.386, SLG: 0.542	0-0 1B 2B		0-3 K		0-0 4-3			L3		5	1	2	2	0	1	2							
Brooks Robinson, R (1.5) OBP: 0.340, SLG: 0.435	0-0 BB 1B		0-0 G3			4-0 1B BB		0-0 1B BB		4	2	2	2	1	0	3							
Chico Salmon, R (6.5) OBP: 0.303, SLG: 0.432	2-H 1B							6-3		0	0	0	0	0	0	0							
Curt Motton, R (1.7) OBP: 0.351, SLG: 0.410	4-0 1-2 BB		0-0 4-3			0-0 1B 1B	4-0 E 1B BB	0-0 F6		3	2	1	0	2	0	1							
Davey Johnson, R (1.4) OBP: 0.368, SLG: 0.404	0-3 K			4-0 SH1-4 1B BB		0-0 F9	0-0 BB E HBP 1B	0-0 F4		4	2	1	0	1	1	4							
Andy Etchebarren, R (1.2) OBP: 0.319, SLG: 0.356		0-0 F9		0-0 F8		0-0 BB 1B SF9 1B	0-0 E1 HBP BB 1B	0-0 F3		5	2	1	1	0	0	3							
Mike Cuellar, L (1.1) OBP: 0.113, SLG: 0.163		0-0 G3		0-0 SH1-4		0-0 SF9 BB 1B	4-0 HBP 1B BB			2	1	1	2	1	0	0							
Inning Stats	R: 2 E: 0 K: 2 S: 9	H: 2 LOB: 2 BB: 2 P: 17	R: 0 E: 0 K: 0 S: 3	H: 0 LOB: 0 BB: 0 P: 3	R: 1 E: 0 K: 1 S: 6	H: 1 LOB: 1 BB: 1 P: 10	R: 1 E: 0 K: 0 S: 3	H: 1 LOB: 0 BB: 1 P: 7	R: 0 E: 0 K: 1 S: 5	H: 0 LOB: 0 BB: 0 P: 5	R: 3 E: 0 K: 0 S: 6	H: 3 LOB: 2 BB: 2 P: 14	R: 6 E: 1 K: 1 S: 10	H: 4 LOB: 2 BB: 2 P: 19	R: 0 E: 0 K: 0 S: 3	H: 0 LOB: 0 BB: 0 P: 3	1B: 9 2B: 2 3B: 0 HR: 0	SF: 1 SAC: 1 DP: 0 HBP: 1	WP: 0 PB: 0 SB: 0 CS: 1	PA: 45			
PITCHER Ken Brett, L (1.1) ERA: 4.22	IP: 4.0 WLS: L BF: 19 H: 4 R: 4 ER: 4 SO: 3 BB: 4 IBB: 0 HBP: 0 BLK: 0 WP: 0 HR: 0 S: 21 P: 37 ERA: 9.00 WHIP: 2.000											PITCHER	IP: 4.0 WLS: L BF: 19 H: 4 R: 4 ER: 4 SO: 3 BB: 4 IBB: 0 HBP: 0 BLK: 0 WP: 0 HR: 0 S: 21 P: 37 ERA: 9.00 WHIP: 2.000										
Ray Jarvis, R (5.1) ERA: 3.54	1.1 7 2 3 3 1 1 0 0 0 0 0 8 12 20.25 2.250																						
Gary Wagner, R (6.1) ERA: 3.32	1.0 8 3 3 2 0 2 0 0 0 0 6 14 18.00 5.000																						
Dick Mills, R (7.1) ERA: 2.45	0.2 7 2 3 0 1 1 0 1 0 0 7 12 0.00 4.500																						
Roger Moret, L (6.1) ERA:	1.0 3 0 0 0 0 0 0 0 0 0 3 3 0.00 0.000																						

AB 33
R 13
H 11
RBI 12
BB 8
SO 5
LOB 20



Batter	1	2	3	4	5	6	7	8	9	AB	R	H	RBI	BB	SO	LOB	TOP					
Don Buford, S (1, 7) OBP: 0.397, SLG: 0.415										2	0	2	0	2	0	0	Baltimore Orioles @ Washington Senators Robert F. Kennedy Memorial Stadium, Washington, DC Wed Sep 16 1970, 7:05 PM EDT Att: 6,196 - Unknown					
Mark Belanger, R (1, 6) OBP: 0.290, SLG: 0.233										3	0	0	0	0	1	3						
Curt Motton, R (8, PH) OBP: 0.347, SLG: 0.403										1	0	0	0	0	0	1						
Eddie Watt, R (8, 1) OBP: 0.125, SLG: 0.125										0	0	0	0	0	0	0						
Boog Powell, L (1, 3) OBP: 0.411, SLG: 0.557										4	0	0	0	0	0	3						
Frank Robinson, R (1, 9) OBP: 0.394, SLG: 0.511										4	0	1	0	0	1	1						
Paul Blair, R (1, 8) OBP: 0.345, SLG: 0.424										3	0	0	0	1	0	1						
Brooks Robinson, R (1, 5) OBP: 0.341, SLG: 0.434										4	0	1	0	0	1	2						
Mike Cuellar, L (9, PR) OBP: 0.113, SLG: 0.163										0	0	0	0	0	0	0						
Davey Johnson, R (1, 4) OBP: 0.366, SLG: 0.400										3	0	0	0	1	1	2						
Andy Etchebarren, R (1, 2) OBP: 0.318, SLG: 0.350										3	0	0	0	0	1	1						
Jim Palmer, R (1, 1) OBP: 0.178, SLG: 0.190										2	0	0	0	0	1	0						
Terry Crowley, L (8, PH) OBP: 0.416, SLG: 0.424										0	0	0	0	0	0	0						
Merv Rettenmund, R (8, PH) OBP: 0.389, SLG: 0.541										1	0	0	0	0	0	0						
Bobby Grich, R (8, 6) OBP: 0.260, SLG: 0.257										0	0	0	0	0	0	0						
Inning Stats	R: 0 E: 0 K: 0 S: 3	H: 1 LOB: 0 BB: 0 P: 3	R: 0 E: 0 K: 0 S: 4	H: 1 LOB: 1 BB: 0 P: 4	R: 0 E: 0 K: 2 S: 7	H: 0 LOB: 1 BB: 1 P: 11	R: 0 E: 1 K: 1 S: 5	H: 0 LOB: 1 BB: 1 P: 9	R: 0 E: 0 K: 0 S: 3	H: 0 LOB: 0 BB: 0 P: 3	R: 0 E: 0 K: 0 S: 5	H: 0 LOB: 1 BB: 1 P: 9	R: 0 E: 0 K: 0 S: 3	H: 0 LOB: 1 BB: 1 P: 7	R: 0 E: 0 K: 0 S: 4	H: 1 LOB: 1 BB: 0 P: 4	R: 0 E: 0 K: 2 S: 8	H: 1 LOB: 1 BB: 0 P: 8	1B: 3 2B: 1 3B: 0 HR: 0	SF: 0 SAC: 0 DP: 1 HBP: 0	WP: 0 PB: 0 SB: 2 CS: 0	PA: 34
PITCHER	IP	WLS	BF	H	R	ER	SO	BB	IBB	HBP	BLK	WP	HR	S	P	ERA	WHIP					
Bill Gogolewski, R (1, 1) ERA: 2.45	7.0	W	26	2	0	0	4	4	0	0	0	0	0	30	46	0.00	0.857					
Darold Knowles, L (8, 1) ERA: 1.92	2.0	S	8	2	0	0	2	0	0	0	0	0	0	12	12	0.00	1.000					

AB	30
R	0
H	4
RBI	0
BB	4
SO	6
LOB	14



Batter	1	2	3	4	5	6	7	8	9	AB	R	H	RBI	BB	SO	LOB	BOTTOM				
Ed Stroud, L (1, 8) OBP: 0.341, SLG: 0.358										4	1	1	0	0	0	1	Baltimore Orioles @ Washington Senators Robert F. Kennedy Memorial Stadium, Washington, DC Wed Sep 16 1970, 7:05 PM EDT Att: 6,196 - Unknown				
Del Unser, L (1, 9) OBP: 0.319, SLG: 0.321										3	0	1	1	0	0	1					
Frank Howard, R (1, 7) OBP: 0.433, SLG: 0.576										4	0	2	0	0	0	1					
Wayne Comer, R (9, 7) OBP: 0.320, SLG: 0.241										0	0	0	0	0	0	0					
Mike Epstein, L (1, 3) OBP: 0.359, SLG: 0.443										4	0	0	0	0	1	2					
Aurelio Rodriguez, R (1, 5) OBP: 0.301, SLG: 0.429										4	1	1	0	0	0	2					
Ed Brinkman, R (1, 6) OBP: 0.333, SLG: 0.305										2	0	2	1	1	0	0					
Jim French, L (1, 2) OBP: 0.359, SLG: 0.260										2	0	0	0	1	0	3					
Tim Cullen, R (1, 4) OBP: 0.304, SLG: 0.284										2	0	0	0	1	1	3					
Bill Gogolewski, L (1, 1) ERA: 2.77										2	0	0	0	0	1	0					
Darold Knowles, L (8, 1) ERA: 2.82										0	0	0	0	0	0	0					
Inning Stats	R: 0 E: 0 K: 0 S: 3	H: 1 LOB: 0 BB: 0 P: 3	R: 1 E: 0 K: 0 S: 5	H: 2 LOB: 1 BB: 0 P: 5	R: 1 E: 0 K: 1 S: 6	H: 1 LOB: 0 BB: 0 P: 6	R: 0 E: 0 K: 2 S: 8	H: 1 LOB: 2 BB: 1 P: 12	R: 0 E: 0 K: 0 S: 3	H: 0 LOB: 0 BB: 0 P: 3	R: 0 E: 0 K: 0 S: 4	H: 1 LOB: 1 BB: 1 P: 8	R: 0 E: 0 K: 0 S: 3	H: 0 LOB: 1 BB: 1 P: 7	R: 0 E: 0 K: 0 S: 3	H: 1 LOB: 0 BB: 0 P: 3	1B: 4 2B: 1 3B: 3 HR: 0	SF: 1 SAC: 1 DP: 2 HBP: 0	WP: 0 PB: 0 SB: 1 CS: 0	PA: 32	
PITCHER	IP	WLS	BF	H	R	ER	SO	BB	IBB	HBP	BLK	WP	HR	S	P	ERA	WHIP				
Jim Palmer, R (1, 1) ERA: 2.77	7.0	L	29	6	2	2	3	3	0	0	0	0	0	32	44	2.57	1.286				
Eddie Watt, R (8, 1) ERA: 2.82	1.0		3	1	0	0	0	0	0	0	0	0	0	3	3	0.00	1.000				

AB	27
R	2
H	7
RBI	2
BB	3
SO	3
LOB	13



Batter	1	2	3	4	5	6	7	8	9	AB	R	H	RBI	BB	SO	LOB	TOP			
Don Buford, S OBP: 0.394, SLG: 0.412 (1, 7)	0-0 1-3			0-0 4-3		0-0 4-3			0-0 F8	4	0	0	0	0	0	3	Baltimore Orioles @ Washington Senators Robert F. Kennedy Memorial Stadium, Washington, DC Thu Sep 17 1970, 7:05 PM EDT Att: 7,393 - Unknown livebaseballscorecards.com			
Paul Blair, R OBP: 0.345, SLG: 0.422 (1, 8)	0-0 3-1			0-0 4-3			0-0 G4-6-3 1B		0-0 G5-4-3	4	0	1	0	0	0	2				
Boog Powell, L OBP: 0.409, SLG: 0.554 (1, 3)	0-0 5-3			0-0 F9			0-0 G4-6-3 1-2			3	0	0	0	0	0	1				
Brooks Robinson, R OBP: 0.339, SLG: 0.432 (1, 5)		0-3 K			0-0 1-3					3	0	0	0	0	1	0				
Terry Crowley, L OBP: 0.414, SLG: 0.422 (1, 9)		0-0 F9			0-0 G5-4-3 1B				0-0 F8	3	0	1	0	0	0	0				
Davey Johnson, R OBP: 0.384, SLG: 0.398 (1, 4)		0-0 F9			0-0 G5-4-3 1-2				0-0 6-3	3	0	0	0	0	0	1				
Andy Etchebarren, R OBP: 0.314, SLG: 0.345 (1, 2)			0-3 K			0-3 K			0-0 6-3	3	0	0	0	0	2	0				
Mark Belanger, R OBP: 0.291, SLG: 0.234 (9, PH)			0-3 K			0-0 1B			0-0 F8 1B	2	0	1	0	0	1	0				
Johnny Oates, L OBP: 1.000, SLG: 1.000 (9, PH)						0-0 1B				1	0	1	0	0	0	0				
Mike Cuellar, L OBP: 0.111, SLG: 0.160 Curt Motton, R OBP: 0.355, SLG: 0.413 (9, PH)			0-0 L4			0-0 F6			0-0 G5-4-3 1B 1-2	2	0	0	0	0	0	1				
Inning Stats	R: 0 E: 0 K: 0 S: 3	H: 0 LOB: 0 BB: 0 P: 3	R: 0 E: 0 K: 1 S: 5	H: 0 LOB: 0 BB: 0 P: 5	R: 0 E: 0 K: 2 S: 7	H: 0 LOB: 0 BB: 0 P: 7	R: 0 E: 0 K: 0 S: 3	H: 0 LOB: 0 BB: 0 P: 3	R: 0 E: 0 K: 0 S: 6	H: 1 LOB: 0 BB: 0 P: 6	R: 0 E: 0 K: 0 S: 3	H: 1 LOB: 0 BB: 0 P: 3	R: 0 E: 0 K: 0 S: 3	H: 0 LOB: 0 BB: 0 P: 3	R: 0 E: 0 K: 0 S: 4	H: 2 LOB: 1 BB: 0 P: 4	1B: 5 2B: 0 3B: 0 HR: 0	SF: 0 SAC: 0 DP: 3 HBP: 0	WP: 0 PB: 0 SB: 0 CS: 0	PA: 29
PITCHER Dick Bosman, R ERA: 2.92 (1, 1)	IP: 9.0 WLS: W BF: 29 H: 5 R: 0 ER: 0 SO: 4 BB: 0 IBB: 0 HBP: 0 BLK: 0 WP: 0 HR: 0 S: 37 P: 37 ERA: 0.00 WHIP: 0.556																			

Batter	1	2	3	4	5	6	7	8	9	AB	R	H	RBI	BB	SO	LOB	BOTTOM			
Ed Brinkman, R OBP: 0.331, SLG: 0.303 (1, 6)	0-0 L6								0-0 F4	4	0	0	0	0	0	0	Baltimore Orioles @ Washington Senators Robert F. Kennedy Memorial Stadium, Washington, DC Thu Sep 17 1970, 7:05 PM EDT Att: 7,393 - Unknown livebaseballscorecards.com			
Tom Grieve, R OBP: 0.293, SLG: 0.341 (1, 9)	0-3 K					0-3 K			0-0 F6	4	0	0	0	0	2	0				
Frank Howard, R OBP: 0.431, SLG: 0.573 (1, 7)	0-0 F9					0-0 5-3				3	0	0	0	0	0	0				
Rick Reichardt, R OBP: 0.347, SLG: 0.492 (1, 8)		0-0 1B 1B			0-3 K				0-0 3-1	3	1	1	0	0	1	0				
Aurelio Rodriguez, R OBP: 0.302, SLG: 0.432 (1, 5)		0-0 F8			0-0 F9 2B				0-0 1B	3	0	2	0	0	0	1				
Mike Epstein, L OBP: 0.359, SLG: 0.442 (1, 3)		0-0 1B 1B			0-0 F9 2-3				0-0 F6	3	1	1	0	0	0	2				
Paul Casanova, R OBP: 0.248, SLG: 0.353 (1, 2)		0-3 K			0-0 1-3				0-0 F8	3	0	0	0	0	1	4				
Tim Cullen, R OBP: 0.304, SLG: 0.285 (1, 4)		0-0 2H 3H 1B				0-0 F5			0-0 F8	3	0	1	2	0	0	1				
Dick Bosman, R OBP: 0.147, SLG: 0.135 (1, 1)		0-0 F6				0-0 5-3			0-0 6-3	3	0	0	0	0	0	1				
Inning Stats	R: 0 E: 0 K: 1 S: 5	H: 3 LOB: 1 BB: 0 P: 5	R: 2 E: 0 K: 1 S: 8	H: 3 LOB: 0 BB: 0 P: 8	R: 0 E: 0 K: 0 S: 3	H: 0 LOB: 0 BB: 0 P: 3	R: 0 E: 0 K: 1 S: 6	H: 1 LOB: 0 BB: 0 P: 6	R: 0 E: 0 K: 0 S: 3	H: 0 LOB: 0 BB: 0 P: 3	R: 0 E: 0 K: 0 S: 5	H: 0 LOB: 0 BB: 0 P: 5	R: 0 E: 0 K: 0 S: 4	H: 1 LOB: 1 BB: 0 P: 4	R: 0 E: 0 K: 0 S: 3	H: 0 LOB: 0 BB: 0 P: 3		1B: 4 2B: 1 3B: 0 HR: 0	SF: 0 SAC: 0 DP: 0 HBP: 0	WP: 0 PB: 0 SB: 0 CS: 0
PITCHER Mike Cuellar, L ERA: 3.53 (1, 1)	IP: 8.0 WLS: L BF: 29 H: 5 R: 2 ER: 2 SO: 4 BB: 0 IBB: 0 HBP: 0 BLK: 0 WP: 0 HR: 0 S: 37 P: 37 ERA: 2.25 WHIP: 0.625																			

Batter	1	2	3	4	5	6	7	8	9	10	11	AB	R	H	RBI	BB	SO	LOB	TOP			
Ted Uhlhaender, L OBP: 0.318, SLG: 0.383	4-3		4-3		4-3				6-3		6-3	5	0	0	0	1	0	0				
Graig Nettles, L OBP: 0.339, SLG: 0.405				FC4-6 BB			F9		1-3			4	0	2	0	1	0	0				
Vada Pinson, L OBP: 0.319, SLG: 0.480	K		FC4-6				F6			F7		5	1	1	0	0	1	4				
Roy Foster, R OBP: 0.355, SLG: 0.464	F7		F7			HR	F8			F9 BB		4	1	1	0	1	0	4				
Duke Sims, L OBP: 0.351, SLG: 0.497		L3				HR			F9			4	1	1	3	1	0	0				
Chuck Hinton, R OBP: 0.400, SLG: 0.479		1B		5-3		6-3			F8			5	0	1	0	0	0	2				
John Lowenstein, L OBP: 0.233, SLG: 0.433		1B										4	0	2	0	0	1	1				
Ted Ford, R OBP: 0.237, SLG: 0.286	F8											1	0	0	0	0	0	2				
Vern Fuller, R OBP: 0.240, SLG: 0.227						FC5-4 1B				FC6-4		0	0	0	0	0	0	0				
Eddie Leon, R OBP: 0.317, SLG: 0.370						F8	FC5-4		4-3			4	0	1	0	1	0	2				
Steve Hargan, R OBP: 0.158, SLG: 0.162												3	0	0	0	0	2	2				
Buddy Bradford, R OBP: 0.288, SLG: 0.384												1	0	0	0	0	0	0				
Dennis Higgins, R OBP: 0.357, SLG: 0.250												0	0	0	0	0	0	0				
Larry Brown, R OBP: 0.371, SLG: 0.348												1	0	0	0	0	1	1				
Fred Lasher, R OBP: 0.371, SLG: 0.348												0	0	0	0	0	0	0				
Inning Stats	R: 0 E: 0 K: 1 S: 6	H: 1 LOB: 1 BB: 0 P: 6	R: 0 E: 0 K: 1 S: 7	H: 2 LOB: 2 BB: 0 P: 7	R: 0 E: 0 K: 1 S: 3	H: 0 LOB: 1 BB: 1 P: 7	R: 0 E: 0 K: 1 S: 5	H: 0 LOB: 0 BB: 0 P: 5	R: 0 E: 0 K: 0 S: 3	H: 4 LOB: 1 BB: 0 P: 7	R: 0 E: 0 K: 1 S: 6	H: 1 LOB: 2 BB: 1 P: 10	R: 0 E: 0 K: 0 S: 4	H: 1 LOB: 1 BB: 0 P: 4	R: 0 E: 0 K: 0 S: 3	H: 0 LOB: 2 BB: 0 P: 11	R: 0 E: 0 K: 1 S: 4	H: 0 LOB: 0 BB: 1 P: 8	1B: 6 2B: 2 3B: 1 HR: 1	SF: 0 SAC: 0 DP: 1 HBP: 0	WP: 0 PB: 0 SB: 0 CS: 1	PA: 46
PITCHER	IP 7.0	WLS 31	BF 8	H 3	R 3	ER 3	SO 4	BB 2	IBB 0	HBP 0	BLK 0	WP 0	HR 0	S 7	P 45	ERA 3.86	WHIP 1.429					
Tom Phoebus, R ERA: 3.08	(1, 1)																					
Jim Hardin, R ERA: 3.56	(8, 1)	2.0	7	1	0	0	0	0	0	0	0	0	0	7	7	0.00	0.500					
Pete Richert, L ERA: 2.2	(10, 1)	2.0	W 8	0	0	0	1	3	0	0	0	0	0	7	19	0.00	1.500					

Cleveland Indians @ Baltimore Orioles
Memorial Stadium, Baltimore, MD
Fri Sep 18 1970, 7:05 PM EDT
Att. 5,752 - Unknown


AB 41
R 3
H 9
RBI 3
BB 5
SO 5
LOB 18



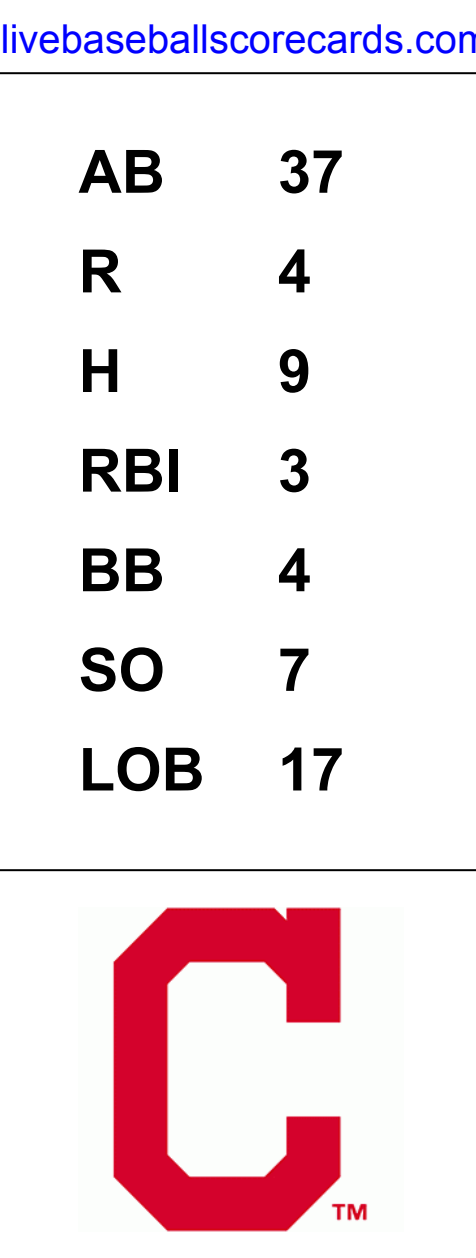
Batter	1	2	3	4	5	6	7	8	9	10	11	AB	R	H	RBI	BB	SO	LOB	BOTTOM			
Don Buford, S OBP: 0.394, SLG: 0.409	BB 1B BB	F8		F8			FC1-6 BB			F2		3	1	0	0	2	0	2				
Chico Salmon, R OBP: 0.306, SLG: 0.427	BB 1B BB			CS BB		F7	FC1-6 G1-6-3			F6		4	1	1	0	1	0	2				
Terry Crowley, L OBP: 0.407, SLG: 0.409	BB 1B BB			K		4-3	G1-6-3				K	4	0	0	0	1	2	3				
Roger Freed, R OBP: 0.345, SLG: 0.422	F3			F8		6-3			1-3			4	0	0	0	1	0	3				
Paul Blair, R OBP: 0.345, SLG: 0.422											E S 1B BB	0	1	0	0	0	0	0				
Don Baylor, R OBP: 0.400, SLG: 0.400							F9		1-5-3			5	0	2	3	0	0	0				
Johnny Oates, L OBP: 0.400, SLG: 0.400	1-2 2-H 3-H	1B								F8		4	1	1	0	0	2					
Bobby Grich, R OBP: 0.272, SLG: 0.288							3B 1B					3	0	1	1	1	1	2				
Mark Belanger, R OBP: 0.288, SLG: 0.232							1-H FC3-2 3B			1-3		4	0	0	0	0	0	2				
Tom Phoebus, R ERA: 2.98	(1, 1)											2	0	1	0	0	1	0				
Curt Motton, R OBP: 0.364, SLG: 0.413	(7, PH)											0	0	0	0	1	0	0				
Jim Hardin, R OBP: 0.149, SLG: 0.116	(8, 1)											0	0	0	0	0	0	0				
Boog Powell, L OBP: 0.408, SLG: 0.553	(9, PH)											1	0	0	0	0	0	0				
Pete Richert, L ERA: 4.11	(10, 1)						1-2 1B					0	0	0	0	0	0	0				
Inning Stats	R: 2 E: 0 K: 1 S: 7	H: 2 LOB: 2 BB: 2 P: 15	R: 0 E: 0 K: 1 S: 5	H: 0 LOB: 0 BB: 0 P: 5	R: 0 E: 0 K: 1 S: 4	H: 0 LOB: 0 BB: 1 P: 8	R: 1 E: 0 K: 0 S: 6	H: 3 LOB: 2 BB: 0 P: 6	R: 0 E: 0 K: 0 S: 3	H: 0 LOB: 1 BB: 2 P: 7	R: 0 E: 0 K: 0 S: 3	H: 0 LOB: 0 BB: 0 P: 3	R: 0 E: 0 K: 0 S: 3	H: 0 LOB: 0 BB: 0 P: 3	R: 0 E: 0 K: 1 S: 5	H: 0 LOB: 0 BB: 0 P: 5	R: 1 E: 0 K: 0 S: 1	H: 1 LOB: 1 BB: 1 P: 5	1B: 5 2B: 0 3B: 1 HR: 0	SF: 0 SAC: 0 DP: 1 HBP: 0	WP: 0 PB: 0 SB: 1 CS: 1	PA: 41
PITCHER	IP 8.0	WLS 33	BF 33	H 5	R 3	ER 3	SO 3	BB 6	IBB 0	HBP 0	BLK 0	WP 0	HR 0	S 33	P 57	ERA 3.38	WHIP 1.375					
Steve Hargan, R ERA: 2.98	(1, 1)																					
Dennis Higgins, R ERA: 3.90	(9, 1)	2.0	6	0	0	0	1	0	0	0	0	0	0	8	8	0.00	0.000					
Fred Lasher, R ERA: 4.11	(11, 1)	0.0	L 2	1	1	1	0	1	0	0	0	0	0	1	5	∞	∞					

Cleveland Indians @ Baltimore Orioles
Memorial Stadium, Baltimore, MD
Fri Sep 18 1970, 7:05 PM EDT
Att. 5,752 - Unknown

AB 34
R 4
H 6
RBI 4
BB 7
SO 4
LOB 16



Batter	1	2	3	4	5	6	7	8	9	AB	R	H	RBI	BB	SO	LOB	TOP								
Buddy Bradford, R OBP: 0.286, SLG: 0.377 (1, 8)	0-0 6-3	4-0 FC6-4 BB			0-0 4-3	0-0 L8		0-0 F8		4	0	0	0	1	0	4	Cleveland Indians @ Baltimore Orioles Memorial Stadium, Baltimore, MD Sat Sep 19 1970, 7:05 PM EDT Att: 7,857 - Unknown								
Eddie Leon, R OBP: 0.318, SLG: 0.369 (1, 4) (8, 6)	4-0 BB 1B BB	0-0 FC6-4			0-0 HR 1B		0-0 5-3	0-0 F9	4	1	1	1	1	0	2										
Vada Pinson, L OBP: 0.319, SLG: 0.485 (1, 9)	0-0 BB 1-2 1B		0-3 K		0-0 HR 1B		0-0 4-3	0-3 K	5	1	2	2	0	2	0										
Roy Foster, R OBP: 0.354, SLG: 0.460 Ted Uhlander, L OBP: 0.316, SLG: 0.383 (9, 7)	0-3 K		0-3 K		0-0 F4		0-0 1-3	4-0 BB	4	0	0	0	1	2	2										
Duke Sims, L OBP: 0.352, SLG: 0.494 (1, 2)	4-0 FC6-4 BB 1-2 2-3		0-0 4-3		0-0 FC6-4 1B			0-0 F7	0-0 F9	4	0	1	0	1	0	1									
Chuck Hinton, R OBP: 0.397, SLG: 0.473 (1, 3)	0-0 FC6-4 1-2			0-0 5-3	0-0 FC6-4 1B			0-0 1B E 1B	4	1	1	0	0	0	4										
Lary Brown, R OBP: 0.370, SLG: 0.356 John Lowenstein, L OBP: 0.226, SLG: 0.419 Vern Fuller, R OBP: 0.240, SLG: 0.227 (8, 4)		0-0 E 2B		0-3 K		0-0 4-3		0-3 K	3	0	1	0	0	1	0										
Graig Nettles, L OBP: 0.338, SLG: 0.404 (1, 5)		0-0 4-3		0-3 K		0-0 4-3		0-0 E 1B 1-2	4	0	1	0	0	1	1										
Jim Rittwage, R OBP: 0.500, SLG: 0.500 (1, 1)		0-0 F3			0-0 4-3 WP 1B 1B			0-0 E5	4	1	2	0	0	0	2										
Inning Stats	R: 0 E: 0 K: 1 S: 6	H: 1 LOB: 3 BB: 2 P: 14	R: 0 E: 1 K: 0 S: 4	H: 1 LOB: 2 BB: 1 P: 8	R: 0 E: 0 K: 2 S: 7	H: 0 LOB: 0 BB: 0 P: 7	R: 0 E: 0 K: 2 S: 7	H: 0 LOB: 0 BB: 0 P: 7	R: 3 E: 0 K: 0 S: 7	H: 4 LOB: 1 BB: 0 P: 7	R: 0 E: 0 K: 0 S: 4	H: 1 LOB: 1 BB: 0 P: 4	R: 0 E: 0 K: 0 S: 3	H: 0 LOB: 0 BB: 0 P: 3	R: 1 E: 1 K: 1 S: 8	H: 2 LOB: 2 BB: 0 P: 8		R: 0 E: 0 K: 1 S: 5	H: 0 LOB: 1 BB: 1 P: 9	1B: 7 2B: 1 3B: 0 HR: 1	SF: 0 SAC: 0 DP: 0 HBP: 0	WP: 1 PB: 0 SB: 0 CS: 0	PA: 41		
PITCHER	IP	WLS	BF	H	R	ER	SO	BB	IBB	HBP	BLK	WP	HR	S	P	ERA	WHIP								
Dave McNally, L ERA: 3.29 (1, 1)	7.0	L	31	7	3	3	5	3	0	0	0	1	1	38	50	3.86	1.429								
Moe Drabowsky, R ERA: 3.53 (8, 1)	1.0		6	2	1	0	1	0	0	0	0	0	0	8	8	0.00	2.000								
Fred Beene, R ERA: 9.0 (9, 1)	1.0		4	0	0	0	1	1	0	0	0	0	0	5	9	0.00	1.000								
Batter	1	2	3	4	5	6	7	8	9	AB	R	H	RBI	BB	SO	LOB	BOTTOM								
Bobby Grich, R OBP: 0.271, SLG: 0.276 Brooks Robinson, R OBP: 0.339, SLG: 0.431 (1, 6) (9, PH)	0-0 F7		4-0 1-4-3 SH5-3 BB		0-3 K			0-0 6-3	0-3 K	3	0	0	0	1	1	0	Cleveland Indians @ Baltimore Orioles Memorial Stadium, Baltimore, MD Sat Sep 19 1970, 7:05 PM EDT Att: 7,857 - Unknown								
Paul Blair, R OBP: 0.344, SLG: 0.422 (1, 8)	0-0 6-3 1B		0-0 SH5-3			0-0 F8		0-0 F8	3	0	1	0	0	0	0										
Terry Crowley, L OBP: 0.398, SLG: 0.397 (1, 9)	0-0 6-3		0-0 1-4-3			0-0 F8		0-0 G3	4	0	0	1	0	0	2										
Boog Powell, L OBP: 0.407, SLG: 0.549 Don Baylor, R OBP: 0.400, SLG: 0.400 (1, 3) (9, PR)	0-0 F7		0-0 F8			0-3 K			3	0	0	0	1	1	2										
Curt Motton, R OBP: 0.358, SLG: 0.403 (1, 7)		0-0 S 1B		0-3 K			0-0 G3	0-0 FC6-4 WP 1B	4	1	1	0	0	1	1										
Davey Johnson, R OBP: 0.384, SLG: 0.396 (1, 4)		0-0 F9		0-3 K			0-0 1-3	0-0 BB E 1B	4	0	1	1	0	1	1										
Chico Salmon, R OBP: 0.305, SLG: 0.422 (1, 5)		0-0 F2		0-3 K			0-0 1B 1B	0-0 F7	4	0	1	0	0	1	2										
Andy Etchebarren, R OBP: 0.313, SLG: 0.343 (1, 2)		0-0 F7			0-0 F9		0-0 1B 1B	0-0 E6 BB	4	0	1	0	0	0	2										
Dave McNally, R OBP: 0.232, SLG: 0.230 Don Buford, S OBP: 0.394, SLG: 0.408 Moe Drabowsky, R OBP: 0.111, SLG: 0.111 Fred Beene, S (9, 1) Frank Robinson, R OBP: 0.395, SLG: 0.511 (9, PH)			0-0 SH5-3 BB 1-4-3 1B		0-3 K		0-0 F8	4-0 BB	2	1	1	0	0	1	0										
Inning Stats	R: 0 E: 0 K: 0 S: 4	H: 1 LOB: 1 BB: 0 P: 4	R: 0 E: 0 K: 0 S: 4	H: 1 LOB: 0 BB: 0 P: 4	R: 1 E: 0 K: 0 S: 4	H: 1 LOB: 1 BB: 1 P: 8	R: 0 E: 0 K: 3 S: 9	H: 0 LOB: 0 BB: 0 P: 9	R: 0 E: 0 K: 2 S: 7	H: 0 LOB: 0 BB: 0 P: 7	R: 0 E: 0 K: 1 S: 5	H: 0 LOB: 0 BB: 0 P: 5	R: 0 E: 0 K: 0 S: 5	H: 2 LOB: 2 BB: 0 P: 5	R: 0 E: 0 K: 0 S: 3	H: 0 LOB: 0 BB: 0 P: 3		R: 1 E: 1 K: 1 S: 7	H: 1 LOB: 3 BB: 2 P: 15	1B: 6 2B: 0 3B: 0 HR: 0	SF: 0 SAC: 1 DP: 0 HBP: 0	WP: 1 PB: 0 SB: 1 CS: 0	PA: 37		
PITCHER	IP	WLS	BF	H	R	ER	SO	BB	IBB	HBP	BLK	WP	HR	S	P	ERA	WHIP								
Jim Rittwage, R ERA: 2.51 (1, 1)	9.0	W	37	6	2	2	7	3	0	0	0	1	0	48	60	2.00	1.000								



Batter	1	2	3	4	5	6	7	8	9	AB	R	H	RBI	BB	SO	LOB	TOP					
Buddy Bradford, R (1, 8) OBP: 0.285, SLG: 0.372										3	0	0	0	1	2	2	Cleveland Indians @ Baltimore Orioles Memorial Stadium, Baltimore, MD Sun Sep 20 1970, 3:33 AM EDT Att: 9,085 - Unknown					
Ted Uhlhaender, L (1, 7) OBP: 0.316, SLG: 0.382										4	0	1	0	0	0	1						
Vada Pinson, L (1, 9) OBP: 0.319, SLG: 0.485										4	0	1	0	0	1	1						
Graig Nettles, L (1, 5)										4	0	0	0	0	2	2						
Duke Sims, L (1, 2) OBP: 0.351, SLG: 0.489										3	0	0	0	1	0	2						
Chuck Hinton, R (1, 3) OBP: 0.396, SLG: 0.471										3	0	1	0	0	1	1						
John Lowenstein, L (1, 4) OBP: 0.235, SLG: 0.441										3	0	1	0	0	0	1						
Eddie Leon, R (1, 6) OBP: 0.316, SLG: 0.366										3	0	0	0	0	1	1						
Mike Paul, L (1, 1) OBP: 0.174, SLG: 0.174										2	0	0	0	0	1	0						
Lou Camilli, S (8, PH)										0	0	0	0	1	0	0						
Phil Hennigan, R (8, 1) OBP: 0.444, SLG: 0.333										0	0	0	0	0	0	0						
Inning Stats	R: 0 E: 0 K: 2 S: 7	H: 0 LOB: 0 BB: 0 P: 7	R: 0 E: 0 K: 1 S: 6	H: 1 LOB: 1 BB: 0 P: 6	R: 0 E: 0 K: 2 S: 7	H: 0 LOB: 0 BB: 0 P: 7	R: 0 E: 0 K: 1 S: 6	H: 1 LOB: 1 BB: 0 P: 6	R: 0 E: 0 K: 0 S: 3	H: 0 LOB: 0 BB: 0 P: 3	R: 0 E: 0 K: 1 S: 4	H: 0 LOB: 0 BB: 1 P: 8	R: 0 E: 0 K: 1 S: 5	H: 0 LOB: 1 BB: 1 P: 9	R: 0 E: 0 K: 0 S: 3	H: 1 LOB: 1 BB: 1 P: 7	R: 0 E: 0 K: 0 S: 4	H: 1 LOB: 1 BB: 0 P: 4	1B: 2 2B: 2 3B: 0 HR: 0	SF: 0 SAC: 0 DP: 2 HBP: 0	WP: 0 PB: 0 SB: 0 CS: 0	PA: 32
PITCHER Jim Palmer, R (1, 1) ERA: 2.68	IP: 9.0 WLS: W BF: 32 H: 4 R: 0 ER: 0 SO: 8 BB: 3 IBB: 0 HBP: 0 BLK: 0 WP: 0 HR: 0 S: 45 P: 57 ERA: 0.00 WHIP: 0.778															PITCHER Jim Palmer, R (1, 1) ERA: 2.68	IP: 9.0 WLS: W BF: 32 H: 4 R: 0 ER: 0 SO: 8 BB: 3 IBB: 0 HBP: 0 BLK: 0 WP: 0 HR: 0 S: 45 P: 57 ERA: 0.00 WHIP: 0.778					

Batter	1	2	3	4	5	6	7	8	9	AB	R	H	RBI	BB	SO	LOB	BOTTOM			
Mark Belanger, R (1, 6) OBP: 0.294, SLG: 0.244										4	3	4	3	0	0	0	Cleveland Indians @ Baltimore Orioles Memorial Stadium, Baltimore, MD Sun Sep 20 1970, 3:33 AM EDT Att: 9,085 - Unknown			
Paul Blair, R (1, 8) OBP: 0.344, SLG: 0.419										3	0	0	1	1	0	2				
Frank Robinson, R (1, 9) OBP: 0.392, SLG: 0.507										4	0	0	0	0	2	3				
Brooks Robinson, R (1, 5) OBP: 0.338, SLG: 0.430										3	1	1	2	0	1	0				
Curt Motton, R (1, 7) OBP: 0.353, SLG: 0.408										4	0	1	1	0	1	1				
Roger Freed, R (1, 3) OBP: 0.222, SLG: 0.125										4	0	1	0	0	1	1				
Davey Johnson, R (1, 4) OBP: 0.365, SLG: 0.401										4	2	2	0	0	0	1				
Andy Etchebarran, R (1, 2) OBP: 0.312, SLG: 0.338										3	0	0	0	1	2	2				
Jim Palmer, R (1, 1) OBP: 0.174, SLG: 0.187										2	1	0	0	0	2	2				
Inning Stats	R: 2 E: 1 K: 1 S: 8	H: 3 LOB: 1 BB: 0 P: 8	R: 3 E: 1 K: 2 S: 10	H: 2 LOB: 0 BB: 0 P: 10	R: 0 E: 0 K: 1 S: 5	H: 0 LOB: 0 BB: 0 P: 5	R: 1 E: 0 K: 2 S: 9	H: 2 LOB: 1 BB: 0 P: 9	R: 0 E: 0 K: 2 S: 7	H: 0 LOB: 0 BB: 0 P: 7	R: 0 E: 0 K: 1 S: 5	H: 0 LOB: 1 BB: 1 P: 9	R: 1 E: 0 K: 0 S: 4	H: 1 LOB: 1 BB: 1 P: 8	R: 0 E: 0 K: 0 S: 3	H: 1 LOB: 0 BB: 0 P: 3		1B: 5 2B: 3 3B: 1 HR: 0	SF: 1 SAC: 1 DP: 1 HBP: 0	WP: 0 PB: 0 SB: 1 CS: 0
PITCHER Mike Paul, L (1, 1) ERA: 5.16	IP: 7.0 WLS: L BF: 32 H: 8 R: 7 ER: 5 SO: 9 BB: 2 IBB: 0 HBP: 0 BLK: 0 WP: 0 HR: 0 S: 48 P: 56 ERA: 6.43 WHIP: 1.429															PITCHER Phil Hennigan, R (8, 1) ERA: 4.39	IP: 1.0 WLS: L BF: 3 H: 1 R: 0 ER: 0 SO: 0 BB: 0 IBB: 0 HBP: 0 BLK: 0 WP: 0 HR: 0 S: 3 P: 3 ERA: 0.00 WHIP: 1.000			

Batter	1	2	3	4	5	6	7	8	9	AB	R	H	RBI	BB	SO	LOB	TOP			
Mickey Stanley, R OBP: 0.308, SLG: 0.394 (1, 8)	F3		L6-4-3 3B		6-3		FC6-4		L6-3 1B	5	1	2	0	0	0	2				
Ike Brown, R OBP: 0.379, SLG: 0.472 (1, 4)	F7		L6-4-3 BB			E5 L4-3		1B 1B	L6-3 1B	4	1	1	0	1	0	1				
Al Kaline, R OBP: 0.378, SLG: 0.451 (1, 3)	1B		L6-4-3			L4-3		1B 1B		4	1	2	0	0	0	2				
Jim Northrup, L OBP: 0.352, SLG: 0.469 (1, 9)	G3		F6			F8		F8		4	0	0	0	0	0	4				
Don Wert, R OBP: 0.307, SLG: 0.305 (1, 5)		F8		F2		F8		1B E 1B		4	1	1	1	0	0	1				
Elliott Maddox, R OBP: 0.325, SLG: 0.350 (1, 7)	1B 1B		G4-6-3 1B					E8 1B		4	0	4	1	0	0	0				
Jim Price, R OBP: 0.290, SLG: 0.326 (1, 2)	F2		G4-6-3			F9		P2		4	0	0	0	0	0	4				
Cesar Gutierrez, R OBP: 0.276, SLG: 0.301 (1, 6)	1B				K		K	6-3		4	0	1	0	0	2	2				
John Hiller, R Norm McRae, R Tim Hosley, R Fred Scherman, L Norm Cash, L (1, 1) (6, 1) (7, PH) (7, 1) (9, PH)	F7				6-3		FC6-4 1B		F8	2	0	0	0	0	0	2				
Inning Stats	R: 0 E: 0 K: 0 S: 4	H: 1 LOB: 1 BB: 0 P: 4	R: 0 E: 0 K: 0 S: 5	H: 2 LOB: 2 BB: 0 P: 5	R: 1 E: 0 K: 0 S: 3	H: 1 LOB: 0 BB: 1 P: 7	R: 0 E: 0 K: 0 S: 3	H: 1 LOB: 0 BB: 0 P: 3	R: 0 E: 1 K: 0 S: 4	H: 0 LOB: 0 BB: 0 P: 5	R: 0 E: 0 K: 0 S: 7	H: 2 LOB: 2 BB: 0 P: 7	R: 3 E: 1 K: 0 S: 7	H: 4 LOB: 1 BB: 0 P: 7	R: 0 E: 0 K: 0 S: 3	H: 1 LOB: 0 BB: 0 P: 3	1B: 11 2B: 1 3B: 1 HR: 0	SF: 0 SAC: 0 DP: 3 HBP: 0	WP: 0 PB: 0 SB: 0 CS: 0	PA: 38
PITCHER Mike Cuellar, L ERA: 3.51 (1, 1)	IP: 9.0 WLS: W BF: 38	H: 12 R: 4 ER: 3 SO: 2	BB: 1 IBB: 0 HBP: 0 BLK: 0	WP: 0 HR: 0 S: 41 P: 45	ERA: 3.00 WHIP: 1.444											PITCHER IP: 9.0 WLS: W BF: 38	H: 12 R: 4 ER: 3 SO: 2	BB: 1 IBB: 0 HBP: 0 BLK: 0	WP: 0 HR: 0 S: 41 P: 45	ERA: 3.00 WHIP: 1.444

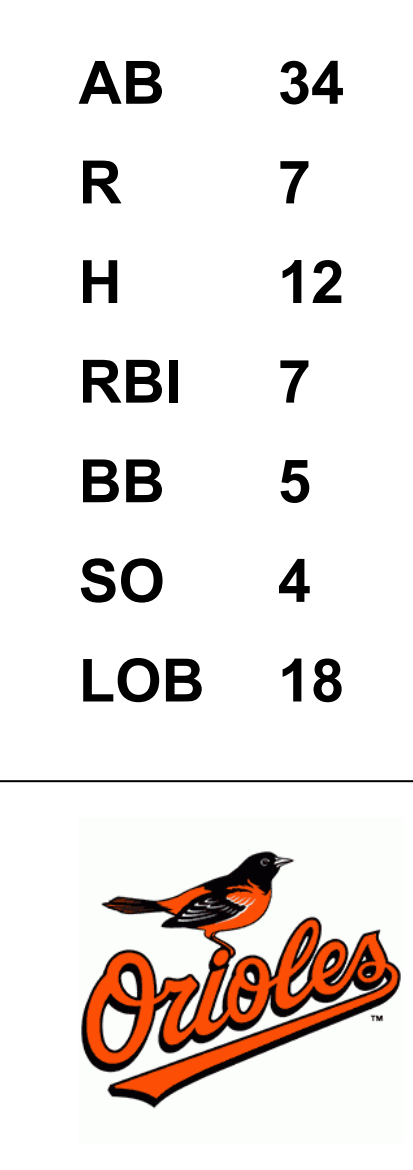
Detroit Tigers @ Baltimore Orioles
 Memorial Stadium, Baltimore, MD
 Thu Sep 24 1970, 3:33 AM EDT
 At: 3,069 - Unknown

AB	37
R	4
H	12
RBI	2
BB	1
SO	2
LOB	18



Batter	1	2	3	4	5	6	7	8	9	AB	R	H	RBI	BB	SO	LOB	BOTTOM			
Mark Belanger, R OBP: 0.294, SLG: 0.244 (1, 6)	F8	K		L5-4-3 1B		HR 1B		F8		5	1	2	0	0	1	1				
Paul Blair, R OBP: 0.352, SLG: 0.446 (1, 8)	BB BB 1B		HR S 1B	L5-4-3		HR 1B		HR		5	3	4	3	0	0	1				
Frank Robinson, R OBP: 0.394, SLG: 0.504 (1, 9)	BB 1B		F7		2B SF7 BB	L6-3		FC6-4 BB		2	1	0	0	3	0	1				
Brooks Robinson, R OBP: 0.336, SLG: 0.430 (1, 5)	F4		HR		F8	L6		FC6-4		5	1	1	2	0	0	4				
Curt Motton, R OBP: 0.371, SLG: 0.425 (1, 7)	BB BB BB		F5		1B 2B		E BB			2	1	1	0	2	0	0				
Roger Freed, R OBP: 0.231, SLG: 0.182 (1, 3)	K		1B		SF7		K			3	0	1	1	0	2	4				
Davey Johnson, R OBP: 0.363, SLG: 0.398 (1, 4)		F8		1B		HR 1B		E6 L4-6-3		4	0	2	1	0	0	1				
Andy Etchebarren, R OBP: 0.317, SLG: 0.361 (1, 2)	FC1-6 1B		L5-3		F4		L4-6-3			4	0	1	0	0	0	5				
Mike Cuellar, L OBP: 0.107, SLG: 0.155 (1, 1)	FC1-6		K		L4-3		F7			4	0	0	0	0	1	1				
Inning Stats	R: 0 E: 0 K: 1 S: 6	H: 1 LOB: 3 BB: 2 P: 14	R: 0 E: 1 K: 1 S: 6	H: 1 LOB: 1 BB: 0 P: 6	R: 2 E: 0 K: 0 S: 7	H: 4 LOB: 2 BB: 0 P: 7	R: 0 E: 0 K: 1 S: 5	H: 1 LOB: 0 BB: 0 P: 5	R: 2 E: 0 K: 0 S: 5	H: 2 LOB: 1 BB: 1 P: 9	R: 2 E: 0 K: 0 S: 5	H: 2 LOB: 0 BB: 0 P: 5	R: 0 E: 1 K: 1 S: 5	H: 0 LOB: 1 BB: 1 P: 9	R: 1 E: 0 K: 0 S: 4	H: 1 LOB: 1 BB: 1 P: 8	1B: 8 2B: 1 3B: 0 HR: 3	SF: 1 SAC: 0 DP: 2 HBP: 0	WP: 0 PB: 0 SB: 1 CS: 0	PA: 40
PITCHER John Hiller, L ERA: 3.24 Norm McRae, R ERA: 2.87 Fred Scherman, L ERA: 3.04 (1, 1) (6, 1) (7, 1)	IP: 5.0 WLS: L BF: 26	H: 9 R: 4 ER: 4 SO: 3	BB: 3 IBB: 0 HBP: 0 BLK: 0	WP: 0 HR: 1 S: 29 P: 41	ERA: 7.20 WHIP: 2.400											PITCHER IP: 1.0 WLS: L BF: 5	H: 2 R: 2 ER: 2 SO: 0	BB: 0 IBB: 0 HBP: 0 BLK: 0	WP: 0 HR: 1 S: 5 P: 5	ERA: 18.00 WHIP: 2.000

Detroit Tigers @ Baltimore Orioles
 Memorial Stadium, Baltimore, MD
 Thu Sep 24 1970, 3:33 AM EDT
 At: 3,069 - Unknown



Batter	1	2	3	4	5	6	7	8	9	10	11	12	13	AB R H RBI BB SO LOB	TOP																	
Don Buford, S OBP: 0.399, SLG: 0.407 (1, 7)	4-3		K	2B		1B		BB		K		BB	K	5 1 1 1 3 3 2	Baltimore Orioles @ Cleveland Indians Cleveland Municipal Stadium, Cleveland, OH Fri Sep 25 1970, 7:05 PM EDT Att: 4,386 - Unknown livebaseballscorecards.com																	
Mark Belanger, R OBP: 0.295, SLG: 0.247 (1, 8)	F9		F9	F6				BB		F4				7 0 3 1 0 0 2																		
Boog Powell, L OBP: 0.412, SLG: 0.556 (10, PR)														4 0 2 2 2 1 4																		
Paul Blair, R OBP: 0.352, SLG: 0.445 (10, 8)			BB	BB		G3-6-1		1B				1-3		1 0 0 0 0 0 2																		
Merv Rettenmund, R OBP: 0.391, SLG: 0.538 (7, 8)														2 0 0 0 2 1 1																		
Don Baylor, R OBP: 0.308, SLG: 0.250 (10, 9)	F6							K		4-3			HR	2 2 1 0 1 0 1																		
Terry Crowley, L OBP: 0.400, SLG: 0.400 (10, 3)														5 2 1 2 2 1 3																		
Chico Salmon, R OBP: 0.296, SLG: 0.410 (1, 5)														7 1 1 0 0 1 5																		
Johnny Oates, L OBP: 0.353, SLG: 0.438 (1, 2)														6 0 2 1 1 0 1																		
Bobby Grich, R OBP: 0.281, SLG: 0.287 (1, 4)														7 2 3 2 0 0 2																		
Dave McNally, R OBP: 0.250, SLG: 0.223 (8, PR)														3 1 0 0 1 2 2																		
Curt Mullen, R OBP: 0.247, SLG: 0.245 (8, 1)														1 0 0 0 0 1 2																		
Edgie Watt, R OBP: 0.247, SLG: 0.245 (8, 1)														0 0 0 0 0 0 0																		
Tom Phoebus, R OBP: 0.247, SLG: 0.245 (8, 1)														0 0 0 0 0 0 0																		
Fred Beane, R OBP: 0.247, SLG: 0.245 (12, PR)														1 0 0 0 0 1 0																		
Eric Soderstrom, L OBP: 0.247, SLG: 0.245 (12, 1)														0 0 0 0 0 1 0																		
Pete Richert, L OBP: 0.247, SLG: 0.245 (12, 1)														0 0 0 0 0 1 0																		
Inning Stats	R: 0 E: 0 K: 0 S: 3	H: 0 LOB: 1 BB: 1 P: 7	R: 2 E: 0 K: 1 S: 6	H: 2 LOB: 0 BB: 1 P: 10	R: 0 E: 0 K: 1 S: 5	H: 0 LOB: 3 BB: 3 P: 17	R: 3 E: 0 K: 0 S: 6	H: 3 LOB: 2 BB: 2 P: 14	R: 0 E: 0 K: 0 S: 3	H: 0 LOB: 0 BB: 0 P: 3	R: 0 E: 0 K: 1 S: 5	H: 1 LOB: 1 BB: 1 P: 7	R: 1 E: 0 K: 2 S: 9	H: 2 LOB: 2 BB: 1 P: 13	R: 1 E: 0 K: 1 S: 6	H: 2 LOB: 2 BB: 0 P: 11	R: 0 E: 0 K: 1 S: 6	H: 1 LOB: 0 BB: 0 P: 6	R: 0 E: 0 K: 2 S: 7	H: 0 LOB: 0 BB: 0 P: 7	R: 0 E: 0 K: 1 S: 6	H: 1 LOB: 2 BB: 1 P: 10	R: 2 E: 0 K: 1 S: 7	H: 2 LOB: 2 BB: 2 P: 15	1B: 11 2B: 2 3B: 0 HR: 1	SF: 0 SAC: 0 DP: 2 HBP: 0	WP: 1 PB: 0 SB: 0 CS: 1	PA: 64				
PITCHER	IP WLS BF H R ER SO BB IBB HBP BLK WP HR S P ERA WHIP																															
Jim Rittwage, R ERA: 3.86 (4, 1)	6.2	30	5	5	5	3	7	0	0	0	0	0	0	0	2	6	0.00	3.000														
Rich Austin, L ERA: 5.01 (5, 1)	0.1	3	1	0	0	0	0	1	0	0	0	0	0	0	0	2	6	0.00	3.000													
Jim Rittwage, R ERA: 3.86 (8, 1)	6.2	30	5	5	5	3	7	0	0	0	0	0	0	0	2	6	0.00	3.000														
Vince Colbert, R ERA: 8.0 (8, 1)	1.0	6	2	1	1	2	1	0	0	0	0	0	0	0	9	13	9.00	3.000														
Phil Hennigan, R ERA: 4.02 (8, 1)	4.0	18	4	1	0	5	2	0	0	0	0	0	0	0	26	34	0.00	1.500														

Batter	1	2	3	4	5	6	7	8	9	10	11	12	13	AB R H RBI BB SO LOB	BOTTOM																	
Buddy Bradford, R OBP: 0.292, SLG: 0.362 (1, 8)	5-3													5 1 1 0 2 1 2	Baltimore Orioles @ Cleveland Indians Cleveland Municipal Stadium, Cleveland, OH Fri Sep 25 1970, 7:05 PM EDT Att: 4,386 - Unknown livebaseballscorecards.com																	
Eddie Leon, R OBP: 0.312, SLG: 0.360 (1, 8)	K		FC6-4											6 0 0 0 0 2 3																		
Vada Pinson, L OBP: 0.322, SLG: 0.482 (8, 3)														4 1 2 0 2 0 2																		
Roy Foster, R OBP: 0.354, SLG: 0.465 (1, 7)	F5													5 1 2 2 1 1 3																		
Chuck Hinton, R OBP: 0.393, SLG: 0.456 (1, 2)														4 0 1 1 1 0 2																		
Ken Hareston, R OBP: 0.342, SLG: 0.446 (7, PR)														2 0 0 0 0 1 0 1																		
Steve Hargan, R OBP: 0.342, SLG: 0.446 (8, 1)														0 1 0 0 0 0 0 0																		
Vince Colbert, R OBP: 0.342, SLG: 0.446 (8, 1)														0 0 0 0 0 0 0 0																		
Lon Camlin, S OBP: 0.342, SLG: 0.446 (8, 1)														1 0 0 0 0 0 1 1																		
Phil Hennigan, R OBP: 0.342, SLG: 0.446 (8, 1)														1 0 0 0 0 0 1 1																		
Jack Heidinger, R OBP: 0.342, SLG: 0.446 (12, PR)														1 0 0 0 0 1 1 0																		
Rich Hartz, R OBP: 0.342, SLG: 0.446 (12, 1)														0 0 0 0 0 0 0 0																		
Larry Brown, R OBP: 0.354, SLG: 0.333 (4, 1)														1 0 0 0 0 0 0 0																		
Rich Austin, R OBP: 0.238, SLG: 0.167 (4, PH)														0 0 0 0 0 0 0 0																		
Rich Rollins, R OBP: 0.284, SLG: 0.328 (5, 5)														1 0 0 0 0 1 1 1																		
Graig Nettles, L OBP: 0.337, SLG: 0.406 (1, 4)														4 1 3 0 0 1 0																		
Vern Fuller, R OBP: 0.242, SLG: 0.333 (1, 4)														6 1 1 1 0 2 3																		
Jim Rittwage, R OBP: 0.292, SLG: 0.362 (4, 8)														2 0 1 0 0 0 0 0																		
Ted Ford, R OBP: 0.292, SLG: 0.362 (7, PR)														1 0 0 0 0 0 0 2																		
Ted Lilianders, L OBP: 0.292, SLG: 0.362 (10, 8)														3 1 1 3 0 0 0 0																		
Inning Stats	R: 0 E: 0 K: 1 S: 5	H: 0 LOB: 1 BB: 1 P: 9	R: 0 E: 0 K: 0 S: 3	H: 0 LOB: 0 BB: 0 P: 3	R: 0 E: 0 K: 1 S: 7	H: 1 LOB: 2 BB: 2 P: 10	R: 0 E: 0 K: 2 S: 3	H: 0 LOB: 1 BB: 1 P: 11	R: 0 E: 0 K: 0 S: 3	H: 0 LOB: 0 BB: 0 P: 3	R: 0 E: 0 K: 0 S: 3	H: 1 LOB: 1 BB: 1 P: 7	R: 1 E: 0 K: 0 S: 4	H: 1 LOB: 2 BB: 1 P: 8	R: 1 E: 0 K: 0 S: 5	H: 2 LOB: 1 BB: 0 P: 5	R: 5 E: 0 K: 1 S: 10	H: 5 LOB: 1 BB: 1 P: 14	R: 0 E: 0 K: 1 S: 5	H: 0 LOB: 1 BB: 0 P: 5	R: 0 E: 0 K: 2 S: 8	H: 1 LOB: 1 BB: 0 P: 7	R: 0 E: 0 K: 2 S: 8	H: 1 LOB: 1 BB: 0 P: 8	R: 0 E: 0 K: 2 S: 7	H: 0 LOB: 0 BB: 0 P: 7	1B: 8 2B: 2 3B: 0 HR: 2	SF: 1 SAC: 1 DP: 2 HBP: 0	WP: 1 PB: 0 SB: 0 CS: 0	PA: 56		
PITCHER	IP WLS BF H R ER SO BB IBB HBP BLK WP HR S P ERA WHIP																															
Dave McNally, L ERA: 3.26 (8, 1)	8.0	33	5	2	2	4	5	0	0	0	0	0	0	0	1	3	7	2.25	1.250													
Eddie Watt, R ERA: 3.46 (8, 1)	0.0	4	3	4	4	0	1	0	0	0	0	0	0	0	1	3	7	2.25	1.250													
Tom Phoebus, R ERA: 3.07 (10, 1)	1.0	5	2	1	1	1	0	0	0	0	0	0	0	0	7	7	9.00	2.000														
Fred Beane, R ERA: 6.0 (12, 1)	2.0	7	1	0	0	0	0	1	0	0	0	0	0	0	8	12	0.00	0.500														
Pete Richert, L ERA: 2.05 (12, 1)	2.0	7	1	0	0	4	0	0	0	0	0	0	0	0	15	15	0.00	0.500														

Batter	1	2	3	4	5	6	7	8	9	10	11	AB	R	H	RBI	BB	SO	LOB	TOP							
Mark Belanger, R OBP: 0.299, SLG: 0.256 (1, 6)												4	4	3	0	0	0	0								
Paul Blair, R OBP: 0.360, SLG: 0.448 (1, 8)												5	1	1	2	0	0	4								
Frank Robinson, R OBP: 0.394, SLG: 0.510 Pete Richert, L (11, 1)												3	1	1	3	1	0	0								
Merv Rettenmund, R OBP: 0.391, SLG: 0.536 (1, 9)												5	0	2	1	0	0	0								
Brooks Robinson, R OBP: 0.334, SLG: 0.426 (1, 5)												5	0	0	0	0	1	2								
Davey Johnson, R OBP: 0.360, SLG: 0.395 (1, 4)												4	0	0	0	0	1	0								
Curt Molton, R OBP: 0.351, SLG: 0.397 (1, 7)												4	0	0	0	0	2	0								
Andy Etchebarren, R OBP: 0.312, SLG: 0.354 (1, 2)												4	0	0	0	0	1	0								
Jim Palmer, R OBP: 0.170, SLG: 0.182 Eddie Watt, R OBP: 0.125, SLG: 0.125 Boog Powell, L OBP: 0.413, SLG: 0.556 Don Baylor, R OBP: 0.308, SLG: 0.250 Terry Crowley, L OBP: 0.400, SLG: 0.400 (11, 3)												3	0	0	0	0	1	0								
Inning Stats	R: 1 E: 0 K: 0 S: 4	H: 1 LOB: 0 BB: 0 P: 4	R: 0 E: 0 K: 1 S: 5	H: 0 LOB: 0 BB: 0 P: 5	R: 0 E: 0 K: 0 S: 3	H: 0 LOB: 0 BB: 0 P: 3	R: 0 E: 0 K: 0 S: 3	H: 0 LOB: 0 BB: 0 P: 3	R: 2 E: 0 K: 1 S: 7	H: 2 LOB: 0 BB: 0 P: 7	R: 0 E: 0 K: 2 S: 7	H: 0 LOB: 0 BB: 0 P: 7	R: 1 E: 1 K: 0 S: 4	H: 2 LOB: 1 BB: 1 P: 8	R: 0 E: 0 K: 1 S: 5	H: 0 LOB: 0 BB: 0 P: 5	R: 3 E: 1 K: 0 S: 5	H: 2 LOB: 1 BB: 1 P: 11	1B: 4 2B: 0 3B: 1 HR: 2	SF: 1 SAC: 1 DP: 0 HBP: 0	WP: 0 PB: 1 SB: 2 CS: 1	PA: 41				
PITCHER	IP ERA WLS BF H R ER SO BB IBB HBP BLK WP HR S P ERA WHIP	IP ERA WLS BF H R ER SO BB IBB HBP BLK WP HR S P ERA WHIP																								
Mike Paul, L ERA: 5.11 (1, 1)	3.0 6.0 11 2 1 1 3 0 1 0 0 0 0 0 16 20 3.00 0.667	Vince Colbert, R ERA: 7.5 (7, 1)	1.0 3.0 3 0 0 0 1 0 0 0 0 0 0 0 5 5 0.00 0.000	Rick Austin, L ERA: 4.95 (10, 1)	2.0 4.0 L 2 0 3 2 0 1 0 0 0 0 0 0 1 5 ∞ ∞	Fred Lasher, R ERA: 4.19 (11, 1)	1.0 4.0 4 2 0 0 0 0 0 0 0 0 0 0 1 4 6 0.00 2.000	Steve Mingori, L ERA: 2.75 (11, 1)																		
Batter	1	2	3	4	5	6	7	8	9	10	11	AB	R	H	RBI	BB	SO	LOB	BOTTOM							
Buddy Bradford, R OBP: 0.287, SLG: 0.354 (1, 8)												5	0	0	0	0	0	1								
Ted Uhlaender, L OBP: 0.319, SLG: 0.390 (1, 7)												5	0	2	0	0	0	1								
Vada Pinson, L OBP: 0.321, SLG: 0.481 (1, 9)												5	1	1	0	0	2	2								
Graig Nettles, L OBP: 0.337, SLG: 0.410 (1, 5)												4	1	1	3	1	0	1								
Duke Sims, L OBP: 0.355, SLG: 0.491 Rich Rollins, R OBP: 0.280, SLG: 0.324 (11, PH)												4	0	1	0	0	0	0								
Chuck Hinton, R OBP: 0.380, SLG: 0.467 (1, 2)												4	1	1	1	0	0	1								
Eddie Leon, R OBP: 0.309, SLG: 0.357 (1, 4)												4	0	0	0	0	0	0								
Larry Brown, R OBP: 0.345, SLG: 0.324 (1, 6)												4	0	0	0	0	0	0								
Mike Paul, L OBP: 0.287, SLG: 0.354 (1, 1)												1	0	0	0	0	0	0								
Ken Harmon, R OBP: 0.355, SLG: 0.438 Vince Colbert, R (7, 1)												1	0	0	0	0	0	0								
Ted Ford, R OBP: 0.244, SLG: 0.286 Rick Austin, L OBP: 0.413, SLG: 0.556 Lou Camilli, S OBP: 0.170, SLG: 0.182 Fred Lasher, R OBP: 0.308, SLG: 0.250 Steve Mingori, L OBP: 0.400, SLG: 0.400 (11, 1)												0	0	0	0	0	0	0								
Inning Stats	R: 0 E: 0 K: 0 S: 3	H: 0 LOB: 0 BB: 0 P: 3	R: 0 E: 0 K: 0 S: 3	H: 0 LOB: 0 BB: 0 P: 3	R: 0 E: 0 K: 0 S: 3	H: 0 LOB: 0 BB: 0 P: 3	R: 0 E: 0 K: 1 S: 5	H: 1 LOB: 1 BB: 0 P: 6	R: 1 E: 0 K: 0 S: 4	H: 1 LOB: 0 BB: 0 P: 4	R: 3 E: 0 K: 0 S: 7	H: 4 LOB: 1 BB: 0 P: 7	R: 0 E: 0 K: 0 S: 3	H: 0 LOB: 0 BB: 0 P: 3	R: 0 E: 0 K: 0 S: 4	H: 1 LOB: 2 BB: 1 P: 8	1B: 3 2B: 2 3B: 0 HR: 2	SF: 0 SAC: 0 DP: 0 HBP: 0	WP: 1 PB: 0 SB: 0 CS: 0	PA: 41						
PITCHER	IP ERA WLS BF H R ER SO BB IBB HBP BLK WP HR S P ERA WHIP	IP ERA WLS BF H R ER SO BB IBB HBP BLK WP HR S P ERA WHIP																								
Jim Palmer, R ERA: 2.73 (1, 1)	8.2 4.15 8 32 6 4 4 0 0 0 0 0 0 0 2 36 36 4.15 0.692	Eddie Watt, R ERA: 3.38 (9, 1)	1.1 1.1 W 4 0 0 0 0 0 0 0 0 0 0 4 4 0.00 0.000	Pete Richert, L ERA: 2.01 (11, 1)	1.0 1.0 S 5 1 0 0 0 1 0 0 0 1 0 4 8 0.00 2.000																					

Baltimore Orioles @ Cleveland Indians
Cleveland Municipal Stadium, Cleveland, OH

Sat Sep 26 1970, 3:33 AM EDT
Att: 5,397 - Unknown - 75 F

AB 37
R 7
H 7
RBI 6
BB 2
SO 6
LOB 6

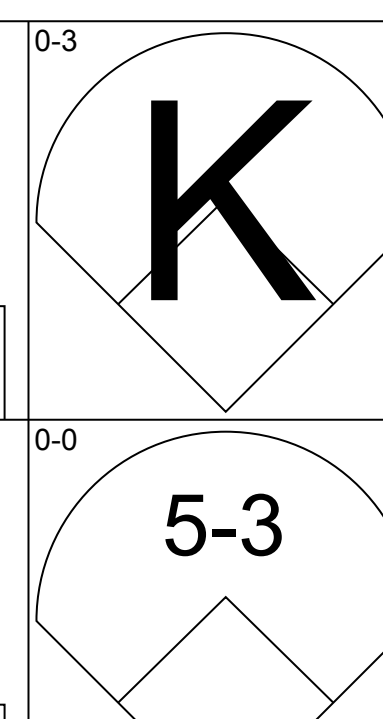
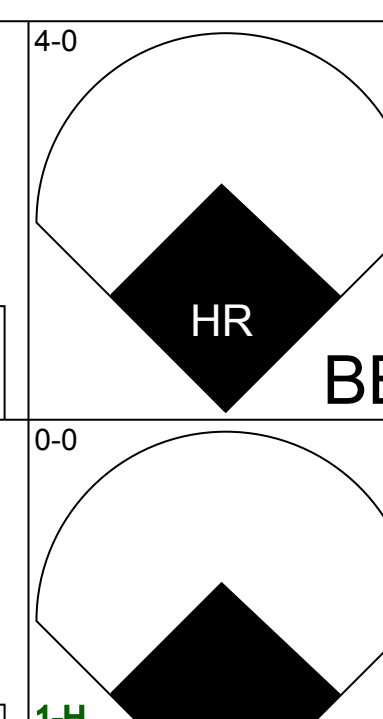
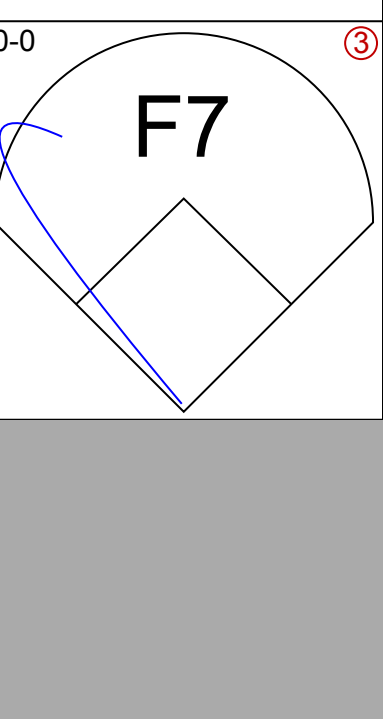
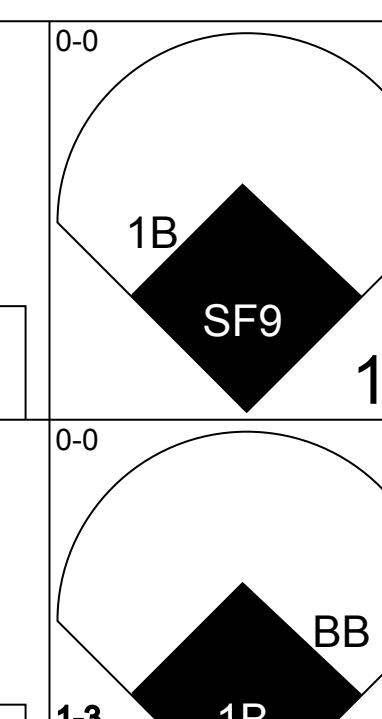
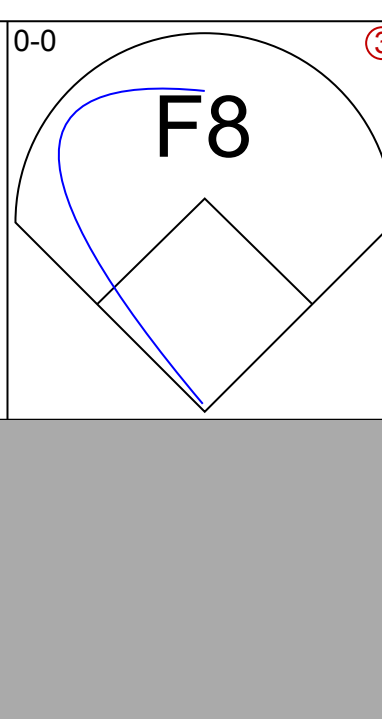
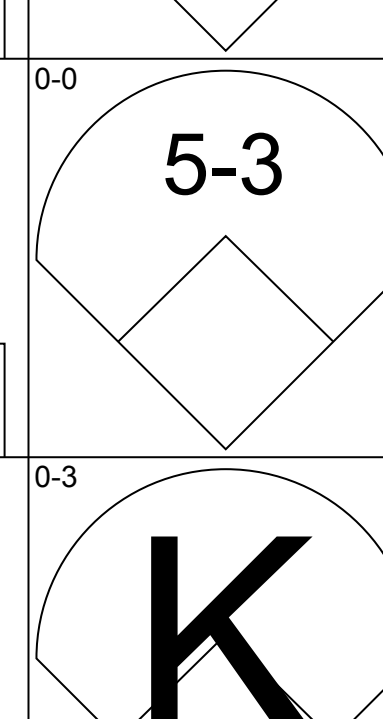
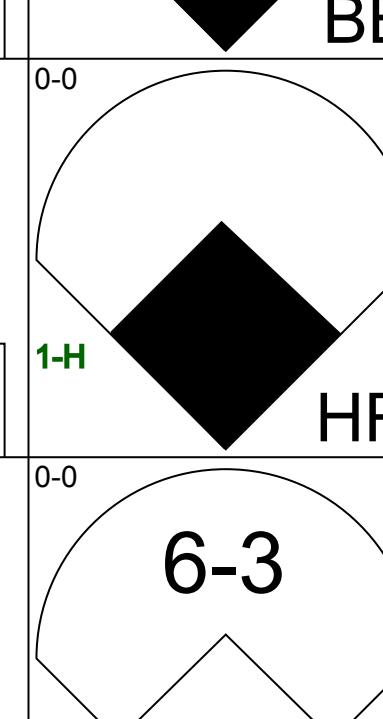
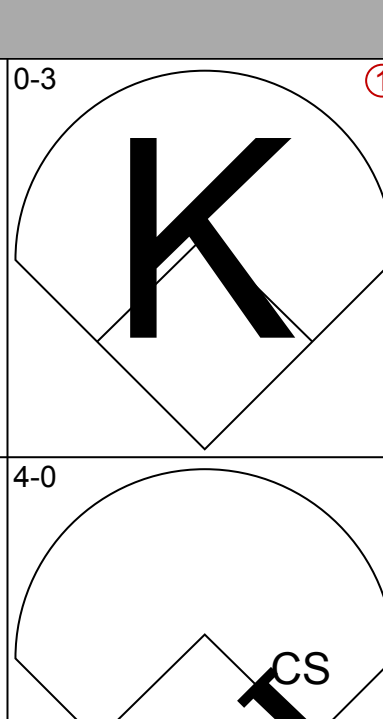
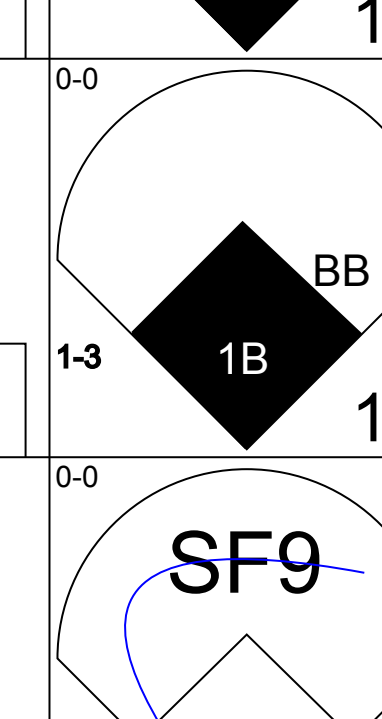
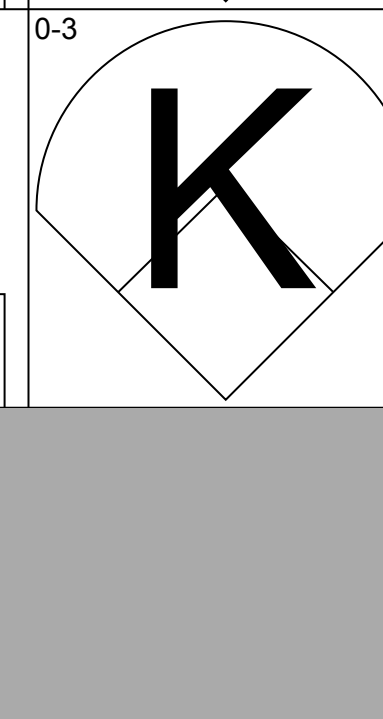
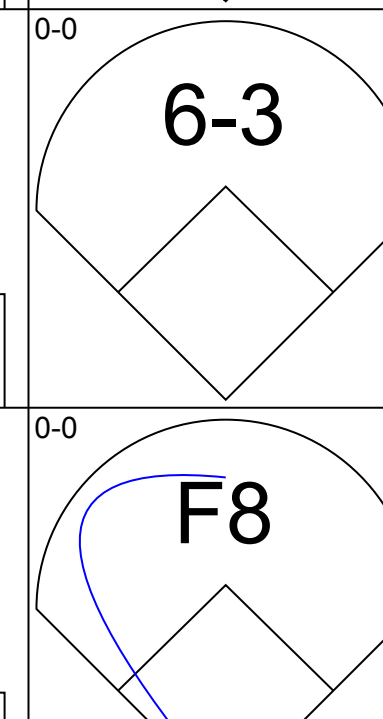
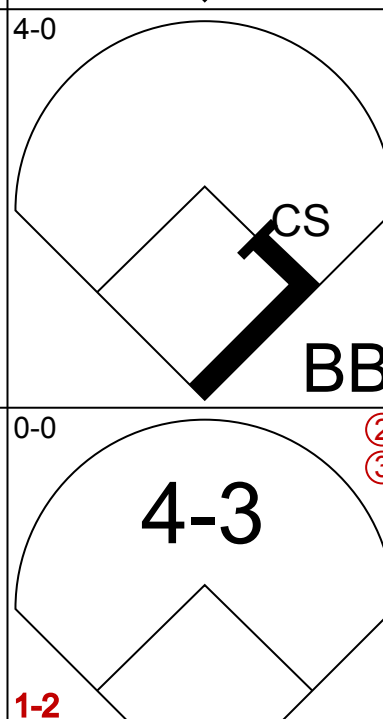
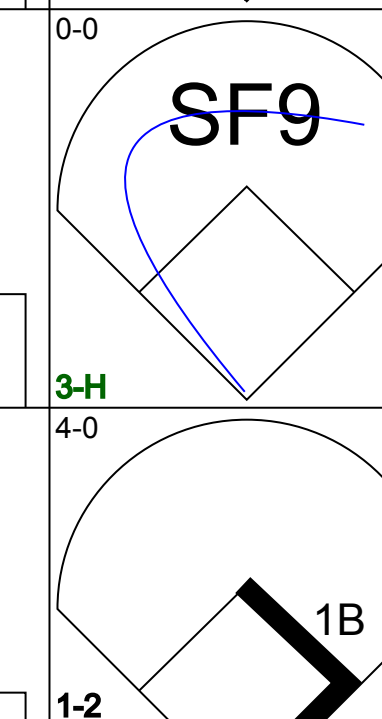
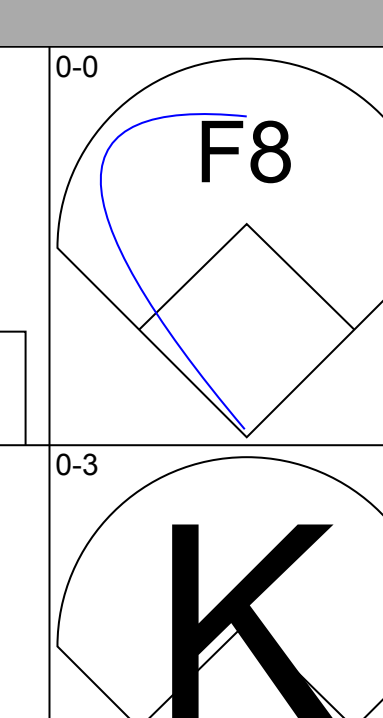
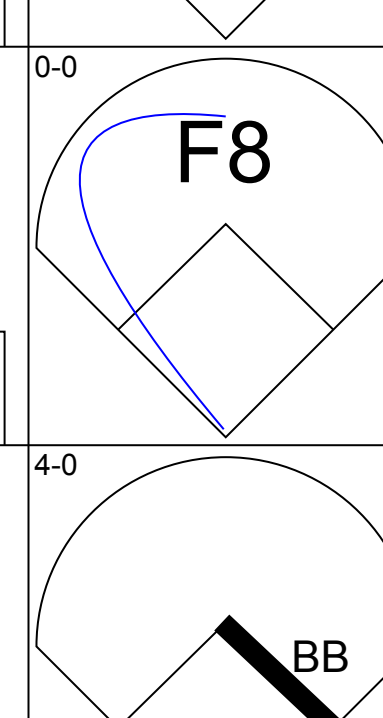
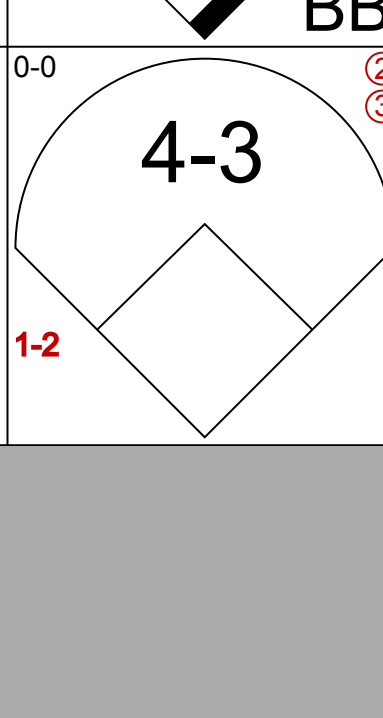
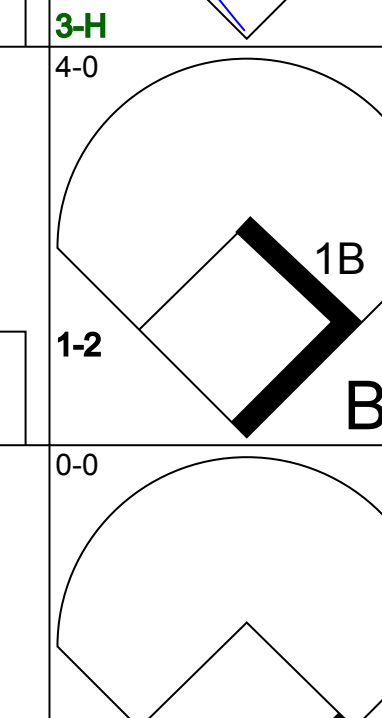
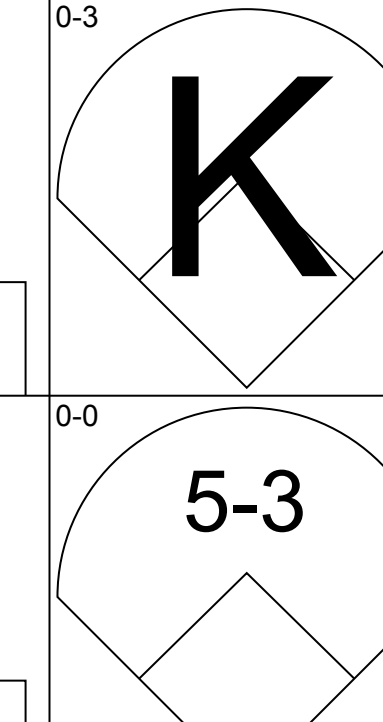
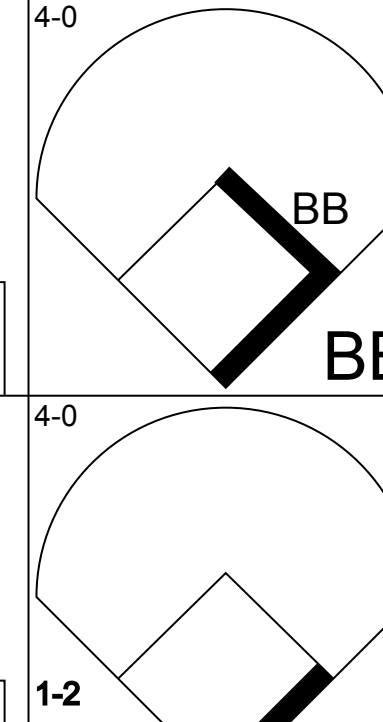

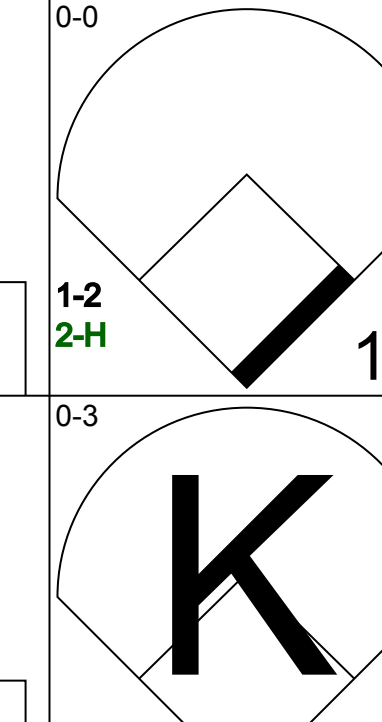

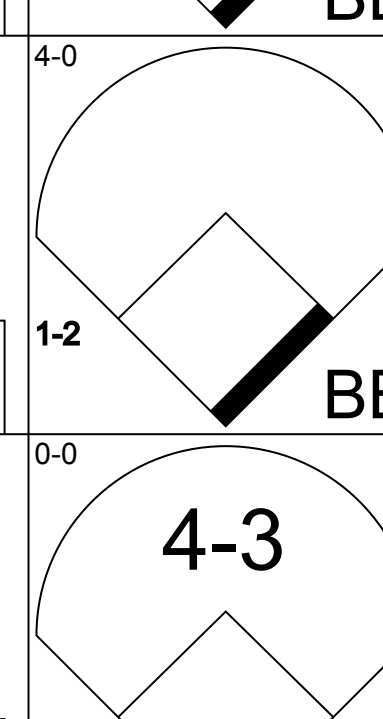

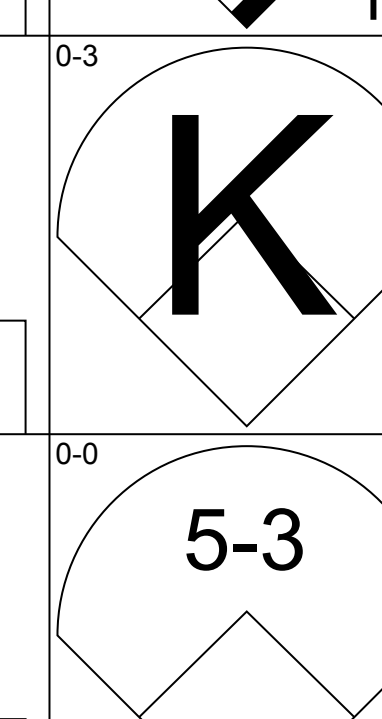
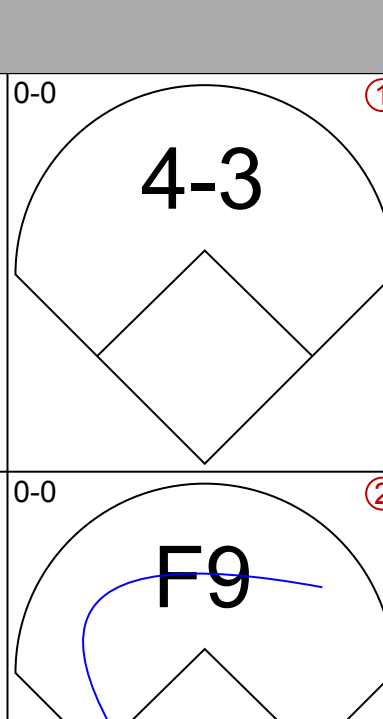
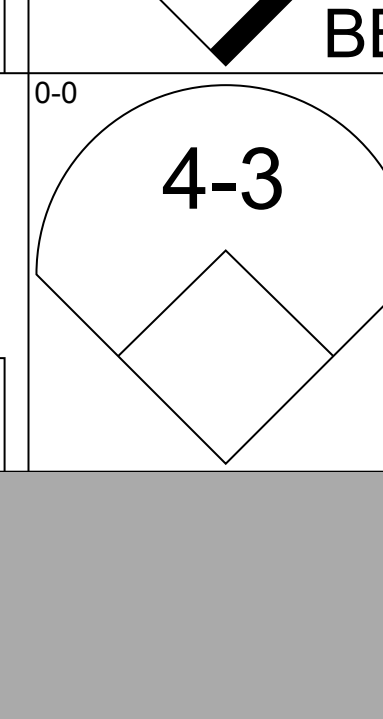

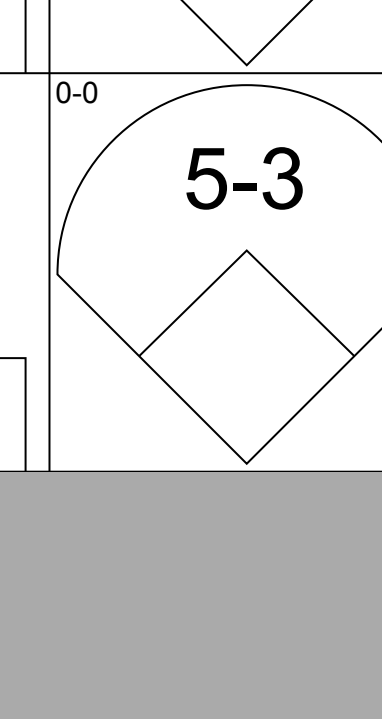
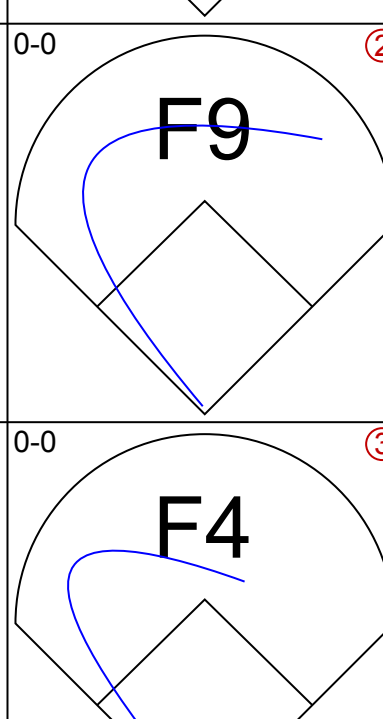
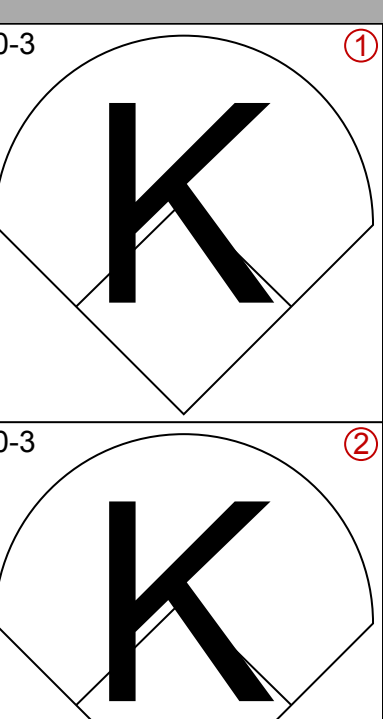


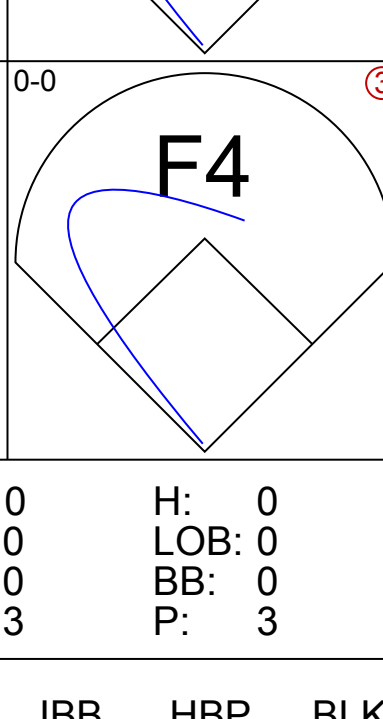
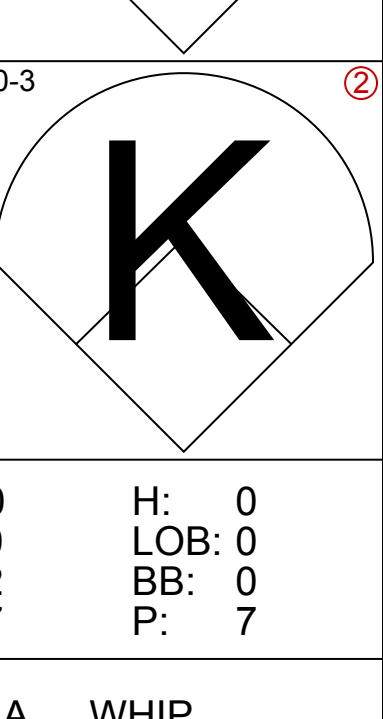
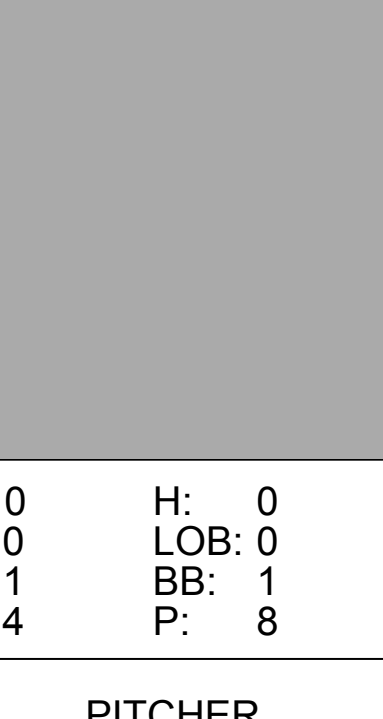
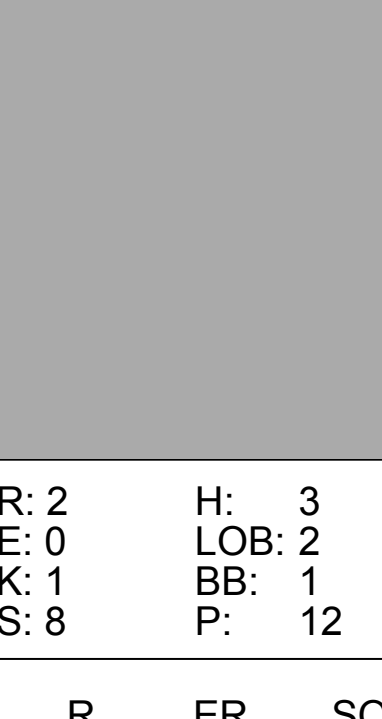


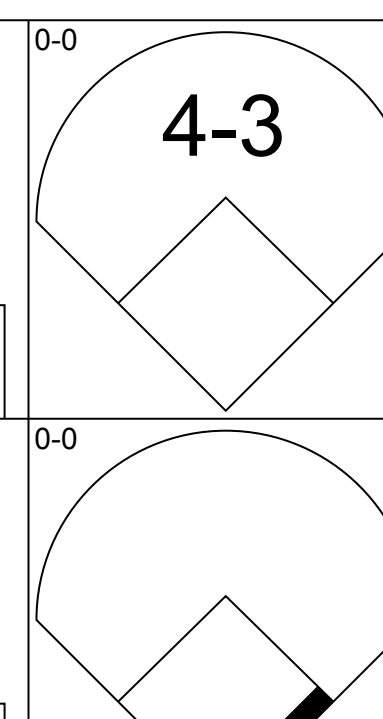
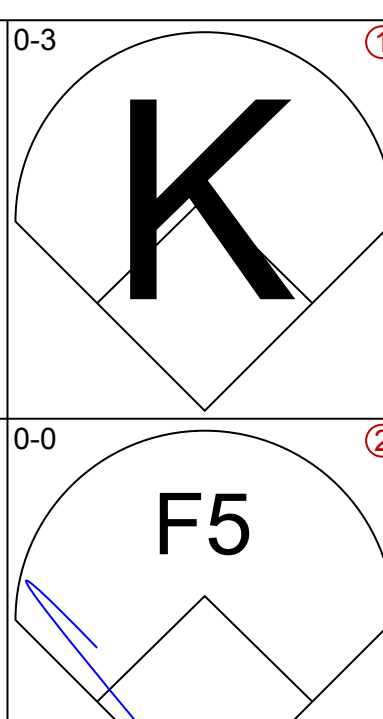
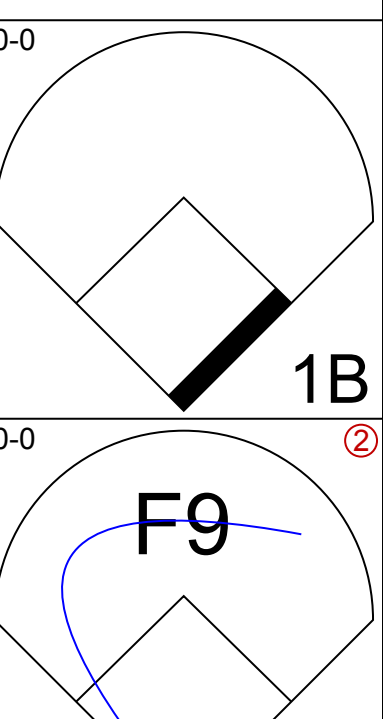

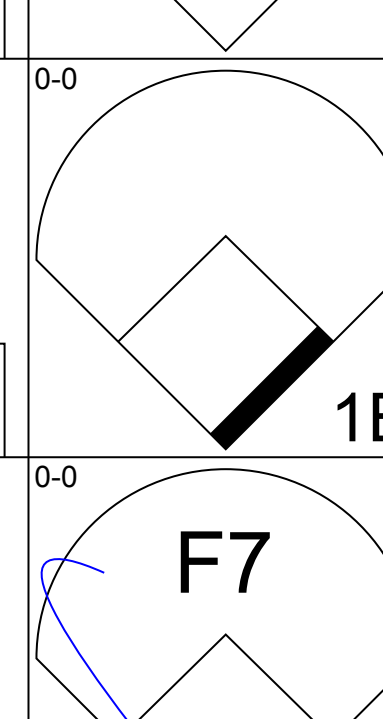
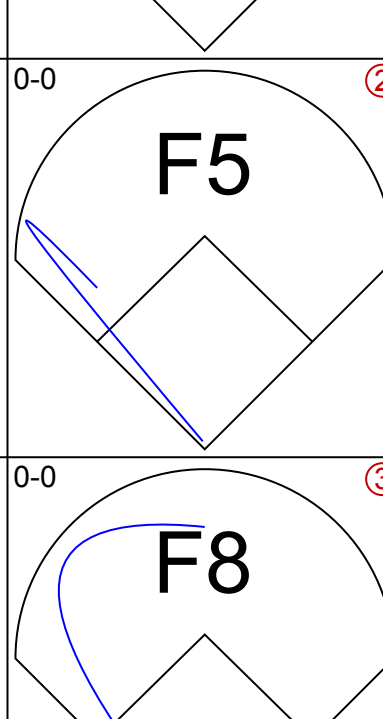
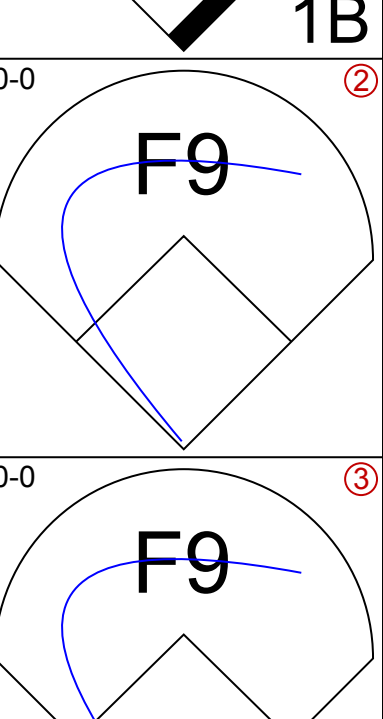

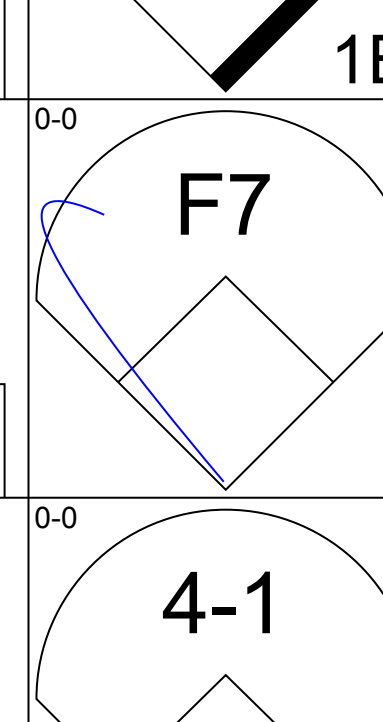
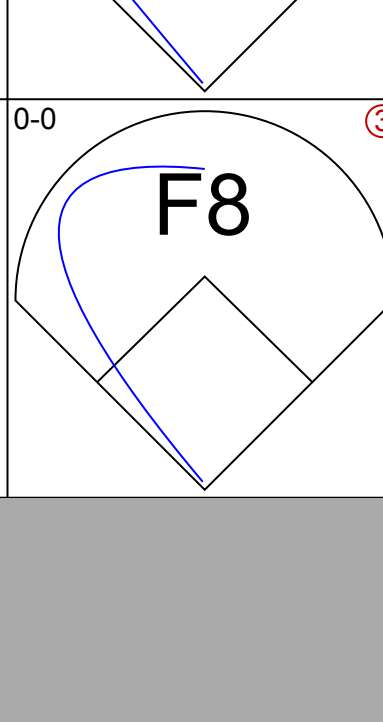
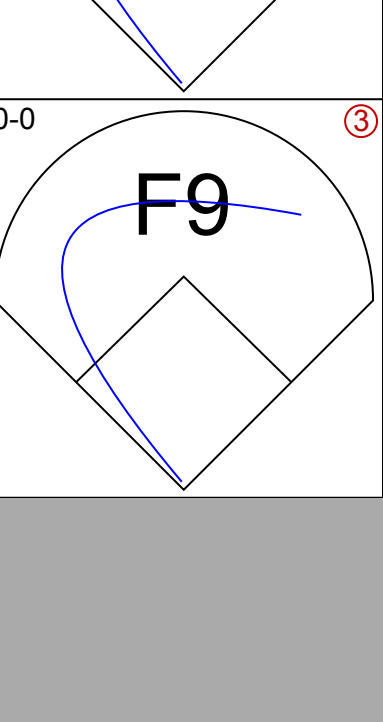
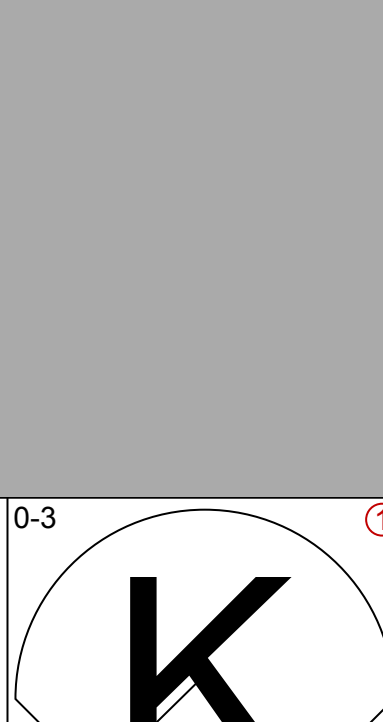
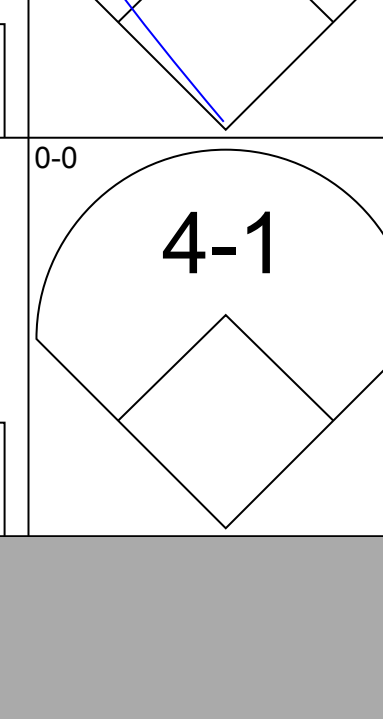
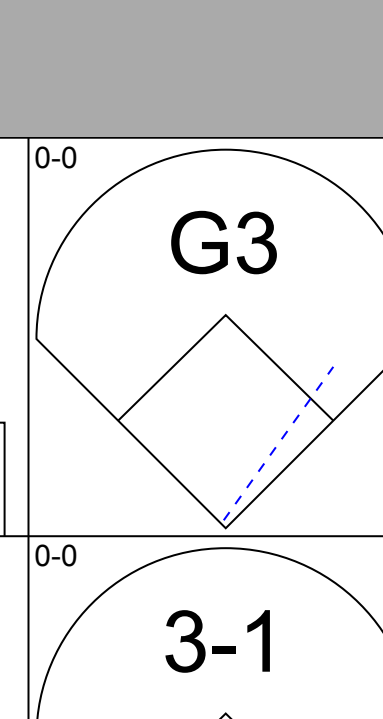
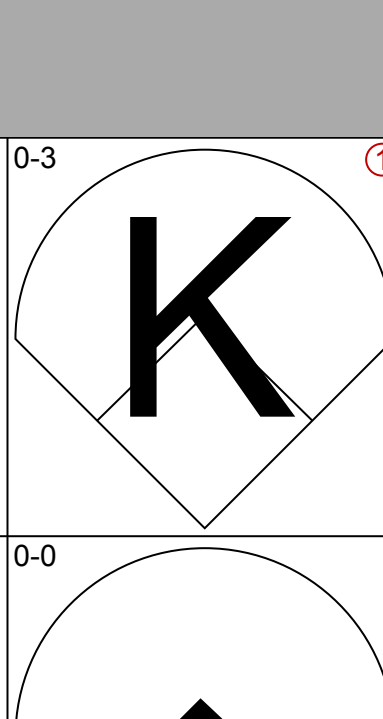
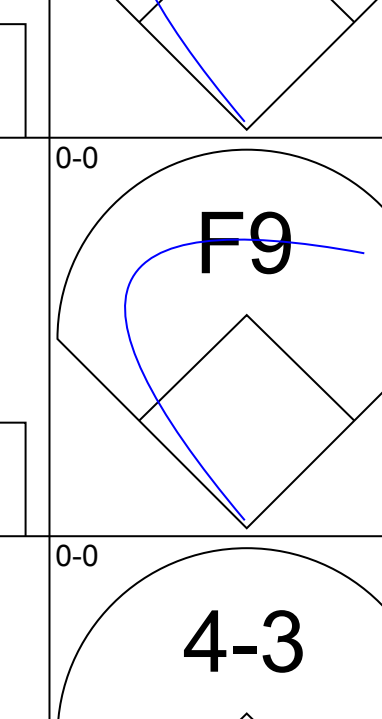
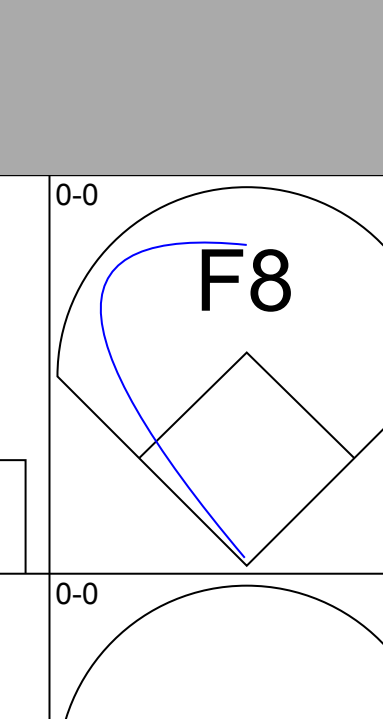
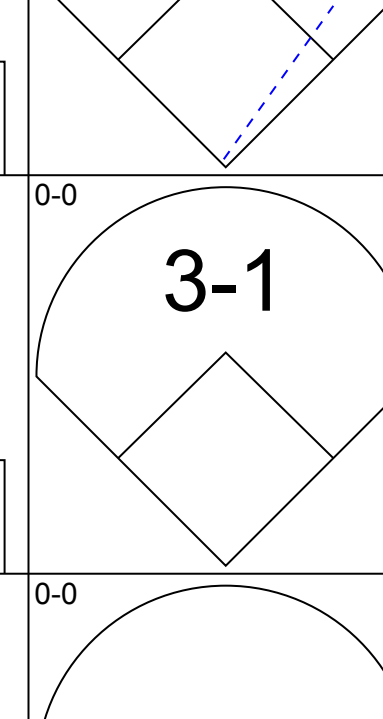
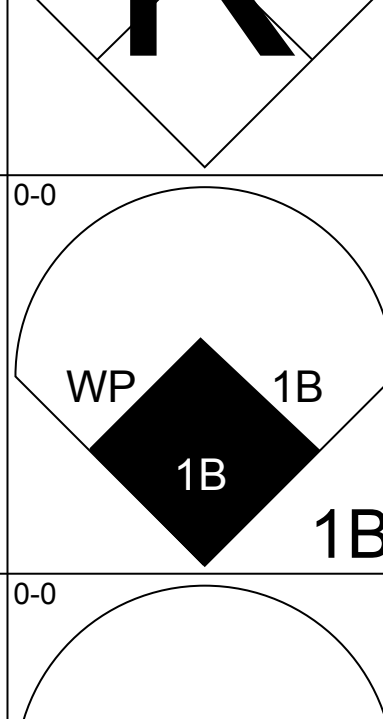
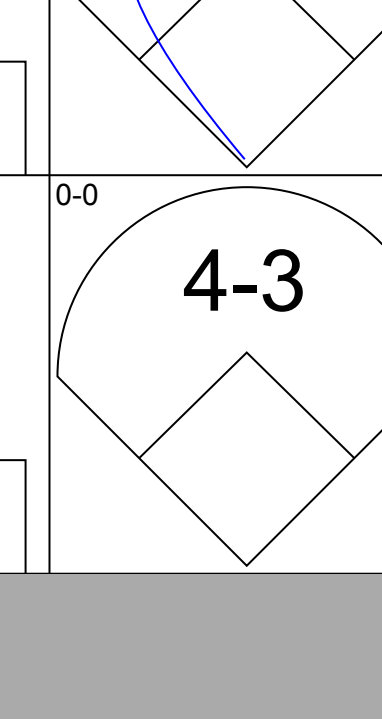
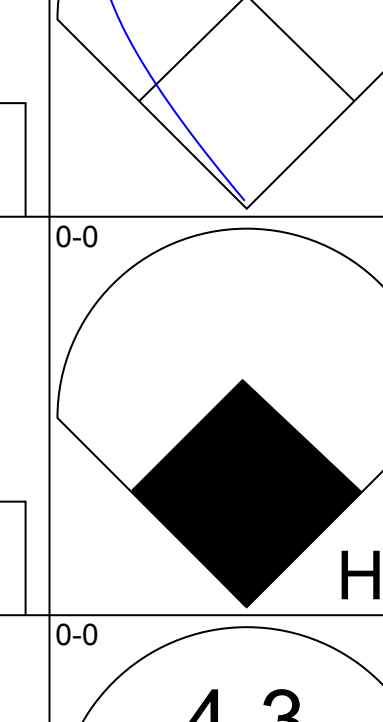
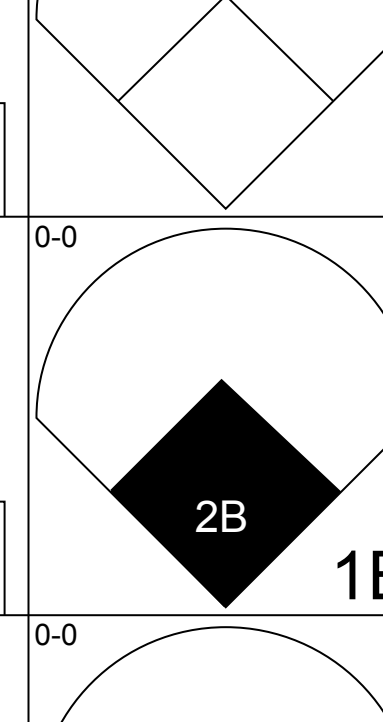
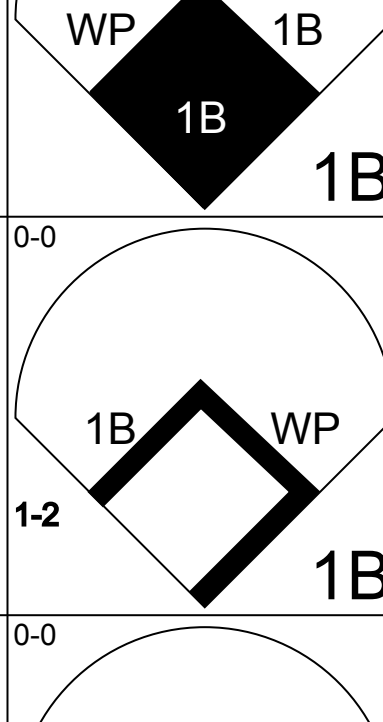
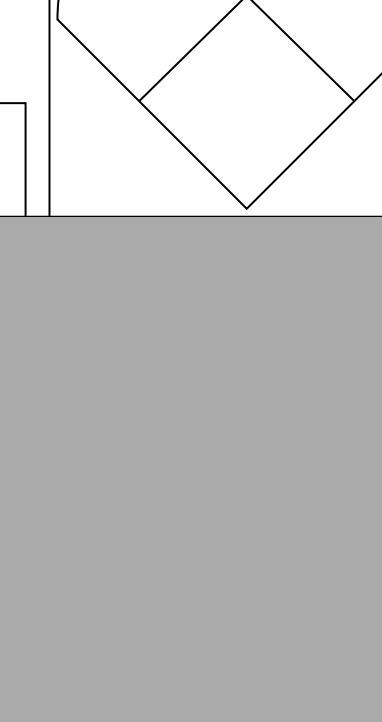
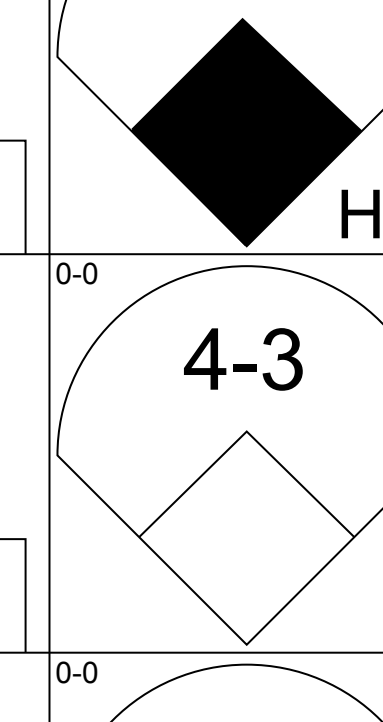
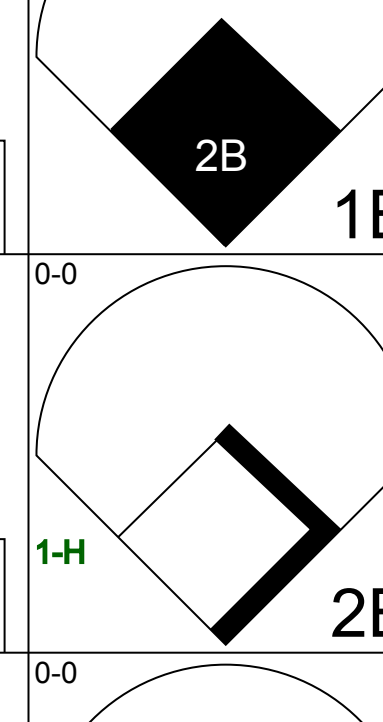
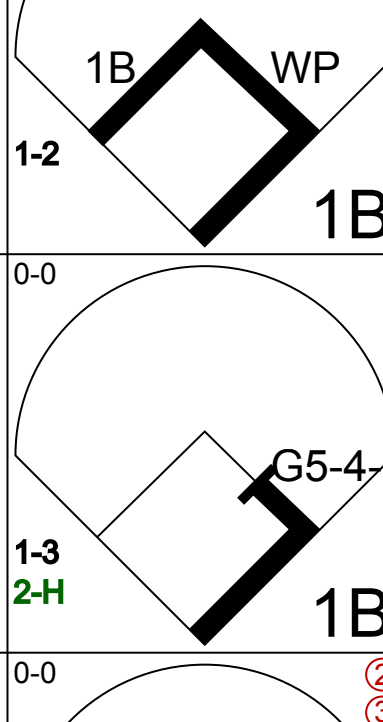

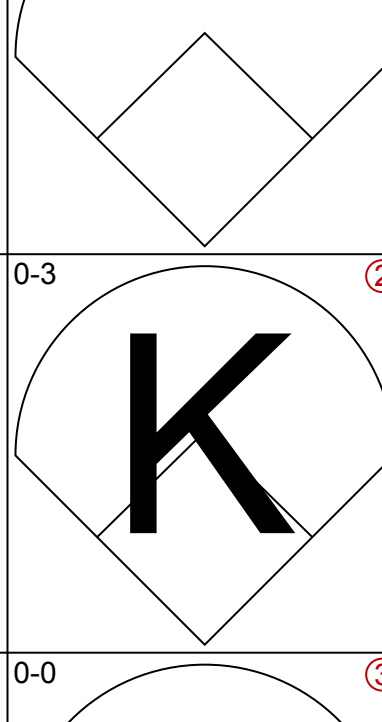
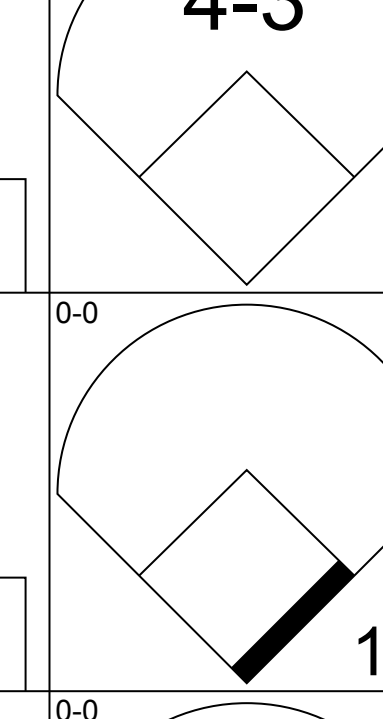

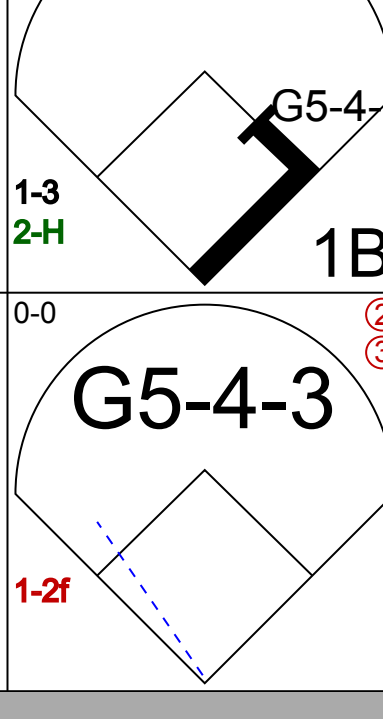
Baltimore Orioles @ Cleveland Indians
Cleveland Municipal Stadium, Cleveland, OH

Sat Sep 26 1970, 3:33 AM EDT
Att: 5,397 - Unknown - 75 F

AB 40
R 4
H 7
RBI 4
BB 1
SO 2
LOB 8



Batter	1	2	3	4	5	6	7	8	9	AB	R	H	RBI	BB	SO	LOB	TOP				
Don Buford, S (1, 5) OBP: 0.399, SLG: 0.405				 BB				 1B		4	2	1	0	1	1	0	Baltimore Orioles @ Cleveland Indians Cleveland Municipal Stadium, Cleveland, OH Sun Sep 27 1970, 3:33 AM EDT Att: 6,718 - Unknown - 54 F				
Mery Rettenmund, R (1, 8) OBP: 0.392, SLG: 0.544				 1-H				 1B		4	2	2	2	0	1	0					
Don Baylor, R (1, 9) OBP: 0.294, SLG: 0.214							 BB			2	0	0	1	1	1	0					
Andy Etchebarren, R (1, 2) OBP: 0.311, SLG: 0.350							 1-2	 1B		3	0	0	0	1	0	1					
Curt Motton, R (1, 7) OBP: 0.357, SLG: 0.395				 BB				 1B		3	0	1	1	1	1	0					
Roger Freed, R (1, 3) OBP: 0.294, SLG: 0.154				 1-2			 BB			2	0	0	0	2	1	2					
Chico Salmon, R (1, 6) OBP: 0.291, SLG: 0.400										4	0	0	0	0	0	5					
Bobby Grich, R (1, 4) OBP: 0.280, SLG: 0.286							 1B			4	0	1	0	0	1	0					
Jim Hardin, R (1, 1) OBP: 0.143, SLG: 0.111										2	0	0	0	0	1	0					
Frank Robinson, R (7, PH) OBP: 0.394, SLG: 0.509										1	0	0	0	0	0	2					
Dick Hall, R (7, 1) OBP: 0.083, SLG: 0.083										1	0	0	0	0	1	0					
Inning Stats	R: 0 E: 0 K: 2 S: 7	H: 0 LOB: 0 BB: 0 P: 7	R: 0 E: 0 K: 1 S: 5	H: 0 LOB: 0 BB: 0 P: 5	R: 0 E: 0 K: 0 S: 3	H: 0 LOB: 0 BB: 0 P: 3	R: 2 E: 0 K: 0 S: 4	H: 1 LOB: 2 BB: 3 P: 16	R: 0 E: 0 K: 2 S: 7	H: 0 LOB: 0 BB: 1 P: 7	R: 0 E: 0 K: 1 S: 4	H: 1 LOB: 2 BB: 1 P: 8	R: 2 E: 0 K: 1 S: 8	H: 3 LOB: 2 BB: 1 P: 12	R: 0 E: 0 K: 1 S: 5	H: 0 LOB: 0 BB: 0 P: 5	1B: 4 2B: 0 3B: 0 HR: 1	SF: 1 SAC: 0 DP: 0 HBP: 0	WP: 0 PB: 0 SB: 0 CS: 1	PA: 37	
PITCHER Sam McDowell, L (1, 1) ERA: 2.92	IP: 9.0 WLS: L BF: 37 H: 5 R: 4 ER: 4 SO: 8 BB: 6 IBB: 0 HBP: 0 BLK: 0 WP: 0 HR: 1 S: 47 P: 71 ERA: 4.00 WHIP: 1.222																				

Batter	1	2	3	4	5	6	7	8	9	AB	R	H	RBI	BB	SO	LOB	BOTTOM				
Buddy Bradford, R (1, 8) OBP: 0.286, SLG: 0.353										4	0	1	0	0	1	0	Baltimore Orioles @ Cleveland Indians Cleveland Municipal Stadium, Cleveland, OH Sun Sep 27 1970, 3:33 AM EDT Att: 6,718 - Unknown - 54 F				
Ted Uhlhaender, L (1, 7) OBP: 0.316, SLG: 0.389										4	0	1	0	0	0	1					
Vada Pinson, L (1, 9) OBP: 0.319, SLG: 0.478										4	0	0	0	0	0	2					
Graig Nettles, L (1, 5) OBP: 0.335, SLG: 0.407										4	0	0	0	0	1	1					
Duke Sims, L (1, 3) OBP: 0.354, SLG: 0.488						 1B				4	1	1	0	0	0	0					
Chuck Hinton, R (1, 2) OBP: 0.397, SLG: 0.489				 1B		 1B				4	2	3	1	0	0	0					
Eddie Leon, R (1, 4) OBP: 0.311, SLG: 0.360				 2B		 1B				4	0	2	2	0	1	0					
Larry Brown, R (1, 6) OBP: 0.345, SLG: 0.325										3	0	1	0	0	0	3					
Ken Harrelson, R (9, PH) OBP: 0.395, SLG: 0.424										1	0	0	0	0	0	0					
Sam McDowell, L (1, 1) OBP: 0.140, SLG: 0.152										3	0	0	0	0	1	1					
Inning Stats	R: 0 E: 0 K: 0 S: 4	H: 1 LOB: 1 BB: 0 P: 4	R: 1 E: 0 K: 0 S: 5	H: 2 LOB: 1 BB: 0 P: 5	R: 0 E: 0 K: 1 S: 5	H: 0 LOB: 0 BB: 0 P: 5	R: 1 E: 0 K: 0 S: 5	H: 2 LOB: 1 BB: 0 P: 5	R: 0 E: 0 K: 1 S: 6	H: 1 LOB: 1 BB: 0 P: 6	R: 1 E: 0 K: 1 S: 7	H: 3 LOB: 1 BB: 0 P: 7	R: 0 E: 0 K: 0 S: 3	H: 0 LOB: 0 BB: 0 P: 3	R: 0 E: 0 K: 1 S: 5	H: 0 LOB: 0 BB: 0 P: 5	1B: 7 2B: 1 3B: 0 HR: 1	SF: 0 SAC: 0 DP: 1 HBP: 0	WP: 1 PB: 0 SB: 0 CS: 0	PA: 35	
PITCHER Jim Hardin, R (1, 1) ERA: 3.55	IP: 6.0 WLS: W BF: 26 H: 9 R: 3 ER: 3 SO: 3 BB: 0 IBB: 0 HBP: 0 BLK: 0 WP: 0 HR: 1 S: 32 P: 32 ERA: 4.50 WHIP: 1.500																				
Dick Hall, R (7, 1) ERA: 3.06	IP: 3.0 WLS: W BF: 9 H: 0 R: 0 ER: 0 SO: 1 BB: 0 IBB: 0 HBP: 0 BLK: 0 WP: 0 HR: 0 S: 11 P: 11 ERA: 0.00 WHIP: 0.000																				


AB	30
R	4
H	5
RBI	4
BB	6
SO	8
LOB	10



Batter	1	2	3	4	5	6	7	8	9	10	AB	R	H	RBI	BB	SO	LOB	TOP
Ed Brinkman, R OBP: 0.330, SLG: 0.300 (1.6)	4-0 2B 1-4-3 BB		0-0 5-3		0-0 FC6-4 1-2			0-0 1-3		0-0 F7	4	1	0	0	1	0	2	
Tom Grieve, R OBP: 0.289, SLG: 0.319 (1.9)	0-0 1-4-3 1-3 2B		0-0 P1			0-0 5-3		0-3 K			4	0	1	0	0	1	1	
Frank Howard, R OBP: 0.418, SLG: 0.548 (1.7)	0-0 5-3			0-0 1-3		0-0 5-3			0-3 K		4	0	0	0	0	1	2	
Rick Reichardt, R OBP: 0.333, SLG: 0.480 (1.8)	0-0 1-4-3			0-3 K		0-0 F9			0-0 2B		4	0	1	1	0	1	1	
Aurelio Rodriguez, R OBP: 0.302, SLG: 0.421 (1.5)	2-3 3-H 0-0 6-3			0-0 4-3			0-3 K		0-0 F8		4	0	0	0	0	1	2	
Mike Epstein, L OBP: 0.289, SLG: 0.445 (1.3)		0-3 K			0-3 K			0-3 K		4-0 IBB	3	0	0	0	1	3	0	
Dick Billings, R OBP: 0.304, SLG: 0.500 (1.2)		0-0 F7			0-0 1B 2B			0-3 K		0-3 K	4	1	1	0	0	2	2	
Davey Nelson, R OBP: 0.204, SLG: 0.168 (1.4)		0-3 K			0-0 FC6-4 1B			0-0 B1-3		0-0 F9	4	0	1	1	0	1	0	
Joe Coleman, R OBP: 0.263, SLG: 0.134 (1.1)			0-3 K		0-3 K			4-0 1-3 BB		0-0 G3	3	0	0	0	1	2	1	
Inning Stats	R: 1 E: 0 K: 0 S: 4	H: 1 LOB: 1 BB: 1 P: 8	R: 0 E: 0 K: 2 S: 7	H: 0 LOB: 0 BB: 0 P: 7	R: 0 E: 0 K: 1 S: 5	H: 0 LOB: 0 BB: 0 P: 5	R: 0 E: 0 K: 1 S: 5	H: 0 LOB: 0 BB: 0 P: 3	R: 0 E: 0 K: 3 S: 9	H: 0 LOB: 0 BB: 0 P: 9	R: 0 E: 0 K: 1 S: 5	H: 1 LOB: 2 BB: 1 P: 12	R: 0 E: 0 K: 0 S: 3	H: 0 LOB: 0 BB: 0 P: 3	1B: 1 2B: 3 3B: 0 HR: 0	SF: 0 SAC: 0 DP: 0 HBP: 0	WP: 0 PA: 37	
PITCHER	IP 8.0	WLS L	BF 29	H 3	R 2	ER 2	SO 10	BB 2	IBB 0	HBP 0	BLK 0	WP 0	HR 0	S 47	P 55	ERA 2.25	WHIP 0.625	
Mike Cuellar, L ERA: 3.48 (1.1)																		
Moe Drabowsky, R ERA: 3.52 (9.1)																		

Washington Senators @ Baltimore Orioles
 Memorial Stadium, Baltimore, MD
 Tue Sep 29 1970, 7:05 PM EDT
 Unknown

AB 34
 R 2
 H 4
 RBI 2
 BB 3
 SO 12
 LOB 11



WP: 0 PA: 37
 PB: 0
 SB: 0
 CS: 0

Batter	1	2	3	4	5	6	7	8	9	10	AB	R	H	RBI	BB	SO	LOB	BOTTOM			
Don Buford, S OBP: 0.403, SLG: 0.412 (1.7)	4-0 G6-3 BB		4-0 CS BB			0-0 F9		0-0 HR		4-0 1-2 2-3 BB	2	1	1	1	3	0	0				
Mark Belanger, R OBP: 0.300, SLG: 0.258 (1.6)	0-3 K		0-0 4-3 1-2			0-0 1B		0-0 1B		0-0 SF8 3-H	4	0	2	1	0	1	2				
Boog Powell, L OBP: 0.411, SLG: 0.552 (1.3)	0-0 G6-3 1-2			0-0 6-3		0-0 L4		0-0 6-3			4	0	0	0	0	0	3				
Moe Drabowsky, R OBP: 0.111, SLG: 0.111 (9.1)											0	0	0	0	0	0	0				
Frank Robinson, R OBP: 0.393, SLG: 0.506 (1.9)		0-0 2B SF7 1B		0-0 5-3		0-0 5-3		0-0 6-3		0-0 6-3	4	1	1	0	0	0	0				
Merv Rettenmund, R OBP: 0.393, SLG: 0.547 (1.8)		0-0 E 2B		0-0 F8		0-0 F8		0-0 CS 1B		0-0 CS 1B	4	0	2	0	0	0	0				
Brooks Robinson, R OBP: 0.336, SLG: 0.427 (1.5)		0-0 SF7		0-0 F2		4-0 BB		0-0 1B		0-0 1B	2	0	1	1	1	0	0				
Chico Salmon, R OBP: 0.291, SLG: 0.400 (9, PR) (10.5)		3-H E4 G4-6-3		0-0 F6		0-3 K		0-0 G3		0-0 G3	4	0	0	0	0	1	3				
Elrod Hendricks, L OBP: 0.315, SLG: 0.382 (1.2)		2-3 G4-6-3		0-0 F4							4	0	0	0	0	1	3				
Bobby Grich, R OBP: 0.279, SLG: 0.284 (1.4)		0-0 G4-6-3 1-2		0-0 F4		0-0 6-3		0-0 6-3		0-0 BB SF8 WP 1B	4	1	1	0	0	0	2				
Mike Cuellar, L OBP: 0.105, SLG: 0.152 (1.1)			0-3 K			0-3 K		0-0 F7		4-0 BB IBB	2	0	0	0	0	2	0				
Terry Crowley, L OBP: 0.401, SLG: 0.397 (8, PH) (9.3)										1-2 BB	1	0	0	0	1	0	0				
Inning Stats	R: 0 E: 0 K: 1 S: 4	H: 0 LOB: 0 BB: 1 P: 8	R: 1 E: 1 K: 0 S: 5	H: 2 LOB: 1 BB: 0 P: 5	R: 0 E: 0 K: 1 S: 4	H: 0 LOB: 0 BB: 0 P: 8	R: 0 E: 0 K: 0 S: 3	H: 0 LOB: 0 BB: 0 P: 3	R: 0 E: 0 K: 0 S: 3	H: 1 LOB: 1 BB: 0 P: 6	R: 0 E: 0 K: 1 S: 5	H: 0 LOB: 1 BB: 1 P: 9	R: 1 E: 0 K: 0 S: 5	H: 2 LOB: 1 BB: 0 P: 5	R: 0 E: 0 K: 0 S: 4	H: 2 LOB: 1 BB: 0 P: 4	R: 1 E: 0 K: 0 S: 2	H: 1 LOB: 2 BB: 2 P: 10	1B: 6 2B: 1 3B: 0 HR: 1	SF: 2 SAC: 0 DP: 2 HBP: 0	WP: 1 PA: 38 PB: 0 SB: 0 CS: 2
PITCHER	IP 9.1	WLS L	BF 38	H 8	R 3	ER 3	SO 4	BB 4	IBB 1	HBP 0	BLK 0	WP 1	HR 1	S 41	P 61	ERA 2.89	WHIP 1.286				
Joe Coleman, R ERA: 3.58 (1.1)																					

Washington Senators @ Baltimore Orioles
 Memorial Stadium, Baltimore, MD
 Tue Sep 29 1970, 7:05 PM EDT
 Unknown

AB 31
 R 3
 H 8
 RBI 3
 BB 5
 SO 4
 LOB 10



Batter	1	2	3	4	5	6	7	8	9	10	11	AB	R	H	RBI	BB	SO	LOB	TOP									
Ed Stroud, L OBP: 0.333, SLG: 0.352 (1, 8)												5	1	2	0	0	1	0										
Del Unser, L OBP: 0.321, SLG: 0.325 (1, 9)												5	0	0	0	0	0	1										
Frank Howard, R OBP: 0.416, SLG: 0.544 Rick Reichardt, R OBP: 0.335, SLG: 0.480 (1, 7) (8, 7)												4	0	0	0	0	2	1										
Mike Epstein, L OBP: 0.369, SLG: 0.444 (1, 3)												5	1	2	0	0	2											
Bernie Allen, L OBP: 0.347, SLG: 0.366 (1, 5)												3	0	1	0	2	0	2										
Ed Brinkman, R OBP: 0.330, SLG: 0.300 (1, 6)												4	0	1	0	1	0	3										
Jim French, L OBP: 0.355, SLG: 0.253 (1, 2)												3	0	0	0	2	0	3										
Davey Nelson, R OBP: 0.194, SLG: 0.160 (1, 4)												5	0	0	1	0	1	5										
Jackie Brown, R OBP: 0.154, SLG: 0.154 Casey Cox, R OBP: 0.136, SLG: 0.121 Darold Knowles, L OBP: 0.095, SLG: 0.050 Horacio Pina, R OBP: 0.301, SLG: 0.279 (1, 1) (8, 1) (9, 1) (11, 1) (11, 4)												3	0	0	0	0	1	4										
Inning Stats	R: 0 E: 0 K: 1 S: 5	H: 0 LOB: 0 BB: 0 P: 5	R: 1 E: 0 K: 0 S: 4	H: 1 LOB: 2 BB: 2 P: 12	R: 0 E: 0 K: 1 S: 6	H: 1 LOB: 1 BB: 0 P: 6	R: 0 E: 0 K: 1 S: 5	H: 0 LOB: 2 BB: 2 P: 13	R: 1 E: 0 K: 0 S: 5	H: 2 LOB: 1 BB: 0 P: 5	R: 0 E: 0 K: 1 S: 5	H: 0 LOB: 0 BB: 0 P: 5	R: 0 E: 0 K: 0 S: 3	H: 0 LOB: 0 BB: 0 P: 3	R: 0 E: 0 K: 1 S: 6	H: 1 LOB: 2 BB: 1 P: 10	R: 0 E: 0 K: 1 S: 5	H: 0 LOB: 0 BB: 0 P: 5	R: 0 E: 0 K: 0 S: 3	H: 0 LOB: 1 BB: 0 P: 4	R: 0 E: 0 K: 0 S: 3	H: 1 LOB: 0 BB: 0 P: 3	1B: 6 2B: 0 3B: 0 HR: 0	SF: 0 SAC: 0 DP: 1 HBP: 1	WP: 1 PB: 0 SB: 1 CS: 0	PA: 44		
PITCHER	IP ERA WLS BF H R ER SO BB IBB HBP BLK WP HR S P ERA WHIP	Tom Phoebus, R ERA: 3.07 Dave Leonhard, R ERA: 5.08 Pete Richert, L ERA: 1.98 Eddie Watt, R ERA: 3.25	(1, 1) (7, 1) (9, 1) (10, 1)	6.0 2.0 1.0 2.0	26 8 3 7	4 1 0 1	0 0 0 0	1 0 1 0	0 0 0 0	0 0 0 0	0 0 0 0	0 0 0 0	0 0 0 0	0 0 0 0	0 0 0 0	0 0 0 0	0 0 0 0	0 0 0 0	0 0 0 0	0 0 0 0	0 0 0 0	0 0 0 0	0 0 0 0	0 0 0 0	0 0 0 0	0 0 0 0	0 0 0 0	0 0 0 0

Washington Senators @ Baltimore Orioles
Memorial Stadium, Baltimore, MD
Tue Sep 29 1970, 7:05 PM EDT
Att: 5,616 - Unknown

AB	38
R	2
H	6
RBI	1
BB	5
SO	6
LOB	21



Batter	1	2	3	4	5	6	7	8	9	10	11	AB	R	H	RBI	BB	SO	LOB	BOTTOM								
Don Buford, S OBP: 0.404, SLG: 0.411 (1, 7) (5, 5)												3	0	1	0	2	1	0									
Chico Salmon, R OBP: 0.293, SLG: 0.388 (1, 6)												5	0	0	0	0	1	6									
Paul Blair, R OBP: 0.347, SLG: 0.444 (1, 8)												5	0	0	0	0	2	4									
Terry Crowley, L OBP: 0.396, SLG: 0.391 (1, 3)												5	0	1	0	0	1	2									
Brooks Robinson, R OBP: 0.334, SLG: 0.425 Don Baylor, R OBP: 0.300, SLG: 0.235 (1, 5) (5, 9)												2	0	0	0	0	0	0									
Davey Johnson, R OBP: 0.362, SLG: 0.395 (1, 4)												4	1	2	0	1	0	1									
Curt Motton, R OBP: 0.363, SLG: 0.393 (1, 9) (5, 7)												3	1	1	0	1	1	1									
Johnny Cates, L OBP: 0.333, SLG: 0.389 Andy Etchebarren, R OBP: 0.313, SLG: 0.352 (1, 2) (11, PH)												2	0	0	1	1	0	2									
Tom Phoebus, R ERA: 3.07 Dave Leonhard, R ERA: 5.08 Merv Rettenmund, R OBP: 0.199, SLG: 0.148 Pete Richert, L ERA: 1.98 Boog Powell, L OBP: 0.170, SLG: 0.191 Eddie Watt, R ERA: 3.25 Frank Robinson, R OBP: 0.344, SLG: 0.510 (1, 1) (7, 1) (8, PH) (8, 1) (8, PH) (10, 1) (11, PH)	IP ERA WLS BF H R ER SO BB IBB HBP BLK WP HR S P ERA WHIP	(1, 1) (8, 1) (9, 1) (11, PH)	7.0 1.1 1.2 0.0	28 7 9 1	4 2 2 1	0 2 1 0	0 1 1 0	1 1 1 0	0 0 0 0	0 0 0 0	0 0 0 0	0 0 0 0	0 0 0 0	0 0 0 0	0 0 0 0	0 0 0 0	0 0 0 0	0 0 0 0	0 0 0 0	0 0 0 0	0 0 0 0	0 0 0 0	0 0 0 0	0 0 0 0	0 0 0 0	0 0 0 0	
Inning Stats	R: 0 E: 0 K: 1 S: 5	H: 0 LOB: 0 BB: 0 P: 5	R: 0 E: 0 K: 0 S: 4	H: 1 LOB: 1 BB: 0 P: 4	R: 0 E: 0 K: 1 S: 6	H: 1 LOB: 2 BB: 1 P: 10	R: 0 E: 0 K: 0 S: 3	H: 0 LOB: 0 BB: 0 P: 3	R: 0 E: 0 K: 1 S: 5	H: 1 LOB: 2 BB: 1 P: 10	R: 0 E: 0 K: 1 S: 6	H: 1 LOB: 2 BB: 1 P: 10	R: 2 E: 1 K: 0 S: 6	H: 2 LOB: 2 BB: 1 P: 10	R: 0 E: 0 K: 1 S: 6	H: 1 LOB: 1 BB: 0 P: 6	R: 1 E: 0 K: 0 S: 2	H: 2 LOB: 2 BB: 1 P: 6	1B: 8 2B: 1 3B: 0 HR: 0	SF: 1 SAC: 1 DP: 0 HBP: 0	WP: 1 PB: 0 SB: 0 CS: 0	PA: 45					
PITCHER	IP ERA WLS BF H R ER SO BB IBB HBP BLK WP HR S P ERA WHIP	Jackie Brown, R ERA: 3.95 Casey Cox, R ERA: 4.46 Darold Knowles, L ERA: 2.04 Horacio Pina, R ERA: 2.71	(1, 1) (8, 1) (9, 1) (11, 1)	7.0 1.1 1.2 0.0	28 7 9 1	4 2 2 1	0 2 1 0	0 1 1 0	1 1 1 0	0 0 0 0	0 0 0 0	0 0 0 0	0 0 0 0	0 0 0 0	0 0 0 0	0 0 0 0	0 0 0 0	0 0 0 0	0 0 0 0	0 0 0 0	0 0 0 0	0 0 0 0	0 0 0 0	0 0 0 0	0 0 0 0	0 0 0 0	0 0 0 0


Washington Senators @ Baltimore Orioles
Memorial Stadium, Baltimore, MD
Tue Sep 29 1970, 7:05 PM EDT
Att: 5,616 - Unknown


AB	38
R	3
H	9
RBI	2
BB	5
SO	7
LOB	19



Batter	1	2	3	4	5	6	7	8	9	AB	R	H	RBI	BB	SO	LOB	TOP					
Davey Nelson, R OBP: 0.196, SLG: 0.163 (1, 4)										4	0	1	0	0	1	1	<p>Washington Senators @ Baltimore Orioles Memorial Stadium, Baltimore, MD Wed Sep 30 1970, 7:05 PM EDT Att: 5,202 - Unknown</p>					
Ed Brinkman, R OBP: 0.330, SLG: 0.300 (1, 6)										4	0	1	1	0	0	1						
Frank Howard, R OBP: 0.417, SLG: 0.548 Del Unser, L OBP: 0.321, SLG: 0.325 (9, PR)										3	1	1	1	1	1	1						
Rick Reichardt, R OBP: 0.331, SLG: 0.473 (1, 8)										4	0	0	0	0	3	3						
Greg Goossen, R OBP: 0.351, SLG: 0.354 (1, 3)										4	0	0	0	0	1	1						
Aurelio Rodriguez, R OBP: 0.302, SLG: 0.420 (1, 5)										2	0	0	0	1	1	0						
Tom Grieve, R OBP: 0.290, SLG: 0.336 (1, 9)										3	0	1	0	0	1	0						
Dick Billings, R OBP: 0.308, SLG: 0.458 (1, 2)										2	1	0	0	1	0	1						
Bill Gogolewski, L Wayne Comer, R OBP: 0.319, SLG: 0.240 Jim Hannan, R OBP: 0.182, SLG: 0.129 Paul Casanova, R OBP: 0.251, SLG: 0.354 Denny Riddleberger, R (8, 1)										1	0	0	0	0	1	0						
Inning Stats	R: 0 E: 0 K: 2 S: 7	H: 0 LOB: 0 BB: 0 P: 7	R: 0 E: 0 K: 1 S: 4	H: 0 LOB: 0 BB: 1 P: 8	R: 0 E: 0 K: 1 S: 5	H: 1 LOB: 0 BB: 0 P: 5	R: 1 E: 0 K: 1 S: 6	H: 2 LOB: 0 BB: 0 P: 6	R: 0 E: 0 K: 0 S: 3	H: 0 LOB: 0 BB: 0 P: 3	R: 1 E: 0 K: 0 S: 4	H: 1 LOB: 2 BB: 2 P: 12	R: 0 E: 0 K: 2 S: 7	H: 0 LOB: 0 BB: 0 P: 7	R: 0 E: 0 K: 0 S: 3	H: 0 LOB: 0 BB: 0 P: 3		R: 0 E: 1 K: 2 S: 8	H: 0 LOB: 1 BB: 0 P: 8	1B: 2 2B: 0 3B: 1 HR: 1	SF: 0 SAC: 1 DP: 1 HBP: 0	WP: 0 PB: 0 CS: 1
PITCHER Dave McNally, L ERA: 3.22 (1, 1)	IP: 9.0 WLS: W BF: 32 H: 4 R: 2 ER: 2 SO: 9 BB: 3 IBB: 0 HBP: 0 BLK: 0 WP: 0 HR: 1 S: 47 P: 59 ERA: 2.00 WHIP: 0.778															PITCHER						

Batter	1	2	3	4	5	6	7	8	9	AB	R	H	RBI	BB	SO	LOB	BOTTOM			
Mark Belanger, R OBP: 0.302, SLG: 0.257 (1, 6)										2	0	0	0	2	0	3	<p>Washington Senators @ Baltimore Orioles Memorial Stadium, Baltimore, MD Wed Sep 30 1970, 7:05 PM EDT Att: 5,202 - Unknown</p>			
Paul Blair, R OBP: 0.346, SLG: 0.440 (1, 8)										4	1	0	0	1	0	3				
Boog Powell, L OBP: 0.411, SLG: 0.552 (1, 3)										3	2	1	0	1	0	2				
Frank Robinson, R OBP: 0.398, SLG: 0.515 Don Buford, S OBP: 0.404, SLG: 0.411 (9, 7)										3	1	3	2	1	0	0				
Merv Rettenmund, R OBP: 0.393, SLG: 0.545 (9, 9)										4	1	1	2	0	1	4				
Brooks Robinson, R OBP: 0.335, SLG: 0.428 (1, 5)										3	0	1	2	1	0	0				
Davey Johnson, R OBP: 0.361, SLG: 0.394 (1, 4)										4	0	1	0	0	0	3				
Andy Etchebarren, R OBP: 0.313, SLG: 0.348 (1, 2)										3	0	0	0	1	2	0				
Dave McNally, R OBP: 0.242, SLG: 0.219 (1, 1)										2	1	0	0	2	0	2				
Inning Stats	R: 0 E: 0 K: 1 S: 6	H: 1 LOB: 2 BB: 1 P: 10	R: 0 E: 0 K: 0 S: 4	H: 1 LOB: 2 BB: 1 P: 8	R: 1 E: 0 K: 0 S: 5	H: 2 LOB: 2 BB: 1 P: 9	R: 0 E: 0 K: 1 S: 4	H: 0 LOB: 0 BB: 1 P: 8	R: 1 E: 0 K: 0 S: 3	H: 1 LOB: 0 BB: 1 P: 7	R: 0 E: 0 K: 1 S: 5	H: 0 LOB: 0 BB: 0 P: 5	R: 4 E: 0 K: 0 S: 5	H: 2 LOB: 1 BB: 3 P: 17	R: 0 E: 0 K: 0 S: 3	H: 0 LOB: 1 BB: 1 P: 7		1B: 4 2B: 2 3B: 1 HR: 0	SF: 0 SAC: 1 DP: 1 HBP: 0	WP: 0 PB: 0 CS: 1
PITCHER Bill Gogolewski, R ERA: 4.81 Jim Hannan, R ERA: 4.01 Denny Riddleberger, L ERA: 1.0 (8, 1)	IP: 5.0 WLS: L BF: 11 H: 2 R: 4 ER: 4 SO: 1 BB: 2 IBB: 1 HBP: 0 BLK: 0 WP: 0 HR: 0 S: 23 P: 22 ERA: 18.00 WHIP: 2.000															PITCHER				

Batter	1	2	3	4	5	6	7	8	9	AB	R	H	RBI	BB	SO	LOB	TOP										
Ed Stroud, L OBP: 0.331, SLG: 0.349 (1, 8)	G3	BB		K		5-3			F8	4	0	0	0	1	1	2	Washington Senators @ Baltimore Orioles Memorial Stadium, Baltimore, MD Thu Oct 01 1970, 7:05 PM EDT Att: 4,358 - Unknown 										
Del Unser, L OBP: 0.319, SLG: 0.326 (1, 9)	F7	L8		K			F9	2B	F8	5	0	1	0	0	1	5											
Frank Howard, R OBP: 0.416, SLG: 0.546 (1, 3)	BB			WP	1B	K		F9	6-3	4	0	1	0	1	1	1											
Rick Reichardt, R OBP: 0.330, SLG: 0.473 (1, 7)	K			F9	1B	2B		K		4	1	1	0	0	2	3											
Bernie Allen, L OBP: 0.342, SLG: 0.360 (1, 5)		F7		K		L8		F8		4	0	0	0	0	1	3											
Ed Brinkman, R OBP: 0.331, SLG: 0.301 (1, 6)		1B		F3		1B		F9		4	1	2	1	0	0	1											
Davey Nelson, R OBP: 0.207, SLG: 0.168 (1, 4)		1B		F4		6-3		BB		3	0	1	0	1	0	1											
Jim French, L OBP: 0.358, SLG: 0.259 (1, 2)		SH3-4		1B		1B		F9	6-3	4	0	2	1	0	0	1											
Dick Bosman, R OBP: 0.148, SLG: 0.138 Denny Riddleberger, R OBP: 0.136, SLG: 0.121 Casey Cox, R OBP: 0.347, SLG: 0.349 Greg Goossen, R OBP: 0.347, SLG: 0.349 Horacio Pina, R OBP: 0.347, SLG: 0.349		SH3-4		1B		4-3		F8		2	0	1	0	0	0	0											
Inning Stats	R: 0 E: 0 K: 1 S: 5	H: 0 LOB: 1 BB: 1 P: 9	R: 1 E: 0 K: 0 S: 6	H: 3 LOB: 3 BB: 1 P: 10	R: 0 E: 0 K: 1 S: 6	H: 1 LOB: 1 BB: 0 P: 6	R: 0 E: 0 K: 2 S: 9	H: 2 LOB: 2 BB: 0 P: 9	R: 1 E: 0 K: 1 S: 7	H: 2 LOB: 1 BB: 0 P: 7	R: 0 E: 0 K: 0 S: 3	H: 0 LOB: 0 BB: 0 P: 3	R: 0 E: 0 K: 1 S: 6	H: 1 LOB: 1 BB: 0 P: 6	R: 0 E: 0 K: 0 S: 3	H: 0 LOB: 1 BB: 1 P: 7		R: 0 E: 0 K: 0 S: 3	H: 0 LOB: 0 BB: 0 P: 3	1B: 7 2B: 2 3B: 0 HR: 0	SF: 0 SAC: 1 DP: 0 HBP: 0	WP: 1 PB: 0 SB: 1 CS: 0	PA: 39				
PITCHER	IP	WLS	BF	H	R	ER	SO	BB	IBB	HBP	BLK	WP	HR	S	P	ERA	WHIP										
Jim Palmer, R ERA: 2.71 Jim Hardin, R ERA: 3.53	8.0		36	9	2	2	6	3	0	0	0	1	0	45	57	2.25	1.500										

Batter	1	2	3	4	5	6	7	8	9	AB	R	H	RBI	BB	SO	LOB	BOTTOM										
Don Buford, S OBP: 0.406, SLG: 0.411 Jim Hardin, R OBP: 0.143, SLG: 0.111	F8		BB	1B	F9	FC5-4		1B		3	0	1	0	2	0	2	Washington Senators @ Baltimore Orioles Memorial Stadium, Baltimore, MD Thu Oct 01 1970, 7:05 PM EDT Att: 4,358 - Unknown 										
Paul Blair, R OBP: 0.344, SLG: 0.438	6-3		1B		F6	FC5-4		1B		5	0	1	0	0	1	5											
Boog Powell, L OBP: 0.411, SLG: 0.549 Terry Crowley, L OBP: 0.394, SLG: 0.388	K		1B		BB			F8	1-3	2	0	0	0	2	1	0											
Frank Robinson, R OBP: 0.398, SLG: 0.520 Merv Rettenmund, R OBP: 0.394, SLG: 0.544		HR		K		F6		6-3	1B	3	1	1	1	0	1	4											
Brooks Robinson, R OBP: 0.335, SLG: 0.429 Chico Salmon, R OBP: 0.291, SLG: 0.395	F7			4-3	1B	2B		F8	1B	3	1	1	0	0	0	1											
Davey Johnson, R OBP: 0.380, SLG: 0.392	5-3			4-3		K		FC6-4	1B	2	0	2	0	0	0	0											
Eliot Hendricks, L OBP: 0.317, SLG: 0.382	F8			E	1B	1B		F8		3	0	1	1	1	0	0											
Mark Belanger, R OBP: 0.303, SLG: 0.259				K	E4	1B		6-3		4	0	2	0	0	1	0											
Jim Palmer, R OBP: 0.165, SLG: 0.177 Curt Motton, R OBP: 0.369, SLG: 0.393				K	K	1B		1B		3	0	0	0	0	2	4											
Inning Stats	R: 0 E: 0 K: 1 S: 5	H: 0 LOB: 0 BB: 0 P: 5	R: 1 E: 0 K: 0 S: 4	H: 1 LOB: 0 BB: 0 P: 4	R: 0 E: 0 K: 3 S: 10	H: 1 LOB: 3 BB: 2 P: 18	R: 1 E: 1 K: 1 S: 8	H: 3 LOB: 2 BB: 0 P: 8	R: 0 E: 0 K: 0 S: 3	H: 0 LOB: 1 BB: 1 P: 7	R: 0 E: 0 K: 1 S: 6	H: 1 LOB: 3 BB: 2 P: 14	R: 0 E: 0 K: 0 S: 4	H: 1 LOB: 1 BB: 0 P: 4	R: 0 E: 0 K: 1 S: 6	H: 1 LOB: 2 BB: 1 P: 10		R: 1 E: 0 K: 0 S: 4	H: 3 LOB: 2 BB: 0 P: 4	1B: 9 2B: 1 3B: 0 HR: 1	SF: 0 SAC: 0 DP: 0 HBP: 0	WP: 0 PB: 0 SB: 0 CS: 0	PA: 42				
PITCHER	IP	WLS	BF	H	R	ER	SO	BB	IBB	HBP	BLK	WP	HR	S	P	ERA	WHIP										
Dick Bosman, R ERA: 3.0 Denny Riddleberger, L ERA: 0.96 Casey Cox, R ERA: 4.48 Horacio Pina, R ERA: 2.79	6.0		29	6	2	2	6	5	0	0	0	0	0	1	1	0.00	0.000										

Batter	1	2	3	4	5	6	7	8	9	AB	R	H	RBI	BB	SO	LOB	TOP					
Cesar Tovar, R OBP: 0.385, SLG: 0.538 (1, 7)	F3		G6-4-3 1B		1B 3B		6-3			4	1	2	0	0	0	0	Minnesota Twins @ Baltimore Orioles Memorial Stadium, Baltimore, MD Mon Oct 05 1970, 3:33 AM EDT Att: 27,608 - Unknown - 66 F					
Leo Cardenas, R OBP: 0.250, SLG: 0.182 (1, 6)	F9		G6-4-3 1-2f		1B		K			4	0	1	1	0	1	2						
Tony Oliva, L OBP: 0.500, SLG: 0.917 (1, 9)	K				1B					4	0	2	0	0	1	0						
Harmon Killebrew, R OBP: 0.385, SLG: 0.818 (1, 5)		K			K			F8		3	0	0	0	1	2	2						
Jim Holt, L (1, 8)	F7						F7			4	0	0	0	0	2	2						
Paul Ratliff, L OBP: 0.250, SLG: 0.250 (1, 2)							L6		G1	4	0	1	0	0	1	2						
Rich Reese, L OBP: 0.250, SLG: 0.143 (1, 3)										3	0	1	0	1	1	3						
Luis Tiant, R (9, PR)	P6								FC6-4 1B	0	0	0	0	0	0	0						
Danny Thompson, R OBP: 0.222, SLG: 0.250 (1, 4)										1	0	0	0	1	0	0						
Bob Allison, R (6, PH)										1	0	0	0	0	0	1						
Frank Quilici, R (6, 4)										0	0	0	0	0	0	0						
Brant Alyea, R (9, PH)										1	0	0	0	0	1	1						
Jim Kaat, L (1, 1)										1	0	0	0	0	1	1						
Bert Blyleven, R (3, 1)										0	0	0	0	0	0	0						
Charlie Manuel, L (5, PH)										0	0	0	0	0	0	0						
Tom Hall, L (5, 1)										0	0	0	0	0	0	0						
Rod Carew, L (7, PH)										1	0	0	0	0	1	0						
Jim Perry, S (7, 1)										0	0	0	0	0	0	0						
Rick Renteria, R OBP: 0.200, SLG: 0.200 (9, PH)										1	0	0	0	0	0	1						
Inning Stats	R: 0 E: 0 K: 1 S: 10	H: 0 LOB: 0 BB: 0 P: 14	R: 0 E: 0 K: 1 S: 11	H: 1 LOB: 1 BB: 0 P: 14	R: 0 E: 0 K: 1 S: 8	H: 1 LOB: 1 BB: 1 P: 16	R: 0 E: 0 K: 3 S: 18	H: 1 LOB: 2 BB: 1 P: 28	R: 1 E: 0 K: 2 S: 10	H: 3 LOB: 2 BB: 0 P: 13	R: 0 E: 0 K: 0 S: 9	H: 0 LOB: 1 BB: 1 P: 18	R: 0 E: 0 K: 2 S: 8	H: 0 LOB: 0 BB: 0 P: 11	R: 0 E: 0 K: 1 S: 5	H: 0 LOB: 0 BB: 0 P: 7	R: 0 E: 0 K: 1 S: 10	H: 1 LOB: 1 BB: 0 P: 15	1B: 6 2B: 0 3B: 1 HR: 0	SF: 0 SAC: 0 DP: 1 HBP: 0	WP: 0 PB: 0 SB: 0 CS: 0	PA: 36
PITCHER Jim Palmer, R ERA: 1.0 (1, 1)	IP: 9.0 WLS: W BF: 36 H: 7 R: 1 ER: 1 SO: 12 BB: 3 IBB: 0 HBP: 0 BLK: 0 WP: 0 HR: 0 S: 89 P: 136 ERA: 1.00 WHIP: 1.111																					

Batter	1	2	3	4	5	6	7	8	9	AB	R	H	RBI	BB	SO	LOB	BOTTOM	
Don Buford, S OBP: 0.500, SLG: 0.857 (1, 7)	F8 SH5-3 1B	IBB 2H 1B	SF7 2-3 3H			6-3		F8		4	1	2	2	0	0	0	Minnesota Twins @ Baltimore Orioles Memorial Stadium, Baltimore, MD Mon Oct 05 1970, 3:33 AM EDT Att: 27,608 - Unknown - 66 F	
Paul Blair, R OBP: 0.143, SLG: 0.077 (1, 8)	SH5-3	K	K			F9				4	0	1	0	0	2	2		
Frank Robinson, R OBP: 0.467, SLG: 0.500 (1, 9)	F8									3	0	0	0	2	1	2		
Boog Powell, L OBP: 0.429, SLG: 0.786 (1, 3)	BB 1B	L7				K				4	0	1	1	0	1	3		
Brooks Robinson, R OBP: 0.538, SLG: 0.750 (1, 5)	BB 1B		1B E 2B							4	1	3	0	0	1	0		
Davey Johnson, R OBP: 0.482, SLG: 0.909 (1, 4)			FC6-4 2B 1B							3	2	2	1	1	1	1		
Andy Etchebarren, R OBP: 0.111, SLG: 0.111 (1, 2)	L8		FC6 FC6-4			K		F3		4	0	0	0	0	1	4		
Mark Belanger, R OBP: 0.385, SLG: 0.333 (1, 6)		F9	FC6-4 2B SF7			G3		F9		4	1	0	0	0	0	2		
Jim Palmer, R OBP: 0.250, SLG: 0.500 (1, 1)		E8 1B	SF7 2B			F7				4	1	1	1	0	0	0		
Inning Stats	R: 1 E: 0 K: 0 S: 13	H: 3 LOB: 3 BB: 1 P: 21	R: 1 E: 1 K: 1 S: 11	H: 1 LOB: 2 BB: 1 P: 18	R: 3 E: 1 K: 1 S: 15	H: 3 LOB: 1 BB: 0 P: 21	R: 0 E: 0 K: 1 S: 9	H: 1 LOB: 1 BB: 0 P: 11	R: 0 E: 0 K: 1 S: 7	H: 0 LOB: 0 BB: 1 P: 14	R: 1 E: 0 K: 1 S: 11	H: 1 LOB: 0 BB: 0 P: 19	R: 0 E: 0 K: 1 S: 8	H: 1 LOB: 1 BB: 0 P: 11	1B: 7 2B: 2 3B: 0 HR: 1	SF: 1 SAC: 1 DP: 0 HBP: 0		WP: 0 PB: 0 SB: 0 CS: 0
PITCHER Jim Kaat, L ERA: 9.0 (1, 1)	IP: 2.0 WLS: L BF: 15 H: 6 R: 4 ER: 2 SO: 15 BB: 1 IBB: 0 HBP: 0 BLK: 0 WP: 0 HR: 0 S: 30 P: 48 ERA: 9.00 WHIP: 3.500																	
Bert Blyleven, R ERA: 9.0 (3, 1)	IP: 2.0 WLS: 9 BF: 2 H: 1 R: 0 ER: 0 SO: 2 BB: 0 IBB: 0 HBP: 0 BLK: 0 WP: 0 HR: 0 S: 18 P: 23 ERA: 0.00 WHIP: 1.000																	
Tom Hall, L ERA: 6.75 (5, 1)	IP: 2.0 WLS: 7 BF: 0 H: 0 R: 0 ER: 0 SO: 2 BB: 1 IBB: 0 HBP: 0 BLK: 0 WP: 0 HR: 0 S: 13 P: 20 ERA: 0.00 WHIP: 0.500																	
Jim Perry, R ERA: 13.5 (7, 1)	IP: 2.0 WLS: 8 BF: 2 H: 1 R: 1 ER: 1 SO: 2 BB: 0 IBB: 0 HBP: 0 BLK: 0 WP: 1 HR: 1 S: 19 P: 30 ERA: 4.50 WHIP: 1.000																	

AB 33
R 1
H 7
RBI 1
BB 3
SO 12
LOB 15



AB 34
R 6
H 10
RBI 5
BB 3
SO 7
LOB 14



Batter	1	2	3	4	5	6	7	8	9	AB	R	H	RBI	BB	SO	LOB	TOP												
Don Buford, S OBP: 0.474, SLG: 0.600 (1, 7)										4	1	2	0	1	0	0													
Paul Blair, R OBP: 0.217, SLG: 0.182 (1, 8)										5	1	2	1	0	0	2													
Boog Powell, L OBP: 0.522, SLG: 1.000 (1, 3)										3	2	2	2	2	0	1													
Frank Robinson, R OBP: 0.292, SLG: 0.263 (1, 9)										5	0	0	0	0	2	5													
Brooks Robinson, R OBP: 0.429, SLG: 0.700 (1, 5)										4	1	1	1	0	0	0													
Eliot Hendricks, L OBP: 0.385, SLG: 0.667 (1, 2)										3	0	1	2	1	0	0													
Davey Johnson, R OBP: 0.476, SLG: 0.765 (1, 4)										3	0	1	0	1	0	2													
Mark Belanger, R OBP: 0.333, SLG: 0.263 (1, 6)										4	0	0	0	0	0	2													
Mike Cuellar, L Tom Phoebus, R Chico Salmon, R Moe Drabowsky, R Marcelino Lopez, R Dick Hall, R OBP: 0.333, SLG: 0.333 (1, 1) (3, 1) (5, PH) (5, 1) (7, 1) (7, 1)										1	0	0	0	0	1	0													
Inning Stats	R: 0 E: 0 K: 1 S: 5	H: 1 LOB: 1 BB: 1 P: 9	R: 0 E: 0 K: 0 S: 4	H: 1 LOB: 1 BB: 0 P: 4	R: 0 E: 0 K: 1 S: 5	H: 0 LOB: 0 BB: 0 P: 5	R: 1 E: 0 K: 0 S: 4	H: 1 LOB: 1 BB: 1 P: 8	R: 5 E: 0 K: 0 S: 9	H: 6 LOB: 1 BB: 0 P: 9	R: 0 E: 0 K: 1 S: 5	H: 0 LOB: 0 BB: 0 P: 5	R: 0 E: 0 K: 0 S: 3	H: 1 LOB: 0 BB: 0 P: 3	R: 0 E: 0 K: 0 S: 3	H: 0 LOB: 1 BB: 1 P: 7	R: 0 E: 0 K: 2 S: 7	H: 0 LOB: 1 BB: 2 P: 15	1B: 8 2B: 1 3B: 0 HR: 1	SF: 0 SAC: 0 DP: 2 HBP: 0	WP: 0 PB: 0 SB: 0 CS: 0	PA: 40							
PITCHER	IP WLS BF H R ER SO BB IBB HBP BLK WP HR S P ERA WHIP																												
Jim McGlothlin, R ERA: 8.31 (1, 1)	4.1		20	6	4	4	2	2	0	0	0	0	0	0	1	22	30	8.31	1.846										
Milt Wilcox, R ERA: 5.4 (5, 1)	0.1	L	4	3	2	2	0	0	0	0	0	0	0	0	0	4	4	54.00	9.000										
Clay Carroll, R ERA: (5, 1)	2.1		7	1	0	0	1	0	0	0	0	0	0	0	0	9	9	0.00	0.429										
Don Gullett, L ERA: (8, 1)	2.0		9	0	0	0	2	3	0	0	0	0	0	0	0	10	22	0.00	1.500										

Baltimore Orioles @ Cincinnati Reds
Riverfront Stadium, Cincinnati, OH
Sun Oct 11 1970, 3:33 AM EDT
Att: 51,531 - Unknown

AB 35
R 6
H 10
RBI 6
BB 5
SO 5
LOB 12



Batter	1	2	3	4	5	6	7	8	9	AB	R	H	RBI	BB	SO	LOB	BOTTOM												
Pete Rose, S OBP: 0.238, SLG: 0.158 (1, 9)										3	0	0	0	1	0	0													
Bobby Tolan, L OBP: 0.409, SLG: 0.700 (1, 8)										4	2	1	1	0	0	3													
Tony Perez, R OBP: 0.333, SLG: 0.526 (1, 5)										4	1	1	0	0	1	2													
Johnny Bench, R OBP: 0.400, SLG: 0.625 (1, 2)										3	1	1	1	1	0	2													
Lee May, R OBP: 0.250, SLG: 0.500 (1, 3)										4	1	1	2	0	0	1													
Hal McRae, R OBP: 0.250, SLG: 0.375 (1, 7)										4	0	2	1	0	0	0													
Tommy Helms, R OBP: 0.211, SLG: 0.211 (1, 4)										4	0	0	0	0	0	2													
Woody Woodward, R OBP: 0.133, SLG: 0.071 Ty Cline, L Darrel Chaney, S Bernie Carbo, L OBP: 0.133, SLG: 1.333 (7, PH) (8, 6) (9, PH)										2	0	0	0	0	0	1													
Jim McGlothlin, R Milt Wilcox, R Clay Carroll, R Angel Bravo, L Don Gullett, R Jimmy Stewart, S OBP: 9.45 (5, 1) (5, 1) (7, PH) (8, 1) (9, PH)										2	0	0	0	0	1	1													
Inning Stats	R: 3 E: 2 K: 0 S: 7	H: 3 LOB: 1 BB: 0 P: 7	R: 0 E: 0 K: 1 S: 5	H: 0 LOB: 0 BB: 0 P: 5	R: 1 E: 0 K: 0 S: 3	H: 1 LOB: 1 BB: 1 P: 7	R: 0 E: 0 K: 0 S: 4	H: 1 LOB: 1 BB: 0 P: 4	R: 0 E: 0 K: 0 S: 5	H: 0 LOB: 0 BB: 0 P: 5	R: 1 E: 0 K: 0 S: 4	H: 1 LOB: 2 BB: 1 P: 4	R: 0 E: 0 K: 0 S: 4	H: 1 LOB: 2 BB: 1 P: 8	R: 0 E: 0 K: 0 S: 3	H: 0 LOB: 0 BB: 0 P: 3	R: 0 E: 0 K: 0 S: 3	H: 0 LOB: 0 BB: 0 P: 3	1B: 3 2B: 2 3B: 0 HR: 2	SF: 0 SAC: 1 DP: 1 HBP: 0	WP: 0 PB: 0 SB: 0 CS: 0	PA: 36							
PITCHER	IP WLS BF H R ER SO BB IBB HBP BLK WP HR S P ERA WHIP																												
Mike Cuellar, L ERA: 9.45 (1, 1)	2.1		13	4	4	1	1	1	0	0	0	0	0	0	0	14	18	3.86	2.143										
Tom Phoebus, R ERA: (3, 1)	1.2	W	5	1	0	0	0	0	0	0	0	0	0	0	5	5	0.00	0.600											
Moe Drabowsky, R ERA: 3.86 (5, 1)	2.1		10	2	1	1	1	1	0	0	0	0	0	1	11	15	3.86	1.286											
Marcelino Lopez, L ERA: (7, 1)	0.1		1	0	0	0	0	0	0	0	0	0	0	0	1	1	0.00	0.000											
Dick Hall, R ERA: (7, 1)	2.1	S	7	0	0	0	0	0	0	0	0	0	0	0	7	7	0.00	0.000											

Baltimore Orioles @ Cincinnati Reds
Riverfront Stadium, Cincinnati, OH
Sun Oct 11 1970, 3:33 AM EDT
Att: 51,531 - Unknown

AB 33
R 5
H 7
RBI 5
BB 2
SO 2
LOB 12



Batter	1	2	3	4	5	6	7	8	9	AB	R	H	RBI	BB	SO	LOB	TOP		
Pete Rose, S OBP: 0.269, SLG: 0.208 (1.9)										5	0	2	1	0	0	1			
Bobby Tolan, L OBP: 0.395, SLG: 0.625 (1.8)										4	0	1	0	0	0	2			
Tony Perez, R OBP: 0.320, SLG: 0.455 (1.5)										3	0	0	0	1	1	2			
Johnny Bench, R OBP: 0.333, SLG: 0.500 (1.2)										4	0	0	0	0	1	2			
Lee May, R OBP: 0.292, SLG: 0.478 (1.3)										3	1	1	0	1	1	0			
Hal McRae, R OBP: 0.333, SLG: 0.417 (1.7)										4	1	2	0	0	1	1			
Tommy Helms, R OBP: 0.217, SLG: 0.217 (1.4)										4	1	1	0	0	0	3			
Dave Concepcion, R OBP: 0.250, SLG: 0.333 (1.6)										3	0	1	2	0	0	1			
Tony Cloninger, R Wayne Granger, R (6.1)										2	0	0	0	0	1	1			
Woody Woodward, R Don Gullett, R (7.1)										0	0	0	0	0	0	0			
Ty Cline, L OBP: 0.500, SLG: 1.000 (9. PH)										1	0	0	0	0	0	1			
Inning Stats	R: 0 E: 0 K: 0 S: 4	H: 2 LOB: 1 BB: 0 P: 4	R: 1 E: 1 K: 2 S: 9	H: 2 LOB: 1 BB: 0 P: 9	R: 0 E: 0 K: 0 S: 3	H: 0 LOB: 0 BB: 1 P: 7	R: 0 E: 0 K: 1 S: 5	H: 0 LOB: 0 BB: 0 P: 5	R: 0 E: 0 K: 1 S: 5	H: 0 LOB: 0 BB: 0 P: 5	R: 2 E: 0 K: 0 S: 6	H: 3 LOB: 2 BB: 1 P: 10	R: 0 E: 0 K: 1 S: 6	H: 1 LOB: 1 BB: 0 P: 6	R: 0 E: 0 K: 0 S: 4	H: 1 LOB: 1 BB: 0 P: 4	1B: 9 2B: 0 3B: 0 HR: 0	SF: 1 SAC: 0 DP: 1 HBP: 0	WP: 0 PA: 37 PB: 0 SB: 0 CS: 0
PITCHER Dave McNally, L ERA: 3.0 (1.1)	IP: 9.0 WLS: W BF: 37 H: 9 R: 3 ER: 3 SO: 5 BB: 2 IBB: 0 HBP: 0 BLK: 0 WP: 0 HR: 0 S: 45 P: 53 ERA: 3.00 WHIP: 1.222															PITCHER			

Cincinnati Reds @ Baltimore Orioles
Memorial Stadium, Baltimore, MD
Tue Oct 13 1970, 3:33 AM EDT
Att: 51,773 - Unknown

AB 34
R 3
H 9
RBI 3
BB 2
SO 5
LOB 14



Batter	1	2	3	4	5	6	7	8	9	AB	R	H	RBI	BB	SO	LOB	BOTTOM		
Don Buford, S OBP: 0.478, SLG: 0.722 (1.7)										3	2	1	1	1	0	0			
Mark Belanger, R OBP: 0.280, SLG: 0.217 (1.6)										4	0	0	0	0	0	1			
Boog Powell, L OBP: 0.481, SLG: 0.870 (1.3)										3	1	0	0	1	0	1			
Frank Robinson, R OBP: 0.357, SLG: 0.478 (1.9)										4	2	3	1	0	0	0			
Paul Blair, R OBP: 0.333, SLG: 0.320 (1.8)										3	1	3	1	1	0	0			
Brooks Robinson, R OBP: 0.440, SLG: 0.750 (1.5)										4	1	2	2	0	0	1			
Davey Johnson, R OBP: 0.480, SLG: 0.684 (1.4)										2	1	0	0	2	0	2			
Andy Etchebarren, R OBP: 0.077, SLG: 0.077 (1.2)										4	0	0	0	0	2	4			
Dave McNally, R OBP: 0.333, SLG: 0.778 (1.1)										4	1	1	4	0	2	0			
Inning Stats	R: 2 E: 0 K: 0 S: 5	H: 2 LOB: 2 BB: 2 P: 13	R: 0 E: 0 K: 1 S: 5	H: 0 LOB: 0 BB: 0 P: 5	R: 1 E: 0 K: 0 S: 4	H: 2 LOB: 0 BB: 0 P: 4	R: 0 E: 0 K: 1 S: 4	H: 0 LOB: 1 BB: 1 P: 8	R: 1 E: 0 K: 1 S: 6	H: 1 LOB: 0 BB: 0 P: 6	R: 4 E: 0 K: 1 S: 8	H: 3 LOB: 0 BB: 1 P: 12	R: 1 E: 0 K: 0 S: 4	H: 2 LOB: 1 BB: 1 P: 8	R: 0 E: 0 K: 0 S: 3	H: 0 LOB: 0 BB: 0 P: 3	1B: 4 2B: 4 3B: 0 HR: 3	SF: 0 SAC: 0 DP: 1 HBP: 0	WP: 0 PA: 37 PB: 0 SB: 0 CS: 2
PITCHER Tony Cloninger, R ERA: 6.1 (1.1)	IP: 5.1 WLS: L BF: 23 H: 6 R: 5 ER: 5 SO: 3 BB: 3 IBB: 0 HBP: 0 BLK: 0 WP: 0 HR: 2 S: 26 P: 38 ERA: 8.44 WHIP: 1.688															PITCHER			
Wayne Granger, R ERA: 20.25 (6.1)	0.2 5 2 3 3 1 0 1 0 0 0 0 1 6 10 40.50 3.000																		
Don Gullett, L ERA: 1.17 (7.1)	2.0 8 2 1 1 0 1 0 0 0 0 0 7 11 4.50 1.500																		

Cincinnati Reds @ Baltimore Orioles
Memorial Stadium, Baltimore, MD
Tue Oct 13 1970, 3:33 AM EDT
Att: 51,773 - Unknown

AB 31
R 9
H 10
RBI 9
BB 5
SO 4
LOB 9



Batter	1	2	3	4	5	6	7	8	9	AB	R	H	RBI	BB	SO	LOB	TOP								
Bobby Tolan, L OBP: 0.419, SLG: 0.593 (1, 8)	0-0 4-3 1B		4-0 1B BB		0-0 P6		0-3 K		4-0 CS BB	3	1	1	0	2	1	0	Cincinnati Reds @ Baltimore Orioles Memorial Stadium, Baltimore, MD Wed Oct 14 1970, 3:33 AM EDT Att: 53,007 - Unknown								
Pete Rose, S OBP: 0.290, SLG: 0.345 (1, 9)	0-0 4-3 1-2		0-0 FC5 1B 1B		0-0 HR		0-0 G3		0-0 F8	5	1	2	1	0	0	2									
Tony Perez, R OBP: 0.300, SLG: 0.385 (1, 5)	0-3 K		0-3 K		0-0 F8				4-0 1B HR BB	4	1	0	0	1	2	4									
Johnny Bench, R OBP: 0.321, SLG: 0.458 (1, 2)	0-0 F3		0-0 P6		0-0 F7				0-0 1B HR	4	1	1	0	0	0	3									
Lee May, R OBP: 0.357, SLG: 0.615 (1, 3)		4-0 3B BB	0-0 1-2 3-H 1B		0-0 6-3				0-0 1-H 3-H HR	3	2	2	4	1	0	0									
Bernie Carbo, L (1, 7)		0-3 K	0-0 FC5 2-3F		0-3 K				0-3 K	4	0	0	0	0	3	3									
Tommy Helms, R OBP: 0.259, SLG: 0.231 (1, 4)		0-3 K		0-0 L9		4-0 BB			0-0 1B	3	0	1	0	1	1	1									
Dave Concepcion, R OBP: 0.286, SLG: 0.667 (1, 6)		0-0 1-H 3B		0-0 4-3		0-0 L6			0-3 K	3	0	1	1	0	0	1									
Clay Carroll, R (6, 1)		0-0 1-H 3B		0-0 4-3		0-3 K			0-3 K	1	0	0	0	0	1	1									
Gary Nolan, R OBP: 0.167, SLG: 0.167 (1, 1)		0-0 4-3		0-3 K		0-0 P4			0-3 K	1	0	0	0	0	0	1									
Don Gullett, R (3, 1)		0-0 4-3								1	0	0	0	0	1	0									
Woody Woodward, R OBP: 0.188, SLG: 0.133 (6, 6)										0	0	0	0	0	0	0									
Angel Bravo, L (7, FH)										1	0	0	0	0	0	0									
Darrel Chaney, S (7, 6)										1	0	0	0	0	1	1									
Inning Stats	R: 0 E: 0 K: 1 S: 6	H: 1 LOB: 1 BB: 0 P: 6	R: 1 E: 0 K: 2 S: 8	H: 1 LOB: 1 BB: 1 P: 12	R: 1 E: 0 K: 1 S: 7	H: 2 LOB: 2 BB: 1 P: 11	R: 0 E: 0 K: 1 S: 5	H: 0 LOB: 0 BB: 0 P: 5	R: 1 E: 0 K: 0 S: 4	H: 1 LOB: 0 BB: 0 P: 4	R: 0 E: 0 K: 1 S: 5	H: 0 LOB: 1 BB: 0 P: 9	R: 0 E: 0 K: 2 S: 7	H: 0 LOB: 0 BB: 0 P: 7	R: 0 E: 0 K: 0 S: 4	H: 1 LOB: 1 BB: 0 P: 4	R: 3 E: 0 K: 3 S: 12	H: 3 LOB: 1 BB: 1 P: 16	R: 0 E: 0 K: 0 S: 2	H: 0 LOB: 0 BB: 1 P: 6	1B: 5 2B: 0 3B: 1 HR: 2	SF: 0 SAC: 0 DP: 0 HBP: 0	WP: 0 PB: 0 SB: 0 CS: 1	PA: 39	
PITCHER	IP	WLS	BF	H	R	ER	SO	BB	IBB	HBP	BLK	WP	HR	S	P	ERA	WHIP								
Jim Palmer, R ERA: 3.28 (1, 1)	7.0		31	6	5	5	7	4	0	0	0	0	1	41	57	6.43	1.429								
Eddie Watt, R ERA: 9.0 (8, 1)	1.0	L	6	2	1	1	3	1	0	0	0	0	1	11	15	9.00	3.000								
Moe Drabowsky, R ERA: 2.7 (9, 1)	1.0		2	0	0	0	0	0	0	0	0	0	0	2	2	0.00	0.000								

Batter	1	2	3	4	5	6	7	8	9	AB	R	H	RBI	BB	SO	LOB	BOTTOM								
Don Buford, S OBP: 0.429, SLG: 0.591 (1, 7)	4-0 G3 SH5-3 BB		0-0 G3 1-2		0-0 4-3		0-3 K2-3		0-3 K	4	0	0	0	1	2	2	Cincinnati Reds @ Baltimore Orioles Memorial Stadium, Baltimore, MD Wed Oct 14 1970, 3:33 AM EDT Att: 53,007 - Unknown								
Paul Blair, R OBP: 0.300, SLG: 0.286 (1, 8)	0-0 SH5-3 1-2		0-3 K		0-0 5-3		0-3 K			3	0	0	0	0	2	1									
Boog Powell, L OBP: 0.452, SLG: 0.769 (1, 3)	0-0 G3 2-3		4-0 1B BB		0-3 K				0-0 5-3	3	1	0	0	1	1	1									
Frank Robinson, R OBP: 0.344, SLG: 0.444 (1, 9)	0-3 K		0-0 1B BB E 1B 1B		0-0 L7				0-0 6-3	4	1	1	1	0	1	1									
Brooks Robinson, R OBP: 0.517, SLG: 0.893 (1, 5)		0-0 HR	0-0 E8 1-3 2-H 1B 1B		0-0 E 1B 1B				0-0 1B	4	2	4	2	0	0	0									
Elrod Hendricks, L OBP: 0.412, SLG: 0.625 (1, 2)		0-0 4-3	0-0 1-3 2-H 1B 1B		0-0 E9 1-H 1B				0-0 G3	4	0	2	1	0	0	1									
Davey Johnson, R OBP: 0.414, SLG: 0.565 (1, 4)		0-0 G1-3		0-0 F9		0-3 K			0-0 P6	4	0	0	0	0	1	1									
Mark Belanger, R OBP: 0.250, SLG: 0.192 (1, 6)		0-0 F8		0-0 4-3		0-0 F7			0-0 G3	3	0	0	0	0	0	1									
Terry Crowley, L (9, FH)										1	0	0	0	0	0	0									
Jim Palmer, R OBP: 0.182, SLG: 0.273 (1, 1)					0-3 K				0-0 P4	3	1	1	0	0	1	0									
Eddie Watt, R (8, 1)										0	0	0	0	0	0	0									
Moe Drabowsky, R (9, 1)										0	0	0	0	0	0	0									
Merv Rettenmund, R (9, FH)										1	0	0	0	0	0	0									
Inning Stats	R: 0 E: 0 K: 1 S: 5	H: 0 LOB: 1 BB: 1 P: 9	R: 1 E: 0 K: 0 S: 4	H: 1 LOB: 0 BB: 0 P: 4	R: 3 E: 1 K: 1 S: 8	H: 4 LOB: 2 BB: 1 P: 12	R: 0 E: 0 K: 1 S: 5	H: 0 LOB: 0 BB: 0 P: 5	R: 0 E: 0 K: 1 S: 7	H: 2 LOB: 1 BB: 0 P: 7	R: 0 E: 0 K: 2 S: 7	H: 0 LOB: 0 BB: 0 P: 7	R: 0 E: 0 K: 0 S: 4	H: 1 LOB: 1 BB: 0 P: 4	R: 0 E: 1 K: 1 S: 6	H: 0 LOB: 1 BB: 0 P: 6	1B: 7 2B: 0 3B: 0 HR: 1	SF: 0 SAC: 1 DP: 0 HBP: 0	WP: 0 PB: 0 SB: 0 CS: 0	PA: 37					
PITCHER	IP	WLS	BF	H	R	ER	SO	BB	IBB	HBP	BLK	WP	HR	S	P	ERA	WHIP								
Gary Nolan, R ERA: 3.93 (1, 1)	2.2		14	4	4	4	2	2	0	0	0	0	0	14	24	0.00	1.125								
Don Gullett, L ERA: 0.97 (3, 1)	2.2		10	3	1	0	2	0	0	0	0	0	0	14	14	0.00	1.125								
Clay Carroll, R ERA: (6, 1)	3.2	W	13	1	0	0	4	0	0	0	0	0	0	21	21	0.00	0.273								

AB 34
R 6
H 8
RBI 6
BB 5
SO 10
LOB 17



AB 34
R 5
H 8
RBI 4
BB 2
SO 8
LOB 8



Batter	1	2	3	4	5	6	7	8	9	AB	R	H	RBI	BB	SO	LOB	TOP
Bobby Tolan, L OBP: 0.371, SLG: 0.516 (1, 8)										4	0	0	0	0	1	1	Cincinnati Reds @ Baltimore Orioles Memorial Stadium, Baltimore, MD Thu Oct 15 1970, 3:33 AM EDT Att: 45,341 - Unknown
Pete Rose, S OBP: 0.286, SLG: 0.364 (1, 9)										4	1	1	0	0	0	1	
Tony Perez, R OBP: 0.265, SLG: 0.333 (1, 5)										4	0	0	0	0	0	1	
Johnny Bench, R OBP: 0.313, SLG: 0.429 (1, 2)										4	1	1	1	0	1	0	
Lee May, R OBP: 0.344, SLG: 0.600 (1, 3)										4	1	1	0	0	1	0	
Hal McRae, R OBP: 0.333, SLG: 0.467 Pat Corrales, R (9, PH)										3	0	1	2	0	0	0	
Tommy Helms, R OBP: 0.267, SLG: 0.241 (1, 4)										3	0	1	0	0	0	1	
Dave Concepcion, R OBP: 0.300, SLG: 0.556 (1, 6)										3	0	1	0	0	0	0	
Jim Merritt, L Wayne Granger, R Milt Wilcox, R Angel Bravo, L Tony Cloninger, R Bernie Carbo, L Ray Washburn, R Clay Carroll, R										1	0	0	0	0	1	0	
Inning Stats	R: 3 E: 0 K: 1 S: 9	H: 4 LOB: 1 BB: 0 P: 9	R: 0 E: 0 K: 1 S: 5	H: 0 LOB: 0 BB: 0 P: 5	R: 0 E: 0 K: 1 S: 5	H: 0 LOB: 0 BB: 0 P: 5	R: 0 E: 0 K: 0 S: 3	H: 0 LOB: 1 BB: 1 P: 7	R: 0 E: 0 K: 0 S: 4	H: 2 LOB: 1 BB: 0 P: 4	R: 0 E: 0 K: 0 S: 3	H: 0 LOB: 0 BB: 0 P: 3	R: 0 E: 0 K: 1 S: 5	H: 0 LOB: 0 BB: 0 P: 5	1B: 3 2B: 3 3B: 0 HR: 0	SF: 0 SAC: 0 DP: 1 HBP: 0	
PITCHER Mike Cuellar, L ERA: 5.74 (1, 1)	IP: 9.0 WLS: W BF: 33 H: 6 R: 3 ER: 3 SO: 4 BB: 1 IBB: 0 HBP: 0 BLK: 0 WP: 0 HR: 0 S: 40 P: 44 ERA: 3.00 WHIP: 0.778											PITCHER Clay Carroll, R ERA: (8, 1)	IP: 0.2 WLS: L BF: 3 H: 1 R: 0 ER: 0 SO: 2 BB: 0 IBB: 0 HBP: 0 BLK: 0 WP: 0 HR: 0 S: 7 P: 7 ERA: 0.00 WHIP: 1.500				

AB	32
R	3
H	6
RBI	3
BB	1
SO	4
LOB	6



Batter	1	2	3	4	5	6	7	8	9	AB	R	H	RBI	BB	SO	LOB	BOTTOM
Mark Belanger, R OBP: 0.242, SLG: 0.194 (1, 6)										5	0	1	1	0	0	4	Cincinnati Reds @ Baltimore Orioles Memorial Stadium, Baltimore, MD Thu Oct 15 1970, 3:33 AM EDT Att: 45,341 - Unknown
Paul Blair, R OBP: 0.371, SLG: 0.344 (1, 8)										4	2	3	1	1	1	0	
Frank Robinson, R OBP: 0.351, SLG: 0.531 (1, 9)										5	2	2	2	0	1	3	
Boog Powell, L OBP: 0.444, SLG: 0.742 (1, 3)										5	1	2	1	0	0	1	
Merv Rettenmund, R OBP: 0.545, SLG: 0.750 (1, 7)										4	2	2	2	1	0	2	
Brooks Robinson, R OBP: 0.471, SLG: 0.788 (1, 5)										5	0	1	0	0	1	5	
Davey Johnson, R OBP: 0.471, SLG: 0.630 (1, 4)										4	1	3	2	1	0	0	
Andy Etchebarren, R OBP: 0.222, SLG: 0.125 (1, 2)										3	1	1	0	2	1	3	
Mike Cuellar, L OBP: 0.167, SLG: 0.667 (1, 1)										3	0	0	0	0	1	6	
Inning Stats	R: 2 E: 0 K: 0 S: 5	H: 2 LOB: 0 BB: 0 P: 5	R: 2 E: 0 K: 0 S: 6	H: 3 LOB: 2 BB: 1 P: 10	R: 2 E: 0 K: 1 S: 8	H: 3 LOB: 1 BB: 0 P: 8	R: 0 E: 0 K: 1 S: 5	H: 0 LOB: 0 BB: 0 P: 5	R: 0 E: 0 K: 1 S: 6	H: 1 LOB: 2 BB: 1 P: 10	R: 0 E: 0 K: 0 S: 3	H: 0 LOB: 1 BB: 1 P: 7	R: 0 E: 0 K: 2 S: 10	H: 3 LOB: 2 BB: 1 P: 14	1B: 11 2B: 2 3B: 0 HR: 2	SF: 0 SAC: 1 DP: 0 HBP: 0	
PITCHER Jim Merritt, L ERA: 6.43 Wayne Granger, R ERA: 22.5 Milt Wilcox, R ERA: 3.6 Tony Cloninger, R ERA: 5.84 Ray Washburn, R ERA: 13.5	IP: 1.2 WLS: L BF: 9 H: 3 R: 4 ER: 4 SO: 4 BB: 1 IBB: 0 HBP: 0 BLK: 0 WP: 0 HR: 0 S: 7 P: 12 ERA: 21.60 WHIP: 2.400											PITCHER Clay Carroll, R ERA: (8, 1)	IP: 0.2 WLS: L BF: 3 H: 1 R: 0 ER: 0 SO: 2 BB: 0 IBB: 0 HBP: 0 BLK: 0 WP: 0 HR: 0 S: 7 P: 7 ERA: 0.00 WHIP: 1.500				

