

Baltimore Orioles - 1972

Batter	1	2	3	4	5	6	7	8	9	AB R H RBI BB SO LOB	TOP		
Jerry Kenney, L (1, 6) X	0-0 ① 6-3		0-0 ③ 4-3		0-0 ③ 5-3					3 0 0 0 0 0 1			
Rich McKinney, R (1, 5) X OBP: 0.333, SLG: 0.333	0-0 FC3-6 1B			0-0 ① F9		0-0 ① F7				3 0 1 0 0 0 0			
Bobby Murcer, L (1, 8) X OBP: 0.333, SLG: 0.667	0-0 ② FC3-6 1-2f			0-0 G3 1B 2B		0-0 ② 1-3				3 1 1 0 0 0 1			
Roy White, S (1, 7) X	0-0 ③ G3			0-0 ② G3 2-3		0-0 ③ F8				3 0 0 0 0 0 2			
Ron Blomberg, L (1, 3) X OBP: 1.000, SLG: 1.000		H 1-0 G4-3 HBP		0-0 3-H 1B		4-0 5-3 1B BB				1 0 1 1 1 0 0			
Johnny Callison, L (1, 9) X		0-0 ① ② G4-3 1-2f		0-0 ③ F8		0-0 ① P6				3 0 0 0 0 0 3			
Thurman Munson, R (1, 2) X OBP: 0.667, SLG: 0.500		BB BB 4-0 CS BB		0-3 ① K		0-0 5-3 1B				2 0 1 0 1 1 0			
Bernie Allen, L (1, 4) X OBP: 0.333, SLG: 0.333		0-0 ③ CS 1-2	0-0 ① 4-3		0-0 SH2-4 1B		0-0 ② 5-3			3 0 1 0 0 0 2			
Mel Stottlemyre, R (1, 1)			0-0 ② 4-3		0-0 ② SH2-4		0-3 ③ K			1 0 0 0 0 0 0			
Rusty Torres, S (7, PH)										1 0 0 0 0 1 2			
Lindy McDaniel, R (7, 1)										0 0 0 0 0 0 0			
Inning Stats	R: 0 H: 1 E: 0 LOB: 1 K: 0 BB: 0 S: 4 P: 4	R: 0 H: 0 E: 0 LOB: 0 K: 0 BB: 1 S: 1 P: 6	R: 0 H: 0 E: 0 LOB: 0 K: 0 BB: 0 S: 3 P: 3	R: 1 H: 2 E: 0 LOB: 1 K: 0 BB: 0 S: 5 P: 5	R: 0 H: 1 E: 0 LOB: 1 K: 1 BB: 0 S: 6 P: 6	R: 0 H: 0 E: 0 LOB: 0 K: 0 BB: 0 S: 3 P: 3	R: 0 H: 1 E: 0 LOB: 2 K: 1 BB: 1 S: 6 P: 10			1B: 4 SF: 0 2B: 1 SAC: 1 3B: 0 DP: 1 HR: 0 HBP: 1	WP: 0 PA: 28 PB: 0 SB: 0 CS: 1		
PITCHER	IP WLS BF H R ER SO BB IBB HBP BLK WP HR S P ERA WHIP											PITCHER	IP WLS BF H R ER SO BB IBB HBP BLK WP HR S P ERA WHIP
Pat Dobson, R (1, 1) ERA: 1.42	6.1 W 24 4 1 1 1 2 0 0 1 0 0 0 23 32 1.42 0.947												
Doyle Alexander, R (7, 1) ERA:	0.2 S 3 1 0 0 1 0 0 0 0 0 0 0 5 5 0.00 1.500												

New York Yankees @ Baltimore Orioles
Memorial Stadium, Baltimore, MD
 Sun Apr 16 1972, 3:33 AM EST
 Att. 13,153 - Overcast - 60 F

livebaseballscorecards.com

AB	23
R	1
H	5
RBI	1
BB	2
SO	2
LOB	11



Batter	1	2	3	4	5	6	7	8	9	AB R H RBI BB SO LOB
Don Buford, S (1, 7) x	0-0 F7 ①	4-0 IBB			x 0-0 6-3 ①		x 0-0 E1 FC2-6			3 0 0 0 1 0 0
Merv Rettenmund, R (1, 9) x OBP: 0.500, SLG: 0.333	0-0 1-3 1B	x 0-0 G1-2-3 ② ③			B B B B 4-0 E 1B BB		x 0-0 FC2-6 ①			3 2 1 0 1 0 4
Boog Powell, L (1, 3) x	0-0 1-3 ②		x 0-0 F8 ①		x 0-0 E4 1B					3 0 0 0 0 0 2
Brooks Robinson, R (1, 5) x OBP: 0.667, SLG: 0.667	0-0 2-H 1B		x 0-0 5-3 ②		x 0-0 1-2 2-H 1B L3					3 0 2 2 0 0 0
Elrod Hendricks, L (1, 2) x	0-0 F7 ③		x 0-0 F7 ③		x 0-0 L3 ② ③					3 0 0 0 0 0 3
Paul Blair, R (1, 8) x OBP: 0.333, SLG: 0.333		x 0-0 1B E 1B		x 0-0 6-3 ①		x 0-0 F7 ①				3 1 1 0 0 0 0
Davey Johnson, R (1, 4) x OBP: 0.333, SLG: 0.333		x 0-0 E G1-2-3 1B		x 0-0 6-3 ②		x 0-0 F9 ②				3 0 1 0 0 0 0
Mark Belanger, R (1, 6) x OBP: 1.000, SLG: 1.000		x 0-0 E2 1-3 2-H 1B		x 0-0 1B		x 0-0 1B				3 0 3 0 0 0 0
Pat Dobson, R (1, 1)		x 0-0 1-3 ①		S S S 0-3 K ③		S S S 0-3 K ③				3 0 0 0 0 2 4
Doyle Alexander, R (7, 1)										0 0 0 0 0 0 0

Inning Stats	R: 1	H: 2	R: 1	H: 3	R: 0	H: 0	R: 0	H: 1	R: 0	H: 1	R: 0	H: 0	R: 0	H: 0	R: 0	H: 0
	E: 0	LOB: 1	E: 1	LOB: 2	E: 0	LOB: 0	E: 0	LOB: 1	E: 0	LOB: 1	E: 0	LOB: 1	E: 1	LOB: 1	E: 1	LOB: 1
	K: 0	BB: 0	K: 0	BB: 1	K: 0	BB: 0	K: 1	BB: 0	K: 1	BB: 0	K: 1	BB: 0	K: 0	BB: 0	K: 0	BB: 0
	S: 5	P: 5	S: 5	P: 9	S: 3	P: 3	S: 6	P: 6	S: 4	P: 8	S: 6	P: 6	S: 2	P: 2	S: 2	P: 2

PITCHER	IP	WLS	BF	H	R	ER	SO	BB	IBB	HBP	BLK	WP	HR	S	P	ERA	WHIP
Mel Stottlemyre, R (1, 1) ERA: 1.5	6.0	L	27	8	3	1	2	1	1	0	0	0	0	29	37	1.50	1.500
Lindy McDaniel, R (7, 1) ERA:	0.1		2	0	0	0	0	0	0	0	0	0	0	2	2	0.00	0.000


BOTTOM

New York Yankees @ Baltimore Orioles
Memorial Stadium, Baltimore, MD


Sun Apr 16 1972, 3:33 AM EST
Att. 13,153 - Overcast - 60 F

livebaseballscorecards.com

AB	27
R	3
H	8
RBI	2
BB	2
SO	2
LOB	13



PITCHER	IP	WLS	BF	H	R	ER	SO	BB	IBB	HBP	BLK	WP	HR	S	P	ERA	WHIP
Mel Stottlemyre, R (1, 1) ERA: 1.5	6.0	L	27	8	3	1	2	1	1	0	0	0	0	29	37	1.50	1.500
Lindy McDaniel, R (7, 1) ERA:	0.1		2	0	0	0	0	0	0	0	0	0	0	2	2	0.00	0.000

Batter	1	2	3	4	5	6	7	8	9	AB R H RBI BB SO LOB	TOP														
Horace Clarke, S (1, 4) X	0-0 F5 ①		0-0 6-3 ③			0-0 F8 ②		0-0 F4 ③		4 0 0 0 0 0 2	<p>New York Yankees @ Baltimore Orioles Memorial Stadium, Baltimore, MD Mon Apr 17 1972, 6:05 PM EST Att. 4,693 - Unknown</p> <p>livebaseballscorecards.com</p> <table> <tr><td>AB</td><td>30</td></tr> <tr><td>R</td><td>0</td></tr> <tr><td>H</td><td>4</td></tr> <tr><td>RBI</td><td>0</td></tr> <tr><td>BB</td><td>1</td></tr> <tr><td>SO</td><td>4</td></tr> <tr><td>LOB</td><td>8</td></tr> </table> 	AB	30	R	0	H	4	RBI	0	BB	1	SO	4	LOB	8
AB	30																								
R	0																								
H	4																								
RBI	0																								
BB	1																								
SO	4																								
LOB	8																								
Rich McKinney, R (1, 5) X OBP: 0.286, SLG: 0.286	0-0 F9 ②			0-0 F8 ①		0-0 F8 ③			0-0 1B	4 0 1 0 0 0 1															
Bobby Murcer, L (1, 8) X OBP: 0.143, SLG: 0.286	0-0 F5 ③			0-0 F6 ②			0-0 L3 ①		0-3 K ①	4 0 0 0 0 1 1															
Roy White, S (1, 7)		0-0 F2 ①		0-3 K ③			0-3 K ②		0-0 F9 ②	4 0 0 0 0 2 1															
Felipe Alou, R (1, 3) OBP: 0.250, SLG: 0.250		0-0 6-3 ②			0-0 6-3 ①		0-0 1B		0-0 F7 ③	4 0 1 0 0 0 1															
Thurman Munson, R (1, 2) OBP: 0.500, SLG: 0.400		0-0 1B			0-0 F3 ②		0-0 F9 ③			3 0 1 0 0 0 1															
Rusty Torres, S (1, 9)		0-3 K ③			0-0 L6 ③			0-0 F7 ①		3 0 0 0 0 1 1															
Gene Michael, S (1, 6)			0-0 L5 ①			4-0 SH2-4 BB		0-0 F7 ②		2 0 0 0 1 0 0															
Fritz Peterson, S (1, 1) John Ellis, R (8, PH) Jack Aker, R (8, 1)			0-0 F9 ②			0-0 SH2-4 1-2		0-0 1B		1 0 0 0 0 0 0 1 0 1 0 0 0 0 0 0 0 0 0 0 0															
Inning Stats	R: 0 H: 0 E: 0 LOB: 0 K: 0 BB: 0 S: 3 P: 3	R: 0 H: 1 E: 0 LOB: 1 K: 1 BB: 0 S: 6 P: 6	R: 0 H: 0 E: 0 LOB: 0 K: 0 BB: 0 S: 3 P: 3	R: 0 H: 0 E: 0 LOB: 0 K: 1 BB: 0 S: 5 P: 5	R: 0 H: 0 E: 0 LOB: 0 K: 0 BB: 0 S: 3 P: 3	R: 0 H: 0 E: 0 LOB: 1 K: 0 BB: 1 S: 3 P: 7	R: 0 H: 1 E: 0 LOB: 1 K: 1 BB: 0 S: 6 P: 6	R: 0 H: 1 E: 0 LOB: 1 K: 0 BB: 0 S: 4 P: 4	R: 0 H: 1 E: 0 LOB: 1 K: 1 BB: 0 S: 6 P: 6	1B: 4 SF: 0 2B: 0 SAC: 1 3B: 0 DP: 0 HR: 0 HBP: 0	WP: 0 PA: 32 PB: 0 SB: 0 CS: 0														
PITCHER Dave McNally, L (1, 1) ERA:	IP WLS BF H R ER SO BB IBB HBP BLK WP HR S P ERA WHIP																								
	9.0 W 32 4 0 0 4 1 0 0 0 0 0 0 39 43 0.00 0.556																								

Batter	1	2	3	4	5	6	7	8	9	AB	R	H	RBI	BB	SO	LOB
Don Buford, S OBP: 0.375, SLG: 0.286 (1, 7)	0-0 BB 1B		0-0 5-3		0-3 K		0-0 S 2-H 1B			4	0	2	1	0	1	0
Davey Johnson, R OBP: 0.286, SLG: 0.167 (1, 4)	0-3 K		4-0 BB			0-3 K	0-3 K			3	0	0	0	1	3	2
Merv Rettenmund, R OBP: 0.375, SLG: 0.429 (1, 9)	0-3 K		0-0 F1			0-0 6-3		0-0 1B 2B		4	1	1	0	0	1	2
Boog Powell, L OBP: 0.286, SLG: 0.167 (1, 3)	4-0 1-2 BB		0-0 6-3			0-0 F7		0-0 2-H 1B		3	0	1	1	1	0	1
Paul Blair, R OBP: 0.286, SLG: 0.286 (1, 8)	0-0 F9			0-0 5-3			0-0 2B 1B	0-0 1-2f P1-3		4	1	1	0	0	0	3
Brooks Robinson, R OBP: 0.429, SLG: 0.571 (1, 5)		0-0 6-3		0-0 F8			0-0 FC5-6 1-H 2B	0-0 F7		4	0	1	1	0	0	0
Andy Etchebarren, R (1, 2)		0-0 6-3		0-0 F7			0-0 6-3			3	0	0	0	0	0	1
Mark Belanger, R OBP: 0.667, SLG: 0.667 (1, 6)		0-0 1B			0-0 6-3		0-0 FC5-6 2B			3	1	1	0	0	0	1
Dave McNally, R OBP: 0.333, SLG: 0.667 (1, 1)		0-3 K			0-0 6-3		0-0 1-H 1B 2B			3	1	1	1	0	1	1


Inning Stats	R: 0	H: 1	R: 0	H: 1	R: 0	H: 0	R: 0	H: 0	R: 0	H: 0	R: 3	H: 4	R: 1	H: 2
	E: 0	LOB: 2	E: 0	LOB: 1	E: 0	LOB: 0	E: 0	LOB: 0	E: 0	LOB: 0	E: 0	LOB: 1	E: 0	LOB: 0
	K: 2	BB: 1	K: 1	BB: 0	K: 0	BB: 0	K: 1	BB: 0	K: 1	BB: 0	K: 1	BB: 0	K: 0	BB: 0
	S: 8	P: 12	S: 6	P: 6	S: 3	P: 3	S: 5	P: 5	S: 5	P: 5	S: 9	P: 9	S: 4	P: 4

PITCHER	IP	WLS	BF	H	R	ER	SO	BB	IBB	HBP	BLK	WP	HR	S	P	ERA	WHIP
Fritz Peterson, L ERA: 3.86 (1, 1)	7.0	L	29	6	3	3	6	2	0	0	0	0	0	39	47	3.86	1.143
Jack Aker, R ERA: 9.0 (8, 1)	1.0		4	2	1	1	0	0	0	0	0	0	0	4	4	9.00	2.000

BOTTOM

New York Yankees @ Baltimore Orioles
Memorial Stadium, Baltimore, MD
 Mon Apr 17 1972, 6:05 PM EST
 Att. 4,693 - Unknown

AB	31
R	4
H	8
RBI	4
BB	2
SO	6
LOB	11



WP	PA	3B	SF	SAC	DP	HBP	CS
0	33	0	0	0	1	0	0

Batter	1	2	3	4	5	6	7	8	9	AB R H RBI BB SO LOB	TOP		
Dick McAuliffe, L (1, 4) OBP: 0.333, SLG: 0.286	0-0 F3		0-0 F9		0-0 1B 2B		0-0 4-3		0-0 F7	5 1 1 0 0 0 1			
Aurelio Rodriguez, R (1, 5) OBP: 0.125, SLG: 0.125	0-0 6-3		0-0 1-3		0-0 1B		0-0 5-3			4 0 1 2 0 0 1			
Jim Northrup, L (1, 8) OBP: 0.125, SLG: 0.125 (8, 7)	0-0 1B		0-0 G3		0-0 F4			0-0 F7		4 0 1 0 0 0 0			
Al Kaline, R (1, 9) OBP: 0.250, SLG: 0.250	0-0 L3			0-0 L5		0-0 FC4-6 1B		0-0 WP 2B 1B		4 1 2 0 0 0 1			
Norm Cash, L (1, 3) OBP: 0.375, SLG: 0.750		0-0 HR		0-0 E3		0-0 FC4-6 1-2f		0-0 4-3 1-2		4 1 1 1 0 0 2			
Willie Horton, R (1, 7) OBP: 0.429, SLG: 0.500 Mickey Stanley, R (8, PR) (8, 8)		4-0 1B 1B BB		0-0 F7		0-0 F3		0-0 2B		3 1 1 1 1 0 2 0 0 0 0 0 0 0			
Bill Freehan, R (1, 2) OBP: 0.429, SLG: 0.571		0-0 1B 1-2 1B		0-3 K		0-0 F5		0-0 F3		4 0 1 0 0 1 3			
Ed Brinkman, R (1, 6) OBP: 0.429, SLG: 0.857		0-0 G4-6-3 1-3 2-H 1B			0-0 F9		0-0 4-3 SH1-4 1B		0-3 K	4 0 2 1 0 1 0			
Joe Coleman, R (1, 1) OBP: 0.500, SLG: 0.500 Fred Scherman, L (8, 1)		0-0 G4-6-3 1-2f			0-0 2B 1B 1B		0-0 SH1-4 1-2		0-3 K	2 1 1 0 0 0 1 1 0 0 0 0 1 0			
Inning Stats	R: 0 E: 0 K: 0 S: 4 H: 1 LOB: 1 BB: 0 P: 4	R: 2 E: 0 K: 0 S: 4 H: 3 LOB: 0 BB: 1 P: 8	R: 0 E: 0 K: 0 S: 3 H: 0 LOB: 0 BB: 0 P: 3	R: 0 E: 1 K: 1 S: 6 H: 0 LOB: 1 BB: 0 P: 6	R: 2 E: 0 K: 0 S: 5 H: 3 LOB: 0 BB: 0 P: 5	R: 0 E: 0 K: 0 S: 4 H: 1 LOB: 1 BB: 0 P: 4	R: 0 E: 0 K: 0 S: 4 H: 1 LOB: 1 BB: 0 P: 4	R: 1 E: 0 K: 0 S: 5 H: 2 LOB: 1 BB: 0 P: 5	R: 0 E: 0 K: 2 S: 7 H: 0 LOB: 0 BB: 0 P: 7	1B: 8 2B: 2 3B: 0 HR: 1 SF: 0 SAC: 1 DP: 1 HBP: 0	WP: 1 PB: 0 SB: 0 CS: 0 PA: 37		
PITCHER	IP WLS BF H R ER SO BB IBB HBP BLK WP HR S P ERA WHIP											PITCHER	IP WLS BF H R ER SO BB IBB HBP BLK WP HR S P ERA WHIP
Jim Palmer, R (1, 1) ERA: 7.2	5.0 L 21 7 4 4 1 1 0 0 0 0 0 1 22 26 7.20 1.600												
Dave Leonhard, R (6, 1) ERA:	2.0 8 2 0 0 0 0 0 0 0 0 0 0 8 8 0.00 1.000												
Roric Harrison, R (8, 1) ERA: 4.5	2.0 8 2 1 1 2 0 0 0 0 0 1 0 12 12 4.50 1.000												

Detroit Tigers @ Baltimore Orioles
 Memorial Stadium, Baltimore, MD
 Tue Apr 18 1972, 6:05 PM EST
 Att. 7,022 - Unknown

livebaseballscorecards.com

AB	35
R	5
H	11
RBI	5
BB	1
SO	3
LOB	11



Batter	1	2	3	4	5	6	7	8	9	AB R H RBI BB SO LOB	TOP																									
Tony Taylor, R (1, 4) Dick McAuliffe, L (8, PH) OBP: 0.300, SLG: 0.250	0-0 F6		0-0 6-3		0-0 F8			0-0 F4		3 0 0 0 0 0 1 1 0 0 0 0 0 0																										
Aurelio Rodriguez, R (1, 5)	0-0 5-3		0-0 1B		0-0 L6			0-0 F7		4 0 1 1 0 0 0																										
Paul Jata, R (1, 3) Norm Cash, L (8, PH) OBP: 0.333, SLG: 0.667	0-3 K		0-0 F9				0-0 5-3	0-0 4-3		3 0 0 0 0 1 1 1 0 0 0 0 0 0																										
Al Kaline, R (1, 9)		0-0 L5-3		0-0 4-3 2B 1B			0-0 L5-3		0-3 K	4 1 1 0 0 1 0																										
Bill Freehan, R (1, 2)		4-0 1B BB		0-0 4-3 1-2			0-0 2B		0-0 5-3	3 0 1 0 1 0 1																										
Willie Horton, R (1, 7)		0-0 1B G4-6-3		0-0 1B 2B 2-H			0-0 F8		0-0 1B	4 0 3 1 0 0 1																										
Mickey Stanley, R (1, 8)		0-0 G4-6-3 1-2		0-0 1B 2-3			0-0 F6		0-0 4-3	4 0 1 0 0 0 3																										
Ed Brinkman, R (1, 6)			0-0 1B 2B		0-0 F9		0-0 4-3			3 1 1 0 0 0 1																										
Mickey Lolich, S (1, 1) Chuck Seelbach, R (8, 1)			0-0 6-3		0-0 6-3		0-0 6-3			3 0 0 0 0 0 1 0 0 0 0 0 0 0																										
Inning Stats	R: 0 E: 0 K: 1 S: 5	H: 0 LOB: 0 BB: 0 P: 5	R: 0 E: 0 K: 0 S: 3	H: 1 LOB: 1 BB: 1 P: 7	R: 1 E: 0 K: 0 S: 5	H: 2 LOB: 1 BB: 0 P: 5	R: 1 E: 0 K: 0 S: 5	H: 3 LOB: 1 BB: 0 P: 5	R: 0 E: 0 K: 0 S: 4	H: 1 LOB: 1 BB: 0 P: 4	R: 0 E: 0 K: 0 S: 3	H: 0 LOB: 0 BB: 0 P: 3	R: 0 E: 0 K: 0 S: 3	H: 0 LOB: 0 BB: 0 P: 3	R: 0 E: 0 K: 1 S: 6	H: 1 LOB: 1 BB: 0 P: 6	1B: 5 2B: 3 3B: 0 HR: 0	SF: 0 SAC: 0 DP: 1 HBP: 0	WP: 0 PB: 0 SB: 0 CS: 0	PA: 34																
PITCHER	IP WLS BF H R ER SO BB IBB HBP BLK WP HR S P ERA WHIP																																			
Mike Cuellar, L (1, 1) ERA: 2.57	7.0	27	7	2	2	1	1	0	0	0	0	0	0	28	32	2.57	1.143																			
Doyle Alexander, R (8, 1) ERA:	2.0	W	7	1	0	0	1	0	0	0	0	0	0	9	9	0.00	0.500																			

Detroit Tigers @ Baltimore Orioles
 Memorial Stadium, Baltimore, MD
 Wed Apr 19 1972, 6:05 PM EST
 Att. 5,979 - Unknown

livebaseballscorecards.com

AB	33
R	2
H	8
RBI	2
BB	1
SO	2
LOB	9



Batter	1	2	3	4	5	6	7	8	9
Don Buford, S (1, 7) OBP: 0.313, SLG: 0.467	0-0 5-3		0-0 F4		0-0 6-3			0-0 SH3-4 2B 1B	
Merv Rettenmund, R (1, 9) OBP: 0.267, SLG: 0.286	0-0 F8		0-0 F5			0-0 F8		0-0 SH3-4 1-2	
Brooks Robinson, R (1, 5) OBP: 0.333, SLG: 0.357	0-0 F8		0-0 F7			0-3 K		4-0 2B 1B IBB	
Boog Powell, L (1, 3) OBP: 0.267, SLG: 0.250		0-0 G3		0-3 K		0-3 K		0-0 1-3 2-H 1B 2B	
Paul Blair, R (1, 8) OBP: 0.267, SLG: 0.267		0-0 1B 1B		0-0 F7			0-0 L4	0-0 2-H 3-H 1B	
Davey Johnson, R (1, 4) OBP: 0.333, SLG: 0.357		0-0 1B 1B		0-0 1B			0-0 2B 2B	0-0 6-3	
Andy Etchebarren, R (1, 2) OBP: 0.375, SLG: 0.500		0-0 1-2 3-H 1B		0-0 F7			0-0 2B	0-0 F4	
Mark Belanger, R (1, 6) OBP: 0.536, SLG: 0.583		0-0 F6			0-0 F8		0-0 F2		
Mike Cuellar, L (1, 1) Don Baylor, R (7, PH) Doyle Alexander, R (8, 1)		0-3 K			0-0 2-3		0-0 5-3		

AB	R	H	RBI	BB	SO	LOB
4	1	1	0	0	0	0
3	0	0	0	0	0	0
3	1	0	0	1	1	0
4	1	1	1	0	2	0
4	1	2	2	0	0	0
4	1	3	0	0	0	1
4	0	2	2	0	0	2
3	0	0	0	0	0	3
2	0	0	0	0	1	2
1	0	0	0	0	0	1
0	0	0	0	0	0	0

BOTTOM

Detroit Tigers @ Baltimore Orioles
Memorial Stadium, Baltimore, MD
 Wed Apr 19 1972, 6:05 PM EST
 Att. 5,979 - Unknown

livebaseballscorecards.com

AB	32
R	5
H	9
RBI	5
BB	1
SO	4
LOB	9



1B: 6	SF: 0	WP: 0	PA: 34
2B: 3	SAC: 1	PB: 0	
3B: 0	DP: 0	SB: 0	
HR: 0	HBP: 0	CS: 0	

Inning Stats	R: 0	H: 0	E: 0	K: 0	S: 3	LOB: 0	BB: 0	P: 3
R: 1	H: 3	E: 0	K: 1	S: 8	LOB: 2	BB: 0	P: 8	
R: 0	H: 0	E: 0	K: 0	S: 3	LOB: 0	BB: 0	P: 3	
R: 0	H: 1	E: 0	K: 1	S: 6	LOB: 1	BB: 0	P: 6	
R: 0	H: 0	E: 0	K: 0	S: 3	LOB: 0	BB: 0	P: 3	
R: 0	H: 0	E: 0	K: 2	S: 7	LOB: 0	BB: 0	P: 7	
R: 1	H: 2	E: 0	K: 0	S: 5	LOB: 1	BB: 0	P: 5	
R: 3	H: 3	E: 0	K: 0	S: 6	LOB: 1	BB: 1	P: 10	

PITCHER	IP	WLS	BF	H	R	ER	SO	BB	IBB	HBP	BLK	WP	HR	S	P	ERA	WHIP
Mickey Lolich, L (1, 1) ERA: 3.86	7.1	L	32	9	5	5	4	0	0	0	0	0	0	39	43	6.14	1.227
Chuck Seelbach, R (8, 1) ERA:	0.2		2	0	0	0	0	0	0	0	0	0	0	2	2	0.00	0.000

Batter	1	2	3	4	5	6	7	8	9	AB R H RBI BB SO LOB	TOP	
Dick McAuliffe, L (1, 4) OBP: 0.214, SLG: 0.167	0-0 4-3			0-0 4-3		0-0 F9			0-0 F2	4 0 0 0 0 0 1		
Aurelio Rodriguez, R (1, 5) OBP: 0.250, SLG: 0.250	0-0 G6-3 1B			0-0 1B		0-3 K			0-0 F4	4 0 2 0 0 1 1		
Jim Northrup, L (1, 8) OBP: 0.083, SLG: 0.083	0-0 G6-3 1-2f			0-0 F4				0-0 F3	0-0 4-3	4 0 0 0 0 0 2		
Al Kaline, R (1, 9) OBP: 0.200, SLG: 0.200		0-0 F7		0-0 L5-3				0-0 L8		3 0 0 0 0 0 1		
Norm Cash, L (1, 3) OBP: 0.250, SLG: 0.500		0-0 F6			0-0 F7			0-0 E3		3 0 0 0 0 0 0		
Willie Horton, R (1, 7) OBP: 0.429, SLG: 0.538		0-3 K			0-0 L6			0-3 K		3 0 0 0 0 2 1		
Tom Haller, L (1, 2)			0-0 F9		0-0 6-3			0-0 4-3		3 0 0 0 0 0 0		
Ed Brinkman, R (1, 6) OBP: 0.308, SLG: 0.615			0-3 K		0-0 6-3			0-0 6-3		3 0 0 0 0 1 0		
Tom Timmermann, R (1, 1) OBP: 0.500, SLG: 0.500 Gates Brown, L (8, PH) Chuck Seelbach, R (8, 1)			0-3 K		0-0 1B			0-0 F7		2 0 1 0 0 1 0 1 0 0 0 0 0 0 0 0 0 0 0 0 0		
Inning Stats	R: 0 H: 1 E: 0 LOB: 0 K: 0 BB: 0 S: 3 P: 3	R: 0 H: 0 E: 0 LOB: 0 K: 1 BB: 0 S: 5 P: 5	R: 0 H: 0 E: 0 LOB: 0 K: 2 BB: 0 S: 7 P: 7	R: 0 H: 1 E: 0 LOB: 1 K: 0 BB: 0 S: 4 P: 4	R: 0 H: 0 E: 0 LOB: 0 K: 0 BB: 0 S: 3 P: 3	R: 0 H: 1 E: 0 LOB: 1 K: 1 BB: 0 S: 6 P: 6	R: 0 H: 0 E: 1 LOB: 1 K: 1 BB: 0 S: 6 P: 6	R: 0 H: 0 E: 0 LOB: 0 K: 0 BB: 0 S: 3 P: 3	R: 0 H: 0 E: 0 LOB: 0 K: 0 BB: 0 S: 3 P: 3	1B: 3 SF: 0 2B: 0 SAC: 0 3B: 0 DP: 1 HR: 0 HBP: 0	WP: 0 PA: 30 PB: 0 SB: 0 CS: 0	
PITCHER Pat Dobson, R (1, 1) ERA: 0.59	IP WLS BF H R ER SO BB IBB HBP BLK WP HR S P ERA WHIP											PITCHER IP WLS BF H R ER SO BB IBB HBP BLK WP HR S P ERA WHIP

Detroit Tigers @ Baltimore Orioles
 Memorial Stadium, Baltimore, MD
 Thu Apr 20 1972, 6:05 PM EST
 Att. 5,223 - Unknown

livebaseballscorecards.com

AB	30
R	0
H	3
RBI	0
BB	0
SO	5
LOB	6



Batter	1	2	3	4	5	6	7	8	9
Don Buford, S OBP: 0.350, SLG: 0.412 (1, 7)	4-0 BB G4-6-3		0-0 L1		0-3 K			4-0 BB	
Paul Blair, R OBP: 0.263, SLG: 0.421 (1, 8)	0-0 F6			0-0 HR		0-0 F8		0-0 3-1	
Boog Powell, L OBP: 0.278, SLG: 0.214 (1, 3)	0-0 G4-6-3 1-2f			4-0 FC1-6 PB BB		0-0 F8			
Brooks Robinson, R OBP: 0.333, SLG: 0.313 (1, 5)		0-0 F8		4-0 FC1-6 1-2 BB		0-0 5-3			
Merv Rettenmund, R OBP: 0.222, SLG: 0.235 (1, 9)		0-0 6-3		0-0 FC1-6 1-2f 2-3		0-0 6-3			
Elrod Hendricks, L (1, 2)		0-0 F8		0-3 K		0-0 L9			
Davey Johnson, R OBP: 0.278, SLG: 0.294 (1, 4)			0-0 4-3	0-0 F4		0-0 5-3			
Mark Belanger, R OBP: 0.500, SLG: 0.533 (1, 6)			0-0 SH2-4 1B		0-0 G3		0-3 K		
Pat Dobson, R (1, 1)			0-0 SH2-4		0-3 K		0-0 L9		

Inning Stats	R: 0	H: 0	E: 0	K: 0	S: 2	LOB: 0	BB: 1	P: 6	R: 0	H: 0	E: 0	K: 0	S: 3	LOB: 0	BB: 0	P: 3	R: 0	H: 1	E: 0	K: 0	S: 4	LOB: 1	BB: 0	P: 4	R: 1	H: 1	E: 0	K: 1	S: 6	LOB: 2	BB: 2	P: 14	R: 0	H: 0	E: 0	K: 2	S: 7	LOB: 0	BB: 0	P: 7	R: 0	H: 0	E: 0	K: 0	S: 3	LOB: 0	BB: 0	P: 3	R: 0	H: 0	E: 0	K: 1	S: 5	LOB: 1	BB: 1	P: 9
	1B: 1	2B: 0	3B: 0	HR: 1	SF: 0	SAC: 1	DP: 1	HBP: 0	WP: 0	PA: 29	1B: 1	2B: 0	3B: 0	HR: 1	SF: 0	SAC: 1	DP: 1	HBP: 0	WP: 0	PA: 29	1B: 1	2B: 0	3B: 0	HR: 1	SF: 0	SAC: 1	DP: 1	HBP: 0	WP: 0	PA: 29	1B: 1	2B: 0	3B: 0	HR: 1	SF: 0	SAC: 1	DP: 1	HBP: 0	WP: 0	PA: 29	1B: 1	2B: 0	3B: 0	HR: 1	SF: 0	SAC: 1	DP: 1	HBP: 0	WP: 0	PA: 29						

PITCHER	IP	WLS	BF	H	R	ER	SO	BB	IBB	HBP	BLK	WP	HR	S	P	ERA	WHIP
Tom Timmermann, R ERA: 1.29 (1, 1)	7.0	L	25	2	1	1	3	3	0	0	0	0	1	28	40	1.29	0.714
Chuck Seelbach, R ERA: (8, 1)	1.0		4	0	0	0	1	1	0	0	0	0	0	5	9	0.00	1.000

BOTTOM

AB R H RBI BB SO LOB

2 0 0 0 2 1 1

4 1 1 1 0 0 2

2 0 0 0 1 0 1

2 0 0 0 1 0 0

3 0 0 0 0 0 2

3 0 0 0 0 1 2

3 0 0 0 0 0 2

3 0 1 0 0 1 0

2 0 0 0 0 1 0

AB 24

R 1

H 2

RBI 1


BB 4

SO 4

LOB 10

WP: 0 PA: 29

PB: 1 SB: 0 CS: 0



Detroit Tigers @ Baltimore Orioles

Memorial Stadium, Baltimore, MD

Thu Apr 20 1972, 6:05 PM EST
Att. 5,223 - Unknown

livebaseballscorecards.com

Baltimore Orioles @ Cleveland Indians
Cleveland Municipal Stadium, Cleveland, OH

Fri Apr 21 1972, 3:33 AM EST
 Att. 4,424 - Unknown

AB	35
R	6
H	8
RBI	6
BB	6
SO	8
LOB	15



Batter	1	2	3	4	5	6	7	8	9	AB	R	H	RBI	BB	SO	LOB
Don Buford, S (1, 7) OBP: 0.320, SLG: 0.364	0-0 F4		0-3 K			0-0 F4		0-0 G3	0-0 1B HR 1B	5	1	1	0	0	1	2
Mark Belanger, R (1, 6) OBP: 0.429, SLG: 0.450	0-0 F7			0-0 F5		0-0 F7		0-0 F2	0-0 1B HR 1B	5	1	1	1	0	0	1
Merv Rettenmund, R (1, 9) OBP: 0.304, SLG: 0.286	0-0 F9			0-0 F5		1-3 1B		4-0 2B S BB	0-0 1B HR 1B	4	2	2	0	1	0	0
Boog Powell, L (1, 3) OBP: 0.348, SLG: 0.412		0-3 K		0-0 4-3		4-0 FC6-4 IBB		4-0 2B BB	0-0 1B HR	3	1	1	4	2	1	0
Paul Blair, R (1, 8) OBP: 0.250, SLG: 0.417		0-0 G3		0-0 5-3		0-0 FC6-4		0-0 1-3 2B	0-0 6-3	5	0	1	1	0	0	3
Brooks Robinson, R (1, 5) OBP: 0.318, SLG: 0.300		0-3 K		0-0 F8		0-0 FC6-4 1B		0-0 6-3		4	0	1	0	0	1	2
Davey Johnson, R (1, 4) OBP: 0.318, SLG: 0.350			4-0 BB	0-0 2B		0-0 FC6-4 1-4-3 PB 1-2f		0-3 K		3	0	1	0	1	1	1
Andy Etchebarren, R (1, 2) OBP: 0.333, SLG: 0.364		0-0 F8		0-3 K		0-0 1-4-3		4-0 1B BB		3	1	0	0	1	1	3
Dave McNally, R (1, 1) OBP: 0.286, SLG: 0.333		0-3 K		4-0 1B BB		0-3 K		0-3 K		3	0	0	0	1	3	3

Inning Stats	R: 0	H: 0	E: 0	K: 0	S: 3	P: 3	R: 0	H: 0	E: 0	K: 2	S: 7	P: 7	R: 0	H: 0	E: 0	K: 2	S: 7	P: 11	R: 0	H: 0	E: 0	K: 0	S: 3	P: 3	R: 0	H: 1	E: 0	K: 1	S: 6	P: 6	R: 0	H: 1	E: 0	K: 0	S: 4	P: 12	R: 0	H: 1	E: 0	K: 1	S: 6	P: 6	R: 1	H: 1	E: 0	K: 0	S: 4	P: 12	R: 5	H: 4	E: 0	K: 2	S: 11	P: 15	1B: 5	SF: 0	2B: 2	SAC: 0	3B: 0	DP: 0	HR: 1	HBP: 0	WP: 0	PA: 41
--------------	------	------	------	------	------	------	------	------	------	------	------	------	------	------	------	------	------	-------	------	------	------	------	------	------	------	------	------	------	------	------	------	------	------	------	------	-------	------	------	------	------	------	------	------	------	------	------	------	-------	------	------	------	------	-------	-------	-------	-------	-------	--------	-------	-------	-------	--------	-------	--------

PITCHER	IP	WLS	BF	H	R	ER	SO	BB	IBB	HBP	BLK	WP	HR	S	P	ERA	WHIP
Milt Wilcox, R (1, 1) ERA: 0.54	7.2	L	32	4	1	1	6	4	1	0	0	0	0	39	59	1.17	1.043
Ed Farmer, R (8, 1) ERA:	0.1		1	0	0	0	0	0	0	0	0	0	0	1	1	0.00	0.000
Steve Mingori, L (9, 1) ERA: 19.29	0.2		7	4	5	5	2	1	0	0	0	0	1	10	14	67.50	7.500
Vince Colbert, R (9, 1) ERA:	0.1		1	0	0	0	0	0	0	0	0	0	0	1	1	0.00	0.000

WP: 0	PA: 41
PB: 1	
SB: 1	
CS: 0	

Batter	1	2	3	4	5	6	7	8	9	AB	R	H	RBI	BB	SO	LOB
Del Unser, L (1, 8) OBP: 0.273, SLG: 0.286	0-0 6-3		0-0 F7			0-0 F8			0-0 1-3	4	0	0	0	0	0	1
Eddie Leon, R (1, 4) OBP: 0.250, SLG: 0.167	0-0 F9			0-0 F9		0-0 4-3			0-0 F9	4	0	0	0	0	0	0
Alex Johnson, R (1, 7) OBP: 0.143, SLG: 0.150	0-0 F8			0-0 L6			0-0 4-3		0-0 F9	4	0	0	0	0	0	0
Graig Nettles, L (1, 5) OBP: 0.211, SLG: 0.263		0-0 F4		0-0 F9			0-0 G1-6-3 1B			3	0	1	0	0	0	0
Ray Fosse, R (1, 2) OBP: 0.316, SLG: 0.235		0-0 F4			0-0 F6		0-0 G1-6-3 1-2f			3	0	0	0	0	0	1
Buddy Bell, R (1, 9) OBP: 0.250, SLG: 0.200		0-0 F9			0-0 F3			4-0 BB FC5-6 BB		2	0	0	0	1	0	0
Tom McCraw, L (1, 3) OBP: 0.429, SLG: 0.615			0-0 1-3		0-0 1B			0-0 FC5-6 SH3		3	0	1	0	0	0	1
Frank Duffy, R (1, 6) OBP: 0.375, SLG: 0.308			0-0 6-3		0-0 F8			0-0 SH3		2	0	0	0	0	0	1
Milt Wilcox, R (1, 1) OBP: 0.200, SLG: 0.200			0-0 1B			0-0 F8		0-3 K		2	0	1	0	0	0	0
Ed Farmer, R (8, 1)										0	0	0	0	0	0	0
Roy Foster, R (8, PH)										1	0	0	0	0	1	1
Steve Mingori, L (9, 1)										0	0	0	0	0	0	0
Vince Colbert, R (9, 1)										0	0	0	0	0	0	0

Inning Stats	R: 0	H: 0	R: 0	H: 0	R: 0	H: 1	R: 0	H: 1	R: 0	H: 0	R: 0	H: 1	R: 0	H: 0	R: 0	H: 0	1B: 3	SF: 0	WP: 0	PA: 30
	E: 0	LOB: 0	E: 0	LOB: 0	E: 0	LOB: 1	E: 0	LOB: 0	E: 0	LOB: 0	E: 0	LOB: 1	E: 0	LOB: 1	E: 0	LOB: 0	2B: 0	SAC: 1	PB: 0	
	K: 0	BB: 0	K: 0	BB: 0	K: 0	BB: 0	K: 0	BB: 0	K: 0	BB: 0	K: 1	BB: 1	K: 0	BB: 0	K: 0	BB: 0	3B: 0	DP: 1	SB: 0	
	S: 3	P: 3	S: 3	P: 3	S: 4	P: 4	S: 3	P: 3	S: 4	P: 4	S: 3	P: 3	S: 5	P: 9	S: 3	P: 3	HR: 0	HBP: 0	CS: 0	

PITCHER	IP	WLS	BF	H	R	ER	SO	BB	IBB	HBP	BLK	WP	HR	S	P	ERA	WHIP	PITCHER	IP	WLS	BF	H	R	ER	SO	BB	IBB	HBP	BLK	WP	HR	S	P	ERA	WHIP	
Dave McNally, L (1, 1) ERA:	9.0	W	30	3	0	0	1	1	0	0	0	0	0	31	35	0.00	0.444																			

BOTTOM

Baltimore Orioles @ Cleveland Indians
Cleveland Municipal Stadium, Cleveland, OH

Fri Apr 21 1972, 3:33 AM EST
Att. 4,424 - Unknown

livebaseballscores.com

AB	28
R	0
H	3
RBI	0
BB	1
SO	1
LOB	5



Batter	1	2	3	4	5	6	7	8	9	AB R H RBI BB SO LOB	TOP											
Don Buford, S (1, 7) OBP: 0.276, SLG: 0.308	0-3 K		0-0 FC4-6		0-0 F9		0-3 K			4 0 0 0 0 2 2												
Merv Rettenmund, R (1, 9) OBP: 0.296, SLG: 0.250	0-0 F9		4-0 BB			0-0 F8		0-0 F9		3 0 0 0 1 0 0												
Paul Blair, R (1, 8) OBP: 0.250, SLG: 0.370	0-3 K		0-0 F8			4-0 HR BB		0-0 F8		3 1 0 0 1 1 3												
Boog Powell, L (1, 3) Terry Crowley, L (4, PR) OBP: 0.360, SLG: 0.389 OBP: 0.333, SLG: 1.333		0-0 F3		1-0 HBP		0-0 HR		0-0 L6		1 0 0 0 0 0 0 2 1 1 2 0 0 0												
Brooks Robinson, R (1, 5) OBP: 0.308, SLG: 0.333		0-0 5-3		0-3 K		0-0 3-1 2B		0-0 F6		4 0 1 0 0 1 1												
Elrod Hendricks, L (1, 2)		0-0 F9		0-0 F7		0-0 3-1		0-0 1-3		4 0 0 0 0 0 2												
Davey Johnson, R (1, 4) OBP: 0.308, SLG: 0.333			0-0 FC4-6 1B		0-0 F8		0-3 K		0-3 K	4 0 1 0 0 2 2												
Mark Belanger, R (1, 6) OBP: 0.375, SLG: 0.391			0-0 F9		0-0 5-3		0-3 K			3 0 0 0 0 1 1												
Jim Palmer, R (1, 1) Dave Leonhard, R (5, 1) Tom Shopay, L (7, PH) Grant Jackson, S (7, 1) Eddie Watt, R (7, 1)			0-0 FC4-6 1B		0-0 F9		0-0 4-3			2 0 1 0 0 0 0 0 0 0 0 0 0 0 1 0												
Inning Stats	R: 0 E: 0 K: 2 S: 7	H: 0 LOB: 0 BB: 0 P: 7	R: 0 E: 0 K: 0 S: 3	H: 0 LOB: 0 BB: 0 P: 3	R: 0 E: 0 K: 0 S: 5	H: 2 LOB: 3 BB: 1 P: 9	R: 0 E: 0 K: 1 S: 5	H: 0 LOB: 1 BB: 0 P: 6	R: 0 E: 0 K: 0 S: 3	H: 0 LOB: 0 BB: 0 P: 3	R: 2 E: 0 K: 1 S: 7	H: 2 LOB: 1 BB: 1 P: 11	R: 0 E: 0 K: 2 S: 7	H: 0 LOB: 0 BB: 0 P: 7	R: 0 E: 0 K: 0 S: 3	H: 0 LOB: 0 BB: 0 P: 3	R: 0 E: 0 K: 1 S: 5	H: 0 LOB: 0 BB: 0 P: 5	1B: 2 2B: 1 3B: 0 HR: 1	SF: 0 SAC: 0 DP: 0 HBP: 1	WP: 0 PB: 0 SB: 1 CS: 0	PA: 34
PITCHER	IP WLS BF H R ER SO BB IBB HBP BLK WP HR S P ERA WHIP																					
Dick Tidrow, R (1, 1) Ed Farmer, R (7, 1)	6.0 W 25 4 2 2 4 2 0 1 0 0 0 1 30 39 3.00 1.000																					
	3.0 S 9 0 0 0 3 0 0 0 0 0 0 0 15 15 0.00 0.000																					

Baltimore Orioles @ Cleveland Indians
Cleveland Municipal Stadium, Cleveland, OH
Sat Apr 22 1972, 3:33 AM EST
Att. 2,683 - Unknown

livebaseballscorecards.com

AB	31
R	2
H	4
RBI	2
BB	2
SO	7
LOB	11



Batter	1	2	3	4	5	6	7	8	9	AB	R	H	RBI	BB	SO	LOB
Del Unser, L OBP: 0.296, SLG: 0.280 (1, 8)	4-0 BB 4-3		0-0 F7 2	0-0 3-1 3		0-0 F8 3	0-0 1-2 1B			4	0	1	0	1	0	2
Jack Brohamer, L OBP: 0.667, SLG: 0.667 (1, 4)	0-0 4-3 1-2		0-0 1B 1B		0-0 HR 1B		0-0 WP 1B G3			5	2	3	0	0	0	3
Alex Johnson, R OBP: 0.231, SLG: 0.360 (1, 7)	0-3 K S		0-0 WP 1B		0-0 HR 1-H		0-0 F3 1	0-0 G3 1B		5	1	3	2	0	1	2
Graig Nettles, L OBP: 0.208, SLG: 0.250 (1, 5)	0-0 3-1 3		0-0 G3 1-2		0-0 4-3 1		0-0 WP HR 1B	0-0 G3 1-2		5	1	1	0	0	0	4
Tom McCraw, L OBP: 0.421, SLG: 0.500 (1, 3)		0-0 F8 1		0-0 F8 1	0-0 F7 2		4-0 WP HR BB 1-2	4-0 FC6-4 BB		3	1	0	0	2	0	0
Ray Fosse, R OBP: 0.417, SLG: 0.524 (1, 2)		0-0 HR 2		0-0 S 2B 1B	0-0 2B 3		4-0 HR IBB 1-2 2-3 3-H	0-0 L5 2		4	3	3	1	1	0	2
Buddy Bell, R OBP: 0.286, SLG: 0.450 (1, 9)		0-0 F3 2		0-0 1-H 2B	0-0 F4 3		0-0 1-H 2-H 3-H HR	0-0 FC6-4 3		5	1	2	5	0	0	3
Frank Duffy, R OBP: 0.400, SLG: 0.267 (1, 6)		0-0 1-3 3		4-0 BB B		0-0 F7 1	4-0 1B BB			2	0	0	0	2	0	0
Dick Tidrow, R OBP: 0.333, SLG: 0.333 (6, PH) Lou Camilli, S Ed Farmer, R (7, 1)			0-3 K S	0-0 B3 2		0-0 G3 2	0-3 K S			2	0	0	0	0	1	2

Inning Stats	R: 0	H: 0	E: 0	K: 1	S: 5	R: 1	H: 1	E: 0	K: 0	S: 4	R: 0	H: 2	E: 0	K: 1	S: 7	R: 1	H: 2	E: 0	K: 0	S: 5	R: 2	H: 3	E: 0	K: 0	S: 6	R: 0	H: 0	E: 0	K: 0	S: 3	R: 5	H: 4	E: 0	K: 1	S: 9	R: 0	H: 1	E: 0	K: 0	S: 4
	LOB: 1	BB: 1	P: 9			LOB: 0	BB: 0	P: 4			LOB: 2	BB: 0	P: 7			LOB: 2	BB: 1	P: 9			LOB: 1	BB: 0	P: 6			LOB: 0	BB: 0	P: 3			LOB: 2	BB: 3	P: 21			LOB: 2	BB: 1	P: 8		


PITCHER	IP	WLS	BF	H	R	ER	SO	BB	IBB	HBP	BLK	WP	HR	S	P	ERA	WHIP
Jim Palmer, R ERA: 7.45 (1, 1)	4.2	L	24	8	4	4	2	2	0	0	0	1	2	26	34	7.71	2.143
Dave Leonhard, R ERA: (5, 1)	1.1		4	0	0	0	0	0	0	0	0	0	0	4	4	0.00	0.000
Grant Jackson, L ERA: 81.0 (7, 1)	0.1		4	2	3	3	0	1	0	0	0	0	0	3	7	81.00	9.000
Eddie Watt, R ERA: 10.8 (7, 1)	1.2		11	3	2	2	1	2	1	0	0	1	1	10	22	10.80	3.000

BOTTOM

Baltimore Orioles @ Cleveland Indians
Cleveland Municipal Stadium, Cleveland, OH

Sat Apr 22 1972, 3:33 AM EST
Att. 2,683 - Unknown

AB	37
R	9
H	13
RBI	8
BB	6
SO	3
LOB	19



1B	2B	3B	HR	SF	SAC	DP	HBP	WP	HR	S	P	ERA	WHIP
8	2	0	3	0	0	0	0	2	0	0	0	7.71	2.143

Batter	1	2	3	4	5	6	7	8	9	AB R H RBI BB SO LOB	TOP									
Don Buford, S (1, 7) OBP: 0.333, SLG: 0.321	0-0 G4-6-3 1B		4-0 FC6-4 BB			4-0 4-3 1B BB		0-0 G3		2 0 1 0 2 0 0										
Paul Blair, R (1, 8) OBP: 0.250, SLG: 0.355	0-3 K		0-0 FC6-4 1-2f			0-0 4-3 1B		0-3 K		4 0 1 0 0 2 2										
Terry Crowley, L (1, 3) OBP: 0.429, SLG: 1.000	0-0 G4-6-3 1-2f					0-0 4-3 1B 1-2 2-3		0-0 1B 2B		4 1 2 0 0 0 3										
Brooks Robinson, R (1, 5) OBP: 0.300, SLG: 0.321						0-0 F9 1B		0-0 F4		4 0 1 0 0 0 4										
Don Baylor, R (1, 9) OBP: 0.200, SLG: 0.200						0-0 G5-4-3 1-2f		0-0 6-3		4 0 1 1 0 0 2										
Elrod Hendricks, L (1, 2) OBP: 0.118, SLG: 0.125						0-0 F8 1B		0-0 F3 2B		3 0 1 0 1 0 0										
Davey Johnson, R (1, 4) OBP: 0.267, SLG: 0.286						0-0 5-3 1B		0-0 4-3		4 0 0 0 0 1 3										
Mark Belanger, R (1, 6) OBP: 0.333, SLG: 0.346						0-3 K		0-0 F9		3 0 0 0 0 1 0										
Mike Cuellar, L (1, 1)						0-3 K		0-3 K		2 0 0 0 0 2 0										
Tom Shopay, L (8, PH)										1 0 0 0 0 1 0										
Roric Harrison, R (8, 1)										0 0 0 0 0 0 0										
Inning Stats	R: 0 E: 0 K: 1 S: 5	H: 1 LOB: 0 BB: 0 P: 5	R: 0 E: 0 K: 1 S: 5	H: 1 LOB: 1 BB: 1 P: 9	R: 0 E: 0 K: 2 S: 7	H: 0 LOB: 1 BB: 1 P: 11	R: 0 E: 0 K: 0 S: 3	H: 1 LOB: 0 BB: 0 P: 3	R: 0 E: 0 K: 1 S: 6	H: 0 LOB: 2 BB: 1 P: 10	R: 0 E: 0 K: 0 S: 3	H: 0 LOB: 0 BB: 0 P: 3	R: 0 E: 0 K: 1 S: 5	H: 0 LOB: 0 BB: 0 P: 5	R: 1 E: 0 K: 1 S: 8	H: 3 LOB: 2 BB: 0 P: 8	1B: 5 2B: 2 3B: 0 HR: 0	SF: 0 SAC: 0 DP: 3 HBP: 0	WP: 0 PB: 0 SB: 0 CS: 0	PA: 34
PITCHER Gaylord Perry, R (1, 1) ERA: 2.22	IP: 9.0 WLS: W BF: 34 H: 7 R: 1 ER: 1 SO: 7 BB: 3 IBB: 0 HBP: 0 BLK: 0 WP: 0 HR: 0 S: 45 P: 57 ERA: 1.00 WHIP: 1.111											PITCHER	IP: 9.0 WLS: W BF: 34 H: 7 R: 1 ER: 1 SO: 7 BB: 3 IBB: 0 HBP: 0 BLK: 0 WP: 0 HR: 0 S: 45 P: 57 ERA: 1.00 WHIP: 1.111							

Baltimore Orioles @ Cleveland Indians
Cleveland Municipal Stadium, Cleveland, OH
Sun Apr 23 1972, 3:33 AM EST
Att. 20,513 - Unknown

livebaseballscorecards.com

AB	31
R	1
H	7
RBI	1
BB	3
SO	7
LOB	14



Batter	1	2	3	4	5	6	7	8	9	AB	R	H	RBI	BB	SO	LOB
Del Unser, L OBP: 0.300, SLG: 0.286 (1, 8) X	0-0 1-3 ①		0-0 SH 1B SH5-3 2-H	0-3 K2-3			0-0 G5-4-3 1B			3	1	1	0	0	1	1
Eddie Leon, R OBP: 0.304, SLG: 0.250 (1, 4) X	0-0 2B		0-0 SH5-3 1-2		4-0 G5-4-3 BB		0-0 G5-4-3 1-2f			2	0	1	0	1	0	1
Alex Johnson, R OBP: 0.233, SLG: 0.345 (1, 7) X	0-0 5-3 ②		0-0 F5		0-0 G5-4-3 1-2f		0-0 CS 1B			4	0	1	0	0	0	3
Graig Nettles, L OBP: 0.250, SLG: 0.259 (1, 5) X	0-0 F7 ③		0-0 1B 2-H 1B		0-0 F8		4-0 FC3-6 BB 1-2			3	0	1	1	1	0	1
Ray Fosse, R OBP: 0.429, SLG: 0.520 (1, 2) X		0-0 F8	0-0 1B 1-2		0-0 FC1-5 6-3 1B		0-0 FC3-6 1-2f			4	0	2	0	0	0	1
Buddy Bell, R OBP: 0.240, SLG: 0.375 (1, 9) X		0-0 6-3 ②	0-0 F3 ③		0-0 6-3 1-2		0-0 4-3 ③			4	0	0	0	0	0	4
Tom McCraw, L OBP: 0.409, SLG: 0.474 (1, 3) X		0-0 S 1B		0-0 4-3 ①		0-0 FC1-5 2-3				3	0	1	0	0	0	1
Frank Duffy, R OBP: 0.391, SLG: 0.235 (1, 6) X		0-0 6-3 ③		4-0 SH1-4 BB		0-0 F5				2	0	0	0	1	0	2
Gaylord Perry, R OBP: 0.125, SLG: 0.286 (1, 1) X			0-0 SH 2B	0-0 SH1-4 1-2		0-3 K ①				2	1	1	0	0	1	0

Inning Stats	R: 0	H: 1	E: 0	K: 0	S: 4	R: 0	H: 1	E: 0	K: 0	S: 4	R: 2	H: 3	E: 1	K: 0	S: 7	R: 0	H: 0	E: 0	K: 1	S: 5	R: 0	H: 1	E: 0	K: 0	S: 4	R: 0	H: 1	E: 0	K: 1	S: 5	R: 0	H: 1	E: 0	K: 0	S: 3	R: 0	H: 1	E: 0	K: 0	S: 3	1B: 6	SF: 0	2B: 2	SAC: 3	3B: 0	DP: 2	HR: 0	HBP: 0	WP: 0	PA: 33
--------------	------	------	------	------	------	------	------	------	------	------	------	------	------	------	------	------	------	------	------	------	------	------	------	------	------	------	------	------	------	------	------	------	------	------	------	------	------	------	------	------	-------	-------	-------	--------	-------	-------	-------	--------	-------	--------

PITCHER	IP	WLS	BF	H	R	ER	SO	BB	IBB	HBP	BLK	WP	HR	S	P	ERA	WHIP
Mike Cuellar, L ERA: 1.93 (1, 1)	7.0	L	29	7	2	1	2	2	0	0	0	0	0	31	39	1.29	1.286
Roric Harrison, R ERA: 3.0 (8, 1)	1.0		4	1	0	0	0	1	0	0	0	0	0	3	7	0.00	2.000

BOTTOM


Baltimore Orioles @ Cleveland Indians
Cleveland Municipal Stadium, Cleveland, OH

Sun Apr 23 1972, 3:33 AM EST
Att. 20,513 - Unknown

livebaseballscorecards.com

AB	27
R	2
H	8
RBI	1
BB	3
SO	2
LOB	14



Batter	1	2	3	4	5	6	7	8	9	AB R H RBI BB SO LOB	TOP														
Don Buford, S (1, 7) OBP: 0.324, SLG: 0.290	0-0 4-3			0-0 1-3		4-0 1-2 BB			0-0 F9	3 0 0 0 1 0 0	<p>Baltimore Orioles @ Kansas City Royals Municipal Stadium, Kansas City, MO</p> <p>Tue Apr 25 1972, 7:05 PM EST Att. 8,640 - Unknown</p> <p>livebaseballscorecards.com</p> <table border="1"> <tr><td>AB</td><td>27</td></tr> <tr><td>R</td><td>0</td></tr> <tr><td>H</td><td>2</td></tr> <tr><td>RBI</td><td>0</td></tr> <tr><td>BB</td><td>2</td></tr> <tr><td>SO</td><td>4</td></tr> <tr><td>LOB</td><td>4</td></tr> </table> 	AB	27	R	0	H	2	RBI	0	BB	2	SO	4	LOB	4
AB	27																								
R	0																								
H	2																								
RBI	0																								
BB	2																								
SO	4																								
LOB	4																								
Mark Belanger, R (1, 6) OBP: 0.290, SLG: 0.300	0-0 F9			0-0 6-3		0-0 F6			0-0 F8	4 0 0 0 0 0 2															
Merv Rettenmund, R (1, 9) OBP: 0.267, SLG: 0.222	0-0 6-3			0-0 F9						3 0 0 0 0 1 0															
Boog Powell, L (1, 3) OBP: 0.321, SLG: 0.333			0-0 F7		0-0 F8				0-0 4-3	3 0 0 0 0 0 0															
Paul Blair, R (1, 8) OBP: 0.257, SLG: 0.353			0-0 CS 1B		0-3 K				0-0 F9	3 0 1 0 0 1 0															
Brooks Robinson, R (1, 5) OBP: 0.273, SLG: 0.290			0-3 K 1-2		0-0 F8				0-0 F9	3 0 0 0 0 1 1															
Davey Johnson, R (1, 4) OBP: 0.273, SLG: 0.267			0-0 F3			4-0 G6-3 BB			0-0 5-3	2 0 0 0 1 0 0															
Johnny Oates, L (1, 2)			0-0 F9			0-0 G6-3 1-2f			0-0 1-3	3 0 0 0 0 0 1															
Pat Dobson, R (1, 1) OBP: 0.143, SLG: 0.143 Tom Shopay, L (9, PH)			0-0 F9			0-0 BB 1B			0-3 K	2 0 1 0 0 0 0 1 0 0 0 0 1 0															
Inning Stats	R: 0 E: 0 K: 0 S: 3	H: 0 LOB: 0 BB: 0 P: 3	R: 0 E: 0 K: 1 S: 5	H: 1 LOB: 0 BB: 0 P: 5	R: 0 E: 0 K: 0 S: 3	H: 0 LOB: 0 BB: 0 P: 3	R: 0 E: 0 K: 0 S: 3	H: 0 LOB: 0 BB: 0 P: 3	R: 0 E: 0 K: 1 S: 5	H: 0 LOB: 0 BB: 0 P: 5	R: 0 E: 0 K: 1 S: 3	H: 0 LOB: 0 BB: 0 P: 3	R: 0 E: 0 K: 1 S: 5	H: 0 LOB: 0 BB: 0 P: 5	R: 0 E: 0 K: 1 S: 5	H: 0 LOB: 0 BB: 0 P: 5	1B: 2 2B: 0 3B: 0 HR: 0	SF: 0 SAC: 0 DP: 1 HBP: 0	WP: 0 PB: 0 SB: 0 CS: 1	PA: 29					
PITCHER Dick Drago, R (1, 1) ERA: 2.14	IP: 9.0 WLS: W BF: 29 H: 2 R: 0 ER: 0 SO: 4 BB: 2 IBB: 0 HBP: 0 BLK: 0 WP: 0 HR: 0 S: 35 P: 43 ERA: 0.00 WHIP: 0.444											PITCHER	IP: 9.0 WLS: W BF: 29 H: 2 R: 0 ER: 0 SO: 4 BB: 2 IBB: 0 HBP: 0 BLK: 0 WP: 0 HR: 0 S: 35 P: 43 ERA: 0.00 WHIP: 0.444												

Batter	1	2	3	4	5	6	7	8	9	AB	R	H	RBI	BB	SO	LOB
Freddie Patek, R (1, 6) X	0-0 1-3 ① X	0-0 F4 ③		0-0 F9 ③			4-0 BB BB BB BB S BB			3	0	0	0	1	0	3
Paul Schaal, R (1, 5) S S S	0-3 K ②		0-0 F9 ①		0-0 F7 ①		0-0 1-3 ①			4	0	0	0	0	1	1
Amos Otis, R (1, 8) S S S	0-3 K ③		0-0 S 1B		0-0 F3 ②		0-0 5-3 ②			4	0	1	0	0	1	1
John Mayberry, L (1, 3)		0-0 F9 1B 1B ①	H 1-0 1-2 HBP		0-0 FC6-4 1B ③		0-3 K ③			3	1	2	0	0	1	1
Lou Piniella, R (1, 7)		0-0 1B FC4-6 1B ①	0-0 F8 ②		0-0 FC6-4 1-2f		0-0 F8 ①			4	1	1	0	0	0	3
Bob Oliver, R (1, 9)		0-0 F9 2-3 ①	0-3 K ③		0-0 5-3 ①		0-0 1B 3B ①			4	1	1	0	0	1	4
Cookie Rojas, R (1, 4)		0-0 FC4-6 1-3 3-H 1B ①		0-3 K ①		0-0 F7 ②		0-0 3-H 1B ①		4	0	2	2	0	1	0
Jerry May, R (1, 2)		4-0 FC4-6 1BB ①		4-0 G1 BB ②		0-0 FC6-4 1B ③		0-0 G5-4-3 ② ③		2	0	1	0	2	0	1
Dick Drago, R (1, 1)		0-0 FC4-6 1-2f 2-3 3-H ②		0-0 G1 1-2 ②		0-0 FC6-4 1-2f ③				3	0	0	1	0	0	4

Inning Stats	R: 0	H: 0	E: 0	K: 2	S: 7	LOB: 0	BB: 0	P: 7	R: 2	H: 3	E: 0	K: 0	S: 6	LOB: 2	BB: 1	P: 10	R: 0	H: 1	E: 0	K: 1	S: 6	LOB: 1	BB: 0	P: 7	R: 0	H: 0	E: 0	K: 1	S: 5	LOB: 1	BB: 1	P: 9	R: 0	H: 1	E: 0	K: 0	S: 4	LOB: 1	BB: 0	P: 4	R: 0	H: 0	E: 0	K: 1	S: 5	LOB: 1	BB: 1	P: 9	R: 1	H: 2	E: 0	K: 0	S: 4	LOB: 0	BB: 0	P: 4
PITCHER	IP	WLS	BF	H	R	ER	SO	BB	IBB	HBP	BLK	WP	HR	S	P	ERA	WHIP																																							
Pat Dobson, R (1, 1) ERA: 1.54	8.0	L	35	8	3	3	5	2	1	1	0	0	0	41	54	3.38	1.250																																							
																		PITCHER	IP	WLS	BF	H	R	ER	SO	BB	IBB	HBP	BLK	WP	HR	S	P	ERA	WHIP																					

BOTTOM

Baltimore Orioles @ Kansas City Royals
Municipal Stadium, Kansas City, MO

Tue Apr 25 1972, 7:05 PM EST
Att. 8,640 - Unknown

AB	31
R	3
H	8
RBI	3
BB	3
SO	5
LOB	18

livebaseballscorecards.com



WP: 0	PA: 35
PB: 0	
SB: 2	
CS: 0	

Batter	1	2	3	4	5	6	7	8	9	AB	R	H	RBI	BB	SO	LOB
Freddie Patek, R OBP: 0.571, SLG: 0.833 (1, 6)	0-0 FC3-6 1B		0-0 3B		0-0 SH5-3 1B					3	1	3	0	0	0	0
Paul Schaal, R OBP: 0.348, SLG: 0.297 (1, 5)	0-0 FC3-6 FC5-4 1-2f		4-0 G5-4-3 BB		4-0 SH5-3 1B BB					1	1	0	0	2	0	1
Amos Otis, R OBP: 0.194, SLG: 0.200 (1, 8)	0-0 FC5-4 1-2f		0-0 G5-4-3 1-2f		0-0 SH5-3 1-2 2-3					2	0	0	0	0	0	3
Lou Piniella, R OBP: 0.295, SLG: 0.275 (1, 7)	0-0 F6 1-2			0-0 1-3	4-0 1B 1B IBB					2	1	0	0	1	0	1
John Mayberry, L OBP: 0.349, SLG: 0.325 (1, 3)		0-0 F9		0-0 3-1	0-0 WP 1B 1B					3	1	1	2	0	0	0
Bob Oliver, R OBP: 0.310, SLG: 0.439 (1, 9)		0-0 5-3		0-0 2B 1B	0-0 WP 1B 1B					3	1	2	1	0	0	0
Cookie Rojas, R OBP: 0.356, SLG: 0.372 (1, 4)		0-0 1B		0-0 2B	0-0 WP 1B 1B					3	0	3	2	0	0	0
Jerry May, R OBP: 0.333, SLG: 0.345 (1, 2)		0-0 F8		4-0 IBB	0-0 F4					2	0	0	0	1	0	2
Bruce Dal Canton, R Tom Burgmeier, L (6, 1)			0-0 4-3	0-0 L6	0-0 5-3					3	0	0	0	0	0	4
										0	0	0	0	0	0	0

Inning Stats	R: 0	H: 1	E: 0	LOB: 1	K: 0	BB: 0	S: 4	R: 0	H: 1	E: 0	LOB: 1	K: 0	BB: 0	S: 4	R: 0	H: 1	E: 0	LOB: 3	K: 0	BB: 1	S: 3	R: 5	H: 4	E: 0	LOB: 1	K: 0	BB: 2	S: 7	P: 15
--------------	------	------	------	--------	------	-------	------	------	------	------	--------	------	-------	------	------	------	------	--------	------	-------	------	------	------	------	--------	------	-------	------	-------

PITCHER	IP	WLS	BF	H	R	ER	SO	BB	IBB	HBP	BLK	WP	HR	S	P	ERA	WHIP
Dave McNally, L ERA: 2.01 (1, 1)	4.1	L	24	8	5	5	0	2	2	0	0	0	0	20	36	10.38	2.308
Doyle Alexander, R ERA: (5, 1)	0.2		3	1	0	0	0	0	0	0	0	2	0	3	3	0.00	1.500


BOTTOM

Baltimore Orioles @ Kansas City Royals
Municipal Stadium, Kansas City, MO

Wed Apr 26 1972, 7:05 PM EST
Att. 6,864 - Unknown

livebaseballscorecards.com

AB	22
R	5
H	9
RBI	5
BB	4
SO	0
LOB	11



PITCHER	IP	WLS	BF	H	R	ER	SO	BB	IBB	HBP	BLK	WP	HR	S	P	ERA	WHIP
---------	----	-----	----	---	---	----	----	----	-----	-----	-----	----	----	---	---	-----	------

Batter	1	2	3	4	5	6	7	8	9	AB R H RBI BB SO LOB	TOP											
Sandy Alomar Sr., S OBP: 0.420, SLG: 0.357 (1, 4)	0-0 FC5-4 1B		0-0 6-3		0-0 FC6-4 1-2f	0-0 F2			0-0 P6 1-2	5 0 1 0 0 0 5												
Leo Cardenas, R OBP: 0.327, SLG: 0.357 (1, 6)	0-0 FC5-4 FC4-6 1-2f		0-3 K		0-3 K			4-0 FC4-6 BB	0-0 2-3 1B	4 0 1 0 1 2 2												
Mickey Rivers, L OBP: 0.263, SLG: 0.250 (1, 9)	0-3 K			0-0 1B 1B		0-0 E 1B 1B		0-0 F9	0-0 P6	5 1 2 0 0 1 4												
Vada Pinson, L OBP: 0.432, SLG: 0.514 (1, 7)	0-0 FC4-6 1-2f			0-0 1-3 1B		0-0 F9		0-0 FC4-6 1-2f S	0-0 F8	5 0 1 0 0 0 5												
Jim Spencer, L OBP: 0.273, SLG: 0.317 (1, 3)		0-0 F7		0-0 F9		0-0 E3 1B 1B		0-0 P3		4 1 0 0 0 0 4												
Ken McMullen, R OBP: 0.225, SLG: 0.139 (1, 5)		0-3 K		0-0 L6		0-0 F8		0-0 5-3		4 0 0 0 0 1 4												
Jeff Torborg, R OBP: 0.360, SLG: 0.391 (1, 2)		4-0 BB		0-0 F8		0-0 BB 1B 1-2 3-H		0-0 F8		2 0 1 1 1 0 2												
Joe Azcue, R (8, PH) (8, 2)										1 0 0 0 0 0 0												
Ken Berry, R OBP: 0.500, SLG: 0.733 (1, 8)		0-0 F9			0-0 FC6-4 1B	0-0 BB 1-2 2-H		0-0 P4		4 0 2 1 0 0 1												
Noian Ryan, R OBP: 0.200, SLG: 0.200 (3, 1)			0-3 K		0-0 P6	4-0 BB			0-0 1B PB 1B	1 0 0 0 0 0 1 0												
Tom Murphy, R (5, PH)										0 0 0 0 0 0 0 0												
Tom Silverio, L OBP: 0.125, SLG: 0.125 (5, 1)										1 0 0 0 0 0 0 1												
Mel Queen, L (8, 1)										0 0 0 0 0 1 0 0												
Eddie Fisher, R (8, 1)										0 0 0 0 0 0 0 0												
Andy Kosco, R OBP: 1.000, SLG: 1.000 (9, PH)										1 0 1 0 0 0 0 0												
Inning Stats	R: 0 E: 0 K: 1 S: 6	H: 1 LOB: 1 BB: 0 P: 6	R: 0 E: 0 K: 1 S: 5	H: 0 LOB: 1 BB: 1 P: 9	R: 0 E: 0 K: 2 S: 7	H: 0 LOB: 0 BB: 0 P: 7	R: 0 E: 0 K: 0 S: 5	H: 2 LOB: 2 BB: 0 P: 5	R: 0 E: 0 K: 1 S: 6	H: 1 LOB: 1 BB: 0 P: 6	R: 2 E: 1 K: 0 S: 7	H: 3 LOB: 3 BB: 1 P: 11	R: 0 E: 0 K: 0 S: 3	H: 0 LOB: 1 BB: 1 P: 7	R: 0 E: 0 K: 0 S: 3	H: 0 LOB: 0 BB: 0 P: 3	R: 0 E: 0 K: 0 S: 5	H: 2 LOB: 2 BB: 0 P: 5	1B: 9 2B: 0 3B: 0 HR: 0	SF: 0 SAC: 0 DP: 0 HBP: 0	WP: 0 PB: 1 SB: 1 CS: 0	PA: 40
PITCHER Jim Palmer, R ERA: 3.86 (1, 1)	IP: 9.0 WLS: W BF: 40 H: 9 R: 2 ER: 0 SO: 5 BB: 3 IBB: 0 HBP: 0 BLK: 0 WP: 0 HR: 0 S: 47 P: 59 ERA: 0.00 WHIP: 1.333											PITCHER	IP: 9.0 WLS: W BF: 40 H: 9 R: 2 ER: 0 SO: 5 BB: 3 IBB: 0 HBP: 0 BLK: 0 WP: 0 HR: 0 S: 47 P: 59 ERA: 0.00 WHIP: 1.333									

California Angels @ Baltimore Orioles
 Memorial Stadium, Baltimore, MD
 Fri Apr 28 1972, 6:05 PM EST
 Att. 7,769 - Unknown

livebaseballscorecards.com

AB	37
R	2
H	9
RBI	2
BB	3
SO	5
LOB	28



Batter	1	2	3	4	5	6	7	8	9
Don Buford, S OBP: 0.413, SLG: 0.351 (1, 7)	0-3 K		4-0 BB BB BB	0-0 1-3 1B	0-0 1-2 2-H 1B	4-0 BB BB		0-0 1B 1B	
Merv Rettenmund, R OBP: 0.333, SLG: 0.242 (1, 9)	0-0 4-3		4-0 BB BB 1B	0-0 1-2 1B	4-0 1-2 2-3 1B	0-3 K		0-0 1-2 1B	
Boog Powell, L OBP: 0.324, SLG: 0.286 (1, 3)	0-3 K		4-0 1-2 2-3 1B BB	4-0 IBB	0-0 1-3 2-H 3-H 1B			0-0 F8	
Brooks Robinson, R OBP: 0.317, SLG: 0.297 (1, 5)		4-0 BB 1B SF7 BB	4-0 1-2 2-3 3-H 1B BB	0-0 F7	0-0 1-3 2B 1B		0-0 FC5-4 1B		
Paul Blair, R OBP: 0.286, SLG: 0.366 (1, 8)		0-0 F8	0-0 SF9 1B 1B	0-0 P4	0-0 1-2 2B 1B		0-3 K		
Davey Johnson, R OBP: 0.341, SLG: 0.421 (1, 4)		0-0 BB 1B	0-0 CS 1B		0-0 F9		0-0 F7		
Andy Etchebarren, R OBP: 0.400, SLG: 0.444 (1, 2)		4-0 1-2 2-3 BB	0-0 F8		0-0 4-3		0-0 FC5-4 1B		
Mark Belanger, R OBP: 0.263, SLG: 0.286 (1, 6)		0-0 SF7	0-0 SF9		0-0 1B			0-0 F7	
Jim Palmer, R OBP: 0.500, SLG: 0.429 (1, 1)		0-3 K	0-0 CS		0-0 1B 1B		0-3 K		

Inning Stats	R: 0	H: 0	E: 0	K: 2	S: 7	L: 0	LOB: 0	BB: 0	P: 7	R: 1	H: 1	E: 0	K: 1	S: 6	L: 1	LOB: 2	BB: 2	P: 14	R: 4	H: 2	E: 0	K: 0	S: 4	L: 2	LOB: 1	BB: 4	P: 20	R: 0	H: 2	E: 0	K: 0	S: 5	L: 3	LOB: 3	BB: 1	P: 9	R: 7	H: 8	E: 0	K: 0	S: 11	L: 2	LOB: 2	BB: 1	P: 15	R: 0	H: 0	E: 0	K: 2	S: 7	L: 1	LOB: 1	BB: 1	P: 11	R: 0	H: 1	E: 0	K: 1	S: 6	L: 0	LOB: 0	BB: 0	P: 6	R: 0	H: 2	E: 0	K: 1	S: 7	L: 2	LOB: 2	BB: 0	P: 7
--------------	------	------	------	------	------	------	--------	-------	------	------	------	------	------	------	------	--------	-------	-------	------	------	------	------	------	------	--------	-------	-------	------	------	------	------	------	------	--------	-------	------	------	------	------	------	-------	------	--------	-------	-------	------	------	------	------	------	------	--------	-------	-------	------	------	------	------	------	------	--------	-------	------	------	------	------	------	------	------	--------	-------	------

PITCHER	IP	WLS	BF	H	R	ER	SO	BB	IBB	HBP	BLK	WP	HR	S	P	ERA	WHIP
Nolan Ryan, R ERA: 5.4 (1, 1)	2.0	L	12	1	4	4	3	5	0	0	0	0	0	13	33	18.00	3.000
Tom Murphy, R ERA: 6.0 (3, 1)	2.0		11	4	1	1	0	1	1	0	0	0	0	9	17	4.50	2.500
Mel Queen, R ERA: 11.37 (5, 1)	3.0		20	9	7	7	3	2	0	0	0	0	0	24	32	21.00	3.667
Eddie Fisher, R ERA: 12.0 (8, 1)	1.0		5	2	0	0	1	0	0	0	0	0	0	7	7	0.00	2.000


BOTTOM

AB R H RBI BB SO LOB


4	2	3	1	2	1	0
4	2	1	0	2	1	3
4	2	1	2	2	1	3
3	3	2	2	2	0	3
5	1	2	2	0	1	5
5	0	3	3	0	0	1
4	0	1	0	1	0	4
3	1	1	2	0	0	2
5	1	2	0	0	3	2

California Angels @ Baltimore Orioles
Memorial Stadium, Baltimore, MD
 Fri Apr 28 1972, 6:05 PM EST
 Att. 7,769 - Unknown

AB 37
 R 12
 H 16
 RBI 12
 BB 9
 SO 7
 LOB 23



PITCHER	IP	WLS	BF	H	R	ER	SO	BB	IBB	HBP	BLK	WP	HR	S	P	ERA	WHIP
WP: 0	PA: 49	PB: 0	SB: 0	CS: 1	1B: 15	SF: 2	2B: 1	SAC: 0	3B: 0	DP: 0	HR: 0	HBP: 0					

Batter	1	2	3	4	5	6	7	8	9	AB R H RBI BB SO LOB	TOP	
Sandy Alomar Sr., S OBP: 0.407, SLG: 0.348 (1, 4) X	0-0 F9		0-0 F7		0-0 B2		0-0 L1-3 1B			4 0 1 0 0 0 0		
Ken Berry, R OBP: 0.500, SLG: 0.684 (1, 8) X	0-0 F6		0-0 FC4-6 1B		0-0 FC4-6 1B		0-0 L1-3 1-2			4 0 2 0 0 0 1		
Vada Pinson, L OBP: 0.415, SLG: 0.513 (1, 7) X	0-0 1B 2B		0-0 FC4-6 1-2f		0-0 FC4-6 1-2f			0-0 4-3		4 1 1 0 0 0 2		
Andy Kosco, R OBP: 0.400, SLG: 0.400 (1, 9) X	0-0 1B 2-H 1B		0-0 F9		0-0 5-3 1-2			0-0 L5		4 0 1 1 0 0 2		
Jim Spencer, L OBP: 0.271, SLG: 0.311 (1, 3) X	0-0 1-3 1B			0-0 F8		0-0 1-3		0-3 K2-3		4 0 1 0 0 1 0		
Leo Cardenas, R OBP: 0.302, SLG: 0.326 (1, 6) X	0-0 5-3			0-0 G2		0-0 5-3			0-0 F8	4 0 0 0 0 0 2		
Ken McMullen, R OBP: 0.273, SLG: 0.205 Tom Silverio, L OBP: 0.125, SLG: 0.125 (1, 5) (9, PR) X		0-0 F3		0-0 2B		4-0 BB		0-0 G5-4-3 1B		3 0 2 0 1 0 0 0 0 0 0 0 0 0	AB 33 R 1 H 8 RBI 1 BB 2 SO 3 LOB 11	
Jeff Torborg, R OBP: 0.345, SLG: 0.346 (1, 2) X		0-0 5-3		4-0 IBB		0-0 F6		0-0 G5-4-3 1-2f		3 0 0 0 1 0 2		
Andy Messersmith, R OBP: 0.273, SLG: 0.273 Eddie Fisher, R (8, 1) X		0-0 F8		0-3 K		0-3 K2-3				3 0 0 0 0 2 2 0 0 0 0 0 0 0		
Inning Stats	R: 1 H: 3 E: 0 LOB: 2 K: 0 BB: 0 S: 6 P: 6	R: 0 H: 0 E: 0 LOB: 0 K: 0 BB: 0 S: 3 P: 3	R: 0 H: 1 E: 0 LOB: 1 K: 0 BB: 0 S: 4 P: 4	R: 0 H: 1 E: 0 LOB: 2 K: 1 BB: 1 S: 6 P: 10	R: 0 H: 1 E: 0 LOB: 1 K: 0 BB: 0 S: 4 P: 4	R: 0 H: 0 E: 0 LOB: 1 K: 0 BB: 1 S: 3 P: 7	R: 0 H: 1 E: 0 LOB: 0 K: 1 BB: 0 S: 5 P: 5	R: 0 H: 0 E: 0 LOB: 0 K: 1 BB: 0 S: 5 P: 5	R: 0 H: 1 E: 0 LOB: 1 K: 0 BB: 0 S: 3 P: 3	1B: 6 SF: 0 2B: 3 SAC: 0 3B: 0 DP: 2 HR: 0 HBP: 0	WP: 0 PA: 35 PB: 0 SB: 1 CS: 0	
PITCHER Mike Cuellar, L ERA: 1.57 (1, 1)	IP WLS BF H R ER SO BB IBB HBP BLK WP HR S P ERA WHIP	9.0 W 35 8 1 1 3 1 1 0 0 0 0 0 39 47 1.00 1.000										

California Angels @ Baltimore Orioles
Memorial Stadium, Baltimore, MD
 Sat Apr 29 1972, 6:05 PM EST
 Att. 17,620 - Unknown

livebaseballscorecards.com


Batter	1	2	3	4	5	6	7	8	9
Don Buford, S OBP: 0.431, SLG: 0.405 (1, 7)	0-0 6-3 2B		0-0 4-3		0-0 2B 1B	0-0 1-3		0-0 S 1B	
Bobby Grich, R OBP: 0.333, SLG: 0.400 (1, 6)	0-0 6-3 2-3		4-0 CS BB		0-0 1-3 1B 2B		0-3 K	0-3 K	
Boog Powell, L OBP: 0.310, SLG: 0.250 (1, 3)	0-0 F2		0-0 F9		4-0 BB 1B IBB		0-0 4-3	0-0 F4	
Brooks Robinson, R OBP: 0.348, SLG: 0.341 (1, 5)	0-0 3-H 2B		0-0 F8		0-0 5-3	0-0 1-2 2-H 3-H 1B	4-0 2B HR BB	0-0 5-3	
Davey Johnson, R OBP: 0.333, SLG: 0.429 (1, 4)	0-0 F8		0-0 F8		0-0 F8		0-0 1-3 HR 2B		
Don Baylor, R OBP: 0.556, SLG: 1.000 (1, 9)		0-0 S 1B		0-0 2B	4-0 1-2 2-3 BB		0-0 2-H 3-H HR		
Paul Blair, R OBP: 0.304, SLG: 0.386 (1, 8)		0-0 F8		4-0 BB	0-0 L3		0-0 2B		
Elrod Hendricks, L OBP: 0.143, SLG: 0.105 (1, 2)		0-0 F7		0-0 F7		0-0 F5	4-0 IBB		
Mike Cuellar, L (1, 1)		0-3 K			0-3 K	0-3 K	0-0 F5		

AB	R	H	RBI	BB	SO	LOB
5	2	3	0	0	0	0
4	1	1	0	1	2	2
4	0	0	0	1	0	3
4	1	2	3	1	0	1
4	1	1	0	0	0	3
3	1	3	3	1	0	0
3	0	1	0	1	0	4
3	0	0	0	1	0	3
4	0	0	0	0	3	3

BOTTOM

California Angels @ Baltimore Orioles
Memorial Stadium, Baltimore, MD
 Sat Apr 29 1972, 6:05 PM EST
 Att. 17,620 - Unknown

AB	34
R	6
H	11
RBI	6
BB	6
SO	5
LOB	19



1B: 4	SF: 0	WP: 0	PA: 40
2B: 6	SAC: 0	PB: 0	
3B: 0	DP: 0	SB: 2	
HR: 1	HBP: 0	CS: 1	

Inning Stats		R: 1	H: 2	E: 0	K: 5	S: 5	LOB: 1	BB: 0	P: 5
R: 0		H: 1	E: 0	K: 1	S: 6	LOB: 1	BB: 0	P: 6	
R: 0		H: 0	E: 0	K: 0	S: 2	LOB: 0	BB: 1	P: 6	
R: 0		H: 1	E: 0	K: 0	S: 4	LOB: 2	BB: 1	P: 8	
R: 2		H: 3	E: 0	K: 1	S: 8	LOB: 3	BB: 2	P: 16	
R: 0		H: 0	E: 0	K: 1	S: 5	LOB: 0	BB: 0	P: 5	
R: 3		H: 3	E: 0	K: 1	S: 8	LOB: 2	BB: 2	P: 16	
R: 0		H: 1	E: 0	K: 1	S: 6	LOB: 1	BB: 0	P: 6	

PITCHER		IP	WLS	BF	H	R	ER	SO	BB	IBB	HBP	BLK	WP	HR	S	P	ERA	WHIP
Andy Messersmith, R	(1, 1)	7.0	L	36	10	6	6	4	4	2	0	0	0	1	38	62	7.71	2.000
Eddie Fisher, R	(8, 1)	1.0		4	1	0	0	1	0	0	0	0	0	6	6	0.00	1.000	

Batter	1	2	3	4	5	6	7	8	9	AB R H RBI BB SO LOB	TOP		
Sandy Alomar Sr., S OBP: 0.379, SLG: 0.320 (1, 4)	0-0 1-3		0-0 4-3		0-3 K		0-3 K			4 0 0 0 0 2 2			
Ken Berry, R OBP: 0.458, SLG: 0.609 (1, 8)	0-0 F7		0-0 F3			0-0 5-3	0-0 E5 1B			4 0 1 1 0 0 0			
Vada Pinson, L OBP: 0.400, SLG: 0.558 (1, 7)	0-0 HR		0-0 F5			0-0 F8	0-0 3-1			4 1 1 1 0 0 1			
Andy Kosco, R OBP: 0.333, SLG: 0.333 (1, 9)	0-0 4-3			0-3 K		0-0 1B		0-0 5-3		4 0 1 0 0 1 0			
Jim Spencer, L OBP: 0.288, SLG: 0.327 (1, 3)		0-0 BB 1B		0-0 1B 1B		0-0 4-3		0-3 K2-3		4 0 2 0 0 1 1			
Leo Cardenas, R OBP: 0.298, SLG: 0.320 (1, 6)		0-3 K		0-0 1-2 1B			0-0 6-3	0-0 F7		4 0 1 0 0 1 1			
Ken McMullen, R OBP: 0.298, SLG: 0.244 (1, 5)		4-0 BB BB		0-0 G6-4-3 1B			0-0 1B 2B		0-3 K	2 0 1 0 1 0 2	AB 35		
Tom Silverio, L OBP: 0.125, SLG: 0.125 (7, PR)		1-2 BB		0-0 G6-4-3 1-2f						0 1 0 0 0 0 0	R 4		
Lloyd Allen, R OBP: 0.500, SLG: 0.500 (7, 1)										1 0 0 0 0 1 0	H 9		
Art Kusnyer, R OBP: 0.412, SLG: 0.333 (1, 2)		0-3 K			0-0 5-3		0-0 E 1B		0-0 F8	4 1 1 1 0 1 2	RBI 4		
Rickey Clark, R (1, 1)		0-0 L3					0-0 E9 1B		0-0 1-3		BB 1		
Winston Llenas, R OBP: 0.308, SLG: 0.250 (7, PH) (7, 5)					0-0 F4					2 0 0 0 0 0 2	SO 7		
										2 1 1 1 0 0 0	LOB 11		
Inning Stats	R: 1 H: 1 E: 0 LOB: 0 K: 0 BB: 0 S: 4 P: 4	R: 0 H: 1 E: 0 LOB: 2 K: 2 BB: 1 S: 8 P: 12	R: 0 H: 0 E: 0 LOB: 0 K: 0 BB: 0 S: 3 P: 3	R: 0 H: 2 E: 0 LOB: 1 K: 1 BB: 0 S: 6 P: 6	R: 0 H: 0 E: 0 LOB: 0 K: 1 BB: 0 S: 5 P: 5	R: 0 H: 1 E: 0 LOB: 1 K: 0 BB: 0 S: 4 P: 4	R: 3 H: 4 E: 2 LOB: 1 K: 1 BB: 0 S: 9 P: 9	R: 0 H: 0 E: 0 LOB: 0 K: 1 BB: 0 S: 5 P: 5	R: 0 H: 0 E: 0 LOB: 0 K: 1 BB: 0 S: 5 P: 5	1B: 7 SF: 0 2B: 1 SAC: 0 3B: 0 DP: 1 HR: 1 HBP: 0	WP: 0 PA: 36 PB: 0 SB: 0 CS: 0		
PITCHER	IP WLS BF H R ER SO BB IBB HBP BLK WP HR S P ERA WHIP											PITCHER	IP WLS BF H R ER SO BB IBB HBP BLK WP HR S P ERA WHIP
Pat Dobson, R ERA: 2.01 (1, 1)	8.0 L 33 9 4 3 6 1 0 0 0 0 0 1 44 48 3.38 1.250												
Eddie Watt, R ERA: 6.75 (9, 1)	1.0 3 0 0 0 1 0 0 0 0 0 0 0 5 5 0.00 0.000												

California Angels @ Baltimore Orioles
 Memorial Stadium, Baltimore, MD
 Sun Apr 30 1972, 3:33 AM EDT
 Att. 8,600 - Unknown

livebaseballscorecards.com



Batter	1	2	3	4	5	6	7	8	9	AB	R	H	RBI	BB	SO	LOB
Don Buford, S OBP: 0.436, SLG: 0.400 (1, 7)	0-0 BB 1B BB 1B	0-0 FC8-6-4 2-3			0-0 L4			4-0 2B BB		3	2	1	0	1	0	1
Paul Blair, R OBP: 0.300, SLG: 0.375 (1, 8)	0-0 BB BB 1-2 SF8 1B		0-0 5-3			0-0 1-3		0-0 F9		4	1	1	0	0	0	1
Brooks Robinson, R OBP: 0.360, SLG: 0.364 (1, 5)	4-0 FC5 BB 1-2 2-3 BB		0-3 K			0-0 5-3		0-0 1B 2B		3	0	1	1	1	1	0
Don Baylor, R OBP: 0.462, SLG: 0.750 (1, 9)	0-0 F7		0-0 1-3			0-0 F3		0-0 2-H 1B		4	0	1	0	0	0	3
Davey Johnson, R OBP: 0.367, SLG: 0.419 (1, 4)	4-0 1-2 2-3 3-H BB			4-0 G4-6-3 BB		4-0 2-3 BB			0-0 L5	1	0	0	1	3	0	0
Bobby Grich, R OBP: 0.200, SLG: 0.250 (1, 3) (8, 6)	0-0 SF8		0-0 G4-6-3 1-2f			0-3 K		0-3 K	0-3 K	3	0	0	1	0	2	2
Andy Etchebarren, R OBP: 0.348, SLG: 0.381 (1, 2) Terry Crowley, L OBP: 0.375, SLG: 0.875 (9, PH)	0-0 FC5 2-3f		0-0 F8			0-0 2-3		0-0 K	0-3 K	3	0	0	0	0	0	3
Mark Belanger, R OBP: 0.275, SLG: 0.324 (1, 6) Boog Powell, L OBP: 0.302, SLG: 0.242 (7, PH) (8, 3)		0-0 FC8-6-4 2B		0-3 K		0-3 K				2	0	1	0	0	1	0
Pat Dobson, R OBP: 0.111, SLG: 0.111 (1, 1) Tom Shopay, L (8, PH) Eddie Watt, R (9, 1)		0-3 K		0-0 F6				0-0 4-3		2	0	0	0	0	1	1
										1	0	0	0	0	0	0
										0	0	0	0	0	0	0

Inning Stats	R: 2	H: 2	E: 0	K: 0	S: 5	H: 2	LOB: 2	BB: 2	P: 13	R: 0	H: 1	E: 0	K: 1	S: 5	H: 0	LOB: 0	BB: 0	P: 5	R: 0	H: 0	E: 0	K: 1	S: 5	H: 0	LOB: 0	BB: 1	P: 6	R: 0	H: 0	E: 0	K: 1	S: 5	R: 0	H: 0	E: 0	K: 1	S: 5	R: 0	H: 0	E: 0	K: 2	S: 7	R: 0	H: 0	E: 0	K: 0	S: 3	R: 0	H: 0	E: 0	K: 2	S: 7	R: 1	H: 2	E: 0	K: 0	S: 4	R: 0	H: 0	E: 0	K: 2	S: 7	R: 0	H: 0	E: 0	K: 2	S: 7	R: 0	H: 0	E: 0	K: 2	S: 7
--------------	------	------	------	------	------	------	--------	-------	-------	------	------	------	------	------	------	--------	-------	------	------	------	------	------	------	------	--------	-------	------	------	------	------	------	------	------	------	------	------	------	------	------	------	------	------	------	------	------	------	------	------	------	------	------	------	------	------	------	------	------	------	------	------	------	------	------	------	------	------	------	------	------	------	------	------

PITCHER	IP	WLS	BF	H	R	ER	SO	BB	IBB	HBP	BLK	WP	HR	S	P	ERA	WHIP
Rickey Clark, R ERA: 3.18 (1, 1)	6.0	W	22	3	2	2	3	3	3	0	0	0	0	25	37	3.00	1.000
Lloyd Allen, R ERA: 2.0 (7, 1)	3.0	S	12	2	1	1	4	2	0	0	0	0	0	18	26	3.00	1.333

BOTTOM

California Angels @ Baltimore Orioles
Memorial Stadium, Baltimore, MD

Sun Apr 30 1972, 3:33 AM EDT
 Att. 8,600 - Unknown

livebaseballscorecards.com

AB	28
R	3
H	5
RBI	3
BB	5
SO	7
LOB	12



WP	PA	ERA	WHIP
0	34		

Batter	1	2	3	4	5	6	7	8	9	AB R H RBI BB SO LOB	TOP	
Walt Williams, R (1, 9) OBP: 0.375, SLG: 0.409	0-0 F6		0-3 K		0-0 5-3			0-0 5-3		4 0 0 0 0 1 1		
Mike Andrews, R (1, 4) OBP: 0.286, SLG: 0.286	0-3 K		0-0 F8			0-0 F8			0-3 K	4 0 0 0 0 2 1		
Dick Allen, R (1, 3) OBP: 0.426, SLG: 0.667	4-0 BB		0-3 K			0-0 6-3			0-0 F5	3 0 0 0 1 1 1		
Bill Melton, R (1, 5) OBP: 0.362, SLG: 0.321	0-0 6-3			0-0 FC4-6 1B		0-0 6-3			0-0 2B	4 0 2 0 0 0 1		
Rick Reichardt, R (1, 8) OBP: 0.172, SLG: 0.111		0-0 1B		0-0 FC4-6 FC5-6 1-2f		0-0 5-3			0-0 F8	4 0 1 0 0 0 2		
Carlos May, L (1, 7) OBP: 0.421, SLG: 0.531		0-3 K		0-0 FC5-6 1-2f		0-0 6-3				3 0 0 0 0 1 2		
Tom Egan, R (1, 2) OBP: 0.095, SLG: 0.095		0-0 F5		0-0 G3		0-0 F6				3 0 0 0 0 0 2		
Rich Morales, R (1, 6) OBP: 0.231, SLG: 0.091		0-0 5-3		0-3 K				0-0 5-3		3 0 0 0 0 1 1		
Stan Bahnsen, R (1, 1) OBP: 0.300, SLG: 0.300			0-0 1B		0-0 6-3			0-0 F7		2 0 1 0 0 0 0		
Jim Qualls, S (8, PH)										1 0 0 0 0 0 0		
Steve Kealey, R (8, 1)										0 0 0 0 0 0 0		
Inning Stats	R: 0 E: 0 K: 1 S: 5 H: 0 LOB: 1 BB: 1 P: 9	R: 0 E: 0 K: 1 S: 6 H: 1 LOB: 1 BB: 0 P: 6	R: 0 E: 0 K: 2 S: 8 H: 1 LOB: 1 BB: 0 P: 8	R: 0 E: 0 K: 0 S: 4 H: 1 LOB: 1 BB: 0 P: 4	R: 0 E: 0 K: 1 S: 5 H: 0 LOB: 0 BB: 0 P: 5	R: 0 E: 0 K: 0 S: 3 H: 0 LOB: 0 BB: 0 P: 3	R: 0 E: 0 K: 0 S: 3 H: 0 LOB: 0 BB: 0 P: 3	R: 0 E: 0 K: 0 S: 3 H: 0 LOB: 0 BB: 0 P: 3	R: 0 E: 0 K: 1 S: 6 H: 0 LOB: 0 BB: 0 P: 6	R: 0 E: 0 K: 1 S: 6 H: 1 LOB: 1 BB: 0 P: 6	1B: 3 2B: 1 3B: 0 HR: 0 SF: 0 SAC: 0 DP: 0 HBP: 0	WP: 0 PB: 0 SB: 0 CS: 0 PA: 32
PITCHER Dave McNally, L (1, 1) ERA: 1.44	IP: 9.0 WLS: W BF: 32 H: 4 R: 0 ER: 0 SO: 6 BB: 1 IBB: 0 HBP: 0 BLK: 0 WP: 0 HR: 0 S: 43 P: 47 ERA: 0.00 WHIP: 0.556											PITCHER IP: WLS: BF: H: R: ER: SO: BB: IBB: HBP: BLK: WP: HR: S: P: ERA: WHIP

Chicago White Sox @ Baltimore Orioles
 Memorial Stadium, Baltimore, MD
 Tue May 02 1972, 7:05 PM EDT
 Att. 6,055 - Unknown

livebaseballscorecards.com

AB	31
R	0
H	4
RBI	0
BB	1
SO	6
LOB	11



Batter	1	2	3	4	5	6	7	8	9
Don Buford, S OBP: 0.424, SLG: 0.375 (1, 7)	0-0 F3	0-0 5-3			0-0 F5		4-0 BB 1-2 G4-6-3		
Merv Rettenmund, R OBP: 0.326, SLG: 0.222 (1, 9)	4-0 HR BB		0-0 6-3		0-0 F8		0-0 G4-6-3 1-2f		
Boog Powell, L OBP: 0.319, SLG: 0.378 (1, 3)	0-0 1-H HR		0-0 1B 2B		0-0 1-3		0-0 F6		
Brooks Robinson, R OBP: 0.352, SLG: 0.354 (1, 5)	0-0 1B		0-3 K		0-0 F8		0-0 F5		
Paul Blair, R OBP: 0.296, SLG: 0.365 (1, 8)	0-3 K		0-0 S 1B		0-0 1-3		0-3 K		
Davey Johnson, R OBP: 0.365, SLG: 0.435 (1, 4)	0-0 L6		0-3 K 1-2		0-0 2B		0-0 2B		
Andy Etchebarren, R OBP: 0.308, SLG: 0.333 (1, 2)		0-0 4-3		0-3 K		0-0 F9			
Mark Belanger, R OBP: 0.279, SLG: 0.325 (1, 6)		0-0 F3		0-0 5-3		0-0 BB 1B			
Dave McNally, R OBP: 0.250, SLG: 0.273 (1, 1)		0-0 1B		0-3 K		0-3 K			

Inning Stats	R: 2	H: 2	E: 0	K: 1	S: 7	LOB: 1	BB: 1	P: 11
	R: 0	H: 1	E: 0	K: 0	S: 4	LOB: 1	BB: 0	P: 4
	R: 1	H: 2	E: 0	K: 2	S: 9	LOB: 1	BB: 0	P: 9
	R: 0	H: 0	E: 0	K: 2	S: 7	LOB: 0	BB: 0	P: 7
	R: 0	H: 1	E: 0	K: 0	S: 4	LOB: 1	BB: 0	P: 4
	R: 0	H: 1	E: 0	K: 1	S: 5	LOB: 1	BB: 1	P: 9
	R: 0	H: 0	E: 0	K: 1	S: 5	LOB: 0	BB: 0	P: 5

PITCHER										PITCHER																								
IP	WLS	BF	H	R	ER	SO	BB	IBB	HBP	BLK	WP	HR	S	P	ERA	WHIP	IP	WLS	BF	H	R	ER	SO	BB	IBB	HBP	BLK	WP	HR	S	P	ERA	WHIP	
Stan Bahnsen, R ERA: 3.48 (1, 1)	7.0	L	29	7	3	3	6	2	0	0	0	1	39	47	3.86	1.286																		
Steve Kealey, R ERA: (8, 1)	1.0		3	0	0	0	1	0	0	0	0	0	5	5	0.00	0.000																		

AB R H RBI BB SO LOB

3	0	0	0	1	0	1
3	1	0	0	1	0	2
4	2	2	2	0	0	0
4	0	1	0	0	1	1
4	0	1	1	0	2	1
3	0	1	0	0	1	2
3	0	0	0	0	1	1
3	0	1	0	0	0	0
3	0	1	0	0	2	1

AB	30
R	3
H	7
RBI	3
BB	2
SO	7
LOB	9



1B: 4	SF: 0	WP: 0	PA: 32
2B: 2	SAC: 0	PB: 0	
3B: 0	DP: 1	SB: 1	
HR: 1	HBP: 0	CS: 0	

Chicago White Sox @ Baltimore Orioles
Memorial Stadium, Baltimore, MD
 Tue May 02 1972, 7:05 PM EDT
 Att. 6,055 - Unknown

livebaseballscorecards.com

Batter	1	2	3	4	5	6	7	8	9	AB R H RBI BB SO LOB	TOP	
Freddie Patek, R (1, 6) OBP: 0.370, SLG: 0.375	0-0 F8 ①		0-0 F7 ③			0-0 6-3 ③			0-0 5-3 ①	4 0 0 0 0 0 1		
Paul Schaal, R (1, 5) OBP: 0.267, SLG: 0.215	0-3 K ②			0-0 4-3 ①			0-0 1-3 ①		0-0 6-3 ②	4 0 0 0 0 1 0		
Amos Otis, R (1, 8) OBP: 0.250, SLG: 0.262	0-0 1-3 ③			0-0 4-3 ②			0-3 K ②		0-3 K ③	4 0 0 0 0 2 0		
John Mayberry, L (1, 3) OBP: 0.304, SLG: 0.317		0-0 F5 ①		0-0 F5 ③			0-3 K ③			3 0 0 0 0 1 0		
Lou Piniella, R (1, 7) OBP: 0.386, SLG: 0.469		0-0 F9 ②			0-3 K ①			0-0 F8 ①		3 0 0 0 0 1 0		
Richie Scheinblum, S (1, 9) OBP: 0.222, SLG: 0.222		0-0 4-3 ③			0-0 3-1 ②			0-0 HR 1B		3 1 1 0 0 0 0		
Steve Hovley, L (8, 9) OBP: 0.417, SLG: 0.364										0 0 0 0 0 0 0		
Cookie Rojas, R (1, 4) OBP: 0.296, SLG: 0.338			0-0 1B		0-0 6-3 ③			0-3 K ②		3 0 1 0 0 1 1		
Ed Kirkpatrick, L (1, 2) OBP: 0.375, SLG: 0.500			0-0 F5 ①			0-0 F7 ①		0-0 HR		3 1 1 2 0 0 1		
Mike Hedlund, R (1, 1) OBP: 0.333, SLG: 0.333			0-3 K ②			0-3 K ②		0-3 K ③		3 0 0 0 0 3 1		
Tom Burgmeier, L (8, 1)										0 0 0 0 0 0 0		
Inning Stats	R: 0 H: 0 E: 0 LOB: 0 K: 1 BB: 0 S: 5 P: 5	R: 0 H: 0 E: 0 LOB: 0 K: 0 BB: 0 S: 3 P: 3	R: 0 H: 1 E: 0 LOB: 1 K: 1 BB: 0 S: 6 P: 6	R: 0 H: 0 E: 0 LOB: 0 K: 0 BB: 0 S: 3 P: 3	R: 0 H: 0 E: 0 LOB: 0 K: 1 BB: 0 S: 5 P: 5	R: 0 H: 0 E: 0 LOB: 0 K: 1 BB: 0 S: 5 P: 5	R: 0 H: 0 E: 0 LOB: 0 K: 2 BB: 0 S: 7 P: 7	R: 2 H: 2 E: 0 LOB: 0 K: 2 BB: 0 S: 9 P: 9	R: 0 H: 0 E: 0 LOB: 0 K: 1 BB: 0 S: 5 P: 5	1B: 2 SF: 0 2B: 0 SAC: 0 3B: 0 DP: 0 HR: 1 HBP: 0	WP: 0 PA: 30 PB: 0 SB: 0 CS: 0	
PITCHER	IP WLS BF H R ER SO BB IBB HBP BLK WP HR S P ERA WHIP											
Jim Palmer, R (1, 1) ERA: 3.38	8.0 W 27 3 2 2 8 0 0 0 0 0 0 1 43 43 2.25 0.375											
Eddie Watt, R (9, 1) ERA: 4.91	1.0 S 3 0 0 0 1 0 0 0 0 0 0 0 5 5 0.00 0.000											

Kansas City Royals @ Baltimore Orioles
Memorial Stadium, Baltimore, MD
 Fri May 05 1972, 7:05 PM EDT
 Att. 5,839 - Unknown

livebaseballscorecards.com

AB	30
R	2
H	3
RBI	2
BB	0
SO	9
LOB	4



Batter	1	2	3	4	5	6	7	8	9	AB	R	H	RBI	BB	SO	LOB	BOTTOM			
Don Buford, S (1, 7) OBP: 0.444, SLG: 0.392	0-0 3-1 ①		0-0 1B			4-0 G5-4-3 1B BB		0-0 E5 1B 1-3 2-H		3	1	2	0	1	0	0	Kansas City Royals @ Baltimore Orioles Memorial Stadium, Baltimore, MD Fri May 05 1972, 7:05 PM EDT Att. 5,839 - Unknown			
Merv Rettenmund, R (1, 9) OBP: 0.362, SLG: 0.275	0-0 G4-6-3 1B		0-0 F9			0-0 G5-4-3 1B		0-0 1-3 3-H 1B		4	0	3	1	0	0	1				
Boog Powell, L (1, 3) OBP: 0.294, SLG: 0.350	0-0 G4-6-3 1-2f		0-0 F8			0-0 G5-4-3 1-2f 2-3		0-0 SF8-6-4 1-2 3-H		3	0	0	1	0	0	4				
Brooks Robinson, R (1, 5) OBP: 0.345, SLG: 0.333		4-0 BB BB		0-0 5-3 ①		0-0 5-3 ③		0-0 F9 ③		3	0	0	0	1	0	2				
Paul Blair, R (1, 8) OBP: 0.316, SLG: 0.358		4-0 BB 1-2 BB		4-0 G5-4-3 BB			0-0 6-3 ①			1	0	0	0	2	0	0				
Davey Johnson, R (1, 4) OBP: 0.345, SLG: 0.408		0-0 F6 ①		0-0 G5-4-3 1-2f			0-0 F2 ②			3	0	0	0	0	0	3				
Andy Etchebarren, R (1, 2) OBP: 0.276, SLG: 0.296		0-3 K ②			0-0 6-3 ①		0-0 F9 ③			3	0	0	0	0	1	2				
Mark Belanger, R (1, 6) OBP: 0.283, SLG: 0.326		0-0 F7 ③			0-0 F7 ②			0-0 1B E 1B 1B		3	1	1	0	0	0	2				
Jim Palmer, R (1, 1) OBP: 0.400, SLG: 0.333			0-0 6-3 ①					0-0 E 1B 1B		2	0	0	0	0	0	0				
Terry Crowley, L (8, PH) OBP: 0.444, SLG: 0.889					0-0 F7 ③			0-0 E 1B 1B		1	0	1	0	0	0	0				
Dave Leonhard, R (8, PR)								1-2		0	1	0	0	0	0	0				
Eddie Watt, R (9, 1)										0	0	0	0	0	0	0				
Inning Stats	R: 0 E: 0 K: 0 S: 3	H: 1 LOB: 0 BB: 0 P: 3	R: 0 E: 0 K: 1 S: 5	H: 0 LOB: 2 BB: 2 P: 13	R: 0 E: 0 K: 0 S: 4	H: 1 LOB: 1 BB: 0 P: 4	R: 0 E: 0 K: 0 S: 2	H: 0 LOB: 0 BB: 1 P: 6	R: 0 E: 0 K: 0 S: 3	H: 0 LOB: 0 BB: 0 P: 3	R: 0 E: 0 K: 0 S: 3	H: 0 LOB: 0 BB: 0 P: 3	R: 0 E: 0 K: 0 S: 3	H: 0 LOB: 0 BB: 0 P: 3	R: 3 E: 1 K: 0 S: 6	H: 4 LOB: 1 BB: 0 P: 6	1B: 7 2B: 1 3B: 0 HR: 0	SF: 1 SAC: 0 DP: 4 HBP: 0	WP: 0 PB: 0 SB: 0 CS: 0	PA: 31
PITCHER	IP WLS BF H R ER SO	IP WLS BF H R ER SO	IP WLS BF H R ER SO	IP WLS BF H R ER SO	IP WLS BF H R ER SO	IP WLS BF H R ER SO	IP WLS BF H R ER SO	IP WLS BF H R ER SO	IP WLS BF H R ER SO	IP WLS BF H R ER SO	IP WLS BF H R ER SO	IP WLS BF H R ER SO	IP WLS BF H R ER SO	IP WLS BF H R ER SO	IP WLS BF H R ER SO	IP WLS BF H R ER SO	ERA WHIP	ERA WHIP		
Mike Hedlund, R (1, 1) ERA: 2.95	7.0																2.57	1.286		
Tom Burgmeier, L (8, 1) ERA: 2.45	1.0	L	4	2	1	1	0	0	0	0	0	0	0	0	0	0	9.00	2.000		

livebaseballscores.com

AB	26
R	3
H	7
RBI	2
BB	4
SO	1
LOB	14



Batter	1	2	3	4	5	6	7	8	9	AB R H RBI BB SO LOB
Freddie Patek, R OBP: 0.406, SLG: 0.429 (1, 6)	4-0 BB E 1B BB	0-0 1B 2B	0-0 F5		0-0 1B 2-H 1B			0-0 6-3		4 2 2 1 1 0 0
Cookie Rojas, R OBP: 0.311, SLG: 0.333 Bobby Knoop, R OBP: 0.667, SLG: 0.667 (1, 4) (3, 4)	0-0 E5 1B BB	4-0 1B SF7 BB	4-0 FC6-4 BB		0-0 1B			0-0 F3		1 2 0 0 2 0 1 2 0 1 0 0 0 0
Amos Otis, R OBP: 0.246, SLG: 0.246 (1, 8)	4-0 BB 1B FC6-4 BB 1-2 2-3	0-0 F9	0-0 FC6-4		0-0 5-3			0-0 6-3		4 1 0 0 1 0 5
Lou Piniella, R OBP: 0.397, SLG: 0.478 Steve Hovley, L OBP: 0.357, SLG: 0.308 (1, 7) (5, 9)	0-0 FC6-4 BB 1B 1B 1-2 2-H 3-H	0-0 SF7 1B 1B 1-3 2-H		0-0 F4				0-0 F6	0-3 K	3 2 2 3 0 0 0 2 0 0 0 0 1 0
John Mayberry, L OBP: 0.297, SLG: 0.303 (1, 3)	4-0 FC6-4 BB 1B 1-2 2-3	0-0 SF7		0-0 4-3				0-0 F8	0-0 F9	3 0 0 1 1 0 0
Richie Scheinblum, S OBP: 0.286, SLG: 0.286 (1, 9) (5, 7)	0-0 FC6-4 1B 1-2 2-3 3-H	0-0 1B		0-3 K				0-0 1B	0-0 F7	5 0 2 2 0 1 2
Paul Schaal, R OBP: 0.278, SLG: 0.221 (1, 5)	0-0 1B 1-2 3-H	0-3 K			4-0 SH2-4 1B BB			0-0 4-3		3 1 1 1 1 1 1
Ed Kirkpatrick, L OBP: 0.350, SLG: 0.611 (1, 2)	0-0 F8		0-0 HR		0-0 F4			0-0 F3		4 1 1 1 0 0 3
Dick Drago, R OBP: 0.083, SLG: 0.083 (1, 1)	0-3 K		0-0 1-3		0-0 SH2-4			0-0 F9		3 0 0 0 0 1 2

Inning Stats	R: 4 E: 1 K: 1 S: 8	H: 2 LOB: 2 BB: 3 P: 20	R: 3 E: 0 K: 1 S: 8	H: 3 LOB: 1 BB: 1 P: 12	R: 1 E: 0 K: 0 S: 4	H: 1 LOB: 1 BB: 1 P: 8	R: 0 E: 0 K: 1 S: 5	H: 0 LOB: 0 BB: 0 P: 5	R: 1 E: 0 K: 0 S: 5	H: 2 LOB: 2 BB: 1 P: 9	R: 0 E: 0 K: 0 S: 3	H: 1 LOB: 1 BB: 0 P: 3	R: 0 E: 0 K: 0 S: 3	H: 0 LOB: 0 BB: 0 P: 3	R: 0 E: 0 K: 1 S: 5	H: 0 LOB: 0 BB: 0 P: 5	1B: 7 2B: 1 3B: 0 HR: 1	SF: 1 SAC: 1 DP: 0 HBP: 0	WP: 0 PB: 0 SB: 0 CS: 0	PA: 42
--------------	------------------------------	----------------------------------	------------------------------	----------------------------------	------------------------------	---------------------------------	------------------------------	---------------------------------	------------------------------	---------------------------------	------------------------------	---------------------------------	------------------------------	---------------------------------	------------------------------	---------------------------------	----------------------------------	------------------------------------	----------------------------------	--------

PITCHER	IP	WLS	BF	H	R	ER	SO	BB	IBB	HBP	BLK	WP	HR	S	P	ERA	WHIP
Mike Cuellar, L ERA: 2.7 (1, 1)	0.1	L	7	2	4	3	0	3	0	0	0	0	0	4	16	81.00	15.000
Dave Leonhard, R ERA: 6.0 (1, 1)	2.2		14	4	4	4	2	2	0	0	0	0	1	16	24	13.50	2.250
Mickey Scott, L ERA: 2.25 (4, 1)	4.0		15	3	1	1	1	1	0	0	0	0	0	16	20	2.25	1.000
Grant Jackson, L ERA: 11.57 (8, 1)	2.0		6	0	0	0	1	0	0	0	0	0	0	8	8	0.00	0.000

TOP

Kansas City Royals @ Baltimore Orioles
Memorial Stadium, Baltimore, MD
Sat May 06 1972, 7:05 PM EDT
Att. 8,903 - Unknown

AB 34	WP : 0
R 9	PA : 42
H 9	PB : 0
RBI 9	SB : 0
BB 6	CS : 0
SO 4	
LOB 14	

BOTTOM

Kansas City Royals @ Baltimore Orioles
Memorial Stadium, Baltimore, MD
Sat May 06 1972, 7:05 PM EDT
Att. 8,903 - Unknown

livebaseballscorecards.com

AB 32
R 1
H 11
RBI 1
BB 2
SO 6
LOB 16



WP: 0 PA: 34
PB: 0
SB: 0
CS: 0

AB R H RBI BB SO LOB

4 0 0 0 0 0 2

3 0 1 0 1 1 0

4 0 0 0 0 1 2

4 0 4 0 0 0 0

4 0 2 0 0 0 3

4 0 0 0 0 2 6

4 0 2 0 0 1 1

3 1 1 1 0 0 2

0 0 0 0 0 0 0
0 0 0 0 0 0 0
1 0 1 0 0 0 0
0 0 0 0 1 0 0
1 0 0 0 0 1 0
0 0 0 0 0 0 0

1B: 10 SF: 0
2B: 0 SAC: 0
3B: 0 DP: 6
HR: 1 HBP: 0

Batter	1	2	3	4	5	6	7	8	9
Mark Belanger, R (1, 6) OBP: 0.260, SLG: 0.298	0-0 F7		0-0 F8		0-0 G5-4-3			0-0 F9	
Merv Rettenmund, R (1, 9) OBP: 0.373, SLG: 0.279	0-0 F9			0-0 1B		4-0 G4-6-3		0-3 K	
Boog Powell, L (1, 3) OBP: 0.273, SLG: 0.318	0-0 F7			0-0 F8		0-0 G4-6-3		0-3 K	
Brooks Robinson, R (1, 5) OBP: 0.387, SLG: 0.382		0-0 G6-4-3		0-0 1B		0-0 1B		0-0 G6-4-3	
Don Baylor, R (1, 7) OBP: 0.471, SLG: 0.688		0-0 G6-4-3		0-0 F7		0-0 1B		0-0 G6-4-3	
Davey Johnson, R (1, 4) OBP: 0.322, SLG: 0.377		0-3 K		0-3 K		0-0 G3		0-0 G6-4-3	
Paul Blair, R (1, 8) OBP: 0.328, SLG: 0.368			0-0 G1-6-3		0-0 6-3		0-0 G1-6-3	0-3 K	
Johnny Oates, L (1, 2) OBP: 0.167, SLG: 0.667			0-0 G1-6-3		0-0 HR		0-0 G1-6-3		
Mike Cuellar, L (1, 1) Dave Leonhard, R (1, 1) Tom Shopay, L (3, PH) Mickey Scott, L (4, 1) Don Buford, S (7, PH) Grant Jackson, S (8, 1)			0-0 1B		4-0 G5-4-3		0-3 K		

Inning Stats	R: 0	H: 0	E: 0	K: 0	S: 3	R: 0	H: 1	E: 0	K: 1	S: 5	R: 0	H: 2	E: 0	K: 1	S: 7	R: 1	H: 1	E: 0	K: 0	S: 3	R: 0	H: 2	E: 0	K: 1	S: 8	R: 0	H: 1	E: 0	K: 1	S: 5	R: 0	H: 0	E: 0	K: 2	S: 7	R: 0	H: 2	E: 0	K: 1	S: 6
	LOB: 0	BB: 0	P: 3	LOB: 0	BB: 0	P: 5	LOB: 1	BB: 0	P: 4		LOB: 2	BB: 0	P: 7	LOB: 0	BB: 1	P: 7	LOB: 2	BB: 1	P: 8	LOB: 0	BB: 0	P: 5	LOB: 0	BB: 0	P: 7	LOB: 1	BB: 0	P: 6	LOB: 0	BB: 0	P: 7	LOB: 0	BB: 0	P: 7	LOB: 1	BB: 0	P: 6			

PITCHER	IP	WLS	BF	H	R	ER	SO	BB	IBB	HBP	BLK	WP	HR	S	P	ERA	WHIP
Dick Drago, R (1, 1) ERA: 2.13	9.0	W	34	11	1	1	6	2	0	0	0	0	1	44	52	1.00	1.444

Batter	1	2	3	4	5	6	7	8	9	AB R H RBI BB SO LOB	TOP
Freddie Patek, R (1, 6) OBP: 0.351, SLG: 0.364	0-0 F8	0-0 6-3			0-3 K		0-0 5-3		0-0 F9	5 0 0 0 0 1 1	
Cookie Rojas, R (1, 4) OBP: 0.316, SLG: 0.338	0-0 F8		0-0 F4		0-0 F7			0-0 WP 3B 1B	0-0 FC5-4 1B	5 1 2 0 0 0 0	
Amos Otis, R (1, 8) OBP: 0.243, SLG: 0.232	4-0 1B 1B BB		0-0 E4		0-0 F9			0-0 F2	0-0 FC5-4 1-2f 1B	4 1 0 0 1 0 2	
John Mayberry, L (1, 3) OBP: 0.308, SLG: 0.343	0-0 1B 1-3 1B		0-0 F7		0-0 F5			0-0 1-H 3B		4 0 2 1 0 0 1	
Lou Piniella, R (1, 7) OBP: 0.390, SLG: 0.465	0-0 1-2 3-H 1B		0-3 K		0-0 F9			0-0 F5		4 0 1 1 0 1 2	
Richie Scheinblum, S (1, 9) OBP: 0.333, SLG: 0.294	0-3 K			0-0 G6-3 1B		4-0 BB		0-0 F8		3 0 1 0 1 1 3	
Paul Schaal, R (1, 5) OBP: 0.289, SLG: 0.236		0-0 SH2-4 1B		0-0 G6-3 1-2f		0-0 F9			0-0 HR 1B	4 1 2 0 0 0 2	
Ed Kirkpatrick, L (1, 2) OBP: 0.375, SLG: 0.727		0-0 F6		0-0 1B		0-0 4-3			0-0 1-H HR	4 1 2 2 0 0 1	
Bruce Dal Canton, R (1, 1) Ted Abernathy, R (6, 1) Joe Keough, L (7, PH) Al Fitzmorris, S (7, 1) Gail Hopkins, L (9, PH)		0-0 SH2-4		0-0 F8		0-3 K			0-0 4-3	1 0 0 0 0 0 1 0 0 0 0 0 0 0 1 0 0 0 0 1 0 0 0 0 0 0 0 0 1 0 0 0 0 0 0	
Inning Stats	R: 1 H: 2 E: 0 LOB: 2 K: 1 BB: 1 S: 7 P: 11	R: 0 H: 1 E: 0 LOB: 1 K: 0 BB: 0 S: 4 P: 4	R: 0 H: 0 E: 1 LOB: 1 K: 1 BB: 0 S: 6 P: 6	R: 0 H: 2 E: 0 LOB: 1 K: 0 BB: 0 S: 4 P: 4	R: 0 H: 0 E: 0 LOB: 0 K: 1 BB: 0 S: 5 P: 5	R: 0 H: 0 E: 0 LOB: 1 K: 0 BB: 1 S: 3 P: 7	R: 0 H: 0 E: 0 LOB: 0 K: 1 BB: 0 S: 5 P: 5	R: 1 H: 2 E: 0 LOB: 1 K: 0 BB: 0 S: 5 P: 5	R: 2 H: 3 E: 0 LOB: 1 K: 0 BB: 0 S: 6 P: 6	1B: 8 SF: 0 2B: 0 SAC: 1 3B: 1 DP: 1 HR: 1 HBP: 0	WP: 1 PA: 39 PB: 0 SB: 0 CS: 0
PITCHER Pat Dobson, R (1, 1) ERA: 2.52 Eddie Watt, R (9, 1) ERA: 3.86	IP WLS BF H R ER SO BB IBB HBP BLK WP HR S P ERA WHIP	8.0 W 35 9 4 4 4 2 0 0 0 1 1 41 49 4.50 1.375	1.0 S 4 1 0 0 0 0 0 0 0 0 0 0 4 4 0.00 1.000								

Kansas City Royals @ Baltimore Orioles
Memorial Stadium, Baltimore, MD
 Sun May 07 1972, 3:33 AM EDT
 Att. 12,149 - Unknown

livebaseballscorecards.com

AB 36
R 4
H 10
RBI 4
BB 2
SO 4
LOB 13



Batter	1	2	3	4	5	6	7	8	9
Don Buford, S OBP: 0.441, SLG: 0.411 (1, 7)	0-0 1B 2B	0-0 F4			0-0 CS 1B	0-3 K			
Merv Rettenmund, R OBP: 0.345, SLG: 0.255 (1, 9)	0-0 F9	0-0 6-3			0-3 K 1-2	0-0 FC6 1-2f			
Boog Powell, L OBP: 0.268, SLG: 0.333 (1, 3)	0-0 FC6-4 2-H 1B		0-3 K			0-0 1B 1B	0-0 F8		
Brooks Robinson, R OBP: 0.394, SLG: 0.379 (1, 5)	4-0 FC6-4 1-2 BB		0-0 F7			0-0 1B 1-2 E 1B	0-0 1-6-3		
Paul Blair, R OBP: 0.323, SLG: 0.361 (1, 8)	0-0 FC6-4 1-2f 2-3 1B		0-3 K			0-0 E FC6-2 1B 1-3 2-H	0-0 5-3		
Davey Johnson, R OBP: 0.333, SLG: 0.375 (1, 4)	0-0 FC6-4 1-2 3-H 1B			0-0 5-3		4-0 FC6-2 1B IBB	0-0 F7		
Andy Etchebarren, R OBP: 0.242, SLG: 0.258 (1, 2)	0-0 FC6-4 1-2f 1B			0-3 K		0-0 E6 1B FC6-2 1-2 2-3 3-H	0-0 B1-3		
Mark Belanger, R OBP: 0.259, SLG: 0.294 (1, 6)		0-0 SH1-4 1B		0-0 F9		0-0 FC6-2 1B 1-2 2-3 3-Hf	0-0 6-3		
Pat Dobson, R OBP: 0.182, SLG: 0.182 (1, 1)		0-0 SH1-4			0-3 K	0-0 FC6 1B 1-2 2-3 3-H			
Eddie Watt, R (9, 1)									

AB	R	H	RBI	BB	SO	LOB
4	1	2	0	0	1	4
4	0	0	0	0	1	6
4	2	2	1	0	1	0
3	1	1	0	1	0	0
4	0	1	1	0	1	2
3	1	1	1	1	0	0
4	0	0	0	0	1	4
4	0	1	0	0	0	3
2	0	1	1	0	1	0
0	0	0	0	0	0	0

AB	32
R	5
H	9
RBI	4
BB	2
SO	6
LOB	19

Inning Stats		R: 2	H: 3	E: 0	LOB: 2	K: 0	BB: 1	S: 6	P: 10
R: 0	H: 1	E: 0	LOB: 1	K: 0	BB: 0	S: 4	P: 4		
R: 0	H: 0	E: 0	LOB: 0	K: 2	BB: 0	S: 7	P: 7		
R: 0	H: 0	E: 0	LOB: 0	K: 1	BB: 0	S: 5	P: 5		
R: 0	H: 1	E: 0	LOB: 1	K: 2	BB: 0	S: 7	P: 7		
R: 3	H: 4	E: 1	LOB: 3	K: 1	BB: 1	S: 10	P: 14		
R: 0	H: 0	E: 0	LOB: 0	K: 0	BB: 0	S: 3	P: 3		
R: 0	H: 0	E: 0	LOB: 0	K: 0	BB: 0	S: 3	P: 3		


PITCHER		IP	WLS	BF	H	R	ER	SO	BB	IBB	HBP	BLK	WP	HR	S	P	ERA	WHIP
Bruce Dal Canton, R	(1, 1)	5.0	L	23	8	5	4	5	1	0	0	0	0	0	32	36	7.20	1.800
Ted Abernathy, R	(6, 1)	1.0		6	1	0	0	1	0	1	0	0	0	0	7	11	0.00	1.000
Al Fitzmorris, R	(7, 1)	2.0		6	0	0	0	0	0	0	0	0	0	0	6	6	0.00	0.000

Kansas City Royals @ Baltimore Orioles
Memorial Stadium, Baltimore, MD

Sun May 07 1972, 3:33 AM EDT
Att. 12,149 - Unknown

livebaseballscorecards.com

AB 32
R 5
H 9
RBI 4
BB 2
SO 6
LOB 19



Batter	1	2	3	4	5	6	7	8	9	AB R H RBI BB SO LOB	TOP
Elliott Maddox, R OBP: 0.350, SLG: 0.260 (1, 8) X	0-0 L4 ①		0-0 5-3 ①		0-0 6-3 ③			0-0 6-3 ③		4 0 0 0 0 0 0	
Davey Nelson, R OBP: 0.349, SLG: 0.311 (1, 5) X	0-0 F8 1B 1B		0-0 F9 ②			0-0 6-3 ①			0-0 L3 ①	4 0 1 0 0 0 0	
Frank Howard, R OBP: 0.370, SLG: 0.403 (1, 3) X	0-0 1-2 1B		0-0 1B			0-0 6-3 ②			0-0 4-3 ②	4 0 2 0 0 0 0	
Ted Ford, R OBP: 0.364, SLG: 0.579 (1, 9) X	0-0 F8 ②		0-0 1-3 ③			0-0 CS 1B			0-0 6-3 ③	4 0 1 0 0 0 3	
Tom Grieve, R OBP: 0.280, SLG: 0.250 (1, 7) X	0-0 5-3 ③			0-0 6-3 ①		0-0 CS 1-2	0-0 CS 1B			3 0 1 0 0 0 2	
Ken Suarez, R OBP: 0.286, SLG: 0.286 (1, 2) X		0-0 6-3 ①		0-3 K ②			0-0 F6 ① ②			3 0 0 0 0 1 1	
Lenny Randle, S OBP: 0.291, SLG: 0.311 (1, 4) X		0-0 4-3 ②		0-0 CS 1B			0-3 K ③			3 0 1 0 0 1 0	
Toby Harrah, R OBP: 0.327, SLG: 0.298 (1, 6) X		0-0 1B		0-0 CS ③ 1-2	0-0 G3 ①			0-0 5-3 ①		3 0 1 0 0 0 0	
Pete Broberg, R OBP: 0.167, SLG: 0.091 (1, 1) X	0-0 F2 ③			0-3 K ②				0-3 K ②		3 0 0 0 0 2 1	
Inning Stats	R: 0 H: 2 E: 0 LOB: 2 K: 0 BB: 0 S: 5 P: 5	R: 0 H: 1 E: 0 LOB: 1 K: 0 BB: 0 S: 4 P: 4	R: 0 H: 1 E: 0 LOB: 1 K: 0 BB: 0 S: 4 P: 4	R: 0 H: 1 E: 0 LOB: 0 K: 1 BB: 0 S: 5 P: 5	R: 0 H: 0 E: 0 LOB: 0 K: 1 BB: 0 S: 5 P: 5	R: 0 H: 1 E: 0 LOB: 0 K: 0 BB: 0 S: 3 P: 3	R: 0 H: 1 E: 0 LOB: 0 K: 1 BB: 0 S: 5 P: 5	R: 0 H: 0 E: 0 LOB: 0 K: 1 BB: 0 S: 5 P: 5	R: 0 H: 0 E: 0 LOB: 0 K: 0 BB: 0 S: 3 P: 3	1B: 7 SF: 0 2B: 0 SAC: 0 3B: 0 DP: 0 HR: 0 HBP: 0	WP: 0 PA: 33 PB: 0 SB: 0 CS: 3
PITCHER Dave McNally, L (1, 1) ERA: 1.12	IP WLS BF H R ER SO BB IBB HBP BLK WP HR S P ERA WHIP										
	9.0 W 31 7 0 0 4 0 0 0 0 0 0 0 39 39 0.00 0.778										

Texas Rangers @ Baltimore Orioles
 Memorial Stadium, Baltimore, MD
 Wed May 10 1972, 7:05 PM EDT
 Att. 6,617 - Unknown

livebaseballscorecards.com

AB	31
R	0
H	7
RBI	0
BB	0
SO	4
LOB	7



Batter	1	2	3	4	5	6	7	8	9	AB R H RBI BB SO LOB
Don Buford, S (1, 7) OBP: 0.444, SLG: 0.407	0-0 F9		0-0 G1			4-0 BB			0-0 FC5-2 1B	3 0 1 0 1 0 1
Merv Rettenmund, R (1, 9) OBP: 0.339, SLG: 0.240	0-3 K			0-0 4-3		0-0 4-3			4-0 BB BB 1-2 E BB	3 1 0 0 1 1 1
Boog Powell, L (1, 3) OBP: 0.286, SLG: 0.314	0-0 5-3			0-0 6-3			0-3 K		4-0 E BB 1-2 2-3	3 0 0 0 1 1 0
Brooks Robinson, R (1, 5) OBP: 0.371, SLG: 0.355		0-0 5-3		0-0 F8			0-0 F7		0-0 FC5-2	4 0 0 0 0 0 2
Paul Blair, R (1, 8) OBP: 0.309, SLG: 0.344		0-3 K			0-3 K		0-0 F8		1-2 2-H 3-H	3 0 0 0 0 2 0
Davey Johnson, R (1, 4) OBP: 0.318, SLG: 0.356		0-0 5-3			0-0 F8			0-0 F3		3 0 0 0 0 0 0
Andy Etchebarren, R (1, 2) OBP: 0.250, SLG: 0.265			0-0 FC1-6 1B		0-0 6-3			0-0 6-3		3 0 1 0 0 0 0
Mark Belanger, R (1, 6) OBP: 0.246, SLG: 0.278			0-0 F2			0-3 K		0-3 K		3 0 0 0 0 2 1
Dave McNally, R (1, 1) OBP: 0.200, SLG: 0.214			0-0 FC1-6			0-0 6-3			0-0 F8	3 0 0 0 0 0 1

Inning Stats	R: 0 E: 0 K: 1 S: 5	H: 0 LOB: 0 BB: 0 P: 5	R: 0 E: 0 K: 1 S: 5	H: 0 LOB: 0 BB: 0 P: 5	R: 0 E: 0 K: 0 S: 4	H: 1 LOB: 1 BB: 0 P: 4	R: 0 E: 0 K: 0 S: 3	H: 0 LOB: 0 BB: 0 P: 3	R: 0 E: 0 K: 1 S: 5	H: 0 LOB: 0 BB: 0 P: 5	R: 0 E: 0 K: 1 S: 5	H: 0 LOB: 1 BB: 1 P: 9	R: 0 E: 0 K: 1 S: 5	H: 0 LOB: 0 BB: 0 P: 5	R: 0 E: 0 K: 1 S: 5	H: 0 LOB: 0 BB: 0 P: 5	R: 1 E: 1 K: 0 S: 3	H: 1 LOB: 3 BB: 2 P: 11	1B: 2 2B: 0 3B: 0 HR: 0	SF: 0 SAC: 0 DP: 0 HBP: 0	WP: 0 PB: 0 SB: 0 CS: 0	PA: 31
PITCHER Pete Broberg, R (1, 1) ERA: 1.43	IP: 8.2 WLS: L BF: 31 H: 2 R: 1 ER: 0 SO: 6 BB: 3 IBB: 0 HBP: 0 BLK: 0 WP: 0 HR: 0 S: 40 P: 52 ERA: 0.00 WHIP: 0.577																					
PITCHER	IP: 8.2 WLS: L BF: 31 H: 2 R: 1 ER: 0 SO: 6 BB: 3 IBB: 0 HBP: 0 BLK: 0 WP: 0 HR: 0 S: 40 P: 52 ERA: 0.00 WHIP: 0.577																					

TEXAS RANGERS @ BALTIMORE ORIOLES
Memorial Stadium, Baltimore, MD
 Wed May 10 1972, 7:05 PM EDT
 Att. 6,617 - Unknown

AB	28
R	1
H	2
RBI	0
BB	3
SO	6
LOB	6



WP: 0	PA: 31
ERA: 0.00	WHIP: 0.577

Batter	1	2	3	4	5	6	7	8	9	AB R H RBI BB SO LOB	TOP		
Elliott Maddox, R (1, 8) OBP: 0.375, SLG: 0.333	0-0 BB BB 2B	0-0 6-3			0-0 L3-6 2B			0-0 4-3 SH2-4 1B		4 1 3 0 0 0 0			
Davey Nelson, R (1, 5) OBP: 0.349, SLG: 0.303	4-0 BB BB E BB	0-0 F8			0-0 5-3			0-0 SH2-4 1-2		2 1 0 0 1 0 1			
Don Mincher, L (1, 3) OBP: 0.323, SLG: 0.245 Larry Bittner, L (8, 7) OBP: 0.194, SLG: 0.147	4-0 E BB 1-2 2-3 BB			0-0 4-3	0-0 L3-6 2-3			0-0 4-3 2-3		3 0 0 0 1 0 2 0 0 0 0 0 0 0			
Hal King, L (1, 2) OBP: 0.400, SLG: 0.257	4-0 1-2 2-3 3-H E BB			0-0 F9		0-3 K		0-3 K		3 0 0 1 1 2 1			
Frank Howard, R (1, 7) OBP: 0.364, SLG: 0.394 Joe Lovitto, S (9, PR) OBP: 0.323, SLG: 0.125 Tom Grieve, R (9, 7) OBP: 0.280, SLG: 0.250	0-0 E6 1-2 2-3 3-H			0-0 5-3		0-0 F8		0-0 SH1-3 FC6-4 1B		4 0 1 1 0 0 2 0 1 0 0 0 0 0 0 0 0 0 0 0 0			
Ted Ford, R (1, 9) OBP: 0.320, SLG: 0.500	0-3 K			0-3 K		0-3 K		0-0 SH1-3 1-2		3 0 0 0 0 3 3			
Lenny Randle, S (1, 4) OBP: 0.289, SLG: 0.299	0-3 K			0-0 F2		0-3 K		4-0 FC6-4 IBB		3 0 0 0 1 2 3			
Toby Harrah, R (1, 6) OBP: 0.322, SLG: 0.294	0-0 F3			0-0 1B		0-0 B1-3		0-0 FC6-4 1-2f 2-H		4 0 1 1 0 0 4			
Bill Gogolewski, L (1, 1) OBP: 0.222, SLG: 0.125 Horacio Pina, R (8, 1) Paul Lindblad, L (8, 1) Casey Cox, R (8, 1)		0-3 K		0-3 K		0-0 F7		0-0 F9		3 0 0 0 0 2 1 0 0 0 0 0 0 0 0 0 0 0 0 0 0 1 0 0 0 0 0 1			
Inning Stats	R: 2 E: 1 K: 2 S: 9 H: 1 LOB: 3 BB: 3 P: 21	R: 0 E: 0 K: 1 S: 5 H: 0 LOB: 0 BB: 0 P: 5	R: 0 E: 0 K: 0 S: 3 H: 0 LOB: 0 BB: 0 P: 3	R: 0 E: 0 K: 2 S: 8 H: 1 LOB: 1 BB: 0 P: 8	R: 0 E: 0 K: 0 S: 3 H: 1 LOB: 0 BB: 0 P: 3	R: 0 E: 0 K: 2 S: 7 H: 0 LOB: 0 BB: 0 P: 7	R: 0 E: 0 K: 1 S: 5 H: 0 LOB: 0 BB: 0 P: 5	R: 0 E: 0 K: 1 S: 6 H: 1 LOB: 1 BB: 0 P: 6	R: 1 E: 0 K: 0 S: 4 H: 1 LOB: 1 BB: 1 P: 8 1B: 3 2B: 3 3B: 0 HR: 0 SF: 0 SAC: 2 DP: 1 HBP: 0	WP: 0 PB: 0 SB: 0 CS: 0	PA: 36		
PITCHER	IP WLS BF H R ER SO BB IBB HBP BLK WP HR S P ERA WHIP											PITCHER	IP WLS BF H R ER SO BB IBB HBP BLK WP HR S P ERA WHIP
Jim Palmer, R (1, 1) ERA: 3.12 Doyle Alexander, R (9, 1) ERA: 2.08	8.0 L 31 4 2 2 9 3 0 0 0 0 0 0 46 58 2.25 0.875												

Texas Rangers @ Baltimore Orioles
Memorial Stadium, Baltimore, MD
 Thu May 11 1972, 7:05 PM EDT
 Att. 6,040 - Unknown

livebaseballscorecards.com

AB 30
R 3
H 5
RBI 3
BB 4
SO 9
LOB 18



BOTTOM

Texas Rangers @ Baltimore Orioles
Memorial Stadium, Baltimore, MD

Thu May 11 1972, 7:05 PM EDT
Att. 6,040 - Unknown

livebaseballscorecards.com

AB	32
R	1
H	4
RBI	1
BB	3
SO	4
LOB	13



WP:	0	PA:	36
PB:	0	SB:	0
CS:	0		

AB	R	H	RBI	BB	SO	LOB
2	0	0	0	1	0	0
4	0	0	0	0	1	3
3	0	0	0	1	1	1
0	0	0	0	0	0	0
4	0	0	0	0	0	3
4	0	1	0	0	1	0
4	1	2	1	0	0	1
3	0	0	0	1	0	1
2	0	0	0	0	0	2
2	0	1	0	0	0	0
2	0	0	0	0	0	0
2	0	0	0	0	0	0
1	0	0	0	0	0	0
1	0	0	0	0	0	0
1	0	0	0	0	0	2

Batter	1	2	3	4	5	6	7	8	9
Don Buford, S (1, 7) OBP: 0.447, SLG: 0.393	0-0 F6		0-0 F7			1-0 HBP		4-0 BB	
Bobby Grich, R (1, 6) OBP: 0.143, SLG: 0.167	0-0 3-1		0-0 F8			0-0 F9		0-3 K	
Boog Powell, L (1, 3) Doyle Alexander, R (9, 1) OBP: 0.284, SLG: 0.296	0-0 F8			0-0 4-3		0-3 K		4-0 BB	
Brooks Robinson, R (1, 5) OBP: 0.351, SLG: 0.333		0-0 F3		0-0 F8			0-0 4-3	0-0 F9	
Don Baylor, R (1, 9) OBP: 0.429, SLG: 0.600		0-0 B5-3 1B		0-3 K			0-0 F6		0-0 1-6-3
Paul Blair, R (1, 8) OBP: 0.319, SLG: 0.397		0-0 B5-3 1-2			0-0 L6		0-0 HR		0-0 1B 1B
Davey Johnson, R (1, 4) OBP: 0.314, SLG: 0.339		4-0 BB			0-0 F8		0-0 F7		0-0 F8
Andy Etchebarren, R (1, 2) Terry Crowley, L (8, PH) OBP: 0.237, SLG: 0.250		0-0 F8			0-0 5-3			0-0 F3	0-0 1-2 1B
Jim Palmer, R (1, 1) Tom Shopay, L (8, PH) Johnny Oates, L (9, 2) OBP: 0.333, SLG: 0.273			0-0 F9			0-3 K		0-0 E7 BB	0-0 4-1

Inning	R	H	E	K	S	P	H	LOB	BB	SO	1B	2B	3B	SF	SAC	DP	HBP
1	0	0	0	3	0	3	0	0	0	0	3	0	0	0	0	0	0
2	0	1	0	4	0	8	0	2	0	0	0	0	0	0	0	0	0
3	0	0	0	3	0	3	0	0	0	0	0	0	0	0	0	0	0
4	0	0	0	1	0	5	0	0	1	0	0	0	0	0	0	0	0
5	0	0	0	3	0	3	0	0	0	0	0	0	0	0	0	0	0
6	0	0	0	2	0	8	0	1	0	0	0	0	0	0	0	0	0
7	1	1	0	0	4	4	0	0	0	0	0	0	0	0	0	0	0
8	0	0	0	1	0	14	0	3	2	0	0	0	0	0	0	0	0
9	0	2	0	0	5	5	0	2	0	0	0	0	0	0	0	0	0

PITCHER	IP	WLS	BF	H	R	ER	SO	BB	IBB	HBP	BLK	WP	HR	S	P	ERA	WHIP
Bill Gogolewski, R (1, 1) ERA: 4.26	7.1	W	28	2	1	1	3	2	0	1	0	0	1	31	40	1.23	0.545
Horacio Pina, R (8, 1) ERA: 1.98	0.1		1	0	0	0	1	0	0	0	0	0	0	3	3	0.00	0.000
Paul Lindblad, L (8, 1) ERA: 0.71	0.0		1	0	0	0	0	1	0	0	0	0	0	4	4	∞	∞
Casey Cox, R (8, 1) ERA: 4.0	1.1	S	6	2	0	0	0	0	0	0	0	0	0	6	6	0.00	1.500

Batter	1	2	3	4	5	6	7	8	9	AB R H RBI BB SO LOB	TOP		
Don Buford, S (1, 7) OBP: 0.425, SLG: 0.369	0-3 K		0-0 F3			0-3 K		0-3 K		4 0 0 0 0 3 1			
Paul Blair, R (1, 8) OBP: 0.329, SLG: 0.403	0-0 6-3			0-0 SH3 1B		0-0 1B		0-0 F7		4 0 2 0 0 0 1			
Boog Powell, L (1, 3) OBP: 0.282, SLG: 0.281	4-0 FC6-4 BB			0-0 F8		0-0 F8			0-0 G3	3 0 0 0 1 0 2			
Don Baylor, R (1, 9) OBP: 0.417, SLG: 0.545	0-0 FC6-4 1-2f			0-0 SH3 1-2		0-0 F5			4-0 1B 1B BB	2 1 0 0 1 0 1			
Davey Johnson, R (1, 4) OBP: 0.311, SLG: 0.333				0-0 6-3		0-0 1-3			0-0 1B E 1B	4 1 1 0 0 1 1			
Brooks Robinson, R (1, 5) Tom Shopay, L (9, PR) OBP: 0.286, SLG: 0.167					0-0 4-3		0-0 F9		0-0 E 1B 1-3 2-H	4 0 1 1 0 1 0 0 0 0 0 0 0 0			
Andy Etchebarren, R (1, 2) OBP: 0.262, SLG: 0.282					0-3 K			0-0 E 2B	0-0 E6 FC5-4 1-2 3-H	3 1 1 1 1 1 1			
Mark Belanger, R (1, 6) Terry Crowley, L (9, PH) OBP: 0.417, SLG: 0.750					0-0 6-3			0-0 F7	0-3 K	3 0 0 0 0 1 1 1 0 0 0 0 1 2			
Mike Cuellar, L (1, 1) Dave Leonhard, R (5, 1) Chico Salmon, R (6, PH) Roric Harrison, R (6, 1) Bobby Grich, R (8, PH) Eddie Watt, R (8, 1) Merv Rettenmund, R (9, PH) OBP: 0.333, SLG: 0.235					0-3 K			0-0 E9 PB 1B 2-H	0-0 FC5-4 1-2f	1 0 0 0 0 0 1 0 0 0 0 0 0 0 0 0 1 0 0 0 0 0 1 0 0 0 0 0 0 0 0 0 1 0 1 0 0 0 0 0 0 0 0 0 0 0 0 0 1 0 0 0 0 0 0 2			
Inning Stats	R: 0 E: 0 K: 1 S: 5 H: 0 LOB: 1 BB: 1 P: 9	R: 0 E: 0 K: 2 S: 6 H: 0 LOB: 0 BB: 1 P: 10	R: 0 E: 0 K: 2 S: 7 H: 0 LOB: 0 BB: 0 P: 7	R: 0 E: 0 K: 0 S: 4 H: 1 LOB: 1 BB: 0 P: 4	R: 0 E: 0 K: 1 S: 5 H: 0 LOB: 0 BB: 0 P: 5	R: 0 E: 0 K: 2 S: 8 H: 1 LOB: 1 BB: 0 P: 8	R: 0 E: 0 K: 0 S: 3 H: 0 LOB: 0 BB: 0 P: 3	R: 1 E: 1 K: 1 S: 7 H: 2 LOB: 1 BB: 0 P: 7	R: 2 E: 1 K: 1 S: 8 H: 2 LOB: 2 BB: 1 P: 12	1B: 5 2B: 1 3B: 0 HR: 0 SF: 0 SAC: 1 DP: 0 HBP: 0	WP: 0 PB: 1 SB: 0 CS: 1 PA: 37		
PITCHER	IP WLS BF H R ER SO BB IBB HBP BLK WP HR S P ERA WHIP											PITCHER	IP WLS BF H R ER SO BB IBB HBP BLK WP HR S P ERA WHIP
Wilbur Wood, L (1, 1) ERA: 1.43	8.1 W 33 6 3 2 9 3 0 0 0 0 0 0 48 60 2.16 1.080												
Steve Kealey, R (9, 1) ERA:	0.2 S 3 0 0 0 1 0 0 0 0 0 0 0 5 5 0.00 0.000												

Baltimore Orioles @ Chicago White Sox
 Comiskey Park, Chicago, IL
 Fri May 12 1972, 8:05 PM EDT
 Att. 34,886 - Unknown

AB	32
R	3
H	6
RBI	2
BB	3
SO	10
LOB	12



Batter	1	2	3	4	5	6	7	8	9
Pat Kelly, L OBP: 0.403, SLG: 0.483 (1, 9)	0-0 F6		0-3 K		0-0 1B		0-0 CS 1B		
Mike Andrews, R OBP: 0.269, SLG: 0.235 (1, 4)	0-0 6-3			0-0 5-3	0-0 F3		0-0 F2		
Carlos May, L OBP: 0.388, SLG: 0.451 (1, 7)	0-0 3-1			0-0 HR 1B	0-3 K			0-0 F4	
Dick Allen, R OBP: 0.395, SLG: 0.605 (1, 3)		0-0 6-3		0-0 HR		0-0 2B		0-0 6-3	
Bill Melton, R OBP: 0.305, SLG: 0.303 (1, 5)		0-0 HR		0-0 1B		0-0 F8		0-0 F8	
Rick Reichardt, R OBP: 0.250, SLG: 0.143 (1, 8)		4-0 BB		0-0 F8		0-3 K			
Jay Johnstone, L OBP: 0.286, SLG: 0.243 (7, 8)		G1-6-3 BB							
Ed Herrmann, L OBP: 0.280, SLG: 0.326 (1, 2)		0-0 G1-6-3		0-0 G1		4-0 IBB			
Rich Morales, R OBP: 0.350, SLG: 0.278 (1, 6)			0-3 K		0-0 SH2-4 1B	0-0 5-3			
Wilbur Wood, R OBP: 0.143, SLG: 0.053 (1, 1)			0-0 6-3		0-0 SH2-4		0-3 K		
Steve Kealey, R (9, 1)					1-2				

AB	R	H	RBI	BB	SO	LOB
4	0	2	1	0	1	0
4	0	0	0	0	0	2
4	1	1	0	0	1	1
4	1	2	2	0	0	0
4	1	2	1	0	0	1
2	0	0	0	1	1	2
0	0	0	0	0	0	0
2	0	0	0	1	0	2
3	1	1	0	0	1	2
2	0	0	0	0	1	0
0	0	0	0	0	0	0

BOTTOM

Baltimore Orioles @ Chicago White Sox
Comiskey Park, Chicago, IL
Fri May 12 1972, 8:05 PM EDT
Att. 34,886 - Unknown

livebaseballscorecards.com

AB	29
R	4
H	8
RBI	4
BB	2
SO	5
LOB	10



Inning Stats		R: 0	H: 0	E: 0	K: 0	S: 3	R: 1	H: 1	E: 0	K: 0	S: 3	R: 0	H: 0	E: 0	K: 2	S: 7	R: 2	H: 3	E: 0	K: 0	S: 6	R: 1	H: 2	E: 0	K: 1	S: 7	R: 0	H: 1	E: 0	K: 1	S: 6	R: 0	H: 1	E: 0	K: 1	S: 5	R: 0	H: 0	E: 0	K: 0	S: 3
PITCHER		IP	WLS	BF	H	R	ER	SO	BB	IBB	HBP	BLK	WP	HR	S	P	ERA	WHIP																							
Mike Cuellar, L	(1, 1)	4.1	L	19	6	4	4	2	1	0	0	0	0	0	4	4	8.31	1.615																							
Dave Leonhard, R	(5, 1)	0.2		2	0	0	0	1	0	0	0	0	0	0	4	4	0.00	0.000																							
Roric Harrison, R	(6, 1)	2.0		8	2	0	0	2	0	1	0	0	0	0	11	15	0.00	1.000																							
Eddie Watt, R	(8, 1)	1.0		3	0	0	0	0	0	0	0	0	0	0	3	3	0.00	0.000																							

WP	HR	S	P	ERA	WHIP
0	0	1	0	0	0
0	0	1	0	0	0
0	0	1	0	0	0
0	0	1	0	0	0
0	0	1	0	0	0

Batter	1	2	3	4	5	6	7	8	9	AB R H RBI BB SO LOB	TOP		
Don Buford, S (1, 7) X OBP: 0.405, SLG: 0.348	0-0 F3		0-3 K			0-0 F7		0-0 G3		4 0 0 0 0 1 0	<p>Baltimore Orioles @ Chicago White Sox Comiskey Park, Chicago, IL Sat May 13 1972, 8:05 PM EDT Att. 20,697 - Unknown</p>		
Merv Rettenmund, R (1, 9) X OBP: 0.344, SLG: 0.259	0-0 5-3			0-0 2B		4-0 1B BB		0-0 4-3		3 0 1 0 1 0 0			
Boog Powell, L (1, 3) B B B OBP: 0.307, SLG: 0.350	4-0 FC5-4 BB			0-3 K		0-0 FC4-6 1B		0-0 HR		3 1 2 1 1 1 1			
Brooks Robinson, R (1, 5) X OBP: 0.329, SLG: 0.311	0-0 FC5-4 1-2f			0-3 K		0-0 FC4-6 1-2f		0-3 K		4 0 0 0 0 2 4			
Paul Blair, R (1, 8) X OBP: 0.325, SLG: 0.395		0-0 5-3		0-3 K			0-0 3B 1B		0-0 L6	4 1 1 0 0 1 1			
Davey Johnson, R (1, 4) X OBP: 0.321, SLG: 0.371		0-0 F7			0-0 F9		0-0 1-H SF9 3B		0-0 1B	4 1 2 1 0 0 0			
Johnny Oates, L (1, 2) X OBP: 0.091, SLG: 0.364		0-0 F4			0-0 F8		0-3 K		0-0 F8	4 0 0 0 0 1 2			
Mark Belanger, R (1, 6) X OBP: 0.219, SLG: 0.250			0-3 K		0-0 F4		0-0 SF9		0-0 1-3	3 0 0 1 0 1 1			
Pat Dobson, R (1, 1) OBP: 0.167, SLG: 0.167 Tom Shopy, L (8, PH) OBP: 0.250, SLG: 0.143 Doyle Alexander, R (6, 1) Chico Salmon, R (7, PH) Grant Jackson, S (7, 1) Eddie Watt, R (8, 1) Mickey Scott, L (8, 1)			0-3 K			0-3 K	0-0 6-3			1 0 0 0 0 0 1 0 1 0 0 0 0 0 1 0 0 0 0 0 0 0 0 0 1 0			
Inning Stats	R: 0 H: 0 E: 0 LOB: 1 K: 0 BB: 1 S: 3 P: 7	R: 0 H: 0 E: 0 LOB: 0 K: 0 BB: 0 S: 3 P: 3	R: 0 H: 0 E: 0 LOB: 0 K: 3 BB: 0 S: 9 P: 9	R: 0 H: 1 E: 0 LOB: 1 K: 3 BB: 0 S: 10 P: 10	R: 0 H: 0 E: 0 LOB: 0 K: 0 BB: 0 S: 3 P: 3	R: 0 H: 1 E: 0 LOB: 2 K: 1 BB: 1 S: 6 P: 10	R: 2 H: 2 E: 0 LOB: 0 K: 1 BB: 0 S: 7 P: 7	R: 1 H: 1 E: 0 LOB: 0 K: 1 BB: 0 S: 6 P: 6	R: 0 H: 1 E: 0 LOB: 1 K: 0 BB: 0 S: 4 P: 4	1B: 3 SF: 1 2B: 1 SAC: 0 3B: 1 DP: 0 HR: 1 HBP: 0	WP: 0 PA: 35 PB: 0 SB: 0 CS: 0		
PITCHER	IP WLS BF H R ER SO BB IBB HBP BLK WP HR S P ERA WHIP											PITCHER	IP WLS BF H R ER SO BB IBB HBP BLK WP HR S P ERA WHIP
Stan Bahnsen, R (1, 1) ERA: 3.8	7.2 W 30 5 3 3 8 2 0 0 0 0 0 1 44 52 3.52 0.913												
Steve Kealey, R (8, 1) ERA:	1.1 S 5 1 0 0 1 0 0 0 0 0 0 0 7 7 0.00 0.750												

livebaseballscores.com

AB	32
R	3
H	6
RBI	3
BB	2
SO	9
LOB	9



Batter	1	2	3	4	5	6	7	8	9	AB	R	H	RBI	BB	SO	LOB
Pat Kelly, L OBP: 0.394, SLG: 0.468 (1, 9)	0-0 F9		0-0 1B S 1B		0-0 F7		0-0 4-3			4	1	1	0	0	0	0
Mike Andrews, R OBP: 0.305, SLG: 0.257 (1, 4)	4-0 FC3-6 BB		4-0 1B 1B BB		0-0 WP 1B			0-0 1B 1B		2	2	2	0	2	0	0
Carlos May, L OBP: 0.393, SLG: 0.453 (1, 7)	0-0 FC3-6		0-0 1B HR 1B		0-0 6-3			0-0 1B 1B		4	2	2	0	0	0	2
Rick Reichardt, R OBP: 0.250, SLG: 0.143 (9, 7)	1-2f		1-2 2-3		1-2			1-2 1B 1B		0	0	0	0	0	0	0
Dick Allen, R OBP: 0.400, SLG: 0.600 (1, 3)	0-0 4-3		0-0 HR 1B		0-3 K			0-0 1B E 1B		4	2	2	3	0	1	2
Bill Melton, R OBP: 0.314, SLG: 0.342 (1, 5)		4-0 G3-6 BB	0-0 1H 2-H 3-H HR		0-0 6-3			0-3 K		3	1	1	3	1	1	2
Jay Johnstone, L OBP: 0.283, SLG: 0.244 (1, 8)		0-0 F5	0-0 G3		0-0 F9			0-0 E9 SF9 1B		4	1	1	1	0	0	1
Ed Herrmann, L OBP: 0.259, SLG: 0.306 (1, 2)		0-0 G3-6		0-0 5-3		0-0 G3		0-0 SF9		3	0	0	1	0	0	1
Rich Morales, R OBP: 0.333, SLG: 0.273 (1, 6)			0-0 6-3	0-0 1B	0-0 F8		0-3 K	0-0 F7		4	0	1	0	0	1	0
Stan Bahnsen, R OBP: 0.200, SLG: 0.200 (1, 1)			0-3 K	0-0 F8		0-3 K				3	0	0	0	0	2	0
Steve Kealey, R (8, 1)										0	0	0	0	0	0	0


Inning Stats	R: 0	H: 0	E: 1	LOB: 1	K: 0	BB: 1	S: 3	P: 7	R: 0	H: 0	E: 0	LOB: 0	K: 0	BB: 1	S: 2	P: 6	R: 5	H: 4	E: 0	LOB: 0	K: 1	BB: 1	S: 9	P: 13	R: 0	H: 1	E: 0	LOB: 0	K: 0	BB: 0	S: 3	P: 3	R: 0	H: 1	E: 0	LOB: 1	K: 1	BB: 0	S: 6	P: 6	R: 0	H: 0	E: 0	LOB: 0	K: 0	BB: 0	S: 3	P: 3	R: 0	H: 0	E: 0	LOB: 0	K: 2	BB: 0	S: 7	P: 7	R: 4	H: 4	E: 1	LOB: 0	K: 1	BB: 0	S: 9	P: 9	1B: 9	SF: 1	3B: 0	DP: 1	HR: 1	HBP: 0
--------------	------	------	------	--------	------	-------	------	------	------	------	------	--------	------	-------	------	------	------	------	------	--------	------	-------	------	-------	------	------	------	--------	------	-------	------	------	------	------	------	--------	------	-------	------	------	------	------	------	--------	------	-------	------	------	------	------	------	--------	------	-------	------	------	------	------	------	--------	------	-------	------	------	-------	-------	-------	-------	-------	--------

BOTTOM

Baltimore Orioles @ Chicago White Sox
Comiskey Park, Chicago, IL
Sat May 13 1972, 8:05 PM EDT
Att. 20,697 - Unknown

livebaseballscorecards.com

AB	31
R	9
H	10
RBI	8
BB	3
SO	5
LOB	8



PITCHER	IP	WLS	BF	H	R	ER	SO	BB	IBB	HBP	BLK	WP	HR	S	P	ERA	WHIP
Pat Dobson, R ERA: 3.25 (1, 1)	5.0	L	22	6	5	5	2	3	0	0	0	1	1	23	35	9.00	1.800
Doyle Alexander, R ERA: 1.69 (6, 1)	1.0		3	0	0	0	0	0	0	0	0	0	0	3	3	0.00	0.000
Grant Jackson, L ERA: 13.5 (7, 1)	1.0		5	2	2	2	2	0	0	0	0	0	0	9	9	18.00	2.000
Eddie Watt, R ERA: 4.5 (8, 1)	0.1		3	2	1	0	1	0	0	0	0	0	0	5	5	0.00	6.000
Mickey Scott, L ERA: 1.93 (8, 1)	0.2		2	0	1	1	0	0	0	0	0	0	0	2	2	13.50	0.000

Batter	1	2	3	4	5	6	7	8	9	AB R H RBI BB SO LOB	TOP							
Don Buford, S (1, 7) OBP: 0.398, SLG: 0.342	0-0 G3 1B 1B		0-0 F7			0-0 4-3		0-0 F6		4 0 1 0 0 0 1								
Bobby Grich, R (1, 6) OBP: 0.263, SLG: 0.294	0-0 G3 1B		0-0 6-3			0-0 1B		0-0 F8		4 0 2 0 0 0 0								
Boog Powell, L (1, 3) OBP: 0.291, SLG: 0.328	0-0 G3 1-2 2-3			0-0 G3		0-0 F8		0-0 4-3		4 0 0 0 0 0 3								
Brooks Robinson, R (1, 5) OBP: 0.326, SLG: 0.321	0-0 F3			0-0 6-3		0-3 K		0-0 2B		4 1 1 0 0 1 2								
Merv Rettenmund, R (1, 9) OBP: 0.338, SLG: 0.276	0-0 F7			0-0 1-3		0-3 K		0-0 2B		4 0 1 1 0 1 2								
Paul Blair, R (1, 8) OBP: 0.310, SLG: 0.375		0-0 5-3			0-0 F8	0-3 K		0-3 K		4 0 0 0 0 2 1								
Davey Johnson, R (1, 4) OBP: 0.309, SLG: 0.356		0-0 L6			0-3 K	0-3 K		0-0 6-3		3 0 0 0 0 1 0								
Andy Etchebarren, R (1, 2) OBP: 0.244, SLG: 0.262		0-3 K			0-0 6-3	0-0 6-3		0-0 F7		3 0 0 0 0 1 0								
Dave McNally, R (1, 1) OBP: 0.176, SLG: 0.188			0-3 K			0-3 K		0-0 1B		2 0 0 0 0 2 0								
Tom Shopay, L (8, PH) OBP: 0.333, SLG: 0.250										1 0 1 0 0 0 0								
Roric Harrison, R (8, 1)										0 0 0 0 0 0 0								
Inning Stats	R: 0 E: 0 K: 0 S: 5	H: 2 LOB: 2 BB: 0 P: 5	R: 0 E: 0 K: 1 S: 5	H: 0 LOB: 0 BB: 0 P: 5	R: 0 E: 0 K: 1 S: 3	H: 0 LOB: 0 BB: 0 P: 3	R: 0 E: 0 K: 1 S: 5	H: 0 LOB: 0 BB: 0 P: 5	R: 0 E: 0 K: 3 S: 9	H: 1 LOB: 1 BB: 0 P: 9	R: 0 E: 0 K: 3 S: 4	H: 1 LOB: 1 BB: 0 P: 4	R: 1 E: 0 K: 1 S: 7	H: 2 LOB: 1 BB: 0 P: 7	1B: 4 2B: 2 3B: 0 HR: 0	SF: 0 SAC: 0 DP: 0 HBP: 0	WP: 0 PB: 0 SB: 0 CS: 0	PA: 33
PITCHER Tom Bradley, R (1, 1) ERA: 3.09	IP: 9.0 WLS: W BF: 33 H: 6 R: 1 ER: 1 SO: 8 BB: 0 IBB: 0 HBP: 0 BLK: 0 WP: 0 HR: 0 S: 49 P: 49 ERA: 1.00 WHIP: 0.667											PITCHER	IP: 9.0 WLS: W BF: 33 H: 6 R: 1 ER: 1 SO: 8 BB: 0 IBB: 0 HBP: 0 BLK: 0 WP: 0 HR: 0 S: 49 P: 49 ERA: 1.00 WHIP: 0.667					

Baltimore Orioles @ Chicago White Sox
 Comiskey Park, Chicago, IL
 Sun May 14 1972, 4:33 AM EDT
 Att. 8,863 - Unknown

livebaseballscorecards.com

AB	33
R	1
H	6
RBI	1
BB	0
SO	8
LOB	9



Batter	1	2	3	4	5	6	7	8	9
Walt Williams, R OBP: 0.387, SLG: 0.414 (1, 9)	0-0 G6-4-3 SH 1B	0-0 FC5-4 1B		0-0 F8		0-0 F8		0-0 F7	
Jim Qualls, S (1, 8)	0-0 SH G6-4-3 1-2	0-0 FC5-4 1-2f		0-3 K		0-0 1-3			
Dick Allen, R OBP: 0.383, SLG: 0.571 (1, 3)	0-0 G6-4-3 1-2f 2-3		0-0 F4		0-0 F4		0-0 F8		
Bill Melton, R OBP: 0.300, SLG: 0.325 (1, 5)	0-0 F8		0-0 E5 2B		0-0 F7		0-3 K		
Rick Reichardt, R OBP: 0.295, SLG: 0.231 (1, 7)		0-0 FC5-4 1B	0-0 1-3 2B		0-0 1B		0-3 K		
Mike Andrews, R OBP: 0.314, SLG: 0.260 (1, 4)		0-0 FC5-4 4-3 1B	4-0 IBB		0-0 F8			0-0 G6-4-3 1B 1B	
Tom Egan, R OBP: 0.143, SLG: 0.143 (1, 2)		0-0 4-3 1-2	0-3 K		0-0 F4			0-0 G6-4-3 1-2 1B	
Rich Morales, R OBP: 0.357, SLG: 0.423 (1, 6)		0-0 1B 2-H 1B	0-0 F7		0-0 HR			0-0 G6-4-3 1-2f 2-3	
Tom Bradley, R OBP: 0.211, SLG: 0.211 (1, 1)		0-0 1B 1-3 1B		0-0 F7		0-0 1B		0-0 3-H 1B	

Inning Stats	R: 0	H: 1	E: 1	K: 0	S: 4	R: 2	H: 4	E: 0	K: 0	S: 7	R: 0	H: 1	E: 1	K: 1	S: 7	R: 0	H: 0	E: 0	K: 1	S: 5	R: 0	H: 1	E: 0	K: 0	S: 4	R: 1	H: 2	E: 0	K: 0	S: 5	R: 0	H: 0	E: 0	K: 2	S: 7	R: 1	H: 3	E: 0	K: 0	S: 5
	LOB: 1	BB: 0	P: 4	LOB: 2	BB: 0	P: 7	LOB: 3	BB: 1	P: 11	LOB: 0	BB: 0	P: 5	LOB: 1	BB: 0	P: 4	LOB: 0	BB: 0	P: 7	LOB: 1	BB: 0	P: 5	LOB: 0	BB: 0	P: 4	LOB: 1	BB: 0	P: 5	LOB: 0	BB: 0	P: 7	LOB: 0	BB: 0	P: 5	LOB: 1	BB: 0	P: 5				

PITCHER	IP	WLS	BF	H	R	ER	SO	BB	IBB	HBP	BLK	WP	HR	S	P	ERA	WHIP
Dave McNally, L ERA: 1.52 (1, 1)	7.0	L	32	9	3	3	4	0	0	0	0	0	1	39	43	3.86	1.286
Roric Harrison, R ERA: 3.0 (8, 1)	1.0		5	3	1	1	0	0	0	0	0	0	0	5	5	9.00	3.000

1B	2B	3B	HR	SF	SAC	DP	HBP	WP	HR	S	P	ERA	WHIP
10	1	0	1	0	1	2	0	0	0	0	0	0	0

AB R H RBI BB SO LOB

5 0 2 1 0 0 2

3 0 0 0 0 1 3

4 0 0 0 0 0 2

4 0 0 0 0 1 1

4 0 3 0 0 1 0

3 2 1 0 1 0 2

4 0 1 0 0 1 4

4 2 2 2 0 0 5

4 0 3 1 0 0 0

AB	R	H	RBI	BB	SO	LOB
35	4	12	4	1	4	19

BOTTOM

Baltimore Orioles @ Chicago White Sox

Comiskey Park, Chicago, IL

Sun May 14 1972, 4:33 AM EDT

Att. 8,863 - Unknown

livebaseballscorecards.com

AB	35
R	4
H	12
RBI	4
BB	1
SO	4
LOB	19



WP	HR	S	P	ERA	WHIP
0	0	0	0	0	0

Batter	1	2	3	4	5	6	7	8	9	AB R H RBI BB SO LOB	TOP											
Don Buford, S (1, 7) OBP: 0.402, SLG: 0.351	0-0 G6-4-3 1B		0-3 K2-3		0-0 1-3		0-0 G1-6-3 1B			4 0 2 1 0 1 0												
Merv Rettenmund, R (1, 9) OBP: 0.347, SLG: 0.355	0-0 G6-4-3 1-2f		0-0 HR		0-0 2B		0-0 G1-6-3 1-2f			4 1 2 1 0 0 2												
Paul Blair, R (1, 8) OBP: 0.295, SLG: 0.357	0-3 K		0-3 K		0-0 5-3			0-0 F8		4 0 0 0 0 2 1												
Brooks Robinson, R (1, 5) OBP: 0.333, SLG: 0.341		0-0 BB 1B	0-0 F5		0-0 2B		0-0 6-3			4 1 2 0 0 0 0												
Davey Johnson, R (1, 4) OBP: 0.306, SLG: 0.342		4-0 BB BB BB 1B 1-2 BB		0-0 5-3		0-0 F8		0-0 L3		3 0 0 0 1 0 1												
Bobby Grich, R (1, 3) OBP: 0.261, SLG: 0.250		0-0 F7		4-0 BB S BB		0-0 5-3		0-0 F4		3 0 0 0 1 0 3												
Andy Etchebarren, R (1, 2) OBP: 0.224, SLG: 0.239		0-0 F7		0-3 K 1-2		0-0 F9		0-0 6-3		4 0 0 0 0 1 4												
Mark Belanger, R (1, 6) OBP: 0.221, SLG: 0.250		0-0 1-3 2-H 1B		0-0 L3		0-0 F4		0-3 K		4 0 1 1 0 1 1												
Jim Palmer, R (1, 1) OBP: 0.333, SLG: 0.429		0-0 4-3		0-0 6-3		0-0 1B 3B				3 1 1 0 0 0 2												
Inning Stats	R: 0 E: 0 K: 1 S: 5	H: 1 LOB: 0 BB: 0 P: 5	R: 1 E: 0 K: 0 S: 5	H: 2 LOB: 2 BB: 1 P: 9	R: 1 E: 0 K: 2 S: 8	H: 1 LOB: 0 BB: 0 P: 8	R: 0 E: 0 K: 1 S: 5	H: 0 LOB: 1 BB: 1 P: 9	R: 0 E: 0 K: 0 S: 4	H: 1 LOB: 1 BB: 0 P: 4	R: 0 E: 0 K: 0 S: 4	H: 1 LOB: 1 BB: 0 P: 4	R: 1 E: 0 K: 0 S: 4	H: 2 LOB: 0 BB: 0 P: 4	R: 0 E: 0 K: 0 S: 3	H: 0 LOB: 0 BB: 0 P: 3	R: 0 E: 0 K: 1 S: 5	H: 0 LOB: 0 BB: 0 P: 5	1B: 4 2B: 2 3B: 1 HR: 1	SF: 0 SAC: 0 DP: 2 HBP: 0	WP: 0 PB: 0 SB: 1 CS: 0	PA: 35
PITCHER	IP WLS BF H R ER SO BB IBB HBP BLK WP HR S P ERA WHIP																					
Les Cain, L (1, 1) ERA: 4.38	6.1 L 28 8 3 3 4 2 0 0 0 0 0 1 34 42 4.26 1.579																					
Joe Niekro, R (7, 1) ERA:	1.2 4 0 0 0 0 0 0 0 0 0 0 0 4 4 0.00 0.000																					
Bob Strampe, R (9, 1) ERA: 21.6	1.0 3 0 0 0 0 1 0 0 0 0 0 0 5 5 0.00 0.000																					

Baltimore Orioles @ Detroit Tigers
Tiger Stadium, Detroit, MI
Mon May 15 1972, 7:05 PM EDT
Att: 29,092 - Unknown

livebaseballscorecards.com

AB	33
R	3
H	8
RBI	3
BB	2
SO	5
LOB	14



Batter	1	2	3	4	5	6	7	8	9	AB	R	H	RBI	BB	SO	LOB
Jim Northrup, L (1, 8) OBP: 0.203, SLG: 0.154	0-0 6-3		0-0 1-3		0-0 4-3			0-0 F6		4	0	0	0	0	0	1
Aurelio Rodriguez, R (1, 5) OBP: 0.303, SLG: 0.269	0-3 K		4-0 BB			0-0 L6		0-0 6-3		3	0	0	0	1	1	0
Gates Brown, L (1, 7) OBP: 0.429, SLG: 0.553	0-0 HR		0-0 1-3			0-0 F6		0-0 4-3		4	1	1	1	0	0	1
Bill Freehan, R (1, 2) OBP: 0.376, SLG: 0.500	0-3 K			0-0 F5		0-0 4-3		0-0 F9		4	0	0	0	0	1	0
Norm Cash, L (1, 3) OBP: 0.390, SLG: 0.541		0-3 K		0-0 F8		0-0 F7		0-0 1-3		4	0	0	0	0	1	0
Willie Horton, R (1, 9) OBP: 0.338, SLG: 0.540		0-0 HR		0-3 K		0-0 1B				3	1	2	1	0	1	0
Dick McAuliffe, L (1, 4) OBP: 0.414, SLG: 0.321		0-3 K			0-0 1B		0-3 K			3	0	1	0	0	2	1
Ed Brinkman, R (1, 6) OBP: 0.296, SLG: 0.390		0-0 3-1			0-3 K		0-0 6-3			3	0	0	0	0	1	2
Les Cain, L (1, 1) OBP: 0.250, SLG: 0.250			0-0 6-3		0-3 K			0-0 F2		2	0	0	0	0	1	1
Joe Niekro, R (7, 1)										0	0	0	0	0	0	0
Dalton Jones, L (8, PH)										1	0	0	0	0	0	0
Bob Strampe, S (9, 1)										0	0	0	0	0	0	0

Inning Stats	R: 1	H: 1	R: 1	H: 1	R: 0	H: 0	R: 0	H: 0	R: 0	H: 1	R: 0	H: 0	R: 0	H: 0	R: 0	H: 0	R: 0	H: 0	R: 0	H: 0	1B: 2	SF: 0	WP: 0	PA: 32
	E: 0	LOB: 0	E: 0	LOB: 0	E: 0	LOB: 1	E: 0	LOB: 0	E: 0	LOB: 0	E: 0	LOB: 1	E: 0	LOB: 0	E: 0	LOB: 0	E: 0	LOB: 0	E: 0	LOB: 0	E: 0	LOB: 0	PB: 0	
	K: 2	BB: 0	K: 2	BB: 0	K: 0	BB: 1	K: 1	BB: 0	K: 2	BB: 0	K: 1	BB: 0	K: 0	BB: 0	K: 0	BB: 0	K: 0	BB: 0	K: 0	BB: 0	K: 0	BB: 0	SB: 0	
	S: 8	P: 8	S: 8	P: 8	S: 3	P: 7	S: 5	P: 5	S: 8	P: 8	S: 3	P: 3	S: 6	P: 6	S: 3	P: 3	S: 3	P: 3	S: 3	P: 3	S: 3	P: 3	HR: 2	HBP: 0


PITCHER	IP	WLS	BF	H	R	ER	SO	BB	IBB	HBP	BLK	WP	HR	S	P	ERA	WHIP
Jim Palmer, R (1, 1) ERA: 2.89	9.0	W	32	4	2	2	8	1	0	0	0	0	2	47	51	2.00	0.556

BOTTOM

Baltimore Orioles @ Detroit Tigers
Tiger Stadium, Detroit, MI
Mon May 15 1972, 7:05 PM EDT
Att. 29,092 - Unknown

livebaseballscorecards.com

AB	31
R	2
H	4
RBI	2
BB	1
SO	8
LOB	6



Batter	1	2	3	4	5	6	7	8	9	AB R H RBI BB SO LOB	TOP											
Don Buford, S (1, 7) OBP: 0.392, SLG: 0.333	0-0 L9		0-0 4-3		0-0 G3		0-0 L9		4-0 FC5-4 BB	4 0 0 0 1 0 0	<p>Baltimore Orioles @ Detroit Tigers</p> <p>Tiger Stadium, Detroit, MI</p> <p>Tue May 16 1972, 7:05 PM EDT</p> <p>Att. 21,493 - Unknown</p>											
Mark Belanger, R (1, 6) OBP: 0.219, SLG: 0.246	0-0 4-3		0-0 5-3		0-0 5-3		0-0 CS 1B	0-0 FC5-4 1B	5 1 1 0 0 0 1													
Boog Powell, L (1, 3) OBP: 0.321, SLG: 0.412	0-3 K				0-0 2B		4-0 1-2 BB	0-0 1B	4 3 3 1 1 1 0													
Brooks Robinson, R (1, 5) OBP: 0.337, SLG: 0.356		0-0 F8		0-0 2B	0-0 HR		0-0 1-2 BB	0-0 1B	5 1 2 1 0 0 3													
Terry Crowley, L (1, 9) OBP: 0.357, SLG: 0.643		0-0 L9		0-0 2B	0-0 1B		4-0 SH SF8-6-3	0-0 1B	2 0 0 0 0 0 1													
Merv Rettenmund, R (5, PH) OBP: 0.373, SLG: 0.375				0-0 F7	0-0 1B		BB	1-2 2-H 1B	2 2 2 1 1 0 0													
Bobby Grich, R (1, 4) OBP: 0.296, SLG: 0.292		0-0 1B		0-0 F8	0-0 L9		0-0 SH SF8-6-3	0-0 HBP 1B	4 0 2 1 0 0 3													
Paul Blair, R (1, 8) OBP: 0.312, SLG: 0.368		0-0 1B		4-0 2B		0-3 K	0-0 SF8-6-3	0-0 HBP 1B	3 1 2 2 1 1 0													
Johnny Oates, L (1, 2) OBP: 0.154, SLG: 0.462		0-3 K		0-0 2B		0-0 6-3	0-0 3-H 1B	0-0 1B	2 0 1 2 0 1 2													
Andy Etchebarren, R (6, PH) OBP: 0.250, SLG: 0.250				1-H 2-H 2B		0-3 K	0-0 FC6-4 1B	1-2 2-3 HBP	2 0 1 0 0 0 0													
Mike Cuellar, L (1, 1)			0-3 K		0-0 6-3		0-0 FC6-4	0-0 6-3	0 0 0 0 0 0 0													
Doyle Alexander, R (1, 1)							1-2		5 0 0 0 0 2 5													
Inning Stats	R: 0 E: 0 K: 1 S: 5	H: 0 LOB: 0 BB: 0 P: 5	R: 0 E: 0 K: 1 S: 7	H: 2 LOB: 2 BB: 0 P: 7	R: 0 E: 0 K: 1 S: 5	H: 0 LOB: 0 BB: 0 P: 5	R: 3 E: 0 K: 0 S: 6	H: 3 LOB: 1 BB: 1 P: 10	R: 1 E: 0 K: 0 S: 6	H: 3 LOB: 2 BB: 0 P: 6	R: 0 E: 0 K: 2 S: 7	H: 0 LOB: 0 BB: 0 P: 7	R: 0 E: 0 K: 0 S: 3	H: 1 LOB: 1 BB: 1 P: 7	R: 1 E: 1 K: 0 S: 4	H: 1 LOB: 1 BB: 1 P: 8	R: 3 E: 0 K: 0 S: 7	H: 4 LOB: 3 BB: 1 P: 12	1B: 10 2B: 4 3B: 0 HR: 1	SF: 1 SAC: 1 DP: 1 HBP: 1	WP: 0 PB: 0 SB: 0 CS: 1	PA: 45
PITCHER	IP WLS BF H R ER SO BB IBB HBP BLK WP HR S P ERA WHIP												PITCHER	IP WLS BF H R ER SO BB IBB HBP BLK WP HR S P ERA WHIP								
Tom Timmermann, R (1, 1) ERA: 2.29	4.2 L 22 7 4 4 3 1 0 0 0 0 0 1 27 31 7.71 1.714																					
Fred Scherman, L (5, 1) ERA: 2.76	3.1 14 3 1 1 2 2 0 0 0 0 0 0 16 24 2.70 1.500																					
Ron Perranoski, L (9, 1) ERA: 5.79	0.2 5 2 3 3 0 1 0 0 0 0 0 0 4 8 40.50 4.500																					
Joe Niekro, R (9, 1) ERA:	0.1 4 2 0 0 0 0 0 0 1 0 0 0 3 4 0.00 6.000																					

AB	38
R	8
H	14
RBI	8
BB	4
SO	5
LOB	15




Batter	1	2	3	4	5	6	7	8	9	AB	R	H	RBI	BB	SO	LOB
Tony Taylor, R (1, 4) Gates Brown, L (8, PH) Ron Perranoski, L (9, 1) Joe Niekro, R (9, 1)	0-0 3B 2B	0-0 4-1 1-2			0-0 E3 FC4-6			0-3 K		3	1	1	0	0	0	1
Aurelio Rodriguez, R (1, 5)	0-0 L4-3 3B		0-0 5-3		0-0 FC4-6 1-2f			0-0 5-3		4	1	1	1	0	0	1
Al Kaline, R (1, 9)	0-0 L4-3		0-0 L1-3		0-3 K			0-0 L8		4	0	0	1	0	1	1
Bill Freehan, R (1, 2)	0-0 1B 1B		0-0 L6		0-0 F8			0-0 5-3		4	0	1	0	0	0	0
Willie Horton, R (1, 7)	0-0 FC6-4 1B		0-0 6-3		0-0 F4			0-0 F8		4	0	1	0	0	0	0
Ike Brown, R (1, 3) Norm Cash, L (1, PH) (2, 3)	0-0 F5		0-0 HR		0-0 6-3			0-0 F6		0	0	0	0	0	0	0
Mickey Stanley, R (1, 8)	0-0 FC6-4 1-2f		0-0 6-3		0-0 F5			0-0 6-3		4	1	1	1	0	0	2
Ed Brinkman, R (1, 6)		0-0 WP 1B		0-0 F5				0-0 6-3		3	0	1	0	0	0	0
Tom Timmermann, R (1, 1) Fred Scherman, L (5, 1) Dick McAuliffe, L (9, 4)		0-3 K			0-3 K			0-0 4-3		1	0	0	0	0	1	1

Inning Stats	R: 2	H: 4	E: 0	LOB: 2	K: 0	S: 7	P: 7	R: 0	H: 1	E: 0	LOB: 0	K: 1	S: 5	R: 0	H: 0	E: 0	LOB: 0	K: 0	S: 3	R: 1	H: 1	E: 0	LOB: 0	K: 0	S: 4	R: 0	H: 0	E: 1	LOB: 1	K: 2	S: 8	R: 0	H: 0	E: 0	LOB: 0	K: 0	S: 3	R: 0	H: 0	E: 0	LOB: 0	K: 0	S: 3	R: 0	H: 0	E: 0	LOB: 0	K: 1	S: 5	R: 0	H: 0	E: 0	LOB: 0	K: 0	S: 3
PITCHER	IP	WLS	BF	H	R	ER	SO	BB	IBB	HBP	BLK	WP	HR	S	P	ERA	WHIP																																						
Mike Cuellar, L (1, 1) ERA: 4.18	0.1		4	3	2	2	0	0	0	0	0	0	0	4	4	54.00	9.000																																						
Doyle Alexander, R (1, 1) ERA: 0.64	8.2	W	29	3	1	0	4	0	0	0	0	1	1	37	37	0.00	0.346																																						

BOTTOM

Baltimore Orioles @ Detroit Tigers
Tiger Stadium, Detroit, MI
Tue May 16 1972, 7:05 PM EDT
Att. 21,493 - Unknown

AB	33
R	3
H	6
RBI	3
BB	0
SO	4
LOB	8



WP: 1	PA: 33
PB: 0	SB: 0
CS: 0	

Batter	1	2	3	4	5	6	7	8	9	AB R H RBI BB SO LOB	TOP											
Merv Rettenmund, R (1, 9) OBP: 0.354, SLG: 0.353	0-0 6-3		0-0 FC3-5 FC6-4 2-3		0-0 F9		0-0 5-3			4 0 0 0 0 0 1												
Davey Johnson, R (1, 4) OBP: 0.303, SLG: 0.329	4-0 BB		0-3 K		0-0 E5 FC5-4			0-3 K		3 0 0 0 1 2 1												
Paul Blair, R (1, 8) OBP: 0.299, SLG: 0.352	0-0 L5		0-0 FC6-4 1-2f		0-0 FC5-4 1-2f			0-0 F9		4 0 0 0 0 0 3												
Don Baylor, R (1, 7) OBP: 0.429, SLG: 0.520	0-0 F7			0-0 F8 1B 1B		4-0 FC6-4 BB		0-0 F8		3 0 1 0 1 0 1												
Brooks Robinson, R (1, 5) OBP: 0.333, SLG: 0.352		0-0 F7		0-0 1-2 1B		0-3 K			0-0 6-3	4 0 1 0 0 1 1												
Boog Powell, L (1, 3) OBP: 0.307, SLG: 0.389		0-0 F9		0-0 2-3 F8		0-0 F5			0-3 K	4 0 0 0 0 1 3												
Andy Etchebarren, R (1, 2) OBP: 0.232, SLG: 0.231		0-0 F8		0-3 K		0-0 FC6-4 1-2f			0-3 K	4 0 0 0 0 2 3												
Mark Belanger, R (1, 6) OBP: 0.224, SLG: 0.292			0-0 HR		0-0 F7		0-0 F7			3 1 1 1 0 0 2												
Pat Dobson, R (1, 1) OBP: 0.231, SLG: 0.308			0-0 FC3-5 2B		0-0 F7		0-3 K			1 0 1 0 0 0 0												
Mickey Scott, L (4, 1)										0 0 0 0 0 0 0												
Chico Salmon, R (5, PH)										1 0 0 0 0 0 0												
Roric Harrison, R (5, 1)										0 0 0 0 0 0 0												
Don Buford, S (7, PH)										1 0 0 0 0 1 0												
Dave Leonard, R (7, 1)										0 0 0 0 0 0 0												
Inning Stats	R: 0 E: 0 K: 0 S: 3	H: 0 LOB: 1 BB: 1 P: 7	R: 0 E: 0 K: 0 S: 3	H: 0 LOB: 0 BB: 0 P: 3	R: 1 E: 0 K: 1 S: 7	H: 2 LOB: 1 BB: 0 P: 7	R: 0 E: 0 K: 1 S: 7	H: 2 LOB: 2 BB: 0 P: 7	R: 0 E: 1 K: 0 S: 4	H: 0 LOB: 1 BB: 0 P: 4	R: 0 E: 0 K: 1 S: 5	H: 0 LOB: 1 BB: 1 P: 9	R: 0 E: 0 K: 1 S: 5	H: 0 LOB: 0 BB: 0 P: 5	R: 0 E: 0 K: 1 S: 5	H: 0 LOB: 0 BB: 0 P: 5	R: 0 E: 0 K: 2 S: 7	H: 0 LOB: 0 BB: 0 P: 7	1B: 2 2B: 1 3B: 0 HR: 1	SF: 0 SAC: 0 DP: 0 HBP: 0	WP: 0 PB: 0 SB: 0 CS: 0	PA: 34
PITCHER Mickey Lolich, L (1, 1) ERA: 1.92	IP: 9.0 WLS: W BF: 34 H: 4 R: 1 ER: 1 SO: 7 BB: 2 IBB: 0 HBP: 0 BLK: 0 WP: 0 HR: 1 S: 46 P: 54 ERA: 1.00 WHIP: 0.667											PITCHER	IP: 9.0 WLS: W BF: 34 H: 4 R: 1 ER: 1 SO: 7 BB: 2 IBB: 0 HBP: 0 BLK: 0 WP: 0 HR: 1 S: 46 P: 54 ERA: 1.00 WHIP: 0.667									

Baltimore Orioles @ Detroit Tigers
Tiger Stadium, Detroit, MI
Wed May 17 1972, 7:05 PM EDT
Att: 27,384 - Unknown

livebaseballscorecards.com

AB	32
R	1
H	4
RBI	1
BB	2
SO	7
LOB	15



Batter	1	2	3	4	5	6	7	8	9	AB R H RBI BB SO LOB	TOP													
Don Buford, S (1, 7) OBP: 0.382, SLG: 0.326	0-3 K2-3		0-0 4-3		0-0 4-3			0-0 1B		4 0 1 0 0 1 2	Baltimore Orioles @ Milwaukee Brewers Milwaukee County Stadium, Milwaukee, WI Fri May 19 1972, 8:05 PM EDT Att: 10,073 - Unknown livebaseballscorecards.com													
Mark Belanger, R (1, 6) OBP: 0.213, SLG: 0.276	0-0 F4			0-3 K		0-3 K		0-0 1-3		4 0 0 0 0 2 1														
Merv Rettenmund, R (1, 9) OBP: 0.337, SLG: 0.333	0-0 6-3			0-0 6-3		0-0 4-3			0-0 F4	4 0 0 0 0 0 0														
Boog Powell, L (1, 3) OBP: 0.304, SLG: 0.373		0-0 F9		0-3 K		0-0 4-3			4-0 1B BB	3 0 0 0 1 1 0														
Paul Blair, R (1, 8) OBP: 0.307, SLG: 0.358		0-0 G5-4-3 1B			0-0 5-3		0-0 1B		0-0 F9	4 0 2 0 0 0 1														
Brooks Robinson, R (1, 5) OBP: 0.340, SLG: 0.358		0-0 G5-4-3 1-2f			0-0 2B SF7 1B		0-0 F9		0-0 1-3 1B	4 1 2 0 0 0 1														
Davey Johnson, R (1, 4) OBP: 0.312, SLG: 0.349			0-0 1B		0-0 1-3 1B 2B		0-0 F8		0-0 F6	4 1 2 0 0 0 2														
Andy Etchebarren, R (1, 2) OBP: 0.220, SLG: 0.222			0-3 K		0-0 SF7			0-0 6-3		2 0 0 1 0 1 1														
Dave McNally, R (1, 1) OBP: 0.167, SLG: 0.176			0-3 K		0-0 3-H			0-3 K		1 0 0 0 0 1 1														
Terry Crowley, L (5, PH) OBP: 0.400, SLG: 0.667					0-0 2-H					1 0 1 1 0 0 0														
Roric Harrison, R (5, 1)										0 0 0 0 0 0 0														
Tom Shopay, L (8, PH) OBP: 0.300, SLG: 0.222										1 0 0 0 0 1 0														
Eddie Watt, R (8, 1)										0 0 0 0 0 0 0														
Inning Stats	R: 0 E: 0 K: 1 S: 5	H: 0 LOB: 0 BB: 0 P: 5	R: 0 E: 0 K: 0 S: 3	H: 1 LOB: 0 BB: 0 P: 3	R: 0 E: 0 K: 2 S: 8	H: 1 LOB: 1 BB: 0 P: 8	R: 0 E: 0 K: 2 S: 7	H: 0 LOB: 0 BB: 0 P: 7	R: 2 E: 0 K: 0 S: 6	H: 3 LOB: 1 BB: 0 P: 6	R: 0 E: 0 K: 1 S: 5	H: 0 LOB: 0 BB: 0 P: 5	R: 0 E: 0 K: 0 S: 3	H: 1 LOB: 0 BB: 0 P: 3	R: 0 E: 0 K: 1 S: 6	H: 1 LOB: 1 BB: 0 P: 6	R: 0 E: 0 K: 0 S: 4	H: 1 LOB: 2 BB: 1 P: 8	R: 0 E: 0 K: 0 S: 4	H: 1 LOB: 2 BB: 1 P: 8	1B: 7 2B: 1 3B: 0 HR: 0	SF: 1 SAC: 0 DP: 1 HBP: 0	WP: 0 PB: 0 SB: 0 CS: 0	PA: 34
PITCHER	IP WLS BF H R ER SO BB IBB HBP BLK WP HR S P ERA WHIP																							
Bill Parsons, R (1, 1) ERA: 4.21	8.2 W 33 8 2 2 7 1 0 0 0 0 0 0 46 50 2.08 1.038																							
Ken Sanders, R (9, 1) ERA: 1.77	0.1 S 1 0 0 0 0 0 0 0 0 0 0 0 0 1 1 0.00 0.000																							



Batter	1	2	3	4	5	6	7	8	9	AB	R	H	RBI	BB	SO	LOB
Rick Auerbach, R OBP: 0.189, SLG: 0.207 (1, 6)	0-3 K	0-0 CS 2-3 1B		0-0 F8			0-0 2B 1B			4	1	2	0	0	1	0
Bob Heise, R OBP: 0.308, SLG: 0.292 (1, 4)	4-0 1B BB	0-0 1-3			0-0 F8		0-0 B2			3	1	0	0	1	0	3
Tommy Reynolds, R OBP: 0.263, SLG: 0.333 John Briggs, L OBP: 0.308, SLG: 0.269 (5, PH) (6, 7)	0-0 1-3 1B		0-3 K		0-3 K		0-0 1-H 2B			2	1	1	0	0	1	0
George Scott, R OBP: 0.200, SLG: 0.261 (1, 3)	0-3 K		0-3 K		0-3 K		0-0 6-3			4	0	0	0	0	3	3
Billy Conigliaro, R OBP: 0.205, SLG: 0.346 (1, 9)	0-0 2-H 3-H 1B		4-0 2B BB		0-3 K		0-0 L6			3	1	1	2	1	1	1
Mike Ferraro, R OBP: 0.300, SLG: 0.500 (1, 5)	0-0 1-2 1B		0-0 1-H 2B		0-0 CS WP 1B		0-0 F5			4	0	3	1	0	0	0
Dave May, L OBP: 0.200, SLG: 0.236 (1, 8)	0-0 F7		0-0 F8		4-0 CS IBB		0-0 F4			3	0	0	0	1	0	3
Elie Rodriguez, R OBP: 0.304, SLG: 0.286 (1, 2)		0-0 1B CS 2B		0-0 1-3		4-0 1-2 2-3 IBB		0-0 F7		3	0	1	0	1	0	0
Bill Parsons, R OBP: 0.308, SLG: 0.250 Ken Sanders, R (9, 1)		0-3 K		0-3 K		0-3 K				3	0	0	0	0	3	3
										0	0	0	0	0	0	0

Inning Stats	R: 2	H: 3	E: 0	K: 2	S: 10	LOB: 2	BB: 1	P: 14	R: 0	H: 2	E: 0	K: 1	S: 6	LOB: 1	BB: 0	P: 6	R: 1	H: 1	E: 0	K: 2	S: 8	LOB: 1	BB: 1	P: 12	R: 0	H: 0	E: 0	K: 1	S: 5	LOB: 0	BB: 0	P: 5	R: 0	H: 0	E: 0	K: 2	S: 7	LOB: 2	BB: 2	P: 15	R: 1	H: 2	E: 0	K: 0	S: 5	LOB: 1	BB: 0	P: 5	R: 0	H: 0	E: 0	K: 0	S: 3	LOB: 0	BB: 0	P: 3
PITCHER	IP	WLS	BF	H	R	ER	SO	BB	IBB	HBP	BLK	WP	HR	S	P	ERA	WHIP																																							
Dave McNally, L ERA: 1.93 (1, 1)	4.0	L	19	6	3	3	6	2	0	0	0	0	0	29	37	6.75	2.000																																							
Roric Harrison, R ERA: 2.45 (5, 1)	3.0		13	3	1	1	4	0	2	0	0	1	0	19	27	3.00	1.000																																							
Eddie Watt, R ERA: 3.86 (8, 1)	1.0		3	0	0	0	0	0	0	0	0	0	0	3	3	0.00	0.000																																							

BOTTOM


Baltimore Orioles @ Milwaukee Brewers
Milwaukee County Stadium, Milwaukee, WI

Fri May 19 1972, 8:05 PM EDT
Att. 10,073 - Unknown

AB 31
R 4
H 9
RBI 4
BB 4
SO 10
LOB 13

1B: 6 SF: 0
2B: 3 SAC: 0
3B: 0 DP: 0
HR: 0 HBP: 0

WP: 1 PA: 35
PB: 0
SB: 0
CS: 4



PITCHER	IP	WLS	BF	H	R	ER	SO	BB	IBB	HBP	BLK	WP	HR	S	P	ERA	WHIP
Dave McNally, L ERA: 1.93 (1, 1)	4.0	L	19	6	3	3	6	2	0	0	0	0	0	29	37	6.75	2.000
Roric Harrison, R ERA: 2.45 (5, 1)	3.0		13	3	1	1	4	0	2	0	0	1	0	19	27	3.00	1.000
Eddie Watt, R ERA: 3.86 (8, 1)	1.0		3	0	0	0	0	0	0	0	0	0	0	3	3	0.00	0.000

Batter	1	2	3	4	5	6	7	8	9	AB R H RBI BB SO LOB	TOP											
Don Buford, S (1, 7) OBP: 0.374, SLG: 0.311	0-0 4-3		0-0 F3		0-0 F6		0-0 F7		4-0 S BB	4 0 0 0 1 0 1												
Mark Belanger, R (1, 6) OBP: 0.212, SLG: 0.263	0-0 1-3		0-0 F3			4-0 E HR BB	0-0 5-3		0-0 F9	4 1 0 0 1 0 2												
Boog Powell, L (1, 3) Grant Jackson, S (8, 1) OBP: 0.292, SLG: 0.354	0-0 4-3			0-0 F8		0-0 E3 1-2 HR		0-0 F7	0-3 K	4 1 0 0 0 0 1 1 0 0 0 0 1 1												
Brooks Robinson, R (1, 5) OBP: 0.343, SLG: 0.360		0-0 F9		0-0 1B SF9 1B		0-0 B1		0-0 2B 1B	0-3 K	5 2 2 0 0 1 3												
Terry Crowley, L (1, 9) OBP: 0.474, SLG: 0.895		0-0 F8		0-0 FC6-4 1B		0-0 1-H 2-H HR		0-0 1B 2B		4 2 3 4 0 0 0												
Paul Blair, R (1, 8) OBP: 0.314, SLG: 0.388		0-0 3B		0-0 SF9		0-0 F8		0-0 BB 1B		3 0 2 2 0 0 0												
Davey Johnson, R (1, 4) OBP: 0.320, SLG: 0.349		0-3 K		0-0 FC6-4		0-0 1B		4-0 1-2 BB		3 0 1 0 1 1 2												
Andy Etchebarren, R (1, 2) OBP: 0.222, SLG: 0.224			0-0 5-3 1B		0-3 K	0-0 F8		0-3 K		4 0 1 0 0 2 3												
Jim Palmer, R (1, 1) Merv Rettenmund, R (8, PH) OBP: 0.278, SLG: 0.353			0-0 5-3		0-3 K		0-0 4-3	0-3 K		3 0 0 0 0 1 1 1 0 0 0 0 1 2												
			1-2																			
Inning Stats	R: 0 E: 0 K: 0 S: 3	H: 0 LOB: 0 BB: 0 P: 3	R: 0 E: 0 K: 1 S: 6	H: 1 LOB: 1 BB: 0 P: 6	R: 0 E: 0 K: 0 S: 4	H: 1 LOB: 1 BB: 0 P: 4	R: 1 E: 0 K: 0 S: 5	H: 2 LOB: 1 BB: 0 P: 5	R: 0 E: 0 K: 2 S: 7	H: 0 LOB: 0 BB: 0 P: 7	R: 3 E: 1 K: 0 S: 6	H: 2 LOB: 1 BB: 1 P: 10	R: 0 E: 0 K: 0 S: 3	H: 0 LOB: 0 BB: 0 P: 3	R: 2 E: 0 K: 2 S: 10	H: 3 LOB: 2 BB: 1 P: 14	R: 0 E: 0 K: 2 S: 7	H: 0 LOB: 1 BB: 1 P: 11	1B: 6 2B: 1 3B: 1 HR: 1	SF: 1 SAC: 0 DP: 0 HBP: 0	WP: 0 PB: 0 SB: 1 CS: 0	PA: 40
PITCHER	IP WLS BF H R ER SO BB IBB HBP BLK WP HR S P ERA WHIP																					
Skip Lockwood, R (1, 1) ERA: 3.68	6.0 L 26 6 4 3 3 1 0 0 0 0 0 1 31 35 4.50 1.167																					
Frank Linzy, R (7, 1) ERA: 2.45	1.1 8 3 2 2 0 1 0 0 0 0 0 0 7 11 13.50 3.000																					
Jim Colborn, R (8, 1) ERA: 1.8	1.2 6 0 0 0 0 4 1 0 0 0 0 0 0 13 17 0.00 0.600																					

Baltimore Orioles @ Milwaukee Brewers
Milwaukee County Stadium, Milwaukee, WI

Sat May 20 1972, 4:33 AM EDT
Att. 8,362 - Unknown

livebaseballscorecards.com

AB 36
R 6
H 9
RBI 6
BB 3
SO 7
LOB 16



Batter	1	2	3	4	5	6	7	8	9	AB	R	H	RBI	BB	SO	LOB
Dave May, L (1, 8) OBP: 0.194, SLG: 0.228 Curt Motton, R (8, PH) OBP: 0.167, SLG: 0.667 (9, 7)	0-0 4-3 ①			0-0 6-3 ①		0-0 FC5-4 ②		0-3 K ③		3	0	0	0	0	0	1
Bob Heise, R (1, 4) OBP: 0.321, SLG: 0.308	0-0 1B ②			0-0 5-3 ②		0-0 F8 ③			0-0 BB 1B ①	4	0	2	0	0	0	1
John Briggs, L (1, 7) OBP: 0.305, SLG: 0.257 (9, 8)	0-0 6-3 ③			0-0 1-3 ③			4-0 BB ①		0-3 K ①	3	0	0	0	1	1	1
George Scott, R (1, 3)		0-0 4-3 ①			0-0 2B ①		0-3 K ②		0-0 F4 ②	4	0	1	0	0	1	2
Billy Conigliaro, R (1, 9) OBP: 0.198, SLG: 0.333 Jim Colborn, R (8, 1) OBP: 0.333, SLG: 1.000 Ron Theobald, R (9, PH) OBP: 0.339, SLG: 0.209		0-0 5-3 ②			0-3 K ①		0-3 K ②		4-0 BB 1-2 BB ①	3	0	0	0	0	2	2
Mike Ferraro, R (1, 5) OBP: 0.265, SLG: 0.441		0-0 F9 ③			0-0 F3 ②		0-0 F7 ③		0-0 4-3 ③	4	0	0	0	0	0	4
Darrell Porter, L (1, 2) OBP: 0.203, SLG: 0.204 Elie Rodriguez, R (8, PH) OBP: 0.333, SLG: 0.364 (9, 2)			0-0 G3 ①		0-3 K ③			0-0 1B 2B ①		2	0	0	0	0	1	1
Rick Auerbach, R (1, 6) OBP: 0.183, SLG: 0.200			0-0 F4 ②			0-0 F8 ①		0-0 F8 ①		3	0	0	0	0	0	1
Skip Lockwood, R (1, 1) Bill Voss, L (6, PH) OBP: 0.286, SLG: 0.222 Frank Linzy, R (7, 1) Brock Davis, L (8, 9) Tommie Reynolds, R (8, PH) OBP: 0.300, SLG: 0.368 (9, 9)			0-3 K ③			4-0 FC5-4 BB ①		0-0 2-H 1B ②		1	0	0	0	0	1	0

Inning Stats	R: 0	H: 1	E: 0	LOB: 0	K: 0	BB: 0	S: 3	P: 3	R: 0	H: 0	E: 0	LOB: 0	K: 1	BB: 0	S: 5	P: 5	R: 0	H: 0	E: 0	LOB: 0	K: 0	BB: 0	S: 3	P: 3	R: 0	H: 1	E: 0	LOB: 1	K: 2	BB: 0	S: 8	P: 8	R: 0	H: 0	E: 0	LOB: 1	K: 0	BB: 1	S: 3	P: 7	R: 0	H: 0	E: 0	LOB: 1	K: 2	BB: 1	S: 7	P: 11	R: 0	H: 2	E: 0	LOB: 1	K: 1	BB: 0	S: 6	P: 6	R: 0	H: 1	E: 0	LOB: 2	K: 1	BB: 1	S: 6	P: 10	1B: 3	SF: 0	2B: 2	SAC: 0	3B: 0	DP: 0	HR: 0	HBP: 0	WP: 0	PA: 33
--------------	------	------	------	--------	------	-------	------	------	------	------	------	--------	------	-------	------	------	------	------	------	--------	------	-------	------	------	------	------	------	--------	------	-------	------	------	------	------	------	--------	------	-------	------	------	------	------	------	--------	------	-------	------	-------	------	------	------	--------	------	-------	------	------	------	------	------	--------	------	-------	------	-------	-------	-------	-------	--------	-------	-------	-------	--------	-------	--------

PITCHER	IP	WLS	BF	H	R	ER	SO	BB	IBB	HBP	BLK	WP	HR	S	P	ERA	WHIP
Jim Palmer, R (1, 1) ERA: 2.49	7.0	W	24	2	0	0	5	2	0	0	0	0	0	32	40	0.00	0.571
Grant Jackson, L (8, 1) ERA: 8.44	2.0	S	9	3	0	0	2	1	0	0	0	0	0	12	16	0.00	2.000

BOTTOM

Baltimore Orioles @ Milwaukee Brewers
Milwaukee County Stadium, Milwaukee, WI

Sat May 20 1972, 4:33 AM EDT
Att. 8,362 - Unknown

AB	30
R	0
H	5
RBI	0
BB	3
SO	7
LOB	14



PITCHER	IP	WLS	BF	H	R	ER	SO	BB	IBB	HBP	BLK	WP	HR	S	P	ERA	WHIP
---------	----	-----	----	---	---	----	----	----	-----	-----	-----	----	----	---	---	-----	------

Batter	1	2	3	4	5	6	7	8	9	AB R H RBI BB SO LOB
Don Buford, S (1, 7) OBP: 0.366, SLG: 0.298	0-0 F7		0-0 E6 HR		4-0 FC5-4 BB		0-0 F8		0-0 F3	4 1 0 0 1 0 1
Merv Rettenmund, R (1, 9) OBP: 0.352, SLG: 0.373	0-3 K		0-0 HR		4-0 FC5-4 BB		4-0 CS BB			2 1 1 3 2 1 0
Paul Blair, R (1, 8) OBP: 0.303, SLG: 0.373	0-3 K		0-0 F7		0-0 FC5-4		0-0 CS	0-0 F9		4 0 0 0 0 1 2
Don Baylor, R (1, 3) OBP: 0.469, SLG: 0.793		0-0 F9	0-0 2B			0-0 HR		0-0 HR		4 2 3 2 0 0 0
Boog Powell, L (8, 3) OBP: 0.292, SLG: 0.354										0 0 0 0 0 0 0
Brooks Robinson, R (1, 5) OBP: 0.330, SLG: 0.346		0-0 5-3	0-3 K			0-0 6-3		0-0 E6 1B		4 0 0 0 0 1 1
Davey Johnson, R (1, 4) OBP: 0.337, SLG: 0.360		0-0 1B		0-0 F8		1-0 FC5-4 HBP		0-0 G6-4-3 1B		3 0 2 0 0 0 0
Andy Etchebarren, R (1, 2) OBP: 0.209, SLG: 0.210		0-0 3-1		0-0 F8		0-3 K		0-0 G6-4-3		4 0 0 0 0 1 4
Mark Belanger, R (1, 6) OBP: 0.202, SLG: 0.250			0-0 F3	0-0 5-3		0-0 FC5-4		0-0 F7		4 0 0 0 0 0 1
Pat Dobson, R (1, 1) OBP: 0.235, SLG: 0.250			4-0 HR BB		0-0 1-3		0-0 5-3	0-3 K		3 1 0 0 1 1 0

Inning Stats	R: 0 E: 0 K: 2 S: 7	H: 0 LOB: 0 BB: 0 P: 7	R: 0 E: 0 K: 0 S: 4	H: 1 LOB: 1 BB: 0 P: 4	R: 3 E: 1 K: 1 S: 8	H: 2 LOB: 1 BB: 1 P: 12	R: 0 E: 0 K: 0 S: 3	H: 0 LOB: 0 BB: 0 P: 3	R: 0 E: 0 K: 0 S: 2	H: 0 LOB: 1 BB: 2 P: 10	R: 1 E: 0 K: 1 S: 6	H: 1 LOB: 1 BB: 0 P: 7	R: 0 E: 0 K: 0 S: 2	H: 0 LOB: 0 BB: 1 P: 6	R: 1 E: 1 K: 0 S: 5	H: 2 LOB: 1 BB: 0 P: 5	R: 0 E: 0 K: 1 S: 5	H: 0 LOB: 0 BB: 0 P: 5	1B: 2 2B: 1 3B: 0 HR: 3	SF: 0 SAC: 0 DP: 2 HBP: 1	WP: 0 PB: 0 SB: 0 CS: 1	PA: 38
--------------	------------------------------	---------------------------------	------------------------------	---------------------------------	------------------------------	----------------------------------	------------------------------	---------------------------------	------------------------------	----------------------------------	------------------------------	---------------------------------	------------------------------	---------------------------------	------------------------------	---------------------------------	------------------------------	---------------------------------	----------------------------------	------------------------------------	----------------------------------	--------

PITCHER	IP	WLS	BF	H	R	ER	SO	BB	IBB	HBP	BLK	WP	HR	S	P	ERA	WHIP
Ken Brett, L (1, 1) ERA: 3.09	8.0	L	34	6	5	4	4	4	0	1	0	0	3	37	54	4.50	1.250
Jim Colborn, R (9, 1) ERA: 1.71	1.0		3	0	0	0	1	0	0	0	0	0	0	5	5	0.00	0.000

TOP

Baltimore Orioles @ Milwaukee Brewers
Milwaukee County Stadium, Milwaukee, WI

Sun May 21 1972, 4:33 AM EDT
Att: 21,897 - Unknown

AB	32
R	5
H	6
RBI	5
BB	4
SO	5
LOB	9



Batter	1	2	3	4	5	6	7	8	9	AB	R	H	RBI	BB	SO	LOB
Brock Davis, L (1, 8) OBP: 0.308, SLG: 0.280	0-0 F8		0-0 E5			0-0 1-3		0-0 4-3		4	0	0	0	0	0	2
Bob Heise, R (1, 4) OBP: 0.317, SLG: 0.304	0-0 6-3		0-0 F8			0-3 K			0-0 G6-4-3 1B	4	0	1	0	0	1	2
George Scott, R (1, 3) OBP: 0.194, SLG: 0.260	0-0 F4		0-0 L4			0-3 K			0-0 G6-4-3 1-2f	4	0	0	0	0	1	3
John Briggs, L (1, 7) OBP: 0.326, SLG: 0.274		0-0 G6-4-3 1B		4-0 BB			0-0 4-3		0-0 1B	3	0	2	0	1	0	0
Bill Voss, L (1, 9) OBP: 0.240, SLG: 0.182		0-0 G6-4-3 1-2f		0-0 G4-6-3 1-2f		0-3 K		0-0 F8		4	0	0	0	0	1	3
Mike Ferraro, R (1, 5) OBP: 0.270, SLG: 0.417		4-0 BB		0-0 6-3			0-0 F9			2	0	0	0	1	0	0
Darrell Porter, L (1, 2) OBP: 0.210, SLG: 0.196		0-3 K			0-0 3-1			4-0 FC5-4 BB		2	0	0	0	1	1	1
Rick Auerbach, R (1, 6) OBP: 0.188, SLG: 0.204			0-0 4-3 1B		0-3 K			0-0 FC5-4 FC3-6 1-2f		3	0	1	0	0	1	1
Ken Brett, L (1, 1) OBP: 0.250, SLG: 0.313			0-0 4-3		0-0 F5			0-0 FC3-6 1-2f		2	0	0	0	0	0	1
Joe Lahoud, L (8, PH) OBP: 0.269, SLG: 0.295										1	0	0	0	0	0	1
Jim Colborn, R (9, 1) OBP: 0.333, SLG: 1.000										0	0	0	0	0	0	0

Inning Stats	R: 0	H: 0	R: 0	H: 1	R: 0	H: 1	R: 0	H: 0	R: 0	H: 0	R: 0	H: 0	R: 0	H: 2	R: 0	H: 2	1B: 4	SF: 0	WP: 0	PA: 32	
	E: 0	LOB: 0	E: 0	LOB: 1	E: 1	LOB: 2	E: 0	LOB: 0	E: 0	LOB: 0	E: 0	LOB: 0	E: 0	LOB: 1	E: 0	LOB: 1	2B: 0	SAC: 0	PB: 0		
	K: 0	BB: 0	K: 1	BB: 1	K: 0	BB: 0	K: 0	BB: 1	K: 2	BB: 0	K: 1	BB: 0	K: 0	BB: 0	K: 0	BB: 0	3B: 0	DP: 3	SB: 0		
	S: 3	P: 3	S: 5	P: 9	S: 5	P: 5	S: 2	P: 6	S: 5	P: 7	S: 5	P: 5	S: 3	P: 7	S: 4	P: 4	HR: 0	HBP: 0	CS: 0		
PITCHER Pat Dobson, R (1, 1) ERA: 2.86	IP: 9.0	WLS: W	BF: 32	H: 4	R: 0	ER: 0	SO: 5	BB: 3	IBB: 0	HBP: 0	BLK: 0	WP: 0	HR: 0	S: 39	P: 51	ERA: 0.00	WHIP: 0.778				
PITCHER	IP	WLS	BF	H	R	ER	SO	BB	IBB	HBP	BLK	WP	HR	S	P	ERA	WHIP				


BOTTOM

Baltimore Orioles @ Milwaukee Brewers
Milwaukee County Stadium, Milwaukee, WI

Sun May 21 1972, 4:33 AM EDT
Att. 21,897 - Unknown

livebaseballscorecards.com

AB	29
R	0
H	4
RBI	0
BB	3
SO	5
LOB	14



Batter	1	2	3	4	5	6	7	8	9	10	AB R H RBI BB SO LOB	TOP												
Don Buford, S (1, 7) <small>B</small> <small>OBP: 0.371, SLG: 0.292</small> Paul Blair, R (7, 8) <small>B</small> <small>OBP: 0.300, SLG: 0.369</small>	4-0 S BB		x 0-0 F5		x 0-0 F9		x 0-0 BB BB BB BB		x 0-0 F3		2 0 0 0 2 0 0 1 0 0 0 0 0 0	Baltimore Orioles @ Boston Red Sox Fenway Park, Boston, MA Tue May 23 1972, 7:05 PM EDT Att. 14,552 - Unknown												
Mery Rettenmund, R (1, 8) <small>x</small> <small>OBP: 0.337, SLG: 0.354</small> Roric Harrison, R (7, 1) Eddie Watt, R (8, 1) Doyle Alexander, R (9, 1)	0-0 F3		x 0-0 6-3		x 0-0 6-3	x 0-0 6-3	x 0-0 4-3		x 0-0 F3		4 0 0 0 0 0 2 0 0 0 0 0 0 0 1 0 0 0 0 0 0 0 0 0 0 0 0 0													
Boog Powell, L (1, 3) <small>S</small> <small>OBP: 0.277, SLG: 0.333</small>	0-3 K		x 0-0 4-3		x 0-0 4-3	x 0-0 F7		x 0-0 F7	x 0-0 F2		5 0 0 0 0 1 1													
Brooks Robinson, R (1, 5) <small>x</small> <small>OBP: 0.333, SLG: 0.343</small> Bobby Grich, R (10, PR) (10, 5) <small>OBP: 0.296, SLG: 0.292</small>	0-0 5-3			x 0-0 FC5-4 1B		x 0-0 5-3		x 0-0 5-3		x 0-0 FC5-4 SH1-4 BB	4 0 1 0 1 0 1 0 0 0 0 0 0 0													
Terry Crowley, L (1, 9) <small>OBP: 0.478, SLG: 1.000</small>		x 0-0 F7		x 0-0 FC5-4 FC6-4 1-2f		x 0-0 F8 SF8 2B		x 0-0 HR		x 0-0 SH1-4 1-2	4 2 2 1 0 0 1													
Davey Johnson, R (1, 4) <small>OBP: 0.340, SLG: 0.348</small>		B BB B 4-0 HBP BB		S S S 0-3 K		x 0-0 F8 2-3		x 0-0 BB E BB		x 0-0 FC5-4 2-3	3 1 0 0 2 1 4													
Andy Etchebarren, R (1, 2) <small>OBP: 0.203, SLG: 0.203</small> Elrod Hendricks, L (7, PH) (7, 2) <small>OBP: 0.167, SLG: 0.100</small>		S S S 0-3 K		x 0-0 FC6-4 1-2f		x 0-0 SF8 3-H		x 0-0 E 1-2 BB		x 0-0 F9	2 0 0 0 0 1 2 1 0 0 1 1 0 1													
Mark Belanger, R (1, 6) <small>OBP: 0.215, SLG: 0.244</small>		H 1-0 HBP		S S S 0-3 K		S S S 0-3 K		x 0-0 HR BB		x 0-0 E4 1-3 2-H	2 1 0 0 1 1 1													
Dave McNally, R (1, 1) <small>OBP: 0.150, SLG: 0.158</small> Don Baylor, R (7, PH) (7, 7) <small>OBP: 0.471, SLG: 0.871</small>		S S S 0-3 K		S S S 0-3 K		x 0-0 HR 1-H		x 0-3 K			2 0 0 0 0 2 2 2 1 1 2 0 1 2													
Inning Stats	R: 0 E: 0 K: 1 S: 5	H: 0 LOB: 1 BB: 1 P: 9	R: 0 E: 0 K: 2 S: 7	H: 0 LOB: 2 BB: 1 P: 12	R: 0 E: 0 K: 0 S: 3	H: 0 LOB: 0 BB: 0 P: 3	R: 0 E: 0 K: 1 S: 6	H: 1 LOB: 1 BB: 0 P: 6	R: 0 E: 0 K: 2 S: 7	H: 0 LOB: 0 BB: 0 P: 7	R: 0 E: 0 K: 0 S: 3		H: 0 LOB: 0 BB: 0 P: 3	R: 3 E: 0 K: 0 S: 5	H: 2 LOB: 1 BB: 2 P: 13	R: 2 E: 1 K: 1 S: 7	H: 1 LOB: 2 BB: 2 P: 15	R: 0 E: 0 K: 0 S: 3	H: 0 LOB: 0 BB: 0 P: 3	R: 0 E: 0 K: 0 S: 3	H: 0 LOB: 1 BB: 1 P: 7	1B: 1 2B: 1 3B: 0 HR: 2	SF: 1 SAC: 1 DP: 0 HBP: 1	WP: 0 PB: 0 SB: 1 CS: 0
PITCHER	IP WLS BF H R ER SO BB IBB HBP BLK WP HR S P ERA WHIP																							
Sonny Siebert, R (1, 1) <small>ERA: 4.2</small>	6.2		28	3	3	3	6	4	0	0	0	0	0	1	35	52	4.05	1.050						
Ken Tatum, R (7, 1) <small>ERA: 2.7</small>	1.0		6	1	2	1	0	2	0	0	0	0	0	1	4	12	9.00	3.000						
Bobby Bolin, R (8, 1) <small>ERA: 4.22</small>	1.1		5	0	0	0	1	0	0	0	0	0	0	0	7	7	0.00	0.000						
Bill Lee, L (10, 1) <small>ERA: 2.84</small>	1.0	W	4	0	0	0	0	1	0	0	0	0	0	0	3	7	0.00	1.000						

livebaseballscorecards.com

AB 33
R 5
H 4
RBI 4
BB 7
SO 7
LOB 17



BOTTOM

Baltimore Orioles @ Boston Red Sox

Fenway Park, Boston, MA

Tue May 23 1972, 7:05 PM EDT
Att: 14,552 - Unknown

livebaseballscorecards.com

AB	35
R	6
H	11
RBI	6
BB	4
SO	7
LOB	20



WP:	0	PA:	41
PB:	0		
SB:	0		
CS:	1		

Batter	1	2	3	4	5	6	7	8	9	10	AB	R	H	RBI	BB	SO	LOB
Tommy Harper, R (1, 8) OBP: 0.358, SLG: 0.458	0-0 HR		0-0 1B FC6-4 1B		4-0 BB FC4-6 BB		0-0 F9		0-0 L7		4	2	2	1	1	0	1
Luis Aparicio, R (1, 6) OBP: 0.292, SLG: 0.345	0-0 5-3		0-0 1B FC6-4 1-3		0-0 1-2f FC4-6 HR			0-0 BB 1B	0-0 FC6-4		5	1	2	0	0	0	2
Reggie Smith, S (1, 9) OBP: 0.347, SLG: 0.402	0-3 K		0-0 FC6-4 CS 1-2f 3-H		0-0 1-H HR			4-0 1-2 BB		4-0 SH3-4 BB	3	2	1	3	2	1	1
Duane Josephson, R (1, 3) OBP: 0.375, SLG: 0.462	0-3 K		0-3 K 1-2		0-3 K			0-0 B1		0-0 SH3-4 1-2	4	0	0	0	0	3	3
Rico Petrocelli, R (1, 5) OBP: 0.294, SLG: 0.267		0-0 FC4-6 1B		0-0 5-3		0-0 F7		0-0 F8		0-0 2-H 1B	5	0	2	1	0	0	2
Phil Gagliano, R (1, 7) OBP: 0.417, SLG: 0.300		0-0 FC4-6 1B		4-0 BB BB		0-0 G6-3 1B		0-0 F4			2	0	2	0	1	0	0
Rick Miller, L (6, PR) OBP: 0.200, SLG: 0.464		1-2 1B		0-0 BB		0-0 G6-3 1B		0-0 F4			1	0	0	0	0	0	2
Doug Griffin, R (1, 4) OBP: 0.333, SLG: 0.262		0-3 K		0-0 F2		0-0 G6-3 1-2f			0-0 SH3-4 1B		4	1	1	0	0	1	4
Carlton Fisk, R (1, 2) OBP: 0.322, SLG: 0.426		0-0 FC4-6		0-0 F6			0-0 F6		0-0 SH3-4		3	0	0	0	0	0	3
Sonny Siebert, R (1, 1) OBP: 0.263, SLG: 0.368		0-3 K			0-3 K		0-0 F9		0-0 FC6-4 1B		2	0	0	0	0	2	2
Ken Tatum, R (7, 1)											1	0	0	0	0	0	0
Bobby Bolin, R (8, 1)											0	0	0	0	0	0	0
Ben Oglivie, L (9, PH) OBP: 0.276, SLG: 0.407											1	0	1	1	0	0	0
Bill Lee, L (10, 1)											0	0	0	0	0	0	0

Inning Stats	R: 1	H: 1	E: 0	K: 2	S: 8	WLS	BF	H	R	ER	SO	BB	IBB	HBP	BLK	WP	HR	S	P	ERA	WHIP
	0	0	0	0	0		25	7	4	4	7	2	0	0	0	0	2	37	45	6.00	1.500
Inning Stats	R: 0	H: 2	E: 0	K: 2	S: 9	WLS	BF	H	R	ER	SO	BB	IBB	HBP	BLK	WP	HR	S	P	ERA	WHIP
	0	2	0	0	9		25	7	4	4	7	2	0	0	0	0	0	4	8	0.00	2.000
Inning Stats	R: 1	H: 2	E: 0	K: 1	S: 6	WLS	BF	H	R	ER	SO	BB	IBB	HBP	BLK	WP	HR	S	P	ERA	WHIP
	0	2	0	1	6		25	7	4	4	7	2	0	0	0	0	0	6	6	6.75	1.500
Inning Stats	R: 2	H: 1	E: 0	K: 2	S: 8	WLS	BF	H	R	ER	SO	BB	IBB	HBP	BLK	WP	HR	S	P	ERA	WHIP
	1	1	0	1	12		25	7	4	4	7	2	0	0	0	0	0	4	8	9.00	2.000
Inning Stats	R: 0	H: 1	E: 0	K: 0	S: 3	WLS	BF	H	R	ER	SO	BB	IBB	HBP	BLK	WP	HR	S	P	ERA	WHIP
	1	0	0	0	3		25	7	4	4	7	2	0	0	0	0	0	4	8	9.00	2.000
Inning Stats	R: 0	H: 1	E: 0	K: 0	S: 3	WLS	BF	H	R	ER	SO	BB	IBB	HBP	BLK	WP	HR	S	P	ERA	WHIP
	1	0	0	0	3		25	7	4	4	7	2	0	0	0	0	0	4	8	9.00	2.000

PITCHER	IP	WLS	BF	H	R	ER	SO	BB	IBB	HBP	BLK	WP	HR	S	P	ERA	WHIP
Dave McNally, L (1, 1) ERA: 2.35	6.0		25	7	4	4	7	2	0	0	0	0	2	37	45	6.00	1.500
Roric Harrison, R (7, 1) ERA: 2.25	1.0		5	1	0	0	0	1	0	0	0	0	0	4	8	0.00	2.000
Eddie Watt, R (8, 1) ERA: 4.32	1.1		6	2	1	1	0	0	0	0	0	0	0	6	6	6.75	1.500
Doyle Alexander, R (9, 1) ERA: 1.2	1.0	L	5	1	1	1	0	1	0	0	0	0	0	4	8	9.00	2.000

Batter	1	2	3	4	5	6	7	8	9	AB R H RBI BB SO LOB	TOP		
Don Buford, S (1, 7) OBP: 0.355, SLG: 0.277 Merv Rettenmund, R (8, 9) OBP: 0.337, SLG: 0.354	0-3 K		0-0 F4		0-0 F4		0-0 4-3	0-3 K		5 0 0 0 0 2 6 0 0 0 0 0 0 0			
Mark Belanger, R (1, 6) OBP: 0.224, SLG: 0.267	4-0 4-1 BB		0-0 3B		0-0 6-3		0-0 6-3	0-0 F9	0-3 K	4 0 1 0 1 1 0			
Terry Crowley, L (1, 3) OBP: 0.429, SLG: 0.857	0-0 4-1 1-2		0-0 F4		0-0 L4		0-0 L4	0-0 2B E 1B	0-3 K	5 1 1 0 0 1 2			
Don Baylor, R (1, 9) OBP: 0.462, SLG: 0.829 (8, 7)	4-0 BB			0-3 K	0-3 K		0-3 K	0-0 1-3 E BB 2B	0-3 K	4 1 1 0 1 3 0			
Bobby Grich, R (1, 4) OBP: 0.290, SLG: 0.259	0-3 K			0-0 6-3			0-3 K	4-0 BB E 1B BB		3 1 0 0 1 2 2			
Paul Blair, R (1, 8) OBP: 0.269, SLG: 0.355		0-3 K		0-3 K			0-0 E3 BB 1B	0-0 FC5 BB 1B		4 1 0 1 0 2 2			
Brooks Robinson, R (1, 5) OBP: 0.339, SLG: 0.342		0-0 5-3			0-0 F6		0-0 BB 1B	4-0 FC1-5 1B BB		3 0 1 1 1 0 0			
Elrod Hendricks, L (1, 2) OBP: 0.222, SLG: 0.136 Andy Etchebarren, R (8, PH) OBP: 0.214, SLG: 0.215 (8, 2)		0-0 G3			0-0 SH5-4 1B		4-0 BB 1B	0-0 FC1-5 1B		2 0 1 0 1 0 0 1 0 1 2 0 0 0			
Jim Palmer, R (1, 1) OBP: 0.263, SLG: 0.333 Boog Powell, L (7, PH) OBP: 0.275, SLG: 0.329 Doyle Alexander, R (7, 1)			0-3 K		0-0 SH5-4 1-2		0-3 K	0-0 FC1-5 1-2 2-H 3-H		1 0 0 0 0 1 0 1 0 0 0 0 1 3 1 0 0 0 0 0 2			
Inning Stats	R: 0 H: 0 E: 0 LOB: 2 K: 2 BB: 2 S: 7 P: 15	R: 0 H: 0 E: 0 LOB: 0 K: 1 BB: 0 S: 5 P: 5	R: 0 H: 1 E: 0 LOB: 1 K: 1 BB: 0 S: 6 P: 6	R: 0 H: 0 E: 0 LOB: 0 K: 2 BB: 0 S: 7 P: 7	R: 0 H: 1 E: 0 LOB: 1 K: 0 BB: 0 S: 4 P: 4	R: 0 H: 0 E: 0 LOB: 0 K: 1 BB: 0 S: 5 P: 5	R: 0 H: 1 E: 1 LOB: 3 K: 2 BB: 1 S: 9 P: 13	R: 4 H: 3 E: 1 LOB: 2 K: 3 BB: 2 S: 9 P: 17	R: 0 H: 0 E: 0 LOB: 0 K: 3 BB: 0 S: 9 P: 9	1B: 4 SF: 0 2B: 1 SAC: 1 3B: 1 DP: 0 HR: 0 HBP: 0	WP: 0 PA: 40 PB: 0 SB: 0 CS: 0		
PITCHER Lew Krausse, R (1, 1) ERA: 4.5 Gary Peters, L (8, 1) ERA: 3.27	IP 7.1 WLS L BF 34 H 5 R 4 ER 3 SO 9 BB 5 IBB 0 HBP 0 BLK 0 WP 0 HR 0 S 47 P 67 ERA 3.68 WHIP 1.364	IP 1.2 WLS L BF 6 H 1 R 0 ER 0 SO 4 BB 0 IBB 0 HBP 0 BLK 0 WP 0 HR 0 S 14 P 14 ERA 0.00 WHIP 0.600	PITCHER										IP WLS BF H R ER SO BB IBB HBP BLK WP HR S P ERA WHIP

Baltimore Orioles @ Boston Red Sox
 Fenway Park, Boston, MA
 Wed May 24 1972, 7:05 PM EDT
 Att. 14,384 - Unknown

livebaseballscorecards.com

AB	34
R	4
H	6
RBI	4
BB	5
SO	13
LOB	17




Batter	1	2	3	4	5	6	7	8	9	AB	R	H	RBI	BB	SO	LOB
Tommy Harper, R OBP: 0.346, SLG: 0.441 (1, 8)	0-0 5-3		0-0 1-3	0-0 1-3			0-0 L5-3			4	0	0	0	0	0	4
Luis Aparicio, R OBP: 0.298, SLG: 0.339 (1, 6)	4-0 BB BB		0-0 1-3		0-0 F2			4-0 G1-6-3 BB		2	0	0	0	2	0	0
Reggie Smith, S OBP: 0.343, SLG: 0.389 (1, 9)	4-0 1-2 BB		0-0 4-3		0-0 F9			0-0 F8		3	0	0	0	1	0	1
Duane Josephson, R OBP: 0.350, SLG: 0.429 (1, 3)	0-0 F9			0-0 E6 1B 1B 1B	0-0 F8			0-0 G1-6-3 1-2f		4	1	0	0	0	0	3
Rico Petrocelli, R OBP: 0.245, SLG: 0.266 (1, 5)	0-0 F9			0-0 1B 1-2 1B 1B		0-0 F8			0-0 F8	4	0	1	0	0	0	2
Ben Oglivie, L OBP: 0.303, SLG: 0.452 (1, 7)		0-0 SH1-3 2B		0-0 1B 1-2 2-3 1B		0-0 F8			0-0 F9	4	0	2	0	0	0	0
Doug Griffin, R OBP: 0.333, SLG: 0.264 (1, 4)		0-0 SH1-3 2-3		0-3 K 1B		0-0 F9			0-0 1B 1B	3	0	1	0	0	1	3
Carlton Fisk, R OBP: 0.333, SLG: 0.431 (1, 2)		0-3 K 1B		0-0 1-2 2-3 3-H 1B			0-0 E7 L5-3		0-0 1-2 1B	4	0	2	1	0	1	1
Lew Krausse, R OBP: 0.167, SLG: 0.250 (1, 1)		0-3 K		0-3 K			0-3 K		0-0 F5	3	0	0	0	0	3	5
Gary Peters, L OBP: 0.222, SLG: 0.222 (8, 1)										1	0	0	0	0	0	2

Inning Stats		R: 0	H: 0	R: 0	H: 1	R: 0	H: 0	R: 1	H: 3	R: 0	H: 0	R: 0	H: 0	R: 0	H: 0	R: 0	H: 2	1B: 5	SF: 0	WP: 0	PA: 36	
		E: 0	LOB: 2	E: 0	LOB: 1	E: 0	LOB: 0	E: 1	LOB: 3	E: 0	LOB: 0	E: 0	LOB: 0	E: 1	LOB: 0	E: 0	LOB: 2	2B: 2	SAC: 1	PB: 0		
		K: 0	BB: 2	K: 2	BB: 0	K: 0	BB: 0	K: 2	BB: 0	K: 0	BB: 0	K: 1	BB: 0	K: 0	BB: 1	K: 0	BB: 0	3B: 0	DP: 2	SB: 0		
		S: 3	P: 11	S: 8	P: 8	S: 3	P: 3	S: 11	P: 11	S: 3	P: 3	S: 5	P: 5	S: 2	P: 6	S: 5	P: 5	HR: 0	HBP: 0	CS: 0		
PITCHER	IP	WLS	BF	H	R	ER	SO	BB	IBB	HBP	BLK	WP	HR	S	P	ERA	WHIP					
Jim Palmer, R ERA: 2.22 (1, 1)	6.0		25	4	1	0	4	2	0	0	0	0	0	31	39	0.00	1.000					
Doyle Alexander, R ERA: 1.0 (7, 1)	3.0	W	11	2	0	0	1	1	0	0	0	0	0	12	16	0.00	1.000					

BOTTOM

Baltimore Orioles @ Boston Red Sox
 Fenway Park, Boston, MA
 Wed May 24 1972, 7:05 PM EDT
 Att. 14,384 - Unknown

AB	32
R	1
H	6
RBI	1
BB	3
SO	5
LOB	21



livebaseballscorecards.com

Batter	1	2	3	4	5	6	7	8	9	AB R H RBI BB SO LOB	TOP	
Don Buford, S (1, 7) OBP: 0.344, SLG: 0.267	0-3 K		0-0 3-1			0-3 K		0-0 F9		4 0 0 0 0 2 0	<p>Baltimore Orioles @ Boston Red Sox Fenway Park, Boston, MA Thu May 25 1972, 7:05 PM EDT Att. 12,291 - Unknown</p>	
Merv Rettenmund, R (1, 8) OBP: 0.333, SLG: 0.361	0-0 5-3		0-0 6-3			0-0 4-3 2B		0-3 K		4 0 1 0 0 1 0		
Terry Crowley, L (1, 3) OBP: 0.406, SLG: 0.781	0-0 4-3			0-0 L3-6 BB 1B		0-0 4-3		0-3 K		4 0 1 0 0 1 1		
Don Baylor, R (1, 9) OBP: 0.488, SLG: 0.892		0-0 HR		4-0 L3-6 BB		0-3 K		1-0 6-3 HBP		2 1 1 1 1 1 1		
Elrod Hendricks, L (1, 2) OBP: 0.194, SLG: 0.115	0-3 K		0-0 L3-6			0-0 G3		0-0 6-3		4 0 0 0 0 1 3		
Bobby Grich, R (1, 4) OBP: 0.343, SLG: 0.310 (7, 6)		0-0 2B		1-2 2-3	1-0 S HBP		4-0 FC6-4 BB		0-0 5-3	2 0 1 0 1 0 1		
Brooks Robinson, R (1, 5) OBP: 0.328, SLG: 0.330		0-0 F8			0-0 F3		0-0 FC6-4 HBP		0-3 K	4 0 0 0 0 1 4		
Mark Belanger, R (1, 6) OBP: 0.220, SLG: 0.261 (7, PH) Davey Johnson, R (7, PH) OBP: 0.346, SLG: 0.348 (7, 4)		0-0 6-3			0-0 F3		1-0 1-2 HBP			2 0 0 0 0 0 2 0 0 0 0 0 0 0		
Pat Dobson, R (1, 1) OBP: 0.211, SLG: 0.222 (7, PH) Boog Powell, L (7, PH) OBP: 0.272, SLG: 0.326 (7, 1) Roric Harrison, R (7, 1)			0-3 K		0-3 K		0-0 F9			2 0 0 0 0 2 1 1 0 0 0 0 0 2 0 0 0 0 0 0 0		
Inning Stats	R: 0 H: 0 E: 0 LOB: 0 K: 1 BB: 0 S: 5 P: 5	R: 1 H: 2 E: 0 LOB: 1 K: 1 BB: 0 S: 7 P: 7	R: 0 H: 0 E: 0 LOB: 0 K: 1 BB: 0 S: 5 P: 5	R: 0 H: 1 E: 0 LOB: 0 K: 0 BB: 1 S: 2 P: 6	R: 0 H: 0 E: 0 LOB: 1 K: 1 BB: 0 S: 5 P: 6	R: 0 H: 1 E: 0 LOB: 1 K: 2 BB: 0 S: 8 P: 8	R: 0 H: 0 E: 0 LOB: 2 K: 0 BB: 1 S: 3 P: 8	R: 0 H: 0 E: 0 LOB: 0 K: 2 BB: 0 S: 7 P: 7	R: 0 H: 0 E: 0 LOB: 1 K: 1 BB: 0 S: 5 P: 6	1B: 1 SF: 0 2B: 2 SAC: 0 3B: 1 DP: 0 HR: 1 HBP: 3	WP: 0 PA: 34 PB: 0 SB: 1 CS: 0	
PITCHER Marty Pattin, R (1, 1) ERA: 5.36	IP WLS BF H R ER SO BB IBB HBP BLK WP HR S P ERA WHIP	9.0 W 34 4 1 1 9 2 0 3 0 0 1 47 58 1.00 0.667										

AB	29
R	1
H	4
RBI	1
BB	2
SO	9
LOB	15



Batter	1	2	3	4	5	6	7	8	9
Tommy Harper, R (1, 8) OBP: 0.351, SLG: 0.452	0-0 E6 G4-6-3 1B		0-0 1B 2B		0-3 K		0-3 K		
Luis Aparicio, R (1, 6) OBP: 0.313, SLG: 0.355	4-0 G4-6-3 BB		0-0 F8 S PB 1B 2-H		0-0 F3		0-0 2B		
Reggie Smith, S (1, 9) OBP: 0.339, SLG: 0.376	0-0 G4-6-3 1-2f 2-3		0-3 K 1-2		0-0 F7		4-0 IBB		
Duane Josephson, R (1, 3) OBP: 0.328, SLG: 0.400	0-0 6-3		0-0 F8 2-3		0-0 F7		0-0 F4		
Rico Petrocelli, R (1, 5) OBP: 0.245, SLG: 0.276		0-0 5-3	0-0 F7 3-H		0-0 1B FC2 2B		0-0 6-3		
Ben Oglivie, L (1, 7) OBP: 0.324, SLG: 0.441		4-0 FC5 1B BB		0-0 F2		0-0 FC2 1B 2-3		0-0 4-3	
Doug Griffin, R (1, 4) OBP: 0.340, SLG: 0.275		0-0 FC5 1B 1-2		0-0 F7		0-0 FC2 1-2		0-0 1B 3-H	
Carlton Fisk, R (1, 2) OBP: 0.313, SLG: 0.403		0-0 FC5 1-2 2-3f		0-0 1-3		0-0 F7		0-0 G1	
Marty Pattin, R (1, 1) OBP: 0.083, SLG: 0.083		0-0 5-3			0-0 1B		0-3 K		

Inning Stats	R: 0	H: 1	E: 1	K: 0	S: 3	R: 0	H: 1	E: 0	K: 0	S: 4	R: 2	H: 2	E: 0	K: 1	S: 7	R: 0	H: 0	E: 0	K: 0	S: 3	R: 0	H: 1	E: 0	K: 1	S: 6	R: 0	H: 2	E: 0	K: 2	S: 8	R: 0	H: 1	E: 0	K: 0	S: 4				
	1	LOB: 1	BB: 1	P: 7		1	LOB: 2	BB: 1	P: 8		2	LOB: 0	BB: 0	P: 7		0	LOB: 0	BB: 0	P: 3		0	LOB: 1	BB: 0	P: 6		2	LOB: 2	BB: 0	P: 5		1	LOB: 2	BB: 1	P: 12		1	LOB: 1	BB: 0	P: 4

PITCHER										PITCHER																									
IP	WLS	BF	H	R	ER	SO	BB	IBB	HBP	BLK	WP	HR	S	P	ERA	WHIP	IP	WLS	BF	H	R	ER	SO	BB	IBB	HBP	BLK	WP	HR	S	P	ERA	WHIP		
Pat Dobson, R (1, 1) ERA: 2.73	6.0	L	26	7	2	1	2	2	0	0	0	0	28	36	1.50	1.500	Roric Harrison, R (7, 1) ERA: 1.93	2.0	9	2	0	0	2	0	1	0	0	0	0	12	16	0.00	1.000		

BOTTOM

Baltimore Orioles @ Boston Red Sox
Fenway Park, Boston, MA
Thu May 25 1972, 7:05 PM EDT
Att. 12,291 - Unknown

livebaseballscorecards.com

AB	32
R	2
H	9
RBI	1
BB	3
SO	4
LOB	19



1B: 6	SF: 0	WP: 0	PA: 35
2B: 3	SAC: 0	PB: 1	
3B: 0	DP: 1	SB: 1	
HR: 0	HBP: 0	CS: 0	

Batter	1	2	3	4	5	6	7	8	9	AB R H RBI BB SO LOB	TOP									
Frank Duffy, R (1, 6) OBP: 0.316, SLG: 0.250	0-0 5-3		0-0 5-3			0-0 1-3		0-0 B3		4 0 0 0 0 0 0										
Tom McCraw, L (1, 8) OBP: 0.404, SLG: 0.440	0-0 F5		0-0 F7			0-0 F4		0-0 B1		4 0 0 0 0 0 0										
Alex Johnson, R (1, 7) OBP: 0.264, SLG: 0.356	0-0 F4				0-3 K	0-0 L4		0-0 F8		4 0 0 0 0 1 0										
Ray Fosse, R (1, 2) OBP: 0.320, SLG: 0.381		0-3 K			0-0 F3		0-0 F9		0-0 2B	4 0 1 0 0 1 0										
Graig Nettles, L (1, 5) OBP: 0.287, SLG: 0.298		0-0 F7			0-0 1B		0-3 K		0-3 K	4 0 1 0 0 2 1										
Roy Foster, R (1, 9) OBP: 0.217, SLG: 0.318		0-0 E6 1B			0-0 F8		0-0 2B			3 0 1 0 0 0 1										
Chris Chambliss, L (1, 3) OBP: 0.222, SLG: 0.353		0-0 1-3 1B			0-0 F8		0-3 K			3 0 1 0 0 1 1										
Eddie Leon, R (1, 4) OBP: 0.253, SLG: 0.239		0-0 F9			0-0 F7		0-0 F8			3 0 0 0 0 0 2										
Milt Wilcox, R (1, 1) OBP: 0.158, SLG: 0.211			0-3 K		0-0 F9			0-0 1-3		2 0 0 0 0 1 0										
Jack Brohamer, L (8, PH) OBP: 0.276, SLG: 0.319										1 0 0 0 0 0 0										
Ray Lamb, R (8, 1)										0 0 0 0 0 0 0										
Inning Stats	R: 0 E: 0 K: 0 S: 3	H: 0 LOB: 0 BB: 0 P: 3	R: 0 E: 1 K: 1 S: 7	H: 1 LOB: 2 BB: 0 P: 7	R: 0 E: 0 K: 1 S: 5	H: 0 LOB: 0 BB: 0 P: 5	R: 0 E: 0 K: 1 S: 6	H: 1 LOB: 1 BB: 0 P: 6	R: 0 E: 0 K: 0 S: 3	H: 0 LOB: 0 BB: 0 P: 3	R: 0 E: 0 K: 2 S: 8	H: 1 LOB: 1 BB: 0 P: 8	R: 0 E: 0 K: 0 S: 3	H: 0 LOB: 0 BB: 0 P: 3	R: 0 E: 0 K: 1 S: 6	H: 1 LOB: 1 BB: 0 P: 6	1B: 2 2B: 2 3B: 0 HR: 0	SF: 0 SAC: 0 DP: 0 HBP: 0	WP: 0 PB: 0 SB: 0 CS: 0	PA: 32
PITCHER Mike Cuellar, L (1, 1) ERA: 3.16	IP: 9.0 WLS: W BF: 32 H: 4 R: 0 ER: 0 SO: 6 BB: 0 IBB: 0 HBP: 0 BLK: 0 WP: 0 HR: 0 S: 44 P: 44 ERA: 0.00 WHIP: 0.444																			
PITCHER	IP	WLS	BF	H	R	ER	SO	BB	IBB	HBP	BLK	WP	HR	S	P	ERA	WHIP			

Cleveland Indians @ Baltimore Orioles
 Memorial Stadium, Baltimore, MD
 Fri May 26 1972, 7:05 PM EDT
 Att. 9,253 - Unknown

livebaseballscorecards.com

AB	32
R	0
H	4
RBI	0
BB	0
SO	6
LOB	5



Batter	1	2	3	4	5	6	7	8	9
Mark Belanger, R (1, 6) OBP: 0.212, SLG: 0.250	0-3 K	0-0 FC6-4		0-0 F7			0-0 F8		
Bobby Grich, R (1, 4) OBP: 0.385, SLG: 0.344	0-0 FC3-6 1B		4-0 F9 BB SF8 BB		0-3 K			0-0 SH1-3 1B	
Terry Crowley, L (1, 9) OBP: 0.400, SLG: 0.735 Merv Rettenmund, R (6, 9) OBP: 0.333, SLG: 0.361	0-0 FC3-6 1-2f		4-0 1-2 BB		0-0 F8			0-0 SH1-3 1-2	
Don Baylor, R (1, 7) OBP: 0.447, SLG: 0.805	0-0 F8		0-0 F9 2-3		0-0 F7			0-0 F3	
Paul Blair, R (1, 8) OBP: 0.288, SLG: 0.373		0-0 SF 3B		0-0 SF8 3-H		0-3 K		0-0 5-3	
Boog Powell, L (1, 3) OBP: 0.264, SLG: 0.318		0-0 SF 3-H		0-0 F7		0-3 K			
Brooks Robinson, R (1, 5) OBP: 0.320, SLG: 0.322		0-0 F8		0-0 F6		0-0 5-3			
Elrod Hendricks, L (1, 2) OBP: 0.235, SLG: 0.111		4-0 FC6-4 BB		4-0 BB BB		0-3 K			
Mike Cuellar, L (1, 1)		0-3 K		0-0 F8			0-0 F5		

Inning Stats	R: 0	H: 1	E: 0	K: 1	S: 6	LOB: 1	BB: 0	P: 6
	R: 1	H: 1	E: 1	K: 1	S: 7 <td>LOB: 2</td> <td>BB: 1</td> <td>P: 11</td>	LOB: 2	BB: 1	P: 11
	R: 1	H: 0	E: 0	K: 0	S: 3 <td>LOB: 1</td> <td>BB: 2</td> <td>P: 11</td>	LOB: 1	BB: 2	P: 11
	R: 0	H: 0	E: 0	K: 0	S: 3 <td>LOB: 1</td> <td>BB: 1</td> <td>P: 7</td>	LOB: 1	BB: 1	P: 7
	R: 0	H: 0	E: 0	K: 1	S: 5 <td>LOB: 0</td> <td>BB: 0</td> <td>P: 5</td>	LOB: 0	BB: 0	P: 5
	R: 0	H: 0	E: 0	K: 2	S: 7 <td>LOB: 0</td> <td>BB: 0</td> <td>P: 7</td>	LOB: 0	BB: 0	P: 7
	R: 0	H: 0	E: 0	K: 1	S: 5 <td>LOB: 0</td> <td>BB: 0</td> <td>P: 5</td>	LOB: 0	BB: 0	P: 5
	R: 0	H: 1	E: 0	K: 0	S: 4 <td>LOB: 1</td> <td>BB: 0</td> <td>P: 4</td>	LOB: 1	BB: 0	P: 4

PITCHER	IP	WLS	BF	H	R	ER	SO	BB	IBB	HBP	BLK	WP	HR	S	P	ERA	WHIP
Milt Wilcox, R (1, 1) ERA: 1.4	7.0	L	28	2	2	2	6	4	0	0	0	0	0	36	52	2.57	0.857
Ray Lamb, R (8, 1) ERA: 3.07	1.0		4	1	0	0	0	0	0	0	0	0	0	4	4	0.00	1.000

AB R H RBI BB SO LOB

4 0 0 0 0 1 3

3 1 2 0 1 1 0

2 0 0 0 1 0 1
0 0 0 0 0 0 0

4 0 0 0 0 0 4

3 1 1 1 0 1 1

2 0 0 1 0 1 1

3 0 0 0 0 0 1

1 0 0 0 2 1 0

3 0 0 0 0 1 3

1B: 2 SF: 2
2B: 0 SAC: 1
3B: 1 DP: 0
HR: 0 HBP: 0

WP: 0 PA: 32
PB: 0
SB: 0
CS: 0

ERA WHIP

Cleveland Indians @ Baltimore Orioles
Memorial Stadium, Baltimore, MD

livebaseballscorecards.com

AB	25
R	2
H	3
RBI	2
BB	4
SO	6
LOB	14



Fri May 26 1972, 7:05 PM EDT
Att. 9,253 - Unknown

Batter	1	2	3	4	5	6	7	8	9	AB R H RBI BB SO LOB	TOP									
Frank Duffy, R (1, 6) OBP: 0.313, SLG: 0.250	0-0 5-3		0-0 2B SF6 1B		0-0 F7		0-3 K			4 1 1 0 0 1 1										
Tom McCraw, L (1, 8) OBP: 0.398, SLG: 0.442	0-3 K		0-0 E 1-3 2B		0-0 F8			0-3 K		4 0 1 0 0 2 0										
Alex Johnson, R (1, 7) OBP: 0.264, SLG: 0.347	0-0 F7		4-0 IBB IBB		0-0 F7			0-0 4-3		3 0 0 0 1 0 0										
Graig Nettles, L (1, 5) OBP: 0.294, SLG: 0.302		0-0 F8 1B 1B	0-0 SF6		0-0 F7			4-0 BB BB		2 1 1 1 1 0 0										
Ray Fosse, R (1, 2) OBP: 0.325, SLG: 0.374		0-0 F8 1-2	4-0 1-2 IBB		0-3 K			4-0 1-2 BB		2 0 0 0 2 1 1										
Roy Foster, R (1, 9) OBP: 0.192, SLG: 0.280		0-0 6-3	0-0 F3		0-3 K			0-3 K		3 0 0 0 0 1 4										
Del Unser, L (6, 9) OBP: 0.262, SLG: 0.298										1 0 0 0 0 1 2										
Chris Chambliss, L (1, 3) OBP: 0.273, SLG: 0.381		0-0 2-H 1B		0-0 F7			0-0 G3 1B		0-3 K	4 0 2 1 0 1 0	AB 31 R 2 H 6 RBI 2 BB 4 SO 8 LOB 10									
Eddie Leon, R (1, 4) OBP: 0.241, SLG: 0.227		0-0 F9		0-0 L3			0-0 G3 1-2		0-0 F4	4 0 0 0 0 0 2										
Gaylord Perry, R (1, 1) OBP: 0.229, SLG: 0.226			0-0 F9		0-3 K		0-0 1B		0-0 5-3	3 0 1 0 0 1 0	C									
Jerry Moses, R (9, PH) OBP: 0.294, SLG: 0.353										1 0 0 0 0 0 0										
Inning Stats	R: 0 E: 0 K: 1 S: 5	H: 0 LOB: 0 BB: 0 P: 5	R: 1 E: 0 K: 0 S: 5	H: 2 LOB: 1 BB: 0 P: 5	R: 1 E: 1 K: 0 S: 5	H: 2 LOB: 3 BB: 2 P: 13	R: 0 E: 0 K: 1 S: 5	H: 0 LOB: 0 BB: 0 P: 5	R: 0 E: 0 K: 2 S: 7	H: 0 LOB: 0 BB: 0 P: 7	R: 0 E: 0 K: 1 S: 6	H: 2 LOB: 1 BB: 0 P: 6	R: 0 E: 0 K: 2 S: 7	H: 0 LOB: 2 BB: 2 P: 15	R: 0 E: 0 K: 1 S: 5	H: 0 LOB: 0 BB: 0 P: 5	1B: 5 2B: 1 3B: 0 HR: 0	SF: 1 SAC: 0 DP: 0 HBP: 0	WP: 0 PB: 0 SB: 0 CS: 0	PA: 36
PITCHER Dave McNally, L (1, 1) ERA: 2.31	IP 9.0 WLS W BF 36 H 6 R 2 ER 2 SO 8 BB 2 IBB 2 HBP 0 BLK 0 WP 0 HR 0 S 48 P 64 ERA 2.00 WHIP 0.889											PITCHER	IP WLS BF H R ER SO BB IBB HBP BLK WP HR S P ERA WHIP							

Cleveland Indians @ Baltimore Orioles
 Memorial Stadium, Baltimore, MD
 Sat May 27 1972, 7:05 PM EDT
 Att: 39,714 - Unknown

livebaseballscorecards.com

Batter	1	2	3	4	5	6	7	8	9	AB R H RBI BB SO LOB	TOP									
Del Unser, L (1, 9) OBP: 0.262, SLG: 0.297	0-0 4-3		0-0 1B		0-0 F7			0-3 K		4 0 1 0 0 1 1										
Jack Brohamer, L (1, 4) OBP: 0.288, SLG: 0.329	0-0 1B		0-0 1B			0-0 G3		0-0 4-3		4 1 2 0 0 0 0										
Tom McCraw, L (1, 8) OBP: 0.393, SLG: 0.429	0-0 6-3		0-0 1B			4-0 BB		0-0 F4		3 0 0 0 1 0 3										
Graig Nettles, L (1, 5) OBP: 0.293, SLG: 0.300	0-0 1B			0-0 L6		0-0 F7		0-0 E3		4 0 1 1 0 0 1										
Chris Chambliss, L (1, 3) OBP: 0.231, SLG: 0.320	0-0 FC6-4			0-0 L6		0-0 FC5-4		0-0 FC4-6		4 0 0 0 0 0 3										
Jerry Moses, R (1, 2) OBP: 0.286, SLG: 0.300		0-0 4-3		0-0 F7		4-0 BB		0-3 K		3 0 0 0 1 1 1										
John Lowenstein, L (1, 7) OBP: 0.300, SLG: 0.125			0-0 G3		0-0 F8		0-3 K		0-0 F3	4 0 0 0 0 1 2										
Frank Duffy, R (1, 6) OBP: 0.314, SLG: 0.243				0-0 F4		4-0 BB		0-3 K		2 0 0 0 1 1 1										
Vince Colbert, R (1, 1) OBP: 0.200, SLG: 0.200 Steve Hargan, R (4, 1) Eddie Leon, R (5, PH) Phil Hennigan, R (5, 1) Roy Foster, R (7, PH) Denny Riddleberger, R (7, 1)			0-0 1-3		0-0 F7		0-0 F5			1 0 0 0 0 0 0 0 0 0 0 0 0 0 1 0 0 0 0 0 1 0 0 0 0 0 0 0 1 0 0 0 0 0 1 0 0 0 0 0 0 0										
Inning Stats	R: 1 E: 0 K: 0 S: 5	H: 2 LOB: 1 BB: 0 P: 5	R: 0 E: 0 K: 0 S: 3	H: 0 LOB: 0 BB: 0 P: 3	R: 0 E: 0 K: 0 S: 4	H: 2 LOB: 1 BB: 0 P: 4	R: 0 E: 0 K: 0 S: 3	H: 0 LOB: 0 BB: 0 P: 3	R: 0 E: 0 K: 0 S: 3	H: 0 LOB: 1 BB: 1 P: 7	R: 0 E: 0 K: 2 S: 7	H: 0 LOB: 1 BB: 1 P: 11	R: 0 E: 0 K: 1 S: 5	H: 0 LOB: 0 BB: 0 P: 5	R: 0 E: 1 K: 1 S: 6	H: 0 LOB: 1 BB: 0 P: 6	1B: 4 2B: 0 3B: 0 HR: 0	SF: 0 SAC: 0 DP: 1 HBP: 0	WP: 0 PB: 0 SB: 1 CS: 0	PA: 34
PITCHER Jim Palmer, R (1, 1) ERA: 2.06	IP: 9.0 WLS: W BF: 34 H: 4 R: 1 ER: 1 SO: 4 BB: 3 IBB: 0 HBP: 0 BLK: 0 WP: 0 HR: 0 S: 39 P: 51 ERA: 1.00 WHIP: 0.778											PITCHER	IP: WLS: BF: H: R: ER: SO: BB: IBB: HBP: BLK: WP: HR: S: P: ERA: WHIP:							

Cleveland Indians @ Baltimore Orioles
 Memorial Stadium, Baltimore, MD
 Sun May 28 1972, 3:33 AM EDT
 Att. 14,192 - Unknown

livebaseballscorecards.com

AB	31
R	1
H	4
RBI	1
BB	3
SO	4
LOB	14



BOTTOM

Cleveland Indians @ Baltimore Orioles
Memorial Stadium, Baltimore, MD

Sun May 28 1972, 3:33 AM EDT
Att. 14,192 - Unknown

livebaseballscorecards.com

AB	32
R	5
H	10
RBI	3
BB	5
SO	5
LOB	23



WP	1	PA	38
PB	0	SB	1
CS	0		

AB R H RBI BB SO LOB

4	1	0	0	1	2	5
4	0	1	1	0	1	3
3	0	0	0	0	0	2
1	0	1	0	0	0	0
4	0	3	0	0	0	2
3	0	0	0	1	0	3
4	0	0	0	0	2	5
3	1	1	0	1	0	1
2	2	1	0	2	0	1
4	1	3	2	0	0	1
1B	8	SF	1			
2B	1	SAC	0			
3B	1	DP	2			
HR	0	HBP	0			

Batter	1	2	3	4	5	6	7	8	9
Mark Belanger, R (1, 6) OBP: 0.221, SLG: 0.235	4-0 F8 1B BB	0-0 F8		0-0 E5 WP SF8		0-3 K		0-3 K	
Bobby Grich, R (1, 4) OBP: 0.354, SLG: 0.325	0-0 G5-4-3 1B		0-0 6-3	0-0 SF8		0-3 K		0-0 F6	
Terry Crowley, L (1, 9) OBP: 0.405, SLG: 0.780	0-0 F8		0-0 4-3	0-0 F7			0-0 FC4-6 1B		
Merv Rettenmund, R (7, PH) OBP: 0.340, SLG: 0.369	2-3								
Don Baylor, R (1, 7) OBP: 0.455, SLG: 0.816	0-0 G5-4-3		0-0		0-0 S 1B		0-0 FC4-6 1B		
Boog Powell, L (1, 3) OBP: 0.263, SLG: 0.305		0-0 F7	4-0 FC6-4 IBB		0-0 F4		0-0 FC4-6 G6-4-3		
Paul Blair, R (1, 8) OBP: 0.270, SLG: 0.347		0-3 K	0-0 FC6-4		0-3 K		0-0 G6-4-3		
Brooks Robinson, R (1, 5) OBP: 0.319, SLG: 0.315		4-0 BB 2B BB		0-0 F8	0-0 F3			0-0 1B 1B	
Elrod Hendricks, L (1, 2) OBP: 0.289, SLG: 0.138		4-0 2B BB		4-0 1B E BB		0-0 1B		0-0 F8	
Jim Palmer, R (1, 1) OBP: 0.348, SLG: 0.455		0-0 2B		0-0 E WP 1B		0-0 F9		0-0 1B	

Inning Stats	R: 0 H: 1 E: 0 K: 3 S: 3	R: 2 H: 1 E: 0 K: 1 S: 6	R: 0 H: 1 E: 0 K: 0 S: 4	R: 3 H: 1 E: 1 K: 0 S: 5	R: 0 H: 1 E: 0 K: 1 S: 6	R: 0 H: 1 E: 0 K: 2 S: 8	R: 0 H: 2 E: 0 K: 0 S: 4	R: 0 H: 2 E: 0 K: 1 S: 7
--------------	--------------------------	--------------------------	--------------------------	--------------------------	--------------------------	--------------------------	--------------------------	--------------------------

PITCHER	IP	WLS	BF	H	R	ER	SO	BB	IBB	HBP	BLK	WP	HR	S	P	ERA	WHIP
Vince Colbert, R (1, 1) ERA: 2.11	3.1	L	18	4	4	2	1	4	1	0	0	0	0	15	35	5.40	2.400
Steve Hargan, R (4, 1) ERA: 3.86	0.2		3	0	1	0	0	0	0	0	0	1	0	3	3	0.00	0.000
Phil Hennigan, R (5, 1) ERA: 3.0	2.0		8	2	0	0	3	0	0	0	0	0	0	14	14	0.00	1.000
Denny Riddleberger, L (7, 1) ERA: 3.46	2.0		9	4	0	0	1	0	0	0	0	0	0	11	11	0.00	2.000

Batter	1	2	3	4	5	6	7	8	9	AB R H RBI BB SO LOB	TOP											
Tom McCraw, L (1, 8) OBP: 0.405, SLG: 0.451	0-0 4-3		0-0 1B			0-0 1B 2B		0-0 1B		4 1 3 0 0 0 0	Cleveland Indians @ Baltimore Orioles Memorial Stadium, Baltimore, MD Mon May 29 1972, 7:05 PM EDT Att. 10,467 - Unknown											
Jack Brohamer, L (1, 4) OBP: 0.298, SLG: 0.338	0-3 K		0-0 1B			0-0 G4-6-3 1B		0-0 G3		4 0 2 1 0 1 1												
Alex Johnson, R (1, 7) OBP: 0.263, SLG: 0.339	0-0 6-3		0-0 F8			0-3 K		H 1-0 FC3-6 HBP		3 0 0 0 0 1 3												
Graig Nettles, L (1, 5) OBP: 0.283, SLG: 0.289		0-0 6-3		0-0 4-1		0-0 G4-6-3		X 0-0 FC3-6 WBP		4 0 0 0 0 0 2												
Chris Chambliss, L (1, 3) OBP: 0.200, SLG: 0.276		0-0 4-3		0-0 G3			0-3 K	X 0-0 F9		4 0 0 0 0 1 1												
Ray Fosse, R (1, 2) OBP: 0.323, SLG: 0.364		4-0 BB		0-0 F7			0-0 6-3	X 0-0 6-3		3 0 0 0 1 0 1												
Del Unser, L (1, 9) OBP: 0.256, SLG: 0.289		0-0 1-3			0-0 L6		0-3 K			3 0 0 0 0 1 1												
Frank Duffy, R (1, 6) OBP: 0.307, SLG: 0.237			0-0 5-3		0-0 5-3		0-3 K	0-3 K		2 0 0 0 0 0 0												
Lou Camilli, S (8, PH) OBP: 0.111, SLG: 0.111										1 0 0 0 0 1 0												
Dick Tidrow, R (1, 1) OBP: 0.286, SLG: 0.250			0-3 K		0-3 K			0-3 K		1 0 0 0 0 0 1 0												
Eddie Leon, R (5, PH) OBP: 0.235, SLG: 0.221										1 0 0 0 0 0 1 0												
Ray Lamb, R (5, 1)										0 0 0 0 0 0 0 0												
Denny Riddleberger, R (6, 1)										0 0 0 0 0 0 0 0												
John Lowenstein, L (8, PH) OBP: 0.273, SLG: 0.111										1 0 0 0 0 0 1 0												
Ed Farmer, R (8, 1)										0 0 0 0 0 0 0 0												
Inning Stats	R: 0 E: 0 K: 1 S: 5	H: 0 LOB: 0 BB: 0 P: 5	R: 0 E: 0 K: 0 S: 3	H: 0 LOB: 1 BB: 1 P: 7	R: 0 E: 0 K: 1 S: 7	H: 2 LOB: 2 BB: 0 P: 7	R: 0 E: 0 K: 0 S: 3	H: 0 LOB: 0 BB: 0 P: 3	R: 0 E: 0 K: 1 S: 5	H: 0 LOB: 0 BB: 0 P: 5	R: 1 E: 0 K: 1 S: 6	H: 2 LOB: 0 BB: 0 P: 6	R: 0 E: 0 K: 2 S: 7	H: 0 LOB: 0 BB: 0 P: 7	R: 0 E: 0 K: 2 S: 8	H: 1 LOB: 1 BB: 0 P: 8	R: 0 E: 0 K: 0 S: 3	H: 0 LOB: 1 BB: 0 P: 4	1B: 4 2B: 1 3B: 0 HR: 0	SF: 0 SAC: 0 DP: 1 HBP: 1	WP: 1 PB: 0 SB: 0 CS: 0	PA: 33
PITCHER Pat Dobson, R (1, 1) ERA: 2.51	IP 9.0 WLS W BF 33 H 5 R 1 ER 1 SO 8 BB 1 IBB 0 HBP 1 BLK 0 WP 1 HR 0 S 47 P 52 ERA 1.00 WHIP 0.667											PITCHER	IP WLS BF H R ER SO BB IBB HBP BLK WP HR S P ERA WHIP									

AB	31
R	1
H	5
RBI	1
BB	1
SO	8
LOB	9



livebaseballscorecards.com

Batter	1	2	3	4	5	6	7	8	9
Merv Rettenmund, R OBP: 0.353, SLG: 0.416 (1, 8) (7, 9)	0-0 1B 3B	0-0 1-3 1B		0-0 F9		0-0 2B		0-0 1-3	
Bobby Grich, R OBP: 0.358, SLG: 0.341 (1, 4)	0-3 K	0-0 F9 1-2		0-3 K		0-0 2B 1B 2B		4-0 FC4-6 BB	
Terry Crowley, L OBP: 0.400, SLG: 0.744 Paul Blair, R OBP: 0.273, SLG: 0.350 (1, 9) (6, PH) (7, 8)	0-3 K	4-0 IBB			0-0 F3	0-0 BB 1B		0-0 FC4-6 1-2f	
Don Baylor, R OBP: 0.450, SLG: 0.774 (1, 7)	0-0 1B 1B	0-3 K			0-0 G3	4-0 1-2 BB		0-0 F4	
Boog Powell, L OBP: 0.280, SLG: 0.316 (1, 3)	0-0 BB 1B			0-0 3-1 1B		4-0 1B 2B BB		0-3 K	
Brooks Robinson, R OBP: 0.324, SLG: 0.315 (1, 5)	4-0 1-2 BB			0-3 K		0-0 2B 1B WP		0-0 F8	
Johnny Oates, L OBP: 0.176, SLG: 0.471 (1, 2)	0-0 F9			0-0 3-1		0-0 WP CS 2B		0-0 L3	
Mark Belanger, R OBP: 0.231, SLG: 0.231 (1, 6)		4-0 1B BB		0-0 F9		4-0 2-3 3-H IBB		0-0 5-3	
Pat Dobson, R OBP: 0.174, SLG: 0.182 (1, 1)		0-0 F3		0-3 K		0-0 CS		0-3 F8 K	

Inning Stats	R: 2 E: 0 K: 2 S: 10	H: 3 LOB: 2 BB: 1 P: 14	R: 0 E: 0 K: 1 S: 6	H: 1 LOB: 3 BB: 2 P: 14	R: 0 E: 0 K: 1 S: 6	H: 1 LOB: 1 BB: 0 P: 6	R: 0 E: 0 K: 2 S: 7	H: 0 LOB: 0 BB: 0 P: 7	R: 2 E: 0 K: 0 S: 4	H: 2 LOB: 1 BB: 2 P: 12	R: 2 E: 0 K: 1 S: 8	H: 3 LOB: 2 BB: 1 P: 12	R: 0 E: 0 K: 1 S: 5	H: 0 LOB: 0 BB: 0 P: 5	R: 0 E: 0 K: 0 S: 3	H: 0 LOB: 1 BB: 1 P: 7
--------------	-------------------------------	----------------------------------	------------------------------	----------------------------------	------------------------------	---------------------------------	------------------------------	---------------------------------	------------------------------	----------------------------------	------------------------------	----------------------------------	------------------------------	---------------------------------	------------------------------	---------------------------------

PITCHER	IP	WLS	BF	H	R	ER	SO	BB	IBB	HBP	BLK	WP	HR	S	P	ERA	WHIP
Dick Tidrow, R ERA: 2.97 (1, 1)	4.0	L	20	5	2	2	6	2	1	0	0	0	0	29	41	4.50	1.750
Ray Lamb, R ERA: 5.06 (5, 1)	1.1		9	4	4	4	0	1	1	0	0	1	0	7	15	27.00	3.750
Denny Riddleberger, L ERA: 3.07 (6, 1)	1.2		7	1	0	0	2	1	0	0	0	0	0	10	14	0.00	1.200
Ed Farmer, R ERA: 1.36 (8, 1)	1.0		4	0	0	0	0	1	0	0	0	0	0	3	7	0.00	1.000

AB R H RBI BB SO LOB

5	2	3	0	0	0	0
4	1	1	1	1	2	3
2	0	0	0	1	1	1
2	0	1	1	0	0	1
4	1	1	1	1	1	4
3	1	2	1	1	1	2
3	1	1	0	1	1	3
4	0	1	1	0	0	3
2	0	0	0	2	0	1
4	0	0	0	0	2	1

1B: 6	SF: 0	WP: 1	PA: 41
2B: 3	SAC: 0	PB: 0	
3B: 1	DP: 0	SB: 3	
HR: 0	HBP: 0	CS: 1	

Cleveland Indians @ Baltimore Orioles
Memorial Stadium, Baltimore, MD
 Mon May 29 1972, 7:05 PM EDT
 Att. 10,467 - Unknown

AB	33
R	6
H	10
RBI	5
BB	7
SO	8
LOB	19



PITCHER	IP	WLS	BF	H	R	ER	SO	BB	IBB	HBP	BLK	WP	HR	S	P	ERA	WHIP
---------	----	-----	----	---	---	----	----	----	-----	-----	-----	----	----	---	---	-----	------

Batter	1	2	3	4	5	6	7	8	9	AB R H RBI BB SO LOB	TOP									
Tommy Harper, R (1, 8) OBP: 0.370, SLG: 0.489	0-3 K	4-0 1B BB		0-0 1-H HR			0-0 L3 1B		0-0 FC6-4	4 1 2 2 1 1 1										
Luis Aparicio, R (1, 6) OBP: 0.311, SLG: 0.357	4-0 SH5-3 BB	0-0 1B		0-0 6-3			0-0 L3		0-0 F6	4 0 1 2 1 0 2										
Phil Gagliano, R (1, 7) OBP: 0.367, SLG: 0.269	0-0 SH5-3	0-0 F7		0-0 6-3			0-3 K			3 0 0 0 0 1 2										
Rick Miller, L (7, 7) OBP: 0.182, SLG: 0.419	1-2									0 0 0 0 0 0 0										
Reggie Smith, S (1, 9) OBP: 0.346, SLG: 0.411	0-0 F4			0-0 F8			0-0 F7		0-0 F5	4 0 0 0 0 0 1										
Rico Petrocelli, R (1, 5) OBP: 0.254, SLG: 0.274		4-0 E 1B SH1-3 BB		0-0 6-3		0-3 K		0-0 F4		3 1 0 0 1 1 0										
Danny Cater, R (1, 3) OBP: 0.205, SLG: 0.194		0-0 F4		0-0 6-3		0-0 F9		0-0 1B		4 0 1 0 0 0 1										
Doug Griffin, R (1, 4) OBP: 0.344, SLG: 0.267		0-0 SH1-3 E 1-2 1B 1B		0-0 F4		0-0 F8		0-0 4-3		4 1 1 0 0 0 1										
Carlton Fisk, R (1, 2) OBP: 0.322, SLG: 0.475		0-0 E5 SH1-3 1B		0-0 HR		0-0 5-3			0-0 F3	4 2 1 1 0 0 2										
Ray Culp, R (1, 1) OBP: 0.250, SLG: 0.211		0-0 SH1-3		0-0 HR 1B		0-3 K			0-0 FC6-4 1B	3 1 2 1 0 1 0										
Inning Stats	R: 0 E: 0 K: 1 S: 5	H: 0 LOB: 1 BB: 1 P: 9	R: 3 E: 1 K: 0 S: 6	H: 2 LOB: 2 BB: 2 P: 14	R: 0 E: 0 K: 0 S: 3	H: 0 LOB: 0 BB: 0 P: 3	R: 3 E: 0 K: 0 S: 6	H: 3 LOB: 0 BB: 0 P: 6	R: 0 E: 0 K: 1 S: 5	H: 0 LOB: 0 BB: 0 P: 5	R: 0 E: 0 K: 1 S: 5	H: 1 LOB: 0 BB: 0 P: 5	R: 0 E: 0 K: 0 S: 4	H: 1 LOB: 1 BB: 0 P: 4	R: 0 E: 0 K: 0 S: 4	H: 1 LOB: 1 BB: 0 P: 4	1B: 6 2B: 1 3B: 0 HR: 2	SF: 0 SAC: 2 DP: 1 HBP: 0	WP: 0 PB: 0 SB: 0 CS: 0	PA: 38
PITCHER	IP WLS BF H R ER SO BB IBB HBP BLK WP HR S P ERA WHIP																			
Mike Cuellar, L (1, 1) ERA: 3.57	3.1 L 19 5 6 3 1 3 0 0 0 0 0 2 18 30 8.10 2.400																			
Roric Harrison, R (4, 1) ERA: 1.72	1.2 5 0 0 0 1 0 0 0 0 0 0 0 7 7 0.00 0.000																			
Mickey Scott, L (6, 1) ERA: 1.08	3.0 10 2 0 0 2 0 0 0 0 0 0 0 14 14 0.00 0.667																			
Grant Jackson, L (9, 1) ERA: 7.11	1.0 4 1 0 0 0 0 0 0 0 0 0 0 4 4 0.00 1.000																			

Boston Red Sox @ Baltimore Orioles
Memorial Stadium, Baltimore, MD
 Tue May 30 1972, 7:05 PM EDT
 Att. 7,216 - Unknown

livebaseballscorecards.com

AB	33
R	6
H	8
RBI	6
BB	3
SO	4
LOB	10



Batter	1	2	3	4	5	6	7	8	9	AB	R	H	RBI	BB	SO	LOB
Merv Rettenmund, R (1, 8) OBP: 0.349, SLG: 0.409	0-0 F9		0-0 BB 2-3 1B		0-0 G6-4-3			0-0 F8		4	0	1	0	0	0	1
Bobby Grich, R (1, 4) OBP: 0.333, SLG: 0.313	0-0 F9		0-3 K			0-0 F3		0-0 5-3		4	0	0	0	0	1	2
Terry Crowley, L (1, 9) OBP: 0.429, SLG: 0.733	4-0 BB		4-0 BB 1-2			0-0 F9		0-0 1B		2	0	1	0	2	0	0
Don Baylor, R (1, 7) OBP: 0.422, SLG: 0.719	0-0 F8		0-0 G3			0-0 F2		0-0 F5		4	0	0	0	0	0	5
Boog Powell, L (1, 3) OBP: 0.279, SLG: 0.307		0-0 F8		0-0 4-3			4-0 BB	0-0 F9		3	0	0	0	1	0	1
Brooks Robinson, R (1, 5) OBP: 0.315, SLG: 0.305		0-0 2-3		0-0 F4		0-0 F8		0-0 F6		4	0	0	0	0	0	2
Elrod Hendricks, L (1, 2) OBP: 0.268, SLG: 0.125		0-0 3-1		0-3 K		0-0 F5		0-0 F7		3	0	0	0	0	1	1
Mark Belanger, R (1, 6) OBP: 0.242, SLG: 0.236			4-0 1B SH1-4 BB		0-0 G6-4-3 1B		0-0 F7			2	0	1	0	1	0	1
Mike Cuellar, L (1, 1) Roric Harrison, R (4, 1) Tom Shopay, L (5, PH) Mickey Scott, L (8, 1) Don Buford, S (8, PH) Grant Jackson, S (9, 1)			0-0 SH1-4 1-2		0-3 K			0-3 K		0	0	0	0	0	0	0

Inning Stats	R: 0 E: 0 K: 0 S: 3	H: 0 LOB: 1 BB: 1 P: 7	R: 0 E: 0 K: 0 S: 3	H: 0 LOB: 0 BB: 0 P: 3	R: 0 E: 0 K: 1 S: 6	H: 1 LOB: 3 BB: 2 P: 14	R: 0 E: 0 K: 1 S: 5	H: 0 LOB: 0 BB: 0 P: 5	R: 0 E: 0 K: 1 S: 5	H: 1 LOB: 0 BB: 0 P: 5	R: 0 E: 0 K: 0 S: 3	H: 0 LOB: 1 BB: 1 P: 7	R: 0 E: 0 K: 1 S: 5	H: 0 LOB: 0 BB: 0 P: 5	R: 0 E: 0 K: 0 S: 4	H: 1 LOB: 1 BB: 0 P: 4	1B: 3 2B: 0 3B: 0 HR: 0	SF: 0 SAC: 1 DP: 1 HBP: 0	WP: 0 PB: 0 SB: 0 CS: 0	PA: 33
PITCHER Ray Culp, R (1, 1) ERA: 2.94	IP: 9.0 WLS: W BF: 33 H: 3 R: 0 ER: 0 SO: 4 BB: 4 IBB: 0 HBP: 0 BLK: 0 WP: 0 HR: 0 S: 37 P: 53 ERA: 0.00 WHIP: 0.778																			


BOTTOM

Boston Red Sox @ Baltimore Orioles
Memorial Stadium, Baltimore, MD

Tue May 30 1972, 7:05 PM EDT
Att. 7,216 - Unknown

livebaseballscorecards.com

AB	28
R	0
H	3
RBI	0
BB	4
SO	4
LOB	14



Batter	1	2	3	4	5	6	7	8	9	AB R H RBI BB SO LOB	TOP										
Tommy Harper, R (1, 8) OBP: 0.378, SLG: 0.493 Rick Miller, L (2, 8) OBP: 0.194, SLG: 0.412	0-0 1B 1B	H 1-0 HBP			X 0-0 F8		X 0-0 G1		X 0-0 1B 1B	1 1 1 0 0 0 0 3 0 1 0 0 0 1											
Luis Aparicio, R (1, 6) OBP: 0.308, SLG: 0.351	0-3 K	0-0 F8			X 0-0 F9			X 0-0 F6	X 0-0 G6-4-3 1B	5 0 1 0 0 1 2											
Phil Gagliano, R (1, 7) OBP: 0.371, SLG: 0.323	0-0 BB 1B	0-3 K			X 0-0 5-3			X 0-0 1B 2B	X 0-0 G6-4-3 1-2f	5 2 2 0 0 1 3											
Reggie Smith, S (1, 9) OBP: 0.351, SLG: 0.404	4-0 1B 1-2 BB				X 0-0 F8			X 4-0 1B E IBB		2 1 0 0 2 0 0											
Rico Petrocelli, R (1, 5) OBP: 0.260, SLG: 0.280 John Kennedy, R (2, 5) OBP: 0.303, SLG: 0.400	0-0 1B 1-3 2-H 3-H				H 1-0 G6-4-3 HBP		X 0-0 F9	X 0-0 F8		1 0 1 2 0 0 0 2 0 0 0 0 0 2											
Danny Cater, R (1, 3) OBP: 0.208, SLG: 0.197	0-0 1-3				X 0-0 G6-4-3 1-2f		X 0-0 6-3	X 0-0 E6 1B 1B 1-H 2-H		4 1 1 1 0 0 2											
Doug Griffin, R (1, 4) OBP: 0.365, SLG: 0.303		X 0-0 HR 1B			X 0-0 G4-6-3 1B		X 0-0 F3 2B	X 0-0 1B		4 1 4 1 0 0 0											
Carlton Fisk, R (1, 2) OBP: 0.319, SLG: 0.500		X 0-0 HR			X 0-0 F4		X 0-0 F3 2-3	X 0-0 F8		4 1 1 2 0 0 3											
Sonny Siebert, R (1, 1) OBP: 0.308, SLG: 0.400		X 0-0 L1			X 0-0 G4-6-3 1-2f		X 0-0 6-3		X 0-0 1-3	4 0 0 0 0 0 2											
Inning Stats	R: 2 E: 0 K: 1 S: 7	H: 3 LOB: 1 BB: 1 P: 11	R: 2 E: 0 K: 1 S: 7	H: 2 LOB: 1 BB: 0 P: 8	R: 0 E: 0 K: 0 S: 2	H: 0 LOB: 0 BB: 0 P: 3	R: 0 E: 0 K: 0 S: 3	H: 1 LOB: 0 BB: 0 P: 3	R: 0 E: 0 K: 0 S: 3	H: 0 LOB: 0 BB: 0 P: 3	R: 0 E: 0 K: 0 S: 4	H: 1 LOB: 1 BB: 0 P: 4	R: 3 E: 1 K: 0 S: 6	H: 3 LOB: 1 BB: 1 P: 10	R: 0 E: 0 K: 0 S: 4	H: 2 LOB: 1 BB: 0 P: 4	1B: 9 2B: 2 3B: 0 HR: 1	SF: 0 SAC: 0 DP: 3 HBP: 2	WP: 0 PB: 0 SB: 0 CS: 0	PA: 39	
PITCHER	IP WLS BF H R ER SO BB IBB HBP BLK WP HR S P ERA WHIP																			PITCHER	IP WLS BF H R ER SO BB IBB HBP BLK WP HR S P ERA WHIP
Dave McNally, L (1, 1) ERA: 2.79	1.1 L 10 5 4 4 1 1 0 1 0 0 1 10 15 27.00 4.500																				
Roric Harrison, R (2, 1) ERA: 1.27	5.2 18 2 0 0 1 0 0 0 1 0 0 0 19 20 0.00 0.353																				
Doyle Alexander, R (8, 1) ERA: 2.25	2.0 11 5 3 3 0 0 0 1 0 0 0 0 10 14 13.50 2.500																				

Boston Red Sox @ Baltimore Orioles
Memorial Stadium, Baltimore, MD
 Thu Jun 01 1972, 7:05 PM EDT
 Att. 6,691 - Unknown

livebaseballscorecards.com

AB	35
R	7
H	12
RBI	6
BB	2
SO	2
LOB	15



Batter	1	2	3	4	5	6	7	8	9	AB	R	H	RBI	BB	SO	LOB
Bobby Grich, R OBP: 0.328, SLG: 0.308 (1, 6)	0-0 6-3		0-0 1B		0-0 F6		0-0 F2			4	0	1	0	0	0	2
Davey Johnson, R OBP: 0.351, SLG: 0.354 (1, 4)	0-0 PB 1B		0-0 1B		0-3 K		0-0 5-3			4	1	2	0	0	1	2
Terry Crowley, L OBP: 0.415, SLG: 0.688 (1, 9)	0-0 F8		0-0 F7		4-0 BB		0-0 F7			3	0	0	0	1	0	3
Don Baylor, R OBP: 0.426, SLG: 0.700 (1, 7)	0-0 S 1B		0-0 F9		0-0 5-3		4-0 WP 6-3 BB			3	0	1	1	1	0	4
Merv Rettenmund, R OBP: 0.336, SLG: 0.392 (1, 8)	0-3 K				0-3 1-3		0-3 K		0-0 6-3	4	0	0	0	0	2	2
Boog Powell, L OBP: 0.286, SLG: 0.308 (1, 3)		0-0 F7		4-0 BB		0-0 L6-3 1B		0-3 K		3	0	1	0	1	1	1
Brooks Robinson, R OBP: 0.306, SLG: 0.296 (1, 5)		0-0 F9		0-3 K		0-0 L6-3		0-0 6-3		4	0	0	0	0	1	2
Johnny Oates, L OBP: 0.190, SLG: 0.429 (1, 2)		0-3 K		0-0 F9			0-0 S 1B		0-0 F9	4	0	1	0	0	1	1
Dave McNally, R OBP: 0.130, SLG: 0.136 (1, 1)			0-0 5-6-3		0-0 2B		0-3 K		0-0 6-3	0	0	0	0	0	0	0
Roric Harrison, R OBP: 0.500, SLG: 1.000 (2, 1)										2	0	1	0	0	0	0
Don Buford, S OBP: 0.339, SLG: 0.262 (7, PH)										1	0	0	0	0	1	1
Doyle Alexander, R (8, 1)										0	0	0	0	0	0	0
Chico Salmon, R (9, PH)										1	0	0	0	0	0	0

Inning Stats	R: 1	H: 2	E: 0	K: 1	S: 7	H: 0	LOB: 1	BB: 0	P: 7	R: 0	H: 0	E: 0	K: 1	S: 5	H: 0	LOB: 0	BB: 0	P: 5	R: 0	H: 2	E: 0	K: 0	S: 5	H: 0	LOB: 2	BB: 0	P: 5	R: 0	H: 0	E: 0	K: 1	S: 5	H: 0	LOB: 1	BB: 1	P: 9	R: 0	H: 1	E: 0	K: 1	S: 6	H: 1	LOB: 2	BB: 1	P: 10	R: 0	H: 1	E: 0	K: 1	S: 5	H: 1	LOB: 0	BB: 0	P: 5	R: 0	H: 1	E: 0	K: 1	S: 6	H: 0	LOB: 1	BB: 0	P: 6	R: 0	H: 0	E: 0	K: 1	S: 5	H: 0	LOB: 1	BB: 1	P: 9	R: 0	H: 0	E: 0	K: 0	S: 3	H: 0	LOB: 0	BB: 0	P: 3	1B: 6	SF: 0	2B: 2	SAC: 0	3B: 0	DP: 1	HR: 0	HBP: 0	WP: 1	PA: 36
--------------	------	------	------	------	------	------	--------	-------	------	------	------	------	------	------	------	--------	-------	------	------	------	------	------	------	------	--------	-------	------	------	------	------	------	------	------	--------	-------	------	------	------	------	------	------	------	--------	-------	-------	------	------	------	------	------	------	--------	-------	------	------	------	------	------	------	------	--------	-------	------	------	------	------	------	------	------	--------	-------	------	------	------	------	------	------	------	--------	-------	------	-------	-------	-------	--------	-------	-------	-------	--------	-------	--------

PITCHER	IP	WLS	BF	H	R	ER	SO	BB	IBB	HBP	BLK	WP	HR	S	P	ERA	WHIP
Sonny Siebert, R ERA: 3.52 (1, 1)	9.0	W	36	7	1	0	7	3	0	0	0	1	0	47	59	0.00	1.111


BOTTOM

Boston Red Sox @ Baltimore Orioles
Memorial Stadium, Baltimore, MD

Thu Jun 01 1972, 7:05 PM EDT
Att. 6,691 - Unknown

livebaseballscorecards.com

AB	33
R	1
H	7
RBI	1
BB	3
SO	7
LOB	18



Oakland Athletics @ Baltimore Orioles
 Memorial Stadium, Baltimore, MD

Fri Jun 02 1972, 7:05 PM EDT
 Att. 32,278 - Unknown

livebaseballscorecards.com

AB	33
R	1
H	9
RBI	1
BB	1
SO	6
LOB	12



AB R H RBI BB SO LOB

4	0	0	0	0	0	0
4	0	1	0	0	0	0
4	0	3	0	0	1	0
4	0	1	0	0	0	3
3	1	1	0	1	0	2
4	0	1	0	0	1	1
3	0	1	1	0	2	1
3	0	1	0	0	0	2
1	0	0	0	0	0	1
2	0	0	0	0	2	1
0	0	0	0	0	0	0
1	0	0	0	0	0	1
0	0	0	0	0	0	0

Batter	1	2	3	4	5	6	7	8	9
Bert Campaneris, R (1, 6) OBP: 0.245, SLG: 0.275	0-0 F2		0-0 F8			0-0 B1		0-0 F7	
Joe Rudi, R (1, 7) OBP: 0.354, SLG: 0.490	0-0 F3		0-0 1-3			0-0 F8		0-0 1B	
Reggie Jackson, L (1, 9) OBP: 0.365, SLG: 0.545	0-0 FC6-4 1B			0-3 K		0-0 1B 2B		0-0 L4-3 1B	
Sal Bando, R (1, 5) OBP: 0.377, SLG: 0.323	0-0 FC6-4 1-2f			0-0 F8		0-0 2-3 1B		0-0 L4-3 1-2	
Mike Epstein, L (1, 3) OBP: 0.345, SLG: 0.400		4-0 BB		0-0 F5		0-0 F8		0-0 1B SF8 2B	
George Hendrick, R (1, 8) OBP: 0.226, SLG: 0.433		0-0 F9		0-3 K		0-0 4-3		0-0 G6-3 1B	
Dave Duncan, R (1, 2) OBP: 0.313, SLG: 0.541		0-3 K		0-3 K		0-0 1B		0-0 SF8	
Larry Brown, R (1, 4) OBP: 0.248, SLG: 0.173		0-0 F8		0-0 WP E 1B		0-0 F7		0-0 G6-3 1-2f	
Mike Hegan, L (9, PH) OBP: 0.231, SLG: 0.308									
Vida Blue, S (1, 1)			0-3 K		0-3 K		0-0 F7		
Joe Herten, R (6, 1) OBP: 0.500, SLG: 0.500									
Adrian Garrett, L (7, PH)									
Diego Segui, R (7, 1) OBP: 0.143, SLG: 0.143					1-3 K				

Inning Stats	R: 0 E: 0 K: 0 S: 4	H: 1 LOB: 1 BB: 0 P: 4	R: 0 E: 0 K: 1 S: 5	H: 0 LOB: 1 BB: 1 P: 9	R: 0 E: 0 K: 1 S: 5	H: 0 LOB: 0 BB: 0 P: 5	R: 0 E: 0 K: 1 S: 5	H: 0 LOB: 0 BB: 0 P: 5	R: 0 E: 1 K: 3 S: 10	H: 1 LOB: 1 BB: 0 P: 10	R: 0 E: 0 K: 0 S: 5	H: 2 LOB: 2 BB: 0 P: 5	R: 0 E: 0 K: 0 S: 4	H: 1 LOB: 1 BB: 0 P: 4	R: 0 E: 0 K: 0 S: 4	H: 2 LOB: 1 BB: 0 P: 4	R: 1 E: 0 K: 0 S: 4	H: 2 LOB: 0 BB: 0 P: 4	1B: 7 2B: 3 3B: 0 HR: 0	SF: 1 SAC: 0 DP: 2 HBP: 0	WP: 1 PB: 0 SB: 0 CS: 0	PA: 35
--------------	------------------------------	---------------------------------	------------------------------	---------------------------------	------------------------------	---------------------------------	------------------------------	---------------------------------	-------------------------------	----------------------------------	------------------------------	---------------------------------	------------------------------	---------------------------------	------------------------------	---------------------------------	------------------------------	---------------------------------	----------------------------------	------------------------------------	----------------------------------	--------

PITCHER	IP WLS BF H R ER SO BB IBB HBP BLK WP HR S P ERA WHIP	IP WLS BF H R ER SO BB IBB HBP BLK WP HR S P ERA WHIP
Jim Palmer, R (1, 1) ERA: 1.93	9.0 W 35 9 1 1 6 1 0 0 0 1 0 46 50 1.00 1.111	

Batter	1	2	3	4	5	6	7	8	9	AB	R	H	RBI	BB	SO	LOB
Don Buford, S OBP: 0.336, SLG: 0.255 (1, 7)	F8		1-3			2B BB				3	0	0	0	1	1	3
Mark Belanger, R OBP: 0.234, SLG: 0.227 (1, 6)	4-3		G3			K				4	0	0	0	0	2	6
Paul Blair, R OBP: 0.280, SLG: 0.387 (1, 8)	F9									4	1	2	3	0	0	0
Don Baylor, R OBP: 0.423, SLG: 0.683 (1, 3)										3	1	1	0	0	0	2
Boog Powell, L OBP: 0.263, SLG: 0.305 (6, 3)										1	0	0	0	0	1	0
Merv Rettenmund, R OBP: 0.333, SLG: 0.396 (1, 9)										4	1	1	0	0	1	1
Davey Johnson, R OBP: 0.357, SLG: 0.354 (1, 4)										3	0	1	0	1	2	1
Bobby Grich, R OBP: 0.359, SLG: 0.333 (1, 5)										2	0	2	2	1	0	0
Brooks Robinson, R OBP: 0.304, SLG: 0.294 (7, 5)										1	0	0	0	0	0	1
Andy Etchebarren, R OBP: 0.234, SLG: 0.203 (1, 2)										2	1	0	0	1	1	1
Jim Palmer, R OBP: 0.308, SLG: 0.400 (1, 1)										3	1	0	0	0	1	5

Inning Stats	R: 0	H: 0	E: 0	K: 0	S: 3	LOB: 0	BB: 0	P: 3	R: 1	H: 2	E: 0	K: 3	S: 11	LOB: 1	BB: 0	P: 11	R: 0	H: 0	E: 0	K: 1	S: 5	LOB: 0	BB: 0	P: 5	R: 1	H: 1	E: 0	K: 1	S: 6	LOB: 0	BB: 0	P: 6	R: 2	H: 1	E: 0	K: 1	S: 6	LOB: 2	BB: 3	P: 18	R: 1	H: 3	E: 0	K: 2	S: 10	LOB: 3	BB: 0	P: 11	R: 0	H: 0	E: 0	K: 1	S: 5	LOB: 0	BB: 0	P: 5	R: 0	H: 0	E: 0	K: 0	S: 2	LOB: 0	BB: 1	P: 6
--------------	------	------	------	------	------	--------	-------	------	------	------	------	------	-------	--------	-------	-------	------	------	------	------	------	--------	-------	------	------	------	------	------	------	--------	-------	------	------	------	------	------	------	--------	-------	-------	------	------	------	------	-------	--------	-------	-------	------	------	------	------	------	--------	-------	------	------	------	------	------	------	--------	-------	------

PITCHER	IP	WLS	BF	H	R	ER	SO	BB	IBB	HBP	BLK	WP	HR	S	P	ERA	WHIP
Vida Blue, L ERA: 4.91 (1, 1)	5.0	L	22	4	4	4	6	3	0	0	0	0	1	31	43	7.20	1.400
Joe Horlen, R ERA: 3.12 (6, 1)	1.0		7	3	1	1	2	0	0	1	0	0	0	10	11	9.00	3.000
Diego Segui, R ERA: 3.57 (7, 1)	2.0		6	0	0	0	1	1	0	0	0	0	0	7	11	0.00	0.500

BOTTOM

Oakland Athletics @ Baltimore Orioles
Memorial Stadium, Baltimore, MD

Fri Jun 02 1972, 7:05 PM EDT
 Att. 32,278 - Unknown

AB	30
R	5
H	7
RBI	5
BB	4
SO	9
LOB	20

WP: 0 PA: 35
 PB: 1
 SB: 2
 CS: 0



PITCHER	IP	WLS	BF	H	R	ER	SO	BB	IBB	HBP	BLK	WP	HR	S	P	ERA	WHIP
---------	----	-----	----	---	---	----	----	----	-----	-----	-----	----	----	---	---	-----	------

Batter	1	2	3	4	5	6	7	8	9	AB R H RBI BB SO LOB	TOP
Bert Campaneris, R (1, 6) OBP: 0.250, SLG: 0.278	0-0 6-3		0-3 K		0-0 CS 1B		0-0 1-2 1B		0-0 6-3	5 0 2 0 0 1 0	
Joe Rudi, R (1, 7) OBP: 0.358, SLG: 0.497	0-0 6-3		0-0 1B 2B		0-0 1-2 CS	0-0 1-3 1B	0-0 F9			4 1 2 0 0 0 2	
Reggie Jackson, L (1, 9) OBP: 0.363, SLG: 0.537	0-0 4-3		0-0 FC6-4 1B		0-3 K			0-0 F8		4 0 1 1 0 1 1	
Sal Bando, R (1, 5) OBP: 0.380, SLG: 0.328		0-0 1B SH1-3 1B	0-0 FC6-4		0-0 1-3	0-0 1-2		0-0 HR 1B		4 2 2 0 0 0 2	
Mike Epstein, L (1, 3) OBP: 0.349, SLG: 0.423		0-0 L8		0-0 F9		4-0 IBB		0-0 HR		3 1 1 2 1 0 1	
George Hendrick, R (1, 8) OBP: 0.229, SLG: 0.412		0-0 SH1-3 1-3 1B		0-0 G3		0-3 K		0-0 5-3		4 0 1 0 0 1 2	
Dave Duncan, R (1, 2) OBP: 0.314, SLG: 0.535		0-0 SH1-3		0-3 K		0-0 FC2-6 1B		0-0 F8		3 0 1 1 0 1 0	
Larry Brown, R (1, 4) OBP: 0.239, SLG: 0.167		0-0 F9		0-0 F8		0-0 FC2-6 1B			0-0 5-3	4 0 0 0 0 0 2	
Ken Holtzman, R (1, 1) OBP: 0.233, SLG: 0.207			0-0 1-3		0-0 6-3		0-3 K		0-3 K	4 0 0 0 0 2 1	
Inning Stats	R: 0 E: 0 K: 0 S: 3 H: 0 LOB: 0 BB: 0 P: 3	R: 1 E: 0 K: 0 S: 5 H: 2 LOB: 1 BB: 0 P: 5	R: 1 E: 0 K: 1 S: 7 H: 2 LOB: 1 BB: 0 P: 7	R: 0 E: 0 K: 1 S: 5 H: 0 LOB: 0 BB: 0 P: 5	R: 0 E: 0 K: 0 S: 3 H: 1 LOB: 0 BB: 0 P: 3	R: 0 E: 0 K: 2 S: 8 H: 1 LOB: 2 BB: 1 P: 12	R: 0 E: 0 K: 1 S: 7 H: 2 LOB: 2 BB: 0 P: 7	R: 2 E: 0 K: 0 S: 5 H: 2 LOB: 0 BB: 0 P: 5	R: 0 E: 0 K: 1 S: 5 H: 0 LOB: 0 BB: 0 P: 5	1B: 8 2B: 1 3B: 0 HR: 1 SF: 0 SAC: 1 DP: 0 HBP: 0	WP: 0 PB: 0 SB: 0 CS: 1 PA: 38
PITCHER Pat Dobson, R (1, 1) ERA: 2.68	IP: 9.0 WLS: L BF: 37 H: 10 R: 4 ER: 4 SO: 6 BB: 0 IBB: 1 HBP: 0 BLK: 0 WP: 0 HR: 1 S: 48 P: 52 ERA: 4.00 WHIP: 1.111										

Oakland Athletics @ Baltimore Orioles
 Memorial Stadium, Baltimore, MD
 Sat Jun 03 1972, 3:33 AM EDT
 Att. 8,498 - Unknown

livebaseballscorecards.com

AB	35
R	4
H	10
RBI	4
BB	1
SO	6
LOB	11



Batter	1	2	3	4	5	6	7	8	9	AB	R	H	RBI	BB	SO	LOB
--------	---	---	---	---	---	---	---	---	---	----	---	---	-----	----	----	-----

Don Buford, S (1, 7) <small>OBP: 0.333, SLG: 0.248</small> 										3	0	0	0	1	0	4
Merv Rettenmund, R (1, 9) <small>OBP: 0.339, SLG: 0.400</small> 										4	0	2	0	0	0	1
Paul Blair, R (1, 8) <small>OBP: 0.272, SLG: 0.375</small> 										4	0	0	0	0	0	3
Don Baylor, R (1, 3) <small>OBP: 0.413, SLG: 0.701</small> 										4	1	1	1	0	0	1
Bobby Grich, R (1, 6) <small>OBP: 0.368, SLG: 0.379</small> 										4	1	2	0	0	0	0
Davey Johnson, R (1, 4) <small>OBP: 0.353, SLG: 0.353</small> 										3	0	1	1	0	0	1
Brooks Robinson, R (1, 5) <small>OBP: 0.303, SLG: 0.293</small> 										4	0	1	0	0	0	0
Andy Etchebarren, R (1, 2) <small>OBP: 0.250, SLG: 0.222</small> 										3	0	2	0	0	0	0
Pat Dobson, R (1, 1) <small>OBP: 0.154, SLG: 0.160</small> 										3	0	0	0	0	2	4

Inning Stats	R: 0	H: 0	E: 0	K: 0	S: 3	R: 1	H: 2	E: 0	K: 1	S: 7	R: 0	H: 0	E: 0	K: 0	S: 3	R: 1	H: 4	E: 0	K: 0	S: 7	R: 0	H: 1	E: 0	K: 0	S: 3	R: 0	H: 0	E: 0	K: 1	S: 5	R: 0	H: 1	E: 0	K: 0	S: 3	R: 0	H: 1	E: 0	K: 0	S: 3	1B: 7	SF: 1	2B: 0	SAC: 0	3B: 1	DP: 2	HR: 1	HBP: 0	WP: 0	PA: 35
--------------	------	------	------	------	------	------	------	------	------	------	------	------	------	------	------	------	------	------	------	------	------	------	------	------	------	------	------	------	------	------	------	------	------	------	------	------	------	------	------	------	-------	-------	-------	--------	-------	-------	-------	--------	-------	--------

PITCHER	IP	WLS	BF	H	R	ER	SO	BB	IBB	HBP	BLK	WP	HR	S	P	ERA	WHIP	PITCHER	IP	WLS	BF	H	R	ER	SO	BB	IBB	HBP	BLK	WP	HR	S	P	ERA	WHIP											
Ken Holtzman, L (1, 1) <small>ERA: 2.32</small>	9.0	W	34	9	2	2	2	1	0	0	0	0	1	37	41	2.00	1.111																													

BOTTOM

Oakland Athletics @ Baltimore Orioles
 Memorial Stadium, Baltimore, MD
 Sat Jun 03 1972, 3:33 AM EDT
 Att. 8,498 - Unknown

livebaseballscorecards.com

AB	32
R	2
H	9
RBI	2
BB	1
SO	2
LOB	14



Batter	1	2	3	4	5	6	7	8	9	AB R H RBI BB SO LOB	TOP											
Bert Campaneris, R (1, 6) OBP: 0.250, SLG: 0.284	0-0 HR 2B		0-0 5-3		0-0 F9			0-0 6-3		4 1 1 0 0 0 1												
Joe Rudi, R (1, 7) OBP: 0.355, SLG: 0.490	0-0 F7		0-0 4-3			0-0 G4-6-3 1B		0-0 F8		4 0 1 0 0 0 1												
Reggie Jackson, L (1, 9) OBP: 0.354, SLG: 0.523	0-3 K			0-0 1-3		0-0 G4-6-3 1-2f			0-0 6-3	4 0 0 0 0 1 2												
Sal Bando, R (1, 5) OBP: 0.382, SLG: 0.350	0-0 2-H HR			0-0 6-3		0-3 K			4-0 HBP BB	3 1 1 2 1 1 0												
Mike Epstein, L (1, 3) OBP: 0.353, SLG: 0.416	0-0 F9			4-0 BB			4-0 BB BB		0-0 F8	2 0 0 0 2 0 1												
Mike Hegan, L (9, 3) OBP: 0.231, SLG: 0.308										0 0 0 0 0 0 0												
Angel Mangual, R (1, 8) OBP: 0.290, SLG: 0.339		0-0 F2		0-3 K			0-0 F4		1-0 HBP	3 0 0 0 0 1 2												
Dave Duncan, R (1, 2) OBP: 0.320, SLG: 0.524		4-0 G1-4-3 BB			0-0 5-3		4-0 1-2 G6-4-3 BB		0-0 3-1	2 0 0 0 2 0 2												
Larry Brown, R (1, 4) OBP: 0.241, SLG: 0.171		0-0 G1-4-3 1-2f			0-0 SH3-4 1B		0-0 G6-4-3 1-2f			3 0 1 0 0 0 3												
Catfish Hunter, R (1, 1) OBP: 0.188, SLG: 0.188			0-3 K		0-0 SH3-4			0-0 6-3		2 0 0 0 0 1 0												
Inning Stats	R: 2 E: 0 K: 1 S: 7	H: 2 LOB: 0 BB: 0 P: 7	R: 0 E: 0 K: 0 S: 2	H: 0 LOB: 0 BB: 1 P: 6	R: 0 E: 0 K: 1 S: 5	H: 0 LOB: 0 BB: 0 P: 5	R: 0 E: 0 K: 1 S: 5	H: 0 LOB: 1 BB: 1 P: 9	R: 0 E: 0 K: 0 S: 4	H: 1 LOB: 1 BB: 0 P: 4	R: 0 E: 0 K: 1 S: 5	H: 1 LOB: 0 BB: 0 P: 5	R: 0 E: 0 K: 0 S: 2	H: 0 LOB: 1 BB: 2 P: 10	R: 0 E: 0 K: 0 S: 3	H: 0 LOB: 0 BB: 0 P: 3	R: 0 E: 0 K: 0 S: 3	H: 0 LOB: 2 BB: 1 P: 8	1B: 2 2B: 1 3B: 0 HR: 1	SF: 0 SAC: 1 DP: 3 HBP: 1	WP: 0 PB: 0 SB: 0 CS: 0	PA: 34
PITCHER	IP WLS BF H R ER SO BB IBB HBP BLK WP HR S P ERA WHIP																					
Mike Cuellar, L (1, 1) ERA: 3.5	6.0 L 22 4 2 2 4 2 0 0 0 0 0 1 28 36 3.00 1.000																					
Roric Harrison, R (7, 1) ERA: 1.11	3.0 12 0 0 0 0 3 0 1 0 0 0 0 8 21 0.00 1.000																					

Oakland Athletics @ Baltimore Orioles
 Memorial Stadium, Baltimore, MD
 Sun Jun 04 1972, 3:33 AM EDT
 Unknown

livebaseballscorecards.com

AB	27
R	2
H	4
RBI	2
BB	5
SO	4
LOB	12



Batter	1	2	3	4	5	6	7	8	9	AB	R	H	RBI	BB	SO	LOB
Don Buford, S OBP: 0.331, SLG: 0.248 (1, 7)	0-0 SH3 1B		0-0 F8-4-3 1-2			0-0 F6			0-0 G3	4	0	1	0	0	0	1
Paul Blair, R OBP: 0.268, SLG: 0.369 (1, 8)	0-0 SH3 1-2			0-0 6-3			0-0 F9			2	0	0	0	0	0	0
Terry Crowley, L OBP: 0.393, SLG: 0.647 (1, 9)	0-0 F4			0-0 4-3			0-0 F8			3	0	0	0	0	0	1
Boog Powell, L OBP: 0.277, SLG: 0.296 (1, 3)	0-0 1-3			0-0 F7			0-3 K			3	0	0	0	0	1	1
Bobby Grich, R OBP: 0.352, SLG: 0.361 (1, 6)		0-3 K			0-3 K			0-0 F5		3	0	0	0	0	2	0
Davey Johnson, R OBP: 0.344, SLG: 0.343 (1, 4)		0-0 6-3			0-0 F9			0-0 F3		3	0	0	0	0	0	0
Brooks Robinson, R OBP: 0.297, SLG: 0.287 (1, 5)		0-0 F5			0-0 6-3			0-0 F6		3	0	0	0	0	0	0
Elrod Hendricks, L OBP: 0.273, SLG: 0.171 (1, 2)			0-0 FC1-5 2B			0-0 4-3			0-3 K	3	0	1	0	0	1	0
Mike Cuellar, L (1, 1)			0-0 FC1-5 F8-4-3			0-0 4-3			0-0 F7	1	0	0	0	0	0	1
Tom Shopay, L (6, PH) Roric Harrison, R (7, 1) Don Baylor, R (9, PH)			2-3							1	0	0	0	0	0	0
										0	0	0	0	0	0	0
										1	0	0	0	0	0	0


Inning Stats	R: 0	H: 1	E: 0	K: 0	S: 4	R: 0	H: 0	E: 0	K: 1	S: 5	R: 0	H: 0	E: 0	K: 0	S: 3	R: 0	H: 0	E: 0	K: 1	S: 5	R: 0	H: 0	E: 0	K: 0	S: 3	R: 0	H: 0	E: 0	K: 0	S: 3	R: 0	H: 0	E: 0	K: 1	S: 5	R: 0	H: 0	E: 0	K: 0	S: 3	R: 0	H: 0	E: 0	K: 1	S: 5	R: 0	H: 0	E: 0	K: 1	S: 5	R: 0	H: 0	E: 0	K: 1	S: 5
PITCHER Catfish Hunter, R (1, 1) ERA: 2.25	IP	WLS	BF	H	R	ER	SO	BB	IBB	HBP	BLK	WP	HR	S	P	ERA	WHIP																																						
	9.0	W	28	2	0	0	4	0	0	0	0	0	0	36	36	0.00	0.222																																						

BOTTOM


Oakland Athletics @ Baltimore Orioles
Memorial Stadium, Baltimore, MD
 Sun Jun 04 1972, 3:33 AM EDT
 Unknown

AB 27
R 0
H 2
RBI 0
BB 0
SO 4
LOB 4

livebaseballscorecards.com



WP: 0 **PA: 28**
PB: 0
SB: 0
CS: 0

Batter	1	2	3	4	5	6	7	8	9	AB R H RBI BB SO LOB	TOP		
Marty Martinez, S (1, 6) OBP: 0.500, SLG: 0.400	4-0 1B BB		0-3 K		0-0 F8 WP 1B		0-0 F8			3 1 1 0 1 1 3			
Joe Rudi, R (1, 7) OBP: 0.359, SLG: 0.491	0-0 1B G6-4-3 1B		0-0 1B 4-3 1B		0-0 F8 1-3		0-0 L9-2 3-H			4 1 2 0 0 0 4			
Reggie Jackson, L (1, 9) OBP: 0.352, SLG: 0.516	0-0 1B G6-4-3 1-3 2-H 1B		0-0 4-3 1-2		0-3 K			0-3 K		4 0 1 1 0 2 2			
Sal Bando, R (1, 5) OBP: 0.379, SLG: 0.348	0-0 G6-4-3 1-2f 3-H 1B		0-0 FC6 2-3 1B		0-0 F8			0-3 K		4 0 1 0 0 1 1			
Mike Epstein, L (1, 3) Blue Moon Odom, R (8, PR) Mike Hegan, L (8, 3) OBP: 0.357, SLG: 0.414 OBP: 0.125, SLG: 0.125 OBP: 0.231, SLG: 0.308	4-0 FC6-4 BB		0-0 FC6 1-2f		0-0 4-3			0-0 1B		3 0 1 0 1 0 2 0 0 0 0 0 0 0 0 0 0 0 0 0 0			
Gene Tenace, R (1, 2) OBP: 0.245, SLG: 0.283	0-0 FC6-4 1-2f			0-0 6-3		0-0 5-3		0-0 F3		4 0 0 0 0 0 2			
Ollie Brown, R (1, 8) OBP: 0.259, SLG: 0.225		0-0 F8		0-0 5-3			0-0 2B L9-2 1B		0-0 F9	4 0 1 0 0 0 0	AB 33 R 2 H 9 RBI 1 BB 3 SO 4 LOB 15		
Larry Brown, R (1, 4) OBP: 0.250, SLG: 0.193		0-0 G4-6-3 1B		0-0 6-3			0-0 2B		0-0 F6	4 0 2 0 0 0 0			
Dave Hamilton, L (1, 1) Rollie Fingers, R (7, 1) Darold Knowles, L (7, 1)		0-0 G4-6-3 1-2f			0-0 3-1		4-0 BB		0-0 6-3	2 0 0 0 1 0 1 0 0 0 0 0 0 0 1 0 0 0 0 0 0			
Inning Stats	R: 2 H: 2 E: 0 LOB: 1 K: 0 BB: 2 S: 4 P: 12	R: 0 H: 1 E: 0 LOB: 0 K: 0 BB: 0 S: 3 P: 3	R: 0 H: 2 E: 0 LOB: 2 K: 1 BB: 0 S: 7 P: 7	R: 0 H: 0 E: 0 LOB: 0 K: 0 BB: 0 S: 3 P: 3	R: 0 H: 1 E: 0 LOB: 1 K: 1 BB: 0 S: 6 P: 6	R: 0 H: 0 E: 0 LOB: 0 K: 0 BB: 0 S: 3 P: 3	R: 0 H: 2 E: 0 LOB: 2 K: 0 BB: 1 S: 4 P: 8	R: 0 H: 1 E: 0 LOB: 1 K: 2 BB: 0 S: 8 P: 8	R: 0 H: 0 E: 0 LOB: 0 K: 0 BB: 0 S: 3 P: 3	1B: 8 SF: 0 2B: 2 SAC: 0 3B: 0 DP: 3 HR: 0 HBP: 0	WP: 1 PA: 36 PB: 0 SB: 0 CS: 0		
PITCHER	IP WLS BF H R ER SO BB IBB HBP BLK WP HR S P ERA WHIP											PITCHER	IP WLS BF H R ER SO BB IBB HBP BLK WP HR S P ERA WHIP
Doyle Alexander, R (1, 1) ERA: 2.33	7.0 L 29 8 2 2 2 3 0 0 0 0 1 0 30 42 2.57 1.571												
Grant Jackson, L (8, 1) ERA: 5.4	2.0 7 1 0 0 2 0 0 0 0 0 0 0 11 11 0.00 0.500												

Oakland Athletics @ Baltimore Orioles
 Memorial Stadium, Baltimore, MD
 Sun Jun 04 1972, 3:38 AM EDT
 Att. 22,381 - Unknown

livebaseballscorecards.com

BOTTOM

Oakland Athletics @ Baltimore Orioles
 Memorial Stadium, Baltimore, MD

Sun Jun 04 1972, 3:38 AM EDT
 Att. 22,381 - Unknown

AB	33
R	0
H	8
RBI	0
BB	0
SO	5
LOB	18



Batter	1	2	3	4	5	6	7	8	9	AB	R	H	RBI	BB	SO	LOB
Merv Rettenmund, R (1, 9) OBP: 0.352, SLG: 0.413	0-0 SH1-3 1B		0-0 1B		0-0 G3-6-3 1-2f			0-0 FC4-8 1B		4	0	3	0	0	0	3
Mark Belanger, R (1, 6) OBP: 0.228, SLG: 0.221	0-0 SH1-3 1-2		0-0 F7			0-0 F7		0-3 K		3	0	0	0	0	1	2
Paul Blair, R (1, 8) OBP: 0.268, SLG: 0.366	0-0 1-3			0-0 G6-4-3 1B		0-0 6-3		0-0 FC4-6 FC6-4 1-2f		4	0	1	0	0	0	2
Don Baylor, R (1, 7) OBP: 0.388, SLG: 0.653	0-3 K			0-0 G6-4-3 1-2f		0-0 1-3		0-0 FC6-4 1-2f		4	0	0	0	0	1	3
Bobby Grich, R (1, 3) OBP: 0.347, SLG: 0.354		0-0 F8		0-0 F6			0-0 2B 1B		0-3 K	4	0	1	0	0	1	0
Davey Johnson, R (1, 4) OBP: 0.341, SLG: 0.339		0-0 F9			0-0 1B E 1B		0-0 F9		0-3 K	4	0	1	0	0	1	1
Chico Salmon, R (1, 5) Terry Crowley, L (7, PH) Grant Jackson, S (8, 1) Don Buford, S (9, PH) OBP: 0.329, SLG: 0.246		0-0 6-3			0-0 E5 1B 1-2		0-0 F7		0-3 K	2	0	0	0	0	0	1
Andy Etchebarren, R (1, 2) Johnny Oates, L (7, PH) OBP: 0.227, SLG: 0.500			0-0 6-3		0-0 G3-6-3 1B 1-2 2-3		0-0 2B			2	0	1	0	0	0	0
Doyle Alexander, R (1, 1) Boog Powell, L (7, PH) Brooks Robinson, R (7, PH) OBP: 0.295, SLG: 0.285			0-0 6-3		0-0 F8		0-0 6-3			1	0	0	0	0	0	0
Inning Stats	R: 0 H: 1 E: 0 LOB: 1 K: 1 BB: 0 S: 6 P: 6	R: 0 H: 0 E: 0 LOB: 0 K: 0 BB: 0 S: 3 P: 3	R: 0 H: 1 E: 0 LOB: 1 K: 0 BB: 0 S: 4 P: 4	R: 0 H: 1 E: 0 LOB: 0 K: 0 BB: 0 S: 3 P: 3	R: 0 H: 2 E: 1 LOB: 2 K: 0 BB: 0 S: 5 P: 5	R: 0 H: 0 E: 0 LOB: 0 K: 0 BB: 0 S: 3 P: 3	R: 0 H: 2 E: 0 LOB: 2 K: 0 BB: 0 S: 5 P: 5	R: 0 H: 1 E: 0 LOB: 1 K: 1 BB: 0 S: 6 P: 6	R: 0 H: 0 E: 0 LOB: 0 K: 3 BB: 0 S: 9 P: 9	1B: 7 SF: 0 2B: 1 SAC: 1 3B: 0 DP: 2 HR: 0 HBP: 0	WP: 0 PA: 34 PB: 0 SB: 0 CS: 0					

Batter	1	2	3	4	5	6	7	8	9
Merv Rettenmund, R (1, 9) OBP: 0.352, SLG: 0.413	0-0 SH1-3 1B		0-0 1B		0-0 G3-6-3 1-2f			0-0 FC4-8 1B	
Mark Belanger, R (1, 6) OBP: 0.228, SLG: 0.221	0-0 SH1-3 1-2		0-0 F7			0-0 F7		0-3 K	
Paul Blair, R (1, 8) OBP: 0.268, SLG: 0.366	0-0 1-3			0-0 G6-4-3 1B		0-0 6-3		0-0 FC4-6 FC6-4 1-2f	
Don Baylor, R (1, 7) OBP: 0.388, SLG: 0.653	0-3 K			0-0 G6-4-3 1-2f		0-0 1-3		0-0 FC6-4 1-2f	
Bobby Grich, R (1, 3) OBP: 0.347, SLG: 0.354		0-0 F8		0-0 F6			0-0 2B 1B		0-3 K
Davey Johnson, R (1, 4) OBP: 0.341, SLG: 0.339		0-0 F9			0-0 1B E 1B		0-0 F9		0-3 K
Chico Salmon, R (1, 5) Terry Crowley, L (7, PH) Grant Jackson, S (8, 1) Don Buford, S (9, PH) OBP: 0.329, SLG: 0.246		0-0 6-3			0-0 E5 1B 1-2		0-0 F7		0-3 K
Andy Etchebarren, R (1, 2) Johnny Oates, L (7, PH) OBP: 0.227, SLG: 0.500			0-0 6-3		0-0 G3-6-3 1B 1-2 2-3		0-0 2B		
Doyle Alexander, R (1, 1) Boog Powell, L (7, PH) Brooks Robinson, R (7, PH) OBP: 0.295, SLG: 0.285			0-0 6-3		0-0 F8		0-0 6-3		

PITCHER	IP	WLS	BF	H	R	ER	SO	BB	IBB	HBP	BLK	WP	HR	S	P	ERA	WHIP
Dave Hamilton, L (1, 1) ERA: 0.73	6.0	W	23	6	0	0	1	0	0	0	0	0	0	25	25	0.00	1.000
Rollie Fingers, R (7, 1) ERA: 2.67	0.2		3	1	0	0	0	0	0	0	0	0	0	3	3	0.00	1.500
Darold Knowles, L (7, 1) ERA: 1.8	2.1	S	8	1	0	0	4	0	0	0	0	0	0	16	16	0.00	0.429

Batter	1	2	3	4	5	6	7	8	9	AB R H RBI BB SO LOB	TOP											
Cesar Tovar, R (1, 9) OBP: 0.352, SLG: 0.321	0-0 5-3		0-0 F2		0-0 6-3		0-0 5-3		0-0 F8	5 0 0 0 0 0 1												
Danny Thompson, R (1, 6) OBP: 0.314, SLG: 0.387	0-0 3-1 1B		0-0 4-3		0-0 6-3		0-0 1B		4-0 1-2 BB	4 0 2 0 1 0 0												
Rod Carew, L (1, 4) OBP: 0.361, SLG: 0.336	0-0 3-1 1-2		0-0 FC5-4 1B		0-0 1-3		0-0 1-3		0-0 4-3	5 0 1 0 0 0 4												
Harmon Killebrew, R (1, 3) OBP: 0.391, SLG: 0.448 Dan Monzon, R (8, PR) OBP: 0.333, SLG: 0.250 Phil Roof, R (8, 2) OBP: 0.269, SLG: 0.426	0-3 K		0-0 FC5-4 1-2f		0-0 E4 2B 1B		4-0 WP SH1-4 BB			3 1 1 0 1 1 2 0 0 0 0 0 0 0 0 0 0 0 0 0 0												
Bobby Darwin, R (1, 8) OBP: 0.337, SLG: 0.430		0-3 K		0-0 1B 2B 1B		0-0 6-3 2B 2B		0-0 SH1-4 1-2		3 1 2 1 0 1 0												
Steve Brye, R (1, 7) OBP: 0.265, SLG: 0.284		0-0 BB 1B		0-0 1-2 2B 1B		0-0 6-3 2-3		0-0 F5 2-3		4 1 2 0 0 0 3												
Eric Soderholm, R (1, 5) OBP: 0.237, SLG: 0.380		0-0 F7		0-0 1-H 2-H CS 2B		4-0 CS IBB		0-3 K		3 0 1 2 1 1 3												
George Mitterwald, R (1, 2) OBP: 0.176, SLG: 0.188 Rich Reese, L (8, 3) OBP: 0.294, SLG: 0.300		4-0 FC6-4 1-2 BB		0-0 G2		0-3 K 1-2			0-0 F3	2 0 0 0 1 1 3 1 0 0 0 0 0 0												
Dick Woodson, R (1, 1) OBP: 0.091, SLG: 0.091 Charlie Manuel, L (9, PH) OBP: 0.208, SLG: 0.227 Jim Kaat, L (9, PR) OBP: 0.182, SLG: 0.318 Wayne Granger, R (9, 1) OBP: 0.500, SLG: 0.500		0-0 FC6-4 1-2f		0-3 K		0-3 K			0-0 BB 1B	3 0 0 0 0 2 2 1 0 1 0 0 0 0 0 0 0 0 0 0 0 0 0 0 0 0 0 0												
Inning Stats	R: 0 E: 0 K: 1 S: 6	H: 1 LOB: 1 BB: 0 P: 6	R: 0 E: 0 K: 1 S: 6	H: 1 LOB: 2 BB: 1 P: 10	R: 0 E: 0 K: 1 S: 4	H: 1 LOB: 1 BB: 0 P: 4	R: 2 E: 0 K: 1 S: 7	H: 3 LOB: 0 BB: 0 P: 7	R: 0 E: 0 K: 0 S: 3	H: 0 LOB: 0 BB: 0 P: 3	R: 1 E: 1 K: 1 S: 6	H: 2 LOB: 2 BB: 1 P: 10	R: 0 E: 0 K: 1 S: 6	H: 1 LOB: 1 BB: 0 P: 6	R: 0 E: 0 K: 1 S: 5	H: 0 LOB: 2 BB: 1 P: 9	R: 0 E: 0 K: 0 S: 4	H: 1 LOB: 2 BB: 1 P: 8	1B: 8 2B: 3 3B: 0 HR: 0	SF: 0 SAC: 1 DP: 1 HBP: 0	WP: 1 PB: 0 SB: 0 CS: 2	PA: 39
PITCHER	IP WLS BF H R ER SO BB IBB HBP BLK WP HR S P ERA WHIP																					
Dave McNally, L (1, 1) ERA: 2.77	7.0 L 30 9 3 2 5 1 1 0 0 0 0 0 38 46 2.57 1.429																					
Eddie Watt, R (8, 1) ERA: 3.6	1.2 8 1 0 0 1 2 0 0 0 1 0 8 16 0.00 1.800																					
Mickey Scott, L (9, 1) ERA: 1.04	0.1 1 0 0 0 0 0 0 0 0 0 0 0 1 1 0.00 0.000																					

Minnesota Twins @ Baltimore Orioles
 Memorial Stadium, Baltimore, MD
 Mon Jun 05 1972, 7:05 PM EDT
 Att. 5,235 - Unknown

livebaseballscorecards.com

AB 34
 R 3
 H 10
 RBI 3
 BB 4
 SO 6
 LOB 18



BOTTOM

Minnesota Twins @ Baltimore Orioles
Memorial Stadium, Baltimore, MD
Mon Jun 05 1972, 7:05 PM EDT
Att. 5,235 - Unknown

livebaseballscorecards.com

AB	30
R	2
H	5
RBI	2
BB	5
SO	7
LOB	16



WP:	0	PA:	37
PB:	0	SB:	3
CS:	1		

AB	3	R	0	H	0	RBI	0	BB	1	SO	0	LOB	4
	0	0	0	0	0	0	0	0	0	0	0	0	0
	0	0	0	0	0	0	0	0	0	0	0	0	0

	4	0	2	1	0	1	1						
--	---	---	---	---	---	---	---	--	--	--	--	--	--

	4	0	0	0	0	1	2						
--	---	---	---	---	---	---	---	--	--	--	--	--	--

	3	0	0	0	1	1	2						
	0	0	0	0	0	0	0						

	4	0	1	0	0	0	1						
--	---	---	---	---	---	---	---	--	--	--	--	--	--

	3	1	1	1	1	1	0	0					
--	---	---	---	---	---	---	---	---	--	--	--	--	--

	2	0	0	0	1	0	0						
--	---	---	---	---	---	---	---	--	--	--	--	--	--

	2	1	1	0	0	1	0						
	1	0	0	0	1	1	1						

	2	0	0	0	0	1	1						
	1	0	0	0	0	1	3						
	1	0	0	0	0	0	1						

1B:	3	SF:	0
2B:	1	SAC:	1
3B:	0	DP:	0
HR:	1	HBP:	0

Batter	1	2	3	4	5	6	7	8	9
Don Buford, S (1, 7) Eddie Watt, R (8, 1) Mickey Scott, L (9, 1)	0-0 F9		0-0 G3			4-0 FC5-4 BB	0-0 F8		
Johnny Oates, L (1, 2) OBP: 0.269, SLG: 0.538	0-0 2B		0-0 CS 1B			0-0 FC5-4 FC6-4		0-3 K	
Merv Rettenmund, R (1, 8) OBP: 0.341, SLG: 0.398	0-3 K		0-0 CS 1B	0-0 6-3		0-0 FC6-4		0-0 F9	
Boog Powell, L (1, 3) OBP: 0.276, SLG: 0.288 Tom Shopay, L (8, PR) (9, 7) OBP: 0.250, SLG: 0.182	0-0 F9			0-0 4-3		0-3 K		4-0 BB	
Don Baylor, R (1, 9) OBP: 0.381, SLG: 0.632		0-0 L5		0-0 1-3			0-0 SH3-4 1B	0-0 F8	
Brooks Robinson, R (1, 5) OBP: 0.300, SLG: 0.306		0-0 5-3			0-0 HR		4-0 SH3-4 BB		0-0 5-3
Davey Johnson, R (1, 4) OBP: 0.341, SLG: 0.333		0-0 F7			0-0 L7		0-0 SH3-4		4-0 BB
Mark Belanger, R (1, 6) OBP: 0.233, SLG: 0.226 Terry Crowley, L (7, PH) (8, 7) (9, 3) OBP: 0.390, SLG: 0.623			0-0 G3 1B		0-3 K		4-0 IBB		0-3 K
Dave McNally, R (1, 1) OBP: 0.120, SLG: 0.125 Elrod Hendricks, L (7, PH) (8, 6) OBP: 0.267, SLG: 0.167 Bobby Grich, R (8, 6) OBP: 0.342, SLG: 0.348			0-0 F7		0-3 K				0-0 F9

Inning Stats	R: 0	H: 1	E: 0	K: 1	S: 6	LOB: 1	BB: 0	P: 6
	0	0	0	0	3	0	0	3
	0	0	0	0	3	0	0	3
	1	2	0	0	4	0	0	4
	0	0	0	0	3	0	0	3
	1	1	0	2	8	0	0	8
	0	0	0	1	0	0	9	
	0	0	0	1	9	0	0	9

PITCHER	IP	WLS	BF	H	R	ER	SO	BB	IBB	HBP	BLK	WP	HR	S	P	ERA	WHIP
Dick Woodson, R (1, 1) ERA: 3.26	8.0	W	32	5	2	2	6	3	1	0	0	0	1	40	56	2.25	1.000
Wayne Granger, R (9, 1) ERA: 0.64	1.0	S	4	0	0	0	1	1	0	0	0	0	0	5	9	0.00	1.000

Batter	1	2	3	4	5	6	7	8	9	10	11	12	13	14	15	AB	R	H	RBI	BB	SO	LOB	TOP				
Steve Braun, L OBP: 0.346, SLG: 0.376 (1, 9)	0-0 1B 1B		0-0 4-3 1B		0-3 K		0-0 F5		0-0 1B 1B 1B		0-0 3-1			0-0 4-3		7	0	3	0	0	1	0					
Danny Thompson, R OBP: 0.313, SLG: 0.379 Rick Renick, R OBP: 0.290, SLG: 0.333 (1, 6)	0-3 K		0-0 4-3 1-2 3-H		0-0 F9			0-3 K	0-0 1B 1B		0-0 F4			4-0 CS BB		6	0	1	2	1	2	2					
Rod Carew, L OBP: 0.369, SLG: 0.346 (1, 4)	0-0 1-2 1B		0-3 K		0-0 6-3			0-0 1B	0-0 1-2 2-3 1B				0-0 G3		0-0 CS 1B	7	1	4	0	0	1	1					
Harmon Killebrew, R OBP: 0.395, SLG: 0.434 Wayne Granger, R OBP: 0.500, SLG: 0.500 Charlie Manuel, L OBP: 0.240, SLG: 0.304 Dan Monzon, R OBP: 0.333, SLG: 0.250 Ray Corbin, R (1, 3)	0-3 K		4-0 BB		0-3 K			0-0 F7	0-0 G6-4-3 1-2f				0-0 L4-6 2B		0-3 K	4	0	0	0	1	2	6					
Bobby Darwin, R OBP: 0.335, SLG: 0.419 (1, 8)	0-3 K		0-0 F9		0-0 FC5-4 1B			0-0 F9		0-0 F7			0-0 L4-6 2-3		4-0 FC6-4 1B BB	6	0	1	0	1	1	6					
Steve Brye, R OBP: 0.276, SLG: 0.294 (1, 7)		0-0 F9		0-0 F9		0-0 F3		0-0 HR 1B		0-0 1B			0-0 F7		0-0 FC6-4 1B	7	1	3	1	0	0	1					
Eric Soderholm, R OBP: 0.240, SLG: 0.398 (1, 5)		0-3 K		4-0 FC6-4 BB		0-0 FC5-4 1-2f		0-0 HR		0-0 F7			0-0 F7		0-0 FC6-4 1B	6	1	1	2	1	1	4					
Phil Roof, R OBP: 0.261, SLG: 0.413 Jim Nettles, L OBP: 0.291, SLG: 0.152 Rick Dempsey, R OBP: 0.333, SLG: 0.200 Cesar Tovar, R OBP: 0.352, SLG: 0.321 George Mitterwald, R OBP: 0.167, SLG: 0.176 (1, 2)	0-0 4-3		0-0 FC6-4 1-2f		0-0 K		0-3 K		0-0 1B 1B		0-3 K		0-0 F8		0-0 F4	2	0	0	0	0	0	1					
Jim Kaat, L OBP: 0.200, SLG: 0.320 Tom Norton, R OBP: 0.270, SLG: 0.273 (1, 1)			0-0 1B 4-3 1B		0-3 K		0-0 F7		0-3 K				0-0 4-3		0-0 F9	3	1	1	0	0	1	1					
Rich Reese, L (9, PH)																3	0	0	0	0	1	1					
Inning Stats	R: 0 E: 0 K: 3 S: 11	H: 2 LOB: 2 BB: 0 P: 11	R: 0 E: 0 K: 1 S: 5	H: 0 LOB: 0 BB: 0 P: 5	R: 1 E: 0 K: 1 S: 7	H: 2 LOB: 2 BB: 1 P: 11	R: 0 E: 0 K: 1 S: 5	H: 0 LOB: 1 BB: 1 P: 9	R: 0 E: 0 K: 1 S: 5	H: 0 LOB: 0 BB: 0 P: 5	R: 0 E: 0 K: 1 S: 6	H: 1 LOB: 1 BB: 0 P: 6	R: 0 E: 0 K: 1 S: 6	H: 1 LOB: 1 BB: 0 P: 6	R: 0 E: 0 K: 0 S: 3	H: 0 LOB: 0 BB: 0 P: 3	R: 0 E: 0 K: 0 S: 3	H: 0 LOB: 0 BB: 0 P: 3	R: 0 E: 0 K: 0 S: 2	H: 0 LOB: 0 BB: 1 P: 6	R: 1 E: 0 K: 1 S: 7	H: 2 LOB: 2 BB: 1 P: 11	1B: 14 2B: 2 3B: 0 HR: 1	SF: 0 SAC: 0 DP: 2 HBP: 0	WP: 0 PB: 0 SB: 0 CS: 1	PA: 63	
PITCHER	IP WLS BF H R ER SO	IP WLS BF H R ER SO	IP WLS BF H R ER SO	IP WLS BF H R ER SO	IP WLS BF H R ER SO	IP WLS BF H R ER SO	IP WLS BF H R ER SO	IP WLS BF H R ER SO	IP WLS BF H R ER SO	IP WLS BF H R ER SO	IP WLS BF H R ER SO	IP WLS BF H R ER SO	IP WLS BF H R ER SO	IP WLS BF H R ER SO	IP WLS BF H R ER SO	ERA WHIP	ERA WHIP	ERA WHIP	ERA WHIP	ERA WHIP	ERA WHIP	ERA WHIP	ERA WHIP	ERA WHIP	ERA WHIP		
Jim Palmer, R ERA: 2.17 Eddie Watt, R ERA: 3.6 Grant Jackson, L ERA: 5.4 Ronc Harrison, R ERA: 1.0 Dave Leonhard, R ERA: 5.91	8.1 0.0 0.0 2.2 2.0															4.32 1.440											
Mickey Scott, L ERA: 1.69	2.0															4.50 2.000											

Minnesota Twins @ Baltimore Orioles
 Memorial Stadium, Baltimore, MD
 Tue Jun 06 1972, 7:05 PM EDT
 Att. 6,203 - Unknown

livebaseballscores.com


AB	58
R	5
H	16
RBI	5
BB	4
SO	13
LOB	27



Batter	1	2	3	4	5	6	7	8	9	10	11	12	13	14	15	AB	R	H	RBI	BB	SO	LOB												
Merv Rettenmund, R OBP: 0.338, SLG: 0.387 (1, 9)	0-0 F9 1		0-0 6-3 3		0-0 F8 1		4-0 FC5-4 BB 2		0-0 F8 2		0-0 1-2 1B 3		0-0 4-3 3			6	0	1	0	1	0	3												
Davey Johnson, R OBP: 0.331, SLG: 0.322 (1, 4)	0-0 6-3 2			0-0 1B 1B 1	0-3 K 2		0-0 FC5-4 2B 1-2 3-H 2		0-0 F8 3		0-0 F4 3			0-0 6-3 1		7	1	1	1	0	1	5												
Paul Blair, R OBP: 0.275, SLG: 0.376 (1, 8)	0-0 F7 3			0-0 1B 1B 1	0-0 FC5-4 1-2 3		0-0 1-3 2B 3		0-0 1-3 1			0-0 F4 1		0-0 2B G5-2-3 1B 1		7	1	3	0	0	0	1												
Don Baylor, R OBP: 0.374, SLG: 0.610 (1, 7)		0-0 1-3 1		0-3 K 1		0-0 F8 1	0-0 L6 3			4-0 BB BB BB BB 2		0-0 L9 2		0-0 1-3 2B 1		6	0	1	0	1	1	4												
Bobby Grich, R OBP: 0.349, SLG: 0.338 (1, 3) (10, 6)		0-0 5-3 2		0-0 E SF9 1B 1-3 3-H 1		0-3 K 2		0-0 3-1 1		0-3 K 2		4-0 BB BB BB BB 3		4-0 IBB 1		5	1	1	1	2	2	1												
Brooks Robinson, R OBP: 0.305, SLG: 0.303 (1, 5)		4-0 BB BB BB BB 3		0-0 E9 1B 1-3 3-H 1		4-0 BB BB BB BB 2		0-3 K 2		0-0 F7 3		0-0 4-3 3		0-0 G5-2-3 3-H 3		5	0	1	1	2	1	5												
Andy Etchebarren, R OBP: 0.244, SLG: 0.221 Johnny Oates, L OBP: 0.276, SLG: 0.500 (11, PH) (12, 2)		0-3 K 3		0-0 SF9 3-H 2		0-0 5-3 3		0-3 K 3			0-0 F6 1		0-0 F8 1			3	0	0	1	0	2	2												
Mark Belanger, R OBP: 0.235, SLG: 0.229 Terry Crowley, L OBP: 0.381, SLG: 0.596 (9, PH) (10, 3)			0-3 K 1	0-3 K 3			0-0 S FC5-4 1B 1				0-0 4-3 2		0-3 K 2		0-0 G4-3 BB 1	3	1	1	0	0	2	1												
Jim Palmer, R Eddie Watt, L Grant Jackson, S Rene Lary, R Boog Powell, L Tom Spillane, L Dave Leonard, R Don Buford, S Mickey Scott, L Eros Hernandez, L (1, 1) (7, 1) (9, 1) (12, 1)			0-3 K 2		0-0 FC5-4 1B 1		0-3 K 1		0-3 K 1		4-0 BB BB BB BB 3		4-0 BB BB BB BB 3		0-3 K 3	3	0	1	0	0	2	1												
Inning Stats	R: 0 E: 0 K: 0 S: 3	H: 0 LOB: 0 BB: 0 P: 3	R: 0 E: 0 K: 1 S: 5	H: 0 LOB: 1 BB: 1 P: 9	R: 0 E: 0 K: 2 S: 7	H: 0 LOB: 0 BB: 0 P: 7	R: 3 E: 1 K: 2 S: 11	H: 4 LOB: 1 BB: 0 P: 11	R: 0 E: 0 K: 1 S: 6	H: 1 LOB: 1 BB: 0 P: 6	R: 0 E: 0 K: 1 S: 5	H: 0 LOB: 1 BB: 1 P: 9	R: 0 E: 0 K: 2 S: 7	H: 0 LOB: 0 BB: 0 P: 7	R: 0 E: 0 K: 1 S: 6	H: 1 LOB: 1 BB: 0 P: 6	R: 0 E: 0 K: 1 S: 5	H: 0 LOB: 1 BB: 1 P: 9	R: 0 E: 0 K: 0 S: 4	H: 1 LOB: 2 BB: 1 P: 8	R: 0 E: 0 K: 0 S: 3	H: 0 LOB: 1 BB: 1 P: 7	R: 0 E: 0 K: 1 S: 5	H: 0 LOB: 1 BB: 1 P: 9	R: 0 E: 0 K: 0 S: 4	H: 2 LOB: 2 BB: 1 P: 8	R: 0 E: 0 K: 1 S: 4	H: 0 LOB: 0 BB: 1 P: 8	R: 0 E: 0 K: 1 S: 4	H: 0 LOB: 0 BB: 1 P: 8	1B: 9 2B: 2 3B: 0 HR: 0	SF: 1 SAC: 0 DP: 2 HBP: 0	WP: 0 PB: 0 SB: 3 CS: 0	PA: 63

Minnesota Twins @ Baltimore Orioles
Memorial Stadium, Baltimore, MD
 Tue Jun 06 1972, 7:05 PM EDT
 Att. 6,203 - Unknown

AB	53
R	4
H	11
RBI	4
BB	9
SO	14
LOB	25



PITCHER	IP	WLS	BF	H	R	ER	SO	BB	IBB	HBP	BLK	WP	HR	S	P	ERA	WHIP
Jim Kaat, L ERA: 1.93	6.2		30	7	4	3	8	3	0	0	0	0	0	3	55	4.05	1.500
Tom Norton, R ERA: 2.76	7.1	1.1	4	0	0	0	2	0	0	0	0	0	0	8	8	0.00	0.000
Wayne Granger, R ERA: 0.58	9.1	3.0	13	2	0	0	2	2	0	0	0	0	0	15	23	0.00	1.333
Ray Corbin, R ERA: 1.35	12.1	4.0	W	16	2	0	2	3	1	0	0	0	0	16	32	0.00	1.250

Batter	1	2	3	4	5	6	7	8	9	AB R H RBI BB SO LOB	TOP	
Steve Braun, L (1, 6) OBP: 0.342, SLG: 0.371	0-0 F9		0-0 F8		0-3 K			0-0 3B 1B		4 1 1 0 0 1 1		
Cesar Tovar, R (1, 9) OBP: 0.355, SLG: 0.337	0-0 E5 1B		0-0 F7		0-0 G5-4-3			0-0 4-3 3B		4 1 2 1 0 0 1		
Rod Carew, L (1, 4) Dan Monzon, R (6, 4) OBP: 0.369, SLG: 0.346 OBP: 0.300, SLG: 0.222	0-0 6-3		0-0 1B				0-0 G3	0-0 4-3		3 0 1 0 0 0 1 1 0 0 1 0 0 0		
Harmon Killebrew, R (1, 3) OBP: 0.382, SLG: 0.429	0-0 F3		0-0 F4				0-0 6-3	0-0 3-1B		4 0 1 0 0 0 2		
Bobby Darwin, R (1, 8) OBP: 0.333, SLG: 0.414		0-0 1B 1B		0-3 K			0-3 K	0-3 K		4 0 1 0 0 3 1		
Steve Brye, R (1, 7) OBP: 0.274, SLG: 0.302		0-0 F9		0-0 6-3			0-0 2B	0-0 1-3		4 0 1 0 0 0 2		
Eric Soderholm, R (1, 5) OBP: 0.241, SLG: 0.392		0-3 K		0-0 1B			0-0 5-3	0-0 5-3		4 0 1 0 0 1 2		
Rick Dempsey, R (1, 2) OBP: 0.324, SLG: 0.207		0-0 1-3 1B		0-0 F9			0-0 F8	0-0 L6		4 0 1 0 0 0 2		
Jim Perry, S (1, 1) Jim Nettles, L (5, PH) Bob Gebhard, R (5, 1) Charlie Manuel, L (7, PH) Tom Norton, R (7, 1) Rich Reese, L (9, PH) OBP: 0.375, SLG: 0.364 OBP: 0.304, SLG: 0.170 OBP: 0.231, SLG: 0.292 OBP: 0.263, SLG: 0.265		0-0 F8			0-0 G5-4-3 1B		0-0 4-3	0-0 6-3		1 0 0 0 0 0 2 1 0 1 0 0 0 0 0 0 0 0 0 0 0 1 0 0 0 0 0 1 0 0 0 0 0 0 0 1 0 0 0 0 0 0		
Inning Stats	R: 0 H: 1 E: 1 LOB: 1 K: 0 BB: 0 S: 4 P: 4	R: 0 H: 2 E: 0 LOB: 2 K: 1 BB: 0 S: 7 P: 7	R: 0 H: 1 E: 0 LOB: 1 K: 0 BB: 0 S: 4 P: 4	R: 0 H: 1 E: 0 LOB: 1 K: 1 BB: 0 S: 6 P: 6	R: 0 H: 1 E: 0 LOB: 0 K: 1 BB: 0 S: 5 P: 5	R: 0 H: 0 E: 0 LOB: 0 K: 1 BB: 0 S: 5 P: 5	R: 0 H: 1 E: 0 LOB: 1 K: 0 BB: 0 S: 4 P: 4	R: 2 H: 3 E: 0 LOB: 1 K: 1 BB: 0 S: 8 P: 8	R: 0 H: 0 E: 0 LOB: 0 K: 0 BB: 0 S: 3 P: 3	1B: 8 SF: 0 2B: 1 SAC: 0 3B: 1 DP: 1 HR: 0 HBP: 0	WP: 0 PA: 36 PB: 0 SB: 0 CS: 0	
PITCHER Pat Dobson, R (1, 1) ERA: 2.61	IP WLS BF H R ER SO BB IBB HBP BLK WP HR S P ERA WHIP											PITCHER IP WLS BF H R ER SO BB IBB HBP BLK WP HR S P ERA WHIP

Minnesota Twins @ Baltimore Orioles
 Memorial Stadium, Baltimore, MD
 Wed Jun 07 1972, 7:05 PM EDT
 Att: 10,141 - Unknown

livebaseballscorecards.com

AB 36
 R 2
 H 10
 RBI 2
 BB 0
 SO 5
 LOB 15



Batter	1	2	3	4	5	6	7	8	9	AB	R	H	RBI	BB	SO	LOB
Don Buford, S OBP: 0.327, SLG: 0.232 (1, 7)	F9	G3			2B	BB		2-3		4	1	0	0	1	1	2
Paul Blair, R OBP: 0.273, SLG: 0.377 (1, 8)	L5		F8		2B	F9		4-3		5	0	1	1	0	0	1
Boog Powell, L OBP: 0.286, SLG: 0.293 (1, 3)	HR		3-1		F5			4-1		5	1	2	1	0	0	0
Don Baylor, R OBP: 0.389, SLG: 0.602 (1, 9)	HR		HBP		E			F7		1	2	0	0	2	0	1
Bobby Grich, R OBP: 0.356, SLG: 0.378 (8, 5)	HR		CS		1B	E		5-3		3	3	1	3	1	0	0
Johnny Oates, L OBP: 0.303, SLG: 0.484 (1, 2)	F5				1B	E		3-1		3	2	1	0	1	0	0
Brooks Robinson, R OBP: 0.316, SLG: 0.310 (1, 5)					SF9-5-4					3	1	2	1	0	0	1
Mark Belanger, R OBP: 0.235, SLG: 0.229 (7, PR)					1B	E		HBP		0	0	0	0	0	0	0
Davey Johnson, R OBP: 0.336, SLG: 0.325 (1, 4)					SF9-5-4					2	0	1	2	1	1	1
Pat Dobson, R OBP: 0.167, SLG: 0.207 (1, 1)					6-3			1-3		4	1	1	0	0	0	3

Inning Stats	R: 3	H: 2	E: 0	K: 0	S: 5	LOB: 0	BB: 1	P: 9
R: 0	H: 1	E: 1	K: 1	S: 6	LOB: 1	BB: 0	P: 6	
R: 0	H: 0	E: 0	K: 0	S: 2	LOB: 0	BB: 0	P: 3	
R: 2	H: 2	E: 0	K: 0	S: 4	LOB: 0	BB: 1	P: 8	
R: 5	H: 2	E: 3	K: 0	S: 5	LOB: 1	BB: 3	P: 17	
R: 1	H: 2	E: 0	K: 1	S: 7	LOB: 1	BB: 0	P: 7	
R: 0	H: 0	E: 0	K: 0	S: 3	LOB: 2	BB: 1	P: 8	
R: 0	H: 0	E: 0	K: 0	S: 3	LOB: 0	BB: 0	P: 3	

PITCHER	IP	WLS	BF	H	R	ER	SO	BB	IBB	HBP	BLK	WP	HR	S	P	ERA	WHIP
Jim Perry, R ERA: 3.66 (1, 1)	4.0	L	18	5	5	5	1	2	0	1	0	0	1	17	26	11.25	1.750
Bob Gebhard, R ERA: 4.05 (5, 1)	2.0		13	4	6	2	1	3	0	0	0	0	0	12	24	9.00	3.500
Tom Norton, R ERA: 2.45 (7, 1)	2.0		8	0	0	0	0	1	0	1	0	0	0	6	11	0.00	0.500

MINNESOTA TWINS @ BALTIMORE ORIOLES
Memorial Stadium, Baltimore, MD
Wed Jun 07 1972, 7:05 PM EDT
Att. 10,141 - Unknown

AB	30
R	11
H	9
RBI	8
BB	6
SO	2
LOB	9

Orioles

WP: 0	PA: 40
PB: 0	SB: 0
CS: 1	

Batter	1	2	3	4	5	6	7	8	9	AB R H RBI BB SO LOB	TOP	
Don Buford, S (1, 7) OBP: 0.327, SLG: 0.225	4-0 1B 1B BB	0-0 4-3		4-0 2B BB		0-3 K	0-3 K		0-0 4-3 2-3 3-H	4 2 0 1 2 2 3		
Paul Blair, R (1, 8) OBP: 0.288, SLG: 0.404	0-0 BB 1B 1-3 SF8 1B		0-0 3B	0-0 1-H 2B		4-0 F8 WP CS BB		0-0 5-3	0-0 F7	5 1 3 1 1 0 1		
Boog Powell, L (1, 3) OBP: 0.276, SLG: 0.281	0-0 F2		0-0 G3	0-0 3-1		0-0 F8 1-3		0-3 K		5 0 0 0 0 1 5		
Don Baylor, R (1, 9) OBP: 0.410, SLG: 0.616	0-0 BB 1-2 3-H 1B		4-0 S BB		0-0 E 2B	4-0 BB		0-0 5-3		3 0 2 1 2 0 0		
Bobby Grich, R (1, 6) OBP: 0.352, SLG: 0.364 Mark Belanger, R (7, 6) OBP: 0.241, SLG: 0.229	4-0 1-2 2-3 BB		0-3 K		0-0 F8	0-0 CS 3-H	0-3 K		4-0 1B 1B E BB	3 0 0 0 1 2 3 0 1 0 0 1 0 0		
Brooks Robinson, R (1, 5) OBP: 0.324, SLG: 0.316	0-0 SF8 3-H		4-0 FC6-4 BB		0-0 E 1B		0-0 BB E 1B		0-0 E6 1B 1-2 1B	3 2 2 1 1 0 1		
Davey Johnson, R (1, 4) OBP: 0.338, SLG: 0.323	0-0 F9		0-0 FC6-4 1-2f		0-0 E5 1-2 2-3		4-0 E BB		0-0 SH1-4 1B 1-2 2-3 4-3 1B	4 1 1 0 1 0 7		
Elrod Hendricks, L (1, 2) OBP: 0.250, SLG: 0.154 Andy Etchebarren, R (5, PH) OBP: 0.247, SLG: 0.225		0-0 F2		0-3 K	0-3 K		0-0 E4 1-2 2-H 3-H		0-0 4-3 SH1-4 1B	2 0 0 0 0 1 0 3 0 1 2 0 1 4		
Mike Cuellar, L (1, 1)		0-0 4-3		0-0 F2	0-0 F7		0-0 F7		0-0 SH1-4	4 0 0 0 0 0 5		
Inning Stats	R: 2 E: 0 K: 0 S: 5 H: 2 LOB: 2 BB: 2 P: 13	R: 0 E: 0 K: 0 S: 3 H: 0 LOB: 0 BB: 0 P: 3	R: 0 E: 0 K: 1 S: 6 H: 1 LOB: 3 BB: 2 P: 14	R: 1 E: 0 K: 1 S: 6 H: 1 LOB: 1 BB: 1 P: 10	R: 0 E: 1 K: 1 S: 8 H: 2 LOB: 3 BB: 0 P: 8	R: 0 E: 0 K: 1 S: 4 H: 0 LOB: 1 BB: 2 P: 12	R: 1 E: 1 K: 2 S: 9 H: 1 LOB: 2 BB: 1 P: 13	R: 0 E: 0 K: 1 S: 5 H: 0 LOB: 0 BB: 0 P: 5	R: 3 E: 1 K: 0 S: 6 H: 2 LOB: 1 BB: 1 P: 10	1B: 6 2B: 2 3B: 1 HR: 0 SF: 1 SAC: 1 DP: 0 HBP: 0	WP: 1 PB: 0 SB: 1 CS: 1 PA: 48	
PITCHER	IP WLS BF H R ER SO BB IBB HBP BLK WP HR S P ERA WHIP											
Rich Hand, R (1, 1) ERA: 3.32	4.1 L 25 6 3 3 2 5 0 0 0 0 0 0 24 44 6.23 2.538											
Mike Paul, L (5, 1) ERA: 2.05	0.2 2 0 0 0 1 0 0 0 0 0 0 0 4 4 0.00 0.000											
Don Stanhouse, R (6, 1) ERA: 3.06	1.1 7 1 1 0 2 3 0 0 0 1 0 8 20 0.00 3.000											
Jim Panther, R (7, 1) ERA: 4.09	0.2 3 0 0 0 1 0 0 0 0 0 0 5 5 0.00 0.000											
Horacio Pina, R (8, 1) ERA: 1.88	2.0 10 2 3 1 1 1 0 0 0 0 0 0 11 15 4.50 1.500											

Baltimore Orioles @ Texas Rangers
Arlington Stadium, Arlington, TX
Fri Jun 09 1972, 8:05 PM EDT
Att. 12,471 - Unknown

AB	36
R	7
H	9
RBI	6
BB	9
SO	7
LOB	29



Batter	1	2	3	4	5	6	7	8	9	AB R H RBI BB SO LOB
Elliott Maddox, R OBP: 0.331, SLG: 0.270 (1, 8)	0-0 E6 CS		0-0 B1		0-0 BB 1B		0-3 K		0-0 6-3	5 0 1 0 0 1 2
Davey Nelson, R OBP: 0.363, SLG: 0.354 (1, 5)	0-3 K 1-2		0-0 F7		4-0 BB 1-2			0-0 L5		3 0 0 0 1 1 1
Ted Ford, R OBP: 0.368, SLG: 0.500 (1, 9)	0-0 F7			0-0 6-3	0-0 1-3			0-0 L4		4 0 0 0 0 0 2
Dick Billings, R OBP: 0.331, SLG: 0.382 (1, 2)		0-0 F8		0-0 6-3		0-0 5-3		0-0 BB 1B		4 0 1 0 0 0 0
Frank Howard, R OBP: 0.341, SLG: 0.360 (1, 3)		0-0 HR		0-0 1B		0-0 F8		4-0 BB 1-2		3 1 2 1 1 0 0
Jeff Burroughs, R OBP: 0.243, SLG: 0.246 (1, 7)		0-0 1B C1-4-6		0-3 K		0-0 F7		0-0 F9		4 0 1 0 0 1 3
Lenny Randle, S OBP: 0.246, SLG: 0.294 (1, 4)		0-3 K			0-0 4-3 SF8 2B		0-0 F7		0-0 2B	4 1 2 0 0 1 1
Toby Harrah, R OBP: 0.309, SLG: 0.319 (1, 6)		0-0 FC1-4-6 1-2f			0-0 4-3		4-0 BB		0-3 K	3 0 0 0 1 1 3
Rich Hand, R OBP: 0.273, SLG: 0.200 (5, 1)			0-3 K		0-0 SF8 3-H		0-0 F8		0-0 F9	1 0 0 0 0 0 1 0 0 0 0 0 0 0 0 0 0 0 0 0 1 0 0 0 0 0 0 0 0 0 0 0 0 0 0 0 0 0 0 0 1 0 0 0 0 0 0 1 0 0 0 0 0 0 0 0 1 0 0 0 0 0 0 1

Inning Stats	R: 0 E: 1 K: 1 S: 5	H: 0 LOB: 0 BB: 0 P: 5	R: 1 E: 0 K: 1 S: 7	H: 2 LOB: 1 BB: 0 P: 7	R: 0 E: 0 K: 1 S: 5	H: 0 LOB: 0 BB: 0 P: 5	R: 0 E: 0 K: 1 S: 6	H: 1 LOB: 1 BB: 0 P: 6	R: 1 E: 0 K: 0 S: 5	H: 2 LOB: 2 BB: 1 P: 9	R: 0 E: 0 K: 0 S: 3	H: 0 LOB: 0 BB: 0 P: 3	R: 0 E: 0 K: 1 S: 5	H: 0 LOB: 1 BB: 1 P: 9	R: 0 E: 0 K: 0 S: 4	H: 1 LOB: 2 BB: 1 P: 8	R: 0 E: 0 K: 1 S: 6	H: 1 LOB: 1 BB: 0 P: 6	1B: 4 2B: 3 3B: 0 HR: 1	SF: 1 SAC: 0 DP: 1 HBP: 0	WP: 0 PB: 0 SB: 0 CS: 1	PA: 37
--------------	------------------------------	---------------------------------	------------------------------	---------------------------------	------------------------------	---------------------------------	------------------------------	---------------------------------	------------------------------	---------------------------------	------------------------------	---------------------------------	------------------------------	---------------------------------	------------------------------	---------------------------------	------------------------------	---------------------------------	----------------------------------	------------------------------------	----------------------------------	--------

PITCHER	IP	WLS	BF	H	R	ER	SO	BB	IBB	HBP	BLK	WP	HR	S	P	ERA	WHIP	PITCHER	IP	WLS	BF	H	R	ER	SO	BB	IBB	HBP	BLK	WP	HR	S	P	ERA	WHIP		
Mike Cuellar, L ERA: 3.25 (1, 1)	9.0	W	37	7	2	2	6	3	0	0	0	0	1	46	58	2.00	1.111																				

BOTTOM

Baltimore Orioles @ Texas Rangers
Arlington Stadium, Arlington, TX

Fri Jun 09 1972, 8:05 PM EDT
Att. 12,471 - Unknown

livebaseballscorecards.com

AB	33
R	2
H	7
RBI	2
BB	3
SO	6
LOB	14



Batter	1	2	3	4	5	6	7	8	9	AB R H RBI BB SO LOB	TOP		
Don Buford, S (1, 7) OBP: 0.342, SLG: 0.235	4-0 FC4-6 BB		0-0 G5-4-3 1B		0-0 1B		0-0 F7		4-0 BB BB BB BB BB BB BB BB BB	3 0 2 0 2 0 0			
Paul Blair, R (1, 8) OBP: 0.279, SLG: 0.391	0-0 FC4-6 FC6-4 1-2f		0-0 G5-4-3 1-2f		0-0 F7		0-0 1-3		0-3 K	5 0 0 0 0 1 4			
Terry Crowley, L (1, 3) OBP: 0.358, SLG: 0.557	0-0 FC6-4 1-2f		0-3 K		0-0 F8		0-0 4-3			4 0 0 0 0 1 2			
Don Baylor, R (1, 9) OBP: 0.404, SLG: 0.633	0-0 F6			0-3 K		0-0 F7		0-0 HR		4 1 1 1 0 1 1			
Bobby Grich, R (1, 6) OBP: 0.347, SLG: 0.358		0-3 K		0-0 F8		0-0 1B 2B 1B		0-0 F8		4 1 1 0 0 1 0			
Johnny Oates, L (1, 2) OBP: 0.324, SLG: 0.471		0-0 4-3		4-0 S 1B BB		0-0 2B S 1B		0-0 F7		3 2 1 0 1 0 0			
Brooks Robinson, R (1, 5) OBP: 0.333, SLG: 0.352		0-0 HR		0-0 1B		0-0 S K2-5-2 2B		0-0 F9		4 1 3 3 0 0 0			
Davey Johnson, R (1, 4) OBP: 0.342, SLG: 0.317		4-0 BB		0-0 6-3		4-0 S IBB				2 0 0 0 2 0 1			
Dave McNally, R (1, 1) OBP: 0.138, SLG: 0.143		0-3 K		0-3 K		0-3 K2-5-2			0-0 1B	4 0 1 0 0 3 3			
Inning Stats	R: 0 E: 0 K: 0 S: 3 H: 0 LOB: 1 BB: 1 P: 7	R: 1 E: 0 K: 2 S: 8 H: 1 LOB: 1 BB: 1 P: 12	R: 0 E: 0 K: 1 S: 5 H: 1 LOB: 0 BB: 0 P: 5	R: 1 E: 0 K: 1 S: 6 H: 1 LOB: 1 BB: 1 P: 10	R: 0 E: 0 K: 1 S: 6 H: 1 LOB: 1 BB: 0 P: 6	R: 2 E: 0 K: 1 S: 7 H: 3 LOB: 2 BB: 1 P: 11	R: 0 E: 0 K: 0 S: 3 H: 0 LOB: 0 BB: 0 P: 3	R: 1 E: 0 K: 0 S: 4 H: 1 LOB: 0 BB: 0 P: 4	R: 0 E: 0 K: 1 S: 5 H: 1 LOB: 1 BB: 1 P: 9	1B: 6 2B: 2 3B: 0 HR: 2 SF: 0 SAC: 0 DP: 2 HBP: 0	WP: 0 PB: 0 SB: 4 CS: 0 PA: 38		
PITCHER	IP WLS BF H R ER SO BB IBB HBP BLK WP HR S P ERA WHIP											PITCHER	IP WLS BF H R ER SO BB IBB HBP BLK WP HR S P ERA WHIP
Bill Gogolewski, R (1, 1) ERA: 5.85	5.1 L 24 6 4 4 5 3 0 0 0 0 1 31 43 6.75 1.688												
Casey Cox, R (6, 1) ERA: 3.95	2.2 10 2 1 1 1 0 1 0 0 0 1 11 15 3.38 0.750												
Jim Panther, R (9, 1) ERA: 3.97	1.0 4 1 0 0 1 1 0 0 0 0 0 5 9 0.00 2.000												

Baltimore Orioles @ Texas Rangers
Arlington Stadium, Arlington, TX

Sat Jun 10 1972, 8:05 PM EDT
Att. 16,898 - Unknown

livebaseballscorecards.com

AB	33
R	5
H	9
RBI	4
BB	5
SO	7
LOB	11



Batter	1	2	3	4	5	6	7	8	9	AB	R	H	RBI	BB	SO	LOB
Elliott Maddox, R (1, 8) OBP: 0.330, SLG: 0.269	0-0 6-3		0-0 F8			0-0 F8		0-0 1B		4	0	1	0	0	0	0
Davey Nelson, R (1, 5) OBP: 0.355, SLG: 0.345	0-0 F8			0-0 5-3		0-0 F8		0-0 F9		4	0	0	0	0	0	2
Ted Ford, R (1, 7) OBP: 0.364, SLG: 0.483	0-0 6-3			4-0 BB			0-0 L4	0-0 1-3		3	0	0	0	1	0	2
Dick Billings, R (1, 2) OBP: 0.321, SLG: 0.370		0-0 G3		0-0 F3			0-0 5-3		0-0 6-3	4	0	0	0	0	0	1
Frank Howard, R (1, 3) OBP: 0.345, SLG: 0.364		0-0 1B		0-0 F9			0-0 HR 1B		0-3 K	4	1	2	0	0	1	1
Joe Lovitto, S (1, 9) OBP: 0.315, SLG: 0.233		0-0 F9			0-0 6-3		0-0 HR		0-0 F8	4	1	1	2	0	0	1
Toby Harrah, R (1, 6) OBP: 0.304, SLG: 0.313		0-0 1-3			0-3 K		0-0 F8			3	0	0	0	0	1	1
Lenny Randle, S (1, 4) OBP: 0.243, SLG: 0.291			0-0 5-3			0-0 F9		0-0 F7		2	0	0	0	0	0	0
Casey Cox, R (6, 1)										0	0	0	0	0	0	0
Tom Grieve, R (8, PH) OBP: 0.259, SLG: 0.231										1	0	0	0	0	0	0
Jim Panther, R (9, 1) OBP: 0.500, SLG: 0.500										0	0	0	0	0	0	0
Bill Gogolewski, L (1, 1) OBP: 0.231, SLG: 0.167			0-0 6-3					0-0 1B		1	0	0	0	0	0	0
Ted Kubiak, S (6, 4) OBP: 0.205, SLG: 0.056								0-0 1B		2	0	1	0	0	0	0

Inning Stats	R: 0	H: 0	E: 0	K: 0	S: 3	R: 0	H: 1	E: 0	K: 0	S: 4	R: 0	H: 0	E: 0	K: 0	S: 3	R: 0	H: 0	E: 0	K: 1	S: 5	R: 0	H: 0	E: 0	K: 0	S: 3	R: 2	H: 2	E: 0	K: 0	S: 5	R: 0	H: 2	E: 0	K: 1	S: 5	R: 0	H: 0	E: 0	K: 1	S: 5	1B: 4	SF: 0	2B: 0	3B: 0	HR: 1	WP: 0	PA: 33
PITCHER Dave McNally, L (1, 1) ERA: 2.69	IP: 9.0	WLS: 1	BF: 33	H: 5	R: 2	ER: 2	SO: 2	BB: 1	IBB: 0	HBP: 0	BLK: 0	WP: 0	HR: 1	S: 36	P: 40	ERA: 2.00	WHIP: 0.667																														

BOTTOM

Baltimore Orioles @ Texas Rangers
Arlington Stadium, Arlington, TX
Sat Jun 10 1972, 8:05 PM EDT
Att. 16,898 - Unknown

livebaseballscores.com

AB	32
R	2
H	5
RBI	2
BB	1
SO	2
LOB	8



Batter	1	2	3	4	5	6	7	8	9	AB R H RBI BB SO LOB	TOP																
Merv Rettenmund, R (1, 9) OBP: 0.341, SLG: 0.382	0-3 K		0-0 6-3			0-0 HBP BB 1B	0-0 4-3		4-0 BB BB BB BB BB	4 0 1 0 1 1 0																	
Paul Blair, R (1, 8) OBP: 0.276, SLG: 0.385	0-0 G3-6-3 1B		0-0 F7			0-0 F9		0-0 5-3	0-0 F8	5 0 1 0 0 0 3																	
Boog Powell, L (1, 3) OBP: 0.275, SLG: 0.274	0-0 G3-6-3 1-2f			0-0 1-3		4-0 HBP BB 1-2		0-3 K		3 0 0 0 1 1 1																	
Don Baylor, R (1, 7) OBP: 0.398, SLG: 0.613		0-0 6-3		0-0 1-3		1-0 HBP 2-3		0-0 6-3		3 0 0 0 0 0 0																	
Brooks Robinson, R (1, 5) OBP: 0.332, SLG: 0.349		0-0 5-3		0-0 6-3		0-3 K			0-0 1B WP 1B	4 0 1 0 0 0 1 3 0 1 0 0 0 0 0 0 0 0 0 0 0 0																	
Tom Shopay, L (9, PR) OBP: 0.250, SLG: 0.182																											
Bobby Grich, R (9, 5) OBP: 0.347, SLG: 0.358																											
Johnny Oates, L (1, 2) OBP: 0.366, SLG: 0.553		0-0 2B			0-0 2B		0-0 G3		0-0 1-3 2B 1B	4 1 3 0 0 0 3																	
Davey Johnson, R (1, 4) OBP: 0.353, SLG: 0.357		4-0 IBB			0-0 F9		0-0 HR		0-0 1-H 3-H 2B	3 1 2 2 1 0 1																	
Mark Belanger, R (1, 6) OBP: 0.234, SLG: 0.221		0-0 F4			0-0 6-3		0-0 1-3		0-3 K	4 0 0 0 0 1 5																	
Jim Palmer, R (1, 1) OBP: 0.273, SLG: 0.344			0-3 K		0-3 K		0-0 6-3		0-0 6-3	4 0 0 0 0 2 3																	
Inning Stats	R: 0 E: 0 K: 1 S: 5	H: 1 LOB: 0 BB: 0 P: 5	R: 0 E: 0 K: 0 S: 4	H: 1 LOB: 2 BB: 1 P: 8	R: 0 E: 0 K: 1 S: 5	H: 0 LOB: 0 BB: 0 P: 5	R: 0 E: 0 K: 0 S: 3	H: 0 LOB: 0 BB: 0 P: 3	R: 0 E: 0 K: 1 S: 6	H: 1 LOB: 1 BB: 0 P: 6	R: 0 E: 0 K: 1 S: 6	H: 1 LOB: 3 BB: 1 P: 11	R: 1 E: 0 K: 0 S: 4	H: 1 LOB: 0 BB: 0 P: 4	R: 0 E: 0 K: 1 S: 5	H: 0 LOB: 0 BB: 0 P: 5	R: 2 E: 0 K: 1 S: 8	H: 3 LOB: 2 BB: 1 P: 12	1B: 4 2B: 3 3B: 0 HR: 1	SF: 0 SAC: 0 DP: 1 HBP: 1	WP: 1 PB: 0 SB: 0 CS: 0	PA: 38					
PITCHER	IP WLS BF H R ER SO BB IBB HBP BLK WP HR S P ERA WHIP																										
Dick Bosman, R (1, 1) ERA: 3.61	8.0		31	5	1	1	5	1	1	1	0	0	1	38	47	1.12	0.750										
Horacio Pina, R (9, 1) ERA: 2.43	1.0	L	7	3	2	2	1	1	0	0	0	1	0	8	12	18.00	4.000										

Baltimore Orioles @ Texas Rangers
 Arlington Stadium, Arlington, TX
 Sun Jun 11 1972, 4:33 AM EDT
 Att. 20,078 - Unknown

livebaseballscorecards.com

AB 34
R 3
H 8
RBI 2
BB 3
SO 6
LOB 19



Batter	1	2	3	4	5	6	7	8	9	AB R H RBI BB SO LOB
Davey Nelson, R (1, 5) OBP: 0.363, SLG: 0.351	0-0 F8 1B			0-0 1B SF7 1B		0-0 4-3		4-0 BB		3 1 2 0 1 0 0
Joe Lovitto, S (1, 9) OBP: 0.313, SLG: 0.234	0-0 F8 1-2			0-0 1-3 1B G6-4-3		0-0 4-3		0-0 F2		4 0 1 0 0 0 3
Don Mincher, L (1, 3) OBP: 0.340, SLG: 0.318 Lenny Randle, S (7, PR) OBP: 0.243, SLG: 0.291 Larry Bittner, L (8, 3) OBP: 0.299, SLG: 0.268	0-0 F6			0-0 SF7		4-0 BB		0-0 3-1		1 0 0 1 1 0 0 0 0 0 0 0 0 0 1 0 0 0 0 0 0
Dick Billings, R (1, 2) OBP: 0.313, SLG: 0.359		0-0 5-3		0-0 G6-4-3 1-2f		0-3 K		0-0 F6		4 0 0 0 0 1 2
Ted Ford, R (1, 7) OBP: 0.350, SLG: 0.462		0-0 5-3			0-0 6-3		0-0 F8		0-0 6-3	4 0 0 0 0 0 1
Dalton Jones, L (1, 4) OBP: 0.043, SLG: 0.045		0-0 F8			0-0 4-3		0-0 F8			3 0 0 0 0 0 1
Toby Harrah, R (1, 6) OBP: 0.304, SLG: 0.313			0-0 L6		0-0 FC4-6 1B			0-0 L3		3 0 1 0 0 0 0
Elliott Maddox, R (1, 8) OBP: 0.330, SLG: 0.266			0-0 5-3		0-0 FC4-6 1-2f			4-0 S BB		2 0 0 0 1 0 1
Dick Bosman, R (1, 1) OBP: 0.053, SLG: 0.053 Hal King, L (8, PH) OBP: 0.337, SLG: 0.284 Horacio Pina, R (9, 1)			0-0 F6			0-3 K		0-3 K 1-2		2 0 0 0 0 1 0 1 0 0 0 0 1 1 0 0 0 0 0 0 0


Inning Stats	R: 0 H: 1 E: 0 K: 0 S: 3	H: 1 LOB: 0 BB: 0 P: 3	R: 0 H: 0 E: 0 K: 0 S: 3	H: 0 LOB: 0 BB: 0 P: 3	R: 0 H: 0 E: 0 K: 0 S: 3	H: 0 LOB: 0 BB: 0 P: 3	R: 1 H: 2 E: 0 K: 0 S: 4	H: 2 LOB: 0 BB: 0 P: 4	R: 0 H: 1 E: 0 K: 0 S: 4	H: 1 LOB: 1 BB: 0 P: 4	R: 0 H: 0 E: 0 K: 1 S: 5	H: 0 LOB: 0 BB: 0 P: 5	R: 0 H: 0 E: 0 K: 1 S: 5	H: 0 LOB: 1 BB: 1 P: 9	R: 0 H: 0 E: 0 K: 1 S: 5	H: 0 LOB: 2 BB: 2 P: 13	R: 0 H: 0 E: 0 K: 0 S: 3	H: 0 LOB: 0 BB: 0 P: 3	1B: 4 2B: 0 3B: 0 HR: 0	SF: 1 SAC: 0 DP: 1 HBP: 0	WP: 0 PB: 0 SB: 1 CS: 0	PA: 32
--------------	--------------------------	------------------------	--------------------------	------------------------	--------------------------	------------------------	--------------------------	------------------------	--------------------------	------------------------	--------------------------	------------------------	--------------------------	------------------------	--------------------------	-------------------------	--------------------------	------------------------	-------------------------	---------------------------	-------------------------	--------

PITCHER Jim Palmer, R (1, 1) ERA: 2.05	IP 9.0 WLS W BF 32 H 4 R 1 ER 1 SO 3 BB 3 IBB 0 HBP 0 BLK 0 WP 0 HR 0 S 35 P 47 ERA 1.00 WHIP 0.778	PITCHER IP WLS BF H R ER SO BB IBB HBP BLK WP HR S P ERA WHIP
--	---	---

Baltimore Orioles @ Texas Rangers
Arlington Stadium, Arlington, TX

Sun Jun 11 1972, 4:33 AM EDT
Att. 20,078 - Unknown

AB	28
R	1
H	4
RBI	1
BB	3
SO	3
LOB	9



WP: 0	PA: 32
PB: 0	SB: 1
CS: 0	

Batter	1	2	3	4	5	6	7	8	9	AB R H RBI BB SO LOB	TOP											
Don Buford, S (1, 7) OBP: 0.339, SLG: 0.235 Boog Powell, L (8, 3) OBP: 0.275, SLG: 0.274	0-3 K			0-3 K		x 0-0 F9		x 0-0 1B		4 0 1 1 0 2 0 0 0 0 0 0 0 0	Baltimore Orioles @ Oakland Athletics Oakland-Alameda County Coliseum, Oakland, CA Mon Jun 12 1972, 7:05 PM PDT Att. 50,182 - Unknown											
Merv Rettenmund, R (1, 9) OBP: 0.338, SLG: 0.378	0-0 F4			0-0 F2		x 0-0 CS 1B		x 0-0 F8		4 0 1 0 0 0 2												
Paul Blair, R (1, 8) OBP: 0.276, SLG: 0.382	0-3 K			0-0 S 1B		x 0-0 CS 1-2	0-0 5-3	x 0-0 F2		4 0 1 0 0 1 2												
Don Baylor, R (1, 3) OBP: 0.393, SLG: 0.594 (8, 7)		0-3 K		4-0 FC5-4 1-2 BB		x 0-0 5-3		x 0-0 6-3		3 0 0 0 1 1 0												
Bobby Grich, R (1, 6) OBP: 0.343, SLG: 0.345 (8, 4)		0-0 6-3		0-0 FC5-4 1-2f		BB 4-0 FC6-4 BB		x 0-0 5-3		3 0 0 0 1 0 2												
Brooks Robinson, R (1, 5) OBP: 0.330, SLG: 0.347		0-0 6-3		0-3 K		x 0-0 FC6-4 1-2f		x 0-0 FC5-4 1B		4 0 1 0 0 1 1												
Davey Johnson, R (1, 4) OBP: 0.359, SLG: 0.359 Mark Belanger, R (8, PR) OBP: 0.232, SLG: 0.220 (8, 6)			x 0-0 F3	BB 4-0 G5-4-3 BB		x 0-0 1B 1B		x 0-0 FC5-4		2 0 1 0 1 0 0 1 1 0 0 0 0 1												
Andy Etchebarren, R (1, 2) OBP: 0.250, SLG: 0.229			x 0-0 F8	x 0-0 G5-4-3 1-2f		x 0-0 1B 1B				3 0 1 0 0 0 1												
Pat Dobson, R (1, 1) OBP: 0.152, SLG: 0.188			0-3 K	x 0-0 F3		x 0-3 K				3 0 0 0 0 2 2												
Inning Stats	R: 0 E: 0 K: 2 S: 7	H: 0 LOB: 0 BB: 0 P: 7	R: 0 E: 0 K: 1 S: 5	H: 0 LOB: 0 BB: 0 P: 5	R: 0 E: 0 K: 1 S: 5	H: 0 LOB: 0 BB: 0 P: 5	R: 0 E: 0 K: 1 S: 6	H: 1 LOB: 2 BB: 1 P: 10	R: 0 E: 0 K: 1 S: 4	H: 0 LOB: 0 BB: 1 P: 8	R: 0 E: 0 K: 0 S: 3	H: 1 LOB: 0 BB: 0 P: 3	R: 0 E: 0 K: 0 S: 3	H: 0 LOB: 1 BB: 1 P: 7	R: 1 E: 0 K: 1 S: 8	H: 3 LOB: 2 BB: 0 P: 8	R: 0 E: 0 K: 0 S: 4	H: 1 LOB: 1 BB: 0 P: 4	1B: 6 2B: 0 3B: 0 HR: 0	SF: 0 SAC: 0 DP: 1 HBP: 0	WP: 0 PB: 0 SB: 1 CS: 1	PA: 35
PITCHER Vida Blue, L (1, 1) ERA: 3.24 Bob Locker, R (9, 1) ERA: 1.23	IP 8.0	WLS L	BF 30	H 5	R 1	ER 1	SO 7	BB 3	IBB 0	HBP 0	BLK 0	WP 0	HR 0	S 41	P 53	ERA 1.12	WHIP 1.000					
											PITCHER IP 1.0 WLS L BF 4 H 1 R 0 ER 0 SO 0 BB 0 IBB 0 HBP 0 BLK 0 WP 0 HR 0 S 4 P 4 ERA 0.00 WHIP 1.000											

livebaseballscorecards.com

AB	31
R	1
H	6
RBI	1
BB	3
SO	7
LOB	11



Batter	1	2	3	4	5	6	7	8	9	AB	R	H	RBI	BB	SO	LOB
Bert Campaneris, R (1, 6) OBP: 0.261, SLG: 0.298	0-0 F9		0-0 F7			0-3 K2-3		0-0 5-3		4	0	0	0	0	1	1
Joe Rudi, R (1, 7) OBP: 0.356, SLG: 0.513	0-0 F9		0-3 K			0-0 5-3			0-0 F9	4	0	0	0	0	1	1
Reggie Jackson, L (1, 8) OBP: 0.367, SLG: 0.530	0-0 F6			0-0 E3 FC3-6		0-3 K			0-0 FC6-4 1B	4	0	1	0	0	1	0
Sal Bando, R (1, 5) OBP: 0.376, SLG: 0.385 Blue Moon Odom, R (9, PR) OBP: 0.167, SLG: 0.167		0-3 K		0-0 FC3-6 1-2f			0-0 F2		0-0 FC6-4 1-2f	4	0	0	0	0	1	2
Mike Epstein, L (1, 3) OBP: 0.381, SLG: 0.450		0-0 1B 1B		0-0 F8			0-0 3-1		0-3 K	4	0	1	0	0	1	2
Angel Mangual, R (1, 9) OBP: 0.304, SLG: 0.349		0-0 G5-4-3 1-3 1B		0-3 K			0-0			3	0	2	0	0	1	1
Dave Duncan, R (1, 2) OBP: 0.291, SLG: 0.450		0-0 G5-4-3 1-2f			0-0 F7			0-0 F6		3	0	0	0	0	0	3
Larry Brown, R (1, 4) OBP: 0.245, SLG: 0.198 Mike Hegan, L (8, PH) OBP: 0.222, SLG: 0.278 Ron Clark, R (9, 4) OBP: 0.625, SLG: 0.857			0-0 1-4-3		0-0 6-3			0-3 K		2	0	0	0	0	0	0
Vida Blue, S (1, 1) Adrian Garrett, L (8, PH) Bob Locker, S (9, 1)			4-0 BB		0-3 K			0-0 L9		1	0	0	0	1	1	0

Inning Stats	R: 0	H: 0	R: 0	H: 2	R: 0	H: 0	R: 0	H: 0	R: 0	H: 0	R: 0	H: 1	R: 0	H: 0	R: 0	H: 1	1B: 4	SF: 0	WP: 0	PA: 32
E: 0	LOB: 0	E: 0	LOB: 1	E: 0	LOB: 1	E: 0	LOB: 0	E: 0	LOB: 0	E: 0	LOB: 1	E: 0	LOB: 1	E: 0	LOB: 1	E: 0	LOB: 1	2B: 0	SAC: 0	PB: 0
K: 0	BB: 0	K: 1	BB: 0	K: 1	BB: 1	K: 2	BB: 0	K: 1	BB: 0	K: 0	BB: 0	K: 1	BB: 0	K: 1	BB: 0	K: 1	BB: 0	3B: 0	DP: 1	SB: 0
S: 3	P: 3	S: 6	P: 6	S: 5	P: 9	S: 6	P: 6	S: 5	P: 5	S: 7	P: 7	S: 4	P: 4	S: 5	P: 5	S: 6	P: 6	HR: 0	HBP: 0	CS: 0

PITCHER	IP	WLS	BF	H	R	ER	SO	BB	IBB	HBP	BLK	WP	HR	S	P	ERA	WHIP
Pat Dobson, R (1, 1) ERA: 2.37	9.0	W	32	4	0	0	8	1	0	0	0	0	0	47	51	0.00	0.556


BOTTOM

Baltimore Orioles @ Oakland Athletics
Oakland-Alameda County Coliseum, Oakland, CA

Mon Jun 12 1972, 7:05 PM PDT
Att. 50,182 - Unknown

livebaseballscores.com

AB	31
R	0
H	4
RBI	0
BB	1
SO	8
LOB	10



Batter	1	2	3	4	5	6	7	8	9	AB R H RBI BB SO LOB	TOP	
Don Buford, S (1, 7) <small>OBP: 0.355, SLG: 0.241</small>	4-0 	4-0 		0-0 			4-0 			1 1 1 0 3 0 0	Baltimore Orioles @ Oakland Athletics Oakland-Alameda County Coliseum, Oakland, CA Tue Jun 13 1972, 7:05 PM PDT Att. 6,894 - Unknown	
Bobby Grich, R (1, 6) <small>OBP: 0.340, SLG: 0.341</small> Mark Belanger, R (7, 6) <small>OBP: 0.232, SLG: 0.220</small>	0-0 	0-3 		0-0 		0-0 			4 1 1 0 0 1 4 0 0 0 0 0 0 0			
Boog Powell, L (1, 3) <small>OBP: 0.275, SLG: 0.273</small>	0-0 	0-0 			0-0 		0-3 		4 0 1 0 0 1 2			
Don Baylor, R (1, 9) <small>OBP: 0.397, SLG: 0.586</small> Paul Blair, R (8, 8) <small>OBP: 0.276, SLG: 0.382</small>	0-0 		0-0 		0-0 		4-0 		3 0 1 0 1 0 2 0 0 0 0 0 0 0			
Brooks Robinson, R (1, 5) <small>OBP: 0.323, SLG: 0.341</small>	0-0 		0-3 		0-0 		0-0 		3 0 0 1 0 1 2			
Merv Rettenmund, R (1, 8) <small>OBP: 0.336, SLG: 0.374</small> (8, 9)	0-0 		0-0 			0-0 		0-0 	4 0 1 0 0 0 1			
Davey Johnson, R (1, 4) <small>OBP: 0.363, SLG: 0.366</small>		4-0 		0-0 		0-0 		0-0 	3 2 1 0 1 0 1			
Elrod Hendricks, L (1, 2) <small>OBP: 0.250, SLG: 0.163</small>		0-0 		0-0 		0-0 		0-0 	4 0 1 1 0 0 2			
Mike Cuellar, L (1, 1) <small>OBP: 0.048, SLG: 0.190</small>		0-0 		0-0 		0-0 		0-0 	4 1 1 2 0 0 1			
Inning Stats	R: 2 H: 2 E: 0 LOB: 1 K: 0 BB: 1 S: 5 P: 9	R: 2 H: 1 E: 0 LOB: 1 K: 1 BB: 2 S: 6 P: 14	R: 0 H: 1 E: 0 LOB: 0 K: 1 BB: 0 S: 5 P: 5	R: 1 H: 3 E: 0 LOB: 1 K: 0 BB: 0 S: 5 P: 5	R: 0 H: 0 E: 0 LOB: 0 K: 0 BB: 0 S: 3 P: 3	R: 0 H: 1 E: 0 LOB: 0 K: 0 BB: 0 S: 3 P: 3	R: 0 H: 0 E: 0 LOB: 1 K: 1 BB: 1 S: 5 P: 9	R: 0 H: 0 E: 0 LOB: 0 K: 0 BB: 1 S: 3 P: 6	R: 0 H: 0 E: 0 LOB: 0 K: 0 BB: 0 S: 3 P: 3	1B: 6 SF: 1 2B: 2 SAC: 0 3B: 0 DP: 3 HR: 1 HBP: 0	WP: 0 PA: 36 PB: 1 SB: 0 CS: 1	
PITCHER Blue Moon Odom, R (1, 1) <small>ERA: 2.79</small> Joe Herten, R (2, 1) <small>ERA: 3.0</small> Rollie Fingers, R (6, 1) <small>ERA: 2.25</small> Darold Knowles, L (8, 1) <small>ERA: 1.5</small>	IP WLS BF H R ER SO BB IBB HBP BLK WP HR S P ERA WHIP											PITCHER IP WLS BF H R ER SO BB IBB HBP BLK WP HR S P ERA WHIP

AB	30
R	5
H	8
RBI	4
BB	5
SO	3
LOB	15



AB	30
R	5
H	8
RBI	4
BB	5
SO	3
LOB	15

WP	0
PA	36
PB	1
SB	0
CS	1

WP	0
PA	36
PB	1
SB	0
CS	1

Batter	1	2	3	4	5	6	7	8	9	AB	R	H	RBI	BB	SO	LOB
Bert Campaneris, R OBP: 0.261, SLG: 0.297 (1, 6)	0-0 5-3 ①		0-0 CS 1B		0-0 5-3 ③			0-0 L5 ①		4	0	1	0	0	0	0
Joe Rudi, R OBP: 0.354, SLG: 0.508 (1, 7)	0-0 F8 ②		0-3 K ② ③ 1-2			0-0 4-3 ①		0-0 FC4-6 1B		4	0	1	0	0	1	1
Reggie Jackson, L OBP: 0.360, SLG: 0.519 (1, 8)	0-0 F2 ③			0-0 F8 ①		0-0 F3 ②		0-0 FC4-6 1-2f ②		4	0	0	0	0	0	1
Sal Bando, R OBP: 0.378, SLG: 0.405 (1, 5)		0-0 HR		0-3 K ②		0-0 1B		0-0 F8 ③		4	1	2	1	0	1	1
Mike Epstein, L OBP: 0.378, SLG: 0.441 (1, 3)		0-0 G3 ①		4-0 1B BB		0-0 F8 ③			0-3 K ①	3	0	0	0	1	1	1
Angel Mangual, R OBP: 0.315, SLG: 0.373 (1, 9)		0-0 F4 ②		0-0 1-2 1B			0-0 F8 2B		0-0 5-3 ②	4	0	2	0	0	0	0
Dave Duncan, R OBP: 0.290, SLG: 0.444 (1, 2)		0-0 1B		0-0 F7 ③			0-0 F5 ①		0-3 K ③	4	0	1	0	0	1	3
Larry Brown, R OBP: 0.243, SLG: 0.197 Ron Clark, R OBP: 0.500, SLG: 0.667 (5, PH) (6, 4)		0-0 F3 ③			0-0 5-3 ①		0-0 F8 ②			1	0	0	0	0	0	1
Blue Moon Odom, R OBP: 0.187, SLG: 0.167 Joe Horlen, R OBP: 0.333, SLG: 0.333 George Hendrick, R OBP: 0.200, SLG: 0.359 Rollie Fingers, R Ollie Brown, R OBP: 0.267, SLG: 0.252 Daroid Knowles, L (1, 1) (2, 1) (5, PH) (6, 1) (7, PH) (8, 1)			0-3 K ①		0-0 1-3 ②		0-3 K ③			0	0	0	0	0	0	0

Inning Stats	R: 0	H: 0	E: 0	K: 0	S: 3	R: 1	H: 2	E: 0	K: 0	S: 5	R: 0	H: 1	E: 0	K: 2	S: 7	R: 0	H: 1	E: 0	K: 1	S: 6	R: 0	H: 0	E: 0	K: 0	S: 3	R: 0	H: 1	E: 0	K: 0	S: 4	R: 0	H: 1	E: 0	K: 1	S: 6	R: 0	H: 1	E: 0	K: 0	S: 4	R: 0	H: 1	E: 0	K: 0	S: 7	R: 0	H: 0	E: 0	K: 2	S: 7	R: 0	H: 0	E: 0	K: 2	S: 7	1B: 5	2B: 2	3B: 0	HR: 1	SF: 0	SAC: 0	DP: 1	HBP: 0	WP: 0	PA: 34
--------------	------	------	------	------	------	------	------	------	------	------	------	------	------	------	------	------	------	------	------	------	------	------	------	------	------	------	------	------	------	------	------	------	------	------	------	------	------	------	------	------	------	------	------	------	------	------	------	------	------	------	------	------	------	------	------	-------	-------	-------	-------	-------	--------	-------	--------	-------	--------

PITCHER	IP	WLS	BF	H	R	ER	SO	BB	IBB	HBP	BLK	WP	HR	S	P	ERA	WHIP
Mike Cuellar, L ERA: 2.94 (1, 1)	9.0	W	34	7	1	1	6	1	0	0	0	0	1	45	49	1.00	0.889


BOTTOM

Baltimore Orioles @ Oakland Athletics
Oakland-Alameda County Coliseum, Oakland, CA

Tue Jun 13 1972, 7:05 PM PDT
Att. 6,894 - Unknown

livebaseballscorecards.com

AB	33
R	1
H	7
RBI	1
BB	1
SO	6
LOB	10



Batter	1	2	3	4	5	6	7	8	9	10	AB	R	H	RBI	BB	SO	LOB
Bert Campaneris, R (1, 6) OBP: 0.256, SLG: 0.291	0-0 4-3			0-0 F6		0-0 E6		0-0 6-3			4	0	0	0	0	0	2
Joe Rudi, R (1, 7) OBP: 0.352, SLG: 0.508	0-0 F8			0-0 1B 1B 2B		0-3 K			0-0 F6		4	1	1	0	0	1	1
Reggie Jackson, L (1, 8) OBP: 0.358, SLG: 0.513	0-3 K			0-0 1B 2-3 1B		0-0 4-3			0-3 K		4	0	1	0	0	2	1
Sal Bando, R (1, 5) OBP: 0.376, SLG: 0.401		0-0 F8		0-0 1-3 3-H 1B G6-4-3			0-0 5-3		0-0 F9		4	0	1	1	0	0	0
Angel Mangual, R (1, 9) OBP: 0.299, SLG: 0.352		0-0 6-3		0-0 G6-4-3 1-2f			0-0 F6			0-0 6-3	4	0	0	0	0	0	2
Gene Tenace, R (1, 2) OBP: 0.232, SLG: 0.321			0-0 L5		0-3 K		0-0 F7			0-0 5-3	4	0	0	0	0	1	0
Mike Epstein, L (1, 3) OBP: 0.378, SLG: 0.439			0-0 E1		0-0 4-3			0-0 4-3 SH3-4 1B		0-0 6-3	3	0	1	0	0	0	0
Blue Moon Odom, R (8, PR) OBP: 0.167, SLG: 0.167				0-0 G6-4-3							0	0	0	0	0	0	0
Mike Hegan, L (9, 3) OBP: 0.222, SLG: 0.278											0	0	0	0	0	0	0
George Hendrick, R (10, PH) OBP: 0.195, SLG: 0.350											1	0	0	0	0	0	0
Ron Clark, R (1, 4) OBP: 0.417, SLG: 0.545			0-0 G6-4-3		0-0 F3			0-0 SH3-4			2	0	0	0	0	0	1
Catfish Hunter, R (1, 1) OBP: 0.158, SLG: 0.158			0-3 K			0-0 F3		0-0 4-3			3	0	0	0	0	1	2

Inning Stats	R: 0	H: 0	E: 0	K: 1	S: 5	P: 5	R: 0	H: 0	E: 0	K: 0	S: 3	P: 3	R: 0	H: 0	E: 1	K: 1	S: 5	P: 5	R: 1	H: 3	E: 0	K: 0	S: 5	P: 5	R: 0	H: 0	E: 0	K: 1	S: 5	P: 5	R: 0	H: 0	E: 1	K: 1	S: 6	P: 6	R: 0	H: 0	E: 0	K: 0	S: 3	P: 3	R: 0	H: 1	E: 0	K: 0	S: 4	P: 4	R: 0	H: 0	E: 0	K: 1	S: 5	P: 5	R: 0	H: 0	E: 0	K: 0	S: 3	P: 3	R: 0	H: 0	E: 0	K: 0	S: 3	P: 3	R: 0	H: 0	E: 0	K: 0	S: 3	P: 3							
IP	10.0	WLS	W	BF	34	H	4	R	1	ER	1	SO	5	BB	0	IBB	0	HBP	0	BLK	0	WP	0	HR	0	S	44	P	44	ERA	0.90	WHIP	0.400	PITCHER												IP	10.0	WLS	W	BF	34	H	4	R	1	ER	1	SO	5	BB	0	IBB	0	HBP	0	BLK	0	WP	0	HR	0	S	44	P	44	ERA	0.90	WHIP	0.400
1B:	3	SF:	0	2B:	1	SAC:	1	3B:	0	DP:	2	HR:	0	HBP:	0	WP:	0	PA:	34													WP:	0	PA:	34																																												

BOTTOM

Baltimore Orioles @ Oakland Athletics
Oakland-Alameda County Coliseum, Oakland, CA

Wed Jun 14 1972, 7:05 PM PDT
Att. 6,296 - Unknown

livebaseballscorecards.com

AB	33
R	1
H	4
RBI	1
BB	0
SO	5
LOB	9



Batter	1	2	3	4	5	6	7	8	9	AB R H RBI BB SO LOB	TOP											
Don Buford, S (1, 7) OBP: 0.348, SLG: 0.240	0-0 5-3		0-0 F8		0-0 F9			0-0 BB 3B 1B		4 1 1 0 0 0 0												
Bobby Grich, R (1, 6) OBP: 0.369, SLG: 0.411	0-0 5-3 1B		0-0 1B SF9 2B		0-0 1B			4-0 BB 1-2 3B		3 2 3 0 1 0 0												
Paul Blair, R (1, 8) OBP: 0.273, SLG: 0.385	0-0 5-3 1-2		0-0 CS 1B		0-0 F9			0-0 1-H 2-H 3B		4 0 2 2 0 0 2												
Don Baylor, R (1, 3) OBP: 0.379, SLG: 0.552	0-0 F2		0-0 SF9					0-3 K		3 0 0 1 0 2 1												
Mark Belanger, R (9, 6) OBP: 0.232, SLG: 0.220			0-0 3-H					0-3 K		0 0 0 0 0 0 0												
Brooks Robinson, R (1, 5) OBP: 0.320, SLG: 0.337		0-0 BB 1B	0-0 CS 1-2	0-0 1B		0-0 F8		0-0 E6		4 0 2 0 0 0 0												
Merv Rettenmund, R (1, 9) OBP: 0.327, SLG: 0.363		0-0 F3		0-0 F9		0-0 5-3		0-0 L7		4 0 0 0 0 0 3												
Davey Johnson, R (1, 4) OBP: 0.357, SLG: 0.355		4-0 BB 1-2		0-3 K		0-0 F9		0-3 K		3 0 0 0 1 2 1												
Andy Etchebarren, R (1, 2) OBP: 0.240, SLG: 0.218		0-0 F9		0-0 6-3		0-0 F3		0-3 K		4 0 0 0 0 1 3												
Jim Palmer, R (1, 1) OBP: 0.243, SLG: 0.306		0-3 K				0-0 B1		0-3 K		4 0 0 0 0 3 2												
Grant Jackson, S (9, 1)										0 0 0 0 0 0 0												
Inning Stats	R: 0 E: 0 K: 0 S: 4	H: 1 LOB: 1 BB: 0 P: 4	R: 0 E: 0 K: 1 S: 6	H: 1 LOB: 2 BB: 1 P: 10	R: 1 E: 0 K: 0 S: 4	H: 2 LOB: 0 BB: 0 P: 4	R: 0 E: 0 K: 1 S: 6	H: 1 LOB: 1 BB: 0 P: 6	R: 0 E: 0 K: 1 S: 4	H: 1 LOB: 1 BB: 0 P: 4	R: 0 E: 0 K: 1 S: 5	H: 0 LOB: 0 BB: 0 P: 5	R: 0 E: 0 K: 1 S: 5	H: 0 LOB: 0 BB: 0 P: 5	R: 2 E: 1 K: 1 S: 7	H: 2 LOB: 1 BB: 1 P: 11	R: 0 E: 0 K: 3 S: 9	H: 0 LOB: 0 BB: 0 P: 9	1B: 6 2B: 1 3B: 1 HR: 0	SF: 1 SAC: 0 DP: 0 HBP: 0	WP: 0 PB: 0 SB: 0 CS: 1	PA: 37
PITCHER Jim Kaat, L (1, 1) ERA: 2.1	IP: 9.0 WLS: L BF: 36 H: 8 R: 3 ER: 3 SO: 8 BB: 2 IBB: 0 HBP: 0 BLK: 0 WP: 0 HR: 0 S: 50 P: 58 ERA: 3.00 WHIP: 1.111											PITCHER	IP: 9.0 WLS: L BF: 36 H: 8 R: 3 ER: 3 SO: 8 BB: 2 IBB: 0 HBP: 0 BLK: 0 WP: 0 HR: 0 S: 50 P: 58 ERA: 3.00 WHIP: 1.111									

Baltimore Orioles @ Minnesota Twins
 Metropolitan Stadium, Bloomington, MI
 Fri Jun 16 1972, 8:05 PM EDT
 Att: 16,297 - Unknown

livebaseballscorecards.com

AB	33
R	3
H	8
RBI	3
BB	2
SO	8
LOB	12



Batter	1	2	3	4	5	6	7	8	9	AB	R	H	RBI	BB	SO	LOB
Steve Braun, L (1, 6) OBP: 0.333, SLG: 0.366	0-0 F7		0-0 L5		0-0 F2			0-0 FC6-4 1B		4	0	1	0	0	0	2
Cesar Tovar, R (1, 9) OBP: 0.346, SLG: 0.333	0-0 5-3			0-0 1B		0-0 F8		0-0 FC6-4 G6-4-3		4	0	1	0	0	0	1
Rod Carew, L (1, 4) OBP: 0.372, SLG: 0.357	0-0 F7			0-0 1B		0-0 F6		0-0 G6-4-3		4	0	1	0	0	0	1
Harmon Killebrew, R (1, 3) OBP: 0.358, SLG: 0.401		0-0 6-3		0-0 5-3		4-0 BB		0-0 F8		3	0	0	0	1	0	2
Tony Oliva, L (1, 7) OBP: 0.250, SLG: 0.250		0-0		0-3 K		0-3 K		0-3 K		3	0	1	0	0	2	3
Bobby Darwin, R (7, 7) OBP: 0.317, SLG: 0.407		FC6-4 1B								1	0	0	0	0	1	0
Jim Nettles, L (1, 8) OBP: 0.373, SLG: 0.302		0-3 K		0-0 F5				0-0 SH1-3 1B		4	0	2	0	0	1	3
Eric Soderholm, R (1, 5) OBP: 0.248, SLG: 0.360		0-0 FC6-4						0-0 F4		2	0	0	0	1	0	1
Phil Roof, R (1, 2) OBP: 0.244, SLG: 0.375			0-0 L5		0-0 F5		0-3 K		4-0 BB BB	2	0	0	0	0	0	0
Charlie Manuel, L (7, PH) OBP: 0.226, SLG: 0.276									1-2 BB	1	0	0	0	0	1	1
Rick Dempsey, R (8, 2) OBP: 0.341, SLG: 0.257									1-2 2-3 BB	0	0	0	0	1	0	0
Jim Kaat, L (1, 1) OBP: 0.290, SLG: 0.516			0-0		0-0		0-3 K		0-3 K	3	0	2	0	0	1	1
Rich Reese, L (9, PH) OBP: 0.283, SLG: 0.310										0	0	0	0	0	0	0
Rick Renick, R (9, PH) OBP: 0.270, SLG: 0.281			CS 1B							1	0	0	0	0	1	3

Inning Stats	R: 0	H: 0	E: 0	K: 0	S: 3	R: 0	H: 1	E: 0	K: 1	S: 6	R: 0	H: 1	E: 0	K: 0	S: 3	R: 0	H: 2	E: 0	K: 1	S: 7	R: 0	H: 1	E: 0	K: 0	S: 4	R: 0	H: 0	E: 0	K: 1	S: 5	R: 0	H: 1	E: 0	K: 2	S: 8	R: 0	H: 1	E: 0	K: 0	S: 3	R: 0	H: 1	E: 0	K: 2	S: 8	R: 0	H: 1	E: 0	K: 2	S: 8	1B: 7	2B: 1	3B: 0	HR: 0	SF: 0	SAC: 1	DP: 1	HBP: 0	WP: 0	PB: 0	SB: 0	CS: 1	PA: 36
--------------	------	------	------	------	------	------	------	------	------	------	------	------	------	------	------	------	------	------	------	------	------	------	------	------	------	------	------	------	------	------	------	------	------	------	------	------	------	------	------	------	------	------	------	------	------	------	------	------	------	------	-------	-------	-------	-------	-------	--------	-------	--------	-------	-------	-------	-------	--------

PITCHER	IP	WLS	BF	H	R	ER	SO	BB	IBB	HBP	BLK	WP	HR	S	P	ERA	WHIP
Jim Palmer, R (1, 1) ERA: 1.88	8.2	W	35	8	0	0	6	3	0	0	0	0	0	44	56	0.00	1.269
Grant Jackson, L (9, 1) ERA: 5.19	0.1	S	1	0	0	0	1	0	0	0	0	0	0	3	3	0.00	0.000

BOTTOM

Baltimore Orioles @ Minnesota Twins
Metropolitan Stadium, Bloomington, MI
 Fri Jun 16 1972, 8:05 PM EDT
 Att. 16,297 - Unknown

AB	32
R	0
H	8
RBI	0
BB	3
SO	7
LOB	18



PITCHER	IP	WLS	BF	H	R	ER	SO	BB	IBB	HBP	BLK	WP	HR	S	P	ERA	WHIP
---------	----	-----	----	---	---	----	----	----	-----	-----	-----	----	----	---	---	-----	------

Batter	1	2	3	4	5	6	7	8	9	AB R H RBI BB SO LOB	TOP											
Don Buford, S (1, 7) OBP: 0.350, SLG: 0.245	0-3 K		0-0 K		0-3 K		0-0 E4 1B		0-0 1B 1B	5 1 2 2 0 2 1												
Johnny Oates, L (1, 2) OBP: 0.380, SLG: 0.522	0-3 K		0-0 F8		0-0 1B		0-0 BB 1B		0-0 BB 1B	5 0 3 2 0 1 1												
Paul Blair, R (1, 8) OBP: 0.277, SLG: 0.385	0-0 6-3		0-3 K		0-0 G3		0-0 BB 1B		0-0 BB 1B	5 0 2 0 0 1 2												
Boog Powell, L (1, 3) OBP: 0.290, SLG: 0.296		0-0 6-3		0-3 K		0-0 FC4 1B		0-3 K	4-0 BB BB BB BB	4 0 1 0 1 2 2												
Brooks Robinson, R (1, 5) OBP: 0.317, SLG: 0.330		0-0 F4		0-0 F7		0-0 F3		4-0 BB BB BB BB	0-0 F6	4 0 0 0 1 0 4												
Terry Crowley, L (1, 9) OBP: 0.366, SLG: 0.554 Merv Rettenmund, R (9, PH) OBP: 0.325, SLG: 0.360		0-0 1B		0-0 FC6-4 1B		0-0 F8		0-0 F8	0-0 F9	4 0 2 0 0 0 4 1 0 0 0 0 0 3												
Bobby Grich, R (1, 4) OBP: 0.365, SLG: 0.398		0-0 F9		0-0 FC6-4		0-0 FC4		4-0 BB BB BB BB		3 0 0 0 1 0 3												
Mark Belanger, R (1, 6) OBP: 0.246, SLG: 0.238			0-0 SH1-4 1B		4-0 SH5-4 1B BB		0-0 SH1-4 E 2B		0-3 K	3 3 2 0 1 1 1												
Pat Dobson, R (1, 1) OBP: 0.147, SLG: 0.182			0-0 SH1-4		0-0 SH5-4		0-0 SH1-4		0-3 K	1 0 0 0 0 1 0												
Inning Stats	R: 0 E: 0 K: 2 S: 7	H: 0 LOB: 0 BB: 0 P: 7	R: 0 E: 0 K: 0 S: 4	H: 1 LOB: 1 BB: 0 P: 4	R: 1 E: 0 K: 1 S: 7	H: 2 LOB: 1 BB: 0 P: 7	R: 0 E: 0 K: 1 S: 6	H: 1 LOB: 1 BB: 0 P: 6	R: 1 E: 0 K: 1 S: 6	H: 1 LOB: 1 BB: 1 P: 10	R: 0 E: 0 K: 0 S: 4	H: 1 LOB: 1 BB: 0 P: 4	R: 2 E: 1 K: 1 S: 9	H: 3 LOB: 3 BB: 1 P: 13	R: 0 E: 0 K: 2 S: 6	H: 0 LOB: 0 BB: 1 P: 10	R: 0 E: 0 K: 0 S: 5	H: 3 LOB: 3 BB: 1 P: 9	1B: 11 2B: 1 3B: 0 HR: 0	SF: 0 SAC: 3 DP: 0 HBP: 0	WP: 0 PB: 0 SB: 1 CS: 1	PA: 42
PITCHER	IP WLS BF H R ER SO BB IBB HBP BLK WP HR S P ERA WHIP																					
Bert Blyleven, R (1, 1) ERA: 2.97	6.1 L 29 8 4 4 5 1 0 0 0 0 0 0 38 42 5.68 1.421																					
Tom Norton, R (7, 1) ERA: 1.99	2.0 10 4 0 0 3 2 0 0 0 0 0 0 14 22 0.00 3.000																					
Dave LaRoche, L (9, 1) ERA: 2.15	0.2 3 0 0 0 0 1 0 0 0 0 0 0 2 6 0.00 1.500																					

Baltimore Orioles @ Minnesota Twins
Metropolitan Stadium, Bloomington, MI
 Sat Jun 17 1972, 4:33 AM EDT
 Att: 17,272 - Unknown

livebaseballscorecards.com

AB	35
R	4
H	12
RBI	4
BB	4
SO	8
LOB	21



Batter	1	2	3	4	5	6	7	8	9	AB	R	H	RBI	BB	SO	LOB
Cesar Tovar, R (1, 9) OBP: 0.339, SLG: 0.326	0-0 F7			0-0 6-3		0-0 5-3			0-0 F8	4	0	0	0	0	0	1
Danny Thompson, R (1, 6) OBP: 0.317, SLG: 0.382	0-0 F3			0-0 G6-4-3 1B			0-0 L8		0-0 1B 2-3 1B	4	0	2	0	0	0	0
Rod Carew, L (1, 4) OBP: 0.365, SLG: 0.349	0-0 F9			0-0 G6-4-3 1-2f			0-0 F6		0-0 F5	4	0	0	0	0	0	3
Harmon Killebrew, R (1, 3) OBP: 0.356, SLG: 0.397		0-0 L5			0-0 5-3		0-3 K		0-0 1-3 3-H 1B	4	0	1	1	0	1	0
Tony Oliva, L (1, 7) OBP: 0.333, SLG: 0.400		0-0 F5			0-0 2B			0-0 G1-6-3 1B	3	0	2	0	0	0	0	0
Jim Kaat, L (8, PR) OBP: 0.290, SLG: 0.516									0-3 K	0	0	0	0	0	0	0
Bobby Darwin, R (9, 7) OBP: 0.316, SLG: 0.405									0-3 K	1	0	0	0	0	1	2
Jim Nettles, L (1, 8) OBP: 0.359, SLG: 0.288		0-0 6-3			0-0 4-3			0-0 G1-6-3 1-2f		3	0	0	0	0	0	2
Dan Monzon, R (1, 5) OBP: 0.333, SLG: 0.286				0-0 1B K 1B		0-0 5-3		0-0 1B		3	0	2	0	0	0	1
George Mitterwald, R (1, 2) OBP: 0.188, SLG: 0.183				0-0 CS 1-3 1B			0-0 F2		0-0 F9	3	0	1	0	0	0	1
Bert Blyleven, R (1, 1) OBP: 0.194, SLG: 0.222				0-3 K			0-0 6-3			2	0	0	0	0	1	2
Tom Norton, R (7, 1)										0	0	0	0	0	0	0
Dave LaRoche, L (9, 1)										0	0	0	0	0	0	0
Steve Braun, L (9, PH) OBP: 0.338, SLG: 0.371				1-2 3-H K					0-0 1B WP 1B 1B	1	1	1	0	0	0	0

BOTTOM

Baltimore Orioles @ Minnesota Twins
Metropolitan Stadium, Bloomington, MI

Sat Jun 17 1972, 4:33 AM EDT
Att. 17,272 - Unknown

livebaseballscorecards.com

AB	32
R	1
H	9
RBI	1
BB	0
SO	3
LOB	12



Inning Stats	R: 0	H: 0	E: 0	K: 0	S: 3	LOB: 0	BB: 0	P: 3	R: 0	H: 0	E: 0	K: 0	S: 3	LOB: 0	BB: 0	P: 3	R: 0	H: 1	E: 0	K: 0	S: 3	LOB: 0	BB: 0	P: 3	R: 0	H: 1	E: 0	K: 0	S: 4	LOB: 1	BB: 0	P: 4	R: 0	H: 0	E: 0	K: 1	S: 5	LOB: 0	BB: 0	P: 5	R: 0	H: 2	E: 0	K: 1	S: 8	LOB: 2	BB: 0	P: 8	R: 1	H: 3	E: 0	K: 1	S: 8	LOB: 2	BB: 0	P: 8	1B: 8	2B: 2	3B: 0	HR: 0	SF: 0	SAC: 0	DP: 3	HBP: 0	WP: 1	PB: 0	SB: 0	CS: 1	PA: 32
PITCHER Pat Dobson, R (1, 1) ERA: 2.26	IP	WLS	BF	H	R	ER	SO	BB	IBB	HBP	BLK	WP	HR	S	P	ERA	WHIP																			PITCHER	IP	WLS	BF	H	R	ER	SO	BB	IBB	HBP	BLK	WP	HR	S	P	ERA	WHIP																

Batter	1	2	3	4	5	6	7	8	9	AB R H RBI BB SO LOB	TOP
Don Buford, S (1, 7) OBP: 0.340, SLG: 0.237	0-0 E4 FC4-6		0-0 F2		0-0 L4		0-3 K		0-0 P1	5 0 0 0 0 1 0	
Johnny Oates, L (1, 2) OBP: 0.370, SLG: 0.490	0-0 FC4-6 1B		0-0 3-1		0-0 F8			4-0 1B 2B BB		3 2 0 0 1 0 1	
Merv Rettenmund, R (1, 8) OBP: 0.329, SLG: 0.360 Paul Blair, R (3, PH) OBP: 0.272, SLG: 0.379	4-0 FC4-6 1-2 BB		0-3 K		0-3 K FC4-6 HBP			0-0 F8		0 0 0 0 1 0 0 3 0 0 0 0 2 1	
Boog Powell, L (1, 3) OBP: 0.301, SLG: 0.312 Chico Salmon, R (8, PR) (8, 3)	0-0 FC4-6 1B			0-0 4-3 2B		1-0 FC4-6 1-2 HBP		0-0 2B 1B		3 0 2 0 0 0 2 0 1 0 0 0 0 0	
Brooks Robinson, R (1, 5) OBP: 0.321, SLG: 0.339 Dave Leonhard, R (8, PR) Bobby Grich, R (8, 5) OBP: 0.365, SLG: 0.398	0-0 1-2 1B			0-0 L3		0-0 F7		0-0 1B 2B		4 0 2 2 0 0 3 0 0 0 0 0 0 0 0 0 0 0 0 0 0	
Terry Crowley, L (1, 9) OBP: 0.360, SLG: 0.536	0-0 F8			0-0 4-3 2-3		0-0 FC4-6 1-2 2-3		0-0 2-3 3-H 1B		4 0 1 1 0 0 5	
Davey Johnson, R (1, 4) OBP: 0.355, SLG: 0.347		0-0 F7		4-0 BB		0-0 F5		0-0 F9		3 0 0 0 1 0 5	
Mark Belanger, R (1, 6) OBP: 0.241, SLG: 0.233 Don Baylor, R (9, PH) OBP: 0.376, SLG: 0.547		0-0 F8		0-0 1-3			0-3 K		0-0 6-3	3 0 0 0 0 1 2 1 0 0 0 0 0 0	
Mike Cuellar, L (1, 1) OBP: 0.043, SLG: 0.174 Doyle Alexander, R (5, 1) Tom Shopay, L (7, PH) OBP: 0.231, SLG: 0.167 Roric Harrison, R (7, 1) OBP: 0.333, SLG: 0.667 Elrod Hendricks, L (9, PH) OBP: 0.245, SLG: 0.159		0-0 F8			0-0 F7		0-0 5-3		0-0 F8	2 0 0 0 0 0 0 0 0 0 0 0 0 0 1 0 0 0 0 0 0 0 0 0 0 0 0 0 1 0 0 0 0 0 0	
Inning Stats	R: 1 H: 1 E: 1 LOB: 2 K: 0 BB: 1 S: 5 P: 9	R: 0 H: 0 E: 0 LOB: 0 K: 0 BB: 0 S: 3 P: 3	R: 0 H: 0 E: 0 LOB: 0 K: 1 BB: 0 S: 5 P: 5	R: 0 H: 1 E: 0 LOB: 2 K: 0 BB: 1 S: 4 P: 8	R: 0 H: 0 E: 0 LOB: 0 K: 0 BB: 0 S: 3 P: 3	R: 0 H: 0 E: 0 LOB: 2 K: 1 BB: 0 S: 6 P: 7	R: 0 H: 0 E: 0 LOB: 0 K: 2 BB: 0 S: 7 P: 7	R: 2 H: 3 E: 0 LOB: 3 K: 0 BB: 1 S: 5 P: 9	R: 0 H: 0 E: 0 LOB: 0 K: 0 BB: 0 S: 3 P: 3	1B: 3 SF: 0 2B: 2 SAC: 0 3B: 0 DP: 0 HR: 0 HBP: 1	WP: 1 PA: 37 PB: 0 SB: 0 CS: 0
PITCHER Jim Perry, R (1, 1) ERA: 3.38 Wayne Granger, R (8, 1) ERA: 0.5	IP WLS BF H R ER SO BB IBB HBP BLK WP HR S P ERA WHIP	7.1 W 31 3 3 2 4 3 0 1 0 1 0 35 48 2.46 0.818	1.2 S 6 2 0 0 0 0 0 0 0 0 0 0 6 6 0.00 1.200	PITCHER IP WLS BF H R ER SO BB IBB HBP BLK WP HR S P ERA WHIP							

Baltimore Orioles @ Minnesota Twins
Metropolitan Stadium, Bloomington, MI
Sun Jun 18 1972, 4:33 AM EDT
Att. 19,435 - Unknown

livebaseballscorecards.com

AB 33
R 3
H 5
RBI 3
BB 3
SO 4
LOB 19



Batter	1	2	3	4	5	6	7	8	9	AB R H RBI BB SO LOB	TOP	
Merv Rettenmund, R (1, 9) OBP: 0.333, SLG: 0.360	0-0 HR 1B		4-0 1B G6-4-3 BB		0-0 F7			0-0 F8		3 2 1 0 1 0 0		
Bobby Grich, R (1, 6) OBP: 0.370, SLG: 0.431	0-0 1-H HR		0-0 1-3 G6-4-3 1B		0-0 6-3			0-0 F8		4 1 2 2 0 0 0		
Paul Blair, R (1, 8) OBP: 0.267, SLG: 0.371	0-0 5-3		0-0 G6-4-3 1-2f		0-0 6-3			0-0 F9		4 0 0 0 0 0 1		
Don Baylor, R (1, 7) OBP: 0.364, SLG: 0.527	0-0 1-3		0-0 F9 3-H		0-0 5-3			0-0 F8		4 0 0 0 0 0 0		
Davey Johnson, R (1, 4) OBP: 0.354, SLG: 0.347	0-0 1B			0-0 F3			0-0 6-3			3 0 1 0 0 0 0		
Brooks Robinson, R (1, 5) OBP: 0.321, SLG: 0.339	0-0 F8			0-0 F7			0-0 G6-3 1B			3 0 1 0 0 0 1		
Boog Powell, L (1, 3) OBP: 0.296, SLG: 0.305		0-0 1-3		0-0 F8			0-0 G6-3 1-2f			3 0 0 0 0 0 1		
Andy Etchebarren, R (1, 2) OBP: 0.232, SLG: 0.211		0-0 4-3		0-3 K			0-3 K			3 0 0 0 0 2 0		
Dave McNally, R (1, 1) OBP: 0.114, SLG: 0.118		0-3 K		0-0 F8			0-0 F3			2 0 0 0 0 1 0		
Doyle Alexander, R (6, 1)										0 0 0 0 0 0 0		
Chico Salmon, R (8, PH)										1 0 0 0 0 0 0		
Eddie Watt, R (8, 1)										0 0 0 0 0 0 0		
Inning Stats	R: 2 E: 0 K: 0 S: 6 H: 3 LOB: 1 BB: 0 P: 6	R: 0 E: 0 K: 1 S: 5 H: 0 LOB: 0 BB: 0 P: 5	R: 1 E: 0 K: 0 S: 3 H: 1 LOB: 0 BB: 1 P: 7	R: 0 E: 0 K: 0 S: 3 H: 0 LOB: 0 BB: 0 P: 3	R: 0 E: 0 K: 1 S: 5 H: 0 LOB: 0 BB: 0 P: 5	R: 0 E: 0 K: 0 S: 3 H: 0 LOB: 0 BB: 0 P: 3	R: 0 E: 0 K: 0 S: 3 H: 1 LOB: 0 BB: 0 P: 3	R: 0 E: 0 K: 1 S: 5 H: 0 LOB: 0 BB: 0 P: 5	R: 0 E: 0 K: 0 S: 3 H: 0 LOB: 0 BB: 0 P: 3	R: 0 E: 0 K: 0 S: 3 H: 0 LOB: 0 BB: 0 P: 3	1B: 4 2B: 0 3B: 0 HR: 1 SF: 0 SAC: 0 DP: 2 HBP: 0	WP: 0 PB: 0 SB: 0 CS: 0 PA: 31
PITCHER Clyde Wright, L (1, 1) ERA: 2.26	IP: 9.0 WLS: W BF: 31 H: 5 R: 3 ER: 3 SO: 3 BB: 1 IBB: 0 HBP: 0 BLK: 0 WP: 0 HR: 1 S: 36 P: 40 ERA: 3.00 WHIP: 0.667											

Baltimore Orioles @ California Angels
 Anaheim Stadium, Anaheim, CA
 Mon Jun 19 1972, 10:05 PM EDT
 Att. 6,872 - Unknown

livebaseballscorecards.com

AB	30
R	3
H	5
RBI	2
BB	1
SO	3
LOB	3



Batter	1	2	3	4	5	6	7	8	9
Sandy Alomar Sr., S OBP: 0.341, SLG: 0.357 (1, 4)	0-0 5-3 ①		0-0 G1-6-3 ② 1-2f		0-0 FC6-4 ③ 1-2f		0-0 F8 ①		
Ken Berry, R OBP: 0.410, SLG: 0.429 (1, 8)	0-0 1B			0-0 1-5 2B		0-0 E8 3B 1B	0-0 G3 ②		
Vada Pinson, L OBP: 0.325, SLG: 0.373 (1, 7)	0-3 K ②			0-0 1-5 ① ② 2-3f		0-0 L6 ①	0-0 1-3 ③		
Bob Oliver, R OBP: 0.323, SLG: 0.475 (1, 3)	0-0 F6 ③			0-0 5-3 ③		4-0 3B BB		0-0 6-3 ①	
Ken McMullen, R OBP: 0.348, SLG: 0.370 (1, 5)		0-0 5-3 ①			0-0 HR	0-3 K ②		0-3 K ②	
Leroy Stanton, R OBP: 0.296, SLG: 0.476 (1, 9)		0-0 E6 G6-4-3			0-0 F9 ①	0-0 1B 3B 1-H 2-H		0-3 K ③	
Leo Cardenas, R OBP: 0.262, SLG: 0.281 (1, 6)		0-0 G6-4-3 ② ③ 1-2f			0-0 5-3 ②	0-0 1B 1B 3-H			
Jeff Torborg, R OBP: 0.298, SLG: 0.288 (1, 2)			0-0 5-3 ①		0-0 BB 1B	0-0 1-2 1B			
Clyde Wright, R OBP: 0.207, SLG: 0.357 (1, 1)			0-0 G1-6-3 1B		4-0 FC6-4 1-2 BB	0-3 K ③			

Inning Stats	R: 0	H: 1	E: 0	K: 1	S: 6	LOB: 1	BB: 0	P: 6
	R: 0	H: 0	E: 1	K: 0	S: 3	LOB: 0	BB: 0	P: 3
	R: 0	H: 1	E: 0	K: 0	S: 3	LOB: 0	BB: 0	P: 3
	R: 0	H: 1	E: 0	K: 0	S: 3	LOB: 0	BB: 0	P: 3
	R: 1	H: 2	E: 0	K: 0	S: 5	LOB: 2	BB: 1	P: 9
	R: 3	H: 4	E: 1	K: 2	S: 11	LOB: 2	BB: 1	P: 15
	R: 0	H: 0	E: 0	K: 0	S: 3	LOB: 0	BB: 0	P: 3
	R: 0	H: 0	E: 0	K: 2	S: 7	LOB: 0	BB: 0	P: 7

PITCHER	IP	WLS	BF	H	R	ER	SO	BB	IBB	HBP	BLK	WP	HR	S	P	ERA	WHIP
Dave McNally, L ERA: 2.72 (1, 1)	5.2	L	25	8	4	4	2	2	0	0	0	0	1	27	35	6.35	1.765
Doyle Alexander, R ERA: 2.08 (6, 1)	1.1		5	1	0	0	1	0	0	0	0	0	0	7	7	0.00	0.750
Eddie Watt, R ERA: 3.27 (8, 1)	1.0		3	0	0	0	2	0	0	0	0	0	0	7	7	0.00	0.000

BOTTOM

AB	R	H	RBI	BB	SO	LOB
4	0	0	0	0	0	3
4	1	3	0	0	0	0
4	0	0	0	0	1	3
3	1	0	0	1	0	1
4	1	1	1	0	2	2
4	1	1	2	0	1	0
3	0	1	1	0	0	1
3	0	2	0	0	0	0
2	0	1	0	1	1	2

AB	31
R	4
H	9
RBI	4
BB	2
SO	5
LOB	12



WP	PA	3B	SF	SAC	DP	HBP
0	33	1	0	0	3	0

Baltimore Orioles @ California Angels
Anaheim Stadium, Anaheim, CA
 Mon Jun 19 1972, 10:05 PM EDT
 Att. 6,872 - Unknown

livebaseballscorecards.com

Batter	1	2	3	4	5	6	7	8	9	AB R H RBI BB SO LOB	TOP	
Don Buford, S (1, 7) OBP: 0.333, SLG: 0.231	0-0 F4		0-0 G3		0-0 1-3		0-0 SH3-4	0-0 4-3		4 0 0 0 0 0 1		
Johnny Oates, L (1, 2) OBP: 0.373, SLG: 0.472	0-0 4-3		4-0 6-3 BB		0-0 4-3		0-0 2-H 1B 1B	0-0 6-3		4 1 1 1 1 0 0		
Bobby Grich, R (1, 6) OBP: 0.371, SLG: 0.430 Mark Belanger, R (9, 6) OBP: 0.241, SLG: 0.233	0-0 1B		0-0 6-3		0-0 L7		0-0 1-2 1B WP 1B	0-0 1-3		5 1 2 0 0 0 1 0 0 0 0 0 0 0		
Boog Powell, L (1, 3) OBP: 0.299, SLG: 0.299	0-0 1-3		4-0 FC6-4 BB			4-0 3B BB	0-3 K	0-0 L4		3 1 0 0 2 1 3		
Brooks Robinson, R (1, 5) OBP: 0.324, SLG: 0.338		4-0 FC5 3-1 BB	0-0 FC6-4			0-0 F8	0-0 WP 1B			3 0 1 1 1 0 3		
Terry Crowley, L (1, 9) OBP: 0.342, SLG: 0.507		0-0 3-1		0-3 K		0-0 F8	0-0 4-3			4 0 0 0 0 1 3		
Paul Blair, R (1, 8) OBP: 0.271, SLG: 0.384		0-0 6-3		0-0 6-3 1B		0-0 1-H 3B		0-0 1-3 3-H		4 0 2 1 0 0 1		
Davey Johnson, R (1, 4) OBP: 0.358, SLG: 0.342		4-0 BB		0-0 6-3		0-0 6-3		4-0 SH1-4 BB		2 0 0 0 2 0 2		
Jim Palmer, R (1, 1) OBP: 0.250, SLG: 0.308		0-0 FC5		0-0 F8		0-0 SH3-4 1B		0-0 SH1-4		3 1 1 0 0 0 3		
Inning Stats	R: 0 H: 1 E: 0 LOB: 1 K: 0 BB: 0 S: 4 P: 4	R: 0 H: 0 E: 0 LOB: 2 K: 0 BB: 2 S: 3 P: 11	R: 0 H: 0 E: 0 LOB: 2 K: 0 BB: 2 S: 3 P: 11	R: 0 H: 1 E: 0 LOB: 1 K: 1 BB: 0 S: 6 P: 6	R: 0 H: 0 E: 0 LOB: 0 K: 0 BB: 0 S: 3 P: 3	R: 1 H: 1 E: 0 LOB: 1 K: 0 BB: 1 S: 4 P: 8	R: 3 H: 4 E: 0 LOB: 1 K: 1 BB: 0 S: 9 P: 9	R: 0 H: 0 E: 0 LOB: 1 K: 0 BB: 1 S: 3 P: 7	R: 0 H: 0 E: 0 LOB: 0 K: 0 BB: 0 S: 3 P: 3	1B: 6 SF: 0 2B: 0 SAC: 2 3B: 1 DP: 0 HR: 0 HBP: 0	WP: 1 PA: 40 PB: 0 SB: 0 CS: 0	
PITCHER	IP WLS BF H R ER SO BB IBB HBP BLK WP HR S P ERA WHIP											
Rickey Clark, R (1, 1) ERA: 3.92	6.1 L 30 6 4 4 1 5 0 0 0 0 0 0 27 47 5.68 1.737											
Lloyd Allen, R (7, 1) ERA: 2.19	0.2 3 1 0 0 1 0 0 0 0 1 0 5 5 0.00 1.500											
Eddie Fisher, R (8, 1) ERA: 4.41	2.0 7 0 0 0 0 1 0 0 0 0 0 6 10 0.00 0.500											

Baltimore Orioles @ California Angels
Anaheim Stadium, Anaheim, CA
Tue Jun 20 1972, 10:05 PM EDT
Att. 8,006 - Unknown

livebaseballscorecards.com

AB	32
R	4
H	7
RBI	3
BB	6
SO	2
LOB	17



Batter	1	2	3	4	5	6	7	8	9	AB	R	H	RBI	BB	SO	LOB						
Sandy Alomar Sr., S (1, 4) OBP: 0.344, SLG: 0.354	0-0 4-3 ①		4-0 BBB CS BB			4-0 BBB 2B BB	0-3 K ③			2	1	0	0	2	1	2						
Ken Berry, R (1, 8) OBP: 0.397, SLG: 0.413	0-0 4-3 ②		0-0 CS ③	0-0 F7 ①		0-0 F2 ①		0-0 5-3 ①		4	0	0	0	0	0	1						
Vada Pinson, L (1, 7) OBP: 0.328, SLG: 0.381	0-0 1B			0-0 F8 ②		0-0 1-H 2B		0-0 F9 ②		4	0	2	1	0	0	0						
Bob Oliver, R (1, 3) OBP: 0.322, SLG: 0.471	0-0 5-3 ③			0-0 1B 1B		0-3 K ②		0-3 K ③		4	0	1	0	0	2	2						
Ken McMullen, R (1, 5) OBP: 0.346, SLG: 0.367		0-3 K ①		0-0 1-2 1B		0-0 F8 ③			0-0 F5 ①	4	0	1	0	0	1	1						
Leroy Stanton, R (1, 9) OBP: 0.288, SLG: 0.464		0-3 K ②		0-0 F4 ③			0-0 6-3 ①		0-0 F9 ②	4	0	0	0	0	1	2						
Leo Cardenas, R (1, 6) OBP: 0.262, SLG: 0.280		0-0 F9 ③			0-0 F9 ①		0-0 1B 1B		0-0 5-3 ③	4	0	1	0	0	0	0						
Jeff Torborg, R (1, 2) OBP: 0.288, SLG: 0.278			0-3 K ①		0-0 F8 ②		0-0 1-3 1B			2	0	0	0	0	1	0						
John Stephenson, L (7, PH) (8, 2) OBP: 0.432, SLG: 0.364										1	0	1	0	0	0	0						
Rickey Clark, R (1, 1) OBP: 0.111, SLG: 0.077			0-3 K ②		0-0 3-1 ③					2	0	0	0	0	1	0						
Lloyd Allen, R (7, 1) OBP: 0.286, SLG: 0.286										0	0	0	0	0	0	0						
Jim Spencer, L (7, PH) OBP: 0.236, SLG: 0.264										1	0	0	0	0	1	2						
Eddie Fisher, R (8, 1) OBP: 0.167, SLG: 0.167										0	0	0	0	0	0	0						
Inning Stats	R: 0 E: 0 K: 0 S: 4	H: 1 LOB: 1 BB: 0 P: 4	R: 0 E: 0 K: 2 S: 7	H: 0 LOB: 0 BB: 0 P: 7	R: 0 E: 0 K: 2 S: 6	H: 0 LOB: 0 BB: 1 P: 10	R: 0 E: 0 K: 0 S: 5	H: 2 LOB: 2 BB: 0 P: 5	R: 0 E: 0 K: 0 S: 3	H: 0 LOB: 0 BB: 0 P: 3	R: 1 E: 0 K: 1 S: 6	H: 1 LOB: 1 BB: 1 P: 10	R: 0 E: 0 K: 2 S: 9	H: 2 LOB: 2 BB: 0 P: 9	R: 0 E: 0 K: 1 S: 5	H: 0 LOB: 0 BB: 0 P: 5	R: 0 E: 0 K: 0 S: 3	H: 0 LOB: 0 BB: 0 P: 3	1B: 5 2B: 1 3B: 0 HR: 0	SF: 0 SAC: 0 DP: 0 HBP: 0	WP: 0 PB: 0 SB: 0 CS: 1	PA: 35
PITCHER Jim Palmer, R (1, 1) ERA: 1.81	IP 9.0	WLS W	BF 34	H 6	R 1	ER 1	SO 8	BB 2	IBB 0	HBP 0	BLK 0	WP 0	HR 0	S 48	P 56	ERA 1.00	WHIP 0.889					

BOTTOM


Baltimore Orioles @ California Angels
Anaheim Stadium, Anaheim, CA
 Tue Jun 20 1972, 10:05 PM EDT
 Att. 8,006 - Unknown

livebaseballscorecards.com

AB	32
R	1
H	6
RBI	1
BB	2
SO	8
LOB	10



Batter	1	2	3	4	5	6	7	8	9	AB	R	H	RBI	BB	SO	LOB
Don Buford, S (1, 7) OBP: 0.337, SLG: 0.238	0-3 K		0-0 F8		0-0 1B		0-0 1B			4	0	2	1	0	1	0
Paul Blair, R (1, 8) OBP: 0.276, SLG: 0.383	4-0 G6-4-3 BB			0-0 F9	0-0 F6		0-0 1B			3	0	1	1	1	0	2
Bobby Grich, R (1, 4) OBP: 0.359, SLG: 0.414	0-0 G6-4-3 1-2f			0-0 1-3		0-0 5-3	0-0 F8			4	0	0	0	0	0	3
Don Baylor, R (1, 3) OBP: 0.361, SLG: 0.518		0-0 F9		0-0 FC6-4 1B		0-0 F7		0-0 F2		4	0	1	0	0	0	0
Brooks Robinson, R (1, 5) OBP: 0.323, SLG: 0.337		0-0 F8		0-0 FC6-4 1-2f		0-0 F9		0-0 G6-4-3 1B		4	0	1	0	0	0	1
Merv Rettenmund, R (1, 9) OBP: 0.338, SLG: 0.380		4-0 BB			0-0 HR		0-3 K	0-0 G6-4-3 1-2f		3	1	1	1	1	1	1
Andy Etchebarren, R (1, 2) OBP: 0.235, SLG: 0.207		0-3 K			0-0 F8		4-0 BB 1B BB		0-0 6-3	2	1	0	0	1	1	1
Johnny Oates, L (9, PH) OBP: 0.367, SLG: 0.463					0-0 F8		4-0 BB 1B BB			1	0	0	0	0	0	0
Mark Belanger, R (1, 6) OBP: 0.243, SLG: 0.229			0-0 F7		0-0 F6		4-0 1B 1B BB		0-0 4-3	2	1	0	0	1	0	0
Terry Crowley, L (9, PH) OBP: 0.338, SLG: 0.500					0-0 F7		0-0 K		0-3 K	1	0	0	0	0	0	0
Pat Dobson, R (1, 1) OBP: 0.167, SLG: 0.200			0-3 K		0-0 1B		0-3 K		0-3 K	2	0	1	0	0	1	0
Chico Salmon, R (7, PH)										1	0	0	0	0	1	2
Doyle Alexander, R (7, 1)										0	0	0	0	0	0	0
Eddie Watt, R (7, 1)										0	0	0	0	0	0	0
Boog Powell, L (9, PH) OBP: 0.297, SLG: 0.297					0-0 1B					1	0	0	0	0	1	0

TOP		<p>Baltimore Orioles @ California Angels Anaheim Stadium, Anaheim, CA Wed Jun 21 1972, 10:05 PM EDT Att. 8,113 - Unknown</p>																	
		AB	R	H	RBI	BB	SO	LOB	WP	PA	36								
livebaseballscorecards.com AB 32 R 3 H 7 RBI 3 BB 4 SO 6 LOB 10		1B	6	SF	0	2B	0	SAC	0	3B	0	DP	2	HR	1	HBP	0	CS	0
																			
		WP: 0 PA: 36 PB: 0 SB: 0 CS: 0																	
		ERA WHIP																	
		PITCHER																	
		IP WLS BF H R ER SO BB IBB HBP BLK WP HR S P ERA WHIP																	
Rudy May, L (1, 1) ERA: 3.64 Lloyd Allen, R (7, 1) ERA: 2.17 Eddie Fisher, R (8, 1) ERA: 4.24																			

BOTTOM

Baltimore Orioles @ California Angels
Anaheim Stadium, Anaheim, CA
Wed Jun 21 1972, 10:05 PM EDT
Att. 8,113 - Unknown

livebaseballscorecards.com

AB 34
R 6
H 9
RBI 5
BB 2
SO 6
LOB 17



WP: 0 PA: 38
PB: 0
SB: 0
CS: 0

AB	R	H	RBI	BB	SO	LOB
4	1	0	0	0	1	1
5	1	1	1	0	0	2
3	2	1	0	1	0	0
4	0	2	3	0	0	0
4	0	1	0	0	1	3
4	0	1	0	0	2	3
2	0	2	1	1	0	0
4	0	0	0	0	1	7
2	1	0	0	0	0	1
0	0	0	0	0	0	0
1	1	1	0	0	0	0
1	0	0	0	0	1	0

1B: 8	SF: 0
2B: 1	SAC: 1
3B: 0	DP: 1
HR: 0	HBP: 1

Batter	1	2	3	4	5	6	7	8	9
Sandy Alomar Sr., S (1, 4) OBP: 0.339, SLG: 0.349	0-3 K		0-0 F4		0-0 E6		0-0 SH	0-0 3-1	
Ken Berry, R (1, 8) OBP: 0.389, SLG: 0.404	0-0 4-3		0-0 F8		0-0 G6-4-3		0-0 1B	0-0 1-3	
Vada Pinson, L (1, 7) OBP: 0.332, SLG: 0.380	0-0 6-3		0-0 E9 1B		0-0 4-3		4-0 1B IBB		
Bob Oliver, R (1, 3) OBP: 0.325, SLG: 0.472		0-0 F9	0-0 1B		0-0 F9		0-0 1B 1B		
Ken McMullen, R (1, 5) OBP: 0.344, SLG: 0.370		0-0 4-3	0-3 K		0-0 FC5 2B		0-0 F9		
Leroy Stanton, R (1, 9) OBP: 0.287, SLG: 0.458		0-0 HBP 1B		0-3 K		0-0 6-3	0-3 K		
John Stephenson, L (1, 2) OBP: 0.488, SLG: 0.400	1-0 FC6-4 HBP 1B			0-0 1B		4-0 IBB	0-0 1-3 2-H 1B		
Leo Cardenas, R (1, 6) OBP: 0.258, SLG: 0.275	0-0 FC6-4			0-3 K		0-0 FC5	0-0 5-3		
Rudy May, L (1, 1) OBP: 0.077, SLG: 0.077			0-0 E6 1B E		0-0 L5		0-0 SH 1B 1B	0-3 K	

Inning Stats	R: 0	H: 0	E: 0	K: 1	S: 5	LOB: 0	BB: 0	P: 5
	R: 0	H: 1	E: 0	K: 0	S: 4	LOB: 2	BB: 0	P: 5
	R: 2	H: 2	E: 2	K: 1	S: 8	LOB: 1	BB: 0	P: 8
	R: 0	H: 1	E: 0	K: 2	S: 8	LOB: 1	BB: 0	P: 8
	R: 0	H: 0	E: 1	K: 0	S: 3	LOB: 0	BB: 0	P: 3
	R: 0	H: 1	E: 0	K: 0	S: 4	LOB: 2	BB: 1	P: 8
	R: 4	H: 4	E: 1	K: 1	S: 10	LOB: 2	BB: 1	P: 14
	R: 0	H: 0	E: 0	K: 1	S: 5	LOB: 0	BB: 0	P: 5

PITCHER	IP	WLS	BF	H	R	ER	SO	BB	IBB	HBP	BLK	WP	HR	S	P	ERA	WHIP
Pat Dobson, R (1, 1) ERA: 2.14	6.0		26	5	2	0	4	0	0	0	0	0	0	32	37	0.00	0.833
Doyle Alexander, R (7, 1) ERA: 2.67	0.0	L	4	2	4	2	0	0	1	0	0	0	0	3	7	∞	∞
Eddie Watt, R (7, 1) ERA: 2.77	2.0		8	2	0	0	2	0	0	0	0	0	0	12	12	0.00	1.000

Batter	1	2	3	4	5	6	7	8	9	AB R H RBI BB SO LOB	TOP											
Tony Taylor, R (1, 4) OBP: 0.395, SLG: 0.506	0-0 4-3 1B	0-0 F8			0-0 1B		0-3 K			4 1 2 0 0 1 1												
Aurelio Rodriguez, R (1, 5) OBP: 0.278, SLG: 0.313	0-0 4-3 1-2		0-0 2B		0-0 F3			0-0 5-3		4 0 1 0 0 0 2												
Al Kaline, R (1, 9) OBP: 0.311, SLG: 0.317	4-0 1B BB		0-3 K		0-0 1-3 1B			0-3 K		3 0 1 0 0 1 2 1												
Bill Freehan, R (1, 2) OBP: 0.349, SLG: 0.403 Gates Brown, L (8, PH) OBP: 0.325, SLG: 0.365 Tom Haller, L (8, 2) OBP: 0.264, SLG: 0.297	0-0 F9		0-0 F6		0-0 4-3			0-0 F8		3 0 0 0 0 0 5 1 0 0 0 0 0 0 0 0 0 0 0 0 0												
Willie Horton, R (1, 7) OBP: 0.322, SLG: 0.410	0-0 1-2 2-H 1B		0-0 F5		0-0 G3			0-0 WP 1B		4 0 2 1 0 0 1												
Paul Jata, R (1, 3) OBP: 0.290, SLG: 0.255 Norm Cash, L (9, PH) OBP: 0.342, SLG: 0.541	0-0 1-3		0-0 F3		0-0 L5			0-0 F8 1-2		3 0 0 0 0 0 2 1 0 0 0 0 0 1												
Mickey Stanley, R (1, 8) OBP: 0.264, SLG: 0.397 Jim Northrup, L (9, PH) OBP: 0.292, SLG: 0.286		0-0 E5 SH2-4	0-0 F5		0-0 F8			0-0 F7		3 0 0 0 0 0 0 1 0 0 0 0 0 1												
Ed Brinkman, R (1, 6) OBP: 0.262, SLG: 0.312 Dick McAuliffe, L (9, PH) OBP: 0.327, SLG: 0.319		0-0 F8	0-0 5-3		0-0 F8		0-0 F8	0-0 F6		3 0 0 0 0 0 1 1 0 0 0 0 0 1												
Mickey Lolich, S (1, 1) OBP: 0.188, SLG: 0.071		0-0 SH2-4 1-2		0-3 K		0-3 K				2 0 0 0 0 0 2 0												
Inning Stats	R: 1 E: 0 K: 0 S: 5	H: 2 LOB: 2 BB: 1 P: 9	R: 0 E: 1 K: 0 S: 4	H: 0 LOB: 1 BB: 0 P: 4	R: 0 E: 0 K: 1 S: 6	H: 1 LOB: 1 BB: 0 P: 6	R: 0 E: 0 K: 0 S: 3	H: 0 LOB: 0 BB: 0 P: 3	R: 0 E: 0 K: 1 S: 7	H: 2 LOB: 2 BB: 0 P: 7	R: 0 E: 0 K: 0 S: 3	H: 0 LOB: 0 BB: 0 P: 3	R: 0 E: 0 K: 2 S: 7	H: 0 LOB: 0 BB: 0 P: 7	R: 0 E: 0 K: 1 S: 5	H: 0 LOB: 0 BB: 0 P: 5	R: 0 E: 0 K: 0 S: 4	H: 1 LOB: 1 BB: 0 P: 4	1B: 5 2B: 1 3B: 0 HR: 0	SF: 0 SAC: 1 DP: 0 HBP: 0	WP: 1 PB: 0 SB: 0 CS: 0	PA: 35
PITCHER	IP WLS BF H R ER SO BB IBB HBP BLK WP HR S P ERA WHIP																					
Dave McNally, L (1, 1) ERA: 2.65	6.0 W 25 5 1 1 2 1 0 0 0 0 0 0 28 32 1.50 1.000																					
Roric Harrison, R (7, 1) ERA: 0.84	3.0 S 10 1 0 0 3 0 0 0 0 0 1 0 16 16 0.00 0.333																					

Detroit Tigers @ Baltimore Orioles
 Memorial Stadium, Baltimore, MD
 Sat Jun 24 1972, 7:05 PM EDT
 Unknown

livebaseballscorecards.com

AB 33
R 1
H 6
RBI 1
BB 1
SO 5
LOB 16



Batter	1	2	3	4	5	6	7	8	9
Merv Rettenmund, R OBP: 0.335, SLG: 0.372 (1, 9)	4-0 L9 1B SF8 BB	0-0 5-3			0-0 6-3		0-0 F8		
Mark Belanger, R OBP: 0.250, SLG: 0.244 (1, 6)	0-0 SF8 BB 1-2 1B		0-0 CS 2B		0-3 K			0-0 5-3	
Paul Blair, R OBP: 0.275, SLG: 0.396 (1, 8)	0-0 L9 2-3		0-0 5-3		0-0 5-3			0-0 HR	
Don Baylor, R OBP: 0.372, SLG: 0.513 (1, 7)	4-0 1-2 BB		4-0 CS BB		0-0 5-3			4-0 BB	
Brooks Robinson, R OBP: 0.317, SLG: 0.332 (1, 5)	0-0 SF8 2-3 3-H 0-3		0-0 L9 1-2 2-3		0-0 6-3			0-0 F7	
Bobby Grich, R OBP: 0.356, SLG: 0.409 (1, 3)	0-3 K			0-0 E5 G5-4-3		0-0 1B		0-0 F7	
Davey Johnson, R OBP: 0.357, SLG: 0.338 (1, 4)		0-0 F8		4-0 BB G5-4-3		0-3 K			
Andy Etchebarren, R OBP: 0.238, SLG: 0.242 (1, 2)		0-0 HR		0-0 G5-4-3 1-2f 2-3			0-0 L9		
Dave McNally, R OBP: 0.108, SLG: 0.111 (1, 1)		0-3 K		0-3 K			0-0 5-3		
Roric Harrison, R OBP: 0.250, SLG: 0.500 (7, 1)									

Inning Stats	R: 1	H: 1	R: 1	H: 1	R: 0	H: 1	R: 0	H: 0	R: 0	H: 1	R: 0	H: 0	R: 1	H: 1	R: 1	H: 1
	E: 0	LOB: 2	E: 0	LOB: 0	E: 0	LOB: 1	E: 0	LOB: 0	E: 0	LOB: 1	E: 0	LOB: 0	E: 0	LOB: 0	E: 0	LOB: 1
	K: 1	BB: 2	K: 1	BB: 0	K: 0	BB: 1	K: 1	BB: 0	K: 1	BB: 0	K: 0	BB: 0	K: 0	BB: 0	K: 0	BB: 1
	S: 6	P: 14	S: 6	P: 6	S: 3	P: 7	S: 5	P: 9	S: 5	P: 5	S: 6	P: 6	S: 3	P: 3	S: 4	P: 8

PITCHER	IP	WLS	BF	H	R	ER	SO	BB	IBB	HBP	BLK	WP	HR	S	P	ERA	WHIP
Mickey Lolich, L ERA: 2.44 (1, 1)	8.0	L	33	5	3	3	5	5	0	0	0	0	2	38	58	3.38	1.250

BOTTOM

AB	R	H	RBI	BB	SO	LOB
3	1	0	0	1	0	0
4	0	2	0	0	1	0
4	1	1	1	0	0	3
1	0	0	0	3	0	0
3	0	0	1	0	0	3
4	0	1	0	0	1	3
2	0	0	0	1	1	1
3	1	1	1	0	0	2
2	0	0	0	0	2	1
1	0	0	0	0	0	0

AB	27
R	3
H	5
RBI	3
BB	5
SO	5
LOB	13



WP	PA
0	33

Detroit Tigers @ Baltimore Orioles
Memorial Stadium, Baltimore, MD
 Sat Jun 24 1972, 7:05 PM EDT
 Unknown

livebaseballscorecards.com

Batter	1	2	3	4	5	6	7	8	9	10	11	12	AB R H RBI BB SO LOB	TOP		
Tony Taylor, R OBP: 0.380, SLG: 0.482 (1, 4)	K		5-3			K		SH1-4 1B		1-3		FC3-2	6 0 1 0 0 2 3	Detroit Tigers @ Baltimore Orioles Memorial Stadium, Baltimore, MD Sat Jun 24 1972, 7:05 PM EDT Att. 28,190 - Unknown		
Al Kaline, R OBP: 0.307, SLG: 0.320 (1, 9)	L9			2B		K		SH1-4 1-2		L6-3		F3	5 0 1 0 0 1 3			
Willie Horton, R OBP: 0.311, SLG: 0.394 Wayne Comer, R (8, 7)	F4			6-3			6-3	1-3		4-3			4 0 0 0 0 0 2 0 0 0 0 0 0 0 1 0 0 0 0 0 0 0 0 0 0 0 0 0			
Gates Brown, L OBP: 0.322, SLG: 0.362 (11, PH)																
Chuck Seelbach, R OBP: 0.333, SLG: 0.286 (12, 1)																
Bill Freehan, R OBP: 0.345, SLG: 0.396 (1, 2)		L5		F3			6-3	6-3		6-3			5 1 1 0 0 0 2			
Ike Brown, R OBP: 0.400, SLG: 0.440 Norm Cash, L OBP: 0.344, SLG: 0.541 (9, PH)		K		6-3			2-3 1B						3 0 0 0 0 1 2 2 1 1 0 0 1 0			
Mickey Stanley, R OBP: 0.271, SLG: 0.407 (1, 8)							6-3	2B 2H 1B		6-3		SH SF9 FC3-2	4 0 2 1 0 0 0			
Aurelio Rodriguez, R OBP: 0.281, SLG: 0.316 (1, 5)		K		5-3			5-3	1-3 2B		K		FC3-2 SF9 IBB	4 0 1 0 1 2 1			
Ed Brinkman, R OBP: 0.261, SLG: 0.307 (1, 6)				F8			F7	4-0 IBB		4-3		SF9	3 0 0 1 1 0 0			
Joe Coleman, R OBP: 0.171, SLG: 0.121 Jim Northrup, L OBP: 0.296, SLG: 0.286 (12, PH)				F7			6-3	6-3 K		K		FC3-2 IBB	4 0 0 0 0 2 3 0 0 0 0 1 0 0			
Inning Stats	R: 0 H: 0 E: 0 LOB: 0 K: 1 BB: 0 S: 5 P: 5	R: 0 H: 1 E: 0 LOB: 1 K: 2 BB: 0 S: 8 P: 8	R: 0 H: 0 E: 0 LOB: 0 K: 0 BB: 0 S: 3 P: 3	R: 0 H: 1 E: 0 LOB: 1 K: 0 BB: 0 S: 4 P: 4	R: 0 H: 0 E: 0 LOB: 0 K: 0 BB: 0 S: 3 P: 3	R: 0 H: 0 E: 0 LOB: 0 K: 2 BB: 0 S: 7 P: 7	R: 1 H: 3 E: 0 LOB: 3 K: 1 BB: 1 S: 8 P: 12	R: 0 H: 1 E: 0 LOB: 1 K: 0 BB: 0 S: 4 P: 4	R: 0 H: 0 E: 0 LOB: 0 K: 2 BB: 0 S: 7 P: 7	R: 0 H: 0 E: 0 LOB: 0 K: 1 BB: 0 S: 5 P: 5	R: 0 H: 0 E: 0 LOB: 0 K: 0 BB: 0 S: 3 P: 3	R: 1 H: 1 E: 1 LOB: 3 K: 0 BB: 2 S: 5 P: 13	1B: 4 SF: 1 2B: 3 SAC: 2 3B: 0 DP: 0 HR: 0 HBP: 0		WP: 0 PA: 47 PB: 0 SB: 0 CS: 0	
PITCHER	IP WLS BF H R ER SO BB IBB HBP BLK WP HR S P ERA WHIP															
Mike Cuellar, L ERA: 3.07 (1, 1)	8.0	31	6	1	1	0	6	0	1	0	0	0	0	0	1.12	0.750
Doyle Alexander, R ERA: 2.36 (9, 1)	4.0	16	1	1	0	3	0	2	0	0	0	0	0	0.00	0.250	

AB	41
R	2
H	7
RBI	2
BB	3
SO	9
LOB	16




Batter	1	2	3	4	5	6	7	8	9	10	11	12	AB	R	H	RBI	BB	SO	LOB
Don Buford, S OBP: 0.338, SLG: 0.243 (1, 7) X	0-0 G3 1B		0-3 K			X 0-0 F8			X 0-0 2-3		X 0-0 1B		5	0	2	0	0	1	0
Mark Belanger, R OBP: 0.245, SLG: 0.239 Merv Rettenmund, R (9, PH) OBP: 0.337, SLG: 0.370 (1, 6) S S S S S S (10, 9)	0-3 K		0-0 L9			0-3 K			4-0 2B BB		0-0 F3		3	0	0	0	0	2	1
Terry Crowley, L OBP: 0.329, SLG: 0.494 (1, 9) X (10, 3)	0-0 G3 1-2			X 0-0 F8					X 0-0 2B		X 0-0 G3		5	0	1	1	0	1	2
Boog Powell, L OBP: 0.296, SLG: 0.291 Bobby Grich, R (9, PR) OBP: 0.353, SLG: 0.405 (1, 3) S S S S S S (10, 6)	0-3 K			X 0-0 4-3		X 0-0 5-3			4-0 FC6-4 BB			X 0-0 F4	3	0	0	0	1	1	1
Brooks Robinson, R OBP: 0.310, SLG: 0.324 (1, 5) X		0-0 L9		X 0-0 L9		X 0-0 F5			X 0-0 FC6-4			X 0-0 F8	5	0	0	0	0	0	2
Paul Blair, R OBP: 0.278, SLG: 0.393 (1, 8) B B B B B B		4-0 S BB			0-3 K			X 0-0 CS 1B		X 0-0 L9		S S S S S S 0-3 K	4	0	1	0	1	2	0
Davey Johnson, R OBP: 0.349, SLG: 0.329 (1, 4) X		0-0 F2 1-2		X 0-0 F8		X 0-0 B2		X 0-0 K		X 0-0 5-3			4	0	0	0	0	0	2
Elrod Hendricks, L OBP: 0.232, SLG: 0.149 Doyle Alexander, R (9, 1) X		0-0 L9		0-3 K		0-3 K		1-2 K		X 0-0 F8			3	0	0	0	0	2	2
Mike Cuellar, L OBP: 0.040, SLG: 0.160 Johnny Oates, L (9, 2) S S S S S S			0-3 K			0-3 K			X 0-0 4-3		S S S S S S 0-3 K		2	0	0	0	0	2	0

Inning Stats	R: 0	H: 1	E: 0	LOB: 1	K: 2	BB: 0	S: 8	R: 0	H: 0	E: 0	LOB: 1	K: 0	BB: 1	S: 3	R: 0	H: 0	E: 0	LOB: 0	K: 2	BB: 0	S: 7	R: 0	H: 0	E: 0	LOB: 0	K: 0	BB: 0	S: 3	R: 0	H: 0	E: 0	LOB: 0	K: 2	BB: 0	S: 7	R: 0	H: 0	E: 0	LOB: 0	K: 1	BB: 0	S: 5	R: 0	H: 1	E: 0	LOB: 0	K: 1	BB: 0	S: 5	R: 1	H: 1	E: 0	LOB: 2	K: 0	BB: 2	S: 4	R: 0	H: 0	E: 0	LOB: 0	K: 0	BB: 0	S: 3	R: 0	H: 1	E: 0	LOB: 1	K: 1	BB: 0	S: 6	R: 0	H: 0	E: 0	LOB: 0	K: 1	BB: 0	S: 5	R: 0	H: 0	E: 0	LOB: 0	K: 1	BB: 0	S: 5	1B: 3	SF: 0	2B: 1	SAC: 0	3B: 0	DP: 0	HR: 0	HBP: 0	WP: 0	PA: 42
--------------	------	------	------	--------	------	-------	------	------	------	------	--------	------	-------	------	------	------	------	--------	------	-------	------	------	------	------	--------	------	-------	------	------	------	------	--------	------	-------	------	------	------	------	--------	------	-------	------	------	------	------	--------	------	-------	------	------	------	------	--------	------	-------	------	------	------	------	--------	------	-------	------	------	------	------	--------	------	-------	------	------	------	------	--------	------	-------	------	------	------	------	--------	------	-------	------	-------	-------	-------	--------	-------	-------	-------	--------	-------	--------

PITCHER	IP	WLS	BF	H	R	ER	SO	BB	IBB	HBP	BLK	WP	HR	S	P	ERA	WHIP
Joe Coleman, R (1, 1) ERA: 1.75	11.0	W	39	4	1	1	11	3	0	0	0	0	0	58	70	0.82	0.636
Chuck Seelbach, R (12, 1) ERA: 3.52	1.0	S	3	0	0	0	1	0	0	0	0	0	0	5	5	0.00	0.000

DETROIT TIGERS @ BALTIMORE ORIOLES
Memorial Stadium, Baltimore, MD
 Sat Jun 24 1972, 7:05 PM EDT
 Att: 28,190 - Unknown

AB 39
 R 1
 H 4
 RBI 1
 BB 3
 SO 12
 LOB 11



PITCHER	IP	WLS	BF	H	R	ER	SO	BB	IBB	HBP	BLK	WP	HR	S	P	ERA	WHIP
---------	----	-----	----	---	---	----	----	----	-----	-----	-----	----	----	---	---	-----	------

Batter	1	2	3	4	5	6	7	8	9	AB R H RBI BB SO LOB	TOP									
Dick McAuliffe, L (1, 4) OBP: 0.325, SLG: 0.317	0-0 F4		0-0 F4		0-0 1-3 1B		0-0 F3			4 0 1 0 0 0 0										
Aurelio Rodriguez, R (1, 5) OBP: 0.280, SLG: 0.315	0-0 F2		0-0 1B		0-0 F5			0-0 F9		4 0 1 0 0 0 2										
Gates Brown, L (1, 7) OBP: 0.320, SLG: 0.385	0-0 HR		0-0 F7		0-0 F5			0-0 F6		4 1 1 1 0 0 3										
Norm Cash, L (1, 3) OBP: 0.342, SLG: 0.534	0-0 1B			0-3 K		0-3 K		0-0 F9		4 0 1 0 0 2 0										
Jim Northrup, L (1, 9) OBP: 0.301, SLG: 0.297	0-0 F7			0-0 4-3 2B		0-0 1B			0-0 F7	4 0 2 0 0 0 1										
Tom Haller, L (1, 2) OBP: 0.250, SLG: 0.279		0-0 3-1		0-0 4-3		0-3 K			0-3 K	4 0 0 0 0 2 2										
Mickey Stanley, R (1, 8) OBP: 0.264, SLG: 0.396		0-0 F3		0-0 2-3 F7		0-0 F5			0-0 F8	4 0 0 0 0 0 2										
Ed Brinkman, R (1, 6) OBP: 0.262, SLG: 0.308		0-0 6-3			0-0 1B 1B		0-0 F7			3 0 1 0 0 0 0										
Tom Timmermann, R (1, 1) OBP: 0.147, SLG: 0.065			0-3 K		0-0 B2		0-0 L9			2 0 0 0 0 1 1										
Al Kaline, R (7, PH) OBP: 0.305, SLG: 0.317										1 0 0 0 0 0 0										
Fred Scherman, L (7, 1) OBP: 0.143, SLG: 0.077										0 0 0 0 0 0 0										
Inning Stats	R: 1 E: 0 K: 0 S: 5	H: 2 LOB: 1 BB: 0 P: 5	R: 0 E: 0 K: 0 S: 3	H: 0 LOB: 0 BB: 0 P: 3	R: 0 E: 0 K: 1 S: 6	H: 1 LOB: 1 BB: 0 P: 6	R: 0 E: 0 K: 1 S: 6	H: 1 LOB: 1 BB: 0 P: 6	R: 0 E: 0 K: 2 S: 8	H: 1 LOB: 1 BB: 0 P: 8	R: 0 E: 0 K: 0 S: 3	H: 0 LOB: 0 BB: 0 P: 3	R: 0 E: 0 K: 0 S: 3	H: 0 LOB: 0 BB: 0 P: 3	R: 0 E: 0 K: 1 S: 5	H: 0 LOB: 0 BB: 0 P: 5	1B: 5 2B: 1 3B: 0 HR: 1	SF: 0 SAC: 0 DP: 0 HBP: 0	WP: 0 PB: 0 SB: 0 CS: 0	PA: 34
PITCHER Jim Palmer, R (1, 1) ERA: 1.74	IP: 9.0 WLS: W BF: 34 H: 7 R: 1 ER: 1 SO: 5 BB: 0 IBB: 0 HBP: 0 BLK: 0 WP: 0 HR: 1 S: 44 P: 44 ERA: 1.00 WHIP: 0.778																			

Detroit Tigers @ Baltimore Orioles
Memorial Stadium, Baltimore, MD
 Sun Jun 25 1972, 3:33 AM EDT
 Att. 20,759 - Unknown

livebaseballscorecards.com

AB	34
R	1
H	7
RBI	1
BB	0
SO	5
LOB	11



Batter	1	2	3	4	5	6	7	8	9	AB	R	H	RBI	BB	SO	LOB	BOTTOM
--------	---	---	---	---	---	---	---	---	---	----	---	---	-----	----	----	-----	--------

Don Buford, S <small>OBP: 0.341, SLG: 0.244</small> (1, 7)	0-0 SH1-3 1B		0-3 K		H 1-0 FC HBP		0-0 F4			3	1	1	0	0	1	0	Detroit Tigers @ Baltimore Orioles Memorial Stadium, Baltimore, MD Sun Jun 25 1972, 3:33 AM EDT Att. 20,759 - Unknown livebaseballscorecards.com
Bobby Grich, R <small>OBP: 0.346, SLG: 0.395</small> (1, 4)	0-0 SH1-3		0-0 F7		0-0 FC		0-0 F9			3	0	0	0	0	0	2	
Johnny Oates, L <small>OBP: 0.364, SLG: 0.450</small> (1, 2)	0-0 F6		0-0 CS 1B		0-0 F6		0-0 FC6 1B			4	0	2	0	0	0	4	
Terry Crowley, L <small>OBP: 0.341, SLG: 0.512</small> Paul Blair, R <small>OBP: 0.277, SLG: 0.391</small> (7, PH) (8, 8)	0-0 1B		0-0 CS	0-0 F6		0-0 1B 2B	0-0 FC6			3	1	2	1	0	0	0	
Brooks Robinson, R <small>OBP: 0.309, SLG: 0.322</small> (1, 5)	0-3 K			0-3 K		0-0 1B		0-0 5-3		4	0	1	1	0	2	1	
Boog Powell, L <small>OBP: 0.290, SLG: 0.283</small> (1, 3)		0-0 5-3		0-3 K		0-3 K		0-0 F7		4	0	0	0	0	2	1	
Merv Rettenmund, R <small>OBP: 0.347, SLG: 0.376</small> (8, 9)		0-0 1B			0-0 FC SH5-4 1B	4-0 BB		0-0 F4		3	0	2	0	1	0	0	
Mark Belanger, R <small>OBP: 0.242, SLG: 0.236</small> (1, 6)		0-3 K		0-0 SH5-4	0-3 K					2	0	0	0	0	2	3	
Jim Palmer, R <small>OBP: 0.233, SLG: 0.286</small> (1, 1)		0-3 K		0-3 K	0-0 4-3					3	0	0	0	0	2	4	

Inning Stats	R: 1	H: 2	E: 0	LOB: 1	K: 1	S: 7	R: 0	H: 1	E: 0	LOB: 1	K: 2	S: 8	R: 0	H: 1	E: 0	LOB: 0	K: 1	S: 5	R: 0	H: 0	E: 0	LOB: 0	K: 2	S: 7	R: 0	H: 1	E: 0	LOB: 3	K: 1	S: 8	R: 1	H: 2	E: 0	LOB: 2	K: 2	S: 9	R: 0	H: 1	E: 0	LOB: 1	K: 0	S: 3	R: 0	H: 0	E: 0	LOB: 0	K: 0	S: 3	1B: 7	SF: 0	2B: 1	SAC: 2	3B: 0	DP: 0	HR: 0	HBP: 1	WP: 0	PA: 35
--------------	------	------	------	--------	------	------	------	------	------	--------	------	------	------	------	------	--------	------	------	------	------	------	--------	------	------	------	------	------	--------	------	------	------	------	------	--------	------	------	------	------	------	--------	------	------	------	------	------	--------	------	------	-------	-------	-------	--------	-------	-------	-------	--------	-------	--------

PITCHER	IP	WLS	BF	H	R	ER	SO	BB	IBB	HBP	BLK	WP	HR	S	P	ERA	WHIP	PITCHER	IP	WLS	BF	H	R	ER	SO	BB	IBB	HBP	BLK	WP	HR	S	P	ERA	WHIP																
Tom Timmermann, R <small>ERA: 2.28</small> (1, 1)	6.0	L	27	7	2	2	9	1	0	1	0	0	0	43	48	3.00	1.333																																		
Fred Scherman, L <small>ERA: 2.63</small> (7, 1)	2.0		7	1	0	0	0	0	0	0	0	0	0	7	7	0.00	0.500																																		



Batter	1	2	3	4	5	6	7	8	9	AB R H RBI BB SO LOB	TOP	
Ron Theobald, R (1, 4) x OBP: 0.371, SLG: 0.263	0-0 F7		4-0 BB			0-0 5-3		0-0 5-3		3 0 0 0 1 0 0		
Joe Lahoud, L (1, 9) x OBP: 0.270, SLG: 0.303	0-0 1B FC4-6 1B		0-0 F4			0-0 HR		0-0 1-3		4 2 2 1 0 0 1		
George Scott, R (1, 3) x OBP: 0.315, SLG: 0.403	0-0 FC4-6 1B		0-3 K			0-0 5-3			0-0 FC5-4 1B SF9 1B	4 1 2 0 0 1 1		
John Briggs, L (1, 7) x OBP: 0.352, SLG: 0.409	0-0 FC4-6 1-2f 3-H		0-3 K			0-0 F9			0-0 FC5-4 1B	4 0 1 1 0 1 1		
Dave May, L (1, 8) x OBP: 0.274, SLG: 0.346	0-0 F9		0-0 3-1				0-0 1-3		0-0 FC5-4 SF9 WP 1-2f 2-3	4 0 0 0 0 0 3		
Ellie Rodriguez, R (1, 2) x		0-0 L9		0-0 F9			0-0 1B 1B		4-0 1B BB IBB	3 0 1 0 1 0 0		
Mike Ferraro, R (1, 5) Brock Davis, L (9, PH) Ron Clark, R (9, 5)		0-0 G3			0-0 F9		0-0 1B G4-6-3 1B		0-0 SF9 2-3 3-H	3 0 1 0 0 0 0 0 0 0 1 0 0 0 0 0 0 0 0 0 0		
Rick Auerbach, R (1, 6) x		0-0 5-3			0-0 F2		0-0 1B G4-6-3 1-2f		4-0 BB	3 0 0 0 1 0 2		
Skip Lockwood, R (1, 1) Ken Sanders, R (9, 1)			0-0 5-3		0-3 K			0-0 F8	0-3 K	4 0 0 0 0 2 3 0 0 0 0 0 0 0		
Inning Stats	R: 1 H: 2 E: 0 LOB: 1 K: 0 BB: 0 S: 5 P: 5	R: 0 H: 0 E: 0 LOB: 0 K: 0 BB: 0 S: 3 P: 3	R: 0 H: 0 E: 0 LOB: 1 K: 1 BB: 1 S: 5 P: 9	R: 0 H: 0 E: 0 LOB: 0 K: 1 BB: 0 S: 5 P: 5	R: 0 H: 0 E: 0 LOB: 0 K: 1 BB: 0 S: 5 P: 5	R: 1 H: 1 E: 0 LOB: 0 K: 0 BB: 0 S: 4 P: 4	R: 0 H: 2 E: 0 LOB: 1 K: 0 BB: 0 S: 4 P: 4	R: 0 H: 0 E: 0 LOB: 0 K: 0 BB: 0 S: 3 P: 3	R: 1 H: 2 E: 0 LOB: 3 K: 1 BB: 2 S: 7 P: 15	1B: 6 SF: 1 2B: 0 SAC: 0 3B: 0 DP: 1 HR: 1 HBP: 0	WP: 1 PA: 36 PB: 0 SB: 0 CS: 0	
PITCHER	IP WLS BF H R ER SO BB IBB HBP BLK WP HR S P ERA WHIP											
Pat Dobson, R (1, 1) ERA: 2.15	8.0 L 29 5 2 2 3 1 0 0 0 0 0 1 34 38 2.25 0.750											
Grant Jackson, L (9, 1) ERA: 6.0	0.1 3 2 1 1 0 0 0 0 0 0 0 0 3 3 27.00 6.000											
Eddie Watt, R (9, 1) ERA: 2.63	0.2 4 0 0 0 0 1 1 1 0 0 1 0 4 12 0.00 1.500											

Milwaukee Brewers @ Baltimore Orioles
Memorial Stadium, Baltimore, MD

Mon Jun 26 1972, 7:05 PM EDT
 Att. 6,563 - Unknown

AB	32
R	3
H	7
RBI	3
BB	3
SO	4
LOB	11



Batter	1	2	3	4	5	6	7	8	9	AB	R	H	RBI	BB	SO	LOB
--------	---	---	---	---	---	---	---	---	---	----	---	---	-----	----	----	-----

Don Buford, S (1, 7) OBP: 0.344, SLG: 0.241	0-3 K			x 0-0 F9		BBB 4-0 BB		BBB 4-0 BB	BBB 4-0 BB	2	0	0	0	2	1	0
Bobby Grich, R (1, 6) OBP: 0.350, SLG: 0.393	0-3 K			x 0-0 1B		SSS 0-3 K		BBB 1-2 BB	BBB 4-0 G3-6-1 BB	3	0	1	0	1	2	1
Johnny Oates, L (1, 2) OBP: 0.343, SLG: 0.422	0-0 3-1			x 0-0 F8			x 0-0 F8		x 0-0 F7	4	0	0	0	0	0	3
Terry Crowley, L (1, 3) OBP: 0.326, SLG: 0.488		x 0-0 F7		x 0-0 6-3			x 0-0 F8		x 0-0 G3-6-1	4	0	0	0	0	0	3
Brooks Robinson, R (1, 5) OBP: 0.305, SLG: 0.318		x 0-0 F8			x 0-0 6-3		x 0-0 F7			3	0	0	0	0	0	0
Merv Rettenmund, R (1, 9) OBP: 0.341, SLG: 0.368		x 0-0 F9			x 0-0 6-3			x 0-0 F3		3	0	0	0	0	0	0
Paul Blair, R (1, 8) OBP: 0.273, SLG: 0.385			SSS 0-3 K		x 0-0 5-3			x 0-0 6-3		3	0	0	0	0	1	0
Davey Johnson, R (1, 4) OBP: 0.349, SLG: 0.325			x 0-0 F3			x 0-0 F6		BBB 4-0 BB		2	0	0	0	1	0	0
Pat Dobson, R (1, 1) OBP: 0.158, SLG: 0.189			SSS 0-3 K			x 0-0 6-3		SSS 0-3 K		2	0	0	0	0	1	0
Boog Powell, L (8, PH) OBP: 0.288, SLG: 0.281										1	0	0	0	0	1	1
Grant Jackson, S (9, 1)										0	0	0	0	0	0	0
Eddie Watt, R (9, 1)										0	0	0	0	0	0	0

Inning Stats	R: 0	H: 0	E: 0	LOB: 0	K: 2	BB: 0	S: 7	R: 0	H: 0	E: 0	LOB: 0	K: 2	BB: 0	S: 3	R: 0	H: 1	E: 0	LOB: 1	K: 0	BB: 0	S: 4	R: 0	H: 0	E: 0	LOB: 0	K: 0	BB: 0	S: 3	R: 0	H: 0	E: 0	LOB: 1	K: 1	BB: 1	S: 5	R: 0	H: 0	E: 0	LOB: 0	K: 0	BB: 0	S: 3	R: 0	H: 0	E: 0	LOB: 1	K: 1	BB: 1	S: 5	R: 0	H: 0	E: 0	LOB: 1	K: 0	BB: 2	S: 2	R: 0	H: 0	E: 0	LOB: 1	K: 0	BB: 2	S: 10	1B: 1	SF: 0	2B: 0	SAC: 0	3B: 0	DP: 1	HR: 0	HBP: 0	WP: 0	PA: 31
--------------	------	------	------	--------	------	-------	------	------	------	------	--------	------	-------	------	------	------	------	--------	------	-------	------	------	------	------	--------	------	-------	------	------	------	------	--------	------	-------	------	------	------	------	--------	------	-------	------	------	------	------	--------	------	-------	------	------	------	------	--------	------	-------	------	------	------	------	--------	------	-------	-------	-------	-------	-------	--------	-------	-------	-------	--------	-------	--------

PITCHER	IP	WLS	BF	H	R	ER	SO	BB	IBB	HBP	BLK	WP	HR	S	P	ERA	WHIP
Skip Lockwood, R (1, 1) ERA: 3.24	8.0	W	29	1	0	0	6	4	0	0	0	0	0	37	53	0.00	0.625
Ken Sanders, R (9, 1) ERA: 3.22	1.0	S	2	0	0	0	0	4	0	0	0	0	0	2	2	0.00	0.000

BOTTOM

Milwaukee Brewers @ Baltimore Orioles
Memorial Stadium, Baltimore, MD
Mon Jun 26 1972, 7:05 PM EDT
Att. 6,563 - Unknown

AB	27
R	0
H	1
RBI	0
BB	4
SO	6
LOB	8



WP: 0	PA: 31
PB: 0	
SB: 0	
CS: 0	

livebaseballscorecards.com

Batter	1	2	3	4	5	6	7	8	9	AB R H RBI BB SO LOB	TOP																
Ron Theobald, R (1, 4) OBP: 0.366, SLG: 0.261	0-0 4-3		0-0 F4			0-0 6-3	0-0 1B		0-3 K	5 0 1 0 0 1 1																	
Joe Lahoud, L (1, 9) OBP: 0.276, SLG: 0.301	0-0 3-1			0-0 F9		0-0 HR 1B	0-0 3-1		4-0 IBB	4 1 1 0 1 0 2																	
George Scott, R (1, 3) OBP: 0.313, SLG: 0.403	0-0 1-5-3			0-0 F8		0-0 HR 1B		0-0 1B 2B	0-3 K	5 2 1 0 0 1 3																	
John Briggs, L (1, 7) OBP: 0.360, SLG: 0.431		4-0 BB FC4-6		0-0 3-1		0-0 HR 1B		0-0 1B SF9		3 2 2 4 1 0 0																	
Dave May, L (1, 8) OBP: 0.282, SLG: 0.354		0-0 FC4-6 1-2f			0-0 1B 4-3	0-0 1B P4-3		0-0 1B CS		4 1 3 0 0 0 1																	
Ellie Rodriguez, R (1, 2) OBP: 0.424, SLG: 0.402		0-0 FC4-6 1-2f			0-0 1B 4-3	0-0 1B P4-3		0-0 1B SF9		3 0 0 1 0 0 3																	
Mike Ferraro, R (1, 5) OBP: 0.306, SLG: 0.358		0-0 1-3			0-0 1B 2-H		0-0 5-3	0-0 4-3		4 0 1 1 0 0 1																	
Rick Auerbach, R (1, 6) OBP: 0.261, SLG: 0.259			0-0 F9		0-0 1B		0-0 F6		0-0 6-3	4 0 1 0 0 0 0																	
Ken Brett, L (1, 1) OBP: 0.241, SLG: 0.276			0-3 K			0-0 F8			1-0 WP HBP	3 0 1 0 0 1 1																	
Ken Sanders, R (8, 1)										0 0 0 0 0 0 0																	
Inning Stats	R: 0 E: 0 K: 0 S: 3	H: 0 LOB: 0 BB: 0 P: 3	R: 0 E: 0 K: 0 S: 3	H: 0 LOB: 1 BB: 1 P: 7	R: 0 E: 0 K: 1 S: 5	H: 0 LOB: 0 BB: 0 P: 5	R: 0 E: 0 K: 0 S: 3	H: 0 LOB: 0 BB: 0 P: 3	R: 1 E: 0 K: 0 S: 5	H: 3 LOB: 1 BB: 0 P: 5	R: 3 E: 1 K: 0 S: 6	H: 3 LOB: 0 BB: 0 P: 6	R: 0 E: 0 K: 0 S: 5	H: 2 LOB: 2 BB: 0 P: 5	R: 2 E: 0 K: 0 S: 5	H: 3 LOB: 0 BB: 0 P: 5	R: 0 E: 0 K: 2 S: 7	H: 0 LOB: 2 BB: 1 P: 12	1B: 9 2B: 2 3B: 0 HR: 1	SF: 1 SAC: 0 DP: 1 HBP: 1	WP: 1 PB: 0 SB: 0 CS: 1	PA: 39					
PITCHER	IP WLS BF H R ER SO BB IBB HBP BLK WP HR S P ERA WHIP																										
Doyle Alexander, R (1, 1) ERA: 2.72	5.1		22	5	4	3	1	1	0	0	0	0	1	23	27	5.06	1.125										
Mickey Scott, L (6, 1) ERA: 1.46	1.2		7	3	0	0	0	0	0	0	0	0	0	7	7	0.00	1.800										
Roric Harrison, R (8, 1) ERA: 1.32	2.0	L	10	3	2	2	2	0	1	1	0	1	0	12	17	9.00	1.500										

Milwaukee Brewers @ Baltimore Orioles
 Memorial Stadium, Baltimore, MD
 Tue Jun 27 1972, 7:05 PM EDT
 Att. 9,281 - Unknown

AB	35
R	6
H	11
RBI	6
BB	2
SO	3
LOB	12



WP: 1	PA: 39
PB: 0	
SB: 0	
CS: 1	

livebaseballscorecards.com

Batter	1	2	3	4	5	6	7	8	9	AB	R	H	RBI	BB	SO	LOB
Merv Rettenmund, R (1, 9) OBP: 0.345, SLG: 0.368	0-0 6-3			4-0 1B SF7 BB	0-0 FC5-4			0-0 FC1-4 1B		3	1	1	0	1	0	2
Bobby Grich, R (1, 3) OBP: 0.354, SLG: 0.392	4-0 G6-4-3 BB			0-0 CS 1B	0-0 6-3			0-0 F7		3	0	1	0	1	0	2
Paul Blair, R (1, 8) OBP: 0.268, SLG: 0.380	0-0 G6-4-3			0-0 SF7				0-0 FC1-4		3	0	0	1	0	0	2
Don Baylor, R (1, 7) OBP: 0.362, SLG: 0.496		0-0 F3		0-3 K				0-0 F8		4	0	0	0	0	1	2
Brooks Robinson, R (1, 5) OBP: 0.308, SLG: 0.318		0-0 G3			0-0 2B 1B			0-0 F7		3	1	1	0	1	0	0
Davey Johnson, R (1, 4) OBP: 0.347, SLG: 0.319		0-0 5-3			0-0 F7			4-0 G4-6-3 BB		3	0	0	0	1	0	2
Andy Etchebarren, R (1, 2) OBP: 0.241, SLG: 0.255			0-0 6-3		0-0 1B 2B			0-0 G4-6-3		3	1	1	0	0	1	0
Terry Crowley, L (9, PH) OBP: 0.323, SLG: 0.483					1-3 1B			1-2f		1	0	0	0	0	0	1
Mark Belanger, R (1, 6) OBP: 0.244, SLG: 0.238			0-0 F9		0-0 FC5-4 S 1B			0-0 F9		3	1	1	2	0	0	0
Doyle Alexander, R (1, 1) OBP: 0.091, SLG: 0.091			0-3 K		0-0 FC5-4 1B			0-0 G3		2	0	1	0	0	1	0
Mickey Scott, L (6, 1)										0	0	0	0	0	0	0
Chico Salmon, R (7, PH)										1	0	0	0	0	0	0
Roric Harrison, R (8, 1) OBP: 0.250, SLG: 0.500										0	0	0	0	0	0	0

Inning Stats	R: 0	H: 0	E: 0	LOB: 0	K: 0	BB: 1	S: 2	P: 6	R: 0	H: 0	E: 0	LOB: 0	K: 0	BB: 0	S: 3	P: 3	R: 0	H: 0	E: 0	LOB: 0	K: 1	BB: 0	S: 5	P: 5	R: 1	H: 1	E: 0	LOB: 1	K: 1	BB: 1	S: 5	P: 9	R: 3	H: 4	E: 0	LOB: 1	K: 0	BB: 0	S: 7	P: 7	R: 0	H: 0	E: 0	LOB: 1	K: 0	BB: 1	S: 3	P: 7	R: 0	H: 0	E: 0	LOB: 0	K: 1	BB: 0	S: 5	P: 5	R: 0	H: 1	E: 0	LOB: 1	K: 0	BB: 0	S: 4	P: 4	R: 0	H: 0	E: 0	LOB: 0	K: 0	BB: 1	S: 2	P: 6	1B: 5	SF: 1	2B: 2	SAC: 0	3B: 0	DP: 3	HR: 0	HBP: 0	WP: 0	PA: 34
PITCHER	IP	WLS	BF	H	R	ER	SO	BB	IBB	HBP	BLK	WP	HR	S	P	ERA	WHIP																																																																	
Ken Brett, L (1, 1) ERA: 4.17	7.1	W	29	6	4	4	3	3	0	0	0	0	0	32	44	4.91	1.227																																																																	
Ken Sanders, R (8, 1) ERA: 3.11	1.2	S	5	0	0	0	0	1	0	0	0	0	0	4	8	0.00	0.600																																																																	

BOTTOM

Milwaukee Brewers @ Baltimore Orioles
Memorial Stadium, Baltimore, MD

Tue Jun 27 1972, 7:05 PM EDT
Att. 9,281 - Unknown

AB	29
R	4
H	6
RBI	3
BB	4
SO	3
LOB	11



WP: 0	PA: 34
PB: 0	
SB: 2	
CS: 1	

WP	HR	S	P	ERA	WHIP
0	0	0	0	0.00	0.600

Batter	1	2	3	4	5	6	7	8	9	AB R H RBI BB SO LOB	TOP											
Don Buford, S (1, 7) OBP: 0.347, SLG: 0.243	0-0 FC6-4 1B		0-0 6-3		4-0 E BB		0-0 F7			3 0 1 0 1 0 0												
Mark Belanger, R (1, 6) OBP: 0.244, SLG: 0.238	0-0 F8		0-0 F3		0-0 E4 1B		0-3 K			4 0 1 2 0 1 1												
Paul Blair, R (1, 8) OBP: 0.263, SLG: 0.373	0-3 K			0-0 F7	0-0 5-3			0-0 F8		4 0 0 0 0 1 3												
Brooks Robinson, R (1, 5) OBP: 0.307, SLG: 0.321	0-0 FC6-4 1-2f			0-0 F8		0-0 HR 2B		0-0 6-3		4 1 1 0 0 0 1												
Bobby Grich, R (1, 4) OBP: 0.351, SLG: 0.395		0-0 2B		0-0 F8		0-0 6-3		0-0 3-1		4 0 1 0 0 0 1												
Merv Rettenmund, R (1, 9) OBP: 0.348, SLG: 0.390		0-0 1-3			0-0 1B FC3-2 1B	0-0 HR		0-0 1-3		4 1 2 2 0 0 1												
Boog Powell, L (1, 3) OBP: 0.287, SLG: 0.276		0-0 F2			0-0 F8	0-3 K		4-0 4-3 BB		3 0 0 0 1 1 2												
Andy Etchebarren, R (1, 2) OBP: 0.241, SLG: 0.255		0-0 F8			0-0 BB FC3-2 E 1B	0-0 F8		0-0 4-3		4 1 1 0 0 0 2												
Mike Cuellar, L (1, 1) OBP: 0.034, SLG: 0.138			0-3 K		0-0 FC3-2 BB E		0-0 F7		0-3 K	4 1 0 0 0 2 3												
Inning Stats	R: 0 E: 0 K: 1 S: 6	H: 1 LOB: 1 BB: 0 P: 6	R: 0 E: 0 K: 0 S: 4	H: 1 LOB: 1 BB: 0 P: 4	R: 0 E: 0 K: 1 S: 5	H: 0 LOB: 0 BB: 0 P: 5	R: 0 E: 0 K: 0 S: 3	H: 0 LOB: 0 BB: 0 P: 3	R: 2 E: 0 K: 1 S: 7	H: 2 LOB: 0 BB: 0 P: 7	R: 0 E: 0 K: 1 S: 5	H: 0 LOB: 0 BB: 0 P: 5	R: 0 E: 0 K: 0 S: 3	H: 0 LOB: 0 BB: 0 P: 3	R: 0 E: 0 K: 1 S: 5	H: 0 LOB: 1 BB: 1 P: 9	1B: 4 2B: 2 3B: 0 HR: 1	SF: 0 SAC: 0 DP: 0 HBP: 0	WP: 0 PB: 0 SB: 0 CS: 0	PA: 36		
PITCHER Fritz Peterson, L (1, 1) ERA: 3.51	IP: 6.0 WLS: L BF: 26 H: 7 R: 4 ER: 4 SO: 3 BB: 1 IBB: 0 HBP: 0 BLK: 0 WP: 0 HR: 1 S: 31 P: 35 ERA: 6.00 WHIP: 1.333																					
Lindy McDaniel, R (7, 1) ERA: 2.33	IP: 3.0 WLS: BF: 10 H: 0 R: 0 ER: 0 SO: 2 BB: 1 IBB: 0 HBP: 0 BLK: 0 WP: 0 HR: 0 S: 13 P: 17 ERA: 0.00 WHIP: 0.333																					

Baltimore Orioles @ New York Yankees
 Yankee Stadium, Bronx, NY
 Wed Jun 28 1972, 7:05 PM EDT
 Att. 15,655 - Unknown

livebaseballscorecards.com

AB	34
R	4
H	7
RBI	4
BB	2
SO	5
LOB	14



Batter	1	2	3	4	5	6	7	8	9	AB R H RBI BB SO LOB
Horace Clarke, S (1, 4) OBP: 0.290, SLG: 0.271	0-0 F2		0-0 F5			0-0 G5-4-3			0-0	4 0 1 0 0 0 2
Rusty Torres, S (1, 9) OBP: 0.267, SLG: 0.321	0-0 1-3			0-0 5-3			0-0 2-3		0-0 F3	4 0 0 0 0 0 1
Bobby Murcer, L (1, 8) OBP: 0.350, SLG: 0.470	0-0 F6			0-0 4-3			0-0 F7		0-0 F7	4 0 0 0 0 0 1
Roy White, S (1, 7) OBP: 0.384, SLG: 0.362		0-0 F9		0-0 F9			0-0 5-3			3 0 0 0 0 0 0
Felipe Alou, R (1, 3) OBP: 0.284, SLG: 0.330		0-0 5-3			0-0 5-3			0-0		3 0 1 0 0 0 0
Celerino Sanchez, R (1, 5) OBP: 0.263, SLG: 0.278		0-0 F8			0-0 4-3			0-0 F7		3 0 0 0 0 0 1
Thurman Munson, R (1, 2) OBP: 0.333, SLG: 0.321			0-3 K		0-0 6-3			0-0		3 0 1 0 0 1 0
Gene Michael, S (1, 6) OBP: 0.273, SLG: 0.280			0-0		0-0	0-0 6-3		0-0 G4-6-3		3 0 1 0 0 0 2
Fritz Peterson, S (1, 1) OBP: 0.303, SLG: 0.281			0-3		0-0	0-0		0-0	0-0 F8	1 0 0 0 0 1 1
Hal Lanier, R (6, PH) OBP: 0.205, SLG: 0.190			0-3			0-0				1 0 1 0 0 0 0
Lindy McDaniel, R (7, 1)			0-3							0 0 0 0 0 0 0
Ron Swoboda, R (9, PH) OBP: 0.379, SLG: 0.391			0-3							1 0 0 0 0 0 0


Inning Stats	R: 0	H: 0	E: 0	LOB: 0	K: 0	BB: 0	S: 3	P: 3	R: 0	H: 0	E: 0	LOB: 0	K: 0	BB: 0	S: 3	P: 3	R: 0	H: 0	E: 0	LOB: 0	K: 0	BB: 0	S: 3	P: 3	R: 0	H: 1	E: 0	LOB: 0	K: 0	BB: 0	S: 3	P: 3	R: 0	H: 2	E: 0	LOB: 1	K: 0	BB: 0	S: 4	P: 4	R: 0	H: 1	E: 0	LOB: 1	K: 0	BB: 0	S: 4	P: 4	
	0	0	0	0	0	0	3	3	0	0	0	0	0	0	3	3	0	0	0	0	0	0	3	3	0	0	0	0	0	0	3	3	0	2	0	0	4	4	0	1	0	0	4	4	0	1	0	4	4

BOTTOM


Baltimore Orioles @ New York Yankees
 Yankee Stadium, Bronx, NY
 Wed Jun 28 1972, 7:05 PM EDT
 Att. 15,655 - Unknown

livebaseballscorecards.com

AB	30
R	0
H	5
RBI	0
BB	0
SO	2
LOB	8



WP: 0	PA: 30
PB: 0	
SB: 1	
CS: 0	

Batter	1	2	3	4	5	6	7	8	9	AB R H RBI BB SO LOB	TOP														
Don Buford, S OBP: 0.339, SLG: 0.236 (1, 7) X	0-0 F9 ① X	0-0 G3 ③ X		0-0 G3 ③ X		0-0 F7 ② X			0-3 K2-3 ①	5 0 0 0 0 1 3	<p>Baltimore Orioles @ New York Yankees Yankee Stadium, Bronx, NY</p> <p>Thu Jun 29 1972, 3:33 AM EDT Att. 8,438 - Unknown</p> <p>livebaseballscorecards.com</p> <table border="1"> <tr><td>AB</td><td>36</td></tr> <tr><td>R</td><td>3</td></tr> <tr><td>H</td><td>8</td></tr> <tr><td>RBI</td><td>2</td></tr> <tr><td>BB</td><td>3</td></tr> <tr><td>SO</td><td>7</td></tr> <tr><td>LOB</td><td>19</td></tr> </table> 	AB	36	R	3	H	8	RBI	2	BB	3	SO	7	LOB	19
AB	36																								
R	3																								
H	8																								
RBI	2																								
BB	3																								
SO	7																								
LOB	19																								
Bobby Grich, R OBP: 0.346, SLG: 0.410 (1, 4) X	0-0 F8 ②		0-0 E6 FC4-6		0-0 HR	0-3 K ③			0-0 5-3 ②	5 1 1 1 0 1 1															
Terry Crowley, L OBP: 0.333, SLG: 0.477 Don Baylor, R OBP: 0.364, SLG: 0.496 (1, 9) B B B (7, PH) B (7, 9)	4-0 1B 1B BB		0-0 FC4-6 1B WP 1-2f		4-0 1B FC5-2 BB				0-0 G3 1B	1 2 0 0 2 0 1 2 0 1 0 0 0 0															
Boog Powell, L OBP: 0.292, SLG: 0.281 (1, 3) X	0-0 1B 1-3 1B		0-3 K ②		0-0 FC5-2 1-3 1B				0-0 G3 1-2	4 0 2 0 0 1 2															
Brooks Robinson, R OBP: 0.310, SLG: 0.324 (1, 5) X	0-0 1B 1-2 1B 3-H		0-0 WP 1-3 1B		0-0 FC5-2 FC6-4 1-2				0-3 K ②	4 0 2 1 0 1 3															
Eirol Hendricks, L OBP: 0.220, SLG: 0.140 Andy Etchebarren, R OBP: 0.239, SLG: 0.252 (1, 2) X (7, PH) S S S (7, 2)	0-0 F6 ③		0-3 K ③		0-0 F7 ②				0-0 F7 ③	3 0 0 0 0 1 5 1 0 0 0 0 0 1															
Merv Rettenmund, R OBP: 0.341, SLG: 0.380 (1, 8) S S S		0-3 K ①		0-0 6-3 ① X		0-0 FC6-4 1-2f			0-0 5-3 ①	4 0 0 0 0 1 2															
Mark Belanger, R OBP: 0.238, SLG: 0.232 (1, 6) X		0-0 F8 ②		0-3 K ②		0-0 F9 ①			0-0 E5 G5-4-3	4 0 0 0 0 1 0															
Jim Palmer, R OBP: 0.250, SLG: 0.326 Dave Leonhard, R Mickey Scott, L Tom Shopay, L OBP: 0.286, SLG: 0.231 Roric Harrison, R Paul Blair, R OBP: 0.250, SLG: 0.500 Grant Jackson, S OBP: 0.262, SLG: 0.371 (1, 1) (2, 1) (3, 1) (6, PH) (6, 1) (8, PH) (8, 1)		0-0 2B		4-0 BB		0-0 1B			0-0 G5-4-3 1-2f	1 0 1 0 0 0 0 0 0 0 0 0 0 0 0 0 0 0 1 0 0 1 0 1 0 0 0 0 0 0 0 0 0 0 0 0 0 0 0 0 0 0 1 0 0 0 0 0 1 0 0 0 0 0 0 0															
Inning Stats	R: 1 H: 2 E: 0 LOB: 2 K: 0 BB: 1 S: 5 P: 9	R: 0 H: 1 E: 0 LOB: 1 K: 1 BB: 0 S: 6 P: 6	R: 1 H: 1 E: 0 LOB: 1 K: 2 BB: 0 S: 9 P: 9	R: 0 H: 0 E: 0 LOB: 1 K: 1 BB: 1 S: 5 P: 9	R: 1 H: 2 E: 0 LOB: 2 K: 0 BB: 1 S: 5 P: 9	R: 0 H: 1 E: 0 LOB: 1 K: 1 BB: 0 S: 6 P: 6	R: 0 H: 1 E: 0 LOB: 1 K: 1 BB: 0 S: 6 P: 6	R: 0 H: 0 E: 1 LOB: 0 K: 0 BB: 0 S: 3 P: 3	R: 0 H: 0 E: 0 LOB: 0 K: 1 BB: 0 S: 5 P: 5	1B: 6 SF: 0 2B: 1 SAC: 0 3B: 0 DP: 1 HR: 1 HBP: 0	WP: 1 PA: 39 PB: 0 SB: 0 CS: 0														
PITCHER Mel Stottlemyre, R ERA: 2.94 Sparky Lyle, L ERA: 1.05 (1, 1) (7, 1)	IP WLS BF H R ER SO BB IBB HBP BLK WP HR S P ERA WHIP	6.0 W 29 7 3 2 5 3 0 0 0 1 1 36 48 3.00 1.667	3.0 S 10 1 0 0 2 0 0 0 0 0 0 0 14 14 0.00 0.333	PITCHER IP WLS BF H R ER SO BB IBB HBP BLK WP HR S P ERA WHIP																					

Batter	1	2	3	4	5	6	7	8	9	AB	R	H	RBI	BB	SO	LOB
Rusty Torres, S OBP: 0.267, SLG: 0.319 (1, 9)	0-0 G4-6-3 1B	0-0 F4		0-0 3-1		0-0 4-3				4	0	1	0	0	0	3
Bernie Allen, L OBP: 0.337, SLG: 0.403 Horace Clarke, S OBP: 0.290, SLG: 0.271 (1, 4) (8, 4)	0-0 G4-6-3 1-2f	0-0 F5		0-3 K			0-0 F2			4	0	0	0	0	1	2
Bobby Murcer, L OBP: 0.356, SLG: 0.482 (1, 8)	4-0 FC4-6 BB						0-0 F7			3	1	2	0	1	0	0
Roy White, S OBP: 0.382, SLG: 0.360 (1, 7)	0-0 FC4-6 1-2f					0-0 G5-4-3 1-2f		0-0 F8		4	0	1	1	0	0	2
Ron Blomberg, L OBP: 0.346, SLG: 0.451 Felipe Alou, R OBP: 0.282, SLG: 0.327 (1, 3) (8, PH) (9, 3)		0-0 HR		0-0 F7		0-0 F9		0-0 F5		3	1	1	1	0	0	1
Celerino Sanchez, R OBP: 0.261, SLG: 0.238 (1, 5)		0-0 F8		0-0 F7		4-0 WP SH1-3 BB		0-0 F8		3	0	0	0	1	0	1
Thurman Munson, R OBP: 0.338, SLG: 0.323 (1, 2)		0-0 WP 1B		4-0 1-2 BB		0-0 SH1-3		0-3 K		2	1	1	0	1	1	0
Jerry Kenney, L OBP: 0.296, SLG: 0.208 (1, 6)		0-0 1B		0-0 6-3		0-0 6-3		0-0 K		3	1	1	1	0	0	3
Mel Stottlemyre, R OBP: 0.333, SLG: 0.281 Johnny Callison, L OBP: 0.252, SLG: 0.315 Sparky Lyle, L OBP: 0.250, SLG: 0.286 (1, 1) (6, PH) (7, 1)		0-0 1B		0-3 K		4-0 BB				2	0	1	1	0	1	0

Inning Stats	R: 0	H: 1	E: 0	K: 0	S: 3	H: 1	LOB: 1	BB: 1	P: 7	R: 3	H: 4	E: 0	K: 0	S: 7	R: 1	H: 2	E: 0	K: 0	S: 5	R: 0	H: 1	E: 0	K: 0	S: 3	R: 0	H: 0	E: 0	K: 0	S: 3	R: 0	H: 0	E: 0	K: 1	S: 5	R: 0	H: 0	E: 0	K: 0	S: 3	R: 0	H: 0	E: 0	K: 1	S: 5
--------------	------	------	------	------	------	------	--------	-------	------	------	------	------	------	------	------	------	------	------	------	------	------	------	------	------	------	------	------	------	------	------	------	------	------	------	------	------	------	------	------	------	------	------	------	------


PITCHER	IP	WLS	BF	H	R	ER	SO	BB	IBB	HBP	BLK	WP	HR	S	P	ERA	WHIP
Jim Palmer, R ERA: 1.95 (1, 1)	1.1	L	9	5	3	3	0	1	0	0	0	1	1	8	12	20.25	4.500
Dave Leonhard, R ERA: 6.35 (2, 1)	0.2		4	2	1	1	0	0	0	0	0	0	0	4	4	13.50	3.000
Mickey Scott, L ERA: 1.17 (3, 1)	3.0		10	1	0	0	2	1	0	0	0	0	0	13	17	0.00	0.667
Roric Harrison, R ERA: 1.25 (6, 1)	2.0		8	0	0	0	0	2	0	0	0	1	0	6	14	0.00	1.000
Grant Jackson, L ERA: 5.4 (8, 1)	1.0		3	0	0	0	1	0	0	0	0	0	0	5	5	0.00	0.000

BOTTOM

Baltimore Orioles @ New York Yankees
 Yankee Stadium, Bronx, NY
 Thu Jun 29 1972, 3:33 AM EDT
 Att. 8,438 - Unknown

livebaseballscorecards.com

AB	29
R	4
H	8
RBI	4
BB	4
SO	3
LOB	12



1B: 6	SF: 0	WP: 2	PA: 34
2B: 0	SAC: 1	PB: 0	
3B: 1	DP: 2	SB: 0	
HR: 1	HBP: 0	CS: 0	


Batter	1	2	3	4	5	6	7	8	9	AB R H RBI BB SO LOB	TOP													
Don Buford, S (1, 7) OBP: 0.338, SLG: 0.232	0-3 K	4-0 BB			0-3 K 1B G4-6-3		0-0 6-3			3 1 0 0 1 2 0	<p>Baltimore Orioles @ Detroit Tigers Tiger Stadium, Detroit, MI Fri Jun 30 1972, 7:05 PM EDT Att. 48,662 - Unknown</p>													
Johnny Oates, L (1, 2) OBP: 0.338, SLG: 0.412	0-0 L4	0-0 4-3			0-0 1B G4-6-3		0-0 F5			4 0 1 0 0 0 1														
Bobby Grich, R (1, 4) OBP: 0.350, SLG: 0.413	0-0 2B 1B			0-0 1B G3-6	0-0 G4-6-3		0-3 K			4 1 2 0 0 1 1														
Boog Powell, L (1, 3) OBP: 0.291, SLG: 0.287	0-0 2B 1-H			0-0 G3-6 1-2f	0-0 G3 3-H		0-0 F8			4 1 1 1 0 0 1														
Brooks Robinson, R (1, 5) OBP: 0.310, SLG: 0.328	0-0 2B 2-H			0-0 5-3		0-0 1-3		0-0 F8		4 0 1 1 0 0 0														
Terry Crowley, L (1, 9) OBP: 0.333, SLG: 0.467	4-0 BB FC5-4 BB			0-0 4-3		0-0 4-3		0-3 K		2 0 0 0 1 0 0														
Paul Blair, R (6, 8) OBP: 0.261, SLG: 0.369										1 0 0 0 0 1 0														
Merv Rettenmund, R (1, 8) OBP: 0.333, SLG: 0.371	0-0 FC5-4 1-2f			0-3 K	0-0 K		0-0 6-3		0-0 6-3	4 0 0 0 0 1 2														
Mark Belanger, R (1, 6) OBP: 0.240, SLG: 0.234		0-3 K		0-0 1B FC5-4	0-0 1B FC5-4		0-0 4-3			3 0 1 0 0 1 0														
Pat Dobson, R (1, 1) OBP: 0.146, SLG: 0.175		0-3 K		0-0 FC5-4 1-2f	0-0 FC5-4 1-2f		0-0 1-3			3 0 0 0 0 1 1														
Inning Stats	R: 2 E: 0 K: 1 S: 8	H: 3 LOB: 2 BB: 1 P: 12	R: 0 E: 0 K: 2 S: 7	H: 0 LOB: 1 BB: 1 P: 11	R: 0 E: 0 K: 0 S: 3	H: 1 LOB: 0 BB: 0 P: 3	R: 0 E: 0 K: 1 S: 6	H: 1 LOB: 1 BB: 0 P: 6	R: 1 E: 0 K: 1 S: 6	H: 1 LOB: 0 BB: 0 P: 6	R: 0 E: 0 K: 0 S: 3	H: 0 LOB: 0 BB: 0 P: 3	R: 0 E: 0 K: 0 S: 3	H: 0 LOB: 0 BB: 0 P: 3	R: 0 E: 0 K: 1 S: 5	H: 0 LOB: 0 BB: 0 P: 5	R: 0 E: 0 K: 1 S: 5	H: 0 LOB: 0 BB: 0 P: 5	R: 0 E: 0 K: 1 S: 5	H: 0 LOB: 0 BB: 0 P: 5	1B: 4 2B: 2 3B: 0 HR: 0	SF: 0 SAC: 0 DP: 2 HBP: 0	WP: 0 PB: 1 SB: 0 CS: 0	PA: 34
PITCHER Bill Slayback, R (1, 1) ERA: 2.2	IP: 8.0 WLS: L BF: 31 H: 6 R: 3 ER: 2 SO: 6 BB: 2 IBB: 0 HBP: 0 BLK: 0 WP: 0 HR: 0 S: 41 P: 49 ERA: 2.25 WHIP: 1.000																							
Chuck Seelbach, R (9, 1) ERA: 3.21	IP: 1.0 WLS: 3 BF: 0 H: 0 R: 0 ER: 0 SO: 1 BB: 0 IBB: 0 HBP: 0 BLK: 0 WP: 0 HR: 0 S: 5 P: 5 ERA: 0.00 WHIP: 0.000																							

livebaseballscorecards.com

AB	32
R	3
H	6
RBI	2
BB	2
SO	7
LOB	6



Batter	1	2	3	4	5	6	7	8	9	AB	R	H	RBI	BB	SO	LOB
Dick McAuliffe, L OBP: 0.344, SLG: 0.329 (1, 4)	0-0 G4-6-3 BB 1B		0-0 F7			0-0 3-1		0-0 F7 1B		4	0	2	0	0	0	0
Aurelio Rodriguez, R OBP: 0.290, SLG: 0.336 (1, 5)	4-0 G4-6-3 BB 1-2		0-3 K			0-0 F5		0-0 F7 1-2		3	0	0	0	1	1	1
Jim Northrup, L OBP: 0.305, SLG: 0.320 (1, 9)	0-0 G4-6-3 1-2f 2-3				0-3 K		0-0 F5		0-3 K		4	0	0	0	2	3
Bill Freehan, R OBP: 0.354, SLG: 0.413 (1, 2)	0-0 F4				0-0 5-3		0-0 FC6 BB SF8 1B		0-0 5-3		4	1	1	0	0	1
Norm Cash, L OBP: 0.324, SLG: 0.492 (1, 3)		0-0 F7			0-0 6-3		4-0 FC6 BB 1-2		0-0 F8		3	0	0	0	1	0
Willie Horton, R OBP: 0.323, SLG: 0.458 (1, 7)		0-0 HR			0-0 F7		0-0 FC6 1-2f 2-3		0-3 K		4	1	1	1	0	1
Mickey Stanley, R OBP: 0.278, SLG: 0.411 (1, 8)		0-0 5-3			0-0 F7		0-0 SF8				2	0	0	1	0	0
Ed Brinkman, R OBP: 0.257, SLG: 0.288 (1, 6)		0-0 F9			4-0 FC5-4 BB		4-0 K				2	0	0	0	1	1
Bill Slayback, R (1, 1)			0-0 F7			0-0 FC5-4			0-0 1-3		2	0	0	0	0	1
Tom Haller, L (8, PH) OBP: 0.247, SLG: 0.275											1	0	0	0	0	0
Chuck Seelbach, R (9, 1) OBP: 0.333, SLG: 0.286											0	0	0	0	0	0

BOTTOM	
Baltimore Orioles @ Detroit Tigers Tiger Stadium, Detroit, MI Fri Jun 30 1972, 7:05 PM EDT Att. 48,662 - Unknown	
AB 29 R 2 H 4 RBI 2 BB 3 SO 5 LOB 9	

Inning Stats																	
R: 0	H: 1	R: 1	H: 1	R: 0	H: 0	R: 0	H: 0	R: 0	H: 0	R: 1	H: 1	R: 0	H: 1	R: 0	H: 0	1B: 3	SF: 1
E: 0	LOB: 1	E: 0	LOB: 0	E: 0	LOB: 0	E: 0	LOB: 0	E: 0	LOB: 1	E: 0	LOB: 1	E: 0	LOB: 1	E: 0	LOB: 0	2B: 0	SAC: 0
K: 0	BB: 1	K: 0	BB: 0	K: 1	BB: 0	K: 1	BB: 0	K: 0	BB: 1	K: 1	BB: 1	K: 1	BB: 0	K: 1	BB: 0	3B: 0	DP: 1
S: 3	P: 7	S: 4	P: 4	S: 5	P: 5	S: 5	P: 5	S: 3	P: 7	S: 6	P: 10	S: 6	P: 6	S: 5	P: 5	HR: 1	HBP: 0

PITCHER																
IP	WLS	BF	H	R	ER	SO	BB	IBB	HBP	BLK	WP	HR	S	P	ERA	WHIP
9.0	W	33	4	2	2	5	3	0	0	0	0	1	40	52	2.00	0.778

Batter	1	2	3	4	5	6	7	8	9	AB R H RBI BB SO LOB	TOP	
Merv Rettenmund, R (1, 9) OBP: 0.332, SLG: 0.368	0-0 5-3		0-3 K			0-0 F8		0-0 1B		4 0 1 0 0 1 1		
Bobby Grich, R (1, 3) OBP: 0.348, SLG: 0.408	0-0 F4			0-0 G6-4-3 1B		0-0 5-3		0-3 K		4 0 1 0 0 1 1		
Paul Blair, R (1, 8) OBP: 0.261, SLG: 0.367	0-0 F8			0-0 G6-4-3 1-2f		0-0 FC5-4 1B		0-0 F8		4 0 1 0 0 0 2		
Don Baylor, R (1, 7) OBP: 0.361, SLG: 0.488		0-0 5-3		0-0 1B		0-0 FC5-4 1-2f			0-0 L6	4 0 1 0 0 0 1		
Brooks Robinson, R (1, 5) OBP: 0.309, SLG: 0.323		0-0 4-3		0-0 F8			0-0 5-3		4-0 L7-6-3 BB	3 0 0 0 1 0 1 0 0 0 0 0 0 0		
Tom Shopay, L (9, PR) OBP: 0.286, SLG: 0.231												
Davey Johnson, R (1, 4) OBP: 0.340, SLG: 0.311		0-0 6-3			0-0 L9		0-0 F3		0-0 L7-6-3 1-2	4 0 0 0 0 0 1		
Andy Etchebarren, R (1, 2) OBP: 0.250, SLG: 0.264			0-0 F3		0-0 1B		0-0 FC6-4 1B			3 0 2 0 0 0 0		
Mark Belanger, R (1, 6) OBP: 0.241, SLG: 0.236			0-0 1B		0-0 F8		0-0 FC6-4 1-2f			3 0 1 0 0 0 2		
Dave McNally, R (1, 1) OBP: 0.103, SLG: 0.105			0-3 K		0-0 F5			0-3 K		2 0 0 0 0 1 2		
Don Buford, S (8, PH) OBP: 0.336, SLG: 0.231										1 0 0 0 0 1 0		
Doyle Alexander, R (8, 1) OBP: 0.091, SLG: 0.091										0 0 0 0 0 0 0		
Inning Stats	R: 0 E: 0 K: 0 S: 3 H: 0 LOB: 0 BB: 0 P: 3	R: 0 E: 0 K: 0 S: 3 H: 0 LOB: 0 BB: 0 P: 3	R: 0 E: 0 K: 2 S: 8 H: 1 LOB: 1 BB: 0 P: 8	R: 0 E: 0 K: 0 S: 4 H: 2 LOB: 1 BB: 0 P: 4	R: 0 E: 0 K: 0 S: 4 H: 1 LOB: 1 BB: 0 P: 4	R: 0 E: 0 K: 0 S: 4 H: 1 LOB: 1 BB: 0 P: 4	R: 0 E: 0 K: 0 S: 4 H: 1 LOB: 1 BB: 0 P: 4	R: 0 E: 0 K: 0 S: 4 H: 1 LOB: 1 BB: 0 P: 4	R: 0 E: 0 K: 2 S: 8 H: 1 LOB: 1 BB: 0 P: 8	R: 0 E: 0 K: 0 S: 2 H: 0 LOB: 1 BB: 1 P: 6	1B: 7 SF: 0 2B: 1 SAC: 0 3B: 0 DP: 2 HR: 0 HBP: 0	WP: 0 PA: 33 PB: 0 SB: 0 CS: 0
PITCHER Mickey Lolich, L (1, 1) ERA: 2.27	IP WLS BF H R ER SO BB IBB HBP BLK WP HR S P ERA WHIP											
	9.0 W 33 7 0 0 4 1 0 0 0 0 0 0 0 40 44 0.00 0.889											

Baltimore Orioles @ Detroit Tigers
 Tiger Stadium, Detroit, MI
 Sat Jul 01 1972, 4:33 AM EDT
 Att. 33,203 - Unknown

AB	32
R	0
H	7
RBI	0
BB	1
SO	4
LOB	11



livebaseballscorecards.com

Batter	1	2	3	4	5	6	7	8	9	AB	R	H	RBI	BB	SO	LOB	BOTTOM			
Tony Taylor, R OBP: 0.374, SLG: 0.453 (1, 4)	0-0 6-3 ①		0-0 5-3 ①		0-0 S 1B		0-0 1-2 1B			4	0	2	0	0	0	0	Baltimore Orioles @ Detroit Tigers Tiger Stadium, Detroit, MI Sat Jul 01 1972, 4:33 AM EDT Att. 33,203 - Unknown			
Aurelio Rodriguez, R OBP: 0.286, SLG: 0.331 (1, 5)	0-0 6-3 ②		0-0 F8 ②		0-0 F4 ③		0-0 F9 ②			4	0	0	0	0	0	3				
Al Kaline, R OBP: 0.315, SLG: 0.366 (1, 9)	4-0 1B BB		0-0 L8 ③			0-0 HR		0-0 L9 ③		3	1	1	1	1	0	2				
Bill Freehan, R OBP: 0.362, SLG: 0.417 (1, 2)	0-0 1-3 1B			0-0 FC3-6 1B		0-0 F7 ①		4-0 1B FC4 BB		3	1	2	0	1	0	0				
Willie Horton, R OBP: 0.321, SLG: 0.452 (1, 7)	0-0 F9 ③			0-0 FC3-6 FC5-4 ①		0-0 F8 ②		0-0 5-3 E 1B		4	0	1	0	0	0	3				
Jim Northrup, L OBP: 0.305, SLG: 0.320 (8, PR) (9, 7)				1-2f				1-3		0	0	0	0	0	0	0				
Paul Jata, R OBP: 0.310, SLG: 0.296 (1, 3)		0-0 2B		0-0 F9 ②		4-0 BB BB BB FC6-4 BB		0-0 F8 ①		3	0	1	0	1	0	3				
Mickey Stanley, R OBP: 0.271, SLG: 0.400 (1, 8)		0-0 F7 ①		0-0 FC5-4 ③		0-0 FC6-4 ③		0-0 FC4		4	0	0	1	0	0	4				
Ed Brinkman, R OBP: 0.252, SLG: 0.283 (1, 6)		0-0 F8 ②		1-2f		1-2f		1-2 3-H		4	0	0	0	0	0	3				
Mickey Lolich, S OBP: 0.200, SLG: 0.083 (1, 1)		0-3 K ③			0-0 F8 ①		0-0 5-3 ①	0-0 5-3 ② ③		3	0	1	0	0	1	1				
					0-0 F9 ②			F9 1B 1B												
Inning Stats	R: 0 H: 1 E: 0 LOB: 2 K: 0 BB: 1 S: 4 P: 8	R: 0 H: 1 E: 0 LOB: 1 K: 1 BB: 0 S: 6 P: 6	R: 0 H: 0 E: 0 LOB: 0 K: 0 BB: 0 S: 3 P: 3	R: 0 H: 1 E: 0 LOB: 1 K: 0 BB: 0 S: 4 P: 4	R: 0 H: 1 E: 0 LOB: 1 K: 0 BB: 0 S: 4 P: 4	R: 1 H: 1 E: 0 LOB: 1 K: 0 BB: 1 S: 4 P: 8	R: 0 H: 2 E: 0 LOB: 2 K: 0 BB: 0 S: 5 P: 5	R: 1 H: 1 E: 1 LOB: 1 K: 0 BB: 1 S: 4 P: 8		1B: 6 SF: 0 2B: 1 SAC: 0 3B: 0 DP: 0 HR: 1 HBP: 0	WP: 0 PA: 35 PB: 0 SB: 1 CS: 0									
PITCHER	IP WLS BF H R ER SO BB IBB HBP BLK WP HR S P ERA WHIP																			
Dave McNally, L ERA: 2.56 (1, 1)	7.0 L 30 7 1 1 1 1 2 0 0 0 0 0 1 38 1.29 1.286																			
Doyle Alexander, R ERA: 2.88 (8, 1)	1.0 5 1 1 1 0 0 1 0 0 0 0 0 4 8 9.00 2.000																			

livebaseballscorecards.com

AB 32
R 2
H 8
RBI 2
BB 3
SO 1
LOB 19



Batter	1	2	3	4	5	6	7	8	9	AB R H RBI BB SO LOB	TOP													
Don Buford, S (1, 7) OBP: 0.342, SLG: 0.262	0-0 HR 2B	0-0 G3			0-0 1-H HR		0-0 F5		0-0 1B	5 2 3 3 0 0 2														
Mark Belanger, R (1, 6) OBP: 0.246, SLG: 0.236	4-0 HR BB		0-0 PB 1B		0-3 K		0-3 K		0-0 3-H F3	4 2 1 0 1 2 2														
Merv Rettenmund, R (1, 9) OBP: 0.330, SLG: 0.366	0-0 F3		0-0 FC4-6 1B		0-0 6-3			0-0 F3		4 0 1 1 0 0 2														
Boog Powell, L (1, 3) OBP: 0.295, SLG: 0.310	0-0 HR		0-0 FC4-6 G6-4-3		0-0 F7			0-0 1B		4 1 2 3 0 0 1														
Bobby Grich, R (1, 4) OBP: 0.339, SLG: 0.397	0-0 6-3		0-0 G6-4-3		0-0 F8			0-0 L9		4 0 0 0 0 0 2														
Brooks Robinson, R (1, 5) OBP: 0.304, SLG: 0.318	0-0 6-3			0-0 F3		0-0 F8		0-0 F8		4 0 0 0 0 0 1														
Paul Blair, R (1, 8) OBP: 0.265, SLG: 0.376		4-0 BB		0-0 F7		0-3 K			0-0 1B 3B	3 1 1 0 1 1 0														
Elrod Hendricks, L (1, 2) OBP: 0.222, SLG: 0.148		0-0 F2		0-0 P2			0-0 FC5-6 1B		0-0 F7	4 0 1 0 0 0 2														
Mike Cuellar, L (1, 1) OBP: 0.061, SLG: 0.152		0-3 K			0-0 HR 1B		0-0 FC5-6		0-3 K	4 1 1 0 0 2 3														
Inning Stats	R: 3 E: 0 K: 0 S: 5	H: 2 LOB: 0 BB: 1 P: 9	R: 0 E: 0 K: 1 S: 5	H: 0 LOB: 1 BB: 1 P: 9	R: 1 E: 0 K: 0 S: 4	H: 2 LOB: 0 BB: 0 P: 4	R: 0 E: 0 K: 0 S: 3	H: 0 LOB: 0 BB: 0 P: 3	R: 2 E: 0 K: 1 S: 7	H: 2 LOB: 0 BB: 0 P: 7	R: 0 E: 0 K: 1 S: 5	H: 0 LOB: 0 BB: 0 P: 5	R: 0 E: 0 K: 1 S: 6	H: 1 LOB: 1 BB: 0 P: 6	R: 0 E: 0 K: 0 S: 4	H: 1 LOB: 1 BB: 0 P: 4	R: 1 E: 0 K: 1 S: 7	H: 2 LOB: 1 BB: 0 P: 7	1B: 6 2B: 1 3B: 1 HR: 2	SF: 0 SAC: 0 DP: 1 HBP: 0	WP: 0 PB: 1 SB: 0 CS: 0	PA: 38		
PITCHER	IP	WLS	BF	H	R	ER	SO	BB	IBB	HBP	BLK	WP	HR	S	P	ERA	WHIP							
Joe Coleman, R (1, 1) ERA: 2.32	4.0	L	19	6	6	6	1	2	0	0	0	0	2	19	27	13.50	2.000							
Fred Scherman, L (5, 1) ERA: 2.76	1.0		3	0	0	0	1	0	0	0	0	0	0	5	5	0.00	0.000							
Chris Zachary, R (6, 1) ERA: 0.84	3.0		11	2	0	0	2	0	0	0	0	0	0	15	15	0.00	0.667							
Ron Perranoski, L (9, 1) ERA: 3.94	1.0		5	2	1	1	1	0	0	0	0	0	0	7	7	9.00	2.000							

Baltimore Orioles @ Detroit Tigers
Tiger Stadium, Detroit, MI
Sun Jul 02 1972, 4:33 AM EDT
Att. 37,635 - Unknown

AB	36
R	7
H	10
RBI	7
BB	2
SO	5
LOB	15



WP: 0	PA: 38
PB: 1	
SB: 0	
CS: 0	

ERA	WHIP					

BOTTOM

Baltimore Orioles @ Detroit Tigers
Tiger Stadium, Detroit, MI
Sun Jul 02 1972, 4:33 AM EDT
Att. 37,635 - Unknown

AB 31
R 2
H 5
RBI 2
BB 3
SO 2
LOB 11



WP: 0 PA: 34
PB: 0
SB: 0
CS: 0


ERA WHIP

AB	R	H	RBI	BB	SO	LOB
3	0	1	0	1	0	1
4	0	0	0	0	0	2
2	1	1	0	2	0	1
4	1	1	2	0	0	3
4	0	0	0	0	0	1
4	0	1	0	0	0	1
4	0	0	0	0	1	1
3	0	0	0	0	1	1
1	0	0	0	0	0	0
0	0	0	0	0	0	0
1	0	0	0	0	0	0
0	0	0	0	0	0	0
1	0	1	0	0	0	0
0	0	0	0	0	0	0

Batter	1	2	3	4	5	6	7	8	9
Tony Taylor, R (1, 4) OBP: 0.378, SLG: 0.449	0-0 1B		4-0 BB FC5-4			0-0 F6		0-0 G6-4-3 1-2f	
Aurelio Rodriguez, R (1, 5) OBP: 0.282, SLG: 0.326	0-0 F4		0-0 FC5-4 1-2f			0-0 6-3		0-0 F3	
Al Kaline, R (1, 9) OBP: 0.325, SLG: 0.374	0-0 L9			0-0 F9 2B		4-0 BB		4-0 HR BB	
Bill Freehan, R (1, 2) OBP: 0.360, SLG: 0.430	0-0 F9			0-0 F9 2-3		0-0 F8		0-0 HR 1-H	
Willie Horton, R (1, 7) OBP: 0.312, SLG: 0.438		0-0 5-3		0-0 5-3		0-0 F5		0-0 F7	
Mickey Stanley, R (1, 8) OBP: 0.271, SLG: 0.396		0-0 F8		0-0 6-3		0-0 1B		0-0 F9	
Ike Brown, R (1, 3) OBP: 0.333, SLG: 0.355		0-0 5-3			0-0 4-3	0-0 F8		0-3 K S.O.S.	
Ed Brinkman, R (1, 6) OBP: 0.249, SLG: 0.279			0-0 F8		0-0 F8	0-3 K2-3 S.O.S.			
Joe Coleman, R (1, 1) OBP: 0.182, SLG: 0.114			0-0 6-3		0-0 5-3			0-0 G6-4-3 1B	
Fred Scherman, L (5, 1) OBP: 0.143, SLG: 0.077									
Wayne Comer, R (5, PH)									
Chris Zachary, L (8, 1)									
Paul Jata, R (8, PH)									
Ron Perranoski, L (9, 1)									

Inning	R	H	E	K	S	P	H	LOB	BB	P
1	0	1	0	0	4	4	1	1	0	4
2	0	0	0	0	3	3	0	0	0	3
3	0	0	0	0	3	3	0	1	1	7
4	0	1	0	0	4	4	1	1	0	4
5	0	0	0	0	3	3	0	0	0	3
6	0	0	0	0	7	7	0	1	1	7
7	0	1	0	1	6	6	1	0	0	6
8	0	1	0	0	3	3	1	0	0	3
9	2	1	0	1	10	10	1	0	1	10

PITCHER	IP	WLS	BF	H	R	ER	SO	BB	IBB	HBP	BLK	WP	HR	S	P	ERA	WHIP
Mike Cuellar, L (1, 1) ERA: 2.67	9.0	W	34	5	2	2	2	3	0	0	0	0	1	35	47	2.00	0.889

Batter	1	2	3	4	5	6	7	8	9	AB R H RBI BB SO LOB	TOP
Don Buford, S (1, 7) OBP: 0.342, SLG: 0.264	0-0 SH5-3 1B		0-0 F2		0-0 FC4-6 1-2f	0-0 G2		0-0 1B 2-H	0-0 F8	6 1 2 1 0 0 2	
Johnny Oates, L (1, 2) OBP: 0.354, SLG: 0.479	0-0 SH5-3 1-2		0-0 F8			HR 4-3		0-0 1B 2-H	0-0 HR 2B	5 3 3 2 0 0 1	
Boog Powell, L (1, 3) OBP: 0.296, SLG: 0.328	0-3 K			0-0 3-1		0-0 E3 1B 1B 1B	0-3 K	0-0 1B WP FC5-4 1B	0-0 HR 2-H	6 3 2 3 0 2 1	
Merv Rettenmund, R (1, 8) OBP: 0.340, SLG: 0.376 (6, 9)	0-0 F8			0-0 1B		0-0 1B 1-2 1B	0-0 1B	0-0 FC5-4 1B 1-3	0-0 6-3	6 1 4 0 0 0 1	
Terry Crowley, L (1, 9) OBP: 0.343, SLG: 0.473 Paul Blair, R (6, 8) OBP: 0.262, SLG: 0.371		0-0 1B		0-3 K		0-0 1B 1-2 2-3 1B	0-0 F3	0-0 FC5-4 1B 1-2f 3-H	0-0 6-3	3 1 2 0 0 1 1 3 1 0 1 0 0 2	
Brooks Robinson, R (1, 5) OBP: 0.306, SLG: 0.320		0-0 F3		0-0 F8		0-0 1B 1-3 2-H 3-H 1B	0-0 F7	0-0 1B 1-3 1B		5 2 2 2 0 0 3	
Bobby Grich, R (1, 4) OBP: 0.353, SLG: 0.437		0-3 K			0-0 FC3-6 1B	0-0 1B 1-3 3-H 2B		HR 1B 1-3 3-H 1B		5 2 4 3 0 1 1	AB 48 R 15 H 21 RBI 15 BB 1 SO 7 LOB 20
Mark Belanger, R (1, 6) OBP: 0.250, SLG: 0.236		0-3 K			0-0 F3	0-3 K		1B BB 1B 1-2 3-H 1B		4 1 1 1 1 2 4	
Jim Palmer, R (1, 1) OBP: 0.245, SLG: 0.313			0-0 5-3		0-0 FC3-6 1-2f FC4-6	0-0 G2 2-H 3-H 1B		6-3 K		5 0 1 2 0 1 4	
Inning Stats	R: 0 H: 1 E: 0 LOB: 1 K: 1 BB: 0 S: 6 P: 6	R: 0 H: 1 E: 0 LOB: 1 K: 2 BB: 0 S: 8 P: 8	R: 0 H: 0 E: 0 LOB: 0 K: 0 BB: 0 S: 3 P: 3	R: 0 H: 1 E: 0 LOB: 1 K: 1 BB: 0 S: 6 P: 6	R: 0 H: 1 E: 0 LOB: 1 K: 0 BB: 0 S: 4 P: 4	R: 6 H: 6 E: 1 LOB: 1 K: 1 BB: 0 S: 12 P: 12	R: 0 H: 1 E: 0 LOB: 1 K: 1 BB: 0 S: 6 P: 6	R: 7 H: 8 E: 1 LOB: 2 K: 1 BB: 1 S: 13 P: 17	R: 2 H: 2 E: 0 LOB: 0 K: 0 BB: 0 S: 5 P: 5	1B: 16 SF: 0 2B: 2 SAC: 1 3B: 0 DP: 0 HR: 3 HBP: 0	WP: 1 PA: 50 PB: 0 SB: 1 CS: 0
PITCHER Tom Timmermann, R (1, 1) ERA: 2.42 Chuck Seelbach, R (6, 1) ERA: 3.61 Fred Scherman, L (6, 1) ERA: 2.66 Ron Perranoski, L (8, 1) ERA: 6.61 Joe Niekro, R (8, 1) ERA: 4.03	IP WLS BF H R ER SO BB IBB HBP BLK WP HR S P ERA WHIP	5.0 L 23 7 4 4 4 0 0 0 0 0 1 31 31 7.20 1.400	0.1 4 3 2 1 1 0 0 0 0 0 0 6 6 27.00 9.000	1.2 6 1 0 0 1 0 0 0 0 0 0 8 8 0.00 0.600	0.1 6 4 5 5 0 1 0 0 0 0 1 5 9 135.00 15.000	0.1 4 3 1 1 0 0 0 0 0 1 0 4 4 27.00 9.000	PITCHER Chris Zachary, R (8, 1) ERA: 2.25	IP WLS BF H R ER SO BB IBB HBP BLK WP HR S P ERA WHIP	1.1 7 3 3 3 3 1 0 0 0 0 0 1 9 9 20.25 2.250		

Baltimore Orioles @ Detroit Tigers
Tiger Stadium, Detroit, MI
Mon Jul 03 1972, 7:05 PM EDT
Att: 50,835 - Unknown

livebaseballscorecards.com

Batter	1	2	3	4	5	6	7	8	9	AB	R	H	RBI	BB	SO	LOB
Dick McAuliffe, L OBP: 0.353, SLG: 0.340 (1, 4)	0-0 F3 ①		0-0 1B		0-0 L6-4-3 1B			0-0 L1-4-3 1B		4	0	3	0	0	0	0
Al Kaline, R OBP: 0.318, SLG: 0.364 (1, 9)	0-0 L6-3		0-0 L9		0-0 L6-4-3 1-2			0-0 L1-4-3 1-2		4	0	0	0	0	0	3
Gates Brown, L OBP: 0.313, SLG: 0.393 (1, 7)	0-0 4-3		0-0 F8			0-0 HR		0-0 F9		4	1	1	1	0	0	1
Bill Freehan, R OBP: 0.358, SLG: 0.432 (1, 2)		0-0 4-1 HR 2B		0-0 6-3		0-0 6-3		0-0 F8		4	1	1	0	0	0	0
Norm Cash, L OBP: 0.322, SLG: 0.487 (1, 3)		0-0 4-1 2-3		0-3 K		0-0 F3		0-0 1B 1B		4	0	1	0	0	1	1
Jim Northrup, L OBP: 0.314, SLG: 0.347 (1, 8)		0-0 HR 3-H		0-0 BB 1B		0-0 4-3		0-0 1B 1-3 1B		4	1	3	2	0	0	0
Aurelio Rodriguez, R OBP: 0.281, SLG: 0.322 (1, 5)		0-0 F2		4-0 BB BB BB 1-2 BB		0-0 6-3		0-0 P3		3	0	0	0	1	0	2
Ed Brinkman, R OBP: 0.245, SLG: 0.274 (1, 6)		0-0 L4		0-3 K		0-0 6-3		0-0 F8		4	0	0	0	0	1	4
Tom Timmermann, R OBP: 0.135, SLG: 0.059 Chuck Seebach, R OBP: 0.333, SLG: 0.286 Fred Scherman, L OBP: 0.143, SLG: 0.077 Tom Haller, L OBP: 0.244, SLG: 0.271 Ron Perranoski, L OBP: 0.375, SLG: 0.286 Chris Zachary, L OBP: 0.375, SLG: 0.286			0-3 K		0-3 K		0-0 G3			2	0	0	0	0	2	0

Inning Stats	R: 0	H: 0	E: 0	K: 0	S: 3	P: 3	R: 2	H: 2	E: 0	K: 0	S: 5	R: 0	H: 1	E: 0	K: 1	S: 6	R: 0	H: 1	E: 0	K: 2	S: 8	R: 0	H: 1	E: 0	K: 1	S: 5	R: 1	H: 1	E: 0	K: 0	S: 4	R: 0	H: 0	E: 0	K: 0	S: 3	R: 0	H: 1	E: 0	K: 0	S: 5	R: 0	H: 2	E: 0	K: 0	S: 5	1B: 6	SF: 0	2B: 1	SAC: 0	3B: 0	DP: 2	HR: 2	HBP: 0	WP: 0	PA: 35
PITCHER Jim Palmer, R ERA: 2.02 (1, 1)	IP	WLS	BF	H	R	ER	SO	BB	IBB	HBP	BLK	WP	HR	S	P	ERA	WHIP	IP	WLS	BF	H	R	ER	SO	BB	IBB	HBP	BLK	WP	HR	S	P	ERA	WHIP	IP	WLS	BF	H	R	ER	SO	BB	IBB	HBP	BLK	WP	HR	S	P	ERA	WHIP					

BOTTOM

Baltimore Orioles @ Detroit Tigers
Tiger Stadium, Detroit, MI
Mon Jul 03 1972, 7:05 PM EDT
Att. 50,835 - Unknown

livebaseballscorecards.com

AB	34
R	3
H	9
RBI	3
BB	1
SO	4
LOB	11



Batter	1	2	3	4	5	6	7	8	9	AB R H RBI BB SO LOB
--------	---	---	---	---	---	---	---	---	---	----------------------

Don Buford, S (1, 7) <small>OBP: 0.336, SLG: 0.259</small>	0-0 F6		0-3 K		0-0 F7			0-3 K		4 0 0 0 0 2 1
Johnny Oates, L (1, 2) <small>OBP: 0.361, SLG: 0.481</small>	0-0 BB G1-2-3 1B		0-0 F7			0-3 K		0-0 L3 1B		4 0 2 0 0 1 0
Paul Blair, R (1, 8) <small>OBP: 0.270, SLG: 0.377</small>	0-0 BB 1-2 1B			0-0 CS 1B		0-0 1B 1B		0-0 L3 1-2		4 1 3 0 0 0 1
Boog Powell, L (1, 3) <small>OBP: 0.305, SLG: 0.330</small>	4-0 1-2 2-3 BB		0-3 K	1-2	0-0 1B 1B			4-0 BB		2 0 1 0 0 2 1 1
Merv Rettenmund, R (1, 9) <small>OBP: 0.340, SLG: 0.375</small> Terry Crowley, L (7, 9) <small>OBP: 0.340, SLG: 0.468</small>	0-0 G1-2-3 3-Hr		0-0 6-3		0-0 1B 1-2 2-H			0-3 K		3 0 1 1 0 0 3 1 0 0 0 0 1 1
Brooks Robinson, R (1, 5) <small>OBP: 0.305, SLG: 0.318</small>		0-0 F8		0-0 F9		0-0 1-3 2-H 1B		0-0 F9		4 0 1 0 0 0 1
Bobby Grich, R (1, 6) <small>OBP: 0.356, SLG: 0.435</small>		4-0 BB G6-4-3 BB		0-0 3B 1B			0-0 F8	0-3 K		3 1 1 0 1 1 1
Davey Johnson, R (1, 4) <small>OBP: 0.340, SLG: 0.323</small>		0-0 G6-4-3 1-2f		0-0 3B			0-0 F7			3 0 1 1 0 0 1
Pat Dobson, R (1, 1) <small>OBP: 0.136, SLG: 0.163</small>			0-3 K		0-0 5-3		0-3 K			3 0 0 0 0 2 1

TOP

Baltimore Orioles @ Chicago White Sox
 Comiskey Park, Chicago, IL
 Tue Jul 04 1972, 8:05 PM EDT
 Att. 26,105 - Unknown - 56 F

AB	31
R	2
H	10
RBI	2
BB	3
SO	8
LOB	11



Inning Stats	R: 0	H: 2	R: 0	H: 0	R: 0	H: 0	R: 0	H: 1	R: 1	H: 2	R: 1	H: 4	R: 0	H: 0	R: 0	H: 1	R: 0	H: 0	R: 0	H: 0	1B: 9	SF: 0	WP: 0	PA: 34
E: 0	LOB: 2	E: 0	LOB: 0	E: 0	LOB: 0	E: 0	LOB: 0	E: 0	LOB: 1	E: 0	LOB: 2	E: 0	LOB: 0	E: 0	LOB: 1	E: 0	LOB: 1	E: 0	LOB: 1	2B: 2	SAC: 0	PB: 0		
K: 0	BB: 1	K: 0	BB: 1	K: 2	BB: 0	K: 1	BB: 0	K: 0	BB: 0	K: 1	BB: 0	K: 1	BB: 0	K: 1	BB: 0	K: 2	BB: 1	K: 1	BB: 1	3B: 1	DP: 4	SB: 0		
S: 4	P: 8	S: 2	P: 6	S: 7	P: 7	S: 5	P: 5	S: 5	P: 5	S: 7	P: 7	S: 5	P: 5	S: 5	P: 5	S: 7	P: 11	S: 5	P: 11	HR: 0	HBP: 0	CS: 1		

PITCHER	IP	WLS	BF	H	R	ER	SO	BB	IBB	HBP	BLK	WP	HR	S	P	ERA	WHIP
Stan Bahnsen, R (1, 1) <small>ERA: 4.36</small>	6.0	L	24	9	2	2	4	2	0	0	0	0	0	30	38	3.00	1.833
Steve Kealey, R (7, 1) <small>ERA: 2.89</small>	2.0		6	1	0	0	2	0	0	0	0	0	0	10	10	0.00	0.500
Terry Forster, L (9, 1) <small>ERA: 1.67</small>	1.0		4	0	0	0	2	1	0	0	0	0	0	7	11	0.00	1.000

PITCHER	IP	WLS	BF	H	R	ER	SO	BB	IBB	HBP	BLK	WP	HR	S	P	ERA	WHIP
---------	----	-----	----	---	---	----	----	----	-----	-----	-----	----	----	---	---	-----	------

Batter	1	2	3	4	5	6	7	8	9	AB R H RBI BB SO LOB
Pat Kelly, L (1, 9) OBP: 0.371, SLG: 0.358	0-0 4-3		0-0 F7			0-0 4-3			0-0 6-3	4 0 0 0 0 0 0
Jorge Orta, L (1, 5) OBP: 0.216, SLG: 0.277	0-3 K		0-3 K			0-0 G3			0-3 K	4 0 0 0 0 3 0
Dick Allen, R (1, 3) OBP: 0.409, SLG: 0.541	0-0 HR				0-0 F8				0-3 K	4 1 1 1 0 1 0
Carlos May, L (1, 7) OBP: 0.408, SLG: 0.444	0-3 K			0-0 4-3				4-0 BB		2 0 0 0 1 1 0
Rick Reichardt, R (1, 8) OBP: 0.368, SLG: 0.393		0-0 CS 1B		0-0 6-3				0-0 F9		3 0 1 0 0 0 1
Mike Andrews, R (1, 4) OBP: 0.353, SLG: 0.350		0-0 1-2 1B			0-3 K			0-3 K		3 0 1 0 0 2 1
Ed Herrmann, L (1, 2) OBP: 0.302, SLG: 0.324		0-0 F7			0-0 F9			0-3 K		3 0 0 0 0 1 1
Rich Morales, R (1, 6) OBP: 0.274, SLG: 0.284		0-0 F3			0-0 5-3			0-3 K		3 0 0 0 0 1 1
Stan Bahnsen, R (1, 1) OBP: 0.170, SLG: 0.191			0-3 K			0-0 F6		0-3 K		1 0 0 0 0 1 0
Jay Johnstone, L (6, PH) OBP: 0.238, SLG: 0.173										1 0 0 0 0 0 0
Steve Kealey, R (7, 1)										0 0 0 0 0 0 0
Jim Lyttle, L (8, PH) OBP: 0.276, SLG: 0.379										1 0 0 0 0 1 0
Terry Forster, L (9, 1)										0 0 0 0 0 0 0

Inning Stats	R: 1	H: 1	E: 0	K: 2	S: 8	P: 8	R: 0	H: 2	E: 0	K: 0	S: 4	R: 0	H: 0	E: 0	K: 2	S: 7	R: 0	H: 0	E: 0	K: 0	S: 3	R: 0	H: 0	E: 0	K: 1	S: 5	R: 0	H: 0	E: 0	K: 3	S: 5	R: 0	H: 0	E: 0	K: 3	S: 9	R: 0	H: 0	E: 0	K: 2	S: 7	R: 0	H: 0	E: 0	K: 2	S: 7	1B: 2	2B: 0	3B: 0	HR: 1	SF: 0	SAC: 0	DP: 0	HBP: 0	WP: 0	PB: 0	SB: 0	CS: 1	PA: 30
--------------	------	------	------	------	------	------	------	------	------	------	------	------	------	------	------	------	------	------	------	------	------	------	------	------	------	------	------	------	------	------	------	------	------	------	------	------	------	------	------	------	------	------	------	------	------	------	-------	-------	-------	-------	-------	--------	-------	--------	-------	-------	-------	-------	--------

PITCHER	IP	WLS	BF	H	R	ER	SO	BB	IBB	HBP	BLK	WP	HR	S	P	ERA	WHIP
Pat Dobson, R (1, 1) ERA: 2.06	9.0	W	30	3	1	1	11	1	0	0	0	0	1	51	55	1.00	0.444

BOTTOM

Baltimore Orioles @ Chicago White Sox
 Comiskey Park, Chicago, IL
 Tue Jul 04 1972, 8:05 PM EDT
 Att: 26,105 - Unknown - 56 F

AB	29
R	1
H	3
RBI	1
BB	1
SO	11
LOB	4



PITCHER	IP	WLS	BF	H	R	ER	SO	BB	IBB	HBP	BLK	WP	HR	S	P	ERA	WHIP
---------	----	-----	----	---	---	----	----	----	-----	-----	-----	----	----	---	---	-----	------

Batter	1	2	3	4	5	6	7	8	9	AB R H RBI BB SO LOB	TOP									
Don Buford, S (1, 7) x OBP: 0.335, SLG: 0.263	0-0 6-3 2B		x 0-0 F2		x 0-0 FC6-4		x 0-0 G3			4 0 1 0 0 0 3										
Paul Blair, R (1, 8) x OBP: 0.265, SLG: 0.371	0-0 6-3 2-3		x 0-0 F3			x 0-0 4-3		x 0-0 6-3		4 0 0 0 0 0 1										
Bobby Grich, R (1, 6) x OBP: 0.348, SLG: 0.424	0-0 4-3		0-3 K			x 0-0 5-3		x 0-0 6-3		4 0 0 0 0 1 1										
Don Baylor, R (1, 9) x OBP: 0.364, SLG: 0.504	0-0 5-3			x 0-0 F2		x 0-0 3B		x 0-0 1B		4 0 2 0 0 0 1										
Davey Johnson, R (1, 4) OBP: 0.333, SLG: 0.316		0-3 K		x 0-0 5-3		x 0-0 F4		0-3 K		4 0 0 0 0 2 2										
Brooks Robinson, R (1, 5) OBP: 0.304, SLG: 0.329		x 0-0 HR		x 0-0 F8		x 0-0 5-3		x 0-0 F3		4 1 1 1 0 0 0										
Boog Powell, L (1, 3) OBP: 0.308, SLG: 0.333		x 0-0 FC5-4 1B		x 0-0 F5		x 0-0 1B		0-3 K		4 0 2 0 0 1 0										
Andy Etchebarren, R (1, 2) OBP: 0.242, SLG: 0.255		x 0-0 FC5-4		x 0-0 F9		x 0-0 E9		0-3 K		4 0 0 0 0 1 2										
Dave McNally, R (1, 1) OBP: 0.119, SLG: 0.122		x 0-0 F8		x 0-0 FC6-4 1B		0-3 K				3 0 1 0 0 1 3										
Inning Stats	R: 0 E: 0 K: 0 S: 4	H: 1 LOB: 1 BB: 0 P: 4	R: 1 E: 0 K: 1 S: 7	H: 2 LOB: 1 BB: 0 P: 7	R: 0 E: 0 K: 1 S: 5	H: 0 LOB: 0 BB: 0 P: 5	R: 0 E: 0 K: 0 S: 3	H: 0 LOB: 0 BB: 0 P: 3	R: 0 E: 0 K: 0 S: 4	H: 1 LOB: 1 BB: 0 P: 4	R: 0 E: 1 K: 1 S: 7	H: 1 LOB: 2 BB: 0 P: 7	R: 0 E: 0 K: 1 S: 6	H: 1 LOB: 1 BB: 0 P: 6	R: 0 E: 0 K: 2 S: 7	H: 0 LOB: 0 BB: 0 P: 7	1B: 4 2B: 1 3B: 1 HR: 1	SF: 0 SAC: 0 DP: 0 HBP: 0	WP: 0 PB: 0 SB: 1 CS: 0	PA: 35
PITCHER	IP WLS BF H R ER SO BB IBB HBP BLK WP HR S P ERA WHIP																			
Wilbur Wood, L (1, 1) ERA: 2.24	8.0 L 32 7 1 1 4 0 0 0 0 0 1 40 40 1.12 0.875																			
Cy Acosta, R (9, 1) ERA: 2.45	1.0 3 0 0 0 2 0 0 0 0 0 0 7 7 0.00 0.000																			

Baltimore Orioles @ Chicago White Sox
 Comiskey Park, Chicago, IL
 Wed Jul 05 1972, 4:33 AM EDT
 Att. 15,584 - Unknown - 62 F

livebaseballscorecards.com

AB	35
R	1
H	7
RBI	1
BB	0
SO	6
LOB	13



Batter	1	2	3	4	5	6	7	8	9	AB	R	H	RBI	BB	SO	LOB
Walt Williams, R OBP: 0.283, SLG: 0.337 (1, 9)	0-0 5-3		4-0 BB G6-4-3			0-0 F7		0-0 G5-4-3		3	0	0	0	1	0	3
Hugh Yancy, R (1, 5)	0-0 F9		0-0 G6-4-3			0-0 6-3			0-0 F5	4	0	0	0	0	0	1
Dick Allen, R OBP: 0.407, SLG: 0.540 (1, 3)	0-0 CS 2B			0-0 5-3			0-0 F9		0-3 K	4	0	1	0	0	1	0
Rick Reichardt, R OBP: 0.365, SLG: 0.386 (1, 8)	4-0 BB			0-0 6-3			0-0 F9		0-0 5-3	3	0	0	0	1	0	0
Carlos May, L OBP: 0.407, SLG: 0.443 (1, 7)	0-0 CS 2-3	0-0 1B		0-0 L9			0-3 K			3	0	1	0	0	1	0
Mike Andrews, R OBP: 0.353, SLG: 0.350 (1, 4)		0-0 F5			0-0 F8			0-0 1B 1B		3	0	1	0	0	0	1
Ed Herrmann, L OBP: 0.302, SLG: 0.324 (1, 2)		0-3 K			0-0 3-1			0-0 1B 1B		3	0	1	0	0	1	1
Jorge Orta, L OBP: 0.216, SLG: 0.277 (8, PR)								1-2 1B 1B		0	0	0	0	0	0	0
Chuck Brinkman, R OBP: 0.174, SLG: 0.174 (9, 2)								0-0 1B 1B		0	0	0	0	0	0	0
Rich Morales, R OBP: 0.275, SLG: 0.285 (1, 6)		0-0 F2			0-0 F8			0-0 G5-4-3 1-2 2-3 1B		3	0	1	0	0	0	1
Wilbur Wood, R OBP: 0.180, SLG: 0.123 (1, 1)			0-3 K					0-3 K		2	0	0	0	0	2	0
Luis Alvarado, R OBP: 0.266, SLG: 0.289 (8, PH)										1	0	0	0	0	1	3
Cy Acosta, R (9, 1)										0	0	0	0	0	0	0

Inning Stats	R: 0	H: 1	R: 0	H: 1	R: 0	H: 0	R: 0	H: 0	R: 0	H: 0	R: 0	H: 3	R: 0	H: 0	1B: 4	SF: 0
	E: 0	LOB: 1	E: 0	LOB: 1	E: 0	LOB: 0	E: 0	LOB: 0	E: 0	LOB: 0	E: 0	LOB: 3	E: 0	LOB: 0	2B: 1	SAC: 0
	K: 0	BB: 1	K: 1	BB: 0	K: 0	BB: 1	K: 0	BB: 0	K: 1	BB: 0	K: 1	BB: 0	K: 1	BB: 0	3B: 0	DP: 2
	S: 3	P: 7	S: 6	P: 6	S: 4	P: 8	S: 3	P: 3	S: 3	P: 3	S: 5	P: 5	S: 7	P: 7	HR: 0	HBP: 0

PITCHER	IP	WLS	BF	H	R	ER	SO	BB	IBB	HBP	BLK	WP	HR	S	P	ERA	WHIP
Dave McNally, L ERA: 2.37 (1, 1)	9.0	W	31	5	0	0	6	2	0	0	0	0	0	41	49	0.00	0.778

BOTTOM

Baltimore Orioles @ Chicago White Sox
 Comiskey Park, Chicago, IL
 Wed Jul 05 1972, 4:33 AM EDT
 Att: 15,584 - Unknown - 62 F

AB	29
R	0
H	5
RBI	0
BB	2
SO	6
LOB	10



WP: 0	PA: 32
PB: 0	
SB: 0	
CS: 1	

PITCHER	IP	WLS	BF	H	R	ER	SO	BB	IBB	HBP	BLK	WP	HR	S	P	ERA	WHIP
---------	----	-----	----	---	---	----	----	----	-----	-----	-----	----	----	---	---	-----	------

Batter	1	2	3	4	5	6	7	8	9	AB R H RBI BB SO LOB	TOP											
Don Buford, S (1, 7) OBP: 0.329, SLG: 0.258	0-0 F7		0-0 F2			0-0 F8		0-3 K		4 0 0 0 0 1 1												
Paul Blair, R (1, 8) OBP: 0.261, SLG: 0.364	0-3 K			0-0 F8		0-3 K			0-0 F6	4 0 0 0 0 2 0												
Terry Crowley, L (1, 9) OBP: 0.346, SLG: 0.500	0-0 4-3			0-0 HR			0-0 F5		0-0 1B	4 1 2 1 0 0 0												
Brooks Robinson, R (1, 5) OBP: 0.303, SLG: 0.328		0-0 FC3-6 1B		0-0 5-3			0-3 K		0-0 F6	4 0 1 0 0 1 1												
Boog Powell, L (1, 3) OBP: 0.303, SLG: 0.326		0-0 FC3-6 1-2f		0-3 K			0-3 K		0-0 3-1	4 0 0 0 0 2 2												
Bobby Grich, R (1, 6) OBP: 0.343, SLG: 0.416		0-0 F9			0-0 6-3			0-3 K		3 0 0 0 0 1 1												
Davey Johnson, R (1, 4) OBP: 0.329, SLG: 0.310		0-0 F8			0-0 F8			0-0 F7		3 0 0 0 0 0 1												
Elrod Hendricks, L (1, 2) OBP: 0.227, SLG: 0.175			0-3 K		0-0 F9			0-0 1B 2B		3 1 1 0 0 1 0												
Mike Cuellar, L (1, 1) OBP: 0.083, SLG: 0.167			0-0 F7			0-3 K		0-0 2-H 1B		3 0 1 1 0 1 0												
Inning Stats	R: 0 E: 0 K: 1 S: 5	H: 0 LOB: 0 BB: 0 P: 5	R: 0 E: 0 K: 0 S: 4	H: 1 LOB: 1 BB: 0 P: 4	R: 0 E: 0 K: 1 S: 5	H: 0 LOB: 0 BB: 0 P: 5	R: 1 E: 0 K: 1 S: 6	H: 1 LOB: 0 BB: 0 P: 6	R: 0 E: 0 K: 0 S: 3	H: 0 LOB: 0 BB: 0 P: 3	R: 0 E: 0 K: 2 S: 7	H: 0 LOB: 0 BB: 0 P: 7	R: 0 E: 0 K: 2 S: 7	H: 0 LOB: 0 BB: 0 P: 7	R: 1 E: 0 K: 2 S: 9	H: 2 LOB: 1 BB: 0 P: 9	R: 0 E: 0 K: 0 S: 4	H: 1 LOB: 1 BB: 0 P: 4	1B: 3 2B: 1 3B: 0 HR: 1	SF: 0 SAC: 0 DP: 0 HBP: 0	WP: 0 PB: 0 SB: 0 CS: 0	PA: 32
PITCHER Tom Bradley, R (1, 1) ERA: 3.03	IP: 9.0 WLS: L BF: 32 H: 5 R: 2 ER: 2 SO: 9 BB: 0 IBB: 0 HBP: 0 BLK: 0 WP: 0 HR: 1 S: 50 P: 50 ERA: 2.00 WHIP: 0.556											PITCHER	IP: 9.0 WLS: L BF: 32 H: 5 R: 2 ER: 2 SO: 9 BB: 0 IBB: 0 HBP: 0 BLK: 0 WP: 0 HR: 1 S: 50 P: 50 ERA: 2.00 WHIP: 0.556									

Baltimore Orioles @ Chicago White Sox
Comiskey Park, Chicago, IL
 Thu Jul 06 1972, 8:05 PM EDT
 Att. 14,190 - Unknown - 71 F

livebaseballscorecards.com

AB	32
R	2
H	5
RBI	2
BB	0
SO	9
LOB	6



Batter	1	2	3	4	5	6	7	8	9
Walt Williams, R OBP: 0.282, SLG: 0.333 Pat Kelly, L OBP: 0.371, SLG: 0.358	0-0 E1 SH5-3		0-0 6-3		0-0 E1 1B		0-0 5-3		
Mike Andrews, R OBP: 0.349, SLG: 0.346	0-0 SH5-3 1-2		0-0 6-3		0-0 F7			0-0 F5	
Dick Allen, R OBP: 0.408, SLG: 0.549	0-0 F2			0-0 HR		4-0 1B CS BB		0-0 F7	
Carlos May, L OBP: 0.405, SLG: 0.440	0-0 F7		0-0 F8		0-0 1B		0-0 6-3		
Rick Reichardt, R OBP: 0.357, SLG: 0.376		0-0 F7		0-0 F9		0-3 K		0-0 F9	
Tom Egan, R OBP: 0.260, SLG: 0.263		0-0 1B		0-3 K		0-3 K		0-0 F9	
Hugh Yancy, R OBP: 0.125, SLG: 0.125		0-0 F9			0-0 CS 1B	0-0 CS 3-H	0-0 6-3	0-0 F6	
Rich Morales, R OBP: 0.271, SLG: 0.280		0-0 F7			0-0 F8		0-0 E6 SH1-4		
Tom Bradley, R OBP: 0.192, SLG: 0.196			0-0 6-3		4-0 E 1B BB		0-0 SH1-4		

AB	R	H	RBI	BB	SO	LOB
4	0	1	0	0	0	1
0	0	0	0	0	0	0
3	0	0	0	0	0	2
3	1	1	1	1	0	1
4	0	1	0	0	0	1
4	0	0	0	0	1	2
4	0	1	0	0	2	2
4	0	1	0	0	0	1
3	0	0	0	0	0	2
1	0	0	0	1	0	0

BOTTOM

Baltimore Orioles @ Chicago White Sox
Comiskey Park, Chicago, IL
Thu Jul 06 1972, 8:05 PM EDT
Att: 14,190 - Unknown - 71 F

livebaseballscorecards.com

AB	30
R	1
H	5
RBI	1
BB	2
SO	3
LOB	12



Inning Stats	R: 0	H: 0	E: 1	K: 0	S: 4	LOB: 1	BB: 0	P: 4
	R: 0	H: 1	E: 0	K: 0	S: 4	LOB: 1	BB: 0	P: 4
	R: 0	H: 0	E: 0	K: 0	S: 3	LOB: 0	BB: 0	P: 3
	R: 1	H: 1	E: 0	K: 1	S: 6	LOB: 0	BB: 0	P: 6
	R: 0	H: 2	E: 1	K: 0	S: 4	LOB: 2	BB: 1	P: 8
	R: 0	H: 1	E: 0	K: 2	S: 7	LOB: 1	BB: 1	P: 11
	R: 0	H: 0	E: 1	K: 0	S: 4	LOB: 1	BB: 0	P: 4
	R: 0	H: 0	E: 0	K: 0	S: 3	LOB: 0	BB: 0	P: 3
	R: 0	H: 0	E: 0	K: 0	S: 3	LOB: 0	BB: 0	P: 3
	R: 0	H: 0	E: 0	K: 0	S: 3	LOB: 0	BB: 0	P: 3

PITCHER	IP	WLS	BF	H	R	ER	SO	BB	IBB	HBP	BLK	WP	HR	S	P	ERA	WHIP
Mike Cuellar, L ERA: 2.53	(1, 1)	9.0	34	5	1	1	3	2	0	0	0	0	1	38	46	1.00	0.778

PITCHER	IP	WLS	BF	H	R	ER	SO	BB	IBB	HBP	BLK	WP	HR	S	P	ERA	WHIP

WP	PA
0	35
0	
0	
0	

Batter	1	2	3	4	5	6	7	8	9	AB R H RBI BB SO LOB	TOP																
Davey Nelson, R (1, 5) OBP: 0.350, SLG: 0.313	4-0 F9 CS SF9 BB	0-0 G3		0-0 4-3	0-3 K			0-0 5-3		4 1 0 0 1 1 4																	
Toby Harrah, R (1, 6) OBP: 0.320, SLG: 0.347	0-0 F9	0-0 E3 1B		0-0 4-3		0-0 6-3		0-0 F9		5 1 0 0 0 0 1																	
Don Mincher, L (1, 3) OBP: 0.350, SLG: 0.337	0-0 SF9	0-0 1B WP 1B		0-0 F5		0-0 F8			0-0 F7	4 1 1 2 0 0 0																	
Dick Billings, R (1, 7) OBP: 0.330, SLG: 0.372	0-0 1B	0-0 WP 1B			0-0 F8				0-0 F7	5 0 3 0 0 0 0																	
Elliott Maddox, R (9, 7) OBP: 0.330, SLG: 0.264										0 0 0 0 0 0 0																	
Hal King, L (1, 2) OBP: 0.327, SLG: 0.303	0-0 BB 1B	4-0 1-2 BB			0-3 K	0-3 K			0-3 K	4 0 1 0 1 3 1																	
Ted Ford, R (1, 9) OBP: 0.340, SLG: 0.437	4-0 1-2 BB	0-3 K			0-0 1B 2B 1B			0-3 K		3 1 1 0 1 2 2																	
Joe Lovitto, S (1, 8) OBP: 0.297, SLG: 0.228	0-0 F8		0-0 F7		0-0 2B 1B		0-0 F8			4 0 1 0 0 0 3																	
Ted Kubiak, S (1, 4) OBP: 0.333, SLG: 0.281		0-0 G3 SH1-4 E 1B	0-3 K		0-0 2B		0-0 6-3			4 1 2 1 0 1 0																	
Dick Bosman, R (1, 1) OBP: 0.069, SLG: 0.069					4-0 IBB			0-3 K2-3		1 0 0 0 0 1 0																	
Larry Bittner, L (5, PH) OBP: 0.370, SLG: 0.382		0-0 SH1-4	0-3 K							0 0 0 0 1 0 0																	
Jim Panther, R (5, 1) OBP: 0.333, SLG: 0.200		1-2								1 0 0 0 0 1 0																	
Inning Stats	R: 1 E: 0 K: 0 S: 5	H: 2 LOB: 3 BB: 2 P: 13	R: 3 E: 1 K: 1 S: 9	H: 3 LOB: 2 BB: 1 P: 13	R: 0 E: 0 K: 2 S: 7	H: 0 LOB: 0 BB: 0 P: 7	R: 0 E: 0 K: 0 S: 3	H: 0 LOB: 0 BB: 0 P: 3	R: 1 E: 0 K: 2 S: 10	H: 3 LOB: 3 BB: 1 P: 14	R: 0 E: 0 K: 1 S: 6	H: 1 LOB: 1 BB: 0 P: 6	R: 0 E: 0 K: 1 S: 5	H: 0 LOB: 0 BB: 0 P: 5	R: 0 E: 0 K: 1 S: 5	H: 0 LOB: 0 BB: 0 P: 5	R: 0 E: 0 K: 1 S: 5	H: 0 LOB: 0 BB: 0 P: 5	1B: 8 2B: 1 3B: 0 HR: 0	SF: 1 SAC: 1 DP: 0 HBP: 0	WP: 1 PB: 0 SB: 1 CS: 1	PA: 41					
PITCHER	IP WLS BF H R ER SO BB IBB HBP BLK WP HR S P ERA WHIP																										
Jim Palmer, R (1, 1) ERA: 2.0	1.2		13	5	4	0	0	2	0	0	0	0	0	11	19	0.00	4.200										
Roric Harrison, R (2, 1) ERA: 1.31	5.1	L	22	4	1	1	7	1	1	0	0	1	0	34	42	1.69	0.938										
Eddie Watt, R (8, 1) ERA: 2.3	2.0		6	0	0	0	2	0	0	0	0	0	0	10	10	0.00	0.000										

Texas Rangers @ Baltimore Orioles
 Memorial Stadium, Baltimore, MD
 Fri Jul 07 1972, 7:05 PM EDT
 Att: 43,851 - Unknown

livebaseballscorecards.com

AB	35
R	5
H	9
RBI	3
BB	4
SO	9
LOB	11




Batter	1	2	3	4	5	6	7	8	9	AB R H RBI BB SO LOB
Merv Rettenmund, R OBP: 0.336, SLG: 0.370 (1, 7) (6, 9)	0-0 F4		0-3 K		0-0 G3		0-0 4-3 1B		0-0 6-3	5 0 1 0 0 1 2
Johnny Oates, L OBP: 0.364, SLG: 0.500 (1, 2)	0-3 K		0-0 1B 1-3 2-H		0-0 3B		0-0 4-3 1-2		0-0 3-1	5 0 2 1 0 1 1
Paul Blair, R OBP: 0.261, SLG: 0.363 (1, 8)	0-0 F7		0-0 1B 1-2 3-H		0-0 4-3		0-3 K			4 0 1 1 0 1 2
Boog Powell, L OBP: 0.302, SLG: 0.324 Chico Salmon, R (8, PR) (9, 3)		0-3 K	0-0 3-1		0-0 3-1			0-0 FC1-6 1B		4 0 1 0 0 1 3 0 0 0 0 0 0 0
Terry Crowley, L OBP: 0.358, SLG: 0.520 Don Baylor, R OBP: 0.359, SLG: 0.496 (1, 9) (6, 7)		0-0 G6-4-3 1B		0-0 HR 2B		0-0 1-4-3		0-0 FC1-6 F9 S 1-2f		2 1 2 0 0 0 0 2 0 0 0 0 0 1
Brooks Robinson, R OBP: 0.310, SLG: 0.344 (1, 5)		0-0 G6-4-3 1-2f		0-0 HR		0-0 1B		4-0 BB BB BB 1-2 BB		3 1 2 2 1 0 1
Davey Johnson, R OBP: 0.327, SLG: 0.305 (1, 4)			4-0 FC5-4 BB		0-0 6-3		0-0 F4		0-0 F9 2-3	3 0 0 0 1 0 3
Mark Belanger, R OBP: 0.246, SLG: 0.232 Bobby Grich, R OBP: 0.341, SLG: 0.414 (1, 6) (8, PH) (9, 6)			0-0 FC5-4 E 1B 1-2f		0-0 1-3		0-0 F3		0-0 F4	3 1 0 0 0 0 2 1 0 0 0 0 0 2
Jim Palmer, R OBP: 0.245, SLG: 0.313 Roric Harrison, R OBP: 0.167, SLG: 0.333 Don Buford, S OBP: 0.328, SLG: 0.257 Eddie Watt, R (8, 1) Tom Shopay, L OBP: 0.267, SLG: 0.214 (9, PH)			0-0 E6 1B 1-2		0-0 F7		0-3 K		0-0 F8	0 0 0 0 0 0 0 2 1 0 0 0 0 1 1 0 0 0 0 1 0 0 0 0 0 0 0 0 1 0 0 0 0 0 0

Inning Stats	R: 0 E: 0 K: 1 S: 5	H: 0 LOB: 0 BB: 0 P: 5	R: 0 E: 0 K: 1 S: 5	H: 1 LOB: 0 BB: 0 P: 5	R: 2 E: 1 K: 1 S: 8	H: 2 LOB: 2 BB: 1 P: 12	R: 2 E: 0 K: 0 S: 5	H: 2 LOB: 0 BB: 0 P: 5	R: 0 E: 0 K: 0 S: 4	H: 1 LOB: 1 BB: 0 P: 4	R: 0 E: 0 K: 2 S: 8	H: 1 LOB: 1 BB: 0 P: 8	R: 0 E: 0 K: 0 S: 4	H: 1 LOB: 2 BB: 1 P: 8	R: 0 E: 0 K: 0 S: 3	H: 0 LOB: 0 BB: 0 P: 3	1B: 6 2B: 1 3B: 1 HR: 1	SF: 0 SAC: 0 DP: 1 HBP: 0	WP: 0 PB: 0 SB: 1 CS: 0	PA: 38	
PITCHER Dick Bosman, R ERA: 3.87 Jim Panther, R ERA: 4.67	IP 4.0 5.0	WLS W	BF 18 20	H 5 4	R 4 0	ER 2 0	SO 3 2	BB 0 0	IBB 0 0	HBP 0 0	BLK 0 0	WP 0 0	HR 1 0	S 23 23	P 27 27	ERA 4.50 0.00	WHIP 1.500 1.000				

TEXAS RANGERS @ BALTIMORE ORIOLES
Memorial Stadium, Baltimore, MD
 Fri Jul 07 1972, 7:05 PM EDT
 Att. 43,851 - Unknown

AB	36
R	4
H	9
RBI	4
BB	2
SO	5
LOB	18



Batter	1	2	3	4	5	6	7	8	9	AB R H RBI BB SO LOB	TOP
Davey Nelson, R (1, 5) OBP: 0.356, SLG: 0.321	0-0 1B 1B		0-0 FC4 1B		0-0 S 1B			0-0 1-3 2		4 1 3 0 0 0 0	
Toby Harrah, R (1, 6) OBP: 0.319, SLG: 0.346	0-0 1B 1-3 G4-6-3 1B		0-0 FC4 1B 1-2f		0-0 6-3 1-2			0-3 K 3		4 1 1 0 0 1 2	
Don Mincher, L (1, 3) OBP: 0.357, SLG: 0.343 Elliott Maddox, R (9, PR) OBP: 0.330, SLG: 0.264	0-0 1-3 3-H G4-6-3 1B		0-0 1-3 1B		0-0 F7 1			4-0 3-1 SH1-4 BB	BBB	3 0 2 1 1 0 0 0 0 0 0 0 0 0	
Dick Billings, R (1, 7) OBP: 0.330, SLG: 0.371 Dalton Jones, L (9, 3) OBP: 0.211, SLG: 0.296	0-0 G4-6-3 1-2f 3-H		0-0 F9 3		0-0 CS 1B			0-0 SH1-4 1-2		3 0 1 0 0 0 3 0 0 0 0 0 0 0	
Hal King, L (1, 2) OBP: 0.316, SLG: 0.290	0-3 K 3		0-0 F6 1		0-3 K 1-2 3			0-0 3-1 2		4 0 0 0 0 2 3	
Ted Ford, R (1, 9) OBP: 0.333, SLG: 0.427		0-0 F3 1		0-3 K 2			0-0 5-3 1			4 0 0 0 0 1 2	
Joe Lovitto, S (1, 8) OBP: 0.291, SLG: 0.224		0-3 K 2		0-0 4-3 3			0-0 4-3 2			3 0 0 0 0 1 0	
Ted Kubiak, S (1, 4) OBP: 0.324, SLG: 0.272		0-3 K 3		0-0 F5 1			0-0 G3 3			3 0 0 0 0 1 0	
Rich Hand, R (1, 1) OBP: 0.208, SLG: 0.095			0-0 6-3 1		0-3 K 2			0-0 F7 1		3 0 0 0 0 1 0	
Inning Stats	R: 2 H: 3 E: 0 LOB: 0 K: 1 BB: 0 S: 7 P: 7	R: 0 H: 0 E: 0 LOB: 0 K: 2 BB: 0 S: 7 P: 7	R: 0 H: 2 E: 0 LOB: 2 K: 0 BB: 0 S: 5 P: 5	R: 0 H: 0 E: 0 LOB: 0 K: 1 BB: 0 S: 5 P: 5	R: 0 H: 1 E: 0 LOB: 1 K: 1 BB: 0 S: 6 P: 6	R: 0 H: 1 E: 0 LOB: 1 K: 1 BB: 0 S: 5 P: 5	R: 0 H: 0 E: 0 LOB: 0 K: 0 BB: 0 S: 3 P: 3	R: 0 H: 0 E: 0 LOB: 0 K: 1 BB: 0 S: 5 P: 5	R: 0 H: 0 E: 0 LOB: 2 K: 0 BB: 1 S: 3 P: 7	1B: 7 SF: 0 2B: 1 SAC: 1 3B: 0 DP: 2 HR: 0 HBP: 0	WP: 0 PA: 33 PB: 0 SB: 1 CS: 1
PITCHER Pat Dobson, R (1, 1) ERA: 2.06	IP WLS BF H R ER SO BB IBB HBP BLK WP HR S P ERA WHIP										
	9.0 L 33 7 2 2 7 1 0 0 0 0 0 0 46 50 2.00 0.889										

Texas Rangers @ Baltimore Orioles
 Memorial Stadium, Baltimore, MD
 Sat Jul 08 1972, 7:05 PM EDT
 Unknown

livebaseballscorecards.com

AB 31
 R 2
 H 7
 RBI 1
 BB 1
 SO 7
 LOB 10



BOTTOM

Texas Rangers @ Baltimore Orioles
 Memorial Stadium, Baltimore, MD
 Sat Jul 08 1972, 7:05 PM EDT
 Unknown

livebaseballscorecards.com

AB	32
R	1
H	7
RBI	1
BB	4
SO	7
LOB	16



WP:	0	PA:	38
PB:	0		
SB:	0		
CS:	0		

PITCHER	IP	WLS	BF	H	R	ER	SO	BB	IBB	HBP	BLK	WP	HR	S	P	ERA	WHIP
---------	----	-----	----	---	---	----	----	----	-----	-----	-----	----	----	---	---	-----	------

AB R H RBI BB SO LOB

1 2 3 4 5 6 7 8 9

<p>Batter</p> <p>Merv Rettenmund, R (1, 9) OBP: 0.333, SLG: 0.363</p> <p>Paul Blair, R (1, 8) OBP: 0.260, SLG: 0.359</p> <p>Boog Powell, L (1, 3) OBP: 0.302, SLG: 0.325</p> <p>Don Baylor, R (1, 7) OBP: 0.350, SLG: 0.481</p> <p>Brooks Robinson, R (1, 5) OBP: 0.309, SLG: 0.342</p> <p>Bobby Grich, R (1, 4) OBP: 0.344, SLG: 0.440</p> <p>Johnny Oates, L (1, 2) OBP: 0.370, SLG: 0.494</p> <p>Mark Belanger, R (1, 6) OBP: 0.247, SLG: 0.229</p> <p>Pat Dobson, R (1, 1) OBP: 0.149, SLG: 0.174 Don Buford, S (9, PH) OBP: 0.331, SLG: 0.257</p>	<p>0-0 F8</p>	<p>4-0 BB</p>	<p>0-0 F8</p>	<p>0-0 F9</p>	<p>0-0 F9</p>	<p>0-0 F9</p>	<p>0-0 SH1-3 1B</p>	<p>0-0 F3</p>	<p>4 0 0 0 1 0 5</p>
	<p>0-0 F9</p>	<p>0-3 K</p>	<p>0-3 K</p>	<p>0-3 K</p>	<p>0-0 F6</p>	<p>0-0 SH1-3 1B</p>	<p>0-0 F9</p>	<p>0-0 F9</p>	<p>5 0 1 0 0 2 4</p>
	<p>0-0 1B</p>	<p>0-0 4-3</p>	<p>0-0 4-3</p>	<p>0-0 F4</p>	<p>0-0 F6</p>	<p>0-0 SH1-3 1B</p>	<p>0-0 F9</p>	<p>0-0 F9</p>	<p>3 0 1 0 0 0 1</p>
	<p>0-0 F8</p>	<p>0-3 K</p>	<p>0-3 K</p>	<p>0-0 F4</p>	<p>0-0 F6</p>	<p>0-0 SH1-3 1B</p>	<p>0-0 F9</p>	<p>0-0 F9</p>	<p>4 0 0 0 0 1 2</p>
	<p>0-0 F9</p>	<p>0-0 1B</p>	<p>0-0 1B</p>	<p>0-0 4-3</p>	<p>0-0 4-3</p>	<p>0-0 G3</p>	<p>0-0 F9</p>	<p>0-0 F9</p>	<p>4 0 1 0 0 0 1</p>
	<p>0-0 HR</p>	<p>0-0 F9</p>	<p>0-0 F9</p>	<p>0-0 K</p>	<p>0-0 K</p>	<p>0-0 SH5-4 2B</p>	<p>0-0 SH5-4 2B</p>	<p>0-0 SH5-4 2B</p>	<p>4 1 2 1 0 1 1</p>
	<p>0-0 6-3</p>	<p>0-0 FC4-6 1B</p>	<p>0-0 FC4-6 1B</p>	<p>0-0 FC4-6 1B</p>	<p>0-0 1B</p>	<p>0-0 SH5-4 BB</p>	<p>0-0 SH5-4 BB</p>	<p>0-0 SH5-4 BB</p>	<p>3 0 1 0 1 0 0</p>
	<p>0-3 K</p>	<p>0-3 K</p>	<p>0-3 K</p>	<p>0-0 FC4-6 1B</p>	<p>0-0 1B</p>	<p>0-0 SH5-4 BB</p>	<p>0-0 SH5-4 BB</p>	<p>0-0 SH5-4 BB</p>	<p>2 0 0 0 1 1 2</p>
	<p>0-3 K</p>	<p>0-3 K</p>	<p>0-3 K</p>	<p>0-3 K</p>	<p>0-0 1B</p>	<p>0-0 SH5-4 BB</p>	<p>0-0 SH5-4 BB</p>	<p>0-0 SH5-4 BB</p>	<p>3 0 1 0 0 2 0</p>
<p>0-0 1B</p>	<p>0-0 1B</p>	<p>0-0 1B</p>	<p>0-0 1B</p>	<p>0-0 1B</p>	<p>0-0 SH5-4 BB</p>	<p>0-0 SH5-4 BB</p>	<p>0-0 SH5-4 BB</p>	<p>0 0 0 0 1 0 0</p>	

R: 0	H: 1	R: 1	H: 1	R: 0	H: 0	R: 0	H: 2	R: 0	H: 0	R: 0	H: 0	R: 0	H: 1	R: 0	H: 1	R: 0	H: 1	R: 0	H: 1	1B: 5	SF: 0	WP: 0	PA: 38
E: 0	LOB: 1	E: 0	LOB: 0	E: 0	LOB: 1	E: 0	LOB: 2	E: 0	LOB: 0	E: 0	LOB: 0	E: 0	LOB: 2	E: 0	LOB: 3	E: 0	LOB: 1	E: 0	LOB: 1	2B: 1	SAC: 2	PB: 0	
K: 0	BB: 0	K: 1	BB: 0	K: 2	BB: 1	K: 1	BB: 0	K: 2	BB: 0	K: 1	BB: 1	K: 1	BB: 1	K: 0	BB: 2	K: 0	BB: 0	K: 0	BB: 0	3B: 0	DP: 0	SB: 0	
S: 4	P: 4	S: 6	P: 6	S: 7	P: 11	S: 7	P: 7	S: 7	P: 7	S: 6	P: 10	S: 6	P: 10	S: 4	P: 4	S: 4	P: 12	S: 4	P: 12	HR: 1	HBP: 0	CS: 0	

PITCHER	IP	WLS	BF	H	R	ER	SO	BB	IBB	HBP	BLK	WP	HR	S	P	ERA	WHIP
Rich Hand, R (1, 1) ERA: 2.97	9.0	W	38	7	1	1	7	3	1	0	0	0	1	48	64	1.00	1.111

Texas Rangers @ Baltimore Orioles
 Memorial Stadium, Baltimore, MD
 Sat Jul 08 1972, 7:05 PM EDT
 Att. 24,518 - Unknown

livebaseballscorecards.com

AB	30
R	3
H	5
RBI	3
BB	1
SO	4
LOB	6



WP:	0	PA:	31
PB:	0		
SB:	0		
CS:	0		

AB R H RBI BB SO LOB

Batter	1	2	3	4	5	6	7	8	9
Davey Nelson, R OBP: 0.354, SLG: 0.319 (1, 5)	0-0 6-3 1B			0-0 6-3		0-0 F2		0-0 F8	
Toby Harrah, R OBP: 0.318, SLG: 0.344 (1, 6)	0-0 6-3 1-2			0-0 6-3			0-0 G4-6-3 1B		0-0 F4
Larry Bittner, L OBP: 0.360, SLG: 0.370 (1, 9)	0-3 K			0-0 F6			0-0 F9		0-3 K
Dick Billings, R OBP: 0.325, SLG: 0.364 (1, 7) (8, 2)			0-0 L1			0-0 F3			0-0 F7
Frank Howard, R OBP: 0.348, SLG: 0.364 Dalton Jones, L OBP: 0.211, SLG: 0.296 (1, 3) (8, 3)			0-0 G3			0-3 K			0-0 F2
Hal King, L OBP: 0.316, SLG: 0.292 Elliott Maddox, R OBP: 0.330, SLG: 0.264 (1, 2) (8, PR) (8, 7)			0-3 K			0-0 G3			0-0 F2 HR
Joe Lovitto, S OBP: 0.292, SLG: 0.226 (1, 8)				0-0 4-3					0-0 HR 1B
Ted Kubiak, S OBP: 0.321, SLG: 0.269 Lenny Randle, S OBP: 0.245, SLG: 0.299 (1, 4) (5, 4)				0-0 4-3					0-0 HR 1B
Casey Cox, R Paul Lindblad, L OBP: 0.200, SLG: 0.200 (1, 1) (8, 1)				0-0 F9			4-0 BB		0-0 G3

4	0	1	0	0	0	2
4	0	1	0	0	0	1
4	0	0	0	0	2	1
4	0	0	0	0	0	1
3	0	0	0	0	1	0
0	0	0	0	0	0	0
3	0	1	0	0	1	0
0	1	0	0	0	0	0
3	1	1	0	0	0	0
1	0	0	0	0	0	0
2	1	1	3	0	0	0
2	0	0	0	1	0	1
0	0	0	0	0	0	0

Inning Stats	R: 0	H: 1	R: 0	H: 0	R: 0	H: 0	R: 0	H: 0	R: 0	H: 0	R: 0	H: 1	R: 3	H: 3	R: 0	H: 0	
E: 0	LOB: 0	E: 0	LOB: 0	E: 0	LOB: 0	E: 0	LOB: 0	E: 0	LOB: 1	E: 0	LOB: 0	E: 0	LOB: 1	E: 0	LOB: 0	E: 0	LOB: 0
K: 1	BB: 0	K: 1	BB: 0	K: 0	BB: 0	K: 0	BB: 0	K: 1	BB: 1	K: 0	BB: 0	K: 0	BB: 0	K: 1	BB: 0	K: 1	BB: 0
S: 5	P: 5	S: 5	P: 5	S: 3	P: 3	S: 3	P: 3	S: 5	P: 5	S: 3	P: 7	S: 3	P: 3	S: 6	P: 6	S: 5	P: 5

PITCHER	IP	WLS	BF	H	R	ER	SO	BB	IBB	HBP	BLK	WP	HR	S	P	ERA	WHIP
Doyle Alexander, R ERA: 2.96 (1, 1)	8.0	L	28	5	3	3	3	1	0	0	0	0	1	33	37	3.38	0.750
Eddie Watt, R ERA: 2.16 (9, 1)	1.0		3	0	0	0	1	0	0	0	0	0	0	5	5	0.00	0.000

Batter	1	2	3	4	5	6	7	8	9	AB	R	H	RBI	BB	SO	LOB
Don Buford, S OBP: 0.329, SLG: 0.257 (1, 7)	0-0 FC1-6 1B		0-0 F4		0-0 6-3			0-0 F3		4	0	1	0	0	0	2
Johnny Oates, L OBP: 0.358, SLG: 0.477 (1, 2) Andy Etchebarren, R OBP: 0.240, SLG: 0.252 (8, PH) (9, 2)	0-0 FC1-6 1-2f		0-0 4-3			0-0 F4		0-0 F9		3	0	0	0	0	0	1
Don Baylor, R OBP: 0.342, SLG: 0.468 (1, 9)	0-0 F8		0-0 5-3			0-0 6-3			0-0 F8	4	0	0	0	0	0	1
Boog Powell, L OBP: 0.297, SLG: 0.318 (1, 3)	0-0 F9			0-0 F8		0-3 K			0-0 5-3	4	0	0	0	0	1	1
Bobby Grich, R OBP: 0.347, SLG: 0.438 (1, 6)		0-0 1B SF9 1B		1-0 CS HBP			0-0 6-3		0-0 F7	3	1	1	0	0	0	0
Brooks Robinson, R OBP: 0.309, SLG: 0.342 (1, 5)		0-0 1B SF9 1B		0-3 K			0-0 L8			3	0	1	0	0	1	1
Paul Blair, R OBP: 0.257, SLG: 0.356 (1, 8)		0-0 SF9			0-0 6-3			0-0 6-3		2	0	0	1	0	0	0
Davey Johnson, R OBP: 0.336, SLG: 0.322 (1, 4)		0-0 G4-6-3 1B			0-0 2B					3	0	3	0	0	0	0
Doyle Alexander, R OBP: 0.077, SLG: 0.077 (1, 1) Elrod Hendricks, L OBP: 0.224, SLG: 0.172 (8, PH) Eddie Watt, R (9, 1)		0-0 G4-6-3			0-0 1-3			0-0 F9		2	0	0	0	0	0	3
		0-0 1-2f								1	0	0	0	0	0	1
										0	0	0	0	0	0	0

Inning Stats	R: 0	H: 1	E: 0	K: 0	S: 4	LOB: 1	BB: 0	P: 4	R: 1	H: 3	E: 0	K: 0	S: 5	LOB: 1	BB: 0	P: 5	R: 0	H: 0	E: 0	K: 0	S: 3	LOB: 0	BB: 0	P: 3	R: 0	H: 0	E: 0	K: 1	S: 4	LOB: 0	BB: 0	P: 5	R: 0	H: 1	E: 0	K: 0	S: 4	LOB: 1	BB: 0	P: 4	R: 0	H: 0	E: 0	K: 0	S: 3	LOB: 0	BB: 0	P: 3	R: 0	H: 1	E: 0	K: 0	S: 4	LOB: 1	BB: 0	P: 4	R: 0	H: 0	E: 0	K: 0	S: 3	LOB: 0	BB: 0	P: 3	R: 0	H: 0	E: 0	K: 0	S: 3	LOB: 0	BB: 0	P: 3	R: 0	H: 0	E: 0	K: 0	S: 3	LOB: 0	BB: 0	P: 3
Casey Cox, R ERA: 3.38 (1, 1)	IP	WLS	BF	H	R	ER	SO	BB	IBB	HBP	BLK	WP	HR	S	P	ERA	WHIP																																																															
Paul Lindblad, L ERA: 1.52 (8, 1)	2.0	S	6	0	0	0	0	0	0	0	0	0	0	6	6	0.00	0.000																																																															

BOTTOM

Texas Rangers @ Baltimore Orioles
Memorial Stadium, Baltimore, MD

Sat Jul 08 1972, 7:05 PM EDT
Att. 24,518 - Unknown

livebaseballscorecards.com

AB	30
R	1
H	6
RBI	1
BB	0
SO	2
LOB	11



WP: 0	PA: 32
PB: 0	
SB: 0	
CS: 1	

Batter	1	2	3	4	5	6	7	8	9	10	AB	R	H	RBI	BB	SO	LOB	TOP							
Davey Nelson, R (1, 5) OBP: 0.351, SLG: 0.317	0-0 F9	0-0 1B			0-0 F7		0-0 F6		0-0 F7		5	0	1	1	0	0	2								
Toby Harrah, R (1, 6) OBP: 0.323, SLG: 0.353	0-0 FC6-4 1B		0-0 6-3 2B		0-0 F8		0-0 F6		0-0 SH1-4 2B 1B		5	1	3	0	0	0	1								
Ted Ford, R (1, 7) OBP: 0.332, SLG: 0.423	0-0 F4		0-0 6-3 2-3 1B		0-0 F8		0-0 F8		0-0 SH1-4 1-2		4	0	1	0	0	0	2								
Dick Billings, R (1, 2) OBP: 0.326, SLG: 0.359	0-0 FC6-4 1-2f		4-0 G1-6-3 BB		0-0 F8		0-0 F7		4-0 2B BB		3	0	0	0	2	0	2								
Frank Howard, R (1, 3) OBP: 0.346, SLG: 0.358		0-0 5-3	0-0 G1-6-3		0-0 F9		4-0 3B BB		0-3 K		3	0	0	0	1	0	2								
Dalton Jones, L (8, PR) OBP: 0.211, SLG: 0.296			1-2f								0	1	0	0	0	0	0								
Tom Grieve, R (10, PH) OBP: 0.225, SLG: 0.227											1	0	0	0	0	1	2								
Larry Bittner, L (10, 3) OBP: 0.360, SLG: 0.370											0	0	0	0	0	0	0								
Joe Lovitto, S (1, 9) OBP: 0.295, SLG: 0.250		0-3 K		0-0 4-3		0-0 1-3		0-0 3B	0-0 2B		5	0	2	2	0	1	0								
Lenny Randle, S (1, 4) OBP: 0.244, SLG: 0.297		0-0 1B S 1B 1B		0-0 6-3		0-3 K		0-0 F7	0-0 F9		5	1	1	0	0	1	4								
Elliott Maddox, R (1, 8) OBP: 0.344, SLG: 0.273		4-0 1B 1-2 1B IBB		4-0 BB BB BB BB BB				0-0 FC5-6 1B	0-0 CS 1B		2	0	2	0	2	0	0								
Mike Paul, L (1, 1) OBP: 0.154, SLG: 0.083		0-0 1B		0-3 K				0-0 FC5-6 1-2f	0-0 B3		3	0	1	0	0	1	2								
Horacio Pina, R (7, 1) OBP: 0.333, SLG: 0.333											1	0	0	0	0	0	1								
Jim Shellenback, L (9, 1) OBP: 0.182, SLG: 0.100		1-2 2-3 1B									0	0	0	0	0	0	0								
Inning Stats	R: 0 E: 0 K: 0 S: 4	H: 1 LOB: 1 BB: 0 P: 4	R: 1 E: 0 K: 1 S: 7	H: 3 LOB: 2 BB: 1 P: 11	R: 0 E: 0 K: 0 S: 3	H: 1 LOB: 1 BB: 1 P: 7	R: 0 E: 0 K: 1 S: 5	H: 0 LOB: 1 BB: 1 P: 9	R: 0 E: 0 K: 0 S: 4	H: 1 LOB: 1 BB: 0 P: 4	R: 0 E: 0 K: 0 S: 5	H: 0 LOB: 0 BB: 0 P: 5	R: 0 E: 0 K: 0 S: 4	H: 1 LOB: 1 BB: 0 P: 4	R: 1 E: 0 K: 0 S: 4	H: 1 LOB: 2 BB: 1 P: 8	R: 0 E: 0 K: 0 S: 3	H: 1 LOB: 0 BB: 0 P: 3	R: 1 E: 0 K: 1 S: 7	H: 2 LOB: 2 BB: 1 P: 11	1B: 8 2B: 2 3B: 1 HR: 0	SF: 0 SAC: 1 DP: 1 HBP: 0	WP: 0 PB: 0 SB: 1 CS: 1	PA: 43	
PITCHER	IP	WLS	BF	H	R	ER	SO	BB	IBB	HBP	BLK	WP	HR	S	P	ERA	WHIP								
Dave McNally, L (1, 1) ERA: 2.37	8.0		35	9	2	2	3	3	1	0	0	0	0	37	53	2.25	1.500								
Eddie Watt, R (9, 1) ERA: 2.5	1.1	L	5	1	1	1	0	1	0	0	0	0	0	4	8	6.75	1.500								
Grant Jackson, L (10, 1) ERA: 5.06	0.2		3	1	0	0	1	0	0	0	0	0	0	5	5	0.00	1.500								

Texas Rangers @ Baltimore Orioles
 Memorial Stadium, Baltimore, MD
 Sun Jul 09 1972, 7:05 PM EDT
 Att. 15,011 - Unknown

livebaseballscores.com

AB	37
R	3
H	11
RBI	3
BB	5
SO	4
LOB	18



BOTTOM

Texas Rangers @ Baltimore Orioles
Memorial Stadium, Baltimore, MD
 Sun Jul 09 1972, 7:05 PM EDT
 Att: 15,011 - Unknown

livebaseballscorecards.com

AB	34
R	2
H	6
RBI	2
BB	2
SO	5
LOB	10



WP: 0	PA: 38
PB: 0	
SB: 0	
CS: 0	

AB	R	H	RBI	BB	SO	LOB
4	0	0	0	1	0	0
5	0	0	0	0	0	1
4	1	2	0	0	0	0
4	0	1	0	0	1	1
3	1	1	1	0	1	2
3	0	1	0	0	0	0
0	0	0	0	0	0	0
2	0	0	0	0	0	0
1	0	1	1	1	0	0
3	0	0	0	0	2	2
0	0	0	0	0	0	0
1	0	0	0	0	0	2
0	0	0	0	0	0	0
3	0	0	0	0	1	2
0	0	0	0	0	0	0
0	0	0	0	0	0	0
1	0	0	0	0	0	0

Batter	1	2	3	4	5	6	7	8	9	10
Don Buford, S OBP: 0.327, SLG: 0.252 (1, 7)	4-0 BB L3		x 0-0 F9			x 0-0 6-3		x 0-0 F8		x 0-0 F9
Paul Blair, R OBP: 0.252, SLG: 0.349 (1, 8)	0-0 L3		x 0-0 5-3			x 0-0 F3		x 0-0 4-3		x 0-0 F9
Bobby Grich, R OBP: 0.351, SLG: 0.445 (1, 6) (10, 4)	0-0 1B 1B		x 0-0 SF7			x 0-0 F4		x 0-0 1-3		
Don Baylor, R OBP: 0.339, SLG: 0.462 (1, 3) (8, 9)	0-0 1B		x 0-0 F7			x 0-0 K2-3		x 0-0 4-3		
Brooks Robinson, R OBP: 0.308, SLG: 0.342 (1, 5)	0-3 K		x 0-0 SF7			x 0-0 1B 1B		x 0-0 4-3		
Davey Johnson, R OBP: 0.339, SLG: 0.322 (1, 4)		x 0-0 F4		x 0-0 F4		x 0-0 E 1B 1B		H 1-0 FC5 BB HBP		
Mark Belanger, R OBP: 0.247, SLG: 0.229 (9, PR) (10, 6)										
Merv Rettenmund, R OBP: 0.330, SLG: 0.359 (1, 9)		x 0-0 5-3			x 0-0 1-3		x 0-0 E9 FC6-4 1B		B 4-0 BB BB BB	
Boog Powell, L OBP: 0.303, SLG: 0.321 (7, PH) (8, 3)										
Andy Etchebarren, R OBP: 0.234, SLG: 0.246 (1, 2)		x 0-0 F3			x 0-3 K		x 0-3 K		x 0-0 FC5	
Terry Crowley, L OBP: 0.358, SLG: 0.520 (9, PH)										
Chico Salmon, R (9, PH)										
Johnny Gates, L OBP: 0.358, SLG: 0.477 (10, 2)										
Dave McNally, R OBP: 0.111, SLG: 0.114 (1, 1)			x 0-0 F4		x 0-3 K		x 0-0 FC6-4			x 0-0 F9
Eddie Watt, R (9, 1)										
Grant Jackson, S (10, 1)										
Tom Shopay, L OBP: 0.250, SLG: 0.200 (10, PH)										

Inning Stats	R: 0	H: 2	R: 0	H: 0	R: 0	H: 0	R: 1	H: 1	R: 0	H: 0	R: 0	H: 0	R: 1	H: 3	R: 0	H: 0	R: 0	H: 0	R: 0	H: 0	R: 0	H: 0	1B: 5	SF: 1	WP: 0	PA: 38
E: 0	LOB: 2	E: 0	LOB: 0	E: 0	LOB: 0	E: 0	LOB: 0	E: 0	LOB: 0	E: 0	LOB: 0	E: 0	LOB: 0	E: 1	LOB: 2	E: 0	LOB: 2	E: 0	LOB: 0	E: 0	LOB: 0	E: 0	LOB: 0	2B: 2	SAC: 0	PB: 0
K: 1	BB: 1	K: 0	BB: 0	K: 0	BB: 0	K: 0	BB: 0	K: 0	BB: 0	K: 2	BB: 0	K: 0	BB: 0	K: 2	BB: 0	K: 0	BB: 0	K: 0	BB: 1	K: 0	BB: 0	K: 0	BB: 0	3B: 0	DP: 1	SB: 0
S: 6	P: 10	S: 3	P: 3	S: 3	P: 3	S: 3	P: 3	S: 4	P: 4	S: 7	P: 7	S: 3	P: 3	S: 10	P: 10	S: 3	P: 3	S: 3	P: 8	S: 3	P: 3	S: 3	P: 3	HR: 0	HBP: 1	CS: 0

PITCHER	IP	WLS	BF	H	R	ER	SO	BB	IBB	HBP	BLK	WP	HR	S	P	ERA	WHIP
Mike Paul, L ERA: 2.22 (1, 1)	6.1		24	5	2	2	4	1	0	0	0	0	0	31	35	2.84	0.947
Horacio Pina, R ERA: 2.76 (7, 1)	2.1		10	1	0	0	1	1	0	1	0	0	0	10	15	0.00	0.857
Jim Shellenback, L ERA: 3.67 (9, 1)	1.1	W	4	0	0	0	0	0	0	0	0	0	0	4	4	0.00	0.000

Batter	1	2	3	4	5	6	7	8	9	AB R H RBI BB SO LOB	TOP											
Freddie Patek, R (1, 6) OBP: 0.294, SLG: 0.325	0-0 5-3		0-0 5-3			0-0 4-3			0-0 5-3	4 0 0 0 0 0 1	Kansas City Royals @ Baltimore Orioles Memorial Stadium, Baltimore, MD Mon Jul 10 1972, 7:05 PM EDT Att: 7,772 - Unknown - 80 F livebaseballscorecards.com											
Amos Otis, R (1, 8) OBP: 0.370, SLG: 0.431	0-0 5-3 1B		0-0 5-3			0-0 SF8			0-0 F9	3 0 1 1 0 0 0												
Richie Scheinblum, S (1, 9) Steve Hovley, L (9, PR) OBP: 0.276, SLG: 0.296	0-0 1-2 1B				0-0 F7	0-0 5-3			0-0 HR 1B	4 0 2 0 0 0 0 0 1 0 0 0 0 0												
Lou Piniella, R (1, 7) OBP: 0.367, SLG: 0.482	0-0 1-2 2-3				0-0 L5				0-0 HR 1B	4 1 1 2 0 1 2												
John Mayberry, L (1, 3) OBP: 0.376, SLG: 0.453	0-0 F7				0-3 K				0-3 K	4 0 0 0 0 2 3												
Paul Schaal, R (1, 5) OBP: 0.307, SLG: 0.322					0-0 F7				0-3 K	3 0 0 0 0 1 0												
Ed Kirkpatrick, L (1, 2) OBP: 0.422, SLG: 0.482					0-3 K				0-0 G6-4-3 1B	3 0 1 0 0 1 0												
Bobby Knoop, R (1, 4) OBP: 0.297, SLG: 0.219 Cookie Rojas, R (8, PH) OBP: 0.330, SLG: 0.358 Bobby Floyd, R (8, 4) OBP: 0.253, SLG: 0.232					0-0 6-3				0-0 G6-4-3 1B	2 0 0 0 0 0 0 1 0 0 0 0 0 1 0 0 0 0 0 0 0												
Bruce Dal Canton, R (1, 1) OBP: 0.136, SLG: 0.182 Jerry May, R (8, PH) OBP: 0.323, SLG: 0.353 Ken Wright, R (8, 1)					0-0 F8				0-0 5-3	2 1 1 0 0 0 0 1 0 0 0 0 0 0 0 0 0 0 0 0 0												
						0-0 4-3 SF8 2B																
Inning Stats	R: 0 E: 0 K: 0 S: 5	H: 2 LOB: 2 BB: 0 P: 5	R: 0 E: 0 K: 0 S: 3	H: 0 LOB: 0 BB: 0 P: 3	R: 0 E: 0 K: 0 S: 3	H: 0 LOB: 0 BB: 0 P: 3	R: 0 E: 0 K: 1 S: 5	H: 0 LOB: 0 BB: 0 P: 5	R: 0 E: 0 K: 1 S: 5	H: 0 LOB: 0 BB: 0 P: 5	R: 1 E: 0 K: 0 S: 4	H: 1 LOB: 0 BB: 0 P: 4	R: 0 E: 0 K: 2 S: 7	H: 0 LOB: 0 BB: 0 P: 7	R: 0 E: 0 K: 0 S: 3	H: 1 LOB: 0 BB: 0 P: 3	R: 2 E: 0 K: 1 S: 7	H: 2 LOB: 1 BB: 0 P: 7	1B: 4 2B: 1 3B: 0 HR: 1	SF: 1 SAC: 0 DP: 1 HBP: 0	WP: 0 PB: 0 SB: 0 CS: 0	PA: 32
PITCHER Mike Cuellar, L (1, 1) ERA: 2.56	IP 9.0 WLS L BF 32 H 6 R 3 ER 3 SO 5 BB 0 IBB 0 HBP 0 BLK 0 WP 0 HR 1 S 42 P 42 ERA 3.00 WHIP 0.667											PITCHER	IP WLS BF H R ER SO BB IBB HBP BLK WP HR S P ERA WHIP									

Kansas City Royals @ Baltimore Orioles
Memorial Stadium, Baltimore, MD
 Mon Jul 10 1972, 7:05 PM EDT
 Att: 7,772 - Unknown - 80 F

AB 31
R 3
H 6
RBI 3
BB 0
SO 5
LOB 7



Batter	1	2	3	4	5	6	7	8	9	AB	R	H	RBI	BB	SO	LOB
Don Buford, S OBP: 0.326, SLG: 0.249 (1, 7)	0-0 F2		0-0 F2		0-3 K			4-0 BB		3	0	0	0	1	1	1
Paul Blair, R OBP: 0.248, SLG: 0.344 (1, 8)	0-0 F8			0-0 4-3		0-0 5-3		0-0 F6		4	0	0	0	0	0	1
Bobby Grich, R OBP: 0.343, SLG: 0.435 (1, 6)	0-0 6-3			0-0 F5		0-0 6-3			0-0 F8	4	0	0	0	0	0	0
Boog Powell, L OBP: 0.298, SLG: 0.315 (1, 3)		0-0 F8		0-0 4-3		0-3 K			0-0 6-3	4	0	0	0	0	1	0
Brooks Robinson, R OBP: 0.311, SLG: 0.348 (1, 5)		0-0 4-3 2B			0-0 2B		0-0 F9		0-0 F5	4	1	2	0	0	0	0
Terry Crowley, L OBP: 0.348, SLG: 0.505 (1, 9)		0-0 4-3			0-0 F7		0-3 K			3	0	0	0	0	1	2
Don Baylor, R OBP: 0.339, SLG: 0.462 (9, 9)		2-3								0	0	0	0	0	0	0
Davey Johnson, R OBP: 0.339, SLG: 0.328 (1, 4)		0-0 4-3			0-0 E		0-0 6-3			3	1	1	1	0	0	1
Elrod Hendricks, L OBP: 0.243, SLG: 0.197 (1, 2)			0-0 G4-3 1B		0-0 E9 1B			0-3 K		3	0	2	0	0	1	0
Mike Cuellar, L OBP: 0.077, SLG: 0.154 (1, 1)			0-0 G4-3 1-2f		0-3 K			0-3 K		3	0	0	0	0	2	2


Inning Stats		R: 0	H: 0	E: 0	K: 0	S: 3	R: 0	H: 1	E: 0	K: 0	S: 4	R: 0	H: 1	E: 0	K: 0	S: 3	R: 2	H: 3	E: 1	K: 2	S: 10	R: 0	H: 0	E: 0	K: 1	S: 5	R: 0	H: 0	E: 0	K: 1	S: 5	R: 0	H: 0	E: 0	K: 2	S: 7	R: 0	H: 0	E: 0	K: 0	S: 3	1B: 3	SF: 0	2B: 2	SAC: 0	3B: 0	DP: 1	HR: 0	HBP: 0	WP: 0	PA: 32							
PITCHER	IP	WLS	BF	H	R	ER	SO	BB	IBB	HBP	BLK	WP	HR	S	P	ERA	WHIP													PITCHER	IP	WLS	BF	H	R	ER	SO	BB	IBB	HBP	BLK	WP	HR	S	P	ERA	WHIP											
Bruce Dal Canton, R ERA: 3.27 (1, 1)	7.0		25	5	2	1	4	0	0	0	0	0	0	33	33	1.29	0.714																																									
Ken Wright, R ERA: 2.08 (8, 1)	2.0	W	7	0	0	0	2	1	0	0	0	0	0	10	14	0.00	0.500																																									

BOTTOM

Kansas City Royals @ Baltimore Orioles
Memorial Stadium, Baltimore, MD
 Mon Jul 10 1972, 7:05 PM EDT
 Att. 7,772 - Unknown - 80 F

livebaseballscorecards.com

AB 31
R 2
H 5
RBI 1
BB 1
SO 6
LOB 7



Batter	1	2	3	4	5	6	7	8	9	10	AB R H RBI BB SO LOB	TOP												
Freddie Patek, R OBP: 0.293, SLG: 0.330 (1, 6) X	0-0 F8		0-0 F9			0-0 3B		0-0 F9		0-0 4-3	5 0 1 0 0 0 0	Kansas City Royals @ Baltimore Orioles Memorial Stadium, Baltimore, MD Tue Jul 11 1972, 7:05 PM EDT Att. 12,853 - Unknown - 85 F AB 37 R 1 H 7 RBI 1 BB 1 SO 6 LOB 15												
Amos Otis, R OBP: 0.367, SLG: 0.427 (1, 8) X	0-0 1B		0-0 1-3			0-3 K		0-0 1-3		0-0 F8	5 1 1 0 0 1 1													
Richie Scheinblum, S OBP: 0.374, SLG: 0.481 (1, 9) X	0-0 1B		0-0 F6			0-0 F6		0-0 F9			4 0 1 0 0 0 1													
Lou Piniella, R OBP: 0.365, SLG: 0.479 (1, 7) X	0-0 1B			0-0 5-3		0-0 1-3			0-0 6-3		4 0 1 1 0 0 1													
John Mayberry, L OBP: 0.374, SLG: 0.450 (1, 3) X	0-0 F8			0-0 F7			0-0 F8		0-0 4-3 BB		4 0 1 0 0 0 2													
Ed Kirkpatrick, L OBP: 0.424, SLG: 0.479 (1, 2) S S S	0-3 K			0-0 F8			0-0 1B		4-0 1B	4-0 BB	3 0 1 0 1 1 2													
Bobby Knoop, R OBP: 0.300, SLG: 0.229 Joe Keough, L OBP: 0.295, SLG: 0.211 Cookie Rojas, R OBP: 0.350, SLG: 0.358 (1, 4) X (9, PH) (9, 4)		0-0 F8			0-0 1-3		0-0 1B		0-0 4-3	0-0 1-2 2-3	3 0 1 0 0 0 0 1 0 0 0 0 0 2 0 0 0 0 0 0 0													
Bobby Floyd, R OBP: 0.244, SLG: 0.224 Steve Hovley, L OBP: 0.273, SLG: 0.293 Carl Taylor, R OBP: 0.310, SLG: 0.346 (1, 5) X (9, PH) (9, 5)		0-0 F8			0-0 6-3		0-0 F9		0-0 6-3		3 0 0 0 0 0 2 1 0 0 0 0 0 2 0 0 0 0 0 0 0													
Dick Drago, R OBP: 0.152, SLG: 0.049 Tom Burgmeier, L OBP: 0.333, SLG: 0.333 Ken Wright, R (1, 1) S S S (10, 1) (10, 1)		0-3 K			0-3 K		0-3 K			0-3 K	4 0 0 0 0 4 2 0 0 0 0 0 0 0 0 0 0 0 0 0 0													
Inning Stats	R: 1 E: 0 K: 1 S: 8	H: 3 LOB: 2 BB: 0 P: 8	R: 0 E: 0 K: 1 S: 5	H: 0 LOB: 0 BB: 0 P: 5	R: 0 E: 0 K: 0 S: 3	H: 0 LOB: 0 BB: 0 P: 3	R: 0 E: 0 K: 0 S: 3	H: 0 LOB: 0 BB: 0 P: 3	R: 0 E: 0 K: 1 S: 5	H: 1 LOB: 1 BB: 0 P: 5	R: 0 E: 0 K: 1 S: 6		H: 1 LOB: 1 BB: 0 P: 6	R: 0 E: 0 K: 1 S: 7	H: 2 LOB: 2 BB: 0 P: 7	R: 0 E: 0 K: 0 S: 3	H: 0 LOB: 0 BB: 0 P: 3	R: 0 E: 0 K: 0 S: 4	H: 1 LOB: 2 BB: 1 P: 8	R: 0 E: 0 K: 1 S: 5	H: 0 LOB: 0 BB: 0 P: 5	1B: 6 2B: 0 3B: 1 HR: 0	SF: 0 SAC: 0 DP: 0 HBP: 0	WP: 0 PB: 0 SB: 0 CS: 0
PITCHER Jim Palmer, R ERA: 1.92 (1, 1)	IP 10.0 WLS W BF 38 H 7 R 1 ER 1 SO 6 BB 1 IBB 0 HBP 0 BLK 0 WP 0 HR 0 S 49 P 53 ERA 0.90 WHIP 0.800											PITCHER	IP WLS BF H R ER SO BB IBB HBP BLK WP HR S P ERA WHIP											

livebaseballscorecards.com



Batter	1	2	3	4	5	6	7	8	9	10	AB R H RBI BB SO LOB	BOTTOM													
Don Buford, S (1, 7) OBP: 0.331, SLG: 0.253	E9 5-3		1-2 1B		2B 1B	G4-6-3 1-2f			FC6-4 IBB		4 0 2 0 1 0 3	Kansas City Royals @ Baltimore Orioles Memorial Stadium, Baltimore, MD Tue Jul 11 1972, 7:05 PM EDT Att. 12,853 - Unknown - 85 F													
Paul Blair, R (1, 8) OBP: 0.244, SLG: 0.337	6-3		F9 2-3		F5		F7	FC6-4 1-2f 2-3		5 0 0 0 0 0 6															
Terry Crowley, L (1, 9) OBP: 0.348, SLG: 0.505 Don Baylor, R (1, PH) OBP: 0.335, SLG: 0.459 (2, 9)	5-3 2-3		L7		1-3 2B		F9	6-3		0 0 0 0 0 0 0 5 0 1 0 0 0 5															
Brooks Robinson, R (1, 5) OBP: 0.309, SLG: 0.349 Mark Belanger, R (10, PR) OBP: 0.247, SLG: 0.229	F3			4-3	6-3		6-3		BB BB 2B	5 0 1 0 0 0 3 0 1 0 0 0 0 0															
Bobby Grich, R (1, 6) OBP: 0.345, SLG: 0.431				F7		E5 1B 1B		F8	BB BB IBB	4 1 1 0 1 0 0															
Boog Powell, L (1, 3) OBP: 0.304, SLG: 0.315			G6-3 1-2f	E S BB		1B BB 1B		4-1	BB BB	3 0 1 0 2 0 1															
Davey Johnson, R (1, 4) OBP: 0.338, SLG: 0.323 Tom Shopay, L (10, PH) OBP: 0.294, SLG: 0.200			K		1-3 BB	F4		1-3	BB BB BB BB 1-2 2-3 3-H BB	3 0 0 0 1 1 2 0 0 0 1 1 0 0															
Johnny Oates, L (1, 2) OBP: 0.374, SLG: 0.472				4-3		4-0 1B BB		FC6-4 SH3 BB		1 0 0 0 3 0 2															
Jim Palmer, R (1, 1) OBP: 0.250, SLG: 0.314			K		0-3 K	G4-6-3 1-2 2-3 3-H 1B		SH3		3 0 1 1 0 2 1															
Inning Stats	R: 0 E: 1 K: 0 S: 4	H: 0 LOB: 1 BB: 0 P: 4	R: 0 E: 0 K: 1 S: 5	H: 1 LOB: 0 BB: 0 P: 5	R: 0 E: 0 K: 1 S: 6	H: 1 LOB: 2 BB: 1 P: 10	R: 0 E: 0 K: 0 S: 3	H: 0 LOB: 2 BB: 2 P: 11	R: 0 E: 0 K: 0 S: 7	H: 2 LOB: 2 BB: 0 P: 7	R: 1 E: 0 K: 0 S: 5		H: 2 LOB: 2 BB: 1 P: 9	R: 0 E: 0 K: 0 S: 3	H: 0 LOB: 0 BB: 0 P: 3	R: 0 E: 0 K: 0 S: 3	H: 0 LOB: 0 BB: 0 P: 3	R: 0 E: 0 K: 0 S: 3	H: 0 LOB: 2 BB: 2 P: 11	R: 1 E: 0 K: 0 S: 1	H: 1 LOB: 3 BB: 3 P: 13	1B: 5 2B: 2 3B: 0 HR: 0	SF: 0 SAC: 1 DP: 2 HBP: 0	WP: 0 PB: 0 SB: 1 CS: 0	PA: 43
PITCHER	IP	WLS	BF	H	R	ER	SO	BB	IBB	HBP	BLK	WP	HR	S	P	ERA	WHIP								
Dick Drago, R (1, 1) ERA: 2.36	9.0	L	41	7	2	1	3	5	2	0	0	0	0	40	68	1.00	1.333								
Tom Burgmeier, L (10, 1) ERA: 2.21	0.0		1	0	0	0	0	1	0	0	0	0	0	0	4	∞	∞								
Ken Wright, R (10, 1) ERA: 2.08	0.0		1	0	0	0	0	1	0	0	0	0	0	0	4	∞	∞								



Kansas City Royals @ Baltimore Orioles
 Memorial Stadium, Baltimore, MD

Wed Jul 12 1972, 7:05 PM EDT
 Att: 8,335 - Unknown

AB	39
R	11
H	11
RBI	11
BB	5
SO	5
LOB	12



Batter	1	2	3	4	5	6	7	8	9	10	AB	R	H	RBI	BB	SO	LOB
Freddie Patek, R OBP: 0.287, SLG: 0.322 (1, 6)	0-0 6-3	0-0 F7		0-0 F3			0-0 F8			B2 F8	6	0	0	0	0	0	2
Amos Otis, R OBP: 0.368, SLG: 0.430 (1, 8)	0-3 K		0-0 1B	0-0 4-3			0-3 K			HBP SF8 2B	5	2	2	0	0	2	0
Richie Scheinblum, S OBP: 0.384, SLG: 0.486 Steve Hovley, L OBP: 0.273, SLG: 0.293 (10, PR)	0-0 BB 1B		0-0 2B FC4-6 1B		0-0 L9-3 1B			0-0 E6 FC3-6		4-0 BB HBP IBB	4	2	3	1	1	0	0
Lou Piniella, R OBP: 0.366, SLG: 0.476 Joe Keough, L OBP: 0.295, SLG: 0.211 (1, 7)	0-0 BB 1B		0-0 F7		0-0 L9-3			0-0 FC3-6		1-0 BB HR	4	2	1	1	0	0	3
John Mayberry, L OBP: 0.375, SLG: 0.453 (1, 3)	4-0 1B BB		0-0 FC4-6 2B		0-0 F8			0-0 G1-6-3		0-0 SF8	3	0	1	1	1	0	1
Ed Kirkpatrick, L OBP: 0.427, SLG: 0.479 Carl Taylor, R OBP: 0.300, SLG: 0.333 Jerry May, R OBP: 0.330, SLG: 0.353 (1, 2)	0-0 1B		4-0 FC4-6 IBB		0-3 K			0-0 1-3		4-0 HR BB	2	0	1	2	1	1	0
Cookie Rojas, R OBP: 0.328, SLG: 0.366 Al Fitzmorris, S OBP: 0.286, SLG: 0.167 (1, 4)	0-0 1-3		0-0 FC4-6		0-0 L1			0-0 5-3		0-0 HR	5	1	1	5	0	0	4
Bobby Floyd, R OBP: 0.242, SLG: 0.233 (1, 5)		0-0 5-3	0-0 5-3		0-0 6-3			0-3 K		0-0 1B 2B	5	1	1	0	0	1	2
Roger Nelson, R OBP: 0.143, SLG: 0.143 Tom Burgmeier, L OBP: 0.333, SLG: 0.333 Ted Abernathy, R OBP: 0.333, SLG: 0.250 Bobby Knoop, R OBP: 0.333, SLG: 0.250 (1, 1)		0-0 4-3		0-3 K			0-0 3-1			HBP BB 1B	3	0	0	0	0	1	0

Inning Stats	R: 2	H: 3	E: 0	K: 1	S: 8	P: 12	R: 0	H: 0	E: 0	K: 0	S: 3	P: 3	R: 2	H: 3	E: 0	K: 0	S: 6	P: 10	R: 0	H: 0	E: 0	K: 1	S: 5	P: 5	R: 0	H: 1	E: 0	K: 0	S: 3	P: 3	R: 0	H: 0	E: 0	K: 1	S: 5	P: 5	R: 0	H: 0	E: 1	K: 0	S: 3	P: 3	R: 0	H: 0	E: 0	K: 1	S: 5	P: 5	R: 0	H: 0	E: 0	K: 0	S: 7	P: 5	R: 7	H: 4	E: 0	K: 0	S: 7	P: 20	1B: 7	2B: 4	3B: 0	HR: 1	SF: 1	SAC: 0	DP: 2	HBP: 1	WP: 0	PA: 46
PITCHER	IP	WLS	BF	H	R	ER	SO	BB	IBB	HBP	BLK	WP	HR	S	P	ERA	WHIP																																																					
Pat Dobson, R ERA: 2.25	3.0		17	6	4	4	1	1	1	0	0	0	0	17	25	12.00	2.333																																																					
Roric Harrison, R ERA: 1.19	4.0		12	1	0	0	3	0	0	0	0	0	0	18	18	0.00	0.250																																																					
Grant Jackson, L ERA: 4.97	2.0	L	7	0	1	1	1	1	0	0	0	0	0	8	12	4.50	0.500																																																					
Eddie Watt, R ERA: 3.93	0.1		4	1	0	0	0	0	1	1	0	0	0	2	7	0.00	3.000																																																					
Mickey Scott, L ERA: 2.81	0.2		6	3	6	6	0	1	0	0	0	0	0	1	5	81.00	6.000																																																					

Kansas City Royals @ Baltimore Orioles
 Memorial Stadium, Baltimore, MD

Wed Jul 12 1972, 7:05 PM EDT
 Att. 8,335 - Unknown

livebaseballscorecards.com

AB	37
R	4
H	9
RBI	4
BB	1
SO	7
LOB	12



WP: 0	PA: 38
PB: 0	
SB: 0	
CS: 0	

AB	R	H	RBI	BB	SO	LOB
5	0	2	0	0	0	2
5	0	0	0	0	1	3
4	0	0	0	0	0	3
4	1	1	0	0	0	0
4	0	0	0	0	2	1
4	2	2	2	0	1	0
0	0	0	0	0	0	0
3	1	2	2	1	0	0
0	0	0	0	0	0	0
2	0	0	0	0	1	0
2	0	1	0	0	1	1
0	0	0	0	0	0	0
1	0	1	0	0	0	0
1	0	0	0	0	1	0
1	0	0	0	0	0	2
0	0	0	0	0	0	0
0	0	0	0	0	0	0
1	0	0	0	0	0	0
1	0	0	0	0	0	0

Batter	1	2	3	4	5	6	7	8	9	10																			
Don Buford, S (1, 7) OBP: 0.332, SLG: 0.257	F6 0-0		G6-4-3 1-3 1B			G4-6-3 1B	F9 0-0			4-3 0-0																			
Paul Blair, R (1, 8) OBP: 0.239, SLG: 0.331	F2 0-0		F7 0-0			K 0-3		F8 0-0		F8 0-0																			
Terry Crowley, L (1, 9) OBP: 0.336, SLG: 0.486 (10, 3)	F7 0-0		G6-4-3 1-2f			G4-6-3 1-2f		1-3 0-0																					
Brooks Robinson, R (1, 5) OBP: 0.308, SLG: 0.348		F6 0-0					HR 0-0 1B	6-3 0-0																					
Bobby Grich, R (1, 6) OBP: 0.338, SLG: 0.422 (10, 4)		K 0-3				5-3 0-0	K 0-3		F9 0-0																				
Boog Powell, L (1, 3) OBP: 0.307, SLG: 0.333 Mickey Scott, L (10, 1)		HR 0-0 1B				F5 0-0	HR 0-0 1-H		K 0-3																				
Davey Johnson, R (1, 4) OBP: 0.345, SLG: 0.344 Mark Belanger, R (9, PR) OBP: 0.247, SLG: 0.229 (10, 6)		HR 0-0				F5 0-0	1B 0-0 FC6-2 1B		BB 4-0																				
Johnny Oates, L (1, 2) OBP: 0.366, SLG: 0.462 Andy Etchebarren, R (7, PH) OBP: 0.238, SLG: 0.250 (8, 2)		F7 0-0				K 0-3	FC6-2 0-0 1-3 1B		K 0-3																				
Pat Dobson, R (1, 1) OBP: 0.149, SLG: 0.174 (3, PH) Tom Shopay, L (4, 1) OBP: 0.333, SLG: 0.250 Roric Harrison, R (7, PH) OBP: 0.143, SLG: 0.286 Don Baylor, R (8, 1) OBP: 0.333, SLG: 0.456 Grant Jackson, S (10, 1) OBP: 0.329, SLG: 0.357 Eddie Watt, R (10, 9) OBP: 0.329, SLG: 0.357			1B 0-0 1B			K 0-3	FC6-2 0-0 1-2 3-H		6-3 0-0																				
Inning Stats	R: 0 E: 0 K: 3 S: 3	H: 0 LOB: 0 BB: 0 P: 3	R: 2 E: 0 K: 1 S: 7	H: 2 LOB: 0 BB: 0 P: 7	R: 0 E: 0 K: 0 S: 4	H: 2 LOB: 1 BB: 0 P: 4	R: 0 E: 0 K: 0 S: 3	H: 0 LOB: 0 BB: 0 P: 3	R: 0 E: 0 K: 2 S: 7	H: 0 LOB: 0 BB: 0 P: 7	R: 0 E: 0 K: 1 S: 5	H: 1 LOB: 0 BB: 0 P: 5	R: 2 E: 0 K: 1 S: 9	H: 4 LOB: 2 BB: 0 P: 9	R: 0 E: 0 K: 0 S: 3	H: 0 LOB: 0 BB: 0 P: 3	R: 0 E: 0 K: 2 S: 7	H: 0 LOB: 1 BB: 1 P: 11	R: 0 E: 0 K: 0 S: 3	H: 0 LOB: 0 BB: 0 P: 3	1B: 7 2B: 0 3B: 0 HR: 2	SF: 0 SAC: 0 DP: 2 HBP: 0	WP: 0 PB: 0 SB: 0 CS: 0	PA: 38					
PITCHER	IP	WLS	BF	H	R	ER	SO	BB	IBB	HBP	BLK	WP	HR	S	P	ERA	WHIP												
Roger Nelson, R (1, 1) ERA: 1.68	6.1		25	8	4	4	5	0	0	0	0	0	2	35	35	5.68	1.263												
Tom Burgmeier, L (7, 1) ERA: 2.21	0.0		1	1	0	0	0	0	0	0	0	0	0	1	1	∞	∞												
Ted Abernathy, R (7, 1) ERA: 1.35	2.2	W	9	0	0	0	2	1	0	0	0	0	0	12	16	0.00	0.375												
Al Fitzmorris, R (10, 1) ERA: 3.69	1.0	S	3	0	0	0	0	0	0	0	0	0	0	3	3	0.00	0.000												

WP: 0	PA: 38
PB: 0	
SB: 0	
CS: 0	

Batter	1	2	3	4	5	6	7	8	9	AB R H RBI BB SO LOB	TOP											
Walt Williams, R (1, 9) OBP: 0.293, SLG: 0.354	0-0 6-3		4-0 FC5 E BB		0-0 G6-4-3		0-0 3-1		0-3 K	4 0 0 0 1 1 1												
Mike Andrews, R (1, 4) OBP: 0.358, SLG: 0.346	4-0 G5-4-3 BB		0-0 F8			0-0 HR 1B	0-0 F8		4-0 1B BB	3 1 1 0 2 0 2												
Dick Allen, R (1, 3) OBP: 0.406, SLG: 0.556	0-0 G5-4-3		0-0 E6			0-0 HR 1B	0-0 1B 1B		0-0 1B 1B	5 1 4 2 0 0 1												
Rick Reichardt, R (1, 8) OBP: 0.365, SLG: 0.434		0-0 F4	0-0 FC5			0-0 1B 1B	0-0 1B 1B		0-3 K	5 1 2 0 0 1 4												
Carlos May, L (1, 7) OBP: 0.396, SLG: 0.419		0-0 6-3		0-3 K		0-0 1B 1B	0-0 F8		0-0 F8	5 0 1 0 0 1 4												
Ed Spiezio, R (1, 5) OBP: 0.218, SLG: 0.260		4-0 BB		0-0 6-3		0-0 1B 1B		0-0 6-3		3 0 1 1 1 0 0												
Tom Egan, R (1, 2) OBP: 0.259, SLG: 0.280		0-0 F8		0-0 1-3		0-0 F5		0-0 F8		2 0 0 0 0 0 1												
Ed Herrmann, L (6, PH) OBP: 0.286, SLG: 0.296										2 0 0 0 0 0 2												
Rich Morales, R (1, 6) OBP: 0.284, SLG: 0.290			0-0 E6		0-3 K	0-0 F3		0-0 1B		4 1 1 0 0 1 2												
Tom Bradley, R (1, 1) OBP: 0.200, SLG: 0.204			0-0 SH1-4		4-0 BB	0-0 F7		0-0 1-3		0 0 0 0 0 0 0												
Jay Johnstone, L (5, PH) OBP: 0.241, SLG: 0.168										0 0 0 0 0 1 0 0												
Phil Regan, R (5, 1) OBP: 1.000, SLG: 1.000										0 0 0 0 0 0 0 0												
Pat Kelly, L (6, PH) OBP: 0.381, SLG: 0.374										1 0 0 0 0 0 0 2												
Steve Kealey, R (6, 1) OBP: 0.381, SLG: 0.374										0 0 0 0 0 0 0 0												
Jim Lyttle, L (8, PH) OBP: 0.222, SLG: 0.306										1 0 0 0 0 0 0 1												
Cy Acosta, R (8, 1) OBP: 0.222, SLG: 0.306										0 0 0 0 0 0 0 0												
Inning Stats	R: 0 E: 0 K: 0 S: 2	H: 0 LOB: 0 BB: 1 P: 6	R: 0 E: 0 K: 0 S: 3	H: 0 LOB: 1 BB: 1 P: 7	R: 1 E: 2 K: 0 S: 5	H: 1 LOB: 2 BB: 1 P: 9	R: 0 E: 0 K: 1 S: 5	H: 0 LOB: 0 BB: 0 P: 5	R: 0 E: 0 K: 1 S: 4	H: 0 LOB: 0 BB: 1 P: 8	R: 3 E: 0 K: 0 S: 8	H: 5 LOB: 2 BB: 0 P: 8	R: 0 E: 0 K: 0 S: 5	H: 2 LOB: 2 BB: 0 P: 5	R: 0 E: 0 K: 0 S: 4	H: 1 LOB: 1 BB: 0 P: 4	R: 0 E: 0 K: 2 S: 8	H: 1 LOB: 2 BB: 1 P: 12	1B: 8 2B: 1 3B: 0 HR: 1	SF: 0 SAC: 1 DP: 2 HBP: 0	WP: 0 PB: 0 SB: 0 CS: 0	PA: 41
PITCHER	IP WLS BF H R ER SO BB IBB HBP BLK WP HR S P ERA WHIP																					
Dave McNally, L (1, 1) ERA: 2.48	5.0 W 24 6 4 3 2 4 0 0 0 0 0 1 24 40 5.40 2.000																					
Dave Leonhard, R (6, 1) ERA: 4.91	3.1 15 4 0 0 1 1 0 0 0 0 0 0 16 20 0.00 1.500																					
Roric Harrison, R (9, 1) ERA: 1.17	0.2 S 2 0 0 0 1 0 0 0 0 0 0 0 4 4 0.00 0.000																					

Chicago White Sox @ Baltimore Orioles
 Memorial Stadium, Baltimore, MD
 Fri Jul 14 1972, 7:05 PM EDT
 Unknown - 89 F

livebaseballscorecards.com

AB	35
R	4
H	10
RBI	3
BB	5
SO	4
LOB	20



Batter	1	2	3	4	5	6	7	8	9
Don Buford, S OBP: 0.326, SLG: 0.251 (1, 7)	0-3 K	0-3 K		0-0 F2		0-0 G3		0-3 K	
Johnny Oates, L OBP: 0.349, SLG: 0.438 (1, 2)	0-0 F7		0-0 3-1		0-0 F4	0-0 F5		0-0 F9	
Terry Crowley, L OBP: 0.347, SLG: 0.486 (1, 9) (6, 3)	0-0 F8		0-0 L3		0-0 2B 1B		0-0 FC5-4 1B	4-0 FC6-4 BB	
Brooks Robinson, R OBP: 0.306, SLG: 0.349 (1, 5)		0-0 6-3	0-0 4-3		0-0 2B		0-0 FC5-4 1B	0-0 FC6-4	
Boog Powell, L OBP: 0.308, SLG: 0.348 Paul Blair, R OBP: 0.242, SLG: 0.333 (1, 3) (6, 8)		0-0 HR		0-3 K	0-0 F4		0-0 1B 1B		
Bobby Grich, R OBP: 0.346, SLG: 0.426 Mark Belanger, R OBP: 0.247, SLG: 0.229 (1, 6) (8, 6)		0-0 2B 1B		0-0 BB 2B 1B	4-0 BB		0-3 K		
Davey Johnson, R OBP: 0.348, SLG: 0.352 (1, 4)		0-0 2B		0-0 F7	0-0 F8		0-0 1B		
Merv Rettenmund, R OBP: 0.332, SLG: 0.354 (1, 8) (6, 9)		4-0 BB		4-0 2B E BB		0-3 K	0-3 K		
Dave McNally, R OBP: 0.128, SLG: 0.152 Dave Leonhard, R OBP: 1.000, SLG: 2.000 Roric Harrison, R OBP: 0.143, SLG: 0.286 (1, 1) (6, 1) (9, 1)		0-3 K		0-0 E7 2B		0-0 G3 2B		4-0 BB BB	

Inning Stats	R: 0	H: 0	E: 0	K: 1	S: 5	LOB: 0	BB: 0	P: 5
	R: 2	H: 3	E: 0	K: 2	S: 10	LOB: 2	BB: 1	P: 14
	R: 0	H: 0	E: 0	K: 0	S: 3	LOB: 0	BB: 0	P: 3
	R: 2	H: 2	E: 1	K: 1	S: 7	LOB: 1	BB: 1	P: 11
	R: 1	H: 2	E: 0	K: 0	S: 5	LOB: 2	BB: 1	P: 9
	R: 0	H: 1	E: 0	K: 1	S: 6	LOB: 1	BB: 0	P: 6
	R: 2	H: 3	E: 0	K: 2	S: 10	LOB: 1	BB: 0	P: 10
	R: 0	H: 0	E: 0	K: 1	S: 5	LOB: 2	BB: 2	P: 13

PITCHER															IP	WLS	BF	H	R	ER	SO	BB	IBB	HBP	BLK	WP	HR	S	P	ERA	WHIP	
Tom Bradley, R ERA: 3.21															(1, 1)	4.0	L	19	5	4	3	4	2	0	0	0	0	1	25	33	6.75	1.750
Phil Regan, R ERA: 2.93															(5, 1)	1.0		6	2	1	1	0	1	0	0	0	0	0	5	9	9.00	3.000
Steve Kealey, R ERA: 3.0															(6, 1)	2.0		10	4	2	2	3	0	0	0	0	0	16	16	9.00	2.000	
Cy Acosta, R ERA: 3.46															(8, 1)	1.0		5	0	0	0	1	2	0	0	0	0	5	13	0.00	2.000	

BOTTOM


Chicago White Sox @ Baltimore Orioles
Memorial Stadium, Baltimore, MD

Fri Jul 14 1972, 7:05 PM EDT
Unknown - 89 F

AB	R	H	RBI	BB	SO	LOB
5	0	0	0	0	3	5
5	0	0	0	0	0	2
4	1	2	0	1	0	0
5	1	1	1	0	0	3
3	1	1	1	0	1	1
1	1	1	0	0	0	0
3	2	2	0	1	1	2
0	0	0	0	0	0	0
4	0	2	3	0	0	3
2	1	0	0	2	2	1
2	0	1	1	0	1	2
1	0	1	0	1	0	0
0	0	0	0	0	0	0

livebaseballscorecards.com

AB	35
R	7
H	11
RBI	6
BB	5
SO	8
LOB	19



1B:	6	SF:	0	WP:	0	PA:	40
2B:	4	SAC:	0	PB:	0		
3B:	0	DP:	0	SB:	0		
HR:	1	HBP:	0	CS:	0		

Batter	1	2	3	4	5	6	7	8	9	AB R H RBI BB SO LOB	TOP	
Walt Williams, R (1, 9) OBP: 0.285, SLG: 0.344 Phil Regan, R (8, 1) OBP: 1.000, SLG: 1.000	0-0 F3		0-3 K			0-0 F4		0-0 F6		4 0 0 0 0 1 3 0 0 0 0 0 0 0		
Mike Andrews, R (1, 4) OBP: 0.353, SLG: 0.341	0-3 K				0-0 F7	0-0 5-3		0-0 F7		4 0 0 0 0 1 0		
Tony Muser, L (1, 3) OBP: 0.286, SLG: 0.286 (8, 9)	0-0 F9				0-0 FC6-4 1B		0-0 4-3		0-0 3-1	4 0 1 0 0 0 0		
Carlos May, L (1, 7) OBP: 0.391, SLG: 0.413		0-0 4-3			0-0 F7		0-0 F9		0-0 4-3	4 0 0 0 0 0 1		
Rick Reichardt, R (1, 8) OBP: 0.360, SLG: 0.427		0-0 1-3			0-0 FC6-4 1-2f		0-0 F4			3 0 0 0 0 0 1		
Ed Spiezio, R (1, 5) OBP: 0.224, SLG: 0.264		0-3 K			0-3 K			0-0 WP BB 1B		3 0 1 0 0 2 0		
Tom Egan, R (1, 2) OBP: 0.252, SLG: 0.273			0-0 6-3		0-0 L6		0-0 F7			3 0 0 0 0 0 1		
Luis Alvarado, R (1, 6) OBP: 0.275, SLG: 0.286 Jay Johnstone, L (8, PH) OBP: 0.246, SLG: 0.168 Rich Morales, R (8, 6) OBP: 0.284, SLG: 0.290			0-3 K		0-0 F8		4-0 WP BB			2 0 0 0 0 1 0 0 0 0 0 1 0 0 0 0 0 0 0 0 0		
Dave Lemonds, L (1, 1) OBP: 0.118, SLG: 0.063 Steve Kealey, R (4, 1) Jim Lytle, L (6, PH) OBP: 0.216, SLG: 0.297 Vicente Romo, R (6, 1) Dick Allen, R (8, PH) OBP: 0.405, SLG: 0.554 (8, 3)			4-0 BB		0-3 K		0-3 K			0 0 0 0 1 0 0 0 0 0 0 0 0 0 1 0 0 0 0 1 0 0 0 0 0 0 0 0 1 0 0 0 0 1 2		
Inning Stats	R: 0 H: 0 E: 0 LOB: 0 K: 1 BB: 0 S: 5 P: 5	R: 0 H: 0 E: 0 LOB: 0 K: 1 BB: 0 S: 5 P: 5	R: 0 H: 0 E: 0 LOB: 1 K: 2 BB: 1 S: 7 P: 11	R: 0 H: 1 E: 0 LOB: 1 K: 0 BB: 0 S: 4 P: 4	R: 0 H: 0 E: 0 LOB: 0 K: 1 BB: 0 S: 5 P: 5	R: 0 H: 0 E: 0 LOB: 0 K: 1 BB: 0 S: 5 P: 5	R: 0 H: 0 E: 0 LOB: 0 K: 0 BB: 0 S: 3 P: 3	R: 0 H: 1 E: 0 LOB: 2 K: 1 BB: 1 S: 6 P: 10	R: 0 H: 0 E: 0 LOB: 0 K: 0 BB: 0 S: 3 P: 3	1B: 2 SF: 0 2B: 0 SAC: 0 3B: 0 DP: 0 HR: 0 HBP: 0	WP: 1 PA: 31 PB: 0 SB: 0 CS: 0	
PITCHER Doyle Alexander, R (1, 1) ERA: 2.5	IP WLS BF H R ER SO BB IBB HBP BLK WP HR S P ERA WHIP	9.0 W 31 2 0 0 7 2 0 0 0 1 0 43 51 0.00 0.444										

Chicago White Sox @ Baltimore Orioles
 Memorial Stadium, Baltimore, MD
 Fri Jul 14 1972, 7:05 PM EDT
 Att. 16,686 - Unknown

AB	29
R	0
H	2
RBI	0
BB	2
SO	7
LOB	8



Batter	1	2	3	4	5	6	7	8	9
Merv Rettenmund, R OBP: 0.330, SLG: 0.351 (1, 9)	0-0 5-3 ①		0-0 F8 ③		0-0 F8 ②		0-0 S 1B 2-H		
Paul Blair, R OBP: 0.246, SLG: 0.333 (1, 8)	0-0 5-3 ②			0-0 HR 1B	0-0 F3 ③		4-0 BB 1-2 BB		
Bobby Grich, R OBP: 0.344, SLG: 0.438 (1, 3)	0-0 G3 ③			0-0 1-H HR		0-0 6-3 ①	0-0 F4 ③		
Don Baylor, R OBP: 0.337, SLG: 0.454 (1, 7)		0-0 F3 ①		0-0 BB 1B		4-0 S BB		0-0 F5 ①	
Brooks Robinson, R OBP: 0.303, SLG: 0.344 (1, 5)		0-3 K ②		0-0 F9 ①		0-0 F9 ②		0-0 L7 ②	
Davey Johnson, R OBP: 0.350, SLG: 0.352 (1, 4)		0-0 F6 ③		4-0 1-2 BB		0-0 F8 ③		0-0 1B	
Andy Etchebarren, R OBP: 0.231, SLG: 0.242 (1, 2)			0-0 5-3 ①	0-3 K ②		0-3 K ①	0-3 K ③		
Mark Belanger, R OBP: 0.254, SLG: 0.233 (1, 6)			0-0 SH1-4 1B	0-3 K ③		4-0 SH3 1B BB			
Doyle Alexander, R OBP: 0.071, SLG: 0.071 (1, 1)			0-0 SH1-4 1-2 ②		0-0 F8 ①		0-0 SH3 1-2 ②		

Inning Stats	R: 0	H: 0	E: 0	K: 0	S: 3	R: 0	H: 0	E: 0	K: 1	S: 5	R: 0	H: 1	E: 0	K: 0	S: 4	R: 2	H: 3	E: 0	K: 2	S: 10	R: 0	H: 0	E: 0	K: 0	S: 3	R: 0	H: 0	E: 0	K: 1	S: 6	R: 0	H: 1	E: 0	K: 1	S: 6
	LOB: 0	BB: 0	P: 3	LOB: 0	BB: 0	P: 5	LOB: 1	BB: 0	P: 4		LOB: 2	BB: 1	P: 14	LOB: 0	BB: 0	P: 3	LOB: 1	BB: 1	P: 7		LOB: 2	BB: 2	P: 14	LOB: 1	BB: 0	P: 6		LOB: 1	BB: 0	P: 6		LOB: 0	BB: 0	P: 6	

PITCHER	IP	WLS	BF	H	R	ER	SO	BB	IBB	HBP	BLK	WP	HR	S	P	ERA	WHIP
Dave Lemonds, L ERA: 2.93 (1, 1)	3.1	L	15	4	2	2	1	1	0	0	0	0	1	16	20	5.40	1.500
Steve Kealey, R ERA: 2.86 (4, 1)	1.2		5	0	0	0	2	0	0	0	0	0	0	9	9	0.00	0.000
Vicente Romo, R ERA: 2.61 (6, 1)	2.0		10	1	1	1	1	3	0	0	0	0	0	9	21	4.50	2.000
Phil Regan, R ERA: 2.76 (8, 1)	1.0		4	1	0	0	1	0	0	0	0	0	0	6	6	0.00	1.000

AB R H RBI BB SO LOB

4	0	1	1	0	0	1
3	1	1	0	1	0	0
4	1	1	2	0	0	2
3	0	1	0	1	0	0
4	0	0	0	0	1	2
3	0	1	0	1	0	1
4	0	0	0	0	3	3
2	1	1	0	1	1	2
1	0	0	0	0	0	0

AB	28
R	3
H	6
RBI	3
BB	4
SO	5
LOB	11



PITCHER	IP	WLS	BF	H	R	ER	SO	BB	IBB	HBP	BLK	WP	HR	S	P	ERA	WHIP
WP: 0	PA: 34	ERA: 5.40	WHIP: 1.500														
PB: 0	SB: 2	CS: 0															

livebaseballscorecards.com

Chicago White Sox @ Baltimore Orioles
Memorial Stadium, Baltimore, MD
 Fri Jul 14 1972, 7:05 PM EDT
 Att. 16,686 - Unknown

Batter	1	2	3	4	5	6	7	8	9	AB R H RBI BB SO LOB	TOP																								
Walt Williams, R (1, 9) OBP: 0.277, SLG: 0.333	0-0 4-3		0-0 5-3			0-0 F2		0-0 F8		4 0 0 0 0 0 3																									
Mike Andrews, R (1, 4) OBP: 0.349, SLG: 0.336	0-0 F4			0-0 5-3		0-0 FC9-6 1B		0-0 5-3		4 0 0 0 0 0 2																									
Dick Allen, R (1, 3) OBP: 0.406, SLG: 0.551	0-0 5-3			4-0 CS BB		0-0 1B			0-3 K	3 0 1 1 1 1 0																									
Rick Reichardt, R (1, 8) OBP: 0.363, SLG: 0.429		0-0 G5-4-3 1B		0-3 K		0-0 F9			0-0 2B 2B	4 1 2 0 0 1 3																									
Carlos May, L (1, 7) OBP: 0.392, SLG: 0.415		0-0 F8		4-0 G6-4-3 BB			0-0 4-3		0-0 2B 2B	3 1 1 0 1 0 1																									
Ed Spiezio, R (1, 5) OBP: 0.242, SLG: 0.316		0-0 G5-4-3		0-3 K			0-0 2B		0-0 2B	4 0 2 2 0 1 2																									
Tom Egan, R (1, 2) OBP: 0.244, SLG: 0.263			0-0 1-3		0-0 G6-4-3		0-3 K		0-3 K	4 0 0 0 0 2 3																									
Luis Alvarado, R (1, 6) OBP: 0.274, SLG: 0.284			0-0 6-3			0-0 FC9-6 1B 1B		0-0 5-3	0-3 K	4 1 1 0 0 1 2																									
Stan Bahnsen, R (1, 1) OBP: 0.226, SLG: 0.231			0-0		0-0	0-0		0-0 1-3		2 0 2 0 0 0 0																									
Steve Kealey, R (7, 1)										0 0 0 0 0 0 0																									
Jay Johnstone, L (8, PH) OBP: 0.244, SLG: 0.167										1 0 0 0 0 0 0																									
Phil Regan, R (8, 1) OBP: 1.000, SLG: 1.000										0 0 0 0 0 0 0																									
Inning Stats	R: 0 E: 0 K: 0 S: 3	H: 0 LOB: 0 BB: 0 P: 3	R: 0 E: 0 K: 0 S: 3	H: 1 LOB: 0 BB: 0 P: 3	R: 0 E: 0 K: 0 S: 4	H: 1 LOB: 1 BB: 0 P: 4	R: 0 E: 0 K: 1 S: 4	H: 0 LOB: 0 BB: 1 P: 8	R: 0 E: 0 K: 1 S: 4	H: 0 LOB: 0 BB: 1 P: 8	R: 1 E: 0 K: 0 S: 6	H: 3 LOB: 2 BB: 0 P: 6	R: 0 E: 0 K: 1 S: 6	H: 1 LOB: 1 BB: 0 P: 6	R: 0 E: 0 K: 0 S: 3	H: 0 LOB: 0 BB: 0 P: 3	R: 2 E: 0 K: 3 S: 12	H: 3 LOB: 1 BB: 0 P: 12	1B: 6 2B: 3 3B: 0 HR: 0	SF: 0 SAC: 0 DP: 2 HBP: 0	WP: 0 PB: 0 SB: 0 CS: 1	PA: 35													
PITCHER Mike Cuellar, L (1, 1) ERA: 2.6	IP 9.0	WLS W	BF 35	H 9	R 3	ER 3	SO 6	BB 2	IBB 0	HBP 0	BLK 0	WP 0	HR 0	S 45	P 53	ERA 3.00	WHIP 1.222	PITCHER	IP 9.0	WLS W	BF 35	H 9	R 3	ER 3	SO 6	BB 2	IBB 0	HBP 0	BLK 0	WP 0	HR 0	S 45	P 53	ERA 3.00	WHIP 1.222

Chicago White Sox @ Baltimore Orioles
 Memorial Stadium, Baltimore, MD
 Sat Jul 15 1972, 7:05 PM EDT
 Att. 31,482 - Unknown - 88 F

livebaseballscorecards.com

AB	33
R	3
H	9
RBI	3
BB	2
SO	6
LOB	16



Batter	1	2	3	4	5	6	7	8	9
Don Buford, S (1, 7) OBP: 0.335, SLG: 0.263	0-0 G6-4-3 1B		0-0 S 1B		0-0 F7		0-0 1B	0-0 1-2 3-H 1B	
Paul Blair, R (1, 8) OBP: 0.241, SLG: 0.327	0-0 G6-4-3 1-2f		0-3 S K		0-0 F9		0-0 E6	0-0 1-3	
Bobby Grich, R (1, 6) OBP: 0.347, SLG: 0.433 (8, 3)	0-3 S K			4-0 B B B B S HR BB		1-0 H WP E HBP	0-0 F8		
Boog Powell, L (1, 3) OBP: 0.311, SLG: 0.344		4-0 B B B B S FC6-4 BB		0-3 S S S K		4-0 B B B B S 1-3 E BB	0-0 F4		
Mark Belanger, R (8, 6) OBP: 0.254, SLG: 0.233									
Brooks Robinson, R (1, 5) OBP: 0.299, SLG: 0.339		0-0 F7		0-0 F3		0-0 F4		0-0 4-3	
Davey Johnson, R (1, 4) OBP: 0.353, SLG: 0.374		0-0 FC6-4 1-2f		0-0 2-H HR		0-0 E4		0-0 1B 2B	
Merv Rettenmund, R (1, 9) OBP: 0.329, SLG: 0.350		0-0 1-3		0-0 1B		0-0 F8		0-0 F8	
Elrod Hendricks, L (1, 2) OBP: 0.243, SLG: 0.188			0-0 F4		0-0 4-3		0-0 F8	4-0 1B 1B IBB	
Mike Cuellar, L (1, 1) OBP: 0.116, SLG: 0.256			0-3 S S S K		0-0 4-3		0-0 HR	0-0 1-3 2-H 1B 1B	

AB	R	H	RBI	BB	SO	LOB
5	0	4	1	0	0	0
5	0	0	0	0	1	4
2	2	0	0	1	1	1
2	0	0	0	2	1	2
0	0	0	0	0	0	0
4	0	0	0	0	0	4
4	2	2	3	0	0	2
4	0	1	0	0	0	4
3	1	0	0	1	0	3
4	1	2	2	0	1	0

BOTTOM

Chicago White Sox @ Baltimore Orioles
Memorial Stadium, Baltimore, MD

Sat Jul 15 1972, 7:05 PM EDT
 Att: 31,482 - Unknown - 88 F

livebaseballscorecards.com

AB	33
R	6
H	9
RBI	6
BB	4
SO	4
LOB	20



1B: 6	SF: 0
2B: 1	SAC: 0
3B: 0	DP: 1
HR: 2	HBP: 1

WP: 1	PA: 38
PB: 0	
SB: 2	
CS: 0	

Inning	R	H	E	K	S	P
1	0	1	0	1	5	
2	0	0	0	0	3	
3	0	1	0	2	8	
4	2	2	0	1	7	
5	0	0	0	3	3	
6	1	0	1	0	4	
7	1	2	1	0	5	
8	2	3	0	1	6	
9	0	0	0	0	0	

PITCHER	IP	WLS	BF	H	R	ER	SO	BB	IBB	HBP	BLK	WP	HR	S	P	ERA	WHIP
Stan Bahnsen, R (1, 1) ERA: 4.3	6.1	L	28	6	4	3	4	3	0	0	0	1	2	32	45	4.26	1.421
Steve Kealey, R (7, 1) ERA: 2.8	0.2		3	0	0	0	0	0	0	0	0	0	0	3	3	0.00	0.000
Phil Regan, R (8, 1) ERA: 3.63	1.0		7	3	2	2	0	0	1	0	0	0	0	6	10	18.00	3.000

Batter	1	2	3	4	5	6	7	8	9	AB R H RBI BB SO LOB	TOP
Walt Williams, R OBP: 0.271, SLG: 0.326 (1, 9) X	0-0 F9		0-0 F8			0-0 F3				3 0 0 0 0 0 1	
Jay Johnstone, L OBP: 0.261, SLG: 0.180 (1, 8) X	0-0 1B		0-0 1B 2-H			4-0 1B E BB				2 1 2 0 1 0 0	
Dick Allen, R OBP: 0.405, SLG: 0.549 (1, 3) SSS	0-3 K			0-0 6-3		0-0 E8 1-H 1B				3 0 1 0 0 1 1	
Carlos May, L OBP: 0.389, SLG: 0.411 (1, 7) X	0-0 F4			0-0 6-3		0-3 K				3 0 0 0 0 1 2	
Mike Andrews, R OBP: 0.346, SLG: 0.332 (1, 4) X		0-0 F7		0-0 5-3		0-0 6-3				3 0 0 0 0 0 0	
Ed Spiezio, R OBP: 0.231, SLG: 0.300 (1, 5) X		0-0 F8		0-0 6-3		0-3 K				3 0 0 0 0 1 0	
Ed Herrmann, L OBP: 0.281, SLG: 0.291 (1, 2) X		0-0 F8		0-0 F8		0-0 F8				3 0 0 0 0 0 0	
Rich Morales, R OBP: 0.286, SLG: 0.288 (1, 6) B B B B			4-0 1B SH3-4 BB		0-3 K					1 0 0 0 1 1 0	
Wilbur Wood, R OBP: 0.188, SLG: 0.138 Vicente Romo, R (7, 1) X			0-0 SH3-4 1-2		0-3 K					1 0 0 0 0 1 0 0 0 0 0 0 0 0	
Inning Stats	R: 0 E: 0 K: 1 S: 6 H: 1 LOB: 1 BB: 0 P: 6	R: 0 E: 0 K: 0 S: 3 H: 0 LOB: 0 BB: 0 P: 3	R: 0 E: 0 K: 0 S: 3 H: 1 LOB: 2 BB: 1 P: 7	R: 0 E: 0 K: 0 S: 3 H: 0 LOB: 0 BB: 0 P: 3	R: 0 E: 0 K: 1 S: 5 H: 0 LOB: 0 BB: 0 P: 5	R: 1 E: 1 K: 2 S: 8 H: 1 LOB: 1 BB: 1 P: 12	R: 0 E: 0 K: 1 S: 5 H: 0 LOB: 0 BB: 0 P: 5			1B: 3 2B: 0 3B: 0 HR: 0 SF: 0 SAC: 1 DP: 0 HBP: 0	WP: 0 PB: 0 SB: 0 CS: 0 PA: 25
PITCHER Jim Palmer, R ERA: 1.83 (1, 1)	IP: 7.0 WLS: W BF: 25 H: 3 R: 1 ER: 0 SO: 5 BB: 2 IBB: 0 HBP: 0 BLK: 0 WP: 0 HR: 0 S: 33 P: 41 ERA: 0.00 WHIP: 0.714					PITCHER	IP: WLS: BF: H: R: ER: SO: BB: IBB: HBP: BLK: WP: HR: S: P: ERA: WHIP				

Chicago White Sox @ Baltimore Orioles
 Memorial Stadium, Baltimore, MD
 Sun Jul 16 1972, 3:33 AM EDT
 Att. 15,734 - Unknown - 90 F

livebaseballscorecards.com

AB	22
R	1
H	3
RBI	0
BB	2
SO	5
LOB	4



Batter	1	2	3	4	5	6	7	8	9	AB R H RBI BB SO LOB	TOP											
Don Buford, S (1, 7) OBP: 0.341, SLG: 0.264	4-0 1B BB		4-0 1B BB		X 0-0 F8		X 0-0 G3		4-0 BB	2 2 0 0 3 0 1												
Johnny Oates, L (1, 2) OBP: 0.342, SLG: 0.426	0-0 1B 1B		0-0 F8		X 0-0 L6		X 0-0 4-3	X 0-0 4-3	0-0 F9	5 0 1 0 0 0 3												
Bobby Grich, R (1, 6) (8, 3) OBP: 0.357, SLG: 0.438	0-0 F9		0-0 1B 1B		X 0-0 F9		X 0-0 F9	4-0 S BB		3 0 1 1 1 0 2												
Boog Powell, L (1, 3) Mark Belanger, R (8, 6) OBP: 0.317, SLG: 0.361 OBP: 0.254, SLG: 0.233	0-0 F9		0-0 1B		X 0-0 4-3		X 0-0 F9	X 0-0 F9		4 0 1 0 0 0 3 0 0 0 0 0 0 0												
Brooks Robinson, R (1, 5) OBP: 0.305, SLG: 0.344	0-0 1B		0-0 F8		X 0-0 1B		X 0-0 5-3			4 0 2 1 0 0 3												
Terry Crowley, L (1, 9) Don Baylor, R (9, PR) OBP: 0.344, SLG: 0.474 OBP: 0.343, SLG: 0.471		X 0-0 F9		X 0-0 F9		X 0-0 3-1		4-0 SH1-4 BB		3 0 0 0 1 0 1 0 1 0 0 0 0 0												
Davey Johnson, R (1, 4) OBP: 0.347, SLG: 0.364		X 0-0 F5		X 0-0 6-3		X 0-0 F9		4-0 PB SH1-4		3 0 0 0 1 0 0												
Paul Blair, R (1, 8) Merv Rettenmund, R (9, 8) OBP: 0.235, SLG: 0.318 OBP: 0.329, SLG: 0.350		0-3 K		X 0-0 F8		X 0-0 6-3		0-3 K		4 0 0 0 0 2 2 0 0 0 0 0 0 0												
Pat Dobson, R (1, 1) Roric Harrison, R (8, 1) OBP: 0.140, SLG: 0.163 OBP: 0.143, SLG: 0.286			X 0-0 6-3		X 0-0 F9		X 0-0 E2		0-0 SH1-4	3 0 0 0 0 0 0 0 0 0 0 0 0 0												
Inning Stats	R: 1 E: 0 K: 0 S: 4	H: 2 LOB: 2 BB: 1 P: 8	R: 0 E: 0 K: 1 S: 5	H: 0 LOB: 0 BB: 0 P: 5	R: 1 E: 1 K: 0 S: 5	H: 2 LOB: 2 BB: 1 P: 9	R: 0 E: 0 K: 0 S: 3	H: 0 LOB: 0 BB: 0 P: 3	R: 0 E: 0 K: 0 S: 3	H: 0 LOB: 0 BB: 0 P: 3	R: 0 E: 0 K: 0 S: 4	H: 1 LOB: 1 BB: 0 P: 4	R: 0 E: 1 K: 0 S: 4	H: 0 LOB: 1 BB: 0 P: 4	R: 0 E: 0 K: 0 S: 3	H: 0 LOB: 1 BB: 1 P: 7	R: 1 E: 0 K: 1 S: 5	H: 0 LOB: 2 BB: 3 P: 17	1B: 5 2B: 0 3B: 0 HR: 0	SF: 0 SAC: 1 DP: 0 HBP: 0	WP: 0 PB: 1 SB: 1 CS: 0	PA: 38
PITCHER	IP WLS BF H R ER SO BB IBB HBP BLK WP HR S P ERA WHIP																					
Jim Panther, R (1, 1) ERA: 4.16	5.0 L 20 4 2 1 1 2 0 0 0 0 0 0 20 28 1.80 1.200																					
Casey Cox, R (6, 1) ERA: 3.96	2.0 8 1 0 0 0 0 0 0 0 0 0 0 8 8 0.00 0.500																					
Horacio Pina, R (8, 1) ERA: 2.44	1.2 8 0 1 0 1 3 0 0 0 0 0 0 7 19 0.00 1.800																					
Paul Lindblad, L (9, 1) ERA: 1.55	0.1 2 0 0 0 0 1 0 0 0 0 0 0 1 5 0.00 3.000																					

Baltimore Orioles @ Texas Rangers
 Arlington Stadium, Arlington, TX
 Mon Jul 17 1972, 8:05 PM EDT
 Att. 8,471 - Unknown

livebaseballscorecards.com

AB	31
R	3
H	5
RBI	2
BB	6
SO	2
LOB	15



Batter	1	2	3	4	5	6	7	8	9	AB	R	H	RBI	BB	SO	LOB
Davey Nelson, R OBP: 0.345, SLG: 0.323 (1, 5)	0-0 F6		0-0 B2		0-0 5-3		4-0 BB S BB			3	0	0	0	1	0	1
Ted Kubiak, S OBP: 0.320, SLG: 0.269 (1, 6)	0-3 K		0-0 G3			0-0 1B 1B	0-0 F8 1-2			4	1	1	0	0	1	2
Don Mincher, L OBP: 0.386, SLG: 0.384 Elliott Maddox, R OBP: 0.340, SLG: 0.272 (1, 3) (8, PR) (9, 7)	4-0 FC6-4 BB		0-0 4-3			0-0 1B 1-2 1B		4-0 SH3-4 BB		2	0	1	0	2	0	0
Dick Billings, R OBP: 0.320, SLG: 0.343 (1, 2)	0-0 FC6-4 1-2f			0-0 5-3		0-0 F8		0-0 SH3-4 1-2		3	0	0	0	0	0	3
Larry Bittner, L OBP: 0.349, SLG: 0.369 (1, 7) (9, 3)		0-3 K		0-3 K		0-0 G5-4-3 1-2 2-H 1B		0-0 5-3		4	0	1	1	0	2	2
Ted Ford, R OBP: 0.330, SLG: 0.403 (1, 9)		4-0 1B BB		0-0 F8		0-0 G5-4-3 1-2f		0-3 K		3	0	0	0	1	1	4
Joe Lovitto, S OBP: 0.307, SLG: 0.276 (1, 8)		0-0 1-2 1B		0-0 K		0-3 K		0-0 4-3 SH2-4 1B		4	0	2	0	0	1	0
Lenny Randle, S OBP: 0.246, SLG: 0.287 (1, 4)		0-0 F7		0-0 G3 2B		0-0 SH2-4 1-2		0-3 K		3	0	1	0	0	1	2
Jim Panther, R OBP: 0.286, SLG: 0.167 Dalton Jones, L OBP: 0.205, SLG: 0.282 Casey Cox, R Hal King, L OBP: 0.319, SLG: 0.319 Horacio Pina, R OBP: 0.333, SLG: 0.333 Paul Lindblad, L OBP: 0.200, SLG: 0.200 Frank Howard, R OBP: 0.341, SLG: 0.352 (1, 1) (5, PH) (6, 1) (7, PH) (8, 1) (9, 1) (9, PH)		0-3 K		0-0 G3 2-3		0-0 4-3		0-0 L7		1	0	0	0	0	1	2

Inning Stats	R: 0	H: 0	E: 0	K: 1	S: 5	H: 0	LOB: 1	BB: 1	P: 9	R: 0	H: 1	E: 0	K: 2	S: 8	H: 0	LOB: 2	BB: 1	P: 12	R: 0	H: 0	E: 0	K: 0	S: 3	H: 0	LOB: 0	BB: 0	P: 3	R: 0	H: 0	E: 0	K: 1	S: 5	H: 1	LOB: 1	BB: 0	P: 6	R: 1	H: 3	E: 0	K: 0	S: 5	H: 3	LOB: 1	BB: 0	P: 5	R: 0	H: 1	E: 0	K: 0	S: 4	H: 2	LOB: 2	BB: 1	P: 8	R: 0	H: 0	E: 0	K: 1	S: 5	H: 0	LOB: 2	BB: 1	P: 9	R: 0	H: 0	E: 0	K: 1	S: 5	H: 0	LOB: 0	BB: 0	P: 5	1B: 5	SF: 0	2B: 1	SAC: 2	3B: 0	DP: 1	HR: 0	HBP: 0	WP: 0	PA: 36
PITCHER	IP	WLS	BF	H	R	ER	SO	BB	IBB	HBP	BLK	WP	HR	S	P	ERA	WHIP																																																																	
Pat Dobson, R ERA: 2.21 (1, 1)	7.0	W	30	6	1	1	5	4	0	0	0	0	0	36	52	1.29	1.429																																																																	
Roric Harrison, R ERA: 1.13 (8, 1)	2.0	S	6	0	0	0	2	0	0	0	0	0	0	10	10	0.00	0.000																																																																	

BOTTOM

Baltimore Orioles @ Texas Rangers
Arlington Stadium, Arlington, TX
Mon Jul 17 1972, 8:05 PM EDT
Att. 8,471 - Unknown

livebaseballscores.com

AB	30
R	1
H	6
RBI	1
BB	4
SO	7
LOB	18



Batter	1	2	3	4	5	6	7	8	9	10	11	12	13	14	15	AB R H RBI BB SO LOB	TOP						
Don Buford, S OBP: 0.341, SLG: 0.263 (1, 7) BB BB BB	4-0 F7 BB 4-3 BB		x 0-0 3-1 2		0-0 K 2			x 0-0 FC2-6 FC4-6 1-2f		x 0-0 SH3-4 1-2		x 0-0 BB WP L7-2 1B		x 0-0 F7 2		5 1 1 0 1 1 1							
Johnny Oates, L OBP: 0.356, SLG: 0.419 (1, 2) BB BB BB	4-0 4-3 BB		x 0-0 F6 3		x 0-0 CS 1B			x 0-0 FC4-6 1-2f		4-0 BB IBB		4-0 BB IBB		x 0-0 F8 3		4 0 1 0 3 0 1							
Bobby Grich, R OBP: 0.359, SLG: 0.437 (1, 6) (9, 3) (12, 6)	0-0 F7 2-3			x 0-0 1-3 1	0-0 CS 1-2	0-0 5-3 1		x 0-0 F7 3		4-0 BB 2-3		4-0 BB 1-2 2-3		x 0-0 5-3 1B 2B		5 1 1 0 2 0 3							
Boog Powell, L OBP: 0.370, SLG: 0.356 Mark Belanger, R OBP: 0.293, SLG: 0.231 Elrod Hendricks, L OBP: 0.243, SLG: 0.188 Merv Rettenmund, R OBP: 0.206, SLG: 0.146 (1, 3) (9, PR) (9, 6) (12, PH) (12, PH) (12, 9)	0-0 4-3 1-2 3-H			x 0-0 F8 2		x 0-0 3-1 2		0-0 SH2-4 BB	4-0 SH2-4 BB	0-3 K 2		x 0-0 L7-2 3-H 3		x 0-0 5-3 1		3 0 0 1 1 0 1 1 0 0 0 0 1 3 0 0 0 0 0 0 0 2 0 0 0 0 0 4							
Brooks Robinson, R OBP: 0.305, SLG: 0.344 (1, 5)	0-0 L4 3			x 0-0 BB 1B 1B		x 0-0 5-3 3		x 0-0 SH2-4 1-2		0-0 F9		0-0 K		x 0-0 1B 3-H		6 0 2 1 0 1 6							
Terry Crowley, L OBP: 0.349, SLG: 0.470 Don Baylor, R OBP: 0.343, SLG: 0.468 (1, 9) (9, PR) (9, 9) (12, 3)		x 0-0 F9 1		x 0-0 FC5 BB 1B 1-2		0-3 K 1		4-0 IBB			x 0-0 6-3 1		x 0-0 5-3 1		x 0-0 1B 1-2	3 0 1 0 1 1 0 3 0 1 0 0 0 0							
Davey Johnson, R OBP: 0.341, SLG: 0.353 (1, 4)		x 0-0 F8 2		0-0 F7 1-2 2-3 BB		x 0-0 F7 2		0-3 K 2		0-0 F9		x 0-0 F9 2		x 0-0 F7 2		6 0 0 0 1 2 4							
Paul Blair, R OBP: 0.233, SLG: 0.311 (1, 8)		x 0-0 F6 3		x 0-0 FC5 2-3f		x 0-0 F9 3		x 0-0 F9 3		4-0 BB		4-0 BB		x 0-3 K 3		6 0 0 0 1 1 7							
Dave McNally, R OBP: 0.140, SLG: 0.163 Tom Shopay, L OBP: 0.368, SLG: 0.294 Roric Harrison, R OBP: 0.125, SLG: 0.250 Chico Salmon, R OBP: 0.071, SLG: 0.071 (1, 1) (10, PH) (10, 1) (14, PH) (14, 1)			x 0-0 F4 1		0-3 K 1		x 0-0 FC2-6 1B		x 0-0 FC2-6 1B		0-0 BB SH3-4 1B		0-3 K 3		x 0-3 K 1		3 0 1 0 0 1 0 1 0 1 0 0 0 0 1 0 0 0 0 1 1 1 0 0 0 0 1 0 0 0 0 0 0 0 0						
Inning Stats	R: 1 E: 0 K: 0 S: 3	H: 0 LOB: 1 BB: 2 P: 11	R: 0 E: 0 K: 0 S: 3	H: 0 LOB: 0 BB: 0 P: 3	R: 0 E: 0 K: 2 S: 5	H: 2 LOB: 3 BB: 1 P: 9	R: 0 E: 0 K: 2 S: 7	H: 1 LOB: 0 BB: 0 P: 7	R: 0 E: 0 K: 0 S: 3	H: 0 LOB: 0 BB: 0 P: 3	R: 0 E: 0 K: 1 S: 5	H: 0 LOB: 2 BB: 2 P: 13	R: 0 E: 0 K: 1 S: 5	H: 0 LOB: 2 BB: 0 P: 5	R: 0 E: 0 K: 1 S: 5	H: 0 LOB: 0 BB: 0 P: 5	R: 0 E: 0 K: 1 S: 8	H: 3 LOB: 2 BB: 0 P: 8	1B: 8 2B: 2 3B: 0 HR: 0	SF: 0 SAC: 2 DP: 1 HBP: 0	WP: 1 PB: 0 SB: 0 CS: 1	PA: 63	
PITCHER	IP WLS BF H R ER SO BB IBB HBP BLK WP HR S P ERA WHIP																						
Rich Hand, R ERA: 2.47 (1, 1)	10.0																						
Bill Gogolewski, R ERA: 4.95 (11, 1)	1.0	7	1	0	0	1	2	1	0	0	1	0	6	18	0.00	3.000							
Paul Lindblad, L ERA: 1.53 (12, 1)	0.2	1	0	0	0	0	0	0	0	0	0	0	1	1	0.00	0.000							
Casey Cox, R ERA: 3.86 (12, 1)	3.1	L	13	3	1	1	4	0	0	0	0	0	21	21	2.70	0.900							

Baltimore Orioles @ Texas Rangers
Arlington Stadium, Arlington, TX
Tue Jul 18 1972, 8:05 PM EDT
Att. 8,232 - Unknown

livebaseballscores.com

AB 50
R 2
H 9
RBI 2
BB 10
SO 10
LOB 31



Batter	1	2	3	4	5	6	7	8	9	10	11	12	13	14	15	AB	R	H	RBI	BB	SO	LOB														
Davey Nelson, R OBP: 0.336, SLG: 0.316 (1, 5)	F6		K			F8		F9			1-4-3		FC4-6			6	0	0	0	0	1	3														
Ted Kubiak, S OBP: 0.305, SLG: 0.254 (1, 6)	F8			F8		4-3			1-3		1-3			G3		6	0	0	0	0	0	1														
Ted Ford, R OBP: 0.321, SLG: 0.391 (1, 9)	5-3			F9			F8		6-3		K			6-3		6	0	0	0	0	1	0														
Dick Billings, R OBP: 0.320, SLG: 0.346 (1, 2)		6-3		F8			F8			2B			K			6	0	2	0	0	1	0														
Frank Howard, R OBP: 0.352, SLG: 0.373 Toby Harrah, R OBP: 0.326, SLG: 0.353 Dalton Jones, L OBP: 0.214, SLG: 0.282 (1, 3) (12, PR) (13, 3)			FC6-4 1B		K			HR					7-3 BB			3	1	2	1	2	1	0														
Joe Lovitto, S OBP: 0.299, SLG: 0.268 (1, 8)		K		5-3			6-3		L4				7-3 BB			6	0	0	0	0	1	6														
Elliott Maddox, R OBP: 0.340, SLG: 0.274 (1, 7)		FC6-4						F8			F9					6	0	2	0	0	0	1														
Lenny Randle, S OBP: 0.240, SLG: 0.280 (1, 4)				F8		CS 1B	6-3		5-3		K					6	0	0	0	0	2	1														
Rich Hand, R OBP: 0.258, SLG: 0.214 Lenny Britner, L OBP: 0.347, SLG: 0.366 Bill Goodenowski, L OBP: 0.273, SLG: 0.200 Paul Lindblad, L OBP: 0.200, SLG: 0.200 Casey Cook, R OBP: 0.200, SLG: 0.200 Don Mincher, L OBP: 0.384, SLG: 0.382 (1, 1) (10, PH) (11, 1) (12, 1) (12, 1) (15, PH)			5-3								F6					3	0	2	0	0	0	0														
Inning Stats	R: 0 E: 0 K: 0 S: 3	H: 0 LOB: 0 BB: 0 P: 3	R: 0 E: 0 K: 1 S: 6	H: 1 LOB: 1 BB: 0 P: 6	R: 0 E: 0 K: 1 S: 5	H: 0 LOB: 0 BB: 0 P: 5	R: 0 E: 0 K: 0 S: 3	H: 0 LOB: 0 BB: 0 P: 3	R: 0 E: 0 K: 1 S: 5	H: 1 LOB: 0 BB: 0 P: 5	R: 0 E: 0 K: 0 S: 4	H: 1 LOB: 1 BB: 0 P: 4	R: 1 E: 0 K: 0 S: 4	H: 1 LOB: 0 BB: 0 P: 4	R: 0 E: 0 K: 0 S: 4	H: 1 LOB: 1 BB: 0 P: 4	R: 0 E: 0 K: 0 S: 4	H: 0 LOB: 2 BB: 1 P: 8	R: 0 E: 0 K: 1 S: 5	H: 0 LOB: 0 BB: 0 P: 5	R: 0 E: 0 K: 1 S: 5	H: 0 LOB: 0 BB: 0 P: 5	R: 0 E: 0 K: 1 S: 4	H: 0 LOB: 1 BB: 1 P: 8	R: 0 E: 0 K: 1 S: 5	H: 1 LOB: 1 BB: 1 P: 9	R: 0 E: 0 K: 0 S: 4	H: 1 LOB: 2 BB: 1 P: 8	R: 0 E: 0 K: 1 S: 5	H: 0 LOB: 0 BB: 0 P: 5	R: 0 E: 0 K: 1 S: 5	H: 0 LOB: 0 BB: 0 P: 5	1B: 6 2B: 2 3B: 0 HR: 1	SF: 0 SAC: 0 DP: 1 HBP: 0	WP: 0 PB: 0 SB: 0 CS: 2	PA: 55

BOTTOM

Baltimore Orioles @ Texas Rangers
Arlington Stadium, Arlington, TX
Tue Jul 18 1972, 8:05 PM EDT
Att. 8,232 - Unknown

livebaseballscorecards.com

AB	50
R	1
H	8
RBI	1
BB	4
SO	8
LOB	12



Batter	1	2	3	4	5	6	7	8	9	AB	R	H	RBI	BB	SO	LOB
Davey Nelson, R OBP: 0.337, SLG: 0.313 (1, 5)	0-0 F8		0-0 F7			0-0 F7		4-0 FC1-2 1B BB		3	1	0	0	1	0	0
Ted Kubiak, S OBP: 0.300, SLG: 0.250 Dalton Jones, L OBP: 0.209, SLG: 0.275 (1, 6) (5, 4)	0-0 5-3		0-0 6-3			0-0 F6		0-0 FC1-2 1B 1-2 2-3 3-HF		2	0	0	0	0	0	0
Ted Ford, R OBP: 0.324, SLG: 0.408 (1, 9)	0-0 HR			0-0 G6-4-3 1B			0-0 F4	0-0 F9		4	1	2	1	0	0	3
Dick Billings, R OBP: 0.326, SLG: 0.350 (1, 2)	0-0 FC4-6 1B			0-0 F7			4-0 1B BB	0-0 1B 1-3 2-H 3-H		3	0	2	2	1	0	1
Frank Howard, R OBP: 0.350, SLG: 0.367 (1, 3)	0-0 FC4-6 1-2f			0-0 G6-4-3 1-2f			0-0 L5	4-0 IBB		3	0	0	0	1	0	3
Joe Lovitto, S OBP: 0.298, SLG: 0.267 (1, 8)		0-0 6-3			0-0 5-3		0-0 FC5-4 1B	0-3 K		4	0	1	0	0	1	3
Elliott Maddox, R OBP: 0.335, SLG: 0.269 (1, 7)		0-3 K			0-0 5-3		0-0 FC5-4 1-2f			3	0	0	0	0	1	2
Lenny Randle, S OBP: 0.241, SLG: 0.277 (1, 4) (5, 6)		0-3 K			0-0 F6			4-0 SH FC1-2 BB		2	0	0	0	1	1	0
Mike Paul, L OBP: 0.158, SLG: 0.111 Jim Panther, R OBP: 0.286, SLG: 0.167 Tom Grieve, R OBP: 0.225, SLG: 0.227 Toby Harrah, R OBP: 0.326, SLG: 0.353 Horacio Pina, R OBP: 0.333, SLG: 0.333 (1, 1) (7, 1) (8, PH) (8, PR) (9, 1)			0-3 K			0-0 4-3		0-0 SH FC1-2 BB 1-3 1B		2	0	0	0	0	1	0

Inning Stats	R: 1	H: 2	E: 0	K: 5	S: 5	LOB: 1	BB: 0	P: 5
	R: 0	H: 0	E: 0	K: 2	S: 7	LOB: 0	BB: 0	P: 7
	R: 0	H: 0	E: 0	K: 1	S: 5	LOB: 0	BB: 0	P: 5
	R: 0	H: 1	E: 0	K: 0	S: 3	LOB: 0	BB: 0	P: 3
	R: 0	H: 0	E: 0	K: 0	S: 3	LOB: 0	BB: 0	P: 3
	R: 0	H: 0	E: 0	K: 0	S: 3	LOB: 0	BB: 0	P: 3
	R: 0	H: 1	E: 0	K: 0	S: 3	LOB: 2	BB: 1	P: 8
	R: 2	H: 1	E: 1	K: 1	S: 7	LOB: 3	BB: 3	P: 19

PITCHER	IP	WLS	BF	H	R	ER	SO	BB	IBB	HBP	BLK	WP	HR	S	P	ERA	WHIP
Mike Cuellar, L ERA: 2.51 (1, 1)	8.0	L	33	5	3	1	4	3	1	0	0	0	1	37	53	1.12	1.000


PITCHER	IP	WLS	BF	H	R	ER	SO	BB	IBB	HBP	BLK	WP	HR	S	P	ERA	WHIP

BOTTOM

Baltimore Orioles @ Texas Rangers
Arlington Stadium, Arlington, TX

Wed Jul 19 1972, 8:05 PM EDT
Att. 8,238 - Unknown

AB	28
R	3
H	5
RBI	3
BB	4
SO	4
LOB	15



1B	4	SF	0	WP	0	PA	33
2B	0	SAC	1	PB	0		
3B	0	DP	1	SB	0		
HR	1	HBP	0	CS	0		

BOTTOM

Baltimore Orioles @ Kansas City Royals
Municipal Stadium, Kansas City, MO

Thu Jul 20 1972, 8:05 PM EDT
Att: 11,075 - Unknown

livebaseballscorecards.com

AB	36
R	5
H	10
RBI	5
BB	2
SO	3
LOB	15



WP:	0	PA:	42
PB:	0		
SB:	1		
CS:	0		

AB	R	H	RBI	BB	SO	LOB
3	0	0	0	0	1	2
0	0	0	0	1	0	0
0	1	0	0	0	0	0
0	0	0	1	0	0	0
4	1	1	0	0	2	2
4	0	0	1	0	0	3
0	0	0	0	0	0	0
0	0	0	0	0	0	0
0	0	0	0	0	0	0
1	0	0	0	0	0	0
5	0	2	1	0	0	1
5	0	1	1	0	0	3
5	0	1	0	0	0	1
5	0	1	0	0	0	1
4	1	2	0	0	0	2
3	0	1	0	0	0	1
0	1	0	0	0	0	0
0	0	0	0	0	0	0
0	0	0	0	1	0	0
2	1	2	1	0	0	0

Batter	1	2	3	4	5	6	7	8	9	10
Freddie Patek, R (1, 6) Gail Hopkins, L (8, PH) Bobby Floyd, R (8, PR) Carl Taylor, R (9, 6) Carl Taylor, R (9, PH) Carl Taylor, R (10, 5)	F9		FC6-4		K			SH5-4 2B BB	SF9	
Amos Otis, R (1, 8)	K			4-3 1B	K			SH5-4 1-2 2-3	F8	
Richie Scheinblum, S (1, 9) Al Fitzmorris, S (9, 1) Ken Wright, R (9, 1) Tom Burgmeier, L (10, 1) Ted Abernathy, R (10, 1) Jerry May, R (10, PH)	F8			4-3 1-3		6-3		6-3		F4
John Mayberry, L (1, 3)		F8		F4		F5		3-H 0-0 2B		FC5-4 1B
Lou Piniella, R (1, 7)		F7		1B 1B		F8		0-0 3		FC5-4 1-2f
Ed Kirkpatrick, L (1, 2)		F9		3-H 1-2 1B			F5		F8	F8
Cookie Rojas, R (1, 5) (10, 6)			5-3	F9			G4-6-3 1B		HBP 1B 1B	
Bobby Knoop, R (1, 4) Joe Keough, L (9, PH) Paul Schaal, R (10, 4)			F6		SH2-4 1B		G4-6-3 1-2f		1-0 1B SF9 HBP	
Roger Nelson, R (1, 1) Steve Hovley, L (8, PH) Steve Hovley, L (9, 9)			4-0 BB		SH2-4 1-2			SH5-4 BB 6-3 1B	1-3 2-H 1B	

Inning Stats	R: 0	H: 0	E: 0	K: 1	S: 5	R: 0	H: 0	E: 0	K: 0	S: 3	R: 0	H: 0	E: 0	K: 0	S: 3	R: 1	H: 3	E: 0	K: 0	S: 6	R: 0	H: 1	E: 0	K: 2	S: 8	R: 0	H: 0	E: 0	K: 0	S: 3	R: 0	H: 1	E: 0	K: 0	S: 3	R: 2	H: 2	E: 0	K: 0	S: 5	R: 2	H: 2	E: 0	K: 0	S: 5	R: 0	H: 1	E: 0	K: 0	S: 4	1B: 9	2B: 1	3B: 0	HR: 0	SF: 1	SAC: 2	DP: 1	HBP: 1	WP: 0	PA: 42
--------------	------	------	------	------	------	------	------	------	------	------	------	------	------	------	------	------	------	------	------	------	------	------	------	------	------	------	------	------	------	------	------	------	------	------	------	------	------	------	------	------	------	------	------	------	------	------	------	------	------	------	-------	-------	-------	-------	-------	--------	-------	--------	-------	--------

PITCHER	IP	WLS	BF	H	R	ER	SO	BB	IBB	HBP	BLK	WP	HR	S	P	ERA	WHIP
Jim Palmer, R (1, 1) ERA: 1.91	7.2		31	7	3	3	3	2	0	0	0	0	0	35	43	3.52	1.174
Doyle Alexander, R (8, 1) ERA: 2.69	0.2		4	1	2	2	0	0	0	1	0	0	0	3	4	27.00	1.500
Grant Jackson, L (9, 1) ERA: 4.97	0.0		1	1	0	0	0	0	0	0	0	0	0	1	1	∞	∞
Eddie Watt, R (9, 1) ERA: 3.79	0.2	W	2	0	0	0	0	0	0	0	0	0	0	2	2	0.00	0.000
Roric Harrison, R (10, 1) ERA: 1.02	1.0	S	4	1	0	0	0	0	0	0	0	0	0	4	4	0.00	1.000

PITCHER	IP	WLS	BF	H	R	ER	SO	BB	IBB	HBP	BLK	WP	HR	S	P	ERA	WHIP
---------	----	-----	----	---	---	----	----	----	-----	-----	-----	----	----	---	---	-----	------

Baltimore Orioles @ Kansas City Royals

Municipal Stadium, Kansas City, MO

Fri Jul 21 1972, 8:05 PM EDT
Att. 12,383 - Unknown - 88 F

AB	40
R	7
H	12
RBI	6
BB	2
SO	5
LOB	19



Batter	1	2	3	4	5	6	7	8	9	AB R H RBI BB SO LOB												
Don Buford, S OBP: 0.347, SLG: 0.265 (1, 7) X	0-0 1B 1B	0-0 G3	1-0 HBP		0-0 4-3			0-0 F8		4 1 1 0 0 0 0												
Terry Crowley, L OBP: 0.326, SLG: 0.434 (1, 9) S S S	0-3 K	0-0 4-3	0-0 F8			0-0 F5		0-0 4-3		5 0 0 0 0 1 4												
Bobby Grich, R OBP: 0.368, SLG: 0.455 (1, 6) (9, 3) X	0-0 E FC5-2 1B	0-0 F8		0-3 K		0-0 F7		0-3 K		5 0 1 0 0 2 0												
Boog Powell, L OBP: 0.321, SLG: 0.372 Mark Belanger, R OBP: 0.253, SLG: 0.233 (1, 3) (9, 6) X	0-0 FC5-2 E 2B 1B		0-0 HR	0-3 K		4-0 1B BB		0-0 6-3		4 2 2 2 1 1 0 0 0 0 0 0 0 0												
Don Baylor, R OBP: 0.358, SLG: 0.479 Paul Blair, R OBP: 0.238, SLG: 0.316 (1, 8) (6, 8) X	0-0 FC5 FC5-2 2B 1B		0-0 FC5-4 1B 1B	0-0 S E 1B		0-0 1B		0-0 1B		4 3 3 0 0 0 2 1 0 1 0 0 0 0												
Brooks Robinson, R OBP: 0.302, SLG: 0.340 (1, 5) X	0-0 FC5-2 2B 1B		0-0 L9	0-0 E7 1B		0-0 F3		0-0 F8		5 1 1 1 0 0 7												
Davey Johnson, R OBP: 0.342, SLG: 0.352 (1, 4) X	0-0 2B		0-0 FC5-4 1B	0-3 K		0-0 L7		0-0 6-3		5 0 2 2 0 1 1												
Johnny Oates, L OBP: 0.370, SLG: 0.425 (1, 2) X	4-0 IBB		0-0 FC5-4 1B		0-0 F8		0-0 L8			3 0 0 0 1 0 2												
Pat Dobson, R OBP: 0.151, SLG: 0.173 Dave Leonhard, R OBP: 1.000, SLG: 2.000 Grant Jackson, S (6, 1) (6, 1) X	0-0 F8		0-0 HBP 1B		0-0 L1		0-0 4-3			3 0 1 1 0 0 3 0 0 0 0 0 0 0 1 0 0 0 0 0 0												
Inning Stats	R: 3 E: 1 K: 1 S: 10	H: 4 LOB: 3 BB: 1 P: 14	R: 0 E: 0 K: 0 S: 3	H: 0 LOB: 0 BB: 0 P: 3	R: 2 E: 0 K: 0 S: 7	H: 4 LOB: 3 BB: 0 P: 8	R: 2 E: 1 K: 3 S: 11	H: 2 LOB: 0 BB: 0 P: 11	R: 0 E: 0 K: 0 S: 3	H: 0 LOB: 0 BB: 0 P: 3	R: 0 E: 0 K: 0 S: 4	H: 1 LOB: 2 BB: 1 P: 8	R: 0 E: 0 K: 0 S: 3	H: 0 LOB: 0 BB: 0 P: 3	R: 0 E: 0 K: 1 S: 5	H: 0 LOB: 0 BB: 0 P: 5	R: 0 E: 0 K: 0 S: 4	H: 1 LOB: 1 BB: 0 P: 4	1B: 10 2B: 1 3B: 0 HR: 1	SF: 0 SAC: 0 DP: 0 HBP: 1	WP: 0 PB: 0 SB: 1 CS: 0	PA: 43
PITCHER	IP WLS BF H R ER SO BB IBB HBP BLK WP HR S P ERA WHIP																					
Bruce Dal Canton, R ERA: 3.56 (1, 1)	2.2 L 18 8 5 3 1 0 1 0 0 0 0 1 19 23 10.12 3.000																					
Mike Hedlund, R ERA: 3.93 (3, 1)	3.1 15 3 2 1 3 1 0 1 0 0 0 0 19 24 2.70 1.200																					
Al Fitzmorris, R ERA: 3.39 (7, 1)	2.0 6 0 0 0 1 0 0 0 0 0 0 0 8 8 0.00 0.000																					
Ted Abernathy, R ERA: 1.19 (9, 1)	1.0 4 1 0 0 0 0 0 0 0 0 0 0 4 4 0.00 1.000																					

livebaseballscorecards.com

BOTTOM

Baltimore Orioles @ Kansas City Royals
Municipal Stadium, Kansas City, MO

livebaseballscorecards.com

AB 39
R 6
H 12
RBI 5
BB 3
SO 11
LOB 17



WP: 1 PA: 43
PB: 0
SB: 0
CS: 0

ERA WHIP

Fri Jul 21 1972, 8:05 PM EDT
Att: 12,383 - Unknown - 88 F

AB R H RBI BB SO LOB

4 1 1 0 1 0 1

5 1 3 1 0 0 1

5 1 1 0 0 1 4

5 1 2 1 0 1 1

5 1 1 0 0 2 2

4 1 2 1 1 1 1

4 0 1 1 0 2 2

3 0 0 0 1 2 4

0 0 0 0 0 0 0
2 0 0 0 0 2 1
1 0 1 1 0 0 0
0 0 0 0 0 0 0
1 0 0 0 0 0 0
0 0 0 0 0 0 0

1B: 9 SF: 1
2B: 3 SAC: 0
3B: 0 DP: 0
HR: 0 HBP: 0

Batter	1	2	3	4	5	6	7	8	9
Amos Otis, R (1, 8) OBP: 0.366, SLG: 0.430	0-0 1-3 1B		0-0 F7 1B		0-0 6-3 1B	4-0 FC5 1B BB		0-0 1B 2B	
Ed Kirkpatrick, L (1, 2) OBP: 0.414, SLG: 0.449	0-0 1-3 1B		0-0 F3 1B		0-0 1B 2B 1B	0-0 1-2 2-3 1B		0-0 2-H 1B	
Richie Scheinblum, S (1, 9) OBP: 0.373, SLG: 0.464	0-0 F5 1B			0-3 K 1B	0-0 2B WP 1B	0-0 FC5 2-3f		0-0 L6 1B	
John Mayberry, L (1, 3) OBP: 0.372, SLG: 0.445		0-0 F8 1B		0-0 1B E 1B	0-0 WP 1-3 2B		0-0 L5 1B	0-3 K 1B	
Lou Piniella, R (1, 7) OBP: 0.361, SLG: 0.474		0-0 1B		0-0 E6 1B SF8	0-3 K 2-3 3-H		0-3 K 1B	0-0 F9 1B	
Carl Taylor, R (1, 5) OBP: 0.333, SLG: 0.355		0-0 F4 1B		0-0 1B 1-3 2-H		0-0 E1 2B 1B	4-0 1B BB	0-3 K 1B	
Bobby Knoop, R (1, 4) OBP: 0.323, SLG: 0.259		0-0 6-3 1B		0-0 SF8 3-H		0-3 K 1B	0-0 1-2 1B	0-3 K 1B	
Freddie Patek, R (1, 6) OBP: 0.275, SLG: 0.304			4-0 BB 1B	0-3 K 1B		0-3 K 1B	0-0 F4 1B		
Bruce Dal Canton, R (1, 1) OBP: 0.125, SLG: 0.167			0-3 K 1B		0-3 K 1B	0-0 1B 2B		0-0 F8 1B	
Mike Hedlund, R (3, 1) OBP: 0.286, SLG: 0.286									
Steve Hovley, L (6, PH) OBP: 0.290, SLG: 0.322									
Al Fitzmorris, S (7, 1) OBP: 0.333, SLG: 0.200									
Jerry May, R (8, PH) OBP: 0.000, SLG: 0.316									
Ted Abernathy, R (9, 1)									

Inning Stats	R: 0	H: 0	E: 0	K: 0	S: 3	R: 0	H: 1	E: 0	K: 0	S: 4	R: 0	H: 0	E: 0	K: 1	S: 5	R: 2	H: 2	E: 1	K: 2	S: 10	R: 2	H: 3	E: 0	K: 2	S: 10	R: 1	H: 3	E: 1	K: 2	S: 10	R: 0	H: 1	E: 0	K: 1	S: 6	R: 1	H: 2	E: 0	K: 1	S: 7	R: 0	H: 0	E: 0	K: 2	S: 7
	LOB: 0	BB: 0	P: 3	LOB: 1	BB: 0	P: 4	LOB: 1	BB: 1	P: 9	LOB: 1	BB: 0	P: 10	LOB: 3	BB: 1	P: 10	LOB: 3	BB: 1	P: 14	LOB: 2	BB: 1	P: 10	LOB: 1	BB: 0	P: 7	LOB: 0	BB: 0	P: 7	LOB: 0	BB: 0	P: 7	LOB: 0	BB: 0	P: 7	LOB: 0	BB: 0	P: 7	LOB: 0	BB: 0	P: 7	LOB: 0	BB: 0	P: 7			

PITCHER	IP	WLS	BF	H	R	ER	SO	BB	IBB	HBP	BLK	WP	HR	S	P	ERA	WHIP
Pat Dobson, R (1, 1) ERA: 2.35	5.2	W	27	8	5	4	7	1	0	0	0	1	0	40	44	6.35	1.588
Dave Leonhard, R (6, 1) ERA: 4.91	0.0		1	0	0	0	0	1	0	0	0	0	0	4	4	∞	∞
Grant Jackson, L (6, 1) ERA: 4.5	3.1	S	15	4	1	1	4	1	0	0	0	0	0	22	26	2.70	1.500

Batter	1	2	3	4	5	6	7	8	9	AB R H RBI BB SO LOB	TOP																											
Merv Rettenmund, R (1, 9) OBP: 0.326, SLG: 0.343	0-0 PB 1B	4-0 1-2 2-3 BB		0-3 K		0-0 4-3		0-0 4-3		4 1 1 0 1 1 2																												
Paul Blair, R (1, 8) OBP: 0.235, SLG: 0.312	0-3 K	0-3 K		0-0 F8		0-0 6-3			4-0 BB BB	4 0 0 0 0 2 6 0 0 0 0 1 0 0																												
Tom Shopay, L (9, PH) OBP: 0.400, SLG: 0.294	1-2 K																																					
Bobby Grich, R (1, 6) OBP: 0.365, SLG: 0.449	0-3 K		0-0 F5		0-0 F9		0-0 FC5-4 1B		0-0 F2	5 0 1 0 0 1 2																												
Don Baylor, R (1, 7) OBP: 0.354, SLG: 0.471	0-0 1B		0-0 6-3		0-0 6-3		0-0 FC5-4 4-3 S HR		0-3 K	5 1 1 1 0 1 2																												
Brooks Robinson, R (1, 5) OBP: 0.307, SLG: 0.340	0-0 F9		0-0 1B		4-0 2B BB		0-0 4-3		4-0 1-2 BB	3 1 1 0 2 0 2																												
Boog Powell, L (1, 3) OBP: 0.323, SLG: 0.390		0-0 3-1	0-0 F2		0-0 2B 2B		0-0 HR		0-3 K	5 2 2 3 0 1 3																												
Davey Johnson, R (1, 4) OBP: 0.348, SLG: 0.361		4-0 BB 1B BB		0-0 2B 1B	0-0 2B		0-3 K			3 0 2 1 1 1 0																												
Andy Etchebarren, R (1, 2) OBP: 0.248, SLG: 0.256		0-0 F9		0-0 2B	0-3 K			4-0 G6-4-3 BB		3 0 1 0 1 1 2 0 0 0 0 0 0 0																												
Johnny Oates, L (8, 2) OBP: 0.370, SLG: 0.425																																						
Dave McNally, R (1, 1) OBP: 0.151, SLG: 0.173		0-0 BB 1B		0-0 6-3		0-0 6-3		0-0 G6-4-3 1-2f		3 0 1 0 0 0 2 1 0 0 0 0 0 1 0 0 0 0 0 0 0																												
Chico Salmon, R (8, PH) OBP: 0.125, SLG: 0.250		1-2 BB 1B																																				
Roric Harrison, R (8, 1) OBP: 0.125, SLG: 0.250																																						
Inning Stats	R: 1 E: 0 K: 2 S: 9	H: 2 LOB: 1 BB: 0 P: 9	R: 0 E: 0 K: 1 S: 6	H: 1 LOB: 3 BB: 2 P: 14	R: 0 E: 0 K: 0 S: 4	H: 1 LOB: 1 BB: 0 P: 4	R: 0 E: 0 K: 1 S: 7	H: 2 LOB: 2 BB: 0 P: 7	R: 2 E: 0 K: 1 S: 7	H: 2 LOB: 1 BB: 1 P: 11	R: 0 E: 0 K: 0 S: 3	H: 0 LOB: 0 BB: 0 P: 3	R: 2 E: 0 K: 1 S: 7	H: 2 LOB: 0 BB: 0 P: 7	R: 0 E: 0 K: 0 S: 2	H: 0 LOB: 0 BB: 1 P: 6	R: 0 E: 0 K: 2 S: 7	H: 0 LOB: 2 BB: 2 P: 15	1B: 6 2B: 3 3B: 0 HR: 1	SF: 0 SAC: 0 DP: 1 HBP: 0	WP: 0 PB: 1 SB: 1 CS: 0	PA: 42																
PITCHER	IP WLS BF H R ER SO BB IBB HBP BLK WP HR S P ERA WHIP																					PITCHER	IP WLS BF H R ER SO BB IBB HBP BLK WP HR S P ERA WHIP															
Paul Splittorff, L (1, 1) ERA: 2.99	2.0		11	3	1	0	3	2	0	0	0	0	0	15	23	0.00	2.500																					
Mike Hedlund, R (3, 1) ERA: 4.06	4.2		21	6	3	3	2	1	0	0	0	0	0	24	28	5.79	1.500																					
Norm Angelini, L (7, 1) ERA: 6.75	1.1	W	5	1	1	1	1	1	0	0	0	0	1	6	10	6.75	1.500																					
Ken Wright, R (9, 1) ERA: 3.86	1.0	S	5	0	0	0	2	2	0	0	0	0	0	7	15	0.00	2.000																					

Baltimore Orioles @ Kansas City Royals
Municipal Stadium, Kansas City, MO
Sat Jul 22 1972, 8:05 PM EDT
Att. 16,485 - Unknown - 87 F

AB	36
R	5
H	10
RBI	5
BB	6
SO	8
LOB	22



WP: 0	PA: 42
PB: 1	
SB: 1	
CS: 0	

Batter	1	2	3	4	5	6	7	8	9	AB R H RBI BB SO LOB	TOP											
Don Buford, S (1, 7) OBP: 0.345, SLG: 0.261	4-0 FC3-6 BB	0-0 F7			0-3 K		0-3 K		0-0 F5	4 0 0 0 1 2 3												
Terry Crowley, L (1, 9) OBP: 0.324, SLG: 0.451	0-0 FC3-6 3B		0-0 1-3		0-0 4-3		0-0		0-0	4 2 1 4 0 0 1												
Paul Blair, R (7, 8) OBP: 0.235, SLG: 0.312									1-H 2-H 3-H HR	0 0 0 0 0 0 0												
Bobby Grich, R (1, 6) OBP: 0.363, SLG: 0.454	0-0 1B 3B		0-3 K		0-0 F9		0-0 F8			4 1 1 1 0 1 0												
Boog Powell, L (1, 3) OBP: 0.329, SLG: 0.400	0-0 HR 1B		0-0		0-0 2-3				0-0	4 1 3 1 0 0 0												
Don Baylor, R (1, 8) OBP: 0.351, SLG: 0.483	0-0 HR		0-0 F8		0-0 6-3				0-0 F6	4 1 1 2 0 0 2												
Brooks Robinson, R (1, 5) OBP: 0.306, SLG: 0.338	0-0 G5-4-3 1B			0-0 F9			0-0 6-3		0-0 F7	4 0 1 0 0 0 1												
Davey Johnson, R (1, 4) OBP: 0.347, SLG: 0.363	0-0 G5-4-3			0-0 6-3			0-0 1B HR 2B		0-0 F7	4 1 1 0 0 0 2												
Elrod Hendricks, L (1, 2) OBP: 0.244, SLG: 0.179		0-3 K		0-0 F7			4-0 1B HR BB		0-0 F9	3 1 0 0 1 1 0												
Mike Cuellar, L (1, 1) OBP: 0.143, SLG: 0.265			0-0 1-3		0-3 K		0-0		0-3 K	3 1 1 0 0 1 0												
Eddie Watt, R (8, 1)										0 0 0 0 0 0 0												
Doyle Alexander, R (8, 1)										0 0 0 0 0 0 0												
Grant Jackson, S (8, 1)							1-2 2-3 HR 1B			1 0 0 0 0 1 0												
Inning Stats	R: 4 E: 0 K: 0 S: 6	H: 4 LOB: 0 BB: 1 P: 10	R: 0 E: 0 K: 1 S: 5	H: 0 LOB: 0 BB: 0 P: 5	R: 0 E: 0 K: 1 S: 6	H: 1 LOB: 1 BB: 0 P: 6	R: 0 E: 0 K: 0 S: 3	H: 0 LOB: 0 BB: 0 P: 3	R: 0 E: 0 K: 2 S: 7	H: 0 LOB: 0 BB: 0 P: 7	R: 0 E: 0 K: 0 S: 3	H: 0 LOB: 0 BB: 0 P: 3	R: 4 E: 0 K: 1 S: 8	H: 3 LOB: 0 BB: 1 P: 12	R: 0 E: 0 K: 0 S: 4	H: 1 LOB: 1 BB: 0 P: 4	R: 0 E: 0 K: 1 S: 5	H: 0 LOB: 0 BB: 0 P: 5	1B: 4 2B: 2 3B: 1 HR: 2	SF: 0 SAC: 0 DP: 1 HBP: 0	WP: 0 PB: 0 SB: 0 CS: 0	PA: 37
PITCHER	IP WLS BF H R ER SO BB IBB HBP BLK WP HR S P ERA WHIP																					
Dick Drago, R (1, 1) ERA: 2.72	6.0 L 23 5 4 4 4 1 0 0 0 0 0 1 30 34 6.00 1.000																					
Roger Nelson, R (7, 1) ERA: 2.48	2.0 11 4 4 4 1 1 0 0 0 0 0 1 12 16 18.00 2.500																					
Bruce Dal Canton, R (9, 1) ERA: 3.51	1.0 3 0 0 0 1 0 0 0 0 0 0 0 5 5 0.00 0.000																					

Baltimore Orioles @ Kansas City Royals
Municipal Stadium, Kansas City, MO
Sun Jul 23 1972, 4:33 AM EDT
Att. 28,563 - Unknown - 89 F

livebaseballscorecards.com

AB	35
R	8
H	9
RBI	8
BB	2
SO	6
LOB	9



Batter	1	2	3	4	5	6	7	8	9
Freddie Patek, R (1, 6) OBP: 0.280, SLG: 0.302 Joe Keough, L (8, PH) OBP: 0.289, SLG: 0.200 Bruce Dal Canton, R (9, 1) OBP: 0.125, SLG: 0.167 Carl Taylor, R (9, PH) OBP: 0.324, SLG: 0.344	0-0 5-3			0-0 6-3		0-0 G5-4-3		0-0 L3	0-0 F2
Amos Otis, R (1, 8) OBP: 0.372, SLG: 0.434 Steve Hovley, L (1, 8) OBP: 0.289, SLG: 0.322	0-0 4-3			0-0 G6-4-3 1B			0-0 6-3	0-0 SF7	
Richie Scheinblum, S (1, 9) OBP: 0.375, SLG: 0.469	0-0 5-3			0-0 G6-4-3 1-2f			0-0 F6	4-0 BB BB BB	
Lou Piniella, R (1, 7) OBP: 0.363, SLG: 0.476		0-0 6-3			0-0 F8		4-0 BB BB BB	4-0 BB BB 1-2	
Cookie Rojas, R (1, 5) OBP: 0.343, SLG: 0.373 Bobby Floyd, R (8, 5) OBP: 0.223, SLG: 0.215 Gail Hopkins, L (8, PH) OBP: 0.275, SLG: 0.200		4-0 BB BB BB		0-0 G6-4-3 BB	0-0 5-3		0-0 FC4-6 BB	4-0 BB BB 1-2	
John Mayberry, L (1, 3) OBP: 0.365, SLG: 0.433		0-0 G6-4-3 1-2f			0-0 L5			2B BB	0-0 F8
Ed Kirkpatrick, L (1, 2) OBP: 0.416, SLG: 0.466			0-0 1-3			0-0 4-3 2B		0-0 1-H 2B	0-0 1B
Bobby Knoop, R (1, 4) OBP: 0.329, SLG: 0.279			0-0 F4			0-0 4-3 2-3		0-0 2-H 2B	0-3 K
Dick Drago, R (1, 1) OBP: 0.143, SLG: 0.045 Jerry May, R (6, PH) OBP: 0.312, SLG: 0.316 Roger Nelson, R (7, 1) OBP: 0.176, SLG: 0.125 Paul Schaal, R (8, PH) OBP: 0.306, SLG: 0.325			0-0 F4			4-0 G5-4-3 BB		0-0 2-H SF7 2B	0-0 F6

AB	R	H	RBI	BB	SO	LOB
3	0	0	0	0	0	2
1	0	0	0	0	0	1
0	0	0	0	0	0	0
1	0	0	0	0	0	1
0	0	0	0	0	0	0
3	0	1	1	0	0	0
3	0	0	0	1	0	1
2	0	0	0	2	0	0
2	0	0	0	1	0	1
0	0	0	0	0	0	0
0	0	0	0	1	0	0
3	1	0	0	1	0	4
4	1	3	1	0	0	0
4	1	1	1	0	1	2
1	0	0	0	0	0	0
0	0	0	0	1	0	0
0	0	0	0	0	0	0
2	1	1	1	0	0	1

BOTTOM

Baltimore Orioles @ Kansas City Royals
 Municipal Stadium, Kansas City, MO

Sun Jul 23 1972, 4:33 AM EDT
 Att: 28,563 - Unknown - 89 F

AB	29
R	4
H	6
RBI	4
BB	7
SO	1
LOB	13



Inning Stats	R: 0	H: 0	E: 0	K: 0	S: 3	H: 0	LOB: 0	BB: 0	P: 3	R: 0	H: 1	E: 0	K: 0	S: 3	H: 0	LOB: 0	BB: 0	P: 3	R: 0	H: 1	E: 0	K: 0	S: 3	H: 1	LOB: 1	BB: 1	P: 7	R: 0	H: 0	E: 0	K: 0	S: 3	H: 0	LOB: 1	BB: 1	P: 7	R: 4	H: 3	E: 0	K: 0	S: 6	H: 3	LOB: 3	BB: 4	P: 22	R: 0	H: 1	E: 0	K: 1	S: 6	H: 1	LOB: 1	BB: 0	P: 6	1B: 2	2B: 4	3B: 0	HR: 0	SF: 1	SAC: 0	DP: 3	HBP: 0	WP: 1	PB: 0	SB: 0	CS: 0	PA: 37
PITCHER	IP	WLS	BF	H	R	ER	SO	BB	IBB	HBP	BLK	WP	HR	S	P	ERA	WHIP	PITCHER	IP	WLS	BF	H	R	ER	SO	BB	IBB	HBP	BLK	WP	HR	S	P	ERA	WHIP																																
Mike Cuellar, L (1, 1) ERA: 2.64	7.0		27	5	4	4	0	4	0	0	0	0	0	23	39	5.14	1.286	Eddie Watt, R (8, 1) ERA: 3.66	0.2		3	0	0	0	1	0	0	1	0	2	6	0.00	1.500	Doyle Alexander, R (8, 1) ERA: 2.69	0.0		1	0	0	0	1	0	0	0	0	0	4	∞	∞	Grant Jackson, L (8, 1) ERA: 4.15	1.1	S	6	1	0	0	1	1	0	0	0	0	7	11	0.00	1.500	

Batter	1	2	3	4	5	6	7	8	9	AB R H RBI BB SO LOB	TOP									
Del Unser, L (1, 8) OBP: 0.251, SLG: 0.270	0-0 FC3-2 1B	0-0 G3			0-0 2B 1B		0-0 4-3		0-0 F8	5 0 2 0 0 0 0										
Jack Brohamer, L (1, 4) OBP: 0.295, SLG: 0.322	0-0 BB FC3-2 1-3 1B		0-0 G6-4-3 E 1B		0-0 F7		0-3 K		0-3 K	5 1 2 0 0 2 1										
Chris Chambliss, L (1, 3) OBP: 0.305, SLG: 0.362	0-0 FC3-2 BB 1-2 1B		0-0 E1 G6-4-3 1-2		0-0 2B		0-0 F8			4 1 1 0 0 0 3										
Alex Johnson, R (1, 7) OBP: 0.267, SLG: 0.310 Steve Mingori, L (9, 1)	4-0 1B 1-2 2-3 BB		0-0 G6-4-3 1-2 2-3		0-0 6-3			0-0 1-3		3 0 0 0 1 0 4 0 0 0 0 0 0 0										
Graig Nettles, L (1, 5) OBP: 0.340, SLG: 0.385	0-3 K		0-0 F8		0-0 F9			0-0 F9		4 0 0 0 0 1 6										
John Lowenstein, L (1, 9) OBP: 0.317, SLG: 0.444	0-0 S 1-3 2-H 3-H 1B			0-3 K		0-3 K		0-0 4-3		4 0 1 2 0 2 0										
Ray Fosse, R (1, 2) OBP: 0.305, SLG: 0.356	0-0 F9 1-2			0-0 F4		4-0 BB			0-3 K	3 0 0 0 1 1 2										
Frank Duffy, R (1, 6) OBP: 0.306, SLG: 0.313		0-0 F6		4-0 BB		0-0 F7			0-0 HR 1B	3 1 1 0 1 0 1										
Dick Tidrow, R (1, 1) OBP: 0.211, SLG: 0.167 Mike Kilkenny, R (6, 1) OBP: 0.111, SLG: 0.111 Phil Hennigan, R (7, 1) Tom McCraw, L (9, PH) OBP: 0.371, SLG: 0.394		0-0 F9		0-3 K		0-3 K			0-0 HR	3 0 0 0 0 2 2 0 0 0 0 0 0 0 0 0 0 0 0 0 0 1 1 1 2 0 0 0										
Inning Stats	R: 2 E: 0 K: 1 S: 8	H: 3 LOB: 2 BB: 1 P: 12	R: 0 E: 0 K: 0 S: 3	H: 0 LOB: 0 BB: 0 P: 3	R: 0 E: 1 K: 0 S: 4	H: 1 LOB: 1 BB: 1 P: 4	R: 0 E: 0 K: 2 S: 7	H: 0 LOB: 1 BB: 1 P: 11	R: 0 E: 0 K: 2 S: 7	H: 0 LOB: 1 BB: 1 P: 11	R: 0 E: 0 K: 1 S: 5	H: 0 LOB: 0 BB: 0 P: 5	R: 0 E: 0 K: 1 S: 3	H: 0 LOB: 0 BB: 0 P: 3	R: 2 E: 0 K: 2 S: 9	H: 2 LOB: 0 BB: 0 P: 9	1B: 6 2B: 1 3B: 0 HR: 1	SF: 0 SAC: 0 DP: 1 HBP: 0	WP: 0 PB: 0 SB: 1 CS: 0	PA: 38
PITCHER Pat Dobson, R (1, 1) ERA: 2.44	IP: 9.0 WLS: L BF: 38 H: 8 R: 4 ER: 4 SO: 8 BB: 3 IBB: 0 HBP: 0 BLK: 0 WP: 0 HR: 1 S: 51 P: 63 ERA: 4.00 WHIP: 1.222											PITCHER	IP: WLS: BF: H: R: ER: SO: BB: IBB: HBP: BLK: WP: HR: S: P: ERA: WHIP:							

Cleveland Indians @ Baltimore Orioles
 Memorial Stadium, Baltimore, MD
 Thu Jul 27 1972, 7:05 PM EDT
 Att: 10,033 - Unknown

livebaseballscores.com

AB	35
R	4
H	8
RBI	4
BB	3
SO	8
LOB	19



BOTTOM

Cleveland Indians @ Baltimore Orioles
Memorial Stadium, Baltimore, MD

livebaseballscorecards.com

AB	34
R	3
H	10
RBI	3
BB	6
SO	6
LOB	22



WP	0	PA	43
PB	0	SB	1
CS	0		

ERA	3.38	WHIP	1.312
ERA	3.08	WHIP	1.500
ERA	3.97	WHIP	2.000

Thu Jul 27 1972, 7:05 PM EDT
Att. 10,033 - Unknown

AB R H RBI BB SO LOB

3 2 1 0 2 1 1

4 0 1 1 0 1 3

2 0 0 0 1 0 1

2 0 1 0 0 0 0

4 0 1 1 1 0 1

0 0 0 0 0 0 0

4 1 0 0 0 2 5

5 0 2 1 0 0 4

0 0 0 0 0 0 0

4 0 2 0 1 0 2

2 0 0 0 0 0 3

1 0 0 0 1 1 2

3 0 2 0 0 1 0

1B	9	SF	1
2B	0	SAC	1
3B	1	DP	1
HR	0	HBP	1

Batter	1	2	3	4	5	6	7	8	9
Don Buford, S (1, 7) OBP: 0.349, SLG: 0.270	0-0 G3		0-0 SF8 3B		0-3 K		4-0 1B 1B BB	4-0 IBB	
Bobby Grich, R (1, 6) OBP: 0.360, SLG: 0.451	0-3 K		0-0 SF8 3-H		0-0 F7		0-0 1B 1B 1B	0-0 F9	
Terry Crowley, L (1, 9) OBP: 0.324, SLG: 0.444 Paul Blair, R (7, PH) OBP: 0.237, SLG: 0.313 (8, 8)	0-0 F8		4-0 BB		0-0 L3		0-0 1B 1B 1-2 2-3	0-0 F3	
Boog Powell, L (1, 3) OBP: 0.330, SLG: 0.398 Mark Belanger, R (9, PR) OBP: 0.253, SLG: 0.233		0-0 E2 5-3	0-0 F5		0-0 G3		0-0 G6-4-3 1B	4-0 1B BB	
Don Baylor, R (1, 8) OBP: 0.348, SLG: 0.473 (8, 9)		0-0 5-3		0-0 6-3		1-0 1B HBP	0-3 K	0-3 K	
Brooks Robinson, R (1, 5) OBP: 0.307, SLG: 0.339 Tom Shopay, L (9, PR) OBP: 0.400, SLG: 0.294		0-0 F8		0-0 L5		0-0 1B 1B 1-H	0-0 G6-4-3	0-0 1B	
Davey Johnson, R (1, 4) OBP: 0.351, SLG: 0.366		4-0 BB		0-0 1B		0-0 1B 1B		0-0 F8	0-0 6-3
Johnny Oates, L (1, 2) OBP: 0.364, SLG: 0.417 Andy Etchebarren, R (6, PH) OBP: 0.252, SLG: 0.254 (7, 2)		0-0 F8		0-0 F7		0-3 K		4-0 SH3-4 BB	
Pat Dobson, R (1, 1) OBP: 0.179, SLG: 0.200			0-3 K		0-0 1B		0-0 1B 1-2 2-H	0-0 SH3-4	

Inning Stats	R: 0	H: 0	E: 0	K: 1	S: 5	R: 0	H: 0	E: 1	K: 0	S: 4	R: 1	H: 1	E: 0	K: 1	S: 6	R: 0	H: 1	E: 0	K: 0	S: 4	R: 0	H: 3	E: 0	K: 1	S: 7	R: 1	H: 3	E: 0	K: 1	S: 7	R: 0	H: 0	E: 0	K: 0	S: 3	R: 0	H: 1	E: 0	K: 1	S: 6	1B: 9	SF: 1	2B: 0	SAC: 1	3B: 1	DP: 1	HR: 0	HBP: 1	WP: 0	PA: 43
--------------	------	------	------	------	------	------	------	------	------	------	------	------	------	------	------	------	------	------	------	------	------	------	------	------	------	------	------	------	------	------	------	------	------	------	------	------	------	------	------	------	-------	-------	-------	--------	-------	-------	-------	--------	-------	--------

PITCHER	IP	WLS	BF	H	R	ER	SO	BB	IBB	HBP	BLK	WP	HR	S	P	ERA	WHIP
Dick Tidrow, R (1, 1) ERA: 3.4	5.1		25	5	2	2	3	2	0	1	0	0	0	28	37	3.38	1.312
Mike Kilkenny, L (6, 1) ERA: 4.34	0.2		4	2	1	1	1	1	0	0	0	0	0	5	9	13.50	4.500
Phil Hennigan, R (7, 1) ERA: 3.08	2.0	W	9	2	0	0	1	1	1	0	0	0	0	9	17	0.00	1.500
Steve Mingori, L (9, 1) ERA: 3.97	1.0	S	5	1	0	0	1	1	0	0	0	0	0	6	10	0.00	2.000

Batter	1	2	3	4	5	6	7	8	9	10	AB R H RBI BB SO LOB	TOP												
Frank Duffy, R OBP: 0.308, SLG: 0.311 (1, 6) X	0-0 G4-3 1B		0-0 F9			0-0 F6		0-0 6-3		4-0 CS 1B IBB	4 1 1 0 1 0 2													
Jack Brohamer, L OBP: 0.297, SLG: 0.323 (1, 4) X	0-0 G4-3 1-2f			0-0 F8 1-3 1B		0-0 F2			0-0 E3 WP SH1-4	0-0 1B 1-H 2-H 3-H	5 1 2 2 0 0 1													
Alex Johnson, R OBP: 0.267, SLG: 0.310 Tom McCraw, L OBP: 0.371, SLG: 0.394 (1, 7) X (10, 7)	0-0 F8			0-0 1-2 1-3 1B		0-0 5-3			0-0 SH1-4 1-2	0-0 4-3	4 0 1 0 0 0 1 0 0 0 0 0 0 0													
Graig Nettles, L OBP: 0.336, SLG: 0.380 (1, 5) X		0-0 F8		0-0 F8 2-3		0-3 K			0-0 G3 2-3		4 0 0 0 0 1 3													
Buddy Bell, R OBP: 0.272, SLG: 0.306 (1, 9) X		0-0 5-3		0-0 1-3 1-2		0-0 6-3			0-0 6-3		4 0 0 1 0 0 2													
Chris Chambliss, L OBP: 0.304, SLG: 0.360 (1, 3) X		0-0 6-3		0-0 5-3 3-H		0-0 1-3				0-0 2B SH1-4 1B	4 1 1 0 0 0 1													
Ray Fosse, R OBP: 0.304, SLG: 0.358 (1, 2) X			0-0 5-3		0-0 F8			0-0 6-3		0-0 SH1-4 1-3 CS 2B	4 0 1 0 0 0 0	AB 32 R 4 H 7 RBI 4 BB 3 SO 2 LOB 10												
Del Unser, L OBP: 0.259, SLG: 0.272 (1, 8) X			4-0 SH1-4 BB		0-0 4-3			0-0 SH2-4 1B		4-0 CS SH1-4 1B IBB	2 1 1 0 2 0 0													
Gaylord Perry, R OBP: 0.221, SLG: 0.229 (1, 1) X			0-0 SH1-4 1-2		0-3 K			0-0 SH2-4 1-2		0-0 SH1-4 1-2 2-3 3-H	1 0 0 1 0 1 0													
Inning Stats	R: 0 E: 0 K: 0 S: 3	H: 1 LOB: 0 BB: 0 P: 3	R: 0 E: 0 K: 0 S: 3	H: 0 LOB: 0 BB: 0 P: 3	R: 0 E: 0 K: 0 S: 3	H: 0 LOB: 1 BB: 1 P: 7	R: 1 E: 0 K: 0 S: 5	H: 2 LOB: 1 BB: 0 P: 5	R: 0 E: 0 K: 1 S: 5	H: 0 LOB: 0 BB: 0 P: 5	R: 0 E: 0 K: 0 S: 3	H: 0 LOB: 0 BB: 0 P: 3	R: 0 E: 0 K: 1 S: 5	H: 0 LOB: 0 BB: 0 P: 5	R: 0 E: 1 K: 0 S: 4	H: 1 LOB: 1 BB: 0 P: 4	R: 0 E: 1 K: 0 S: 4	H: 0 LOB: 1 BB: 0 P: 4	R: 3 E: 0 K: 0 S: 5	H: 3 LOB: 1 BB: 2 P: 13	1B: 6 2B: 1 3B: 0 HR: 0	SF: 0 SAC: 4 DP: 1 HBP: 0	WP: 1 PB: 0 SB: 0 CS: 3	PA: 39
PITCHER Dave McNally, L ERA: 2.53 (1, 1)	IP 10.0	WLS L	BF 39	H 7	R 4	ER 4	SO 2	BB 1	IBB 2	HBP 0	BLK 0	WP 1	HR 0	S 40	P 52	ERA 3.60	WHIP 0.800							

Cleveland Indians @ Baltimore Orioles
Memorial Stadium, Baltimore, MD

Fri Jul 28 1972, 7:05 PM EDT
Att. 12,372 - Unknown

livebaseballscores.com



BOTTOM

Cleveland Indians @ Baltimore Orioles
Memorial Stadium, Baltimore, MD

Fri Jul 28 1972, 7:05 PM EDT
Att: 12,372 - Unknown

livebaseballscorecards.com

AB 34
R 1
H 6
RBI 1
BB 2
SO 6
LOB 13



WP: 0 PA: 38
PB: 0
SB: 0
CS: 0

AB R H RBI BB SO LOB

3 1 1 0 2 0 0

4 0 0 0 0 1 6

4 0 0 0 0 0 2

4 0 1 1 0 1 0

4 0 0 0 0 1 1

4 0 1 0 0 1 0

4 0 2 0 0 1 0


4 0 1 0 0 0 2

2 0 0 0 0 0 2
1 0 0 0 0 1 0

Batter	1	2	3	4	5	6	7	8	9	10
Don Buford, S (1, 7) OBP: 0.353, SLG: 0.270	0-0 G6-4-3 HBP 1B	4-0 BB			0-0 F8		4-0 FC5-4 IBB			0-0 F7
Bobby Grich, R (1, 6) OBP: 0.357, SLG: 0.443	1-0 G6-4-3 HBP 1-2	0-3 K			0-0 F8		0-0 FC5-4 1-2f			0-0 4-3
Terry Crowley, L (1, 9) OBP: 0.316, SLG: 0.432	0-0 G6-4-3 1-2f 2-3				0-0 F8		0-0 1-3		0-0 G3	
Boog Powell, L (1, 3) OBP: 0.329, SLG: 0.395	0-0 FC6-4 1B 3-H				0-3 K		0-0 F8		0-0 G3	
Don Baylor, R (1, 8) OBP: 0.341, SLG: 0.462	0-0 FC6-4 1-2f				0-0 F4		0-0 F7		0-3 K	
Brooks Robinson, R (1, 5) OBP: 0.307, SLG: 0.338		0-0 4-3 1B 1B			0-0 F9		0-0 F8		0-3 K	
Johnny Oates, L (1, 2) OBP: 0.368, SLG: 0.420		0-0 4-3 1B 1-2			0-0 1-3		0-0 SH1-4 1B 1B		0-3 K	
Davey Johnson, R (1, 4) OBP: 0.350, SLG: 0.364		0-0 4-3 1-2 2-3			0-0 5-3		0-0 SH1-4 1B 1-2		0-0 F9	
Dave McNally, R (1, 1) OBP: 0.145, SLG: 0.167 Tom Shopay, L (10, PH) OBP: 0.381, SLG: 0.278		0-0 6-3			0-0 F7		0-0 SH1-4 1-2 2-3		0-3 K	

Inning Stats	R: 1	H: 2	E: 0	K: 0	S: 4	R: 0	H: 2	E: 0	K: 1	S: 7	R: 0	H: 2	E: 0	K: 1	S: 5	R: 0	H: 0	E: 0	K: 0	S: 3	R: 0	H: 0	E: 0	K: 0	S: 3	R: 0	H: 0	E: 0	K: 0	S: 3	R: 0	H: 2	E: 0	K: 0	S: 5	R: 0	H: 0	E: 0	K: 1	S: 5	R: 0	H: 0	E: 0	K: 2	S: 7	R: 0	H: 0	E: 0	K: 1	S: 5	R: 0	H: 0	E: 0	K: 1	S: 5	1B: 6	SF: 0	2B: 0	SAC: 1	3B: 0	DP: 1	HR: 0	HBP: 1	WP: 0	PA: 38
--------------	------	------	------	------	------	------	------	------	------	------	------	------	------	------	------	------	------	------	------	------	------	------	------	------	------	------	------	------	------	------	------	------	------	------	------	------	------	------	------	------	------	------	------	------	------	------	------	------	------	------	------	------	------	------	------	-------	-------	-------	--------	-------	-------	-------	--------	-------	--------

PITCHER	IP	WLS	BF	H	R	ER	SO	BB	IBB	HBP	BLK	WP	HR	S	P	ERA	WHIP
Gaylord Perry, R (1, 1) ERA: 1.69	10.0	W	38	6	1	1	6	1	1	1	0	0	0	47	56	0.90	0.700

Batter	1	2	3	4	5	6	7	8	9	10	11	AB R H RBI BB SO LOB	TOP					
Del Unser, L OBP: 0.254, SLG: 0.266 (1.8)	0-0 5-3		0-0 F5		0-0 4-3		0-0 4-3			0-0 4-3		5 0 0 0 0 0 0						
Jack Brohamer, L OBP: 0.296, SLG: 0.319 (1.4)	0-0 G3		4-0 1B BB		0-0 F4		0-3 K			0-0 F6		4 0 0 0 1 1 0						
Tom McCraw, L OBP: 0.367, SLG: 0.387 (1.7)	4-0 BB		0-0 F8		0-0 F8				0-0 F8		0-0 4-3	4 0 0 0 1 0 1						
Graig Nettles, L OBP: 0.334, SLG: 0.377 (1.5)	0-0 4-3		0-0 1B		0-0 F8				0-0 1-4-3		0-0 G3	5 0 1 0 0 0 1						
Chris Chambliss, L OBP: 0.306, SLG: 0.358 (1.3)		4-0 HR BB	0-3 K		0-0 1B 1B				0-3 K		0-3 K	4 1 1 0 1 3 2						
John Lowenstein, L OBP: 0.323, SLG: 0.492 (1.9)		0-3 K		0-0 1-4-3		0-0 1-2 1B			0-0 HR		0-0 6-3	5 1 2 1 0 1 1						
Frank Duffy, R OBP: 0.307, SLG: 0.326 (1.6)		0-0 1-H HR		0-3 K		0-3 K			0-0 6-3			4 1 1 2 0 2 2	AB 39 R 3 H 6 RBI 3 BB 3 SO 8 LOB 10					
Jerry Moses, R OBP: 0.250, SLG: 0.297 (1.2)		0-0 6-3		0-0 2B		0-3 K			0-0 F9			4 0 1 0 0 1 2						
Steve Dunning, R Steve Mingori, L (8.1)		0-0 6-3		0-0 F8			0-0 B2		0-0 F7			3 0 0 0 0 0 1 1 0 0 0 0 0 0						
Inning Stats	R: 0 H: 0 E: 0 LOB: 1 K: 0 BB: 1 S: 3 P: 7	R: 2 H: 1 E: 0 LOB: 0 K: 1 BB: 1 S: 6 P: 10	R: 0 H: 1 E: 0 LOB: 2 K: 1 BB: 1 S: 6 P: 10	R: 0 H: 1 E: 0 LOB: 1 K: 1 BB: 0 S: 6 P: 6	R: 0 H: 0 E: 0 LOB: 0 K: 0 BB: 0 S: 3 P: 3	R: 0 H: 2 E: 0 LOB: 2 K: 2 BB: 0 S: 9 P: 9	R: 0 H: 0 E: 0 LOB: 0 K: 1 BB: 0 S: 5 P: 5	R: 0 H: 0 E: 0 LOB: 0 K: 1 BB: 0 S: 5 P: 5	R: 1 H: 1 E: 0 LOB: 0 K: 0 BB: 0 S: 4 P: 4	R: 0 H: 0 E: 0 LOB: 0 K: 0 BB: 0 S: 3 P: 3	R: 0 H: 0 E: 0 LOB: 0 K: 1 BB: 0 S: 5 P: 5	1B: 3 SF: 0 2B: 1 SAC: 0 3B: 0 DP: 0 HR: 2 HBP: 0	WP: 0 PA: 42 PB: 0 SB: 0 CS: 0					
PITCHER	IP WLS BF H R ER SO BB IBB HBP BLK WP HR S P ERA WHIP																	
Jim Palmer, R ERA: 1.97 (1.1)	9.0	36	6	3	3	7	3	0	0	0	0	0	0	2	47	59	3.00	1.000
Grant Jackson, L ERA: 3.72 (10.1)	2.0	6	0	0	0	1	0	0	0	0	0	0	0	8	8	0.00	0.000	

Cleveland Indians @ Baltimore Orioles
Memorial Stadium, Baltimore, MD
 Sat Jul 29 1972, 3:33 AM EDT
 Att: 8,466 - Unknown

livebaseballscorecards.com

Batter	1	2	3	4	5	6	7	8	9	10	11	AB R H RBI BB SO LOB
Don Buford, S (1, 7) OBP: 0.357, SLG: 0.276	G5-4-3 1B			K	F2			BB 1B		G6-4-3 1B		5 1 3 0 0 1 2
Merv Rettenmund, R (1, 8) OBP: 0.328, SLG: 0.345	G5-4-3 1-2f			1B 2B	F8			BB 1B BB		G6-4-3 1-2f		4 0 1 0 1 0 4
Bobby Grich, R (1, 6) OBP: 0.358, SLG: 0.442	F8			1B		5-3		1-2 2-H 1B		K		5 0 2 1 0 1 0
Boog Powell, L (1, 3) OBP: 0.323, SLG: 0.387			K	F6		1-3		L9-3 1-2		F7		5 0 0 0 0 1 4
Terry Crowley, L (1, 9) OBP: 0.310, SLG: 0.423			4-3	F5		4-3				K		3 0 0 0 0 0 2
Paul Blair, R (9, PH) OBP: 0.238, SLG: 0.318												2 1 1 0 0 1 0
Brooks Robinson, R (1, 5) OBP: 0.305, SLG: 0.345			F9		1-3		6-3		F3		HR	5 1 1 1 0 0 1
Elrod Hendricks, L (1, 2) OBP: 0.247, SLG: 0.186												3 1 1 0 0 0 0
Don Baylor, R (9, PH) OBP: 0.344, SLG: 0.465			G3		BB 1B		F5		FC6-4 2-H 1B			1 0 1 1 0 0 0
Andy Etchebarren, R (10, 2) OBP: 0.252, SLG: 0.254												0 0 0 0 0 0 0
Davey Johnson, R (1, 4) OBP: 0.348, SLG: 0.359			K		1B BB		F5		K			3 0 0 0 1 2 1
Jim Palmer, R (1, 1) OBP: 0.246, SLG: 0.300												3 0 1 1 0 1 0
Chico Salmon, R (9, PH) OBP: 0.246, SLG: 0.300			K									1 0 0 0 0 0 1
Grant Jackson, S (10, 1) OBP: 0.246, SLG: 0.300					1-2 2-H 1B		2-3		FC6-4 1-2f			0 0 0 0 0 0 0

Inning Stats	R: 0	H: 1	R: 0	H: 0	R: 0	H: 0	R: 0	H: 2	R: 1	H: 2	R: 0	H: 0	R: 1	H: 2	R: 1	H: 2	R: 0	H: 1	R: 1	H: 1	1B: 8	SF: 0	WP: 0	PA: 42
E: 0	LOB: 0	E: 0	LOB: 0	E: 0	LOB: 0	E: 0	LOB: 2	E: 0	LOB: 0	E: 0	LOB: 0	E: 0	LOB: 1	E: 0	LOB: 1	E: 0	LOB: 0	E: 0	LOB: 0	E: 0	LOB: 0	2B: 3	SAC: 0	PB: 0
K: 0	BB: 0	K: 1	BB: 0	K: 2	BB: 0	K: 0	BB: 0	K: 1	BB: 1	K: 0	BB: 0	K: 0	BB: 1	K: 1	BB: 0	K: 1	BB: 0	K: 1	BB: 0	K: 1	BB: 0	3B: 0	DP: 3	SB: 0
S: 3	P: 3	S: 5	P: 5	S: 7	P: 7	S: 5	P: 7	S: 7	P: 9	S: 3	P: 3	S: 3	P: 3	S: 4	P: 8	S: 7	P: 7	S: 5	P: 5	S: 5	P: 5	HR: 1	HBP: 0	CS: 0
PITCHER	IP	WLS	BF	H	R	ER	SO	BB	IBB	HBP	BLK	WP	HR	S	P	ERA	WHIP							
Steve Dunning, R (1, 1) ERA: 3.14	7.1		29	6	2	2	4	2	0	0	0	0	0	35	43	2.46	1.091							
Steve Mingori, L (8, 1) ERA: 4.1	3.1	L	13	5	2	2	3	0	0	0	0	0	1	19	19	5.40	1.500							

BOTTOM

Cleveland Indians @ Baltimore Orioles
Memorial Stadium, Baltimore, MD
 Sat Jul 29 1972, 3:33 AM EDT
 Att: 8,466 - Unknown

livebaseballscores.com

AB	40
R	4
H	11
RBI	4
BB	2
SO	7
LOB	15



Batter	1	2	3	4	5	6	7	8	9	AB R H RBI BB SO LOB	TOP									
Horace Clarke, S (1, 4) OBP: 0.329, SLG: 0.305	0-0 F7		0-0 E5		0-0 5-3		0-0 5-3			4 0 0 0 0 0 0										
Thurman Munson, R (1, 2) OBP: 0.360, SLG: 0.366	0-0 L1-3 1B		0-3 K		0-0 5-3			0-0 5-3		4 0 1 0 0 1 1										
Roy White, S (1, 7) OBP: 0.397, SLG: 0.374	0-0 L1-3 1-2		0-0 5-3			4-0 1B BB		4-0 BB		2 0 0 0 2 0 2										
Felipe Alou, R (1, 3) OBP: 0.328, SLG: 0.385		0-0 F9		0-0 F7		0-0 F6		0-0 F4		4 0 0 0 0 0 2										
Bobby Murcer, L (1, 8) OBP: 0.349, SLG: 0.480		0-0 F2		4-0 FC6-4 BB		0-0 F7		0-3 K		3 0 0 0 1 1 2										
Ron Swoboda, R (1, 9) OBP: 0.325, SLG: 0.375		4-0 1B BB		4-0 FC6-4 1-2 BB		0-0 1-2 1B		0-3 K		2 0 1 0 2 1 0										
Gene Michael, S (1, 6) OBP: 0.257, SLG: 0.256		0-0 1-2 1B		0-0 FC6-4 1-2 2-3		0-3 K		0-0 4-3		2 0 1 0 0 0 2										
Jerry Kenney, L (4, PR) OBP: 0.307, SLG: 0.187										2 0 0 0 0 1 2										
Hal Lanier, R (1, 5) OBP: 0.212, SLG: 0.206		0-0 F8		0-0 F9			0-0 F6		0-0 6-3	4 0 0 0 0 0 4										
Ron Klimkowski, R (1, 1) OBP: 0.331, SLG: 0.374			0-3 K			0-0 F2		0-3 K		2 0 0 0 0 1 0										
Bernie Allen, L (7, PH) OBP: 0.331, SLG: 0.374										1 0 0 0 0 1 0										
Lindy McDaniel, R (7, 1)										0 0 0 0 0 0 0										
Inning Stats	R: 0 E: 0 K: 0 S: 3	H: 1 LOB: 0 BB: 0 P: 3	R: 0 E: 0 K: 0 S: 4	H: 1 LOB: 2 BB: 1 P: 8	R: 0 E: 1 K: 2 S: 8	H: 0 LOB: 1 BB: 0 P: 8	R: 0 E: 0 K: 0 S: 3	H: 0 LOB: 2 BB: 2 P: 11	R: 0 E: 0 K: 1 S: 6	H: 1 LOB: 2 BB: 1 P: 10	R: 0 E: 0 K: 1 S: 5	H: 0 LOB: 0 BB: 0 P: 5	R: 0 E: 0 K: 1 S: 5	H: 0 LOB: 1 BB: 1 P: 9	R: 0 E: 0 K: 1 S: 5	H: 0 LOB: 0 BB: 0 P: 5	1B: 3 2B: 1 3B: 0 HR: 0	SF: 0 SAC: 0 DP: 1 HBP: 0	WP: 0 PB: 0 SB: 0 CS: 0	PA: 35
PITCHER Mike Cuellar, L (1, 1) ERA: 2.48	IP: 9.0 WLS: W BF: 35 H: 3 R: 0 ER: 0 SO: 6 BB: 5 IBB: 0 HBP: 0 BLK: 0 WP: 0 HR: 0 S: 42 P: 62 ERA: 0.00 WHIP: 0.889																			
PITCHER	IP	WLS	BF	H	R	ER	SO	BB	IBB	HBP	BLK	WP	HR	S	P	ERA	WHIP			

New York Yankees @ Baltimore Orioles
Memorial Stadium, Baltimore, MD
 Sun Jul 30 1972, 7:05 PM EDT
 Att. 15,117 - Overcast - 77 F

livebaseballscorecards.com

AB 30
R 0
H 3
RBI 0
BB 5
SO 6
LOB 15



Batter	1	2	3	4	5	6	7	8	9	AB	R	H	RBI	BB	SO	LOB	BOTTOM		
Don Buford, S OBP: 0.352, SLG: 0.272 (1, 7) X	0-0 F8		0-0 4-3		0-0 F9		0-0 3-1			4	0	0	0	0	0	0			
Merv Rettenmund, R OBP: 0.335, SLG: 0.347 (1, 9) BBB	4-0 B5-3 HR BB		0-0 S 1B		0-0 6-3			4-0 1B BB		2	2	1	0	2	0	0			
Bobby Grich, R OBP: 0.360, SLG: 0.447 (1, 6) X	0-0 B5-3 1-2		0-3 S K 1-2		0-0 4-3 1B 2B			0-0 1-2 1B 1B		4	2	2	0	0	1	2			
Boog Powell, L OBP: 0.326, SLG: 0.398 (1, 3) X	0-0 2-H HR		4-0 BB		0-0 4-3 2-3			0-3 K		3	1	1	2	1	1	3			
Brooks Robinson, R OBP: 0.307, SLG: 0.347 (1, 5) X	0-0 F7		0-0 F7		0-0 3-H 1B			0-0 1-2 2-H 1B 1B		4	0	2	2	0	0	2			
Davey Johnson, R OBP: 0.344, SLG: 0.353 (1, 4) X		0-0 5-3		0-0 L5		0-0 F7		0-3 K		4	0	0	0	0	1	3			
Elrod Hendricks, L OBP: 0.247, SLG: 0.189 (1, 2) X		0-0 F9		0-0 4-3		0-0 4-3		0-0 1-3 2-H BB 1B		4	0	1	1	0	0	1			
Paul Blair, R OBP: 0.241, SLG: 0.318 (1, 8) X		0-0 1B		0-0 6-3			0-0 F9	4-0 1-2 BB		3	0	1	0	1	0	0			
Mike Cuellar, L OBP: 0.132, SLG: 0.245 (1, 1) X		0-0 G3		0-3 S K			0-0 F8	0-0 F3		4	0	0	0	0	1	4			
Inning Stats	R: 2 E: 0 K: 0 S: 4	H: 1 LOB: 0 BB: 1 P: 8	R: 0 E: 0 K: 0 S: 4	H: 1 LOB: 1 BB: 0 P: 4	R: 0 E: 0 K: 1 S: 6	H: 0 LOB: 0 BB: 1 P: 10	R: 0 E: 0 K: 0 S: 3	H: 0 LOB: 0 BB: 0 P: 3	R: 1 E: 0 K: 0 S: 5	H: 2 LOB: 1 BB: 0 P: 5	R: 0 E: 0 K: 0 S: 3	H: 0 LOB: 0 BB: 0 P: 3	R: 2 E: 0 K: 2 S: 10	H: 3 LOB: 3 BB: 2 P: 18	1B: 6 2B: 1 3B: 0 HR: 1	SF: 0 SAC: 0 DP: 0 HBP: 0	WP: 0 PB: 0 SB: 1 CS: 0	PA: 36	
PITCHER Ron Klimkowski, R ERA: 4.5 Lindy McDaniel, R ERA: 3.58	IP 6.0 WLS L BF 25 H 5 R 3 ER 3 SO 2 BB 2 IBB 0 HBP 0 BLK 0 WP 0 HR 1 S 27 P 35 ERA 4.50 WHIP 1.167	(1, 1)	IP 2.0 WLS L BF 11 H 3 R 2 ER 2 SO 2 BB 2 IBB 0 HBP 0 BLK 0 WP 0 HR 0 S 13 P 21 ERA 9.00 WHIP 2.500	(7, 1)															

New York Yankees @ Baltimore Orioles
Memorial Stadium, Baltimore, MD

Sun Jul 30 1972, 7:05 PM EDT
Att: 15,117 - Overcast - 77 F

livebaseballscores.com

AB 32
R 5
H 8
RBI 5
BB 4
SO 4
LOB 15



New York Yankees @ Baltimore Orioles
Memorial Stadium, Baltimore, MD
 Mon Jul 31 1972, 7:05 PM EDT
 Cloudy

livebaseballscorecards.com

AB	34
R	5
H	9
RBI	4
BB	3
SO	3
LOB	12



Batter	1	2	3	4	5	6	7	8	9	AB	R	H	RBI	BB	SO	LOB
Horace Clarke, S (1, 4) OBP: 0.330, SLG: 0.305	4-0 BB G4-6-3			4-3		0-0 1B	0-0 F7		0-0 6-3	4	0	1	0	1	0	2
Bernie Allen, L (1, 5) OBP: 0.328, SLG: 0.369	0-0 G4-6-3 1-2f			4-3		0-0 F7	0-0 2-3 1B			4	0	1	0	0	0	2
Bobby Murcer, L (1, 8) OBP: 0.348, SLG: 0.480	0-0 F5			K			0-0 2B F8			4	1	1	0	0	1	2
Roy White, S (1, 7) OBP: 0.398, SLG: 0.374		0-0 1-3			4-0 BB FC4-6 BB		0-0 1B 2-3 1B	0-0 6-3		3	1	1	0	1	0	0
Ron Blomberg, L (1, 3) OBP: 0.363, SLG: 0.514		0-0 F9			0-0 FC4-6 1-2f		0-0 1-3 3-H 1B	0-0 F6		4	0	1	1	0	0	1
Johnny Callison, L (1, 9) OBP: 0.255, SLG: 0.341		0-0 6-3			0-0 F8		0-0 4-0 1B E BB	0-0 F2		3	1	0	0	1	0	1
Thurman Munson, R (1, 2) OBP: 0.364, SLG: 0.374			0-0 G5-4-3 1B		0-0 4-3		0-0 1-2 3-H E FC4 1B		0-0 1-3 2B	4	1	3	1	0	0	1
Jerry Kenney, L (1, 6) OBP: 0.300, SLG: 0.182			0-0 G5-4-3			0-0 4-3	0-0 E3 E 1B		0-0 1-3	2	0	0	0	0	0	1
Felipe Alou, R (7, PH) OBP: 0.332, SLG: 0.389			1-2f				1-3 2-H E 1B		2-3	1	1	1	1	0	0	0
Hal Lanier, R (7, 6) OBP: 0.209, SLG: 0.203										1	0	0	0	0	0	1
Fritz Peterson, S (1, 1) OBP: 0.218, SLG: 0.222			0-3 K			0-0 F8	0-0 FC4 1B		0-3 K	3	0	0	1	0	1	0
Sparky Lyle, L (8, 1) OBP: 0.154, SLG: 0.167							2-H 3-H			1	0	0	0	0	1	1

1B:	7	SF:	0	WP:	0	PA:	37
2B:	2	SAC:	0	PB:	0		
3B:	0	DP:	2	SB:	0		
HR:	0	HBP:	0	CS:	0		

Inning	R	H	E	K	S	P	WLS	BF	H	R	ER	SO	BB	IBB	HBP	BLK	WP	HR	S	P	ERA	WHIP
1	0	0	0	0	2	6	L	26	7	5	4	2	3	0	0	0	0	0	27	39	5.68	1.579
2	0	0	0	0	3	4		4	1	0	0	0	0	0	0	0	0	4	4	4	0.00	1.500
3	0	0	0	0	5	6		7	1	0	0	1	0	0	0	0	0	9	9	9	0.00	0.500

PITCHER	IP	WLS	BF	H	R	ER	SO	BB	IBB	HBP	BLK	WP	HR	S	P	ERA	WHIP
Pat Dobson, R (1, 1) ERA: 2.55	6.1	L	26	7	5	4	2	3	0	0	0	0	0	27	39	5.68	1.579
Dave Leonhard, R (7, 1) ERA: 4.7	0.2		4	1	0	0	0	0	0	0	0	0	0	4	4	0.00	1.500
Mickey Scott, L (8, 1) ERA: 2.5	2.0		7	1	0	0	1	0	0	0	0	0	0	9	9	0.00	0.500

Batter	1	2	3	4	5	6	7	8	9	AB R H RBI BB SO LOB	TOP											
Horace Clarke, S (1, 4) OBP: 0.329, SLG: 0.302	0-0 F7		0-0 F9			0-0 6-3		4-0 1B BB		3 1 0 0 1 0 1												
Bernie Allen, L (1, 5) OBP: 0.318, SLG: 0.357	0-3 K			0-0 F5		0-0 F6		0-0 2-3		4 0 0 0 0 1 2												
Bobby Murcer, L (1, 8) OBP: 0.350, SLG: 0.481	0-3 K			0-0 F8		0-0 1B		0-0 1B		4 0 2 2 0 1 0												
Roy White, S (1, 7) OBP: 0.396, SLG: 0.372		0-3 K		0-0 1B		0-0 F9		0-0 F6		4 0 1 0 0 1 2												
Ron Blomberg, L (1, 3) OBP: 0.361, SLG: 0.508		0-0 1-3		0-0 F5			0-0 G6-4-3 1B		0-0 F9	4 0 1 0 0 0 1												
Felipe Alou, R (1, 9) OBP: 0.325, SLG: 0.380		0-0 F3			0-0 F9		0-0 G6-4-3 1-2f		0-0 L6	4 0 0 0 0 0 1												
John Ellis, R (1, 2) OBP: 0.286, SLG: 0.461			0-0 SH1-4 1B		0-0 1B		0-0 F9		0-0 1B	4 0 3 0 0 0 0												
Hal Lanier, R (1, 6) OBP: 0.203, SLG: 0.197			0-3 K		0-3 K			0-0 6-3	0-0 F8	2 0 0 0 0 2 2												
Jerry Kenney, L (8, PH) OBP: 0.293, SLG: 0.177										2 0 0 0 0 0 1												
Rob Gardner, R (1, 1) Johnny Callison, L (8, PH) Sparky Lyle, L (8, 1) OBP: 0.154, SLG: 0.167			0-0 SH1-4		0-3 K			0-0 2B		1 0 0 0 0 1 1												
			1-2							1 1 1 0 0 0 0												
										0 0 0 0 0 0 0												
Inning Stats	R: 0 E: 0 K: 2 S: 7	H: 0 LOB: 0 BB: 0 P: 7	R: 0 E: 0 K: 1 S: 5	H: 0 LOB: 0 BB: 0 P: 5	R: 0 E: 0 K: 1 S: 6	H: 1 LOB: 1 BB: 0 P: 6	R: 0 E: 0 K: 0 S: 4	H: 1 LOB: 1 BB: 0 P: 4	R: 0 E: 0 K: 2 S: 8	H: 1 LOB: 1 BB: 0 P: 8	R: 0 E: 0 K: 0 S: 4	H: 1 LOB: 1 BB: 0 P: 4	R: 0 E: 0 K: 0 S: 3	H: 1 LOB: 0 BB: 0 P: 3	R: 2 E: 0 K: 0 S: 5	H: 2 LOB: 1 BB: 1 P: 9	R: 0 E: 0 K: 0 S: 4	H: 1 LOB: 1 BB: 0 P: 4	1B: 7 2B: 1 3B: 0 HR: 0	SF: 0 SAC: 1 DP: 1 HBP: 0	WP: 0 PB: 0 SB: 0 CS: 0	PA: 35
PITCHER	IP WLS BF H R ER SO BB IBB HBP BLK WP HR S P ERA WHIP																					
Doyle Alexander, R (1, 1) ERA: 2.63	8.0 L 31 7 2 2 6 1 0 0 0 0 0 0 0 42 46 2.25 1.000																					
Eddie Watt, R (9, 1) ERA: 3.48	1.0 4 1 0 0 0 0 0 0 0 0 0 0 0 4 4 0.00 1.000																					

New York Yankees @ Baltimore Orioles
 Memorial Stadium, Baltimore, MD
 Mon Jul 31 1972, 7:05 PM EDT
 Att. 21,966 - Unknown

livebaseballscorecards.com

AB	33
R	2
H	8
RBI	2
BB	1
SO	6
LOB	11



Batter	1	2	3	4	5	6	7	8	9	AB	R	H	RBI	BB	SO	LOB
Don Buford, S (1, 7) OBP: 0.349, SLG: 0.281	0-3 K		0-3 K2-3			0-0 E4 2B		0-0 5-3		4	0	0	0	0	2	0
Mark Belanger, R (1, 6) OBP: 0.257, SLG: 0.250	0-0 F2			0-0 B3		0-0 1-3 2B			0-3 K	4	0	1	0	0	1	0
Bobby Grich, R (1, 3) OBP: 0.360, SLG: 0.440	0-0 5-3			0-0 F8		4-0 BB			4-0 BB	2	0	0	0	2	0	0
Don Baylor, R (1, 9) OBP: 0.336, SLG: 0.453		0-0 F8		0-3 K		0-3 K			0-3 K	4	0	0	0	0	3	4
Brooks Robinson, R (1, 5) OBP: 0.301, SLG: 0.339		0-0 5-3			0-0 F8			0-0 F9	0-0 5-3	4	0	0	0	0	0	1
Davey Johnson, R (1, 4) OBP: 0.342, SLG: 0.352		0-0 6-3			0-3 K			0-0 F9		3	0	0	0	0	1	0
Paul Blair, R (1, 8) OBP: 0.239, SLG: 0.312			0-0 E6 1B		0-3 K			0-0 F8		3	1	0	0	0	1	0
Johnny Oates, L (1, 2) OBP: 0.368, SLG: 0.418			0-0 1-3 1B			0-0 5-3		0-0 F9		3	0	1	1	0	0	0
Doyle Alexander, R (1, 1) OBP: 0.063, SLG: 0.063 Merv Rettenmund, R (8, PH) OBP: 0.328, SLG: 0.339 Eddie Watt, R (9, 1)			0-0 1-3 1-2			0-0 4-3		0-0 4-3		2	0	0	0	0	0	1


Inning Stats	R: 0	H: 0	E: 0	LOB: 0	K: 1	BB: 0	S: 5	P: 5	R: 0	H: 0	E: 0	LOB: 0	K: 0	BB: 0	S: 3	P: 3	R: 1	H: 1	E: 1	LOB: 0	K: 1	BB: 0	S: 6	P: 6	R: 0	H: 0	E: 0	LOB: 0	K: 1	BB: 0	S: 5	P: 5	R: 0	H: 0	E: 0	LOB: 0	K: 2	BB: 0	S: 7	P: 7	R: 0	H: 1	E: 1	LOB: 3	K: 1	BB: 1	S: 7	P: 11	R: 0	H: 0	E: 0	LOB: 0	K: 0	BB: 0	S: 3	P: 3	R: 0	H: 0	E: 0	LOB: 0	K: 0	BB: 0	S: 3	P: 3	R: 0	H: 0	E: 0	LOB: 1	K: 2	BB: 1	S: 7	P: 11	1B: 1	SF: 0	2B: 1	SAC: 0	3B: 0	DP: 0	HR: 0	HBP: 0	WP: 0	PA: 32
PITCHER	IP	WLS	BF	H	R	ER	SO	BB	IBB	HBP	BLK	WP	HR	S	P	ERA	WHIP																																																																	
Rob Gardner, L (1, 1) ERA: 2.57	7.0	W	25	2	1	0	6	1	0	0	0	0	0	36	40	0.00	0.429																																																																	
Sparky Lyle, L (8, 1) ERA: 1.22	2.0	S	7	0	0	0	2	1	0	0	0	0	0	10	14	0.00	0.500																																																																	


BOTTOM

New York Yankees @ Baltimore Orioles
Memorial Stadium, Baltimore, MD
 Mon Jul 31 1972, 7:05 PM EDT
 Att. 21,966 - Unknown

livebaseballscorecards.com

AB	30
R	1
H	2
RBI	1
BB	2
SO	8
LOB	6



Batter	1	2	3	4	5	6	7	8	9	AB R H RBI BB SO LOB	TOP														
Don Buford, S (1, 7) OBP: 0.348, SLG: 0.278	0-0 F5		0-3 K			4-0 1B BB			0-0 F9	3 0 0 0 1 1 0	<p>Baltimore Orioles @ Cleveland Indians Cleveland Municipal Stadium, Cleveland, OH</p> <p>Tue Aug 01 1972, 7:05 PM EDT Att: 30,543 - Unknown</p> <p>livebaseballscorecards.com</p> <table border="1"> <tr><td>AB</td><td>27</td></tr> <tr><td>R</td><td>0</td></tr> <tr><td>H</td><td>2</td></tr> <tr><td>RBI</td><td>0</td></tr> <tr><td>BB</td><td>2</td></tr> <tr><td>SO</td><td>6</td></tr> <tr><td>LOB</td><td>6</td></tr> </table> 	AB	27	R	0	H	2	RBI	0	BB	2	SO	6	LOB	6
AB	27																								
R	0																								
H	2																								
RBI	0																								
BB	2																								
SO	6																								
LOB	6																								
Merv Rettenmund, R (1, 8) OBP: 0.327, SLG: 0.338	0-0 5-3			0-0 6-3		0-0 1-2 1B		0-0 F9	4 0 1 0 0 0 0																
Johnny Oates, L (1, 2) OBP: 0.357, SLG: 0.405	0-0 F6			0-0 F7		0-0 L1-3		0-0 G3	4 0 0 0 0 0 2																
Boog Powell, L (1, 3) OBP: 0.325, SLG: 0.395		0-0 G3 SH1-3 1B		0-3 K			0-0 P4-3		3 0 1 0 0 1 0																
Brooks Robinson, R (1, 5) OBP: 0.299, SLG: 0.337		0-0 SH1-3			0-0 5-3		0-0 F6		2 0 0 0 0 0 0																
Terry Crowley, L (1, 9) OBP: 0.310, SLG: 0.417		0-0 G3			4-0 BB		0-0 4-3		2 0 0 0 1 0 1																
Bobby Grich, R (1, 4) OBP: 0.356, SLG: 0.435		0-0 4-3			0-3 K			0-0 F5	3 0 0 0 0 1 2																
Mark Belanger, R (1, 6) OBP: 0.254, SLG: 0.246			0-0 4-3		0-3 K			0-3 K	3 0 0 0 0 2 1																
Dave McNally, R (1, 1) OBP: 0.140, SLG: 0.161			0-0 6-3			0-0 4-3		0-3 K	2 0 0 0 0 0 0																
Tom Shopay, L (8, PH) OBP: 0.364, SLG: 0.263									1 0 0 0 0 1 0																
Grant Jackson, S (8, 1)									0 0 0 0 0 0 0																
Inning Stats	R: 0 E: 0 K: 0 S: 3	H: 0 LOB: 0 BB: 0 P: 3	R: 0 E: 0 K: 0 S: 4	H: 1 LOB: 1 BB: 0 P: 4	R: 0 E: 0 K: 1 S: 5	H: 0 LOB: 0 BB: 0 P: 5	R: 0 E: 0 K: 1 S: 5	H: 0 LOB: 0 BB: 0 P: 5	R: 0 E: 0 K: 2 S: 7	H: 1 LOB: 1 BB: 1 P: 7	R: 0 E: 0 K: 0 S: 3	H: 0 LOB: 0 BB: 0 P: 3	R: 0 E: 0 K: 2 S: 7	H: 0 LOB: 0 BB: 0 P: 7	R: 0 E: 0 K: 0 S: 3	H: 0 LOB: 0 BB: 0 P: 3	1B: 2 2B: 1 3B: 0 HR: 0	SF: 0 SAC: 1 DP: 1 HBP: 0	WP: 0 PB: 0 SB: 0 CS: 0	PA: 30					
PITCHER Gaylord Perry, R (1, 1) ERA: 1.63	IP: 9.0 WLS: W BF: 30 H: 2 R: 0 ER: 0 SO: 6 BB: 2 IBB: 0 HBP: 0 BLK: 0 WP: 0 HR: 0 S: 40 P: 48 ERA: 0.00 WHIP: 0.444																								

Batter	1	2	3	4	5	6	7	8	9
Frank Duffy, R OBP: 0.296, SLG: 0.314 (1, 6)	0-0 4-3		0-0 5-3		0-0 G6-3			0-0 F3	
Jack Brohamer, L OBP: 0.297, SLG: 0.327 (1, 4)	0-0 F7		0-0 G6-4-3 1B			0-0 6-3		0-3 K	
Roy Foster, R OBP: 0.260, SLG: 0.242 (1, 7) Del Unser, L OBP: 0.255, SLG: 0.265 (9, 7)	0-0 F8		0-0 G6-4-3			0-0 6-3		0-0 F9	
Ray Fosse, R OBP: 0.302, SLG: 0.349 (1, 2)		0-3 K		0-0 6-3		0-0 6-3			
Graig Nettles, L OBP: 0.335, SLG: 0.374 (1, 5)		0-0 F8		0-0 1B			0-0 FC6-4 4-3 1B		
Chris Chambliss, L OBP: 0.312, SLG: 0.361 (1, 3)		0-0 HR 1B		0-0 F8			0-0 4-3		
Buddy Bell, R OBP: 0.277, SLG: 0.319 (1, 9)		0-0 HR		0-0 F8			4-0 FC6-4 IBB		
Tom McCraw, L OBP: 0.365, SLG: 0.393 (1, 8)		0-0 1B			0-0 3-1		0-0 FC6-4		
Gaylord Perry, R OBP: 0.225, SLG: 0.233 (1, 1)		0-0 F8			0-0 G6-3 1B		0-0 FC6-4		

Inning Stats	R: 0 E: 0 K: 0 S: 3	H: 0 LOB: 0 BB: 0 P: 3	R: 2 E: 0 K: 1 S: 8	H: 3 LOB: 1 BB: 0 P: 8	R: 0 E: 0 K: 0 S: 3	H: 1 LOB: 0 BB: 0 P: 3	R: 0 E: 0 K: 0 S: 4	H: 1 LOB: 1 BB: 0 P: 4	R: 0 E: 0 K: 0 S: 3	H: 1 LOB: 0 BB: 0 P: 3	R: 0 E: 0 K: 0 S: 3	H: 0 LOB: 0 BB: 0 P: 3	R: 0 E: 0 K: 0 S: 4	H: 1 LOB: 2 BB: 1 P: 8	R: 0 E: 0 K: 1 S: 5	H: 0 LOB: 0 BB: 0 P: 5
1B: 6 2B: 0 3B: 0 HR: 1	SF: 0 SAC: 0 DP: 2 HBP: 0	WP: 0 PB: 0 SB: 0 CS: 0														

PITCHER	IP	WLS	BF	H	R	ER	SO	BB	IBB	HBP	BLK	WP	HR	S	P	ERA	WHIP
Dave McNally, L ERA: 2.53 (1, 1)	7.0	L	27	7	2	2	1	0	0	0	0	0	1	28	32	2.57	1.000
Grant Jackson, L ERA: 3.54 (8, 1)	1.0		3	0	0	0	1	0	0	0	0	0	0	5	5	0.00	0.000

BOTTOM

AB	R	H	RBI	BB	SO	LOB
4	0	0	0	0	0	1
4	0	1	0	0	1	0
4	0	0	0	0	0	1
0	0	0	0	0	0	0
3	0	0	0	0	1	0
3	0	2	0	0	0	0
3	1	1	0	0	0	2
2	1	1	2	1	0	1
3	0	1	0	0	0	2
3	0	1	0	0	0	3

AB	29
R	2
H	7
RBI	2
BB	1
SO	2
LOB	10



WP	PA
0	30

Baltimore Orioles @ Cleveland Indians
Cleveland Municipal Stadium, Cleveland, OH
 Tue Aug 01 1972, 7:05 PM EDT
 Att. 30,543 - Unknown

livebaseballscorecards.com

Batter	1	2	3	4	5	6	7	8	9	AB R H RBI BB SO LOB
Don Buford, S (1, 7) OBP: 0.346, SLG: 0.275	0-0 F5		0-3 K		0-0 4-3		1-0 HR HBP		0-0 F9	4 1 0 0 0 1 1
Paul Blair, R (1, 8) OBP: 0.236, SLG: 0.307	0-0 F9		0-0 5-3		0-0 F8		0-0 F7		0-0 5-3	5 0 0 0 0 0 3
Johnny Oates, L (1, 2) OBP: 0.366, SLG: 0.435	0-0 1B			0-0 4-3 1B		0-3 K	0-0 1-H 2-H HR		0-3 K	5 2 3 3 0 2 0
Boog Powell, L (1, 3) OBP: 0.324, SLG: 0.404	0-0 F6			0-0 4-3 1-2		0-0 HR	0-0 G3			4 1 1 1 0 0 2
Merv Rettenmund, R (1, 9) OBP: 0.326, SLG: 0.333		0-0 L1		0-0 F7		0-3 K		4-0 1B WP BB		3 1 0 0 1 1 1
Bobby Grich, R (1, 6) OBP: 0.358, SLG: 0.448		0-3 K		0-0 S 1B		0-0 HR		0-0 F3 1-2		4 1 2 2 0 1 1
Brooks Robinson, R (1, 5) OBP: 0.299, SLG: 0.334		0-3 K		4-0 1-2 BB		0-0 F6		0-0 F3		3 0 0 0 1 1 1
Davey Johnson, R (1, 4) OBP: 0.348, SLG: 0.362			0-0 WP 2B	0-3 K			0-0 SH1-4 HR 1B	0-0 FC6-4 2-H 1B		4 1 3 1 0 1 2
Jim Palmer, R (1, 1) OBP: 0.234, SLG: 0.286			0-0 5-3		0-3 K		0-0 SH1-4	0-0 FC6-4		3 0 0 0 0 1 2

Inning Stats	R: 0 E: 0 K: 0 S: 4	H: 1 LOB: 1 BB: 0 P: 4	R: 0 E: 0 K: 2 S: 7	H: 0 LOB: 0 BB: 0 P: 7	R: 0 E: 0 K: 1 S: 6	H: 1 LOB: 1 BB: 0 P: 6	R: 1 E: 0 K: 1 S: 7	H: 2 LOB: 2 BB: 1 P: 11	R: 0 E: 0 K: 1 S: 5	H: 0 LOB: 0 BB: 0 P: 5	R: 2 E: 0 K: 2 S: 9	H: 2 LOB: 0 BB: 0 P: 9	R: 3 E: 0 K: 0 S: 5	H: 2 LOB: 0 BB: 0 P: 6	R: 1 E: 0 K: 0 S: 4	H: 1 LOB: 1 BB: 1 P: 8	R: 0 E: 0 K: 1 S: 5	H: 0 LOB: 0 BB: 0 P: 5	1B: 5 2B: 1 3B: 0 HR: 3	SF: 0 SAC: 1 DP: 0 HBP: 1	WP: 2 PB: 0 SB: 1 CS: 0	PA: 39
--------------	------------------------------	---------------------------------	------------------------------	---------------------------------	------------------------------	---------------------------------	------------------------------	----------------------------------	------------------------------	---------------------------------	------------------------------	---------------------------------	------------------------------	---------------------------------	------------------------------	---------------------------------	------------------------------	---------------------------------	----------------------------------	------------------------------------	----------------------------------	--------

PITCHER	IP	WLS	BF	H	R	ER	SO	BB	IBB	HBP	BLK	WP	HR	S	P	ERA	WHIP
Steve Dunning, R (1, 1) ERA: 3.54	6.0	L	25	6	3	3	7	1	0	0	0	1	2	38	42	4.50	1.167
Ed Farmer, R (7, 1) ERA: 4.54	2.0		11	3	4	4	0	1	0	1	0	1	1	9	14	18.00	2.000
Denny Riddleberger, L (9, 1) ERA: 2.22	1.0		3	0	0	0	1	0	0	0	0	0	0	5	5	0.00	0.000


TOP

Baltimore Orioles @ Cleveland Indians
Cleveland Municipal Stadium, Cleveland, OH

Wed Aug 02 1972, 7:05 PM EDT
Unknown

livebaseballscorecards.com

AB	35
R	7
H	9
RBI	7
BB	2
SO	8
LOB	13



Batter	1	2	3	4	5	6	7	8	9	AB	R	H	RBI	BB	SO	LOB
Del Unser, L OBP: 0.251, SLG: 0.261 (1, 8) X	0-0 6-3 ①			X 0-0 F4 ①		X 0-0 F9 ①		X 0-0 F4 ②		4	0	0	0	0	0	0
Jack Brohamer, L OBP: 0.302, SLG: 0.330 (1, 4) X	0-0 F3 ②			X 0-0 1B		B B B B 4-0 FC4-6 BB		X 0-0 1B		3	0	2	0	1	0	0
Tom McCraw, L OBP: 0.359, SLG: 0.386 (1, 7) X	0-0 G3 ③			X 0-0 F9 ②		S S S 0-3 K ②		X 0-0 6-3 ③		4	0	0	0	0	1	3
Graig Nettles, L OBP: 0.332, SLG: 0.369 (1, 5) X		X 0-0 F5 ①		X 0-0 F4 ③		X 0-0 FC4-6 ③		X 0-0 F2 ①		4	0	0	0	0	0	2
Chris Chambliss, L OBP: 0.307, SLG: 0.354 (1, 3) S		0-3 K ②			X 0-0 F8 ①		S S S 0-3 K ①		X 0-0 L5 ②		4	0	0	0	0	2
Buddy Bell, R OBP: 0.279, SLG: 0.321 (1, 9) X		0-0 F8 ③			X 0-0 BB 1B		X 0-0 F7 ②		S S S 0-3 K ③		2	0	1	0	0	0
Roy Foster, R OBP: 0.253, SLG: 0.235 (6, 9) X										2	0	0	0	0	1	0
Ray Fosse, R OBP: 0.306, SLG: 0.350 (1, 2) X			X 0-0 F3 ①		B B B B 4-0 1-2 BB 1B		X 0-0 FC6-4 1B			2	0	1	0	1	0	0
Frank Duffy, R OBP: 0.292, SLG: 0.309 (1, 6) X			X 0-0 F8 ②		X 0-0 F3 ②		X 0-0 FC6-4 ③			3	0	0	0	0	0	3
Steve Dunning, R OBP: 0.200, SLG: 0.200 (7, 1) X			X 0-0 4-3 ③		S S S 0-3 K ③			X 0-0 F6 ①		2	0	0	0	0	1	2
Ed Farmer, R OBP: 0.206, SLG: 0.219 (8, PH) X										0	0	0	0	0	0	0
Denny Riddleberger, R OBP: 0.206, SLG: 0.219 (9, 1) X										1	0	0	0	0	0	0
										0	0	0	0	0	0	0

Inning Stats	R: 0	H: 0	E: 0	LOB: 0	K: 0	BB: 0	S: 3	P: 3	R: 0	H: 0	E: 0	LOB: 0	K: 1	BB: 0	S: 5	P: 5	R: 0	H: 0	E: 0	LOB: 0	K: 0	BB: 0	S: 3	P: 3	R: 0	H: 1	E: 0	LOB: 1	K: 0	BB: 0	S: 4	P: 4	R: 0	H: 1	E: 0	LOB: 2	K: 1	BB: 1	S: 6	P: 10	R: 0	H: 0	E: 0	LOB: 1	K: 1	BB: 1	S: 5	P: 9	R: 0	H: 1	E: 0	LOB: 1	K: 1	BB: 0	S: 6	P: 6	R: 0	H: 1	E: 0	LOB: 1	K: 0	BB: 0	S: 4	P: 4	R: 0	H: 0	E: 0	LOB: 0	K: 1	BB: 0	S: 5	P: 5
1B: 4	SF: 0	2B: 0	SAC: 0	3B: 0	DP: 0	HR: 0	HBP: 0	WP: 0	PA: 33	ERA: 0.00	WHIP: 0.667	ERA: 1.87	IP: 9.0	WLS: W	BF: 33	H: 4	R: 0	ER: 0	SO: 5	BB: 2	IBB: 0	HBP: 0	BLK: 0	WP: 0	HR: 0	S: 41	P: 49	ERA: 0.00	WHIP: 0.667	IP: 9.0	WLS: W	BF: 33	H: 4	R: 0	ER: 0	SO: 5	BB: 2	IBB: 0	HBP: 0	BLK: 0	WP: 0	HR: 0	S: 41	P: 49	ERA: 0.00	WHIP: 0.667																										

BOTTOM

Baltimore Orioles @ Cleveland Indians
Cleveland Municipal Stadium, Cleveland, OH

Wed Aug 02 1972, 7:05 PM EDT
Unknown

AB	31
R	0
H	4
RBI	0
BB	2
SO	5
LOB	10



Batter	1	2	3	4	5	6	7	8	9	AB R H RBI BB SO LOB	TOP																									
Mark Belanger, R (1, 6) OBP: 0.248, SLG: 0.240	0-0 F2	0-0 F8		0-0 F4		0-0 F9			0-0 5-3	5 0 0 0 0 0 3																										
Terry Crowley, L (1, 9) OBP: 0.319, SLG: 0.421 Merv Rettenmund, R (4, PH) OBP: 0.325, SLG: 0.332 Dave Leonhard, R (4, 1) OBP: 1.000, SLG: 2.000 Grant Jackson, S (4, 1) Chico Salmon, R (7, PH) Eddie Watt, R (7, 1) Brooks Robinson, R (9, PH) OBP: 0.288, SLG: 0.333	4-0 2B SF9 BB		0-0 1B	0-0 F4		0-0 G1		0-0 F3	1 1 1 0 1 0 0 1 0 0 0 0 0 0 2 0 0 0 0 0 0 0 0 1 0 0 0 0 0 0 0 0 0 0 0 0 0 0 0 1 0 0 0 0 0 0 0																											
Johnny Oates, L (1, 2) OBP: 0.380, SLG: 0.452	0-0 1-3 2B		0-0 1-3 1B		4-0 FC6-4 BB		0-0 G3 1B		0-3 K	4 0 3 0 1 1 0																										
Boog Powell, L (1, 3) OBP: 0.323, SLG: 0.400	4-0 IBB		0-3 K		0-0 F8		0-0 G3		0-0 1-2	3 0 0 0 1 1 3																										
Don Baylor, R (1, 7) OBP: 0.330, SLG: 0.446	0-0 SF9		0-0 F7		0-0 F8		0-3 K			3 0 0 1 0 1 3																										
Bobby Grich, R (1, 5) OBP: 0.360, SLG: 0.456	0-3 K			0-0 F8 2B		0-0 FC6-4 1-2f		0-0 2B		4 1 2 0 0 1 3																										
Davey Johnson, R (1, 4) OBP: 0.346, SLG: 0.358		0-0 F7		0-0 F8		4-0 BB		0-0 L6		3 0 0 0 1 0 2																										
Paul Blair, R (1, 8) OBP: 0.239, SLG: 0.322		0-0 HR		0-0 2B		0-0 F8		0-0 F9		4 1 2 2 0 0 2																										
Roric Harrison, R (1, 1) OBP: 0.111, SLG: 0.222 Mickey Scott, L (3, 1) Don Buford, S (4, PH) OBP: 0.346, SLG: 0.273		0-3 K		3-H 4-0 BB		0-3 K		0-0 F9		1 0 0 0 0 1 0 0 0 0 0 0 0 0 2 0 0 0 1 1 2																										
Inning Stats	R: 1 E: 0 K: 1 S: 6	H: 1 LOB: 2 BB: 2 P: 14	R: 1 E: 0 K: 1 S: 6	H: 1 LOB: 0 BB: 0 P: 6	R: 0 E: 0 K: 1 S: 6	H: 2 LOB: 1 BB: 0 P: 6	R: 1 E: 0 K: 0 S: 5	H: 2 LOB: 2 BB: 1 P: 9	R: 0 E: 0 K: 1 S: 5	H: 0 LOB: 1 BB: 1 P: 9	R: 0 E: 0 K: 1 S: 6	H: 1 LOB: 1 BB: 0 P: 6	R: 0 E: 0 K: 1 S: 4	H: 1 LOB: 1 BB: 0 P: 4	R: 0 E: 0 K: 1 S: 5	H: 0 LOB: 0 BB: 0 P: 5	1B: 3 2B: 4 3B: 0 HR: 1	SF: 1 SAC: 0 DP: 0 HBP: 0	WP: 0 PB: 0 SB: 0 CS: 0	PA: 39																
PITCHER	IP WLS BF H R ER SO BB IBB HBP BLK WP HR S P ERA WHIP																																			
Milt Wilcox, R (1, 1) ERA: 3.38	3.1		17	6	3	3	3	1	1	0	0	0	1	21	29	8.10	2.100																			
Mike Kilkenny, L (4, 1) ERA: 3.76	5.2	W	22	2	0	0	3	3	0	0	0	0	0	25	37	0.00	0.882																			

Baltimore Orioles @ Cleveland Indians
Cleveland Municipal Stadium, Cleveland, OH
 Wed Aug 02 1972, 7:05 PM EDT
 Att: 14,148 - Unknown

livebaseballscorecards.com

AB	33
R	3
H	8
RBI	3
BB	5
SO	6
LOB	20



Batter	1	2	3	4	5	6	7	8	9
Del Unser, L OBP: 0.250, SLG: 0.259 (1, 8) X	0-0 F7 ①		0-0 E 1B HR 1B	0-0 F6 ②		0-0 F8 ①		0-0 4-3 ①	
Jack Brohamer, L OBP: 0.307, SLG: 0.332 (1, 4) X	0-0 1B		0-0 E7 1B HR 1B	4-0 BB BB		0-0 4-3 ②		0-3 K ②	
Chris Chambliss, L OBP: 0.313, SLG: 0.370 (1, 3) X	0-0 F8 ②		0-0 HR	4-0 BB		0-0 1B		0-0 4-3 ③	
Graig Nettles, L OBP: 0.331, SLG: 0.368 (1, 5) X	0-0 4-3 ③		0-0 4-3 1B	0-0 4-3 ③		0-0 F8 ③			
Tom McCraw, L OBP: 0.358, SLG: 0.384 (1, 9) X		0-0 HR 1B	0-0 4-3 ①		0-0 1-3 ①		0-0 F8 ①		
Roy Foster, R OBP: 0.266, SLG: 0.292 (1, 7) X		0-0 HR 1B	0-3 K ②		0-0 BB E 1B		0-0 F9 ②		
Frank Duffy, R OBP: 0.296, SLG: 0.310 (1, 6) X		0-0 6-3 ①	0-3 K ③		4-0 BB E BB 1B		0-0 BB 1B		
Jerry Moses, R OBP: 0.283, SLG: 0.329 (1, 2) X		0-0 F3 ②		0-0 BB SH3-4 1B		0-0 L4 ②		4-0 BB 1B	
Milt Wilcox, R OBP: 0.263, SLG: 0.278 (1, 1) X		0-0 F3 ③		0-0 SH3-4 ①		0-3 K ③		0-3 K ③	
Mike Kilkeny, R OBP: 0.083, SLG: 0.083 (4, 1) X				0-0 1-2					

Inning Stats	R: 0	H: 1	E: 0	K: 0	S: 4	H: 1	LOB: 1	BB: 0	P: 4	R: 2	H: 2	E: 0	K: 0	S: 5	R: 3	H: 4	E: 1	K: 2	S: 11	R: 0	H: 1	E: 0	K: 0	S: 4	R: 1	H: 1	E: 1	K: 1	S: 6	R: 0	H: 1	E: 0	K: 0	S: 4	R: 0	H: 1	E: 0	K: 1	S: 6	R: 0	H: 1	E: 0	K: 1	S: 5	R: 0	H: 0	E: 0	K: 1	S: 5	

PITCHER	IP	WLS	BF	H	R	ER	SO	BB	IBB	HBP	BLK	WP	HR	S	P	ERA	WHIP
Roric Harrison, R ERA: 2.41 (1, 1)	2.0	L	12	6	5	5	0	0	0	0	0	0	2	12	12	22.50	3.000
Mickey Scott, L ERA: 2.37 (3, 1)	1.0		4	1	0	0	2	0	0	0	0	0	0	8	8	0.00	1.000
Dave Leonhard, R ERA: 4.5 (4, 1)	0.2		5	1	0	0	0	2	0	0	0	0	0	3	11	0.00	4.500
Grant Jackson, L ERA: 3.18 (4, 1)	2.1		10	2	1	0	1	1	0	0	0	0	0	11	15	0.00	1.286
Eddie Watt, R ERA: 3.18 (7, 1)	2.0		8	1	0	0	2	1	0	0	0	0	0	11	15	0.00	1.000


BOTTOM

Baltimore Orioles @ Cleveland Indians
Cleveland Municipal Stadium, Cleveland, OH

Wed Aug 02 1972, 7:05 PM EDT
Att. 14,148 - Unknown

AB	R	H	RBI	BB	SO	LOB
5	1	1	0	0	0	1
4	1	2	0	1	1	0
4	1	2	3	1	0	1
4	0	1	0	0	0	5
4	1	1	0	0	0	1
4	2	2	2	0	1	1
3	0	1	0	1	1	1
3	0	1	0	1	0	1
1	0	0	0	0	0	0
2	0	0	0	0	2	3

AB	34
R	6
H	11
RBI	5
BB	4
SO	5
LOB	14



WP	HR	S	P	ERA	WHIP
0	0	0	39		

Batter	1	2	3	4	5	6	7	8	9	AB R H RBI BB SO LOB	TOP												
Merv Rettenmund, R (1, 9) OBP: 0.322, SLG: 0.333	0-0 1-3		0-0 1-3		0-3 K		0-0 FC5-4		0-0 2B	5 0 1 0 0 1 3	Baltimore Orioles @ Cleveland Indians Cleveland Municipal Stadium, Cleveland, OH Thu Aug 03 1972, 7:05 PM EDT Att: 12,449 - Unknown livebaseballscorecards.com												
Paul Blair, R (1, 8) OBP: 0.239, SLG: 0.321 Don Buford, S (9, PH) OBP: 0.345, SLG: 0.272	0-3 K		0-0 CS 1B		0-0 HR		0-0 1-3		0-0 F9	4 1 1 0 0 1 2 1 0 0 0 0 0 1													
Bobby Grich, R (1, 6) OBP: 0.355, SLG: 0.449	0-0 L5		0-0 F8		0-3 K		0-0 6-3		0-0	4 0 0 0 0 1 2													
Brooks Robinson, R (1, 5) OBP: 0.303, SLG: 0.344 Mark Belanger, R (8, PR) OBP: 0.248, SLG: 0.240		0-0 1B 1B		0-0 F7		0-0 HR		4-0 HBP BB		3 2 2 2 1 0 0 0 0 0 0 0 0 0													
Don Baylor, R (1, 7) OBP: 0.329, SLG: 0.442		0-0 G6-4-3 1B 1-2		0-0 F8		0-0 F9		0-0 F4		4 0 1 0 0 0 1													
Boog Powell, L (1, 3) OBP: 0.325, SLG: 0.399		0-0 G6-4-3 1B 1-2 2-H		0-0 G3		0-0 1-3		1-0 HBP		3 0 1 1 0 0 0													
Davey Johnson, R (1, 4) OBP: 0.345, SLG: 0.360		0-0 G6-4-3 1-2 2-3		0-0 5-3		0-0 FC5-6 2B		0-0 F7		4 0 1 0 0 0 4													
Andy Etchebarren, R (1, 2) OBP: 0.268, SLG: 0.263 Johnny Oates, L (9, PH) OBP: 0.377, SLG: 0.449		4-0 IBB		4-0 SH5-4 BB		1-0 FC5-4 FC5-6 HBP		0-0 F7		0 0 0 0 2 0 0 1 0 0 0 0 0 0													
Mike Cuellar, L (1, 1) OBP: 0.127, SLG: 0.236 Terry Crowley, L (9, PH) OBP: 0.317, SLG: 0.418		0-0 G3		0-0 SH5-4		0-0 FC5-6 FC5-4		0-3 K		2 0 0 0 0 0 4 1 0 0 0 0 1 0													
Inning Stats	R: 0 E: 0 K: 1 S: 5	H: 0 LOB: 0 BB: 0 P: 5	R: 1 E: 0 K: 0 S: 5	H: 3 LOB: 2 BB: 1 P: 9	R: 0 E: 0 K: 0 S: 3	H: 1 LOB: 0 BB: 0 P: 3	R: 0 E: 0 K: 0 S: 3	H: 0 LOB: 0 BB: 0 P: 3	R: 0 E: 0 K: 1 S: 5	H: 0 LOB: 1 BB: 1 P: 9	R: 2 E: 1 K: 1 S: 7	H: 1 LOB: 0 BB: 0 P: 7	R: 0 E: 0 K: 0 S: 4	H: 1 LOB: 2 BB: 0 P: 5	R: 0 E: 0 K: 0 S: 3	H: 0 LOB: 2 BB: 1 P: 8	R: 0 E: 0 K: 1 S: 6	H: 1 LOB: 1 BB: 0 P: 6	1B: 4 2B: 2 3B: 0 HR: 1	SF: 0 SAC: 1 DP: 1 HBP: 2	WP: 0 PB: 0 SB: 0 CS: 1	PA: 38	
PITCHER Tom Hilgendorf, L (1, 1) ERA: 2.7 Phil Hennigan, R (8, 1) ERA: 2.85	IP 7.0	WLS W	BF 29	H 6	R 3	ER 2	SO 3	BB 1	IBB 1	HBP 1	BLK 0	WP 0	HR 1	S 32	P 41	ERA 2.57	WHIP 1.000						
						PITCHER	IP 2.0	WLS S	BF 9	H 1	R 0	ER 0	SO 1	BB 1	IBB 0	HBP 1	BLK 0	WP 0	HR 0	S 9	P 14	ERA 0.00	WHIP 1.000



Batter	1	2	3	4	5	6	7	8	9	AB	R	H	RBI	BB	SO	LOB
Tom McCraw, L <small>OBP: 0.353, SLG: 0.378</small> (1, 9)	0-0 G3 ①		0-0 3-1 ③		0-0 F8 ①		0-0 F8 ①			4	0	0	0	0	0	0
Jack Brohamer, L <small>OBP: 0.309, SLG: 0.334</small> (1, 4)	0-0 G3 ②			0-0 2B SF9 1B	0-0 F8 ②		0-0 BB 1B			4	1	2	0	0	0	0
Chris Chambliss, L <small>OBP: 0.320, SLG: 0.385</small> (1, 3)	0-0 1B			0-0 SF9 1-3 2B	0-0 2B		0-3 K ②			4	2	3	0	0	1	1
Roy Foster, R <small>OBP: 0.289, SLG: 0.311</small> Phil Hennigan, R (8, 1)	0-0 F6 ③			4-0 2B BB	0-0 1B 2B		4-0 1-2 BB			2	1	1	1	2	0	1
Graig Nettles, L <small>OBP: 0.330, SLG: 0.368</small> (1, 5)		0-0 6-3 ①		0-0 SF9 ①	0-0 1B 2B		0-0 F9 ③			3	0	1	2	0	0	2
Ray Fosse, R <small>OBP: 0.305, SLG: 0.352</small> (1, 2)		0-0 6-3 ②		0-0 2B ③	0-0 4-3 ③			0-0 F8 ①		4	0	1	1	0	0	1
Frank Duffy, R <small>OBP: 0.295, SLG: 0.305</small> (1, 6)		0-0 F4 ③		4-0 IBB		0-0 6-3 ①		0-0 L6 ②		3	0	0	0	1	0	0
Del Unser, L <small>OBP: 0.247, SLG: 0.256</small> (1, 8)			0-0 F9 ①	0-3 K ②	0-3 K ②	0-0 4-3 ②		0-0 G3 ③		4	0	0	0	0	1	3
Tom Hilgendorf, S John Lowenstein, L <small>OBP: 0.329, SLG: 0.524</small> (8, 7)			0-3 K ②	0-3 K ③	0-3 K ③					3	0	0	0	0	3	3
			0-0 K ②							0	0	0	0	0	0	0


Inning Stats	R: 0	H: 1	E: 0	LOB: 1	K: 0	BB: 0	S: 4	P: 4	R: 0	H: 0	E: 0	LOB: 0	K: 0	BB: 0	S: 3	P: 3	R: 0	H: 0	E: 0	LOB: 0	K: 1	BB: 0	S: 5	R: 2	H: 3	E: 0	LOB: 3	K: 2	BB: 2	S: 10	R: 2	H: 3	E: 0	LOB: 1	K: 0	BB: 0	S: 6	P: 6	R: 0	H: 0	E: 0	LOB: 0	K: 1	BB: 0	S: 5	P: 5	R: 0	H: 1	E: 0	LOB: 2	K: 1	BB: 1	S: 6	P: 10	R: 0	H: 0	E: 0	LOB: 0	K: 0	BB: 0	S: 3	P: 3
PITCHER Mike Cuellar, L <small>ERA: 2.58</small> (1, 1)	IP	WLS	BF	H	R	ER	SO	BB	IBB	HBP	BLK	WP	HR	S	P	ERA	WHIP	IP	WLS	BF	H	R	ER	SO	BB	IBB	HBP	BLK	WP	HR	S	P	ERA	WHIP	IP	WLS	BF	H	R	ER	SO	BB	IBB	HBP	BLK	WP	HR	S	P	ERA	WHIP											

BOTTOM


Baltimore Orioles @ Cleveland Indians
Cleveland Municipal Stadium, Cleveland, OH

Thu Aug 03 1972, 7:05 PM EDT
Att. 12,449 - Unknown

AB	31
R	4
H	8
RBI	4
BB	3
SO	5
LOB	11



1B: 4	SF: 1	WP: 0	PA: 35
2B: 4	SAC: 0	PB: 0	
3B: 0	DP: 0	SB: 0	
HR: 0	HBP: 0	CS: 0	

Batter	1	2	3	4	5	6	7	8	9	AB R H RBI BB SO LOB	TOP														
Don Buford, S (1, 7) OBP: 0.344, SLG: 0.269	4-0 WP BB		x 0-0 G3			x 0-0 F8		x 0-0 F7		3 0 0 0 1 0 0	<p>Baltimore Orioles @ Boston Red Sox Fenway Park, Boston, MA Fri Aug 04 1972, 7:05 PM EDT Att: 31,852 - Unknown</p> <p>livebaseballscorecards.com</p> <table border="1"> <tr><td>AB</td><td>28</td></tr> <tr><td>R</td><td>0</td></tr> <tr><td>H</td><td>2</td></tr> <tr><td>RBI</td><td>0</td></tr> <tr><td>BB</td><td>5</td></tr> <tr><td>SO</td><td>5</td></tr> <tr><td>LOB</td><td>11</td></tr> </table> 	AB	28	R	0	H	2	RBI	0	BB	5	SO	5	LOB	11
AB	28																								
R	0																								
H	2																								
RBI	0																								
BB	5																								
SO	5																								
LOB	11																								
Johnny Oates, L (1, 2) OBP: 0.368, SLG: 0.436	x 0-0 F7 1-2		x 0-0 3-1			x 0-0 F8		x 0-0 F4		4 0 0 0 0 0 1															
Bobby Grich, R (1, 6) OBP: 0.357, SLG: 0.446	x 0-0 F3			0-3 K		4-0 1B BB		4-0 BB		2 0 0 0 2 1 1															
Boog Powell, L (1, 3) OBP: 0.327, SLG: 0.399	4-0 BB			x 0-0 F9		x 0-0 1B		x 0-0 F7		3 0 1 0 1 0 1															
Terry Crowley, L (1, 9) OBP: 0.315, SLG: 0.420	x 0-0 F5			x 0-0 2B		x 0-0 3-1		x 0-0 F3		4 0 1 0 0 0 5															
Brooks Robinson, R (1, 5) OBP: 0.299, SLG: 0.341		0-3 K		x 0-0 F9		x 0-0 5-3		x 0-0 F8		4 0 0 0 0 1 2															
Merv Rettenmund, R (1, 8) OBP: 0.322, SLG: 0.331		x 0-0 F7			4-0 BB	x 0-0 F9				2 0 0 0 1 0 0															
Davey Johnson, R (1, 4) OBP: 0.342, SLG: 0.356		0-3 K		x 0-0 G5-4-3 1-2f		x 0-0 4-1				3 0 0 0 0 1 1															
Pat Dobson, R (1, 1) OBP: 0.167, SLG: 0.186			0-3 K		x 0-0 6-3		0-3 K			2 0 0 0 0 1 0															
Tom Shopay, L (8, PH) OBP: 0.348, SLG: 0.250										1 0 0 0 0 1 0															
Doyle Alexander, R (8, 1) OBP: 0.063, SLG: 0.063										0 0 0 0 0 0 0															
Inning Stats	R: 0 E: 0 K: 0 S: 3	H: 0 LOB: 2 BB: 2 P: 11	R: 0 E: 0 K: 2 S: 7	H: 0 LOB: 0 BB: 0 P: 7	R: 0 E: 0 K: 1 S: 5	H: 0 LOB: 0 BB: 0 P: 5	R: 0 E: 0 K: 1 S: 6	H: 1 LOB: 1 BB: 0 P: 6	R: 0 E: 0 K: 0 S: 2	H: 0 LOB: 0 BB: 1 P: 6	R: 0 E: 0 K: 0 S: 4	H: 1 LOB: 2 BB: 1 P: 8	R: 0 E: 0 K: 0 S: 3	H: 0 LOB: 0 BB: 0 P: 3	R: 0 E: 0 K: 1 S: 5	H: 0 LOB: 0 BB: 0 P: 5	R: 0 E: 0 K: 0 S: 3	H: 0 LOB: 1 BB: 1 P: 7	1B: 1 2B: 1 3B: 0 HR: 0	SF: 0 SAC: 0 DP: 1 HBP: 0	WP: 1 PB: 0 SB: 0 CS: 0	PA: 33			
PITCHER Marty Pattin, R (1, 1) ERA: 3.64	IP: 9.0 WLS: W BF: 33 H: 2 R: 0 ER: 0 SO: 5 BB: 5 IBB: 0 HBP: 0 BLK: 0 WP: 1 HR: 0 S: 38 P: 58 ERA: 0.00 WHIP: 0.778																								

Batter	1	2	3	4	5	6	7	8	9	AB R H RBI BB SO LOB	TOP																								
Don Buford, S (1, 7) OBP: 0.343, SLG: 0.269	0-0 G3	0-3 K			0-3 K		0-0 F5			4 0 1 1 0 1 0																									
Paul Blair, R (1, 8) OBP: 0.239, SLG: 0.320	0-0 1B 1B		0-3 K		0-0 1B		0-0 F8			4 1 1 0 0 0 1																									
Bobby Grich, R (1, 4) OBP: 0.356, SLG: 0.443	0-0 1B 1-2 S 1B		0-0 F3		0-0 1-3		0-0 5-3			4 1 1 0 0 1 0																									
Boog Powell, L (1, 3) OBP: 0.323, SLG: 0.393	0-0 F4		0-0 4-3			0-0 F9		0-3 K		4 0 0 0 0 1 2																									
Don Baylor, R (1, 9) OBP: 0.328, SLG: 0.438	0-0 S 1-3 2-H 1B		0-3 K			0-0 4-3		0-0 F7		4 0 1 1 0 1 0																									
Brooks Robinson, R (1, 5) OBP: 0.299, SLG: 0.340	0-0 S		0-0 F8			0-0 F6		0-3 K		5 0 1 0 0 0 1																									
Johnny Oates, L (1, 2) OBP: 0.365, SLG: 0.438		0-0 F9		0-0 F3			0-0 1B		0-0 E5	4 1 1 0 0 0 2																									
Mark Belanger, R (1, 6) OBP: 0.249, SLG: 0.246		0-0 F8			0-0 B3 1B 2B		0-0 F9		0-0 F5	3 0 1 0 0 0 2																									
Dave McNally, R (1, 1) OBP: 0.138, SLG: 0.158		0-0 2B			0-0 B3		0-0 F4			1 0 0 0 0 1 1																									
Roric Harrison, R (3, 1) OBP: 0.100, SLG: 0.200										1 0 0 0 0 1 1																									
Terry Crowley, L (7, PH) OBP: 0.313, SLG: 0.417										1 0 0 0 0 0 1																									
Eddie Watt, R (7, 1)										0 0 0 0 0 0 0																									
Inning Stats	R: 2 E: 0 K: 0 S: 5	H: 3 LOB: 1 BB: 0 P: 5	R: 0 E: 0 K: 1 S: 6	H: 1 LOB: 1 BB: 0 P: 6	R: 0 E: 0 K: 1 S: 5	H: 0 LOB: 0 BB: 0 P: 5	R: 0 E: 0 K: 1 S: 5	H: 0 LOB: 0 BB: 0 P: 5	R: 1 E: 0 K: 1 S: 7	H: 2 LOB: 1 BB: 0 P: 7	R: 0 E: 0 K: 0 S: 3	H: 0 LOB: 0 BB: 0 P: 3	R: 0 E: 0 K: 0 S: 4	H: 1 LOB: 1 BB: 0 P: 4	R: 0 E: 0 K: 1 S: 5	H: 0 LOB: 0 BB: 0 P: 5	R: 0 E: 1 K: 1 S: 6	H: 0 LOB: 1 BB: 0 P: 6	1B: 5 2B: 2 3B: 0 HR: 0	SF: 0 SAC: 0 DP: 0 HBP: 0	WP: 0 PB: 0 SB: 2 CS: 0	PA: 35													
PITCHER Luis Tiant, R (1, 1) ERA: 3.11	IP 9.0	WLS W	BF 35	H 7	R 3	ER 3	SO 6	BB 0	IBB 0	HBP 0	BLK 0	WP 0	HR 0	S 46	P 46	ERA 3.00	WHIP 0.778	PITCHER	IP 9.0	WLS W	BF 35	H 7	R 3	ER 3	SO 6	BB 0	IBB 0	HBP 0	BLK 0	WP 0	HR 0	S 46	P 46	ERA 3.00	WHIP 0.778

Baltimore Orioles @ Boston Red Sox
 Fenway Park, Boston, MA
 Sat Aug 05 1972, 3:33 AM EDT
 Att: 25,735 - Unknown

livebaseballscorecards.com

AB 35
R 3
H 7
RBI 2
BB 0
SO 6
LOB 11



Batter	1	2	3	4	5	6	7	8	9	AB R H RBI BB SO LOB	TOP
Merv Rettenmund, R (1, 9) OBP: 0.335, SLG: 0.355	0-0 1B SF9 1B		4-0 F9 BB		0-0 HR		0-0 2B	4-0 2B BB		3 3 3 3 2 0 0	
Paul Blair, R (1, 8) OBP: 0.239, SLG: 0.321	0-0 F2		0-0 F9		0-0 F2		0-0 5-3	0-0 1B 2B		5 1 1 3 0 0 3	
Bobby Grich, R (1, 4) OBP: 0.357, SLG: 0.442	0-0 SF9 1B 1B		0-3 K		0-0 F9		0-0 6-3	0-0 1B 1B		5 1 2 1 0 1 2	
Brooks Robinson, R (1, 5) OBP: 0.300, SLG: 0.347	0-0 SF9		0-0 F9			0-0 3B		F8 1B		4 0 2 1 0 0 1	
Don Baylor, R (1, 7) OBP: 0.329, SLG: 0.435	0-0 1B			0-0 F9		0-0 1-3		HR HBP F8		4 1 1 1 0 0 3	
Boog Powell, L (1, 3) OBP: 0.324, SLG: 0.404	0-3 K			0-0 B1-3 1B		0-3 K		0-0 HR	0-3 K	5 1 2 2 0 3 2	
Andy Etchebarren, R (1, 2) OBP: 0.266, SLG: 0.261		0-0 F4		0-0 B1-3		0-3 K		0-0 FC9-6 1B	0-0 6-3	5 0 1 0 0 1 2	
Mark Belanger, R (1, 6) OBP: 0.248, SLG: 0.250		0-0 F3			0-0 6-3 HR 2B		0-0 6-3	0-0 FC9-6 2B 1B	0-0 4-3	5 2 1 0 0 0 1	
Jim Palmer, R (1, 1) OBP: 0.250, SLG: 0.313		0-3 K			0-0 6-3		0-0 2B	0-0 2B 1B		4 2 2 0 0 1 1	
Inning Stats	R: 2 H: 3 E: 0 LOB: 1 K: 1 BB: 0 S: 8 P: 8	R: 0 H: 0 E: 0 LOB: 0 K: 1 BB: 0 S: 5 P: 5	R: 0 H: 0 E: 0 LOB: 1 K: 1 BB: 1 S: 5 P: 9	R: 0 H: 1 E: 0 LOB: 0 K: 0 BB: 0 S: 3 P: 3	R: 2 H: 2 E: 0 LOB: 0 K: 0 BB: 0 S: 5 P: 5	R: 0 H: 1 E: 0 LOB: 1 K: 2 BB: 0 S: 8 P: 8	R: 1 H: 2 E: 0 LOB: 1 K: 0 BB: 0 S: 5 P: 5	R: 6 H: 6 E: 0 LOB: 2 K: 0 BB: 1 S: 9 P: 14	R: 0 H: 0 E: 0 LOB: 0 K: 1 BB: 0 S: 5 P: 5	1B: 8 SF: 1 2B: 5 SAC: 0 3B: 1 DP: 1 HR: 2 HBP: 1	WP: 0 PA: 44 PB: 0 SB: 0 CS: 0
PITCHER	IP WLS BF H R ER SO BB IBB HBP BLK WP HR S P ERA WHIP										
John Curtis, L (1, 1) ERA: 4.32	6.1 L 28 9 5 5 5 1 0 0 0 0 0 1 37 41 7.11 1.579										
Ken Tatum, R (7, 1) ERA: 2.53	0.2 2 0 0 0 0 0 0 0 0 0 0 0 2 2 0.00 0.000										
Lew Krausse, R (8, 1) ERA: 6.18	0.2 8 4 6 6 0 1 0 1 0 0 0 1 6 11 81.00 7.500										
Don Newhauser, R (8, 1) ERA: 2.53	1.1 6 2 0 0 0 1 0 0 0 0 0 0 8 8 0.00 1.500										

Baltimore Orioles @ Boston Red Sox
 Fenway Park, Boston, MA
 Sun Aug 06 1972, 3:33 AM EDT
 Att: 28,976 - Unknown

livebaseballscorecards.com

AB	40
R	11
H	15
RBI	11
BB	2
SO	6
LOB	15



Batter	1	2	3	4	5	6	7	8	9	AB	R	H	RBI	BB	SO	LOB
Doug Griffin, R (1, 4) OBP: 0.332, SLG: 0.313	0-0 L4-3 1B		0-0 F9		0-0 4-3		0-0 1-3 1B		0-3 K	5	0	2	0	0	1	4
Luis Aparicio, R (1, 6) OBP: 0.308, SLG: 0.336	0-0 L4-3		0-0 F8		0-0 4-3		0-3 K		0-3 K	3	0	0	0	0	0	2
Ben Oglivie, L (7, PH) OBP: 0.311, SLG: 0.416	0-0 L4-3		0-0 F8		0-0 4-3		0-3 K		0-3 K	1	0	0	0	0	1	2
Lew Krausse, R (8, 1) OBP: 0.125, SLG: 0.188	0-0 1-2		0-0 F8		0-0 4-3		0-3 K		0-3 K	0	0	0	0	0	0	0
Don Newhauser, R (8, 1) OBP: 0.125, SLG: 0.188	0-0 1-2		0-0 F8		0-0 4-3		0-3 K		0-3 K	0	0	0	0	0	0	0
Phil Gagliano, R (9, PH) OBP: 0.333, SLG: 0.350	0-0 1-2		0-0 F8		0-0 4-3		0-3 K		0-3 K	0	0	0	0	0	0	0
Carl Yastrzemski, L (1, 7) OBP: 0.350, SLG: 0.328	0-0 F7		0-0 F2			0-0 F8		0-3 K		4	0	0	0	0	1	1
Reggie Smith, S (1, 9) OBP: 0.357, SLG: 0.445		0-0 1B 1B		4-0 HR BB		0-0 F7		0-0 F4		3	1	1	0	1	0	0
Rico Petrocelli, R (1, 5) OBP: 0.327, SLG: 0.375		0-0 1-2 1B		0-0 6-3		0-0 1-2 BB		0-0 6-3		3	0	1	0	1	0	1
Carlton Fisk, R (1, 2) OBP: 0.380, SLG: 0.613		0-3 K		0-0 HR		0-0 F4		0-0 F4		4	1	1	2	0	1	3
Danny Cater, R (1, 3) OBP: 0.277, SLG: 0.392		0-0 F9		0-0 1-3		0-0 1-3		0-0 5-3		3	0	0	0	1	0	2
Rick Miller, L (1, 8) OBP: 0.289, SLG: 0.358		0-0 F7		0-0 F7		0-0 F7		4-0 FC3-6 BB		3	0	1	0	1	0	2
John Curtis, L (1, 1) OBP: 0.139, SLG: 0.114			4-0 BB		0-3 K		0-0 FC3-6 1B		4-0 BB	1	0	0	0	1	1	0
Ken Tatum, R (7, 1)							0-0 1-2f BB		4-0 BB	0	0	0	0	0	0	0
Bob Burda, L (7, PH) OBP: 0.241, SLG: 0.271									4-0 BB	1	0	0	0	0	0	1
John Kennedy, R (8, 6) OBP: 0.333, SLG: 0.371									1-2 2-3 BB	0	0	0	0	1	0	0

Inning Stats	R: 0	H: 1	R: 0	H: 2	R: 0	H: 0	R: 0	H: 0	R: 0	H: 0	R: 0	H: 1	R: 0	H: 0	R: 0	H: 1	R: 0	H: 0	R: 0	H: 1	1B: 5	SF: 0	WP: 0	PA: 38
E: 0	LOB: 0	E: 0	LOB: 2	E: 0	LOB: 1	E: 0	LOB: 0	E: 0	LOB: 1	E: 0	LOB: 0	E: 0	LOB: 2	E: 0	LOB: 3	E: 0	LOB: 3	E: 0	LOB: 0	E: 0	LOB: 0	2B: 1	SAC: 0	PB: 0
K: 0	BB: 0	K: 1	BB: 0	K: 0	BB: 1	K: 0	BB: 1	K: 1	BB: 1	K: 1	BB: 0	K: 2	BB: 2	K: 1	BB: 0	K: 2	BB: 2	K: 1	BB: 0	K: 1	BB: 0	3B: 0	DP: 1	SB: 0
S: 3	P: 3	S: 7	P: 7	S: 3	P: 7	S: 4	P: 8	S: 5	P: 5	S: 6	P: 10	S: 5	P: 5	S: 8	P: 16	S: 8	P: 16	S: 8	P: 7	S: 6	P: 10	HR: 1	HBP: 0	CS: 0

PITCHER	IP	WLS	BF	H	R	ER	SO	BB	IBB	HBP	BLK	WP	HR	S	P	ERA	WHIP
Jim Palmer, R (1, 1) ERA: 1.88	9.0	W	38	6	2	2	6	6	0	0	0	0	1	44	68	2.00	1.333

BOTTOM

Baltimore Orioles @ Boston Red Sox
 Fenway Park, Boston, MA
 Sun Aug 06 1972, 3:33 AM EDT
 Att. 28,976 - Unknown

AB	32
R	2
H	6
RBI	2
BB	6
SO	6
LOB	21



livebaseballscorecards.com

Batter	1	2	3	4	5	6	7	8	9	AB R H RBI BB SO LOB	TOP											
Don Buford, S (1, 7) <small>OBP: 0.343, SLG: 0.269</small>	0-0 1B	0-0 F9			0-0 4-3		4-0 1B SH5-3 BB	0-0 FC3-6		4 0 1 0 1 0 3												
Paul Blair, R (1, 8) <small>OBP: 0.236, SLG: 0.318</small>	0-3 K		0-0 5-3		0-3 K		0-0 SH5-3	0-0 F9		4 0 0 0 0 2 2												
Bobby Grich, R (1, 4) <small>OBP: 0.354, SLG: 0.438</small>	0-0 F7		0-3 K		0-3 K		0-0 1B		0-0 4-3	5 0 1 0 0 2 1												
Boog Powell, L (1, 3) <small>OBP: 0.328, SLG: 0.403</small>	0-0 G3		4-0 BB BB		0-0 F9		4-0 G6-3 IBB		0-0 1B	3 0 1 0 2 0 1												
Brooks Robinson, R (1, 5) <small>OBP: 0.304, SLG: 0.355</small>		0-0 HR	4-0 FC6-4 BB		4-0 2B BB		0-0 G6-3		0-0 F9	3 2 1 1 2 0 4												
Merv Rettenmund, R (1, 9) <small>OBP: 0.336, SLG: 0.353</small>		0-0 F8	0-0 FC6-4		4-0 2B BB		0-0 2B 1B		0-0 1-3	4 2 1 0 1 0 3												
Elrod Hendricks, L (1, 2) <small>OBP: 0.247, SLG: 0.205</small>		0-0 F7		0-0 6-3		0-0 F8		0-0 FC3-5 2B		4 0 1 1 0 0 2												
Mark Belanger, R (1, 6) <small>OBP: 0.252, SLG: 0.260</small>		0-0 1B 1B		0-3 K		0-0 2B		0-0 E6 FC3-5		4 1 2 2 0 1 1												
Mike Cuellar, L (1, 1) <small>OBP: 0.138, SLG: 0.241</small> Doyle Alexander, R (6, 1) <small>OBP: 0.059, SLG: 0.059</small> Grant Jackson, S (9, 1)		0-0 1B		0-3 K		0-3 K		0-0 FC3-5		3 0 1 0 0 2 1 1 0 0 0 0 0 2 0 0 0 0 0 0 0												
Inning Stats	R: 0 E: 0 K: 1 S: 6	H: 1 LOB: 1 BB: 0 P: 6	R: 1 E: 0 K: 0 S: 6	H: 3 LOB: 2 BB: 0 P: 6	R: 0 E: 0 K: 1 S: 5	H: 0 LOB: 2 BB: 2 P: 13	R: 0 E: 0 K: 2 S: 7	H: 0 LOB: 0 BB: 0 P: 7	R: 0 E: 0 K: 2 S: 7	H: 0 LOB: 0 BB: 0 P: 7	R: 2 E: 0 K: 1 S: 6	H: 1 LOB: 1 BB: 2 P: 14	R: 0 E: 0 K: 0 S: 3	H: 1 LOB: 2 BB: 2 P: 11	R: 2 E: 2 K: 0 S: 6	H: 2 LOB: 1 BB: 0 P: 6	R: 0 E: 0 K: 0 S: 4	H: 1 LOB: 1 BB: 0 P: 4	1B: 6 2B: 2 3B: 0 HR: 1	SF: 0 SAC: 1 DP: 1 HBP: 0	WP: 0 PB: 0 SB: 0 CS: 0	PA: 42
PITCHER Jim Lonborg, R (1, 1) <small>ERA: 2.72</small> Frank Linzy, R (7, 1) <small>ERA: 3.05</small>	IP 6.1	WLS L	BF 31	H 6	R 3	ER 3	SO 7	BB 5	IBB 1	HBP 0	BLK 0	WP 0	HR 1	S 39	P 63	ERA 4.26	WHIP 1.737					
											PITCHER IP WLS BF H R ER SO BB IBB HBP BLK WP HR S P ERA WHIP											

Baltimore Orioles @ Milwaukee Brewers
Milwaukee County Stadium, Milwaukee, WI

Mon Aug 07 1972, 8:05 PM EDT
Att. 6,629 - Unknown

livebaseballscorecards.com

AB 35
R 5
H 9
RBI 4
BB 6
SO 7
LOB 20



Batter	1	2	3	4	5	6	7	8	9	AB	R	H	RBI	BB	SO	LOB
Rick Auerbach, R (1, 6) OBP: 0.282, SLG: 0.272	0-0 F2	0-3 K			0-0 CS 1B		0-0 4-3		0-0 3-1	5	0	1	0	0	1	3
Ron Theobald, R (1, 4) OBP: 0.361, SLG: 0.277	0-0 5-3		0-0 5-3		0-0 5-3		0-0 3-1			4	0	0	0	0	0	1
Dave May, L (1, 8) OBP: 0.296, SLG: 0.345	0-0 BB 1B		0-0 1-3			0-0 3-1		0-0 1-3		4	1	1	0	0	0	0
George Scott, R (1, 3) OBP: 0.313, SLG: 0.405	4-0 BB 1B		0-3 K			4-0 BB 1B		0-3 K		2	1	0	0	2	2	0
Ollie Brown, R (1, 9) OBP: 0.308, SLG: 0.333	0-0 BB 1B			4-0 FC5-4 BB		0-0 BB 1B		0-3 K		3	0	2	1	1	1	0
Tommie Reynolds, R (1, 7) Joe Azcue, R (7, 2) John Briggs, L (9, PH) OBP: 0.293, SLG: 0.301	0-0 F6		0-0 F6		0-3 K		0-0 K		4-0 BB 1B	3	0	0	0	0	1	5
Mike Ferraro, R (1, 5) OBP: 0.299, SLG: 0.350		0-0 E5 CS		0-0 F8		0-0 BB 1B		0-0 BB 1B		4	0	2	1	0	0	1
Ellie Rodriguez, R (1, 2) Frank Linzy, R (7, 1) Joe Lahoud, L (9, PH) Bob Heise, R (9, PH) OBP: 0.369, SLG: 0.387		4-0 SH1-4 BB		0-0 FC5-4		0-0 L6		0-0 F6		2	0	0	0	1	0	3
Jim Lonborg, R (1, 1) Brock Davis, L (7, 7) OBP: 0.240, SLG: 0.191		0-0 SH1-4		0-3 K			0-0 1-3		0-0 F7	1	0	0	0	0	1	0
										2	0	0	0	0	0	2

Inning Stats	R: 1	H: 2	E: 0	K: 0	S: 5	H: 2	LOB: 2	BB: 1	P: 9	R: 0	H: 0	E: 1	K: 1	S: 5	R: 0	H: 0	E: 0	K: 1	S: 3	R: 0	H: 0	E: 0	K: 0	S: 3	R: 0	H: 1	E: 0	K: 1	S: 5	R: 1	H: 2	E: 0	K: 1	S: 7	R: 0	H: 0	E: 0	K: 0	S: 3	R: 0	H: 0	E: 0	K: 2	S: 7	R: 0	H: 0	E: 0	K: 0	S: 4	R: 0	H: 1	E: 0	K: 0	S: 4	1B: 6	2B: 0	3B: 0	HR: 0	SF: 0	SAC: 1	DP: 0	HBP: 0	WP: 0	PB: 0	SB: 0	CS: 2	PA: 37
PITCHER	IP	WLS	BF	H	R	ER	SO	BB	IBB	HBP	BLK	WP	HR	S	P	ERA	WHIP																																																		
Mike Cuellar, L (1, 1) ERA: 2.6	5.2	W	25	5	2	2	4	4	0	0	0	0	0	29	45	3.18	1.588																																																		
Doyle Alexander, R (6, 1) ERA: 2.51	2.1		9	1	0	0	2	1	0	0	0	0	0	12	16	0.00	0.857																																																		
Grant Jackson, L (9, 1) ERA: 3.04	1.0	S	3	0	0	0	0	0	0	0	0	0	0	3	3	0.00	0.000																																																		

BOTTOM

Baltimore Orioles @ Milwaukee Brewers
Milwaukee County Stadium, Milwaukee, WI

Mon Aug 07 1972, 8:05 PM EDT
Att. 6,629 - Unknown

livebaseballscores.com

AB	31
R	2
H	6
RBI	2
BB	5
SO	6
LOB	17



Batter	1	2	3	4	5	6	7	8	9	AB R H RBI BB SO LOB	TOP	
Don Buford, S (1, 7) OBP: 0.344, SLG: 0.268	0-0 F2		0-0 HR BB 1B		0-0 1-3		0-0 4-3		4-0 BB IBB	4 1 1 0 1 0 0		
Paul Blair, R (1, 8) OBP: 0.241, SLG: 0.318	0-0 1B 1B		4-0 HR BB 1-2		0-0 F8		0-3 K		4-0 BB 1-2 2-3	3 2 1 0 2 1 0		
Bobby Grich, R (1, 4) OBP: 0.352, SLG: 0.434	0-0 1B 1-2 1B		0-3 K		0-3 K			0-0 5-3	0-3 K	5 0 1 0 0 3 5		
Boog Powell, L (1, 3) OBP: 0.336, SLG: 0.421	0-0 1-2 2-H 1B		0-0 1-H 2-H HR		0-0 G4-6-3 1B			0-0 S 1B		4 1 4 4 0 0 0		
Brooks Robinson, R (1, 5) OBP: 0.301, SLG: 0.351	0-3 K		0-0 F7		0-0 G4-6-3 1-2f			0-0 F8		4 0 0 0 0 1 4		
Merv Rettenmund, R (1, 9) OBP: 0.334, SLG: 0.349	0-3 K		0-0 F5		4-0 WP BB			0-3 K		3 0 0 0 1 2 3		
Johnny Oates, L (1, 2) OBP: 0.368, SLG: 0.435		0-0 G3		0-3 K		4-0 1-2 IBB			0-0 BB 6-3 1B	3 0 1 0 1 1 0		
Mark Belanger, R (1, 6) OBP: 0.248, SLG: 0.255		0-0 6-3		0-0 F8		0-0 F8			0-0 6-3 1-2	4 0 0 0 0 0 3		
Pat Dobson, R (1, 1) OBP: 0.156, SLG: 0.175 Roric Harrison, R (9, 1) OBP: 0.100, SLG: 0.200 Eddie Watt, R (9, 1)		0-0 6-3		0-0 2-3			0-0 P3		0-3 K	4 0 0 0 0 1 1 0 0 0 0 0 0 0 0 0 0 0 0 0 0		
Inning Stats	R: 1 H: 3 E: 0 LOB: 2 K: 2 BB: 0 S: 10 P: 10	R: 0 H: 0 E: 0 LOB: 0 K: 0 BB: 0 S: 3 P: 3	R: 3 H: 2 E: 0 LOB: 0 K: 1 BB: 1 S: 7 P: 11	R: 0 H: 0 E: 0 LOB: 0 K: 1 BB: 0 S: 5 P: 5	R: 0 H: 0 E: 0 LOB: 0 K: 1 BB: 0 S: 5 P: 5	R: 0 H: 1 E: 0 LOB: 2 K: 0 BB: 2 S: 3 P: 11	R: 0 H: 0 E: 0 LOB: 0 K: 1 BB: 0 S: 5 P: 5	R: 0 H: 1 E: 0 LOB: 1 K: 1 BB: 0 S: 6 P: 6	R: 0 H: 1 E: 0 LOB: 3 K: 2 BB: 2 S: 8 P: 16	1B: 7 SF: 0 2B: 0 SAC: 0 3B: 0 DP: 1 HR: 1 HBP: 0	WP: 1 PA: 39 PB: 0 SB: 1 CS: 0	
PITCHER Jim Colborn, R (1, 1) ERA: 2.79 Ken Sanders, R (9, 1) ERA: 3.44	IP WLS BF H R ER SO BB IBB HBP BLK WP HR S P ERA WHIP	8.0 L 33 7 4 4 7 2 1 0 0 1 1 44 56 4.50 1.125	1.0 6 1 0 0 2 1 1 0 0 0 0 8 16 0.00 2.000	PITCHER IP WLS BF H R ER SO BB IBB HBP BLK WP HR S P ERA WHIP								

Baltimore Orioles @ Milwaukee Brewers
Milwaukee County Stadium, Milwaukee, WI

Tue Aug 08 1972, 8:05 PM EDT
Att. 5,288 - Unknown

AB	34
R	4
H	8
RBI	4
BB	5
SO	9
LOB	16



livebaseballscorecards.com

BOTTOM

Baltimore Orioles @ Milwaukee Brewers
 Milwaukee County Stadium, Milwaukee, WI

Tue Aug 08 1972, 8:05 PM EDT
 Att. 5,288 - Unknown

livebaseballscorecards.com

AB	33
R	2
H	7
RBI	2
BB	5
SO	4
LOB	17



WP:	2	PA:	38
PB:	0		
SB:	0		
CS:	0		

AB R H RBI BB SO LOB

4 1 2 0 1 1 0

5 1 1 0 0 0 5

4 0 1 2 0 1 2

4 0 0 0 0 0 1

4 0 2 0 0 0 1

3 0 1 0 1 0 1

4 0 0 0 0 0 4

2 0 0 0 2 1 2

1B: 7 SF: 0
 2B: 0 SAC: 0
 3B: 0 DP: 1
 HR: 0 HBP: 0

Batter	1	2	3	4	5	6	7	8	9
Rick Auerbach, R (1, 6) OBP: 0.286, SLG: 0.274	0-3 K ①		0-0 1B ①		0-0 F2 ②			0-0 WP 1B 1B ①	4-0 BB BB ①
Ron Theobald, R (1, 4) OBP: 0.359, SLG: 0.275	0-0 6-3 ②		0-0 F9 ②		0-0 P3 ③			0-0 WP 1B ①	0-0 F8 ③
Dave May, L (1, 8) OBP: 0.295, SLG: 0.343	0-0 F6 ③		0-3 K ③					0-0 P3 ①	
George Scott, R (1, 3) OBP: 0.310, SLG: 0.401		0-0 6-3 ①		0-0 F8 ①				0-0 F4 ②	
John Briggs, L (1, 7) OBP: 0.367, SLG: 0.472		0-0 1B ②		0-0 BB 1B ③				0-0 F6 ③	
Ollie Brown, R (1, 9) OBP: 0.312, SLG: 0.333		0-0 P3 ②		4-0 BB BB BB BB ①	1-2 BB ②			0-0 G4-6-3 1B ①	0-0 6-3 ①
Mike Ferraro, R (1, 5) OBP: 0.294, SLG: 0.344		0-0 6-3 ③		0-0 F2 ②				0-0 G4-6-3 1B ①	0-0 F9 ②
Ellie Rodriguez, R (1, 2) OBP: 0.371, SLG: 0.383			4-0 BB BB ①	0-3 K ③				0-0 6-3 ③	4-0 WP BB BB ①
Jim Colborn, R (1, 1) OBP: 0.091, SLG: 0.182			0-0 F7 ①		0-3 K ①			0-0 F7 ①	4-0 WP BB BB ①
Brock Davis, L (8, PH) OBP: 0.366, SLG: 0.314									1-2 WP BB ①
Ken Sanders, R (9, 1)									
Joe Lahoud, L (9, PH) OBP: 0.326, SLG: 0.358									
Syd O'Brien, R (9, PR) OBP: 0.263, SLG: 0.280									

Inning Stats	R: 0	H: 0	E: 0	K: 1	S: 5	H: 0	LOB: 0	BB: 0	P: 5	R: 0	H: 1	E: 0	K: 0	S: 4	H: 1	LOB: 1	BB: 0	P: 4	R: 0	H: 1	E: 0	K: 1	S: 6	H: 0	LOB: 2	BB: 1	P: 10	R: 0	H: 1	E: 0	K: 1	S: 6	H: 0	LOB: 0	BB: 0	P: 5	R: 0	H: 0	E: 0	K: 0	S: 3	H: 1	LOB: 0	BB: 0	P: 3	R: 0	H: 1	E: 0	K: 0	S: 3	H: 3	LOB: 1	BB: 0	P: 6	R: 2	H: 3	E: 0	K: 0	S: 6	H: 0	LOB: 3	BB: 3	P: 15	1B: 7	SF: 0	2B: 0	SAC: 0	3B: 0	DP: 1	HR: 0	HBP: 0	WP: 2	PA: 38
--------------	------	------	------	------	------	------	--------	-------	------	------	------	------	------	------	------	--------	-------	------	------	------	------	------	------	------	--------	-------	-------	------	------	------	------	------	------	--------	-------	------	------	------	------	------	------	------	--------	-------	------	------	------	------	------	------	------	--------	-------	------	------	------	------	------	------	------	--------	-------	-------	-------	-------	-------	--------	-------	-------	-------	--------	-------	--------

PITCHER	IP	WLS	BF	H	R	ER	SO	BB	IBB	HBP	BLK	WP	HR	S	P	ERA	WHIP
Pat Dobson, R (1, 1) ERA: 2.53	8.2	W	36	7	2	2	4	4	0	0	0	1	0	40	56	2.08	1.269
Roric Harrison, R (9, 1) ERA: 2.26	0.0		1	0	0	0	0	1	0	0	0	1	0	0	4	∞	∞
Eddie Watt, R (9, 1) ERA: 2.88	0.1	S	1	0	0	0	0	0	0	0	0	0	0	1	1	0.00	0.000

Batter	1	2	3	4	5	6	7	8	9	AB R H RBI BB SO LOB	TOP											
Don Buford, S (1, 7) OBP: 0.342, SLG: 0.271	0-3 K		0-3 K					0-0 F9		4 1 1 1 0 2 0												
Paul Blair, R (1, 8) OBP: 0.240, SLG: 0.316	0-3 K		0-0 F2						0-0 1B 1B	5 1 1 0 0 1 4												
Bobby Grich, R (1, 6) OBP: 0.356, SLG: 0.440	0-0 F9			0-0 CS 1B		0-0 E 2B	0-0 5-3		0-0 BB 1B 1B	5 1 3 2 0 0 0												
Boog Powell, L (1, 3) OBP: 0.340, SLG: 0.422		0-3 K		0-0 F5		4-0 E 1B IBB	0-0 1B PB 1B		0-0 G1-2-3 BB 1B	4 1 2 1 1 1 1												
Brooks Robinson, R (1, 5) OBP: 0.305, SLG: 0.352		0-0 F8		0-0 6-3		0-0 E8 1B BB 1B	0-0 1B		4-0 G1-2-3 BB	4 1 2 1 1 0 0												
Terry Crowley, L (1, 9) OBP: 0.310, SLG: 0.406		0-0 4-3			0-0 F8	4-0 BB 1B IBB	0-0 F3		0-0 G1-2-3	4 1 0 0 1 0 5												
Davey Johnson, R (1, 4) OBP: 0.343, SLG: 0.354			4-0 3-1 HR BB		0-0 F4	0-0 BB BB SF9 1B	0-0 F7		0-0 F9	4 2 1 1 1 0 4												
Johnny Oates, L (1, 2) OBP: 0.364, SLG: 0.430			0-0 3-1		0-0 F7	4-0 BB BB		0-0 F8		2 0 0 0 0 0 1												
Andy Etchebarren, R (6, PH) OBP: 0.269, SLG: 0.259			1-2			1-2 2-3 3-H				1 0 0 1 1 0 0												
Dave McNally, R (1, 1) OBP: 0.177, SLG: 0.233			0-0 HR					0-3 K		3 2 2 3 1 1 0												
Inning Stats	R: 0 E: 0 K: 2 S: 7	H: 0 LOB: 0 BB: 0 P: 7	R: 0 E: 0 K: 1 S: 5	H: 0 LOB: 0 BB: 0 P: 5	R: 2 E: 0 K: 1 S: 6	H: 1 LOB: 0 BB: 1 P: 10	R: 0 E: 0 K: 0 S: 3	H: 1 LOB: 0 BB: 0 P: 3	R: 0 E: 0 K: 0 S: 3	H: 0 LOB: 0 BB: 0 P: 3	R: 7 E: 1 K: 0 S: 8	H: 5 LOB: 2 BB: 4 P: 24	R: 0 E: 0 K: 0 S: 5	H: 2 LOB: 2 BB: 0 P: 5	R: 0 E: 0 K: 1 S: 5	H: 0 LOB: 0 BB: 0 P: 5	R: 1 E: 0 K: 0 S: 5	H: 3 LOB: 2 BB: 1 P: 9	1B: 9 2B: 2 3B: 0 HR: 1	SF: 1 SAC: 0 DP: 1 HBP: 0	WP: 0 PB: 1 SB: 0 CS: 1	PA: 43
PITCHER	IP WLS BF H R ER SO BB IBB HBP BLK WP HR S P ERA WHIP																					
Bill Parsons, R (1, 1) ERA: 4.38	5.1 L 25 7 9 9 4 1 2 0 0 0 0 1 30 42 15.19 1.500																					
Earl Stephenson, L (6, 1) ERA: 2.62	0.0 2 0 0 0 0 2 0 0 0 0 0 0 0 8 ∞ ∞																					
Jerry Bell, R (6, 1) ERA: 2.83	3.2 16 5 1 1 1 1 0 0 0 0 0 0 17 21 2.46 1.636																					

Baltimore Orioles @ Milwaukee Brewers
Milwaukee County Stadium, Milwaukee, WI
 Wed Aug 09 1972, 8:05 PM EDT
 Att. 8,069 - Unknown

livebaseballscorecards.com

AB	36
R	10
H	12
RBI	10
BB	6
SO	5
LOB	15



Batter	1	2	3	4	5	6	7	8	9	AB R H RBI BB SO LOB
--------	---	---	---	---	---	---	---	---	---	----------------------

Ron Theobald, R OBP: 0.357, SLG: 0.272 (1, 4)	0-0 6-3 ①		0-0 F7 ②			0-0 F9 ①			4-0 BB BB BB 1B BB	3 0 0 0 1 0 1
Bob Heise, R OBP: 0.292, SLG: 0.302 (1, 6)	0-0 4-3 1B		0-0 4-3 ③			0-0 G5-4-3 ② ③ 1-2f			0-0 F8 ②	4 0 1 0 0 0 2
Dave May, L OBP: 0.295, SLG: 0.342 Brock Davis, L OBP: 0.372, SLG: 0.320 (1, 8) (8, 8)	0-0 4-3 1-2			4-0 BB BB BB BB G6-4-3 BB			0-0 G3 ①		0-0 1-2 1B	2 0 0 0 1 0 1 1 0 1 0 0 0 0
George Scott, R OBP: 0.308, SLG: 0.397 John Felske, R OBP: 0.188, SLG: 0.190 (1, 3) (8, 3)	0-3 K ③		0-3 K ①				0-0 6-3 ②		0-3 K ③	3 0 0 0 0 2 2 1 0 0 0 0 1 2
Ollie Brown, R OBP: 0.308, SLG: 0.328 (1, 9)		0-0 6-3 ①		0-0 G6-4-3 ② ③ 1-2f			0-0 5-3 ③			3 0 0 0 0 0 1
Tommie Reynolds, R OBP: 0.294, SLG: 0.293 (1, 7)		0-0 F4 ②			0-0 F5 ①			4-0 BB BB BB L1-3 BB		2 0 0 0 1 0 0
Syd O'Brien, R OBP: 0.267, SLG: 0.283 (1, 5)		0-0 FC5-4 1B			0-0 F7 ②			0-0 L1-3 ① ② 1-2		3 0 1 0 0 0 1
Ellie Rodriguez, R OBP: 0.368, SLG: 0.379 (1, 2)		0-0 FC5-4 ③ 1-2f			0-0 P3 ③			0-3 K ③		2 0 0 0 0 0 1
Bill Parsons, R OBP: 0.173, SLG: 0.143 Earl Stephenson, L (6, 1) Jerry Bell, S OBP: 0.250, SLG: 0.250 Joe Azcue, R OBP: 0.167, SLG: 0.091 (6, 1) (6, 2)			0-3 K ①			0-0 G5-4-3 1B			0-3 K ①	1 0 0 0 0 1 0 0 0 0 0 0 0 0 1 0 0 0 0 1 0 2 0 1 0 0 1 0

Inning Stats	R: 0 E: 0 K: 1 S: 6	H: 1 LOB: 1 BB: 0 P: 6	R: 0 E: 0 K: 0 S: 4	H: 1 LOB: 1 BB: 0 P: 4	R: 0 E: 0 K: 1 S: 5	H: 0 LOB: 0 BB: 0 P: 5	R: 0 E: 0 K: 1 S: 4	H: 0 LOB: 0 BB: 1 P: 8	R: 0 E: 0 K: 0 S: 3	H: 0 LOB: 0 BB: 0 P: 3	R: 0 E: 0 K: 0 S: 3	H: 1 LOB: 0 BB: 0 P: 3	R: 0 E: 0 K: 0 S: 3	H: 0 LOB: 0 BB: 0 P: 3	R: 0 E: 0 K: 1 S: 4	H: 0 LOB: 0 BB: 1 P: 8	R: 0 E: 0 K: 2 S: 8	H: 1 LOB: 2 BB: 1 P: 12	1B: 4 2B: 1 3B: 0 HR: 0	SF: 0 SAC: 0 DP: 3 HBP: 0	WP: 0 PB: 0 SB: 0 CS: 0	PA: 31
--------------	------------------------------	---------------------------------	------------------------------	---------------------------------	------------------------------	---------------------------------	------------------------------	---------------------------------	------------------------------	---------------------------------	------------------------------	---------------------------------	------------------------------	---------------------------------	------------------------------	---------------------------------	------------------------------	----------------------------------	----------------------------------	------------------------------------	----------------------------------	--------

PITCHER	IP	WLS	BF	H	R	ER	SO	BB	IBB	HBP	BLK	WP	HR	S	P	ERA	WHIP	PITCHER	IP	WLS	BF	H	R	ER	SO	BB	IBB	HBP	BLK	WP	HR	S	P	ERA	WHIP		
Dave McNally, L ERA: 2.67 (1, 1)	9.0	W	31	4	0	0	6	3	0	0	0	0	0	40	52	0.00	0.778																				

BOTTOM

Baltimore Orioles @ Milwaukee Brewers
Milwaukee County Stadium, Milwaukee, WI
Wed Aug 09 1972, 8:05 PM EDT
Att. 8,069 - Unknown

livebaseballscorecards.com

AB	28
R	0
H	4
RBI	0
BB	3
SO	6
LOB	11



Batter	1	2	3	4	5	6	7	8	9	AB R H RBI BB SO LOB	TOP
Merv Rettenmund, R OBP: 0.333, SLG: 0.348 (1, 9) X	0-0 F8 ①		0-0 F6 ②		0-0 2B 1B		0-0 F4 ③			4 0 1 0 0 0 1	
Paul Blair, R OBP: 0.243, SLG: 0.321 (1, 8) X	0-0 G4-6-3 1B		0-0 1-3 ③		0-0 1-3 2B			0-0 6-3 ①		4 0 2 0 0 0 1	
Bobby Grich, R OBP: 0.354, SLG: 0.438 (1, 6) X	0-0 G4-6-3 1-2f			0-3 K ①	0-0 5-3 ③			0-0 F9 E 1B		4 0 1 0 0 1 3	
Don Baylor, R OBP: 0.332, SLG: 0.436 (1, 7)		0-0 1B 1B		0-0 2B FC3-2 1B		0-0 F8 ①		0-0 E4 1-2		4 0 2 0 0 0 1	
Brooks Robinson, R OBP: 0.304, SLG: 0.354 (1, 5)		0-0 F9 ①		0-0 FC3-2 1-3 2B		0-0 F9 ②		0-0 F9 ②		4 0 1 0 0 0 3	
Boog Powell, L OBP: 0.342, SLG: 0.423 (1, 3)		0-0 G5-4-3 1-2 1B		0-0 FC3-2 FC6-4 2-3 3-H		0-0 1B		0-0 G3 ③		4 0 2 0 0 0 4	
Davey Johnson, R OBP: 0.339, SLG: 0.349 (1, 4)		0-0 G5-4-3 1-2f		0-0 FC6-4 1-2f		0-0 F8 ③			0-0 L5 ①	4 0 0 0 0 0 5	
Andy Etchebarren, R OBP: 0.269, SLG: 0.259 (1, 2)			0-0 SH1-4 1B		0-0 F7 ①		0-0 6-3 ①		0-0 E5 G4-3	4 0 1 0 0 0 0 0 0 0 0 0 0 0	
Mark Belanger, R OBP: 0.248, SLG: 0.255 (9, PR)											
Jim Palmer, R OBP: 0.243, SLG: 0.304 (1, 1)			0-0 SH1-4 ①		0-0 B2-3 ②		0-3 K ②		0-0 G4-3 ② ③	2 0 0 0 0 1 0 1 0 0 0 0 0 1	
Don Buford, S OBP: 0.341, SLG: 0.270 (9, PH)			1-2						1-2f		
Inning Stats	R: 0 H: 1 E: 0 LOB: 0 K: 0 BB: 0 S: 3 P: 3	R: 0 H: 2 E: 0 LOB: 1 K: 0 BB: 0 S: 4 P: 4	R: 0 H: 1 E: 0 LOB: 1 K: 0 BB: 0 S: 4 P: 4	R: 0 H: 2 E: 0 LOB: 2 K: 1 BB: 0 S: 7 P: 7	R: 0 H: 2 E: 0 LOB: 2 K: 0 BB: 0 S: 5 P: 5	R: 0 H: 1 E: 0 LOB: 1 K: 0 BB: 0 S: 4 P: 4	R: 0 H: 0 E: 0 LOB: 0 K: 1 BB: 0 S: 5 P: 5	R: 0 H: 1 E: 1 LOB: 2 K: 0 BB: 0 S: 5 P: 5	R: 0 H: 0 E: 1 LOB: 1 K: 0 BB: 0 S: 3 P: 3	1B: 8 SF: 0 2B: 2 SAC: 1 3B: 0 DP: 3 HR: 0 HBP: 0	WP: 0 PA: 36 PB: 0 SB: 0 CS: 0
PITCHER Gary Ryerson, L (1, 1) ERA: 2.54	IP WLS BF H R ER SO BB IBB HBP BLK WP HR S P ERA WHIP										
	9.0 W 36 10 0 0 2 0 0 0 0 0 0 0 40 40 0.00 1.111										

Baltimore Orioles @ Milwaukee Brewers
Milwaukee County Stadium, Milwaukee, WI

Thu Aug 10 1972, 4:33 AM EDT
Att: 12,509 - Unknown

livebaseballscorecards.com

AB 35
R 0
H 10
RBI 0
BB 0
SO 2
LOB 19



Batter	1	2	3	4	5	6	7	8	9	AB	R	H	RBI	BB	SO	LOB
Rick Auerbach, R OBP: 0.283, SLG: 0.271 (1, 6) X	0-0 F9 ①		0-3 K ②		0-0 F7 ③			0-0 F7 ①		4	0	0	0	0	1	1
Bob Heise, R OBP: 0.300, SLG: 0.316 (1, 4) X	0-0 1B		0-0 1B			0-0 SH5-3 1B 2B		0-0 F8 ②		4	1	3	0	0	0	0
Dave May, L OBP: 0.293, SLG: 0.339 (1, 8) X	0-0 F6 ②		0-0 F8 ③			0-0 SH5-3 2-3		0-3 K ③		3	0	0	0	0	1	3
George Scott, R OBP: 0.310, SLG: 0.399 (1, 3) S S S	0-3 K ③			0-0 G4-6-3 BB 1B		0-0 S 1B				3	0	2	1	0	1	1
John Briggs, L OBP: 0.367, SLG: 0.469 (1, 7) X		0-0 F9 ①		4-0 G4-6-3 BB 1-2		0-0 F2 ②				2	0	0	0	1	0	1
Joe Lahoud, L OBP: 0.322, SLG: 0.353 (1, 9) X		0-0 F8 ②		0-0 G4-6-3 1-2f 2-3		0-3 K ③				3	0	0	0	0	1	3
Mike Ferraro, R OBP: 0.290, SLG: 0.339 (1, 5) X		0-0 F8 ③		0-0 1-3				0-0 F8 ①		3	0	0	0	0	0	1
Ellie Rodriguez, R OBP: 0.372, SLG: 0.377 (1, 2) X			0-0 4-3 ①		4-0 B1-6-3 BB			4-0 B1-3 BB		1	0	0	0	2	0	0
Gary Ryerson, R OBP: 0.136, SLG: 0.050 (1, 1) B B B B			4-0 1B BB		0-0 B1-6-3 1-2f			0-0 B1-3 ② ③		2	0	0	0	1	0	2

Inning Stats	R: 0	H: 1	E: 0	K: 1	S: 6	LOB: 1	BB: 0	P: 6	R: 0	H: 0	E: 0	K: 0	S: 3	LOB: 0	BB: 0	P: 3	R: 0	H: 1	E: 0	K: 1	S: 6	LOB: 2	BB: 1	P: 10	R: 0	H: 1	E: 0	K: 0	S: 3	LOB: 1	BB: 1	P: 7	R: 0	H: 0	E: 0	K: 0	S: 2	LOB: 0	BB: 1	P: 6	R: 1	H: 2	E: 0	K: 1	S: 7	LOB: 1	BB: 0	P: 7	R: 0	H: 0	E: 0	K: 0	S: 2	LOB: 0	BB: 1	P: 6	R: 0	H: 0	E: 0	K: 1	S: 5	LOB: 0	BB: 0	P: 5
PITCHER Jim Palmer, R ERA: 1.84 (1, 1)	IP	WLS	BF	H	R	ER	SO	BB	IBB	HBP	BLK	WP	HR	S	P	ERA	WHIP																																															
																		PITCHER	IP	WLS	BF	H	R	ER	SO	BB	IBB	HBP	BLK	WP	HR	S	P	ERA	WHIP																													

BOTTOM

Baltimore Orioles @ Milwaukee Brewers
Milwaukee County Stadium, Milwaukee, WI

Thu Aug 10 1972, 4:33 AM EDT
Att. 12,509 - Unknown

AB	25
R	1
H	5
RBI	1
BB	4
SO	4
LOB	12

livebaseballscorecards.com



WP: 0	PA: 30
PB: 0	SB: 1
CS: 0	

Batter	1	2	3	4	5	6	7	8	9	AB R H RBI BB SO LOB	TOP	
Tommy Harper, R (1, 8) OBP: 0.360, SLG: 0.425	0-3 K		0-3 K			0-0 BB S 1B		0-3 K		4 0 1 0 0 3 0	Boston Red Sox @ Baltimore Orioles Memorial Stadium, Baltimore, MD Fri Aug 11 1972, 7:05 PM EDT Att: 17,434 - Unknown	
Luis Aparicio, R (1, 6) OBP: 0.311, SLG: 0.346	0-0 2B			0-0 6-3		0-0 F8		0-0 1B 1B		4 1 2 0 0 0 1		
Carl Yastrzemski, L (1, 7) OBP: 0.348, SLG: 0.322	0-3 K			0-0 1-3		4-0 BB BB		0-0 1B 1-3 1B		3 0 1 0 1 1 1		
Rico Petrocelli, R (1, 5) OBP: 0.337, SLG: 0.389	0-0 6-3			4-0 WP BB		4-0 1-2 2-3 BB		0-0 1-3 3-H 1B		2 0 1 1 2 0 1		
Carlton Fisk, R (1, 2) OBP: 0.373, SLG: 0.597			0-3 K		0-0 F8		0-0 4-3		0-0 6-3	4 0 0 0 0 1 5		
Danny Cater, R (1, 3) OBP: 0.261, SLG: 0.391					0-0 F8		0-3 K		0-3 K	4 0 1 0 0 2 0		
Ben Oglivie, L (1, 9) OBP: 0.305, SLG: 0.421					0-0 1-3		0-0 E4 5-3		0-0 4-3	4 0 0 0 0 1 1		
John Kennedy, R (1, 4) OBP: 0.323, SLG: 0.359			0-3 K		0-0 4-3		0-0 5-3		0-3 K	4 0 0 0 0 2 1		
Lynn McGlothen, L (1, 1) OBP: 0.290, SLG: 0.367 Phil Gagliano, R (7, PH) OBP: 0.338, SLG: 0.355 Don Newhauser, R (7, 1)			0-3 K			0-3 K		0-3 K		2 0 0 0 0 2 0 1 0 0 0 0 1 1 0 0 0 0 0 0 0		
Inning Stats	R: 0 E: 0 K: 2 S: 8 H: 1 LOB: 1 BB: 0 P: 8	R: 0 E: 0 K: 2 S: 7 H: 1 LOB: 1 BB: 0 P: 7	R: 0 E: 0 K: 3 S: 9 H: 0 LOB: 0 BB: 0 P: 9	R: 0 E: 0 K: 0 S: 3 H: 0 LOB: 1 BB: 1 P: 7	R: 0 E: 0 K: 0 S: 3 H: 0 LOB: 0 BB: 0 P: 3	R: 0 E: 0 K: 1 S: 6 H: 1 LOB: 3 BB: 2 P: 14	R: 0 E: 1 K: 2 S: 8 H: 0 LOB: 1 BB: 0 P: 8	R: 1 E: 0 K: 1 S: 7 H: 3 LOB: 1 BB: 0 P: 7	R: 0 E: 0 K: 2 S: 7 H: 0 LOB: 0 BB: 0 P: 7	1B: 5 2B: 2 3B: 0 HR: 0 SF: 0 SAC: 0 DP: 1 HBP: 0	WP: 1 PB: 0 SB: 1 CS: 1 PA: 35	
PITCHER Mike Cuellar, L (1, 1) ERA: 2.52	IP WLS BF H R ER SO BB IBB HBP BLK WP HR S P ERA WHIP	9.0 W 35 6 1 1 13 3 0 0 0 1 0 58 70 1.00 1.000										

livebaseballscorecards.com

AB	32
R	1
H	6
RBI	1
BB	3
SO	13
LOB	11



Batter	1	2	3	4	5	6	7	8	9	AB	R	H	RBI	BB	SO	LOB
Don Buford, S (1, 7) OBP: 0.340, SLG: 0.270	0-0 G3		0-3 K			0-0 F8		0-0 E 1B		4	0	1	0	0	1	0
Paul Blair, R (1, 8) OBP: 0.244, SLG: 0.319 Johnny Oates, L (8, PH) OBP: 0.361, SLG: 0.427 Merv Rettenmund, R (9, 8) OBP: 0.333, SLG: 0.348	0-3 K			0-0 F8		4-0 CS BB		0-0 E4		2	0	0	0	1	1	0
Bobby Grich, R (1, 6) OBP: 0.353, SLG: 0.445	0-0 5-3			0-3 K		0-0 F3		0-0 CS	0-0 HR	4	1	1	1	0	1	1
Boog Powell, L (1, 3) OBP: 0.339, SLG: 0.419		0-0 1-3		0-3 K			0-3 K			3	0	0	0	0	2	0
Brooks Robinson, R (1, 5) OBP: 0.304, SLG: 0.354		0-0 F7			0-0 1B 1B		0-0 F8			3	0	1	0	0	0	0
Terry Crowley, L (1, 9) OBP: 0.310, SLG: 0.424		0-0 HR			0-0 F8		0-0 F6			3	1	1	1	0	0	1
Davey Johnson, R (1, 4) OBP: 0.338, SLG: 0.349		0-3 K			0-0 1B 1B			0-0 F7		3	0	1	0	0	1	0
Elrod Hendricks, L (1, 2) OBP: 0.250, SLG: 0.200			0-3 K		0-0 F8			4-0 E CS 1B BB		2	0	0	0	1	1	2
Mike Cuellar, L (1, 1) OBP: 0.131, SLG: 0.230			0-3 K		0-3 K			0-0 F9		3	0	0	0	0	2	3

Inning Stats	R: 0	H: 0	E: 0	K: 1	S: 5	LOB: 0	BB: 0	P: 5	R: 1	H: 1	E: 0	K: 1	S: 6	LOB: 0	BB: 0	P: 6	R: 0	H: 0	E: 0	K: 3	S: 9	LOB: 0	BB: 0	P: 9	R: 0	H: 0	E: 0	K: 2	S: 7	LOB: 0	BB: 0	P: 7	R: 0	H: 2	E: 0	K: 1	S: 7	LOB: 2	BB: 0	P: 7	R: 0	H: 0	E: 0	K: 0	S: 2	LOB: 0	BB: 1	P: 6	R: 0	H: 0	E: 0	K: 1	S: 5	LOB: 0	BB: 0	P: 5	R: 0	H: 1	E: 1	K: 0	S: 4	LOB: 2	BB: 1	P: 8	R: 1	H: 1	E: 0	K: 0	S: 1	LOB: 0	BB: 0	P: 1	1B: 3	SF: 0	2B: 0	SAC: 0	3B: 0	DP: 0	HR: 2	HBP: 0	WP: 0	PA: 31
--------------	------	------	------	------	------	--------	-------	------	------	------	------	------	------	--------	-------	------	------	------	------	------	------	--------	-------	------	------	------	------	------	------	--------	-------	------	------	------	------	------	------	--------	-------	------	------	------	------	------	------	--------	-------	------	------	------	------	------	------	--------	-------	------	------	------	------	------	------	--------	-------	------	------	------	------	------	------	--------	-------	------	-------	-------	-------	--------	-------	-------	-------	--------	-------	--------

PITCHER	IP	WLS	BF	H	R	ER	SO	BB	IBB	HBP	BLK	WP	HR	S	P	ERA	WHIP
Lynn McGlothen, R (1, 1) ERA: 2.57	6.0		21	3	1	1	8	1	0	0	0	0	1	36	40	1.50	0.667
Don Newhauser, R (7, 1) ERA: 2.92	2.0	L	9	2	1	1	1	1	0	0	0	0	1	10	14	4.50	1.500

BOTTOM


Boston Red Sox @ Baltimore Orioles
Memorial Stadium, Baltimore, MD

Fri Aug 11 1972, 7:05 PM EDT
 Att. 17,434 - Unknown

livebaseballscorecards.com

AB	28
R	2
H	5
RBI	2
BB	2
SO	9
LOB	9



Batter	1	2	3	4	5	6	7	8	9	AB R H RBI BB SO LOB	TOP														
Tommy Harper, R (1, 8) OBP: 0.357, SLG: 0.420	0-0 6-3		0-0 F2		0-0 6-3			0-0 6-3		4 0 0 0 0 0 1	<p>Boston Red Sox @ Baltimore Orioles Memorial Stadium, Baltimore, MD Sat Aug 12 1972, 7:05 PM EDT Unknown</p> <p>livebaseballscorecards.com</p> <table border="1"> <tr><td>AB</td><td>32</td></tr> <tr><td>R</td><td>2</td></tr> <tr><td>H</td><td>5</td></tr> <tr><td>RBI</td><td>2</td></tr> <tr><td>BB</td><td>1</td></tr> <tr><td>SO</td><td>1</td></tr> <tr><td>LOB</td><td>9</td></tr> </table> 	AB	32	R	2	H	5	RBI	2	BB	1	SO	1	LOB	9
AB	32																								
R	2																								
H	5																								
RBI	2																								
BB	1																								
SO	1																								
LOB	9																								
Luis Aparicio, R (1, 6) OBP: 0.307, SLG: 0.340	0-0 L6		0-0 6-3			0-0 P3		0-0 1-3		4 0 0 0 0 0 0															
Carl Yastrzemski, L (1, 7) OBP: 0.343, SLG: 0.318	0-0 4-3		0-0 6-3			0-0 4-3		0-0 F8		4 0 0 0 0 0 0															
Rico Petrocelli, R (1, 5) OBP: 0.336, SLG: 0.396		0-0 HR		0-0 6-3		0-0 F8		0-0 F9		4 1 1 1 0 0 0															
Carlton Fisk, R (1, 2) OBP: 0.369, SLG: 0.589		0-0 F8		0-0 5-3		0-0 F8		0-0 F4		4 0 0 0 0 0 0															
Danny Cater, R (1, 3) OBP: 0.283, SLG: 0.400		0-0 2B		0-0 6-3		0-0 G3 1B 2B		0-0 F8		4 1 2 0 0 0 0															
Ben Oglivie, L (1, 9) OBP: 0.311, SLG: 0.422		4-0 FC6-4 BB			0-0 6-3 4-3 1B		0-0 G3			2 0 1 0 1 0 1															
John Kennedy, R (1, 4) OBP: 0.323, SLG: 0.358		0-3 K			0-0 4-3		0-0 1-2			3 0 1 1 0 1 3															
Marty Pattin, R (1, 1) OBP: 0.140, SLG: 0.246		0-0 FC6-4			0-0 6-3		0-0 3-H 1B F7			3 0 0 0 0 0 4															
Inning Stats	R: 0 H: 0 E: 0 LOB: 0 K: 0 BB: 0 S: 3 P: 3	R: 1 H: 2 E: 0 LOB: 2 K: 1 BB: 1 S: 7 P: 11	R: 0 H: 0 E: 0 LOB: 0 K: 0 BB: 0 S: 3 P: 3	R: 0 H: 0 E: 0 LOB: 0 K: 0 BB: 0 S: 3 P: 3	R: 0 H: 1 E: 0 LOB: 1 K: 0 BB: 0 S: 4 P: 4	R: 0 H: 0 E: 0 LOB: 0 K: 0 BB: 0 S: 3 P: 3	R: 1 H: 2 E: 0 LOB: 1 K: 0 BB: 0 S: 5 P: 5	R: 0 H: 0 E: 0 LOB: 0 K: 0 BB: 0 S: 3 P: 3	R: 0 H: 0 E: 0 LOB: 0 K: 0 BB: 0 S: 3 P: 3	1B: 2 SF: 0 2B: 2 SAC: 0 3B: 0 DP: 0 HR: 1 HBP: 0	WP: 0 PA: 33 PB: 0 SB: 0 CS: 0														
PITCHER Pat Dobson, R (1, 1) ERA: 2.54 Roric Harrison, R (8, 1) ERA: 2.19	IP WLS BF H R ER SO BB IBB HBP BLK WP HR S P ERA WHIP	7.0 27 5 2 2 1 1 0 0 0 0 1 28 32 2.57 0.857	2.0 W 6 0 0 0 0 0 0 0 0 0 0 6 6 0.00 0.000	PITCHER IP WLS BF H R ER SO BB IBB HBP BLK WP HR S P ERA WHIP																					

Batter	1	2	3	4	5	6	7	8	9	AB R H RBI BB SO LOB
Merv Rettenmund, R OBP: 0.338, SLG: 0.362 (1, 8)	4-0 SH3-1 BB SF8 BB	0-3 K			0-0 4-3		0-0 HR		0-0 1-2 2-H 1B	4 2 2 2 1 1 1
Terry Crowley, L OBP: 0.309, SLG: 0.416 (1, 7)	4-0 SF8 SH3-1 1-2 BB		0-0 F2		0-3 K		0-0 4-3			3 0 0 0 1 1 0
Bobby Grich, R OBP: 0.350, SLG: 0.441 (1, 4)	0-0 SH3-1		0-3 K		0-0 1-4-3			0-0 F7		3 0 0 0 0 1 0
Boog Powell, L OBP: 0.335, SLG: 0.415 (1, 3)	0-0 SF8		0-0 4-3			0-0 6-3		0-0 4-3		3 0 0 1 0 0 0
Don Baylor, R OBP: 0.335, SLG: 0.432 (1, 9)	4-0 BB		0-3 K			4-0 FC6-5 BB		0-3 K		2 0 0 0 2 2 0
Brooks Robinson, R OBP: 0.304, SLG: 0.351 Paul Blair, R OBP: 0.244, SLG: 0.319 (9, PR)	0-0 F9		0-0 6-3			0-0 FC6-5 FC3-6 1-3		4-0 SH3-4 1B BB		3 0 0 0 1 0 3 0 1 0 0 0 0 0
Elrod Hendricks, L OBP: 0.263, SLG: 0.207 (1, 2)		4-0 SH5-4 BB		0-0 1B 1B		0-0 FC3-6 1-2f		0-0 SH3-4		2 0 1 0 1 0 1
Mark Belanger, R OBP: 0.246, SLG: 0.255 (1, 6)		0-0 F8		0-0 1-2 1B		0-3 K		0-0 F8		4 0 1 0 0 1 3
Pat Dobson, R OBP: 0.154, SLG: 0.172 Tom Shopay, L OBP: 0.333, SLG: 0.238 Roric Harrison, R OBP: 0.100, SLG: 0.200 Don Buford, S OBP: 0.342, SLG: 0.270 (9, PH)		0-0 SH5-4		0-3 K		0-3 K		4-0 1B IBB		1 0 0 0 0 1 2 1 0 0 0 0 1 0 0 0 0 0 0 0 0 0 0 0 0 1 0 0

Inning Stats	R: 1	H: 0	E: 0	K: 0	S: 3	LOB: 2	BB: 3	P: 15	R: 0	H: 0	E: 0	K: 1	S: 5	LOB: 1	BB: 1	P: 9	R: 0	H: 0	E: 0	K: 1	S: 5	LOB: 0	BB: 0	P: 5	R: 0	H: 2	E: 0	K: 2	S: 9	LOB: 2	BB: 0	P: 9	R: 0	H: 0	E: 0	K: 1	S: 5	LOB: 0	BB: 0	P: 5	R: 0	H: 0	E: 0	K: 0	S: 3	LOB: 1	BB: 1	P: 7	R: 1	H: 1	E: 0	K: 2	S: 8	LOB: 0	BB: 0	P: 8	R: 0	H: 0	E: 0	K: 1	S: 5	LOB: 0	BB: 0	P: 5	R: 0	H: 0	E: 0	K: 0	S: 3	LOB: 0	BB: 0	P: 5	R: 1	H: 1	E: 0	K: 0	S: 3	LOB: 2	BB: 2	P: 11	1B: 3	2B: 0	3B: 0	HR: 1	SF: 1	SAC: 3	DP: 0	HBP: 0	WP: 0	PA: 37
PITCHER Marty Pattin, R ERA: 3.47 (1, 1)	IP	WLS	BF	H	R	ER	SO	BB	IBB	HBP	BLK	WP	HR	S	P	ERA	WHIP	IP	WLS	BF	H	R	ER	SO	BB	IBB	HBP	BLK	WP	HR	S	P	ERA	WHIP																																																								


BOTTOM

Boston Red Sox @ Baltimore Orioles
Memorial Stadium, Baltimore, MD

Sat Aug 12 1972, 7:05 PM EDT
Unknown

livebaseballscorecards.com

AB	26
R	3
H	4
RBI	3
BB	7
SO	8
LOB	10



Batter	1	2	3	4	5	6	7	8	9	AB R H RBI BB SO LOB	TOP	
Tommy Harper, R (1, 8) OBP: 0.357, SLG: 0.418	0-0 1B 3B		0-0 5-3		0-0 F6		4-0 2-3 BB		0-0 5-3	4 0 1 0 1 0 0		
Luis Aparicio, R (1, 6) OBP: 0.309, SLG: 0.351	0-0 1-2 SF7 3B		0-0 FC6-4 1B		0-0 6-3		0-0 1-3			4 1 2 0 0 0 2		
Carl Yastrzemski, L (1, 7) OBP: 0.339, SLG: 0.314	0-0 SF7		0-0 FC6-4 1-2f		0-0 6-3			0-0 3-1		3 0 0 1 0 0 1		
Rico Petrocelli, R (1, 5) OBP: 0.337, SLG: 0.395	0-0 3-1			0-0 6-3		4-0 BB		0-0 HR 1B		3 1 1 0 1 0 0		
Ben Oglivie, L (1, 9) OBP: 0.315, SLG: 0.447		0-0 F4		0-0 F8 1B 2B		0-0 F8		0-0 1-H HR		4 2 2 2 0 0 1		
Danny Cater, R (1, 3) OBP: 0.280, SLG: 0.394		0-0 1-3		0-0 F8 2-3		0-0 4-3		0-0 F5		4 0 0 0 0 0 2		
John Kennedy, R (1, 4) OBP: 0.321, SLG: 0.355		0-0 1-3		0-0 3-H 1B		0-0 F8		0-0 F8		4 0 1 1 0 0 0		
Bob Montgomery, R (1, 2) OBP: 0.324, SLG: 0.415			0-0 HR	0-0 F9		0-0 WP PB 1B			0-0 4-3	4 1 2 1 0 0 1		
Luis Tiant, R (1, 1) OBP: 0.136, SLG: 0.143			0-3 K		0-0 6-3		0-0 F3 1-2		0-0 F9	4 0 0 0 0 1 1		
Inning Stats	R: 1 E: 0 K: 0 S: 4 H: 2 LOB: 0 BB: 0 P: 4	R: 0 E: 0 K: 0 S: 3 H: 0 LOB: 0 BB: 0 P: 3	R: 1 E: 0 K: 1 S: 7 H: 2 LOB: 1 BB: 0 P: 7	R: 1 E: 0 K: 0 S: 5 H: 2 LOB: 1 BB: 0 P: 5	R: 0 E: 0 K: 0 S: 3 H: 0 LOB: 0 BB: 0 P: 3	R: 0 E: 0 K: 0 S: 3 H: 0 LOB: 1 BB: 1 P: 7	R: 0 E: 0 K: 0 S: 4 H: 1 LOB: 2 BB: 1 P: 8	R: 2 E: 0 K: 0 S: 5 H: 2 LOB: 0 BB: 0 P: 5	R: 0 E: 0 K: 0 S: 3 H: 0 LOB: 0 BB: 0 P: 3	1B: 5 2B: 1 3B: 1 HR: 2 SF: 1 SAC: 0 DP: 0 HBP: 0	WP: 1 PB: 1 SB: 0 CS: 0 PA: 37	
PITCHER	IP WLS BF H R ER SO BB IBB HBP BLK WP HR S P ERA WHIP											
Doyle Alexander, R (1, 1) ERA: 2.67	6.0 L 24 6 3 3 1 1 0 0 0 0 1 25 29 4.50 1.167											
Dave Leonhard, R (7, 1) ERA: 5.0	2.0 10 3 2 2 0 1 0 0 0 1 1 9 13 9.00 2.000											
Eddie Watt, R (9, 1) ERA: 2.77	1.0 3 0 0 0 0 0 0 0 0 0 0 3 3 0.00 0.000											

Boston Red Sox @ Baltimore Orioles
Memorial Stadium, Baltimore, MD
 Sat Aug 12 1972, 7:05 PM EDT
 Att: 24,297 - Unknown

livebaseballscorecards.com

AB	34
R	5
H	9
RBI	5
BB	2
SO	1
LOB	8



Batter	1	2	3	4	5	6	7	8	9	AB	R	H	RBI	BB	SO	LOB
Don Buford, S OBP: 0.341, SLG: 0.268 (1, 7)	0-3 K			4-0 BB		0-0 F8			0-0 F8	3	0	0	0	1	1	0
Merv Rettenmund, R OBP: 0.340, SLG: 0.369 (1, 9)	0-0 5-3			4-0 BB			0-0 E4		0-0 F4	3	1	1	0	1	0	0
Johnny Oates, L OBP: 0.359, SLG: 0.418 (1, 2)	0-0 F8			0-0 F5			0-0 1-3		4-0 HR	3	1	0	0	1	0	2
Boog Powell, L OBP: 0.334, SLG: 0.423 (1, 3)		0-0 F5		0-0 F5			0-3 K		0-0 HR	4	1	1	2	0	1	2
Bobby Grich, R OBP: 0.346, SLG: 0.435 (1, 6)		0-3 K			0-3 K				0-0 F8	4	0	0	0	0	2	0
Brooks Robinson, R OBP: 0.302, SLG: 0.348 (1, 5)			0-3 K		0-0 5-3			0-3 K		3	0	0	0	0	2	0
Davey Johnson, R OBP: 0.335, SLG: 0.345 (1, 4)				0-0 F6			0-3 K		0-0 F7	3	0	0	0	0	1	0
Paul Blair, R OBP: 0.245, SLG: 0.319 (1, 8)				0-0 F9			0-0 P3		0-0 1B	3	0	1	0	0	0	0
Doyle Alexander, R OBP: 0.056, SLG: 0.056 (1, 1)				0-3 K			0-0 F5		0-0 F4	1	0	0	0	0	1	0
Tom Shopay, L OBP: 0.320, SLG: 0.227 (6, PH)										1	0	0	0	0	0	0
Dave Leonhard, R OBP: 1.000, SLG: 2.000 (7, 1)										0	0	0	0	0	0	0
Terry Crowley, L OBP: 0.307, SLG: 0.414 (8, PH)										1	0	0	0	0	0	1
Eddie Watt, R (9, 1)										0	0	0	0	0	0	0

BOTTOM	
Boston Red Sox @ Baltimore Orioles	
Memorial Stadium, Baltimore, MD	
Sat Aug 12 1972, 7:05 PM EDT	
Att. 24,297 - Unknown	
AB	29
R	3
H	3
RBI	2
BB	3
SO	8
LOB	5
livebaseballscorecards.com	
WP: 0	PA: 32
PB: 0	
SB: 0	
CS: 0	

Inning Stats	R: 0	H: 0	E: 0	LOB: 0	K: 1	BB: 0	S: 5	P: 5	R: 0	H: 0	E: 0	LOB: 0	K: 2	BB: 0	S: 7	P: 7	R: 0	H: 0	E: 0	LOB: 1	K: 0	BB: 2	S: 2	P: 10	R: 0	H: 0	E: 0	LOB: 0	K: 2	BB: 0	S: 7	P: 7	R: 0	H: 0	E: 0	LOB: 0	K: 0	BB: 0	S: 3	P: 3	R: 1	H: 1	E: 1	LOB: 0	K: 1	BB: 0	S: 6	P: 6	R: 0	H: 1	E: 0	LOB: 1	K: 1	BB: 0	S: 6	P: 6	R: 2	H: 1	E: 0	LOB: 0	K: 0	BB: 1	S: 4	P: 8	1B: 1	SF: 0	2B: 1	SAC: 0	3B: 1	DP: 1	HR: 1	HBP: 0	WP: 0	PA: 32	ERA	WHIP
Luis Tiant, R ERA: 2.99 (1, 1)	9.0	WLS	BF	H	R	ER	SO	BB	IBB	HBP	BLK	WP	HR	S	P	ERA	WHIP	IP	WLS	BF	H	R	ER	SO	BB	IBB	HBP	BLK	WP	HR	S	P	ERA	WHIP																																										

Tommy Harper, R (1, 8) OBP: 0.353, SLG: 0.413	0-3 K		0-0 FC3-6 G5-4-3	0-0 4-3		0-3 K		0-0 F5	5 0 0 0 0 2 5
Luis Aparicio, R (1, 6) OBP: 0.311, SLG: 0.349	0-0 4-3		0-0 G5-4-3			0-0 1B 1B		4-0 1B BB	4 0 1 0 1 0 1
Carl Yastrzemski, L (1, 7) OBP: 0.341, SLG: 0.315	0-3 K			4-0 BB 1B BB		0-3 K		0-0 1B G6-4-3	3 1 1 0 1 2 1
Rico Petrocelli, R (1, 5) OBP: 0.341, SLG: 0.397		0-0 1B 1B		4-0 1B 2B BB		0-0 1B		0-0 F6	3 1 2 0 1 0 2
Danny Cater, R (1, 3) OBP: 0.279, SLG: 0.392		0-0 F9		0-0 2B 1B		0-0 F6		0-0 G6-4-3	4 0 1 1 0 0 5
Carlton Fisk, R (1, 2) OBP: 0.367, SLG: 0.588		0-3 K		0-0 1B 2B		0-0 F9		0-0 F9	4 0 1 1 0 1 3
Ben Oglivie, L (1, 9) OBP: 0.314, SLG: 0.443		0-0 1B		0-3 K		0-3 K		0-0 4-3	4 0 1 0 0 2 2
John Kennedy, R (1, 4) OBP: 0.326, SLG: 0.361		0-3 K		4-0 IBB		0-0 2B		0-0 4-3	3 0 1 0 1 1 2
Sonny Siebert, R (1, 1) OBP: 0.258, SLG: 0.274			4-0 BB	0-0 F4		0-0 F7		0-0 4-3	2 0 0 0 1 0 4
Gary Peters, L (7, 1) OBP: 0.207, SLG: 0.222									0 0 0 0 0 0 0
Don Newhauser, R (7, 1)									0 0 0 0 0 0 0
Reggie Smith, S (9, PH) OBP: 0.356, SLG: 0.444									1 0 0 0 0 0 0

Inning Stats	R: 0 E: 0 K: 2 S: 7	H: 0 LOB: 0 BB: 0 P: 7	R: 0 E: 0 K: 2 S: 9	H: 2 LOB: 2 BB: 0 P: 9	R: 0 E: 0 K: 0 S: 2	H: 0 LOB: 0 BB: 1 P: 6	R: 2 E: 0 K: 1 S: 7	H: 2 LOB: 3 BB: 3 P: 19	R: 0 E: 0 K: 1 S: 7	H: 2 LOB: 2 BB: 0 P: 7	R: 0 E: 0 K: 2 S: 8	H: 1 LOB: 1 BB: 0 P: 8	R: 0 E: 0 K: 0 S: 3	H: 1 LOB: 1 BB: 1 P: 7	R: 0 E: 0 K: 0 S: 3	H: 0 LOB: 0 BB: 0 P: 3	R: 0 E: 0 K: 0 S: 3	H: 0 LOB: 0 BB: 0 P: 3	1B: 6 2B: 2 3B: 0 HR: 0	SF: 0 SAC: 0 DP: 2 HBP: 0	WP: 0 PB: 0 SB: 0 CS: 0	PA: 38
---------------------	------------------------------	---------------------------------	------------------------------	---------------------------------	------------------------------	---------------------------------	------------------------------	----------------------------------	------------------------------	---------------------------------	------------------------------	---------------------------------	------------------------------	---------------------------------	------------------------------	---------------------------------	------------------------------	---------------------------------	----------------------------------	------------------------------------	----------------------------------	--------

PITCHER	IP	WLS	BF	H	R	ER	SO	BB	IBB	HBP	BLK	WP	HR	S	P	ERA	WHIP														
Dave McNally, L (1, 1) ERA: 2.68	6.0	W	30	8	2	2	8	4	1	0	0	0	0	41	61	3.00	2.000														
Eddie Watt, R (7, 1) ERA: 2.48	3.0	S	8	0	0	0	0	0	0	0	0	0	0	8	8	0.00	0.000														

Boston Red Sox @ Baltimore Orioles
Memorial Stadium, Baltimore, MD
 Sun Aug 13 1972, 3:33 AM EDT
 Att: 16,220 - Unknown

livebaseballscorecards.com

AB	33
R	2
H	8
RBI	2
BB	5
SO	8
LOB	25



Batter	1	2	3	4	5	6	7	8	9
Don Buford, S (1, 7) OBP: 0.342, SLG: 0.267	0-0 3-1	0-0 1-2 3-H 1B			0-3 K		4-0 SH1-3 1B BB	0-0 4-3	
Merv Rettenmund, R (1, 8) OBP: 0.338, SLG: 0.366 Terry Crowley, L (4, 9) OBP: 0.311, SLG: 0.417 Paul Blair, R (7, PH) OBP: 0.247, SLG: 0.319	0-0 5-3	0-0 6-3			0-0 G3 1B		0-0 SH1-3 1-2	4-0 G2 1B BB	
Bobby Grich, R (1, 6) OBP: 0.347, SLG: 0.442	0-0 HR		0-0 6-3		0-0 G3 1-2		4-0 1B 1B IBB	0-0 G2 1-2	
Boog Powell, L (1, 3) OBP: 0.338, SLG: 0.422	0-3 K		0-0 4-1		4-0 FC6-4 IBB		0-0 1-3 2-H 2B 1B	4-0 1B IBB	
Don Baylor, R (1, 9) OBP: 0.340, SLG: 0.436		0-0 2B 1B	0-0 5-3		0-0 FC6-4 1-2		0-0 1-2 3-H 2B 1B	0-0 1-3 2-H 1B	
Brooks Robinson, R (1, 5) OBP: 0.300, SLG: 0.349		0-0 SH3-1 1B 2B		0-0 F8		0-0 F3	0-3 K	0-0 4-3	
Johnny Oates, L (1, 2) OBP: 0.370, SLG: 0.432		0-0 SH3-1		0-0 PB G3 1B		4-0 BB	0-0 1-H 2-H 2B		
Davey Johnson, R (1, 4) OBP: 0.334, SLG: 0.342		0-0 P3		0-0 G3 1-2		0-3 K	4-0 IBB		
Dave McNally, R (1, 1) OBP: 0.185, SLG: 0.226 Eddie Watt, R (7, 1)		4-0 1B BB		0-3 K		0-0 G3	0-3 K		


AB	R	H	RBI	BB	SO	LOB
4	1	1	1	1	1	0
2	0	0	0	0	0	2
1	0	1	0	0	0	0
0	1	0	0	1	0	0
4	2	1	1	1	0	2
3	1	1	1	2	1	0
5	2	3	2	0	0	2
5	1	1	1	0	1	4
2	0	2	2	1	0	0
3	0	0	0	1	1	3
2	0	0	0	1	1	2
1	0	0	0	0	1	2

BOTTOM

Boston Red Sox @ Baltimore Orioles
Memorial Stadium, Baltimore, MD
 Sun Aug 13 1972, 3:33 AM EDT
 Att. 16,220 - Unknown

AB	32
R	8
H	10
RBI	8
BB	8
SO	6
LOB	17

livebaseballscorecards.com



Inning Stats	R: 1	H: 1	E: 0	K: 1	S: 6	LOB: 0	BB: 0	P: 6
R: 2	H: 3	E: 0	K: 0	S: 6	LOB: 2	BB: 1	P: 10	
R: 0	H: 0	E: 0	K: 0	S: 3	LOB: 0	BB: 0	P: 3	
R: 0	H: 1	E: 0	K: 1	S: 6	LOB: 1	BB: 0	P: 6	
R: 0	H: 1	E: 0	K: 1	S: 6	LOB: 2	BB: 1	P: 10	
R: 0	H: 0	E: 0	K: 1	S: 5	LOB: 1	BB: 1	P: 9	
R: 4	H: 3	E: 0	K: 2	S: 10	LOB: 2	BB: 3	P: 22	
R: 1	H: 1	E: 0	K: 0	S: 4	LOB: 2	BB: 2	P: 12	

1B	2B	3B	HR	SF	SAC	DP	HBP
7	2	0	1	0	2	0	0

WP	HR	S	P	ERA	WHIP
0	1	32	44	4.50	1.333
0	0	3	11	108.00	9.000
0	0	11	23	5.40	1.800

PITCHER	IP	WLS	BF	H	R	ER	SO	BB	IBB	HBP	BLK	WP	HR	S	P	ERA	WHIP
Sonny Siebert, R (1, 1) ERA: 2.97	6.0	L	27	6	3	3	4	2	1	0	0	0	1	32	44	4.50	1.333
Gary Peters, L (7, 1) ERA: 4.37	0.1		5	2	4	4	0	1	1	0	0	0	0	3	11	108.00	9.000
Don Newhauser, R (7, 1) ERA: 3.08	1.2		10	2	1	1	2	1	2	0	0	0	0	11	23	5.40	1.800

Batter	1	2	3	4	5	6	7	8	9	AB R H RBI BB SO LOB	TOP										
Bert Campaneris, R (1, 6) OBP: 0.268, SLG: 0.321	0-0 S S 5-3 1B		0-3 K		0-0 E S BLK 1B		0-0 SH1-4 1-2		0-3 K	4 2 2 0 0 2 0											
Bill Voss, L (1, 8) OBP: 0.273, SLG: 0.268	0-3 K 1-2		0-0 F8		0-0 F5 1-3		0-0 4-3 2-3		0-0 F6	5 0 0 0 0 1 3											
Joe Rudi, R (1, 7) OBP: 0.354, SLG: 0.520	0-0 5-3 2-H		0-0 F9		0-0 HR		0-0 5-3			4 1 1 2 0 0 1											
Mike Epstein, L (1, 3) OBP: 0.380, SLG: 0.497	0-0 1B			0-0 HR		0-0 BB		4-0 2B BB		2 1 2 1 2 0 0 0 1 0 0 0 0 0											
Mike Hegan, L (8, PR) OBP: 0.315, SLG: 0.367																					
Sal Bando, R (1, 5) OBP: 0.340, SLG: 0.388	0-0 1-3			0-0 6-3		0-0 F8		0-0 1-H 2B		4 0 1 1 0 0 2											
Brant Alyea, R (1, 9) OBP: 0.224, SLG: 0.298		0-3 K		0-0 FC6-4 1B		0-0 3-1		0-0 F7		2 0 1 0 0 1 0 2 0 0 0 0 0 1											
Angel Mangual, R (4, PR) OBP: 0.291, SLG: 0.328																					
Dave Duncan, R (1, 2) OBP: 0.294, SLG: 0.406		0-3 K		0-0 F4		0-0 F6		4-0 BB		3 0 0 0 1 1 1											
Tim Cullen, R (1, 4) OBP: 0.256, SLG: 0.298		0-0 1B		0-0 FC6-4 1-2f		0-0 F9		0-3 K		4 0 1 0 0 1 2											
Ken Holtzman, R (1, 1) OBP: 0.222, SLG: 0.254		0-3 K			0-3 K		0-0 4-3 SH1-4 1B		0-3 K	2 0 0 0 0 2 1 2 0 1 0 0 1 0											
Rollie Fingers, R (5, 1) OBP: 0.357, SLG: 0.571																					
Inning Stats	R: 1 E: 0 K: 1 S: 7	H: 2 LOB: 1 BB: 0 P: 7	R: 0 E: 0 K: 3 S: 10	H: 1 LOB: 1 BB: 0 P: 10	R: 0 E: 0 K: 1 S: 5	H: 0 LOB: 0 BB: 0 P: 5	R: 1 E: 0 K: 0 S: 5	H: 2 LOB: 1 BB: 0 P: 5	R: 2 E: 0 K: 1 S: 7	H: 2 LOB: 1 BB: 1 P: 11	R: 0 E: 0 K: 0 S: 3	H: 0 LOB: 0 BB: 0 P: 3	R: 0 E: 0 K: 0 S: 4	H: 1 LOB: 1 BB: 0 P: 4	R: 1 E: 0 K: 1 S: 5	H: 1 LOB: 1 BB: 2 P: 13	R: 0 E: 0 K: 2 S: 7	H: 0 LOB: 0 BB: 0 P: 7	1B: 6 2B: 1 3B: 0 HR: 2	SF: 0 SAC: 1 DP: 0 HBP: 0	WP: 0 PA: 38 PB: 0 SB: 3 CS: 0
PITCHER	IP WLS BF H R ER SO BB IBB HBP BLK WP HR S P ERA WHIP																				
Jim Palmer, R (1, 1) ERA: 1.98	5.0 L 23 7 4 4 6 1 0 0 0 1 0 2 34 38 7.20 1.600																				
Roric Harrison, R (6, 1) ERA: 2.12	2.0 7 1 0 0 0 0 0 0 0 0 0 7 7 0.00 0.500																				
Grant Jackson, L (8, 1) ERA: 3.16	2.0 8 1 1 1 3 2 0 0 0 0 0 12 20 4.50 1.500																				
PITCHER	IP WLS BF H R ER SO BB IBB HBP BLK WP HR S P ERA WHIP																				

Oakland Athletics @ Baltimore Orioles
 Memorial Stadium, Baltimore, MD
 Mon Aug 14 1972, 7:05 PM EDT
 Att: 16,205 - Unknown

livebaseballscorecards.com

AB	34
R	5
H	9
RBI	4
BB	3
SO	9
LOB	11



Batter	1	2	3	4	5	6	7	8	9	AB R H RBI BB SO LOB
Don Buford, S (1, 7) OBP: 0.343, SLG: 0.269	0-0 1B		0-0 1B		0-3 K		0-0 F2		0-0 F7	5 0 2 0 0 1 3
Paul Blair, R (1, 8) OBP: 0.249, SLG: 0.321	0-0 F9		0-0 1B		0-0 G5-3 1B			0-3 K		4 0 2 0 0 1 1
Bobby Grich, R (1, 6) OBP: 0.346, SLG: 0.440	0-0 F9		0-0 F7		0-0 1B			0-3 K		4 0 1 1 0 1 3
Don Baylor, R (1, 9) OBP: 0.339, SLG: 0.441	0-0 4-3			0-0 4-3	0-0 G5-3			0-0 3B		4 0 1 0 0 0 3
Brooks Robinson, R (1, 5) OBP: 0.302, SLG: 0.351		0-0 G6-3 1B		0-0 1B		0-0 F5		0-0 F7		4 0 2 0 0 0 1
Boog Powell, L (1, 3) OBP: 0.337, SLG: 0.420		0-0 G6-3		0-0 G6-4-3 1B		0-3 K		0-0 6-3		4 0 1 0 0 1 1
Andy Etchebarren, R (1, 2) OBP: 0.265, SLG: 0.255		0-3 K		0-0 G6-4-3		0-0 G3		4-0 1B BB		2 0 0 0 0 1 2
Johnny Oates, L (6, PH) OBP: 0.371, SLG: 0.429				1-2f						1 0 0 0 1 0 0
Davey Johnson, R (1, 4) OBP: 0.336, SLG: 0.354			0-0 F5		0-0 HR		0-3 K		0-0 1B	4 1 2 1 0 1 0
Jim Palmer, R (1, 1) OBP: 0.230, SLG: 0.300			0-0 F9		0-0 1B		0-0 G3		0-0 F7	1 0 0 0 0 0 0
Chico Salmon, R (5, PH) OBP: 0.063, SLG: 0.125					1B					1 1 1 0 0 0 0
Ronic Harrison, R (6, 1) OBP: 0.100, SLG: 0.200					2B					0 0 0 0 0 0 0
Tom Shopy, L (7, PH) OBP: 0.338, SLG: 0.217										1 0 0 0 0 0 0
Grant Jackson, S (8, 1) OBP: 0.309, SLG: 0.415										0 0 0 0 0 0 0
Terry Crowley, L (9, PH) OBP: 0.309, SLG: 0.415										1 0 0 0 0 0 2

Inning Stats	R: 0 E: 0 K: 0 S: 4	H: 1 LOB: 1 BB: 0 P: 4	R: 0 E: 0 K: 1 S: 5	H: 1 LOB: 0 BB: 0 P: 5	R: 0 E: 0 K: 0 S: 5	H: 2 LOB: 2 BB: 0 P: 5	R: 0 E: 0 K: 0 S: 4	H: 2 LOB: 1 BB: 0 P: 4	R: 2 E: 0 K: 1 S: 8	H: 4 LOB: 1 BB: 0 P: 8	R: 0 E: 0 K: 1 S: 5	H: 0 LOB: 0 BB: 0 P: 5	R: 0 E: 0 K: 1 S: 5	H: 0 LOB: 0 BB: 0 P: 5	R: 0 E: 0 K: 2 S: 8	H: 1 LOB: 1 BB: 0 P: 8	R: 0 E: 0 K: 0 S: 4	H: 1 LOB: 2 BB: 1 P: 8	1B: 9 2B: 1 3B: 1 HR: 1	SF: 0 SAC: 0 DP: 3 HBP: 0	WP: 0 PB: 0 SB: 0 CS: 0	PA: 37
--------------	------------------------------	---------------------------------	------------------------------	---------------------------------	------------------------------	---------------------------------	------------------------------	---------------------------------	------------------------------	---------------------------------	------------------------------	---------------------------------	------------------------------	---------------------------------	------------------------------	---------------------------------	------------------------------	---------------------------------	----------------------------------	------------------------------------	----------------------------------	--------

PITCHER	IP	WLS	BF	H	R	ER	SO	BB	IBB	HBP	BLK	WP	HR	S	P	ERA	WHIP
Ken Holtzman, L (1, 1) ERA: 2.46	4.1		21	10	2	2	2	0	0	0	0	0	1	25	25	4.15	2.308
Rollie Fingers, R (5, 1) ERA: 2.47	4.2	W	16	2	0	0	4	1	0	0	0	0	0	23	27	0.00	0.643

BOTTOM

Oakland Athletics @ Baltimore Orioles
 Memorial Stadium, Baltimore, MD
 Mon Aug 14 1972, 7:05 PM EDT
 Att. 16,205 - Unknown

livebaseballscorecards.com

AB	36
R	2
H	12
RBI	2
BB	1
SO	6
LOB	16



Batter	1	2	3	4	5	6	7	8	9	AB R H RBI BB SO LOB	TOP																	
Bert Campaneris, R (1, 6) OBP: 0.273, SLG: 0.331	0-0 HR		4-0 SH BB		0-0 SF8 SH1-3 1B		0-0 F7		0-0 WP 1B	4 2 3 1 1 0 0																		
Angel Mangual, R (1, 8) OBP: 0.296, SLG: 0.348	0-3 K		0-0 SH		0-0 SH1-3		0-0 HR		0-0 WP 1B	3 1 2 1 0 1 0																		
Joe Rudi, R (1, 7) OBP: 0.354, SLG: 0.517	0-0 F7		0-3 K		4-0 FC4-6 BB		0-0 F7		4-0 BB	3 0 0 0 2 1 2																		
Sal Bando, R (1, 5) OBP: 0.336, SLG: 0.384	0-3 K		0-0 F3		0-0 SF8			0-0 1-3	0-0 L6	4 0 0 1 0 1 5																		
Mike Epstein, L (1, 3) OBP: 0.379, SLG: 0.503		0-0 3-1	0-0 F2		0-0 FC4-6			0-0 HR		4 1 1 1 0 0 3																		
Mike Hegan, L (8, 3) OBP: 0.315, SLG: 0.367										0 0 0 0 0 0 0																		
Gene Tenace, R (1, 9) OBP: 0.259, SLG: 0.315		0-0 5-3		4-0 BB		0-0 P3		0-0 4-3		3 0 0 0 1 0 0																		
Darold Knowles, L (8, 1)										0 0 0 0 0 0 0																		
Joe Horlen, R (8, 1) OBP: 0.182, SLG: 0.182										0 0 0 0 0 0 0																		
Dave Duncan, R (1, 2) OBP: 0.294, SLG: 0.407		0-0 2B		0-3 K		0-0 F7		0-3 K2-3		4 0 1 0 0 2 1																		
Dick Green, R (1, 4) OBP: 0.423, SLG: 0.478		4-0 BB		0-0 F7		0-0 F9			0-0 6-3	2 0 0 0 1 0 1																		
Tim Cullen, R (6, 4) OBP: 0.254, SLG: 0.296										1 0 0 0 0 0 0																		
Catfish Hunter, R (1, 1) OBP: 0.167, SLG: 0.169		0-0 F8		0-0 F8			0-0 F7		0-0 F8	3 0 0 0 0 0 3																		
Bob Locker, S (7, 1)										0 0 0 0 0 0 0																		
Bill Voss, L (8, 8) OBP: 0.271, SLG: 0.266										1 0 0 0 0 0 0																		
Inning Stats	R: 1 E: 0 K: 2 S: 8	H: 1 LOB: 0 BB: 0 P: 8	R: 0 E: 0 K: 0 S: 4	H: 1 LOB: 2 BB: 1 P: 8	R: 0 E: 1 K: 1 S: 6	H: 0 LOB: 2 BB: 1 P: 10	R: 0 E: 0 K: 1 S: 5	H: 0 LOB: 1 BB: 1 P: 9	R: 1 E: 0 K: 0 S: 4	H: 1 LOB: 1 BB: 1 P: 8	R: 0 E: 0 K: 0 S: 3	H: 0 LOB: 0 BB: 0 P: 3	R: 1 E: 0 K: 0 S: 4	H: 1 LOB: 0 BB: 0 P: 4	R: 1 E: 0 K: 1 S: 6	H: 1 LOB: 0 BB: 0 P: 6	R: 0 E: 0 K: 0 S: 5	H: 2 LOB: 3 BB: 1 P: 9	1B: 3 2B: 1 3B: 0 HR: 3	SF: 1 SAC: 2 DP: 0 HBP: 0	WP: 1 PB: 0 SB: 1 CS: 0	PA: 40						
PITCHER	IP WLS BF H R ER SO BB IBB HBP BLK WP HR S P ERA WHIP																											
Mike Cuellar, L (1, 1) ERA: 2.57	7.0		30	4	3	3	4	4	0	0	0	0	0	2	34	50	3.86	1.143										
Doyle Alexander, R (8, 1) ERA: 2.71	2.0	L	10	3	1	1	1	1	0	0	0	1	1	11	15	4.50	2.000											

Oakland Athletics @ Baltimore Orioles
 Memorial Stadium, Baltimore, MD
 Wed Aug 16 1972, 7:05 PM EDT
 Att: 18,781 - Unknown

livebaseballscorecards.com

AB	32
R	4
H	7
RBI	4
BB	5
SO	5
LOB	15



BOTTOM

Oakland Athletics @ Baltimore Orioles
Memorial Stadium, Baltimore, MD

Wed Aug 16 1972, 7:05 PM EDT
Att. 18,781 - Unknown

livebaseballscorecards.com

AB	32
R	3
H	6
RBI	3
BB	3
SO	4
LOB	11



WP:	0	PA:	38
PB:	0		
SB:	0		
CS:	0		

AB R H RBI BB SO LOB

4	0	0	0	0	0	0
4	0	0	1	0	1	0
3	1	1	0	1	0	1
4	1	2	1	0	0	1
2	0	1	1	1	0	0
3	0	1	0	1	0	0
2	0	0	0	0	2	1
1	0	0	0	0	0	3
1	0	0	0	0	0	2
0	0	0	0	0	0	0
4	1	1	0	0	0	2
2	0	0	0	0	0	0
1	0	0	0	0	0	1
0	0	0	0	0	0	0
1	0	0	0	0	1	0

Batter	1	2	3	4	5	6	7	8	9
Don Buford, S (1, 7) OBP: 0.339, SLG: 0.266	0-0 3-1		0-0 F5		0-0 P2		0-0 SH1-4		0-0 3-1
Paul Blair, R (1, 8) OBP: 0.246, SLG: 0.318	0-0 F9			0-3 K		0-0 F9	0-0 SF7		0-0 P3
Bobby Grich, R (1, 6) OBP: 0.347, SLG: 0.442	0-0 2B			4-0 E BB		0-0 F7	0-0 5-3		
Boog Powell, L (1, 3) OBP: 0.339, SLG: 0.424	0-0 F8			0-0 E4 SF8 2B		0-0 BB 1B		0-0 F8	
Terry Crowley, L (1, 9) OBP: 0.314, SLG: 0.416		0-0 F8		0-0 SF8		4-0 BB 1B		0-0 1B	
Brooks Robinson, R (1, 5) OBP: 0.304, SLG: 0.350		0-0 F3		0-0 E5		4-0 BB 1B		0-0 1B	
Elrod Hendricks, L (1, 2) OBP: 0.258, SLG: 0.202		0-3 K		0-3 K		0-0 1-3		0-0 F6	
Johnny Oates, L (6, PH) OBP: 0.369, SLG: 0.427									
Don Baylor, R (6, PH) OBP: 0.337, SLG: 0.439									
Andy Etchebarren, R (9, 2) OBP: 0.265, SLG: 0.255									
Davey Johnson, R (1, 4) OBP: 0.335, SLG: 0.353			0-0 L5		0-0 5-3		0-0 SH1-4 E SF7 1B	0-0 F4	
Mike Cuellar, L (1, 1) OBP: 0.127, SLG: 0.222			0-0 F9		0-0 4-3		0-0 E5 SH1-4		0-3 K
Tom Shopay, L (7, PH) OBP: 0.296, SLG: 0.208									
Doyle Alexander, R (8, 1) OBP: 0.056, SLG: 0.056									
Mark Belanger, R (9, PH) OBP: 0.247, SLG: 0.254									

Inning Stats	R: 0	H: 1	E: 0	LOB: 1	K: 0	BB: 0	S: 4	P: 4
	R: 0	H: 0	E: 0	LOB: 0	K: 1	BB: 0	S: 5	P: 5
	R: 0	H: 0	E: 0	LOB: 0	K: 0	BB: 0	S: 3	P: 3
	R: 2	H: 1	E: 2	LOB: 1	K: 2	BB: 1	S: 9	P: 13
	R: 0	H: 0	E: 0	LOB: 0	K: 0	BB: 0	S: 3	P: 3
	R: 0	H: 1	E: 0	LOB: 3	K: 0	BB: 2	S: 4	P: 12
	R: 1	H: 1	E: 1	LOB: 1	K: 0	BB: 0	S: 5	P: 5
	R: 0	H: 2	E: 0	LOB: 2	K: 0	BB: 0	S: 5	P: 5
	R: 0	H: 0	E: 0	LOB: 0	K: 1	BB: 0	S: 5	P: 5

PITCHER	IP	WLS	BF	H	R	ER	SO	BB	IBB	HBP	BLK	WP	HR	S	P	ERA	WHIP
Catfish Hunter, R (1, 1) ERA: 2.05	6.1		28	4	3	1	3	3	0	0	0	0	0	31	43	1.42	1.105
Bob Locker, R (7, 1) ERA: 2.7	0.2	W	2	0	0	0	0	0	0	0	0	0	0	2	2	0.00	0.000
Darold Knowles, L (8, 1) ERA: 1.53	0.1		3	2	0	0	0	0	0	0	0	0	0	3	3	0.00	6.000
Joe Horlen, R (8, 1) ERA: 2.58	1.2	S	5	0	0	0	1	0	0	0	0	0	0	7	7	0.00	0.000

1B:	4	SF:	2
2B:	2	SAC:	1
3B:	0	DP:	0
HR:	0	HBP:	0

Batter	1	2	3	4	5	6	7	8	9	AB	R	H	RBI	BB	SO	LOB	TOP										
Pat Kelly, L (1, 9) OBP: 0.364, SLG: 0.356	4-0 6-3 SH1-3 BB	0-0 F9			0-0 1B 2B	0-0 1H 2H 2B		0-0 F7		4	1	2	2	1	0	3											
Mike Andrews, R (1, 4) OBP: 0.317, SLG: 0.302 Rich Morales, R (6, 4) OBP: 0.284, SLG: 0.296	0-0 SH1-3 1-2		0-3 K		0-0 2H 1B	0-0 L6		0-0 6-3		3	0	1	1	0	1	2											
Dick Allen, R (1, 3) OBP: 0.431, SLG: 0.606 Tony Muser, L (9, 3) OBP: 0.236, SLG: 0.238	0-0 6-3 2-3		0-0 L4-6 2B		0-3 K		0-0 SH5-3 1B		0-0 F9	5	0	2	0	0	1	2											
Carlos May, L (1, 7) OBP: 0.395, SLG: 0.426	0-0 3-1		0-0 L4-6 2-3				0-0 FC6-4 BB 1B		0-0 SH5-3 1B	3	0	1	0	1	0	2											
Rick Reichardt, R (1, 8) OBP: 0.350, SLG: 0.437 Jay Johnstone, L (6, PR) OBP: 0.260, SLG: 0.247		0-3 K		0-0 6-3		0-0 FC6-4 2B 1B		0-0 SH5-3	0-0 F6	3	0	0	0	0	1	1											
Ed Spiezio, R (1, 5) OBP: 0.271, SLG: 0.327		0-0 2B E 1B		0-0 5-3		0-0 1B 2B		0-0 5-3		4	2	2	0	0	0	2											
Ed Herrmann, L (1, 2) OBP: 0.311, SLG: 0.333		0-0 F9		0-0 F5		4-0 1B 2B IBB		0-0 1-3		3	1	0	0	1	0	3											
Luis Alvarado, R (1, 6) OBP: 0.266, SLG: 0.301		0-0 E 1-3 2B			0-0 F9	0-0 1-2 2H 3H 2B 1B		0-0 2B		4	1	3	2	0	0	0											
Dave Lemonds, L (1, 1) OBP: 0.167, SLG: 0.130 Cy Acosta, R (7, 1)		0-0 E3 2-3 3H 1B		0-0 F5		0-3 K		0-0 B1		3	0	1	1	0	1	2											
										1	0	0	0	0	0	1											
Inning Stats	R: 0 E: 0 K: 0 S: 3	H: 0 LOB: 1 BB: 1 P: 7	R: 1 E: 1 K: 1 S: 8	H: 3 LOB: 2 BB: 0 P: 8	R: 0 E: 0 K: 1 S: 5	H: 1 LOB: 0 BB: 0 P: 5	R: 0 E: 0 K: 0 S: 3	H: 0 LOB: 0 BB: 0 P: 3	R: 1 E: 0 K: 1 S: 7	H: 2 LOB: 1 BB: 0 P: 7	R: 4 E: 0 K: 1 S: 8	H: 3 LOB: 2 BB: 2 P: 16	R: 0 E: 0 K: 0 S: 5	H: 2 LOB: 2 BB: 0 P: 5	R: 0 E: 0 K: 0 S: 4	H: 1 LOB: 1 BB: 0 P: 4	R: 0 E: 0 K: 0 S: 2	H: 0 LOB: 0 BB: 0 P: 3	1B: 6 2B: 7 3B: 0 HR: 0	SF: 0 SAC: 2 DP: 1 HBP: 1	WP: 0 PB: 0 SB: 0 CS: 1	PA: 41					
PITCHER	IP	WLS	BF	H	R	ER	SO	BB	IBB	HBP	BLK	WP	HR	S	P	ERA	WHIP										
Pat Dobson, R (1, 1) ERA: 2.69	5.1	L	25	7	5	5	3	2	1	0	0	0	0	28	40	8.44	1.688										
Roric Harrison, R (6, 1) ERA: 2.2	1.2		9	4	1	1	1	0	0	0	0	0	0	11	11	5.40	2.400										
Mickey Scott, L (8, 1) ERA: 2.14	2.0		7	1	0	0	0	0	0	1	0	0	0	6	7	0.00	0.500										

Chicago White Sox @ Baltimore Orioles
Memorial Stadium, Baltimore, MD
 Thu Aug 17 1972, 3:33 AM EDT
 Att: 655 - Unknown

livebaseballscorecards.com

AB 35
R 6
H 12
RBI 6
BB 3
SO 4
LOB 20



BOTTOM

Chicago White Sox @ Baltimore Orioles
Memorial Stadium, Baltimore, MD

Thu Aug 17 1972, 3:33 AM EDT
Att. 655 - Unknown

livebaseballscorecards.com

AB	34
R	1
H	7
RBI	1
BB	1
SO	8
LOB	17



WP:	0	PA:	35
PB:	0	SB:	0
CS:	0		

AB R H RBI BB SO LOB

4	0	0	0	0	1	2
4	0	2	0	0	1	0
3	0	1	0	1	0	1
4	0	1	0	0	2	4
4	0	0	0	0	1	5
4	1	1	0	0	1	1
4	0	1	0	0	1	1
2	0	0	0	0	0	1
2	0	0	0	0	0	1
2	0	0	0	0	1	1
0	0	0	0	0	0	0
1	0	1	1	0	0	0
0	0	0	0	0	0	0

Batter	1	2	3	4	5	6	7	8	9
Don Buford, S (1, 7) OBP: 0.336, SLG: 0.263	0-0 F7		0-0 F6		0-0 F7		0-3 K		
Paul Blair, R (1, 8) OBP: 0.249, SLG: 0.322	0-0 1B		0-0 F7			0-0 2B		0-3 K	
Bobby Grich, R (1, 6) OBP: 0.349, SLG: 0.441	0-0 1B			0-0 F9		0-0 5-3		4-0 BB	
Brooks Robinson, R (1, 5) OBP: 0.304, SLG: 0.350	0-3 K			0-0 1B		0-3 K		0-0 F8	
Boog Powell, L (1, 3) OBP: 0.335, SLG: 0.418	0-0 F4			0-0 F6		0-3 K		0-0 G3	
Don Baylor, R (1, 9) OBP: 0.336, SLG: 0.441		0-0 F8		0-0 F3			0-0 1B	0-3 K	
Davey Johnson, R (1, 4) OBP: 0.334, SLG: 0.351		0-3 K			0-0 1B		0-0 L5	0-0 F8	
Andy Etchebarren, R (1, 2) OBP: 0.262, SLG: 0.252		0-0 F3			0-0 F8		0-0 F5	0-0 F8	
Johnny Oates, L (7, PH) OBP: 0.365, SLG: 0.421									
Pat Dobson, R (1, 1) OBP: 0.149, SLG: 0.167			0-3 K				0-0 B3		
Roric Harrison, R (6, 1) OBP: 0.100, SLG: 0.200									
Tom Shopay, L (7, PH) OBP: 0.321, SLG: 0.240									
Mickey Scott, L (8, 1) OBP: 0.321, SLG: 0.240							2-H 1B		

Inning Stats	R: 0	H: 2	E: 0	K: 1	S: 7	LOB: 2	BB: 0	P: 7
	R: 0	H: 0	E: 0	K: 1	S: 5 <td>LOB: 0</td> <td>BB: 0</td> <td>P: 5</td>	LOB: 0	BB: 0	P: 5
	R: 0	H: 0	E: 0	K: 1	S: 5 <td>LOB: 0</td> <td>BB: 0</td> <td>P: 5</td>	LOB: 0	BB: 0	P: 5
	R: 0	H: 1	E: 0	K: 0	S: 4 <td>LOB: 1</td> <td>BB: 0</td> <td>P: 4</td>	LOB: 1	BB: 0	P: 4
	R: 0	H: 1	E: 0	K: 0	S: 4 <td>LOB: 1</td> <td>BB: 0</td> <td>P: 4</td>	LOB: 1	BB: 0	P: 4
	R: 1	H: 2	E: 0	K: 1	S: 7 <td>LOB: 1</td> <td>BB: 0</td> <td>P: 7</td>	LOB: 1	BB: 0	P: 7
	R: 0	H: 0	E: 0	K: 1	S: 5 <td>LOB: 1</td> <td>BB: 1</td> <td>P: 9</td>	LOB: 1	BB: 1	P: 9
	R: 0	H: 0	E: 0	K: 1	S: 5 <td>LOB: 0</td> <td>BB: 0</td> <td>P: 5</td>	LOB: 0	BB: 0	P: 5

PITCHER	IP	WLS	BF	H	R	ER	SO	BB	IBB	HBP	BLK	WP	HR	S	P	ERA	WHIP
Dave Lemonds, L (1, 1) ERA: 2.68	6.0	W	24	6	1	1	5	0	0	0	0	0	0	34	34	1.50	1.000
Cy Acosta, R (7, 1) ERA: 2.0	3.0	S	11	1	0	0	3	1	0	0	0	0	0	16	20	0.00	0.667

1B:	5	SF:	0
2B:	2	SAC:	0
3B:	0	DP:	0
HR:	0	HBP:	0

1B:	5	SF:	0
2B:	2	SAC:	0
3B:	0	DP:	0
HR:	0	HBP:	0

Batter	1	2	3	4	5	6	7	8	9	AB R H RBI BB SO LOB	TOP															
Steve Brye, R OBP: 0.272, SLG: 0.275 (1, 8) (8, 7)	0-0 6-3		0-0 FC6-4		0-0 1B 1B		0-0 FC4-6 1B		0-0 4-3	5 0 2 0 0 0 1																
Rod Carew, L OBP: 0.371, SLG: 0.376 (1, 4)	0-0 5-3			0-0 E SF9 2B	0-0 1B 2-H		0-0 FC4-6 1-2f		0-0 3B	5 1 3 1 0 0 1																
Harmon Killebrew, R OBP: 0.377, SLG: 0.465 Rich Reese, L OBP: 0.324, SLG: 0.396 (1, 3) (7, 3)	0-0 F9			0-0 SF9 2-H	0-0 5-3		0-0 F7		0-0 F5	3 0 0 1 0 0 3 1 0 0 0 0 0 1																
Bobby Darwin, R OBP: 0.322, SLG: 0.426 Cesar Tovar, R OBP: 0.323, SLG: 0.313 (1, 9) (7, 9)		0-0 5-3		0-0 FC6-5 2B		0-0 1B S 4-3 1B	0-3 K			4 1 2 0 0 1 1 0 0 0 0 0 0 0																
Steve Braun, L OBP: 0.359, SLG: 0.375 (1, 5)		0-0 6-3		0-0 F8		0-3 K 1-2		0-0 FC5-4 1B		4 0 1 0 0 1 2																
Rick Renick, R OBP: 0.262, SLG: 0.268 Jim Nettles, L OBP: 0.333, SLG: 0.284 (1, 7) (8, 8)		0-3 K		0-0 FC6-5 2-3		0-0 4-3 1B 2-3		0-3 K		4 0 1 0 0 2 2 0 0 0 0 0 0 0																
Danny Thompson, R OBP: 0.330, SLG: 0.381 (1, 6)			0-0 FC4-6 1B		0-0 6-3	0-0 4-3		0-0 FC5-4 FC5-4 1-2f		4 0 1 1 0 0 2																
Glenn Borgmann, R OBP: 0.327, SLG: 0.256 (1, 2)			0-0 FC4-6 FC6-4 1-2f		0-0 FC6-4 1B	0-0 IBB		0-0 FC5-4 1-2f		3 0 1 0 1 0 2																
Dick Woodson, R OBP: 0.098, SLG: 0.083 (1, 1)			0-3 K		0-0 FC6-4 1B 1-2f	0-0 1-3			0-3 K	4 1 0 0 0 2 4																
Inning Stats	R: 0 E: 0 K: 0 S: 3	H: 0 LOB: 0 BB: 0 P: 3	R: 0 E: 0 K: 1 S: 5	H: 0 LOB: 0 BB: 0 P: 5	R: 0 E: 0 K: 1 S: 6	H: 1 LOB: 1 BB: 0 P: 6	R: 1 E: 1 K: 0 S: 5	H: 2 LOB: 1 BB: 0 P: 5	R: 1 E: 0 K: 0 S: 6	H: 3 LOB: 2 BB: 0 P: 6	R: 1 E: 0 K: 1 S: 7	H: 2 LOB: 2 BB: 1 P: 11	R: 0 E: 0 K: 1 S: 6	H: 1 LOB: 1 BB: 0 P: 6	R: 0 E: 0 K: 1 S: 6	H: 1 LOB: 1 BB: 0 P: 6	R: 0 E: 0 K: 1 S: 6	H: 1 LOB: 1 BB: 0 P: 6	R: 0 E: 0 K: 1 S: 6	H: 1 LOB: 1 BB: 0 P: 6	1B: 8 2B: 2 3B: 1 HR: 0	SF: 1 SAC: 0 DP: 0 HBP: 0	WP: 0 PB: 0 SB: 1 CS: 0	PA: 39		
PITCHER Dave McNally, L ERA: 2.72 Eddie Watt, R ERA: 2.32	IP 7.0 WLS L	BF 31	H 9	R 3	ER 3	SO 4	BB 0	IBB 1	HBP 0	BLK 0	WP 0	HR 0	S 38	P 42	ERA 3.86	WHIP 1.286										
	IP 2.0	BF 8	H 2	R 0	ER 0	SO 2	BB 0	IBB 0	HBP 0	BLK 0	WP 0	HR 0	S 12	P 12	ERA 0.00	WHIP 1.000										

Minnesota Twins @ Baltimore Orioles
 Memorial Stadium, Baltimore, MD
 Fri Aug 18 1972, 7:05 PM EDT
 Att: 12,592 - Unknown

livebaseballscores.com

AB	37
R	3
H	11
RBI	3
BB	1
SO	6
LOB	19




Batter	1	2	3	4	5	6	7	8	9	AB	R	H	RBI	BB	SO	LOB
Mark Belanger, R (1, 6) OBP: 0.247, SLG: 0.253	0-0 F4		0-0 F9		0-0	1-2 1B	0-0 F9			4	0	1	0	0	0	1
Johnny Oates, L (1, 2) OBP: 0.357, SLG: 0.411	0-0 4-3		0-0 F8		0-0 4-3			0-0 G3		4	0	0	0	0	0	2
Bobby Grich, R (1, 4) OBP: 0.348, SLG: 0.437	0-0 5-3			4-0 BB		0-0 F8		0-0 F8		3	0	0	0	1	0	0
Boog Powell, L (1, 3) OBP: 0.337, SLG: 0.418		4-0 2B SF9 BB		0-3 K		0-0 6-3		0-0 FC6-4 1B		3	1	1	0	1	1	1
Don Baylor, R (1, 7) OBP: 0.338, SLG: 0.446		0-0 4-3 1-3 2B		0-3 K		0-0 FC5-4 1B		0-0 FC6-4 1-2f		4	0	2	0	0	1	2
Brooks Robinson, R (1, 5) OBP: 0.301, SLG: 0.347		0-0 SF9		0-0 F8		0-0 FC5-4 1-2f		0-0 F7		3	0	0	1	0	0	2
Terry Crowley, L (1, 9) OBP: 0.312, SLG: 0.408		0-0 3-H 4-3 2-3		0-0 F9		0-0 BB		0-0 F9		3	0	0	0	1	0	1
Paul Blair, R (1, 8) OBP: 0.246, SLG: 0.319		0-0 1-6-3		0-0 F7		0-3 K		0-0 F7		4	0	0	0	0	1	2
Dave McNally, R (1, 1) OBP: 0.194, SLG: 0.234			0-3 K		0-0 1B		0-3 K			2	0	1	0	0	1	0
Don Buford, S (7, PH) OBP: 0.335, SLG: 0.262										1	0	0	0	0	1	1
Eddie Watt, R (8, 1)										0	0	0	0	0	0	0

Inning Stats	R: 0	H: 0	E: 0	K: 0	S: 3	R: 1	H: 1	E: 0	K: 0	S: 4	R: 0	H: 0	E: 0	K: 1	S: 5	R: 0	H: 0	E: 0	K: 2	S: 7	R: 0	H: 2	E: 0	K: 0	S: 5	R: 0	H: 1	E: 0	K: 0	S: 4	R: 0	H: 0	E: 0	K: 2	S: 7	R: 0	H: 1	E: 0	K: 0	S: 4	R: 0	H: 0	E: 0	K: 0	S: 3	R: 0	H: 0	E: 0	K: 0	S: 3	1B: 4	SF: 1	2B: 1	3B: 0	HR: 0	WP: 0	PA: 35
PITCHER Dick Woodson, R (1, 1) ERA: 2.5	IP: 9.0	WLS: W	BF: 35	H: 5	R: 1	ER: 1	SO: 5	BB: 3	IBB: 0	HBP: 0	BLK: 0	WP: 0	HR: 0	S: 42	P: 54	ERA: 1.00	WHIP: 0.889																																								

Minnesota Twins @ Baltimore Orioles
Memorial Stadium, Baltimore, MD
 Fri Aug 18 1972, 7:05 PM EDT
 Att. 12,592 - Unknown

AB	31
R	1
H	5
RBI	1
BB	3
SO	5
LOB	12



Batter	1	2	3	4	5	6	7	8	9	AB R H RBI BB SO LOB	TOP											
Jim Nettles, L (1, 8) OBP: 0.335, SLG: 0.283	0-0 F8		0-0 F8		0-3 K		4-0 1B BB		0-0 1B	4 0 1 0 1 1 2												
Rod Carew, L (1, 4) OBP: 0.371, SLG: 0.377	0-3 K		0-0 E3		0-0 BB		0-0 1B		0-3 K	5 0 2 0 0 2 2												
Steve Braun, L (1, 5) OBP: 0.358, SLG: 0.370	0-0 1-3		0-3 K		4-0 BB		0-0 P5			3 0 0 0 1 1 4												
Harmon Killebrew, R (1, 3) OBP: 0.376, SLG: 0.463		0-0 FC6-4 1B		0-3 K	0-0 F5		0-3 K			4 0 1 0 0 2 5												
Rich Reese, L (1, 7) OBP: 0.322, SLG: 0.391		0-3 K		0-0 1B		0-0 F9		0-0 F6		4 0 1 0 0 1 1												
Bobby Darwin, R (1, 9) OBP: 0.319, SLG: 0.422		0-0 F8		0-3 K		0-3 K		0-0 L4		4 0 0 0 0 2 2												
Danny Thompson, R (1, 6) OBP: 0.329, SLG: 0.378		0-0 FC6-4		0-0 F8		0-0 1-3		4-0 PO BB		3 0 0 0 1 0 2												
Glenn Borgmann, R (1, 2) OBP: 0.333, SLG: 0.302			0-0 F8		0-0 1B SH3-4 1B		0-0 HR	0-0 PO	0-0 F7	4 1 2 1 0 0 0												
Bert Blyleven, R (1, 1) OBP: 0.185, SLG: 0.188			4-0 BB		0-0 SH3-4		0-3 K		0-3 K	1 0 0 0 1 1 0												
Jim Strickland, L (7, 1) OBP: 0.667, SLG: 0.500					1-2 BB					0 0 0 0 0 0 0												
Charlie Manuel, L (9, PH) OBP: 0.255, SLG: 0.315										1 0 0 0 0 1 0												
Inning Stats	R: 0 E: 0 K: 1 S: 5	H: 0 LOB: 0 BB: 0 P: 5	R: 0 E: 0 K: 1 S: 6	H: 1 LOB: 1 BB: 0 P: 6	R: 0 E: 1 K: 1 S: 6	H: 0 LOB: 2 BB: 1 P: 10	R: 0 E: 0 K: 2 S: 8	H: 1 LOB: 1 BB: 0 P: 8	R: 0 E: 0 K: 1 S: 7	H: 2 LOB: 3 BB: 1 P: 11	R: 0 E: 0 K: 1 S: 5	H: 0 LOB: 0 BB: 0 P: 5	R: 1 E: 0 K: 2 S: 9	H: 2 LOB: 2 BB: 1 P: 13	R: 0 E: 0 K: 0 S: 2	H: 0 LOB: 0 BB: 1 P: 6	R: 0 E: 0 K: 2 S: 8	H: 1 LOB: 1 BB: 0 P: 8	1B: 6 2B: 0 3B: 0 HR: 1	SF: 0 SAC: 1 DP: 0 HBP: 0	WP: 0 PB: 0 SB: 0 CS: 0	PA: 39
PITCHER Jim Palmer, R (1, 1) ERA: 1.94	IP: 9.0 WLS: W BF: 38 H: 7 R: 1 ER: 1 SO: 11 BB: 4 IBB: 0 HBP: 0 BLK: 0 WP: 0 HR: 1 S: 56 P: 72 ERA: 1.00 WHIP: 1.222											PITCHER	IP: 9.0 WLS: W BF: 38 H: 7 R: 1 ER: 1 SO: 11 BB: 4 IBB: 0 HBP: 0 BLK: 0 WP: 0 HR: 1 S: 56 P: 72 ERA: 1.00 WHIP: 1.222									

Minnesota Twins @ Baltimore Orioles
 Memorial Stadium, Baltimore, MD
 Sat Aug 19 1972, 7:05 PM EDT
 Att: 13,712 - Unknown

livebaseballscorecards.com

AB	33
R	1
H	7
RBI	1
BB	4
SO	11
LOB	18



Batter	1	2	3	4	5	6	7	8	9
Tom Shopay, L (1, 7) OBP: 0.313, SLG: 0.241 Paul Blair, R (8, 8) OBP: 0.246, SLG: 0.319	0-0 6-3	0-3 K			0-0 WP 1-2 1B		0-0 F9		
Bobby Grich, R (1, 4) OBP: 0.350, SLG: 0.434	1-0 4-3 1B HBP		0-3 K		0-3 K		4-0 BB BB		
Don Baylor, R (1, 8) OBP: 0.341, SLG: 0.444 (8, 7)	0-0 4-3 1-2 1B		0-3 K		0-3 K		4-0 1-2 BB		
Boog Powell, L (1, 3) OBP: 0.336, SLG: 0.414	0-0 4-3 1-2 2-3		4-0 BB		0-3 K		0-0 3-1		
Brooks Robinson, R (1, 5) OBP: 0.300, SLG: 0.346	0-0 2-H 3-H 1B		0-0 6-3 1-1		0-0 F8		0-0 4-3		
Terry Crowley, L (1, 9) OBP: 0.316, SLG: 0.407	0-3 K		0-3 K		0-0 1B		4-0 FC6-4 BB		
Johnny Oates, L (1, 2) OBP: 0.355, SLG: 0.407		0-0 S 1B		0-0 F8		0-3 K		0-3 K	
Mark Belanger, R (1, 6) OBP: 0.243, SLG: 0.249		0-0 F8 1-2		0-0 F3		0-0 F7		0-0 FC6-4 1-2f	
Jim Palmer, R (1, 1) OBP: 0.243, SLG: 0.301		0-3 K			0-0 WP 1B 1B		0-0 5-3		

Inning Stats	R: 2	H: 2	E: 0	K: 1	S: 7	LOB: 1	BB: 0	P: 8	R: 0	H: 1	E: 0	K: 2	S: 8	LOB: 1	BB: 0	P: 8	R: 0	H: 0	E: 1	K: 2	S: 7	LOB: 1	BB: 1	P: 11	R: 0	H: 0	E: 0	K: 1	S: 5	LOB: 0	BB: 0	P: 5	R: 0	H: 2	E: 0	K: 3	S: 11	LOB: 2	BB: 0	P: 11	R: 0	H: 1	E: 0	K: 1	S: 6	LOB: 1	BB: 0	P: 6	R: 0	H: 0	E: 0	K: 0	S: 3	LOB: 2	BB: 2	P: 11	R: 0	H: 0	E: 0	K: 1	S: 5	LOB: 1	BB: 1	P: 9
--------------	------	------	------	------	------	--------	-------	------	------	------	------	------	------	--------	-------	------	------	------	------	------	------	--------	-------	-------	------	------	------	------	------	--------	-------	------	------	------	------	------	-------	--------	-------	-------	------	------	------	------	------	--------	-------	------	------	------	------	------	------	--------	-------	-------	------	------	------	------	------	--------	-------	------

PITCHER	IP	WLS	BF	H	R	ER	SO	BB	IBB	HBP	BLK	WP	HR	S	P	ERA	WHIP
Bert Blyleven, R (1, 1) ERA: 3.18	6.2	L	30	6	2	2	10	3	0	1	0	1	0	46	59	2.70	1.350
Jim Strickland, L (7, 1) ERA: 1.8	1.1		5	0	0	0	1	1	0	0	0	0	0	6	10	0.00	0.750

BOTTOM

AB	R	H	RBI	BB	SO	LOB
4	0	1	0	0	1	1
0	0	0	0	0	0	0

2	1	0	0	1	2	2
---	---	---	---	---	---	---

3	1	1	0	1	2	2
---	---	---	---	---	---	---

3	0	0	0	1	1	6
---	---	---	---	---	---	---

4	0	1	2	0	0	1
---	---	---	---	---	---	---

3	0	1	0	1	2	1
---	---	---	---	---	---	---

4	0	1	0	0	2	2
---	---	---	---	---	---	---

4	0	0	0	0	0	3
---	---	---	---	---	---	---

3	0	1	0	0	1	1
---	---	---	---	---	---	---

1B	2B	3B	HR	SF	SAC	DP	HBP	WP	PA
6	0	0	0	0	0	0	1	1	35

Minnesota Twins @ Baltimore Orioles
Memorial Stadium, Baltimore, MD
 Sat Aug 19 1972, 7:05 PM EDT
 Att. 13,712 - Unknown

livebaseballscorecards.com

AB	30
R	2
H	6
RBI	2
BB	4
SO	11
LOB	19



Batter	1	2	3	4	5	6	7	8	9	AB R H RBI BB SO LOB	TOP									
Cesar Tovar, R OBP: 0.322, SLG: 0.312 (1, 7) (7, 9)	0-0 1B HR 1B	0-0 F6		0-3 K			0-0 4-3	0-0 F4		5 1 1 0 0 1 3										
Rod Carew, L OBP: 0.369, SLG: 0.374 (1, 4)	0-0 F4		0-0 5-3		0-0 6-3		0-0 2B 1B		0-3 K2-3	5 1 1 0 0 1 1										
Steve Braun, L OBP: 0.362, SLG: 0.376 (1, 5)	0-0 1-2 HR 1B		0-0 4-3		4-0 1B BB		0-0 WP 1-H FC6-2-5 2B		0-0 F2	4 1 2 1 1 0 0										
Bobby Darwin, R OBP: 0.323, SLG: 0.432 Jim Nettles, L OBP: 0.333, SLG: 0.281 (1, 9) (7, 8)	0-0 1-H 2-H HR		4-0 1B BB		0-0 1-2 1B		0-0 FC6-2-5 2-H 2B		0-3 K	3 1 2 3 1 0 1 1 0 0 0 0 1 0										
Danny Thompson, R OBP: 0.330, SLG: 0.379 (1, 6)	0-0 1B		0-0 1-3 1B		0-0 F4		0-0 4-3			4 0 2 0 0 0 3										
Steve Brye, R OBP: 0.267, SLG: 0.270 (1, 8) (7, 7)	0-0 F8		0-3 K		0-0 4-3			0-3 K		4 0 0 0 0 2 5										
Rich Reese, L OBP: 0.321, SLG: 0.387 (1, 3)	0-0 F9			0-0 4-3		0-0 F9		0-0 1B 1B		4 0 1 0 0 0 1										
Glenn Borgmann, R OBP: 0.340, SLG: 0.311 (1, 2)		0-0 F7		0-0 1B		0-0 F8		0-0 1-2 1B		4 0 2 0 0 0 0										
Ray Corbin, R OBP: 0.158, SLG: 0.139 (1, 1)		0-3 K		0-3 K		0-3 K		0-3 K		4 0 0 0 0 4 3										
Inning Stats	R: 3 E: 0 K: 0 S: 7	H: 4 LOB: 1 BB: 0 P: 7	R: 0 E: 0 K: 1 S: 5	H: 0 LOB: 0 BB: 0 P: 5	R: 0 E: 0 K: 1 S: 6	H: 1 LOB: 2 BB: 1 P: 10	R: 0 E: 0 K: 2 S: 8	H: 1 LOB: 1 BB: 0 P: 8	R: 0 E: 0 K: 1 S: 5	H: 0 LOB: 0 BB: 0 P: 5	R: 1 E: 0 K: 0 S: 5	H: 2 LOB: 1 BB: 0 P: 5	R: 0 E: 0 K: 2 S: 9	H: 2 LOB: 2 BB: 0 P: 9	R: 0 E: 0 K: 2 S: 7	H: 0 LOB: 0 BB: 0 P: 7	1B: 9 2B: 1 3B: 0 HR: 1	SF: 0 SAC: 0 DP: 0 HBP: 0	WP: 1 PB: 0 SB: 1 CS: 0	PA: 40
PITCHER	IP WLS BF H R ER SO BB IBB HBP BLK WP HR S P ERA WHIP																			
Mike Cuellar, L ERA: 2.72 (1, 1)	0.1 L 5 4 3 3 0 0 0 0 0 0 0 1 5 5 81.00 12.000																			
Roric Harrison, R ERA: 2.1 (1, 1)	7.2 32 7 1 1 7 2 0 0 0 1 0 44 52 1.17 1.174																			
Grant Jackson, L ERA: 3.04 (9, 1)	1.0 3 0 0 0 2 0 0 0 0 0 0 7 7 0.00 0.000																			

Minnesota Twins @ Baltimore Orioles
 Memorial Stadium, Baltimore, MD
 Sun Aug 20 1972, 7:05 PM EDT
 Att: 16,027 - Unknown

livebaseballscorecards.com

AB	38
R	4
H	11
RBI	4
BB	2
SO	9
LOB	17



Batter	1	2	3	4	5	6	7	8	9	AB	R	H	RBI	BB	SO	LOB
Don Buford, S OBP: 0.332, SLG: 0.259 (1, 7) X	0-0 F9 ①		0-0 F3 ②			0-0 F5 ①		0-3 K ②		4	0	0	0	0	1	1
Bobby Grich, R OBP: 0.346, SLG: 0.429 (1, 6) X	0-0 4-3 ②		0-0 F9 ③			0-3 K ②		0-3 K ③		4	0	0	0	0	2	1
Don Baylor, R OBP: 0.340, SLG: 0.441 (1, 8) X	0-0 6-3 ③				0-0 F8 ①				0-3 K ①	4	0	1	0	0	1	0
Boog Powell, L OBP: 0.335, SLG: 0.415 (1, 3) X		0-0 2B 2-3 ②		0-0 F9 ②		0-0 4-3 ③			0-0 F9 ②	4	0	1	0	0	0	1
Brooks Robinson, R OBP: 0.300, SLG: 0.345 (1, 5) X		0-0 F7 ①		0-0 F7 ③			0-0 F6 ①		0-0 1B	4	0	1	0	0	0	1
Mark Belanger, R OBP: 0.243, SLG: 0.249 (9, PR) X										0	0	0	0	0	0	0
Terry Crowley, L OBP: 0.320, SLG: 0.423 (1, 9) X		0-0 2-3 ②			0-0 HR		4-0 BB		0-0 F8 ③	3	1	1	1	1	0	2
Johnny Oates, L OBP: 0.349, SLG: 0.400 (1, 2) X		0-0 L4 ③				0-3 K ①		0-3 K ②		3	0	0	0	0	2	2
Davey Johnson, R OBP: 0.331, SLG: 0.348 (1, 4) X			0-0 F4 ①			0-3 K ②		0-0 5-3 ③		3	0	0	0	0	1	1
Mike Cuellar, L OBP: 0.127, SLG: 0.222 (1, 1) B			4-0 BB			0-3 K ③			0-0 5-3 ①	0	0	0	0	0	0	0
Roric Harrison, R OBP: 0.167, SLG: 0.182 (1, 1) B										1	0	0	0	1	1	0
Tom Shopay, L OBP: 0.303, SLG: 0.233 (8, PH) B										1	0	0	0	0	0	0
Grant Jackson, S (9, 1) B										0	0	0	0	0	0	0

Inning Stats	R: 0 H: 0 E: 0 K: 3 S: 3	H: 0 LOB: 0 BB: 0 P: 3	R: 0 H: 1 E: 0 K: 0 S: 4	H: 1 LOB: 1 BB: 0 P: 4	R: 0 H: 0 E: 0 K: 0 S: 3	H: 0 LOB: 1 BB: 1 P: 7	R: 0 H: 0 E: 0 K: 0 S: 3	H: 0 LOB: 0 BB: 0 P: 3	R: 1 H: 1 E: 0 K: 3 S: 10	H: 1 LOB: 0 BB: 0 P: 10	R: 0 H: 1 E: 0 K: 1 S: 6	H: 1 LOB: 1 BB: 0 P: 6	R: 0 H: 0 E: 0 K: 1 S: 5	H: 0 LOB: 1 BB: 1 P: 9	R: 0 H: 0 E: 0 K: 2 S: 7	H: 0 LOB: 0 BB: 0 P: 7	R: 0 H: 1 E: 0 K: 1 S: 6	H: 1 LOB: 1 BB: 0 P: 6	1B: 2 2B: 1 3B: 0 HR: 1	SF: 0 SAC: 0 DP: 0 HBP: 0	WP: 0 PB: 0 SB: 0 CS: 0	PA: 33
--------------	--------------------------	------------------------	--------------------------	------------------------	--------------------------	------------------------	--------------------------	------------------------	---------------------------	-------------------------	--------------------------	------------------------	--------------------------	------------------------	--------------------------	------------------------	--------------------------	------------------------	-------------------------	---------------------------	-------------------------	--------

PITCHER Ray Corbin, R ERA: 2.43 (1, 1)	IP 9.0	WLS W	BF 33	H 4	R 1	ER 1	SO 8	BB 2	IBB 0	HBP 0	BLK 0	WP 0	HR 1	S 47	P 55	ERA 1.00	WHIP 0.667	PITCHER	IP	WLS	BF	H	R	ER	SO	BB	IBB	HBP	BLK	WP	HR	S	P	ERA	WHIP
--	--------	-------	-------	-----	-----	------	------	------	-------	-------	-------	------	------	------	------	----------	------------	----------------	----	-----	----	---	---	----	----	----	-----	-----	-----	----	----	---	---	-----	------

MINNESOTA TWINS @ BALTIMORE ORIOLES
Memorial Stadium, Baltimore, MD
Sun Aug 20 1972, 7:05 PM EDT
Att. 16,027 - Unknown

AB	31
R	1
H	4
RBI	1
BB	2
SO	8
LOB	9



Batter	1	2	3	4	5	6	7	8	9	AB R H RBI BB SO LOB	TOP											
Sandy Alomar Sr., S OBP: 0.302, SLG: 0.291 (1, 4)	0-0 4-3			0-0 B2-3		0-0 P3		0-0 4-3		4 0 0 0 0 0 0	California Angels @ Baltimore Orioles Memorial Stadium, Baltimore, MD Mon Aug 21 1972, 7:05 PM EDT Att. 7,035 - Unknown											
Ken Berry, R OBP: 0.359, SLG: 0.396 (1, 8)	0-0 6-3			0-0 F6		0-0 F9		0-0 F5	4 0 0 0 0 0 0													
Vada Pinson, L OBP: 0.319, SLG: 0.388 (1, 9)	0-0 3-1			0-0 HR		0-0 CS 1B		0-0 F8	4 1 2 1 0 0 0													
Bob Oliver, R OBP: 0.313, SLG: 0.432 (1, 3)		0-0 F8		4-0 1B BB		0-0 CS 1-2	0-0 4-3	0-3 K	3 0 0 0 1 1 0													
Jim Spencer, L OBP: 0.251, SLG: 0.267 (1, 7)		0-0 F9		0-0 1-3 1B		0-0 4-3			3 0 1 0 0 0 0													
Ken McMullen, R OBP: 0.342, SLG: 0.391 (1, 5)		0-0 6-3		0-3 K		4-0 FC6-4 BB			2 0 0 0 1 1 2													
Leo Cardenas, R OBP: 0.280, SLG: 0.304 (1, 6)			0-3 K		0-0 F9	0-0 FC6-4 1-2f			3 0 0 0 0 1 1													
Jeff Torborg, R OBP: 0.284, SLG: 0.247 (1, 2)			0-0 5-3		0-0 F7		0-3 K		2 0 0 0 0 0 0													
Chris Coletta, L OBP: 0.267, SLG: 0.286 (8, PH)									1 0 0 0 0 1 0													
Dave Sells, R (8, 1)									0 0 0 0 0 0 0													
Andy Messersmith, R OBP: 0.226, SLG: 0.267 (1, 1)			0-0 5-3		0-3 K		0-0 F8		2 0 0 0 0 1 0													
John Stephenson, L OBP: 0.359, SLG: 0.364 (8, PH) (8, 2)									1 0 0 0 0 0 0													
Inning Stats	R: 0 E: 0 K: 0 S: 3	H: 0 LOB: 0 BB: 0 P: 3	R: 0 E: 0 K: 0 S: 3	H: 0 LOB: 0 BB: 0 P: 3	R: 0 E: 0 K: 1 S: 5	H: 0 LOB: 0 BB: 0 P: 5	R: 1 E: 0 K: 1 S: 7	H: 2 LOB: 2 BB: 1 P: 11	R: 0 E: 0 K: 1 S: 5	H: 0 LOB: 0 BB: 0 P: 5	R: 0 E: 0 K: 0 S: 3	H: 1 LOB: 0 BB: 0 P: 3	R: 0 E: 0 K: 0 S: 3	H: 0 LOB: 1 BB: 1 P: 7	R: 0 E: 0 K: 1 S: 5	H: 0 LOB: 0 BB: 0 P: 5	R: 0 E: 0 K: 1 S: 5	H: 0 LOB: 0 BB: 0 P: 5	1B: 2 2B: 0 3B: 0 HR: 1	SF: 0 SAC: 0 DP: 0 HBP: 0	WP: 0 PB: 0 SB: 0 CS: 1	PA: 32
PITCHER Pat Dobson, R (1, 1) ERA: 2.62	IP: 9.0 WLS: W BF: 31 H: 3 R: 1 ER: 1 SO: 5 BB: 2 IBB: 0 HBP: 0 BLK: 0 WP: 0 HR: 1 S: 39 P: 47 ERA: 1.00 WHIP: 0.556											PITCHER	IP: WLS: BF: H: R: ER: SO: BB: IBB: HBP: BLK: WP: HR: S: P: ERA: WHIP									

livebaseballscorecards.com

AB	29
R	1
H	3
RBI	1
BB	2
SO	5
LOB	3



Batter	1	2	3	4	5	6	7	8	9	AB	R	H	RBI	BB	SO	LOB
Mark Belanger, R (1, 6) OBP: 0.239, SLG: 0.244	0-3 K		0-0 F7		0-0 F8	0-0 F7				4	0	0	0	0	1	1
Johnny Oates, L (1, 2) OBP: 0.342, SLG: 0.391	0-3 K		0-0 F7		0-0 F5					4	0	0	0	0	2	0
Tommy Davis, R (1, 7) OBP: 0.313, SLG: 0.276 Paul Blair, R (8, 8) OBP: 0.246, SLG: 0.319	0-0 5-3		0-0 6-3		4-0 HR					3	1	0	0	1	0	0
Boog Powell, L (1, 3) OBP: 0.339, SLG: 0.424		4-0 FC8-5 1B		4-0 1-3 HBP	0-0 HR					2	1	1	2	2	1	0
Don Baylor, R (1, 8) OBP: 0.346, SLG: 0.442 (8, 7)		0-0 FC8-5 1B		1-0 1-3 HBP	4-0 S					2	1	1	0	1	0	0
Brooks Robinson, R (1, 5) OBP: 0.297, SLG: 0.342		0-0 FC8-5 1B		0-0 1-3	0-0 F8					4	0	0	0	0	0	5
Terry Crowley, L (1, 9) OBP: 0.323, SLG: 0.421		0-0 F8		4-0 IBB		0-0 G6-4-3 1B				3	0	1	0	1	0	2
Davey Johnson, R (1, 4) OBP: 0.334, SLG: 0.351		0-0 1B		0-0 F3		0-0 G6-4-3 1B				3	0	2	1	0	0	3
Pat Dobson, R (1, 1) OBP: 0.143, SLG: 0.159		0-0 5-3		0-3 K		0-0 G6-4-3				3	0	0	0	0	1	7

Inning Stats	R: 0	H: 0	E: 0	K: 2	S: 7	R: 1	H: 2	E: 0	K: 0	S: 5	R: 0	H: 0	E: 0	K: 0	S: 3	R: 0	H: 0	E: 0	K: 1	S: 5	R: 2	H: 1	E: 0	K: 0	S: 4	R: 0	H: 0	E: 0	K: 2	S: 7	R: 0	H: 0	E: 0	K: 0	S: 3
	0	0	0	2	7	1	2	0	0	5	0	0	0	0	3	0	0	0	0	1	5	2	1	0	0	7	0	0	0	0	7	0	0	0	3

PITCHER	IP	WLS	BF	H	R	ER	SO	BB	IBB	HBP	BLK	WP	HR	S	P	ERA	WHIP
Andy Messersmith, R (1, 1) ERA: 3.36	7.0	L	31	5	3	3	5	4	1	1	0	0	1	35	56	3.86	1.286
Dave Sells, R (8, 1) ERA: 4.91	1.0		3	0	0	0	0	0	0	0	0	0	0	3	3	0.00	0.000

BOTTOM

California Angels @ Baltimore Orioles
Memorial Stadium, Baltimore, MD
 Mon Aug 21 1972, 7:05 PM EDT
 Att. 7,035 - Unknown

livebaseballscorecards.com

AB	28
R	3
H	5
RBI	3
BB	5
SO	5
LOB	18



WP	HR	S	P	ERA	WHIP
0	0	1	3	0.00	0.000

Batter	1	2	3	4	5	6	7	8	9	AB R H RBI BB SO LOB	TOP									
Ken Berry, R OBP: 0.356, SLG: 0.393 (1, 8) X	0-0 E8	0-0 G5-4-3		0-0 FC6-4 1B		0-0 F9			0-0 1-3	5 0 1 0 0 0 4										
Sandy Alomar Sr., S OBP: 0.301, SLG: 0.295 (1, 4) X	0-0 F4		0-0 SF9 3B	0-0 FC6-4			0-0 5-3		0-3 K	5 1 1 0 0 1 3										
Vada Pinson, L OBP: 0.320, SLG: 0.387 (1, 7) X	0-0 F8		0-0 F2		0-0 CS 1B		0-0 G3		4-0 1B BB	4 0 1 0 1 0 2										
Bob Oliver, R OBP: 0.316, SLG: 0.436 (1, 3) B B B	4-0 FC6-4 BB		0-0 SF9		0-3 K		0-0 2B		0-0 1B	3 1 2 1 1 1 1										
Ken McMullen, R OBP: 0.345, SLG: 0.397 (1, 5) X	0-0 FC6-4		0-0 2B		4-0 FC6-4 BB		0-0 2B		0-3 K	4 0 2 1 1 1 4										
Leroy Stanton, R OBP: 0.286, SLG: 0.406 (1, 9)		0-0 3B	0-0 F8		0-0 FC6-4		0-0 F8			4 0 1 0 0 0 3										
Leo Cardenas, R OBP: 0.282, SLG: 0.303 (1, 6) B B B		4-0 HBP BB		4-0 FC5-4 BB		0-0 5-3		0-0 5-3		2 0 0 0 2 0 0										
Jeff Torborg, R OBP: 0.283, SLG: 0.240 (1, 2) H		1-0 G5-4-3 HBP		0-0 FC5-4 1B		0-0 5-3		0-3 K		3 0 0 0 0 1 1										
Nolan Ryan, R OBP: 0.157, SLG: 0.217 (1, 1) B B		0-3 K		0-3 K		0-0 1B		0-0 4-3		4 0 1 0 0 2 4										
Inning Stats	R: 0 E: 1 K: 0 S: 4	H: 0 LOB: 2 BB: 1 P: 8	R: 0 E: 0 K: 1 S: 5	H: 1 LOB: 2 BB: 1 P: 10	R: 1 E: 0 K: 0 S: 5	H: 2 LOB: 1 BB: 0 P: 5	R: 0 E: 0 K: 1 S: 6	H: 1 LOB: 2 BB: 1 P: 10	R: 0 E: 0 K: 0 S: 4	H: 1 LOB: 1 BB: 0 P: 4	R: 1 E: 0 K: 0 S: 5	H: 2 LOB: 1 BB: 0 P: 5	R: 0 E: 0 K: 1 S: 5	H: 0 LOB: 0 BB: 0 P: 5	R: 0 E: 0 K: 2 S: 8	H: 1 LOB: 2 BB: 1 P: 12	1B: 4 2B: 3 3B: 2 HR: 0	SF: 1 SAC: 0 DP: 1 HBP: 1	WP: 0 PB: 0 SB: 0 CS: 1	PA: 41
PITCHER	IP WLS BF H R ER SO BB IBB HBP BLK WP HR S P ERA WHIP																			
Dave McNally, L ERA: 2.7 (1, 1)	8.0 L 36 8 2 2 4 4 0 1 0 0 0 0 39 56 2.25 1.500																			
Eddie Watt, R ERA: 2.25 (9, 1)	1.0 5 1 0 0 2 1 0 0 0 0 0 0 8 12 0.00 2.000																			

California Angels @ Baltimore Orioles
Memorial Stadium, Baltimore, MD
 Tue Aug 22 1972, 7:05 PM EDT
 Att: 15,644 - Unknown

livebaseballscorecards.com

AB	34
R	2
H	9
RBI	2
BB	5
SO	6
LOB	22



Batter	1	2	3	4	5	6	7	8	9
Mark Belanger, R (1, 6) <small>OBP: 0.240, SLG: 0.246</small> Don Buford, S (8, PH) <small>OBP: 0.333, SLG: 0.259</small> Eddie Watt, R (9, 1)	0-0 F8		0-0 4-3			0-0 BB 1B		4-0 BB	
Johnny Oates, L (1, 2) <small>OBP: 0.340, SLG: 0.384</small>	0-3 K			0-3 K		4-0 BB 1-2 G4-6-3		0-0 F4	
Tommy Davis, R (1, 7) <small>OBP: 0.278, SLG: 0.242</small>	0-3 K			0-0 F9		0-3 K		0-0 F4	
Boog Powell, L (1, 3) <small>OBP: 0.341, SLG: 0.426</small>		4-0 BB G5-4-3		0-0 2B		0-0 G4-6-3 1-2f		0-3 K	
Don Baylor, R (1, 8) <small>OBP: 0.348, SLG: 0.438</small>		0-3 K		1-0 HBP		0-3 K		4-0 BB 1B	
Brooks Robinson, R (1, 5) <small>OBP: 0.297, SLG: 0.341</small> Paul Blair, R (9, PR) <small>OBP: 0.246, SLG: 0.319</small>		0-0 G5-4-3 1-2f		0-0 F8		0-0 F8		0-0 BB 1-2 1B	
Terry Crowley, L (1, 9) <small>OBP: 0.332, SLG: 0.422</small>		4-0 SH1-4 BB		4-0 SH1-4 BB		0-0 BB 1B		0-0 F4	
Davey Johnson, R (1, 4) <small>OBP: 0.331, SLG: 0.346</small>		0-3 K		0-0 G5-4-3 1-2f		0-3 K		0-3 K	
Dave McNally, R (1, 1) <small>OBP: 0.191, SLG: 0.231</small> Tom Shopay, L (8, PH) <small>OBP: 0.294, SLG: 0.226</small> Bobby Grich, R (9, 6) <small>OBP: 0.346, SLG: 0.429</small>		0-0 SH1-4 1-2		0-3 K				0-0 5-3	

Inning Stats	R: 0 E: 0 K: 2 S: 7	H: 0 LOB: 0 BB: 0 P: 7	R: 0 E: 0 K: 1 S: 4	H: 0 LOB: 0 BB: 1 P: 8	R: 0 E: 0 K: 1 S: 5	H: 0 LOB: 1 BB: 1 P: 9	R: 0 E: 0 K: 1 S: 6	H: 1 LOB: 2 BB: 0 P: 7	R: 0 E: 0 K: 1 S: 4	H: 0 LOB: 0 BB: 1 P: 8	R: 0 E: 0 K: 1 S: 5	H: 1 LOB: 1 BB: 1 P: 9	R: 0 E: 0 K: 2 S: 8	H: 1 LOB: 1 BB: 0 P: 8	R: 0 E: 0 K: 0 S: 3	H: 0 LOB: 1 BB: 1 P: 7	R: 0 E: 0 K: 2 S: 8	H: 1 LOB: 2 BB: 1 P: 12
---------------------	------------------------------	---------------------------------	------------------------------	---------------------------------	------------------------------	---------------------------------	------------------------------	---------------------------------	------------------------------	---------------------------------	------------------------------	---------------------------------	------------------------------	---------------------------------	------------------------------	---------------------------------	------------------------------	----------------------------------

PITCHER Nolan Ryan, R (1, 1) <small>ERA: 2.73</small>	IP: 9.0	WLS: W	BF: 35	H: 4	R: 0	ER: 0	SO: 11	BB: 6	IBB: 0	HBP: 1	BLK: 0	WP: 0	HR: 0	S: 50	P: 75	ERA: 0.00	WHIP: 1.111
---	---------	--------	--------	------	------	-------	--------	-------	--------	--------	--------	-------	-------	-------	-------	-----------	-------------

BOTTOM

AB	R	H	RBI	BB	SO	LOB
3	0	1	0	0	0	1
0	0	0	0	1	0	0
0	0	0	0	0	0	0
3	0	0	0	1	2	1
4	0	0	0	0	2	3
3	0	1	0	1	1	2
2	0	0	0	1	2	1
4	0	1	0	0	0	3
0	0	0	0	0	0	0
2	0	1	0	2	0	2
4	0	0	0	0	3	5
1	0	0	0	0	1	0
1	0	0	0	0	0	0
0	0	0	0	0	0	0

California Angels @ Baltimore Orioles
Memorial Stadium, Baltimore, MD
 Tue Aug 22 1972, 7:05 PM EDT
 Att. 15,644 - Unknown

livebaseballscorecards.com

AB	27
R	0
H	4
RBI	0
BB	6
SO	11
LOB	18



WP: 0	PA: 35
PB: 0	
SB: 0	
CS: 0	
1B: 3	SF: 0
2B: 1	SAC: 1
3B: 0	DP: 3
HR: 0	HBP: 1
WP: 0	PA: 35
ERA	WHIP

Batter	1	2	3	4	5	6	7	8	9	AB R H RBI BB SO LOB	TOP																
Sandy Alomar Sr., S OBP: 0.298, SLG: 0.292 (1, 4)	0-0 F8		0-0 F8		0-3 K		0-0 F6			4 0 0 0 0 1 1	California Angels @ Baltimore Orioles Memorial Stadium, Baltimore, MD Wed Aug 23 1972, 7:05 PM EDT Att. 8,515 - Unknown																
Ken Berry, R OBP: 0.361, SLG: 0.395 (1, 8)	0-0 E 1B		4-0 FC4-6 BB		0-0 1B 1-2 1B		0-3 K			3 0 2 0 1 1 0																	
Vada Pinson, L OBP: 0.319, SLG: 0.385 (1, 9)	0-0 E4 1-3		0-0 FC4-6 1-2f		0-0 FC6-4 1B 1-3 2-H		0-0 3-1			4 0 1 1 0 0 2																	
Bob Oliver, R OBP: 0.313, SLG: 0.432 (1, 3)	0-3 K 1-2			0-3 K	0-0 FC6-4 1-2f		0-0 F9			4 0 0 0 0 2 4																	
Jim Spencer, L OBP: 0.256, SLG: 0.268 (1, 7)	0-3 K			0-0 1B		4-0 FC4-6 BB		0-0 3-1		3 0 1 0 1 1 2																	
Ken McMullen, R OBP: 0.344, SLG: 0.395 (1, 5)		0-3 K		0-0 F8		0-0 F7		0-0 G4-3 1B		4 0 1 0 0 1 2 0 0 0 0 0 0 0																	
Billy Parker, R OBP: 0.235, SLG: 0.138 (9, PR)																											
Leo Cardenas, R OBP: 0.279, SLG: 0.300 (1, 6)		0-0 F5		0-0 6-3		0-0 F9		0-0 G4-3 1-2f		4 0 0 0 0 0 3																	
John Stephenson, L OBP: 0.351, SLG: 0.355 (1, 2)		0-0 F9			0-0 E4 1B	0-0 FC4-6 1-2f		0-0 F6		3 1 0 0 0 0 1 1 0 0 0 0 0 1																	
Art Kusnyer, R OBP: 0.279, SLG: 0.270 (6, 2)																											
Rudy May, L OBP: 0.163, SLG: 0.125 (1, 1)			0-3 K		0-3 K		0-3 K			1 0 0 0 0 1 0																	
Curt Motton, R OBP: 0.255, SLG: 0.220 (5, PH)										1 0 0 0 0 1 1																	
Rickey Clark, R OBP: 0.125, SLG: 0.097 (5, 1)										0 0 0 0 0 0 0																	
Chris Coletta, L OBP: 0.250, SLG: 0.267 (7, PH)										1 0 0 0 0 1 0																	
Lloyd Allen, R OBP: 0.125, SLG: 0.125 (7, 1)										0 0 0 0 0 0 0																	
Inning Stats	R: 0 E: 1 K: 2 S: 9	H: 1 LOB: 2 BB: 0 P: 9	R: 0 E: 0 K: 1 S: 5	H: 0 LOB: 0 BB: 0 P: 5	R: 0 E: 0 K: 1 S: 5	H: 0 LOB: 1 BB: 1 P: 9	R: 0 E: 0 K: 1 S: 6	H: 1 LOB: 1 BB: 0 P: 6	R: 1 E: 1 K: 2 S: 10	H: 2 LOB: 2 BB: 0 P: 10	R: 0 E: 0 K: 0 S: 3	H: 0 LOB: 1 BB: 1 P: 7	R: 0 E: 0 K: 2 S: 7	H: 0 LOB: 0 BB: 0 P: 7	R: 0 E: 0 K: 0 S: 3	H: 0 LOB: 0 BB: 0 P: 3	R: 0 E: 0 K: 0 S: 3	H: 1 LOB: 1 BB: 0 P: 3	R: 0 E: 0 K: 0 S: 3	H: 1 LOB: 1 BB: 0 P: 3	1B: 5 2B: 0 3B: 0 HR: 0	SF: 0 SAC: 0 DP: 1 HBP: 0	WP: 0 PB: 0 SB: 1 CS: 0	PA: 35			
PITCHER Jim Palmer, R ERA: 1.86 (1, 1)	IP 9.0	WLS W	BF 35	H 5	R 1	ER 0	SO 9	BB 2	IBB 0	HBP 0	BLK 0	WP 0	HR 0	S 51	P 59	ERA 0.00	WHIP 0.778										
										PITCHER	IP	WLS	BF	H	R	ER	SO	BB	IBB	HBP	BLK	WP	HR	S	P	ERA	WHIP

livebaseballscorecards.com

AB	33
R	1
H	5
RBI	1
BB	2
SO	9
LOB	17



Batter	1	2	3	4	5	6	7	8	9
Mark Belanger, R (1, 6) OBP: 0.243, SLG: 0.249	0-0 F8		0-0 4-3	0-0 HR 1B		0-0 G2 1B		0-0 F9	
Paul Blair, R (1, 8) OBP: 0.251, SLG: 0.329	0-0 BB BB 1B		0-3 K	0-0 HR		0-0 G2		4-0 BB BB 1B BB	
Tommy Davis, R (1, 7) OBP: 0.300, SLG: 0.270 Merv Rettenmund, R (7, 7) OBP: 0.337, SLG: 0.365	0-3 K		0-0 1B	0-0 4-3		0-0 1B		0-3 K	
Boog Powell, L (1, 3) OBP: 0.344, SLG: 0.426	4-0 BB 1-2 BB		0-0 4-3	0-3 K		4-0 BB BB FC6-4 BB		0-0 1-3 1B	
Don Baylor, R (1, 9) OBP: 0.349, SLG: 0.433	4-0 BB 1-2 2-3 BB			4-0 BB 1B BB		0-0 6-3		0-0 FC6-4 1-2	
Brooks Robinson, R (1, 5) OBP: 0.297, SLG: 0.340	0-0 G3			0-0 BB 1B SH 1B		0-0 F7		0-0 F9	
Bobby Grich, R (1, 4) OBP: 0.345, SLG: 0.427		0-3 K		0-3 K		0-0 S 1B		0-0 6-3	
Andy Etchebarren, R (1, 2) OBP: 0.268, SLG: 0.253		0-0 5-3		0-0 BB SH 1B		0-3 K		4-0 BB BB BB BB BB	
Jim Palmer, R (1, 1) OBP: 0.234, SLG: 0.289		0-3 K		0-0 SH 1B HR		0-0 F4		0-0 F9	

Inning Stats	R: 0 E: 0 K: 1 S: 6	H: 1 LOB: 3 BB: 2 P: 14	R: 0 E: 0 K: 2 S: 7	H: 0 LOB: 0 BB: 0 P: 7	R: 0 E: 0 K: 1 S: 6	H: 1 LOB: 1 BB: 0 P: 6	R: 6 E: 1 K: 2 S: 12	H: 4 LOB: 0 BB: 1 P: 16	R: 0 E: 0 K: 1 S: 6	H: 1 LOB: 1 BB: 0 P: 6	R: 1 E: 0 K: 0 S: 5	H: 2 LOB: 2 BB: 1 P: 9	R: 0 E: 0 K: 0 S: 3	H: 0 LOB: 1 BB: 1 P: 7	R: 0 E: 0 K: 1 S: 6	H: 1 LOB: 2 BB: 1 P: 10
--------------	------------------------------	----------------------------------	------------------------------	---------------------------------	------------------------------	---------------------------------	-------------------------------	----------------------------------	------------------------------	---------------------------------	------------------------------	---------------------------------	------------------------------	---------------------------------	------------------------------	----------------------------------

PITCHER	IP	WLS	BF	H	R	ER	SO	BB	IBB	HBP	BLK	WP	HR	S	P	ERA	WHIP
Rudy May, L (1, 1) ERA: 3.54	4.0	L	22	6	6	6	6	3	0	0	0	0	1	31	43	13.50	2.250
Rickey Clark, R (5, 1) ERA: 4.51	2.0		10	3	1	1	1	1	0	0	0	0	0	11	15	4.50	2.000
Lloyd Allen, R (7, 1) ERA: 3.5	2.0		9	1	0	0	1	2	0	0	0	0	0	9	17	0.00	1.500

AB R H RBI BB SO LOB

5	2	2	1	0	0	0
4	1	2	3	1	1	1
4	0	2	1	0	1	1
1	0	0	0	0	1	1
3	0	1	0	2	1	1
3	1	0	0	2	0	4
4	1	1	0	0	0	3
4	0	1	0	0	2	2
3	1	1	1	1	1	1
3	1	0	1	0	1	1


AB	34
R	7
H	10
RBI	7
BB	6
SO	8
LOB	15



WP	HR	S	P	ERA	WHIP
0	0	0	0	0	0

California Angels @ Baltimore Orioles
 Memorial Stadium, Baltimore, MD
 Wed Aug 23 1972, 7:05 PM EDT
 Att. 8,515 - Unknown

livebaseballscorecards.com

Batter	1	2	3	4	5	6	7	8	9	AB R H RBI BB SO LOB	TOP
Don Buford, S (1, 7) OBP: 0.337, SLG: 0.268	0-0 1B 1B		0-0 F9		0-0 F6		4-0 IBB		0-0 WP 3B	4 2 2 1 1 0 0	
Merv Rettenmund, R (1, 8) OBP: 0.336, SLG: 0.363 Don Baylor, R (3, PH) OBP: 0.344, SLG: 0.426 (3, 8)	0-3 K		0-3 K		0-0 F9		0-0 F9		0-0 4-3	1 0 0 0 0 1 1 4 0 0 0 0 1 3	
Terry Crowley, L (1, 9) OBP: 0.333, SLG: 0.435	0-0 F6		0-0 HR		0-0 F8			0-0 B1	4-0 BB	4 1 1 1 1 0 1	
Boog Powell, L (1, 3) OBP: 0.347, SLG: 0.425	0-0 1B 1-2 1B		4-0 BB BB		0-0 G3			4-0 BB	0-0 F7	3 0 1 0 2 0 1	
Bobby Grich, R (1, 6) OBP: 0.346, SLG: 0.426 (9, 4)	0-0 1-2 2-H 1B		4-0 1-2 BB		0-3 K			0-3 K		3 0 1 1 1 2 1	
Brooks Robinson, R (1, 5) OBP: 0.294, SLG: 0.337	0-0 P1		0-0 F8		0-0 5-3			0-0 F5		4 0 0 0 0 0 5	
Davey Johnson, R (1, 4) OBP: 0.330, SLG: 0.345 Mark Belanger, R (9, PR) OBP: 0.243, SLG: 0.249 (9, 6)		0-0 F4		0-0 F8		0-0 F7		0-0 SH3-4 1B		4 0 1 0 0 0 0 0 1 0 0 0 0 0	AB 33 R 5 H 8 RBI 4 BB 5 SO 7 LOB 12
Johnny Oates, L (1, 2) OBP: 0.340, SLG: 0.383		0-0 F8		0-3 K		0-0 SH5-4 1B		0-0 SH3-4		3 0 1 0 0 1 0	
Mike Cuellar, L (1, 1) OBP: 0.123, SLG: 0.215 Tommy Davis, R (9, PH) OBP: 0.317, SLG: 0.289 Tom Shopay, L (9, PR) OBP: 0.294, SLG: 0.226 Eddie Watt, R (9, 1)		0-3 K		0-3 K		0-0 SH5-4 1-2		0-0 3B 1B		2 0 0 0 0 2 0 1 0 1 1 0 0 0 0 1 0 0 0 0 0 0 0 0 0 0 0 0	
Inning Stats	R: 1 E: 0 K: 1 S: 8 H: 3 LOB: 2 BB: 0 P: 8	R: 0 E: 0 K: 1 S: 5 H: 0 LOB: 0 BB: 0 P: 5	R: 1 E: 0 K: 1 S: 6 H: 1 LOB: 2 BB: 2 P: 14	R: 0 E: 0 K: 2 S: 7 H: 0 LOB: 0 BB: 0 P: 7	R: 0 E: 0 K: 0 S: 3 H: 0 LOB: 0 BB: 0 P: 3	R: 0 E: 0 K: 1 S: 5 H: 0 LOB: 0 BB: 0 P: 5	R: 0 E: 0 K: 0 S: 4 H: 1 LOB: 2 BB: 1 P: 8	R: 0 E: 0 K: 1 S: 5 H: 0 LOB: 1 BB: 1 P: 9	R: 3 E: 0 K: 0 S: 6 H: 3 LOB: 1 BB: 1 P: 10 1B: 6 2B: 0 3B: 1 HR: 1 SF: 0 SAC: 2 DP: 0 HBP: 0	WP: 1 PA: 40 PB: 0 SB: 0 CS: 0	
PITCHER Catfish Hunter, R (1, 1) ERA: 2.13 Rollie Fingers, R (9, 1) ERA: 2.29	IP WLS BF H R ER SO BB IBB HBP BLK WP HR S P ERA WHIP 8.1 L 37 8 5 5 7 3 1 0 0 0 1 0 2 6 5.40 1.320 0.2 3 0 0 0 0 1 0 0 0 1 0 2 6 0.00 1.500	PITCHER IP WLS BF H R ER SO BB IBB HBP BLK WP HR S P ERA WHIP									

Baltimore Orioles @ Oakland Athletics
Oakland-Alameda County Coliseum, Oakland, CA
Fri Aug 25 1972, 7:05 PM PDT
Att. 14,834 - Unknown

livebaseballscorecards.com

Batter	1	2	3	4	5	6	7	8	9	AB	R	H	RBI	BB	SO	LOB
Bert Campaneris, R (1, 6) OBP: 0.275, SLG: 0.342	0-0 F9		0-0 F9		0-3 K		0-0 F3			4	0	0	0	0	1	2
Joe Rudi, R (1, 7) OBP: 0.351, SLG: 0.512	0-0 F9		0-0 F2			0-0 F9		0-0 F8		4	0	0	0	0	0	0
Reggie Jackson, L (1, 8) OBP: 0.349, SLG: 0.485	0-0 HR		0-3 K			0-0 4-3		0-3 K		4	1	1	1	0	2	0
Sal Bando, R (1, 5) OBP: 0.333, SLG: 0.380	0-3 K			0-0 F4		0-0 1B		0-0 F9		4	0	1	0	0	1	0
Mike Epstein, L (1, 3) OBP: 0.374, SLG: 0.496		0-0 1-3		0-0 F7		0-0 L6		4-0 FC4-6 BB		3	0	0	0	1	0	1
Angel Mangual, R (1, 9) OBP: 0.294, SLG: 0.369		0-0 1B 3B		0-0 F9			0-0 5-3		0-0 F3	4	1	1	0	0	0	1
Dave Duncan, R (1, 2) OBP: 0.293, SLG: 0.411		0-3 K			0-0 L1		0-0 HR		0-0 F4	4	1	1	1	0	1	2
Tim Cullen, R (1, 4) OBP: 0.263, SLG: 0.323 Don Mincher, L (9, PH) OBP: 0.360, SLG: 0.341		0-0 FC6-4 1B			0-0 SH1-4 1B		0-0 F8		0-0 FC4-6	3	0	2	1	0	0	0
Catfish Hunter, R (1, 1) OBP: 0.167, SLG: 0.171 Rollie Fingers, R (9, 1) OBP: 0.357, SLG: 0.571		0-0 FC6-4			0-0 SH1-4		0-0 1B			1	0	0	0	0	0	1

Inning Stats	R: 1	H: 1	E: 0	K: 1	S: 6	H: 1	LOB: 0	BB: 0	P: 6	R: 1	H: 2	E: 0	K: 1	S: 7	H: 0	LOB: 1	BB: 0	P: 7	R: 0	H: 0	E: 0	K: 1	S: 5	H: 0	LOB: 0	BB: 0	P: 5	R: 0	H: 0	E: 0	K: 0	S: 3	H: 1	LOB: 1	BB: 0	P: 6	R: 0	H: 1	E: 0	K: 0	S: 4	H: 1	LOB: 1	BB: 0	P: 4	R: 1	H: 2	E: 0	K: 0	S: 5	H: 0	LOB: 1	BB: 0	P: 5	R: 0	H: 0	E: 0	K: 1	S: 5	H: 0	LOB: 0	BB: 0	P: 5	R: 0	H: 0	E: 0	K: 0	S: 3	H: 0	LOB: 1	BB: 1	P: 7	1B: 4	2B: 0	3B: 1	HR: 2	SF: 0	SAC: 1	DP: 0	HBP: 0	WP: 0	PB: 0	SB: 0	CS: 0	PA: 35
--------------	------	------	------	------	------	------	--------	-------	------	------	------	------	------	------	------	--------	-------	------	------	------	------	------	------	------	--------	-------	------	------	------	------	------	------	------	--------	-------	------	------	------	------	------	------	------	--------	-------	------	------	------	------	------	------	------	--------	-------	------	------	------	------	------	------	------	--------	-------	------	------	------	------	------	------	------	--------	-------	------	-------	-------	-------	-------	-------	--------	-------	--------	-------	-------	-------	-------	--------

PITCHER	IP	WLS	BF	H	R	ER	SO	BB	IBB	HBP	BLK	WP	HR	S	P	ERA	WHIP
Mike Cuellar, L (1, 1) ERA: 2.75	8.0	W	31	7	3	3	5	0	0	0	0	0	2	41	41	3.38	0.875
Eddie Watt, R (9, 1) ERA: 2.18	1.0	S	4	0	0	0	0	1	0	0	0	0	0	3	7	0.00	1.000


BOTTOM


Baltimore Orioles @ Oakland Athletics
Oakland-Alameda County Coliseum, Oakland, CA

Fri Aug 25 1972, 7:05 PM PDT
Att. 14,834 - Unknown

livebaseballscorecards.com

AB	33
R	3
H	7
RBI	3
BB	1
SO	5
LOB	8



Batter	1	2	3	4	5	6	7	8	9	AB R H RBI BB SO LOB	TOP																	
Don Buford, S (1, 7) OBP: 0.335, SLG: 0.265	0-0 L4		0-0 4-3			0-0 F9	0-0 1-3		4-0 2B IBB	4 1 0 0 1 0 1	<p>Baltimore Orioles @ Oakland Athletics Oakland-Alameda County Coliseum, Oakland, CA</p> <p>Sat Aug 26 1972, 3:33 AM PDT Att: 14,698 - Unknown</p> <p>livebaseballscorecards.com</p> <table border="1"> <tr><td>AB</td><td>35</td></tr> <tr><td>R</td><td>5</td></tr> <tr><td>H</td><td>9</td></tr> <tr><td>RBI</td><td>4</td></tr> <tr><td>BB</td><td>6</td></tr> <tr><td>SO</td><td>7</td></tr> <tr><td>LOB</td><td>16</td></tr> </table> 	AB	35	R	5	H	9	RBI	4	BB	6	SO	7	LOB	16			
AB	35																											
R	5																											
H	9																											
RBI	4																											
BB	6																											
SO	7																											
LOB	16																											
Paul Blair, R (1, 8) OBP: 0.255, SLG: 0.335	0-0 6-3			0-0 G4-6-3 1B		0-0 BB S 1B		0-0 4-3	0-0 1B 2B	5 1 3 2 0 0 0																		
Terry Crowley, L (1, 9) OBP: 0.335, SLG: 0.431	4-0 BB			0-0 G4-6-3 1-2f		0-0 F8 1-2		0-0 4-3	0-0 1B 2B	4 0 1 1 1 0 2																		
Boog Powell, L (1, 3) OBP: 0.348, SLG: 0.423	0-0 F2			0-0 1-3		4-0 BB IBB		0-0 E4	0-0 1B	4 0 1 0 1 0 1																		
Bobby Grich, R (1, 6) OBP: 0.347, SLG: 0.424		0-0 B1			0-0 S 2B	4-0 FC6-4 BB		0-3 K	0-3 K	4 1 1 0 1 2 3																		
Brooks Robinson, R (1, 5) OBP: 0.296, SLG: 0.343		0-3 K			0-0 F9 1-H 2B	0-0 FC6-4 1-2f		0-0 E 2B		4 1 2 1 0 1 3																		
Davey Johnson, R (1, 4) OBP: 0.326, SLG: 0.341		0-3 K			0-0 F9 2-3		0-0 5-3	0-3 K		4 0 0 0 0 2 2																		
Johnny Oates, L (1, 2) OBP: 0.348, SLG: 0.385			0-0 F6		4-0 G4-6-3 IBB		0-0 1B	4-0 FC6-4 IBB		2 0 1 0 2 0 0																		
Pat Dobson, R (1, 1) OBP: 0.137, SLG: 0.153			0-3 K		0-0 G4-6-3 1-2f		0-3 K	0-0 FC6-4 S 2B		3 0 0 0 0 2 3																		
Tommy Davis, R (9, PH) OBP: 0.310, SLG: 0.282										1 1 0 0 0 0 1																		
Grant Jackson, S (9, 1)										0 0 0 0 0 0 0																		
Inning Stats	R: 0 E: 0 K: 0 S: 3	H: 0 LOB: 1 BB: 1 P: 7	R: 0 E: 0 K: 2 S: 7	H: 0 LOB: 0 BB: 0 P: 7	R: 0 E: 0 K: 1 S: 5	H: 0 LOB: 0 BB: 0 P: 5	R: 0 E: 0 K: 0 S: 3	H: 1 LOB: 0 BB: 0 P: 3	R: 1 E: 0 K: 0 S: 4	H: 2 LOB: 1 BB: 1 P: 8	R: 0 E: 0 K: 0 S: 4	H: 1 LOB: 3 BB: 2 P: 12	R: 0 E: 0 K: 1 S: 6	H: 1 LOB: 1 BB: 0 P: 6	R: 0 E: 1 K: 1 S: 6	H: 0 LOB: 1 BB: 0 P: 6	R: 4 E: 1 K: 2 S: 11	H: 4 LOB: 2 BB: 2 P: 19	1B: 6 2B: 3 3B: 0 HR: 0	SF: 0 SAC: 0 DP: 2 HBP: 0	WP: 0 PB: 0 SB: 3 CS: 0	PA: 41						
PITCHER	IP WLS BF H R ER SO BB IBB HBP BLK WP HR S P ERA WHIP																											
Blue Moon Odom, R (1, 1) ERA: 2.26	5.2		23	4	1	1	3	2	2	0	0	0	0	0	25	41	1.59	1.059										
Bob Locker, R (6, 1) ERA: 2.41	2.1		9	1	0	0	2	0	0	0	0	0	0	0	13	13	0.00	0.429										
Rollie Fingers, R (9, 1) ERA: 2.71	1.0	L	9	4	4	4	2	0	2	0	0	0	0	0	11	19	36.00	4.000										

Batter	1	2	3	4	5	6	7	8	9	AB	R	H	RBI	BB	SO	LOB				
Bert Campaneris, R (1, 6) OBP: 0.273, SLG: 0.339	0-0 F8		0-0 F4		0-0 FC6-4			0-0 4-3		4	0	0	0	0	0	2				
Joe Rudi, R (1, 7) OBP: 0.352, SLG: 0.512	0-0 F3		0-3 K			0-0 1B		0-0 1B		4	0	2	1	0	1	0				
Reggie Jackson, L (1, 8) OBP: 0.350, SLG: 0.485	0-0 1B			0-0 FC6-4 1B		0-0 F7		0-0 F5		4	0	2	0	0	0	1				
Mike Epstein, L (1, 3) OBP: 0.370, SLG: 0.490	0-0 F7			0-0 F7		0-0 F8		0-0 F8		4	0	0	0	0	0	3				
Angel Mangual, R (1, 9) OBP: 0.289, SLG: 0.363		0-0 1-3		0-0 FC6-4		0-3 K		0-0 F9		4	0	0	0	0	1	2				
Sal Bando, R (1, 5) OBP: 0.333, SLG: 0.378		0-3 K		0-0 5-3			0-0 5-3		4-0 BB	3	0	0	0	1	1	1				
Dick Green, R (1, 4) OBP: 0.353, SLG: 0.367		4-0 BB			0-3 K		0-0 F7		0-3 K	0	0	0	0	0	0	0				
Don Mincher, L (2, PH) OBP: 0.362, SLG: 0.341										0	0	0	0	0	1	0				
Ted Kubiak, S (3, 4) OBP: 0.294, SLG: 0.234										1	0	0	0	0	1	0				
Gonzalo Marquez, L (7, PH) OBP: 0.490, SLG: 0.250										1	0	0	0	0	0	0				
Tim Cullen, R (8, 4) OBP: 0.263, SLG: 0.323										0	0	0	0	0	0	0				
Bill Voss, L (9, PH) OBP: 0.268, SLG: 0.271										1	0	0	0	0	1	1				
Dave Duncan, R (1, 2) OBP: 0.290, SLG: 0.408		0-0 F6			0-0 F7		0-0 L5			3	0	0	0	0	0	1				
Blue Moon Odom, R (1, 1) OBP: 0.157, SLG: 0.220			0-0 F4					0-0 1B		2	0	0	0	0	0	0				
Bob Locker, S (6, 1)					0-0 E6					0	0	0	0	0	0	0				
Mike Hegan, L (8, PH) OBP: 0.338, SLG: 0.450										1	1	1	0	0	0	0				
Rollie Fingers, R (9, 1) OBP: 0.357, SLG: 0.571								0-0 2B		0	0	0	0	0	0	0				
Inning Stats	R: 0 E: 0 K: 0 S: 4	H: 1 LOB: 1 BB: 0 P: 4	R: 0 E: 0 K: 1 S: 5	H: 0 LOB: 1 BB: 1 P: 9	R: 0 E: 0 K: 1 S: 5	H: 0 LOB: 0 BB: 0 P: 5	R: 0 E: 0 K: 0 S: 4	H: 1 LOB: 1 BB: 0 P: 4	R: 0 E: 1 K: 1 S: 6	H: 1 LOB: 1 BB: 0 P: 6	R: 0 E: 0 K: 0 S: 3	H: 0 LOB: 0 BB: 0 P: 3	R: 1 E: 0 K: 0 S: 4	H: 2 LOB: 0 BB: 0 P: 4	R: 0 E: 0 K: 1 S: 5	H: 0 LOB: 1 BB: 1 P: 9	1B: 4 2B: 1 3B: 0 HR: 0	SF: 0 SAC: 0 DP: 0 HBP: 0	WP: 0 PB: 0 SB: 0 CS: 0	PA: 34
PITCHER	IP WLS BF H R ER SO	IP WLS BF H R ER SO	IP WLS BF H R ER SO	IP WLS BF H R ER SO	IP WLS BF H R ER SO	IP WLS BF H R ER SO	IP WLS BF H R ER SO	IP WLS BF H R ER SO	IP WLS BF H R ER SO	IP WLS BF H R ER SO	IP WLS BF H R ER SO	IP WLS BF H R ER SO	IP WLS BF H R ER SO	IP WLS BF H R ER SO	IP WLS BF H R ER SO	IP WLS BF H R ER SO	ERA WHIP	ERA WHIP		
Pat Dobson, R (1, 1) ERA: 2.56	8.0 W 30 5 1 1 4																1.12 0.750			
Grant Jackson, L (9, 1) ERA: 2.93	1.0 S 4 0 0 0 1																0.00 1.000			

BOTTOM

Baltimore Orioles @ Oakland Athletics
Oakland-Alameda County Coliseum, Oakland, CA

Sat Aug 26 1972, 3:33 AM PDT
Att. 14,698 - Unknown

livebaseballscorecards.com

AB	32
R	1
H	5
RBI	1
BB	2
SO	5
LOB	11



Batter	1	2	3	4	5	6	7	8	9	AB R H RBI BB SO LOB	TOP																	
Bobby Grich, R OBP: 0.348, SLG: 0.422 (1, 6) X	0-0 1-3		0-0 F8		4-0 BB		0-0 1B		0-0 G5-3 2-3f	4 0 1 0 1 0 2	Baltimore Orioles @ Oakland Athletics Oakland-Alameda County Coliseum, Oakland, CA Sun Aug 27 1972, 3:33 AM PDT Att: 16,749 - Unknown livebaseballscorecards.com																	
Paul Blair, R OBP: 0.255, SLG: 0.334 (1, 8) X	0-0 1B		0-3 K		0-0 G3		0-0 F9			4 0 1 0 0 1 2																		
Tommy Davis, R OBP: 0.283, SLG: 0.256 (1, 7) S S S	0-3 K		0-3 K			0-3 K		0-3 K		4 0 0 0 0 4 1																		
Boog Powell, L OBP: 0.349, SLG: 0.424 (1, 3) X	0-0 F4			0-0 1-3		0-0 1B		0-0 1B		4 0 2 0 0 0 1																		
Don Baylor, R OBP: 0.343, SLG: 0.423 (1, 9) X		0-0 1B		0-0 5-3		0-0 F9		0-3 K		4 0 1 0 0 1 2																		
Brooks Robinson, R OBP: 0.298, SLG: 0.343 (1, 5) X		0-0 1-2		0-0 FC6-4 1B		4-0 BB		0-0 F4		3 0 1 0 1 0 2																		
Davey Johnson, R OBP: 0.325, SLG: 0.340 (1, 4) X		0-0 F9		0-0 FC6-4 1-2f		0-0 L6			0-0 G5-3 1B	4 0 1 0 0 0 4 0 0 0 0 0 0 0																		
Mark Belanger, R OBP: 0.243, SLG: 0.249 (9, PR)									0-3 K	3 0 0 0 0 0 1 1 0 0 0 0 1 1																		
Andy Etchebarren, R OBP: 0.263, SLG: 0.248 (1, 2) X		0-0 1-3			0-0 5-3		0-0 5-3		0-3 K	3 1 1 1 0 1 0 0 0 0 0 0 0 0 1 0 1 0 0 0 0																		
Don Buford, S OBP: 0.334, SLG: 0.264 (9, PH) X									0-0 1-2 1B																			
Dave McNally, R OBP: 0.197, SLG: 0.279 (1, 1) X			0-0 HR		0-0 F7		0-3 K																					
Terry Crowley, L OBP: 0.335, SLG: 0.431 (9, PH)																												
Sergio Robles, R OBP: 1.000, SLG: 1.000 (9, PH) X																												
Inning Stats	R: 0 E: 0 K: 1 S: 6	H: 1 LOB: 1 BB: 0 P: 6	R: 0 E: 0 K: 0 S: 4	H: 1 LOB: 1 BB: 0 P: 4	R: 1 E: 0 K: 2 S: 8	H: 1 LOB: 0 BB: 0 P: 8	R: 0 E: 0 K: 0 S: 4	H: 1 LOB: 1 BB: 0 P: 4	R: 0 E: 0 K: 0 S: 3	H: 0 LOB: 1 BB: 1 P: 7	R: 0 E: 0 K: 1 S: 6	H: 1 LOB: 2 BB: 1 P: 10	R: 0 E: 0 K: 1 S: 6	H: 1 LOB: 1 BB: 0 P: 6	R: 0 E: 0 K: 2 S: 8	H: 1 LOB: 1 BB: 0 P: 8	R: 0 E: 0 K: 1 S: 6	H: 2 LOB: 1 BB: 0 P: 6	1B: 8 2B: 0 3B: 0 HR: 1	SF: 0 SAC: 0 DP: 1 HBP: 0	WP: 0 PB: 0 SB: 2 CS: 0	PA: 37						
PITCHER	IP WLS BF H R ER SO BB IBB HBP BLK WP HR S P ERA WHIP																											
Ken Holtzman, L ERA: 2.72 (1, 1)	7.0		29	6	1	1	5	2	0	0	0	0	0	1	37	45	1.29	1.143										
Rollie Fingers, R ERA: 2.67 (8, 1)	1.1	W	6	2	0	0	3	0	0	0	0	0	0	0	12	12	0.00	1.500										
Darold Knowles, L ERA: 1.47 (9, 1)	0.0		1	1	0	0	0	0	0	0	0	0	0	1	1	∞	∞											
Bob Locker, R ERA: 2.38 (9, 1)	0.2	S	1	0	0	0	0	0	0	0	0	0	0	1	1	0.00	0.000											

Batter	1	2	3	4	5	6	7	8	9	AB	R	H	RBI	BB	SO	LOB
Bert Campaneris, R (1, 6) OBP: 0.274, SLG: 0.340	0-0 CS 1B		0-0 5-3 2-3		0-0 FC G5-4-3			0-0 SH1-4 2B 1B		4	1	2	0	0	0	2
Joe Rudi, R (1, 7) OBP: 0.350, SLG: 0.508	0-0 F7 1-2		0-0 E1 1B		0-0 G5-4-3 1-2f			0-0 SH1-4 1-2		3	0	0	0	0	0	4
Reggie Jackson, L (1, 8) OBP: 0.352, SLG: 0.488	0-0 F8		0-0 1-2 3-H 1B				0-0 4-3	0-0 2-H 2B		4	0	2	2	0	0	0
Sal Bando, R (1, 5) OBP: 0.332, SLG: 0.375		0-0 6-3	0-0 F2				0-0 L5	4-0 G6-4-3 IBB		3	0	0	0	1	0	2
Angel Mangual, R (1, 9) OBP: 0.288, SLG: 0.361		0-0 5-3		0-0 G6-4-3 1B			0-0 F7	0-0 G6-4-3 1-2f		4	0	1	0	0	0	2
Gene Tenace, R (1, 3) OBP: 0.262, SLG: 0.326		4-0 BB		0-0 F9						2	0	1	0	1	0	1
Mike Hegan, L (9, 3) OBP: 0.338, SLG: 0.450										0	0	0	0	0	0	0
Dave Duncan, R (1, 2) OBP: 0.288, SLG: 0.404		0-0 F8		0-0 G6-4-3 1-2f						3	0	0	0	0	0	3
Tim Cullen, R (1, 4) OBP: 0.272, SLG: 0.326			0-0 5-3 SH2-4 1B 1B		4-0 FC SH1-4 BB			0-0 1-3		2	1	1	0	1	0	1
Ken Holtzman, R (1, 1) OBP: 0.222, SLG: 0.254			0-0 SH2-4		0-0 SH1-4					0	0	0	0	0	0	0
George Hendrick, R (7, PH) OBP: 0.185, SLG: 0.291										1	0	0	0	0	0	1
Rollie Fingers, R (8, 1) OBP: 0.357, SLG: 0.571										0	0	0	0	0	0	0
Darold Knowles, L (9, 1)										0	0	0	0	0	0	0
Bob Locker, S (9, 1)										0	0	0	0	0	0	0

Inning Stats	R: 0	H: 1	E: 0	LOB: 0	K: 0	BB: 0	S: 3	P: 3	R: 0	H: 0	E: 0	LOB: 0	K: 0	BB: 0	S: 3	P: 3	R: 0	H: 1	E: 0	LOB: 0	K: 0	BB: 0	S: 3	P: 3	R: 0	H: 0	E: 0	LOB: 0	K: 0	BB: 0	S: 3	P: 3	R: 0	H: 0	E: 0	LOB: 0	K: 0	BB: 0	S: 3	P: 3	R: 0	H: 2	E: 1	LOB: 2	K: 0	BB: 0	S: 6	P: 6	R: 0	H: 0	E: 0	LOB: 1	K: 0	BB: 1	S: 3	P: 7	R: 0	H: 0	E: 0	LOB: 1	K: 0	BB: 1	S: 3	P: 7	R: 0	H: 0	E: 0	LOB: 1	K: 0	BB: 1	S: 3	P: 7	R: 1	H: 2	E: 0	LOB: 1	K: 0	BB: 1	S: 4	P: 8	R: 1	H: 2	E: 0	LOB: 1	K: 0	BB: 1	S: 4	P: 8
--------------	------	------	------	--------	------	-------	------	------	------	------	------	--------	------	-------	------	------	------	------	------	--------	------	-------	------	------	------	------	------	--------	------	-------	------	------	------	------	------	--------	------	-------	------	------	------	------	------	--------	------	-------	------	------	------	------	------	--------	------	-------	------	------	------	------	------	--------	------	-------	------	------	------	------	------	--------	------	-------	------	------	------	------	------	--------	------	-------	------	------	------	------	------	--------	------	-------	------	------

PITCHER	IP	WLS	BF	H	R	ER	SO	BB	IBB	HBP	BLK	WP	HR	S	P	ERA	WHIP
Dave McNally, L (1, 1) ERA: 2.64	8.0	L	32	7	2	1	0	2	1	0	0	0	0	29	41	1.12	1.125

BOTTOM

Baltimore Orioles @ Oakland Athletics
Oakland-Alameda County Coliseum, Oakland, CA

Sun Aug 27 1972, 3:33 AM PDT
Att. 16,749 - Unknown

AB	26
R	2
H	7
RBI	2
BB	3
SO	0
LOB	16



1B:	5	SF:	0	WP:	0	PA:	32
2B:	1	SAC:	3	PB:	0		
3B:	1	DP:	3	SB:	0		
HR:	0	HBP:	0	CS:	1		

Batter	1	2	3	4	5	6	7	8	9	AB R H RBI BB SO LOB	TOP											
Don Buford, S (1, 7) OBP: 0.330, SLG: 0.260	0-3 K			0-3 K	0-0 G4-6-3			0-0 4-3	0-0 G1-2-3	5 0 0 0 0 2 6												
Bobby Grich, R (1, 6) OBP: 0.347, SLG: 0.423	0-3 K			0-0 F9		0-0 2B		0-0 E6 G3 1B		4 1 1 0 0 1 0												
Terry Crowley, L (1, 9) OBP: 0.333, SLG: 0.427	0-0 F6			0-0 1B		0-0 4-3		0-0 G3 1-2		4 0 1 0 0 0 2												
Boog Powell, L (1, 3) OBP: 0.348, SLG: 0.422		0-0 4-3		0-0 4-3		0-3 K		0-0 FC5-4 2-H 1B		4 0 1 1 0 1 2												
Don Baylor, R (1, 8) OBP: 0.341, SLG: 0.432		0-0 5-3			0-0 HR		0-0 F4		0-0 FC5-4 1-2f	4 1 1 1 0 0 2 0 0 0 0 0 0 0												
Paul Blair, R (9, 8) OBP: 0.255, SLG: 0.334																						
Brooks Robinson, R (1, 5) OBP: 0.297, SLG: 0.341		0-0 6-3			0-0 6-3		0-0 5-3		4-0 E SH1-4 G1-2-3 BB	3 0 0 0 1 0 0												
Johnny Oates, L (1, 2) OBP: 0.353, SLG: 0.389			0-0 4-3		0-0 1B BB 1B		0-0 1B		0-0 SH1-4	3 0 2 0 0 0 0												
Davey Johnson, R (1, 4) OBP: 0.327, SLG: 0.338			0-0 F8		4-0 1B BB BB BB		0-0 F8		4-0 E IBB	2 0 0 0 2 0 1												
Jim Palmer, R (1, 1) OBP: 0.235, SLG: 0.288			0-3 K		0-0 G4-6-3 1-2 2-3 1B		0-3 K		0-0 E1 1-2 2-3	4 0 1 0 0 2 3												
Inning Stats	R: 0 E: 0 K: 2 S: 7	H: 0 LOB: 0 BB: 0 P: 7	R: 0 E: 0 K: 0 S: 3	H: 0 LOB: 0 BB: 0 P: 3	R: 0 E: 0 K: 1 S: 5	H: 0 LOB: 0 BB: 0 P: 5	R: 0 E: 0 K: 1 S: 6	H: 1 LOB: 1 BB: 0 P: 6	R: 1 E: 0 K: 0 S: 5	H: 3 LOB: 2 BB: 1 P: 9	R: 0 E: 0 K: 1 S: 6	H: 1 LOB: 1 BB: 0 P: 6	R: 0 E: 0 K: 1 S: 6	H: 1 LOB: 1 BB: 0 P: 6	R: 1 E: 1 K: 0 S: 5	H: 1 LOB: 1 BB: 0 P: 5	R: 0 E: 1 K: 0 S: 3	H: 0 LOB: 2 BB: 2 P: 11	1B: 5 2B: 1 3B: 0 HR: 1	SF: 0 SAC: 1 DP: 2 HBP: 0	WP: 0 PB: 0 SB: 0 CS: 0	PA: 37
PITCHER	IP WLS BF H R ER SO BB IBB HBP BLK WP HR S P ERA WHIP																					
Dick Woodson, R (1, 1) ERA: 2.5	8.0 L 32 7 2 1 6 1 0 0 0 0 0 1 43 47 1.12 1.000																					
Jim Strickland, L (9, 1) ERA: 2.6	1.0 5 0 0 0 0 1 1 0 0 0 0 0 3 11 0.00 1.000																					

Baltimore Orioles @ Minnesota Twins
Metropolitan Stadium, Bloomington, MI
 Mon Aug 28 1972, 8:05 PM EDT
 Att: 12,913 - Unknown

AB	33
R	2
H	7
RBI	2
BB	3
SO	6
LOB	16



Batter	1	2	3	4	5	6	7	8	9	AB	R	H	RBI	BB	SO	LOB
Cesar Tovar, R (1, 7) OBP: 0.322, SLG: 0.318	0-0 F4			0-0 F8	0-0 FC4-6			0-0 1B		4	0	1	0	0	0	2
Rod Carew, L (1, 4) OBP: 0.375, SLG: 0.379	0-0 6-3			0-0 4-3		0-0 3-1		0-0 1B		4	0	1	0	0	0	0
Steve Braun, L (1, 5) OBP: 0.353, SLG: 0.361	0-0 F5			4-0 2B BB		0-0 1B		0-0 4-3		3	0	1	0	1	0	2
Bobby Darwin, R (1, 9) OBP: 0.320, SLG: 0.439		0-3 K		0-0 2B		0-0 1B			0-0 F5	4	0	1	0	0	1	1
Rich Reese, L (1, 3) OBP: 0.312, SLG: 0.361		0-3 K		0-3 K			0-0 4-3		0-0 F2	4	0	0	0	0	2	2
Danny Thompson, R (1, 6) OBP: 0.330, SLG: 0.374		0-0 5-3			0-0 6-3		0-3 K		0-0 L6	4	0	0	0	0	1	0
Jim Nettles, L (1, 8) OBP: 0.335, SLG: 0.295			0-0 4-3		0-0 BB 1B		0-3 K			3	0	1	0	0	1	0
Glenn Borgmann, R (1, 2) OBP: 0.336, SLG: 0.336			0-0 6-3		0-0 F9			0-3 K		3	0	0	0	0	1	1
Dick Woodson, R (1, 1) OBP: 0.106, SLG: 0.078 Charlie Manuel, L (8, PH) OBP: 0.250, SLG: 0.299 Jim Strickland, L (9, 1) OBP: 0.500, SLG: 0.333			0-0 5-3		4-0 BB			0-0 F7		1	0	0	0	1	0	0
					1-2 BB					1	0	0	0	0	0	0
										0	0	0	0	0	0	0

Inning Stats	R: 0	H: 0	E: 0	LOB: 0	K: 0	BB: 0	S: 3	P: 3	R: 0	H: 0	E: 0	LOB: 0	K: 2	BB: 0	S: 7	P: 7	R: 0	H: 0	E: 0	LOB: 0	K: 0	BB: 0	S: 3	P: 3	R: 0	H: 1	E: 0	LOB: 2	K: 0	BB: 1	S: 4	P: 8	R: 0	H: 1	E: 0	LOB: 0	K: 0	BB: 0	S: 3	P: 3	R: 0	H: 0	E: 0	LOB: 0	K: 2	BB: 0	S: 7	P: 7	R: 0	H: 2	E: 0	LOB: 2	K: 1	BB: 0	S: 7	P: 7	R: 0	H: 0	E: 0	LOB: 0	K: 0	BB: 0	S: 3	P: 3	1B: 4	SF: 0	2B: 1	SAC: 0	3B: 0	DP: 1	HR: 0	HBP: 0	WP: 0	PA: 33
Jim Palmer, R (1, 1) ERA: 1.78	IP	WLS	BF	H	R	ER	SO	BB	IBB	HBP	BLK	WP	HR	S	P	ERA	WHIP	IP	WLS	BF	H	R	ER	SO	BB	IBB	HBP	BLK	WP	HR	S	P	ERA	WHIP	IP	WLS	BF	H	R	ER	SO	BB	IBB	HBP	BLK	WP	HR	S	P	ERA	WHIP																							
	9.0	W	33	5	0	0	6	2	0	0	0	0	0	43	51	0.00	0.778																																																									

BOTTOM

Baltimore Orioles @ Minnesota Twins
Metropolitan Stadium, Bloomington, MI

Mon Aug 28 1972, 8:05 PM EDT
Att. 12,913 - Unknown

livebaseballscorecards.com

AB 31
R 0
H 5
RBI 0
BB 2
SO 6
LOB 8

Batter	1	2	3	4	5	6	7	8	9	AB R H RBI BB SO LOB	TOP		
Don Buford, S (1, 7) OBP: 0.329, SLG: 0.258	0-0 F8		0-0 L3		0-0 F8		0-0 F8	4-0 BB BB BB 1-2 2-3 G6-4-3 BB		4 0 0 0 1 0 0			
Rich Coggins, L (1, 8) OBP: 0.667, SLG: 1.333	0-0		0-0		0-0		0-0	0-0		3 1 2 0 0 0 0			
Paul Blair, R (5, 8) OBP: 0.254, SLG: 0.332	2B		1B 2B		G3		5-3	G6-4-3		2 0 0 0 0 0 3			
Brooks Robinson, R (1, 5) OBP: 0.300, SLG: 0.341	6-3		1B FC9-2 BB			1B HR 1B				3 1 1 0 2 0 1			
Boog Powell, L (1, 3) OBP: 0.349, SLG: 0.421	0-0 F5		0-0 1B			0-0 1B	0-0 4-3			5 1 2 1 0 1 2			
Terry Crowley, L (1, 9) OBP: 0.339, SLG: 0.426		4-0 3B BB	0-0 FC9-2			4-0 1B HR BB		0-0 G3 BB 1B		3 3 1 0 2 1 2			
Don Baylor, R (9, 9) OBP: 0.341, SLG: 0.432										0 0 0 0 0 0 0			
Bobby Grich, R (1, 6) OBP: 0.351, SLG: 0.439		0-0 1-H SF9 3B		0-3 K		0-0 1-H 2-H 3-H HR		4-0 1-2 G3 BB 1B		3 3 2 5 1 1 0			
Johnny Oates, L (1, 2) OBP: 0.351, SLG: 0.388		0-0 SF9		0-0 G6-4-3 1B		0-0 F2		0-0 G3		3 0 1 1 0 0 2			
Davey Johnson, R (1, 4) OBP: 0.326, SLG: 0.334		0-3 K		0-0 G6-4-3		0-3 K		4-0 BB 1B IBB		3 0 0 0 1 2 1			
Mike Cuellar, L (1, 1) OBP: 0.130, SLG: 0.217		0-3 K			0-3 K	0-3 K2-3		0-0 1-2 2-H 3-H BB 1B		4 0 1 2 0 3 0			
Inning Stats	R: 0 H: 1 E: 0 LOB: 1 K: 0 BB: 0 S: 4 P: 4	R: 2 H: 1 E: 0 LOB: 0 K: 2 BB: 1 S: 8 P: 12	R: 1 H: 2 E: 0 LOB: 1 K: 0 BB: 1 S: 4 P: 8	R: 0 H: 1 E: 0 LOB: 0 K: 1 BB: 0 S: 5 P: 5	R: 0 H: 0 E: 0 LOB: 0 K: 1 BB: 0 S: 5 P: 5	R: 4 H: 3 E: 0 LOB: 0 K: 2 BB: 1 S: 10 P: 14	R: 0 H: 0 E: 0 LOB: 1 K: 0 BB: 1 S: 3 P: 7	R: 2 H: 2 E: 0 LOB: 2 K: 0 BB: 3 S: 4 P: 16	R: 0 H: 0 E: 0 LOB: 0 K: 2 BB: 0 S: 7 P: 7	1B: 6 SF: 1 2B: 3 SAC: 0 3B: 1 DP: 3 HR: 1 HBP: 0	WP: 0 PA: 41 PB: 0 SB: 0 CS: 0		
PITCHER	IP WLS BF H R ER SO BB IBB HBP BLK WP HR S P ERA WHIP											PITCHER	IP WLS BF H R ER SO BB IBB HBP BLK WP HR S P ERA WHIP
Jim Perry, R (1, 1) ERA: 3.68	5.0 L 24 8 7 7 4 3 0 0 0 0 0 1 29 41 12.60 2.200												
Dave LaRoche, L (6, 1) ERA: 2.86	2.1 13 2 2 2 2 3 1 0 0 0 0 0 13 29 7.71 2.143												
Wayne Granger, R (8, 1) ERA: 3.48	0.2 1 0 0 0 0 0 0 0 0 0 0 0 1 1 0.00 0.000												
Jim Strickland, L (9, 1) ERA: 2.52	1.0 3 0 0 0 0 2 0 0 0 0 0 0 7 7 0.00 0.000												

Baltimore Orioles @ Minnesota Twins
Metropolitan Stadium, Bloomington, MI

Tue Aug 29 1972, 8:05 PM EDT
Att: 10,563 - Unknown

livebaseballscorecards.com

AB 33
R 9
H 10
RBI 9
BB 7
SO 8
LOB 11



Batter	1	2	3	4	5	6	7	8	9	AB	R	H	RBI	BB	SO	LOB
Cesar Tovar, R OBP: 0.321, SLG: 0.317 (1, 7) X	0-0 FC6-4 1B		0-0 L4		0-3 K			0-0 F7		4	0	1	0	0	1	0
Rod Carew, L OBP: 0.372, SLG: 0.375 (1, 4) X	0-0 FC6-4 1-2f HR		0-0 F7				0-0 6-3	0-0 F9		4	1	0	0	0	0	1
Harmon Killebrew, R OBP: 0.376, SLG: 0.466 (1, 3) X	0-0 HR		4-0 BB				0-3 K		4-0 BB	2	1	1	2	2	1	0
Jim Nettles, L OBP: 0.335, SLG: 0.295 (9, PR)										0	0	0	0	0	0	0
Bobby Darwin, R OBP: 0.320, SLG: 0.445 (1, 9) X	0-0 HR		0-0 F8				0-0 5-3		0-0 F3	4	1	1	1	0	0	2
Danny Thompson, R OBP: 0.327, SLG: 0.370 (1, 6) X	0-0 6-3			0-0 6-3				0-0 F8	0-0 G4-6-3	4	0	0	0	0	0	1
Eric Soderholm, R OBP: 0.241, SLG: 0.337 (1, 5) X	0-0 F3			0-0 F8				0-0 5-3		3	0	0	0	0	0	0
Steve Brye, R OBP: 0.264, SLG: 0.263 (1, 8) X		0-0 F9		0-0 L7				0-0 F8		3	0	0	0	0	0	0
Glenn Borgmann, R OBP: 0.328, SLG: 0.328 (1, 2) X		0-0 5-3			0-0 F7			0-0 5-3		3	0	0	0	0	0	0
Jim Perry, S OBP: 0.222, SLG: 0.203 (1, 1) X		0-0 F7			0-0 F8			0-0 HR		2	0	0	0	0	0	0
Dave LaRoche, L OBP: 0.333, SLG: 0.143 (6, 1)										0	0	0	0	0	0	0
Wayne Granger, R OBP: 0.286, SLG: 0.429 (8, 1)										0	0	0	0	0	0	0
Rick Renick, R OBP: 0.271, SLG: 0.319 (8, PH)										1	1	1	1	0	0	0
Jim Strickland, L OBP: 0.500, SLG: 0.333 (9, 1)										0	0	0	0	0	0	0

Inning Stats	R: 3	H: 3	E: 0	K: 0	S: 6	LOB: 0	BB: 0	P: 6	R: 0	H: 0	E: 0	K: 0	S: 3	LOB: 0	BB: 0	P: 3	R: 0	H: 0	E: 0	K: 0	S: 3	LOB: 0	BB: 1	P: 7	R: 0	H: 0	E: 0	K: 1	S: 5	LOB: 0	BB: 0	P: 5	R: 0	H: 0	E: 0	K: 1	S: 5	LOB: 0	BB: 0	P: 5	R: 0	H: 0	E: 0	K: 0	S: 3	LOB: 0	BB: 0	P: 3	R: 1	H: 1	E: 0	K: 0	S: 4	LOB: 0	BB: 0	P: 4	R: 0	H: 0	E: 0	K: 0	S: 2	LOB: 1	BB: 1	P: 6	1B: 1	2B: 0	3B: 0	HR: 3	SF: 0	SAC: 0	DP: 1	HBP: 0	WP: 0	PB: 0	SB: 0	CS: 0	PA: 32	ERA	WHIP
PITCHER Mike Cuellar, L ERA: 2.81 (1, 1)	IP	WLS	BF	H	R	ER	SO	BB	IBB	HBP	BLK	WP	HR	S	P	ERA	WHIP																																																														
	9.0	W	32	4	4	4	2	2	0	0	0	0	3	34	42	4.00	0.667																																																														

Baltimore Orioles @ Minnesota Twins
Metropolitan Stadium, Bloomington, MI

Tue Aug 29 1972, 8:05 PM EDT
Att. 10,563 - Unknown

AB	30
R	4
H	4
RBI	4
BB	2
SO	2
LOB	4



Batter	1	2	3	4	5	6	7	8	9	AB R H RBI BB SO LOB	TOP											
Don Buford, S (1, 7) OBP: 0.330, SLG: 0.268	0-3 K		0-3 K			0-0 1-3 1B			0-0 HR	4 1 2 1 0 2 0												
Rich Coggins, L (1, 8) OBP: 0.571, SLG: 0.857	0-0 FC4 1B			0-3 K		0-3 K			0-0 1B	4 0 2 0 0 2 2												
Brooks Robinson, R (1, 5) OBP: 0.300, SLG: 0.340	0-0 FC4 1-2f			0-0 F8			0-0 G4-6-3 1B		0-0 F4	4 0 1 0 0 0 2												
Boog Powell, L (1, 3) OBP: 0.346, SLG: 0.417	0-0 F7			0-3 K			0-0 G4-6-3 1-2f		0-0 F9	4 0 0 0 0 1 3												
Terry Crowley, L (1, 9) OBP: 0.333, SLG: 0.417		0-0 3-1			0-0 4-3		0-3 K		0-0 F5	4 0 0 0 0 1 1												
Bobby Grich, R (1, 4) OBP: 0.348, SLG: 0.435		0-3 K			0-0 F7			0-0 F9		3 0 0 0 0 1 0												
Johnny Oates, L (1, 2) OBP: 0.355, SLG: 0.389		0-0 CS 1B			4-0 CS BB			0-0 4-3		2 0 1 0 1 0 0												
Mark Belanger, R (1, 6) OBP: 0.248, SLG: 0.251		0-0 CS 1-2	0-3 K		0-0 CS 1-2	0-0 1B CS 1B		4-0 BB		2 0 1 0 1 1 0												
Pat Dobson, R (1, 1) OBP: 0.133, SLG: 0.149			0-0 6-3			0-3 K		0-0 F8		2 0 0 0 0 1 1												
Roric Harrison, R (7, 1) OBP: 0.167, SLG: 0.182										0 0 0 0 0 0 0												
Mickey Scott, L (7, 1)										0 0 0 0 0 0 0												
Tom Shopay, L (8, PH) OBP: 0.286, SLG: 0.219										1 0 0 0 0 0 1												
Doyle Alexander, R (8, 1) OBP: 0.056, SLG: 0.056										0 0 0 0 0 0 0												
Inning Stats	R: 0 E: 1 K: 1 S: 6	H: 1 LOB: 1 BB: 0 P: 6	R: 0 E: 0 K: 1 S: 5	H: 1 LOB: 0 BB: 0 P: 5	R: 0 E: 0 K: 2 S: 7	H: 0 LOB: 0 BB: 0 P: 7	R: 0 E: 0 K: 2 S: 7	H: 0 LOB: 0 BB: 0 P: 7	R: 0 E: 0 K: 0 S: 2	H: 0 LOB: 0 BB: 1 P: 6	R: 0 E: 0 K: 2 S: 8	H: 2 LOB: 1 BB: 0 P: 8	R: 0 E: 0 K: 1 S: 5	H: 1 LOB: 0 BB: 0 P: 5	R: 0 E: 0 K: 0 S: 3	H: 0 LOB: 1 BB: 1 P: 7	R: 1 E: 0 K: 0 S: 5	H: 2 LOB: 1 BB: 0 P: 5	1B: 6 2B: 0 3B: 0 HR: 1	SF: 0 SAC: 0 DP: 1 HBP: 0	WP: 0 PB: 0 SB: 0 CS: 3	PA: 34
PITCHER Bert Blyleven, R (1, 1) ERA: 3.09	IP: 9.0 WLS: W BF: 32 H: 7 R: 1 ER: 1 SO: 9 BB: 2 IBB: 0 HBP: 0 BLK: 0 WP: 0 HR: 1 S: 48 P: 56 ERA: 1.00 WHIP: 1.000											PITCHER	IP: 9.0 WLS: W BF: 32 H: 7 R: 1 ER: 1 SO: 9 BB: 2 IBB: 0 HBP: 0 BLK: 0 WP: 0 HR: 1 S: 48 P: 56 ERA: 1.00 WHIP: 1.000									

Baltimore Orioles @ Minnesota Twins
Metropolitan Stadium, Bloomington, MI
Wed Aug 30 1972, 8:05 PM EDT
Att. 8,923 - Unknown

livebaseballscorecards.com

AB	30
R	1
H	7
RBI	1
BB	2
SO	9
LOB	10



Batter	1	2	3	4	5	6	7	8	9	AB	R	H	RBI	BB	SO	LOB
Cesar Tovar, R OBP: 0.321, SLG: 0.319 (1, 8) (6, 7)	0-0 6-3			0-3 K		0-0 F8	0-0 2B			4	1	1	2	0	1	1
Rod Carew, L OBP: 0.375, SLG: 0.381 (1, 4)	0-0 1B			0-0 1B		0-0 F7	0-0 1B			4	1	3	2	0	0	1
Steve Braun, L OBP: 0.352, SLG: 0.360 (1, 5)	0-0 G4-6-3 1-2f			0-0 G4-6-3 1-2f			0-0 F9			4	0	1	1	0	0	2
Harmon Killebrew, R OBP: 0.378, SLG: 0.465 Rich Reese, L OBP: 0.310, SLG: 0.359 (1, 3) (7, PR) (8, 3)		0-0 6-3		0-0 5-3			0-0 1B			3	0	1	0	0	0	0
Bobby Darwin, R OBP: 0.319, SLG: 0.443 (1, 9)		0-0 6-3		0-3 K			0-0 1B	0-0 5-3		4	1	1	0	0	1	0
Charlie Manuel, L OBP: 0.255, SLG: 0.303 Jim Nettles, L OBP: 0.337, SLG: 0.293 (1, 7) (5, PR) (6, 8)		0-0 F5		0-0 1B			0-0 F8	4-0 6-3 WP BB		2	0	1	0	0	0	0
Danny Thompson, R OBP: 0.326, SLG: 0.369 (1, 6)			0-0 4-3	0-0 5-3			0-0 BB 1B 1-2 2-H 2B 1B	0-0 6-3		4	1	1	1	0	0	2
Phil Roof, R OBP: 0.237, SLG: 0.363 Eric Soderholm, R OBP: 0.241, SLG: 0.337 Glenn Borgmann, R OBP: 0.338, SLG: 0.333 (1, 2) (6, PR) (7, 2)			0-0 5-3				0-0 2B	4-0 1-2 2-H 2B 1B		2	0	1	0	0	0	0
Bert Blyleven, R OBP: 0.181, SLG: 0.171 (1, 1)			0-3 K			0-3 K	4-0 1-2 2-3 2B BB	0-3 K		3	1	0	0	1	3	3

Inning Stats	R: 0	H: 1	E: 0	LOB: 0	K: 0	BB: 0	S: 3	P: 3	R: 0	H: 0	E: 0	LOB: 0	K: 0	BB: 0	S: 3	P: 3	R: 0	H: 0	E: 0	LOB: 0	K: 1	BB: 0	S: 5	P: 5	R: 0	H: 1	E: 0	LOB: 1	K: 1	BB: 0	S: 6	P: 6	R: 0	H: 1	E: 0	LOB: 1	K: 1	BB: 0	S: 6	P: 6	R: 7	H: 7	E: 0	LOB: 1	K: 0	BB: 1	S: 10	P: 14	R: 0	H: 0	E: 0	LOB: 2	K: 1	BB: 2	S: 5	P: 13
--------------	------	------	------	--------	------	-------	------	------	------	------	------	--------	------	-------	------	------	------	------	------	--------	------	-------	------	------	------	------	------	--------	------	-------	------	------	------	------	------	--------	------	-------	------	------	------	------	------	--------	------	-------	-------	-------	------	------	------	--------	------	-------	------	-------

PITCHER	IP	WLS	BF	H	R	ER	SO	BB	IBB	HBP	BLK	WP	HR	S	P	ERA	WHIP
Pat Dobson, R ERA: 2.65 (1, 1)	6.2	L	26	8	4	4	4	0	0	0	0	0	0	34	34	5.40	1.200
Roric Harrison, R ERA: 2.34 (7, 1)	0.0		2	1	0	0	0	1	0	0	0	0	0	1	5	∞	∞
Mickey Scott, L ERA: 2.53 (7, 1)	0.1		3	2	3	3	0	0	0	0	0	0	0	3	3	81.00	6.000
Doyle Alexander, R ERA: 2.68 (8, 1)	1.0		5	0	0	0	1	1	1	0	0	1	0	5	13	0.00	1.000

BOTTOM

Baltimore Orioles @ Minnesota Twins
Metropolitan Stadium, Bloomington, MI

Wed Aug 30 1972, 8:05 PM EDT
 Att. 8,923 - Unknown

AB	33
R	7
H	11
RBI	7
BB	3
SO	5
LOB	12

WP: 1 PA: 36
 PB: 0
 SB: 0
 CS: 0



Batter	1	2	3	4	5	6	7	8	9	AB R H RBI BB SO LOB	TOP		
Bobby Grich, R (1, 6) OBP: 0.346, SLG: 0.432	4-0 FC6-4 BB		0-3 K			0-3 K	0-0 SF9	0-0 5-3		3 0 0 1 1 2 2			
Paul Blair, R (1, 8) OBP: 0.255, SLG: 0.332	0-0 FC6-4 G6-4-3 1-2f		0-0 S 1B			0-0 F8	4-0 FC6-4 BB		0-3 K2-3	4 0 1 0 1 1 1			
Tommy Davis, R (1, 7) OBP: 0.275, SLG: 0.250	0-0 G6-4-3		0-3 K			0-0 2B 1B	0-0 FC6-4		0-0 F7	5 0 1 1 0 1 4			
Terry Crowley, L (9, 3) OBP: 0.333, SLG: 0.417	0-0 G6-4-3 1-2f		0-3 K			0-0 2B 1B	0-0 FC6-4		0-0 F7	0 0 0 0 0 0 0			
Don Baylor, R (1, 9) OBP: 0.339, SLG: 0.431		0-0 6-3			0-0 F9	0-0 2B	0-0 F7		0-0 F7	5 0 1 0 0 0 2			
Brooks Robinson, R (1, 5) OBP: 0.301, SLG: 0.340		0-0 1B 1B			0-0 F7	4-0 IBB		0-0 1-3		3 0 1 0 1 0 0			
Boog Powell, L (1, 3) OBP: 0.347, SLG: 0.420		0-0 FC6-4 1B			0-0 F8			0-0 1B 2B		4 0 2 0 0 0 3			
Rich Coggins, L (8, PR) OBP: 0.571, SLG: 0.857		0-0 FC6-4 1B			0-0 F8			0-0 1B 2B		0 1 0 0 0 0 0			
Davey Johnson, R (1, 4) OBP: 0.325, SLG: 0.331		0-0 F9			0-0 F9		0-0 E6 1B BB SF9	4-0 1B IBB		3 1 0 0 1 0 2			
Andy Etchebarren, R (1, 2) OBP: 0.269, SLG: 0.250		0-0 FC6-4 1-2f			0-0 6-3		4-0 SF9 1B FC6-4 BB	0-0 1-3 2-H 1B		3 1 1 1 1 0 2			
Dave McNally, R (1, 1) OBP: 0.200, SLG: 0.278			0-0 F8		0-0 5-3		0-0 FC6-4 BB 1-2 2-3 1B	0-3 K		4 0 1 0 0 1 2			
Inning Stats	R: 0 E: 0 K: 0 S: 2 H: 0 LOB: 0 BB: 1 P: 6	R: 0 E: 0 K: 0 S: 5 H: 2 LOB: 2 BB: 0 P: 5	R: 0 E: 0 K: 2 S: 8 H: 1 LOB: 1 BB: 0 P: 8	R: 0 E: 0 K: 0 S: 3 H: 0 LOB: 0 BB: 0 P: 3	R: 0 E: 0 K: 0 S: 3 H: 0 LOB: 0 BB: 0 P: 3	R: 0 E: 0 K: 1 S: 7 H: 2 LOB: 3 BB: 1 P: 11	R: 2 E: 1 K: 0 S: 5 H: 1 LOB: 2 BB: 2 P: 13	R: 1 E: 0 K: 1 S: 7 H: 2 LOB: 2 BB: 1 P: 11	R: 0 E: 0 K: 1 S: 5 H: 0 LOB: 0 BB: 0 P: 5	1B: 6 2B: 2 3B: 0 HR: 0 SF: 1 SAC: 0 DP: 1 HBP: 0	WP: 0 PB: 0 SB: 1 CS: 0 PA: 40		
PITCHER	IP WLS BF H R ER SO BB IBB HBP BLK WP HR S P ERA WHIP											PITCHER	IP WLS BF H R ER SO BB IBB HBP BLK WP HR S P ERA WHIP
Clyde Wright, L (1, 1) ERA: 3.04	7.1 L 35 8 3 1 3 3 2 0 0 0 0 0 0 36 56 1.23 1.500												
Lloyd Allen, R (8, 1) ERA: 3.43	1.2 5 0 0 0 2 0 0 0 0 0 0 0 0 9 9 0.00 0.000												

Baltimore Orioles @ California Angels
Anaheim Stadium, Anaheim, CA
Fri Sep 01 1972, 10:05 PM EDT
Att. 7,586 - Unknown

livebaseballscorecards.com

AB 34
R 3
H 8
RBI 3
BB 5
SO 5
LOB 18



Batter	1	2	3	4	5	6	7	8	9	AB	R	H	RBI	BB	SO	LOB	BOTTOM				
Sandy Alomar Sr., S <i>(1, 4)</i> OBP: 0.303, SLG: 0.305	0-0 4-3 		0-0 2-H 2B			0-0 6-3 			0-0 6-3 	4	0	1	1	0	0	0					
Ken Berry, R <i>(1, 8)</i> OBP: 0.349, SLG: 0.387	0-0 6-3 		0-3 K SS			0-0 6-3 			0-0 F9 	4	0	0	0	0	1	1					
Leo Cardenas, R <i>(1, 6)</i> OBP: 0.261, SLG: 0.299	0-0 F8 				0-0 4-3 			0-0 1B	0-0 F8 	4	0	1	0	0	0	0					
Bob Oliver, R <i>(1, 3)</i> OBP: 0.314, SLG: 0.434		0-3 K SS			0-0 6-3 			0-0 F4 		3	0	0	0	0	1	1					
Ken McMullen, R <i>(1, 5)</i> OBP: 0.344, SLG: 0.388		0-0 F8 			0-0 F7 			0-0 G5-4-3 1-2f		3	0	0	0	0	0	1					
Lloyd Allen, R <i>(8, 1)</i> OBP: 0.125, SLG: 0.125										0	0	0	0	0	0	0					
Leroy Stanton, R <i>(1, 9)</i> OBP: 0.289, SLG: 0.410		0-0 4-3 				0-0 F8 			0-0 HR 	3	1	1	1	0	0	0					
Jack Hiatt, R <i>(1, 2)</i> OBP: 0.327, SLG: 0.326			0-0 F9 			0-0 F4 			0-0 1-3 	3	0	0	0	0	0	0					
Billy Parker, R <i>(1, 7)</i> OBP: 0.243, SLG: 0.129			4-0 SH3 2B BB BB			0-0 F7 			0-0 5-3 	2	1	0	0	1	0	0					
Clyde Wright, R <i>(1, 1)</i> OBP: 0.229, SLG: 0.324			0-0 SH3 1-2						0-3 K SS	1	0	0	0	0	1	0					
Curt Motton, R <i>(8, 7)</i> OBP: 0.250, SLG: 0.214									0-3 K SS	1	0	0	0	0	1	0					
Inning Stats	R: 0 E: 0 K: 0 S: 3	H: 0 LOB: 0 BB: 0 P: 3	R: 0 E: 0 K: 1 S: 5	H: 0 LOB: 0 BB: 0 P: 5	R: 1 E: 0 K: 1 S: 6	H: 1 LOB: 1 BB: 1 P: 10	R: 0 E: 0 K: 0 S: 3	H: 0 LOB: 0 BB: 0 P: 3	R: 0 E: 0 K: 1 S: 5	H: 0 LOB: 0 BB: 0 P: 5	R: 0 E: 0 K: 0 S: 3	H: 1 LOB: 0 BB: 0 P: 3	R: 1 E: 0 K: 1 S: 6	H: 1 LOB: 0 BB: 0 P: 6	R: 0 E: 0 K: 0 S: 3	H: 0 LOB: 0 BB: 0 P: 3	1B: 1 2B: 1 3B: 0 HR: 1	SF: 0 SAC: 1 DP: 1 HBP: 0	WP: 0 PB: 0 SB: 0 CS: 0	PA: 30	
PITCHER Dave McNally, L ERA: 2.62	<i>(1, 1)</i> IP: 9.0 WLS: W BF: 30 H: 3 R: 2 ER: 2 SO: 4		BB: 1 IBB: 0 HBP: 0 BLK: 0	WP: 0 HR: 1 S: 37 P: 41	ERA: 2.00 WHIP: 0.444		PITCHER	IP: 9.0 WLS: W BF: 30 H: 3 R: 2 ER: 2 SO: 4		BB: 1 IBB: 0 HBP: 0 BLK: 0	WP: 0 HR: 1 S: 37 P: 41	ERA: 2.00 WHIP: 0.444									

Baltimore Orioles @ California Angels
Anaheim Stadium, Anaheim, CA

Fri Sep 01 1972, 10:05 PM EDT
Att. 7,586 - Unknown

livebaseballscorecards.com

AB	28
R	2
H	3
RBI	2
BB	1
SO	4
LOB	3



Batter	1	2	3	4	5	6	7	8	9	AB R H RBI BB SO LOB	TOP	
Bobby Grich, R OBP: 0.345, SLG: 0.428 (1, 4) <small>BB</small>	4-0 		x 0-0 5-3 ①			x 0-3 K ①		x 0-0 F9 ②		3 0 0 0 1 1 1		
Paul Blair, R OBP: 0.253, SLG: 0.328 (1, 8) <small>SS</small>	0-3 K ①		x 0-0 F9 ②			x 0-0 F8 ②		x 0-0 5-3 ③		4 0 0 0 0 1 2		
Tommy Davis, R OBP: 0.273, SLG: 0.269 (1, 7) <small>SS</small>	0-3 K ②		x 0-0 F8 ③			x 0-0 2B ③			x 0-0 6-3 ①	4 0 1 0 0 1 1		
Don Baylor, R OBP: 0.334, SLG: 0.425 (1, 9) <small>X</small>	0-0 E6 1B 1-2			x 0-0 F7 ①		x 0-0 F8 ③			<small>SS</small> 0-3 K ②	4 0 0 0 0 1 2		
Brooks Robinson, R OBP: 0.301, SLG: 0.339 (1, 5) <small>X</small>	0-0 1B 1-2 2-3			x 0-0 F9 ②			<small>SS</small> 0-3 K ①		x 0-0 F7 ③	4 0 1 0 0 1 0		
Boog Powell, L OBP: 0.345, SLG: 0.417 (1, 3) <small>SS</small>	0-3 K ③			x 0-0 F9 ③			<small>SS</small> 0-3 K ②			3 0 0 0 0 2 3		
Andy Etchebarren, R OBP: 0.264, SLG: 0.245 (1, 2)		x 0-0 L7 ①			x 0-0 5-3 ①			x 0-0 F9 ③		3 0 0 0 0 0 0		
Mark Belanger, R OBP: 0.249, SLG: 0.252 (1, 6)		x 0-0 5-3 ②			x 0-0 F6 ②			x 0-0 1B		3 0 1 0 0 0 0		
Jim Palmer, R OBP: 0.229, SLG: 0.280 (1, 1) Don Buford, S OBP: 0.330, SLG: 0.268 (8, PH) Roric Harrison, R OBP: 0.167, SLG: 0.182 (8, 1) Grant Jackson, S (8, 1)		x 0-0 5-3 ③			<small>SS</small> 0-3 K ③			<small>SS</small> 0-3 K ①		2 0 0 0 0 1 0 1 0 0 0 0 1 1 0 0 0 0 0 0 0 0 0 0 0 0 0 0		
Inning Stats	R: 0 E: 1 K: 3 S: 11 H: 1 LOB: 3 BB: 1 P: 15	R: 0 E: 0 K: 0 S: 3 H: 0 LOB: 0 BB: 0 P: 3	R: 0 E: 0 K: 0 S: 3 H: 0 LOB: 0 BB: 0 P: 3	R: 0 E: 0 K: 0 S: 3 H: 0 LOB: 0 BB: 0 P: 3	R: 0 E: 0 K: 1 S: 5 H: 0 LOB: 0 BB: 0 P: 5	R: 0 E: 0 K: 1 S: 6 H: 1 LOB: 1 BB: 0 P: 6	R: 0 E: 0 K: 2 S: 7 H: 0 LOB: 0 BB: 0 P: 7	R: 0 E: 0 K: 1 S: 6 H: 1 LOB: 1 BB: 0 P: 6	R: 0 E: 0 K: 1 S: 5 H: 0 LOB: 0 BB: 0 P: 5	1B: 2 2B: 1 3B: 0 HR: 0 SF: 0 SAC: 0 DP: 0 HBP: 0	WP: 0 PB: 0 SB: 0 CS: 0 PA: 32	
PITCHER Rudy May, L ERA: 3.2 (1, 1)	IP 9.0 WLS W BF 32 H 3 R 0 ER 0 SO 9 BB 1 IBB 0 HBP 0 BLK 0 WP 0 HR 0 S 49 P 53 ERA 0.00 WHIP 0.444											PITCHER IP WLS BF H R ER SO BB IBB HBP BLK WP HR S P ERA WHIP

Baltimore Orioles @ California Angels
Anaheim Stadium, Anaheim, CA
Sat Sep 02 1972, 10:05 PM EDT
Att. 8,765 - Unknown

livebaseballscorecards.com

AB 31
R 0
H 3
RBI 0
BB 1
SO 9
LOB 10



Batter	1	2	3	4	5	6	7	8	9
Sandy Alomar Sr., S OBP: 0.301, SLG: 0.303 (1, 4)	0-3 K ①		0-0 6-3 ①		0-0 4-3 ③			0-0 F7 ②	
Ken Berry, R OBP: 0.351, SLG: 0.386 (1, 8)	0-0 F4 ②		0-0 1B ②			0-0 4-3 ①		4-0 BB 1-2 BB ③	
Vada Pinson, L OBP: 0.334, SLG: 0.395 (1, 7)	0-0 HR 2B		0-0 F7 ②			0-0 F9 ②		0-0 F8 ③	
Bob Oliver, R OBP: 0.314, SLG: 0.440 (1, 3)	0-0 HR 2-H		0-3 K ③			0-0 6-3 ③			
Ken McMullen, R OBP: 0.344, SLG: 0.388 (1, 5)	0-0 1B			0-0 4-3 ①			0-0 F4 ①		
Leo Cardenas, R OBP: 0.279, SLG: 0.297 (1, 6)	0-0 F4 ③			0-0 F9 ②			0-0 F3 ②		
Leroy Stanton, R OBP: 0.286, SLG: 0.406 (1, 9)		0-0 5-3 ①		0-0 F9 ③			0-3 K ③		
Jeff Torborg, R OBP: 0.262, SLG: 0.217 (1, 2)		0-0 F7 ②			0-3 K ①			0-0 4-3 ①	
Rudy May, L OBP: 0.184, SLG: 0.152 (1, 1)		0-0 4-3 ③			0-0 L6 ②			0-0 BB 1B	

Inning Stats	R: 2 E: 0 K: 1 S: 8	H: 3 LOB: 1 BB: 0 P: 8	R: 0 E: 0 K: 0 S: 3	H: 0 LOB: 0 BB: 0 P: 3	R: 0 E: 0 K: 1 S: 6	H: 1 LOB: 1 BB: 0 P: 6	R: 0 E: 0 K: 0 S: 3	H: 0 LOB: 0 BB: 0 P: 3	R: 0 E: 0 K: 1 S: 5	H: 0 LOB: 0 BB: 0 P: 5	R: 0 E: 0 K: 0 S: 3	H: 0 LOB: 0 BB: 0 P: 3	R: 0 E: 0 K: 1 S: 5	H: 0 LOB: 0 BB: 0 P: 5	R: 0 E: 0 K: 0 S: 4	H: 1 LOB: 2 BB: 1 P: 8
1B: 3 2B: 1 3B: 0 HR: 1	SF: 0 SAC: 0 DP: 0 HBP: 0	WP: 0 PB: 0 SB: 0 CS: 0	PA: 30													

PITCHER	IP	WLS	BF	H	R	ER	SO	BB	IBB	HBP	BLK	WP	HR	S	P	ERA	WHIP
Jim Palmer, R ERA: 1.81 (1, 1)	7.0	L	25	4	2	2	4	0	0	0	0	0	1	33	33	2.57	0.571
Roric Harrison, R ERA: 2.32 (8, 1)	0.2		4	1	0	0	0	1	0	0	0	0	0	3	7	0.00	3.000
Grant Jackson, L ERA: 2.89 (8, 1)	0.1		1	0	0	0	0	0	0	0	0	0	0	1	1	0.00	0.000

BOTTOM

Baltimore Orioles @ California Angels
Anaheim Stadium, Anaheim, CA
Sat Sep 02 1972, 10:05 PM EDT
Att. 8,765 - Unknown

livebaseballscorecards.com

AB	29
R	2
H	5
RBI	2
BB	1
SO	4
LOB	6



Batter	1	2	3	4	5	6	7	8	9	10	AB R H RBI BB SO LOB	TOP
Don Buford, S OBP: 0.326, SLG: 0.264 (1, 7) X	0-0 G3		0-3 K			0-0 G3			0-0 F5	0-0 F9	5 0 0 0 0 1 3	<p>Baltimore Orioles @ California Angels</p> <p>Anaheim Stadium, Anaheim, CA</p> <p>Sun Sep 03 1972, 6:33 AM EDT</p> <p>Att: 6,372 - Unknown</p>
Rich Coggins, L OBP: 0.636, SLG: 0.909 (1, 8) S (10, 9)	0-3 K			0-0 1B FC9-2 2B		0-0 1B			0-0 FC5-4 1B		4 0 3 0 0 1 0	
Bobby Grich, R OBP: 0.345, SLG: 0.426 (1, 4) X (10, 6)	0-0 5-3			0-0 1B		0-0 5-3			0-0 F7		4 0 1 0 0 0 2	
Boog Powell, L OBP: 0.342, SLG: 0.413 (1, 3)		0-0 4-3		0-0 FC9-2		0-3 K			0-0 FC5-4		4 0 0 0 0 1 3	
Terry Crowley, L OBP: 0.332, SLG: 0.414 Paul Blair, R OBP: 0.253, SLG: 0.328 (1, 9) S (10, PR) (10, 8)	0-0 1-3		0-0 4-3		0-0 F8				0-0 BB SH1-3 1B		4 0 1 0 0 0 1 0 0 0 0 0 0 0	
Brooks Robinson, R OBP: 0.301, SLG: 0.338 (1, 5)		4-0 BB		0-0 5-3		0-3 K			0-0 SH1-3		2 0 0 0 1 1 0	
Johnny Oates, L OBP: 0.353, SLG: 0.383 (1, 2)	0-0 F6			0-0 F9		0-0 1-3			4-0 BB IBB		3 0 0 0 1 0 1	
Mark Belanger, R OBP: 0.246, SLG: 0.249 Tommy Davis, R OBP: 0.268, SLG: 0.264 Davey Johnson, R OBP: 0.325, SLG: 0.331 (1, 6) X (10, PH) (10, 4)			0-0 F6		0-0 6-3		0-3 K		0-3 K		3 0 0 0 0 1 0 1 0 0 0 0 1 2 0 0 0 0 0 0 0	
Mike Cuellar, L OBP: 0.125, SLG: 0.208 Don Baylor, R OBP: 0.337, SLG: 0.425 Eddie Watt, R (1, 1) X (10, PH) (10, 1)			0-0 F4		0-3 K		0-3 K		4-0 BB		3 0 0 0 0 2 0 0 0 0 0 1 0 0 0 0 0 0 0 0 0	
Inning Stats	R: 0 H: 0 E: 0 LOB: 0 K: 1 BB: 0 S: 5 P: 5	R: 0 H: 0 E: 0 LOB: 1 K: 0 BB: 1 S: 3 P: 7	R: 0 H: 0 E: 0 LOB: 0 K: 1 BB: 0 S: 5 P: 5	R: 0 H: 2 E: 0 LOB: 1 K: 0 BB: 0 S: 4 P: 4	R: 0 H: 0 E: 0 LOB: 0 K: 0 BB: 0 S: 3 P: 3	R: 0 H: 1 E: 0 LOB: 1 K: 1 BB: 0 S: 6 P: 6	R: 0 H: 0 E: 0 LOB: 0 K: 2 BB: 0 S: 7 P: 7	R: 0 H: 0 E: 0 LOB: 0 K: 2 BB: 0 S: 7 P: 7	R: 0 H: 1 E: 0 LOB: 1 K: 0 BB: 0 S: 4 P: 4	R: 0 H: 1 E: 0 LOB: 3 K: 1 BB: 2 S: 6 P: 14	1B: 4 SF: 0 2B: 2 SAC: 1 3B: 0 DP: 1 HR: 0 HBP: 0	
PITCHER Andy Messersmith, R ERA: 2.68 (1, 1)	IP WLS BF H R ER SO BB IBB HBP BLK WP HR S P ERA WHIP											
	10.0 W 37 5 0 0 8 2 1 0 0 0 0 50 62 0.00 0.700											

livebaseballscorecards.com

AB	33
R	0
H	5
RBI	0
BB	3
SO	8
LOB	12



BOTTOM

Baltimore Orioles @ California Angels
Anaheim Stadium, Anaheim, CA
Sun Sep 03 1972, 6:33 AM EDT
Att. 6,372 - Unknown

livebaseballscorecards.com

AB 35
R 1
H 9
RBI 1
BB 2
SO 1
LOB 12



WP: 0 PA: 38
PB: 1
SB: 0
CS: 0

AB R H RBI BB SO LOB

4	0	2	0	1	0	3	
4	0	2	1	0	0	1	
4	0	1	0	0	0	2	
4	0	0	0	0	0	3	
4	0	0	0	0	0	0	
3	0	0	0	1	0	0	
4	0	1	0	0	1	1	
4	0	2	0	0	0	1	
0	1	0	0	0	0	0	
4	0	1	0	0	0	1	
1B: 8	SF: 0	2B: 1	SAC: 1	3B: 0	DP: 1	HR: 0	HBP: 0

Batter	1	2	3	4	5	6	7	8	9	10
Sandy Alomar Sr. S OBP: 0.304, SLG: 0.306 (1, 4)	F7	F8			2B			1B SH1-4 1B		1B IBB
Ken Berry, R OBP: 0.352, SLG: 0.388 (1, 8)	FC3-6 1B		6-3		F4			SH1-4 1-2		1-2 2-H 1B
Vada Pinson, L OBP: 0.333, SLG: 0.393 (1, 7)	FC3-6 1-2f		1-3		L6			G6-4-3 1B		
Bob Oliver, R OBP: 0.312, SLG: 0.436 (1, 3)	F9		F4					G6-4-3 1-2f		
Ken McMullen, R OBP: 0.341, SLG: 0.384 (1, 5)		5-3			F8			L3		F9
Leo Cardenas, R OBP: 0.279, SLG: 0.295 (1, 6)		BB BB BB 1B 1B BB			G3			F8		F9
Leroy Stanton, R OBP: 0.286, SLG: 0.404 (1, 9)		S S S K			1B			1-3		6-3
Jeff Torborg, R OBP: 0.269, SLG: 0.227 (1, 2)		1-2 1B			1-3			F8		PB 1B 1B
Curt Motton, R OBP: 0.250, SLG: 0.214 (10, PR)		1-2 1B						F8		
Andy Messersmith, R OBP: 0.244, SLG: 0.256 (1, 1)		1-2 2-3 1B			F2			F8		1-2 B2

Inning Stats	R: 0	H: 1	E: 0	K: 0	S: 4	P: 4	R: 0	H: 2	E: 0	K: 1	S: 7	P: 11	R: 0	H: 0	E: 0	K: 0	S: 3	R: 0	H: 1	E: 0	K: 0	S: 4	P: 4	R: 0	H: 1	E: 0	K: 0	S: 4	P: 4	R: 0	H: 0	E: 0	K: 0	S: 3	R: 0	H: 0	E: 0	K: 0	S: 3	R: 0	H: 2	E: 0	K: 0	S: 4	P: 4	R: 0	H: 0	E: 0	K: 0	S: 3	R: 0	H: 2	E: 0	K: 0	S: 3	P: 7	1B: 8	SF: 0	2B: 1	SAC: 1	3B: 0	DP: 1	HR: 0	HBP: 0	WP: 0	PA: 38
--------------	------	------	------	------	------	------	------	------	------	------	------	-------	------	------	------	------	------	------	------	------	------	------	------	------	------	------	------	------	------	------	------	------	------	------	------	------	------	------	------	------	------	------	------	------	------	------	------	------	------	------	------	------	------	------	------	------	-------	-------	-------	--------	-------	-------	-------	--------	-------	--------

PITCHER	IP	WLS	BF	H	R	ER	SO	BB	IBB	HBP	BLK	WP	HR	S	P	ERA	WHIP
Mike Cuellar, L ERA: 2.68 (1, 1)	9.0		34	7	0	0	1	1	0	0	0	0	0	35	39	0.00	0.889
Eddie Watt, R ERA: 2.43 (10, 1)	0.1	L	4	2	1	1	0	0	1	0	0	0	0	3	7	27.00	6.000

Batter	1	2	3	4	5	6	7	8	9	AB R H RBI BB SO LOB	TOP										
Horace Clarke, S (1, 4) <small>OBP: 0.323, SLG: 0.304</small> Charlie Spikes, R (9, PH) <small>OBP: 0.250, SLG: 0.250</small>	0-0 4-3	0-0 4-3		4-0 IBB		0-0 F2			0-3 K	3 0 0 0 1 0 3 1 0 0 0 0 1 0											
Thurman Munson, R (1, 2) <small>OBP: 0.357, SLG: 0.379</small>	0-3 K		0-0 5-3	0-3 K			0-0 F8			4 0 0 0 0 2 3											
Bobby Murcer, L (1, 8) <small>OBP: 0.360, SLG: 0.524</small>	0-0 F9		0-0 4-3	0-0 4-3			0-0 F6			4 0 0 0 0 0 3											
Roy White, S (1, 7) <small>OBP: 0.392, SLG: 0.372</small>		0-0 E3 1B 2B	0-0 1B		0-0 F8		0-0 4-3			4 1 1 0 0 0 0											
Johnny Callison, L (1, 9) <small>OBP: 0.292, SLG: 0.390</small>		0-0 2B 6-3 1B	0-0 F7		0-0 F7		0-0 3-1			4 1 1 0 0 0 1											
Felipe Alou, R (1, 3) <small>OBP: 0.328, SLG: 0.385</small>		0-0 6-3 1B 2B		0-0 1B 2B		0-0 F7		0-0 F8		4 1 2 1 0 0 0											
Bernie Allen, L (1, 5) <small>OBP: 0.311, SLG: 0.395</small>		0-0 6-3		0-0 SH5-4 1B 1B		0-0 F5		0-0 F2		4 0 1 2 0 0 1											
Gene Michael, S (1, 6) <small>OBP: 0.277, SLG: 0.278</small>		0-0 6-3		0-0 SH5-4 1B		0-0 SH1-4 1B			0-0 F5	4 0 2 0 0 0 1											
Fritz Peterson, S (1, 1) <small>OBP: 0.274, SLG: 0.268</small> Sparky Lyle, L (7, 1) <small>OBP: 0.211, SLG: 0.222</small> Rusty Torres, S (9, PH) <small>OBP: 0.282, SLG: 0.299</small>		4-0 BB		0-0 SH5-4 1B		0-0 SH1-4 1B			0-3 K	0 0 0 0 1 0 0 0 0 0 0 0 0 0 1 0 0 0 0 1 0											
Inning Stats	R: 0 E: 0 K: 1 S: 5	H: 0 LOB: 0 BB: 0 P: 5	R: 2 E: 1 K: 0 S: 6	H: 2 LOB: 2 BB: 1 P: 10	R: 0 E: 0 K: 0 S: 4	H: 1 LOB: 1 BB: 0 P: 4	R: 1 E: 0 K: 1 S: 8	H: 3 LOB: 3 BB: 1 P: 12	R: 0 E: 0 K: 0 S: 3	H: 0 LOB: 0 BB: 0 P: 3	R: 0 E: 0 K: 0 S: 4	H: 1 LOB: 1 BB: 0 P: 4	R: 0 E: 0 K: 0 S: 3	H: 0 LOB: 0 BB: 0 P: 3	R: 0 E: 0 K: 2 S: 7	H: 0 LOB: 0 BB: 0 P: 7	1B: 5 2B: 2 3B: 0 HR: 0	SF: 0 SAC: 2 DP: 0 HBP: 0	WP: 0 PB: 0 SB: 0 CS: 0	PA: 37	
PITCHER Doyle Alexander, R (1, 1) <small>ERA: 2.8</small> Roric Harrison, R (4, 1) <small>ERA: 2.15</small>	IP WLS BF H R ER SO BB IBB HBP BLK WP HR S P ERA WHIP	3.0 16 5 3 2 1 1 0 0 0 0 0 0 17 21 6.00 2.000	6.0 21 2 0 0 3 0 1 0 0 0 0 0 26 30 0.00 0.333																		

New York Yankees @ Baltimore Orioles
Memorial Stadium, Baltimore, MD
 Mon Sep 04 1972, 7:05 PM EDT
 Unknown

livebaseballscorecards.com

AB 33
R 3
H 7
RBI 3
BB 2
SO 4
LOB 12



Batter	1	2	3	4	5	6	7	8	9	AB	R	H	RBI	BB	SO	LOB
Mark Belanger, R (1, 6) OBP: 0.246, SLG: 0.249	0-0 F8		0-0 1B		0-0 F8		0-0 F7			4	0	1	0	0	0	0
Bobby Grich, R (1, 4) OBP: 0.346, SLG: 0.425	4-0 L4-6 1B BB		0-0 FC6-4 1B			0-0 F3	0-3 K			3	0	1	0	1	1	0
Tommy Davis, R (1, 7) OBP: 0.283, SLG: 0.281	0-0 1B		0-0 FC6-4			0-0 FC5-4 1B		0-0 F4		4	0	2	0	0	0	2
Terry Crowley, L (9, 9) OBP: 0.332, SLG: 0.414	1-2 1B		1-2f							0	0	0	0	0	0	0
Don Baylor, R (1, 9) OBP: 0.336, SLG: 0.422	0-0 L4-6			0-0 6-3		0-0 F9		0-0 FC4-6 WP 2B 1B		4	1	1	0	0	0	3
Brooks Robinson, R (1, 5) OBP: 0.301, SLG: 0.335		0-0 6-3		0-0 5-3		0-0 FC5-4		4-0 FC4-6 IBB		3	0	0	0	1	0	1
Boog Powell, L (1, 3) OBP: 0.343, SLG: 0.414		0-3 K		0-0 FC5-4 1B			0-0 WP HR 1B	0-0 FC4-6 2B		4	1	2	0	0	1	2
Paul Blair, R (1, 8) OBP: 0.255, SLG: 0.331		0-0 6-3		0-0 FC5-4			4-0 WP HR BB	0-0 2B		3	1	1	1	1	0	1
Andy Etchebarren, R (1, 2) OBP: 0.264, SLG: 0.264			0-0 5-3		0-0 1-3		0-0 HR	0-0 F3		4	1	1	3	0	0	2
Doyle Alexander, R (1, 1) OBP: 0.053, SLG: 0.053			0-3 K		0-3 K		1-3 HR			1	0	0	0	0	1	0
Roric Harrison, R (4, 1) OBP: 0.143, SLG: 0.154							5-3			2	0	0	0	0	1	0


Inning Stats	R: 0	H: 1	E: 0	LOB: 1	K: 0	BB: 1	S: 3	P: 7	R: 0	H: 0	E: 0	LOB: 0	K: 1	BB: 0	S: 5	P: 5	R: 0	H: 2	E: 0	LOB: 2	K: 1	BB: 0	S: 7	P: 7	R: 0	H: 1	E: 0	LOB: 1	K: 0	BB: 0	S: 4	P: 4	R: 0	H: 0	E: 0	LOB: 0	K: 1	BB: 0	S: 5	P: 5	R: 0	H: 1	E: 0	LOB: 1	K: 0	BB: 0	S: 4	P: 4	R: 3	H: 2	E: 0	LOB: 0	K: 1	BB: 1	S: 7	P: 11	R: 1	H: 2	E: 0	LOB: 2	K: 0	BB: 1	S: 5	P: 9
1B: 7	SF: 0	2B: 2	SAC: 0	3B: 0	DP: 1	HR: 1	HBP: 0	WP: 2	PA: 35	PB: 0	SB: 0	CS: 0																																																				

PITCHER	IP	WLS	BF	H	R	ER	SO	BB	IBB	HBP	BLK	WP	HR	S	P	ERA	WHIP
Fritz Peterson, L (1, 1) ERA: 3.33	6.0		26	7	3	3	3	2	0	0	0	1	1	30	38	4.50	1.500
Sparky Lyle, L (7, 1) ERA: 1.59	2.0	L	9	2	1	1	1	0	1	0	0	1	0	10	14	4.50	1.000

BOTTOM

New York Yankees @ Baltimore Orioles
Memorial Stadium, Baltimore, MD
 Mon Sep 04 1972, 7:05 PM EDT
 Unknown

AB	32
R	4
H	9
RBI	4
BB	3
SO	4
LOB	11



Batter	1	2	3	4	5	6	7	8	9	AB R H RBI BB SO LOB	TOP
Horace Clarke, S (1, 4) OBP: 0.324, SLG: 0.303	0-0 L7		0-0 1-3		4-0 L3 BB			0-0 1B E 1B	0-0 G3	4 1 1 0 1 0 0	
Bernie Allen, L (1, 5) Hal Lanier, R (8, 5) OBP: 0.305, SLG: 0.386 OBP: 0.240, SLG: 0.250	0-0 L4		0-3 K		0-0 L3			0-0 1B E 1B	0-0 6-3	4 1 0 0 0 1 2 1 0 0 0 0 0 0	
Bobby Murcer, L (1, 8) OBP: 0.363, SLG: 0.534	0-0 1B 2B		0-0 HR		0-0 F8			0-0 1B 1B		4 3 3 2 0 0 0	
Roy White, S (1, 7) OBP: 0.391, SLG: 0.371	0-0 1B 1B		0-0 4-3		0-0 4-3			0-3 K		4 0 1 1 0 1 2	
Johnny Callison, L (1, 9) OBP: 0.291, SLG: 0.388	0-0 1B			0-0 3-1				0-3 K		4 0 1 0 0 2 2	
Felipe Alou, R (1, 3) OBP: 0.330, SLG: 0.387	0-0 6-3			0-0 FC4-6 E 1B				0-0 1B 1B		4 0 2 1 0 1 2	
John Ellis, R (1, 2) OBP: 0.318, SLG: 0.460		0-3 K		0-0 E9 FC4-6				0-0 6-3		4 0 1 1 0 1 1	
Gene Michael, S (1, 6) OBP: 0.274, SLG: 0.274		0-0 F7		0-0 FC4-6				0-0 6-3		4 0 0 0 0 0 4	
Rob Gardner, R (1, 1) Sparky Lyle, L (9, 1) OBP: 0.105, SLG: 0.105 OBP: 0.211, SLG: 0.222		0-3 K		0-3 K				0-3 K		4 0 0 0 0 3 2 0 0 0 0 0 0 0	
Inning Stats	R: 1 H: 3 E: 0 LOB: 2 K: 0 BB: 0 S: 6 P: 6	R: 0 H: 0 E: 0 LOB: 0 K: 2 BB: 0 S: 7 P: 7	R: 1 H: 1 E: 0 LOB: 0 K: 1 BB: 0 S: 6 P: 6	R: 0 H: 1 E: 1 LOB: 2 K: 1 BB: 0 S: 7 P: 7	R: 0 H: 0 E: 0 LOB: 0 K: 0 BB: 1 S: 2 P: 6	R: 0 H: 0 E: 0 LOB: 0 K: 2 BB: 0 S: 7 P: 7	R: 0 H: 0 E: 0 LOB: 0 K: 1 BB: 0 S: 5 P: 5	R: 3 H: 4 E: 1 LOB: 2 K: 2 BB: 0 S: 12 P: 12	R: 0 H: 0 E: 0 LOB: 0 K: 0 BB: 0 S: 3 P: 3	1B: 7 SF: 0 2B: 2 SAC: 0 3B: 0 DP: 1 HR: 1 HBP: 0	WP: 0 PA: 38 PB: 0 SB: 0 CS: 0
PITCHER	IP WLS BF H R ER SO BB IBB HBP BLK WP HR S P ERA WHIP										
Pat Dobson, R (1, 1) ERA: 2.64	7.0 L 29 6 4 3 7 1 0 0 0 0 0 1 42 46 3.86 1.000										
Grant Jackson, L (8, 1) ERA: 3.14	0.2 4 2 0 0 2 0 0 0 0 0 0 0 8 8 0.00 3.000										
Eddie Watt, R (8, 1) ERA: 2.34	1.1 5 1 1 0 0 0 0 0 0 0 0 0 5 5 0.00 0.750										

New York Yankees @ Baltimore Orioles
 Memorial Stadium, Baltimore, MD
 Mon Sep 04 1972, 7:05 PM EDT
 Att. 18,332 - Unknown

AB	37
R	5
H	9
RBI	5
BB	1
SO	9
LOB	15



livebaseballscorecards.com

Batter	1	2	3	4	5	6	7	8	9	AB	R	H	RBI	BB	SO	LOB
Mark Belanger, R OBP: 0.246, SLG: 0.261 (1, 6)	0-0 F8		0-0 HR		0-0 F9			0-0 F8		4	1	1	1	0	0	1
Bobby Grich, R OBP: 0.348, SLG: 0.429 (1, 4)	0-0 F6		0-0 CS 1B		0-0 2B			0-0 F3		4	0	2	1	0	0	0
Tommy Davis, R OBP: 0.261, SLG: 0.267 (1, 7)	4-0 BB 1B 1B		0-0 L4		0-0 F8			0-0 F8		3	0	0	0	1	0	2
Don Baylor, R OBP: 0.334, SLG: 0.420 (1, 9)	0-0 1B		0-3 K					0-0 F9		4	0	1	0	0	1	0
Brooks Robinson, R OBP: 0.304, SLG: 0.341 (1, 5)	0-0 1B			0-3 K				0-0 2B		4	0	3	0	0	1	0
Boog Powell, L OBP: 0.340, SLG: 0.409 (1, 3)	0-0 L4			0-3 K				0-0 F7		4	0	0	0	0	1	5
Paul Blair, R OBP: 0.253, SLG: 0.328 (1, 8)		0-3 K			0-0 F6			0-0 K		4	0	0	0	0	2	1
Andy Etchebarren, R OBP: 0.259, SLG: 0.259 (1, 2)		0-0 F4				0-0 5-3		0-0 K		3	0	0	0	0	1	0
Pat Dobson, R OBP: 0.141, SLG: 0.156 (1, 1)		0-3 K					0-0 K			3	1	1	0	0	2	0
Grant Jackson, S (8, 1)										0	0	0	0	0	0	0
Eddie Watt, R (8, 1)										0	0	0	0	0	0	0
Inning Stats	R: 0 H: 2 E: 0 LOB: 3 K: 0 BB: 1 S: 5 P: 9	R: 0 H: 0 E: 0 LOB: 0 K: 2 BB: 0 S: 7 P: 7	R: 1 H: 2 E: 0 LOB: 0 K: 1 BB: 0 S: 6 P: 6	R: 0 H: 0 E: 0 LOB: 0 K: 2 BB: 0 S: 7 P: 7	R: 1 H: 2 E: 0 LOB: 1 K: 0 BB: 0 S: 5 P: 5	R: 0 H: 1 E: 0 LOB: 0 K: 0 BB: 0 S: 3 P: 3	R: 0 H: 0 E: 0 LOB: 0 K: 2 BB: 0 S: 7 P: 7	R: 0 H: 0 E: 0 LOB: 0 K: 0 BB: 0 S: 3 P: 3	R: 0 H: 1 E: 0 LOB: 1 K: 1 BB: 0 S: 6 P: 6	1B: 5 SF: 0 2B: 3 SAC: 0 3B: 0 DP: 1 HR: 1 HBP: 0	WP: 1 PA: 34 PB: 0 SB: 0 CS: 1					
PITCHER	IP WLS BF H R ER SO BB IBB HBP BLK WP HR S P ERA WHIP															
Rob Gardner, L (1, 1) ERA: 2.62	8.1 W 32 8 2 2 7 1 0 0 0 1 1 45 49 2.16 1.080															
Sparky Lyle, L (9, 1) ERA: 1.58	0.2 S 2 0 0 0 1 0 0 0 0 0 0 4 4 0.00 0.000															

BOTTOM

New York Yankees @ Baltimore Orioles
Memorial Stadium, Baltimore, MD

Mon Sep 04 1972, 7:05 PM EDT
 Att. 18,332 - Unknown

AB	33
R	2
H	8
RBI	2
BB	1
SO	8
LOB	9



WP: 1	PA: 34
PB: 0	
SB: 0	
CS: 1	

ERA	WHIP
-----	------

livebaseballscorecards.com

Batter	1	2	3	4	5	6	7	8	9	AB	R	H	RBI	BB	SO	LOB	TOP								
Horace Clarke, S (1, 4) OBP: 0.325, SLG: 0.303										4	0	1	1	1	1	1									
Thurman Munson, R (1, 2) OBP: 0.357, SLG: 0.379										5	1	2	0	0	0	4									
Bobby Murcer, L (1, 8) OBP: 0.362, SLG: 0.531										5	1	1	0	0	0	2									
Roy White, S (1, 7) OBP: 0.393, SLG: 0.375										5	1	3	1	0	0	2									
Felipe Alou, R (1, 3) OBP: 0.328, SLG: 0.387										5	1	1	0	0	2	5									
Charlie Spikes, R (1, 9) OBP: 0.308, SLG: 0.333										4	1	1	2	1	2	2									
Rusty Torres, S (9, 9) OBP: 0.262, SLG: 0.299										0	0	0	0	0	0	0									
Rich McKinney, R (1, 5) OBP: 0.268, SLG: 0.267										4	2	2	2	0	1	1									
Hal Lanier, R (7, 5) OBP: 0.237, SLG: 0.247										1	0	0	0	0	0	1									
Gene Michael, S (1, 6) OBP: 0.280, SLG: 0.284										3	0	2	0	1	0	1									
Doc Medich, R (1, 1) OBP: 0.211, SLG: 0.222										0	0	0	0	1	0	0									
Wade Blasingame, L (1, 1) OBP: 0.200, SLG: 0.200										1	0	0	0	0	1	1									
Lindy McDaniel, R (3, 1) OBP: 0.211, SLG: 0.222										2	0	1	1	0	1	1									
Sparky Lyle, L (9, 1) OBP: 0.211, SLG: 0.222										0	0	0	0	0	0	0									
Inning Stats	R: 5 E: 0 K: 1 S: 11	H: 6 LOB: 3 BB: 2 P: 19	R: 0 E: 0 K: 1 S: 5	H: 1 LOB: 0 BB: 0 P: 5	R: 0 E: 0 K: 2 S: 6	H: 0 LOB: 1 BB: 2 P: 14	R: 0 E: 0 K: 0 S: 4	H: 1 LOB: 1 BB: 0 P: 4	R: 2 E: 0 K: 1 S: 8	H: 3 LOB: 1 BB: 0 P: 8	R: 0 E: 0 K: 0 S: 4	H: 1 LOB: 1 BB: 0 P: 4	R: 0 E: 0 K: 1 S: 6	H: 1 LOB: 1 BB: 0 P: 6	R: 0 E: 0 K: 0 S: 3	H: 0 LOB: 0 BB: 0 P: 3	R: 0 E: 0 K: 2 S: 8	H: 1 LOB: 1 BB: 0 P: 8	1B: 9 2B: 4 3B: 1 HR: 0	SF: 0 SAC: 0 DP: 0 HBP: 0	WP: 0 PB: 0 SB: 0 CS: 2	PA: 44			
PITCHER	IP	WLS	BF	H	R	ER	SO	BB	IBB	HBP	BLK	WP	HR	S	P	ERA	WHIP								
Dave McNally, L (1, 1) ERA: 2.82	0.2	L	7	5	5	5	1	0	0	0	0	0	0	9	9	67.50	7.500								
Dave Leonhard, R (1, 1) ERA: 5.0	0.0		3	1	0	0	0	2	0	0	0	0	0	1	9	∞	∞								
Bob Reynolds, R (1, 1) ERA: 3.38	5.1		22	6	2	2	4	2	0	0	0	0	0	28	36	3.38	1.500								
Eddie Watt, R (7, 1) ERA: 2.21	2.0		7	1	0	0	1	0	0	0	0	0	0	9	9	0.00	0.500								
Doyle Alexander, R (9, 1) ERA: 2.76	1.0		4	1	0	0	2	0	0	0	0	0	0	8	8	0.00	1.000								

New York Yankees @ Baltimore Orioles
Memorial Stadium, Baltimore, MD
 Tue Sep 05 1972, 7:05 PM EDT
 Att. 8,539 - Unknown

livebaseballscorecards.com

AB	39
R	7
H	14
RBI	7
BB	4
SO	8
LOB	21



BOTTOM

New York Yankees @ Baltimore Orioles
Memorial Stadium, Baltimore, MD

Tue Sep 05 1972, 7:05 PM EDT
 Att. 8,539 - Unknown

livebaseballscorecards.com

AB	36
R	6
H	10
RBI	5
BB	7
SO	4
LOB	22



WP: 0	PA: 44
PB: 0	
SB: 0	
CS: 0	

AB R H RBI BB SO LOB

5	1	2	0	0	1	1
4	2	2	0	1	0	2
2	2	1	0	3	0	1
5	1	3	3	0	1	3
0	0	0	0	0	0	0
3	0	0	0	2	0	5
3	0	0	1	1	0	5
4	0	0	0	0	1	4
1	0	1	1	0	0	0
4	0	0	0	0	0	0
1	0	0	0	0	0	1
0	0	0	0	0	0	0
2	0	0	0	0	1	0
1	0	0	0	0	0	0
0	0	0	0	0	0	0
1	0	1	0	0	0	0
0	0	0	0	0	0	0

Batter	1	2	3	4	5	6	7	8	9
Rich Coggins, L OBP: 0.563, SLG: 0.750 (1, 8) (2, 9)	0-0 BB 1B	0-0 4-3		0-0 1-2 1B		0-0 4-3		0-3 K	
Bobby Grich, R OBP: 0.350, SLG: 0.430 (1, 4)	4-0 1B BB G6-4-3		0-0 G4-6-3 1B	0-0 F7			0-0 F7		0-0 FC 2B 1B
Tommy Davis, R OBP: 0.319, SLG: 0.274 (1, 7)	4-0 G6-4-3 1B BB		4-0 G4-6-3 BB		0-0 BB 1B		4-0 2B BB		0-0 FC 2B SF9
Boog Powell, L OBP: 0.343, SLG: 0.417 (1, 3)	0-0 G6-4-3 1B		0-0 G4-6-3		0-3 K		0-0 1-H 2B		0-0 SF9 1B 2B
Terry Crowley, L OBP: 0.332, SLG: 0.414 (1, 9)	0-0 G6-4-3		4-0 BB		4-0 BB		0-0 F3		0-0 6-3
Paul Blair, R OBP: 0.255, SLG: 0.325 (1, PH) (2, 8)	1-2f 2-3 3-H		0-0 BB		1-2 BB		0-0 F8		0-0 SF9
Brooks Robinson, R OBP: 0.303, SLG: 0.339 (1, 5)	4-0 BB		0-0 4-3		0-0 F8		0-0 6-3		0-0 SF9
Johnny Oates, L OBP: 0.347, SLG: 0.376 (1, 2)	0-0 4-3			0-0 G3		0-0 F9		0-3 K	0-0 FC6-4 1B
Don Baylor, R OBP: 0.337, SLG: 0.422 (9, PH)									
Mark Belanger, R OBP: 0.243, SLG: 0.257 (1, 6)		0-0 F8		0-0 F7		0-0 6-3		0-0 F7	0-0 FC6-4
Andy Etchebarren, R OBP: 0.258, SLG: 0.257 (9, PH)									0-0 1-2f
Dave McNally, R OBP: 0.280, SLG: 0.278 (1, 1)		0-3 K		0-0 E3 1B		0-0 F8		0-0 1B	
Dave Leonard, R OBP: 1.000, SLG: 2.000 (1, 1)									
Bob Reynolds, R (1, 1)									
Al Bumbry, L (6, PH)									
Eddie Watt, L (7, 1)									
Tom Shopay, L OBP: 0.336, SLG: 0.242 (8, PH)									
Doyle Alexander, R OBP: 0.053, SLG: 0.053 (9, 1)									

Inning Stats	R: 2	H: 2	E: 0	K: 0	S: 4	LOB: 2	BB: 3	P: 16	R: 0	H: 0	E: 0	K: 1	S: 5	LOB: 0	BB: 0	P: 5	R: 0	H: 1	E: 0	K: 0	S: 3	LOB: 2	BB: 2	P: 11	R: 0	H: 1	E: 1	K: 0	S: 5	LOB: 2	BB: 0	P: 5	R: 0	H: 0	E: 0	K: 0	S: 3	LOB: 0	BB: 0	P: 3	R: 1	H: 1	E: 0	K: 0	S: 4	LOB: 1	BB: 1	P: 8	R: 0	H: 1	E: 0	K: 2	S: 8	LOB: 1	BB: 0	P: 8	R: 3	H: 3	E: 0	K: 0	S: 7	LOB: 1	BB: 0	P: 7	1B: 8	2B: 2	3B: 0	HR: 0	SF: 1	SAC: 0	DP: 2	HBP: 0	WP: 0	PA: 44
--------------	------	------	------	------	------	--------	-------	-------	------	------	------	------	------	--------	-------	------	------	------	------	------	------	--------	-------	-------	------	------	------	------	------	--------	-------	------	------	------	------	------	------	--------	-------	------	------	------	------	------	------	--------	-------	------	------	------	------	------	------	--------	-------	------	------	------	------	------	------	--------	-------	------	-------	-------	-------	-------	-------	--------	-------	--------	-------	--------

PITCHER	IP	WLS	BF	H	R	ER	SO	BB	IBB	HBP	BLK	WP	HR	S	P	ERA	WHIP
Doc Medich, R ERA: 5.01 (1, 1)	0.0		4	2	2	2	0	2	2	0	0	0	0	2	10	∞	∞
Wade Blasingame, L ERA: 2.68 (3, 1)	5.1	W	24	5	2	2	3	2	0	0	0	0	0	28	36	3.38	1.312
Sparky Lyle, L ERA: 1.75 (9, 1)	1.0	S	6	2	2	2	0	0	0	0	0	0	0	6	6	18.00	2.000

Batter	1	2	3	4	5	6	7	8	9	AB R H RBI BB SO LOB	TOP							
Dick McAuliffe, L (1, 4) OBP: 0.337, SLG: 0.328	0-0 3B 1B	0-0 1-3		0-0 2B		0-0 F7			0-0 F2	5 1 2 0 0 0 2								
Mickey Stanley, R (1, 8) OBP: 0.288, SLG: 0.429	0-0 1B 3B	0-0 F4		0-0 F8			0-0 F5			4 1 1 1 0 0 1								
Gates Brown, L (1, 7) OBP: 0.309, SLG: 0.391	0-0 1B HBP		0-0 1B 2B		0-0 F6		0-0 F9			4 2 2 1 0 0 0								
Ike Brown, R (7, 7) OBP: 0.385, SLG: 0.390	0-0 1B HBP		0-0 2B		0-0 F7		0-0 F9			0 0 0 0 0 0 0								
Bill Freehan, R (1, 2) OBP: 0.359, SLG: 0.420	1-0 1B 1-2 HBP		0-3 K		0-0 F7		0-3 K			3 0 0 0 0 2 1								
Norm Cash, L (1, 3) OBP: 0.321, SLG: 0.457	0-0 F8		0-3 K		0-3 K			0-0 G4-6-3 1B		4 0 1 0 0 2 3								
Jim Northrup, L (1, 9) OBP: 0.318, SLG: 0.358	0-0 F8		0-0 1B		0-0 F8			0-0 G4-6-3 1-2f		4 0 1 1 0 0 3								
Aurelio Rodriguez, R (1, 5) OBP: 0.261, SLG: 0.346	0-0 1B 1-3 2-H		0-0 F4		0-0 BB 1B		0-0 F9			4 0 2 1 0 0 1								
Ed Brinkman, R (1, 6) OBP: 0.249, SLG: 0.270	0-3 K		0-0 F4		0-0 F7			0-0 4-3		4 0 0 0 0 1 3								
Mickey Lolich, S (1, 1) OBP: 0.255, SLG: 0.079		0-3 K		0-0 3-1		4-0 BB		0-3 K		2 0 0 0 1 1 0								
Chuck Seelbach, R (6, 1) OBP: 0.318, SLG: 0.278										1 0 0 0 0 1 0								
Inning Stats	R: 3 E: 0 K: 1 S: 9	H: 4 LOB: 2 BB: 0 P: 10	R: 0 E: 0 K: 1 S: 5	H: 0 LOB: 0 BB: 0 P: 5	R: 1 E: 0 K: 2 S: 9	H: 2 LOB: 1 BB: 0 P: 9	R: 0 E: 0 K: 0 S: 4	H: 1 LOB: 1 BB: 0 P: 4	R: 0 E: 0 K: 1 S: 5	H: 0 LOB: 0 BB: 0 P: 5	R: 0 E: 0 K: 1 S: 3	H: 1 LOB: 0 BB: 0 P: 3	R: 0 E: 0 K: 1 S: 5	H: 0 LOB: 0 BB: 0 P: 5	1B: 6 2B: 2 3B: 1 HR: 0	SF: 0 SAC: 0 DP: 1 HBP: 1	WP: 0 PB: 0 SB: 0 CS: 0	PA: 37
PITCHER	IP WLS BF H R ER SO BB IBB HBP BLK WP HR S P ERA WHIP																	
Jim Palmer, R (1, 1) ERA: 1.9	7.0 L 31 8 4 4 6 1 0 1 0 0 0 0 41 46 5.14 1.286																	
Grant Jackson, L (8, 1) ERA: 2.93	2.0 6 1 0 0 1 0 0 0 0 0 0 0 8 8 0.00 0.500																	

Detroit Tigers @ Baltimore Orioles
 Memorial Stadium, Baltimore, MD
 Wed Sep 06 1972, 7:05 PM EDT
 Att. 12,197 - Unknown

livebaseballscorecards.com

AB	35
R	4
H	9
RBI	4
BB	1
SO	7
LOB	14



Batter	1	2	3	4	5	6	7	8	9	AB R H RBI BB SO LOB	TOP											
Tony Taylor, R OBP: 0.338, SLG: 0.387 (1, 4) X	0-0 5-3 ①		0-0 2B X			0-3 K ①		0-0 5-3 X		4 0 1 0 0 1 1												
Al Kaline, R OBP: 0.356, SLG: 0.422 Joe Niekro, R OBP: 0.308, SLG: 0.333 Marvin Lane, R (6, PH) Lerrin LaGrow, R (6, 1) Jim Foor, L (8, 1) John Gamble, R (9, PH)	0-3 K ②		0-0 L9 ③			0-0 F6 ②		0-0 F6 ①		2 0 0 0 0 1 1 0 0 0 0 0 0 0 1 0 1 0 0 0 0 0 0												
Frank Howard, R OBP: 0.341, SLG: 0.363 Joe Staton, L (9, PR)	0-0 6-3 ③				4-0 BB BBB	0-0 5-3 ③		0-0 1B G5-4-3 ③		3 0 1 0 1 0 0 0 0 0 0 0 0 0												
Bill Freehan, R OBP: 0.358, SLG: 0.418 (1, 2)		0-0 FC5-4 1B ①		0-0 L5 ①		0-0 F8 ①		0-0 G5-4-3 ② ③ 1-2f		4 0 1 0 0 0 2												
Willie Horton, R OBP: 0.279, SLG: 0.377 (1, 7)		0-0 F9 ①		0-0 F6 ②		0-0 L6 ②				3 0 0 0 0 0 2												
Mickey Stanley, R OBP: 0.286, SLG: 0.426 (1, 8)		0-0 FC5-4 1-2f ②		0-3 K ③		0-0 1-3 ③				3 0 0 0 0 1 2												
Aurelio Rodriguez, R OBP: 0.261, SLG: 0.346 (1, 5)		0-0 G3 ③			0-0 L5 ①			0-0 5-3 1B ①		3 0 1 0 0 0 1												
Ed Brinkman, R OBP: 0.247, SLG: 0.268 (1, 6)			0-0 F8 ①		0-0 F5 ②			0-0 5-3 1-2 ①		3 0 0 0 0 0 1												
Fred Scherman, L OBP: 0.143, SLG: 0.100 Bill Slayback, R OBP: 0.174, SLG: 0.174 Tom Timmermann, R OBP: 0.208, SLG: 0.136 Ike Blessitt, R (3, PH) Ike Brown, R OBP: 0.376, SLG: 0.380 (3, 9)			0-3 K ②		0-0 F8 ③			0-0 1-3 ②		0 1 0 0 0 0 1 0 2 0 0 0 0 0 1												
Inning Stats	R: 0 E: 0 K: 1 S: 5	H: 0 LOB: 0 BB: 0 P: 5	R: 0 E: 0 K: 0 S: 4	H: 1 LOB: 1 BB: 0 P: 4	R: 0 E: 0 K: 1 S: 6	H: 1 LOB: 1 BB: 0 P: 6	R: 0 E: 0 K: 1 S: 5	H: 0 LOB: 1 BB: 1 P: 9	R: 0 E: 0 K: 1 S: 3	H: 0 LOB: 0 BB: 0 P: 3	R: 0 E: 0 K: 1 S: 5	H: 0 LOB: 0 BB: 0 P: 5	R: 0 E: 0 K: 0 S: 3	H: 0 LOB: 0 BB: 0 P: 3	R: 0 E: 0 K: 0 S: 4	H: 1 LOB: 1 BB: 0 P: 4	R: 0 E: 0 K: 0 S: 3	H: 1 LOB: 1 BB: 0 P: 3	1B: 3 2B: 1 3B: 0 HR: 0	SF: 0 SAC: 0 DP: 1 HBP: 0	WP: 0 PB: 0 SB: 0 CS: 0	PA: 31
PITCHER Mike Cuellar, L ERA: 2.57 (1, 1)	IP: 9.0 WLS: W BF: 31 H: 4 R: 0 ER: 0 SO: 4 BB: 1 IBB: 0 HBP: 0 BLK: 0 WP: 0 HR: 0 S: 38 P: 42 ERA: 0.00 WHIP: 0.556											PITCHER	IP: 9.0 WLS: W BF: 31 H: 4 R: 0 ER: 0 SO: 4 BB: 1 IBB: 0 HBP: 0 BLK: 0 WP: 0 HR: 0 S: 38 P: 42 ERA: 0.00 WHIP: 0.556									

Detroit Tigers @ Baltimore Orioles
Memorial Stadium, Baltimore, MD
Thu Sep 07 1972, 7:05 PM EDT
Att. 8,357 - Unknown

livebaseballscorecards.com

AB	30
R	0
H	4
RBI	0
BB	1
SO	4
LOB	11



BOTTOM

Detroit Tigers @ Baltimore Orioles
Memorial Stadium, Baltimore, MD
 Thu Sep 07 1972, 7:05 PM EDT
 Att. 8,357 - Unknown

livebaseballscorecards.com

AB	36
R	9
H	12
RBI	9
BB	2
SO	6
LOB	17



WP: 0	PA: 39
PB: 0	
SB: 0	
CS: 0	

AB	R	H	RBI	BB	SO	LOB
3	3	1	0	2	0	1
5	1	3	2	0	0	2
4	2	2	2	0	1	1
1	0	0	0	0	0	1
4	0	0	0	0	1	3
4	2	2	3	0	0	0
4	0	0	1	0	0	1
4	1	2	1	0	1	1
4	0	2	0	0	0	3
3	0	0	0	0	3	4
1B: 9	SF: 0					
2B: 1	SAC: 1					
3B: 2	DP: 1					
HR: 0	HBP: 0					

Batter	1	2	3	4	5	6	7	8	9							
Bobby Grich, R OBP: 0.352, SLG: 0.427 (1, 4)	0-0 1B 2B 1B	4-0 1B 3B BB	0-0 6-3			0-0 F6		4-0 1-2 3B BB								
Paul Blair, R OBP: 0.261, SLG: 0.337 (1, 8)	0-0 1-2 2B 1B	0-0 F7	0-0 F9			0-0 G6-4-3 1B		0-0 1-H 2-H 3B								
Tommy Davis, R OBP: 0.325, SLG: 0.300 (1, 7)	0-0 L9 1B 2B	0-0 1-2 3B 1B				0-0 G6-4-3 1-2f		0-0 4-3								
Rich Coggins, L OBP: 0.500, SLG: 0.667 (7, 9)	1-H 2-H															
Don Baylor, R OBP: 0.334, SLG: 0.417 (1, 9)	0-0 L9 2-3	0-3 K				0-0 F4		0-0 F9								
Brooks Robinson, R OBP: 0.306, SLG: 0.346 (1, 5)	0-0 1B E 1B	0-0 1-H 2-H FC 3B				0-0 5-3		0-0 5-3								
Boog Powell, L OBP: 0.337, SLG: 0.409 (1, 3)	0-0 E3 1B 1-2	0-0 FC 3-H				0-0 5-3		0-0 F9								
Andy Etchebarren, R OBP: 0.271, SLG: 0.272 (1, 2)	0-0 1-3 2-H 1B	0-3 K				0-0 6-3		0-0 3B 1B BB								
Mark Belanger, R OBP: 0.246, SLG: 0.261 (1, 6)	0-0 L4					0-0 SH1-4 1B		0-0 F9								
Mike Cuellar, L OBP: 0.120, SLG: 0.200 (1, 1)	0-3 K					0-3 SH1-4 1-2 K		0-3 K								
Inning Stats	R: 4 E: 1 K: 1 S: 11	H: 5 LOB: 2 BB: 0 P: 11	R: 3 E: 0 K: 2 S: 10	H: 2 LOB: 1 BB: 1 P: 14	R: 0 E: 0 K: 0 S: 4	H: 1 LOB: 1 BB: 0 P: 4	R: 0 E: 0 K: 1 S: 5	H: 0 LOB: 0 BB: 0 P: 5	R: 0 E: 0 K: 0 S: 6	H: 1 LOB: 1 BB: 0 P: 6	R: 0 E: 0 K: 0 S: 3	H: 0 LOB: 0 BB: 0 P: 3	R: 0 E: 0 K: 0 S: 3	H: 0 LOB: 0 BB: 0 P: 3	R: 2 E: 0 K: 1 S: 7	H: 2 LOB: 1 BB: 1 P: 11

PITCHER	IP	WLS	BF	H	R	ER	SO	BB	IBB	HBP	BLK	WP	HR	S	P	ERA	WHIP
Fred Scherman, L ERA: 3.44 (1, 1)	0.0	L	3	3	3	3	0	0	0	0	0	0	0	3	3	∞	∞
Bill Slayback, R ERA: 3.32 (1, 1)	1.2		11	4	4	3	2	1	0	0	0	0	0	14	18	16.20	3.000
Tom Timmermann, R ERA: 2.85 (2, 1)	0.1		2	0	0	0	1	0	0	0	0	0	0	4	4	0.00	0.000
Joe Niekro, R ERA: 3.45 (3, 1)	3.0		11	2	0	0	2	0	0	0	0	0	0	15	15	0.00	0.667
Lerrin LaGrow, R ERA: 1.93 (6, 1)	2.0		6	1	0	0	0	0	0	0	0	0	0	6	6	0.00	0.500

PITCHER	IP	WLS	BF	H	R	ER	SO	BB	IBB	HBP	BLK	WP	HR	S	P	ERA	WHIP
Jim Foor, L ERA: 12.27 (8, 1)	1.0		6	2	2	2	1	1	0	0	0	0	0	7	11	18.00	3.000

Batter	1	2	3	4	5	6	7	8	9	AB R H RBI BB SO LOB	TOP											
Dick McAuliffe, L (1, 4) OBP: 0.336, SLG: 0.325	0-0 G3		0-0 4-3		0-0 L9		4-0 BB			3 0 0 0 1 0 1												
Mickey Stanley, R (1, 8) OBP: 0.283, SLG: 0.421	0-0 F8		0-0 6-3		0-0 K	0-3 K	0-0 F7			4 0 0 0 0 1 3												
Gates Brown, L (1, 7) OBP: 0.309, SLG: 0.405	0-0 Al Kaline, R (8, PH) OBP: 0.355, SLG: 0.420		0-0 4-3		0-0 G3		0-0 F6			3 1 1 1 0 0 0												
Ike Brown, R (8, 7) OBP: 0.376, SLG: 0.380	HR				0-0 G3		0-0 F6			1 0 0 0 0 0 0												
Norm Cash, L (1, 3) OBP: 0.320, SLG: 0.455	0-0 4-3			0-0 CS 1B	0-0 5-3		0-0 4-3			4 0 1 0 0 0 0												
Jim Northrup, L (1, 9) OBP: 0.318, SLG: 0.355		0-0 G3		0-3 K	0-3 K		4-0 1B 2B BB	0-0 5-3		3 1 0 0 1 1 1												
Duke Sims, L (1, 2) OBP: 0.313, SLG: 0.302		0-0 2B		0-3 K	0-3 K		0-0 F5	0-3 K		3 0 1 0 0 1 2												
Bill Freehan, R (9, PH) OBP: 0.358, SLG: 0.417				1-2						1 0 0 0 0 1 0												
Aurelio Rodriguez, R (1, 5) OBP: 0.261, SLG: 0.345		0-0 F8		0-0 6-3	0-0 6-3		0-0 2B 1-2 1B	0-3 K		4 0 1 0 0 1 1												
Ed Brinkman, R (1, 6) OBP: 0.252, SLG: 0.273		4-0 IBB		0-0 SH1-4 1B	0-0 SH1-4 1B		0-0 1-3 2-H 2B	0-0 F8		3 0 2 1 1 0 0												
Woodie Fryman, R (1, 1) OBP: 0.121, SLG: 0.143		0-0 F8		0-0 SH1-4	0-0 SH1-4		0-0 F7			2 0 0 0 0 0 4												
Inning Stats	R: 1 E: 0 K: 0 S: 4	H: 1 LOB: 0 BB: 0 P: 4	R: 0 E: 0 K: 0 S: 4	H: 1 LOB: 2 BB: 1 P: 8	R: 0 E: 0 K: 0 S: 3	H: 0 LOB: 0 BB: 0 P: 3	R: 0 E: 0 K: 2 S: 7	H: 1 LOB: 1 BB: 0 P: 7	R: 0 E: 0 K: 1 S: 5	H: 0 LOB: 0 BB: 0 P: 5	R: 1 E: 0 K: 0 S: 5	H: 2 LOB: 3 BB: 2 P: 13	R: 0 E: 0 K: 0 S: 3	H: 0 LOB: 0 BB: 0 P: 3	R: 0 E: 0 K: 2 S: 7	H: 0 LOB: 0 BB: 0 P: 7	1B: 3 2B: 3 3B: 0 HR: 1	SF: 0 SAC: 1 DP: 1 HBP: 0	WP: 0 PB: 0 SB: 0 CS: 1	PA: 35		
PITCHER	IP WLS BF H R ER SO BB IBB HBP BLK WP HR S P ERA WHIP	IP WLS BF H R ER SO BB IBB HBP BLK WP HR S P ERA WHIP	IP WLS BF H R ER SO BB IBB HBP BLK WP HR S P ERA WHIP	IP WLS BF H R ER SO BB IBB HBP BLK WP HR S P ERA WHIP	IP WLS BF H R ER SO BB IBB HBP BLK WP HR S P ERA WHIP	IP WLS BF H R ER SO BB IBB HBP BLK WP HR S P ERA WHIP	IP WLS BF H R ER SO BB IBB HBP BLK WP HR S P ERA WHIP	IP WLS BF H R ER SO BB IBB HBP BLK WP HR S P ERA WHIP	IP WLS BF H R ER SO BB IBB HBP BLK WP HR S P ERA WHIP	IP WLS BF H R ER SO BB IBB HBP BLK WP HR S P ERA WHIP	IP WLS BF H R ER SO BB IBB HBP BLK WP HR S P ERA WHIP	IP WLS BF H R ER SO BB IBB HBP BLK WP HR S P ERA WHIP	IP WLS BF H R ER SO BB IBB HBP BLK WP HR S P ERA WHIP	IP WLS BF H R ER SO BB IBB HBP BLK WP HR S P ERA WHIP	IP WLS BF H R ER SO BB IBB HBP BLK WP HR S P ERA WHIP	IP WLS BF H R ER SO BB IBB HBP BLK WP HR S P ERA WHIP	IP WLS BF H R ER SO BB IBB HBP BLK WP HR S P ERA WHIP	IP WLS BF H R ER SO BB IBB HBP BLK WP HR S P ERA WHIP	IP WLS BF H R ER SO BB IBB HBP BLK WP HR S P ERA WHIP	IP WLS BF H R ER SO BB IBB HBP BLK WP HR S P ERA WHIP	IP WLS BF H R ER SO BB IBB HBP BLK WP HR S P ERA WHIP	
Pat Dobson, R (1, 1) ERA: 2.64	7.0 L 29 6 2 2 3 2 1 0 0 0 1 32 44 2.57 1.143																					
Grant Jackson, L (8, 1) ERA: 2.76	2.0 6 0 0 0 0 2 0 0 0 0 0 0 10 10 0.00 0.000																					

Detroit Tigers @ Baltimore Orioles
 Memorial Stadium, Baltimore, MD
 Fri Sep 08 1972, 7:05 PM EDT
 Att. 19,469 - Unknown

livebaseballscorecards.com

AB	31
R	2
H	6
RBI	2
BB	3
SO	5
LOB	12




Batter	1	2	3	4	5	6	7	8	9	AB	R	H	RBI	BB	SO	LOB
Bobby Grich, R OBP: 0.351, SLG: 0.424 (1, 4) H	1-0 K HBP		0-3 K		0-3 K		0-3 K			3	0	0	0	0	3	0
Paul Blair, R OBP: 0.263, SLG: 0.336 (1, 8) X	0-0 F8 1-2		0-0 F3		4-0 BB		4-0 BB			2	0	0	0	2	0	1
Tommy Davis, R OBP: 0.321, SLG: 0.288 (1, 7) Grant Jackson, S (8, 1) B B B	4-0 BB			0-3 K2-3	0-0 F9		0-0 F9			3	0	0	0	1	1	2
Don Baylor, R OBP: 0.333, SLG: 0.413 (1, 9) S S	0-3 K			4-0 BB S BB		0-0 F7		0-0 6-3		3	0	0	0	1	1	2
Brooks Robinson, R OBP: 0.306, SLG: 0.347 (1, 5) X	0-0 6-3			0-0 F6 1-2		0-0 2B		0-0 6-3		4	0	1	0	0	0	3
Boog Powell, L OBP: 0.336, SLG: 0.405 (1, 3) X		0-0 F7		1-0 BB HBP		0-3 K		0-0 F7		3	0	0	0	0	1	1
Andy Etchebarren, R OBP: 0.270, SLG: 0.267 (1, 2) X		0-0 F4		4-0 BB 1-2 2-3 BB		0-0 6-3			0-0 6-3	3	0	0	0	1	0	1
Mark Belanger, R OBP: 0.244, SLG: 0.258 (1, 6) Davey Johnson, R OBP: 0.325, SLG: 0.330 (9, PH) X		0-0 F7		0-0 F9			0-0 6-3		0-0 F8	3	0	0	0	0	0	3
Pat Dobson, R OBP: 0.138, SLG: 0.152 (1, 1) Don Buford, S OBP: 0.326, SLG: 0.272 (7, PH) (8, 7) S S			0-3 K		0-3 K		0-0 HR		0-0 F7	2	0	0	0	0	2	0

Inning Stats	R: 0 E: 0 K: 1 S: 5	H: 0 LOB: 2 BB: 1 P: 10	R: 0 E: 0 K: 0 S: 3	H: 0 LOB: 0 BB: 0 P: 3	R: 0 E: 0 K: 2 S: 7	H: 0 LOB: 0 BB: 0 P: 7	R: 0 E: 0 K: 1 S: 5	H: 0 LOB: 3 BB: 2 P: 14	R: 0 E: 0 K: 2 S: 7	H: 0 LOB: 1 BB: 1 P: 11	R: 0 E: 0 K: 1 S: 6	H: 1 LOB: 1 BB: 0 P: 6	R: 1 E: 0 K: 1 S: 6	H: 1 LOB: 1 BB: 1 P: 10	R: 0 E: 0 K: 0 S: 3	H: 0 LOB: 0 BB: 0 P: 3	R: 0 E: 0 K: 0 S: 3	H: 0 LOB: 0 BB: 0 P: 3	1B: 0 2B: 1 3B: 0 HR: 1	SF: 0 SAC: 0 DP: 0 HBP: 2	WP: 0 PB: 0 SB: 2 CS: 0	PA: 36												
PITCHER Woodie Fryman, L ERA: 3.44 (1, 1)	IP 9.0	WLS W	BF 36	H 2	R 1	ER 1	SO 8	BB 5	IBB 0	HBP 2	BLK 0	WP 0	HR 1	S 45	P 67	ERA 1.00	WHIP 0.778																	
																	PITCHER	IP	WLS	BF	H	R	ER	SO	BB	IBB	HBP	BLK	WP	HR	S	P	ERA	WHIP

DETROIT TIGERS @ BALTIMORE ORIOLES
Memorial Stadium, Baltimore, MD
 Fri Sep 08 1972, 7:05 PM EDT
 Att. 19,469 - Unknown

AB	29
R	1
H	2
RBI	1
BB	5
SO	8
LOB	13



livebaseballscorecards.com

Batter	1	2	3	4	5	6	7	8	9	AB R H RBI BB SO LOB	TOP												
Rick Auerbach, R OBP: 0.277, SLG: 0.259 (1, 6) X	0-0 5-3 ①		0-0 F4 ③			0-0 F7 ①		0-0 6-3 ③		4 0 0 0 0 0 0													
Dave May, L OBP: 0.311, SLG: 0.347 (1, 8) X	0-0 F6			0-0 E3 1B		0-0 E6 5-3		4-0 SH3-4 BB	BBB	3 0 1 0 1 0 0													
Syd O'Brien, R OBP: 0.271, SLG: 0.329 (1, 4) X	0-0 1-3 ③			0-0 5-3		0-0 5-3 ②		0-0 SH3-4 ①		3 0 0 0 0 0 2													
George Scott, R OBP: 0.314, SLG: 0.423 (1, 3)		0-0 F9 ①		0-0 F9 ②		0-0 5-3 ③		0-0 F9 ②		4 0 0 0 0 0 3													
Ollie Brown, R OBP: 0.303, SLG: 0.323 (1, 9)		0-0 HR		0-0 6-3 ③			0-0 F9 ①		0-0 6-3 ③		4 1 1 1 0 0 2												
Tommie Reynolds, R OBP: 0.285, SLG: 0.321 (1, 7)		0-3 K ②			0-0 FC6-4 1B		0-0 6-3 ②				3 0 1 0 0 1 0												
Mike Ferraro, R OBP: 0.287, SLG: 0.339 (1, 5)		0-0 L3 ③			0-0 FC6-4 6-3 1-2f		0-0 4-3 ③				3 0 0 0 0 0 1												
John Felske, R OBP: 0.209, SLG: 0.215 (1, 2)			0-0 F9 ①		0-0 6-3 ②		0-0 6-3 ①				3 0 0 0 0 0 1												
Jim Lonborg, R OBP: 0.200, SLG: 0.161 (1, 1)			0-0 G3 ②		0-3 K ③		0-0 F9 ②				3 0 0 0 0 1 1												
Inning Stats	R: 0 E: 0 K: 0 S: 3	H: 0 LOB: 0 BB: 0 P: 3	R: 1 E: 0 K: 1 S: 6	H: 1 LOB: 0 BB: 0 P: 6	R: 0 E: 0 K: 0 S: 3	H: 0 LOB: 0 BB: 0 P: 3	R: 0 E: 1 K: 0 S: 4	H: 1 LOB: 1 BB: 0 P: 4	R: 0 E: 0 K: 1 S: 6	H: 1 LOB: 1 BB: 0 P: 6	R: 0 E: 1 K: 0 S: 4	H: 0 LOB: 1 BB: 0 P: 4	R: 0 E: 0 K: 0 S: 3	H: 0 LOB: 0 BB: 0 P: 3	R: 0 E: 0 K: 0 S: 3	H: 0 LOB: 0 BB: 0 P: 3	R: 0 E: 0 K: 0 S: 3	H: 0 LOB: 1 BB: 1 P: 7	1B: 2 2B: 0 3B: 0 HR: 1	SF: 0 SAC: 1 DP: 0 HBP: 0	WP: 0 PB: 0 SB: 0 CS: 0	PA: 32	
PITCHER Dave McNally, L ERA: 2.76 (1, 1)	IP: 8.0	WLS: 28	H: 3	R: 1	ER: 1	SO: 2	BB: 0	IBB: 0	HBP: 0	BLK: 0	WP: 0	HR: 1	S: 32	P: 32	ERA: 1.12	WHIP: 0.375							
Eddie Watt, R ERA: 2.15 (9, 1)	IP: 1.0	WLS: 4	H: 0	R: 0	ER: 0	SO: 0	BB: 1	IBB: 0	HBP: 0	BLK: 0	WP: 0	HR: 0	S: 3	P: 7	ERA: 0.00	WHIP: 1.000							

Milwaukee Brewers @ Baltimore Orioles
Memorial Stadium, Baltimore, MD
 Sat Sep 09 1972, 7:05 PM EDT
 Unknown

livebaseballscorecards.com

AB	30
R	1
H	3
RBI	1
BB	1
SO	2
LOB	10



Batter	1	2	3	4	5	6	7	8	9	AB R H RBI BB SO LOB
Don Buford, S (1, 7) OBP: 0.327, SLG: 0.271	4-0 SH1-3 BB		4-0 G6-4-3 BB			0-0 F8		0-0 F9		2 0 0 0 2 0 1
Rich Coggins, L (1, 8) OBP: 0.429, SLG: 0.571	0-0 SH1-3		0-0 F8			0-0 L4		0-3 K		3 0 0 0 0 1 3
Brooks Robinson, R (1, 5) OBP: 0.304, SLG: 0.344	0-0 F7		0-0 G6-4-3			0-0 F9			0-0 F3	4 0 0 0 0 0 2
Boog Powell, L (1, 3) OBP: 0.335, SLG: 0.402	4-0 IBB			0-0 F3			0-3 K		0-0 4-3	3 0 0 0 1 1 0
Terry Crowley, L (1, 9) OBP: 0.329, SLG: 0.423	0-0 F9			0-0 1-3			0-0 G3		0-0 HR	4 1 1 1 0 0 2
Johnny Oates, L (1, 2) OBP: 0.345, SLG: 0.373		0-0 G3		0-0 F8			0-0 5-3			3 0 0 0 0 0 0
Davey Johnson, R (1, 4) OBP: 0.325, SLG: 0.333		0-0 F7			0-0 F7					3 1 1 0 0 0 0
Mark Belanger, R (1, 6) OBP: 0.246, SLG: 0.259		0-0 1B			0-0 F4			0-0 SH1-3		2 0 1 0 0 0 0
Dave McNally, R (1, 1) OBP: 0.195, SLG: 0.270		0-0 F8			0-0 F7			0-0 1B		2 0 0 0 0 0 1
Tommy Davis, R (8, PH) OBP: 0.329, SLG: 0.297										1 0 1 1 0 0 0
Al Bumbry, L (8, PR)										0 0 0 0 0 0 0
Eddie Watt, R (9, 1)										0 0 0 0 0 0 0

Inning Stats	R: 0	H: 0	E: 0	K: 3	S: 3	R: 0	H: 1	E: 0	K: 0	S: 4	R: 0	H: 0	E: 0	K: 0	S: 2	R: 0	H: 0	E: 0	K: 0	S: 3	R: 0	H: 0	E: 0	K: 0	S: 3	R: 0	H: 0	E: 0	K: 1	S: 5	R: 1	H: 2	E: 0	K: 1	S: 7	R: 1	H: 1	E: 0	K: 0	S: 3	1B: 2	2B: 1	3B: 0	HR: 1	SF: 0	SAC: 2	DP: 1	HBP: 0	WP: 0	PA: 32					
PITCHER	IP	WLS	BF	H	R	ER	SO	BB	IBB	HBP	BLK	WP	HR	S	P	ERA	WHIP													PITCHER	IP	WLS	BF	H	R	ER	SO	BB	IBB	HBP	BLK	WP	HR	S	P	ERA	WHIP								
Jim Lonborg, R (1, 1) ERA: 2.83	8.2	L	32	4	2	2	2	2	1	0	0	0	1	33	45	2.08	0.692																																						

BOTTOM

Milwaukee Brewers @ Baltimore Orioles
Memorial Stadium, Baltimore, MD
 Sat Sep 09 1972, 7:05 PM EDT
 Unknown

livebaseballscorecards.com

AB	27
R	2
H	4
RBI	2
BB	3
SO	2
LOB	9



Batter	1	2	3	4	5	6	7	8	9	AB R H RBI BB SO LOB	TOP							
Rick Auerbach, R (1, 6) OBP: 0.274, SLG: 0.257	0-0 1-3		0-0 6-3			0-0 5-3			0-0 F7	4 0 0 0 0 0 0								
Ron Theobald, R (1, 4) OBP: 0.349, SLG: 0.256	0-0 FC6-4 1B			0-3 K		4-0 BB			0-0 6-3	3 0 1 0 1 1 0								
Dave May, L (1, 8) OBP: 0.309, SLG: 0.344	0-0 L6			0-0 3-1		0-0 F7			0-0 4-3	4 0 0 0 0 0 2								
George Scott, R (1, 3) OBP: 0.312, SLG: 0.421	0-0 FC6-4 1-2f			0-0 4-3					0-0 6-3	3 0 0 0 0 0 1								
John Briggs, L (1, 7) OBP: 0.354, SLG: 0.440		0-0 3-1			0-0 F8				0-0 F3	3 0 0 0 0 0 0								
Joe Lahoud, L (1, 9) OBP: 0.322, SLG: 0.395		0-0 F6			0-0 F6				0-0 3-1	3 0 0 0 0 0 0								
Ellie Rodriguez, R (1, 2) OBP: 0.384, SLG: 0.369		0-0 F9			0-0 E4				0-0 4-3	3 0 0 0 0 0 0								
Syd O'Brien, R (1, 5) OBP: 0.273, SLG: 0.329			0-0 F7		0-0 F7				0-0 G6-4-3 1B	3 0 1 0 0 0 1								
Ken Brett, L (1, 1) OBP: 0.225, SLG: 0.231			0-0 4-3		0-3 K				0-0 G6-4-3 1-2f	2 0 0 0 0 1 0								
Ken Sanders, R (7, 1) OBP: 0.250, SLG: 0.143										0 0 0 0 0 0 0								
Mike Ferraro, R (8, PH) OBP: 0.286, SLG: 0.338										1 0 0 0 0 0 1								
Frank Linzy, R (8, 1) OBP: 0.143, SLG: 0.143										0 0 0 0 0 0 0								
Inning Stats	R: 0 E: 0 K: 0 S: 4	H: 1 LOB: 1 BB: 0 P: 4	R: 0 E: 0 K: 0 S: 3	H: 0 LOB: 0 BB: 0 P: 3	R: 0 E: 0 K: 1 S: 5	H: 0 LOB: 0 BB: 0 P: 5	R: 0 E: 1 K: 0 S: 4	H: 0 LOB: 1 BB: 0 P: 4	R: 0 E: 0 K: 1 S: 5	H: 0 LOB: 1 BB: 1 P: 9	R: 0 E: 0 K: 0 S: 3	H: 1 LOB: 0 BB: 0 P: 3	R: 0 E: 0 K: 0 S: 3	H: 0 LOB: 0 BB: 0 P: 3	1B: 2 2B: 0 3B: 0 HR: 0	SF: 0 SAC: 0 DP: 1 HBP: 0	WP: 0 PB: 0 SB: 0 CS: 0	PA: 30
PITCHER Doyle Alexander, R (1, 1) ERA: 2.5	IP: 9.0 WLS: W BF: 30 H: 2 R: 0 ER: 0 SO: 2 BB: 1 IBB: 0 HBP: 0 BLK: 0 WP: 0 HR: 0 S: 33 P: 37 ERA: 0.00 WHIP: 0.333											PITCHER	IP: WLS: BF: H: R: ER: SO: BB: IBB: HBP: BLK: WP: HR: S: P: ERA: WHIP:					

Milwaukee Brewers @ Baltimore Orioles
 Memorial Stadium, Baltimore, MD
 Sat Sep 09 1972, 7:05 PM EDT
 Att. 12,344 - Unknown

livebaseballscorecards.com

AB	29
R	0
H	2
RBI	0
BB	1
SO	2
LOB	5



Batter	1	2	3	4	5	6	7	8	9
Merv Rettenmund, R OBP: 0.333, SLG: 0.358 (1, 9)	0-3 K		0-0 5-3		4-0 G6-3 BB		0-3 K	0-0 5-3	
Paul Blair, R OBP: 0.263, SLG: 0.335 (1, 8)	0-0 1-3		0-0 5-3		0-0 G6-3 1-2f		0-0 1B E 1B		
Tommy Davis, R OBP: 0.360, SLG: 0.333 Mark Belanger, R OBP: 0.246, SLG: 0.259 (7, PR) (8, 6)	0-0 HR 1B		0-0 1B			0-0 E S 2B 1B	0-0 E 2B 1B		
Don Baylor, R OBP: 0.332, SLG: 0.421 (1, 7)	0-0 1-H HR		0-0 1-3			0-0 F8 1-3	0-0 E5 2B		
Brooks Robinson, R OBP: 0.303, SLG: 0.345 (1, 5)	0-0 F9			0-0 6-3		0-0 F9	0-0 1B 2B		
Bobby Grich, R OBP: 0.355, SLG: 0.430 (8, 3)		0-0 E4 1B		0-0 6-3		0-0 2B	0-0 1B		
Davey Johnson, R OBP: 0.326, SLG: 0.342 (1, 4)		0-3 K		0-0 HR		0-0 IBB	0-0 6-3		
Sergio Robles, R OBP: 0.200, SLG: 0.200 (1, 2)		0-0 4-3		0-0 6-3		0-0 5-3		0-0 F9	
Doyle Alexander, R OBP: 0.043, SLG: 0.043 (1, 1)		0-0 E4			0-0 F8		0-3 K	0-0 6-3	

Inning Stats	R: 2	H: 2	E: 0	K: 1	S: 7	H: 2	LOB: 0	BB: 0	P: 7	R: 0	H: 1	E: 1	K: 1	S: 6	R: 0	H: 1	E: 0	K: 0	S: 4	R: 1	H: 1	E: 0	K: 0	S: 4	R: 0	H: 0	E: 0	K: 0	S: 2	R: 1	H: 2	E: 0	K: 0	S: 5	R: 4	H: 4	E: 1	K: 2	S: 12	R: 0	H: 0	E: 0	K: 0	S: 3					

PITCHER	IP	WLS	BF	H	R	ER	SO	BB	IBB	HBP	BLK	WP	HR	S	P	ERA	WHIP
Ken Brett, L ERA: 4.59 (1, 1)	6.0	L	26	7	4	4	2	1	1	0	0	0	2	28	36	6.00	1.333
Ken Sanders, R ERA: 3.29 (7, 1)	1.0		8	4	4	0	2	0	0	0	0	0	0	12	12	0.00	4.000
Frank Linzy, R ERA: 2.65 (8, 1)	1.0		3	0	0	0	0	0	0	0	0	0	0	3	3	0.00	0.000

BOTTOM

Milwaukee Brewers @ Baltimore Orioles
Memorial Stadium, Baltimore, MD
 Sat Sep 09 1972, 7:05 PM EDT
 Att. 12,344 - Unknown

AB	R	H	RBI	BB	SO	LOB
4	0	0	0	1	2	0
4	1	1	0	0	0	1
4	2	4	0	0	0	0
0	1	0	0	0	0	0
4	2	1	2	0	0	3
4	1	1	2	0	0	1
4	0	3	2	0	0	0
3	1	1	1	1	1	2
4	0	0	0	0	0	3
4	0	0	0	0	1	1

AB	35
R	8
H	11
RBI	7
BB	2
SO	4
LOB	11

livebaseballscorecards.com

AB 35
R 8
H 11
RBI 7
BB 2
SO 4
LOB 11



1B	7	SF	0	WP	0	PA	37
2B	2	SAC	0	PB	0		
3B	0	DP	1	SB	1		
HR	2	HBP	0	CS	0		

Batter	1	2	3	4	5	6	7	8	9	AB R H RBI BB SO LOB	TOP																						
Ron Theobald, R (1, 4) OBP: 0.348, SLG: 0.256	0-0 6-3		0-0 F8			0-0 4-3		0-0 1B		4 0 1 0 0 0 1																							
Elie Rodriguez, R (1, 2) OBP: 0.386, SLG: 0.371	0-0 F9			0-0 E 1B 1B		0-0 5-3 1B		0-0 F9		4 0 2 0 0 0 1																							
Dave May, L (1, 8) OBP: 0.308, SLG: 0.343	0-0 6-3			0-0 F4		0-0 5-3 1-2			0-0 1B 1B	4 0 1 0 0 0 2																							
George Scott, R (1, 3) OBP: 0.312, SLG: 0.420		0-3 K		0-0 E1 1-3 1B		0-0 F9			0-0 F9	4 0 1 0 0 1 2																							
John Briggs, L (1, 7) OBP: 0.353, SLG: 0.438		0-0 L4		0-3 K		0-0 F4			0-0 G4-6-3 1-2 1B	4 0 1 0 0 1 2																							
Joe Lahoud, L (1, 9) OBP: 0.321, SLG: 0.393		0-0 F8		0-0 F9		0-0 L9-3 1B			0-0 G4-6-3 1-2	4 0 1 0 0 0 4																							
Mike Ferraro, R (1, 5) OBP: 0.283, SLG: 0.334			0-0 F9		0-0 6-3		0-0 L9-3 1-2			3 0 0 0 0 0 1																							
Rick Auerbach, R (1, 6) OBP: 0.273, SLG: 0.255			0-0 F9		0-0 F4			0-0 6-3		3 0 0 0 0 0 0																							
Skip Lockwood, R (1, 1) OBP: 0.184, SLG: 0.111			4-0 BB		0-3 K			0-0 F7		1 0 0 0 1 1 0																							
Syd O'Brien, R (8, PH) OBP: 0.270, SLG: 0.325										1 0 0 0 0 0 0																							
Ken Sanders, R (8, 1) OBP: 0.250, SLG: 0.143										0 0 0 0 0 0 0																							
Inning Stats	R: 0 E: 0 K: 0 S: 3	H: 0 LOB: 0 BB: 0 P: 3	R: 0 E: 0 K: 1 S: 5	H: 0 LOB: 0 BB: 0 P: 5	R: 0 E: 0 K: 0 S: 3	H: 0 LOB: 1 BB: 1 P: 7	R: 0 E: 1 K: 1 S: 7	H: 2 LOB: 2 BB: 0 P: 7	R: 0 E: 0 K: 1 S: 5	H: 0 LOB: 0 BB: 0 P: 5	R: 0 E: 0 K: 0 S: 4	H: 1 LOB: 1 BB: 0 P: 4	R: 0 E: 0 K: 0 S: 3	H: 1 LOB: 0 BB: 0 P: 3	R: 0 E: 0 K: 0 S: 4	H: 1 LOB: 1 BB: 0 P: 4	R: 0 E: 0 K: 0 S: 4	H: 2 LOB: 1 BB: 0 P: 4	1B: 7 2B: 1 3B: 0 HR: 0	SF: 0 SAC: 0 DP: 2 HBP: 0	WP: 0 PB: 0 SB: 0 CS: 0	PA: 33											
PITCHER Jim Palmer, R (1, 1) ERA: 1.83	IP 9.0	WLS W	BF 33	H 7	R 0	ER 0	SO 3	BB 1	IBB 0	HBP 0	BLK 0	WP 0	HR 0	S 38	P 42	ERA 0.00	WHIP 0.889																
											PITCHER	IP	WLS	BF	H	R	ER	SO	BB	IBB	HBP	BLK	WP	HR	S	P	ERA	WHIP					

Milwaukee Brewers @ Baltimore Orioles
 Memorial Stadium, Baltimore, MD
 Sun Sep 10 1972, 3:33 AM EDT
 Att: 11,791 - Unknown

AB	32
R	0
H	7
RBI	0
BB	1
SO	3
LOB	13



Batter	1	2	3	4	5	6	7	8	9
Rich Coggins, L OBP: 0.360, SLG: 0.480 (1, 8) (7, 9)	0-0 F2		0-0 F6		0-3 K		0-0 FC4-6		
Bobby Grich, R OBP: 0.354, SLG: 0.428 (1, 6)	0-0 S E 1B		0-0 5-3			0-0 6-3		0-0 5-3	
Tommy Davis, R OBP: 0.344, SLG: 0.317 Merv Rettenmund, R OBP: 0.333, SLG: 0.358 (1, 7) (9, 7)	0-0 1-3 1-2			0-3 K		0-0 F9		0-0 6-3	
Boog Powell, L OBP: 0.339, SLG: 0.407 (1, 3)	0-0 F8 2-H			4-0 BB BB		0-0 1B 2B		0-0 1B	
Terry Crowley, L OBP: 0.338, SLG: 0.429 Paul Blair, R OBP: 0.262, SLG: 0.334 (1, 9) (7, 8)		0-0 1B		4-0 1-2 BB		0-0 2-H 1B		0-0 F8	
Brooks Robinson, R OBP: 0.301, SLG: 0.343 (1, 5)		0-0 F8		0-0 F8		0-0 6-3			
Johnny Oates, L OBP: 0.341, SLG: 0.368 (1, 2)		0-0 F8		0-3 K			0-0 F8		
Davey Johnson, R OBP: 0.326, SLG: 0.342 (1, 4)		0-0 F4			0-0 F5		0-0 FC1-6 1B		
Jim Palmer, R OBP: 0.227, SLG: 0.276 (1, 1)			0-3 K		0-0 5-3		0-0 FC1-6 FC4-6 1-2f		

AB	R	H	RBI	BB	SO	LOB
4	0	0	0	0	1	1
4	1	1	0	0	0	0
4	0	0	0	0	1	1
0	0	0	0	0	0	0
3	1	2	0	1	0	0
2	0	2	1	1	0	0
1	0	0	0	0	0	1
3	0	0	0	0	0	4
3	0	0	0	0	1	3
3	0	1	0	0	0	1
3	0	0	0	0	1	1

BOTTOM

Milwaukee Brewers @ Baltimore Orioles
Memorial Stadium, Baltimore, MD
 Sun Sep 10 1972, 3:33 AM EDT
 Att. 11,791 - Unknown

AB	30
R	2
H	6
RBI	1
BB	2
SO	4
LOB	12



1B	2B	3B	HR	SF	SAC	DP	HBP
5	1	0	0	0	0	0	0

WP	HR	S	P	ERA	WHIP
0	0	0	0	0.00	1.000

Inning Stats		R	H	E	K	S	P	BB	IBB	HBP	BLK	WP	HR	S	P	ERA	WHIP
Skip Lockwood, R ERA: 3.43 (1, 1)		7.0	5	0	2	28	4	2	0	0	0	0	0	34	42	1.29	1.000
Ken Sanders, R ERA: 3.25 (8, 1)		1.0	1	0	0	4	0	0	0	0	0	0	0	4	4	0.00	1.000

WP	HR	S	P	ERA	WHIP
0	0	0	0	0.00	1.000

Milwaukee Brewers @ Baltimore Orioles
Memorial Stadium, Baltimore, MD
 Mon Sep 11 1972, 7:05 PM EDT
 Att. 4,069 - Unknown

AB	34
R	2
H	7
RBI	2
BB	2
SO	8
LOB	16



WP	0	PA	36
PB	0		
SB	0		
CS	0		

Batter	1	2	3	4	5	6	7	8	9	AB	R	H	RBI	BB	SO	LOB
Dave May, L (1, 8) OBP: 0.306, SLG: 0.340	0-3 K		0-0 F8		0-0 L7		0-0 4-3			4	0	0	0	0	1	3
Ellie Rodriguez, R (1, 2) OBP: 0.384, SLG: 0.367	4-0 BB		0-0 1-3			0-0 6-3		0-0 F7		3	0	0	0	1	0	0
Syd O'Brien, R (1, 4) OBP: 0.258, SLG: 0.310	0-0 F4		0-0 F8			0-0 5-3		0-0 5-3		4	0	0	0	0	0	1
George Scott, R (1, 3) OBP: 0.311, SLG: 0.417	4-0 1-2			0-0 4-3		0-3 K		0-3 K		3	0	0	0	1	2	0
Ollie Brown, R (1, 9) OBP: 0.306, SLG: 0.330	0-0 G3			0-0 6-3			0-0 1B		0-0 1B	4	2	2	0	0	0	2
Mike Ferraro, R (1, 5) OBP: 0.283, SLG: 0.333		0-0 F8		0-3 K			0-0 2B		0-0 6-3	4	0	1	0	0	1	1
Tommy Reynolds, R (1, 7) OBP: 0.291, SLG: 0.336		0-3 K			0-0 2B		0-0 F8		0-0 1B	4	0	2	1	0	1	2
Rick Auerbach, R (1, 6) OBP: 0.275, SLG: 0.262		0-0 2B			0-0 6-3		0-0 2B		0-3 K	3	0	2	1	0	0	1
John Briggs, L (9, PH) OBP: 0.352, SLG: 0.437							0-0 1-3		0-3 K	1	0	0	0	0	1	1
Jim Colborn, R (1, 1) OBP: 0.108, SLG: 0.139		0-0 4-3			0-0 F8		0-3 K		0-3 K	1	0	0	0	0	0	1
Ron Theobald, R (5, PH) OBP: 0.347, SLG: 0.255										1	0	0	0	0	0	1
Earl Stephenson, L (5, 1)										0	0	0	0	0	0	0
John Felske, R (7, PH) OBP: 0.207, SLG: 0.213										1	0	0	0	0	1	2
Frank Linzy, R (7, 1) OBP: 0.143, SLG: 0.143										0	0	0	0	0	0	0
Joe Lishoud, L (9, PH) OBP: 0.320, SLG: 0.392										1	0	0	0	0	1	1

Inning Stats	R: 0	H: 0	R: 0	H: 1	R: 0	H: 0	R: 0	H: 0	R: 0	H: 1	R: 0	H: 0	R: 1	H: 3	R: 0	H: 0	R: 1	H: 2	1B: 3	SF: 0	WP: 0	PA: 36
	E: 0	LOB: 2	E: 0	LOB: 1	E: 0	LOB: 0	E: 0	LOB: 0	E: 0	LOB: 1	E: 0	LOB: 0	E: 0	LOB: 2	E: 0	LOB: 0	E: 0	LOB: 1	2B: 4	SAC: 0	PB: 0	
	K: 1	BB: 2	K: 1	BB: 0	K: 0	BB: 0	K: 1	BB: 0	K: 0	BB: 0	K: 1	BB: 0	K: 1	BB: 0	K: 1	BB: 0	K: 2	BB: 0	3B: 0	DP: 0	SB: 0	
	S: 5	P: 13	S: 6	P: 6	S: 3	P: 3	S: 5	P: 5	S: 4	P: 4	S: 5	P: 5	S: 8	P: 8	S: 5	P: 5	S: 9	P: 9	HR: 0	HBP: 0	CS: 0	

PITCHER	IP	WLS	BF	H	R	ER	SO	BB	IBB	HBP	BLK	WP	HR	S	P	ERA	WHIP
Mike Cuellar, L (1, 1) ERA: 2.55	8.1	W	34	7	2	2	6	2	0	0	0	0	0	44	52	2.16	1.080
Eddie Watt, R (9, 1) ERA: 2.11	0.2	S	2	0	0	0	2	0	0	0	0	0	0	6	6	0.00	0.000

Batter	1	2	3	4	5	6	7	8	9
Rich Coggins, L (1, 8) OBP: 0.333, SLG: 0.444 Paul Blair, R (5, PH) OBP: 0.261, SLG: 0.333 (6, 8)	0-0 4-3		0-0 FC4-6		0-0 F9		0-0 F9		
Bobby Grich, R (1, 6) OBP: 0.358, SLG: 0.430	0-0 1-3		0-0 CS	0-0 1B HR 1B	0-0 1B			4-0 6-3 BB	
Tommy Davis, R (1, 7) OBP: 0.340, SLG: 0.314 Merv Rettenmund, R (9, 7) OBP: 0.333, SLG: 0.358	0-0 1-3			0-0 1B HR	0-0 F3			0-0 6-3	
Boog Powell, L (1, 3) OBP: 0.342, SLG: 0.416		0-0 F8		0-0 1B HR		0-0 1B		4-0 G3-6-3 IBB	
Terry Crowley, L (1, 9) OBP: 0.332, SLG: 0.421		0-0 F4		0-0 F9		0-3 K		0-0 G3-6-3	
Brooks Robinson, R (1, 5) OBP: 0.303, SLG: 0.345		0-0 1B		0-0 1B		0-0 F8			
Johnny Oates, L (1, 2) OBP: 0.336, SLG: 0.362		0-0 4-3		0-0 F6		0-0 F4			
Davey Johnson, R (1, 4) OBP: 0.327, SLG: 0.340			4-0 FC4-6 BB	0-0 F3			0-0 1-3		
Mike Cuellar, L (1, 1) OBP: 0.115, SLG: 0.192 Eddie Watt, R (9, 1)			0-3 K		0-3 K		0-0 G3		

AB	R	H	RBI	BB	SO	LOB
2	0	0	0	0	0	1
2	0	0	0	0	0	0
3	1	2	0	1	0	0
4	1	1	0	0	0	2
0	0	0	0	0	0	0
3	1	2	3	1	0	0
4	0	0	0	0	1	3
3	0	2	0	0	0	1
3	0	0	0	0	0	3
2	0	0	0	1	0	1
3	0	0	0	0	2	1
0	0	0	0	0	0	0

BOTTOM

Milwaukee Brewers @ Baltimore Orioles
Memorial Stadium, Baltimore, MD
 Mon Sep 11 1972, 7:05 PM EDT
 Att. 4,069 - Unknown

livebaseballscorecards.com

AB	29
R	3
H	7
RBI	3
BB	3
SO	3
LOB	12



1B: 6	SF: 0
2B: 0	SAC: 0
3B: 0	DP: 1
HR: 1	HBP: 0

WP: 0	PA: 33
PB: 0	
SB: 0	
CS: 1	

Inning Stats	R: 0	H: 0	E: 0	K: 0	S: 3	H: 0	LOB: 0	BB: 0	P: 3	R: 0	H: 1	E: 0	K: 0	S: 4	R: 0	H: 0	E: 0	K: 1	S: 4	R: 3	H: 4	E: 0	K: 0	S: 7	R: 0	H: 1	E: 0	K: 1	S: 6	R: 0	H: 1	E: 0	K: 1	S: 6	R: 0	H: 0	E: 0	K: 0	S: 3	R: 0	H: 0	E: 0	K: 0	S: 2
PITCHER	IP	WLS	BF	H	R	ER	SO	BB	IBB	HBP	BLK	WP	HR	S	P	ERA	WHIP																											
Jim Colborn, R (1, 1) ERA: 2.73	4.0	L	17	5	3	3	1	1	0	0	0	0	0	18	22	6.75	1.500																											
Earl Stephenson, L (5, 1) ERA: 2.91	2.0		8	2	0	0	2	0	0	0	0	0	0	12	12	0.00	1.000																											
Frank Linzy, R (7, 1) ERA: 2.57	2.0		7	0	0	0	0	1	1	0	0	0	0	5	13	0.00	0.500																											

Batter	1	2	3	4	5	6	7	8	9	AB R H RBI BB SO LOB	TOP											
Merv Rettenmund, R (1, 9) OBP: 0.332, SLG: 0.356 Roric Harrison, R (7, 1) OBP: 0.143, SLG: 0.154 Grant Jackson, S (8, 1) Boog Powell, L (9, PH) OBP: 0.342, SLG: 0.415	0-0 6-3		0-3 K		0-0 1B		0-0 G6-4-3 1-2f		0-3 K	4 0 1 0 0 1 2 0 0 0 0 0 0 0 0 0 0 0 0 0 0 1 0 0 0 0 1 3	<p>Baltimore Orioles @ Detroit Tigers</p> <p>Tiger Stadium, Detroit, MI</p> <p>Tue Sep 12 1972, 7:05 PM EDT</p> <p>Att. 24,475 - Unknown</p>											
Paul Blair, R (1, 8) OBP: 0.263, SLG: 0.340	0-0 HR		0-0 G6-4-3 1-2f		0-0 F8			0-0 FC5-4 1B	0-0 FC5 2-3f	5 1 2 1 0 0 5												
Tommy Davis, R (1, 3) OBP: 0.337, SLG: 0.311	0-0 F2			0-0 1B 1B		0-3 K		0-0 FC5-4 1-2f	G6-4-3	4 0 1 0 0 1 1												
Don Baylor, R (1, 7) OBP: 0.334, SLG: 0.422 (7, 9)	0-3 K			0-0 1-2 1B		0-0 S 1B		0-0 G6-4-3 1-2f		4 0 2 0 0 1 1												
Brooks Robinson, R (1, 5) OBP: 0.303, SLG: 0.343 Al Bumbry, L (9, PR)		0-0 6-3		0-0 F9		0-0 F7 1-2			1-0 BB 1B HBP	3 0 0 0 0 0 3 0 1 0 0 0 0 0												
Bobby Grich, R (1, 6) OBP: 0.359, SLG: 0.428		4-0 BB		0-3 K		4-0 FC5-4 BB			0-0 L9	2 0 0 0 2 1 3												
Davey Johnson, R (1, 4) OBP: 0.326, SLG: 0.337 Mark Belanger, R (9, PR) OBP: 0.246, SLG: 0.259		0-3 K		0-0 F6		0-0 FC5-4 1-2f			4-0 1B 1-2 BB	3 0 0 0 1 1 5 0 0 0 0 0 0 0												
Andy Etchebarren, R (1, 2) OBP: 0.270, SLG: 0.267 Rich Coggins, L (9, PR) OBP: 0.333, SLG: 0.444		0-0 F8			0-3 K		0-0 L1		0-0 FC5 BB 1B	4 0 1 1 0 1 1 0 0 0 0 0 0 0												
Pat Dobson, R (1, 1) OBP: 0.146, SLG: 0.160 Don Buford, S (7, PH) OBP: 0.328, SLG: 0.270 (7, 7)			0-0 G6-4-3 1B		0-3 K		0-3 K G6-4-3		4-0 1-3 2-H 1B	2 0 1 0 0 1 0 1 0 0 0 1 1 0												
Inning Stats	R: 1 E: 0 K: 1 S: 6	H: 1 LOB: 0 BB: 0 P: 6	R: 0 E: 0 K: 1 S: 5	H: 0 LOB: 1 BB: 1 P: 9	R: 0 E: 0 K: 1 S: 5	H: 1 LOB: 0 BB: 0 P: 5	R: 0 E: 0 K: 1 S: 7	H: 2 LOB: 2 BB: 0 P: 7	R: 0 E: 0 K: 1 S: 8	H: 1 LOB: 1 BB: 0 P: 8		R: 0 E: 0 K: 1 S: 6	H: 1 LOB: 2 BB: 1 P: 10	R: 0 E: 0 K: 1 S: 5	H: 0 LOB: 0 BB: 0 P: 5	R: 0 E: 0 K: 0 S: 3	H: 1 LOB: 0 BB: 0 P: 3	R: 1 E: 0 K: 1 S: 6	H: 1 LOB: 3 BB: 2 P: 15	1B: 7 2B: 0 3B: 0 HR: 1	SF: 0 SAC: 0 DP: 3 HBP: 1	WP: 0 PB: 1 SB: 1 CS: 0
PITCHER	IP WLS BF H R ER SO BB IBB HBP BLK WP HR S P ERA WHIP																					
Woodie Fryman, L (1, 1) ERA: 3.39	8.1 W 35 8 2 2 8 3 0 1 0 0 1 47 60 2.16 1.320																					
Chuck Seelbach, R (9, 1) ERA: 3.09	0.0 1 0 0 0 0 1 0 0 0 0 0 0 4 ∞ ∞																					
John Hiller, L (9, 1) ERA: 2.03	0.2 S 2 0 0 0 0 1 0 0 0 0 0 0 4 4 0.00 0.000																					

livebaseballscorecards.com

AB	33
R	2
H	8
RBI	2
BB	4
SO	9
LOB	24



Batter	1	2	3	4	5	6	7	8	9
Dick McAuliffe, L (1, 4) OBP: 0.335, SLG: 0.330	0-0 L9		0-0 4-3			0-0 2B	0-0 2B		
Mickey Stanley, R (1, 8) OBP: 0.278, SLG: 0.412	0-0 1-3		0-0 6-3			0-3 K	0-0 6-3		
Gates Brown, L (1, 7) OBP: 0.306, SLG: 0.391 Al Kaline, R (9, 9) OBP: 0.349, SLG: 0.413	0-0 F9			0-0 1B		4-0 BB		0-0 F7	
Norm Cash, L (1, 3) OBP: 0.318, SLG: 0.449		0-0 4-3		0-0 F5		0-0 F4		0-0 1B	
Jim Northrup, L (1, 9) OBP: 0.315, SLG: 0.351 (9, 7)		0-0 3-1		0-0 F8		0-0 4-3		0-0 F8	
Duke Sims, L (1, 2) OBP: 0.307, SLG: 0.302		0-0 4-3		0-0 F7			0-0 F7	0-3 K	
Aurelio Rodriguez, R (1, 5) OBP: 0.258, SLG: 0.341			0-0 HR 1B		0-0 5-3		0-3 K		
Ed Brinkman, R (1, 6) OBP: 0.252, SLG: 0.276			0-0 HR 1-H		0-0 4-3		4-0 1B 2B BB		
Woodie Fryman, R (1, 1) OBP: 0.131, SLG: 0.153 Chuck Seelbach, R (9, 1) OBP: 0.304, SLG: 0.263 John Hiller, R (9, 1)			0-0 5-3		0-0 F9		0-0 2B 1B 1-2		

Inning Stats	R: 0	H: 0	E: 0	LOB: 0	K: 0	S: 3	P: 3	R: 0	H: 0	E: 0	LOB: 0	K: 0	S: 3	P: 3	R: 0	H: 1	E: 0	LOB: 1	K: 0	S: 4	R: 0	H: 0	E: 0	LOB: 0	K: 0	S: 3	P: 3	R: 0	H: 1	E: 0	LOB: 2	K: 1	S: 6	R: 1	H: 2	E: 0	LOB: 2	K: 1	S: 7	R: 0	H: 1	E: 0	LOB: 1	K: 1	S: 6		
	0	0	0	0	0	3	3	0	0	0	0	0	3	3	0	1	0	1	0	4	0	0	0	0	0	3	3	0	1	0	2	1	6	1	2	0	1	1	0	1	0	0	6	0	1	0	6

PITCHER	IP	WLS	BF	H	R	ER	SO	BB	IBB	HBP	BLK	WP	HR	S	P	ERA	WHIP	PITCHER	IP	WLS	BF	H	R	ER	SO	BB	IBB	HBP	BLK	WP	HR	S	P	ERA	WHIP											
Pat Dobson, R (1, 1) ERA: 2.65	6.0	L	23	4	2	2	1	1	0	0	0	0	1	24	28	3.00	0.833																													
Roric Harrison, R (7, 1) ERA: 2.22	1.1		8	3	1	1	1	1	0	0	0	0	0	9	13	6.75	3.000																													
Grant Jackson, L (8, 1) ERA: 2.7	0.2		2	0	0	0	1	0	0	0	0	0	0	4	4	0.00	0.000																													

AB R H RBI BB SO LOB

BOTTOM

4	0	2	1	0	0	0
4	0	0	0	0	1	3
3	0	1	0	1	0	0
0	0	0	0	0	0	0
4	0	1	0	0	0	3
4	0	0	0	0	0	4
4	0	0	0	0	1	2
3	1	1	0	0	1	0
2	2	1	2	1	0	0
3	0	1	0	0	0	0
0	0	0	0	0	0	0
0	0	0	0	0	0	0

AB	31
R	3
H	7
RBI	3
BB	2
SO	3
LOB	12



1B: 4	SF: 0	WP: 0	PA: 33
2B: 2	SAC: 0	PB: 0	
3B: 0	DP: 0	SB: 0	
HR: 1	HBP: 0	CS: 0	

Baltimore Orioles @ Detroit Tigers
Tiger Stadium, Detroit, MI
Tue Sep 12 1972, 7:05 PM EDT
Att. 24,475 - Unknown

livebaseballscorecards.com

Batter	1	2	3	4	5	6	7	8	9	AB R H RBI BB SO LOB	TOP													
Don Buford, S (1, 7) OBP: 0.327, SLG: 0.270	0-3 K		0-0 E 1B HR 1B		0-3 K			0-0 F2		4 1 1 0 0 2 0														
Merv Rettenmund, R (1, 8) OBP: 0.334, SLG: 0.358	0-0 L9		0-0 E HR 1B		0-0 CS 1B			0-0 F8		4 1 2 0 0 0 0														
Bobby Grich, R (1, 4) OBP: 0.356, SLG: 0.423	0-3 K		0-0 E4 HR		0-0 F8			0-0 F7		4 1 0 0 0 1 3														
Boog Powell, L (1, 3) OBP: 0.341, SLG: 0.421		0-0 F8	0-0 HR		0-0 4-3			0-0 3-1		4 1 1 4 0 0 0														
Terry Crowley, L (1, 9) OBP: 0.333, SLG: 0.435		0-0 HR	0-0 L9		0-0 L9			0-0 L9		2 1 1 1 0 0 0														
Paul Blair, R (6, PH) OBP: 0.261, SLG: 0.339										2 0 0 0 0 0 0														
Brooks Robinson, R (1, 5) OBP: 0.301, SLG: 0.341		0-0 F7	0-0 F8		0-0 F7			0-0 5-3		4 0 0 0 0 0 0														
Johnny Oates, L (1, 2) OBP: 0.338, SLG: 0.361		4-0 BB		0-0 B3		0-3 K				1 0 0 0 1 0 0														
Andy Etchebarren, R (7, PH) OBP: 0.269, SLG: 0.265										1 0 0 0 0 1 0	AB 32													
Mark Belanger, R (1, 6) OBP: 0.243, SLG: 0.257		0-0 F5		0-0 6-3		0-0 F7				3 0 0 0 0 0 1	R 5													
Dave McNally, R (1, 1) OBP: 0.190, SLG: 0.263			0-0 F5		0-3 K2-3		0-0 F7			2 0 0 0 0 1 0	H 5													
Doyle Alexander, R (5, 1) OBP: 0.043, SLG: 0.043										0 0 0 0 0 0 0	RBI 5													
Don Baylor, R (7, PH) OBP: 0.330, SLG: 0.420										1 0 0 0 0 0 0	BB 1													
Roric Harrison, R (7, 1) OBP: 0.143, SLG: 0.154										0 0 0 0 0 0 0	SO 5													
Mickey Scott, L (7, 1)										0 0 0 0 0 0 0	LOB 4													
Bob Reynolds, R (7, 1)										0 0 0 0 0 0 0														
Inning Stats	R: 0 E: 0 K: 2 S: 7	H: 0 LOB: 0 BB: 0 P: 7	R: 1 E: 0 K: 0 S: 4	H: 1 LOB: 1 BB: 1 P: 8	R: 4 E: 1 K: 0 S: 7	H: 3 LOB: 0 BB: 0 P: 7	R: 0 E: 0 K: 1 S: 5	H: 0 LOB: 0 BB: 0 P: 5	R: 0 E: 0 K: 1 S: 5	H: 1 LOB: 0 BB: 0 P: 5	R: 0 E: 0 K: 0 S: 3	H: 0 LOB: 0 BB: 0 P: 3	R: 0 E: 0 K: 1 S: 5	H: 0 LOB: 0 BB: 0 P: 5	R: 0 E: 0 K: 0 S: 3	H: 0 LOB: 0 BB: 0 P: 3	R: 0 E: 0 K: 0 S: 3	H: 0 LOB: 0 BB: 0 P: 3	R: 0 E: 0 K: 0 S: 3	H: 0 LOB: 0 BB: 0 P: 3	1B: 3 2B: 0 3B: 0 HR: 2	SF: 0 SAC: 0 DP: 0 HBP: 0	WP: 0 PB: 0 SB: 0 CS: 1	PA: 33
PITCHER	IP WLS BF H R ER SO BB IBB HBP BLK WP HR S P ERA WHIP																				IP WLS BF H R ER SO BB IBB HBP BLK WP HR S P ERA WHIP			
Joe Coleman, R (1, 1) ERA: 2.66	5.0 W 21 5 5 4 4 1 0 0 0 0 2 28 32 7.20 1.200																							
Fred Scherman, L (6, 1) ERA: 3.57	4.0 S 12 0 0 0 1 0 0 0 0 0 0 14 14 0.00 0.000																							

Baltimore Orioles @ Detroit Tigers
Tiger Stadium, Detroit, MI
Wed Sep 13 1972, 7:05 PM EDT
Att: 29,788 - Unknown

livebaseballscorecards.com

AB 32
R 5
H 5
RBI 5
BB 1
SO 5
LOB 4



Batter	1	2	3	4	5	6	7	8	9
Tony Taylor, R (1, 4) Dick McAuliffe, L (2, 4) OBP: 0.339, SLG: 0.387 OBP: 0.337, SLG: 0.330	0-0 1B		0-0 3-1 1B		0-0 HR 1B	0-0 4-3		4-0 1B	
Al Kaline, R (1, 9) OBP: 0.346, SLG: 0.408	0-0 L5-3		0-0 1B		0-0 L4 1B	0-3 K		0-0 L7	
Bill Freehan, R (1, 2) OBP: 0.365, SLG: 0.417	4-0 2B BB		0-3 K		4-0 HR BB		0-0 1B 1B		
Frank Howard, R (1, 3) Marvin Lane, R (7, PR) Norm Cash, L (8, 3) OBP: 0.345, SLG: 0.378 OBP: 0.318, SLG: 0.449	0-0 2B		0-3 K		0-0 HR		0-0 G6-4-3 1B		
Willie Horton, R (1, 7) Jim Northrup, L (7, PH) OBP: 0.282, SLG: 0.376 OBP: 0.314, SLG: 0.350	4-0 FC6-4 BB			0-0 F8	0-0 BB 1B		0-3 K		
Mickey Stanley, R (1, 8) OBP: 0.280, SLG: 0.410	0-0 FC6-4			4-0 BB	4-0 E 1B BLK BB		0-0 G6-4-3		
Aurelio Rodriguez, R (1, 5) OBP: 0.260, SLG: 0.342		0-0 1-3		0-3 K	0-0 E6 BLK 1-3 2-H 1B		0-0 FC3-6 1B		
Ed Brinkman, R (1, 6) OBP: 0.249, SLG: 0.273		0-0 4-3		0-0 F7	0-0 F9		0-0 FC3-6 SH1-4		
Joe Coleman, R (1, 1) Ike Blessitt, R (5, PH) Fred Scherman, L (6, 1) OBP: 0.162, SLG: 0.101 OBP: 0.130, SLG: 0.091		0-3 K			0-0 G3	0-0 F7		0-0 SH1-4	

AB	R	H	RBI	BB	SO	LOB
1	0	1	0	0	0	0
3	1	1	0	1	0	0
5	0	1	0	0	1	3
2	2	1	0	2	1	1
4	1	3	4	0	1	1
0	0	0	0	0	0	0
0	0	0	0	0	0	0
2	1	1	0	1	0	0
1	0	0	0	0	1	2
2	1	0	0	2	0	4
4	0	2	1	0	1	1
4	0	0	0	0	0	3
1	0	0	0	0	1	0
1	0	0	0	0	0	0
1	0	0	0	0	0	0

BOTTOM

Baltimore Orioles @ Detroit Tigers
Tiger Stadium, Detroit, MI
Wed Sep 13 1972, 7:05 PM EDT
Att. 29,788 - Unknown

AB	31
R	6
H	10
RBI	5
BB	6
SO	6
LOB	15



Inning Stats	R	H	E	K	S	P	SO	BB	LOB
1	1	2	0	4	12				
2	0	0	0	1	5				
3	0	1	0	0	8				
4	0	0	0	1	9				
5	5	4	1	2	15				
6	0	0	0	0	5				
7	0	2	0	1	6				
8	0	1	0	1	8				
9	0	0	0	0	0				

PITCHER	IP	WLS	BF	H	R	ER	SO	BB	IBB	HBP	BLK	WP	HR	S	P	ERA	WHIP
Dave McNally, L (1, 1) ERA: 2.9	4.2	L	24	6	6	5	4	5	0	0	0	0	1	27	47	9.64	2.357
Doyle Alexander, R (5, 1) ERA: 2.46	1.1		5	1	0	0	1	0	0	0	1	0	0	7	7	0.00	0.750
Roric Harrison, R (7, 1) ERA: 2.22	0.0		2	2	0	0	0	0	0	0	0	0	0	2	2	∞	∞
Mickey Scott, L (7, 1) ERA: 2.49	0.1		1	0	0	0	1	0	0	0	0	0	0	3	3	0.00	0.000
Bob Reynolds, R (7, 1) ERA: 2.57	1.2		6	1	0	0	0	0	1	0	0	0	0	5	9	0.00	0.600

WP	PA	ERA	WHIP
0	38		

Batter	1	2	3	4	5	6	7	8	9	AB R H RBI BB SO LOB	TOP									
Don Buford, S (1, 7) OBP: 0.327, SLG: 0.268	4-0 HR BB	0-0 G6-3			0-0 F9			0-0 F3		3 1 0 0 1 0 1										
Rich Coggins, L (1, 8) OBP: 0.355, SLG: 0.467	4-0 HR BB		0-0 E3		0-0			0-0 3-1		3 1 1 0 1 0 0										
Bobby Grich, R (1, 4) OBP: 0.357, SLG: 0.424	0-0 F4		0-0 G4-6-3 1B		0-0 6-3			0-0		4 0 2 0 0 0 3										
Boog Powell, L (1, 3) OBP: 0.340, SLG: 0.426	0-0 HR		0-0 G4-6-3 1B		0-0 F8			0-0 F7		4 1 1 3 0 0 3										
Terry Crowley, L (1, 9) OBP: 0.329, SLG: 0.429	0-0 4-3		0-0 F7		0-0 F9			0-0		3 0 0 0 0 0 1										
Paul Blair, R (6, 8) OBP: 0.263, SLG: 0.340										1 0 1 0 0 0 0										
Brooks Robinson, R (1, 5) OBP: 0.301, SLG: 0.339	4-0 BB			0-0 F9		0-0 4-3		0-0 F3		3 0 0 0 1 0 1										
Johnny Oates, L (1, 2) OBP: 0.332, SLG: 0.354	0-0 5-3			0-0 6-3		0-0 4-3		0-3 K		4 0 0 0 0 1 2										
Mark Belanger, R (1, 6) OBP: 0.240, SLG: 0.253		0-3 K		0-0 L6		0-0 F7		0-0 4-3		4 0 0 0 0 1 1										
Jim Palmer, R (1, 1) OBP: 0.231, SLG: 0.278		0-0		0-3 K		0-0 F8				3 0 1 0 0 1 0										
Grant Jackson, S (8, 1)										0 0 0 0 0 0 0										
Inning Stats	R: 3 E: 0 K: 0 S: 4	H: 1 LOB: 1 BB: 3 P: 16	R: 0 E: 0 K: 1 S: 5	H: 1 LOB: 0 BB: 0 P: 5	R: 0 E: 1 K: 0 S: 4	H: 1 LOB: 1 BB: 0 P: 4	R: 0 E: 0 K: 0 S: 3	H: 0 LOB: 0 BB: 0 P: 3	R: 0 E: 0 K: 1 S: 6	H: 1 LOB: 1 BB: 0 P: 6	R: 0 E: 0 K: 0 S: 3	H: 0 LOB: 0 BB: 0 P: 3	R: 0 E: 0 K: 0 S: 4	H: 1 LOB: 1 BB: 0 P: 4	R: 0 E: 0 K: 1 S: 6	H: 1 LOB: 1 BB: 0 P: 6	1B: 4 2B: 1 3B: 0 HR: 1	SF: 0 SAC: 0 DP: 2 HBP: 0	WP: 0 PB: 0 SB: 1 CS: 0	PA: 35
PITCHER	IP WLS BF H R ER SO BB IBB HBP BLK WP HR S P ERA WHIP																			
Mel Stottlemyre, R (1, 1) ERA: 3.3	8.0 L 31 5 3 3 2 3 0 0 0 0 0 1 32 44 3.38 1.000																			
Lindy McDaniel, R (9, 1) ERA: 2.56	1.0 4 1 0 0 1 0 0 0 0 0 0 0 6 6 0.00 1.000																			

Baltimore Orioles @ New York Yankees
 Yankee Stadium, Bronx, NY
 Fri Sep 15 1972, 7:05 PM EDT
 Att. 28,681 - Unknown


AB	32
R	3
H	6
RBI	3
BB	3
SO	3
LOB	12



Batter	1	2	3	4	5	6	7	8	9	AB	R	H	RBI	BB	SO	LOB
Horace Clarke, S (1, 4) OBP: 0.322, SLG: 0.302	0-0 G3			0-0 1B		4-0 G3-6-3 BB		0-0 1B		3	0	2	0	1	0	0
Roy White, S (1, 7) OBP: 0.383, SLG: 0.369	0-0 G3			0-0 1-2 1B		0-0 G3-6-3 1-2f		0-0 F8		4	0	1	0	0	0	2
Bobby Murcer, L (1, 8) OBP: 0.362, SLG: 0.534	0-0 G3			0-3 K				0-0 F6		4	0	0	0	0	1	3
Ron Blomberg, L (1, 3) OBP: 0.357, SLG: 0.479 Rich McKinney, R (9, PH) OBP: 0.264, SLG: 0.263		0-0 4-3		0-0 F4				0-0 F9		3	0	0	0	0	0	2
Johnny Callison, L (1, 9) OBP: 0.297, SLG: 0.390 John Ellis, R (9, PH) OBP: 0.321, SLG: 0.456		0-0 F8		0-0 F8				0-0 HR		3	1	1	1	0	0	2
Bernie Allen, L (1, 5) OBP: 0.302, SLG: 0.386 Charlie Spikes, R (9, PH) OBP: 0.174, SLG: 0.182		0-0 F8			0-3 K			0-0 1B 1B		3	0	1	0	0	1	0
Thurman Munson, R (1, 2) OBP: 0.350, SLG: 0.369			0-0 F4		0-0 F9			0-0 1-2 1B		4	0	1	0	0	0	1
Gene Michael, S (1, 6) OBP: 0.293, SLG: 0.288 Felipe Alou, R (7, PH) OBP: 0.327, SLG: 0.402 Jerry Kenney, L (8, 6) OBP: 0.315, SLG: 0.237			0-0 4-3		0-0 4-3			0-0 F8		2	0	0	0	0	0	0
Mel Stottlemyre, R (1, 1) OBP: 0.244, SLG: 0.257 Frank Tepedino, L (8, PH) Lindy McDaniel, R (9, 1) OBP: 0.200, SLG: 0.200			0-0 F9			0-0 6-3		0-0 6-3		2	0	0	0	0	0	0

BOTTOM	
Baltimore Orioles @ New York Yankees Yankee Stadium, Bronx, NY Fri Sep 15 1972, 7:05 PM EDT Att. 28,681 - Unknown	
AB 32 R 1 H 6 RBI 1 BB 2 SO 3 LOB 13	
WP: 0 PA: 34 PB: 0 SB: 0 CS: 0	
	

Inning Stats		R: 0	H: 0	E: 0	LOB: 0	K: 0	BB: 0	S: 3	P: 3	R: 0	H: 0	E: 0	LOB: 0	K: 0	BB: 0	S: 3	P: 3	R: 0	H: 2	E: 0	LOB: 2	K: 1	BB: 0	S: 7	P: 7	R: 0	H: 0	E: 0	LOB: 0	K: 1	BB: 0	S: 5	P: 5	R: 1	H: 3	E: 0	LOB: 2	K: 0	BB: 0	S: 6	P: 6	R: 0	H: 1	E: 0	LOB: 1	K: 1	BB: 0	S: 4	P: 4	R: 0	H: 0	E: 0	LOB: 1	K: 1	BB: 1	S: 5	P: 9	1B: 5	SF: 0	2B: 0	SAC: 0	3B: 0	DP: 1	HR: 1	HBP: 0	WP: 0	HR: 1	S: 0	P: 0	ERA: 1.82	WHIP: 0.955
PITCHER	IP	WLS	BF	H	R	ER	SO	BB	IBB	HBP	BLK	WP	HR	S	P	ERA	WHIP	PITCHER	IP	WLS	BF	H	R	ER	SO	BB	IBB	HBP	BLK	WP	HR	S	P	ERA	WHIP																																				
Jim Palmer, R (1, 1) ERA: 1.82	7.1	W	28	6	1	1	2	1	0	0	0	0	1	31	35	1.23	0.955	Grant Jackson, L (8, 1) ERA: 2.57	1.2	S	6	0	0	0	1	0	0	0	0	0	7	11	0.00	0.600																																					

Batter	1	2	3	4	5	6	7	8	9	AB R H RBI BB SO LOB	TOP														
Don Buford, S (1, 7) OBP: 0.328, SLG: 0.270	0-3 K		0-0 G3		4-0 1B BB	0-0 2B		0-0 F7		4 1 1 0 1 1 1	<p>Baltimore Orioles @ New York Yankees Yankee Stadium, Bronx, NY</p> <p>Sat Sep 16 1972, 3:33 AM EDT Att: 25,102 - Unknown</p> <p>livebaseballscorecards.com</p> <table border="0"> <tr><td>AB</td><td>38</td></tr> <tr><td>R</td><td>7</td></tr> <tr><td>H</td><td>13</td></tr> <tr><td>RBI</td><td>7</td></tr> <tr><td>BB</td><td>2</td></tr> <tr><td>SO</td><td>3</td></tr> <tr><td>LOB</td><td>20</td></tr> </table> 	AB	38	R	7	H	13	RBI	7	BB	2	SO	3	LOB	20
AB	38																								
R	7																								
H	13																								
RBI	7																								
BB	2																								
SO	3																								
LOB	20																								
Paul Blair, R (1, 8) OBP: 0.262, SLG: 0.339	0-3 K			0-0 1B 1B	0-0 FC1-5 1B	0-0 F7		0-0 G5-4-3		5 2 1 0 0 1 4															
Bobby Grich, R (1, 4) OBP: 0.360, SLG: 0.426	0-0 F4			0-0 1B FC1 1B	0-0 HBP 1B 1B	0-0 L6				5 1 3 1 0 0 1															
Boog Powell, L (1, 3) OBP: 0.343, SLG: 0.433		0-0 4-3		0-0 1B FC1 1B	0-0 HBP 1B 1B		0-0 SF8 3B		0-3 K	5 2 3 2 0 1 1															
Terry Crowley, L (1, 9) OBP: 0.329, SLG: 0.425 Merv Rettenmund, R (5, PR) OBP: 0.332, SLG: 0.356		0-0 G3		0-0 P4	1-0 1B HBP		0-0 6-3		0-0 F9	2 0 0 0 0 0 2 2 0 0 0 0 0 2															
Brooks Robinson, R (1, 5) OBP: 0.303, SLG: 0.346		0-0 HR		0-0 FC1 1B	0-0 1B 1B		4-0 IBB		0-0 F7	4 1 2 3 1 0 3															
Johnny Oates, L (1, 2) OBP: 0.335, SLG: 0.358		0-0 4-3		0-0 1B 1B	0-0 1B 1B		0-0 SF8			3 0 2 1 0 0 0															
Mark Belanger, R (1, 6) OBP: 0.237, SLG: 0.249			0-0 6-3	0-0 F8	0-0 5-3		0-0 F8			4 0 0 0 0 0 6															
Mike Cuellar, L (1, 1) OBP: 0.122, SLG: 0.195			0-0 6-3		0-0 L1 FC1-5 BB	0-0 F8		0-0 G5-4-3 1B		4 0 1 0 0 0 0															
Inning Stats	R: 0 E: 0 K: 2 S: 7	H: 0 LOB: 0 BB: 0 P: 7	R: 1 E: 0 K: 0 S: 4	H: 1 LOB: 0 BB: 0 P: 4	R: 0 E: 0 K: 0 S: 3	H: 0 LOB: 0 BB: 0 P: 3	R: 1 E: 0 K: 0 S: 7	H: 4 LOB: 3 BB: 0 P: 7	R: 4 E: 1 K: 0 S: 7	H: 4 LOB: 2 BB: 1 P: 12	R: 0 E: 0 K: 0 S: 4	H: 1 LOB: 1 BB: 0 P: 4	R: 1 E: 0 K: 0 S: 4	H: 1 LOB: 1 BB: 1 P: 8	R: 0 E: 0 K: 0 S: 3	H: 1 LOB: 0 BB: 0 P: 3	R: 0 E: 0 K: 1 S: 6	H: 1 LOB: 1 BB: 0 P: 6	1B: 10 2B: 1 3B: 1 HR: 1	SF: 1 SAC: 0 DP: 1 HBP: 1	WP: 0 PB: 0 SB: 0 CS: 0	PA: 42			
PITCHER	IP WLS BF H R ER SO BB IBB HBP BLK WP HR S P ERA WHIP																								
Steve Kline, R (1, 1) ERA: 2.13	4.1 L 21 6 5 5 2 1 0 0 0 0 0 1 24 28 10.38 1.615																								
Wade Blasingame, L (5, 1) ERA: 6.0	0.0 2 1 0 0 0 0 0 0 1 0 0 0 1 2 ∞ ∞																								
Fred Beene, R (5, 1) ERA: 2.32	0.2 3 2 1 0 0 0 0 0 0 0 0 0 3 3 0.00 3.000																								
Ron Klimkowski, R (6, 1) ERA: 4.4	2.0 9 2 1 1 0 0 0 1 0 0 0 0 8 12 4.50 1.000																								
Casey Cox, R (8, 1) ERA: 4.2	2.0 7 2 0 0 1 0 0 0 0 0 0 0 9 9 0.00 1.000																								

Batter	1	2	3	4	5	6	7	8	9	AB	R	H	RBI	BB	SO	LOB
Horace Clarke, S OBP: 0.322, SLG: 0.306 (1, 4)	0-0 6-3		0-0 6-3		0-0 1-H 2-H 3B		0-0 F7			4	0	1	2	0	0	2
Roy White, S OBP: 0.381, SLG: 0.366 (1, 7)	0-3 K			0-0 4-3	0-0 F3			0-0 5-3		4	0	0	0	0	1	1
Bobby Murcer, L OBP: 0.360, SLG: 0.530 (1, 8)	0-0 F9			0-0 4-3		0-0 F8		0-0 5-3		4	0	0	0	0	0	0
Felipe Alou, R OBP: 0.323, SLG: 0.397 (1, 3)		0-0 6-3		0-0 6-3		0-0 F6		0-0 F3		4	0	0	0	0	0	0
Thurman Munson, R OBP: 0.352, SLG: 0.370 (1, 2)		0-0 5-3			0-0 FC4 1B 1B	0-0 1B			0-3 K	4	1	2	0	0	1	0
Charlie Spikes, R OBP: 0.185, SLG: 0.192 (1, 9)		0-0 F7			0-3 K	0-3 K			0-0 FC4-6 1B	4	0	1	0	0	2	2
Gene Michael, S OBP: 0.292, SLG: 0.287 (1, 6)			0-0 6-3		0-0 FC4 1B		0-0 F7		0-0 F5	4	0	1	0	0	0	1
Hal Lanier, R OBP: 0.233, SLG: 0.242 (1, 5)			0-3 K		0-0 FC4 1B		0-0 E7		0-0 FC4-6	4	1	1	0	0	1	3
Steve Kline, R OBP: 0.137, SLG: 0.074 (1, 1)			0-0 SH1-4		0-0 1-2f 2-3 3B		0-0 5-3			0	0	0	0	0	0	0
Wade Blasingame, L OBP: 0.344, SLG: 0.348 (5, PH)										0	0	0	0	0	0	0
Fred Beene, S OBP: 0.344, SLG: 0.348 (5, PH)										0	0	0	0	0	0	0
Ron Swoboda, R OBP: 0.282, SLG: 0.261 (7, PH)										1	1	1	1	0	0	0
Ron Kimkowski, R OBP: 0.333, SLG: 0.111 (8, 1)										0	0	0	0	0	0	0
Rich McKinney, R OBP: 0.333, SLG: 0.111 (8, 1)										1	0	0	0	0	0	1
Casey Cox, R OBP: 0.333, SLG: 0.111 (8, 1)										0	0	0	0	0	0	0

BOTTOM	
Baltimore Orioles @ New York Yankees Yankee Stadium, Bronx, NY Sat Sep 16 1972, 3:33 AM EDT Att. 25,102 - Unknown	
AB 34 R 3 H 7 RBI 3 BB 0 SO 5 LOB 10	

Inning Stats	R: 0	H: 0	E: 0	LOB: 0	K: 1	BB: 0	S: 5	P: 5	R: 0	H: 0	E: 0	LOB: 0	K: 0	BB: 0	S: 3	P: 3	R: 0	H: 0	E: 0	LOB: 0	K: 0	BB: 0	S: 3	P: 3	R: 3	H: 4	E: 0	LOB: 1	K: 1	BB: 0	S: 9	P: 9	R: 0	H: 1	E: 0	LOB: 1	K: 1	BB: 0	S: 6	P: 6	R: 0	H: 1	E: 1	LOB: 1	K: 0	BB: 0	S: 4	P: 4	R: 0	H: 0	E: 0	LOB: 0	K: 0	BB: 0	S: 3	P: 3	R: 0	H: 1	E: 0	LOB: 1	K: 1	BB: 0	S: 6	P: 6	1B: 6	SF: 0	2B: 0	SAC: 1	3B: 1	DP: 0	HR: 0	HBP: 0	WP: 1	PA: 35	PB: 0	SB: 0	CS: 0	ERA	WHIP
PITCHER Mike Cuellar, L (1, 1) ERA: 2.57	IP 9.0 WLS W BF 35 H 7 R 3 ER 3 SO 5 BB 0 IBB 0 HBP 0 BLK 0 WP 1 HR 0 S 45 P 45 ERA 3.00 WHIP 0.778	PITCHER IP WLS BF H R ER SO BB IBB HBP BLK WP HR S P ERA WHIP																																																																													

Batter	1	2	3	4	5	6	7	8	9	AB R H RBI BB SO LOB	TOP									
Merv Rettenmund, R (1, 7) OBP: 0.328, SLG: 0.351	0-0 G3		0-0 6-3			0-0 F9		0-0 FC4-6		4 0 0 0 0 0 1										
Paul Blair, R (1, 8) OBP: 0.260, SLG: 0.336	0-3 K			0-0 F8		0-0 F4		0-0 F7		4 0 0 0 0 1 0										
Bobby Grich, R (1, 6) OBP: 0.359, SLG: 0.424	0-0 F7			0-0 F9			0-0 F8 1B		0-0 F8	4 0 1 0 0 0 0										
Tommy Davis, R (1, 9) OBP: 0.343, SLG: 0.330 Rich Coggins, L (9, PR) OBP: 0.355, SLG: 0.467		0-0 F6		0-0 2B		0-3 K		0-0 1B		4 0 2 0 0 1 1 0 0 0 0 0 0 0										
Brooks Robinson, R (1, 5) OBP: 0.301, SLG: 0.343		0-0 5-3		0-0 F3		0-0 F8		0-0 F9		4 0 0 0 0 0 3										
Boog Powell, L (1, 3) OBP: 0.341, SLG: 0.430		0-0 3-1			0-0 F3		0-0 3-1			3 0 0 0 0 0 1										
Davey Johnson, R (1, 4) OBP: 0.326, SLG: 0.337			0-0 3B 1B		0-0 F2			0-3 K		3 1 1 0 0 1 0										
Andy Etchebarren, R (1, 2) OBP: 0.275, SLG: 0.283 Tom Shopay, L (8, PR) OBP: 0.306, SLG: 0.242 Johnny Oates, L (8, 2) OBP: 0.335, SLG: 0.358			0-0 1-H FC9-2 3B		0-0 F9			0-0 FC4-6 1B		3 0 2 1 0 0 0 0 0 0 0 0 0 0 0 0 0 0 0 0 0										
Dave McNally, R (1, 1) OBP: 0.188, SLG: 0.260 Enos Cabell, R (6, PH) Roric Harrison, R (6, 1) OBP: 0.143, SLG: 0.154 Don Baylor, R (8, PH) OBP: 0.332, SLG: 0.419 Grant Jackson, S (8, 1) FC9-2 3-H		0-0 FC9-2		0-0 F9			0-0 F9		0-3 K	1 0 0 0 0 0 1 1 0 0 0 0 0 0 0 0 0 0 0 0 0 1 0 0 0 0 1 1 0 0 0 0 0 0 0										
Inning Stats	R: 0 E: 0 K: 1 S: 5	H: 0 LOB: 0 BB: 0 P: 5	R: 0 E: 0 K: 0 S: 3	H: 0 LOB: 0 BB: 0 P: 3	R: 1 E: 0 K: 0 S: 4	H: 2 LOB: 0 BB: 0 P: 4	R: 0 E: 0 K: 0 S: 4	H: 1 LOB: 1 BB: 0 P: 4	R: 0 E: 0 K: 0 S: 3	H: 0 LOB: 0 BB: 0 P: 3	R: 0 E: 0 K: 1 S: 6	H: 1 LOB: 1 BB: 0 P: 6	R: 0 E: 0 K: 1 S: 8	H: 1 LOB: 1 BB: 0 P: 8	R: 0 E: 0 K: 0 S: 4	H: 1 LOB: 1 BB: 0 P: 4	1B: 4 2B: 2 3B: 1 HR: 0	SF: 0 SAC: 0 DP: 1 HBP: 0	WP: 0 PB: 0 SB: 0 CS: 0	PA: 32
PITCHER	IP WLS BF H R ER SO BB IBB HBP BLK WP HR S P ERA WHIP																			
Fritz Peterson, L (1, 1) ERA: 3.36	6.0 W 20 3 1 1 1 0 0 0 0 0 0 0 22 22 1.50 0.500																			
Sparky Lyle, L (7, 1) ERA: 1.63	3.0 S 12 3 0 0 3 0 0 0 0 0 0 0 18 18 0.00 1.000																			

Baltimore Orioles @ New York Yankees
 Yankee Stadium, Bronx, NY
 Sun Sep 17 1972, 3:33 AM EDT
 Att: 30,072 - Unknown

AB	32
R	1
H	6
RBI	1
BB	0
SO	4
LOB	8



WP: 0	PA: 32
PB: 0	
SB: 0	
CS: 0	

ERA	WHIP

livebaseballscorecards.com

Batter	1	2	3	4	5	6	7	8	9
Horace Clarke, S OBP: 0.323, SLG: 0.310 (1, 4)	0-0 5-3 ①		0-0 1B 1B		0-0 2B		0-0 FC6-4 1-2f		
Roy White, S OBP: 0.381, SLG: 0.365 (1, 7)	0-0 5-3 ②		0-0 1B 1-H		4-0 IBB G4-6-3			0-0 F8 ①	
Bobby Murcer, L OBP: 0.359, SLG: 0.528 (1, 8)	0-0 F8 ③			0-0 HR 1B	0-0 G4-6-3 1-2f			0-0 G3 ②	
Felipe Alou, R OBP: 0.325, SLG: 0.408 (1, 3)		0-0 G6-4-3 1B		0-0 HR 1-H		0-0 6-3 ①		0-0 6-3 ③	
Thurman Munson, R OBP: 0.351, SLG: 0.370 (1, 2)		0-0 G6-4-3 1-2f		0-0 CS 1B		0-0 F8 ②			
Charlie Spikes, R OBP: 0.207, SLG: 0.214 Johnny Callison, L OBP: 0.296, SLG: 0.388 (6, PH) (7, 9)		0-0 FC6-4 1B		0-3 K 1-2		0-0 4-3 ③			
Rich McKinney, R OBP: 0.258, SLG: 0.256 Hal Lanier, R OBP: 0.240, SLG: 0.250 (5, 5)		0-0 FC6-4 1-2f		0-0 5-3 ③			0-0 FC6-4 1B		
Gene Michael, S OBP: 0.292, SLG: 0.288 (1, 6)			0-0 5-3 ①		0-0 FC1-6 1B		0-0 F8 ①		
Fritz Peterson, S OBP: 0.278, SLG: 0.263 Sparky Lyle, L OBP: 0.238, SLG: 0.250 (7, 1)			0-0 6-3 ②		0-0 FC1-6 2B 1-2f		0-0 B3 ②		

Inning Stats	R: 0	H: 0	E: 0	K: 0	S: 3	R: 0	H: 2	E: 0	K: 0	S: 4	R: 0	H: 2	E: 0	K: 0	S: 4	R: 2	H: 3	E: 0	K: 1	S: 7	R: 0	H: 2	E: 0	K: 0	S: 4	R: 0	H: 0	E: 0	K: 0	S: 3	R: 0	H: 1	E: 0	K: 0	S: 4	R: 0	H: 0	E: 0	K: 0	S: 3
	LOB: 0	BB: 0	P: 3	LOB: 1	BB: 0	P: 4	LOB: 1	BB: 0	P: 4	LOB: 0	BB: 0	LOB: 2	BB: 1	P: 8	LOB: 0	BB: 0	LOB: 0	BB: 0	P: 3	LOB: 1	BB: 0	LOB: 1	BB: 0	P: 4	LOB: 0	BB: 0	P: 3	LOB: 0	BB: 0	LOB: 0	BB: 0	P: 3	LOB: 0	BB: 0	LOB: 0	BB: 0	P: 3			

PITCHER	IP	WLS	BF	H	R	ER	SO	BB	IBB	HBP	BLK	WP	HR	S	P	ERA	WHIP
Dave McNally, L ERA: 2.91 (1, 1)	5.0	L	21	9	2	2	1	0	1	0	0	0	1	22	26	3.60	1.800
Roric Harrison, R ERA: 2.17 (6, 1)	2.0		7	1	0	0	0	0	0	0	0	0	0	7	7	0.00	0.500
Grant Jackson, L ERA: 2.5 (8, 1)	1.0		3	0	0	0	0	0	0	0	0	0	0	3	3	0.00	0.000

BOTTOM

AB	R	H	RBI	BB	SO	LOB
4	0	2	0	0	0	1
3	0	1	0	1	0	0
4	1	1	0	0	0	3
4	1	2	2	0	0	0
3	0	1	0	0	0	1
2	0	1	0	0	1	1
1	0	0	0	0	0	0
2	0	0	0	0	0	1
1	0	0	0	0	0	1

AB	30
R	2
H	10
RBI	2
BB	1
SO	1
LOB	10



WP	HR	S	P	ERA	WHIP
0	0	0	0	0	0
0	0	2	0	0	1

Baltimore Orioles @ New York Yankees
 Yankee Stadium, Bronx, NY
 Sun Sep 17 1972, 3:33 AM EDT
 Att. 30,072 - Unknown

livebaseballscorecards.com


Batter	1	2	3	4	5	6	7	8	9	AB R H RBI BB SO LOB	TOP											
Bobby Grich, R (1, 6) OBP: 0.359, SLG: 0.424 Mark Belanger, R (8, 6) OBP: 0.237, SLG: 0.249	0-0 G6-4-3 1B		0-0 5-3 1B		0-3 K	0-0 F4		0-3 K		5 0 2 0 0 2 3 0 0 0 0 0 0 0												
Paul Blair, R (1, 8) OBP: 0.262, SLG: 0.339	0-0 G6-4-3 1-2f		0-0 5-3 1B		0-0 F9		0-0 1B 2B	0-3 K		5 1 2 0 0 1 2												
Tommy Davis, R (1, 7) OBP: 0.340, SLG: 0.327 Merv Rettenmund, R (7, 9) OBP: 0.327, SLG: 0.350	0-0 1B		0-0 5-3		0-3 K		0-0 F3		0-0 F3	4 0 1 0 0 1 3 1 0 0 0 0 0 0												
Boog Powell, L (1, 3) OBP: 0.343, SLG: 0.433	0-0 6-3		4-0 BB		0-0 4-3		0-0 1B 1B		0-0 2B	4 1 2 0 1 0 1												
Terry Crowley, L (1, 9) OBP: 0.333, SLG: 0.423 Don Baylor, R (7, PH) OBP: 0.333, SLG: 0.419		4-0 BB BB	0-0 1-3 BB		0-0 3-1		4-0 1B 2B BB	0-0 1-2 1B	0-3 K	1 1 0 0 2 0 3 2 0 1 1 0 1 1												
Brooks Robinson, R (1, 5) OBP: 0.304, SLG: 0.347		0-0 1-2			0-0 3B 2B		0-0 2B 1B	0-0 G1-6-3 1B	0-0 F7	5 2 3 1 0 0 2												
Johnny Oates, L (1, 2) OBP: 0.333, SLG: 0.361		0-3 K			0-0 F7		0-0 1B 2B	0-0 G1-6-3		4 0 1 1 0 1 4												
Davey Johnson, R (1, 4) OBP: 0.325, SLG: 0.342		0-3 K			0-0 B2-3 3B		0-3 K		0-0 F8	4 0 1 1 0 2 3												
Pat Dobson, R (1, 1) OBP: 0.153, SLG: 0.167 Doyle Alexander, R (7, 1) OBP: 0.083, SLG: 0.043			0-3 K		0-0 B2-3		0-0 1B		4-0 BB	3 0 1 1 0 1 1 0 0 0 0 1 0 0												
Inning Stats	R: 0 E: 0 K: 0 S: 4	H: 2 LOB: 1 BB: 0 P: 4	R: 0 E: 0 K: 2 S: 7	H: 0 LOB: 1 BB: 1 P: 11	R: 0 E: 0 K: 1 S: 7	H: 2 LOB: 3 BB: 1 P: 11	R: 1 E: 0 K: 0 S: 4	H: 2 LOB: 0 BB: 0 P: 4	R: 0 E: 0 K: 2 S: 7	H: 0 LOB: 0 BB: 0 P: 7	R: 2 E: 0 K: 1 S: 8	H: 3 LOB: 2 BB: 1 P: 12	R: 2 E: 0 K: 0 S: 6	H: 4 LOB: 1 BB: 0 P: 6	R: 0 E: 0 K: 2 S: 7	H: 0 LOB: 1 BB: 1 P: 11	R: 0 E: 0 K: 1 S: 6	H: 1 LOB: 1 BB: 0 P: 6	1B: 9 2B: 5 3B: 1 HR: 0	SF: 0 SAC: 0 DP: 3 HBP: 0	WP: 0 PB: 0 SB: 0 CS: 0	PA: 42
PITCHER	IP WLS BF H R ER SO BB IBB HBP BLK WP HR S P ERA WHIP																					
Lynn McGlothen, R (1, 1) ERA: 3.23	5.1 L 25 8 3 3 5 3 0 0 0 0 0 0 32 44 5.06 2.062																					
Don Newhauser, R (6, 1) ERA: 2.76	1.0 5 2 1 1 1 0 0 0 0 0 0 0 7 7 9.00 2.000																					
Bill Lee, L (7, 1) ERA: 3.58	0.2 4 3 1 1 0 0 0 0 0 0 0 0 4 4 13.50 4.500																					
Bobby Bolin, R (8, 1) ERA: 3.08	2.0 8 1 0 0 3 1 0 0 0 0 0 0 13 17 0.00 1.000																					

Baltimore Orioles @ Boston Red Sox
Fenway Park, Boston, MA
 Mon Sep 18 1972, 7:05 PM EDT
 Att: 17,803 - Unknown

livebaseballscorecards.com

AB	38
R	5
H	14
RBI	5
BB	4
SO	9
LOB	23



Batter	1	2	3	4	5	6	7	8	9	AB R H RBI BB SO LOB	BOTTOM														
Tommy Harper, R (1, 8) OBP: 0.349, SLG: 0.405	0-0 6-3		0-3 K		0-0 S 1B		0-0 5-3		0-3 K	5 0 1 0 0 2 2	<p>Baltimore Orioles @ Boston Red Sox Fenway Park, Boston, MA Mon Sep 18 1972, 7:05 PM EDT Att. 17,803 - Unknown</p> <p>livebaseballscorecards.com</p> <table border="0"> <tr><td>AB</td><td>30</td></tr> <tr><td>R</td><td>2</td></tr> <tr><td>H</td><td>5</td></tr> <tr><td>RBI</td><td>1</td></tr> <tr><td>BB</td><td>6</td></tr> <tr><td>SO</td><td>7</td></tr> <tr><td>LOB</td><td>15</td></tr> </table> 	AB	30	R	2	H	5	RBI	1	BB	6	SO	7	LOB	15
AB	30																								
R	2																								
H	5																								
RBI	1																								
BB	6																								
SO	7																								
LOB	15																								
Luis Aparicio, R (1, 6) OBP: 0.299, SLG: 0.341	0-0 F8		4-0 CS BB		0-0 1-3			0-0 3-1		3 0 0 0 1 0 1															
Carl Yastrzemski, L (1, 3) OBP: 0.359, SLG: 0.369	0-3 K		0-0 F8					4-0 1B BB		3 0 0 0 1 1 1															
Reggie Smith, S (1, 9) OBP: 0.360, SLG: 0.481		4-0 BB 1B SF8 BB		0-0 F9		0-0 F8		0-0 F8		3 1 0 0 1 0 1															
Rico Petrocelli, R (1, 5) OBP: 0.343, SLG: 0.377		0-3 K		0-3 K		0-0 F8		0-0 1B		4 0 1 0 0 2 1															
Carlton Fisk, R (1, 2) OBP: 0.375, SLG: 0.568		0-0 BB 1B		4-0 S BB		0-0 E 1B		0-3 K		3 1 2 0 1 1 2															
Dwight Evans, R (1, 7) OBP: 0.500, SLG: 0.400		4-0 BB 1B		0-3 K		0-0 L6-4 E 1B		0-0 1-3		3 0 1 0 1 1 1															
Doug Griffin, R (1, 4) OBP: 0.322, SLG: 0.305		0-0 SF8		0-0 F8		0-0 E6		4-0 BB		2 0 0 1 1 0 1															
Lynn McGlothen, L (1, 1) Don Newthouser, R (6, 1) Bill Lee, L (7, 1) Ceal Cooper, L (7, PH) Bobby Bolin, R (8, 1) Ben Oglivie, L (9, PH)		0-0 F8		0-0 F8		0-0 L6-4		0-0 F7		2 0 0 0 0 0 2 0 0 0 0 0 0 0 0 0 0 0 0 0 0 1 0 0 0 0 0 2 0 0 0 0 0 0 0 1 0 0 0 0 0 1															
Inning Stats	R: 0 H: 0 E: 0 LOB: 0 K: 1 BB: 0 S: 5 P: 5	R: 1 H: 1 E: 0 LOB: 2 K: 1 BB: 2 S: 6 P: 14	R: 0 H: 0 E: 0 LOB: 0 K: 1 BB: 1 S: 4 P: 8	R: 0 H: 0 E: 0 LOB: 1 K: 2 BB: 1 S: 7 P: 11	R: 0 H: 1 E: 0 LOB: 1 K: 0 BB: 0 S: 4 P: 4	R: 0 H: 0 E: 0 LOB: 0 K: 0 BB: 0 S: 3 P: 3	R: 1 H: 2 E: 1 LOB: 1 K: 0 BB: 0 S: 5 P: 5	R: 0 H: 1 E: 0 LOB: 2 K: 1 BB: 1 S: 6 P: 10	R: 0 H: 0 E: 0 LOB: 1 K: 1 BB: 1 S: 5 P: 9	1B: 5 SF: 1 2B: 1 SAC: 0 3B: 0 DP: 1 HR: 0 HBP: 0	WP: 0 PA: 37 PB: 0 SB: 2 CS: 1														
PITCHER	IP WLS BF H R ER SO BB IBB HBP BLK WP HR S P ERA WHIP	IP WLS BF H R ER SO BB IBB HBP BLK WP HR S P ERA WHIP																							
Pat Dobson, R (1, 1) ERA: 2.62	6.0 W 26 4 2 1 5 4 0 0 0 0 0 32 48 1.50 1.333																								
Doyle Alexander, R (7, 1) ERA: 2.39	3.0 S 11 1 0 0 2 2 0 0 0 0 0 0 13 21 0.00 1.000																								

Batter	1	2	3	4	5	6	7	8	9	AB R H RBI BB SO LOB	TOP																						
Merv Rettenmund, R (1, 8) OBP: 0.325, SLG: 0.345	0-3 K		4-0 FC6-4 BB	0-0 F8			0-3 K		0-0 1-3	4 0 0 0 1 2 3	<p>Baltimore Orioles @ Boston Red Sox</p> <p>Fenway Park, Boston, MA</p> <p>Wed Sep 20 1972, 7:05 PM EDT</p> <p>Unknown</p>																						
Bobby Grich, R (1, 6) OBP: 0.356, SLG: 0.420	0-3 K		0-0 F9		0-0 F4		0-0 FC6-4 1B			4 0 0 0 0 1 2																							
Don Baylor, R (1, 7) OBP: 0.335, SLG: 0.421	0-0 1-4-3		0-0 FC6-4		0-0 1B		0-0 1B			4 0 2 0 0 0 1																							
Boog Powell, L (1, 3) OBP: 0.341, SLG: 0.429		0-0 F9	0-0 F9		0-0 F9		0-0 4-3			4 0 0 0 0 0 4																							
Dave Leonhard, R (7, 1) OBP: 1.000, SLG: 2.000										0 0 0 0 0 0 0																							
Terry Crowley, L (1, 9) OBP: 0.332, SLG: 0.425		0-0 1-3		0-0 4-3 1B 2B		0-0 F9		0-0 F9		4 1 1 0 0 0 1																							
Brooks Robinson, R (1, 5) OBP: 0.304, SLG: 0.349		0-0 BB 2B		0-0 F9		0-0 6-3		0-3 K		3 0 1 0 0 0 1																							
Tom Matchick, L (6, 5)										1 0 0 0 0 1 0																							
Johnny Oates, L (1, 2) OBP: 0.332, SLG: 0.356		4-0 BB BB		0-0 4-3 2-3		0-0 B3		0-0 1-3		3 0 0 0 1 0 1																							
Davey Johnson, R (1, 4) OBP: 0.327, SLG: 0.340		4-0 1-2 2-3 BB		4-0 1B BB		0-0 F8		0-3 K		2 0 0 0 2 1 0																							
Jim Palmer, R (1, 1) OBP: 0.237, SLG: 0.283		0-3 K		0-0 1B		0-0 E6 FC6-4		0-0 F7		2 0 1 1 0 1 3																							
Roric Harrison, R (4, 1) OBP: 0.143, SLG: 0.154										0 0 0 0 0 0 0																							
Bob Reynolds, R (4, 1)										0 0 0 0 0 0 0																							
Tom Shopay, L (7, PH) OBP: 0.289, SLG: 0.229				1-2 3-H 1B						2 0 0 0 0 0 0																							
Inning Stats	R: 0 E: 0 K: 2 S: 7	H: 0 LOB: 0 BB: 0 P: 7	R: 0 E: 0 K: 1 S: 6	H: 1 LOB: 3 BB: 2 P: 14	R: 0 E: 0 K: 0 S: 3	H: 0 LOB: 1 BB: 1 P: 7	R: 1 E: 0 K: 0 S: 5	H: 2 LOB: 2 BB: 1 P: 9	R: 0 E: 0 K: 0 S: 4	H: 1 LOB: 1 BB: 0 P: 4	R: 0 E: 0 K: 0 S: 3	H: 0 LOB: 0 BB: 0 P: 3	R: 0 E: 1 K: 1 S: 7	H: 1 LOB: 2 BB: 0 P: 7	R: 0 E: 0 K: 1 S: 5	H: 0 LOB: 0 BB: 0 P: 5	R: 0 E: 0 K: 1 S: 5	H: 0 LOB: 0 BB: 0 P: 5	1B: 3 2B: 2 3B: 0 HR: 0	SF: 0 SAC: 0 DP: 0 HBP: 0	WP: 0 PB: 0 SB: 0 CS: 0	PA: 37											
PITCHER Marty Pattin, R (1, 1) ERA: 3.43	IP 9.0	WLS W	BF 37	H 5	R 1	ER 1	SO 6	BB 4	IBB 0	HBP 0	BLK 0	WP 0	HR 0	S 45	P 61	ERA 1.00	WHIP 1.000																
											PITCHER	IP	WLS	BF	H	R	ER	SO	BB	IBB	HBP	BLK	WP	HR	S	P	ERA	WHIP					

livebaseballscorecards.com

AB	33
R	1
H	5
RBI	1
BB	4
SO	6
LOB	16



Batter	1	2	3	4	5	6	7	8	9
Tommy Harper, R OBP: 0.348, SLG: 0.406 Rick Miller, L OBP: 0.297, SLG: 0.348	0-0 2B	0-0 1-3		0-0 B5	0-0 F8		0-3 K		
Luis Aparicio, R OBP: 0.300, SLG: 0.345	0-3 K		0-0 WP SF8 2B	0-0 2B 1-2 2-H BB 1B	0-0 5-3		0-0 F7		
Carl Yastrzemski, L OBP: 0.360, SLG: 0.370	0-0 1-3		0-3 K	0-0 BB 1-3 2-H 1B 2B	4-0 BB BB BB BB		0-0 4-3		
Reggie Smith, S OBP: 0.360, SLG: 0.477	0-0 F3		4-0 WP 1B BB	4-0 BB 1B IBB	0-0 F8		0-3 K		
Rico Petrocelli, R OBP: 0.344, SLG: 0.375		0-3 K	0-0 SF8	4-0 1B 1-2 2-H 1B BB		4-0 2B F8-2 BB	0-3 K		
Carlton Fisk, R OBP: 0.379, SLG: 0.572		4-0 1B BB	0-0 2-H 1B	0-0 1-3 2-H 3-H 1B 1B		0-0 1-3 2B	0-0 6-3		
Dwight Evans, R OBP: 0.500, SLG: 0.444		0-0 1-3 1B	0-3 K	0-0 G5-3 BB 2-H 3-H 1B		0-3 K			
Doug Griffin, R OBP: 0.328, SLG: 0.307		4-0 IBB		0-0 SH 1B BB		4-0 IBB			
Marty Pattin, R OBP: 0.158, SLG: 0.227		0-3 K		0-0 SH 1B 2B BB G5-3		0-0 F8-2			

Inning Stats	R: 0 E: 0 K: 1 S: 6	H: 1 LOB: 1 BB: 0 P: 6	R: 0 E: 0 K: 2 S: 8	H: 1 LOB: 3 BB: 2 P: 16	R: 2 E: 0 K: 2 S: 9	H: 2 LOB: 1 BB: 1 P: 13	R: 7 E: 1 K: 0 S: 8	H: 5 LOB: 1 BB: 3 P: 20	R: 0 E: 0 K: 0 S: 3	H: 0 LOB: 1 BB: 1 P: 7	R: 0 E: 0 K: 1 S: 5	H: 1 LOB: 2 BB: 2 P: 13	R: 0 E: 0 K: 1 S: 5	H: 0 LOB: 0 BB: 0 P: 5	R: 0 E: 0 K: 2 S: 7	H: 0 LOB: 0 BB: 0 P: 7
--------------	------------------------------	---------------------------------	------------------------------	----------------------------------	------------------------------	----------------------------------	------------------------------	----------------------------------	------------------------------	---------------------------------	------------------------------	----------------------------------	------------------------------	---------------------------------	------------------------------	---------------------------------

PITCHER	IP	WLS	BF	H	R	ER	SO	BB	IBB	HBP	BLK	WP	HR	S	P	ERA	WHIP
Jim Palmer, R ERA: 1.97	(1, 1)	3.1	L	21	7	6	5	5	2	1	0	0	0	28	40	13.50	2.700
Roric Harrison, R ERA: 2.49	(4, 1)	0.0		4	2	3	0	1	1	0	0	0	0	2	10	∞	∞
Bob Reynolds, R ERA: 1.86	(4, 1)	2.2		11	1	0	1	3	1	0	0	0	0	9	25	0.00	1.500
Dave Leonhard, R ERA: 4.5	(7, 1)	2.0		6	0	0	3	0	0	0	0	0	0	12	12	0.00	0.000

BOTTOM

Baltimore Orioles @ Boston Red Sox
Fenway Park, Boston, MA
Wed Sep 20 1972, 7:05 PM EDT
Unknown


AB	R	H	RBI	BB	SO	LOB
4	0	1	0	0	0	5
1	0	0	0	0	1	0
5	2	2	1	0	1	1
4	1	1	1	1	1	2
3	2	0	0	2	1	2
2	1	0	2	2	2	0
4	1	3	3	1	0	0
4	0	2	2	0	2	3
1	1	1	0	3	0	0
3	1	0	0	0	1	8

AB	31
R	9
H	10
RBI	9
BB	9
SO	9
LOB	21



1B	6	SF	1	WP	1	PA	42
2B	5	SAC	1	PB	0		
3B	0	DP	2	SB	0		
HR	0	HBP	0	CS	0		

livebaseballscorecards.com

Batter	1	2	3	4	5	6	7	8	9	AB R H RBI BB SO LOB	TOP											
Bobby Grich, R OBP: 0.355, SLG: 0.417 (1, 6) (7, 4)	0-0 L6		0-0 F7			0-0 F6		4-0 BB		3 0 0 0 1 0 1												
Paul Blair, R OBP: 0.264, SLG: 0.342 (1, 8)	0-0 CS 1B			0-0 F9		0-0 1-3 2B		0-3 K		4 0 2 0 0 1 1												
Tommy Davis, R OBP: 0.327, SLG: 0.314 (1, 7)	0-0 3-1 1-2			0-0 F7		0-0 1-3 2-3		0-0 1-3		4 0 0 0 0 0 3												
Boog Powell, L OBP: 0.340, SLG: 0.427 (1, 3)		0-3 K		0-0 BB 1B		0-0 4-3		0-3 K		4 0 1 0 0 2 1												
Terry Crowley, L OBP: 0.331, SLG: 0.419 (1, 9)		0-3 K		4-0 1-2 BB		0-0 F9		0-0 F6		3 0 0 0 1 1 0												
Brooks Robinson, R OBP: 0.303, SLG: 0.347 Enos Cabell, R (9, PR)		0-0 1-3		0-0 F6		0-3 K		4-0 BB		3 0 0 0 1 1 2 0 0 0 0 0 0 0												
Davey Johnson, R OBP: 0.327, SLG: 0.340 Al Bumbry, L (7, PR) Mark Belanger, R OBP: 0.237, SLG: 0.249 Don Buford, S OBP: 0.327, SLG: 0.270 (9, PH)			0-0 5-3		0-0 F6		0-0 1B		0-3 K	3 0 1 0 0 0 0 0 0 0 0 0 0 0 0 0 0 0 0 0 0 1 0 0 0 0 1 1	AB 29 R 0 H 4 RBI 0 BB 4 SO 7 LOB 10											
Andy Etchebarren, R OBP: 0.277, SLG: 0.281 Johnny Oates, L OBP: 0.331, SLG: 0.354 (7, PH) (7, 2)			4-0 SH5-4 BB		0-0 F7		0-0 G3			1 0 0 0 1 0 0 1 0 0 0 0 0 1												
Mike Cuellar, L OBP: 0.120, SLG: 0.193 Doyle Alexander, R OBP: 0.083, SLG: 0.043 Tom Shopay, L OBP: 0.282, SLG: 0.222 Eddie Watt, R (8, PH) (8, 1)			0-0 SH5-4 1-2		0-0 F3			0-3 K		1 0 0 0 0 0 0 0 0 0 0 0 0 0 1 0 0 0 0 1 0 0 0 0 0 0 0 0												
Inning Stats	R: 0 E: 0 K: 0 S: 3	H: 1 LOB: 0 BB: 0 P: 3	R: 0 E: 0 K: 2 S: 7	H: 0 LOB: 0 BB: 0 P: 7	R: 0 E: 0 K: 0 S: 3	H: 0 LOB: 1 BB: 1 P: 7	R: 0 E: 0 K: 0 S: 4	H: 1 LOB: 2 BB: 1 P: 8	R: 0 E: 0 K: 0 S: 3	H: 0 LOB: 0 BB: 0 P: 3	R: 0 E: 0 K: 1 S: 6	H: 1 LOB: 1 BB: 0 P: 6	R: 0 E: 0 K: 1 S: 7	H: 0 LOB: 1 BB: 1 P: 11	R: 0 E: 0 K: 2 S: 7	H: 0 LOB: 1 BB: 1 P: 11	1B: 3 2B: 1 3B: 0 HR: 0	SF: 0 SAC: 1 DP: 0 HBP: 0	WP: 0 PB: 0 SB: 0 CS: 1	PA: 34		
PITCHER Luis Tiant, R ERA: 1.93 (1, 1)	IP 9.0	WLS W	BF 34	H 4	R 0	ER 0	SO 7	BB 4	IBB 0	HBP 0	BLK 0	WP 0	HR 0	S 44	P 60	ERA 0.00	WHIP 0.889					PITCHER IP WLS BF H R ER SO BB IBB HBP BLK WP HR S P ERA WHIP

Baltimore Orioles @ Boston Red Sox
Fenway Park, Boston, MA
Wed Sep 20 1972, 7:05 PM EDT
Att: 28,777 - Unknown

livebaseballscorecards.com

Batter	1	2	3	4	5	6	7	8	9
Tommy Harper, R OBP: 0.349, SLG: 0.405 Rick Miller, L OBP: 0.297, SLG: 0.348	0-0 5-3		0-3 K		0-0 S 1B		4-0 1B PB BB		
Luis Aparicio, R OBP: 0.300, SLG: 0.344	0-0 5-3		0-3 K		0-0 F6 1-2		0-0 PB 1-3 1B		
Carl Yastrzemski, L OBP: 0.359, SLG: 0.367	0-0 E6 BB BB		0-0 F8		0-3 K		4-0 PB BB 2-3 3-H		
Reggie Smith, S OBP: 0.362, SLG: 0.475	4-0 1-2 BB BB		0-3 K		0-0 F4		4-0 1-2 BB		
Rico Petrocelli, R OBP: 0.343, SLG: 0.373	4-0 1-2 2-3 BB		0-3 K		0-0 5-3		0-0 F3		
Carlton Fisk, R OBP: 0.378, SLG: 0.568	0-0 F9		4-0 FC4 BB		0-0 F2		0-0 F6		
Dwight Evans, R OBP: 0.500, SLG: 0.846		0-3 K	0-0 FC4 1-2f				0-0 1B 3B	0-0 HR	
Doug Griffin, R OBP: 0.327, SLG: 0.306		0-3 K			0-0 SH3-4 1B		0-0 5-3	0-0 1-3	
Luis Tiant, R OBP: 0.146, SLG: 0.130		0-3 K			0-0 SH3-4 1-2		0-3 K	0-0 1-3	

Inning Stats	R: 0	H: 0	E: 1	LOB: 3	K: 0	BB: 2	S: 4	P: 12
	R: 0	H: 0	E: 0	LOB: 0	K: 3	BB: 0	S: 9	P: 9
	R: 0	H: 0	E: 0	LOB: 0	K: 2	BB: 0	S: 7	P: 7
	R: 0	H: 0	E: 0	LOB: 1	K: 2	BB: 1	S: 7	P: 11
	R: 1	H: 2	E: 0	LOB: 1	K: 1	BB: 0	S: 7	P: 7
	R: 0	H: 0	E: 0	LOB: 0	K: 0	BB: 0	S: 3	P: 3
	R: 2	H: 2	E: 0	LOB: 3	K: 1	BB: 3	S: 7	P: 19
	R: 1	H: 1	E: 0	LOB: 0	K: 0	BB: 0	S: 4	P: 4

PITCHER	IP	WLS	BF	H	R	ER	SO	BB	IBB	HBP	BLK	WP	HR	S	P	ERA	WHIP
Mike Cuellar, L ERA: 2.61	(1, 1)	6.2	31	4	3	3	9	6	0	0	0	0	0	43	67	4.05	1.500
Doyle Alexander, R ERA: 2.38	(7, 1)	0.1	1	0	0	0	0	0	0	0	0	0	1	1	0.00	0.000	
Eddie Watt, R ERA: 2.29	(8, 1)	1.0	4	1	1	1	0	0	0	0	0	0	1	4	4	9.00	1.000

AB R H RBI BB SO LOB

3	1	1	1	1	1	0
0	0	0	0	0	0	0
4	0	1	1	0	1	1
3	0	0	0	1	1	1
2	0	0	0	2	1	0
3	0	0	0	1	1	3
3	0	0	0	1	0	3
4	2	2	1	0	1	1
4	1	1	0	0	1	1
3	0	0	0	0	2	1

1B: 3	SF: 0	WP: 0	PA: 36
2B: 0	SAC: 1	PB: 2	
3B: 1	DP: 0	SB: 1	
HR: 1	HBP: 0	CS: 0	
WP: 0	PA: 36	ERA	WHIP

Baltimore Orioles @ Boston Red Sox
 Fenway Park, Boston, MA
 Wed Sep 20 1972, 7:05 PM EDT
 Att. 28,777 - Unknown

livebaseballscorecards.com

AB	29
R	4
H	5
RBI	3
BB	6
SO	9
LOB	11



Batter	1	2	3	4	5	6	7	8	9	AB R H RBI BB SO LOB	TOP
Don Buford, S (1, 7) <small>OBP: 0.326, SLG: 0.269</small>	0-3 		0-0 FC6-4 		0-3 		0-0 G3 		0-0 G3 	5 0 1 0 0 2 1	Baltimore Orioles @ Milwaukee Brewers Milwaukee County Stadium, Milwaukee, WI Sat Sep 23 1972, 4:33 AM EDT Att. 6,185 - Unknown livebaseballscorecards.com AB 36 R 1 H 10 RBI 1 BB 2 SO 6 LOB 17
Paul Blair, R (1, 8) <small>OBP: 0.269, SLG: 0.352</small>	0-0 		0-0 FC6-4 		0-0 BB 		0-0 	0-3 	5 0 4 1 0 1 0		
Bobby Grich, R (1, 6) <small>OBP: 0.356, SLG: 0.416</small>	0-0 		0-0 FC6-4 		1-0 BB 		0-0 F9 	0-0 F7 	4 0 1 0 0 0 3		
Boog Powell, L (1, 3) <small>OBP: 0.341, SLG: 0.425</small>	0-0 F7 		0-0 4-3 		4-0 BB 		4-0 		2 0 0 0 2 0 4		
Terry Crowley, L (1, 9) <small>OBP: 0.330, SLG: 0.416</small> Pat Dobson, R (7, 1) <small>OBP: 0.153, SLG: 0.167</small>	0-0 4-3 			0-0 1-3 	0-0 4-3 		0-0 		4 0 1 0 0 0 5 0 0 0 0 0 0 0		
Brooks Robinson, R (1, 5) <small>OBP: 0.303, SLG: 0.346</small>		0-0 5-3 		0-0 		0-0 F9 		0-0 5-3 	4 0 1 0 0 0 0		
Johnny Oates, L (1, 2) <small>OBP: 0.329, SLG: 0.352</small>		0-0 F9 		0-0 F8 		0-0 F8 		0-0 	4 0 1 0 0 0 1		
Davey Johnson, R (1, 4) <small>OBP: 0.324, SLG: 0.336</small>		0-0 F9 		0-0 F9 		0-3 		0-0 F8 	4 0 0 0 0 1 2		
Dave McNally, R (1, 1) <small>OBP: 0.183, SLG: 0.253</small> Rich Coggins, L (7, PH) <small>OBP: 0.364, SLG: 0.469</small>			0-3 		0-3 		0-0 G3 	0-0 F9 	2 0 0 0 0 2 0 2 1 1 0 0 0 1		
Inning Stats	R: 0 H: 2 E: 0 LOB: 2 K: 1 BB: 0 S: 7 P: 7	R: 0 H: 0 E: 0 LOB: 0 K: 0 BB: 0 S: 3 P: 3	R: 0 H: 2 E: 0 LOB: 2 K: 1 BB: 0 S: 7 P: 7	R: 0 H: 1 E: 0 LOB: 1 K: 0 BB: 0 S: 4 P: 4	R: 0 H: 1 E: 0 LOB: 3 K: 2 BB: 1 S: 8 P: 13	R: 0 H: 0 E: 0 LOB: 0 K: 1 BB: 0 S: 5 P: 5	R: 1 H: 3 E: 0 LOB: 2 K: 0 BB: 1 S: 5 P: 9	R: 0 H: 1 E: 0 LOB: 1 K: 0 BB: 0 S: 4 P: 4	R: 0 H: 0 E: 0 LOB: 0 K: 1 BB: 0 S: 5 P: 5	1B: 8 SF: 0 2B: 2 SAC: 0 3B: 0 DP: 0 HR: 0 HBP: 1	WP: 0 PA: 39 PB: 0 SB: 0 CS: 0
PITCHER Jim Lonborg, R (1, 1) <small>ERA: 2.72</small>	IP 9.0 WLS W BF 39 H 10 R 1 ER 1 SO 6 BB 1 IBB 1 HBP 1 BLK 0 WP 0 HR 0 S 48 P 57 ERA 1.00 WHIP 1.222					PITCHER	IP WLS BF H R ER SO BB IBB HBP BLK WP HR S P ERA WHIP				

Batter	1	2	3	4	5	6	7	8	9
Ron Theobald, R OBP: 0.343, SLG: 0.257 (1, 4)	0-0 F9 ①		0-0 G3 ③			0-0 6-3 ①		0-0 5-3 ③	
Ellie Rodriguez, R OBP: 0.389, SLG: 0.366 (1, 2)	0-0 1B			0-0 5-3 ①		0-0 F9 ②			
Joe Lahoud, L OBP: 0.326, SLG: 0.394 Dave May, L OBP: 0.306, SLG: 0.338 (1, 7) (7, 8)	0-3 K ②		0-3 K ②		0-3 K ③	0-0 F9 ③			
George Scott, R OBP: 0.324, SLG: 0.425 (1, 3)	0-0 4-3 ③		0-3 K ③			0-0 3-1 1B 2B ①			
John Briggs, L OBP: 0.350, SLG: 0.443 (1, 8) (7, 7)		0-0 F5 ①			4-0 SH1-4 1B BB ①	0-0 3-1 ①			
Ollie Brown, R OBP: 0.309, SLG: 0.328 (1, 9)		0-0 E6 G4-6-3			0-0 SH1-4 ①	0-0 2-3		0-0 G6-4-3 1B	
Mike Ferraro, R OBP: 0.283, SLG: 0.327 (1, 5)		0-0 G4-6-3 ② ③ 1-2f			0-0 F9 1B ② 2-H	0-0 G6-4-3 ② ③ 1-2f			
Rick Auerbach, R OBP: 0.275, SLG: 0.262 (1, 6)			0-0 6-3 ①		0-0 F9 ②	0-0 2-3		0-0 5-3 ①	
Jim Lonborg, R OBP: 0.188, SLG: 0.152 (1, 1)			0-0 4-3 ②		0-0 L3 ③		0-0 1-3 ②		

Inning Stats	R: 0	H: 1	E: 0	K: 1	S: 6	LOB: 1	BB: 0	P: 6
	R: 0	H: 0	E: 1	K: 0	S: 3	LOB: 0	BB: 0	P: 3
	R: 0	H: 0	E: 0	K: 0	S: 3	LOB: 0	BB: 0	P: 3
	R: 0	H: 0	E: 0	K: 2	S: 7	LOB: 0	BB: 0	P: 7
	R: 1	H: 1	E: 0	K: 0	S: 4	LOB: 1	BB: 1	P: 8
	R: 0	H: 0	E: 0	K: 0	S: 3	LOB: 0	BB: 0	P: 3
	R: 1	H: 2	E: 0	K: 0	S: 4	LOB: 0	BB: 0	P: 4
	R: 0	H: 0	E: 0	K: 0	S: 3	LOB: 0	BB: 0	P: 3

PITCHER	IP	WLS	BF	H	R	ER	SO	BB	IBB	HBP	BLK	WP	HR	S	P	ERA	WHIP
Dave McNally, L ERA: 2.88 (1, 1)	6.0		21	2	1	1	3	1	0	0	0	0	0	26	30	1.50	0.500
Pat Dobson, R ERA: 2.64 (7, 1)	2.0	L	7	2	1	1	0	0	0	0	0	0	0	7	7	4.50	1.000

BOTTOM

Baltimore Orioles @ Milwaukee Brewers
Milwaukee County Stadium, Milwaukee, WI

Sat Sep 23 1972, 4:33 AM EDT
Att. 6,185 - Unknown

AB	26
R	2
H	4
RBI	2
BB	1
SO	3
LOB	7



WP	PA	ERA	WHIP
0	28		

Batter	1	2	3	4	5	6	7	8	9	AB R H RBI BB SO LOB	TOP	
Rich Coggins, L (1, 9) OBP: 0.351, SLG: 0.444	0-0 G3		0-0 F4		0-0 SH1-4		0-0 CS 1B		0-0 F5	4 0 1 0 0 0 1		
Paul Blair, R (1, 8) OBP: 0.270, SLG: 0.360	0-0 F8			0-0 HR	0-0 F2		0-0 SF8		0-0 1B 1B	4 1 2 2 0 0 2		
Bobby Grich, R (1, 6) OBP: 0.356, SLG: 0.414	0-0 F6			4-0 2B SF9 BB	0-0 F8		0-0 CS 1-2	0-0 6-3	0-0 1B 1-3 2-H	4 1 1 1 1 0 2		
Boog Powell, L (1, 3) OBP: 0.344, SLG: 0.428		0-0 1B 1B		0-0 F8 1-3 2B		0-0 F8		4-0 1B BB	0-0 G3	4 0 2 0 1 0 2		
Terry Crowley, L (1, 7) OBP: 0.328, SLG: 0.415		0-0 1-2 G4-6-3 1B		0-0 SF9		0-0 F2		0-0 F8		3 0 1 1 0 0 1		
Brooks Robinson, R (1, 5) OBP: 0.304, SLG: 0.348		0-0 F7		0-0 3-H F8 2-3		0-0 1B		0-0 FC6-4 1-3 1B		4 0 2 0 0 0 3		
Johnny Oates, L (1, 2) OBP: 0.324, SLG: 0.346		0-0 G4-6-3 1-2f		0-0 F8		0-0 F9		0-0 FC6-4 1-2f		4 0 0 0 0 0 6		
Davey Johnson, R (1, 4) OBP: 0.323, SLG: 0.338			0-0 F7		0-0 SH1-4 2B		0-3 K		0-0 5-3	4 0 1 0 0 1 0		
Jim Palmer, R (1, 1) OBP: 0.247, SLG: 0.284			0-3 K		4-0 SH1-4 BB		0-0 E6 1B SF8		0-0 1B 1B	3 2 1 0 1 1 0		
Eddie Watt, R (9, 1)										0 0 0 0 0 0 0		
Inning Stats	R: 0 E: 0 K: 0 S: 3 H: 0 LOB: 0 BB: 0 P: 3	R: 0 E: 0 K: 0 S: 4 H: 2 LOB: 1 BB: 0 P: 4	R: 0 E: 0 K: 1 S: 5 H: 0 LOB: 0 BB: 0 P: 5	R: 2 E: 0 K: 0 S: 5 H: 2 LOB: 1 BB: 1 P: 9	R: 0 E: 0 K: 0 S: 4 H: 1 LOB: 2 BB: 1 P: 8	R: 0 E: 0 K: 0 S: 4 H: 1 LOB: 1 BB: 0 P: 4	R: 1 E: 1 K: 1 S: 6 H: 1 LOB: 0 BB: 0 P: 6	R: 0 E: 0 K: 0 S: 4 H: 1 LOB: 2 BB: 1 P: 8	R: 1 E: 0 K: 0 S: 6 H: 3 LOB: 2 BB: 0 P: 6	1B: 8 2B: 2 3B: 0 HR: 1 SF: 2 SAC: 1 DP: 1 HBP: 0	WP: 0 PB: 0 SB: 0 CS: 1 PA: 41	
PITCHER	IP WLS BF H R ER SO BB IBB HBP BLK WP HR S P ERA WHIP											
Skip Lockwood, R (1, 1) ERA: 3.35	7.0 L 29 7 3 2 2 2 0 0 0 0 0 1 31 39 2.57 1.286											
Frank Linzy, R (8, 1) ERA: 2.54	2.0 11 4 1 1 0 1 0 0 0 0 0 0 10 14 4.50 2.500											

Baltimore Orioles @ Milwaukee Brewers
Milwaukee County Stadium, Milwaukee, WI

Sun Sep 24 1972, 4:33 AM EDT
Att. 5,932 - Unknown

livebaseballscorecards.com

AB 34
R 4
H 11
RBI 4
BB 3
SO 2
LOB 17



Batter	1	2	3	4	5	6	7	8	9	AB R H RBI BB SO LOB	TOP											
Buddy Bell, R (1, 8) OBP: 0.313, SLG: 0.371	0-0 F8		0-0 F7			0-0 SH1-3 1B 2B		0-0 FC1-4		4 1 1 0 0 0 1												
Jack Brohamer, L (1, 4) OBP: 0.279, SLG: 0.304	0-0 8-3 1B			0-0 F8		0-0 SH1-3		0-0 F7		3 0 1 0 0 0 1												
Chris Chambliss, L (1, 3) OBP: 0.322, SLG: 0.391	0-0 8-3 1-2f			0-0 HR		0-0 G5-4-3 1B			0-0 CS 1B	4 1 3 2 0 0 1												
Ray Fosse, R (1, 2) OBP: 0.318, SLG: 0.356		0-0 6-3		0-0 HR		0-0 G5-4-3 1-2f			0-0 5-3	4 1 1 1 0 0 2												
Graig Nettles, L (1, 5) OBP: 0.324, SLG: 0.395		0-0 1B		0-0 F7			0-0 4-3		0-0 4-3	4 0 1 0 0 0 0												
Kurt Bevacqua, R (1, 7) OBP: 0.185, SLG: 0.208		0-0 F7		0-3 K			0-3 K			3 0 0 0 0 2 1												
Del Unser, L (7, 7) OBP: 0.283, SLG: 0.277										0 0 0 0 0 0 0												
Frank Duffy, R (1, 6) OBP: 0.290, SLG: 0.321		0-0 F7			0-0 G6-4-3 1B		0-3 K			3 0 1 0 0 1 1												
Tom McCraw, L (1, 9) OBP: 0.328, SLG: 0.350			0-0 G1-6-3 1B		0-0 G6-4-3			0-0 FC1-4 1B		3 0 2 0 0 0 1												
Dick Tidrow, R (1, 1) OBP: 0.130, SLG: 0.104			0-0 G1-6-3		0-3 K			0-3 K		3 0 0 0 0 2 2												
Phil Hennigan, R (9, 1) OBP: 0.214, SLG: 0.083			1-2f							0 0 0 0 0 0 0												
Inning Stats	R: 0 E: 0 K: 0 S: 3	H: 1 LOB: 0 BB: 0 P: 3	R: 0 E: 0 K: 0 S: 4	H: 1 LOB: 1 BB: 0 P: 4	R: 0 E: 0 K: 0 S: 3	H: 1 LOB: 0 BB: 0 P: 3	R: 2 E: 0 K: 1 S: 7	H: 2 LOB: 0 BB: 0 P: 7	R: 0 E: 0 K: 1 S: 5	H: 1 LOB: 0 BB: 0 P: 5	R: 1 E: 0 K: 0 S: 4	H: 2 LOB: 0 BB: 0 P: 4	R: 0 E: 0 K: 2 S: 7	H: 0 LOB: 0 BB: 0 P: 7	R: 0 E: 0 K: 1 S: 6	H: 1 LOB: 1 BB: 0 P: 6	R: 0 E: 0 K: 0 S: 3	H: 1 LOB: 0 BB: 0 P: 3	1B: 7 2B: 2 3B: 0 HR: 2	SF: 0 SAC: 1 DP: 4 HBP: 0	WP: 0 PB: 0 SB: 0 CS: 1	PA: 32
PITCHER	IP WLS BF H R ER SO BB IBB HBP BLK WP HR S P ERA WHIP																					
Mike Cuellar, L (1, 1) ERA: 2.63	5.0 L 18 6 2 2 2 0 0 0 0 0 0 2 22 22 3.60 1.200																					
Pat Dobson, R (6, 1) ERA: 2.65	2.0 7 2 1 1 2 0 0 0 0 0 0 0 11 11 4.50 1.000																					
Grant Jackson, L (8, 1) ERA: 2.37	2.0 7 2 0 0 1 0 0 0 0 0 0 0 9 9 0.00 1.000																					

Cleveland Indians @ Baltimore Orioles
 Memorial Stadium, Baltimore, MD
 Tue Sep 26 1972, 7:05 PM EDT
 Att. 4,974 - Unknown

livebaseballscorecards.com

AB	31
R	3
H	10
RBI	3
BB	0
SO	5
LOB	10



BOTTOM

Cleveland Indians @ Baltimore Orioles
Memorial Stadium, Baltimore, MD

Tue Sep 26 1972, 7:05 PM EDT
Att. 4,974 - Unknown

livebaseballscorecards.com

AB	33
R	2
H	7
RBI	2
BB	2
SO	4
LOB	14



WP:	0	PA:	36
PB:	0	SB:	2
CS:	0		

AB R H RBI BB SO LOB

2	0	0	1	1	0	0
4	0	1	0	0	1	2
4	0	0	0	0	0	3
3	0	0	0	1	0	1
4	0	0	0	0	0	2
4	0	1	0	0	0	0
4	2	2	1	0	0	1
4	0	2	0	0	2	2
0	0	0	0	0	0	0
1	0	0	0	0	1	1
1	0	1	0	0	0	0
0	0	0	0	0	0	0
1	0	0	0	0	0	1
0	0	0	0	0	0	0
1	0	0	0	0	0	1

Batter	1	2	3	4	5	6	7	8	9
Bobby Grich, R OBP: 0.355, SLG: 0.412 (1, 6) BBB	4-0 G4-6-3 E BB		x 0-0 6-3 ①		x 0-0 SF7 ② 1-2 3-H			x 0-0 F5 ①	
Paul Blair, R OBP: 0.270, SLG: 0.361 (1, 8) x	0-0 E7 G4-6-3 1-2		x 0-0 F9 ②		0-0 K ③			x 0-0 2B	
Tommy Davis, R OBP: 0.316, SLG: 0.302 (1, 7) x	0-0 G4-6-3 1-2f 2-3 ① ②		x 0-0 F9 ③		x 0-0 4-3 ①			x 0-0 F7 ②	
Boog Powell, L OBP: 0.343, SLG: 0.425 (1, 3) BBB	4-0 BB		x 0-0 F8 ①		x 0-0 F8 ②			x 0-0 L4 ③	
Terry Crowley, L OBP: 0.324, SLG: 0.408 (1, 9) x	0-0 F4 ③		x 0-0 F6 ②		x 0-0 G3 ③			x 0-0 F9 ①	
Brooks Robinson, R OBP: 0.304, SLG: 0.347 (1, 5) x		x 0-0 F4 ①		x 0-0 6-3 ③		x 0-0 FC5-6 1B		x 0-0 1-3 ②	
Johnny Oates, L OBP: 0.327, SLG: 0.362 (1, 2) x		x 0-0 F9 ②		x 0-0 1B SF7 1B		x 0-0 FC5-6 1B 1-2f S		x 0-0 HR	
Davey Johnson, R OBP: 0.325, SLG: 0.342 Mark Belanger, R OBP: 0.237, SLG: 0.249 (9, PR)		x 0-0 1B		x 0-3 K ①		x 0-3 K ② 1-2		x 0-0 2B	
Mike Cuellar, L OBP: 0.119, SLG: 0.190 Don Buford, S OBP: 0.327, SLG: 0.271 Pat Dobson, R OBP: 0.153, SLG: 0.167 Don Baylor, R OBP: 0.334, SLG: 0.419 Grant Jackson, S Merv Rettenmund, R OBP: 0.324, SLG: 0.344 (1, 1) (5, PH) (6, 1) (7, PH) (8, 1) (9, PH)		x 0-3 K ③		x 0-0 1B S 1B 1-3		x 0-0 F7 ③		x 0-0 F8 ③	

Inning Stats	R: 0	H: 0	E: 1	K: 0	S: 3	R: 0	H: 1	E: 0	K: 1	S: 6	R: 0	H: 0	E: 0	K: 0	S: 3	R: 0	H: 0	E: 0	K: 0	S: 3	R: 1	H: 2	E: 0	K: 2	S: 9	R: 0	H: 0	E: 0	K: 0	S: 3	R: 0	H: 1	E: 0	K: 1	S: 6	R: 0	H: 1	E: 0	K: 0	S: 4	R: 1	H: 2	E: 0	K: 0	S: 5
--------------	------	------	------	------	------	------	------	------	------	------	------	------	------	------	------	------	------	------	------	------	------	------	------	------	------	------	------	------	------	------	------	------	------	------	------	------	------	------	------	------	------	------	------	------	------

PITCHER	IP	WLS	BF	H	R	ER	SO	BB	IBB	HBP	BLK	WP	HR	S	P	ERA	WHIP
Dick Tidrow, R ERA: 2.75 (1, 1)	8.2	W	35	7	2	2	4	2	0	0	0	0	0	41	49	2.08	1.038
Phil Hennigan, R ERA: 2.71 (9, 1)	0.1	S	1	0	0	0	0	0	0	0	0	0	0	1	1	0.00	0.000

WP:	HR	S	P	ERA	WHIP
0	1	4			

Batter	1	2	3	4	5	6	7	8	9	AB R H RBI BB SO LOB	TOP									
Buddy Bell, R OBP: 0.313, SLG: 0.370 (1, 8) X	0-0 E 3B 1B	0-3 K		H 1-0 HBP		X 0-0 F2		X 0-0 4-3	4 1 1 0 0 1 2											
Jack Brohamer, L OBP: 0.276, SLG: 0.301 (1, 4) X	0-0 E3 3B 1-2	0-0 4-3		X 0-0 F8		X 0-0 F8		X 0-0 3-1	5 1 0 0 0 0 3											
Chris Chambliss, L OBP: 0.325, SLG: 0.399 (1, 3) X	0-0 1B 3B 1-H 2-H		B B B 4-0 5-3 BB		X 0-0 F7		X 0-0 6-3	X 0-0 WP 2B	4 1 2 2 1 0 0											
Ray Fosse, R OBP: 0.318, SLG: 0.357 (1, 2) X	0-0 FC6-4 1B 3-H		X 0-0 5-3		X 0-0 5-3 1B		X 0-0 6-3	X 0-0 F7	5 0 2 1 0 0 2											
Graig Nettles, L OBP: 0.324, SLG: 0.393 (1, 5) X	0-0 F7		4-0 IBB		X 0-0 5-3		X 0-0 F7		3 0 0 0 1 0 2											
Kurt Bevacqua, R OBP: 0.167, SLG: 0.185 (1, 7) S Del Unser, L OBP: 0.283, SLG: 0.276 (5, 7) S	0-3 K		X 0-0 F4		X 0-0 F9		X 0-0 F4		3 0 0 0 0 1 4 1 0 0 0 0 0 0											
Frank Duffy, R OBP: 0.289, SLG: 0.318 (1, 6) X	0-0 FC6-4 1-2f		S S S 0-3 K		X 0-0 5-3		H 1-0 BB HBP		3 0 0 0 0 1 3											
Tom McCraw, L OBP: 0.329, SLG: 0.350 (1, 9) X		0-0 SH1-4 1B		S S S 0-3 K		X 0-0 6-3	B B B 4-0 FC6-4 BB		3 0 1 0 1 1 0											
Gaylord Perry, R OBP: 0.204, SLG: 0.208 (1, 1) X		0-0 SH1-4		S S S 0-3 K		X 0-0 1B	X 0-0 FC6-4		3 0 1 0 0 1 2											
Inning Stats	R: 3 E: 1 K: 1 S: 9	H: 3 LOB: 1 BB: 0 P: 9	R: 0 E: 0 K: 1 S: 6	H: 1 LOB: 1 BB: 0 P: 6	R: 0 E: 0 K: 1 S: 5	H: 0 LOB: 2 BB: 2 P: 13	R: 0 E: 0 K: 2 S: 7	H: 0 LOB: 1 BB: 0 P: 8	R: 0 E: 0 K: 0 S: 4	H: 1 LOB: 1 BB: 0 P: 4	R: 0 E: 0 K: 0 S: 3	H: 0 LOB: 0 BB: 0 P: 3	R: 0 E: 0 K: 0 S: 3	H: 0 LOB: 2 BB: 1 P: 8	R: 0 E: 0 K: 0 S: 4	H: 1 LOB: 1 BB: 0 P: 4	1B: 5 2B: 1 3B: 1 HR: 0	SF: 0 SAC: 1 DP: 0 HBP: 2	WP: 1 PB: 0 SB: 0 CS: 0	PA: 40
PITCHER Dave McNally, L ERA: 2.95 (1, 1) Roric Harrison, R ERA: 2.35 (1, 1) Doyle Alexander, R ERA: 2.33 (6, 1) Eddie Watt, R ERA: 2.14 (8, 1)	IP WLS BF H R ER SO BB IBB HBP BLK WP HR S P ERA WHIP	0.0 L 4 3 3 2 0 0 0 0 0 0 0 4 4 ∞ ∞	5.0 20 2 0 0 5 1 1 1 0 0 0 0 27 36 0.00 0.600	2.0 7 1 0 0 0 0 0 0 0 0 0 7 7 0.00 0.500	2.0 9 1 0 0 0 1 0 1 0 1 0 7 12 0.00 1.000	PITCHER IP WLS BF H R ER SO BB IBB HBP BLK WP HR S P ERA WHIP														

Cleveland Indians @ Baltimore Orioles
Memorial Stadium, Baltimore, MD
 Wed Sep 27 1972, 7:05 PM EDT
 Att. 3,130 - Unknown

AB	34
R	3
H	7
RBI	3
BB	3
SO	5
LOB	18



WP: 1	PA: 40
PB: 0	
SB: 0	
CS: 0	

Batter	1	2	3	4	5	6	7	8	9	AB R H RBI BB SO LOB
Don Buford, S (1, 7) OBP: 0.328, SLG: 0.270	0-0 L4-3 1B		0-0 F7		0-0 FC6-4 1-2f		4-0 BB 1B BB		0-0 4-3	4 0 1 0 1 0 1
Johnny Oates, L (1, 2) OBP: 0.330, SLG: 0.361	0-0 L4-3 1-2		4-0 FC3-6 BB		0-0 FC4-6 1-2f		0-0 BB 1B			3 0 1 0 1 0 2
Bobby Grich, R (1, 6) OBP: 0.358, SLG: 0.414	0-0 1B 1B		0-0 FC3-6 1-2f		0-0 1-2 1B		4-0 1-2 2-3 BB			3 0 2 0 1 0 1
Boog Powell, L (1, 3) OBP: 0.342, SLG: 0.424	0-0 1-3 1B		0-0 1-3		0-0 4-3		0-0 4-3			4 0 1 0 0 0 6
Terry Crowley, L (1, 9) OBP: 0.319, SLG: 0.402	0-0 6-3			0-3 K		0-0 F6		0-0 4-3		4 0 0 0 0 1 2
Brooks Robinson, R (1, 5) OBP: 0.304, SLG: 0.345		0-0 6-3		0-0 F3		4-0 G4-6-3 BB		0-0 F9		3 0 0 0 1 0 0
Paul Blair, R (1, 8) OBP: 0.270, SLG: 0.364		0-0 4-3		0-0 3B		0-0 G4-6-3 1-2f		0-0 F7		4 0 1 0 0 0 1
Davey Johnson, R (1, 4) OBP: 0.324, SLG: 0.341		0-0 1B		0-3 K		0-3 K		0-0 F8		4 0 1 0 0 2 1
Dave McNally, R (1, 1) OBP: 0.183, SLG: 0.253		0-3 K			4-0 FC6-4 BB		0-0 F6		0-3 K	0 0 0 0 0 0 0
Roric Harrison, R (1, 1) OBP: 0.133, SLG: 0.143										1 0 0 0 0 1 1
Tom Shopshire, L (5, PH) OBP: 0.306, SLG: 0.222										0 0 0 0 1 0 0
Doyle Alexander, R (6, 1) OBP: 0.063, SLG: 0.043										0 0 0 0 0 0 0
Al Bumbry, L (7, PH)										1 0 0 0 0 0 0
Eddie Watt, R (8, 1)										0 0 0 0 0 0 0
Tommy Davis, R (9, PH) OBP: 0.313, SLG: 0.299										1 0 0 0 0 1 0


Inning Stats	R: 0	H: 3	E: 0	LOB: 2	K: 0	P: 5	R: 0	H: 1	E: 0	LOB: 1	K: 1	P: 6	R: 0	H: 0	E: 0	LOB: 1	K: 0	P: 7	R: 0	H: 1	E: 0	LOB: 1	K: 2	P: 8	R: 0	H: 1	E: 0	LOB: 2	K: 0	P: 8	R: 0	H: 0	E: 0	LOB: 0	K: 0	P: 6	R: 0	H: 1	E: 0	LOB: 3	K: 1	P: 14	R: 0	H: 0	E: 0	LOB: 0	K: 0	P: 3	R: 0	H: 0	E: 0	LOB: 0	K: 1	P: 5	1B: 6	SF: 0	2B: 1	SAC: 0	3B: 1	DP: 2	HR: 0	HBP: 0	WP: 0	PA: 37
PITCHER Gaylord Perry, R (1, 1) ERA: 1.95	IP	WLS	BF	H	R	ER	SO	BB	IBB	HBP	BLK	WP	HR	S	P	ERA	WHIP																			IP	WLS	BF	H	R	ER	SO	BB	IBB	HBP	BLK	WP	HR	S	P	ERA	WHIP												

BOTTOM

Cleveland Indians @ Baltimore Orioles
Memorial Stadium, Baltimore, MD
 Wed Sep 27 1972, 7:05 PM EDT
 Att. 3,130 - Unknown

livebaseballscorecards.com

AB	32
R	0
H	7
RBI	0
BB	5
SO	5
LOB	15



Batter	1	2	3	4	5	6	7	8	9	10	AB R H RBI BB SO LOB	TOP												
Tommy Harper, R (1, 8) OBP: 0.342, SLG: 0.394 Rick Miller, L (10, 8) OBP: 0.286, SLG: 0.333	0-0 F8		0-0 F8			0-0 F9		0-0 F3		0-0 4-3 HR 2B	5 1 1 0 0 0 0 0 0 0 0 0 0 0	Boston Red Sox @ Baltimore Orioles Memorial Stadium, Baltimore, MD Fri Sep 29 1972, 7:05 PM EDT Att. 10,184 - Unknown livebaseballscorecards.com AB 40 R 4 H 10 RBI 4 BB 0 SO 6 LOB 12												
Luis Aparicio, R (1, 6) OBP: 0.297, SLG: 0.351	0-0 HR			0-0 F8		0-0 1B		0-0 L6		0-0 4-3	5 1 2 1 0 0 1													
Carl Yastrzemski, L (1, 3) OBP: 0.355, SLG: 0.385	0-0 4-3			0-0 E S 1B		0-0 F8		0-0 4-3		0-0 HR	5 1 2 2 0 0 1													
Reggie Smith, S (1, 9) OBP: 0.362, SLG: 0.480	0-0 1-3			0-0 F6 1-3			0-0 F2		0-0 1B 1B	0-0 F6	5 0 1 0 0 0 1													
Rico Petrocelli, R (1, 5) OBP: 0.339, SLG: 0.367		0-0 F9		0-3 K			0-3 K		0-3 K		4 0 0 0 0 3 2													
Carlton Fisk, R (1, 2) OBP: 0.376, SLG: 0.553		0-0 F4			0-0 F2		0-0 1B 2B 1B		0-0 1-2 1B		4 1 2 0 0 0 0													
Dwight Evans, R (1, 7) OBP: 0.341, SLG: 0.488		0-0 F6			0-0 E6 G1-6-3		0-0 2B 1-2 1B		0-0 F4		4 0 1 0 0 0 2													
Doug Griffin, R (1, 4) OBP: 0.328, SLG: 0.308			0-0 1-3		0-0 G1-6-3 1-2f		0-0 1-3 2-H 2B		0-3 K		4 0 1 1 0 1 3													
Luis Tiant, R (1, 1) OBP: 0.127, SLG: 0.113			0-3 K			0-3 K	0-0 F6		0-0 F3		4 0 0 0 0 2 2													
Inning Stats	R: 1 E: 0 K: 0 S: 4	H: 1 LOB: 0 BB: 0 P: 4	R: 0 E: 0 K: 0 S: 3	H: 0 LOB: 0 BB: 0 P: 3	R: 0 E: 0 K: 1 S: 5	H: 0 LOB: 0 BB: 0 P: 5	R: 0 E: 0 K: 1 S: 6	H: 1 LOB: 1 BB: 0 P: 6	R: 0 E: 1 K: 0 S: 3	H: 0 LOB: 0 BB: 0 P: 3	R: 0 E: 0 K: 1 S: 6		H: 1 LOB: 1 BB: 0 P: 6	R: 1 E: 0 K: 1 S: 6	H: 3 LOB: 2 BB: 0 P: 8	R: 0 E: 0 K: 0 S: 3	H: 0 LOB: 0 BB: 0 P: 3	R: 0 E: 0 K: 2 S: 9	H: 2 LOB: 2 BB: 0 P: 9	R: 2 E: 0 K: 0 S: 5	H: 2 LOB: 0 BB: 0 P: 5	1B: 6 2B: 2 3B: 0 HR: 2	SF: 0 SAC: 0 DP: 1 HBP: 0	WP: 0 PB: 0 SB: 1 CS: 0
PITCHER Jim Palmer, R (1, 1) ERA: 2.07	IP 10.0 WLS L BF 40 H 10 R 4 ER 4 SO 6 BB 0 IBB 0 HBP 0 BLK 0 WP 0 HR 2 S 52 P 52 ERA 3.60 WHIP 1.000												PITCHER IP 10.0 WLS L BF 40 H 10 R 4 ER 4 SO 6 BB 0 IBB 0 HBP 0 BLK 0 WP 0 HR 2 S 52 P 52 ERA 3.60 WHIP 1.000											



Batter	1	2	3	4	5	6	7	8	9	10	AB R H RBI BB SO LOB
Don Buford, S OBP: 0.326, SLG: 0.268 (1, 7)	4-0 FC5-4 BB		0-3 K		0-3 K		0-0 4-3			0-0 4-3	4 0 0 0 1 2 0
Paul Blair, R OBP: 0.268, SLG: 0.361 (1, 8)	0-0 FC5-4 2B		0-0 F3			0-0 F6		0-0 F7			4 1 0 0 0 0 1
Boog Powell, L OBP: 0.345, SLG: 0.435 (1, 3)	0-0 2B		0-0			0-0 HR		0-3 K			4 1 3 2 0 1 0
Don Baylor, R OBP: 0.330, SLG: 0.414 (1, 9)	0-0 F3		0-0 F9			0-3 K		0-0 F6			4 0 0 0 0 1 2
Johnny Oates, L OBP: 0.328, SLG: 0.360 (1, 2)	0-0 F2			0-0 F8		0-0 1B 1B			0-0 4-3		4 0 1 0 0 0 1
Brooks Robinson, R OBP: 0.303, SLG: 0.344 (1, 5)		0-0 F3		0-0 F9		0-0 1B 1B			0-0 5-3		4 0 1 0 0 0 0
Bobby Grich, R OBP: 0.358, SLG: 0.411 (1, 4)		4-0 BB		0-0 L6		0-0 F7		0-3 K			3 0 0 0 1 1 2
Mark Belanger, R OBP: 0.234, SLG: 0.246 (1, 6)		0-3 K			0-0 F3		0-3 K			0-0 F9	3 0 0 0 0 2 1
Tom Shopay, L OBP: 0.293, SLG: 0.216 (10, PH)											1 0 0 0 0 0 0
Jim Palmer, R OBP: 0.240, SLG: 0.276 (1, 1)										0-3 K	3 0 0 0 0 0 1
Terry Crowley, L OBP: 0.318, SLG: 0.400 (10, PH)											1 0 0 0 0 1 0

Inning Stats	R: 1 E: 1 K: 0 S: 4	H: 1 LOB: 1 BB: 1 P: 8	R: 0 E: 0 K: 1 S: 5	H: 0 LOB: 1 BB: 1 P: 9	R: 0 E: 0 K: 1 S: 6	H: 1 LOB: 1 BB: 0 P: 6	R: 0 E: 0 K: 0 S: 3	H: 0 LOB: 0 BB: 0 P: 3	R: 0 E: 0 K: 1 S: 5	H: 0 LOB: 0 BB: 0 P: 5	R: 1 E: 0 K: 1 S: 8	H: 3 LOB: 2 BB: 0 P: 8	R: 0 E: 0 K: 1 S: 5	H: 0 LOB: 0 BB: 0 P: 5	R: 0 E: 0 K: 1 S: 5	H: 0 LOB: 0 BB: 0 P: 5	R: 0 E: 0 K: 1 S: 5	H: 0 LOB: 0 BB: 0 P: 5	R: 0 E: 0 K: 1 S: 5	H: 0 LOB: 0 BB: 0 P: 5	1B: 3 2B: 1 3B: 0 HR: 1	SF: 0 SAC: 0 DP: 0 HBP: 0	WP: 0 PB: 0 SB: 0 CS: 0	PA: 37
--------------	------------------------------	---------------------------------	------------------------------	---------------------------------	------------------------------	---------------------------------	------------------------------	---------------------------------	------------------------------	---------------------------------	------------------------------	---------------------------------	------------------------------	---------------------------------	------------------------------	---------------------------------	------------------------------	---------------------------------	------------------------------	---------------------------------	----------------------------------	------------------------------------	----------------------------------	--------

PITCHER	IP	WLS	BF	H	R	ER	SO	BB	IBB	HBP	BLK	WP	HR	S	P	ERA	WHIP
Luis Tiant, R ERA: 1.88 (1, 1)	10.0	W	37	5	2	1	8	2	0	0	0	0	1	51	59	0.90	0.700


PITCHER	IP	WLS	BF	H	R	ER	SO	BB	IBB	HBP	BLK	WP	HR	S	P	ERA	WHIP

BOTTOM

Boston Red Sox @ Baltimore Orioles
Memorial Stadium, Baltimore, MD
 Fri Sep 29 1972, 7:05 PM EDT
 Att: 10,184 - Unknown

livebaseballscorecards.com

AB	35
R	2
H	5
RBI	2
BB	2
SO	8
LOB	8



Batter	1	2	3	4	5	6	7	8	9	AB R H RBI BB SO LOB	TOP									
Tommy Harper, R (1, 8) OBP: 0.343, SLG: 0.393 Rick Miller, L (8, 8) OBP: 0.283, SLG: 0.330	0-0 S 1B		0-0 F5		4-0 4-3 S BB		0-0 F7		0-0 5-3	3 1 1 0 1 0 0 1 0 0 0 0 0 0										
Luis Aparicio, R (1, 6) OBP: 0.294, SLG: 0.347	0-0 F6		0-0 E6		0-0 4-3		0-0 5-3		0-0 F9	5 0 0 0 0 0 2										
Carl Yastrzemski, L (1, 3) OBP: 0.356, SLG: 0.392	0-0 FC6-4 2-H 1B		0-0 P3-1		0-0 F4			0-0 HR	0-0 F8	5 1 2 2 0 0 2										
Reggie Smith, S (1, 9) OBP: 0.365, SLG: 0.481	0-0 F4			0-0 1B S G6-4-3 1B	4-0 BB			0-0 BB SH2-4 1B		3 1 2 0 1 0 1										
Rico Petrocelli, R (1, 5) OBP: 0.339, SLG: 0.367	0-0 FC6-4 1-2f			0-0 G6-4-3 BB 1B	0-3 K			0-0 SH2-4 1-2		3 0 1 0 0 1 3										
Carlton Fisk, R (1, 2) OBP: 0.377, SLG: 0.551		0-0 5-3		4-0 G6-4-3 BB		0-3 K		4-0 BB IBB		2 0 0 0 2 1 0										
Dwight Evans, R (1, 7) OBP: 0.333, SLG: 0.467		0-0 FC5-3 1B		0-0 G6-4-3 1-2f 2-3 3-H		0-0 F8		0-0 F9		4 0 1 0 0 0 4										
Doug Griffin, R (1, 4) OBP: 0.329, SLG: 0.307		0-0 F9		4-0 IBB		0-0 F8		4-0 FC6-4 BB 1-2 2-3		2 0 0 0 2 0 1										
Marty Pattin, R (1, 1) OBP: 0.157, SLG: 0.256 Bob Veale, S (9, 1)		0-0 FC5-3 1-2f		0-3 K			0-0 6-3	0-0 FC6-4 1-2f		4 0 0 0 0 1 6 0 0 0 0 0 0 0										
Inning Stats	R: 1 E: 0 K: 0 S: 5	H: 2 LOB: 1 BB: 0 P: 5	R: 0 E: 0 K: 0 S: 4	H: 1 LOB: 1 BB: 0 P: 4	R: 0 E: 1 K: 0 S: 3	H: 0 LOB: 0 BB: 0 P: 3	R: 1 E: 0 K: 1 S: 6	H: 2 LOB: 2 BB: 2 P: 14	R: 0 E: 0 K: 1 S: 5	H: 0 LOB: 0 BB: 0 P: 5	R: 0 E: 0 K: 0 S: 3	H: 0 LOB: 0 BB: 0 P: 3	R: 1 E: 0 K: 0 S: 5	H: 2 LOB: 3 BB: 2 P: 13	R: 0 E: 0 K: 0 S: 3	H: 0 LOB: 0 BB: 0 P: 3	1B: 6 2B: 1 3B: 0 HR: 1	SF: 0 SAC: 1 DP: 2 HBP: 0	WP: 0 PB: 0 SB: 3 CS: 0	PA: 39
PITCHER	IP WLS BF H R ER SO BB IBB HBP BLK WP HR S P ERA WHIP																			
Pat Dobson, R (1, 1) ERA: 2.65	7.0 L 29 5 2 2 3 3 1 0 0 0 0 0 31 47 2.57 1.143																			
Grant Jackson, L (8, 1) ERA: 2.61	0.0 2 2 1 1 0 0 0 0 0 0 0 1 2 2 ∞ ∞																			
Eddie Watt, R (8, 1) ERA: 2.05	2.0 8 0 0 0 0 1 1 0 0 0 0 0 6 14 0.00 0.500																			

Boston Red Sox @ Baltimore Orioles
Memorial Stadium, Baltimore, MD

livebaseballscorecards.com

AB	32
R	3
H	7
RBI	2
BB	6
SO	3
LOB	19



Sat Sep 30 1972, 7:05 PM EDT
Att. 12,807 - Unknown

Batter	1	2	3	4	5	6	7	8	9	AB R H RBI BB SO LOB	TOP											
Tommy Harper, R (1, 8) OBP: 0.343, SLG: 0.391	4-0 1B BB		0-3 K		0-0 F8		0-3 K			3 0 0 0 1 2 0												
Luis Aparicio, R (1, 6) OBP: 0.296, SLG: 0.348	0-0 G6-4-3 1B			0-0 1B 1B		0-0 4-3	0-0 F9			4 0 2 0 0 0 0												
Carl Yastrzemski, L (1, 3) OBP: 0.355, SLG: 0.390	0-0 F9			0-0 F9		0-0 F7		4-0 G5-4-3 BB		3 0 0 0 1 0 3												
Reggie Smith, S (1, 9) OBP: 0.366, SLG: 0.482	0-0 G6-4-3 1-2f			0-0 1B 1B		0-0 BB 1B		0-0 G5-4-3 1-2f		4 1 2 0 0 0 3												
Rico Petrocelli, R (1, 5) OBP: 0.340, SLG: 0.367		0-0 5-3		0-0 1B		4-0 BB 1B		0-0 6-3		3 0 1 0 1 0 0												
Carlton Fisk, R (1, 2) OBP: 0.376, SLG: 0.548		0-0 F4		0-0 F3		0-0 BB 1B		0-0 5-3		4 0 1 1 0 0 3												
Dwight Evans, R (1, 7) OBP: 0.346, SLG: 0.458		0-3 K		0-0 5-3		4-0 1-2 2-3 BB		0-0 1B 1B		3 0 1 0 1 1 3												
Doug Griffin, R (1, 4) OBP: 0.329, SLG: 0.306			0-0 5-3		0-0 5-3	0-0 F7		0-0 G6-4-3 1B		4 0 1 0 0 0 3												
Lynn McGlothen, L (1, 1) OBP: 0.200, SLG: 0.245			0-3 K		0-0 6-3		0-0 1-3		0-0 G6-4-3 1-2f	2 0 0 0 0 1 0												
Phil Gagliano, R (7, PH) OBP: 0.322, SLG: 0.333										1 0 0 0 0 0 0												
Bill Lee, L (7, 1) OBP: 0.188, SLG: 0.500										0 0 0 0 0 0 0												
Bob Montgomery, R (9, PH) OBP: 0.309, SLG: 0.377										1 0 0 0 0 0 2												
Inning Stats	R: 0 E: 0 K: 0 S: 3	H: 1 LOB: 1 BB: 1 P: 7	R: 0 E: 0 K: 1 S: 5	H: 0 LOB: 0 BB: 0 P: 5	R: 0 E: 0 K: 2 S: 7	H: 0 LOB: 0 BB: 0 P: 7	R: 0 E: 0 K: 0 S: 6	H: 3 LOB: 3 BB: 0 P: 6	R: 0 E: 0 K: 0 S: 3	H: 0 LOB: 0 BB: 0 P: 3	R: 1 E: 0 K: 0 S: 5	H: 2 LOB: 3 BB: 2 P: 13	R: 0 E: 0 K: 1 S: 5	H: 0 LOB: 0 BB: 0 P: 5	R: 0 E: 0 K: 0 S: 2	H: 0 LOB: 0 BB: 1 P: 6	R: 0 E: 0 K: 0 S: 4	H: 2 LOB: 1 BB: 0 P: 4	1B: 8 2B: 0 3B: 0 HR: 0	SF: 0 SAC: 0 DP: 3 HBP: 0	WP: 0 PB: 0 SB: 0 CS: 0	PA: 36
PITCHER Mike Cuellar, L (1, 1) ERA: 2.57	IP: 9.0 WLS: W BF: 36 H: 8 R: 1 ER: 1 SO: 4 BB: 4 IBB: 0 HBP: 0 BLK: 0 WP: 0 HR: 0 S: 40 P: 56 ERA: 1.00 WHIP: 1.333																					

Boston Red Sox @ Baltimore Orioles
Memorial Stadium, Baltimore, MD
 Sun Oct 01 1972, 3:33 AM EDT
 Att. 9,718 - Unknown

livebaseballscorecards.com

AB 32
R 1
H 8
RBI 1
BB 4
SO 4
LOB 17



Batter	1	2	3	4	5	6	7	8	9	AB	R	H	RBI	BB	SO	LOB
--------	---	---	---	---	---	---	---	---	---	----	---	---	-----	----	----	-----

Merv Rettenmund, R <small>(1, 9) OBP: 0.325, SLG: 0.342</small>										3	0	2	0	1	0	1
Johnny Oates, L <small>(1, 2) OBP: 0.331, SLG: 0.361</small>										3	0	1	0	0	0	2
Boog Powell, L <small>(1, 3) OBP: 0.346, SLG: 0.434</small>										4	0	1	1	0	1	3
Don Baylor, R <small>(1, 7) OBP: 0.330, SLG: 0.409</small>										3	0	0	0	1	1	1
Brooks Robinson, R <small>(1, 5) OBP: 0.303, SLG: 0.342</small>										2	0	0	0	1	0	0
Bobby Grich, R <small>(1, 4) (4, 6) OBP: 0.357, SLG: 0.415</small>										3	1	1	1	0	0	2
Paul Blair, R <small>(1, 8) OBP: 0.268, SLG: 0.360</small>										3	0	0	0	0	2	1
Mark Belanger, R <small>(1, 6) OBP: 0.236, SLG: 0.248</small> Davey Johnson, R <small>(3, PH) OBP: 0.323, SLG: 0.339</small>										0	0	0	0	0	0	0
Mike Cuellar, L <small>(1, 1) OBP: 0.126, SLG: 0.195</small>										2	1	0	0	1	0	0

Inning Stats	R: 0	H: 1	E: 0	LOB: 1	K: 2	P: 8	R: 0	H: 0	E: 0	LOB: 0	K: 0	P: 3	R: 1	H: 2	E: 0	LOB: 2	K: 0	P: 8	R: 0	H: 0	E: 0	LOB: 1	K: 1	P: 12	R: 0	H: 1	E: 0	LOB: 2	K: 0	P: 8	R: 1	H: 1	E: 0	LOB: 0	K: 1	P: 6	R: 0	H: 1	E: 0	LOB: 0	K: 0	P: 3	R: 0	H: 0	E: 0	LOB: 0	K: 0	P: 3
--------------	------	------	------	--------	------	------	------	------	------	--------	------	------	------	------	------	--------	------	------	------	------	------	--------	------	-------	------	------	------	--------	------	------	------	------	------	--------	------	------	------	------	------	--------	------	------	------	------	------	--------	------	------

PITCHER	IP	WLS	BF	H	R	ER	SO	BB	IBB	HBP	BLK	WP	HR	S	P	ERA	WHIP
Lynn McGlothen, R <small>ERA: 3.41</small>	6.0	L	25	5	2	2	4	4	0	0	0	1	1	29	45	3.00	1.500
Bill Lee, L <small>ERA: 3.27</small>	2.0		6	1	0	0	0	0	0	0	0	0	0	6	6	0.00	0.500

BOTTOM

3	0	2	0	1	0	1
3	0	1	0	0	0	2
4	0	1	1	0	1	3
3	0	0	0	1	1	1
2	0	0	0	1	0	0
3	1	1	1	0	0	2
3	0	0	0	0	2	1
0	0	0	0	0	0	0
2	1	0	0	1	0	0
3	0	1	0	0	0	1

AB	26
R	2
H	6
RBI	2
BB	4
SO	4
LOB	11



1B: 5	SF: 0	WP: 1	PA: 31
2B: 0	SAC: 1	PB: 0	
3B: 0	DP: 2	SB: 1	
HR: 1	HBP: 0	CS: 0	

Boston Red Sox @ Baltimore Orioles
Memorial Stadium, Baltimore, MD
 Sun Oct 01 1972, 3:33 AM EDT
 Att. 9,718 - Unknown

livebaseballscorecards.com

Batter	1	2	3	4	5	6	7	8	9	10	AB R H RBI BB SO LOB	TOP													
Al Bumbry, L (1, 9) OBP: 0.286, SLG: 0.286 Don Buford, S (9, PH) OBP: 0.326, SLG: 0.267	0-0 SH2-3 HR 1B	0-0 4-3			0-0 F8		0-0 1B SF8 1B		0-0 F7		4 2 2 0 0 0 1 1 0 0 0 0 0 0	Baltimore Orioles @ Cleveland Indians Cleveland Municipal Stadium, Cleveland, OH Tue Oct 03 1972, 7:05 PM EDT Unknown													
Rich Coggins, L (1, 8) OBP: 0.350, SLG: 0.436 Paul Blair, R (9, PH) OBP: 0.268, SLG: 0.359	0-0 SH2-3 1-2		0-0 1-3 1B		0-0 F9		0-0 G3 1-2 3-H		0-0 F9		3 0 1 1 0 0 1 1 0 0 0 0 0 0														
Bobby Grich, R (1, 6) OBP: 0.355, SLG: 0.412	0-3 K		0-0 F9		0-0 F7		0-0 S 1B		0-0 5-3		5 0 1 0 0 1 2														
Don Baylor, R (1, 3) OBP: 0.333, SLG: 0.421	0-0 2-H HR		0-0 1-3 1-2		1-0 S S HBP		0-0 SF8 1-2 3-H		0-0 SH3-4 SH 1B		3 1 2 3 0 0 1														
Merv Rettenmund, R (1, 7) OBP: 0.325, SLG: 0.339	4-0 BB		0-0 3-1		0-0 5-3 1-2		0-0 F3		0-0 SH SH3-4		3 0 0 0 1 0 3														
Davey Johnson, R (1, 4) OBP: 0.320, SLG: 0.335	0-3 K				0-0 F6		0-0 5-3 2-3		0-0 F7		4 0 0 0 0 1 2														
Tom Matchick, L (1, 5) OBP: 0.200, SLG: 0.200 Andy Etchebarren, R (10, PH) OBP: 0.280, SLG: 0.281		0-0 CS 1B			0-0 F9		0-0 F9		0-0 F9		4 0 1 0 0 0 1 0 0 0 0 0 1 0 0														
Johnny Oates, L (1, 2) OBP: 0.333, SLG: 0.365 Brooks Robinson, R (10, PH) OBP: 0.303, SLG: 0.342		0-0 F7 1-2		4-0 BB		0-0 E3 2B		0-0 2B	0-0 G6-4-3 IBB		3 1 1 0 1 0 1 1 0 0 0 0 0 3														
Doyle Alexander, R (1, 1) OBP: 0.115, SLG: 0.080 Terry Crowley, L (7, PH) OBP: 0.319, SLG: 0.405 Mickey Scott, L (7, 1) Eddie Watt, R (8, 1)		0-0 1B		0-3 K		0-0 1B G3 2B		0-3 K			2 0 1 0 0 1 1 1 1 1 1 0 0 0 1 0 0 0 0 1 1 0 0 0 0 0 0 0														
Inning Stats	R: 2 E: 0 K: 2 S: 9	H: 2 LOB: 1 BB: 1 P: 13	R: 0 E: 0 K: 0 S: 4	H: 2 LOB: 1 BB: 0 P: 4	R: 0 E: 0 K: 0 S: 4	H: 1 LOB: 1 BB: 0 P: 4	R: 0 E: 0 K: 1 S: 5	H: 0 LOB: 1 BB: 1 P: 9	R: 0 E: 0 K: 0 S: 3	H: 0 LOB: 0 BB: 0 P: 3	R: 0 E: 0 K: 0 S: 7		H: 0 LOB: 1 BB: 0 P: 4	R: 3 E: 2 K: 0 S: 7	H: 3 LOB: 1 BB: 0 P: 7	R: 0 E: 0 K: 1 S: 6	H: 1 LOB: 1 BB: 0 P: 6	R: 0 E: 0 K: 0 S: 3	H: 0 LOB: 0 BB: 0 P: 3	R: 0 E: 1 K: 0 S: 4	H: 1 LOB: 2 BB: 1 P: 8	1B: 7 2B: 2 3B: 0 HR: 1	SF: 1 SAC: 3 DP: 1 HBP: 1	WP: 0 PB: 0 SB: 3 CS: 1	PA: 44
PITCHER	IP WLS BF H R ER SO BB IBB HBP BLK WP HR S P ERA WHIP	IP WLS BF H R ER SO BB IBB HBP BLK WP HR S P ERA WHIP													IP WLS BF H R ER SO BB IBB HBP BLK WP HR S P ERA WHIP										
Dick Tidrow, R (1, 1) ERA: 2.77	8.0																								
Steve Mingori, L (9, 1) ERA: 3.95	1.1	7	1	0	0	0	0	0	0	0	0	0	0	6	10	0.00	0.750								
Ed Farmer, R (10, 1) ERA: 4.4	0.2	W 1	0	0	0	0	0	0	0	0	0	0	0	1	1	0.00	0.000								

livebaseballscorecards.com

AB 36
R 5
H 10
RBI 5
BB 3
SO 4
LOB 17



Batter	1	2	3	4	5	6	7	8	9	10	AB	R	H	RBI	BB	SO	LOB
Buddy Bell, R (1, 8) OBP: 0.308, SLG: 0.363	0-0 4-3	0-0 FC6-4			0-0 F8		0-0 5-3	0-0 F9			5	0	0	0	0	0	4
Jack Brohamer, L (1, 4) OBP: 0.273, SLG: 0.296	0-0 F8		0-0 4-3		0-0 F8		0-0 6-3		0-0 F8		5	0	0	0	0	0	0
Chris Chambliss, L (1, 3) OBP: 0.325, SLG: 0.396	0-3 K		0-0 E5			0-0 2B	0-0 FC6-4		0-0 F8		5	1	2	0	0	1	0
Ray Fosse, R (1, 2) OBP: 0.313, SLG: 0.356		0-0 E6	0-3 K			0-0 F8	0-0 FC6-4		0-0 F4		5	1	0	0	0	1	3
Graig Nettles, L (1, 5) OBP: 0.327, SLG: 0.397		0-0 1B	0-0 4-3			0-0 F8		0-0 F7		0-0 2B	5	2	2	0	0	0	2
Tom McCraw, L (1, 7) OBP: 0.331, SLG: 0.364		0-0 1B		0-0 F8		0-0 1B		0-0 HR		0-0 1B	5	2	4	4	0	0	0
Del Unser, L (1, 9) OBP: 0.289, SLG: 0.277		4-0 FC6-4		0-0 F8		4-0 1B		0-0 1B		4-0 1B	2	0	1	0	3	0	0
Frank Duffy, R (1, 6) OBP: 0.300, SLG: 0.328		0-0 F8		0-0 F7		0-0 1B		0-0 1B		0-0 1B	5	0	3	2	0	0	2
Dick Tidrow, R (1, 1) OBP: 0.125, SLG: 0.100		0-3 K			0-3 K		0-0 G1		0-3 K		3	0	0	0	0	2	4
Kurt Bevacqua, R (8, PH) OBP: 0.162, SLG: 0.176											1	0	0	0	0	1	2
Steve Mingori, L (9, 1) OBP: 0.125, SLG: 0.125											0	0	0	0	0	0	0
Ed Farmer, R (10, 1) OBP: 0.143, SLG: 0.143											0	0	0	0	0	0	0

Inning Stats	R: 0	H: 0	E: 0	K: 1	S: 5	P: 5	R: 2	H: 2	E: 1	K: 1	S: 8	P: 12	R: 0	H: 0	E: 1	K: 1	S: 6	R: 0	H: 0	E: 0	K: 0	S: 3	P: 3	R: 0	H: 0	E: 0	K: 1	S: 5	P: 5	R: 2	H: 3	E: 0	K: 0	S: 6	P: 10	R: 0	H: 1	E: 0	K: 0	S: 4	P: 4	R: 1	H: 3	E: 0	K: 1	S: 8	P: 8	R: 0	H: 0	E: 0	K: 0	S: 3	P: 3	R: 1	H: 3	E: 0	K: 0	S: 3	P: 7	1B: 8	SF: 0	2B: 3	3B: 0	HR: 1	SAC: 0	DP: 0	HBP: 0	WP: 0	PA: 44
--------------	------	------	------	------	------	------	------	------	------	------	------	-------	------	------	------	------	------	------	------	------	------	------	------	------	------	------	------	------	------	------	------	------	------	------	-------	------	------	------	------	------	------	------	------	------	------	------	------	------	------	------	------	------	------	------	------	------	------	------	------	-------	-------	-------	-------	-------	--------	-------	--------	-------	--------


PITCHER	IP	WLS	BF	H	R	ER	SO	BB	IBB	HBP	BLK	WP	HR	S	P	ERA	WHIP
Doyle Alexander, R (1, 1) ERA: 2.45	6.0		27	5	4	3	4	1	1	0	0	0	0	33	41	4.50	1.000
Mickey Scott, L (7, 1) ERA: 2.74	1.1		8	4	1	1	0	0	0	0	0	0	1	8	8	6.75	3.000
Eddie Watt, R (8, 1) ERA: 2.17	1.2	L	9	3	1	1	1	0	1	0	0	0	0	10	14	5.40	1.800

BOTTOM

Baltimore Orioles @ Cleveland Indians
 Cleveland Municipal Stadium, Cleveland, OH

Tue Oct 03 1972, 7:05 PM EDT
 Unknown

AB	41
R	6
H	12
RBI	6
BB	3
SO	5
LOB	17



Batter	1	2	3	4	5	6	7	8	9	AB R H RBI BB SO LOB	TOP
Al Bumbry, L (1, 9) <small>OBP: 0.364, SLG: 0.545</small> Paul Blair, R (8, 8) <small>OBP: 0.267, SLG: 0.358</small>	0-0 		0-0 4-3 			0-0 1B 3B 	0-0 F7 		0-0 6-3 	4 2 2 0 0 0 2 1 0 0 0 0 0 0	
Tom Shopay, L (1, 7) <small>OBP: 0.311, SLG: 0.225</small>	0-0 G6-4-3 1-2 		0-0 G3 			0-3 K 		4-0 FC5-4 1B FC BB 		3 1 1 0 1 1 1	
Bobby Grich, R (1, 4) <small>OBP: 0.358, SLG: 0.415</small>	0-0 G6-4-3 1-2 2-3 			0-0 F9 		0-0 FC5-4 1B 		0-0 FC5-4 1B 		4 0 3 1 0 0 0	
Don Baylor, R (1, 8) <small>OBP: 0.330, SLG: 0.416</small> (8, 9)	0-0 G6-4-3 1-2f 2-3 3-H 			0-0 5-3 		0-0 FC5-4 1-2f 		0-0 FC5-4 FC 		4 0 0 0 0 0 5	
Enos Cabell, R (1, 3)	0-0 5-3 			0-0 4-3 		0-0 6-3 		0-0 FC 1-2 3-H 		4 0 0 1 0 0 3	
Tom Matchick, L (1, 5) <small>OBP: 0.222, SLG: 0.222</small>		0-0 F8 			0-0 4-3 		0-0 BB 1B 	0-0 F7 		4 0 1 0 0 0 2	
Andy Etchebarren, R (1, 2) <small>OBP: 0.276, SLG: 0.277</small> Johnny Oates, L (8, PH) <small>OBP: 0.332, SLG: 0.364</small> (8, 2)		0-3 K 			0-0 5-3 		0-3 K 	0-3 K 		3 0 0 0 0 2 1 1 0 0 0 0 1 2	
Mark Belanger, R (1, 6) <small>OBP: 0.236, SLG: 0.246</small>		0-0 6-3 			0-0 F9 		4-0 BB BB BB BB 		0-0 F5 	3 0 0 0 1 0 0	
Roric Harrison, R (1, 1) <small>OBP: 0.167, SLG: 0.353</small> Grant Jackson, S (7, 1)			0-0 5-3 			0-0 HR 	0-3 K 		0-3 K 	3 1 1 1 0 1 2 1 0 0 0 0 1 0	
Inning Stats	R: 1 H: 3 E: 0 LOB: 1 K: 0 BB: 0 S: 5 P: 5	R: 0 H: 0 E: 0 LOB: 0 K: 1 BB: 0 S: 5 P: 5	R: 0 H: 0 E: 0 LOB: 0 K: 0 BB: 0 S: 3 P: 3	R: 0 H: 0 E: 0 LOB: 0 K: 0 BB: 0 S: 3 P: 3	R: 0 H: 0 E: 0 LOB: 0 K: 0 BB: 0 S: 3 P: 3	R: 2 H: 3 E: 1 LOB: 1 K: 1 BB: 0 S: 8 P: 8	R: 0 H: 1 E: 0 LOB: 2 K: 2 BB: 1 S: 8 P: 12	R: 1 H: 1 E: 0 LOB: 2 K: 1 BB: 1 S: 7 P: 11	R: 0 H: 0 E: 0 LOB: 0 K: 1 BB: 0 S: 5 P: 5	1B: 6 SF: 0 2B: 0 SAC: 0 3B: 1 DP: 1 HR: 1 HBP: 0	WP: 0 PA: 37 PB: 0 SB: 0 CS: 0
PITCHER Ray Lamb, R (1, 1) <small>ERA: 3.09</small> Lowell Palmer, R (7, 1) <small>ERA: 3.93</small> Phil Hennigan, R (9, 1) <small>ERA: 2.67</small>	IP WLS BF H R ER SO BB IBB HBP BLK WP HR S P ERA WHIP 6.0 L 23 6 3 3 2 0 0 0 0 0 0 1 27 27 4.50 1.000 2.0 11 2 1 1 3 2 0 0 0 0 0 0 15 23 4.50 2.000 1.0 3 0 0 0 0 1 0 0 0 0 0 0 5 5 0.00 0.000	PITCHER IP WLS BF H R ER SO BB IBB HBP BLK WP HR S P ERA WHIP									

Baltimore Orioles @ Cleveland Indians
 Cleveland Municipal Stadium, Cleveland, OH
 Tue Oct 03 1972, 7:05 PM EDT
 Att. 4,394 - Unknown

livebaseballscorecards.com

AB	35
R	4
H	8
RBI	3
BB	2
SO	6
LOB	18



Batter	1	2	3	4	5	6	7	8	9	AB	R	H	RBI	BB	SO	LOB
Buddy Bell, R OBP: 0.310, SLG: 0.363 (1, 8)	0-0 5-3			0-0 F9		4-0 G4-6-3 1-2 BB		0-0 E 4-3 1B		3	1	1	0	1	0	0
Jack Brohamer, L OBP: 0.271, SLG: 0.294 (1, 4)	0-0 F7			0-0 L5		0-0 G4-6-3 1-2f		0-0 4-3		4	0	0	0	0	0	3
Chris Chambliss, L OBP: 0.327, SLG: 0.397 (1, 3)	0-0 F7			0-0 L6			0-0 1B 2B 1B	0-0 E8 2-H 1B		4	2	2	1	0	0	0
Ray Fosse, R OBP: 0.312, SLG: 0.354 (1, 2)		0-0 F9			0-0 F9		0-0 2B 1-2 FC5-2 1B	0-3 K		2	0	0	0	0	0	0
Larry Johnson, R OBP: 0.500, SLG: 0.500 (6, 2)										2	0	1	0	0	1	0
Graig Nettles, L OBP: 0.326, SLG: 0.395 (1, 5)		0-0 F9			4-0 L6-4 1B BB		0-0 F5		0-0 G3	3	0	0	0	1	0	2
Tom McCraw, L OBP: 0.333, SLG: 0.368 (1, 7)		0-0 F6			0-0 1B		0-0 FC5-2 1-3 2-H 2B		0-0 F8	4	0	2	1	0	0	0
Del Unser, L OBP: 0.288, SLG: 0.277 (1, 9)			0-3 K		0-0 L6-4 2-3		0-0 FC5-2 2-3 3-H		0-0 FC5-4 1B	4	0	1	0	0	1	4
Frank Duffy, R OBP: 0.297, SLG: 0.325 (1, 6)			0-0 6-3			0-0 F7	0-0 F9		0-0 FC5-4	4	0	0	0	0	0	3
Ray Lamb, R (1, 1)			0-0 G3			0-0 BB 1B		0-0 1-3		1	0	0	0	0	0	0
Kurt Bevacqua, R (6, PH)										1	0	1	0	0	0	0
Lowell Palmer, R (7, 1)										0	0	0	0	0	0	0
Alex Johnson, R (8, PH)										1	0	0	0	0	0	0
Phil Hennigan, R (9, 1)										0	0	0	0	0	0	0

Inning Stats	R: 0	H: 0	E: 0	K: 0	S: 3	H: 0	LOB: 0	BB: 0	P: 3	R: 0	H: 0	E: 0	K: 1	S: 5	H: 0	LOB: 0	BB: 0	P: 5	R: 0	H: 0	E: 0	K: 0	S: 3	H: 0	LOB: 0	BB: 0	P: 3	R: 0	H: 1	E: 0	K: 0	S: 3	H: 1	LOB: 1	BB: 1	P: 7	R: 0	H: 1	E: 0	K: 0	S: 3	H: 1	LOB: 1	BB: 1	P: 7	R: 1	H: 3	E: 0	K: 0	S: 6	H: 3	LOB: 2	BB: 0	P: 6	R: 2	H: 2	E: 1	K: 1	S: 7	H: 2	LOB: 0	BB: 0	P: 7	R: 0	H: 1	E: 0	K: 0	S: 4	H: 1	LOB: 1	BB: 0	P: 4	1B: 7	2B: 2	3B: 0	HR: 0	SF: 0	SAC: 0	DP: 2	HBP: 0	WP: 0	PB: 0	SB: 0	CS: 0	PA: 35
--------------	------	------	------	------	------	------	--------	-------	------	------	------	------	------	------	------	--------	-------	------	------	------	------	------	------	------	--------	-------	------	------	------	------	------	------	------	--------	-------	------	------	------	------	------	------	------	--------	-------	------	------	------	------	------	------	------	--------	-------	------	------	------	------	------	------	------	--------	-------	------	------	------	------	------	------	------	--------	-------	------	-------	-------	-------	-------	-------	--------	-------	--------	-------	-------	-------	-------	--------

PITCHER	IP	WLS	BF	H	R	ER	SO	BB	IBB	HBP	BLK	WP	HR	S	P	ERA	WHIP
Roric Harrison, R (1, 1) ERA: 2.3	6.0	W	22	4	1	1	1	2	0	0	0	0	0	22	30	1.50	1.000
Grant Jackson, L (7, 1) ERA: 2.63	3.0	S	13	4	2	1	1	0	0	0	0	0	0	15	15	3.00	1.333

BOTTOM

Baltimore Orioles @ Cleveland Indians
Cleveland Municipal Stadium, Cleveland, OH

Tue Oct 03 1972, 7:05 PM EDT
Att. 4,394 - Unknown

livebaseballscorecards.com

AB	33
R	3
H	8
RBI	2
BB	2
SO	2
LOB	12

