

# Baltimore Orioles - 1972

Batter	1	2	3	4	5	6	7	8	9	AB	R	H	RBI	BB	SO	LOB	TOP
Jerry Kenney, L (1,6)	0-0 6-3		0-0 4-3		0-0 5-3					3	0	0	0	0	0	1	<b>New York Yankees @ Baltimore Orioles</b> Memorial Stadium, Baltimore, MD Sun Apr 16 1972, 3:33 AM EST Att. 13,153 - Overcast - 60 F
Rich McKinney, R (1,5) OBP: 0.333, SLG: 0.333	0-0 FC3-6 1B			0-0 F9		0-0 F7				3	0	1	0	0	0		
Bobby Murcer, L (1,8) OBP: 0.333, SLG: 0.667	0-0 FC3-6 1-2			0-0 G3 1B 2B		0-0 1-3				3	1	1	0	0	1		
Roy White, S (1,7)	0-0 G3			0-0 G3 2-3		0-0 F8				3	0	0	0	0	2		
Ron Blomberg, L (1,3) OBP: 1.000, SLG: 1.000		1-0 G4-3 HBP		0-0 3-H 1B		4-0 5-3 1B BB				1	0	1	1	1	0		
Johnny Callison, L (1,9)		0-0 G4-3 1-2		0-0 F8		0-0 P6				3	0	0	0	0	3		
Thurman Munson, R (1,2) OBP: 0.667, SLG: 0.500		4-0 CS BB		0-3 K		0-0 5-3 1B				2	0	1	0	1	1		
Bernie Allen, L (1,4) OBP: 0.333, SLG: 0.333		0-0 CS 1-2	0-0 4-3	0-0 4-3	0-0 SH2-4 1B	0-0 5-3	0-0 5-3			3	0	1	0	0	2		
Mel Stottlemyre, R (1,1)			0-0 4-3	0-0 4-3	0-0 SH2-4	0-3 K	0-3 K			1	0	0	0	0	0		
Rusty Torres, S (7,PH)			0-0 4-3	0-0 4-3	0-0 SH2-4	0-0 K	0-0 K			1	0	0	0	0	1	2	
Lindy McDaniel, R (7,1)			0-0 4-3	0-0 4-3	0-0 SH2-4	0-0 K	0-0 K			0	0	0	0	0	0	0	
<b>Inning Stats</b>	R: 0 E: 0 K: 0 S: 4	H: 1 LOB: 1 BB: 0 P: 4	R: 0 E: 0 K: 0 S: 1	H: 0 LOB: 0 BB: 1 P: 6	R: 0 E: 0 K: 0 S: 3	H: 0 LOB: 0 BB: 0 P: 3	R: 1 E: 0 K: 0 S: 5	H: 2 LOB: 1 BB: 0 P: 5	R: 0 E: 0 K: 1 S: 6	H: 1 LOB: 1 BB: 0 P: 6	R: 0 E: 0 K: 0 S: 3	H: 0 LOB: 0 BB: 0 P: 3	R: 0 E: 0 K: 1 S: 6	H: 1 LOB: 2 BB: 1 P: 10			
<b>PITCHER</b>	IP WLS BF H R ER SO BB IBB HBP BLK WP HR S P ERA WHIP																
Pat Dobson, R (1,1) ERA: 1.42	6.1 W 24 4 1 1 1 2 0 0 1 0 0 0 23 32 1.42 0.947																
Doyle Alexander, R (7,1) ERA:	0.2 S 3 1 0 0 1 0 0 0 0 0 0 0 5 5 0.00 1.500																

AB	23
R	1
H	5
RBI	1
BB	2
SO	2
LOB	11



WP	0	PA	28
SB	0		
CS	1		


Batter	1	2	3	4	5	6	7	8	9	AB	R	H	RBI	BB	SO	LOB	BOTTOM
Don Buford, S (1,7)	0-0 F7	4-0 IBB			0-0 6-3		0-0 E1 FC2-6			3	0	0	0	1	0	0	<b>New York Yankees @ Baltimore Orioles</b> Memorial Stadium, Baltimore, MD Sun Apr 16 1972, 3:33 AM EST Att. 13,153 - Overcast - 60 F
Mery Rettenmund, R (1,9) OBP: 0.500, SLG: 0.333	0-0 1-3 1B	0-0 G1-2-3 3-H			4-0 E 1B BB		0-0 FC2-6 1-2			3	2	1	0	1	0	4	
Boog Powell, L (1,3)	0-0 1-3 1-2		0-0 F8		0-0 E4 1B					3	0	0	0	0	2		
Brooks Robinson, R (1,5) OBP: 0.667, SLG: 0.667	0-0 2-H 1B		0-0 5-3		0-0 L3 1B					3	0	2	2	0	0		
Elrod Hendricks, L (1,2)	0-0 F7		0-0 F7		0-0 L3 1-2					3	0	0	0	0	3		
Paul Blair, R (1,8) OBP: 0.333, SLG: 0.333		0-0 1B E 1B		0-0 6-3		0-0 F7				3	1	1	0	0	0		
Davey Johnson, R (1,4) OBP: 0.333, SLG: 0.333		0-0 E G1-2-3 1B		0-0 6-3		0-0 F9				3	0	1	0	0	0		
Mark Belanger, R (1,6) OBP: 1.000, SLG: 1.000		0-0 E2 1-3 2-H 1B		0-0 1B		0-0 1B				3	0	3	0	0	0		
Pat Dobson, R (1,1)		0-0 1-3		0-3 K		0-3 K				3	0	0	0	0	2	4	
Doyle Alexander, R (7,1) ERA:										0	0	0	0	0	0	0	
<b>Inning Stats</b>	R: 1 E: 0 K: 0 S: 5	H: 2 LOB: 1 BB: 0 P: 5	R: 1 E: 1 K: 0 S: 5	H: 3 LOB: 2 BB: 1 P: 9	R: 0 E: 0 K: 0 S: 3	H: 0 LOB: 0 BB: 0 P: 3	R: 0 E: 0 K: 1 S: 6	H: 1 LOB: 1 BB: 0 P: 6	R: 1 E: 1 K: 0 S: 4	H: 1 LOB: 1 BB: 1 P: 8	R: 0 E: 0 K: 0 S: 6	H: 1 LOB: 1 BB: 0 P: 6	R: 0 E: 1 K: 0 S: 2	H: 0 LOB: 1 BB: 0 P: 2			
<b>PITCHER</b>	IP WLS BF H R ER SO BB IBB HBP BLK WP HR S P ERA WHIP																
Mel Stottlemyre, R (1,1) ERA: 1.5	6.0 L 27 8 3 1 2 1 1 0 0 0 0 0 29 37 1.50 1.500																
Lindy McDaniel, R (7,1) ERA:	0.1 2 0 0 0 0 0 0 0 0 0 0 0 2 2 0.00 0.000																


AB	27
R	3
H	8
RBI	2
BB	2
SO	2
LOB	13



WP	0	PA	29
SB	0		
CS	0		



Batter	1	2	3	4	5	6	7	8	9	AB	R	H	RBI	BB	SO	LOB	TOP					
Horace Clarke, S (1,4)	F5		6-3			F8		F4		4	0	0	0	0	0	2	<b>New York Yankees @ Baltimore Orioles</b> Memorial Stadium, Baltimore, MD Mon Apr 17 1972, 6:05 PM EST Att: 4,693 - Unknown					
Rich McKinney, R (1,5) OBP: 0.286, SLG: 0.286	F9				F8	F8			1B	4	0	1	0	0	0	1						
Bobby Murcer, L (1,8) OBP: 0.143, SLG: 0.286	F5			F6			L3		K	4	0	0	0	0	1	1						
Roy White, S (1,7)		F2		K			K		F9	4	0	0	0	0	2	1						
Felipe Alou, R (1,3) OBP: 0.250, SLG: 0.250		6-3			6-3				F7	4	0	1	0	0	0	1						
Thurman Munson, R (1,2) OBP: 0.500, SLG: 0.400					F3		1B		F9	3	0	1	0	0	0	1						
Rusty Torres, S (1,9)						L6			F7	3	0	0	0	0	1	1						
Gene Michael, S (1,6)				L5					F7	2	0	0	0	1	0	0						
Fritz Peterson, S (1,1) John Ellis, R (8, PH) Jack Aker, R (8, 1)	F9					SH2-4 BB				1	0	0	0	0	0	0						
<b>Inning Stats</b>	R: 0 E: 0 K: 0 S: 3	H: 0 LOB: 0 BB: 0 P: 3	R: 0 E: 0 K: 1 S: 6	H: 1 LOB: 1 BB: 0 P: 6	R: 0 E: 0 K: 0 S: 3	H: 0 LOB: 0 BB: 0 P: 3	R: 0 E: 0 K: 1 S: 5	H: 0 LOB: 0 BB: 0 P: 5	R: 0 E: 0 K: 0 S: 3	H: 0 LOB: 0 BB: 0 P: 3	R: 0 E: 0 K: 0 S: 3	H: 0 LOB: 1 BB: 1 P: 7	R: 0 E: 0 K: 1 S: 6	H: 1 LOB: 1 BB: 0 P: 6	R: 0 E: 0 K: 0 S: 4	H: 1 LOB: 1 BB: 0 P: 4		R: 0 E: 0 K: 1 S: 6	H: 1 LOB: 1 BB: 0 P: 6	1B: 4 2B: 0 3B: 0 HR: 0	SF: 0 SAC: 1 DP: 0 HBP: 0	WP: 0 PB: 0 SB: 0 CS: 0
<b>PITCHER</b> Dave McNally, L (1,1) ERA:	IP: 9.0 WLS: W BF: 32 H: 4 R: 0 ER: 0 SO: 4 BB: 1 IBB: 0 HBP: 0 BLK: 0 WP: 0 HR: 0 S: 39 P: 43 ERA: 0.00 WHIP: 0.556															<b>PITCHER</b>						

Batter	1	2	3	4	5	6	7	8	9	AB	R	H	RBI	BB	SO	LOB	BOTTOM			
Don Buford, S (1,7) OBP: 0.375, SLG: 0.286	BB 1B		5-3		K		S 1B			4	0	2	1	0	1	0	<b>New York Yankees @ Baltimore Orioles</b> Memorial Stadium, Baltimore, MD Mon Apr 17 1972, 6:05 PM EST Att: 4,693 - Unknown			
Davey Johnson, R (1,4) OBP: 0.286, SLG: 0.167	K					K	K			3	0	0	0	1	3	2				
Merv Rettenmund, R (1,9) OBP: 0.375, SLG: 0.429	K		F1			6-3			1B 2B	4	1	1	0	0	1	2				
Boog Powell, L (1,3) OBP: 0.286, SLG: 0.167			6-3			F7			P1-3 1B	3	0	1	1	1	0	1				
Paul Blair, R (1,8) OBP: 0.286, SLG: 0.286	F9				5-3				2B 1B	4	1	1	0	0	0	3				
Brooks Robinson, R (1,5) OBP: 0.429, SLG: 0.571		6-3			F8				F7	4	0	1	1	0	0	0				
Andy Etchebarren, R (1,2)		6-3			F7				6-3	3	0	0	0	0	0	1				
Mark Belanger, R (1,6) OBP: 0.667, SLG: 0.667					6-3				FC5-6 2B	3	1	1	0	0	0	1				
Dave McNally, R (1,1) OBP: 0.333, SLG: 0.667			K		6-3				1B 2B	3	1	1	1	0	1	1				
<b>Inning Stats</b>	R: 0 E: 0 K: 2 S: 8	H: 1 LOB: 2 BB: 1 P: 12	R: 0 E: 0 K: 1 S: 6	H: 1 LOB: 1 BB: 0 P: 6	R: 0 E: 0 K: 0 S: 3	H: 0 LOB: 1 BB: 1 P: 7	R: 0 E: 0 K: 0 S: 3	H: 0 LOB: 0 BB: 0 P: 3	R: 0 E: 0 K: 1 S: 5	H: 0 LOB: 0 BB: 0 P: 5	R: 3 E: 0 K: 1 S: 9	H: 4 LOB: 1 BB: 0 P: 9	R: 1 E: 0 K: 0 S: 4	H: 2 LOB: 0 BB: 0 P: 4	R: 0 E: 0 K: 0 S: 4	H: 0 LOB: 0 BB: 0 P: 4		1B: 5 2B: 4 3B: 0 HR: 0	SF: 0 SAC: 0 DP: 1 HBP: 0	WP: 0 PB: 0 SB: 1 CS: 0
<b>PITCHER</b> Fritz Peterson, L (1,1) ERA: 3.86 Jack Aker, R (8, 1) ERA: 9.0	IP: 7.0 WLS: L BF: 29 H: 6 R: 3 ER: 3 SO: 6 BB: 2 IBB: 0 HBP: 0 BLK: 0 WP: 0 HR: 0 S: 39 P: 47 ERA: 3.86 WHIP: 1.143															<b>PITCHER</b>				



Batter	1	2	3	4	5	6	7	8	9	AB	R	H	RBI	BB	SO	LOB	TOP					
Dick McAuliffe, L OBP: 0.333, SLG: 0.286 (1, 4)	F3		F9				4-3		F7	5	1	1	0	0	0	1						
Aurelio Rodriguez, R OBP: 0.125, SLG: 0.125 (1, 5)	6-3		1-3				5-3			4	0	1	2	0	0	1						
Jim Northrup, L OBP: 0.125, SLG: 0.125 (1, 8) (8, 7)			G3						F7	4	0	1	0	0	0	0						
Al Kaline, R OBP: 0.250, SLG: 0.250 (1, 9)	L3								F7	4	1	2	0	0	0	1						
Norm Cash, L OBP: 0.375, SLG: 0.750 (1, 3)									F7	4	1	1	1	0	0	2						
Willie Horton, R OBP: 0.429, SLG: 0.500 Mickey Stanley, R (8, PR) (8, 8)									F7	3	1	1	1	1	0	2						
Bill Freehan, R OBP: 0.429, SLG: 0.571 (1, 2)									F3	0	0	0	0	0	0	0						
Ed Brinkman, R OBP: 0.429, SLG: 0.857 (1, 6)									F3	4	0	1	0	0	1	3						
Joe Coleman, R OBP: 0.500, SLG: 0.500 Fred Scherman, L (8, 1)									F3	4	0	2	1	0	1	0						
Inning Stats	R: 0 E: 0 K: 0 S: 4	H: 1 LOB: 1 BB: 0 P: 4	R: 2 E: 0 K: 0 S: 4	H: 3 LOB: 0 BB: 1 P: 8	R: 0 E: 0 K: 0 S: 3	H: 0 LOB: 0 BB: 0 P: 3	R: 0 E: 1 K: 1 S: 6	H: 0 LOB: 1 BB: 0 P: 6	R: 2 E: 0 K: 0 S: 5	H: 3 LOB: 0 BB: 0 P: 5	R: 0 E: 0 K: 0 S: 4	H: 1 LOB: 1 BB: 0 P: 4	R: 0 E: 0 K: 0 S: 4	H: 1 LOB: 1 BB: 0 P: 4	R: 1 E: 0 K: 0 S: 5	H: 2 LOB: 1 BB: 0 P: 5	R: 0 E: 0 K: 2 S: 7	H: 0 LOB: 0 BB: 0 P: 7	1B: 8 2B: 2 3B: 0 HR: 1	SF: 0 SAC: 1 DP: 1 HBP: 0	WP: 1 PB: 0 SB: 0 CS: 0	PA: 37
PITCHER	IP	WLS	BF	H	R	ER	SO	BB	IBB	HBP	BLK	WP	HR	S	P	ERA	WHIP					
Jim Palmer, R ERA: 7.2 (1, 1)	5.0	L	21	7	4	4	1	1	0	0	0	0	1	22	26	7.20	1.600					
Dave Leonhard, R ERA: (8, 1)	2.0		8	2	0	0	0	0	0	0	0	0	0	8	8	0.00	1.000					
Roric Harrison, R ERA: 4.5 (8, 1)	2.0		8	2	1	1	2	0	0	0	0	1	0	12	12	4.50	1.000					

**Detroit Tigers @ Baltimore Orioles**  
**Memorial Stadium, Baltimore, MD**  
 Tue Apr 18 1972, 6:05 PM EST  
 Att: 7,022 - Unknown

AB	35
R	5
H	11
RBI	5
BB	1
SO	3
LOB	11



Batter	1	2	3	4	5	6	7	8	9	AB	R	H	RBI	BB	SO	LOB	BOTTOM				
Don Buford, S OBP: 0.333, SLG: 0.545 (1, 7)	F6		K							4	1	1	1	0	1	4					
Mery Rettenmund, R OBP: 0.333, SLG: 0.364 (1, 9)	K									4	0	1	1	0	1	1					
Boog Powell, L OBP: 0.273, SLG: 0.125 (1, 3)										2	0	0	1	1	1	0					
Brooks Robinson, R OBP: 0.364, SLG: 0.455 (1, 5)	K									4	0	1	0	0	2	2					
Eliud Hendricks, L Andy Etchebarren, R OBP: 0.250, SLG: 0.250 (8, PH) (9, 2)										3	0	0	0	0	2	0					
Paul Blair, R OBP: 0.182, SLG: 0.182 (1, 8)										4	0	0	0	0	2	2					
Davey Johnson, R OBP: 0.182, SLG: 0.100 (1, 4)										4	0	0	0	0	0	0					
Mark Belanger, R OBP: 0.700, SLG: 0.778 (1, 6)										3	1	2	0	0	0	0					
Jim Palmer, R Tom Shopay, L Dave Leonhard, R Terry Crowley, L Roric Harrison, R Bobby Grich, R (1, 1) (5, PH) (8, 1) (7, PH) (8, 1) (8, PH)										0	1	0	0	1	0	0					
Inning Stats	R: 0 E: 0 K: 2 S: 7	H: 0 LOB: 1 BB: 1 P: 11	R: 0 E: 0 K: 2 S: 7	H: 0 LOB: 0 BB: 0 P: 7	R: 2 E: 0 K: 2 S: 8	H: 1 LOB: 1 BB: 1 P: 13	R: 0 E: 0 K: 2 S: 7	H: 0 LOB: 0 BB: 0 P: 7	R: 0 E: 0 K: 1 S: 5	H: 0 LOB: 0 BB: 0 P: 5	R: 0 E: 0 K: 0 S: 4	H: 1 LOB: 1 BB: 0 P: 4	R: 1 E: 0 K: 0 S: 6	H: 3 LOB: 2 BB: 0 P: 6	R: 0 E: 0 K: 0 S: 3	H: 0 LOB: 0 BB: 0 P: 3	1B: 4 2B: 2 3B: 0 HR: 1	SF: 1 SAC: 0 DP: 1 HBP: 1	WP: 0 PB: 1 SB: 0 CS: 0	PA: 36	
PITCHER	IP	WLS	BF	H	R	ER	SO	BB	IBB	HBP	BLK	WP	HR	S	P	ERA	WHIP				
Joe Coleman, R ERA: 2.45 Fred Scherman, L ERA: (1, 1) (8, 1)	7.1	W	29	4	3	2	9	3	0	1	0	0	0	7	7	2.46	0.955				

**Detroit Tigers @ Baltimore Orioles**  
**Memorial Stadium, Baltimore, MD**  
 Tue Apr 18 1972, 6:05 PM EST  
 Att: 7,022 - Unknown

AB	31
R	3
H	6
RBI	3
BB	3
SO	9
LOB	10





Batter	1	2	3	4	5	6	7	8	9	AB	R	H	RBI	BB	SO	LOB	TOP										
Tony Taylor, R (1,4)	F6		6-3		F8			F4		3	0	0	0	0	0	1	<b>Detroit Tigers @ Baltimore Orioles</b> Memorial Stadium, Baltimore, MD Wed Apr 19 1972, 6:05 PM EST Att: 5,979 - Unknown										
Dick McAuliffe, L (8,PH) OBP: 0.300, SLG: 0.250	F6				F8			F4		1	0	0	0	0	0	0											
Aurelio Rodriguez, R (1,5)	5-3				L6			F7		4	0	1	1	0	0	0											
Paul Jata, R (1,3)										3	0	0	0	0	1	1											
Norm Cash, L (8,PH) OBP: 0.333, SLG: 0.667	K		F9					4-3		1	0	0	0	0	0	0											
Al Kaline, R (1,9) OBP: 0.250, SLG: 0.250		L5-3			L5-3				K	4	1	1	0	0	1	0											
Bill Freehan, R (1,2) OBP: 0.455, SLG: 0.600		1B			4-3			5-3		3	0	1	0	1	0	1											
Willie Horton, R (1,7) OBP: 0.545, SLG: 0.700		BB			1-2			2B		4	0	3	1	0	0	1											
Mickey Stanley, R (1,8) OBP: 0.250, SLG: 0.250	G4-6-3				2B			1B		4	0	1	0	0	0	3											
Ed Brinkman, R (1,6) OBP: 0.400, SLG: 0.800					F9					3	1	1	0	0	0	1											
Mickey Lolich, S (1,1)										3	0	0	0	0	0	1											
Chuck Seelbach, R (8,1)			6-3		6-3			6-3		0	0	0	0	0	0	0											
<b>Inning Stats</b>	R: 0 E: 0 K: 1 S: 5	H: 0 LOB: 0 BB: 0 P: 5	R: 0 E: 0 K: 0 S: 3	H: 1 LOB: 1 BB: 1 P: 7	R: 1 E: 0 K: 0 S: 5	H: 2 LOB: 1 BB: 0 P: 5	R: 1 E: 0 K: 0 S: 5	H: 3 LOB: 1 BB: 0 P: 5	R: 0 E: 0 K: 0 S: 4	H: 0 LOB: 0 BB: 0 P: 4	R: 0 E: 0 K: 0 S: 3	H: 0 LOB: 0 BB: 0 P: 3	R: 0 E: 0 K: 1 S: 6	H: 0 LOB: 1 BB: 0 P: 6	R: 0 E: 0 K: 1 S: 6	H: 1 LOB: 1 BB: 0 P: 6	1B: 5 2B: 3 3B: 0 HR: 0	SF: 0 SAC: 0 DP: 1 HBP: 0	WP: 0 PB: 0 SB: 0 CS: 0	PA: 34							
<b>PITCHER</b>	IP	WLS	BF	H	R	ER	SO	BB	IBB	HBP	BLK	WP	HR	S	P	ERA	WHIP										
Mike Cuellar, L (1,1) ERA: 2.57	7.0		27	7	2	2	1	1	0	0	0	0	0	28	32	2.57	1.143										
Doyle Alexander, R (8,1) ERA:	2.0	W	7	1	0	0	1	0	0	0	0	0	0	9	9	0.00	0.500										

Batter	1	2	3	4	5	6	7	8	9	AB	R	H	RBI	BB	SO	LOB	BOTTOM										
Don Buford, S (1,7) OBP: 0.313, SLG: 0.467	5-3		F4		6-3			SH3-4		4	1	1	0	0	0	0	<b>Detroit Tigers @ Baltimore Orioles</b> Memorial Stadium, Baltimore, MD Wed Apr 19 1972, 6:05 PM EST Att: 5,979 - Unknown										
Mery Rettenmund, R (1,9) OBP: 0.287, SLG: 0.286	F8		F5				F8	SH3-4		3	0	0	0	0	0	0											
Brooks Robinson, R (1,5) OBP: 0.333, SLG: 0.357	F8		F7				K	2B		3	1	0	0	1	1	0											
Boog Powell, L (1,3) OBP: 0.267, SLG: 0.250		G3			K		K	1B		4	1	1	1	0	2	0											
Paul Blair, R (1,8) OBP: 0.267, SLG: 0.267		1B			F7			L4		4	1	2	2	0	0	0											
Davey Johnson, R (1,4) OBP: 0.333, SLG: 0.357		1B						1B		4	1	3	0	0	0	1											
Andy Etchebarren, R (1,2) OBP: 0.375, SLG: 0.500		1B			F7			6-3		4	0	2	2	0	0	2											
Mark Belanger, R (1,6) OBP: 0.538, SLG: 0.583		F6						F4		3	0	0	0	0	0	3											
Mike Cuellar, L (1,1)										2	0	0	0	0	1	2											
Don Baylor, R (7,PH)										1	0	0	0	0	0	1											
Doyle Alexander, R (8,1) ERA:										0	0	0	0	0	0	0											
<b>Inning Stats</b>	R: 0 E: 0 K: 0 S: 3	H: 0 LOB: 0 BB: 0 P: 3	R: 1 E: 0 K: 1 S: 8	H: 3 LOB: 2 BB: 0 P: 8	R: 0 E: 0 K: 0 S: 3	H: 0 LOB: 0 BB: 0 P: 3	R: 0 E: 0 K: 1 S: 6	H: 1 LOB: 1 BB: 0 P: 6	R: 0 E: 0 K: 0 S: 3	H: 0 LOB: 0 BB: 0 P: 3	R: 0 E: 0 K: 2 S: 7	H: 0 LOB: 0 BB: 0 P: 7	R: 1 E: 0 K: 0 S: 5	H: 2 LOB: 1 BB: 0 P: 5	R: 3 E: 0 K: 0 S: 6	H: 3 LOB: 1 BB: 1 P: 10	1B: 6 2B: 3 3B: 0 HR: 0	SF: 0 SAC: 1 DP: 0 HBP: 0	WP: 0 PB: 0 SB: 0 CS: 0	PA: 34							
<b>PITCHER</b>	IP	WLS	BF	H	R	ER	SO	BB	IBB	HBP	BLK	WP	HR	S	P	ERA	WHIP										
Mickey Lolich, L (1,1) ERA: 3.86	7.1	L	32	9	5	5	4	0	1	0	0	0	0	39	43	6.14	1.227										
Chuck Seelbach, R (8,1) ERA:	0.2		2	0	0	0	0	0	0	0	0	0	0	2	2	0.00	0.000										






Batter	1	2	3	4	5	6	7	8	9	AB	R	H	RBI	BB	SO	LOB	TOP					
Dick McAuliffe, L (1,4) OBP: 0.214, SLG: 0.167	0-0 4-3			0-0 4-3		0-0 F9			0-0 F2	4	0	0	0	0	0	1						
Aurelio Rodriguez, R (1,5) OBP: 0.250, SLG: 0.250	0-0 G6-3 1B			0-0 1B		0-3 K			0-0 F4	4	0	2	0	0	1	1						
Jim Northrup, L (1,8) OBP: 0.083, SLG: 0.083	0-0 G6-3 1-2			0-0 F4					0-0 F3	4	0	0	0	0	0	2						
Al Kaline, R (1,9) OBP: 0.200, SLG: 0.200		0-0 F7		0-0 L5-3					0-0 L8	3	0	0	0	0	0	1						
Norm Cash, L (1,3) OBP: 0.250, SLG: 0.500		0-0 F6			0-0 F7				0-0 E3	3	0	0	0	0	0	0						
Willie Horton, R (1,7) OBP: 0.429, SLG: 0.538		0-3 K			0-0 L6				0-3 K	3	0	0	0	0	2	1						
Tom Haller, L (1,2)			0-0 F9		0-0 6-3				0-0 4-3	3	0	0	0	0	0	0						
Ed Brinkman, R (1,6) OBP: 0.308, SLG: 0.615			0-3 K		0-0 6-3				0-0 6-3	3	0	0	0	0	1	0						
Tom Timmermann, R (1,1) OBP: 0.500, SLG: 0.500			0-3 K						0-0 F7	2	0	1	0	0	1	0						
Gates Brown, L (8, PH)										1	0	0	0	0	0	0						
Chuck Seelbach, R (8, 1)										0	0	0	0	0	0	0						
<b>Inning Stats</b>	R: 0 E: 0 K: 0 S: 3	H: 1 LOB: 0 BB: 0 P: 3	R: 0 E: 0 K: 1 S: 5	H: 0 LOB: 0 BB: 0 P: 5	R: 0 E: 0 K: 2 S: 7	H: 0 LOB: 0 BB: 0 P: 7	R: 0 E: 0 K: 0 S: 4	H: 1 LOB: 1 BB: 0 P: 4	R: 0 E: 0 K: 0 S: 3	H: 0 LOB: 0 BB: 0 P: 3	R: 0 E: 1 K: 1 S: 6	H: 0 LOB: 1 BB: 0 P: 6	R: 0 E: 1 K: 1 S: 6	H: 0 LOB: 1 BB: 0 P: 6	R: 0 E: 0 K: 0 S: 3	H: 0 LOB: 0 BB: 0 P: 3	R: 0 E: 0 K: 0 S: 3	H: 0 LOB: 0 BB: 0 P: 3	1B: 3 2B: 0 3B: 0 HR: 0	SF: 0 SAC: 0 DP: 1 HBP: 0	WP: 0 PB: 0 SB: 0 CS: 0	PA: 30
<b>PITCHER</b> Pat Dobson, R (1,1) ERA: 0.59	IP: 9.0 WLS: W BF: 30 H: 3 R: 0 ER: 0 SO: 5 BB: 0 IBB: 0 HBP: 0 BLK: 0 WP: 0 HR: 0 S: 40 P: 40 ERA: 0.00 WHIP: 0.333															<b>PITCHER</b>						

**Detroit Tigers @ Baltimore Orioles**  
Memorial Stadium, Baltimore, MD  
Thu Apr 20 1972, 6:05 PM EST  
Att: 5,223 - Unknown


AB	30
R	0
H	3
RBI	0
BB	0
SO	5
LOB	6



Batter	1	2	3	4	5	6	7	8	9	AB	R	H	RBI	BB	SO	LOB	BOTTOM			
Don Buford, S (1,7) OBP: 0.350, SLG: 0.412	4-0 G4-6-3 BB		0-0 L1		0-3 K			4-0 BB		2	0	0	0	2	1	1				
Paul Blair, R (1,8) OBP: 0.263, SLG: 0.421	0-0 F6			0-0 HR		0-0 F8		0-0 3-1		4	1	1	1	0	0	2				
Boog Powell, L (1,3) OBP: 0.278, SLG: 0.214	0-0 G4-6-3 1-2			4-0 FC1-6 PB BB		0-0 F8		0-0 F8		2	0	0	0	1	0	1				
Brooks Robinson, R (1,5) OBP: 0.333, SLG: 0.313		0-0 F8		4-0 FC1-6 BB		0-0 5-3				2	0	0	0	1	0	0				
Merv Rettenmund, R (1,9) OBP: 0.222, SLG: 0.235		0-0 6-3		0-0 FC1-6 1-2 2-3			0-0 6-3			3	0	0	0	0	0	2				
Eliot Hendricks, L (1,2)		0-0 F8		0-3 K			0-0 L9			3	0	0	0	0	1	2				
Davey Johnson, R (1,4) OBP: 0.278, SLG: 0.294			0-0 4-3		0-0 F4			0-0 5-3		3	0	0	0	0	0	2				
Mark Belanger, R (1,6) OBP: 0.500, SLG: 0.533			0-0 SH2-4 1B		0-0 G3			0-3 K		3	0	1	0	0	1	0				
Pat Dobson, R (1,1)		0-0 SH2-4 1-2		0-0 SH2-4 1B		0-3 K		0-0 L9		2	0	0	0	0	1	0				
<b>Inning Stats</b>	R: 0 E: 0 K: 0 S: 2	H: 0 LOB: 1 BB: 1 P: 6	R: 0 E: 0 K: 0 S: 3	H: 0 LOB: 0 BB: 0 P: 3	R: 0 E: 0 K: 0 S: 4	H: 1 LOB: 1 BB: 0 P: 4	R: 1 E: 0 K: 1 S: 6	H: 1 LOB: 2 BB: 0 P: 14	R: 0 E: 0 K: 2 S: 7	H: 0 LOB: 0 BB: 0 P: 7	R: 0 E: 0 K: 0 S: 3	H: 0 LOB: 0 BB: 0 P: 3	R: 0 E: 0 K: 0 S: 3	H: 0 LOB: 0 BB: 0 P: 3	R: 0 E: 0 K: 1 S: 5	H: 0 LOB: 1 BB: 1 P: 9	1B: 1 2B: 0 3B: 0 HR: 1	SF: 0 SAC: 1 DP: 1 HBP: 0	WP: 0 PB: 1 SB: 0 CS: 0	PA: 29
<b>PITCHER</b> Tom Timmermann, R (1,1) ERA: 1.29	IP: 7.0 WLS: L BF: 25 H: 2 R: 1 ER: 1 SO: 3 BB: 3 IBB: 0 HBP: 0 BLK: 0 WP: 0 HR: 1 S: 28 P: 40 ERA: 1.29 WHIP: 0.714															<b>PITCHER</b> Chuck Seelbach, R (8, 1) ERA:				

**Detroit Tigers @ Baltimore Orioles**  
Memorial Stadium, Baltimore, MD  
Thu Apr 20 1972, 6:05 PM EST  
Att: 5,223 - Unknown

AB	24
R	1
H	2
RBI	1
BB	4
SO	4
LOB	10





Batter	1	2	3	4	5	6	7	8	9	AB	R	H	RBI	BB	SO	LOB	TOP								
Don Buford, S OBP: 0.320, SLG: 0.364 (1, 7)	F4		K			F4		G3	1B HR 1B	5	1	1	0	0	1	2									
Mark Belanger, R OBP: 0.425, SLG: 0.450 (1, 6)	F7			F5		F7		F2	1B HR 1B	5	1	1	1	1	0	0									
Merv Rettenmund, R OBP: 0.304, SLG: 0.286 (1, 9)	F9			F5			1B	2B BB	1B HR 1B	4	2	2	0	1	0	0									
Boog Powell, L OBP: 0.348, SLG: 0.412 (1, 3)		K		4-3			FC6-4 IBB	2B BB	1B HR 1B	3	1	1	4	2	1	0									
Paul Blair, R OBP: 0.250, SLG: 0.417 (1, 8)		G3			5-3	FC6-4			6-3	5	0	1	1	0	0	3									
Brooks Robinson, R OBP: 0.318, SLG: 0.300 (1, 5)		K				F8		6-3		4	0	1	0	0	1	2									
Davey Johnson, R OBP: 0.318, SLG: 0.350 (1, 4)							FC6-4 1B			3	0	1	0	1	1	1									
Andy Etchebarren, R OBP: 0.333, SLG: 0.364 (1, 2)			F8			K		1-4-3	1B BB	3	1	0	0	1	1	3									
Dave McNally, R OBP: 0.286, SLG: 0.333 (1, 1)			K				1B BB		K	3	0	0	0	1	3	3									
<b>Inning Stats</b>	R: 0 E: 0 K: 0 S: 3	H: 0 LOB: 0 BB: 0 P: 3	R: 0 E: 0 K: 2 S: 7	H: 0 LOB: 0 BB: 0 P: 7	R: 0 E: 0 K: 2 S: 7	H: 0 LOB: 1 BB: 1 P: 11	R: 0 E: 0 K: 0 S: 3	H: 0 LOB: 0 BB: 0 P: 3	R: 0 E: 0 K: 1 S: 6	H: 1 LOB: 1 BB: 0 P: 6	R: 0 E: 0 K: 0 S: 4	H: 1 LOB: 2 BB: 2 P: 12	R: 0 E: 0 K: 1 S: 6	H: 1 LOB: 1 BB: 0 P: 6	R: 1 E: 0 K: 0 S: 4	H: 1 LOB: 2 BB: 2 P: 12	R: 5 E: 0 K: 2 S: 11	H: 4 LOB: 0 BB: 1 P: 15	1B: 5 2B: 2 3B: 0 HR: 1	SF: 0 SAC: 0 DP: 0 HBP: 0	WP: 0 PB: 1 SB: 0 CS: 1	PA: 41			
<b>PITCHER</b>	IP	WLS	BF	H	R	ER	SO	BB	IBB	HBP	BLK	WP	HR	S	P	ERA	WHIP								
Mitt Wilcox, R ERA: 0.54 (1, 1)	7.2	L	32	4	1	1	6	4	1	0	0	0	0	39	59	1.17	1.043								
Ed Farmer, R ERA: (8, 1)	0.1		1	0	0	0	0	0	0	0	0	0	0	1	1	0.00	0.000								
Steve Mingori, L ERA: 19.29 (9, 1)	0.2		7	4	5	2	2	1	0	0	0	0	1	10	14	67.50	7.500								
Vince Colbert, R ERA: (9, 1)	0.1		1	0	0	0	0	0	0	0	0	0	0	1	1	0.00	0.000								

Baltimore Orioles @ Cleveland Indians  
Cleveland Municipal Stadium, Cleveland, OH

AB 35  
R 6  
H 8  
RBI 6  
BB 6  
SO 8  
LOB 15



WP: 0 PA: 41  
PB: 1  
SB: 0  
CS: 1

Fri Apr 21 1972, 3:33 AM EST  
Att.: 4,424 - Unknown

Batter	1	2	3	4	5	6	7	8	9	AB	R	H	RBI	BB	SO	LOB	BOTTOM								
Del Unser, L OBP: 0.273, SLG: 0.286 (1, 8)	6-3		F7			F8			1-3	4	0	0	0	0	0	1									
Eddie Leon, R OBP: 0.250, SLG: 0.167 (1, 4)	F9			F9		4-3			F9	4	0	0	0	0	0	0									
Alex Johnson, R OBP: 0.143, SLG: 0.150 (1, 7)	F8			L6			4-3		F9	4	0	0	0	0	0	0									
Graig Nettles, L OBP: 0.211, SLG: 0.263 (1, 5)		F4		F9			G1-6-3 1B			3	0	1	0	0	0	0									
Ray Fosse, R OBP: 0.316, SLG: 0.235 (1, 2)		F4			F6		G1-6-3			3	0	0	0	0	0	1									
Buddy Bell, R OBP: 0.250, SLG: 0.200 (1, 9)		F9			F3			FC5-6 BB		2	0	0	0	1	0	0									
Tom McCraw, L OBP: 0.429, SLG: 0.615 (1, 3)			1-3					FC5-6 SH3		3	0	1	0	0	0	1									
Frank Duffy, R OBP: 0.375, SLG: 0.308 (1, 6)			6-3			F8		SH3		2	0	0	0	0	0	1									
Mitt Wilcox, R OBP: 0.200, SLG: 0.200 (1, 1)						F8				2	0	1	0	0	0	0									
Ed Farmer, R (8, 1)										0	0	0	0	0	0	0									
Roy Foster, R (8, PH)										1	0	0	0	0	1	1									
Steve Mingori, L (9, 1)										0	0	0	0	0	0	0									
Vince Colbert, R (9, 1)										0	0	0	0	0	0	0									
<b>Inning Stats</b>	R: 0 E: 0 K: 0 S: 3	H: 0 LOB: 0 BB: 0 P: 3	R: 0 E: 0 K: 0 S: 3	H: 0 LOB: 0 BB: 0 P: 3	R: 0 E: 0 K: 0 S: 4	H: 1 LOB: 1 BB: 0 P: 4	R: 0 E: 0 K: 0 S: 3	H: 0 LOB: 0 BB: 0 P: 3	R: 0 E: 0 K: 1 S: 5	H: 0 LOB: 1 BB: 1 P: 9	R: 0 E: 0 K: 0 S: 3	H: 0 LOB: 0 BB: 0 P: 3	R: 0 E: 0 K: 0 S: 3	H: 0 LOB: 0 BB: 0 P: 3	1B: 3 2B: 0 3B: 0 HR: 0	SF: 0 SAC: 1 DP: 1 HBP: 0	WP: 0 PB: 0 SB: 0 CS: 0	PA: 30							
<b>PITCHER</b>	IP	WLS	BF	H	R	ER	SO	BB	IBB	HBP	BLK	WP	HR	S	P	ERA	WHIP								
Dave McNally, L ERA: (1, 1)	9.0	W	30	3	0	0	1	1	0	0	0	0	0	31	35	0.00	0.444								

Baltimore Orioles @ Cleveland Indians  
Cleveland Municipal Stadium, Cleveland, OH


AB 28  
R 0  
H 3  
RBI 0  
BB 1  
SO 1  
LOB 5




WP: 0 PA: 30  
PB: 0  
SB: 0  
CS: 0

Fri Apr 21 1972, 3:33 AM EST  
Att.: 4,424 - Unknown




Batter	1	2	3	4	5	6	7	8	9	AB	R	H	RBI	BB	SO	LOB	TOP			
Don Buford, S OBP: 0.276, SLG: 0.308 (1, 7)	K		FC4-6		F9		K			4	0	0	0	0	2	2	<p>Baltimore Orioles @ Cleveland Indians Cleveland Municipal Stadium, Cleveland, OH</p> <p>Sat Apr 22 1972, 3:33 AM EST Att: 2,683 - Unknown</p> <p>livebaseballscores.com</p> <p>AB 31 R 2 H 4 RBI 2 BB 2 SO 7 LOB 11</p> 			
Mery Rettenmund, R OBP: 0.296, SLG: 0.250 (1, 9)	F9					F8		F9		3	0	0	0	1	0	0				
Paul Blair, R OBP: 0.250, SLG: 0.370 (1, 8)	K		F8			HR		F8		3	1	0	0	1	1	3				
Boog Powell, L OBP: 0.360, SLG: 0.389 (1, 3)										1	0	0	0	0	0	0				
Terry Crowley, L OBP: 0.333, SLG: 1.333 (4, PR) (4, 3)		F3						L6		2	1	1	2	0	0	0				
Brooks Robinson, R OBP: 0.308, SLG: 0.333 (1, 5)		5-3								4	0	1	0	0	1	1				
Elrod Hendricks, L (1, 2)										4	0	0	0	0	0	2				
Davey Johnson, R OBP: 0.308, SLG: 0.333 (1, 4)										4	0	1	0	0	2	2				
Mark Belanger, R OBP: 0.375, SLG: 0.391 (1, 6)										3	0	0	0	0	1	1				
Jim Palmer, R OBP: 0.667, SLG: 0.500 (1, 1)										2	0	1	0	0	0	0				
Dave Leonhard, R (5, 1)										0	0	0	0	0	0	0				
Tom Shopay, L (7, PH)										1	0	0	0	0	0	0				
Grant Jackson, S (7, 1)										0	0	0	0	0	0	0				
Eddie Watt, R (7, 1)										0	0	0	0	0	0	0				
<b>Inning Stats</b>	R: 0 E: 0 K: 2 S: 7	H: 0 LOB: 0 BB: 0 P: 7	R: 0 E: 0 K: 0 S: 3	H: 0 LOB: 0 BB: 0 P: 3	R: 0 E: 0 K: 0 S: 5	H: 2 LOB: 3 BB: 1 P: 9	R: 0 E: 0 K: 1 S: 5	H: 0 LOB: 1 BB: 0 P: 6	R: 0 E: 0 K: 0 S: 3	H: 0 LOB: 0 BB: 0 P: 3	R: 2 E: 0 K: 1 S: 7	H: 2 LOB: 1 BB: 1 P: 11	R: 0 E: 0 K: 0 S: 7	H: 0 LOB: 0 BB: 0 P: 7	R: 0 E: 0 K: 1 S: 5	H: 0 LOB: 0 BB: 0 P: 5	1B: 2 2B: 1 3B: 0 HR: 1	SF: 0 SAC: 0 DP: 0 HBP: 1	WP: 0 PB: 0 SB: 1 CS: 0	PA: 34
<b>PITCHER</b>	IP WLS BF H R ER SO BB IBB HBP BLK WP HR S P ERA WHIP																			
Dick Tidrow, R ERA: 7.71 (1, 1)	6.0 W 25 4 2 2 4 2 0 0 1 0 0 1 30 39 3.00 1.000																			
Ed Farmer, R ERA: (7, 1)	3.0 S 9 0 0 0 3 0 0 0 0 0 0 0 15 15 0.00 0.000																			

Batter	1	2	3	4	5	6	7	8	9	AB	R	H	RBI	BB	SO	LOB	BOTTOM			
Del Unser, L OBP: 0.296, SLG: 0.280 (1, 8)	4-3		F7	3-1		F8				4	0	1	0	1	0	2	<p>Baltimore Orioles @ Cleveland Indians Cleveland Municipal Stadium, Cleveland, OH</p> <p>Sat Apr 22 1972, 3:33 AM EST Att: 2,683 - Unknown</p> <p>livebaseballscores.com</p> <p>AB 37 R 9 H 13 RBI 8 BB 6 SO 3 LOB 19</p> 			
Jack Brohamer, L OBP: 0.667, SLG: 0.667 (1, 4)	4-3									5	2	3	0	0	0	3				
Alex Johnson, R OBP: 0.231, SLG: 0.360 (1, 7)	K									5	1	3	2	0	1	2				
Graig Nettles, L OBP: 0.208, SLG: 0.250 (1, 5)	3-1		G3							5	1	1	0	0	0	4				
Tom McCraw, L OBP: 0.421, SLG: 0.500 (1, 3)										3	1	0	0	2	0	0				
Ray Fosse, R OBP: 0.417, SLG: 0.524 (1, 2)										4	3	3	1	1	0	2				
Buddy Bell, R OBP: 0.286, SLG: 0.450 (1, 9)										5	1	2	5	0	0	3				
Frank Duffy, R OBP: 0.400, SLG: 0.267 (1, 6)										2	0	0	0	2	0	0				
Dick Tidrow, R OBP: 0.333, SLG: 0.333 (1, 1)										2	0	0	0	0	1	2				
Lou Camilli, S (6, PH)										1	0	0	0	0	0	0				
Ed Farmer, R (7, 1)										1	0	0	0	0	1	1				
<b>Inning Stats</b>	R: 0 E: 0 K: 1 S: 5	H: 0 LOB: 1 BB: 1 P: 9	R: 1 E: 0 K: 0 S: 4	H: 1 LOB: 0 BB: 0 P: 4	R: 0 E: 0 K: 1 S: 7	H: 2 LOB: 2 BB: 0 P: 7	R: 1 E: 0 K: 0 S: 5	H: 2 LOB: 2 BB: 1 P: 9	R: 2 E: 0 K: 0 S: 6	H: 3 LOB: 1 BB: 0 P: 6	R: 0 E: 0 K: 0 S: 3	H: 0 LOB: 0 BB: 0 P: 3	R: 5 E: 0 K: 1 S: 9	H: 4 LOB: 3 BB: 3 P: 21	R: 0 E: 0 K: 0 S: 4	H: 1 LOB: 2 BB: 1 P: 8		1B: 8 2B: 2 3B: 0 HR: 3	SF: 0 SAC: 0 DP: 0 HBP: 0	WP: 2 PB: 0 SB: 1 CS: 0
<b>PITCHER</b>	IP WLS BF H R ER SO BB IBB HBP BLK WP HR S P ERA WHIP																			
Jim Palmer, R ERA: 7.45 (1, 1)	4.2 L 24 8 4 4 2 2 0 0 0 0 0 0 26 34 7.71 2.143																			
Dave Leonhard, R ERA: (5, 1)	1.1 4 0 0 0 0 0 0 0 0 0 0 4 4 0.00 0.000																			
Grant Jackson, L ERA: 81.0 (7, 1)	0.1 4 2 3 3 0 1 0 0 0 0 0 3 7 81.00 9.000																			
Eddie Watt, R ERA: 10.8 (7, 1)	1.2 11 3 2 2 1 2 1 0 0 1 1 10 22 10.80 3.000																			




Batter	1	2	3	4	5	6	7	8	9	AB	R	H	RBI	BB	SO	LOB	TOP					
Don Buford, S (1, 7) OBP: 0.333, SLG: 0.321										2	0	1	0	2	0	0	<b>Baltimore Orioles @ Cleveland Indians</b> Cleveland Municipal Stadium, Cleveland, OH Sun Apr 23 1972, 3:33 AM EST Att: 20,513 - Unknown					
Paul Blair, R (1, 8) OBP: 0.250, SLG: 0.355										4	0	1	0	0	2	2						
Terry Crowley, L (1, 3) OBP: 0.429, SLG: 1.000										4	1	2	0	0	0	3						
Brooks Robinson, R (1, 5) OBP: 0.300, SLG: 0.321										4	0	1	0	0	0	4						
Don Baylor, R (1, 9) OBP: 0.200, SLG: 0.200										4	0	1	1	0	0	2						
Eliot Hendricks, L (1, 2) OBP: 0.118, SLG: 0.125										3	0	1	0	1	0	0						
Davey Johnson, R (1, 4) OBP: 0.287, SLG: 0.286										4	0	0	0	0	1	3						
Mark Belanger, R (1, 6) OBP: 0.333, SLG: 0.346										3	0	0	0	0	1	0						
Mike Cuellar, L (1, 1) Tom Shopay, L (8, PH) Roric Harrison, R (8, 1)										2	0	0	0	0	2	0						
										1	0	0	0	0	1	0						
										0	0	0	0	0	0	0						
<b>Inning Stats</b>	R: 0 E: 0 K: 1 S: 5	H: 1 LOB: 0 BB: 0 P: 5	R: 0 E: 0 K: 1 S: 5	H: 1 LOB: 1 BB: 1 P: 9	R: 0 E: 0 K: 2 S: 7	H: 0 LOB: 1 BB: 1 P: 11	R: 0 E: 0 K: 0 S: 3	H: 1 LOB: 0 BB: 0 P: 3	R: 0 E: 0 K: 0 S: 3	H: 0 LOB: 0 BB: 0 P: 3	R: 0 E: 0 K: 1 S: 6	H: 1 LOB: 2 BB: 1 P: 10	R: 0 E: 0 K: 0 S: 3	H: 0 LOB: 0 BB: 0 P: 3	R: 0 E: 0 K: 1 S: 5	H: 0 LOB: 0 BB: 0 P: 5	R: 1 E: 0 K: 1 S: 8	H: 3 LOB: 2 BB: 0 P: 8	1B: 5 2B: 2 3B: 0 HR: 0	SF: 0 SAC: 0 DP: 3 HBP: 0	WP: 0 PB: 0 SB: 0 CS: 0	PA: 34
<b>PITCHER</b> Gaylord Perry, R (1, 1) ERA: 2.22	IP: 9.0 WLS: W BF: 34 H: 7 R: 1 ER: 1 SO: 7 BB: 3 IBB: 0 HBP: 0 BLK: 0 WP: 0 HR: 0 S: 45 P: 57 ERA: 1.00 WHIP: 1.111															<b>PITCHER</b>	IP: 9.0 WLS: W BF: 34 H: 7 R: 1 ER: 1 SO: 7 BB: 3 IBB: 0 HBP: 0 BLK: 0 WP: 0 HR: 0 S: 45 P: 57 ERA: 1.00 WHIP: 1.111					

AB	31
R	1
H	7
RBI	1
BB	3
SO	7
LOB	14



Batter	1	2	3	4	5	6	7	8	9	AB	R	H	RBI	BB	SO	LOB	BOTTOM			
Del Unser, L (1, 8) OBP: 0.300, SLG: 0.286										3	1	1	0	0	1	1	<b>Baltimore Orioles @ Cleveland Indians</b> Cleveland Municipal Stadium, Cleveland, OH Sun Apr 23 1972, 3:33 AM EST Att: 20,513 - Unknown			
Eddie Leon, R (1, 4) OBP: 0.304, SLG: 0.250										2	0	1	0	1	0	1				
Alex Johnson, R (1, 7) OBP: 0.233, SLG: 0.345										4	0	1	0	0	0	3				
Graig Nettles, L (1, 5) OBP: 0.250, SLG: 0.259										3	0	1	1	1	0	1				
Ray Fosse, R (1, 2) OBP: 0.429, SLG: 0.520										4	0	2	0	0	0	1				
Buddy Bell, R (1, 9) OBP: 0.240, SLG: 0.375										4	0	0	0	0	0	4				
Tom McCraw, L (1, 3) OBP: 0.409, SLG: 0.474										3	0	1	0	0	0	1				
Frank Duffy, R (1, 6) OBP: 0.391, SLG: 0.235										2	0	0	0	1	0	2				
Gaylord Perry, R (1, 1) OBP: 0.125, SLG: 0.286										2	1	1	0	0	1	0				
<b>Inning Stats</b>	R: 0 E: 0 K: 0 S: 4	H: 1 LOB: 1 BB: 0 P: 4	R: 0 E: 0 K: 0 S: 4	H: 1 LOB: 1 BB: 0 P: 4	R: 2 E: 1 K: 0 S: 7	H: 3 LOB: 2 BB: 0 P: 7	R: 0 E: 0 K: 1 S: 5	H: 0 LOB: 1 BB: 1 P: 9	R: 0 E: 0 K: 0 S: 2	H: 0 LOB: 0 BB: 1 P: 6	R: 0 E: 0 K: 0 S: 4	H: 1 LOB: 0 BB: 0 P: 4	R: 0 E: 0 K: 1 S: 5	H: 1 LOB: 0 BB: 0 P: 5	R: 0 E: 0 K: 0 S: 3	H: 1 LOB: 1 BB: 1 P: 7		1B: 6 2B: 2 3B: 0 HR: 0	SF: 0 SAC: 3 DP: 2 HBP: 0	WP: 0 PB: 0 SB: 1 CS: 1
<b>PITCHER</b> Mike Cuellar, L (1, 1) ERA: 1.93 Roric Harrison, R (8, 1) ERA: 3.0	IP: 7.0 WLS: L BF: 29 H: 7 R: 2 ER: 1 SO: 2 BB: 1 IBB: 0 HBP: 0 BLK: 0 WP: 0 HR: 0 S: 31 P: 39 ERA: 1.29 WHIP: 1.286															<b>PITCHER</b>	IP: 1.0 WLS: L BF: 4 H: 1 R: 0 ER: 0 SO: 0 BB: 0 IBB: 0 HBP: 0 BLK: 0 WP: 0 HR: 0 S: 3 P: 7 ERA: 0.00 WHIP: 2.000			

AB	27
R	2
H	8
RBI	1
BB	3
SO	2
LOB	14






Batter	1	2	3	4	5	6	7	8	9	AB	R	H	RBI	BB	SO	LOB	TOP			
Don Buford, S OBP: 0.324, SLG: 0.290 (1, 7)	0-0 4-3			0-0 1-3		4-0 1-2 BB		0-0 F9	3 0 0 0 1 0 0											
Mark Belanger, R OBP: 0.290, SLG: 0.300 (1, 6)	0-0 F9			0-0 6-3		0-0 F6		0-0 F8	4 0 0 0 0 0 2											
Merv Rettenmund, R OBP: 0.267, SLG: 0.222 (1, 9)	0-0 6-3			0-0 F9			0-3 K		3 0 0 0 0 1 0											
Boog Powell, L OBP: 0.321, SLG: 0.333 (1, 3)		0-0 F7			0-0 F8		0-0 4-3		3 0 0 0 0 0 0											
Paul Blair, R OBP: 0.257, SLG: 0.353 (1, 8)		0-0 CS 1B			0-3 K		0-0 F9		3 0 1 0 0 1 0											
Brooks Robinson, R OBP: 0.273, SLG: 0.290 (1, 5)		0-3 K			0-0 F8			0-0 F9	3 0 0 0 0 1 1											
Davey Johnson, R OBP: 0.273, SLG: 0.267 (1, 4)			0-0 F3			4-0 G6-3 BB		0-0 5-3	2 0 0 0 1 0 0								AB 27			
Johnny Oates, L (1, 2)			0-0 F9			0-0 G6-3 1-2		0-0 1-3	3 0 0 0 0 0 1								R 0			
Pat Dobson, R OBP: 0.143, SLG: 0.143 Tom Shopay, L (9, PH)			0-0 F9			0-0 BB 1B		0-3 K	2 0 1 0 0 0 0 1 0 0 0 0 1 0								H 2			
<b>Inning Stats</b>	R: 0 E: 0 K: 0 S: 3	H: 0 LOB: 0 BB: 0 P: 3	R: 0 E: 0 K: 1 S: 5	H: 1 LOB: 0 BB: 0 P: 5	R: 0 E: 0 K: 0 S: 3	H: 0 LOB: 0 BB: 0 P: 3	R: 0 E: 0 K: 0 S: 3	H: 0 LOB: 0 BB: 0 P: 3	R: 0 E: 0 K: 1 S: 5	H: 1 LOB: 2 BB: 0 P: 11	R: 0 E: 0 K: 1 S: 5	H: 0 LOB: 0 BB: 0 P: 5	R: 0 E: 0 K: 0 S: 3	H: 0 LOB: 0 BB: 0 P: 3	R: 0 E: 0 K: 1 S: 5	H: 0 LOB: 0 BB: 0 P: 5	1B: 2 2B: 0 3B: 0 HR: 0	SF: 0 SAC: 0 DP: 1 HBP: 0	WP: 0 PB: 0 SB: 0 CS: 1	PA: 29
<b>PITCHER</b> Dick Drago, R ERA: 2.14 (1, 1)	IP: 9.0 WLS: W BF: 29 H: 2 R: 0 ER: 0 SO: 4 BB: 2 IBB: 0 HBP: 0 BLK: 0 WP: 0 HR: 0 S: 35 P: 43 ERA: 0.00 WHIP: 0.444															<b>PITCHER</b>	IP: 9.0 WLS: W BF: 29 H: 2 R: 0 ER: 0 SO: 4 BB: 2 IBB: 0 HBP: 0 BLK: 0 WP: 0 HR: 0 S: 35 P: 43 ERA: 0.00 WHIP: 0.444			

Baltimore Orioles @ Kansas City Royals  
Municipal Stadium, Kansas City, MO  
Tue Apr 25 1972, 7:05 PM EST  
Att: 8,640 - Unknown


AB 27  
R 0  
H 2  
RBI 0  
BB 2  
SO 4  
LOB 4



Batter	1	2	3	4	5	6	7	8	9	AB	R	H	RBI	BB	SO	LOB	BOTTOM	
Freddie Patek, R (1, 6)	0-0 1-3	0-0 F4		0-0 F9			4-0 S BB		3 0 0 0 1 0 3									
Paul Schaaf, R OBP: 0.326, SLG: 0.306 (1, 5)	0-3 K		0-0 F9		0-0 F7		0-0 1-3		4 0 0 0 0 1 1									
Amos Otis, R OBP: 0.206, SLG: 0.212 (1, 8)	0-3 K		0-0 S 1B		0-0 F3		0-0 5-3		4 0 1 0 0 1 1									
John Mayberry, L OBP: 0.350, SLG: 0.324 (1, 3)		0-0 F9 1B 1B	1-0 S 1B	1-2 HBP	0-0 FC6-4 1B		0-3 K		3 1 2 0 0 1 1									
Lou Piniella, R OBP: 0.293, SLG: 0.289 (1, 7)		0-0 1B FC4-6 1B	0-0 F8		0-0 FC6-4		0-0 F8		4 1 1 0 0 0 3									
Bob Oliver, R OBP: 0.282, SLG: 0.421 (1, 9)		0-0 F9	0-3 K		0-0 5-3		0-0 1B 3B		4 1 1 0 0 1 4									
Cookie Rojas, R OBP: 0.310, SLG: 0.300 (1, 4)		0-0 FC4-6 1-3 3-H 1B		0-3 K		0-0 F7		0-0 G5-4-3 1B	4 0 2 2 0 1 0								AB 31	
Jerry May, R OBP: 0.333, SLG: 0.370 (1, 2)		0-0 FC4-6 IBB		4-0 G1 BB		0-0 FC6-4 1B		0-0 G5-4-3	2 0 1 0 2 0 1								R 3	
Dick Drago, R OBP: 0.143, SLG: 0.143 (1, 1)		0-0 FC4-6		0-0 G1		0-0 FC6-4		0-0 FC6-4	3 0 0 1 0 0 4								H 8	
<b>Inning Stats</b>	R: 0 E: 0 K: 2 S: 7	H: 0 LOB: 0 BB: 0 P: 7	R: 2 E: 0 K: 0 S: 6	H: 3 LOB: 2 BB: 1 P: 10	R: 0 E: 0 K: 1 S: 6	H: 1 LOB: 0 BB: 0 P: 7	R: 0 E: 0 K: 1 S: 5	H: 0 LOB: 1 BB: 1 P: 9	R: 0 E: 0 K: 0 S: 4	H: 1 LOB: 1 BB: 0 P: 4	R: 0 E: 0 K: 1 S: 5	H: 0 LOB: 1 BB: 1 P: 9	R: 1 E: 0 K: 0 S: 4	H: 2 LOB: 0 BB: 0 P: 4	1B: 7 2B: 0 3B: 1 HR: 0	SF: 0 SAC: 0 DP: 1 HBP: 1	WP: 0 PB: 0 SB: 2 CS: 0	PA: 35
<b>PITCHER</b> Pat Dobson, R ERA: 1.54 (1, 1)	IP: 8.0 WLS: L BF: 35 H: 8 R: 3 ER: 3 SO: 5 BB: 2 IBB: 1 HBP: 1 BLK: 0 WP: 0 HR: 0 S: 41 P: 54 ERA: 3.38 WHIP: 1.250															<b>PITCHER</b>	IP: 8.0 WLS: L BF: 35 H: 8 R: 3 ER: 3 SO: 5 BB: 2 IBB: 1 HBP: 1 BLK: 0 WP: 0 HR: 0 S: 41 P: 54 ERA: 3.38 WHIP: 1.250	

Baltimore Orioles @ Kansas City Royals  
Municipal Stadium, Kansas City, MO  
Tue Apr 25 1972, 7:05 PM EST  
Att: 8,640 - Unknown

AB 31  
R 3  
H 8  
RBI 3  
BB 3  
SO 5  
LOB 18









Batter	1	2	3	4	5	6	7	8	9	AB	R	H	RBI	BB	SO	LOB	TOP					
Sandy Alomar Sr. S OBP: 0.420, SLG: 0.357 (1, 4)			6-3		FC6-4	F2		P6	5 0 1 0 0 0 5													
Leo Cardenas R OBP: 0.327, SLG: 0.357 (1, 6)			K		K		FC4-6 BB	1B	4 0 1 0 1 0 2 2													
Mickey Rivers L OBP: 0.263, SLG: 0.250 (1, 9)	K			1B		E 1B	F9	P6	5 1 2 0 0 1 4													
Vada Pinson L OBP: 0.432, SLG: 0.514 (1, 7)				1B		F9	FC4-6	F8	5 0 1 0 0 0 5													
Jim Spencer L OBP: 0.273, SLG: 0.317 (1, 3)		F7		F9		E3 1B	P3		4 1 0 0 0 0 4													
Ken McMullen R OBP: 0.225, SLG: 0.139 (1, 5)	K			L6		F8		5-3	4 0 0 0 0 1 4													
Jeff Torborg R OBP: 0.360, SLG: 0.391 (8, PH) Joe Azcue R (8, 2)				F8		BB 1B	F8		2 0 1 1 1 0 2 1 0 0 0 0 0 0													
Ken Berry R OBP: 0.500, SLG: 0.733 (1, 8)	F9					FC6-4 1B	P4		4 0 2 1 0 0 1													
Nolan Ryan R OBP: 0.306, SLG: 0.200 (1, 1) Tom Murphy R (3, 1) Tom Silven L OBP: 0.125, SLG: 0.125 (5, PH) Mel Queen L (5, 1) Eddie Fisher R (8, 1) Andy Kosco R OBP: 1.000, SLG: 1.000 (8, PH)			K		P6	1-2 2-3 BB		1B PB 1B	1 0 0 0 0 0 1 0 0 0 0 0 0 0 0 0 1 0 0 0 0 0 0 1 0 0 0 0 0 1 0 0 0 0 0 0 0 0 0 0 1 0 1 0 0 0 0 0													
<b>Inning Stats</b>	R: 0 E: 0 K: 1 S: 6	H: 1 LOB: 1 BB: 0 P: 6	R: 0 E: 0 K: 1 S: 5	H: 0 LOB: 1 BB: 1 P: 9	R: 0 E: 0 K: 2 S: 7	H: 0 LOB: 0 BB: 0 P: 7	R: 0 E: 0 K: 0 S: 5	H: 2 LOB: 2 BB: 0 P: 5	R: 0 E: 0 K: 1 S: 6	H: 1 LOB: 1 BB: 0 P: 6	R: 2 E: 1 K: 0 S: 7	H: 3 LOB: 3 BB: 1 P: 11	R: 0 E: 0 K: 0 S: 3	H: 0 LOB: 1 BB: 1 P: 7	R: 0 E: 0 K: 0 S: 3	H: 0 LOB: 0 BB: 0 P: 3	R: 0 E: 0 K: 0 S: 5	H: 2 LOB: 2 BB: 0 P: 5	1B: 9 2B: 0 3B: 0 HR: 0	SF: 0 SAC: 0 DP: 0 HBP: 0	WP: 0 PB: 1 SB: 1 CS: 0	PA: 40
<b>PITCHER</b> Jim Palmer R ERA: 3.86 (1, 1)	IP: 9.0 WLS: W BF: 40 H: 9 R: 2 ER: 0 SO: 5 BB: 3 IBB: 0 HBP: 0 BLK: 0 WP: 0 HR: 0 S: 47 P: 59 ERA: 0.00 WHIP: 1.333															<b>PITCHER</b>						

California Angels @ Baltimore Orioles  
Memorial Stadium, Baltimore, MD

AB 37  
R 2  
H 9  
RBI 2  
BB 3  
SO 5  
LOB 28



WP: 0 PA: 40  
PB: 1  
SB: 1  
CS: 0

Batter	1	2	3	4	5	6	7	8	9	AB	R	H	RBI	BB	SO	LOB	BOTTOM			
Don Buford S OBP: 0.413, SLG: 0.351 (1, 7)	K		BB BB	1-3 1B	1-2 2-H 1B	BB		1B	4 2 3 1 2 1 0											
Merv Rettenmund R OBP: 0.333, SLG: 0.242 (1, 9)	4-3		BB BB	1-3 1B	1-2 2-3 BB	K		1B	4 2 1 0 2 1 3											
Boog Powell L OBP: 0.324, SLG: 0.286 (1, 3)	K		1B BB	IBB	1-3 2-H 3-H 1B	F8		P6	4 2 1 2 2 1 3											
Brooks Robinson R OBP: 0.317, SLG: 0.297 (1, 5)		BB 1B	1B BB	F7	1-3 2-3 3-H 1B	2B 1B		FC5-4 1B	3 3 2 2 2 0 3											
Paul Blair R OBP: 0.286, SLG: 0.366 (1, 8)	F8		SF9 1B	P4	1-2 2-3 3-H 1B	BB		K	5 1 2 2 0 1 5											
Davey Johnson R OBP: 0.341, SLG: 0.421 (1, 4)			BB	CS 1B	F9			F7	5 0 3 3 0 0 1											
Andy Etchebarren R OBP: 0.400, SLG: 0.444 (1, 2)					4-3			FC5-4	4 0 1 0 1 0 4											
Mark Belanger R OBP: 0.263, SLG: 0.286 (1, 6)		SF7	SF9		1B	FC5-4 1B		F7	3 1 1 2 0 0 2											
Jim Palmer R OBP: 0.500, SLG: 0.429 (1, 1)	K		CS	1B	BB 1B	K		K	5 1 2 0 0 3 2											
<b>Inning Stats</b>	R: 0 E: 0 K: 2 S: 7	H: 0 LOB: 0 BB: 0 P: 7	R: 1 E: 0 K: 1 S: 6	H: 1 LOB: 2 BB: 2 P: 14	R: 4 E: 0 K: 0 S: 4	H: 2 LOB: 1 BB: 4 P: 20	R: 0 E: 0 K: 0 S: 5	H: 2 LOB: 3 BB: 1 P: 9	R: 7 E: 0 K: 0 S: 11	H: 8 LOB: 2 BB: 1 P: 15	R: 0 E: 0 K: 2 S: 7	H: 0 LOB: 1 BB: 1 P: 11	R: 0 E: 0 K: 1 S: 6	H: 1 LOB: 0 BB: 0 P: 6	R: 0 E: 0 K: 1 S: 7	H: 2 LOB: 2 BB: 0 P: 7	1B: 15 2B: 1 3B: 0 HR: 0	SF: 2 SAC: 0 DP: 0 HBP: 0	WP: 0 PB: 0 SB: 0 CS: 1	PA: 49
<b>PITCHER</b> Nolan Ryan R ERA: 5.4 (1, 1) Tom Murphy R ERA: 6.0 (3, 1) Mel Queen R ERA: 11.37 (5, 1) Eddie Fisher R ERA: 12.0 (8, 1)	IP: 2.0 WLS: L BF: 12 H: 4 R: 4 ER: 4 SO: 3 BB: 5 IBB: 0 HBP: 0 BLK: 0 WP: 0 HR: 0 S: 13 P: 33 ERA: 18.00 WHIP: 3.000															<b>PITCHER</b>				

California Angels @ Baltimore Orioles  
Memorial Stadium, Baltimore, MD

AB 37  
R 12  
H 16  
RBI 12  
BB 9  
SO 7  
LOB 23



WP: 0 PA: 49  
PB: 0  
SB: 0  
CS: 1



Batter	1	2	3	4	5	6	7	8	9	AB	R	H	RBI	BB	SO	LOB	TOP			
<b>Sandy Alomar Sr. S</b> OBP: 0.407, SLG: 0.348 (1, 4)										4	0	1	0	0	0	0	<b>California Angels @ Baltimore Orioles</b> <b>Memorial Stadium, Baltimore, MD</b> Sat Apr 29 1972, 6:05 PM EST Att: 17,620 - Unknown			
<b>Ken Berry R</b> OBP: 0.500, SLG: 0.684 (1, 8)										4	0	2	0	0	0	1				
<b>Vada Pinson, L</b> OBP: 0.415, SLG: 0.513 (1, 7)										4	1	1	0	0	0	2				
<b>Andy Kosco, R</b> OBP: 0.400, SLG: 0.400 (1, 9)										4	0	1	1	0	0	2				
<b>Jim Spencer, L</b> OBP: 0.271, SLG: 0.311 (1, 3)											4	0	1	0	0	1		0		
<b>Leo Cardenas, R</b> OBP: 0.302, SLG: 0.326 (1, 6)										4	0	0	0	0	0	2				
<b>Ken McMullen, R</b> OBP: 0.273, SLG: 0.205 <b>Tom Silverio, L</b> OBP: 0.125, SLG: 0.125 (9, PR)										3	0	2	0	1	0	0				
<b>Jeff Torborg, R</b> OBP: 0.345, SLG: 0.346 (1, 2)										3	0	0	0	1	0	2				
<b>Andy Messersmith R</b> OBP: 0.273, SLG: 0.273 <b>Eddie Fisher, R</b> (8, 1)										3	0	0	0	0	2	2				
<b>Inning Stats</b>	R: 1 E: 0 K: 0 S: 6	H: 3 LOB: 2 BB: 0 P: 6	R: 0 E: 0 K: 0 S: 3	H: 0 LOB: 0 BB: 0 P: 3	R: 0 E: 0 K: 0 S: 4	H: 1 LOB: 1 BB: 0 P: 4	R: 0 E: 0 K: 1 S: 6	H: 1 LOB: 2 BB: 1 P: 10	R: 0 E: 0 K: 0 S: 4	H: 0 LOB: 1 BB: 0 P: 7	R: 0 E: 0 K: 1 S: 5	H: 1 LOB: 0 BB: 0 P: 5	R: 0 E: 0 K: 1 S: 5	H: 0 LOB: 0 BB: 0 P: 5	R: 0 E: 0 K: 0 S: 3	H: 1 LOB: 1 BB: 0 P: 3	1B: 6 2B: 3 3B: 0 HR: 0	SF: 0 SAC: 0 DP: 2 HBP: 0	WP: 0 PB: 0 SB: 1 CS: 0	PA: 35
<b>PITCHER</b> <b>Mike Cuellar, L</b> ERA: 1.57 (1, 1)	IP: 9.0 WLS: W BF: 35 H: 8 R: 1 ER: 1 SO: 3 BB: 1 IBB: 1 HBP: 0 BLK: 0 WP: 0 HR: 0 S: 39 P: 47 ERA: 1.00 WHIP: 1.000															<b>PITCHER</b>				

Batter	1	2	3	4	5	6	7	8	9	AB	R	H	RBI	BB	SO	LOB	BOTTOM			
<b>Don Buford, S</b> OBP: 0.431, SLG: 0.405 (1, 7)										5	2	3	0	0	0	0	<b>California Angels @ Baltimore Orioles</b> <b>Memorial Stadium, Baltimore, MD</b> Sat Apr 29 1972, 6:05 PM EST Att: 17,620 - Unknown			
<b>Bobby Grich, R</b> OBP: 0.333, SLG: 0.400 (1, 6)										4	1	1	0	1	2	2				
<b>Boog Powell, L</b> OBP: 0.310, SLG: 0.250 (1, 3)										4	0	0	0	1	0	3				
<b>Brooks Robinson, R</b> OBP: 0.348, SLG: 0.341 (1, 5)										4	1	2	3	1	0	1				
<b>Davey Johnson, R</b> OBP: 0.333, SLG: 0.429 (1, 4)										4	1	1	0	0	0	3				
<b>Don Baylor, R</b> OBP: 0.556, SLG: 1.000 (1, 9)										3	1	3	3	1	0	0				
<b>Paul Blair, R</b> OBP: 0.304, SLG: 0.386 (1, 8)										3	0	1	0	1	0	4				
<b>Eliot Hendricks, L</b> OBP: 0.143, SLG: 0.105 (1, 2)										3	0	0	0	1	0	3				
<b>Mike Cuellar, L</b> (1, 1)										4	0	0	0	0	3	3				
<b>Inning Stats</b>	R: 1 E: 0 K: 0 S: 5	H: 2 LOB: 1 BB: 0 P: 5	R: 0 E: 0 K: 1 S: 6	H: 1 LOB: 1 BB: 0 P: 6	R: 0 E: 0 K: 0 S: 2	H: 0 LOB: 0 BB: 1 P: 6	R: 0 E: 0 K: 0 S: 4	H: 1 LOB: 2 BB: 1 P: 8	R: 2 E: 0 K: 1 S: 8	H: 3 LOB: 3 BB: 2 P: 16	R: 0 E: 0 K: 1 S: 5	H: 0 LOB: 0 BB: 0 P: 5	R: 3 E: 0 K: 1 S: 8	H: 3 LOB: 2 BB: 2 P: 16	R: 0 E: 0 K: 1 S: 6	H: 1 LOB: 1 BB: 0 P: 6	1B: 4 2B: 6 3B: 0 HR: 1	SF: 0 SAC: 0 DP: 0 HBP: 0	WP: 0 PB: 0 SB: 2 CS: 1	PA: 40
<b>PITCHER</b> <b>Andy Messersmith, R</b> ERA: 4.4 <b>Eddie Fisher, R</b> ERA: 9.0 (1, 1) (8, 1)	IP: 7.0 WLS: L BF: 36 H: 10 R: 6 ER: 6 SO: 4 BB: 4 IBB: 2 HBP: 0 BLK: 0 WP: 1 HR: 38 S: 62 P: 62 ERA: 7.71 WHIP: 2.000															<b>PITCHER</b>				







Batter	1	2	3	4	5	6	7	8	9	AB	R	H	RBI	BB	SO	LOB	TOP			
Walt Williams, R OBP: 0.375, SLG: 0.409	F6		K		5-3			5-3		4	0	0	0	0	1	1	Chicago White Sox @ Baltimore Orioles Memorial Stadium, Baltimore, MD Tue May 02 1972, 7:05 PM EDT Att: 6,055 - Unknown			
Mike Andrews, R OBP: 0.286, SLG: 0.286	K		F8			F8			K	4	0	0	0	0	2	1				
Dick Allen, R OBP: 0.426, SLG: 0.667	BB		K			6-3			F5	3	0	0	0	1	1	1				
Bill Melton, R OBP: 0.362, SLG: 0.321	6-3				FC4-6 1B			6-3		4	0	2	0	0	0	1				
Rick Reichardt, R OBP: 0.172, SLG: 0.111					FC4-6 FC5-6 1-2			5-3		4	0	1	0	0	0	2				
Carlos May, L OBP: 0.421, SLG: 0.531	K				FC5-6 1-2			6-3		3	0	0	0	0	1	2				
Tom Egan, R OBP: 0.095, SLG: 0.095					G3			F6		3	0	0	0	0	0	2				
Rich Morales, R OBP: 0.231, SLG: 0.091								5-3		3	0	0	0	0	1	1				
Stan Bahnsen, R OBP: 0.300, SLG: 0.300									F7	2	0	1	0	0	0	0				
Jim Qualls, S (8, PH)					6-3					1	0	0	0	0	0	0				
Steve Kealey, R (8, 1)										0	0	0	0	0	0	0				
<b>Inning Stats</b>	R: 0 E: 0 K: 1 S: 5	H: 0 LOB: 1 BB: 1 P: 9	R: 0 E: 0 K: 1 S: 6	H: 1 LOB: 1 BB: 0 P: 6	R: 0 E: 0 K: 2 S: 8	H: 1 LOB: 1 BB: 0 P: 8	R: 0 E: 0 K: 0 S: 4	H: 0 LOB: 1 BB: 0 P: 4	R: 0 E: 0 K: 1 S: 5	H: 0 LOB: 0 BB: 0 P: 5	R: 0 E: 0 K: 0 S: 3	H: 0 LOB: 0 BB: 0 P: 3	R: 0 E: 0 K: 0 S: 3	H: 0 LOB: 0 BB: 0 P: 3	R: 0 E: 0 K: 1 S: 6	H: 1 LOB: 1 BB: 0 P: 6	1B: 3 2B: 1 3B: 0 HR: 0	SF: 0 SAC: 0 DP: 0 HBP: 0	WP: 0 PB: 0 SB: 0 CS: 0	PA: 32
<b>PITCHER</b> Dave McNally, L ERA: 1.44	IP: 9.0 WLS: W BF: 32 H: 4 R: 0 ER: 0 SO: 6 BB: 1 IBB: 0 HBP: 0 BLK: 0 WP: 0 HR: 0 S: 43 P: 47 ERA: 0.00 WHIP: 0.556																			

Batter	1	2	3	4	5	6	7	8	9	AB	R	H	RBI	BB	SO	LOB	BOTTOM			
Don Buford, S OBP: 0.424, SLG: 0.375	F3	5-3			F5					3	0	0	0	1	0	1	Chicago White Sox @ Baltimore Orioles Memorial Stadium, Baltimore, MD Tue May 02 1972, 7:05 PM EDT Att: 6,055 - Unknown			
Mery Rettenmund, R OBP: 0.326, SLG: 0.222	HR BB		6-3		F8		G4-6-3 BB		G4-6-3	3	1	0	0	1	0	2				
Boog Powell, L OBP: 0.319, SLG: 0.378	1-H HR		1B 2B		1-3			F6		4	2	2	2	0	0	0				
Brooks Robinson, R OBP: 0.352, SLG: 0.354			K				F8		F5	4	0	1	0	0	1	1				
Paul Blair, R OBP: 0.296, SLG: 0.365	K		S 1B		1-3			K		4	0	1	1	0	2	1				
Davey Johnson, R OBP: 0.385, SLG: 0.435	L6		K							3	0	1	0	0	1	2				
Andy Etchebarren, R OBP: 0.369, SLG: 0.333		4-3			K			F9		3	0	0	0	0	1	1				
Mark Belanger, R OBP: 0.279, SLG: 0.325		F3			5-3			BB 1B		3	0	1	0	0	0	0				
Dave McNally, R OBP: 0.250, SLG: 0.273					K			K		3	0	1	0	0	2	1				
<b>Inning Stats</b>	R: 2 E: 0 K: 1 S: 7	H: 2 LOB: 1 BB: 1 P: 11	R: 0 E: 0 K: 0 S: 4	H: 1 LOB: 0 BB: 0 P: 4	R: 1 E: 0 K: 2 S: 9	H: 2 LOB: 1 BB: 0 P: 9	R: 0 E: 0 K: 2 S: 7	H: 0 LOB: 0 BB: 0 P: 7	R: 0 E: 0 K: 0 S: 3	H: 0 LOB: 0 BB: 0 P: 3	R: 0 E: 0 K: 0 S: 4	H: 1 LOB: 1 BB: 0 P: 4	R: 0 E: 0 K: 1 S: 5	H: 1 LOB: 1 BB: 1 P: 9	R: 0 E: 0 K: 1 S: 5	H: 0 LOB: 0 BB: 0 P: 5		1B: 4 2B: 2 3B: 0 HR: 1	SF: 0 SAC: 0 DP: 1 HBP: 0	WP: 0 PB: 0 SB: 1 CS: 0
<b>PITCHER</b> Stan Bahnsen, R ERA: 3.48 Steve Kealey, R ERA:	IP: 7.0 WLS: L BF: 29 H: 7 R: 3 ER: 3 SO: 6 BB: 2 IBB: 0 HBP: 0 BLK: 0 WP: 0 HR: 1 S: 39 P: 47 ERA: 3.86 WHIP: 1.286																			



Batter	1	2	3	4	5	6	7	8	9	AB	R	H	RBI	BB	SO	LOB	TOP										
Freddie Patek, R OBP: 0.370, SLG: 0.375	F8		F7			6-3			5-3	4	0	0	0	0	0	1											
Paul Schaaf, R OBP: 0.297, SLG: 0.215	K			4-3			1-3		6-3	4	0	0	0	0	1	0											
Amos Otis, R OBP: 0.250, SLG: 0.262	1-3			4-3			K		K	4	0	0	0	0	2	0											
John Mayberry, L OBP: 0.304, SLG: 0.317		F5		F5			K			3	0	0	0	0	1	0											
Lou Piniella, R OBP: 0.386, SLG: 0.469		F9			K			F8		3	0	0	0	0	1	0											
Richie Scheinblum, S OBP: 0.222, SLG: 0.222										3	1	1	0	0	0	0											
Steve Hovley, L OBP: 0.417, SLG: 0.364		4-3			3-1				HR	0	0	0	0	0	0	0											
Cookie Rojas, R OBP: 0.296, SLG: 0.338						6-3		K		3	0	1	0	0	1	1											
Ed Kirkpatrick, L OBP: 0.375, SLG: 0.500			F5			F7			HR	3	1	1	2	0	0	1											
Mike Hedlund, R OBP: 0.333, SLG: 0.333									K	3	0	0	0	0	3	1											
Tom Burgmeier, L OBP: 0.333, SLG: 0.333			K			K			K	0	0	0	0	0	0	0											
<b>Inning Stats</b>	R: 0 E: 0 K: 1 S: 5	H: 0 LOB: 0 BB: 0 P: 5	R: 0 E: 0 K: 0 S: 3	H: 0 LOB: 0 BB: 0 P: 3	R: 0 E: 0 K: 1 S: 6	H: 1 LOB: 1 BB: 0 P: 6	R: 0 E: 0 K: 0 S: 3	H: 0 LOB: 0 BB: 0 P: 3	R: 0 E: 0 K: 1 S: 5	H: 0 LOB: 0 BB: 0 P: 5	R: 0 E: 0 K: 2 S: 7	H: 0 LOB: 0 BB: 0 P: 7	R: 0 E: 0 K: 2 S: 9	H: 2 LOB: 2 BB: 0 P: 9	R: 0 E: 0 K: 1 S: 5	H: 0 LOB: 0 BB: 0 P: 5	1B: 2 2B: 0 3B: 0 HR: 1	SF: 0 SAC: 0 DP: 0 HBP: 0	WP: 0 PB: 0 SB: 0 CS: 0	PA: 30							
<b>PITCHER</b>	IP	WLS	BF	H	R	ER	SO	BB	IBB	HBP	BLK	WP	HR	S	P	ERA	WHIP										
Jim Palmer, R ERA: 3.38	(1, 1)	8.0	W	27	3	2	2	8	0	0	0	0	1	43	43	2.25	0.375										
Eddie Watt, R ERA: 4.91	(9, 1)	1.0	S	3	0	0	0	1	0	0	0	0	0	5	5	0.00	0.000										

**Kansas City Royals @ Baltimore Orioles**  
**Memorial Stadium, Baltimore, MD**  
 Fri May 05 1972, 7:05 PM EDT  
 Att: 5,839 - Unknown

livebaseballscorecards.com

AB 30  
 R 2  
 H 3  
 RBI 2  
 BB 0  
 SO 9  
 LOB 4



Batter	1	2	3	4	5	6	7	8	9	AB	R	H	RBI	BB	SO	LOB	BOTTOM										
Don Buford, S OBP: 0.444, SLG: 0.392	3-1									3	1	2	0	1	0	0											
Mery Rettenmund, R OBP: 0.362, SLG: 0.275										4	0	3	1	0	0	1											
Boog Powell, L OBP: 0.294, SLG: 0.350										3	0	0	1	0	0	4											
Brooks Robinson, R OBP: 0.345, SLG: 0.333										3	0	0	0	1	0	2											
Paul Blair, R OBP: 0.316, SLG: 0.358										1	0	0	0	2	0	0											
Davey Johnson, R OBP: 0.345, SLG: 0.408										3	0	0	0	0	0	3											
Andy Etchebarren, R OBP: 0.276, SLG: 0.296										3	0	0	0	0	1	2											
Mark Belanger, R OBP: 0.283, SLG: 0.326										3	1	1	0	0	0	2											
Jim Palmer, R OBP: 0.400, SLG: 0.333										2	0	0	0	0	0	0											
Terry Crowley, L OBP: 0.444, SLG: 0.889										1	0	1	0	0	0	0											
Dave Leonhard, R OBP: 0.345, SLG: 0.408										0	1	0	0	0	0	0											
Eddie Watt, R ERA: 4.91										0	0	0	0	0	0	0											
<b>Inning Stats</b>	R: 0 E: 0 K: 0 S: 3	H: 1 LOB: 0 BB: 0 P: 3	R: 0 E: 0 K: 1 S: 5	H: 0 LOB: 2 BB: 2 P: 13	R: 0 E: 0 K: 0 S: 4	H: 1 LOB: 1 BB: 0 P: 4	R: 0 E: 0 K: 0 S: 2	H: 0 LOB: 0 BB: 1 P: 6	R: 0 E: 0 K: 0 S: 3	H: 0 LOB: 0 BB: 0 P: 3	R: 0 E: 0 K: 0 S: 3	H: 1 LOB: 1 BB: 1 P: 7	R: 0 E: 0 K: 0 S: 3	H: 0 LOB: 0 BB: 0 P: 3	R: 3 E: 1 K: 0 S: 6	H: 4 LOB: 1 BB: 0 P: 6	1B: 7 2B: 1 3B: 0 HR: 0	SF: 1 SAC: 0 DP: 4 HBP: 0	WP: 0 PB: 0 SB: 0 CS: 0	PA: 31							
<b>PITCHER</b>	IP	WLS	BF	H	R	ER	SO	BB	IBB	HBP	BLK	WP	HR	S	P	ERA	WHIP										
Mike Hedlund, R ERA: 2.95	(1, 1)	7.0	L	27	5	2	2	1	4	0	0	0	0	25	41	2.57	1.286										
Tom Burgmeier, L ERA: 2.45	(8, 1)	1.0	L	4	2	1	1	0	0	0	0	0	0	4	4	9.00	2.000										

**Kansas City Royals @ Baltimore Orioles**  
**Memorial Stadium, Baltimore, MD**  
 Fri May 05 1972, 7:05 PM EDT  
 Att: 5,839 - Unknown

livebaseballscorecards.com

AB 26  
 R 3  
 H 7  
 RBI 2  
 BB 4  
 SO 1  
 LOB 14





Batter	1	2	3	4	5	6	7	8	9	AB	R	H	RBI	BB	SO	LOB	TOP			
Freddie Patek, R OBP: 0.406, SLG: 0.429 (1, 6)										4	2	2	1	1	0	0	<b>Kansas City Royals @ Baltimore Orioles</b> Memorial Stadium, Baltimore, MD Sat May 06 1972, 7:05 PM EDT Att: 8,903 - Unknown			
Cookie Rojas, R OBP: 0.311, SLG: 0.333 Bobby Knoop, R OBP: 0.667, SLG: 0.667 (1, 4)										1	2	0	0	2	0	1				
Amos Otis, R OBP: 0.246, SLG: 0.246 (1, 8)										4	1	0	0	1	0	5				
Lou Piniella, R OBP: 0.397, SLG: 0.478 Steve Hovley, L OBP: 0.357, SLG: 0.308 (1, 7)										3	2	2	3	0	0	0				
John Mayberry, L OBP: 0.297, SLG: 0.303 (1, 3)										3	0	0	1	1	0	0				
Richie Scheinblum, S OBP: 0.286, SLG: 0.286 (1, 9)										5	0	2	2	0	1	2				
Paul Schaal, R OBP: 0.278, SLG: 0.221 (1, 5)										3	1	1	1	1	1	1				
Ed Kirkpatrick, L OBP: 0.350, SLG: 0.611 (1, 2)										4	1	1	1	0	0	3				
Dick Drago, R OBP: 0.083, SLG: 0.083 (1, 1)										3	0	0	0	0	1	2				
<b>Inning Stats</b>	R: 4 E: 1 K: 1 S: 8	H: 2 LOB: 2 BB: 3 P: 20	R: 3 E: 0 K: 1 S: 8	H: 3 LOB: 1 BB: 1 P: 12	R: 1 E: 0 K: 0 S: 4	H: 1 LOB: 1 BB: 1 P: 8	R: 0 E: 0 K: 1 S: 5	H: 0 LOB: 0 BB: 0 P: 5	R: 1 E: 0 K: 0 S: 5	H: 2 LOB: 2 BB: 1 P: 9	R: 0 E: 0 K: 0 S: 3	H: 0 LOB: 0 BB: 0 P: 3	R: 0 E: 0 K: 0 S: 3	H: 0 LOB: 0 BB: 0 P: 3	R: 0 E: 0 K: 1 S: 5	H: 0 LOB: 0 BB: 0 P: 5	1B: 7 2B: 1 3B: 0 HR: 1	SF: 1 SAC: 1 DP: 0 HBP: 0	WP: 0 PB: 0 SB: 0 CS: 0	PA: 42
<b>PITCHER</b>	IP WLS BF H R ER SO BB IBB HBP BLK WP HR S P ERA WHIP	IP WLS BF H R ER SO BB IBB HBP BLK WP HR S P ERA WHIP																		
Mike Cuellar, L ERA: 2.7 (1, 1)	0.1	L	7	2	4	3	0	3	0	0	0	0	0	0	0	0	81.00	15.000		
Dave Leonhard, R ERA: 6.0 (1, 1)	2.2		14	4	4	4	2	2	0	0	0	0	0	1	16	24	13.50	2.250		
Mickey Scott, L ERA: 2.25 (4, 1)	4.0		15	3	1	1	1	1	0	0	0	0	0	0	16	20	2.25	1.000		
Grant Jackson, L ERA: 11.57 (8, 1)	2.0		6	0	0	0	1	0	0	0	0	0	0	0	8	8	0.00	0.000		

Batter	1	2	3	4	5	6	7	8	9	AB	R	H	RBI	BB	SO	LOB	BOTTOM					
Mark Belanger, R OBP: 0.260, SLG: 0.298 (1, 6)										4	0	0	0	0	0	2	<b>Kansas City Royals @ Baltimore Orioles</b> Memorial Stadium, Baltimore, MD Sat May 06 1972, 7:05 PM EDT Att: 8,903 - Unknown					
Mery Rettenmund, R OBP: 0.373, SLG: 0.279 (1, 9)										3	0	1	0	1	1	0						
Boog Powell, L OBP: 0.273, SLG: 0.318 (1, 3)										4	0	0	0	0	1	2						
Brooks Robinson, R OBP: 0.387, SLG: 0.382 (1, 5)										4	0	4	0	0	0	0						
Don Baylor, R OBP: 0.471, SLG: 0.688 (1, 7)										4	0	2	0	0	0	3						
Davey Johnson, R OBP: 0.322, SLG: 0.377 (1, 4)										4	0	0	0	0	2	6						
Paul Blair, R OBP: 0.328, SLG: 0.368 (1, 8)											4	0	2	0	0	1						
Johnny Oates, L OBP: 0.167, SLG: 0.667 (1, 2)										3	1	1	1	0	0	2						
Mike Cuellar, L Dave Leonhard, R Tom Shopay, L Mickey Scott, L Don Buford, S Grant Jackson, S (1, 1)										0	0	0	0	0	0	0						
<b>Inning Stats</b>	R: 0 E: 0 K: 0 S: 3	H: 0 LOB: 0 BB: 0 P: 3	R: 0 E: 0 K: 1 S: 5	H: 1 LOB: 0 BB: 0 P: 5	R: 0 E: 0 K: 0 S: 4	H: 2 LOB: 1 BB: 0 P: 4	R: 0 E: 0 K: 1 S: 7	H: 2 LOB: 2 BB: 0 P: 7	R: 1 E: 0 K: 0 S: 3	H: 1 LOB: 0 BB: 1 P: 7	R: 0 E: 0 K: 0 S: 4	H: 2 LOB: 2 BB: 1 P: 8	R: 0 E: 0 K: 1 S: 5	H: 1 LOB: 0 BB: 0 P: 5	R: 0 E: 0 K: 2 S: 7	H: 0 LOB: 0 BB: 0 P: 7	R: 0 E: 0 K: 1 S: 6	H: 2 LOB: 1 BB: 0 P: 6	1B: 10 2B: 0 3B: 0 HR: 1	SF: 0 SAC: 0 DP: 6 HBP: 0	WP: 0 PB: 0 SB: 0 CS: 0	PA: 34
<b>PITCHER</b>	IP WLS BF H R ER SO BB IBB HBP BLK WP HR S P ERA WHIP	IP WLS BF H R ER SO BB IBB HBP BLK WP HR S P ERA WHIP																				
Dick Drago, R ERA: 2.13 (1, 1)	9.0	W	34	11	1	1	6	2	0	0	0	0	0	0	1	44	52	1.00	1.444			



Batter	1	2	3	4	5	6	7	8	9	AB	R	H	RBI	BB	SO	LOB	TOP		
Freddie Patek, R OBP: 0.351, SLG: 0.364	F8	6-3			K		5-3		F9	5	0	0	0	0	1	1			
Cookie Rojas, R OBP: 0.316, SLG: 0.338	F8		F4		F7			WP 3B	FC5-4 1B	5	1	2	0	0	0	0			
Amos Otis, R OBP: 0.243, SLG: 0.232	1B BB		E4		F9			F2	FC5-4 1-2	4	1	0	0	1	0	2			
John Mayberry, L OBP: 0.308, SLG: 0.343	1B 1-3		F7		F5			1-H 3B		4	0	2	1	0	0	1			
Lou Piniella, R OBP: 0.390, SLG: 0.465	1-2 3-H 1B		K		F9			F5		4	0	1	1	0	1	2			
Richie Scheinblum, S OBP: 0.333, SLG: 0.294	K			G6-3 1B				F8		3	0	1	0	1	1	3			
Paul Schaal, R OBP: 0.289, SLG: 0.236				G6-3 1-2 1B				F9		4	1	2	0	0	0	2			
Ed Kirkpatrick, L OBP: 0.375, SLG: 0.727	F6						4-3		1-H HR	4	1	2	2	0	0	1			
Bruce Dal Canton, R							K		4-3	1	0	0	0	0	0	1			
Ted Abernathy, R										0	0	0	0	0	0	0			
Joe Keough, L	SH2-4									1	0	0	0	0	1	0			
Al Fitzmorris, S										0	0	0	0	0	0	0			
Gail Hopkins, L	1-2									1	0	0	0	0	0	0			
<b>Inning Stats</b>	R: 1 E: 0 K: 1 S: 7	H: 2 LOB: 2 BB: 1 P: 11	R: 0 E: 0 K: 0 S: 4	H: 1 LOB: 1 BB: 0 P: 4	R: 0 E: 1 K: 1 S: 6	H: 0 LOB: 1 BB: 0 P: 6	R: 0 E: 0 K: 0 S: 4	H: 2 LOB: 1 BB: 0 P: 4	R: 0 E: 0 K: 1 S: 5	H: 0 LOB: 0 BB: 1 P: 5	R: 0 E: 0 K: 1 S: 5	H: 0 LOB: 0 BB: 0 P: 5	R: 1 E: 0 K: 0 S: 5	H: 2 LOB: 1 BB: 0 P: 5	R: 2 E: 0 K: 0 S: 6	H: 3 LOB: 1 BB: 0 P: 6	1B: 8 2B: 0 3B: 1 HR: 1	SF: 0 SAC: 1 DP: 1 HBP: 0	WP: 1 PA: 39
<b>PITCHER</b>	IP WLS BF H R ER SO BB IBB HBP BLK WP HR S P ERA WHIP																		
Pat Dobson, R ERA: 2.52	(1, 1) 8.0 W 35 9 4 4 4 2 0 0 0 1 1 41 49 4.50 1.375																		
Eddie Watt, R ERA: 3.86	(9, 1) 1.0 S 4 1 0 0 0 0 0 0 0 0 0 4 4 0.00 1.000																		

**Kansas City Royals @ Baltimore Orioles**  
**Memorial Stadium, Baltimore, MD**  
Sun May 07 1972, 3:33 AM EDT  
Att: 12,149 - Unknown

AB	36
R	4
H	10
RBI	4
BB	2
SO	4
LOB	13



Batter	1	2	3	4	5	6	7	8	9	AB	R	H	RBI	BB	SO	LOB	BOTTOM		
Don Buford, S OBP: 0.441, SLG: 0.411	1B 2B	F4			CS 1B	K				4	1	2	0	0	1	4			
Mery Rettenmund, R OBP: 0.345, SLG: 0.255	F9	6-3			K	FC6				4	0	0	0	0	1	6			
Boog Powell, L OBP: 0.288, SLG: 0.333	FC6-4 2-H 1B				K	1B 1B		F8		4	2	2	1	0	1	0			
Brooks Robinson, R OBP: 0.394, SLG: 0.379	FC6-4 1-2 BB				F7	1B E 1B		1-6-3		3	1	1	0	1	0	0			
Paul Blair, R OBP: 0.323, SLG: 0.361	FC6-4 1-2 2-3 1B				K	E FC6-2 1B		5-3		4	0	1	1	0	1	2			
Davey Johnson, R OBP: 0.333, SLG: 0.375	FC6-4 1-2 3-H 1B				5-3	FC6-2 1B IBB		F7		3	1	1	1	1	0	0			
Andy Etchebarren, R OBP: 0.242, SLG: 0.258	FC6-4 1-2				K	E6 1B FC6-2		B1-3		4	0	0	0	0	1	4			
Mark Belanger, R OBP: 0.299, SLG: 0.294					F9	FC6-2 1B		6-3		4	0	1	0	0	0	3			
Pat Dobson, R ERA: 4.05	(1, 1) 5.0 L 23 8 5 4 5 1 0 0 0 0 0 7 11 7.20 1.800																		
Ted Abernathy, R ERA:	(6, 1) 1.0 6 1 0 0 1 0 1 0 0 0 0 7 11 0.00 1.000																		
Al Fitzmorris, R ERA: 0.66	(7, 1) 2.0 6 0 0 0 0 0 0 0 0 0 0 6 6 0.00 0.000																		
<b>Inning Stats</b>	R: 2 E: 0 K: 0 S: 6	H: 3 LOB: 2 BB: 1 P: 10	R: 0 E: 0 K: 0 S: 4	H: 1 LOB: 1 BB: 0 P: 4	R: 0 E: 0 K: 2 S: 7	H: 0 LOB: 0 BB: 0 P: 7	R: 0 E: 0 K: 1 S: 5	H: 0 LOB: 0 BB: 0 P: 5	R: 0 E: 0 K: 2 S: 7	H: 1 LOB: 1 BB: 0 P: 7	R: 3 E: 1 K: 1 S: 10	H: 4 LOB: 3 BB: 1 P: 14	R: 0 E: 0 K: 0 S: 3	H: 0 LOB: 0 BB: 0 P: 3	R: 0 E: 0 K: 0 S: 3	H: 0 LOB: 0 BB: 0 P: 3	1B: 8 2B: 2 3B: 0 HR: 0	SF: 0 SAC: 1 DP: 1 HBP: 0	WP: 0 PA: 35
<b>PITCHER</b>	IP WLS BF H R ER SO BB IBB HBP BLK WP HR S P ERA WHIP																		

**Kansas City Royals @ Baltimore Orioles**  
**Memorial Stadium, Baltimore, MD**  
Sun May 07 1972, 3:33 AM EDT  
Att: 12,149 - Unknown

AB	32
R	5
H	9
RBI	4
BB	2
SO	6
LOB	19









Batter	1	2	3	4	5	6	7	8	9	AB	R	H	RBI	BB	SO	LOB	TOP								
<b>Elliott Maddox, R</b> OBP: 0.375, SLG: 0.333 (1, 8)										4	1	3	0	0	0	0	<b>Texas Rangers @ Baltimore Orioles</b> Memorial Stadium, Baltimore, MD Thu May 11 1972, 7:05 PM EDT Att: 6,040 - Unknown								
<b>Davey Nelson, R</b> OBP: 0.349, SLG: 0.303 (1, 5)										2	1	0	0	1	0	1									
<b>Don Mincher, L</b> OBP: 0.245, SLG: 0.245 (8, 7)										3	0	0	0	1	0	2									
<b>Larry Bittner, L</b> OBP: 0.194, SLG: 0.147 (9, 3)										0	0	0	0	0	0	0									
<b>Hal King, L</b> OBP: 0.400, SLG: 0.257 (1, 2)										3	0	0	1	1	2	1									
<b>Frank Howard, R</b> OBP: 0.364, SLG: 0.394 (8, 3)										4	0	1	1	0	0	2									
<b>Joe Lovitto, S</b> OBP: 0.323, SLG: 0.125 (9, PR)										0	1	0	0	0	0	0									
<b>Tom Grievie, R</b> OBP: 0.280, SLG: 0.250 (9, 7)										0	0	0	0	0	0	0									
<b>Ted Ford, R</b> OBP: 0.320, SLG: 0.500 (1, 9)										3	0	0	0	0	3	3									
<b>Lenny Randle, S</b> OBP: 0.289, SLG: 0.299 (1, 4)										3	0	0	0	1	2	3									
<b>Toby Harrah, R</b> OBP: 0.322, SLG: 0.294 (1, 6)										4	0	1	1	0	0	4									
<b>Bill Gogolewski, L</b> OBP: 0.222, SLG: 0.125 (8, 1)										3	0	0	0	0	2	1									
<b>Horacio Pina, R</b> (8, 1)										0	0	0	0	0	0	0									
<b>Paul Lindblad, L</b> (8, 1)										0	0	0	0	0	0	0									
<b>Casey Cox, R</b> (8, 1)										1	0	0	0	0	0	1									
<b>Inning Stats</b>	R: 2 E: 1 K: 2 S: 9	H: 1 LOB: 3 BB: 3 P: 21	R: 0 E: 0 K: 1 S: 5	H: 0 LOB: 0 BB: 0 P: 5	R: 0 E: 0 K: 0 S: 3	H: 0 LOB: 0 BB: 0 P: 3	R: 0 E: 0 K: 2 S: 8	H: 1 LOB: 1 BB: 0 P: 8	R: 0 E: 0 K: 0 S: 3	H: 0 LOB: 0 BB: 0 P: 3	R: 0 E: 0 K: 2 S: 7	H: 0 LOB: 0 BB: 0 P: 7	R: 0 E: 0 K: 1 S: 5	H: 0 LOB: 0 BB: 0 P: 5	R: 0 E: 0 K: 1 S: 6	H: 1 LOB: 1 BB: 1 P: 6	R: 1 E: 0 K: 0 S: 4	H: 1 LOB: 1 BB: 1 P: 8	1B: 3 2B: 3 3B: 0 HR: 0	SF: 0 SAC: 2 DP: 1 HBP: 0	WP: 0 PB: 0 SB: 0 CS: 0	PA: 36			
<b>PITCHER</b>	IP	WLS	BF	H	R	ER	SO	BB	IBB	HBP	BLK	WP	HR	S	P	ERA	WHIP								
<b>Jim Palmer, R</b> ERA: 3.12 (1, 1)	8.0	L	31	4	2	2	9	3	0	0	0	0	0	46	58	2.25	0.875								
<b>Doyle Alexander, R</b> ERA: 2.08 (9, 1)	1.0		5	1	1	1	0	0	1	0	0	0	0	4	8	9.00	1.000								

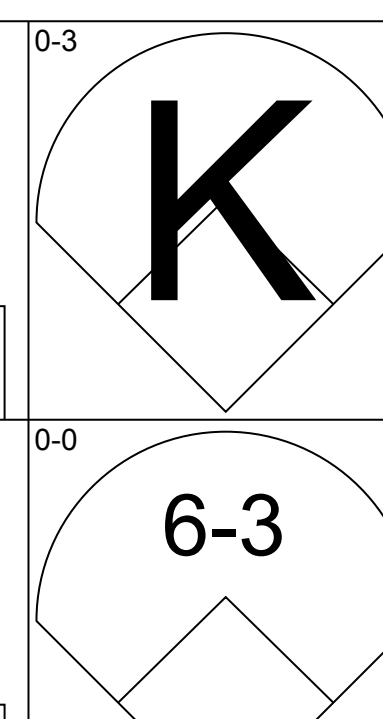
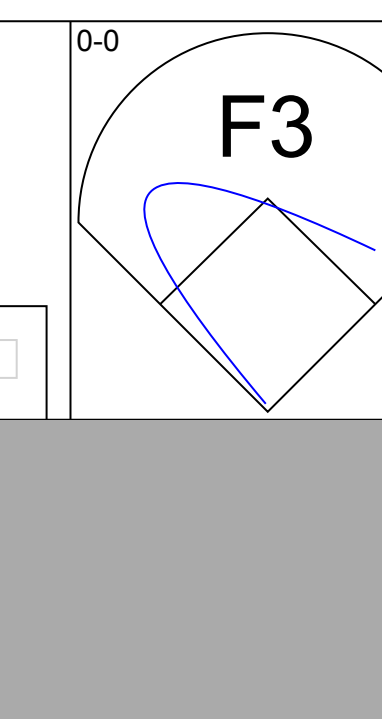
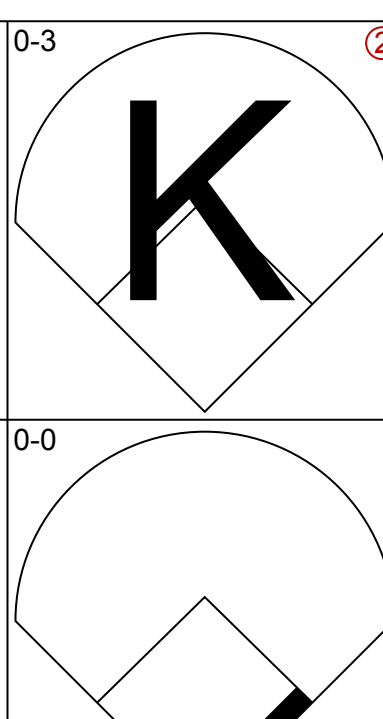
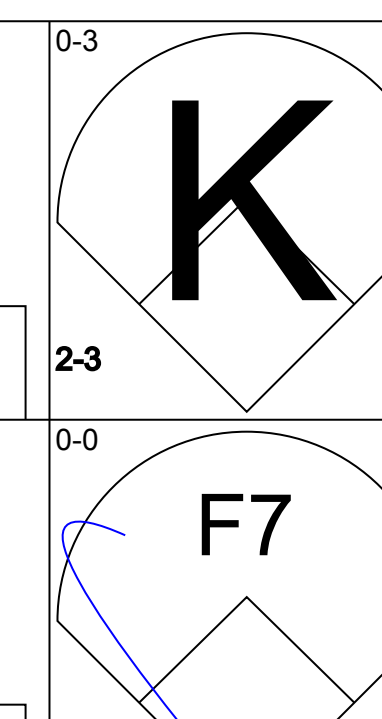
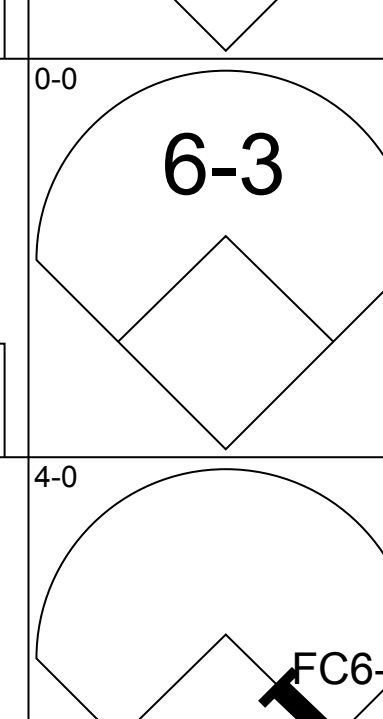
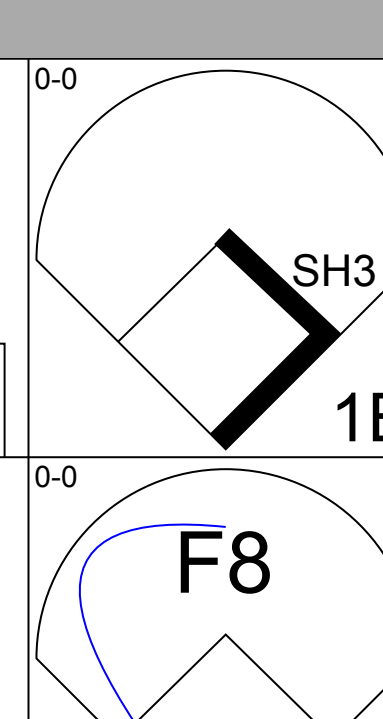
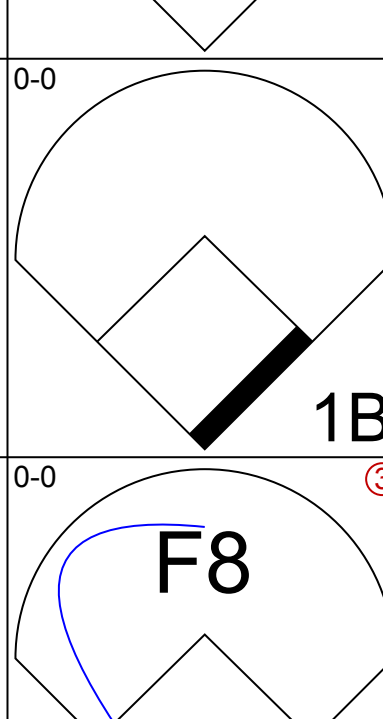
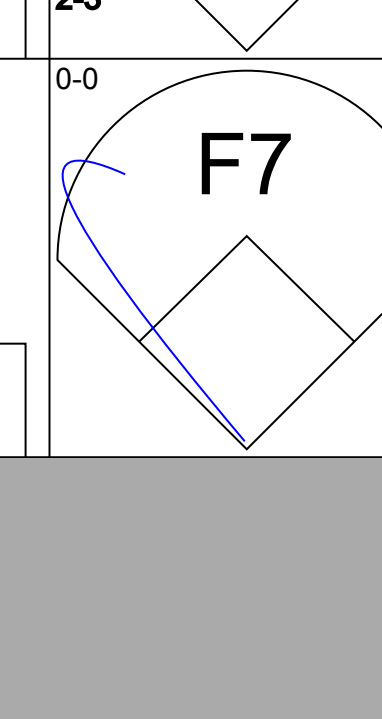
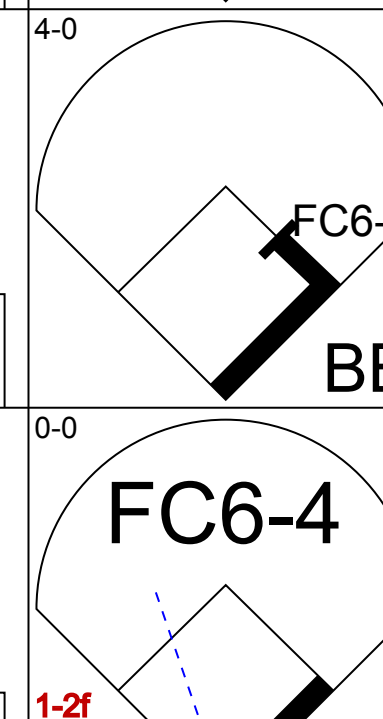
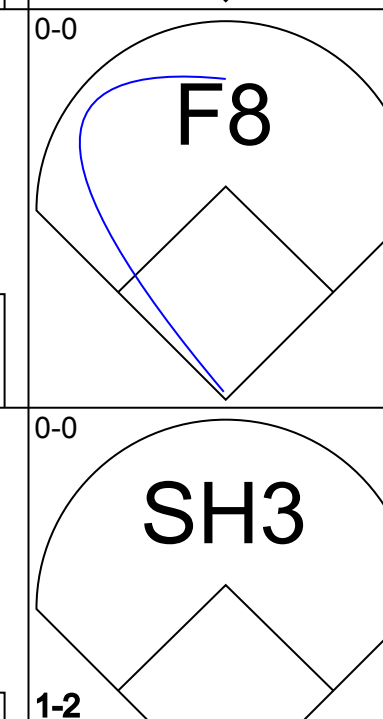
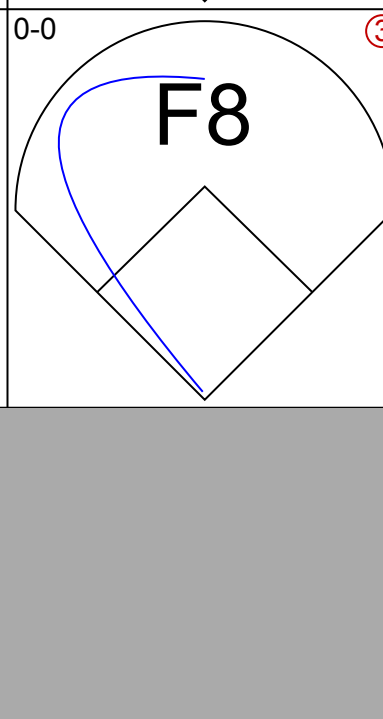
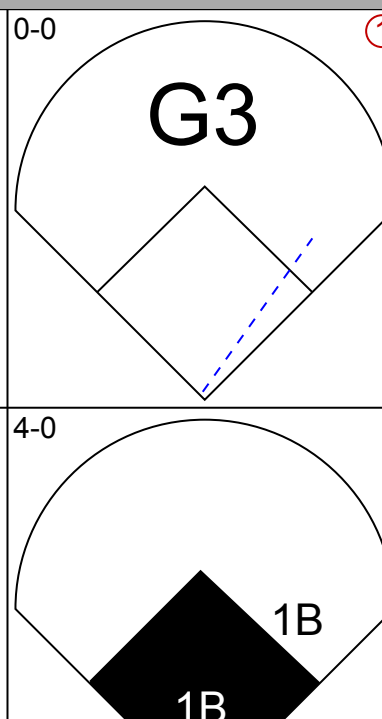
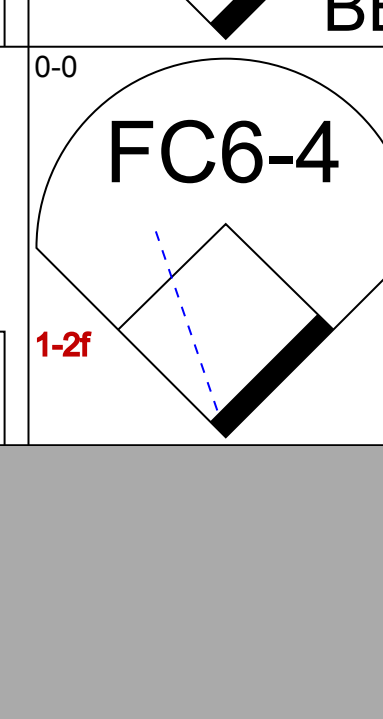
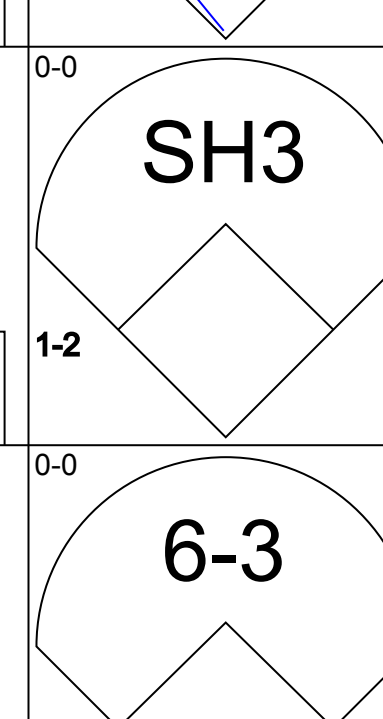
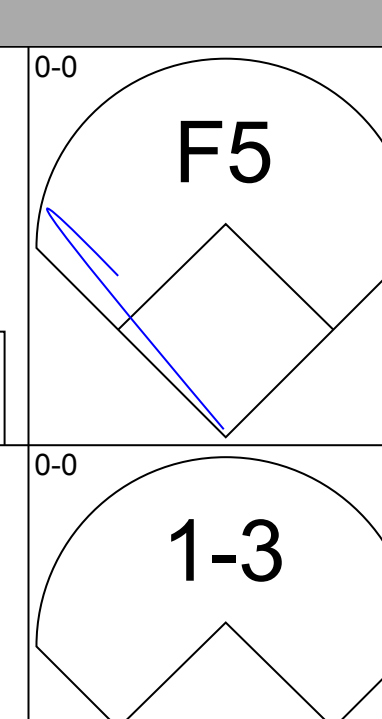
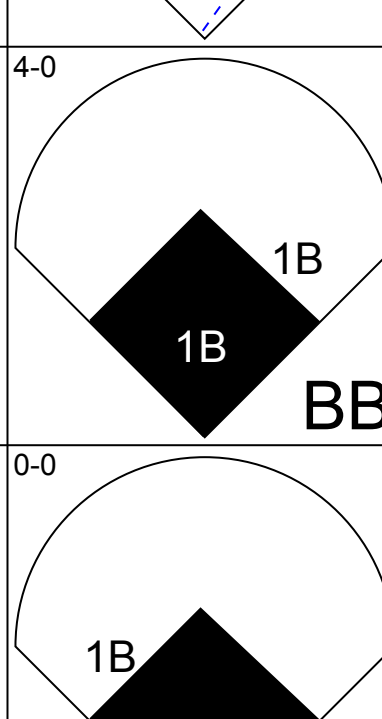
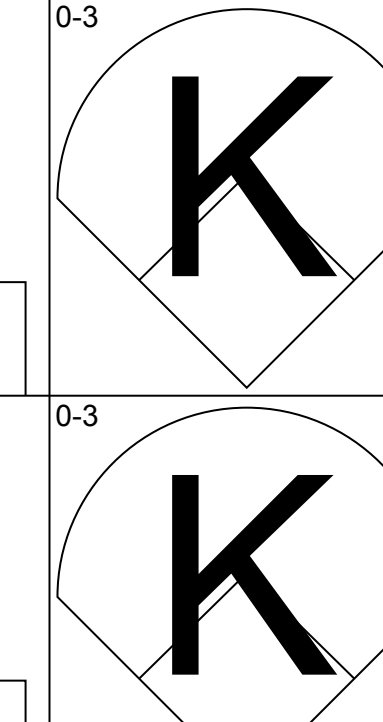
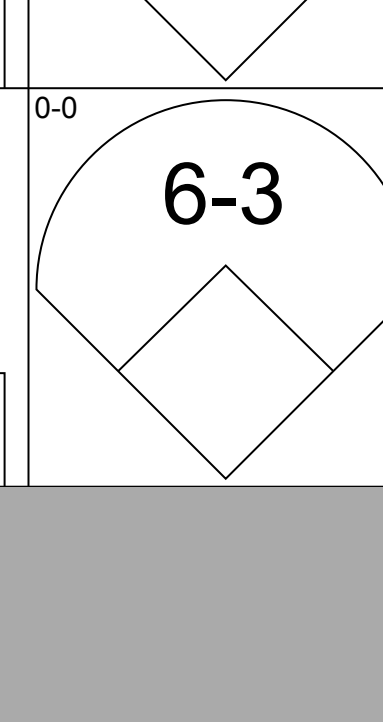
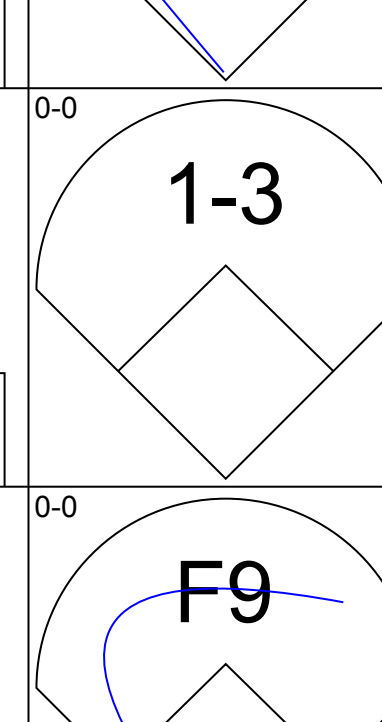
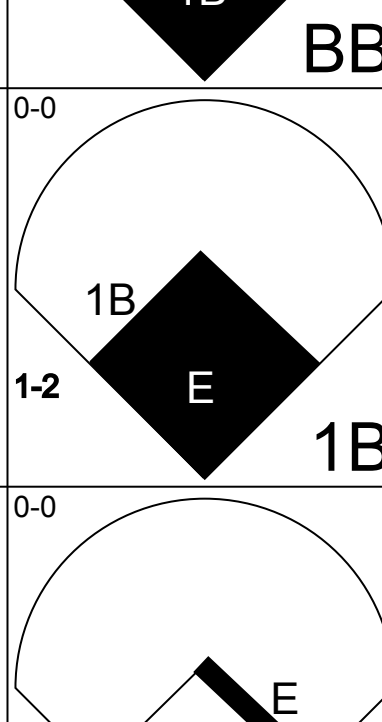
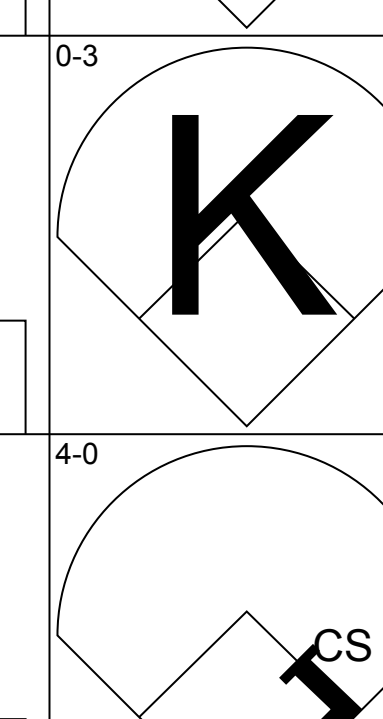
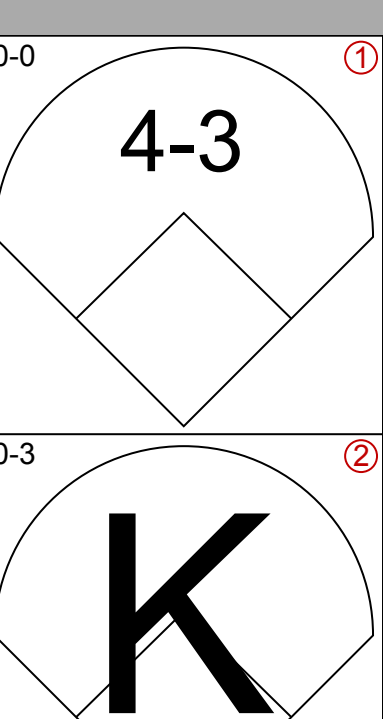
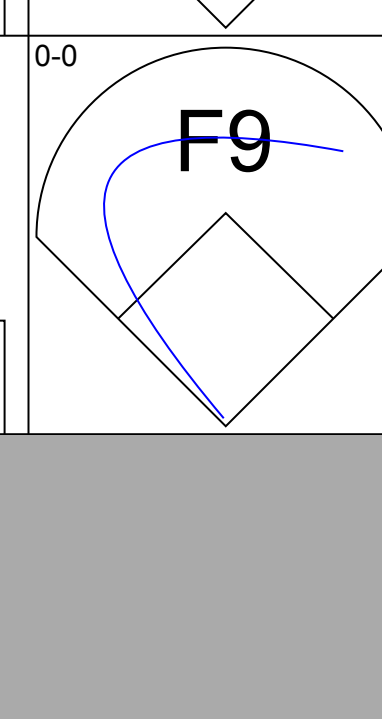
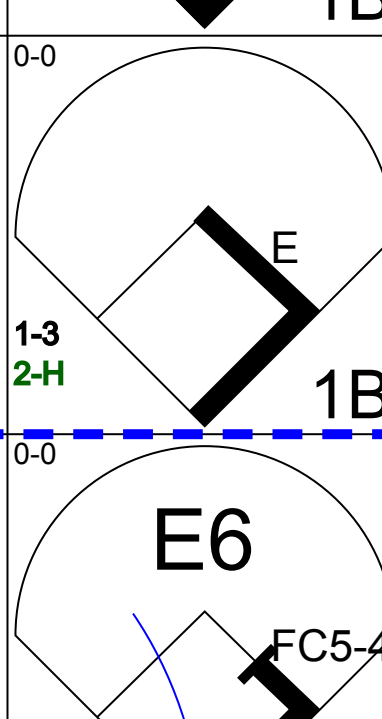
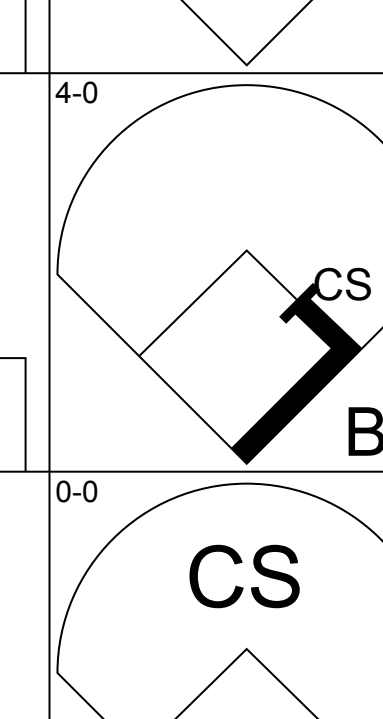
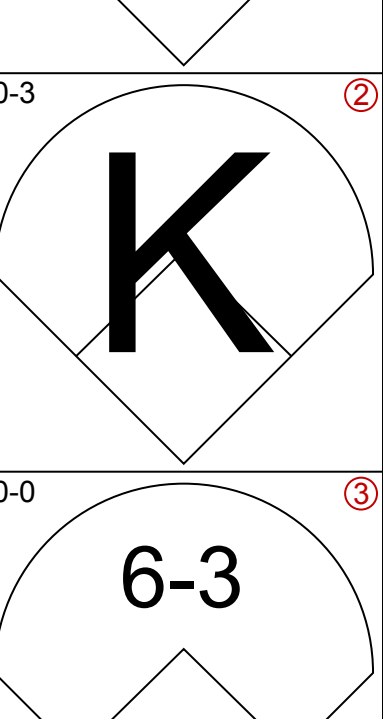
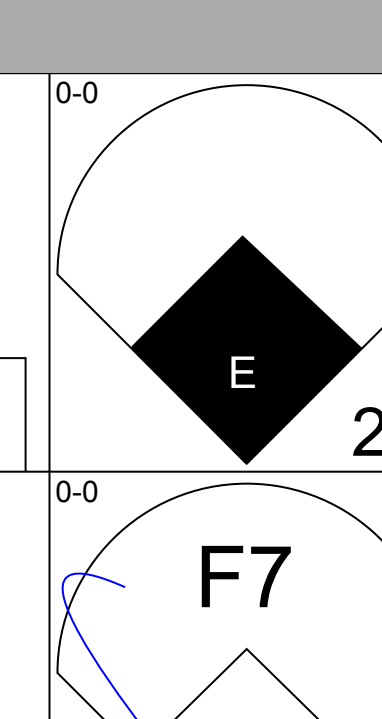
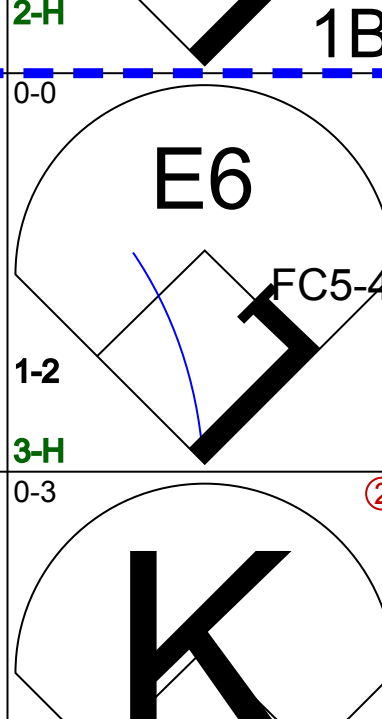
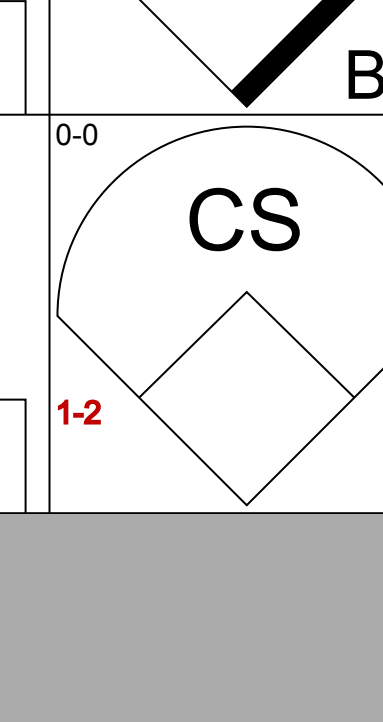
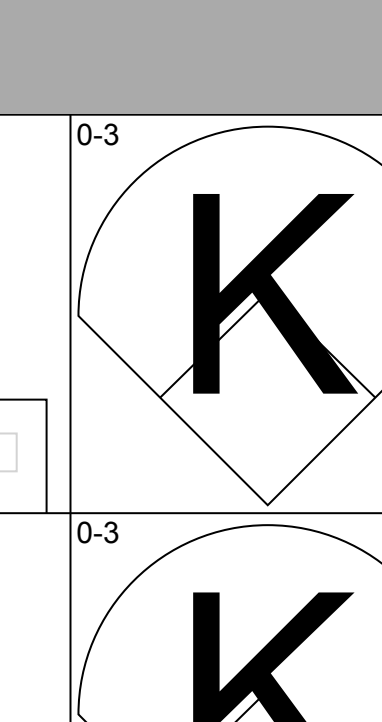
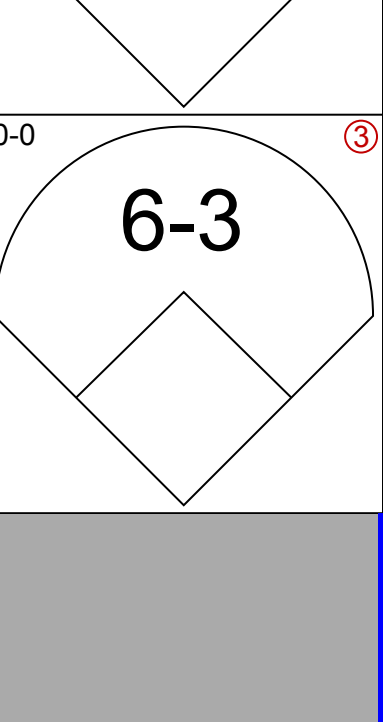
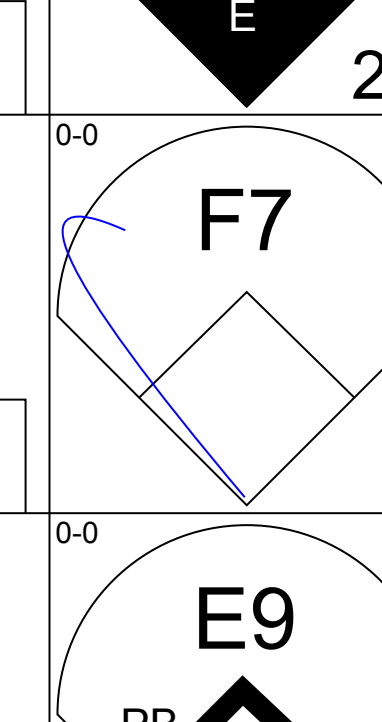
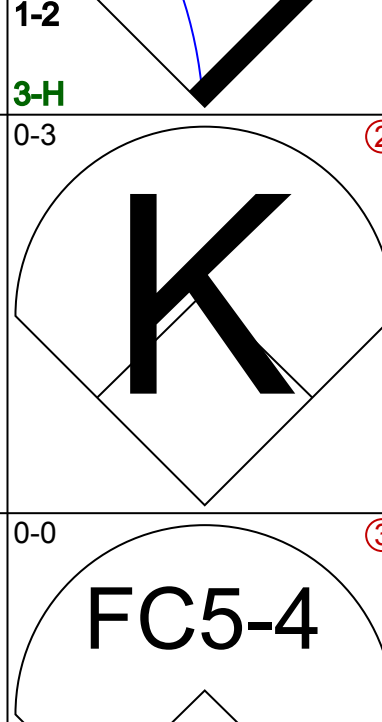
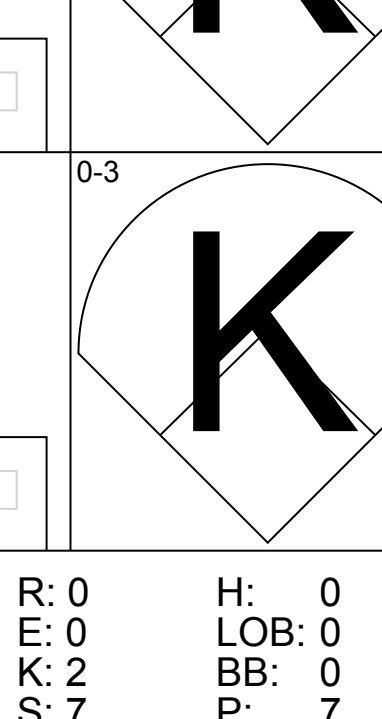
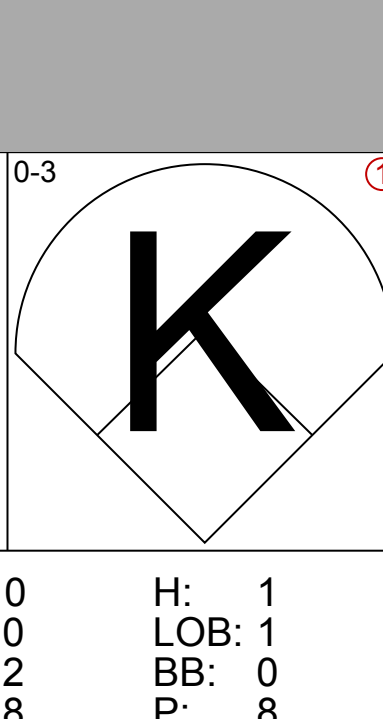
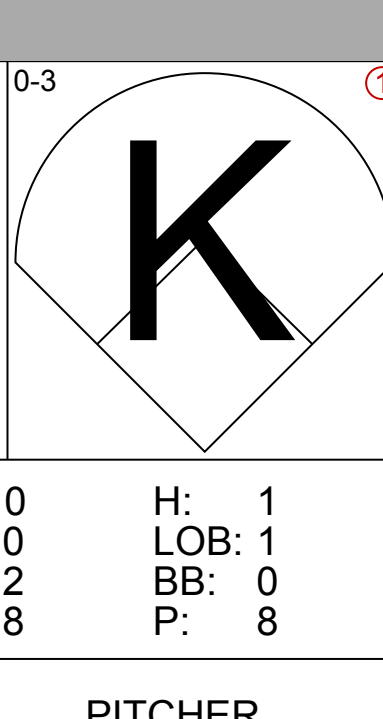
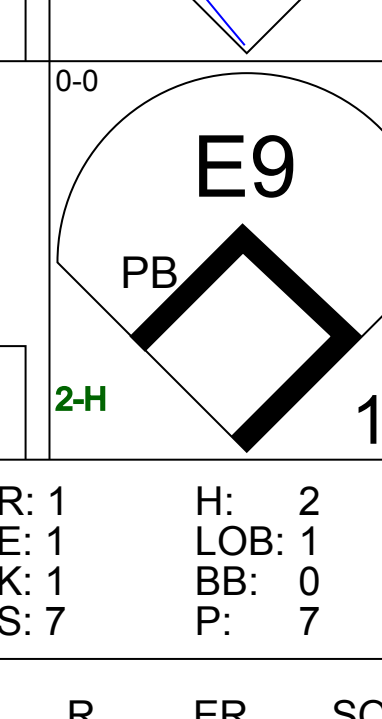
AB	30
R	3
H	5
RBI	3
BB	4
SO	9
LOB	18



Batter	1	2	3	4	5	6	7	8	9	AB	R	H	RBI	BB	SO	LOB	BOTTOM								
<b>Don Buford, S</b> OBP: 0.447, SLG: 0.393 (1, 7)										2	0	0	0	1	0	0	<b>Texas Rangers @ Baltimore Orioles</b> Memorial Stadium, Baltimore, MD Thu May 11 1972, 7:05 PM EDT Att: 6,040 - Unknown								
<b>Bobby Grich, R</b> OBP: 0.143, SLG: 0.167 (1, 6)										4	0	0	0	0	1	3									
<b>Boog Powell, L</b> OBP: 0.284, SLG: 0.296 (1, 3)										3	0	0	0	1	1	1									
<b>Doyle Alexander, R</b> (9, 1)										0	0	0	0	0	0	0									
<b>Brooks Robinson, R</b> OBP: 0.351, SLG: 0.333 (1, 5)										4	0	0	0	0	0	3									
<b>Don Baylor, R</b> OBP: 0.429, SLG: 0.600 (1, 9)										4	0	1	0	0	1	0									
<b>Paul Blair, R</b> OBP: 0.319, SLG: 0.397 (1, 8)										4	1	2	1	0	0	1									
<b>Davey Johnson, R</b> OBP: 0.314, SLG: 0.339 (1, 4)										3	0	0	0	1	0	1									
<b>Andy Etchebarren, R</b> OBP: 0.237, SLG: 0.250 (1, 2)										2	0	0	0	0	0	2									
<b>Terry Crowley, L</b> OBP: 0.455, SLG: 0.818 (8, PH) (9, 3)										2	0	1	0	0	0	0									
<b>Jim Palmer, R</b> OBP: 0.333, SLG: 0.273 (1, 1)										2	0	0	0	0	1	0									
<b>Tom Shopay, L</b> OBP: 0.286, SLG: 0.167 (8, PH)										1	0	0	0	0	0	0									
<b>Johnny Oates, L</b> OBP: 0.143, SLG: 0.571 (9, 2)										1	0	0	0	0	0	2									
<b>Inning Stats</b>	R: 0 E: 0 K: 0 S: 3	H: 0 LOB: 0 BB: 0 P: 3	R: 0 E: 0 K: 0 S: 4	H: 1 LOB: 2 BB: 1 P: 8	R: 0 E: 0 K: 0 S: 3	H: 0 LOB: 0 BB: 0 P: 3	R: 0 E: 0 K: 1 S: 5	H: 0 LOB: 0 BB: 0 P: 5	R: 0 E: 0 K: 0 S: 3	H: 0 LOB: 0 BB: 0 P: 3	R: 0 E: 0 K: 2 S: 7	H: 0 LOB: 1 BB: 0 P: 8	R: 1 E: 0 K: 0 S: 4	H: 1 LOB: 0 BB: 0 P: 4	R: 0 E: 1 K: 1 S: 6	H: 0 LOB: 3 BB: 2 P: 14	R: 0 E: 0 K: 0 S: 5	H: 2 LOB: 2 BB: 0 P: 5	1B: 3 2B: 0 3B: 0 HR: 1	SF: 0 SAC: 0 DP: 0 HBP: 1	WP: 0 PB: 0 SB: 0 CS: 0	PA: 36			
<b>PITCHER</b>	IP	WLS	BF	H	R	ER	SO	BB	IBB	HBP	BLK	WP	HR	S	P	ERA	WHIP								
<b>Bill Gogolewski, R</b> ERA: 4.26 (1, 1)	7.1		28	2	1	1	3	2	0	0	0	0	0	31	40	1.23	0.545								
<b>Horacio Pina, R</b> ERA: 1.98 (8, 1)	0.1	1	0	0	0	0	1	0	0	0	0	0	0	3	3	0.00	0.000								
<b>Paul Lindblad, L</b> ERA: 0.71 (8, 1)	0.0	1	0	0	0	0	0	1	0	0	0	0	0	4	4	∞	∞								
<b>Casey Cox, R</b> ERA: 4.0 (8, 1)	1.1	S	6	2	0	0	0	0	0	0	0	0	0	6	6	0.00	1.500								

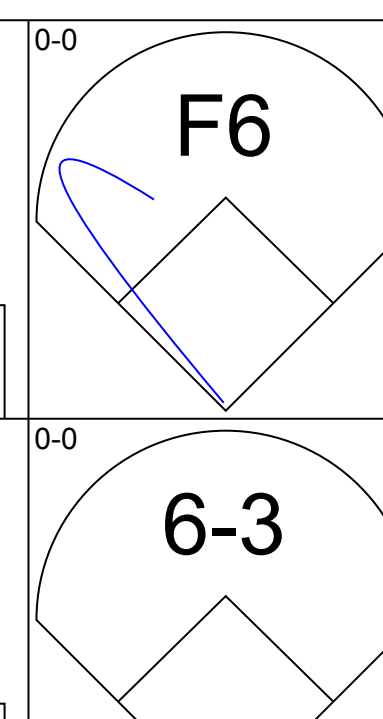
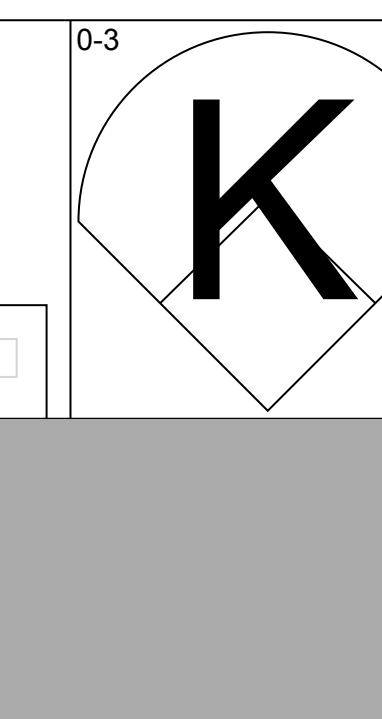
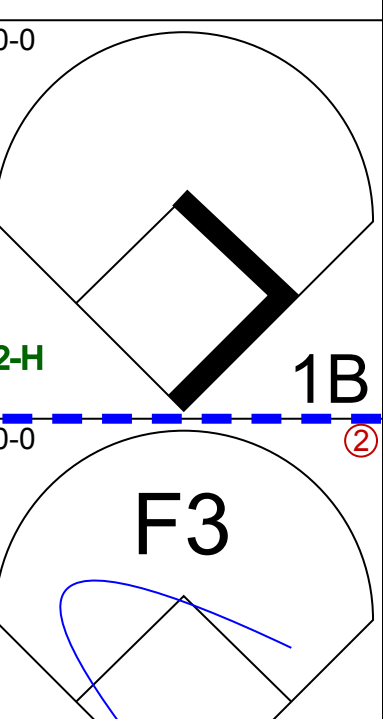
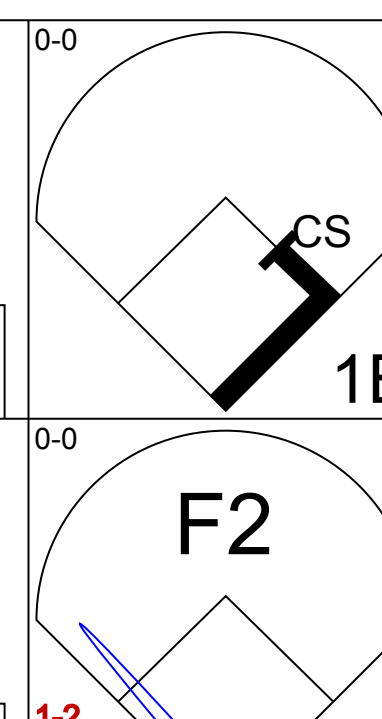
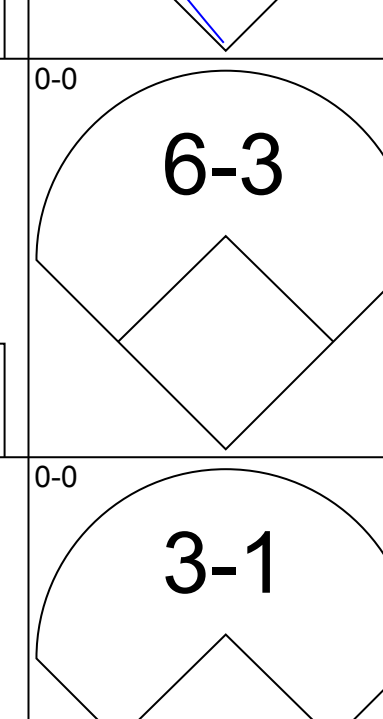
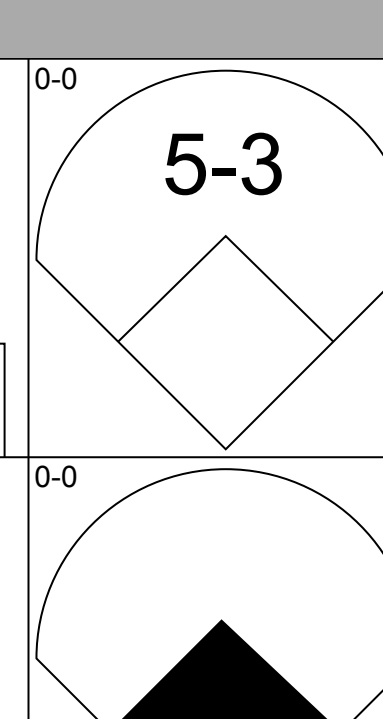
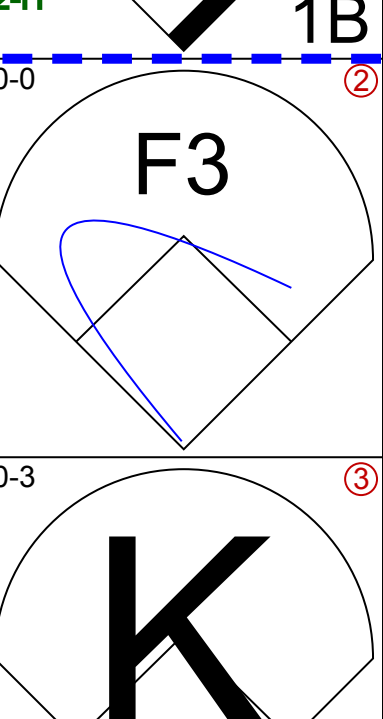
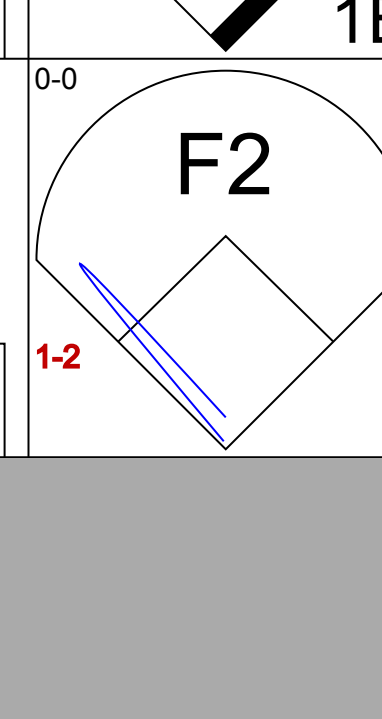
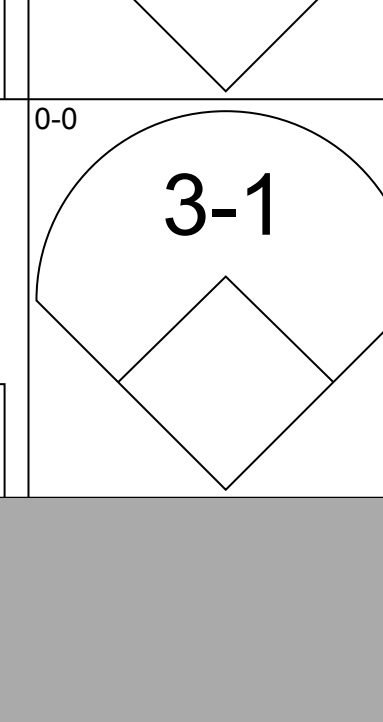
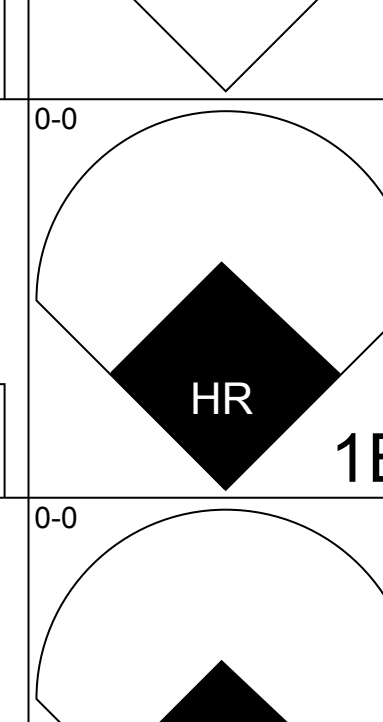

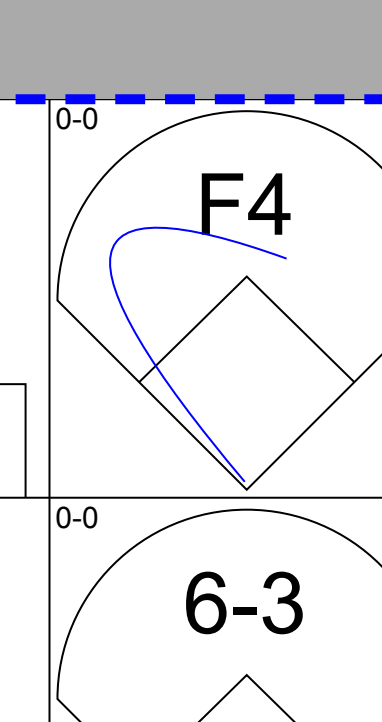
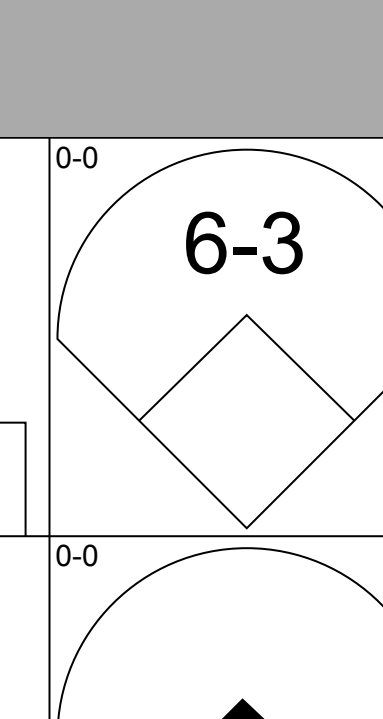
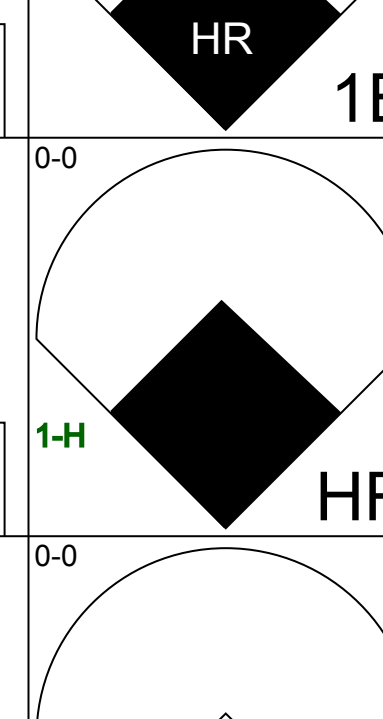
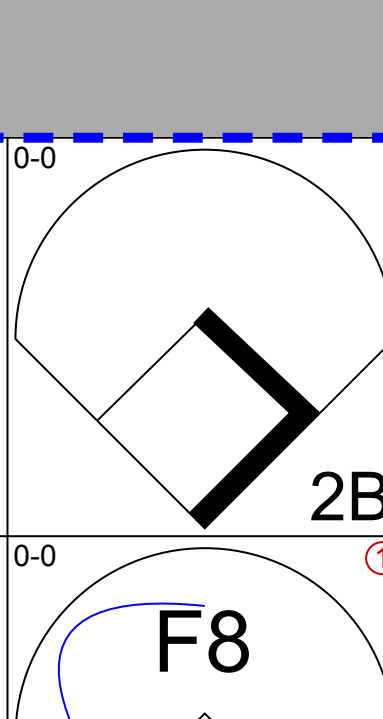
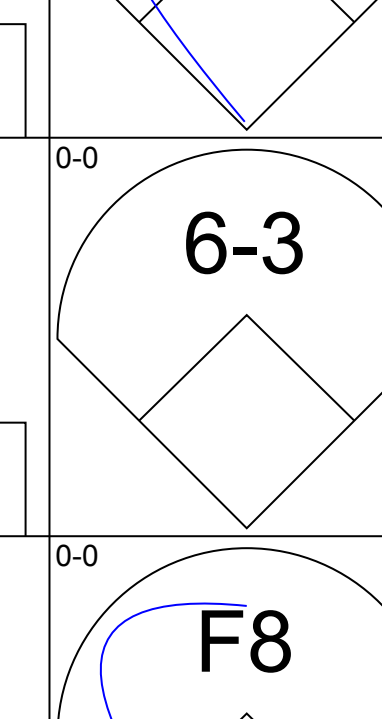
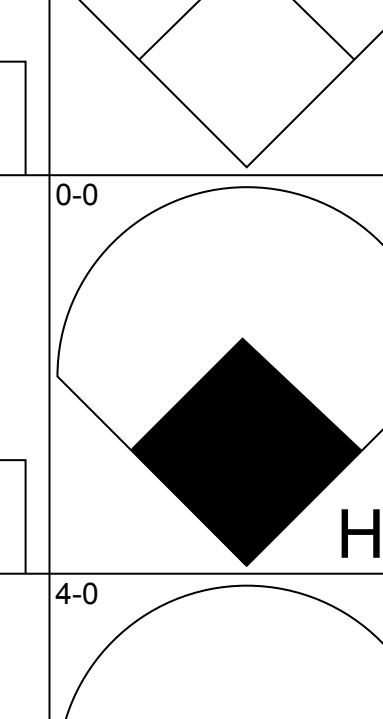
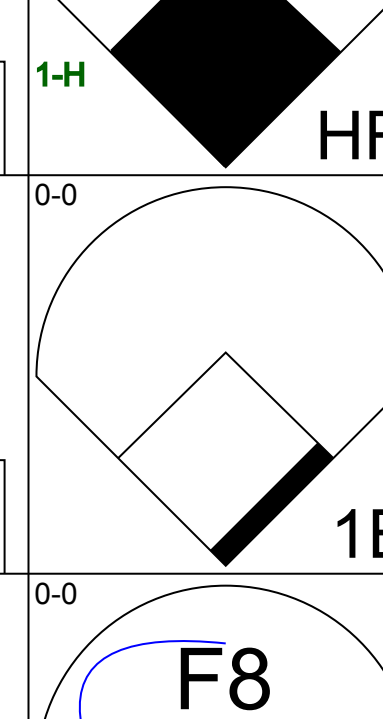
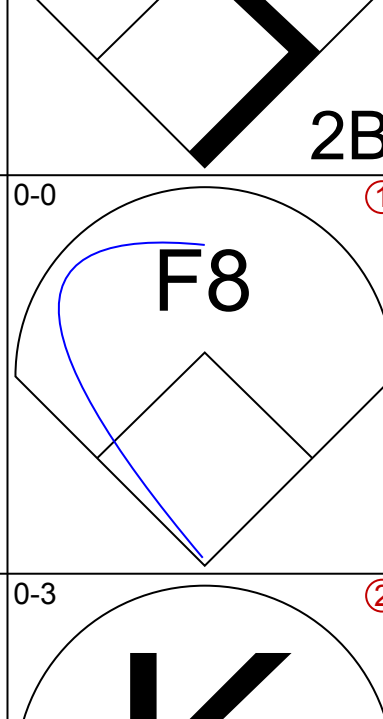
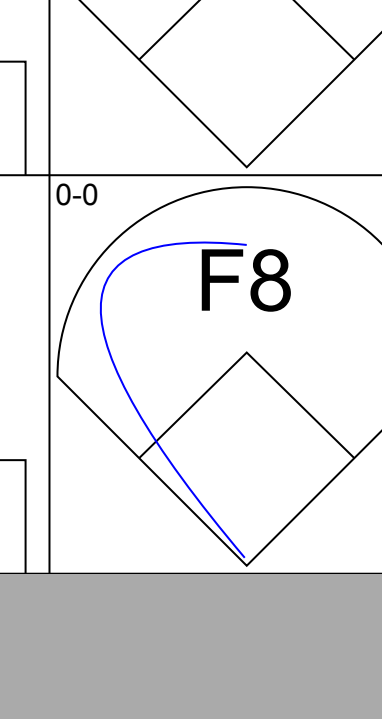
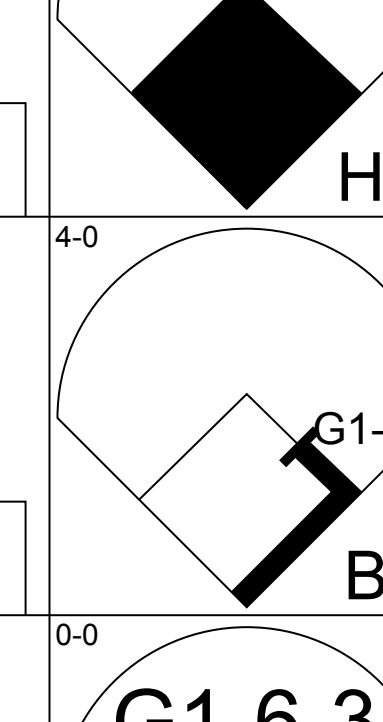
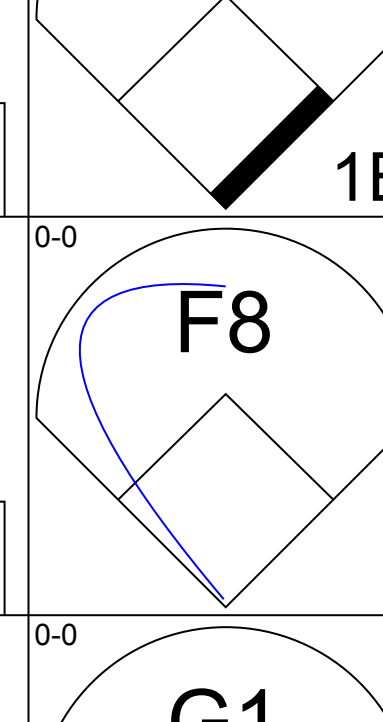
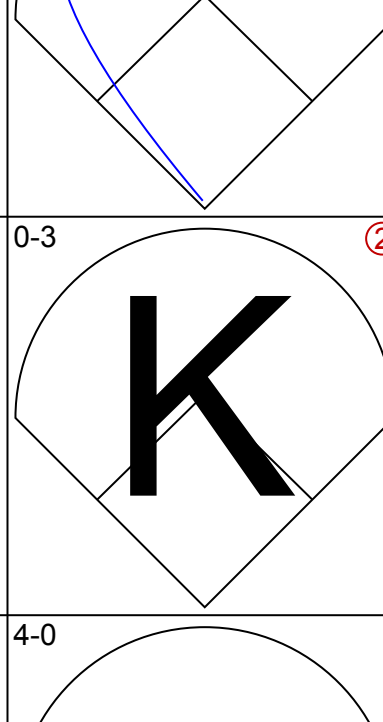
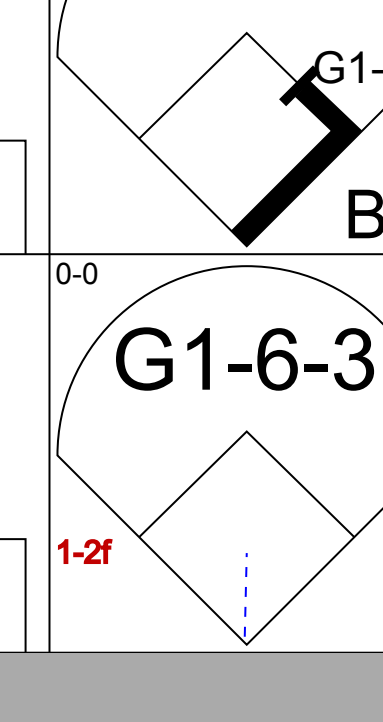
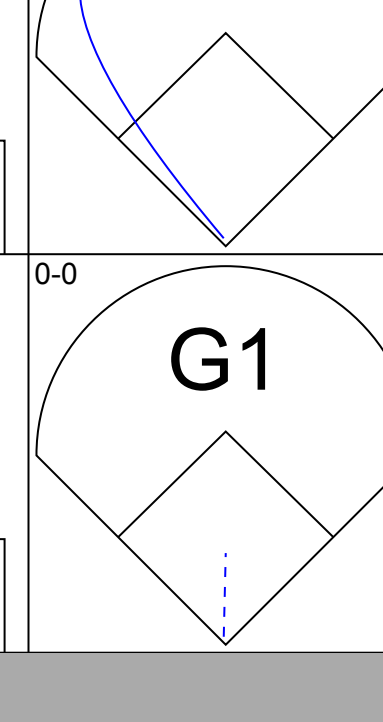
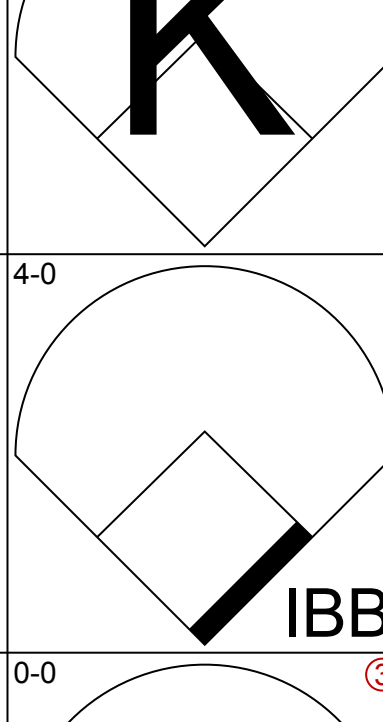
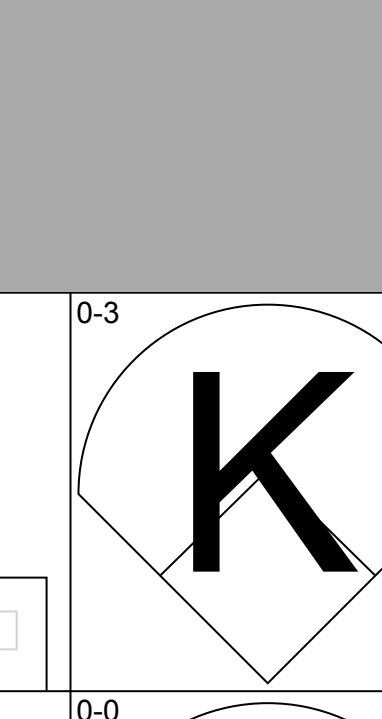
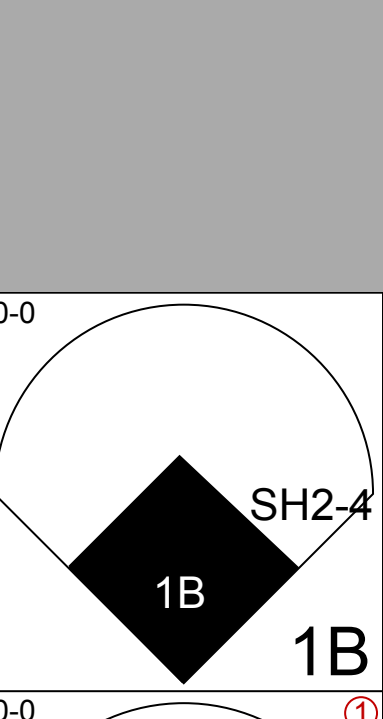
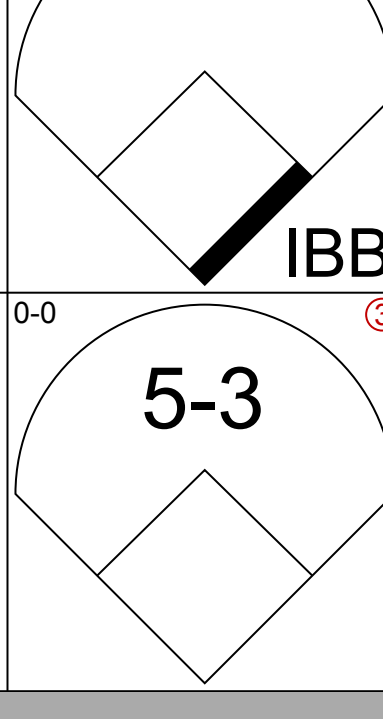
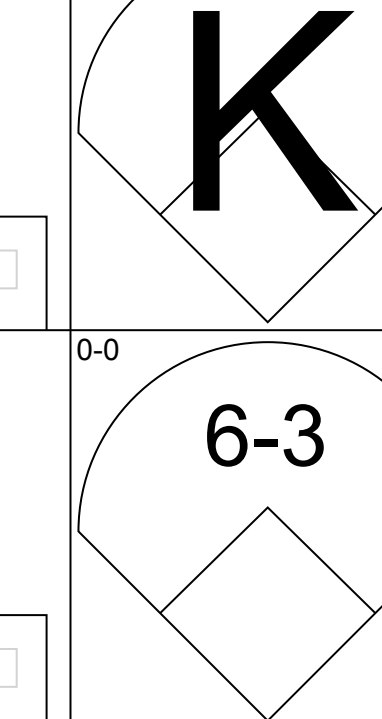
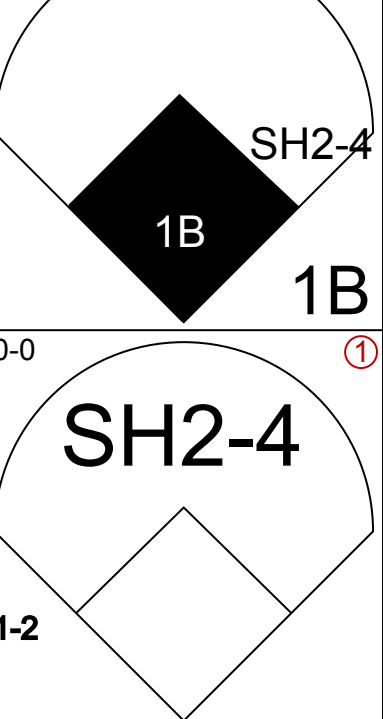
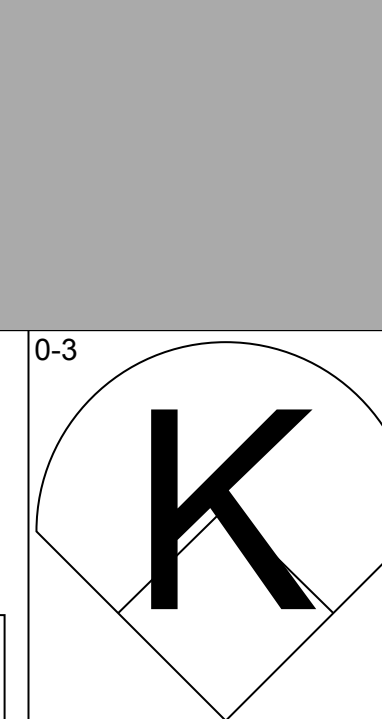




Batter	1	2	3	4	5	6	7	8	9	AB	R	H	RBI	BB	SO	LOB	TOP					
Don Buford, S OBP: 0.425, SLG: 0.369 (1, 7)										4	0	0	0	0	3	1	<p><b>Baltimore Orioles @ Chicago White Sox</b> Comiskey Park, Chicago, IL Fri May 12 1972, 8:05 PM EDT Att: 34,886 - Unknown</p>					
Paul Blair, R OBP: 0.329, SLG: 0.403 (1, 8)				 1B						4	0	2	0	0	0	1						
Boog Powell, L OBP: 0.282, SLG: 0.281 (1, 3)	 BB									3	0	0	0	1	0	2						
Don Baylor, R OBP: 0.417, SLG: 0.545 (1, 9)	 1-2								 BB	2	1	0	0	1	0	1						
Davey Johnson, R OBP: 0.311, SLG: 0.333 (1, 4)									 BB	4	1	1	0	0	1	1						
Brooks Robinson, R OBP: 0.346, SLG: 0.329 Tom Shopay, L OBP: 0.286, SLG: 0.167 (9, PR)										4	0	1	1	0	1	0						
Andy Etchebarren, R OBP: 0.262, SLG: 0.262 (1, 2)	 BB							 2B	 FC5-4	3	1	1	1	1	1	1						
Mark Belanger, R OBP: 0.233, SLG: 0.263 Terry Crowley, L OBP: 0.417, SLG: 0.750 (9, PH)	 1-2									3	0	0	0	0	1	1						
Mike Cuellar, L Dave Leonhard, R Chico Salmon, R Roric Harrison, R Bobby Grich, R Eddie Watt, R Merv Rettenmund, R (5, PH)								 PB 2-H	 1-2	1	0	0	0	0	1	0						
<b>Inning Stats</b>	R: 0 E: 0 K: 1 S: 5	H: 0 LOB: 1 BB: 1 P: 9	R: 0 E: 0 K: 2 S: 6	H: 0 LOB: 0 BB: 1 P: 10	R: 0 E: 0 K: 2 S: 7	H: 0 LOB: 0 BB: 0 P: 7	R: 0 E: 0 K: 0 S: 4	H: 1 LOB: 1 BB: 0 P: 4	R: 0 E: 0 K: 1 S: 5	H: 0 LOB: 0 BB: 0 P: 5	R: 0 E: 0 K: 2 S: 8	H: 1 LOB: 1 BB: 0 P: 8	R: 0 E: 0 K: 0 S: 3	H: 0 LOB: 0 BB: 0 P: 3	R: 1 E: 1 K: 1 S: 7	H: 2 LOB: 1 BB: 0 P: 7		R: 2 E: 1 K: 1 S: 8	H: 2 LOB: 2 BB: 1 P: 12	1B: 5 2B: 1 3B: 0 HR: 0	SF: 0 SAC: 1 DP: 0 HBP: 0	WP: 0 PB: 1 SB: 0 CS: 1
<b>PITCHER</b>	IP WLS BF H R ER SO BB IBB HBP BLK WP HR S P ERA WHIP																					
Wilbur Wood, L ERA: 1.43	(1, 1)	8.1 W 33 6 3 2 9 3 0 0 0 0 0 0 48 60 2.16 1.080																				
Steve Kealey, R ERA:	(9, 1)	0.2 S 3 0 0 0 1 0 0 0 0 0 0 0 5 5 0.00 0.000																				


AB	32
R	3
H	6
RBI	2
BB	3
SO	10
LOB	12




Batter	1	2	3	4	5	6	7	8	9	AB	R	H	RBI	BB	SO	LOB	BOTTOM					
Pat Kelly, L OBP: 0.403, SLG: 0.483 (1, 9)					 2-H		 1B			4	0	2	1	0	1	0	<p><b>Baltimore Orioles @ Chicago White Sox</b> Comiskey Park, Chicago, IL Fri May 12 1972, 8:05 PM EDT Att: 34,886 - Unknown</p>					
Mike Andrews, R OBP: 0.289, SLG: 0.235 (1, 4)							 1-2			4	0	0	0	0	0	2						
Carlos May, L OBP: 0.388, SLG: 0.451 (1, 7)				 1B						4	1	1	0	0	1	1						
Dick Allen, R OBP: 0.395, SLG: 0.605 (1, 3)				 1-H						4	1	2	2	0	0	0						
Bill Melton, R OBP: 0.305, SLG: 0.303 (1, 5)										4	1	2	1	0	0	1						
Rick Reichardt, R OBP: 0.250, SLG: 0.143 Jay Johnstone, L OBP: 0.286, SLG: 0.243 (7, 8)	 BB									2	0	0	0	1	1	2						
Ed Herrmann, L OBP: 0.280, SLG: 0.326 (1, 2)	 1-2									2	0	0	0	1	0	2						
Rich Morales, R OBP: 0.350, SLG: 0.278 (1, 6)					 1B					3	1	1	0	0	1	2						
Wilbur Wood, R OBP: 0.143, SLG: 0.053 Steve Kealey, R (9, 1)					 1-2					2	0	0	0	0	1	0						
<b>Inning Stats</b>	R: 0 E: 0 K: 0 S: 3	H: 0 LOB: 0 BB: 0 P: 3	R: 1 E: 0 K: 0 S: 3	H: 1 LOB: 1 BB: 1 P: 7	R: 0 E: 0 K: 2 S: 7	H: 0 LOB: 0 BB: 0 P: 7	R: 2 E: 0 K: 0 S: 6	H: 3 LOB: 1 BB: 0 P: 6	R: 1 E: 0 K: 1 S: 7	H: 2 LOB: 1 BB: 0 P: 7	R: 0 E: 0 K: 1 S: 6	H: 1 LOB: 1 BB: 1 P: 10	R: 0 E: 0 K: 1 S: 5	H: 1 LOB: 0 BB: 0 P: 5	R: 0 E: 0 K: 0 S: 3	H: 0 LOB: 0 BB: 0 P: 3		R: 0 E: 0 K: 0 S: 3	H: 0 LOB: 0 BB: 0 P: 3	1B: 5 2B: 1 3B: 0 HR: 2	SF: 0 SAC: 1 DP: 1 HBP: 0	WP: 0 PB: 0 SB: 0 CS: 1
<b>PITCHER</b>	IP WLS BF H R ER SO BB IBB HBP BLK WP HR S P ERA WHIP																					
Mike Cuellar, L ERA: 3.58	(1, 1)	4.1 L 19 6 4 4 2 1 0 0 0 0 0 0 2 22 26 8.31 1.615																				
Dave Leonhard, R ERA: 5.4	(5, 1)	0.2 2 0 0 0 1 0 0 0 0 0 0 0 4 4 0.00 0.000																				
Roric Harrison, R ERA: 1.8	(6, 1)	2.0 8 2 0 0 2 0 1 0 0 0 0 0 11 15 0.00 1.000																				
Eddie Watt, R ERA: 3.18	(8, 1)	1.0 3 0 0 0 0 0 0 0 0 0 0 0 3 3 0.00 0.000																				





Batter	1	2	3	4	5	6	7	8	9	AB	R	H	RBI	BB	SO	LOB	TOP				
Don Buford, S OBP: 0.405, SLG: 0.348 (1, 7)	F3		K			F7		G3		4	0	0	0	0	1	0	<p><b>Baltimore Orioles @ Chicago White Sox</b> Comiskey Park, Chicago, IL Sat May 13 1972, 8:05 PM EDT Att: 20,697 - Unknown</p> <p>livebaseballscores.com</p> <p>AB 32 R 3 H 6 RBI 3 BB 2 SO 9 LOB 9</p> 				
Mery Rettenmund, R OBP: 0.344, SLG: 0.259 (1, 9)	5-3					1B BB		4-3		3	0	1	0	1	0	0					
Boog Powell, L OBP: 0.307, SLG: 0.350 (1, 3)	FC5-4 BB					1B		FC4-6 1B		3	1	2	1	1	1	1					
Brooks Robinson, R OBP: 0.329, SLG: 0.311 (1, 5)	FC5-4 1-2					FC4-6 1-2		K		4	0	0	0	0	2	4					
Paul Blair, R OBP: 0.325, SLG: 0.395 (1, 8)		5-3						3B 1B		4	1	1	0	0	1	1					
Davey Johnson, R OBP: 0.321, SLG: 0.371 (1, 4)		F7				F9		SF9 3B		4	1	2	1	0	0	0					
Johnny Oates, L OBP: 0.091, SLG: 0.364 (1, 2)		F4				F8		K		4	0	0	0	0	1	2					
Mark Belanger, R OBP: 0.219, SLG: 0.250 (1, 6)						F4		SF9 3-H		3	0	0	1	0	1	1					
Pat Dobson, R Tom Skowron, L Doyle Alexander, R Chico Salmon, R Grant Jackson, S Eddie Watt, R Mickey Scott, L (1, 1) (5, PH) (6, 1) (7, PH) (7, 1) (8, 1) (8, 1)						K		K		1	0	0	0	0	0	0					
						K		6-3		1	0	0	0	0	0	0					
<b>Inning Stats</b>	R: 0 E: 0 K: 0 S: 3	H: 0 LOB: 1 BB: 1 P: 7	R: 0 E: 0 K: 0 S: 3	H: 0 LOB: 0 BB: 0 P: 3	R: 0 E: 0 K: 3 S: 9	H: 0 LOB: 0 BB: 0 P: 9	R: 0 E: 0 K: 3 S: 10	H: 1 LOB: 1 BB: 0 P: 10	R: 0 E: 0 K: 1 S: 6	H: 0 LOB: 0 BB: 0 P: 3	R: 0 E: 0 K: 1 S: 6	H: 1 LOB: 2 BB: 1 P: 10	R: 2 E: 0 K: 1 S: 7	H: 2 LOB: 0 BB: 0 P: 7	R: 1 E: 0 K: 1 S: 6	H: 1 LOB: 0 BB: 0 P: 6	R: 0 E: 0 K: 0 S: 4	H: 1 LOB: 1 BB: 0 P: 4	1B: 3 2B: 1 3B: 1 HR: 1	SF: 1 SAC: 0 DP: 0 HBP: 0	WP: 0 PA: 35 CS: 0
<b>PITCHER</b>	IP WLS BF H R ER SO BB IBB HBP BLK WP HR S P ERA WHIP	7.2 W 30 5 3 3 8 2 0 0 0 0 1 44 52 3.52 0.913	1.1 S 5 1 0 0 1 0 0 0 0 0 0 7 7 0.00 0.750																		
Stan Bahnsen, R ERA: 3.8 (1, 1)																					
Steve Kealey, R ERA: (8, 1)																					

Batter	1	2	3	4	5	6	7	8	9	AB	R	H	RBI	BB	SO	LOB	BOTTOM						
Pat Kelly, L OBP: 0.394, SLG: 0.468 (1, 9)	F9		1B S 1B 1B			F7		4-3		4	1	1	0	0	0	0	<p><b>Baltimore Orioles @ Chicago White Sox</b> Comiskey Park, Chicago, IL Sat May 13 1972, 8:05 PM EDT Att: 20,697 - Unknown</p> <p>livebaseballscores.com</p> <p>AB 31 R 9 H 10 RBI 8 BB 3 SO 5 LOB 8</p> 						
Mike Andrews, R OBP: 0.305, SLG: 0.257 (1, 4)	FC3-6 BB		1B 1B BB			WP 1B		1B 1B		2	2	2	0	2	0	0							
Carlos May, L OBP: 0.363, SLG: 0.453 (1, 7)	FC3-6		1B			6-3		1B 1B		4	2	2	0	0	0	2							
Rick Reichardt, R OBP: 0.250, SLG: 0.143 (9, 7)	1-2		1-2 2-3 HR			1-2		1B 1B		0	0	0	0	0	0	0							
Dick Allen, R OBP: 0.400, SLG: 0.600 (1, 3)	4-3		HR 1B			K		1B E 1B		4	2	2	3	0	1	2							
Bill Melton, R OBP: 0.314, SLG: 0.342 (1, 5)			HR 1B			6-3		K		3	1	1	3	1	1	2							
Jay Johnstone, L OBP: 0.283, SLG: 0.244 (1, 8)			1-2 2-H 3-H			F9		E9 SF9 1B		4	1	1	1	0	0	1							
Ed Herrmann, L OBP: 0.259, SLG: 0.306 (1, 2)	G3-6 1-2					G3		SF9		3	0	0	1	0	0	1							
Rich Morales, R OBP: 0.333, SLG: 0.273 (1, 6)			6-3					F7		4	0	1	0	0	1	0							
Stan Bahnsen, R OBP: 0.200, SLG: 0.200 (1, 1)			K					K		3	0	0	0	0	2	0							
Steve Kealey, R ERA: (8, 1)			F8					K		0	0	0	0	0	0	0							
<b>Inning Stats</b>	R: 0 E: 1 K: 0 S: 3	H: 0 LOB: 1 BB: 1 P: 7	R: 0 E: 0 K: 0 S: 2	H: 0 LOB: 0 BB: 1 P: 6	R: 5 E: 0 K: 1 S: 9	H: 4 LOB: 0 BB: 1 P: 13	R: 0 E: 0 K: 0 S: 3	H: 1 LOB: 0 BB: 0 P: 3	R: 0 E: 0 K: 0 S: 6	H: 1 LOB: 1 BB: 0 P: 6	R: 0 E: 0 K: 0 S: 3	H: 0 LOB: 0 BB: 0 P: 3	R: 0 E: 0 K: 2 S: 7	H: 0 LOB: 0 BB: 0 P: 7	R: 4 E: 1 K: 1 S: 9	H: 4 LOB: 0 BB: 0 P: 9	1B: 9 2B: 0 3B: 0 HR: 1	SF: 1 SAC: 0 DP: 1 HBP: 0	WP: 1 PA: 35 CS: 0				
<b>PITCHER</b>	IP WLS BF H R ER SO BB IBB HBP BLK WP HR S P ERA WHIP	5.0 L 22 6 5 5 2 3 0 0 0 0 0 0 3 3 9.00 1.800	1.0 3 0 0 0 0 0 0 0 0 0 0 3 3 0.00 0.000	1.0 5 2 2 2 2 0 0 0 0 0 0 9 9 18.00 2.000	0.1 3 2 1 0 1 0 0 0 0 0 0 5 5 0.00 6.000	0.2 2 0 1 1 0 0 0 0 0 0 0 2 2 13.50 0.000																	
Pat Dobson, R ERA: 3.25 (1, 1)																							
Doyle Alexander, R ERA: 1.69 (6, 1)																							
Grant Jackson, L ERA: 13.5 (7, 1)																							
Eddie Watt, R ERA: 4.5 (8, 1)																							
Mickey Scott, L ERA: 1.93 (8, 1)																							



Batter	1	2	3	4	5	6	7	8	9	AB	R	H	RBI	BB	SO	LOB	TOP			
Don Buford, S OBP: 0.398, SLG: 0.342 (1, 7)										4	0	1	0	0	0	1	<p><b>Baltimore Orioles @ Chicago White Sox</b> Comiskey Park, Chicago, IL Sun May 14 1972, 4:33 AM EDT Att: 8,863 - Unknown</p>			
Bobby Grich, R OBP: 0.283, SLG: 0.294 (1, 6)										4	0	2	0	0	0	0				
Boog Powell, L OBP: 0.291, SLG: 0.328 (1, 3)										4	0	0	0	0	0	3				
Brooks Robinson, R OBP: 0.326, SLG: 0.321 (1, 5)										4	1	1	0	0	1	2				
Merv Rettenmund, R OBP: 0.338, SLG: 0.276 (1, 9)										4	0	1	1	0	1	2				
Paul Blair, R OBP: 0.310, SLG: 0.375 (1, 8)										4	0	0	0	0	2	1				
Davey Johnson, R OBP: 0.309, SLG: 0.356 (1, 4)										3	0	0	0	0	1	0				
Andy Etchebarren, R OBP: 0.244, SLG: 0.262 (1, 2)										3	0	0	0	0	1	0				
Dave McNally, R OBP: 0.176, SLG: 0.188 (1, 1)										2	0	0	0	0	2	0				
Tom Shopay, L OBP: 0.333, SLG: 0.250 (8, PH)										1	0	1	0	0	0	0				
Roric Harrison, R (8, 1)										0	0	0	0	0	0	0				
<b>Inning Stats</b>	R: 0 E: 0 K: 0 S: 5	H: 2 LOB: 2 BB: 0 P: 5	R: 0 E: 0 K: 1 S: 5	H: 0 LOB: 0 BB: 0 P: 5	R: 0 E: 0 K: 1 S: 5	H: 0 LOB: 0 BB: 0 P: 5	R: 0 E: 0 K: 0 S: 3	H: 0 LOB: 0 BB: 0 P: 3	R: 0 E: 0 K: 1 S: 6	H: 1 LOB: 1 BB: 0 P: 6	R: 0 E: 0 K: 3 S: 9	H: 0 LOB: 0 BB: 0 P: 9	R: 0 E: 0 K: 0 S: 4	H: 1 LOB: 1 BB: 0 P: 4	R: 1 E: 0 K: 1 S: 7	H: 2 LOB: 1 BB: 0 P: 7	1B: 4 2B: 2 3B: 0 HR: 0	SF: 0 SAC: 0 DP: 0 HBP: 0	WP: 0 PB: 0 SB: 0 CS: 0	PA: 33
<b>PITCHER</b> Tom Bradley, R ERA: 3.09 (1, 1)	IP: 9.0 WLS: W BF: 33 H: 6 R: 1 ER: 1 SO: 8 BB: 0 IBB: 0 HBP: 0 BLK: 0 WP: 0 HR: 0 S: 49 P: 49 ERA: 1.00 WHIP: 0.667																			

Batter	1	2	3	4	5	6	7	8	9	AB	R	H	RBI	BB	SO	LOB	BOTTOM			
Walt Williams, R OBP: 0.387, SLG: 0.414 (1, 9)										5	0	2	1	0	0	2	<p><b>Baltimore Orioles @ Chicago White Sox</b> Comiskey Park, Chicago, IL Sun May 14 1972, 4:33 AM EDT Att: 8,863 - Unknown</p>			
Jim Qualls, S (1, 8)										3	0	0	0	0	1	3				
Dick Allen, R OBP: 0.383, SLG: 0.571 (1, 3)										4	0	0	0	0	0	2				
Bill Melton, R OBP: 0.300, SLG: 0.325 (1, 5)										4	0	0	0	0	1	1				
Rick Reichardt, R OBP: 0.295, SLG: 0.231 (1, 7)										4	0	3	0	0	1	0				
Mike Andrews, R OBP: 0.314, SLG: 0.260 (1, 4)										3	2	1	0	1	0	2				
Tom Egan, R OBP: 0.143, SLG: 0.143 (1, 2)										4	0	1	0	0	1	4				
Rich Morales, R OBP: 0.357, SLG: 0.423 (1, 6)										4	2	2	2	0	0	5				
Tom Bradley, R OBP: 0.211, SLG: 0.211 (1, 1)										4	0	3	1	0	0	0				
<b>Inning Stats</b>	R: 0 E: 1 K: 0 S: 4	H: 1 LOB: 1 BB: 0 P: 4	R: 2 E: 0 K: 0 S: 7	H: 4 LOB: 2 BB: 0 P: 7	R: 0 E: 1 K: 1 S: 7	H: 1 LOB: 3 BB: 1 P: 11	R: 0 E: 0 K: 1 S: 5	H: 0 LOB: 0 BB: 0 P: 5	R: 0 E: 0 K: 0 S: 4	H: 1 LOB: 1 BB: 0 P: 4	R: 1 E: 0 K: 2 S: 7	H: 2 LOB: 1 BB: 0 P: 7	R: 0 E: 0 K: 0 S: 5	H: 3 LOB: 1 BB: 0 P: 5	R: 1 E: 0 K: 0 S: 5	H: 3 LOB: 1 BB: 0 P: 5		1B: 10 2B: 1 3B: 0 HR: 1	SF: 0 SAC: 1 DP: 2 HBP: 0	WP: 0 PB: 0 SB: 0 CS: 0
<b>PITCHER</b> Dave McNally, L ERA: 1.52 Roric Harrison, R ERA: 3.0 (8, 1)	IP: 7.0 WLS: L BF: 32 H: 9 R: 3 ER: 3 SO: 3 BB: 0 IBB: 1 HBP: 0 BLK: 0 WP: 0 HR: 1 S: 39 P: 43 ERA: 3.86 WHIP: 1.286																			

AB	33
R	1
H	6
RBI	1
BB	0
SO	8
LOB	9

AB	35
R	4
H	12
RBI	4
BB	1
SO	4
LOB	19



Batter	1	2	3	4	5	6	7	8	9	AB	R	H	RBI	BB	SO	LOB	TOP										
Don Buford, S (1, 7) OBP: 0.402, SLG: 0.351										4	0	2	1	0	1	0	<p><b>Baltimore Orioles @ Detroit Tigers</b> Tiger Stadium, Detroit, MI Mon May 15 1972, 7:05 PM EDT Att: 29,092 - Unknown</p> <p>livebaseballscorecards.com</p> <p>AB 33 R 3 H 8 RBI 3 BB 2 SO 5 LOB 14</p>										
Mery Rettenmund, R (1, 9) OBP: 0.347, SLG: 0.355										4	1	2	1	0	0	2											
Paul Blair, R (1, 8) OBP: 0.295, SLG: 0.357										4	0	0	0	0	2	1											
Brooks Robinson, R (1, 5) OBP: 0.333, SLG: 0.341										4	1	2	0	0	0	0											
Davey Johnson, R (1, 4) OBP: 0.306, SLG: 0.342										3	0	0	0	1	0	1											
Bobby Grich, R (1, 3) OBP: 0.281, SLG: 0.250										3	0	0	0	1	0	3											
Andy Etchebarren, R (1, 2) OBP: 0.224, SLG: 0.239										4	0	0	0	0	1	4											
Mark Belanger, R (1, 6) OBP: 0.221, SLG: 0.250										4	0	1	1	0	1	1											
Jim Palmer, R (1, 1) OBP: 0.333, SLG: 0.429										3	1	1	0	0	0	2											
<b>Inning Stats</b>	R: 0 E: 0 K: 1 S: 5	H: 1 LOB: 0 BB: 0 P: 5	R: 1 E: 0 K: 0 S: 5	H: 2 LOB: 2 BB: 1 P: 9	R: 1 E: 0 K: 2 S: 8	H: 1 LOB: 0 BB: 0 P: 8	R: 0 E: 0 K: 1 S: 5	H: 0 LOB: 1 BB: 1 P: 9	R: 0 E: 0 K: 0 S: 4	H: 1 LOB: 1 BB: 0 P: 4	R: 1 E: 0 K: 0 S: 4	H: 2 LOB: 0 BB: 0 P: 4	R: 0 E: 0 K: 1 S: 3	H: 0 LOB: 0 BB: 0 P: 3	R: 0 E: 0 K: 1 S: 5	H: 0 LOB: 0 BB: 0 P: 5	1B: 4 2B: 2 3B: 1 HR: 1	SF: 0 SAC: 0 DP: 2 HBP: 0	WP: 0 PB: 0 SB: 1 CS: 0	PA: 35							
<b>PITCHER</b>	IP	WLS	BF	H	R	ER	SO	BB	IBB	HBP	BLK	WP	HR	S	P	ERA	WHIP										
Les Cain, L (1, 1) ERA: 4.38	6.1	L	28	8	3	3	4	2	0	0	0	0	1	34	42	4.26	1.579										
Joe Niekro, R (7, 1) ERA:	1.2		4	0	0	0	0	0	0	0	0	0	0	4	4	0.00	0.000										
Bob Strampe, R (9, 1) ERA: 21.6	1.0		3	0	0	0	1	0	0	0	0	0	0	5	5	0.00	0.000										

Batter	1	2	3	4	5	6	7	8	9	AB	R	H	RBI	BB	SO	LOB	BOTTOM										
Jim Northrup, L (1, 8) OBP: 0.203, SLG: 0.154										4	0	0	0	0	0	1	<p><b>Baltimore Orioles @ Detroit Tigers</b> Tiger Stadium, Detroit, MI Mon May 15 1972, 7:05 PM EDT Att: 29,092 - Unknown</p> <p>livebaseballscorecards.com</p> <p>AB 31 R 2 H 4 RBI 2 BB 1 SO 8 LOB 6</p>										
Aurelio Rodriguez, R (1, 5) OBP: 0.303, SLG: 0.209										3	0	0	0	1	1	0											
Gates Brown, L (1, 7) OBP: 0.429, SLG: 0.553										4	1	1	1	0	0	1											
Bill Freehan, R (1, 2) OBP: 0.376, SLG: 0.500										4	0	0	0	0	1	0											
Norm Cash, L (1, 3) OBP: 0.390, SLG: 0.541										4	0	0	0	0	1	0											
Willie Horton, R (1, 9) OBP: 0.338, SLG: 0.540										3	1	2	1	0	1	0											
Dick McAuliffe, L (1, 4) OBP: 0.414, SLG: 0.321										3	0	1	0	0	2	1											
Ed Brinkman, R (1, 6) OBP: 0.296, SLG: 0.390										3	0	0	0	0	1	2											
Les Cain, L (1, 1) OBP: 0.250, SLG: 0.250										2	0	0	0	0	1	1											
Joe Niekro, R (7, 1) ERA:										0	0	0	0	0	0	0											
Dalton Jones, L (8, PH) ERA:										1	0	0	0	0	0	0											
Bob Strampe, S (9, 1) ERA:										0	0	0	0	0	0	0											
<b>Inning Stats</b>	R: 1 E: 0 K: 2 S: 8	H: 1 LOB: 0 BB: 0 P: 8	R: 1 E: 0 K: 2 S: 8	H: 1 LOB: 0 BB: 0 P: 8	R: 0 E: 0 K: 0 S: 3	H: 0 LOB: 1 BB: 1 P: 7	R: 0 E: 0 K: 1 S: 5	H: 0 LOB: 0 BB: 0 P: 5	R: 0 E: 0 K: 2 S: 8	H: 1 LOB: 1 BB: 0 P: 8	R: 0 E: 0 K: 0 S: 3	H: 0 LOB: 0 BB: 0 P: 3	R: 0 E: 0 K: 1 S: 6	H: 1 LOB: 1 BB: 0 P: 6	R: 0 E: 0 K: 0 S: 3	H: 0 LOB: 0 BB: 0 P: 3	R: 0 E: 0 K: 0 S: 3	H: 0 LOB: 0 BB: 0 P: 3	1B: 2 2B: 0 3B: 0 HR: 2	SF: 0 SAC: 0 DP: 0 HBP: 0	WP: 0 PB: 0 SB: 0 CS: 0	PA: 32					
<b>PITCHER</b>	IP	WLS	BF	H	R	ER	SO	BB	IBB	HBP	BLK	WP	HR	S	P	ERA	WHIP										
Jim Palmer, R (1, 1) ERA: 2.89	9.0	W	32	4	2	2	8	1	0	0	0	0	2	47	51	2.00	0.556										







Batter	1	2	3	4	5	6	7	8	9	AB	R	H	RBI	BB	SO	LOB	TOP		
Merv Rettenmund, R OBP: 0.354, SLG: 0.353	0-0 6-3		0-0 FC3-5		0-0 F9		0-0 5-3			4	0	0	0	0	0	1	<p>Baltimore Orioles @ Detroit Tigers</p> <p>Tiger Stadium, Detroit, MI</p> <p>Wed May 17 1972, 7:05 PM EDT</p> <p>Att: 27,384 - Unknown</p>		
Davey Johnson, R OBP: 0.303, SLG: 0.329	4-0 BB		0-3 K		0-0 E5		0-3 K		3	0	0	0	1	2	1				
Paul Blair, R OBP: 0.299, SLG: 0.352	0-0 L5		0-0 FC6-4		0-0 FC5-4		0-0 F9		4	0	0	0	0	0	3				
Don Baylor, R OBP: 0.429, SLG: 0.520	0-0 F7			0-0 F8 1B		4-0 FC6-4		0-0 F8		3	0	1	0	1	0				
Brooks Robinson, R OBP: 0.333, SLG: 0.352		0-0 F7		0-0 1B		0-3 K		0-0 6-3		4	0	1	0	0	1				
Boog Powell, L OBP: 0.307, SLG: 0.389	0-0 F9		0-0 F8		0-0 F5		0-3 K		4	0	0	0	0	1	3				
Andy Etchebarren, R OBP: 0.232, SLG: 0.231	0-0 F8		0-3 K		0-0 FC6-4		0-3 K		4	0	0	0	0	2	3				
Mark Belanger, R OBP: 0.224, SLG: 0.292			0-0 HR		0-0 F7		0-0 F7		3	1	1	1	0	0	2				
Pat Dobson, R ERA: 3.21, SLG: 0.308			0-0 FC3-5		0-0 F7		0-3 K		1	0	1	0	0	0	0				
Mickey Scott, L ERA: 1.69									0	0	0	0	0	0	0				
Chico Salmon, R ERA: 2.25									0	0	0	0	0	0	0				
Roric Harrison, R ERA: 2.25									0	0	0	0	0	0	0				
Don Buford, S ERA: 7.27									0	0	0	0	1	0	0				
Dave Leonhard, R ERA: 7.27									0	0	0	0	0	0	0				
<b>Inning Stats</b>	R: 0 E: 0 K: 0 S: 3	H: 0 LOB: 1 BB: 1 P: 7	R: 0 E: 0 K: 0 S: 3	H: 0 LOB: 0 BB: 0 P: 3	R: 1 E: 0 K: 1 S: 7	H: 2 LOB: 1 BB: 0 P: 7	R: 0 E: 0 K: 1 S: 7	H: 2 LOB: 2 BB: 0 P: 7	R: 0 E: 1 K: 0 S: 4	H: 0 LOB: 1 BB: 1 P: 4	R: 0 E: 0 K: 1 S: 5	H: 0 LOB: 0 BB: 0 P: 5	R: 0 E: 0 K: 1 S: 5	H: 0 LOB: 0 BB: 0 P: 5	R: 0 E: 0 K: 2 S: 7	H: 0 LOB: 0 BB: 0 P: 7	1B: 2 2B: 1 3B: 0 HR: 1	SF: 0 SAC: 0 DP: 0 HBP: 0	WP: 0 PA: 34 PB: 0 SB: 0 CS: 0
<b>PITCHER</b> Mickey Lolich, L ERA: 1.92	IP: 9.0 WLS: W BF: 34 H: 4 R: 1 ER: 1 SO: 7 BB: 2 IBB: 0 HBP: 0 BLK: 0 WP: 0 HR: 1 S: 46 P: 54 ERA: 1.00 WHIP: 0.667																		

AB	32
R	1
H	4
RBI	1
BB	2
SO	7
LOB	15



Batter	1	2	3	4	5	6	7	8	9	AB	R	H	RBI	BB	SO	LOB	BOTTOM		
Gates Brown, L OBP: 0.391, SLG: 0.500	0-0 F2		0-3 K		0-0 F8		0-0 FC6-4			3	0	0	0	0	1	1	<p>Baltimore Orioles @ Detroit Tigers</p> <p>Tiger Stadium, Detroit, MI</p> <p>Wed May 17 1972, 7:05 PM EDT</p> <p>Att: 27,384 - Unknown</p>		
Mickey Stanley, R OBP: 0.343, SLG: 0.543							1-2 FC6-4		1	0	0	0	0	0	1				
Aurelio Rodriguez, R OBP: 0.289, SLG: 0.287	0-0 BB		0-0 F4		0-0 F7		0-0 F8		4	1	1	0	0	0	1				
Norm Cash, L OBP: 0.378, SLG: 0.543	0-0 F8		4-0 BB		0-0 4-3		0-0 F8		3	0	0	0	1	0	1				
Willie Horton, R OBP: 0.329, SLG: 0.500	4-0 1B		0-3 K		0-0 F9		0-0 F9		3	0	0	0	1	1	1				
Jim Northrup, L OBP: 0.233, SLG: 0.191	0-0 1B		0-0 1B		0-0 3-1		0-0 F6		3	2	2	1	1	0	0				
Dick McAuliffe, L OBP: 0.418, SLG: 0.321	0-3 K		0-0 K		0-0 3-1		0-3 K		3	2	1	0	1	2	2				
Tom Haller, L OBP: 0.182, SLG: 0.490		4-0 BB		0-0 3-1		0-0 F8		0-0 F8		3	1	1	4	1	0				
Ed Brinkman, R OBP: 0.295, SLG: 0.381	0-0 L4-3		0-0 1B		0-0 1B		0-0 F9		4	0	1	0	0	0	1				
Mickey Lolich, S OBP: 0.192, SLG: 0.045	0-0 F3		0-0 K		0-0 K		4-0 FC6-4		2	0	0	0	1	1	1				
<b>Inning Stats</b>	R: 1 E: 0 K: 1 S: 7	H: 2 LOB: 2 BB: 1 P: 11	R: 0 E: 0 K: 0 S: 2	H: 0 LOB: 0 BB: 1 P: 6	R: 0 E: 0 K: 2 S: 7	H: 0 LOB: 1 BB: 1 P: 11	R: 2 E: 1 K: 1 S: 8	H: 3 LOB: 1 BB: 0 P: 8	R: 0 E: 0 K: 0 S: 3	H: 0 LOB: 0 BB: 0 P: 3	R: 0 E: 0 K: 1 S: 5	H: 0 LOB: 0 BB: 0 P: 5	R: 0 E: 0 K: 0 S: 3	H: 0 LOB: 1 BB: 1 P: 7	R: 3 E: 0 K: 0 S: 4	H: 1 LOB: 0 BB: 2 P: 12	1B: 4 2B: 2 3B: 0 HR: 1	SF: 0 SAC: 0 DP: 1 HBP: 0	WP: 0 PA: 35 PB: 0 SB: 0 CS: 0
<b>PITCHER</b> Pat Dobson, R ERA: 3.4	IP: 3.1 WLS: L BF: 17 H: 5 R: 3 ER: 2 SO: 3 BB: 3 IBB: 0 HBP: 0 BLK: 0 WP: 0 HR: 0 S: 20 P: 32 ERA: 5.40 WHIP: 2.400																		
Mickey Scott, L ERA: 1.69	0.2	2	0	0	0	1	0	0	0	0	0	4	4	0.00	0.000				
Roric Harrison, R ERA: 2.25	2.0	6	0	0	0	1	0	0	0	0	8	8	0.00	0.000					
Dave Leonhard, R ERA: 7.27	2.0	10	1	3	3	0	3	0	0	0	1	7	19	13.50	2.000				









Batter	1	2	3	4	5	6	7	8	9	AB	R	H	RBI	BB	SO	LOB	TOP																					
Don Buford, S OBP: 0.374, SLG: 0.311 (1, 7)	4-3		F3		F6		F7		S BB	4	0	0	0	1	0	1																						
Mark Belanger, R OBP: 0.212, SLG: 0.263 (1, 6)	1-3		F3			HR BB	5-3		F9	4	1	0	0	1	0	2																						
Boog Powell, L Grant Jackson, S (1, 3) (8, 1)	4-3			F8		E3 HR		F7	K	4	1	0	0	0	0	1																						
Brooks Robinson, R OBP: 0.343, SLG: 0.360 (1, 5)		F9		1B SF9		B1		2B	K	5	2	2	0	0	1	3																						
Terry Crowley, L OBP: 0.474, SLG: 0.895 (1, 9) (8, 3)		F8		FC6-4 1B		HR		1B		4	2	3	4	0	0	0																						
Paul Blair, R OBP: 0.314, SLG: 0.388 (1, 8)			SF9		F8			BB	1B	3	0	2	2	0	0	0																						
Davey Johnson, R OBP: 0.320, SLG: 0.349 (1, 4)		K		FC6-4				BB		3	0	1	0	1	1	2																						
Andy Etchebarren, R OBP: 0.222, SLG: 0.224 (1, 2)			5-3 1B		K		F8		K	4	0	1	0	0	2	3																						
Jim Palmer, R OBP: 0.278, SLG: 0.353 Merv Rettenmund, R (8, PH) (8, 9)			5-3		K		4-3		K	3	0	0	0	0	1	1																						
<b>Inning Stats</b>	R: 0 E: 0 K: 0 S: 3	H: 0 LOB: 0 BB: 0 P: 3	R: 0 E: 0 K: 1 S: 6	H: 1 LOB: 1 BB: 0 P: 6	R: 0 E: 0 K: 0 S: 4	H: 1 LOB: 1 BB: 0 P: 4	R: 1 E: 0 K: 0 S: 5	H: 2 LOB: 1 BB: 0 P: 5	R: 0 E: 0 K: 2 S: 7	H: 0 LOB: 0 BB: 0 P: 7	R: 3 E: 1 K: 0 S: 6	H: 2 LOB: 1 BB: 1 P: 10	R: 0 E: 0 K: 0 S: 3	H: 0 LOB: 0 BB: 0 P: 3	R: 2 E: 0 K: 2 S: 10	H: 3 LOB: 2 BB: 1 P: 14	R: 0 E: 0 K: 2 S: 7	H: 0 LOB: 1 BB: 1 P: 11	1B: 6 2B: 1 3B: 1 HR: 1	SF: 1 SAC: 0 DP: 0 HBP: 0	WP: 0 PA: 40 PB: 0 SB: 1 CS: 0																	
<b>PITCHER</b>	IP	WLS	BF	H	R	ER	SO	BB	IBB	HBP	BLK	WP	HR	S	P	ERA	WHIP	<b>PITCHER</b>				IP	WLS	BF	H	R	ER	SO	BB	IBB	HBP	BLK	WP	HR	S	P	ERA	WHIP
Skip Lockwood, R ERA: 3.88 Frank Linzy, R ERA: 2.45 Jim Colborn, R ERA: 1.8	(1, 1)	6.0	L	26	6	4	3	3	1	0	0	0	0	1	31	35	4.50	1.167																				

Baltimore Orioles @ Milwaukee Brewers  
Milwaukee County Stadium, Milwaukee, WI  
Sat May 20 1972, 4:33 AM EDT  
Att: 8,362 - Unknown

AB	36
R	6
H	9
RBI	6
BB	3
SO	7
LOB	16



Batter	1	2	3	4	5	6	7	8	9	AB	R	H	RBI	BB	SO	LOB	BOTTOM																					
Dave May, L OBP: 0.194, SLG: 0.228 Curt Motton, R (8, PH) (9, 7)	4-3			6-3		FC5-4		K		3	0	0	0	0	0	1																						
Bob Heise, R OBP: 0.321, SLG: 0.308 (1, 4)				5-3		F8			BB	4	0	2	0	0	0	1																						
John Briggs, L OBP: 0.305, SLG: 0.257 (1, 7) (9, 8)				1-3			BB		K	3	0	0	0	1	1	1																						
George Scott, R OBP: 0.202, SLG: 0.271 (1, 3)		4-3				2B		K	F4	4	0	1	0	0	1	2																						
Billy Conigliaro, R OBP: 0.198, SLG: 0.333 Jim Colborn, R OBP: 0.333, SLG: 1.000 Ron Theobald, R OBP: 0.339, SLG: 0.209 (1, 9) (8, 1) (9, PH)		5-3				K		K		3	0	0	0	0	2	2																						
Mike Ferraro, R OBP: 0.285, SLG: 0.441 (1, 5)		F9				F3		F7	4-3	4	0	0	0	0	0	4																						
Darrell Porter, L OBP: 0.203, SLG: 0.204 Elie Rodriguez, R OBP: 0.333, SLG: 0.364 (1, 2) (8, PH) (9, 2)			G3			K			1B 2B	2	0	0	0	0	1	1																						
Rick Auerbach, R OBP: 0.183, SLG: 0.200 (1, 6)			F4			F8		F8		3	0	0	0	0	0	1																						
Skip Lockwood, R Bill Voss, L Frank Linzy, R Brock Davis, L Tommy Reynolds, R (1, 1) (8, PH) (7, 1) (8, 9) (8, PH) (9, 9)						FC5-4 BB			2H 1B	1	0	0	0	0	1	0																						
<b>Inning Stats</b>	R: 0 E: 0 K: 0 S: 3	H: 1 LOB: 0 BB: 0 P: 3	R: 0 E: 0 K: 0 S: 3	H: 0 LOB: 0 BB: 0 P: 3	R: 0 E: 0 K: 1 S: 5	H: 0 LOB: 0 BB: 0 P: 5	R: 0 E: 0 K: 0 S: 3	H: 0 LOB: 0 BB: 0 P: 3	R: 0 E: 0 K: 2 S: 8	H: 1 LOB: 1 BB: 0 P: 8	R: 0 E: 0 K: 0 S: 3	H: 0 LOB: 1 BB: 1 P: 7	R: 0 E: 0 K: 2 S: 7	H: 0 LOB: 1 BB: 1 P: 11	R: 0 E: 0 K: 1 S: 6	H: 2 LOB: 1 BB: 0 P: 6	R: 0 E: 0 K: 1 S: 6	H: 1 LOB: 2 BB: 1 P: 10	1B: 3 2B: 2 3B: 0 HR: 0	SF: 0 SAC: 0 DP: 0 HBP: 0	WP: 0 PA: 33 PB: 0 SB: 0 CS: 0																	
<b>PITCHER</b>	IP	WLS	BF	H	R	ER	SO	BB	IBB	HBP	BLK	WP	HR	S	P	ERA	WHIP	<b>PITCHER</b>				IP	WLS	BF	H	R	ER	SO	BB	IBB	HBP	BLK	WP	HR	S	P	ERA	WHIP
Jim Palmer, R ERA: 2.49 Grant Jackson, L ERA: 8.44	(1, 1)	7.0	W	24	3	0	0	2	1	0	0	0	0	0	12	16	0.00	2.000																				

Baltimore Orioles @ Milwaukee Brewers  
Milwaukee County Stadium, Milwaukee, WI  
Sat May 20 1972, 4:33 AM EDT  
Att: 8,362 - Unknown

AB	30
R	0
H	5
RBI	0
BB	3
SO	7
LOB	14





Batter	1	2	3	4	5	6	7	8	9	AB	R	H	RBI	BB	SO	LOB	TOP																		
Don Buford, S OBP: 0.366, SLG: 0.298 (1, 7)	F7		E6 HR			FC5-4 BB	F8		F3	4	1	0	0	1	0	1	<b>Baltimore Orioles @ Milwaukee Brewers</b> Milwaukee County Stadium, Milwaukee, WI Sun May 21 1972, 4:33 AM EDT Att: 21,897 - Unknown																		
Mery Rettenmund, R OBP: 0.352, SLG: 0.373 (1, 9)	K		HR			FC5-4 BB				2	1	1	3	2	1	0																			
Paul Blair, R OBP: 0.303, SLG: 0.373 (1, 8)	K		F7			FC5-4	CS	F9		4	0	0	0	0	1	2																			
Don Baylor, R OBP: 0.469, SLG: 0.793 Boog Powell, L OBP: 0.292, SLG: 0.354 (8, 3)										4	2	3	2	0	0	0																			
Brooks Robinson, R OBP: 0.330, SLG: 0.346 (1, 5)										0	0	0	0	0	0	0																			
Brooks Robinson, R OBP: 0.330, SLG: 0.346 (1, 5)	5-3		K							4	0	0	0	0	1	1																			
Davey Johnson, R OBP: 0.337, SLG: 0.360 (1, 4)										3	0	2	0	0	0	0																			
Andy Etchebarren, R OBP: 0.299, SLG: 0.210 (1, 2)										4	0	0	0	0	1	4																			
Mark Belanger, R OBP: 0.202, SLG: 0.250 (1, 6)										4	0	0	0	0	0	1																			
Pat Dobson, R OBP: 0.235, SLG: 0.250 (1, 1)										3	1	0	0	1	1	0																			
<b>Inning Stats</b>	R: 0 E: 0 K: 2 S: 7	H: 0 LOB: 0 BB: 0 P: 7	R: 0 E: 0 K: 0 S: 4	H: 1 LOB: 1 BB: 0 P: 4	R: 3 E: 1 K: 1 S: 8	H: 2 LOB: 1 BB: 1 P: 12	R: 0 E: 0 K: 0 S: 3	H: 0 LOB: 0 BB: 0 P: 3	R: 0 E: 0 K: 0 S: 2	H: 0 LOB: 1 BB: 2 P: 10	R: 1 E: 0 K: 1 S: 6	H: 1 LOB: 1 BB: 0 P: 7	R: 0 E: 0 K: 0 S: 2	H: 0 LOB: 0 BB: 1 P: 6	R: 1 E: 0 K: 0 S: 5	H: 2 LOB: 1 BB: 0 P: 5	R: 0 E: 0 K: 1 S: 5	H: 0 LOB: 0 BB: 0 P: 5	1B: 2 2B: 1 3B: 0 HR: 3	SF: 0 SAC: 0 DP: 2 HBP: 1	WP: 0 PB: 0 SB: 0 CS: 1	PA: 38													
<b>PITCHER</b>	IP	WLS	BF	H	R	ER	SO	BB	IBB	HBP	BLK	WP	HR	S	P	ERA	WHIP	<b>PITCHER</b>	IP	WLS	BF	H	R	ER	SO	BB	IBB	HBP	BLK	WP	HR	S	P	ERA	WHIP
Ken Brett, L ERA: 3.09 (1, 1)	8.0	L	34	6	5	4	4	4	0	1	0	0	3	37	54	4.50	1.250																		
Jim Colborn, R ERA: 1.71 (9, 1)	1.0		3	0	0	0	1	0	0	0	0	0	0	5	5	0.00	0.000																		

AB 32  
R 5  
H 6  
RBI 5  
BB 4  
SO 5  
LOB 9



Batter	1	2	3	4	5	6	7	8	9	AB	R	H	RBI	BB	SO	LOB	BOTTOM																		
Brock Davis, L OBP: 0.308, SLG: 0.280 (1, 8)	F8		E5			1-3		4-3		4	0	0	0	0	0	2	<b>Baltimore Orioles @ Milwaukee Brewers</b> Milwaukee County Stadium, Milwaukee, WI Sun May 21 1972, 4:33 AM EDT Att: 21,897 - Unknown																		
Bob Heise, R OBP: 0.317, SLG: 0.304 (1, 4)	6-3		F8			K				4	0	1	0	0	1	2																			
George Scott, R OBP: 0.194, SLG: 0.260 (1, 3)	F4		L4			K				4	0	0	0	0	1	3																			
John Briggs, L OBP: 0.326, SLG: 0.274 (1, 7)										3	0	2	0	1	0	0																			
Bill Voss, L OBP: 0.240, SLG: 0.182 (1, 9)										4	0	0	0	0	1	3																			
Mike Ferraro, R OBP: 0.270, SLG: 0.417 (1, 5)										2	0	0	0	1	0	0																			
Darrell Porter, L OBP: 0.210, SLG: 0.196 (1, 2)										2	0	0	0	1	1	1																			
Rick Auerbach, R OBP: 0.188, SLG: 0.204 (1, 6)										3	0	1	0	0	1	1																			
Ken Brett, L OBP: 0.250, SLG: 0.313 Joe Lahoud, L OBP: 0.269, SLG: 0.295 Jim Colborn, R OBP: 0.333, SLG: 1.000 (8, PH) (9, 1)										2	0	0	0	0	0	1																			
Ken Brett, L OBP: 0.250, SLG: 0.313 Joe Lahoud, L OBP: 0.269, SLG: 0.295 Jim Colborn, R OBP: 0.333, SLG: 1.000 (8, PH) (9, 1)										1	0	0	0	0	0	1																			
<b>Inning Stats</b>	R: 0 E: 0 K: 0 S: 3	H: 0 LOB: 0 BB: 0 P: 3	R: 0 E: 0 K: 1 S: 5	H: 1 LOB: 1 BB: 1 P: 9	R: 0 E: 1 K: 0 S: 5	H: 1 LOB: 2 BB: 0 P: 5	R: 0 E: 0 K: 0 S: 2	H: 0 LOB: 0 BB: 1 P: 6	R: 0 E: 0 K: 1 S: 5	H: 0 LOB: 0 BB: 0 P: 5	R: 0 E: 0 K: 2 S: 7	H: 0 LOB: 0 BB: 0 P: 7	R: 0 E: 0 K: 1 S: 5	H: 0 LOB: 0 BB: 0 P: 5	R: 0 E: 0 K: 0 S: 3	H: 0 LOB: 1 BB: 1 P: 7	R: 0 E: 0 K: 0 S: 4	H: 2 LOB: 1 BB: 0 P: 4	1B: 4 2B: 0 3B: 0 HR: 0	SF: 0 SAC: 0 DP: 3 HBP: 0	WP: 0 PB: 0 SB: 0 CS: 0	PA: 32													
<b>PITCHER</b>	IP	WLS	BF	H	R	ER	SO	BB	IBB	HBP	BLK	WP	HR	S	P	ERA	WHIP	<b>PITCHER</b>	IP	WLS	BF	H	R	ER	SO	BB	IBB	HBP	BLK	WP	HR	S	P	ERA	WHIP
Pat Dobson, R ERA: 2.86 (1, 1)	9.0	W	32	4	0	0	5	3	0	0	0	0	0	39	51	0.00	0.778																		

AB 29  
R 0  
H 4  
RBI 0  
BB 3  
SO 5  
LOB 14





Batter	1	2	3	4	5	6	7	8	9	10	AB	R	H	RBI	BB	SO	LOB	TOP				
Don Buford, S OBP: 0.371, SLG: 0.292 Paul Blair, R OBP: 0.300, SLG: 0.369	(1, 7) BB (7, 8) S BB	4-0	F5	F9			4-0 BB		F3		2	0	0	0	2	0	0					
Merv Rettenmund, R OBP: 0.337, SLG: 0.354 Roric Harrison, R OBP: 0.300, SLG: 0.369	(1, 8) X (7, 1)	0-0 F3	6-3	6-3			0-0 4-3		F3		4	0	0	0	0	0	2					
Eddie Watt, R OBP: 0.300, SLG: 0.369 Doyle Alexander, R OBP: 0.300, SLG: 0.369	(8, 1) X (9, 1)	1-2 F3	4-3	4-3			0-0 F7		F7		0	0	0	0	0	0	0					
Boog Powell, L OBP: 0.277, SLG: 0.333	(1, 3) S (9, 5) S	0-3 K	4-3	4-3			0-0 F7		F2		5	0	0	0	0	1	1					
Brooks Robinson, R OBP: 0.333, SLG: 0.343 Bobby Grich, R OBP: 0.296, SLG: 0.292	(1, 5) X (10, PR) (10, 5)	0-0 5-3	FC5-4 1B	5-3			0-0 5-3		FC5-4 SH1-4 BB		4	0	1	0	1	0	1					
Terry Crowley, L OBP: 0.478, SLG: 1.000	(1, 9) X	0-0 F7	FC5-4 FC6-4 1-2	FC5-4 2B			0-0 F8 SF8		SH1-4 1-2		4	2	2	1	0	0	1					
Davey Johnson, R OBP: 0.340, SLG: 0.348	(1, 4) X	4-0 HBP BB	K	K			0-0 F8 2-3		FC5-4 2-3		3	1	0	0	2	1	4					
Andy Etchebarren, R OBP: 0.203, SLG: 0.203 Elrod Hendricks, L OBP: 0.167, SLG: 0.100	(1, 2) X (7, PH) (7, 2)	0-3 K	FC6-4 1-2	FC6-4 1-2			0-0 SF8 3-H		F9 1-2		2	0	0	0	0	1	2					
Mark Belanger, R OBP: 0.215, SLG: 0.244	(1, 6) X	1-0 HBP	K	K			0-0 HR BB		E4 1-3 2-H		2	1	0	0	1	1	1					
Dave McNally, R OBP: 0.150, SLG: 0.158 Don Baylor, R OBP: 0.471, SLG: 0.871	(1, 1) X (7, PH) (7, 7)	0-3 K	K	K			0-0 HR 1-H		K		2	0	0	0	0	2	2					
Inning Stats	R: 0 E: 0 K: 1 S: 5	H: 0 LOB: 1 BB: 1 P: 9	R: 0 E: 0 K: 2 S: 7	H: 0 LOB: 2 BB: 1 P: 12	R: 0 E: 0 K: 0 S: 3	H: 0 LOB: 0 BB: 0 P: 3	R: 0 E: 0 K: 1 S: 6	H: 1 LOB: 1 BB: 0 P: 6	R: 0 E: 0 K: 2 S: 7	H: 0 LOB: 0 BB: 0 P: 7	R: 0 E: 0 K: 0 S: 3	H: 0 LOB: 0 BB: 0 P: 3	R: 3 E: 0 K: 0 S: 5	H: 2 LOB: 1 BB: 2 P: 13	R: 2 E: 1 K: 1 S: 7	H: 1 LOB: 2 BB: 2 P: 15	R: 0 E: 0 K: 0 S: 3	H: 0 LOB: 1 BB: 1 P: 7	1B: 1 2B: 0 3B: 0 HR: 2	SF: 1 SAC: 1 DP: 0 HBP: 1	WP: 0 PB: 0 SB: 1 CS: 0	PA: 43
PITCHER	IP	WLS	BF	H	R	ER	SO	BB	IBB	HBP	BLK	WP	HR	S	P	ERA	WHIP					
Sonny Siebert, R ERA: 4.2	(1, 1)	6.2	28	3	3	3	6	4	0	0	0	0	1	35	52	4.05	1.050					
Ken Tatum, R ERA: 2.7	(7, 1)	1.0	6	1	2	1	0	2	0	0	0	0	1	4	12	9.00	3.000					
Bobby Bolin, R ERA: 4.22	(8, 1)	1.1	5	0	0	0	1	0	0	0	0	0	0	7	7	0.00	0.000					
Bill Lee, L ERA: 2.84	(10, 1)	1.0	W	4	0	0	0	1	0	0	0	0	0	3	7	0.00	1.000					

Baltimore Orioles @ Boston Red Sox  
Fenway Park, Boston, MA  
Tue May 23 1972, 7:05 PM EDT  
Att. 14,552 - Unknown

AB 33  
R 5  
H 4  
RBI 4  
BB 7  
SO 7  
LOB 17



Batter	1	2	3	4	5	6	7	8	9	10	AB	R	H	RBI	BB	SO	LOB	BOTTOM						
Tommy Harper, R OBP: 0.358, SLG: 0.458	(1, 8) X	0-0 HR	1B FC6-4	1B FC6-4			4-0 FC4-6 BB		F9		4	2	2	1	1	0	1							
Luis Aparicio, R OBP: 0.292, SLG: 0.345	(1, 6) X	0-0 5-3	1B FC6-4	1B FC6-4			0-0 FC4-6 HR		FC6-4 1-2		5	1	2	0	0	0	2							
Reggie Smith, S OBP: 0.347, SLG: 0.402	(1, 9) S	0-3 K	FC6-4 CS	FC6-4 CS			0-0 FC6-4 HR		1B BB		3	2	1	3	2	1	1							
Duane Josephson, R OBP: 0.375, SLG: 0.462	(1, 3) S	0-3 K	K	K			0-0 B1		SH3-4 1B BB		4	0	0	0	0	3	3							
Rico Petrocelli, R OBP: 0.245, SLG: 0.267	(1, 5) X	0-0 FC4-6 1B	1B FC6-4	5-3			0-0 F7		F8		5	0	2	1	0	0	2							
Phil Gagliano, R OBP: 0.417, SLG: 0.300 Rick Miller, L OBP: 0.200, SLG: 0.464	(1, 7) X (6, PR) (7, 7)	0-0 FC4-6 1B	1B FC4-6	BB			0-0 G6-3 1B		F4		2	0	2	0	1	0	0							
Doug Griffin, R OBP: 0.333, SLG: 0.262	(1, 4) X	0-3 K	K	F2			0-0 G6-3 1-2		SH3-4 1B		4	1	1	0	0	1	4							
Carlton Fisk, R OBP: 0.322, SLG: 0.426	(1, 2) X	0-0 FC4-6	FC4-6 1-2 2-3	F6			0-0 F6		SH3-4		3	0	0	0	0	0	3							
Sonny Siebert, R OBP: 0.263, SLG: 0.368 Ken Tatum, R OBP: 0.300, SLG: 0.369 Bobby Bolin, R OBP: 0.300, SLG: 0.369 Ben Oglivie, L OBP: 0.276, SLG: 0.407 Bill Lee, L OBP: 0.300, SLG: 0.369	(1, 1) X (7, 1) (8, 1) (9, PH) (10, 1)	0-3 K	K	K			0-0 F9		FC6-4 1B		2	0	0	0	0	2	2							
Inning Stats	R: 1 E: 0 K: 2 S: 8	H: 1 LOB: 0 BB: 0 P: 8	R: 0 E: 0 K: 2 S: 9	H: 2 LOB: 2 BB: 0 P: 9	R: 1 E: 0 K: 1 S: 6	H: 2 LOB: 0 BB: 0 P: 6	R: 0 E: 0 K: 0 S: 3	H: 0 LOB: 1 BB: 1 P: 7	R: 2 E: 0 K: 2 S: 8	H: 1 LOB: 0 BB: 1 P: 12	R: 0 E: 0 K: 0 S: 3	H: 1 LOB: 1 BB: 0 P: 3	R: 0 E: 0 K: 0 S: 3	H: 0 LOB: 0 BB: 0 P: 3	R: 0 E: 0 K: 0 S: 4	H: 1 LOB: 2 BB: 1 P: 8	R: 1 E: 0 K: 0 S: 5	H: 2 LOB: 1 BB: 1 P: 5	R: 1 E: 0 K: 0 S: 2	H: 1 LOB: 1 BB: 1 P: 6	1B: 9 2B: 0 3B: 0 HR: 2	SF: 0 SAC: 2 DP: 1 HBP: 0	WP: 0 PB: 0 SB: 0 CS: 1	PA: 41
PITCHER	IP	WLS	BF	H	R	ER	SO	BB	IBB	HBP	BLK	WP	HR	S	P	ERA	WHIP							
Dave McNally, L ERA: 2.35	(1, 1)	6.0	25	7	4	4	7	2	0	0	0	0	0	37	45	6.00	1.500							
Roric Harrison, R ERA: 2.25	(7, 1)	1.0	5	1	0	0	0	1	0	0	0	0	0	4	8	0.00	2.000							
Eddie Watt, R ERA: 4.32	(8, 1)	1.1	6	2	1	1	0	0	0	0	0	0	0	6	6	6.75	1.500							
Doyle Alexander, R ERA: 1.2	(9, 1)	1.0	L	5	1	1	0	1	0	0	0	0	0	4	8	9.00	2.000							

Baltimore Orioles @ Boston Red Sox  
Fenway Park, Boston, MA  
Tue May 23 1972, 7:05 PM EDT  
Att. 14,552 - Unknown

AB 35  
R 6  
H 11  
RBI 6  
BB 4  
SO 7  
LOB 20









Batter	1	2	3	4	5	6	7	8	9	AB	R	H	RBI	BB	SO	LOB	TOP					
<b>Don Buford, S</b> OBP: 0.344, SLG: 0.267 (1, 7)	0-3 K		0-0 3-1			0-3 K		0-0 F9		4	0	0	0	0	2	0						
<b>Mery Rettenmund, R</b> OBP: 0.333, SLG: 0.361 (1, 8)	0-0 5-3		0-0 6-3			0-0 4-3 2B		0-3 K		4	0	1	0	0	1	0						
<b>Terry Crowley, L</b> OBP: 0.406, SLG: 0.781 (1, 3)	0-0 4-3			0-0 L3-6 BB 1B		0-0 4-3		0-3 K		4	0	1	0	0	1	1						
<b>Don Baylor, R</b> OBP: 0.488, SLG: 0.892 (1, 9)		0-0 HR		4-0 L3-6 BB		0-3 K			1-0 6-3 HBP	2	1	1	1	1	1	1						
<b>Eliud Hendricks, L</b> OBP: 0.194, SLG: 0.115 (1, 2)	0-3 K		0-0 L3-6				0-0 G3		0-0 6-3	4	0	0	0	0	1	3						
<b>Bobby Grich, R</b> OBP: 0.343, SLG: 0.310 (1, 4) (7, 6)	0-0 2B				1-0 S HBP		4-0 FC6-4 BB		0-0 5-3	2	0	1	0	1	0	1						
<b>Brooks Robinson, R</b> OBP: 0.328, SLG: 0.330 (1, 5)	0-0 F8				0-0 F3		0-0 FC6-4 HBP		0-3 K	4	0	0	0	0	1	4						
<b>Mark Belanger, R</b> OBP: 0.220, SLG: 0.261 (7, PH) <b>Davey Johnson, R</b> OBP: 0.346, SLG: 0.348 (7, 4)	0-0 6-3				0-0 F3		1-0 HBP			2	0	0	0	0	0	2						
<b>Pat Dobson, R</b> OBP: 0.211, SLG: 0.222 (7, PH) <b>Boog Powell, L</b> OBP: 0.272, SLG: 0.326 <b>Roric Harrison, R</b> (7, 1)			0-3 K		0-3 K		0-0 F9			2	0	0	0	0	2	1						
<b>Inning Stats</b>	R: 0 E: 0 K: 1 S: 5	H: 0 LOB: 0 BB: 0 P: 5	R: 1 E: 0 K: 1 S: 7	H: 2 LOB: 1 BB: 0 P: 7	R: 0 E: 0 K: 1 S: 5	H: 0 LOB: 0 BB: 0 P: 5	R: 0 E: 0 K: 0 S: 2	H: 1 LOB: 0 BB: 1 P: 6	R: 0 E: 0 K: 1 S: 5	H: 0 LOB: 1 BB: 0 P: 6	R: 0 E: 0 K: 2 S: 8	H: 0 LOB: 2 BB: 1 P: 8	R: 0 E: 0 K: 0 S: 3	H: 0 LOB: 0 BB: 0 P: 8	R: 0 E: 0 K: 1 S: 7	H: 0 LOB: 0 BB: 0 P: 7	R: 0 E: 0 K: 1 S: 5	H: 0 LOB: 1 BB: 0 P: 6	1B: 1 2B: 2 3B: 1 HR: 1	SF: 0 SAC: 0 DP: 0 HBP: 3	WP: 0 PB: 0 SB: 1 CS: 0	PA: 34
<b>PITCHER</b> <b>Marty Pattin, R</b> ERA: 5.36 (1, 1)	IP: 9.0 WLS: W BF: 34 H: 4 R: 1 ER: 1 SO: 9 BB: 2 IBB: 0 HBP: 3 BLK: 0 WP: 0 HR: 1 S: 47 P: 58 ERA: 1.00 WHIP: 0.667															<b>PITCHER</b>	IP: 9.0 WLS: W BF: 34 H: 4 R: 1 ER: 1 SO: 9 BB: 2 IBB: 0 HBP: 3 BLK: 0 WP: 0 HR: 1 S: 47 P: 58 ERA: 1.00 WHIP: 0.667					

**Baltimore Orioles @ Boston Red Sox**  
Fenway Park, Boston, MA  
Thu May 25 1972, 7:05 PM EDT  
Att: 12,291 - Unknown

AB 29  
R 1  
H 4  
RBI 1  
BB 2  
SO 9  
LOB 15



Batter	1	2	3	4	5	6	7	8	9	AB	R	H	RBI	BB	SO	LOB	BOTTOM			
<b>Tommy Harper, R</b> OBP: 0.351, SLG: 0.452 (1, 8)	0-0 E6 G4-6-3 1B		0-0 1B 2B		0-3 K		0-3 K			4	1	2	0	0	2	1				
<b>Luis Aparicio, R</b> OBP: 0.313, SLG: 0.355 (1, 6)	4-0 G4-6-3 BB		0-0 F8 S PB 1B		0-0 F3		0-0 2B			3	1	2	1	1	0	1				
<b>Reggie Smith, S</b> OBP: 0.339, SLG: 0.376 (1, 9)	0-0 G4-6-3		0-3 K		0-0 F7		4-0 IBB			3	0	0	0	1	1	4				
<b>Duane Josephson, R</b> OBP: 0.328, SLG: 0.400 (1, 3)	0-0 6-3		0-0 F8		0-0 F7		0-0 F4			4	0	0	0	0	0	4				
<b>Rico Petrocelli, R</b> OBP: 0.245, SLG: 0.276 (1, 5)		0-0 5-3	0-0 F7		0-0 F2		0-0 1B FC2 2B		0-0 6-3	4	0	1	0	0	0	0				
<b>Ben Oglivie, L</b> OBP: 0.324, SLG: 0.441 (1, 7)		4-0 FC5 1B BB		0-0 F2		0-0 FC2 1B		0-0 4-3		3	0	1	0	1	0	0				
<b>Doug Griffin, R</b> OBP: 0.340, SLG: 0.275 (1, 4)		0-0 FC5 1B		0-0 F7		0-0 FC2 1B		0-0 1B		4	0	2	0	0	0	2				
<b>Carlton Fisk, R</b> OBP: 0.313, SLG: 0.403 (1, 2)		0-0 FC5		0-0 1-3		0-0 F7		0-0 G1		4	0	0	0	0	0	5				
<b>Marty Pattin, R</b> OBP: 0.083, SLG: 0.083 (1, 1)		0-0 5-3			0-0 1B		0-3 K			3	0	1	0	0	1	2				
<b>Inning Stats</b>	R: 0 E: 1 K: 0 S: 3	H: 1 LOB: 1 BB: 1 P: 7	R: 0 E: 0 K: 0 S: 4	H: 1 LOB: 2 BB: 1 P: 8	R: 2 E: 0 K: 1 S: 7	H: 2 LOB: 0 BB: 0 P: 7	R: 0 E: 0 K: 0 S: 3	H: 0 LOB: 0 BB: 0 P: 3	R: 0 E: 0 K: 1 S: 6	H: 1 LOB: 1 BB: 0 P: 6	R: 0 E: 0 K: 0 S: 5	H: 2 LOB: 2 BB: 0 P: 5	R: 0 E: 0 K: 2 S: 8	H: 1 LOB: 2 BB: 1 P: 12	R: 0 E: 0 K: 0 S: 4	H: 1 LOB: 1 BB: 0 P: 4	1B: 6 2B: 3 3B: 0 HR: 0	SF: 0 SAC: 0 DP: 1 HBP: 0	WP: 0 PB: 1 SB: 1 CS: 0	PA: 35
<b>PITCHER</b> <b>Pat Dobson, R</b> ERA: 2.73 <b>Roric Harrison, R</b> ERA: 1.93 (7, 1)	IP: 6.0 WLS: L BF: 26 H: 7 R: 2 ER: 2 SO: 2 BB: 2 IBB: 0 HBP: 0 BLK: 0 WP: 0 HR: 0 S: 28 P: 36 ERA: 1.50 WHIP: 1.500															<b>PITCHER</b> <b>Pat Dobson, R</b> ERA: 2.73 <b>Roric Harrison, R</b> ERA: 1.93 (7, 1)	IP: 2.0 WLS: 9 BF: 9 H: 2 R: 0 ER: 0 SO: 2 BB: 0 IBB: 1 HBP: 0 BLK: 0 WP: 0 HR: 0 S: 12 P: 16 ERA: 0.00 WHIP: 1.000			

**Baltimore Orioles @ Boston Red Sox**  
Fenway Park, Boston, MA  
Thu May 25 1972, 7:05 PM EDT  
Att: 12,291 - Unknown

AB 32  
R 2  
H 9  
RBI 1  
BB 3  
SO 4  
LOB 19





Batter	1	2	3	4	5	6	7	8	9	AB	R	H	RBI	BB	SO	LOB	TOP			
Frank Duffy, R OBP: 0.316, SLG: 0.250 (1, 6)	5-3		5-3			1-3		B3		4	0	0	0	0	0	0	Cleveland Indians @ Baltimore Orioles Memorial Stadium, Baltimore, MD Fri May 26 1972, 7:05 PM EDT Att: 9,253 - Unknown			
Tom McCraw, L OBP: 0.404, SLG: 0.440 (1, 8)	F5		F7			F4		B1		4	0	0	0	0	0					
Alex Johnson, R OBP: 0.264, SLG: 0.356 (1, 7)	F4			K		L4		F8		4	0	0	0	0	1					
Ray Fosse, R OBP: 0.320, SLG: 0.381 (1, 2)		K		F3				F9		4	0	1	0	0	1					
Graig Nettles, L OBP: 0.287, SLG: 0.298 (1, 5)		F7						K		4	0	1	0	0	2					
Roy Foster, R OBP: 0.217, SLG: 0.318 (1, 9)		E6 1B								3	0	1	0	0	0					
Chris Chambliss, L OBP: 0.222, SLG: 0.353 (1, 3)										3	0	1	0	0	1					
Eddie Leon, R OBP: 0.253, SLG: 0.239 (1, 4)										3	0	0	0	0	0					
Milt Wilcox, R OBP: 0.198, SLG: 0.211 (1, 1)										2	0	0	0	0	1					
Jack Brohamer, L OBP: 0.276, SLG: 0.319 (8, PH)				K						1	0	0	0	0	0					
Ray Lamb, R (8, 1)										0	0	0	0	0	0					
<b>Inning Stats</b>	R: 0 E: 0 K: 0 S: 3	H: 0 LOB: 0 BB: 0 P: 3	R: 0 E: 1 K: 1 S: 7	H: 1 LOB: 2 BB: 0 P: 7	R: 0 E: 0 K: 1 S: 5	H: 0 LOB: 0 BB: 0 P: 5	R: 0 E: 0 K: 1 S: 6	H: 1 LOB: 1 BB: 0 P: 6	R: 0 E: 0 K: 0 S: 3	H: 0 LOB: 0 BB: 0 P: 3	R: 0 E: 0 K: 2 S: 8	H: 1 LOB: 1 BB: 0 P: 8	R: 0 E: 0 K: 0 S: 3	H: 0 LOB: 0 BB: 0 P: 3	R: 0 E: 0 K: 1 S: 6	H: 1 LOB: 1 BB: 0 P: 6	1B: 2 2B: 2 3B: 0 HR: 0	SF: 0 SAC: 0 DP: 0 HBP: 0	WP: 0 PB: 0 SB: 0 CS: 0	PA: 32
<b>PITCHER</b> Mike Cuellar, L ERA: 3.16 (1, 1)	IP: 9.0 WLS: W BF: 32 H: 4 R: 0 ER: 0 SO: 6 BB: 0 IBB: 0 HBP: 0 BLK: 0 WP: 0 HR: 0 S: 44 P: 44 ERA: 0.00 WHIP: 0.444																			

AB	32
R	0
H	4
RBI	0
BB	0
SO	6
LOB	5



Batter	1	2	3	4	5	6	7	8	9	AB	R	H	RBI	BB	SO	LOB	BOTTOM			
Mark Belanger, R OBP: 0.212, SLG: 0.250 (1, 6)	K	FC6-4		F7				F8		4	0	0	0	0	1	3	Cleveland Indians @ Baltimore Orioles Memorial Stadium, Baltimore, MD Fri May 26 1972, 7:05 PM EDT Att: 9,253 - Unknown			
Bobby Grich, R OBP: 0.385, SLG: 0.344 (1, 4)										3	1	2	0	1	1					
Terry Crowley, L OBP: 0.400, SLG: 0.735 (1, 9)										2	0	0	0	1	0					
Merv Rettenmund, R OBP: 0.333, SLG: 0.361 (6, 9)										0	0	0	0	0	0					
Don Baylor, R OBP: 0.447, SLG: 0.805 (1, 7)										4	0	0	0	0	0					
Paul Blair, R OBP: 0.288, SLG: 0.373 (1, 8)										3	1	1	1	0	1					
Boog Powell, L OBP: 0.264, SLG: 0.318 (1, 3)										2	0	0	1	0	1					
Brooks Robinson, R OBP: 0.320, SLG: 0.322 (1, 5)										3	0	0	0	0	0					
Eliot Hendricks, L OBP: 0.235, SLG: 0.111 (1, 2)										1	0	0	0	2	1					
Mike Cuellar, L (1, 1)										3	0	0	0	0	1					
<b>Inning Stats</b>	R: 0 E: 0 K: 1 S: 6	H: 1 LOB: 1 BB: 0 P: 6	R: 1 E: 1 K: 1 S: 7	H: 1 LOB: 2 BB: 1 P: 11	R: 1 E: 0 K: 0 S: 3	H: 0 LOB: 1 BB: 2 P: 11	R: 0 E: 0 K: 0 S: 3	H: 0 LOB: 1 BB: 1 P: 7	R: 0 E: 0 K: 2 S: 7	H: 0 LOB: 0 BB: 0 P: 7	R: 0 E: 0 K: 1 S: 5	H: 0 LOB: 0 BB: 0 P: 5	R: 0 E: 0 K: 0 S: 4	H: 1 LOB: 1 BB: 0 P: 4	R: 0 E: 0 K: 0 S: 6	H: 1 LOB: 1 BB: 0 P: 4	1B: 2 2B: 0 3B: 1 HR: 0	SF: 2 SAC: 1 DP: 0 HBP: 0	WP: 0 PB: 0 SB: 0 CS: 0	PA: 32
<b>PITCHER</b> Milt Wilcox, R ERA: 1.4 (1, 1)	IP: 7.0 WLS: L BF: 28 H: 2 R: 2 ER: 2 SO: 6 BB: 4 IBB: 0 HBP: 0 BLK: 0 WP: 0 HR: 0 S: 36 P: 52 ERA: 2.57 WHIP: 0.857																			
Ray Lamb, R ERA: 3.07 (8, 1)	IP: 1.0 WLS: L BF: 4 H: 1 R: 0 ER: 0 SO: 0 BB: 0 IBB: 0 HBP: 0 BLK: 0 WP: 0 HR: 0 S: 4 P: 4 ERA: 0.00 WHIP: 1.000																			





Batter	1	2	3	4	5	6	7	8	9	AB	R	H	RBI	BB	SO	LOB	TOP
Frank Duffy, R OBP: 0.313, SLG: 0.250 (1, 6)	5-3		2B SF6 1B		F7		K			4	1	1	0	0	1	1	<b>Cleveland Indians @ Baltimore Orioles</b> Memorial Stadium, Baltimore, MD Sat May 27 1972, 7:05 PM EDT Att: 39,714 - Unknown <a href="http://livebaseballscorecards.com">livebaseballscorecards.com</a>
Tom McCraw, L OBP: 0.398, SLG: 0.442 (1, 8)	K		F		F8			K		4	0	1	0	0	2	0	
Alex Johnson, R OBP: 0.264, SLG: 0.347 (1, 7)	F7		IBB		F7			4-3		3	0	0	0	1	0	0	
Graig Nettles, L OBP: 0.294, SLG: 0.302 (1, 5)		F8 1B	SF6		F7			BB		2	1	1	1	1	0	0	
Ray Fosse, R OBP: 0.325, SLG: 0.374 (1, 2)		F8	2-3 3-H		K			BB		2	0	0	0	2	1	1	
Roy Foster, R OBP: 0.192, SLG: 0.280 (1, 9)		1-2	IBB					BB		3	0	0	0	0	1	4	
Del Unser, L OBP: 0.262, SLG: 0.298 (6, 9)	6-3		F3		K			K		1	0	0	0	0	1	2	
Chris Chambliss, L OBP: 0.273, SLG: 0.381 (1, 3)		2-H	1B		F7		G3		K	4	0	2	1	0	1	0	
Eddie Leon, R OBP: 0.241, SLG: 0.227 (1, 4)		F9			L3		G3		F4	4	0	0	0	0	0	2	
Gaylord Perry, R OBP: 0.229, SLG: 0.226 (1, 1)			F9		F9				5-3	3	0	1	0	0	1	0	
Jerry Moses, R OBP: 0.294, SLG: 0.353 (9, PH)					K					1	0	0	0	0	0	0	
<b>Inning Stats</b>	R: 0 E: 0 K: 1 S: 5	H: 0 LOB: 0 BB: 0 P: 5	R: 1 E: 0 K: 0 S: 5	H: 2 LOB: 1 BB: 0 P: 5	R: 1 E: 1 K: 0 S: 5	H: 2 LOB: 3 BB: 2 P: 13	R: 0 E: 0 K: 1 S: 5	H: 0 LOB: 0 BB: 0 P: 5	R: 0 E: 0 K: 2 S: 7	H: 2 LOB: 1 BB: 0 P: 6	R: 0 E: 0 K: 2 S: 7	H: 0 LOB: 2 BB: 2 P: 15	R: 0 E: 0 K: 1 S: 5	H: 0 LOB: 0 BB: 0 P: 5	1B: 5 2B: 1 3B: 0 HR: 0	SF: 1 SAC: 0 DP: 0 HBP: 0	WP: 0 PA: 36 PB: 0 SB: 0 CS: 0
<b>PITCHER</b> Dave McNally, L ERA: 2.31 (1, 1)	IP: 9.0 WLS: W BF: 36 H: 6 R: 2 ER: 2 SO: 8 BB: 2 IBB: 2 HBP: 0 BLK: 0 WP: 0 HR: 0 S: 48 P: 64 ERA: 2.00 WHIP: 0.889																

Batter	1	2	3	4	5	6	7	8	9	AB	R	H	RBI	BB	SO	LOB	BOTTOM
Mark Belanger, R OBP: 0.222, SLG: 0.245 (1, 6)	F9		6-3			4-3 1B 2B		FC6-4 BB		2	1	0	0	2	0	0	<b>Cleveland Indians @ Baltimore Orioles</b> Memorial Stadium, Baltimore, MD Sat May 27 1972, 7:05 PM EDT Att: 39,714 - Unknown <a href="http://livebaseballscorecards.com">livebaseballscorecards.com</a>
Bobby Grich, R OBP: 0.372, SLG: 0.333 (1, 4)	K				K			FC6-4 BB		4	2	1	0	0	2	1	
Terry Crowley, L OBP: 0.436, SLG: 0.842 (1, 9)								HR		4	1	3	2	0	0	2	
Merv Rettenmund, R OBP: 0.333, SLG: 0.361 (9, 9)	PB 1B				2B			HR		0	0	0	0	0	0	0	
Don Baylor, R OBP: 0.431, SLG: 0.778 (1, 7)	P1				5-3			E5		4	0	1	2	0	0	2	
Paul Blair, R OBP: 0.279, SLG: 0.360 (1, 8)		1-3			6-3			K		4	0	0	0	0	2	3	
Boog Powell, L OBP: 0.264, SLG: 0.315 (1, 3)		4-3						F6		4	0	1	0	0	0	1	
Brooks Robinson, R OBP: 0.313, SLG: 0.314 (1, 5)		F8			G1-6-3 1B			5-3		3	0	0	0	0	0	1	
Andy Etchebarren, R OBP: 0.219, SLG: 0.209 (1, 2)			F9		6-3			FC5-4 BB		2	0	0	0	1	0	0	
Dave McNally, R OBP: 0.130, SLG: 0.136 (1, 1)			K			5-3		FC5-4		3	0	0	0	0	1	1	
<b>Inning Stats</b>	R: 0 E: 0 K: 1 S: 6	H: 1 LOB: 1 BB: 0 P: 6	R: 0 E: 0 K: 0 S: 3	H: 0 LOB: 0 BB: 0 P: 3	R: 0 E: 0 K: 1 S: 5	H: 0 LOB: 0 BB: 0 P: 5	R: 0 E: 0 K: 1 S: 6	H: 1 LOB: 1 BB: 0 P: 6	R: 0 E: 0 K: 2 S: 7	H: 0 LOB: 1 BB: 1 P: 7	R: 0 E: 1 K: 1 S: 7	H: 0 LOB: 1 BB: 1 P: 11	R: 2 E: 1 K: 1 S: 7	H: 1 LOB: 1 BB: 1 P: 11	1B: 3 2B: 2 3B: 0 HR: 1	SF: 0 SAC: 0 DP: 1 HBP: 0	WP: 0 PA: 33 PB: 1 SB: 0 CS: 0
<b>PITCHER</b> Gaylord Perry, R ERA: 1.91 (1, 1)	IP: 8.0 WLS: L BF: 33 H: 6 R: 4 ER: 4 SO: 5 BB: 3 IBB: 0 HBP: 0 BLK: 0 WP: 0 HR: 1 S: 40 P: 52 ERA: 4.50 WHIP: 1.125																



Batter	1	2	3	4	5	6	7	8	9	AB	R	H	RBI	BB	SO	LOB	TOP	
Del Unser, L OBP: 0.262, SLG: 0.297 (1, 9)	4-3		1B		F7			K		4	0	1	0	0	1	1	Cleveland Indians @ Baltimore Orioles Memorial Stadium, Baltimore, MD Sun May 28 1972, 3:33 AM EDT Att: 14,192 - Unknown	
Jack Brohamer, L OBP: 0.298, SLG: 0.329 (1, 4)	1B		1B			G3		4-3		4	1	2	0	0	0	0		
Tom McCraw, L OBP: 0.393, SLG: 0.429 (1, 8)	6-3		G4-3			FC5-4		F4		3	0	0	0	1	0	3		
Graig Nettles, L OBP: 0.293, SLG: 0.300 (1, 5)	1B				L6			F7		4	0	1	1	0	0	1		
Chris Chambliss, L OBP: 0.231, SLG: 0.320 (1, 3)	FC6-4				L6			FC5-4		4	0	0	0	0	0	3		
Jerry Moses, R OBP: 0.286, SLG: 0.300 (1, 2)					F7					3	0	0	0	1	1	1		
John Lowenstein, L OBP: 0.300, SLG: 0.125 (1, 7)						F8		K		4	0	0	0	0	1	2		
Frank Duffy, R OBP: 0.314, SLG: 0.243 (1, 6)						F4		K		2	0	0	0	1	1	1		
Vince Colbert, R OBP: 0.206, SLG: 0.200 (4, 1)										1	0	0	0	0	0	0	<div style="display: flex; justify-content: space-between;"> <span>WP: 0 PA: 34</span> <span>AB: 31</span> </div> <div style="display: flex; justify-content: space-between;"> <span>RBI: 1</span> <span>R: 1</span> </div> <div style="display: flex; justify-content: space-between;"> <span>H: 4</span> <span>H: 4</span> </div> <div style="display: flex; justify-content: space-between;"> <span>BB: 3</span> <span>RBI: 1</span> </div> <div style="display: flex; justify-content: space-between;"> <span>SO: 4</span> <span>BB: 3</span> </div> <div style="display: flex; justify-content: space-between;"> <span>LOB: 14</span> <span>SO: 4</span> </div> <div style="text-align: right; font-size: 2em; font-weight: bold; color: red;">C</div>	
Eddie Leon, R OBP: 0.228, SLG: 0.234 (5, PH)										0	0	0	0	0	0	0		
Phil Hennigan, R OBP: 0.165, SLG: 0.269 (7, PH)										0	0	0	0	0	0	0		
Roy Foster, R OBP: 0.165, SLG: 0.269 (7, PH)										0	0	0	0	0	0	0		
Denny Riddleberger, R OBP: 0.165, SLG: 0.269 (7, PH)										0	0	0	0	0	0	0		
Inning Stats	R: 1 E: 0 K: 0 S: 5	H: 2 LOB: 1 BB: 0 P: 5	R: 0 E: 0 K: 0 S: 3	H: 0 LOB: 0 BB: 0 P: 3	R: 0 E: 0 K: 0 S: 4	H: 2 LOB: 1 BB: 0 P: 4	R: 0 E: 0 K: 0 S: 3	H: 0 LOB: 1 BB: 1 P: 7	R: 0 E: 0 K: 2 S: 7	H: 0 LOB: 1 BB: 1 P: 11	R: 0 E: 0 K: 1 S: 5	H: 0 LOB: 0 BB: 0 P: 5	R: 0 E: 1 K: 1 S: 6	H: 0 LOB: 1 BB: 0 P: 6	1B: 4 2B: 0 3B: 0 HR: 0	SF: 0 SAC: 0 DP: 1 HBP: 0		WP: 0 PA: 34 RBI: 0 R: 1 H: 4 RBI: 1 BB: 3 SO: 4 LOB: 14
PITCHER Jim Palmer, R ERA: 2.06 (1, 1)	IP: 9.0 WLS: W BF: 34 H: 4 R: 1 ER: 1 SO: 4 BB: 3 IBB: 0 HBP: 0 BLK: 0 WP: 0 HR: 0 S: 39 P: 51 ERA: 1.00 WHIP: 0.778																	

Batter	1	2	3	4	5	6	7	8	9	AB	R	H	RBI	BB	SO	LOB	BOTTOM	
Mark Belanger, R OBP: 0.221, SLG: 0.235 (1, 6)	F8			E5		K		K		4	1	0	0	1	2	5	Cleveland Indians @ Baltimore Orioles Memorial Stadium, Baltimore, MD Sun May 28 1972, 3:33 AM EDT Att: 14,192 - Unknown	
Bobby Grich, R OBP: 0.354, SLG: 0.325 (1, 4)	1B		6-3	SF8		K		F6		4	0	1	1	0	1	3		
Terry Crowley, L OBP: 0.405, SLG: 0.780 (7, PH)	1B									3	0	0	0	0	0	2		
Merv Rettenmund, R OBP: 0.340, SLG: 0.369 (8, 9)	F8		4-3	F7				FC4-6		1	0	1	0	0	0	0		
Don Baylor, R OBP: 0.455, SLG: 0.816 (1, 7)	G5-4-3							1B		4	0	3	0	0	0	2		
Boog Powell, L OBP: 0.263, SLG: 0.305 (1, 3)								1B		3	0	0	0	1	0	3		
Paul Blair, R OBP: 0.270, SLG: 0.347 (1, 8)								FC4-6		4	0	0	0	0	2	5		
Brooks Robinson, R OBP: 0.319, SLG: 0.315 (1, 5)								G6-4-3		3	1	1	0	1	0	1	<div style="display: flex; justify-content: space-between;"> <span>WP: 1 PA: 38</span> <span>AB: 32</span> </div> <div style="display: flex; justify-content: space-between;"> <span>RBI: 3</span> <span>R: 5</span> </div> <div style="display: flex; justify-content: space-between;"> <span>BB: 5</span> <span>H: 10</span> </div> <div style="display: flex; justify-content: space-between;"> <span>SO: 5</span> <span>RBI: 3</span> </div> <div style="display: flex; justify-content: space-between;"> <span>LOB: 23</span> <span>SO: 5</span> </div> <div style="text-align: right; font-size: 2em; font-weight: bold; color: red;">Orioles</div>	
Eliot Hendricks, L OBP: 0.289, SLG: 0.138 (1, 2)								F8		2	2	1	0	2	0	1		
Jim Palmer, R OBP: 0.348, SLG: 0.455 (1, 1)										4	1	3	2	0	0	1		
Inning Stats	R: 0 E: 0 K: 0 S: 3	H: 1 LOB: 1 BB: 1 P: 7	R: 2 E: 0 K: 1 S: 6	H: 1 LOB: 2 BB: 2 P: 14	R: 0 E: 0 K: 0 S: 4	H: 1 LOB: 2 BB: 1 P: 8	R: 3 E: 1 K: 0 S: 5	H: 1 LOB: 0 BB: 1 P: 9	R: 0 E: 0 K: 2 S: 8	H: 1 LOB: 1 BB: 0 P: 8	R: 0 E: 0 K: 0 S: 4	H: 2 LOB: 1 BB: 0 P: 4	R: 0 E: 0 K: 1 S: 7	H: 2 LOB: 2 BB: 0 P: 7	1B: 8 2B: 1 3B: 1 HR: 0	SF: 1 SAC: 0 DP: 2 HBP: 0		WP: 1 PA: 38 RBI: 0 R: 5 H: 10 RBI: 3 BB: 5 SO: 5 LOB: 23
PITCHER Vince Colbert, R ERA: 2.11 (1, 1)	IP: 3.1 WLS: L BF: 18 H: 4 R: 4 ER: 2 SO: 1 BB: 4 IBB: 0 HBP: 0 BLK: 0 WP: 1 HR: 0 S: 15 P: 35 ERA: 5.40 WHIP: 2.400																	
Steve Hargan, R ERA: 3.86 (4, 1)	IP: 0.2 WLS: L BF: 3 H: 0 R: 1 ER: 0 SO: 0 BB: 0 IBB: 0 HBP: 0 BLK: 0 WP: 0 HR: 0 S: 3 P: 3 ERA: 0.00 WHIP: 0.000																	
Phil Hennigan, R ERA: 3.61 (5, 1)	IP: 2.0 WLS: L BF: 8 H: 2 R: 0 ER: 0 SO: 3 BB: 0 IBB: 0 HBP: 0 BLK: 0 WP: 0 HR: 0 S: 14 P: 14 ERA: 0.00 WHIP: 1.000																	
Denny Riddleberger, L ERA: 3.46 (7, 1)	IP: 2.0 WLS: L BF: 9 H: 4 R: 0 ER: 0 SO: 1 BB: 0 IBB: 0 HBP: 0 BLK: 0 WP: 0 HR: 0 S: 11 P: 11 ERA: 0.00 WHIP: 2.000																	



Batter	1	2	3	4	5	6	7	8	9	AB	R	H	RBI	BB	SO	LOB	TOP					
Tom McCraw, L (1, 8) OBP: 0.405, SLG: 0.451	0-0 4-3		0-0 1B			0-0 1B 2B		0-0 1B		4	1	3	0	0	0	0	<b>Cleveland Indians @ Baltimore Orioles</b> <b>Memorial Stadium, Baltimore, MD</b> Mon May 29 1972, 7:05 PM EDT Att: 10,467 - Unknown					
Jack Brohamer, L (1, 4) OBP: 0.298, SLG: 0.338	0-3 K		0-0 1B			0-0 G4-6-3 2-H 1B		0-0 G3		4	0	2	1	0	1	1						
Alex Johnson, R (1, 7) OBP: 0.263, SLG: 0.339	0-0 6-3		0-0 F8			0-3 K		1-0 FC3-6 HBP		3	0	0	0	0	1	3						
Graig Nettles, L (1, 5) OBP: 0.283, SLG: 0.289		0-0 6-3		0-0 4-1		0-0 G4-6-3 1-2		0-0 FC3-6 WP		4	0	0	0	0	0	2						
Chris Chambliss, L (1, 3) OBP: 0.200, SLG: 0.276		0-0 4-3		0-0 G3			0-3 K		0-0 F9	4	0	0	0	0	1	1						
Ray Fosse, R (1, 2) OBP: 0.323, SLG: 0.364		4-0 BB		0-0 F7			0-0 6-3		0-0 6-3	3	0	0	0	1	0	1						
Del Unser, L (1, 9) OBP: 0.256, SLG: 0.289		0-0 1-3			0-0 L6		0-3 K			3	0	0	0	0	1	1						
Frank Duffy, R (1, 6) OBP: 0.307, SLG: 0.237 Lou Camilli, S (8, PH) OBP: 0.111, SLG: 0.111			0-0 5-3		0-0 5-3		0-3 K			2	0	0	0	0	0	0						
Dick Tidrow, R (1, 1) Eddie Leoni, R (5, PH) Ray Lamb, R (5, 1) Denny Riddleberger, R (8, PH) John Lowenstein, L (8, 1) Ed Farmer, R (8, 1)			0-3 K		0-3 K		0-3 K		0-3 K	1	0	0	0	0	1	0						
<b>Inning Stats</b>	R: 0 E: 0 K: 1 S: 5	H: 0 LOB: 0 BB: 0 P: 5	R: 0 E: 0 K: 0 S: 3	H: 0 LOB: 1 BB: 1 P: 7	R: 0 E: 0 K: 1 S: 7	H: 2 LOB: 2 BB: 0 P: 7	R: 0 E: 0 K: 0 S: 3	H: 0 LOB: 0 BB: 0 P: 3	R: 0 E: 0 K: 1 S: 5	H: 0 LOB: 0 BB: 0 P: 5	R: 1 E: 0 K: 1 S: 6	H: 2 LOB: 0 BB: 0 P: 6	R: 0 E: 0 K: 2 S: 7	H: 0 LOB: 0 BB: 0 P: 7	R: 0 E: 0 K: 2 S: 8	H: 1 LOB: 1 BB: 0 P: 8		R: 0 E: 0 K: 0 S: 3	H: 0 LOB: 1 BB: 0 P: 4	1B: 4 2B: 1 3B: 0 HR: 0	SF: 0 SAC: 0 DP: 1 HBP: 1	WP: 1 PB: 0 SB: 0 CS: 0
<b>PITCHER</b> Pat Dobson, R (1, 1) ERA: 2.51	IP: 9.0 WLS: W BF: 33 H: 5 R: 1 ER: 1 SO: 8 BB: 1 IBB: 0 HBP: 1 BLK: 0 WP: 1 HR: 0 S: 47 P: 52 ERA: 1.00 WHIP: 0.667															<b>PITCHER</b>	IP: WLS: BF: H: R: ER: SO: BB: IBB: HBP: BLK: WP: HR: S: P: ERA: WHIP:					


Batter	1	2	3	4	5	6	7	8	9	AB	R	H	RBI	BB	SO	LOB	BOTTOM			
Merv Rettenmund, R (1, 8) OBP: 0.353, SLG: 0.416	0-0 1B 3B	0-0 1B		0-0 F9		0-0 2B		0-0 1-3		5	2	3	0	0	0	0	<b>Cleveland Indians @ Baltimore Orioles</b> <b>Memorial Stadium, Baltimore, MD</b> Mon May 29 1972, 7:05 PM EDT Att: 10,467 - Unknown			
Bobby Grich, R (1, 4) OBP: 0.358, SLG: 0.341	0-3 K	0-0 F9		0-3 K		0-0 2B		4-0 FC4-6 BB		4	1	1	1	1	2	3				
Terry Crowley, L (1, 9) OBP: 0.400, SLG: 0.744 Paul Blair, R (6, PH) OBP: 0.273, SLG: 0.350	0-3 K	4-0 IBB		0-0 F3		0-0 BB 1B		0-0 FC4-6 1-2		2	0	0	0	1	1	1				
Don Baylor, R (1, 7) OBP: 0.450, SLG: 0.774	0-0 1B	0-3 K		0-0 G3		4-0 1-2 BB		0-0 F4		4	1	1	1	1	1	4				
Boog Powell, L (1, 3) OBP: 0.280, SLG: 0.316	0-0 BB 1B		0-0 3-1 S 1B		4-0 1B 2B BB		0-3 K			3	1	2	1	1	1	2				
Brooks Robinson, R (1, 5) OBP: 0.324, SLG: 0.315	4-0 BB		0-3 K		0-0 2B WP 1B		0-0 F8			3	1	1	0	1	1	3				
Johnny Oates, L (1, 2) OBP: 0.176, SLG: 0.471	0-0 F9		0-0 3-1		0-0 WP CS 2B		0-0 L3			4	0	1	1	0	0	3				
Mark Belanger, R (1, 6) OBP: 0.231, SLG: 0.231		4-0 1B BB		0-0 F9		0-0 2-3 3-H IBB		0-0 5-3		2	0	0	0	2	0	1				
Pat Dobson, R (1, 1) OBP: 0.174, SLG: 0.182	0-0 F3		0-0 K		0-0 CS		0-0 F8		0-3 K	4	0	0	0	0	2	1				
<b>Inning Stats</b>	R: 2 E: 0 K: 2 S: 10	H: 3 LOB: 2 BB: 1 P: 14	R: 0 E: 0 K: 1 S: 6	H: 1 LOB: 3 BB: 2 P: 14	R: 0 E: 0 K: 1 S: 6	H: 1 LOB: 1 BB: 0 P: 6	R: 0 E: 0 K: 2 S: 7	H: 0 LOB: 0 BB: 0 P: 7	R: 2 E: 0 K: 0 S: 4	H: 2 LOB: 1 BB: 2 P: 12	R: 2 E: 0 K: 1 S: 8	H: 3 LOB: 2 BB: 1 P: 12	R: 0 E: 0 K: 1 S: 5	H: 0 LOB: 0 BB: 0 P: 5	R: 0 E: 0 K: 0 S: 3	H: 0 LOB: 1 BB: 1 P: 7		1B: 6 2B: 3 3B: 1 HR: 0	SF: 0 SAC: 0 DP: 0 HBP: 0	WP: 1 PB: 0 SB: 3 CS: 1
<b>PITCHER</b> Dick Tidrow, R (1, 1) ERA: 2.97 Ray Lamb, R (5, 1) ERA: 5.06 Denny Riddleberger, L (6, 1) ERA: 3.07 Ed Farmer, R (8, 1) ERA: 1.38	IP: 4.0 WLS: L BF: 20 H: 5 R: 2 ER: 2 SO: 6 BB: 2 IBB: 1 HBP: 0 BLK: 0 WP: 1 HR: 0 S: 29 P: 41 ERA: 4.50 WHIP: 1.750															<b>PITCHER</b>	IP: WLS: BF: H: R: ER: SO: BB: IBB: HBP: BLK: WP: HR: S: P: ERA: WHIP:			



Batter	1	2	3	4	5	6	7	8	9	AB	R	H	RBI	BB	SO	LOB	TOP										
<b>Tommy Harper, R</b> OBP: 0.370, SLG: 0.489 (1, 8)	0-3 K	4-0 1B BB		0-0 HR		0-0 L3 1B		0-0 FC6-4	4 1 2 2 1 1 1																		
<b>Luis Aparicio, R</b> OBP: 0.311, SLG: 0.357 (1, 6)	4-0 SH5-3 BB	0-0 1-3 2-H 3-H 1B		0-0 6-3		0-0 L3		0-0 F6	4 0 1 2 1 0 2																		
<b>Phil Gagliano, R</b> OBP: 0.269 (1, 7)	0-0 SH5-3	0-0 F7		0-0 6-3		0-0 K			3 0 0 0 0 1 2																		
<b>Rick Miller, L</b> OBP: 0.182, SLG: 0.419 (7, 7)	1-2 1B								0 0 0 0 0 0 0																		
<b>Reggie Smith, S</b> OBP: 0.346, SLG: 0.411 (1, 9)	0-0 F4		0-0 F8		0-0 F7			0-0 F5	4 0 0 0 0 0 1																		
<b>Rico Petrocelli, R</b> OBP: 0.254, SLG: 0.274 (1, 5)		4-0 E 1B SH1-3 BB		0-0 6-3		0-3 K		0-0 F4	3 1 0 0 1 1 0																		
<b>Danny Cater, R</b> OBP: 0.205, SLG: 0.194 (1, 3)		0-0 F4		0-0 6-3		0-0 F9		0-0 1B	4 0 1 0 0 0 1																		
<b>Doug Griffin, R</b> OBP: 0.344, SLG: 0.267 (1, 4)		0-0 SH1-3 E 1B		0-0 F4		0-0 F8		0-0 4-3	4 1 1 0 0 0 1																		
<b>Carlton Fisk, R</b> OBP: 0.322, SLG: 0.475 (1, 2)		0-0 E5 1B SH1-3		0-0 HR		0-0 5-3		0-0 F3	4 2 1 1 0 0 2																		
<b>Ray Culp, R</b> OBP: 0.250, SLG: 0.211 (1, 1)		0-0 SH1-3		0-0 HR 1B		0-3 K		0-0 FC6-4 1B	3 1 2 1 0 1 0																		
<b>Inning Stats</b>	R: 0 E: 0 K: 1 S: 5	H: 0 LOB: 1 BB: 1 P: 9	R: 3 E: 1 K: 0 S: 6	H: 2 LOB: 2 BB: 2 P: 14	R: 0 E: 0 K: 0 S: 3	H: 0 LOB: 0 BB: 0 P: 3	R: 3 E: 0 K: 0 S: 6	H: 3 LOB: 0 BB: 0 P: 6	R: 0 E: 0 K: 1 S: 5	H: 0 LOB: 0 BB: 0 P: 5	R: 0 E: 0 K: 1 S: 5	H: 1 LOB: 0 BB: 0 P: 5	R: 0 E: 0 K: 0 S: 4	H: 1 LOB: 1 BB: 0 P: 4	R: 0 E: 0 K: 0 S: 4	H: 1 LOB: 1 BB: 0 P: 4	1B: 6 2B: 1 3B: 0 HR: 2	SF: 0 SAC: 2 DP: 1 HBP: 0	WP: 0 PB: 0 SB: 0 CS: 0	PA: 38							
<b>PITCHER</b>	IP	WLS	BF	H	R	ER	SO	BB	IBB	HBP	BLK	WP	HR	S	P	ERA	WHIP										
<b>Mike Cuellar, L</b> ERA: 3.57 (1, 1)	3.1	L	19	5	6	3	1	3	0	0	0	0	2	18	30	8.10	2.400										
<b>Ronic Harrison, R</b> ERA: 1.72 (4, 1)	1.2		5	0	0	0	1	0	0	0	0	0	0	7	7	0.00	0.000										
<b>Mickey Scott, L</b> ERA: 1.08 (6, 1)	3.0		10	2	0	0	2	0	0	0	0	0	0	14	14	0.00	0.667										
<b>Grant Jackson, L</b> ERA: 7.11 (9, 1)	1.0		4	1	0	0	0	0	0	0	0	0	0	4	4	0.00	1.000										

**Boston Red Sox @ Baltimore Orioles**  
**Memorial Stadium, Baltimore, MD**  
Tue May 30 1972, 7:05 PM EDT  
Att: 7,216 - Unknown


AB 33  
R 6  
H 8  
RBI 6  
BB 3  
SO 4  
LOB 10




Batter	1	2	3	4	5	6	7	8	9	AB	R	H	RBI	BB	SO	LOB	BOTTOM										
<b>Merv Rettenmund, R</b> OBP: 0.349, SLG: 0.409 (1, 8)	0-0 F9		0-0 BB 1B		0-0 G6-4-3			0-0 F8	4 0 1 0 0 0 1																		
<b>Bobby Grich, R</b> OBP: 0.333, SLG: 0.313 (1, 4)	0-0 F9		0-3 K			0-0 F3		0-0 5-3	4 0 0 0 0 1 2																		
<b>Terry Crowley, L</b> OBP: 0.429, SLG: 0.733 (1, 9)	4-0 BB		4-0 1-2 BB			0-0 F9		0-0 1B	2 0 1 0 2 0 0																		
<b>Don Baylor, R</b> OBP: 0.422, SLG: 0.719 (1, 7)	0-0 F8		0-0 G3			0-0 F2		0-0 F5	4 0 0 0 0 0 5																		
<b>Boog Powell, L</b> OBP: 0.279, SLG: 0.307 (1, 3)		0-0 F8		0-0 4-3		4-0 BB		0-0 F9	3 0 0 0 1 0 1																		
<b>Brooks Robinson, R</b> OBP: 0.315, SLG: 0.305 (1, 5)		0-0 2-3		0-0 F4		0-0 F8		0-0 F6	4 0 0 0 0 0 2																		
<b>Eliot Hendricks, L</b> OBP: 0.268, SLG: 0.125 (1, 2)		0-0 3-1		0-3 K		0-0 F5			3 0 0 0 0 1 1																		
<b>Mark Belanger, R</b> OBP: 0.242, SLG: 0.236 (1, 6)			4-0 1B SH1-4 BB		0-0 G6-4-3 1B		0-0 F7		2 0 1 0 1 0 1																		
<b>Mike Cuellar, L</b> ERA: 3.57 (1, 1)			0-0 SH1-4		0-3 K		0-3 K		0 0 0 0 0 0 0																		
<b>Ronic Harrison, R</b> ERA: 1.72 (4, 1)			0-0 1		0-0 1		0-0 1		0 0 0 0 0 0 0																		
<b>Tom Shopay, L</b> OBP: 0.225, SLG: 0.200 (5, PH)			0-0 1		0-0 1		0-0 1		1 0 0 0 0 0 1 1																		
<b>Mickey Scott, L</b> ERA: 1.08 (6, 1)			0-0 1		0-0 1		0-0 1		0 0 0 0 0 0 0																		
<b>Don Buford, S</b> OBP: 0.341, SLG: 0.264 (8, PH)			0-0 1		0-0 1		0-0 1		1 0 0 0 0 0 1 0																		
<b>Grant Jackson, S</b> ERA: 7.11 (9, 1)			0-0 1		0-0 1		0-0 1		0 0 0 0 0 0 0																		
<b>Inning Stats</b>	R: 0 E: 0 K: 0 S: 3	H: 0 LOB: 1 BB: 1 P: 7	R: 0 E: 0 K: 0 S: 3	H: 0 LOB: 0 BB: 0 P: 3	R: 0 E: 0 K: 1 S: 6	H: 1 LOB: 3 BB: 2 P: 14	R: 0 E: 0 K: 1 S: 5	H: 0 LOB: 0 BB: 0 P: 5	R: 0 E: 0 K: 1 S: 3	H: 0 LOB: 0 BB: 0 P: 3	R: 0 E: 0 K: 0 S: 3	H: 0 LOB: 0 BB: 1 P: 7	R: 0 E: 0 K: 1 S: 5	H: 0 LOB: 1 BB: 0 P: 5	R: 0 E: 0 K: 0 S: 4	H: 1 LOB: 1 BB: 0 P: 4	1B: 3 2B: 0 3B: 0 HR: 0	SF: 0 SAC: 1 DP: 1 HBP: 0	WP: 0 PB: 0 SB: 0 CS: 0	PA: 33							
<b>PITCHER</b>	IP	WLS	BF	H	R	ER	SO	BB	IBB	HBP	BLK	WP	HR	S	P	ERA	WHIP										
<b>Ray Culp, R</b> ERA: 2.94 (1, 1)	9.0	W	33	3	0	0	4	4	0	0	0	0	0	37	53	0.00	0.778										

**Boston Red Sox @ Baltimore Orioles**  
**Memorial Stadium, Baltimore, MD**  
Tue May 30 1972, 7:05 PM EDT  
Att: 7,216 - Unknown

AB 28  
R 0  
H 3  
RBI 0  
BB 4  
SO 4  
LOB 14





Batter	1	2	3	4	5	6	7	8	9	AB	R	H	RBI	BB	SO	LOB	TOP				
Tommy Harper, R (1, 8) Rick Miller, L (2, 8) Luis Aparicio, R (1, 6) Phil Gagliano, R (1, 7) Reggie Smith, S (1, 9) Rico Petrocelli, R (1, 5) John Kennedy, R (2, 5) Danny Cater, R (1, 3) Doug Griffin, R (1, 4) Carlton Fisk, R (1, 2) Sonny Siebert, R (1, 1)	0-0 1B 1B HBP	1-0 HBP			0-0 F8		0-0 G1		0-0 1B 1B	1 1 1 0 0 0 0 3 0 1 0 0 0 1											
	0-3 K	0-0 F8			0-0 F9			0-0 F6	0-0 G6-4-3 1B	5 0 1 0 0 1 2											
	0-0 1B 1B	0-3 K			0-0 5-3			0-0 1B 2B	0-0 G6-4-3 1-2 1B	5 2 2 0 0 1 3											
	4-0 1B 1-2 BB				0-0 F8			4-0 1B IBB		2 1 0 0 2 0 0											
	0-0 1B				0-0 F9 G6-4-3 HBP			0-0 F8		1 0 1 2 0 0 0 2 0 0 0 0 0 2											
	1-3 2H 3H 1B				0-0 G6-4-3 1-2			0-0 6-3	0-0 E6 1B	4 1 1 1 0 0 2											
									0-0 F3 2B 2H 1B	4 1 4 1 0 0 0							AB 35 R 7 H 12 RBI 6 BB 2 SO 2 LOB 15				
									0-0 F3 2-3 F8	4 1 1 2 0 0 3											
									0-0 L1 G4-6-3 1-2	4 0 0 0 0 0 2											
<b>Inning Stats</b>	R: 2 E: 0 K: 1 S: 7	H: 3 LOB: 1 BB: 1 P: 11	R: 2 E: 0 K: 1 S: 7	H: 2 LOB: 1 BB: 0 P: 8	R: 0 E: 0 K: 0 S: 2	H: 0 LOB: 0 BB: 0 P: 3	R: 0 E: 0 K: 0 S: 3	H: 1 LOB: 0 BB: 0 P: 3	R: 0 E: 0 K: 0 S: 3	H: 0 LOB: 0 BB: 0 P: 3	R: 0 E: 0 K: 0 S: 4	H: 1 LOB: 1 BB: 0 P: 4	R: 3 E: 1 K: 0 S: 6	H: 3 LOB: 1 BB: 1 P: 10	R: 0 E: 0 K: 0 S: 4	H: 2 LOB: 1 BB: 0 P: 4	1B: 9 2B: 2 3B: 0 HR: 1	SF: 0 SAC: 0 DP: 3 HBP: 2	WP: 0 PB: 0 SB: 0 CS: 0	PA: 39	
<b>PITCHER</b>	IP WLS BF H R ER SO BB IBB HBP BLK WP HR S P ERA WHIP																				
Dave McNally, L (1, 1) Roric Harrison, R (2, 1) Doyle Alexander, R (8, 1)	1.1 5.2 2.0	L 18 11	10 2 5	5 0 3	4 0 3	4 0 3	1 1 0	1 0 1	0 0 0	0 0 0	0 0 0	1 19 10	15 20 14	27.00 0.00 13.50	4.500 0.353 2.500						

**Boston Red Sox @ Baltimore Orioles**  
Memorial Stadium, Baltimore, MD  
Thu Jun 01 1972, 7:05 PM EDT  
Att: 6,691 - Unknown

livebaseballscorecards.com

Batter	1	2	3	4	5	6	7	8	9	AB	R	H	RBI	BB	SO	LOB	BOTTOM					
Bobby Grich, R (1, 6) Davey Johnson, R (1, 4) Terry Crowley, L (1, 9) Don Baylor, R (1, 7) Merv Rettenmund, R (1, 8) Boog Powell, L (1, 3) Brooks Robinson, R (1, 5) Johnny Oates, L (1, 2) Dave McNally, R (1, 1) Roric Harrison, R (2, 1) Don Buford, S (7, PH) Doyle Alexander, R (8, 1) Chico Salmon, R (9, PH)	0-0 6-3		0-0 1B 1B		0-0 F6		0-0 F2		0-0 1B 1B	4 0 1 0 0 0 2												
	0-0 PB 1B		0-0 1B 1B		0-3 K		0-0 5-3		0-0 F7	4 1 2 0 0 1 2												
	0-0 F8 1-2		0-0 F7		4-0 BB			0-0 F7		3 0 0 0 1 0 3												
	0-0 S 2H 1B		0-0 F9		0-0 5-3			4-0 WP 6-3 BB		3 0 1 1 1 0 4												
	0-3 K				0-0 1-3			0-0 6-3	0-0 1-2	4 0 0 0 0 2 2												
									0-3 K	3 0 1 0 1 1 1												
									0-0 F7 BB L6-3 1B	4 0 0 0 0 1 1												
									0-0 F9 L6-3 1-2	4 0 1 0 0 1 1												
									0-0 S 1B	0 0 0 0 0 0 0 2 0 1 0 0 0 0 1 0 0 0 0 1 1 0 0 0 0 0 0 0 1 0 0 0 0 0 0							AB 33 R 1 H 7 RBI 1 BB 3 SO 7 LOB 18					
									0-0 5-6-3 2B	0 0 0 0 0 0 0 2 0 1 0 0 0 0 1 0 0 0 0 1 1 0 0 0 0 0 0 0 1 0 0 0 0 0 0												
<b>Inning Stats</b>	R: 1 E: 0 K: 1 S: 7	H: 2 LOB: 0 BB: 0 P: 7	R: 0 E: 0 K: 1 S: 5	H: 0 LOB: 0 BB: 0 P: 5	R: 0 E: 0 K: 0 S: 5	H: 2 LOB: 2 BB: 0 P: 5	R: 0 E: 0 K: 1 S: 5	H: 0 LOB: 1 BB: 1 P: 9	R: 0 E: 0 K: 1 S: 6	H: 1 LOB: 2 BB: 1 P: 10	R: 0 E: 0 K: 1 S: 5	H: 1 LOB: 0 BB: 0 P: 5	R: 0 E: 0 K: 1 S: 6	H: 1 LOB: 1 BB: 0 P: 6	R: 0 E: 0 K: 1 S: 5	H: 0 LOB: 0 BB: 1 P: 9	R: 0 E: 0 K: 0 S: 3	H: 0 LOB: 0 BB: 0 P: 3	1B: 6 2B: 2 3B: 0 HR: 0	SF: 0 SAC: 0 DP: 1 HBP: 0	WP: 1 PB: 1 SB: 2 CS: 0	PA: 36
<b>PITCHER</b>	IP WLS BF H R ER SO BB IBB HBP BLK WP HR S P ERA WHIP																					
Sonny Siebert, R (1, 1)	9.0 W	36 7	7 1	0 0	7 0	3 0	0 0	0 0	1 0	0 47	59	0.00 1.111										

**Boston Red Sox @ Baltimore Orioles**  
Memorial Stadium, Baltimore, MD  
Thu Jun 01 1972, 7:05 PM EDT  
Att: 6,691 - Unknown

livebaseballscorecards.com





Batter	1	2	3	4	5	6	7	8	9	AB	R	H	RBI	BB	SO	LOB	TOP					
<b>Bert Campaneris, R</b> OBP: 0.245, SLG: 0.275 (1, 6)										4	0	0	0	0	0	0	<b>Oakland Athletics @ Baltimore Orioles</b> <b>Memorial Stadium, Baltimore, MD</b> Fri Jun 02 1972, 7:05 PM EDT Att: 32,278 - Unknown					
<b>Joe Rudi, R</b> OBP: 0.354, SLG: 0.490 (1, 7)										4	0	1	0	0	0	0						
<b>Reggie Jackson, L</b> OBP: 0.365, SLG: 0.545 (1, 9)										4	0	3	0	0	1	0						
<b>Sal Bando, R</b> OBP: 0.377, SLG: 0.323 (1, 5)										4	0	1	0	0	0	3						
<b>Mike Epstein, L</b> OBP: 0.345, SLG: 0.400 (1, 3)										3	1	1	0	1	0	2						
<b>George Hendrick, R</b> OBP: 0.226, SLG: 0.433 (1, 8)										4	0	1	0	0	1	1						
<b>Dave Duncan, R</b> OBP: 0.313, SLG: 0.541 (1, 2)										3	0	1	1	0	2	1						
<b>Larry Brown, R</b> OBP: 0.248, SLG: 0.173 (9, PH)										3	0	1	0	0	0	2						
<b>Mike Hegan, L</b> OBP: 0.231, SLG: 0.308 (9, PH)										1	0	0	0	0	0	1						
<b>Vida Blue, S</b> (1, 1)										2	0	0	0	0	2	1						
<b>Joe Horlen, R</b> OBP: 0.500, SLG: 0.500 (6, 1)										0	0	0	0	0	0	0						
<b>Adrian Garrett, L</b> (7, PH)										1	0	0	0	0	0	1						
<b>Diego Segui, R</b> OBP: 0.143, SLG: 0.143 (7, 1)										0	0	0	0	0	0	0						
<b>Inning Stats</b>	R: 0 E: 0 K: 0 S: 4	H: 1 LOB: 1 BB: 0 P: 4	R: 0 E: 0 K: 1 S: 5	H: 0 LOB: 1 BB: 1 P: 9	R: 0 E: 0 K: 1 S: 5	H: 0 LOB: 0 BB: 0 P: 5	R: 0 E: 0 K: 1 S: 5	H: 0 LOB: 0 BB: 0 P: 5	R: 0 E: 0 K: 3 S: 10	H: 1 LOB: 1 BB: 0 P: 10	R: 0 E: 0 K: 0 S: 5	H: 2 LOB: 2 BB: 0 P: 5	R: 0 E: 0 K: 0 S: 4	H: 1 LOB: 1 BB: 0 P: 4	R: 0 E: 0 K: 0 S: 4	H: 2 LOB: 1 BB: 0 P: 4	R: 1 E: 0 K: 0 S: 4	H: 2 LOB: 0 BB: 0 P: 4	1B: 7 2B: 3 3B: 0 HR: 0	SF: 1 SAC: 0 DP: 2 HBP: 0	WP: 1 PB: 0 SB: 0 CS: 0	PA: 35
<b>PITCHER</b> <b>Jim Palmer, R</b> ERA: 1.93 (1, 1)	IP: 9.0 WLS: W BF: 35	H: 9 R: 1 ER: 1 SO: 6	BB: 1 IBB: 0 HBP: 0 BLK: 0	WP: 1 HR: 0 S: 46 P: 50	ERA: 1.00 WHIP: 1.111											IP: 9.0 WLS: W BF: 35	H: 9 R: 1 ER: 1 SO: 6	BB: 1 IBB: 0 HBP: 0 BLK: 0	WP: 1 HR: 0 S: 46 P: 50	ERA: 1.00 WHIP: 1.111		

AB	33
R	1
H	9
RBI	1
BB	1
SO	6
LOB	12



Batter	1	2	3	4	5	6	7	8	9	AB	R	H	RBI	BB	SO	LOB	BOTTOM					
<b>Don Buford, S</b> OBP: 0.336, SLG: 0.255 (1, 7)										3	0	0	0	1	1	3	<b>Oakland Athletics @ Baltimore Orioles</b> <b>Memorial Stadium, Baltimore, MD</b> Fri Jun 02 1972, 7:05 PM EDT Att: 32,278 - Unknown					
<b>Mark Belanger, R</b> OBP: 0.234, SLG: 0.227 (1, 6)										4	0	0	0	0	2	6						
<b>Paul Blair, R</b> OBP: 0.280, SLG: 0.387 (1, 8)										4	1	2	3	0	0	0						
<b>Don Baylor, R</b> OBP: 0.423, SLG: 0.683 (1, 3)										3	1	1	0	0	0	2						
<b>Boog Powell, L</b> OBP: 0.293, SLG: 0.305 (6, 3)										1	0	0	0	0	1	0						
<b>Merv Rettenmund, R</b> OBP: 0.333, SLG: 0.396 (1, 9)										4	1	1	0	0	1	1						
<b>Davey Johnson, R</b> OBP: 0.357, SLG: 0.354 (1, 4)										3	0	1	0	1	2	1						
<b>Bobby Grich, R</b> OBP: 0.359, SLG: 0.333 (1, 5)										2	0	2	2	1	0	0						
<b>Brooks Robinson, R</b> OBP: 0.304, SLG: 0.294 (7, 5)										1	0	0	0	0	0	1						
<b>Andy Etchebarren, R</b> OBP: 0.234, SLG: 0.203 (1, 2)										2	1	0	0	1	1	1						
<b>Jim Palmer, R</b> OBP: 0.308, SLG: 0.400 (1, 1)										3	1	0	0	0	1	5						
<b>Inning Stats</b>	R: 0 E: 0 K: 0 S: 3	H: 0 LOB: 0 BB: 0 P: 3	R: 1 E: 0 K: 3 S: 11	H: 2 LOB: 1 BB: 0 P: 11	R: 0 E: 0 K: 1 S: 5	H: 0 LOB: 0 BB: 0 P: 5	R: 1 E: 0 K: 1 S: 6	H: 1 LOB: 0 BB: 0 P: 6	R: 2 E: 0 K: 1 S: 6	H: 1 LOB: 2 BB: 3 P: 18	R: 1 E: 0 K: 2 S: 10	H: 3 LOB: 3 BB: 0 P: 11	R: 0 E: 0 K: 1 S: 5	H: 0 LOB: 0 BB: 0 P: 5	R: 0 E: 0 K: 0 S: 2	H: 0 LOB: 0 BB: 1 P: 6	R: 0 E: 0 K: 0 S: 2	H: 0 LOB: 0 BB: 1 P: 6	1B: 4 2B: 2 3B: 0 HR: 1	SF: 0 SAC: 0 DP: 1 HBP: 1	WP: 0 PB: 1 SB: 2 CS: 0	PA: 35
<b>PITCHER</b> <b>Vida Blue, L</b> ERA: 4.91 (1, 1)	IP: 5.0 WLS: L BF: 22	H: 4 R: 4 ER: 4 SO: 6	BB: 3 IBB: 0 HBP: 0 BLK: 0	WP: 0 HR: 1 S: 31 P: 43	ERA: 7.20 WHIP: 1.400											IP: 5.0 WLS: L BF: 22	H: 4 R: 4 ER: 4 SO: 6	BB: 3 IBB: 0 HBP: 0 BLK: 0	WP: 0 HR: 1 S: 31 P: 43	ERA: 7.20 WHIP: 1.400		
<b>Joe Horlen, R</b> ERA: 3.12 (6, 1)	IP: 1.0 WLS: L BF: 7	H: 3 R: 1 ER: 1 SO: 2	BB: 0 IBB: 0 HBP: 1 BLK: 0	WP: 0 HR: 0 S: 10 P: 11	ERA: 9.00 WHIP: 3.000											IP: 1.0 WLS: L BF: 7	H: 3 R: 1 ER: 1 SO: 2	BB: 0 IBB: 0 HBP: 1 BLK: 0	WP: 0 HR: 0 S: 10 P: 11	ERA: 9.00 WHIP: 3.000		
<b>Diego Segui, R</b> ERA: 3.57 (7, 1)	IP: 2.0 WLS: L BF: 6	H: 0 R: 0 ER: 0 SO: 1	BB: 1 IBB: 0 HBP: 0 BLK: 0	WP: 0 HR: 0 S: 7 P: 11	ERA: 0.00 WHIP: 0.500											IP: 2.0 WLS: L BF: 6	H: 0 R: 0 ER: 0 SO: 1	BB: 1 IBB: 0 HBP: 0 BLK: 0	WP: 0 HR: 0 S: 7 P: 11	ERA: 0.00 WHIP: 0.500		





Batter	1	2	3	4	5	6	7	8	9	AB	R	H	RBI	BB	SO	LOB	TOP			
Bert Campaneris, R OBP: 0.250, SLG: 0.278 (1,6)	6-3		K						6-3	5	0	2	0	0	1	0	<b>Oakland Athletics @ Baltimore Orioles</b> Memorial Stadium, Baltimore, MD Sat Jun 03 1972, 3:33 AM EDT Att: 8,498 - Unknown			
Joe Rudi, R OBP: 0.358, SLG: 0.497 (1,7)	6-3		1B							4	1	2	0	0	0	2				
Reggie Jackson, L OBP: 0.363, SLG: 0.537 (1,9)	4-3		FC6-4						F8	4	0	1	1	0	1	1				
Sal Bando, R OBP: 0.380, SLG: 0.328 (1,5)			FC6-4							4	2	2	0	0	0	2				
Mike Epstein, L OBP: 0.349, SLG: 0.423 (1,3)										3	1	1	2	1	0	1				
George Hendrick, R OBP: 0.229, SLG: 0.412 (1,8)										4	0	1	0	0	1	2				
Dave Duncan, R OBP: 0.314, SLG: 0.535 (1,2)										3	0	1	1	0	1	0				
Larry Brown, R OBP: 0.239, SLG: 0.167 (1,4)										4	0	0	0	0	0	2				
Ken Holtzman, R OBP: 0.233, SLG: 0.207 (1,1)			1-3							4	0	0	0	0	2	1				
<b>Inning Stats</b>	R: 0 E: 0 K: 0 S: 3	H: 0 LOB: 0 BB: 0 P: 3	R: 1 E: 0 K: 0 S: 5	H: 2 LOB: 1 BB: 0 P: 5	R: 1 E: 0 K: 1 S: 7	H: 2 LOB: 1 BB: 0 P: 7	R: 0 E: 0 K: 1 S: 5	H: 0 LOB: 0 BB: 0 P: 5	R: 0 E: 0 K: 2 S: 8	H: 1 LOB: 2 BB: 1 P: 12	R: 0 E: 0 K: 1 S: 7	H: 2 LOB: 2 BB: 0 P: 7	R: 2 E: 0 K: 0 S: 5	H: 2 LOB: 0 BB: 0 P: 5	R: 0 E: 0 K: 1 S: 5	H: 0 LOB: 0 BB: 0 P: 5	1B: 8 2B: 1 3B: 0 HR: 1	SF: 0 SAC: 1 DP: 0 HBP: 0	WP: 0 PB: 0 SB: 0 CS: 1	PA: 38
<b>PITCHER</b> Pat Dobson, R ERA: 2.68 (1,1)	IP: 9.0 WLS: L BF: 37 H: 10 R: 4 ER: 4 SO: 6 BB: 0 IBB: 1 HBP: 0 BLK: 0 WP: 0 HR: 1 S: 48 P: 52 ERA: 4.00 WHIP: 1.111															<b>PITCHER</b>				

AB	35
R	4
H	10
RBI	4
BB	1
SO	6
LOB	11



Batter	1	2	3	4	5	6	7	8	9	AB	R	H	RBI	BB	SO	LOB	BOTTOM			
Don Buford, S OBP: 0.333, SLG: 0.248 (1,7)	F9		F4	FC6-4					FC6-4	3	0	0	0	1	0	4	<b>Oakland Athletics @ Baltimore Orioles</b> Memorial Stadium, Baltimore, MD Sat Jun 03 1972, 3:33 AM EDT Att: 8,498 - Unknown			
Merv Rettenmund, R OBP: 0.339, SLG: 0.400 (1,9)	1-3		6-3						CS	4	0	2	0	0	0	1				
Paul Blair, R OBP: 0.272, SLG: 0.375 (1,8)	F9		4-3						F8	4	0	0	0	0	0	3				
Don Baylor, R OBP: 0.413, SLG: 0.701 (1,3)	6-3								L4	4	1	1	1	0	0	1				
Bobby Grich, R OBP: 0.368, SLG: 0.379 (1,6)										4	1	2	0	0	0	0				
Davey Johnson, R OBP: 0.353, SLG: 0.353 (1,4)										3	0	1	1	0	0	1				
Brooks Robinson, R OBP: 0.303, SLG: 0.293 (1,5)										4	0	1	0	0	0	0				
Andy Etchebarren, R OBP: 0.250, SLG: 0.222 (1,2)										3	0	2	0	0	0	0				
Pat Dobson, R OBP: 0.154, SLG: 0.160 (1,1)										3	0	0	0	0	2	4				
<b>Inning Stats</b>	R: 0 E: 0 K: 0 S: 3	H: 0 LOB: 1 BB: 1 P: 7	R: 1 E: 0 K: 1 S: 7	H: 2 LOB: 1 BB: 0 P: 7	R: 0 E: 0 K: 0 S: 3	H: 0 LOB: 0 BB: 0 P: 3	R: 1 E: 0 K: 0 S: 7	H: 4 LOB: 3 BB: 0 P: 7	R: 0 E: 0 K: 0 S: 3	H: 1 LOB: 0 BB: 0 P: 3	R: 0 E: 0 K: 1 S: 5	H: 0 LOB: 0 BB: 0 P: 5	R: 0 E: 0 K: 0 S: 3	H: 1 LOB: 0 BB: 0 P: 3	R: 0 E: 0 K: 0 S: 3	H: 1 LOB: 0 BB: 0 P: 3	1B: 7 2B: 0 3B: 1 HR: 1	SF: 1 SAC: 0 DP: 2 HBP: 0	WP: 0 PB: 1 SB: 0 CS: 2	PA: 35
<b>PITCHER</b> Ken Holtzman, L ERA: 2.32 (1,1)	IP: 9.0 WLS: W BF: 34 H: 9 R: 2 ER: 2 SO: 2 BB: 1 IBB: 0 HBP: 0 BLK: 0 WP: 0 HR: 1 S: 37 P: 41 ERA: 2.00 WHIP: 1.111															<b>PITCHER</b>				





Batter	1	2	3	4	5	6	7	8	9	AB	R	H	RBI	BB	SO	LOB	TOP										
Bert Campaneris, R OBP: 0.250, SLG: 0.284 (1, 6)										4	1	1	0	0	0	1	<b>Oakland Athletics @ Baltimore Orioles</b> Memorial Stadium, Baltimore, MD Sun Jun 04 1972, 3:33 AM EDT Unknown										
Joe Rudi, R OBP: 0.355, SLG: 0.490 (1, 7)										4	0	1	0	0	0	1											
Reggie Jackson, L OBP: 0.354, SLG: 0.523 (1, 9)										4	0	0	0	0	1	2											
Sal Bando, R OBP: 0.382, SLG: 0.350 (1, 5)										3	1	1	2	1	1	0											
Mike Epstein, L OBP: 0.353, SLG: 0.416 Mike Hegan, L OBP: 0.231, SLG: 0.308 (1, 3) (9, 3)										2	0	0	0	2	0	1											
Angel Mangual, R OBP: 0.250, SLG: 0.339 (1, 8)										3	0	0	0	0	1	2											
Dave Duncan, R OBP: 0.320, SLG: 0.524 (1, 2)										2	0	0	0	2	0	2											
Larry Brown, R OBP: 0.241, SLG: 0.171 (1, 4)										3	0	1	0	0	0	3											
Catfish Hunter, R OBP: 0.188, SLG: 0.188 (1, 1)										2	0	0	0	0	1	0											
<b>Inning Stats</b>	R: 2 E: 0 K: 1 S: 7	H: 2 LOB: 0 BB: 0 P: 7	R: 0 E: 0 K: 0 S: 2	H: 0 LOB: 0 BB: 1 P: 6	R: 0 E: 0 K: 1 S: 5	H: 0 LOB: 0 BB: 0 P: 5	R: 0 E: 0 K: 1 S: 5	H: 0 LOB: 1 BB: 1 P: 9	R: 0 E: 0 K: 0 S: 4	H: 1 LOB: 1 BB: 0 P: 4	R: 0 E: 0 K: 1 S: 5	H: 0 LOB: 0 BB: 0 P: 5	R: 0 E: 0 K: 0 S: 2	H: 0 LOB: 1 BB: 2 P: 10	R: 0 E: 0 K: 0 S: 3	H: 0 LOB: 0 BB: 0 P: 3		R: 0 E: 0 K: 0 S: 3	H: 0 LOB: 2 BB: 1 P: 8	1B: 2 2B: 1 3B: 0 HR: 1	SF: 0 SAC: 1 DP: 3 HBP: 1	WP: 0 PB: 0 SB: 0 CS: 0	PA: 34				
<b>PITCHER</b>	IP	WLS	BF	H	R	ER	SO	BB	IBB	HBP	BLK	WP	HR	S	P	ERA	WHIP										
Mike Cuellar, L ERA: 3.5 (1, 1)	6.0	L	22	4	2	2	4	2	0	0	0	0	1	28	36	3.00	1.000										
Roric Harrison, R ERA: 1.11 (7, 1)	3.0		12	0	0	0	0	3	0	1	0	0	0	8	21	0.00	1.000										

Batter	1	2	3	4	5	6	7	8	9	AB	R	H	RBI	BB	SO	LOB	BOTTOM										
Don Buford, S OBP: 0.331, SLG: 0.248 (1, 7)										4	0	1	0	0	0	1	<b>Oakland Athletics @ Baltimore Orioles</b> Memorial Stadium, Baltimore, MD Sun Jun 04 1972, 3:33 AM EDT Unknown										
Paul Blair, R OBP: 0.268, SLG: 0.369 (1, 8)										2	0	0	0	0	0	0											
Terry Crowley, L OBP: 0.393, SLG: 0.647 (1, 9)										3	0	0	0	0	0	1											
Boog Powell, L OBP: 0.277, SLG: 0.296 (1, 3)										3	0	0	0	0	1	1											
Bobby Grich, R OBP: 0.352, SLG: 0.361 (1, 6)										3	0	0	0	0	2	0											
Davey Johnson, R OBP: 0.344, SLG: 0.343 (1, 4)										3	0	0	0	0	0	0											
Brooks Robinson, R OBP: 0.297, SLG: 0.287 (1, 5)										3	0	0	0	0	0	0											
Eliot Hendricks, L OBP: 0.273, SLG: 0.171 (1, 2)										3	0	1	0	0	1	0											
Mike Cuellar, L (1, 1)										1	0	0	0	0	0	1											
Tom Shopay, L OBP: 0.250, SLG: 0.182 (6, PH)										1	0	0	0	0	0	0											
Roric Harrison, R OBP: 0.500, SLG: 1.000 (7, 1)										0	0	0	0	0	0	0											
Don Baylor, R OBP: 0.408, SLG: 0.691 (8, PH)										1	0	0	0	0	0	0											
<b>Inning Stats</b>	R: 0 E: 0 K: 0 S: 4	H: 1 LOB: 1 BB: 0 P: 4	R: 0 E: 0 K: 1 S: 5	H: 0 LOB: 0 BB: 0 P: 5	R: 0 E: 0 K: 0 S: 3	H: 1 LOB: 0 BB: 0 P: 3	R: 0 E: 0 K: 0 S: 3	H: 0 LOB: 0 BB: 0 P: 3	R: 0 E: 0 K: 1 S: 5	H: 0 LOB: 0 BB: 0 P: 5	R: 0 E: 0 K: 0 S: 3	H: 0 LOB: 0 BB: 0 P: 3	R: 0 E: 0 K: 0 S: 3	H: 0 LOB: 0 BB: 0 P: 3	R: 0 E: 0 K: 1 S: 5	H: 0 LOB: 0 BB: 0 P: 5	R: 0 E: 0 K: 1 S: 5	H: 0 LOB: 0 BB: 0 P: 5	1B: 1 2B: 2 3B: 0 HR: 0	SF: 0 SAC: 1 DP: 1 HBP: 0	WP: 0 PB: 0 SB: 0 CS: 0	PA: 28					
<b>PITCHER</b>	IP	WLS	BF	H	R	ER	SO	BB	IBB	HBP	BLK	WP	HR	S	P	ERA	WHIP										
Catfish Hunter, R ERA: 2.25 (1, 1)	9.0	W	28	2	0	0	4	0	0	0	0	0	0	36	36	0.00	0.222										





Batter	1	2	3	4	5	6	7	8	9	AB	R	H	RBI	BB	SO	LOB	TOP					
Marty Martinez, S (1, 6) OBP: 0.500, SLG: 0.400										3	1	1	0	1	1	3	<b>Oakland Athletics @ Baltimore Orioles</b> <b>Memorial Stadium, Baltimore, MD</b> Sun Jun 04 1972, 3:38 AM EDT Att: 22,381 - Unknown					
Joe Rudi, R (1, 7) OBP: 0.355, SLG: 0.491										4	1	2	0	0	0	4						
Reggie Jackson, L (1, 9) OBP: 0.352, SLG: 0.516										4	0	1	1	0	2	2						
Sal Bando, R (1, 5) OBP: 0.379, SLG: 0.348										4	0	1	0	0	1	1						
Mike Epstein, L (1, 3) Blue Moon Odom, R (8, PR) Mike Hegam, L (8, 3)										3	0	1	0	1	0	2						
Gene Tenace, R (1, 2) OBP: 0.245, SLG: 0.283										0	0	0	0	0	0	0						
Gene Tenace, R (1, 2) OBP: 0.245, SLG: 0.283										0	0	0	0	0	0	0						
Ollie Brown, R (1, 8) OBP: 0.259, SLG: 0.225										4	0	1	0	0	0	0						
Larry Brown, R (1, 4) OBP: 0.250, SLG: 0.193										4	0	2	0	0	0	0						
Dave Hamilton, L (1, 1) Rollie Fingers, R (7, 1) Darold Knowles, L (7, 1)										2	0	0	0	1	0	1						
<b>Inning Stats</b>	R: 2 E: 0 K: 0 S: 4	H: 2 LOB: 1 BB: 2 P: 12	R: 0 E: 0 K: 0 S: 3	H: 1 LOB: 0 BB: 0 P: 3	R: 0 E: 0 K: 1 S: 7	H: 2 LOB: 2 BB: 0 P: 7	R: 0 E: 0 K: 0 S: 3	H: 0 LOB: 0 BB: 0 P: 3	R: 0 E: 0 K: 1 S: 6	H: 1 LOB: 1 BB: 0 P: 6	R: 0 E: 0 K: 0 S: 3	H: 0 LOB: 0 BB: 0 P: 3	R: 0 E: 0 K: 2 S: 8	H: 2 LOB: 2 BB: 1 P: 8	R: 0 E: 0 K: 2 S: 8	H: 1 LOB: 1 BB: 0 P: 8	R: 0 E: 0 K: 0 S: 3	H: 0 LOB: 0 BB: 0 P: 3	1B: 8 2B: 2 3B: 0 HR: 0	SF: 0 SAC: 0 DP: 3 HBP: 0	WP: 1 PB: 0 SB: 0 CS: 0	PA: 36
<b>PITCHER</b>	IP WLS BF H R ER SO BB IBB HBP BLK WP HR S P ERA WHIP	IP WLS BF H R ER SO BB IBB HBP BLK WP HR S P ERA WHIP																	IP WLS BF H R ER SO BB IBB HBP BLK WP HR S P ERA WHIP			
Doyle Alexander, R (1, 1) ERA: 2.33	7.0 L 29 8 2 2 2 3 0 0 0 1 0 30 42 2.57 1.571																					
Grant Jackson, L (8, 1) ERA: 5.4	2.0 7 1 0 0 2 0 0 0 0 0 0 0 11 11 0.00 0.500																					

Batter	1	2	3	4	5	6	7	8	9	AB	R	H	RBI	BB	SO	LOB	BOTTOM					
Merv Rettenmund, R (1, 9) OBP: 0.352, SLG: 0.413										4	0	3	0	0	0	3	<b>Oakland Athletics @ Baltimore Orioles</b> <b>Memorial Stadium, Baltimore, MD</b> Sun Jun 04 1972, 3:38 AM EDT Att: 22,381 - Unknown					
Mark Belanger, R (1, 6) OBP: 0.225, SLG: 0.221										3	0	0	0	0	1	2						
Paul Blair, R (1, 8) OBP: 0.268, SLG: 0.366										4	0	1	0	0	0	2						
Don Baylor, R (1, 7) OBP: 0.388, SLG: 0.653										4	0	0	0	0	1	3						
Bobby Grich, R (1, 3) OBP: 0.347, SLG: 0.354										4	0	1	0	0	1	0						
Davey Johnson, R (1, 4) OBP: 0.341, SLG: 0.339										4	0	1	0	0	1	1						
Chico Salmon, R (1, 5) Terry Crowley, L (7, PH) Grant Jackson, S (8, 1)										2	0	0	0	0	0	1						
Don Buford, S (9, PH) OBP: 0.329, SLG: 0.246										1	0	0	0	0	1	0						
Andy Etchebarren, R (1, 2) Johnny Oates, L (7, PH)										2	0	1	0	0	0	0						
Johnny Oates, L (8, 2)										1	0	1	0	0	0	0						
Doyle Alexander, R (1, 1) Boog Powell, L (7, PH) Brooks Robinson, R (7, PH)										2	0	0	0	0	0	0						
<b>Inning Stats</b>	R: 0 E: 0 K: 1 S: 6	H: 1 LOB: 1 BB: 0 P: 6	R: 0 E: 0 K: 0 S: 3	H: 0 LOB: 0 BB: 0 P: 3	R: 0 E: 0 K: 0 S: 4	H: 1 LOB: 1 BB: 0 P: 4	R: 0 E: 0 K: 0 S: 3	H: 1 LOB: 0 BB: 0 P: 3	R: 0 E: 0 K: 0 S: 5	H: 2 LOB: 2 BB: 0 P: 5	R: 0 E: 0 K: 0 S: 3	H: 0 LOB: 0 BB: 0 P: 3	R: 0 E: 0 K: 1 S: 6	H: 2 LOB: 2 BB: 0 P: 5	R: 0 E: 0 K: 1 S: 6	H: 1 LOB: 1 BB: 0 P: 6	R: 0 E: 0 K: 3 S: 9	H: 0 LOB: 0 BB: 0 P: 9	1B: 7 2B: 1 3B: 0 HR: 0	SF: 0 SAC: 1 DP: 2 HBP: 0	WP: 0 PB: 0 SB: 0 CS: 0	PA: 34
<b>PITCHER</b>	IP WLS BF H R ER SO BB IBB HBP BLK WP HR S P ERA WHIP	IP WLS BF H R ER SO BB IBB HBP BLK WP HR S P ERA WHIP																	IP WLS BF H R ER SO BB IBB HBP BLK WP HR S P ERA WHIP			
Dave Hamilton, L (1, 1) ERA: 0.73	6.0 W 23 6 0 0 1 0 0 0 0 0 0 25 25 0.00 1.000																					
Rollie Fingers, R (7, 1) ERA: 2.07	0.2 3 1 0 0 0 0 0 0 0 0 0 0 3 3 0.00 1.500																					
Darold Knowles, L (7, 1) ERA: 1.8	2.1 S 8 1 0 0 4 0 0 0 0 0 0 16 16 0.00 0.429																					





Batter	1	2	3	4	5	6	7	8	9	AB	R	H	RBI	BB	SO	LOB	TOP										
<b>Cesar Tovar, R</b> OBP: 0.352, SLG: 0.321 (1, 9)	0-0 5-3		0-0 F2		0-0 6-3		0-0 5-3		0-0 F8	5	0	0	0	0	0	1	<b>Minnesota Twins @ Baltimore Orioles</b> Memorial Stadium, Baltimore, MD Mon Jun 05 1972, 7:05 PM EDT Att: 5,235 - Unknown										
<b>Danny Thompson, R</b> OBP: 0.314, SLG: 0.387 (1, 6)	0-0 3-1 1B		0-0 4-3		0-0 6-3		0-0 1B		4-0 1-2 BB	4	0	2	0	1	0	0											
<b>Rod Carew, L</b> OBP: 0.361, SLG: 0.336 (1, 4)	0-0 3-1 1-2		0-0 FC5-4 1B		0-0 1-3		0-0 1-3		0-0 4-3	5	0	1	0	0	0	4											
<b>Harmon Killebrew, R</b> OBP: 0.391, SLG: 0.448 <b>Dan Monzon, R</b> OBP: 0.333, SLG: 0.250 <b>Phil Roof, R</b> OBP: 0.269, SLG: 0.426 (1, 3) (8, PR) (8, 2)	0-3 K		0-0 FC5-4 1-2		0-0 E4 2B 1B		4-0 WP SH1-4 BB			3	1	1	0	1	1	2											
<b>Bobby Darwin, R</b> OBP: 0.337, SLG: 0.430 (1, 8)		0-3 K		0-0 1B 2B 1B		0-0 6-3 2H 2B		0-0 SH1-4 1-2		3	1	2	1	0	1	0											
<b>Steve Bnye, R</b> OBP: 0.265, SLG: 0.284 (1, 7)		0-0 BB 1B		0-0 1-2 2B 1B		0-0 6-3		0-0 F5		4	1	2	0	0	0	3											
<b>Eric Soderholm, R</b> OBP: 0.237, SLG: 0.380 (1, 5)		0-0 F7		0-0 1H 2H CS 2B		4-0 2-3		0-3 K		3	0	1	2	1	1	3											
<b>George Mitterwald, R</b> OBP: 0.176, SLG: 0.188 <b>Rich Reese, L</b> OBP: 0.294, SLG: 0.300 (1, 2) (8, 3)		4-0 FC6-4 1-2 BB		0-0 G2		0-3 K		0-0 F3		2	0	0	0	1	1	3											
<b>Dick Woodson, R</b> OBP: 0.091, SLG: 0.091 <b>Charlie Manuel, L</b> OBP: 0.208, SLG: 0.227 <b>Jim Kaat, L</b> OBP: 0.182, SLG: 0.318 <b>Wayne Granger, R</b> OBP: 0.500, SLG: 0.500 (1, 1) (9, PH) (9, PR) (9, 1)		0-0 FC6-4 1-2		0-3 K		0-3 K		0-0 BB 1B		3	0	0	0	0	2	2											
<b>Inning Stats</b>	R: 0 E: 0 K: 1 S: 6	H: 1 LOB: 1 BB: 0 P: 6	R: 0 E: 0 K: 1 S: 6	H: 1 LOB: 2 BB: 1 P: 10	R: 0 E: 0 K: 0 S: 4	H: 1 LOB: 0 BB: 0 P: 4	R: 2 E: 0 K: 1 S: 7	H: 3 LOB: 0 BB: 0 P: 7	R: 0 E: 0 K: 0 S: 3	H: 0 LOB: 0 BB: 0 P: 3	R: 1 E: 1 K: 1 S: 6	H: 2 LOB: 2 BB: 1 P: 10	R: 0 E: 0 K: 1 S: 6	H: 1 LOB: 1 BB: 0 P: 6	R: 0 E: 0 K: 1 S: 5	H: 0 LOB: 2 BB: 1 P: 9		R: 0 E: 0 K: 0 S: 4	H: 1 LOB: 2 BB: 1 P: 8	1B: 8 2B: 3 3B: 0 HR: 0	SF: 0 SAC: 1 DP: 1 HBP: 0	WP: 1 PB: 0 SB: 0 CS: 2	PA: 39				
<b>PITCHER</b>	IP	WLS	BF	H	R	ER	SO	BB	IBB	HBP	BLK	WP	HR	S	P	ERA	WHIP										
<b>Dave McNally, L</b> ERA: 2.77 (1, 1)	7.0	L	30	9	3	2	5	1	1	0	0	0	0	38	46	2.57	1.429										
<b>Eddie Watt, R</b> ERA: 3.5 (8, 1)	1.2		8	1	0	0	1	2	0	0	0	1	0	8	16	0.00	1.800										
<b>Mickey Scott, L</b> ERA: 1.04 (9, 1)	0.1		1	0	0	0	0	0	0	0	0	0	0	1	1	0.00	0.000										

Batter	1	2	3	4	5	6	7	8	9	AB	R	H	RBI	BB	SO	LOB	BOTTOM										
<b>Don Buford, S</b> OBP: 0.326, SLG: 0.240 <b>Eddie Watt, R</b> <b>Mickey Scott, L</b> (1, 7) (8, 1) (9, 1)	0-0 F9		0-0 G3			4-0 FC5-4 BB		0-0 F8		3	0	0	0	1	0	4	<b>Minnesota Twins @ Baltimore Orioles</b> Memorial Stadium, Baltimore, MD Mon Jun 05 1972, 7:05 PM EDT Att: 5,235 - Unknown										
<b>Johnny Oates, L</b> OBP: 0.269, SLG: 0.538 (1, 2)	0-0 2B		0-0 2-3 CS 1B			0-0 FC5-4 1-2 FC6-4		0-3 K		4	0	2	1	0	1												
<b>Merv Rettenmund, R</b> OBP: 0.341, SLG: 0.398 (1, 8)	0-3 K		0-0 3H 1-2 CS		0-0 6-3		0-0 FC6-4 1-2 S		0-0 F9	4	0	0	0	0	1	2											
<b>Boog Powell, L</b> OBP: 0.276, SLG: 0.288 <b>Tom Shopay, L</b> OBP: 0.250, SLG: 0.182 (1, 3) (8, PR) (9, 7)	0-0 F9				0-0 4-3		0-3 K		4-0 BB	3	0	0	0	1	1	2											
<b>Don Baylor, R</b> OBP: 0.381, SLG: 0.632 (1, 9)		0-0 L5		0-0 1-3			0-0 SH3-4 S 1B		0-0 F8	4	0	1	0	0	0	1											
<b>Brooks Robinson, R</b> OBP: 0.300, SLG: 0.306 (1, 5)		0-0 5-3			0-0 HR		4-0 SH3-4 1-2 BB		0-0 5-3	3	1	1	1	1	0	0											
<b>Davey Johnson, R</b> OBP: 0.341, SLG: 0.333 (1, 4)		0-0 F7			0-0 L7		0-0 SH3-4		4-0 BB	2	0	0	0	1	0	0											
<b>Mark Belanger, R</b> OBP: 0.233, SLG: 0.226 <b>Terry Crowley, L</b> OBP: 0.267, SLG: 0.623 (1, 6) (7, PH) (8, 7) (9, 3)			0-0 G3 S 1B 1B				4-0 IBB		0-3 K	2	1	1	0	0	1	0											
<b>Dave McNally, R</b> OBP: 0.120, SLG: 0.125 <b>Elirod Hendricks, L</b> OBP: 0.267, SLG: 0.167 <b>Bobby Grich, R</b> OBP: 0.342, SLG: 0.348 (1, 1) (7, PH) (8, 6)			0-0 F7		0-3 K		0-3 K		0-0 F9	2	0	0	0	0	1	1											
<b>Inning Stats</b>	R: 0 E: 0 K: 1 S: 6	H: 1 LOB: 1 BB: 0 P: 6	R: 0 E: 0 K: 0 S: 3	H: 0 LOB: 0 BB: 0 P: 3	R: 1 E: 0 K: 0 S: 4	H: 2 LOB: 0 BB: 0 P: 4	R: 0 E: 0 K: 0 S: 3	H: 0 LOB: 0 BB: 0 P: 3	R: 1 E: 0 K: 2 S: 8	H: 1 LOB: 0 BB: 0 P: 8	R: 0 E: 0 K: 1 S: 5	H: 0 LOB: 1 BB: 1 P: 9	R: 0 E: 0 K: 1 S: 6	H: 1 LOB: 3 BB: 2 P: 14	R: 0 E: 0 K: 1 S: 5	H: 0 LOB: 1 BB: 1 P: 9		R: 0 E: 0 K: 1 S: 5	H: 0 LOB: 1 BB: 1 P: 9	1B: 3 2B: 1 3B: 0 HR: 1	SF: 0 SAC: 1 DP: 0 HBP: 0	WP: 0 PB: 0 SB: 3 CS: 1	PA: 37				
<b>PITCHER</b>	IP	WLS	BF	H	R	ER	SO	BB	IBB	HBP	BLK	WP	HR	S	P	ERA	WHIP										
<b>Dick Woodson, R</b> ERA: 3.26 (1, 1)	8.0	W	32	5	2	2	6	3	1	0	0	0	1	40	56	2.25	1.000										
<b>Wayne Granger, R</b> ERA: 0.64 (9, 1)	1.0	S	4	0	0	0	1	1	0	0	0	0	0	5	9	0.00	1.000										





Batter	1	2	3	4	5	6	7	8	9	10	11	12	13	14	15	AB	R	H	RBI	BB	SO	LOB	TOP	
Steve Braun, L OBP: 0.346, SLG: 0.376 (1.9)																7	0	3	0	0	1	0		
Danny Thompson, R OBP: 0.313, SLG: 0.379 (1.6)																6	0	1	2	1	2	2		
Rick Renick, R OBP: 0.290, SLG: 0.333 (14.9)																7	1	4	0	0	1	1		
Rod Carew, L OBP: 0.369, SLG: 0.346 (1.4)																4	0	0	0	0	1	2		
Harmon Killebrew, R OBP: 0.368, SLG: 0.444 (9.1)																4	0	0	0	0	1	2		
Wayne Granger, R OBP: 0.200, SLG: 0.200 (9.1)																1	0	1	0	0	0	0		
Charlie Manuel, L OBP: 0.340, SLG: 0.304 (12. PH)																1	0	0	0	0	0	0		
Dan Monson, R OBP: 0.333, SLG: 0.290 (12. PH)																1	0	0	0	0	0	0		
Ray Corbin, R (12.1)																1	0	0	0	0	0	1		
Bobby Darwin, R OBP: 0.335, SLG: 0.419 (1.8)																6	0	1	0	1	1	6		
Steve Brye, R OBP: 0.275, SLG: 0.294 (1.7)																7	1	3	1	0	0	1		
Eric Soderholm, R OBP: 0.240, SLG: 0.398 (1.5)																6	1	1	2	1	1	4		
Phil Roof, R OBP: 0.281, SLG: 0.413 (1.2)																2	0	0	0	0	0	1		
Jim Nettles, L OBP: 0.291, SLG: 0.152 (7. PH)																1	0	0	0	0	0	1		
Rick Dempsey, R OBP: 0.200, SLG: 0.200 (7.2)																1	0	1	0	0	0	0		
Cesar Tovar, R OBP: 0.333, SLG: 0.321 (9. PH)																0	1	0	0	0	0	0		
George Mittenwald, R OBP: 0.107, SLG: 0.178 (9.2)																3	0	0	0	0	1	3		
Jim Kaat, L OBP: 0.200, SLG: 0.320 (1.1)																3	1	1	0	0	1	1		
Tom Norton, R (7.1)																0	0	0	0	0	0	0		
Rich Reese, L OBP: 0.270, SLG: 0.273 (9.3)																3	0	0	0	0	1	1		
<b>Inning Stats</b>	R: 0 E: 0 K: 3 S: 11	H: 2 LOB: 2 BB: 0 P: 11	R: 0 E: 0 K: 1 S: 5	H: 0 LOB: 0 BB: 0 P: 5	R: 1 E: 0 K: 1 S: 7	H: 2 LOB: 2 BB: 1 P: 11	R: 0 E: 0 K: 1 S: 5	H: 0 LOB: 1 BB: 1 P: 9	R: 0 E: 0 K: 1 S: 5	H: 0 LOB: 0 BB: 0 P: 5	R: 0 E: 0 K: 1 S: 6	H: 1 LOB: 1 BB: 0 P: 6	R: 0 E: 0 K: 1 S: 5	H: 0 LOB: 0 BB: 0 P: 6	R: 0 E: 0 K: 1 S: 3	H: 0 LOB: 0 BB: 0 P: 3	R: 0 E: 0 K: 0 S: 2	H: 0 LOB: 0 BB: 1 P: 6	R: 0 E: 0 K: 1 S: 7	H: 2 LOB: 2 BB: 1 P: 11	1B: 14 2B: 2 3B: 0 HR: 1	SF: 0 SAC: 0 DP: 2 HBP: 0	WP: 0 PB: 0 SB: 0 CS: 1	PA: 63
<b>PITCHER</b>	IP: 8.1 ERA: 2.17	WLS: 1 BF: 37	H: 10 R: 4 ER: 4 SO: 11	BB: 2 IBB: 0 HBP: 0 BLK: 0	WP: 0 HR: 1 S: 57 P: 65	ERA: 4.32 WHIP: 1.440	<b>PITCHER</b>	IP: 2.0 ERA: 1.69	WLS: 0 BF: 9	H: 2 R: 1 ER: 1 SO: 1	BB: 2 IBB: 0 HBP: 0 BLK: 0	WP: 0 HR: 0 S: 9 P: 17	ERA: 4.50 WHIP: 2.000											
Jim Palmer, R ERA: 2.17	(1.1)	8.1	10	4	4	11	2	0	0	0	0	0	0	0	0	0	0	0	0	0	0	0	0	0
Eddie Watt, R ERA: 3.6	(9.1)	0.0	1	1	0	0	0	0	0	0	0	0	0	0	0	0	0	0	0	0	0	0	0	0
Grant Jackson, L ERA: 5.4	(9.1)	0.0	1	1	0	0	0	0	0	0	0	0	0	0	0	0	0	0	0	0	0	0	0	0
Roric Harrison, R ERA: 1.0	(9.1)	2.2	8	1	0	0	1	0	0	0	0	0	0	0	0	0	0	0	0	0	10	10	0.00	0.375
Dave Leonhard, R ERA: 0.91	(12.1)	2.0	6	1	0	0	0	0	0	0	0	0	0	0	0	0	0	0	0	0	6	6	0.00	0.500

Minnesota Twins @ Baltimore Orioles  
Memorial Stadium, Baltimore, MD  
Tue Jun 06 1972, 7:05 PM EDT  
Att: 6,203 - Unknown

AB 58  
R 5  
H 16  
RBI 5  
BB 4  
SO 13  
LOB 27



Batter	1	2	3	4	5	6	7	8	9	10	11	12	13	14	15	AB	R	H	RBI	BB	SO	LOB	BOTTOM			
Merv Rettenmund, R OBP: 0.338, SLG: 0.387 (1.9)																6	0	1	0	1	0	3				
Davey Johnson, R OBP: 0.331, SLG: 0.322 (1.4)																7	1	1	1	0	1	5				
Paul Blair, R OBP: 0.276, SLG: 0.376 (1.8)																7	1	3	0	0	0	1				
Don Baylor, R OBP: 0.374, SLG: 0.610 (1.7)																6	0	1	0	1	1	4				
Bobby Grich, R OBP: 0.349, SLG: 0.338 (10.6)																5	1	1	1	2	2	1				
Brooks Robinson, R OBP: 0.305, SLG: 0.303 (1.5)																5	0	1	1	2	1	5				
Andy Etchebarren, R OBP: 0.244, SLG: 0.221 (11. PH)																3	0	0	1	0	2	2				
Johnny Oates, L OBP: 0.276, SLG: 0.500 (12.2)																2	0	0	0	1	0	0				
Mark Belanger, R OBP: 0.235, SLG: 0.229 (9. PH)																3	1	1	0	0	2	1				
Terry Crowley, L OBP: 0.381, SLG: 0.595 (10.3)																4	0	1	0	0	1	1				
Jim Palmer, R ERA: 1.93	(1.1)	6.2	7	4	3	8	3	0	0	0	0	0	0	0	0	0	0	0	0	0	0	0	0	0		
Tom Norton, R ERA: 2.76	(7.1)	1.1	4	0	0	2	0	0	0	0	0	0	0	0	0	0	0	0	0	0	8	8	0.00	0.000		
Wayne Granger, R ERA: 0.58	(9.1)	3.0	13	2	0	0	2	2	0	0	2	2	0	0	0	0	0	0	0	0	15	23	0.00	1.333		
Ray Corbin, R ERA: 1.35	(12.1)	4.0	W 16	2	0	0	2	3	1	0	0	0	0	0	0	0	0	0	0	0	16	32	0.00	1.250		
<b>Inning Stats</b>	R: 0 E: 0 K: 0 S: 3	H: 0 LOB: 0 BB: 0 P: 3	R: 0 E: 0 K: 1 S: 5	H: 0 LOB: 1 BB: 1 P: 9	R: 0 E: 0 K: 2 S: 7	H: 0 LOB: 0 BB: 0 P: 7	R: 3 E: 1 K: 2 S: 11	H: 4 LOB: 1 BB: 0 P: 11	R: 0 E: 0 K: 1 S: 6	H: 1 LOB: 1 BB: 0 P: 6	R: 0 E: 0 K: 1 S: 5	H: 0 LOB: 0 BB: 0 P: 9	R: 0 E: 0 K: 1 S: 4	H: 0 LOB: 1 BB: 1 P: 8	R: 0 E: 0 K: 0 S: 3	H: 0 LOB: 1 BB: 1 P: 7	R: 0 E: 0 K: 1 S: 5	H: 0 LOB: 1 BB: 1 P: 9	R: 0 E: 0 K: 0 S: 4	H: 2 LOB: 2 BB: 1 P: 8	R: 0 E: 0 K: 1 S: 4	H: 0 LOB: 0 BB: 1 P: 8	1B: 9 2B: 2 3B: 0 HR: 0	SF: 1 SAC: 0 DP: 2 HBP: 0	WP: 0 PB: 0 SB: 0 CS: 0	PA: 63
<b>PITCHER</b>	IP: 6.2 ERA: 1.93	WLS: 1 BF: 30	H: 7 R: 4 ER: 3 SO: 8	BB: 3 IBB: 0 HBP: 0 BLK: 0	WP: 0 HR: 0 S: 43 P: 55	ERA: 4.05 WHIP: 1.500	<b>PITCHER</b>	IP: 2.0 ERA: 1.69	WLS: 0 BF: 9	H: 2 R: 1 ER: 1 SO: 1	BB: 2 IBB: 0 HBP: 0 BLK: 0	WP: 0 HR: 0 S: 9 P: 17	ERA: 4.50 WHIP: 2.000													

Minnesota Twins @ Baltimore Orioles  
Memorial Stadium, Baltimore, MD  
Tue Jun 06 1972, 7:05 PM EDT  
Att: 6,203 - Unknown

AB 53  
R 4  
H 11  
RBI 4  
BB 9  
SO 14  
LOB 25





Batter	1	2	3	4	5	6	7	8	9	AB	R	H	RBI	BB	SO	LOB	TOP		
Steve Braun, L (1, 6) OBP: 0.342, SLG: 0.371	F9		F8		K			3B 1B		4	1	1	0	0	1	1	<b>Minnesota Twins @ Baltimore Orioles</b> Memorial Stadium, Baltimore, MD Wed Jun 07 1972, 7:05 PM EDT Att: 10,141 - Unknown		
Cesar Tovar, R (1, 9) OBP: 0.355, SLG: 0.337	E5		F7		G5-4-3			4-3		4	1	2	1	0	0	1			
Rod Carew, L (1, 4) OBP: 0.369, SLG: 0.346	6-3							4-3		3	0	1	0	0	0	1			
Dan Monzon, R (6, 4) OBP: 0.300, SLG: 0.222								4-3		1	0	0	1	0	0	0			
Harmon Killebrew, R (1, 3) OBP: 0.382, SLG: 0.429	F3		F4					1B		4	0	1	0	0	0	2			
Bobby Darwin, R (1, 8) OBP: 0.333, SLG: 0.414					K			K		4	0	1	0	0	3	1			
Steve Brye, R (1, 7) OBP: 0.274, SLG: 0.302	F9				6-3			1-3		4	0	1	0	0	0	2			
Eric Soderholm, R (1, 5) OBP: 0.241, SLG: 0.392								2B		4	0	1	0	0	1	2			
Rick Dempsey, R (1, 2) OBP: 0.324, SLG: 0.207					F9			F8		4	0	1	0	0	0	2			
Jim Perry, S (1, 1) OBP: 0.275, SLG: 0.354 Jim Nettles, L (5, PH) OBP: 0.306, SLG: 0.170 Bob Geffard, R (5, 1) OBP: 0.221, SLG: 0.292 Charlie Manuel, L (7, PH) OBP: 0.221, SLG: 0.292 Tom Norton, R (7, 1) OBP: 0.221, SLG: 0.292 Rich Reese, L (5, PH) OBP: 0.221, SLG: 0.292	F8							4-3		1	0	0	0	0	0	2			
<b>Inning Stats</b>	R: 0 E: 1 K: 0 S: 4	H: 1 LOB: 1 BB: 0 P: 4	R: 0 E: 0 K: 1 S: 7	H: 2 LOB: 2 BB: 0 P: 7	R: 0 E: 0 K: 1 S: 4	H: 1 LOB: 1 BB: 0 P: 4	R: 0 E: 0 K: 1 S: 6	H: 1 LOB: 0 BB: 0 P: 5	R: 0 E: 0 K: 1 S: 5	H: 0 LOB: 1 BB: 0 P: 5	R: 0 E: 0 K: 0 S: 4	H: 1 LOB: 1 BB: 0 P: 4	R: 2 E: 0 K: 1 S: 8	H: 3 LOB: 1 BB: 0 P: 8	R: 0 E: 0 K: 0 S: 3	H: 0 LOB: 0 BB: 0 P: 3	1B: 8 2B: 1 3B: 1 HR: 0	SF: 0 SAC: 0 DP: 1 HBP: 0	WP: 0 PA: 36 PB: 0 SB: 0 CS: 0
<b>PITCHER</b> Pat Dobson, R (1, 1) ERA: 2.61	IP: 9.0 WLS: W BF: 36 H: 10 R: 2 ER: 2 SO: 5 BB: 0 IBB: 0 HBP: 0 BLK: 0 WP: 0 HR: 0 S: 46 P: 46 ERA: 2.00 WHIP: 1.111															<b>PITCHER</b>			

Batter	1	2	3	4	5	6	7	8	9	AB	R	H	RBI	BB	SO	LOB	BOTTOM		
Don Buford, S (1, 7) OBP: 0.327, SLG: 0.232	F9	G3			2B BB	K		2-3		4	1	0	0	1	1	2	<b>Minnesota Twins @ Baltimore Orioles</b> Memorial Stadium, Baltimore, MD Wed Jun 07 1972, 7:05 PM EDT Att: 10,141 - Unknown		
Paul Blair, R (1, 8) OBP: 0.273, SLG: 0.377	L5		F8		1-H 2B	F9		4-3		5	0	1	1	0	0	1			
Boog Powell, L (1, 3) OBP: 0.286, SLG: 0.293	BB		3-1		F5			4-1		5	1	2	1	0	0	0			
Don Baylor, R (1, 9) OBP: 0.389, SLG: 0.602	HR				CS	F7				1	2	0	0	2	0	1			
Bobby Grich, R (1, 6) OBP: 0.356, SLG: 0.378	HR		CS		1B BB	E5		5-3		3	3	1	3	1	0	0			
Johnny Oates, L (1, 2) OBP: 0.303, SLG: 0.484	F5				1B BB	E		3-1		3	2	1	0	1	0	0			
Brooks Robinson, R (1, 5) OBP: 0.316, SLG: 0.310					1B BB	E				3	1	2	1	0	0	1			
Mark Belanger, R (7, PR) OBP: 0.235, SLG: 0.229			FC1-6		1B BB	E6		BB		0	0	0	0	0	0	0			
Davey Johnson, R (1, 4) OBP: 0.336, SLG: 0.325			K		SF9-5-4	E8		HBP		2	0	1	2	1	1	1			
Pat Dobson, R (1, 1) OBP: 0.167, SLG: 0.207	FC1-6				6-3			1-3		4	1	1	0	0	0	3			
<b>Inning Stats</b>	R: 3 E: 0 K: 0 S: 5	H: 2 LOB: 0 BB: 1 P: 9	R: 0 E: 1 K: 1 S: 6	H: 1 LOB: 0 BB: 0 P: 6	R: 0 E: 0 K: 0 S: 2	H: 0 LOB: 0 BB: 0 P: 3	R: 2 E: 0 K: 0 S: 4	H: 2 LOB: 1 BB: 1 P: 8	R: 5 E: 3 K: 0 S: 5	H: 2 LOB: 1 BB: 3 P: 17	R: 1 E: 0 K: 1 S: 7	H: 2 LOB: 1 BB: 0 P: 7	R: 0 E: 0 K: 0 S: 3	H: 0 LOB: 2 BB: 1 P: 8	R: 0 E: 0 K: 0 S: 3	H: 0 LOB: 0 BB: 0 P: 3	1B: 6 2B: 3 3B: 0 HR: 1	SF: 1 SAC: 0 DP: 1 HBP: 2	WP: 0 PA: 40 PB: 0 SB: 0 CS: 1
<b>PITCHER</b> Jim Perry, R (1, 1) ERA: 3.66 Bob Geffard, R (5, 1) ERA: 4.05 Tom Norton, R (7, 1) ERA: 2.45	IP: 4.0 WLS: L BF: 18 H: 5 R: 5 ER: 5 SO: 1 BB: 2 IBB: 0 HBP: 1 BLK: 0 WP: 0 HR: 1 S: 17 P: 26 ERA: 11.25 WHIP: 1.750															<b>PITCHER</b>			

AB	36
R	2
H	10
RBI	2
BB	0
SO	5
LOB	15

AB	30
R	11
H	9
RBI	8
BB	6
SO	2
LOB	9









Batter	1	2	3	4	5	6	7	8	9	AB	R	H	RBI	BB	SO	LOB	TOP										
<b>Don Buford, S</b> (1, 7) OBP: 0.342, SLG: 0.235	4-0 FC4-6 BB		0-0 G5-4-3 1B		0-0 1B		0-0 F7		4-0 BB	3	0	2	0	2	0	0											
<b>Paul Blair, R</b> (1, 8) OBP: 0.279, SLG: 0.391	0-0 FC4-6 FC6-4 1-2		0-0 G5-4-3 1-2		0-0 F7		0-0 1-3		0-3 K	5	0	0	0	0	1	4											
<b>Terry Crowley, L</b> (1, 3) OBP: 0.358, SLG: 0.557	0-0 FC6-4 1-2		0-3 K		0-0 F8		0-0 4-3			4	0	0	0	0	1	2											
<b>Don Baylor, R</b> (1, 9) OBP: 0.404, SLG: 0.633	0-0 F6			0-3 K		0-0 F7		0-0 HR		4	1	1	1	0	1	1											
<b>Bobby Grich, R</b> (1, 6) OBP: 0.347, SLG: 0.358		0-3 K		0-0 F8		0-0 1B 2B		0-0 F8		4	1	1	0	0	1	0											
<b>Johnny Oates, L</b> (1, 2) OBP: 0.324, SLG: 0.471		0-0 4-3		4-0 1B S BB		0-0 2B 1-2 S 1B		0-0 F7		3	2	1	0	1	0	0											
<b>Brooks Robinson, R</b> (1, 5) OBP: 0.333, SLG: 0.352		0-0 HR		0-0 1B		0-0 S K2-5-2 2B		0-0 F9		4	1	3	3	0	0	0											
<b>Davey Johnson, R</b> (1, 4) OBP: 0.342, SLG: 0.317		4-0 BB		0-0 6-3		4-0 S IBB		0-0 6-3		2	0	0	0	2	0	1											
<b>Dave McNally, R</b> (1, 1) OBP: 0.138, SLG: 0.143		0-3 K		0-3 K		0-3 K2-5-2 1-2 2-3 3-H		0-0 1B		4	0	1	0	0	3	3											
<b>Inning Stats</b>	R: 0 E: 0 K: 0 S: 3	H: 0 LOB: 1 BB: 1 P: 7	R: 1 E: 0 K: 2 S: 8	H: 1 LOB: 1 BB: 1 P: 12	R: 0 E: 0 K: 1 S: 5	H: 1 LOB: 0 BB: 0 P: 5	R: 1 E: 0 K: 1 S: 6	H: 1 LOB: 1 BB: 0 P: 10	R: 0 E: 0 K: 1 S: 6	H: 1 LOB: 1 BB: 0 P: 6	R: 2 E: 0 K: 1 S: 7	H: 3 LOB: 2 BB: 1 P: 11	R: 0 E: 0 K: 0 S: 3	H: 0 LOB: 0 BB: 0 P: 3	R: 1 E: 0 K: 0 S: 4	H: 1 LOB: 0 BB: 0 P: 4	R: 0 E: 0 K: 1 S: 5	H: 1 LOB: 1 BB: 1 P: 9	1B: 6 2B: 2 3B: 0 HR: 2	SF: 0 SAC: 0 DP: 2 HBP: 0	WP: 0 PA: 38 PB: 0 SB: 4 CS: 0						
<b>PITCHER</b>	IP	WLS	BF	H	R	ER	SO	BB	IBB	HBP	BLK	WP	HR	S	P	ERA	WHIP										
<b>Bill Gogolewski, R</b> (1, 1) ERA: 5.85	5.1	L	24	6	4	4	5	3	0	0	0	0	1	31	43	6.75	1.688										
<b>Casey Cox, R</b> (6, 1) ERA: 3.95	2.2		10	2	1	1	1	0	1	0	0	0	1	11	15	3.38	0.750										
<b>Jim Panther, R</b> (9, 1) ERA: 3.97	1.0		4	1	0	0	1	1	0	0	0	0	0	5	9	0.00	2.000										

**Baltimore Orioles @ Texas Rangers**  
Arlington Stadium, Arlington, TX  
Sat Jun 10 1972, 8:05 PM EDT  
Att: 16,898 - Unknown

AB 33  
R 5  
H 9  
RBI 4  
BB 5  
SO 7  
LOB 11



Batter	1	2	3	4	5	6	7	8	9	AB	R	H	RBI	BB	SO	LOB	BOTTOM										
<b>Elliott Maddox, R</b> (1, 8) OBP: 0.330, SLG: 0.269	0-0 6-3		0-0 F8			0-0 F8		0-0 1-2 1B		4	0	1	0	0	0	0											
<b>Davey Nelson, R</b> (1, 5) OBP: 0.355, SLG: 0.345	0-0 F8			0-0 5-3		0-0 F8		0-0 F9		4	0	0	0	0	0	2											
<b>Ted Ford, R</b> (1, 7) OBP: 0.364, SLG: 0.483	0-0 6-3			4-0 BB		0-0 L4		0-0 1-3		3	0	0	0	1	0	2											
<b>Dick Billings, R</b> (1, 2) OBP: 0.321, SLG: 0.370		0-0 G3		0-0 F3		0-0 5-3		0-0 6-3		4	0	0	0	0	0	1											
<b>Frank Howard, R</b> (1, 3) OBP: 0.345, SLG: 0.364		0-0 1B		0-0 F9		0-0 HR 1B		0-3 K		4	1	2	0	0	1	1											
<b>Joe Lovitto, S</b> (1, 9) OBP: 0.315, SLG: 0.233		0-0 F9			0-0 6-3		0-0 HR		0-0 F8		4	1	1	2	0	1											
<b>Toby Harrah, R</b> (1, 6) OBP: 0.304, SLG: 0.313		0-0 1-3			0-3 K		0-0 F8			3	0	0	0	0	1	1											
<b>Lenny Randle, S</b> (1, 4) OBP: 0.243, SLG: 0.291			0-0 5-3			0-0 F9		0-0 F7		2	0	0	0	0	0	0											
<b>Casey Cox, R</b> (6, 1) ERA: 3.95										0	0	0	0	0	0	0											
<b>Tom Grieve, R</b> (8, PH) OBP: 0.259, SLG: 0.231										1	0	0	0	0	0	0											
<b>Jim Panther, R</b> (9, 1) OBP: 0.500, SLG: 0.500										0	0	0	0	0	0	0											
<b>Bill Gogolewski, L</b> (1, 1) OBP: 0.231, SLG: 0.167			0-0 6-3			0-0 6-3				1	0	0	0	0	0	0											
<b>Ted Kubiak, S</b> (6, 4) OBP: 0.205, SLG: 0.056								0-0 1B 1B		2	0	1	0	0	0	0											
<b>Inning Stats</b>	R: 0 E: 0 K: 0 S: 3	H: 0 LOB: 0 BB: 0 P: 3	R: 0 E: 0 K: 0 S: 4	H: 1 LOB: 1 BB: 0 P: 4	R: 0 E: 0 K: 0 S: 3	H: 0 LOB: 0 BB: 0 P: 3	R: 0 E: 0 K: 0 S: 3	H: 0 LOB: 1 BB: 1 P: 7	R: 0 E: 0 K: 1 S: 5	H: 0 LOB: 0 BB: 0 P: 5	R: 2 E: 0 K: 0 S: 5	H: 2 LOB: 0 BB: 0 P: 5	R: 0 E: 0 K: 0 S: 5	H: 2 LOB: 2 BB: 0 P: 5	R: 0 E: 0 K: 1 S: 5	H: 0 LOB: 0 BB: 0 P: 5	R: 0 E: 0 K: 1 S: 5	H: 0 LOB: 0 BB: 0 P: 5	1B: 4 2B: 0 3B: 0 HR: 1	SF: 0 SAC: 0 DP: 0 HBP: 0	WP: 0 PA: 33 PB: 0 SB: 0 CS: 0						
<b>PITCHER</b>	IP	WLS	BF	H	R	ER	SO	BB	IBB	HBP	BLK	WP	HR	S	P	ERA	WHIP										
<b>Dave McNally, L</b> (1, 1) ERA: 2.69	9.0	W	33	5	2	2	2	1	0	0	0	0	1	36	40	2.00	0.667										

**Baltimore Orioles @ Texas Rangers**  
Arlington Stadium, Arlington, TX  
Sat Jun 10 1972, 8:05 PM EDT  
Att: 16,898 - Unknown

AB 32  
R 2  
H 5  
RBI 2  
BB 1  
SO 2  
LOB 8









Batter	1	2	3	4	5	6	7	8	9	AB	R	H	RBI	BB	SO	LOB	TOP			
Don Buford, S (1, 7) OBP: 0.338, SLG: 0.235	K			K		F9											4 0 1 1 0 2 0 0 0 0 0 0 0 0			
Boog Powell, L (8, 3) OBP: 0.275, SLG: 0.274								1B									4 0 1 0 0 0 2			
Mery Rettenmund, R (1, 9) OBP: 0.338, SLG: 0.378	F4			F2				F8									4 0 1 0 0 0 2			
Paul Blair, R (1, 8) OBP: 0.276, SLG: 0.382	K			S				F2									4 0 1 0 0 0 2			
Don Baylor, R (1, 3) OBP: 0.393, SLG: 0.594		K															3 0 0 0 1 1 0			
Bobby Grich, R (1, 6) OBP: 0.343, SLG: 0.345		6-3															3 0 0 0 1 0 2			
Brooks Robinson, R (1, 5) OBP: 0.330, SLG: 0.347		6-3															4 0 1 0 0 0 1			
Davey Johnson, R (1, 4) OBP: 0.359, SLG: 0.359																	2 0 1 0 1 0 0			
Mark Belanger, R (8, PR) OBP: 0.232, SLG: 0.220																	1 1 0 0 0 0 1			
Andy Etchebarren, R (1, 2) OBP: 0.250, SLG: 0.229																	3 0 1 0 0 0 1			
Pat Dobson, R (1, 1) OBP: 0.152, SLG: 0.188																	3 0 0 0 0 2 2			
<b>Inning Stats</b>	R: 0 E: 0 K: 2 S: 7	H: 0 LOB: 0 BB: 7	R: 0 E: 0 K: 1 S: 5	H: 0 LOB: 0 BB: 5	R: 0 E: 0 K: 1 S: 5	H: 0 LOB: 0 BB: 5	R: 0 E: 0 K: 1 S: 6	H: 1 LOB: 2 BB: 1 P: 10	R: 0 E: 0 K: 1 S: 4	H: 0 LOB: 0 BB: 1 P: 8	R: 0 E: 0 K: 0 S: 3	H: 1 LOB: 1 BB: 1 P: 7	R: 1 E: 0 K: 1 S: 8	H: 3 LOB: 2 BB: 0 P: 8	R: 0 E: 0 K: 0 S: 4	H: 1 LOB: 1 BB: 0 P: 4	1B: 6 2B: 0 3B: 0 HR: 0	SF: 0 SAC: 0 DP: 1 HBP: 0	WP: 0 PB: 0 SB: 1 CS: 1	PA: 35
<b>PITCHER</b>	IP WLS BF H R ER SO BB IBB HBP BLK WP HR S P ERA WHIP																			
Vida Blue, L (1, 1) ERA: 3.24	8.0 L 30 5 1 1 7 3 0 0 0 0 0 0 41 53 1.12 1.000																			
Bob Locker, R (9, 1) ERA: 1.23	1.0 4 1 0 0 0 0 0 0 0 0 0 0 4 4 0.00 1.000																			

Baltimore Orioles @ Oakland Athletics  
Oakland-Alameda County Coliseum, Oakland, CA  
Mon Jun 12 1972, 7:05 PM PDT  
Att: 50,182 - Unknown

AB 31  
R 1  
H 6  
RBI 1  
BB 3  
SO 7  
LOB 11



Batter	1	2	3	4	5	6	7	8	9	AB	R	H	RBI	BB	SO	LOB	BOTTOM			
Bert Campaneris, R (1, 6) OBP: 0.261, SLG: 0.298	F9																4 0 0 0 0 1 1			
Joe Rudi, R (1, 7) OBP: 0.356, SLG: 0.513	F9																4 0 0 0 0 1 1			
Reggie Jackson, L (1, 8) OBP: 0.367, SLG: 0.530	F6																4 0 1 0 0 1 0			
Sal Bando, R (1, 5) OBP: 0.376, SLG: 0.385																	4 0 0 0 0 1 2			
Blue Moon Odum, R (9, PR) OBP: 0.167, SLG: 0.167																	0 0 0 0 0 0 0			
Mike Epstein, L (1, 3) OBP: 0.381, SLG: 0.450																	4 0 1 0 0 1 2			
Angel Mangual, R (1, 9) OBP: 0.304, SLG: 0.349																	3 0 2 0 0 1 1			
Dave Duncan, R (1, 2) OBP: 0.291, SLG: 0.450																	3 0 0 0 0 0 3			
Larry Brown, R (1, 4) OBP: 0.245, SLG: 0.198																	2 0 0 0 0 0 0			
Mike Hegan, L (8, PH) OBP: 0.222, SLG: 0.278																	1 0 0 0 0 1 0			
Ron Clark, R (9, 4) OBP: 0.625, SLG: 0.857																	0 0 0 0 0 0 0			
Vida Blue, S (1, 1)																	1 0 0 0 1 1 0			
Adrian Garrett, L (8, PH)																	1 0 0 0 0 0 0			
Bob Locker, S (9, 1)																	0 0 0 0 0 0 0			
<b>Inning Stats</b>	R: 0 E: 0 K: 0 S: 3	H: 2 LOB: 1 BB: 0 P: 6	R: 0 E: 0 K: 1 S: 5	H: 0 LOB: 1 BB: 1 P: 9	R: 0 E: 1 K: 1 S: 6	H: 0 LOB: 1 BB: 0 P: 6	R: 0 E: 0 K: 1 S: 5	H: 0 LOB: 0 BB: 0 P: 5	R: 0 E: 0 K: 2 S: 7	H: 0 LOB: 0 BB: 0 P: 7	R: 0 E: 0 K: 0 S: 4	H: 1 LOB: 1 BB: 0 P: 4	R: 0 E: 0 K: 1 S: 5	H: 0 LOB: 0 BB: 0 P: 5	R: 0 E: 0 K: 1 S: 6	H: 1 LOB: 1 BB: 0 P: 6	1B: 4 2B: 0 3B: 0 HR: 0	SF: 0 SAC: 0 DP: 1 HBP: 0	WP: 0 PB: 0 SB: 0 CS: 0	PA: 32
<b>PITCHER</b>	IP WLS BF H R ER SO BB IBB HBP BLK WP HR S P ERA WHIP																			
Pat Dobson, R (1, 1) ERA: 2.37	9.0 W 32 4 0 0 8 1 0 0 0 0 0 0 47 51 0.00 0.556																			

Baltimore Orioles @ Oakland Athletics  
Oakland-Alameda County Coliseum, Oakland, CA  
Mon Jun 12 1972, 7:05 PM PDT  
Att: 50,182 - Unknown


AB 31  
R 0  
H 4  
RBI 0  
BB 1  
SO 8  
LOB 10










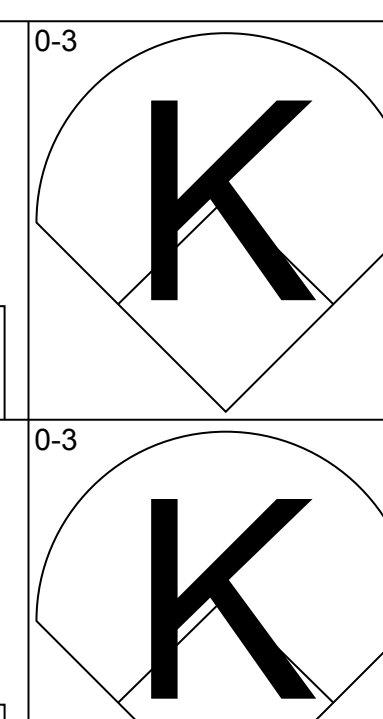
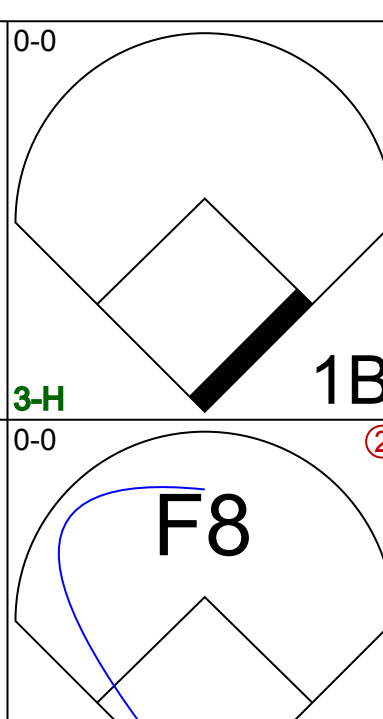
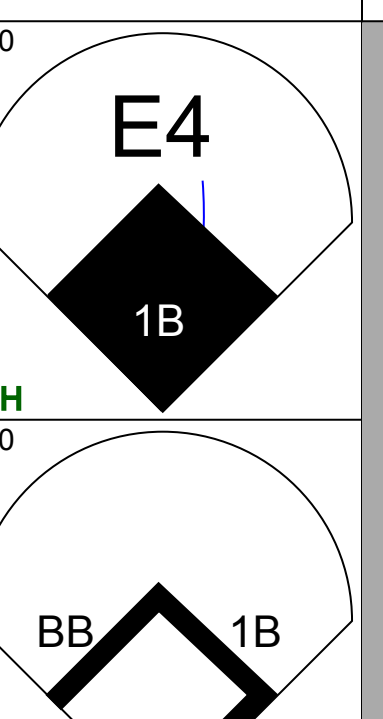
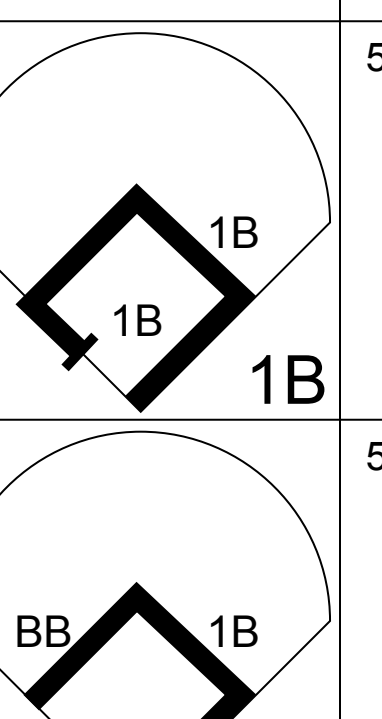
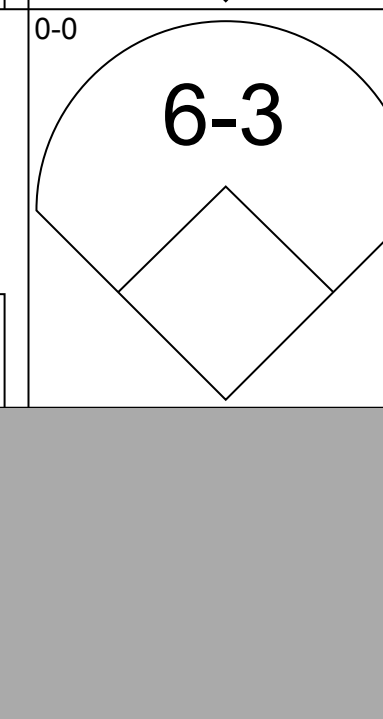

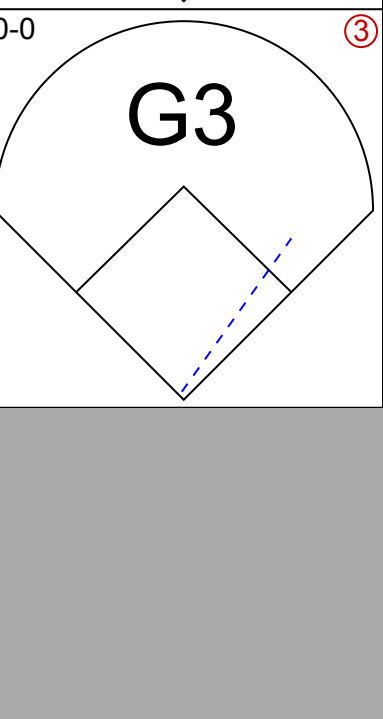

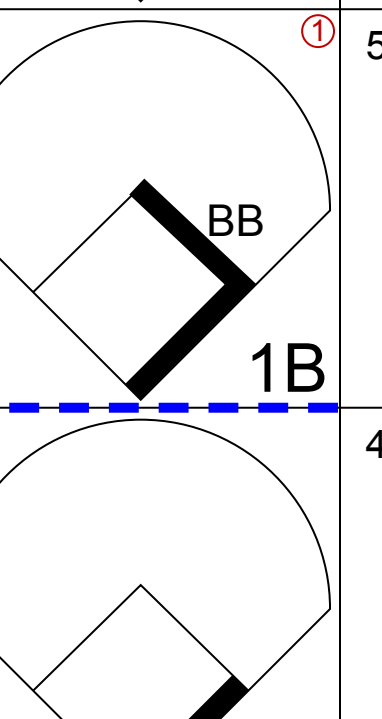



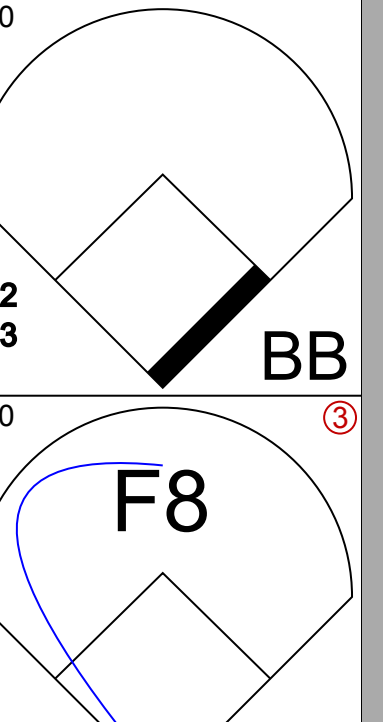
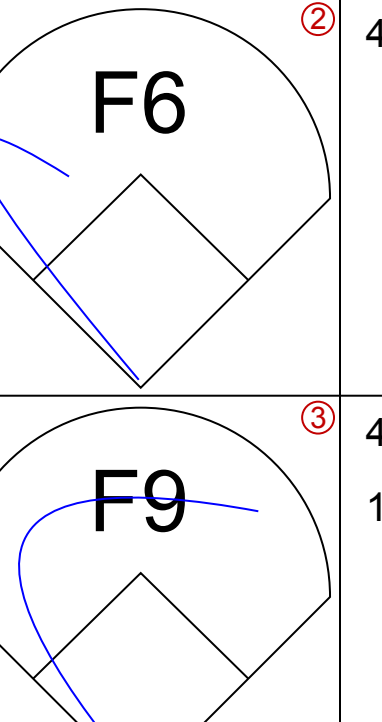
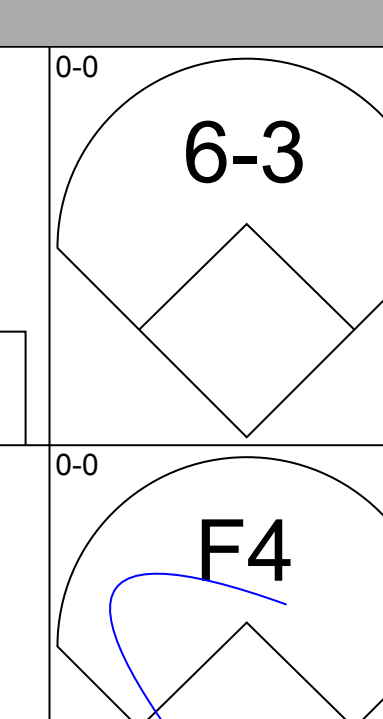
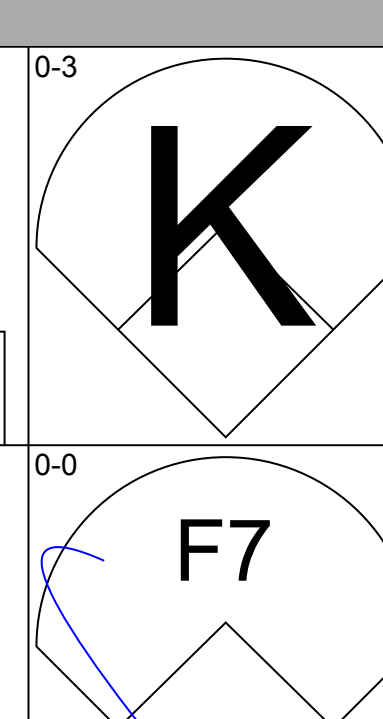
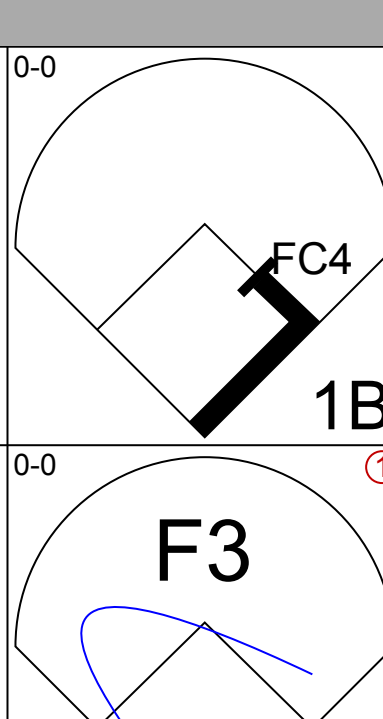

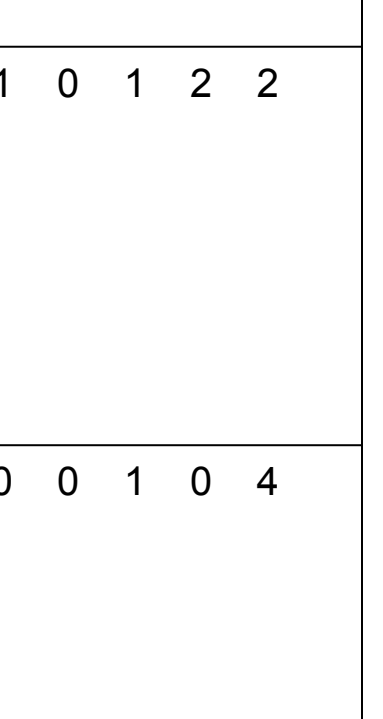
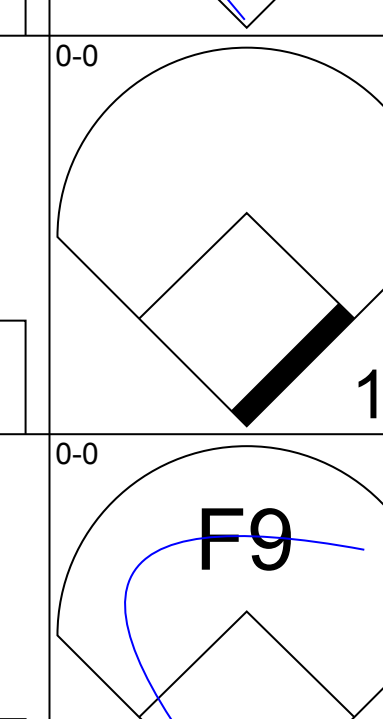
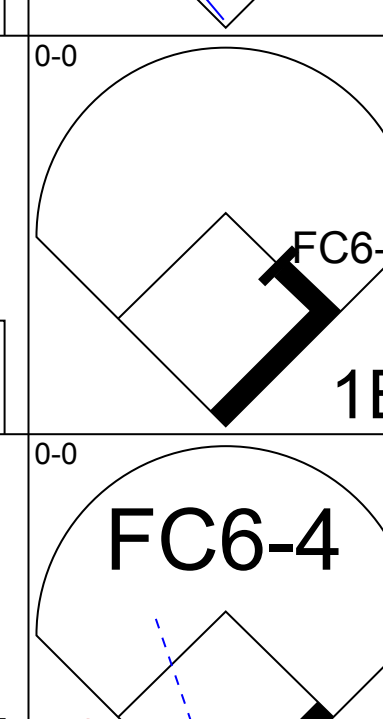
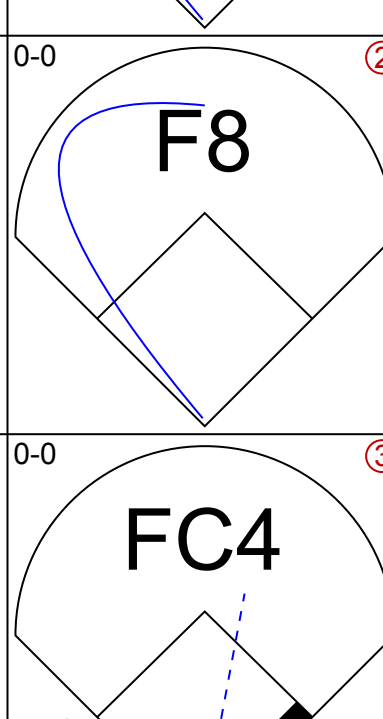
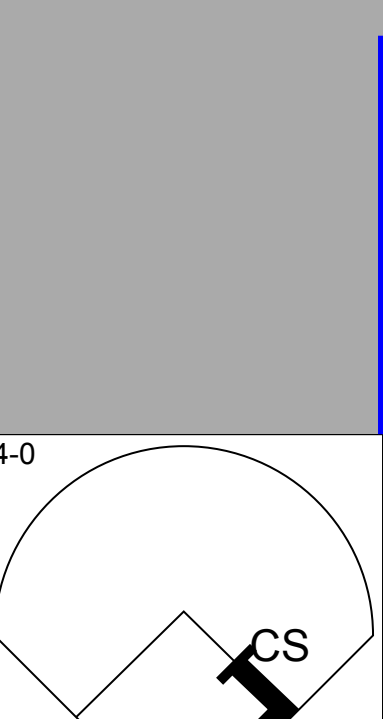
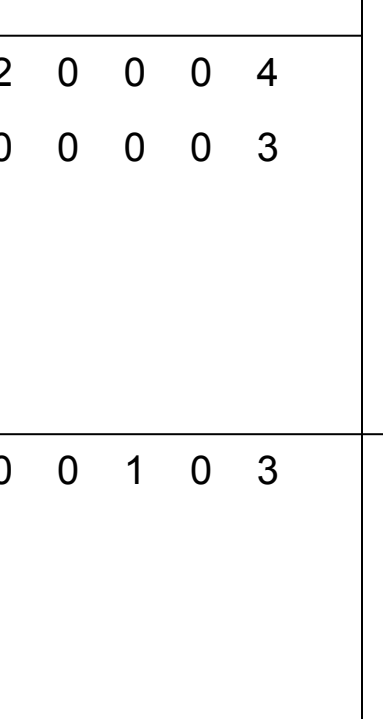



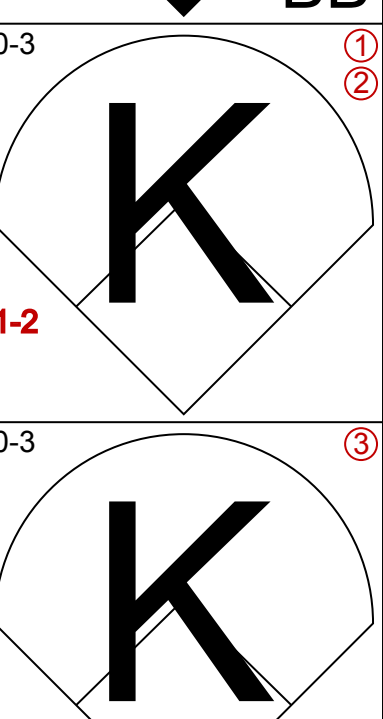
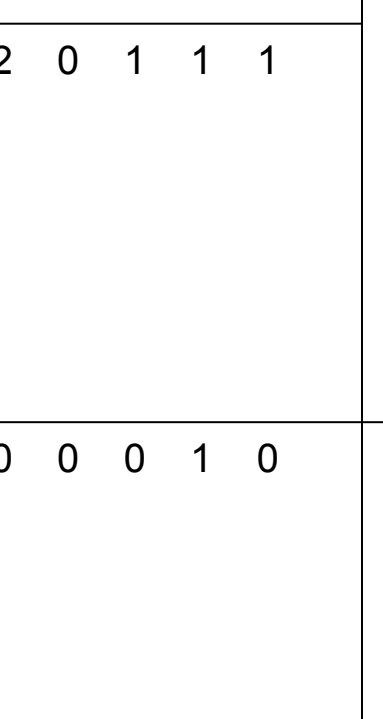
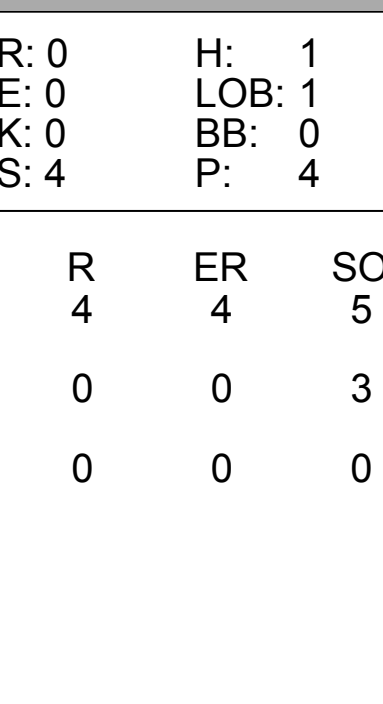
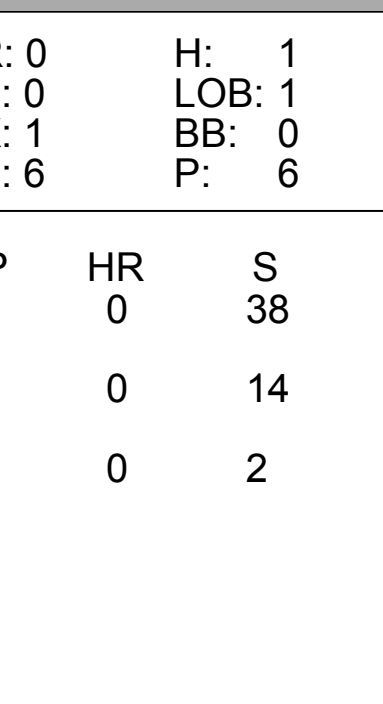
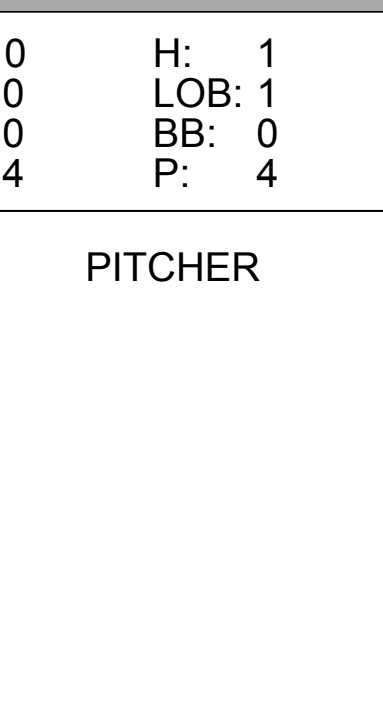
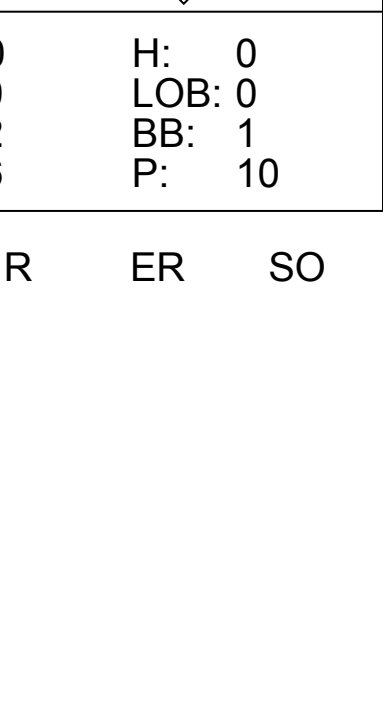


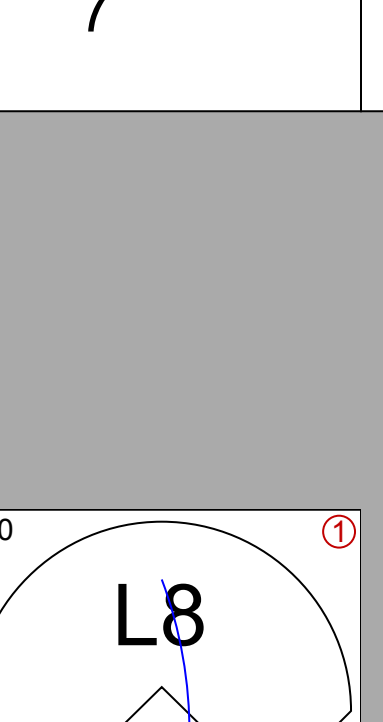
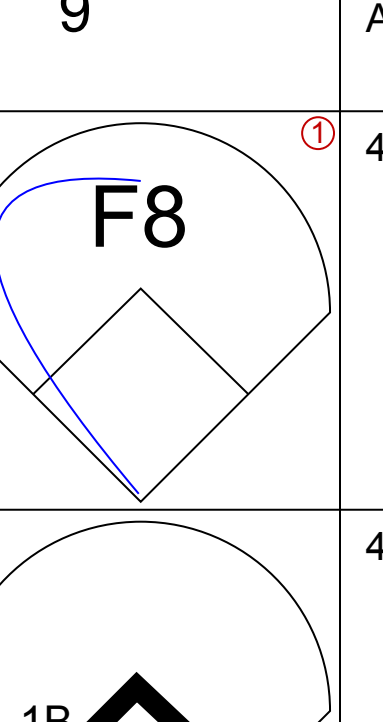

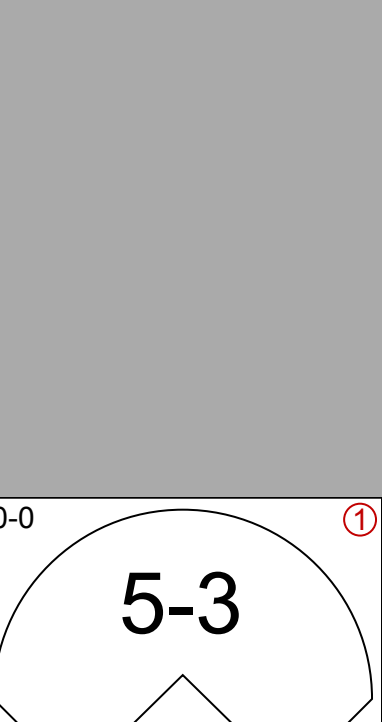
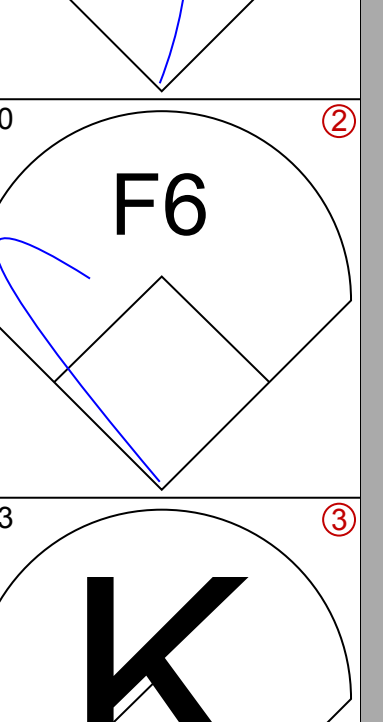
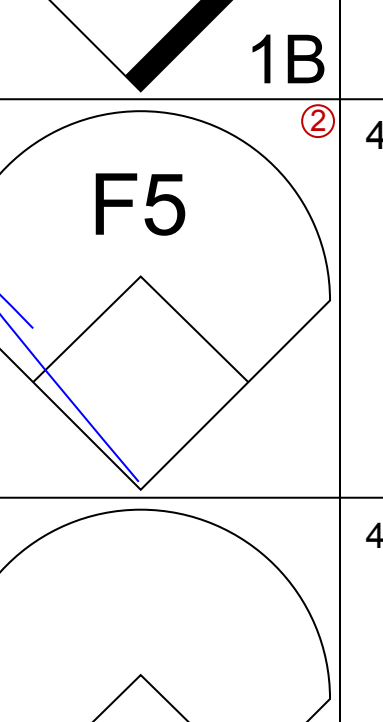
Batter	1	2	3	4	5	6	7	8	9	10	AB	R	H	RBI	BB	SO	LOB	TOP		
Don Buford, S OBP: 0.351, SLG: 0.239 (1, 7)	F9		FC3-6 1-2 2H			F8		E9 1B		F4	5	0	1	0	0	0	1	<b>Baltimore Orioles @ Oakland Athletics</b> Oakland-Alameda County Coliseum, Oakland, CA Wed Jun 14, 1972, 7:05 PM PDT Att: 6,296 - Unknown  <b>AB 35</b> <b>R 2</b> <b>H 6</b> <b>RBI 1</b> <b>BB 3</b> <b>SO 9</b> <b>LOB 16</b> 		
Paul Blair, R OBP: 0.268, SLG: 0.371 (1, 8)	F8		5-3			K		K		6-3	5	0	0	0	0	2	2			
Boog Powell, L OBP: 0.297, SLG: 0.298 (9, PR)						F8					3	0	2	0	1	0	0			
Mark Belanger, R OBP: 0.232, SLG: 0.220 (9, 6)										PB BB	0	0	0	0	0	0	0			
Don Baylor, R OBP: 0.392, SLG: 0.569 (1, 9)											3	0	0	0	1	1	2			
Johnny Oates, L OBP: 0.356, SLG: 0.512 (1, 2)											3	0	0	0	1	1	2			
Brooks Robinson, R OBP: 0.316, SLG: 0.333 (1, 5)											4	0	0	0	0	0	4			
Davey Johnson, R OBP: 0.360, SLG: 0.362 (1, 4)											4	1	1	0	0	1	3			
Bobby Grich, R OBP: 0.346, SLG: 0.380 (9, 3)											4	1	2	1	0	1	0			
Dave McNally, R OBP: 0.121, SLG: 0.125 (1, 1)											4	0	0	0	0	3	2			
<b>Inning Stats</b>	R: 0 E: 0 K: 0 S: 3	H: 1 LOB: 1 BB: 0 P: 3	R: 0 E: 0 K: 1 S: 5	H: 0 LOB: 0 BB: 0 P: 5	R: 1 E: 1 K: 1 S: 7	H: 2 LOB: 1 BB: 0 P: 7	R: 0 E: 0 K: 1 S: 6	H: 1 LOB: 1 BB: 0 P: 6	R: 0 E: 0 K: 1 S: 5	H: 0 LOB: 0 BB: 0 P: 5	R: 0 E: 0 K: 3 S: 10	H: 1 LOB: 1 BB: 0 P: 10	R: 0 E: 0 K: 0 S: 3	H: 0 LOB: 2 BB: 2 P: 11	R: 1 E: 0 K: 1 S: 6	H: 1 LOB: 0 BB: 0 P: 6	1B: 3 2B: 2 3B: 0 HR: 1	SF: 0 SAC: 0 DP: 0 HBP: 0	WP: 0 PB: 1 SB: 1 CS: 0	PA: 38
<b>PITCHER</b> Catfish Hunter, R ERA: 2.4 (1, 1)	IP 10.0	WLS L	BF 38	H 6	R 2	ER 1	SO 9	BB 2	IBB 1	HBP 0	BLK 0	WP 0	HR 1	S 53	P 65	ERA 0.90	WHIP 0.800			

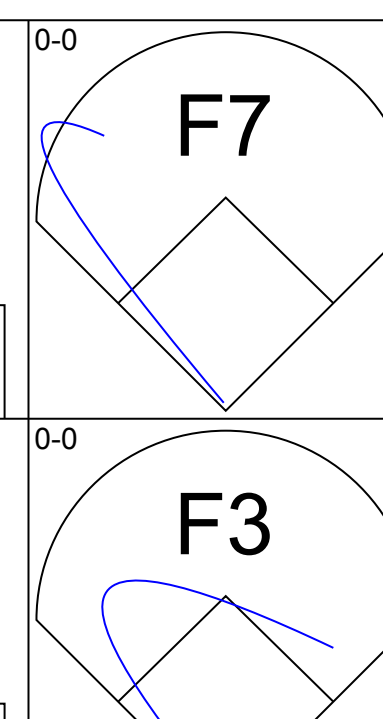
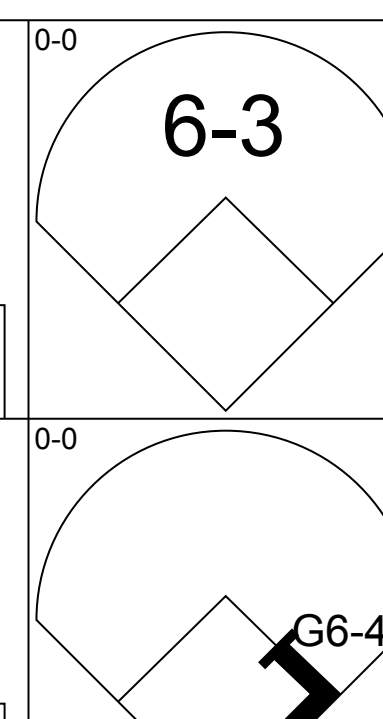
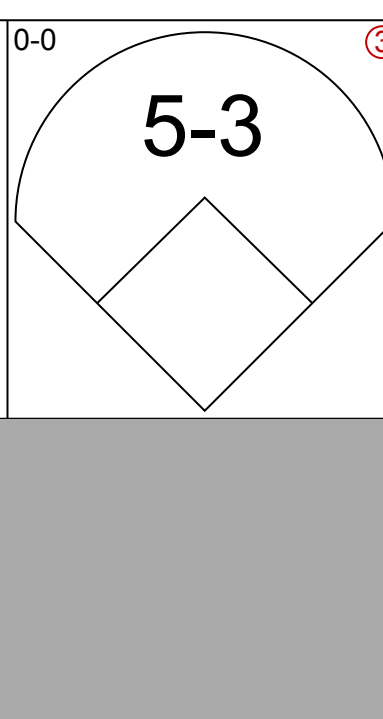
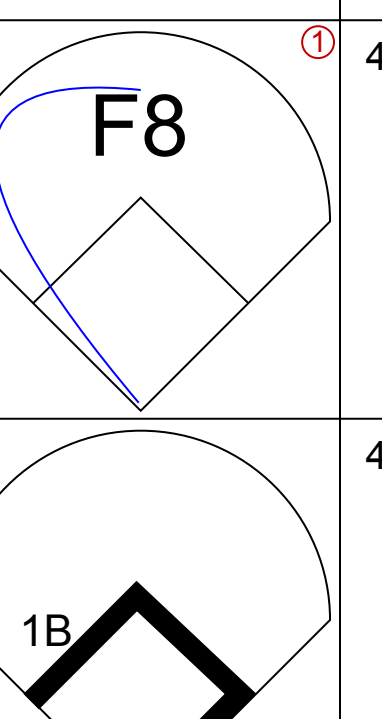
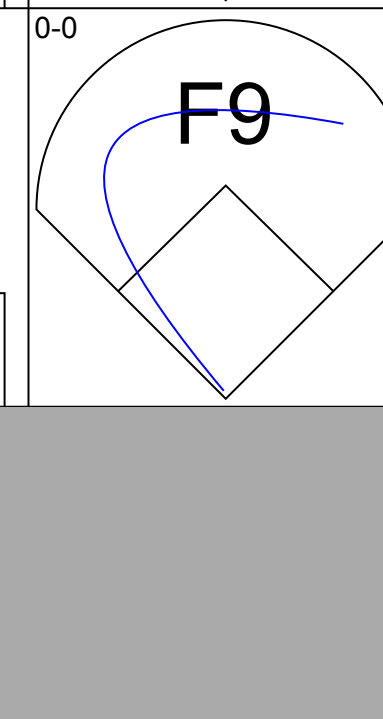
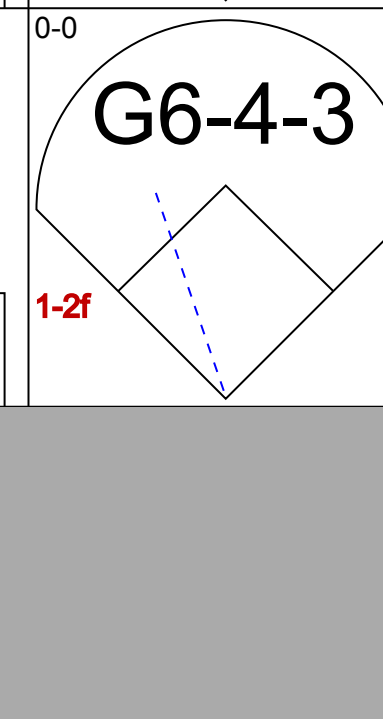
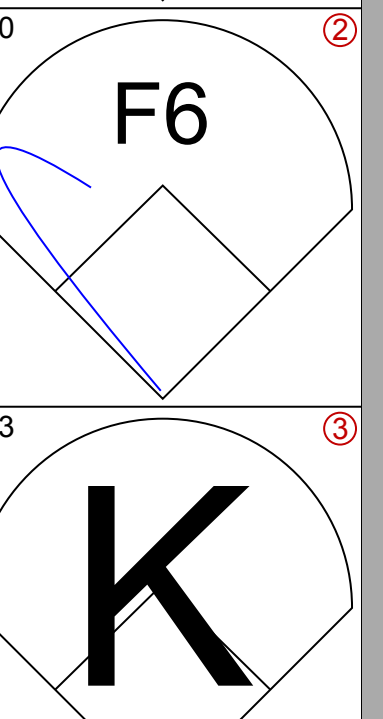
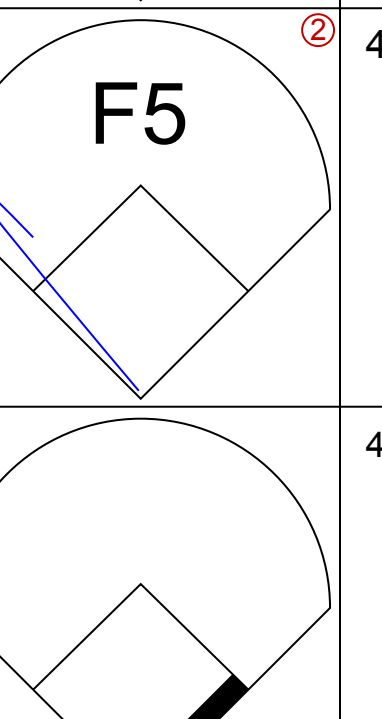



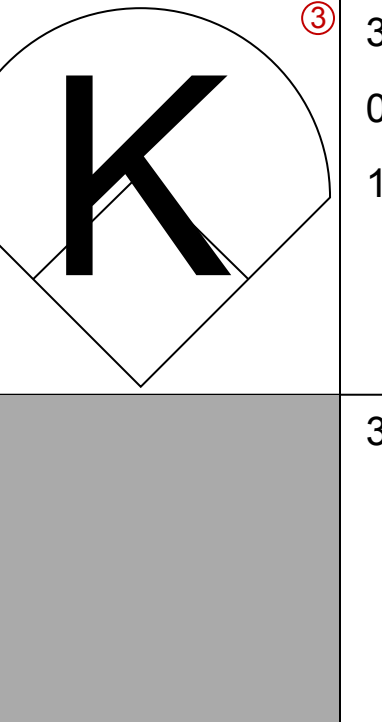
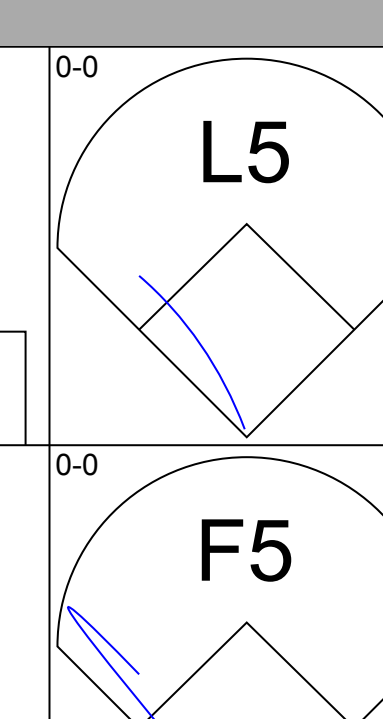
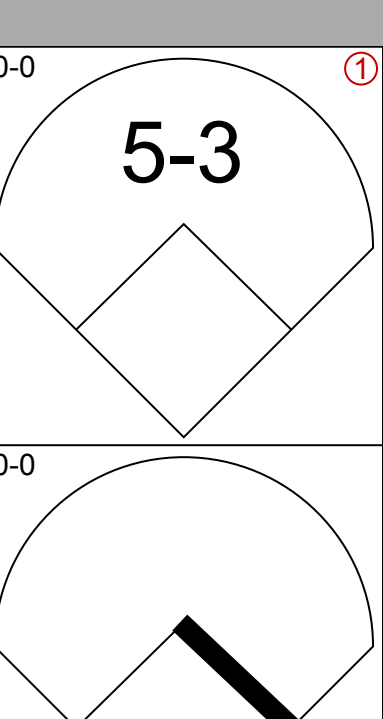

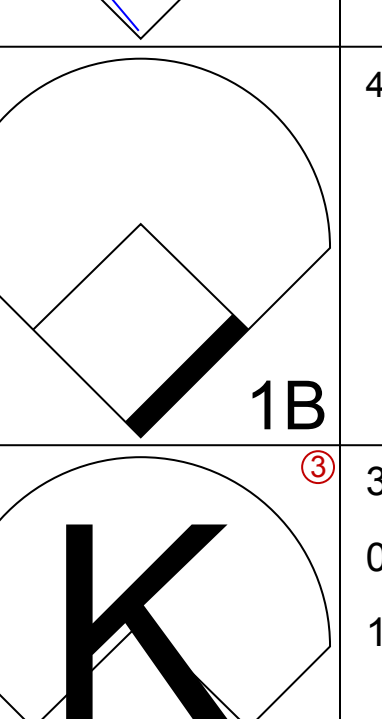

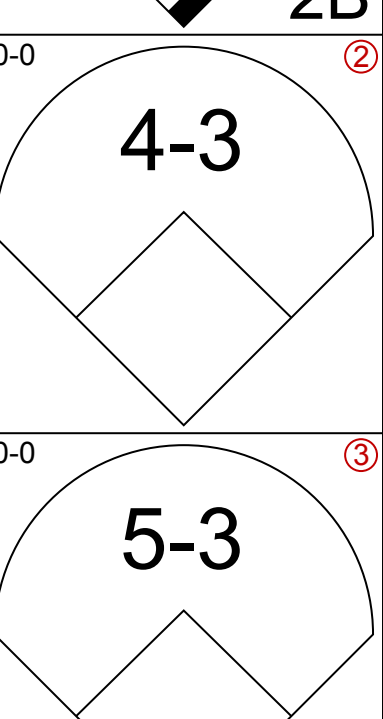
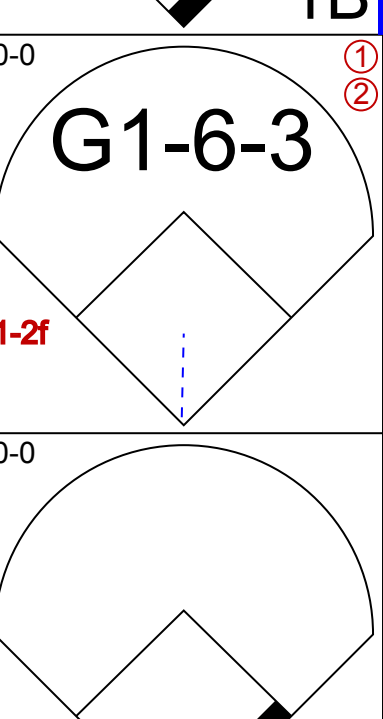



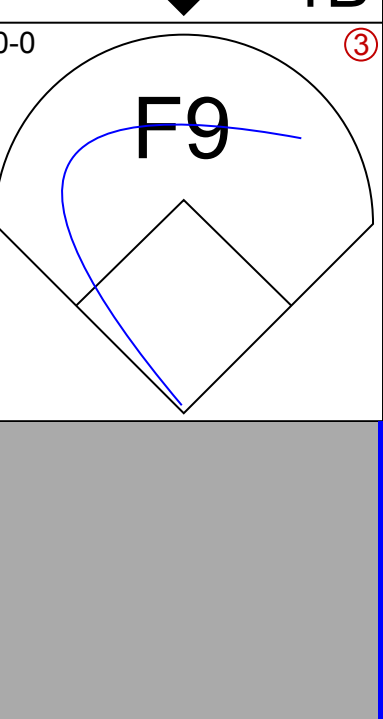
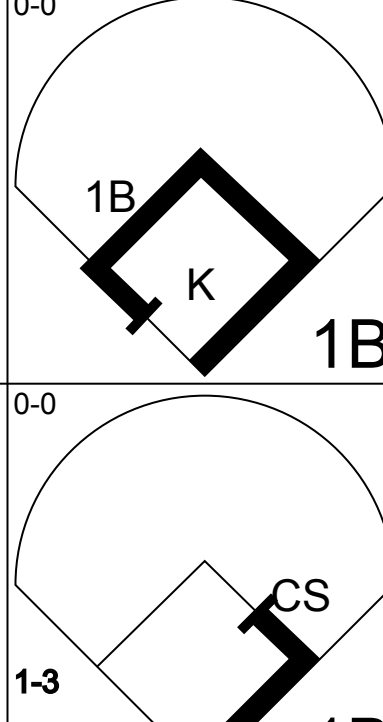
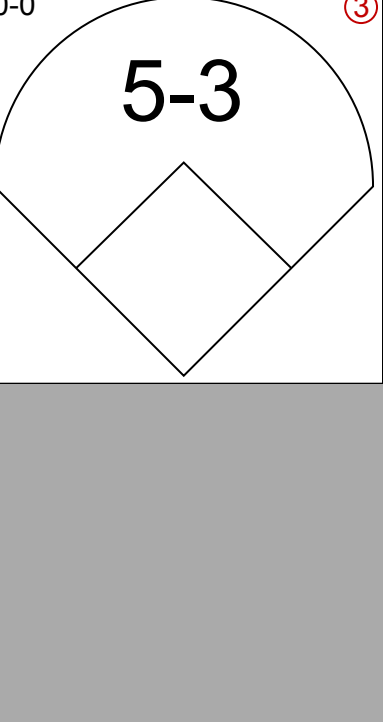
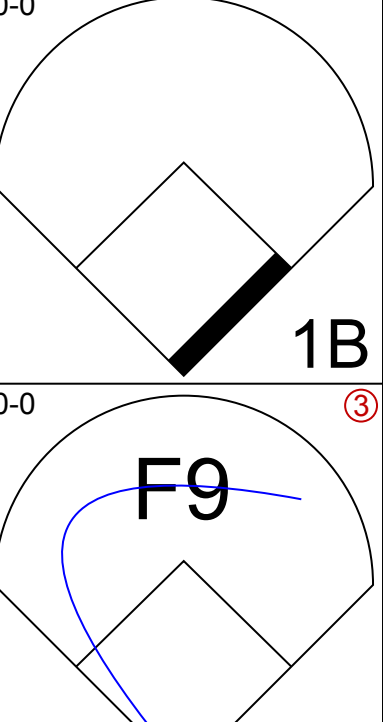
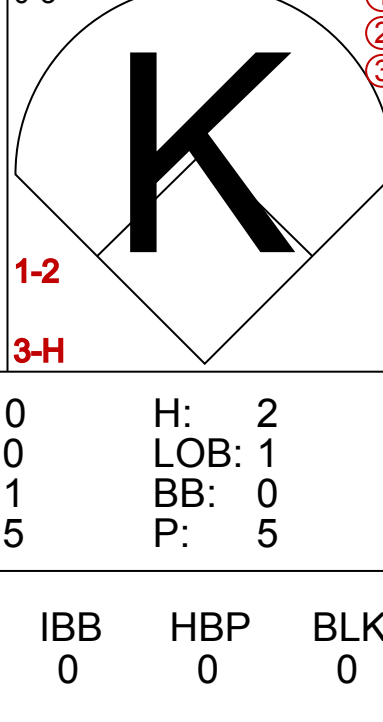
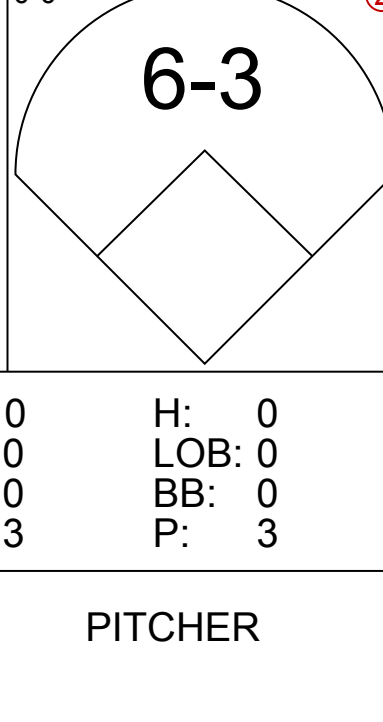
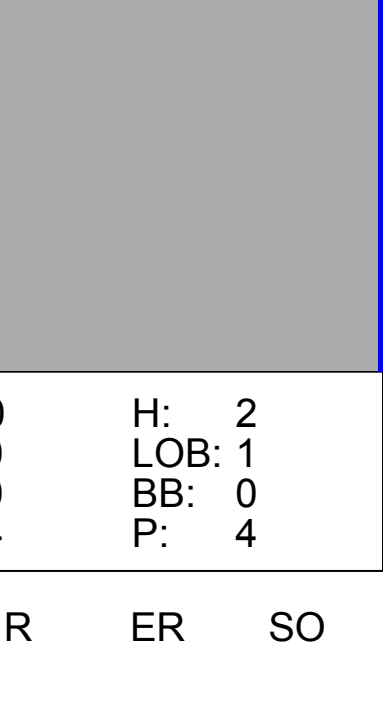



Batter	1	2	3	4	5	6	7	8	9	10	AB	R	H	RBI	BB	SO	LOB	BOTTOM		
Bert Campaneris, R OBP: 0.256, SLG: 0.291 (1, 6)	4-3					F6		6-3			4	0	0	0	0	0	2	<b>Baltimore Orioles @ Oakland Athletics</b> Oakland-Alameda County Coliseum, Oakland, CA Wed Jun 14, 1972, 7:05 PM PDT Att: 6,296 - Unknown  <b>AB 33</b> <b>R 1</b> <b>H 4</b> <b>RBI 1</b> <b>BB 0</b> <b>SO 5</b> <b>LOB 9</b> 		
Joe Rudi, R OBP: 0.352, SLG: 0.508 (1, 7)	F8					1B 1B 2B		K 1-3		F6	4	1	1	0	0	1	1			
Reggie Jackson, L OBP: 0.358, SLG: 0.513 (1, 8)	K					1B 2-3 1B		4-3		K	4	0	1	0	0	2	1			
Sal Bando, R OBP: 0.376, SLG: 0.401 (1, 5)								5-3		F9	4	0	1	1	0	0	0			
Angel Mangual, R OBP: 0.259, SLG: 0.352 (1, 9)						G6-4-3 1-3 3-H 1-2		F6		6-3	4	0	0	0	0	0	2			
Gene Tenace, R OBP: 0.232, SLG: 0.321 (1, 2)								F7		5-3	4	0	0	0	0	1	0			
Mike Epstein, L OBP: 0.378, SLG: 0.439 (8, PR)										6-3	3	0	1	0	0	0	0			
Blue Moon Odom, R OBP: 0.167, SLG: 0.167 (9, 3)											0	0	0	0	0	0	0			
George Hendrick, R OBP: 0.195, SLG: 0.350 (10, PH)											1	0	0	0	0	0	0			
Ron Clark, R OBP: 0.417, SLG: 0.545 (1, 4)											2	0	0	0	0	0	1			
Catfish Hunter, R OBP: 0.158, SLG: 0.158 (1, 1)											3	0	0	0	0	1	2			
<b>Inning Stats</b>	R: 0 E: 0 K: 1 S: 5	H: 0 LOB: 0 BB: 0 P: 5	R: 0 E: 0 K: 0 S: 3	H: 0 LOB: 0 BB: 0 P: 3	R: 0 E: 1 K: 1 S: 5	H: 0 LOB: 0 BB: 0 P: 5	R: 1 E: 0 K: 0 S: 5	H: 3 LOB: 1 BB: 0 P: 5	R: 0 E: 0 K: 1 S: 5	H: 0 LOB: 0 BB: 0 P: 5	R: 0 E: 1 K: 1 S: 6	H: 0 LOB: 1 BB: 0 P: 6	R: 0 E: 0 K: 0 S: 3	H: 0 LOB: 0 BB: 0 P: 3	R: 0 E: 0 K: 0 S: 3	H: 0 LOB: 0 BB: 0 P: 3	1B: 3 2B: 1 3B: 0 HR: 0	SF: 0 SAC: 1 DP: 2 HBP: 0	WP: 0 PB: 0 SB: 1 CS: 0	PA: 34
<b>PITCHER</b> Dave McNally, L ERA: 2.5 (1, 1)	IP 10.0	WLS W	BF 34	H 4	R 1	ER 1	SO 5	BB 0	IBB 0	HBP 0	BLK 0	WP 0	HR 0	S 44	P 44	ERA 0.90	WHIP 0.400			


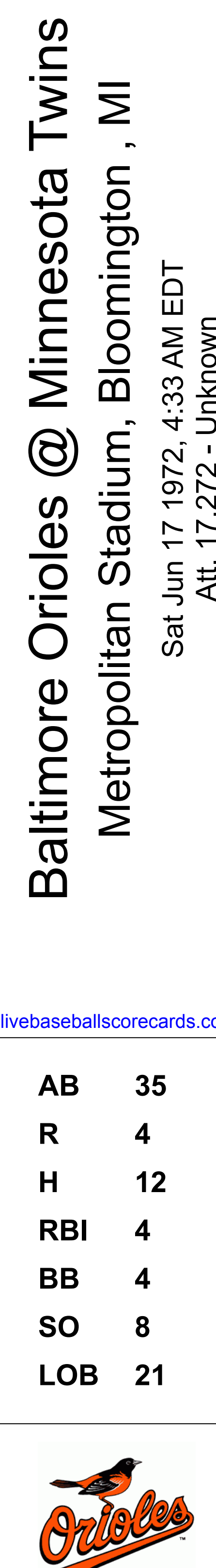






Batter	1	2	3	4	5	6	7	8	9	AB	R	H	RBI	BB	SO	LOB	TOP								
<b>Don Buford, S</b> OBP: 0.350, SLG: 0.245 (1, 7)										5	1	2	2	0	2	1	<b>Baltimore Orioles @ Minnesota Twins</b> Metropolitan Stadium, Bloomington, MI Sat Jun 17 1972, 4:33 AM EDT Att: 17,272 - Unknown <a href="http://livebaseballscorecards.com">livebaseballscorecards.com</a>								
<b>Johnny Oates, L</b> OBP: 0.380, SLG: 0.522 (1, 2)										5	0	3	2	0	1	1									
<b>Paul Blair, R</b> OBP: 0.277, SLG: 0.385 (1, 8)										5	0	2	0	0	1	2									
<b>Boog Powell, L</b> OBP: 0.290, SLG: 0.296 (1, 3)											4	0	1	0	1	2		2							
<b>Brooks Robinson, R</b> OBP: 0.317, SLG: 0.330 (1, 5)											4	0	0	0	1	0		4							
<b>Terry Crowley, L</b> OBP: 0.396, SLG: 0.554 <b>Merv Rettenmund, R</b> OBP: 0.325, SLG: 0.360 (9, PH) (9, 9)											4	0	2	0	0	0		4							
<b>Bobby Grich, R</b> OBP: 0.365, SLG: 0.398 (1, 4)											3	0	0	0	1	0		3							
<b>Mark Belanger, R</b> OBP: 0.246, SLG: 0.238 (1, 6)										3	3	2	0	1	1	1									
<b>Pat Dobson, R</b> OBP: 0.147, SLG: 0.182 (1, 1)										1	0	0	0	0	1	0									
<b>Inning Stats</b>	R: 0 E: 0 K: 2 S: 7	H: 0 LOB: 0 BB: 7	R: 0 E: 0 K: 0 S: 4	H: 1 LOB: 1 BB: 4	R: 1 E: 0 K: 1 S: 7	H: 2 LOB: 1 BB: 7	R: 0 E: 0 K: 1 S: 6	H: 1 LOB: 1 BB: 6	R: 1 E: 0 K: 1 S: 6	H: 1 LOB: 1 BB: 10	R: 0 E: 0 K: 0 S: 4	H: 1 LOB: 1 BB: 4	R: 2 E: 1 K: 1 S: 9	H: 3 LOB: 3 BB: 13	R: 0 E: 0 K: 2 S: 6	H: 0 LOB: 0 BB: 10		R: 0 E: 0 K: 0 S: 5	H: 3 LOB: 3 BB: 9	1B: 11 2B: 1 3B: 0 HR: 0	SF: 0 SAC: 3 DP: 0 HBP: 0	WP: 0 PB: 0 SB: 1 CS: 1	PA: 42		
<b>PITCHER</b>	IP	WLS	BF	H	R	ER	SO	BB	IBB	HBP	BLK	WP	HR	S	P	ERA	WHIP								
<b>Bert Blyleven, R</b> ERA: 2.97 (1, 1)	6.1	L	29	8	4	4	5	1	0	0	0	0	0	38	42	5.68	1.421								
<b>Tom Norton, R</b> ERA: 1.99 (7, 1)	2.0		10	4	0	0	3	2	0	0	0	0	0	14	22	0.00	3.000								
<b>Dave LaRoche, L</b> ERA: 2.15 (9, 1)	0.2		3	0	0	0	0	1	0	0	0	0	0	2	6	0.00	1.500								

Batter	1	2	3	4	5	6	7	8	9	AB	R	H	RBI	BB	SO	LOB	BOTTOM								
<b>Cesar Tovar, R</b> OBP: 0.339, SLG: 0.326 (1, 9)										4	0	0	0	0	0	1	<b>Baltimore Orioles @ Minnesota Twins</b> Metropolitan Stadium, Bloomington, MI Sat Jun 17 1972, 4:33 AM EDT Att: 17,272 - Unknown <a href="http://livebaseballscorecards.com">livebaseballscorecards.com</a>								
<b>Danny Thompson, R</b> OBP: 0.317, SLG: 0.382 (1, 6)										4	0	2	0	0	0	0									
<b>Rod Carew, L</b> OBP: 0.365, SLG: 0.349 (1, 4)										4	0	0	0	0	0	3									
<b>Harmon Killebrew, R</b> OBP: 0.356, SLG: 0.397 (1, 3)										4	0	1	1	0	1	0									
<b>Tony Oliva, L</b> OBP: 0.333, SLG: 0.400 <b>Jim Kaat, L</b> OBP: 0.290, SLG: 0.516 <b>Bobby Darwin, R</b> OBP: 0.316, SLG: 0.405 (8, PR) (9, 7)										3	0	2	0	0	0	0									
<b>Jim Nettles, L</b> OBP: 0.359, SLG: 0.288 (1, 8)										1	0	0	0	0	1	2									
<b>Dan Monzon, R</b> OBP: 0.333, SLG: 0.286 (1, 5)										3	0	2	0	0	0	1									
<b>George Mitterwald, R</b> OBP: 0.188, SLG: 0.183 (1, 2)										3	0	1	0	0	0	1									
<b>Bert Blyleven, R</b> OBP: 0.194, SLG: 0.222 <b>Tom Norton, R</b> <b>Dave LaRoche, L</b> <b>Steve Braun, L</b> (9, PH) OBP: 0.338, SLG: 0.371 (9, 1)										2	0	0	0	0	1	2									
<b>Inning Stats</b>	R: 0 E: 0 K: 0 S: 3	H: 0 LOB: 0 BB: 0	R: 0 E: 0 K: 0 S: 3	H: 0 LOB: 0 BB: 0	R: 0 E: 0 K: 1 S: 5	H: 2 LOB: 1 BB: 6	R: 0 E: 0 K: 0 S: 3	H: 1 LOB: 0 BB: 0	R: 0 E: 0 K: 0 S: 4	H: 1 LOB: 1 BB: 4	R: 0 E: 0 K: 0 S: 3	H: 0 LOB: 0 BB: 0	R: 0 E: 0 K: 1 S: 5	H: 0 LOB: 0 BB: 5	R: 0 E: 0 K: 0 S: 4	H: 2 LOB: 1 BB: 4		R: 1 E: 0 K: 1 S: 8	H: 3 LOB: 2 BB: 8	1B: 8 2B: 2 3B: 0 HR: 0	SF: 0 SAC: 0 DP: 3 HBP: 0	WP: 1 PB: 0 SB: 0 CS: 1	PA: 32		
<b>PITCHER</b>	IP	WLS	BF	H	R	ER	SO	BB	IBB	HBP	BLK	WP	HR	S	P	ERA	WHIP								
<b>Pat Dobson, R</b> ERA: 2.26 (1, 1)	9.0	W	32	9	1	1	3	0	0	0	0	1	0	38	38	1.00	1.000								





Batter	1	2	3	4	5	6	7	8	9	AB	R	H	RBI	BB	SO	LOB	TOP			
<b>Don Buford, S</b> OBP: 0.340, SLG: 0.237 (1, 7)										5	0	0	0	0	1	0	<b>Baltimore Orioles @ Minnesota Twins</b> Metropolitan Stadium, Bloomington, MI Sun Jun 18 1972, 4:33 AM EDT Att: 19,435 - Unknown			
<b>Johnny Oates, L</b> OBP: 0.376, SLG: 0.490 (1, 2)										3	2	0	0	1	0	1				
<b>Merv Rettenmund, R</b> OBP: 0.329, SLG: 0.360 <b>Paul Blair, R</b> OBP: 0.272, SLG: 0.379 (3, PH) (3, 8)										0	0	0	0	1	0	0				
<b>Boog Powell, L</b> OBP: 0.301, SLG: 0.312 <b>Chico Salmon, R</b> (8, PR) (8, 3)										3	0	2	0	0	0	2				
<b>Brooks Robinson, R</b> OBP: 0.321, SLG: 0.339 <b>Dave Leonhard, R</b> (8, PR) <b>Bobby Grich, R</b> OBP: 0.365, SLG: 0.398 (8, 5)										4	0	2	2	0	0	3				
<b>Terry Crowley, L</b> OBP: 0.360, SLG: 0.536 (1, 9)										4	0	1	1	0	0	5				
<b>Davey Johnson, R</b> OBP: 0.355, SLG: 0.347 (1, 4)										3	0	0	0	1	0	5				
<b>Mark Belanger, R</b> OBP: 0.247, SLG: 0.233 <b>Don Baylor, R</b> OBP: 0.376, SLG: 0.547 (9, PH)										3	0	0	0	0	1	2				
<b>Mike Cuellar, L</b> OBP: 0.043, SLG: 0.174 <b>Doyle Alexander, R</b> (5, 1)										2	0	0	0	0	0	0				
<b>Tom Shopay, L</b> OBP: 0.231, SLG: 0.167 <b>Roric Harrison, R</b> OBP: 0.333, SLG: 0.667 <b>Erod Hendricks, L</b> OBP: 0.245, SLG: 0.159 (9, PH)										1	0	0	0	0	0	0				
<b>Inning Stats</b>	R: 1 E: 1 K: 0 S: 5	H: 1 LOB: 2 BB: 1 P: 9	R: 0 E: 0 K: 0 S: 3	H: 0 LOB: 0 BB: 0 P: 3	R: 0 E: 0 K: 1 S: 5	H: 0 LOB: 0 BB: 0 P: 5	R: 0 E: 0 K: 0 S: 4	H: 1 LOB: 2 BB: 1 P: 8	R: 0 E: 0 K: 0 S: 3	H: 0 LOB: 0 BB: 0 P: 3	R: 0 E: 0 K: 1 S: 6	H: 0 LOB: 0 BB: 0 P: 7	R: 0 E: 0 K: 2 S: 7	H: 3 LOB: 3 BB: 1 P: 9	R: 0 E: 0 K: 0 S: 3	H: 0 LOB: 0 BB: 0 P: 3	1B: 3 2B: 2 3B: 0 HR: 0	SF: 0 SAC: 0 DP: 0 HBP: 1	WP: 1 PB: 0 SB: 0 CS: 0	PA: 37
<b>PITCHER</b>	IP WLS BF H R ER SO BB IBB HBP BLK WP HR S P ERA WHIP																			
<b>Jim Perry, R</b> ERA: 3.38	(1, 1) 7.1 W 31 3 3 2 4 3 0 1 0 1 0 35 48 2.46 0.818																			
<b>Wayne Granger, R</b> ERA: 0.5	(8, 1) 1.2 S 6 2 0 0 0 0 0 0 0 0 0 0 6 6 0.00 1.200																			

Batter	1	2	3	4	5	6	7	8	9	AB	R	H	RBI	BB	SO	LOB	BOTTOM	
<b>Cesar Tovar, R</b> OBP: 0.347, SLG: 0.335 (1, 9)										4	2	3	0	0	0	0	<b>Baltimore Orioles @ Minnesota Twins</b> Metropolitan Stadium, Bloomington, MI Sun Jun 18 1972, 4:33 AM EDT Att: 19,435 - Unknown	
<b>Danny Thompson, R</b> OBP: 0.316, SLG: 0.379 (1, 6)										4	1	1	0	0	0	2		
<b>Harmon Killebrew, R</b> OBP: 0.364, SLG: 0.493 <b>Rich Reese, L</b> OBP: 0.283, SLG: 0.310 (1, 3) (8, 3)										3	1	2	2	1	1	0		
<b>Rick Renick, R</b> OBP: 0.282, SLG: 0.273 <b>Steve Braun, L</b> OBP: 0.336, SLG: 0.368 <b>Jim Nettles, L</b> OBP: 0.367, SLG: 0.288 (1, 7) (5, PH) (6, 7)										1	0	0	0	1	1	1		
<b>Bobby Darwin, R</b> OBP: 0.314, SLG: 0.401 (1, 8)										4	0	1	1	0	1	3		
<b>Eric Soderholm, R</b> OBP: 0.255, SLG: 0.372 (1, 5)										4	0	2	1	0	0	3		
<b>Dan Monzon, R</b> OBP: 0.278, SLG: 0.235 <b>Tony Oliva, L</b> OBP: 0.375, SLG: 0.438 <b>Jim Kaat, L</b> OBP: 0.290, SLG: 0.516 <b>Phil Roof, R</b> OBP: 0.244, SLG: 0.375 (1, 4) (8, PH) (8, PR) (9, 2)										3	0	0	0	0	1	3		
<b>George Mitterwald, R</b> OBP: 0.179, SLG: 0.175 <b>Rod Carew, L</b> OBP: 0.363, SLG: 0.347 (1, 2) (8, PH) (9, 4)										3	0	0	0	0	0	1		
<b>Jim Perry, S</b> OBP: 0.333, SLG: 0.296 <b>Wayne Granger, R</b> OBP: 0.333, SLG: 0.333 (1, 1) (8, 1)										3	0	0	0	0	1	0		
<b>Inning Stats</b>	R: 0 E: 0 K: 1 S: 5	H: 0 LOB: 1 BB: 1 P: 9	R: 0 E: 0 K: 1 S: 6	H: 1 LOB: 0 BB: 0 P: 6	R: 2 E: 0 K: 1 S: 8	H: 3 LOB: 2 BB: 1 P: 12	R: 0 E: 0 K: 0 S: 3	H: 0 LOB: 0 BB: 0 P: 3	R: 2 E: 0 K: 0 S: 7	H: 4 LOB: 2 BB: 0 P: 7	R: 0 E: 0 K: 2 S: 7	H: 1 LOB: 1 BB: 1 P: 11	R: 0 E: 0 K: 1 S: 5	H: 1 LOB: 1 BB: 0 P: 5	1B: 9 2B: 1 3B: 0 HR: 0	SF: 0 SAC: 0 DP: 1 HBP: 0		WP: 1 PB: 0 SB: 1 CS: 0
<b>PITCHER</b>	IP WLS BF H R ER SO BB IBB HBP BLK WP HR S P ERA WHIP																	
<b>Mike Cuellar, L</b> ERA: 3.29	(1, 1) 4.0 L 21 7 4 4 3 2 0 0 0 0 1 0 25 33 9.00 2.250																	
<b>Doyle Alexander, R</b> ERA: 2.17	(5, 1) 2.0 8 2 0 0 0 0 0 0 0 0 0 8 8 0.00 1.000																	
<b>Roric Harrison, R</b> ERA: 0.93	(7, 1) 2.0 7 1 0 0 0 3 1 0 0 0 0 0 0 12 16 0.00 1.000																	



Batter	1	2	3	4	5	6	7	8	9	AB	R	H	RBI	BB	SO	LOB	TOP								
Merv Rettenmund, R OBP: 0.333, SLG: 0.360										3	2	1	0	1	0	0									
Bobby Grich, R OBP: 0.370, SLG: 0.431										4	1	2	2	0	0	0									
Paul Blair, R OBP: 0.267, SLG: 0.371										4	0	0	0	0	0	1									
Don Baylor, R OBP: 0.364, SLG: 0.527										4	0	0	0	0	0	0									
Davey Johnson, R OBP: 0.354, SLG: 0.347										3	0	1	0	0	0	0									
Brooks Robinson, R OBP: 0.321, SLG: 0.339										3	0	1	0	0	0	1									
Boog Powell, L OBP: 0.296, SLG: 0.305										3	0	0	0	0	0	1									
Andy Etchebarren, R OBP: 0.232, SLG: 0.211										3	0	0	0	0	2	0									
Dave McNally, R OBP: 0.114, SLG: 0.118										2	0	0	0	0	1	0									
Doyle Alexander, R OBP: 0.209, SLG: 0.281										0	0	0	0	0	0	0									
Chico Salmon, R OBP: 0.209, SLG: 0.281										1	0	0	0	0	0	0									
Eddie Watt, R OBP: 0.209, SLG: 0.281										0	0	0	0	0	0	0									
<b>Inning Stats</b>	R: 2 E: 0 K: 0 S: 6	H: 3 LOB: 1 BB: 0 P: 6	R: 0 E: 0 K: 1 S: 5	H: 0 LOB: 0 BB: 0 P: 5	R: 1 E: 0 K: 0 S: 3	H: 1 LOB: 0 BB: 1 P: 7	R: 0 E: 0 K: 0 S: 3	H: 0 LOB: 0 BB: 0 P: 3	R: 0 E: 0 K: 1 S: 5	H: 0 LOB: 0 BB: 0 P: 5	R: 0 E: 0 K: 0 S: 3	H: 1 LOB: 0 BB: 0 P: 3	R: 0 E: 0 K: 1 S: 5	H: 0 LOB: 0 BB: 0 P: 5	R: 0 E: 0 K: 0 S: 3	H: 0 LOB: 0 BB: 0 P: 3	1B: 4 2B: 0 3B: 0 HR: 1	SF: 0 SAC: 0 DP: 2 HBP: 0	WP: 0 PB: 0 SB: 0 CS: 0	PA: 31					
<b>PITCHER</b> Clyde Wright, L ERA: 2.26	IP: 9.0 WLS: W BF: 31	H: 5 R: 3 ER: 3 SO: 3	BB: 1 IBB: 0 HBP: 0 BLK: 0	WP: 0 HR: 1 S: 36 P: 40	ERA: 3.00 WHIP: 0.667																				

Baltimore Orioles @ California Angels  
Anaheim Stadium, Anaheim, CA  
Mon Jun 19 1972, 10:05 PM EDT  
Att: 6,872 - Unknown

AB 30  
R 3  
H 5  
RBI 2  
BB 1  
SO 3  
LOB 3



Batter	1	2	3	4	5	6	7	8	9	AB	R	H	RBI	BB	SO	LOB	BOTTOM								
Sandy Alomar Sr., S OBP: 0.341, SLG: 0.357										4	0	0	0	0	0	3									
Ken Berry, R OBP: 0.410, SLG: 0.429										4	1	3	0	0	0	0									
Vada Pinson, L OBP: 0.325, SLG: 0.373										4	0	0	0	0	1	3									
Bob Oliver, R OBP: 0.323, SLG: 0.475										3	1	0	0	1	0	1									
Ken McMullen, R OBP: 0.348, SLG: 0.370										4	1	1	1	0	2	2									
Leroy Stanton, R OBP: 0.296, SLG: 0.476										4	1	1	2	0	1	0									
Leo Cardenas, R OBP: 0.262, SLG: 0.281										3	0	1	1	0	0	1									
Jeff Torborg, R OBP: 0.288, SLG: 0.288										3	0	2	0	0	0	0									
Clyde Wright, R OBP: 0.207, SLG: 0.357										2	0	1	0	1	1	2									
<b>Inning Stats</b>	R: 0 E: 0 K: 1 S: 6	H: 1 LOB: 1 BB: 0 P: 6	R: 0 E: 1 K: 0 S: 3	H: 0 LOB: 0 BB: 0 P: 3	R: 0 E: 0 K: 0 S: 3	H: 1 LOB: 0 BB: 0 P: 3	R: 0 E: 0 K: 0 S: 3	H: 1 LOB: 0 BB: 0 P: 3	R: 1 E: 0 K: 0 S: 5	H: 2 LOB: 2 BB: 1 P: 9	R: 3 E: 1 K: 2 S: 11	H: 4 LOB: 2 BB: 1 P: 15	R: 0 E: 0 K: 0 S: 3	H: 0 LOB: 0 BB: 0 P: 3	R: 0 E: 0 K: 2 S: 7	H: 0 LOB: 0 BB: 0 P: 7	1B: 6 2B: 2 3B: 1 HR: 1	SF: 0 SAC: 0 DP: 3 HBP: 0	WP: 0 PB: 0 SB: 0 CS: 0	PA: 33					
<b>PITCHER</b> Dave McNally, L ERA: 2.72	IP: 5.2 WLS: L BF: 25	H: 8 R: 4 ER: 4 SO: 2	BB: 2 IBB: 0 HBP: 0 BLK: 0	WP: 0 HR: 1 S: 27 P: 35	ERA: 6.35 WHIP: 1.765																				
Doyle Alexander, R ERA: 2.09	IP: 1.1 WLS: 5 BF: 1	H: 1 R: 0 ER: 0 SO: 1	BB: 0 IBB: 0 HBP: 0 BLK: 0	WP: 0 HR: 0 S: 7 P: 7	ERA: 0.00 WHIP: 0.750																				
Eddie Watt, R ERA: 3.27	IP: 1.0 WLS: 3 BF: 0	H: 0 R: 0 ER: 0 SO: 2	BB: 0 IBB: 0 HBP: 0 BLK: 0	WP: 0 HR: 0 S: 7 P: 7	ERA: 0.00 WHIP: 0.000																				

Baltimore Orioles @ California Angels  
Anaheim Stadium, Anaheim, CA  
Mon Jun 19 1972, 10:05 PM EDT  
Att: 6,872 - Unknown

AB 31  
R 4  
H 9  
RBI 4  
BB 2  
SO 5  
LOB 12





Batter	1	2	3	4	5	6	7	8	9	AB	R	H	RBI	BB	SO	LOB	TOP					
<b>Don Buford, S</b> OBP: 0.333, SLG: 0.231 (1, 7)	F4		G3		1-3		SH3-4	4-3		4	0	0	0	0	0	1						
<b>Johnny Oates, L</b> OBP: 0.373, SLG: 0.472 (1, 2)	4-3		6-3		4-3		1B		6-3	4	1	1	1	1	0	0						
<b>Bobby Grich, R</b> OBP: 0.371, SLG: 0.430 <b>Mark Belanger, R</b> OBP: 0.241, SLG: 0.233 (9, 6)	1B		6-3		L7		1B		1-3	5	1	2	0	0	0	1						
<b>Boog Powell, L</b> OBP: 0.299, SLG: 0.299 (1, 3)	1-3		FC6-4				K		L4	3	1	0	0	2	1	3						
<b>Brooks Robinson, R</b> OBP: 0.324, SLG: 0.338 (1, 5)		FC5	FC6-4			F8	WP			3	0	1	1	1	0	3						
<b>Terry Crowley, L</b> OBP: 0.342, SLG: 0.507 (1, 9)	3-1				K	F8	4-3			4	0	0	0	0	1	3						
<b>Paul Blair, R</b> OBP: 0.271, SLG: 0.384 (1, 8)	6-3				6-3	1B		1-3		4	0	2	1	0	0	1						
<b>Davey Johnson, R</b> OBP: 0.358, SLG: 0.342 (1, 4)					6-3					2	0	0	0	2	0	2						
<b>Jim Palmer, R</b> OBP: 0.250, SLG: 0.308 (1, 1)	FC5				F8			SH1-4		3	1	1	0	0	0	3						
<b>Inning Stats</b>	R: 0 E: 0 K: 0 S: 4	H: 1 LOB: 1 BB: 0 P: 4	R: 0 E: 0 K: 0 S: 3	H: 0 LOB: 2 BB: 2 P: 11	R: 0 E: 0 K: 1 S: 3	H: 0 LOB: 2 BB: 2 P: 11	R: 0 E: 0 K: 1 S: 6	H: 1 LOB: 1 BB: 0 P: 6	R: 0 E: 0 K: 0 S: 3	H: 0 LOB: 0 BB: 0 P: 3	R: 1 E: 0 K: 0 S: 4	H: 1 LOB: 1 BB: 1 P: 8	R: 3 E: 0 K: 1 S: 9	H: 4 LOB: 1 BB: 0 P: 9	R: 0 E: 0 K: 0 S: 3	H: 0 LOB: 1 BB: 0 P: 7	R: 0 E: 0 K: 0 S: 3	H: 0 LOB: 0 BB: 0 P: 3	1B: 6 2B: 0 3B: 1 HR: 0	SF: 0 SAC: 2 DP: 0 HBP: 0	WP: 1 PB: 0 SB: 0 CS: 0	PA: 40
<b>PITCHER</b>	IP	WLS	BF	H	R	ER	SO	BB	IBB	HBP	BLK	WP	HR	S	P	ERA	WHIP					
<b>Rickey Clark, R</b> ERA: 3.92 <b>Lloyd Allen, R</b> ERA: 2.19 <b>Eddie Fisher, R</b> ERA: 4.41	(1, 1)	6.1	L	30	6	4	4	1	5	0	0	0	0	27	47	5.68	1.737					
	(7, 1)	0.2		3	1	0	0	1	0	0	0	0	1	0	5	0.00	1.500					
	(8, 1)	2.0		7	0	0	0	0	1	0	0	0	0	6	10	0.00	0.500					

Baltimore Orioles @ California Angels  
Anaheim Stadium, Anaheim, CA  
Tue Jun 20 1972, 10:05 PM EDT  
Att: 8,006 - Unknown

AB 32  
R 4  
H 7  
RBI 3  
BB 6  
SO 2  
LOB 17



Batter	1	2	3	4	5	6	7	8	9	AB	R	H	RBI	BB	SO	LOB	BOTTOM				
<b>Sandy Alomar Sr, S</b> OBP: 0.344, SLG: 0.354 (1, 4)	4-3		CS			2B	K			2	1	0	0	2	1	2					
<b>Ken Berry, R</b> OBP: 0.397, SLG: 0.413 (1, 8)	4-3		CS		F7	F2		5-3		4	0	0	0	0	0	1					
<b>Vada Pinson, L</b> OBP: 0.328, SLG: 0.381 (1, 7)	1B				F8	1B		F9		4	0	2	1	0	0	0					
<b>Bob Oliver, R</b> OBP: 0.322, SLG: 0.471 (1, 3)	5-3				1B	K		K		4	0	1	0	0	2	2					
<b>Ken McMullen, R</b> OBP: 0.346, SLG: 0.367 (1, 5)		K			1B	F8		F5		4	0	1	0	0	1	1					
<b>Leroy Stanton, R</b> OBP: 0.288, SLG: 0.464 (1, 9)		K			F4		6-3	F9		4	0	0	0	0	1	2					
<b>Leo Cardenas, R</b> OBP: 0.262, SLG: 0.280 (1, 6)		F9				F9		5-3		4	0	1	0	0	0	0					
<b>Jeff Torborg, R</b> OBP: 0.288, SLG: 0.278 <b>John Stephenson, L</b> OBP: 0.432, SLG: 0.364 (7, PH) (8, 2)			K			F8				2	0	0	0	0	1	0					
<b>Rickey Clark, R</b> OBP: 0.111, SLG: 0.077 <b>Lloyd Allen, R</b> OBP: 0.286, SLG: 0.286 <b>Jim Spencer, L</b> OBP: 0.236, SLG: 0.264 <b>Eddie Fisher, R</b> OBP: 0.167, SLG: 0.167 (8, 1)			K			3-1		K		2	0	0	0	0	1	0					
<b>Inning Stats</b>	R: 0 E: 0 K: 0 S: 4	H: 1 LOB: 1 BB: 0 P: 4	R: 0 E: 0 K: 2 S: 7	H: 0 LOB: 0 BB: 0 P: 7	R: 0 E: 0 K: 0 S: 5	H: 2 LOB: 2 BB: 0 P: 5	R: 0 E: 0 K: 0 S: 3	H: 0 LOB: 0 BB: 0 P: 3	R: 1 E: 0 K: 1 S: 6	H: 1 LOB: 1 BB: 1 P: 10	R: 0 E: 0 K: 2 S: 9	H: 2 LOB: 2 BB: 0 P: 9	R: 0 E: 0 K: 1 S: 5	H: 0 LOB: 0 BB: 0 P: 5	R: 0 E: 0 K: 0 S: 3	H: 0 LOB: 0 BB: 0 P: 3	1B: 5 2B: 1 3B: 0 HR: 0	SF: 0 SAC: 0 DP: 0 HBP: 0	WP: 0 PB: 0 SB: 0 CS: 1	PA: 35	
<b>PITCHER</b>	IP	WLS	BF	H	R	ER	SO	BB	IBB	HBP	BLK	WP	HR	S	P	ERA	WHIP				
<b>Jim Palmer, R</b> ERA: 1.81	(1, 1)	9.0	W	34	6	1	1	8	2	0	0	0	0	48	56	1.00	0.889				

Baltimore Orioles @ California Angels  
Anaheim Stadium, Anaheim, CA  
Tue Jun 20 1972, 10:05 PM EDT  
Att: 8,006 - Unknown

AB 32  
R 1  
H 6  
RBI 1  
BB 2  
SO 8  
LOB 10









Batter	1	2	3	4	5	6	7	8	9	AB	R	H	RBI	BB	SO	LOB	TOP					
Tony Taylor, R (1,4) OBP: 0.395, SLG: 0.506										4	1	2	0	0	1	1	<b>Detroit Tigers @ Baltimore Orioles</b> Memorial Stadium, Baltimore, MD Sat Jun 24 1972, 7:05 PM EDT Unknown					
Aurelio Rodriguez, R (1,5) OBP: 0.276, SLG: 0.313										4	0	1	0	0	0	2						
Al Kaline, R (1,9) OBP: 0.311, SLG: 0.317										3	0	1	0	1	2	1						
Bill Freehan, R (1,2) OBP: 0.349, SLG: 0.403										3	0	0	0	0	0	5						
Gates Brown, L (8, PH) OBP: 0.325, SLG: 0.365										1	0	0	0	0	0	0						
Tom Haller, L (8,2) OBP: 0.264, SLG: 0.297										0	0	0	0	0	0	0						
Willie Horton, R (1,7) OBP: 0.322, SLG: 0.410										4	0	2	1	0	0	1						
Paul Jata, R (1,3) OBP: 0.280, SLG: 0.255										3	0	0	0	0	0	2						
Norm Cash, L (9, PH) OBP: 0.342, SLG: 0.541										1	0	0	0	0	0	1						
Mickey Stanley, R (1,8) OBP: 0.294, SLG: 0.397										3	0	0	0	0	0	0						
Jim Northrup, L (9, PH) OBP: 0.292, SLG: 0.286										1	0	0	0	0	0	1						
Ed Brinkman, R (1,6) OBP: 0.262, SLG: 0.312										3	0	0	0	0	0	1						
Dick McAuliffe, L (9, PH) OBP: 0.327, SLG: 0.319										1	0	0	0	0	0	1						
Mickey Lolich, S (1,1) OBP: 0.188, SLG: 0.071										2	0	0	0	0	2	0						
<b>Inning Stats</b>	R: 1 E: 0 K: 0 S: 5	H: 2 LOB: 2 BB: 1 P: 9	R: 0 E: 1 K: 0 S: 4	H: 0 LOB: 1 BB: 0 P: 4	R: 0 E: 0 K: 1 S: 6	H: 1 LOB: 1 BB: 0 P: 6	R: 0 E: 0 K: 0 S: 3	H: 0 LOB: 0 BB: 0 P: 3	R: 0 E: 0 K: 1 S: 7	H: 2 LOB: 2 BB: 0 P: 7	R: 0 E: 0 K: 0 S: 3	H: 0 LOB: 0 BB: 0 P: 3	R: 0 E: 0 K: 2 S: 7	H: 0 LOB: 0 BB: 0 P: 7	R: 0 E: 0 K: 1 S: 5	H: 0 LOB: 0 BB: 0 P: 5	R: 0 E: 0 K: 0 S: 4	H: 1 LOB: 1 BB: 0 P: 4	1B: 5 2B: 1 3B: 0 HR: 0	SF: 0 SAC: 1 DP: 0 HBP: 0	WP: 1 PB: 0 SB: 0 CS: 0	PA: 35
<b>PITCHER</b>	IP WLS BF H R ER SO BB IBB HBP BLK WP HR S P ERA WHIP																					
Dave McNally, L (1,1) ERA: 2.65	6.0 W 25 5 1 1 2 1 0 0 0 0 0 0 28 32 1.50 1.000																					
Roric Harrison, R (7,1) ERA: 0.64	3.0 S 10 1 0 0 3 0 0 0 0 1 0 16 16 0.00 0.333																					

Batter	1	2	3	4	5	6	7	8	9	AB	R	H	RBI	BB	SO	LOB	BOTTOM				
Merv Rettenmund, R (1,9) OBP: 0.335, SLG: 0.372										3	1	0	0	1	0	0	<b>Detroit Tigers @ Baltimore Orioles</b> Memorial Stadium, Baltimore, MD Sat Jun 24 1972, 7:05 PM EDT Unknown				
Mark Belanger, R (1,6) OBP: 0.250, SLG: 0.244										4	0	2	0	0	1	0					
Paul Blair, R (1,8) OBP: 0.275, SLG: 0.396										4	1	1	1	0	0	3					
Don Baylor, R (1,7) OBP: 0.372, SLG: 0.513										1	0	0	0	3	0	0					
Brooks Robinson, R (1,5) OBP: 0.317, SLG: 0.332										3	0	0	1	0	0	3					
Bobby Grich, R (1,3) OBP: 0.356, SLG: 0.409										4	0	1	0	0	1	3					
Davey Johnson, R (1,4) OBP: 0.357, SLG: 0.338										2	0	0	0	1	1	1					
Andy Etchebarren, R (1,2) OBP: 0.238, SLG: 0.242										3	1	1	1	0	0	2					
Dave McNally, R (1,1) OBP: 0.108, SLG: 0.111										2	0	0	0	0	2	1					
Roric Harrison, R (7,1) OBP: 0.250, SLG: 0.500										1	0	0	0	0	0	0					
<b>Inning Stats</b>	R: 1 E: 0 K: 1 S: 6	H: 1 LOB: 2 BB: 2 P: 14	R: 1 E: 0 K: 1 S: 6	H: 1 LOB: 0 BB: 0 P: 6	R: 0 E: 0 K: 0 S: 3	H: 1 LOB: 1 BB: 1 P: 7	R: 0 E: 1 K: 1 S: 5	H: 0 LOB: 1 BB: 1 P: 9	R: 0 E: 0 K: 1 S: 5	H: 0 LOB: 0 BB: 0 P: 5	R: 0 E: 0 K: 1 S: 6	H: 1 LOB: 1 BB: 0 P: 6	R: 0 E: 0 K: 0 S: 3	H: 0 LOB: 0 BB: 0 P: 3	R: 1 E: 0 K: 0 S: 4	H: 1 LOB: 1 BB: 1 P: 8		1B: 2 2B: 1 3B: 0 HR: 2	SF: 1 SAC: 0 DP: 1 HBP: 0	WP: 0 PB: 0 SB: 0 CS: 2	PA: 33
<b>PITCHER</b>	IP WLS BF H R ER SO BB IBB HBP BLK WP HR S P ERA WHIP																				
Mickey Lolich, L (1,1) ERA: 2.44	8.0 L 33 5 3 3 5 5 0 0 0 0 0 2 38 58 3.38 1.250																				

AB 33  
R 1  
H 6  
RBI 1  
BB 1  
SO 5  
LOB 16



AB 27  
R 3  
H 5  
RBI 3  
BB 5  
SO 5  
LOB 13






Batter	1	2	3	4	5	6	7	8	9	10	11	12	AB	R	H	RBI	BB	SO	LOB	TOP				
Tony Taylor, R OBP: 0.360, SLG: 0.482 (1.4)	K		5-3			K		SH1-4 1B		1-3		FC3-2	6	0	1	0	0	2	3					
Al Kaline, R OBP: 0.307, SLG: 0.320 (1.9)	L9			2B		K		SH1-4 1-2			L6-3	F3	5	0	1	0	0	1	3					
Willie Horton, R OBP: 0.311, SLG: 0.394 (8.7)	F4			6-3			6-3	1-3			4-3		4	0	0	0	0	0	2					
Gates Brown, L OBP: 0.322, SLG: 0.362 (11.7)							6-3	1-3					0	0	0	0	0	0	0					
Chuck Seelbach, R OBP: 0.333, SLG: 0.288 (12.1)													0	0	0	0	0	0	0					
Bill Freehan, R OBP: 0.345, SLG: 0.396 (1.2)		L5		F3			2-3 1B	6-3			6-3		5	1	1	0	0	0	2					
Ike Brown, R OBP: 0.400, SLG: 0.440 (9.7)				6-3			2-3						3	0	0	0	0	1	2					
Norm Cash, L OBP: 0.344, SLG: 0.541 (9.3)	K						1-2			K		SH SF9 1B	2	1	1	0	0	1	0					
Mickey Stanley, R OBP: 0.271, SLG: 0.407 (1.8)								2B 1B		6-3		SH SF9 FC3-2	4	0	2	1	0	0	0					
Aurelio Rodriguez, R OBP: 0.291, SLG: 0.316 (1.5)								2H 1B		6-3		1-3 FC3-2	4	0	1	0	1	2	1					
Ed Brinkman, R OBP: 0.261, SLG: 0.307 (1.6)								1-3 2B				FC3-2 1B	3	0	0	1	1	0	0					
Joe Coleman, R OBP: 0.171, SLG: 0.121 (1.1)				F8				IBB		4-3		SF9	4	0	0	0	0	2	3					
Jim Northrup, L OBP: 0.296, SLG: 0.288 (12.7)				F7						K		1-2 2-3 3-H IBB	0	0	0	0	1	0	0					
<b>Inning Stats</b>	R: 0 E: 0 K: 1 S: 5	H: 0 LOB: 0 BB: 0 P: 5	R: 0 E: 0 K: 2 S: 8	H: 1 LOB: 1 BB: 0 P: 8	R: 0 E: 0 K: 0 S: 3	H: 0 LOB: 0 BB: 0 P: 3	R: 0 E: 0 K: 0 S: 4	H: 1 LOB: 1 BB: 0 P: 4	R: 0 E: 0 K: 0 S: 3	H: 0 LOB: 0 BB: 0 P: 3	R: 1 E: 0 K: 1 S: 6	H: 3 LOB: 3 BB: 1 P: 12	R: 0 E: 0 K: 2 S: 7	H: 0 LOB: 0 BB: 0 P: 7	R: 0 E: 0 K: 1 S: 5	H: 0 LOB: 0 BB: 0 P: 3	R: 1 E: 1 K: 0 S: 5	H: 1 LOB: 3 BB: 2 P: 13	1B: 4 2B: 3 3B: 0 HR: 0	SF: 1 SAC: 2 DP: 0 HBP: 0	WP: 0 PB: 0 SB: 0 CS: 0	PA: 47		
<b>PITCHER</b>	IP WLS BF H R ER SO BB IBB HBP BLK WP HR S P ERA WHIP												IP WLS BF H R ER SO BB IBB HBP BLK WP HR S P ERA WHIP											
Mike Cuellar, L ERA: 3.07 Doyle Alexander, R ERA: 2.38	(1.1) (9.1)	8.0 L 16	31 1 1 0 3	6 1 1 0 6	0 0 0 0 0	2 0 0 0 0	0 0 0 0 0	0 0 20 28	0.00 0.250															

**Detroit Tigers @ Baltimore Orioles**  
 Memorial Stadium, Baltimore, MD  
 Sat Jun 24 1972, 7:05 PM EDT  
 Att. 28,190 - Unknown


AB	41
R	2
H	7
RBI	2
BB	3
SO	9
LOB	16



Batter	1	2	3	4	5	6	7	8	9	10	11	12	AB	R	H	RBI	BB	SO	LOB	BOTTOM				
Don Buford, S OBP: 0.338, SLG: 0.243 (1.7)	G3 1B		K			F8			2-3				5	0	2	0	0	1	0					
Mark Belanger, R OBP: 0.245, SLG: 0.239 (1.6)													3	0	0	0	0	2	1					
Merv Rettenmund, R OBP: 0.337, SLG: 0.370 (10.9)	K		L9			K			2B BB		F3		1	1	0	0	1	0	1					
Terry Crowley, L OBP: 0.329, SLG: 0.494 (10.3)	G3			F8			K				G3		5	0	1	1	0	1	2					
Boog Powell, L OBP: 0.296, SLG: 0.291 (1.3)													3	0	0	0	1	1	1					
Bobby Grich, R OBP: 0.353, SLG: 0.405 (10.6)	K			4-3			5-3		FC6-4 BB			F4	1	0	0	0	0	0	0					
Brooks Robinson, R OBP: 0.310, SLG: 0.324 (1.5)				L9			L9		F5		FC6-4	F8	5	0	0	0	0	0	2					
Paul Blair, R OBP: 0.278, SLG: 0.393 (1.8)											L9		4	0	1	0	1	2	0					
Davey Johnson, R OBP: 0.349, SLG: 0.329 (1.4)													4	0	0	0	0	0	2					
Elrod Hendricks, L OBP: 0.232, SLG: 0.149 Doyle Alexander, R ERA: 2.38	(1.2) (9.1)												3	0	0	0	0	2	2					
Mike Cuellar, L ERA: 1.75 Johnny Oates, L OBP: 0.355, SLG: 0.446 (9.2)	(1.1) (9.2)												2	0	0	0	0	2	0					
<b>Inning Stats</b>	R: 0 E: 0 K: 2 S: 8	H: 1 LOB: 1 BB: 0 P: 8	R: 0 E: 0 K: 3 S: 8	H: 0 LOB: 1 BB: 1 P: 7	R: 0 E: 0 K: 0 S: 3	H: 0 LOB: 0 BB: 0 P: 7	R: 0 E: 0 K: 0 S: 3	H: 0 LOB: 0 BB: 0 P: 3	R: 0 E: 0 K: 1 S: 5	H: 0 LOB: 0 BB: 0 P: 5	R: 0 E: 0 K: 1 S: 5	H: 1 LOB: 0 BB: 0 P: 5	R: 1 E: 0 K: 0 S: 4	H: 1 LOB: 2 BB: 2 P: 12	R: 0 E: 0 K: 1 S: 3	H: 0 LOB: 0 BB: 0 P: 3	R: 0 E: 0 K: 1 S: 6	H: 1 LOB: 1 BB: 0 P: 6	R: 0 E: 0 K: 0 S: 5	H: 0 LOB: 0 BB: 0 P: 5	1B: 3 2B: 1 3B: 0 HR: 0	SF: 0 SAC: 0 DP: 0 HBP: 0	WP: 0 PB: 0 SB: 1 CS: 1	PA: 42
<b>PITCHER</b>	IP WLS BF H R ER SO BB IBB HBP BLK WP HR S P ERA WHIP												IP WLS BF H R ER SO BB IBB HBP BLK WP HR S P ERA WHIP											
Joe Coleman, R ERA: 1.75 Chuck Seelbach, R ERA: 3.52	(1.1) (12.1)	11.0 W 39	4 1 1 0 11	3 0 0 0 0	0 0 0 0 0	0 0 0 0 0	0 0 5 5	0.00 0.000																

**Detroit Tigers @ Baltimore Orioles**  
 Memorial Stadium, Baltimore, MD  
 Sat Jun 24 1972, 7:05 PM EDT  
 Att. 28,190 - Unknown

AB	39
R	1
H	4
RBI	1
BB	3
SO	12
LOB	11





Batter	1	2	3	4	5	6	7	8	9	AB	R	H	RBI	BB	SO	LOB	TOP			
Dick McAuliffe, L (1, 4) OBP: 0.325, SLG: 0.317	F4		F4				F3			4	0	1	0	0	0	0	<b>Detroit Tigers @ Baltimore Orioles</b> Memorial Stadium, Baltimore, MD Sun Jun 25 1972, 3:33 AM EDT Att: 20,759 - Unknown			
Aurelio Rodriguez, R (1, 5) OBP: 0.280, SLG: 0.315	F2						F5	F9		4	0	1	0	0	0	2				
Gates Brown, L (1, 7) OBP: 0.320, SLG: 0.385	HR		F7				F5	F6		4	1	1	1	0	0	3				
Norm Cash, L (1, 3) OBP: 0.342, SLG: 0.534	1B							F9		4	0	1	0	0	2	0				
Jim Northrup, L (1, 9) OBP: 0.301, SLG: 0.297	F7								F7	4	0	2	0	0	0	1				
Tom Haller, L (1, 2) OBP: 0.250, SLG: 0.279		3-1		4-3					K	4	0	0	0	0	2	2				
Mickey Stanley, R (1, 8) OBP: 0.264, SLG: 0.396	F3			2-3					F8	4	0	0	0	0	0	2				
Ed Brinkman, R (1, 6) OBP: 0.262, SLG: 0.308	6-3									3	0	1	0	0	0	0				
Tom Timmermann, R (1, 1) OBP: 0.147, SLG: 0.065 Al Kaline, R (7, PH) OBP: 0.305, SLG: 0.317 Fred Scherman, L (7, 1) OBP: 0.143, SLG: 0.077										2	0	0	0	0	1	1				
<b>Inning Stats</b>	R: 1 E: 0 K: 0 S: 5	H: 2 LOB: 1 BB: 0 P: 5	R: 0 E: 0 K: 0 S: 3	H: 0 LOB: 0 BB: 0 P: 3	R: 0 E: 0 K: 1 S: 6	H: 1 LOB: 1 BB: 0 P: 6	R: 0 E: 0 K: 1 S: 6	H: 1 LOB: 1 BB: 0 P: 6	R: 0 E: 0 K: 2 S: 8	H: 2 LOB: 2 BB: 0 P: 8	R: 0 E: 0 K: 0 S: 3	H: 0 LOB: 0 BB: 0 P: 3	R: 0 E: 0 K: 0 S: 3	H: 0 LOB: 0 BB: 0 P: 5	R: 0 E: 0 K: 1 S: 5	H: 0 LOB: 0 BB: 0 P: 5	1B: 5 2B: 1 3B: 0 HR: 1	SF: 0 SAC: 0 DP: 0 HBP: 0	WP: 0 PB: 0 SB: 0 CS: 0	PA: 34
<b>PITCHER</b> Jim Palmer, R (1, 1) ERA: 1.74	IP: 9.0 WLS: W BF: 34 H: 7 R: 1 ER: 1 SO: 5 BB: 0 IBB: 0 HBP: 0 BLK: 0 WP: 0 HR: 1 S: 44 P: 44 ERA: 1.00 WHIP: 0.778															<b>PITCHER</b>				

Batter	1	2	3	4	5	6	7	8	9	AB	R	H	RBI	BB	SO	LOB	BOTTOM			
Don Buford, S (1, 7) OBP: 0.341, SLG: 0.244	SH1-3 1B		K				F4			3	1	1	0	0	1	0	<b>Detroit Tigers @ Baltimore Orioles</b> Memorial Stadium, Baltimore, MD Sun Jun 25 1972, 3:33 AM EDT Att: 20,759 - Unknown			
Bobby Grich, R (1, 4) OBP: 0.346, SLG: 0.395	SH1-3 1-2		F7				F9			3	0	0	0	0	0	2				
Johnny Oates, L (1, 2) OBP: 0.364, SLG: 0.450	F6									4	0	2	0	0	0	4				
Terry Crowley, L (1, 9) OBP: 0.341, SLG: 0.512 Paul Blair, R (7, PH) OBP: 0.277, SLG: 0.391										3	1	2	1	0	0	0				
Brooks Robinson, R (1, 5) OBP: 0.309, SLG: 0.322	K									4	0	1	1	0	2	1				
Boog Powell, L (1, 3) OBP: 0.290, SLG: 0.283		5-3								4	0	0	0	0	2	1				
Merv Rettenmund, R (1, 8) OBP: 0.347, SLG: 0.376										3	0	2	0	1	0	0				
Mark Belanger, R (1, 6) OBP: 0.242, SLG: 0.236										2	0	0	0	0	2	3				
Jim Palmer, R (1, 1) OBP: 0.233, SLG: 0.286										3	0	0	0	0	2	4				
<b>Inning Stats</b>	R: 1 E: 0 K: 1 S: 7	H: 2 LOB: 1 BB: 0 P: 7	R: 0 E: 0 K: 2 S: 8	H: 1 LOB: 1 BB: 0 P: 8	R: 0 E: 0 K: 1 S: 5	H: 1 LOB: 0 BB: 0 P: 5	R: 0 E: 0 K: 2 S: 7	H: 0 LOB: 0 BB: 0 P: 7	R: 0 E: 0 K: 1 S: 7	H: 1 LOB: 3 BB: 0 P: 8	R: 1 E: 0 K: 2 S: 9	H: 2 LOB: 2 BB: 1 P: 13	R: 0 E: 0 K: 0 S: 4	H: 1 LOB: 1 BB: 0 P: 4	R: 0 E: 0 K: 0 S: 3	H: 0 LOB: 0 BB: 0 P: 3	1B: 7 2B: 1 3B: 0 HR: 0	SF: 0 SAC: 2 DP: 0 HBP: 1	WP: 0 PB: 0 SB: 0 CS: 1	PA: 35
<b>PITCHER</b> Tom Timmermann, R (1, 1) ERA: 2.28 Fred Scherman, L (7, 1) ERA: 2.63	IP: 6.0 WLS: L BF: 27 H: 7 R: 2 ER: 2 SO: 9 BB: 1 IBB: 0 HBP: 1 BLK: 0 WP: 0 HR: 0 S: 43 P: 48 ERA: 3.00 WHIP: 1.333															<b>PITCHER</b>				



Batter	1	2	3	4	5	6	7	8	9	AB	R	H	RBI	BB	SO	LOB	TOP			
Ron Theobald, R OBP: 0.371, SLG: 0.263 (1, 4)										3	0	0	0	1	0	0	<b>Milwaukee Brewers @ Baltimore Orioles</b> Memorial Stadium, Baltimore, MD Mon Jun 26 1972, 7:05 PM EDT Att: 6,563 - Unknown			
Joe Lahoud, L OBP: 0.270, SLG: 0.303 (1, 9)										4	2	2	1	0	0	1				
George Scott, R OBP: 0.315, SLG: 0.403 (1, 3)										4	1	2	0	0	1	1				
John Briggs, L OBP: 0.352, SLG: 0.409 (1, 7)										4	0	1	1	0	1	1				
Dave May, L OBP: 0.274, SLG: 0.346 (1, 8)										4	0	0	0	0	0	3				
Elie Rodriguez, R OBP: 0.436, SLG: 0.413 (1, 2)										3	0	1	0	1	0	0				
Mike Ferraro, R OBP: 0.308, SLG: 0.361 (9, PH)										3	0	1	0	0	0	0				
Brock Davis, L OBP: 0.346, SLG: 0.283 (9, 5)										0	0	0	1	0	0	0				
Ron Clark, R OBP: 0.333, SLG: 0.333 (9, 5)										0	0	0	0	0	0	0				
Rick Auerbach, R OBP: 0.261, SLG: 0.259 (1, 6)										3	0	0	0	1	0	2				
Skip Lockwood, R OBP: 0.091, SLG: 0.091 Ken Sanders, R (9, 1)										4	0	0	0	0	2	3				
										0	0	0	0	0	0	0				
<b>Inning Stats</b>	R: 1 E: 0 K: 0 S: 5	H: 2 LOB: 1 BB: 0 P: 5	R: 0 E: 0 K: 0 S: 3	H: 0 LOB: 0 BB: 0 P: 3	R: 0 E: 0 K: 1 S: 5	H: 0 LOB: 1 BB: 1 P: 9	R: 0 E: 0 K: 1 S: 5	H: 0 LOB: 0 BB: 0 P: 5	R: 0 E: 0 K: 1 S: 4	H: 1 LOB: 0 BB: 0 P: 4	R: 0 E: 0 K: 0 S: 4	H: 2 LOB: 1 BB: 0 P: 4	R: 0 E: 0 K: 0 S: 3	H: 0 LOB: 0 BB: 0 P: 3	R: 1 E: 0 K: 1 S: 7	H: 2 LOB: 2 BB: 2 P: 15	1B: 6 2B: 0 3B: 0 HR: 1	SF: 1 SAC: 0 DP: 1 HBP: 0	WP: 1 PB: 0 SB: 0 CS: 0	PA: 36
<b>PITCHER</b>	IP WLS BF H R ER SO BB IBB HBP BLK WP HR S P ERA WHIP																			
Pat Dobson, R ERA: 2.15 Grant Jackson, L ERA: 6.0 Eddie Watt, R ERA: 2.63	(1, 1) (9, 1) (9, 1)	8.0 0.1 0.2	L 3 4	29 2 0	5 1 0	2 1 0	2 1 0	3 0 1	3 0 1	0 0 0	0 0 1	0 0 0	0 0 0	0 3 12	1 3 4	38 3 12	2.25 27.00 0.00	0.750 6.000 1.500		

Batter	1	2	3	4	5	6	7	8	9	AB	R	H	RBI	BB	SO	LOB	BOTTOM					
Don Buford, S OBP: 0.344, SLG: 0.241 (1, 7)										2	0	0	0	2	1	0	<b>Milwaukee Brewers @ Baltimore Orioles</b> Memorial Stadium, Baltimore, MD Mon Jun 26 1972, 7:05 PM EDT Att: 6,563 - Unknown					
Bobby Grich, R OBP: 0.350, SLG: 0.393 (1, 6)										3	0	1	0	1	2	1						
Johnny Oates, L OBP: 0.343, SLG: 0.422 (1, 2)										4	0	0	0	0	0	3						
Terry Crowley, L OBP: 0.326, SLG: 0.488 (1, 3)										4	0	0	0	0	0	3						
Brooks Robinson, R OBP: 0.305, SLG: 0.318 (1, 5)										3	0	0	0	0	0	0						
Mery Rettenmund, R OBP: 0.341, SLG: 0.368 (1, 9)										3	0	0	0	0	0	0						
Paul Blair, R OBP: 0.273, SLG: 0.385 (1, 8)										3	0	0	0	0	1	0						
Davey Johnson, R OBP: 0.349, SLG: 0.325 (1, 4)										2	0	0	0	1	0	0						
Pat Dobson, R OBP: 0.158, SLG: 0.189 Boog Powell, L OBP: 0.286, SLG: 0.281 Grant Jackson, S Eddie Watt, R (1, 1) (8, PH) (9, 1) (9, 1)										2 1 0 0	0 0 0 0	0 0 0 0	0 0 0 0	0 0 0 0	0 0 0 0	0 1 0 0						
<b>Inning Stats</b>	R: 0 E: 0 K: 2 S: 7	H: 0 LOB: 0 BB: 0 P: 7	R: 0 E: 0 K: 0 S: 3	H: 0 LOB: 0 BB: 0 P: 3	R: 0 E: 0 K: 2 S: 7	H: 0 LOB: 0 BB: 0 P: 7	R: 0 E: 0 K: 0 S: 4	H: 1 LOB: 1 BB: 0 P: 4	R: 0 E: 0 K: 0 S: 3	H: 0 LOB: 0 BB: 0 P: 3	R: 0 E: 0 K: 1 S: 5	H: 0 LOB: 1 BB: 1 P: 9	R: 0 E: 0 K: 0 S: 3	H: 0 LOB: 0 BB: 0 P: 3	R: 0 E: 0 K: 1 S: 5	H: 0 LOB: 1 BB: 1 P: 9		R: 0 E: 0 K: 0 S: 2	H: 0 LOB: 1 BB: 2 P: 10	1B: 1 2B: 0 3B: 0 HR: 0	SF: 0 SAC: 0 DP: 1 HBP: 0	WP: 0 PB: 0 SB: 0 CS: 0
<b>PITCHER</b>	IP WLS BF H R ER SO BB IBB HBP BLK WP HR S P ERA WHIP																					
Skip Lockwood, R Ken Sanders, R ERA: 3.24 ERA: 3.22	(1, 1) (9, 1)	8.0 1.0	W S	29 2	1 0	0 0	0 0	0 0	0 0	0 0	0 0	0 2	2 2	0.00 0.00	0.625 0.000							



Batter	1	2	3	4	5	6	7	8	9	AB	R	H	RBI	BB	SO	LOB	TOP										
Ron Theobald, R OBP: 0.366, SLG: 0.261 (1, 4)	0-0 4-3		0-0 F4			0-0 6-3	0-0 1B		0-3 K	5	0	1	0	0	1	1	<b>Milwaukee Brewers @ Baltimore Orioles</b> Memorial Stadium, Baltimore, MD Tue Jun 27 1972, 7:05 PM EDT Att: 9,281 - Unknown										
Joe Lahoud, L OBP: 0.276, SLG: 0.301 (1, 9)	0-0 3-1			0-0 F9		0-0 HR 1B	0-0 3-1		4-0 1B	4	1	1	0	1	0	2											
George Scott, R OBP: 0.313, SLG: 0.403 (1, 3)	0-0 1-5-3			0-0 F8		0-0 E4 HR 1B		0-0 1B 2B	0-3 K	5	2	1	0	0	1	3											
John Briggs, L OBP: 0.360, SLG: 0.431 (1, 7)		4-0 FC4-6 BB		0-0 3-1		0-0 HR 1B		0-0 1B SF9 1B		3	2	2	4	1	0	0											
Dave May, L OBP: 0.282, SLG: 0.354 (1, 8)		0-0 FC4-6 1-2F			0-0 4-3 1B	0-0 P4-3 1B		0-0 CS 1B		4	1	3	0	0	0	1											
Ellie Rodriguez, R OBP: 0.424, SLG: 0.402 (1, 2)		0-0 FC4-6 1-2F			0-0 4-3 1B	0-0 P4-3 1B		0-0 SF9 1B		3	0	0	1	0	0	3											
Mike Ferraro, R OBP: 0.306, SLG: 0.358 (1, 5)		0-0 1-3			0-0 1B		0-0 5-3	0-0 4-3		4	0	1	1	0	0	1											
Rick Auerbach, R OBP: 0.261, SLG: 0.259 (1, 6)			0-0 F9		0-0 1B		0-0 F6		0-0 6-3	4	0	1	0	0	0	0											
Ken Brett, L OBP: 0.241, SLG: 0.276 Ken Sanders, R (8, 1)			0-3 K		0-0 F8		0-0 1B		1-0 WP HBP	3	0	1	0	0	1	1											
<b>Inning Stats</b>	R: 0 E: 0 K: 0 S: 3	H: 0 LOB: 0 BB: 0 P: 3	R: 0 E: 0 K: 0 S: 3	H: 0 LOB: 1 BB: 1 P: 7	R: 0 E: 0 K: 1 S: 5	H: 0 LOB: 0 BB: 0 P: 5	R: 1 E: 0 K: 0 S: 5	H: 3 LOB: 1 BB: 0 P: 5	R: 3 E: 1 K: 0 S: 6	H: 3 LOB: 0 BB: 0 P: 6	R: 0 E: 0 K: 0 S: 5	H: 2 LOB: 2 BB: 0 P: 5	R: 2 E: 0 K: 0 S: 5	H: 3 LOB: 0 BB: 0 P: 5	R: 0 E: 0 K: 2 S: 7	H: 0 LOB: 2 BB: 1 P: 12	1B: 9 2B: 2 3B: 0 HR: 1	SF: 1 SAC: 0 DP: 1 HBP: 1	WP: 1 PA: 39 PB: 0 SB: 0 CS: 1								
<b>PITCHER</b>	IP	WLS	BF	H	R	ER	SO	BB	IBB	HBP	BLK	WP	HR	S	P	ERA	WHIP										
Doyle Alexander, R ERA: 2.72 (1, 1)	5.1		22	5	4	3	1	1	0	0	0	0	1	23	27	5.06	1.125										
Mickey Scott, L ERA: 1.46 (6, 1)	1.2		7	3	0	0	0	0	0	0	0	0	0	7	7	0.00	1.800										
Roric Harrison, R ERA: 1.32 (8, 1)	2.0	L	10	3	2	2	2	0	1	1	0	1	0	12	17	9.00	1.500										

Batter	1	2	3	4	5	6	7	8	9	AB	R	H	RBI	BB	SO	LOB	BOTTOM										
Merv Rettenmund, R OBP: 0.345, SLG: 0.368 (1, 9)	0-0 6-3			4-0 1B SF7 BB	0-0 FC5-4 1-2F 2-3			0-0 FC1-4 1B		3	1	1	0	1	0	2	<b>Milwaukee Brewers @ Baltimore Orioles</b> Memorial Stadium, Baltimore, MD Tue Jun 27 1972, 7:05 PM EDT Att: 9,281 - Unknown										
Bobby Grich, R OBP: 0.354, SLG: 0.392 (1, 3)	4-0 G6-4-3 BB			0-0 CS 1B	0-0 6-3 1-2 3-H		0-0 F7		0-0 F7	3	0	1	0	1	0	2											
Paul Blair, R OBP: 0.268, SLG: 0.380 (1, 8)	0-0 G6-4-3 1-2F			0-0 SF7 3-H		0-0 F9		0-0 FC1-4 1-2F		3	0	0	1	0	0	2											
Don Baylor, R OBP: 0.362, SLG: 0.496 (1, 7)		0-0 F3		0-3 K 1-2		0-0 F9		0-0 F8		4	0	0	0	0	1	2											
Brooks Robinson, R OBP: 0.308, SLG: 0.318 (1, 5)		0-0 G3			0-0 2B 1B	4-0 FC5-4 BB		0-0 F7		3	1	1	0	1	0	0											
Davey Johnson, R OBP: 0.347, SLG: 0.319 (1, 4)		0-0 5-3			0-0 F7	0-0 FC5-4 1-2F		4-0 G4-6-3 BB		3	0	0	0	1	0	2											
Andy Etchebarren, R OBP: 0.241, SLG: 0.255 Terry Crowley, L OBP: 0.323, SLG: 0.483 (9, PH)			0-0 6-3		0-0 1B 2B		0-3 K		0-0 G4-6-3 1-2F	3	1	1	0	0	1	0											
Mark Belanger, R OBP: 0.244, SLG: 0.238 (1, 6)			0-0 F9		0-0 FC5-4 S 1B		0-0 F9			3	1	1	2	0	0	0											
Doyle Alexander, R OBP: 0.091, SLG: 0.091 Mickey Scott, L (6, 1) Chico Salmon, R (7, PH) Roric Harrison, R OBP: 0.250, SLG: 0.500 (8, 1)			0-3 K		0-0 FC5-4 1B		0-0 G3			2	0	1	0	0	1	0											
<b>Inning Stats</b>	R: 0 E: 0 K: 0 S: 2	H: 0 LOB: 0 BB: 1 P: 6	R: 0 E: 0 K: 0 S: 3	H: 0 LOB: 0 BB: 0 P: 3	R: 0 E: 0 K: 1 S: 5	H: 0 LOB: 0 BB: 0 P: 5	R: 1 E: 0 K: 1 S: 5	H: 1 LOB: 1 BB: 1 P: 9	R: 3 E: 0 K: 0 S: 7	H: 4 LOB: 1 BB: 0 P: 7	R: 0 E: 0 K: 0 S: 3	H: 0 LOB: 0 BB: 0 P: 5	R: 0 E: 0 K: 1 S: 4	H: 1 LOB: 1 BB: 0 P: 4	R: 0 E: 0 K: 0 S: 2	H: 0 LOB: 0 BB: 1 P: 6	1B: 5 2B: 2 3B: 0 HR: 0	SF: 1 SAC: 0 DP: 3 HBP: 0	WP: 0 PA: 34 PB: 0 SB: 2 CS: 1								
<b>PITCHER</b>	IP	WLS	BF	H	R	ER	SO	BB	IBB	HBP	BLK	WP	HR	S	P	ERA	WHIP										
Ken Brett, L ERA: 4.17 Ken Sanders, R ERA: 3.11 (8, 1)	7.1		29	6	4	4	3	3	0	0	0	0	0	4	8	4.91	1.227										



Batter	1	2	3	4	5	6	7	8	9	AB	R	H	RBI	BB	SO	LOB	TOP				
<b>Don Buford, S</b> (1, 7) OBP: 0.347, SLG: 0.243										3	0	1	0	1	0	0	<b>Baltimore Orioles @ New York Yankees</b> Yankee Stadium, Bronx, NY Wed Jun 28 1972, 7:05 PM EDT Att: 15,655 - Unknown				
<b>Mark Belanger, R</b> (1, 6) OBP: 0.244, SLG: 0.238										4	0	1	2	0	1						
<b>Paul Blair, R</b> (1, 8) OBP: 0.263, SLG: 0.373										4	0	0	0	0	1	3					
<b>Brooks Robinson, R</b> (1, 5) OBP: 0.307, SLG: 0.321										4	1	1	0	0	0	1					
<b>Bobby Grich, R</b> (1, 4) OBP: 0.351, SLG: 0.395										4	0	1	0	0	0	1					
<b>Mery Rettenmund, R</b> (1, 9) OBP: 0.348, SLG: 0.390										4	1	2	2	0	0	1					
<b>Boog Powell, L</b> (1, 3) OBP: 0.287, SLG: 0.276										3	0	0	0	1	1	2					
<b>Andy Etchebarren, R</b> (1, 2) OBP: 0.241, SLG: 0.255										4	1	1	0	0	0	2					
<b>Mike Cuellar, L</b> (1, 1) OBP: 0.034, SLG: 0.138										4	1	0	0	0	2	3					
<b>Inning Stats</b>	R: 0 E: 0 K: 1 S: 6	H: 1 LOB: 1 BB: 0 P: 6	R: 0 E: 0 K: 0 S: 4	H: 1 LOB: 1 BB: 0 P: 4	R: 0 E: 0 K: 1 S: 5	H: 0 LOB: 0 BB: 0 P: 5	R: 0 E: 0 K: 0 S: 3	H: 0 LOB: 0 BB: 0 P: 3	R: 2 E: 1 K: 0 S: 6	H: 3 LOB: 2 BB: 1 P: 10	R: 2 E: 0 K: 1 S: 7	H: 2 LOB: 0 BB: 0 P: 7	R: 0 E: 0 K: 0 S: 5	H: 0 LOB: 0 BB: 0 P: 5	R: 0 E: 0 K: 1 S: 5	H: 0 LOB: 1 BB: 1 P: 9	1B: 4 2B: 2 3B: 0 HR: 1	SF: 0 SAC: 0 DP: 0 HBP: 0	WP: 0 PB: 0 SB: 0 CS: 0	PA: 36	
<b>PITCHER</b>	IP	WLS	BF	H	R	ER	SO	BB	IBB	HBP	BLK	WP	HR	S	P	ERA	WHIP				
<b>Fritz Peterson, L</b> (1, 1) ERA: 3.51	6.0	L	26	7	4	4	3	1	0	0	0	0	1	31	35	6.00	1.333				
<b>Lindy McDaniel, R</b> (7, 1) ERA: 2.33	3.0		10	0	0	0	2	1	0	0	0	0	0	13	17	0.00	0.333				

Batter	1	2	3	4	5	6	7	8	9	AB	R	H	RBI	BB	SO	LOB	BOTTOM				
<b>Horace Clarke, S</b> (1, 4) OBP: 0.290, SLG: 0.271										4	0	1	0	0	0	2	<b>Baltimore Orioles @ New York Yankees</b> Yankee Stadium, Bronx, NY Wed Jun 28 1972, 7:05 PM EDT Att: 15,655 - Unknown				
<b>Rusty Torres, S</b> (1, 9) OBP: 0.287, SLG: 0.321										4	0	0	0	0	0	1					
<b>Bobby Murcer, L</b> (1, 8) OBP: 0.350, SLG: 0.470										4	0	0	0	0	0	1					
<b>Roy White, S</b> (1, 7) OBP: 0.384, SLG: 0.362										3	0	0	0	0	0	0					
<b>Felipe Alou, R</b> (1, 3) OBP: 0.284, SLG: 0.330										3	0	1	0	0	0	0					
<b>Celerino Sanchez, R</b> (1, 5) OBP: 0.283, SLG: 0.278										3	0	0	0	0	0	1					
<b>Thurman Munson, R</b> (1, 2) OBP: 0.333, SLG: 0.321										3	0	1	0	0	0	1					
<b>Gene Michael, S</b> (1, 6) OBP: 0.273, SLG: 0.280										3	0	1	0	0	0	2					
<b>Fritz Peterson, S</b> (1, 1) OBP: 0.303, SLG: 0.281										1	0	0	0	0	1	1					
<b>Hal Lanier, R</b> (6, PH) OBP: 0.205, SLG: 0.190										1	0	1	0	0	0	0					
<b>Lindy McDaniel, R</b> (7, 1) OBP: 0.379, SLG: 0.391										0	0	0	0	0	0	0					
<b>Ron Swoboda, R</b> (8, PH)										1	0	0	0	0	0	0					
<b>Inning Stats</b>	R: 0 E: 0 K: 0 S: 3	H: 0 LOB: 0 BB: 0 P: 3	R: 0 E: 0 K: 0 S: 3	H: 0 LOB: 0 BB: 0 P: 3	R: 0 E: 0 K: 2 S: 8	H: 1 LOB: 1 BB: 0 P: 8	R: 0 E: 0 K: 0 S: 3	H: 0 LOB: 0 BB: 0 P: 3	R: 0 E: 0 K: 0 S: 3	H: 1 LOB: 0 BB: 0 P: 3	R: 0 E: 0 K: 0 S: 3	H: 0 LOB: 0 BB: 0 P: 3	R: 0 E: 0 K: 0 S: 4	H: 2 LOB: 1 BB: 0 P: 4	R: 0 E: 0 K: 0 S: 4	H: 1 LOB: 1 BB: 0 P: 4	1B: 5 2B: 0 3B: 0 HR: 0	SF: 0 SAC: 0 DP: 2 HBP: 0	WP: 0 PB: 0 SB: 1 CS: 0	PA: 30	
<b>PITCHER</b>	IP	WLS	BF	H	R	ER	SO	BB	IBB	HBP	BLK	WP	HR	S	P	ERA	WHIP				
<b>Mike Cuellar, L</b> (1, 1) ERA: 2.74	9.0	W	30	5	0	0	2	0	0	0	0	0	0	34	34	0.00	0.556				

AB	34
R	4
H	7
RBI	4
BB	2
SO	5
LOB	14

AB	30
R	0
H	5
RBI	0
BB	0
SO	2
LOB	8



Batter	1	2	3	4	5	6	7	8	9	AB	R	H	RBI	BB	SO	LOB	TOP																						
<b>Don Buford, S</b> OBP: 0.339, SLG: 0.236 (1, 7)	F9	G3		G3		F7			K2-3	5	0	0	0	0	1	3																							
<b>Bobby Grich, R</b> OBP: 0.346, SLG: 0.410 (1, 4)	F8		E6		HR	K			5-3	5	1	1	1	0	1	1																							
<b>Terry Crowley, L</b> OBP: 0.333, SLG: 0.477 <b>Don Baylor, R</b> OBP: 0.364, SLG: 0.496 (7, PH)	1B		FC4-6		1B				6-3	1	2	0	0	2	0	1																							
<b>Boog Powell, L</b> OBP: 0.292, SLG: 0.281 (1, 3)	1B		K		1B					4	0	2	0	0	1	2																							
<b>Brooks Robinson, R</b> OBP: 0.310, SLG: 0.324 (1, 5)	1B		1B		FC5-2					4	0	2	1	0	1	3																							
<b>Eliot Handricks, L</b> OBP: 0.220, SLG: 0.140 <b>Andy Etchebarren, R</b> OBP: 0.239, SLG: 0.252 (7, PH)	F6		K		F7					3	0	0	0	0	1	5																							
<b>Merv Rettenmund, R</b> OBP: 0.341, SLG: 0.380 (1, 8)		K		6-3	FC6-4				5-3	4	0	0	0	0	1	2																							
<b>Mark Belanger, R</b> OBP: 0.238, SLG: 0.232 (1, 6)	F8		K			F9			E5	4	0	0	0	0	1	0																							
<b>Jim Palmer, R</b> OBP: 0.290, SLG: 0.350 <b>Dave Leonard, R</b> <b>Mickey Scott, L</b> <b>Tom Shoppay, L</b> <b>Roric Harrison, R</b> <b>Paul Blair, R</b> <b>Grant Jackson, S</b>									G5-4-3	1	0	1	0	0	0	0																							
<b>Inning Stats</b>	R: 1 E: 0 K: 0 S: 5	H: 2 LOB: 2 BB: 1 P: 9	R: 0 E: 0 K: 1 S: 6	H: 1 LOB: 1 BB: 0 P: 6	R: 1 E: 1 K: 2 S: 9	H: 1 LOB: 1 BB: 0 P: 9	R: 0 E: 0 K: 1 S: 5	H: 0 LOB: 0 BB: 1 P: 9	R: 1 E: 0 K: 0 S: 5	H: 2 LOB: 2 BB: 1 P: 9	R: 0 E: 0 K: 1 S: 6	H: 1 LOB: 1 BB: 0 P: 6	R: 0 E: 1 K: 0 S: 3	H: 0 LOB: 0 BB: 0 P: 3	R: 0 E: 0 K: 1 S: 5	H: 0 LOB: 0 BB: 0 P: 5	1B: 6 2B: 1 3B: 0 HR: 1	SF: 0 SAC: 0 DP: 1 HBP: 0	WP: 1 PB: 0 CS: 0	PA: 39																			
<b>PITCHER</b>	IP	WLS	BF	H	R	ER	SO	BB	IBB	HBP	BLK	WP	HR	S	P	ERA	WHIP	<b>PITCHER</b>				IP	WLS	BF	H	R	ER	SO	BB	IBB	HBP	BLK	WP	HR	S	P	ERA	WHIP	
<b>Mel Stottlemyre, R</b> ERA: 2.94 <b>Sparky Lyle, L</b> ERA: 1.05	(1, 1)	6.0	W	29	7	3	2	5	3	0	0	0	1	1	36	48	3.00	1.667					(7, 1)	3.0	S	10	1	0	0	2	0	0	0	0	0	14	14	0.00	0.333

Baltimore Orioles @ New York Yankees  
Yankee Stadium, Bronx, NY  
Thu Jun 29 1972, 3:33 AM EDT  
Att: 8,438 - Unknown

AB 36  
R 3  
H 8  
RBI 2  
BB 3  
SO 7  
LOB 19



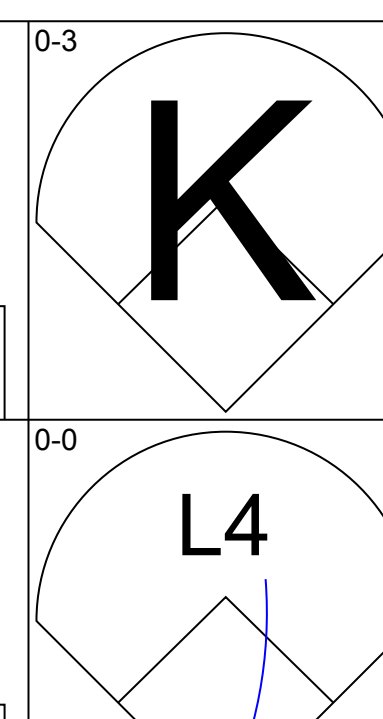
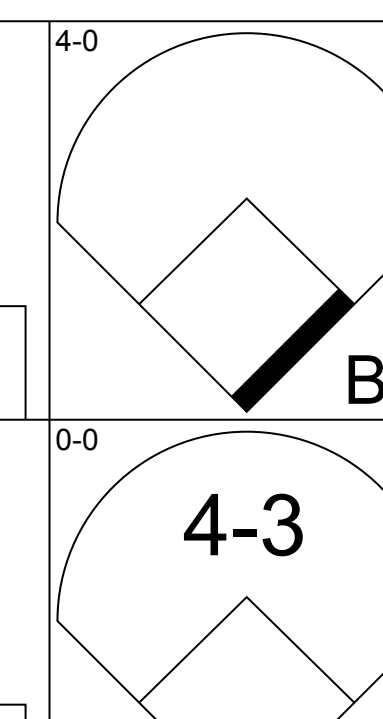
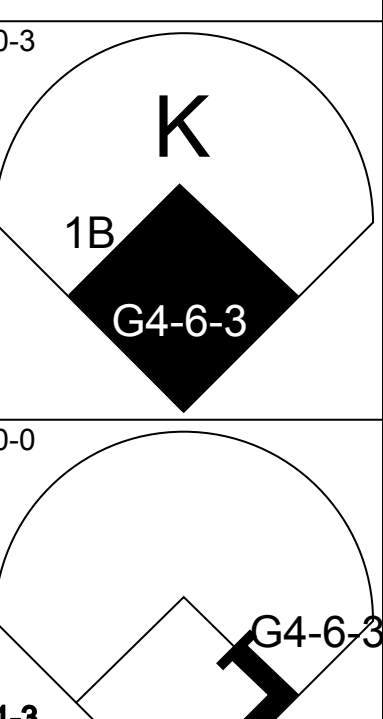
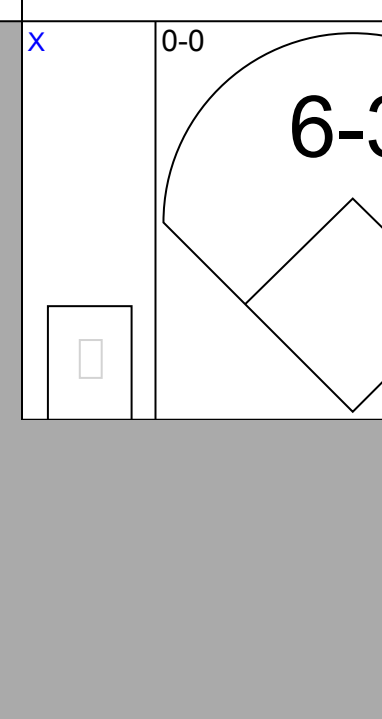
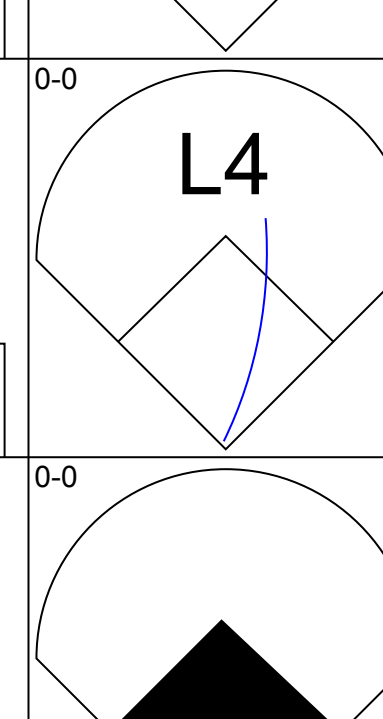
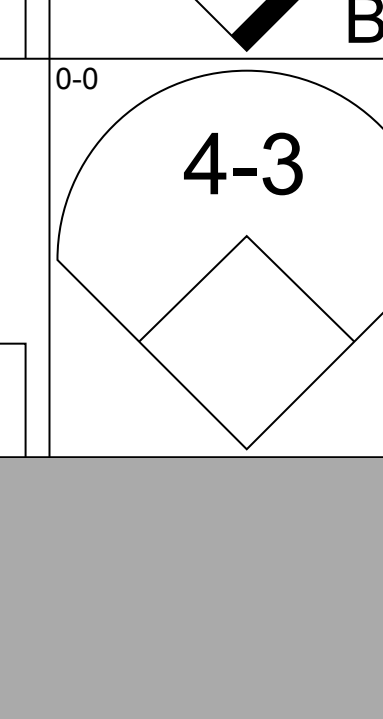
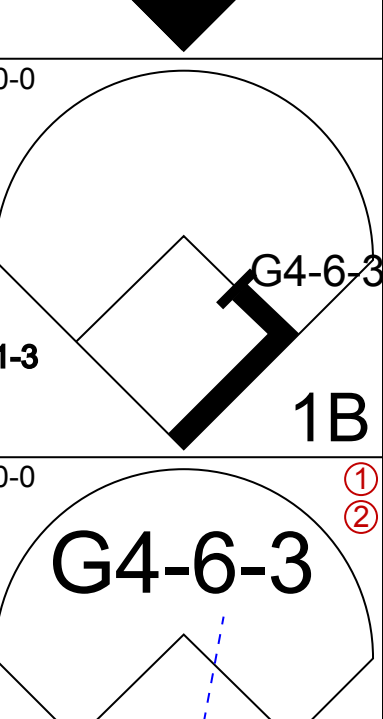
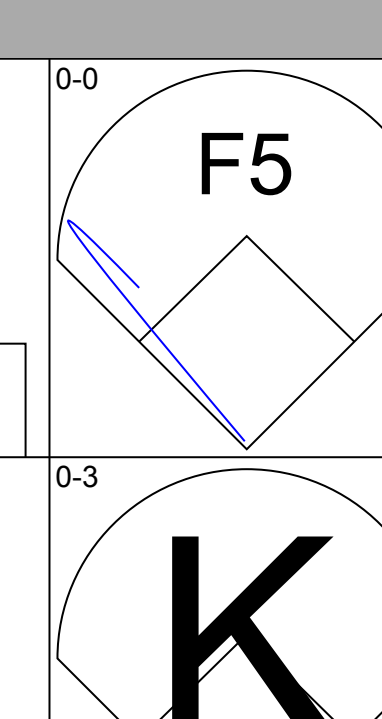
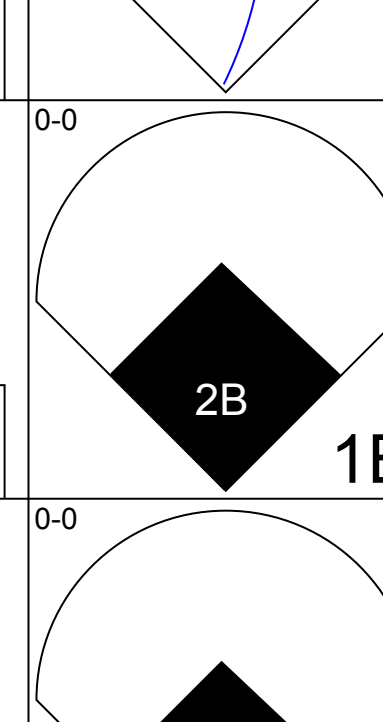
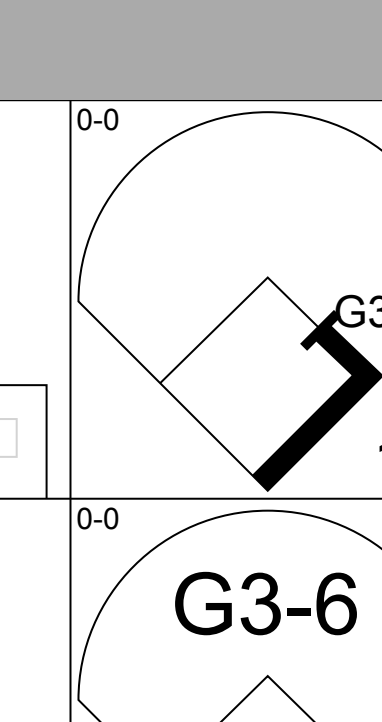
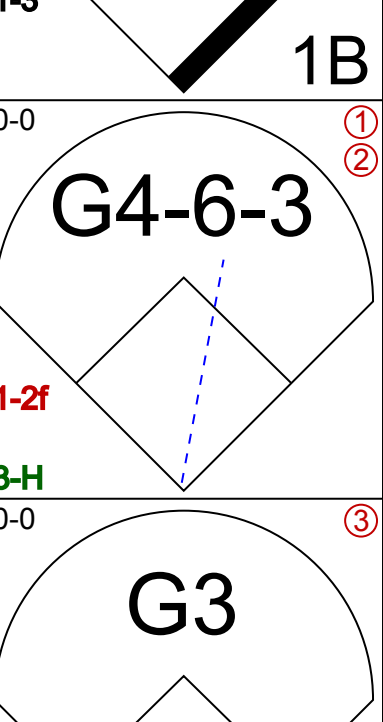
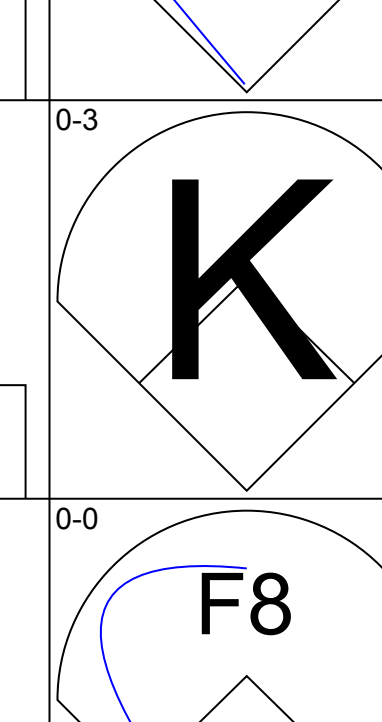
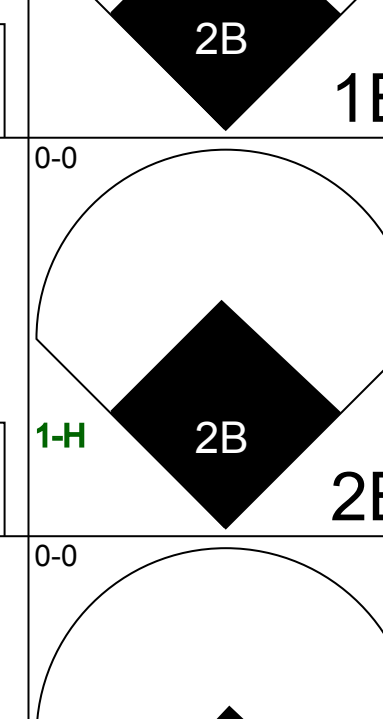

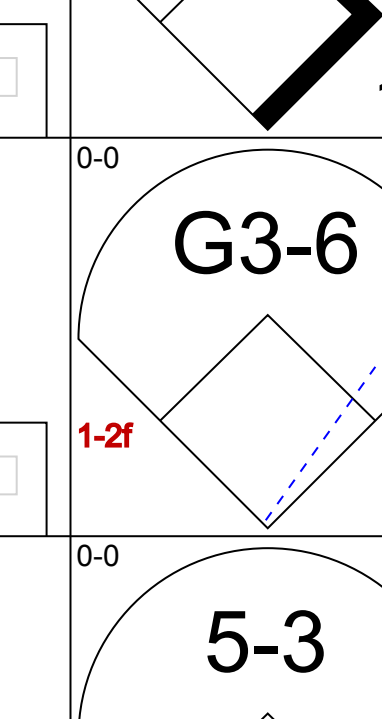
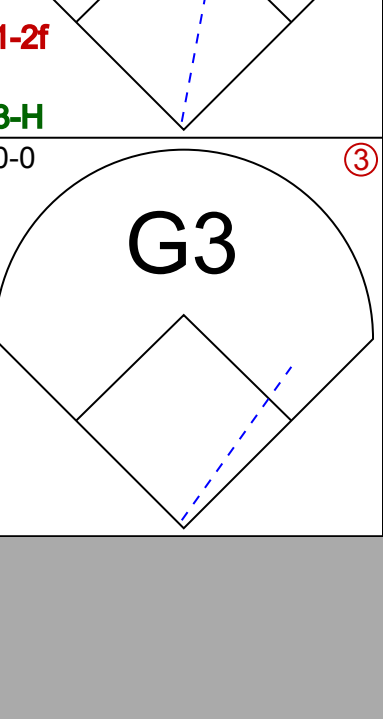
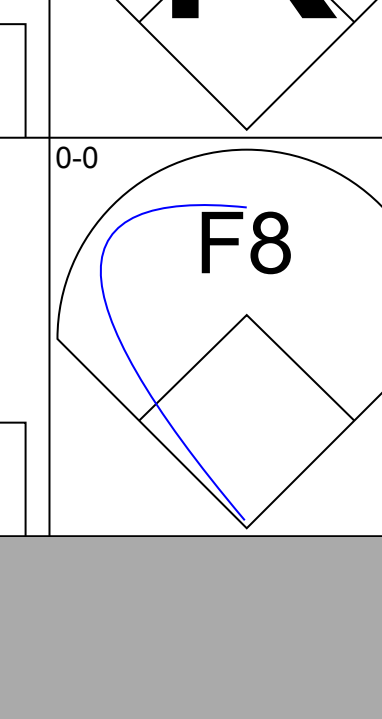
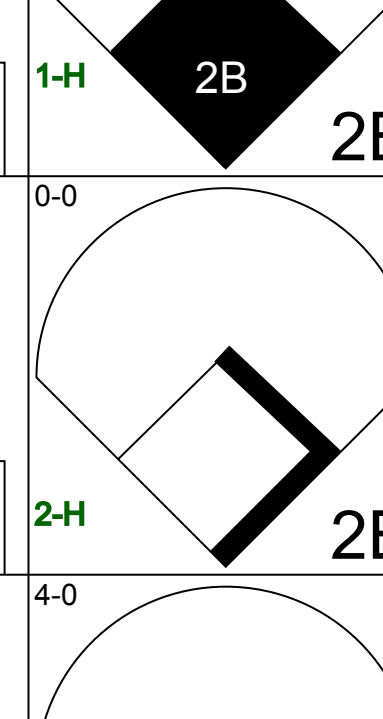

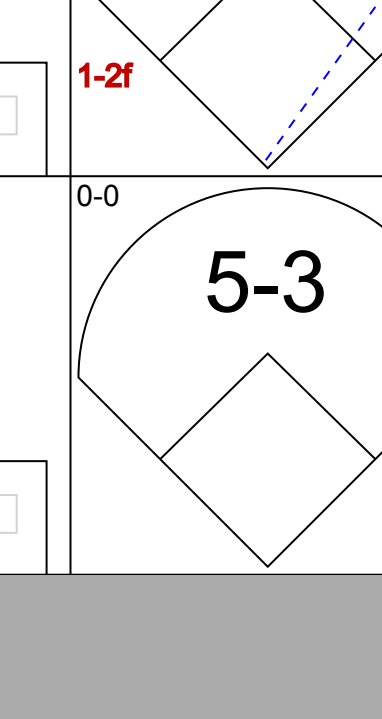
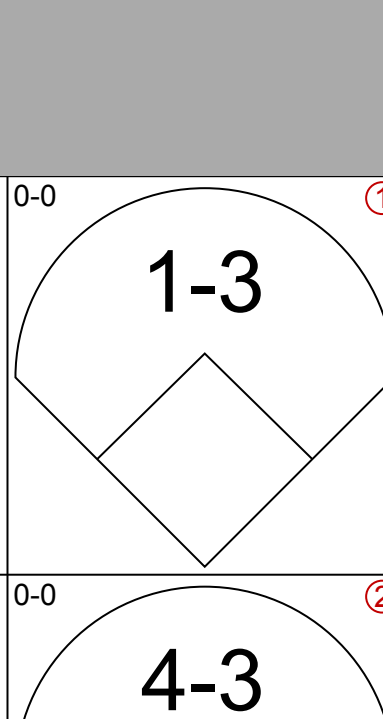
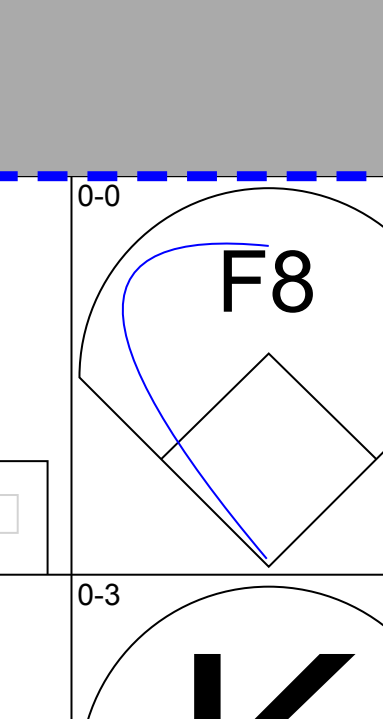
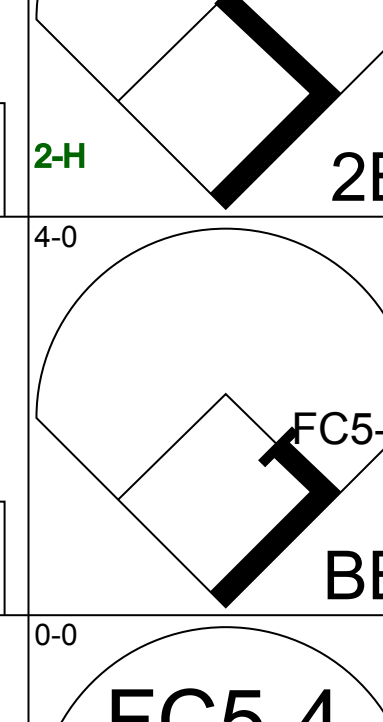
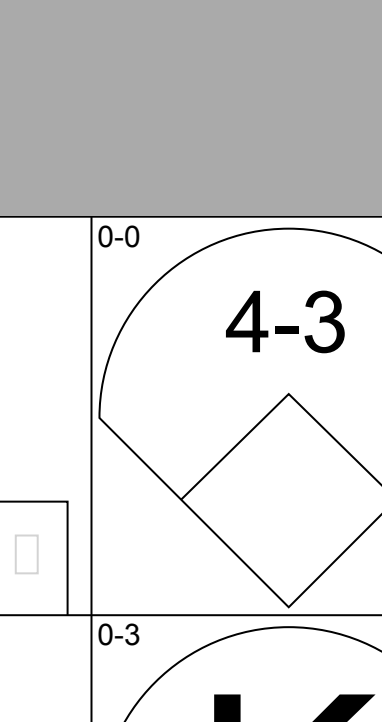
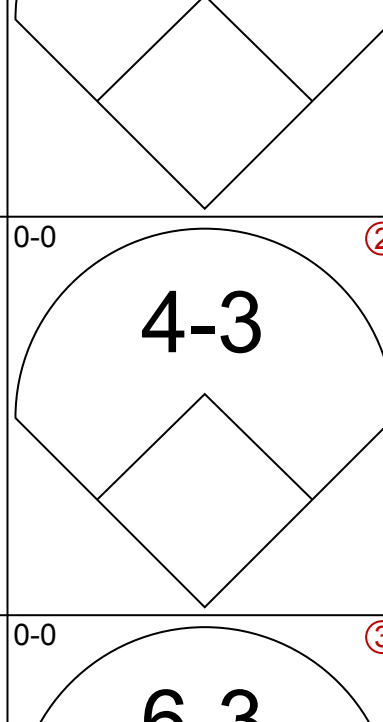
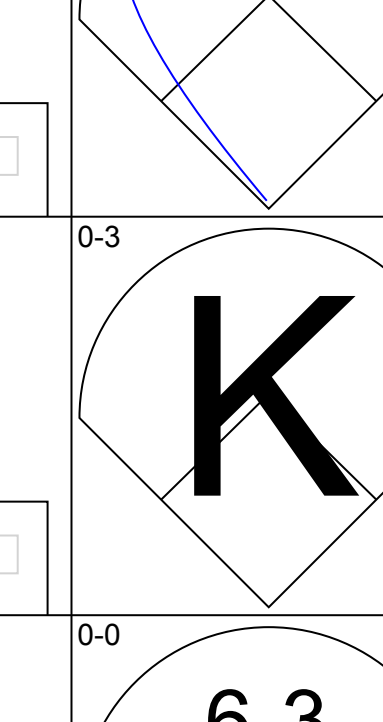
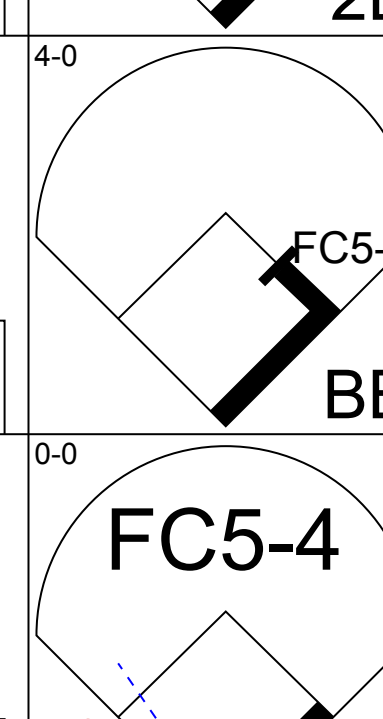
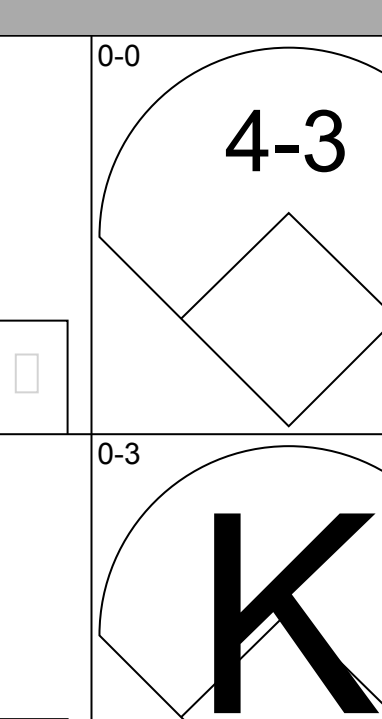
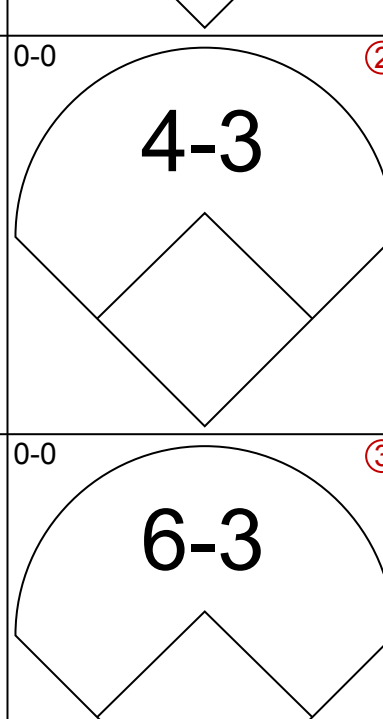
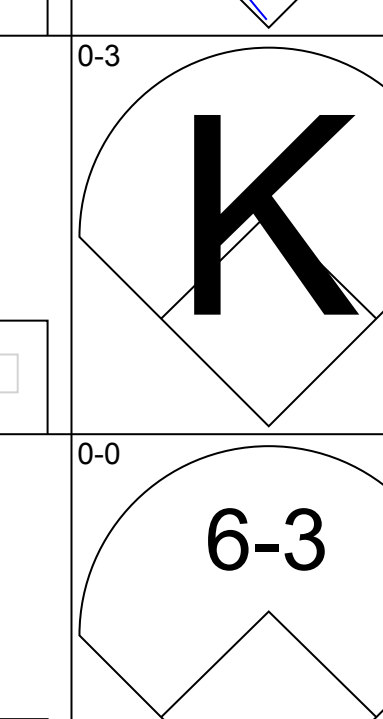
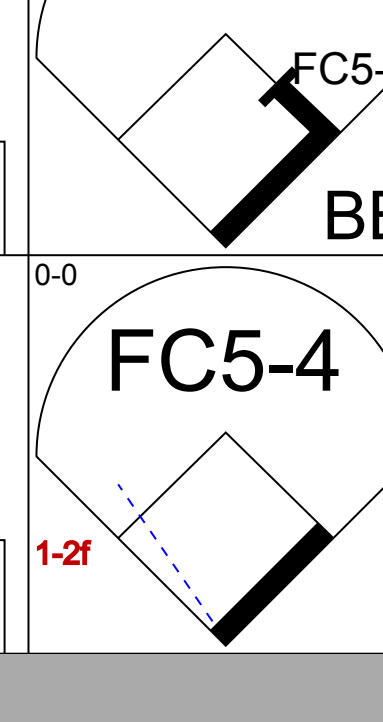
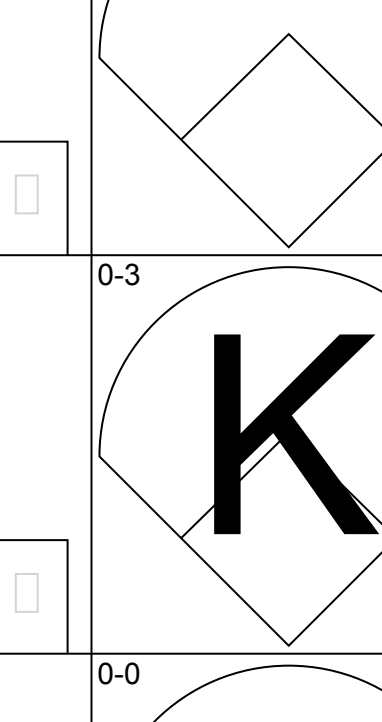
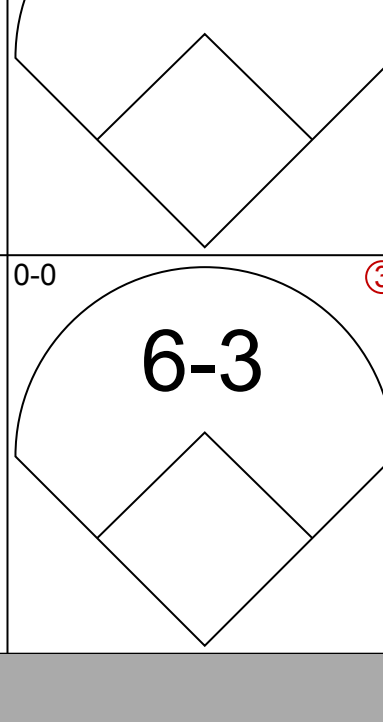
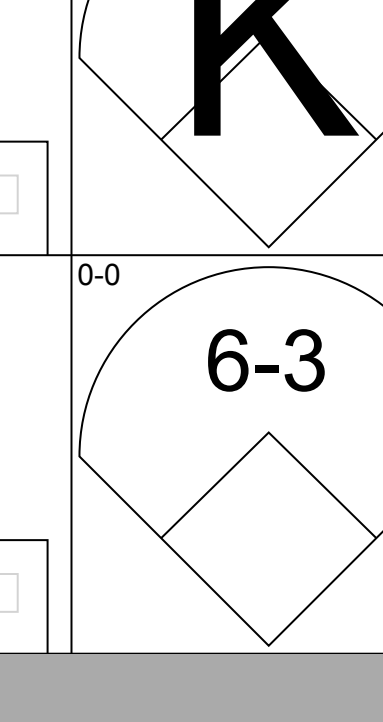

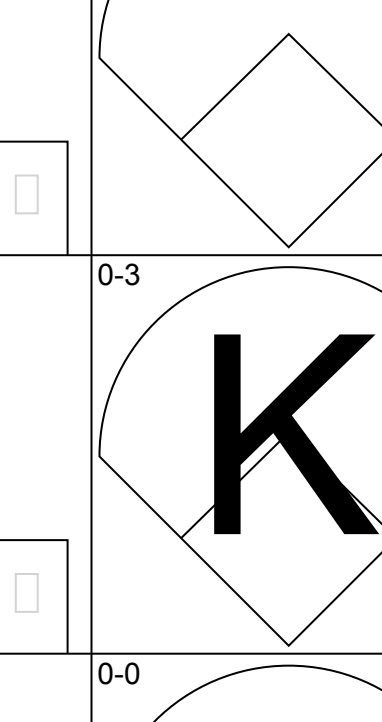
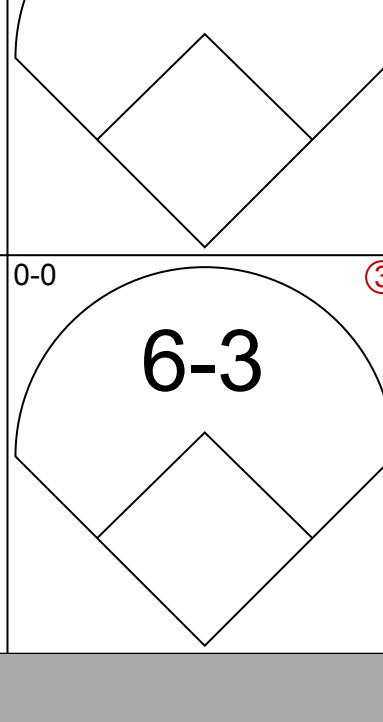
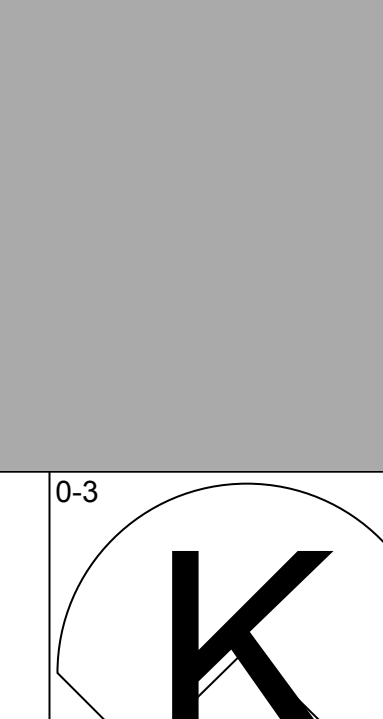
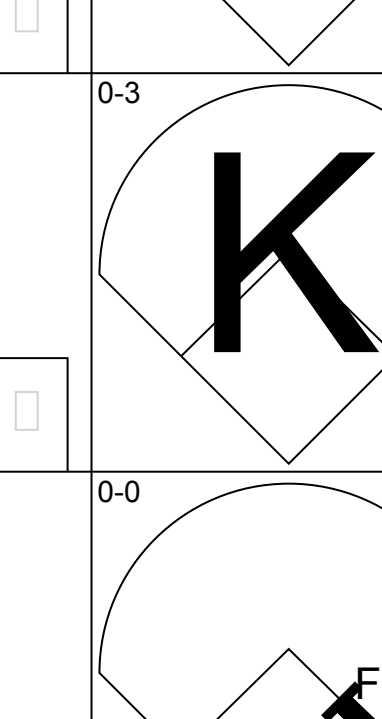
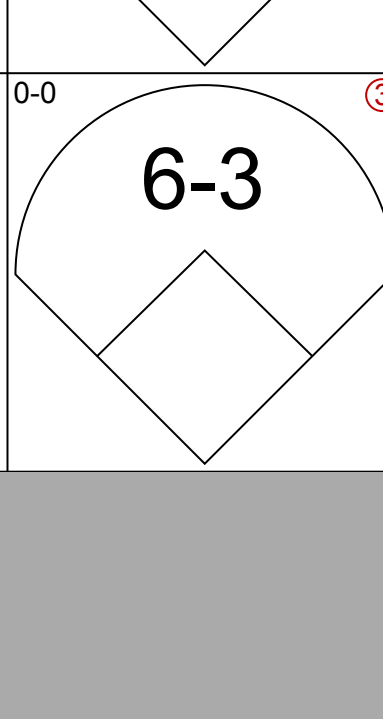
Batter	1	2	3	4	5	6	7	8	9	AB	R	H	RBI	BB	SO	LOB	BOTTOM																					
<b>Rusty Torres, S</b> OBP: 0.267, SLG: 0.319 (1, 9)		F4		3-1		4-3				4	0	1	0	0	0	3																						
<b>Bernie Allen, L</b> OBP: 0.337, SLG: 0.403 <b>Horace Clarke, S</b> OBP: 0.290, SLG: 0.271 (8, 4)	G4-6-3	F5		K		F2				4	0	0	0	0	1	2																						
<b>Bobby Murcer, L</b> OBP: 0.356, SLG: 0.482 (1, 8)	1B		1B		1B		F7			3	1	2	0	1	0	0																						
<b>Roy White, S</b> OBP: 0.382, SLG: 0.360 (1, 7)	FC4-6		1B		G5-4-3		F8			4	0	1	1	0	0	2																						
<b>Ron Blomberg, L</b> OBP: 0.346, SLG: 0.451 <b>Felipe Alou, R</b> OBP: 0.282, SLG: 0.327 (8, PH)		HR		F7		F9			F5	3	1	1	1	0	0	1																						
<b>Celerino Sanchez, R</b> OBP: 0.261, SLG: 0.238 (1, 5)		F8		F7		WP			F8	3	0	0	0	1	0	1																						
<b>Thurman Munson, R</b> OBP: 0.338, SLG: 0.323 (1, 2)		1B		1B		SH1-3			K	2	1	1	0	1	1	0																						
<b>Jerry Kenney, L</b> OBP: 0.296, SLG: 0.208 (1, 6)		1B		6-3		6-3				3	1	1	1	0	0	3																						
<b>Mel Stottlemyre, R</b> OBP: 0.333, SLG: 0.281 <b>Johnny Callison, L</b> OBP: 0.252, SLG: 0.315 <b>Sparky Lyle, L</b> OBP: 0.250, SLG: 0.286 (7, 1)		1B		K		BB				2	0	1	1	0	1	0																						
<b>Inning Stats</b>	R: 0 E: 0 K: 0 S: 3	H: 1 LOB: 1 BB: 1 P: 7	R: 3 E: 0 K: 0 S: 7	H: 4 LOB: 1 BB: 0 P: 7	R: 1 E: 0 K: 0 S: 5	H: 2 LOB: 2 BB: 1 P: 9	R: 0 E: 0 K: 2 S: 7	H: 0 LOB: 0 BB: 0 P: 7	R: 0 E: 0 K: 0 S: 3	H: 1 LOB: 0 BB: 0 P: 3	R: 0 E: 0 K: 0 S: 3	H: 0 LOB: 2 BB: 2 P: 11	R: 0 E: 0 K: 1 S: 5	H: 0 LOB: 0 BB: 0 P: 3	R: 0 E: 0 K: 1 S: 5	H: 0 LOB: 0 BB: 0 P: 5	1B: 6 2B: 0 3B: 1 HR: 1	SF: 0 SAC: 1 DP: 2 HBP: 0	WP: 2 PB: 0 CS: 0	PA: 34																		
<b>PITCHER</b>	IP	WLS	BF	H	R	ER	SO	BB	IBB	HBP	BLK	WP	HR	S	P	ERA	WHIP	<b>PITCHER</b>				IP	WLS	BF	H	R	ER	SO	BB	IBB	HBP	BLK	WP	HR	S	P	ERA	WHIP
<b>Jim Palmer, R</b> ERA: 1.95 <b>Dave Leonard, R</b> ERA: 6.35 <b>Mickey Scott, L</b> ERA: 1.17 <b>Roric Harrison, R</b> ERA: 1.25 <b>Grant Jackson, L</b> ERA: 5.4	(1, 1)	1.1	L	9	5	3	3	0	0	0	0	0	0	4	4	13.50	3.000					(2, 1)	0.2	4	2	1	1	0	0	0	0	0	0	4	4	13.50	3.000	
<b>Mickey Scott, L</b> ERA: 1.17 <b>Roric Harrison, R</b> ERA: 1.25 <b>Grant Jackson, L</b> ERA: 5.4	(3, 1)	3.0	10	1	0	0	2	1	0	0	0	0	0	13	17	0.00	0.667					(6, 1)	2.0	8	0	0	0	0	2	0	0	0	1	0	6	14	0.00	1.000
<b>Grant Jackson, L</b> ERA: 5.4	(8, 1)	1.0	3	0	0	0	1	0	0	0	0	0	0	5	5	0.00	0.000					(8, 1)	1.0	3	0	0	0	1	0	0	0	0	5	5	0.00	0.000		

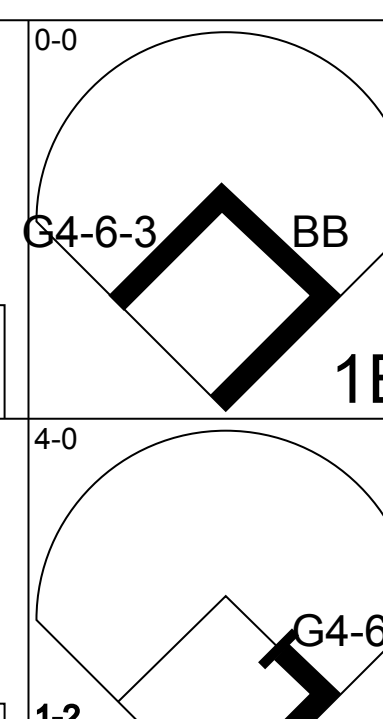
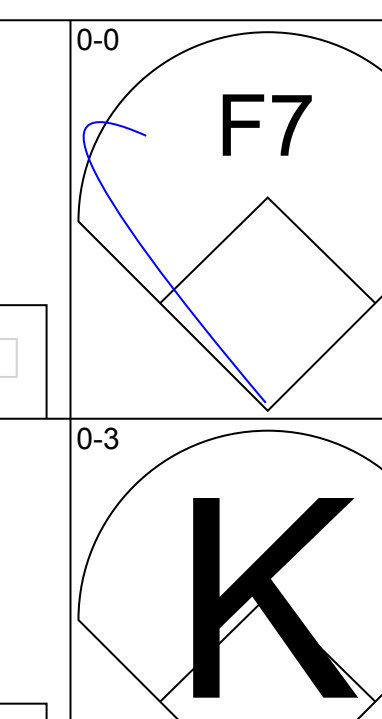
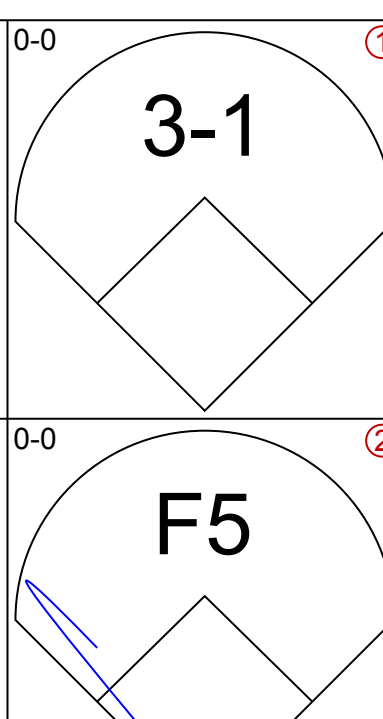
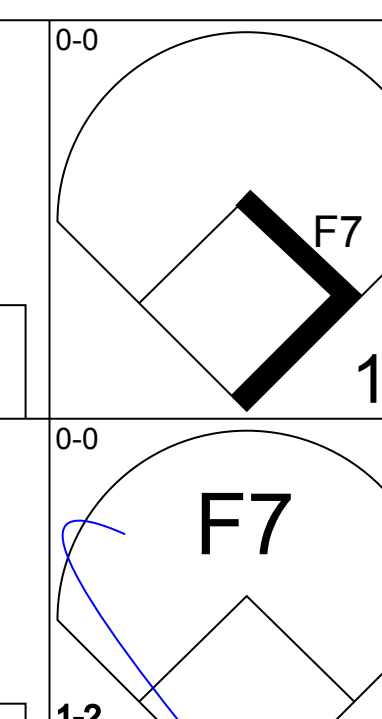
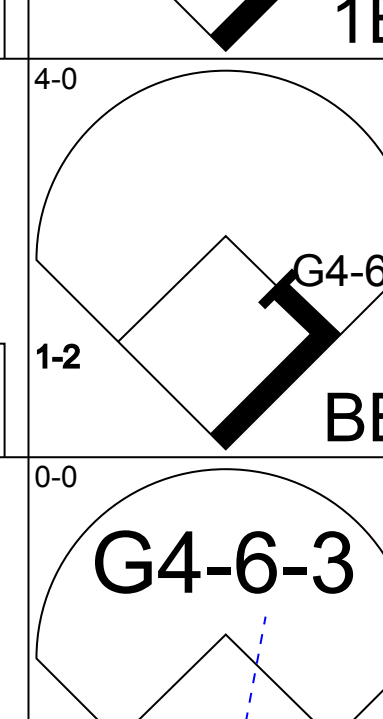
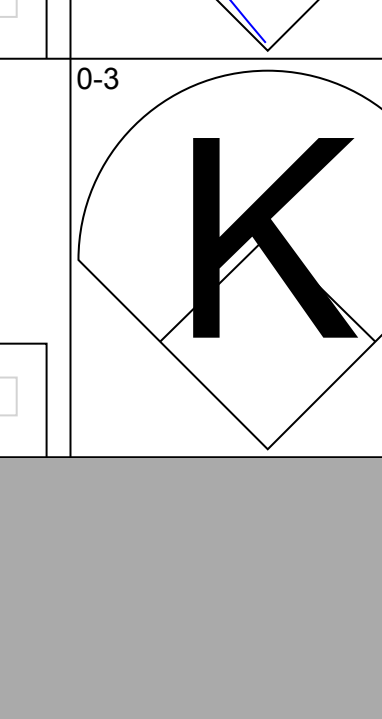
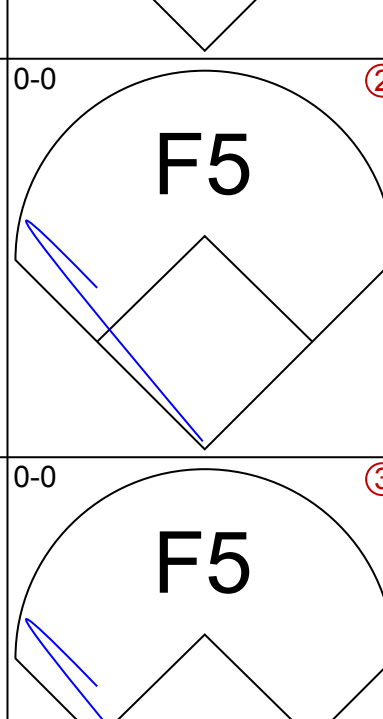
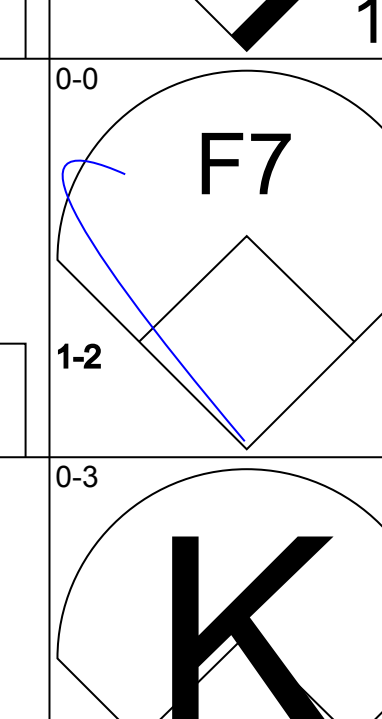
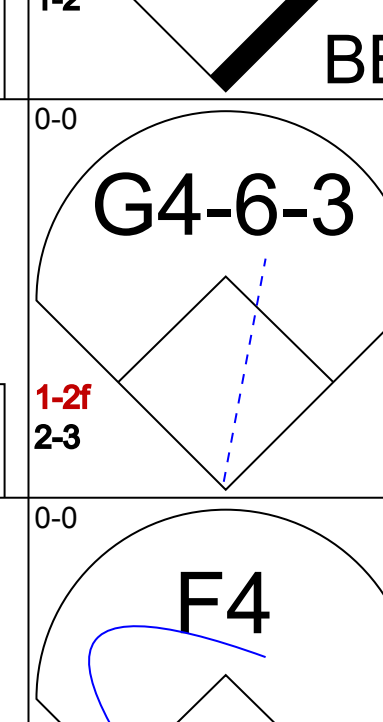
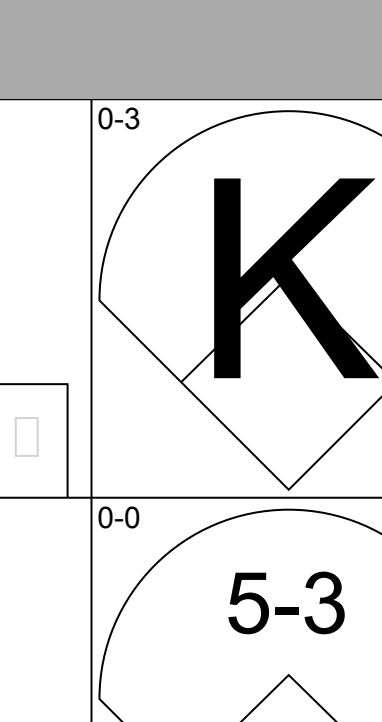
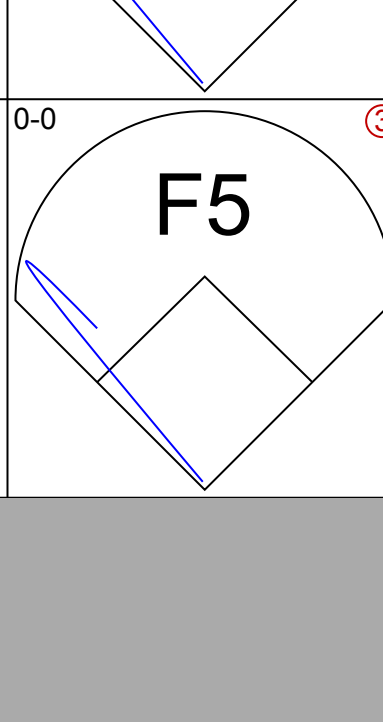
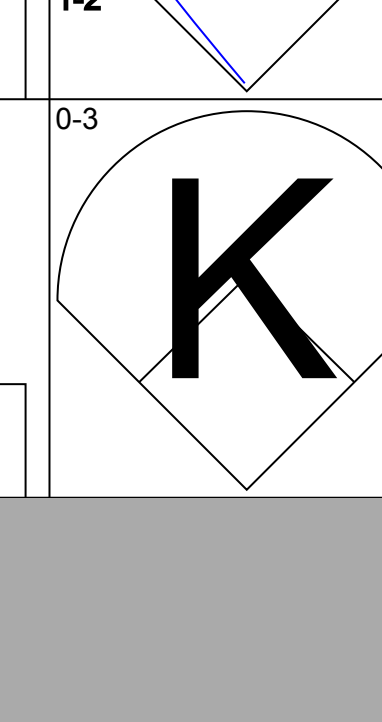
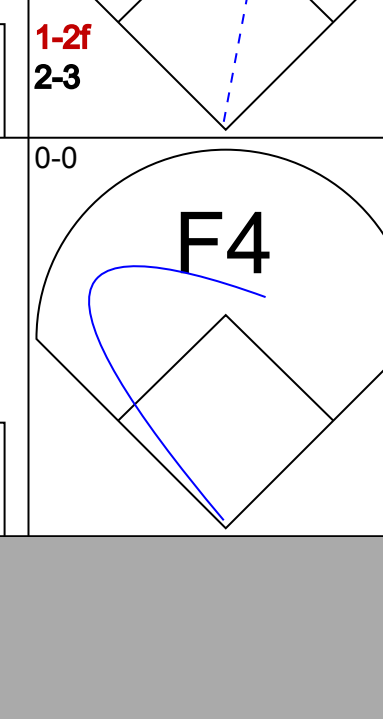
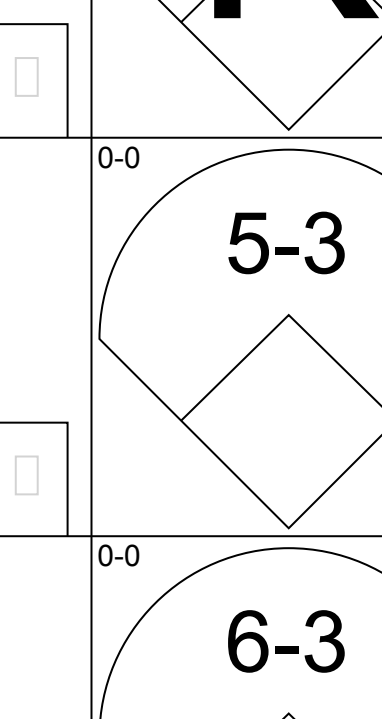
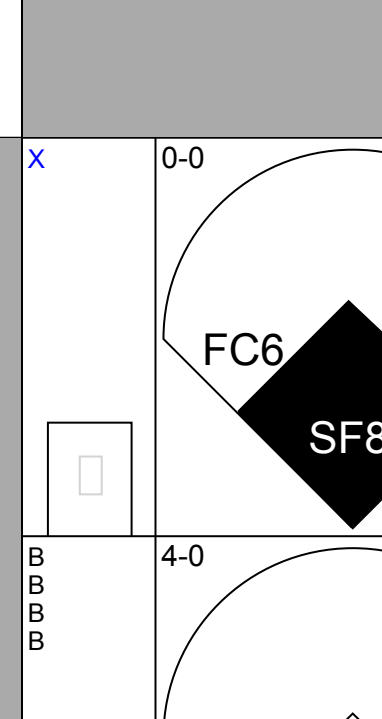
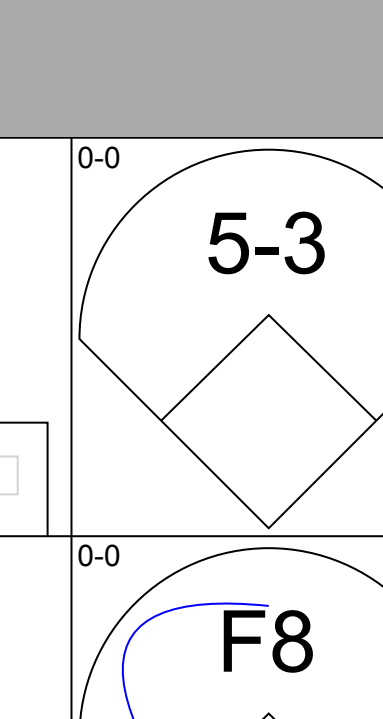

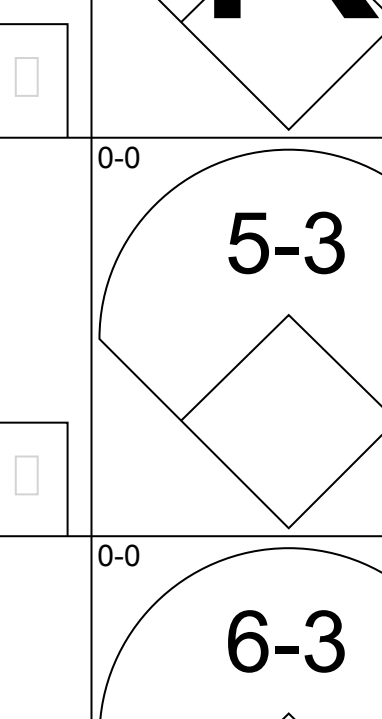
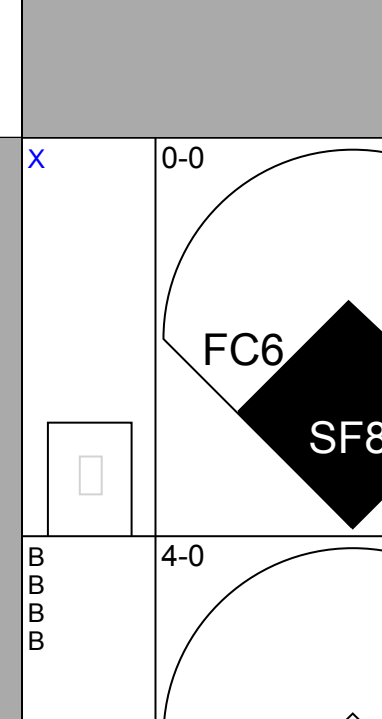

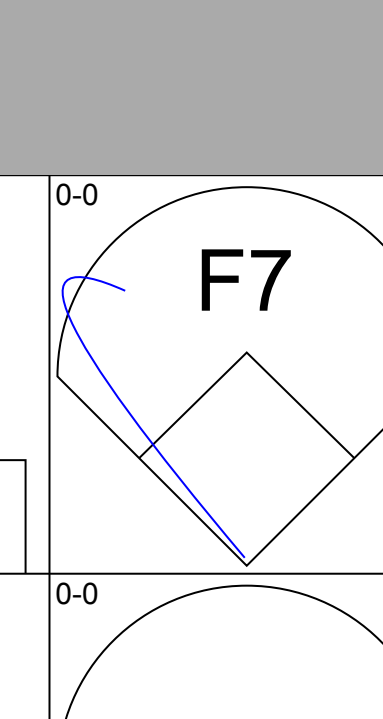

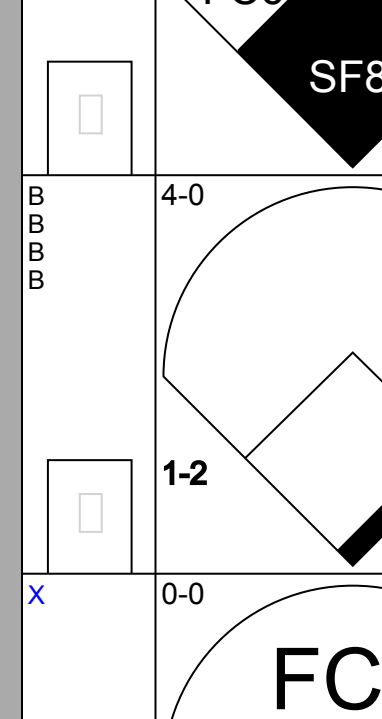
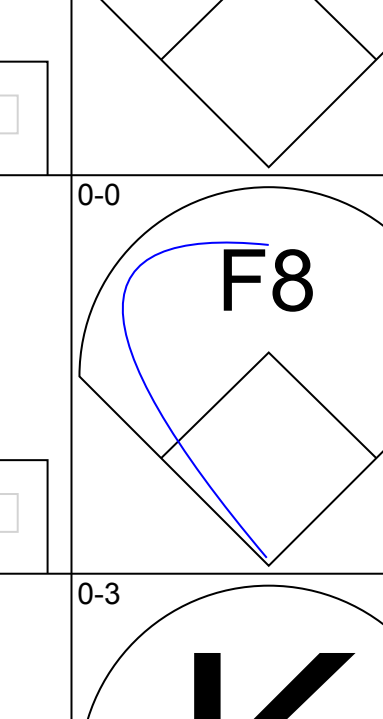
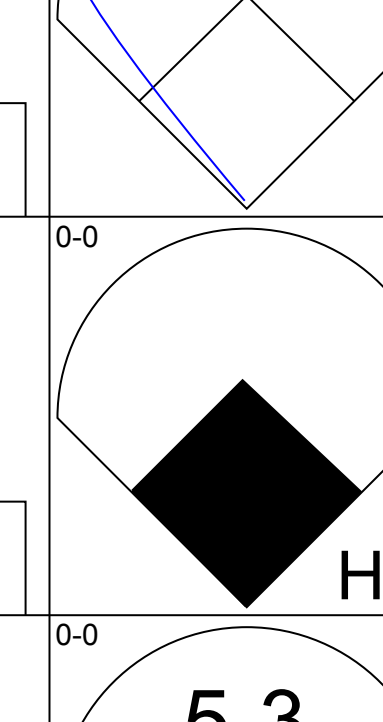
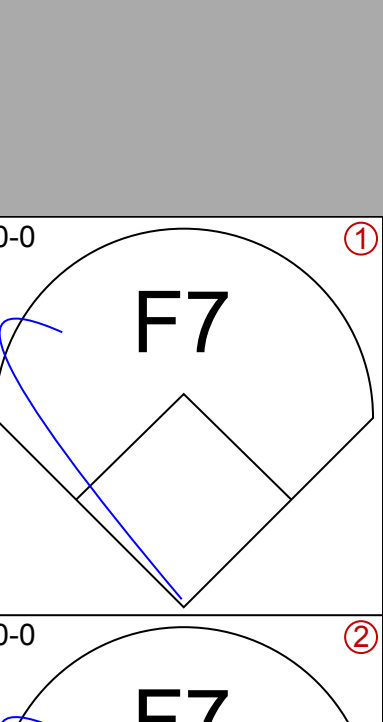
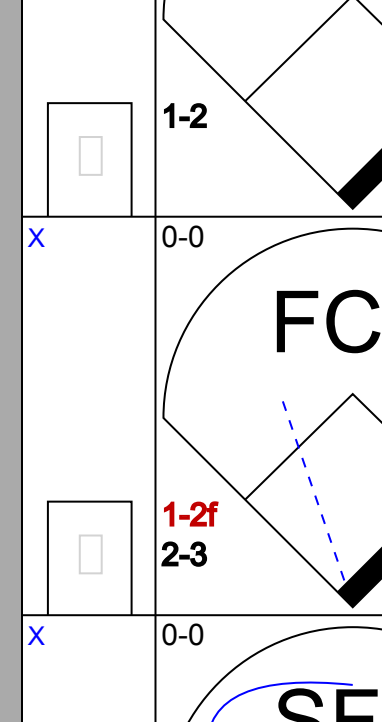
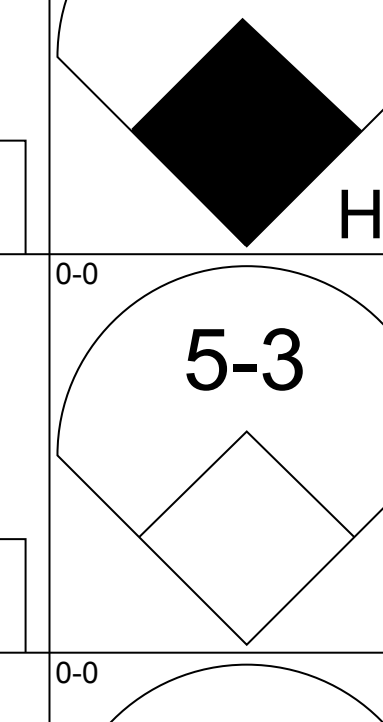
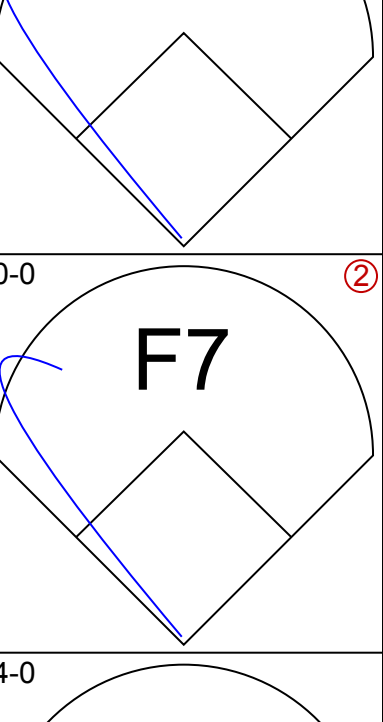
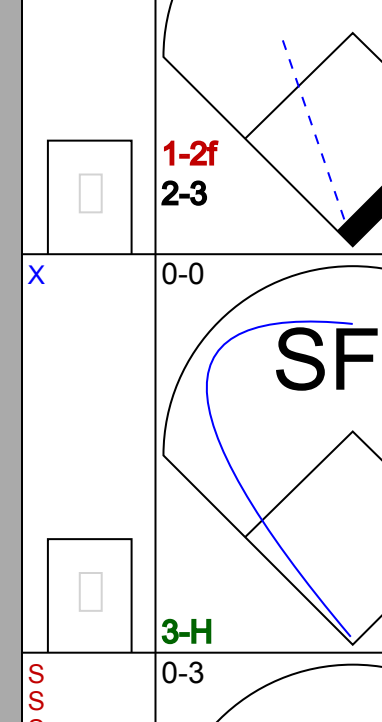


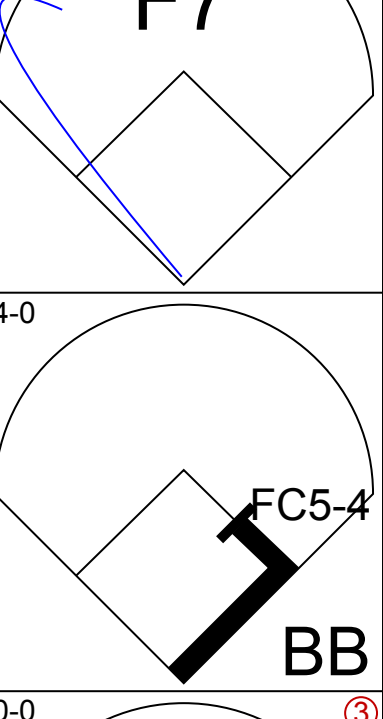
Baltimore Orioles @ New York Yankees  
Yankee Stadium, Bronx, NY  
Thu Jun 29 1972, 3:33 AM EDT  
Att: 8,438 - Unknown

AB 29  
R 4  
H 8  
RBI 4  
BB 4  
SO 3  
LOB 12







Batter	1	2	3	4	5	6	7	8	9	AB	R	H	RBI	BB	SO	LOB	TOP										
<b>Don Buford, S</b> OBP: 0.338, SLG: 0.232 (1, 7)					 1B G4-6-3					3	1	0	0	1	2	0	<p><b>Baltimore Orioles @ Detroit Tigers</b> Tiger Stadium, Detroit, MI Fri Jun 30 1972, 7:05 PM EDT Att: 48,662 - Unknown</p>										
<b>Johnny Oates, L</b> OBP: 0.338, SLG: 0.412 (1, 2)					 1B					4	0	1	0	0	0	1											
<b>Bobby Grich, R</b> OBP: 0.350, SLG: 0.413 (1, 4)	 1B			 1B	 1-2 3-H					4	1	2	0	0	1	1											
<b>Boog Powell, L</b> OBP: 0.291, SLG: 0.287 (1, 3)	 1-H			 1-2						4	1	1	1	0	0	1											
<b>Brooks Robinson, R</b> OBP: 0.310, SLG: 0.328 (1, 5)	 2-H										4	0	1	1	0	0		0									
<b>Terry Crowley, L</b> OBP: 0.333, SLG: 0.467 (1, 9)	 BB										2	0	0	0	1	0		0									
<b>Paul Blair, R</b> OBP: 0.261, SLG: 0.369 (6, 8)	 BB										1	0	0	0	0	1		0									
<b>Merv Rettenmund, R</b> OBP: 0.333, SLG: 0.371 (1, 8)	 1-2										4	0	0	0	0	1		2									
<b>Mark Belanger, R</b> OBP: 0.240, SLG: 0.234 (1, 6)				 1B							3	0	1	0	0	1		0									
<b>Pat Dobson, R</b> OBP: 0.146, SLG: 0.175 (1, 1)				 1-2							3	0	0	0	0	1		1									
<b>Inning Stats</b>	R: 2 E: 0 K: 1 S: 8	H: 3 LOB: 2 BB: 1 P: 12	R: 0 E: 0 K: 2 S: 7	H: 0 LOB: 1 BB: 1 P: 11	R: 0 E: 0 K: 0 S: 3	H: 1 LOB: 0 BB: 0 P: 3	R: 0 E: 0 K: 1 S: 6	H: 1 LOB: 1 BB: 0 P: 6	R: 1 E: 0 K: 0 S: 6	H: 1 LOB: 0 BB: 0 P: 6	R: 0 E: 0 K: 0 S: 3	H: 0 LOB: 0 BB: 0 P: 3	R: 0 E: 0 K: 0 S: 3	H: 0 LOB: 0 BB: 0 P: 3	R: 0 E: 0 K: 1 S: 5	H: 0 LOB: 0 BB: 0 P: 5	R: 0 E: 0 K: 1 S: 5	H: 0 LOB: 0 BB: 0 P: 5	R: 0 E: 0 K: 1 S: 5	H: 0 LOB: 0 BB: 0 P: 5	1B: 4 2B: 2 3B: 0 HR: 0	SF: 0 SAC: 0 DP: 2 HBP: 0	WP: 0 PB: 1 SB: 0 CS: 0	PA: 34			
<b>PITCHER</b>	IP	WLS	BF	H	R	ER	SO	BB	IBB	HBP	BLK	WP	HR	S	P	ERA	WHIP										
<b>Bill Slayback, R</b> ERA: 2.2 (1, 1)	8.0	L	31	6	3	2	6	2	0	0	0	0	0	41	49	2.25	1.000										
<b>Chuck Seelbach, R</b> ERA: 3.21 (9, 1)	1.0		3	0	0	0	1	0	0	0	0	0	0	5	5	0.00	0.000										

Batter	1	2	3	4	5	6	7	8	9	AB	R	H	RBI	BB	SO	LOB	BOTTOM										
<b>Dick McAuliffe, L</b> OBP: 0.344, SLG: 0.329 (1, 4)	 BB 1B							 1B		4	0	2	0	0	0	0	<p><b>Baltimore Orioles @ Detroit Tigers</b> Tiger Stadium, Detroit, MI Fri Jun 30 1972, 7:05 PM EDT Att: 48,662 - Unknown</p>										
<b>Aurelio Rodriguez, R</b> OBP: 0.290, SLG: 0.306 (1, 5)	 1-2 BB							 1-2		3	0	0	0	1	1	1											
<b>Jim Northrup, L</b> OBP: 0.305, SLG: 0.320 (1, 9)	 1-2 2-3									4	0	0	0	0	2	3											
<b>Bill Freehan, R</b> OBP: 0.354, SLG: 0.413 (1, 2)							 BB SF8 1B				4	1	1	0	0	0		1									
<b>Norm Cash, L</b> OBP: 0.324, SLG: 0.492 (1, 3)						 1-2 BB				3	0	0	0	1	0	0											
<b>Willie Horton, R</b> OBP: 0.323, SLG: 0.458 (1, 7)						 1-2 2-3				4	1	1	1	0	1	2											
<b>Mickey Stanley, R</b> OBP: 0.278, SLG: 0.411 (1, 8)										2	0	0	1	0	0	0											
<b>Ed Brinkman, R</b> OBP: 0.257, SLG: 0.288 (1, 6)					 BB	 3-H				2	0	0	0	1	1	1											
<b>Bill Slayback, R</b> (1, 1)										2	0	0	0	0	0	1											
<b>Tom Haller, L</b> OBP: 0.247, SLG: 0.275 (8, PH)					 1-2					1	0	0	0	0	0	0											
<b>Chuck Seelbach, R</b> OBP: 0.333, SLG: 0.286 (9, 1)										0	0	0	0	0	0	0											
<b>Inning Stats</b>	R: 0 E: 0 K: 0 S: 3	H: 1 LOB: 1 BB: 1 P: 7	R: 1 E: 0 K: 0 S: 4	H: 1 LOB: 0 BB: 0 P: 4	R: 0 E: 0 K: 1 S: 5	H: 0 LOB: 0 BB: 0 P: 5	R: 0 E: 0 K: 1 S: 5	H: 0 LOB: 0 BB: 0 P: 5	R: 0 E: 0 K: 0 S: 3	H: 0 LOB: 0 BB: 0 P: 3	R: 1 E: 0 K: 1 S: 6	H: 1 LOB: 1 BB: 1 P: 10	R: 0 E: 0 K: 1 S: 6	H: 1 LOB: 1 BB: 0 P: 6	R: 0 E: 0 K: 1 S: 5	H: 0 LOB: 0 BB: 0 P: 5	R: 0 E: 0 K: 1 S: 5	H: 0 LOB: 0 BB: 0 P: 5	R: 0 E: 0 K: 1 S: 5	H: 0 LOB: 0 BB: 0 P: 5	1B: 3 2B: 0 3B: 0 HR: 1	SF: 1 SAC: 0 DP: 1 HBP: 0	WP: 0 PB: 0 SB: 0 CS: 0	PA: 33			
<b>PITCHER</b>	IP	WLS	BF	H	R	ER	SO	BB	IBB	HBP	BLK	WP	HR	S	P	ERA	WHIP										
<b>Pat Dobson, R</b> ERA: 2.14 (1, 1)	9.0	W	33	4	2	2	5	3	0	0	0	0	1	40	52	2.00	0.778										



Batter	1	2	3	4	5	6	7	8	9	AB	R	H	RBI	BB	SO	LOB	TOP		
Merv Rettenmund, R OBP: 0.332, SLG: 0.368	5-3		K			F8		1B		4	0	1	0	0	1	1	<p><b>Baltimore Orioles @ Detroit Tigers</b> Tiger Stadium, Detroit, MI Sat Jul 01 1972, 4:33 AM EDT Att: 33,203 - Unknown</p> <p>livebaseballscorecards.com</p> <p>AB 32 R 0 H 7 RBI 0 BB 1 SO 4 LOB 11</p> 		
Bobby Grich, R OBP: 0.348, SLG: 0.408	F4			G6-4-3		5-3		K		4	0	1	0	0	1				
Paul Blair, R OBP: 0.261, SLG: 0.367	F8			G6-4-3			FC5-4	F8		4	0	1	0	0	2				
Don Baylor, R OBP: 0.361, SLG: 0.488		5-3					FC5-4		L6	4	0	1	0	0	1				
Brooks Robinson, R OBP: 0.309, SLG: 0.323		4-3								3	0	0	0	1	0				
Tom Shopay, L OBP: 0.286, SLG: 0.231									L7-6-3	0	0	0	0	0	0				
Davey Johnson, R OBP: 0.340, SLG: 0.311									L7-6-3	4	0	0	0	0	1				
Andy Etchebarren, R OBP: 0.250, SLG: 0.264			F3							3	0	2	0	0	0				
Mark Belanger, R OBP: 0.241, SLG: 0.236										3	0	1	0	0	2				
Dave McNally, R OBP: 0.103, SLG: 0.105										2	0	0	0	1	2				
Don Buford, S OBP: 0.336, SLG: 0.231			K							1	0	0	0	1	0				
Doyle Alexander, R OBP: 0.091, SLG: 0.091								K		0	0	0	0	0	0				
<b>Inning Stats</b>	R: 0 E: 0 K: 0 S: 3	H: 0 LOB: 0 BB: 0 P: 3	R: 0 E: 0 K: 0 S: 3	H: 0 LOB: 0 BB: 0 P: 3	R: 0 E: 0 K: 2 S: 8	H: 1 LOB: 1 BB: 0 P: 8	R: 0 E: 0 K: 0 S: 4	H: 2 LOB: 1 BB: 0 P: 4	R: 0 E: 0 K: 0 S: 4	H: 1 LOB: 1 BB: 0 P: 4	R: 0 E: 0 K: 0 S: 4	H: 1 LOB: 1 BB: 0 P: 4	R: 0 E: 0 K: 2 S: 8	H: 1 LOB: 1 BB: 1 P: 8	R: 0 E: 0 K: 0 S: 2	H: 0 LOB: 1 BB: 1 P: 6	1B: 7 2B: 1 3B: 0 HR: 0	SF: 0 SAC: 0 DP: 2 HBP: 0	WP: 0 PA: 33 PB: 0 SB: 0 CS: 0
<b>PITCHER</b> Mickey Lolich, L ERA: 2.27	IP: 9.0 WLS: W BF: 33 H: 7 R: 0 ER: 0 SO: 4 BB: 1 IBB: 0 HBP: 0 BLK: 0 WP: 0 HR: 0 S: 40 P: 44 ERA: 0.00 WHIP: 0.889											<b>PITCHER</b>	IP: 9.0 WLS: W BF: 33 H: 7 R: 0 ER: 0 SO: 4 BB: 1 IBB: 0 HBP: 0 BLK: 0 WP: 0 HR: 0 S: 40 P: 44 ERA: 0.00 WHIP: 0.889						

Batter	1	2	3	4	5	6	7	8	9	AB	R	H	RBI	BB	SO	LOB	BOTTOM		
Tony Taylor, R OBP: 0.374, SLG: 0.453	6-3		5-3							4	0	2	0	0	0	0	<p><b>Baltimore Orioles @ Detroit Tigers</b> Tiger Stadium, Detroit, MI Sat Jul 01 1972, 4:33 AM EDT Att: 33,203 - Unknown</p> <p>livebaseballscorecards.com</p> <p>AB 32 R 2 H 8 RBI 2 BB 3 SO 1 LOB 19</p> 		
Aurelio Rodriguez, R OBP: 0.286, SLG: 0.331	6-3		F8							4	0	0	0	0	3				
Al Kaline, R OBP: 0.315, SLG: 0.366	1B		L8							3	1	1	1	1	2				
Bill Freehan, R OBP: 0.362, SLG: 0.417										3	1	2	0	1	0				
Willie Horton, R OBP: 0.321, SLG: 0.452										4	0	1	0	0	3				
Jim Northrup, L OBP: 0.305, SLG: 0.320										0	0	0	0	0	0				
Paul Jata, R OBP: 0.310, SLG: 0.296										3	0	1	0	1	3				
Mickey Stanley, R OBP: 0.271, SLG: 0.490										4	0	0	1	0	4				
Ed Brinkman, R OBP: 0.252, SLG: 0.283										4	0	0	0	0	3				
Mickey Lolich, S OBP: 0.200, SLG: 0.083			K							3	0	1	0	0	1				
<b>Inning Stats</b>	R: 0 E: 0 K: 0 S: 4	H: 1 LOB: 2 BB: 1 P: 8	R: 0 E: 0 K: 1 S: 6	H: 1 LOB: 1 BB: 0 P: 6	R: 0 E: 0 K: 0 S: 3	H: 0 LOB: 0 BB: 0 P: 3	R: 0 E: 0 K: 0 S: 4	H: 1 LOB: 1 BB: 0 P: 4	R: 0 E: 0 K: 0 S: 4	H: 1 LOB: 1 BB: 0 P: 4	R: 1 E: 0 K: 0 S: 4	H: 1 LOB: 1 BB: 1 P: 8	R: 0 E: 0 K: 0 S: 5	H: 2 LOB: 2 BB: 0 P: 5	R: 1 E: 1 K: 0 S: 4	H: 1 LOB: 1 BB: 1 P: 8	1B: 6 2B: 1 3B: 0 HR: 1	SF: 0 SAC: 0 DP: 0 HBP: 0	WP: 0 PA: 35 PB: 0 SB: 1 CS: 0
<b>PITCHER</b> Dave McNally, L ERA: 2.56	IP: 7.0 WLS: L BF: 30 H: 7 R: 1 ER: 1 SO: 1 BB: 2 IBB: 0 HBP: 0 BLK: 0 WP: 0 HR: 1 S: 30 P: 38 ERA: 1.29 WHIP: 1.286											<b>PITCHER</b> Doyle Alexander, R ERA: 2.89	IP: 1.0 WLS: 5 BF: 1 H: 1 R: 1 ER: 1 SO: 0 BB: 1 IBB: 0 HBP: 0 BLK: 0 WP: 0 HR: 4 S: 8 P: 8 ERA: 9.00 WHIP: 2.000						



Batter	1	2	3	4	5	6	7	8	9	AB	R	H	RBI	BB	SO	LOB	TOP										
<b>Don Buford, S</b> OBP: 0.342, SLG: 0.262 (1, 7)										5	2	3	3	0	0	2	<b>Baltimore Orioles @ Detroit Tigers</b> Tiger Stadium, Detroit, MI Sun Jul 02 1972, 4:33 AM EDT Att: 37,635 - Unknown										
<b>Mark Belanger, R</b> OBP: 0.246, SLG: 0.236 (1, 6)										4	2	1	0	1	2	2											
<b>Merv Rettenmund, R</b> OBP: 0.330, SLG: 0.366 (1, 9)										4	0	1	1	0	0	2											
<b>Boog Powell, L</b> OBP: 0.295, SLG: 0.310 (1, 3)										4	1	2	3	0	0	1											
<b>Bobby Grich, R</b> OBP: 0.339, SLG: 0.397 (1, 4)										4	0	0	0	0	0	2											
<b>Brooks Robinson, R</b> OBP: 0.304, SLG: 0.318 (1, 5)										4	0	0	0	0	0	1											
<b>Paul Blair, R</b> OBP: 0.265, SLG: 0.376 (1, 8)										3	1	1	0	1	1	0											
<b>Eliot Hendricks, L</b> OBP: 0.222, SLG: 0.148 (1, 2)										4	0	1	0	0	0	2											
<b>Mike Cuellar, L</b> OBP: 0.061, SLG: 0.152 (1, 1)										4	1	1	0	0	2	3											
<b>Inning Stats</b>	R: 3 E: 0 K: 0 S: 5	H: 2 LOB: 0 BB: 1 P: 9	R: 0 E: 0 K: 1 S: 5	H: 0 LOB: 1 BB: 1 P: 9	R: 1 E: 0 K: 0 S: 4	H: 2 LOB: 0 BB: 0 P: 4	R: 0 E: 0 K: 0 S: 3	H: 0 LOB: 0 BB: 0 P: 3	R: 2 E: 0 K: 1 S: 7	H: 2 LOB: 0 BB: 0 P: 7	R: 0 E: 0 K: 1 S: 5	H: 0 LOB: 1 BB: 0 P: 5	R: 0 E: 0 K: 1 S: 6	H: 1 LOB: 1 BB: 0 P: 6	R: 0 E: 0 K: 0 S: 4	H: 1 LOB: 1 BB: 0 P: 4		R: 1 E: 0 K: 1 S: 7	H: 2 LOB: 1 BB: 0 P: 7	1B: 6 2B: 1 3B: 1 HR: 2	SF: 0 SAC: 0 DP: 1 HBP: 0	WP: 0 PB: 1 SB: 0 CS: 0	PA: 38				
<b>PITCHER</b>	IP	WLS	BF	H	R	ER	SO	BB	IBB	HBP	BLK	WP	HR	S	P	ERA	WHIP										
<b>Joe Coleman, R</b> ERA: 2.32 (1, 1)	4.0	L	19	6	6	6	1	2	0	0	0	0	2	19	27	13.50	2.000										
<b>Fred Scherman, L</b> ERA: 2.75 (5, 1)	1.0		3	0	0	0	1	0	0	0	0	0	0	5	5	0.00	0.000										
<b>Chris Zachary, R</b> ERA: 0.84 (6, 1)	3.0		11	2	0	0	2	0	0	0	0	0	0	15	15	0.00	0.667										
<b>Ron Perranoski, L</b> ERA: 3.94 (9, 1)	1.0		5	2	1	1	1	0	0	0	0	0	0	7	7	9.00	2.000										

Batter	1	2	3	4	5	6	7	8	9	AB	R	H	RBI	BB	SO	LOB	BOTTOM										
<b>Tony Taylor, R</b> OBP: 0.378, SLG: 0.449 (1, 4)										3	0	1	0	1	0	1	<b>Baltimore Orioles @ Detroit Tigers</b> Tiger Stadium, Detroit, MI Sun Jul 02 1972, 4:33 AM EDT Att: 37,635 - Unknown										
<b>Aurelio Rodriguez, R</b> OBP: 0.262, SLG: 0.326 (1, 5)										4	0	0	0	0	0	2											
<b>Al Kaline, R</b> OBP: 0.325, SLG: 0.374 (1, 9)										2	1	1	0	2	0	1											
<b>Bill Freehan, R</b> OBP: 0.360, SLG: 0.430 (1, 2)										4	1	1	2	0	0	3											
<b>Willie Horton, R</b> OBP: 0.312, SLG: 0.438 (1, 7)										4	0	0	0	0	0	1											
<b>Mickey Stanley, R</b> OBP: 0.271, SLG: 0.396 (1, 8)										4	0	1	0	0	0	1											
<b>Ike Brown, R</b> OBP: 0.333, SLG: 0.355 (1, 3)										4	0	0	0	0	1	1											
<b>Ed Brinkman, R</b> OBP: 0.249, SLG: 0.279 (1, 6)										3	0	0	0	0	1	1											
<b>Joe Coleman, R</b> OBP: 0.162, SLG: 0.114 (5, 1)										1	0	0	0	0	0	0											
<b>Fred Scherman, L</b> OBP: 0.143, SLG: 0.077 (5, 1)										0	0	0	0	0	0	0											
<b>Wayne Comer, R</b> (5, 1)										1	0	0	0	0	0	0											
<b>Chris Zachary, L</b> (6, 1)										0	0	0	0	0	0	0											
<b>Paul Jata, R</b> OBP: 0.332, SLG: 0.330 (6, 1)										1	0	1	0	0	0	0											
<b>Ron Perranoski, L</b> (9, 1)										0	0	0	0	0	0	0											
<b>Inning Stats</b>	R: 0 E: 0 K: 0 S: 4	H: 1 LOB: 1 BB: 0 P: 4	R: 0 E: 0 K: 0 S: 3	H: 0 LOB: 0 BB: 0 P: 3	R: 0 E: 0 K: 0 S: 3	H: 0 LOB: 1 BB: 1 P: 7	R: 0 E: 0 K: 0 S: 4	H: 1 LOB: 1 BB: 0 P: 4	R: 0 E: 0 K: 0 S: 3	H: 0 LOB: 0 BB: 0 P: 3	R: 0 E: 0 K: 0 S: 3	H: 0 LOB: 1 BB: 1 P: 7	R: 0 E: 0 K: 1 S: 6	H: 1 LOB: 1 BB: 0 P: 6	R: 0 E: 0 K: 0 S: 3	H: 1 LOB: 0 BB: 0 P: 3	R: 2 E: 0 K: 1 S: 6	H: 1 LOB: 0 BB: 1 P: 10	1B: 3 2B: 1 3B: 0 HR: 1	SF: 0 SAC: 0 DP: 1 HBP: 0	WP: 0 PB: 0 SB: 0 CS: 0	PA: 34					
<b>PITCHER</b>	IP	WLS	BF	H	R	ER	SO	BB	IBB	HBP	BLK	WP	HR	S	P	ERA	WHIP										
<b>Mike Cuellar, L</b> ERA: 2.67 (1, 1)	9.0	W	34	5	2	2	2	3	0	0	0	0	1	35	47	2.00	0.889										









Batter	1	2	3	4	5	6	7	8	9	AB	R	H	RBI	BB	SO	LOB	TOP										
Don Buford, S (1,7) OBP: 0.336, SLG: 0.259	F6		K		F7			K		4	0	0	0	0	2	1	<p><b>Baltimore Orioles @ Chicago White Sox</b> Comiskey Park, Chicago, IL Tue Jul 04 1972, 8:05 PM EDT Att: 26,105 - Unknown - 56 F</p> <p>livebaseballscorecards.com</p>										
Johnny Oates, L (1,2) OBP: 0.361, SLG: 0.481	G1-2-3 1B		F7			K		L3 1B		4	0	2	0	0	1	0											
Paul Blair, R (1,8) OBP: 0.270, SLG: 0.377	1B			CS 1B		1B 1B		L3 1-2		4	1	3	0	0	0	1											
Boog Powell, L (1,3) OBP: 0.305, SLG: 0.330	1B			1B		1B 1B		BB		2	0	1	0	2	1	1											
Merv Rettenmund, R (1,9) OBP: 0.340, SLG: 0.375	G1-2-3					1B		K		3	0	1	1	0	0	3											
Terry Crowley, L (7,9) OBP: 0.340, SLG: 0.468	3-H			6-3		1-2 2-H 1B		K		1	0	0	0	0	1	1											
Brooks Robinson, R (1,5) OBP: 0.305, SLG: 0.318		F8			F9			F9		4	0	1	0	0	0	1											
Bobby Grich, R (1,6) OBP: 0.356, SLG: 0.435		G6-4-3 BB				3B 1B		F8		3	1	1	0	1	1	1											
Davey Johnson, R (1,4) OBP: 0.340, SLG: 0.323		G6-4-3				3B		F7		3	0	1	1	0	0	1											
Pat Dobson, R (1,1) OBP: 0.136, SLG: 0.163			K		5-3			K		3	0	0	0	0	2	1											
<b>Inning Stats</b>	R: 0 E: 0 K: 0 S: 4	H: 2 LOB: 2 BB: 1 P: 8	R: 0 E: 0 K: 0 S: 2	H: 0 LOB: 0 BB: 1 P: 6	R: 0 E: 0 K: 2 S: 7	H: 0 LOB: 0 BB: 0 P: 7	R: 0 E: 0 K: 1 S: 5	H: 1 LOB: 0 BB: 0 P: 5	R: 1 E: 0 K: 0 S: 5	H: 2 LOB: 1 BB: 0 P: 5	R: 1 E: 0 K: 1 S: 7	H: 4 LOB: 2 BB: 0 P: 7	R: 0 E: 0 K: 1 S: 5	H: 0 LOB: 0 BB: 0 P: 5	R: 0 E: 0 K: 2 S: 7	H: 0 LOB: 1 BB: 1 P: 11	1B: 9 2B: 2 3B: 1 HR: 0	SF: 0 SAC: 0 DP: 4 HBP: 0	WP: 0 PB: 0 CS: 1	PA: 34							
<b>PITCHER</b>	IP	WLS	BF	H	R	ER	SO	BB	IBB	HBP	BLK	WP	HR	S	P	ERA	WHIP										
Stan Bahnsen, R (1,1) ERA: 4.36	6.0	L	24	9	2	2	4	2	0	0	0	0	0	30	38	3.00	1.833										
Steve Kealey, R (7,1) ERA: 2.89	2.0		6	1	0	0	2	0	0	0	0	0	0	10	10	0.00	0.500										
Terry Forster, L (9,1) ERA: 1.67	1.0		4	0	0	0	2	1	0	0	0	0	0	7	11	0.00	1.000										

Batter	1	2	3	4	5	6	7	8	9	AB	R	H	RBI	BB	SO	LOB	BOTTOM										
Pat Kelly, L (1,9) OBP: 0.371, SLG: 0.358	4-3		F7			4-3			6-3	4	0	0	0	0	0	0	<p><b>Baltimore Orioles @ Chicago White Sox</b> Comiskey Park, Chicago, IL Tue Jul 04 1972, 8:05 PM EDT Att: 26,105 - Unknown - 56 F</p> <p>livebaseballscorecards.com</p>										
Jorge Orta, L (1,5) OBP: 0.216, SLG: 0.277	K		K			G3		K		4	0	0	0	0	3	0											
Dick Allen, R (1,3) OBP: 0.409, SLG: 0.541	HR			F8		5-3		K		4	1	1	1	0	1	0											
Carlos May, L (1,7) OBP: 0.408, SLG: 0.444	K			4-3		BB				2	0	0	0	1	1	0											
Rick Reichardt, R (1,8) OBP: 0.368, SLG: 0.393		CS 1B		6-3		F9		K		3	0	1	0	0	0	1											
Mike Andrews, R (1,4) OBP: 0.353, SLG: 0.350		1-2 1B			K		K			3	0	1	0	0	2	1											
Ed Herrmann, L (1,2) OBP: 0.302, SLG: 0.324		F7			F9			K		3	0	0	0	0	1	1											
Rich Morales, R (1,6) OBP: 0.274, SLG: 0.284		F3			5-3			K		3	0	0	0	0	1	1											
Stan Bahnsen, R (1,1) OBP: 0.170, SLG: 0.191			K			F6		K		1	0	0	0	0	1	0											
Jay Johnstone, L (6,PH) OBP: 0.238, SLG: 0.173										1	0	0	0	0	0	0											
Steve Kealey, R (7,1) OBP: 0.340, SLG: 0.468										0	0	0	0	0	0	0											
Jim Lyttle, L (8,PH) OBP: 0.276, SLG: 0.379										1	0	0	0	0	1	0											
Terry Forster, L (9,1) ERA: 1.67										0	0	0	0	0	0	0											
<b>Inning Stats</b>	R: 1 E: 0 K: 2 S: 8	H: 1 LOB: 0 BB: 0 P: 8	R: 0 E: 0 K: 0 S: 4	H: 2 LOB: 1 BB: 0 P: 4	R: 0 E: 0 K: 2 S: 7	H: 0 LOB: 0 BB: 0 P: 7	R: 0 E: 0 K: 0 S: 3	H: 0 LOB: 0 BB: 0 P: 3	R: 0 E: 0 K: 1 S: 5	H: 0 LOB: 0 BB: 0 P: 5	R: 0 E: 0 K: 3 S: 9	H: 0 LOB: 1 BB: 1 P: 9	R: 0 E: 0 K: 3 S: 9	H: 0 LOB: 0 BB: 0 P: 9	R: 0 E: 0 K: 2 S: 7	H: 0 LOB: 0 BB: 0 P: 7	1B: 2 2B: 0 3B: 0 HR: 1	SF: 0 SAC: 0 DP: 0 HBP: 0	WP: 0 PB: 0 CS: 1	PA: 30							
<b>PITCHER</b>	IP	WLS	BF	H	R	ER	SO	BB	IBB	HBP	BLK	WP	HR	S	P	ERA	WHIP										
Pat Dobson, R (1,1) ERA: 2.06	9.0	W	30	3	1	1	11	1	0	0	0	0	1	51	55	1.00	0.444										

AB 31  
R 2  
H 10  
RBI 2  
BB 3  
SO 8  
LOB 11









Batter	1	2	3	4	5	6	7	8	9	AB	R	H	RBI	BB	SO	LOB	TOP					
<b>Don Buford, S</b> OBP: 0.328, SLG: 0.258 (1,7)	F7		F2			F8		K		4	0	0	0	0	1	1						
<b>Paul Blair, R</b> OBP: 0.261, SLG: 0.364 (1,8)	K			F8		K			F6	4	0	0	0	0	2	0						
<b>Terry Crowley, L</b> OBP: 0.346, SLG: 0.500 (1,9)	4-3			HR			F5			4	1	2	1	0	0	0						
<b>Brooks Robinson, R</b> OBP: 0.303, SLG: 0.328 (1,5)		FC3-6 1B		5-3			K		F6	4	0	1	0	0	1	1						
<b>Boog Powell, L</b> OBP: 0.303, SLG: 0.326 (1,3)		FC3-6 1-2		K			K		3-1	4	0	0	0	0	2	2						
<b>Bobby Grich, R</b> OBP: 0.343, SLG: 0.416 (1,6)		F9			6-3			K		3	0	0	0	0	1	1						
<b>Davey Johnson, R</b> OBP: 0.329, SLG: 0.310 (1,4)		F8			F8			F7		3	0	0	0	0	0	1						
<b>Eliot Hendricks, L</b> OBP: 0.227, SLG: 0.175 (1,2)			K			F9			1B 2B	3	1	1	0	0	1	0						
<b>Mike Cuellar, L</b> OBP: 0.083, SLG: 0.167 (1,1)			F7			K			1B	3	0	1	1	0	1	0						
<b>Inning Stats</b>	R: 0 E: 0 K: 1 S: 5	H: 0 LOB: 0 BB: 0 P: 5	R: 0 E: 0 K: 0 S: 4	H: 1 LOB: 1 BB: 0 P: 4	R: 0 E: 0 K: 1 S: 5	H: 0 LOB: 0 BB: 0 P: 5	R: 1 E: 0 K: 1 S: 6	H: 1 LOB: 0 BB: 0 P: 6	R: 0 E: 0 K: 0 S: 3	H: 0 LOB: 2 BB: 0 P: 3	R: 0 E: 0 K: 2 S: 7	H: 0 LOB: 0 BB: 0 P: 7	R: 0 E: 0 K: 0 S: 7	H: 0 LOB: 0 BB: 0 P: 7	R: 1 E: 0 K: 2 S: 9	H: 2 LOB: 1 BB: 0 P: 9	R: 0 E: 0 K: 0 S: 4	H: 1 LOB: 1 BB: 0 P: 4	1B: 3 2B: 1 3B: 0 HR: 1	SF: 0 SAC: 0 DP: 0 HBP: 0	WP: 0 PB: 0 CS: 0	PA: 32
<b>PITCHER</b> <b>Tom Bradley, R</b> ERA: 3.03 (1,1)	IP: 9.0 WLS: L BF: 32	H: 5 R: 2 ER: 2 SO: 9	BB: 0 IBB: 0 HBP: 0 BLK: 0	WP: 0 HR: 1 S: 50 P: 50	ERA: 2.00 WHIP: 0.556											ERA: 2.00 WHIP: 0.556						

**Baltimore Orioles @ Chicago White Sox**  
Comiskey Park, Chicago, IL  
Thu Jul 06 1972, 8:05 PM EDT  
Att: 14,190 - Unknown - 71 F

AB 32  
R 2  
H 5  
RBI 2  
BB 0  
SO 9  
LOB 6



Batter	1	2	3	4	5	6	7	8	9	AB	R	H	RBI	BB	SO	LOB	BOTTOM					
<b>Walt Williams, R</b> OBP: 0.282, SLG: 0.333 (1,9)	E1 SH5-3		6-3		E1		5-3			4	0	1	0	0	0	1						
<b>Pat Kelly, L</b> OBP: 0.371, SLG: 0.358 (8,9)					1B					0	0	0	0	0	0	0						
<b>Mike Andrews, R</b> OBP: 0.349, SLG: 0.346 (1,4)	SH5-3 1-2		6-3		F7			F5		3	0	0	0	0	0	2						
<b>Dick Allen, R</b> OBP: 0.408, SLG: 0.549 (1,3)	F2			HR		1B CS BB		F7		3	1	1	1	1	0	1						
<b>Carlos May, L</b> OBP: 0.405, SLG: 0.440 (1,7)	F7			F8		1B		6-3		4	0	1	0	0	0	1						
<b>Rick Reichardt, R</b> OBP: 0.357, SLG: 0.376 (1,8)		F7		F9		K		F9		4	0	0	0	0	1	2						
<b>Tom Egan, R</b> OBP: 0.280, SLG: 0.263 (1,2)				K		K		F9		4	0	1	0	0	2	2						
<b>Hugh Yancy, R</b> OBP: 0.125, SLG: 0.125 (1,5)		F9			CS 1B	CS	6-3		F6	4	0	1	0	0	0	1						
<b>Rich Morales, R</b> OBP: 0.271, SLG: 0.280 (1,6)		F7		F8		E6 SH1-4				3	0	0	0	0	0	2						
<b>Tom Bradley, R</b> OBP: 0.192, SLG: 0.196 (1,1)			6-3		E 1B BB	SH1-4				1	0	0	0	1	0	0						
<b>Inning Stats</b>	R: 0 E: 1 K: 0 S: 4	H: 0 LOB: 1 BB: 0 P: 4	R: 0 E: 0 K: 0 S: 3	H: 1 LOB: 0 BB: 0 P: 4	R: 0 E: 0 K: 1 S: 6	H: 0 LOB: 0 BB: 0 P: 3	R: 1 E: 0 K: 1 S: 6	H: 1 LOB: 0 BB: 0 P: 6	R: 0 E: 1 K: 0 S: 4	H: 2 LOB: 2 BB: 1 P: 8	R: 0 E: 0 K: 2 S: 7	H: 1 LOB: 1 BB: 1 P: 11	R: 0 E: 1 K: 0 S: 4	H: 0 LOB: 1 BB: 0 P: 4	R: 0 E: 0 K: 0 S: 3	H: 0 LOB: 0 BB: 0 P: 3	R: 0 E: 0 K: 0 S: 3	H: 0 LOB: 0 BB: 0 P: 3	1B: 4 2B: 0 3B: 0 HR: 1	SF: 0 SAC: 2 DP: 0 HBP: 0	WP: 0 PB: 0 CS: 2	PA: 35
<b>PITCHER</b> <b>Mike Cuellar, L</b> ERA: 2.53 (1,1)	IP: 9.0 WLS: W BF: 34	H: 5 R: 1 ER: 1 SO: 3	BB: 2 IBB: 0 HBP: 0 BLK: 0	WP: 0 HR: 1 S: 38 P: 46	ERA: 1.00 WHIP: 0.778											ERA: 1.00 WHIP: 0.778						

**Baltimore Orioles @ Chicago White Sox**  
Comiskey Park, Chicago, IL  
Thu Jul 06 1972, 8:05 PM EDT  
Att: 14,190 - Unknown - 71 F

AB 30  
R 1  
H 5  
RBI 1  
BB 2  
SO 3  
LOB 12









Batter	1	2	3	4	5	6	7	8	9	AB	R	H	RBI	BB	SO	LOB	TOP			
<b>Davey Nelson, R</b> OBP: 0.356, SLG: 0.321 (1, 5) X	0-0 1B		0-0 FC4 1B		0-0 S 1B			0-0 1-3		4	1	3	0	0	0	0				
<b>Toby Harrah, R</b> OBP: 0.319, SLG: 0.346 (1, 6) X	0-0 1B G4-6-3		0-0 FC4 1B 1-2		0-0 6-3			0-3 K		4	1	1	0	0	1	2				
<b>Don Mincher, L</b> OBP: 0.357, SLG: 0.343 (1, 3) X	0-0 1B G4-6-3		0-0 1B		0-0 F7			4-0 3-1 SH1-4 BB		3	0	2	1	1	0	0				
<b>Elliott Maddox, R</b> OBP: 0.330, SLG: 0.264 (9, PR) (9, 7) X	0-0 1B G4-6-3		0-0 1B		0-0 F9			0-0 SH1-4 BB		0	0	0	0	0	0	0				
<b>Dick Billings, R</b> OBP: 0.330, SLG: 0.371 (1, 7) X	0-0 1B G4-6-3		0-0 F9		0-0 CS 1B			0-0 SH1-4		3	0	1	0	0	0	3				
<b>Dalton Jones, L</b> OBP: 0.211, SLG: 0.296 (9, 3) X	0-0 1B G4-6-3		0-0 F9		0-3 K			0-0 SH1-4		0	0	0	0	0	0	0				
<b>Hal King, L</b> OBP: 0.316, SLG: 0.290 (1, 2) X	0-3 K		0-0 F6		0-3 K			0-0 3-1		4	0	0	0	0	2	3				
<b>Ted Ford, R</b> OBP: 0.333, SLG: 0.427 (1, 9) X		0-0 F3		0-3 K				0-0 5-3		4	0	0	0	0	1	2				
<b>Joe Lovitto, S</b> OBP: 0.291, SLG: 0.224 (1, 8) X		0-3 K		0-0 4-3				0-0 4-3		3	0	0	0	0	1	0				
<b>Ted Kubiak, S</b> OBP: 0.324, SLG: 0.272 (1, 4) X		0-3 K		0-0 F5				0-0 G3		3	0	0	0	0	1	0				
<b>Rich Hand, R</b> OBP: 0.208, SLG: 0.095 (1, 1) X			0-0 6-3		0-3 K			0-0 F7		3	0	0	0	0	1	0				
<b>Inning Stats</b>	R: 2 E: 0 K: 1 S: 7	H: 3 LOB: 0 BB: 0 P: 7	R: 0 E: 0 K: 2 S: 7	H: 0 LOB: 0 BB: 0 P: 7	R: 0 E: 0 K: 0 S: 5	H: 2 LOB: 2 BB: 0 P: 5	R: 0 E: 0 K: 1 S: 5	H: 0 LOB: 0 BB: 0 P: 5	R: 0 E: 0 K: 1 S: 6	H: 1 LOB: 1 BB: 0 P: 6	R: 0 E: 0 K: 0 S: 3	H: 0 LOB: 0 BB: 0 P: 3	R: 0 E: 0 K: 1 S: 5	H: 0 LOB: 0 BB: 1 P: 5	R: 0 E: 0 K: 0 S: 3	H: 0 LOB: 2 BB: 1 P: 7	1B: 7 2B: 1 3B: 0 HR: 0	SF: 0 SAC: 1 DP: 2 HBP: 0	WP: 0 PB: 0 SB: 1 CS: 1	PA: 33
<b>PITCHER</b> <b>Pat Dobson, R</b> ERA: 2.06 (1, 1)	IP: 9.0 WLS: L BF: 33	H: 7 R: 2 ER: 2 SO: 7	BB: 1 IBB: 0 HBP: 0 BLK: 0	WP: 0 HR: 0 S: 46 P: 50	ERA: 2.00 WHIP: 0.889															

Texas Rangers @ Baltimore Orioles  
Memorial Stadium, Baltimore, MD  
Sat Jul 08 1972, 7:05 PM EDT  
Unknown

AB 31  
R 2  
H 7  
RBI 1  
BB 1  
SO 7  
LOB 10



Batter	1	2	3	4	5	6	7	8	9	AB	R	H	RBI	BB	SO	LOB	BOTTOM					
<b>Merv Rettenmund, R</b> OBP: 0.333, SLG: 0.363 (1, 9) X	0-0 F8		4-0 BB		0-0 F8			0-0 F9		4	0	0	0	1	0	5						
<b>Paul Blair, R</b> OBP: 0.260, SLG: 0.359 (1, 8) X	0-0 F9		0-3 K		0-3 K			0-0 F9 SH1-3 1B		5	0	1	0	0	2	4						
<b>Boog Powell, L</b> OBP: 0.302, SLG: 0.325 (1, 3) X	0-0 1B		0-0 4-3		0-0 F6			0-0 SH1-3		3	0	1	0	0	0	1						
<b>Don Baylor, R</b> OBP: 0.350, SLG: 0.481 (1, 7) X	0-0 F8		0-3 K		0-0 F4			0-0 F9		4	0	0	0	0	1	2						
<b>Brooks Robinson, R</b> OBP: 0.309, SLG: 0.342 (1, 5) X		0-0 F9		0-0 1B		0-0 4-3		0-0 G3		4	0	1	0	0	0	1						
<b>Bobby Grich, R</b> OBP: 0.344, SLG: 0.440 (1, 4) X		0-0 HR		0-0 F9		0-3 K		0-0 SH5-4 2B		4	1	2	1	0	1	1						
<b>Johnny Oates, L</b> OBP: 0.370, SLG: 0.494 (1, 2) X		0-0 6-3		0-0 FC4-6 1B		0-0 1-3		4-0 SH5-4 BB		3	0	1	0	1	0	0						
<b>Mark Belanger, R</b> OBP: 0.247, SLG: 0.229 (1, 6) X		0-3 K		0-0 FC4-6		4-0 1B		0-0 SH5-4		2	0	0	0	1	1	2						
<b>Pat Dobson, R</b> OBP: 0.149, SLG: 0.174 (1, 1) X			0-3 K		0-0 K			4-0 SH5-4		3	0	1	0	0	2	0						
<b>Don Buford, S</b> OBP: 0.331, SLG: 0.257 (9, PH) X				0-3 K		0-3 K		0-0 1B		0	0	0	0	1	0	0						
<b>Inning Stats</b>	R: 0 E: 0 K: 0 S: 4	H: 1 LOB: 1 BB: 0 P: 4	R: 1 E: 0 K: 1 S: 6	H: 1 LOB: 0 BB: 0 P: 6	R: 0 E: 0 K: 2 S: 7	H: 0 LOB: 1 BB: 1 P: 11	R: 0 E: 0 K: 1 S: 7	H: 2 LOB: 2 BB: 0 P: 7	R: 0 E: 0 K: 2 S: 7	H: 0 LOB: 0 BB: 0 P: 7	R: 0 E: 0 K: 0 S: 3	H: 0 LOB: 0 BB: 0 P: 3	R: 0 E: 0 K: 1 S: 6	H: 1 LOB: 2 BB: 1 P: 10	R: 0 E: 0 K: 0 S: 4	H: 1 LOB: 1 BB: 0 P: 4	R: 0 E: 0 K: 0 S: 4	H: 1 LOB: 3 BB: 2 P: 12	1B: 5 2B: 1 3B: 0 HR: 1	SF: 0 SAC: 2 DP: 0 HBP: 0	WP: 0 PB: 0 SB: 0 CS: 0	PA: 38
<b>PITCHER</b> <b>Rich Hand, R</b> ERA: 2.97 (1, 1)	IP: 9.0 WLS: W BF: 38	H: 7 R: 1 ER: 1 SO: 7	BB: 3 IBB: 1 HBP: 0 BLK: 0	WP: 0 HR: 1 S: 48 P: 64	ERA: 1.00 WHIP: 1.111																	

Texas Rangers @ Baltimore Orioles  
Memorial Stadium, Baltimore, MD  
Sat Jul 08 1972, 7:05 PM EDT  
Unknown

AB 32  
R 1  
H 7  
RBI 1  
BB 4  
SO 7  
LOB 16






Batter	1	2	3	4	5	6	7	8	9	AB	R	H	RBI	BB	SO	LOB	TOP			
Davey Nelson, R OBP: 0.354, SLG: 0.319 (1, 5)										4	0	1	0	0	0	2				
Toby Harrah, R OBP: 0.318, SLG: 0.344 (1, 6)										4	0	1	0	0	0	1				
Larry Bittner, L OBP: 0.360, SLG: 0.370 (1, 9)										4	0	0	0	0	2	1				
Dick Billings, R OBP: 0.325, SLG: 0.364 (1, 7)											4	0	0	0	0	1				
Frank Howard, R OBP: 0.348, SLG: 0.364 Dalton Jones, L OBP: 0.211, SLG: 0.296 (1, 3)										3	0	0	0	0	1	0				
Hal King, L OBP: 0.316, SLG: 0.292 Elliott Maddox, R OBP: 0.330, SLG: 0.264 (1, 2)										3	0	1	0	0	1	0				
Joe Lovitto, S OBP: 0.292, SLG: 0.226 (1, 8)										3	1	1	0	0	0	0				
Ted Kubiak, S OBP: 0.321, SLG: 0.269 Lenny Randle, S OBP: 0.245, SLG: 0.239 (1, 4)										1	0	0	0	0	0	0				
Casey Cox, R Paul Lindblad, L OBP: 0.200, SLG: 0.200 (1, 1)										2	0	0	0	1	0	1				
<b>Inning Stats</b>	R: 0 E: 0 K: 1 S: 5	H: 1 LOB: 0 BB: 0 P: 5	R: 0 E: 0 K: 1 S: 5	H: 0 LOB: 0 BB: 0 P: 5	R: 0 E: 0 K: 0 S: 3	H: 0 LOB: 0 BB: 0 P: 3	R: 0 E: 0 K: 0 S: 3	H: 0 LOB: 0 BB: 0 P: 3	R: 0 E: 0 K: 0 S: 3	H: 0 LOB: 1 BB: 1 P: 7	R: 0 E: 0 K: 0 S: 3	H: 1 LOB: 0 BB: 0 P: 3	R: 3 E: 0 K: 0 S: 6	H: 3 LOB: 1 BB: 0 P: 6	R: 0 E: 0 K: 1 S: 5	H: 0 LOB: 0 BB: 0 P: 5	1B: 4 2B: 0 3B: 0 HR: 1	SF: 0 SAC: 0 DP: 1 HBP: 0	WP: 0 PA: 31 PB: 0 SB: 0 CS: 0	
<b>PITCHER</b>	IP	WLS	BF	H	R	ER	SO	BB	IBB	HBP	BLK	WP	HR	S	P	ERA	WHIP			
Doyle Alexander, R ERA: 2.96 Eddie Watt, R ERA: 2.16	(1, 1)	8.0	L	28	5	3	3	3	1	0	0	0	0	1	33	37	3.38	0.750		
(9, 1)	1.0	3	0	0	0	0	1	0	0	0	0	0	0	5	5	0.00	0.000			

Texas Rangers @ Baltimore Orioles  
Memorial Stadium, Baltimore, MD  
Sat Jul 08 1972, 7:05 PM EDT  
Att: 24,518 - Unknown


AB	30
R	3
H	5
RBI	3
BB	1
SO	4
LOB	6



Batter	1	2	3	4	5	6	7	8	9	AB	R	H	RBI	BB	SO	LOB	BOTTOM		
Don Buford, S OBP: 0.329, SLG: 0.257 (1, 7)										4	0	1	0	0	0	2			
Johnny Oates, L OBP: 0.338, SLG: 0.477 Andy Etchebarren, R OBP: 0.240, SLG: 0.252 (1, 2)										3	0	0	0	0	0	1			
Don Baylor, R OBP: 0.342, SLG: 0.468 (1, 9)											4	0	0	0	0	1			
Boog Powell, L OBP: 0.297, SLG: 0.318 (1, 3)											4	0	0	0	1	1			
Bobby Grich, R OBP: 0.347, SLG: 0.438 (1, 6)											3	1	1	0	0	0			
Brooks Robinson, R OBP: 0.309, SLG: 0.342 (1, 5)											3	0	1	0	0	1			
Paul Blair, R OBP: 0.257, SLG: 0.356 (1, 8)											2	0	0	1	0	0			
Davey Johnson, R OBP: 0.336, SLG: 0.322 (1, 4)										3	0	3	0	0	0	0			
Doyle Alexander, R OBP: 0.077, SLG: 0.077 Elrod Hendricks, L OBP: 0.224, SLG: 0.172 Eddie Watt, R (1, 1)										2	0	0	0	0	0	3			
<b>Inning Stats</b>	R: 0 E: 0 K: 0 S: 4	H: 1 LOB: 1 BB: 0 P: 4	R: 1 E: 0 K: 0 S: 5	H: 3 LOB: 1 BB: 0 P: 5	R: 0 E: 0 K: 0 S: 3	H: 0 LOB: 0 BB: 0 P: 3	R: 0 E: 0 K: 1 S: 4	H: 0 LOB: 0 BB: 0 P: 5	R: 0 E: 0 K: 0 S: 4	H: 1 LOB: 1 BB: 0 P: 4	R: 0 E: 0 K: 0 S: 3	H: 0 LOB: 0 BB: 0 P: 3	R: 0 E: 0 K: 0 S: 4	H: 1 LOB: 1 BB: 0 P: 4	R: 0 E: 0 K: 0 S: 3	H: 0 LOB: 0 BB: 0 P: 3	1B: 5 2B: 1 3B: 0 HR: 0	SF: 1 SAC: 0 DP: 1 HBP: 1	WP: 0 PA: 32 PB: 0 SB: 0 CS: 1
<b>PITCHER</b>	IP	WLS	BF	H	R	ER	SO	BB	IBB	HBP	BLK	WP	HR	S	P	ERA	WHIP		
Casey Cox, R ERA: 3.38 Paul Lindblad, L ERA: 1.52	(1, 1)	7.0	W	26	6	1	1	2	0	0	0	0	0	29	30	1.29	0.857		
(8, 1)	2.0	S	6	0	0	0	0	0	0	0	0	0	0	6	6	0.00	0.000		

Texas Rangers @ Baltimore Orioles  
Memorial Stadium, Baltimore, MD  
Sat Jul 08 1972, 7:05 PM EDT  
Att: 24,518 - Unknown

AB	30
R	1
H	6
RBI	1
BB	0
SO	2
LOB	11





Batter	1	2	3	4	5	6	7	8	9	10	AB	R	H	RBI	BB	SO	LOB				
<b>Davey Nelson, R</b> OBP: 0.351, SLG: 0.317 (1, 5)											5	0	1	1	0	0	2				
<b>Toby Harrah, R</b> OBP: 0.323, SLG: 0.353 (1, 6)											5	1	3	0	0	0	1				
<b>Ted Ford, R</b> OBP: 0.332, SLG: 0.423 (1, 7)											4	0	1	0	0	0	2				
<b>Dick Billings, R</b> OBP: 0.326, SLG: 0.359 (1, 2)											3	0	0	0	2	0	2				
<b>Frank Howard, R</b> OBP: 0.346, SLG: 0.358 (8, PR)											3	0	0	0	1	0	2				
<b>Tom Grieve, R</b> OBP: 0.225, SLG: 0.227 (10, PH)											1	0	0	0	0	1	2				
<b>Joe Lovitto, S</b> OBP: 0.295, SLG: 0.250 (1, 9)											5	0	2	2	0	1	0				
<b>Lenny Randle, S</b> OBP: 0.244, SLG: 0.297 (1, 4)											5	1	1	0	0	1	4				
<b>Elliott Maddox, R</b> OBP: 0.344, SLG: 0.273 (1, 8)											2	0	2	0	2	0	0				
<b>Mike Paul, L</b> OBP: 0.154, SLG: 0.083 (7, 1)											3	0	1	0	0	1	2				
<b>Horacio Pina, R</b> OBP: 0.333, SLG: 0.333 (9, 1)											1	0	0	0	0	0	1				
<b>Jim Shellenback, L</b> OBP: 0.182, SLG: 0.100 (9, 1)											0	0	0	0	0	0	0				
<b>Inning Stats</b>	R: 0 E: 0 K: 0 S: 4	H: 1 LOB: 1 BB: 0 P: 4	R: 1 E: 0 K: 1 S: 7	H: 3 LOB: 2 BB: 1 P: 11	R: 0 E: 0 K: 0 S: 3	H: 1 LOB: 1 BB: 1 P: 7	R: 0 E: 0 K: 1 S: 5	H: 0 LOB: 0 BB: 0 P: 9	R: 0 E: 0 K: 0 S: 5	H: 1 LOB: 1 BB: 0 P: 4	R: 1 E: 0 K: 0 S: 4	H: 1 LOB: 2 BB: 1 P: 8	R: 0 E: 0 K: 0 S: 3	H: 1 LOB: 0 BB: 0 P: 3	R: 1 E: 0 K: 1 S: 7	H: 2 LOB: 2 BB: 1 P: 11	1B: 8 2B: 2 3B: 1 HR: 0	SF: 0 SAC: 1 DP: 1 HBP: 0	WP: 0 PA: 43		
<b>PITCHER</b>	IP WLS BF H R ER SO BB IBB HBP BLK WP HR S P ERA WHIP	IP WLS BF H R ER SO BB IBB HBP BLK WP HR S P ERA WHIP	IP WLS BF H R ER SO BB IBB HBP BLK WP HR S P ERA WHIP	IP WLS BF H R ER SO BB IBB HBP BLK WP HR S P ERA WHIP	IP WLS BF H R ER SO BB IBB HBP BLK WP HR S P ERA WHIP	IP WLS BF H R ER SO BB IBB HBP BLK WP HR S P ERA WHIP	IP WLS BF H R ER SO BB IBB HBP BLK WP HR S P ERA WHIP	IP WLS BF H R ER SO BB IBB HBP BLK WP HR S P ERA WHIP	IP WLS BF H R ER SO BB IBB HBP BLK WP HR S P ERA WHIP	IP WLS BF H R ER SO BB IBB HBP BLK WP HR S P ERA WHIP	IP WLS BF H R ER SO BB IBB HBP BLK WP HR S P ERA WHIP	IP WLS BF H R ER SO BB IBB HBP BLK WP HR S P ERA WHIP	IP WLS BF H R ER SO BB IBB HBP BLK WP HR S P ERA WHIP	IP WLS BF H R ER SO BB IBB HBP BLK WP HR S P ERA WHIP	IP WLS BF H R ER SO BB IBB HBP BLK WP HR S P ERA WHIP	IP WLS BF H R ER SO BB IBB HBP BLK WP HR S P ERA WHIP	IP WLS BF H R ER SO BB IBB HBP BLK WP HR S P ERA WHIP	IP WLS BF H R ER SO BB IBB HBP BLK WP HR S P ERA WHIP	IP WLS BF H R ER SO BB IBB HBP BLK WP HR S P ERA WHIP		
<b>Dave McNally, L</b> ERA: 2.37 (9, 1)	1.1 L	5 1 1 1 0	1 0 0 0 0	1 0 0 0 0	0 0 0 0 0	0 0 0 0 0	0 0 0 0 0	4 8 6.75 1.500	5 5 0.00 1.500	5 5 0.00 1.500	5 5 0.00 1.500	5 5 0.00 1.500	5 5 0.00 1.500	5 5 0.00 1.500	5 5 0.00 1.500	5 5 0.00 1.500	5 5 0.00 1.500	5 5 0.00 1.500	5 5 0.00 1.500	5 5 0.00 1.500	
<b>Eddie Watt, R</b> ERA: 2.5 (10, 1)	0.2 3 1 0 0 1	0 0 0 0 0	0 0 0 0 0	0 0 0 0 0	0 0 0 0 0	0 0 0 0 0	0 0 0 0 0	0 0 0 0 0	0 0 0 0 0	0 0 0 0 0	0 0 0 0 0	0 0 0 0 0	0 0 0 0 0	0 0 0 0 0	0 0 0 0 0	0 0 0 0 0	0 0 0 0 0	0 0 0 0 0	0 0 0 0 0	0 0 0 0 0	0 0 0 0 0
<b>Grant Jackson, L</b> ERA: 5.06 (10, 1)	0.2 3 1 0 0 1	0 0 0 0 0	0 0 0 0 0	0 0 0 0 0	0 0 0 0 0	0 0 0 0 0	0 0 0 0 0	0 0 0 0 0	0 0 0 0 0	0 0 0 0 0	0 0 0 0 0	0 0 0 0 0	0 0 0 0 0	0 0 0 0 0	0 0 0 0 0	0 0 0 0 0	0 0 0 0 0	0 0 0 0 0	0 0 0 0 0	0 0 0 0 0	0 0 0 0 0

**TEXAS RANGERS**  
Memorial Stadium, Baltimore, MD  
Sun Jul 09 1972, 7:05 PM EDT  
Att. 15,011 - Unknown

AB 37  
R 3  
H 11  
RBI 3  
BB 5  
SO 4  
LOB 18

WP: 0 PA: 43  
PB: 0  
SB: 1  
CS: 1

Batter	1	2	3	4	5	6	7	8	9	10	AB	R	H	RBI	BB	SO	LOB
<b>Don Buford, S</b> OBP: 0.327, SLG: 0.252 (1, 7)											4	0	0	0	1	0	0
<b>Paul Blair, R</b> OBP: 0.252, SLG: 0.349 (1, 8)											5	0	0	0	0	0	1
<b>Bobby Grich, R</b> OBP: 0.351, SLG: 0.445 (10, 4)											4	1	2	0	0	0	0
<b>Don Baylor, R</b> OBP: 0.339, SLG: 0.462 (8, 9)											4	0	1	0	0	1	1
<b>Brooks Robinson, R</b> OBP: 0.308, SLG: 0.342 (1, 5)											3	1	1	1	0	1	2
<b>Davey Johnson, R</b> OBP: 0.339, SLG: 0.322 (10, 6)											3	0	1	0	0	0	0
<b>Mark Belanger, R</b> OBP: 0.247, SLG: 0.229 (9, PH)											0	0	0	0	0	0	0
<b>Merv Rettenmund, R</b> OBP: 0.330, SLG: 0.359 (7, PH)											2	0	0	0	0	0	0
<b>Boog Powell, L</b> OBP: 0.303, SLG: 0.321 (8, 3)											1	0	1	1	1	0	0
<b>Andy Etchebarren, R</b> OBP: 0.234, SLG: 0.246 (9, PH)											3	0	0	0	0	2	2
<b>Terry Crowley, L</b> OBP: 0.359, SLG: 0.520 (9, PH)											0	0	0	0	0	0	0
<b>Chico Salmon, R</b> OBP: 0.358, SLG: 0.477 (10, 2)											0	0	0	0	0	0	0
<b>Johnny Oates, L</b> OBP: 0.358, SLG: 0.477 (10, 2)											0	0	0	0	0	0	0
<b>Dave McNally, R</b> OBP: 0.111, SLG: 0.114 (9, 1)											3	0	0	0	0	1	2
<b>Eddie Watt, R</b> OBP: 0.111, SLG: 0.114 (9, 1)																	



Batter	1	2	3	4	5	6	7	8	9	AB	R	H	RBI	BB	SO	LOB	TOP			
Freddie Patek, R OBP: 0.294, SLG: 0.325 (1, 6)	0-0 5-3		0-0 5-3			0-0 4-3		0-0 5-3	0-0 5-3	4	0	0	0	0	0	1	<b>Kansas City Royals @ Baltimore Orioles</b> Memorial Stadium, Baltimore, MD Mon Jul 10 1972, 7:05 PM EDT Att: 7,772 - Unknown - 80 F <a href="http://livebaseballscorecards.com">livebaseballscorecards.com</a>			
Amos Otis, R OBP: 0.370, SLG: 0.431 (1, 8)	0-0 5-3 1B		0-0 5-3			2-3 SF8		0-0 F9	0-0 F9	3	0	1	1	0	0	0				
Riche Scheinblum, S OBP: 0.377, SLG: 0.485 Steve Hovley, L OBP: 0.276, SLG: 0.296 (9, PR) (9, 9)	0-0 1-2 5-3 1B		0-0 F7			0-0 5-3		0-0 HR 1B	0-0 HR 1B	4	0	2	0	0	0	0				
Lou Piniella, R OBP: 0.367, SLG: 0.482 (1, 7)	0-0 5-3		0-0 L5			0-3 K		0-0 K	0-0 K	4	1	1	2	0	1	2				
John Mayberry, L OBP: 0.376, SLG: 0.453 (1, 3)	0-0 F7		0-3 K			0-0 F6		0-3 K	0-3 K	4	0	0	0	0	2	3				
Paul Schaaf, R OBP: 0.307, SLG: 0.322 (1, 5)		0-0 F8				0-0 F7		0-3 K		3	0	0	0	0	1	0				
Ed Kirkpatrick, L OBP: 0.422, SLG: 0.482 (1, 2)		0-0 1-3				0-3 K		0-0 G6-4-3 1B		3	0	1	0	0	1	0				
Bobby Knoop, R OBP: 0.297, SLG: 0.219 Cookie Rojas, R OBP: 0.330, SLG: 0.358 Bobby Floyd, R OBP: 0.283, SLG: 0.232 (8, PH) (8, 4)		0-0 F8				0-0 6-3		0-0 G6-4-3 1-2		2	0	0	0	0	0	0				
Bruce Dal Canton, R OBP: 0.136, SLG: 0.182 Jerry May, R OBP: 0.353, SLG: 0.353 Ken Wright, R (8, 1)			0-0 F8			0-0 4-3 SF8 2B		0-0 5-3		2	1	1	0	0	0	0				
<b>Inning Stats</b>	R: 0 E: 0 K: 0 S: 5	H: 2 LOB: 2 BB: 0 P: 5	R: 0 E: 0 K: 0 S: 3	H: 0 LOB: 0 BB: 0 P: 3	R: 0 E: 0 K: 1 S: 3	H: 0 LOB: 0 BB: 0 P: 3	R: 0 E: 0 K: 1 S: 5	H: 0 LOB: 0 BB: 0 P: 5	R: 1 E: 0 K: 0 S: 4	H: 1 LOB: 0 BB: 0 P: 4	R: 0 E: 0 K: 2 S: 7	H: 0 LOB: 0 BB: 0 P: 7	R: 0 E: 0 K: 0 S: 3	H: 1 LOB: 0 BB: 0 P: 3	R: 2 E: 0 K: 1 S: 7	H: 2 LOB: 1 BB: 0 P: 7		1B: 4 2B: 1 3B: 0 HR: 1	SF: 1 SAC: 0 DP: 1 HBP: 0	WP: 0 PB: 0 SB: 0 CS: 0
<b>PITCHER</b> Mike Cuellar, L ERA: 2.66 (1, 1)	IP: 9.0 WLS: L BF: 32	H: 6 R: 3 ER: 3 SO: 5	BB: 0 IBB: 0 HBP: 0 BLK: 0	WP: 0 HR: 1 S: 42 P: 42	ERA: 3.00 WHIP: 0.667	<b>PITCHER</b>										IP: 9.0 WLS: L BF: 32	H: 6 R: 3 ER: 3 SO: 5	BB: 0 IBB: 0 HBP: 0 BLK: 0	WP: 0 HR: 1 S: 42 P: 42	ERA: 3.00 WHIP: 0.667

Batter	1	2	3	4	5	6	7	8	9	AB	R	H	RBI	BB	SO	LOB	BOTTOM					
Don Buford, S OBP: 0.326, SLG: 0.249 (1, 7)	0-0 F2		0-0 F2			0-3 K		4-0 BB		3	0	0	0	1	1	1	<b>Kansas City Royals @ Baltimore Orioles</b> Memorial Stadium, Baltimore, MD Mon Jul 10 1972, 7:05 PM EDT Att: 7,772 - Unknown - 80 F <a href="http://livebaseballscorecards.com">livebaseballscorecards.com</a>					
Paul Blair, R OBP: 0.248, SLG: 0.344 (1, 8)	0-0 F8			0-0 4-3		0-0 5-3		0-0 F6		4	0	0	0	0	0	1						
Bobby Grich, R OBP: 0.343, SLG: 0.435 (1, 6)	0-0 6-3			0-0 F5		0-0 6-3		0-0 F8		4	0	0	0	0	0	0						
Boog Powell, L OBP: 0.298, SLG: 0.315 (1, 3)		0-0 F8		0-0 4-3		0-3 K		0-0 6-3		4	0	0	0	0	1	0						
Brooks Robinson, R OBP: 0.311, SLG: 0.348 (1, 5)		0-0 4-3 2B			0-0 2B 1B		0-0 F9		0-0 F5	4	1	2	0	0	0	0						
Terry Crowley, L OBP: 0.348, SLG: 0.505 Don Baylor, R OBP: 0.339, SLG: 0.462 (9, 9)		0-0 4-3			0-0 F7		0-3 K			3	0	0	0	0	1	2						
Davey Johnson, R OBP: 0.339, SLG: 0.328 (1, 4)		0-0 4-3			0-0 E 2B		0-0 6-3			0	0	0	0	0	0	0						
Eliot Hendricks, L OBP: 0.243, SLG: 0.197 (1, 2)			0-0 G4-3 1B		0-0 E9 1B		0-3 K			3	0	2	0	0	1	0						
Mike Cuellar, L OBP: 0.077, SLG: 0.154 (1, 1)			0-0 G4-3 1-2		0-3 K		0-3 K			3	0	0	0	0	2	2						
<b>Inning Stats</b>	R: 0 E: 0 K: 0 S: 3	H: 0 LOB: 0 BB: 0 P: 3	R: 0 E: 0 K: 0 S: 4	H: 1 LOB: 1 BB: 0 P: 4	R: 0 E: 0 K: 0 S: 3	H: 1 LOB: 0 BB: 0 P: 3	R: 0 E: 0 K: 0 S: 3	H: 0 LOB: 0 BB: 0 P: 3	R: 2 E: 1 K: 2 S: 10	H: 3 LOB: 1 BB: 0 P: 10	R: 0 E: 0 K: 1 S: 5	H: 0 LOB: 0 BB: 0 P: 5	R: 0 E: 0 K: 1 S: 5	H: 0 LOB: 0 BB: 0 P: 5	R: 0 E: 0 K: 2 S: 7	H: 0 LOB: 1 BB: 1 P: 11		R: 0 E: 0 K: 0 S: 3	H: 0 LOB: 0 BB: 0 P: 3	1B: 3 2B: 2 3B: 0 HR: 0	SF: 0 SAC: 0 DP: 1 HBP: 0	WP: 0 PB: 0 SB: 0 CS: 0
<b>PITCHER</b> Bruce Dal Canton, R ERA: 3.27 Ken Wright, R ERA: 2.08 (1, 1) (8, 1)	IP: 7.0 WLS: W BF: 25	H: 5 R: 2 ER: 1 SO: 4	BB: 0 IBB: 0 HBP: 0 BLK: 0	WP: 0 HR: 0 S: 10 P: 14	ERA: 0.00 WHIP: 0.500	<b>PITCHER</b>										IP: 2.0 WLS: W BF: 7	H: 0 R: 0 ER: 0 SO: 2	BB: 1 IBB: 0 HBP: 0 BLK: 0	WP: 0 HR: 0 S: 10 P: 14	ERA: 0.00 WHIP: 0.500		



Batter	1	2	3	4	5	6	7	8	9	10	AB	R	H	RBI	BB	SO	LOB	TOP	
Freddie Patek, R OBP: 0.293, SLG: 0.330 (1, 6)	F8		F9					F9		4-3	5	0	1	0	0	0	0		
Amos Otis, R OBP: 0.367, SLG: 0.427 (1, 8)	1B		1-3					1-3		F8	5	1	1	0	0	1	1		
Richie Scheinblum, S OBP: 0.374, SLG: 0.481 (1, 9)	1B		F6					F9			4	0	1	0	0	0	1		
Lou Piniella, R OBP: 0.365, SLG: 0.479 (1, 7)	1B			5-3				1-3		6-3	4	0	1	1	0	0	1		
John Mayberry, L OBP: 0.374, SLG: 0.450 (1, 3)	F8			F7				F8		4-3	4	0	1	0	0	0	2		
Ed Kirkpatrick, L OBP: 0.424, SLG: 0.479 (1, 2)	K			F8				1B		4-3	3	0	1	0	1	1	2		
Bobby Knopp, R OBP: 0.300, SLG: 0.229 (1, 4)					1-3					4-3	3	0	1	0	0	0	0		
Joe Keough, L OBP: 0.295, SLG: 0.211 (9, PH)										4-3	1	0	0	0	0	0	2	AB 37	
Cookie Rojas, R OBP: 0.350, SLG: 0.358 (9, 4)										1-2	0	0	0	0	0	0	0	R 1	
Bobby Floyd, R OBP: 0.244, SLG: 0.224 (1, 5)										1-2	0	0	0	0	0	0	0	H 7	
Steve Hovley, L OBP: 0.273, SLG: 0.293 (9, PH)					6-3			F9		6-3	3	0	0	0	0	0	2	RBI 1	
Carl Taylor, R OBP: 0.310, SLG: 0.346 (9, 5)											1	0	0	0	0	0	2	BB 1	
Dick Drago, R OBP: 0.162, SLG: 0.049 (1, 1)											0	0	0	0	0	0	0	SO 6	
Tom Burgmeier, L OBP: 0.333, SLG: 0.333 (10, 1)											0	0	0	0	0	0	0	LOB 15	
Ken Wright, R (10, 1)											0	0	0	0	0	0	0		
<b>Inning Stats</b>	R: 1 E: 0 K: 1 S: 8	H: 3 LOB: 2 BB: 0 P: 8	R: 0 E: 0 K: 1 S: 5	H: 0 LOB: 0 BB: 0 P: 5	R: 0 E: 0 K: 0 S: 3	H: 0 LOB: 0 BB: 0 P: 3	R: 0 E: 0 K: 1 S: 5	H: 0 LOB: 0 BB: 0 P: 5	R: 0 E: 0 K: 1 S: 6	H: 1 LOB: 1 BB: 0 P: 6	R: 0 E: 0 K: 0 S: 3	H: 0 LOB: 0 BB: 0 P: 3	R: 0 E: 0 K: 0 S: 4	H: 1 LOB: 2 BB: 1 P: 8	R: 0 E: 0 K: 1 S: 5	H: 0 LOB: 0 BB: 0 P: 5	1B: 6 2B: 0 3B: 1 HR: 0	SF: 0 SAC: 0 DP: 0 HBP: 0	WP: 0 PA: 38 PB: 0 SB: 0 CS: 0
<b>PITCHER</b> Jim Palmer, R ERA: 1.92 (1, 1)	IP: 10.0 W: 7 L: 1 ER: 1 SO: 6 BB: 1 IBB: 0 HBP: 0 BLK: 0 WP: 0 HR: 0 S: 49 P: 53 ERA: 0.90 WHIP: 0.800																		

**Kansas City Royals @ Baltimore Orioles**  
 Memorial Stadium, Baltimore, MD  
 Tue Jul 11 1972, 7:05 PM EDT  
 Att: 12,853 - Unknown - 85 F

AB	37
R	1
H	7
RBI	1
BB	1
SO	6
LOB	15



Batter	1	2	3	4	5	6	7	8	9	10	AB	R	H	RBI	BB	SO	LOB	BOTTOM											
Don Buford, S OBP: 0.331, SLG: 0.253 (1, 7)	E9					G4-6-3					4	0	2	0	1	0	3												
Paul Blair, R OBP: 0.244, SLG: 0.337 (1, 8)	6-3										5	0	0	0	0	0	6												
Terry Crowley, L OBP: 0.346, SLG: 0.505 (1, 9)											0	0	0	0	0	0	0												
Don Baylor, P OBP: 0.335, SLG: 0.459 (1, PH) (2, 9)	5-3										5	0	1	0	0	0	5												
Brooks Robinson, R OBP: 0.309, SLG: 0.349 (1, 5)											5	0	1	0	0	0	3												
Mark Belanger, R OBP: 0.247, SLG: 0.229 (10, PR)	F3										0	1	0	0	0	0	0												
Bobby Grich, R OBP: 0.345, SLG: 0.431 (1, 6)											4	1	1	0	1	0	0												
Boog Powell, L OBP: 0.304, SLG: 0.315 (1, 3)											3	0	1	0	2	0	1												
Davey Johnson, R OBP: 0.338, SLG: 0.323 (1, 4)											3	0	0	0	1	1	2	AB 33											
Tom Shopay, L OBP: 0.294, SLG: 0.200 (10, PH)											0	0	0	1	1	0	0	R 2											
Johnny Oates, L OBP: 0.374, SLG: 0.472 (1, 2)											1	0	0	0	3	0	2	H 7											
Jim Palmer, R OBP: 0.250, SLG: 0.314 (1, 1)											3	0	1	1	0	2	1	RBI 2											
<b>Inning Stats</b>	R: 0 E: 1 K: 0 S: 4	H: 0 LOB: 1 BB: 0 P: 4	R: 0 E: 0 K: 1 S: 5	H: 1 LOB: 0 BB: 0 P: 5	R: 0 E: 0 K: 1 S: 6	H: 1 LOB: 2 BB: 1 P: 10	R: 0 E: 0 K: 0 S: 3	H: 0 LOB: 2 BB: 2 P: 11	R: 0 E: 0 K: 1 S: 7	H: 2 LOB: 2 BB: 0 P: 7	R: 1 E: 1 K: 0 S: 5	H: 2 LOB: 2 BB: 1 P: 9	R: 0 E: 0 K: 0 S: 3	H: 0 LOB: 0 BB: 0 P: 3	R: 0 E: 0 K: 0 S: 3	H: 0 LOB: 2 BB: 2 P: 11	R: 1 E: 0 K: 0 S: 1	H: 1 LOB: 3 BB: 3 P: 13	1B: 5 2B: 2 3B: 0 HR: 0	SF: 0 SAC: 1 DP: 2 HBP: 0	WP: 0 PA: 43 PB: 0 SB: 1 CS: 0								
<b>PITCHER</b> Dick Drago, R ERA: 2.36 (1, 1)	IP: 9.0 W: 1 L: 0 ER: 1 SO: 3 BB: 1 IBB: 0 HBP: 0 BLK: 0 WP: 0 HR: 0 S: 40 P: 68 ERA: 1.00 WHIP: 1.333																												
Tom Burgmeier, L ERA: 2.21 (10, 1)	0.0	1	0	0	0	1	0	0	0	0	4	∞	∞																
Ken Wright, R ERA: 2.08 (10, 1)	0.0	1	0	0	0	1	0	0	0	0	4	∞	∞																

**Kansas City Royals @ Baltimore Orioles**  
 Memorial Stadium, Baltimore, MD  
 Tue Jul 11 1972, 7:05 PM EDT  
 Att: 12,853 - Unknown - 85 F

AB	33
R	2
H	7
RBI	2
BB	9
SO	3
LOB	23





Batter	1	2	3	4	5	6	7	8	9	10	AB	R	H	RBI	BB	SO	LOB	TOP					
Freddie Patek, R OBP: 0.287, SLG: 0.322 (1, 6)	6-3	F7		F3			F8			B2	6	0	0	0	0	0	2	<b>Kansas City Royals @ Baltimore Orioles</b> Memorial Stadium, Baltimore, MD Wed Jul 12 1972, 7:05 PM EDT Att: 8,335 - Unknown <a href="http://livebaseballscorecards.com">livebaseballscorecards.com</a>					
Amos Otis, R OBP: 0.368, SLG: 0.430 (1, 8)	K		1B	4-3			K			HBP SF8 2B	5	2	2	0	0	2	0						
Richie Scheinblum, S OBP: 0.384, SLG: 0.488 Steve Hovley, L OBP: 0.273, SLG: 0.293 (1, 9) (10, PR) (10, 9)	BB 1B		2B FC4-6 1B			L9-3 1B				BB HBP HR IBB	4	2	3	1	1	0	0						
Lou Piniella, R OBP: 0.366, SLG: 0.476 Joe Keough, L OBP: 0.295, SLG: 0.211 (1, 7) (10, 7)	BB 1B		F7			L9-3				BB HR	4	2	1	1	0	0	3						
John Mayberry, L OBP: 0.375, SLG: 0.453 (1, 3)	1B		FC4-6 2B			F8				HR HBP	3	0	1	1	1	0	1						
Ed Kirkpatrick, L OBP: 0.427, SLG: 0.479 Carl Taylor, R OBP: 0.300, SLG: 0.333 Jerry May, R OBP: 0.330, SLG: 0.353 (1, 2) (9, PH) (9, 2)	BB		FC4-6 IBB			K				HR BB	2	0	1	2	1	1	0						
Cookie Rojas, R OBP: 0.328, SLG: 0.366 Al Fitzmorris, S OBP: 0.286, SLG: 0.167 (1, 4) (10, 1)	1-3		FC4-6			L1				HR	5	1	1	5	0	0	4						
Bobby Floyd, R OBP: 0.242, SLG: 0.233 (1, 5)		5-3	5-3			6-3				HR BB	5	1	1	0	0	1	2						
Roger Nelson, R OBP: 0.143, SLG: 0.143 Tom Burgmeier, L OBP: 0.333, SLG: 0.333 Ted Abernathy, R OBP: 0.333, SLG: 0.250 Bobby Knopp, R OBP: 0.333, SLG: 0.250 (1, 1) (7, 1) (7, 1) (10, PH) (10, 4)	4-3			K		3-1				HR BB	3	0	0	0	0	1	0						
<b>Inning Stats</b>	R: 2 E: 0 K: 1 S: 8	H: 3 LOB: 2 BB: 1 P: 12	R: 0 E: 0 K: 0 S: 3	H: 0 LOB: 0 BB: 0 P: 3	R: 2 E: 0 K: 0 S: 6	H: 3 LOB: 2 BB: 1 P: 10	R: 0 E: 0 K: 1 S: 5	H: 0 LOB: 0 BB: 0 P: 5	R: 0 E: 0 K: 1 S: 5	H: 0 LOB: 0 BB: 0 P: 5	R: 0 E: 1 K: 0 S: 3	H: 0 LOB: 0 BB: 0 P: 3	R: 0 E: 0 K: 1 S: 5	H: 0 LOB: 0 BB: 0 P: 5	R: 7 E: 0 K: 0 S: 7	H: 4 LOB: 1 BB: 3 P: 20	1B: 7 2B: 4 3B: 0 HR: 1		SF: 1 SAC: 0 DP: 2 HBP: 1	WP: 0 PA: 46			
<b>PITCHER</b>	IP WLS BF H R ER SO BB IBB HBP BLK WP HR S P ERA WHIP	3.0 0 17 6 4 0 1 1 0 0 0 0 0 17 25 12.00 2.333	4.0 1 12 1 0 0 3 0 0 0 0 0 0 18 18 0.00 0.250	8.0 2 7 0 1 1 1 1 0 0 0 0 0 8 12 4.50 0.500	10.0 0 4 1 0 0 0 1 1 0 0 0 0 2 7 0.00 3.000	10.0 0 6 3 6 6 0 1 0 0 0 0 1 5 9 81.00 6.000	<b>PITCHER</b>										IP WLS BF H R ER SO BB IBB HBP BLK WP HR S P ERA WHIP	3.0 0 17 6 4 0 1 1 0 0 0 0 0 17 25 12.00 2.333					
Pat Dobson, R ERA: 2.25 Roric Harrison, R ERA: 1.19 Grant Jackson, L ERA: 4.97 Eddie Watt, R ERA: 3.93 Mickey Scott, L ERA: 2.91 (1, 1) (4, 1) (8, 1) (10, 1) (10, 1)	F6		G6-4-3 1B			G4-6-3 1B				4-3	5	0	2	0	0	0	2	<b>Kansas City Royals @ Baltimore Orioles</b> Memorial Stadium, Baltimore, MD Wed Jul 12 1972, 7:05 PM EDT Att: 8,335 - Unknown <a href="http://livebaseballscorecards.com">livebaseballscorecards.com</a>					
Paul Blair, R OBP: 0.239, SLG: 0.331 (1, 8)	F2		F7			K				F8	5	0	0	0	0	1	3						
Terry Crowley, L OBP: 0.336, SLG: 0.486 (1, 9) (10, 3)	F7		G6-4-3			G4-6-3				1-3	4	0	0	0	0	3							
Brooks Robinson, R OBP: 0.308, SLG: 0.348 (1, 5)		F6		F8		HR 1B				6-3	4	1	1	0	0	0	0						
Bobby Grich, R OBP: 0.338, SLG: 0.422 (1, 6) (10, 4)		K		5-3		K				F9	4	0	0	0	0	2	1						
Boog Powell, L OBP: 0.307, SLG: 0.333 Mickey Scott, L (1, 3) (10, 1)		HR 1B		F5		HR				K	4	2	2	2	0	1	0						
Davey Johnson, R OBP: 0.345, SLG: 0.344 Mark Belanger, R OBP: 0.247, SLG: 0.229 (1, 4) (9, PR) (10, 6)		HR		F5		1B FC6-2 1B				BB	3	1	2	2	1	0	0						
Johnny Oates, L OBP: 0.306, SLG: 0.462 Andy Etchebarren, R OBP: 0.258, SLG: 0.250 (1, 2) (7, PH) (8, 2)		F7		K		FC6-2 1B				K	2	0	0	0	0	1	0						
Pat Dobson, R Tom Shroyer, L Roric Harrison, R Don Baylor, R Grant Jackson, S Eddie Watt, R Merv Rettenmund, R OBP: 0.148, SLG: 0.174 OBP: 0.333, SLG: 0.286 OBP: 0.333, SLG: 0.286 OBP: 0.333, SLG: 0.406 OBP: 0.333, SLG: 0.406 OBP: 0.328, SLG: 0.387 (1, 1) (3, PH) (4, 1) (7, PH) (8, 1) (10, 1) (10, 9)			1B			FC6-2				6-3	1	0	0	0	0	0	0						
<b>Inning Stats</b>	R: 0 E: 0 K: 0 S: 3	H: 0 LOB: 0 BB: 0 P: 3	R: 2 E: 0 K: 1 S: 7	H: 2 LOB: 1 BB: 0 P: 7	R: 0 E: 0 K: 0 S: 4	H: 2 LOB: 1 BB: 4 P: 4	R: 0 E: 0 K: 0 S: 3	H: 0 LOB: 0 BB: 0 P: 3	R: 0 E: 0 K: 2 S: 7	H: 0 LOB: 0 BB: 0 P: 7	R: 0 E: 0 K: 1 S: 5	H: 1 LOB: 0 BB: 0 P: 5	R: 2 E: 0 K: 1 S: 9	H: 4 LOB: 2 BB: 0 P: 9	R: 0 E: 0 K: 0 S: 3	H: 0 LOB: 0 BB: 0 P: 3	R: 0 E: 0 K: 2 S: 7		H: 0 LOB: 1 BB: 11 P: 11	R: 0 E: 0 K: 0 S: 3	H: 0 LOB: 0 BB: 0 P: 3	1B: 7 2B: 0 3B: 0 HR: 2	SF: 0 SAC: 0 DP: 2 HBP: 0
<b>PITCHER</b>	IP WLS BF H R ER SO BB IBB HBP BLK WP HR S P ERA WHIP	6.1 0 25 8 4 0 5 0 0 0 0 0 0 2 35 5.68 1.263	0.0 1 1 0 0 0 0 0 0 0 0 0 0 1 1 ∞ ∞	2.2 W 9 0 0 0 2 1 0 0 0 0 0 12 16 0.00 0.375	1.0 S 3 0 0 0 0 0 0 0 0 0 0 3 3 0.00 0.000	<b>PITCHER</b>										IP WLS BF H R ER SO BB IBB HBP BLK WP HR S P ERA WHIP	6.1 0 25 8 4 0 5 0 0 0 0 0 0 2 35 5.68 1.263						

AB	39
R	11
H	11
RBI	11
BB	5
SO	5
LOB	12

AB	37
R	4
H	9
RBI	4
BB	1
SO	7
LOB	12





Batter	1	2	3	4	5	6	7	8	9	AB	R	H	RBI	BB	SO	LOB	TOP																					
Walt Williams, R OBP: 0.293, SLG: 0.354 (1, 9)	6-3		FC5 E BB		G6-4-3		3-1		K	4	0	0	0	1	1	1	Chicago White Sox @ Baltimore Orioles Memorial Stadium, Baltimore, MD Fri Jul 14, 1972, 7:05 PM EDT Unknown - 89 F																					
Mike Andrews, R OBP: 0.358, SLG: 0.346 (1, 4)	G5-4-3 BB		F8			HR	F8		1B BB	3	1	1	0	2	0	2																						
Dick Allen, R OBP: 0.406, SLG: 0.556 (1, 3)	G5-4-3		E6			HR	1B		1B	5	1	4	2	0	0	1																						
Rick Reichardt, R OBP: 0.365, SLG: 0.434 (1, 8)		F4	FC5			1B	1B		K	5	1	2	0	0	1	4																						
Carlos May, L OBP: 0.396, SLG: 0.419 (1, 7)	6-3				K		F8		F8	5	0	1	0	0	1	4																						
Ed Spiezio, R OBP: 0.216, SLG: 0.260 (1, 5)					6-3				6-3	3	0	1	1	1	0	0																						
Tom Egan, R OBP: 0.280, SLG: 0.280 (6, PH)					1-3				F8	2	0	0	0	0	0	1																						
Ed Herrmann, L OBP: 0.286, SLG: 0.296 (6, 2)	F8					F5			F8	2	0	0	0	0	0	2																						
Rich Morales, R OBP: 0.284, SLG: 0.290 (1, 6)			E6			F3				4	1	1	0	0	1	2																						
Tom Bradley, R OBP: 0.200, SLG: 0.204 (5, PH)			SH1-4							0	0	0	0	0	0	0																						
Jay Johnstone, L OBP: 0.241, SLG: 0.198 (5, 1)										0	0	0	0	0	0	0																						
Phil Regan, L OBP: 0.200, SLG: 1.000 (5, 1)										0	0	0	0	0	0	0																						
Pat Kelly, R OBP: 0.200, SLG: 0.374 (5, PH)			SH1-4							0	0	0	0	0	0	2																						
Steve Kealey, R OBP: 0.200, SLG: 0.374 (5, 1)										0	0	0	0	0	0	0																						
Jim Lytle, L OBP: 0.200, SLG: 0.306 (5, PH)										0	0	0	0	0	0	1																						
Cy Acosta, R (5, 1)										0	0	0	0	0	0	0																						
<b>Inning Stats</b>	R: 0 E: 0 K: 0 S: 2	H: 0 LOB: 0 BB: 1 P: 6	R: 0 E: 0 K: 0 S: 3	H: 0 LOB: 1 BB: 1 P: 7	R: 1 E: 2 K: 0 S: 5	H: 1 LOB: 2 BB: 1 P: 9	R: 0 E: 0 K: 1 S: 5	H: 0 LOB: 0 BB: 0 P: 5	R: 0 E: 0 K: 1 S: 4	H: 0 LOB: 0 BB: 1 P: 8	R: 3 E: 0 K: 0 S: 8	H: 5 LOB: 2 BB: 0 P: 8	R: 0 E: 0 K: 0 S: 5	H: 2 LOB: 2 BB: 0 P: 5	R: 0 E: 0 K: 0 S: 4	H: 1 LOB: 1 BB: 0 P: 4	R: 0 E: 0 K: 2 S: 8	H: 1 LOB: 2 BB: 1 P: 12	1B: 8 2B: 1 3B: 0 HR: 1	SF: 0 SAC: 1 DP: 2 HBP: 0	WP: 0 PB: 0 SB: 0 CS: 0	PA: 41																
<b>PITCHER</b>	IP	WLS	BF	H	R	ER	SO	BB	IBB	HBP	BLK	WP	HR	S	P	ERA	WHIP	<b>PITCHER</b>				IP	WLS	BF	H	R	ER	SO	BB	IBB	HBP	BLK	WP	HR	S	P	ERA	WHIP
Dave McNally, L ERA: 2.48 (1, 1)	5.0	W	24	6	4	3	2	4	0	0	0	0	1	24	40	5.40	2.000																					
Dave Leonhard, R ERA: 4.91 (6, 1)	3.1		15	4	0	0	1	1	0	0	0	0	0	16	20	0.00	1.500																					
Roric Harrison, R ERA: 1.17 (9, 1)	0.2	S	2	0	0	0	1	0	0	0	0	0	0	4	4	0.00	0.000																					

AB	35
R	4
H	10
RBI	3
BB	5
SO	4
LOB	20



Batter	1	2	3	4	5	6	7	8	9	AB	R	H	RBI	BB	SO	LOB	BOTTOM																					
Don Buford, S OBP: 0.326, SLG: 0.251 (1, 7)	K	K		F2		G3		K		5	0	0	0	0	3	5	Chicago White Sox @ Baltimore Orioles Memorial Stadium, Baltimore, MD Fri Jul 14, 1972, 7:05 PM EDT Unknown - 89 F																					
Johnny Oates, L OBP: 0.345, SLG: 0.438 (1, 2)	F7		3-1		F4	F5		F9		5	0	0	0	0	0	2																						
Terry Crowley, L OBP: 0.347, SLG: 0.486 (6, 3)	F8		L3			2B	1B	FC5-4	FC6-4	4	1	2	0	1	0	0																						
Brooks Robinson, R OBP: 0.306, SLG: 0.349 (1, 5)		6-3	4-3			2B	1B	FC5-4	FC6-4	5	1	1	1	0	0	3																						
Boog Powell, L OBP: 0.308, SLG: 0.348 (1, 3)										3	1	1	1	0	1	1																						
Paul Blair, R OBP: 0.242, SLG: 0.333 (6, 8)		HR			K	F4		1B	1B	1	1	1	0	0	0	0																						
Bobby Grich, R OBP: 0.346, SLG: 0.426 (1, 6)										3	2	2	0	1	1	2																						
Mark Belanger, R OBP: 0.247, SLG: 0.229 (8, 6)		2B	1B		2B	1B		K		0	0	0	0	0	0	0																						
Davey Johnson, R OBP: 0.348, SLG: 0.352 (1, 4)					F7	F8				4	0	2	3	0	0	3																						
Merv Rettenmund, R OBP: 0.332, SLG: 0.354 (6, 9)										2	1	0	0	2	2	1																						
Dave McNally, R OBP: 0.128, SLG: 0.152 (6, 1)										2	0	1	1	0	1	2																						
Dave Leonhard, R OBP: 1.000, SLG: 2.000 (6, 1)										1	0	1	0	1	0	0																						
Roric Harrison, R OBP: 0.143, SLG: 0.286 (9, 1)										0	0	0	0	0	0	0																						
<b>Inning Stats</b>	R: 0 E: 0 K: 1 S: 5	H: 0 LOB: 0 BB: 0 P: 5	R: 2 E: 0 K: 2 S: 10	H: 3 LOB: 1 BB: 1 P: 14	R: 0 E: 0 K: 0 S: 3	H: 0 LOB: 0 BB: 0 P: 3	R: 2 E: 1 K: 1 S: 7	H: 2 LOB: 1 BB: 1 P: 11	R: 1 E: 0 K: 0 S: 5	H: 2 LOB: 1 BB: 1 P: 9	R: 0 E: 0 K: 1 S: 6	H: 1 LOB: 0 BB: 0 P: 6	R: 2 E: 0 K: 2 S: 10	H: 3 LOB: 1 BB: 0 P: 10	R: 0 E: 0 K: 1 S: 5	H: 0 LOB: 2 BB: 2 P: 13	1B: 6 2B: 4 3B: 0 HR: 1	SF: 0 SAC: 0 DP: 0 HBP: 0	WP: 0 PB: 0 SB: 0 CS: 0	PA: 40																		
<b>PITCHER</b>	IP	WLS	BF	H	R	ER	SO	BB	IBB	HBP	BLK	WP	HR	S	P	ERA	WHIP	<b>PITCHER</b>				IP	WLS	BF	H	R	ER	SO	BB	IBB	HBP	BLK	WP	HR	S	P	ERA	WHIP
Tom Bradley, R ERA: 3.21 (5, 1)	1.0	L	6	2	1	1	0	1	0	0	0	0	0	5	9	9.00	3.000																					
Phil Regan, R ERA: 2.93 (6, 1)	2.0		10	4	2	2	3	0	0	0	0	0	0	16	16	9.00	2.000																					
Steve Kealey, R ERA: 3.0 (8, 1)	1.0		5	0	0	0	1	2	0	0	0	0	0	5	13	0.00	2.000																					

AB	35
R	7
H	11
RBI	6
BB	5
SO	8
LOB	19






Batter	1	2	3	4	5	6	7	8	9	AB	R	H	RBI	BB	SO	LOB	TOP		
Walt Williams, R OBP: 0.285, SLG: 0.344 Phil Regan, R OBP: 1.000, SLG: 1.000	F3		K			F4		F6		4	0	0	0	0	1	3			
Mike Andrews, R OBP: 0.353, SLG: 0.341	K			F7		5-3		F7		4	0	0	0	0	1	0			
Tony Muser, L OBP: 0.286, SLG: 0.286	F9			FC6-4 1B			4-3		3-1	4	0	1	0	0	0	0			
Carlos May, L OBP: 0.391, SLG: 0.413		4-3		F7			F9		4-3	4	0	0	0	0	0	1			
Rick Reichardt, R OBP: 0.360, SLG: 0.427		1-3		FC6-4 1-2			F4			3	0	0	0	0	0	1			
Ed Spiezio, R OBP: 0.224, SLG: 0.264	K				K			WP BB 1B		3	0	1	0	0	2	0			
Tom Egan, R OBP: 0.252, SLG: 0.273			6-3		L6			F7		3	0	0	0	0	0	1			
Luis Alvarado, R OBP: 0.275, SLG: 0.286 Jay Johnstone, L OBP: 0.245, SLG: 0.168 Rich Morales, R OBP: 0.284, SLG: 0.290			K		F8			WP BB 1-2		2	0	0	0	0	1	0			
Dave Lemonds, L OBP: 0.118, SLG: 0.063 Steve Keasley, R OBP: 0.219, SLG: 0.297 Vicente Romo, R OBP: 0.261, SLG: 0.297 Dick Allen, R OBP: 0.405, SLG: 0.554						K		K		0	0	0	0	1	0	0			
										0	0	0	0	0	0	0			
										0	0	0	0	0	0	0			
										0	0	0	0	0	0	0			
										1	0	0	0	0	1	2			
<b>Inning Stats</b>	R: 0 E: 0 K: 1 S: 5	H: 0 LOB: 0 BB: 0 P: 5	R: 0 E: 0 K: 1 S: 5	H: 0 LOB: 0 BB: 0 P: 5	R: 0 E: 0 K: 2 S: 7	H: 0 LOB: 1 BB: 1 P: 11	R: 0 E: 0 K: 0 S: 4	H: 1 LOB: 1 BB: 0 P: 4	R: 0 E: 0 K: 1 S: 5	H: 0 LOB: 0 BB: 0 P: 5	R: 0 E: 0 K: 0 S: 3	H: 0 LOB: 0 BB: 0 P: 3	R: 0 E: 0 K: 1 S: 6	H: 1 LOB: 2 BB: 1 P: 10	R: 0 E: 0 K: 0 S: 3	H: 0 LOB: 0 BB: 0 P: 3	1B: 2 2B: 0 3B: 0 HR: 0	SF: 0 SAC: 0 DP: 0 HBP: 0	WP: 1 PA: 31
<b>PITCHER</b> Doyle Alexander, R ERA: 2.5	IP: 9.0 WLS: W BF: 31 H: 2 R: 0 ER: 0 SO: 7 BB: 2 IBB: 0 HBP: 0 BLK: 0 WP: 1 HR: 0 S: 43 P: 51 ERA: 0.00 WHIP: 0.444																		

Chicago White Sox @ Baltimore Orioles  
Memorial Stadium, Baltimore, MD  
Fri Jul 14, 1972, 7:05 PM EDT  
Att: 16,686 - Unknown


AB 29  
R 0  
H 2  
RBI 0  
BB 2  
SO 7  
LOB 8



Batter	1	2	3	4	5	6	7	8	9	AB	R	H	RBI	BB	SO	LOB	BOTTOM		
Merv Rettenmund, R OBP: 0.330, SLG: 0.351	5-3		F8		F8		S 1B			4	0	1	1	0	0	1			
Paul Blair, R OBP: 0.246, SLG: 0.333	5-3			HR 1B	F3		2H 1B 1-2 BB			3	1	1	0	1	0	0			
Bobby Grich, R OBP: 0.344, SLG: 0.438	G3			1H HR		6-3	F4			4	1	1	2	0	0	2			
Don Baylor, R OBP: 0.337, SLG: 0.454		F3		BB 1B		S BB		F5		3	0	1	0	1	0	0			
Brooks Robinson, R OBP: 0.303, SLG: 0.344		K		F9		F9		L7		4	0	0	0	0	1	2			
Davey Johnson, R OBP: 0.350, SLG: 0.352		F6		1-2 BB		F8				3	0	1	0	1	0	1			
Andy Etchebarren, R OBP: 0.231, SLG: 0.242			5-3	K		K		K		4	0	0	0	0	3	3			
Mark Belanger, R OBP: 0.254, SLG: 0.233				SH1-4 1B	K		SH3 1B BB			2	1	1	0	1	1	2			
Doyle Alexander, R OBP: 0.071, SLG: 0.071			SH1-4		F8		SH3			1	0	0	0	0	0	0			
<b>Inning Stats</b>	R: 0 E: 0 K: 0 S: 3	H: 0 LOB: 0 BB: 0 P: 3	R: 0 E: 0 K: 1 S: 5	H: 0 LOB: 0 BB: 0 P: 5	R: 0 E: 0 K: 0 S: 4	H: 1 LOB: 1 BB: 0 P: 4	R: 2 E: 0 K: 2 S: 10	H: 3 LOB: 2 BB: 1 P: 14	R: 0 E: 0 K: 0 S: 3	H: 0 LOB: 0 BB: 0 P: 3	R: 0 E: 0 K: 0 S: 3	H: 0 LOB: 1 BB: 1 P: 7	R: 1 E: 0 K: 1 S: 6	H: 1 LOB: 2 BB: 2 P: 14	R: 0 E: 0 K: 1 S: 6	H: 1 LOB: 1 BB: 0 P: 6	1B: 5 2B: 0 3B: 0 HR: 1	SF: 0 SAC: 2 DP: 0 HBP: 0	WP: 0 PA: 34
<b>PITCHER</b> Dave Lemonds, L ERA: 2.93 Steve Keasley, R ERA: 2.66 Vicente Romo, R ERA: 2.61 Phil Regan, R ERA: 2.76	IP: 3.1 WLS: L BF: 15 H: 4 R: 2 ER: 2 SO: 1 BB: 1 IBB: 0 HBP: 0 BLK: 0 WP: 0 HR: 1 S: 16 P: 20 ERA: 5.40 WHIP: 1.500																		

Chicago White Sox @ Baltimore Orioles  
Memorial Stadium, Baltimore, MD  
Fri Jul 14, 1972, 7:05 PM EDT  
Att: 16,686 - Unknown

AB 28  
R 3  
H 6  
RBI 3  
BB 4  
SO 5  
LOB 11





Batter	1	2	3	4	5	6	7	8	9	AB	R	H	RBI	BB	SO	LOB	TOP
Walt Williams, R OBP: 0.277, SLG: 0.333 (1, 9)	0-0 4-3		0-0 5-3			0-0 F2		0-0 F8		4	0	0	0	0	0	3	Chicago White Sox @ Baltimore Orioles Memorial Stadium, Baltimore, MD Sat Jul 15 1972, 7:05 PM EDT Att: 31,482 - Unknown - 88 F
Mike Andrews, R OBP: 0.349, SLG: 0.336 (1, 4)	0-0 F4		0-0 5-3			0-0 FC9-6 1B		0-0 5-3		4	0	0	0	0	2		
Dick Allen, R OBP: 0.406, SLG: 0.551 (1, 3)	0-0 5-3		0-0 CS BB			0-0 1B				3	0	1	1	1	0		
Rick Reichardt, R OBP: 0.363, SLG: 0.429 (1, 8)		0-0 G5-4-3 1B		0-0 K		0-0 F9				4	1	2	0	0	1	3	
Carlos May, L OBP: 0.392, SLG: 0.415 (1, 7)	0-0 F8			0-0 G6-4-3 BB			0-0 4-3			3	1	1	0	1	0	1	
Ed Spiezio, R OBP: 0.242, SLG: 0.316 (1, 5)	0-0 G5-4-3			0-0 K			0-0 2B			4	0	2	2	0	1	2	
Tom Egan, R OBP: 0.244, SLG: 0.263 (1, 2)			0-0 1-3		0-0 G6-4-3		0-0 K			4	0	0	0	0	2	3	
Luis Alvarado, R OBP: 0.274, SLG: 0.284 (1, 6)			0-0 6-3			0-0 FC9-6 1B		0-0 5-3		4	1	1	0	0	1	2	
Stan Bahnsen, R OBP: 0.226, SLG: 0.231 Steve Kealey, R (7, 1)			0-0 1B			0-0 FC9-6 1B		0-0 1-3		2	0	2	0	0	0	0	
Jay Johnstone, L OBP: 0.244, SLG: 0.167 Phil Regan, R OBP: 1.000, SLG: 1.000 (8, PH) (8, 1)						0-0 1B				0	0	0	0	0	0	0	
<b>Inning Stats</b>	R: 0 E: 0 K: 0 S: 3	H: 0 LOB: 0 BB: 0 P: 3	R: 0 E: 0 K: 0 S: 3	H: 1 LOB: 0 BB: 0 P: 3	R: 0 E: 0 K: 0 S: 4	H: 1 LOB: 0 BB: 0 P: 4	R: 0 E: 0 K: 1 S: 4	H: 0 LOB: 0 BB: 1 P: 8	R: 0 E: 0 K: 1 S: 6	H: 1 LOB: 0 BB: 0 P: 6	R: 0 E: 0 K: 0 S: 3	H: 0 LOB: 0 BB: 0 P: 3	R: 2 E: 0 K: 3 S: 12	H: 3 LOB: 1 BB: 0 P: 12	1B: 6 2B: 3 3B: 0 HR: 0	SF: 0 SAC: 0 DP: 2 HBP: 0	WP: 0 PA: 35 CS: 1
<b>PITCHER</b> Mike Cuellar, L ERA: 2.6 (1, 1)	IP: 9.0 WLS: W BF: 35 H: 9 R: 3 ER: 3 SO: 6 BB: 2 IBB: 0 HBP: 0 BLK: 0 WP: 0 HR: 0 S: 45 P: 53 ERA: 3.00 WHIP: 1.222																

Batter	1	2	3	4	5	6	7	8	9	AB	R	H	RBI	BB	SO	LOB	BOTTOM
Don Buford, S OBP: 0.335, SLG: 0.263 (1, 7)	0-0 G6-4-3 1B		0-0 S 1B		0-0 F7		0-0 1B	0-0 1-2 3-H 1B		5	0	4	1	0	0	0	Chicago White Sox @ Baltimore Orioles Memorial Stadium, Baltimore, MD Sat Jul 15 1972, 7:05 PM EDT Att: 31,482 - Unknown - 88 F
Paul Blair, R OBP: 0.241, SLG: 0.327 (1, 8)	0-0 G6-4-3		0-0 K		0-0 F9		0-0 E6	0-0 1-3		5	0	0	0	0	1	4	
Bobby Grich, R OBP: 0.347, SLG: 0.433 (8, 3)	0-0 K		0-0 HR BB		0-0 WP E HBP		0-0 F8			2	2	0	0	1	1	1	
Boog Powell, L OBP: 0.311, SLG: 0.344 Mark Belanger, R OBP: 0.254, SLG: 0.233 (8, 6)		0-0 FC6-4 BB		0-0 K		0-0 E BB	0-0 F4			2	0	0	0	2	1	2	
Brooks Robinson, R OBP: 0.299, SLG: 0.339 (1, 5)		0-0 F7		0-0 F3		0-0 F4		0-0 4-3		4	0	0	0	0	0	4	
Davey Johnson, R OBP: 0.353, SLG: 0.374 (1, 4)		0-0 FC6-4		0-0 HR		0-0 E4		0-0 1B 2B		4	2	2	3	0	0	2	
Merv Rettenmund, R OBP: 0.329, SLG: 0.350 (1, 9)		0-0 1-3		0-0 1B		0-0 F8		0-0 F8		4	0	1	0	0	0	4	
Eliud Hendricks, L OBP: 0.243, SLG: 0.188 (1, 2)			0-0 F4		0-0 4-3		0-0 F8			3	1	0	0	1	0	3	
Mike Cuellar, L OBP: 0.116, SLG: 0.256 (1, 1)			0-0 K		0-0 4-3		0-0 HR	0-0 1-3 2-H 1B		4	1	2	2	0	1	0	
<b>Inning Stats</b>	R: 0 E: 0 K: 1 S: 5	H: 1 LOB: 0 BB: 0 P: 5	R: 0 E: 0 K: 0 S: 3	H: 0 LOB: 1 BB: 1 P: 7	R: 0 E: 0 K: 2 S: 8	H: 1 LOB: 1 BB: 0 P: 8	R: 2 E: 0 K: 1 S: 7	H: 2 LOB: 1 BB: 1 P: 11	R: 0 E: 0 K: 0 S: 3	H: 0 LOB: 0 BB: 0 P: 3	R: 1 E: 1 K: 0 S: 5	H: 2 LOB: 1 BB: 0 P: 5	R: 2 E: 0 K: 0 S: 6	H: 3 LOB: 2 BB: 1 P: 10	1B: 6 2B: 1 3B: 0 HR: 2	SF: 0 SAC: 0 DP: 1 HBP: 1	
<b>PITCHER</b> Stan Bahnsen, R ERA: 4.3 Steve Kealey, R ERA: 2.5 Phil Regan, R ERA: 3.63 (1, 1) (7, 1) (8, 1)	IP: 6.1 WLS: L BF: 28 H: 6 R: 4 ER: 3 SO: 4 BB: 3 IBB: 0 HBP: 1 BLK: 0 WP: 1 HR: 2 S: 32 P: 45 ERA: 4.26 WHIP: 1.421																



Batter	1	2	3	4	5	6	7	8	9	AB	R	H	RBI	BB	SO	LOB	TOP		
Walt Williams, R OBP: 0.271, SLG: 0.326 (1, 9)										3	0	0	0	0	0	1	Chicago White Sox @ Baltimore Orioles Memorial Stadium, Baltimore, MD Sun Jul 16 1972, 3:33 AM EDT Att: 15,734 - Unknown - 90 F		
Jay Johnstone, L OBP: 0.261, SLG: 0.180 (1, 8)										2	1	2	0	1	0	0			
Dick Allen, R OBP: 0.405, SLG: 0.549 (1, 3)										3	0	1	0	0	1	1			
Carlos May, L OBP: 0.389, SLG: 0.411 (1, 7)										3	0	0	0	0	1	2			
Mike Andrews, R OBP: 0.346, SLG: 0.332 (1, 4)										3	0	0	0	0	0	0			
Ed Spiezio, R OBP: 0.231, SLG: 0.300 (1, 5)										3	0	0	0	0	1	0			
Ed Herrmann, L OBP: 0.291, SLG: 0.291 (1, 2)										3	0	0	0	0	0	0			
Rich Morales, R OBP: 0.286, SLG: 0.288 (1, 6)										1	0	0	0	1	1	0			
Wilbur Wood, R OBP: 0.188, SLG: 0.138 Vicente Romo, R (7, 1)										1	0	0	0	0	1	0			
										0	0	0	0	0	0	0			
<b>Inning Stats</b>	R: 0 E: 0 K: 1 S: 6	H: 1 LOB: 1 BB: 0 P: 6	R: 0 E: 0 K: 0 S: 3	H: 0 LOB: 0 BB: 0 P: 3	R: 0 E: 0 K: 0 S: 3	H: 1 LOB: 2 BB: 1 P: 7	R: 0 E: 0 K: 0 S: 3	H: 0 LOB: 0 BB: 0 P: 3	R: 0 E: 0 K: 1 S: 5	H: 0 LOB: 0 BB: 0 P: 5	R: 1 E: 1 K: 2 S: 8	H: 1 LOB: 1 BB: 1 P: 12	R: 0 E: 0 K: 1 S: 5	H: 0 LOB: 0 BB: 0 P: 5			1B: 3 2B: 0 3B: 0 HR: 0	SF: 0 SAC: 1 DP: 0 HBP: 0	WP: 0 PA: 25 CS: 0
<b>PITCHER</b> Jim Palmer, R ERA: 1.83 (1, 1)	IP: 7.0 WLS: W BF: 25 H: 3 R: 1 ER: 0 SO: 5 BB: 2 IBB: 0 HBP: 0 BLK: 0 WP: 0 HR: 0 S: 33 P: 41 ERA: 0.00 WHIP: 0.714															<b>PITCHER</b>	IP: WLS: BF: H: R: ER: SO: BB: IBB: HBP: BLK: WP: HR: S: P: ERA: WHIP:		

Batter	1	2	3	4	5	6	7	8	9	AB	R	H	RBI	BB	SO	LOB	BOTTOM		
Don Buford, S OBP: 0.337, SLG: 0.266 (1, 7)										4	1	2	0	0	0	0	Chicago White Sox @ Baltimore Orioles Memorial Stadium, Baltimore, MD Sun Jul 16 1972, 3:33 AM EDT Att: 15,734 - Unknown - 90 F		
Paul Blair, R OBP: 0.238, SLG: 0.323 (1, 8)										4	0	0	0	0	0	2			
Bobby Grich, R OBP: 0.354, SLG: 0.439 (1, 6)										4	1	3	1	0	0	1			
Boog Powell, L OBP: 0.318, SLG: 0.363 (1, 3)										3	2	2	2	1	0	1			
Don Baylor, R OBP: 0.343, SLG: 0.471 (1, 9)										3	1	2	0	0	0	0			
Brooks Robinson, R OBP: 0.302, SLG: 0.342 (1, 5)										3	0	2	2	0	0	0			
Davey Johnson, R OBP: 0.348, SLG: 0.369 (1, 4)										3	0	0	0	0	2	3			
Andy Etchebarren, R OBP: 0.233, SLG: 0.238 (1, 2)										2	0	0	0	1	0	3			
Jim Palmer, R OBP: 0.255, SLG: 0.315 (1, 1)										3	1	1	0	0	1	1			
										1B: 9 2B: 3 3B: 0 HR: 1	SF: 0 SAC: 0 DP: 1 HBP: 0	WP: 1 PA: 31 CS: 1							
<b>Inning Stats</b>	R: 0 E: 1 K: 0 S: 4	H: 1 LOB: 1 BB: 0 P: 4	R: 1 E: 0 K: 1 S: 7	H: 2 LOB: 1 BB: 0 P: 7	R: 0 E: 0 K: 0 S: 3	H: 1 LOB: 0 BB: 0 P: 3	R: 1 E: 0 K: 1 S: 7	H: 3 LOB: 1 BB: 0 P: 7	R: 0 E: 0 K: 0 S: 3	H: 0 LOB: 0 BB: 0 P: 3	R: 2 E: 0 K: 1 S: 7	H: 2 LOB: 0 BB: 0 P: 7	R: 2 E: 1 K: 0 S: 4	H: 3 LOB: 2 BB: 2 P: 12			1B: 9 2B: 3 3B: 0 HR: 1	SF: 0 SAC: 0 DP: 1 HBP: 0	WP: 1 PA: 31 CS: 1
<b>PITCHER</b> Wilbur Wood, L ERA: 2.55 Vicente Romo, R ERA: 2.59 (7, 1)	IP: 6.1 WLS: L BF: 28 H: 11 R: 6 ER: 5 SO: 3 BB: 1 IBB: 0 HBP: 0 BLK: 0 WP: 1 HR: 1 S: 33 P: 37 ERA: 7.11 WHIP: 1.895															<b>PITCHER</b>	IP: WLS: BF: H: R: ER: SO: BB: IBB: HBP: BLK: WP: HR: S: P: ERA: WHIP:		



Batter	1	2	3	4	5	6	7	8	9	AB	R	H	RBI	BB	SO	LOB	TOP						
Don Buford, S OBP: 0.341, SLG: 0.264 (1, 7)	4-0 1B BB		4-0 E 1B BB		0-0 F8		0-0 G3		4-0 BB	2	2	0	0	3	0	1	<p><b>Baltimore Orioles @ Texas Rangers</b> Arlington Stadium, Arlington, TX Mon Jul 17 1972, 8:05 PM EDT Att: 8,471 - Unknown</p>						
Johnny Oates, L OBP: 0.342, SLG: 0.426 (1, 2)	0-0 1B 1-2 1B		0-0 F8		0-0 L6			0-0 4-3	0-0 F9	5	0	1	0	0	0	3							
Bobby Grich, R OBP: 0.357, SLG: 0.438 (1, 6) (8, 3)	0-0 F9		0-0 1B 2H		0-0 F9			4-0 BB		3	0	1	1	1	0	2							
Boog Powell, L OBP: 0.317, SLG: 0.361 Mark Belanger, R OBP: 0.254, SLG: 0.233 (1, 3) (8, 6)	0-0 F9		0-0 1B		0-0 4-3			0-0 F9		4	0	1	0	0	0	3							
Brooks Robinson, R OBP: 0.305, SLG: 0.344 (1, 5)	0-0 1B		0-0 F8		0-0 1B			0-0 5-3		4	0	2	1	0	0	3							
Terry Crowley, L OBP: 0.344, SLG: 0.474 Don Baylor, R OBP: 0.343, SLG: 0.471 (1, 9) (9, 9)		0-0 F9		0-0 F9				0-0 3-1	4-0 SH1-4 BB PB BB	3	0	0	0	1	0	1							
Davey Johnson, R OBP: 0.347, SLG: 0.364 (1, 4)		0-0 F5		0-0 6-3			0-0 F9	4-0 PB SH1-4 BB	3	0	0	0	1	0	0								
Paul Blair, R OBP: 0.235, SLG: 0.318 Merv Rettenmund, R OBP: 0.329, SLG: 0.350 (1, 8) (9, 8)		0-3 K		0-0 F8			0-0 6-3	0-3 K	4	0	0	0	0	2	2								
Pat Dobson, R OBP: 0.140, SLG: 0.163 Roric Harrison, R OBP: 0.143, SLG: 0.286 (1, 1) (8, 1)			0-0 6-3		0-0 F9		0-0 E2	0-0 SH1-4	3	0	0	0	0	0	0								
<b>Inning Stats</b>	R: 1 E: 0 K: 0 S: 4	H: 2 LOB: 2 BB: 1 P: 8	R: 0 E: 0 K: 1 S: 5	H: 0 LOB: 0 BB: 0 P: 5	R: 1 E: 1 K: 0 S: 5	H: 2 LOB: 2 BB: 1 P: 9	R: 0 E: 0 K: 0 S: 3	H: 0 LOB: 0 BB: 0 P: 3	R: 0 E: 0 K: 0 S: 4	H: 1 LOB: 1 BB: 0 P: 4	R: 0 E: 1 K: 0 S: 4	H: 0 LOB: 1 BB: 0 P: 4	R: 0 E: 0 K: 0 S: 3	H: 0 LOB: 1 BB: 1 P: 7	R: 1 E: 0 K: 1 S: 5	H: 0 LOB: 2 BB: 3 P: 17		1B: 5 2B: 0 3B: 0 HR: 0	SF: 0 SAC: 1 DP: 0 HBP: 0	WP: 0 PB: 1 SB: 1 CS: 0	PA: 38		
<b>PITCHER</b>	IP WLS BF H R ER SO BB IBB HBP BLK WP HR S P ERA WHIP	5.0 L 20 4 2 1 1 2 0 0 0 0 0 0 20 28 1.80 1.200	2.0 8 1 0 0 0 0 0 0 0 0 0 0 0 8 8 0.00 0.500	1.2 8 0 1 0 1 1 3 0 0 0 0 0 0 7 19 0.00 1.800	0.1 2 0 0 0 0 0 1 0 0 0 0 0 0 1 5 0.00 3.000																		

Batter	1	2	3	4	5	6	7	8	9	AB	R	H	RBI	BB	SO	LOB	BOTTOM						
Davey Nelson, R OBP: 0.345, SLG: 0.323 (1, 5)	0-0 F6		0-0 B2		0-0 5-3		4-0 BB			3	0	0	0	1	0	1	<p><b>Baltimore Orioles @ Texas Rangers</b> Arlington Stadium, Arlington, TX Mon Jul 17 1972, 8:05 PM EDT Att: 8,471 - Unknown</p>						
Ted Kubiak, S OBP: 0.320, SLG: 0.269 (1, 6)	0-3 K		0-0 G3			0-0 1B 1B	0-0 F8			4	1	1	0	0	1	2							
Don Mincher, L OBP: 0.366, SLG: 0.384 Elliott Maddox, R OBP: 0.340, SLG: 0.272 (1, 3) (8, 7) (9, 7)	4-0 FC6-4 BB		0-0 4-3			0-0 1B 1B		4-0 SH3-4 BB		2	0	1	0	2	0	0							
Dick Billings, R OBP: 0.320, SLG: 0.343 (1, 2)	0-0 FC6-4			0-0 5-3		0-0 F8		0-0 SH3-4		3	0	0	0	0	0	3							
Larry Bittner, L OBP: 0.349, SLG: 0.369 (1, 7) (9, 3)		0-3 K		0-3 K		0-0 G5-4-3 1B		0-0 5-3		4	0	1	1	0	2	2							
Ted Ford, R OBP: 0.330, SLG: 0.403 (1, 9)		4-0 1B BB		0-0 F8		0-0 G5-4-3		0-3 K		3	0	0	0	1	1	4							
Joe Lovitto, S OBP: 0.307, SLG: 0.276 (1, 8) (9, 1)		0-0 1B		0-3 K			0-0 4-3 SH2-4 1B		0-0 1-3	4	0	2	0	0	1	0							
Lenny Randle, S OBP: 0.246, SLG: 0.287 (1, 4)		0-0 F7		0-0 G3 2B			0-0 SH2-4		0-3 K	3	0	1	0	0	1	2							
Jim Panter, R OBP: 0.286, SLG: 0.167 Dalton J. Jorgensen, R OBP: 0.209, SLG: 0.282 Casey Cox, R OBP: 0.319, SLG: 0.319 Hal King, L OBP: 0.323, SLG: 0.333 Horacio Pina, R OBP: 0.320, SLG: 0.200 Paul Lindblad, L OBP: 0.341, SLG: 0.352 (1, 1) (5, PH) (8, 1) (7, PH) (9, 1) (9, 1) (9, PH)		0-3 K		0-0 G3			0-0 4-3		0-0 L7	1	0	0	0	0	1	2							
<b>Inning Stats</b>	R: 0 E: 0 K: 1 S: 5	H: 0 LOB: 1 BB: 1 P: 9	R: 0 E: 0 K: 2 S: 8	H: 1 LOB: 2 BB: 1 P: 12	R: 0 E: 0 K: 0 S: 3	H: 0 LOB: 0 BB: 0 P: 3	R: 0 E: 0 K: 1 S: 6	H: 0 LOB: 1 BB: 0 P: 6	R: 1 E: 0 K: 0 S: 5	H: 3 LOB: 1 BB: 0 P: 5	R: 0 E: 0 K: 0 S: 4	H: 1 LOB: 2 BB: 1 P: 8	R: 0 E: 0 K: 1 S: 5	H: 0 LOB: 2 BB: 1 P: 9	R: 0 E: 0 K: 1 S: 5	H: 0 LOB: 0 BB: 0 P: 5		1B: 5 2B: 1 3B: 0 HR: 0	SF: 0 SAC: 2 DP: 1 HBP: 0	WP: 0 PB: 0 SB: 1 CS: 0	PA: 36		
<b>PITCHER</b>	IP WLS BF H R ER SO BB IBB HBP BLK WP HR S P ERA WHIP	7.0 W 30 6 0 0 2 4 0 0 0 0 0 0 36 52 1.29 1.429	2.0 S 6 0 0 0 2 0 0 0 0 0 0 0 10 10 0.00 0.000																				

AB	31
R	3
H	5
RBI	2
BB	6
SO	2
LOB	15



AB	30
R	1
H	6
RBI	1
BB	4
SO	7
LOB	18









Batter	1	2	3	4	5	6	7	8	9	AB	R	H	RBI	BB	SO	LOB	TOP										
Merv Rettenmund, R OBP: 0.322, SLG: 0.341 Don Buford, S OBP: 0.340, SLG: 0.262	0-0 4-3	0-0 P1		0-0 F9			0-0 SH3-4		0-0 F7	3	0	0	0	0	0	3											
Paul Blair, R OBP: 0.233, SLG: 0.314 Terry Crowley, L OBP: 0.346, SLG: 0.466	0-0 F7		0-0 2B		0-0 E6 G6-4-3		0-0 FC6 2B		0-0 F8	4	0	1	0	0	0	1											
Bobby Grich, R OBP: 0.364, SLG: 0.448	0-0 2B		4-0 E 1B BB		0-0 G6-4-3 1-2		0-0 2B		0-0 F7	4	1	2	0	1	0	1											
Don Baylor, R OBP: 0.346, SLG: 0.472	0-0 2B		0-0 F8		0-3 K		1-0 HBP			3	0	1	1	0	1	1											
Brooks Robinson, R OBP: 0.307, SLG: 0.346	0-0 F7		0-0 E9 1B				0-0 1B SF8 1B		0-0 F9	4	1	2	0	0	0	4											
Davey Johnson, R OBP: 0.344, SLG: 0.353		4-0 FC5-6 1B BB	0-0 F7				0-0 1B G5-4-3		0-0 F8	3	0	1	0	1	0	2											
Mark Belanger, R OBP: 0.253, SLG: 0.233		0-0 FC5-6 1B		0-0 F8			0-0 SF8		0-3 K	3	0	1	1	0	1	0											
Andy Etchebarren, R OBP: 0.241, SLG: 0.246		0-3 K		0-0 SH5-4 1B			0-0 G5-4-3		0-0 1B	4	0	2	0	0	1	3											
Mike Cuellar, L OBP: 0.130, SLG: 0.261		0-0 FC5-6		0-0 SH5-4			0-0 FC6 SH3-4 1B		0-3 K	3	0	1	0	0	1	3											
<b>Inning Stats</b>	R: 1 E: 0 K: 0 S: 5	H: 2 LOB: 1 BB: 0 P: 5	R: 0 E: 0 K: 1 S: 6	H: 1 LOB: 2 BB: 1 P: 10	R: 0 E: 1 K: 0 S: 4	H: 2 LOB: 2 BB: 1 P: 8	R: 0 E: 0 K: 0 S: 4	H: 1 LOB: 1 BB: 0 P: 4	R: 0 E: 1 K: 1 S: 5	H: 0 LOB: 0 BB: 0 P: 5	R: 1 E: 0 K: 0 S: 4	H: 2 LOB: 3 BB: 0 P: 4	R: 0 E: 0 K: 0 S: 5	H: 2 LOB: 3 BB: 0 P: 6	R: 0 E: 0 K: 2 S: 8	H: 1 LOB: 1 BB: 0 P: 8	R: 0 E: 0 K: 0 S: 3	H: 0 LOB: 0 BB: 0 P: 3	1B: 7 2B: 4 3B: 0 HR: 0	SF: 1 SAC: 2 DP: 2 HBP: 1	WP: 0 PB: 0 SB: 0 CS: 0	PA: 39					
<b>PITCHER</b>	IP	WLS	BF	H	R	ER	SO	BB	IBB	HBP	BLK	WP	HR	S	P	ERA	WHIP										
Mike Paul, L ERA: 1.94	(1, 1)	6.2	30	10	2	2	2	2	0	0	0	0	0	32	40	2.70	1.800										
Jim Panther, R ERA: 4.09	(7, 1)	1.1	W	6	1	0	0	2	0	0	1	0	0	9	10	0.00	0.750										
Horacio Pina, R ERA: 2.39	(9, 1)	1.0	S	3	0	0	0	0	0	0	0	0	0	3	3	0.00	0.000										

Baltimore Orioles @ Texas Rangers  
Arlington Stadium, Arlington, TX  
Wed Jul 19 1972, 8:05 PM EDT  
Att: 8,238 - Unknown

AB 33  
R 2  
H 11  
RBI 2  
BB 2  
SO 4  
LOB 18



Batter	1	2	3	4	5	6	7	8	9	AB	R	H	RBI	BB	SO	LOB	BOTTOM										
Davey Nelson, R OBP: 0.337, SLG: 0.313	0-0 F8		0-0 F7			0-0 F7		4-0 FC1-2 1B BB		3	1	0	0	1	0	0											
Ted Kubiak, S OBP: 0.300, SLG: 0.250 Dalton Jones, L OBP: 0.209, SLG: 0.275	0-0 5-3		0-0 6-3			0-0 F6		0-0 FC1-2 1B		2	0	0	0	0	0	0											
Ted Ford, R OBP: 0.324, SLG: 0.408	0-0 HR			0-0 G6-4-3 1B			0-0 F4		0-0 F9	4	1	2	1	0	0	3											
Dick Billings, R OBP: 0.326, SLG: 0.350	0-0 FC4-6 1B			0-0 F7			4-0 1B BB		0-0 1B	3	0	2	2	1	0	1											
Frank Howard, R OBP: 0.350, SLG: 0.367	0-0 FC4-6			0-0 G6-4-3			0-0 L5		4-0 IBB	3	0	0	0	1	0	3											
Joe Lovitto, S OBP: 0.298, SLG: 0.267		0-0 6-3			0-0 5-3		0-0 FC5-4 1B		0-3 K	4	0	1	0	0	1	3											
Elliott Maddox, R OBP: 0.335, SLG: 0.269		0-3 K			0-0 5-3		0-0 FC5-4			3	0	0	0	0	1	2											
Lenny Randle, S OBP: 0.241, SLG: 0.277		0-3 K			0-0 F6			4-0 SH FC1-2 BB		2	0	0	0	1	1	0											
Mike Paul, L OBP: 0.158, SLG: 0.111 Jim Panther, R OBP: 0.286, SLG: 0.167 Tom Grieve, R OBP: 0.225, SLG: 0.227 Toby Harrah, R OBP: 0.326, SLG: 0.353 Horacio Pina, R OBP: 0.333, SLG: 0.333			0-3 K		0-0 4-3			0-0 SH FC1-2 BB		2	0	0	0	0	0	0											
<b>Inning Stats</b>	R: 1 E: 0 K: 0 S: 5	H: 2 LOB: 1 BB: 0 P: 5	R: 0 E: 0 K: 2 S: 7	H: 0 LOB: 0 BB: 0 P: 7	R: 0 E: 0 K: 1 S: 5	H: 0 LOB: 0 BB: 0 P: 5	R: 0 E: 0 K: 0 S: 3	H: 1 LOB: 0 BB: 0 P: 3	R: 0 E: 0 K: 0 S: 3	H: 0 LOB: 0 BB: 0 P: 3	R: 0 E: 0 K: 0 S: 4	H: 1 LOB: 2 BB: 1 P: 8	R: 2 E: 1 K: 1 S: 7	H: 1 LOB: 3 BB: 3 P: 19	R: 0 E: 0 K: 1 S: 3	H: 0 LOB: 0 BB: 0 P: 3	1B: 4 2B: 0 3B: 0 HR: 1	SF: 0 SAC: 1 DP: 1 HBP: 0	WP: 0 PB: 0 SB: 0 CS: 0	PA: 33							
<b>PITCHER</b>	IP	WLS	BF	H	R	ER	SO	BB	IBB	HBP	BLK	WP	HR	S	P	ERA	WHIP										
Mike Cuellar, L ERA: 2.51	(1, 1)	8.0	L	33	5	3	1	4	3	1	0	0	1	37	53	1.12	1.000										

Baltimore Orioles @ Texas Rangers  
Arlington Stadium, Arlington, TX  
Wed Jul 19 1972, 8:05 PM EDT  
Att: 8,238 - Unknown

AB 28  
R 3  
H 5  
RBI 3  
BB 4  
SO 4  
LOB 15





Batter	1	2	3	4	5	6	7	8	9	10	AB	R	H	RBI	BB	SO	LOB	TOP			
Don Buford, S OBP: 0.347, SLG: 0.266 (1, 7)	F4		1B		4-3		BB		1B	BB FC3-2	4	1	2	1	2	0	0				
Terry Crowley, L OBP: 0.338, SLG: 0.452 (1, 9)	3-1		K		F7		F6		1B	FC3-2	6	0	1	1	0	1	5				
Ronnie Harrison, R OBP: 0.125, SLG: 0.250 (10, 1)									1B	BB	0	0	0	0	0	0	0				
Bobby Grich, R OBP: 0.371, SLG: 0.460 (1, 6)	WP		1B		2B		L6		6-3		5	1	3	2	1	0	2				
Boog Powell, L OBP: 0.316, SLG: 0.357 (1, 3)	WP		F3		1B		F7		G3	4-3	5	1	1	1	1	0	6				
Don Baylor, R OBP: 0.349, SLG: 0.473 (1, 8)	BB				2B						4	0	2	1	0	0	2				
Paul Blair, R OBP: 0.235, SLG: 0.314 (8, 8)	F8				1B					1B SH1-3	0	1	0	0	1	0	0				
Brooks Robinson, R OBP: 0.304, SLG: 0.342 (1, 5)		F2			F8		FC5-4		5-3	SH1-3	4	0	0	0	0	0	1				
Davey Johnson, R OBP: 0.341, SLG: 0.347 (1, 4)		F7			F4		F4		F4	1B	4	1	0	0	0	0	0				
Johnny Oates, L OBP: 0.374, SLG: 0.436 (1, 2)							4-3			HBP	5	1	4	0	0	0	0				
Jim Palmer, R OBP: 0.241, SLG: 0.298 (8, 1)										1B	3	0	0	0	0	0	2				
Doyle Alexander, R OBP: 0.311, SLG: 0.271 (9, 1)										1B	0	0	0	0	0	0	0				
Grant Jackson, S OBP: 0.240, SLG: 0.271 (9, 1)										1B	0	0	0	0	0	0	0				
Eddie Watt, R OBP: 0.266, SLG: 0.282 (10, PH)										1B	0	0	0	0	0	0	0				
Tom Shoggy, R OBP: 0.266, SLG: 0.282 (10, PH)										1B	1	1	2	0	0	0	0				
Merv Rettenmund, R OBP: 0.208, SLG: 0.344 (10, 9)										1B	1	1	2	0	0	0	0				
<b>Inning Stats</b>	R: 0 E: 0 K: 0 S: 4	H: 1 LOB: 2 BB: 1 P: 8	R: 0 E: 0 K: 0 S: 4	H: 1 LOB: 1 BB: 0 P: 4	R: 1 E: 0 K: 1 S: 7	H: 3 LOB: 2 BB: 0 P: 7	R: 0 E: 0 K: 1 S: 6	H: 1 LOB: 1 BB: 0 P: 6	R: 2 E: 0 K: 0 S: 6	H: 3 LOB: 1 BB: 0 P: 6	R: 0 E: 0 K: 0 S: 5	H: 0 LOB: 0 BB: 0 P: 5	R: 0 E: 0 K: 0 S: 3	H: 0 LOB: 1 BB: 1 P: 7	R: 0 E: 1 K: 0 S: 6	H: 3 LOB: 1 BB: 0 P: 6	R: 3 E: 0 K: 0 S: 5	H: 2 LOB: 3 BB: 3 P: 18	1B: 11 2B: 3 3B: 0 HR: 0	SF: 0 SAC: 2 DP: 0 HBP: 1	WP: 1 PA: 49
<b>PITCHER</b>	IP	WLS	BF	H	R	ER	SO	BB	IBB	HBP	BLK	WP	HR	S	P	ERA	WHIP				
Roger Nelson, R ERA: 1.99 (1, 1)	8.0		34	9	3	3	3	2	0	0	0	1	0	38	46	3.38	1.375				
Al Fitzmorris, R ERA: 3.48 (9, 1)	0.0		3	2	2	1	0	0	0	0	0	0	0	3	3	∞	∞				
Ken Wright, R ERA: 4.22 (9, 1)	1.1	L	7	2	3	3	0	1	0	1	0	0	0	5	10	20.25	2.250				
Tom Burgmeier, L ERA: 2.55 (10, 1)	0.1		3	1	0	0	0	0	1	0	0	0	0	2	6	0.00	3.000				
Ted Abernathy, R ERA: 1.23 (10, 1)	0.1		2	0	0	0	0	1	0	0	0	0	0	1	5	0.00	3.000				

Baltimore Orioles @ Kansas City Royals  
Municipal Stadium, Kansas City, MO  
Thu Jul 20 1972, 8:05 PM EDT  
Att. 11,075 - Unknown

AB 41  
R 8  
H 14  
RBI 8  
BB 5  
SO 3  
LOB 18



Batter	1	2	3	4	5	6	7	8	9	10	AB	R	H	RBI	BB	SO	LOB	BOTTOM					
Freddie Patek, R OBP: 0.241, SLG: 0.298 (8, PH)	F9		FC6-4		K			SH5-4	SF9		3	0	0	0	0	1	2						
Gall Higgins, L OBP: 0.240, SLG: 0.289 (8, PH)								2B			0	0	0	0	1	0	0						
Bobby Floyd, R OBP: 0.242, SLG: 0.214 (8, PH)								BB			0	1	0	0	0	0	0						
Carl Taylor, R OBP: 0.266, SLG: 0.333 (10, 9)									3H		0	0	0	1	0	0	0						
Amos Otis, R OBP: 0.365, SLG: 0.429 (1, 8)	K			4-3	K			SH5-4	F8		4	1	1	0	0	2	2						
Richie Scheinblum, S OBP: 0.276, SLG: 0.469 (8, 1)				1B																			
Al Fitzmorris, S OBP: 0.240, SLG: 0.289 (8, 1)																							
Ken Wright, R OBP: 0.240, SLG: 0.289 (8, 1)																							
Tom Burgmeier, L OBP: 0.240, SLG: 0.289 (8, 1)																							
Ted Abernathy, R OBP: 0.240, SLG: 0.289 (8, 1)																							
Jerry May, R OBP: 0.308, SLG: 0.319 (10, PH)																							
John Mayberry, L OBP: 0.371, SLG: 0.442 (1, 3)		F8			F4			F5			5	0	2	1	0	0	1						
Lou Piniella, R OBP: 0.364, SLG: 0.479 (1, 7)		F7			1B			2B															
Ed Kirkpatrick, L OBP: 0.409, SLG: 0.446 (1, 2)		F9			1B			F8			5	0	1	0	0	0	1						
Cookie Rojas, R OBP: 0.343, SLG: 0.375 (1, 5)											4	1	2	0	0	0	2						
Bobby Knoop, R OBP: 0.333, SLG: 0.280 (1, 4)																							
Joe Keough, L OBP: 0.304, SLG: 0.205 (9, PH)											3	0	1	0	0	0	1						
Paul Schaal, R OBP: 0.306, SLG: 0.320 (10, 4)											0	1	0	0	0	0	0						
Roger Nelson, R OBP: 0.176, SLG: 0.125 (1, 1)											0	0	0	0	1	0	0						
Steve Hovley, L OBP: 0.283, SLG: 0.302 (8, PH)											2	1	2	1	0	0	0						
<b>Inning Stats</b>	R: 0 E: 0 K: 1 S: 5	H: 0 LOB: 0 BB: 0 P: 5	R: 0 E: 0 K: 0 S: 3	H: 0 LOB: 0 BB: 0 P: 3	R: 0 E: 0 K: 0 S: 3	H: 0 LOB: 1 BB: 1 P: 7	R: 1 E: 0 K: 0 S: 6	H: 3 LOB: 2 BB: 0 P: 6	R: 0 E: 0 K: 2 S: 8	H: 1 LOB: 1 BB: 0 P: 8	R: 0 E: 0 K: 0 S: 3	H: 0 LOB: 0 BB: 0 P: 3	R: 0 E: 0 K: 0 S: 3	H: 1 LOB: 0 BB: 1 P: 3	R: 2 E: 0 K: 0 S: 5	H: 2 LOB: 2 BB: 1 P: 9	R: 0 E: 0 K: 0 S: 5	H: 2 LOB: 1 BB: 0 P: 6	R: 0 E: 0 K: 0 S: 4	H: 1 LOB: 1 BB: 0 P: 4	1B: 9 2B: 1 3B: 0 HR: 0	SF: 1 SAC: 2 DP: 1 HBP: 1	WP: 0 PA: 42
<b>PITCHER</b>	IP	WLS	BF	H	R	ER	SO	BB	IBB	HBP	BLK	WP	HR	S	P	ERA	WHIP						
Jim Palmer, R ERA: 1.91 (1, 1)	7.2		31	7	3	3	3	2	0	0	0	0	0	35	43	3.52	1.174						
Doyle Alexander, R ERA: 2.69 (8, 1)	0.2		4	1	2	2	0	0	0	1	0	0	0	3	4	27.00	1.500						
Grant Jackson, L ERA: 4.97 (9, 1)	0.0		1	1	0	0	0	0	0	0	0	0	0	1	1	∞	∞						
Eddie Watt, R ERA: 3.79 (9, 1)	0.2	W	2	0	0	0	0	0	0	0	0	0	0	2	2	0.00	0.000						
Ronnie Harrison, R ERA: 1.02 (10, 1)	1.0	S	4	1	0	0	0	0	0	0	0	0	0	4	4	0.00	1.000						

Baltimore Orioles @ Kansas City Royals  
Municipal Stadium, Kansas City, MO  
Thu Jul 20 1972, 8:05 PM EDT  
Att. 11,075 - Unknown

AB 36  
R 5  
H 10  
RBI 5  
BB 2  
SO 3  
LOB 15





Batter	1	2	3	4	5	6	7	8	9	AB	R	H	RBI	BB	SO	LOB	TOP					
<b>Don Buford, S</b> OBP: 0.347, SLG: 0.265 (1, 7)										4	1	1	0	0	0	0						
<b>Terry Crowley, L</b> OBP: 0.326, SLG: 0.434 (1, 9)										5	0	0	0	0	1	4						
<b>Bobby Grich, R</b> OBP: 0.368, SLG: 0.455 (1, 6) (9, 3)										5	0	1	0	0	2	0						
<b>Boog Powell, L</b> OBP: 0.321, SLG: 0.372 <b>Mark Belanger, R</b> OBP: 0.235, SLG: 0.233 (1, 3) (9, 6)										4	2	2	2	1	1	0						
<b>Don Baylor, R</b> OBP: 0.358, SLG: 0.479 <b>Paul Blair, R</b> OBP: 0.238, SLG: 0.316 (1, 8) (6, 8)										4	3	3	0	0	0	2						
<b>Brooks Robinson, R</b> OBP: 0.302, SLG: 0.340 (1, 5)										5	1	1	1	0	0	7						
<b>Davey Johnson, R</b> OBP: 0.342, SLG: 0.352 (1, 4)										5	0	2	2	0	1	1						
<b>Johnny Oates, L</b> OBP: 0.370, SLG: 0.425 (1, 2)										3	0	0	0	1	0	2						
<b>Pat Dobson, R</b> OBP: 0.191, SLG: 0.173 <b>Dave Leonhard, R</b> OBP: 1.000, SLG: 2.000 <b>Grant Jackson, S</b> (1, 1) (6, 1) (6, 1)										3	0	1	1	0	0	3						
										0	0	0	0	0	0	0						
										1	0	0	0	0	0	0						
<b>Inning Stats</b>	R: 3 E: 1 K: 1 S: 10	H: 4 LOB: 3 BB: 1 P: 14	R: 0 E: 0 K: 0 S: 3	H: 0 LOB: 0 BB: 0 P: 3	R: 2 E: 0 K: 0 S: 7	H: 4 LOB: 3 BB: 0 P: 8	R: 2 E: 1 K: 3 S: 11	H: 2 LOB: 0 BB: 0 P: 11	R: 0 E: 0 K: 0 S: 4	H: 1 LOB: 2 BB: 1 P: 8	R: 0 E: 0 K: 0 S: 3	H: 0 LOB: 0 BB: 0 P: 3	R: 0 E: 0 K: 1 S: 5	H: 0 LOB: 0 BB: 0 P: 5	R: 0 E: 0 K: 0 S: 4	H: 1 LOB: 1 BB: 0 P: 4	1B: 10 2B: 3 3B: 0 HR: 1	SF: 0 SAC: 0 DP: 0 HBP: 1	WP: 0 PB: 0 SB: 1 CS: 0	PA: 43		
<b>PITCHER</b>	IP	WLS	BF	H	R	ER	SO	BB	IBB	HBP	BLK	WP	HR	S	P	ERA	WHIP					
<b>Bruce Dal Canton, R</b> ERA: 3.98 (1, 1)	2.2	L	18	8	5	3	1	0	1	0	0	0	1	19	23	10.12	3.000					
<b>Mike Hedlund, R</b> ERA: 3.93 (3, 1)	3.1		15	3	2	1	3	1	0	1	0	0	0	0	19	24	2.70	1.200				
<b>Al Fitzmorris, R</b> ERA: 3.99 (7, 1)	2.0		6	0	0	0	1	0	0	0	0	0	0	8	8	0.00	0.000					
<b>Ted Abernathy, R</b> ERA: 1.19 (9, 1)	1.0		4	1	0	0	0	0	0	0	0	0	0	4	4	0.00	1.000					

**Baltimore Orioles @ Kansas City Royals**  
Municipal Stadium, Kansas City, MO  
Fri Jul 21 1972, 8:05 PM EDT  
Att: 12,383 - Unknown - 88 F

AB 40  
R 7  
H 12  
RBI 6  
BB 2  
SO 5  
LOB 19



Batter	1	2	3	4	5	6	7	8	9	AB	R	H	RBI	BB	SO	LOB	BOTTOM					
<b>Amos Otis, R</b> OBP: 0.366, SLG: 0.430 (1, 8)										4	1	1	0	1	0	1						
<b>Ed Kirkpatrick, L</b> OBP: 0.414, SLG: 0.449 (1, 2)										5	1	3	1	0	0	1						
<b>Richie Scheinblum, S</b> OBP: 0.373, SLG: 0.464 (1, 9)										5	1	1	0	0	1	4						
<b>John Mayberry, L</b> OBP: 0.372, SLG: 0.445 (1, 3)										5	1	2	1	0	1	1						
<b>Lou Piniella, R</b> OBP: 0.361, SLG: 0.474 (1, 7)										5	1	1	0	0	2	2						
<b>Carl Taylor, R</b> OBP: 0.333, SLG: 0.355 (1, 5)										4	1	2	1	1	1	1						
<b>Bobby Knoop, R</b> OBP: 0.323, SLG: 0.259 (1, 4)										4	0	1	1	0	2	2						
<b>Freddie Patek, R</b> OBP: 0.275, SLG: 0.304 (1, 6)										3	0	0	0	1	2	4						
<b>Bruce Dal Canton, R</b> OBP: 0.225, SLG: 0.167 (3, 1) <b>Mike Hedlund, R</b> OBP: 0.296, SLG: 0.286 (6, 1) <b>Steve Prohaska, L</b> OBP: 0.296, SLG: 0.322 (7, 1) <b>Al Fitzmorris, S</b> OBP: 0.305, SLG: 0.300 (8, 1) <b>Jerry May, R</b> OBP: 0.315, SLG: 0.316 (9, 1) <b>Ted Abernathy, R</b> (9, 1)										0	0	0	0	0	0	0						
										2	0	0	0	2	1	0						
										1	0	1	0	0	0	0						
										0	0	0	0	0	0	0						
										1	0	0	0	0	0	0						
<b>Inning Stats</b>	R: 0 E: 0 K: 0 S: 3	H: 0 LOB: 0 BB: 0 P: 3	R: 0 E: 0 K: 0 S: 4	H: 1 LOB: 1 BB: 0 P: 4	R: 0 E: 0 K: 1 S: 5	H: 0 LOB: 1 BB: 1 P: 9	R: 2 E: 1 K: 2 S: 10	H: 2 LOB: 1 BB: 0 P: 10	R: 2 E: 0 K: 2 S: 10	H: 3 LOB: 1 BB: 0 P: 10	R: 1 E: 1 K: 2 S: 10	H: 3 LOB: 3 BB: 1 P: 14	R: 0 E: 0 K: 1 S: 6	H: 1 LOB: 2 BB: 1 P: 10	R: 1 E: 0 K: 1 S: 7	H: 2 LOB: 1 BB: 0 P: 7	R: 0 E: 0 K: 2 S: 7	H: 0 LOB: 0 BB: 0 P: 7	1B: 9 2B: 3 3B: 0 HR: 0	SF: 1 SAC: 0 DP: 0 HBP: 0	WP: 1 PB: 0 SB: 0 CS: 0	PA: 43
<b>PITCHER</b>	IP	WLS	BF	H	R	ER	SO	BB	IBB	HBP	BLK	WP	HR	S	P	ERA	WHIP					
<b>Pat Dobson, R</b> ERA: 2.35 (1, 1)	5.2	W	27	8	5	4	7	1	0	0	0	0	0	40	44	6.35	1.588					
<b>Dave Leonhard, R</b> ERA: 4.91 (6, 1)	0.0		1	0	0	0	0	1	0	0	0	0	0	0	4	∞	∞					
<b>Grant Jackson, L</b> ERA: 4.5 (6, 1)	3.1	S	15	4	1	1	4	1	0	0	0	0	0	22	26	2.70	1.500					

**Baltimore Orioles @ Kansas City Royals**  
Municipal Stadium, Kansas City, MO  
Fri Jul 21 1972, 8:05 PM EDT  
Att: 12,383 - Unknown - 88 F

AB 39  
R 6  
H 12  
RBI 5  
BB 3  
SO 11  
LOB 17









Batter	1	2	3	4	5	6	7	8	9	AB	R	H	RBI	BB	SO	LOB	TOP					
<b>Don Buford, S</b> OBP: 0.345, SLG: 0.261 (1, 7)										4	0	0	0	1	2	3	<b>Baltimore Orioles @ Kansas City Royals</b> Municipal Stadium, Kansas City, MO Sun Jul 23 1972, 4:33 AM EDT Att: 28,563 - Unknown - 89 F <a href="http://livebaseballscorecards.com">livebaseballscorecards.com</a>					
<b>Terry Crowley, L</b> OBP: 0.324, SLG: 0.451 (1, 9)										4	2	1	4	0	0	1						
<b>Paul Blair, R</b> OBP: 0.235, SLG: 0.312 (7, 8)										0	0	0	0	0	0	0						
<b>Bobby Grich, R</b> OBP: 0.363, SLG: 0.454 (1, 6)										4	1	1	1	0	1	0						
<b>Boog Powell, L</b> OBP: 0.329, SLG: 0.400 (1, 3)										4	1	3	1	0	0	0						
<b>Don Baylor, R</b> OBP: 0.351, SLG: 0.483 (1, 8) (7, 9)										4	1	1	2	0	0	2						
<b>Brooks Robinson, R</b> OBP: 0.306, SLG: 0.338 (1, 5)										4	0	1	0	0	0	1						
<b>Davey Johnson, R</b> OBP: 0.347, SLG: 0.363 (1, 4)										4	1	1	0	0	0	2						
<b>Eliot Hendricks, L</b> OBP: 0.244, SLG: 0.179 (1, 2)										3	1	0	0	1	1	0						
<b>Mike Cuellar, L</b> OBP: 0.143, SLG: 0.265 (1, 1)										3	1	1	0	0	1	0						
<b>Eddie Watt, R</b> (8, 1)										0	0	0	0	0	0	0						
<b>Doyle Alexander, R</b> OBP: 0.071, SLG: 0.071 (8, 1)										0	0	0	0	0	0	0						
<b>Grant Jackson, S</b> (8, 1)										1	0	0	0	0	1	0						
<b>Inning Stats</b>	R: 4 E: 0 K: 0 S: 6	H: 4 LOB: 0 BB: 1 P: 10	R: 0 E: 0 K: 1 S: 5	H: 0 LOB: 0 BB: 0 P: 5	R: 0 E: 0 K: 1 S: 6	H: 1 LOB: 1 BB: 0 P: 6	R: 0 E: 0 K: 0 S: 3	H: 0 LOB: 0 BB: 0 P: 3	R: 0 E: 0 K: 2 S: 7	H: 0 LOB: 0 BB: 0 P: 7	R: 0 E: 0 K: 0 S: 3	H: 0 LOB: 0 BB: 0 P: 3	R: 4 E: 0 K: 1 S: 8	H: 3 LOB: 0 BB: 1 P: 12	R: 0 E: 0 K: 0 S: 4	H: 1 LOB: 1 BB: 0 P: 4	R: 0 E: 0 K: 1 S: 5	H: 0 LOB: 0 BB: 0 P: 5	1B: 4 2B: 2 3B: 1 HR: 2	SF: 0 SAC: 0 DP: 1 HBP: 0	WP: 0 PB: 0 SB: 0 CS: 0	PA: 37
<b>PITCHER</b>	IP WLS BF H R ER SO BB IBB HBP BLK WP HR S P ERA WHIP																					
<b>Dick Drago, R</b> ERA: 2.72 (1, 1)	6.0 L 23 5 4 4 4 1 1 0 0 0 0 0 1 30 34 6.00 1.000																					
<b>Roger Nelson, R</b> ERA: 2.48 (7, 1)	2.0 11 4 4 4 1 1 0 0 0 0 0 0 1 12 16 18.00 2.500																					
<b>Bruce Dal Canton, R</b> ERA: 3.51 (9, 1)	1.0 3 0 0 0 0 1 0 0 0 0 0 0 0 5 5 0.00 0.000																					

Batter	1	2	3	4	5	6	7	8	9	AB	R	H	RBI	BB	SO	LOB	BOTTOM					
<b>Freddie Patek, R</b> OBP: 0.280, SLG: 0.302 (1, 6)										3	0	0	0	0	0	2	<b>Baltimore Orioles @ Kansas City Royals</b> Municipal Stadium, Kansas City, MO Sun Jul 23 1972, 4:33 AM EDT Att: 28,563 - Unknown - 89 F <a href="http://livebaseballscorecards.com">livebaseballscorecards.com</a>					
<b>Joe Keough, L</b> OBP: 0.298, SLG: 0.200 (8, PH)										1	0	0	0	0	0	1						
<b>Bruce Dal Canton, R</b> OBP: 0.123, SLG: 0.167 (9, 1)										0	0	0	0	0	0	0						
<b>Carl Taylor, R</b> OBP: 0.324, SLG: 0.344 (8, PH)										1	0	0	0	0	0	1						
<b>Amos Otis, R</b> OBP: 0.372, SLG: 0.434 (1, 8)										0	0	0	0	0	0	0						
<b>Steve Hovley, L</b> OBP: 0.289, SLG: 0.322 (1, 8)										3	0	1	1	0	0	0						
<b>Richie Scheinblum, S</b> OBP: 0.375, SLG: 0.499 (1, 9)										3	0	0	0	1	0	1						
<b>Lou Piniella, R</b> OBP: 0.363, SLG: 0.476 (1, 7)										2	0	0	0	2	0	0						
<b>Cookie Rojas, R</b> OBP: 0.343, SLG: 0.373 (1, 5)										2	0	0	0	1	0	1						
<b>Bobby Floyd, R</b> OBP: 0.223, SLG: 0.215 (8, 5)										0	0	0	0	0	0	0						
<b>Gail Hopkins, L</b> OBP: 0.275, SLG: 0.200 (8, PH)										0	0	0	0	1	0	0						
<b>John Mayberry, L</b> OBP: 0.395, SLG: 0.433 (1, 3)										3	1	0	0	1	0	4						
<b>Ed Kirkpatrick, L</b> OBP: 0.416, SLG: 0.466 (1, 2)										4	1	3	1	0	0	0						
<b>Bobby Knoop, R</b> OBP: 0.329, SLG: 0.279 (1, 4)										4	1	1	1	0	1	2						
<b>Dick Drago, R</b> OBP: 0.143, SLG: 0.045 (1, 1)										1	0	0	0	0	0	0						
<b>Jerry May, R</b> OBP: 0.312, SLG: 0.316 (6, PH)										0	0	0	0	1	0	0						
<b>Roger Nelson, R</b> OBP: 0.176, SLG: 0.125 (7, 1)										0	0	0	0	0	0	0						
<b>Paul Schaal, R</b> OBP: 0.306, SLG: 0.325 (8, PH)										2	1	1	1	0	0	1						
<b>Inning Stats</b>	R: 0 E: 0 K: 0 S: 3	H: 0 LOB: 0 BB: 0 P: 3	R: 0 E: 0 K: 0 S: 2	H: 0 LOB: 0 BB: 1 P: 6	R: 0 E: 0 K: 0 S: 3	H: 0 LOB: 0 BB: 0 P: 3	R: 0 E: 0 K: 0 S: 3	H: 1 LOB: 0 BB: 0 P: 3	R: 0 E: 0 K: 0 S: 3	H: 0 LOB: 0 BB: 0 P: 3	R: 0 E: 0 K: 0 S: 3	H: 1 LOB: 1 BB: 1 P: 7	R: 0 E: 0 K: 0 S: 3	H: 0 LOB: 1 BB: 1 P: 7	R: 4 E: 0 K: 0 S: 6	H: 3 LOB: 3 BB: 4 P: 22	R: 0 E: 0 K: 1 S: 6	H: 1 LOB: 1 BB: 0 P: 6	1B: 2 2B: 4 3B: 0 HR: 0	SF: 1 SAC: 0 DP: 3 HBP: 0	WP: 1 PB: 0 SB: 0 CS: 0	PA: 37
<b>PITCHER</b>	IP WLS BF H R ER SO BB IBB HBP BLK WP HR S P ERA WHIP																					
<b>Mike Cuellar, L</b> ERA: 2.64 (1, 1)	7.0 W 27 5 4 4 0 4 0 0 0 0 0 1 0 23 39 5.14 1.286																					
<b>Eddie Watt, R</b> ERA: 3.66 (8, 1)	0.2 3 0 0 0 0 1 0 0 0 0 1 0 2 6 0.00 1.500																					
<b>Doyle Alexander, R</b> ERA: 2.69 (8, 1)	0.0 1 0 0 0 0 1 0 0 0 0 0 0 0 4 ∞ ∞																					
<b>Grant Jackson, L</b> ERA: 4.15 (8, 1)	1.1 S 6 1 0 0 1 1 0 0 0 0 0 0 7 11 0.00 1.500																					



Batter	1	2	3	4	5	6	7	8	9	AB	R	H	RBI	BB	SO	LOB	TOP									
<b>Del Unser, L</b> OBP: 0.251, SLG: 0.270 (1, 8)										5	0	2	0	0	0	0										
<b>Jack Brohamer, L</b> OBP: 0.295, SLG: 0.322 (1, 4)										5	1	2	0	0	2	1										
<b>Chris Chambliss, L</b> OBP: 0.305, SLG: 0.362 (1, 3)										4	1	1	0	0	0	3										
<b>Alex Johnson, R</b> OBP: 0.267, SLG: 0.310 <b>Steve Mingo, L</b> (9, 1)										3	0	0	0	1	0	4										
<b>Graig Nettles, L</b> OBP: 0.340, SLG: 0.385 (1, 5)										4	0	0	0	0	1	6										
<b>John Lowenstein, L</b> OBP: 0.317, SLG: 0.444 (1, 9)										4	0	1	2	0	2	0										
<b>Ray Fosse, R</b> OBP: 0.305, SLG: 0.356 (1, 2)										3	0	0	0	1	1	2										
<b>Frank Duffy, R</b> OBP: 0.306, SLG: 0.313 (1, 6)										3	1	1	0	1	0	1										
<b>Dick Tidrow, R</b> OBP: 0.211, SLG: 0.167 <b>Mike Kilkenny, R</b> OBP: 0.111, SLG: 0.111 <b>Phil Hennigan, R</b> (7, 1) <b>Tom McCraw, L</b> OBP: 0.371, SLG: 0.394 (9, 7)										3	0	0	0	0	2	2										
<b>Inning Stats</b>	R: 2 E: 0 K: 1 S: 8	H: 3 LOB: 2 BB: 1 P: 12	R: 0 E: 0 K: 0 S: 3	H: 0 LOB: 0 BB: 0 P: 3	R: 0 E: 1 K: 0 S: 4	H: 1 LOB: 1 BB: 0 P: 4	R: 0 E: 0 K: 2 S: 7	H: 0 LOB: 1 BB: 1 P: 11	R: 0 E: 0 K: 1 S: 5	H: 0 LOB: 0 BB: 0 P: 5	R: 0 E: 0 K: 0 S: 3	H: 0 LOB: 0 BB: 0 P: 3	R: 2 E: 0 K: 2 S: 9	H: 2 LOB: 0 BB: 0 P: 9	1B: 6 2B: 1 3B: 0 HR: 1	SF: 0 SAC: 0 DP: 1 HBP: 0	WP: 0 PB: 0 SB: 1 CS: 0	PA: 38								
<b>PITCHER</b> <b>Pat Dobson, R</b> ERA: 2.44 (1, 1)	IP: 9.0 WLS: L BF: 38	H: 8 R: 4 ER: 4 SO: 8	BB: 3 IBB: 0 HBP: 0 BLK: 0	WP: 0 HR: 1 S: 51 P: 63	ERA: 4.00 WHIP: 1.222											ERA: 4.00 WHIP: 1.222										

Cleveland Indians @ Baltimore Orioles  
Memorial Stadium, Baltimore, MD  
Thu Jul 27 1972, 7:05 PM EDT  
Att: 10,033 - Unknown


AB	35
R	4
H	8
RBI	4
BB	3
SO	8
LOB	19



Batter	1	2	3	4	5	6	7	8	9	AB	R	H	RBI	BB	SO	LOB	BOTTOM									
<b>Don Buford, S</b> OBP: 0.349, SLG: 0.270 (1, 7)										3	2	1	0	2	1	1										
<b>Bobby Grich, R</b> OBP: 0.360, SLG: 0.451 (1, 6)										4	0	1	1	0	1	3										
<b>Terry Crowley, L</b> OBP: 0.324, SLG: 0.444 <b>Paul Blair, R</b> OBP: 0.237, SLG: 0.313 (7, PH) (8, 8)										2	0	0	0	1	0	1										
<b>Boog Powell, L</b> OBP: 0.330, SLG: 0.398 <b>Mark Belanger, R</b> OBP: 0.255, SLG: 0.233 (9, PR)										4	0	1	1	1	0	1										
<b>Don Baylor, R</b> OBP: 0.348, SLG: 0.473 (1, 8) (8, 9)										4	1	0	0	0	2	5										
<b>Brooks Robinson, R</b> OBP: 0.307, SLG: 0.339 <b>Tom Shopay, L</b> OBP: 0.400, SLG: 0.294 (9, PR)										5	0	2	1	0	0	4										
<b>Davey Johnson, R</b> OBP: 0.351, SLG: 0.366 (1, 4)										4	0	2	0	1	0	2										
<b>Johnny Oates, L</b> OBP: 0.364, SLG: 0.417 <b>Andy Etchebarren, R</b> OBP: 0.252, SLG: 0.254 (6, PH) (7, 2)										2	0	0	0	0	0	3										
<b>Pat Dobson, R</b> OBP: 0.179, SLG: 0.200 (1, 1)										3	0	2	0	0	1	0										
<b>Inning Stats</b>	R: 0 E: 0 K: 1 S: 5	H: 0 LOB: 0 BB: 0 P: 5	R: 0 E: 1 K: 0 S: 4	H: 0 LOB: 2 BB: 1 P: 8	R: 1 E: 0 K: 1 S: 6	H: 1 LOB: 1 BB: 1 P: 10	R: 0 E: 0 K: 0 S: 4	H: 1 LOB: 1 BB: 0 P: 4	R: 0 E: 0 K: 1 S: 6	H: 1 LOB: 1 BB: 0 P: 6	R: 1 E: 0 K: 1 S: 7	H: 3 LOB: 2 BB: 0 P: 8	R: 1 E: 0 K: 1 S: 7	H: 3 LOB: 1 BB: 1 P: 11	R: 0 E: 0 K: 0 S: 3	H: 0 LOB: 2 BB: 2 P: 11	R: 0 E: 0 K: 1 S: 6	H: 1 LOB: 2 BB: 1 P: 10	1B: 9 2B: 0 3B: 1 HR: 0	SF: 1 SAC: 1 DP: 1 HBP: 1	WP: 0 PB: 0 SB: 1 CS: 0	PA: 43				
<b>PITCHER</b> <b>Dick Tidrow, R</b> ERA: 3.4 <b>Mike Kilkenny, L</b> ERA: 4.34 <b>Phil Hennigan, R</b> ERA: 3.08 <b>Steve Mingo, L</b> ERA: 3.97 (1, 1) (6, 1) (7, 1) (9, 1)	IP: 5.1 WLS: 4 BF: 25	H: 5 R: 2 ER: 2 SO: 3	BB: 2 IBB: 0 HBP: 0 BLK: 0	WP: 0 HR: 0 S: 28 P: 37	ERA: 3.38 WHIP: 1.312											ERA: 3.38 WHIP: 1.312										

Cleveland Indians @ Baltimore Orioles  
Memorial Stadium, Baltimore, MD  
Thu Jul 27 1972, 7:05 PM EDT  
Att: 10,033 - Unknown

AB	34
R	3
H	10
RBI	3
BB	6
SO	6
LOB	22





Batter	1	2	3	4	5	6	7	8	9	10	AB	R	H	RBI	BB	SO	LOB	TOP	
Frank Duffy, R OBP: 0.308, SLG: 0.311 (1, 6)	G4-3 1B		F9			F6		6-3		CS 1B IBB	4	1	1	0	1	0	2		
Jack Brohamer, L OBP: 0.297, SLG: 0.323 (1, 4)	G4-3			F8 1B 1-3		F2			E3 WP SH1-4	1B	5	1	2	2	0	0	1		
Alex Johnson, R OBP: 0.297, SLG: 0.310 Tom McCraw, L OBP: 0.371, SLG: 0.394 (1, 7)	F8			1-3 1B		5-3			SH1-4	4-3	4	0	1	0	0	0	1		
Graig Nettles, L OBP: 0.336, SLG: 0.380 (1, 5)		F8		F8		K			G3		4	0	0	0	0	1	3		
Buddy Bell, R OBP: 0.272, SLG: 0.306 (1, 9)		5-3		1-3		6-3			6-3		4	0	0	1	0	0	2		
Chris Chambliss, L OBP: 0.304, SLG: 0.360 (1, 3)		6-3		5-3		1-3				2B SH1-4 1B	4	1	1	0	0	0	1		
Ray Fosse, R OBP: 0.304, SLG: 0.358 (1, 2)			5-3		F8			6-3		SH1-4 CS 2B	4	0	1	0	0	0	0		
Del Unser, L OBP: 0.259, SLG: 0.272 (1, 8)			SH1-4 BB		4-3			SH2-4 1B		CS SH1-4 1B IBB	2	1	1	0	2	0	0		
Gaylord Perry, R OBP: 0.221, SLG: 0.229 (1, 1)			SH1-4		K			SH2-4		SH1-4	1	0	0	1	0	1	0		
<b>Inning Stats</b>	R: 0 E: 0 K: 0 S: 3	H: 1 LOB: 0 BB: 0 P: 3	R: 0 E: 0 K: 0 S: 3	H: 0 LOB: 0 BB: 0 P: 3	R: 0 E: 0 K: 0 S: 3	H: 0 LOB: 1 BB: 1 P: 7	R: 1 E: 0 K: 0 S: 5	H: 2 LOB: 1 BB: 0 P: 5	R: 0 E: 0 K: 1 S: 5	H: 0 LOB: 0 BB: 0 P: 5	R: 0 E: 0 K: 0 S: 4	H: 1 LOB: 1 BB: 0 P: 4	R: 0 E: 1 K: 0 S: 4	H: 0 LOB: 1 BB: 0 P: 4	R: 3 E: 0 K: 0 S: 5	H: 3 LOB: 1 BB: 2 P: 13	1B: 6 2B: 1 3B: 0 HR: 0	SF: 0 SAC: 4 DP: 1 HBP: 0	WP: 1 PA: 39
<b>PITCHER</b> Dave McNally, L ERA: 2.53 (1, 1)	IP 10.0	WLS L	BF 39	H 7	R 4	ER 4	SO 2	BB 1	IBB 2	HBP 0	BLK 0	WP 1	HR 0	S 40	P 52	ERA 3.60	WHIP 0.800		

Cleveland Indians @ Baltimore Orioles  
Memorial Stadium, Baltimore, MD  
Fri Jul 28 1972, 7:05 PM EDT  
Att: 12,372 - Unknown

AB	32
R	4
H	7
RBI	4
BB	3
SO	2
LOB	10



Batter	1	2	3	4	5	6	7	8	9	10	AB	R	H	RBI	BB	SO	LOB	BOTTOM			
Don Buford, S OBP: 0.353, SLG: 0.270 (1, 7)	G6-4-3 1B HBP				F8					F7	3	1	1	0	2	0	0				
Bobby Grich, R OBP: 0.357, SLG: 0.443 (1, 6)	G6-4-3 HBP				F8		FC5-4 IBB			4-3	4	0	0	0	0	1	6				
Terry Crowley, L OBP: 0.316, SLG: 0.432 (1, 9)	G6-4-3			F8		1-3			G3		4	0	0	0	0	2					
Boog Powell, L OBP: 0.329, SLG: 0.395 (1, 3)	FC6-4 1B			K		F8			G3		4	0	1	1	0	1	0				
Don Baylor, R OBP: 0.341, SLG: 0.462 (1, 8)	FC6-4			F4		F7			K		4	0	0	0	0	1	1				
Brooks Robinson, R OBP: 0.307, SLG: 0.338 (1, 5)		4-3 1B 1B		F9		F8			K		4	0	1	0	0	1	0				
Johnny Oates, L OBP: 0.368, SLG: 0.420 (1, 2)		4-3 1B		1-3		SH1-4 1B			K		4	0	2	0	0	1	0				
Davey Johnson, R OBP: 0.350, SLG: 0.364 (1, 4)		4-3		5-3		SH1-4 1B			F9		4	0	1	0	0	0	2				
Dave McNally, R OBP: 0.145, SLG: 0.167 Tom Shopay, L OBP: 0.361, SLG: 0.276 (10, PH)		6-3		F7		SH1-4			K		2	0	0	0	0	0	2				
<b>Inning Stats</b>	R: 1 E: 0 K: 0 S: 4	H: 2 LOB: 1 BB: 0 P: 5	R: 0 E: 0 K: 1 S: 7	H: 2 LOB: 3 BB: 1 P: 11	R: 0 E: 0 K: 1 S: 5	H: 0 LOB: 0 BB: 0 P: 5	R: 0 E: 0 K: 0 S: 3	H: 0 LOB: 0 BB: 0 P: 3	R: 0 E: 0 K: 0 S: 3	H: 0 LOB: 0 BB: 0 P: 3	R: 0 E: 0 K: 0 S: 5	H: 2 LOB: 3 BB: 1 P: 9	R: 0 E: 0 K: 1 S: 5	H: 0 LOB: 0 BB: 0 P: 5	R: 0 E: 0 K: 2 S: 7	H: 0 LOB: 0 BB: 0 P: 7	R: 0 E: 0 K: 1 S: 5	H: 0 LOB: 0 BB: 0 P: 5	1B: 6 2B: 0 3B: 0 HR: 0	SF: 0 SAC: 1 DP: 1 HBP: 1	WP: 0 PA: 38
<b>PITCHER</b> Gaylord Perry, R ERA: 1.69 (1, 1)	IP 10.0	WLS W	BF 38	H 6	R 1	ER 1	SO 6	BB 1	IBB 1	HBP 1	BLK 0	WP 0	HR 0	S 47	P 56	ERA 0.90	WHIP 0.700				

Cleveland Indians @ Baltimore Orioles  
Memorial Stadium, Baltimore, MD  
Fri Jul 28 1972, 7:05 PM EDT  
Att: 12,372 - Unknown

AB	34
R	1
H	6
RBI	1
BB	2
SO	6
LOB	13






Batter	1	2	3	4	5	6	7	8	9	10	11	AB	R	H	RBI	BB	SO	LOB	TOP								
Del Unser, L OBP: 0.254, SLG: 0.266 (1, 8)	5-3 ①		F5 ①		4-3 ①		4-3 ②		4-3 ①	4-3 ①		5	0	0	0	0	0	0									
Jack Brohamer, L OBP: 0.296, SLG: 0.319 (1, 4)	G3 ②		1B BB ②		F4 ②		K ③		F6 ②	F6 ②		4	0	0	0	1	1	0									
Tom McCraw, L OBP: 0.367, SLG: 0.387 (1, 7)	BB ③		F8 ②		F8 ③		F8 ①		F8 ①	4-3 ③		4	0	0	0	1	0	1									
Graig Nettles, L OBP: 0.334, SLG: 0.377 (1, 5)	4-3 ③		1B ③		F8 ①		1-4-3 ②		1-4-3 ②			5	0	1	0	0	0	1									
Chris Chambliss, L OBP: 0.306, SLG: 0.358 (1, 3)		4-0 HR BB ①	K ③		1B 1B ①		K ③		K ③			4	1	1	0	1	3	2									
John Lowenstein, L OBP: 0.323, SLG: 0.492 (1, 9)			K ①		1-4-3 ①		1-2 1B ②		HR ①			5	1	2	1	0	1	1									
Frank Duffy, R OBP: 0.307, SLG: 0.326 (1, 6)			HR ①		K ②		K ②		6-3 ①			4	1	1	2	0	2	2									
Jerry Moses, R OBP: 0.250, SLG: 0.297 (1, 2)			6-3 ②		K ③		K ③		F9 ②			4	0	1	0	0	1	2									
Steve Dunning, R Steve Mingori, L (8, 1)	6-3 ③		2B ③		F8 ③		B2 ①		F7 ③			3	0	0	0	0	0	1									
<b>Inning Stats</b>	R: 0 E: 0 K: 0 S: 3	H: 0 LOB: 1 BB: 1 P: 7	R: 2 E: 0 K: 1 S: 6	H: 1 LOB: 0 BB: 1 P: 10	R: 0 E: 0 K: 1 S: 6	H: 1 LOB: 2 BB: 1 P: 10	R: 0 E: 0 K: 1 S: 6	H: 1 LOB: 0 BB: 0 P: 6	R: 0 E: 0 K: 2 S: 9	H: 2 LOB: 2 BB: 0 P: 9	R: 0 E: 0 K: 1 S: 5	H: 0 LOB: 0 BB: 0 P: 5	R: 0 E: 0 K: 1 S: 5	H: 0 LOB: 0 BB: 0 P: 5	R: 1 E: 0 K: 0 S: 4	H: 1 LOB: 0 BB: 0 P: 4	R: 0 E: 0 K: 0 S: 3	H: 0 LOB: 0 BB: 0 P: 3	R: 0 E: 0 K: 1 S: 5	H: 0 LOB: 0 BB: 0 P: 5	1B: 3 2B: 1 3B: 0 HR: 2	SF: 0 SAC: 0 DP: 0 HBP: 0	WP: 0 PB: 0 SB: 0 CS: 0	PA: 42			
<b>PITCHER</b>	IP 9.0	WLS 6	BF 36	H 6	R 3	ER 3	SO 7	BB 3	IBB 0	HBP 0	BLK 0	WP 0	HR 0	S 47	P 59	ERA 3.00	WHIP 1.000										
Jim Palmer, R ERA: 1.97 Grant Jackson, L ERA: 3.72 (10, 1)	2.0	W	6	0	0	0	1	0	0	0	0	0	0	0	8	8	0.00	0.000									

Cleveland Indians @ Baltimore Orioles  
Memorial Stadium, Baltimore, MD  
Sat Jul 29 1972, 3:33 AM EDT  
Att. 8,466 - Unknown


AB 39  
R 3  
H 6  
RBI 3  
BB 3  
SO 8  
LOB 10



Batter	1	2	3	4	5	6	7	8	9	10	11	AB	R	H	RBI	BB	SO	LOB	BOTTOM							
Don Buford, S OBP: 0.357, SLG: 0.276 (1, 7)	G5-4-3 1B ①		K ①		F2 ②			BB 1B ②		G6-4-3 1B ③		5	1	3	0	0	1	2								
Merv Rettenmund, R OBP: 0.329, SLG: 0.345 (1, 8)	G5-4-3 1-2 ③		1B 2B ②		F8 ③			1B BB ②		G6-4-3 1-2 ③		4	0	1	0	1	0	4								
Bobby Grich, R OBP: 0.358, SLG: 0.442 (1, 6)	F8 ③		1B ②		5-3 ①			1-9-3 1B ②		K ③		5	0	2	1	0	1	0								
Boog Powell, L OBP: 0.323, SLG: 0.387 (1, 3)		K ③		F6 ②		1-3 ②		L9-3 ③		F7 ①		5	0	0	0	0	1	4								
Terry Crowley, L OBP: 0.247, SLG: 0.186 Don Baylor, R OBP: 0.344, SLG: 0.465 Paul Blair, R OBP: 0.238, SLG: 0.318 (9, PH)	4-3 ②		F5 ③		4-3 ③			1B 2B ①		K ②		3	0	0	0	0	0	2								
Brooks Robinson, R OBP: 0.305, SLG: 0.345 (1, 5)	F9 ③		1-3 ①		6-3 ①			F3 ①		HR ①		5	1	1	1	0	0	1								
Eliot Hendricks, L OBP: 0.247, SLG: 0.186 Don Baylor, R OBP: 0.344, SLG: 0.465 Andy Etchebarren, R OBP: 0.252, SLG: 0.254 (10, 2)	G3 ①		BB 1B ②		F5 ②			FC6-4 1B ②				3	1	1	0	0	0	0								
Davey Johnson, R OBP: 0.348, SLG: 0.359 (1, 4)	K ②		K ③		F5 ③			K ③				3	0	0	0	1	2	1								
Jim Palmer, R ERA: 3.14 Chico Salmon, R Grant Jackson, S (10, 1)	7.1	L	13	5	2	2	3	0	0	0	0	0	0	0	0	0	0	0								
<b>Inning Stats</b>	R: 0 E: 0 K: 0 S: 3	H: 1 LOB: 0 BB: 0 P: 3	R: 0 E: 0 K: 1 S: 5	H: 0 LOB: 0 BB: 0 P: 5	R: 0 E: 0 K: 2 S: 7	H: 0 LOB: 0 BB: 0 P: 7	R: 0 E: 0 K: 1 S: 7	H: 2 LOB: 2 BB: 1 P: 9	R: 1 E: 0 K: 0 S: 4	H: 2 LOB: 1 BB: 1 P: 8	R: 1 E: 0 K: 1 S: 7	H: 2 LOB: 1 BB: 0 P: 7	R: 0 E: 0 K: 1 S: 5	H: 1 LOB: 0 BB: 0 P: 5	R: 1 E: 0 K: 1 S: 5	H: 1 LOB: 0 BB: 0 P: 5	1B: 8 2B: 3 3B: 0 HR: 1	SF: 0 SAC: 0 DP: 3 HBP: 0	WP: 0 PB: 0 SB: 0 CS: 0	PA: 42						
<b>PITCHER</b>	IP 7.1	WLS 1	BF 29	H 6	R 2	ER 2	SO 4	BB 2	IBB 0	HBP 0	BLK 0	WP 0	HR 0	S 35	P 43	ERA 2.46	WHIP 1.091									

Cleveland Indians @ Baltimore Orioles  
Memorial Stadium, Baltimore, MD  
Sat Jul 29 1972, 3:33 AM EDT  
Att. 8,466 - Unknown

AB 40  
R 4  
H 11  
RBI 4  
BB 2  
SO 7  
LOB 15







Batter	1	2	3	4	5	6	7	8	9	AB	R	H	RBI	BB	SO	LOB	TOP			
Horace Clarke, S (1, 4) OBP: 0.328, SLG: 0.305	F7		E5		5-3		5-3			4	0	0	0	0	0	0	<b>New York Yankees @ Baltimore Orioles</b> Memorial Stadium, Baltimore, MD Sun Jul 30 1972, 7:05 PM EDT Att: 15,117 - Overcast - 77 F			
Thurman Munson, R (1, 2) OBP: 0.360, SLG: 0.366	L1-3 1B		K		5-3			5-3		4	0	1	0	0	1	1				
Roy White, S (1, 7) OBP: 0.397, SLG: 0.374	L1-3		5-3			1B BB			BB BB	2	0	0	0	2	0	2				
Felipe Alou, R (1, 3) OBP: 0.328, SLG: 0.385		F9		F7		F6		F4		4	0	0	0	0	2					
Bobby Murcer, L (1, 8) OBP: 0.349, SLG: 0.480		F2		FC6-4 BB BB		F7		K		3	0	0	0	1	1	2				
Ron Swoboda, R (1, 9) OBP: 0.325, SLG: 0.375		1B BB		FC6-4 BB		1-2 1B			K	2	0	1	0	2	1	0				
Gene Michael, S (1, 6) OBP: 0.257, SLG: 0.256				FC6-4		K		4-3		2	0	1	0	0	0	2				
Jerry Kenney, L (4, PR) OBP: 0.307, SLG: 0.187		1-2 1B		1-2 2-3						2	0	0	0	0	1	2				
Hal Lanier, R (1, 5) OBP: 0.212, SLG: 0.206		F8		F9			F6			4	0	0	0	0	0	4				
Ron Klimkowski, R (1, 1) Bernie Allen, L (7, PH) Lindy McDaniel, R (7, 1)			K		F2		K			2	0	0	0	0	1	0				
										1	0	0	0	0	1	0				
										0	0	0	0	0	0	0				
<b>Inning Stats</b>	R: 0 E: 0 K: 0 S: 3	H: 1 LOB: 0 BB: 0 P: 3	R: 0 E: 0 K: 0 S: 4	H: 1 LOB: 2 BB: 1 P: 8	R: 0 E: 1 K: 2 S: 8	H: 0 LOB: 1 BB: 0 P: 8	R: 0 E: 0 K: 0 S: 3	H: 0 LOB: 2 BB: 0 P: 11	R: 0 E: 0 K: 1 S: 6	H: 1 LOB: 2 BB: 1 P: 10	R: 0 E: 0 K: 1 S: 5	H: 0 LOB: 0 BB: 0 P: 5	R: 0 E: 0 K: 1 S: 5	H: 0 LOB: 1 BB: 1 P: 9	R: 0 E: 0 K: 1 S: 5	H: 0 LOB: 0 BB: 0 P: 5	1B: 3 2B: 1 3B: 0 HR: 0	SF: 0 SAC: 0 DP: 1 HBP: 0	WP: 0 PB: 0 SB: 0 CS: 0	PA: 35
<b>PITCHER</b> Mike Cuellar, L (1, 1) ERA: 2.48	IP: 9.0 WLS: W BF: 35 H: 3 R: 0 ER: 0 SO: 6 BB: 5 IBB: 0 HBP: 0 BLK: 0 WP: 0 HR: 0 S: 42 P: 62 ERA: 0.00 WHIP: 0.889															<b>PITCHER</b>				

Batter	1	2	3	4	5	6	7	8	9	AB	R	H	RBI	BB	SO	LOB	BOTTOM			
Don Buford, S (1, 7) OBP: 0.352, SLG: 0.272	F8		4-3		F9		3-1			4	0	0	0	0	0	0	<b>New York Yankees @ Baltimore Orioles</b> Memorial Stadium, Baltimore, MD Sun Jul 30 1972, 7:05 PM EDT Att: 15,117 - Overcast - 77 F			
Merv Rettenmund, R (1, 9) OBP: 0.335, SLG: 0.347	B5-3 HR BB		S 1B		6-3			1B BB		2	2	1	0	2	0	0				
Bobby Grich, R (1, 6) OBP: 0.360, SLG: 0.447	B5-3		K			4-3 1B 2B		1B 1B		4	2	2	0	0	1	2				
Boog Powell, L (1, 3) OBP: 0.326, SLG: 0.398	2H HR		BB			4-3		K		3	1	1	2	1	1	3				
Brooks Robinson, R (1, 5) OBP: 0.307, SLG: 0.347	F7		F7			3H 1B		1B 1B		4	0	2	2	0	0	2				
Davey Johnson, R (1, 4) OBP: 0.344, SLG: 0.353		5-3		L5		F7		K		4	0	0	0	0	1	3				
Eliot Hendricks, L (1, 2) OBP: 0.247, SLG: 0.189		F9		4-3		4-3		BB 1B		4	0	1	1	0	0	1				
Paul Blair, R (1, 8) OBP: 0.241, SLG: 0.318				6-3			F9	1-2 BB		3	0	1	0	1	0	0				
Mike Cuellar, L (1, 1) OBP: 0.132, SLG: 0.245		G3		K			F8	F3		4	0	0	0	0	1	4				
										1B: 6 2B: 1 3B: 0 HR: 1	SF: 0 SAC: 0 DP: 0 HBP: 0	WP: 0 PB: 0 SB: 1 CS: 0	PA: 36							
<b>Inning Stats</b>	R: 2 E: 0 K: 0 S: 4	H: 1 LOB: 1 BB: 0 P: 8	R: 0 E: 0 K: 0 S: 4	H: 1 LOB: 0 BB: 0 P: 4	R: 0 E: 0 K: 1 S: 6	H: 1 LOB: 2 BB: 1 P: 10	R: 0 E: 0 K: 0 S: 3	H: 0 LOB: 0 BB: 0 P: 3	R: 0 E: 0 K: 1 S: 5	H: 2 LOB: 1 BB: 0 P: 5	R: 0 E: 0 K: 0 S: 3	H: 0 LOB: 0 BB: 0 P: 3	R: 2 E: 0 K: 2 S: 10	H: 3 LOB: 3 BB: 2 P: 18	R: 0 E: 0 K: 2 S: 10	H: 0 LOB: 0 BB: 0 P: 18	1B: 6 2B: 1 3B: 0 HR: 1	SF: 0 SAC: 0 DP: 0 HBP: 0	WP: 0 PB: 0 SB: 1 CS: 0	PA: 36
<b>PITCHER</b> Ron Klimkowski, R (1, 1) ERA: 4.5 Lindy McDaniel, R (7, 1) ERA: 3.99	IP: 6.0 WLS: L BF: 25 H: 5 R: 3 ER: 3 SO: 2 BB: 2 IBB: 0 HBP: 0 BLK: 0 WP: 0 HR: 1 S: 27 P: 35 ERA: 4.50 WHIP: 1.167															<b>PITCHER</b>				



Batter	1	2	3	4	5	6	7	8	9	AB	R	H	RBI	BB	SO	LOB	TOP								
<b>Horace Clarke, S</b> (1,4) OBP: 0.330, SLG: 0.305	4-0 BB G4-6-3			4-3		0-0 1B	0-0 F7		0-0 6-3	4	0	1	0	1	0	2	<b>New York Yankees @ Baltimore Orioles</b> Memorial Stadium, Baltimore, MD Mon Jul 31 1972, 7:05 PM EDT Cloudy  livebaseballscorecards.com  <b>AB 34</b> <b>R 5</b> <b>H 9</b> <b>RBI 4</b> <b>BB 3</b> <b>SO 3</b> <b>LOB 12</b> 								
<b>Bernie Allen, L</b> (1,5) OBP: 0.328, SLG: 0.369	0-0 G4-6-3 1-2			4-3		0-0 F7	0-0 1B			4	0	1	0	0	0	2									
<b>Bobby Murcer, L</b> (1,8) OBP: 0.348, SLG: 0.480	0-0 F5			K			0-0 F8 1B			4	1	1	0	0	1	2									
<b>Roy White, S</b> (1,7) OBP: 0.398, SLG: 0.374		0-0 1-3			4-0 FC4-6 BB		0-0 1B 2-3 1B	0-0 6-3		3	1	1	0	1	0	0									
<b>Ron Blomberg, L</b> (1,3) OBP: 0.363, SLG: 0.514		0-0 F9			0-0 FC4-6 1-2		0-0 1-3 3-H 1B	0-0 F6		4	0	1	1	0	0	1									
<b>Johnny Callison, L</b> (1,9) OBP: 0.295, SLG: 0.341		0-0 6-3			0-0 F8		0-0 1B E BB	0-0 F2		3	1	0	0	1	0	1									
<b>Thurman Munson, R</b> (1,2) OBP: 0.364, SLG: 0.374			0-0 G5-4-3 1B		0-0 4-3		0-0 E 1-2 3-H 1B	0-0 1-3 2B		4	1	3	1	0	0	1									
<b>Jerry Kenney, L</b> (1,6) OBP: 0.300, SLG: 0.182			0-0 G5-4-3 1-2			0-0 4-3	0-0 E3 E 1B	0-0 1-3 2-H 1B	0-0 1-3	2	0	0	0	0	0	1									
<b>Felipe Alou, R</b> (7, PH) OBP: 0.332, SLG: 0.389									0-0 1-3	1	1	1	1	0	0	0									
<b>Hal Lanier, R</b> (7,6) OBP: 0.209, SLG: 0.203									0-0 2-3	1	0	0	0	0	0	1									
<b>Fritz Peterson, S</b> (1,1) OBP: 0.218, SLG: 0.222			0-0 K			0-0 F8	0-0 FC4 1B		0-0 K	3	0	0	1	0	1	0									
<b>Sparky Lyle, L</b> (8,1) OBP: 0.154, SLG: 0.167									0-0 K	1	0	0	0	0	1	1									
<b>Inning Stats</b>	R: 0 E: 0 K: 0 S: 2	H: 0 LOB: 0 BB: 1 P: 6	R: 0 E: 0 K: 0 S: 3	H: 0 LOB: 0 BB: 0 P: 3	R: 0 E: 0 K: 1 S: 5	H: 1 LOB: 0 BB: 0 P: 5	R: 0 E: 0 K: 0 S: 5	H: 0 LOB: 0 BB: 0 P: 5	R: 0 E: 0 K: 0 S: 3	H: 0 LOB: 1 BB: 1 P: 7	R: 0 E: 0 K: 0 S: 4	H: 1 LOB: 1 BB: 0 P: 4	R: 5 E: 2 K: 0 S: 9	H: 6 LOB: 2 BB: 1 P: 13	R: 0 E: 0 K: 0 S: 3	H: 0 LOB: 0 BB: 0 P: 3	R: 0 E: 0 K: 1 S: 6	H: 1 LOB: 1 BB: 0 P: 6	1B: 7 2B: 2 3B: 0 HR: 0	SF: 0 SAC: 0 DP: 2 HBP: 0	WP: 0 PB: 0 SB: 0 CS: 0	PA: 37			
<b>PITCHER</b>	IP	WLS	BF	H	R	ER	SO	BB	IBB	HBP	BLK	WP	HR	S	P	ERA	WHIP								
<b>Pat Dobson, R</b> (1,1) ERA: 2.55	6.1	L	26	7	5	4	2	3	0	0	0	0	0	27	39	5.68	1.579								
<b>Dave Leonard, R</b> (7,1) ERA: 4.7	0.2		4	1	0	0	0	0	0	0	0	0	0	4	4	0.00	1.500								
<b>Mickey Scott, L</b> (8,1) ERA: 2.5	2.0		7	1	0	0	1	0	0	0	0	0	0	9	9	0.00	0.500								

Batter	1	2	3	4	5	6	7	8	9	AB	R	H	RBI	BB	SO	LOB	BOTTOM								
<b>Don Buford, S</b> (1,7) OBP: 0.353, SLG: 0.285	0-0 1B		0-0 5-3		0-0 6-3			0-0 HR	0-0 FC4-6 1-2	5	1	2	1	0	0	2	<b>New York Yankees @ Baltimore Orioles</b> Memorial Stadium, Baltimore, MD Mon Jul 31 1972, 7:05 PM EDT Cloudy  livebaseballscorecards.com  <b>AB 36</b> <b>R 2</b> <b>H 8</b> <b>RBI 2</b> <b>BB 1</b> <b>SO 1</b> <b>LOB 17</b> 								
<b>Mark Belanger, R</b> (1,6) OBP: 0.297, SLG: 0.244	0-0 F8		0-0 F9			0-0 1B 2B		0-0 FC6-4 1B		4	1	2	0	0	0	1									
<b>Bobby Grich, R</b> (1,4) OBP: 0.358, SLG: 0.444	0-0 1-2 1B		0-0 F8			0-0 6-3		0-0 FC6-4 FC4-6		4	0	1	0	0	0	2									
<b>Brooks Robinson, R</b> (1,5) OBP: 0.304, SLG: 0.343	0-0 F7			0-0 F7		0-0 6-3		0-0 F6		4	0	0	0	0	0	4									
<b>Boog Powell, L</b> (1,3) OBP: 0.325, SLG: 0.396	0-0 4-3			0-0 G3		0-0 FC4-6 1B		0-0 FC4-6		4	0	1	1	0	0	3									
<b>Mery Rettenmund, R</b> (1,9) OBP: 0.329, SLG: 0.341		0-0 F8		0-0 E6		0-0 FC4-6 1-2		0-0 6-3		4	0	0	0	0	0	1									
<b>Paul Blair, R</b> (1,8) OBP: 0.242, SLG: 0.315		0-0 6-3		0-0 F7			0-0 F8		0-0 1B BB	3	0	0	0	1	0	1									
<b>Andy Etchebarren, R</b> (1,2) OBP: 0.253, SLG: 0.263			0-0 PB			0-0 F7		0-0 F7		3	0	1	0	0	0	0									
<b>Davey Johnson, R</b> (8, PH) OBP: 0.346, SLG: 0.356									0-0 FC4-6 1-2 1B	1	0	1	0	0	0	0									
<b>Pat Dobson, R</b> (1,1) OBP: 0.172, SLG: 0.193		0-0 1-3				0-0 6-3			0-0 K	2	0	0	0	0	0	1									
<b>Dave Leonard, R</b> (7,1) OBP: 1.000, SLG: 2.000										0	0	0	0	0	0	0									
<b>Don Baylor, R</b> (7, PH) OBP: 0.343, SLG: 0.463										1	0	0	0	0	0	0									
<b>Mickey Scott, L</b> (8,1)										0	0	0	0	0	0	0									
<b>Chico Salmon, R</b> (8, PH)										1	0	0	0	0	1	2									
<b>Inning Stats</b>	R: 0 E: 0 K: 0 S: 5	H: 2 LOB: 2 BB: 0 P: 5	R: 0 E: 0 K: 0 S: 4	H: 1 LOB: 1 BB: 0 P: 4	R: 0 E: 0 K: 0 S: 3	H: 0 LOB: 0 BB: 0 P: 3	R: 0 E: 0 K: 0 S: 3	H: 0 LOB: 0 BB: 0 P: 3	R: 1 E: 0 K: 0 S: 5	H: 2 LOB: 1 BB: 0 P: 5	R: 0 E: 0 K: 0 S: 3	H: 0 LOB: 0 BB: 0 P: 3	R: 1 E: 0 K: 0 S: 5	H: 2 LOB: 1 BB: 0 P: 5	R: 0 E: 0 K: 1 S: 6	H: 1 LOB: 2 BB: 1 P: 10	1B: 5 2B: 2 3B: 0 HR: 1	SF: 0 SAC: 0 DP: 0 HBP: 0	WP: 0 PB: 1 SB: 0 CS: 0	PA: 37					
<b>PITCHER</b>	IP	WLS	BF	H	R	ER	SO	BB	IBB	HBP	BLK	WP	HR	S	P	ERA	WHIP								
<b>Fritz Peterson, L</b> (1,1) ERA: 3.11	7.0	W	29	7	2	2	0	0	0	0	0	0	0	29	29	2.57	1.000								
<b>Sparky Lyle, L</b> (8,1) ERA: 1.26	2.0	S	8	1	0	0	1	1	0	0	0	0	0	9	13	0.00	1.000								



Batter	1	2	3	4	5	6	7	8	9	AB	R	H	RBI	BB	SO	LOB	TOP			
Horace Clarke, S (1,4) OBP: 0.329, SLG: 0.302	F7		F9			6-3		2-3 1B BB		3	1	0	0	1	0	1	<b>New York Yankees @ Baltimore Orioles</b> Memorial Stadium, Baltimore, MD Mon Jul 31 1972, 7:05 PM EDT Att: 21,966 - Unknown			
Bernie Allen, L (1,5) OBP: 0.318, SLG: 0.357	K			F5		F6		2-3		4	0	0	0	0	1	2				
Bobby Murcer, L (1,8) OBP: 0.350, SLG: 0.481	K			F8				1-2 2-3		4	0	2	2	0	1	0				
Roy White, S (1,7) OBP: 0.396, SLG: 0.372		K			1B	F9		2-H 3-H	1B	4	0	1	0	0	1	2				
Ron Blomberg, L (1,3) OBP: 0.361, SLG: 0.508		1-3			1B				F9	4	0	1	0	0	0	1				
Felipe Alou, R (1,9) OBP: 0.325, SLG: 0.380		F3				F9			L6	4	0	0	0	0	0	1				
John Ellis, R (1,2) OBP: 0.286, SLG: 0.461				SH1-4 1B		F9			1B	4	0	3	0	0	0	0				
Hal Lanier, R (1,6) OBP: 0.203, SLG: 0.197				K		K			F8	2	0	0	0	0	2	2				
Jerry Kenney, L (8, PH) OBP: 0.293, SLG: 0.177				K		K			6-3	2	0	0	0	0	0	1				
Rob Gardner, R (1,1) OBP: 0.154, SLG: 0.167				SH1-4		K			2-3 1B	1	0	0	0	0	1	1				
Johnny Callison, L (8, PH) OBP: 0.269, SLG: 0.353										1	1	1	0	0	0	0				
Sparky Lyle, L (8, PH) OBP: 0.154, SLG: 0.167										0	0	0	0	0	0	0				
<b>Inning Stats</b>	R: 0 E: 0 K: 2 S: 7	H: 0 LOB: 0 BB: 0 P: 7	R: 0 E: 0 K: 1 S: 5	H: 0 LOB: 0 BB: 0 P: 5	R: 0 E: 0 K: 1 S: 6	H: 1 LOB: 1 BB: 0 P: 6	R: 0 E: 0 K: 0 S: 4	H: 1 LOB: 0 BB: 0 P: 4	R: 0 E: 0 K: 2 S: 8	H: 1 LOB: 1 BB: 0 P: 8	R: 0 E: 0 K: 0 S: 3	H: 1 LOB: 0 BB: 0 P: 3	R: 2 E: 0 K: 0 S: 5	H: 2 LOB: 1 BB: 1 P: 9	R: 0 E: 0 K: 0 S: 4	H: 1 LOB: 0 BB: 0 P: 4	1B: 7 2B: 1 3B: 0 HR: 0	SF: 0 SAC: 1 DP: 1 HBP: 0	WP: 0 PB: 0 SB: 0 CS: 0	PA: 35
<b>PITCHER</b>	IP WLS BF H R ER SO BB IBB HBP BLK WP HR S P ERA WHIP																			
Doyle Alexander, R (1,1) ERA: 2.63	8.0 L 31 7 2 2 6 1 0 0 0 0 0 0 42 46 2.25 1.000																			
Eddie Watt, R (9,1) ERA: 3.48	1.0 4 1 0 0 0 0 0 0 0 0 0 0 4 4 0.00 1.000																			

AB 33  
R 2  
H 8  
RBI 2  
BB 1  
SO 6  
LOB 11



Batter	1	2	3	4	5	6	7	8	9	AB	R	H	RBI	BB	SO	LOB	BOTTOM					
Don Buford, S (1,7) OBP: 0.349, SLG: 0.281	K		K2-3			E4 2B		5-3		4	0	0	0	0	2	0	<b>New York Yankees @ Baltimore Orioles</b> Memorial Stadium, Baltimore, MD Mon Jul 31 1972, 7:05 PM EDT Att: 21,966 - Unknown					
Mark Belanger, R (1,6) OBP: 0.297, SLG: 0.250	F2			B3		1-3 2B			K	4	0	1	0	0	1	0						
Bobby Grich, R (1,3) OBP: 0.360, SLG: 0.440	5-3			F8		4-0 BB			BB	2	0	0	0	2	0	0						
Don Baylor, R (1,9) OBP: 0.336, SLG: 0.453		F8		K		K			K	4	0	0	0	0	3	4						
Brooks Robinson, R (1,5) OBP: 0.301, SLG: 0.339		5-3			F8		F9		5-3	4	0	0	0	0	0	1						
Davey Johnson, R (1,4) OBP: 0.342, SLG: 0.352		6-3			K		F9			3	0	0	0	0	1	0						
Paul Blair, R (1,8) OBP: 0.239, SLG: 0.312				E6 1B		K		F8		3	1	0	0	0	1	0						
Johnny Oates, L (1,2) OBP: 0.368, SLG: 0.418						5-3			F9	3	0	1	1	0	0	0						
Doyle Alexander, R (1,1) ERA: 2.57				1-3 2H 1B		4-3			4-3	2	0	0	0	0	0	1						
Merv Rettenmund, R (8, PH) OBP: 0.328, SLG: 0.339										1	0	0	0	0	0	0						
Eddie Watt, R (9,1) ERA: 1.22										0	0	0	0	0	0	0						
<b>Inning Stats</b>	R: 0 E: 0 K: 1 S: 5	H: 0 LOB: 0 BB: 0 P: 5	R: 0 E: 0 K: 0 S: 3	H: 0 LOB: 0 BB: 0 P: 3	R: 1 E: 1 K: 1 S: 6	H: 1 LOB: 0 BB: 0 P: 6	R: 0 E: 0 K: 1 S: 5	H: 0 LOB: 0 BB: 0 P: 5	R: 0 E: 0 K: 2 S: 7	H: 0 LOB: 0 BB: 0 P: 7	R: 0 E: 1 K: 1 S: 7	H: 1 LOB: 3 BB: 1 P: 11	R: 0 E: 0 K: 0 S: 3	H: 0 LOB: 0 BB: 0 P: 3	R: 0 E: 0 K: 0 S: 3	H: 0 LOB: 0 BB: 0 P: 3	R: 0 E: 0 K: 2 S: 7	H: 0 LOB: 1 BB: 1 P: 11	1B: 1 2B: 1 3B: 0 HR: 0	SF: 0 SAC: 0 DP: 0 HBP: 0	WP: 0 PB: 0 SB: 0 CS: 0	PA: 32
<b>PITCHER</b>	IP WLS BF H R ER SO BB IBB HBP BLK WP HR S P ERA WHIP																					
Rob Gardner, L (1,1) ERA: 2.57	7.0 W 25 2 1 0 6 1 0 0 0 0 0 0 36 40 0.00 0.429																					
Sparky Lyle, L (8,1) ERA: 1.22	2.0 S 7 0 0 0 2 1 0 0 0 0 0 0 10 14 0.00 0.500																					





Batter	1	2	3	4	5	6	7	8	9	AB	R	H	RBI	BB	SO	LOB	TOP			
Don Buford, S (1, 7) OBP: 0.348, SLG: 0.278	F5		K						F9	3	0	0	0	1	1	0				
Mery Rettenmund, R (1, 8) OBP: 0.327, SLG: 0.338	5-3			6-3					F9	4	0	1	0	0	0	0				
Johnny Oates, L (1, 2) OBP: 0.357, SLG: 0.405	F6			F7					G3	4	0	0	0	0	0	2				
Boog Powell, L (1, 3) OBP: 0.325, SLG: 0.395		G3 SH1-3 1B		K					P4-3	3	0	1	0	0	1	0				
Brooks Robinson, R (1, 5) OBP: 0.299, SLG: 0.337		SH1-3			5-3				F6	2	0	0	0	0	0	0				
Terry Crowley, L (1, 9) OBP: 0.310, SLG: 0.417		G3							4-3	2	0	0	0	1	0	1				
Bobby Grich, R (1, 4) OBP: 0.356, SLG: 0.435		4-3							F5	3	0	0	0	0	1	2				
Mark Belanger, R (1, 6) OBP: 0.254, SLG: 0.246			4-3						K	3	0	0	0	0	2	1				
Dave McNally, R (1, 1) OBP: 0.140, SLG: 0.161			6-3						K	2	0	0	0	0	0	0				
Tom Shopay, L (8, PH) OBP: 0.364, SLG: 0.263						4-3			K	1	0	0	0	0	1	0				
Grant Jackson, S (8, 1)									K	0	0	0	0	0	0	0				
<b>Inning Stats</b>	R: 0 E: 0 K: 0 S: 3	H: 0 LOB: 0 BB: 0 P: 3	R: 0 E: 0 K: 0 S: 4	H: 1 LOB: 1 BB: 0 P: 4	R: 0 E: 0 K: 1 S: 5	H: 0 LOB: 0 BB: 0 P: 5	R: 0 E: 0 K: 1 S: 5	H: 0 LOB: 0 BB: 0 P: 5	R: 0 E: 0 K: 2 S: 7	H: 1 LOB: 1 BB: 1 P: 7	R: 0 E: 0 K: 0 S: 3	H: 0 LOB: 0 BB: 0 P: 3	R: 0 E: 0 K: 2 S: 7	H: 0 LOB: 0 BB: 0 P: 7	R: 0 E: 0 K: 0 S: 3	H: 0 LOB: 0 BB: 0 P: 3	1B: 2 2B: 1 3B: 0 HR: 0	SF: 0 SAC: 1 DP: 1 HBP: 0	WP: 0 PB: 0 SB: 0 CS: 0	PA: 30
<b>PITCHER</b> Gaylord Perry, R (1, 1) ERA: 1.63	IP: 9.0 WLS: W BF: 30 H: 2 R: 0 ER: 0 SO: 6 BB: 2 IBB: 0 HBP: 0 BLK: 0 WP: 0 HR: 0 S: 40 P: 48 ERA: 0.00 WHIP: 0.444															<b>PITCHER</b>				

Baltimore Orioles @ Cleveland Indians  
Cleveland Municipal Stadium, Cleveland, OH

AB 27  
R 0  
H 2  
RBI 0  
BB 2  
SO 6  
LOB 6



WP: 0 PA: 30  
PB: 0  
SB: 0  
CS: 0

Tue Aug 01 1972, 7:05 PM EDT  
Att: 30,543 - Unknown

Batter	1	2	3	4	5	6	7	8	9	AB	R	H	RBI	BB	SO	LOB	BOTTOM			
Frank Duffy, R (1, 6) OBP: 0.296, SLG: 0.314	4-3		5-3		G6-3			F3		4	0	0	0	0	0	1				
Jack Brohamer, L (1, 4) OBP: 0.297, SLG: 0.327	F7					6-3		K		4	0	1	0	0	1	0				
Roy Foster, R (1, 7) OBP: 0.260, SLG: 0.242	F8					6-3		F9		4	0	0	0	0	0	1				
Del Unser, L (9, 7) OBP: 0.255, SLG: 0.265			G6-4-3 1B			6-3				0	0	0	0	0	0	0				
Ray Fosse, R (1, 2) OBP: 0.302, SLG: 0.349		K		6-3		6-3				3	0	0	0	0	1	0				
Graig Nettles, L (1, 5) OBP: 0.335, SLG: 0.374		F8						FC6-4 4-3 1B		3	0	2	0	0	0	0				
Chris Chambliss, L (1, 3) OBP: 0.312, SLG: 0.361		HR 1B		F8		4-3		1-2		3	1	1	0	0	0	2				
Buddy Bell, R (1, 9) OBP: 0.277, SLG: 0.319		HR		F8		FC6-4 IBB				2	1	1	2	1	0	1				
Tom McCraw, L (1, 8) OBP: 0.365, SLG: 0.393					3-1			FC6-4 FC6-4		3	0	1	0	0	0	2				
Gaylord Perry, R (1, 1) OBP: 0.225, SLG: 0.233		F8				FC6-4		1-2		3	0	1	0	0	0	3				
<b>Inning Stats</b>	R: 0 E: 0 K: 0 S: 3	H: 3 LOB: 1 BB: 0 P: 8	R: 2 E: 0 K: 1 S: 8	H: 3 LOB: 1 BB: 0 P: 8	R: 0 E: 0 K: 0 S: 3	H: 1 LOB: 0 BB: 0 P: 3	R: 0 E: 0 K: 0 S: 4	H: 1 LOB: 1 BB: 0 P: 4	R: 0 E: 0 K: 0 S: 3	H: 1 LOB: 2 BB: 1 P: 8	R: 0 E: 0 K: 1 S: 5	H: 0 LOB: 0 BB: 0 P: 5	R: 0 E: 0 K: 1 S: 5	H: 0 LOB: 0 BB: 0 P: 5	R: 0 E: 0 K: 1 S: 5	H: 0 LOB: 0 BB: 0 P: 5	1B: 6 2B: 0 3B: 0 HR: 1	SF: 0 SAC: 0 DP: 2 HBP: 0	WP: 0 PB: 0 SB: 0 CS: 0	PA: 30
<b>PITCHER</b> Dave McNally, L (1, 1) ERA: 2.53	IP: 7.0 WLS: L BF: 27 H: 7 R: 2 ER: 2 SO: 1 BB: 0 IBB: 1 HBP: 0 BLK: 0 WP: 0 HR: 1 S: 28 P: 32 ERA: 2.57 WHIP: 1.000															<b>PITCHER</b>				
Grant Jackson, L (8, 1) ERA: 3.54	IP: 1.0 WLS: L BF: 3 H: 0 R: 0 ER: 0 SO: 1 BB: 0 IBB: 0 HBP: 0 BLK: 0 WP: 0 HR: 0 S: 5 P: 5 ERA: 0.00 WHIP: 0.000															<b>PITCHER</b>				

Baltimore Orioles @ Cleveland Indians  
Cleveland Municipal Stadium, Cleveland, OH

AB 29  
R 2  
H 7  
RBI 2  
BB 1  
SO 2  
LOB 10



WP: 0 PA: 30  
PB: 0  
SB: 0  
CS: 0

Tue Aug 01 1972, 7:05 PM EDT  
Att: 30,543 - Unknown



Batter	1	2	3	4	5	6	7	8	9	AB	R	H	RBI	BB	SO	LOB	TOP										
Don Buford, S OBP: 0.346, SLG: 0.275 (1, 7)	F5		K		4-3		HR HBP		F9	4	1	0	0	0	1	1	<b>Baltimore Orioles @ Cleveland Indians</b> Cleveland Municipal Stadium, Cleveland, OH Wed Aug 02 1972, 7:05 PM EDT Unknown										
Paul Blair, R OBP: 0.236, SLG: 0.307 (1, 8)	F9		5-3		F8		F7		5-3	5	0	0	0	0	0	3											
Johnny Oates, L OBP: 0.366, SLG: 0.435 (1, 2)	1B			4-3 1B		K	HR		K	5	2	3	3	0	2	0											
Boog Powell, L OBP: 0.324, SLG: 0.404 (1, 3)	F6			4-3 1-2		HR	G3			4	1	1	1	0	0	2											
Merv Rettenmund, R OBP: 0.326, SLG: 0.333 (1, 9)	L1			F7		K		WP 1B BB		3	1	0	0	1	1	1											
Bobby Grich, R OBP: 0.358, SLG: 0.448 (1, 6)	K			S 1B		HR		F3 1-2		4	1	2	2	0	1	1											
Brooks Robinson, R OBP: 0.299, SLG: 0.334 (1, 5)	K			1-2 BB		F6		F3		3	0	0	0	1	1	1											
Davey Johnson, R OBP: 0.348, SLG: 0.362 (1, 4)			WP 2B	K			SH1-4 HR 1B	FC6-4 1B		4	1	3	1	0	1	2											
Jim Palmer, R OBP: 0.234, SLG: 0.286 (1, 1)	5-3 2-3				K		SH1-4 1-2	FC6-4 1-2		3	0	0	0	0	1	2											
<b>Inning Stats</b>	R: 0 E: 0 K: 0 S: 4	H: 1 LOB: 1 BB: 0 P: 4	R: 0 E: 0 K: 2 S: 7	H: 0 LOB: 0 BB: 0 P: 7	R: 0 E: 0 K: 1 S: 6	H: 1 LOB: 1 BB: 0 P: 6	R: 1 E: 0 K: 1 S: 7	H: 2 LOB: 2 BB: 1 P: 11	R: 0 E: 0 K: 1 S: 5	H: 0 LOB: 0 BB: 0 P: 5	R: 2 E: 0 K: 2 S: 9	H: 2 LOB: 0 BB: 0 P: 9	R: 3 E: 0 K: 0 S: 5	H: 2 LOB: 0 BB: 0 P: 6	R: 1 E: 0 K: 0 S: 4	H: 1 LOB: 1 BB: 1 P: 8		R: 0 E: 0 K: 1 S: 5	H: 0 LOB: 0 BB: 0 P: 5	1B: 5 2B: 1 3B: 0 HR: 3	SF: 0 SAC: 1 DP: 0 HBP: 1	WP: 2 PA: 39 PB: 0 SB: 1 CS: 0					
<b>PITCHER</b>	IP	WLS	BF	H	R	ER	SO	BB	IBB	HBP	BLK	WP	HR	S	P	ERA	WHIP										
Steve Dunning, R ERA: 3.54 (1, 1)	6.0	L	25	6	3	3	7	1	0	0	0	1	2	38	42	4.50	1.167										
Ed Farmer, R ERA: 4.54 (7, 1)	2.0		11	3	4	4	0	1	0	1	0	1	1	9	14	18.00	2.000										
Denny Riddleberger, L ERA: 2.22 (9, 1)	1.0		3	0	0	0	1	0	0	0	0	0	0	5	5	0.00	0.000										

Batter	1	2	3	4	5	6	7	8	9	AB	R	H	RBI	BB	SO	LOB	BOTTOM										
Del Unser, L OBP: 0.251, SLG: 0.261 (1, 8)	6-3			F4		F9		F4		4	0	0	0	0	0	0	<b>Baltimore Orioles @ Cleveland Indians</b> Cleveland Municipal Stadium, Cleveland, OH Wed Aug 02 1972, 7:05 PM EDT Unknown										
Jack Brohamer, L OBP: 0.302, SLG: 0.330 (1, 4)	F3			1B		FC4-6 BB		1B		3	0	2	0	1	0	0											
Tom McCraw, L OBP: 0.359, SLG: 0.386 (1, 7)	G3			F9		K		6-3		4	0	0	0	0	1	3											
Graig Nettles, L OBP: 0.332, SLG: 0.369 (1, 5)	F5			F4		FC4-6 1-2		F2		4	0	0	0	0	0	2											
Chris Chambliss, L OBP: 0.307, SLG: 0.354 (1, 3)	K			F8		K		L5		4	0	0	0	0	2	0											
Buddy Bell, R OBP: 0.279, SLG: 0.321 Roy Foster, R OBP: 0.253, SLG: 0.235 (6, 9)	F8			BB 1B		F7		K		2	0	1	0	0	0	0											
Ray Fosse, R OBP: 0.306, SLG: 0.350 (1, 2)	F3			1-2 BB		FC6-4 1B				2	0	1	0	1	0	0											
Frank Duffy, R OBP: 0.292, SLG: 0.309 (1, 6)	F8			F3		FC6-4 1-2				3	0	0	0	0	0	3											
Steve Dunning, R Ed Farmer, R Lou Camilli, S Denny Riddleberger, R (1, 1) (7, 1) (8, PH) (9, 1)	4-3			K				F6		2	0	0	0	0	1	2											
<b>Inning Stats</b>	R: 0 E: 0 K: 0 S: 3	H: 0 LOB: 0 BB: 0 P: 3	R: 0 E: 0 K: 1 S: 5	H: 0 LOB: 0 BB: 0 P: 5	R: 0 E: 0 K: 0 S: 3	H: 0 LOB: 0 BB: 0 P: 3	R: 0 E: 0 K: 0 S: 4	H: 1 LOB: 1 BB: 0 P: 4	R: 0 E: 0 K: 1 S: 6	H: 1 LOB: 2 BB: 1 P: 10	R: 0 E: 0 K: 1 S: 5	H: 0 LOB: 1 BB: 1 P: 9	R: 0 E: 0 K: 1 S: 6	H: 1 LOB: 1 BB: 0 P: 6	R: 0 E: 0 K: 0 S: 4	H: 1 LOB: 1 BB: 0 P: 4		R: 0 E: 0 K: 1 S: 5	H: 0 LOB: 0 BB: 0 P: 5	1B: 4 2B: 0 3B: 0 HR: 0	SF: 0 SAC: 0 DP: 0 HBP: 0	WP: 0 PA: 33 PB: 0 SB: 0 CS: 0					
<b>PITCHER</b>	IP	WLS	BF	H	R	ER	SO	BB	IBB	HBP	BLK	WP	HR	S	P	ERA	WHIP										
Jim Palmer, R ERA: 1.87 (1, 1)	9.0	W	33	4	0	0	5	2	0	0	0	0	0	41	49	0.00	0.667										

AB 35  
R 7  
H 9  
RBI 7  
BB 2  
SO 8  
LOB 13

AB 31  
R 0  
H 4  
RBI 0  
BB 2  
SO 5  
LOB 10





Batter	1	2	3	4	5	6	7	8	9	AB	R	H	RBI	BB	SO	LOB	TOP		
Mark Belanger, R OBP: 0.248, SLG: 0.240	F2	F8		F4		F9			5-3	5	0	0	0	0	0	3			
Terry Crowley, L OBP: 0.325, SLG: 0.332	2B		1B	F4			G1		F3	1	1	1	0	1	0	0			
Johnny Oates, L OBP: 0.380, SLG: 0.452			1B		FC6-4				K	4	0	3	0	1	1	0			
Boog Powell, L OBP: 0.323, SLG: 0.400			K		F8		G3			3	0	0	0	1	1	3			
Don Baylor, R OBP: 0.330, SLG: 0.446	SF9		F7		F8		K			3	0	0	1	0	1	3			
Bobby Grich, R OBP: 0.380, SLG: 0.456	K			F8	FC6-4					4	1	2	0	0	1	3			
Davey Johnson, R OBP: 0.346, SLG: 0.358		F7		F8			L6			3	0	0	0	1	0	2			
Paul Blair, R OBP: 0.239, SLG: 0.322						F8	F9			4	1	2	2	0	0	2			
Roric Harrison, R OBP: 0.111, SLG: 0.222							F9			1	0	0	0	0	1	0			
Mickey Scott, L ERA: 3.38										0	0	0	0	0	0	0			
Don Buford, S OBP: 0.346, SLG: 0.273							F9			2	0	0	0	1	1	2			
<b>Inning Stats</b>	R: 1 E: 0 K: 1 S: 6	H: 1 LOB: 2 BB: 2 P: 14	R: 1 E: 0 K: 1 S: 6	H: 1 LOB: 0 BB: 0 P: 6	R: 0 E: 0 K: 1 S: 6	H: 2 LOB: 1 BB: 0 P: 6	R: 1 E: 0 K: 0 S: 5	H: 2 LOB: 2 BB: 1 P: 9	R: 0 E: 0 K: 0 S: 3	H: 0 LOB: 1 BB: 1 P: 7	R: 0 E: 0 K: 1 S: 6	H: 1 LOB: 1 BB: 0 P: 6	R: 0 E: 0 K: 0 S: 4	H: 1 LOB: 1 BB: 0 P: 4	R: 0 E: 0 K: 1 S: 5	H: 0 LOB: 0 BB: 0 P: 5	1B: 3 2B: 4 3B: 0 HR: 1	SF: 1 SAC: 0 DP: 0 HBP: 0	WP: 0 PA: 39 PB: 0 SB: 0 CS: 0
<b>PITCHER</b>	IP	WLS	BF	H	R	ER	SO	BB	IBB	HBP	BLK	WP	HR	S	P	ERA	WHIP		
Mitt Wilcox, R ERA: 3.38	3.1		17	6	3	3	3	1	1	0	0	0	1	21	29	8.10	2.100		
Mike Kilkenny, L ERA: 3.76	5.2	W	22	2	0	0	3	3	0	0	0	0	0	25	37	0.00	0.882		

Baltimore Orioles @ Cleveland Indians  
Cleveland Municipal Stadium, Cleveland, OH  
Wed Aug 02 1972, 7:05 PM EDT  
Att: 14,148 - Unknown

AB	33
R	3
H	8
RBI	3
BB	5
SO	6
LOB	20



Batter	1	2	3	4	5	6	7	8	9	AB	R	H	RBI	BB	SO	LOB	BOTTOM		
Del Unser, L OBP: 0.250, SLG: 0.259	F7		E 1B HR	F6		F8		4-3		5	1	1	0	0	0	1			
Jack Brohamer, L OBP: 0.307, SLG: 0.332			E7 HR			4-3		K		4	1	2	0	1	1	0			
Chris Chambliss, L OBP: 0.313, SLG: 0.370	F8							4-3		4	1	2	3	1	0	1			
Graig Nettles, L OBP: 0.331, SLG: 0.368	4-3					F8				4	0	1	0	0	0	5			
Tom McCraw, L OBP: 0.358, SLG: 0.384			4-3					1-3		4	1	1	0	0	0	1			
Roy Foster, R OBP: 0.286, SLG: 0.292								F9		4	2	2	2	0	1	1			
Frank Duffy, R OBP: 0.296, SLG: 0.310										3	0	1	0	1	1	1			
Jerry Moses, R OBP: 0.283, SLG: 0.329	F3							L4		3	0	1	0	1	0	1			
Mitt Wilcox, R OBP: 0.263, SLG: 0.278	F3									1	0	0	0	0	0	0			
Mike Kilkenny, R OBP: 0.083, SLG: 0.083										2	0	0	0	0	2	3			
<b>Inning Stats</b>	R: 0 E: 0 K: 0 S: 4	H: 1 LOB: 1 BB: 0 P: 4	R: 2 E: 0 K: 0 S: 5	H: 2 LOB: 0 BB: 0 P: 5	R: 3 E: 1 K: 2 S: 11	H: 4 LOB: 1 BB: 0 P: 11	R: 0 E: 0 K: 0 S: 4	H: 1 LOB: 3 BB: 2 P: 12	R: 1 E: 1 K: 1 S: 6	H: 1 LOB: 1 BB: 1 P: 10	R: 0 E: 0 K: 0 S: 4	H: 1 LOB: 1 BB: 0 P: 4	R: 0 E: 0 K: 1 S: 6	H: 1 LOB: 2 BB: 1 P: 10	R: 0 E: 0 K: 1 S: 5	H: 0 LOB: 0 BB: 0 P: 5	1B: 9 2B: 0 3B: 0 HR: 2	SF: 0 SAC: 1 DP: 0 HBP: 0	WP: 0 PA: 39 PB: 0 SB: 0 CS: 0
<b>PITCHER</b>	IP	WLS	BF	H	R	ER	SO	BB	IBB	HBP	BLK	WP	HR	S	P	ERA	WHIP		
Roric Harrison, R ERA: 2.41	2.0	L	12	6	5	5	0	0	0	0	0	0	0	8	8	0.00	1.000		
Mickey Scott, L ERA: 2.37	1.0		4	1	0	0	2	0	0	0	0	0	0	8	8	0.00	1.000		
Dave Leonhard, R ERA: 4.5	0.2		5	1	0	0	0	2	0	0	0	0	0	3	11	0.00	4.500		
Grant Jackson, L ERA: 3.18	2.1		10	2	1	0	1	1	0	0	0	0	0	11	15	0.00	1.286		
Eddie Watt, R ERA: 3.18	2.0		8	1	0	0	2	1	0	0	0	0	0	11	15	0.00	1.000		

Baltimore Orioles @ Cleveland Indians  
Cleveland Municipal Stadium, Cleveland, OH  
Wed Aug 02 1972, 7:05 PM EDT  
Att: 14,148 - Unknown


AB	34
R	6
H	11
RBI	5
BB	4
SO	5
LOB	14










Batter	1	2	3	4	5	6	7	8	9	AB	R	H	RBI	BB	SO	LOB	TOP					
Don Buford, S (1,7) OBP: 0.344, SLG: 0.269	4-0 WP BB		0-0 G3			0-0 F8		0-0 F7		3	0	0	0	1	0	0	<p><b>Baltimore Orioles @ Boston Red Sox</b> Fenway Park, Boston, MA Fri Aug 04 1972, 7:05 PM EDT Att: 31,852 - Unknown</p>					
Johnny Oates, L (1,2) OBP: 0.366, SLG: 0.436	0-0 F7		0-0 3-1			0-0 F8		0-0 F4		4	0	0	0	0	0	1						
Bobby Grich, R (1,6) OBP: 0.357, SLG: 0.446	0-0 F3			0-3 K		4-0 1B BB		4-0 BB		2	0	0	0	2	1	1						
Boog Powell, L (1,3) OBP: 0.327, SLG: 0.399	4-0 BB			0-0 F9		0-0 BB		0-0 F7		3	0	1	0	1	0	1						
Terry Crowley, L (1,9) OBP: 0.315, SLG: 0.420	0-0 F5			0-0 2B		0-0 3-1		0-0 F3		4	0	1	0	0	0	5						
Brooks Robinson, R (1,5) OBP: 0.299, SLG: 0.341		0-3 K		0-0 F9			0-0 5-3		0-0 F8		4	0	0	0	0	2						
Merv Rettenmund, R (1,8) OBP: 0.322, SLG: 0.331		0-0 F7			4-0 G5-4-3 BB		0-0 F9			2	0	0	0	1	0	0						
Davey Johnson, R (1,4) OBP: 0.342, SLG: 0.356		0-3 K			0-0 G5-4-3		0-0 4-1			3	0	0	0	0	1	1						
Pat Dobson, R (1,1) OBP: 0.167, SLG: 0.186 Tom Shogay, L (8,PH) OBP: 0.346, SLG: 0.250 Doyle Alexander, R (8,1) OBP: 0.063, SLG: 0.063			0-3 K		0-0 6-3			0-3 K		2	0	0	0	0	1	0	<p><b>AB 28</b> <b>R 0</b> <b>H 2</b> <b>RBI 0</b> <b>BB 5</b> <b>SO 5</b> <b>LOB 11</b></p> 					
<b>Inning Stats</b>	R: 0 E: 0 K: 0 S: 3	H: 0 LOB: 2 BB: 2 P: 11	R: 0 E: 0 K: 2 S: 7	H: 0 LOB: 0 BB: 0 P: 7	R: 0 E: 0 K: 1 S: 5	H: 0 LOB: 0 BB: 0 P: 5	R: 0 E: 0 K: 1 S: 6	H: 1 LOB: 1 BB: 0 P: 6	R: 0 E: 0 K: 0 S: 2	H: 0 LOB: 0 BB: 1 P: 6	R: 0 E: 0 K: 0 S: 4	H: 1 LOB: 2 BB: 1 P: 8	R: 0 E: 0 K: 0 S: 3	H: 0 LOB: 0 BB: 0 P: 3	R: 0 E: 0 K: 1 S: 5	H: 0 LOB: 0 BB: 1 P: 5		R: 0 E: 0 K: 0 S: 3	H: 0 LOB: 1 BB: 1 P: 7	1B: 1 2B: 1 3B: 0 HR: 0	SF: 0 SAC: 0 DP: 1 HBP: 0	WP: 1 PB: 0 SB: 0 CS: 0
<b>PITCHER</b> Marty Pattin, R (1,1) ERA: 3.64	IP: 9.0 WLS: W BF: 33 H: 2 R: 0 ER: 0 SO: 5 BB: 5 IBB: 0 HBP: 0 BLK: 0 WP: 1 HR: 0 S: 38 P: 58 ERA: 0.00 WHIP: 0.778															<b>PITCHER</b>	IP: 9.0 WLS: W BF: 33 H: 2 R: 0 ER: 0 SO: 5 BB: 5 IBB: 0 HBP: 0 BLK: 0 WP: 1 HR: 0 S: 38 P: 58 ERA: 0.00 WHIP: 0.778					

Batter	1	2	3	4	5	6	7	8	9	AB	R	H	RBI	BB	SO	LOB	BOTTOM			
Tommy Harper, R (1,8) OBP: 0.365, SLG: 0.431 Rick Miller, L (9,8) OBP: 0.278, SLG: 0.359	0-0 6-3			0-0 F4		0-0 SH1-4 1B		0-3 K		4	1	1	0	0	1	0	<p><b>Baltimore Orioles @ Boston Red Sox</b> Fenway Park, Boston, MA Fri Aug 04 1972, 7:05 PM EDT Att: 31,852 - Unknown</p>			
Doug Griffin, R (1,4) OBP: 0.330, SLG: 0.309	0-0 G3			0-0 6-3		0-0 SH1-4		0-0 6-3		3	0	0	0	0	0	0				
Carl Yastrzemski, L (1,7) OBP: 0.353, SLG: 0.531	0-0 3-1			4-0 BB		4-0 1B BB		0-0 S 1B		2	0	1	0	2	0	0				
Reggie Smith, S (1,9) OBP: 0.353, SLG: 0.447		0-0 G3		4-0 BB		0-3 K		4-0 1B		2	0	0	0	2	1	2				
Rico Petrocelli, R (1,5) OBP: 0.321, SLG: 0.359		0-3 K		0-0 5-3		0-0 1B		0-0 F8		4	0	1	1	0	1	4				
Carlton Fisk, R (1,2) OBP: 0.386, SLG: 0.617		0-0 F7			0-0 1B FC4-6		0-0 F4			3	1	1	0	0	0	2				
Danny Cater, R (1,3) OBP: 0.273, SLG: 0.398				0-0 F4		0-0 FC4-6 1B		0-0 4-3		3	0	1	0	0	0	0				
Luis Aparicio, R (1,6) OBP: 0.316, SLG: 0.346				0-0 F3		0-0 FC4-6		0-0 F5		3	0	0	1	0	0	1				
Marty Pattin, R (1,1) OBP: 0.154, SLG: 0.269			0-3 K		0-0 G5-4-3		0-0 F7			3	0	0	0	0	1	1	<p><b>AB 27</b> <b>R 2</b> <b>H 5</b> <b>RBI 2</b> <b>BB 4</b> <b>SO 4</b> <b>LOB 10</b></p> 			
<b>Inning Stats</b>	R: 0 E: 0 K: 0 S: 3	H: 0 LOB: 0 BB: 0 P: 3	R: 0 E: 0 K: 1 S: 5	H: 0 LOB: 0 BB: 0 P: 5	R: 0 E: 0 K: 1 S: 5	H: 0 LOB: 0 BB: 0 P: 5	R: 0 E: 0 K: 0 S: 3	H: 0 LOB: 2 BB: 2 P: 11	R: 1 E: 0 K: 0 S: 4	H: 2 LOB: 0 BB: 0 P: 4	R: 1 E: 0 K: 1 S: 7	H: 2 LOB: 2 BB: 1 P: 11	R: 0 E: 0 K: 0 S: 3	H: 0 LOB: 0 BB: 0 P: 3	R: 0 E: 0 K: 1 S: 6	H: 1 LOB: 2 BB: 1 P: 10		1B: 5 2B: 0 3B: 0 HR: 0	SF: 0 SAC: 1 DP: 1 HBP: 0	WP: 0 PB: 0 SB: 1 CS: 0
<b>PITCHER</b> Pat Dobson, R (1,1) ERA: 2.56 Doyle Alexander, R (8,1) ERA: 2.6	IP: 7.0 WLS: L BF: 27 H: 4 R: 2 ER: 2 SO: 3 BB: 3 IBB: 0 HBP: 0 BLK: 0 WP: 0 HR: 0 S: 30 P: 42 ERA: 2.57 WHIP: 1.000															<b>PITCHER</b>	IP: 7.0 WLS: L BF: 27 H: 4 R: 2 ER: 2 SO: 3 BB: 3 IBB: 0 HBP: 0 BLK: 0 WP: 0 HR: 0 S: 30 P: 42 ERA: 2.57 WHIP: 1.000			



Batter	1	2	3	4	5	6	7	8	9	AB	R	H	RBI	BB	SO	LOB	TOP					
Don Buford, S (1, 7) OBP: 0.343, SLG: 0.269	G3	K			K		F5			4	0	1	1	0	1	0	<b>Baltimore Orioles @ Boston Red Sox</b> Fenway Park, Boston, MA Sat Aug 05 1972, 3:33 AM EDT Att: 25,735 - Unknown					
Paul Blair, R (1, 8) OBP: 0.239, SLG: 0.320	1B		K					F8		4	1	1	0	0	0	1						
Bobby Grich, R (1, 4) OBP: 0.356, SLG: 0.443	1B		F3		1-3			5-3		4	1	1	0	0	1	0						
Boog Powell, L (1, 3) OBP: 0.323, SLG: 0.393	F4		4-3				F9		K	4	0	0	0	0	1	2						
Don Baylor, R (1, 9) OBP: 0.328, SLG: 0.438	S			K		4-3			F7	4	0	1	1	0	1	0						
Brooks Robinson, R (1, 5) OBP: 0.299, SLG: 0.340	S		F8		F6				K	5	0	1	0	0	0	1						
Johnny Oates, L (1, 2) OBP: 0.365, SLG: 0.438			F9		F3				E5	4	1	1	0	0	0	2						
Mark Belanger, R (1, 6) OBP: 0.249, SLG: 0.246	F8				B3		F9		F5	3	0	1	0	0	0	2						
Dave McNally, R (1, 1) OBP: 0.138, SLG: 0.158					B3		F4			1	0	0	0	0	1	1						
Ronic Harrison, R (3, 1) OBP: 0.100, SLG: 0.200										1	0	0	0	0	1	1						
Terry Crowley, L (7, PH) OBP: 0.313, SLG: 0.417										1	0	0	0	0	0	1						
Eddie Watt, R (7, 1)										0	0	0	0	0	0	0						
<b>Inning Stats</b>	R: 2 E: 0 K: 0 S: 5	H: 3 LOB: 1 BB: 0 P: 5	R: 0 E: 0 K: 1 S: 6	H: 1 LOB: 1 BB: 0 P: 6	R: 0 E: 0 K: 1 S: 5	H: 0 LOB: 0 BB: 0 P: 5	R: 0 E: 0 K: 1 S: 5	H: 0 LOB: 0 BB: 0 P: 5	R: 1 E: 0 K: 1 S: 7	H: 2 LOB: 1 BB: 0 P: 7	R: 0 E: 0 K: 0 S: 3	H: 0 LOB: 0 BB: 0 P: 3	R: 0 E: 0 K: 0 S: 4	H: 1 LOB: 1 BB: 0 P: 4	R: 0 E: 0 K: 1 S: 5	H: 0 LOB: 0 BB: 0 P: 5	R: 0 E: 1 K: 1 S: 6	H: 0 LOB: 1 BB: 0 P: 6	1B: 5 2B: 2 3B: 0 HR: 0	SF: 0 SAC: 0 DP: 0 HBP: 0	WP: 0 PB: 0 SB: 2 CS: 0	PA: 35
<b>PITCHER</b> Luis Tiant, R (1, 1) ERA: 3.11	IP: 9.0 WLS: W BF: 35 H: 7 R: 3 ER: 3 SO: 6 BB: 0 IBB: 0 HBP: 0 BLK: 0 WP: 0 HR: 0 S: 46 P: 46 ERA: 3.00 WHIP: 0.778															<b>PITCHER</b>	IP: 9.0 WLS: W BF: 35 H: 7 R: 3 ER: 3 SO: 6 BB: 0 IBB: 0 HBP: 0 BLK: 0 WP: 0 HR: 0 S: 46 P: 46 ERA: 3.00 WHIP: 0.778					

Batter	1	2	3	4	5	6	7	8	9	AB	R	H	RBI	BB	SO	LOB	BOTTOM			
Tommy Harper, R (1, 8) OBP: 0.361, SLG: 0.427	F8		F7		L6		4-3			4	0	0	0	0	0	0	<b>Baltimore Orioles @ Boston Red Sox</b> Fenway Park, Boston, MA Sat Aug 05 1972, 3:33 AM EDT Att: 25,735 - Unknown			
Rick Miller, L (8, 8) OBP: 0.278, SLG: 0.359										0	0	0	0	0	0	0				
Doug Griffin, R (1, 4) OBP: 0.332, SLG: 0.311	1B		BB		L5		6-3			4	2	2	0	0	0	0				
Carl Yastrzemski, L (1, 7) OBP: 0.355, SLG: 0.533	2B		HR		F8			4-3		4	2	2	0	0	0	0				
Reggie Smith, S (1, 9) OBP: 0.355, SLG: 0.446	F9		HR					F8		3	1	1	0	1	0	2				
Rico Petrocelli, R (1, 5) OBP: 0.325, SLG: 0.375			HR		K					4	1	3	6	0	1	1				
Carlton Fisk, R (1, 2) OBP: 0.381, SLG: 0.608	K		G3					F8		4	0	0	0	0	2	2				
Danny Cater, R (1, 3) OBP: 0.277, SLG: 0.396			6-3							1	0	0	0	2	0	0				
Luis Aparicio, R (1, 6) OBP: 0.312, SLG: 0.341	G4-6-3				F4		G5-6-3			3	0	0	0	0	0	2				
Luis Tiant, R (1, 1) OBP: 0.167, SLG: 0.176	4-3				K		4-3			3	0	0	0	0	1	0				
<b>Inning Stats</b>	R: 2 E: 0 K: 1 S: 8	H: 3 LOB: 1 BB: 0 P: 8	R: 0 E: 0 K: 0 S: 2	H: 0 LOB: 0 BB: 1 P: 6	R: 4 E: 0 K: 0 S: 6	H: 3 LOB: 0 BB: 1 P: 10	R: 0 E: 0 K: 1 S: 5	H: 0 LOB: 0 BB: 0 P: 5	R: 0 E: 0 K: 1 S: 6	H: 1 LOB: 1 BB: 0 P: 6	R: 0 E: 0 K: 1 S: 4	H: 0 LOB: 0 BB: 1 P: 8	R: 0 E: 0 K: 0 S: 3	H: 0 LOB: 0 BB: 0 P: 3	R: 0 E: 0 K: 0 S: 4	H: 1 LOB: 1 BB: 0 P: 4	1B: 6 2B: 1 3B: 0 HR: 1	SF: 0 SAC: 0 DP: 2 HBP: 0	WP: 0 PB: 0 SB: 0 CS: 0	PA: 33
<b>PITCHER</b> Dave McNally, L (1, 1) ERA: 2.81	IP: 2.1 WLS: L BF: 14 H: 6 R: 6 ER: 6 SO: 1 BB: 6 IBB: 0 HBP: 0 BLK: 0 WP: 0 HR: 1 S: 14 P: 22 ERA: 23.14 WHIP: 3.429															<b>PITCHER</b>	IP: 2.1 WLS: L BF: 14 H: 6 R: 6 ER: 6 SO: 1 BB: 6 IBB: 0 HBP: 0 BLK: 0 WP: 0 HR: 1 S: 14 P: 22 ERA: 23.14 WHIP: 3.429			
Ronic Harrison, R (3, 1) ERA: 2.29	3.2	12	1	0	0	3	1	0	0	0	0	17	21	0.00	0.545					
Eddie Watt, R (7, 1) ERA: 2.92	2.0	7	1	0	0	0	0	0	0	0	0	7	7	0.00	0.500					











Batter	1	2	3	4	5	6	7	8	9	AB	R	H	RBI	BB	SO	LOB	TOP										
<b>Don Buford, S</b> OBP: 0.344, SLG: 0.268 (1, 7)	F2		BB HR 1B		1-3		4-3		BB IBB	4	1	1	0	1	0	0	<b>Baltimore Orioles @ Milwaukee Brewers</b> Milwaukee County Stadium, Milwaukee, WI Tue Aug 08 1972, 8:05 PM EDT Att: 5,288 - Unknown <a href="http://livebaseballscorecards.com">livebaseballscorecards.com</a>										
<b>Paul Blair, R</b> OBP: 0.241, SLG: 0.318 (1, 8)	1B		HR BB		F8		K		BB	3	2	1	0	2	1	0											
<b>Bobby Grich, R</b> OBP: 0.352, SLG: 0.434 (1, 4)	1B		K		K				BB	5	0	1	0	0	3	5											
<b>Boog Powell, L</b> OBP: 0.336, SLG: 0.421 (1, 3)	1B		HR							4	1	4	4	0	0	0											
<b>Brooks Robinson, R</b> OBP: 0.301, SLG: 0.351 (1, 5)	K		F7		G4-6-3				F8	4	0	0	0	0	1	4											
<b>Mery Rettenmund, R</b> OBP: 0.334, SLG: 0.349 (1, 9)	K		F5						K	3	0	0	0	1	2	3											
<b>Johnny Oates, L</b> OBP: 0.368, SLG: 0.435 (1, 2)					K				BB 6-3 1B	3	0	1	0	1	1	0											
<b>Mark Belanger, R</b> OBP: 0.248, SLG: 0.255 (1, 6)					F8				6-3	4	0	0	0	0	0	3											
<b>Pat Dobson, R</b> OBP: 0.156, SLG: 0.175 (1, 1)										4	0	0	0	0	1	1											
<b>Roric Harrison, R</b> OBP: 0.100, SLG: 0.200 (9, 1)					2-3					0	0	0	0	0	0	0											
<b>Eddie Watt, R</b> OBP: 0.100, SLG: 0.200 (9, 1)									K	0	0	0	0	0	0	0											
<b>Inning Stats</b>	R: 1 E: 0 K: 2 S: 10	H: 3 LOB: 2 BB: 0 P: 10	R: 0 E: 0 K: 0 S: 3	H: 0 LOB: 0 BB: 0 P: 3	R: 3 E: 0 K: 1 S: 7	H: 2 LOB: 0 BB: 1 P: 11	R: 0 E: 0 K: 1 S: 5	H: 0 LOB: 0 BB: 0 P: 5	R: 0 E: 0 K: 0 S: 3	H: 1 LOB: 2 BB: 2 P: 11	R: 0 E: 0 K: 1 S: 5	H: 0 LOB: 0 BB: 0 P: 5	R: 0 E: 0 K: 1 S: 6	H: 1 LOB: 1 BB: 0 P: 6	R: 0 E: 0 K: 2 S: 8	H: 1 LOB: 3 BB: 2 P: 16	1B: 7 2B: 0 3B: 0 HR: 1	SF: 0 SAC: 0 DP: 1 HBP: 0	WP: 1 PB: 0 SB: 1 CS: 0	PA: 39							
<b>PITCHER</b>	IP	WLS	BF	H	R	ER	SO	BB	IBB	HBP	BLK	WP	HR	S	P	ERA	WHIP										
<b>Jim Colborn, R</b> ERA: 2.79 (1, 1)	8.0	L	33	7	4	4	7	2	1	0	0	1	1	44	56	4.50	1.125										
<b>Ken Sanders, R</b> ERA: 3.44 (9, 1)	1.0		6	1	0	0	2	1	1	0	0	0	0	8	16	0.00	2.000										

Batter	1	2	3	4	5	6	7	8	9	AB	R	H	RBI	BB	SO	LOB	BOTTOM										
<b>Rick Auerbach, R</b> OBP: 0.286, SLG: 0.274 (1, 6)	K		1-2 1B		F2				WP 1B 1B	4	1	2	0	1	1	0	<b>Baltimore Orioles @ Milwaukee Brewers</b> Milwaukee County Stadium, Milwaukee, WI Tue Aug 08 1972, 8:05 PM EDT Att: 5,288 - Unknown <a href="http://livebaseballscorecards.com">livebaseballscorecards.com</a>										
<b>Ron Theobald, R</b> OBP: 0.358, SLG: 0.275 (1, 4)	6-3		F9		P3				1-2 1B	5	1	1	0	0	5												
<b>Dave May, L</b> OBP: 0.295, SLG: 0.343 (1, 8)	F6		K							4	0	1	2	0	1	2											
<b>George Scott, R</b> OBP: 0.310, SLG: 0.401 (1, 3)					F8				FC5-4 1B	4	0	0	0	0	0	1											
<b>John Briggs, L</b> OBP: 0.367, SLG: 0.472 (1, 7)									1-2 1B	4	0	2	0	0	0	1											
<b>Ollie Brown, R</b> OBP: 0.312, SLG: 0.333 (1, 9)			P3						G3	3	0	1	0	1	0	1											
<b>Mike Ferraro, R</b> OBP: 0.294, SLG: 0.344 (1, 5)									G4-6-3 1B	4	0	0	0	0	0	4											
<b>Ellie Rodriguez, R</b> OBP: 0.371, SLG: 0.383 (1, 2)									6-3	2	0	0	0	2	1	2											
<b>Jim Colborn, R</b> OBP: 0.091, SLG: 0.182 (1, 1)										2	0	0	0	0	1	1											
<b>Brock Davis, L</b> OBP: 0.366, SLG: 0.314 (8, PH)										1	0	0	0	0	0	0											
<b>Ken Sanders, R</b> ERA: 2.53 (9, PH)										0	0	0	0	0	0	0											
<b>Joe Lahoud, L</b> OBP: 0.326, SLG: 0.358 (9, PH)										0	0	0	0	1	0	0											
<b>Syd O'Brien, R</b> OBP: 0.283, SLG: 0.280 (9, PR)										0	0	0	0	0	0	0											
<b>Inning Stats</b>	R: 0 E: 0 K: 1 S: 5	H: 0 LOB: 0 BB: 0 P: 5	R: 0 E: 0 K: 0 S: 4	H: 1 LOB: 1 BB: 0 P: 4	R: 0 E: 0 K: 1 S: 6	H: 1 LOB: 2 BB: 1 P: 10	R: 0 E: 0 K: 1 S: 6	H: 0 LOB: 0 BB: 0 P: 5	R: 0 E: 0 K: 0 S: 3	H: 0 LOB: 0 BB: 0 P: 3	R: 0 E: 0 K: 0 S: 3	H: 1 LOB: 1 BB: 0 P: 3	R: 2 E: 0 K: 0 S: 6	H: 3 LOB: 3 BB: 0 P: 6	R: 0 E: 0 K: 0 S: 3	H: 0 LOB: 3 BB: 3 P: 15	1B: 7 2B: 0 3B: 0 HR: 0	SF: 0 SAC: 0 DP: 1 HBP: 0	WP: 2 PB: 0 SB: 0 CS: 0	PA: 38							
<b>PITCHER</b>	IP	WLS	BF	H	R	ER	SO	BB	IBB	HBP	BLK	WP	HR	S	P	ERA	WHIP										
<b>Pat Dobson, R</b> ERA: 2.53 (1, 1)	8.2	W	36	7	2	2	4	4	0	0	0	1	0	40	56	2.08	1.269										
<b>Roric Harrison, R</b> ERA: 2.53 (9, 1)	0.0		1	0	0	0	0	1	0	0	0	1	0	4	4	∞	∞										
<b>Eddie Watt, R</b> ERA: 2.88 (9, 1)	0.1	S	1	0	0	0	0	0	0	0	0	0	0	1	1	0.00	0.000										







Batter	1	2	3	4	5	6	7	8	9	AB	R	H	RBI	BB	SO	LOB	TOP			
Merv Rettenmund, R OBP: 0.333, SLG: 0.348										4	0	1	0	0	0	1	<b>Baltimore Orioles @ Milwaukee Brewers</b> Milwaukee County Stadium, Milwaukee, WI Thu Aug 10 1972, 4:33 AM EDT Att: 12,509 - Unknown			
Paul Blair, R OBP: 0.243, SLG: 0.321										4	0	2	0	0	0	1				
Bobby Grich, R OBP: 0.354, SLG: 0.438										4	0	1	0	0	1	3				
Don Baylor, R OBP: 0.332, SLG: 0.436										4	0	2	0	0	0	1				
Brooks Robinson, R OBP: 0.304, SLG: 0.354										4	0	1	0	0	0	3				
Boog Powell, L OBP: 0.342, SLG: 0.423										4	0	2	0	0	0	4				
Davey Johnson, R OBP: 0.339, SLG: 0.349										4	0	0	0	0	0	5				
Andy Etchebarren, R OBP: 0.269, SLG: 0.259										4	0	1	0	0	0	0				
Mark Belanger, R OBP: 0.248, SLG: 0.255										0	0	0	0	0	0	0				
Jim Palmer, R OBP: 0.243, SLG: 0.304										2	0	0	0	0	1	0				
Don Buford, S OBP: 0.341, SLG: 0.270										1	0	0	0	0	0	1				
<b>Inning Stats</b>	R: 0 E: 0 K: 0 S: 3	H: 1 LOB: 0 BB: 0 P: 3	R: 0 E: 0 K: 0 S: 4	H: 2 LOB: 1 BB: 0 P: 4	R: 0 E: 0 K: 0 S: 4	H: 1 LOB: 1 BB: 0 P: 4	R: 0 E: 0 K: 1 S: 7	H: 2 LOB: 2 BB: 0 P: 7	R: 0 E: 0 K: 0 S: 5	H: 1 LOB: 0 BB: 0 P: 4	R: 0 E: 0 K: 1 S: 5	H: 0 LOB: 0 BB: 0 P: 5	R: 0 E: 1 K: 0 S: 5	H: 1 LOB: 2 BB: 0 P: 5	R: 0 E: 1 K: 0 S: 3	H: 0 LOB: 1 BB: 0 P: 3	1B: 8 2B: 2 3B: 0 HR: 0	SF: 0 SAC: 1 DP: 3 HBP: 0	WP: 0 PB: 0 SB: 0 CS: 0	PA: 36
<b>PITCHER</b> Gary Ryerson, L ERA: 2.54	(1, 1)	IP: 9.0 WLS: W BF: 36	H: 10 R: 0 ER: 0 SO: 2	BB: 0 IBB: 0 HBP: 0 BLK: 0	WP: 0 HR: 0 S: 40 P: 40	ERA: 0.00 WHIP: 1.111		<b>PITCHER</b>	IP: 9.0 WLS: W BF: 36	H: 10 R: 0 ER: 0 SO: 2	BB: 0 IBB: 0 HBP: 0 BLK: 0	WP: 0 HR: 0 S: 40 P: 40	ERA: 0.00 WHIP: 1.111							

AB	35
R	0
H	10
RBI	0
BB	0
SO	2
LOB	19



Batter	1	2	3	4	5	6	7	8	9	AB	R	H	RBI	BB	SO	LOB	BOTTOM			
Rick Auerbach, R OBP: 0.283, SLG: 0.271										4	0	0	0	0	1	1	<b>Baltimore Orioles @ Milwaukee Brewers</b> Milwaukee County Stadium, Milwaukee, WI Thu Aug 10 1972, 4:33 AM EDT Att: 12,509 - Unknown			
Bob Heise, R OBP: 0.300, SLG: 0.316										4	1	3	0	0	0	0				
Dave May, L OBP: 0.293, SLG: 0.339										3	0	0	0	0	1	3				
George Scott, R OBP: 0.310, SLG: 0.399										3	0	2	1	0	1	1				
John Briggs, L OBP: 0.367, SLG: 0.469										2	0	0	0	1	0	1				
Joe Lahoud, L OBP: 0.322, SLG: 0.353										3	0	0	0	0	1	3				
Mike Ferraro, R OBP: 0.290, SLG: 0.339										3	0	0	0	0	0	1				
Ellie Rodriguez, R OBP: 0.372, SLG: 0.377										1	0	0	0	2	0	0				
Gary Ryerson, R OBP: 0.136, SLG: 0.050										2	0	0	0	1	0	2				
<b>Inning Stats</b>	R: 0 E: 0 K: 1 S: 6	H: 1 LOB: 0 BB: 0 P: 6	R: 0 E: 0 K: 0 S: 3	H: 0 LOB: 0 BB: 0 P: 3	R: 0 E: 0 K: 1 S: 6	H: 1 LOB: 1 BB: 1 P: 10	R: 0 E: 0 K: 0 S: 3	H: 1 LOB: 1 BB: 1 P: 7	R: 0 E: 0 K: 0 S: 2	H: 0 LOB: 0 BB: 1 P: 6	R: 1 E: 0 K: 1 S: 7	H: 2 LOB: 1 BB: 0 P: 7	R: 0 E: 0 K: 0 S: 2	H: 0 LOB: 0 BB: 1 P: 6	R: 0 E: 0 K: 1 S: 5	H: 0 LOB: 0 BB: 0 P: 5		1B: 4 2B: 2 3B: 0 HR: 0	SF: 0 SAC: 1 DP: 3 HBP: 0	WP: 0 PB: 0 SB: 1 CS: 0
<b>PITCHER</b> Jim Palmer, R ERA: 1.84	(1, 1)	IP: 8.0 WLS: L BF: 30	H: 5 R: 1 ER: 1 SO: 4	BB: 4 IBB: 0 HBP: 0 BLK: 0	WP: 0 HR: 0 S: 34 P: 50	ERA: 1.12 WHIP: 1.125		<b>PITCHER</b>	IP: 8.0 WLS: L BF: 30	H: 5 R: 1 ER: 1 SO: 4	BB: 4 IBB: 0 HBP: 0 BLK: 0	WP: 0 HR: 0 S: 34 P: 50	ERA: 1.12 WHIP: 1.125							









Batter	1	2	3	4	5	6	7	8	9	AB	R	H	RBI	BB	SO	LOB	TOP																			
<b>Tommy Harper, R</b> OBP: 0.397, SLG: 0.420 (1, 8)	0-0 6-3		0-0 F2		0-0 6-3			0-0 6-3		4	0	0	0	0	0	1	<b>Boston Red Sox @ Baltimore Orioles</b> Memorial Stadium, Baltimore, MD Sat Aug 12 1972, 7:05 PM EDT Unknown																			
<b>Luis Aparicio, R</b> OBP: 0.307, SLG: 0.340 (1, 6)	0-0 L6		0-0 6-3			0-0 P3		0-0 1-3		4	0	0	0	0	0	0																				
<b>Carl Yastrzemski, L</b> OBP: 0.343, SLG: 0.318 (1, 7)	0-0 4-3		0-0 6-3			0-0 4-3		0-0 F8		4	0	0	0	0	0	0																				
<b>Rico Petrocelli, R</b> OBP: 0.336, SLG: 0.396 (1, 5)		0-0 HR		0-0 6-3		0-0 F8		0-0 F9		4	1	1	1	0	0	0																				
<b>Carlton Fisk, R</b> OBP: 0.369, SLG: 0.589 (1, 2)		0-0 F8		0-0 5-3			0-0 F8	0-0 F4		4	0	0	0	0	0	0																				
<b>Danny Cater, R</b> OBP: 0.283, SLG: 0.400 (1, 3)		0-0 2B		0-0 6-3			0-0 G3 1B 2B	0-0 F8		4	1	2	0	0	0	0																				
<b>Ben Oglivie, L</b> OBP: 0.311, SLG: 0.422 (1, 9)		4-0 FC6-4 BB		0-0 6-3 4-3 1B		0-0 G3 2-3				2	0	1	0	1	0	1																				
<b>John Kennedy, R</b> OBP: 0.323, SLG: 0.358 (1, 4)		0-3 K		0-0 4-3		0-0 1-2	0-0 3-H 1B			3	0	1	1	0	1	3																				
<b>Marty Pattin, R</b> OBP: 0.140, SLG: 0.246 (1, 1)		0-0 FC6-4 1-2		0-0 6-3		0-0 2-3	0-0 F7			3	0	0	0	0	0	4																				
<b>Inning Stats</b>	R: 0 E: 0 K: 0 S: 3	H: 0 LOB: 0 BB: 0 P: 3	R: 1 E: 0 K: 1 S: 7	H: 2 LOB: 2 BB: 1 P: 11	R: 0 E: 0 K: 0 S: 3	H: 0 LOB: 0 BB: 0 P: 3	R: 0 E: 0 K: 0 S: 3	H: 1 LOB: 1 BB: 0 P: 4	R: 0 E: 0 K: 0 S: 3	H: 0 LOB: 0 BB: 0 P: 3	R: 1 E: 0 K: 0 S: 5	H: 2 LOB: 1 BB: 0 P: 5	R: 0 E: 0 K: 0 S: 3	H: 0 LOB: 0 BB: 0 P: 3	R: 0 E: 0 K: 0 S: 3	H: 0 LOB: 0 BB: 0 P: 3	1B: 2 2B: 2 3B: 0 HR: 1	SF: 0 SAC: 0 DP: 0 HBP: 0	WP: 0 PA: 33 PB: 0 SB: 0 CS: 0																	
<b>PITCHER</b>	IP	WLS	BF	H	R	ER	SO	BB	IBB	HBP	BLK	WP	HR	S	P	ERA	WHIP	<b>PITCHER</b>		IP	WLS	BF	H	R	ER	SO	BB	IBB	HBP	BLK	WP	HR	S	P	ERA	WHIP
<b>Pat Dobson, R</b> ERA: 2.54 (1, 1)	7.0		27	5	2	2	1	1	0	0	0	0	1	28	32	2.57	0.857																			
<b>Ronic Hamson, R</b> ERA: 2.19 (8, 1)	2.0	W	6	0	0	0	0	0	0	0	0	0	0	6	6	0.00	0.000																			

AB	32
R	2
H	5
RBI	2
BB	1
SO	1
LOB	9



Batter	1	2	3	4	5	6	7	8	9	AB	R	H	RBI	BB	SO	LOB	BOTTOM																			
<b>Merv Rettenmund, R</b> OBP: 0.338, SLG: 0.362 (1, 8)	4-0 SH3-1 BB SF8 BB	0-3 K			0-0 4-3		0-0 HR		0-0 1-2 2-H 1B	4	2	2	2	1	1	1	<b>Boston Red Sox @ Baltimore Orioles</b> Memorial Stadium, Baltimore, MD Sat Aug 12 1972, 7:05 PM EDT Unknown																			
<b>Terry Crowley, L</b> OBP: 0.305, SLG: 0.416 (1, 7)	4-0 SF8 SH3-1 1-2 BB		0-0 F2		0-3 K		0-0 4-3			3	0	0	0	1	1	0																				
<b>Bobby Grich, R</b> OBP: 0.350, SLG: 0.441 (1, 4)	0-0 SH3-1 1-2 2-3		0-3 K		0-0 1-4-3			0-0 F7		3	0	0	0	0	1	0																				
<b>Boog Powell, L</b> OBP: 0.335, SLG: 0.415 (1, 3)	0-0 SF8 2-3 3-H		0-0 4-3			0-0 6-3		0-0 4-3		3	0	0	1	0	0	0																				
<b>Don Baylor, R</b> OBP: 0.335, SLG: 0.432 (1, 9)	4-0 BB			0-3 K		4-0 FC6-5 S BB		0-3 K		2	0	0	0	2	2	0																				
<b>Brooks Robinson, R</b> OBP: 0.304, SLG: 0.351 (1, 5)	0-0 F9			0-0 6-3		0-0 FC6-5 FC3-6 1-3		4-0 SH3-4 1B BB		3	0	0	0	1	0	3																				
<b>Paul Blair, R</b> OBP: 0.244, SLG: 0.319 (8, FR)										0	1	0	0	0	0	0																				
<b>Eliot Hendricks, L</b> OBP: 0.263, SLG: 0.207 (1, 2)		4-0 SH5-4 BB		0-0 1B 1B		0-0 FC3-6 1-2		0-0 SH3-4		2	0	1	0	1	0	1																				
<b>Mark Belanger, R</b> OBP: 0.248, SLG: 0.255 (1, 6)		0-0 F8		0-0 1B 1B		0-3 K		0-0 F8		4	0	1	0	0	1	3																				
<b>Pat Dobson, R</b> OBP: 0.154, SLG: 0.172 (1, 1)		0-0 SH5-4		0-3 K		0-3 K		4-0 1B		1	0	0	0	0	1	2																				
<b>Tom Shopay, L</b> OBP: 0.333, SLG: 0.238 (7, PH)										1	0	0	0	0	1	0																				
<b>Ronic Harrison, R</b> OBP: 0.100, SLG: 0.200 (8, 1)										0	0	0	0	0	0	0																				
<b>Don Buford, S</b> OBP: 0.342, SLG: 0.270 (8, PH)		1-2								0	0	0	0	1	0	0																				
<b>Inning Stats</b>	R: 1 E: 0 K: 0 S: 3	H: 0 LOB: 2 BB: 3 P: 15	R: 0 E: 0 K: 1 S: 5	H: 0 LOB: 1 BB: 1 P: 9	R: 0 E: 0 K: 1 S: 5	H: 0 LOB: 0 BB: 0 P: 5	R: 0 E: 0 K: 2 S: 9	H: 2 LOB: 2 BB: 0 P: 9	R: 0 E: 0 K: 1 S: 5	H: 0 LOB: 0 BB: 0 P: 5	R: 0 E: 0 K: 0 S: 3	H: 0 LOB: 1 BB: 1 P: 7	R: 1 E: 0 K: 2 S: 8	H: 1 LOB: 0 BB: 0 P: 8	R: 0 E: 0 K: 1 S: 5	H: 0 LOB: 0 BB: 0 P: 5	R: 1 E: 0 K: 0 S: 3	H: 1 LOB: 2 BB: 2 P: 11	1B: 3 2B: 0 3B: 0 HR: 1	SF: 1 SAC: 3 DP: 0 HBP: 0	WP: 0 PA: 37 PB: 0 SB: 1 CS: 0															
<b>PITCHER</b>	IP	WLS	BF	H	R	ER	SO	BB	IBB	HBP	BLK	WP	HR	S	P	ERA	WHIP	<b>PITCHER</b>		IP	WLS	BF	H	R	ER	SO	BB	IBB	HBP	BLK	WP	HR	S	P	ERA	WHIP
<b>Marty Pattin, R</b> ERA: 3.47 (1, 1)	8.2	L	37	4	3	3	8	6	1	0	0	0	1	46	74	3.12	1.154																			






Batter	1	2	3	4	5	6	7	8	9	AB	R	H	RBI	BB	SO	LOB	TOP					
Tommy Harper, R (1, 8) OBP: 0.397, SLG: 0.418	0-0 3B 1B		0-0 5-3		0-0 F6		4-0 BB		0-0 5-3	4	0	1	0	1	0	0						
Luis Aparicio, R (1, 6) OBP: 0.309, SLG: 0.351	0-0 SF7 3B		0-0 FC6-4 1B		0-0 6-3		0-0 1-3			4	1	2	0	0	0	2						
Carl Yastrzemski, L (1, 7) OBP: 0.339, SLG: 0.314	0-0 SF7		0-0 FC6-4		0-0 6-3		0-0 3-1			3	0	0	1	0	0	1						
Rico Petrocelli, R (1, 5) OBP: 0.337, SLG: 0.395	0-0 3-1			0-0 6-3		4-0 BB		0-0 HR 1B		3	1	1	0	1	0	0						
Ben Oglivie, L (1, 9) OBP: 0.315, SLG: 0.447		0-0 F4		0-0 F8 1B 2B		0-0 F8		0-0 HR		4	2	2	2	0	0	1						
Danny Cater, R (1, 3) OBP: 0.280, SLG: 0.394		0-0 1-3		0-0 F8 2-3		0-0 4-3		0-0 F5		4	0	0	0	0	0	2						
John Kennedy, R (1, 4) OBP: 0.321, SLG: 0.355		0-0 1-3		0-0 1B			0-0 F8	0-0 F8		4	0	1	1	0	0	0						
Bob Montgomery, R (1, 2) OBP: 0.324, SLG: 0.415			0-0 HR	0-0 F9			0-0 WP PB 1B		0-0 4-3	4	1	2	1	0	0	1						
Luis Tiant, R (1, 1) OBP: 0.136, SLG: 0.143			0-3 K		0-0 6-3		0-0 F3 1-2		0-0 F9	4	0	0	0	0	1	1						
<b>Inning Stats</b>	R: 1 E: 0 K: 0 S: 4	H: 2 LOB: 0 BB: 0 P: 4	R: 0 E: 0 K: 0 S: 3	H: 0 LOB: 0 BB: 0 P: 3	R: 1 E: 0 K: 1 S: 7	H: 2 LOB: 1 BB: 0 P: 7	R: 1 E: 0 K: 0 S: 5	H: 2 LOB: 0 BB: 0 P: 5	R: 0 E: 0 K: 0 S: 3	H: 0 LOB: 0 BB: 0 P: 3	R: 0 E: 0 K: 0 S: 3	H: 0 LOB: 1 BB: 1 P: 7	R: 0 E: 0 K: 0 S: 4	H: 1 LOB: 2 BB: 1 P: 8	R: 2 E: 0 K: 0 S: 5	H: 2 LOB: 0 BB: 0 P: 5	R: 0 E: 0 K: 0 S: 3	H: 0 LOB: 0 BB: 0 P: 3	1B: 5 2B: 1 3B: 1 HR: 2	SF: 1 SAC: 0 DP: 0 HBP: 0	WP: 1 PB: 1 CS: 0	PA: 37
<b>PITCHER</b>	IP	WLS	BF	H	R	ER	SO	BB	IBB	HBP	BLK	WP	HR	S	P	ERA	WHIP					
Doyle Alexander, R (1, 1) ERA: 2.67	6.0	L	24	6	3	3	1	1	0	0	0	0	1	25	29	4.50	1.167					
Dave Leonhard, R (7, 1) ERA: 5.0	2.0		10	3	2	2	0	1	0	0	0	1	1	9	13	9.00	2.000					
Eddie Watt, R (9, 1) ERA: 2.77	1.0		3	0	0	0	0	0	0	0	0	0	0	3	3	0.00	0.000					

**Boston Red Sox @ Baltimore Orioles**  
**Memorial Stadium, Baltimore, MD**  
 Sat Aug 12 1972, 7:05 PM EDT  
 Att: 24,297 - Unknown


AB 34  
 R 5  
 H 9  
 RBI 5  
 BB 2  
 SO 1  
 LOB 8



Batter	1	2	3	4	5	6	7	8	9	AB	R	H	RBI	BB	SO	LOB	BOTTOM							
Don Buford, S (1, 7) OBP: 0.341, SLG: 0.268	0-3 K			4-0 BB BB		0-0 F8			0-0 F8	3	0	0	0	1	1	0								
Merv Rettenmund, R (1, 9) OBP: 0.340, SLG: 0.369	0-0 5-3			4-0 BB 1-2 BB			0-0 E4 3B		0-0 F4	3	1	1	0	1	0	0								
Johnny Oates, L (1, 2) OBP: 0.359, SLG: 0.418	0-0 F8			0-0 F5			0-0 1-3		4-0 HR BB	3	1	0	0	1	0	2								
Boog Powell, L (1, 3) OBP: 0.334, SLG: 0.423		0-0 F5		0-0 P5-2-6-3-5-6-1-1 2-3f			0-3 K		0-0 HR	4	1	1	2	0	1	2								
Bobby Grich, R (1, 6) OBP: 0.346, SLG: 0.435	0-3 K				0-3 K		0-0 6-3		0-0 F8	4	0	0	0	0	2	0								
Brooks Robinson, R (1, 5) OBP: 0.302, SLG: 0.348	0-3 K				0-0 5-3			0-3 K		3	0	0	0	0	2	0								
Davey Johnson, R (1, 4) OBP: 0.335, SLG: 0.345			0-0 F6		0-3 K			0-0 F7		3	0	0	0	0	1	0								
Paul Blair, R (1, 8) OBP: 0.245, SLG: 0.319			0-0 F9			0-0 P3			0-0 1B	3	0	1	0	0	0	0								
Doyle Alexander, R (1, 1) OBP: 0.056, SLG: 0.056 (6, PH)			0-3 K			0-0 F5			0-0 F4	1	0	0	0	0	1	0								
Tom Shopay, L (6, PH) OBP: 0.320, SLG: 0.227										1	0	0	0	0	0	0								
Dave Leonhard, R (7, 1) OBP: 1.000, SLG: 2.000										0	0	0	0	0	0	0								
Terry Crowley, L (8, PH) OBP: 0.307, SLG: 0.414										1	0	0	0	0	1	0								
Eddie Watt, R (9, 1)										0	0	0	0	0	0	0								
<b>Inning Stats</b>	R: 0 E: 0 K: 1 S: 5	H: 0 LOB: 0 BB: 0 P: 5	R: 0 E: 0 K: 2 S: 7	H: 0 LOB: 0 BB: 0 P: 7	R: 0 E: 0 K: 1 S: 5	H: 0 LOB: 0 BB: 0 P: 5	R: 0 E: 0 K: 0 S: 2	H: 0 LOB: 1 BB: 2 P: 10	R: 0 E: 0 K: 2 S: 7	H: 0 LOB: 0 BB: 0 P: 7	R: 0 E: 0 K: 0 S: 3	H: 0 LOB: 0 BB: 0 P: 3	R: 1 E: 1 K: 1 S: 6	H: 1 LOB: 0 BB: 0 P: 6	R: 0 E: 0 K: 1 S: 6	H: 1 LOB: 1 BB: 0 P: 6	R: 2 E: 0 K: 0 S: 4	H: 1 LOB: 0 BB: 1 P: 8	R: 0 E: 0 K: 0 S: 3	H: 1 LOB: 0 BB: 0 P: 3	1B: 1 2B: 1 3B: 1 HR: 1	SF: 0 SAC: 0 DP: 1 HBP: 0	WP: 0 PB: 0 CS: 0	PA: 32
<b>PITCHER</b>	IP	WLS	BF	H	R	ER	SO	BB	IBB	HBP	BLK	WP	HR	S	P	ERA	WHIP							
Luis Tiant, R (1, 1) ERA: 2.99	9.0	W	32	3	3	2	8	3	0	0	0	0	1	45	57	2.00	0.667							

**Boston Red Sox @ Baltimore Orioles**  
**Memorial Stadium, Baltimore, MD**  
 Sat Aug 12 1972, 7:05 PM EDT  
 Att: 24,297 - Unknown

AB 29  
 R 3  
 H 3  
 RBI 2  
 BB 3  
 SO 8  
 LOB 5





Batter	1	2	3	4	5	6	7	8	9	AB	R	H	RBI	BB	SO	LOB	TOP				
<b>Tommy Harper, R</b> OBP: 0.353, SLG: 0.413 (1, 8)	0-3 K		0-0 FC3-6	0-0 4-3		0-3 K			0-0 F5	5	0	0	0	0	2	5					
<b>Luis Aparicio, R</b> OBP: 0.311, SLG: 0.349 (1, 6)	0-0 4-3		0-0 G5-4-3						0-0 G3	4	0	1	0	1	0	1					
<b>Carl Yastrzemski, L</b> OBP: 0.341, SLG: 0.315 (1, 7)	0-3 K			4-0 BB 1B	0-3 K				0-0 G6-4-3 1B	3	1	1	0	1	2	1					
<b>Rico Petrocelli, R</b> OBP: 0.341, SLG: 0.397 (1, 5)		0-0 1B 1B		4-0 1B 2B BB	0-0 1B				0-0 F6	3	1	2	0	1	0	2					
<b>Danny Cater, R</b> OBP: 0.279, SLG: 0.392 (1, 3)	0-0 F9			0-0 2B 1B	0-0 F6				0-0 G6-4-3	4	0	1	1	0	0	5					
<b>Carlton Fisk, R</b> OBP: 0.367, SLG: 0.588 (1, 2)	0-3 K			0-0 1-3 2-H 2B	0-0 F9				0-0 F9	4	0	1	1	0	1	3					
<b>Ben Oglivie, L</b> OBP: 0.314, SLG: 0.443 (1, 9)	0-0 1B			0-3 K		0-3 K			0-0 4-3	4	0	1	0	0	2	2					
<b>John Kennedy, R</b> OBP: 0.326, SLG: 0.361 (1, 4)	0-3 K			4-0 IBB		0-0 2B			0-0 4-3	3	0	1	0	1	1	2					
<b>Sonny Siebert, R</b> OBP: 0.258, SLG: 0.274 (7, 1)			4-0 BB	0-0 F4		0-0 F7			0-0 4-3	2	0	0	0	1	0	4					
<b>Gary Peters, L</b> OBP: 0.207, SLG: 0.222 (7, 1)										0	0	0	0	0	0	0					
<b>Don Newhauser, R</b> OBP: 0.356, SLG: 0.444 (9, PH)										1	0	0	0	0	0	0					
<b>Inning Stats</b>	R: 0 E: 0 K: 2 S: 7	H: 0 LOB: 0 BB: 0 P: 7	R: 0 E: 0 K: 2 S: 9	H: 2 LOB: 2 BB: 0 P: 9	R: 0 E: 0 K: 0 S: 2	H: 0 LOB: 0 BB: 1 P: 6	R: 2 E: 0 K: 1 S: 7	H: 2 LOB: 3 BB: 3 P: 19	R: 0 E: 0 K: 1 S: 7	H: 2 LOB: 2 BB: 0 P: 7	R: 0 E: 0 K: 0 S: 3	H: 1 LOB: 1 BB: 1 P: 7	R: 0 E: 0 K: 0 S: 3	H: 0 LOB: 0 BB: 0 P: 3	R: 0 E: 0 K: 0 S: 3	H: 0 LOB: 0 BB: 0 P: 3	1B: 6 2B: 2 3B: 0 HR: 0	SF: 0 SAC: 0 DP: 2 HBP: 0	WP: 0 PB: 0 SB: 0 CS: 0	PA: 38	
<b>PITCHER</b>	IP	WLS	BF	H	R	ER	SO	BB	IBB	HBP	BLK	WP	HR	S	P	ERA	WHIP				
<b>Dave McNally, L</b> ERA: 2.68 (1, 1)	6.0	W	30	8	2	2	8	4	1	0	0	0	0	41	61	3.00	2.000				
<b>Eddie Watt, R</b> ERA: 2.45 (7, 1)	3.0	S	8	0	0	0	0	0	0	0	0	0	0	8	8	0.00	0.000				

**Boston Red Sox @ Baltimore Orioles**  
Memorial Stadium, Baltimore, MD  
Sun Aug 13 1972, 3:33 AM EDT  
Att: 16,220 - Unknown

AB	33
R	2
H	8
RBI	2
BB	5
SO	8
LOB	25



Batter	1	2	3	4	5	6	7	8	9	AB	R	H	RBI	BB	SO	LOB	BOTTOM				
<b>Don Buford, S</b> OBP: 0.342, SLG: 0.267 (1, 7)	0-0 3-1								0-0 4-3	4	1	1	1	1	1	0					
<b>Mery Rettenmund, R</b> OBP: 0.338, SLG: 0.366 (4, 9)	0-0 5-3	1-2 3-H 1B							0-0 SH1-3	2	0	0	0	0	0	2					
<b>Terry Crowley, L</b> OBP: 0.311, SLG: 0.417 (7, PH)	0-0 6-3								0-0 SH1-3	1	0	1	0	0	0	0					
<b>Paul Blair, R</b> OBP: 0.247, SLG: 0.319 (8, 8)									1-2 G2 BB	0	1	0	0	1	0	0					
<b>Bobby Grich, R</b> OBP: 0.347, SLG: 0.442 (1, 6)	0-0 HR								4-0 1B IBB	4	2	1	1	1	0	2					
<b>Boog Powell, L</b> OBP: 0.338, SLG: 0.422 (1, 3)	0-3 K								0-0 1B IBB	3	1	1	1	2	1	0					
<b>Don Baylor, R</b> OBP: 0.340, SLG: 0.436 (4, 8) (8, 9)		0-0 2B 1B							0-0 FC6-4 IBB	5	2	3	2	0	0	2					
<b>Brooks Robinson, R</b> OBP: 0.300, SLG: 0.349 (1, 5)		0-0 SH3-1 1B 2B							0-0 F8	5	1	1	1	0	1	4					
<b>Johnny Oates, L</b> OBP: 0.370, SLG: 0.432 (1, 2)		0-0 SH3-1							4-0 F3	2	0	2	2	1	0	0					
<b>Davey Johnson, R</b> OBP: 0.334, SLG: 0.342 (1, 4)		0-0 P3							0-0 K	3	0	0	0	1	1	3					
<b>Dave McNally, R</b> OBP: 0.185, SLG: 0.226 (7, 1)		4-0 1B BB							0-0 G3	2	0	0	0	1	1	2					
<b>Inning Stats</b>	R: 1 E: 0 K: 1 S: 6	H: 1 LOB: 0 BB: 0 P: 6	R: 2 E: 0 K: 0 S: 6	H: 3 LOB: 2 BB: 1 P: 10	R: 0 E: 0 K: 0 S: 3	H: 0 LOB: 0 BB: 0 P: 3	R: 0 E: 0 K: 1 S: 6	H: 1 LOB: 1 BB: 0 P: 6	R: 0 E: 0 K: 1 S: 6	H: 1 LOB: 2 BB: 1 P: 10	R: 0 E: 0 K: 1 S: 5	H: 0 LOB: 1 BB: 1 P: 9	R: 4 E: 0 K: 2 S: 10	H: 3 LOB: 3 BB: 3 P: 22	R: 1 E: 0 K: 0 S: 4	H: 1 LOB: 2 BB: 2 P: 12	1B: 7 2B: 2 3B: 0 HR: 1	SF: 0 SAC: 2 DP: 0 HBP: 0	WP: 0 PB: 1 SB: 0 CS: 0	PA: 42	
<b>PITCHER</b>	IP	WLS	BF	H	R	ER	SO	BB	IBB	HBP	BLK	WP	HR	S	P	ERA	WHIP				
<b>Sonny Siebert, R</b> ERA: 2.97 (1, 1)	6.0	L	27	6	3	3	4	2	1	0	0	0	0	3	44	4.50	1.333				
<b>Gary Peters, L</b> ERA: 4.37 (7, 1)	0.1		5	2	4	4	0	1	1	0	0	0	0	3	11	108.00	9.000				
<b>Don Newhauser, R</b> ERA: 3.08 (7, 1)	1.2		10	2	1	1	2	1	2	0	0	0	0	11	23	5.40	1.800				

**Boston Red Sox @ Baltimore Orioles**  
Memorial Stadium, Baltimore, MD  
Sun Aug 13 1972, 3:33 AM EDT  
Att: 16,220 - Unknown

AB	32
R	8
H	10
RBI	8
BB	8
SO	6
LOB	17





Batter	1	2	3	4	5	6	7	8	9	AB	R	H	RBI	BB	SO	LOB	TOP									
<b>Bert Campaneris, R</b> OBP: 0.268, SLG: 0.321 (1, 6)	0-0 S S 5-3 1B		0-3 K		0-0 E S BLK 1B		0-0 SH1-4		0-3 K	4	2	2	0	0	2	0	<b>Oakland Athletics @ Baltimore Orioles</b> <b>Memorial Stadium, Baltimore, MD</b> Mon Aug 14 1972, 7:05 PM EDT Att: 16,205 - Unknown									
<b>Bill Voss, L</b> OBP: 0.273, SLG: 0.268 (1, 8)	0-3 K		0-0 F8		0-0 F5		0-0 4-3		0-0 F6	5	0	0	0	0	1	3										
<b>Joe Rudi, R</b> OBP: 0.354, SLG: 0.520 (1, 7)	0-0 5-3 2-H		0-0 F9		0-0 HR		0-0 5-3			4	1	1	2	0	0	1										
<b>Mike Epstein, L</b> OBP: 0.380, SLG: 0.497 (8, PR)	0-0 1B				0-0 HR				4-0 2B BB	2	1	2	1	2	0	0										
<b>Mike Hegan, L</b> OBP: 0.315, SLG: 0.367 (8, 3)					0-0 BB					0	1	0	0	0	0	0										
<b>Sal Bando, R</b> OBP: 0.340, SLG: 0.388 (1, 5)	0-0 1-3				0-0 F8				0-0 2B 1-H	4	0	1	1	0	0	2										
<b>Brant Aleva, R</b> OBP: 0.224, SLG: 0.298 (4, PR)			0-3 K		0-0 FC6-4 1B		0-0 3-1		0-0 F7	2	0	1	0	0	1	0										
<b>Angel Mangual, R</b> OBP: 0.291, SLG: 0.328 (4, 9)					0-0 F4		0-0 F6		4-0 BB	3	0	0	0	1	1	1										
<b>Dave Duncan, R</b> OBP: 0.294, SLG: 0.406 (1, 2)			0-3 K		0-0 F4		0-0 F6		0-3 K	4	0	1	0	0	1	2										
<b>Tim Cullen, R</b> OBP: 0.256, SLG: 0.298 (1, 4)			0-0 1B		0-0 FC6-4 1-2		0-0 F9		0-3 K	2	0	0	0	0	2	1										
<b>Ken Holtzman, R</b> OBP: 0.222, SLG: 0.254 (5, 1)			0-3 K		0-3 K		0-0 SH1-4 1B		0-3 K	2	0	1	0	0	1	0										
<b>Inning Stats</b>	R: 1 E: 0 K: 1 S: 7	H: 2 LOB: 1 BB: 0 P: 7	R: 0 E: 0 K: 3 S: 10	H: 1 LOB: 1 BB: 0 P: 10	R: 0 E: 0 K: 1 S: 5	H: 0 LOB: 0 BB: 0 P: 5	R: 1 E: 0 K: 0 S: 5	H: 2 LOB: 1 BB: 0 P: 5	R: 2 E: 0 K: 1 S: 7	H: 2 LOB: 1 BB: 1 P: 11	R: 0 E: 0 K: 0 S: 3	H: 0 LOB: 0 BB: 0 P: 3	R: 0 E: 0 K: 0 S: 4	H: 1 LOB: 1 BB: 0 P: 4	R: 1 E: 0 K: 1 S: 5	H: 1 LOB: 1 BB: 2 P: 13	R: 0 E: 0 K: 2 S: 7	H: 0 LOB: 0 BB: 0 P: 7	1B: 6 2B: 1 3B: 0 HR: 2	SF: 0 SAC: 1 DP: 0 HBP: 0	WP: 0 PB: 0 SB: 3 CS: 0	PA: 38				
<b>PITCHER</b>	IP	WLS	BF	H	R	ER	SO	BB	IBB	HBP	BLK	WP	HR	S	P	ERA	WHIP									
<b>Jim Palmer, R</b> ERA: 1.98	(1, 1)	5.0	L	23	7	4	4	6	1	0	0	1	0	2	34	38	7.20	1.600								
<b>Ronic Hamson, R</b> ERA: 2.12	(6, 1)	2.0		7	1	0	0	0	0	0	0	0	0	0	7	7	0.00	0.500								
<b>Grant Jackson, L</b> ERA: 3.16	(8, 1)	2.0		8	1	1	1	3	2	0	0	0	0	0	12	20	4.50	1.500								

Batter	1	2	3	4	5	6	7	8	9	AB	R	H	RBI	BB	SO	LOB	BOTTOM								
<b>Don Buford, S</b> OBP: 0.343, SLG: 0.269 (1, 7)	0-0 1B		0-0 1B		0-3 K		0-0 F2		0-0 F7	5	0	2	0	0	1	3	<b>Oakland Athletics @ Baltimore Orioles</b> <b>Memorial Stadium, Baltimore, MD</b> Mon Aug 14 1972, 7:05 PM EDT Att: 16,205 - Unknown								
<b>Paul Blair, R</b> OBP: 0.249, SLG: 0.321 (1, 8)	0-0 F9		0-0 1B		0-0 G5-3 1B				0-3 K	4	0	2	0	0	1	1									
<b>Bobby Grich, R</b> OBP: 0.346, SLG: 0.440 (1, 6)	0-0 F9		0-0 F7		0-0 1B				0-3 K	4	0	1	1	0	1	3									
<b>Don Baylor, R</b> OBP: 0.339, SLG: 0.441 (1, 9)	0-0 4-3				0-0 4-3		0-0 G5-3		0-0 3B	4	0	1	0	0	0	3									
<b>Brooks Robinson, R</b> OBP: 0.302, SLG: 0.351 (1, 5)			0-0 G6-3 1B		0-0 1B		0-0 F5		0-0 F7	4	0	2	0	0	0	1									
<b>Boog Powell, L</b> OBP: 0.337, SLG: 0.420 (1, 3)			0-0 G6-3		0-0 G6-4-3 1B		0-3 K		0-0 6-3	4	0	1	0	0	1	1									
<b>Andy Etchebarren, R</b> OBP: 0.269, SLG: 0.255 (6, PH)			0-3 K		0-0 G6-4-3		0-0 G3		4-0 1B BB	2	0	0	0	0	1	2									
<b>Johnny Oates, L</b> OBP: 0.371, SLG: 0.429 (7, 2)					0-0 1B					1	0	0	0	1	0	0									
<b>Davey Johnson, R</b> OBP: 0.336, SLG: 0.354 (1, 4)			0-0 F5		0-0 HR		0-3 K		0-0 1B	4	1	2	1	0	1	0									
<b>Jim Palmer, R</b> OBP: 0.238, SLG: 0.300 (5, PH)			0-0 F9		0-0 1B		0-0 G3		0-0 F7	1	0	0	0	0	0	0									
<b>Inning Stats</b>	R: 0 E: 0 K: 0 S: 4	H: 1 LOB: 0 BB: 0 P: 4	R: 0 E: 0 K: 1 S: 5	H: 1 LOB: 0 BB: 0 P: 5	R: 0 E: 0 K: 0 S: 4	H: 2 LOB: 1 BB: 0 P: 4	R: 0 E: 0 K: 1 S: 5	H: 0 LOB: 0 BB: 0 P: 5	R: 0 E: 0 K: 1 S: 5	H: 0 LOB: 0 BB: 0 P: 5	R: 0 E: 0 K: 2 S: 8	H: 1 LOB: 1 BB: 0 P: 8	R: 0 E: 0 K: 0 S: 4	H: 1 LOB: 2 BB: 1 P: 8	R: 0 E: 0 K: 0 S: 4	H: 1 LOB: 2 BB: 1 P: 8	1B: 9 2B: 1 3B: 1 HR: 1	SF: 0 SAC: 0 DP: 3 HBP: 0	WP: 0 PB: 0 SB: 0 CS: 0	PA: 37					
<b>PITCHER</b>	IP	WLS	BF	H	R	ER	SO	BB	IBB	HBP	BLK	WP	HR	S	P	ERA	WHIP								
<b>Ken Holtzman, L</b> ERA: 2.46	(1, 1)	4.1		21	10	2	2	2	0	0	0	0	0	25	25	4.15	2.308								
<b>Rolie Fingers, R</b> ERA: 2.47	(5, 1)	4.2	W	16	2	0	0	4	1	0	0	0	0	23	27	0.00	0.643								





Batter	1	2	3	4	5	6	7	8	9	AB	R	H	RBI	BB	SO	LOB	TOP	
Bert Campaneris, R OBP: 0.273, SLG: 0.331	0-0 HR		4-0 SH BB		0-0 S SF8 1B		0-0 F7		0-0 WP 1B	4	2	3	1	1	0	0	<b>Oakland Athletics @ Baltimore Orioles</b> <b>Memorial Stadium, Baltimore, MD</b> Wed Aug 16 1972, 7:05 PM EDT Att: 18,781 - Unknown	
Angel Mangual, R OBP: 0.295, SLG: 0.348	0-3 K		0-0 SH		0-0 SH1-3		0-0 HR		0-0 WP 1B	3	1	2	1	0	1	0		
Joe Rudi, R OBP: 0.354, SLG: 0.517	0-0 F7		0-3 K		4-0 FC4-6 BB		0-0 F7		4-0 BB	3	0	0	0	2	1	2		
Sal Bando, R OBP: 0.336, SLG: 0.384	0-3 K		0-0 F3		0-0 SF8				0-0 1-3 L6	4	0	0	1	0	1	5		
Mike Epstein, L OBP: 0.379, SLG: 0.503		0-0 3-1	0-0 F2		0-0 FC4-6				0-0 HR	4	1	1	1	0	0	3		
Mike Hegan, L OBP: 0.315, SLG: 0.367										0	0	0	0	0	0	0		
Gene Tenace, R OBP: 0.299, SLG: 0.315		0-0 5-3								3	0	0	0	1	0	0		
Darold Knowles, L										0	0	0	0	0	0	0		
Joe Horlen, R OBP: 0.182, SLG: 0.182										0	0	0	0	0	0	0		
Dave Duncan, R OBP: 0.294, SLG: 0.407										4	0	1	0	0	2	1		
Dick Green, R OBP: 0.423, SLG: 0.478										2	0	0	0	1	0	1		
Tim Cullen, R OBP: 0.254, SLG: 0.296										1	0	0	0	0	0	0		
Caffish Hunter, R OBP: 0.167, SLG: 0.169										3	0	0	0	0	0	3		
Bob Locker, S										0	0	0	0	0	0	0		
Bill Voss, L OBP: 0.271, SLG: 0.266										1	0	0	0	0	0	0		
<b>Inning Stats</b>	R: 1 E: 0 K: 2 S: 8	H: 1 LOB: 0 BB: 0 P: 8	R: 0 E: 0 K: 0 S: 4	H: 1 LOB: 2 BB: 1 P: 8	R: 0 E: 1 K: 1 S: 6	H: 0 LOB: 2 BB: 1 P: 10	R: 0 E: 0 K: 1 S: 5	H: 0 LOB: 1 BB: 1 P: 9	R: 1 E: 0 K: 0 S: 4	H: 1 LOB: 0 BB: 0 P: 4	R: 1 E: 0 K: 1 S: 6	H: 1 LOB: 0 BB: 0 P: 6	R: 0 E: 0 K: 0 S: 5	H: 2 LOB: 3 BB: 1 P: 9	1B: 3 2B: 1 3B: 0 HR: 3	SF: 1 SAC: 2 DP: 0 HBP: 0	WP: 1 PB: 0 SB: 1 CS: 0	PA: 40
<b>PITCHER</b>	IP WLS BF H R ER SO BB IBB HBP BLK WP HR S P ERA WHIP	IP WLS BF H R ER SO BB IBB HBP BLK WP HR S P ERA WHIP															IP WLS BF H R ER SO BB IBB HBP BLK WP HR S P ERA WHIP	
Mike Cuellar, L ERA: 2.57	7.0	30	4	3	3	4	4	0	0	0	0	0	0	0	0	0	3.86	1.143
Doyle Alexander, R ERA: 2.71	2.0	L	10	3	1	1	1	1	0	0	0	1	1	11	15	4.50	2.000	

AB	32
R	4
H	7
RBI	4
BB	5
SO	5
LOB	15



Batter	1	2	3	4	5	6	7	8	9	AB	R	H	RBI	BB	SO	LOB	BOTTOM			
Don Buford, S OBP: 0.339, SLG: 0.266	0-0 3-1		0-0 F5		0-0 P2		0-0 SH1-4		0-0 3-1	4	0	0	0	0	0	0	<b>Oakland Athletics @ Baltimore Orioles</b> <b>Memorial Stadium, Baltimore, MD</b> Wed Aug 16 1972, 7:05 PM EDT Att: 18,781 - Unknown			
Paul Blair, R OBP: 0.246, SLG: 0.318	0-0 F9						0-0 F9		0-0 P3	4	0	0	1	0	1	0				
Bobby Grich, R OBP: 0.347, SLG: 0.442	0-0 2B						0-0 F7		0-0 5-3	3	1	1	0	1	0	1				
Boog Powell, L OBP: 0.339, SLG: 0.424	0-0 F8						0-0 E4 SF8 2B		0-0 F8	4	1	2	1	0	0	1				
Terry Crowley, L OBP: 0.314, SLG: 0.416							0-0 SF8		0-0 F8	2	0	1	1	1	0	0				
Brooks Robinson, R OBP: 0.304, SLG: 0.350							0-0 E5		0-0 1B	3	0	1	0	1	0	0				
Eliot Hendricks, L OBP: 0.299, SLG: 0.202							0-0 K		0-0 F6	2	0	0	0	0	2	1				
Johnny Oates, L OBP: 0.369, SLG: 0.427							0-0 K		0-0 F6	1	0	0	0	0	0	3				
Don Baylor, R OBP: 0.337, SLG: 0.439							0-0 K		0-0 F6	1	0	0	0	0	0	2				
Andy Etchebarren, R OBP: 0.265, SLG: 0.255							0-0 K		0-0 F6	0	0	0	0	0	0	0				
Davey Johnson, R OBP: 0.335, SLG: 0.353							0-0 L5		0-0 F4	4	1	1	0	0	0	2				
Mike Cuellar, L OBP: 0.127, SLG: 0.222							0-0 F9		0-0 K	2	0	0	0	0	0	0				
Tom Shopay, L OBP: 0.296, SLG: 0.208							0-0 F9		0-0 K	1	0	0	0	0	0	1				
Doyle Alexander, R OBP: 0.056, SLG: 0.056							0-0 F9		0-0 K	0	0	0	0	0	0	0				
Mark Belanger, R OBP: 0.247, SLG: 0.254							0-0 F9		0-0 K	1	0	0	0	0	1	0				
<b>Inning Stats</b>	R: 0 E: 0 K: 0 S: 4	H: 1 LOB: 1 BB: 0 P: 4	R: 0 E: 0 K: 1 S: 5	H: 0 LOB: 0 BB: 0 P: 5	R: 0 E: 0 K: 0 S: 3	H: 0 LOB: 0 BB: 0 P: 3	R: 2 E: 0 K: 2 S: 9	H: 1 LOB: 1 BB: 1 P: 13	R: 0 E: 0 K: 0 S: 4	H: 1 LOB: 3 BB: 2 P: 12	R: 1 E: 1 K: 0 S: 5	H: 1 LOB: 1 BB: 0 P: 5	R: 0 E: 0 K: 0 S: 5	H: 2 LOB: 2 BB: 0 P: 5	R: 0 E: 0 K: 1 S: 5	H: 0 LOB: 0 BB: 0 P: 5	1B: 4 2B: 2 3B: 0 HR: 0	SF: 2 SAC: 1 DP: 0 HBP: 0	WP: 0 PB: 0 SB: 0 CS: 0	PA: 38
<b>PITCHER</b>	IP WLS BF H R ER SO BB IBB HBP BLK WP HR S P ERA WHIP	IP WLS BF H R ER SO BB IBB HBP BLK WP HR S P ERA WHIP															IP WLS BF H R ER SO BB IBB HBP BLK WP HR S P ERA WHIP			
Caffish Hunter, R ERA: 2.05	6.1	28	4	3	1	3	3	0	0	0	0	0	0	0	0	0	1.42	1.105		
Bob Locker, R ERA: 2.7	0.2	W	2	0	0	0	0	0	0	0	0	0	2	2	0.00	0.000				
Darold Knowles, L ERA: 1.53	0.1	3	2	0	0	0	0	0	0	0	0	3	3	0.00	6.000					
Joe Horlen, R ERA: 2.58	1.2	S	5	0	0	0	1	0	0	0	0	7	7	0.00	0.000					

AB	32
R	3
H	6
RBI	3
BB	3
SO	4
LOB	11













Batter	1	2	3	4	5	6	7	8	9	AB	R	H	RBI	BB	SO	LOB	TOP					
Jim Nettles, L (1, 8) OBP: 0.335, SLG: 0.283	F8		F8		K		BB		BB	4	0	1	0	1	1	2	<b>Minnesota Twins @ Baltimore Orioles</b> Memorial Stadium, Baltimore, MD Sat Aug 19 1972, 7:05 PM EDT Att: 13,712 - Unknown <a href="http://livebaseballscores.com">livebaseballscores.com</a>					
Rod Carew, L (1, 4) OBP: 0.371, SLG: 0.377	K		E3		BB		BB		K	5	0	2	0	0	2	2						
Steve Braun, L (1, 5) OBP: 0.358, SLG: 0.370	1-3		K		BB		BB		P5	3	0	0	0	1	1	4						
Harmon Killebrew, R (1, 3) OBP: 0.376, SLG: 0.463		FC6-4		K	F5				K	4	0	1	0	0	2	5						
Rich Reese, L (1, 7) OBP: 0.322, SLG: 0.391	K								F9	4	0	1	0	0	1	1						
Bobby Darwin, R (1, 9) OBP: 0.319, SLG: 0.422	F8			K					L4	4	0	0	0	0	2	2						
Danny Thompson, R (1, 6) OBP: 0.329, SLG: 0.378	FC6-4			F8	1-3				PO	3	0	0	0	1	0	2						
Glenn Borgmann, R (1, 2) OBP: 0.333, SLG: 0.302			F8		BB	SH3-4			PO	4	1	2	1	0	0	0						
Bert Blyleven, R (1, 1) OBP: 0.185, SLG: 0.188									F7	1	0	0	0	1	1	0						
Jim Strickland, L (7, 1) OBP: 0.097, SLG: 0.500					SH3-4				K	0	0	0	0	0	0	0						
Charlie Manuel, L (9, PH) OBP: 0.255, SLG: 0.315			E						K	1	0	0	0	0	1	0						
<b>Inning Stats</b>	R: 0 E: 0 K: 1 S: 5	H: 0 LOB: 0 BB: 0 P: 5	R: 0 E: 0 K: 1 S: 6	H: 1 LOB: 1 BB: 0 P: 6	R: 0 E: 1 K: 1 S: 6	H: 0 LOB: 2 BB: 1 P: 10	R: 0 E: 0 K: 2 S: 8	H: 1 LOB: 1 BB: 0 P: 8	R: 0 E: 0 K: 1 S: 7	H: 2 LOB: 3 BB: 1 P: 11	R: 0 E: 0 K: 1 S: 5	H: 0 LOB: 0 BB: 0 P: 5	R: 1 E: 0 K: 2 S: 9	H: 2 LOB: 2 BB: 1 P: 13	R: 0 E: 0 K: 0 S: 2	H: 0 LOB: 0 BB: 1 P: 6	R: 0 E: 0 K: 2 S: 8	H: 1 LOB: 1 BB: 0 P: 8	1B: 6 2B: 0 3B: 0 HR: 1	SF: 0 SAC: 1 DP: 0 HBP: 0	WP: 0 PB: 0 SB: 0 CS: 0	PA: 39
<b>PITCHER</b> Jim Palmer, R (1, 1) ERA: 1.94	IP: 9.0 WLS: W BF: 38 H: 7 R: 1 ER: 1 SO: 11 BB: 4 IBB: 0 HBP: 0 BLK: 0 WP: 0 HR: 1 S: 56 P: 72 ERA: 1.00 WHIP: 1.222															<b>PITCHER</b>						

Batter	1	2	3	4	5	6	7	8	9	AB	R	H	RBI	BB	SO	LOB	BOTTOM			
Tom Shopay, L (1, 7) OBP: 0.313, SLG: 0.241	6-3									4	0	1	0	0	1	1	<b>Minnesota Twins @ Baltimore Orioles</b> Memorial Stadium, Baltimore, MD Sat Aug 19 1972, 7:05 PM EDT Att: 13,712 - Unknown <a href="http://livebaseballscores.com">livebaseballscores.com</a>			
Paul Blair, R (8, 8) OBP: 0.246, SLG: 0.319	K									0	0	0	0	0	0	0				
Bobby Grich, R (1, 4) OBP: 0.350, SLG: 0.434	4-3	1B		K						2	1	0	0	1	2	2				
Don Baylor, R (1, 8) OBP: 0.341, SLG: 0.444	4-3	1B		K						3	1	1	0	1	2	2				
Boog Powell, L (1, 3) OBP: 0.336, SLG: 0.414	4-3									3	0	0	0	1	1	6				
Brooks Robinson, R (1, 5) OBP: 0.300, SLG: 0.346			6-3							4	0	1	2	0	0	1				
Terry Crowley, L (1, 9) OBP: 0.316, SLG: 0.407	K				K					3	0	1	0	1	2	1				
Johnny Oates, L (1, 2) OBP: 0.355, SLG: 0.407					F8					4	0	1	0	0	2	2				
Mark Belanger, R (1, 6) OBP: 0.243, SLG: 0.249	F8				F3					4	0	0	0	0	0	3				
Jim Palmer, R (1, 1) OBP: 0.243, SLG: 0.301	K									3	0	1	0	0	1	1				
<b>Inning Stats</b>	R: 2 E: 0 K: 1 S: 7	H: 2 LOB: 1 BB: 0 P: 8	R: 0 E: 0 K: 2 S: 8	H: 1 LOB: 0 BB: 0 P: 8	R: 0 E: 1 K: 2 S: 7	H: 0 LOB: 1 BB: 1 P: 11	R: 0 E: 0 K: 1 S: 5	H: 0 LOB: 0 BB: 0 P: 5	R: 0 E: 0 K: 3 S: 11	H: 2 LOB: 2 BB: 0 P: 11	R: 0 E: 0 K: 1 S: 6	H: 1 LOB: 0 BB: 0 P: 6	R: 0 E: 0 K: 0 S: 3	H: 0 LOB: 2 BB: 2 P: 11	R: 0 E: 0 K: 1 S: 5	H: 0 LOB: 1 BB: 1 P: 9	1B: 6 2B: 0 3B: 0 HR: 0	SF: 0 SAC: 0 DP: 0 HBP: 1	WP: 1 PB: 0 SB: 1 CS: 0	PA: 35
<b>PITCHER</b> Bert Blyleven, R (1, 1) ERA: 3.18	IP: 6.2 WLS: L BF: 30 H: 6 R: 2 ER: 2 SO: 10 BB: 3 IBB: 0 HBP: 1 BLK: 0 WP: 0 HR: 0 S: 46 P: 59 ERA: 2.70 WHIP: 1.350															<b>PITCHER</b>				
Jim Strickland, L (7, 1) ERA: 1.8	IP: 1.1 WLS: 5 BF: 0 H: 0 R: 0 ER: 0 SO: 1 BB: 1 IBB: 0 HBP: 0 BLK: 0 WP: 0 HR: 0 S: 6 P: 10 ERA: 0.00 WHIP: 0.750															<b>PITCHER</b>				



Batter	1	2	3	4	5	6	7	8	9	AB	R	H	RBI	BB	SO	LOB	TOP										
<b>Cesar Tovar, R</b> OBP: 0.322, SLG: 0.312 (1, 7)										5	1	1	0	0	1	3	<b>Minnesota Twins @ Baltimore Orioles</b> Memorial Stadium, Baltimore, MD Sun Aug 20 1972, 7:05 PM EDT Att: 16,027 - Unknown  <b>AB 38</b> <b>R 4</b> <b>H 11</b> <b>RBI 4</b> <b>BB 2</b> <b>SO 9</b> <b>LOB 17</b>										
<b>Rod Carew, L</b> OBP: 0.366, SLG: 0.374 (1, 4)										5	1	1	0	0	1	1											
<b>Steve Braun, L</b> OBP: 0.362, SLG: 0.376 (1, 5)										4	1	2	1	1	0	0											
<b>Bobby Darwin, R</b> OBP: 0.323, SLG: 0.432 <b>Jim Nettles, L</b> OBP: 0.333, SLG: 0.281 (7, 8)										3	1	2	3	1	0	1											
<b>Danny Thompson, R</b> OBP: 0.330, SLG: 0.379 (1, 6)										4	0	2	0	0	0	3											
<b>Steve Bnye, R</b> OBP: 0.267, SLG: 0.270 (7, 7)										4	0	0	0	0	2	5											
<b>Rich Reese, L</b> OBP: 0.321, SLG: 0.387 (1, 3)										4	0	1	0	0	0	1											
<b>Glenn Borgmann, R</b> OBP: 0.343, SLG: 0.311 (1, 2)										4	0	2	0	0	0	0											
<b>Ray Corbin, R</b> OBP: 0.158, SLG: 0.139 (1, 1)										4	0	0	0	0	4	3											
<b>Inning Stats</b>	R: 3 E: 0 K: 0 S: 7	H: 4 LOB: 1 BB: 0 P: 7	R: 0 E: 0 K: 1 S: 5	H: 0 LOB: 0 BB: 0 P: 5	R: 0 E: 0 K: 1 S: 6	H: 1 LOB: 2 BB: 1 P: 10	R: 0 E: 0 K: 2 S: 8	H: 1 LOB: 1 BB: 0 P: 8	R: 0 E: 0 K: 1 S: 5	H: 0 LOB: 0 BB: 0 P: 5	R: 1 E: 0 K: 0 S: 5	H: 2 LOB: 1 BB: 0 P: 5	R: 0 E: 0 K: 2 S: 9	H: 2 LOB: 2 BB: 0 P: 9	R: 0 E: 0 K: 2 S: 7	H: 0 LOB: 0 BB: 0 P: 7	1B: 9 2B: 1 3B: 0 HR: 1	SF: 0 SAC: 0 DP: 0 HBP: 0	WP: 1 PB: 0 SB: 1 CS: 0	PA: 40							
<b>PITCHER</b>	IP	WLS	BF	H	R	ER	SO	BB	IBB	HBP	BLK	WP	HR	S	P	ERA	WHIP										
<b>Mike Cuellar, L</b> ERA: 2.72 (1, 1)	0.1	L	5	4	3	3	0	0	0	0	0	0	1	5	5	81.00	12.000										
<b>Roric Harrison, R</b> ERA: 2.1 (1, 1)	7.2		32	7	1	1	7	2	0	0	0	1	0	44	52	1.17	1.174										
<b>Grant Jackson, L</b> ERA: 3.04 (9, 1)	1.0		3	0	0	0	2	0	0	0	0	0	0	7	7	0.00	0.000										

Batter	1	2	3	4	5	6	7	8	9	AB	R	H	RBI	BB	SO	LOB	BOTTOM										
<b>Don Buford, S</b> OBP: 0.332, SLG: 0.259 (1, 7)										4	0	0	0	0	1	1	<b>Minnesota Twins @ Baltimore Orioles</b> Memorial Stadium, Baltimore, MD Sun Aug 20 1972, 7:05 PM EDT Att: 16,027 - Unknown  <b>AB 31</b> <b>R 1</b> <b>H 4</b> <b>RBI 1</b> <b>BB 2</b> <b>SO 8</b> <b>LOB 9</b>										
<b>Bobby Grich, R</b> OBP: 0.346, SLG: 0.429 (1, 6)										4	0	0	0	0	2	1											
<b>Don Baylor, R</b> OBP: 0.340, SLG: 0.441 (1, 8)										4	0	1	0	0	1	0											
<b>Boog Powell, L</b> OBP: 0.335, SLG: 0.415 (1, 3)										4	0	1	0	0	0	1											
<b>Brooks Robinson, R</b> OBP: 0.300, SLG: 0.345 <b>Mark Belanger, R</b> OBP: 0.243, SLG: 0.249 (9, PR)										4	0	1	0	0	0	1											
<b>Terry Crowley, L</b> OBP: 0.320, SLG: 0.423 (1, 9)										0	0	0	0	0	0	0											
<b>Johnny Oates, L</b> OBP: 0.349, SLG: 0.400 (1, 2)										3	0	0	0	0	2	2											
<b>Davey Johnson, R</b> OBP: 0.331, SLG: 0.348 (1, 4)										3	0	0	0	0	1	1											
<b>Mike Cuellar, L</b> OBP: 0.127, SLG: 0.222 <b>Roric Harrison, R</b> OBP: 0.167, SLG: 0.182 <b>Tom Shoppay, L</b> OBP: 0.303, SLG: 0.233 <b>Grant Jackson, S</b> (9, 1)										0	0	0	0	0	0	0											
<b>Inning Stats</b>	R: 0 E: 0 K: 0 S: 3	H: 0 LOB: 0 BB: 0 P: 3	R: 0 E: 0 K: 0 S: 4	H: 1 LOB: 1 BB: 0 P: 4	R: 0 E: 0 K: 0 S: 3	H: 0 LOB: 0 BB: 1 P: 7	R: 0 E: 0 K: 0 S: 3	H: 0 LOB: 0 BB: 0 P: 3	R: 1 E: 0 K: 3 S: 10	H: 1 LOB: 0 BB: 0 P: 10	R: 0 E: 0 K: 1 S: 6	H: 1 LOB: 1 BB: 0 P: 6	R: 0 E: 0 K: 1 S: 5	H: 0 LOB: 1 BB: 1 P: 9	R: 0 E: 0 K: 2 S: 7	H: 0 LOB: 0 BB: 0 P: 7	R: 0 E: 0 K: 1 S: 6	H: 1 LOB: 1 BB: 0 P: 6	1B: 2 2B: 1 3B: 0 HR: 1	SF: 0 SAC: 0 DP: 0 HBP: 0	WP: 0 PB: 0 SB: 0 CS: 0	PA: 33					
<b>PITCHER</b>	IP	WLS	BF	H	R	ER	SO	BB	IBB	HBP	BLK	WP	HR	S	P	ERA	WHIP										
<b>Ray Corbin, R</b> ERA: 2.43 (1, 1)	9.0	W	33	4	1	1	8	2	0	0	0	0	1	47	55	1.00	0.667										



Batter	1	2	3	4	5	6	7	8	9	AB	R	H	RBI	BB	SO	LOB	TOP					
<b>Sandy Alomar Sr., S</b> OBP: 0.302, SLG: 0.291 (1, 4)	0-0 4-3			0-0 B2-3		0-0 P3		0-0 4-3		4	0	0	0	0	0	0	<b>California Angels @ Baltimore Orioles</b> <b>Memorial Stadium, Baltimore, MD</b> Mon Aug 21 1972, 7:05 PM EDT Att: 7,035 - Unknown <a href="http://livebaseballscores.com">livebaseballscores.com</a>					
<b>Ken Berry, R</b> OBP: 0.359, SLG: 0.396 (1, 8)	0-0 6-3			0-0 F6		0-0 F9			0-0 F5	4	0	0	0	0	0							
<b>Vada Pinson, L</b> OBP: 0.319, SLG: 0.388 (1, 9)	0-0 3-1			0-0 HR		0-0 CS 1B			0-0 F8	4	1	2	1	0	0							
<b>Bob Oliver, R</b> OBP: 0.313, SLG: 0.432 (1, 3)		0-0 F8		4-0 1B BB		0-0 CS 1-2	0-0 4-3		0-3 K	3	0	0	0	1	1							
<b>Jim Spencer, L</b> OBP: 0.251, SLG: 0.267 (1, 7)		0-0 F9		0-0 1B			0-0 4-3			3	0	1	0	0	0							
<b>Ken McMullen, R</b> OBP: 0.342, SLG: 0.391 (1, 5)		0-0 6-3		0-3 K			4-0 FC6-4 BB			2	0	0	0	1	2							
<b>Leo Cardenas, R</b> OBP: 0.280, SLG: 0.304 (1, 6)			0-3 K		0-0 F9		0-0 FC6-4 1-2			3	0	0	0	0	1							
<b>Jeff Torborg, R</b> OBP: 0.284, SLG: 0.247 (8, PH)			0-0 5-3		0-0 F7			0-3 K		2	0	0	0	0	0							
<b>Chris Coletta, L</b> OBP: 0.297, SLG: 0.286 (8, PH)										1	0	0	0	0	1							
<b>Dave Sells, R</b> (8, 1)										0	0	0	0	0	0							
<b>Andy Messersmith, R</b> OBP: 0.226, SLG: 0.267 (8, PH)			0-0 5-3		0-3 K			0-0 F8		2	0	0	0	0	1							
<b>John Stephenson, L</b> OBP: 0.359, SLG: 0.354 (8, 2)										1	0	0	0	0	0							
<b>Inning Stats</b>	R: 0 E: 0 K: 0 S: 3	H: 0 LOB: 0 BB: 0 P: 3	R: 0 E: 0 K: 0 S: 3	H: 0 LOB: 0 BB: 0 P: 3	R: 0 E: 0 K: 1 S: 5	H: 0 LOB: 0 BB: 0 P: 5	R: 1 E: 0 K: 1 S: 7	H: 2 LOB: 2 BB: 1 P: 11	R: 0 E: 0 K: 1 S: 5	H: 0 LOB: 0 BB: 0 P: 5	R: 0 E: 0 K: 0 S: 3	H: 0 LOB: 1 BB: 0 P: 3	R: 0 E: 0 K: 0 S: 3	H: 0 LOB: 1 BB: 1 P: 7	R: 0 E: 0 K: 1 S: 5	H: 0 LOB: 0 BB: 0 P: 5	R: 0 E: 0 K: 1 S: 5	H: 0 LOB: 0 BB: 0 P: 5	1B: 2 2B: 0 3B: 0 HR: 1	SF: 0 SAC: 0 DP: 0 HBP: 0	WP: 0 PB: 0 SB: 0 CS: 1	PA: 32
<b>PITCHER</b> <b>Pat Dobson, R</b> ERA: 2.62 (1, 1)	IP: 9.0 WLS: W BF: 31 H: 3 R: 1 ER: 1 SO: 5 BB: 2 IBB: 0 HBP: 0 BLK: 0 WP: 0 HR: 1 S: 39 P: 47 ERA: 1.00 WHIP: 0.556															<b>PITCHER</b> <b>Pat Dobson, R</b> ERA: 2.62 (1, 1)	IP: 9.0 WLS: W BF: 31 H: 3 R: 1 ER: 1 SO: 5 BB: 2 IBB: 0 HBP: 0 BLK: 0 WP: 0 HR: 1 S: 39 P: 47 ERA: 1.00 WHIP: 0.556					

Batter	1	2	3	4	5	6	7	8	9	AB	R	H	RBI	BB	SO	LOB	BOTTOM					
<b>Mark Belanger, R</b> OBP: 0.239, SLG: 0.244 (1, 6)	0-3 K		0-0 F7		0-0 F8	0-0 F7				4	0	0	0	0	1	1	<b>California Angels @ Baltimore Orioles</b> <b>Memorial Stadium, Baltimore, MD</b> Mon Aug 21 1972, 7:05 PM EDT Att: 7,035 - Unknown <a href="http://livebaseballscores.com">livebaseballscores.com</a>					
<b>Johnny Oates, L</b> OBP: 0.342, SLG: 0.391 (1, 2)	0-3 K		0-0 F7		0-0 F5		0-3 K			4	0	0	0	0	2	0						
<b>Tommy Davis, R</b> OBP: 0.313, SLG: 0.276 (8, 8)	0-0 5-3		0-0 6-3		4-0 HR BB		0-0 5-3			3	1	0	0	1	0	0						
<b>Paul Blair, R</b> OBP: 0.246, SLG: 0.319 (8, 8)										0	0	0	0	0	0	0						
<b>Boog Powell, L</b> OBP: 0.339, SLG: 0.424 (1, 3)		4-0 FC8-5 1B BB		4-0 1-3 HBP BB	0-0 1-2 HR		0-3 K			2	1	1	2	2	1	0						
<b>Don Baylor, R</b> OBP: 0.346, SLG: 0.442 (8, 7)		0-0 FC8-5 1B 1B		1-0 1-3 HBP	4-0 S BB		0-0 6-3			2	1	1	0	1	0	0						
<b>Brooks Robinson, R</b> OBP: 0.297, SLG: 0.342 (1, 5)		0-0 FC8-5 1B		0-0 1-3	0-0 F8		0-0 F8			4	0	0	0	0	0	5						
<b>Terry Crowley, L</b> OBP: 0.323, SLG: 0.421 (1, 9)		0-0 F8		4-0 IBB		0-0 G6-4-3 1B		0-0 6-3		3	0	1	0	1	0	2						
<b>Davey Johnson, R</b> OBP: 0.334, SLG: 0.351 (1, 4)		0-0 1-2 2H 1B		0-0 F3		0-0 G6-4-3 1B				3	0	2	1	0	0	3						
<b>Pat Dobson, R</b> OBP: 0.143, SLG: 0.159 (1, 1)		0-0 5-3		0-0 K		0-0 G6-4-3				3	0	0	0	0	1	7						
<b>Inning Stats</b>	R: 0 E: 0 K: 2 S: 7	H: 0 LOB: 0 BB: 0 P: 7	R: 1 E: 0 K: 0 S: 5	H: 2 LOB: 2 BB: 1 P: 9	R: 0 E: 0 K: 0 S: 3	H: 0 LOB: 0 BB: 0 P: 3	R: 0 E: 0 K: 1 S: 5	H: 0 LOB: 3 BB: 2 P: 14	R: 2 E: 0 K: 0 S: 4	H: 1 LOB: 1 BB: 2 P: 12	R: 0 E: 0 K: 0 S: 4	H: 2 LOB: 1 BB: 0 P: 4	R: 0 E: 0 K: 2 S: 7	H: 0 LOB: 0 BB: 0 P: 7	R: 0 E: 0 K: 0 S: 3	H: 0 LOB: 0 BB: 0 P: 3	R: 0 E: 0 K: 0 S: 3	H: 0 LOB: 0 BB: 0 P: 3	1B: 4 2B: 0 3B: 0 HR: 1	SF: 0 SAC: 0 DP: 1 HBP: 1	WP: 0 PB: 0 SB: 1 CS: 0	PA: 34
<b>PITCHER</b> <b>Andy Messersmith, R</b> ERA: 3.38 (1, 1)	IP: 7.0 WLS: L BF: 31 H: 5 R: 3 ER: 3 SO: 5 BB: 4 IBB: 1 HBP: 1 BLK: 0 WP: 0 HR: 1 S: 35 P: 56 ERA: 3.86 WHIP: 1.286															<b>PITCHER</b> <b>Dave Sells, R</b> ERA: 4.91 (8, 1)	IP: 1.0 WLS: L BF: 3 H: 0 R: 0 ER: 0 SO: 0 BB: 0 IBB: 0 HBP: 0 BLK: 0 WP: 0 HR: 0 S: 3 P: 3 ERA: 0.00 WHIP: 0.000					







Batter	1	2	3	4	5	6	7	8	9	AB	R	H	RBI	BB	SO	LOB	TOP			
Sandy Alomar Sr. S OBP: 0.298, SLG: 0.292	F8		F8		K		F6			4	0	0	0	0	1	1	<b>California Angels @ Baltimore Orioles</b> Memorial Stadium, Baltimore, MD Wed Aug 23 1972, 7:05 PM EDT Att: 8,515 - Unknown			
Ken Berry R OBP: 0.361, SLG: 0.395	F		FC4-6		1B		K			3	0	2	0	1	1	0				
Vada Pinson, L OBP: 0.319, SLG: 0.385	E4		FC4-6		1B		3-1			4	0	1	1	0	0	2				
Bob Oliver, R OBP: 0.313, SLG: 0.432	K				FC6-4		F9			4	0	0	0	0	2	4				
Jim Spencer, L OBP: 0.256, SLG: 0.268	K				1B		3-1			3	0	1	0	1	1	2				
Ken McMullen, R OBP: 0.344, SLG: 0.395					F8		F7			4	0	1	0	0	1	2				
Billy Parker, R OBP: 0.235, SLG: 0.138										0	0	0	0	0	0	0				
Leo Cardenas, R OBP: 0.279, SLG: 0.300	F5				6-3		F9			4	0	0	0	0	0	3				
John Stephenson, L OBP: 0.351, SLG: 0.355							E4			3	1	0	0	0	0	1				
Art Kusnyer, R OBP: 0.276, SLG: 0.270	F9				FC4-6		FC4-6			1	0	0	0	0	0	1				
Rudy May, L OBP: 0.163, SLG: 0.125										1	0	0	0	0	1	0				
Curt Motton, R OBP: 0.255, SLG: 0.220										1	0	0	0	0	1	1				
Rickey Clark, R OBP: 0.125, SLG: 0.097										0	0	0	0	0	0	0				
Chris Coletta, L OBP: 0.250, SLG: 0.267										1	0	0	0	0	1	0				
Lloyd Allen, R OBP: 0.125, SLG: 0.125										0	0	0	0	0	0	0				
<b>Inning Stats</b>	R: 0 E: 1 K: 2 S: 9	H: 1 LOB: 2 BB: 0 P: 9	R: 0 E: 0 K: 1 S: 5	H: 0 LOB: 0 BB: 0 P: 5	R: 0 E: 0 K: 1 S: 5	H: 0 LOB: 1 BB: 1 P: 9	R: 0 E: 0 K: 1 S: 6	H: 1 LOB: 1 BB: 0 P: 6	R: 1 E: 1 K: 2 S: 10	H: 2 LOB: 2 BB: 0 P: 10	R: 0 E: 0 K: 0 S: 3	H: 0 LOB: 0 BB: 0 P: 7	R: 0 E: 0 K: 0 S: 3	H: 0 LOB: 0 BB: 0 P: 3	R: 0 E: 0 K: 0 S: 3	H: 1 LOB: 1 BB: 0 P: 3	1B: 5 2B: 0 3B: 0 HR: 0	SF: 0 SAC: 0 DP: 1 HBP: 0	WP: 0 PB: 0 SB: 1 CS: 0	PA: 35
<b>PITCHER</b> Jim Palmer, R ERA: 1.86	IP: 9.0 WLS: W BF: 35 H: 5 R: 1 ER: 0 SO: 9 BB: 2 IBB: 0 HBP: 0 BLK: 0 WP: 0 HR: 0 S: 51 P: 59 ERA: 0.00 WHIP: 0.778															<b>PITCHER</b>				

Batter	1	2	3	4	5	6	7	8	9	AB	R	H	RBI	BB	SO	LOB	BOTTOM		
Mark Belanger, R OBP: 0.243, SLG: 0.249	F8		4-3		HR		G2		F9	5	2	2	1	0	0	0	<b>California Angels @ Baltimore Orioles</b> Memorial Stadium, Baltimore, MD Wed Aug 23 1972, 7:05 PM EDT Att: 8,515 - Unknown		
Paul Blair, R OBP: 0.251, SLG: 0.329	BB		K		HR		G2		1B	4	1	2	3	1	1	1			
Tommy Davis, R OBP: 0.300, SLG: 0.270										4	0	2	1	0	1	1			
Merv Rettenmund, R OBP: 0.337, SLG: 0.365	K				4-3				K	1	0	0	0	0	1	1			
Boog Powell, L OBP: 0.344, SLG: 0.426	BB		4-3		K		FC6-4			3	0	1	0	2	1	1			
Don Baylor, R OBP: 0.349, SLG: 0.433					1B		6-3		FC6-4	3	1	0	0	2	0	4			
Brooks Robinson, R OBP: 0.297, SLG: 0.340	G3				1B		F7		F9	4	1	1	0	0	0	3			
Bobby Grich, R OBP: 0.345, SLG: 0.427			K		K				6-3	4	0	1	0	0	2	2			
Andy Etchebarren, R OBP: 0.268, SLG: 0.253			5-3		E					3	1	1	1	1	1	1			
Jim Palmer, R OBP: 0.234, SLG: 0.289	K				SH		F4		F9	3	1	0	1	0	1	1			
<b>Inning Stats</b>	R: 0 E: 0 K: 1 S: 6	H: 1 LOB: 3 BB: 2 P: 14	R: 0 E: 0 K: 2 S: 7	H: 0 LOB: 0 BB: 0 P: 7	R: 0 E: 0 K: 1 S: 6	H: 1 LOB: 1 BB: 0 P: 6	R: 6 E: 1 K: 2 S: 12	H: 4 LOB: 0 BB: 1 P: 16	R: 0 E: 0 K: 0 S: 5	H: 1 LOB: 2 BB: 1 P: 9	R: 0 E: 0 K: 0 S: 3	H: 0 LOB: 1 BB: 1 P: 7	R: 0 E: 0 K: 1 S: 6	H: 1 LOB: 2 BB: 1 P: 10	1B: 9 2B: 0 3B: 0 HR: 1	SF: 0 SAC: 1 DP: 0 HBP: 0		WP: 0 PB: 0 SB: 1 CS: 0	PA: 41
<b>PITCHER</b> Rudy May, L ERA: 3.54	IP: 4.0 WLS: L BF: 22 H: 6 R: 6 ER: 6 SO: 6 BB: 3 IBB: 0 HBP: 0 BLK: 0 WP: 0 HR: 1 S: 31 P: 43 ERA: 13.50 WHIP: 2.250															<b>PITCHER</b>			
Rickey Clark, R ERA: 4.51	IP: 2.0 WLS: L BF: 10 H: 3 R: 1 ER: 1 SO: 1 BB: 0 IBB: 0 HBP: 0 BLK: 0 WP: 0 HR: 0 S: 11 P: 15 ERA: 4.50 WHIP: 2.000															<b>PITCHER</b>			
Lloyd Allen, R ERA: 3.5	IP: 2.0 WLS: L BF: 9 H: 1 R: 0 ER: 0 SO: 1 BB: 0 IBB: 0 HBP: 0 BLK: 0 WP: 0 HR: 0 S: 9 P: 17 ERA: 0.00 WHIP: 1.500															<b>PITCHER</b>			

AB	33
R	1
H	5
RBI	1
BB	2
SO	9
LOB	17




AB	34
R	7
H	10
RBI	7
BB	6
SO	8
LOB	15










Batter	1	2	3	4	5	6	7	8	9	AB	R	H	RBI	BB	SO	LOB	TOP																
<b>Don Buford, S</b> OBP: 0.335, SLG: 0.265 (1, 7)	L4		4-3			F9	1-3		2B IBB	4	1	0	0	1	0	1	<b>Baltimore Orioles @ Oakland Athletics</b> Oakland-Alameda County Coliseum, Oakland, CA Sat Aug 26 1972, 3:33 AM PDT Att: 14,698 - Unknown																
<b>Paul Blair, R</b> OBP: 0.255, SLG: 0.335 (1, 8)	6-3			G4-6-3 1B		BB S 1B		4-3	1B 2B	5	1	3	2	0	0	0																	
<b>Terry Crowley, L</b> OBP: 0.335, SLG: 0.431 (1, 9)			G4-6-3 1-2			F8 1-2		4-3	1B 1B	4	0	1	1	1	0	2																	
<b>Boog Powell, L</b> OBP: 0.348, SLG: 0.423 (1, 3)	F2		1-3			BB IBB		E4	1B	4	0	1	0	1	0	1																	
<b>Bobby Grich, R</b> OBP: 0.347, SLG: 0.424 (1, 6)		B1				S 2B		K	K	4	1	1	0	1	2	3																	
<b>Brooks Robinson, R</b> OBP: 0.296, SLG: 0.343 (1, 5)		K				F9 1-H		FC6-4 1-2 2-3	E 2B	4	1	2	1	0	1	3																	
<b>Davey Johnson, R</b> OBP: 0.326, SLG: 0.341 (1, 4)		K				F9 2-3		5-3	K	4	0	0	0	0	2	2																	
<b>Johnny Oates, L</b> OBP: 0.348, SLG: 0.385 (1, 2)			F6			G4-6-3 IBB			FC6-4 IBB	2	0	1	0	2	0	0																	
<b>Pat Dobson, R</b> OBP: 0.137, SLG: 0.153 (1, 1)			K			G4-6-3 1-2			FC6-4 S 2B	3	0	0	0	0	2	3	<b>AB 35</b> <b>R 5</b> <b>H 9</b> <b>RBI 4</b> <b>BB 6</b> <b>SO 7</b> <b>LOB 16</b>																
<b>Tommy Davis, R</b> OBP: 0.310, SLG: 0.282 (9, PH)										1	1	0	0	0	0	1																	
<b>Grant Jackson, S</b> (9, 1)										0	0	0	0	0	0	0																	
<b>Inning Stats</b>	R: 0 E: 0 K: 0 S: 3	H: 0 LOB: 1 BB: 1 P: 7	R: 0 E: 0 K: 2 S: 7	H: 0 LOB: 0 BB: 0 P: 7	R: 0 E: 0 K: 1 S: 5	H: 0 LOB: 0 BB: 0 P: 5	R: 0 E: 0 K: 0 S: 3	H: 1 LOB: 0 BB: 0 P: 3	R: 1 E: 0 K: 0 S: 4	H: 2 LOB: 1 BB: 1 P: 8	R: 0 E: 0 K: 0 S: 4	H: 1 LOB: 1 BB: 0 P: 12	R: 0 E: 0 K: 1 S: 6	H: 1 LOB: 1 BB: 0 P: 6	R: 0 E: 1 K: 1 S: 6	H: 0 LOB: 1 BB: 0 P: 6	R: 4 E: 1 K: 2 S: 11	H: 4 LOB: 2 BB: 2 P: 19	1B: 6 2B: 3 3B: 0 HR: 0	SF: 0 SAC: 0 DP: 2 HBP: 0	WP: 0 PB: 0 SB: 3 CS: 0	PA: 41											
<b>PITCHER</b>	IP WLS BF H R ER SO BB IBB HBP BLK WP HR S P ERA WHIP																																
<b>Blue Moon Odom, R</b> ERA: 2.26 (1, 1)	5.2	23	4	1	1	3	2	2	0	0	0	0	0	25	41	1.59	1.059																
<b>Bob Locker, R</b> ERA: 2.41 (6, 1)	2.1	9	1	0	0	2	0	0	0	0	0	0	0	13	13	0.00	0.429																
<b>Rollie Fingers, R</b> ERA: 2.71 (9, 1)	1.0	L	9	4	4	4	2	0	2	0	0	0	0	11	19	36.00	4.000																

Batter	1	2	3	4	5	6	7	8	9	AB	R	H	RBI	BB	SO	LOB	BOTTOM																
<b>Bert Campaneris, R</b> OBP: 0.273, SLG: 0.339 (1, 6)	F8		F4		FC6-4 1-2			4-3		4	0	0	0	0	0	2	<b>Baltimore Orioles @ Oakland Athletics</b> Oakland-Alameda County Coliseum, Oakland, CA Sat Aug 26 1972, 3:33 AM PDT Att: 14,698 - Unknown																
<b>Joe Rudi, R</b> OBP: 0.352, SLG: 0.512 (1, 7)	F3		K			1B		1B		4	0	2	1	0	1	0																	
<b>Reggie Jackson, L</b> OBP: 0.350, SLG: 0.485 (1, 8)					FC6-4 1B		F7	F5		4	0	2	0	0	0	1																	
<b>Mike Epstein, L</b> OBP: 0.370, SLG: 0.490 (1, 3)	F7				F7		F8		F8	4	0	0	0	0	0	3																	
<b>Angel Mangual, R</b> OBP: 0.289, SLG: 0.363 (1, 9)			1-3		FC6-4 1-2		K		F9	4	0	0	0	0	1	2																	
<b>Sal Bando, R</b> OBP: 0.333, SLG: 0.378 (1, 5)		K			5-3			5-3		3	0	0	0	1	1	1																	
<b>Dick Green, R</b> OBP: 0.263, SLG: 0.367 (1, 4)							K			0	0	0	0	0	0	0																	
<b>Don Mincher, S</b> OBP: 0.269, SLG: 0.341 (2, PH)								F7		0	0	0	0	1	0	0																	
<b>Ted Kubiak, S</b> OBP: 0.268, SLG: 0.324 (3, 4)										1	0	0	0	0	0	0																	
<b>Corrado Velazquez, L</b> OBP: 0.406, SLG: 0.230 (7, PH)										0	0	0	0	0	0	0																	
<b>Tim Lincecum, R</b> OBP: 0.263, SLG: 0.323 (8, 4)										1	0	0	0	0	0	1																	
<b>Bill Voisard, L</b> OBP: 0.268, SLG: 0.271 (9, PH)										1	0	0	0	0	0	1																	
<b>Dave Duncan, R</b> OBP: 0.290, SLG: 0.408 (1, 2)							F7		F8	3	0	0	0	0	0	1																	
<b>Blue Moon Odom, R</b> OBP: 0.157, SLG: 0.220 (1, 1)										2	0	0	0	0	0	0																	
<b>Bob Locker, S</b> (6, 1)										0	0	0	0	0	0	0																	
<b>Mike Hegan, L</b> OBP: 0.338, SLG: 0.450 (8, PH)										1	1	1	0	0	0	0																	
<b>Rollie Fingers, R</b> OBP: 0.357, SLG: 0.571 (9, 1)										0	0	0	0	0	0	0																	
<b>Inning Stats</b>	R: 0 E: 0 K: 0 S: 4	H: 1 LOB: 1 BB: 0 P: 4	R: 0 E: 0 K: 1 S: 5	H: 0 LOB: 1 BB: 1 P: 9	R: 0 E: 0 K: 1 S: 5	H: 0 LOB: 0 BB: 0 P: 5	R: 0 E: 0 K: 0 S: 4	H: 1 LOB: 1 BB: 0 P: 4	R: 0 E: 0 K: 1 S: 6	H: 0 LOB: 1 BB: 0 P: 6	R: 0 E: 0 K: 1 S: 6	H: 1 LOB: 1 BB: 0 P: 6	R: 0 E: 0 K: 0 S: 3	H: 0 LOB: 0 BB: 0 P: 3	R: 1 E: 0 K: 0 S: 4	H: 2 LOB: 0 BB: 0 P: 4	R: 0 E: 0 K: 1 S: 5	H: 0 LOB: 1 BB: 1 P: 9	1B: 4 2B: 1 3B: 0 HR: 0	SF: 0 SAC: 0 DP: 0 HBP: 0	WP: 0 PB: 0 SB: 0 CS: 0	PA: 34											
<b>PITCHER</b>	IP WLS BF H R ER SO BB IBB HBP BLK WP HR S P ERA WHIP																																
<b>Pat Dobson, R</b> ERA: 2.56 (1, 1)	1.0	S	4	0	0	0	1	1	0	0	0	0	0	5	9	0.00	1.000																
<b>Grant Jackson, L</b> ERA: 2.93 (9, 1)	1.0	S	4	0	0	0	1	1	0	0	0	0	0	5	9	0.00	1.000																





Batter	1	2	3	4	5	6	7	8	9	AB	R	H	RBI	BB	SO	LOB	TOP										
<b>Bobby Grich, R</b> OBP: 0.348, SLG: 0.422 (1, 6)	1-3		F8						G5-3	4	0	1	0	1	0	2	<b>Baltimore Orioles @ Oakland Athletics</b> Oakland-Alameda County Coliseum, Oakland, CA Sun Aug 27 1972, 3:33 AM PDT Att: 16,749 - Unknown										
<b>Paul Blair, R</b> OBP: 0.255, SLG: 0.334 (1, 8)	1B		K							4	0	1	0	0	1	2											
<b>Tommy Davis, R</b> OBP: 0.283, SLG: 0.256 (1, 7)	K		K							4	0	0	0	0	4	1											
<b>Boog Powell, L</b> OBP: 0.349, SLG: 0.424 (1, 3)	F4									4	0	2	0	0	0	1											
<b>Don Baylor, R</b> OBP: 0.343, SLG: 0.423 (1, 9)										4	0	1	0	0	1	2											
<b>Brooks Robinson, R</b> OBP: 0.298, SLG: 0.343 (1, 5)	4-3									3	0	1	0	1	0	2											
<b>Davey Johnson, R</b> OBP: 0.325, SLG: 0.340 (1, 4)										4	0	1	0	0	0	4											
<b>Mark Belanger, R</b> OBP: 0.243, SLG: 0.249 (9, PH)	F9		FC6-4						G5-3	0	0	0	0	0	0	0											
<b>Andy Etchebarren, R</b> OBP: 0.263, SLG: 0.248 (1, 2)										3	0	0	0	0	0	1											
<b>Don Buford, S</b> OBP: 0.334, SLG: 0.264 (9, PH)	1-3								K	1	0	0	0	0	1	1											
<b>Dave McNally, R</b> OBP: 0.197, SLG: 0.279 (1, 1)										3	1	1	1	0	1	0											
<b>Terry Crowley, L</b> OBP: 0.335, SLG: 0.431 (9, PH)										0	0	0	0	0	0	0											
<b>Sergio Robles, R</b> OBP: 1.000, SLG: 1.000 (9, PH)			HR							1	0	1	0	0	0	0											
<b>Inning Stats</b>	R: 0 E: 0 K: 1 S: 6	H: 1 LOB: 1 BB: 0 P: 6	R: 0 E: 0 K: 0 S: 4	H: 1 LOB: 1 BB: 0 P: 4	R: 1 E: 0 K: 2 S: 8	H: 1 LOB: 0 BB: 0 P: 8	R: 0 E: 0 K: 0 S: 4	H: 1 LOB: 1 BB: 0 P: 4	R: 0 E: 0 K: 0 S: 3	H: 0 LOB: 1 BB: 1 P: 7	R: 0 E: 0 K: 1 S: 6	H: 1 LOB: 2 BB: 1 P: 10	R: 0 E: 0 K: 1 S: 6	H: 1 LOB: 1 BB: 0 P: 6	R: 0 E: 0 K: 2 S: 8	H: 2 LOB: 1 BB: 0 P: 6	1B: 8 2B: 0 3B: 0 HR: 1	SF: 0 SAC: 0 DP: 1 HBP: 0	WP: 0 PB: 0 SB: 2 CS: 0	PA: 37							
<b>PITCHER</b>	IP	WLS	BF	H	R	ER	SO	BB	IBB	HBP	BLK	WP	HR	S	P	ERA	WHIP										
<b>Ken Holtzman, L</b> ERA: 2.72 (1, 1)	7.0		29	6	1	1	5	2	0	0	0	0	1	37	45	1.29	1.143										
<b>Rollie Fingers, R</b> ERA: 2.07 (8, 1)	1.1	W	6	2	0	0	3	0	0	0	0	0	0	12	12	0.00	1.500										
<b>Darold Knowles, L</b> ERA: 1.47 (9, 1)	0.0		1	1	0	0	0	0	0	0	0	0	0	1	1	∞	∞										
<b>Bob Locker, R</b> ERA: 2.38 (9, 1)	0.2	S	1	0	0	0	0	0	0	0	0	0	0	1	1	0.00	0.000										

AB	35
R	1
H	9
RBI	1
BB	2
SO	8
LOB	16



Batter	1	2	3	4	5	6	7	8	9	AB	R	H	RBI	BB	SO	LOB	BOTTOM										
<b>Bert Campaneris, R</b> OBP: 0.274, SLG: 0.340 (1, 6)	CS		5-3							4	1	2	0	0	0	2	<b>Baltimore Orioles @ Oakland Athletics</b> Oakland-Alameda County Coliseum, Oakland, CA Sun Aug 27 1972, 3:33 AM PDT Att: 16,749 - Unknown										
<b>Joe Rudi, R</b> OBP: 0.350, SLG: 0.508 (1, 7)	F7		E1							3	0	0	0	0	0	4											
<b>Reggie Jackson, L</b> OBP: 0.352, SLG: 0.488 (1, 8)	F8									4	0	2	2	0	0	0											
<b>Sal Bando, R</b> OBP: 0.332, SLG: 0.375 (1, 5)										3	0	0	0	1	0	2											
<b>Angel Mangual, R</b> OBP: 0.288, SLG: 0.361 (1, 9)										4	0	1	0	0	0	2											
<b>Gene Tenace, R</b> OBP: 0.282, SLG: 0.326 (1, 3)										2	0	1	0	1	0	1											
<b>Mike Hegan, L</b> OBP: 0.338, SLG: 0.450 (9, 3)										0	0	0	0	0	0	0											
<b>Dave Duncan, R</b> OBP: 0.288, SLG: 0.404 (1, 2)										3	0	0	0	0	0	3											
<b>Tim Cullen, R</b> OBP: 0.272, SLG: 0.326 (1, 4)										2	1	1	0	1	0	1											
<b>Ken Holtzman, R</b> OBP: 0.222, SLG: 0.254 (1, 1)										0	0	0	0	0	0	0											
<b>George Hendrick, R</b> OBP: 0.185, SLG: 0.291 (7, PH)										1	0	0	0	0	0	1											
<b>Rollie Fingers, R</b> OBP: 0.357, SLG: 0.571 (8, 1)										0	0	0	0	0	0	0											
<b>Darold Knowles, L</b> OBP: 0.357, SLG: 0.571 (9, 1)										0	0	0	0	0	0	0											
<b>Bob Locker, S</b> OBP: 0.357, SLG: 0.571 (9, 1)										0	0	0	0	0	0	0											
<b>Inning Stats</b>	R: 0 E: 0 K: 0 S: 3	H: 1 LOB: 0 BB: 0 P: 3	R: 0 E: 0 K: 0 S: 3	H: 0 LOB: 1 BB: 1 P: 7	R: 1 E: 1 K: 0 S: 6	H: 2 LOB: 2 BB: 0 P: 6	R: 0 E: 0 K: 0 S: 3	H: 1 LOB: 0 BB: 0 P: 3	R: 0 E: 0 K: 0 S: 3	H: 0 LOB: 0 BB: 1 P: 7	R: 0 E: 0 K: 0 S: 4	H: 1 LOB: 1 BB: 0 P: 4	R: 0 E: 0 K: 0 S: 4	H: 2 LOB: 1 BB: 1 P: 8	R: 1 E: 0 K: 0 S: 4	H: 2 LOB: 1 BB: 0 P: 8	1B: 5 2B: 1 3B: 1 HR: 0	SF: 0 SAC: 3 DP: 3 HBP: 0	WP: 0 PB: 0 SB: 0 CS: 1	PA: 32							
<b>PITCHER</b>	IP	WLS	BF	H	R	ER	SO	BB	IBB	HBP	BLK	WP	HR	S	P	ERA	WHIP										
<b>Dave McNally, L</b> ERA: 2.64 (1, 1)	8.0	L	32	7	2	1	0	2	1	0	0	0	0	29	41	1.12	1.125										





Batter	1	2	3	4	5	6	7	8	9	AB	R	H	RBI	BB	SO	LOB	TOP		
Don Buford, S (1, 7) OBP: 0.330, SLG: 0.260	K			K	G4-6-3			4-3	G1-2-3	5	0	0	0	0	2	6			
Bobby Grich, R (1, 6) OBP: 0.347, SLG: 0.423	K			F9				E6		4	1	1	0	0	1	0			
Terry Crowley, L (1, 9) OBP: 0.333, SLG: 0.427	F6							G3		4	0	1	0	0	0	2			
Boog Powell, L (1, 3) OBP: 0.348, SLG: 0.422		4-3		4-3						4	0	1	1	0	1	2			
Don Baylor, R (1, 8) OBP: 0.341, SLG: 0.432		5-3								4	1	1	1	0	0	2			
Paul Blair, R (9, 8) OBP: 0.255, SLG: 0.334						HR	F4	FC5-4		0	0	0	0	0	0	0			
Brooks Robinson, R (1, 5) OBP: 0.297, SLG: 0.341		6-3			6-3					3	0	0	0	1	0	0			
Johnny Oates, L (1, 2) OBP: 0.353, SLG: 0.389			4-3						SH1-4	3	0	2	0	0	0	0			
Davey Johnson, R (1, 4) OBP: 0.327, SLG: 0.338			F8					F8		2	0	0	0	2	0	1			
Jim Palmer, R (1, 1) OBP: 0.235, SLG: 0.288			K					K	E1	4	0	1	0	0	2	3			
<b>Inning Stats</b>	R: 0 H: 0 E: 0 K: 2 S: 7	H: 0 LOB: 0 BB: 0 P: 7	R: 0 H: 0 E: 0 K: 0 S: 3	H: 0 LOB: 0 BB: 0 P: 3	R: 0 H: 0 E: 0 K: 1 S: 5	H: 0 LOB: 0 BB: 0 P: 5	R: 0 H: 1 E: 0 K: 1 S: 6	H: 1 LOB: 1 BB: 0 P: 6	R: 1 H: 3 E: 0 K: 0 S: 5	H: 3 LOB: 2 BB: 1 P: 9	R: 0 H: 1 E: 0 K: 1 S: 6	H: 1 LOB: 1 BB: 0 P: 6	R: 0 H: 1 E: 1 K: 0 S: 5	H: 1 LOB: 1 BB: 0 P: 5	R: 0 H: 0 E: 1 K: 0 S: 3	H: 0 LOB: 2 BB: 2 P: 11	1B: 5 2B: 1 3B: 0 HR: 1	SF: 0 SAC: 1 DP: 2 HBP: 0	WP: 0 PA: 37 PB: 0 SB: 0 CS: 0
<b>PITCHER</b>	IP	WLS	BF	H	R	ER	SO	BB	IBB	HBP	BLK	WP	HR	S	P	ERA	WHIP		
Dick Woodson, R (1, 1) ERA: 2.5	8.0	L	32	7	2	1	6	1	0	0	0	0	1	43	47	1.12	1.000		
Jim Strickland, L (9, 1) ERA: 2.6	1.0		5	0	0	0	0	1	1	0	0	0	0	3	11	0.00	1.000		

Baltimore Orioles @ Minnesota Twins  
Metropolitan Stadium, Bloomington, MI  
Mon Aug 28 1972, 8:05 PM EDT  
Att: 12,913 - Unknown

AB 33  
R 2  
H 7  
RBI 2  
BB 3  
SO 6  
LOB 16



Batter	1	2	3	4	5	6	7	8	9	AB	R	H	RBI	BB	SO	LOB	BOTTOM		
Cesar Tovar, R (1, 7) OBP: 0.322, SLG: 0.318	F4			F8	FC4-6			1B		4	0	1	0	0	0	2			
Rod Carew, L (1, 4) OBP: 0.375, SLG: 0.379	6-3			4-3						4	0	1	0	0	0	0			
Steve Braun, L (1, 5) OBP: 0.353, SLG: 0.361	F5			2B				4-3		3	0	1	0	1	0	2			
Bobby Darwin, R (1, 9) OBP: 0.320, SLG: 0.439		K							F5	4	0	1	0	0	1	1			
Rich Reese, L (1, 3) OBP: 0.312, SLG: 0.361		K						4-3	F2	4	0	0	0	0	2	2			
Danny Thompson, R (1, 6) OBP: 0.330, SLG: 0.374		5-3			6-3			K	L6	4	0	0	0	0	1	0			
Jim Nettles, L (1, 8) OBP: 0.335, SLG: 0.295			4-3					K		3	0	1	0	0	1	0			
Glenn Borgmann, R (1, 2) OBP: 0.336, SLG: 0.336			6-3					K		3	0	0	0	0	1	1			
Dick Woodson, R (1, 1) OBP: 0.106, SLG: 0.078			5-3						F7	1	0	0	0	1	0	0			
Charlie Manuel, L (8, PH) OBP: 0.250, SLG: 0.299										1	0	0	0	0	0	0			
Jim Strickland, L (9, 1) OBP: 0.500, SLG: 0.333										0	0	0	0	0	0	0			
<b>Inning Stats</b>	R: 0 H: 0 E: 0 K: 0 S: 3	H: 0 LOB: 0 BB: 0 P: 3	R: 0 H: 0 E: 0 K: 2 S: 7	H: 0 LOB: 0 BB: 0 P: 7	R: 0 H: 0 E: 0 K: 0 S: 3	H: 0 LOB: 0 BB: 0 P: 3	R: 0 H: 1 E: 0 K: 1 S: 6	H: 1 LOB: 2 BB: 1 P: 10	R: 0 H: 1 E: 0 K: 0 S: 4	H: 1 LOB: 2 BB: 1 P: 8	R: 0 H: 1 E: 0 K: 0 S: 3	H: 1 LOB: 0 BB: 0 P: 3	R: 0 H: 0 E: 0 K: 2 S: 7	H: 2 LOB: 2 BB: 0 P: 7	R: 0 H: 0 E: 0 K: 0 S: 3	H: 0 LOB: 0 BB: 0 P: 3	1B: 4 2B: 1 3B: 0 HR: 0	SF: 0 SAC: 0 DP: 1 HBP: 0	WP: 0 PA: 33 PB: 0 SB: 0 CS: 0
<b>PITCHER</b>	IP	WLS	BF	H	R	ER	SO	BB	IBB	HBP	BLK	WP	HR	S	P	ERA	WHIP		
Jim Palmer, R (1, 1) ERA: 1.78	9.0	W	33	5	0	0	6	2	0	0	0	0	0	43	51	0.00	0.778		

Baltimore Orioles @ Minnesota Twins  
Metropolitan Stadium, Bloomington, MI  
Mon Aug 28 1972, 8:05 PM EDT  
Att: 12,913 - Unknown

AB 31  
R 0  
H 5  
RBI 0  
BB 2  
SO 6  
LOB 8





Batter	1	2	3	4	5	6	7	8	9	AB	R	H	RBI	BB	SO	LOB	TOP								
Don Buford, S OBP: 0.328, SLG: 0.258 (1, 7)	F8		L3		F8		F8	G6-4-3 BB		4	0	0	0	1	0	0	<b>Baltimore Orioles @ Minnesota Twins</b> Metropolitan Stadium, Bloomington, MI Tue Aug 29 1972, 8:05 PM EDT Att: 10,563 - Unknown <a href="http://livebaseballscorecards.com">livebaseballscorecards.com</a>								
Rich Coggins, L OBP: 0.097, SLG: 1.333 Paul Blair, R OBP: 0.254, SLG: 0.332 (5, 8)	2B		1B 2B		G3		5-3	G6-4-3 BB		3	1	2	0	0	0	0									
Brooks Robinson, R OBP: 0.300, SLG: 0.341 (1, 5)	6-3		1B FC9-2 BB		1B HR 1B		BB		6-3	3	1	1	0	2	0	1									
Boog Powell, L OBP: 0.349, SLG: 0.421 (1, 3)	F5		1B		1B HR 1B		4-3		K	5	1	2	1	0	1	2									
Terry Crowley, L OBP: 0.339, SLG: 0.426 Don Baylor, R OBP: 0.341, SLG: 0.432 (9, 9)		3B BB	FC9-2		1B HR BB			G3 BB 1B	K	3	3	1	0	2	1	2									
Bobby Grich, R OBP: 0.351, SLG: 0.439 (1, 6)	SF9 3B			K		HR		G3 BB		3	3	2	5	1	1	0									
Johnny Oates, L OBP: 0.351, SLG: 0.388 (1, 2)	SF9				F2			G3		3	0	1	1	0	0	2									
Davey Johnson, R OBP: 0.326, SLG: 0.334 (1, 4)	K		G6-4-3 1B		G6-4-3			BB 1B IBB		3	0	0	0	1	2	1									
Mike Cuellar, L OBP: 0.130, SLG: 0.217 (1, 1)	K				K	K2-3		BB 1B		4	0	1	2	0	3	0									
<b>Inning Stats</b>	R: 0 E: 0 K: 0 S: 4	H: 1 LOB: 1 BB: 4	R: 2 E: 0 K: 2 S: 8	H: 1 LOB: 0 BB: 1 P: 12	R: 1 E: 0 K: 0 S: 4	H: 2 LOB: 1 BB: 1 P: 8	R: 0 E: 0 K: 1 S: 5	H: 1 LOB: 0 BB: 0 P: 5	R: 0 E: 0 K: 1 S: 5	H: 0 LOB: 0 BB: 0 P: 5	R: 4 E: 0 K: 2 S: 10	H: 3 LOB: 0 BB: 1 P: 14	R: 0 E: 0 K: 0 S: 3	H: 0 LOB: 1 BB: 1 P: 7	R: 2 E: 0 K: 0 S: 4	H: 2 LOB: 2 BB: 3 P: 16		R: 0 E: 0 K: 2 S: 7	H: 0 LOB: 0 BB: 0 P: 7	1B: 6 2B: 3 3B: 1 HR: 1	SF: 1 SAC: 0 DP: 3 HBP: 0	WP: 0 PB: 0 SB: 0 CS: 0	PA: 41		
<b>PITCHER</b>	IP	WLS	BF	H	R	ER	SO	BB	IBB	HBP	BLK	WP	HR	S	P	ERA	WHIP								
Jim Perry, R ERA: 3.68 (1, 1)	5.0	L	24	8	7	7	4	3	0	0	0	0	1	29	41	12.60	2.200								
Dave LaRoche, L ERA: 2.95 (6, 1)	2.1		13	2	2	2	2	3	1	0	0	0	0	13	29	7.71	2.143								
Wayne Granger, R ERA: 3.48 (8, 1)	0.2		1	0	0	0	0	0	0	0	0	0	0	1	1	0.00	0.000								
Jim Strickland, L ERA: 2.52 (9, 1)	1.0		3	0	0	0	2	0	0	0	0	0	0	7	7	0.00	0.000								

Batter	1	2	3	4	5	6	7	8	9	AB	R	H	RBI	BB	SO	LOB	BOTTOM								
Cesar Tovar, R OBP: 0.321, SLG: 0.317 (1, 7)	FC6-4 1B		L4		K			F7		4	0	1	0	0	1	0	<b>Baltimore Orioles @ Minnesota Twins</b> Metropolitan Stadium, Bloomington, MI Tue Aug 29 1972, 8:05 PM EDT Att: 10,563 - Unknown <a href="http://livebaseballscorecards.com">livebaseballscorecards.com</a>								
Rod Carew, L OBP: 0.372, SLG: 0.375 (1, 4)	FC6-4 HR		F7			6-3		F9		4	1	0	0	0	0	1									
Harmon Killebrew, R OBP: 0.376, SLG: 0.466 Jim Nettles, L OBP: 0.335, SLG: 0.295 (9, PR)	HR		BB			K		G4-6-3 BB		2	1	1	2	2	1	0									
Bobby Darwin, R OBP: 0.320, SLG: 0.445 (1, 9)	HR		F8			5-3		F3		4	1	1	1	0	0	2									
Danny Thompson, R OBP: 0.327, SLG: 0.370 (1, 6)	6-3			6-3			F8	G4-6-3		4	0	0	0	0	0	1									
Eric Soderholm, R OBP: 0.241, SLG: 0.337 (1, 5)	F3			F8			5-3			3	0	0	0	0	0	0									
Steve Brye, R OBP: 0.264, SLG: 0.263 (1, 8)		F9		L7			F8			3	0	0	0	0	0	0									
Glenn Borgmann, R OBP: 0.328, SLG: 0.328 (1, 2)		5-3			F7			5-3		3	0	0	0	0	0	0									
Jim Perry, S OBP: 0.222, SLG: 0.203 Dave LaRoche, L OBP: 0.333, SLG: 0.143 Wayne Granger, R OBP: 0.286, SLG: 0.429 Rick Renick, R OBP: 0.271, SLG: 0.319 Jim Strickland, L OBP: 0.500, SLG: 0.333 (9, 1)		F7			F8			HR		2	0	0	0	0	0	0									
<b>Inning Stats</b>	R: 3 E: 0 K: 0 S: 6	H: 3 LOB: 0 BB: 0 P: 6	R: 0 E: 0 K: 0 S: 3	H: 0 LOB: 0 BB: 0 P: 3	R: 0 E: 0 K: 0 S: 3	H: 0 LOB: 0 BB: 1 P: 7	R: 0 E: 0 K: 0 S: 3	H: 0 LOB: 0 BB: 0 P: 3	R: 0 E: 0 K: 1 S: 5	H: 0 LOB: 0 BB: 0 P: 5	R: 0 E: 0 K: 1 S: 5	H: 0 LOB: 0 BB: 0 P: 5	R: 0 E: 0 K: 0 S: 3	H: 0 LOB: 0 BB: 0 P: 3	R: 1 E: 0 K: 0 S: 4	H: 1 LOB: 0 BB: 0 P: 4		R: 0 E: 0 K: 0 S: 2	H: 0 LOB: 1 BB: 1 P: 6	1B: 1 2B: 0 3B: 0 HR: 3	SF: 0 SAC: 0 DP: 1 HBP: 0	WP: 0 PB: 0 SB: 0 CS: 0	PA: 32		
<b>PITCHER</b>	IP	WLS	BF	H	R	ER	SO	BB	IBB	HBP	BLK	WP	HR	S	P	ERA	WHIP								
Mike Cuellar, L ERA: 2.81 (1, 1)	9.0	W	32	4	4	4	2	2	0	0	0	0	3	34	42	4.00	0.667								





Batter	1	2	3	4	5	6	7	8	9	AB	R	H	RBI	BB	SO	LOB	TOP					
<b>Don Buford, S</b> OBP: 0.330, SLG: 0.268 (1, 7)										4	1	2	1	0	2	0	<b>Baltimore Orioles @ Minnesota Twins</b> Metropolitan Stadium, Bloomington, MI Wed Aug 30 1972, 8:05 PM EDT Att: 8,923 - Unknown <a href="http://livebaseballscorecards.com">livebaseballscorecards.com</a>					
<b>Rich Coggins, L</b> OBP: 0.571, SLG: 0.857 (1, 8)										4	0	2	0	0	2	2						
<b>Brooks Robinson, R</b> OBP: 0.300, SLG: 0.340 (1, 5)										4	0	1	0	0	0	2						
<b>Boog Powell, L</b> OBP: 0.346, SLG: 0.417 (1, 3)										4	0	0	0	0	1	3						
<b>Terry Crowley, L</b> OBP: 0.333, SLG: 0.417 (1, 9)										4	0	0	0	0	1	1						
<b>Bobby Grich, R</b> OBP: 0.348, SLG: 0.435 (1, 4)										3	0	0	0	0	1	0						
<b>Johnny Oates, L</b> OBP: 0.355, SLG: 0.389 (1, 2)										2	0	1	0	1	0	0						
<b>Mark Belanger, R</b> OBP: 0.248, SLG: 0.251 (1, 6)										2	0	1	0	1	1	0						
<b>Pat Dobson, R</b> OBP: 0.133, SLG: 0.149 (7, 1)										2	0	0	0	0	1	1						
<b>Roric Harrison, R</b> OBP: 0.167, SLG: 0.182 (7, 1)										0	0	0	0	0	0	0						
<b>Mickey Scott, L</b> (8, PH) Doyle Alexander, R OBP: 0.056, SLG: 0.056 (8, 1)										0	0	0	0	0	0	0						
<b>Inning Stats</b>	R: 0 E: 1 K: 1 S: 6	H: 1 LOB: 1 BB: 0 P: 6	R: 0 E: 0 K: 1 S: 5	H: 1 LOB: 0 BB: 0 P: 5	R: 0 E: 0 K: 2 S: 7	H: 0 LOB: 0 BB: 0 P: 7	R: 0 E: 0 K: 2 S: 7	H: 0 LOB: 0 BB: 1 P: 7	R: 0 E: 0 K: 0 S: 2	H: 0 LOB: 0 BB: 1 P: 6	R: 0 E: 0 K: 2 S: 8	H: 2 LOB: 1 BB: 0 P: 8	R: 0 E: 0 K: 1 S: 5	H: 1 LOB: 0 BB: 0 P: 5	R: 0 E: 0 K: 0 S: 3	H: 0 LOB: 1 BB: 1 P: 7		R: 1 E: 0 K: 0 S: 5	H: 2 LOB: 1 BB: 0 P: 5	1B: 6 2B: 0 3B: 0 HR: 1	SF: 0 SAC: 0 DP: 1 HBP: 0	WP: 0 PB: 0 SB: 0 CS: 3
<b>PITCHER</b> <b>Bert Blyleven, R</b> ERA: 3.09 (1, 1)	IP: 9.0 WLS: W BF: 32	H: 7 R: 1 ER: 1 SO: 9	BB: 2 IBB: 0 HBP: 0 BLK: 0	WP: 0 HR: 1 S: 48 P: 56	ERA: 1.00 WHIP: 1.000												ERA: 1.00 WHIP: 1.000					

Batter	1	2	3	4	5	6	7	8	9	AB	R	H	RBI	BB	SO	LOB	BOTTOM				
<b>Cesar Tovar, R</b> OBP: 0.321, SLG: 0.319 (1, 8) (6, 7)										4	1	1	2	0	1	1	<b>Baltimore Orioles @ Minnesota Twins</b> Metropolitan Stadium, Bloomington, MI Wed Aug 30 1972, 8:05 PM EDT Att: 8,923 - Unknown <a href="http://livebaseballscorecards.com">livebaseballscorecards.com</a>				
<b>Rod Carew, L</b> OBP: 0.375, SLG: 0.381 (1, 4)										4	1	3	2	0	0	1					
<b>Steve Braun, L</b> OBP: 0.352, SLG: 0.360 (1, 5)										4	0	1	1	0	0	2					
<b>Harmon Killebrew, R</b> OBP: 0.376, SLG: 0.465 (7, PR) Rich Reese, L OBP: 0.310, SLG: 0.359 (8, 3)										3	0	1	0	0	0	0					
<b>Bobby Darwin, R</b> OBP: 0.319, SLG: 0.443 (1, 9)										4	1	1	0	0	1	0					
<b>Charlie Manuel, L</b> OBP: 0.285, SLG: 0.303 (5, PR) Jim Nettles, L OBP: 0.337, SLG: 0.293 (6, 8)										2	0	1	0	0	0	0					
<b>Danny Thompson, R</b> OBP: 0.326, SLG: 0.369 (1, 6)										4	1	1	1	0	0	2					
<b>Phil Roof, R</b> OBP: 0.237, SLG: 0.363 (6, PR) Eric Soderholm, R OBP: 0.241, SLG: 0.337 Glenn Borgmann, R OBP: 0.338, SLG: 0.333 (7, 2)										2	0	1	0	0	0	0					
<b>Bert Blyleven, R</b> OBP: 0.181, SLG: 0.171 (1, 1)										3	1	0	0	1	3	3					
<b>Inning Stats</b>	R: 0 E: 0 K: 0 S: 3	H: 1 LOB: 0 BB: 0 P: 3	R: 0 E: 0 K: 0 S: 3	H: 0 LOB: 0 BB: 0 P: 3	R: 0 E: 0 K: 1 S: 5	H: 0 LOB: 0 BB: 0 P: 5	R: 0 E: 0 K: 1 S: 5	H: 1 LOB: 0 BB: 0 P: 5	R: 0 E: 0 K: 1 S: 6	H: 1 LOB: 1 BB: 0 P: 6	R: 0 E: 0 K: 1 S: 6	H: 1 LOB: 1 BB: 0 P: 6	R: 7 E: 0 K: 0 S: 10	H: 7 LOB: 1 BB: 1 P: 14	R: 0 E: 0 K: 1 S: 5	H: 0 LOB: 2 BB: 2 P: 13		1B: 8 2B: 3 3B: 0 HR: 0	SF: 0 SAC: 0 DP: 2 HBP: 0	WP: 1 PB: 0 SB: 0 CS: 0	PA: 36
<b>PITCHER</b> <b>Pat Dobson, R</b> ERA: 2.65 (7, 1)	IP: 0.0 WLS: L BF: 26	H: 4 R: 4 ER: 4 SO: 4	BB: 1 IBB: 0 HBP: 0 BLK: 0	WP: 0 HR: 0 S: 34 P: 34	ERA: 5.40 WHIP: 1.200													ERA: 5.40 WHIP: 1.200			
<b>Roric Harrison, R</b> ERA: 2.34 (7, 1)	0.0	2	1	0	0	0	1	0	0	0	0	1	5								
<b>Mickey Scott, L</b> ERA: 2.53 (7, 1)	0.1	3	2	3	3	0	0	0	0	0	0	3	3	81.00	6.000						
<b>Doyle Alexander, R</b> ERA: 2.68 (8, 1)	1.0	5	0	0	0	1	1	1	0	0	1	0	5	13	0.00	1.000					



Batter	1	2	3	4	5	6	7	8	9	AB	R	H	RBI	BB	SO	LOB	TOP										
<b>Bobby Grich, R</b> OBP: 0.346, SLG: 0.432 (1, 6)	4-0 FC6-4 BB		0-3 K			0-3 K	0-0 SF9	0-0 5-3		3	0	0	1	1	2	2											
<b>Paul Blair, R</b> OBP: 0.255, SLG: 0.332 (1, 8)	0-0 FC6-4 G6-4-3		0-0 S			0-0 F8	0-0 FC6-4 BB		0-3 K2-3	4	0	1	0	1	1	1											
<b>Tommy Davis, R</b> OBP: 0.275, SLG: 0.250 (1, 7)	0-0 G6-4-3		0-3 K			0-0 2B	0-0 FC6-4		0-0 F7	5	0	1	1	0	1	4											
<b>Terry Crowley, L</b> OBP: 0.333, SLG: 0.417 (9, 3)	1-2		1-2 K			1-3 2B	1-2 FC6-4		0-0 F7	0	0	0	0	0	0	0											
<b>Don Baylor, R</b> OBP: 0.339, SLG: 0.431 (1, 9)		0-0 6-3				0-0 F9			0-0 F7	5	0	1	0	0	0	2											
<b>Brooks Robinson, R</b> OBP: 0.301, SLG: 0.340 (1, 5)		0-0 1B				0-0 F7			0-0 1-3	3	0	1	0	1	0	0											
<b>Boog Powell, L</b> OBP: 0.347, SLG: 0.420 <b>Rich Coggins, L</b> OBP: 0.571, SLG: 0.857 (8, PR)	0-0 FC6-4 1B		0-0 F8			0-0 F8			0-0 1B	4	0	2	0	0	0	3											
<b>Davey Johnson, R</b> OBP: 0.325, SLG: 0.331 (1, 4)	0-0 F9					0-0 F9			4-0 1B	3	1	0	0	1	0	2											
<b>Andy Etchebarren, R</b> OBP: 0.269, SLG: 0.250 (1, 2)	0-0 FC6-4					0-0 6-3			4-0 1B	3	1	1	1	1	0	2											
<b>Dave McNally, R</b> OBP: 0.200, SLG: 0.278 (1, 1)			0-0 F8			0-0 5-3			0-3 K	4	0	1	0	0	1	2											
<b>Inning Stats</b>	R: 0 E: 0 K: 0 S: 2	H: 0 LOB: 0 BB: 1 P: 6	R: 0 E: 0 K: 0 S: 5	H: 2 LOB: 2 BB: 0 P: 5	R: 0 E: 0 K: 2 S: 8	H: 1 LOB: 1 BB: 0 P: 8	R: 0 E: 0 K: 0 S: 3	H: 0 LOB: 0 BB: 0 P: 3	R: 0 E: 0 K: 1 S: 7	H: 2 LOB: 3 BB: 1 P: 11	R: 2 E: 1 K: 0 S: 5	H: 1 LOB: 2 BB: 2 P: 13	R: 1 E: 0 K: 1 S: 7	H: 2 LOB: 2 BB: 1 P: 11	R: 0 E: 0 K: 1 S: 5	H: 0 LOB: 0 BB: 0 P: 5	1B: 6 2B: 2 3B: 0 HR: 0	SF: 1 SAC: 0 DP: 1 HBP: 0	WP: 0 PB: 0 SB: 1 CS: 0	PA: 40							
<b>PITCHER</b>	IP	WLS	BF	H	R	ER	SO	BB	IBB	HBP	BLK	WP	HR	S	P	ERA	WHIP										
<b>Clyde Wright, L</b> ERA: 3.04	(1, 1)	7.1	L	35	8	3	1	3	3	2	0	0	0	36	56	1.23	1.500										
<b>Lloyd Allen, R</b> ERA: 3.43	(8, 1)	1.2		5	0	0	0	2	0	0	0	0	0	9	9	0.00	0.000										

Baltimore Orioles @ California Angels  
Anaheim Stadium, Anaheim, CA  
Fri Sep 01 1972, 10:05 PM EDT  
Att: 7,586 - Unknown

AB 34  
R 3  
H 8  
RBI 3  
BB 5  
SO 5  
LOB 18



Batter	1	2	3	4	5	6	7	8	9	AB	R	H	RBI	BB	SO	LOB	BOTTOM										
<b>Sandy Alomar Sr., S</b> OBP: 0.303, SLG: 0.305 (1, 4)	0-0 4-3		0-0 2B			0-0 6-3			0-0 6-3	4	0	1	1	0	0	0											
<b>Ken Berry, R</b> OBP: 0.349, SLG: 0.387 (1, 8)	0-0 6-3		0-3 K			0-0 6-3			0-0 F9	4	0	0	0	0	1	1											
<b>Leo Cardenas, R</b> OBP: 0.281, SLG: 0.299 (1, 6)	0-0 F8					0-0 4-3			0-0 F8	4	0	1	0	0	0	0											
<b>Bob Oliver, R</b> OBP: 0.314, SLG: 0.434 (1, 3)		0-3 K				0-0 6-3			0-0 F4	3	0	0	0	0	1	1											
<b>Ken McMullen, R</b> OBP: 0.344, SLG: 0.388 <b>Lloyd Allen, R</b> OBP: 0.125, SLG: 0.125 (8, 1)		0-0 F8				0-0 F7			0-0 G5-4-3	3	0	0	0	0	0	1											
<b>Leroy Stanton, R</b> OBP: 0.289, SLG: 0.410 (1, 9)		0-0 4-3				0-0 F8			0-0 HR	3	1	1	1	0	0	0											
<b>Jack Hiatt, R</b> OBP: 0.327, SLG: 0.326 (1, 2)			0-0 F9			0-0 F4			0-0 1-3	3	0	0	0	0	0	0											
<b>Billy Parker, R</b> OBP: 0.243, SLG: 0.129 (8, 5)			4-0 SH3 2B BB			0-0 F7			0-0 5-3	2	1	0	0	1	0	0											
<b>Clyde Wright, R</b> OBP: 0.229, SLG: 0.324 <b>Curt Motton, R</b> OBP: 0.250, SLG: 0.214 (8, 7)			0-0 SH3			0-3 K			0-3 K	1	0	0	0	0	1	0											
<b>Inning Stats</b>	R: 0 E: 0 K: 0 S: 3	H: 0 LOB: 0 BB: 0 P: 3	R: 0 E: 0 K: 1 S: 5	H: 0 LOB: 0 BB: 0 P: 5	R: 1 E: 0 K: 1 S: 6	H: 1 LOB: 1 BB: 1 P: 10	R: 0 E: 0 K: 0 S: 3	H: 0 LOB: 0 BB: 0 P: 3	R: 0 E: 0 K: 1 S: 5	H: 0 LOB: 0 BB: 0 P: 5	R: 0 E: 0 K: 0 S: 3	H: 1 LOB: 0 BB: 0 P: 3	R: 1 E: 0 K: 1 S: 6	H: 1 LOB: 0 BB: 0 P: 6	R: 0 E: 0 K: 0 S: 3	H: 0 LOB: 0 BB: 0 P: 3	1B: 1 2B: 1 3B: 0 HR: 1	SF: 0 SAC: 1 DP: 1 HBP: 0	WP: 0 PB: 0 SB: 0 CS: 0	PA: 30							
<b>PITCHER</b>	IP	WLS	BF	H	R	ER	SO	BB	IBB	HBP	BLK	WP	HR	S	P	ERA	WHIP										
<b>Dave McNally, L</b> ERA: 2.62	(1, 1)	9.0	W	30	3	2	2	4	1	0	0	0	1	37	41	2.00	0.444										

Baltimore Orioles @ California Angels  
Anaheim Stadium, Anaheim, CA  
Fri Sep 01 1972, 10:05 PM EDT  
Att: 7,586 - Unknown

AB 28  
R 2  
H 3  
RBI 2  
BB 1  
SO 4  
LOB 3










Batter	1	2	3	4	5	6	7	8	9	10	AB	R	H	RBI	BB	SO	LOB	TOP							
Don Buford, S OBP: 0.326, SLG: 0.264 (1, 7)	G3		K			G3			F5	F9	5	0	0	0	0	1	3								
Rich Coggins, L OBP: 0.636, SLG: 0.909 (1, 8) (10, 9)	K			1B FC9-2 2B						FC5-4 1B	4	0	3	0	0	1	0								
Bobby Grich, R OBP: 0.345, SLG: 0.426 (1, 4) (10, 6)	5-3					5-3			F7		4	0	1	0	0	0	2								
Boog Powell, L OBP: 0.342, SLG: 0.413 (1, 3)		4-3		FC9-2		K			FC5-4		4	0	0	0	0	1	3								
Terry Crowley, L OBP: 0.332, SLG: 0.414 (1, 9) Paul Blair, R OBP: 0.253, SLG: 0.328 (10, PR) (10, 8)		1-3						F8		BB SH1-3 1B	4	0	1	0	0	0	1								
Brooks Robinson, R OBP: 0.301, SLG: 0.338 (1, 5)						5-3			K	SH1-3	2	0	0	0	1	1	0								
Johnny Oates, L OBP: 0.353, SLG: 0.383 (1, 2)								F9		BB IBB	3	0	0	0	1	0	1								
Mark Belanger, R OBP: 0.246, SLG: 0.249 Tommy Davis, R OBP: 0.268, SLG: 0.264 Davey Johnson, R OBP: 0.325, SLG: 0.331 (10, PH) (10, 4)						F6		6-3	K	K	3	0	0	0	0	1	0								
Mike Cuellar, L OBP: 0.125, SLG: 0.208 Don Baylor, R OBP: 0.357, SLG: 0.425 Eddie Watt, R (10, 1)									K	K	0	0	0	0	1	0	0								
										1-2 2-3 BB	3	0	0	0	0	2	0								
<b>Inning Stats</b>	R: 0 E: 0 K: 1 S: 5	H: 0 LOB: 0 BB: 0 P: 5	R: 0 E: 0 K: 0 S: 3	H: 0 LOB: 1 BB: 1 P: 7	R: 0 E: 0 K: 1 S: 5	H: 0 LOB: 0 BB: 0 P: 5	R: 0 E: 0 K: 0 S: 4	H: 2 LOB: 1 BB: 0 P: 4	R: 0 E: 0 K: 0 S: 3	H: 0 LOB: 0 BB: 0 P: 3	R: 0 E: 0 K: 2 S: 7	H: 0 LOB: 0 BB: 0 P: 7	R: 0 E: 0 K: 2 S: 7	H: 0 LOB: 0 BB: 0 P: 7	R: 0 E: 0 K: 0 S: 4	H: 1 LOB: 1 BB: 0 P: 4	R: 0 E: 0 K: 1 S: 6	H: 1 LOB: 3 BB: 2 P: 14	1B: 4 2B: 2 3B: 0 HR: 0	SF: 0 SAC: 1 DP: 1 HBP: 0	WP: 0 PB: 0 SB: 0 CS: 0	PA: 37			
<b>PITCHER</b> Andy Messersmith, R ERA: 2.68 (1, 1)	IP 10.0	WLS W	BF 37	H 5	R 0	ER 0	SO 8	BB 2	IBB 1	HBP 0	BLK 0	WP 0	HR 0	S 50	P 62	ERA 0.00	WHIP 0.700								

Baltimore Orioles @ California Angels  
Anaheim Stadium, Anaheim, CA  
Sun Sep 03 1972, 6:33 AM EDT  
Att: 6,372 - Unknown


AB 33  
R 0  
H 5  
RBI 0  
BB 3  
SO 8  
LOB 12



Batter	1	2	3	4	5	6	7	8	9	10	AB	R	H	RBI	BB	SO	LOB	BOTTOM						
Sandy Alomar Sr., S OBP: 0.304, SLG: 0.306 (1, 4)	F7	F8									4	0	2	0	1	0	3							
Ken Berry, R OBP: 0.352, SLG: 0.388 (1, 8)				6-3							4	0	2	1	0	0	1							
Vada Pinson, L OBP: 0.333, SLG: 0.393 (1, 7)	FC3-6 1B										4	0	1	0	0	0	2							
Bob Oliver, R OBP: 0.312, SLG: 0.436 (1, 3)	F9										4	0	0	0	0	0	3							
Ken McMullen, R OBP: 0.341, SLG: 0.384 (1, 5)											4	0	0	0	0	0	0							
Leo Cardenas, R OBP: 0.279, SLG: 0.295 (1, 6)											3	0	0	0	1	0	0							
Leroy Stanton, R OBP: 0.286, SLG: 0.404 (1, 9)											4	0	1	0	0	1	1							
Jeff Torborg, R OBP: 0.289, SLG: 0.227 Curt Motton, R OBP: 0.250, SLG: 0.214 (10, PR)											4	0	2	0	0	0	1							
Andy Messersmith, R OBP: 0.244, SLG: 0.256 (1, 1)											4	0	1	0	0	0	1							
<b>Inning Stats</b>	R: 0 E: 0 K: 0 S: 4	H: 1 LOB: 1 BB: 0 P: 4	R: 0 E: 0 K: 1 S: 7	H: 2 LOB: 3 BB: 1 P: 11	R: 0 E: 0 K: 0 S: 3	H: 0 LOB: 0 BB: 0 P: 3	R: 0 E: 0 K: 0 S: 4	H: 1 LOB: 1 BB: 0 P: 4	R: 0 E: 0 K: 0 S: 4	H: 0 LOB: 0 BB: 0 P: 3	R: 0 E: 0 K: 0 S: 3	H: 0 LOB: 0 BB: 0 P: 3	R: 0 E: 0 K: 0 S: 3	H: 0 LOB: 0 BB: 0 P: 3	R: 1 E: 0 K: 0 S: 3	H: 2 LOB: 2 BB: 1 P: 7	1B: 8 2B: 1 3B: 0 HR: 0	SF: 0 SAC: 1 DP: 1 HBP: 0	WP: 0 PB: 1 SB: 0 CS: 0	PA: 38				
<b>PITCHER</b> Mike Cuellar, L ERA: 2.68 (1, 1)	IP 9.0	WLS L	BF 34	H 7	R 0	ER 0	SO 1	BB 1	IBB 0	HBP 0	BLK 0	WP 0	HR 0	S 35	P 39	ERA 0.00	WHIP 0.889							
Eddie Watt, R ERA: 2.43 (10, 1)	IP 0.1	WLS L	BF 4	H 2	R 1	ER 0	SO 0	BB 0	IBB 1	HBP 0	BLK 0	WP 0	HR 0	S 3	P 7	ERA 27.00	WHIP 6.000							

Baltimore Orioles @ California Angels  
Anaheim Stadium, Anaheim, CA  
Sun Sep 03 1972, 6:33 AM EDT  
Att: 6,372 - Unknown


AB 35  
R 1  
H 9  
RBI 1  
BB 2  
SO 1  
LOB 12










Batter	1	2	3	4	5	6	7	8	9	AB	R	H	RBI	BB	SO	LOB	TOP										
Horace Clarke, S OBP: 0.324, SLG: 0.303 (1,4)	L7		1-3		L3 BB			E 1B	G3	4	1	1	0	1	0	0	<b>New York Yankees @ Baltimore Orioles</b> Memorial Stadium, Baltimore, MD Mon Sep 04 1972, 7:05 PM EDT Att: 18,332 - Unknown  <b>AB 37</b> <b>R 5</b> <b>H 9</b> <b>RBI 5</b> <b>BB 1</b> <b>SO 9</b> <b>LOB 15</b>										
Bernie Allen, L OBP: 0.305, SLG: 0.386 Hal Lanier, R OBP: 0.240, SLG: 0.250 (1,5) (8,5)	L4		K		L3 1-2			E3 1B 1B	6-3	4	1	0	0	0	1	2											
Bobby Murcer, L OBP: 0.363, SLG: 0.534 (1,8)	1B 2B		HR		F8			1B 1B 1B		4	3	3	2	0	0	0											
Roy White, S OBP: 0.391, SLG: 0.371 (1,7)	1B 2H 1B		4-3			4-3		K		4	0	1	1	0	1	2											
Johnny Callison, L OBP: 0.291, SLG: 0.388 (1,9)	1-3 1B		3-1		K			K		4	0	1	0	0	2	2											
Felipe Alou, R OBP: 0.330, SLG: 0.387 (1,3)	6-3		FC4-6 E 1B		K			1B 1-3 3H 1B		4	0	2	1	0	1	2											
John Ellis, R OBP: 0.318, SLG: 0.460 (1,2)		K	E9 FC4-6 1-2		6-3			1-3 3H 1B		4	0	1	1	0	1	1											
Gene Michael, S OBP: 0.274, SLG: 0.274 (1,6)	F7		FC4-6 1-2 2-3		6-3			F6		4	0	0	0	0	0	4											
Rob Gardner, R OBP: 0.105, SLG: 0.105 Sparky Lyle, L OBP: 0.211, SLG: 0.222 (1,1) (9,1)	K		K		K			F8		4	0	0	0	0	3	2											
										0	0	0	0	0	0	0											
<b>Inning Stats</b>	R: 1 E: 0 K: 0 S: 6	H: 3 LOB: 2 BB: 0 P: 6	R: 0 E: 0 K: 2 S: 7	H: 0 LOB: 0 BB: 0 P: 7	R: 1 E: 0 K: 1 S: 6	H: 1 LOB: 2 BB: 0 P: 6	R: 0 E: 1 K: 1 S: 7	H: 0 LOB: 0 BB: 1 P: 6	R: 0 E: 0 K: 0 S: 2	H: 0 LOB: 0 BB: 0 P: 7	R: 0 E: 0 K: 1 S: 5	H: 0 LOB: 0 BB: 0 P: 5	R: 3 E: 1 K: 2 S: 12	H: 4 LOB: 2 BB: 0 P: 12	R: 0 E: 0 K: 0 S: 3	H: 0 LOB: 0 BB: 0 P: 3		1B: 7 2B: 2 3B: 0 HR: 1	SF: 0 SAC: 0 DP: 1 HBP: 0	WP: 0 PB: 0 SB: 0 CS: 0	PA: 38						
<b>PITCHER</b>	IP	WLS	BF	H	R	ER	SO	BB	IBB	HBP	BLK	WP	HR	S	P	ERA	WHIP										
Pat Dobson, R ERA: 2.64 (1,1)	7.0	L	29	6	4	3	7	1	0	0	0	0	1	42	46	3.86	1.000										
Grant Jackson, L ERA: 3.14 (8,1)	0.2		4	2	0	0	2	0	0	0	0	0	0	8	8	0.00	3.000										
Eddie Watt, R ERA: 2.34 (8,1)	1.1		5	1	1	0	0	0	0	0	0	0	0	5	5	0.00	0.750										

Batter	1	2	3	4	5	6	7	8	9	AB	R	H	RBI	BB	SO	LOB	BOTTOM										
Mark Belanger, R OBP: 0.246, SLG: 0.261 (1,6)	F8		HR		F9 1-2			F8		4	1	1	1	0	0	1	<b>New York Yankees @ Baltimore Orioles</b> Memorial Stadium, Baltimore, MD Mon Sep 04 1972, 7:05 PM EDT Att: 18,332 - Unknown  <b>AB 33</b> <b>R 2</b> <b>H 8</b> <b>RBI 2</b> <b>BB 1</b> <b>SO 8</b> <b>LOB 9</b>										
Bobby Grich, R OBP: 0.348, SLG: 0.429 (1,4)	F6		CS 1B		2H 2B			F3		4	0	2	1	0	0	0											
Tommy Davis, R OBP: 0.281, SLG: 0.267 (1,7)	1B 1B BB		L4 1-2		F8			F8		3	0	0	0	1	0	2											
Don Baylor, R OBP: 0.334, SLG: 0.420 (1,9)	1B 1-2 1B		K		F8			F9		4	0	1	0	0	1	0											
Brooks Robinson, R OBP: 0.304, SLG: 0.341 (1,5)	1-2 2-3 1B		K		F7-4 1B			2B		4	0	3	0	0	1	0											
Boog Powell, L OBP: 0.340, SLG: 0.409 (1,3)	L4		K		F7-4 1-2			F7		4	0	0	0	0	1	5											
Paul Blair, R OBP: 0.253, SLG: 0.328 (1,8)		K		F6				F3		4	0	0	0	0	2	1											
Andy Etchebarren, R OBP: 0.259, SLG: 0.259 (1,2)	F4		5-3					K		3	0	0	0	0	1	0											
Pat Dobson, R OBP: 0.141, SLG: 0.156 Grant Jackson, S Eddie Watt, R (1,1) (8,1) (8,1)	K		WP 2B 1B		K			K		3	1	1	0	0	2	0											
										0	0	0	0	0	0	0											
<b>Inning Stats</b>	R: 0 E: 0 K: 0 S: 5	H: 2 LOB: 3 BB: 1 P: 9	R: 0 E: 0 K: 2 S: 7	H: 0 LOB: 0 BB: 0 P: 7	R: 1 E: 0 K: 1 S: 6	H: 2 LOB: 0 BB: 0 P: 6	R: 0 E: 0 K: 2 S: 7	H: 0 LOB: 0 BB: 0 P: 7	R: 1 E: 0 K: 0 S: 5	H: 2 LOB: 1 BB: 0 P: 5	R: 0 E: 0 K: 0 S: 3	H: 1 LOB: 0 BB: 0 P: 3	R: 0 E: 0 K: 0 S: 3	H: 0 LOB: 0 BB: 0 P: 3	R: 0 E: 0 K: 1 S: 6	H: 1 LOB: 1 BB: 0 P: 6		1B: 5 2B: 3 3B: 0 HR: 1	SF: 0 SAC: 0 DP: 1 HBP: 0	WP: 1 PB: 0 SB: 0 CS: 1	PA: 34						
<b>PITCHER</b>	IP	WLS	BF	H	R	ER	SO	BB	IBB	HBP	BLK	WP	HR	S	P	ERA	WHIP										
Rob Gardner, L ERA: 2.62 Sparky Lyle, L ERA: 1.59 (1,1) (9,1)	8.1	W	32	8	2	2	7	1	0	0	0	0	1	45	49	2.16	1.080										
	0.2	S	2	0	0	0	1	0	0	0	0	0	0	4	4	0.00	0.000										



Batter	1	2	3	4	5	6	7	8	9	AB	R	H	RBI	BB	SO	LOB	TOP
Horace Clarke, S OBP: 0.325, SLG: 0.303										4	0	1	1	1	1	1	<b>New York Yankees @ Baltimore Orioles</b> Memorial Stadium, Baltimore, MD Tue Sep 05 1972, 7:05 PM EDT Att: 8,539 - Unknown
Thurman Munson, R OBP: 0.357, SLG: 0.379										5	1	2	0	0	0	4	
Bobby Murcer, L OBP: 0.362, SLG: 0.531										5	1	1	0	0	0	2	
Roy White, S OBP: 0.393, SLG: 0.375										5	1	3	1	0	0	2	
Felipe Alou, R OBP: 0.328, SLG: 0.387										5	1	1	0	0	2	5	
Charlie Spikes, R OBP: 0.508, SLG: 0.333										4	1	1	2	1	2	2	
Rusty Torres, S OBP: 0.282, SLG: 0.299										4	2	2	2	0	1	1	
Rich McKinney, R Hal Lanier, R OBP: 0.237, SLG: 0.247										1	0	0	0	0	0	1	
Gene Michael, S										3	0	2	0	1	0	1	
Doc Medich, R Wade Blasingame, L Lindy McDaniel, R Sparky Lyle, L OBP: 0.211, SLG: 0.222										0	0	0	0	1	0	0	
<b>Inning Stats</b>	R: 5 E: 0 K: 1 S: 11	H: 6 LOB: 3 P: 19	R: 0 E: 0 K: 1 S: 5	H: 1 LOB: 0 P: 5	R: 0 E: 0 K: 2 S: 6	H: 0 LOB: 1 P: 14	R: 0 E: 0 K: 0 S: 4	H: 1 LOB: 1 P: 4	R: 0 E: 0 K: 1 S: 6	H: 1 LOB: 1 P: 6	R: 0 E: 0 K: 0 S: 3	H: 0 LOB: 0 P: 3	R: 0 E: 0 K: 2 S: 8	H: 1 LOB: 1 P: 8	1B: 9 2B: 4 3B: 1 HR: 0	SF: 0 SAC: 0 DP: 0 HBP: 0	WP: 0 PA: 44 CS: 2
<b>PITCHER</b>	IP WLS BF H R ER SO BB IBB HBP BLK WP HR S P ERA WHIP																
Dave McNally, L ERA: 2.82	0.2 L 7 5 5 5 1 0 0 0 0 0 0 0 9 9 67.50 7.500																
Dave Leonard, R ERA: 5.0	0.0 3 1 0 0 0 2 0 0 0 0 0 0 1 9 ∞ ∞																
Bob Reynolds, R ERA: 3.38	5.1 22 6 2 2 4 2 0 0 0 0 0 0 28 36 3.38 1.500																
Eddie Watt, R ERA: 2.21	2.0 7 1 0 0 1 0 0 0 0 0 0 0 9 9 0.00 0.500																
Doyle Alexander, R ERA: 2.76	1.0 4 1 0 0 2 0 0 0 0 0 0 0 8 8 0.00 1.000																


Batter	1	2	3	4	5	6	7	8	9	AB	R	H	RBI	BB	SO	LOB	BOTTOM				
Rich Coggins, L OBP: 0.563, SLG: 0.750										5	1	2	0	0	1	1	<b>New York Yankees @ Baltimore Orioles</b> Memorial Stadium, Baltimore, MD Tue Sep 05 1972, 7:05 PM EDT Att: 8,539 - Unknown				
Bobby Grich, R OBP: 0.350, SLG: 0.430										4	2	2	0	1	0	2					
Tommy Davis, R OBP: 0.319, SLG: 0.274										2	2	1	0	3	0	1					
Boog Powell, L OBP: 0.343, SLG: 0.417										5	1	3	3	0	1	3					
Terry Crowley, L OBP: 0.332, SLG: 0.414										0	0	0	0	0	0	0					
Paul Blair, R OBP: 0.255, SLG: 0.325										3	0	0	0	2	0	5					
Brooks Robinson, R OBP: 0.303, SLG: 0.339										3	0	0	1	1	0	5					
Johnny Oates, L OBP: 0.347, SLG: 0.376										4	0	0	0	0	1	4					
Don Baylor, R OBP: 0.337, SLG: 0.422										1	0	1	1	0	0	0					
Mark Belanger, R OBP: 0.243, SLG: 0.257										4	0	0	0	0	0	0					
Andy Etchebarren, R OBP: 0.258, SLG: 0.257										1	0	0	0	0	0	1					
Dave McNally, R Dave Leonard, R Bob Reynolds, R Al Bumbry, L Eddie Watt, R Tom Shopay, L Doyle Alexander, R OBP: 0.206, SLG: 0.203										0	0	0	0	0	0	0					
<b>Inning Stats</b>	R: 2 E: 0 K: 0 S: 4	H: 2 LOB: 2 P: 16	R: 0 E: 0 K: 1 S: 5	H: 0 LOB: 0 P: 5	R: 0 E: 0 K: 0 S: 3	H: 1 LOB: 2 P: 11	R: 0 E: 0 K: 0 S: 5	H: 1 LOB: 2 P: 5	R: 0 E: 0 K: 1 S: 6	H: 1 LOB: 1 P: 10	R: 0 E: 0 K: 0 S: 3	H: 0 LOB: 0 P: 3	R: 1 E: 0 K: 0 S: 4	H: 1 LOB: 1 P: 8	R: 0 E: 0 K: 2 S: 8	H: 1 LOB: 1 P: 8	R: 3 E: 0 K: 0 S: 7	H: 3 LOB: 1 P: 7	1B: 8 2B: 2 3B: 0 HR: 0	SF: 1 SAC: 0 DP: 2 HBP: 0	WP: 0 PA: 44 CS: 0
<b>PITCHER</b>	IP WLS BF H R ER SO BB IBB HBP BLK WP HR S P ERA WHIP																				
Doc Medich, R ERA: 5.01	0.0 10 1 0 0 1 3 0 0 0 0 0 0 9 21 0.00 1.500																				
Lindy McDaniel, R ERA: 2.68	5.1 W 24 5 2 2 3 2 0 0 0 0 0 0 28 36 3.38 1.312																				
Sparky Lyle, L ERA: 1.75	1.0 S 6 2 2 2 0 0 0 0 0 0 0 0 6 6 18.00 2.000																				



Batter	1	2	3	4	5	6	7	8	9	AB	R	H	RBI	BB	SO	LOB	TOP														
Dick McAuliffe, L OBP: 0.337, SLG: 0.328 (1, 4)										5	1	2	0	0	0	2															
Mickey Stanley, R OBP: 0.288, SLG: 0.429 (1, 8)										4	1	1	1	0	0	1															
Gates Brown, L OBP: 0.309, SLG: 0.391 Ike Brown, R OBP: 0.385, SLG: 0.390 (7, 7)										4	2	2	1	0	0	0															
Bill Freehan, R OBP: 0.359, SLG: 0.420 (1, 2)										3	0	0	0	0	2	1															
Norm Cash, L OBP: 0.321, SLG: 0.457 (1, 3)										4	0	1	0	0	2	3															
Jim Northrup, L OBP: 0.316, SLG: 0.358 (1, 9)										4	0	1	1	0	0	3															
Aurelio Rodriguez, R OBP: 0.261, SLG: 0.346 (1, 5)										4	0	2	1	0	0	1															
Ed Brinkman, R OBP: 0.249, SLG: 0.270 (1, 6)										4	0	0	0	0	1	3															
Mickey Lolich, S OBP: 0.255, SLG: 0.079 Chuck Seelbach, R OBP: 0.318, SLG: 0.278 (6, 1)										2	0	0	0	1	1	0															
<b>Inning Stats</b>	R: 3 E: 0 K: 1 S: 9	H: 4 LOB: 2 BB: 0 P: 10	R: 0 E: 0 K: 1 S: 5	H: 0 LOB: 0 BB: 0 P: 5	R: 1 E: 0 K: 2 S: 9	H: 2 LOB: 1 BB: 0 P: 9	R: 0 E: 0 K: 0 S: 4	H: 1 LOB: 1 BB: 0 P: 4	R: 0 E: 0 K: 0 S: 5	H: 0 LOB: 0 BB: 0 P: 5	R: 0 E: 0 K: 0 S: 3	H: 1 LOB: 0 BB: 0 P: 3	R: 0 E: 0 K: 1 S: 5	H: 0 LOB: 0 BB: 0 P: 5	1B: 6 2B: 2 3B: 1 HR: 0	SF: 0 SAC: 0 DP: 1 HBP: 1	WP: 0 PA: 37 PB: 0 SB: 0 CS: 0														
<b>PITCHER</b>	IP WLS BF H R ER SO BB IBB HBP BLK WP HR S P ERA WHIP																														
Jim Palmer, R ERA: 1.9 Grant Jackson, L ERA: 2.93	(1, 1) (8, 1)	7.0 6	L 31	8 1	4 0	4 0	6 1	0 0	0 0	0 0	0 0	0 8	46 8	5.14 0.00	1.286 0.500																

Detroit Tigers @ Baltimore Orioles  
Memorial Stadium, Baltimore, MD  
Wed Sep 06 1972, 7:05 PM EDT  
Att: 12,197 - Unknown


AB 35  
R 4  
H 9  
RBI 4  
BB 1  
SO 7  
LOB 14



Batter	1	2	3	4	5	6	7	8	9	AB	R	H	RBI	BB	SO	LOB	BOTTOM													
Mark Belanger, R OBP: 0.243, SLG: 0.257 Don Buford, S OBP: 0.325, SLG: 0.263 (9, PH)										4	0	1	0	0	0	3														
Paul Blair, R OBP: 0.257, SLG: 0.329 (1, 8)										4	2	2	0	0	0	1														
Bobby Grich, R OBP: 0.350, SLG: 0.428 (9, 5)										4	1	1	0	0	1	2														
Tommy Davis, R OBP: 0.315, SLG: 0.273 (1, 7)										4	0	1	0	0	0	3														
Don Baylor, R OBP: 0.339, SLG: 0.423 (1, 9)										4	0	2	2	0	1	1														
Brooks Robinson, R OBP: 0.305, SLG: 0.340 Tom Shopay, L OBP: 0.306, SLG: 0.242 Davey Johnson, R OBP: 0.325, SLG: 0.331 (9, 4)										4	0	2	1	0	1	2														
Boog Powell, L OBP: 0.340, SLG: 0.413 (1, 3)										4	0	0	0	0	2	4														
Andy Etchebarren, R OBP: 0.266, SLG: 0.266 Terry Crowley, L OBP: 0.330, SLG: 0.412 Johnny Oates, L OBP: 0.350, SLG: 0.379 (7, 2)										2	0	2	0	0	0	0														
Jim Palmer, R OBP: 0.235, SLG: 0.286 Rich Coggins, L OBP: 0.329, SLG: 0.706 Grant Jackson, S Al Bumbry, L (9, PH)										2	0	1	0	0	1	1														
<b>Inning Stats</b>	R: 0 E: 0 K: 0 S: 3	H: 0 LOB: 0 BB: 0 P: 3	R: 0 E: 0 K: 2 S: 8	H: 1 LOB: 1 BB: 0 P: 8	R: 0 E: 0 K: 1 S: 5	H: 1 LOB: 0 BB: 0 P: 5	R: 1 E: 0 K: 1 S: 7	H: 2 LOB: 1 BB: 0 P: 7	R: 0 E: 0 K: 0 S: 4	H: 2 LOB: 1 BB: 0 P: 4	R: 2 E: 0 K: 1 S: 9	H: 4 LOB: 2 BB: 0 P: 9	R: 0 E: 0 K: 0 S: 4	H: 1 LOB: 1 BB: 0 P: 4	R: 0 E: 0 K: 1 S: 6	H: 1 LOB: 1 BB: 0 P: 6	R: 0 E: 0 K: 0 S: 4	H: 1 LOB: 1 BB: 0 P: 4	1B: 12 2B: 1 3B: 0 HR: 0	SF: 0 SAC: 1 DP: 2 HBP: 0	WP: 0 PA: 38 PB: 0 SB: 0 CS: 0									
<b>PITCHER</b>	IP WLS BF H R ER SO BB IBB HBP BLK WP HR S P ERA WHIP																													
Mickey Lolich, L ERA: 2.61 Chuck Seelbach, R ERA: 3.16	(1, 1) (6, 1)	5.2 13	W 3	10 3	0 0	3 0	5 1	0 0	0 0	0 0	0 15	35 15	4.76 0.00	1.765 0.900																

Detroit Tigers @ Baltimore Orioles  
Memorial Stadium, Baltimore, MD  
Wed Sep 06 1972, 7:05 PM EDT  
Att: 12,197 - Unknown

AB 37  
R 3  
H 13  
RBI 3  
BB 0  
SO 6  
LOB 21






Batter	1	2	3	4	5	6	7	8	9	AB	R	H	RBI	BB	SO	LOB	TOP			
Tony Taylor, R OBP: 0.338, SLG: 0.387 (1, 4)	0-0 5-3		0-0 2B			0-3 K		0-0 5-3		4	0	1	0	0	1	1				
Al Kalline, R Joe Niekro, R Marvin Laine, R Lerrin LaCrow, R Jim Foor, L John Gamble, R (1, 9)	0-3 K		0-0 L9			0-0 F6		0-0 F6		2	0	0	0	0	1	1				
Frank Howard, R Joe Staton, L (1, 3)	0-0 6-3			4-0 BB		0-0 5-3		0-0 G5-4-3 1B		3	0	1	0	1	0	0				
Bill Freehan, R OBP: 0.358, SLG: 0.418 (1, 2)		0-0 FC5-4 1B		0-0 L5				0-0 F8		4	0	1	0	0	0	2				
Willie Horton, R OBP: 0.279, SLG: 0.377 (1, 7)		0-0 F9		0-0 F6				0-0 L6		3	0	0	0	0	0	2				
Mickey Stanley, R OBP: 0.286, SLG: 0.426 (1, 8)		0-0 FC5-4 1-2		0-3 K				0-0 1-3		3	0	0	0	0	1	2				
Aurelio Rodriguez, R OBP: 0.261, SLG: 0.346 (1, 5)		0-0 G3				0-0 L5		0-0 5-3 1B		3	0	1	0	0	0	1				
Ed Brinkman, R OBP: 0.247, SLG: 0.268 (1, 6)			0-0 F8			0-0 F5		0-0 5-3 1-2		3	0	0	0	0	0	1				
Fred Scherman, L OBP: 0.143, SLG: 0.100 Bill Slayback, R Tom Timmermann, R Ike Blessitt, R Ike Brown, R (1, 1)			0-3 K			0-0 F8		0-0 1-3		0	0	0	0	0	0	0				
<b>Inning Stats</b>	R: 0 E: 0 K: 1 S: 5	H: 0 LOB: 0 BB: 0 P: 5	R: 0 E: 0 K: 0 S: 4	H: 1 LOB: 1 BB: 0 P: 4	R: 0 E: 0 K: 1 S: 6	H: 1 LOB: 1 BB: 0 P: 6	R: 0 E: 0 K: 1 S: 5	H: 0 LOB: 1 BB: 1 P: 9	R: 0 E: 0 K: 0 S: 3	H: 0 LOB: 0 BB: 0 P: 3	R: 0 E: 0 K: 0 S: 3	H: 0 LOB: 0 BB: 0 P: 3	R: 0 E: 0 K: 0 S: 4	H: 1 LOB: 1 BB: 0 P: 4	R: 0 E: 0 K: 0 S: 3	H: 1 LOB: 1 BB: 0 P: 3	1B: 3 2B: 1 3B: 0 HR: 0	SF: 0 SAC: 0 DP: 1 HBP: 0	WP: 0 PB: 0 SB: 0 CS: 0	PA: 31
<b>PITCHER</b> Mike Cuellar, L ERA: 2.57 (1, 1)	IP: 9.0 WLS: W BF: 31 H: 4 R: 0 ER: 0 SO: 4 BB: 1 IBB: 0 HBP: 0 BLK: 0 WP: 0 HR: 0 S: 38 P: 42 ERA: 0.00 WHIP: 0.556																			

**Detroit Tigers @ Baltimore Orioles**  
 Memorial Stadium, Baltimore, MD  
 Thu Sep 07 1972, 7:05 PM EDT  
 Att: 8,357 - Unknown


AB	30
R	0
H	4
RBI	0
BB	1
SO	4
LOB	11



Batter	1	2	3	4	5	6	7	8	9	AB	R	H	RBI	BB	SO	LOB	BOTTOM			
Bobby Grich, R OBP: 0.352, SLG: 0.427 (1, 4)	0-0 1B 2B	4-0 1B 3B BB	0-0 6-3			0-0 F6		4-0 1-2 3B BB		3	3	1	0	2	0	1				
Paul Blair, R OBP: 0.261, SLG: 0.337 (1, 8)	0-0 1-2 2B 1B	0-0 F7	0-0 F9			0-0 G6-4-3 1B		0-0 1-1H 2-H 3B		5	1	3	2	0	0	2				
Tommy Davis, R OBP: 0.325, SLG: 0.300 Rich Coggins, L OBP: 0.500, SLG: 0.667 (1, 7)	0-0 1-1H 2-H 1B 2B	0-0 1-2 3B 1B		0-3 K		0-0 G6-4-3 1-2		0-0 4-3		4	2	2	2	0	1	1				
Don Baylor, R OBP: 0.334, SLG: 0.417 (1, 9)	0-0 L9	0-3 K		0-0 F4				0-0 F9		4	0	0	0	0	1	3				
Brooks Robinson, R OBP: 0.306, SLG: 0.346 (1, 5)	0-0 1B 3-H	0-0 1-1H 2-H FC 3B		0-0 5-3				0-0 5-3		4	2	2	3	0	0	0				
Boog Powell, L OBP: 0.337, SLG: 0.409 (1, 3)	0-0 E3 1B	0-0 FC			0-0 5-3			0-0 F9		4	0	0	1	0	0	1				
Andy Etchebarren, R OBP: 0.271, SLG: 0.272 (1, 2)	0-0 1-3 2-H 1B	0-3 K			0-0 6-3			0-0 BB 3B 1B		4	1	2	1	0	1	1				
Mark Belanger, R OBP: 0.246, SLG: 0.261 (1, 6)	0-0 L4		0-0 SH1-4 1B					0-0 F9		4	0	2	0	0	0	3				
Mike Cuellar, L OBP: 0.120, SLG: 0.200 (1, 1)	0-3 K		0-0 SH1-4 1-2			0-3 K		0-3 K		3	0	0	0	0	3	4				
<b>Inning Stats</b>	R: 4 E: 1 K: 1 S: 11	H: 5 LOB: 2 BB: 0 P: 11	R: 3 E: 0 K: 2 S: 10	H: 2 LOB: 1 BB: 1 P: 14	R: 0 E: 0 K: 0 S: 4	H: 1 LOB: 1 BB: 0 P: 4	R: 0 E: 0 K: 1 S: 5	H: 0 LOB: 0 BB: 0 P: 5	R: 0 E: 0 K: 1 S: 6	H: 1 LOB: 1 BB: 0 P: 6	R: 0 E: 0 K: 0 S: 3	H: 0 LOB: 0 BB: 0 P: 3	R: 0 E: 0 K: 0 S: 3	H: 0 LOB: 0 BB: 0 P: 3	R: 2 E: 0 K: 1 S: 7	H: 2 LOB: 1 BB: 1 P: 11	1B: 9 2B: 1 3B: 2 HR: 0	SF: 0 SAC: 1 DP: 1 HBP: 0	WP: 0 PB: 0 SB: 0 CS: 0	PA: 39
<b>PITCHER</b> Fred Scherman, L ERA: 3.44 Bill Slayback, R ERA: 3.32 Tom Timmermann, R ERA: 2.85 Joe Niekro, R ERA: 3.45 Lerrin LaCrow, R ERA: 1.93 (1, 1)	IP: 0.0 WLS: L BF: 3 H: 3 R: 3 ER: 3 SO: 3 BB: 0 IBB: 0 HBP: 0 BLK: 0 WP: 0 HR: 0 S: 3 P: 3 ERA: ∞ WHIP: ∞																			
<b>PITCHER</b> Jim Foor, L ERA: 12.27 (8, 1)	IP: 1.0 WLS: L BF: 6 H: 2 R: 2 ER: 2 SO: 1 BB: 1 IBB: 0 HBP: 0 BLK: 0 WP: 0 HR: 0 S: 7 P: 11 ERA: 18.00 WHIP: 3.000																			

**Detroit Tigers @ Baltimore Orioles**  
 Memorial Stadium, Baltimore, MD  
 Thu Sep 07 1972, 7:05 PM EDT  
 Att: 8,357 - Unknown

AB	36
R	9
H	12
RBI	9
BB	2
SO	6
LOB	17





Batter	1	2	3	4	5	6	7	8	9	AB	R	H	RBI	BB	SO	LOB	TOP			
Dick McAuliffe, L (1,4) OBP: 0.336, SLG: 0.325	G3		4-3		L9					3	0	0	0	1	0	1	<b>Detroit Tigers @ Baltimore Orioles</b> Memorial Stadium, Baltimore, MD Fri Sep 08 1972, 7:05 PM EDT Att: 19,469 - Unknown			
Mickey Stanley, R (1,8) OBP: 0.283, SLG: 0.421	F8		6-3			K	F7			4	0	0	0	1	3					
Gates Brown, L (1,7) OBP: 0.309, SLG: 0.405 Al Kaline, R (8,PH) OBP: 0.355, SLG: 0.420 Ike Brown, R (8,7) OBP: 0.376, SLG: 0.380	HR		4-3			G3		F6		3	1	1	1	0	0					
Norm Cash, L (1,3) OBP: 0.320, SLG: 0.455	4-3			CS 1B		5-3		4-3		4	0	1	0	0	0					
Jim Northrup, L (1,9) OBP: 0.318, SLG: 0.355		G3		K			1B 2B BB	5-3		3	1	0	0	1	1					
Duke Sims, L (1,2) OBP: 0.313, SLG: 0.302 Bill Freehan, R (9,PH) OBP: 0.358, SLG: 0.417	2B			K	1-2		F5		K	3	0	1	0	0	1					
Aurelio Rodriguez, R (1,5) OBP: 0.261, SLG: 0.345		F8				6-3		2B 1-2 1B	K	4	0	1	0	0	1					
Ed Brinkman, R (1,6) OBP: 0.252, SLG: 0.273							SH1-4 1B		F8	3	0	2	1	1	0					
Woodie Fryman, R (1,1) OBP: 0.121, SLG: 0.143						SH1-4 1-2		F7		2	0	0	0	0	4					
<b>Inning Stats</b>	R: 1 E: 0 K: 0 S: 4	H: 1 LOB: 0 BB: 0 P: 4	R: 0 E: 0 K: 0 S: 4	H: 1 LOB: 2 BB: 1 P: 8	R: 0 E: 0 K: 2 S: 3	H: 0 LOB: 0 BB: 0 P: 3	R: 0 E: 0 K: 2 S: 7	H: 1 LOB: 1 BB: 0 P: 7	R: 0 E: 0 K: 0 S: 4	H: 0 LOB: 0 BB: 0 P: 5	R: 1 E: 0 K: 0 S: 5	H: 2 LOB: 2 BB: 2 P: 13	R: 0 E: 0 K: 0 S: 3	H: 0 LOB: 0 BB: 0 P: 3	R: 0 E: 0 K: 2 S: 7	H: 0 LOB: 0 BB: 0 P: 7		1B: 3 2B: 3 3B: 0 HR: 1	SF: 0 SAC: 1 DP: 1 HBP: 0	WP: 0 PB: 0 SB: 0 CS: 1
<b>PITCHER</b>	IP	WLS	BF	H	R	ER	SO	BB	IBB	HBP	BLK	WP	HR	S	P	ERA	WHIP			
Pat Dobson, R (1,1) ERA: 2.64	7.0	L	29	6	2	2	3	2	1	0	0	0	1	32	44	2.57	1.143			
Grant Jackson, L (8,1) ERA: 2.75	2.0		6	0	0	0	2	0	0	0	0	0	0	10	10	0.00	0.000			

Batter	1	2	3	4	5	6	7	8	9	AB	R	H	RBI	BB	SO	LOB	BOTTOM			
Bobby Grich, R (1,4) OBP: 0.351, SLG: 0.424	S HBP		K		K		K			3	0	0	0	0	3	0	<b>Detroit Tigers @ Baltimore Orioles</b> Memorial Stadium, Baltimore, MD Fri Sep 08 1972, 7:05 PM EDT Att: 19,469 - Unknown			
Paul Blair, R (1,8) OBP: 0.263, SLG: 0.336	F8		F3							2	0	0	0	2	0					
Tommy Davis, R (1,7) OBP: 0.321, SLG: 0.288 Grant Jackson, S (8,1)						K2-3	F9		F9	3	0	0	0	1	1					
Don Baylor, R (1,9) OBP: 0.333, SLG: 0.413	K					BB S BB				3	0	0	0	1	1					
Brooks Robinson, R (1,5) OBP: 0.306, SLG: 0.347	6-3					F6				4	0	1	0	0	3					
Boog Powell, L (1,3) OBP: 0.336, SLG: 0.405		F7					BB HBP			3	0	0	0	0	1					
Andy Etchebarren, R (1,2) OBP: 0.270, SLG: 0.267		F4								3	0	0	0	1	0					
Mark Belanger, R (1,6) OBP: 0.244, SLG: 0.258 Davey Johnson, R (9,PH) OBP: 0.325, SLG: 0.330		F7								3	0	0	0	0	3					
Pat Dobson, R (1,1) OBP: 0.138, SLG: 0.152 Don Buford, S (7,PH) OBP: 0.326, SLG: 0.272										2	0	0	0	0	2					
<b>Inning Stats</b>	R: 0 E: 0 K: 1 S: 5	H: 0 LOB: 2 BB: 1 P: 10	R: 0 E: 0 K: 0 S: 3	H: 0 LOB: 0 BB: 0 P: 3	R: 0 E: 0 K: 2 S: 7	H: 0 LOB: 3 BB: 2 P: 14	R: 0 E: 0 K: 1 S: 5	H: 0 LOB: 1 BB: 2 P: 11	R: 0 E: 0 K: 1 S: 6	H: 1 LOB: 1 BB: 0 P: 6	R: 1 E: 0 K: 1 S: 6	H: 1 LOB: 1 BB: 1 P: 10	R: 0 E: 0 K: 0 S: 3	H: 0 LOB: 0 BB: 0 P: 3	R: 0 E: 0 K: 0 S: 3	H: 0 LOB: 0 BB: 0 P: 3		1B: 0 2B: 1 3B: 0 HR: 1	SF: 0 SAC: 0 DP: 0 HBP: 2	WP: 0 PB: 0 SB: 2 CS: 0
<b>PITCHER</b>	IP	WLS	BF	H	R	ER	SO	BB	IBB	HBP	BLK	WP	HR	S	P	ERA	WHIP			
Woodie Fryman, L (1,1) ERA: 3.44	9.0	W	36	2	1	1	8	5	0	2	0	0	1	45	67	1.00	0.778			



Batter	1	2	3	4	5	6	7	8	9	AB	R	H	RBI	BB	SO	LOB	TOP	
<b>Rick Auerbach, R</b> OBP: 0.277, SLG: 0.259 (1, 6)	0-0 5-3		0-0 F4			0-0 F7		0-0 6-3		4	0	0	0	0	0	0		
<b>Dave May, L</b> OBP: 0.311, SLG: 0.347 (1, 8)	0-0 F6			0-0 E3 1B		0-0 E6 5-3		4-0 SH3-4 BB		3	0	1	0	1	0	0		
<b>Syd O'Brien, R</b> OBP: 0.271, SLG: 0.329 (1, 4)	0-0 1-3			0-0 5-3		0-0 5-3		0-0 SH3-4		3	0	0	0	0	0	2		
<b>George Scott, R</b> OBP: 0.314, SLG: 0.423 (1, 3)		0-0 F9		0-0 F9		0-0 5-3		0-0 F9		4	0	0	0	0	0	3		
<b>Ollie Brown, R</b> OBP: 0.303, SLG: 0.323 (1, 9)		0-0 HR		0-0 6-3			0-0 F9	0-0 6-3		4	1	1	1	0	0	2		
<b>Tommy Reynolds, R</b> OBP: 0.285, SLG: 0.321 (1, 7)		0-3 K			0-0 FC6-4 1B		0-0 6-3			3	0	1	0	0	1	0		
<b>Mike Ferraro, R</b> OBP: 0.287, SLG: 0.339 (1, 5)		0-0 L3			0-0 FC6-4 1-2 6-3		0-0 4-3			3	0	0	0	0	0	1		
<b>John Felske, R</b> OBP: 0.209, SLG: 0.215 (1, 2)			0-0 F9		0-0 6-3			0-0 6-3		3	0	0	0	0	0	1		
<b>Jim Lonborg, R</b> OBP: 0.200, SLG: 0.161 (1, 1)			0-0 G3		0-3 K			0-0 F9		3	0	0	0	0	1	1		
<b>Inning Stats</b>	R: 0 E: 0 K: 0 S: 3	H: 0 LOB: 0 BB: 0 P: 3	R: 1 E: 0 K: 1 S: 6	H: 1 LOB: 0 BB: 0 P: 6	R: 0 E: 0 K: 0 S: 3	H: 0 LOB: 0 BB: 0 P: 3	R: 0 E: 1 K: 0 S: 4	H: 1 LOB: 1 BB: 0 P: 4	R: 0 E: 0 K: 0 S: 3	H: 0 LOB: 0 BB: 0 P: 3	R: 0 E: 0 K: 0 S: 3	H: 0 LOB: 0 BB: 0 P: 3	R: 0 E: 0 K: 0 S: 3	H: 0 LOB: 1 BB: 1 P: 7	1B: 2 2B: 0 3B: 0 HR: 1	SF: 0 SAC: 1 DP: 0 HBP: 0	WP: 0 PA: 32 SB: 0 CS: 0	
<b>PITCHER</b>	IP	WLS	BF	H	R	ER	SO	BB	IBB	HBP	BLK	WP	HR	S	P	ERA	WHIP	
<b>Dave McNally, L</b> ERA: 2.76 (1, 1)	8.0		28	3	1	1	2	0	0	0	0	0	1	32	32	1.12	0.375	
<b>Eddie Watt, R</b> ERA: 2.15 (9, 1)	1.0	W	4	0	0	0	0	1	0	0	0	0	0	3	7	0.00	1.000	

Milwaukee Brewers @ Baltimore Orioles  
Memorial Stadium, Baltimore, MD  
Sat Sep 09 1972, 7:05 PM EDT  
Unknown

AB	30
R	1
H	3
RBI	1
BB	1
SO	2
LOB	10



Batter	1	2	3	4	5	6	7	8	9	AB	R	H	RBI	BB	SO	LOB	BOTTOM		
<b>Don Buford, S</b> OBP: 0.327, SLG: 0.271 (1, 7)	4-0 SH1-3 BB		4-0 G6-4-3 BB			0-0 F8		0-0 F9		2	0	0	0	2	0	1			
<b>Rich Coggins, L</b> OBP: 0.429, SLG: 0.571 (1, 8)	0-0 SH1-3 1-2		0-0 F8			0-0 L4		0-3 K		3	0	0	0	0	1	3			
<b>Brooks Robinson, R</b> OBP: 0.304, SLG: 0.344 (1, 5)	0-0 F7		0-0 G6-4-3 1-2			0-0 F9			0-0 F3	4	0	0	0	0	0	2			
<b>Boog Powell, L</b> OBP: 0.335, SLG: 0.402 (1, 3)	4-0 IBB			0-0 F3		0-3 K		0-0 4-3		3	0	0	0	1	1	0			
<b>Terry Crowley, L</b> OBP: 0.329, SLG: 0.423 (1, 9)	0-0 F9			0-0 1-3		0-0 G3		0-0 HR		4	1	1	1	0	0	2			
<b>Johnny Oates, L</b> OBP: 0.345, SLG: 0.373 (1, 2)		0-0 G3		0-0 F8		0-0 5-3				3	0	0	0	0	0	0			
<b>Davey Johnson, R</b> OBP: 0.325, SLG: 0.333 (1, 4)		0-0 F7			0-0 F7			0-0 SH1-3 1B 2B		3	1	1	0	0	0	0			
<b>Mark Belanger, R</b> OBP: 0.246, SLG: 0.259 (1, 6)		0-0 1B			0-0 F4			0-0 SH1-3		2	0	1	0	0	0	0			
<b>Dave McNally, R</b> OBP: 0.195, SLG: 0.270 (1, 1)		0-0 F8			0-0 F7			0-0 SH 1B		2	0	0	0	0	0	1			
<b>Tommy Davis, R</b> OBP: 0.329, SLG: 0.297 (8, PH)										1	0	1	1	0	0	0			
<b>Al Bumbry, L</b> (8, PR)										0	0	0	0	0	0	0			
<b>Eddie Watt, R</b> (9, 1)										0	0	0	0	0	0	0			
<b>Inning Stats</b>	R: 0 E: 0 K: 0 S: 3	H: 0 LOB: 2 BB: 2 P: 11	R: 0 E: 0 K: 0 S: 4	H: 1 LOB: 1 BB: 0 P: 4	R: 0 E: 0 K: 0 S: 2	H: 0 LOB: 0 BB: 1 P: 6	R: 0 E: 0 K: 0 S: 3	H: 0 LOB: 0 BB: 0 P: 3	R: 0 E: 0 K: 0 S: 3	H: 0 LOB: 0 BB: 0 P: 3	R: 0 E: 0 K: 1 S: 5	H: 0 LOB: 0 BB: 0 P: 5	R: 1 E: 0 K: 1 S: 7	H: 1 LOB: 2 BB: 0 P: 7	R: 1 E: 0 K: 0 S: 3	H: 1 LOB: 0 BB: 0 P: 3	1B: 2 2B: 1 3B: 0 HR: 1	SF: 0 SAC: 2 DP: 1 HBP: 0	WP: 0 PA: 32 SB: 1 CS: 0
<b>PITCHER</b>	IP	WLS	BF	H	R	ER	SO	BB	IBB	HBP	BLK	WP	HR	S	P	ERA	WHIP		
<b>Jim Lonborg, R</b> ERA: 2.83 (1, 1)	8.2	L	32	4	2	2	2	2	1	0	0	0	1	33	45	2.08	0.692		

Milwaukee Brewers @ Baltimore Orioles  
Memorial Stadium, Baltimore, MD  
Sat Sep 09 1972, 7:05 PM EDT  
Unknown

AB	27
R	2
H	4
RBI	2
BB	3
SO	2
LOB	9





Batter	1	2	3	4	5	6	7	8	9	AB	R	H	RBI	BB	SO	LOB	TOP	
<b>Rick Auerbach, R</b> OBP: 0.274, SLG: 0.257 (1, 6)	0-0 1-3		0-0 6-3			0-0 5-3		0-0 F7	4 0 0 0 0 0									
<b>Ron Theobald, R</b> OBP: 0.348, SLG: 0.256 (1, 4)	0-0 FC6-4 1B			0-3 K		4-0 BB		0-0 6-3	3 0 1 0 1 1 0									
<b>Dave May, L</b> OBP: 0.309, SLG: 0.344 (1, 8)	0-0 L6			0-0 3-1		0-0 F7		0-0 4-3	4 0 0 0 0 0 2									
<b>George Scott, R</b> OBP: 0.312, SLG: 0.421 (1, 3)	0-0 FC6-4 1-2			0-0 4-3				0-0 6-3	3 0 0 0 0 0 1									
<b>John Briggs, L</b> OBP: 0.354, SLG: 0.440 (1, 7)		0-0 3-1			0-0 F8		0-0 F3		3 0 0 0 0 0 0									
<b>Joe Lahoud, L</b> OBP: 0.322, SLG: 0.395 (1, 9)		0-0 F6			0-0 F6		0-0 3-1		3 0 0 0 0 0 0									
<b>Elie Rodriguez, R</b> OBP: 0.384, SLG: 0.369 (1, 2)		0-0 F9			0-0 E4		0-0 4-3		3 0 0 0 0 0 0								AB 29	
<b>Syd O'Brien, R</b> OBP: 0.273, SLG: 0.329 (1, 5)			0-0 F7		0-0 F7		0-0 G6-4-3 1B		3 0 1 0 0 0 1								R 0	
<b>Ken Brett, L</b> OBP: 0.225, SLG: 0.231 (1, 1)				0-0 4-3		0-3 K		0-0 G6-4-3 1-2	2 0 0 0 0 1 0								H 2	
<b>Ken Sanders, R</b> OBP: 0.250, SLG: 0.143 (7, 1)									0 0 0 0 0 0 0								RBI 0	
<b>Mike Ferraro, R</b> OBP: 0.286, SLG: 0.338 (6, PH)									1 0 0 0 0 0 1								BB 1	
<b>Frank Linzy, R</b> OBP: 0.143, SLG: 0.143 (8, 1)									0 0 0 0 0 0 0								SO 2	
<b>Inning Stats</b>	R: 0 E: 0 K: 0 S: 4	H: 1 LOB: 1 BB: 0 P: 4	R: 0 E: 0 K: 0 S: 3	H: 0 LOB: 0 BB: 0 P: 3	R: 0 E: 0 K: 1 S: 5	H: 0 LOB: 0 BB: 0 P: 5	R: 0 E: 1 K: 0 S: 4	H: 0 LOB: 1 BB: 1 P: 4	R: 0 E: 0 K: 0 S: 3	H: 0 LOB: 0 BB: 0 P: 3	R: 0 E: 0 K: 0 S: 3	H: 1 LOB: 0 BB: 0 P: 3	R: 0 E: 0 K: 0 S: 3	H: 0 LOB: 0 BB: 0 P: 3	1B: 2 2B: 0 3B: 0 HR: 0	SF: 0 SAC: 0 DP: 1 HBP: 0	WP: 0 PB: 0 SB: 0 CS: 0	PA: 30
<b>PITCHER</b> <b>Doyle Alexander, R</b> ERA: 2.5 (1, 1)	IP 9.0 WLS W BF 30 H 2 R 0 ER 0 SO 2 BB 1 IBB 0 HBP 0 BLK 0 WP 0 HR 0 S 33 P 37 ERA 0.00 WHIP 0.333																	

Milwaukee Brewers @ Baltimore Orioles  
Memorial Stadium, Baltimore, MD  
Sat Sep 09 1972, 7:05 PM EDT  
Att: 12,344 - Unknown

AB 29  
R 0  
H 2  
RBI 0  
BB 1  
SO 2  
LOB 5



Batter	1	2	3	4	5	6	7	8	9	AB	R	H	RBI	BB	SO	LOB	BOTTOM			
<b>Merv Rettenmund, R</b> OBP: 0.333, SLG: 0.358 (1, 9)	0-3 K		0-0 5-3		4-0 G6-3 BB		0-3 K	0-0 5-3	4 0 0 0 1 2 0											
<b>Paul Blair, R</b> OBP: 0.263, SLG: 0.335 (1, 8)	0-0 1-3		0-0 5-3		0-0 G6-3 1-2		0-0 1B E		4 1 1 0 0 0 1											
<b>Tommy Davis, R</b> OBP: 0.360, SLG: 0.333 (1, 3)	0-0 HR		0-0 1B			0-0 E S 2B 1B	0-0 E 2B 1B		4 2 4 0 0 0 0											
<b>Mark Belanger, R</b> OBP: 0.246, SLG: 0.259 (7, PR) (8, 6)				0-0 1B			1-2 2B 1B		0 1 0 0 0 0 0											
<b>Don Baylor, R</b> OBP: 0.332, SLG: 0.421 (1, 7)	0-0 1-H HR		0-0 1-3			0-0 F8 1-3	0-0 E5 2B		4 2 1 2 0 0 3											
<b>Brooks Robinson, R</b> OBP: 0.303, SLG: 0.345 (1, 5)	0-0 F9			0-0 6-3		0-0 F9	0-0 1B 2B		4 1 1 2 0 0 1											
<b>Bobby Grich, R</b> OBP: 0.355, SLG: 0.430 (1, 6) (8, 3)		0-0 E4 1B		0-0 6-3		0-0 2B	0-0 2B 1B		4 0 3 2 0 0 0											
<b>Davey Johnson, R</b> OBP: 0.326, SLG: 0.342 (1, 4)		0-3 K		0-0 HR		0-0 IBB	0-0 6-3		3 1 1 1 1 1 2								AB 35			
<b>Sergio Robles, R</b> OBP: 0.200, SLG: 0.200 (1, 2)		0-0 4-3		0-0 6-3		0-0 5-3		0-0 F9	4 0 0 0 0 0 3								R 8			
<b>Doyle Alexander, R</b> OBP: 0.043, SLG: 0.043 (1, 1)		0-0 E4 2-H			0-0 F8		0-3 K	0-0 6-3	4 0 0 0 0 1 1								H 11			
<b>Inning Stats</b>	R: 2 E: 0 K: 1 S: 7	H: 2 LOB: 0 BB: 0 P: 7	R: 0 E: 1 K: 1 S: 6	H: 1 LOB: 2 BB: 0 P: 6	R: 0 E: 0 K: 0 S: 4	H: 1 LOB: 0 BB: 0 P: 4	R: 1 E: 0 K: 0 S: 4	H: 1 LOB: 0 BB: 0 P: 4	R: 0 E: 0 K: 0 S: 2	H: 0 LOB: 0 BB: 1 P: 6	R: 1 E: 0 K: 0 S: 5	H: 2 LOB: 2 BB: 1 P: 9	R: 4 E: 1 K: 2 S: 12	H: 4 LOB: 1 BB: 0 P: 12	R: 0 E: 0 K: 0 S: 3	H: 0 LOB: 0 BB: 0 P: 3	1B: 7 2B: 2 3B: 0 HR: 2	SF: 0 SAC: 0 DP: 1 HBP: 0	WP: 0 PB: 0 SB: 1 CS: 0	PA: 37
<b>PITCHER</b> <b>Ken Brett, L</b> ERA: 4.59 (1, 1)	IP 6.0 WLS L BF 26 H 7 R 4 ER 4 SO 2 BB 1 IBB 1 HBP 0 BLK 0 WP 0 HR 2 S 28 P 36 ERA 6.00 WHIP 1.333																			
<b>Ken Sanders, R</b> ERA: 3.29 (7, 1)	IP 1.0 WLS BF 8 H 4 R 4 ER 0 SO 2 BB 0 IBB 0 HBP 0 BLK 0 WP 0 HR 0 S 12 P 12 ERA 0.00 WHIP 4.000																			
<b>Frank Linzy, R</b> ERA: 2.65 (8, 1)	IP 1.0 WLS BF 3 H 0 R 0 ER 0 SO 0 BB 0 IBB 0 HBP 0 BLK 0 WP 0 HR 0 S 3 P 3 ERA 0.00 WHIP 0.000																			

Milwaukee Brewers @ Baltimore Orioles  
Memorial Stadium, Baltimore, MD  
Sat Sep 09 1972, 7:05 PM EDT  
Att: 12,344 - Unknown

AB 35  
R 8  
H 11  
RBI 7  
BB 2  
SO 4  
LOB 11





Batter	1	2	3	4	5	6	7	8	9	AB	R	H	RBI	BB	SO	LOB	TOP					
Ron Theobald, R (1, 4) OBP: 0.348, SLG: 0.256	0-0 6-3		0-0 F8			0-0 4-3		0-0 1B		4	0	1	0	0	0	1	<b>Milwaukee Brewers @ Baltimore Orioles</b> Memorial Stadium, Baltimore, MD Sun Sep 10 1972, 3:33 AM EDT Att: 11,791 - Unknown					
Elie Rodriguez, R (1, 2) OBP: 0.386, SLG: 0.371	0-0 F9			0-0 1B		0-0 5-3		0-0 F9		4	0	2	0	0	0	1						
Dave May, L (1, 8) OBP: 0.308, SLG: 0.343	0-0 6-3			0-0 F4		0-0 5-3			0-0 1B	4	0	1	0	0	0	2						
George Scott, R (1, 3) OBP: 0.312, SLG: 0.420		0-3 K		0-0 E1		0-0 F9			0-0 F9	4	0	1	0	0	1	2						
John Briggs, L (1, 7) OBP: 0.353, SLG: 0.438	0-0 L4			0-3 K			0-0 F4		0-0 G4-6-3	4	0	1	0	0	1	2						
Joe Lahoud, L (1, 9) OBP: 0.321, SLG: 0.393	0-0 F8			0-0 F9			0-0 L9-3		0-0 G4-6-3	4	0	1	0	0	0	4						
Mike Ferraro, R (1, 5) OBP: 0.283, SLG: 0.334			0-0 F9		0-0 6-3		0-0 L9-3			3	0	0	0	0	0	1						
Rick Auerbach, R (1, 6) OBP: 0.273, SLG: 0.255			0-0 F9		0-0 F4			0-0 6-3		3	0	0	0	0	0	0						
Skip Lockwood, R (1, 1) OBP: 0.184, SLG: 0.111			4-0 BB		0-3 K			0-0 F7		1	0	0	0	1	1	0						
Syd O'Brien, R (8, PH) OBP: 0.270, SLG: 0.325										1	0	0	0	0	0	0						
Ken Sanders, R (8, 1) OBP: 0.250, SLG: 0.143										0	0	0	0	0	0	0						
<b>Inning Stats</b>	R: 0 E: 0 K: 0 S: 3	H: 0 LOB: 0 BB: 0 P: 3	R: 0 E: 0 K: 1 S: 5	H: 0 LOB: 0 BB: 0 P: 5	R: 0 E: 0 K: 0 S: 3	H: 0 LOB: 1 BB: 1 P: 7	R: 0 E: 1 K: 1 S: 7	H: 2 LOB: 2 BB: 0 P: 7	R: 0 E: 0 K: 1 S: 5	H: 0 LOB: 0 BB: 0 P: 5	R: 0 E: 0 K: 0 S: 4	H: 1 LOB: 0 BB: 0 P: 4	R: 0 E: 0 K: 0 S: 3	H: 1 LOB: 0 BB: 0 P: 3	R: 0 E: 0 K: 0 S: 4	H: 1 LOB: 1 BB: 0 P: 4	R: 0 E: 0 K: 0 S: 4	H: 2 LOB: 1 BB: 0 P: 4	1B: 7 2B: 1 3B: 0 HR: 0	SF: 0 SAC: 0 DP: 2 HBP: 0	WP: 0 PB: 0 SB: 0 CS: 0	PA: 33
<b>PITCHER</b> Jim Palmer, R (1, 1) ERA: 1.83	IP: 9.0 WLS: W BF: 33 H: 7 R: 0 ER: 0 SO: 3 BB: 1 IBB: 0 HBP: 0 BLK: 0 WP: 0 HR: 0 S: 38 P: 42 ERA: 0.00 WHIP: 0.889															<b>PITCHER</b>						

Batter	1	2	3	4	5	6	7	8	9	AB	R	H	RBI	BB	SO	LOB	BOTTOM					
Rich Coggins, L (1, 8) OBP: 0.360, SLG: 0.480	0-0 F2		0-0 F6		0-3 K		0-0 FC4-6			4	0	0	0	0	1	1	<b>Milwaukee Brewers @ Baltimore Orioles</b> Memorial Stadium, Baltimore, MD Sun Sep 10 1972, 3:33 AM EDT Att: 11,791 - Unknown					
Bobby Grich, R (1, 6) OBP: 0.354, SLG: 0.428	0-0 S		0-0 5-3			0-0 6-3		0-0 5-3		4	1	1	0	0	0	0						
Tommy Davis, R (1, 7) OBP: 0.344, SLG: 0.317	0-0 1-3			0-3 K		0-0 F9		0-0 6-3		4	0	0	0	0	1	1						
Merv Rettenmund, R (9, 7) OBP: 0.333, SLG: 0.358	1-2									0	0	0	0	0	0	0						
Boog Powell, L (1, 3) OBP: 0.339, SLG: 0.407	0-0 F8			4-0 BB		0-0 1B		0-0 1B		3	1	2	0	1	0	0						
Terry Crowley, L (1, 9) OBP: 0.338, SLG: 0.429		0-0 1B		4-0 1-2		0-0 2B		0-0 F8		2	0	2	1	1	0	0						
Paul Blair, R (7, 8) OBP: 0.262, SLG: 0.334						2H				1	0	0	0	0	0	1						
Brooks Robinson, R (1, 5) OBP: 0.301, SLG: 0.343	0-0 F8		0-0 F8		0-0 F8		0-0 6-3			3	0	0	0	0	0	4						
Johnny Oates, L (1, 2) OBP: 0.341, SLG: 0.368	0-0 F8		0-3 K				0-0 F8			3	0	0	0	0	1	3						
Davey Johnson, R (1, 4) OBP: 0.326, SLG: 0.342	0-0 F4				0-0 F5		0-0 FC1-6			3	0	1	0	0	0	1						
Jim Palmer, R (1, 1) OBP: 0.227, SLG: 0.276			0-3 K			0-0 5-3		0-0 FC1-6		3	0	0	0	0	1	1						
<b>Inning Stats</b>	R: 1 E: 0 K: 0 S: 4	H: 1 LOB: 0 BB: 0 P: 4	R: 0 E: 0 K: 0 S: 4	H: 1 LOB: 0 BB: 0 P: 4	R: 0 E: 0 K: 1 S: 5	H: 0 LOB: 0 BB: 0 P: 5	R: 0 E: 0 K: 2 S: 7	H: 0 LOB: 2 BB: 2 P: 15	R: 0 E: 0 K: 1 S: 5	H: 0 LOB: 0 BB: 0 P: 5	R: 1 E: 0 K: 0 S: 5	H: 2 LOB: 1 BB: 0 P: 5	R: 0 E: 0 K: 0 S: 4	H: 1 LOB: 1 BB: 0 P: 4	R: 0 E: 0 K: 0 S: 4	H: 1 LOB: 1 BB: 0 P: 4	R: 0 E: 0 K: 0 S: 4	H: 1 LOB: 1 BB: 0 P: 4	1B: 5 2B: 1 3B: 0 HR: 0	SF: 0 SAC: 0 DP: 0 HBP: 0	WP: 0 PB: 0 SB: 1 CS: 0	PA: 32
<b>PITCHER</b> Skip Lockwood, R (1, 1) ERA: 3.43	IP: 7.0 WLS: L BF: 28 H: 5 R: 2 ER: 1 SO: 4 BB: 2 IBB: 0 HBP: 0 BLK: 0 WP: 0 HR: 0 S: 34 P: 42 ERA: 1.29 WHIP: 1.000															<b>PITCHER</b>						
Ken Sanders, R (8, 1) ERA: 3.25	IP: 1.0 WLS: L BF: 4 H: 1 R: 0 ER: 0 SO: 0 BB: 0 IBB: 0 HBP: 0 BLK: 0 WP: 0 HR: 0 S: 4 P: 4 ERA: 0.00 WHIP: 1.000															<b>PITCHER</b>						



Batter	1	2	3	4	5	6	7	8	9	AB	R	H	RBI	BB	SO	LOB	TOP					
Dave May, L (1, 8) OBP: 0.306, SLG: 0.340	K		F8		L7		4-3			4	0	0	0	0	1	3	<b>Milwaukee Brewers @ Baltimore Orioles</b> Memorial Stadium, Baltimore, MD Mon Sep 11 1972, 7:05 PM EDT Att: 4,069 - Unknown					
Elie Rodriguez, R (1, 2) OBP: 0.394, SLG: 0.367	BB		1-3			6-3		F7		3	0	0	0	1	0							
Syd O'Brien, R (1, 4) OBP: 0.258, SLG: 0.310	F4		F8			5-3		5-3		4	0	0	0	0	0	1						
George Scott, R (1, 3) OBP: 0.311, SLG: 0.417	BB			4-3		K		K		3	0	0	0	1	2	0						
Ollie Brown, R (1, 9) OBP: 0.306, SLG: 0.330	G3			6-3			1B	1B		4	2	2	0	0	0	2						
Mike Ferraro, R (1, 5) OBP: 0.283, SLG: 0.333		F8		K			1B	1B		4	0	1	0	0	1	1						
Tommie Reynolds, R (1, 7) OBP: 0.291, SLG: 0.336		K			2B		F8			4	0	2	1	0	1	2						
Rick Auerbach, R (1, 6) OBP: 0.275, SLG: 0.262						6-3			2H	3	0	2	1	0	0	1						
John Briggs, L (9, PH) OBP: 0.352, SLG: 0.437								K		1	0	0	0	0	1	1						
Jim Colborn, R (1, 1) OBP: 0.108, SLG: 0.139										1	0	0	0	0	0	1						
Ron Theobald, R (5, PH) OBP: 0.347, SLG: 0.285										0	0	0	0	0	0	0						
Earl Stephenson, L (5, 1)										0	0	0	0	0	0	0						
John Felske, R (7, PH) OBP: 0.207, SLG: 0.219										1	0	0	0	0	0	1						
Frank Linzy, R (7, 1) OBP: 0.145, SLG: 0.143										0	0	0	0	0	0	0						
Joe Lohoud, L (9, PH) OBP: 0.321, SLG: 0.392										1	0	0	0	0	0	1						
<b>Inning Stats</b>	R: 0 E: 0 K: 1 S: 5	H: 0 LOB: 2 BB: 2 P: 13	R: 0 E: 0 K: 1 S: 6	H: 1 LOB: 1 BB: 0 P: 6	R: 0 E: 0 K: 0 S: 3	H: 0 LOB: 0 BB: 0 P: 3	R: 0 E: 0 K: 1 S: 5	H: 0 LOB: 0 BB: 0 P: 5	R: 0 E: 0 K: 0 S: 4	H: 1 LOB: 1 BB: 0 P: 4	R: 0 E: 0 K: 1 S: 5	H: 0 LOB: 0 BB: 0 P: 5	R: 1 E: 0 K: 1 S: 8	H: 3 LOB: 2 BB: 0 P: 8	R: 0 E: 0 K: 1 S: 5	H: 0 LOB: 0 BB: 0 P: 5	R: 1 E: 0 K: 2 S: 9	H: 2 LOB: 1 BB: 0 P: 9	1B: 3 2B: 4 3B: 0 HR: 0	SF: 0 SAC: 0 DP: 0 HBP: 0	WP: 0 PB: 0 SB: 0 CS: 0	PA: 36
<b>PITCHER</b>	IP WLS BF H R ER SO BB IBB HBP BLK WP HR S P ERA WHIP																					
Mike Cuellar, L (1, 1) ERA: 2.55	8.1 W 34 7 2 2 6 2 0 0 0 0 0 0 44 52 2.16 1.080																					
Eddie Watt, R (9, 1) ERA: 2.11	0.2 S 2 0 0 0 2 0 0 0 0 0 0 0 6 6 0.00 0.000																					

Batter	1	2	3	4	5	6	7	8	9	AB	R	H	RBI	BB	SO	LOB	BOTTOM			
Rich Coggins, L (1, 8) OBP: 0.333, SLG: 0.444	4-3		FC4-6		F9		F9			2	0	0	0	0	0	1	<b>Milwaukee Brewers @ Baltimore Orioles</b> Memorial Stadium, Baltimore, MD Mon Sep 11 1972, 7:05 PM EDT Att: 4,069 - Unknown			
Paul Blair, R (5, PH) OBP: 0.261, SLG: 0.333			CS							2	0	0	0	0	0	0				
Bobby Grich, R (1, 6) OBP: 0.358, SLG: 0.430	1-3		CS	1B				6-3		3	1	2	0	1	0	0				
Tommy Davis, R (1, 7) OBP: 0.340, SLG: 0.314				1B				BB		4	1	1	0	0	0	2				
Merv Rettenmund, R (9, 7) OBP: 0.333, SLG: 0.358	1-3			HR				6-3		0	0	0	0	0	0	0				
Boog Powell, L (1, 3) OBP: 0.342, SLG: 0.416		F8		HR				G3-6-3		3	1	2	3	1	0	0				
Terry Crowley, L (1, 9) OBP: 0.332, SLG: 0.421	F4			F9		K		G3-6-3		4	0	0	0	0	1	3				
Brooks Robinson, R (1, 5) OBP: 0.303, SLG: 0.345				1B				F8		3	0	2	0	0	0	1				
Johnny Oates, L (1, 2) OBP: 0.336, SLG: 0.362		4-3			F6			F4		3	0	0	0	0	0	3				
Davey Johnson, R (1, 4) OBP: 0.327, SLG: 0.340			FC4-6		F3			1-3		2	0	0	0	1	0	1				
Mike Cuellar, L (1, 1) OBP: 0.115, SLG: 0.192			BB							3	0	0	0	0	2	1				
Eddie Watt, R (9, 1) ERA: 2.11			K					G3		0	0	0	0	0	0	0				
<b>Inning Stats</b>	R: 0 E: 0 K: 0 S: 3	H: 0 LOB: 0 BB: 0 P: 3	R: 0 E: 0 K: 0 S: 4	H: 1 LOB: 1 BB: 0 P: 4	R: 0 E: 0 K: 1 S: 4	H: 0 LOB: 0 BB: 1 P: 8	R: 3 E: 0 K: 0 S: 7	H: 4 LOB: 1 BB: 0 P: 7	R: 0 E: 0 K: 1 S: 6	H: 1 LOB: 1 BB: 0 P: 6	R: 0 E: 0 K: 1 S: 6	H: 1 LOB: 0 BB: 0 P: 6	R: 0 E: 0 K: 0 S: 3	H: 0 LOB: 0 BB: 0 P: 3	R: 0 E: 0 K: 0 S: 2	H: 0 LOB: 1 BB: 2 P: 10	1B: 6 2B: 0 3B: 0 HR: 1	SF: 0 SAC: 0 DP: 1 HBP: 0	WP: 0 PB: 0 SB: 0 CS: 1	PA: 33
<b>PITCHER</b>	IP WLS BF H R ER SO BB IBB HBP BLK WP HR S P ERA WHIP																			
Jim Colborn, R (1, 1) ERA: 2.73	4.0 L 17 5 3 3 1 1 0 0 0 0 0 0 18 22 6.75 1.500																			
Earl Stephenson, L (5, 1) ERA: 2.91	2.0 8 2 0 0 2 0 0 0 0 0 0 0 12 12 0.00 1.000																			
Frank Linzy, R (7, 1) ERA: 2.57	2.0 7 0 0 0 0 1 1 0 0 0 0 0 5 13 0.00 0.500																			



Batter	1	2	3	4	5	6	7	8	9	AB	R	H	RBI	BB	SO	LOB	TOP										
Merv Rettenmund, R OBP: 0.332, SLG: 0.356	6-3		K				G6-4-3		K	4	0	1	0	0	1	2	<p><b>Baltimore Orioles @ Detroit Tigers</b> Tiger Stadium, Detroit, MI Tue Sep 12 1972, 7:05 PM EDT Att: 24,475 - Unknown</p>										
Roric Harrison, R OBP: 0.143, SLG: 0.154										0	0	0	0	0	0												
Grant Jackson, S OBP: 0.342, SLG: 0.415										0	0	0	0	0	0												
Boog Powell, L OBP: 0.342, SLG: 0.415										1	0	0	0	0	1												
Paul Blair, R OBP: 0.263, SLG: 0.340	HR		G6-4-3		F8			FC5-4 1B	FC5 2-3F	5	1	2	1	0	0	5											
Tommy Davis, R OBP: 0.337, SLG: 0.311	F2			1B 1B		K		FC5-4 1-2F	G6-4-3	4	0	1	0	0	1	1											
Don Baylor, R OBP: 0.334, SLG: 0.422	K			1-2 1B				G6-4-3 1-2F		4	0	2	0	0	1	1											
Brooks Robinson, R OBP: 0.303, SLG: 0.343		6-3		F9		F7			BB 1B HBP	3	0	0	0	0	0	3											
Al Bumbry, L OBP: 0.303, SLG: 0.343										0	1	0	0	0	0	0											
Bobby Grich, R OBP: 0.359, SLG: 0.428		BB		K		FC5-4 BB			L9	2	0	0	0	2	1	3											
Davey Johnson, R OBP: 0.270, SLG: 0.337										3	0	0	0	1	1	5											
Mark Belanger, R OBP: 0.246, SLG: 0.259	K			F6		FC5-4 1-2F			1B 1-2 BB	0	0	0	0	0	0	0											
Andy Etchebarren, R OBP: 0.270, SLG: 0.267										4	0	1	1	0	1	1											
Rich Coggins, L OBP: 0.333, SLG: 0.444	F8					K			FC5 BB 1-3 2-H 1B	0	0	0	0	0	0	0											
Pat Dobson, R OBP: 0.146, SLG: 0.160										2	0	1	0	0	1	0											
Don Buford, S OBP: 0.328, SLG: 0.270				G6-4-3 1B		K			1-2 BB	1	0	0	0	1	1	0											
<b>Inning Stats</b>	R: 1 E: 0 K: 1 S: 6	H: 1 LOB: 0 BB: 0 P: 6	R: 0 E: 0 K: 1 S: 5	H: 0 LOB: 1 BB: 1 P: 9	R: 0 E: 0 K: 1 S: 5	H: 1 LOB: 0 BB: 0 P: 5	R: 0 E: 0 K: 1 S: 7	H: 2 LOB: 2 BB: 0 P: 7	R: 0 E: 0 K: 1 S: 8	H: 1 LOB: 1 BB: 0 P: 8	R: 0 E: 0 K: 1 S: 6	H: 1 LOB: 0 BB: 0 P: 10	R: 0 E: 0 K: 1 S: 5	H: 0 LOB: 0 BB: 0 P: 5	R: 0 E: 0 K: 0 S: 3	H: 1 LOB: 0 BB: 0 P: 3	R: 1 E: 0 K: 1 S: 6	H: 1 LOB: 3 BB: 2 P: 15	1B: 7 2B: 0 3B: 0 HR: 1	SF: 0 SAC: 0 DP: 3 HBP: 1	WP: 0 PB: 1 CS: 1	PA: 38					
<b>PITCHER</b>	IP	WLS	BF	H	R	ER	SO	BB	IBB	HBP	BLK	WP	HR	S	P	ERA	WHIP										
Woodie Fryman, L ERA: 3.39	8.1	W	35	8	2	2	8	3	0	1	0	0	1	47	60	2.16	1.320										
Chuck Seelbach, R ERA: 3.09	0.0		1	0	0	0	0	1	0	0	0	0	0	0	4	∞	∞										
John Hiller, L ERA: 2.03	0.2	S	2	0	0	0	1	0	0	0	0	0	0	4	4	0.00	0.000										

Batter	1	2	3	4	5	6	7	8	9	AB	R	H	RBI	BB	SO	LOB	BOTTOM										
Dick McAuliffe, L OBP: 0.335, SLG: 0.330	L9		4-3							4	0	2	1	0	0	0	<p><b>Baltimore Orioles @ Detroit Tigers</b> Tiger Stadium, Detroit, MI Tue Sep 12 1972, 7:05 PM EDT Att: 24,475 - Unknown</p>										
Mickey Stanley, R OBP: 0.278, SLG: 0.412	1-3		6-3							4	0	0	0	0	1	3											
Gates Brown, L OBP: 0.306, SLG: 0.391										3	0	1	0	1	0	0											
Al Kaline, R OBP: 0.349, SLG: 0.413	F9									0	0	0	0	0	0	0											
Norm Cash, L OBP: 0.318, SLG: 0.449		4-3		F5		F4			1B	4	0	1	0	0	0	3											
Jim Northrup, L OBP: 0.315, SLG: 0.351										4	0	0	0	0	0	4											
Duke Sims, L OBP: 0.307, SLG: 0.302										4	0	0	0	0	1	2											
Aurelio Rodriguez, R OBP: 0.259, SLG: 0.341										3	1	1	0	0	1	0											
Ed Brinkman, R OBP: 0.252, SLG: 0.276			HR							2	2	1	2	1	0	0											
Woodie Fryman, R OBP: 0.131, SLG: 0.153										3	0	1	0	0	0	0											
Chuck Seelbach, R OBP: 0.304, SLG: 0.263			5-3							0	0	0	0	0	0	0											
John Hiller, R										0	0	0	0	0	0	0											
<b>Inning Stats</b>	R: 0 E: 0 K: 0 S: 3	H: 0 LOB: 0 BB: 0 P: 3	R: 0 E: 0 K: 0 S: 3	H: 0 LOB: 0 BB: 0 P: 3	R: 2 E: 0 K: 0 S: 5	H: 2 LOB: 0 BB: 0 P: 5	R: 0 E: 0 K: 0 S: 4	H: 1 LOB: 1 BB: 0 P: 4	R: 0 E: 0 K: 0 S: 3	H: 0 LOB: 0 BB: 0 P: 3	R: 0 E: 0 K: 1 S: 6	H: 1 LOB: 2 BB: 1 P: 10	R: 1 E: 0 K: 1 S: 7	H: 2 LOB: 2 BB: 1 P: 11	R: 0 E: 0 K: 1 S: 6	H: 1 LOB: 1 BB: 0 P: 6	1B: 4 2B: 2 3B: 0 HR: 1	SF: 0 SAC: 0 DP: 0 HBP: 0	WP: 0 PB: 0 SB: 0 CS: 0	PA: 33							
<b>PITCHER</b>	IP	WLS	BF	H	R	ER	SO	BB	IBB	HBP	BLK	WP	HR	S	P	ERA	WHIP										
Pat Dobson, R ERA: 2.65	6.0	L	23	4	2	2	1	1	0	0	0	0	1	24	28	3.00	0.833										
Roric Harrison, R ERA: 2.22	1.1		8	3	1	1	1	1	0	0	0	0	0	9	13	6.75	3.000										
Grant Jackson, L ERA: 2.7	0.2		2	0	0	0	1	0	0	0	0	0	0	4	4	0.00	0.000										

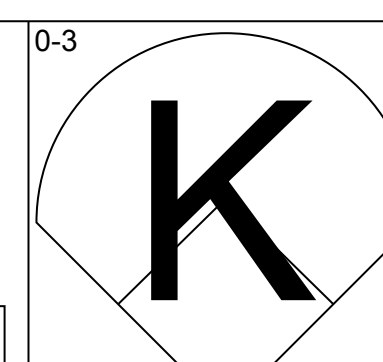
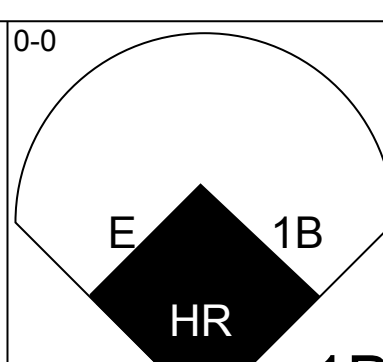
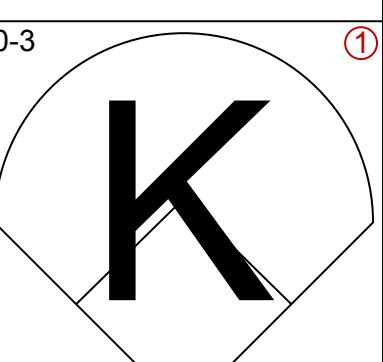
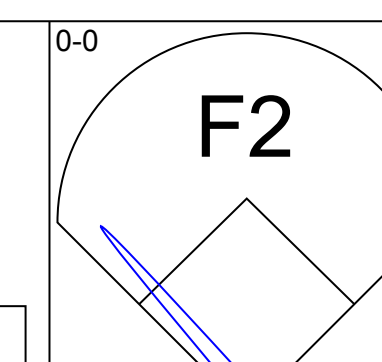
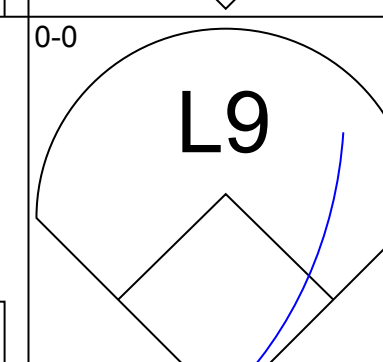
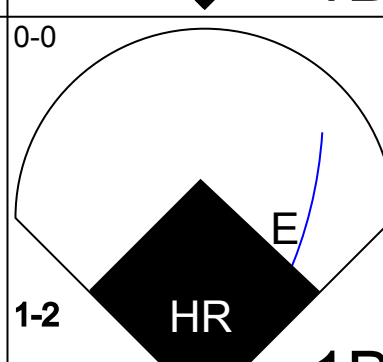
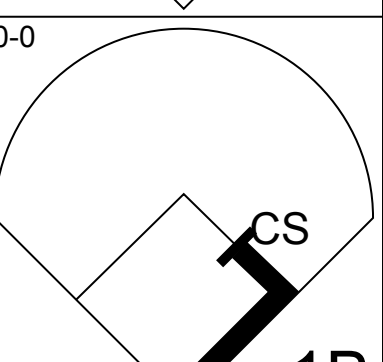
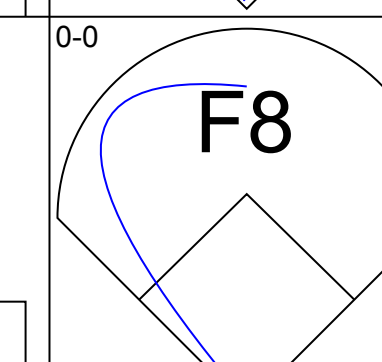
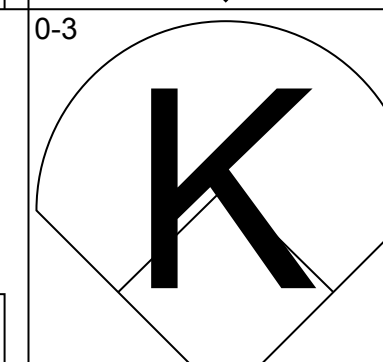
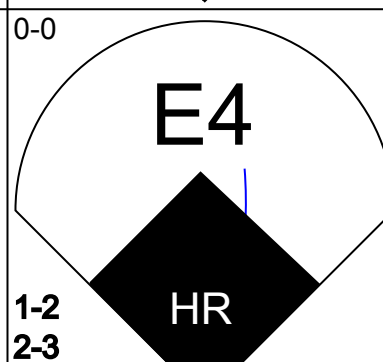
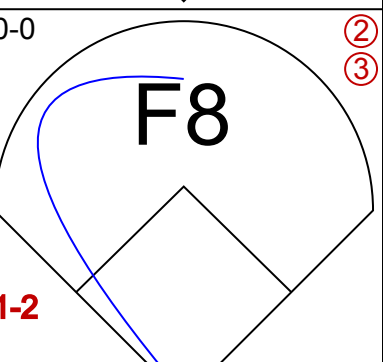
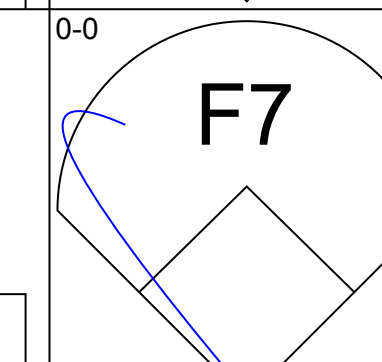
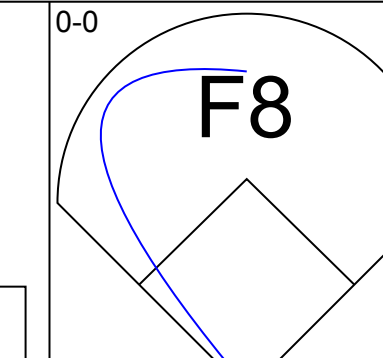
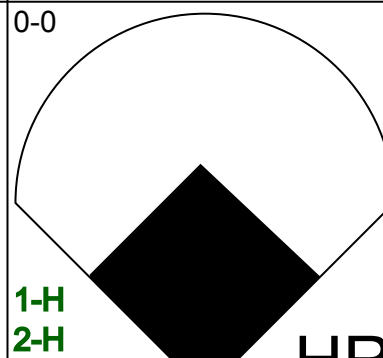
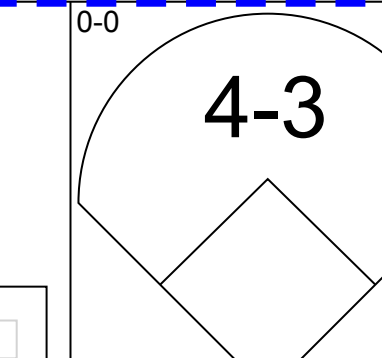
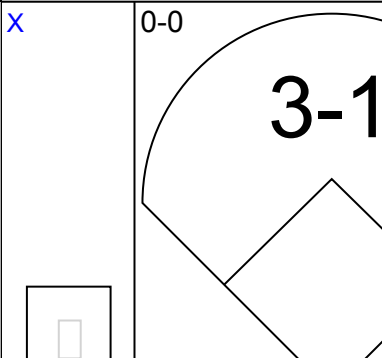
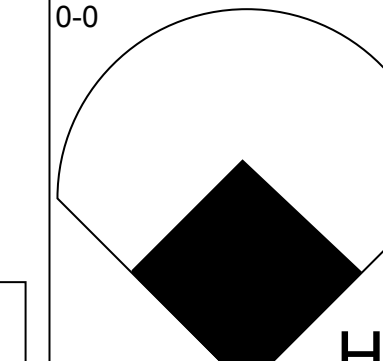
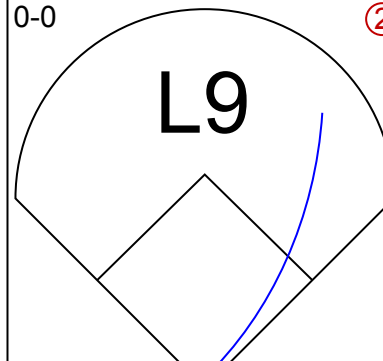
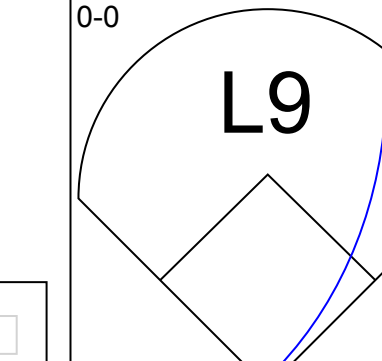
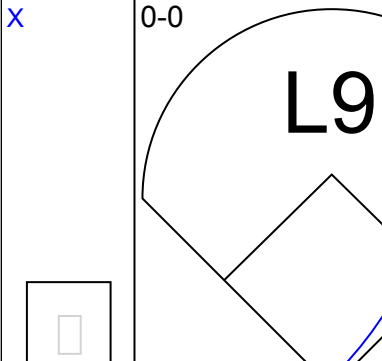
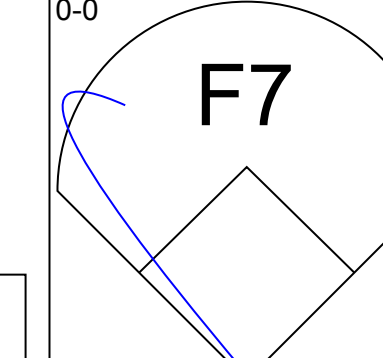
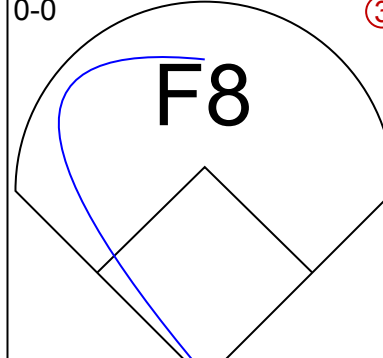
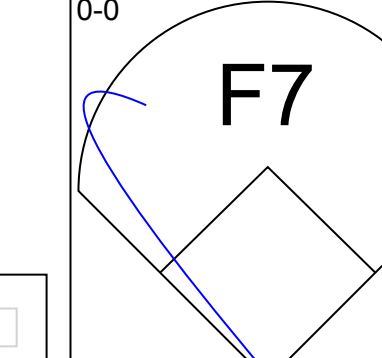
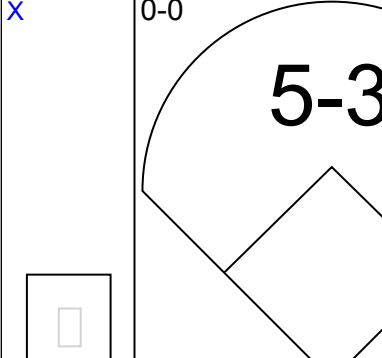
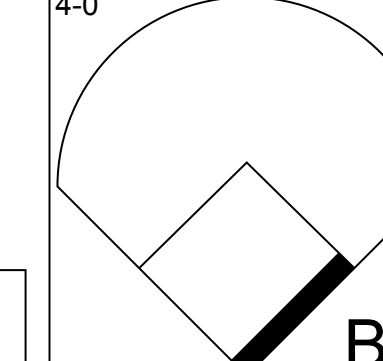
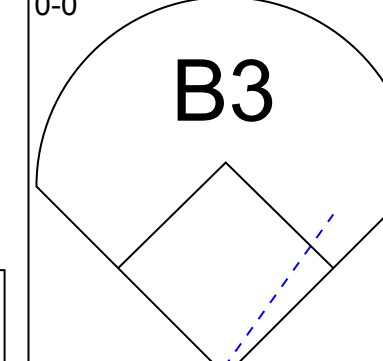
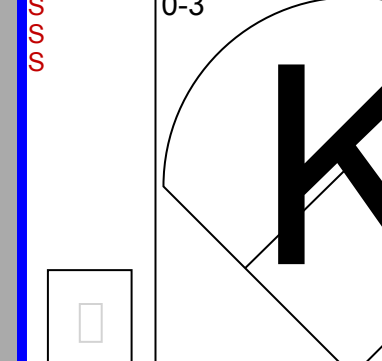
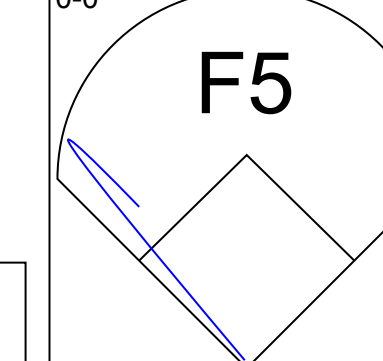
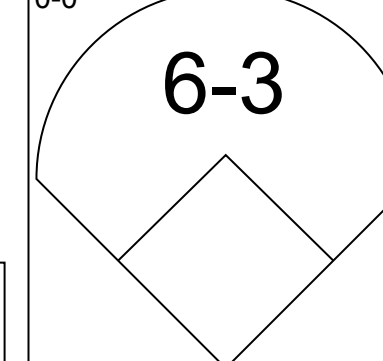
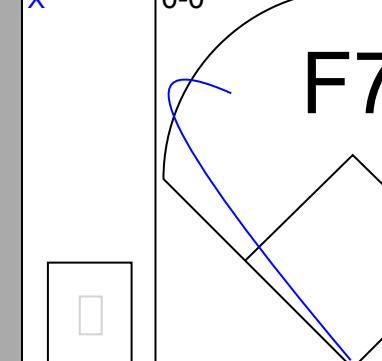
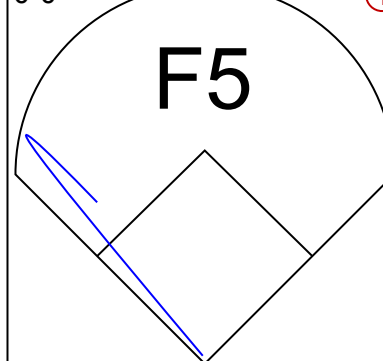
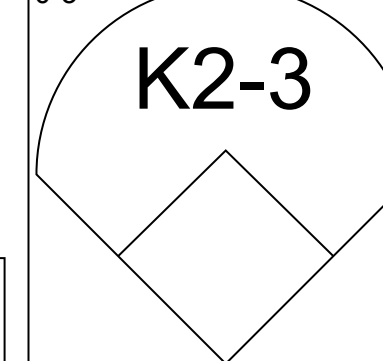
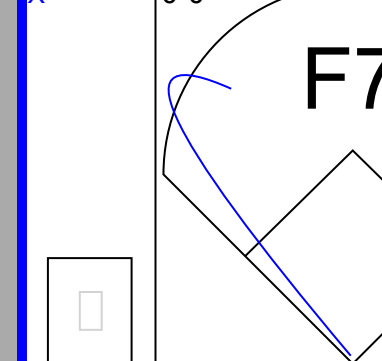
AB 33  
R 2  
H 8  
RBI 2  
BB 4  
SO 9  
LOB 24

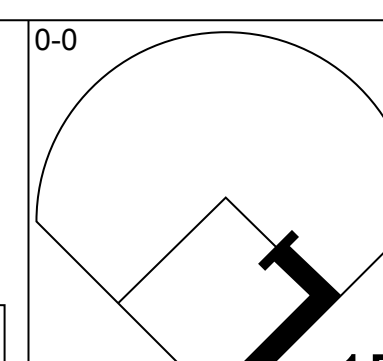
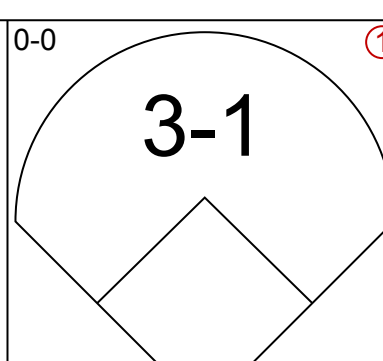
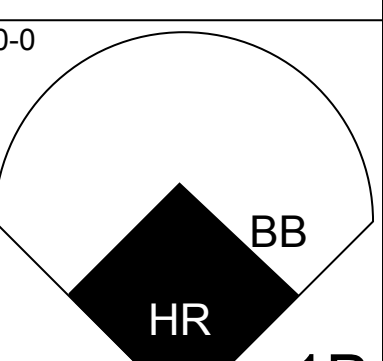
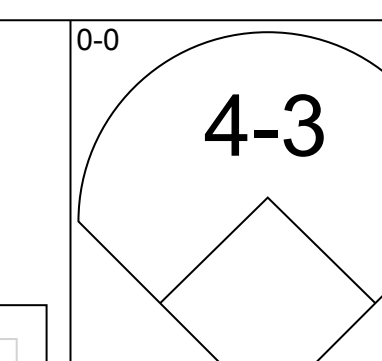
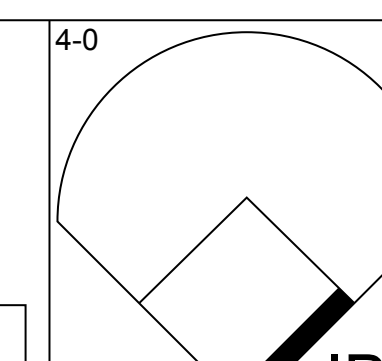
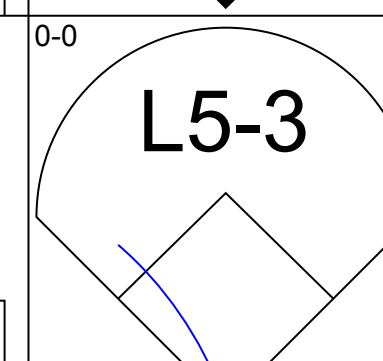
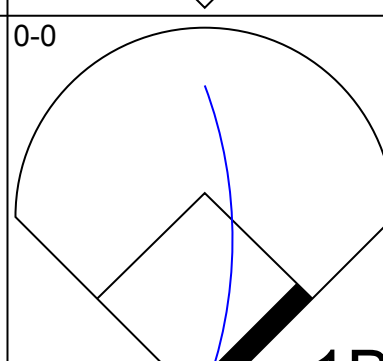
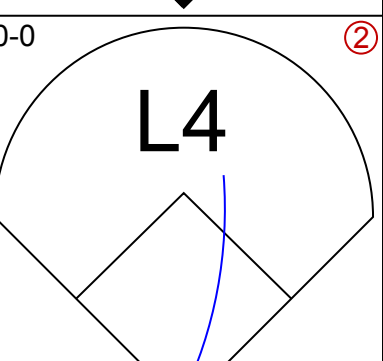
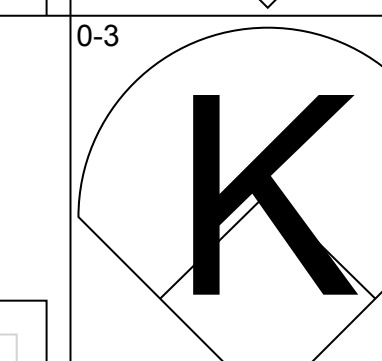
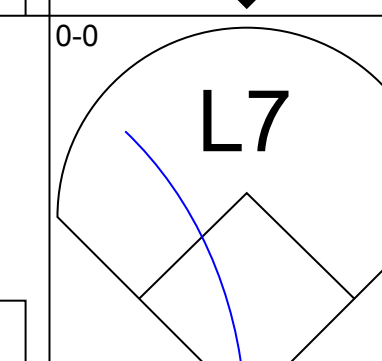

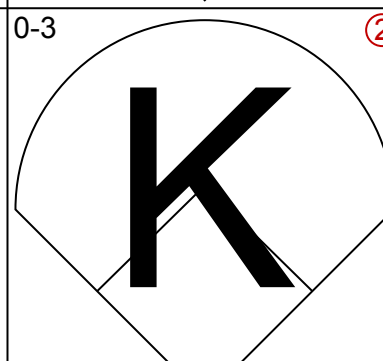
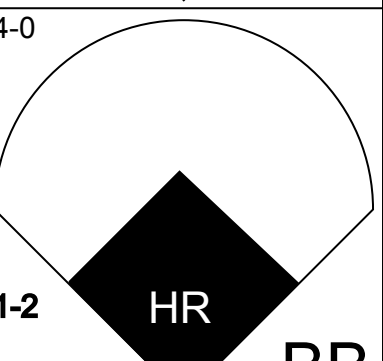
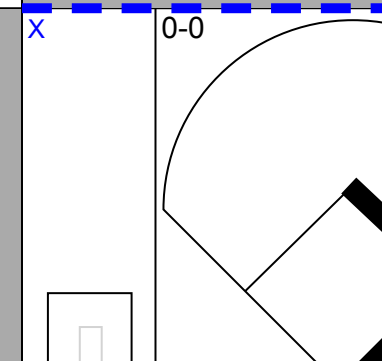


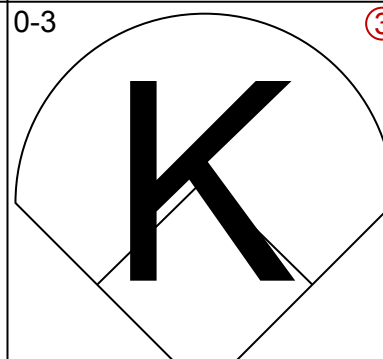
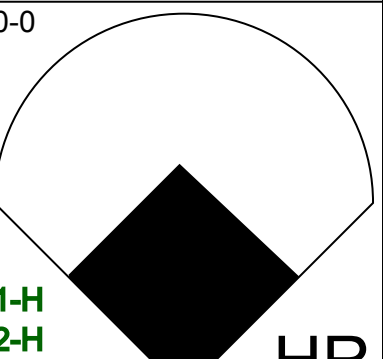
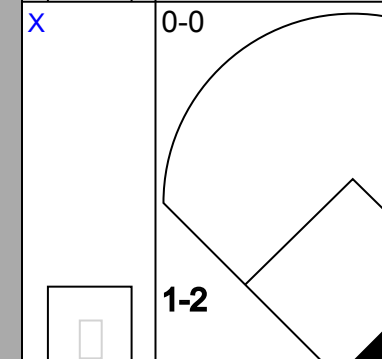

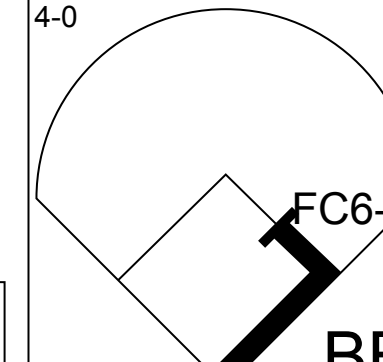

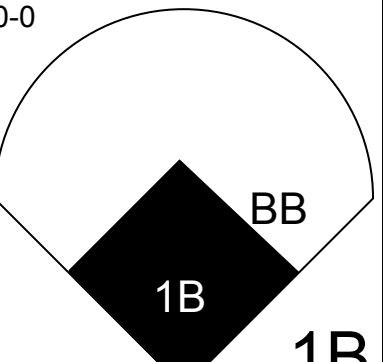
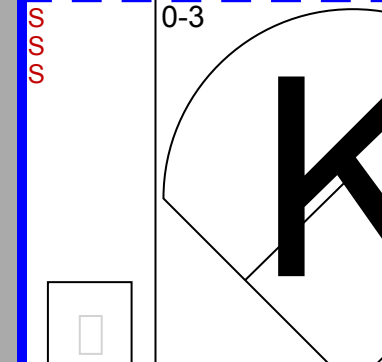

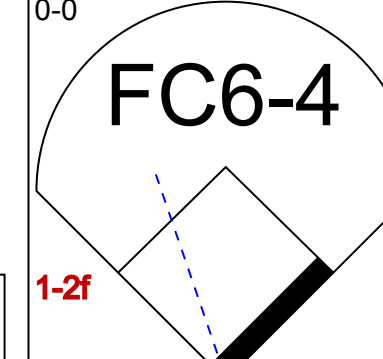

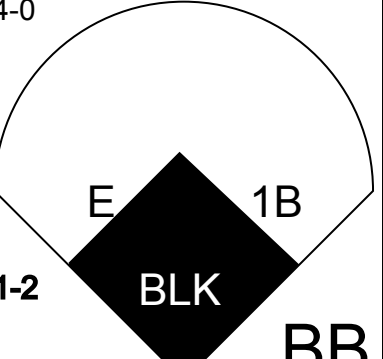
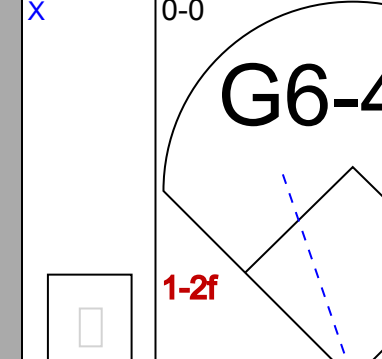

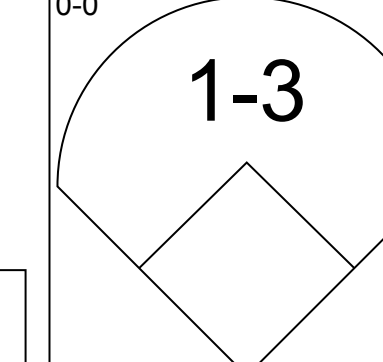
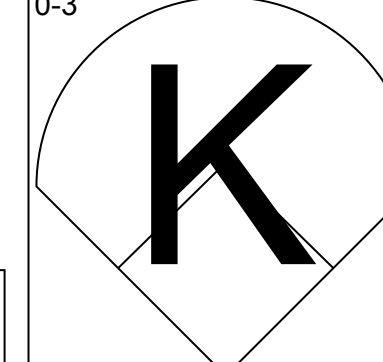

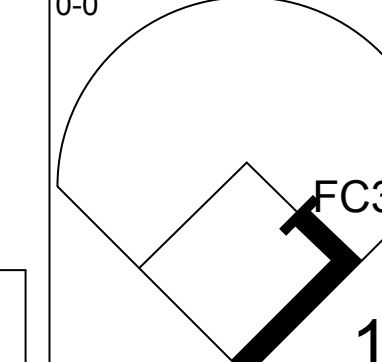
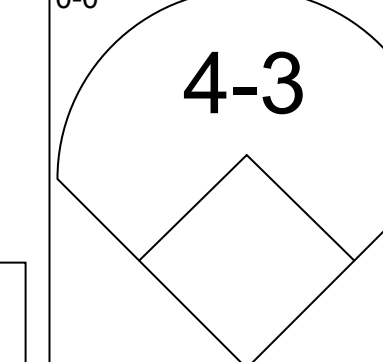
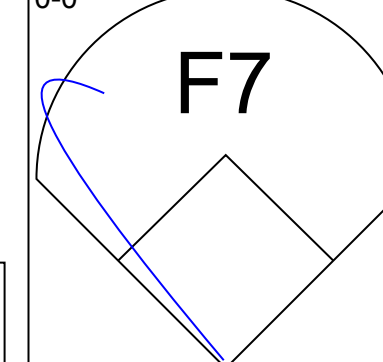

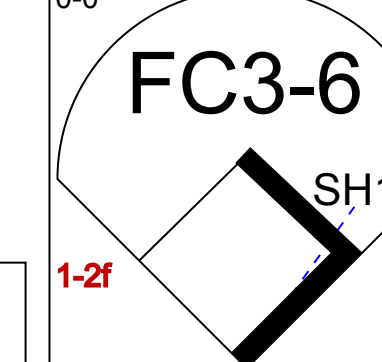
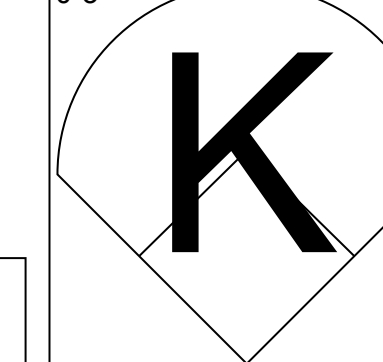
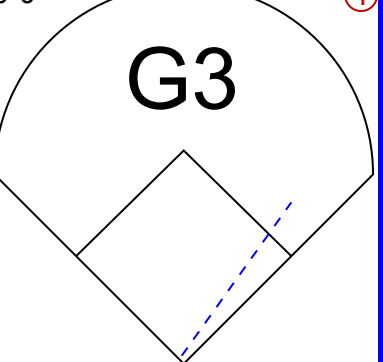
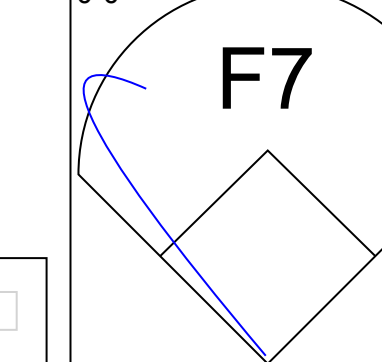
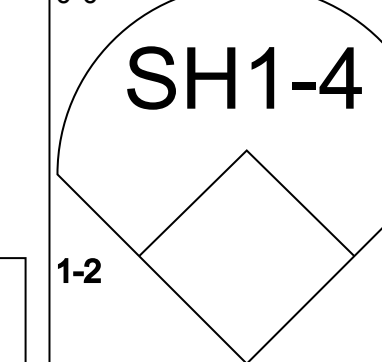


AB 31  
R 3  
H 7  
RBI 3  
BB 2  
SO 3  
LOB 12





Batter	1	2	3	4	5	6	7	8	9	AB	R	H	RBI	BB	SO	LOB	TOP		
Don Buford, S OBP: 0.327, SLG: 0.270 (1, 7)										4	1	1	0	0	2	0	<p><b>Baltimore Orioles @ Detroit Tigers</b> Tiger Stadium, Detroit, MI Wed Sep 13 1972, 7:05 PM EDT Att: 29,788 - Unknown</p>		
Mery Rettenmund, R OBP: 0.334, SLG: 0.358 (1, 8) (6, 9)										4	1	2	0	0	0	0			
Bobby Grich, R OBP: 0.356, SLG: 0.423 (1, 4)										4	1	0	0	0	1	3			
Boog Powell, L OBP: 0.341, SLG: 0.421 (1, 3)										4	1	1	4	0	0	0			
Terry Crowley, L OBP: 0.333, SLG: 0.435 Paul Blair, R OBP: 0.261, SLG: 0.339 (6, PH) (6, 8)										2	1	1	1	0	0	0			
Brooks Robinson, R OBP: 0.301, SLG: 0.341 (1, 5)										4	0	0	0	0	0	0			
Johnny Oates, L OBP: 0.338, SLG: 0.361 Andy Etchebaren, R OBP: 0.269, SLG: 0.265 (7, PH) (7, 2)										1	0	0	0	1	0	0			
Mark Belanger, R OBP: 0.243, SLG: 0.257 (1, 6)										3	0	0	0	0	0	1			
Dave McNally, R OBP: 0.196, SLG: 0.200 Doyle Alexander, R OBP: 0.043, SLG: 0.043 Don Baylor, L OBP: 0.333, SLG: 0.420 Roric Harrison, R OBP: 0.170, SLG: 0.154 Mickey Scott, L OBP: 0.170, SLG: 0.154 Bob Reynolds, R (7, 1)										2	0	0	0	0	1	0			
<b>Inning Stats</b>	R: 0 E: 0 K: 2 S: 7	H: 0 LOB: 0 BB: 0 P: 7	R: 1 E: 0 K: 0 S: 4	H: 1 LOB: 1 BB: 1 P: 8	R: 4 E: 1 K: 0 S: 7	H: 3 LOB: 0 BB: 0 P: 7	R: 0 E: 0 K: 1 S: 5	H: 0 LOB: 0 BB: 0 P: 5	R: 0 E: 0 K: 0 S: 3	H: 0 LOB: 0 BB: 0 P: 3	R: 0 E: 0 K: 1 S: 5	H: 0 LOB: 0 BB: 0 P: 5	R: 0 E: 0 K: 0 S: 3	H: 0 LOB: 0 BB: 0 P: 3	R: 0 E: 0 K: 0 S: 3	H: 0 LOB: 0 BB: 0 P: 3		1B: 3 2B: 0 3B: 0 HR: 2	SF: 0 SAC: 0 DP: 0 HBP: 0
<b>PITCHER</b>	IP WLS BF H R ER SO BB IBB HBP BLK WP HR S P ERA WHIP																		
Joe Coleman, R ERA: 2.66 Fred Scherman, L ERA: 3.57	(1, 1) (6, 1)	5.0 W 21 5 5 4 4 1 0 0 0 0 2 28 32 7.20 1.200																	

Batter	1	2	3	4	5	6	7	8	9	AB	R	H	RBI	BB	SO	LOB	BOTTOM		
Tony Taylor, R OBP: 0.339, SLG: 0.387 Dick McAuliffe, L OBP: 0.337, SLG: 0.330 (1, 4) (2, 4)										1	0	1	0	0	0	0	<p><b>Baltimore Orioles @ Detroit Tigers</b> Tiger Stadium, Detroit, MI Wed Sep 13 1972, 7:05 PM EDT Att: 29,788 - Unknown</p>		
Al Kaline, R OBP: 0.346, SLG: 0.408 (1, 9)										5	0	1	0	0	1	3			
Bill Freehan, R OBP: 0.365, SLG: 0.417 (1, 2)										2	2	1	0	2	1	1			
Frank Howard, R OBP: 0.345, SLG: 0.378 Marvin Lane, R (7, PR) Norm Cash, L OBP: 0.318, SLG: 0.449 (8, 3)										4	1	3	4	0	1	1			
Willie Horton, R OBP: 0.282, SLG: 0.376 Jim Northrup, L OBP: 0.314, SLG: 0.350 (7, PH) (8, 7)										2	1	1	0	1	0	0			
Mickey Stanley, R OBP: 0.280, SLG: 0.410 (1, 8)										2	1	0	0	2	0	4			
Aurelio Rodriguez, R OBP: 0.260, SLG: 0.342 (1, 5)										4	0	2	1	0	1	1			
Ed Brinkman, R OBP: 0.249, SLG: 0.273 (1, 6)										4	0	0	0	0	0	3			
Joe Coleman, R OBP: 0.162, SLG: 0.101 Ike Blessitt, R Fred Scherman, L OBP: 0.130, SLG: 0.091 (5, PH) (6, 1)										1	0	0	0	0	1	0			
<b>Inning Stats</b>	R: 1 E: 0 K: 0 S: 4	H: 2 LOB: 2 BB: 2 P: 12	R: 0 E: 0 K: 1 S: 5	H: 0 LOB: 0 BB: 0 P: 5	R: 0 E: 0 K: 2 S: 8	H: 1 LOB: 1 BB: 0 P: 8	R: 0 E: 0 K: 1 S: 5	H: 0 LOB: 1 BB: 1 P: 9	R: 5 E: 1 K: 0 S: 7	H: 4 LOB: 1 BB: 2 P: 15	R: 0 E: 0 K: 1 S: 6	H: 2 LOB: 2 BB: 0 P: 6	R: 0 E: 0 K: 0 S: 4	H: 1 LOB: 2 BB: 1 P: 8	R: 0 E: 0 K: 0 S: 4	H: 1 LOB: 2 BB: 1 P: 8		1B: 8 2B: 1 3B: 0 HR: 1	SF: 0 SAC: 1 DP: 1 HBP: 0
<b>PITCHER</b>	IP WLS BF H R ER SO BB IBB HBP BLK WP HR S P ERA WHIP																		
Dave McNally, L ERA: 2.9 Doyle Alexander, R ERA: 2.49 Roric Harrison, R ERA: 2.22 Mickey Scott, L ERA: 2.49 Bob Reynolds, R ERA: 2.57	(1, 1) (5, 1) (7, 1) (7, 1) (7, 1)	4.2 L 24 6 6 5 4 1 0 0 0 0 1 0 0 7 7 9.64 2.357																	



Batter	1	2	3	4	5	6	7	8	9	AB	R	H	RBI	BB	SO	LOB	TOP										
<b>Don Buford, S</b> (1, 7) OBP: 0.327, SLG: 0.268	4-0 BB HR BB	0-0 G6-3						0-0 F9									3 1 0 0 1 0 1										
<b>Rich Coggins, L</b> (1, 8) OBP: 0.355, SLG: 0.467	4-0 HR BB		0-0 E3 G4-6-3 1B					0-0 3-1									3 1 1 0 1 0 0										
<b>Bobby Grich, R</b> (1, 4) OBP: 0.357, SLG: 0.424	0-0 F4		0-0 1B G4-6-3					0-0 6-3									4 0 2 0 0 0 3										
<b>Boog Powell, L</b> (1, 3) OBP: 0.340, SLG: 0.426	0-0 HR		0-0 G4-6-3					0-0 F8									4 1 1 3 0 0 3										
<b>Terry Crowley, L</b> (1, 9) OBP: 0.329, SLG: 0.429	4-3		0-0 F7					0-0 F9									3 0 0 0 0 0 1										
<b>Paul Blair, R</b> (6, 8) OBP: 0.263, SLG: 0.340									0-0 S 1B								1 0 1 0 0 0 0										
<b>Brooks Robinson, R</b> (1, 5) OBP: 0.301, SLG: 0.339	4-0 BB		0-0 F9					0-0 4-3									3 0 0 0 1 0 1										
<b>Johnny Oates, L</b> (1, 2) OBP: 0.332, SLG: 0.354	0-0 5-3		0-0 6-3					0-0 4-3									4 0 0 0 0 1 2										
<b>Mark Belanger, R</b> (1, 6) OBP: 0.240, SLG: 0.253		0-3 K	0-0 L6					0-0 F7									4 0 0 0 0 1 1										
<b>Jim Palmer, R</b> (1, 1) OBP: 0.231, SLG: 0.278		0-0 G6-3 1B						0-0 F8									3 0 1 0 0 1 0										
<b>Grant Jackson, S</b> (8, 1)																	0 0 0 0 0 0 0										
<b>Inning Stats</b>	R: 3 E: 0 K: 0 S: 4	H: 1 LOB: 1 BB: 3 P: 16	R: 0 E: 0 K: 1 S: 5	H: 1 LOB: 0 BB: 0 P: 5	R: 0 E: 1 K: 0 S: 4	H: 1 LOB: 1 BB: 0 P: 4	R: 0 E: 0 K: 0 S: 3	H: 0 LOB: 0 BB: 0 P: 3	R: 0 E: 0 K: 1 S: 6	H: 1 LOB: 1 BB: 0 P: 6	R: 0 E: 0 K: 0 S: 3	H: 0 LOB: 0 BB: 0 P: 3	R: 0 E: 0 K: 0 S: 4	H: 1 LOB: 1 BB: 0 P: 4	R: 0 E: 0 K: 1 S: 6	H: 1 LOB: 1 BB: 0 P: 6	1B: 4 2B: 1 3B: 0 HR: 1	SF: 0 SAC: 0 DP: 2 HBP: 0	WP: 0 PB: 0 SB: 1 CS: 0	PA: 35							
<b>PITCHER</b>	IP	WLS	BF	H	R	ER	SO	BB	IBB	HBP	BLK	WP	HR	S	P	ERA	WHIP										
<b>Mel Stottlemyre, R</b> (1, 1) ERA: 3.3	8.0	L	31	5	3	3	2	3	0	0	0	0	1	32	44	3.38	1.000										
<b>Lindy McDaniel, R</b> (9, 1) ERA: 2.95	1.0		4	1	0	0	1	0	0	0	0	0	0	6	6	0.00	1.000										

Baltimore Orioles @ New York Yankees  
Yankee Stadium, Bronx, NY  
Fri Sep 15 1972, 7:05 PM EDT  
Att: 28,681 - Unknown

AB 32  
R 3  
H 6  
RBI 3  
BB 3  
SO 3  
LOB 12



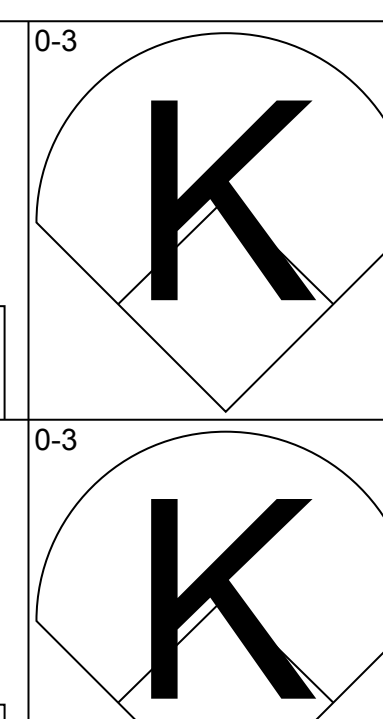
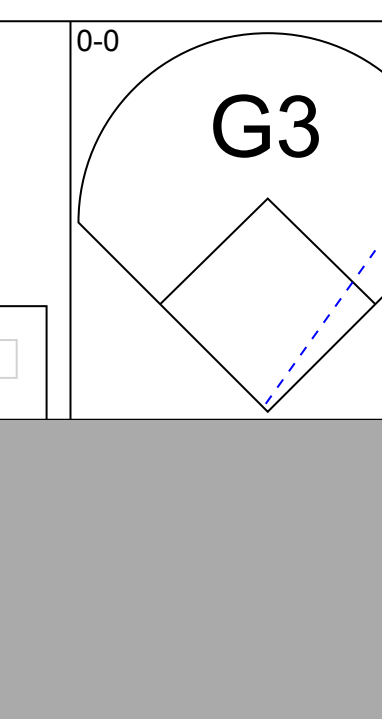
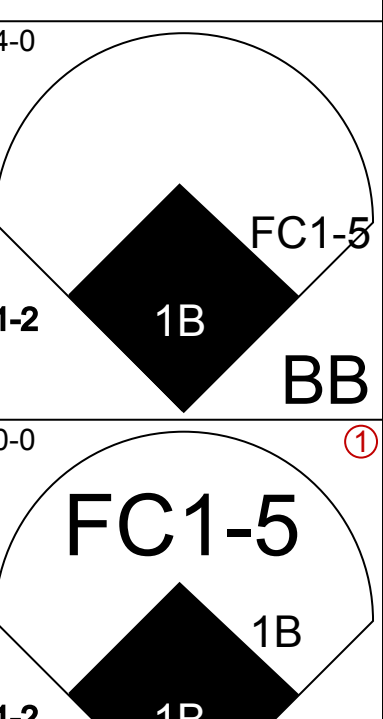
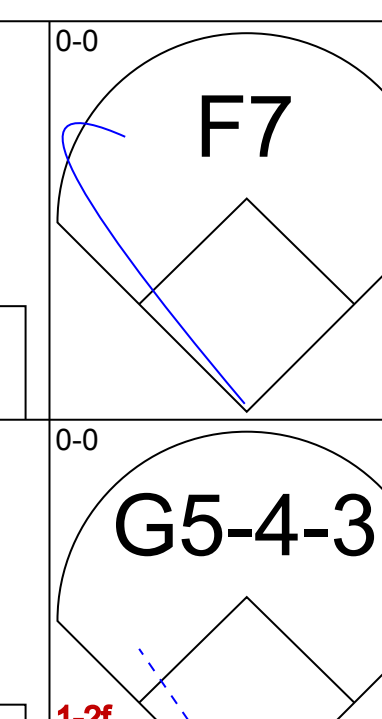
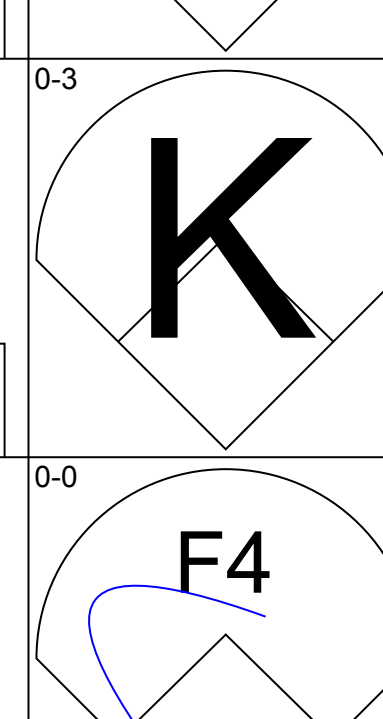
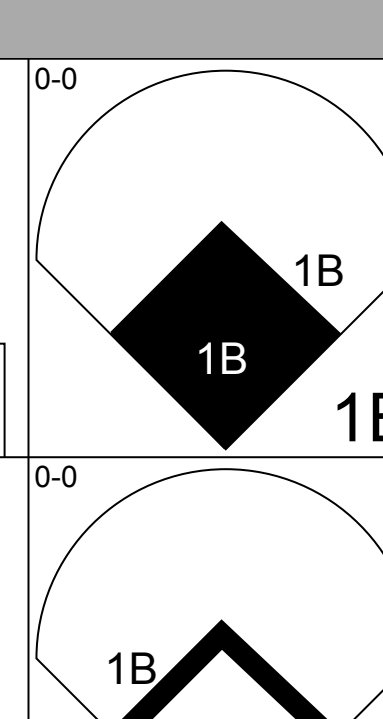
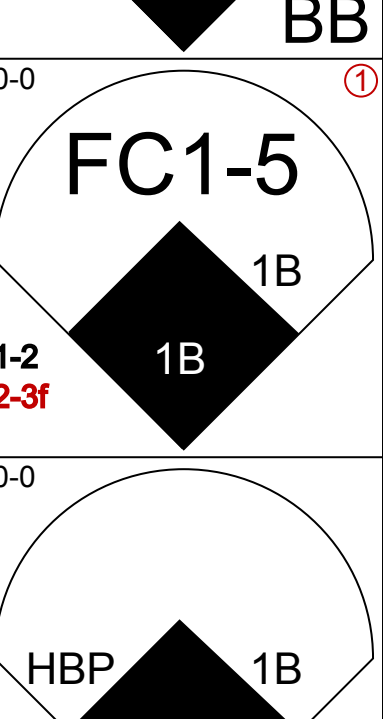
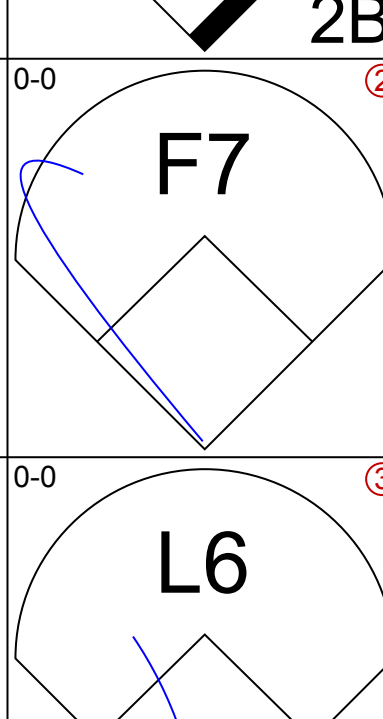
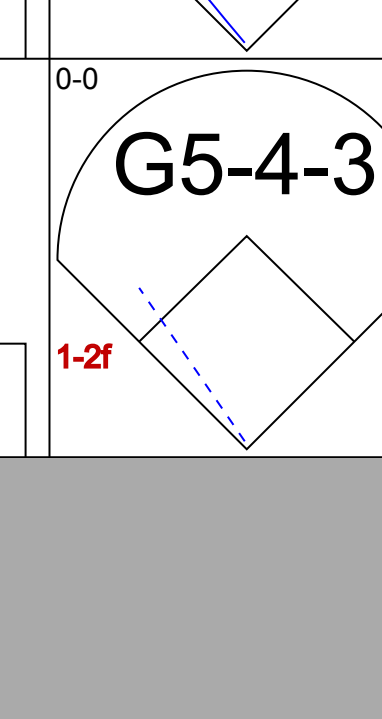
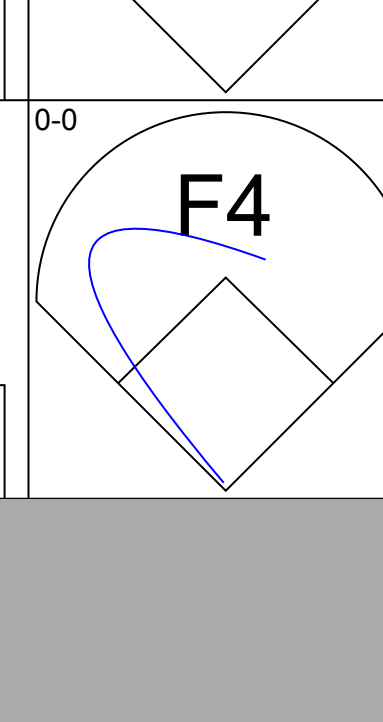
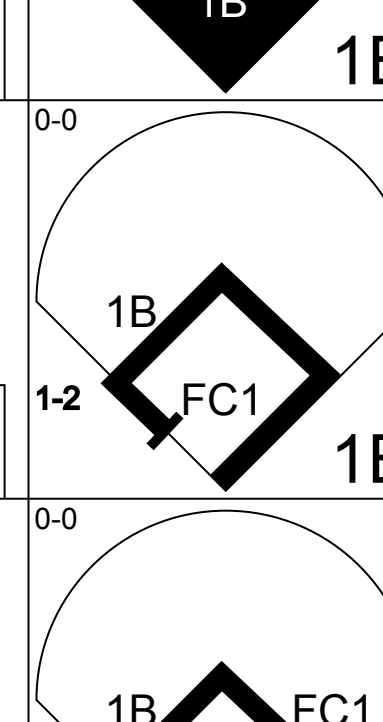
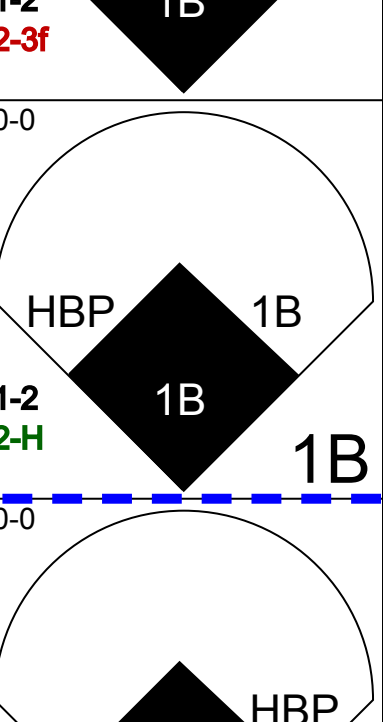
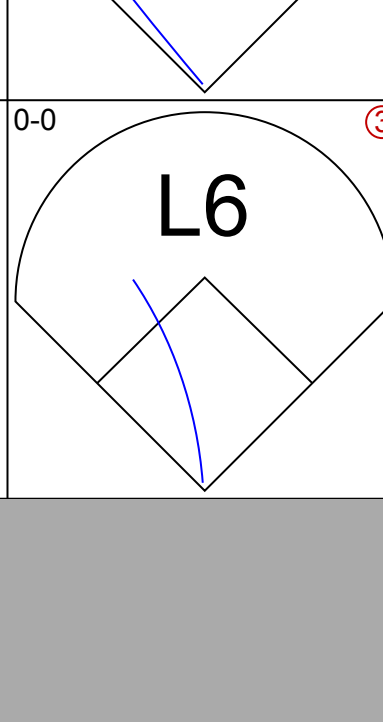
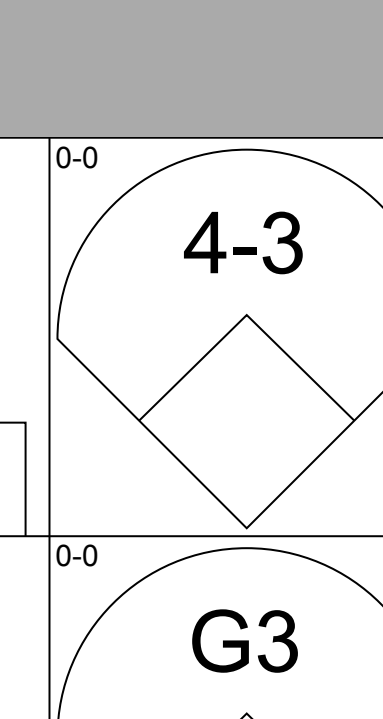
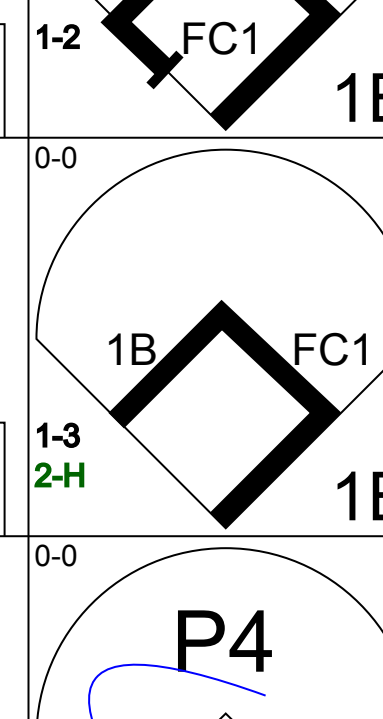
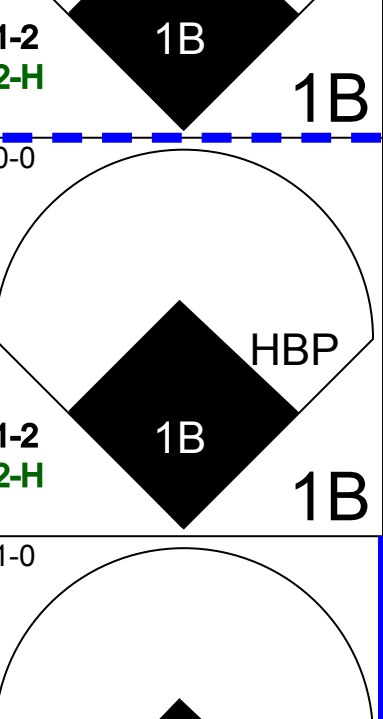
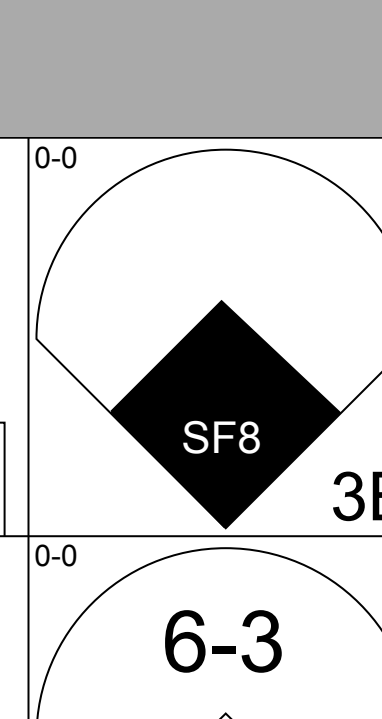
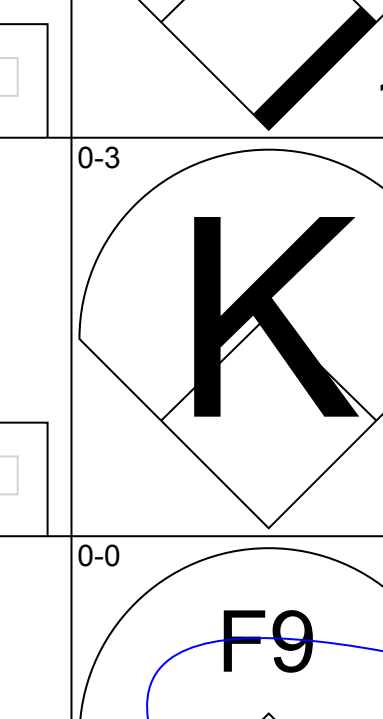
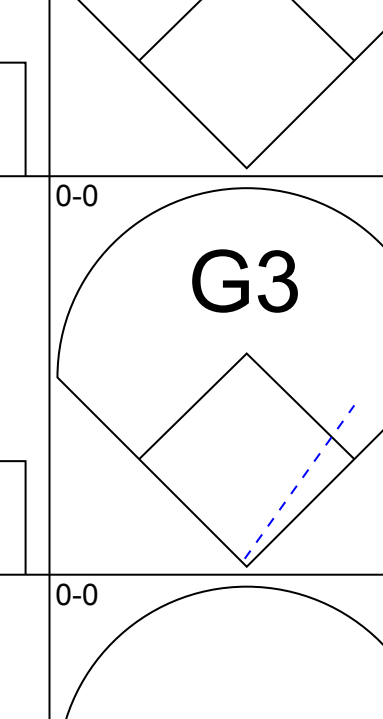
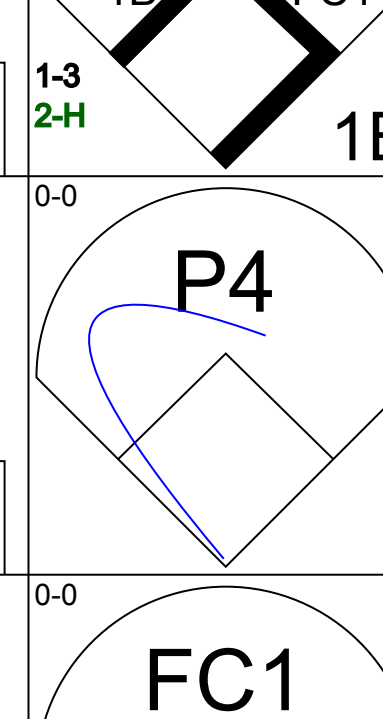
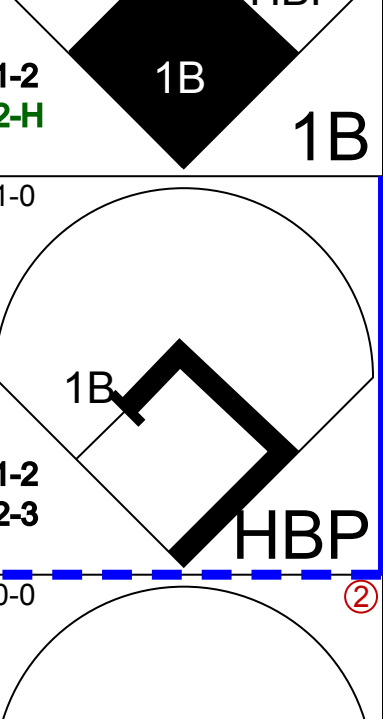
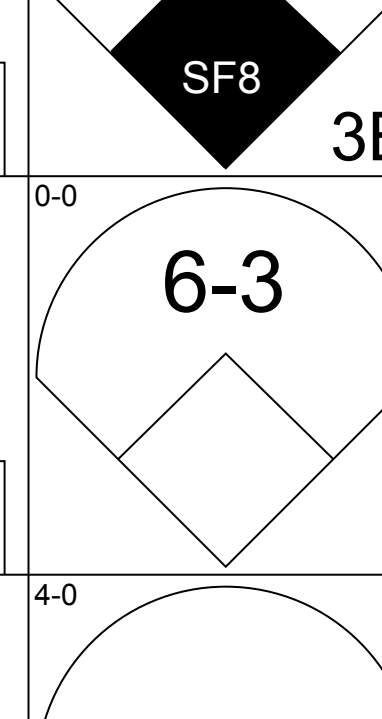
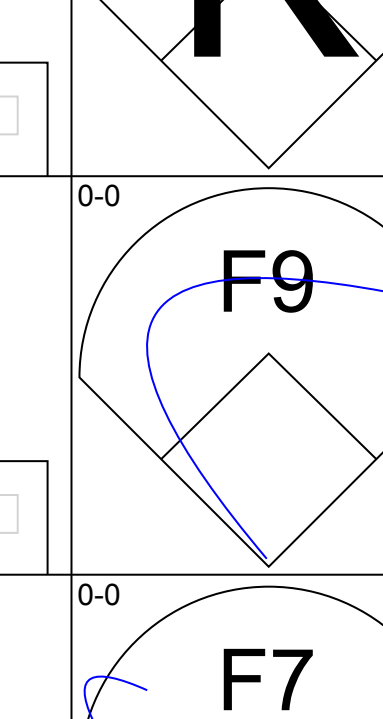
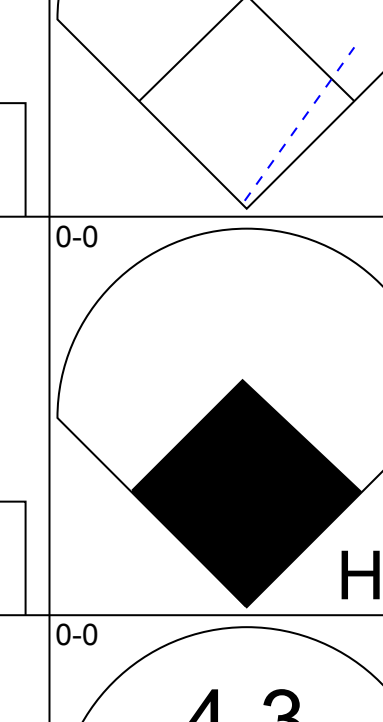
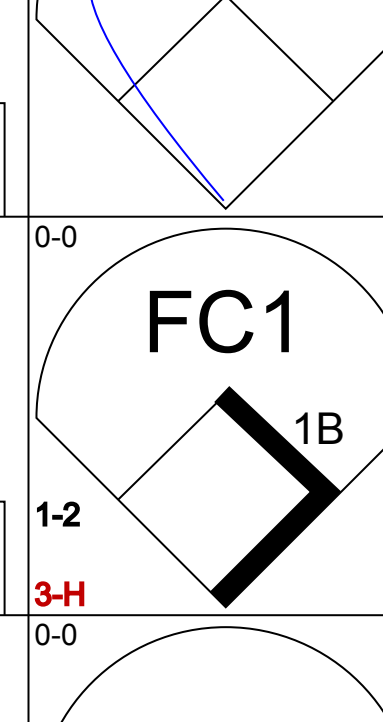
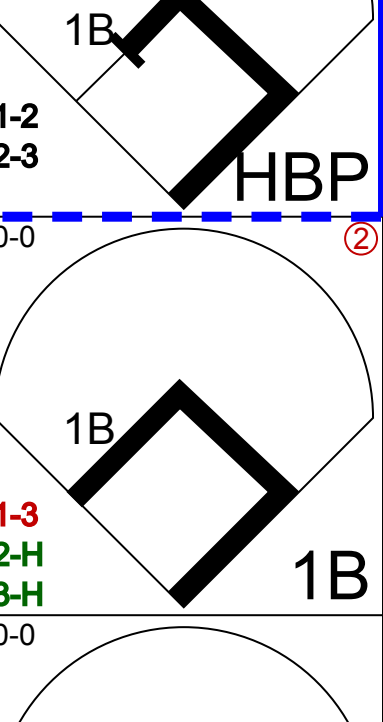
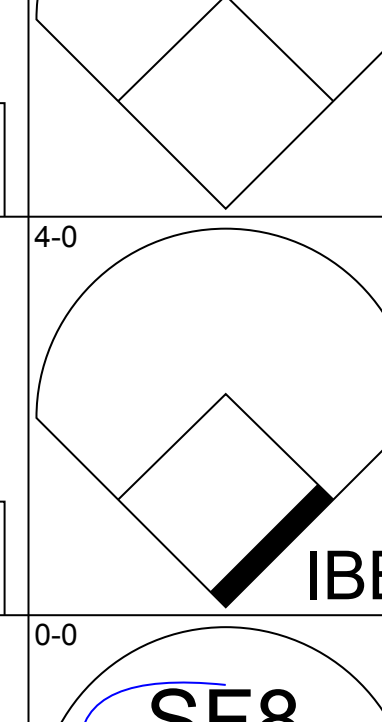
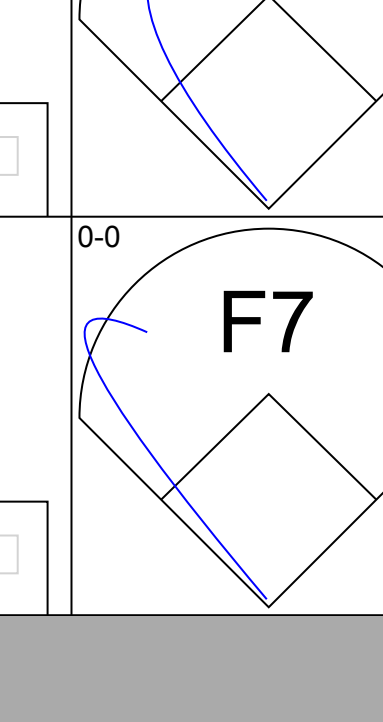
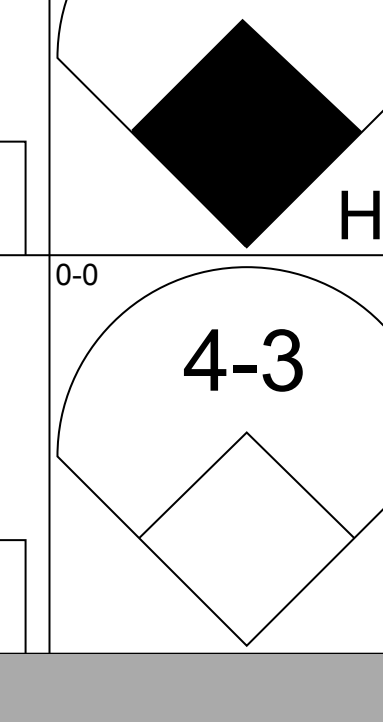
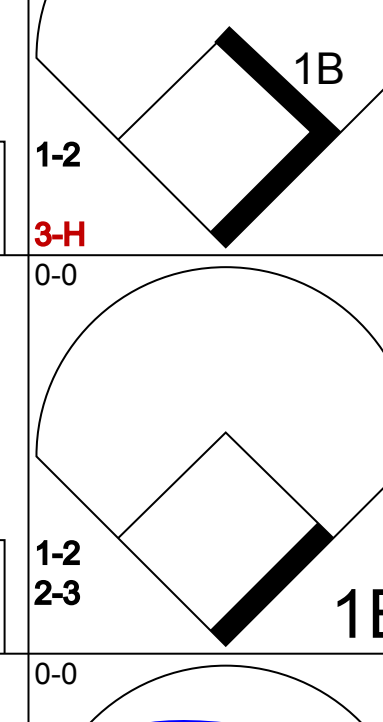
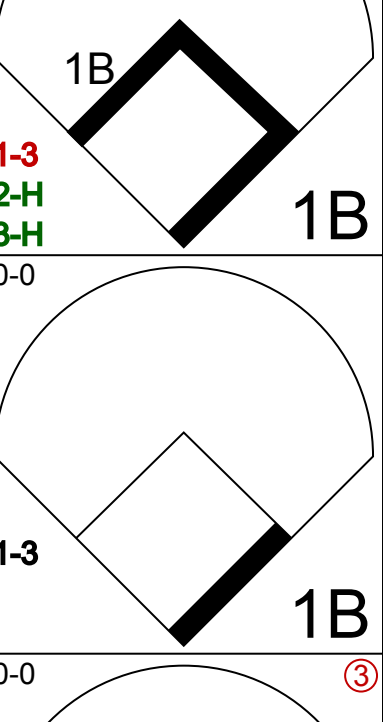
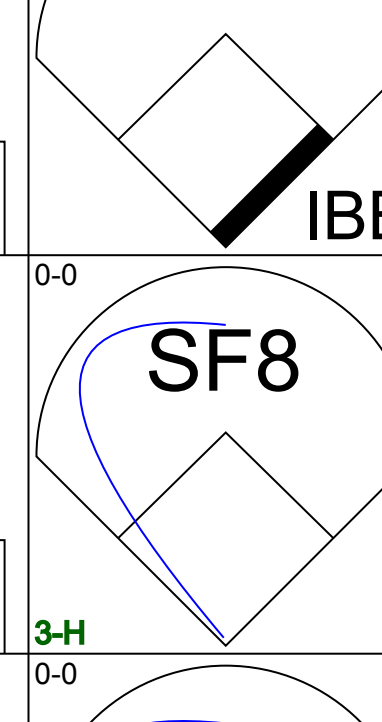

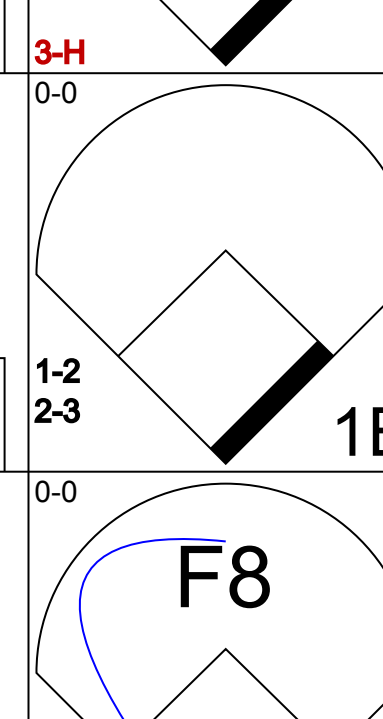
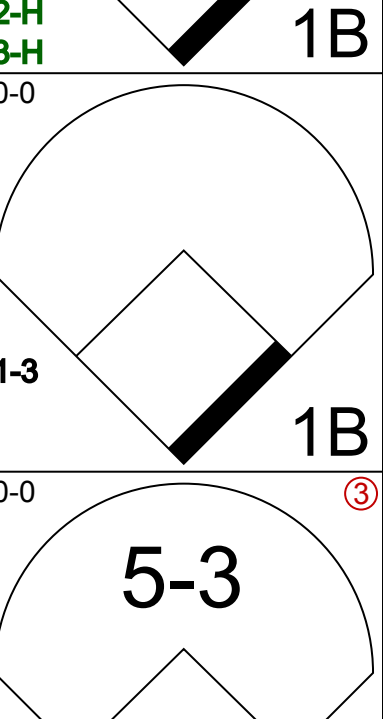
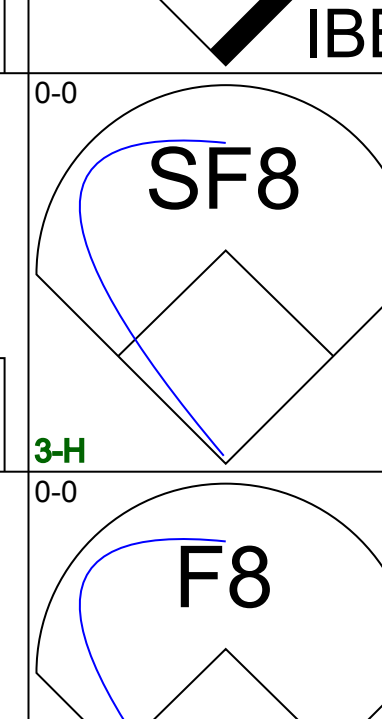
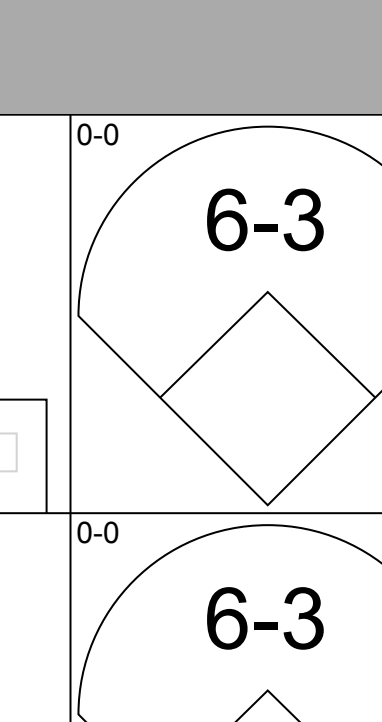
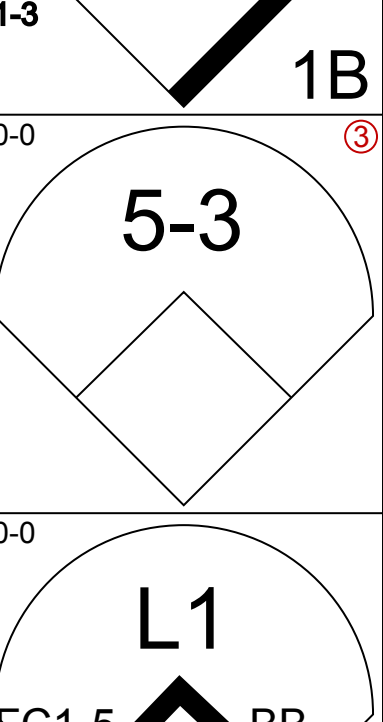
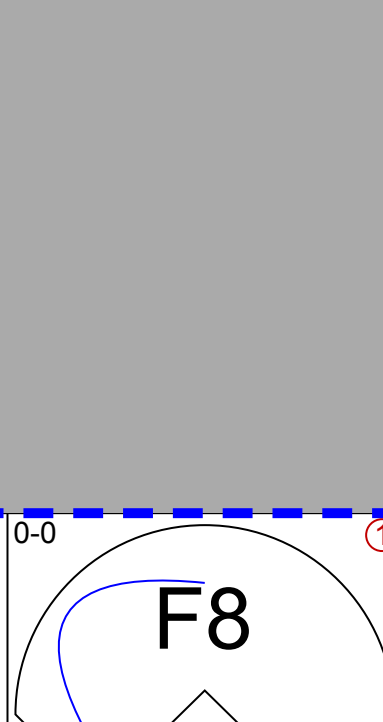
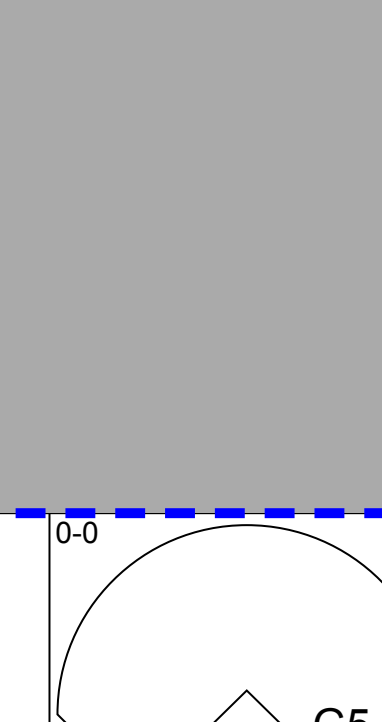
Batter	1	2	3	4	5	6	7	8	9	AB	R	H	RBI	BB	SO	LOB	BOTTOM										
<b>Horace Clarke, S</b> (1, 4) OBP: 0.322, SLG: 0.302	0-0 G3			0-0 1B				0-0 1B									3 0 2 0 1 0 0										
<b>Roy White, S</b> (1, 7) OBP: 0.383, SLG: 0.369	0-0 G3			0-0 1B				0-0 F8									4 0 1 0 0 0 2										
<b>Bobby Murcer, L</b> (1, 8) OBP: 0.362, SLG: 0.534	0-0 G3		0-3 K					0-0 F6									4 0 0 0 0 1 3										
<b>Ron Blomberg, L</b> (1, 3) OBP: 0.357, SLG: 0.479		0-0 4-3		0-0 F4				0-0 F9									3 0 0 0 0 0 2										
<b>Rich McKinney, R</b> (9, PH) OBP: 0.294, SLG: 0.263									0-0 F4								1 0 0 0 0 0 0										
<b>Johnny Callison, L</b> (1, 9) OBP: 0.297, SLG: 0.390		0-0 F8		0-0 F8				0-0 HR									3 1 1 1 0 0 2										
<b>John Ellis, R</b> (9, PH) OBP: 0.321, SLG: 0.456									4-0 BB								0 0 0 0 1 0 0										
<b>Bernie Allen, L</b> (1, 5) OBP: 0.302, SLG: 0.386		0-0 F8		0-3 K				0-0 1B									3 0 1 0 0 1 0										
<b>Charlie Spikes, R</b> (9, PH) OBP: 0.174, SLG: 0.182									0-3 K								1 0 0 0 0 1 1										
<b>Thurman Munson, R</b> (1, 2) OBP: 0.350, SLG: 0.369			0-0 F4					0-0 F9									4 0 1 0 0 0 1										
<b>Gene Michael, S</b> (1, 6) OBP: 0.293, SLG: 0.288			0-0 4-3					0-0 4-3									2 0 0 0 0 0 0										
<b>Felipe Alou, R</b> (7, PH) OBP: 0.327, SLG: 0.402																	1 0 0 0 0 0 2										
<b>Jerry Kenney, L</b> (8, 6) OBP: 0.315, SLG: 0.237																	0 0 0 0 0 0 0										
<b>Mel Stottlemyre, R</b> (1, 1) OBP: 0.244, SLG: 0.257			0-0 F9					0-0 6-3									2 0 0 0 0 0 0										
<b>Frank Tepedino, L</b> (8, PH)																	1 0 0 0 0 0 0										
<b>Lindy McDaniel, R</b> (9, 1) OBP: 0.200, SLG: 0.200																	0 0 0 0 0 0 0										
<b>Inning Stats</b>	R: 0 E: 0 K: 0 S: 3	H: 0 LOB: 0 BB: 0 P: 3	R: 0 E: 0 K: 0 S: 3	H: 0 LOB: 0 BB: 0 P: 3	R: 0 E: 0 K: 1 S: 7	H: 2 LOB: 2 BB: 0 P: 7	R: 0 E: 0 K: 1 S: 5	H: 0 LOB: 0 BB: 0 P: 5	R: 0 E: 0 K: 0 S: 2	H: 0 LOB: 0 BB: 1 P: 6	R: 1 E: 0 K: 0 S: 6	H: 3 LOB: 2 BB: 0 P: 6	R: 0 E: 0 K: 0 S: 4	H: 1 LOB: 1 BB: 0 P: 4	R: 0 E: 0 K: 1 S: 5	H: 0 LOB: 1 BB: 1 P: 9	1B: 5 2B: 0 3B: 0 HR: 1	SF: 0 SAC: 0 DP: 1 HBP: 0	WP: 0 PB: 0 SB: 0 CS: 0	PA: 34							
<b>PITCHER</b>	IP	WLS	BF	H	R	ER	SO	BB	IBB	HBP	BLK	WP	HR	S	P	ERA	WHIP										
<b>Jim Palmer, R</b> (1, 1) ERA: 1.82	7.1	W	28	6	1	1	2	1	0	0	0	0	0	31	35	1.23	0.955										
<b>Grant Jackson, L</b> (8, 1) ERA: 2.57	1.2	S	6	0	0	0	1	1	0	0	0	0	0	7	11	0.00	0.600										

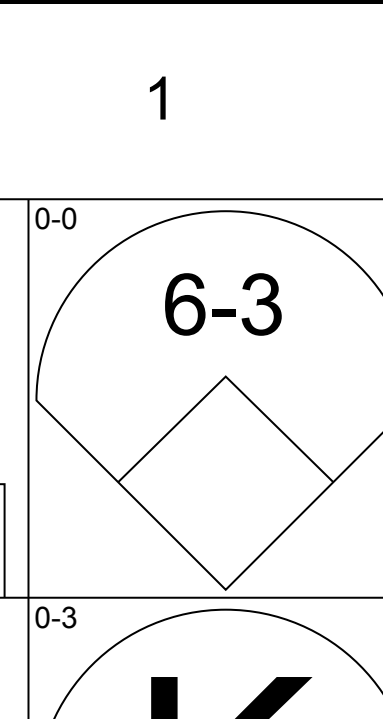
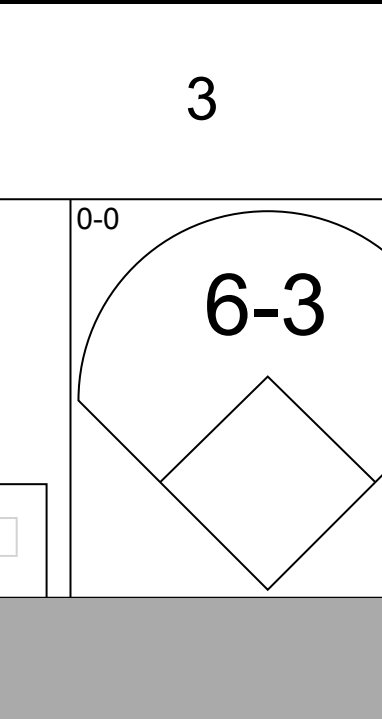
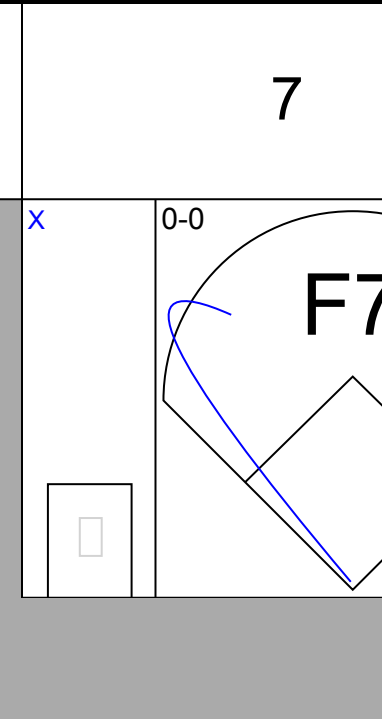
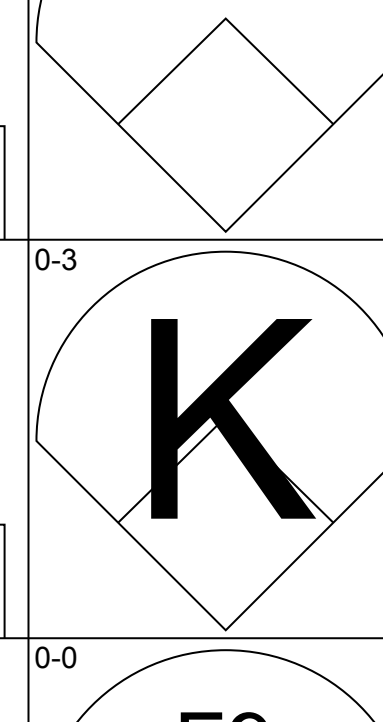
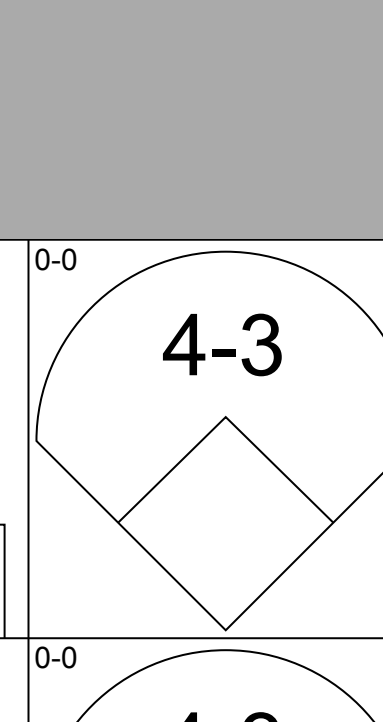
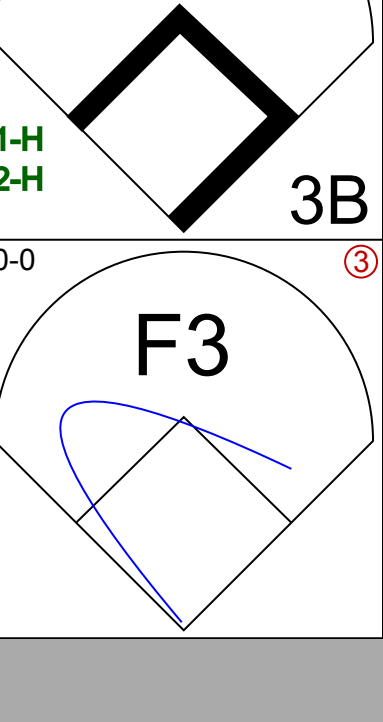
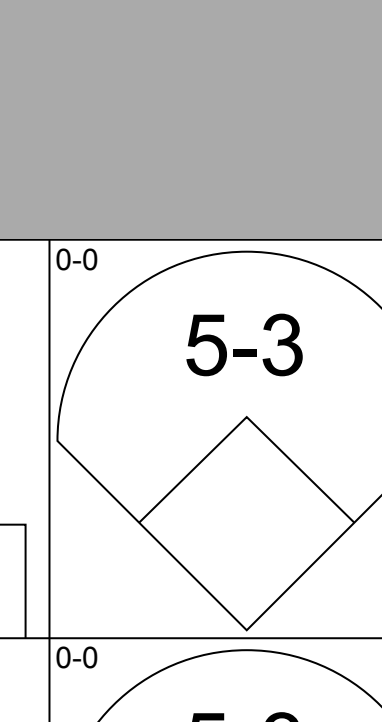
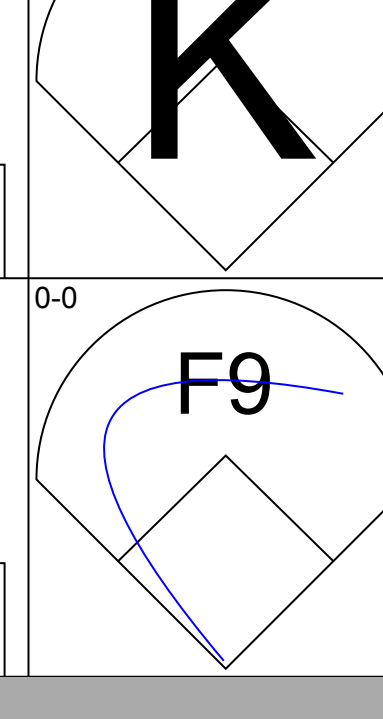
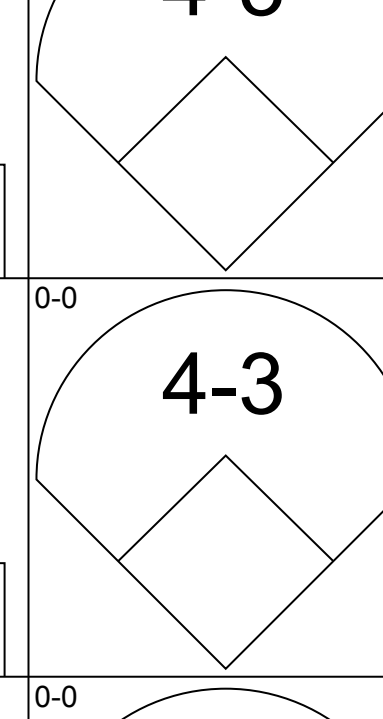
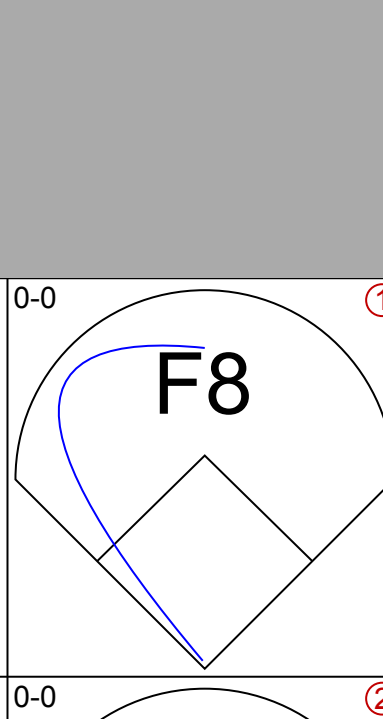
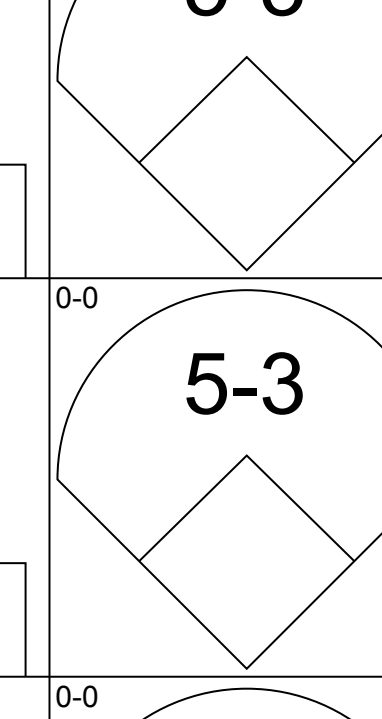
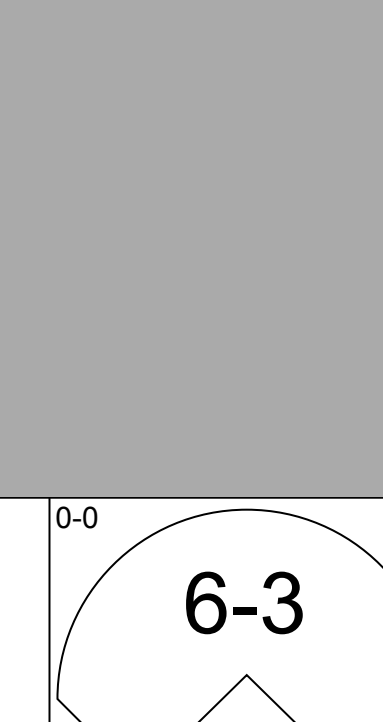
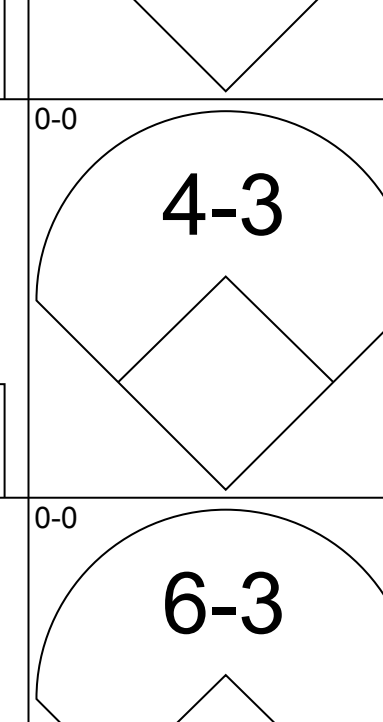
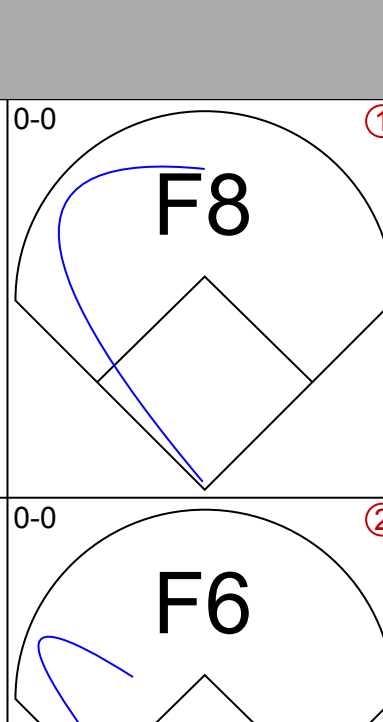
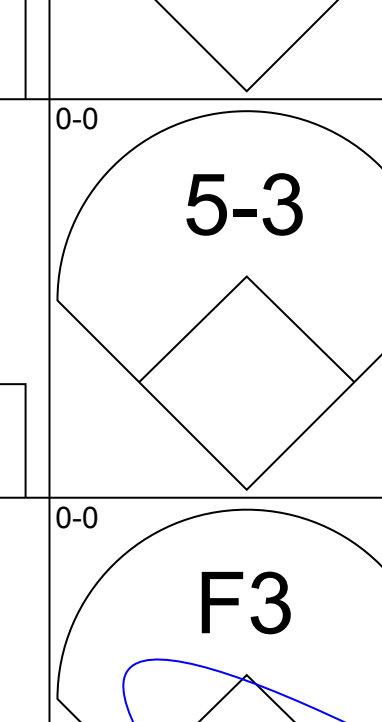
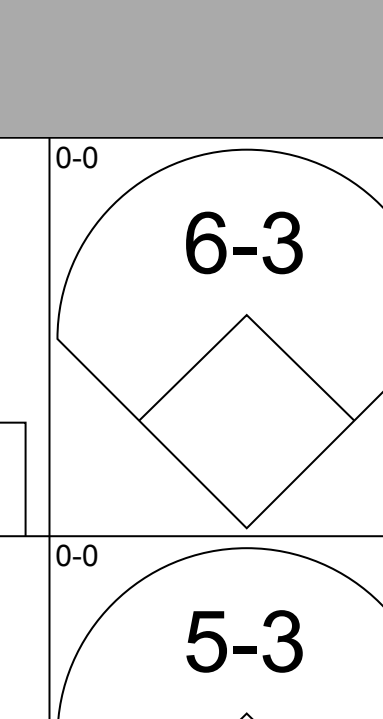



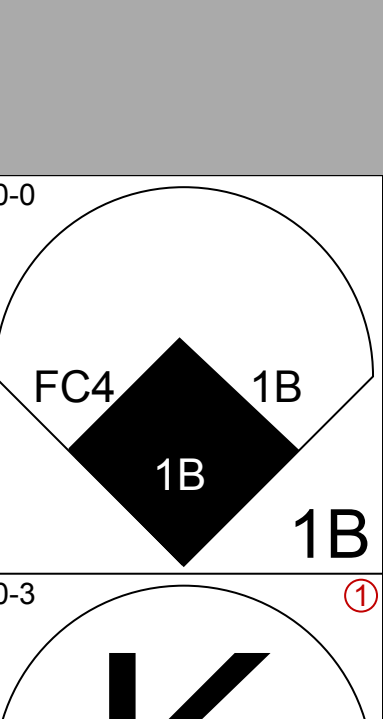
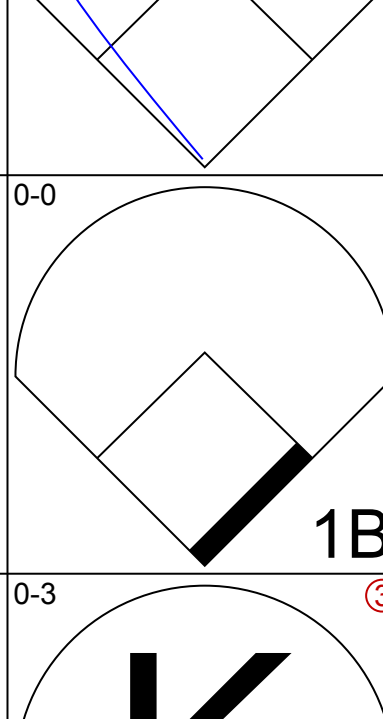
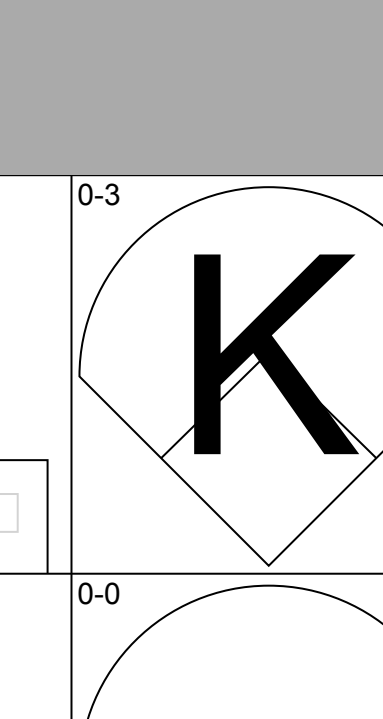

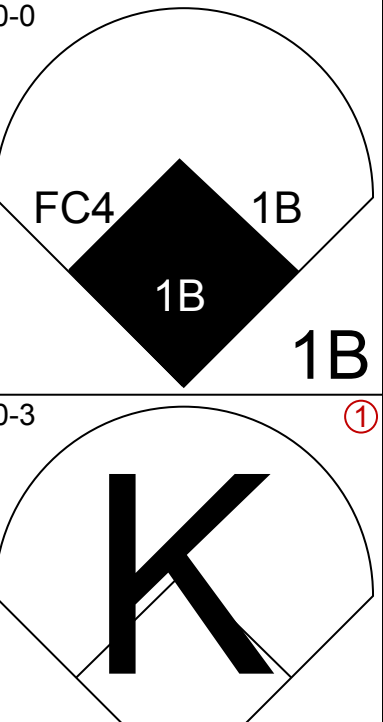

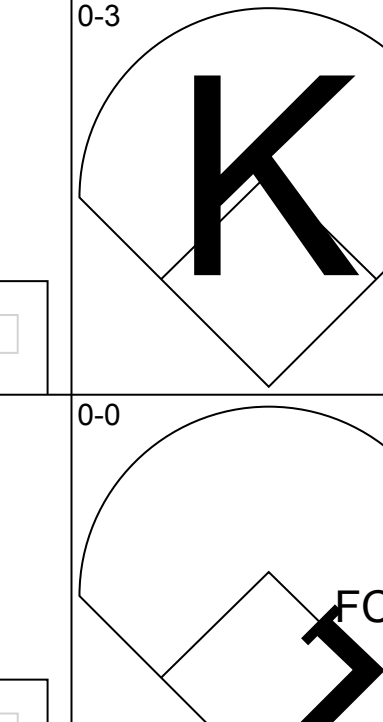
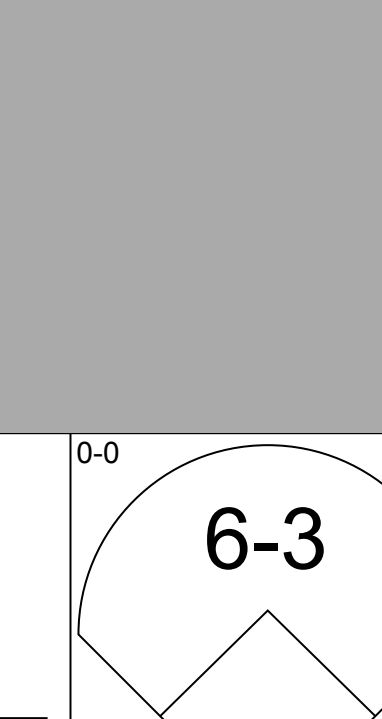
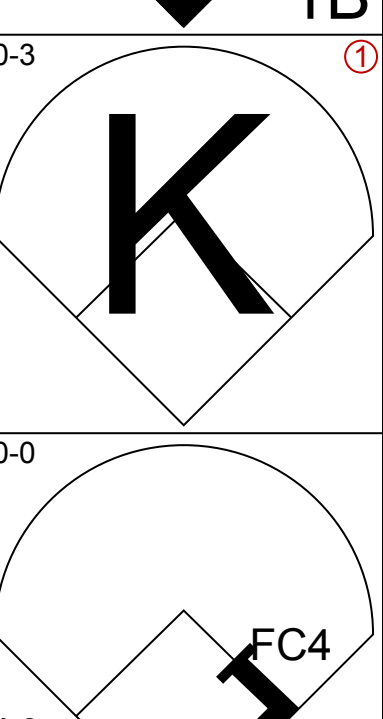
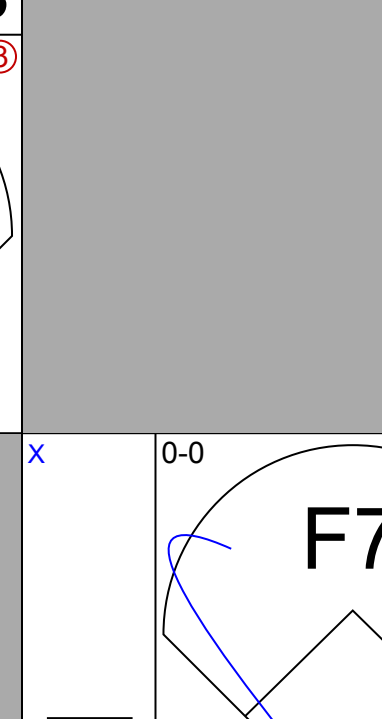
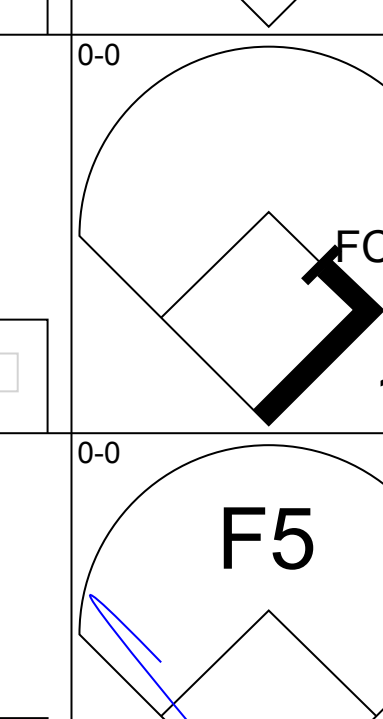
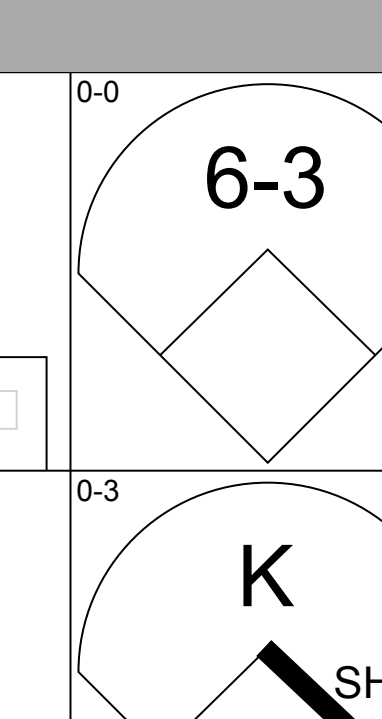
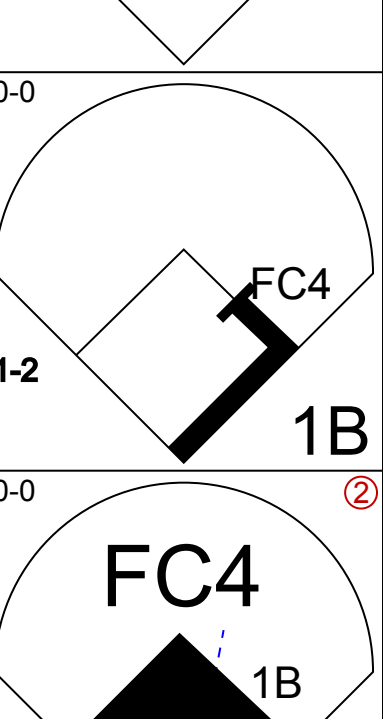
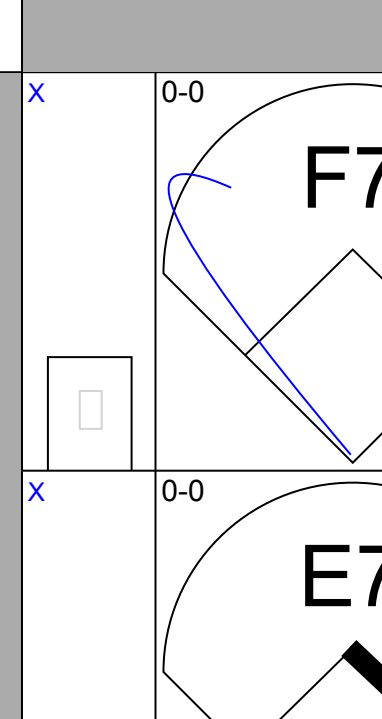
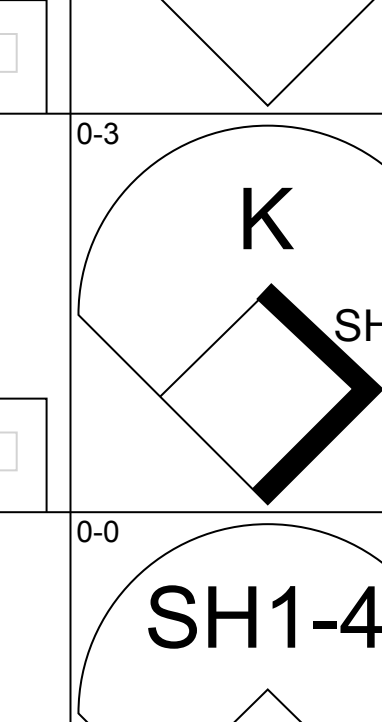
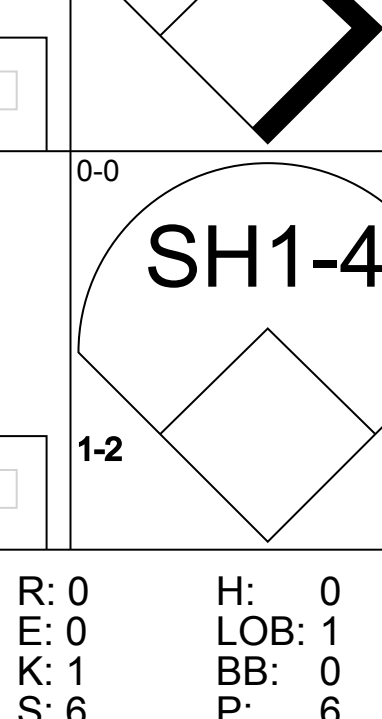
Baltimore Orioles @ New York Yankees  
Yankee Stadium, Bronx, NY  
Fri Sep 15 1972, 7:05 PM EDT  
Att: 28,681 - Unknown

AB 32  
R 1  
H 6  
RBI 1  
BB 2  
SO 3  
LOB 13





Batter	1	2	3	4	5	6	7	8	9	AB	R	H	RBI	BB	SO	LOB	TOP																					
<b>Don Buford, S</b> OBP: 0.328, SLG: 0.270 (1, 7)										4	1	1	0	1	1	1	<b>Baltimore Orioles @ New York Yankees</b> Yankee Stadium, Bronx, NY Sat Sep 16 1972, 3:33 AM EDT Att: 25,102 - Unknown																					
<b>Paul Blair, R</b> OBP: 0.262, SLG: 0.339 (1, 8)										5	2	1	0	0	1	4																						
<b>Bobby Grich, R</b> OBP: 0.360, SLG: 0.426 (1, 4)										5	1	3	1	0	0	1																						
<b>Boog Powell, L</b> OBP: 0.343, SLG: 0.433 (1, 3)										5	2	3	2	0	1	1																						
<b>Terry Crowley, L</b> OBP: 0.329, SLG: 0.425 <b>Merv Rettenmund, R</b> (5, PR) OBP: 0.332, SLG: 0.356 (5, 9)										2	0	0	0	0	0	2																						
<b>Brooks Robinson, R</b> OBP: 0.303, SLG: 0.346 (1, 5)										4	1	2	3	1	0	3																						
<b>Johnny Oates, L</b> OBP: 0.335, SLG: 0.358 (1, 2)										3	0	2	1	0	0	0																						
<b>Mark Belanger, R</b> OBP: 0.237, SLG: 0.249 (1, 6)										4	0	0	0	0	0	6																						
<b>Mike Cuellar, L</b> OBP: 0.122, SLG: 0.195 (1, 1)										4	0	1	0	0	0	0																						
<b>Inning Stats</b>	R: 0 E: 0 K: 2 S: 7	H: 0 LOB: 0 BB: 0 P: 7	R: 1 E: 0 K: 0 S: 4	H: 1 LOB: 0 BB: 0 P: 4	R: 0 E: 0 K: 0 S: 3	H: 0 LOB: 0 BB: 0 P: 3	R: 1 E: 0 K: 0 S: 7	H: 4 LOB: 3 BB: 0 P: 7	R: 4 E: 1 K: 0 S: 7	H: 4 LOB: 2 BB: 1 P: 12	R: 0 E: 0 K: 0 S: 4	H: 1 LOB: 1 BB: 0 P: 4	R: 1 E: 0 K: 0 S: 4	H: 1 LOB: 1 BB: 1 P: 8	R: 0 E: 0 K: 0 S: 3	H: 1 LOB: 0 BB: 0 P: 3		R: 0 E: 0 K: 1 S: 6	H: 1 LOB: 1 BB: 0 P: 6	1B: 10 2B: 1 3B: 1 HR: 1	SF: 1 SAC: 0 DP: 1 HBP: 1	WP: 0 PA: 42 PB: 0 SB: 0 CS: 0																
<b>PITCHER</b>	IP	WLS	BF	H	R	ER	SO	BB	IBB	HBP	BLK	WP	HR	S	P	ERA	WHIP	<b>PITCHER</b>				IP	WLS	BF	H	R	ER	SO	BB	IBB	HBP	BLK	WP	HR	S	P	ERA	WHIP
<b>Steve Kline, R</b> ERA: 2.13 (1, 1)	4.1	L	21	6	5	5	2	1	0	0	0	0	1	24	28	10.38	1.615																					
<b>Wade Blasingame, L</b> ERA: 8.0 (5, 1)	0.0		2	1	0	0	0	0	0	1	0	0	0	1	2	∞	∞																					
<b>Fred Beene, R</b> ERA: 2.32 (5, 1)	0.2		3	2	1	0	0	0	0	0	0	0	0	3	3	0.00	3.000																					
<b>Ron Klimkowski, R</b> ERA: 4.4 (6, 1)	2.0		9	2	1	1	0	0	1	0	0	0	0	8	12	4.50	1.000																					
<b>Casey Cox, R</b> ERA: 4.2 (8, 1)	2.0		7	2	0	0	1	0	0	0	0	0	0	9	9	0.00	1.000																					

Batter	1	2	3	4	5	6	7	8	9	AB	R	H	RBI	BB	SO	LOB	BOTTOM																					
<b>Horace Clarke, S</b> OBP: 0.322, SLG: 0.306 (1, 4)										4	0	1	2	0	0	2	<b>Baltimore Orioles @ New York Yankees</b> Yankee Stadium, Bronx, NY Sat Sep 16 1972, 3:33 AM EDT Att: 25,102 - Unknown																					
<b>Roy White, S</b> OBP: 0.381, SLG: 0.366 (1, 7)										4	0	0	0	0	1	1																						
<b>Bobby Murcer, L</b> OBP: 0.360, SLG: 0.530 (1, 8)										4	0	0	0	0	0	0																						
<b>Felipe Alou, R</b> OBP: 0.323, SLG: 0.397 (1, 3)										4	0	0	0	0	0	0																						
<b>Thurman Munson, R</b> OBP: 0.352, SLG: 0.370 (1, 2)										4	1	2	0	0	1	0																						
<b>Charlie Spikes, R</b> OBP: 0.185, SLG: 0.192 (1, 9)										4	0	1	0	0	2	2																						
<b>Gene Michael, S</b> OBP: 0.292, SLG: 0.287 (1, 6)										4	0	1	0	0	0	1																						
<b>Hal Lanier, R</b> OBP: 0.233, SLG: 0.242 (1, 5)										4	1	1	0	0	1	3																						
<b>Steve Kline, R</b> OBP: 0.137, SLG: 0.074 (5, 1)										0	0	0	0	0	0	0																						
<b>Wade Blasingame, L</b> (5, 1)										0	0	0	0	0	0	0																						
<b>Ron Swoboda, R</b> OBP: 0.344, SLG: 0.348 (5, PR) <b>Ron Klimkowski, R</b> (6, 1) <b>Rich McKinney, R</b> OBP: 0.205, SLG: 0.203 (7, PR) <b>Casey Cox, R</b> OBP: 0.233, SLG: 0.111 (8, 1)										0	0	0	0	0	0	0																						
<b>Inning Stats</b>	R: 0 E: 0 K: 1 S: 5	H: 0 LOB: 0 BB: 0 P: 5	R: 0 E: 0 K: 0 S: 3	H: 0 LOB: 0 BB: 0 P: 3	R: 0 E: 0 K: 1 S: 6	H: 0 LOB: 0 BB: 0 P: 6	R: 0 E: 0 K: 0 S: 3	H: 0 LOB: 0 BB: 0 P: 3	R: 3 E: 0 K: 1 S: 9	H: 4 LOB: 1 BB: 0 P: 9	R: 0 E: 0 K: 1 S: 6	H: 1 LOB: 1 BB: 0 P: 6	R: 0 E: 1 K: 0 S: 4	H: 1 LOB: 1 BB: 0 P: 4	R: 0 E: 0 K: 0 S: 3	H: 0 LOB: 0 BB: 0 P: 3	R: 0 E: 0 K: 1 S: 6	H: 1 LOB: 1 BB: 0 P: 6	1B: 6 2B: 0 3B: 1 HR: 0	SF: 0 SAC: 1 DP: 0 HBP: 0	WP: 1 PA: 35 PB: 0 SB: 0 CS: 0																	
<b>PITCHER</b>	IP	WLS	BF	H	R	ER	SO	BB	IBB	HBP	BLK	WP	HR	S	P	ERA	WHIP	<b>PITCHER</b>				IP	WLS	BF	H	R	ER	SO	BB	IBB	HBP	BLK	WP	HR	S	P	ERA	WHIP
<b>Mike Cuellar, L</b> ERA: 2.57 (1, 1)	9.0	W	35	7	3	3	5	0	0	0	0	1	0	45	45	3.00	0.778																					

AB	38
R	7
H	13
RBI	7
BB	2
SO	3
LOB	20

AB	34
R	3
H	7
RBI	3
BB	0
SO	5
LOB	10



Batter	1	2	3	4	5	6	7	8	9	AB	R	H	RBI	BB	SO	LOB	TOP		
Merv Rettenmund, R OBP: 0.328, SLG: 0.351 (1, 7)	G3		6-3			F9		FC4-6		4	0	0	0	0	0	1			
Paul Blair, R OBP: 0.260, SLG: 0.336 (1, 8)	K			F8		F4			F7	4	0	0	0	0	1	0			
Bobby Grich, R OBP: 0.359, SLG: 0.424 (1, 6)	F7			F9					F8	4	0	1	0	0	0	0			
Tommy Davis, R OBP: 0.343, SLG: 0.330 Rich Coggins, L OBP: 0.355, SLG: 0.467 (9, PR)		F6					K			4	0	2	0	0	1	1			
Brooks Robinson, R OBP: 0.301, SLG: 0.343 (1, 5)		5-3		F3			F8			4	0	0	0	0	0	3			
Boog Powell, L OBP: 0.341, SLG: 0.430 (1, 3)		3-1				F3				3	0	0	0	0	0	1			
Davey Johnson, R OBP: 0.326, SLG: 0.337 (1, 4)					F2			K		3	1	1	0	0	1	0			
Andy Etchebarren, R OBP: 0.275, SLG: 0.283 Tom Shopy, L OBP: 0.306, SLG: 0.242 Johnny Cates, L OBP: 0.335, SLG: 0.358 (8, PR)						F9				3	0	2	1	0	0	0			
Dave McNally, R OBP: 0.188, SLG: 0.260 Enos Cabell, R (6, PH)										1	0	0	0	0	0	1			
Roric Harrison, R OBP: 0.143, SLG: 0.154 Don Baylor, R OBP: 0.332, SLG: 0.419 Grant Jackson, S (8, PH)										1	0	0	0	0	0	0			
<b>Inning Stats</b>	R: 0 E: 0 K: 1 S: 5	H: 0 LOB: 0 BB: 0 P: 5	R: 0 E: 0 K: 0 S: 3	H: 0 LOB: 0 BB: 0 P: 3	R: 0 E: 0 K: 0 S: 4	H: 2 LOB: 0 BB: 0 P: 4	R: 0 E: 0 K: 0 S: 4	H: 1 LOB: 1 BB: 0 P: 4	R: 0 E: 0 K: 0 S: 3	H: 0 LOB: 0 BB: 0 P: 3	R: 0 E: 0 K: 1 S: 6	H: 1 LOB: 1 BB: 0 P: 6	R: 0 E: 0 K: 2 S: 8	H: 1 LOB: 1 BB: 0 P: 8	R: 0 E: 0 K: 0 S: 4	H: 1 LOB: 1 BB: 0 P: 4	1B: 4 2B: 2 3B: 1 HR: 0	SF: 0 SAC: 0 DP: 1 HBP: 0	WP: 0 PA: 32 PB: 0 SB: 0 CS: 0
<b>PITCHER</b>	IP WLS BF H R ER SO BB IBB HBP BLK WP HR S P ERA WHIP																		
Fritz Peterson, L ERA: 3.36 Sparky Lyle, L ERA: 1.63 (7, 1)	6.0 W 20 3 1 1 1 0 0 0 0 0 0 22 22 1.50 0.500																		

Baltimore Orioles @ New York Yankees  
Yankee Stadium, Bronx, NY  
Sun Sep 17 1972, 3:33 AM EDT  
Att: 30,072 - Unknown

AB 32  
R 1  
H 6  
RBI 1  
BB 0  
SO 4  
LOB 8



Batter	1	2	3	4	5	6	7	8	9	AB	R	H	RBI	BB	SO	LOB	BOTTOM		
Horace Clarke, S OBP: 0.323, SLG: 0.310 (1, 4)	5-3							FC6-4		4	0	2	0	0	0	1			
Roy White, S OBP: 0.381, SLG: 0.365 (1, 7)	5-3								F8	3	0	1	0	1	0	0			
Bobby Murcer, L OBP: 0.359, SLG: 0.528 (1, 8)	F8									4	1	1	0	0	0	3			
Felipe Alou, R OBP: 0.325, SLG: 0.408 (1, 3)										4	1	2	2	0	0	0			
Thurman Munson, R OBP: 0.351, SLG: 0.370 (1, 2)										3	0	1	0	0	0	1			
Charlie Spikes, R OBP: 0.207, SLG: 0.214 Johnny Callison, L OBP: 0.296, SLG: 0.388 (6, PH)										2	0	1	0	0	1	1			
Rich McKinney, R OBP: 0.256, SLG: 0.256 Hal Lanier, R OBP: 0.240, SLG: 0.250 (5, 5)										2	0	0	0	0	0	1			
Gene Michael, S OBP: 0.292, SLG: 0.288 (1, 6)										3	0	1	0	0	0	1			
Fritz Peterson, S OBP: 0.278, SLG: 0.263 Sparky Lyle, L OBP: 0.238, SLG: 0.250 (7, 1)										2	0	0	0	0	0	1			
<b>Inning Stats</b>	R: 0 E: 0 K: 0 S: 3	H: 2 LOB: 1 BB: 0 P: 4	R: 0 E: 0 K: 0 S: 4	H: 2 LOB: 1 BB: 0 P: 4	R: 2 E: 0 K: 1 S: 7	H: 3 LOB: 0 BB: 0 P: 7	R: 0 E: 0 K: 0 S: 4	H: 2 LOB: 2 BB: 1 P: 8	R: 0 E: 0 K: 0 S: 3	H: 0 LOB: 0 BB: 0 P: 3	R: 0 E: 0 K: 0 S: 4	H: 1 LOB: 1 BB: 0 P: 4	R: 0 E: 0 K: 0 S: 3	H: 0 LOB: 0 BB: 0 P: 3	R: 0 E: 0 K: 0 S: 4	H: 1 LOB: 1 BB: 0 P: 4	1B: 8 2B: 1 3B: 0 HR: 1	SF: 0 SAC: 0 DP: 2 HBP: 0	WP: 0 PA: 31 PB: 0 SB: 0 CS: 1
<b>PITCHER</b>	IP WLS BF H R ER SO BB IBB HBP BLK WP HR S P ERA WHIP																		
Dave McNally, L ERA: 2.91 Roric Harrison, R ERA: 2.17 Grant Jackson, L ERA: 2.5 (8, 1)	5.0 L 21 9 2 2 2 0 0 0 0 0 0 7 7 3.60 1.800																		

Baltimore Orioles @ New York Yankees  
Yankee Stadium, Bronx, NY  
Sun Sep 17 1972, 3:33 AM EDT  
Att: 30,072 - Unknown

AB 30  
R 2  
H 10  
RBI 2  
BB 1  
SO 1  
LOB 10





Batter	1	2	3	4	5	6	7	8	9	AB	R	H	RBI	BB	SO	LOB	TOP							
<b>Bobby Grich, R</b> (1, 6) OBP: 0.359, SLG: 0.424 <b>Mark Belanger, R</b> (8, 6) OBP: 0.237, SLG: 0.249										5	0	2	0	0	2	3								
<b>Paul Blair, R</b> (1, 8) OBP: 0.262, SLG: 0.339										5	1	2	0	0	1	2								
<b>Tommy Davis, R</b> (1, 7) OBP: 0.340, SLG: 0.327 <b>Mery Rettenmund, R</b> (7, 9) OBP: 0.327, SLG: 0.350										4	0	1	0	0	1	3								
<b>Boog Powell, L</b> (1, 3) OBP: 0.343, SLG: 0.433										4	1	2	0	1	0	1								
<b>Terry Crowley, L</b> (1, 9) OBP: 0.333, SLG: 0.423 <b>Don Baylor, R</b> (7, PH) OBP: 0.333, SLG: 0.419										1	1	0	0	2	0	3								
<b>Brooks Robinson, R</b> (1, 5) OBP: 0.304, SLG: 0.347										5	2	3	1	0	0	2								
<b>Johnny Oates, L</b> (1, 2) OBP: 0.333, SLG: 0.361										4	0	1	1	0	1	4								
<b>Davey Johnson, R</b> (1, 4) OBP: 0.325, SLG: 0.342										4	0	1	1	0	2	3								
<b>Pat Dobson, R</b> (1, 1) OBP: 0.153, SLG: 0.167 <b>Doyle Alexander, R</b> (7, 1) OBP: 0.083, SLG: 0.043										3	0	1	1	0	1	1								
										0	0	0	0	1	0	0								
<b>Inning Stats</b>	R: 0 E: 0 K: 0 S: 4	H: 2 LOB: 1 BB: 0 P: 4	R: 0 E: 0 K: 2 S: 7	H: 0 LOB: 1 BB: 1 P: 11	R: 0 E: 0 K: 1 S: 7	H: 2 LOB: 3 BB: 1 P: 11	R: 1 E: 0 K: 0 S: 4	H: 2 LOB: 0 BB: 0 P: 4	R: 0 E: 0 K: 2 S: 7	H: 0 LOB: 0 BB: 0 P: 7	R: 2 E: 0 K: 0 S: 8	H: 3 LOB: 2 BB: 1 P: 12	R: 2 E: 0 K: 0 S: 6	H: 4 LOB: 1 BB: 0 P: 6	R: 0 E: 0 K: 2 S: 7	H: 0 LOB: 1 BB: 0 P: 11	R: 0 E: 0 K: 1 S: 6	H: 1 LOB: 1 BB: 0 P: 6	1B: 9 2B: 5 3B: 1 HR: 0	SF: 0 SAC: 0 DP: 3 HBP: 0	WP: 0 PB: 0 SB: 0 CS: 0	PA: 42		
<b>PITCHER</b>	IP	WLS	BF	H	R	ER	SO	BB	IBB	HBP	BLK	WP	HR	S	P	ERA	WHIP							
<b>Lynn McGlothen, R</b> (1, 1) ERA: 3.23	5.1	L	25	8	3	3	5	3	0	0	0	0	0	32	44	5.06	2.062							
<b>Don Newhauser, R</b> (6, 1) ERA: 2.75	1.0		5	2	1	1	1	0	0	0	0	0	0	7	7	9.00	2.000							
<b>Bill Lee, L</b> (7, 1) ERA: 3.58	0.2		4	3	1	1	0	0	0	0	0	0	0	4	4	13.50	4.500							
<b>Bobby Bolin, R</b> (8, 1) ERA: 3.08	2.0		8	1	0	0	3	1	0	0	0	0	0	13	17	0.00	1.000							

**Baltimore Orioles @ Boston Red Sox**  
Fenway Park, Boston, MA  
Mon Sep 18 1972, 7:05 PM EDT  
Att: 17,803 - Unknown

AB 38  
R 5  
H 14  
RBI 5  
BB 4  
SO 9  
LOB 23



Batter	1	2	3	4	5	6	7	8	9	AB	R	H	RBI	BB	SO	LOB	BOTTOM							
<b>Tommy Harper, R</b> (1, 8) OBP: 0.345, SLG: 0.405										5	0	1	0	0	2	2								
<b>Luis Aparicio, R</b> (1, 6) OBP: 0.299, SLG: 0.341										3	0	0	0	1	0	1								
<b>Carl Yastrzemski, L</b> (1, 3) OBP: 0.359, SLG: 0.369										3	0	0	0	1	1	1								
<b>Reggie Smith, S</b> (1, 9) OBP: 0.360, SLG: 0.481										3	1	0	0	1	0	1								
<b>Rico Petrocelli, R</b> (1, 5) OBP: 0.343, SLG: 0.377										4	0	1	0	0	2	1								
<b>Carlton Fisk, R</b> (1, 2) OBP: 0.375, SLG: 0.568										3	1	2	0	1	1	2								
<b>Dwight Evans, R</b> (1, 7) OBP: 0.500, SLG: 0.400										3	0	1	0	1	1	1								
<b>Doug Griffin, R</b> (1, 4) OBP: 0.322, SLG: 0.305										2	0	0	1	1	0	1								
<b>Lynn McGlothen, L</b> (1, 1) OBP: 0.220, SLG: 0.265 <b>Don Newhauser, R</b> (6, 1) ERA: 2.75 <b>Bill Lee, L</b> (7, 1) ERA: 3.58 <b>Cecil Cooper, R</b> (7, PH) OBP: 0.153, SLG: 0.167 <b>Bobby Bolin, R</b> (8, 1) ERA: 3.08 <b>Ben Galtie, R</b> (9, PH) OBP: 0.251, SLG: 0.302										2	0	0	0	0	0	2								
										0	0	0	0	0	0	0								
										0	0	0	0	0	0	0								
										1	0	0	0	0	0	0								
										1	0	0	0	0	0	1								
<b>Inning Stats</b>	R: 0 E: 0 K: 1 S: 5	H: 0 LOB: 0 BB: 0 P: 5	R: 1 E: 0 K: 1 S: 6	H: 1 LOB: 2 BB: 2 P: 14	R: 0 E: 0 K: 1 S: 4	H: 0 LOB: 0 BB: 1 P: 8	R: 0 E: 0 K: 2 S: 7	H: 0 LOB: 1 BB: 1 P: 11	R: 0 E: 0 K: 0 S: 4	H: 1 LOB: 1 BB: 0 P: 4	R: 0 E: 0 K: 0 S: 3	H: 0 LOB: 0 BB: 0 P: 3	R: 1 E: 1 K: 0 S: 5	H: 2 LOB: 1 BB: 0 P: 5	R: 0 E: 0 K: 1 S: 6	H: 1 LOB: 2 BB: 1 P: 10	R: 0 E: 0 K: 1 S: 5	H: 0 LOB: 1 BB: 1 P: 9	1B: 5 2B: 1 3B: 0 HR: 0	SF: 1 SAC: 0 DP: 1 HBP: 0	WP: 0 PB: 0 SB: 2 CS: 1	PA: 37		
<b>PITCHER</b>	IP	WLS	BF	H	R	ER	SO	BB	IBB	HBP	BLK	WP	HR	S	P	ERA	WHIP							
<b>Pat Dobson, R</b> (1, 1) ERA: 2.62	6.0	W	26	4	2	1	5	4	0	0	0	0	0	32	48	1.50	1.333							
<b>Doyle Alexander, R</b> (7, 1) ERA: 2.39	3.0	S	11	1	0	0	2	2	0	0	0	0	0	13	21	0.00	1.000							

**Baltimore Orioles @ Boston Red Sox**  
Fenway Park, Boston, MA  
Mon Sep 18 1972, 7:05 PM EDT  
Att: 17,803 - Unknown

AB 30  
R 2  
H 5  
RBI 1  
BB 6  
SO 7  
LOB 15





Batter	1	2	3	4	5	6	7	8	9	AB	R	H	RBI	BB	SO	LOB	TOP					
Mery Rettenmund, R OBP: 0.325, SLG: 0.345										4	0	0	0	1	2	3						
Bobby Grich, R OBP: 0.356, SLG: 0.420										4	0	0	0	0	1	2						
Don Baylor, R OBP: 0.335, SLG: 0.421										4	0	2	0	0	0	1						
Boog Powell, L OBP: 0.341, SLG: 0.429										4	0	0	0	0	0	4						
Dave Leonhard, R OBP: 1.000, SLG: 2.000										0	0	0	0	0	0	0						
Terry Crowley, L OBP: 0.332, SLG: 0.425										4	1	1	0	0	0	1						
Brooks Robinson, R OBP: 0.304, SLG: 0.349										3	0	1	0	0	0	1						
Tom Matchick, L OBP: 0.332, SLG: 0.356										1	0	0	0	0	1	0						
Johnny Oates, L OBP: 0.327, SLG: 0.340										2	0	0	0	2	1	0						
Davey Johnson, R OBP: 0.327, SLG: 0.340										2	0	1	1	0	1	3						
Jim Palmer, R OBP: 0.237, SLG: 0.283										0	0	0	0	0	0	0						
Roric Harrison, R OBP: 0.143, SLG: 0.154										0	0	0	0	0	0	0						
Bob Reynolds, R OBP: 0.289, SLG: 0.229										0	0	0	0	0	0	0						
Tom Shopay, L OBP: 0.289, SLG: 0.229										2	0	0	0	0	0	0						
<b>Inning Stats</b>	R: 0 E: 0 K: 2 S: 7	H: 0 LOB: 0 BB: 0 P: 7	R: 0 E: 0 K: 1 S: 6	H: 1 LOB: 3 BB: 2 P: 14	R: 0 E: 0 K: 0 S: 3	H: 0 LOB: 1 BB: 1 P: 7	R: 0 E: 0 K: 0 S: 5	H: 2 LOB: 2 BB: 1 P: 9	R: 0 E: 0 K: 0 S: 4	H: 1 LOB: 1 BB: 0 P: 4	R: 0 E: 0 K: 0 S: 3	H: 0 LOB: 0 BB: 0 P: 3	R: 0 E: 1 K: 1 S: 7	H: 1 LOB: 2 BB: 0 P: 7	R: 0 E: 0 K: 1 S: 5	H: 0 LOB: 0 BB: 0 P: 5	R: 0 E: 0 K: 1 S: 5	H: 0 LOB: 0 BB: 0 P: 5	1B: 3 2B: 2 3B: 0 HR: 0	SF: 0 SAC: 0 DP: 0 HBP: 0	WP: 0 PB: 0 SB: 0 CS: 0	PA: 37
<b>PITCHER</b> Marty Pattin, R ERA: 3.43	IP: 9.0 WLS: W BF: 37 H: 5 R: 1 ER: 1 SO: 6 BB: 4 IBB: 0 HBP: 0 BLK: 0 WP: 0 HR: 0 S: 45 P: 61 ERA: 1.00 WHIP: 1.000															<b>PITCHER</b>	IP: 9.0 WLS: W BF: 37 H: 5 R: 1 ER: 1 SO: 6 BB: 4 IBB: 0 HBP: 0 BLK: 0 WP: 0 HR: 0 S: 45 P: 61 ERA: 1.00 WHIP: 1.000					

Baltimore Orioles @ Boston Red Sox  
Fenway Park, Boston, MA  
Wed Sep 20 1972, 7:05 PM EDT  
Unknown

AB 33  
R 1  
H 5  
RBI 1  
BB 4  
SO 6  
LOB 16



Batter	1	2	3	4	5	6	7	8	9	AB	R	H	RBI	BB	SO	LOB	BOTTOM			
Tommy Harper, R OBP: 0.348, SLG: 0.406										4	0	1	0	0	0	5				
Rick Miller, L OBP: 0.297, SLG: 0.348										1	0	0	0	0	1	0				
Luis Aparicio, R OBP: 0.300, SLG: 0.345										5	2	2	1	0	1	1				
Carl Yastrzemski, L OBP: 0.360, SLG: 0.370										4	1	1	1	1	1	2				
Reggie Smith, S OBP: 0.360, SLG: 0.477										3	2	0	0	2	1	2				
Rico Petrocelli, R OBP: 0.344, SLG: 0.375										2	1	0	2	2	2	0				
Carlton Fisk, R OBP: 0.379, SLG: 0.572										4	1	3	3	1	0	0				
Dwight Evans, R OBP: 0.500, SLG: 0.444										4	0	2	2	0	2	3				
Doug Griffin, R OBP: 0.328, SLG: 0.307										1	1	1	0	3	0	0				
Marty Pattin, R OBP: 0.158, SLG: 0.227										3	1	0	0	0	1	8				
<b>Inning Stats</b>	R: 0 E: 0 K: 1 S: 6	H: 1 LOB: 1 BB: 0 P: 6	R: 0 E: 0 K: 2 S: 8	H: 1 LOB: 2 BB: 2 P: 16	R: 2 E: 0 K: 2 S: 9	H: 2 LOB: 1 BB: 1 P: 13	R: 7 E: 1 K: 0 S: 8	H: 5 LOB: 1 BB: 3 P: 20	R: 0 E: 0 K: 0 S: 3	H: 0 LOB: 1 BB: 1 P: 7	R: 0 E: 0 K: 1 S: 5	H: 1 LOB: 2 BB: 2 P: 13	R: 0 E: 0 K: 1 S: 5	H: 0 LOB: 0 BB: 0 P: 5	R: 0 E: 0 K: 2 S: 7	H: 0 LOB: 0 BB: 0 P: 7	1B: 6 2B: 5 3B: 0 HR: 0	SF: 1 SAC: 1 DP: 2 HBP: 0	WP: 1 PB: 0 SB: 0 CS: 0	PA: 42
<b>PITCHER</b> Jim Palmer, R ERA: 1.97	IP: 3.1 WLS: L BF: 21 H: 7 R: 6 ER: 5 SO: 5 BB: 2 IBB: 1 HBP: 0 BLK: 0 WP: 0 HR: 0 S: 28 P: 40 ERA: 13.50 WHIP: 2.700															<b>PITCHER</b>	IP: 3.1 WLS: L BF: 21 H: 7 R: 6 ER: 5 SO: 5 BB: 2 IBB: 1 HBP: 0 BLK: 0 WP: 0 HR: 0 S: 28 P: 40 ERA: 13.50 WHIP: 2.700			
Roric Harrison, R ERA: 2.49	0.0 WLS: L BF: 4 H: 2 R: 3 ER: 3 SO: 0 BB: 1 IBB: 1 HBP: 0 BLK: 0 WP: 0 HR: 0 S: 2 P: 10 ERA: 0.00 WHIP: 1.500															<b>PITCHER</b>	0.0 WLS: L BF: 4 H: 2 R: 3 ER: 3 SO: 0 BB: 1 IBB: 1 HBP: 0 BLK: 0 WP: 0 HR: 0 S: 2 P: 10 ERA: 0.00 WHIP: 1.500			
Bob Reynolds, R ERA: 1.86	2.2 WLS: L BF: 11 H: 1 R: 0 ER: 0 SO: 1 BB: 3 IBB: 1 HBP: 0 BLK: 0 WP: 0 HR: 0 S: 9 P: 25 ERA: 0.00 WHIP: 1.500															<b>PITCHER</b>	2.2 WLS: L BF: 11 H: 1 R: 0 ER: 0 SO: 1 BB: 3 IBB: 1 HBP: 0 BLK: 0 WP: 0 HR: 0 S: 9 P: 25 ERA: 0.00 WHIP: 1.500			
Dave Leonhard, R ERA: 4.5	2.0 WLS: L BF: 6 H: 0 R: 0 ER: 0 SO: 3 BB: 0 IBB: 0 HBP: 0 BLK: 0 WP: 0 HR: 0 S: 12 P: 12 ERA: 0.00 WHIP: 0.000															<b>PITCHER</b>	2.0 WLS: L BF: 6 H: 0 R: 0 ER: 0 SO: 3 BB: 0 IBB: 0 HBP: 0 BLK: 0 WP: 0 HR: 0 S: 12 P: 12 ERA: 0.00 WHIP: 0.000			

Baltimore Orioles @ Boston Red Sox  
Fenway Park, Boston, MA  
Wed Sep 20 1972, 7:05 PM EDT  
Unknown


AB 31  
R 9  
H 10  
RBI 9  
BB 9  
SO 9  
LOB 21





Batter	1	2	3	4	5	6	7	8	9	AB	R	H	RBI	BB	SO	LOB	TOP					
<b>Bobby Grich, R</b> OBP: 0.355, SLG: 0.417 (1, 6)	L6		F7			F6		BB		3	0	0	0	1	0	1	<b>Baltimore Orioles @ Boston Red Sox</b> Fenway Park, Boston, MA Wed Sep 20 1972, 7:05 PM EDT Att: 28,777 - Unknown					
<b>Paul Blair, R</b> OBP: 0.264, SLG: 0.342 (1, 8)	CS 1B				F9	1-3 2B		K		4	0	2	0	0	1	1						
<b>Tommy Davis, R</b> OBP: 0.327, SLG: 0.314 (1, 7)	3-1 1-2				F7	1-3		1-3		4	0	0	0	0	0	3						
<b>Boog Powell, L</b> OBP: 0.340, SLG: 0.427 (1, 3)		K			BB 1B	4-3			K	4	0	1	0	0	2	1						
<b>Terry Crowley, L</b> OBP: 0.331, SLG: 0.419 (1, 9)		K			1-2 BB		F9		F6	3	0	0	0	1	1	0						
<b>Brooks Robinson, R</b> OBP: 0.303, SLG: 0.347 (9, PR)							K		BB	3	0	0	0	1	1	2						
<b>Enos Cabell, R</b> (9, PR)		1-3			F6					0	0	0	0	0	0	0						
<b>Davey Johnson, R</b> OBP: 0.327, SLG: 0.340 (7, PR)			5-3			F6			K	3	0	1	0	0	0	0						
<b>Al Bumbry, L</b> (7, PR)										0	0	0	0	0	0	0						
<b>Mark Belanger, R</b> OBP: 0.237, SLG: 0.249 (9, PH)										0	0	0	0	0	0	0						
<b>Don Buford, S</b> OBP: 0.327, SLG: 0.270 (9, PH)							1B			1	0	0	0	0	1	1						
<b>Andy Etchebarren, R</b> OBP: 0.277, SLG: 0.281 (7, PH)			4-0			F7				1	0	0	0	1	0	0						
<b>Johnny Oates, L</b> OBP: 0.331, SLG: 0.354 (7, 2)			SH5-4 BB					G3		1	0	0	0	0	0	1						
<b>Mike Cuellar, L</b> OBP: 0.120, SLG: 0.193 (7, 1)										1	0	0	0	0	0	0						
<b>Doyle Alexander, R</b> OBP: 0.083, SLG: 0.043 (8, PH)			SH5-4			F3				0	0	0	0	0	0	0						
<b>Tom Shopyay, L</b> OBP: 0.282, SLG: 0.222 (8, 1)										1	0	0	0	0	1	0						
<b>Eddie Watt, R</b> (8, 1)			1-2							0	0	0	0	0	0	0						
<b>Inning Stats</b>	R: 0 E: 0 K: 0 S: 3	H: 1 LOB: 0 BB: 0 P: 3	R: 0 E: 0 K: 2 S: 7	H: 0 LOB: 0 BB: 0 P: 7	R: 0 E: 0 K: 0 S: 3	H: 0 LOB: 1 BB: 1 P: 7	R: 0 E: 0 K: 0 S: 4	H: 1 LOB: 2 BB: 1 P: 8	R: 0 E: 0 K: 0 S: 3	H: 0 LOB: 0 BB: 0 P: 3	R: 0 E: 0 K: 0 S: 4	H: 1 LOB: 1 BB: 0 P: 4	R: 0 E: 0 K: 1 S: 6	H: 1 LOB: 1 BB: 0 P: 6	R: 0 E: 0 K: 2 S: 7	H: 0 LOB: 1 BB: 1 P: 11	R: 0 E: 0 K: 2 S: 7	H: 0 LOB: 1 BB: 1 P: 11	1B: 3 2B: 1 3B: 0 HR: 0	SF: 0 SAC: 1 DP: 0 HBP: 0	WP: 0 PB: 0 SB: 0 CS: 1	PA: 34
<b>PITCHER</b> <b>Luis Tiant, R</b> ERA: 1.93 (1, 1)	IP: 9.0 WLS: W BF: 34 H: 4 R: 0 ER: 0 SO: 7 BB: 4 IBB: 0 HBP: 0 BLK: 0 WP: 0 HR: 0 S: 44 P: 60 ERA: 0.00 WHIP: 0.889																					

AB	29
R	0
H	4
RBI	0
BB	4
SO	7
LOB	10



Batter	1	2	3	4	5	6	7	8	9	AB	R	H	RBI	BB	SO	LOB	BOTTOM				
<b>Tommy Harper, R</b> OBP: 0.345, SLG: 0.405 (8, 8)	5-3		K				S 1B			3	1	1	1	1	1	0	<b>Baltimore Orioles @ Boston Red Sox</b> Fenway Park, Boston, MA Wed Sep 20 1972, 7:05 PM EDT Att: 28,777 - Unknown				
<b>Rick Miller, L</b> OBP: 0.297, SLG: 0.348 (1, 6)						2H 1B	BB			4	0	1	1	0	1	1					
<b>Luis Aparicio, R</b> OBP: 0.300, SLG: 0.344 (1, 3)	5-3		K			1-2	F6		PB 1B	3	0	0	0	1	1	1					
<b>Carl Yastrzemski, L</b> OBP: 0.359, SLG: 0.367 (1, 9)	E6 BB BB		F8				K		PB BB	2	0	0	0	2	1	0					
<b>Reggie Smith, S</b> OBP: 0.362, SLG: 0.475 (1, 5)	4-0 1-2 BB						K		BB	2	0	0	0	2	1	0					
<b>Rico Petrocelli, R</b> OBP: 0.343, SLG: 0.373 (1, 2)	4-0 1-2 2-3 BB						K		F3	3	0	0	0	1	1	3					
<b>Carlton Fisk, R</b> OBP: 0.376, SLG: 0.568 (1, 2)	F9						FC4 BB		F2	3	0	0	0	1	0	3					
<b>Dwight Evans, R</b> OBP: 0.500, SLG: 0.846 (1, 7)			K				FC4 1-2		1B 3B	4	2	2	1	0	1	1					
<b>Doug Griffin, R</b> OBP: 0.327, SLG: 0.306 (1, 4)			K				SH3-4 1B		1B	4	1	1	0	0	1	1					
<b>Luis Tiant, R</b> OBP: 0.146, SLG: 0.130 (1, 1)			K				SH3-4 1-2		K	3	0	0	0	0	2	1					
<b>Inning Stats</b>	R: 0 E: 1 K: 0 S: 4	H: 0 LOB: 3 BB: 2 P: 12	R: 0 E: 0 K: 3 S: 9	H: 0 LOB: 0 BB: 0 P: 9	R: 0 E: 0 K: 2 S: 7	H: 0 LOB: 0 BB: 0 P: 7	R: 0 E: 0 K: 2 S: 7	H: 0 LOB: 1 BB: 1 P: 11	R: 1 E: 0 K: 1 S: 7	H: 2 LOB: 1 BB: 0 P: 7	R: 0 E: 0 K: 0 S: 3	H: 0 LOB: 0 BB: 0 P: 3	R: 2 E: 0 K: 1 S: 7	H: 2 LOB: 3 BB: 3 P: 19	R: 1 E: 0 K: 0 S: 4	H: 1 LOB: 0 BB: 0 P: 4		1B: 3 2B: 0 3B: 1 HR: 1	SF: 0 SAC: 1 DP: 0 HBP: 0	WP: 0 PB: 2 SB: 1 CS: 0	PA: 36
<b>PITCHER</b> <b>Mike Cuellar, L</b> ERA: 2.61 (7, 1)	IP: 6.2 WLS: L BF: 31 H: 4 R: 3 ER: 3 SO: 9 BB: 6 IBB: 0 HBP: 0 BLK: 0 WP: 0 HR: 0 S: 43 P: 67 ERA: 4.05 WHIP: 1.500																				
<b>Doyle Alexander, R</b> ERA: 2.39 (8, 1)	IP: 0.1 WLS: L BF: 1 H: 0 R: 0 ER: 0 SO: 0 BB: 0 IBB: 0 HBP: 0 BLK: 0 WP: 0 HR: 0 S: 1 P: 1 ERA: 0.00 WHIP: 0.000																				
<b>Eddie Watt, R</b> ERA: 2.29 (8, 1)	IP: 1.0 WLS: L BF: 4 H: 1 R: 1 ER: 1 SO: 0 BB: 0 IBB: 0 HBP: 0 BLK: 0 WP: 0 HR: 1 S: 4 P: 4 ERA: 9.00 WHIP: 1.000																				

AB	29
R	4
H	5
RBI	3
BB	6
SO	9
LOB	11





Batter	1	2	3	4	5	6	7	8	9	AB	R	H	RBI	BB	SO	LOB	TOP					
Don Buford, S OBP: 0.326, SLG: 0.269 (1, 7)										5	0	1	0	0	2	1	<b>Baltimore Orioles @ Milwaukee Brewers</b> Milwaukee County Stadium, Milwaukee, WI Sat Sep 23 1972, 4:33 AM EDT Att: 6,185 - Unknown					
Paul Blair, R OBP: 0.269, SLG: 0.352 (1, 8)										5	0	4	1	0	1	0						
Bobby Grich, R OBP: 0.356, SLG: 0.416 (1, 6)										4	0	1	0	0	0	3						
Boog Powell, L OBP: 0.341, SLG: 0.425 (1, 3)										2	0	0	0	2	0	4						
Terry Crowley, L OBP: 0.330, SLG: 0.416 Pat Dobson, R OBP: 0.153, SLG: 0.167 (1, 9) (7, 1)										4	0	1	0	0	0	5						
Brooks Robinson, R OBP: 0.303, SLG: 0.346 (1, 5)										4	0	1	0	0	0	0						
Johnny Oates, L OBP: 0.329, SLG: 0.352 (1, 2)										4	0	1	0	0	0	1						
Davey Johnson, R OBP: 0.324, SLG: 0.336 (1, 4)										4	0	0	0	0	1	2						
Dave McNally, R OBP: 0.183, SLG: 0.253 Rich Coggins, L OBP: 0.364, SLG: 0.469 (7, PH) (7, 9)										2	0	0	0	0	2	0						
										2	1	1	0	0	0	1						
<b>Inning Stats</b>	R: 0 E: 0 K: 1 S: 7	H: 2 LOB: 2 BB: 0 P: 7	R: 0 E: 0 K: 0 S: 3	H: 0 LOB: 0 BB: 0 P: 3	R: 0 E: 0 K: 1 S: 7	H: 2 LOB: 2 BB: 0 P: 7	R: 0 E: 0 K: 0 S: 4	H: 1 LOB: 1 BB: 0 P: 4	R: 0 E: 0 K: 0 S: 8	H: 1 LOB: 3 BB: 1 P: 13	R: 0 E: 0 K: 1 S: 5	H: 0 LOB: 0 BB: 0 P: 5	R: 1 E: 0 K: 0 S: 5	H: 3 LOB: 2 BB: 1 P: 9	R: 0 E: 0 K: 0 S: 4	H: 1 LOB: 1 BB: 0 P: 4	R: 0 E: 0 K: 1 S: 5	H: 0 LOB: 0 BB: 0 P: 5	1B: 8 2B: 2 3B: 0 HR: 0	SF: 0 SAC: 0 DP: 0 HBP: 1	WP: 0 PB: 0 SB: 0 CS: 0	PA: 39
<b>PITCHER</b> Jim Lonborg, R ERA: 2.72 (1, 1)	IP: 9.0 WLS: W BF: 39 H: 10 R: 1 ER: 1 SO: 6 BB: 1 IBB: 1 HBP: 1 BLK: 0 WP: 0 HR: 0 S: 48 P: 57 ERA: 1.00 WHIP: 1.222															<b>PITCHER</b>						

Batter	1	2	3	4	5	6	7	8	9	AB	R	H	RBI	BB	SO	LOB	BOTTOM			
Ron Theobald, R OBP: 0.343, SLG: 0.257 (1, 4)										4	0	0	0	0	0	0	<b>Baltimore Orioles @ Milwaukee Brewers</b> Milwaukee County Stadium, Milwaukee, WI Sat Sep 23 1972, 4:33 AM EDT Att: 6,185 - Unknown			
Elie Rodriguez, R OBP: 0.389, SLG: 0.366 (1, 2)										3	0	1	0	0	0	0				
Joe Lahoud, L OBP: 0.326, SLG: 0.394 Dave May, L OBP: 0.306, SLG: 0.338 (1, 7) (7, 8)										3	0	0	0	0	2	1				
George Scott, R OBP: 0.324, SLG: 0.425 (1, 3)										3	1	1	0	0	1	1				
John Briggs, L OBP: 0.350, SLG: 0.443 (1, 8) (7, 7)										2	1	0	0	1	0	1				
Ollie Brown, R OBP: 0.309, SLG: 0.328 (1, 9)										2	0	1	1	0	0	0				
Mike Ferraro, R OBP: 0.283, SLG: 0.327 (1, 5)										3	0	1	1	0	0	2				
Rick Auerbach, R OBP: 0.275, SLG: 0.262 (1, 6)										3	0	0	0	0	0	1				
Jim Lonborg, R OBP: 0.188, SLG: 0.152 (1, 1)										3	0	0	0	0	0	1				
<b>Inning Stats</b>	R: 0 E: 0 K: 1 S: 6	H: 1 LOB: 1 BB: 0 P: 6	R: 0 E: 1 K: 0 S: 3	H: 0 LOB: 0 BB: 0 P: 3	R: 0 E: 0 K: 0 S: 3	H: 0 LOB: 0 BB: 0 P: 3	R: 0 E: 0 K: 2 S: 7	H: 0 LOB: 0 BB: 0 P: 7	R: 1 E: 0 K: 0 S: 4	H: 1 LOB: 1 BB: 1 P: 8	R: 0 E: 0 K: 0 S: 3	H: 0 LOB: 0 BB: 0 P: 3	R: 1 E: 0 K: 0 S: 4	H: 2 LOB: 0 BB: 0 P: 4	R: 0 E: 0 K: 0 S: 3	H: 0 LOB: 0 BB: 0 P: 3		1B: 3 2B: 1 3B: 0 HR: 0	SF: 0 SAC: 1 DP: 2 HBP: 0	WP: 0 PB: 0 SB: 0 CS: 0
<b>PITCHER</b> Dave McNally, L ERA: 2.88 Pat Dobson, R ERA: 2.64 (1, 1) (7, 1)	IP: 6.0 WLS: L BF: 21 H: 2 R: 1 ER: 1 SO: 3 BB: 1 IBB: 0 HBP: 0 BLK: 0 WP: 0 HR: 0 S: 26 P: 30 ERA: 1.50 WHIP: 0.500															<b>PITCHER</b>				



Batter	1	2	3	4	5	6	7	8	9	AB	R	H	RBI	BB	SO	LOB	TOP																				
<b>Rich Coggins, L</b> OBP: 0.391, SLG: 0.444 (1, 9)	G3		F4		SH1-4				F5	4	0	1	0	0	0	1	<b>Baltimore Orioles @ Milwaukee Brewers</b> Milwaukee County Stadium, Milwaukee, WI Sun Sep 24 1972, 4:33 AM EDT Att: 5,932 - Unknown																				
<b>Paul Blair, R</b> OBP: 0.270, SLG: 0.360 (1, 8)	F8			HR	F2		SF8		1B	4	1	2	2	0	0	2																					
<b>Bobby Grich, R</b> OBP: 0.356, SLG: 0.414 (1, 6)	F6			2B	F8		CS	6-3	1B	4	1	1	1	1	0	2																					
<b>Boog Powell, L</b> OBP: 0.344, SLG: 0.428 (1, 3)		1B		F8		F8		1B	G3	4	0	2	0	1	0	2																					
<b>Terry Crowley, L</b> OBP: 0.328, SLG: 0.415 (1, 7)		1B		SF9		F2		F8		3	0	1	1	0	0	1																					
<b>Brooks Robinson, R</b> OBP: 0.304, SLG: 0.348 (1, 5)		1B		F8						4	0	2	0	0	0	3																					
<b>Johnny Oates, L</b> OBP: 0.324, SLG: 0.346 (1, 2)	G4-6-3			F8		F9		FC6-4		4	0	0	0	0	0	6																					
<b>Davey Johnson, R</b> OBP: 0.323, SLG: 0.338 (1, 4)			F7		SH1-4		K		5-3	4	0	1	0	0	1	0																					
<b>Jim Palmer, R</b> OBP: 0.247, SLG: 0.284 <b>Eddie Watt, R</b> (9, 1)			K		SH1-4		E6		1B	3	2	1	0	1	1	0																					
<b>Inning Stats</b>	R: 0 E: 0 K: 0 S: 3	H: 0 LOB: 0 BB: 0 P: 3	R: 0 E: 0 K: 0 S: 4	H: 2 LOB: 1 BB: 0 P: 4	R: 0 E: 0 K: 1 S: 5	H: 0 LOB: 0 BB: 0 P: 5	R: 2 E: 0 K: 0 S: 5	H: 2 LOB: 1 BB: 1 P: 9	R: 0 E: 0 K: 0 S: 4	H: 1 LOB: 2 BB: 1 P: 8	R: 0 E: 0 K: 0 S: 4	H: 1 LOB: 1 BB: 0 P: 4	R: 1 E: 1 K: 1 S: 6	H: 1 LOB: 0 BB: 0 P: 6	R: 0 E: 0 K: 0 S: 4	H: 1 LOB: 2 BB: 0 P: 8		R: 1 E: 0 K: 0 S: 6	H: 3 LOB: 2 BB: 0 P: 6	1B: 8 2B: 2 3B: 0 HR: 1	SF: 2 SAC: 1 DP: 1 HBP: 0	WP: 0 PB: 0 SB: 0 CS: 1	PA: 41														
<b>PITCHER</b>	IP	WLS	BF	H	R	ER	SO	BB	IBB	HBP	BLK	WP	HR	S	P	ERA	WHIP	<b>PITCHER</b>		IP	WLS	BF	H	R	ER	SO	BB	IBB	HBP	BLK	WP	HR	S	P	ERA	WHIP	
<b>Skip Lockwood, R</b> ERA: 3.35 <b>Frank Linzy, R</b> ERA: 2.54	(1, 1)	7.0	L	29	7	3	2	2	2	0	0	0	0	1	31	39	2.57	1.286																			

AB	34
R	4
H	11
RBI	4
BB	3
SO	2
LOB	17



Batter	1	2	3	4	5	6	7	8	9	AB	R	H	RBI	BB	SO	LOB	BOTTOM																			
<b>Rick Auerbach, R</b> OBP: 0.274, SLG: 0.261 (1, 6)	F8		F2		F3		6-3		6-3	5	1	1	0	0	0	3	<b>Baltimore Orioles @ Milwaukee Brewers</b> Milwaukee County Stadium, Milwaukee, WI Sun Sep 24 1972, 4:33 AM EDT Att: 5,932 - Unknown																			
<b>Elie Rodriguez, R</b> OBP: 0.383, SLG: 0.367 (1, 2)	4-3							4-3		2	1	1	0	2	0	0																				
<b>Joe Lahoud, L</b> OBP: 0.322, SLG: 0.389 (1, 7)	F8		F6		F4			5-3		4	0	0	0	0	0	4																				
<b>George Scott, R</b> OBP: 0.323, SLG: 0.423 (1, 3)	4-3				F9			F4		4	0	1	1	0	0	2																				
<b>John Briggs, L</b> OBP: 0.349, SLG: 0.441 (1, 8)					FC4-6		F4		4-3	4	0	1	1	0	0	1																				
<b>Ollie Brown, R</b> OBP: 0.312, SLG: 0.328 (1, 9)		4-3					F6		E7	3	1	1	0	1	0	0																				
<b>Mike Ferraro, R</b> OBP: 0.286, SLG: 0.329 <b>Ken Brett, L</b> OBP: 0.220, SLG: 0.225 (9, PR)		5-3					6-3		G3	4	0	2	0	0	0	0																				
<b>Bob Heise, R</b> OBP: 0.299, SLG: 0.305 <b>Brock Davis, L</b> OBP: 0.359, SLG: 0.314 <b>Ron Theobald, R</b> OBP: 0.344, SLG: 0.259 (8, 4)			F9		F4			F2		2	0	0	0	0	0	3																				
<b>Skip Lockwood, R</b> OBP: 0.189, SLG: 0.122 <b>Dave May, L</b> OBP: 0.305, SLG: 0.338 <b>Frank Linzy, R</b> OBP: 0.125, SLG: 0.125 <b>Syd O'Brien, R</b> OBP: 0.260, SLG: 0.305 (9, PH)			F3		K			4-3		1	0	0	0	0	0	0																				
<b>Inning Stats</b>	R: 2 E: 0 K: 0 S: 4	H: 2 LOB: 1 BB: 1 P: 8	R: 0 E: 0 K: 0 S: 3	H: 0 LOB: 0 BB: 0 P: 3	R: 0 E: 0 K: 1 S: 7	H: 1 LOB: 1 BB: 0 P: 4	R: 0 E: 0 K: 1 S: 7	H: 2 LOB: 3 BB: 1 P: 11	R: 0 E: 0 K: 0 S: 3	H: 0 LOB: 0 BB: 0 P: 3	R: 0 E: 0 K: 0 S: 3	H: 0 LOB: 0 BB: 0 P: 3	R: 0 E: 0 K: 0 S: 3	H: 0 LOB: 0 BB: 0 P: 3	R: 1 E: 1 K: 0 S: 6	H: 3 LOB: 3 BB: 0 P: 6		1B: 8 2B: 0 3B: 0 HR: 0	SF: 0 SAC: 0 DP: 0 HBP: 0	WP: 0 PB: 0 SB: 2 CS: 0	PA: 37															
<b>PITCHER</b>	IP	WLS	BF	H	R	ER	SO	BB	IBB	HBP	BLK	WP	HR	S	P	ERA	WHIP	<b>PITCHER</b>		IP	WLS	BF	H	R	ER	SO	BB	IBB	HBP	BLK	WP	HR	S	P	ERA	WHIP
<b>Jim Palmer, R</b> ERA: 2.01 <b>Eddie Watt, R</b> ERA: 2.25	(1, 1)	8.1	W	34	7	3	3	3	3	0	0	0	0	0	3	45	0.00	1.500																		

AB	34
R	3
H	8
RBI	3
BB	3
SO	1
LOB	18





Batter	1	2	3	4	5	6	7	8	9	AB	R	H	RBI	BB	SO	LOB	TOP					
<b>Buddy Bell, R</b> OBP: 0.313, SLG: 0.371 (1, 8)										4	1	1	0	0	0	1	<b>Cleveland Indians @ Baltimore Orioles</b> Memorial Stadium, Baltimore, MD Tue Sep 26 1972, 7:05 PM EDT Att: 4,974 - Unknown					
<b>Jack Brohamer, L</b> OBP: 0.279, SLG: 0.304 (1, 4)										3	0	1	0	0	0	1						
<b>Chris Chambliss, L</b> OBP: 0.322, SLG: 0.391 (1, 3)										4	1	3	2	0	0	1						
<b>Ray Fosse, R</b> OBP: 0.318, SLG: 0.356 (1, 2)										4	1	1	1	0	0	2						
<b>Graig Nettles, L</b> OBP: 0.324, SLG: 0.395 (1, 5)										4	0	1	0	0	0	0						
<b>Kurt Bevacqua, R</b> OBP: 0.185, SLG: 0.208 <b>Del Unser, L</b> OBP: 0.283, SLG: 0.277 (7, 7)										3	0	0	0	0	2	1						
<b>Frank Duffy, R</b> OBP: 0.290, SLG: 0.321 (1, 6)										3	0	1	0	0	1	1						
<b>Tom McCraw, L</b> OBP: 0.328, SLG: 0.350 (1, 9)										3	0	2	0	0	0	1						
<b>Dick Tidrow, R</b> OBP: 0.130, SLG: 0.104 <b>Phil Hennigan, R</b> OBP: 0.214, SLG: 0.083 (9, 1)										3	0	0	0	0	2	2						
<b>Inning Stats</b>	R: 0 E: 0 K: 0 S: 3	H: 1 LOB: 1 BB: 0 P: 3	R: 0 E: 0 K: 0 S: 4	H: 1 LOB: 1 BB: 0 P: 4	R: 0 E: 0 K: 0 S: 3	H: 1 LOB: 0 BB: 0 P: 3	R: 2 E: 0 K: 1 S: 7	H: 2 LOB: 0 BB: 0 P: 7	R: 0 E: 0 K: 1 S: 5	H: 1 LOB: 0 BB: 0 P: 5	R: 1 E: 0 K: 0 S: 4	H: 2 LOB: 0 BB: 0 P: 4	R: 0 E: 0 K: 2 S: 7	H: 0 LOB: 0 BB: 0 P: 7	R: 0 E: 0 K: 1 S: 6	H: 1 LOB: 1 BB: 0 P: 6		R: 0 E: 0 K: 0 S: 3	H: 1 LOB: 0 BB: 0 P: 3	1B: 7 2B: 2 3B: 0 HR: 2	SF: 0 SAC: 1 DP: 4 HBP: 0	WP: 0 PB: 0 SB: 0 CS: 1
<b>PITCHER</b>	IP	WLS	BF	H	R	ER	SO	BB	IBB	HBP	BLK	WP	HR	S	P	ERA	WHIP					
<b>Mike Cuellar, L</b> ERA: 2.63 (1, 1)	5.0	L	18	6	2	2	2	0	0	0	0	0	2	22	22	3.60	1.200					
<b>Pat Dobson, R</b> ERA: 2.55 (6, 1)	2.0		7	2	1	1	2	0	0	0	0	0	0	11	11	4.50	1.000					
<b>Grant Jackson, L</b> ERA: 2.37 (8, 1)	2.0		7	2	0	0	1	0	0	0	0	0	0	9	9	0.00	1.000					

AB	31
R	3
H	10
RBI	3
BB	0
SO	5
LOB	10



Batter	1	2	3	4	5	6	7	8	9	AB	R	H	RBI	BB	SO	LOB	BOTTOM					
<b>Bobby Grich, R</b> OBP: 0.355, SLG: 0.412 (1, 6)										2	0	0	1	1	0	0	<b>Cleveland Indians @ Baltimore Orioles</b> Memorial Stadium, Baltimore, MD Tue Sep 26 1972, 7:05 PM EDT Att: 4,974 - Unknown					
<b>Paul Blair, R</b> OBP: 0.270, SLG: 0.361 (1, 8)										4	0	1	0	0	1	2						
<b>Tommy Davis, R</b> OBP: 0.316, SLG: 0.302 (1, 7)										4	0	0	0	0	0	3						
<b>Boog Powell, L</b> OBP: 0.343, SLG: 0.425 (1, 3)										3	0	0	0	1	0	1						
<b>Terry Crowley, L</b> OBP: 0.324, SLG: 0.408 (1, 9)										4	0	0	0	0	0	2						
<b>Brooks Robinson, R</b> OBP: 0.304, SLG: 0.347 (1, 5)										4	0	1	0	0	0	0						
<b>Johnny Oates, L</b> OBP: 0.327, SLG: 0.362 (1, 2)										4	2	2	1	0	0	1						
<b>Davey Johnson, R</b> OBP: 0.325, SLG: 0.342 <b>Mark Belanger, R</b> OBP: 0.237, SLG: 0.249 (9, PR)										4	0	2	0	0	2	2						
<b>Mike Cuellar, L</b> OBP: 0.119, SLG: 0.190 <b>Don Buford, S</b> OBP: 0.307, SLG: 0.271 <b>Pat Dobson, R</b> OBP: 0.193, SLG: 0.167 <b>Don Baylor, L</b> OBP: 0.154, SLG: 0.419 <b>Grant Jackson, S</b> OBP: 0.204, SLG: 0.334 (1, 1), (5, PH), (6, 1), (7, PH), (8, 1), (9, PH)										1	0	0	0	0	1	1						
<b>Inning Stats</b>	R: 0 E: 1 K: 0 S: 3	H: 0 LOB: 2 BB: 2 P: 11	R: 0 E: 0 K: 1 S: 6	H: 1 LOB: 1 BB: 0 P: 6	R: 0 E: 0 K: 0 S: 3	H: 0 LOB: 0 BB: 0 P: 3	R: 0 E: 0 K: 0 S: 3	H: 0 LOB: 0 BB: 0 P: 3	R: 1 E: 0 K: 2 S: 9	H: 2 LOB: 1 BB: 0 P: 9	R: 0 E: 0 K: 0 S: 3	H: 0 LOB: 0 BB: 0 P: 3	R: 0 E: 0 K: 1 S: 6	H: 1 LOB: 1 BB: 0 P: 6	R: 0 E: 0 K: 0 S: 4	H: 1 LOB: 1 BB: 0 P: 4		R: 1 E: 0 K: 0 S: 5	H: 2 LOB: 1 BB: 0 P: 5	1B: 4 2B: 2 3B: 0 HR: 1	SF: 1 SAC: 0 DP: 1 HBP: 0	WP: 0 PB: 0 SB: 2 CS: 0
<b>PITCHER</b>	IP	WLS	BF	H	R	ER	SO	BB	IBB	HBP	BLK	WP	HR	S	P	ERA	WHIP					
<b>Dick Tidrow, R</b> ERA: 2.75 (1, 1)	8.2	W	35	7	2	2	4	2	0	0	0	0	0	41	49	2.08	1.038					
<b>Phil Hennigan, R</b> ERA: 2.71 (9, 1)	0.1	S	1	0	0	0	0	0	0	0	0	0	0	1	1	0.00	0.000					

AB	33
R	2
H	7
RBI	2
BB	2
SO	4
LOB	14









Batter	1	2	3	4	5	6	7	8	9	10	AB	R	H	RBI	BB	SO	LOB	TOP			
<b>Tommy Harper, R</b> OBP: 0.342, SLG: 0.394 <b>Rick Miller, L</b> OBP: 0.236, SLG: 0.333	F8		F8			F9		F3		4-3 HR 2B	5	1	1	0	0	0	0	<b>Boston Red Sox @ Baltimore Orioles</b> Memorial Stadium, Baltimore, MD Fri Sep 29 1972, 7:05 PM EDT Att. 10,184 - Unknown			
<b>Luis Aparicio, R</b> OBP: 0.297, SLG: 0.351	HR		F8					L6		4-3 2-3	5	1	2	1	0	0	1				
<b>Carl Yastrzemski, L</b> OBP: 0.355, SLG: 0.385	4-3					F8		4-3		HR	5	1	2	2	0	0	1				
<b>Reggie Smith, S</b> OBP: 0.362, SLG: 0.480	1-3					F6		F2		1B 1B	5	0	1	0	0	0	1				
<b>Rico Petrocelli, R</b> OBP: 0.339, SLG: 0.367								K		K	4	0	0	0	0	3	2				
<b>Carlton Fisk, R</b> OBP: 0.376, SLG: 0.553										1B 2B 1B	4	1	2	0	0	0	0				
<b>Dwight Evans, R</b> OBP: 0.341, SLG: 0.488										1B 2B 1B	4	0	1	0	0	0	2				
<b>Doug Griffin, R</b> OBP: 0.328, SLG: 0.308										1-2 2B 1B	4	0	1	1	0	1	3				
<b>Luis Tiant, R</b> OBP: 0.127, SLG: 0.113										1-2 1-3 2H 2B	4	0	0	0	0	2	2				
<b>Inning Stats</b>	R: 1 E: 0 K: 0 S: 4	H: 1 LOB: 0 BB: 0 P: 4	R: 0 E: 0 K: 0 S: 3	H: 0 LOB: 0 BB: 0 P: 3	R: 0 E: 0 K: 1 S: 5	H: 0 LOB: 0 BB: 0 P: 5	R: 0 E: 0 K: 1 S: 6	H: 1 LOB: 1 BB: 0 P: 6	R: 0 E: 1 K: 0 S: 3	H: 0 LOB: 0 BB: 0 P: 3	R: 0 E: 0 K: 1 S: 8	H: 3 LOB: 2 BB: 0 P: 8	R: 0 E: 0 K: 2 S: 9	H: 2 LOB: 2 BB: 0 P: 9	R: 2 E: 0 K: 0 S: 5	H: 2 LOB: 0 BB: 0 P: 5	1B: 6 2B: 2 3B: 0 HR: 2		SF: 0 SAC: 0 DP: 1 HBP: 0	WP: 0 PA: 40 PB: 0 SB: 1 CS: 0	
<b>PITCHER</b> <b>Jim Palmer, R</b> ERA: 2.07	IP: 10.0 WLS: L BF: 40 H: 10 R: 4 ER: 4 SO: 6 BB: 0 IBB: 0 HBP: 0 BLK: 0 WP: 0 HR: 2 S: 52 P: 52 ERA: 3.60 WHIP: 1.000																				

Batter	1	2	3	4	5	6	7	8	9	10	AB	R	H	RBI	BB	SO	LOB	BOTTOM			
<b>Don Buford, S</b> OBP: 0.326, SLG: 0.268	FC5-4 BB		K			K		4-3		4-3	4	0	0	0	1	2	0	<b>Boston Red Sox @ Baltimore Orioles</b> Memorial Stadium, Baltimore, MD Fri Sep 29 1972, 7:05 PM EDT Att. 10,184 - Unknown			
<b>Paul Blair, R</b> OBP: 0.268, SLG: 0.361	FC5-4 2B		F3			F6		F7			4	1	0	0	0	0	1				
<b>Boog Powell, L</b> OBP: 0.345, SLG: 0.435	2B							K		K	4	1	3	2	0	1	0				
<b>Don Baylor, R</b> OBP: 0.330, SLG: 0.414	F3		F9			K		F6			4	0	0	0	0	1	2				
<b>Johnny Oates, L</b> OBP: 0.328, SLG: 0.360	F2									4-3	4	0	1	0	0	0	1				
<b>Brooks Robinson, R</b> OBP: 0.303, SLG: 0.344			F3			F9				5-3	4	0	1	0	0	0	0				
<b>Bobby Grich, R</b> OBP: 0.358, SLG: 0.411						L6		F7		K	3	0	0	0	1	1	2				
<b>Mark Belanger, R</b> OBP: 0.234, SLG: 0.246 <b>Tom Shopay, L</b> OBP: 0.293, SLG: 0.216			K			F3		K		F9	3	0	0	0	0	2	1				
<b>Jim Palmer, R</b> OBP: 0.240, SLG: 0.276 <b>Terry Crowley, L</b> OBP: 0.318, SLG: 0.400			F8			F8		F2		K	3	0	0	0	0	0	1				
<b>Inning Stats</b>	R: 1 E: 1 K: 0 S: 4	H: 1 LOB: 1 BB: 1 P: 8	R: 0 E: 0 K: 1 S: 5	H: 0 LOB: 1 BB: 1 P: 9	R: 0 E: 0 K: 1 S: 6	H: 1 LOB: 1 BB: 0 P: 6	R: 0 E: 0 K: 0 S: 3	H: 0 LOB: 0 BB: 0 P: 3	R: 0 E: 0 K: 1 S: 5	H: 0 LOB: 0 BB: 0 P: 5	R: 0 E: 0 K: 1 S: 5	H: 0 LOB: 0 BB: 0 P: 5	R: 0 E: 0 K: 1 S: 5	H: 0 LOB: 0 BB: 0 P: 5	R: 0 E: 0 K: 1 S: 5	H: 0 LOB: 0 BB: 0 P: 5	1B: 3 2B: 1 3B: 0 HR: 1		SF: 0 SAC: 0 DP: 0 HBP: 0	WP: 0 PA: 37 PB: 0 SB: 0 CS: 0	
<b>PITCHER</b> <b>Luis Tiant, R</b> ERA: 1.88	IP: 10.0 WLS: W BF: 37 H: 5 R: 2 ER: 1 SO: 8 BB: 2 IBB: 0 HBP: 0 BLK: 0 WP: 0 HR: 1 S: 51 P: 59 ERA: 0.90 WHIP: 0.700																				



Batter	1	2	3	4	5	6	7	8	9	AB	R	H	RBI	BB	SO	LOB	TOP			
Tommy Harper, R (1, 8) Rick Miller, L (8, 8) OBP: 0.343, SLG: 0.393 OBP: 0.283, SLG: 0.330										3	1	1	0	1	0	0	<b>Boston Red Sox @ Baltimore Orioles</b> Memorial Stadium, Baltimore, MD Sat Sep 30 1972, 7:05 PM EDT Att: 12,807 - Unknown			
Luis Aparicio, R (1, 6) OBP: 0.294, SLG: 0.347										5	0	0	0	0	0	2				
Carl Yastrzemski, L (1, 3) OBP: 0.356, SLG: 0.392										5	1	2	2	0	0	2				
Reggie Smith, S (1, 9) OBP: 0.365, SLG: 0.481										3	1	2	0	1	0	1				
Rico Petrocelli, R (1, 5) OBP: 0.339, SLG: 0.367									3	0	1	0	0	1	3					
Carlton Fisk, R (1, 2) OBP: 0.377, SLG: 0.551										2	0	0	0	2	1	0				
Dwight Evans, R (1, 7) OBP: 0.333, SLG: 0.467										4	0	1	0	0	0	4				
Doug Griffin, R (1, 4) OBP: 0.329, SLG: 0.307										2	0	0	0	2	0	1				
Marty Pattin, R (1, 1) Bob Veale, S (9, 1)										4	0	0	0	0	1	6				
										0	0	0	0	0	0	0				
<b>Inning Stats</b>	R: 1 E: 0 K: 0 S: 5	H: 2 LOB: 1 BB: 0 P: 5	R: 0 E: 0 K: 0 S: 4	H: 1 LOB: 1 BB: 0 P: 4	R: 0 E: 1 K: 0 S: 3	H: 0 LOB: 0 BB: 0 P: 3	R: 1 E: 0 K: 1 S: 6	H: 2 LOB: 2 BB: 2 P: 14	R: 0 E: 0 K: 1 S: 5	H: 0 LOB: 0 BB: 0 P: 5	R: 0 E: 0 K: 0 S: 3	H: 0 LOB: 0 BB: 0 P: 3	R: 1 E: 0 K: 0 S: 5	H: 2 LOB: 2 BB: 2 P: 13	R: 0 E: 0 K: 0 S: 3	H: 0 LOB: 0 BB: 0 P: 3	1B: 6 2B: 1 3B: 0 HR: 1	SF: 0 SAC: 1 DP: 2 HBP: 0	WP: 0 PB: 0 SB: 3 CS: 0	PA: 39
<b>PITCHER</b>	IP WLS BF H R ER SO BB IBB HBP BLK WP HR S P ERA WHIP																			
Pat Dobson, R (1, 1) ERA: 2.65	7.0 L 29 5 2 2 3 3 3 1 0 0 0 0 0 0 0 0 2.57 1.143																			
Grant Jackson, L (8, 1) ERA: 2.51	0.0 2 2 1 1 0 0 0 0 0 0 0 1 2 2 ∞ ∞																			
Eddie Watt, R (8, 1) ERA: 2.05	2.0 8 0 0 0 0 1 1 0 0 0 0 0 6 14 0.00 0.500																			

Batter	1	2	3	4	5	6	7	8	9	AB	R	H	RBI	BB	SO	LOB	BOTTOM					
Merv Rettenmund, R (1, 9) OBP: 0.320, SLG: 0.339										4	0	0	0	0	1	1	<b>Boston Red Sox @ Baltimore Orioles</b> Memorial Stadium, Baltimore, MD Sat Sep 30 1972, 7:05 PM EDT Att: 12,807 - Unknown					
Paul Blair, R (1, 8) OBP: 0.270, SLG: 0.362										4	0	2	1	0	0	0						
Boog Powell, L (1, 3) OBP: 0.346, SLG: 0.436										4	0	2	0	0	1	2						
Don Baylor, R (1, 7) OBP: 0.330, SLG: 0.413										3	0	1	0	0	0	2						
Brooks Robinson, R (1, 5) Al Bumbry, L (9, PR)										4	0	1	0	0	0	2						
Bobby Grich, R (1, 4) OBP: 0.357, SLG: 0.408										3	0	0	0	1	3	1						
Johnny Oates, L (1, 2) OBP: 0.331, SLG: 0.362										4	0	2	0	0	2	3						
Mark Belanger, R (1, 6) Terry Crowley, L (7, PH) Davey Johnson, R (8, 4) OBP: 0.236, SLG: 0.248 OBP: 0.310, SLG: 0.398 OBP: 0.323, SLG: 0.341											2	1	1	0	0	0						
Pat Dobson, R (1, 1) Tommy Davis, R (7, PH) Grant Jackson, S (8, 1) Eddie Watt, R (8, 1)											1	0	0	0	1	0						
											1	0	0	0	1	1						
											0	0	0	0	0	0						
<b>Inning Stats</b>	R: 0 E: 0 K: 1 S: 6	H: 1 LOB: 0 BB: 0 P: 6	R: 0 E: 0 K: 1 S: 5	H: 1 LOB: 0 BB: 0 P: 5	R: 1 E: 0 K: 1 S: 7	H: 2 LOB: 1 BB: 0 P: 7	R: 0 E: 0 K: 2 S: 8	H: 1 LOB: 1 BB: 0 P: 8	R: 0 E: 0 K: 1 S: 5	H: 0 LOB: 0 BB: 0 P: 5	R: 0 E: 0 K: 0 S: 4	H: 1 LOB: 1 BB: 0 P: 4	R: 0 E: 0 K: 3 S: 10	H: 1 LOB: 1 BB: 0 P: 10	R: 0 E: 0 K: 0 S: 4	H: 1 LOB: 1 BB: 0 P: 4	R: 0 E: 0 K: 2 S: 7	H: 1 LOB: 1 BB: 1 P: 11	1B: 9 2B: 0 3B: 0 HR: 0	SF: 0 SAC: 2 DP: 0 HBP: 0	WP: 0 PB: 0 SB: 1 CS: 2	PA: 36
<b>PITCHER</b>	IP WLS BF H R ER SO BB IBB HBP BLK WP HR S P ERA WHIP																					
Marty Pattin, R (1, 1) ERA: 3.32	8.0 W 33 9 1 1 9 1 1 0 0 0 0 0 0 0 0 1.12 1.250																					
Bob Veale, L (9, 1) ERA: 3.31	1.0 S 2 0 0 0 2 0 0 0 0 0 0 0 6 6 0.00 0.000																					

AB	32
R	3
H	7
RBI	2
BB	6
SO	3
LOB	19



AB	32
R	1
H	9
RBI	1
BB	1
SO	11
LOB	15













Batter	1	2	3	4	5	6	7	8	9	AB	R	H	RBI	BB	SO	LOB	TOP			
Al Bumby, L OBP: 0.364, SLG: 0.545 Paul Blair, R OBP: 0.267, SLG: 0.358										4	2	2	0	0	0	2	<b>Baltimore Orioles @ Cleveland Indians</b> Cleveland Municipal Stadium, Cleveland, OH Tue Oct 03 1972, 7:05 PM EDT Att: 4,394 - Unknown			
Tom Shogay, L OBP: 0.311, SLG: 0.225									3	1	1	0	1	1	1					
Bobby Grich, R OBP: 0.358, SLG: 0.415									4	0	3	1	0	0	0					
Don Baylor, R OBP: 0.330, SLG: 0.416									4	0	0	0	0	0	5					
Enos Cabell, R									4	0	0	1	0	0	3					
Tom Matchick, L OBP: 0.222, SLG: 0.222									4	0	1	0	0	0	2					
Andy Etchebarren, R Johnny Oates, L OBP: 0.279, SLG: 0.277 OBP: 0.332, SLG: 0.364									3	0	0	0	0	2	1					
Mark Belanger, R OBP: 0.236, SLG: 0.246									3	0	0	0	1	0	0					
Roric Harrison, R OBP: 0.167, SLG: 0.353 Grant Jackson, S									3	1	1	1	0	1	2					
									1	0	0	0	0	1	0					
<b>Inning Stats</b>	R: 1 E: 0 K: 0 S: 5	H: 3 LOB: 1 BB: 0 P: 5	R: 0 E: 0 K: 1 S: 5	H: 0 LOB: 0 BB: 0 P: 5	R: 0 E: 0 K: 0 S: 3	H: 0 LOB: 0 BB: 0 P: 3	R: 0 E: 0 K: 0 S: 3	H: 0 LOB: 0 BB: 0 P: 3	R: 2 E: 1 K: 1 S: 8	H: 3 LOB: 1 BB: 0 P: 8	R: 0 E: 0 K: 2 S: 8	H: 1 LOB: 2 BB: 1 P: 12	R: 1 E: 0 K: 1 S: 7	H: 1 LOB: 2 BB: 0 P: 11	R: 0 E: 0 K: 1 S: 5	H: 0 LOB: 0 BB: 0 P: 5	1B: 6 2B: 0 3B: 1 HR: 1	SF: 0 SAC: 0 DP: 1 HBP: 0	WP: 0 PB: 0 SB: 0 CS: 0	PA: 37
<b>PITCHER</b>	IP WLS BF H R ER SO BB IBB HBP BLK WP HR S P ERA WHIP	IP WLS BF H R ER SO BB IBB HBP BLK WP HR S P ERA WHIP																		
Ray Lamb, R ERA: 3.09	6.0 L 23 6 3 3 2 0 0 0 0 0 0 1 27 27 4.50 1.000																			
Lowell Palmer, R ERA: 3.53	2.0 11 2 1 1 3 2 0 0 0 0 0 0 15 23 4.50 2.000																			
Phil Hennigan, R ERA: 2.67	1.0 3 0 0 0 1 0 0 0 0 0 0 0 5 5 0.00 0.000																			

AB	35
R	4
H	8
RBI	3
BB	2
SO	6
LOB	18



Batter	1	2	3	4	5	6	7	8	9	AB	R	H	RBI	BB	SO	LOB	BOTTOM			
Buddy Bell, R OBP: 0.310, SLG: 0.363										3	1	1	0	1	0	0	<b>Baltimore Orioles @ Cleveland Indians</b> Cleveland Municipal Stadium, Cleveland, OH Tue Oct 03 1972, 7:05 PM EDT Att: 4,394 - Unknown			
Jack Brohamer, L OBP: 0.271, SLG: 0.294										4	0	0	0	0	3					
Chris Chambliss, L OBP: 0.327, SLG: 0.397										4	2	2	1	0	0					
Ray Fosse, R OBP: 0.312, SLG: 0.354 Larry Johnson, R OBP: 0.500, SLG: 0.500										2	0	0	0	0	0					
										2	0	1	0	0	1					
Graig Nettles, L OBP: 0.326, SLG: 0.395											3	0	0	0	1	2				
Tom McCraw, L OBP: 0.333, SLG: 0.368											4	0	2	1	0	0				
Del Unser, L OBP: 0.288, SLG: 0.277											4	0	1	0	0	1				
Frank Duffy, R OBP: 0.297, SLG: 0.325											4	0	0	0	0	3				
Ray Lamb, R Kurt Bevacqua, R OBP: 0.194, SLG: 0.200 Lowell Palmer, R Alex Johnson, R OBP: 0.283, SLG: 0.340 Phil Hennigan, R OBP: 0.214, SLG: 0.083										1	0	0	0	0	0	0				
										1	0	1	0	0	0	0				
										0	0	0	0	0	0	0				
										0	0	0	0	0	0	0				
										0	0	0	0	0	0	0				
<b>Inning Stats</b>	R: 0 E: 0 K: 0 S: 3	H: 0 LOB: 0 BB: 0 P: 3	R: 0 E: 0 K: 1 S: 5	H: 0 LOB: 0 BB: 0 P: 5	R: 0 E: 0 K: 0 S: 3	H: 0 LOB: 0 BB: 0 P: 3	R: 0 E: 0 K: 0 S: 3	H: 0 LOB: 0 BB: 0 P: 3	R: 0 E: 0 K: 0 S: 3	H: 1 LOB: 1 BB: 1 P: 7	R: 1 E: 0 K: 0 S: 6	H: 3 LOB: 2 BB: 0 P: 6	R: 2 E: 1 K: 1 S: 7	H: 2 LOB: 0 BB: 0 P: 7	R: 0 E: 0 K: 0 S: 4	H: 1 LOB: 1 BB: 0 P: 4	1B: 7 2B: 2 3B: 0 HR: 0	SF: 0 SAC: 0 DP: 2 HBP: 0	WP: 0 PB: 0 SB: 0 CS: 0	PA: 35
<b>PITCHER</b>	IP WLS BF H R ER SO BB IBB HBP BLK WP HR S P ERA WHIP	IP WLS BF H R ER SO BB IBB HBP BLK WP HR S P ERA WHIP																		
Roric Harrison, R ERA: 2.3	6.0 W 22 4 1 1 1 2 0 0 0 0 0 0 22 30 1.50 1.000																			
Grant Jackson, L ERA: 2.63	3.0 S 13 4 2 1 1 0 0 0 0 0 0 0 15 15 3.00 1.333																			

