

Baltimore Orioles - 1973

Batter	1	2	3	4	5	6	7	8	9	AB	R	H	RBI	BB	SO	LOB	TOP		
Dave May, L (1.8)	5-3		5-3			E3 2B		F6		4	0	0	0	0	0	0			
Rick Auerbach, R (1.6) OBP: 0.290, SLG: 0.500	F8			F8				E6 G6-4-3		4	0	1	0	0	0	0			
John Briggs, L (1.7) OBP: 0.250, SLG: 0.250				F9		F8		F4		4	0	1	0	0	0	3			
George Scott, R (1.3)	K			F7		1-3		G6-4-3 1-2		4	0	0	0	0	1	4			
Don Money, R (1.5)		6-3			F9			F7		3	0	0	0	0	0	0			
Ollie Brown, R (1.10)		4-3			5-3			F9		3	0	0	0	0	0	0			
Gorman Thomas, R (1.9) OBP: 0.333, SLG: 1.000				F7				6-3		3	0	1	0	0	0	0			
Ellie Rodriguez, R (1.2)			F8		5-3			6-3		3	0	0	0	0	0	1			
Pedro Garcia, R (1.4)			6-3			5-3		5-3		3	0	0	0	0	0	0			
Inning Stats	R: 0 E: 0 K: 1 S: 6	H: 1 LOB: 1 BB: 0 P: 6	R: 0 E: 0 K: 0 S: 3	H: 0 LOB: 0 BB: 0 P: 3	R: 0 E: 0 K: 0 S: 3	H: 0 LOB: 0 BB: 0 P: 3	R: 0 E: 0 K: 0 S: 4	H: 1 LOB: 1 BB: 0 P: 4	R: 0 E: 1 K: 0 S: 5	H: 1 LOB: 2 BB: 0 P: 5	R: 0 E: 0 K: 0 S: 3	H: 0 LOB: 0 BB: 0 P: 3	R: 0 E: 0 K: 0 S: 3	H: 0 LOB: 0 BB: 0 P: 3	R: 0 E: 1 K: 0 S: 3	H: 0 LOB: 0 BB: 0 P: 3	1B: 1 2B: 1 3B: 1 HR: 0	SF: 0 SAC: 0 DP: 1 HBP: 0	WP: 0 PA: 31 CS: 0
PITCHER Dave McNally, L (1.1) ERA:	IP: 9.0 WLS: W BF: 31 H: 3 R: 0 ER: 0 SO: 1 BB: 0 IBB: 0 HBP: 0 BLK: 0 WP: 0 HR: 0 S: 33 P: 33 ERA: 0.00 WHIP: 0.333															ERA: 0.00 WHIP: 0.333			

Milwaukee Brewers @ Baltimore Orioles
Memorial Stadium, Baltimore, MD
Fri Apr 06 1973, 3:33 AM EST
Att: 26,543 - Unknown

AB 31
R 0
H 3
RBI 0
BB 0
SO 1
LOB 8



Batter	1	2	3	4	5	6	7	8	9	AB	R	H	RBI	BB	SO	LOB	BOTTOM		
Merv Rettenmund, R (1.9) OBP: 0.400, SLG: 0.400	1-3			K				6-3		5	0	2	2	0	1	2			
Bobby Grich, R (1.4)	F7				F6			F8		5	0	0	0	0	1	3			
Boog Powell, L (1.3)	E9			F8		F9		G3		5	1	0	0	0	0	1			
Enos Cabell, R (9.3)						1-3				0	0	0	0	0	0	0			
Earl Williams, R (1.2) OBP: 0.200, SLG: 0.400	E6 2B HR			E5 3B				6-3		5	3	1	0	0	1	0			
Don Baylor, R (1.7) OBP: 1.000, SLG: 2.750				FC5-2 3B						4	2	4	3	0	0	0			
Brooks Robinson, R (1.5) OBP: 0.500, SLG: 2.000				FC5-2 FC4		6-3				4	2	2	4	0	0	2			
Paul Blair, R (1.8) OBP: 0.250, SLG: 0.250	2H 3H 6-3			3H FC4				F7		4	1	1	0	0	0	1			
Terry Crowley, L (1.10) OBP: 0.500, SLG: 0.500					F4					4	1	2	0	0	0	0			
Mark Belanger, R (1.6) OBP: 0.500, SLG: 0.333		6-3			5-3					3	0	1	0	1	0	0			
Inning Stats	R: 4 E: 2 K: 0 S: 7	H: 2 LOB: 0 BB: 0 P: 7	R: 0 E: 0 K: 0 S: 4	H: 1 LOB: 1 BB: 0 P: 4	R: 1 E: 1 K: 0 S: 5	H: 1 LOB: 1 BB: 0 P: 5	R: 0 E: 0 K: 1 S: 5	H: 0 LOB: 0 BB: 0 P: 5	R: 1 E: 0 K: 0 S: 5	H: 2 LOB: 1 BB: 0 P: 5	R: 2 E: 0 K: 1 S: 7	H: 3 LOB: 1 BB: 1 P: 11	R: 2 E: 0 K: 1 S: 9	H: 4 LOB: 2 BB: 0 P: 9	R: 0 E: 0 K: 0 S: 3	H: 0 LOB: 0 BB: 0 P: 3	1B: 6 2B: 4 3B: 1 HR: 3	SF: 0 SAC: 0 DP: 1 HBP: 0	WP: 0 PA: 40 CS: 2
PITCHER Jim Colborn, R (1.1) ERA: 1.8 Bill Champion, R (6.1) ERA: 21.6 Gary Ryerson, L (7.1) ERA:	IP: 5.0 WLS: L BF: 24 H: 6 R: 6 ER: 1 SO: 1 BB: 0 IBB: 0 HBP: 0 BLK: 0 WP: 0 HR: 1 S: 26 P: 26 ERA: 1.80 WHIP: 1.200															ERA: 21.60 WHIP: 4.800			

Milwaukee Brewers @ Baltimore Orioles
Memorial Stadium, Baltimore, MD
Fri Apr 06 1973, 3:33 AM EST
Att: 26,543 - Unknown


AB 39
R 10
H 13
RBI 9
BB 1
SO 3
LOB 9



Batter	1	2	3	4	5	6	7	8	9	10	11	12	AB	R	H	RBI	BB	SO	LOB					
Merv Rettenmund, R (1.9) OBP: 0.353, SLG: 0.563	0-3 K		1-0 HBP			0-0 L9	0-3 K			0-3 K		0-0 BB 1B	5	0	1	1	0	3	2					
Bobby Grich, R (1.4) OBP: 0.353, SLG: 0.333	0-0 F8		0-0 L9			0-0 L9				0-0 FC1-6 1B		0-0 FC6 BB	5	0	1	0	1	1	2					
Boog Powell, L (1.3) OBP: 0.200, SLG: 0.077	0-3 K				3-1					0-0 FC1-6 G6-4-3		0-0 FC6	5	0	0	0	1	1	4					
Earl Williams, R (1.2) OBP: 0.286, SLG: 0.250		0-0 5-3		0-0 F3		0-0 F7			0-0 G6-4-3		0-0 6-3		5	0	0	0	0	0	2					
Don Baylor, R (1.7) OBP: 0.643, SLG: 1.250		0-0 F2		4-0 BB					0-0 1-3			0-0 4-3 2B	4	2	2	0	1	0	0					
Brooks Robinson, R (1.5) OBP: 0.214, SLG: 0.615	0-3 K			0-0 L9		0-0 5-3 1B				0-0 F8		0-0 4-3	5	0	0	0	0	1	3					
Paul Blair, R (1.8) OBP: 0.143, SLG: 0.143			0-0 F8		0-0 5-3		0-0 F4		0-3 K			0-0 F3	5	0	0	0	0	1	2					
Tommy Davis, R (1.10) OBP: 0.500, SLG: 0.667			0-0 6-3		0-0 F8		0-0 1B 1B			0-0 5-3		0-0 1B 2B	5	1	2	2	0	0	0					
Mark Belanger, R (1.6) OBP: 0.500, SLG: 0.364			0-0 HBP 1B		0-0 L9		0-0 1B 1B			0-0 5-3		0-0 1B BB	4	0	2	0	1	0	0					
Inning Stats	R: 0 E: 0 K: 2 S: 7	H: 0 LOB: 0 BB: 0 P: 7	R: 0 E: 0 K: 1 S: 5	H: 0 LOB: 0 BB: 0 P: 5	R: 0 E: 0 K: 2 S: 4	H: 1 LOB: 2 BB: 0 P: 5	R: 0 E: 0 K: 0 S: 3	H: 0 LOB: 1 BB: 1 P: 7	R: 0 E: 0 K: 0 S: 3	H: 0 LOB: 0 BB: 0 P: 3	R: 1 E: 0 K: 1 S: 6	H: 3 LOB: 2 BB: 0 P: 6	R: 0 E: 0 K: 0 S: 3	H: 0 LOB: 0 BB: 0 P: 5	R: 0 E: 0 K: 1 S: 5	H: 0 LOB: 0 BB: 0 P: 5	R: 0 E: 0 K: 1 S: 5	H: 0 LOB: 0 BB: 0 P: 5	R: 2 E: 0 K: 0 S: 6	H: 3 LOB: 3 BB: 2 P: 14	1B: 6 2B: 2 3B: 0 HR: 0	SF: 0 SAC: 0 DP: 1 HBP: 1	WP: 0 PB: 0 SB: 0 CS: 0	PA: 48
PITCHER	IP WLS BF H R ER SO BB IBB HBP BLK WP HR S P ERA WHIP	PITCHER												IP WLS BF H R ER SO BB IBB HBP BLK WP HR S P ERA WHIP										
Woodie Fryman, L (1.1) ERA: 1.13	8.0	31	5	1	1	4	2	0	1	0	0	0	0	0	0	20	24	4.91	1.091					
Lerrin LaGrow, R (9.1) ERA: 3.86	3.2	L	15	3	2	2	3	1	0	0	0	0	0	0	0	0	4	∞	∞					
Tom Timmermann, R (12.1) ERA: ∞	0.0	1	0	0	0	0	0	1	0	0	0	0	0	0	0	0	4	∞	∞					
John Hiller, L (12.1) ERA: ∞	0.1	1	0	0	0	0	0	0	0	0	0	0	0	0	0	1	1	0.00	0.000					

Baltimore Orioles @ Detroit Tigers
Tiger Stadium, Detroit, MI
Wed Apr 11 1973, 3:33 AM EST
Att. 46,389 - Unknown - 39 F


AB 43
R 3
H 8
RBI 3
BB 4
SO 7
LOB 15



Batter	1	2	3	4	5	6	7	8	9	10	11	12	AB	R	H	RBI	BB	SO	LOB					
Dick McAuliffe, L (1.4) OBP: 0.182, SLG: 0.200	0-0 F9		0-0 F9		0-0 F8		0-0 4-3			0-0 SH3-4		0-0 F8	4	0	0	0	0	0	1					
Tony Taylor, R (10, PH) ERA: ∞							2-3 4-3			1-2 K			1	0	0	0	0	0	0					
Aurelio Rodriguez, R (1.5) OBP: 0.077, SLG: 0.154	0-0 4-3 2B		0-3 K		0-3 K		0-0 4-3			0-3 K			5	0	1	0	0	3	2					
Jim Northrup, L (1.7) OBP: 0.308, SLG: 0.100	0-0 4-3		0-3 K		0-0 4-3				0-0 F5			0-0 IBB	4	0	0	0	1	1	1					
Al Kaline, R (1.9) OBP: 0.194, SLG: 0.083	0-0 L9			0-0 L7		0-0 L1-3		0-0 L9		0-0 L7			5	0	0	0	0	0	3					
Norm Cash, L (1.3) OBP: 0.231, SLG: 0.769		0-0 HR		0-0 F6		0-0 4-3		0-0 5-3			0-0 4-3		5	1	1	1	0	0	0					
Gates Brown, L (1.10) OBP: 0.400, SLG: 0.333		0-0 F9		0-0 1B 1B		4-0 BB			0-0 F8		0-0 L8		2	0	1	0	1	0	0					
Frank Howard, R (9, PH) ERA: ∞				1B 1B					0-0 F8				2	0	0	0	0	0	0					
Bill Freehan, R (1.2) OBP: 0.222, SLG: 0.125	0-3 K		0-3 K		0-0 1B		0-0 F4		4-0 1-3 BB		0-0 F8		4	0	1	0	1	1	1					
Mickey Stanley, R (1.8) OBP: 0.500, SLG: 0.750		4-0 BB		4-0 FC6-4 IBB		4-0 WP SH1-4 BB			0-0 L1-3			0-0 6-3	2	0	0	0	3	0	1					
Ed Brinkman, R (1.6) OBP: 0.400, SLG: 0.250		0-0 F4		0-0 FC6-4		0-0 SH1-4			0-0 SH3-4 BB			0-0 F9	2	0	0	0	1	0	4					
Rich Reese, L (12, PH) ERA: ∞				1-2 1B						4-0 SH3-4 BB			1	0	0	0	0	0	0					
Inning Stats	R: 0 E: 0 K: 0 S: 4	H: 1 LOB: 1 BB: 0 P: 4	R: 1 E: 0 K: 1 S: 6	H: 1 LOB: 1 BB: 1 P: 10	R: 0 E: 0 K: 2 S: 5	H: 0 LOB: 0 BB: 0 P: 7	R: 0 E: 0 K: 0 S: 5	H: 2 LOB: 3 BB: 1 P: 9	R: 0 E: 0 K: 0 S: 5	H: 0 LOB: 0 BB: 0 P: 5	R: 0 E: 0 K: 0 S: 3	H: 0 LOB: 0 BB: 0 P: 3	R: 0 E: 0 K: 0 S: 3	H: 0 LOB: 0 BB: 0 P: 5	R: 0 E: 0 K: 1 S: 5	H: 0 LOB: 2 BB: 2 P: 13	R: 0 E: 0 K: 0 S: 3	H: 0 LOB: 0 BB: 0 P: 3	R: 0 E: 0 K: 0 S: 3	H: 0 LOB: 0 BB: 0 P: 3	1B: 2 2B: 2 3B: 0 HR: 1	SF: 0 SAC: 2 DP: 1 HBP: 0	WP: 1 PB: 0 SB: 0 CS: 0	PA: 46
PITCHER	IP WLS BF H R ER SO BB IBB HBP BLK WP HR S P ERA WHIP	PITCHER												IP WLS BF H R ER SO BB IBB HBP BLK WP HR S P ERA WHIP										
Jim Palmer, R (1.1) ERA: 1.29	7.0	29	4	1	1	4	3	1	0	0	0	0	1	1	33	49	1.29	1.000						
Grant Jackson, L (8.1) ERA: ∞	2.0	7	0	0	0	0	2	0	0	0	0	0	0	0	5	13	0.00	1.000						
Eddie Watt, R (10.1) ERA: ∞	3.0	W	10	0	0	0	1	0	0	0	0	0	0	0	11	15	0.00	0.000						

Baltimore Orioles @ Detroit Tigers
Tiger Stadium, Detroit, MI
Wed Apr 11 1973, 3:33 AM EST
Att. 46,389 - Unknown - 39 F

AB 37
R 1
H 4
RBI 1
BB 7
SO 5
LOB 13



Batter	1	2	3	4	5	6	7	8	9	10	AB	R	H	RBI	BB	SO	LOB	TOP			
Merv Rettenmund, R OBP: 0.364, SLG: 0.500 (1, 9)	F8		F4		F7			SH2-4 BB 1B		SH BB	4	0	1	0	1	0	1	Baltimore Orioles @ Detroit Tigers Tiger Stadium, Detroit, MI Thu Apr 12 1973, 3:33 AM EST Att: 6,303 - Unknown			
Bobby Grich, R OBP: 0.381, SLG: 0.333 (1, 4)	6-3		1B		F8			SH2-4 BB		SH	3	0	1	0	1	0	0				
Boog Powell, L OBP: 0.211, SLG: 0.118 (1, 3)	1B		L9		1-3			SH2-4		F6	4	0	1	0	0	0	4				
Earl Williams, R Andy Etchebarren, R (1, 2) (8, 2)	K		1B		K			K		G6-4-3 IBB	4	0	1	0	0	3	3				
Don Baylor, R OBP: 0.474, SLG: 0.882 (1, 7)		L9		K				F7	L9	G6-4-3	5	0	0	0	0	1	6				
Brooks Robinson, R OBP: 0.222, SLG: 0.529 (1, 5)		6-3		F8				1B 1B		5-3	4	0	1	0	0	0	1				
Paul Blair, R OBP: 0.222, SLG: 0.222 (1, 8)		F7		F7				FC6-4 1B		G6-4-3 1B	4	0	2	0	0	0	1				
Tommy Davis, R OBP: 0.400, SLG: 0.500 (1, 10)			1B 1B		F8			K		G6-4-3	4	0	1	0	0	1	3				
Mark Belanger, R OBP: 0.444, SLG: 0.333 (1, 6)			F8		6-3			FC6-4		SH 1B	4	1	1	0	0	0	3				
Inning Stats	R: 0 E: 0 K: 1 S: 6	H: 1 LOB: 1 BB: 0 P: 6	R: 0 E: 0 K: 0 S: 3	H: 0 LOB: 0 BB: 0 P: 3	R: 0 E: 0 K: 0 S: 5	H: 2 LOB: 2 BB: 0 P: 5	R: 0 E: 0 K: 1 S: 6	H: 1 LOB: 1 BB: 0 P: 6	R: 0 E: 0 K: 1 S: 5	H: 0 LOB: 0 BB: 0 P: 3	R: 0 E: 0 K: 1 S: 7	H: 2 LOB: 2 BB: 0 P: 7	R: 0 E: 0 K: 1 S: 6	H: 1 LOB: 2 BB: 1 P: 10	R: 0 E: 0 K: 0 S: 3	H: 1 LOB: 0 BB: 0 P: 3	R: 1 E: 1 K: 0 S: 4		H: 1 LOB: 2 BB: 2 P: 12	1B: 9 2B: 0 3B: 0 HR: 0	SF: 0 SAC: 2 DP: 2 HBP: 0
PITCHER Mickey Lolich, L ERA: 1.0 (1, 1)	IP 10.0	WLS L	BF 41	H 9	R 1	ER 0	SO 5	BB 2	IBB 1	HBP 0	BLK 0	WP 0	HR 0	S 48	P 60	ERA 0.00	WHIP 1.100	PITCHER IP WLS BF H R ER SO BB IBB HBP BLK WP HR S P ERA WHIP			

Batter	1	2	3	4	5	6	7	8	9	10	AB	R	H	RBI	BB	SO	LOB	BOTTOM	
Tony Taylor, R OBP: 0.250, SLG: 0.143 (1, 4)	F4		F9		6-3			SH1-4 BB		FC4-6 1B	4	0	1	0	1	0	1	Baltimore Orioles @ Detroit Tigers Tiger Stadium, Detroit, MI Thu Apr 12 1973, 3:33 AM EST Att: 6,303 - Unknown	
Aurelio Rodriguez, R Gates Brown, L (1, 5) (10, PH)	4-3		5-3		F8			SH1-4 BB		FC4-6 1B	3	0	0	0	0	0	1		
Frank Howard, R (1, 10)	L7		FC5-4 BB		1-3			SH1-4 BB		F4	3	0	0	0	1	0	1		
Al Kaline, R OBP: 0.176, SLG: 0.067 (1, 9)		L6-3		FC5-4				L6-3		IBB	3	0	0	0	1	0	1		
Bill Freehan, R OBP: 0.154, SLG: 0.083 (1, 2)		K		F8				F8		F7	4	0	0	0	0	1	2		
Willie Horton, R OBP: 0.250, SLG: 0.250 (1, 7)		F9		F6				6-3		FC3-6 1B	4	0	1	0	0	0	0		
Rich Reese, L (1, 3)			K		F1			F5		FC3-6 1B BB	4	0	0	0	0	1	1		
Mickey Stanley, R OBP: 0.438, SLG: 0.545 (1, 8)			5-3		F6			F6		F6	3	0	0	0	1	0	1		
Ed Brinkman, R Ike Brown, R Dick McAuliffe, L (1, 6) (10, PH) (10, PR)			F3		3B			FC6-4 BB		FC6-4 1B BB	3	0	1	0	0	0	1		
Inning Stats	R: 0 E: 0 K: 0 S: 3	H: 0 LOB: 0 BB: 0 P: 3	R: 0 E: 0 K: 1 S: 5	H: 0 LOB: 0 BB: 0 P: 5	R: 0 E: 0 K: 0 S: 3	H: 0 LOB: 1 BB: 1 P: 7	R: 0 E: 0 K: 0 S: 3	H: 1 LOB: 1 BB: 0 P: 4	R: 0 E: 0 K: 0 S: 3	H: 0 LOB: 0 BB: 0 P: 3	R: 0 E: 0 K: 0 S: 3	H: 0 LOB: 1 BB: 1 P: 7	R: 0 E: 0 K: 0 S: 3	H: 0 LOB: 2 BB: 2 P: 11	R: 0 E: 0 K: 0 S: 5	H: 2 LOB: 3 BB: 1 P: 9	1B: 2 2B: 0 3B: 1 HR: 0		SF: 0 SAC: 1 DP: 0 HBP: 0
PITCHER Dave McNally, L ERA: Orlando Pena, R ERA: (1, 1) (10, 1)	IP 9.2	WLS W	BF 37	H 3	R 0	ER 0	SO 2	BB 4	IBB 1	HBP 0	BLK 0	WP 0	HR 0	S 36	P 56	ERA 0.00	WHIP 0.724	PITCHER IP WLS BF H R ER SO BB IBB HBP BLK WP HR S P ERA WHIP	

AB	36
R	1
H	9
RBI	0
BB	3
SO	5
LOB	22



AB	32
R	0
H	3
RBI	0
BB	5
SO	2
LOB	12



Batter	1	2	3	4	5	6	7	8	9	AB	R	H	RBI	BB	SO	LOB	TOP		
Merv Rettenmund, R OBP: 0.423, SLG: 0.476	0-0 6-3		4-0 BB BB		4-0 CS BB			4-0 2-3 BB BB		1	0	0	0	3	0	0	Baltimore Orioles @ Milwaukee Brewers Milwaukee County Stadium, Milwaukee, WI Fri Apr 13 1973, 4:33 AM EST Att: 13,863 - Unknown		
Bobby Grich, R OBP: 0.440, SLG: 0.316	4-0 FC5-4 BB		4-0 1-2 BB		0-0 CS 1-2	0-0 5-3		4-0 2-3 BB		1	0	0	0	3	0	0			
Boog Powell, L OBP: 0.174, SLG: 0.095	0-0 F3		0-0 F8			0-0 F8		0-0 2-3		4	0	0	0	0	0	5			
Earl Williams, R OBP: 0.273, SLG: 0.211 Al Bumbry, L (8, PR)	0-0 FC5-4			0-0 5-3		0-0 F8		4-0 FC6-4 BB		3	0	0	0	1	0	1			
Elrod Hendricks, L (8, 2)	1-2									0	0	0	0	0	0	0			
Don Baylor, R OBP: 0.435, SLG: 0.750		0-0 5-3		4-0 BB			0-0 5-3	0-0 FC6-4 1-2		3	0	0	0	1	0	3			
Brooks Robinson, R OBP: 0.182, SLG: 0.429		0-0 5-3		0-0 F8			0-0 F9		0-0 4-3	4	0	0	0	0	0	1			
Paul Blair, R OBP: 0.227, SLG: 0.227		0-0 5-3		0-0 1-3			0-0 S 1B		0-0 F7	4	0	1	0	0	0	1			
Terry Crowley, L OBP: 0.231, SLG: 0.167			0-0 F9		0-0 F6		0-0 F8 1-2		0-0 4-1	4	0	0	0	0	0	1			
Mark Belanger, R OBP: 0.381, SLG: 0.278			0-0 F6		0-0 F7			0-0 5-3		3	0	0	0	0	0	0			
Inning Stats	R: 0 E: 0 K: 0 S: 3	H: 0 LOB: 1 BB: 1 P: 7	R: 0 E: 0 K: 0 S: 3	H: 0 LOB: 0 BB: 0 P: 3	R: 0 E: 0 K: 0 S: 3	H: 0 LOB: 2 BB: 2 P: 11	R: 0 E: 0 K: 0 S: 3	H: 0 LOB: 1 BB: 1 P: 7	R: 0 E: 0 K: 0 S: 2	H: 0 LOB: 0 BB: 1 P: 6	R: 0 E: 0 K: 0 S: 4	H: 1 LOB: 1 BB: 0 P: 4	R: 0 E: 0 K: 0 S: 3	H: 0 LOB: 3 BB: 3 P: 15	R: 0 E: 0 K: 0 S: 3	H: 0 LOB: 0 BB: 0 P: 3	1B: 1 2B: 0 3B: 0 HR: 0	SF: 0 SAC: 0 DP: 0 HBP: 0	WP: 0 PA: 36 PB: 0 SB: 1 CS: 1
PITCHER	IP WLS BF H R ER SO BB IBB HBP BLK WP HR S P ERA WHIP	7.1 W 28 1 0 0 0 6 0 0 0 0 0 22 46 0.00 0.955	1.2 S 7 0 0 0 0 2 0 0 0 0 0 5 13 0.00 1.200	PITCHER															


Batter	1	2	3	4	5	6	7	8	9	AB	R	H	RBI	BB	SO	LOB	BOTTOM		
Dave May, L OBP: 0.154, SLG: 0.615	0-3 K		0-0 4-3		0-0 1-3			0-0 4-3		4	0	0	0	0	1	1	Baltimore Orioles @ Milwaukee Brewers Milwaukee County Stadium, Milwaukee, WI Fri Apr 13 1973, 4:33 AM EST Att: 13,863 - Unknown		
Elie Rodriguez, R OBP: 0.364, SLG: 0.364	0-0 F9			0-0 FC4-6 1B		0-0 F9		0-0 F9		4	0	1	0	0	0	0			
John Briggs, L OBP: 0.167, SLG: 0.091	0-0 F9			0-0 F9		0-0 F9				3	0	0	0	0	0	1			
George Scott, R (1, 3)		0-0 F7		0-0 F8		0-0 E7 S				3	0	0	0	0	0	1			
Don Money, R OBP: 0.200, SLG: 0.111		0-0 5-3		0-0 FC4-6 1-2		0-0 1-3				3	0	0	0	0	2				
Ollie Brown, R OBP: 0.400, SLG: 0.800	0-3 K				0-0 HR		0-0 L5			3	1	1	1	0	1	0			
Gorman Thomas, R OBP: 0.200, SLG: 0.333			0-0 6-3		4-0 SH3-4 BB		0-0 3-1			2	0	0	0	1	0	0			
John Vukovich, R (1, 5)			0-0 F7		0-0 SH3-4 1-2		0-0 F5			2	0	0	0	0	0	0			
Pedro Garcia, R OBP: 0.222, SLG: 0.889			0-0 HR		0-3 K		0-0 5-3			3	1	1	1	0	1	1			
Inning Stats	R: 0 E: 0 K: 1 S: 5	H: 0 LOB: 0 BB: 0 P: 5	R: 0 E: 0 K: 1 S: 5	H: 0 LOB: 0 BB: 0 P: 5	R: 1 E: 0 K: 0 S: 4	H: 1 LOB: 0 BB: 0 P: 4	R: 0 E: 0 K: 0 S: 4	H: 1 LOB: 1 BB: 0 P: 4	R: 1 E: 1 K: 0 S: 6	H: 1 LOB: 1 BB: 1 P: 10	R: 0 E: 0 K: 0 S: 3	H: 0 LOB: 0 BB: 0 P: 3	R: 0 E: 0 K: 0 S: 3	H: 0 LOB: 0 BB: 0 P: 3	R: 0 E: 0 K: 0 S: 3	H: 0 LOB: 0 BB: 0 P: 3		1B: 1 2B: 0 3B: 0 HR: 2	SF: 0 SAC: 1 DP: 0 HBP: 0
PITCHER	IP WLS BF H R ER SO BB IBB HBP BLK WP HR S P ERA WHIP	8.0 L 29 3 2 2 3 1 0 0 0 0 2 34 2.25 0.500	PITCHER																

Batter	1	2	3	4	5	6	7	8	9	AB	R	H	RBI	BB	SO	LOB	TOP					
Mery Rettenmund, R OBP: 0.444, SLG: 0.429	K		FC6-4 1B	1-3			F8		G1-6-3	5	0	1	0	0	1	4	Baltimore Orioles @ Milwaukee Brewers Milwaukee County Stadium, Milwaukee, WI Sun Apr 15 1973, 4:38 AM EST Att: 14,694 - Unknown					
Bobby Grich, R OBP: 0.421, SLG: 0.333 Larry Brown, R	F7		F8					F2		3	0	1	0	0	0	2						
Tommy Davis, R OBP: 0.286, SLG: 0.357	K		FC6-4					1-4-3		4	0	0	0	0	1	3						
Boog Powell, L OBP: 0.189, SLG: 0.171		K		SH1-3 E BB 1B				G6-3		4	1	1	0	0	1	1						
Don Baylor, R OBP: 0.361, SLG: 0.531		2-3		E1 BB SH1-3 BLK				F2		4	1	0	0	0	0	1						
Brooks Robinson, R OBP: 0.206, SLG: 0.344 Al Bumbry, L OBP: 0.400, SLG: 0.400 Frank Baker, L		K		SH1-3				P4		3	0	1	0	0	0	0						
Paul Blair, R OBP: 0.258, SLG: 0.267				4-3 1B				F8		3	2	2	0	1	0	0						
Andy Etchebarren, R Terry Crowley, L Elrod Hendricks, L				4-3				5-3		3	0	0	0	0	0	4						
Mark Belanger, R OBP: 0.394, SLG: 0.310				2-3				5-3		3	0	2	3	1	0	0						
				1B																		
				1B																		
				1B																		
Inning Stats	R: 0 E: 0 K: 2 S: 7	H: 0 LOB: 0 BB: 0 P: 7	R: 0 E: 0 K: 2 S: 7	H: 0 LOB: 0 BB: 0 P: 7	R: 1 E: 0 K: 0 S: 6	H: 3 LOB: 2 BB: 0 P: 6	R: 2 E: 1 K: 0 S: 5	H: 1 LOB: 2 BB: 2 P: 13	R: 0 E: 0 K: 0 S: 3	H: 0 LOB: 0 BB: 0 P: 3	R: 0 E: 0 K: 0 S: 3	H: 0 LOB: 0 BB: 0 P: 3	R: 0 E: 0 K: 0 S: 3	H: 0 LOB: 0 BB: 0 P: 3	R: 2 E: 1 K: 0 S: 6	H: 4 LOB: 2 BB: 0 P: 6	1B: 8 2B: 1 3B: 0 HR: 0	SF: 0 SAC: 1 DP: 2 HBP: 0	WP: 0 PB: 0 SB: 0 CS: 0	PA: 37		
PITCHER	IP WLS BF H R ER SO BB IBB HBP BLK WP HR S P ERA WHIP	IP WLS BF H R ER SO BB IBB HBP BLK WP HR S P ERA WHIP	IP WLS BF H R ER SO BB IBB HBP BLK WP HR S P ERA WHIP	IP WLS BF H R ER SO BB IBB HBP BLK WP HR S P ERA WHIP	IP WLS BF H R ER SO BB IBB HBP BLK WP HR S P ERA WHIP	IP WLS BF H R ER SO BB IBB HBP BLK WP HR S P ERA WHIP	IP WLS BF H R ER SO BB IBB HBP BLK WP HR S P ERA WHIP	IP WLS BF H R ER SO BB IBB HBP BLK WP HR S P ERA WHIP	IP WLS BF H R ER SO BB IBB HBP BLK WP HR S P ERA WHIP	IP WLS BF H R ER SO BB IBB HBP BLK WP HR S P ERA WHIP	IP WLS BF H R ER SO BB IBB HBP BLK WP HR S P ERA WHIP	IP WLS BF H R ER SO BB IBB HBP BLK WP HR S P ERA WHIP	IP WLS BF H R ER SO BB IBB HBP BLK WP HR S P ERA WHIP	IP WLS BF H R ER SO BB IBB HBP BLK WP HR S P ERA WHIP	IP WLS BF H R ER SO BB IBB HBP BLK WP HR S P ERA WHIP	IP WLS BF H R ER SO BB IBB HBP BLK WP HR S P ERA WHIP	IP WLS BF H R ER SO BB IBB HBP BLK WP HR S P ERA WHIP	IP WLS BF H R ER SO BB IBB HBP BLK WP HR S P ERA WHIP	IP WLS BF H R ER SO BB IBB HBP BLK WP HR S P ERA WHIP	IP WLS BF H R ER SO BB IBB HBP BLK WP HR S P ERA WHIP	IP WLS BF H R ER SO BB IBB HBP BLK WP HR S P ERA WHIP	IP WLS BF H R ER SO BB IBB HBP BLK WP HR S P ERA WHIP
Gary Ryerson, L ERA: 1.8	3.2	18	4	3	1	4	1	1	0	0	0	0	0	0	1	0	0	13	13	0.00	0.231	
Bill Champion, R ERA: 6.0	4.1	13	1	0	0	0	0	0	0	0	1	0	0	0	4	4	54.00	9.000				
Jerry Bell, R ERA: 4.5	0.1	L	4	3	2	2	0	0	0	0	0	0	0	0	0	0	0	0	0	0.00	1.500	
Frank Linzy, R ERA: 13.5	0.2	2	1	0	0	0	0	0	0	0	0	0	0	0	2	2	0.00	1.500				

Batter	1	2	3	4	5	6	7	8	9	AB	R	H	RBI	BB	SO	LOB	BOTTOM						
Dave May, L OBP: 0.160, SLG: 0.400 Ollie Brown, R OBP: 0.333, SLG: 0.667 Bob Coluccio, R	F9			K				P4		3	0	0	0	0	1	0	Baltimore Orioles @ Milwaukee Brewers Milwaukee County Stadium, Milwaukee, WI Sun Apr 15 1973, 4:38 AM EST Att: 14,694 - Unknown						
Don Money, R OBP: 0.182, SLG: 0.238	K			F7				6-3		4	0	1	2	0	1	0							
John Briggs, L OBP: 0.280, SLG: 0.273	P4			HR				K		3	1	1	0	1	1	0							
George Scott, R OBP: 0.200, SLG: 0.320				HR				F9		4	1	1	2	0	0	2							
Joe Lahoud, L OBP: 0.250, SLG: 0.182				3-1				F9		4	0	0	0	0	0	0							
Gorman Thomas, R OBP: 0.227, SLG: 0.400	K							F7		4	0	0	0	0	2	0							
Darrell Porter, L OBP: 0.333, SLG: 0.333 Rick Auerbach, R OBP: 0.111, SLG: 0.222 Ellie Rodriguez, R OBP: 0.350, SLG: 0.350				P6				K		3	0	1	0	0	1	0							
John Vukovich, R OBP: 0.100, SLG: 0.200				6-3				K		4	0	1	0	0	1	2							
Pedro Garcia, R OBP: 0.250, SLG: 0.550				K				1-3		3	1	1	0	0	1	1							
								2B															
Inning Stats	R: 0 E: 0 K: 1 S: 5	H: 0 LOB: 0 BB: 0 P: 5	R: 0 E: 0 K: 1 S: 5	H: 0 LOB: 0 BB: 0 P: 5	R: 0 E: 0 K: 1 S: 5	H: 0 LOB: 0 BB: 0 P: 5	R: 2 E: 0 K: 1 S: 7	H: 2 LOB: 0 BB: 0 P: 7	R: 0 E: 0 K: 2 S: 8	H: 1 LOB: 1 BB: 0 P: 8	R: 0 E: 0 K: 1 S: 5	H: 0 LOB: 0 BB: 0 P: 5	R: 0 E: 0 K: 0 S: 3	H: 0 LOB: 0 BB: 0 P: 3	R: 2 E: 0 K: 1 S: 8	H: 3 LOB: 2 BB: 1 P: 12	R: 0 E: 0 K: 0 S: 4	H: 1 LOB: 1 BB: 0 P: 4	1B: 3 2B: 2 3B: 1 HR: 1	SF: 0 SAC: 0 DP: 0 HBP: 0	WP: 0 PB: 0 SB: 0 CS: 0	PA: 35	
PITCHER	IP WLS BF H R ER SO BB IBB HBP BLK WP HR S P ERA WHIP	IP WLS BF H R ER SO BB IBB HBP BLK WP HR S P ERA WHIP	IP WLS BF H R ER SO BB IBB HBP BLK WP HR S P ERA WHIP	IP WLS BF H R ER SO BB IBB HBP BLK WP HR S P ERA WHIP	IP WLS BF H R ER SO BB IBB HBP BLK WP HR S P ERA WHIP	IP WLS BF H R ER SO BB IBB HBP BLK WP HR S P ERA WHIP	IP WLS BF H R ER SO BB IBB HBP BLK WP HR S P ERA WHIP	IP WLS BF H R ER SO BB IBB HBP BLK WP HR S P ERA WHIP	IP WLS BF H R ER SO BB IBB HBP BLK WP HR S P ERA WHIP	IP WLS BF H R ER SO BB IBB HBP BLK WP HR S P ERA WHIP	IP WLS BF H R ER SO BB IBB HBP BLK WP HR S P ERA WHIP	IP WLS BF H R ER SO BB IBB HBP BLK WP HR S P ERA WHIP	IP WLS BF H R ER SO BB IBB HBP BLK WP HR S P ERA WHIP	IP WLS BF H R ER SO BB IBB HBP BLK WP HR S P ERA WHIP	IP WLS BF H R ER SO BB IBB HBP BLK WP HR S P ERA WHIP	IP WLS BF H R ER SO BB IBB HBP BLK WP HR S P ERA WHIP	IP WLS BF H R ER SO BB IBB HBP BLK WP HR S P ERA WHIP	IP WLS BF H R ER SO BB IBB HBP BLK WP HR S P ERA WHIP	IP WLS BF H R ER SO BB IBB HBP BLK WP HR S P ERA WHIP	IP WLS BF H R ER SO BB IBB HBP BLK WP HR S P ERA WHIP	IP WLS BF H R ER SO BB IBB HBP BLK WP HR S P ERA WHIP	IP WLS BF H R ER SO BB IBB HBP BLK WP HR S P ERA WHIP	IP WLS BF H R ER SO BB IBB HBP BLK WP HR S P ERA WHIP
Orlando Pena, R ERA: 4.7	7.1	27	5	4	4	8	0	0	0	0	0	0	0	0	0	0	4.91	0.682					
Grant Jackson, L ERA:	0.1	1	0	0	0	0	0	0	0	0	0	1	1	0.00	0.000								
Eddie Watt, R ERA:	1.1	W	7	2	0	0	0	1	0	0	0	6	10	0.00	1.500								

Batter	1	2	3	4	5	6	7	8	9	AB	R	H	RBI	BB	SO	LOB	TOP
Horace Clarke, S (1,4) OBP: 0.333, SLG: 0.278	4-0 BB	0-0 1-2 3-H 1B			0-0 F8			0-0 P6		3	0	1	1	1	0	0	New York Yankees @ Baltimore Orioles Memorial Stadium, Baltimore, MD Tue Apr 17 1973, 6:05 PM EST Att: 10,068 - Unknown
Roy White, S (1,7) OBP: 0.237, SLG: 0.171	0-3 K	0-0 5-3			0-0 6-3			0-0 F9		4	0	0	0	0	1	3	
Thurman Munson, R (1,2) OBP: 0.235, SLG: 0.375	0-0 5-3			0-0 6-3				0-0 F8		4	0	0	0	0	0	1	
Bobby Murcer, L (1,8) OBP: 0.361, SLG: 0.344	0-0 F5			4-0 3-1 BB				0-0 G3		3	0	0	0	1	0	1	
Graig Nettles, L (1,5) OBP: 0.250, SLG: 0.406		0-0 1-3	0-0 3-1					0-0 3-1		4	0	0	0	0	0	1	
Felipe Alou, R (1,3) OBP: 0.333, SLG: 0.519		0-0 1B 2B	0-0 F8					0-0 1B		4	1	2	0	0	1	1	
Celerino Sanchez, R (1,10) OBP: 0.250, SLG: 0.375		0-0 FC1-4 1B			0-0 F7			0-0 4-3		4	1	1	1	0	0	1	
Ron Swoboda, R (1,9) OBP: 0.200, SLG: 0.077		4-0 FC1-4 BB			0-3 K			0-3 K		2	0	0	0	1	2	0	
Gene Michael, S (1,6) OBP: 0.241, SLG: 0.357		0-0 FC1-4 1B			0-0 F8			0-0 1-6-3		3	0	0	0	0	0	2	
Inning Stats	R: 0 E: 0 K: 1 S: 5	H: 0 LOB: 1 BB: 1 P: 9	R: 2 E: 0 K: 0 S: 6	H: 3 LOB: 2 BB: 1 P: 10	R: 0 E: 0 K: 0 S: 3	H: 0 LOB: 1 BB: 1 P: 7	R: 0 E: 0 K: 1 S: 5	H: 0 LOB: 0 BB: 0 P: 5	R: 0 E: 0 K: 1 S: 5	H: 0 LOB: 0 BB: 0 P: 5	R: 0 E: 0 K: 0 S: 3	H: 0 LOB: 0 BB: 0 P: 3	R: 0 E: 0 K: 0 S: 4	H: 1 LOB: 1 BB: 0 P: 4	1B: 3 2B: 1 3B: 0 HR: 0	SF: 0 SAC: 0 DP: 0 HBP: 0	WP: 0 PA: 34 SB: 0 CS: 0
PITCHER Dave McNally, L (1,1) ERA: 0.65	IP: 9.0 WLS: W BF: 34 H: 4 R: 2 ER: 2 SO: 4 BB: 3 IBB: 0 HBP: 0 BLK: 0 WP: 0 HR: 0 S: 39 P: 51 ERA: 2.00 WHIP: 0.778															PITCHER	


AB	31
R	2
H	4
RBI	2
BB	3
SO	4
LOB	10





Batter	1	2	3	4	5	6	7	8	9	AB	R	H	RBI	BB	SO	LOB	BOTTOM		
Merv Rettenmund, R (1,9) OBP: 0.150, SLG: 0.469	0-0 5-3		0-0 F9 2B					0-0 2B SF9 1B		4	1	2	0	0	0	2	New York Yankees @ Baltimore Orioles Memorial Stadium, Baltimore, MD Tue Apr 17 1973, 6:05 PM EST Att: 10,068 - Unknown		
Bobby Grich, R (1,4) OBP: 0.405, SLG: 0.353	0-0 6-3		0-0 F9		0-0 L6			0-0 SF9 HR 2B		4	1	1	0	0	0	2			
Boog Powell, L (1,3) OBP: 0.195, SLG: 0.184	0-0 1B		0-0 F8					0-0 SF9		3	0	1	1	0	0	1			
Earl Williams, R (1,2) OBP: 0.343, SLG: 0.419	0-0 1-2 1B				0-0 G5-4-3 1B			0-0 HR		4	1	3	2	0	0	0			
Don Baylor, R (1,7) OBP: 0.325, SLG: 0.472	0-0 F8				0-0 G5-4-3			0-3 K		4	0	0	0	0	1	3			
Brooks Robinson, R (1,5) OBP: 0.189, SLG: 0.314		0-0 6-3			0-0 5-3			0-0 F8		3	0	0	0	0	0	0			
Paul Blair, R (1,8) OBP: 0.294, SLG: 0.303		0-0 G4-6-3 1B						0-0 P4		3	1	2	0	0	0	0			
Terry Crowley, L (1,10) OBP: 0.400, SLG: 0.250		0-0 G4-6-3			4-0 G6-4-3 1B			0-0 F9		2	0	0	0	1	0	1			
Mark Belanger, R (1,6) OBP: 0.389, SLG: 0.313			0-0 4-3		0-0 G6-4-3 1B			0-0 G3		3	0	1	0	0	0	0			
Inning Stats	R: 0 E: 0 K: 0 S: 5	H: 2 LOB: 2 BB: 0 P: 5	R: 0 E: 0 K: 0 S: 3	H: 1 LOB: 0 BB: 0 P: 3	R: 0 E: 0 K: 0 S: 4	H: 1 LOB: 1 BB: 0 P: 4	R: 0 E: 0 K: 0 S: 3	H: 1 LOB: 0 BB: 0 P: 3	R: 1 E: 0 K: 0 S: 4	H: 2 LOB: 1 BB: 1 P: 8	R: 0 E: 0 K: 0 S: 3	H: 0 LOB: 0 BB: 0 P: 3	R: 0 E: 0 K: 0 S: 3	H: 0 LOB: 0 BB: 0 P: 3	R: 3 E: 0 K: 1 S: 8	H: 3 LOB: 0 BB: 0 P: 8	1B: 7 2B: 2 3B: 0 HR: 1	SF: 1 SAC: 0 DP: 3 HBP: 0	WP: 0 PA: 32 SB: 1 CS: 0
PITCHER Steve Kline, R (1,1) ERA: 4.15 Sparky Lyle, L (8,1) ERA: 5.4	IP: 7.1 WLS: L BF: 29 H: 9 R: 3 ER: 3 SO: 3 BB: 1 IBB: 0 HBP: 0 BLK: 0 WP: 0 HR: 0 S: 28 P: 32 ERA: 3.68 WHIP: 1.364															PITCHER			


AB	30
R	4
H	10
RBI	3
BB	1
SO	1
LOB	9



Batter	1	2	3	4	5	6	7	8	9	AB	R	H	RBI	BB	SO	LOB	TOP										
Horace Clarke, S OBP: 0.318, SLG: 0.268 (1, 4)	F7		F8				F7		F7	5	0	1	1	0	0	2	New York Yankees @ Baltimore Orioles Memorial Stadium, Baltimore, MD Wed Apr 18 1973, 6:05 PM EST Att: 10,138 - Unknown										
Roy White, S OBP: 0.256, SLG: 0.179 (1, 7)	F9		5-3			1-2 2-H 1B	CS BB		HR	4	1	1	1	1	1	2											
Felipe Alou, R OBP: 0.314, SLG: 0.563 (1, 3)	F8			5-3	L1		CS	6-3	HR	5	1	1	2	0	0	2											
Bobby Murcer, L OBP: 0.366, SLG: 0.351 (1, 8)		F8		P6				6-3	HR	5	1	2	0	0	0	0											
Graig Nettles, L OBP: 0.244, SLG: 0.361 (1, 5)	F8			FC6-4 BB			5-3	K	F8	4	0	0	0	1	1	2											
Jim Ray Hart, R OBP: 0.545, SLG: 0.429 (1, 10)		1B		FC6-4					HR	4	1	3	1	0	0	1											
Thurman Munson, R OBP: 0.289, SLG: 0.500 (1, 2)									HR	4	2	3	2	0	0	1											
Ron Swoboda, R OBP: 0.211, SLG: 0.063 (1, 9)		K							F7 SH3-4 1B BB	3	1	0	0	1	2	4											
Gene Michael, S OBP: 0.281, SLG: 0.387 (1, 6)				CS 1B			4-3		SH3-4	3	0	2	0	0	0	0											
Inning Stats	R: 0 E: 0 K: 0 S: 3	H: 0 LOB: 0 BB: 0 P: 3	R: 0 E: 0 K: 1 S: 7	H: 2 LOB: 2 BB: 0 P: 7	R: 0 E: 0 K: 0 S: 3	H: 1 LOB: 0 BB: 0 P: 3	R: 0 E: 0 K: 0 S: 3	H: 0 LOB: 1 BB: 1 P: 7	R: 1 E: 0 K: 1 S: 8	H: 3 LOB: 2 BB: 0 P: 8	R: 1 E: 0 K: 0 S: 7	H: 2 LOB: 1 BB: 0 P: 7	R: 0 E: 0 K: 0 S: 2	H: 0 LOB: 0 BB: 1 P: 6	R: 0 E: 0 K: 1 S: 5	H: 0 LOB: 0 BB: 0 P: 5		R: 5 E: 0 K: 0 S: 8	H: 5 LOB: 1 BB: 1 P: 12	1B: 11 2B: 0 3B: 0 HR: 2	SF: 0 SAC: 1 DP: 0 HBP: 0	WP: 0 PB: 0 SB: 0 CS: 2	PA: 42				
PITCHER	IP	WLS	BF	H	R	ER	SO	BB	IBB	HBP	BLK	WP	HR	S	P	ERA	WHIP										
Mike Cuellar, L ERA: 5.09 (1, 1)	8.0	L	35	10	5	5	4	3	0	0	0	0	1	40	52	5.62	1.625										
Grant Jackson, L ERA: 5.4 (9, 1)	1.0		6	3	2	2	0	0	0	0	0	0	1	6	6	18.00	3.000										

Batter	1	2	3	4	5	6	7	8	9	AB	R	H	RBI	BB	SO	LOB	BOTTOM										
Merv Rettenmund, R OBP: 0.432, SLG: 0.472 (1, 9)	6-3		1B 2B				F7			4	1	1	0	0	0	0	New York Yankees @ Baltimore Orioles Memorial Stadium, Baltimore, MD Wed Apr 18 1973, 6:05 PM EST Att: 10,138 - Unknown										
Bobby Grich, R OBP: 0.435, SLG: 0.421 (1, 4)	1B		K					E 2B		4	1	3	0	0	1	1											
Boog Powell, L OBP: 0.244, SLG: 0.220 (1, 3)	1-2 1B		HR 1B				F8	FC6-4 BB		3	1	2	1	1	0	1											
Earl Williams, R OBP: 0.333, SLG: 0.486 (1, 2)	P3		HR				K	K		4	1	1	2	0	2	5											
Don Baylor, R OBP: 0.295, SLG: 0.425 (1, 7)	K		F3				4-3	FC6-4	1-2 2-H	4	0	0	0	0	1	3											
Brooks Robinson, R OBP: 0.171, SLG: 0.282 (1, 5)		F7	5-3				F7	5-3		4	0	0	0	0	0	1											
Paul Blair, R OBP: 0.289, SLG: 0.297 (1, 8)	F9						P3		P6	4	0	1	0	0	0	0											
Terry Crowley, L OBP: 0.379, SLG: 0.217 (1, 10)					P5		F8		4-3	3	0	0	0	1	0	1											
Mark Belanger, R OBP: 0.350, SLG: 0.278 (1, 6)	F9				4-3		5-3		4-3	4	0	0	0	0	0	1											
Inning Stats	R: 0 E: 0 K: 1 S: 7	H: 2 LOB: 2 BB: 0 P: 7	R: 3 E: 0 K: 1 S: 8	H: 3 LOB: 0 BB: 0 P: 8	R: 0 E: 0 K: 0 S: 3	H: 1 LOB: 0 BB: 0 P: 3	R: 0 E: 0 K: 0 S: 6	H: 1 LOB: 1 BB: 0 P: 6	R: 0 E: 0 K: 0 S: 3	H: 0 LOB: 0 BB: 0 P: 3	R: 0 E: 0 K: 0 S: 3	H: 0 LOB: 0 BB: 0 P: 3	R: 1 E: 1 K: 1 S: 6	H: 1 LOB: 1 BB: 1 P: 10	R: 0 E: 0 K: 0 S: 3	H: 0 LOB: 0 BB: 0 P: 3		1B: 5 2B: 2 3B: 0 HR: 1	SF: 0 SAC: 0 DP: 0 HBP: 0	WP: 0 PB: 0 SB: 0 CS: 1	PA: 36						
PITCHER	IP	WLS	BF	H	R	ER	SO	BB	IBB	HBP	BLK	WP	HR	S	P	ERA	WHIP										
Doc Medich, R ERA: 4.38 (1, 1)	7.0		30	8	4	3	3	2	0	0	0	0	1	34	42	3.86	1.429										
Lindy McDaniel, R ERA: 5.19 (8, 1)	2.0	W	6	0	0	0	1	0	0	0	0	0	0	8	8	0.00	0.000										

Batter	1	2	3	4	5	6	7	8	9	AB	R	H	RBI	BB	SO	LOB	TOP										
Horace Clarke, S OBP: 0.327, SLG: 0.304 (1,4)	0-0 2B	0-0 1B		0-0 4-3			0-0 4-3		0-0 4-3	5	1	2	0	0	0	0	New York Yankees @ Baltimore Orioles Memorial Stadium, Baltimore, MD Thu Apr 19 1973, 6:05 PM EST Att: 8,270 - Unknown AB 35 R 6 H 10 RBI 6 BB 2 SO 5 LOB 9 										
Roy White, S OBP: 0.255, SLG: 0.186 (1,7)	0-0 4-3	0-0 1B		0-0 4-3			0-0 F8			4	1	1	1	0	0	1											
Ron Blomberg, L OBP: 0.391, SLG: 0.263 (1,3)	0-3 K	0-0 1B					0-0 1B			4	1	2	1	0	1	1											
Bobby Murcer, L OBP: 0.400, SLG: 0.450 (1,8)	4-0 BB	0-0 HR					0-0 FC5			3	1	2	3	1	0	1											
Graig Nettles, L OBP: 0.222, SLG: 0.325 (1,5)	0-0 F7	0-0 K					0-0 1-3			4	0	0	0	0	1	3											
Jim Ray Hart, R OBP: 0.583, SLG: 0.500 (3, PH)		0-0 1B		0-3 K			0-0 FC5			1	0	1	0	0	0	0											
Johnny Callison, L OBP: 0.067, SLG: 0.067 (1,9)		0-0 F8		0-0 4-3			0-3 K			4	0	0	0	0	1	1											
Thurman Munson, R OBP: 0.310, SLG: 0.487 (1,2)		0-0 1B		0-0 F8			0-3 K			3	1	1	0	1	1	0											
Gene Michael, S OBP: 0.278, SLG: 0.371 (1,6)		0-0 1B		0-0 F7			0-0 G3			4	1	1	1	0	0	1											
Inning Stats	R: 0 E: 0 K: 1 S: 6	H: 1 LOB: 2 BB: 1 P: 10	R: 6 E: 0 K: 1 S: 11	H: 7 LOB: 0 BB: 0 P: 11	R: 0 E: 0 K: 1 S: 5	H: 0 LOB: 0 BB: 0 P: 5	R: 0 E: 0 K: 0 S: 3	H: 0 LOB: 0 BB: 0 P: 3	R: 0 E: 0 K: 0 S: 4	H: 1 LOB: 1 BB: 0 P: 4	R: 0 E: 0 K: 0 S: 4	H: 0 LOB: 0 BB: 0 P: 3	R: 0 E: 0 K: 0 S: 2	H: 0 LOB: 0 BB: 1 P: 6	1B: 8 2B: 1 3B: 0 HR: 1	SF: 0 SAC: 0 DP: 0 HBP: 0		WP: 0 PA: 37 PB: 0 SB: 0 CS: 1									
PITCHER	IP	WLS	BF	H	R	ER	SO	BB	IBB	HBP	BLK	WP	HR	S	P	ERA	WHIP										
Jim Palmer, R ERA: 3.86 (1,1)	1.2	L	12	7	5	5	1	1	0	0	0	0	0	13	17	27.00	4.800										
Orlando Pena, R ERA: 3.0 (2,1)	7.1		25	3	1	1	4	1	0	0	0	0	1	32	36	1.23	0.545										

Batter	1	2	3	4	5	6	7	8	9	AB	R	H	RBI	BB	SO	LOB	BOTTOM										
Merv Rettenmund, R OBP: 0.417, SLG: 0.436 (1,9)	4-0 1B		0-0 F7		0-0 F8			0-0 1-3		3	0	0	0	1	0	1	New York Yankees @ Baltimore Orioles Memorial Stadium, Baltimore, MD Thu Apr 19 1973, 6:05 PM EST Att: 8,270 - Unknown AB 32 R 1 H 5 RBI 1 BB 2 SO 1 LOB 15 										
Bobby Grich, R OBP: 0.400, SLG: 0.381 (1,4)	0-0 F9		0-0 F2			0-0 6-3		0-0 F7		4	0	0	0	0	0	1											
Boog Powell, L OBP: 0.265, SLG: 0.227 (1,3)	0-0 1B			0-0 4-3		0-0 2-3		4-0 B1-3		3	0	1	0	1	0	0											
Earl Williams, R OBP: 0.326, SLG: 0.538 (1,2)	0-0 F9			0-0 HR		0-0 6-3		0-0 F8		4	1	1	1	0	0	3											
Don Baylor, R OBP: 0.313, SLG: 0.432 (1,7)	0-3 K			0-0 6-3			0-0 1B	0-0 B1-3		4	0	2	0	0	1	2											
Brooks Robinson, R OBP: 0.156, SLG: 0.256 (1,5)		0-0 6-3		0-0 6-3			0-0 P4	0-0 B1-3		4	0	0	0	0	0	3											
Paul Blair, R OBP: 0.262, SLG: 0.268 (1,8)		0-0 1-3			0-0 F8		0-0 F9	0-0 6-3		4	0	0	0	0	0	3											
Tommy Davis, R OBP: 0.294, SLG: 0.353 (1,10)		0-0 F9			0-0 1B		0-0 F7			3	0	1	0	0	0	1											
Mark Belanger, R OBP: 0.326, SLG: 0.256 (1,6)			0-0 F7		0-0 F7			0-0 F7		3	0	0	0	0	0	1											
Inning Stats	R: 0 E: 0 K: 1 S: 6	H: 1 LOB: 2 BB: 1 P: 10	R: 0 E: 0 K: 0 S: 3	H: 0 LOB: 0 BB: 0 P: 3	R: 0 E: 0 K: 0 S: 3	H: 0 LOB: 0 BB: 0 P: 3	R: 1 E: 0 K: 0 S: 4	H: 1 LOB: 0 BB: 0 P: 4	R: 0 E: 0 K: 0 S: 3	H: 0 LOB: 0 BB: 0 P: 3	R: 0 E: 0 K: 0 S: 4	H: 1 LOB: 1 BB: 0 P: 4	R: 0 E: 0 K: 0 S: 3	H: 0 LOB: 0 BB: 0 P: 3	R: 0 E: 0 K: 0 S: 4	H: 1 LOB: 2 BB: 1 P: 8		1B: 4 2B: 0 3B: 0 HR: 1	SF: 0 SAC: 0 DP: 0 HBP: 0	WP: 0 PA: 34 PB: 0 SB: 0 CS: 0							
PITCHER	IP	WLS	BF	H	R	ER	SO	BB	IBB	HBP	BLK	WP	HR	S	P	ERA	WHIP										
Fritz Peterson, L ERA: 2.45 (1,1)	8.1	W	32	5	1	1	1	2	0	0	0	0	0	2	40	1.08	0.840										
Lindy McDaniel, R ERA: 4.82 (9,1)	0.2	S	2	0	0	0	0	0	0	0	0	0	0	2	2	0.00	0.000										


Batter	1	2	3	4	5	6	7	8	9	AB	R	H	RBI	BB	SO	LOB	TOP					
Tony Taylor, R OBP: 0.308, SLG: 0.400 (1, 4)										4	0	2	1	0	0	1	Detroit Tigers @ Baltimore Orioles Memorial Stadium, Baltimore, MD Sat Apr 21 1973, 6:05 PM EST Att: 15,448 - Unknown					
Bill Freehan, R OBP: 0.421, SLG: 0.392 (1, 2)										4	0	2	0	0	0	1						
Al Kaline, R OBP: 0.277, SLG: 0.372 (1, 9)										4	0	0	0	0	0	4						
Willie Horton, R OBP: 0.459, SLG: 0.697 (1, 7)										4	2	1	1	0	1	2						
Frank Howard, R OBP: 0.217, SLG: 0.150 (1, 10)										4	0	1	1	0	0	2						
Aurelio Rodriguez, R OBP: 0.222, SLG: 0.302 (1, 5)										4	0	0	0	0	0	1						
Ike Brown, R Rich Reese, L (7, 3)										3	0	0	0	0	0	1						
Mickey Stanley, R OBP: 0.353, SLG: 0.477 (1, 8)										4	1	1	0	0	0	0						
Ed Brinkman, R OBP: 0.383, SLG: 0.548 (1, 6)										3	0	2	0	0	0	0						
Inning Stats	R: 0 E: 0 K: 1 S: 7	H: 2 LOB: 2 BB: 0 P: 7	R: 0 E: 0 K: 0 S: 3	H: 0 LOB: 0 BB: 0 P: 3	R: 0 E: 0 K: 0 S: 3	H: 0 LOB: 0 BB: 0 P: 3	R: 1 E: 1 K: 0 S: 5	H: 1 LOB: 1 BB: 0 P: 5	R: 1 E: 0 K: 0 S: 5	H: 2 LOB: 1 BB: 0 P: 5	R: 0 E: 0 K: 0 S: 3	H: 0 LOB: 0 BB: 0 P: 3	R: 0 E: 0 K: 0 S: 4	H: 2 LOB: 2 BB: 0 P: 4	R: 1 E: 0 K: 0 S: 4	H: 2 LOB: 0 BB: 0 P: 4		R: 0 E: 0 K: 0 S: 3	H: 0 LOB: 0 BB: 0 P: 3	1B: 6 2B: 2 3B: 0 HR: 1	SF: 0 SAC: 0 DP: 1 HBP: 0	WP: 0 PB: 0 SB: 0 CS: 0
PITCHER Dave McNally, L ERA: 0.98 (1, 1)	IP: 9.0 WLS: L BF: 35 H: 9 R: 3 ER: 2 SO: 1 BB: 0 IBB: 0 HBP: 0 BLK: 0 WP: 0 HR: 1 S: 37 P: 37 ERA: 2.00 WHIP: 1.000															PITCHER						

Batter	1	2	3	4	5	6	7	8	9	AB	R	H	RBI	BB	SO	LOB	BOTTOM					
Merv Rettenmund, R OBP: 0.379, SLG: 0.375 (1, 9)										4	0	0	0	1	0	3	Detroit Tigers @ Baltimore Orioles Memorial Stadium, Baltimore, MD Sat Apr 21 1973, 6:05 PM EST Att: 15,448 - Unknown					
Bobby Grich, R OBP: 0.383, SLG: 0.340 (1, 4)										4	0	0	0	0	1	3						
Boog Powell, L OBP: 0.259, SLG: 0.212 (1, 3)										3	0	0	0	1	1	3						
Earl Williams, R OBP: 0.327, SLG: 0.543 (1, 2)										3	1	1	1	1	1	2						
Don Baylor, R OBP: 0.316, SLG: 0.392 (1, 7)										3	0	0	0	1	0	1						
Brooks Robinson, R OBP: 0.192, SLG: 0.300 (1, 5)										4	0	1	0	0	0	3						
Paul Blair, R OBP: 0.294, SLG: 0.286 (1, 8)										4	0	1	0	0	1	0						
Terry Crowley, L OBP: 0.394, SLG: 0.296 (1, 10)										4	0	2	0	0	1	2						
Mark Belanger, R OBP: 0.365, SLG: 0.319 (1, 6)										4	0	1	0	0	0	1						
Inning Stats	R: 0 E: 0 K: 0 S: 3	H: 0 LOB: 3 BB: 3 P: 15	R: 0 E: 0 K: 0 S: 4	H: 1 LOB: 1 BB: 0 P: 4	R: 0 E: 0 K: 0 S: 3	H: 0 LOB: 1 BB: 1 P: 7	R: 0 E: 0 K: 0 S: 3	H: 0 LOB: 0 BB: 0 P: 3	R: 0 E: 0 K: 1 S: 5	H: 0 LOB: 1 BB: 0 P: 6	R: 1 E: 0 K: 1 S: 6	H: 1 LOB: 0 BB: 0 P: 6	R: 0 E: 0 K: 1 S: 7	H: 2 LOB: 2 BB: 0 P: 7	R: 0 E: 0 K: 2 S: 9	H: 2 LOB: 2 BB: 0 P: 9		R: 0 E: 0 K: 0 S: 3	H: 0 LOB: 0 BB: 0 P: 3	1B: 4 2B: 1 3B: 0 HR: 1	SF: 0 SAC: 0 DP: 0 HBP: 1	WP: 0 PB: 0 SB: 0 CS: 0
PITCHER Joe Coleman, R ERA: 1.91 (1, 1)	IP: 9.0 WLS: W BF: 38 H: 6 R: 1 ER: 1 SO: 5 BB: 4 IBB: 0 HBP: 1 BLK: 0 WP: 0 HR: 1 S: 43 P: 60 ERA: 1.00 WHIP: 1.111															PITCHER						

Batter	1	2	3	4	5	6	7	8	9	AB	R	H	RBI	BB	SO	LOB	TOP					
Tony Taylor, R OBP: 0.267, SLG: 0.345 (1, 4)										4	0	0	0	0	0	2						
Bill Freehan, R OBP: 0.410, SLG: 0.370 (1, 2)										3	1	0	0	1	0	0						
Al Kaline, R OBP: 0.294, SLG: 0.404 (1, 9)										4	2	2	1	0	1	0						
Willie Horton, R OBP: 0.439, SLG: 0.676 (1, 7)										4	0	1	1	0	0	1						
Frank Howard, R OBP: 0.222, SLG: 0.167 (1, 10)										4	0	1	1	0	0	1						
Aurelio Rodriguez, R OBP: 0.207, SLG: 0.261 (1, 5)										4	0	0	0	0	0	2						
Norm Cash, L OBP: 0.271, SLG: 0.477 (1, 3)										3	0	0	0	0	1	2						
Ike Brown, R (9, PH)										1	0	0	0	0	1	0						
Mickey Stanley, R OBP: 0.333, SLG: 0.447 (1, 8)										3	0	0	0	0	0	0						
Ed Brinkman, R OBP: 0.400, SLG: 0.535 (1, 6)										1	0	0	0	2	0	0						
Inning Stats	R: 0 E: 0 K: 1 S: 5	H: 0 LOB: 0 BB: 0 P: 5	R: 0 E: 2 K: 0 S: 4	H: 0 LOB: 1 BB: 0 P: 4	R: 0 E: 0 K: 0 S: 2	H: 0 LOB: 0 BB: 1 P: 6	R: 2 E: 0 K: 1 S: 7	H: 2 LOB: 0 BB: 1 P: 11	R: 0 E: 0 K: 0 S: 3	H: 0 LOB: 0 BB: 0 P: 3	R: 1 E: 0 K: 0 S: 5	H: 2 LOB: 1 BB: 0 P: 5	R: 0 E: 0 K: 0 S: 3	H: 0 LOB: 1 BB: 1 P: 7	R: 0 E: 0 K: 0 S: 3	H: 0 LOB: 0 BB: 0 P: 3	R: 0 E: 0 K: 1 S: 5	H: 0 LOB: 0 BB: 0 P: 5	1B: 2 2B: 2 3B: 0 HR: 0	SF: 0 SAC: 0 DP: 1 HBP: 0	WP: 1 PB: 0 SB: 0 CS: 0	PA: 34
PITCHER Mike Cuellar, L ERA: 4.5 (1, 1)	IP: 9.0 WLS: W BF: 34 H: 4 R: 3 ER: 3 SO: 3 BB: 3 IBB: 0 HBP: 0 BLK: 0 WP: 1 HR: 0 S: 37 P: 49 ERA: 3.00 WHIP: 0.778																					

Detroit Tigers @ Baltimore Orioles
Memorial Stadium, Baltimore, MD
Sun Apr 22 1973, 3:33 AM EST
Att: 12,863 - Unknown


AB 31
R 3
H 4
RBI 3
BB 3
SO 3
LOB 8



Batter	1	2	3	4	5	6	7	8	9	AB	R	H	RBI	BB	SO	LOB	BOTTOM					
Merv Rettenmund, R OBP: 0.387, SLG: 0.385 (1, 9)										4	1	2	0	0	0	0						
Bobby Grich, R OBP: 0.375, SLG: 0.321 (1, 4)										3	0	0	0	1	1	1						
Boog Powell, L OBP: 0.274, SLG: 0.232 (1, 3)										4	2	2	0	0	0	2						
Earl Williams, R OBP: 0.327, SLG: 0.592 (1, 2)										3	1	1	2	0	0	3						
Don Baylor, R OBP: 0.317, SLG: 0.389 (1, 7)										3	1	1	1	0	0	0						
Brooks Robinson, R OBP: 0.182, SLG: 0.283 (1, 5)										3	0	0	0	0	0	0						
Paul Blair, R OBP: 0.278, SLG: 0.269 (1, 8)										3	0	0	0	0	0	0						
Terry Crowley, L OBP: 0.361, SLG: 0.267 (1, 10)										3	0	0	0	0	0	0						
Mark Belanger, R OBP: 0.345, SLG: 0.300 (1, 6)										3	0	0	0	0	0	0						
Inning Stats	R: 0 E: 0 K: 0 S: 3	H: 1 LOB: 1 BB: 1 P: 7	R: 0 E: 0 K: 0 S: 3	H: 0 LOB: 0 BB: 0 P: 3	R: 0 E: 0 K: 0 S: 3	H: 0 LOB: 0 BB: 0 P: 3	R: 2 E: 0 K: 1 S: 7	H: 2 LOB: 0 BB: 0 P: 7	R: 0 E: 0 K: 0 S: 3	H: 0 LOB: 0 BB: 0 P: 3	R: 3 E: 1 K: 0 S: 6	H: 3 LOB: 0 BB: 0 P: 6	R: 0 E: 0 K: 0 S: 3	H: 0 LOB: 0 BB: 0 P: 3	R: 0 E: 0 K: 0 S: 3	H: 0 LOB: 0 BB: 0 P: 3	R: 0 E: 0 K: 0 S: 3	H: 0 LOB: 0 BB: 0 P: 3	1B: 5 2B: 0 3B: 0 HR: 1	SF: 0 SAC: 0 DP: 1 HBP: 0	WP: 0 PB: 0 SB: 0 CS: 0	PA: 30
PITCHER Jim Perry, R ERA: 2.16 (1, 1)	IP: 7.0 WLS: L BF: 27 H: 6 R: 5 ER: 3 SO: 1 BB: 1 IBB: 0 HBP: 0 BLK: 0 WP: 0 HR: 1 S: 28 P: 32 ERA: 3.86 WHIP: 1.000																					
Tom Timmermann, R ERA: 4.91 (8, 1)	IP: 1.0 WLS: L BF: 3 H: 0 R: 0 ER: 0 SO: 0 BB: 0 IBB: 0 HBP: 0 BLK: 0 WP: 0 HR: 0 S: 3 P: 3 ERA: 0.00 WHIP: 0.000																					

Detroit Tigers @ Baltimore Orioles
Memorial Stadium, Baltimore, MD
Sun Apr 22 1973, 3:33 AM EST
Att: 12,863 - Unknown

AB 29
R 5
H 6
RBI 3
BB 1
SO 1
LOB 6



Batter	1	2	3	4	5	6	7	8	9	10	AB	R	H	RBI	BB	SO	LOB	TOP				
Merv Rettenmund, R OBP: 0.382, SLG: 0.386 (1, 9)	F8		1B 2B	6-3		HBP S BB	F7			5-3	5	1	1	1	1	0	2					
Bobby Grich, R OBP: 0.386, SLG: 0.328 (1, 4)	1B		F9 SF8 1B			F8		B1-3		5-3	5	1	2	0	1	0	1					
Boog Powell, L OBP: 0.279, SLG: 0.242 (1, 3)	F8			4-3		6-3		FC6-4 BB 1B		F7	6	0	2	1	0	0	4					
Earl Williams, R OBP: 0.350, SLG: 0.569 (1, 2)	F7		F9			2B SF7 BB	HBP BB	FC6-4 BB			2	1	0	0	3	0	3					
Don Baylor, R OBP: 0.338, SLG: 0.421 (1, 7)		E6 1B	SF8			SF7 FC4-2 2B		FC6-4 FC6-4			3	1	2	1	0	0	2					
Brooks Robinson, R OBP: 0.183, SLG: 0.281 (1, 5)	G6-4-3 1B		6-3			SF7 K		FC6-4			4	0	1	2	0	1	6					
Paul Blair, R OBP: 0.305, SLG: 0.316 (1, 8)	G6-4-3 1B					FC4-2 1B		F8 2B		5-3	5	1	3	0	0	0	1					
Tommy Davis, R OBP: 0.308, SLG: 0.346 (1, 10)	G6-4-3							K		5-3	5	0	2	0	0	1	3					
Mark Belanger, R OBP: 0.317, SLG: 0.273 (1, 6)	F8					K		F8		F9	5	0	0	0	0	1	6					
Inning Stats	R: 0 E: 0 K: 0 S: 4	H: 1 LOB: 1 BB: 0 P: 4	R: 1 E: 1 K: 0 S: 5	H: 3 LOB: 1 BB: 0 P: 5	R: 2 E: 0 K: 1 S: 6	H: 3 LOB: 1 BB: 0 P: 6	R: 1 E: 0 K: 1 S: 7	H: 2 LOB: 2 BB: 1 P: 11	R: 1 E: 0 K: 0 S: 5	H: 2 LOB: 2 BB: 1 P: 9	R: 0 E: 0 K: 1 S: 5	H: 0 LOB: 3 BB: 2 P: 14	R: 0 E: 0 K: 1 S: 6	H: 1 LOB: 1 BB: 0 P: 6	R: 0 E: 0 K: 0 S: 3	H: 0 LOB: 0 BB: 0 P: 3	R: 0 E: 0 K: 0 S: 3	H: 0 LOB: 0 BB: 0 P: 3	1B: 10 2B: 3 3B: 0 HR: 0	SF: 2 SAC: 0 DP: 1 HBP: 1	WP: 0 PB: 0 SB: 2 CS: 0	PA: 48
PITCHER	IP WLS BF H R ER SO BB IBB HBP BLK WP HR S P ERA WHIP	PITCHER																	ERA WHIP			
Clyde Wright, L ERA: 5.32 (1, 1)	2.0	0	12	7	3	2	0	0	0	0	0	0	0	0	0	0	0	0	9.00	3.500		
Lloyd Allen, R ERA: 7.5 (3, 1)	3.0	0	15	4	2	2	1	2	0	0	0	0	0	0	0	0	0	0	6.00	2.000		
Steve Barber, L ERA: 4.91 (6, 1)	1.2	0	9	1	0	0	2	2	0	1	0	0	0	0	0	0	0	0	0.00	1.800		
Dave Sells, R ERA: 2.57 (7, 1)	3.1	W	12	1	0	0	0	1	0	0	0	0	0	0	0	0	0	0	0.00	0.600		

Baltimore Orioles @ California Angels
Anaheim Stadium, Anaheim, CA
Tue Apr 24 1973, 9:05 PM EST
Att: 7,488 - Unknown

AB	40
R	5
H	13
RBI	5
BB	5
SO	3
LOB	28





Batter	1	2	3	4	5	6	7	8	9	10	AB	R	H	RBI	BB	SO	LOB	BOTTOM						
Sandy Alomar Sr., S OBP: 0.220, SLG: 0.204 (1, 4)	6-3					1B HR HBP				G6-4-3	2	0	0	0	0	1	0							
Leroy Stanton, R OBP: 0.294, SLG: 0.467 (6, PH) (7, 9)			K								2	1	1	0	0	0	2							
Bobby Valentine, R OBP: 0.421, SLG: 0.585 (1, 8) (7, 6)	F8					P4	L6-4				4	1	0	0	1	0	4							
Vada Pinson, L OBP: 0.300, SLG: 0.417 (1, 9) (7, 8)	BB					L3		6-3		SH 1B BB	3	1	1	1	1	0	0							
Frank Robinson, R OBP: 0.353, SLG: 0.567 (1, 7)	F9					F3		5-3		SH 1B IBB	4	1	1	3	1	0	1							
Tom McCraw, L OBP: 0.359, SLG: 0.382 (1, 10)		6-3				1-3 HR 1B		4-3		P6	5	0	1	0	0	0	3							
Jim Spencer, L OBP: 0.359, SLG: 0.303 (1, 3)						1B					5	0	3	1	0	0	1							
Billy Grabarkewitz, R OBP: 0.318, SLG: 0.450 (1, 5) (9, PR) (10, 4)	G6-4-3 1B					1B		F8		3-1	4	0	2	0	0	0	2							
Jerry Davanon, R OBP: 0.273, SLG: 0.300 (10, 4)	G6-4-3					1B		FC5-4			0	1	0	0	0	0	0							
Rudy Meoli, L OBP: 0.400, SLG: 0.200 (1, 6) (7, 4)						G4-6-3				1B 2B	3	0	0	0	0	1	2							
Bob Oliver, R OBP: 0.258, SLG: 0.286 (9, PH) Al Gallagher, R OBP: 0.308, SLG: 0.217 (10, 5)						F8		K			1	0	1	1	0	0	0							
Jeff Torborg, R OBP: 0.300, SLG: 0.400 John Stephenson, L OBP: 0.296, SLG: 0.308 (7, 2)						G4-6-3				1B	0	0	0	0	0	0	0							
Ken Berry, R OBP: 0.366, SLG: 0.351 (7, PR) Art Kusnyer, R OBP: 0.300 (8, 2)						6-3		1B HBP 1B		G6-4-3 1B	0	0	0	0	0	0	0							
Inning Stats	R: 0 E: 0 K: 0 S: 3	H: 0 LOB: 1 BB: 1 P: 7	R: 0 E: 0 K: 0 S: 3	H: 1 LOB: 0 BB: 0 P: 3	R: 0 E: 0 K: 1 S: 5	H: 0 LOB: 0 BB: 0 P: 5	R: 0 E: 0 K: 0 S: 3	H: 0 LOB: 0 BB: 0 P: 3	R: 0 E: 0 K: 0 S: 4	H: 2 LOB: 1 BB: 0 P: 4	R: 4 E: 0 K: 0 S: 7	H: 4 LOB: 4 BB: 0 P: 8	R: 0 E: 0 K: 1 S: 6	H: 2 LOB: 2 BB: 0 P: 6	R: 0 E: 0 K: 0 S: 3	H: 0 LOB: 0 BB: 0 P: 3	R: 1 E: 0 K: 0 S: 5	H: 3 LOB: 1 BB: 0 P: 5	R: 1 E: 1 K: 0 S: 3	H: 1 LOB: 3 BB: 2 P: 11	1B: 11 2B: 2 3B: 0 HR: 1	SF: 0 SAC: 1 DP: 4 HBP: 1	WP: 0 PB: 0 SB: 0 CS: 0	PA: 42
PITCHER	IP WLS BF H R ER SO BB IBB HBP BLK WP HR S P ERA WHIP	PITCHER																	ERA WHIP					
Doyle Alexander, R ERA: 4.29 (1, 1)	5.1	0	22	6	4	4	1	0	0	0	0	0	0	0	0	0	0	0	6.75	1.312				
Orlando Pena, R ERA: 3.0 (6, 1)	3.0	0	13	5	1	1	1	0	0	0	0	0	0	0	0	0	0	0	3.00	1.667				
Eddie Watt, R ERA: 1.8 (9, 1)	0.2	L	5	1	1	1	0	1	1	0	0	0	0	0	0	0	0	0	13.50	3.000				
Grant Jackson, L ERA: 4.91 (10, 1)	0.1		2	1	0	0	0	0	0	0	0	0	0	0	0	0	0	0	0.00	3.000				

Baltimore Orioles @ California Angels
Anaheim Stadium, Anaheim, CA
Tue Apr 24 1973, 9:05 PM EST
Att: 7,488 - Unknown

AB	37
R	6
H	13
RBI	6
BB	3
SO	2
LOB	15



Batter	1	2	3	4	5	6	7	8	9	AB	R	H	RBI	BB	SO	LOB	TOP					
Mery Rettenmund, R OBP: 0.361, SLG: 0.361 (1, 9)	0-3 K ①		0-3 K ②			0-0 6-3 ①		0-0 F8 ②		4	0	0	0	0	2	0	<p>Baltimore Orioles @ California Angels Anaheim Stadium, Anaheim, CA Wed Apr 25 1973, 9:05 PM EST Att: 7,061 - Unknown</p> <p>livebaseballscorecards.com</p> <p>AB 30 R 0 H 4 RBI 0 BB 1 SO 10 LOB 10</p> 					
Bobby Grich, R OBP: 0.378, SLG: 0.355 (1, 4)	0-0 F3 ②		0-3 K ③			0-0 F9 ②		0-0 3B ③		4	0	1	0	0	1	0						
Boog Powell, L OBP: 0.292, SLG: 0.246 (1, 3)	0-0 1B ③			0-3 K ①		4-0 BB ③		0-0 3-1 ③		3	0	1	0	1	1	1						
Earl Williams, R OBP: 0.328, SLG: 0.527 (1, 2)	0-0 F8 ③			0-0 F8 ②		0-0 F7 ③			0-0 6-3 ①	4	0	0	0	0	2	2						
Don Baylor, R OBP: 0.333, SLG: 0.400 (1, 7)		0-3 K ①		0-0 F9 ③			1-0 SH1-4 HBP ①		0-0 F9 ②	3	0	0	0	0	1	0						
Brooks Robinson, R OBP: 0.206, SLG: 0.333 (1, 5)		0-0 3B ③			0-0 1B ③		0-0 SH1-4 1-2 ①		0-3 K ③	3	0	2	0	0	1	0						
Paul Blair, R OBP: 0.290, SLG: 0.300 (1, 8)		0-3 K ②			0-3 K ①		0-0 F8 ②			3	0	0	0	0	2	3						
Terry Crowley, L OBP: 0.333, SLG: 0.242 (1, 10)		0-3 K ③			0-0 F3 ②		0-0 F7 ③			3	0	0	0	0	1	3						
Mark Belanger, R OBP: 0.302, SLG: 0.259 (1, 6)			0-3 K ①		0-0 L6 ③			0-0 B3 ①		3	0	0	0	0	1	1						
Inning Stats	R: 0 E: 0 K: 1 S: 6	H: 1 LOB: 1 BB: 0 P: 6	R: 0 E: 0 K: 3 S: 10	H: 1 LOB: 1 BB: 0 P: 10	R: 0 E: 0 K: 3 S: 9	H: 0 LOB: 0 BB: 0 P: 9	R: 0 E: 0 K: 1 S: 5	H: 0 LOB: 0 BB: 1 P: 5	R: 0 E: 0 K: 1 S: 6	H: 1 LOB: 1 BB: 0 P: 6	R: 0 E: 0 K: 0 S: 3	H: 0 LOB: 1 BB: 1 P: 7	R: 0 E: 0 K: 0 S: 3	H: 0 LOB: 1 BB: 0 P: 4	R: 0 E: 0 K: 0 S: 4	H: 1 LOB: 1 BB: 0 P: 4		R: 0 E: 0 K: 1 S: 5	H: 0 LOB: 0 BB: 0 P: 5	1B: 2 2B: 0 3B: 2 HR: 0	SF: 0 SAC: 1 DP: 0 HBP: 1	WP: 0 PB: 0 SB: 0 CS: 0
PITCHER Bill Singer, R ERA: 1.93 (1, 1)	IP: 9.0 WLS: W BF: 33	H: 4 R: 0 ER: 0 SO: 10	BB: 1 IBB: 0 HBP: 1 BLK: 0	WP: 0 HR: 0 S: 51 P: 56	ERA: 0.00 WHIP: 0.556	PITCHER										IP: 9.0 WLS: W BF: 33	H: 4 R: 0 ER: 0 SO: 10	BB: 1 IBB: 0 HBP: 1 BLK: 0	WP: 0 HR: 0 S: 51 P: 56	ERA: 0.00 WHIP: 0.556		

Batter	1	2	3	4	5	6	7	8	9	AB	R	H	RBI	BB	SO	LOB	BOTTOM					
Sandy Alomar Sr., S OBP: 0.222, SLG: 0.192 (1, 4)	0-0 F7 ①		0-0 FC6-4 1-2 ③			0-0 6-3 ①		4-0 FC3-2 1B IBB ②		3	0	0	0	1	0	1	<p>Baltimore Orioles @ California Angels Anaheim Stadium, Anaheim, CA Wed Apr 25 1973, 9:05 PM EST Att: 7,061 - Unknown</p> <p>livebaseballscorecards.com</p> <p>AB 26 R 1 H 5 RBI 1 BB 3 SO 3 LOB 7</p> 					
Vada Pinson, L OBP: 0.273, SLG: 0.375 (1, 8)	0-0 4-3 ②			0-0 F7 ①		0-0 4-3 ②		0-0 FC3-2 1B 1-2 2-3 3-H ③		4	0	0	0	0	3	3						
Bobby Valentine, R OBP: 0.410, SLG: 0.561 (1, 6)	0-0 L5 ③			0-0 5-3 ②		0-0 F9 ③		0-0 1B 1-2 2-H 3-H ③		4	0	1	1	0	0	0						
Frank Robinson, R OBP: 0.351, SLG: 0.576 (1, 7)		0-0 5-3 ①		0-0 2B ②		0-0 F7 ①			0-0 6-3 ②	3	0	1	0	0	0	0						
Bob Oliver, R OBP: 0.265, SLG: 0.267 (1, 10)		0-3 K ②		4-0 IBB ③		0-0 6-3 ②			0-3 K ③	2	0	0	0	1	1	0						
Jim Spencer, L OBP: 0.333, SLG: 0.278 (1, 3)		0-0 6-3 ③		0-0 F7 ③						3	0	0	0	0	1	2						
Leroy Stanton, R OBP: 0.350, SLG: 0.500 (1, 9)			0-3 K ①		0-0 G5-4-3 1B ②		0-0 SH3-4 FC3-2 1B ②			3	0	2	0	0	1	0						
Billy Grabarkewitz, R OBP: 0.320, SLG: 0.409 Al Gallagher, R OBP: 0.308, SLG: 0.217 (1, 5) (9, 5)			0-0 F8 ②		0-0 G5-4-3 1-2 ②		4-0 FC3-2 SH3-4 1B BB ②			2	1	0	0	1	0	1						
Jeff Torborg, R OBP: 0.333, SLG: 0.417 (1, 2)			0-0 FC6-4 1B ③		0-0 5-3 ③		0-0 SH3-4 1-2 2-3 ①			0	0	0	0	0	0	0						
Inning Stats	R: 0 E: 0 K: 0 S: 3	H: 0 LOB: 0 BB: 0 P: 3	R: 0 E: 0 K: 1 S: 5	H: 0 LOB: 0 BB: 0 P: 5	R: 0 E: 0 K: 1 S: 6	H: 1 LOB: 1 BB: 0 P: 6	R: 0 E: 0 K: 0 S: 4	H: 1 LOB: 2 BB: 1 P: 8	R: 0 E: 0 K: 0 S: 3	H: 1 LOB: 0 BB: 0 P: 3	R: 0 E: 0 K: 1 S: 5	H: 0 LOB: 0 BB: 0 P: 5	R: 0 E: 0 K: 0 S: 5	H: 0 LOB: 0 BB: 0 P: 5	R: 1 E: 0 K: 0 S: 4	H: 2 LOB: 2 BB: 2 P: 12		R: 0 E: 0 K: 0 S: 4	H: 2 LOB: 2 BB: 2 P: 12	1B: 4 2B: 1 3B: 0 HR: 0	SF: 0 SAC: 1 DP: 1 HBP: 0	WP: 0 PB: 0 SB: 0 CS: 0
PITCHER Dave McNally, L ERA: 1.01 (1, 1)	IP: 8.0 WLS: L BF: 30	H: 5 R: 1 ER: 1 SO: 3	BB: 1 IBB: 2 HBP: 0 BLK: 0	WP: 0 HR: 0 S: 33 P: 45	ERA: 1.12 WHIP: 0.750	PITCHER										IP: 8.0 WLS: L BF: 30	H: 5 R: 1 ER: 1 SO: 3	BB: 1 IBB: 2 HBP: 0 BLK: 0	WP: 0 HR: 0 S: 33 P: 45	ERA: 1.12 WHIP: 0.750		

Batter	1	2	3	4	5	6	7	8	9	AB	R	H	RBI	BB	SO	LOB	TOP			
Merv Rettenmund, R OBP: 0.354, SLG: 0.343 (1, 9)	0-0 6-3		0-0 1-3		0-0 1B			0-0 6-3		4	0	1	0	0	0	0	<p>Baltimore Orioles @ Oakland Athletics Oakland-Alameda County Coliseum, Oakland, CA</p> <p>Sat Apr 28 1973, 3:33 AM PST Att: 6,380 - Unknown</p>			
Bobby Grich, R OBP: 0.393, SLG: 0.400 (1, 4)	0-0 2B		0-0 HR		0-0 P6			0-0 6-3		4	2	2	1	0	0	1				
Tommy Davis, R OBP: 0.389, SLG: 0.412 (1, 10)	0-0 1H		0-0 1B		0-0 WP		0-0 F8		0-0 1B	4	0	3	1	0	0	0				
Earl Williams, R OBP: 0.311, SLG: 0.460 (1, 2)	0-0 F8		0-3 K		0-0 FC6-4		0-0 E5		0-0 P3	4	0	0	0	0	1	3				
Paul Blair, R OBP: 0.271, SLG: 0.269 (1, 8)	0-0 F9			0-0 P6		0-0 F8		0-0 F8		4	0	0	0	0	0	2				
Brooks Robinson, R OBP: 0.236, SLG: 0.348 (1, 5)		0-0 FC5-4		0-0 F8		0-0 FC6-4		0-0 3-1		4	0	2	0	0	0	1				
Don Baylor, R OBP: 0.304, SLG: 0.400 (1, 7)		0-0 FC5-4		0-0 L6		0-3 K		0-0 E5		4	0	0	0	0	1	2				
Boog Powell, L OBP: 0.293, SLG: 0.274 (1, 3)		0-3 K		0-0 1-3		0-3 K		0-0 3-1		4	0	0	0	0	2	3				
Mark Belanger, R OBP: 0.301, SLG: 0.254 (1, 6)			0-0 F3		0-0 F9		0-0 F9		0-0 F9	4	0	0	0	0	0	2				
Inning Stats	R: 1 E: 0 K: 0 S: 5	H: 2 LOB: 1 BB: 0 P: 5	R: 0 E: 0 K: 1 S: 5	H: 1 LOB: 0 BB: 0 P: 5	R: 1 E: 0 K: 1 S: 7	H: 2 LOB: 1 BB: 0 P: 7	R: 0 E: 0 K: 0 S: 3	H: 0 LOB: 0 BB: 0 P: 3	R: 0 E: 0 K: 0 S: 4	H: 1 LOB: 1 BB: 0 P: 4	R: 0 E: 1 K: 0 S: 7	H: 0 LOB: 1 BB: 0 P: 7	R: 0 E: 0 K: 0 S: 4	H: 1 LOB: 1 BB: 0 P: 4	R: 0 E: 0 K: 0 S: 5	H: 1 LOB: 2 BB: 0 P: 5	1B: 6 2B: 1 3B: 0 HR: 1	SF: 0 SAC: 0 DP: 0 HBP: 0	WP: 1 PB: 0 SB: 0 CS: 1	PA: 36
PITCHER Ken Holtzman, L ERA: 1.65 (1, 1)	IP: 9.0 WLS: L BF: 36 H: 8 R: 2 ER: 2 SO: 4 BB: 0 IBB: 0 HBP: 0 BLK: 0 WP: 1 HR: 1 S: 44 P: 44 ERA: 2.00 WHIP: 0.889															PITCHER				

Batter	1	2	3	4	5	6	7	8	9	AB	R	H	RBI	BB	SO	LOB	BOTTOM					
Bert Campaneris, R OBP: 0.270, SLG: 0.250 (1, 6)	0-3 K		0-3 K		0-0 1-6-3		0-0 S		0-0 1B	4	0	1	0	0	2	2	<p>Baltimore Orioles @ Oakland Athletics Oakland-Alameda County Coliseum, Oakland, CA</p> <p>Sat Apr 28 1973, 3:33 AM PST Att: 6,380 - Unknown</p>					
Bill North, S OBP: 0.284, SLG: 0.230 (1, 8)	0-0 1B		0-0 4-3		0-0 F8		0-0 1-3		0-0 1-2	4	0	1	0	0	0	1						
Joe Rudi, R OBP: 0.289, SLG: 0.413 (1, 7)	0-0 1B		0-0 FC1-6		0-0 2-3		0-0 F8		0-0 F8	4	0	2	0	0	0	0						
Reggie Jackson, L OBP: 0.349, SLG: 0.417 (1, 9)	0-0 G6-4-3		0-0 FC1-6		0-0 BB		0-3 K		0-0 K	4	0	1	0	0	1	3						
Sal Bando, R OBP: 0.354, SLG: 0.463 (1, 5)		0-3 K		0-0 FC6-4		0-0 P6		0-0 6-3		4	0	0	0	0	1	2						
Gene Tenace, R OBP: 0.387, SLG: 0.515 (1, 3)		0-0 E		0-0 F7		0-0 BB		0-0 F8		3	1	1	0	1	0	0						
Angel Mangual, R OBP: 0.310, SLG: 0.450 (1, 10)		0-0 E6		0-3 K		0-3 K		0-3 K		4	0	0	0	0	3	3						
Ray Fosse, R OBP: 0.309, SLG: 0.318 (1, 2)		0-0 E7		0-3 K		0-0 F8		0-0 6-3		4	0	1	1	0	1	0						
Dick Green, R OBP: 0.216, SLG: 0.229 Gonzalo Marquez, L (7, PH) OBP: 0.417, SLG: 0.500 Ted Kubiak, S (8, 4)		0-0 P6		0-0 F7		0-0 6-3				2	0	0	0	0	0	2						
Inning Stats	R: 0 E: 0 K: 1 S: 6	H: 2 LOB: 1 BB: 0 P: 6	R: 1 E: 2 K: 2 S: 10	H: 2 LOB: 2 BB: 0 P: 10	R: 0 E: 0 K: 2 S: 7	H: 1 LOB: 1 BB: 0 P: 4	R: 0 E: 0 K: 2 S: 7	H: 0 LOB: 0 BB: 0 P: 7	R: 0 E: 0 K: 0 S: 3	H: 0 LOB: 0 BB: 0 P: 3	R: 0 E: 0 K: 1 S: 6	H: 1 LOB: 2 BB: 1 P: 10	R: 0 E: 0 K: 0 S: 4	H: 1 LOB: 1 BB: 0 P: 4	R: 0 E: 0 K: 1 S: 5	H: 0 LOB: 0 BB: 0 P: 5	R: 0 E: 0 K: 1 S: 5	H: 0 LOB: 0 BB: 0 P: 5	1B: 6 2B: 1 3B: 0 HR: 0	SF: 0 SAC: 0 DP: 1 HBP: 0	WP: 0 PB: 0 SB: 2 CS: 0	PA: 35
PITCHER Jim Palmer, R ERA: 2.93 (1, 1)	IP: 9.0 WLS: W BF: 35 H: 7 R: 1 ER: 1 SO: 8 BB: 1 IBB: 0 HBP: 0 BLK: 0 WP: 0 HR: 0 S: 50 P: 54 ERA: 1.00 WHIP: 0.889															PITCHER						



Batter	1	2	3	4	5	6	7	8	9	AB	R	H	RBI	BB	SO	LOB	TOP										
Al Bumbry, L OBP: 0.222, SLG: 0.222 (1, 9)										4	0	0	0	0	0	1	Baltimore Orioles @ Oakland Athletics Oakland-Alameda County Coliseum, Oakland, CA Sun Apr 29 1973, 3:33 AM PDT Att: 18,306 - Unknown livebaseballscorecards.com										
Bobby Grich, R OBP: 0.386, SLG: 0.432 (1, 4)										4	1	1	1	0	0	0											
Tommy Davis, R OBP: 0.375, SLG: 0.421 (1, 10)										4	1	1	0	0	0	0											
Boog Powell, L OBP: 0.279, SLG: 0.260 (1, 3)										4	0	0	0	0	0	1											
Earl Williams, R OBP: 0.308, SLG: 0.439 (1, 2)										3	0	0	0	1	0	0											
Rich Coggins, L OBP: 0.250, SLG: 0.429 (9, PR)										0	1	0	0	0	0	0											
Don Baylor, R OBP: 0.313, SLG: 0.397 (1, 7)										3	0	1	0	1	1	0											
Brooks Robinson, R OBP: 0.237, SLG: 0.342 (9, PR)										4	0	1	2	0	0	1											
Frank Baker, L										0	0	0	0	0	0	0											
Paul Blair, R OBP: 0.274, SLG: 0.271 (1, 8)										3	0	1	0	0	0	2											
Terry Crowley, L OBP: 0.325, SLG: 0.235 (9, PH)										1	0	0	0	0	0	2											
Mark Belanger, R OBP: 0.289, SLG: 0.243 (1, 6)										3	0	0	0	0	0	3											
Elrod Hendricks, L (9, PH)										1	0	0	0	0	0	3											
Inning Stats	R: 0 E: 0 K: 0 S: 3	H: 0 LOB: 0 BB: 0 P: 3	R: 0 E: 0 K: 1 S: 5	H: 0 LOB: 0 BB: 0 P: 5	R: 0 E: 0 K: 0 S: 4	H: 1 LOB: 1 BB: 0 P: 4	R: 0 E: 0 K: 0 S: 3	H: 0 LOB: 0 BB: 0 P: 3	R: 0 E: 0 K: 0 S: 5	H: 1 LOB: 2 BB: 0 P: 5	R: 0 E: 0 K: 0 S: 3	H: 0 LOB: 0 BB: 0 P: 3	R: 0 E: 0 K: 0 S: 3	H: 0 LOB: 0 BB: 0 P: 3	R: 3 E: 0 K: 0 S: 7	H: 3 LOB: 3 BB: 2 P: 15	1B: 3 2B: 1 3B: 0 HR: 1	SF: 0 SAC: 0 DP: 0 HBP: 0	WP: 0 PA: 36 PB: 0 SB: 0 CS: 0								
PITCHER	IP	WLS	BF	H	R	ER	SO	BB	IBB	HBP	BLK	WP	HR	S	P	ERA	WHIP										
Caffish Hunter, R ERA: 4.12 (1, 1)	8.2	W	32	4	3	3	1	1	0	0	0	0	1	33	37	3.12	0.577										
Rollie Fingers, R ERA: 1.45 (9, 1)	0.1	S	4	1	0	0	0	1	0	0	0	0	0	3	7	0.00	6.000										

Batter	1	2	3	4	5	6	7	8	9	AB	R	H	RBI	BB	SO	LOB	BOTTOM										
Bert Campaneris, R OBP: 0.254, SLG: 0.234 (1, 6)										4	0	0	0	0	0	0	Baltimore Orioles @ Oakland Athletics Oakland-Alameda County Coliseum, Oakland, CA Sun Apr 29 1973, 3:33 AM PDT Att: 18,306 - Unknown livebaseballscorecards.com										
Bill North, S OBP: 0.282, SLG: 0.246 (1, 8)										4	1	1	0	0	1	0											
Joe Rudi, R OBP: 0.397, SLG: 0.398 (1, 7)										3	1	0	0	1	1	0											
Jay Johnstone, L OBP: 0.286, SLG: 0.308 (9, 7)										0	0	0	0	0	0	0											
Reggie Jackson, L OBP: 0.349, SLG: 0.453 (1, 9)										3	1	1	3	0	0	0											
Sal Bando, R OBP: 0.354, SLG: 0.500 (1, 5)										3	1	1	1	0	1	0											
Gene Tenace, R OBP: 0.354, SLG: 0.493 (1, 3)										3	0	0	0	0	1	0											
Angel Mangual, R OBP: 0.311, SLG: 0.429 (1, 10)										2	0	0	0	0	0	0											
Ray Fosse, R OBP: 0.310, SLG: 0.319 (1, 2)										3	0	1	0	0	0	0											
Dick Green, R OBP: 0.211, SLG: 0.222 (1, 4)										1	0	0	0	0	0	0											
Gonzalo Marquez, L OBP: 0.385, SLG: 0.462 (4, PH)										1	0	0	0	0	0	2											
Dal Maxvill, R OBP: 0.111, SLG: 0.111 (5, 4)										0	0	0	0	0	0	0											
Mike Hegan, L OBP: 0.250, SLG: 0.143 (7, PH)										0	0	0	0	0	1	0											
Ted Kubiak, S OBP: 0.351, SLG: 0.394 (8, 4)										0	0	0	0	0	0	0											
Inning Stats	R: 3 E: 0 K: 1 S: 7	H: 2 LOB: 0 BB: 1 P: 11	R: 0 E: 0 K: 0 S: 3	H: 0 LOB: 0 BB: 0 P: 3	R: 0 E: 0 K: 1 S: 5	H: 0 LOB: 0 BB: 0 P: 5	R: 1 E: 0 K: 0 S: 5	H: 2 LOB: 2 BB: 0 P: 6	R: 0 E: 0 K: 1 S: 5	H: 0 LOB: 0 BB: 0 P: 5	R: 0 E: 0 K: 1 S: 5	H: 0 LOB: 0 BB: 0 P: 5	R: 0 E: 0 K: 0 S: 3	H: 0 LOB: 0 BB: 0 P: 3	R: 0 E: 0 K: 0 S: 7	H: 0 LOB: 0 BB: 0 P: 3	1B: 1 2B: 1 3B: 0 HR: 2	SF: 0 SAC: 0 DP: 0 HBP: 1	WP: 0 PA: 30 PB: 0 SB: 0 CS: 0								
PITCHER	IP	WLS	BF	H	R	ER	SO	BB	IBB	HBP	BLK	WP	HR	S	P	ERA	WHIP										
Dave McNally, L ERA: 1.68 (1, 1)	3.2	L	17	4	4	4	2	1	0	1	0	0	0	19	24	9.82	1.364										
Doyle Alexander, R ERA: 3.55 (4, 1)	4.1		13	0	0	0	3	0	0	0	0	0	0	19	19	0.00	0.000										



Batter	1	2	3	4	5	6	7	8	9	AB	R	H	RBI	BB	SO	LOB	TOP					
Merv Rettenmund, R OBP: 0.352, SLG: 0.342	F8		1B			SH5-3 1B	6-3			4	0	2	0	0	0	3						
Bobby Grich, R OBP: 0.385, SLG: 0.413	P3			FC4-6 BB		SH5-3		K		2	0	0	0	1	1	0						
Tommy Davis, R OBP: 0.327, SLG: 0.383	L6			FC4-6 1B 1-2		4-3		F5		4	0	0	0	0	2							
Earl Williams, R OBP: 0.299, SLG: 0.413		K		F9		5-3		F7		4	0	0	0	1	2							
Don Baylor, R OBP: 0.337, SLG: 0.427		5-3		1B			E BB 1B	K		4	0	2	0	0	1	0						
Brooks Robinson, R OBP: 0.235, SLG: 0.378		6-3		P6			K	F9		4	0	0	0	0	1	3						
Boog Powell, L OBP: 0.274, SLG: 0.247			G3		4-3		E BB 1-2	G3		3	0	0	0	1	0	0						
Paul Blair, R OBP: 0.288, SLG: 0.267			F9		G1-6-3 1B		P4			3	0	1	0	0	0	2						
Mark Belanger, R OBP: 0.301, SLG: 0.240			1B 1B		G1-6-3 1-2		E3			3	0	1	0	0	0	3						
Inning Stats	R: 0 E: 0 K: 0 S: 3	H: 0 LOB: 0 BB: 0 P: 3	R: 0 E: 0 K: 1 S: 5	H: 0 LOB: 0 BB: 0 P: 5	R: 0 E: 0 K: 0 S: 4	H: 2 LOB: 2 BB: 0 P: 4	R: 0 E: 0 K: 0 S: 4	H: 1 LOB: 2 BB: 1 P: 8	R: 0 E: 0 K: 0 S: 3	H: 1 LOB: 0 BB: 0 P: 3	R: 0 E: 0 K: 0 S: 4	H: 1 LOB: 1 BB: 0 P: 4	R: 0 E: 1 K: 1 S: 7	H: 1 LOB: 3 BB: 1 P: 11	R: 0 E: 0 K: 1 S: 5	H: 0 LOB: 0 BB: 0 P: 5	R: 0 E: 0 K: 1 S: 5	H: 0 LOB: 0 BB: 0 P: 5	1B: 6 2B: 0 3B: 0 HR: 0	SF: 0 SAC: 1 DP: 1 HBP: 0	WP: 0 PB: 0 SB: 1 CS: 0	PA: 34
PITCHER Wilbur Wood, L ERA: 1.12	IP: 9.0 WLS: W BF: 34 H: 6 R: 0 ER: 0 SO: 4 BB: 2 IBB: 0 HBP: 0 BLK: 0 WP: 0 HR: 0 S: 40 P: 48 ERA: 0.00 WHIP: 0.889															PITCHER						

Baltimore Orioles @ Chicago White Sox
Comiskey Park, Chicago, IL
Wed May 02 1973, 8:05 PM EDT
Att: 7,313 - Unknown

AB 31
R 0
H 6
RBI 0
BB 2
SO 4
LOB 15



Batter	1	2	3	4	5	6	7	8	9	AB	R	H	RBI	BB	SO	LOB	BOTTOM			
Pat Kelly, L OBP: 0.543, SLG: 0.615	SF7 3B		CS BB			K	SF7			2	1	1	1	1	1	0				
Carlos May, L OBP: 0.342, SLG: 0.448	SF7		3-1			5-3		BB		2	0	0	1	1	0	1				
Dick Allen, R OBP: 0.370, SLG: 0.692				4-1						3	1	0	0	1	2	1				
Tony Muser, L OBP: 0.300, SLG: 0.125	K					E S 2B BB	K			0	0	0	0	0	0	0				
Bill Melton, R OBP: 0.397, SLG: 0.645	5-3			6-3		2B BB		F7		3	0	0	0	1	0	0				
Ken Henderson, S OBP: 0.378, SLG: 0.424		G3		K						4	0	2	1	0	1	0				
Mike Andrews, R OBP: 0.439, SLG: 0.417		6-3				K				3	0	0	0	1	2	2				
Johnny Jeter, R OBP: 0.371, SLG: 0.545						K				0	0	0	0	0	0	0				
Ed Herrmann, L OBP: 0.277, SLG: 0.405						K				4	1	2	0	0	2	1				
Jorge Orta, L OBP: 0.379, SLG: 0.309		1B								2	1	1	1	1	0	1				
Eddie Leon, R OBP: 0.254, SLG: 0.250			4-3							3	0	0	0	0	1	2				
Inning Stats	R: 1 E: 0 K: 1 S: 6	H: 1 LOB: 0 BB: 0 P: 6	R: 0 E: 0 K: 0 S: 4	H: 1 LOB: 0 BB: 0 P: 4	R: 0 E: 0 K: 0 S: 2	H: 0 LOB: 0 BB: 1 P: 6	R: 0 E: 0 K: 1 S: 5	H: 0 LOB: 0 BB: 0 P: 5	R: 0 E: 0 K: 2 S: 7	H: 0 LOB: 1 BB: 1 P: 11	R: 1 E: 0 K: 2 S: 8	H: 1 LOB: 2 BB: 2 P: 16	R: 2 E: 0 K: 2 S: 9	H: 2 LOB: 1 BB: 1 P: 13	R: 0 E: 0 K: 1 S: 5	H: 1 LOB: 1 BB: 1 P: 9	1B: 3 2B: 2 3B: 1 HR: 0	SF: 2 SAC: 0 DP: 0 HBP: 0	WP: 0 PB: 0 SB: 2 CS: 2	PA: 34
PITCHER Jim Palmer, R ERA: 3.21	IP: 6.0 WLS: L BF: 26 H: 5 R: 4 ER: 3 SO: 6 BB: 4 IBB: 0 HBP: 0 BLK: 0 WP: 0 HR: 0 S: 34 P: 50 ERA: 4.50 WHIP: 1.500															PITCHER				
Orlando Pena, R ERA: 2.7	IP: 2.0 WLS: L BF: 8 H: 1 R: 0 ER: 0 SO: 3 BB: 2 IBB: 0 HBP: 0 BLK: 0 WP: 0 HR: 0 S: 12 P: 20 ERA: 0.00 WHIP: 1.500															PITCHER				

Baltimore Orioles @ Chicago White Sox
Comiskey Park, Chicago, IL
Wed May 02 1973, 8:05 PM EDT
Att: 7,313 - Unknown


AB 26
R 4
H 6
RBI 4
BB 6
SO 9
LOB 8



Batter	1	2	3	4	5	6	7	8	9	AB	R	H	RBI	BB	SO	LOB	TOP			
Billy Grabarkewitz, R OBP: 0.227, SLG: 0.325 (1, 10)	0-0 5-3			0-0 6-3		4-0 CS BB		0-0 6-3	0-0 6-3	3	0	0	0	1	0	0				
Bobby Valentine, R OBP: 0.407, SLG: 0.524 Rudy Meoli, L OBP: 0.400, SLG: 0.200 (9, FR) (9, 6)	0-0 1-3			0-0 1-3		0-0 CS	0-3 K		0-0 FC6-4 1B	4	0	1	0	0	1	0				
Ken Berry, R OBP: 0.364, SLG: 0.373 (1, 8)	0-0 G3			0-0 1B			0-0 6-3		0-0 FC6-4 1B	4	0	2	0	0	0	0				
Frank Robinson, R OBP: 0.349, SLG: 0.518 (1, 7)		0-0 F8		0-0 F7			0-0 2B 2B		0-0 FC6-4	4	1	1	0	0	0	3				
Bob Oliver, R OBP: 0.360, SLG: 0.477 (1, 3)		0-0 G4-6-3 1B			0-0 G4-6-3 1B		0-0 2B 2B		0-0 P6	4	0	3	1	0	0	2				
Al Gallacher, R OBP: 0.348, SLG: 0.310 (1, 5)		0-0 G4-6-3			0-3 K		0-0 F9			3	0	0	0	0	1	3				
Leroy Stanton, R OBP: 0.250, SLG: 0.357 (1, 9)			0-0 6-3		0-0 G4-6-3		0-3 K			3	0	0	0	0	1	1				
Art Kusnyer, R OBP: 0.238, SLG: 0.300 (1, 2)			0-3 K			0-0 F8		0-0 P6		3	0	0	0	0	1	0				
Sandy Alomar Sr., S OBP: 0.216, SLG: 0.197 (1, 4)			0-0 6-3			0-0 CS 1B		0-0 L5		3	0	1	0	0	0	0				
Inning Stats	R: 0 E: 0 K: 0 S: 3	H: 0 LOB: 0 BB: 0 P: 3	R: 0 E: 0 K: 0 S: 3	H: 1 LOB: 0 BB: 0 P: 3	R: 0 E: 0 K: 1 S: 5	H: 0 LOB: 0 BB: 0 P: 5	R: 0 E: 0 K: 0 S: 4	H: 1 LOB: 1 BB: 0 P: 4	R: 0 E: 0 K: 1 S: 5	H: 0 LOB: 0 BB: 1 P: 5	R: 1 E: 0 K: 0 S: 7	H: 2 LOB: 1 BB: 0 P: 7	R: 0 E: 0 K: 1 S: 5	H: 0 LOB: 0 BB: 0 P: 5	R: 0 E: 0 K: 0 S: 5	H: 2 LOB: 2 BB: 0 P: 5	1B: 6 2B: 2 3B: 0 HR: 0	SF: 0 SAC: 0 DP: 2 HBP: 0	WP: 0 PB: 0 SB: 0 CS: 2	PA: 33
PITCHER Dave McNally, L ERA: 1.57 (1, 1)	IP: 9.0 WLS: L BF: 32 H: 8 R: 1 ER: 1 SO: 4 BB: 1 IBB: 0 HBP: 0 BLK: 0 WP: 0 HR: 0 S: 39 P: 43 ERA: 1.00 WHIP: 1.000															PITCHER				

California Angels @ Baltimore Orioles
Memorial Stadium, Baltimore, MD
Fri May 04 1973, 7:05 PM EDT
Att: 14,392 - Unknown


AB	31
R	1
H	8
RBI	1
BB	1
SO	4
LOB	9



Batter	1	2	3	4	5	6	7	8	9	AB	R	H	RBI	BB	SO	LOB	BOTTOM	
Merv Rettenmund, R OBP: 0.337, SLG: 0.325 (1, 9)	0-0 F5		0-0 F7			0-3 K			0-0 P4	4	0	0	0	0	1	0		
Bobby Grich, R OBP: 0.390, SLG: 0.422 (1, 4)	0-0 5-3			0-3 K		4-0 F7 5-3 BB			0-0 2B	3	0	1	0	1	1	0		
Tommy Davis, R OBP: 0.302, SLG: 0.353 (1, 10)	0-3 K			0-0 F9		0-0 5-3	1-2		0-0 1-3	4	0	0	0	0	1	2		
Earl Williams, R OBP: 0.308, SLG: 0.403 Al Bumbry, L OBP: 0.222, SLG: 0.222 (9, FR)		4-0 G6-4-3 BB		0-0 5-3		0-0 F7	2-3		4-0 FC6-4 IBB	2	0	0	0	2	0	1		
Don Baylor, R OBP: 0.333, SLG: 0.412 (1, 7)		0-0 G6-4-3			0-0 L7		4-0 BB		0-0 FC6-4	3	0	0	0	1	0	3		
Brooks Robinson, R OBP: 0.239, SLG: 0.376 (1, 5)		0-0 1B			0-0 F7		0-0 P4			3	0	1	0	0	0	2		
Paul Blair, R OBP: 0.277, SLG: 0.256 (1, 8)		0-3 K			0-0 F7			0-0 F9		3	0	0	0	0	1	1		
Andy Etchebarren, R (1, 2)			0-0 F8			0-0 6-3		0-0 P4		3	0	0	0	0	0	0		
Mark Belanger, R OBP: 0.291, SLG: 0.231 (1, 6)			0-0 F8			0-0 P6		0-0 F7		3	0	0	0	0	0	0		
Inning Stats	R: 0 E: 0 K: 1 S: 5	H: 0 LOB: 0 BB: 0 P: 5	R: 0 E: 0 K: 1 S: 5	H: 1 LOB: 1 BB: 1 P: 9	R: 0 E: 0 K: 0 S: 3	H: 0 LOB: 0 BB: 0 P: 3	R: 0 E: 0 K: 1 S: 5	H: 0 LOB: 0 BB: 0 P: 5	R: 0 E: 0 K: 0 S: 3	H: 0 LOB: 2 BB: 2 P: 11	R: 0 E: 0 K: 0 S: 3	H: 0 LOB: 0 BB: 0 P: 3	R: 0 E: 0 K: 0 S: 4	H: 1 LOB: 2 BB: 1 P: 8	1B: 1 2B: 1 3B: 0 HR: 0	SF: 0 SAC: 0 DP: 1 HBP: 0	WP: 0 PB: 0 SB: 0 CS: 0	PA: 32
PITCHER Rudy May, L ERA: 1.36 (1, 1)	IP: 9.0 WLS: W BF: 32 H: 2 R: 0 ER: 0 SO: 4 BB: 3 IBB: 1 HBP: 0 BLK: 0 WP: 0 HR: 0 S: 36 P: 52 ERA: 0.00 WHIP: 0.556															PITCHER		

California Angels @ Baltimore Orioles
Memorial Stadium, Baltimore, MD
Fri May 04 1973, 7:05 PM EDT
Att: 14,392 - Unknown

AB	28
R	0
H	2
RBI	0
BB	4
SO	4
LOB	9



Batter	1	2	3	4	5	6	7	8	9	AB	R	H	RBI	BB	SO	LOB	TOP										
Sandy Alomar Sr. S OBP: 0.215, SLG: 0.197 (1, 4)	F7		F9	4-3		FC5-4 2H 1B		K		5	0	1	1	0	1	2											
Bobby Valentine R OBP: 0.407, SLG: 0.512 (1, 6)	BB BB		1-6-3		SH1-4 1B	FC5-4 1-2		F8		4	1	1	0	1	0	1											
Ken Berry R OBP: 0.362, SLG: 0.370 (1, 8)	E1 BB		1B		SH1-4 1-2		F9			3	0	1	0	0	0	1											
Frank Robinson R OBP: 0.343, SLG: 0.492 (1, 7)	G5-4-3 BB		P5		1-3		6-3			3	0	0	0	1	0	2											
Bob Oliver R OBP: 0.370, SLG: 0.542 (1, 3)	G5-4-3 1-2				HR WP 1B		6-3			4	1	2	2	0	0	3											
Al Gallacher R OBP: 0.360, SLG: 0.311 (1, 5)		BB		5-3		6-3 1-2		L6-3 1B		3	0	1	0	1	0	1											
Vada Pinson L OBP: 0.254, SLG: 0.333 (1, 9)	F8		4-3		F9		L6-3 1-2			4	0	0	0	0	0	2											
Jim Spencer L OBP: 0.362, SLG: 0.327 (1, 10)	K		1B BB		4-3		F5			3	0	0	0	1	1	1											
Art Kusnyer R OBP: 0.280, SLG: 0.375 (1, 2)	K		1-2		1B 2B		F8			4	1	2	0	0	1	1											
Inning Stats	R: 0 E: 1 K: 0 S: 3	H: 0 LOB: 2 BB: 2 P: 11	R: 0 E: 0 K: 2 S: 7	H: 0 LOB: 1 BB: 1 P: 11	R: 0 E: 0 K: 0 S: 4	H: 1 LOB: 1 BB: 0 P: 4	R: 1 E: 0 K: 0 S: 5	H: 2 LOB: 2 BB: 1 P: 9	R: 1 E: 0 K: 0 S: 5	H: 2 LOB: 1 BB: 0 P: 5	R: 0 E: 0 K: 0 S: 3	H: 0 LOB: 0 BB: 0 P: 3	R: 0 E: 0 K: 1 S: 5	H: 1 LOB: 0 BB: 0 P: 3	R: 0 E: 0 K: 1 S: 5	H: 0 LOB: 0 BB: 0 P: 5	1B: 6 2B: 2 3B: 0 HR: 1	SF: 0 SAC: 1 DP: 2 HBP: 0	WP: 1 PB: 0 SB: 0 CS: 0	PA: 38							
PITCHER	IP	WLS	BF	H	R	ER	SO	BB	IBB	HBP	BLK	WP	HR	S	P	ERA	WHIP										
Mike Cuellar L ERA: 4.78 (1, 1)	6.0	L	29	7	3	3	2	4	0	0	0	1	1	29	45	4.50	1.833										
Bob Reynolds R ERA: 0.9 (7, 1)	3.0		9	1	0	0	1	0	0	0	0	0	0	11	11	0.00	0.333										

California Angels @ Baltimore Orioles
Memorial Stadium, Baltimore, MD
Sat May 05 1973, 7:05 PM EDT
Att: 7,177 - Unknown

AB 33
R 3
H 8
RBI 3
BB 4
SO 3
LOB 14



Batter	1	2	3	4	5	6	7	8	9	AB	R	H	RBI	BB	SO	LOB	BOTTOM										
Al Bumbry L OBP: 0.231, SLG: 0.385 (1, 9)	E 3B	1-3			G3		4-3			4	1	1	0	0	0	0											
Bobby Grich R OBP: 0.375, SLG: 0.402 (1, 4)	E6 WP 3H		F7		P4		K			4	0	0	1	0	1	0											
Tommy Davis R OBP: 0.281, SLG: 0.327 (1, 10)	K 1-3		6-3		K		K			4	0	0	0	0	3	1											
Earl Williams R OBP: 0.316, SLG: 0.392 (1, 2)	K		BB		BB		BB		F3	2	0	0	0	2	1	1											
Boog Powell L OBP: 0.273, SLG: 0.239 (1, 3)	HBP BB		F7		F7		F7		F8	3	0	0	0	1	0	2											
Don Baylor R OBP: 0.330, SLG: 0.398 (1, 7)	1-2 HBP		5-3		5-3		K		6-3	3	0	0	0	0	1	1											
Brooks Robinson R OBP: 0.228, SLG: 0.360 (1, 5)	F8		4-3		4-3		K		4-3	4	0	0	0	0	1	4											
Rich Coggins L OBP: 0.273, SLG: 0.600 (1, 8)		F8		3B		K		K		3	0	1	0	0	1	0											
Mark Belanger R OBP: 0.281, SLG: 0.222 (1, 6)	F8		P4		5-3		5-3			3	0	0	0	0	0	1											
Inning Stats	R: 1 E: 1 K: 2 S: 9	H: 1 LOB: 3 BB: 1 P: 14	R: 0 E: 0 K: 0 S: 3	H: 0 LOB: 0 BB: 0 P: 3	R: 0 E: 0 K: 0 S: 3	H: 0 LOB: 1 BB: 1 P: 7	R: 0 E: 0 K: 0 S: 4	H: 1 LOB: 1 BB: 0 P: 4	R: 0 E: 0 K: 1 S: 5	H: 0 LOB: 0 BB: 0 P: 5	R: 0 E: 0 K: 2 S: 7	H: 0 LOB: 1 BB: 1 P: 11	R: 0 E: 0 K: 1 S: 5	H: 0 LOB: 0 BB: 0 P: 5	R: 0 E: 0 K: 2 S: 7	H: 0 LOB: 0 BB: 0 P: 7	R: 0 E: 0 K: 0 S: 3	H: 0 LOB: 0 BB: 0 P: 3	1B: 0 2B: 0 3B: 2 HR: 0	SF: 0 SAC: 0 DP: 0 HBP: 1	WP: 1 PB: 0 SB: 1 CS: 0	PA: 34					
PITCHER	IP	WLS	BF	H	R	ER	SO	BB	IBB	HBP	BLK	WP	HR	S	P	ERA	WHIP										
Bill Singer R ERA: 1.6 (1, 1)	9.0	W	34	2	1	1	8	3	0	1	0	1	0	46	59	1.00	0.556										

California Angels @ Baltimore Orioles
Memorial Stadium, Baltimore, MD
Sat May 05 1973, 7:05 PM EDT
Att: 7,177 - Unknown

AB 30
R 1
H 2
RBI 1
BB 3
SO 8
LOB 10



Batter	1	2	3	4	5	6	7	8	9	AB	R	H	RBI	BB	SO	LOB	TOP			
Tom McCraw, L (1, 7) OBP: 0.339, SLG: 0.327	0-0 F9 WP 1B		0-0 1-3		0-3 K			1-0 HBP		3	0	1	0	0	1	1	California Angels @ Baltimore Orioles Memorial Stadium, Baltimore, MD Sun May 06 1973, 3:33 AM EDT Att: 11,282 - Unknown			
Bobby Valentine, R (1, 6) OBP: 0.389, SLG: 0.489	0-0 F9 1-3		0-0 6-3			0-0 F9		0-0 1-3		4	0	0	0	0	2					
Vada Pinson, L (1, 8) OBP: 0.254, SLG: 0.328	0-0 L4			0-0 F7		0-0 G6-4-3 1B		0-0 4-3		4	0	1	0	0	1					
Frank Robinson, R (1, 10) OBP: 0.338, SLG: 0.492	0-0 F7			0-0 E5 FC6-4		0-0 G6-4-3 1-2		0-0 WP 2B		4	0	1	0	0	2					
Bob Oliver, R (1, 3) OBP: 0.345, SLG: 0.500		0-0 4-3		0-0 F8			0-0 F3		0-3 K	4	0	0	0	0	1	2				
Al Gallacher, R (1, 5) OBP: 0.352, SLG: 0.306				0-0 FC6-4 1-2			0-0 6-3		0-0 F9	4	0	1	0	0	2					
Leroy Stanton, R (1, 9) OBP: 0.295, SLG: 0.378					0-0 K 2B		0-0 F9			3	0	1	0	0	1					
Sandy Alomar Sr., S (1, 4) OBP: 0.210, SLG: 0.192 John Stephenson, L (8, PH) OBP: 0.258, SLG: 0.267		0-0 1-3			0-0 1-3			0-0 P6		2	0	0	0	0	2					
Art Kusner, R (1, 2) OBP: 0.299, SLG: 0.346 Jim Spencer, L (8, PH) OBP: 0.356, SLG: 0.320 Rudy Meoli, L (8, 4) OBP: 0.400, SLG: 0.200				0-0 F9			0-0 6-3		0-0 F8	1	0	0	0	0	0	0				
Inning Stats	R: 0 E: 0 K: 0 S: 4	H: 1 LOB: 1 BB: 0 P: 4	R: 0 E: 0 K: 1 S: 6	H: 1 LOB: 1 BB: 0 P: 6	R: 0 E: 0 K: 0 S: 3	H: 0 LOB: 0 BB: 0 P: 3	R: 0 E: 1 K: 0 S: 4	H: 0 LOB: 1 BB: 0 P: 4	R: 0 E: 0 K: 1 S: 6	H: 1 LOB: 1 BB: 0 P: 6	R: 0 E: 0 K: 0 S: 3	H: 0 LOB: 0 BB: 0 P: 3	R: 0 E: 0 K: 0 S: 3	H: 0 LOB: 1 BB: 0 P: 4	R: 0 E: 0 K: 1 S: 6	H: 1 LOB: 1 BB: 0 P: 6		1B: 3 2B: 2 3B: 0 HR: 0	SF: 0 SAC: 0 DP: 1 HBP: 1	WP: 2 PB: 0 SB: 0 CS: 0
PITCHER Jim Palmer, R (1, 1) ERA: 2.53	IP: 9.0 WLS: W BF: 33 H: 5 R: 0 ER: 0 SO: 3 BB: 0 IBB: 0 HBP: 1 BLK: 0 WP: 2 HR: 0 S: 38 P: 39 ERA: 0.00 WHIP: 0.556															PITCHER				

Batter	1	2	3	4	5	6	7	8	9	AB	R	H	RBI	BB	SO	LOB	BOTTOM			
Al Bumbry, L (1, 9) OBP: 0.294, SLG: 0.333 Paul Blair, R (8, PH) OBP: 0.274, SLG: 0.253	4-0 BB 1B BB		0-3 K			4-0 BB		0-0 F8		2	2	0	0	2	1	1	California Angels @ Baltimore Orioles Memorial Stadium, Baltimore, MD Sun May 06 1973, 3:33 AM EDT Att: 11,282 - Unknown			
Rich Coggins, L (1, 8) OBP: 0.333, SLG: 0.571	0-0 BB G3 1B		0-0 4-3		0-0 P3		0-0 1B S			4	2	2	1	0	0	1				
Bobby Grich, R (1, 4) OBP: 0.389, SLG: 0.398	4-0 G3 1B BB		4-0 WP BB		0-0 F7		4-0 1B BB			1	0	0	0	3	0	1				
Earl Williams, R (1, 2) OBP: 0.323, SLG: 0.390	4-0 G3 1B BB		0-3 K		0-0 6-3		0-0 1B			3	0	1	3	1	1	1				
Boog Powell, L (1, 3) OBP: 0.262, SLG: 0.228	0-0 G3		0-0 P5		0-0 2-3		0-0 K			4	0	0	1	0	1	5				
Don Baylor, R (1, 7) OBP: 0.317, SLG: 0.380	0-3 K			0-3 K		0-0 1-3		0-0 6-3		4	0	0	0	0	2	2				
Brooks Robinson, R (1, 5) OBP: 0.229, SLG: 0.348	0-0 4-3		0-3 K		0-0 F9		1-0 FC6-4 1B HBP			3	0	0	0	0	1	2				
Terry Crowley, L (1, 10) OBP: 0.333, SLG: 0.237		0-0 6-3		0-0 G3		4-0 E 1B BB		0-0 FC6-4 1B		3	1	1	0	1	0	0				
Mark Belanger, R (1, 6) OBP: 0.269, SLG: 0.212		0-0 6-3			0-0 P3		0-0 F8		0-0 FC6-4	4	0	0	0	0	3					
Inning Stats	R: 2 E: 0 K: 1 S: 6	H: 1 LOB: 2 BB: 3 P: 18	R: 0 E: 0 K: 1 S: 5	H: 0 LOB: 0 BB: 0 P: 5	R: 0 E: 0 K: 1 S: 5	H: 0 LOB: 1 BB: 1 P: 9	R: 0 E: 0 K: 2 S: 7	H: 0 LOB: 0 BB: 0 P: 7	R: 0 E: 0 K: 0 S: 3	H: 0 LOB: 0 BB: 1 P: 7	R: 0 E: 0 K: 0 S: 3	H: 0 LOB: 0 BB: 0 P: 3	R: 3 E: 1 K: 1 S: 8	H: 2 LOB: 2 BB: 2 P: 16	R: 0 E: 0 K: 0 S: 4	H: 1 LOB: 2 BB: 0 P: 5		1B: 4 2B: 0 3B: 0 HR: 0	SF: 0 SAC: 0 DP: 0 HBP: 1	WP: 1 PB: 0 SB: 1 CS: 0
PITCHER Nolan Ryan, R (1, 1) ERA: 2.48 Steve Barber, L (7, 1) ERA: 4.5 Dave Sells, R (8, 1) ERA: 2.25	IP: 6.2 WLS: L BF: 31 H: 3 R: 5 ER: 1 SO: 5 BB: 7 IBB: 0 HBP: 0 BLK: 0 WP: 1 HR: 0 S: 34 P: 62 ERA: 1.35 WHIP: 1.500															PITCHER				

Batter	1	2	3	4	5	6	7	8	9	AB	R	H	RBI	BB	SO	LOB	TOP					
Angel Mangual, R OBP: 0.262, SLG: 0.317	L4		F9		E5		G4-6-3			4	0	0	0	0	0	2						
Jay Johnstone, L OBP: 0.226, SLG: 0.287 Mike Green, L OBP: 0.226, SLG: 0.238 Mikel Mena, L OBP: 0.197, SLG: 0.583 Dai Kirby, R OBP: 0.214, SLG: 0.154 Gonzalo Martinez, L OBP: 0.206, SLG: 0.350 Rich McKinney, R OBP: 0.286, SLG: 0.222	E3		6-3		FC4-6			F5		1	0	0	0	0	0	0						
Joe Rudi, R OBP: 0.281, SLG: 0.366	FC1-4		5-3		FC6-4			F9		4	0	0	0	0	0	3						
Reggie Jackson, L OBP: 0.364, SLG: 0.426	FC6-4							6-3		3	0	0	0	1	0	1						
Deron Johnson, R OBP: 0.328, SLG: 0.441	L4		G6-4-3					E5		4	2	1	1	0	0	1						
Sal Bando, R OBP: 0.381, SLG: 0.484	4-3							6-3		3	0	0	0	1	0	1						
Gene Tenace, R OBP: 0.429, SLG: 0.611										4	0	2	1	0	1	1						
Ray Fosse, R OBP: 0.304, SLG: 0.309										3	0	0	0	1	1	1						
Ted Kubiak, S OBP: 0.354, SLG: 0.386	F9									3	0	2	0	0	0	2						
Inning Stats	R: 0 E: 1 K: 0 S: 4	H: 0 LOB: 1 BB: 0 P: 4	R: 0 E: 0 K: 0 S: 4	H: 1 LOB: 2 BB: 1 P: 8	R: 0 E: 0 K: 1 S: 3	H: 0 LOB: 0 BB: 2 P: 3	R: 0 E: 0 K: 1 S: 4	H: 0 LOB: 1 BB: 0 P: 12	R: 0 E: 1 K: 0 S: 5	H: 1 LOB: 2 BB: 0 P: 5	R: 1 E: 0 K: 0 S: 4	H: 1 LOB: 0 BB: 0 P: 4	R: 0 E: 0 K: 1 S: 5	H: 1 LOB: 0 BB: 0 P: 5	R: 0 E: 0 K: 0 S: 3	H: 0 LOB: 0 BB: 0 P: 3	R: 1 E: 1 K: 0 S: 4	H: 1 LOB: 0 BB: 0 P: 4	1B: 4 2B: 0 3B: 0 HR: 1	SF: 0 SAC: 0 DP: 3 HBP: 0	WP: 0 PB: 0 SB: 0 CS: 0	PA: 35
PITCHER Doyle Alexander, R ERA: 2.88	IP: 9.0 WLS: W BF: 35 H: 5 R: 2 ER: 1 SO: 2 BB: 3 IBB: 0 HBP: 0 BLK: 0 WP: 0 HR: 1 S: 36 P: 48 ERA: 1.00 WHIP: 0.889																					

Oakland Athletics @ Baltimore Orioles
Memorial Stadium, Baltimore, MD
Mon May 07 1973, 7:05 PM EDT
Att: 6,076 - Unknown

AB 32
R 2
H 5
RBI 2
BB 3
SO 2
LOB 14



Batter	1	2	3	4	5	6	7	8	9	AB	R	H	RBI	BB	SO	LOB	BOTTOM			
Al Bumbry, L OBP: 0.250, SLG: 0.278	B5		FC6-4							3	1	0	0	0	0	3				
Paul Blair, R OBP: 0.267, SLG: 0.247		E1								2	0	0	0	0	0	1				
Rich Coggins, L OBP: 0.250, SLG: 0.421	F9		K							5	1	0	0	0	1	5				
Bobby Grich, R OBP: 0.398, SLG: 0.389										2	1	0	1	2	1	1				
Boog Powell, L OBP: 0.271, SLG: 0.232										3	0	1	2	1	1	1				
Earl Williams, R OBP: 0.320, SLG: 0.384										4	0	1	1	0	0	2				
Don Baylor, R OBP: 0.324, SLG: 0.379	F9									3	2	1	0	1	0	2				
Brooks Robinson, R OBP: 0.230, SLG: 0.337										3	1	0	0	1	0	1				
Terry Crowley, L OBP: 0.347, SLG: 0.262										4	0	2	1	0	0	0				
Mark Belanger, R OBP: 0.289, SLG: 0.230										2	2	2	1	1	0	0				
Inning Stats	R: 1 E: 0 K: 0 S: 4	H: 1 LOB: 2 BB: 1 P: 9	R: 3 E: 1 K: 0 S: 7	H: 3 LOB: 1 BB: 1 P: 11	R: 2 E: 0 K: 1 S: 7	H: 2 LOB: 1 BB: 1 P: 11	R: 0 E: 0 K: 2 S: 7	H: 0 LOB: 0 BB: 0 P: 7	R: 0 E: 0 K: 0 S: 3	H: 0 LOB: 0 BB: 0 P: 3	R: 1 E: 0 K: 0 S: 4	H: 1 LOB: 1 BB: 1 P: 8	R: 1 E: 0 K: 0 S: 3	H: 0 LOB: 0 BB: 1 P: 7	R: 0 E: 0 K: 0 S: 3	H: 0 LOB: 1 BB: 1 P: 7	1B: 7 2B: 0 3B: 0 HR: 0	SF: 1 SAC: 0 DP: 0 HBP: 1	WP: 2 PB: 0 SB: 0 CS: 1	PA: 39
PITCHER Rollie Fingers, R ERA: 1.77 Paul Lindblad, L ERA: 11.91 Horacio Pina, R ERA: 1.93 Darold Knowles, L ERA: 2.45	IP: 1.2 WLS: L BF: 12 H: 3 R: 4 ER: 1 SO: 3 BB: 2 IBB: 0 HBP: 0 BLK: 0 WP: 1 HR: 0 S: 9 P: 18 ERA: 5.40 WHIP: 3.000																			

Oakland Athletics @ Baltimore Orioles
Memorial Stadium, Baltimore, MD
Mon May 07 1973, 7:05 PM EDT
Att: 6,076 - Unknown

AB 31
R 8
H 7
RBI 6
BB 6
SO 3
LOB 16



Batter	1	2	3	4	5	6	7	8	9	AB	R	H	RBI	BB	SO	LOB	TOP		
Al Bumbry, L OBP: 0.241, SLG: 0.370 (1, 7)	0-0 4-3	0-0 F5		0-0 F7		0-3 K			0-0 F8	5	0	0	0	0	1	1	Baltimore Orioles @ New York Yankees Yankee Stadium, Bronx, NY Fri May 11 1973, 7:05 PM EDT Att: 11,936 - Unknown livebaseballscores.com		
Bobby Grich, R OBP: 0.385, SLG: 0.367 (1, 4)	0-0 5-3 1B		0-0 5-3		0-0 F8		4-0 S BB		0-0 F8	4	0	1	0	1	0	1			
Tommy Davis, R OBP: 0.270, SLG: 0.311 (1, 10)	0-0 5-3 1-2		0-3 K		0-0 6-3		0-0 F8 1-2		0-0 F8	5	0	0	0	0	1	3			
Boog Powell, L OBP: 0.296, SLG: 0.242 (1, 3)	4-0 BB		4-0 E BB		4-0 E 1B BB		0-0 F9			1	1	0	0	3	0	1			
Rich Coggins, L OBP: 0.214, SLG: 0.444 (1, 8) (8, 9)	0-0 F9		0-0 E3 BB		0-0 E3 1B		0-0 4-3			4	0	0	0	0	0	5			
Brooks Robinson, R OBP: 0.250, SLG: 0.337 (1, 5)		4-0 FC4-6 BB	4-0 1-2 BB		0-0 1-3 2H 1B				0-0 F9	2	0	1	1	2	0	0			
Terry Crowley, L OBP: 0.316, SLG: 0.240 (1, 9)		0-0 FC4-6 HR	0-0 F8		0-0 F9				0-0 G3	4	1	0	0	0	0	6			
Paul Blair, R OBP: 0.264, SLG: 0.244 (8, 8)										0	0	0	0	0	0	0			
Eliot Hendricks, L OBP: 0.200, SLG: 0.800 (1, 2)		0-0 1-H HR		0-3 K		0-0 G3			0-0 4-3	4	1	1	2	0	1	0			
Mark Belanger, R OBP: 0.288, SLG: 0.255 (1, 6)		0-0 F9		0-0 6-3		0-0 B3				4	0	1	0	0	0	0			
Inning Stats	R: 0 E: 0 K: 0 S: 4	H: 1 LOB: 2 BB: 1 P: 8	R: 2 E: 0 K: 0 S: 4	H: 1 LOB: 0 BB: 1 P: 8	R: 0 E: 1 K: 1 S: 6	H: 0 LOB: 3 BB: 2 P: 14	R: 0 E: 0 K: 1 S: 5	H: 0 LOB: 0 BB: 0 P: 5	R: 1 E: 1 K: 0 S: 5	H: 1 LOB: 2 BB: 1 P: 9	R: 0 E: 0 K: 0 S: 3	H: 0 LOB: 1 BB: 1 P: 7	R: 0 E: 0 K: 0 S: 3	H: 0 LOB: 0 BB: 0 P: 3	R: 0 E: 0 K: 0 S: 4	H: 1 LOB: 1 BB: 0 P: 4	1B: 2 2B: 1 3B: 0 HR: 1	SF: 0 SAC: 0 DP: 0 HBP: 0	WP: 0 PA: 39 PB: 0 SB: 1 CS: 0
PITCHER Steve Kline, R ERA: 3.86 (1, 1)	IP: 9.0 WLS: L BF: 39	H: 4 R: 3 ER: 2 SO: 3	BB: 6 IBB: 0 HBP: 0 BLK: 0	WP: 0 HR: 1 S: 39 P: 63	ERA: 2.00 WHIP: 1.111											ERA: 2.00 WHIP: 1.111			

Batter	1	2	3	4	5	6	7	8	9	AB	R	H	RBI	BB	SO	LOB	BOTTOM		
Horace Clarke, S OBP: 0.333, SLG: 0.290 (1, 4)	0-0 F7		0-3 K			0-0 F7			0-0 FC1-6 1-2	4	0	0	0	0	1	2	Baltimore Orioles @ New York Yankees Yankee Stadium, Bronx, NY Fri May 11 1973, 7:05 PM EDT Att: 11,936 - Unknown livebaseballscores.com		
Roy White, S OBP: 0.303, SLG: 0.222 (1, 7)	0-0 F8			0-3 K		0-0 F8			0-3 K	4	0	0	0	0	2	2			
Matty Alou, L OBP: 0.349, SLG: 0.423 (1, 9)	0-0 1-3			0-0 G3		0-0 4-3			0-0 L4	4	0	0	0	0	0	1			
Bobby Murcer, L OBP: 0.339, SLG: 0.436 (1, 8)		0-0 F9		0-0 4-3		0-0 F7				3	0	0	0	0	0	0			
Ron Blomberg, L OBP: 0.414, SLG: 0.440 (1, 3)		0-0 1B			0-0 F8		0-0 G3			3	0	1	0	0	0	0			
Graig Nettles, L OBP: 0.318, SLG: 0.326 (1, 5)		0-0 F8		0-0 G3		0-0 P6				3	0	0	0	0	0	1			
Johnny Callison, L OBP: 0.205, SLG: 0.216 (1, 10)		0-0 F4		0-0 3-1		0-0 P4				3	0	0	0	0	0	1			
Thurman Munson, R OBP: 0.375, SLG: 0.485 (1, 2)			0-0 6-3			0-0 F7		0-0 P5		3	0	0	0	0	0	0			
Gene Michael, S OBP: 0.318, SLG: 0.338 (1, 6)			0-0 F8			0-0 1B			0-0 FC1-6 1B	3	0	2	0	0	0	0			
Inning Stats	R: 0 E: 0 K: 0 S: 3	H: 0 LOB: 0 BB: 0 P: 3	R: 0 E: 0 K: 0 S: 4	H: 1 LOB: 1 BB: 0 P: 4	R: 0 E: 0 K: 1 S: 5	H: 0 LOB: 0 BB: 0 P: 5	R: 0 E: 0 K: 1 S: 5	H: 0 LOB: 0 BB: 0 P: 5	R: 0 E: 0 K: 0 S: 3	H: 1 LOB: 1 BB: 0 P: 3	R: 0 E: 0 K: 0 S: 3	H: 0 LOB: 0 BB: 0 P: 3	R: 0 E: 0 K: 0 S: 3	H: 0 LOB: 0 BB: 0 P: 3	R: 0 E: 0 K: 1 S: 6	H: 1 LOB: 1 BB: 0 P: 6		1B: 3 2B: 0 3B: 0 HR: 0	SF: 0 SAC: 0 DP: 0 HBP: 0
PITCHER Jim Palmer, R ERA: 2.09 (1, 1)	IP: 9.0 WLS: W BF: 30	H: 3 R: 0 ER: 0 SO: 3	BB: 0 IBB: 0 HBP: 0 BLK: 0	WP: 0 HR: 0 S: 36 P: 36	ERA: 0.00 WHIP: 0.333											ERA: 0.00 WHIP: 0.333			

Batter	1	2	3	4	5	6	7	8	9	AB	R	H	RBI	BB	SO	LOB	TOP			
Al Bumby, L OBP: 0.303, SLG: 0.419 (1.7)										4	0	3	0	0	0	1	Baltimore Orioles @ New York Yankees Yankee Stadium, Bronx, NY Sat May 12 1973, 3:33 AM EDT Att: 10,341 - Unknown			
Rich Coggins, L OBP: 0.186, SLG: 0.387 (1.8)										4	0	0	0	0	0	2				
Bobby Grich, R OBP: 0.381, SLG: 0.363 (1.4)										4	0	1	0	0	1	2				
Boog Powell, L OBP: 0.303, SLG: 0.252 (1.3)										4	0	2	0	0	1	2				
Eliot Hendricks, L OBP: 0.222, SLG: 0.556 (1.2)										4	0	1	0	0	0	3				
Brooks Robinson, R OBP: 0.241, SLG: 0.324 (1.5)										4	0	0	0	0	0	3				
Earl Williams, R OBP: 0.315, SLG: 0.372 (1.10)										4	0	2	0	0	2	1				
Terry Crowley, L OBP: 0.295, SLG: 0.222 (1.9)										4	0	0	0	0	0	3				
Mark Belanger, R OBP: 0.280, SLG: 0.247 (1.6)										3	0	0	0	0	2	2				
Inning Stats	R: 0 E: 0 K: 2 S: 8	H: 1 LOB: 1 BB: 0 P: 8	R: 0 E: 0 K: 1 S: 5	H: 0 LOB: 0 BB: 0 P: 5	R: 0 E: 0 K: 1 S: 5	H: 1 LOB: 0 BB: 0 P: 5	R: 0 E: 0 K: 0 S: 5	H: 2 LOB: 2 BB: 0 P: 5	R: 0 E: 0 K: 1 S: 6	H: 1 LOB: 1 BB: 0 P: 6	R: 0 E: 0 K: 0 S: 4	H: 1 LOB: 1 BB: 0 P: 4	R: 0 E: 0 K: 0 S: 4	H: 1 LOB: 1 BB: 0 P: 4	R: 0 E: 0 K: 1 S: 6	H: 1 LOB: 1 BB: 0 P: 6	1B: 9 2B: 0 3B: 0 HR: 0	SF: 0 SAC: 0 DP: 0 HBP: 0	WP: 0 PB: 0 SB: 1 CS: 1	PA: 36
PITCHER Doc Medich, R ERA: 2.88 (1.1)	IP: 9.0 WLS: W BF: 35 H: 9 R: 0 ER: 0 SO: 6 BB: 0 IBB: 0 HBP: 0 BLK: 0 WP: 0 HR: 0 S: 47 P: 47 ERA: 0.00 WHIP: 1.000															PITCHER				

Batter	1	2	3	4	5	6	7	8	9	AB	R	H	RBI	BB	SO	LOB	BOTTOM			
Horace Clarke, S OBP: 0.336, SLG: 0.304 (1.4)										5	1	2	0	0	0	2	Baltimore Orioles @ New York Yankees Yankee Stadium, Bronx, NY Sat May 12 1973, 3:33 AM EDT Att: 10,341 - Unknown			
Roy White, S OBP: 0.307, SLG: 0.239 (1.7)										5	2	2	0	0	1	2				
Matty Alou, L OBP: 0.374, SLG: 0.443 (1.9)										1	2	1	1	3	0	0				
Bobby Murcer, L OBP: 0.345, SLG: 0.467 (1.8)										4	2	2	3	0	0	3				
Ron Swoboda, R OBP: 0.206, SLG: 0.095 (8.8)										1	0	0	0	0	1	2				
Jim Ray Hart, R OBP: 0.333, SLG: 0.347 (1.10)										2	0	0	0	0	1	2				
Ron Blomberg, L OBP: 0.407, SLG: 0.440 (5. PH)										0	0	0	1	0	0	0				
Celerino Sanchez, R OBP: 0.308, SLG: 0.583 (7. PH)										1	1	1	2	0	0	0				
Thurman Munson, R OBP: 0.370, SLG: 0.485 (1.2)										4	0	1	0	0	0	0				
Felipe Alou, R OBP: 0.296, SLG: 0.441 (1.3)										4	0	1	0	0	1	1				
Graig Nettles, L OBP: 0.325, SLG: 0.326 (1.5)										3	0	1	0	1	0	1				
Gene Michael, S OBP: 0.326, SLG: 0.337 (1.6)										3	0	1	0	1	0	2				
Inning Stats	R: 0 E: 0 K: 1 S: 6	H: 1 LOB: 2 BB: 1 P: 10	R: 0 E: 0 K: 0 S: 3	H: 0 LOB: 1 BB: 1 P: 7	R: 3 E: 0 K: 0 S: 6	H: 3 LOB: 0 BB: 0 P: 6	R: 0 E: 0 K: 0 S: 4	H: 1 LOB: 1 BB: 0 P: 4	R: 2 E: 1 K: 1 S: 7	H: 2 LOB: 1 BB: 1 P: 11	R: 0 E: 0 K: 0 S: 3	H: 1 LOB: 0 BB: 0 P: 3	R: 3 E: 0 K: 0 S: 7	H: 4 LOB: 1 BB: 0 P: 7	R: 0 E: 0 K: 2 S: 7	H: 0 LOB: 2 BB: 2 P: 15	1B: 6 2B: 4 3B: 0 HR: 2	SF: 2 SAC: 0 DP: 1 HBP: 0	WP: 2 PB: 0 SB: 0 CS: 0	PA: 40
PITCHER Mike Cuellar, L ERA: 5.24 (1.1)	IP: 4.0 WLS: L BF: 21 H: 6 R: 5 ER: 5 SO: 1 BB: 3 IBB: 0 HBP: 0 BLK: 0 WP: 1 HR: 0 S: 20 P: 32 ERA: 11.25 WHIP: 2.250															PITCHER				
Bob Reynolds, R ERA: 2.19 (5.1)	IP: 2.1 WLS: L BF: 10 H: 4 R: 2 ER: 2 SO: 1 BB: 0 IBB: 0 HBP: 0 BLK: 0 WP: 1 HR: 0 S: 12 P: 12 ERA: 7.71 WHIP: 1.714															PITCHER				
Mickey Scott, L ERA: 5.4 (7.1)	IP: 1.2 WLS: L BF: 9 H: 2 R: 1 ER: 1 SO: 2 BB: 2 IBB: 0 HBP: 0 BLK: 0 WP: 0 HR: 1 S: 11 P: 19 ERA: 5.40 WHIP: 2.400															PITCHER				

AB	35
R	0
H	9
RBI	0
BB	0
SO	6
LOB	19



AB	33
R	8
H	12
RBI	7
BB	5
SO	4
LOB	15



Batter	1	2	3	4	5	6	7	8	9	AB	R	H	RBI	BB	SO	LOB	TOP										
Al Bumbry, L OBP: 0.289, SLG: 0.371 (1, 9)	B1-3	FC4-6			F5		1-3			4	0	0	0	1	0	2											
Bobby Grich, R OBP: 0.382, SLG: 0.364 (1, 4)	FC5-4 1B		5-3		G1-4-3 1B		F8		BB	5	0	2	0	0	1	1											
Tommy Davis, R OBP: 0.284, SLG: 0.313 (1, 10)	FC5-4 BB		1B		G1-4-3 1-2				1-3 1B	3	0	1	0	1	0	2											
Boog Powell, L OBP: 0.325, SLG: 0.267 (1, 3)	1-2 BB		1B			1B FC6-2 BB		1-2 1B		2	0	2	0	2	0	0											
Eliot Hendricks, L OBP: 0.167, SLG: 0.417 (8, PH) Earl Williams, R OBP: 0.313, SLG: 0.368 (8, 2)	K		F7			K		F7		3	0	0	0	0	2	5											
Rich Coggins, L OBP: 0.200, SLG: 0.382 (8, PH) Paul Blair, R OBP: 0.261, SLG: 0.241 (8, 8)		3-1	1-3			FC6-2 1B		1-3		3	0	1	0	0	0	2											
Brooks Robinson, R OBP: 0.241, SLG: 0.321 (1, 5)		FC1-6 1B				FC6-2 1-2 3H		F8		4	0	1	0	0	1	4											
Don Baylor, R OBP: 0.310, SLG: 0.359 (1, 7)		FC1-6 1-2 1B			F9	F9			E6 G6-4-3	4	0	1	0	0	0	2											
Frank Baker, L Larry Brown, R OBP: 0.333, SLG: 0.333 (8, PH)	FC1-6 FC4-6				6-3			G3		3	0	0	0	0	0	2											
Inning Stats	R: 0 E: 0 K: 1 S: 6	H: 1 LOB: 2 BB: 1 P: 10	R: 0 E: 0 K: 0 S: 5	H: 2 LOB: 2 BB: 0 P: 5	R: 0 E: 0 K: 0 S: 4	H: 1 LOB: 0 BB: 1 P: 8	R: 0 E: 0 K: 1 S: 5	H: 0 LOB: 0 BB: 0 P: 5	R: 0 E: 0 K: 0 S: 3	H: 1 LOB: 2 BB: 1 P: 10	R: 0 E: 0 K: 0 S: 3	H: 0 LOB: 0 BB: 0 P: 3	R: 0 E: 0 K: 0 S: 5	H: 2 LOB: 2 BB: 0 P: 5	R: 0 E: 1 K: 1 S: 5	H: 0 LOB: 1 BB: 1 P: 9	1B: 8 2B: 0 3B: 0 HR: 0	SF: 0 SAC: 0 DP: 2 HBP: 0	WP: 0 PB: 0 SB: 0 CS: 0	PA: 38							
PITCHER	IP	WLS	BF	H	R	ER	SO	BB	IBB	HBP	BLK	WP	HR	S	P	ERA	WHIP										
Mel Stottlemyre, R ERA: 2.73 (1, 1)	7.0	W	31	8	0	0	3	3	0	0	0	0	0	34	46	0.00	1.571										
Sparky Lyle, L ERA: 2.12 (8, 1)	2.0	S	7	0	0	0	1	1	0	0	0	0	0	8	12	0.00	0.500										

Baltimore Orioles @ New York Yankees
Yankee Stadium, Bronx, NY
Sun May 13 1973, 3:33 AM EDT
Unknown

AB 34
R 0
H 8
RBI 0
BB 4
SO 4
LOB 25



Batter	1	2	3	4	5	6	7	8	9	AB	R	H	RBI	BB	SO	LOB	BOTTOM										
Roy White, S OBP: 0.321, SLG: 0.270 (1, 7)	G3					HR				2	1	1	1	2	0	0											
Johnny Callison, L OBP: 0.186, SLG: 0.195 (1, 9)	K		K			F9	F7			4	0	0	0	0	2	3											
Matty Alou, L OBP: 0.368, SLG: 0.434 (1, 10)	4-3				F2	5-3			FC4-6 1B	4	0	1	0	0	0	0											
Bobby Murcer, L OBP: 0.350, SLG: 0.495 (1, 8)		3-1 S 1B				F8			FC4-6 S	4	1	2	1	0	0	1											
Ron Blomberg, L OBP: 0.397, SLG: 0.481 (1, 3)		K			4-3				K	4	1	1	1	0	2	2											
Graig Nettles, L OBP: 0.331, SLG: 0.358 (1, 5)		3-1 2-3			F5				HR BB	3	1	1	1	1	0	1											
Thurman Munson, R OBP: 0.357, SLG: 0.467 (1, 2)		F8				F7			P4 F9	4	0	0	0	0	0	3											
Bernie Allen, L Celerino Sanchez, R OBP: 0.286, SLG: 0.538 (7, PH) Horace Clarke, S OBP: 0.336, SLG: 0.304 (8, 4)			4-3			4-3			5-3	2	0	0	0	0	0	0											
Gene Michael, S OBP: 0.326, SLG: 0.329 (1, 6)			5-3			K			BB BB	2	0	0	0	1	1	0											
Inning Stats	R: 0 E: 0 K: 1 S: 5	H: 0 LOB: 0 BB: 0 P: 5	R: 0 E: 0 K: 1 S: 6	H: 1 LOB: 1 BB: 0 P: 6	R: 0 E: 0 K: 1 S: 5	H: 0 LOB: 1 BB: 1 P: 9	R: 1 E: 0 K: 0 S: 4	H: 1 LOB: 0 BB: 0 P: 4	R: 0 E: 0 K: 0 S: 5	H: 0 LOB: 0 BB: 0 P: 5	R: 1 E: 0 K: 0 S: 4	H: 1 LOB: 0 BB: 0 P: 4	R: 2 E: 0 K: 0 S: 5	H: 2 LOB: 2 BB: 2 P: 13	R: 0 E: 0 K: 1 S: 6	H: 1 LOB: 2 BB: 1 P: 10	1B: 2 2B: 0 3B: 0 HR: 4	SF: 0 SAC: 0 DP: 0 HBP: 0	WP: 0 PB: 0 SB: 3 CS: 0	PA: 34							
PITCHER	IP	WLS	BF	H	R	ER	SO	BB	IBB	HBP	BLK	WP	HR	S	P	ERA	WHIP										
Orlando Pena, R ERA: 3.12 (1, 1)	6.0	L	23	4	3	3	4	1	0	0	0	0	0	3	34	4.50	0.833										
Grant Jackson, L ERA: 3.12 (7, 1)	2.0		11	2	1	1	1	3	0	0	0	0	1	10	22	4.50	2.500										

Baltimore Orioles @ New York Yankees
Yankee Stadium, Bronx, NY
Sun May 13 1973, 3:33 AM EDT
Unknown

AB 30
R 4
H 6
RBI 4
BB 4
SO 5
LOB 10



Batter	1	2	3	4	5	6	7	8	9	AB R H RBI BB SO LOB	TOP																								
Merv Rettenmund, R OBP: 0.340, SLG: 0.333 (1, 9)										4 1 1 2 1 0 0	<p>Baltimore Orioles @ New York Yankees Yankee Stadium, Bronx, NY Sun May 13 1973, 3:38 AM EDT Att: 23,183 - Unknown</p> <p>livebaseballscores.com</p> <p>AB 35 R 9 H 11 RBI 9 BB 6 SO 4 LOB 16</p>																								
Bobby Grich, R OBP: 0.378, SLG: 0.355 (1, 4)										3 0 0 0 1 2 3																									
Tommy Davis, R OBP: 0.292, SLG: 0.324 (1, 10)										4 1 2 3 0 0 1																									
Earl Williams, R OBP: 0.325, SLG: 0.384 (1, 3) (2, 2)										4 1 2 0 1 0 2																									
Don Baylor, R OBP: 0.314, SLG: 0.355 (1, 7)										4 0 1 1 1 1 1																									
Paul Blair, R OBP: 0.269, SLG: 0.241 (1, 8)										4 0 1 0 1 0 5																									
Andy Etchebarren, R OBP: 0.259, SLG: 0.429 Boog Powell, L OBP: 0.323, SLG: 0.259 (1, 2) (2, 3)										1 0 1 0 0 0 0 3 1 0 1 1 1 2																									
Larry Brown, R OBP: 0.429, SLG: 0.857 Al Bumbry, L OBP: 0.289, SLG: 0.371 Brooks Robinson, R OBP: 0.239, SLG: 0.318 (1, 5) (8, PR) (8, 5)										4 2 2 2 0 0 2 0 1 0 0 0 0 0 1 0 0 0 0 0 0																									
Mark Belanger, R OBP: 0.288, SLG: 0.260 (1, 6)										3 2 1 0 0 0 0																									
Inning Stats	R: 0 E: 0 K: 0 S: 3	H: 0 LOB: 3 BB: 3 P: 15	R: 2 E: 0 K: 1 S: 7	H: 2 LOB: 2 BB: 1 P: 12	R: 0 E: 0 K: 0 S: 2	H: 0 LOB: 1 BB: 2 P: 10	R: 0 E: 0 K: 0 S: 3	H: 0 LOB: 0 BB: 0 P: 3	R: 4 E: 0 K: 0 S: 7	H: 4 LOB: 0 BB: 0 P: 7		R: 0 E: 0 K: 1 S: 5	H: 0 LOB: 0 BB: 0 P: 5	R: 0 E: 0 K: 1 S: 6	H: 1 LOB: 1 BB: 0 P: 6	R: 3 E: 0 K: 0 S: 7	H: 4 LOB: 1 BB: 0 P: 7	R: 0 E: 0 K: 1 S: 5	H: 0 LOB: 0 BB: 0 P: 5	1B: 6 2B: 3 3B: 1 HR: 1	SF: 1 SAC: 1 DP: 0 HBP: 1	WP: 0 PB: 0 SB: 1 CS: 1	PA: 44												
PITCHER	IP WLS BF H R ER SO BB IBB HBP BLK WP HR S P ERA WHIP																																		
Mike Kekich, L ERA: 13.5 (1, 1)	1.1	10	1	2	2	0	4	0	0	0	0	0	5	22	13.50	3.750																			
Lindy McDaniel, R ERA: 3.75 (2, 1)	3.2	L	17	5	4	4	1	2	0	0	0	0	1	17	9.82	1.909																			
Jim Magnuson, L ERA: 6.0 (6, 1)	4.0		17	5	3	3	3	0	0	0	0	0	0	23	6.75	1.250																			

Batter	1	2	3	4	5	6	7	8	9	AB R H RBI BB SO LOB	BOTTOM																								
Horace Clarke, S OBP: 0.339, SLG: 0.302 (1, 4)										4 1 1 0 1 0 1	<p>Baltimore Orioles @ New York Yankees Yankee Stadium, Bronx, NY Sun May 13 1973, 3:38 AM EDT Att: 23,183 - Unknown</p> <p>livebaseballscores.com</p> <p>AB 34 R 6 H 9 RBI 6 BB 2 SO 3 LOB 12</p>																								
Roy White, S OBP: 0.326, SLG: 0.277 (1, 7)										4 2 2 0 0 1 1																									
Matty Alou, L OBP: 0.364, SLG: 0.425 (1, 9)										4 1 1 0 0 0 1																									
Bobby Murcer, L OBP: 0.355, SLG: 0.496 (1, 8)										4 1 2 2 0 1 0																									
Felipe Alou, R OBP: 0.280, SLG: 0.417 (1, 3)										4 0 0 0 0 0 4																									
Graig Nettles, L OBP: 0.344, SLG: 0.367 (1, 5)										3 1 2 2 1 0 0																									
Celerino Sanchez, R OBP: 0.267, SLG: 0.500 Ron Blomberg, L OBP: 0.400, SLG: 0.500 Thurman Munson, R OBP: 0.354, SLG: 0.462 (1, 10) (3, PH) (9, PH)										1 0 0 0 0 0 1 2 0 1 1 0 1 0 1 0 0 0 0 0 1																									
Jerry Moses, R (1, 2)										3 0 0 1 0 0 2																									
Hal Lanier, R OBP: 0.167, SLG: 0.167 Bernie Allen, L (7, PH) Gene Michael, S OBP: 0.323, SLG: 0.326 (8, 6)										2 0 0 0 0 0 0 1 0 0 0 0 0 0 1 0 0 0 0 0 1																									
Inning Stats	R: 3 E: 0 K: 0 S: 7	H: 5 LOB: 1 BB: 0 P: 7	R: 0 E: 0 K: 0 S: 3	H: 0 LOB: 0 BB: 0 P: 3	R: 2 E: 0 K: 0 S: 7	H: 4 LOB: 2 BB: 0 P: 7	R: 0 E: 0 K: 1 S: 5	H: 0 LOB: 0 BB: 0 P: 5	R: 0 E: 0 K: 1 S: 5	H: 0 LOB: 0 BB: 0 P: 5		R: 0 E: 0 K: 0 S: 2	H: 0 LOB: 0 BB: 1 P: 6	R: 0 E: 0 K: 0 S: 3	H: 0 LOB: 0 BB: 0 P: 3	R: 1 E: 1 K: 0 S: 4	H: 0 LOB: 1 BB: 1 P: 8	1B: 8 2B: 1 3B: 0 HR: 0	SF: 1 SAC: 0 DP: 1 HBP: 0	WP: 0 PB: 0 SB: 0 CS: 1	PA: 37														
PITCHER	IP WLS BF H R ER SO BB IBB HBP BLK WP HR S P ERA WHIP																																		
Dave McNally, L ERA: 2.33 (1, 1)	2.1	13	7	5	5	0	0	0	0	0	0	0	13	13	19.29	3.000																			
Eddie Watt, R ERA: 1.74 (3, 1)	4.0	W	15	2	0	0	3	1	0	0	0	0	20	24	0.00	0.750																			
Grant Jackson, L ERA: 2.38 (7, 1)	2.2	S	9	0	1	0	0	1	0	0	0	0	8	12	0.00	0.375																			

Batter	1	2	3	4	5	6	7	8	9	10	11	AB	R	H	RBI	BB	SO	LOB	TOP	
Merv Rettenmund, R OBP: 0.327, SLG: 0.318 (1, 9)	5-3		SH1-3		5-3		G3			F3		4	0	0	0	0	0	1		
Bobby Grich, R OBP: 0.379, SLG: 0.357 (1, 4)	F7		G5-4-3 1B					F7		G3		5	0	2	0	0	0	0		
Tommy Davis, R OBP: 0.273, SLG: 0.301 (1, 10)	K		G5-4-3 1-2		6-3			F8		3-1		5	0	0	0	0	1	3		
Don Baylor, R OBP: 0.317, SLG: 0.366 (1, 7)		1-3		FC4-6 2B		6-3					F9	5	0	2	0	0	0	0		
Earl Williams, R OBP: 0.320, SLG: 0.369 (9, 3)	5-3			E9 FC4-6			F9				1B BB	4	0	0	0	1	0	2		
Paul Blair, R OBP: 0.288, SLG: 0.242 Rich Coggins, L OBP: 0.222, SLG: 0.400 (11, PH) (11, 8)				F8			L5					4	0	1	0	0	1	2		
Brooks Robinson, R OBP: 0.246, SLG: 0.310 (1, 5)				1B								1	0	1	0	0	0	0		
Boog Powell, L OBP: 0.323, SLG: 0.255 Al Bumbry, L OBP: 0.289, SLG: 0.371 Andy Etchebarren, R OBP: 0.250, SLG: 0.429 (9, PR) (9, 2)				BB								3	0	0	0	2	0	4		
Mark Belanger, R OBP: 0.267, SLG: 0.252 (1, 6)				1B SH1-3 BB			G3					3	0	0	0	1	0	2		
Inning Stats	R: 0 E: 0 K: 1 S: 5	H: 0 LOB: 0 BB: 0 P: 5	R: 0 E: 0 K: 0 S: 4	H: 1 LOB: 2 BB: 1 P: 8	R: 0 E: 0 K: 0 S: 3	H: 1 LOB: 1 BB: 1 P: 7	R: 0 E: 1 K: 1 S: 7	H: 1 LOB: 2 BB: 0 P: 7	R: 0 E: 0 K: 0 S: 4	H: 1 LOB: 1 BB: 0 P: 4	R: 0 E: 0 K: 1 S: 5	H: 0 LOB: 1 BB: 1 P: 9	R: 0 E: 0 K: 0 S: 3	H: 1 LOB: 0 BB: 0 P: 3	R: 0 E: 0 K: 0 S: 3	H: 1 LOB: 1 BB: 1 P: 7	1B: 5 2B: 1 3B: 0 HR: 0	SF: 0 SAC: 2 DP: 2 HBP: 0	WP: 0 PB: 0 SB: 2 CS: 0	PA: 43
PITCHER	IP 9.0	WLS 7	BF 36	H 5	R 0	ER 0	SO 3	BB 4	IBB 0	HBP 0	BLK 0	WP 0	HR 0	S 38	P 54	ERA 0.00	WHIP 1.000			
Bill Lee, L ERA: 2.34 Bobby Bolin, R ERA: (10, 1)	2.0	W	7	1	0	0	0	1	0	0	0	0	0	6	10	0.00	1.000			

Baltimore Orioles @ Boston Red Sox
Fenway Park, Boston, MA
Mon May 14 1973, 7:05 PM EDT
Att: 13,020 - Unknown

AB	36
R	0
H	6
RBI	0
BB	5
SO	3
LOB	18



Batter	1	2	3	4	5	6	7	8	9	10	11	AB	R	H	RBI	BB	SO	LOB	BOTTOM			
Tommy Harper, R OBP: 0.331, SLG: 0.398 (1, 7)	K		K			6-3		K		L6-4		5	0	0	0	0	3	3				
Mario Guerrero, R OBP: 0.500, SLG: 0.455 (1, 6)	4-3							K				5	1	2	0	0	1	0				
Carl Yastrzemski, L OBP: 0.349, SLG: 0.459 (1, 3)												3	0	0	0	1	0	1				
Reggie Smith, S OBP: 0.414, SLG: 0.500 (1, 8)	CS											3	0	2	0	2	0	0				
Orlando Cepeda, R OBP: 0.352, SLG: 0.536 (1, 10)												3	0	1	1	2	0	2				
Carlton Fisk, R OBP: 0.383, SLG: 0.549 (1, 2)												4	0	0	0	0	2	5				
Doug Griffin, R OBP: 0.321, SLG: 0.398 (1, 4)												3	0	1	0	0	0	1				
John Kennedy, R OBP: 0.289, SLG: 0.375 (1, 5)												3	0	0	0	0	2	1				
Rick Miller, L OBP: 0.333, SLG: 0.280 (1, 9)												3	0	0	0	1	0	1				
Inning Stats	R: 0 E: 0 K: 1 S: 4	H: 0 LOB: 0 BB: 1 P: 8	R: 0 E: 0 K: 1 S: 5	H: 1 LOB: 0 BB: 0 P: 5	R: 0 E: 0 K: 2 S: 7	H: 0 LOB: 0 BB: 0 P: 8	R: 0 E: 0 K: 0 S: 4	H: 1 LOB: 2 BB: 1 P: 8	R: 0 E: 0 K: 1 S: 5	H: 0 LOB: 1 BB: 0 P: 5	R: 0 E: 0 K: 1 S: 5	H: 0 LOB: 0 BB: 0 P: 5	R: 0 E: 0 K: 0 S: 4	H: 1 LOB: 2 BB: 1 P: 8	R: 0 E: 0 K: 0 S: 3	H: 1 LOB: 1 BB: 1 P: 7	R: 1 E: 0 K: 0 S: 3	H: 2 LOB: 2 BB: 1 P: 7	1B: 5 2B: 2 3B: 0 HR: 0	SF: 0 SAC: 2 DP: 1 HBP: 1	WP: 1 PB: 0 SB: 0 CS: 1	PA: 42
PITCHER	IP 10.0	WLS 4	BF 37	H 4	R 0	ER 0	SO 8	BB 3	IBB 2	HBP 1	BLK 0	WP 1	HR 0	S 47	P 68	ERA 0.00	WHIP 0.700					
Doyle Alexander, R ERA: 2.23 Bob Reynolds, R ERA: 2.84 (11, 1)	0.1	L	4	2	1	1	0	0	1	0	0	0	0	3	7	27.00	6.000					

Baltimore Orioles @ Boston Red Sox
Fenway Park, Boston, MA
Mon May 14 1973, 7:05 PM EDT
Att: 13,020 - Unknown

AB	32
R	1
H	6
RBI	1
BB	6
SO	8
LOB	14



Batter	1	2	3	4	5	6	7	8	9	AB	R	H	RBI	BB	SO	LOB	TOP								
Al Bumbry, L OBP: 0.302, SLG: 0.375 (1, 7)	4-3		SH1-3 1B		G4-3 1B		4-3		FC4-6 1B	5	1	2	0	0	0	3	Baltimore Orioles @ Cleveland Indians Cleveland Municipal Stadium, Cleveland, OH Thu May 17 1973, 3:33 AM EDT Att: 3,196 - Unknown livebaseballscorecards.com								
Rich Coggins, L OBP: 0.275, SLG: 0.447 (1, 8) (7, 9)	BB		SH1-3		G4-3					3	0	2	2	1	0	1									
Bobby Grich, R OBP: 0.386, SLG: 0.361 (1, 4)	F8		1B						G3	4	1	2	1	1	0	3									
Boog Powell, L OBP: 0.328, SLG: 0.263 (1, 3)	4-3		1B							4	0	2	0	0	1	3									
Earl Williams, R OBP: 0.317, SLG: 0.364 (1, 2)			FC1-5 1B		G6-4-3				K	4	0	1	0	0	1	3									
Terry Crowley, L OBP: 0.297, SLG: 0.228 (1, 9) Paul Blair, R OBP: 0.265, SLG: 0.239 (7, 8)	FC4-6 FC1-5 1B				K				F9	3	0	1	0	0	1	0									
Brooks Robinson, R OBP: 0.246, SLG: 0.308 (1, 5)	FC1-5 FC4-6 1B				K				F7	4	0	1	0	0	1	2									
Eliot Hendricks, L OBP: 0.133, SLG: 0.333 (1, 10)	FC4-6				G3				SH	3	1	0	0	0	0	2									
Frank Baker, L Mark Belanger, R OBP: 0.293, SLG: 0.260 (7, 6)	F7				4-3				FC5-6 FC4-6 1B	3	1	0	0	0	0	4									
Inning Stats	R: 0 E: 0 K: 0 S: 3	H: 0 LOB: 1 BB: 1 P: 7	R: 0 E: 0 K: 0 S: 5	H: 2 LOB: 2 BB: 0 P: 5	R: 1 E: 0 K: 0 S: 5	H: 3 LOB: 1 BB: 0 P: 5	R: 0 E: 0 K: 2 S: 7	H: 0 LOB: 0 BB: 0 P: 7	R: 0 E: 0 K: 0 S: 3	H: 1 LOB: 0 BB: 0 P: 3	R: 1 E: 0 K: 0 S: 4	H: 2 LOB: 0 BB: 0 P: 4	R: 2 E: 0 K: 1 S: 8	H: 2 LOB: 2 BB: 1 P: 12	R: 0 E: 0 K: 1 S: 5	H: 0 LOB: 0 BB: 0 P: 5		R: 0 E: 0 K: 0 S: 5	H: 2 LOB: 2 BB: 0 P: 5	1B: 11 2B: 1 3B: 0 HR: 0	SF: 0 SAC: 2 DP: 3 HBP: 0	WP: 0 PB: 0 SB: 0 CS: 0	PA: 39		
PITCHER	IP	WLS	BF	H	R	ER	SO	BB	IBB	HBP	BLK	WP	HR	S	P	ERA	WHIP								
Gaylord Perry, R ERA: 2.5 (1, 1)	6.2	L	30	10	4	4	2	2	0	0	0	0	0	32	40	5.40	1.800								
Tom Hilgendorf, L ERA: 9.89 (7, 1)	1.1		4	0	0	0	2	0	0	0	0	0	0	8	8	0.00	0.000								
Ed Farmer, R ERA: 9.39 (9, 1)	1.0		5	2	0	0	0	0	0	0	0	0	0	5	5	0.00	2.000								

Batter	1	2	3	4	5	6	7	8	9	AB	R	H	RBI	BB	SO	LOB	BOTTOM								
Buddy Bell, R OBP: 0.303, SLG: 0.271 (1, 5)	FC4-6 BB		F8		K				F8	3	0	0	0	1	1	0	Baltimore Orioles @ Cleveland Indians Cleveland Municipal Stadium, Cleveland, OH Thu May 17 1973, 3:33 AM EDT Att: 3,196 - Unknown livebaseballscorecards.com								
Rusty Torres, S OBP: 0.295, SLG: 0.289 (1, 9)	FC4-6 FC4		HBP BB		BB				G3	2	0	0	0	2	0	1									
Oscar Gamble, L OBP: 0.311, SLG: 0.448 (1, 10)	FC4 FC5-4		HBP		BB				F9	3	0	0	0	0	0	2									
Charlie Spikes, R OBP: 0.291, SLG: 0.426 (1, 7)	FC5-4		K						F6	4	0	0	0	0	1	3									
Dave Duncan, R OBP: 0.275, SLG: 0.390 (1, 2)			K		F5				F2	4	1	1	1	0	1	0									
George Hendrick, R OBP: 0.271, SLG: 0.361 (1, 8)			5-3 BB		1B BB				F8	2	0	0	0	2	0	0									
Chris Chambliss, L OBP: 0.256, SLG: 0.235 (1, 3)	5-3				G4-6-3 1B				6-3	4	0	1	0	0	0	1									
Jack Brohamer, L OBP: 0.280, SLG: 0.293 (1, 4)	F5				G4-6-3				G4-3 1B	3	0	1	0	0	0	3									
Frank Duffy, R OBP: 0.222, SLG: 0.182 (1, 6) Walt Williams, R OBP: 0.263, SLG: 0.289 (7, PH) Leo Cardenas, R OBP: 0.235, SLG: 0.213 (8, 6)			K						F7	2	0	0	0	0	1	0									
Inning Stats	R: 0 E: 0 K: 0 S: 3	H: 0 LOB: 1 BB: 1 P: 7	R: 0 E: 0 K: 1 S: 5	H: 0 LOB: 1 BB: 1 P: 9	R: 0 E: 0 K: 2 S: 7	H: 0 LOB: 2 BB: 1 P: 12	R: 0 E: 0 K: 0 S: 3	H: 1 LOB: 1 BB: 1 P: 7	R: 0 E: 0 K: 1 S: 5	H: 0 LOB: 0 BB: 0 P: 9	R: 0 E: 0 K: 0 S: 3	H: 0 LOB: 0 BB: 0 P: 3	R: 0 E: 0 K: 0 S: 3	H: 1 LOB: 0 BB: 0 P: 3	R: 0 E: 0 K: 0 S: 3	H: 0 LOB: 0 BB: 0 P: 3		R: 1 E: 0 K: 0 S: 4	H: 1 LOB: 0 BB: 0 P: 4	1B: 2 2B: 0 3B: 0 HR: 1	SF: 0 SAC: 0 DP: 2 HBP: 1	WP: 0 PB: 0 SB: 0 CS: 0	PA: 34		
PITCHER	IP	WLS	BF	H	R	ER	SO	BB	IBB	HBP	BLK	WP	HR	S	P	ERA	WHIP								
Jim Palmer, R ERA: 1.93 (1, 1)	9.0	W	34	3	1	1	4	5	0	1	0	0	1	36	57	1.00	0.889								



Batter	1	2	3	4	5	6	7	8	9	AB	R	H	RBI	BB	SO	LOB	TOP			
Tommy Harper, R OBP: 0.324, SLG: 0.374	4-0 1B 5-3 2B BB	0-0 2B					0-3 K		0-0 F8	4	1	0	1	1	0		Boston Red Sox @ Baltimore Orioles Memorial Stadium, Baltimore, MD Sat May 19 1973, 7:05 PM EDT Att: 12,801 - Unknown			
Luis Aparicio, R OBP: 0.315, SLG: 0.301	0-0 5-3	0-0 3-1				4-0 F8 1B BB		0-0 1B		3	0	1	0	1	0	2				
Carl Yastrzemski, L OBP: 0.354, SLG: 0.476	0-0 2B 2-3 1B		0-3 K			0-0 FC5-4 1B		0-0 1-3 1B		4	0	3	0	0	1	0				
Orlando Cepeda, R OBP: 0.341, SLG: 0.504	0-0 1-3 3-H 2B		0-0 P3			0-0 F8		0-0 1-2 G5-4-3		4	0	1	1	0	0	4				
Rico Petrocelli, R OBP: 0.273, SLG: 0.430	0-0 4-0 IBB		0-3 K			0-0 FC5-4		0-0 F4		3	0	0	0	1	1	2				
Carlton Fisk, R OBP: 0.380, SLG: 0.586	0-0 F8		4-0 SH3-4 BB			4-0 SH3 BB		0-0 6-3		2	0	0	0	2	0	3				
Doug Griffin, R OBP: 0.325, SLG: 0.402	0-3 K		0-0 SH3-4			0-0 SH3		0-3 K		2	0	0	0	0	2	3				
Rick Miller, L OBP: 0.314, SLG: 0.226		0-0 G3		4-0 BB		0-0 F7		0-0 6-3		3	0	0	0	1	0	1				
Dwight Evans, R OBP: 0.320, SLG: 0.281		0-0 F9		0-0 FC6-4-2		0-0 5-3		0-3 K		3	0	0	0	0	0	3				
Ben Oglivie, L OBP: 0.288, SLG: 0.439			1-2 2-H							1	0	0	0	0	1	0				
Inning Stats	R: 1 E: 0 K: 1 S: 7	H: 2 LOB: 3 BB: 2 P: 15	R: 0 E: 0 K: 0 S: 4	H: 1 LOB: 1 BB: 0 P: 4	R: 0 E: 0 K: 2 S: 7	H: 0 LOB: 0 BB: 2 P: 7	R: 0 E: 0 K: 0 S: 2	H: 0 LOB: 1 BB: 2 P: 10	R: 0 E: 0 K: 1 S: 6	H: 1 LOB: 2 BB: 1 P: 10	R: 0 E: 0 K: 0 S: 4	H: 2 LOB: 1 BB: 0 P: 4	R: 0 E: 0 K: 1 S: 5	H: 0 LOB: 0 BB: 0 P: 5	R: 0 E: 0 K: 1 S: 5	H: 0 LOB: 0 BB: 0 P: 5	1B: 4 2B: 3 3B: 0 HR: 0	SF: 0 SAC: 2 DP: 2 HBP: 0	WP: 0 PB: 0 SB: 0 CS: 0	PA: 37
PITCHER Doyle Alexander, R ERA: 2.03	IP: 9.0 WLS: W BF: 37 H: 6 R: 1 ER: 1 SO: 6 BB: 5 IBB: 1 HBP: 0 BLK: 0 WP: 0 HR: 0 S: 43 P: 67 ERA: 1.00 WHIP: 1.222															PITCHER				

Batter	1	2	3	4	5	6	7	8	9	AB	R	H	RBI	BB	SO	LOB	BOTTOM			
Merv Rettenmund, R OBP: 0.314, SLG: 0.304	0-0 5-3		0-0 F9				0-0 5-3		0-0 F7	4	0	0	0	0	0	0	Boston Red Sox @ Baltimore Orioles Memorial Stadium, Baltimore, MD Sat May 19 1973, 7:05 PM EDT Att: 12,801 - Unknown			
Bobby Grich, R OBP: 0.396, SLG: 0.379	0-0 4-3		4-0 1B SF8 BB			0-3 K		4-0 BB		2	1	0	0	2	1	0				
Tommy Davis, R OBP: 0.298, SLG: 0.338	0-0 FC5-4 1B		0-0 1-3 1B			0-0 P3		0-0 F9		4	0	2	0	0	0	1				
Don Baylor, R OBP: 0.319, SLG: 0.361	0-0 FC5-4		0-0 SF8			0-0 F8		0-0 1B		3	0	1	1	0	0	1				
Brooks Robinson, R OBP: 0.252, SLG: 0.298		0-0 G3	4-0 1-2 BB			0-3 K		0-0 F5		3	0	0	0	1	1	1				
Paul Blair, R OBP: 0.269, SLG: 0.276		0-0 HR	0-3 K			0-0 2B 1B		0-0 F7		4	2	2	1	0	1	3				
Boog Powell, L OBP: 0.331, SLG: 0.267		0-0 F2		0-0 F4		0-0 1-H 2B		0-0 4-3		4	0	1	1	0	0	1				
Andy Etchebarren, R OBP: 0.333, SLG: 0.455		0-0 FC6-4 1B		0-0 5-3		0-0 6-3				3	0	1	0	0	0	1				
Mark Belanger, R OBP: 0.282, SLG: 0.252		0-0 FC6-4		0-0 4-3				0-0 5-3		3	0	0	0	0	0	1				
Inning Stats	R: 0 E: 0 K: 0 S: 4	H: 1 LOB: 1 BB: 0 P: 4	R: 1 E: 0 K: 0 S: 5	H: 2 LOB: 1 BB: 0 P: 5	R: 1 E: 0 K: 1 S: 6	H: 1 LOB: 2 BB: 2 P: 14	R: 0 E: 0 K: 0 S: 3	H: 0 LOB: 0 BB: 0 P: 3	R: 0 E: 0 K: 1 S: 5	H: 0 LOB: 0 BB: 0 P: 5	R: 1 E: 0 K: 1 S: 7	H: 2 LOB: 1 BB: 0 P: 7	R: 0 E: 0 K: 0 S: 3	H: 0 LOB: 1 BB: 1 P: 7	R: 0 E: 0 K: 0 S: 4	H: 1 LOB: 1 BB: 0 P: 4	1B: 5 2B: 1 3B: 0 HR: 1	SF: 1 SAC: 0 DP: 0 HBP: 0	WP: 0 PB: 0 SB: 0 CS: 0	PA: 34
PITCHER Bill Lee, L ERA: 2.48	IP: 8.0 WLS: L BF: 34 H: 7 R: 3 ER: 3 SO: 3 BB: 3 IBB: 0 HBP: 0 BLK: 0 WP: 0 HR: 1 S: 37 P: 49 ERA: 3.38 WHIP: 1.250															PITCHER				

Batter	1	2	3	4	5	6	7	8	9	AB	R	H	RBI	BB	SO	LOB	TOP				
Tommy Harper, R OBP: 0.322, SLG: 0.365 (1, 7)										3	1	0	0	1	2	1	Boston Red Sox @ Baltimore Orioles Memorial Stadium, Baltimore, MD Mon May 21 1973, 7:05 PM EDT Att. 7,105 - Unknown - 67 F				
Luis Aparicio, R OBP: 0.311, SLG: 0.297 (1, 6)	5-3									5	0	1	2	0	0	3					
Carl Yastrzemski, L OBP: 0.362, SLG: 0.485 (1, 3)										4	0	2	2	1	0	0					
Orlando Cepeda, R OBP: 0.344, SLG: 0.496 (1, 10)										4	0	1	0	1	2	4					
Rico Petrocelli, R OBP: 0.269, SLG: 0.410 (1, 5)										4	0	0	0	1	1	3					
Carlton Fisk, R OBP: 0.376, SLG: 0.575 (1, 2)										4	0	1	0	0	3	0					
Doug Griffin, R OBP: 0.331, SLG: 0.400 (1, 4)										3	0	1	0	1	0	2					
Rick Miller, L OBP: 0.333, SLG: 0.286 (1, 8)										4	1	2	0	0	0	2					
Dwight Evans, R OBP: 0.342, SLG: 0.299 (1, 9)										3	2	2	0	1	0	1					
Inning Stats	R: 0 E: 0 K: 2 S: 9	H: 2 LOB: 2 BB: 0 P: 9	R: 0 E: 0 K: 1 S: 6	H: 1 LOB: 1 BB: 0 P: 6	R: 0 E: 0 K: 0 S: 3	H: 0 LOB: 0 BB: 0 P: 3	R: 0 E: 0 K: 0 S: 2	H: 1 LOB: 1 BB: 2 P: 10	R: 0 E: 0 K: 1 S: 6	H: 2 LOB: 1 BB: 0 P: 6	R: 0 E: 0 K: 1 S: 5	H: 0 LOB: 0 BB: 0 P: 5	R: 2 E: 0 K: 1 S: 7	H: 2 LOB: 3 BB: 3 P: 19	R: 0 E: 0 K: 1 S: 5	H: 0 LOB: 1 BB: 1 P: 9	R: 2 E: 0 K: 1 S: 8	H: 2 LOB: 1 BB: 0 P: 8	1B: 8 2B: 2 HR: 0	SF: 0 SAC: 1 DP: 1 HBP: 0	WP: 0 PA: 41 PB: 0 SB: 1 CS: 0
PITCHER	IP	WLS	BF	H	R	ER	SO	BB	IBB	HBP	BLK	WP	HR	S	P	ERA	WHIP				
Jim Palmer, R ERA: 2.22 (1, 1)	8.1	L	39	10	4	4	7	5	1	0	0	0	0	47	71	4.32	1.800				
Eddie Watt, R ERA: 1.64 (9, 1)	0.2		2	0	0	0	1	0	0	0	0	0	0	4	4	0.00	0.000				

Batter	1	2	3	4	5	6	7	8	9	AB	R	H	RBI	BB	SO	LOB	BOTTOM				
Al Bumbry, L OBP: 0.306, SLG: 0.391 (1, 9)										3	1	1	0	0	1	1	Boston Red Sox @ Baltimore Orioles Memorial Stadium, Baltimore, MD Mon May 21 1973, 7:05 PM EDT Att. 7,105 - Unknown - 67 F				
Rich Coggins, L OBP: 0.286, SLG: 0.413 (1, 8)	4-3		4-3							4	0	0	0	0	1	3					
Bobby Grich, R OBP: 0.392, SLG: 0.370 (1, 4)	3-4									3	0	0	0	1	1	1					
Boog Powell, L OBP: 0.329, SLG: 0.266 (1, 3)										4	0	1	1	0	0	2					
Tommy Davis, R OBP: 0.284, SLG: 0.321 (1, 10)										4	0	0	0	0	0	1					
Don Baylor, R OBP: 0.312, SLG: 0.352 (1, 7)										3	0	0	0	0	1	0					
Brooks Robinson, R OBP: 0.246, SLG: 0.291 (1, 5)										3	0	0	0	0	1	0					
Eliot Hendricks, L OBP: 0.167, SLG: 0.389 (1, 2)										3	0	1	0	0	0	0					
Mark Belanger, R OBP: 0.286, SLG: 0.257 (1, 6)										2	0	1	0	0	1	0					
Inning Stats	R: 1 E: 0 K: 0 S: 5	H: 2 LOB: 1 BB: 0 P: 5	R: 0 E: 0 K: 0 S: 3	H: 0 LOB: 0 BB: 0 P: 3	R: 0 E: 0 K: 2 S: 7	H: 0 LOB: 0 BB: 0 P: 7	R: 0 E: 0 K: 1 S: 5	H: 0 LOB: 0 BB: 0 P: 5	R: 0 E: 0 K: 1 S: 5	H: 1 LOB: 2 BB: 1 P: 10	R: 0 E: 0 K: 1 S: 5	H: 0 LOB: 0 BB: 0 P: 5	R: 0 E: 0 K: 0 S: 4	H: 1 LOB: 1 BB: 0 P: 4	R: 0 E: 0 K: 0 S: 3	H: 0 LOB: 0 BB: 0 P: 3	1B: 2 2B: 2 HR: 0	SF: 0 SAC: 2 DP: 0 HBP: 0	WP: 0 PA: 32 PB: 0 SB: 0 CS: 0		
PITCHER	IP	WLS	BF	H	R	ER	SO	BB	IBB	HBP	BLK	WP	HR	S	P	ERA	WHIP				
Luis Tiant, R ERA: 3.86 (1, 1)	9.0	W	32	4	1	1	6	1	0	0	0	0	0	43	47	1.00	0.556				

Batter	1	2	3	4	5	6	7	8	9	AB	R	H	RBI	BB	SO	LOB	TOP					
Merv Rettenmund, R OBP: 0.333, SLG: 0.323	0-0 6-3	4-0 BB			0-0 1B 2B		0-0 G6-4-3		0-0 1-2 1B	4	0	2	0	1	0	1	<p>Baltimore Orioles @ Minnesota Twins Metropolitan Stadium, Bloomington, MI</p> <p>Mon May 28 1973, 4:33 AM EDT Att: 13,522 - Unknown - 68 F</p> <p>livebaseballscorecards.com</p>					
Bobby Grich, R OBP: 0.398, SLG: 0.413	0-0 HR	0-0 F7			0-0 F7		0-0 HR		0-0 F9	5	2	2	2	0	0	5						
Enos Cabell, R OBP: 0.333, SLG: 0.333	0-0 1B WP		0-3 K		0-0 1B		0-0 1-3		0-0 F8	5	1	2	0	0	1	2						
Tommy Davis, R OBP: 0.300, SLG: 0.375	0-0 1B WP		0-0 5-3		0-0 1B		0-0 G5-4-3		0-0 FC6-4 1B	4	0	2	0	0	0	2						
Paul Blair, R OBP: 0.273, SLG: 0.265	4-0 1-2 3-H BB		4-0 BB		0-0 BB		0-0 F8		0-0 F2	2	0	0	0	2	0	1						
Brooks Robinson, R OBP: 0.260, SLG: 0.292	0-0 G6-4-3		0-0 F6		0-0 1B		0-0 FC6-4		0-0 1-2	4	0	1	0	0	0	4						
Don Baylor, R OBP: 0.313, SLG: 0.341		0-3 K		0-0 F9		0-3 K		0-0 F6	4	0	0	0	0	2	2							
Andy Etchebarren, R OBP: 0.375, SLG: 0.533		0-0 2B		0-0 F8		0-3 K		0-0 FC5-4 1B	4	0	2	0	0	1	1							
Mark Belanger, R OBP: 0.272, SLG: 0.246		0-0 F9		0-0 F8		0-0 G6-4-3 1B		0-0 FC5-4 1B	4	0	1	0	0	0	2							
Inning Stats	R: 2 E: 0 K: 0 S: 5	H: 3 LOB: 1 BB: 1 P: 9	R: 0 E: 0 K: 1 S: 6	H: 1 LOB: 2 BB: 1 P: 10	R: 0 E: 0 K: 1 S: 5	H: 0 LOB: 1 BB: 1 P: 9	R: 0 E: 0 K: 0 S: 3	H: 0 LOB: 0 BB: 0 P: 3	R: 0 E: 0 K: 0 S: 4	H: 2 LOB: 1 BB: 0 P: 4	R: 0 E: 0 K: 2 S: 8	H: 1 LOB: 1 BB: 0 P: 8	R: 1 E: 0 K: 0 S: 4	H: 2 LOB: 0 BB: 0 P: 4	R: 0 E: 0 K: 0 S: 4	H: 1 LOB: 1 BB: 0 P: 4	R: 0 E: 0 K: 0 S: 5	H: 2 LOB: 2 BB: 0 P: 5	1B: 8 2B: 2 3B: 0 HR: 2	SF: 0 SAC: 0 DP: 3 HBP: 0	WP: 1 PB: 0 SB: 0 CS: 0	PA: 39
PITCHER Jim Kaat, L ERA: 4.04	IP: 9.0 WLS: W BF: 39	H: 12 R: 3 ER: 3 SO: 4	BB: 3 IBB: 0 HBP: 0 BLK: 0	WP: 1 HR: 2 S: 44 P: 56	ERA: 3.00 WHIP: 1.667	PITCHER																

Batter	1	2	3	4	5	6	7	8	9	AB	R	H	RBI	BB	SO	LOB	BOTTOM			
Larry Hise, R OBP: 0.396, SLG: 0.506	0-3 K		0-0 1B		0-0 5-3		0-0 FC4-6 1B			5	1	2	0	0	2	3	<p>Baltimore Orioles @ Minnesota Twins Metropolitan Stadium, Bloomington, MI</p> <p>Mon May 28 1973, 4:33 AM EDT Att: 13,522 - Unknown - 68 F</p> <p>livebaseballscorecards.com</p>			
Rod Carew, L OBP: 0.372, SLG: 0.453	4-0 FC6-4 BB		0-0 1B 3B	4-0 G5-4-3 1B		0-0 6-3	0-0 FC4-6			3	1	1	1	2	0	1				
Tony Oliva, L OBP: 0.338, SLG: 0.367	0-0 FC6-4		0-0 1B 3B	0-0 G5-4-3 1B		0-0 F5		0-3 K	5	1	2	1	0	1	1					
Harmon Killebrew, R OBP: 0.350, SLG: 0.347	0-3 K		0-0 HBP 3B	0-0 G5-4-3		0-0 F8		0-0 F7	5	1	1	2	0	1	3					
Joe Lis, R OBP: 0.194, SLG: 0.219			1-H 3-H HBP 3B	1-2 2-3				0-0 F7	0	0	0	0	0	0	0					
Bobby Darwin, R OBP: 0.290, SLG: 0.369		0-0 6-3	0-0 6-3	0-0 1-3			0-0 6-3	0-0 F9	5	0	0	0	0	0	2					
Steve Braun, L OBP: 0.450, SLG: 0.562		0-0 2B	4-0 HBP SF7 IBB		0-0 HR		0-0 HR			3	3	3	2	1	0					
Danny Thompson, R OBP: 0.287, SLG: 0.331		0-3 K	1-0 HBP		0-0 F6		0-0 HR			2	0	0	0	0	1					
Jerry Terrell, R OBP: 0.220, SLG: 0.245			1-2 HBP		0-0 F6		0-0 HR 1B			1	1	1	0	0	0					
George Mitterwald, R OBP: 0.369, SLG: 0.461		0-0 F5	1-0 HBP		0-0 1-3		0-0 HR			3	1	1	3	0	0					
Jim Holt, L OBP: 0.350, SLG: 0.462			0-0 1B SF7		0-0 E1		0-0 4-3			3	1	1	1	0	0					
Inning Stats	R: 0 E: 0 K: 2 S: 7	H: 0 LOB: 1 BB: 1 P: 11	R: 0 E: 0 K: 1 S: 6	H: 1 LOB: 0 BB: 0 P: 6	R: 6 E: 0 K: 1 S: 10	H: 5 LOB: 2 BB: 1 P: 16	R: 0 E: 0 K: 0 S: 3	H: 1 LOB: 1 BB: 1 P: 7	R: 1 E: 1 K: 0 S: 5	H: 1 LOB: 1 BB: 0 P: 5	R: 0 E: 0 K: 0 S: 3	H: 0 LOB: 0 BB: 0 P: 3	R: 3 E: 0 K: 0 S: 7	H: 4 LOB: 1 BB: 0 P: 7	R: 0 E: 0 K: 1 S: 5	H: 0 LOB: 0 BB: 0 P: 5	1B: 7 2B: 1 3B: 1 HR: 3	SF: 1 SAC: 0 DP: 1 HBP: 2	WP: 0 PB: 0 SB: 0 CS: 0	PA: 41
PITCHER Doyle Alexander, R ERA: 2.91	IP: 2.1 WLS: L BF: 16	H: 6 R: 6 ER: 6 SO: 3	BB: 1 IBB: 0 HBP: 1 BLK: 0	WP: 0 HR: 0 S: 19 P: 28	ERA: 23.14 WHIP: 3.000	PITCHER														
Orlando Pena, R ERA: 3.31	IP: 4.0 WLS: L BF: 19	H: 5 R: 4 ER: 4 SO: 1	BB: 1 IBB: 0 HBP: 1 BLK: 0	WP: 0 HR: 3 S: 19 P: 24	ERA: 9.00 WHIP: 1.500	PITCHER														
Grant Jackson, L ERA: 2.08	IP: 1.2 WLS: L BF: 6	H: 1 R: 0 ER: 0 SO: 1	BB: 0 IBB: 0 HBP: 0 BLK: 0	WP: 0 HR: 0 S: 8 P: 8	ERA: 0.00 WHIP: 0.600	PITCHER														

Batter	1	2	3	4	5	6	7	8	9	AB	R	H	RBI	BB	SO	LOB	TOP					
Mery Rettenmund, R OBP: 0.345, SLG: 0.340	F7								F8	4	0	2	0	0	0	0	Baltimore Orioles @ Kansas City Royals Royals Stadium, Kansas City, MO Tue May 29 1973, 8:05 PM EDT Att: 10,417 - Unknown - 62 F					
Enos Cabell, R OBP: 0.200, SLG: 0.222	K		F8						5-3	3	0	0	1	0	1	1						
Bobby Grich, R OBP: 0.386, SLG: 0.399	F7			P3	L7				5-3	5	0	0	0	0	0	2						
Don Baylor, R OBP: 0.312, SLG: 0.338				E6						4	0	1	0	0	0	1						
Tommy Davis, R OBP: 0.298, SLG: 0.370		G6-4-3		L7						4	1	1	0	0	1	2						
Paul Blair, R OBP: 0.298, SLG: 0.305										3	1	3	0	1	0	0						
Brooks Robinson, R OBP: 0.266, SLG: 0.293										3	0	1	1	1	0	3						
Andy Etchebarren, R OBP: 0.350, SLG: 0.556			F3							3	1	1	1	0	0	1						
Mark Belanger, R OBP: 0.264, SLG: 0.238			6-3							4	0	0	0	0	1	4						
Inning Stats	R: 0 E: 0 K: 1 S: 5	H: 0 LOB: 0 BB: 0 P: 5	R: 0 E: 0 K: 0 S: 4	H: 2 LOB: 1 BB: 0 P: 4	R: 0 E: 0 K: 0 S: 4	H: 1 LOB: 1 BB: 0 P: 4	R: 0 E: 1 K: 0 S: 4	H: 0 LOB: 2 BB: 1 P: 8	R: 1 E: 0 K: 0 S: 7	H: 2 LOB: 1 BB: 0 P: 7	R: 1 E: 0 K: 0 S: 5	H: 2 LOB: 2 BB: 1 P: 9	R: 0 E: 0 K: 0 S: 3	H: 0 LOB: 1 BB: 0 P: 4	R: 1 E: 0 K: 1 S: 7	H: 2 LOB: 1 BB: 0 P: 7		R: 0 E: 0 K: 0 S: 3	H: 0 LOB: 0 BB: 0 P: 3	1B: 5 2B: 4 3B: 0 HR: 0	SF: 2 SAC: 1 DP: 1 HBP: 1	WP: 1 PB: 0 SB: 1 CS: 0
PITCHER Paul Spittorf, L ERA: 2.71	IP: 9.0 WLS: L BF: 39 H: 9 R: 3 ER: 3 SO: 3 BB: 1 IBB: 1 HBP: 1 BLK: 0 WP: 1 HR: 0 S: 42 P: 51 ERA: 3.00 WHIP: 1.111															PITCHER						

Batter	1	2	3	4	5	6	7	8	9	AB	R	H	RBI	BB	SO	LOB	BOTTOM					
Steve Hovley, L OBP: 0.364, SLG: 0.325			F8							3	1	1	0	1	0	1	Baltimore Orioles @ Kansas City Royals Royals Stadium, Kansas City, MO Tue May 29 1973, 8:05 PM EDT Att: 10,417 - Unknown - 62 F					
Cookie Rojas, R OBP: 0.316, SLG: 0.379										4	0	1	0	0	0	2						
Amos Otis, R OBP: 0.363, SLG: 0.520										3	0	2	0	1	1	0						
John Mayberry, L OBP: 0.415, SLG: 0.580										4	0	0	1	0	2	4						
Ed Kirkpatrick, L OBP: 0.403, SLG: 0.563										4	0	0	0	0	0	1						
Paul Schaal, R OBP: 0.379, SLG: 0.358										4	0	1	0	0	0	0						
Bobby Floyd, R OBP: 0.188, SLG: 0.188										0	0	0	0	0	0	0						
Gail Hopkins, L OBP: 0.400, SLG: 0.459										2	0	1	0	1	0	0						
Jim Wohlford, R OBP: 0.250, SLG: 0.458										1	1	0	0	0	0	1						
Freddie Patek, R OBP: 0.319, SLG: 0.313										3	0	1	1	0	0	1						
Lou Piniella, R OBP: 0.294, SLG: 0.361										1	0	0	0	0	0	1						
Carl Taylor, R OBP: 0.346, SLG: 0.234										3	0	0	0	0	0	2						
Inning Stats	R: 1 E: 0 K: 0 S: 4	H: 1 LOB: 1 BB: 1 P: 8	R: 0 E: 0 K: 0 S: 3	H: 0 LOB: 0 BB: 0 P: 3	R: 0 E: 0 K: 1 S: 6	H: 1 LOB: 2 BB: 1 P: 10	R: 0 E: 0 K: 0 S: 3	H: 0 LOB: 1 BB: 1 P: 7	R: 0 E: 0 K: 1 S: 5	H: 0 LOB: 0 BB: 0 P: 3	R: 0 E: 0 K: 1 S: 5	H: 2 LOB: 1 BB: 0 P: 5	R: 1 E: 0 K: 0 S: 5	H: 2 LOB: 1 BB: 0 P: 5	R: 0 E: 0 K: 1 S: 5	H: 1 LOB: 1 BB: 0 P: 5	R: 0 E: 0 K: 0 S: 4	H: 1 LOB: 1 BB: 0 P: 4	1B: 3 2B: 2 3B: 2 HR: 0	SF: 0 SAC: 0 DP: 1 HBP: 0	WP: 0 PB: 0 SB: 0 CS: 0	PA: 35
PITCHER Jim Palmer, R ERA: 2.19	IP: 9.0 WLS: W BF: 35 H: 7 R: 2 ER: 2 SO: 3 BB: 3 IBB: 0 HBP: 0 BLK: 0 WP: 0 HR: 0 S: 38 P: 50 ERA: 2.00 WHIP: 1.111															PITCHER						

AB	33
R	3
H	9
RBI	3
BB	2
SO	3
LOB	14



AB	32
R	2
H	7
RBI	2
BB	3
SO	3
LOB	13



Batter	1	2	3	4	5	6	7	8	9	AB R H RBI BB SO LOB	TOP									
Al Bumby, L OBP: 0.301, SLG: 0.464 (1, 7)	F7	E6		1B 3B		1B		4-3		5 1 2 2 0 0 1	Baltimore Orioles @ Texas Rangers Arlington Stadium, Arlington, TX Sat Jun 02 1973, 8:05 PM EDT Att: 13,693 - Unknown									
Rich Coggins, L OBP: 0.288, SLG: 0.435 (1, 9)	F 1B	FC4-2		1B		L7		F7		5 2 2 0 0 0 3										
Tommy Davis, R OBP: 0.313, SLG: 0.367 (1, 10)	1B	5-3		1B						4 1 2 3 1 1 2										
Boog Powell, L OBP: 0.339, SLG: 0.280 (1, 3)	1B			G6-4-3						4 0 1 0 1 0 2										
Earl Williams, R OBP: 0.307, SLG: 0.364 (1, 2)	G6-4-3									5 0 1 1 0 2 3										
Bobby Grich, R OBP: 0.390, SLG: 0.403 (1, 4)		SH		5-3						2 1 1 0 3 0 0										
Paul Blair, R OBP: 0.298, SLG: 0.298 (1, 8)		SH		F8						4 1 0 0 0 0 6										
Brooks Robinson, R OBP: 0.256, SLG: 0.274 (1, 5)		SH		1B						3 1 1 1 1 0 2										
Mark Belanger, R OBP: 0.277, SLG: 0.239 (1, 6)		SH1-3		1B						2 1 0 0 1 1 0										
Inning Stats	R: 1 E: 0 K: 0 S: 5	H: 3 LOB: 1 BB: 0 P: 5	R: 2 E: 2 K: 0 S: 7	H: 2 LOB: 2 BB: 0 P: 7	R: 0 E: 0 K: 1 S: 5	H: 0 LOB: 0 BB: 0 P: 5	R: 4 E: 0 K: 0 S: 5	H: 3 LOB: 0 BB: 2 P: 13	R: 0 E: 0 K: 1 S: 4	H: 1 LOB: 1 BB: 0 P: 4	R: 1 E: 0 K: 0 S: 4	H: 1 LOB: 2 BB: 2 P: 12	R: 0 E: 0 K: 1 S: 5	H: 0 LOB: 0 BB: 0 P: 5	R: 0 E: 1 K: 1 S: 5	H: 0 LOB: 0 BB: 2 P: 13	1B: 7 2B: 2 3B: 1 HR: 0	SF: 0 SAC: 2 DP: 4 HBP: 0	WP: 1 PB: 0 SB: 3 CS: 0	PA: 43
PITCHER	IP WLS BF H R ER SO BB IBB HBP BLK WP HR S P ERA WHIP												IP WLS BF H R ER SO BB IBB HBP BLK WP HR S P ERA WHIP							
Lloyd Allen, R ERA: 12.89 (1, 1)	3.1 L 21 8 7 6 1 2 2 0 0 0 0 0 21 29 16.20 3.000																			
Don Stanhouse, R ERA: 5.09 (4, 1)	5.2 22 2 1 1 3 5 0 0 0 1 0 23 43 1.59 1.235																			

AB	34
R	8
H	10
RBI	7
BB	7
SO	4
LOB	19



Batter	1	2	3	4	5	6	7	8	9	AB R H RBI BB SO LOB	BOTTOM							
Davey Nelson, R OBP: 0.342, SLG: 0.445 (1, 4)	S		1B	G5-4-3						4 1 2 2 1 0 2	Baltimore Orioles @ Texas Rangers Arlington Stadium, Arlington, TX Sat Jun 02 1973, 8:05 PM EDT Att: 13,693 - Unknown							
Toby Harrah, R OBP: 0.307, SLG: 0.308 (1, 5)	F8		1B							4 0 1 0 0 0 1								
Joe Lovitto, S OBP: 0.213, SLG: 0.143 (8, 5)			1B							1 0 0 0 0 1 1								
Rico Carty, R OBP: 0.311, SLG: 0.282 (1, 10)	F9		1B							3 0 1 1 1 0 1								
Alex Johnson, R OBP: 0.330, SLG: 0.392 (1, 7)										3 0 0 0 1 1 3								
Tom Grieve, R OBP: 0.125, SLG: 0.125 (9, 7)										0 0 0 0 0 0 0								
Jim Spencer, L OBP: 0.344, SLG: 0.431 (1, 3)										4 0 0 0 0 2 5								
Jeff Burroughs, R OBP: 0.317, SLG: 0.386 (1, 9)										3 0 0 0 1 0 2								
Vic Harris, S OBP: 0.272, SLG: 0.318 (1, 8)										4 0 1 0 0 1 1								
Ken Suarez, R OBP: 0.392, SLG: 0.395 (1, 2)										3 1 1 0 1 0 2								
Jim Mason, L OBP: 0.345, SLG: 0.364 (1, 6)										3 1 1 0 1 1 1								
Inning Stats	R: 0 E: 0 K: 1 S: 5	H: 0 LOB: 2 BB: 2 P: 13	R: 0 E: 1 K: 1 S: 5	H: 0 LOB: 1 BB: 1 P: 9	R: 1 E: 0 K: 2 S: 10	H: 3 LOB: 0 BB: 0 P: 10	R: 0 E: 0 K: 1 S: 4	H: 0 LOB: 1 BB: 2 P: 12	R: 0 E: 0 K: 0 S: 3	H: 1 LOB: 0 BB: 0 P: 3	R: 0 E: 0 K: 0 S: 3	H: 0 LOB: 0 BB: 0 P: 3	R: 0 E: 0 K: 1 S: 8	H: 3 LOB: 1 BB: 0 P: 8	1B: 6 2B: 1 3B: 0 HR: 0	SF: 0 SAC: 0 DP: 2 HBP: 0	WP: 0 PB: 0 SB: 2 CS: 0	PA: 38
PITCHER	IP WLS BF H R ER SO BB IBB HBP BLK WP HR S P ERA WHIP												IP WLS BF H R ER SO BB IBB HBP BLK WP HR S P ERA WHIP					
Jim Palmer, R ERA: 2.28 (1, 1)	9.0 W 38 7 3 3 6 6 0 0 0 0 0 44 68 3.00 1.444																	

AB	32
R	3
H	7
RBI	3
BB	6
SO	6
LOB	19



Batter	1	2	3	4	5	6	7	8	9	AB	R	H	RBI	BB	SO	LOB	TOP			
Al Bumby, L OBP: 0.312, SLG: 0.486 (1, 7)										3	2	1	2	1	1	1	Baltimore Orioles @ Texas Rangers Arlington Stadium, Arlington, TX Sun Jun 03 1973, 8:05 PM EDT Att: 6,905 - Unknown livebaseballscorecards.com			
Rich Coggins, L OBP: 0.303, SLG: 0.472 (1, 9)										3	1	2	0	0	0	2				
Tommy Davis, R OBP: 0.314, SLG: 0.375 (1, 10)										3	0	1	1	0	0	2				
Boog Powell, L OBP: 0.345, SLG: 0.283 (1, 3)										2	0	1	1	1	1	1				
Earl Williams, R OBP: 0.308, SLG: 0.364 (1, 2)										3	1	1	0	0	0	4				
Bobby Grich, R OBP: 0.389, SLG: 0.401 (1, 4)										3	1	1	1	0	0	0				
Paul Blair, R OBP: 0.306, SLG: 0.309 (1, 8)										2	1	1	0	1	0	0				
Brooks Robinson, R OBP: 0.253, SLG: 0.270 (1, 5)										2	0	0	0	0	0	1				
Frank Baker, L (1, 6)										0	1	0	1	2	0	0				
Inning Stats	R: 0 E: 0 K: 2 S: 8	H: 1 LOB: 1 BB: 0 P: 8	R: 2 E: 0 K: 0 S: 5	H: 2 LOB: 1 BB: 1 P: 9	R: 1 E: 0 K: 0 S: 4	H: 2 LOB: 0 BB: 0 P: 4	R: 0 E: 0 K: 0 S: 3	H: 0 LOB: 0 BB: 0 P: 3	R: 1 E: 0 K: 0 S: 3	H: 1 LOB: 2 BB: 3 P: 15	R: 3 E: 1 K: 0 S: 4	H: 2 LOB: 0 BB: 1 P: 8					1B: 3 2B: 4 3B: 1 HR: 0	SF: 1 SAC: 1 DP: 1 HBP: 0	WP: 1 PB: 0 SB: 0 CS: 1	PA: 28
PITCHER Pete Broberg, R ERA: 5.85 (1, 1)	IP: 5.2 WLS: L BF: 28 H: 8 R: 7 ER: 6 SO: 2 BB: 4 IBB: 1 HBP: 0 BLK: 0 WP: 1 HR: 0 S: 27 P: 47 ERA: 9.53 WHIP: 2.118															PITCHER IP: WLS: BF: H: R: ER: SO: BB: IBB: HBP: BLK: WP: HR: S: P: ERA: WHIP:				

Batter	1	2	3	4	5	6	7	8	9	AB	R	H	RBI	BB	SO	LOB	BOTTOM	
Davey Nelson, R OBP: 0.336, SLG: 0.436 (1, 4)										3	0	0	0	0	0	4	Baltimore Orioles @ Texas Rangers Arlington Stadium, Arlington, TX Sun Jun 03 1973, 8:05 PM EDT Att: 6,905 - Unknown livebaseballscorecards.com	
Toby Harrah, R OBP: 0.304, SLG: 0.305 (1, 5)										2	0	0	0	0	0	1		
Rico Carty, R OBP: 0.308, SLG: 0.278 (1, 10)										2	0	0	0	0	0	0		
Alex Johnson, R OBP: 0.326, SLG: 0.388 (1, 7)										2	0	0	0	0	0	0		
Dick Billings, R OBP: 0.274, SLG: 0.250 (1, 3)										2	0	2	0	0	0	0		
Jeff Burroughs, R OBP: 0.313, SLG: 0.380 (1, 9)										2	0	0	0	0	0	2		
Vic Harris, S OBP: 0.274, SLG: 0.321 (1, 8)										2	1	1	0	0	0	0		
Ken Suarez, R OBP: 0.404, SLG: 0.409 (1, 2)										2	0	2	0	0	0	0		
Jim Mason, L OBP: 0.349, SLG: 0.367 (1, 6)										2	0	1	1	0	1	2		
Inning Stats	R: 0 E: 0 K: 0 S: 3	H: 0 LOB: 0 BB: 0 P: 3	R: 0 E: 0 K: 0 S: 3	H: 1 LOB: 0 BB: 0 P: 3	R: 1 E: 1 K: 0 S: 5	H: 2 LOB: 1 BB: 0 P: 5	R: 0 E: 0 K: 0 S: 4	H: 1 LOB: 1 BB: 0 P: 4	R: 0 E: 0 K: 1 S: 6	H: 2 LOB: 1 BB: 0 P: 6					1B: 6 2B: 0 3B: 0 HR: 0	SF: 0 SAC: 0 DP: 2 HBP: 0	WP: 0 PB: 0 SB: 0 CS: 0	PA: 19
PITCHER Dave McNally, L ERA: 2.5 (1, 1)	IP: 5.0 WLS: W BF: 19 H: 6 R: 1 ER: 0 SO: 1 BB: 0 IBB: 0 HBP: 0 BLK: 0 WP: 0 HR: 0 S: 21 P: 21 ERA: 0.00 WHIP: 1.200															PITCHER IP: WLS: BF: H: R: ER: SO: BB: IBB: HBP: BLK: WP: HR: S: P: ERA: WHIP:		


Batter	1	2	3	4	5	6	7	8	9	AB	R	H	RBI	BB	SO	LOB	TOP			
Pat Kelly, L <small>OBP: 0.417, SLG: 0.434</small> (1, 9)										4	1	2	0	0	0	2	Chicago White Sox @ Baltimore Orioles Memorial Stadium, Baltimore, MD Thu Jun 07 1973, 7:05 PM EDT Att: 8,647 - Unknown livebaseballscores.com			
Bill Shoer, L <small>OBP: 0.276, SLG: 0.308</small> (1, 8)										4	0	1	1	0	1	3				
Dick Allen, R <small>OBP: 0.397, SLG: 0.667</small> (1, 3)										4	0	0	0	0	1	2				
Bill Melton, R <small>OBP: 0.367, SLG: 0.500</small> (1, 5)										3	0	1	0	1	1	1				
Carlos May, L <small>OBP: 0.343, SLG: 0.413</small> (1, 7)										3	0	0	0	1	1	3				
Tony Muser, L <small>OBP: 0.426, SLG: 0.500</small> Mike Andrews, R <small>OBP: 0.313, SLG: 0.280</small> (8, PH)											2	1	0	0	1	0				
Ed Herrmann, L <small>OBP: 0.302, SLG: 0.385</small> (1, 2)											3	1	0	0	1	0				
Eddie Leon, R <small>OBP: 0.308, SLG: 0.338</small> (1, 6)											4	0	3	1	0	0				
Jorge Orta, L <small>OBP: 0.278, SLG: 0.289</small> (1, 4)											3	0	0	1	0	2				
Inning Stats	R: 0 E: 0 K: 2 S: 8	H: 1 LOB: 1 BB: 0 P: 8	R: 0 E: 0 K: 0 S: 3	H: 0 LOB: 0 BB: 0 P: 3	R: 0 E: 0 K: 1 S: 6	H: 1 LOB: 1 BB: 0 P: 6	R: 0 E: 0 K: 0 S: 2	H: 0 LOB: 0 BB: 1 P: 6	R: 2 E: 0 K: 0 S: 4	H: 1 LOB: 1 BB: 2 P: 12	R: 0 E: 0 K: 0 S: 3	H: 1 LOB: 0 BB: 0 P: 7	R: 0 E: 0 K: 0 S: 3	H: 3 LOB: 2 BB: 0 P: 8	R: 0 E: 0 K: 1 S: 5	H: 0 LOB: 0 BB: 0 P: 5	1B: 7 2B: 1 3B: 0 HR: 0	SF: 1 SAC: 0 DP: 2 HBP: 0	WP: 0 PB: 1 SB: 1 CS: 0	PA: 36
PITCHER	IP WLS BF H R ER SO BB IBB HBP BLK WP HR S P ERA WHIP																			
Jim Palmer, R <small>ERA: 2.39</small> (1, 1)	7.1 L 31 7 3 3 3 4 0 0 0 0 0 0 0 33 49 3.68 1.500																			
Grant Jackson, L <small>ERA: 1.57</small> (8, 1)	1.2 5 0 0 0 2 0 0 0 0 0 0 0 9 9 0.00 0.000																			

Batter	1	2	3	4	5	6	7	8	9	AB	R	H	RBI	BB	SO	LOB	BOTTOM					
Al Bumbry, L <small>OBP: 0.314, SLG: 0.494</small> Andy Etchebarren, R <small>OBP: 0.354, SLG: 0.476</small> (8, PH)											4	0	1	0	0	2	3	Chicago White Sox @ Baltimore Orioles Memorial Stadium, Baltimore, MD Thu Jun 07 1973, 7:05 PM EDT Att: 8,647 - Unknown livebaseballscores.com				
Rich Coggins, L <small>OBP: 0.326, SLG: 0.463</small> (1, 9)										4	0	1	0	0	0	1						
Tommy Davis, R <small>OBP: 0.305, SLG: 0.384</small> (1, 10)										4	1	1	1	0	1	2						
Boog Powell, L <small>OBP: 0.361, SLG: 0.303</small> (1, 3)										3	0	0	0	1	0	1						
Bobby Grich, R <small>OBP: 0.398, SLG: 0.404</small> (1, 4)										2	1	0	0	2	1	0						
Earl Williams, R <small>OBP: 0.301, SLG: 0.373</small> Enos Cabell, R <small>OBP: 0.200, SLG: 0.222</small> (8, FR)										4	0	2	0	0	1	0						
Paul Blair, R <small>OBP: 0.298, SLG: 0.300</small> (1, 8)										3	0	0	0	0	0	0						
Brooks Robinson, R <small>OBP: 0.263, SLG: 0.292</small> Mark Belanger, R <small>OBP: 0.256, SLG: 0.234</small> (8, 6)											1	0	0	0	2	0						
Don Baylor, R <small>OBP: 0.306, SLG: 0.342</small> (9, PH)											0	0	0	0	1	0						
Frank Baker, L <small>OBP: 0.300, SLG: 0.600</small> (7, PH)											2	0	0	0	2	3						
Inning Stats	R: 0 E: 0 K: 1 S: 6	H: 1 LOB: 1 BB: 0 P: 6	R: 0 E: 0 K: 0 S: 3	H: 0 LOB: 0 BB: 0 P: 3	R: 0 E: 0 K: 0 S: 2	H: 0 LOB: 0 BB: 1 P: 6	R: 1 E: 0 K: 1 S: 6	H: 1 LOB: 0 BB: 0 P: 6	R: 0 E: 0 K: 0 S: 5	H: 0 LOB: 1 BB: 1 P: 9	R: 0 E: 0 K: 0 S: 4	H: 2 LOB: 3 BB: 2 P: 12	R: 0 E: 1 K: 2 S: 7	H: 0 LOB: 2 BB: 1 P: 11	R: 0 E: 0 K: 1 S: 5	H: 0 LOB: 0 BB: 0 P: 5	R: 0 E: 0 K: 2 S: 8	H: 1 LOB: 3 BB: 2 P: 16	1B: 3 2B: 0 3B: 1 HR: 1	SF: 0 SAC: 1 DP: 1 HBP: 0	WP: 0 PB: 1 SB: 2 CS: 0	PA: 37
PITCHER	IP WLS BF H R ER SO BB IBB HBP BLK WP HR S P ERA WHIP																					
Steve Stone, R <small>ERA: 4.42</small> (1, 1)	5.2 W 23 3 1 1 3 4 0 0 0 0 0 0 25 41 1.59 1.235																					
Terry Forster, L <small>ERA: 1.66</small> (6, 1)	3.1 S 14 2 1 0 5 3 0 0 0 0 0 0 21 33 0.00 1.500																					


Batter	1	2	3	4	5	6	7	8	9	AB	R	H	RBI	BB	SO	LOB	TOP					
Jerry Terrell, R OBP: 0.293, SLG: 0.363 (1, 5)	P4			1B 3B	FC6-4			4-3		4	1	1	0	0	0	3	Minnesota Twins @ Baltimore Orioles Memorial Stadium, Baltimore, MD Fri Jun 08 1973, 7:05 PM EDT Att: 21,208 - Unknown - 85 F					
Rod Carew, L OBP: 0.390, SLG: 0.481 (1, 4)	6-3			CS 1B		F7		1B		4	0	2	1	0	0	0						
Harmon Killebrew, R OBP: 0.346, SLG: 0.355 Joe Lis, R OBP: 0.299, SLG: 0.317 (1, 3) (8, 3)	5-3			3H 6-3		F7		5-3		4	0	0	0	0	0	2						
Bobby Darwin, R OBP: 0.301, SLG: 0.382 (1, 9)				6-3		F7				4	0	0	0	0	0	0						
Tony Oliva, L OBP: 0.335, SLG: 0.353 (1, 10)	5-3					BB 1B		P6		4	0	1	0	0	0	0						
Danny Thomson, R OBP: 0.277, SLG: 0.315 (1, 6)	5-3					BB 1B		5-3		4	0	1	0	0	0	0						
Danny Walton, R OBP: 0.318, SLG: 0.444 Jim Holt, L OBP: 0.336, SLG: 0.496 (1, 7) (8, 7)				6-3		F7		HR		3	1	1	1	0	0	2						
George Mitterwald, R OBP: 0.324, SLG: 0.430 (1, 2)				F8		F8		6-3		3	0	0	0	0	0	2						
Larry Hisle, R OBP: 0.359, SLG: 0.439 (1, 8)				F9		FC6-4 BB		F3		2	0	0	0	1	0	0						
Inning Stats	R: 0 E: 0 K: 0 S: 3	H: 0 LOB: 0 BB: 0 P: 3	R: 0 E: 0 K: 0 S: 3	H: 0 LOB: 0 BB: 0 P: 3	R: 0 E: 0 K: 0 S: 3	H: 0 LOB: 0 BB: 0 P: 3	R: 1 E: 0 K: 0 S: 4	H: 2 LOB: 0 BB: 0 P: 4	R: 0 E: 0 K: 0 S: 5	H: 2 LOB: 3 BB: 1 P: 9	R: 0 E: 0 K: 0 S: 3	H: 0 LOB: 0 BB: 0 P: 3	R: 1 E: 0 K: 0 S: 4	H: 1 LOB: 0 BB: 0 P: 4	R: 0 E: 0 K: 0 S: 4	H: 1 LOB: 1 BB: 0 P: 4		R: 0 E: 0 K: 0 S: 3	H: 0 LOB: 0 BB: 0 P: 3	1B: 4 2B: 0 3B: 1 HR: 1	SF: 0 SAC: 0 DP: 0 HBP: 0	WP: 0 PB: 0 SB: 0 CS: 1
PITCHER Dave McNally, L ERA: 2.45 (1, 1)	IP: 9.0 WLS: L BF: 33 H: 6 R: 2 ER: 2 SO: 0 BB: 1 IBB: 0 HBP: 0 BLK: 0 WP: 0 HR: 1 S: 32 P: 36 ERA: 2.00 WHIP: 0.778															PITCHER						

Batter	1	2	3	4	5	6	7	8	9	AB	R	H	RBI	BB	SO	LOB	BOTTOM					
Al Bumbry, L OBP: 0.322, SLG: 0.482 (1, 7)	WP HBP		BB 1-2			F7		F8		2	0	0	0	1	0	0	Minnesota Twins @ Baltimore Orioles Memorial Stadium, Baltimore, MD Fri Jun 08 1973, 7:05 PM EDT Att: 21,208 - Unknown - 85 F					
Bobby Grich, R OBP: 0.395, SLG: 0.397 (1, 4)	K		6-3			BB		P4		3	0	0	0	1	1	2						
Tommy Davis, R OBP: 0.304, SLG: 0.380 (1, 10)	5-3			G4-6-3 1B		BB		K		4	0	1	0	0	1	2						
Boog Powell, L OBP: 0.353, SLG: 0.295 (1, 3)	F9			G4-6-3		3-1		F9		4	0	0	0	0	0	2						
Rich Coggins, L OBP: 0.326, SLG: 0.458 (1, 9)	4-3			6-3		FC6-4 1B				3	0	1	0	0	0	0						
Earl Williams, R OBP: 0.296, SLG: 0.365 (1, 2)	6-3					K		K		3	0	0	0	0	2	1						
Paul Blair, R OBP: 0.292, SLG: 0.293 (1, 8)	F8					FC6-4		FC6-4		3	0	0	0	0	0	1						
Brooks Robinson, R OBP: 0.259, SLG: 0.287 (1, 5)				6-3		F8		F9		3	0	0	0	0	0	0						
Mark Belanger, R OBP: 0.288, SLG: 0.232 Terry Crowley, L OBP: 0.290, SLG: 0.226 Frank Baker, L (8, PH) (9, 6)				CS BB		K		F9		1	0	0	0	1	1	0						
Inning Stats	R: 0 E: 0 K: 1 S: 5	H: 0 LOB: 1 BB: 0 P: 6	R: 0 E: 0 K: 0 S: 3	H: 0 LOB: 0 BB: 0 P: 3	R: 0 E: 0 K: 0 S: 2	H: 0 LOB: 1 BB: 2 P: 10	R: 0 E: 0 K: 0 S: 3	H: 1 LOB: 0 BB: 0 P: 3	R: 0 E: 0 K: 1 S: 5	H: 0 LOB: 0 BB: 0 P: 5	R: 0 E: 0 K: 1 S: 6	H: 0 LOB: 1 BB: 1 P: 9	R: 0 E: 0 K: 1 S: 6	H: 1 LOB: 1 BB: 0 P: 6	R: 0 E: 0 K: 0 S: 3	H: 0 LOB: 0 BB: 0 P: 3		R: 0 E: 0 K: 1 S: 5	H: 0 LOB: 0 BB: 0 P: 5	1B: 2 2B: 0 3B: 0 HR: 0	SF: 0 SAC: 0 DP: 1 HBP: 1	WP: 1 PB: 0 SB: 0 CS: 1
PITCHER Bert Blyleven, R ERA: 2.55 (1, 1)	IP: 9.0 WLS: W BF: 31 H: 2 R: 0 ER: 0 SO: 5 BB: 3 IBB: 0 HBP: 1 BLK: 0 WP: 1 HR: 0 S: 37 P: 50 ERA: 0.00 WHIP: 0.556															PITCHER						

AB 32
R 2
H 6
RBI 2
BB 1
SO 0
LOB 9



AB 27
R 0
H 2
RBI 0
BB 3
SO 5
LOB 8



livebaseballscores.com

livebaseballscores.com

Batter	1	2	3	4	5	6	7	8	9	AB	R	H	RBI	BB	SO	LOB	TOP								
Rod Carew, L OBP: 0.390, SLG: 0.490 (1, 4)										5	1	2	0	0	0	2	Minnesota Twins @ Baltimore Orioles Memorial Stadium, Baltimore, MD Sat Jun 09 1973, 7:05 PM EDT Att: 19,603 - Unknown - 92 F AB 38 R 4 H 12 RBI 3 BB 3 SO 3 LOB 24 								
Danny Thompson, R OBP: 0.297, SLG: 0.322 (1, 6)										3	1	2	1	1	0	1									
Harmon Killebrew, R OBP: 0.349, SLG: 0.352 (1, 3) Mike Adams, R (9, PR)										4	1	1	0	1	1	2									
Tony Oliva, L OBP: 0.337, SLG: 0.351 (1, 10)										4	0	1	1	1	0	2									
Bobby Darwin, R OBP: 0.304, SLG: 0.383 (1, 9)										5	0	2	0	0	1	4									
Steve Braun, L OBP: 0.414, SLG: 0.506 (1, 5) Danny Walton, R OBP: 0.313, SLG: 0.436 (9, PH)										4	0	1	0	0	0	2									
George Mitterwald, R OBP: 0.321, SLG: 0.432 (1, 2)										4	1	1	0	0	0	5									
Jim Holt, L OBP: 0.333, SLG: 0.496 (1, 7)										4	0	1	0	0	0	3									
Larry Hisle, R OBP: 0.357, SLG: 0.435 (1, 8)										4	0	1	1	0	1	1									
Inning Stats	R: 0 E: 0 K: 0 S: 4	H: 1 LOB: 2 BB: 1 P: 8	R: 0 E: 0 K: 0 S: 3	H: 0 LOB: 0 BB: 0 P: 3	R: 1 E: 0 K: 0 S: 4	H: 2 LOB: 0 BB: 0 P: 4	R: 0 E: 0 K: 0 S: 5	H: 2 LOB: 2 BB: 0 P: 5	R: 2 E: 1 K: 0 S: 8	H: 4 LOB: 3 BB: 0 P: 8	R: 0 E: 0 K: 1 S: 6	H: 1 LOB: 1 BB: 0 P: 6	R: 0 E: 0 K: 1 S: 5	H: 0 LOB: 0 BB: 0 P: 5	R: 1 E: 0 K: 0 S: 5	H: 2 LOB: 1 BB: 0 P: 5		R: 0 E: 0 K: 1 S: 5	H: 0 LOB: 2 BB: 2 P: 13	1B: 9 2B: 2 3B: 1 HR: 0	SF: 0 SAC: 1 DP: 1 HBP: 0	WP: 0 PB: 0 SB: 1 CS: 0	PA: 42		
PITCHER	IP	WLS	BF	H	R	ER	SO	BB	IBB	HBP	BLK	WP	HR	S	P	ERA	WHIP								
Mike Cuellar, L ERA: 5.0 (1, 1)	4.2		22	8	3	2	0	1	0	0	0	0	0	21	25	3.86	1.929								
Bob Reynolds, R ERA: 2.59 (5, 1)	3.1	W	17	4	1	1	2	2	0	0	0	0	0	19	27	2.70	1.800								
Grant Jackson, L ERA: 1.5 (9, 1)	1.0	S	3	0	0	0	1	0	0	0	0	0	0	5	5	0.00	0.000								


Batter	1	2	3	4	5	6	7	8	9	AB	R	H	RBI	BB	SO	LOB	BOTTOM								
Al Bumbry, L OBP: 0.337, SLG: 0.483 (1, 7)										4	3	2	0	1	0	3	Minnesota Twins @ Baltimore Orioles Memorial Stadium, Baltimore, MD Sat Jun 09 1973, 7:05 PM EDT Att: 19,603 - Unknown - 92 F AB 34 R 7 H 13 RBI 6 BB 6 SO 2 LOB 23 								
Rich Coggins, L OBP: 0.312, SLG: 0.437 (1, 9)										4	0	0	0	0	0	5									
Tommy Davis, R OBP: 0.300, SLG: 0.373 (1, 10)										5	0	1	2	0	0	4									
Boog Powell, L OBP: 0.370, SLG: 0.327 (1, 3)										3	1	3	2	2	0	0									
Bobby Grich, R OBP: 0.391, SLG: 0.388 (1, 4)										4	0	0	0	1	1	4									
Earl Williams, R OBP: 0.307, SLG: 0.407 (1, 2)										3	2	2	1	1	0	3									
Paul Blair, R OBP: 0.297, SLG: 0.299 (1, 8)										4	1	2	1	0	0	2									
Brooks Robinson, R OBP: 0.259, SLG: 0.286 (1, 5)										4	0	1	0	0	1	2									
Mark Belanger, R OBP: 0.299, SLG: 0.241 (1, 6)										3	0	2	0	1	0	0									
Inning Stats	R: 1 E: 1 K: 0 S: 4	H: 1 LOB: 1 BB: 1 P: 8	R: 2 E: 1 K: 1 S: 8	H: 3 LOB: 1 BB: 0 P: 8	R: 0 E: 0 K: 0 S: 3	H: 0 LOB: 2 BB: 2 P: 11	R: 0 E: 0 K: 0 S: 5	H: 2 LOB: 2 BB: 0 P: 5	R: 2 E: 0 K: 1 S: 7	H: 3 LOB: 0 BB: 0 P: 7	R: 1 E: 0 K: 0 S: 5	H: 2 LOB: 3 BB: 2 P: 13	R: 0 E: 0 K: 0 S: 3	H: 0 LOB: 0 BB: 0 P: 3	R: 1 E: 0 K: 0 S: 4	H: 2 LOB: 1 BB: 1 P: 8		1B: 10 2B: 0 3B: 1 HR: 2	SF: 0 SAC: 1 DP: 2 HBP: 0	WP: 0 PB: 0 SB: 4 CS: 0	PA: 41				
PITCHER	IP	WLS	BF	H	R	ER	SO	BB	IBB	HBP	BLK	WP	HR	S	P	ERA	WHIP								
Bill Hands, R ERA: 4.5 (1, 1)	4.1	L	24	8	5	4	2	3	0	0	0	0	0	25	37	8.31	2.538								
Ray Corbin, R ERA: 2.15 (5, 1)	1.1		8	3	1	1	0	2	0	0	0	0	0	6	14	6.75	3.750								
Dave Goltz, R ERA: 5.4 (6, 1)	2.1		9	2	1	1	0	1	0	0	0	0	0	8	12	3.86	1.286								

Batter	1	2	3	4	5	6	7	8	9	AB	R	H	RBI	BB	SO	LOB
Jerry Terrell, R OBP: 0.287, SLG: 0.353 (1, 6)	6-3		6-3 WP 2H 1B	P6		P4		K		5	1	1	1	0	1	1
Rod Carew, L OBP: 0.390, SLG: 0.487 Danny Thompson, R OBP: 0.287, SLG: 0.322 (1, 4) (9, 6)	4-3		6-3	F5					HR 1B	5	1	2	0	0	0	1
Tony Oliva, L OBP: 0.333, SLG: 0.346 (1, 10)	4-3		1B 3B 1B	4-3		F8			F8 1-2	5	1	1	0	0	0	2
Harmon Killebrew, R OBP: 0.351, SLG: 0.356 Joe Lis, R OBP: 0.234, SLG: 0.310 (1, 3) (7, 3)		1B G5-2-3 1B	1-2 3B 1B		F9			5-3	K	4	1	2	0	0	0	0
Bobby Darwin, R OBP: 0.306, SLG: 0.398 (1, 9)		G5-2-3 1-2 1B	F8		6-3			6-3		5	1	2	2	0	0	2
Steve Braun, L OBP: 0.419, SLG: 0.522 (1, 5)		G5-2-3 1-2 2-3 1B	1-1 2H 1B 3B		HR 1B			F8	4-3	5	2	3	2	0	0	0
Jim Holt, L OBP: 0.338, SLG: 0.517 (1, 7)		G5-2-3 1-2 2-3 3H 1B	HR 1B		HR 1B			P4		4	2	2	3	0	0	3
Larry Hisle, R OBP: 0.355, SLG: 0.447 (1, 8)		K	HR		6-3			F7		4	1	1	2	0	1	2
Phil Roof, R OBP: 0.313, SLG: 0.281 (1, 2)			2B					F8		4	1	2	0	0	0	0

TOP

Minnesota Twins @ Baltimore Orioles
Memorial Stadium, Baltimore, MD
Sun Jun 10 1973, 3:33 AM EDT
Att: 18,210 - Unknown - 92 F

AB	42
R	11
H	16
RBI	10
BB	0
SO	3
LOB	12




Inning Stats	R	H	E	K	S	IP	WLS	BF	H	R	ER	SO	BB	IBB	HBP	BLK	WP	HR	S	P	ERA	WHIP
Doyle Alexander, R ERA: 3.6 (1, 1)	0	0	0	3	3	2.1	L	13	7	4	4	1	0	0	0	0	1	0	15	15	15.43	3.000
Orlando Pena, R ERA: 4.03 (3, 1)	0	0	0	2	7	2.2		13	5	5	5	0	0	0	0	0	0	2	13	13	16.88	1.875
Eddie Watt, R ERA: 3.24 (6, 1)	0	0	0	0	7	4.0		16	4	2	2	2	0	0	0	0	0	1	20	20	4.50	1.000

Batter	1	2	3	4	5	6	7	8	9	AB	R	H	RBI	BB	SO	LOB
Al Bumbry, L OBP: 0.340, SLG: 0.473 (1, 7)	K		7-4 1B		1B BB	F2		FC6-4 1-2 2-3 3H		4	0	1	1	1	1	4
Rich Coggins, L OBP: 0.316, SLG: 0.446 (1, 9)			7-4 1-2 2B		1B	K		4-3		5	0	2	0	0	1	5
Tommy Davis, R OBP: 0.297, SLG: 0.367 (1, 10)	K			E5 BB 1B	F9			6-3		5	1	1	0	0	1	3
Boog Powell, L OBP: 0.371, SLG: 0.321 (1, 3)				BB 1B BB	P4			4-3		3	1	0	0	2	0	2
Bobby Grich, R OBP: 0.391, SLG: 0.385 (1, 4)	P4			BB 1B BB	P6			1B		4	0	1	0	1	0	4
Earl Williams, R OBP: 0.310, SLG: 0.403 (1, 2)			K	P4		1B 1B		1B FC6-4 BB	K	4	2	1	0	1	2	4
Paul Blair, R OBP: 0.309, SLG: 0.312 (1, 8)			K		1-2 2H 3H 1B	1B 1B		FC6-4 1B		4	0	3	2	0	1	0
Brooks Robinson, R OBP: 0.259, SLG: 0.285 (1, 5)			6-3		K			FC6-4 1B		4	0	1	0	0	1	4
Mark Belanger, R OBP: 0.298, SLG: 0.242 (1, 6)				P4	F9	1-3 2H 1B		F9		4	0	1	1	0	0	5

BOTTOM

Minnesota Twins @ Baltimore Orioles
Memorial Stadium, Baltimore, MD
Sun Jun 10 1973, 3:33 AM EDT
Att: 18,210 - Unknown - 92 F

AB	37
R	4
H	11
RBI	4
BB	5
SO	7
LOB	31



Inning Stats	R	H	E	K	S	IP	WLS	BF	H	R	ER	SO	BB	IBB	HBP	BLK	WP	HR	S	P	ERA	WHIP
Dick Woodson, R ERA: 4.74 (1, 1)	0	1	0	2	12	5.1	W	27	8	3	3	5	4	0	0	0	0	0	33	49	5.06	2.250
Ray Corbin, R ERA: 2.17 (6, 1)	2	3	1	3	7	3.2	S	15	3	1	1	2	1	0	0	0	0	0	18	22	2.46	1.091

Batter	1	2	3	4	5	6	7	8	9	AB	R	H	RBI	BB	SO	LOB	TOP								
Paul Schaal, R OBP: 0.388, SLG: 0.407 (1, 5)										4	1	1	1	1	2	3	Kansas City Royals @ Baltimore Orioles Memorial Stadium, Baltimore, MD Tue Jun 12 1973, 7:05 PM EDT Att: 6,406 - Unknown - 89 F								
Cookie Rojas, R OBP: 0.313, SLG: 0.370 (1, 4)										5	1	1	2	0	5										
Amos Otis, R OBP: 0.347, SLG: 0.484 (1, 8)										5	1	1	1	0	1										
John Mayberry, L OBP: 0.432, SLG: 0.560 (1, 3)										3	0	0	0	1	0										
Gail Hopkins, L OBP: 0.408, SLG: 0.431 Kurt Bevacqua, R OBP: 0.370, SLG: 0.402 (7, PH)										2	0	0	0	1	0										
Lou Piniella, R OBP: 0.265, SLG: 0.327 (1, 7)										4	0	0	0	0	1										
Ed Kirkpatrick, L OBP: 0.394, SLG: 0.500 (1, 9)										3	0	1	0	1	1										
Bobby Floyd, R OBP: 0.250, SLG: 0.286 Steve Howley, L OBP: 0.333, SLG: 0.282 Frank White, R (6, 6)										2	0	0	0	0	1										
Fran Healy, R OBP: 0.313, SLG: 0.288 (1, 2)										2	1	2	0	2	0										
Inning Stats	R: 0 E: 0 K: 1 S: 5	H: 0 LOB: 0 BB: 0 P: 5	R: 0 E: 0 K: 0 S: 3	H: 0 LOB: 0 BB: 0 P: 3	R: 0 E: 0 K: 1 S: 6	H: 1 LOB: 2 BB: 1 P: 10	R: 1 E: 0 K: 0 S: 4	H: 1 LOB: 0 BB: 0 P: 4	R: 0 E: 0 K: 0 S: 4	H: 1 LOB: 2 BB: 1 P: 8	R: 0 E: 0 K: 0 S: 3	H: 0 LOB: 3 BB: 3 P: 15	R: 3 E: 1 K: 0 S: 5	H: 2 LOB: 0 BB: 1 P: 9	R: 0 E: 0 K: 2 S: 7	H: 0 LOB: 0 BB: 0 P: 7		R: 0 E: 0 K: 0 S: 4	H: 1 LOB: 1 BB: 0 P: 4	1B: 2 2B: 0 3B: 2 HR: 2	SF: 0 SAC: 0 DP: 0 HBP: 0	WP: 1 PB: 0 SB: 0 CS: 1	PA: 40		
PITCHER	IP	WLS	BF	H	R	ER	SO	BB	IBB	HBP	BLK	WP	HR	S	P	ERA	WHIP								
Jim Palmer, R ERA: 2.51 Grant Jackson, L ERA: 1.67	(1, 1) 6.0	(7, 1) 3.0	W 28 L 11	4	3	3	2	6	0	0	0	1	1	26	50	4.50	1.667								

Batter	1	2	3	4	5	6	7	8	9	AB	R	H	RBI	BB	SO	LOB	BOTTOM								
Al Bumby, L OBP: 0.362, SLG: 0.484 (1, 7)										2	1	1	1	3	0	1	Kansas City Royals @ Baltimore Orioles Memorial Stadium, Baltimore, MD Tue Jun 12 1973, 7:05 PM EDT Att: 6,406 - Unknown - 89 F								
Rich Coggins, L OBP: 0.307, SLG: 0.432 Don Baylor, R OBP: 0.303, SLG: 0.338 (6, PH)										3	0	0	0	0	4										
Tommy Davis, R OBP: 0.293, SLG: 0.361 Enos Cabell, R OBP: 0.200, SLG: 0.222 (9, PR)										5	0	1	1	0	2										
Boog Powell, L OBP: 0.368, SLG: 0.319 Terry Crowley, L OBP: 0.296, SLG: 0.222 (8, 3)										4	0	1	0	0	1										
Earl Williams, R OBP: 0.312, SLG: 0.419 (1, 2)										4	1	1	2	1	2										
Bobby Grich, R OBP: 0.397, SLG: 0.405 (1, 4)										3	1	2	1	1	0										
Paul Blair, R OBP: 0.303, SLG: 0.306 (1, 8)										3	0	0	0	0	2										
Brooks Robinson, R OBP: 0.269, SLG: 0.291 (1, 5)										3	1	2	0	1	0										
Mark Belanger, R OBP: 0.299, SLG: 0.243 (1, 6)										3	1	1	0	0	3										
Inning Stats	R: 0 E: 0 K: 1 S: 4	H: 0 LOB: 1 BB: 1 P: 8	R: 1 E: 0 K: 2 S: 8	H: 1 LOB: 0 BB: 0 P: 8	R: 1 E: 0 K: 0 S: 5	H: 2 LOB: 1 BB: 0 P: 5	R: 0 E: 0 K: 2 S: 8	H: 1 LOB: 1 BB: 0 P: 8	R: 2 E: 2 K: 0 S: 6	H: 1 LOB: 2 BB: 1 P: 10	R: 0 E: 0 K: 0 S: 4	H: 1 LOB: 3 BB: 2 P: 12	R: 0 E: 0 K: 2 S: 7	H: 0 LOB: 2 BB: 2 P: 15	R: 0 E: 1 K: 1 S: 6	H: 1 LOB: 1 BB: 0 P: 6		R: 2 E: 0 K: 0 S: 3	H: 2 LOB: 1 BB: 0 P: 3	1B: 6 2B: 1 3B: 0 HR: 2	SF: 0 SAC: 2 DP: 0 HBP: 0	WP: 0 PB: 0 SB: 1 CS: 0	PA: 41		
PITCHER	IP	WLS	BF	H	R	ER	SO	BB	IBB	HBP	BLK	WP	HR	S	P	ERA	WHIP								
Steve Busby, R ERA: 5.56 Norm Angelini, L ERA: 5.4 Doug Bird, R ERA: 2.96	(1, 1) 5.2	(6, 1) 1.0	(7, 1) 1.2	L 8	3	2	2	1	0	0	0	0	1	10	10	10.80	1.800								

Batter	1	2	3	4	5	6	7	8	9	AB	R	H	RBI	BB	SO	LOB	TOP			
Frank White, R (1, 6)	F9		K		FC6-4			G4-6-3 BB	F7	4	0	0	0	1	1	2	Kansas City Royals @ Baltimore Orioles Memorial Stadium, Baltimore, MD Wed Jun 13 1973, 7:05 PM EDT Att: 8,059 - Unknown livebaseballscorecards.com			
Cookie Rojas, R OBP: 0.311, SLG: 0.367 (1, 4)	F7		FC6-4 1B		P4			G4-6-3 BB	FC5-4	5	0	1	0	0	0	3				
Amos Otis, R OBP: 0.349, SLG: 0.482 (1, 8)	6-3		FC6-4					BB 2B		3	1	1	0	1	0	1				
John Mayberry, L OBP: 0.433, SLG: 0.555 (1, 3)		4-3			G3-6-1			BB 2B		2	1	0	0	2	0	1				
Lou Piniella, R OBP: 0.270, SLG: 0.335 (1, 7)		BB 1B			G5-4-3			BB		4	0	2	2	0	0	1				
Jim Wothford, R OBP: 0.282, SLG: 0.459 (1, 10)		K			FC4-6 1B			BB		3	0	1	0	1	1	1				
Paul Schaal, R OBP: 0.385, SLG: 0.401 (1, 5)		FC4-6 BB			FC4-6			BB		3	0	0	0	1	0	3				
Kurt Bevacqua, R OBP: 0.365, SLG: 0.388 Steve Hovley, L OBP: 0.333, SLG: 0.282 (1, 9) (9, 9)	FC4-6				F9			BB	3-1	3	0	0	0	1	0	2				
Fran Healy, R OBP: 0.322, SLG: 0.289 (1, 2)			F8		FC6-4 1B			BB		0	0	0	0	0	0	0				
Inning Stats	R: 0 E: 0 K: 0 S: 3	H: 0 LOB: 0 BB: 0 P: 3	R: 0 E: 0 K: 1 S: 6	H: 1 LOB: 2 BB: 1 P: 10	R: 0 E: 0 K: 1 S: 6	H: 1 LOB: 1 BB: 0 P: 6	R: 0 E: 0 K: 0 S: 3	H: 1 LOB: 1 BB: 0 P: 7	R: 0 E: 0 K: 0 S: 4	H: 0 LOB: 0 BB: 1 P: 6	R: 0 E: 0 K: 1 S: 5	H: 0 LOB: 1 BB: 1 P: 9	R: 2 E: 0 K: 0 S: 4	H: 2 LOB: 2 BB: 3 P: 16	R: 0 E: 0 K: 0 S: 3	H: 0 LOB: 1 BB: 1 P: 7		1B: 5 2B: 1 3B: 0 HR: 0	SF: 0 SAC: 0 DP: 3 HBP: 0	WP: 0 PB: 0 SB: 0 CS: 0
PITCHER Dave McNally, L ERA: 2.45 Bob Reynolds, R ERA: 2.45	IP: 7.2 WLS: L BF: 33	H: 6 R: 2 ER: 2 SO: 3	BB: 7 IBB: 0 HBP: 0 BLK: 0	WP: 0 HR: 0 S: 32 P: 60	ERA: 2.35 WHIP: 1.696	IP: 8.1 WLS: L BF: 5	H: 0 R: 0 ER: 0 SO: 0	BB: 1 IBB: 0 HBP: 0 BLK: 0	WP: 0 HR: 0 S: 4 P: 8	ERA: 0.00 WHIP: 0.750										

Batter	1	2	3	4	5	6	7	8	9	AB	R	H	RBI	BB	SO	LOB	BOTTOM	
Al Bumbry, L OBP: 0.376, SLG: 0.495 (1, 7)	K		1B		G3			G4-6-3 1B		4	0	3	0	0	1	0	Kansas City Royals @ Baltimore Orioles Memorial Stadium, Baltimore, MD Wed Jun 13 1973, 7:05 PM EDT Att: 8,059 - Unknown livebaseballscorecards.com	
Rich Coggins, L OBP: 0.314, SLG: 0.434 (1, 9)	FC6-4 1B		1-3 1B		G3			G4-6-3 1-2		4	0	2	0	0	0	3		
Tommy Davis, R OBP: 0.292, SLG: 0.358 (1, 10)	FC6-4 BB		6-3		5-3			1B		4	0	1	0	0	0	4		
Boog Powell, L OBP: 0.371, SLG: 0.315 (1, 3)	FC6-4 BB		G3					5-3		2	0	0	0	2	0	2		
Earl Williams, R OBP: 0.305, SLG: 0.408 (1, 2)	FC6-4				K			F7		4	0	0	0	0	1	3		
Bobby Grich, R OBP: 0.395, SLG: 0.399 (1, 4)		3-1 BB			5-3			K		3	0	0	0	1	1	0		
Paul Blair, R OBP: 0.304, SLG: 0.306 Terry Crowley, L OBP: 0.282, SLG: 0.219 (9, PH) (9, PH)		3-1			CS 1B			6-3		3	0	1	0	0	0	1		
Brooks Robinson, R OBP: 0.265, SLG: 0.286 (1, 5)		5-3			CS			F8		3	0	0	0	0	0	1		
Mark Belanger, R OBP: 0.299, SLG: 0.245 (1, 6)		5-3			G3 1B			6-3		3	0	1	0	0	0	1		
Inning Stats	R: 0 E: 0 K: 1 S: 6	H: 1 LOB: 2 BB: 1 P: 10	R: 0 E: 0 K: 0 S: 3	H: 0 LOB: 1 BB: 1 P: 7	R: 0 E: 0 K: 1 S: 5	H: 1 LOB: 0 BB: 0 P: 5	R: 0 E: 0 K: 1 S: 4	H: 0 LOB: 0 BB: 1 P: 8	R: 0 E: 0 K: 0 S: 3	H: 0 LOB: 0 BB: 0 P: 3	R: 0 E: 0 K: 0 S: 4	H: 2 LOB: 1 BB: 0 P: 4	R: 0 E: 0 K: 0 S: 3	H: 0 LOB: 0 BB: 0 P: 3	1B: 8 2B: 0 3B: 0 HR: 0	SF: 0 SAC: 0 DP: 1 HBP: 0		WP: 0 PB: 0 SB: 0 CS: 2
PITCHER Dick Drago, R ERA: 4.22	IP: 9.0 WLS: W BF: 34	H: 8 R: 0 ER: 0 SO: 3	BB: 3 IBB: 0 HBP: 0 BLK: 0	WP: 0 HR: 0 S: 37 P: 49	ERA: 0.00 WHIP: 1.222													

Batter	1	2	3	4	5	6	7	8	9	AB	R	H	RBI	BB	SO	LOB
Frank White, R OBP: 0.300, SLG: 0.222 (1, 6)	0-0 5-3		0-0 G4-3 1B		0-0 6-3			0-0 S 2B 1B		4	1	2	0	0	0	0
Cookie Rojas, R OBP: 0.310, SLG: 0.362 (1, 4)	0-0 6-3		0-0 G4-3 1-2			0-0 F9		4-0 2B 1-2 BB		3	0	0	0	1	0	1
Amos Otis, R OBP: 0.348, SLG: 0.483 (1, 8)	0-3 K			0-0 F8		0-0 6-3		0-0 1-3 2-H 2B		4	0	1	1	0	1	0
John Mayberry, L OBP: 0.430, SLG: 0.563 (1, 3)		0-0 HR		0-3 K		0-0 4-3		0-0 F8		4	1	1	1	0	1	2
Ed Kirkpatrick, L OBP: 0.396, SLG: 0.497 (1, 9)		4-0 G4-6-3 1B BB		0-0 2B 1B			0-0 F7		0-0 3-1	3	1	1	0	1	0	0
Lou Piniella, R OBP: 0.274, SLG: 0.343 (1, 7)		0-0 G4-6-3 1-2 1B		0-0 1-H 2B			0-0 5-3		0-0 6-3	4	0	2	1	0	0	0
Gail Hopkins, L OBP: 0.392, SLG: 0.410 Kurt Bevacqua, R OBP: 0.361, SLG: 0.384 (9, PH)		0-0 G4-6-3 1-2 2-3		0-0 F7			0-0 4-3		0-3 K	3	0	0	0	0	0	3
Paul Schaal, R OBP: 0.380, SLG: 0.395 (1, 5)		0-0 6-3			0-0 F7			0-0 6-3		3	0	0	0	0	0	1
Fran Healy, R OBP: 0.311, SLG: 0.278 (1, 2)			0-0 5-3			0-0 F9		0-0 F8		3	0	0	0	0	0	0

TOP
Kansas City Royals @ Baltimore Orioles Memorial Stadium, Baltimore, MD Thu Jun 14 1973, 7:05 PM EDT Att: 6,067 - Unknown - 76 F
AB 32 R 3 H 7 RBI 3 BB 2 SO 3 LOB 7

Inning Stats	R	H	E	K	S	IP	WLS	BF	H	R	ER	SO	BB	IBB	HBP	BLK	WP	HR	S	P	ERA	WHIP
PITCHER Doyle Alexander, R ERA: 3.59 Grant Jackson, L ERA: 1.59	0	0	0	1	5	7.2		30	7	3	3	2	2	0	0	0	0	1	32	40	3.52	1.174

Batter	1	2	3	4	5	6	7	8	9	AB	R	H	RBI	BB	SO	LOB
Al Bumbry, L OBP: 0.366, SLG: 0.480 Paul Blair, R OBP: 0.313, SLG: 0.324 (7, PH)	0-0 F7		0-0 F8 1-3		0-0 G6-4-3 1-2		4-0 BB	0-0 2B 3B		3	0	0	0	0	0	3
Rich Coggins, L OBP: 0.306, SLG: 0.422 Merv Rettenmund, R OBP: 0.325, SLG: 0.318 Terry Crowley, L OBP: 0.288, SLG: 0.242 (7, PH)	0-0 4-3		0-0 4-3			0-0 3-1	0-0 G6-4-3 1-2	0-0 2B		3	0	0	0	0	0	1
Bobby Grich, R OBP: 0.395, SLG: 0.406 (1, 4)	0-0 F9			0-0 5-3		0-0 F3		0-0 3B		4	1	1	0	1	0	0
Tommy Davis, R OBP: 0.302, SLG: 0.388 (1, 10)		0-0 HR		0-0 1B		0-0 1B		0-0 SF9 BB		4	1	3	2	0	0	2
Earl Williams, R OBP: 0.309, SLG: 0.410 Enos Cabell, R OBP: 0.200, SLG: 0.222 (8, PR)		0-3 K		0-0 F2		0-0 FC5-4 1B		0-0 1B BB		4	0	2	0	0	1	1
Don Baylor, R OBP: 0.302, SLG: 0.335 (1, 7)		0-0 P4		0-0 P4		0-0 FC5-4 1-2		0-0 1B S		4	1	1	0	0	0	3
Brooks Robinson, R OBP: 0.274, SLG: 0.293 (1, 5)		0-0 F8			0-0 E6 1B		0-0 FC5-6 1B	4-0 1B 2B IBB		3	1	2	0	1	0	0
Eliod Hendricks, L OBP: 0.275, SLG: 0.395 (1, 2)			0-0 F9		4-0 G6-4-3 BB		0-0 FC5-6 BB BB	4-0 1B 3B BB		2	1	0	1	2	0	1
Mark Belanger, R OBP: 0.309, SLG: 0.253 (1, 6)			0-0 F8 S 1B		0-3 K		4-0 BB	0-0 3B 1B		3	1	2	1	1	1	2

BOTTOM
Kansas City Royals @ Baltimore Orioles Memorial Stadium, Baltimore, MD Thu Jun 14 1973, 7:05 PM EDT Att: 6,067 - Unknown - 76 F
AB 33 R 8 H 13 RBI 8 BB 6 SO 2 LOB 16

Inning Stats	R	H	E	K	S	IP	WLS	BF	H	R	ER	SO	BB	IBB	HBP	BLK	WP	HR	S	P	ERA	WHIP
PITCHER Mark Littell, R ERA: 1.42 Norm Angelini, L ERA: 5.4 Gene Garber, R ERA: 3.36 Bruce Dal Canton, R ERA: 3.55 Doug Bird, R ERA: 3.24	0	0	0	1	3	6.1		27	7	1	1	2	2	0	0	0	0	1	29	37	1.42	1.421

Batter	1	2	3	4	5	6	7	8	9	AB	R	H	RBI	BB	SO	LOB	TOP		
Davey Nelson, R OBP: 0.337, SLG: 0.435 (1, 4)	5-3		5-3			F7		F9		4	0	0	0	0	0	0	Texas Rangers @ Baltimore Orioles Memorial Stadium, Baltimore, MD Fri Jun 15 1973, 7:05 PM EDT Att: 7,792 - Unknown livebaseballscorecards.com		
Toby Harrah, R OBP: 0.310, SLG: 0.319 (1, 5)	FC4-6 BB		F9					P3		3	0	1	0	1	0	0			
Rico Carty, R OBP: 0.296, SLG: 0.277 (1, 7)	FC4-6 FC6-4 1-2					P4				4	0	0	0	0	2				
Alex Johnson, R OBP: 0.330, SLG: 0.389 (1, 10)	FC6-4 1-2									4	0	1	0	0	1				
Jeff Burroughs, R OBP: 0.318, SLG: 0.388 (1, 9)										3	0	1	0	1	0				
Jim Spencer, L OBP: 0.350, SLG: 0.441 (1, 3)										4	0	0	0	0	4				
Ken Suarez, R OBP: 0.377, SLG: 0.398 (1, 2)										3	0	0	0	0	3				
Elliott Maddox, R OBP: 0.351, SLG: 0.289 (1, 8)										3	0	0	0	0	3				
Jim Mason, L OBP: 0.325, SLG: 0.336 (1, 6)										3	0	0	0	0	0				
Inning Stats	R: 0 E: 0 K: 0 S: 3	H: 0 LOB: 1 BB: 1 P: 7	R: 0 E: 0 K: 0 S: 4	H: 1 LOB: 1 BB: 0 P: 4	R: 0 E: 0 K: 0 S: 3	H: 0 LOB: 0 BB: 0 P: 3	R: 0 E: 0 K: 0 S: 3	H: 0 LOB: 0 BB: 0 P: 3	R: 0 E: 0 K: 0 S: 4	H: 1 LOB: 1 BB: 0 P: 4	R: 0 E: 0 K: 0 S: 4	H: 1 LOB: 2 BB: 1 P: 8	R: 0 E: 0 K: 0 S: 3	H: 0 LOB: 0 BB: 0 P: 3	R: 0 E: 1 K: 0 S: 4	H: 0 LOB: 1 BB: 0 P: 4	1B: 3 2B: 0 3B: 0 HR: 0	SF: 0 SAC: 0 DP: 0 HBP: 0	WP: 0 PA: 33 PB: 0 SB: 0 CS: 0
PITCHER Mike Cuellar, L ERA: 4.48 (1, 1)	IP: 9.0 WLS: W BF: 33	H: 3 R: 0 ER: 0 SO: 0	BB: 2 IBB: 0 HBP: 0 BLK: 0	WP: 0 HR: 0 S: 31 P: 39	ERA: 0.00 WHIP: 0.556											ERA: 0.00 WHIP: 0.556			

Batter	1	2	3	4	5	6	7	8	9	AB	R	H	RBI	BB	SO	LOB	BOTTOM		
Al Bumbry, L OBP: 0.362, SLG: 0.471 (1, 7)	K			E6 1B				1-3		4	1	1	0	0	1	0	Texas Rangers @ Baltimore Orioles Memorial Stadium, Baltimore, MD Fri Jun 15 1973, 7:05 PM EDT Att: 7,792 - Unknown livebaseballscorecards.com		
Rich Coggins, L OBP: 0.304, SLG: 0.415 (1, 9)	F9			1B S CS 1B				F9		4	0	1	0	0	1	3			
Bobby Grich, R OBP: 0.388, SLG: 0.398 (1, 4)	5-3			F9 1-2				F7		4	0	0	0	0	1	2			
Tommy Davis, R OBP: 0.302, SLG: 0.387 (1, 10)								F3		3	0	1	1	0	1	0			
Earl Williams, R OBP: 0.304, SLG: 0.403 (1, 3)				2-3 3-H 1B				K		3	0	0	0	0	2	2			
Paul Blair, R OBP: 0.313, SLG: 0.325 (1, 8)				3-H K				K		3	0	1	0	0	1	0			
Brooks Robinson, R OBP: 0.275, SLG: 0.293 (1, 5)								5-3 1B		3	0	1	0	0	1	1			
Elirod Hendricks, L OBP: 0.256, SLG: 0.366 (1, 2)								FC3-6 1B BB		3	0	0	0	0	1	2			
Mark Belanger, R OBP: 0.310, SLG: 0.250 (1, 6)								P6 1-2		2	0	0	0	1	0	1			
Inning Stats	R: 0 E: 0 K: 1 S: 5	H: 0 LOB: 0 BB: 0 P: 5	R: 0 E: 0 K: 1 S: 5	H: 0 LOB: 0 BB: 0 P: 5	R: 0 E: 0 K: 2 S: 7	H: 0 LOB: 0 BB: 0 P: 7	R: 1 E: 1 K: 1 S: 7	H: 2 LOB: 1 BB: 0 P: 7	R: 0 E: 0 K: 2 S: 9	H: 2 LOB: 3 BB: 1 P: 13	R: 0 E: 0 K: 1 S: 5	H: 0 LOB: 0 BB: 0 P: 5	R: 0 E: 0 K: 0 S: 4	H: 1 LOB: 1 BB: 0 P: 4	R: 0 E: 0 K: 1 S: 5	H: 0 LOB: 0 BB: 0 P: 5	1B: 5 2B: 0 3B: 0 HR: 0	SF: 0 SAC: 0 DP: 0 HBP: 0	WP: 0 PA: 30 PB: 0 SB: 1 CS: 1
PITCHER Sonny Siebert, R ERA: 2.86 (1, 1)	IP: 7.0 WLS: L BF: 27	H: 5 R: 1 ER: 0 SO: 8	BB: 1 IBB: 0 HBP: 0 BLK: 0	WP: 0 HR: 0 S: 42 P: 46	ERA: 0.00 WHIP: 0.857											ERA: 0.00 WHIP: 0.857			
Bill Gogolewski, R ERA: 2.94 (8, 1)	IP: 1.0 WLS: L BF: 3	H: 0 R: 0 ER: 0 SO: 1	BB: 0 IBB: 0 HBP: 0 BLK: 0	WP: 0 HR: 0 S: 5 P: 5	ERA: 0.00 WHIP: 0.000											ERA: 0.00 WHIP: 0.000			

Batter	1	2	3	4	5	6	7	8	9	AB	R	H	RBI	BB	SO	LOB	TOP			
Davey Nelson, R OBP: 0.335, SLG: 0.431	F8			5-3			5-3		G6-4-3	4	0	1	1	0	0	0	Texas Rangers @ Baltimore Orioles Memorial Stadium, Baltimore, MD Sat Jun 16 1973, 7:05 PM EDT Att: 8,587 - Unknown			
Toby Harrah, R OBP: 0.305, SLG: 0.313	F9			F7			F8		G6-4-3	4	0	0	0	0	0	2				
Jim Spencer, L OBP: 0.344, SLG: 0.432	K			F7			K			3	0	0	0	0	2	0				
Rico Carty, R OBP: 0.292, SLG: 0.272			F9			4-3			L4	3	0	0	0	0	0	0				
Tom Grieve, R OBP: 0.111, SLG: 0.111										0	0	0	0	0	0	0				
Alex Johnson, R OBP: 0.326, SLG: 0.384		K							6-3	3	0	0	0	0	2	0				
Larry Bittner, L OBP: 0.286, SLG: 0.253										3	0	0	0	0	0	0				
Jeff Burroughs, R OBP: 0.318, SLG: 0.388									F7	0	0	0	0	0	0	0				
Vic Harris, S OBP: 0.284, SLG: 0.316										3	0	0	0	0	1	0				
Ken Suarez, R OBP: 0.376, SLG: 0.396										3	1	1	0	0	0	0				
Jim Mason, L OBP: 0.325, SLG: 0.330										2	0	0	0	1	1	0				
Inning Stats	R: 0 E: 0 K: 1 S: 5	H: 0 LOB: 0 BB: 0 P: 5	R: 0 E: 0 K: 1 S: 5	H: 0 LOB: 0 BB: 0 P: 5	R: 0 E: 0 K: 0 S: 3	H: 0 LOB: 0 BB: 0 P: 3	R: 0 E: 0 K: 0 S: 3	H: 0 LOB: 0 BB: 0 P: 3	R: 0 E: 0 K: 1 S: 5	H: 0 LOB: 0 BB: 0 P: 5	R: 0 E: 0 K: 0 S: 5	H: 0 LOB: 0 BB: 0 P: 5	R: 0 E: 0 K: 0 S: 3	H: 0 LOB: 0 BB: 0 P: 3	R: 1 E: 0 K: 1 S: 6	H: 2 LOB: 1 BB: 1 P: 10	1B: 2 2B: 0 3B: 0 HR: 0	SF: 0 SAC: 0 DP: 1 HBP: 0	WP: 0 PB: 0 SB: 0 CS: 0	PA: 29
PITCHER Jim Palmer, R ERA: 2.39	IP: 9.0 WLS: W BF: 29 H: 2 R: 1 ER: 1 SO: 6 BB: 1 IBB: 0 HBP: 0 BLK: 0 WP: 0 HR: 0 S: 40 P: 44 ERA: 1.00 WHIP: 0.333															PITCHER	IP: WLS: BF: H: R: ER: SO: BB: IBB: HBP: BLK: WP: HR: S: P: ERA: WHIP:			

Batter	1	2	3	4	5	6	7	8	9	AB	R	H	RBI	BB	SO	LOB	BOTTOM			
Al Bumbry, L OBP: 0.372, SLG: 0.467										3	2	1	0	2	2	2	Texas Rangers @ Baltimore Orioles Memorial Stadium, Baltimore, MD Sat Jun 16 1973, 7:05 PM EDT Att: 8,587 - Unknown			
Rich Coggins, L OBP: 0.299, SLG: 0.423	F5	F9		F7	P4					5	0	1	0	0	0	4				
Bobby Grich, R OBP: 0.385, SLG: 0.393	3-1	F5								5	1	1	2	0	0	2				
Tommy Davis, R OBP: 0.305, SLG: 0.384		F8								4	1	1	0	1	1	1				
Earl Williams, R OBP: 0.314, SLG: 0.404										2	1	1	1	1	0	0				
Paul Blair, R OBP: 0.323, SLG: 0.364										3	2	3	3	0	0	0				
Brooks Robinson, R OBP: 0.274, SLG: 0.289										3	1	0	0	1	1	4				
Eliot Hendricks, L OBP: 0.255, SLG: 0.400										4	0	1	3	0	2	2				
Mark Belanger, R OBP: 0.314, SLG: 0.247										2	1	0	0	2	0	0				
Inning Stats	R: 5 E: 0 K: 1 S: 8	H: 3 LOB: 2 BB: 4 P: 24	R: 0 E: 0 K: 0 S: 3	H: 0 LOB: 0 BB: 0 P: 3	R: 0 E: 0 K: 0 S: 3	H: 1 LOB: 1 BB: 0 P: 4	R: 3 E: 0 K: 1 S: 8	H: 3 LOB: 2 BB: 2 P: 16	R: 0 E: 0 K: 1 S: 5	H: 0 LOB: 1 BB: 1 P: 9	R: 0 E: 0 K: 0 S: 3	H: 0 LOB: 0 BB: 0 P: 3	R: 1 E: 0 K: 1 S: 6	H: 1 LOB: 0 BB: 0 P: 6	R: 0 E: 0 K: 2 S: 8	H: 1 LOB: 1 BB: 0 P: 8		1B: 5 2B: 1 3B: 2 HR: 1	SF: 1 SAC: 0 DP: 1 HBP: 1	WP: 0 PB: 0 SB: 3 CS: 0
PITCHER Steve Dunning, R ERA: 6.0	IP: 0.2 WLS: L BF: 8 H: 3 R: 5 ER: 5 SO: 0 BB: 3 IBB: 0 HBP: 0 BLK: 0 WP: 0 HR: 0 S: 5 P: 17 ERA: 67.50 WHIP: 9.000															PITCHER	IP: WLS: BF: H: R: ER: SO: BB: IBB: HBP: BLK: WP: HR: S: P: ERA: WHIP:			
Jim Bibby, R ERA: 8.53	1.1	5	0	0	0	1	1	0	0	0	0	6	10	0.00	0.750					
Lloyd Allen, R ERA: 15.43	3.1	10	4	3	3	0	2	0	1	0	0	7	16	20.25	4.500					
Mike Paul, L ERA: 5.6	4.1	9	0	0	0	2	1	0	0	0	0	12	16	0.00	0.375					
Steve Foucault, R ERA: 3.78	7.1	8	2	1	1	3	0	0	0	0	0	1	14	4.50	1.000					



Batter	1	2	3	4	5	6	7	8	9	AB	R	H	RBI	BB	SO	LOB	TOP			
Al Bumbry, L OBP: 0.368, SLG: 0.486 (1, 7)										4	1	1	1	0	1	0	Baltimore Orioles @ New York Yankees Yankee Stadium, Bronx, NY Tue Jun 19 1973, 7:05 PM EDT Att: 13,368 - Unknown			
Don Baylor, R OBP: 0.310, SLG: 0.341 (9, FH)										4	1	3	0	0	0	0				
Rich Coggins, L OBP: 0.306, SLG: 0.449 (1, 9)										4	1	3	0	0	0	0				
Merv Rettenmund, R OBP: 0.318, SLG: 0.310 (9, FH)										1	0	1	0	0	0	0				
Bobby Grich, R OBP: 0.377, SLG: 0.377 (1, 4)										5	0	0	0	0	0	3				
Tommy Davis, R OBP: 0.302, SLG: 0.371 (1, 10)										4	1	2	0	0	1	0				
Earl Williams, R OBP: 0.325, SLG: 0.402 (1, 3)										2	0	0	0	2	1	1				
Elrod Hendricks, L OBP: 0.299, SLG: 0.373 (1, 2)										4	0	1	0	0	1	3				
Paul Blair, R OBP: 0.331, SLG: 0.382 (1, 8)										4	1	2	1	0	0	2				
Brooks Robinson, R OBP: 0.281, SLG: 0.297 (1, 5)										4	0	0	0	0	0	5				
Mark Belanger, R OBP: 0.313, SLG: 0.246 (1, 6)										4	0	0	0	0	1	3				
Inning Stats	R: 0 E: 0 K: 1 S: 5	H: 1 LOB: 0 BB: 0 P: 5	R: 0 E: 0 K: 0 S: 4	H: 1 LOB: 2 BB: 1 P: 8	R: 0 E: 0 K: 0 S: 4	H: 1 LOB: 1 BB: 0 P: 4	R: 1 E: 0 K: 0 S: 5	H: 2 LOB: 2 BB: 1 P: 9	R: 2 E: 0 K: 1 S: 7	H: 2 LOB: 0 BB: 0 P: 7	R: 0 E: 0 K: 0 S: 3	H: 0 LOB: 0 BB: 0 P: 3	R: 0 E: 0 K: 2 S: 8	H: 1 LOB: 1 BB: 0 P: 8	R: 1 E: 0 K: 0 S: 6	H: 3 LOB: 2 BB: 0 P: 6	1B: 7 2B: 2 3B: 1 HR: 1	SF: 0 SAC: 0 DP: 0 HBP: 0	WP: 0 PB: 1 SB: 1 CS: 0	PA: 39
PITCHER	IP WLS BF H R ER SO BB IBB HBP BLK WP HR S P ERA WHIP																			
Doc Medich, R ERA: 3.43 (1, 1)	4.1	W	21	7	3	3	1	2	0	0	0	1	0	0	1	21	29	6.23	2.077	
Fred Beene, R ERA: 1.92 (5, 1)	3.2	W	13	2	1	1	4	0	0	0	0	0	0	0	0	21	21	2.46	0.545	
Sparky Lyle, L ERA: 1.91 (9, 1)	1.0	S	5	2	0	0	0	0	0	0	0	0	0	0	5	5	0.00	2.000		

Batter	1	2	3	4	5	6	7	8	9	AB	R	H	RBI	BB	SO	LOB	BOTTOM			
Horace Clarke, S OBP: 0.320, SLG: 0.302 (1, 4)										3	0	1	0	1	0	3	Baltimore Orioles @ New York Yankees Yankee Stadium, Bronx, NY Tue Jun 19 1973, 7:05 PM EDT Att: 13,368 - Unknown			
Roy White, S OBP: 0.336, SLG: 0.302 (1, 7)										4	0	0	0	0	2	2				
Matty Alou, L OBP: 0.340, SLG: 0.354 (1, 3)										4	0	0	0	0	1	2				
Bobby Murcer, L OBP: 0.316, SLG: 0.438 (1, 8)										4	0	1	0	0	0	1				
Graig Nettles, L OBP: 0.369, SLG: 0.431 (1, 5)										3	2	1	1	1	0	1				
Johnny Callison, L OBP: 0.164, SLG: 0.155 (1, 9)										4	1	0	0	0	0	1				
Bernie Allen, L OBP: 0.292, SLG: 0.273 (1, 10)										4	1	2	1	0	1	0				
Thurman Munson, R OBP: 0.354, SLG: 0.452 (1, 2)										4	1	1	1	0	1	2				
Gene Michael, S OBP: 0.307, SLG: 0.337 (1, 6)										3	0	2	2	0	0	0				
Inning Stats	R: 0 E: 0 K: 1 S: 5	H: 0 LOB: 1 BB: 1 P: 9	R: 1 E: 0 K: 0 S: 4	H: 1 LOB: 0 BB: 0 P: 4	R: 0 E: 0 K: 0 S: 4	H: 1 LOB: 1 BB: 0 P: 4	R: 3 E: 0 K: 0 S: 6	H: 3 LOB: 1 BB: 1 P: 10	R: 0 E: 0 K: 0 S: 3	H: 0 LOB: 0 BB: 0 P: 3	R: 1 E: 1 K: 0 S: 6	H: 2 LOB: 2 BB: 0 P: 6	R: 0 E: 0 K: 2 S: 8	H: 1 LOB: 1 BB: 0 P: 8	R: 0 E: 0 K: 2 S: 7	H: 0 LOB: 0 BB: 0 P: 7		1B: 5 2B: 2 3B: 0 HR: 1	SF: 0 SAC: 0 DP: 0 HBP: 0	WP: 0 PB: 0 SB: 0 CS: 0
PITCHER	IP WLS BF H R ER SO BB IBB HBP BLK WP HR S P ERA WHIP																			
Doyle Alexander, R ERA: 3.78 (1, 1)	5.2	L	27	7	5	4	1	2	0	0	0	0	0	0	0	35	6.35	1.588		
Bob Reynolds, R ERA: 2.1 (6, 1)	2.1		8	1	0	0	4	0	0	0	0	0	0	0	16	16	0.00	0.429		

Batter	1	2	3	4	5	6	7	8	9	AB	R	H	RBI	BB	SO	LOB	TOP			
Al Bumbry, L OBP: 0.359, SLG: 0.474 Merv Rettenmund, R OBP: 0.315, SLG: 0.307 Frank Baker, L (8, 6)										3	0	0	0	0	1	1	<p>Baltimore Orioles @ New York Yankees Yankee Stadium, Bronx, NY Wed Jun 20 1973, 7:05 PM EDT Att: 16,371 - Unknown</p> <p>livebaseballscores.com</p> <p>AB 27 R 1 H 2 RBI 1 BB 4 SO 3 LOB 8</p>			
Rich Coggins, L OBP: 0.299, SLG: 0.438 Enos Cabell, R OBP: 0.182, SLG: 0.200										3	0	0	0	0	1					
Tommy Davis, R OBP: 0.301, SLG: 0.364										3	0	0	0	1	0					
Earl Williams, R OBP: 0.324, SLG: 0.395										3	0	0	0	1	0					
Eliot Hendricks, L OBP: 0.246, SLG: 0.352 Andy Etchebarren, R OBP: 0.236, SLG: 0.440										3	0	0	0	0	0	1				
Paul Blair, R OBP: 0.337, SLG: 0.380										1	1	0	0	2	1	0				
Bobby Grich, R OBP: 0.380, SLG: 0.381										3	0	2	0	0	0	1				
Brooks Robinson, R OBP: 0.279, SLG: 0.294										2	0	0	0	0	0	1				
Mark Belanger, R OBP: 0.310, SLG: 0.243 Terry Crowley, L OBP: 0.297, SLG: 0.254 Don Baylor, R OBP: 0.309, SLG: 0.339										2	0	0	0	0	0	0				
Inning Stats	R: 0 E: 0 K: 1 S: 5	H: 0 LOB: 0 BB: 0 P: 5	R: 0 E: 0 K: 0 S: 3	H: 0 LOB: 1 BB: 1 P: 7	R: 0 E: 1 K: 0 S: 4	H: 0 LOB: 1 BB: 0 P: 4	R: 0 E: 0 K: 0 S: 3	H: 0 LOB: 0 BB: 0 P: 3	R: 0 E: 0 K: 1 S: 5	H: 1 LOB: 0 BB: 0 P: 5	R: 0 E: 0 K: 0 S: 2	H: 0 LOB: 0 BB: 1 P: 6	R: 0 E: 0 K: 0 S: 4	H: 1 LOB: 1 BB: 1 P: 8	R: 0 E: 0 K: 1 S: 5	H: 0 LOB: 1 BB: 1 P: 9		1B: 2 2B: 0 3B: 0 HR: 0	SF: 0 SAC: 1 DP: 1 HBP: 0	WP: 0 PB: 0 SB: 0 CS: 0
PITCHER	IP WLS BF H R ER SO BB IBB HBP BLK WP HR S P ERA WHIP																			
Mel Stottlemyre, R ERA: 3.56 Sparky Lyle, L ERA: 1.85	(1, 1) 7.1 W 26 2 1 1 2 3 0 0 0 0 0 0 0 0 27 39 1.23 0.682																			
(8, 1) 1.2 S 6 0 0 0 1 1 0 0 0 0 0 0 0 7 11 0.00 0.600																				

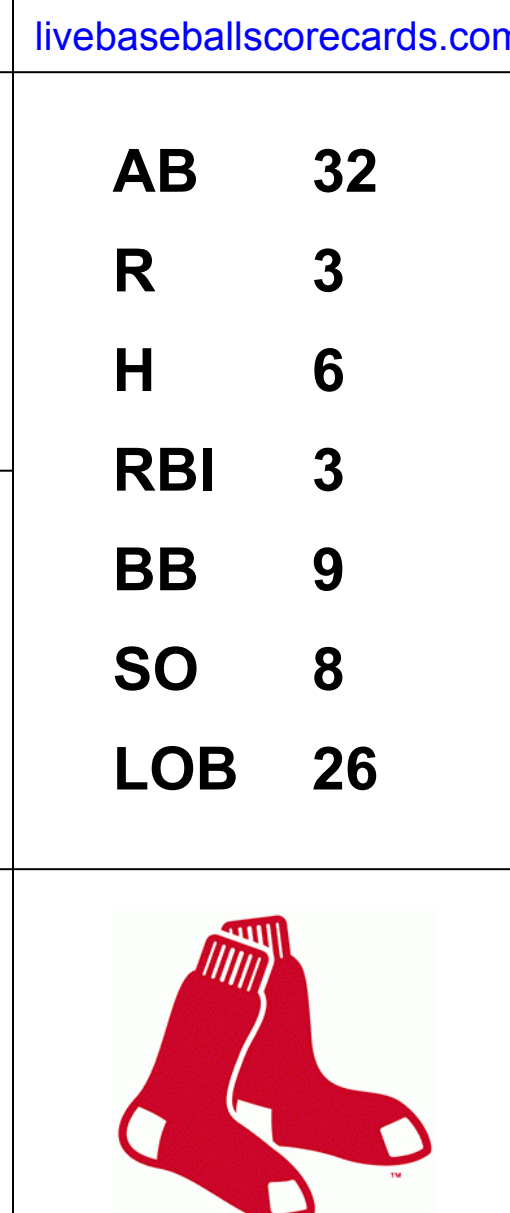
Batter	1	2	3	4	5	6	7	8	9	AB	R	H	RBI	BB	SO	LOB	BOTTOM			
Horace Clarke, S OBP: 0.319, SLG: 0.298										3	0	0	0	1	0	0	<p>Baltimore Orioles @ New York Yankees Yankee Stadium, Bronx, NY Wed Jun 20 1973, 7:05 PM EDT Att: 16,371 - Unknown</p> <p>livebaseballscores.com</p> <p>AB 27 R 2 H 4 RBI 2 BB 2 SO 1 LOB 6</p>			
Roy White, S OBP: 0.338, SLG: 0.302										3	0	1	0	1	0	1				
Matty Alou, L OBP: 0.336, SLG: 0.350										3	1	0	0	0	0	2				
Bobby Murcer, L OBP: 0.317, SLG: 0.436										3	1	1	0	0	0	1				
Jim Ray Hart, R OBP: 0.328, SLG: 0.425										3	0	1	2	0	0	0				
Graig Nettles, L OBP: 0.369, SLG: 0.430										3	0	1	0	0	0	0				
Thurman Munson, R OBP: 0.350, SLG: 0.445										3	0	0	0	0	0	2				
Felipe Alou, R OBP: 0.248, SLG: 0.315										3	0	0	0	0	1	0				
Gene Michael, S OBP: 0.303, SLG: 0.332										3	0	0	0	0	0	0				
Inning Stats	R: 0 E: 0 K: 0 S: 3	H: 0 LOB: 0 BB: 0 P: 3	R: 0 E: 0 K: 0 S: 3	H: 0 LOB: 0 BB: 0 P: 3	R: 0 E: 0 K: 0 S: 3	H: 1 LOB: 1 BB: 0 P: 4	R: 0 E: 0 K: 0 S: 3	H: 0 LOB: 0 BB: 0 P: 3	R: 0 E: 0 K: 1 S: 5	H: 0 LOB: 0 BB: 0 P: 5	R: 2 E: 0 K: 0 S: 5	H: 3 LOB: 1 BB: 1 P: 9	R: 0 E: 0 K: 0 S: 3	H: 0 LOB: 1 BB: 1 P: 7	R: 0 E: 0 K: 0 S: 3	H: 0 LOB: 1 BB: 1 P: 7		1B: 3 2B: 1 3B: 0 HR: 0	SF: 0 SAC: 0 DP: 1 HBP: 0	WP: 0 PB: 0 SB: 1 CS: 0
PITCHER	IP WLS BF H R ER SO BB IBB HBP BLK WP HR S P ERA WHIP																			
Mike Cuellar, L ERA: 4.37 Eddie Watt, R ERA: 2.89 Grant Jackson, L ERA: 1.31	(1, 1) 6.1 L 24 4 2 2 1 1 0 0 0 0 0 0 0 3 7 0.00 0.789																			
(7, 1) 1.1 4 0 0 0 0 1 0 0 0 0 0 0 3 7 0.00 0.750																				
(8, 1) 0.1 1 0 0 0 0 0 0 0 0 0 0 0 1 1 0.00 0.000																				

Batter	1	2	3	4	5	6	7	8	9	AB	R	H	RBI	BB	SO	LOB	TOP							
Al Bumby, L OBP: 0.356, SLG: 0.462 (1, 7)	0-0 4-3		4-0 SH1-3 1B BB	0-0 L1-3			0-0 4-3			3	1	0	0	1	0	2	Baltimore Orioles @ Boston Red Sox Fenway Park, Boston, MA Thu Jun 21 1973, 7:05 PM EDT Att: 21,876 - Unknown							
Rich Coggins, L OBP: 0.308, SLG: 0.439 (1, 9)	4-0 HR BB		0-0 SH1-3		0-0 P2		0-0 CS 1B			2	1	1	0	1	0	0								
Paul Blair, R OBP: 0.346, SLG: 0.406 (1, 8)	0-0 HR		0-0 1B		0-0 1B		0-0 P5			4	1	3	3	0	0	1								
Tommy Davis, R OBP: 0.294, SLG: 0.356 (1, 10)	0-3 K		0-0 6-3		0-0 P4			0-0 F9		4	0	0	0	0	1	2								
Earl Williams, R OBP: 0.317, SLG: 0.386 (1, 2)	0-3 K			0-0 F7	0-0 6-3			0-0 F8		4	0	0	0	0	1	1								
Don Baylor, R OBP: 0.314, SLG: 0.345 (1, 3)		0-3 K		0-0 S 2B 1B		0-0 CS 1B		0-0 F9		3	1	2	0	0	1	0								
Terry Crowley, L OBP: 0.293, SLG: 0.250 (7, 3)										1	0	0	0	0	0	0								
Bobby Grich, R OBP: 0.382, SLG: 0.397 (1, 4)		0-3 K		0-0 1B 1B 2B		0-0 SF7 3B		0-0 F8		4	2	2	1	0	1	0								
Brooks Robinson, R OBP: 0.278, SLG: 0.295 (1, 5)		0-0 F2		0-0 1B 1B		0-0 SF7		0-0 5-3		3	0	1	1	0	0	0								
Mark Belanger, R OBP: 0.309, SLG: 0.243 (1, 6)			0-3 K	0-0 L1-3 1B		0-0 5-3		0-0 F8		4	0	1	1	0	1	0								
Inning Stats	R: 2 E: 1 K: 2 S: 8	H: 1 LOB: 0 BB: 1 P: 12	R: 0 E: 0 K: 2 S: 7	H: 0 LOB: 0 BB: 0 P: 7	R: 1 E: 0 K: 1 S: 6	H: 1 LOB: 1 BB: 1 P: 10	R: 2 E: 0 K: 0 S: 6	H: 4 LOB: 1 BB: 0 P: 6	R: 0 E: 0 K: 0 S: 4	H: 1 LOB: 1 BB: 0 P: 4	R: 1 E: 0 K: 0 S: 4	H: 2 LOB: 0 BB: 0 P: 4	R: 0 E: 0 K: 0 S: 3	H: 1 LOB: 0 BB: 0 P: 3	R: 0 E: 0 K: 0 S: 3	H: 0 LOB: 0 BB: 0 P: 3	R: 0 E: 0 K: 0 S: 3	H: 0 LOB: 0 BB: 0 P: 3	1B: 7 2B: 2 3B: 1 HR: 1	SF: 1 SAC: 1 DP: 1 HBP: 0	WP: 0 PB: 0 SB: 1 CS: 2	PA: 36		
PITCHER Luis Tiant, R ERA: 4.08 (1, 1)	IP: 9.0 WLS: L BF: 36	H: 10 R: 6 ER: 6 SO: 5	BB: 2 IBB: 0 HBP: 0 BLK: 0	WP: 0 HR: 1 S: 44 P: 52	ERA: 6.00 WHIP: 1.333	PITCHER														IP: 9.0 WLS: L BF: 36	H: 10 R: 6 ER: 6 SO: 5	BB: 2 IBB: 0 HBP: 0 BLK: 0	WP: 0 HR: 1 S: 44 P: 52	ERA: 6.00 WHIP: 1.333

AB	32
R	6
H	10
RBI	6
BB	2
SO	5
LOB	6



Batter	1	2	3	4	5	6	7	8	9	AB	R	H	RBI	BB	SO	LOB	BOTTOM								
Rick Miller, L OBP: 0.394, SLG: 0.415 (1, 9)	0-0 F7	0-3 K		0-0 F7		4-0 E BB		4-0 G4-6-3 BB		3	0	0	0	2	1	1	Baltimore Orioles @ Boston Red Sox Fenway Park, Boston, MA Thu Jun 21 1973, 7:05 PM EDT Att: 21,876 - Unknown								
Mario Guerrero, R OBP: 0.320, SLG: 0.333 (1, 4)	0-0 2B		4-0 F8 BB BB	0-0 L4		0-0 E3		0-0 G4-6-3		4	0	1	0	1	0	3									
Reggie Smith, S OBP: 0.381, SLG: 0.434 (1, 8)	0-0 F9		4-0 BB BB	0-0 1B		0-0 P4		0-0 F9		4	0	1	0	1	0	4									
Carl Yastrzemski, L OBP: 0.365, SLG: 0.468 (1, 7)	4-0 BB		0-0 F8	0-0 P5		0-0 P4		0-0 P4		4	0	0	0	1	0	6									
Rico Petrocelli, R OBP: 0.329, SLG: 0.414 (1, 5)	0-0 F7		4-0 BB		0-3 K		0-0 2B		0-3 K	4	0	1	0	1	2	2									
Danny Cater, R OBP: 0.369, SLG: 0.393 (1, 3)		0-0 G3-6-3 1B	0-0 F8		0-3 K		0-3 K		0-3 K	4	0	1	0	0	2	4									
Ben Oglivie, L OBP: 0.278, SLG: 0.406 (1, 10)		0-0 G3-6-3	0-0 F2		0-3 K		0-3 K		0-3 K	3	0	0	0	0	1	4									
Carlton Fisk, R OBP: 0.369, SLG: 0.556 (7, PH)										1	0	0	0	0	1	1									
Luis Aparicio, R OBP: 0.320, SLG: 0.295 (1, 6)		4-0 3B BB		4-0 HR BB		0-3 K		0-0 P4		2	2	0	0	2	1	1									
Bob Montgomery, R OBP: 0.384, SLG: 0.947 (1, 2)		0-0 3B		0-0 HR		4-0 E BB BB		0-0 F8		3	1	2	3	1	0	0									
Inning Stats	R: 0 E: 0 K: 0 S: 4	H: 1 LOB: 2 BB: 1 P: 8	R: 1 E: 0 K: 1 S: 6	H: 2 LOB: 1 BB: 1 P: 10	R: 0 E: 0 K: 0 S: 3	H: 0 LOB: 3 BB: 3 P: 15	R: 2 E: 0 K: 0 S: 5	H: 2 LOB: 1 BB: 1 P: 9	R: 0 E: 0 K: 3 S: 9	H: 0 LOB: 0 BB: 0 P: 9	R: 0 E: 1 K: 1 S: 6	H: 0 LOB: 3 BB: 2 P: 14	R: 0 E: 0 K: 2 S: 8	H: 1 LOB: 1 BB: 0 P: 8	R: 0 E: 0 K: 0 S: 2	H: 0 LOB: 0 BB: 1 P: 6	R: 0 E: 0 K: 1 S: 5	H: 0 LOB: 0 BB: 0 P: 5	1B: 2 2B: 2 3B: 1 HR: 1	SF: 0 SAC: 0 DP: 2 HBP: 0	WP: 0 PB: 0 SB: 0 CS: 0	PA: 41			
PITCHER Jim Palmer, R ERA: 2.56 (1, 1)	IP: 3.0 WLS: W BF: 18	H: 4 R: 3 ER: 3 SO: 1	BB: 6 IBB: 0 HBP: 0 BLK: 0	WP: 0 HR: 1 S: 14 P: 38	ERA: 9.00 WHIP: 3.333	PITCHER														IP: 3.0 WLS: W BF: 18	H: 4 R: 3 ER: 3 SO: 1	BB: 6 IBB: 0 HBP: 0 BLK: 0	WP: 0 HR: 1 S: 14 P: 38	ERA: 9.00 WHIP: 3.333	
Bob Reynolds, R ERA: 1.93 (4, 1)	2.2 S	1 0 0 4	2 0 0 0	0 0 0 0	0 0 18 26	0.00 1.125	PITCHER														2.2 S	1 0 0 4	2 0 0 0	0 0 18 26	0.00 1.125
Grant Jackson, L ERA: 1.19 (6, 1)	3.1 S	1 0 0 3	1 0 0 0	0 0 0 0	0 0 16 20	0.00 0.600	PITCHER														3.1 S	1 0 0 3	1 0 0 0	0 0 16 20	0.00 0.600



Batter	1	2	3	4	5	6	7	8	9	AB	R	H	RBI	BB	SO	LOB	TOP								
Al Bumbry, L OBP: 0.353, SLG: 0.471 (1, 9)	0-0 4-3		0-0 G3		0-0 6-3			0-0 SF7 3B		4	1	1	0	0	0	2	Baltimore Orioles @ Boston Red Sox Fenway Park, Boston, MA Sat Jun 23 1973, 7:05 PM EDT Unknown								
Bobby Grich, R OBP: 0.397, SLG: 0.401 (1, 4)	0-0 1B		0-0 F7			0-0 4-3 1B		4-0 S BB		3	0	2	0	1	0	0									
Paul Blair, R OBP: 0.344, SLG: 0.401 (1, 8)	0-3 K			4-0 G6-3 BB		0-3 K		0-0 SF7		2	0	0	1	1	2	2									
Boog Powell, L OBP: 0.368, SLG: 0.310 (1, 3)	0-0 4-3			0-0 G6-3 1-2		0-0 4-3		4-0 G4-6-3 BB		3	0	0	0	1	0	3									
Tommy Davis, R OBP: 0.288, SLG: 0.348 (1, 10)		0-0 F8		0-0 G3		0-0 F9		0-0 G4-6-3		4	0	0	0	0	0	3									
Don Baylor, R OBP: 0.323, SLG: 0.351 (1, 7)	4-0 E S BB				0-0 FC3-6 1B		0-0 F8		0-0 1B	3	0	2	0	1	0	0									
Earl Williams, R OBP: 0.316, SLG: 0.380 (1, 2)	0-3 K			4-0 FC3-6 1-2 BB		0-3 K		0-0 F7		3	0	0	0	1	2	2									
Brooks Robinson, R OBP: 0.278, SLG: 0.294 (1, 5)	0-3 K			0-0 F7		0-0 1B		0-0 F8		4	0	1	0	0	1	4									
Frank Baker, L (1, 6)			0-0 G3		0-0 FC3-6		0-0 G3		0-0 F8	2	0	0	0	0	0	2									
Terry Crowley, L OBP: 0.289, SLG: 0.246 (7, PH)					1-2 2-3					1	0	0	0	0	0	1									
Mark Belanger, R OBP: 0.305, SLG: 0.243 (7, 6)										0	0	0	0	0	0	0									
Rich Coggins, L OBP: 0.305, SLG: 0.435 (9, PH)										1	0	0	0	0	0	1									
Inning Stats	R: 0 E: 0 K: 1 S: 6	H: 1 LOB: 1 BB: 0 P: 6	R: 0 E: 0 K: 2 S: 7	H: 0 LOB: 1 BB: 1 P: 11	R: 0 E: 0 K: 0 S: 3	H: 0 LOB: 0 BB: 0 P: 3	R: 0 E: 0 K: 0 S: 2	H: 0 LOB: 0 BB: 1 P: 6	R: 0 E: 0 K: 0 S: 4	H: 1 LOB: 2 BB: 1 P: 8	R: 0 E: 0 K: 1 S: 6	H: 1 LOB: 1 BB: 0 P: 6	R: 0 E: 0 K: 1 S: 6	H: 1 LOB: 1 BB: 0 P: 6	R: 1 E: 0 K: 0 S: 3	H: 1 LOB: 1 BB: 2 P: 11	R: 0 E: 0 K: 0 S: 4	H: 1 LOB: 1 BB: 0 P: 4	1B: 5 2B: 0 3B: 1 HR: 0	SF: 1 SAC: 0 DP: 2 HBP: 0	WP: 0 PB: 0 SB: 2 CS: 0	PA: 36			
PITCHER	IP	WLS	BF	H	R	ER	SO	BB	IBB	HBP	BLK	WP	HR	S	P	ERA	WHIP								
Ray Culp, R ERA: 3.86 (1, 1)	7.1	W	31	5	1	1	5	5	0	0	0	0	0	36	56	1.23	1.364								
Bobby Bolin, R ERA: 2.89 (8, 1)	1.2	S	5	1	0	0	0	0	0	0	0	0	0	5	5	0.00	0.600								

AB	30
R	1
H	6
RBI	1
BB	5
SO	5
LOB	20



Batter	1	2	3	4	5	6	7	8	9	AB	R	H	RBI	BB	SO	LOB	BOTTOM								
Mario Guerrero, R OBP: 0.325, SLG: 0.338 (1, 4)	0-0 5-3	0-0 5-3		0-0 1-3		0-0 CS 1B		0-0 1B		5	0	2	1	0	0	2	Baltimore Orioles @ Boston Red Sox Fenway Park, Boston, MA Sat Jun 23 1973, 7:05 PM EDT Unknown								
Reggie Smith, S OBP: 0.384, SLG: 0.437 (1, 8)	0-0 1B			0-3 K		0-3 K		0-0 F7		1	0	1	0	0	0	0									
Rick Miller, L OBP: 0.383, SLG: 0.402 (2, 8)		0-0 3-1				1-2 K				4	0	0	0	0	2	4									
Carlton Fisk, R OBP: 0.368, SLG: 0.555 (1, 2)	0-0 1B 2B		0-0 6-3	0-3 K		0-3 K				4	1	1	0	0	2	0									
Carl Yastrzemski, L OBP: 0.375, SLG: 0.482 (1, 7)	4-0 1B BB		4-0 2B 1B BB		0-0 G5-4-3 1B		0-0 1B 3B			2	2	2	0	2	0	0									
Rico Petrocelli, R OBP: 0.341, SLG: 0.432 (1, 5)	0-0 1B		0-0 1B 2B		0-0 G5-4-3 1B		0-0 1B			4	1	4	2	0	0	0									
Danny Cater, R OBP: 0.382, SLG: 0.375 (1, 3)	0-0 6-3		4-0 6-3 1B IBB		0-0 G5-4-3		0-0 P6			3	0	0	0	1	0	5									
Tommy Harper, R OBP: 0.320, SLG: 0.327 (1, 10)		4-0 FC1-6 BB	0-0 6-3 1B		0-0 5-3		0-0 6-3			3	0	1	1	1	0	2									
Luis Aparicio, R OBP: 0.319, SLG: 0.294 (1, 6)		0-0 FC1-6 2B	0-0 6-3		0-0 SH3-4 1B		0-0 6-3			4	1	1	1	0	0	3									
Dwight Evans, R OBP: 0.326, SLG: 0.350 (1, 9)		0-0 2B	0-0 F9		0-0 SH3-4		0-0 6-3			3	0	1	0	0	0	2									
Inning Stats	R: 1 E: 0 K: 0 S: 5	H: 3 LOB: 2 BB: 1 P: 9	R: 0 E: 0 K: 0 S: 4	H: 1 LOB: 2 BB: 1 P: 8	R: 2 E: 0 K: 0 S: 5	H: 2 LOB: 2 BB: 2 P: 13	R: 0 E: 0 K: 2 S: 7	H: 0 LOB: 0 BB: 0 P: 7	R: 0 E: 0 K: 0 S: 4	H: 2 LOB: 1 BB: 0 P: 4	R: 1 E: 0 K: 1 S: 6	H: 2 LOB: 0 BB: 0 P: 6	R: 1 E: 0 K: 1 S: 7	H: 2 LOB: 1 BB: 0 P: 7	R: 0 E: 0 K: 0 S: 4	H: 1 LOB: 1 BB: 0 P: 4	1B: 9 2B: 3 3B: 1 HR: 0	SF: 0 SAC: 1 DP: 1 HBP: 0	WP: 0 PB: 0 SB: 0 CS: 1	PA: 38					
PITCHER	IP	WLS	BF	H	R	ER	SO	BB	IBB	HBP	BLK	WP	HR	S	P	ERA	WHIP								
Dave McNally, L ERA: 2.78 (1, 1)	2.1	L	16	6	3	3	0	3	0	0	0	0	0	12	28	11.57	3.857								
Bob Reynolds, R ERA: 2.11 (3, 1)	5.2		22	7	2	2	4	0	0	0	0	0	0	30	30	3.18	1.235								




Batter	1	2	3	4	5	6	7	8	9	10	AB	R	H	RBI	BB	SO	LOB	TOP					
Merv Rettenmund, R OBP: 0.311, SLG: 0.303 (1, 7)	6-3		1-3			5-3	F9											5 0 1 0 0 0 2					
Rich Coggins, L OBP: 0.301, SLG: 0.426 (1, 9)	F9			1B		F9		F8	4-3									5 0 1 0 0 0 2					
Paul Blair, R OBP: 0.356, SLG: 0.429 (1, 8)	3B			F7				1B										5 1 4 0 0 0 1					
Earl Williams, R OBP: 0.318, SLG: 0.380 (1, 3)	F2			K		4-3												5 0 2 1 0 1 3					
Don Baylor, R OBP: 0.320, SLG: 0.343 (1, 10)		5-3		K				1B	P4									4 1 0 0 0 1 4					
Bobby Grich, R OBP: 0.384, SLG: 0.394 (1, 4)						F7		G3	F9									4 0 0 0 1 1 3					
Eliot Hendricks, L OBP: 0.262, SLG: 0.368 (1, 2)																		3 0 1 0 1 2 1					
Mark Belanger, R OBP: 0.303, SLG: 0.238 (1, 6)				P3		P3		K										4 0 0 0 0 1 3					
Larry Brown, R OBP: 0.308, SLG: 0.538 Brooks Robinson, R OBP: 0.281, SLG: 0.297 (7, 5)				F8		6-3												3 0 1 1 0 0 1 1 0 1 0 0 0 0					
Inning Stats	R: 0 E: 0 K: 0 S: 4	H: 1 LOB: 1 BB: 0 P: 4	R: 0 E: 0 K: 1 S: 4	H: 0 LOB: 0 BB: 1 P: 8	R: 0 E: 0 K: 0 S: 3	H: 0 LOB: 0 BB: 0 P: 3	R: 0 E: 0 K: 2 S: 8	H: 1 LOB: 1 BB: 0 P: 8	R: 0 E: 0 K: 0 S: 4	H: 1 LOB: 1 BB: 0 P: 4	R: 1 E: 1 K: 1 S: 6	H: 1 LOB: 2 BB: 1 P: 11	R: 0 E: 0 K: 0 S: 5	H: 2 LOB: 2 BB: 0 P: 5	R: 0 E: 0 K: 1 S: 7	H: 2 LOB: 2 BB: 0 P: 7	R: 1 E: 0 K: 1 S: 6	H: 2 LOB: 0 BB: 0 P: 6	1B: 8 2B: 2 3B: 1 HR: 0	SF: 0 SAC: 0 DP: 1 HBP: 1	WP: 0 PA: 42		
PITCHER	IP WLS BF H R ER SO BB IBB HBP BLK WP HR S P ERA WHIP																						
Marty Pattin, R ERA: 4.47 Don Newhauser, R ERA:	(1, 1) 9.0	(10, 1) 1.0																					

Baltimore Orioles @ Boston Red Sox
Fenway Park, Boston, MA
Sat Jun 23 1973, 7:05 PM EDT
Att: 30,676 - Unknown

livebaseballscorecards.com

AB 39
R 2
H 11
RBI 2
BB 2
SO 6
LOB 20

WP: 0 PA: 42
PB: 0
SB: 0
CS: 1




Batter	1	2	3	4	5	6	7	8	9	10	AB	R	H	RBI	BB	SO	LOB	BOTTOM					
Rick Miller, L OBP: 0.377, SLG: 0.409 (1, 9)	1-3					4-3		B1-3		P3								5 0 1 0 0 0 1					
Mario Guerrero, R OBP: 0.329, SLG: 0.325 (9, 4)	2B	3-2-5 BB	6-3					E6		F8								3 0 0 0 2 0 2					
Carlton Fisk, R OBP: 0.366, SLG: 0.554 (1, 10)				K		P6		F8										4 0 1 0 0 1 2					
Carl Yastrzemski, L OBP: 0.399, SLG: 0.473 (1, 7)	3-2-5			F2				1-3		1-3								4 0 0 0 0 0 2					
Reggie Smith, S OBP: 0.351, SLG: 0.433 (1, 8)		4-3		6-3				1B	BB	6-3								4 0 1 0 0 0 0					
Rico Petrocelli, R OBP: 0.344, SLG: 0.446 (1, 5)		F7				F7		1B	BB									3 1 1 1 1 0 0					
Danny Cater, R OBP: 0.356, SLG: 0.368 (1, 3)		F9				F9				F8								4 0 1 0 0 0 0					
Bob Montgomery, R OBP: 0.346, SLG: 0.826 (1, 2)						5-3		G4-6-3		6-3								4 0 1 0 0 0 3					
John Kennedy, R OBP: 0.256, SLG: 0.313 Ben Ogilvie, R OBP: 0.274, SLG: 0.400 Luis Aparicio, R OBP: 0.322, SLG: 0.297 (8, PH) (9, 6)				L5-3		1-3		P6										2 0 0 0 0 0 1 1 0 0 0 0 0 0 1 0 1 0 0 0 0					
Inning Stats	R: 0 E: 0 K: 0 S: 3	H: 1 LOB: 1 BB: 1 P: 7	R: 0 E: 0 K: 0 S: 3	H: 0 LOB: 0 BB: 0 P: 3	R: 0 E: 0 K: 0 S: 4	H: 2 LOB: 1 BB: 0 P: 4	R: 0 E: 0 K: 1 S: 5	H: 0 LOB: 0 BB: 0 P: 5	R: 0 E: 0 K: 0 S: 3	H: 0 LOB: 0 BB: 0 P: 3	R: 0 E: 0 K: 0 S: 3	H: 0 LOB: 1 BB: 1 P: 7	R: 0 E: 0 K: 0 S: 4	H: 2 LOB: 2 BB: 1 P: 8	R: 0 E: 1 K: 0 S: 4	H: 0 LOB: 1 BB: 0 P: 4	R: 1 E: 0 K: 0 S: 4	H: 1 LOB: 0 BB: 0 P: 4	R: 0 E: 0 K: 0 S: 4	H: 1 LOB: 1 BB: 0 P: 4	1B: 4 2B: 3 3B: 1 HR: 1	SF: 0 SAC: 0 DP: 3 HBP: 0	WP: 0 PA: 38 PB: 0 SB: 0 CS: 0
PITCHER	IP WLS BF H R ER SO BB IBB HBP BLK WP HR S P ERA WHIP																						
Jesse Jefferson, R ERA: 0.9	(1, 1) 10.0																						

Baltimore Orioles @ Boston Red Sox
Fenway Park, Boston, MA
Sat Jun 23 1973, 7:05 PM EDT
Att: 30,676 - Unknown

livebaseballscorecards.com

AB 35
R 1
H 7
RBI 1
BB 3
SO 1
LOB 11



Batter	1	2	3	4	5	6	7	8	9	AB	R	H	RBI	BB	SO	LOB	TOP			
Mery Rettenmund, R OBP: 0.292, SLG: 0.293										4	0	0	0	0	0	2	Baltimore Orioles @ Boston Red Sox Fenway Park, Boston, MA Sun Jun 24 1973, 3:33 AM EDT Att: 26,244 - Unknown			
Enos Cabell, R OBP: 0.200, SLG: 0.214										4	0	1	0	0	0	1				
Paul Blair, R OBP: 0.359, SLG: 0.436										4	0	2	0	0	0	2				
Tommy Davis, R OBP: 0.292, SLG: 0.351										4	0	2	0	0	0	1				
Don Baylor, R OBP: 0.314, SLG: 0.335										4	0	0	0	0	1	2				
Bobby Grich, R OBP: 0.382, SLG: 0.389										3	0	0	0	1	0	2				
Andy Etchebarren, R OBP: 0.259, SLG: 0.379										4	0	0	0	0	1	2				
Brooks Robinson, R OBP: 0.277, SLG: 0.293										3	0	0	0	0	0	0				
Mark Belanger, R OBP: 0.308, SLG: 0.245										3	0	2	0	0	0	0				
Inning Stats	R: 0 E: 1 K: 0 S: 3	H: 0 LOB: 0 BB: 0 P: 3	R: 0 E: 0 K: 1 S: 6	H: 1 LOB: 1 BB: 0 P: 6	R: 0 E: 0 K: 0 S: 5	H: 2 LOB: 2 BB: 0 P: 5	R: 0 E: 0 K: 0 S: 3	H: 0 LOB: 1 BB: 1 P: 7	R: 0 E: 0 K: 0 S: 4	H: 1 LOB: 1 BB: 0 P: 4	R: 0 E: 0 K: 1 S: 5	H: 0 LOB: 0 BB: 0 P: 5	R: 0 E: 0 K: 0 S: 4	H: 1 LOB: 1 BB: 0 P: 4	R: 0 E: 0 K: 0 S: 3	H: 0 LOB: 0 BB: 0 P: 3	1B: 6 2B: 1 3B: 0 HR: 0	SF: 0 SAC: 0 DP: 0 HBP: 0	WP: 0 PB: 0 SB: 0 CS: 1	PA: 34
PITCHER John Curtis, L ERA: 3.17	IP: 9.0 WLS: W BF: 34 H: 7 R: 0 ER: 0 SO: 2 BB: 1 IBB: 0 HBP: 0 BLK: 0 WP: 0 HR: 0 S: 37 P: 41 ERA: 0.00 WHIP: 0.889																			

Batter	1	2	3	4	5	6	7	8	9	AB	R	H	RBI	BB	SO	LOB	BOTTOM			
Rick Miller, L OBP: 0.367, SLG: 0.397										4	0	0	0	0	0	0	Baltimore Orioles @ Boston Red Sox Fenway Park, Boston, MA Sun Jun 24 1973, 3:33 AM EDT Att: 26,244 - Unknown			
Reggie Smith, S OBP: 0.388, SLG: 0.437										3	0	2	0	1	0	0				
Carlton Fisk, R OBP: 0.360, SLG: 0.545										4	0	0	0	0	0	3				
Carl Yastrzemski, L OBP: 0.365, SLG: 0.467										3	0	0	0	0	0	1				
Orlando Cepeda, R OBP: 0.346, SLG: 0.504										3	1	3	1	0	0	0				
Rico Petrocelli, R OBP: 0.344, SLG: 0.444										3	0	1	0	0	0	3				
Danny Cater, R OBP: 0.342, SLG: 0.352										3	0	0	0	0	0	2				
Luis Aparicio, R OBP: 0.318, SLG: 0.293										3	0	0	0	0	0	2				
Mario Guerrero, R OBP: 0.318, SLG: 0.313										3	0	0	0	0	0	0				
Inning Stats	R: 0 E: 0 K: 0 S: 3	H: 0 LOB: 0 BB: 0 P: 3	R: 1 E: 1 K: 0 S: 5	H: 2 LOB: 1 BB: 0 P: 5	R: 0 E: 0 K: 0 S: 4	H: 1 LOB: 1 BB: 0 P: 4	R: 0 E: 0 K: 0 S: 4	H: 1 LOB: 2 BB: 1 P: 8	R: 0 E: 0 K: 0 S: 3	H: 0 LOB: 0 BB: 0 P: 3	R: 0 E: 0 K: 0 S: 3	H: 1 LOB: 0 BB: 0 P: 3	R: 0 E: 0 K: 0 S: 3	H: 0 LOB: 0 BB: 0 P: 3	R: 0 E: 0 K: 0 S: 3	H: 1 LOB: 0 BB: 0 P: 3	1B: 4 2B: 1 3B: 0 HR: 1	SF: 0 SAC: 0 DP: 2 HBP: 0	WP: 0 PB: 0 SB: 0 CS: 0	PA: 30
PITCHER Doyle Alexander, R ERA: 3.55	IP: 8.0 WLS: L BF: 30 H: 6 R: 1 ER: 1 SO: 0 BB: 1 IBB: 0 HBP: 0 BLK: 0 WP: 0 HR: 1 S: 29 P: 33 ERA: 1.12 WHIP: 0.875																			

AB 33
R 0
H 7
RBI 0
BB 1
SO 2
LOB 12

AB 29
R 1
H 6
RBI 1
BB 1
SO 0
LOB 11

Batter	1	2	3	4	5	6	7	8	9	10	11	12	AB	R	H	RBI	BB	SO	LOB	TOP					
Al Bumby, L OBP: 0.373, SLG: 0.504 (1.7)														6	2	5	1	0	1	0					
Rich Coggins, L OBP: 0.312, SLG: 0.440 (1.9)														5	0	3	1	0	0	2					
Paul Blair, R OBP: 0.363, SLG: 0.432 (1.8)														4	0	1	0	2	0	1					
Tommy Davis, R OBP: 0.289, SLG: 0.346 (1.10)														6	0	1	1	0	0	3					
Boog Powell, L OBP: 0.372, SLG: 0.309 (1.3)														4	0	1	0	2	1	1					
Earl Williams, R OBP: 0.320, SLG: 0.386 (1.2)														5	1	2	0	0	2	2					
Bobby Grich, R OBP: 0.375, SLG: 0.380 (1.4)														5	0	0	0	0	0	5					
Brooks Robinson, R OBP: 0.276, SLG: 0.291 (1.5)														5	0	1	1	0	0	0					
Mark Belanger, R OBP: 0.306, SLG: 0.243 (1.6)														5	1	1	0	0	1	1					
Inning Stats	R: 0 E: 0 K: 1 S: 5	H: 1 LOB: 0 BB: 0 P: 5	R: 0 E: 0 K: 3 S: 3	H: 0 LOB: 1 BB: 1 P: 7	R: 0 E: 0 K: 0 S: 4	H: 1 LOB: 1 BB: 0 P: 4	R: 0 E: 0 K: 0 S: 4	H: 2 LOB: 2 BB: 2 P: 11	R: 0 E: 0 K: 1 S: 6	H: 1 LOB: 1 BB: 0 P: 6	R: 2 E: 0 K: 0 S: 7	H: 4 LOB: 2 BB: 0 P: 7	R: 1 E: 0 K: 1 S: 7	H: 2 LOB: 1 BB: 0 P: 7	R: 0 E: 0 K: 0 S: 3	H: 1 LOB: 0 BB: 0 P: 5	R: 0 E: 0 K: 1 S: 5	H: 0 LOB: 0 BB: 0 P: 5	R: 0 E: 0 K: 0 S: 4	H: 1 LOB: 1 BB: 1 P: 8	1B: 12 2B: 2 3B: 1 HR: 0	SF: 0 SAC: 1 DP: 2 HBP: 0	WP: 1 PB: 0 SB: 0 CS: 1	PA: 50	
PITCHER	IP WLS BF H R ER SO BB IBB HBP BLK WP HR S P ERA WHIP	36 8.0 13 3 3 3 3 3 0 0 0 0 1 0 17 21 3.38 2.000	4.0 L 14 2 1 1 2 1 0 0 0 1 0 17 21 2.25 0.750																						

Baltimore Orioles @ Milwaukee Brewers
Milwaukee County Stadium, Milwaukee, WI

Mon Jun 25 1973, 8:05 PM EDT
Att. 12,140 - Unknown

AB 45
R 4
H 15
RBI 4
BB 4
SO 5
LOB 15



Batter	1	2	3	4	5	6	7	8	9	10	11	12	AB	R	H	RBI	BB	SO	LOB	BOTTOM					
Don Money, R OBP: 0.276, SLG: 0.322 (1.5)														6	0	1	0	0	1	0					
Dave May, L OBP: 0.322, SLG: 0.436 (1.8)														5	0	0	0	0	1	1					
George Scott, R OBP: 0.346, SLG: 0.422 (1.3)														5	1	2	0	0	0	0					
Ollie Brown, R OBP: 0.327, SLG: 0.389 (1.10)														5	0	1	0	0	1	2					
John Briggs, L OBP: 0.347, SLG: 0.405 (1.7)														5	2	2	1	0	0	1					
Elia Rodriguez, R OBP: 0.376, SLG: 0.299 (1.2)														5	0	2	1	0	1	3					
Bob Coluccio, R OBP: 0.277, SLG: 0.398 (1.9)															5	0	1	0	0	2	3				
Tim Johnson, L OBP: 0.284, SLG: 0.294 (1.6)														4	0	0	0	0	1	4					
Bob Heise, R OBP: 0.273, SLG: 0.316 (12, PH)														1	0	0	0	0	0	0					
Pedro Garcia, R OBP: 0.332, SLG: 0.458 (1.4)														5	0	0	0	0	2	2					
Inning Stats	R: 0 E: 0 K: 0 S: 3	H: 0 LOB: 0 BB: 0 P: 3	R: 0 E: 1 K: 1 S: 6	H: 0 LOB: 1 BB: 0 P: 6	R: 0 E: 0 K: 0 S: 4	H: 1 LOB: 1 BB: 0 P: 4	R: 2 E: 1 K: 0 S: 9	H: 3 LOB: 2 BB: 0 P: 9	R: 0 E: 0 K: 0 S: 3	H: 0 LOB: 0 BB: 0 P: 3	R: 0 E: 0 K: 2 S: 9	H: 0 LOB: 0 BB: 0 P: 7	R: 1 E: 0 K: 0 S: 4	H: 2 LOB: 0 BB: 0 P: 4	R: 0 E: 0 K: 0 S: 3	H: 0 LOB: 1 BB: 0 P: 6	R: 0 E: 0 K: 0 S: 3	H: 0 LOB: 0 BB: 0 P: 3	R: 0 E: 0 K: 2 S: 7	H: 0 LOB: 0 BB: 1 P: 7	1B: 6 2B: 2 3B: 0 HR: 1	SF: 0 SAC: 0 DP: 0 HBP: 0	WP: 1 PB: 0 SB: 1 CS: 1	PA: 47	
PITCHER	IP WLS BF H R ER SO BB IBB HBP BLK WP HR S P ERA WHIP	12.0 W 46 9 3 2 9 0 0 0 0 1 1 64 64 1.50 0.750																							

Baltimore Orioles @ Milwaukee Brewers
Milwaukee County Stadium, Milwaukee, WI


Mon Jun 25 1973, 8:05 PM EDT
Att. 12,140 - Unknown


AB 46
R 3
H 9
RBI 2
BB 0
SO 9
LOB 16



Batter	1	2	3	4	5	6	7	8	9	AB	R	H	RBI	BB	SO	LOB	TOP								
Al Bumby, L OBP: 0.378, SLG: 0.500 (1, 7)										5	0	2	0	1	0	2	<p>Baltimore Orioles @ Milwaukee Brewers Milwaukee County Stadium, Milwaukee, WI</p> <p>Tue Jun 26 1973, 8:05 PM EDT Att: 22,004 - Unknown</p> <p>livebaseballscores.com</p> <p>AB 40 R 6 H 15 RBI 6 BB 6 SO 1 LOB 33</p>								
Rich Coggins, L OBP: 0.315, SLG: 0.439 (1, 9)										5	2	2	0	0	0	2									
Paul Blair, R OBP: 0.368, SLG: 0.437 (1, 8)										5	2	3	0	0	0	2									
Tommy Davis, R OBP: 0.291, SLG: 0.347 (1, 10)										5	1	2	1	0	0	6									
Boog Powell, L OBP: 0.370, SLG: 0.313 (1, 3)										4	1	1	2	0	0	6									
Enos Cabell, R OBP: 0.250, SLG: 0.214 (8, PH)										0	0	0	0	1	0	0									
Earl Williams, R OBP: 0.335, SLG: 0.393 (1, 2)										2	0	2	1	3	0	0									
Bobby Grich, R OBP: 0.376, SLG: 0.381 (1, 4)										5	0	2	2	0	0	5									
Brooks Robinson, R OBP: 0.278, SLG: 0.290 (1, 5)										4	0	1	0	1	1	3									
Mark Belanger, R OBP: 0.299, SLG: 0.237 (1, 6)										5	0	0	0	0	0	7									
Inning Stats	R: 0 E: 0 K: 0 S: 4	H: 1 LOB: 2 BB: 1 P: 8	R: 0 E: 0 K: 0 S: 3	H: 0 LOB: 1 BB: 1 P: 7	R: 3 E: 0 K: 0 S: 7	H: 4 LOB: 1 BB: 0 P: 7	R: 0 E: 0 K: 1 S: 5	H: 0 LOB: 0 BB: 0 P: 5	R: 3 E: 0 K: 0 S: 8	H: 5 LOB: 2 BB: 0 P: 8	R: 0 E: 0 K: 0 S: 5	H: 2 LOB: 2 BB: 0 P: 5	R: 0 E: 0 K: 0 S: 4	H: 2 LOB: 2 BB: 1 P: 8	R: 0 E: 0 K: 0 S: 4	H: 1 LOB: 3 BB: 2 P: 12	R: 0 E: 0 K: 0 S: 2	H: 0 LOB: 0 BB: 1 P: 6	1B: 14 2B: 2 3B: 0 HR: 0	SF: 0 SAC: 0 DP: 2 HBP: 0	WP: 0 PB: 0 SB: 0 CS: 0	PA: 46			
PITCHER	IP	WLS	BF	H	R	ER	SO	BB	IBB	HBP	BLK	WP	HR	S	P	ERA	WHIP								
Jim Colborn, R ERA: 2.36 (1, 1)	4.0	L	22	8	6	6	1	2	0	0	0	0	0	22	30	13.50	2.500								
Bill Champion, R ERA: 3.51 (5, 1)	2.2		14	6	0	0	0	1	0	0	0	0	0	13	17	0.00	2.625								
Rob Gardner, L ERA: 3.86 (7, 1)	2.1		10	1	0	0	0	3	0	0	0	0	0	7	19	0.00	1.714								

Batter	1	2	3	4	5	6	7	8	9	AB	R	H	RBI	BB	SO	LOB	BOTTOM								
Don Money, R OBP: 0.274, SLG: 0.317 (1, 5)										4	0	0	0	0	1	2	<p>Baltimore Orioles @ Milwaukee Brewers Milwaukee County Stadium, Milwaukee, WI</p> <p>Tue Jun 26 1973, 8:05 PM EDT Att: 22,004 - Unknown</p> <p>livebaseballscores.com</p> <p>AB 30 R 0 H 4 RBI 0 BB 5 SO 5 LOB 18</p>								
Dave May, L OBP: 0.324, SLG: 0.437 (1, 8)										4	0	2	0	0	0	2									
George Scott, R OBP: 0.341, SLG: 0.416 (1, 3)										4	0	0	0	0	3	2									
John Briggs, L OBP: 0.353, SLG: 0.406 (1, 7)										2	0	1	0	2	0	0									
Darrell Porter, L OBP: 0.348, SLG: 0.450 (1, 10)										4	0	0	0	0	1	4									
Joe Lohoud, L OBP: 0.282, SLG: 0.256 (1, 9)										3	0	0	0	1	0	1									
Elie Rodriguez, R OBP: 0.376, SLG: 0.294 (1, 2)										2	0	0	0	2	0	1									
Tim Johnson, L OBP: 0.293, SLG: 0.294 (1, 6)										4	0	1	0	0	0	3									
Pedro Garcia, R OBP: 0.328, SLG: 0.453 (1, 4)										3	0	0	0	0	0	3									
Inning Stats	R: 0 E: 0 K: 1 S: 5	H: 0 LOB: 0 BB: 0 P: 5	R: 0 E: 0 K: 0 S: 4	H: 1 LOB: 2 BB: 1 P: 8	R: 0 E: 0 K: 0 S: 4	H: 1 LOB: 1 BB: 0 P: 4	R: 0 E: 0 K: 0 S: 3	H: 0 LOB: 0 BB: 0 P: 3	R: 0 E: 0 K: 1 S: 6	H: 1 LOB: 2 BB: 1 P: 10	R: 0 E: 0 K: 1 S: 4	H: 0 LOB: 1 BB: 1 P: 8	R: 0 E: 0 K: 0 S: 3	H: 0 LOB: 1 BB: 1 P: 7	R: 0 E: 0 K: 2 S: 8	H: 1 LOB: 2 BB: 1 P: 12	R: 0 E: 0 K: 0 S: 3	H: 0 LOB: 0 BB: 0 P: 3	1B: 4 2B: 0 3B: 0 HR: 0	SF: 0 SAC: 0 DP: 1 HBP: 0	WP: 0 PB: 0 SB: 1 CS: 0	PA: 35			
PITCHER	IP	WLS	BF	H	R	ER	SO	BB	IBB	HBP	BLK	WP	HR	S	P	ERA	WHIP								
Jim Palmer, R ERA: 2.37 (1, 1)	9.0	W	35	4	0	0	5	5	0	0	0	0	0	40	60	0.00	1.000								

Batter	1	2	3	4	5	6	7	8	9	AB	R	H	RBI	BB	SO	LOB	TOP			
Horace Clarke, S OBP: 0.321, SLG: 0.302	0-0 SH1-3 1B		0-0 1B			0-0 FC5-4 1B	0-0 F3			4	0	3	0	0	0	1	New York Yankees @ Baltimore Orioles Memorial Stadium, Baltimore, MD Wed Jun 27 1973, 7:05 PM EDT Att: 21,822 - Unknown			
Roy White, S OBP: 0.343, SLG: 0.314	0-0 SH1-3		0-0 1B			0-0 FC5-4 1B		0-0 G3-6-3 1B		3	0	2	0	0	0	1				
Matty Alou, L OBP: 0.332, SLG: 0.345	0-3 K		0-0 F8			0-0 1B		0-0 G3-6-3 1B		4	0	1	0	0	1	4				
Bobby Murcer, L OBP: 0.329, SLG: 0.457	0-0 4-3			0-0 F4		0-0 1B		0-0 1B		4	0	2	0	0	0	1				
Jim Ray Hart, R OBP: 0.318, SLG: 0.404		0-0 5-3		0-0 F7		0-0 L5		0-0 5-3		4	0	0	0	0	0	4				
Graig Nettles, L OBP: 0.372, SLG: 0.446		0-0 L4		0-0 1-3		0-0 F8			0-0 G2	4	0	0	0	0	0	3				
Thurman Munson, R OBP: 0.348, SLG: 0.482		0-3 K			0-0 5-3		0-0 F8		0-0 5-3	4	0	0	0	0	1	0				
Felipe Alou, R OBP: 0.265, SLG: 0.347			0-0 6-3		0-0 6-3		0-0 L4		0-0 FC6-4 1B	4	0	1	0	0	0	0				
Gene Michael, S OBP: 0.296, SLG: 0.323			0-0 F8		0-0 F7		0-0 1B		0-0 FC6-4	4	0	1	0	0	0	1				
Inning Stats	R: 0 E: 0 K: 1 S: 6	H: 1 LOB: 1 BB: 0 P: 6	R: 0 E: 0 K: 1 S: 5	H: 0 LOB: 0 BB: 0 P: 5	R: 0 E: 0 K: 0 S: 5	H: 2 LOB: 2 BB: 0 P: 5	R: 0 E: 0 K: 0 S: 3	H: 0 LOB: 0 BB: 0 P: 3	R: 0 E: 0 K: 0 S: 6	H: 3 LOB: 3 BB: 0 P: 6	R: 0 E: 0 K: 0 S: 4	H: 1 LOB: 1 BB: 0 P: 4	R: 0 E: 0 K: 0 S: 4	H: 2 LOB: 1 BB: 0 P: 4	R: 0 E: 0 K: 0 S: 4	H: 1 LOB: 1 BB: 0 P: 4		1B: 10 2B: 0 3B: 0 HR: 0	SF: 0 SAC: 1 DP: 1 HBP: 0	WP: 0 PB: 0 SB: 0 CS: 0
PITCHER Dave McNally, L ERA: 2.88	IP: 9.0 WLS: W BF: 36 H: 10 R: 0 ER: 0 SO: 2 BB: 0 IBB: 0 HBP: 0 BLK: 0 WP: 0 HR: 0 S: 40 P: 40 ERA: 0.00 WHIP: 1.111															PITCHER				

Batter	1	2	3	4	5	6	7	8	9	AB	R	H	RBI	BB	SO	LOB	BOTTOM	
Merv Rettenmund, R OBP: 0.296, SLG: 0.286	0-0 5-3		0-0 SH2-3 1-2		0-0 5-3		0-0 F8			3	0	0	0	0	0	1	New York Yankees @ Baltimore Orioles Memorial Stadium, Baltimore, MD Wed Jun 27 1973, 7:05 PM EDT Att: 21,822 - Unknown	
Bobby Grich, R OBP: 0.371, SLG: 0.374	0-0 F9		0-0 5-3		0-0 F8			0-3 K		4	0	0	0	0	1	1		
Paul Blair, R OBP: 0.371, SLG: 0.459	0-0 HR		0-0 2B 2B		0-0 L5			0-3 K		4	2	2	2	0	1	0		
Tommy Davis, R OBP: 0.295, SLG: 0.365	0-0 4-3		0-0 2B 2B 1B		0-0 5-3			0-0 HR		4	1	2	2	0	0	0		
Earl Williams, R OBP: 0.333, SLG: 0.395		0-0 F7	0-0 2B		0-3 K			0-0 1-3		4	0	1	0	0	1	0		
Don Baylor, R OBP: 0.314, SLG: 0.331		0-0 F8	0-0 PO IBB		0-0 F5					2	0	0	0	1	0	0		
Brooks Robinson, R OBP: 0.279, SLG: 0.291		0-0 1B	0-0 PO		0-0 F7			0-0 4-3		3	0	1	0	0	0	0		
Andy Etchebarren, R OBP: 0.235, SLG: 0.344		0-0 F8			0-0 F9			0-3 K		3	0	0	0	0	1	1		
Mark Belanger, R OBP: 0.299, SLG: 0.239			0-0 SH2-3 2B 1B		0-0 1-3			0-0 E6		3	1	1	0	0	0	0		
Inning Stats	R: 1 E: 0 K: 0 S: 4	H: 1 LOB: 0 BB: 0 P: 4	R: 0 E: 0 K: 0 S: 4	H: 1 LOB: 0 BB: 0 P: 4	R: 2 E: 0 K: 0 S: 6	H: 4 LOB: 2 BB: 1 P: 10	R: 0 E: 0 K: 0 S: 3	H: 0 LOB: 0 BB: 0 P: 3	R: 0 E: 0 K: 1 S: 5	H: 0 LOB: 0 BB: 0 P: 5	R: 0 E: 1 K: 1 S: 6	H: 0 LOB: 1 BB: 0 P: 6	R: 1 E: 0 K: 2 S: 8	H: 1 LOB: 0 BB: 0 P: 8	1B: 3 2B: 2 3B: 0 HR: 2	SF: 0 SAC: 1 DP: 0 HBP: 0		WP: 0 PB: 0 SB: 0 CS: 0
PITCHER Fritz Peterson, L ERA: 4.13 Fred Beene, R ERA: 1.64	IP: 2.2 WLS: L BF: 15 H: 6 R: 3 ER: 3 SO: 3 BB: 0 IBB: 1 HBP: 0 BLK: 0 WP: 0 HR: 1 S: 14 P: 18 ERA: 10.12 WHIP: 2.250															PITCHER		
	IP: 5.1 WLS: L BF: 17 H: 1 R: 1 ER: 1 SO: 4 BB: 0 IBB: 0 HBP: 0 BLK: 0 WP: 0 HR: 1 S: 25 P: 25 ERA: 1.69 WHIP: 0.188															PITCHER		

Batter	1	2	3	4	5	6	7	8	9	AB	R	H	RBI	BB	SO	LOB	TOP								
Horace Clarke, S (1,4) OBP: 0.322, SLG: 0.301										4	0	1	0	1	1	1	New York Yankees @ Baltimore Orioles Memorial Stadium, Baltimore, MD Thu Jun 28 1973, 7:05 PM EDT Att: 26,012 - Unknown								
Roy White, S (1,7) OBP: 0.341, SLG: 0.311										3	0	0	0	1	2										
Matty Alou, L (1,3) OBP: 0.335, SLG: 0.348										4	1	2	0	0	2										
Bobby Murcer, L (1,8) OBP: 0.325, SLG: 0.451										4	0	0	0	0	3										
Ron Blomberg, L (1,10) OBP: 0.478, SLG: 0.525 Jim Ray Hart, R (6, PH) OBP: 0.315, SLG: 0.400										2	1	1	0	0	0										
Graig Nettles, L (1,5) OBP: 0.374, SLG: 0.447										4	0	2	1	0	0										
Johnny Callison, L (1,9) OBP: 0.205, SLG: 0.214 Felipe Alou, R (6, PH) OBP: 0.261, SLG: 0.342										2	0	1	1	0	0										
Thurman Munson, R (1,2) OBP: 0.350, SLG: 0.494										4	1	2	1	0	2										
Gene Michael, S (1,6) OBP: 0.291, SLG: 0.317										4	0	0	0	0	1										
Inning Stats	R: 0 E: 0 K: 1 S: 4	H: 0 LOB: 0 BB: 1 P: 8	R: 0 E: 0 K: 0 S: 3	H: 0 LOB: 0 BB: 0 P: 3	R: 0 E: 0 K: 1 S: 6	H: 1 LOB: 1 BB: 0 P: 6	R: 2 E: 0 K: 0 S: 7	H: 4 LOB: 2 BB: 0 P: 7	R: 0 E: 0 K: 1 S: 7	H: 2 LOB: 2 BB: 0 P: 7	R: 0 E: 0 K: 0 S: 3	H: 0 LOB: 0 BB: 0 P: 3	R: 1 E: 0 K: 0 S: 4	H: 1 LOB: 1 BB: 1 P: 8	R: 0 E: 0 K: 0 S: 4	H: 1 LOB: 1 BB: 0 P: 4		R: 0 E: 0 K: 0 S: 3	H: 0 LOB: 0 BB: 0 P: 3	1B: 8 2B: 0 3B: 0 HR: 1	SF: 0 SAC: 0 DP: 1 HBP: 0	WP: 0 PB: 0 SB: 1 CS: 0	PA: 37		
PITCHER	IP	WLS	BF	H	R	ER	SO	BB	IBB	HBP	BLK	WP	HR	S	P	ERA	WHIP								
Jesse Jefferson, R (1,1) ERA: 1.84	4.2		21	7	2	2	3	1	0	0	0	0	0	26	30	3.86	1.714								
Grant Jackson, L (5,1) ERA: 1.29	4.1	W	16	2	1	1	0	1	0	0	0	0	1	15	19	2.08	0.692								

AB 35
R 3
H 9
RBI 3
BB 2
SO 3
LOB 12



Batter	1	2	3	4	5	6	7	8	9	AB	R	H	RBI	BB	SO	LOB	BOTTOM								
Merv Rettenmund, R (1,9) OBP: 0.288, SLG: 0.277										4	1	0	0	0	0	3	New York Yankees @ Baltimore Orioles Memorial Stadium, Baltimore, MD Thu Jun 28 1973, 7:05 PM EDT Att: 26,012 - Unknown								
Bobby Grich, R (1,4) OBP: 0.372, SLG: 0.374										3	2	1	1	1	0	0									
Paul Blair, R (1,8) OBP: 0.373, SLG: 0.460										4	2	2	0	0	2										
Tommy Davis, R (1,10) OBP: 0.304, SLG: 0.369										3	0	2	1	1	0	1									
Earl Williams, R (1,3) OBP: 0.332, SLG: 0.389										3	0	0	1	1	1	3									
Don Baylor, R (1,7) OBP: 0.313, SLG: 0.342										3	0	1	2	0	0	1									
Brooks Robinson, R (1,5) OBP: 0.278, SLG: 0.287										3	0	0	0	1	0	4									
Andy Etchebarran, R (1,2) OBP: 0.237, SLG: 0.333										4	0	1	0	0	0	3									
Mark Belanger, R (1,6) OBP: 0.304, SLG: 0.237										1	1	0	0	2	0	0									
Inning Stats	R: 0 E: 0 K: 0 S: 3	H: 0 LOB: 0 BB: 0 P: 3	R: 0 E: 0 K: 0 S: 4	H: 1 LOB: 1 BB: 0 P: 4	R: 3 E: 1 K: 0 S: 6	H: 3 LOB: 1 BB: 1 P: 10	R: 0 E: 0 K: 0 S: 2	H: 0 LOB: 0 BB: 1 P: 6	R: 0 E: 0 K: 1 S: 7	H: 2 LOB: 1 BB: 0 P: 7	R: 0 E: 0 K: 0 S: 2	H: 0 LOB: 0 BB: 1 P: 6	R: 0 E: 0 K: 0 S: 4	H: 0 LOB: 2 BB: 3 P: 16	R: 2 E: 0 K: 0 S: 4	H: 1 LOB: 2 BB: 3 P: 16		1B: 6 2B: 0 3B: 1 HR: 0	SF: 1 SAC: 0 DP: 1 HBP: 0	WP: 0 PB: 0 SB: 0 CS: 1	PA: 35				
PITCHER	IP	WLS	BF	H	R	ER	SO	BB	IBB	HBP	BLK	WP	HR	S	P	ERA	WHIP								
Sam McDowell, L (1,1) ERA: 3.86	7.0	L	28	6	4	3	1	3	0	0	0	0	0	27	39	3.86	1.286								
Lindy McDaniel, R (8,1) ERA: 2.71	1.0		7	1	2	2	0	3	0	0	0	0	0	4	16	18.00	4.000								

AB 28
R 6
H 7
RBI 5
BB 6
SO 1
LOB 17



Batter	1	2	3	4	5	6	7	8	9	AB	R	H	RBI	BB	SO	LOB	TOP								
Al Bumbry, L OBP: 0.382, SLG: 0.514 (1, 7)	F7			K		BB		BB		3	0	1	0	1	1	0	Baltimore Orioles @ Detroit Tigers Tiger Stadium, Detroit, MI Sat Jun 30 1973, 7:05 PM EDT Att: 27,085 - Unknown								
Rich Coggins, L OBP: 0.318, SLG: 0.432 Don Baylor, R OBP: 0.311, SLG: 0.341 (1, 9)	L3			BB		F3		F7		2	0	0	0	1	0	1									
Paul Blair, R OBP: 0.363, SLG: 0.442 (1, 8)	F9			K				F8		3	0	0	0	1	1	2									
Boog Powell, L OBP: 0.379, SLG: 0.332 (1, 3)		L5-4-3		L5-3		L9				2	0	0	0	2	0	3									
Tommy Davis, R OBP: 0.309, SLG: 0.382 (1, 10)	K				L6-3			L6		4	1	1	0	0	1	5									
Earl Williams, R OBP: 0.336, SLG: 0.417 (1, 2)	L5-4-3				L6-3		BB			3	0	1	0	1	0	2									
Bobby Grich, R OBP: 0.366, SLG: 0.366 (1, 4)			L5-3		F7		F8		F7	4	0	0	0	0	0	3									
Brooks Robinson, R OBP: 0.274, SLG: 0.282 (1, 5)			F8				F8		F5	4	0	1	1	0	0	2									
Mark Belanger, R OBP: 0.309, SLG: 0.241 Terry Crowley, L OBP: 0.256, SLG: 0.243 Frank Baker, L (7, 6) Andy Etchebarren, R OBP: 0.231, SLG: 0.324 (9, PH)	F2				L4-3		L3		K	2	0	0	0	0	0	1									
Inning Stats	R: 0 E: 0 K: 0 S: 3	H: 0 LOB: 0 BB: 0 P: 3	R: 0 E: 0 K: 1 S: 4	H: 0 LOB: 0 BB: 1 P: 8	R: 0 E: 0 K: 0 S: 3	H: 0 LOB: 0 BB: 0 P: 3	R: 0 E: 0 K: 2 S: 7	H: 0 LOB: 1 BB: 1 P: 11	R: 1 E: 0 K: 0 S: 5	H: 2 LOB: 1 BB: 0 P: 5	R: 0 E: 0 K: 0 S: 3	H: 0 LOB: 2 BB: 1 P: 11	R: 0 E: 0 K: 0 S: 3	H: 0 LOB: 1 BB: 1 P: 7	R: 0 E: 0 K: 0 S: 4	H: 1 LOB: 2 BB: 0 P: 8		R: 0 E: 0 K: 1 S: 6	H: 1 LOB: 1 BB: 0 P: 6	1B: 4 2B: 0 3B: 0 HR: 0	SF: 0 SAC: 0 DP: 1 HBP: 0	WP: 0 PB: 0 SB: 0 CS: 0	PA: 36		
PITCHER	IP	WLS	BF	H	R	ER	SO	BB	IBB	HBP	BLK	WP	HR	S	P	ERA	WHIP								
Mike Strahler, R ERA: 2.66 (1, 1)	7.0	W	28	3	1	1	3	5	0	0	0	0	0	29	49	1.29	1.143								
John Hiller, L ERA: 1.52 (8, 1)	2.0	S	8	1	0	0	1	1	0	0	0	0	0	9	13	0.00	1.000								

AB	30
R	1
H	4
RBI	1
BB	6
SO	4
LOB	22





Batter	1	2	3	4	5	6	7	8	9	AB	R	H	RBI	BB	SO	LOB	BOTTOM								
Mickey Stanley, R OBP: 0.304, SLG: 0.387 (1, 8)	E5			6-3		G5-4-3				4	1	1	1	0	0	2	Baltimore Orioles @ Detroit Tigers Tiger Stadium, Detroit, MI Sat Jun 30 1973, 7:05 PM EDT Att: 27,085 - Unknown								
Tony Taylor, R OBP: 0.246, SLG: 0.277 (1, 4)	FC6-4	HR						5-3		4	1	1	1	0	0	1									
Al Kaline, R OBP: 0.290, SLG: 0.329 (1, 3)	L9			L7		L9		L5-3		4	0	0	0	0	0	2									
Frank Howard, R OBP: 0.296, SLG: 0.295 (1, 10)	BB			1B		K		5-3		2	1	0	0	2	1	0									
Ike Brown, R OBP: 0.452, SLG: 0.281 Rich Reese, L OBP: 0.205, SLG: 0.185 (9, 3)	1B			1B		K		6-3		3	0	1	0	1	1	0									
Duke Sims, L OBP: 0.352, SLG: 0.404 (1, 2)	BB			1B				4-3		3	0	2	2	1	0	0									
Dick Sharon, R OBP: 0.244, SLG: 0.444 (1, 9)	F8			G5-4-3		F6				4	0	1	0	0	0	6									
Ed Brinkman, R OBP: 0.307, SLG: 0.368 (1, 6)		F8				5-3		6-3		4	1	1	0	0	0	1									
Aurelio Rodriguez, R OBP: 0.256, SLG: 0.367 (1, 5)		6-3		SH3-4						1	0	0	0	1	0	0									
Inning Stats	R: 2 E: 1 K: 0 S: 5	H: 1 LOB: 2 BB: 2 P: 13	R: 1 E: 0 K: 0 S: 4	H: 1 LOB: 0 BB: 0 P: 4	R: 0 E: 0 K: 0 S: 4	H: 2 LOB: 2 BB: 1 P: 8	R: 1 E: 0 K: 0 S: 5	H: 2 LOB: 1 BB: 0 P: 5	R: 0 E: 0 K: 2 S: 7	H: 0 LOB: 1 BB: 1 P: 11	R: 0 E: 0 K: 0 S: 2	H: 0 LOB: 0 BB: 1 P: 6	R: 0 E: 0 K: 0 S: 3	H: 0 LOB: 0 BB: 0 P: 3	R: 0 E: 0 K: 0 S: 4	H: 1 LOB: 1 BB: 0 P: 4		1B: 5 2B: 1 3B: 0 HR: 1	SF: 0 SAC: 1 DP: 2 HBP: 0	WP: 0 PB: 0 SB: 0 CS: 0	PA: 35				
PITCHER	IP	WLS	BF	H	R	ER	SO	BB	IBB	HBP	BLK	WP	HR	S	P	ERA	WHIP								
Mike Cuellar, L ERA: 3.91 (1, 1)	8.0	L	35	7	4	2	2	5	0	0	0	0	1	34	54	2.25	1.500								



Batter	1	2	3	4	5	6	7	8	9	AB	R	H	RBI	BB	SO	LOB	TOP					
Al Bumbry, L OBP: 0.381, SLG: 0.531 Don Baylor, R OBP: 0.310, SLG: 0.339	K2-3			HR	K		F8			3	1	1	1	0	2	1	Baltimore Orioles @ Detroit Tigers Tiger Stadium, Detroit, MI Sun Jul 01 1973, 3:33 AM EDT Unknown					
Rich Coggins, L OBP: 0.318, SLG: 0.426 Merv Rettenmund, R OBP: 0.286, SLG: 0.275	4-3			BB	BB		L9		F3	2	0	0	0	1	0	0						
Paul Blair, R OBP: 0.365, SLG: 0.440	F8			BB	BB		L9		L9	3	1	1	0	1	0	0						
Boog Powell, L OBP: 0.377, SLG: 0.346		K			F6		HR		G3	4	1	1	2	0	1	2						
Terry Crowley, L OBP: 0.275, SLG: 0.233 Enos Cabell, R OBP: 0.278, SLG: 0.250	4-3				F3		F3			3	0	0	0	0	0	2						
Bobby Grich, R OBP: 0.381, SLG: 0.360	K				K		F7		F4	4	0	0	0	0	2	3						
Eliot Hendricks, L OBP: 0.281, SLG: 0.400 Tommy Davis, R OBP: 0.308, SLG: 0.380			K			SH1-3			L9	3	0	2	0	0	1	0						
Mark Belanger, R OBP: 0.308, SLG: 0.240 Earl Williams, R OBP: 0.335, SLG: 0.415			K			SH1-3			K	1	0	0	0	0	1	0						
Larry Brown, R OBP: 0.250, SLG: 0.438					F7		K		L9	3	0	0	0	0	1	2						
Inning Stats	R: 0 E: 0 K: 1 S: 5	H: 0 LOB: 0 BB: 0 P: 5	R: 0 E: 0 K: 2 S: 7	H: 0 LOB: 0 BB: 0 P: 7	R: 0 E: 0 K: 2 S: 7	H: 0 LOB: 0 BB: 0 P: 7	R: 1 E: 0 K: 1 S: 6	H: 1 LOB: 2 BB: 2 P: 14	R: 0 E: 0 K: 2 S: 8	H: 1 LOB: 1 BB: 0 P: 8	R: 2 E: 0 K: 0 S: 5	H: 2 LOB: 0 BB: 0 P: 5	R: 0 E: 0 K: 0 S: 4	H: 1 LOB: 1 BB: 0 P: 4	R: 0 E: 0 K: 0 S: 3	H: 0 LOB: 0 BB: 0 P: 3		R: 0 E: 0 K: 1 S: 6	H: 1 LOB: 1 BB: 0 P: 6	1B: 3 2B: 1 3B: 0 HR: 2	SF: 0 SAC: 2 DP: 0 HBP: 0	WP: 0 PA: 35 PB: 0 SB: 0 CS: 0
PITCHER	IP	WLS	BF	H	R	ER	SO	BB	IBB	HBP	BLK	WP	HR	S	P	ERA	WHIP			ERA	WHIP	
Joe Coleman, R ERA: 3.44 John Hiller, L ERA: 1.44	(1, 1)	6.2	W	27	5	3	3	8	2	0	0	0	0	2	41	49	4.05	1.050			ERA	WHIP
Joe Coleman, R ERA: 3.44 John Hiller, L ERA: 1.44	(7, 1)	2.1	S	8	1	0	0	1	0	0	0	0	0	10	10	0.00	0.429			ERA	WHIP	

Batter	1	2	3	4	5	6	7	8	9	AB	R	H	RBI	BB	SO	LOB	BOTTOM				
Mickey Stanley, R OBP: 0.303, SLG: 0.389	L8		5-3				F8			4	0	1	1	0	0	0	Baltimore Orioles @ Detroit Tigers Tiger Stadium, Detroit, MI Sun Jul 01 1973, 3:33 AM EDT Unknown				
Gates Brown, L OBP: 0.322, SLG: 0.360				HR		HBP	F4			3	2	2	1	1	0	0					
Al Kaline, R OBP: 0.289, SLG: 0.323	L8			1B		1B	L5-3		L9	3	1	0	0	1	0	2					
Norm Cash, L OBP: 0.332, SLG: 0.484	G3			1B		1B	4-3		4-1	3	1	0	0	0	0	0					
Duke Sims, L OBP: 0.355, SLG: 0.407				1B		1B	F5		F8	4	0	2	1	0	0	0					
Dick McAuliffe, L OBP: 0.358, SLG: 0.411	L6-3			F5			F8		E	4	0	1	0	0	0	4					
Rich Reese, L OBP: 0.198, SLG: 0.179 Dick Sharon, R OBP: 0.239, SLG: 0.435	F4			F2			F9		E5	3	0	0	0	0	0	3					
Aurelio Rodriguez, R OBP: 0.259, SLG: 0.373			K				1B		K	4	0	2	2	0	2	2					
Ed Brinkman, R OBP: 0.307, SLG: 0.368				F2			2B			3	1	1	0	0	1	2					
Inning Stats	R: 1 E: 0 K: 0 S: 4	H: 1 LOB: 0 BB: 0 P: 4	R: 0 E: 0 K: 0 S: 3	H: 1 LOB: 0 BB: 0 P: 3	R: 0 E: 0 K: 1 S: 5	H: 0 LOB: 0 BB: 0 P: 5	R: 3 E: 0 K: 1 S: 8	H: 3 LOB: 2 BB: 1 P: 13	R: 0 E: 0 K: 0 S: 3	H: 0 LOB: 0 BB: 0 P: 3	R: 0 E: 0 K: 0 S: 3	H: 0 LOB: 0 BB: 0 P: 3	R: 1 E: 0 K: 0 S: 5	H: 3 LOB: 2 BB: 1 P: 9	R: 0 E: 1 K: 1 S: 7	H: 1 LOB: 2 BB: 0 P: 7		1B: 6 2B: 3 3B: 0 HR: 1	SF: 0 SAC: 0 DP: 1 HBP: 1	WP: 0 PA: 35 PB: 1 SB: 0 CS: 2	
PITCHER	IP	WLS	BF	H	R	ER	SO	BB	IBB	HBP	BLK	WP	HR	S	P	ERA	WHIP			ERA	WHIP
Jim Palmer, R ERA: 2.58 Eddie Watt, R ERA: 2.84	(1, 1)	7.2	L	34	9	5	5	2	1	1	0	0	0	35	44	5.87	1.304			ERA	WHIP
Jim Palmer, R ERA: 2.58 Eddie Watt, R ERA: 2.84	(8, 1)	0.1		1	0	0	0	1	0	0	0	0	0	3	3	0.00	0.000			ERA	WHIP

Batter	1	2	3	4	5	6	7	8	9	AB	R	H	RBI	BB	SO	LOB	TOP			
Merv Rettenmund, R OBP: 0.285, SLG: 0.274 (1, 9)	L5-3		L5-4-3			1B			L6-3	4	0	1	0	0	0	2	<p>Baltimore Orioles @ Detroit Tigers Tiger Stadium, Detroit, MI Sun Jul 01 1973, 3:38 AM EDT Att: 48,273 - Unknown</p>			
Bobby Grich, R OBP: 0.357, SLG: 0.355 (1, 4)	F8			F9		K			K	4	0	0	0	0	2	2				
Paul Blair, R OBP: 0.368, SLG: 0.451 (1, 8)				K					F9	4	0	2	0	0	1	1				
Tommy Davis, R OBP: 0.304, SLG: 0.375 (1, 10)				L4-3					L6-3	3	0	0	0	0	1	1				
Earl Williams, R OBP: 0.335, SLG: 0.411 (1, 3)									F9	2	0	0	0	1	0	0				
Don Baylor, R OBP: 0.306, SLG: 0.333 (1, 7)									F8	3	0	0	0	0	1	1				
Brooks Robinson, R OBP: 0.271, SLG: 0.278 (1, 5)									L6-3	3	0	0	0	0	0	1				
Andy Etchebarren, R OBP: 0.214, SLG: 0.300 (1, 2)									F9	3	0	0	0	0	0	0				
Mark Belanger, R OBP: 0.308, SLG: 0.242 (1, 6)				E6					F7	3	0	1	0	0	0	0				
Inning Stats	R: 0 E: 0 K: 1 S: 6	H: 1 LOB: 1 BB: 0 P: 6	R: 0 E: 0 K: 0 S: 3	H: 0 LOB: 0 BB: 0 P: 3	R: 0 E: 1 K: 0 S: 3	H: 0 LOB: 0 BB: 0 P: 3	R: 0 E: 0 K: 1 S: 5	H: 0 LOB: 0 BB: 0 P: 5	R: 0 E: 0 K: 1 S: 4	H: 0 LOB: 0 BB: 1 P: 8	R: 0 E: 0 K: 0 S: 6	H: 1 LOB: 1 BB: 0 P: 6	R: 0 E: 0 K: 0 S: 3	H: 0 LOB: 0 BB: 0 P: 3	R: 0 E: 0 K: 1 S: 6	H: 1 LOB: 1 BB: 0 P: 6		1B: 2 2B: 2 3B: 0 HR: 0	SF: 0 SAC: 0 DP: 2 HBP: 0	WP: 1 PB: 0 SB: 0 CS: 0
PITCHER Mickey Lolich, L ERA: 3.19 (1, 1)	IP: 9.0 WLS: W BF: 30 H: 4 R: 0 ER: 0 SO: 5 BB: 1 IBB: 0 HBP: 0 BLK: 0 WP: 1 HR: 0 S: 39 P: 43 ERA: 0.00 WHIP: 0.556															PITCHER				

Batter	1	2	3	4	5	6	7	8	9	AB	R	H	RBI	BB	SO	LOB	BOTTOM			
Mickey Stanley, R OBP: 0.306, SLG: 0.406 (1, 8)	F3			FC6		HR			F9	4	1	2	1	0	0	1	<p>Baltimore Orioles @ Detroit Tigers Tiger Stadium, Detroit, MI Sun Jul 01 1973, 3:38 AM EDT Att: 48,273 - Unknown</p>			
Tony Taylor, R OBP: 0.248, SLG: 0.279 (1, 4)	6-3			6-3		CS				3	0	1	0	0	0	1				
Al Kaline, R OBP: 0.284, SLG: 0.317 (1, 3)	L4			FC6		L7				3	0	0	0	0	0	2				
Frank Howard, R OBP: 0.306, SLG: 0.306 (1, 10)									F9	3	0	2	0	0	0	0				
Ike Brown, R OBP: 0.422, SLG: 0.257 (1, 7)				G6-4-3		6-3				3	0	0	0	0	0	3				
Duke Sims, L OBP: 0.349, SLG: 0.399 (1, 2)				F8					F8	3	0	0	0	0	0	0				
Dick Sharon, R OBP: 0.224, SLG: 0.408 (1, 9)				5-3		K			F9	3	0	0	0	0	1	0				
Aurelio Rodriguez, R OBP: 0.257, SLG: 0.369 (1, 5)				F9		F3			4-3	3	0	0	0	0	0	0				
Ed Brinkman, R OBP: 0.307, SLG: 0.368 (1, 6)				F7		6-3				3	0	1	0	0	0	0				
Inning Stats	R: 0 E: 0 K: 0 S: 3	H: 0 LOB: 0 BB: 0 P: 3	R: 0 E: 0 K: 0 S: 3	H: 1 LOB: 0 BB: 0 P: 3	R: 0 E: 0 K: 0 S: 3	H: 0 LOB: 0 BB: 0 P: 3	R: 0 E: 1 K: 0 S: 5	H: 2 LOB: 2 BB: 0 P: 5	R: 0 E: 0 K: 1 S: 5	H: 0 LOB: 0 BB: 0 P: 5	R: 1 E: 0 K: 0 S: 4	H: 2 LOB: 0 BB: 0 P: 4	R: 0 E: 0 K: 0 S: 3	H: 0 LOB: 0 BB: 0 P: 3	R: 0 E: 0 K: 0 S: 4	H: 1 LOB: 1 BB: 0 P: 4		1B: 4 2B: 1 3B: 0 HR: 1	SF: 0 SAC: 0 DP: 1 HBP: 0	WP: 0 PB: 0 SB: 0 CS: 1
PITCHER Dave McNally, L ERA: 2.49 (1, 1)	IP: 8.0 WLS: L BF: 28 H: 6 R: 1 ER: 1 SO: 1 BB: 0 IBB: 0 HBP: 0 BLK: 0 WP: 0 HR: 1 S: 30 P: 30 ERA: 1.12 WHIP: 0.750															PITCHER				

Batter	1	2	3	4	5	6	7	8	9	AB	R	H	RBI	BB	SO	LOB	TOP					
Tim Johnson, L (1, 6) OBP: 0.286, SLG: 0.282	K2-3		F8				K			3	0	0	0	1	2	2	Milwaukee Brewers @ Baltimore Orioles Memorial Stadium, Baltimore, MD Mon Jul 02 1973, 7:05 PM EDT Att: 6,855 - Unknown					
Don Money, R (1, 5) OBP: 0.283, SLG: 0.315	5-3		K				F8			4	0	0	0	0	1	1						
Dave May, L (1, 8) OBP: 0.342, SLG: 0.480	6-3									4	1	2	0	0	0	0						
John Briggs, L (1, 7) OBP: 0.347, SLG: 0.402		WP SF9 BB								3	1	0	0	1	0	2						
George Scott, R (1, 3) OBP: 0.337, SLG: 0.412		SF9								2	1	1	3	1	0	1						
Joe Lahoud, L (1, 9) OBP: 0.285, SLG: 0.283										3	0	0	0	0	0	2						
Bob Coluccio, R (8, FH) OBP: 0.266, SLG: 0.392										1	0	0	0	0	0	0						
Darrell Porter, L (1, 10) OBP: 0.350, SLG: 0.453										3	1	2	1	1	0	0						
Ellie Rodriguez, R (1, 2) OBP: 0.379, SLG: 0.303										4	0	0	0	0	0	2						
Pedro Garcia, R (1, 4) OBP: 0.319, SLG: 0.442										3	1	2	1	1	0	0						
Inning Stats	R: 0 E: 0 K: 1 S: 5	H: 0 LOB: 0 BB: 0 P: 5	R: 2 E: 0 K: 0 S: 4	H: 1 LOB: 0 BB: 1 P: 8	R: 0 E: 0 K: 1 S: 4	H: 0 LOB: 0 BB: 1 P: 8	R: 0 E: 0 K: 0 S: 3	H: 0 LOB: 1 BB: 1 P: 7	R: 1 E: 0 K: 0 S: 3	H: 1 LOB: 1 BB: 2 P: 11	R: 0 E: 0 K: 1 S: 4	H: 1 LOB: 1 BB: 0 P: 4	R: 0 E: 0 K: 1 S: 6	H: 1 LOB: 1 BB: 0 P: 6	R: 2 E: 0 K: 0 S: 5	H: 2 LOB: 0 BB: 0 P: 5	R: 0 E: 0 K: 0 S: 3	H: 1 LOB: 0 BB: 0 P: 3	1B: 2 2B: 3 3B: 0 HR: 3	SF: 1 SAC: 0 DP: 1 HBP: 0	WP: 2 PB: 0 SB: 0 CS: 0	PA: 36
PITCHER	IP	WLS	BF	H	R	ER	SO	BB	IBB	HBP	BLK	WP	HR	S	P	ERA	WHIP					
Jesse Jefferson, R (1, 1) ERA: 2.86	7.1	L	30	5	4	4	3	5	0	0	0	1	2	31	51	4.91	1.364					
Grant Jackson, L (8, 1) ERA: 1.44	1.2		6	2	1	1	0	0	0	0	0	0	1	6	6	5.40	1.200					

Batter	1	2	3	4	5	6	7	8	9	AB	R	H	RBI	BB	SO	LOB	BOTTOM				
Al Bumbry, L (1, 7) OBP: 0.372, SLG: 0.517	F8	FC6-4					K			4	0	0	0	0	2	3	Milwaukee Brewers @ Baltimore Orioles Memorial Stadium, Baltimore, MD Mon Jul 02 1973, 7:05 PM EDT Att: 6,855 - Unknown				
Rich Coggins, L (1, 9) OBP: 0.317, SLG: 0.421	F8						G3			4	1	1	0	0	0	1					
Paul Blair, R (1, 8) OBP: 0.361, SLG: 0.442	5-3									4	0	0	0	0	0	2					
Tommy Davis, R (1, 10) OBP: 0.307, SLG: 0.377										4	0	2	1	0	0	0					
Boog Powell, L (1, 3) OBP: 0.374, SLG: 0.349										4	1	1	0	0	0	2					
Earl Williams, R (1, 2) OBP: 0.337, SLG: 0.410										3	0	1	0	1	1	1					
Bobby Grich, R (1, 4) OBP: 0.362, SLG: 0.354										1	1	0	0	3	1	1					
Brooks Robinson, R (1, 5) OBP: 0.270, SLG: 0.275										3	0	0	0	1	0	5					
Mark Belanger, R (1, 6) OBP: 0.311, SLG: 0.246										4	0	2	2	0	0	0					
Inning Stats	R: 0 E: 0 K: 0 S: 3	H: 0 LOB: 0 BB: 0 P: 3	R: 2 E: 0 K: 0 S: 5	H: 2 LOB: 2 BB: 2 P: 13	R: 1 E: 0 K: 0 S: 4	H: 2 LOB: 0 BB: 0 P: 4	R: 0 E: 0 K: 1 S: 5	H: 1 LOB: 0 BB: 0 P: 5	R: 0 E: 0 K: 0 S: 4	H: 1 LOB: 3 BB: 2 P: 12	R: 0 E: 0 K: 1 S: 6	H: 1 LOB: 1 BB: 0 P: 6	R: 0 E: 0 K: 1 S: 5	H: 0 LOB: 0 BB: 0 P: 5	R: 0 E: 0 K: 0 S: 2	H: 0 LOB: 0 BB: 1 P: 6		1B: 6 2B: 1 3B: 0 HR: 0	SF: 0 SAC: 0 DP: 3 HBP: 0	WP: 2 PB: 0 SB: 0 CS: 0	PA: 36
PITCHER	IP	WLS	BF	H	R	ER	SO	BB	IBB	HBP	BLK	WP	HR	S	P	ERA	WHIP				
Jerry Bell, R (1, 1) ERA: 4.02	3.0		15	5	3	3	0	2	0	0	0	1	0	13	21	9.00	2.333				
Bill Champion, R (4, 1) ERA: 3.15	5.0	W	19	2	0	0	4	2	1	0	0	1	0	24	36	0.00	0.800				
Frank Linzy, R (8, 1) ERA: 3.49	1.0	S	2	0	0	0	0	0	0	0	0	0	0	2	2	0.00	0.000				

Batter	1	2	3	4	5	6	7	8	9	AB	R	H	RBI	BB	SO	LOB	TOP					
Tim Johnson, L (1, 6) OBP: 0.284, SLG: 0.281 Bobby Mitchell, R (9, FH)	0-0 B2-3	0-3 K		0-0 6-3		0-0 1B	0-3 K		0-0 F8	5	1	1	0	0	2	3						
Don Money, R (1, 5) OBP: 0.291, SLG: 0.325	0-0 1B HR	0-0 BB 2B		0-3 K		0-0 1B FC4-6		0-0 2B 1B	0-0 F7	6	2	4	2	0	1	2						
Dave May, L (1, 8) OBP: 0.349, SLG: 0.489	0-0 1B HR	0-0 1-3		0-0 1B		0-0 1B FC4-6		0-0 1B		5	1	4	1	0	0	1						
John Briggs, L (1, 7) OBP: 0.348, SLG: 0.412	0-0 1B HR	4-0 BB BB		0-0 L6		0-0 1B FC4-6		0-0 2B K		4	1	1	4	1	1	4						
George Scott, R (1, 3) OBP: 0.347, SLG: 0.419	0-0 2B	4-0 1-2 BB				4-0 CS BB		4-0 1B IBB		2	0	2	0	3	0	0						
Darrell Porter, L (1, 10) OBP: 0.348, SLG: 0.444 Ollie Brown, R (8, FH) OBP: 0.337, SLG: 0.415	1-0 G4-6-3 HBP	0-0 F8		0-3 K		0-3 K		0-0 G4-6-3		3	0	0	0	0	2	6						
Joe Lahoud, L (1, 9) OBP: 0.287, SLG: 0.277 Bob Coluccio, R (5, 9) OBP: 0.269, SLG: 0.390	0-0 G4-6-3			0-0 5-3		1-0 PB HBP		0-0 F4	4-0 1B BB	2	0	0	0	0	0	2						
Ellie Rodriguez, R (1, 2) OBP: 0.390, SLG: 0.314		0-0 1B 2B		0-0 6-3		0-0 6-3		4-0 BB	0-0 BB	4	1	3	0	1	0	1						
Pedro Garcia, R (1, 4) OBP: 0.317, SLG: 0.437	1-3 2B 1B	0-0 G5-4-3		0-0 G5-4-3		0-0 F8		0-0 F9	0-0 F8	5	1	1	0	0	0	4						
Inning Stats	R: 3 E: 0 K: 0 S: 6	H: 4 LOB: 1 BB: 0 P: 7	R: 2 E: 0 K: 1 S: 8	H: 3 LOB: 3 BB: 2 P: 16	R: 0 E: 0 K: 0 S: 3	H: 1 LOB: 0 BB: 0 P: 3	R: 0 E: 0 K: 1 S: 6	H: 1 LOB: 1 BB: 0 P: 6	R: 0 E: 0 K: 1 S: 4	H: 0 LOB: 2 BB: 1 P: 9	R: 2 E: 0 K: 1 S: 9	H: 4 LOB: 2 BB: 0 P: 9	R: 0 E: 0 K: 1 S: 5	H: 0 LOB: 1 BB: 1 P: 9	R: 0 E: 0 K: 1 S: 6	H: 2 LOB: 2 BB: 1 P: 10	R: 0 E: 0 K: 0 S: 4	H: 1 LOB: 2 BB: 1 P: 8	1B: 12 2B: 4 3B: 0 HR: 1	SF: 0 SAC: 0 DP: 4 HBP: 2	WP: 0 PB: 1 SB: 0 CS: 1	PA: 47
PITCHER	IP	WLS	BF	H	R	ER	SO	BB	IBB	HBP	BLK	WP	HR	S	P	ERA	WHIP					
Doyle Alexander, R (1, 1) ERA: 3.58	0.1		6	4	3	3	0	0	0	1	0	0	1	5	6	81.00	12.000					
Eddie Watt, R (1, 1) ERA: 3.04	4.2		20	5	2	2	3	3	0	1	0	0	0	22	35	3.86	1.714					
Grant Jackson, L (6, 1) ERA: 1.74	3.0	W	17	6	2	2	3	2	1	0	0	0	0	20	32	6.00	2.667					
Jim Palmer, R (9, 1) ERA: 2.56	1.0	S	4	1	0	0	0	0	0	0	0	0	0	4	4	0.00	1.000					

Milwaukee Brewers @ Baltimore Orioles
Memorial Stadium, Baltimore, MD
Tue Jul 03 1973, 7:05 PM EDT
Unknown

AB 39
R 7
H 16
RBI 7
BB 6
SO 6
LOB 28



Batter	1	2	3	4	5	6	7	8	9	AB	R	H	RBI	BB	SO	LOB	BOTTOM					
Merv Rettenmund, R (1, 9) OBP: 0.295, SLG: 0.288 (8, 8)	0-0 1B HR	0-3 K			0-0 2B		0-0 F7	4-0 G4-3 IBB		4	1	2	0	1	1	3						
Bobby Grich, R (1, 4) OBP: 0.388, SLG: 0.382	0-0 1B HR			0-0 HR	4-0 FC5-4 BB		0-0 1B	0-0 G4-3		4	2	3	3	1	0	2						
Paul Blair, R (1, 8) OBP: 0.360, SLG: 0.439 Frank Baker, L (8, 6) OBP: 0.267, SLG: 0.182	0-0 1B			0-0 F3	0-0 F9		0-3 K	0-0 1B 2B		4	0	1	0	0	1	5						
Tommy Davis, R (1, 10) OBP: 0.305, SLG: 0.373	0-0 F9			0-0 F7	0-0 FC5-4		0-0 F6	0-0 PB 1B		5	0	1	1	0	0	6						
Earl Williams, R (1, 3) OBP: 0.335, SLG: 0.403 (5, 2)	0-3 K			0-0 F2		0-0 4-3		0-0 4-3		4	1	0	0	1	1	3						
Don Baylor, R (1, 7) OBP: 0.305, SLG: 0.332	0-0 F5			0-0 L5		0-0 F8		0-0 1B 1B		4	1	1	0	0	0	1						
Brooks Robinson, R (1, 5) OBP: 0.277, SLG: 0.276		4-0 BB		4-0 G4-6-3 BB		0-0 4-3		0-0 1B 1B		2	1	1	1	2	0	0						
Andy Etchebarren, R (1, 2) OBP: 0.269, SLG: 0.293 Boo Powell, L (4, FH) OBP: 0.378, SLG: 0.354 (5, 3) Enos Cabell, R (8, PR) (9, 3)	0-0 F7			0-0 G4-6-3		0-0 4-3		0-0 1B 1B	0-0 1B G4-3	1	0	0	0	0	0	1						
Mark Belanger, R (1, 6) OBP: 0.309, SLG: 0.244 Al Bumbry, L (7, FH) (8, 9)	0-0 F3			0-0 F3		0-0 F8		0-0 1B 1B	0-0 G4-3 2B 1B	2	0	0	0	0	0	1						
Inning Stats	R: 2 E: 0 K: 1 S: 8	H: 3 LOB: 1 BB: 0 P: 8	R: 0 E: 0 K: 1 S: 5	H: 0 LOB: 1 BB: 1 P: 9	R: 1 E: 0 K: 0 S: 4	H: 1 LOB: 0 BB: 0 P: 4	R: 0 E: 0 K: 0 S: 2	H: 0 LOB: 0 BB: 1 P: 6	R: 0 E: 0 K: 0 S: 4	H: 1 LOB: 2 BB: 1 P: 8	R: 0 E: 0 K: 0 S: 3	H: 0 LOB: 0 BB: 0 P: 3	R: 0 E: 0 K: 1 S: 8	H: 3 LOB: 3 BB: 0 P: 8	R: 6 E: 0 K: 0 S: 8	H: 6 LOB: 2 BB: 2 P: 16	1B: 10 2B: 2 3B: 0 HR: 2	SF: 0 SAC: 0 DP: 2 HBP: 0	WP: 0 PB: 1 SB: 0 CS: 0	PA: 41		
PITCHER	IP	WLS	BF	H	R	ER	SO	BB	IBB	HBP	BLK	WP	HR	S	P	ERA	WHIP					
Chris Short, L (1, 1) ERA: 3.6	3.1		16	4	3	3	2	2	0	0	0	0	2	18	26	8.10	1.800					
Skip Lockwood, R (4, 1) ERA: 3.39	3.0		13	4	0	0	0	1	0	0	0	0	0	12	16	0.00	1.667					
Jim Colborn, R (7, 1) ERA: 2.79	0.2		6	3	4	4	1	1	0	0	0	0	0	7	11	54.00	6.000					
Frank Linzy, R (8, 1) ERA: 3.86	1.0	L	6	3	2	2	0	0	1	0	0	0	0	5	9	18.00	3.000					

Milwaukee Brewers @ Baltimore Orioles
Memorial Stadium, Baltimore, MD
Tue Jul 03 1973, 7:05 PM EDT
Unknown


AB 36
R 9
H 14
RBI 8
BB 5
SO 3
LOB 23



Batter	1	2	3	4	5	6	7	8	9	10	AB	R	H	RBI	BB	SO	LOB										
Bob Coluccio, R OBP: 0.267, SLG: 0.382	0-0 6-3		0-0 FC4-6		4-0 WP BB		0-0 5-3		0-3 K			4	0	0	0	1	3										
Don Money, R OBP: 0.292, SLG: 0.329	0-0 G3 2B		0-0 F8		0-0 SF8		1-0 G6-3 HBP		0-0 5-3		3	0	1	1	0	0	1										
Dave May, L OBP: 0.343, SLG: 0.481	0-0 G3			0-0 L4		0-0 6-3		0-0 G6-3		0-0 4-3		5	0	0	0	0	4										
John Briggs, L OBP: 0.349, SLG: 0.423	0-3 K			0-0 L6		0-0 HR		0-0 F8		0-0 1B		5	1	2	1	0	1										
George Scott, R OBP: 0.345, SLG: 0.415		0-3 K		0-0 1B		0-0 F8		0-0 L3		0-0 F9		5	0	1	0	0	1										
Ollie Brown, R OBP: 0.235, SLG: 0.429		0-0 5-3		0-3 K		0-0 HR		0-3 K				4	1	1	1	0	2										
Darrell Porter, L OBP: 0.357, SLG: 0.468		0-3 K			0-0 BB 1B SF8 1B		0-0 HR		4-0 G6-4-3 BB		3	2	2	1	1	1	0										
Bob Heise, R OBP: 0.290, SLG: 0.300											0	0	0	0	0	0	0										
Eliee Rodriguez, R OBP: 0.390, SLG: 0.314											0	0	0	0	0	0	0										
Pedro Garcia, R OBP: 0.313, SLG: 0.431			0-3 K		0-0 F7		0-0 6-3		0-0 G6-4-3		4	0	0	0	0	1	2										
Tim Johnson, L OBP: 0.292, SLG: 0.293			0-0 FC4-6 1B		0-0 SF8 BB 1B		0-3 K		0-0 2B		4	0	3	0	0	1	0										
Inning Stats	R: 0 E: 0 K: 1 S: 6	H: 1 LOB: 1 BB: 0 P: 6	R: 0 E: 0 K: 2 S: 7	H: 0 LOB: 0 BB: 0 P: 7	R: 0 E: 0 K: 1 S: 6	H: 1 LOB: 1 BB: 0 P: 6	R: 1 E: 0 K: 0 S: 5	H: 2 LOB: 2 BB: 1 P: 9	R: 3 E: 0 K: 1 S: 8	H: 3 LOB: 0 BB: 0 P: 8	R: 0 E: 0 K: 2 S: 5	H: 0 LOB: 0 BB: 0 P: 3	R: 0 E: 0 K: 1 S: 5	H: 0 LOB: 0 BB: 0 P: 5	R: 0 E: 0 K: 1 S: 5	H: 1 LOB: 2 BB: 1 P: 9	R: 0 E: 0 K: 0 S: 4	H: 1 LOB: 1 BB: 0 P: 4	1B: 5 2B: 2 3B: 0 HR: 3	SF: 1 SAC: 0 DP: 2 HBP: 1	WP: 1 PB: 0 SB: 0 CS: 0	PA: 41					
PITCHER	IP WLS BF H R ER SO BB IBB HBP BLK WP HR S P ERA WHIP																										

Milwaukee Brewers @ Baltimore Orioles
Memorial Stadium, Baltimore, MD
Tue Jul 03 1973, Postponed
Att: 10,326 - Unknown

AB: 37
R: 4
H: 10
RBI: 4
BB: 2
SO: 8
LOB: 13



Batter	1	2	3	4	5	6	7	8	9	10	AB	R	H	RBI	BB	SO	LOB										
Al Bumby, L OBP: 0.382, SLG: 0.520	4-0 1B BB		0-0 4-3 BLK WP 1B		0-3 K		0-0 4-3		0-0 FC5-4		3	1	1	0	1	1	2										
Enos Cabell, R OBP: 0.263, SLG: 0.235	4-0 1B BB		0-0 4-3		0-0 L4		0-0 4-3		4-0 HBP 1B BB		1	0	0	0	0	0	3										
Rich Coggins, L OBP: 0.317, SLG: 0.416	4-0 1B BB		0-0 4-3		0-0 L4		0-0 4-3		1-0 HBP BB		2	0	0	0	1	0	2										
Merv Rettenmund, R OBP: 0.297, SLG: 0.286	1-2 BB		1-3 4-3		0-0 L4		0-0 4-3		0-0 HBP BB		1	1	0	0	1	0	0										
Paul Blair, R OBP: 0.369, SLG: 0.438	0-0 1B		0-0 5-3		0-3 K		0-3 K		1-0 1B FC5-4 HBP		3	0	1	0	0	1	1										
Don Baylor, R OBP: 0.306, SLG: 0.330	1-2 2-3 1B		3-4 5-3		4-0 BB		4-0 G6-4-3 BB		1-2 FC5-4 HBP 1B		1	1	0	0	0	0	0										
Boog Powell, L OBP: 0.363, SLG: 0.354	0-3 K		0-0 BB		0-0 2-3		0-0 G6-4-3		0-0 FC5-4 1B		3	0	1	1	2	1	3										
Bobby Grich, R OBP: 0.363, SLG: 0.375	0-3 K		0-0 2-3		0-0 G6-4-3		0-0 G6-4-3		0-0 FC5-4 1B		5	1	0	1	0	1	6										
Terry Crowley, L OBP: 0.271, SLG: 0.231	0-3 K		0-0 F8		0-0 L3		0-0 L3		0-0 F8		5	1	1	0	0	1	4										
Eliod Hendricks, L OBP: 0.304, SLG: 0.453		4-0 B1-3 BB		0-3 K		0-0 K		0-3 K		0-0 BB 1B 1B		4	1	2	2	1	2										
Mark Belanger, R OBP: 0.305, SLG: 0.241		0-0 B1-3		0-0 F7		0-0 F7		0-0 F8		0-0 BB 1B		3	0	0	0	0	1										
Tommy Davis, R OBP: 0.308, SLG: 0.376		0-0 B1-3		0-0 F7		0-0 F7		0-0 F8		1-3 BB 1B		1	0	1	1	0	0										
Frank Baker, L OBP: 0.267, SLG: 0.182		1-2 3-H		0-0 F7		0-0 F7		1-2 BB 1B		0-0 BB		0	0	0	0	0	0										
Larry Brown, R OBP: 0.316, SLG: 0.444		0-0 F7		0-0 F7		0-0 F7		4-0 BB		4-0 FC5-4 BB		2	0	1	0	1	0										
Brooks Robinson, R OBP: 0.299, SLG: 0.276								1-2 2-3 BB		1-2 2-3 BB		0	0	0	0	1	0										
Inning Stats	R: 0 E: 0 K: 3 S: 10	H: 1 LOB: 3 BB: 2 P: 18	R: 0 E: 0 K: 0 S: 2	H: 0 LOB: 0 BB: 1 P: 6	R: 1 E: 0 K: 0 S: 4	H: 1 LOB: 1 BB: 1 P: 8	R: 0 E: 0 K: 1 S: 5	H: 0 LOB: 0 BB: 0 P: 5	R: 0 E: 0 K: 2 S: 8	H: 0 LOB: 1 BB: 1 P: 9	R: 3 E: 0 K: 0 S: 6	H: 3 LOB: 3 BB: 2 P: 15	R: 0 E: 0 K: 0 S: 3	H: 0 LOB: 0 BB: 0 P: 3	R: 2 E: 0 K: 0 S: 3	H: 2 LOB: 0 BB: 0 P: 3	1B: 7 2B: 1 3B: 0 HR: 1	SF: 0 SAC: 0 DP: 2 HBP: 1	WP: 1 PB: 0 SB: 0 CS: 0	PA: 43							
PITCHER	IP WLS BF H R ER SO BB IBB HBP BLK WP HR S P ERA WHIP																										

Milwaukee Brewers @ Baltimore Orioles
Memorial Stadium, Baltimore, MD
Tue Jul 03 1973, Postponed
Att: 10,326 - Unknown

AB: 34
R: 6
H: 8
RBI: 5
BB: 8
SO: 7
LOB: 22



Batter	1	2	3	4	5	6	7	8	9	AB	R	H	RBI	BB	SO	LOB	TOP								
Don Money, R OBP: 0.297, SLG: 0.331 (1,5)	F8		FC5-4 1B 1-2 3B	1B BB		1-H 1B		2-H 1B		4	1	2	2	1	0	1	Milwaukee Brewers @ Baltimore Orioles Memorial Stadium, Baltimore, MD Wed Jul 04 1973, 3:33 AM EDT Att: 9,843 - Unknown livebaseballscorecards.com								
Dave May, L OBP: 0.344, SLG: 0.479 (1,8)	3-1		3B 1B	1-3 1B	FC4-6 1B	K		CS	3-1	5	1	2	1	0	1	1									
George Scott, R OBP: 0.343, SLG: 0.419 (1,3)	5-3		1B 3B	FC4-6 1-2			6-3		6-3	5	1	1	2	0	0	2									
Ollie Brown, R OBP: 0.337, SLG: 0.428 (1,10)		G4-6-3 1B	S 1B		K		F8		K	5	0	2	1	0	2	0									
Elie Rodriguez, R OBP: 0.387, SLG: 0.309 (1,2)	G4-6-3 1-2		1-2 BB		6-3		K			3	0	0	0	1	1	1									
John Briggs, L OBP: 0.351, SLG: 0.426 (1,7)	BB		1-3		G3			2B		3	1	1	0	1	0	2									
Bobby Mitchell, R OBP: 0.200, SLG: 0.200 (1,9)	1-3			SH1-4 1B		F7		6-3		4	1	1	0	0	0	2									
Bob Heise, R OBP: 0.273, SLG: 0.281 (8, PH)			K	SH1-4		F4		1B		2	0	0	0	0	1	0									
Darrell Porter, L OBP: 0.350, SLG: 0.478 (8, FR)				1-2				2B		1	0	1	1	0	0	0									
Tim Johnson, L OBP: 0.292, SLG: 0.293 (8,6)								2B		0	1	0	0	0	0	0									
Pedro Garcia, R OBP: 0.316, SLG: 0.430 (1,4)			FC5-4 BB		F9	S 1B		K		3	1	1	0	1	1	2									
Inning Stats	R: 0 E: 0 K: 0 S: 3	H: 0 LOB: 0 BB: 0 P: 3	R: 0 E: 0 K: 0 S: 3	H: 1 LOB: 1 BB: 1 P: 7	R: 3 E: 1 K: 1 S: 8	H: 3 LOB: 2 BB: 2 P: 16	R: 1 E: 0 K: 0 S: 5	H: 2 LOB: 2 BB: 1 P: 9	R: 0 E: 0 K: 1 S: 5	H: 0 LOB: 0 BB: 0 P: 5	R: 1 E: 0 K: 1 S: 7	H: 2 LOB: 1 BB: 0 P: 7	R: 0 E: 0 K: 1 S: 5	H: 0 LOB: 0 BB: 0 P: 5	R: 2 E: 0 K: 1 S: 7	H: 3 LOB: 1 BB: 0 P: 7	R: 0 E: 0 K: 1 S: 5	H: 0 LOB: 0 BB: 0 P: 5	1B: 8 2B: 2 3B: 1 HR: 0	SF: 0 SAC: 1 DP: 1 HBP: 0	WP: 0 PB: 0 SB: 3 CS: 1	PA: 41			
PITCHER	IP	WLS	BF	H	R	ER	SO	BB	IBB	HBP	BLK	WP	HR	S	P	ERA	WHIP								
Mike Cuellar, L ERA: 3.87 (1,1)	3.2		20	6	4	1	1	4	0	0	0	0	0	18	34	2.46	2.727								
Eddie Watt, R ERA: 3.52 (4,1)	3.2		15	4	3	3	3	0	0	0	0	0	0	21	21	7.36	1.091								
Bob Reynolds, R ERA: 2.2 (8,1)	1.2	W	5	1	0	0	2	0	0	0	0	0	0	9	9	0.00	0.600								

Batter	1	2	3	4	5	6	7	8	9	AB	R	H	RBI	BB	SO	LOB	BOTTOM								
Al Bumby, L OBP: 0.376, SLG: 0.510 (1,7)	E1		K		G4-6-3 1-2		E6 1B	E 1B		3	0	0	0	0	1	1	Milwaukee Brewers @ Baltimore Orioles Memorial Stadium, Baltimore, MD Wed Jul 04 1973, 3:33 AM EDT Att: 9,843 - Unknown livebaseballscorecards.com								
Merv Rettenmund, R OBP: 0.306, SLG: 0.291 (6,7)							E 1B	BB		1	2	1	0	1	0	0									
Rich Coggins, L OBP: 0.325, SLG: 0.421 (1,9)	B2			1B	4-3		E SF9	1B	E7 1B	5	2	3	1	0	0	1									
Paul Blair, R OBP: 0.364, SLG: 0.439 (1,8)			F3			6-3	E1 HR	1B	FC5-4 1B	4	1	2	2	1	0	1									
Boog Powell, L OBP: 0.381, SLG: 0.350 (1,3)						F8	SF9		F8	2	0	0	1	1	1	2									
Eliot Hendricks, L OBP: 0.300, SLG: 0.446 (8,2)	K			1B		F8	1-2 3-H		F8	1	0	0	0	0	0	1									
Tommy Davis, R OBP: 0.306, SLG: 0.372 (1,10)	F9			BB		1B	K		FC5-4	5	1	1	0	0	1	5									
Earl Williams, R OBP: 0.337, SLG: 0.418 (8,3)		L6				1B	E 1B	HR		4	2	2	2	0	0	1									
Bobby Grich, R OBP: 0.367, SLG: 0.378 (1,4)		K				1B	E2 1B	CS		3	1	2	1	1	1	0									
Brooks Robinson, R OBP: 0.280, SLG: 0.276 (1,5)			K				1-3 2-H	1B	CS	4	0	1	2	0	1	2									
Mark Belanger, R OBP: 0.308, SLG: 0.239 (1,6)			F8			2-H 3-H	K		BB E	2	1	0	0	2	1	1									
Inning Stats	R: 0 E: 1 K: 1 S: 6	H: 0 LOB: 2 BB: 1 P: 10	R: 0 E: 0 K: 2 S: 7	H: 0 LOB: 0 BB: 0 P: 7	R: 0 E: 0 K: 1 S: 6	H: 1 LOB: 1 BB: 0 P: 6	R: 0 E: 0 K: 0 S: 4	H: 1 LOB: 2 BB: 1 P: 8	R: 0 E: 0 K: 0 S: 2	H: 0 LOB: 0 BB: 1 P: 6	R: 3 E: 1 K: 1 S: 9	H: 4 LOB: 1 BB: 0 P: 9	R: 4 E: 2 K: 1 S: 8	H: 4 LOB: 0 BB: 1 P: 12	R: 3 E: 1 K: 0 S: 5	H: 2 LOB: 1 BB: 2 P: 13	R: 0 E: 0 K: 0 S: 5	H: 0 LOB: 0 BB: 0 P: 5	1B: 11 2B: 0 3B: 0 HR: 1	SF: 1 SAC: 0 DP: 1 HBP: 0	WP: 0 PB: 0 SB: 2 CS: 1	PA: 42			
PITCHER	IP	WLS	BF	H	R	ER	SO	BB	IBB	HBP	BLK	WP	HR	S	P	ERA	WHIP								
Jim Slaton, R ERA: 3.23 (1,1)	6.2		34	10	7	6	6	4	0	0	0	0	0	42	58	8.10	2.100								
Bill Champion, R ERA: 3.79 (7,1)	1.1	L	7	2	3	3	0	2	0	0	0	0	0	5	13	20.25	3.000								

Batter	1	2	3	4	5	6	7	8	9	AB	R	H	RBI	BB	SO	LOB	TOP								
Bert Campaneris, R (1,6) Rich McKinney, R (6,4) OBP: 0.331, SLG: 0.329 OBP: 0.313, SLG: 0.356	F9	2H 1B			G6-4-3 1B	F9			FC6-4 1B	4	0	2	1	0	0	2	Oakland Athletics @ Baltimore Orioles Memorial Stadium, Baltimore, MD Fri Jul 06 1973, 7:05 PM EDT Unknown livebaseballscorecards.com								
Bill North, S (1,8) Jay Johnstone, L (6,8) OBP: 0.368, SLG: 0.338 OBP: 0.263, SLG: 0.235	4-0	CS BB	K		G6-4-3 1B	4-3			F9	3	0	1	1	1	1	3									
Sal Bando, R (1,5) OBP: 0.351, SLG: 0.458	5-3		K		G6-4-3 1B				FC6-4	5	0	0	0	0	1	4									
Reggie Jackson, L (1,9) Angel Mangual, R (7,9) OBP: 0.355, SLG: 0.500 OBP: 0.246, SLG: 0.302		S 2B 1B	F6		4-3				K	4	1	1	0	0	0	1									
Deron Johnson, R (1,10) OBP: 0.327, SLG: 0.417		F4	K			K			F8	4	0	0	0	0	2	1									
Gene Tenace, R (1,3) Mike Hegan, L (6,3) OBP: 0.379, SLG: 0.457 OBP: 0.233, SLG: 0.250		F3			F9	1B 1B			4-3	3	1	1	0	0	0	1									
Joe Rudi, R (1,7) OBP: 0.296, SLG: 0.406		E3 2B 2B			6-3	1B 1B			FC6-4 1B	4	2	2	0	0	0	1									
Ray Fosse, R (1,2) OBP: 0.307, SLG: 0.358		2B 2B			F4	1B IBB			FC6-4	3	1	1	1	1	0	1									
Dick Green, R (1,4) OBP: 0.311, SLG: 0.346		2H 3H 1B 2B			1B 1B BB	1B			FC6-4	3	2	2	4	1	0	1									
Inning Stats	R: 0 E: 0 K: 0 S: 2	H: 0 LOB: 0 BB: 1 P: 6	R: 4 E: 1 K: 1 S: 10	H: 4 LOB: 1 BB: 0 P: 10	R: 0 E: 0 K: 2 S: 7	H: 0 LOB: 0 BB: 0 P: 7	R: 0 E: 0 K: 0 S: 3	H: 0 LOB: 0 BB: 0 P: 3	R: 1 E: 0 K: 0 S: 4	H: 2 LOB: 1 BB: 1 P: 8	R: 2 E: 0 K: 1 S: 8	H: 3 LOB: 2 BB: 1 P: 12	R: 0 E: 0 K: 0 S: 3	H: 0 LOB: 0 BB: 0 P: 3	R: 0 E: 0 K: 0 S: 4	H: 1 LOB: 1 BB: 0 P: 4		R: 0 E: 0 K: 1 S: 6	H: 1 LOB: 1 BB: 0 P: 6	1B: 9 2B: 2 3B: 0 HR: 0	SF: 0 SAC: 0 DP: 1 HBP: 0	WP: 0 PB: 0 SB: 1 CS: 1	PA: 40		
PITCHER	IP	WLS	BF	H	R	ER	SO	BB	IBB	HBP	BLK	WP	HR	S	P	ERA	WHIP								
Jim Palmer, R (1,1) ERA: 2.66	5.1	L	27	9	7	3	4	2	1	0	0	0	0	32	44	5.06	2.062								
Bob Reynolds, R (6,1) ERA: 2.03	3.2		13	2	0	0	1	0	0	0	0	0	0	15	15	0.00	0.545								

Batter	1	2	3	4	5	6	7	8	9	AB	R	H	RBI	BB	SO	LOB	BOTTOM								
Al Bumbry, L (1,7) Merv Rettenmund, R (7, PH) OBP: 0.381, SLG: 0.538 OBP: 0.302, SLG: 0.287	HR		2B		F7		E1		K	3	1	2	1	0	0	1	Oakland Athletics @ Baltimore Orioles Memorial Stadium, Baltimore, MD Fri Jul 06 1973, 7:05 PM EDT Unknown livebaseballscorecards.com								
Rich Coggins, L (1,9) Don Baylor, R (7, PH) OBP: 0.326, SLG: 0.416 OBP: 0.304, SLG: 0.328	1B BB		F8		G3		SF8		F3	2	0	0	0	1	0	2									
Paul Blair, R (1,8) OBP: 0.365, SLG: 0.438	F9		F6			HR 1B	FC5-4		1B	5	1	2	0	0	0	3									
Boog Powell, L (1,3) OBP: 0.381, SLG: 0.366	L8		K			HR 1B	BB 1B		G3	5	1	2	2	0	1	3									
Tommy Davis, R (1,10) OBP: 0.309, SLG: 0.372			F9			5-3			BB	3	0	1	0	1	0	0									
Eliod Hendricks, L (1,2) OBP: 0.284, SLG: 0.420	3-1		F2			F4			F8	4	0	0	0	0	0	5									
Bobby Grich, R (1,4) OBP: 0.363, SLG: 0.373			F3		K				F9	4	0	0	0	0	1	0									
Brooks Robinson, R (1,5) OBP: 0.283, SLG: 0.291			F6			1B			L6	4	1	2	1	0	0	0									
Frank Baker, L (1,6) Mark Belanger, R (7, PH) OBP: 0.235, SLG: 0.154 OBP: 0.310, SLG: 0.237			1-3			F8			K	2	0	0	0	0	0	1									
Inning Stats	R: 1 E: 0 K: 0 S: 5	H: 2 LOB: 2 BB: 1 P: 9	R: 0 E: 0 K: 0 S: 3	H: 0 LOB: 0 BB: 0 P: 3	R: 0 E: 0 K: 1 S: 6	H: 1 LOB: 1 BB: 0 P: 6	R: 0 E: 0 K: 1 S: 5	H: 0 LOB: 0 BB: 0 P: 5	R: 0 E: 0 K: 0 S: 4	H: 1 LOB: 1 BB: 0 P: 4	R: 2 E: 0 K: 0 S: 5	H: 2 LOB: 0 BB: 0 P: 5	R: 2 E: 1 K: 0 S: 6	H: 2 LOB: 3 BB: 2 P: 14	R: 0 E: 0 K: 1 S: 5	H: 0 LOB: 0 BB: 0 P: 5		R: 0 E: 0 K: 1 S: 6	H: 1 LOB: 1 BB: 0 P: 6	1B: 5 2B: 1 3B: 0 HR: 3	SF: 1 SAC: 0 DP: 0 HBP: 0	WP: 0 PB: 0 SB: 1 CS: 0	PA: 40		
PITCHER	IP	WLS	BF	H	R	ER	SO	BB	IBB	HBP	BLK	WP	HR	S	P	ERA	WHIP								
Catfish Hunter, R (1,1) ERA: 3.19	6.0	W	26	7	4	4	2	1	0	0	0	0	3	29	33	6.00	1.333								
Darold Knowles, L (7,1) ERA: 2.35	0.2		5	1	1	0	0	1	0	0	0	0	0	4	8	0.00	3.000								
Rollie Fingers, R (7,1) ERA: 1.29	2.1	S	9	1	0	0	2	1	0	0	0	0	0	12	16	0.00	0.857								

Batter	1	2	3	4	5	6	7	8	9	AB	R	H	RBI	BB	SO	LOB	TOP								
Bert Campaneris, R (1, 6) OBP: 0.332, SLG: 0.328	4-0 S BLK 1B BB		0-3 K						0-0 FC5-6	4	1	1	0	1	1	1									
Bill North, S (1, 8) OBP: 0.372, SLG: 0.352	0-3 K		0-0 HR							3	1	2	1	1	1	1									
Sal Bando, R (1, 5) OBP: 0.352, SLG: 0.459	0-0 2H 1B		0-0 1B							4	0	2	1	0	0	3									
Reggie Jackson, L (1, 9) OBP: 0.351, SLG: 0.494	0-3 K		0-3 K							4	0	0	0	0	2	2									
Deron Johnson, R (1, 3) OBP: 0.326, SLG: 0.425	0-3 K			0-0 HR						4	1	1	1	0	2	1									
Gene Tenace, R (1, 2) OBP: 0.377, SLG: 0.452		0-0 1-3		0-3 K2-3						3	0	0	0	1	1	0									
Joe Rudi, R (1, 7) OBP: 0.296, SLG: 0.407		0-0 1-3		0-0 6-3						4	0	1	0	0	0	1									
Rich McKinney, R (1, 10) OBP: 0.309, SLG: 0.339		0-0 1-3		4-0 BB						3	0	0	0	1	1	1									
Dick Green, R (1, 4) OBP: 0.305, SLG: 0.340			0-0 1-3	0-0 F5						3	0	0	0	0	0	1									
Jay Johnstone, L (9, PH) OBP: 0.250, SLG: 0.222					0-0 F3					1	0	0	0	0	0	1									
Inning Stats	R: 1 E: 0 K: 3 S: 10	H: 1 LOB: 1 BB: 1 P: 14	R: 0 E: 0 K: 0 S: 3	H: 0 LOB: 0 BB: 0 P: 3	R: 1 E: 0 K: 2 S: 9	H: 2 LOB: 1 BB: 0 P: 9	R: 1 E: 0 K: 1 S: 6	H: 1 LOB: 1 BB: 1 P: 10	R: 0 E: 0 K: 0 S: 2	H: 0 LOB: 0 BB: 1 P: 6	R: 0 E: 0 K: 1 S: 5	H: 0 LOB: 1 BB: 1 P: 9	R: 0 E: 0 K: 0 S: 5	H: 2 LOB: 2 BB: 0 P: 5	R: 0 E: 0 K: 0 S: 3	H: 0 LOB: 0 BB: 0 P: 3	R: 0 E: 0 K: 1 S: 6	H: 1 LOB: 1 BB: 0 P: 6	1B: 4 2B: 1 3B: 0 HR: 2	SF: 0 SAC: 0 DP: 0 HBP: 0	WP: 0 PB: 0 SB: 1 CS: 0	PA: 37			
PITCHER	IP	WLS	BF	H	R	ER	SO	BB	IBB	HBP	BLK	WP	HR	S	P	ERA	WHIP								
Dave McNally, L (1, 1) ERA: 2.54	8.0	W	34	7	3	3	7	4	0	0	1	0	2	44	60	3.38	1.375								
Eddie Watt, R (9, 1) ERA: 3.49	1.0	S	3	0	0	0	1	0	0	0	0	0	0	5	5	0.00	0.000								

Oakland Athletics @ Baltimore Orioles
Memorial Stadium, Baltimore, MD
Fri Jul 06 1973, 7:05 PM EDT
Att: 23,320 - Unknown

AB 33
R 3
H 7
RBI 3
BB 4
SO 8
LOB 12



Batter	1	2	3	4	5	6	7	8	9	AB	R	H	RBI	BB	SO	LOB	BOTTOM								
Merv Rettenmund, R (1, 9) OBP: 0.301, SLG: 0.306	0-0 F4		0-0 4-3							4	1	1	2	0	0	0									
Enos Cabell, R (1, 3) OBP: 0.304, SLG: 0.400	0-0 F8		0-0 E4 2B							3	2	1	1	1	0	0									
Paul Blair, R (1, 8) OBP: 0.367, SLG: 0.443	0-0 1B		0-0 1H 2B							4	0	2	1	0	2	1									
Tommy Davis, R (1, 10) OBP: 0.316, SLG: 0.373		4-0 F9 WP SF7 BB	4-0 BB							2	1	1	0	2	0	0									
Earl Williams, R (1, 2) OBP: 0.332, SLG: 0.411		0-0 F9	0-0 F5							4	0	0	0	0	0	3									
Bobby Grich, R (1, 4) OBP: 0.382, SLG: 0.372		0-0 SF7		0-0 F9						3	0	1	1	0	0	0									
Don Baylor, R (1, 7) OBP: 0.307, SLG: 0.332		3H 0-0 1B		0-3 K						4	0	2	0	0	1	1									
Brooks Robinson, R (1, 5) OBP: 0.287, SLG: 0.300		0-3 K		0-0 1B						3	1	2	0	0	1	1									
Mark Belanger, R (1, 6) OBP: 0.307, SLG: 0.235			0-0 F8	0-0 F8						2	0	0	0	0	0	1									
Inning Stats	R: 0 E: 0 K: 0 S: 3	H: 1 LOB: 1 BB: 0 P: 3	R: 1 E: 0 K: 1 S: 6	H: 1 LOB: 1 BB: 1 P: 10	R: 1 E: 1 K: 0 S: 5	H: 1 LOB: 2 BB: 1 P: 9	R: 0 E: 0 K: 1 S: 6	H: 1 LOB: 1 BB: 0 P: 6	R: 0 E: 0 K: 0 S: 4	H: 0 LOB: 1 BB: 1 P: 8	R: 0 E: 0 K: 0 S: 4	H: 1 LOB: 1 BB: 0 P: 4	R: 3 E: 0 K: 1 S: 8	H: 4 LOB: 0 BB: 0 P: 8	R: 0 E: 0 K: 0 S: 3	H: 1 LOB: 0 BB: 0 P: 3	1B: 6 2B: 3 3B: 0 HR: 2	SF: 1 SAC: 1 DP: 1 HBP: 0	WP: 1 PB: 0 SB: 1 CS: 3	PA: 36					
PITCHER	IP	WLS	BF	H	R	ER	SO	BB	IBB	HBP	BLK	WP	HR	S	P	ERA	WHIP								
Vida Blue, L (1, 1) ERA: 3.76	6.1	L	29	8	5	4	3	3	0	0	0	1	0	7	7	0.00	1.200								
Rollie Fingers, R (7, 1) ERA: 1.25	1.2		5	2	0	0	1	0	0	0	0	0	0	7	7	0.00	1.200								

Oakland Athletics @ Baltimore Orioles
Memorial Stadium, Baltimore, MD
Fri Jul 06 1973, 7:05 PM EDT
Att: 23,320 - Unknown

AB 29
R 5
H 10
RBI 5
BB 3
SO 4
LOB 7



Batter	1	2	3	4	5	6	7	8	9	AB	R	H	RBI	BB	SO	LOB	TOP				
Bert Campaneris, R OBP: 0.328, SLG: 0.323 (1, 6)	0-0 4-3		0-0 5-3			0-0 F9		0-0 FC1-6 E S 1B		4	1	0	0	0	0	1					
Bill North, S OBP: 0.371, SLG: 0.348 (1, 8)	0-0 F3		0-0 F8			0-3 K		4-0 1B BB		3	0	0	0	1	1	0					
Sal Bando, R OBP: 0.354, SLG: 0.460 (1, 5)	0-0 1B HR		0-0 L5			0-0 6-3		0-0 G1-6-3 1B		4	1	2	1	0	0	0					
Reggie Jackson, L OBP: 0.356, SLG: 0.505 (1, 9)	0-0 1B HR			4-0 G5-4-3 E BB				0-0 HR		3	2	2	1	1	0	2					
Deron Johnson, R OBP: 0.328, SLG: 0.438 Blue Moon Odom, R (9, PR)	0-0 1B HR			0-0 E5 G5-4-3				0-0 F3		4	1	2	3	0	0	1					
Gene Tenace, R OBP: 0.374, SLG: 0.447 Rich McKinney, R OBP: 0.319, SLG: 0.339 (8, 4)	0-0 F7			0-0 G5-4-3				0-0 F9		3	0	0	0	0	0	2					
Joe Rudi, R OBP: 0.295, SLG: 0.405 (1, 7)		0-0 6-3				0-0 6-3		0-0 1B		4	0	1	0	0	0	1					
Ray Fosse, R OBP: 0.302, SLG: 0.352 (1, 2)		0-0 5-3				0-0 F9		0-3 K2-3		4	0	0	0	0	1	2					
Dick Green, R OBP: 0.306, SLG: 0.340 Allan Lewis, S (8, PR)		0-3 K				0-0 6-3				3	0	1	0	0	1	0					
Mike Hegan, L OBP: 0.233, SLG: 0.250 (8, 3)								0-0 FC1-6 1B		0	0	0	0	0	0	0					
Inning Stats	R: 3 E: 0 K: 0 S: 6	H: 3 LOB: 0 BB: 0 P: 6	R: 0 E: 0 K: 1 S: 5	H: 0 LOB: 0 BB: 0 P: 5	R: 0 E: 1 K: 0 S: 2	H: 0 LOB: 0 BB: 1 P: 6	R: 0 E: 0 K: 0 S: 3	H: 0 LOB: 0 BB: 0 P: 3	R: 0 E: 0 K: 1 S: 5	H: 0 LOB: 0 BB: 0 P: 5	R: 1 E: 0 K: 1 S: 7	H: 2 LOB: 1 BB: 0 P: 7	R: 1 E: 0 K: 0 S: 4	H: 2 LOB: 2 BB: 1 P: 8	R: 0 E: 0 K: 0 S: 3	H: 1 LOB: 1 BB: 1 P: 7	1B: 6 2B: 0 3B: 1 HR: 2	SF: 0 SAC: 0 DP: 1 HBP: 0	WP: 0 PB: 0 SB: 1 CS: 1	PA: 35	
PITCHER	IP	WLS	BF	H	R	ER	SO	BB	IBB	HBP	BLK	WP	HR	S	P	ERA	WHIP				
Mike Cuellar, L ERA: 4.0 (1, 1)	7.1	L	30	7	5	5	3	2	0	0	0	0	2	34	42	6.14	1.227				
Grant Jackson, L ERA: 1.65 (8, 1)	1.2		5	1	0	0	0	1	0	0	0	0	0	4	8	0.00	1.200				

Oakland Athletics @ Baltimore Orioles
Memorial Stadium, Baltimore, MD
Sat Jul 07 1973, 7:05 PM EDT
Att: 42,180 - Unknown


AB 32
R 5
H 8
RBI 5
BB 3
SO 3
LOB 9



Batter	1	2	3	4	5	6	7	8	9	AB	R	H	RBI	BB	SO	LOB	BOTTOM				
Merv Rettenmund, R OBP: 0.304, SLG: 0.329 (1, 9)	0-0 E4 1B 6-3 1B		0-0 5-3			0-0 HR		0-3 K		5	2	2	2	0	1	2					
Enos Cabell, R OBP: 0.296, SLG: 0.375 (1, 3)	0-0 WP 1B		0-0 L7			0-0 6-3		0-0 FC6-4 CS		4	0	1	0	0	0	1					
Paul Blair, R OBP: 0.365, SLG: 0.440 (1, 8)	0-0 6-3			0-0 S 1B		0-0 F8		0-0 CS		4	1	1	1	0	0	1					
Tommy Davis, R OBP: 0.315, SLG: 0.371 (1, 10)	0-0 6-3			0-3 K		0-0 L3		0-0 1B		4	0	1	0	0	1	2					
Earl Williams, R OBP: 0.335, SLG: 0.412 (1, 2)	0-0 5-3			0-0 G5-3 BB 2H 1B		0-0 E 1B 1B		0-0 F4		4	0	2	1	0	0	2					
Bobby Grich, R OBP: 0.383, SLG: 0.370 (1, 4)		4-0 G4-6-3 BB		4-0 BB		0-0 E6 1B		0-3 K		2	0	0	0	2	1	2					
Don Baylor, R OBP: 0.307, SLG: 0.332 Al Bumbry, L OBP: 0.384, SLG: 0.541 (9, PH)		0-0 G4-6-3		0-0 G5-3		0-0 1B		0-0 SH5-4 1B		3	0	1	0	0	0	3					
Brooks Robinson, R OBP: 0.284, SLG: 0.296 Rich Coggins, L OBP: 0.326, SLG: 0.416 (9, PH)		0-0 5-3				0-0 F7		0-0 SH5-4		3	0	0	0	0	0	2					
Mark Belanger, R OBP: 0.310, SLG: 0.237 (1, 6)			0-0 6-3			0-0 HR 1B		4-0 FC6-4 BB		3	1	1	0	1	0	1					
Inning Stats	R: 1 E: 1 K: 0 S: 5	H: 2 LOB: 1 BB: 0 P: 5	R: 0 E: 0 K: 0 S: 2	H: 0 LOB: 0 BB: 1 P: 6	R: 0 E: 0 K: 1 S: 3	H: 0 LOB: 0 BB: 0 P: 3	R: 1 E: 0 K: 1 S: 6	H: 2 LOB: 1 BB: 1 P: 10	R: 2 E: 0 K: 0 S: 5	H: 2 LOB: 0 BB: 0 P: 5	R: 0 E: 1 K: 0 S: 2	H: 2 LOB: 2 BB: 0 P: 5	R: 0 E: 0 K: 1 S: 6	H: 1 LOB: 1 BB: 0 P: 6	R: 0 E: 0 K: 1 S: 6	H: 1 LOB: 1 BB: 0 P: 6	1B: 9 2B: 0 3B: 0 HR: 1	SF: 0 SAC: 1 DP: 2 HBP: 0	WP: 1 PB: 0 SB: 1 CS: 1	PA: 38	
PITCHER	IP	WLS	BF	H	R	ER	SO	BB	IBB	HBP	BLK	WP	HR	S	P	ERA	WHIP				
Ken Holtzman, L ERA: 2.07 (1, 1)	7.1	W	31	9	4	4	1	3	0	0	0	0	1	30	42	4.91	1.636				
Horacio Pina, R ERA: 2.56 (8, 1)	0.2		3	1	0	0	1	0	0	0	0	0	0	5	5	0.00	1.500				
Darold Knowles, L ERA: 2.29 (9, 1)	1.0	S	3	0	0	0	1	0	0	0	0	0	0	5	5	0.00	0.000				

Oakland Athletics @ Baltimore Orioles
Memorial Stadium, Baltimore, MD
Sat Jul 07 1973, 7:05 PM EDT
Att: 42,180 - Unknown

AB 33
R 4
H 10
RBI 4
BB 3
SO 3
LOB 16



Batter	1	2	3	4	5	6	7	8	9	10	AB	R	H	RBI	BB	SO	LOB	TOP				
Bert Campaneris, R OBP: 0.334, SLG: 0.330 (1.6)	K	1B								K	6	1	4	1	0	2	0	Oakland Athletics @ Baltimore Orioles Memorial Stadium, Baltimore, MD Sun Jul 08 1973, 7:05 PM EDT Att: 18,267 - Unknown				
Bill North, S OBP: 0.368, SLG: 0.346 (1.8)	1-3	F8		F9		PO			F9		5	0	1	0	0	0	4					
Sal Bando, R OBP: 0.355, SLG: 0.471 Allan Lewis, S (9, PR)	K			6-3							5	1	2	1	0	1	1					
Rich McKinney, R OBP: 0.319, SLG: 0.339 (9.5)	WP				HR				4-3		0	1	0	0	0	0	0					
Reggie Jackson, L OBP: 0.353, SLG: 0.500 (1.9)	E3			F5		5-3			F5		5	1	1	1	0	0	2					
Deron Johnson, R OBP: 0.332, SLG: 0.436 (1.10)						F9					3	0	1	2	2	0	1					
Jos Rudi, R OBP: 0.291, SLG: 0.398 (1.7)	K			F9		F8					5	0	0	0	0	1	6					
Gene Tenace, R OBP: 0.377, SLG: 0.458 (9.4)									F3		4	2	2	1	1	0	0					
Ray Fosse, R OBP: 0.297, SLG: 0.346 (1.2)		G5-4-3									5	0	0	0	0	0	2					
Dick Green, R OBP: 0.312, SLG: 0.338 Jay Johnstone, L OBP: 0.238, SLG: 0.211 Mike Hegan, L OBP: 0.230, SLG: 0.246 (1.4)											1	0	0	0	2	0	1					
Inning Stats	R: 0 E: 1 K: 3 S: 11	H: 0 LOB: 3 BB: 1 P: 15	R: 0 E: 0 K: 0 S: 3	H: 1 LOB: 2 BB: 2 P: 11	R: 0 E: 0 K: 0 S: 3	H: 0 LOB: 1 BB: 1 P: 7	R: 1 E: 0 K: 0 S: 5	H: 2 LOB: 1 BB: 0 P: 5	R: 1 E: 0 K: 0 S: 4	H: 1 LOB: 0 BB: 1 P: 4	R: 0 E: 0 K: 0 S: 3	H: 1 LOB: 1 BB: 0 P: 4	R: 0 E: 0 K: 0 S: 3	H: 0 LOB: 0 BB: 0 P: 3	R: 3 E: 0 K: 1 S: 9	H: 4 LOB: 2 BB: 0 P: 9	R: 1 E: 0 K: 1 S: 6	H: 1 LOB: 0 BB: 0 P: 6	1B: 8 2B: 1 3B: 0 HR: 2	SF: 0 SAC: 0 DP: 1 HBP: 0	WP: 1 PB: 1 SB: 1 CS: 0	PA: 47
PITCHER	IP	WLS	BF	H	R	ER	SO	BB	IBB	HBP	BLK	WP	HR	S	P	ERA	WHIP					
Jesse Jefferson, R ERA: 2.61 (1.1)	6.0		29	6	2	2	3	5	0	0	0	1	1	30	50	3.00	1.833					
Eddie Watt, R ERA: 3.77 (7.1)	2.2		10	2	2	2	1	0	0	0	0	0	0	12	12	6.75	0.750					
Grant Jackson, L ERA: 1.84 (9.1)	0.0		1	1	0	0	0	0	0	0	0	0	0	1	1	∞	∞					
Bob Reynolds, R ERA: 2.16 (9.1)	1.1	L	6	2	2	2	1	0	0	0	0	0	1	8	8	13.50	1.500					

Batter	1	2	3	4	5	6	7	8	9	10	AB	R	H	RBI	BB	SO	LOB	BOTTOM			
Merv Rettenmund, R OBP: 0.299, SLG: 0.323 (1.9)	F6	F7									3	0	0	0	0	0	1	Oakland Athletics @ Baltimore Orioles Memorial Stadium, Baltimore, MD Sun Jul 08 1973, 7:05 PM EDT Att: 18,267 - Unknown			
Terry Crowley, L OBP: 0.271, SLG: 0.231 (7, PH)					6-3		G5-4-3		F6		0	0	0	0	0	0	0				
Enos Cabell, R OBP: 0.286, SLG: 0.360 (7, PH)											1	0	0	0	0	0	2				
Rich Coggins, L OBP: 0.324, SLG: 0.414 (8, 9)											1	0	0	0	0	0	2				
Larry Brown, R OBP: 0.316, SLG: 0.444 (10, 5)											0	0	0	0	0	0	0				
Bobby Grich, R OBP: 0.361, SLG: 0.367 (1.4)					6-3						5	1	1	0	0	0	1				
Paul Blair, R OBP: 0.362, SLG: 0.433 (1.8)											4	1	0	0	1	1	1				
Tommy Davis, R OBP: 0.317, SLG: 0.371 (1.10)											5	1	2	0	0	0	0				
Earl Williams, R OBP: 0.333, SLG: 0.409 (1.2)											2	0	0	1	1	1	1				
Don Baylor, R OBP: 0.306, SLG: 0.345 (1.7)											4	1	1	3	0	0	1				
Brooks Robinson, R OBP: 0.287, SLG: 0.299 Frank Baker, L OBP: 0.235, SLG: 0.154 (1.5)											4	0	2	0	0	0	0				
Boog Powell, L OBP: 0.383, SLG: 0.368 Elrod Hendricks, L OBP: 0.284, SLG: 0.420 (1.3)											4	0	2	0	0	0	0				
Mark Belanger, R OBP: 0.310, SLG: 0.242 Al Bumbry, L OBP: 0.388, SLG: 0.544 (1.6)											3	0	1	0	0	1	2				
Inning Stats	R: 4 E: 0 K: 0 S: 6	H: 3 LOB: 0 BB: 1 P: 10	R: 0 E: 0 K: 1 S: 5	H: 0 LOB: 0 BB: 0 P: 5	R: 0 E: 0 K: 0 S: 4	H: 1 LOB: 1 BB: 0 P: 4	R: 0 E: 0 K: 0 S: 3	H: 0 LOB: 0 BB: 0 P: 3	R: 0 E: 0 K: 0 S: 2	H: 2 LOB: 1 BB: 0 P: 6	R: 0 E: 0 K: 0 S: 3	H: 0 LOB: 0 BB: 0 P: 3	R: 1 E: 1 K: 1 S: 8	H: 3 LOB: 2 BB: 0 P: 8	R: 0 E: 0 K: 1 S: 5	H: 0 LOB: 0 BB: 0 P: 5	1B: 8 2B: 1 3B: 0 HR: 1	SF: 1 SAC: 0 DP: 2 HBP: 0	WP: 0 PB: 0 SB: 0 CS: 0	PA: 40	
PITCHER	IP	WLS	BF	H	R	ER	SO	BB	IBB	HBP	BLK	WP	HR	S	P	ERA	WHIP				
Dave Hamilton, L ERA: 2.93 (1.1)	4.1		19	5	4	4	1	1	0	0	0	0	1	20	24	8.31	1.385				
Horacio Pina, R ERA: 2.45 (5.1)	2.0		8	2	0	0	0	1	0	0	0	0	0	7	11	0.00	1.500				
Paul Lindblad, L ERA: 4.65 (7.1)	2.1		8	2	1	1	1	0	0	0	0	0	0	10	10	3.86	0.857				
Rollie Fingers, R ERA: 1.23 (9.1)	1.1	W	5	1	0	0	1	0	0	0	0	0	0	7	7	0.00	0.750				



Batter	1	2	3	4	5	6	7	8	9	AB	R	H	RBI	BB	SO	LOB	TOP			
Sandy Alomar Sr. S OBP: 0.264, SLG: 0.227 (1, 4)	0-0 6-3		0-0 1B 2B	0-0 5-3			0-0 F7			4	1	1	0	0	0	2				
Ken Berry R OBP: 0.325, SLG: 0.373 (1, 8)	1-0 G5-4-3 HBP		0-0 2H 1B 1B		0-0 F8			0-0 5-3		3	1	1	1	0	0	0				
Frank Robinson R OBP: 0.361, SLG: 0.427 (1, 10)	0-0 G5-4-3 1-2		4-0 1B 1-2 BB		0-0 4-3			0-0 F3		3	0	0	0	1	0	1				
Bob Oliver R OBP: 0.289, SLG: 0.392 (1, 3)		0-0 1-3	0-0 1-3 2H 1B		0-0 5-3			0-0 1B		4	0	2	1	0	0	0				
Richie Scheinblum S OBP: 0.372, SLG: 0.362 (1, 9)		4-0 2B BB		0-0 G3			0-0 F8		0-0 G3	3	0	0	0	1	0	1				
Leroy Stanton R OBP: 0.295, SLG: 0.345 (1, 7)		0-0 2B		4-0 1B 1B SF9 BB			0-0 G3		0-3 K	3	1	1	0	1	1	0				
Al Gallagher R OBP: 0.349, SLG: 0.301 Vada Pinson L OBP: 0.298, SLG: 0.420 (9, PH)	0-0 G3		0-0 SF9 1B 1-2		0-0 6-3				0-0 4-3	3	0	1	0	0	0	1				
Jerry Davanon R OBP: 0.282, SLG: 0.316 Winston Lienes R OBP: 0.315, SLG: 0.358 (9, PH)			0-0 L5		0-0 SF9 1B 1-2 2-3 3H		0-0 F7		0-0 6-3	3	0	1	0	0	0	0				
Jeff Torborg R OBP: 0.258, SLG: 0.224 Tom McCraw L OBP: 0.337, SLG: 0.282 John Stephenson L OBP: 0.283, SLG: 0.295 (7, 2)			0-0 4-3		0-0 SF9		0-0 6-3			1	0	0	1	0	0	0				
										1	0	0	0	0	0	0				
										0	0	0	0	0	0	0				
										0	0	0	0	0	0	0				
Inning Stats	R: 0 E: 0 K: 0 S: 2	H: 0 LOB: 0 BB: 0 P: 3	R: 0 E: 0 K: 0 S: 3	H: 1 LOB: 1 BB: 1 P: 7	R: 2 E: 0 K: 0 S: 5	H: 3 LOB: 2 BB: 1 P: 9	R: 1 E: 0 K: 0 S: 5	H: 2 LOB: 2 BB: 1 P: 9	R: 0 E: 0 K: 0 S: 3	H: 0 LOB: 0 BB: 0 P: 3	R: 0 E: 0 K: 0 S: 3	H: 0 LOB: 0 BB: 0 P: 3	R: 0 E: 0 K: 1 S: 4	H: 1 LOB: 1 BB: 0 P: 4	R: 0 E: 0 K: 1 S: 5	H: 0 LOB: 0 BB: 0 P: 5	1B: 5 2B: 2 3B: 0 HR: 0	SF: 1 SAC: 0 DP: 1 HBP: 1	WP: 0 PB: 0 SB: 0 CS: 0	PA: 35
PITCHER	IP WLS BF H R ER SO BB IBB HBP BLK WP HR S P ERA WHIP	IP WLS BF H R ER SO BB IBB HBP BLK WP HR S P ERA WHIP																		
Dave McNally L ERA: 2.62 (1, 1)	6.0 W 25 6 3 3 0 3 0 1 0 0 0 21 34 4.50 1.500	3.0 S 10 1 0 0 1 0 0 0 0 0 0 12 12 0.00 0.333																		
Bob Reynolds R ERA: 2.04 (7, 1)																				

California Angels @ Baltimore Orioles
Memorial Stadium, Baltimore, MD
Mon Jul 09 1973, 7:05 PM EDT
Att: 8,677 - Unknown

AB 30
R 3
H 7
RBI 3
BB 3
SO 1
LOB 5



Batter	1	2	3	4	5	6	7	8	9	AB	R	H	RBI	BB	SO	LOB	BOTTOM		
Merv Rettenmund R OBP: 0.298, SLG: 0.316 (1, 9)	0-0 4-3		0-0 6-3		4-0 E BB		0-0 F8			3	1	0	0	1	0	1			
Bobby Grich R OBP: 0.380, SLG: 0.363 (1, 4)	4-0 FC6-4 1B 2B BB		0-0 G3		0-0 E9 1B 1H 2H		0-0 F9			3	2	0	0	1	0	0			
Paul Blair R OBP: 0.360, SLG: 0.430 (1, 8)	0-0 FC6-4 1-2 1B		0-0 F8		0-0 F6		0-3 K			4	0	1	0	0	1	1			
Tommy Davis R OBP: 0.319, SLG: 0.373 (1, 10)	0-0 FC6-4 2B 1-2 2-3			0-3 K	0-0 1B		0-0 FC6-4 1B			4	0	2	1	0	1	2			
Earl Williams R OBP: 0.332, SLG: 0.410 (1, 3)	0-0 1-3 3H 2B		0-0 E9 FC6-5		0-0 5-3		0-0 FC6-4 1-2			4	0	1	1	0	0	2			
Don Baylor R OBP: 0.301, SLG: 0.338 (1, 7)	0-0 F7		0-0 FC6-5 2-3		0-0 FC6-5		0-0 F8		0-0 F7	4	0	0	0	0	0	3			
Brooks Robinson R OBP: 0.286, SLG: 0.296 (1, 5)		0-0 F6		0-0 F5		4-0 2B BB		0-0 5-3		3	1	0	0	1	0	1			
Andy Etchebarran R OBP: 0.234, SLG: 0.333 (1, 2)		0-0 4-3			0-0 FC5-4 1B		0-0 F9			4	0	2	1	0	0	0			
Mark Belanger R OBP: 0.307, SLG: 0.239 (1, 6)		0-0 F9		0-0 FC5-4 1B E		0-0 F3				3	1	0	0	0	0	2			
										1B: 4 2B: 2 3B: 0 HR: 0									
										SF: 0 SAC: 0 DP: 0 HBP: 0									
										WP: 0 PB: 0 SB: 0 CS: 0									
Inning Stats	R: 1 E: 0 K: 0 S: 5	H: 2 LOB: 2 BB: 1 P: 9	R: 0 E: 0 K: 0 S: 3	H: 0 LOB: 0 BB: 0 P: 3	R: 0 E: 1 K: 1 S: 6	H: 0 LOB: 1 BB: 0 P: 6	R: 3 E: 1 K: 0 S: 6	H: 2 LOB: 1 BB: 1 P: 10	R: 1 E: 0 K: 0 S: 4	H: 1 LOB: 1 BB: 1 P: 8	R: 0 E: 0 K: 1 S: 6	H: 1 LOB: 0 BB: 0 P: 6	R: 0 E: 0 K: 0 S: 3	H: 0 LOB: 0 BB: 0 P: 3	1B: 4 2B: 2 3B: 0 HR: 0	SF: 0 SAC: 0 DP: 0 HBP: 0	WP: 0 PB: 0 SB: 0 CS: 0	PA: 35	
PITCHER	IP WLS BF H R ER SO BB IBB HBP BLK WP HR S P ERA WHIP	IP WLS BF H R ER SO BB IBB HBP BLK WP HR S P ERA WHIP																	
Clyde Wright L ERA: 3.14 (1, 1)	8.0 L 35 6 5 2 2 3 0 0 0 0 0 36 48 2.25 1.125																		


California Angels @ Baltimore Orioles
Memorial Stadium, Baltimore, MD
Mon Jul 09 1973, 7:05 PM EDT
Att: 8,677 - Unknown

AB 32
R 5
H 6
RBI 3
BB 3
SO 2
LOB 12



Batter	1	2	3	4	5	6	7	8	9	10	AB	R	H	RBI	BB	SO	LOB	TOP			
Vada Pinson, L OBP: 0.293, SLG: 0.414 (1, 8)	F9		G3		F8			4-3	SF		4	0	0	1	0	0	1	California Angels @ Baltimore Orioles Memorial Stadium, Baltimore, MD Tue Jul 10 1973, 7:05 PM EDT Att: 9,649 - Unknown			
Sandy Alomar Sr., S OBP: 0.260, SLG: 0.223 (1, 4)	F7		F7		6-3			K	F3		5	0	0	0	0	1	3				
Frank Robinson, R OBP: 0.358, SLG: 0.421 (1, 10)	F9				F7				F8		4	0	0	0	1	1	2				
Mike Epstein, L OBP: 0.311, SLG: 0.298 (1, 3)		4-3			F8			4-3			5	0	0	0	0	1	1				
Bob Oliver, R OBP: 0.252, SLG: 0.407 Billy Grabarkewitz, R OBP: 0.295, SLG: 0.287 Ken Berry, R OBP: 0.328, SLG: 0.376 (1, 9)		5-3									4	1	2	1	0	0	0				
Leroy Stanton, R OBP: 0.315, SLG: 0.441 (1, 7)											0	1	0	0	0	0	0				
John Stephenson, L OBP: 0.294, SLG: 0.327 (1, 2)											1	1	1	0	0	0	0				
Al Gallagher, R OBP: 0.350, SLG: 0.300 (1, 5)											5	4	4	5	0	1	0				
Rudy Meoli, L OBP: 0.288, SLG: 0.251 (1, 6)											5	1	2	0	0	0	2				
Inning Stats	R: 0 E: 0 K: 0 S: 3	H: 0 LOB: 0 BB: 0 P: 3	R: 0 E: 0 K: 1 S: 5	H: 0 LOB: 0 BB: 0 P: 5	R: 1 E: 2 K: 0 S: 5	H: 2 LOB: 1 BB: 0 P: 5	R: 2 E: 0 K: 0 S: 6	H: 3 LOB: 1 BB: 0 P: 6	R: 0 E: 0 K: 1 S: 5	H: 0 LOB: 0 BB: 0 P: 5	R: 1 E: 0 K: 0 S: 7	H: 1 LOB: 1 BB: 1 P: 7	R: 0 E: 0 K: 1 S: 5	H: 0 LOB: 1 BB: 1 P: 9	R: 4 E: 1 K: 0 S: 8	H: 4 LOB: 2 BB: 0 P: 8	R: 2 E: 0 K: 1 S: 7		H: 2 LOB: 0 BB: 0 P: 7	1B: 6 2B: 2 3B: 1 HR: 4	SF: 2 SAC: 0 DP: 1 HBP: 0
PITCHER	IP	WLS	BF	H	R	ER	SO	BB	IBB	HBP	BLK	WP	HR	S	P	ERA	WHIP				
Jim Palmer, R ERA: 2.88 (1, 1)	8.1		35	9	7	6	3	2	0	0	0	1	3	39	47	6.48	1.320				
Grant Jackson, L ERA: 1.99 (9, 1)	0.2		4	1	1	1	0	0	0	0	0	0	0	4	4	13.50	1.500				
Eddie Watt, R ERA: 4.22 (10, 1)	1.0	L	5	2	2	2	1	0	0	0	0	0	1	7	7	18.00	2.000				

Batter	1	2	3	4	5	6	7	8	9	10	AB	R	H	RBI	BB	SO	LOB	BOTTOM			
Merv Rettenmund, R OBP: 0.310, SLG: 0.325 (1, 9)	FC7-5 WP 1B				F7						5	2	3	1	1	1	1	California Angels @ Baltimore Orioles Memorial Stadium, Baltimore, MD Tue Jul 10 1973, 7:05 PM EDT Att: 9,649 - Unknown			
Bobby Grich, R OBP: 0.365, SLG: 0.368 (1, 4)	FC7-5 BB				K						4	1	2	0	2	1	3				
Paul Blair, R OBP: 0.360, SLG: 0.435 (1, 8)	FC7-5 G4-6-3 2-3f										6	1	2	3	0	0	5				
Tommy Davis, R OBP: 0.316, SLG: 0.369 (1, 10)	G4-6-3 1-2f				1-6-3						6	1	1	1	0	1	4				
Earl Williams, R OBP: 0.333, SLG: 0.423 (1, 3)		K			F7						5	1	2	2	0	2	0				
Don Baylor, R OBP: 0.302, SLG: 0.338 Al Bumbry, L OBP: 0.383, SLG: 0.537 (1, 7)		6-3									3	0	1	0	0	1	1				
Brooks Robinson, R OBP: 0.289, SLG: 0.300 Frank Baker, L OBP: 0.222, SLG: 0.143 (1, 5)					F5						1	0	0	0	0	0	0				
Andy Etchebarren, R OBP: 0.220, SLG: 0.313 Boog Powell, L OBP: 0.394, SLG: 0.370 (1, 2)					F8						3	0	0	0	0	0	1				
Mark Belanger, R OBP: 0.311, SLG: 0.241 Rich Coggins, L OBP: 0.322, SLG: 0.411 Larry Brown, R OBP: 0.300, SLG: 0.421 (1, 6)					F8						2	1	1	0	1	0	0				
Inning Stats	R: 0 E: 0 K: 0 S: 3	H: 1 LOB: 1 BB: 1 P: 7	R: 0 E: 0 K: 1 S: 5	H: 0 LOB: 0 BB: 0 P: 5	R: 0 E: 0 K: 0 S: 3	H: 0 LOB: 2 BB: 2 P: 11	R: 0 E: 0 K: 0 S: 4	H: 1 LOB: 1 BB: 0 P: 4	R: 0 E: 0 K: 1 S: 6	H: 1 LOB: 1 BB: 0 P: 6	R: 3 E: 0 K: 0 S: 6	H: 3 LOB: 1 BB: 1 P: 10	R: 0 E: 0 K: 1 S: 6	H: 1 LOB: 2 BB: 1 P: 10	R: 5 E: 1 K: 1 S: 11	H: 5 LOB: 1 BB: 0 P: 11	R: 0 E: 0 K: 1 S: 6		H: 1 LOB: 1 BB: 0 P: 6	1B: 9 2B: 4 3B: 0 HR: 1	SF: 0 SAC: 0 DP: 1 HBP: 0
PITCHER	IP	WLS	BF	H	R	ER	SO	BB	IBB	HBP	BLK	WP	HR	S	P	ERA	WHIP				
Rudy May, L ERA: 3.08 (1, 1)	6.1		27	5	2	2	4	4	0	0	0	1	0	31	47	2.84	1.421				
Steve Barber, L ERA: 3.26 (7, 1)	0.1		3	2	1	1	0	0	0	0	0	0	0	3	3	27.00	6.000				
Dave Selts, R ERA: 2.34 (7, 1)	1.1		10	5	4	4	1	1	0	0	1	0	0	11	15	27.00	4.500				
Dick Lange, R ERA: 4.26 (9, 1)	2.0	W	9	2	1	1	2	0	0	0	0	0	1	13	13	4.50	1.000				



Batter	1	2	3	4	5	6	7	8	9	AB	R	H	RBI	BB	SO	LOB	TOP			
Vada Pinson, L OBP: 0.291, SLG: 0.410 (1, 8)	4-3		G4-6-3		E4		1B		K	5	0	1	0	0	1	4	California Angels @ Baltimore Orioles Memorial Stadium, Baltimore, MD Wed Jul 11 1973, 7:05 PM EDT Att: 9,389 - Unknown			
Sandy Alomar Sr., S OBP: 0.262, SLG: 0.223 (1, 4)	1B		BB		F7		F8		F8	4	0	1	0	1	0	6				
Frank Robinson, R OBP: 0.357, SLG: 0.419 (1, 10)	F8		P4		F8				FC4-6 1B	4	0	1	0	0	0	4				
Bob Oliver, R OBP: 0.292, SLG: 0.404 (1, 9)	F9			K		K			FC4-6 1B	4	0	1	0	0	2	1				
Mike Epstein, L OBP: 0.310, SLG: 0.297 (1, 3)		FC6-4 1B		K		P6			FC4-6 G1-4-3	4	0	1	0	0	1	2				
Leroy Stanton, R OBP: 0.305, SLG: 0.426 (1, 7)	FC6-4 1B			K		4-3			G1-4-3	4	0	0	0	0	1	3				
Al Gallagher, R OBP: 0.348, SLG: 0.300 (1, 5)	1B				P4		1-3		F8	4	0	1	0	0	0	0				
Rudy Meoli, L OBP: 0.294, SLG: 0.254 (9, PH)	F8									2	1	1	0	1	0	1				
Winston Lienes, R OBP: 0.327, SLG: 0.400 (9, PH)					1B E BB		1B		BB	1	0	1	0	0	0	0				
Jeff Torborg, R OBP: 0.285, SLG: 0.233 (9, PH)										3	0	2	0	0	1	1				
Richie Scheinblum, S OBP: 0.376, SLG: 0.362 (9, PH)			G4-6-3 1B		1-2 1B		K		BB	0	0	0	0	1	0	0				
Inning Stats	R: 0 E: 0 K: 0 S: 4	H: 1 LOB: 1 BB: 0 P: 4	R: 0 E: 0 K: 0 S: 4	H: 2 LOB: 1 BB: 0 P: 4	R: 0 E: 0 K: 3 S: 9	H: 1 LOB: 1 BB: 1 P: 7	R: 0 E: 0 K: 3 S: 9	H: 0 LOB: 0 BB: 0 P: 9	R: 1 E: 1 K: 0 S: 5	H: 1 LOB: 2 BB: 1 P: 9	R: 0 E: 0 K: 1 S: 7	H: 2 LOB: 2 BB: 0 P: 7	R: 0 E: 0 K: 0 S: 4	H: 2 LOB: 1 BB: 0 P: 4	R: 0 E: 0 K: 1 S: 6	H: 1 LOB: 2 BB: 1 P: 10	1B: 10 2B: 0 3B: 0 HR: 0	SF: 0 SAC: 0 DP: 2 HBP: 0	WP: 0 PB: 0 SB: 0 CS: 0	PA: 38
PITCHER Mike Cuellar, L ERA: 3.73 (1, 1)	IP: 9.0 WLS: W BF: 38 H: 10 R: 1 ER: 0 SO: 6 BB: 3 IBB: 0 HBP: 0 BLK: 0 WP: 0 HR: 0 S: 47 P: 59 ERA: 0.00 WHIP: 1.444															PITCHER				

Batter	1	2	3	4	5	6	7	8	9	AB	R	H	RBI	BB	SO	LOB	BOTTOM			
Al Bumbry, L OBP: 0.378, SLG: 0.527 (1, 7)	K			K		K		K		5	0	1	1	0	4	2	California Angels @ Baltimore Orioles Memorial Stadium, Baltimore, MD Wed Jul 11 1973, 7:05 PM EDT Att: 9,389 - Unknown			
Rich Coggins, L OBP: 0.330, SLG: 0.416 (1, 9)	F8	6-3		BB		F9 S HR BB		WP 2B		3	2	1	0	2	0	2				
Paul Blair, R OBP: 0.364, SLG: 0.438 (1, 8)	BB		F9		1-2 2-3 3-H BB	F9		2B		3	0	1	2	2	0	1				
Boog Powell, L OBP: 0.384, SLG: 0.381 (1, 3)	G3		K		K		HR		G4-3 BB	4	1	1	2	1	2	4				
Tommy Davis, R OBP: 0.321, SLG: 0.373 (1, 10)		2B SF9 1B		1B		S 1B 1B		G4-3		5	2	3	0	0	0	2				
Earl Williams, R OBP: 0.333, SLG: 0.426 (1, 2)			K		K					3	1	1	0	0	2	2				
Elirod Hendricks, L OBP: 0.280, SLG: 0.414 (6, 2)	1B 2B				1-2 K		K			1	0	0	0	0	1	0				
Bobby Grich, R OBP: 0.369, SLG: 0.367 (1, 4)		1B BB		2B BB BB		K		S BB		1	1	0	0	3	1	1				
Brooks Robinson, R OBP: 0.292, SLG: 0.307 (1, 5)		K		BB 1-3 2B		BB 1-3 2B		6-3		4	0	2	1	0	1	4				
Mark Belanger, R OBP: 0.306, SLG: 0.238 (1, 6)		SF9		K		K		6-3		3	0	0	1	0	2	4				
Inning Stats	R: 0 E: 0 K: 1 S: 5	H: 0 LOB: 1 BB: 1 P: 9	R: 2 E: 0 K: 1 S: 8	H: 3 LOB: 2 BB: 1 P: 12	R: 0 E: 0 K: 2 S: 8	H: 1 LOB: 1 BB: 0 P: 8	R: 1 E: 0 K: 3 S: 10	H: 1 LOB: 3 BB: 3 P: 22	R: 1 E: 0 K: 3 S: 11	H: 2 LOB: 1 BB: 0 P: 11	R: 2 E: 0 K: 1 S: 6	H: 1 LOB: 0 BB: 1 P: 10	R: 0 E: 0 K: 1 S: 5	H: 0 LOB: 1 BB: 1 P: 9	R: 1 E: 0 K: 1 S: 6	H: 2 LOB: 1 BB: 1 P: 10	1B: 5 2B: 4 3B: 0 HR: 1	SF: 1 SAC: 0 DP: 1 HBP: 0	WP: 1 PB: 0 SB: 3 CS: 0	PA: 41
PITCHER Nolan Ryan, R ERA: 3.05 (1, 1)	IP: 6.0 WLS: L BF: 32 H: 8 R: 6 ER: 6 SO: 11 BB: 6 IBB: 0 HBP: 0 BLK: 0 WP: 1 HR: 1 S: 48 P: 72 ERA: 9.00 WHIP: 2.333															PITCHER				
Andy Hassler, L ERA: 4.15 (7, 1)	IP: 2.0 WLS: 9 BF: 2 H: 1 R: 1 ER: 1 SO: 2 BB: 2 IBB: 0 HBP: 0 BLK: 0 WP: 1 HR: 0 S: 11 P: 19 ERA: 4.50 WHIP: 2.000															PITCHER				

Batter	1	2	3	4	5	6	7	8	9	AB	R	H	RBI	BB	SO	LOB	TOP										
Al Bumby, L (1, 7) OBP: 0.381, SLG: 0.524 Don Baylor, R (8, PH) OBP: 0.300, SLG: 0.336	4-0 1B BB		0-0 HR 1B	0-0 FC5-4 1-2	0-0 FC5-4 1-2	0-0 1-3		0-0 G5-3 2-3		3	1	1	0	1	0	2	3 1 1 0 1 0 2 1 0 0 0 0 0 2										
Rich Coggins, L (1, 9) OBP: 0.330, SLG: 0.414 Merv Rettenmund, R (7, PH) OBP: 0.312, SLG: 0.327	0-0 1B		0-0 L4	0-0 F8				0-0 FC4 1B	0-0 F9	3	0	1	1	0	0	2	3 0 1 1 0 0 0 2 2 0 1 0 0 0 0 0										
Paul Blair, R (1, 8) OBP: 0.368, SLG: 0.450	0-3 K		0-0 HR		4-0 S BB			0-0 FC4 G3 1-2	0-0 FC6-4 1B	4	1	2	2	1	1	3	4 1 2 2 1 1 3										
Boog Powell, L (1, 3) OBP: 0.381, SLG: 0.374	0-0 F5		4-0 FC4-6 BB		0-0 F7 1-2			0-0 G3 1-2	0-3 K	4	0	0	0	1	1	5	4 0 0 0 1 1 5										
Tommy Davis, R (1, 10) OBP: 0.315, SLG: 0.366	0-3 K		0-0 FC4-6 1-2		0-0 F2			0-0 4-3	0-0 FC6-4 1-2	5	0	0	0	0	1	6	5 0 0 0 0 1 6										
Earl Williams, R (1, 2) OBP: 0.325, SLG: 0.419		0-0 F7	0-0 F9		0-3 K			0-0 F8		4	0	0	0	0	1	2	4 0 0 0 0 1 2										
Bobby Grich, R (1, 4) OBP: 0.376, SLG: 0.371		4-0 BB		0-0 S 1B		4-0 BB		0-0 PB 1B		2	2	2	0	2	0	0	2 2 2 0 2 0 0										
Brooks Robinson, R (1, 5) OBP: 0.298, SLG: 0.310	0-3 K		0-0 FC5-4 1B		4-0 FC6-4 BB			0-0 G5-3 1B		3	0	2	2	1	1	1	3 0 2 2 1 1 1										
Mark Belanger, R (1, 6) OBP: 0.305, SLG: 0.238	0-0 F6		0-0 F9		0-0 FC6-4 1-2			0-0 1B		4	0	1	0	0	0	3	4 0 1 0 0 0 3										
Inning Stats	R: 0 E: 0 K: 2 S: 8	H: 1 LOB: 2 BB: 1 P: 12	R: 0 E: 0 K: 1 S: 5	H: 0 LOB: 1 BB: 1 P: 9	R: 2 E: 0 K: 0 S: 5	H: 2 LOB: 1 BB: 0 P: 9	R: 1 E: 0 K: 0 S: 5	H: 2 LOB: 1 BB: 0 P: 5	R: 0 E: 0 K: 1 S: 2	H: 0 LOB: 1 BB: 2 P: 10	R: 0 E: 0 K: 0 S: 4	H: 1 LOB: 0 BB: 0 P: 4	R: 1 E: 0 K: 0 S: 5	H: 3 LOB: 1 BB: 0 P: 5	R: 0 E: 0 K: 1 S: 6	H: 1 LOB: 1 BB: 0 P: 6	1B: 9 2B: 0 3B: 0 HR: 1	SF: 0 SAC: 0 DP: 1 HBP: 0	WP: 0 PB: 1 SB: 3 CS: 0	PA: 41							
PITCHER	IP	WLS	BF	H	R	ER	SO	BB	IBB	HBP	BLK	WP	HR	S	P	ERA	WHIP										
Bart Johnson, R (1, 1) ERA: 3.57	5.2		27	5	3	3	4	6	0	0	0	0	1	29	53	4.76	1.941										
Terry Forster, L (6, 1) ERA: 2.13	3.1	L	14	5	1	1	1	0	0	0	0	0	0	16	16	2.70	1.500										

Baltimore Orioles @ Chicago White Sox
Comiskey Park, Chicago, IL
Thu Jul 12 1973, 8:05 PM EDT
Att: 16,772 - Unknown

AB 35
R 4
H 10
RBI 4
BB 6
SO 5
LOB 26



Batter	1	2	3	4	5	6	7	8	9	AB	R	H	RBI	BB	SO	LOB	BOTTOM										
Pat Kelly, L (1, 9) OBP: 0.361, SLG: 0.370	0-3 K		0-0 F7		4-0 G4-6-3 BB			0-3 K		3	0	0	0	1	2	1	3 0 0 0 1 2 1										
Tony Muser, L (1, 3) OBP: 0.384, SLG: 0.387 Luis Alvarado, R (8, PH) OBP: 0.291, SLG: 0.340 Hank Allen, R (9, 3) OBP: 0.077, SLG: 0.115	0-0 2B		0-0 E7 WP 2B		0-0 F8			0-0 2B		3	1	2	1	0	0	1	3 1 2 1 0 0 1 1 0 1 0 0 0 0 0 0 0 0 0 0 0										
Carlos May, L (1, 7) OBP: 0.307, SLG: 0.365	0-3 K		0-0 1-3 3-H		4-0 G4-6-3 1-2			0-3 K		4	0	0	0	0	2	3	4 0 0 0 0 2 3										
Bill Melton, R (1, 5) OBP: 0.374, SLG: 0.478	0-3 K			0-0 WP 1B		0-0 F8		0-0 F2		4	1	1	0	0	1	2	4 1 1 0 0 1 2										
Ken Henderson, S (1, 10) OBP: 0.333, SLG: 0.332		0-0 F8		0-3 K 1-2		0-0 1-3		0-0 F8		4	0	0	0	0	1	1	4 0 0 0 0 1 1										
Buddy Bradford, R (1, 8) OBP: 0.351, SLG: 0.529		0-0 6-3		0-0 F8		0-3 K		0-0 F8		4	0	0	0	0	1	1	4 0 0 0 0 1 1										
Ed Herrmann, L (1, 2) OBP: 0.272, SLG: 0.342 Johnny Jeter, R (9, PH) OBP: 0.247, SLG: 0.318	0-0 F7			0-0 1B 2-H				0-0 F9		3	0	1	1	0	0	0	3 0 1 1 0 0 0 1 0 0 0 0 0 0										
Jorge Orta, L (1, 4) OBP: 0.278, SLG: 0.291			0-0 E 1B		4-0 FC4-6 CS BB			0-0 F7		2	1	2	0	1	0	0	2 1 2 0 1 0 0										
Eddie Leon, R (1, 6) OBP: 0.317, SLG: 0.311			0-0 F7		0-0 FC4-6 1-2			0-0 F9		3	0	0	0	0	0	4	3 0 0 0 0 0 4										
Inning Stats	R: 0 E: 0 K: 3 S: 10	H: 1 LOB: 0 BB: 0 P: 10	R: 0 E: 0 K: 0 S: 3	H: 0 LOB: 0 BB: 0 P: 3	R: 2 E: 1 K: 0 S: 5	H: 2 LOB: 0 BB: 0 P: 5	R: 1 E: 0 K: 1 S: 8	H: 3 LOB: 2 BB: 0 P: 8	R: 0 E: 0 K: 1 S: 2	H: 0 LOB: 0 BB: 1 P: 6	R: 0 E: 0 K: 1 S: 2	H: 0 LOB: 0 BB: 1 P: 6	R: 0 E: 0 K: 2 S: 8	H: 1 LOB: 1 BB: 0 P: 8	R: 0 E: 0 K: 0 S: 3	H: 0 LOB: 0 BB: 0 P: 3	1B: 4 2B: 3 3B: 0 HR: 0	SF: 0 SAC: 0 DP: 1 HBP: 0	WP: 2 PB: 0 SB: 0 CS: 1	PA: 34							
PITCHER	IP	WLS	BF	H	R	ER	SO	BB	IBB	HBP	BLK	WP	HR	S	P	ERA	WHIP										
Jesse Jefferson, R (1, 1) ERA: 2.61	7.0	W	27	6	3	2	5	2	0	0	0	0	0	35	43	2.57	1.143										
Grant Jackson, L (8, 1) ERA: 1.92	2.0	S	7	1	0	0	2	0	0	0	0	0	0	11	11	0.00	0.500										

Baltimore Orioles @ Chicago White Sox
Comiskey Park, Chicago, IL
Thu Jul 12 1973, 8:05 PM EDT
Att: 16,772 - Unknown

AB 32
R 3
H 7
RBI 2
BB 2
SO 7
LOB 13



Batter	1	2	3	4	5	6	7	8	9	AB	R	H	RBI	BB	SO	LOB	TOP					
Merv Rettenmund, R OBP: 0.309, SLG: 0.324	0-0 6-3		0-0 1-4-3			0-0 SF4 1B	0-0 F8		0-0 FC5-4	5	1	1	0	0	0	4						
Bobby Grich, R OBP: 0.377, SLG: 0.374	0-0 1-3			0-0 5-3		4-0 1B 1-2 BB		0-0 FC1-5 2B		3	0	1	0	1	0	0						
Paul Blair, R OBP: 0.363, SLG: 0.445	0-0 6-3			0-0 5-3		0-0 SF4 2-H		0-0 FC1-5 2B		3	1	0	1	0	0	1						
Tommy Davis, R OBP: 0.322, SLG: 0.375		0-0 4-3		0-0 FC5-4 1B		0-0 PB 1-3 1B		0-0 1-H 1B 2B		4	0	3	1	0	0	0						
Earl Williams, R OBP: 0.324, SLG: 0.412	0-0 6-3			0-0 FC5-4 1-2		0-0 F7 1-2		0-3 K		4	0	0	0	0	1	4						
Boog Powell, L OBP: 0.379, SLG: 0.372	0-0 4-3				0-3 K		0-0 G3	0-0 2-H 1B		4	0	1	0	0	1	0						
Don Baylor, R OBP: 0.296, SLG: 0.330			0-0 F8		0-0 L4		0-0 5-3		0-0 F2	4	0	0	0	0	0	0						
Brooks Robinson, R OBP: 0.300, SLG: 0.313			0-0 PB 1B		0-0 F7		0-0 1B 1B		0-0 5-3	4	0	2	0	0	0	0						
Mark Belanger, R OBP: 0.308, SLG: 0.243			0-0 F6 1-2			0-0 F7 1-2 1B		0-0 FC5-4 1B		4	0	2	0	0	0	1						
Inning Stats	R: 0 E: 0 K: 0 S: 3	H: 0 LOB: 0 BB: 0 P: 3	R: 0 E: 0 K: 0 S: 3	H: 0 LOB: 0 BB: 0 P: 3	R: 0 E: 0 K: 0 S: 4	H: 1 LOB: 1 BB: 0 P: 4	R: 0 E: 0 K: 0 S: 4	H: 1 LOB: 0 BB: 0 P: 4	R: 0 E: 0 K: 1 S: 5	H: 0 LOB: 0 BB: 0 P: 5	R: 1 E: 0 K: 0 S: 5	H: 2 LOB: 2 BB: 1 P: 9	R: 0 E: 0 K: 0 S: 5	H: 2 LOB: 2 BB: 0 P: 5	R: 1 E: 0 K: 1 S: 7	H: 3 LOB: 2 BB: 0 P: 7	R: 0 E: 0 K: 0 S: 4	H: 1 LOB: 0 BB: 0 P: 4	1B: 8 2B: 2 3B: 0 HR: 0	SF: 1 SAC: 0 DP: 0 HBP: 0	WP: 0 PB: 2 CS: 0	PA: 37
PITCHER Wilbur Wood, L ERA: 2.63	IP: 9.0 WLS: W BF: 37 H: 10 R: 2 ER: 2 SO: 2 BB: 1 IBB: 0 HBP: 0 BLK: 0 WP: 0 HR: 0 S: 40 P: 44 ERA: 2.00 WHIP: 1.222															PITCHER	IP: 0 WLS: 0 BF: 0 H: 0 R: 0 ER: 0 SO: 0 BB: 0 IBB: 0 HBP: 0 BLK: 0 WP: 0 HR: 0 S: 0 P: 0 ERA: 0 WHIP: 0					

Baltimore Orioles @ Chicago White Sox
Comiskey Park, Chicago, IL
Fri Jul 13 1973, 8:05 PM EDT
Att: 25,569 - Unknown

AB 35
R 2
H 10
RBI 2
BB 1
SO 2
LOB 10



Batter	1	2	3	4	5	6	7	8	9	AB	R	H	RBI	BB	SO	LOB	BOTTOM			
Pat Kelly, L OBP: 0.360, SLG: 0.368	0-0 B5			0-0 5-3		0-0 4-3 1-2			0-0 FC5-4 1B	4	0	1	0	0	0	1				
Tony Muser, L OBP: 0.376, SLG: 0.377	0-0 4-3			0-3 K		0-0 G3			0-0 FC5-4 1B 1-2	3	0	0	0	0	1	1				
Johnny Jeter, R OBP: 0.245, SLG: 0.315				0-3 K					0-0 1B 2B 1-3	4	0	1	0	0	1	0				
Carlos May, L OBP: 0.366, SLG: 0.363	0-0 4-3					0-0 F7			0-0 1B 2B 1-3	0	1	0	0	0	0	0				
Joe Keough, L OBP: 0.363, SLG: 0.363						0-0 K			0-0 2B 1B 3-H	4	1	2	1	0	1	0				
Bill Melton, R OBP: 0.375, SLG: 0.478		0-0 F9			0-0 CS 1B		0-3 K		0-0 2B 1B 3-H	4	0	1	1	0	0	1				
Ken Henderson, S OBP: 0.332, SLG: 0.335		0-0 F8			0-0 F4 1-2		0-0 6-3		0-0 1B 2B 1-3 3-H	4	0	1	1	0	0	1				
Buddy Bradford, R OBP: 0.361, SLG: 0.537		0-0 F8			0-0 WP 2B				0-0 F8 4-0	3	0	1	0	1	0	0				
Eddie Leon, R OBP: 0.319, SLG: 0.314			0-0 G1-6-3 1B		0-0 F9 2-3				0-0 6-3 1-2 2-3 3-H	4	0	2	1	0	0	1				
Jorge Orta, L OBP: 0.274, SLG: 0.287			0-0 G1-6-3 1-2			0-0 6-3			0-0 6-3	3	0	0	0	0	0	1				
Ed Herrmann, L OBP: 0.274, SLG: 0.343						0-0 6-3			0-0 5-3	2	0	1	0	0	0	0				
Luis Alvarado, R OBP: 0.288, SLG: 0.337			0-0 1-3			0-0 4-3 1B				1	0	0	0	0	0	0				
Inning Stats	R: 0 E: 0 K: 0 S: 3	H: 0 LOB: 0 BB: 0 P: 3	R: 0 E: 0 K: 0 S: 3	H: 0 LOB: 0 BB: 0 P: 3	R: 0 E: 0 K: 2 S: 7	H: 0 LOB: 0 BB: 0 P: 7	R: 0 E: 0 K: 0 S: 4	H: 2 LOB: 1 BB: 0 P: 4	R: 0 E: 0 K: 0 S: 4	H: 1 LOB: 1 BB: 0 P: 4	R: 0 E: 0 K: 1 S: 5	H: 0 LOB: 0 BB: 0 P: 5	R: 0 E: 0 K: 0 S: 3	H: 0 LOB: 0 BB: 0 P: 3	R: 3 E: 0 K: 0 S: 7	H: 5 LOB: 3 BB: 1 P: 11	1B: 7 2B: 2 3B: 0 HR: 0	SF: 0 SAC: 0 DP: 1 HBP: 0	WP: 1 PB: 0 CS: 1	PA: 34
PITCHER Dave McNally, L ERA: 2.59	IP: 0.0 WLS: L BF: 2 H: 2 R: 0 ER: 0 SO: 0 BB: 0 IBB: 0 HBP: 0 BLK: 0 WP: 0 HR: 0 S: 2 P: 2 ERA: 2.08 WHIP: 0.692															PITCHER	IP: 0 WLS: 0 BF: 0 H: 0 R: 0 ER: 0 SO: 0 BB: 0 IBB: 0 HBP: 0 BLK: 0 WP: 0 HR: 0 S: 0 P: 0 ERA: 0 WHIP: 0			
Bob Reynolds, R ERA: 2.21	0.0	2	2	0	0	0	0	0	0	0	0	2	2							
Eddie Watt, R ERA: 4.22	0.0	2	1	1	1	0	0	0	1	0	0	1	5							

Baltimore Orioles @ Chicago White Sox
Comiskey Park, Chicago, IL
Fri Jul 13 1973, 8:05 PM EDT
Att: 25,569 - Unknown

AB 33
R 3
H 9
RBI 3
BB 1
SO 3
LOB 6



Batter	1	2	3	4	5	6	7	8	9	AB	R	H	RBI	BB	SO	LOB	TOP								
Al Bumby, L OBP: 0.381, SLG: 0.523 (1, 7)										4	0	1	0	1	0	2	Baltimore Orioles @ Chicago White Sox Comiskey Park, Chicago, IL Sat Jul 14 1973, 8:05 PM EDT Att: 28,103 - Unknown livebaseballscorecards.com								
Rich Coggins, L OBP: 0.326, SLG: 0.408 (1, 9)										5	1	1	0	0	0	3									
Paul Blair, R OBP: 0.367, SLG: 0.457 (1, 8)										4	3	2	1	1	1	0									
Boog Powell, L OBP: 0.382, SLG: 0.376 (1, 3)										3	1	2	1	0	0	1									
Enos Cabell, R OBP: 0.300, SLG: 0.370 (6, 3)										2	0	1	0	0	1	0									
Tommy Davis, R OBP: 0.326, SLG: 0.380 (1, 10)										5	0	3	1	0	0	1									
Earl Williams, R OBP: 0.323, SLG: 0.411 (1, 2)										3	0	1	2	0	1	4									
Bobby Grich, R OBP: 0.376, SLG: 0.376 (1, 4)										4	0	1	0	0	1	4									
Brooks Robinson, R OBP: 0.300, SLG: 0.310 (1, 5)										3	0	0	0	1	0	0									
Mark Belanger, R OBP: 0.304, SLG: 0.239 (1, 6)										4	0	0	0	0	1	2									
Inning Stats	R: 2 E: 1 K: 1 S: 8	H: 3 LOB: 2 BB: 1 P: 12	R: 0 E: 0 K: 0 S: 3	H: 1 LOB: 1 BB: 0 P: 3	R: 2 E: 0 K: 0 S: 6	H: 3 LOB: 1 BB: 0 P: 6	R: 0 E: 0 K: 0 S: 3	H: 0 LOB: 1 BB: 1 P: 7	R: 1 E: 0 K: 1 S: 7	H: 2 LOB: 1 BB: 0 P: 7	R: 0 E: 0 K: 1 S: 5	H: 0 LOB: 0 BB: 0 P: 5	R: 0 E: 0 K: 0 S: 5	H: 2 LOB: 2 BB: 0 P: 5	R: 0 E: 0 K: 0 S: 4	H: 1 LOB: 2 BB: 1 P: 8	R: 0 E: 0 K: 2 S: 7	H: 0 LOB: 0 BB: 0 P: 7	1B: 9 2B: 2 3B: 0 HR: 1	SF: 1 SAC: 0 DP: 0 HBP: 0	WP: 0 PB: 0 SB: 1 CS: 0	PA: 41			
PITCHER	IP	WLS	BF	H	R	ER	SO	BB	IBB	HBP	BLK	WP	HR	S	P	ERA	WHIP								
Stan Bahnsen, R ERA: 3.19 (1, 1)	2.1	L	14	7	4	4	1	1	0	0	0	0	1	15	19	15.43	3.429								
Eddie Fisher, R ERA: 5.23 (3, 1)	4.2		21	5	1	1	2	2	0	0	0	0	0	23	31	1.93	1.500								
Rich Gossage, R ERA: 8.55 (8, 1)	2.0	S	6	0	0	0	2	0	0	0	0	0	0	10	10	0.00	0.000								

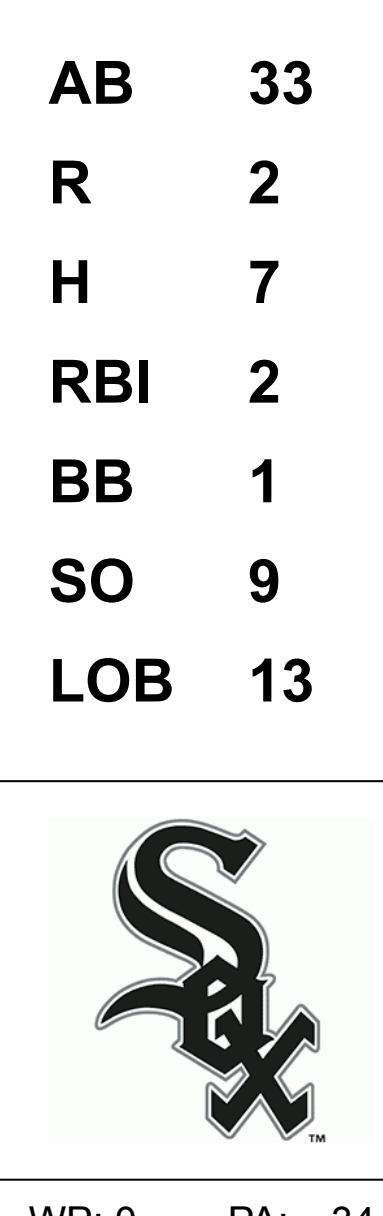
Batter	1	2	3	4	5	6	7	8	9	AB	R	H	RBI	BB	SO	LOB	BOTTOM								
Pat Kelly, L OBP: 0.363, SLG: 0.373 (1, 9)										4	1	2	0	1	1	1	Baltimore Orioles @ Chicago White Sox Comiskey Park, Chicago, IL Sat Jul 14 1973, 8:05 PM EDT Att: 28,103 - Unknown livebaseballscorecards.com								
Tony Muser, L OBP: 0.372, SLG: 0.373 (1, 3)										4	0	1	0	0	1	1									
Johnny Jeter, R OBP: 0.245, SLG: 0.315 (9, PH)										0	0	0	0	0	0	0									
Joe Keough, L (9, PH)										1	0	0	0	0	0	3									
Carlos May, L OBP: 0.305, SLG: 0.360 (1, 7)										3	0	0	0	1	1	2									
Bill Melton, R OBP: 0.374, SLG: 0.485 (1, 5)										4	1	1	1	0	1	2									
Ken Henderson, S OBP: 0.330, SLG: 0.338 (1, 10)										4	1	1	0	0	0	1									
Buddy Bradford, R OBP: 0.354, SLG: 0.517 (1, 8)										4	1	1	1	0	1	0									
Ed Herrmann, L OBP: 0.274, SLG: 0.343 (1, 2)										3	0	1	0	0	1	0									
Luis Alvarado, R OBP: 0.295, SLG: 0.343 (9, PH)										1	0	1	0	0	0	0									
Jorge Orta, L OBP: 0.274, SLG: 0.286 (1, 4)										4	0	1	1	0	2	1									
Eddie Leon, R OBP: 0.319, SLG: 0.312 (1, 6)										2	0	0	0	1	1	0									
Inning Stats	R: 0 E: 0 K: 2 S: 7	H: 0 LOB: 0 BB: 0 P: 7	R: 0 E: 0 K: 1 S: 5	H: 0 LOB: 0 BB: 0 P: 5	R: 0 E: 0 K: 2 S: 7	H: 0 LOB: 1 BB: 1 P: 11	R: 0 E: 0 K: 1 S: 5	H: 0 LOB: 1 BB: 1 P: 9	R: 0 E: 0 K: 1 S: 4	H: 1 LOB: 1 BB: 0 P: 4	R: 0 E: 0 K: 1 S: 6	H: 1 LOB: 0 BB: 0 P: 6	R: 3 E: 0 K: 0 S: 7	H: 5 LOB: 2 BB: 1 P: 11	1B: 6 2B: 2 3B: 0 HR: 1	SF: 0 SAC: 1 DP: 1 HBP: 0	WP: 0 PB: 0 SB: 0 CS: 0	PA: 38							
PITCHER	IP	WLS	BF	H	R	ER	SO	BB	IBB	HBP	BLK	WP	HR	S	P	ERA	WHIP								
Jim Palmer, R ERA: 2.97 (1, 1)	8.0	W	33	7	4	4	9	2	0	0	0	0	1	49	57	4.50	1.125								
Grant Jackson, L ERA: 1.5 (9, 1)	0.1		4	2	0	0	0	0	1	0	0	0	0	3	7	0.00	6.000								
Bob Reynolds, R ERA: 2.18 (9, 1)	0.2	S	1	0	0	0	0	0	0	0	0	0	0	1	1	0.00	0.000								

Batter	1	2	3	4	5	6	7	8	9	AB	R	H	RBI	BB	SO	LOB	TOP				
Al Bumby, L OBP: 0.381, SLG: 0.520 Merv Rettenmund, R OBP: 0.313, SLG: 0.327 (8, 9)	F6		F8			1B		1B		3	1	1	1	0	0	0	Baltimore Orioles @ Chicago White Sox Comiskey Park, Chicago, IL Sun Jul 15 1973, 4:33 AM EDT Att: 22,824 - Unknown				
Rich Coggins, L OBP: 0.326, SLG: 0.407 Don Baylor, R OBP: 0.294, SLG: 0.329 (8, 7)	F2			6-3		1B		K		3	0	1	0	0	0	1					
Paul Blair, R OBP: 0.365, SLG: 0.452 (1, 8)	K			6-3		1B		K		3	1	0	0	1	2	2					
Tommy Davis, R OBP: 0.325, SLG: 0.378 (1, 10)		L1		K				F8		4	0	1	1	0	1	2					
Earl Williams, R OBP: 0.329, SLG: 0.416 (1, 3)				K					WP	4	0	3	1	0	1	1					
Eliot Hendricks, L OBP: 0.286, SLG: 0.392 (1, 2)									1B	4	0	0	0	0	1	3					
Bobby Grich, R OBP: 0.372, SLG: 0.371 (1, 4)										4	0	0	0	0	2	2					
Brooks Robinson, R OBP: 0.299, SLG: 0.307 (1, 5)										3	0	0	0	1	0	0					
Mark Belanger, R OBP: 0.303, SLG: 0.243 (1, 6)										4	1	1	0	0	0	2					
Inning Stats	R: 0 E: 0 K: 1 S: 5	H: 0 LOB: 0 BB: 0 P: 5	R: 0 E: 0 K: 1 S: 6	H: 1 LOB: 1 BB: 0 P: 6	R: 0 E: 0 K: 0 S: 3	H: 0 LOB: 0 BB: 0 P: 3	R: 0 E: 0 K: 2 S: 8	H: 1 LOB: 1 BB: 0 P: 8	R: 0 E: 0 K: 0 S: 3	H: 0 LOB: 0 BB: 0 P: 3	R: 3 E: 1 K: 0 S: 6	H: 4 LOB: 1 BB: 1 P: 10	R: 0 E: 0 K: 0 S: 3	H: 0 LOB: 0 BB: 0 P: 3	R: 0 E: 0 K: 2 S: 8	H: 1 LOB: 1 BB: 1 P: 8		R: 0 E: 0 K: 2 S: 8	H: 1 LOB: 2 BB: 1 P: 12	1B: 7 2B: 1 3B: 0 HR: 0	SF: 0 SAC: 0 DP: 0 HBP: 0
PITCHER	IP	WLS	BF	H	R	ER	SO	BB	IBB	HBP	BLK	WP	HR	S	P	ERA	WHIP				
Steve Stone, R ERA: 4.13 Terry Forster, L ERA: 2.04	(1, 1)	5.2	L	22	5	3	3	4	1	0	0	0	0	29	33	4.76	1.059				
PITCHER	IP	WLS	BF	H	R	ER	SO	BB	IBB	HBP	BLK	WP	HR	S	P	ERA	WHIP				
	(6, 1)	3.1		14	3	0	0	4	0	1	0	0	1	0	21	25	0.00	0.900			

AB	34
R	3
H	8
RBI	3
BB	2
SO	8
LOB	14



Batter	1	2	3	4	5	6	7	8	9	AB	R	H	RBI	BB	SO	LOB	BOTTOM				
Pat Kelly, L OBP: 0.365, SLG: 0.373 (1, 9)	1B		FC5-4					6-3		3	1	1	0	1	0	0	Baltimore Orioles @ Chicago White Sox Comiskey Park, Chicago, IL Sun Jul 15 1973, 4:33 AM EDT Att: 22,824 - Unknown				
Tony Muser, L OBP: 0.362, SLG: 0.362 (1, 3)	F6		FC5-4					F8		4	0	0	0	0	0	2					
Carlos May, L OBP: 0.307, SLG: 0.371 (1, 7)	1B		K					F8		4	1	2	1	0	1	1					
Bill Melton, R OBP: 0.372, SLG: 0.482 (1, 5)	1B		L6					5-3		4	0	1	1	0	0	1					
Ken Henderson, S OBP: 0.333, SLG: 0.341 (1, 10)	K									4	0	2	0	0	1	2					
Buddy Bradford, R OBP: 0.348, SLG: 0.500 (1, 8)	K									4	0	1	0	0	2	4					
Eddie Leon, R OBP: 0.315, SLG: 0.307 (1, 6)		K								4	0	0	0	0	2	2					
Jorge Orta, L OBP: 0.270, SLG: 0.282 (1, 4)		1-3								3	0	0	0	0	1	1					
Chuck Brinkman, R OBP: 0.219, SLG: 0.227 (1, 2)		K								3	0	0	0	0	2	0					
Inning Stats	R: 1 E: 0 K: 2 S: 10	H: 3 LOB: 2 BB: 0 P: 10	R: 0 E: 0 K: 2 S: 7	H: 0 LOB: 0 BB: 0 P: 7	R: 0 E: 0 K: 1 S: 5	H: 0 LOB: 1 BB: 1 P: 9	R: 0 E: 0 K: 3 S: 10	H: 1 LOB: 1 BB: 0 P: 10	R: 0 E: 0 K: 0 S: 3	H: 0 LOB: 0 BB: 0 P: 3	R: 0 E: 0 K: 0 S: 4	H: 1 LOB: 1 BB: 0 P: 4	R: 0 E: 0 K: 1 S: 5	H: 0 LOB: 0 BB: 0 P: 5	R: 1 E: 0 K: 0 S: 4	H: 1 LOB: 0 BB: 0 P: 4		R: 0 E: 0 K: 0 S: 3	H: 1 LOB: 0 BB: 0 P: 3	1B: 6 2B: 1 3B: 0 HR: 1	SF: 0 SAC: 0 DP: 1 HBP: 0
PITCHER	IP	WLS	BF	H	R	ER	SO	BB	IBB	HBP	BLK	WP	HR	S	P	ERA	WHIP				
Mike Cuellar, L ERA: 3.62	(1, 1)	9.0	W	34	7	2	2	9	1	0	0	0	1	51	55	2.00	0.889				
PITCHER	IP	WLS	BF	H	R	ER	SO	BB	IBB	HBP	BLK	WP	HR	S	P	ERA	WHIP				
	(1, 1)	9.0		34	7	2	2	9	1	0	0	0	1	51	55	2.00	0.889				



Batter	1	2	3	4	5	6	7	8	9	AB	R	H	RBI	BB	SO	LOB	TOP								
Al Bumby, L OBP: 0.381, SLG: 0.530 (1, 7)	F8	K		F7		HR		CS BB		4	1	1	1	1	1	3	Baltimore Orioles @ Oakland Athletics Oakland-Alameda County Coliseum, Oakland, CA Mon Jul 16 1973, 7:05 PM PDT Att: 43,571 - Unknown								
Rich Coggins, L OBP: 0.338, SLG: 0.431 (1, 9)	1B		HR		F9	G1-4-3 BB		1-2 1B		4	1	3	1	1	0	0									
Paul Blair, R OBP: 0.363, SLG: 0.448 (1, 8)	F8		K		1B BB	G1-4-3		G4-3		5	1	1	0	0	1	3									
Boog Powell, L OBP: 0.379, SLG: 0.373 (5, PH) Terry Crowley, L OBP: 0.294, SLG: 0.228 (5, 3)	K		F6		1B 1B BB			K HR BB		2	0	0	0	0	1	1									
Tommy Davis, R OBP: 0.333, SLG: 0.389 (1, 10)		F8 BB 1B SF8	WP 2B		1B 1B			1B		5	1	4	0	0	1	1									
Earl Williams, R OBP: 0.330, SLG: 0.414 (1, 2)	BB BB BB	4-0 BB	5-3		F6			F7		4	0	1	0	1	0	5									
Bobby Grich, R OBP: 0.372, SLG: 0.375 (1, 4)	F8			FC4-5 2B	1-2 2-3 3-H 1B			E6 HR		5	1	2	1	0	0	5									
Brooks Robinson, R OBP: 0.302, SLG: 0.317 (1, 5)	1-2 BB	4-0 BB	FC4-5		F7			HR		3	1	1	3	1	0	4									
Mark Belanger, R OBP: 0.299, SLG: 0.240 (1, 6)	SF8 3-H		F6		F6			K 1-3		3	0	0	1	0	1	1									
Inning Stats	R: 0 E: 0 K: 1 S: 6	H: 1 LOB: 1 BB: 0 P: 6	R: 1 E: 0 K: 1 S: 6	H: 1 LOB: 2 BB: 2 P: 14	R: 1 E: 0 K: 1 S: 7	H: 2 LOB: 1 BB: 0 P: 7	R: 0 E: 0 K: 0 S: 4	H: 1 LOB: 1 BB: 0 P: 4	R: 1 E: 0 K: 0 S: 6	H: 3 LOB: 3 BB: 1 P: 10	R: 1 E: 0 K: 1 S: 5	H: 1 LOB: 0 BB: 1 P: 9	R: 3 E: 1 K: 1 S: 7	H: 1 LOB: 0 BB: 1 P: 11	R: 0 E: 0 K: 0 S: 2	H: 1 LOB: 0 BB: 0 P: 6	R: 0 E: 0 K: 1 S: 6	H: 2 LOB: 1 BB: 0 P: 6	1B: 8 2B: 2 3B: 0 HR: 3	SF: 1 SAC: 0 DP: 3 HBP: 0	WP: 1 PB: 0 SB: 0 CS: 0	PA: 43			
PITCHER	IP	WLS	BF	H	R	ER	SO	BB	IBB	HBP	BLK	WP	HR	S	P	ERA	WHIP								
Catfish Hunter, R ERA: 3.23 (1, 1)	5.1		29	9	4	3	4	4	0	0	0	1	2	33	49	5.06	2.438								
Horacio Pina, R ERA: 2.6 (6, 1)	1.2	L	8	1	3	0	1	2	0	0	0	0	1	8	16	0.00	1.800								
Paul Lindblad, L ERA: 3.99 (8, 1)	2.0		6	3	0	0	1	0	0	0	0	0	0	8	8	0.00	1.500								


Batter	1	2	3	4	5	6	7	8	9	AB	R	H	RBI	BB	SO	LOB	BOTTOM								
Bert Campaneris, R OBP: 0.334, SLG: 0.322 (1, 6)	4-3		4-3		6-3		F3			4	0	0	0	0	0	0	Baltimore Orioles @ Oakland Athletics Oakland-Alameda County Coliseum, Oakland, CA Mon Jul 16 1973, 7:05 PM PDT Att: 43,571 - Unknown								
Bill North, S OBP: 0.372, SLG: 0.355 (1, 8)	S 1B		K		HR BB		F8			3	1	1	0	1	1	0									
Sal Bando, R OBP: 0.359, SLG: 0.479 (1, 5)	K		6-3		1-H HR			F8		4	1	1	2	0	1	1									
Reggie Jackson, L OBP: 0.358, SLG: 0.516 (1, 9)	6-3			K	CS BB			3-1		3	0	0	0	1	1	1									
Deron Johnson, R OBP: 0.333, SLG: 0.429 (1, 10)		WP HR BB		1B E 1B	CS		SH1-3 1B	5-3		3	2	2	0	1	0	0									
Joe Rudi, R OBP: 0.293, SLG: 0.389 (1, 7)	F3		E3 1B		SH1-3			K		3	0	1	0	0	1	1									
Gene Tenace, R OBP: 0.371, SLG: 0.458 (1, 3)	HR		F9		F9			K		4	1	1	2	0	1	2									
Ray Fosse, R OBP: 0.298, SLG: 0.380 (1, 2)	5-3		5-3		K			2B		4	0	1	0	0	1	2									
Dick Green, R OBP: 0.313, SLG: 0.344 (1, 4) Rich McKinney, R OBP: 0.324, SLG: 0.344 (9, PH)	4-3				K		F9		F9	3	0	0	0	0	1	0									
Inning Stats	R: 0 E: 0 K: 1 S: 6	H: 1 LOB: 1 BB: 0 P: 6	R: 2 E: 0 K: 0 S: 4	H: 1 LOB: 0 BB: 1 P: 8	R: 0 E: 0 K: 1 S: 5	H: 0 LOB: 0 BB: 0 P: 5	R: 1 E: 1 K: 1 S: 7	H: 2 LOB: 1 BB: 0 P: 7	R: 2 E: 0 K: 1 S: 5	H: 1 LOB: 0 BB: 2 P: 13	R: 0 E: 0 K: 1 S: 6	H: 1 LOB: 1 BB: 0 P: 6	R: 0 E: 0 K: 0 S: 3	H: 0 LOB: 0 BB: 0 P: 3	R: 0 E: 0 K: 0 S: 3	H: 0 LOB: 0 BB: 0 P: 3	R: 0 E: 0 K: 2 S: 8	H: 1 LOB: 1 BB: 0 P: 8	1B: 4 2B: 1 3B: 0 HR: 2	SF: 0 SAC: 1 DP: 0 HBP: 0	WP: 1 PB: 0 SB: 1 CS: 1	PA: 37			
PITCHER	IP	WLS	BF	H	R	ER	SO	BB	IBB	HBP	BLK	WP	HR	S	P	ERA	WHIP								
Jesse Jefferson, R ERA: 3.14 (1, 1)	5.0		22	5	5	4	4	3	0	0	0	0	0	27	39	7.20	1.600								
Don Hood, L ERA: (6, 1)	4.0	W	14	2	0	0	3	0	0	0	0	0	0	20	20	0.00	0.500								



Batter	1	2	3	4	5	6	7	8	9	AB	R	H	RBI	BB	SO	LOB	TOP					
Merv Rettenmund, R OBP: 0.306, SLG: 0.320	F8		F9		K			F8		4	0	0	0	0	1	1	Baltimore Orioles @ Oakland Athletics Oakland-Alameda County Coliseum, Oakland, CA Tue Jul 17 1973, 7:05 PM PDT Att: 7,276 - Unknown					
Bobby Grich, R OBP: 0.369, SLG: 0.370	K			F8		F7		K		4	0	0	0	0	2	0						
Paul Blair, R OBP: 0.358, SLG: 0.441	F8			K		6-3		F8		4	0	0	0	0	1	0						
Tommy Davis, R OBP: 0.339, SLG: 0.392									F8	3	0	2	0	1	0	0						
Earl Williams, R OBP: 0.326, SLG: 0.408		FC4-6 1B			1B				1-3	4	0	0	0	0	0	3						
Don Baylor, R OBP: 0.302, SLG: 0.335										2	1	1	0	1	1	0						
Brooks Robinson, R OBP: 0.298, SLG: 0.313										4	0	0	0	0	1	4						
Andy Etchebarren, R OBP: 0.226, SLG: 0.300										2	0	0	0	1	0	1						
Mark Belanger, R OBP: 0.299, SLG: 0.245										3	0	1	1	0	0	1						
Inning Stats	R: 0 E: 0 K: 1 S: 5	H: 0 LOB: 0 BB: 0 P: 5	R: 0 E: 0 K: 0 S: 3	H: 1 LOB: 1 BB: 0 P: 4	R: 0 E: 0 K: 0 S: 3	H: 0 LOB: 0 BB: 0 P: 3	R: 0 E: 0 K: 1 S: 6	H: 1 LOB: 1 BB: 0 P: 6	R: 1 E: 0 K: 2 S: 9	H: 2 LOB: 1 BB: 0 P: 9	R: 0 E: 0 K: 0 S: 3	H: 0 LOB: 1 BB: 1 P: 7	R: 0 E: 0 K: 1 S: 5	H: 0 LOB: 1 BB: 1 P: 9	R: 0 E: 0 K: 1 S: 5	H: 0 LOB: 0 BB: 0 P: 5	R: 0 E: 0 K: 0 S: 3	H: 0 LOB: 1 BB: 1 P: 7	1B: 2 2B: 2 3B: 0 HR: 0	SF: 0 SAC: 0 DP: 1 HBP: 1	WP: 0 PB: 0 SB: 0 CS: 0	PA: 34
PITCHER Vida Blue, L ERA: 3.63	IP: 9.0 WLS: W BF: 34 H: 4 R: 1 ER: 1 SO: 6 BB: 3 IBB: 0 HBP: 1 BLK: 0 WP: 0 HR: 0 S: 42 P: 55 ERA: 1.00 WHIP: 0.778															PITCHER						

Batter	1	2	3	4	5	6	7	8	9	AB	R	H	RBI	BB	SO	LOB	BOTTOM					
Bert Campaneris, R OBP: 0.336, SLG: 0.322										3	2	1	0	1	1	0	Baltimore Orioles @ Oakland Athletics Oakland-Alameda County Coliseum, Oakland, CA Tue Jul 17 1973, 7:05 PM PDT Att: 7,276 - Unknown					
Bill North, S OBP: 0.376, SLG: 0.360										4	0	3	0	0	1	0						
Sal Bando, R OBP: 0.360, SLG: 0.478										3	0	1	1	1	0	2						
Reggie Jackson, L OBP: 0.354, SLG: 0.510										4	0	0	0	0	1	4						
Deron Johnson, R OBP: 0.332, SLG: 0.425										3	1	0	0	1	1	2						
Joe Rudi, R OBP: 0.291, SLG: 0.385										3	0	0	0	0	0	1						
Gene Tenace, R OBP: 0.371, SLG: 0.455										2	0	0	0	1	0	0						
Mike Hegan, L OBP: 0.238, SLG: 0.241										0	0	0	0	0	0	0						
Ray Fosse, R OBP: 0.295, SLG: 0.378										2	0	0	1	0	0	0						
Dick Green, R OBP: 0.308, SLG: 0.339										3	0	0	0	0	0	1						
Inning Stats	R: 1 E: 0 K: 1 S: 6	H: 1 LOB: 1 BB: 1 P: 10	R: 0 E: 0 K: 0 S: 3	H: 0 LOB: 0 BB: 0 P: 3	R: 0 E: 0 K: 0 S: 5	H: 2 LOB: 2 BB: 0 P: 5	R: 1 E: 1 K: 0 S: 3	H: 0 LOB: 1 BB: 2 P: 11	R: 1 E: 0 K: 0 S: 4	H: 2 LOB: 0 BB: 0 P: 4	R: 0 E: 0 K: 0 S: 3	H: 0 LOB: 0 BB: 0 P: 3	R: 0 E: 0 K: 1 S: 5	H: 0 LOB: 0 BB: 0 P: 5	R: 0 E: 0 K: 2 S: 7	H: 0 LOB: 1 BB: 1 P: 11	R: 0 E: 0 K: 2 S: 7	H: 0 LOB: 1 BB: 1 P: 11	1B: 5 2B: 0 3B: 0 HR: 0	SF: 1 SAC: 0 DP: 1 HBP: 0	WP: 0 PB: 1 SB: 1 CS: 0	PA: 32
PITCHER Dave McNally, L ERA: 2.57	IP: 8.0 WLS: L BF: 32 H: 5 R: 3 ER: 2 SO: 4 BB: 4 IBB: 0 HBP: 0 BLK: 0 WP: 0 HR: 0 S: 36 P: 52 ERA: 2.25 WHIP: 1.125															PITCHER						

AB 30
R 1
H 4
RBI 1
BB 3
SO 6
LOB 10



AB 27
R 3
H 5
RBI 2
BB 4
SO 4
LOB 10



Batter	1	2	3	4	5	6	7	8	9	AB	R	H	RBI	BB	SO	LOB	TOP										
Merv Rettenmund, R OBP: 0.308, SLG: 0.356 (1, 9)	0-0 HR	0-0 1-H HR		0-0 6-3		0-3 K		0-0 F7		5	2	3	0	1	1												
Enos Cabell, R OBP: 0.297, SLG: 0.313 (1, 3)	0-0 F8	0-3 K		0-0 F9			0-0 6-3		0-0 F3	5	0	0	0	0	1	0											
Paul Blair, R OBP: 0.359, SLG: 0.439 (1, 8)	4-0 1B BB	0-0 6-3			0-3 K		0-0 5-3		0-0 1B WP	4	1	1	0	1	1	0											
Tommy Davis, R OBP: 0.346, SLG: 0.397 (1, 10)	0-0 BB 1B		4-0 FC5 1B BB		0-0 F8		0-0 1B		0-0 6-3 WP 1B	4	0	3	0	1	0	0											
Earl Williams, R OBP: 0.330, SLG: 0.409 (1, 2)	0-0 BB 1B		0-3 K		4-0 1B BB		0-0 FC4 1B		0-0 6-3	4	0	2	0	1	1	2											
Don Baylor, R OBP: 0.307, SLG: 0.338 (1, 7)	4-0 1-2 2-H BB		0-0 FC5 1B		0-0 1B		0-0 FC4 1B		0-0 3-H F7	4	1	2	0	1	0	3											
Bobby Grich, R OBP: 0.365, SLG: 0.365 (1, 4)	0-0 6-3		0-0 FC5 1B		0-3 K			0-0 5-3		4	0	0	0	0	1	7											
Brooks Robinson, R OBP: 0.300, SLG: 0.313 (1, 5)		0-0 4-3		0-0 1-2 2-H 1B		0-0 F9		4-0 BB		3	0	1	1	1	0	0											
Mark Belanger, R OBP: 0.299, SLG: 0.242 (1, 6)		4-0 HR BB		0-0 5-3		0-0 F9		0-0 F8		3	1	0	0	1	0	1											
Inning Stats	R: 1 E: 0 K: 0 S: 5	H: 3 LOB: 3 BB: 2 P: 13	R: 2 E: 0 K: 1 S: 6	H: 1 LOB: 0 BB: 1 P: 10	R: 1 E: 0 K: 1 S: 6	H: 2 LOB: 2 BB: 1 P: 10	R: 0 E: 0 K: 0 S: 3	H: 0 LOB: 0 BB: 0 P: 3	R: 0 E: 0 K: 2 S: 8	H: 1 LOB: 2 BB: 1 P: 12	R: 0 E: 0 K: 0 S: 5	H: 0 LOB: 0 BB: 0 P: 5	R: 0 E: 0 K: 0 S: 5	H: 2 LOB: 2 BB: 0 P: 5	R: 0 E: 0 K: 0 S: 3	H: 0 LOB: 1 BB: 1 P: 7	R: 1 E: 0 K: 0 S: 5	H: 2 LOB: 1 BB: 0 P: 5	1B: 9 2B: 0 3B: 0 HR: 2	SF: 0 SAC: 0 DP: 0 HBP: 0	WP: 1 PB: 0 SB: 0 CS: 0	PA: 42					
PITCHER	IP	WLS	BF	H	R	ER	SO	BB	IBB	HBP	BLK	WP	HR	S	P	ERA	WHIP										
Ken Holtzman, L ERA: 2.24 (1, 1)	8.1	L	40	11	5	5	5	6	0	0	0	0	2	44	68	5.40	2.040										
Rollie Fingers, R ERA: 1.26 (9, 1)	0.2		2	0	0	0	0	0	0	0	0	1	0	2	2	0.00	0.000										

Baltimore Orioles @ Oakland Athletics
Oakland-Alameda County Coliseum, Oakland, CA

AB 36
R 5
H 11
RBI 4
BB 6
SO 5
LOB 14



Wed Jul 18 1973, 7:05 PM PDT
Att: 6,594 - Unknown

Batter	1	2	3	4	5	6	7	8	9	AB	R	H	RBI	BB	SO	LOB	BOTTOM										
Bert Campaneris, R OBP: 0.332, SLG: 0.319 (1, 6)	0-0 6-3		0-0 6-3			0-0 5-3			0-0 F9	4	0	0	0	0	0	0											
Bill North, S OBP: 0.374, SLG: 0.359 (1, 8)	0-0 G6-4-3 1B		0-3 K			0-0 4-3			0-0 F7	4	0	1	0	0	1	0											
Sal Bando, R OBP: 0.359, SLG: 0.475 (1, 5)	0-0 G6-4-3 1-2				0-0 F5		0-0 F5		0-0 1B 1B	4	0	1	0	0	0	1											
Reggie Jackson, L OBP: 0.358, SLG: 0.511 (1, 9)		4-0 HR BB		0-0 F6		0-0 L4-3 1B		0-0 1-2 1B	0-0 1B 1B	3	1	2	0	1	0	0											
Deron Johnson, R OBP: 0.329, SLG: 0.419 (1, 10)		0-3 K		0-0 F9		0-0 L4-3		0-3 K	0-0 K	4	0	0	0	0	2	4											
Joe Rudi, R OBP: 0.288, SLG: 0.382 (1, 7)		0-3 K			0-0 1-6-3			0-0 F9		3	0	0	0	0	1	1											
Gene Tenace, R OBP: 0.371, SLG: 0.464 (1, 3)		0-0 1-H HR		0-0 F9		0-0 F3		0-0 F3		3	1	1	2	0	0	0											
Ray Fosse, R OBP: 0.296, SLG: 0.377 (1, 2)		0-0 F8			0-0 F3			0-0 1B		3	0	1	0	0	0	0											
Dick Green, R OBP: 0.305, SLG: 0.335 (1, 4)			0-0 5-3			0-0 F4		0-0 F1		2	0	0	0	0	0	0											
Jay Johnstone, L OBP: 0.200, SLG: 0.174 (8, PH)										1	0	0	0	0	0	1											
Ted Kubiak, S OBP: 0.305, SLG: 0.366 (9, 4)										0	0	0	0	0	0	0											
Inning Stats	R: 0 E: 0 K: 0 S: 3	H: 1 LOB: 0 BB: 0 P: 3	R: 2 E: 0 K: 2 S: 8	H: 1 LOB: 0 BB: 1 P: 12	R: 0 E: 0 K: 1 S: 5	H: 0 LOB: 0 BB: 0 P: 5	R: 0 E: 0 K: 0 S: 3	H: 0 LOB: 0 BB: 0 P: 3	R: 0 E: 0 K: 0 S: 3	H: 0 LOB: 0 BB: 0 P: 3	R: 0 E: 0 K: 0 S: 3	H: 1 LOB: 0 BB: 0 P: 3	R: 0 E: 0 K: 0 S: 4	H: 1 LOB: 1 BB: 0 P: 4	R: 0 E: 0 K: 1 S: 7	H: 2 LOB: 2 BB: 0 P: 7	1B: 5 2B: 1 3B: 0 HR: 1	SF: 0 SAC: 0 DP: 2 HBP: 0	WP: 0 PB: 0 SB: 0 CS: 0	PA: 32							
PITCHER	IP	WLS	BF	H	R	ER	SO	BB	IBB	HBP	BLK	WP	HR	S	P	ERA	WHIP										
Jim Palmer, R ERA: 2.91 (1, 1)	9.0	W	32	6	2	2	4	1	0	0	0	0	1	39	43	2.00	0.778										

Baltimore Orioles @ Oakland Athletics
Oakland-Alameda County Coliseum, Oakland, CA

AB 31
R 2
H 6
RBI 2
BB 1
SO 4
LOB 7



Wed Jul 18 1973, 7:05 PM PDT
Att: 6,594 - Unknown

Batter	1	2	3	4	5	6	7	8	9	10	11	AB R H RBI BB SO LOB	TOP										
Al Bumbry, L OBP: 0.372, SLG: 0.516 (1, 7)												5 0 0 0 0 4 3	Baltimore Orioles @ California Angels Anaheim Stadium, Anaheim, CA Thu Jul 19 1973, 10:05 PM EDT Att: 20,823 - Unknown										
Rich Coggins, L OBP: 0.335, SLG: 0.422 (1, 8) (9, 9)												4 1 0 0 1 2 2											
Tommy Davis, R OBP: 0.344, SLG: 0.397 (1, 10)												5 1 1 1 0 0 2											
Boog Powell, L OBP: 0.377, SLG: 0.368 Paul Blair, R OBP: 0.338, SLG: 0.437 (9, PR) (9, 8)												3 0 0 0 1 1 0 1 0 0 0 0 0 1											
Earl Williams, R OBP: 0.338, SLG: 0.403 Eliot Hendricks, L OBP: 0.275, SLG: 0.392 (9, PH) (9, 2)												3 0 0 0 0 2 0 1 1 0 0 1 1 1											
Terry Crowley, L OBP: 0.301, SLG: 0.244 (1, 9) (9, 3)												3 0 1 2 2 1 1											
Bobby Grich, R OBP: 0.385, SLG: 0.364 (1, 4)												4 0 1 0 1 0 2											
Brooks Robinson, R OBP: 0.299, SLG: 0.309 (1, 5)												4 0 0 0 0 1 4											
Mark Belanger, R OBP: 0.301, SLG: 0.246 (1, 6)												4 0 2 0 0 1 1											
Inning Stats	R: 1 E: 0 K: 2 S: 7	H: 0 LOB: 0 BB: 1 P: 11	R: 0 E: 0 K: 3 S: 9	H: 0 LOB: 1 BB: 1 P: 13	R: 0 E: 0 K: 1 S: 5	H: 0 LOB: 0 BB: 0 P: 5	R: 0 E: 0 K: 0 S: 3	H: 0 LOB: 0 BB: 0 P: 3	R: 0 E: 0 K: 1 S: 5	H: 0 LOB: 1 BB: 1 P: 9	R: 0 E: 0 K: 2 S: 8	H: 1 LOB: 2 BB: 0 P: 9		R: 0 E: 0 K: 1 S: 4	H: 0 LOB: 1 BB: 1 P: 8	R: 0 E: 0 K: 0 S: 4	H: 1 LOB: 0 BB: 0 P: 4	R: 2 E: 0 K: 0 S: 6	H: 3 LOB: 2 BB: 1 P: 10	1B: 3 2B: 2 3B: 0 HR: 0	SF: 0 SAC: 0 DP: 0 HBP: 1	WP: 2 PB: 0 SB: 1 CS: 1	PA: 44
PITCHER	IP 5	WLS L	BF 39	H 3	R 2	ER 1	SO 13	BB 5	IBB 0	HBP 0	BLK 0	WP 0		HR 0	S 59	P 90	ERA 1.74	WHIP 0.774					
Nolan Ryan, R ERA: 2.84 Dave Sells, R ERA: 3.12 (1, 1) (11, 1)	0.2		5	2	1	1	0	1	0	0	0	0		0	4	8	13.50	4.500					

AB	37
R	3
H	5
RBI	3
BB	6
SO	13
LOB	17



Batter	1	2	3	4	5	6	7	8	9	10	11	AB R H RBI BB SO LOB	BOTTOM												
Sandy Alomar Sr., S OBP: 0.273, SLG: 0.233 (1, 6)												5 0 2 0 0 1 0	Baltimore Orioles @ California Angels Anaheim Stadium, Anaheim, CA Thu Jul 19 1973, 10:05 PM EDT Att: 20,823 - Unknown												
Winston Llenas, R OBP: 0.355, SLG: 0.382 (1, 5)												3 0 1 0 1 1 0													
Tom McCraw, L OBP: 0.333, SLG: 0.278 (1, 7)												5 0 1 0 0 2 3													
Frank Robinson, R OBP: 0.367, SLG: 0.460 (1, 10)												4 1 1 1 1 2 4													
Bob Oliver, R OBP: 0.296, SLG: 0.407 (1, 9)												5 0 0 0 0 2 6													
Mike Epstein, L OBP: 0.314, SLG: 0.318 (1, 3)												5 0 1 0 0 1 0													
Ken Berry, R OBP: 0.328, SLG: 0.372 (1, 8)												5 0 2 0 0 1 1													
Billy Grabarkewitz, R OBP: 0.284, SLG: 0.285 (1, 4)												5 0 1 0 0 1 2													
Art Kusnyer, R OBP: 0.199, SLG: 0.167 (1, 2)												4 0 0 0 0 1 4													
Inning Stats	R: 0 E: 0 K: 2 S: 9	H: 2 LOB: 2 BB: 0 P: 9	R: 0 E: 0 K: 2 S: 8	H: 1 LOB: 1 BB: 0 P: 8	R: 0 E: 0 K: 2 S: 7	H: 0 LOB: 0 BB: 0 P: 7	R: 1 E: 0 K: 1 S: 8	H: 3 LOB: 2 BB: 0 P: 8	R: 0 E: 0 K: 1 S: 6	H: 1 LOB: 2 BB: 1 P: 10	R: 0 E: 0 K: 0 S: 5	H: 0 LOB: 0 BB: 0 P: 3		R: 0 E: 0 K: 1 S: 5	H: 0 LOB: 0 BB: 0 P: 5	R: 0 E: 0 K: 1 S: 5	H: 1 LOB: 1 BB: 0 P: 4	R: 0 E: 0 K: 1 S: 6	H: 1 LOB: 1 BB: 1 P: 10	R: 0 E: 0 K: 1 S: 5	H: 0 LOB: 0 BB: 0 P: 5	1B: 8 2B: 0 3B: 0 HR: 1	SF: 0 SAC: 1 DP: 0 HBP: 0	WP: 0 PB: 0 SB: 1 CS: 0	PA: 44
PITCHER	IP 11.0	WLS W	BF 44	H 9	R 1	ER 1	SO 12	BB 1	IBB 1	HBP 0	BLK 0	WP 0		HR 1	S 66	P 74	ERA 0.82	WHIP 0.909							
Mike Cuellar, L ERA: 3.42 (1, 1)																									


AB	41
R	1
H	9
RBI	1
BB	2
SO	12
LOB	20



Batter	1	2	3	4	5	6	7	8	9	AB	R	H	RBI	BB	SO	LOB	TOP					
Al Bumbry, L OBP: 0.373, SLG: 0.513 (1, 7)										5	1	2	0	0	1	2	Baltimore Orioles @ California Angels Anaheim Stadium, Anaheim, CA Fri Jul 20 1973, 10:05 PM EDT Att: 40,257 - Unknown					
Rich Coggins, L OBP: 0.337, SLG: 0.421 (1, 8)										5	1	2	0	0	0	2						
Tommy Davis, R OBP: 0.348, SLG: 0.407 (1, 10)										5	1	3	2	0	0	1						
Boog Powell, L OBP: 0.372, SLG: 0.363 (1, 3)										3	0	0	1	0	1	3						
Earl Williams, R OBP: 0.328, SLG: 0.406 (1, 2)										3	0	1	0	1	0	2						
Terry Crowley, L OBP: 0.295, SLG: 0.235 (1, 9)										3	0	0	0	1	1	1						
Bobby Grich, R OBP: 0.364, SLG: 0.363 (1, 4)										4	0	1	0	0	1	3						
Brooks Robinson, R OBP: 0.298, SLG: 0.306 (1, 5)										3	0	0	0	1	2	2						
Mark Belanger, R OBP: 0.302, SLG: 0.247 (1, 6)										3	0	1	0	0	0	4						
Frank Baker, L OBP: 0.263, SLG: 0.200 (9, PH)										1	0	1	0	0	0	0						
Inning Stats	R: 0 E: 0 K: 0 S: 3	H: 1 LOB: 0 BB: 0 P: 3	R: 0 E: 0 K: 0 S: 4	H: 1 LOB: 3 BB: 2 P: 12	R: 0 E: 0 K: 1 S: 6	H: 1 LOB: 1 BB: 0 P: 6	R: 0 E: 0 K: 2 S: 7	H: 0 LOB: 1 BB: 1 P: 11	R: 3 E: 0 K: 0 S: 6	H: 3 LOB: 0 BB: 0 P: 6	R: 0 E: 0 K: 1 S: 6	H: 1 LOB: 1 BB: 0 P: 6	R: 0 E: 0 K: 1 S: 7	H: 3 LOB: 2 BB: 0 P: 7	R: 0 E: 0 K: 1 S: 5	H: 0 LOB: 0 BB: 0 P: 5	R: 0 E: 0 K: 0 S: 4	H: 1 LOB: 1 BB: 0 P: 4	1B: 9 2B: 1 3B: 1 HR: 0	SF: 1 SAC: 0 DP: 1 HBP: 0	WP: 0 PB: 0 SB: 0 CS: 0	PA: 39
PITCHER Bill Singer, R ERA: 2.65 (1, 1)	IP: 9.0 WLS: W BF: 39 H: 11 R: 3 ER: 3 SO: 6 BB: 3 IBB: 0 HBP: 0 BLK: 0 WP: 0 HR: 0 S: 48 P: 60 ERA: 3.00 WHIP: 1.556															PITCHER						

Batter	1	2	3	4	5	6	7	8	9	AB	R	H	RBI	BB	SO	LOB	BOTTOM			
Sandy Alomar Sr., S OBP: 0.278, SLG: 0.239 (1, 6)										5	1	3	1	0	0	2	Baltimore Orioles @ California Angels Anaheim Stadium, Anaheim, CA Fri Jul 20 1973, 10:05 PM EDT Att: 40,257 - Unknown			
Ken Berry, R OBP: 0.327, SLG: 0.370 (1, 8)										4	0	1	1	0	0	3				
Tom McCraw, L OBP: 0.321, SLG: 0.265 (1, 9)										5	0	0	0	0	0	4				
Frank Robinson, R OBP: 0.368, SLG: 0.459 (1, 7)										3	1	1	0	1	2	1				
Bob Oliver, R OBP: 0.299, SLG: 0.408 (1, 3)										4	1	2	1	0	1	0				
Richie Scheinblum, S OBP: 0.380, SLG: 0.345 (1, 10)										2	2	0	0	2	1	2				
John Stephenson, L OBP: 0.290, SLG: 0.333 (1, 2)										4	1	3	3	0	0	0				
Al Gallagher, R OBP: 0.354, SLG: 0.309 (1, 5)										3	1	1	2	1	1	0				
Billy Grabarkewitz, R OBP: 0.283, SLG: 0.259 (1, 4)										3	1	0	0	1	0	2				
Inning Stats	R: 1 E: 1 K: 0 S: 5	H: 1 LOB: 2 BB: 1 P: 9	R: 0 E: 0 K: 0 S: 4	H: 2 LOB: 2 BB: 1 P: 8	R: 6 E: 0 K: 0 S: 8	H: 5 LOB: 1 BB: 2 P: 16	R: 0 E: 0 K: 2 S: 7	H: 0 LOB: 0 BB: 0 P: 7	R: 0 E: 0 K: 1 S: 5	H: 0 LOB: 0 BB: 0 P: 5	R: 0 E: 0 K: 1 S: 6	H: 1 LOB: 1 BB: 0 P: 6	R: 1 E: 0 K: 1 S: 5	H: 1 LOB: 0 BB: 1 P: 9	R: 0 E: 0 K: 0 S: 4	H: 1 LOB: 1 BB: 0 P: 4	1B: 9 2B: 2 3B: 0 HR: 0	SF: 0 SAC: 1 DP: 0 HBP: 0	WP: 1 PB: 0 SB: 1 CS: 0	PA: 39
PITCHER Jesse Jefferson, R ERA: 3.57 (1, 1)	IP: 2.1 WLS: L BF: 15 H: 5 R: 4 ER: 3 SO: 0 BB: 2 IBB: 0 HBP: 0 BLK: 0 WP: 0 HR: 0 S: 12 P: 24 ERA: 11.57 WHIP: 3.000															PITCHER				
Don Hood, L ERA: 4.5 (3, 1)	0.0	2	2	1	1	0	0	0	0	0	0	2	2							
Bob Reynolds, R ERA: 2.31 (3, 1)	4.2	18	3	3	3	5	2	0	0	0	1	0	26	34	5.79	1.071				
Eddie Watt, R ERA: 4.09 (8, 1)	1.0	4	1	0	0	0	0	0	0	0	0	0	4	4	0.00	1.000				

AB	35
R	3
H	11
RBI	3
BB	3
SO	6
LOB	20



Batter	1	2	3	4	5	6	7	8	9	AB	R	H	RBI	BB	SO	LOB	TOP					
Merv Rettenmund, R OBP: 0.312, SLG: 0.355 (1, 9)										3	1	1	0	1	0	2						
Bobby Grich, R OBP: 0.365, SLG: 0.361 (1, 4)										4	0	1	0	1	0	5						
Paul Blair, R OBP: 0.355, SLG: 0.433 (1, 8)										5	1	1	0	0	0	5						
Tommy Davis, R OBP: 0.346, SLG: 0.403 (1, 10)										5	0	1	2	0	1	3						
Earl Williams, R OBP: 0.332, SLG: 0.405 (1, 3)										3	1	1	0	2	0	0						
Don Baylor, R OBP: 0.305, SLG: 0.336 (1, 7)										4	1	1	1	0	1	2						
Brooks Robinson, R OBP: 0.300, SLG: 0.305 (1, 5)										4	0	1	0	1	0	5						
Andy Etchebarren, R OBP: 0.228, SLG: 0.296 (1, 2)										4	0	1	1	0	0	3						
Mark Belanger, R OBP: 0.307, SLG: 0.252 (1, 6)										3	1	2	1	1	0	0						
Inning Stats	R: 0 E: 0 K: 0 S: 3	H: 0 LOB: 1 BB: 1 P: 7	R: 0 E: 1 K: 1 S: 6	H: 1 LOB: 1 BB: 0 P: 6	R: 0 E: 0 K: 0 S: 4	H: 1 LOB: 1 BB: 0 P: 4	R: 2 E: 0 K: 0 S: 6	H: 3 LOB: 2 BB: 1 P: 10	R: 0 E: 0 K: 0 S: 2	H: 0 LOB: 0 BB: 1 P: 6	R: 0 E: 0 K: 0 S: 4	H: 1 LOB: 1 BB: 0 P: 4	R: 0 E: 0 K: 1 S: 7	H: 1 LOB: 2 BB: 0 P: 7	R: 0 E: 0 K: 0 S: 3	H: 0 LOB: 1 BB: 1 P: 7	R: 3 E: 0 K: 0 S: 6	H: 3 LOB: 2 BB: 2 P: 14	1B: 10 2B: 0 3B: 0 HR: 0	SF: 1 SAC: 1 DP: 1 HBP: 0	WP: 0 PB: 0 SB: 0 CS: 0	PA: 43
PITCHER	IP WLS BF H R ER SO BB IBB HBP BLK WP HR S P ERA WHIP	IP WLS BF H R ER SO BB IBB HBP BLK WP HR S P ERA WHIP																IP WLS BF H R ER SO BB IBB HBP BLK WP HR S P ERA WHIP				
Clyde Wright, L ERA: 3.28 Dave Sells, R ERA: 3.07	8.1 L 40 10 5 5 2 5 0 0 0 0 0 39 59 5.40 1.800	0.2 3 0 0 0 0 0 1 0 0 0 0 2 6 0.00 0.000																				

Baltimore Orioles @ California Angels
Anaheim Stadium, Anaheim, CA
Sat Jul 21 1973, 10:05 PM EDT
Att: 14,931 - Unknown

AB	35
R	5
H	10
RBI	5
BB	6
SO	2
LOB	25



Batter	1	2	3	4	5	6	7	8	9	AB	R	H	RBI	BB	SO	LOB	BOTTOM					
Sandy Alomar Sr., S OBP: 0.277, SLG: 0.239 (1, 6)										5	0	1	0	0	0	0						
Ken Berry, R OBP: 0.330, SLG: 0.369 (1, 8)										3	0	1	0	1	0	1						
Winston Lienes, R OBP: 0.350, SLG: 0.375 (1, 10)										4	1	1	0	0	1	2						
Frank Robinson, R OBP: 0.364, SLG: 0.453 (1, 7)										4	0	0	0	0	0	3						
Bob Oliver, R OBP: 0.305, SLG: 0.413 (1, 3)										4	1	3	0	0	0	0						
Leroy Stanton, R OBP: 0.290, SLG: 0.419 (1, 9)										4	1	2	1	0	2	3						
Al Gallagher, R OBP: 0.353, SLG: 0.309 (1, 5)										3	0	1	2	0	0	1						
Billy Grabarkewitz, R OBP: 0.289, SLG: 0.254 (1, 4)										2	0	0	0	1	1	2						
John Stephenson, L OBP: 0.277, SLG: 0.317 Richie Scheinblum, S OBP: 0.379, SLG: 0.343 (8, PH)										3	0	0	0	0	1	4						
Inning Stats	R: 0 E: 0 K: 0 S: 4	H: 1 LOB: 1 BB: 0 P: 4	R: 1 E: 0 K: 0 S: 5	H: 2 LOB: 1 BB: 0 P: 5	R: 0 E: 0 K: 1 S: 5	H: 0 LOB: 1 BB: 1 P: 9	R: 0 E: 0 K: 2 S: 8	H: 1 LOB: 1 BB: 0 P: 8	R: 0 E: 0 K: 1 S: 5	H: 1 LOB: 1 BB: 0 P: 5	R: 1 E: 0 K: 0 S: 3	H: 3 LOB: 3 BB: 0 P: 9	R: 0 E: 0 K: 0 S: 4	H: 0 LOB: 0 BB: 0 P: 3	R: 1 E: 0 K: 0 S: 4	H: 1 LOB: 0 BB: 0 P: 4	R: 0 E: 0 K: 0 S: 2	H: 0 LOB: 0 BB: 1 P: 6	1B: 8 2B: 0 3B: 0 HR: 1	SF: 1 SAC: 0 DP: 1 HBP: 1	WP: 0 PB: 0 SB: 0 CS: 0	PA: 37
PITCHER	IP WLS BF H R ER SO BB IBB HBP BLK WP HR S P ERA WHIP	IP WLS BF H R ER SO BB IBB HBP BLK WP HR S P ERA WHIP																IP WLS BF H R ER SO BB IBB HBP BLK WP HR S P ERA WHIP				
Dave McNally, L ERA: 2.61 Grant Jackson, L ERA: 1.87	8.0 W 35 9 3 3 5 2 0 1 0 0 0 42 51 3.38 1.375	1.0 S 2 0 0 0 0 0 0 0 0 0 2 2 0.00 0.000																				

Baltimore Orioles @ California Angels
Anaheim Stadium, Anaheim, CA
Sat Jul 21 1973, 10:05 PM EDT
Att: 14,931 - Unknown

AB	33
R	3
H	9
RBI	3
BB	2
SO	5
LOB	17



Batter	1	2	3	4	5	6	7	8	9	AB	R	H	RBI	BB	SO	LOB	TOP										
Merv Rettenmund, R (1, 9) OBP: 0.314, SLG: 0.353	0-3 K		0-0 G1-3 BLK 1B	4-0 BB BB		0-0 F7			0-0 F3	4	0	1	0	1	1	0											
Bobby Grich, R (1, 4) OBP: 0.350, SLG: 0.356	0-0 L5		0-0 G1-3	0-3 K		0-0 6-3			0-0 4-3	5	0	0	0	0	1	4											
Paul Blair, R (1, 8) OBP: 0.353, SLG: 0.427	0-0 5-3		0-0 F7	4-0 BB BB		0-3 K			0-0 F9	4	0	0	1	1	1	1											
Tommy Davis, R (1, 10) OBP: 0.351, SLG: 0.404		0-0 4-3 1B		0-0 BB					0-0 4-3	2	1	1	1	2	0	0											
Earl Williams, R (1, 3) OBP: 0.331, SLG: 0.401	0-0 4-3		0-0 BB	0-0 K					0-0 G3	3	1	0	0	1	1	4											
Don Baylor, R (1, 7) OBP: 0.308, SLG: 0.345	4-0 HR BB		0-0 BB	0-0 E4 1B	0-0 1B				0-0 6-3	3	3	1	0	1	0	2											
Brooks Robinson, R (1, 5) OBP: 0.305, SLG: 0.321	0-0 HR		0-0 BB 1B	0-0 BB 1B	0-0 3B				0-0 4-1	4	2	3	5	0	0	0											
Andy Etchebarren, R (1, 2) OBP: 0.230, SLG: 0.281	0-0 F6		0-0 K	0-0 BB 1B	0-0 G6-4-3 1B				0-0 G6-3 HBP	3	0	0	0	0	1	3											
Mark Belanger, R (1, 6) OBP: 0.307, SLG: 0.252			0-0 F4	0-0 BB BB 1B	0-0 F8				0-0 G6-3	4	1	1	1	0	0	1											
Inning Stats	R: 0 E: 0 K: 1 S: 5	H: 0 LOB: 0 BB: 0 P: 5	R: 2 E: 0 K: 0 S: 4	H: 2 LOB: 0 BB: 1 P: 8	R: 0 E: 0 K: 0 S: 4	H: 1 LOB: 1 BB: 0 P: 4	R: 5 E: 1 K: 3 S: 12	H: 2 LOB: 3 BB: 5 P: 32	R: 1 E: 0 K: 0 S: 4	H: 2 LOB: 0 BB: 0 P: 4	R: 0 E: 0 K: 1 S: 5	H: 0 LOB: 0 BB: 0 P: 5	R: 0 E: 0 K: 0 S: 3	H: 0 LOB: 0 BB: 0 P: 3	R: 0 E: 0 K: 0 S: 2	H: 0 LOB: 0 BB: 0 P: 3	R: 0 E: 0 K: 0 S: 3	H: 0 LOB: 0 BB: 0 P: 3	1B: 5 2B: 0 3B: 1 HR: 1	SF: 0 SAC: 0 DP: 2 HBP: 1	WP: 0 PB: 0 SB: 1 CS: 0	PA: 39					
PITCHER	IP	WLS	BF	H	R	ER	SO	BB	IBB	HBP	BLK	WP	HR	S	P	ERA	WHIP										
Rudy May, L (1, 1) ERA: 3.45	3.0	L	16	4	6	6	1	3	0	0	1	0	1	15	27	18.00	2.333										
Dick Lange, R (4, 1) ERA: 8.18	0.2		1	1	0	2	3	0	0	0	0	0	0	7	19	0.00	6.000										
Steve Barber, L (4, 1) ERA: 3.54	3.1		11	2	1	1	2	0	0	0	0	0	0	15	15	2.70	0.600										
Aurelio Montenegro, R (8, 1) ERA:	2.0		6	0	0	0	0	0	0	1	0	0	0	5	6	0.00	0.000										

Baltimore Orioles @ California Angels
Anaheim Stadium, Anaheim, CA
Sun Jul 22 1973, 6:33 AM EDT
Att: 11,743 - Unknown

AB 32
R 8
H 7
RBI 8
BB 6
SO 5
LOB 15



Batter	1	2	3	4	5	6	7	8	9	AB	R	H	RBI	BB	SO	LOB	BOTTOM										
Sandy Alomar Sr., S (1, 6) OBP: 0.278, SLG: 0.241	0-0 SH3-4 1B	0-0 G3			0-0 FC4-6 1B		0-0 P6		0-0 FC4-6 1B	5	0	2	0	0	0	3											
Ken Berry, R (1, 8) OBP: 0.332, SLG: 0.375	0-0 SH3-4		0-3 K		0-0 F9		0-0 2B		0-0 1B	4	0	2	0	0	1	2											
Tom McCraw, L (1, 7) OBP: 0.324, SLG: 0.265	4-0 FC5-4 BB		0-0 1B		0-0 FC4-6 FC6-4		0-0 F7		0-0 1-3	4	0	1	1	1	0	4											
Frank Robinson, R (1, 10) OBP: 0.360, SLG: 0.447	0-0 F6		0-0 F8		0-0 FC6-4		0-0 P5			4	0	0	0	0	0	5											
Bob Oliver, R (1, 3) OBP: 0.301, SLG: 0.407	0-0 FC5-4		0-3 K		0-0 F5		0-0 5-3			4	0	0	0	0	1	3											
Leroy Stanton, R (1, 9) OBP: 0.282, SLG: 0.407		0-3 K		0-0 6-3		0-3 K		0-3 K		4	0	0	0	0	3	0											
John Stephenson, L (1, 2) OBP: 0.275, SLG: 0.303	0-0 F5		0-0 F5		0-0 FC6-4 BB		0-0 F4			3	0	0	0	1	0	0											
Al Gallagher, R (1, 5) OBP: 0.354, SLG: 0.310	0-0 BB 1B		0-0 4-3		0-0 FC6-4		0-0 FC6-4 BB		4-0 FC6-4 BB	2	0	1	0	0	0	0											
Rudy Meoli, L (5, 5) OBP: 0.284, SLG: 0.265					0-0 FC6-4		0-0 FC6-4		0-0 FC6-4 BB	1	0	0	0	1	0	1											
Billy Grabarkewitz, R (1, 4) OBP: 0.301, SLG: 0.289	4-0 BB		0-0 1B		0-0 FC4-6 1B		0-0 HR		0-0 FC6-4	3	2	2	1	1	0	1											
Inning Stats	R: 0 E: 0 K: 0 S: 4	H: 1 LOB: 2 BB: 1 P: 8	R: 0 E: 0 K: 1 S: 6	H: 1 LOB: 1 BB: 1 P: 10	R: 0 E: 0 K: 2 S: 8	H: 1 LOB: 1 BB: 0 P: 8	R: 0 E: 0 K: 0 S: 3	H: 0 LOB: 0 BB: 0 P: 3	R: 1 E: 0 K: 0 S: 5	H: 2 LOB: 1 BB: 0 P: 5	R: 0 E: 0 K: 1 S: 5	H: 0 LOB: 1 BB: 1 P: 9	R: 1 E: 0 K: 0 S: 5	H: 2 LOB: 1 BB: 0 P: 5	R: 0 E: 0 K: 1 S: 5	H: 0 LOB: 0 BB: 0 P: 5	R: 0 E: 0 K: 0 S: 4	H: 1 LOB: 2 BB: 1 P: 8	1B: 6 2B: 1 3B: 0 HR: 1	SF: 0 SAC: 1 DP: 0 HBP: 0	WP: 0 PB: 0 SB: 0 CS: 0	PA: 39					
PITCHER	IP	WLS	BF	H	R	ER	SO	BB	IBB	HBP	BLK	WP	HR	S	P	ERA	WHIP										
Jim Palmer, R (1, 1) ERA: 2.86	9.0	W	39	8	2	2	5	4	0	0	0	0	1	45	61	2.00	1.333										

Baltimore Orioles @ California Angels
Anaheim Stadium, Anaheim, CA
Sun Jul 22 1973, 6:33 AM EDT
Att: 11,743 - Unknown

AB 34
R 2
H 8
RBI 2
BB 4
SO 5
LOB 19



Batter	1	2	3	4	5	6	7	8	9	AB	R	H	RBI	BB	SO	LOB	TOP										
Buddy Bell, R OBP: 0.337, SLG: 0.374 (1, 5)										4	0	2	1	0	0	0	Cleveland Indians @ Baltimore Orioles Memorial Stadium, Baltimore, MD Thu Jul 26 1973, 7:05 PM EDT Unknown										
Walt Williams, R OBP: 0.277, SLG: 0.333 (1, 10)										4	1	1	0	0	1	1											
Chris Chambliss, L OBP: 0.319, SLG: 0.320 (1, 3)										4	0	2	0	0	1	0											
John Ellis, R OBP: 0.338, SLG: 0.411 (1, 2)										3	1	0	0	1	0	1											
Charlie Spikes, R OBP: 0.291, SLG: 0.393 (1, 7)										3	1	1	1	0	0	1											
George Hendrick, R OBP: 0.294, SLG: 0.454 (1, 8)										4	0	0	1	0	1	3											
Rusty Torres, S OBP: 0.322, SLG: 0.317 (1, 9)										3	0	2	1	1	0	0											
Frank Duffy, R OBP: 0.261, SLG: 0.255 (1, 6)										4	0	0	0	0	1	4											
Jack Brohamer, L OBP: 0.275, SLG: 0.304 Ron Lulich, R OBP: 0.241, SLG: 0.303 (9, PH)										3	1	1	0	0	1	1											
Inning Stats	R: 1 E: 0 K: 1 S: 7	H: 3 LOB: 2 BB: 1 P: 11	R: 1 E: 0 K: 2 S: 9	H: 2 LOB: 1 BB: 0 P: 9	R: 2 E: 2 K: 0 S: 6	H: 2 LOB: 1 BB: 0 P: 6	R: 0 E: 0 K: 1 S: 5	H: 0 LOB: 0 BB: 0 P: 5	R: 0 E: 0 K: 0 S: 3	H: 1 LOB: 0 BB: 0 P: 3	R: 0 E: 0 K: 1 S: 5	H: 0 LOB: 0 BB: 0 P: 5	R: 0 E: 0 K: 0 S: 3	H: 0 LOB: 0 BB: 0 P: 3	R: 0 E: 0 K: 0 S: 3	H: 1 LOB: 0 BB: 0 P: 3	1B: 8 2B: 1 3B: 0 HR: 0	SF: 1 SAC: 0 DP: 3 HBP: 0	WP: 0 PB: 0 SB: 0 CS: 0	PA: 36							
PITCHER	IP	WLS	BF	H	R	ER	SO	BB	IBB	HBP	BLK	WP	HR	S	P	ERA	WHIP										
Dave McNally, L ERA: 2.66 (1, 1)	0.1		3	3	1	1	0	0	0	0	0	0	0	3	3	27.00	9.000										
Bob Reynolds, R ERA: 2.39 (1, 1)	2.0		13	4	3	1	3	1	0	0	0	0	0	18	22	4.50	2.500										
Don Hood, L ERA: 1.69 (3, 1)	6.2	W	20	2	0	0	2	1	0	0	0	0	0	23	27	0.00	0.450										

Batter	1	2	3	4	5	6	7	8	9	AB	R	H	RBI	BB	SO	LOB	BOTTOM										
Al Bumbry, L OBP: 0.369, SLG: 0.505 (1, 7)										5	0	1	0	0	0	3	Cleveland Indians @ Baltimore Orioles Memorial Stadium, Baltimore, MD Thu Jul 26 1973, 7:05 PM EDT Unknown										
Rich Coggins, L OBP: 0.333, SLG: 0.415 (1, 9)										5	0	1	1	0	0	1											
Tommy Davis, R OBP: 0.348, SLG: 0.401 (1, 10)										5	1	1	0	0	0	3											
Boog Powell, L OBP: 0.370, SLG: 0.374 (1, 3)										4	1	1	1	0	2	1											
Earl Williams, R OBP: 0.336, SLG: 0.401 (1, 2)										2	1	1	0	2	1	0											
Paul Blair, R OBP: 0.361, SLG: 0.435 (1, 8)										4	2	4	0	0	0	0											
Bobby Grich, R OBP: 0.359, SLG: 0.363 (1, 4)										4	2	1	4	0	0	5											
Brooks Robinson, R OBP: 0.307, SLG: 0.321 (1, 5)										3	1	1	1	1	0	3											
Frank Baker, L OBP: 0.273, SLG: 0.222 Mark Belanger, R OBP: 0.306, SLG: 0.251 (7, 6)										3	0	1	1	0	0	1											
Inning Stats	R: 0 E: 0 K: 0 S: 3	H: 0 LOB: 0 BB: 0 P: 3	R: 3 E: 1 K: 0 S: 6	H: 3 LOB: 1 BB: 1 P: 10	R: 0 E: 0 K: 1 S: 5	H: 0 LOB: 0 BB: 0 P: 5	R: 0 E: 0 K: 1 S: 6	H: 1 LOB: 1 BB: 0 P: 6	R: 0 E: 0 K: 0 S: 3	H: 0 LOB: 0 BB: 0 P: 3	R: 5 E: 0 K: 1 S: 11	H: 6 LOB: 2 BB: 1 P: 15	R: 0 E: 0 K: 0 S: 4	H: 1 LOB: 2 BB: 1 P: 8	R: 0 E: 0 K: 0 S: 4	H: 1 LOB: 1 BB: 0 P: 4	1B: 10 2B: 0 3B: 0 HR: 2	SF: 0 SAC: 0 DP: 0 HBP: 0	WP: 0 PB: 1 SB: 1 CS: 0	PA: 39							
PITCHER	IP	WLS	BF	H	R	ER	SO	BB	IBB	HBP	BLK	WP	HR	S	P	ERA	WHIP										
Gaylord Perry, R ERA: 3.79 (1, 1)	5.1	L	25	8	7	7	3	1	0	0	0	0	2	30	34	11.81	1.688										
Tom Timmermann, R ERA: 5.0 (6, 1)	2.2		14	4	1	1	0	2	0	0	0	0	0	12	20	3.38	2.250										

Batter	1	2	3	4	5	6	7	8	9	AB	R	H	RBI	BB	SO	LOB	TOP								
Buddy Bell, R OBP: 0.338, SLG: 0.382 (1, 5)	0-0 SH1-3 1B 2B	0-3 K	0-0 F8			0-0 3B		0-0 6-3		5	1	2	0	0	1	2	Cleveland Indians @ Baltimore Orioles Memorial Stadium, Baltimore, MD Thu Jul 26 1973, 7:05 PM EDT Att: 11,063 - Unknown								
Tom Ragland, R OBP: 0.290, SLG: 0.308 (1, 4)	0-0 SH1-3 2-3	0-0 6-3		0-3 K		0-0 5-3			0-0 G5-3 1B	4	0	1	0	0	1	1									
Chris Chambliss, L OBP: 0.326, SLG: 0.331 (1, 3)	4-0 1B 2B	0-0 1B 2B		0-0 F8			0-0 HR 2B		0-0 G5-3 1B	4	3	3	0	1	0	0									
John Ellis, R OBP: 0.339, SLG: 0.411 (1, 10)	0-0 2B BB	0-0 FC4-6 1B		0-0 5-3			0-0 6-3		0-0 G5-3 1B	5	1	2	2	0	0	3									
Charlie Spikes, R OBP: 0.292, SLG: 0.404 (1, 7)	0-0 BB 1-3 2-H	0-0 FC4-6			0-0 6-3		0-0 HR 2-H		0-3 K 1-2 2-3	5	1	2	3	0	1	2									
George Hendrick, R OBP: 0.294, SLG: 0.450 (1, 8)	4-0 BB IBB		0-0 F7		0-0 6-3		0-0 1-3			3	0	0	0	1	0	0									
Rusty Torres, S OBP: 0.321, SLG: 0.316 (1, 9)	0-3 K		0-0 1B 1B		0-0 3-1		0-3 K			4	0	1	0	0	2	3									
Leo Cardenas, R OBP: 0.270, SLG: 0.239 (1, 6)	4-0 BB		0-3 K		0-0 F8			0-0 F8		3	0	0	1	1	1	1									
Frank Duffy, R OBP: 0.251, SLG: 0.255 (8, 6)	1-2 2-3 3-H		0-0 BB							0	0	0	0	0	0	0									
Alan Ashby, S OBP: 0.211, SLG: 0.167 (1, 2)	0-0 1-3		0-0 1-2 1B		0-3 K		0-3 K			4	0	1	0	0	2	3									
Inning Stats	R: 3 E: 0 K: 1 S: 8	H: 3 LOB: 3 BB: 3 P: 20	R: 1 E: 0 K: 1 S: 7	H: 2 LOB: 1 BB: 0 P: 7	R: 0 E: 0 K: 1 S: 7	H: 2 LOB: 2 BB: 0 P: 7	R: 0 E: 0 K: 1 S: 5	H: 0 LOB: 0 BB: 0 P: 5	R: 0 E: 0 K: 0 S: 3	H: 0 LOB: 0 BB: 0 P: 3	R: 0 E: 0 K: 1 S: 6	H: 1 LOB: 1 BB: 0 P: 6	R: 2 E: 0 K: 1 S: 7	H: 2 LOB: 0 BB: 0 P: 7	R: 0 E: 0 K: 1 S: 5	H: 0 LOB: 0 BB: 0 P: 5	R: 0 E: 0 K: 1 S: 6	H: 2 LOB: 1 BB: 0 P: 6	1B: 6 2B: 4 3B: 1 HR: 1	SF: 0 SAC: 1 DP: 1 HBP: 0	WP: 0 PB: 0 SB: 0 CS: 0	PA: 41			
PITCHER	IP	WLS	BF	H	R	ER	SO	BB	IBB	HBP	BLK	WP	HR	S	P	ERA	WHIP								
Mike Cuellar, L ERA: 3.61 (1, 1)	2.0	L	14	5	4	4	2	2	1	0	0	0	0	15	27	18.00	3.500								
Eddie Watt, R ERA: 4.03 (3, 1)	5.0		20	5	2	2	4	0	0	0	0	0	1	28	28	3.60	1.000								
Grant Jackson, L ERA: 1.8 (8, 1)	2.0		7	2	0	0	2	0	0	0	0	0	0	11	11	0.00	1.000								


Batter	1	2	3	4	5	6	7	8	9	AB	R	H	RBI	BB	SO	LOB	BOTTOM								
Al Bumbry, L OBP: 0.367, SLG: 0.500 (1, 7)	0-0 F4		0-0 6-3			0-3 K		0-0 B5-3 1B		4	1	1	0	0	1	0	Cleveland Indians @ Baltimore Orioles Memorial Stadium, Baltimore, MD Thu Jul 26 1973, 7:05 PM EDT Att: 11,063 - Unknown								
Rich Coggins, L OBP: 0.336, SLG: 0.417 (1, 9)	0-0 F8		0-0 1B		0-0 F8		0-0 B5-3 1B		0-0 B5-3 1B	4	1	2	1	0	0	0									
Paul Blair, R OBP: 0.356, SLG: 0.429 (1, 8)	0-3 K E S 1B			0-0 F9		0-3 K		0-0 B5-3		4	1	0	0	0	2	2									
Tommy Davis, R OBP: 0.350, SLG: 0.402 (1, 10)	0-0 1-2 1B			0-0 F9		0-0 E6 1B		0-0 FC5-4 1B		4	0	2	3	0	0	0									
Boog Powell, L OBP: 0.366, SLG: 0.369 (1, 3)	0-0 L3			0-0 F8		0-0 F9		0-0 FC5-4		3	0	0	0	0	0	2									
Earl Williams, R OBP: 0.335, SLG: 0.400 (8, PH) (9, 3)								0-0 FC5-4		1	0	0	0	0	0	1									
Bobby Grich, R OBP: 0.358, SLG: 0.362 (1, 4)		0-0 F6		0-3 K		0-0 1-2 1B		0-0 1-3		4	0	1	0	0	1	0									
Eliot Hendricks, L OBP: 0.265, SLG: 0.377 (1, 2)		0-3 K		0-0 F9		0-0 F9		0-0 BB		3	0	0	0	0	1	2									
Merv Rettenmund, R OBP: 0.318, SLG: 0.353 (9, PH)										0	0	0	0	1	0	0									
Brooks Robinson, R OBP: 0.304, SLG: 0.317 (1, 5)		0-0 F7		0-0 F8		0-0 F9		0-0 F5		4	0	0	0	0	0	1									
Mark Belanger, R OBP: 0.305, SLG: 0.249 (1, 6)			0-0 F8			0-0 B1-3		0-0 BB		2	1	0	0	1	0	0									
Don Baylor, R OBP: 0.307, SLG: 0.343 (9, PH)								0-0 BB		1	0	0	0	0	0	1									
Inning Stats	R: 1 E: 0 K: 1 S: 7	H: 1 LOB: 1 BB: 0 P: 7	R: 0 E: 0 K: 1 S: 5	H: 0 LOB: 0 BB: 0 P: 5	R: 0 E: 0 K: 0 S: 3	H: 1 LOB: 1 BB: 0 P: 3	R: 0 E: 0 K: 0 S: 3	H: 0 LOB: 0 BB: 0 P: 3	R: 0 E: 0 K: 1 S: 5	H: 0 LOB: 0 BB: 0 P: 5	R: 0 E: 0 K: 1 S: 7	H: 1 LOB: 2 BB: 0 P: 7	R: 3 E: 0 K: 0 S: 6	H: 3 LOB: 1 BB: 1 P: 10	R: 0 E: 0 K: 0 S: 3	H: 0 LOB: 1 BB: 1 P: 7	1B: 6 2B: 0 3B: 0 HR: 0	SF: 0 SAC: 0 DP: 0 HBP: 0	WP: 0 PB: 1 SB: 1 CS: 0	PA: 36					
PITCHER	IP	WLS	BF	H	R	ER	SO	BB	IBB	HBP	BLK	WP	HR	S	P	ERA	WHIP								
Dick Tidrow, R ERA: 4.46 (1, 1)	7.2	W	31	6	4	3	5	1	0	0	0	0	0	40	44	3.52	0.913								
Tom Hilgendorf, L ERA: 3.56 (8, 1)	1.1	S	5	0	0	0	0	1	0	0	0	0	0	4	8	0.00	0.750								



Batter	1	2	3	4	5	6	7	8	9	AB	R	H	RBI	BB	SO	LOB	TOP			
Buddy Bell, R OBP: 0.335, SLG: 0.378 (1, 5)										4	0	0	0	0	0	3	Cleveland Indians @ Baltimore Orioles Memorial Stadium, Baltimore, MD Fri Jul 27 1973, 7:05 PM EDT Unknown			
Oscar Gamble, L OBP: 0.333, SLG: 0.467 (1, 10)										4	0	0	0	0	1	0				
Chris Chambliss, L OBP: 0.322, SLG: 0.327 (1, 3)										4	0	0	0	0	2	0				
John Ellis, R OBP: 0.334, SLG: 0.405 (1, 2)										4	0	0	0	0	1	0				
Charlie Spikes, R OBP: 0.292, SLG: 0.402 (1, 7)										2	0	0	0	1	0	0				
George Hendrick, R OBP: 0.294, SLG: 0.449 (1, 8)										3	0	1	0	0	1	1				
John Lowenstein, L OBP: 0.354, SLG: 0.420 (1, 9)										3	0	0	0	0	0	2				
Jack Brohamer, L OBP: 0.271, SLG: 0.299 (1, 4)										3	0	0	0	0	0	2				
Frank Duffy, R OBP: 0.264, SLG: 0.253 (8, PH)										1	0	0	0	1	0	0				
Rusty Torres, S OBP: 0.324, SLG: 0.316 (8, PH)										0	0	0	0	1	0	0				
Leo Cardenas, R OBP: 0.270, SLG: 0.239 (8, 6)										0	0	0	0	0	0	0				
Inning Stats	R: 0 E: 0 K: 1 S: 5	H: 0 LOB: 0 BB: 0 P: 5	R: 0 E: 0 K: 1 S: 5	H: 0 LOB: 0 BB: 0 P: 5	R: 0 E: 0 K: 0 S: 3	H: 0 LOB: 1 BB: 1 P: 7	R: 0 E: 0 K: 1 S: 5	H: 0 LOB: 0 BB: 0 P: 5	R: 0 E: 0 K: 0 S: 3	H: 0 LOB: 1 BB: 1 P: 7	R: 0 E: 0 K: 0 S: 7	H: 0 LOB: 0 BB: 0 P: 7	R: 0 E: 0 K: 2 S: 4	H: 1 LOB: 2 BB: 1 P: 8	R: 0 E: 0 K: 0 S: 3	H: 0 LOB: 0 BB: 0 P: 3	1B: 1 2B: 0 3B: 0 HR: 0	SF: 0 SAC: 0 DP: 0 HBP: 0	WP: 0 PB: 0 SB: 0 CS: 0	PA: 31
PITCHER Jim Palmer, R ERA: 2.72 (1, 1)	IP: 9.0 WLS: W BF: 31 H: 1 R: 0 ER: 0 SO: 5 BB: 3 IBB: 0 HBP: 0 BLK: 0 WP: 0 HR: 0 S: 38 P: 50 ERA: 0.00 WHIP: 0.444																			

Batter	1	2	3	4	5	6	7	8	9	AB	R	H	RBI	BB	SO	LOB	BOTTOM			
Al Bumbry, L OBP: 0.372, SLG: 0.502 (1, 7)										5	2	3	0	0	0	1	Cleveland Indians @ Baltimore Orioles Memorial Stadium, Baltimore, MD Fri Jul 27 1973, 7:05 PM EDT Unknown			
Rich Coggins, L OBP: 0.342, SLG: 0.429 (1, 9)										4	2	2	1	1	0	4				
Tommy Davis, R OBP: 0.354, SLG: 0.408 (1, 10)										5	1	3	5	0	0	1				
Boog Powell, L OBP: 0.364, SLG: 0.370 (1, 3)										5	0	1	0	0	2	3				
Earl Williams, R OBP: 0.334, SLG: 0.403 (1, 2)										3	0	1	1	0	1	0				
Paul Blair, R OBP: 0.352, SLG: 0.423 (1, 8)										4	0	0	0	0	0	2				
Bobby Grich, R OBP: 0.359, SLG: 0.378 (1, 4)										4	2	2	1	0	1	1				
Brooks Robinson, R OBP: 0.309, SLG: 0.320 (1, 5)										3	1	2	1	1	1	0				
Mark Belanger, R OBP: 0.308, SLG: 0.253 (1, 6)										4	1	2	0	0	0	2				
Inning Stats	R: 0 E: 0 K: 0 S: 3	H: 0 LOB: 1 BB: 1 P: 7	R: 1 E: 0 K: 2 S: 8	H: 1 LOB: 0 BB: 0 P: 8	R: 1 E: 0 K: 0 S: 5	H: 3 LOB: 1 BB: 0 P: 5	R: 1 E: 0 K: 0 S: 5	H: 2 LOB: 1 BB: 0 P: 5	R: 3 E: 0 K: 0 S: 7	H: 4 LOB: 1 BB: 0 P: 7	R: 0 E: 0 K: 0 S: 3	H: 1 LOB: 1 BB: 1 P: 7	R: 0 E: 0 K: 1 S: 6	H: 1 LOB: 1 BB: 0 P: 6	R: 3 E: 0 K: 2 S: 11	H: 4 LOB: 1 BB: 0 P: 11	1B: 10 2B: 4 3B: 2 HR: 1	SF: 1 SAC: 0 DP: 1 HBP: 0	WP: 0 PB: 0 SB: 0 CS: 2	PA: 40
PITCHER Dick Bosman, R ERA: 4.99 (1, 1)	IP: 4.0 WLS: L BF: 21 H: 9 R: 6 ER: 6 SO: 2 BB: 1 IBB: 0 HBP: 0 BLK: 0 WP: 0 HR: 1 S: 24 P: 28 ERA: 13.50 WHIP: 2.500																			
Ray Lamb, R ERA: 4.49 (5, 1)	IP: 3.1 WLS: L BF: 16 H: 6 R: 3 ER: 3 SO: 2 BB: 1 IBB: 0 HBP: 0 BLK: 0 WP: 0 HR: 0 S: 19 P: 23 ERA: 8.10 WHIP: 2.100																			
Mike Jackson, L ERA: 6.65 (8, 1)	IP: 0.2 WLS: L BF: 3 H: 1 R: 0 ER: 0 SO: 1 BB: 0 IBB: 0 HBP: 0 BLK: 0 WP: 0 HR: 0 S: 5 P: 5 ERA: 0.00 WHIP: 1.500																			

AB	28
R	0
H	1
RBI	0
BB	3
SO	5
LOB	8



Batter	1	2	3	4	5	6	7	8	9	AB	R	H	RBI	BB	SO	LOB	TOP			
Buddy Bell, R OBP: 0.336, SLG: 0.378 (1, 5)	F9		WP 1B				F9		G6-4-3	5	0	2	0	0	0	3	Cleveland Indians @ Baltimore Orioles Memorial Stadium, Baltimore, MD Fri Jul 27, 1973, 7:05 PM EDT Att: 10,857 - Unknown			
Rusty Torres, S OBP: 0.323, SLG: 0.311 (1, 9)	K		G6-3 BB				F7			3	0	0	0	1	2					
Chris Chambliss, L OBP: 0.322, SLG: 0.329 (1, 3)	G3		G6-3				F9			4	0	1	0	0	0	3				
Charlie Spikes, R OBP: 0.294, SLG: 0.419 (1, 7)							F8		2B	4	2	2	2	0	0	1				
George Hendrick, R OBP: 0.296, SLG: 0.450 (1, 8)							5-3		K	4	0	2	0	0	1	1				
John Lowenstein, L OBP: 0.357, SLG: 0.422 (1, 10)									F8	4	0	2	0	0	0	2				
Jack Brohamer, L OBP: 0.271, SLG: 0.294 (1, 4)									F8	3	0	0	0	1	0	3				
Alan Ashby, S OBP: 0.182, SLG: 0.143 (1, 2)										3	0	0	0	0	2	3				
Oscar Gamble, L OBP: 0.336, SLG: 0.469 (9, PH)	K						6-3		E 1B	1	0	1	0	0	0	0				
Frank Duffy, R OBP: 0.265, SLG: 0.255 (1, 6)									E1	3	0	1	0	0	0	0				
John Ellis, R OBP: 0.333, SLG: 0.403 (9, PH)			5-3				F8		G6-4-3	1	0	0	0	0	0	1				
Inning Stats	R: 0 E: 0 K: 1 S: 5	H: 0 LOB: 0 BB: 0 P: 5	R: 1 E: 0 K: 1 S: 6	H: 2 LOB: 1 BB: 1 P: 10	R: 0 E: 0 K: 0 S: 3	H: 1 LOB: 1 BB: 1 P: 7	R: 1 E: 0 K: 1 S: 7	H: 3 LOB: 2 BB: 0 P: 7	R: 0 E: 0 K: 0 S: 4	H: 1 LOB: 1 BB: 0 P: 4	R: 0 E: 0 K: 1 S: 6	H: 1 LOB: 1 BB: 0 P: 6	R: 0 E: 0 K: 1 S: 6	H: 1 LOB: 1 BB: 0 P: 6	R: 0 E: 1 K: 0 S: 4	H: 1 LOB: 1 BB: 0 P: 4	1B: 8 2B: 2 3B: 0 HR: 2	SF: 0 SAC: 0 DP: 4 HBP: 0	WP: 1 PB: 0 SB: 0 CS: 1	PA: 37
PITCHER	IP	WLS	BF	H	R	ER	SO	BB	IBB	HBP	BLK	WP	HR	S	P	ERA	WHIP			
Jesse Jefferson, R ERA: 3.72 (1, 1)	3.0		15	6	2	2	2	2	0	0	0	1	2	17	25	6.00	2.667			
Bob Reynolds, R ERA: 2.17 (4, 1)	6.0	W	22	5	0	0	3	0	0	0	0	0	0	28	28	0.00	0.833			

AB	35
R	2
H	11
RBI	2
BB	2
SO	5
LOB	19



Batter	1	2	3	4	5	6	7	8	9	AB	R	H	RBI	BB	SO	LOB	BOTTOM			
Merv Rettenmund, R OBP: 0.316, SLG: 0.347 (1, 9)	FC5 BB		5-3				K		5-3	3	0	0	0	1	1	1	Cleveland Indians @ Baltimore Orioles Memorial Stadium, Baltimore, MD Fri Jul 27, 1973, 7:05 PM EDT Att: 10,857 - Unknown			
Bobby Grich, R OBP: 0.383, SLG: 0.379 (1, 4)			K				6-3 WP BB		G5-4-3 1B	2	0	1	0	2	1	0				
Paul Blair, R OBP: 0.351, SLG: 0.421 (1, 8)							1B 2B 1B		6-3	4	1	1	0	0	0	4				
Tommy Davis, R OBP: 0.350, SLG: 0.403 (1, 10)			K				K		G3	4	0	0	0	0	2	4				
Earl Williams, R OBP: 0.333, SLG: 0.399 (1, 3)			FC5				F7			3	1	0	0	1	0	3				
Don Baylor, R OBP: 0.314, SLG: 0.347 (1, 7)							1B 2B 1B		6-3	3	2	2	0	1	0	0				
Brooks Robinson, R OBP: 0.308, SLG: 0.319 (1, 5)							1B 2B 1B		E1	4	1	1	0	0	1	1				
Andy Etchebarren, R OBP: 0.238, SLG: 0.305 (1, 2)							1B 2B 1B		SH1-3 1H 2H	2	0	1	3	0	0	0				
Mark Belanger, R OBP: 0.306, SLG: 0.250 (1, 6)							1H 2H 3H		SH1-3	3	0	0	0	0	1	2				
Inning Stats	R: 0 E: 0 K: 1 S: 5	H: 0 LOB: 2 BB: 2 P: 13	R: 0 E: 0 K: 1 S: 4	H: 0 LOB: 0 BB: 1 P: 8	R: 0 E: 0 K: 1 S: 5	H: 0 LOB: 0 BB: 0 P: 5	R: 3 E: 0 K: 1 S: 9	H: 4 LOB: 1 BB: 0 P: 9	R: 0 E: 0 K: 1 S: 5	H: 0 LOB: 1 BB: 1 P: 9	R: 2 E: 1 K: 1 S: 7	H: 1 LOB: 1 BB: 1 P: 11	R: 0 E: 0 K: 0 S: 3	H: 1 LOB: 0 BB: 0 P: 3	R: 0 E: 0 K: 0 S: 3	H: 0 LOB: 0 BB: 0 P: 3		1B: 5 2B: 1 3B: 0 HR: 0	SF: 0 SAC: 1 DP: 1 HBP: 0	WP: 1 PB: 0 SB: 0 CS: 1
PITCHER	IP	WLS	BF	H	R	ER	SO	BB	IBB	HBP	BLK	WP	HR	S	P	ERA	WHIP			
Brent Strom, L ERA: 4.99 (1, 1)	5.0	L	24	5	3	3	5	5	0	0	0	1	0	29	49	5.40	2.000			
Jerry Johnson, R ERA: 4.97 (6, 1)	3.0		10	1	0	0	1	0	0	0	0	0	0	12	12	0.00	0.333			




Batter	1	2	3	4	5	6	7	8	9	AB	R	H	RBI	BB	SO	LOB	TOP			
Mickey Stanley, R (1, 8) OBP: 0.282, SLG: 0.364	F9	F9			5-3			5-3		4	0	0	0	0	0	2	Detroit Tigers @ Baltimore Orioles Memorial Stadium, Baltimore, MD Sat Jul 28 1973, 7:05 PM EDT Att: 29,509 - Unknown			
Tony Taylor, R (1, 4) OBP: 0.259, SLG: 0.308	K		F8		F4			1B		4	0	1	0	0	1	0				
Al Kaline, R (1, 3) OBP: 0.304, SLG: 0.353	L4-3		FC5-4		L5-3			FC5-4		4	0	2	0	0	0	0				
Willie Horton, R (1, 7) OBP: 0.406, SLG: 0.582		HR	FC5-4		F7			FC5-4		4	1	1	0	0	0	3				
Frank Howard, R (1, 10) OBP: 0.344, SLG: 0.457		HR			5-3					4	1	2	2	0	1	1				
Jim Northrup, L (9, PR) OBP: 0.333, SLG: 0.398	2H	HR	K					SH1-4		0	1	0	0	0	0	0				
Bill Freehan, R (1, 2) OBP: 0.317, SLG: 0.317	1B	BB			5-3			SH1-4		2	0	0	0	1	0	0				
Dick Sharon, R (1, 9) OBP: 0.281, SLG: 0.442	K				5-3			1-3		4	0	1	0	0	1	3				
Aurelio Rodriguez, R (1, 5) OBP: 0.269, SLG: 0.362			G1-4-3		F7					4	0	2	1	0	0	1				
Ed Brinkman, R (1, 6) OBP: 0.306, SLG: 0.365	F9				F9			F8	F4	4	0	0	0	0	0	3				
Inning Stats	R: 0 E: 0 K: 1 S: 5	H: 0 LOB: 0 BB: 0 P: 5	R: 2 E: 0 K: 1 S: 8	H: 3 LOB: 2 BB: 1 P: 12	R: 0 E: 0 K: 1 S: 6	H: 1 LOB: 1 BB: 0 P: 6	R: 0 E: 0 K: 0 S: 3	H: 1 LOB: 0 BB: 0 P: 3	R: 0 E: 0 K: 0 S: 3	H: 0 LOB: 0 BB: 0 P: 3	R: 0 E: 0 K: 0 S: 3	H: 0 LOB: 0 BB: 0 P: 3	R: 0 E: 0 K: 0 S: 5	H: 2 LOB: 2 BB: 0 P: 5	R: 1 E: 0 K: 0 S: 5	H: 2 LOB: 1 BB: 0 P: 5	1B: 7 2B: 1 3B: 0 HR: 1	SF: 0 SAC: 1 DP: 1 HBP: 0	WP: 0 PB: 0 SB: 0 CS: 0	PA: 36
PITCHER Mike Cuellar, L (1, 1) ERA: 3.57	IP: 9.0 WLS: L BF: 36	H: 9 R: 3 ER: 3 SO: 3	BB: 1 IBB: 0 HBP: 0 BLK: 0	WP: 0 HR: 1 S: 41 P: 45	ERA: 3.00 WHIP: 1.111															

Batter	1	2	3	4	5	6	7	8	9	AB	R	H	RBI	BB	SO	LOB	BOTTOM					
Al Bumbry, L (1, 7) OBP: 0.374, SLG: 0.500	L4						F8			3	0	1	1	0	0	1	Detroit Tigers @ Baltimore Orioles Memorial Stadium, Baltimore, MD Sat Jul 28 1973, 7:05 PM EDT Att: 29,509 - Unknown					
Rich Coggins, L (1, 9) OBP: 0.336, SLG: 0.420	F9		L3		F6			L4-3		4	0	0	0	0	0	3						
Tommy Davis, R (1, 10) OBP: 0.349, SLG: 0.410	L4-3		F7		L6-3			HR		4	1	1	1	0	0	3						
Boog Powell, L (1, 3) OBP: 0.359, SLG: 0.364		F9			K			L5-3		4	0	0	0	0	2	0						
Earl Williams, R (1, 2) OBP: 0.330, SLG: 0.393		F6			K			L5		4	0	0	0	0	2	0						
Paul Blair, R (1, 8) OBP: 0.350, SLG: 0.419		F9			1B			L6-3		4	0	1	0	0	0	0						
Bobby Grich, R (1, 4) OBP: 0.367, SLG: 0.381			1B		1B				F9	3	1	2	0	0	0	0						
Brooks Robinson, R (1, 5) OBP: 0.310, SLG: 0.321			1B		1B				F9	4	0	2	0	0	1	3						
Enos Cabell, R (9, PR) OBP: 0.237, SLG: 0.313			F9		K					0	0	0	0	0	0	0						
Mark Belanger, R (1, 6) OBP: 0.306, SLG: 0.251										3	0	1	0	0	0	1						
Terry Crowley, L (9, PH) OBP: 0.296, SLG: 0.233			1B		1B				L1-3	1	0	0	0	0	0	1						
Inning Stats	R: 0 E: 0 K: 0 S: 3	H: 0 LOB: 0 BB: 0 P: 3	R: 0 E: 0 K: 0 S: 3	H: 0 LOB: 0 BB: 0 P: 3	R: 1 E: 0 K: 0 S: 6	H: 3 LOB: 2 BB: 0 P: 6	R: 0 E: 0 K: 3 S: 11	H: 2 LOB: 2 BB: 0 P: 11	R: 0 E: 0 K: 0 S: 3	H: 0 LOB: 1 BB: 0 P: 4	R: 0 E: 0 K: 2 S: 7	H: 0 LOB: 0 BB: 0 P: 7	R: 0 E: 0 K: 0 S: 3	H: 1 LOB: 1 BB: 0 P: 4	R: 1 E: 0 K: 0 S: 4	H: 1 LOB: 0 BB: 0 P: 4	R: 0 E: 0 K: 0 S: 4	H: 1 LOB: 1 BB: 0 P: 4	1B: 7 2B: 0 3B: 0 HR: 1	SF: 0 SAC: 0 DP: 0 HBP: 2	WP: 0 PB: 0 SB: 1 CS: 1	PA: 36
PITCHER Joe Coleman, R (1, 1) ERA: 3.54	IP: 8.0 WLS: W BF: 32	H: 7 R: 2 ER: 2 SO: 5	BB: 0 IBB: 0 HBP: 0 BLK: 0	WP: 0 HR: 1 S: 40 P: 42	ERA: 2.25 WHIP: 0.875																	
Bob Miller, R (9, 1) ERA: 4.04	IP: 1.0 WLS: S BF: 4	H: 1 R: 0 ER: 0 SO: 0	BB: 0 IBB: 0 HBP: 0 BLK: 0	WP: 0 HR: 0 S: 4 P: 4	ERA: 0.00 WHIP: 1.000																	

Batter	1	2	3	4	5	6	7	8	9	AB	R	H	RBI	BB	SO	LOB	TOP					
Mickey Stanley, R (1.8) OBP: 0.278, SLG: 0.359	0-0 6-3		0-0 F8		0-0 5-3	0-0 F8		0-0 F6	5 0 0 0 0 0 3													
Tony Taylor, R (1.4) OBP: 0.263, SLG: 0.311	0-0 5-3		0-0 1B		0-0 L4	0-0 1B		0-0 6-3	5 1 2 2 0 0 0													
Al Kaline, R (1.3) OBP: 0.307, SLG: 0.356	0-0 L8		0-0 1B		0-0 HR	0-0 L7		4-0 BB	4 1 2 1 0 0 1													
Ike Brown, R (6.7) OBP: 0.426, SLG: 0.302			1-2 2-H 1B		1-3 HR	0-0 1B		0-0 BB	0 0 0 0 0 1 0 0													
Willie Horton, R (1.7) OBP: 0.405, SLG: 0.579		0-0 6-3	0-0 1B		0-0 HR			0-0 6-3	3 1 1 1 0 0 1													
Rich Reese, L (6.3) OBP: 0.196, SLG: 0.210			1-2 2-H 1B		1-3 HR				2 0 0 0 0 0 1													
Frank Howard, R (1.10) OBP: 0.342, SLG: 0.472		0-3 K	0-0 5-3		1-3 HR				4 1 1 3 0 1 2													
Bill Freehan, R (1.2) OBP: 0.316, SLG: 0.316			0-0 F8		0-0 1B				4 0 1 0 0 0 0													
Dick Sharon, R (1.9) OBP: 0.290, SLG: 0.456			0-3 K		0-3 K				4 1 2 0 0 2 1													
Aurelio Rodriguez, R (1.5) OBP: 0.271, SLG: 0.364			4-0 1B		0-0 F9			0-0 F7	3 2 1 1 1 0 1													
Ed Brinkman, R (1.6) OBP: 0.307, SLG: 0.365			0-0 1B		0-0 F4			0-0 6-3	3 1 1 0 0 0 1													
Inning Stats	R: 0 E: 0 K: 0 S: 3	H: 0 LOB: 0 BB: 0 P: 3	R: 0 E: 0 K: 1 S: 5	H: 0 LOB: 0 BB: 0 P: 5	R: 3 E: 0 K: 1 S: 9	H: 4 LOB: 2 BB: 1 P: 13	R: 0 E: 0 K: 1 S: 6	H: 1 LOB: 1 BB: 0 P: 6	R: 3 E: 1 K: 0 S: 6	H: 2 LOB: 0 BB: 0 P: 6	R: 2 E: 0 K: 0 S: 6	H: 3 LOB: 1 BB: 0 P: 6	R: 0 E: 0 K: 0 S: 3	H: 0 LOB: 0 BB: 0 P: 3	R: 0 E: 0 K: 0 S: 3	H: 1 LOB: 0 BB: 0 P: 3	R: 0 E: 0 K: 0 S: 3	H: 0 LOB: 1 BB: 1 P: 7	1B: 8 2B: 2 3B: 0 HR: 1	SF: 0 SAC: 1 DP: 0 HBP: 0	WP: 0 PB: 0 SB: 0 CS: 0	PA: 40
PITCHER	IP	WLS	BF	H	R	ER	SO	BB	IBB	HBP	BLK	WP	HR	S	P	ERA	WHIP					
Don Hood, L (1.1) ERA: 4.02	5.0	L	26	9	8	5	3	1	0	0	0	0	1	31	35	9.00	2.000					
Eddie Watt, R (6.1) ERA: 3.64	4.0		14	2	0	0	0	1	0	0	0	0	0	13	17	0.00	0.750					

Detroit Tigers @ Baltimore Orioles
Memorial Stadium, Baltimore, MD
Sun Jul 29 1973, 7:05 PM EDT
Att: 16,504 - Unknown

AB 37
R 8
H 11
RBI 8
BB 2
SO 3
LOB 11



Batter	1	2	3	4	5	6	7	8	9	AB	R	H	RBI	BB	SO	LOB	BOTTOM					
Al Bumbry, L (1.7) OBP: 0.376, SLG: 0.500	0-0 L4-3		0-0 1B		0-0 1B			0-0 4-3	4 1 2 0 0 0 0													
Rich Coggins, L (1.9) OBP: 0.339, SLG: 0.429	0-0 CS		0-0 SF8		0-0 1B			0-0 G3	3 0 2 1 0 0 0													
Paul Blair, R (1.8) OBP: 0.351, SLG: 0.418	4-0 FC6-4		0-0 L6		0-0 FC6-4			0-0 F9	3 0 1 1 1 0 1													
Tommy Davis, R (1.10) OBP: 0.345, SLG: 0.405	0-0 FC6-4		0-0 F8		0-0 FC6-4			0-0 6-3	4 0 0 0 0 0 4													
Boog Powell, L (1.3) OBP: 0.361, SLG: 0.364		4-0 L5-3		0-0 L6-3				0-0 4-3	3 0 1 0 1 0 0													
Bobby Grich, R (1.4) OBP: 0.386, SLG: 0.382		0-0 L3		0-0 F7				0-0 F8	4 1 1 0 0 0 2													
Brooks Robinson, R (1.5) OBP: 0.309, SLG: 0.318		4-0 1B		0-0 L6-3				0-0 F8	3 0 0 0 1 1 2													
Earl Williams, R (1.2) OBP: 0.331, SLG: 0.395		0-0 L5-3		0-0 L4-6-3				0-0 F8	4 0 2 1 0 0 2													
Mark Belanger, R (1.6) OBP: 0.305, SLG: 0.251			0-0 1B		0-0 L4-6-3			0-0 F3	4 1 1 0 0 0 2													
Inning Stats	R: 0 E: 0 K: 0 S: 3	H: 1 LOB: 1 BB: 1 P: 7	R: 0 E: 0 K: 0 S: 2	H: 0 LOB: 2 BB: 2 P: 10	R: 1 E: 0 K: 0 S: 5	H: 2 LOB: 1 BB: 0 P: 5	R: 0 E: 0 K: 0 S: 3	H: 1 LOB: 0 BB: 0 P: 3	R: 1 E: 0 K: 0 S: 6	H: 4 LOB: 2 BB: 0 P: 6	R: 1 E: 0 K: 0 S: 5	H: 2 LOB: 1 BB: 0 P: 5	R: 0 E: 0 K: 0 S: 3	H: 0 LOB: 0 BB: 0 P: 3	R: 0 E: 0 K: 0 S: 3	H: 0 LOB: 0 BB: 0 P: 3	R: 0 E: 0 K: 1 S: 5	H: 0 LOB: 0 BB: 0 P: 5	1B: 8 2B: 2 3B: 0 HR: 0	SF: 1 SAC: 0 DP: 3 HBP: 0	WP: 0 PB: 0 SB: 0 CS: 1	PA: 36
PITCHER	IP	WLS	BF	H	R	ER	SO	BB	IBB	HBP	BLK	WP	HR	S	P	ERA	WHIP					
Mike Strahler, R (1.1) ERA: 3.35	9.0	W	36	10	3	3	1	3	0	0	0	0	0	35	47	3.00	1.444					

Detroit Tigers @ Baltimore Orioles
Memorial Stadium, Baltimore, MD
Sun Jul 29 1973, 7:05 PM EDT
Att: 16,504 - Unknown

AB 32
R 3
H 10
RBI 3
BB 3
SO 1
LOB 13



Batter	1	2	3	4	5	6	7	8	9	AB	R	H	RBI	BB	SO	LOB	TOP					
Jim Northrup, L OBP: 0.338, SLG: 0.415 (1, 9)	0-0 1B SF7	0-0 4-3					0-0 HR		0-3 K		0-0 1B		5	2	3	1	0	1	0			
Mickey Stanley, R OBP: 0.277, SLG: 0.357 (1, 8)	0-0 1B SF7		0-0 F9				0-0 6-3		0-0 6-3		0-3 K		5	0	1	0	0	0	1	1		
Gates Brown, L OBP: 0.398, SLG: 0.397 Frank Howard, R OBP: 0.346, SLG: 0.472 (7, PH)	0-0 1B SF7		0-0 4-3				4-0 1B BB		4-0 BB				1	0	0	1	1	0	0			
Willie Horton, R OBP: 0.406, SLG: 0.576 Dick Sharon, R OBP: 0.290, SLG: 0.456 (9, 9)	4-0 BB		0-0 5-3				0-0 1B		0-0 F6				3	0	1	0	1	0	1			
Duke Sims, L OBP: 0.352, SLG: 0.436 (1, 2)	0-0 F5					0-0 HR			0-0 F5				4	1	1	1	0	0	4			
Norm Cash, L OBP: 0.325, SLG: 0.490 Al Kaline, R OBP: 0.309, SLG: 0.355 (6, 3)	0-0 4-3					0-3 K			4-0 BB		0-0 L9		2	0	0	0	0	1	2			
Dick McAuliffe, L OBP: 0.368, SLG: 0.448 Tony Taylor, R OBP: 0.260, SLG: 0.307 (6, PH)						0-0 F8			0-0 G6-4-3 BB		0-0 F8		2	1	1	1	0	0	0			
Aurelio Rodriguez, R OBP: 0.271, SLG: 0.366 (1, 5)			0-0 F9			0-0 6-3			0-0		0-0 F3		4	0	1	0	0	0	0			
Ed Brinkman, R OBP: 0.303, SLG: 0.361 (1, 6)			0-0 F9						0-0 F7		0-3 K		4	0	0	0	0	1	1			
Inning Stats	R: 1 E: 0 K: 0 S: 5	H: 2 LOB: 2 BB: 1 P: 9	R: 1 E: 0 K: 0 S: 4	H: 1 LOB: 0 BB: 0 P: 4	R: 0 E: 0 K: 0 S: 3	H: 0 LOB: 0 BB: 0 P: 3	R: 1 E: 0 K: 1 S: 6	H: 1 LOB: 0 BB: 0 P: 6	R: 1 E: 0 K: 0 S: 5	H: 2 LOB: 2 BB: 1 P: 9	R: 0 E: 0 K: 0 S: 5	H: 1 LOB: 1 BB: 1 P: 9	R: 0 E: 0 K: 1 S: 5	H: 0 LOB: 1 BB: 0 P: 9	R: 0 E: 0 K: 0 S: 3	H: 0 LOB: 0 BB: 0 P: 3	R: 0 E: 0 K: 1 S: 6	H: 1 LOB: 1 BB: 0 P: 6	1B: 4 2B: 1 3B: 0 HR: 3	SF: 1 SAC: 0 DP: 1 HBP: 0	WP: 0 PB: 0 SB: 0 CS: 0	PA: 38
PITCHER	IP	WLS	BF	H	R	ER	SO	BB	IBB	HBP	BLK	WP	HR	S	P	ERA	WHIP					
Jesse Jefferson, R ERA: 4.08 (1, 1)	4.2	L	22	6	4	4	1	2	0	0	0	0	3	22	30	7.71	1.714					
Grant Jackson, L ERA: 1.67 (5, 1)	4.1	S	16	2	0	0	3	2	0	0	0	0	0	20	28	0.00	0.923					

Detroit Tigers @ Baltimore Orioles
Memorial Stadium, Baltimore, MD
Mon Jul 30 1973, 7:05 PM EDT
Att: 15,584 - Unknown

AB 33
R 4
H 8
RBI 4
BB 4
SO 4
LOB 10





Batter	1	2	3	4	5	6	7	8	9	AB	R	H	RBI	BB	SO	LOB	BOTTOM					
Merv Rettenmund, R OBP: 0.323, SLG: 0.347 Al Bumbry, L OBP: 0.376, SLG: 0.500 (9, FR)	0-0 SH2-3 BB 6-3 1B		1-0 1B HBP				0-0 F8		4-0 BB BB		3	1	1	0	1	0	0	0				
Bobby Grich, R OBP: 0.366, SLG: 0.379 (1, 4)	4-0 SH2-3 BB		0-3 K				0-0 6-3		4-0 BB		3	0	0	0	2	1	1					
Paul Blair, R OBP: 0.353, SLG: 0.422 (1, 8)	0-0 SH2-3 1-2 2-3		0-0 1B				0-0 2B		0-0 F7		0-3 K		4	0	2	0	0	1	2			
Tommy Davis, R OBP: 0.341, SLG: 0.401 (1, 10)	0-0 6-3		0-0 F7				0-3 K		0-0 L4-3		4	0	0	1	0	1	4					
Earl Williams, R OBP: 0.331, SLG: 0.393 (1, 3)	0-3 K		0-0 F8				0-0 1B		0-3 K		4	0	1	0	0	2	3					
Don Baylor, R OBP: 0.313, SLG: 0.346 (1, 7)			0-0 4-3				0-0 F4		0-0 L4-3 1B		4	0	1	0	0	1	0					
Brooks Robinson, R OBP: 0.311, SLG: 0.321 (1, 5)			0-0 5-3				4-0 FC6-4 BB		0-0 L4-3		3	1	1	0	1	0	2					
Andy Etchebarran, R OBP: 0.254, SLG: 0.381 (1, 2)			0-0 2B				0-3 K		0-0 L6-3		4	1	2	2	0	1	2					
Mark Belanger, R OBP: 0.301, SLG: 0.247 (1, 6)			0-0 6-3				0-0 FC6-4		0-0 L6-3		4	0	0	0	0	2	2					
Inning Stats	R: 1 E: 0 K: 1 S: 6	H: 1 LOB: 1 BB: 1 P: 10	R: 0 E: 0 K: 0 S: 4	H: 1 LOB: 1 BB: 0 P: 4	R: 0 E: 0 K: 1 S: 6	H: 1 LOB: 2 BB: 0 P: 7	R: 0 E: 0 K: 1 S: 5	H: 0 LOB: 1 BB: 1 P: 9	R: 0 E: 0 K: 1 S: 6	H: 2 LOB: 1 BB: 0 P: 4	R: 0 E: 0 K: 0 S: 3	H: 0 LOB: 0 BB: 0 P: 3	R: 0 E: 0 K: 1 S: 5	H: 0 LOB: 0 BB: 0 P: 5	R: 2 E: 0 K: 2 S: 9	H: 2 LOB: 2 BB: 2 P: 17	1B: 4 2B: 4 3B: 0 HR: 1	SF: 0 SAC: 1 DP: 1 HBP: 1	WP: 0 PB: 0 SB: 0 CS: 0	PA: 39		
PITCHER	IP	WLS	BF	H	R	ER	SO	BB	IBB	HBP	BLK	WP	HR	S	P	ERA	WHIP					
Mickey Lolich, L ERA: 3.55 (1, 1)	8.2	W	37	8	3	3	6	3	0	1	0	0	1	45	58	3.12	1.269					
John Miller, L ERA: 1.54 (9, 1)	0.1	S	2	0	0	0	1	1	0	0	0	0	0	3	7	0.00	3.000					

Detroit Tigers @ Baltimore Orioles
Memorial Stadium, Baltimore, MD
Mon Jul 30 1973, 7:05 PM EDT
Att: 15,584 - Unknown

AB 33
R 3
H 8
RBI 3
BB 4
SO 7
LOB 16



Batter	1	2	3	4	5	6	7	8	9	AB	R	H	RBI	BB	SO	LOB	TOP			
Al Bumbry, L OBP: 0.376, SLG: 0.502 Merv Rettenmund, R OBP: 0.329, SLG: 0.347	0-0 2B	0-0 1-3			0-0 4-3		4-0 BB		4-0 FC3-6 BB	3	1	1	0	0	0	0	Baltimore Orioles @ Cleveland Indians Cleveland Municipal Stadium, Cleveland, OH Tue Jul 31 1973, 3:33 AM EDT Att: 17,912 - Unknown AB 34 R 5 H 9 RBI 4 BB 4 SO 3 LOB 15 			
Rich Coggins, L OBP: 0.341, SLG: 0.433	0-0 SH3 5-3 2B	0-0 4-3			0-0 S 1B		0-0 G3		0-0 FC3-6 FC5-4	5	1	2	1	0	0	3				
Tommy Davis, R OBP: 0.340, SLG: 0.399	0-0 SH3 2-3		0-3 K		0-0 F9			0-0 E 8-5 1B	4	0	1	0	0	0	1	3				
Boog Powell, L OBP: 0.362, SLG: 0.363	4-0 5-3 E BB		0-0 G4-6-3 1B		0-0 4-3			0-0 F2	3	1	1	0	1	0	1					
Bobby Grich, R OBP: 0.363, SLG: 0.375	0-0 5-3		0-0 G4-6-3		0-0 L6			0-0 E3	4	0	0	1	0	0	3					
Paul Blair, R OBP: 0.355, SLG: 0.422	0-0 E5 E			0-0 G5-4-3 1B		0-0 F8		4-0 IBB	3	1	1	0	1	0	0					
Brooks Robinson, R OBP: 0.311, SLG: 0.321	0-0 E7 1B		0-0 G5-4-3		0-0 6-3			0-0 8-5	4	0	1	1	0	0	4					
Earl Williams, R OBP: 0.330, SLG: 0.401	0-0 F6		0-3 K		0-0 K HR			0-0 F4	4	1	1	1	0	1	1					
Mark Belanger, R OBP: 0.301, SLG: 0.247		0-0 5-3			0-0 F7			0-0 FC3-6 BB 1B	4	0	1	0	0	1	0					
Inning Stats	R: 4 E: 2 K: 0 S: 7	H: 3 LOB: 1 BB: 1 P: 11	R: 0 E: 0 K: 0 S: 3	H: 0 LOB: 0 BB: 0 P: 3	R: 0 E: 0 K: 1 S: 5	H: 1 LOB: 0 BB: 0 P: 5	R: 0 E: 0 K: 1 S: 5	H: 1 LOB: 1 BB: 0 P: 5	R: 0 E: 0 K: 0 S: 3	H: 0 LOB: 0 BB: 0 P: 3	R: 1 E: 0 K: 1 S: 6	H: 1 LOB: 1 BB: 1 P: 10	R: 0 E: 1 K: 0 S: 4	H: 1 LOB: 2 BB: 1 P: 8	R: 0 E: 0 K: 0 S: 4	H: 1 LOB: 2 BB: 1 P: 8		1B: 6 2B: 3 3B: 0 HR: 1	SF: 0 SAC: 1 DP: 3 HBP: 0	WP: 0 PB: 0 SB: 1 CS: 0
PITCHER Dick Tidrow, R ERA: 4.38	IP: 9.0 WLS: L BF: 39	H: 9 R: 5 ER: 3 SO: 3	BB: 3 IBB: 1 HBP: 0 BLK: 0	WP: 0 HR: 1 S: 41 P: 57	ERA: 3.00 WHIP: 1.333															

Batter	1	2	3	4	5	6	7	8	9	AB	R	H	RBI	BB	SO	LOB	BOTTOM			
Buddy Bell, R OBP: 0.342, SLG: 0.389	0-0 F4		0-0 6-3			0-0 4-3			0-0 F9	4	0	0	0	0	0	0	Baltimore Orioles @ Cleveland Indians Cleveland Municipal Stadium, Cleveland, OH Tue Jul 31 1973, 3:33 AM EDT Att: 17,912 - Unknown AB 29 R 1 H 3 RBI 1 BB 0 SO 4 LOB 2 			
Oscar Gamble, L OBP: 0.335, SLG: 0.454	0-0 F5			0-0 6-3		0-0 F9			0-0 L4	4	0	0	0	0	0	0				
Chris Chambliss, L OBP: 0.318, SLG: 0.323	0-0 1B			0-0 F6		0-3 K				3	0	1	0	0	1	0				
John Ellis, R OBP: 0.335, SLG: 0.410	0-0 F9			0-0 L9		0-0 4-3				3	0	0	0	0	0	1				
Charlie Spikes, R OBP: 0.300, SLG: 0.427		0-3 K			0-0 1-3			0-0 HR	3	1	1	1	0	1	0	0				
George Hendrick, R OBP: 0.300, SLG: 0.455		0-0 5-3		0-0 G4-6-3 1B		0-3 K				3	0	1	0	0	1	0				
John Lowenstein, L OBP: 0.348, SLG: 0.411		0-0 4-3		0-0 G4-6-3		0-0 1-3				3	0	0	0	0	0	1				
Jack Brohamer, L OBP: 0.272, SLG: 0.285			0-0 F8			0-0 F9			0-0 F2	3	0	0	0	0	0	0				
Frank Duffy, R OBP: 0.274, SLG: 0.256 Rusty Torres, S (9, PH) OBP: 0.315, SLG: 0.300			0-0 5-3			0-0 F8			0-3 K	2	0	0	0	0	0	0		1		
Inning Stats	R: 0 E: 0 K: 0 S: 4	H: 1 LOB: 1 BB: 0 P: 4	R: 0 E: 0 K: 1 S: 5	H: 0 LOB: 0 BB: 0 P: 5	R: 0 E: 0 K: 0 S: 3	H: 0 LOB: 0 BB: 0 P: 3	R: 0 E: 0 K: 0 S: 3	H: 0 LOB: 0 BB: 0 P: 3	R: 0 E: 0 K: 0 S: 3	H: 0 LOB: 0 BB: 0 P: 3	R: 0 E: 0 K: 1 S: 5	H: 0 LOB: 0 BB: 0 P: 5	R: 1 E: 0 K: 1 S: 6	H: 1 LOB: 0 BB: 0 P: 6	R: 0 E: 0 K: 1 S: 5	H: 0 LOB: 0 BB: 0 P: 5		1B: 2 2B: 0 3B: 0 HR: 1	SF: 0 SAC: 0 DP: 1 HBP: 0	WP: 0 PB: 0 SB: 0 CS: 0
PITCHER Jim Palmer, R ERA: 2.64	IP: 9.0 WLS: W BF: 29	H: 3 R: 1 ER: 1 SO: 4	BB: 0 IBB: 0 HBP: 0 BLK: 0	WP: 0 HR: 1 S: 37 P: 37	ERA: 1.00 WHIP: 0.333															

Batter	1	2	3	4	5	6	7	8	9	AB	R	H	RBI	BB	SO	LOB	TOP					
Merv Rettenmund, R (1, 7) OBP: 0.330, SLG: 0.345										4	2	1	0	1	1	0	Baltimore Orioles @ Cleveland Indians Cleveland Municipal Stadium, Cleveland, OH Wed Aug 01 1973, 3:33 AM EDT Att: 3,564 - Unknown AB 33 R 4 H 7 RBI 3 BB 4 SO 4 LOB 8					
Rich Coggins, L (1, 9) OBP: 0.342, SLG: 0.432										5	0	2	0	0	0	0						
Paul Blair, R (1, 8) OBP: 0.354, SLG: 0.419										2	0	0	1	1	0	0						
Tommy Davis, R (1, 10) OBP: 0.339, SLG: 0.397										4	0	1	1	0	0	2						
Boog Powell, L (1, 3) OBP: 0.364, SLG: 0.375										3	1	1	1	1	0	0						
Bobby Grich, R (1, 4) OBP: 0.382, SLG: 0.372										3	0	0	0	1	2	3						
Brooks Robinson, R (1, 5) OBP: 0.310, SLG: 0.320										4	0	1	0	0	1	1						
Earl Williams, R (1, 2) OBP: 0.329, SLG: 0.399										4	1	1	0	0	0	1						
Mark Belanger, R (1, 6) OBP: 0.297, SLG: 0.244										4	0	0	0	0	0	1						
Inning Stats	R: 0 E: 0 K: 1 S: 5	H: 0 LOB: 0 BB: 0 P: 5	R: 0 E: 0 K: 0 S: 3	H: 0 LOB: 1 BB: 7	R: 2 E: 0 K: 1 S: 8	H: 3 LOB: 3 BB: 2 P: 16	R: 0 E: 0 K: 1 S: 5	H: 0 LOB: 0 BB: 0 P: 5	R: 0 E: 0 K: 0 S: 3	H: 0 LOB: 0 BB: 0 P: 3	R: 1 E: 0 K: 0 S: 4	H: 1 LOB: 0 BB: 0 P: 4	R: 1 E: 1 K: 0 S: 5	H: 2 LOB: 2 BB: 1 P: 9	R: 0 E: 0 K: 1 S: 6	H: 1 LOB: 1 BB: 0 P: 6	R: 0 E: 0 K: 0 S: 3	H: 0 LOB: 0 BB: 0 P: 3	1B: 6 2B: 0 3B: 0 HR: 1	SF: 1 SAC: 0 DP: 0 HBP: 0	WP: 2 PB: 0 SB: 2 CS: 0	PA: 38
PITCHER	IP WLS BF H R ER SO BB IBB HBP BLK WP HR S P ERA WHIP																					
Dick Bosman, R (1, 1) ERA: 5.01	6.2 L 30 6 4 4 3 4 0 0 0 0 2 1 32 48 5.40 1.500																					
Jerry Johnson, R (7, 1) ERA: 4.75	2.1 8 1 0 0 1 0 0 0 0 0 0 0 10 10 0.00 0.429																					


Batter	1	2	3	4	5	6	7	8	9	AB	R	H	RBI	BB	SO	LOB	BOTTOM			
Buddy Bell, R (1, 5) OBP: 0.341, SLG: 0.390										4	1	1	1	0	0	2	Baltimore Orioles @ Cleveland Indians Cleveland Municipal Stadium, Cleveland, OH Wed Aug 01 1973, 3:33 AM EDT Att: 3,564 - Unknown AB 33 R 2 H 8 RBI 2 BB 1 SO 4 LOB 12			
Walt Williams, R (1, 10) OBP: 0.284, SLG: 0.333										1	0	0	0	1	0	1				
Oscar Gamble, L (6, FH) OBP: 0.332, SLG: 0.451										2	0	0	0	0	0	2				
Chris Chambliss, L (1, 3) OBP: 0.320, SLG: 0.328										4	0	2	1	0	0	1				
John Ellis, R (1, 2) OBP: 0.334, SLG: 0.408										4	0	1	0	0	1	2				
Charlie Spikes, R (1, 7) OBP: 0.300, SLG: 0.425										4	0	1	0	0	1	0				
George Hendrick, R (1, 8) OBP: 0.298, SLG: 0.450										4	0	0	0	0	2	2				
Ron Lolich, R (1, 9) OBP: 0.232, SLG: 0.291										2	0	0	0	0	0	0				
John Lowenstein, L (7, PH) (8, 9) OBP: 0.344, SLG: 0.406										2	0	0	0	0	0	2				
Jack Brohamer, L (1, 4) OBP: 0.268, SLG: 0.281										3	0	0	0	0	0	0				
Frank Duffy, R (1, 6) OBP: 0.287, SLG: 0.276										3	1	3	0	0	0	0				
Inning Stats	R: 0 E: 0 K: 0 S: 2	H: 0 LOB: 0 BB: 1 P: 6	R: 0 E: 0 K: 0 S: 3	H: 0 LOB: 0 BB: 0 P: 3	R: 1 E: 0 K: 0 S: 5	H: 2 LOB: 1 BB: 0 P: 5	R: 0 E: 0 K: 0 S: 3	H: 1 LOB: 0 BB: 0 P: 3	R: 0 E: 0 K: 0 S: 7	H: 0 LOB: 0 BB: 0 P: 7	R: 0 E: 0 K: 2 S: 7	H: 0 LOB: 0 BB: 0 P: 7	R: 0 E: 0 K: 0 S: 4	H: 1 LOB: 1 BB: 0 P: 4	R: 0 E: 0 K: 1 S: 7	H: 2 LOB: 2 BB: 0 P: 7	1B: 5 2B: 3 3B: 0 HR: 0	SF: 0 SAC: 0 DP: 2 HBP: 0	WP: 0 PB: 0 SB: 0 CS: 0	PA: 34
PITCHER	IP WLS BF H R ER SO BB IBB HBP BLK WP HR S P ERA WHIP																			
Mike Cuellar, L (1, 1) ERA: 3.58	5.0 W 18 4 2 2 0 4 1 0 0 0 0 0 17 21 3.60 1.000																			
Bob Reynolds, R (6, 1) ERA: 2.05	4.0 S 16 4 0 0 4 0 0 0 0 0 0 0 24 24 0.00 1.000																			

livebaseballscorecards.com



livebaseballscorecards.com



Batter	1	2	3	4	5	6	7	8	9	AB	R	H	RBI	BB	SO	LOB	TOP					
Rich Coggins, L OBP: 0.336, SLG: 0.424	F9		PO	1-3		6-3		4-3		4	0	0	0	0	0	1	Baltimore Orioles @ Cleveland Indians Cleveland Municipal Stadium, Cleveland, OH Thu Aug 02 1973, 7:05 PM EDT Att: 3,980 - Unknown					
Bobby Grich, R OBP: 0.363, SLG: 0.379	4-3			6-3 1B		3B		1-3		4	0	2	0	0	0	1						
Tommy Davis, R OBP: 0.335, SLG: 0.393	F7			6-3 1-2		K		6-3		4	0	0	0	0	1	3						
Boog Powell, L OBP: 0.360, SLG: 0.369		F7		1-3				3-1		4	0	0	0	0	1	1						
Paul Blair, R OBP: 0.355, SLG: 0.420		K				G4-6-3 1B		E5		4	0	2	0	0	1	0						
Terry Crowley, L OBP: 0.294, SLG: 0.225		F9				G4-6-3 1-2				3	0	0	0	1	0	2						
Brooks Robinson, R OBP: 0.309, SLG: 0.317										3	0	0	0	1	2	3						
Earl Williams, R OBP: 0.329, SLG: 0.396										2	0	0	0	1	1	3						
Mark Belanger, R OBP: 0.298, SLG: 0.248				FC3-6 PO 1-2				F5		3	0	1	0	0	0	1						
Inning Stats	R: 0 E: 0 K: 0 S: 3	H: 0 LOB: 0 BB: 0 P: 3	R: 0 E: 0 K: 1 S: 5	H: 0 LOB: 0 BB: 0 P: 5	R: 0 E: 0 K: 1 S: 4	H: 0 LOB: 0 BB: 1 P: 8	R: 0 E: 0 K: 0 S: 4	H: 1 LOB: 1 BB: 0 P: 4	R: 0 E: 0 K: 1 S: 5	H: 1 LOB: 1 BB: 1 P: 9	R: 0 E: 0 K: 1 S: 6	H: 1 LOB: 1 BB: 0 P: 6	R: 0 E: 1 K: 1 S: 6	H: 0 LOB: 2 BB: 1 P: 10	R: 0 E: 0 K: 0 S: 4	H: 1 LOB: 1 BB: 0 P: 4	R: 0 E: 0 K: 1 S: 6	H: 1 LOB: 1 BB: 0 P: 6	1B: 3 2B: 1 3B: 1 HR: 0	SF: 0 SAC: 0 DP: 1 HBP: 0	WP: 0 PB: 0 SB: 0 CS: 0	PA: 35
PITCHER Gaylord Perry, R ERA: 3.88	IP: 9.0	WLS: W	BF: 34	H: 5	R: 0	ER: 0	SO: 6	BB: 3	IBB: 0	HBP: 0	BLK: 0	WP: 0	HR: 0	S: 43	P: 55	ERA: 0.00	WHIP: 0.889					

Batter	1	2	3	4	5	6	7	8	9	AB	R	H	RBI	BB	SO	LOB	BOTTOM				
Buddy Bell, R OBP: 0.341, SLG: 0.387	G6-4-3 2B HBP			F8		F7				3	1	0	0	0	0	2	Baltimore Orioles @ Cleveland Indians Cleveland Municipal Stadium, Cleveland, OH Thu Aug 02 1973, 7:05 PM EDT Att: 3,980 - Unknown				
Walt Williams, R OBP: 0.295, SLG: 0.350	6-3			E7 1B		1B		4-3 2B		4	1	3	0	0	0	1					
Chris Chambliss, L OBP: 0.324, SLG: 0.335				1B		1B		4-3		4	1	3	1	0	0	1					
John Ellis, R OBP: 0.333, SLG: 0.406	1-3			1B		K		F4		4	1	1	1	0	1	4					
Charlie Spikes, R OBP: 0.297, SLG: 0.421	F9			F8		5-3		K		4	0	0	0	0	1	4					
George Hendrick, R OBP: 0.300, SLG: 0.451						F7		F1		4	2	2	1	0	0	0					
Ron Lolich, R OBP: 0.235, SLG: 0.305										3	0	1	1	0	1	1					
Rusty Torres, S OBP: 0.314, SLG: 0.298				F3		K		G3		1	0	0	0	0	0	0		AB 33 R 6 H 11 RBI 5 BB 0 SO 5 LOB 15			
Frank Duffy, R OBP: 0.287, SLG: 0.277				SH		6-3		K2-3		3	0	1	1	0	1	0					
Tom Ragland, R OBP: 0.283, SLG: 0.301				K		F7				3	0	0	0	0	1	2					
Inning Stats	R: 1 E: 0 K: 0 S: 4	H: 1 LOB: 1 BB: 0 P: 5	R: 1 E: 1 K: 1 S: 7	H: 2 LOB: 1 BB: 0 P: 7	R: 4 E: 1 K: 0 S: 7	H: 5 LOB: 0 BB: 0 P: 7	R: 0 E: 0 K: 1 S: 7	H: 2 LOB: 0 BB: 0 P: 7	R: 0 E: 0 K: 0 S: 3	H: 0 LOB: 0 BB: 0 P: 3	R: 0 E: 0 K: 1 S: 6	H: 1 LOB: 1 BB: 0 P: 6	R: 0 E: 0 K: 1 S: 5	H: 0 LOB: 0 BB: 0 P: 5	R: 0 E: 0 K: 0 S: 5	H: 0 LOB: 0 BB: 0 P: 5	1B: 8 2B: 3 3B: 0 HR: 0	SF: 0 SAC: 1 DP: 1 HBP: 1	WP: 0 PB: 0 SB: 2 CS: 1	PA: 36	
PITCHER Don Hood, L ERA: 8.11	IP: 2.0	WLS: L	BF: 13	H: 6	R: 5	ER: 5	SO: 1	BB: 0	IBB: 0	HBP: 1	BLK: 0	WP: 0	HR: 0	S: 14	P: 15	ERA: 22.50	WHIP: 3.000				
Eddie Watt, R ERA: 3.38	IP: 6.0	WLS: 2	BF: 22	H: 5	R: 1	ER: 1	SO: 4	BB: 0	IBB: 0	HBP: 0	BLK: 0	WP: 0	HR: 0	S: 30	P: 30	ERA: 1.50	WHIP: 0.833				

Batter	1	2	3	4	5	6	7	8	9	AB R H RBI BB SO LOB	TOP											
Tommy Harper, R OBP: 0.339, SLG: 0.426 (1, 7) X	6-3		F8	3-1 BB 1B	K		F8			5 1 1 1 0 1 1	Boston Red Sox @ Baltimore Orioles Memorial Stadium, Baltimore, MD Fri Aug 03 1973, 7:05 PM EDT Unknown - 78 F											
Luis Aparicio, R OBP: 0.324, SLG: 0.315 (1, 6) X	6-3			BB 3-1 1B	F6		F8			5 1 2 1 0 0 1												
Reggie Smith, S OBP: 0.385, SLG: 0.485 (1, 8) X			F9	3-1						3 0 1 0 0 0 3												
Rick Miller, L OBP: 0.348, SLG: 0.376 (4, 8) X	2B			1-2 2-3 1B						2 1 1 0 0 0 0												
Carl Yastrzemski, L OBP: 0.365, SLG: 0.422 (1, 3) X	6-3		6-3	BB 1B IBB						4 1 1 1 1 0 2												
Orlando Cepeda, R OBP: 0.340, SLG: 0.454 (1, 10) X		6-3		BB 2B						4 1 2 1 1 0 0												
Rico Petrocelli, R OBP: 0.337, SLG: 0.410 (1, 5) X	2B BB			BB 1B	FC5-2-6 1B					4 1 2 1 1 0 0												
Carlton Fisk, R OBP: 0.329, SLG: 0.486 (1, 2) X				BB 1B	FC5					3 1 1 2 2 1 2												
Doug Griffin, R OBP: 0.309, SLG: 0.366 (1, 4) X	K		K		3-1		F8			5 1 2 0 0 0 4												
Dwight Evans, R OBP: 0.311, SLG: 0.365 (1, 9) X	6-3			1B 1-3 2-4 3-H 1B	E6		K			5 0 0 0 0 2 7												
Inning Stats	R: 0 E: 0 K: 0 S: 4	H: 1 LOB: 1 BB: 0 P: 4	R: 0 E: 0 K: 1 S: 6	H: 1 LOB: 2 BB: 1 P: 10	R: 0 E: 0 K: 0 S: 4	H: 1 LOB: 1 BB: 0 P: 4	R: 7 E: 0 K: 1 S: 11	H: 6 LOB: 2 BB: 3 P: 25	R: 0 E: 1 K: 1 S: 6	H: 0 LOB: 1 BB: 0 P: 6	R: 1 E: 0 K: 0 S: 6	H: 3 LOB: 2 BB: 0 P: 6	R: 0 E: 0 K: 1 S: 5	H: 0 LOB: 0 BB: 0 P: 5	R: 0 E: 0 K: 0 S: 3	H: 0 LOB: 0 BB: 0 P: 3	R: 0 E: 0 K: 1 S: 5	H: 0 LOB: 0 BB: 0 P: 5	1B: 8 2B: 4 3B: 0 HR: 0	SF: 0 SAC: 0 DP: 0 HBP: 0	WP: 0 PB: 0 SB: 0 CS: 0	PA: 44
PITCHER	IP WLS BF H R ER SO BB IBB HBP BLK WP HR S P ERA WHIP											PITCHER	IP WLS BF H R ER SO BB IBB HBP BLK WP HR S P ERA WHIP									
Dave McNally, L ERA: 2.86 (1, 1)	3.1 L 19 7 5 5 2 2 0 0 0 0 0 21 29 13.50 2.700																					
Bob Reynolds, R ERA: 2.25 (4, 1)	5.2 25 5 3 3 3 1 1 0 0 0 0 29 39 4.76 1.059																					

AB	40
R	8
H	12
RBI	8
BB	4
SO	5
LOB	22



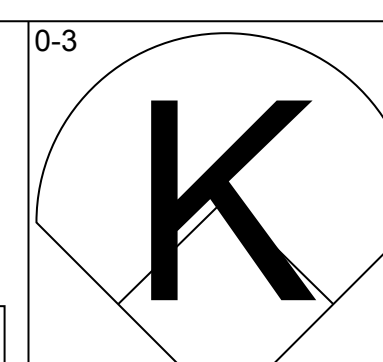
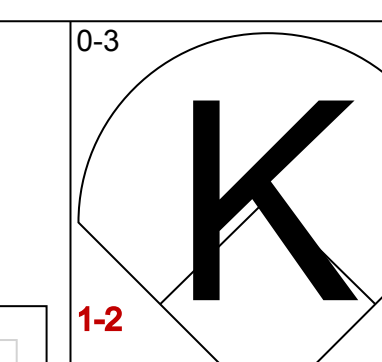
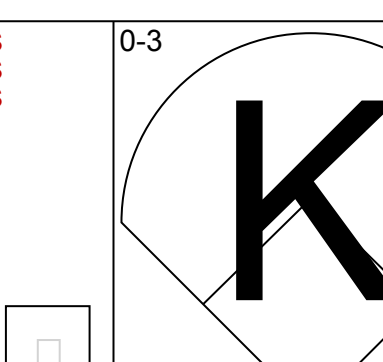
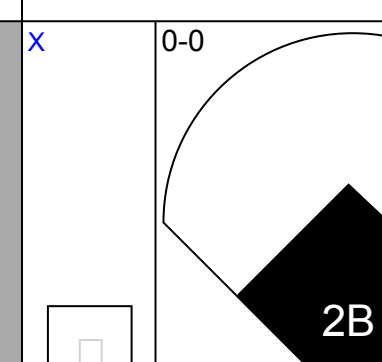
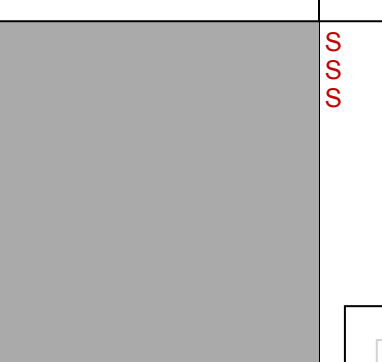
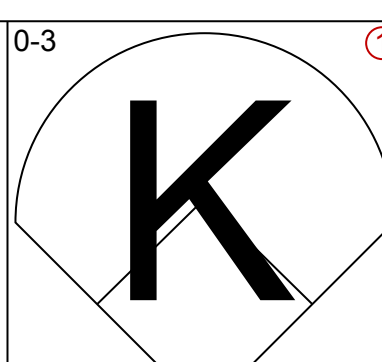
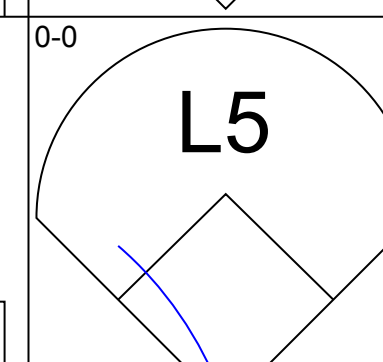
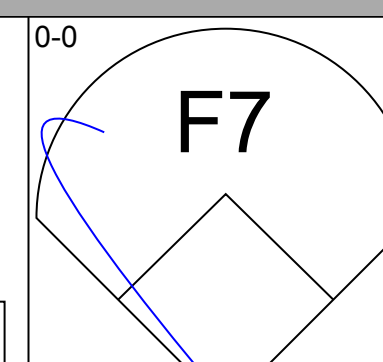
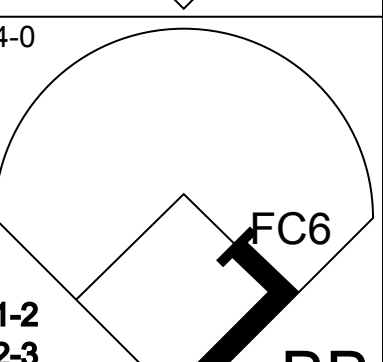
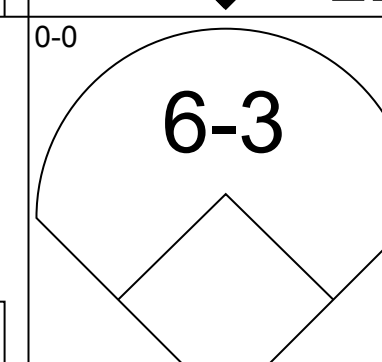
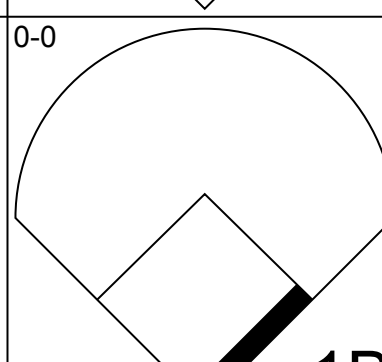
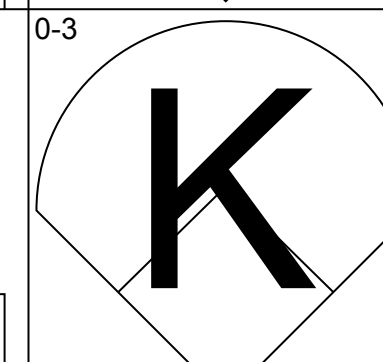
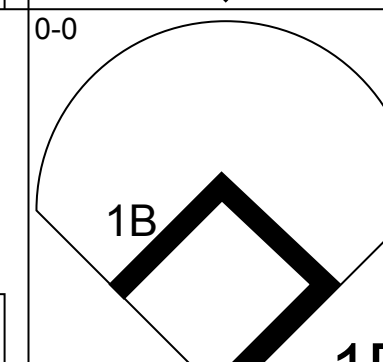
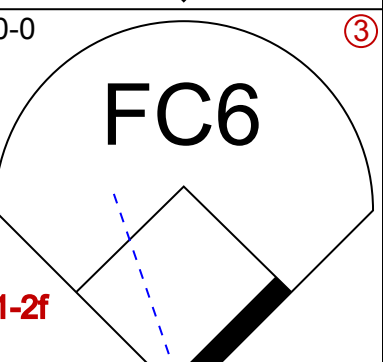
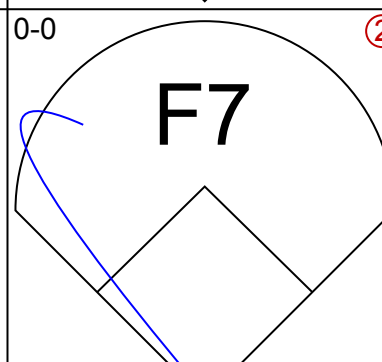
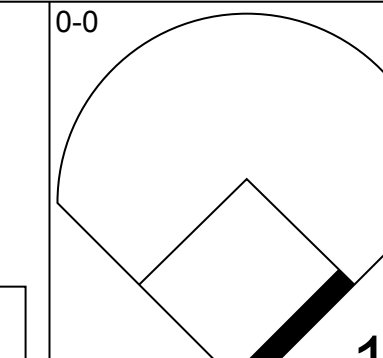
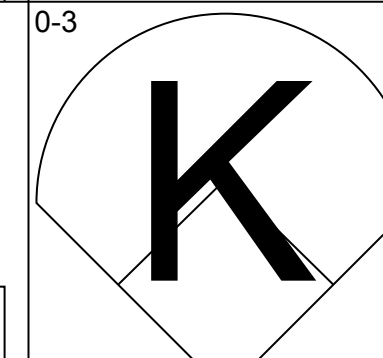
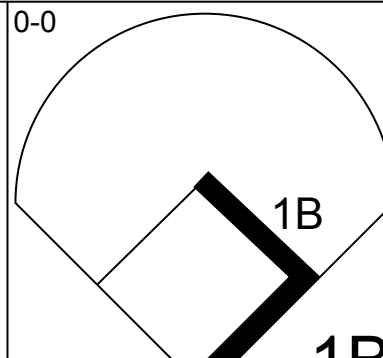
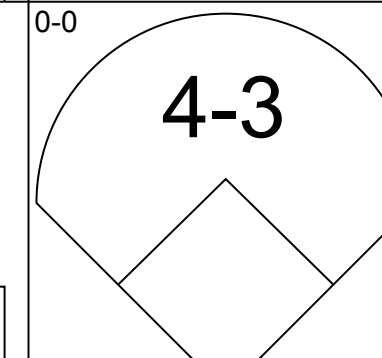
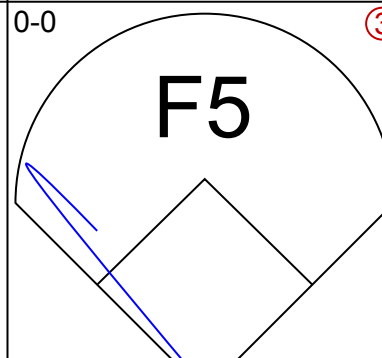
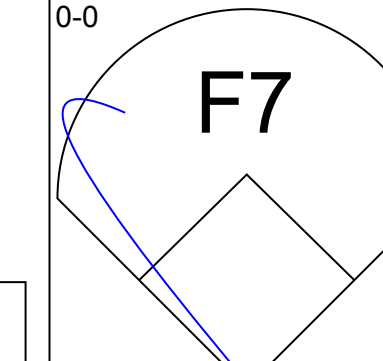
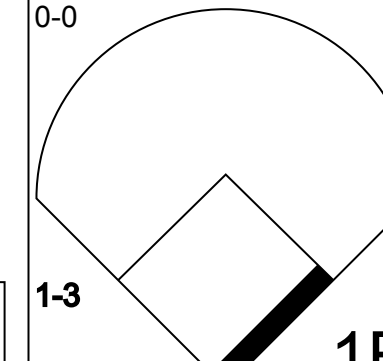
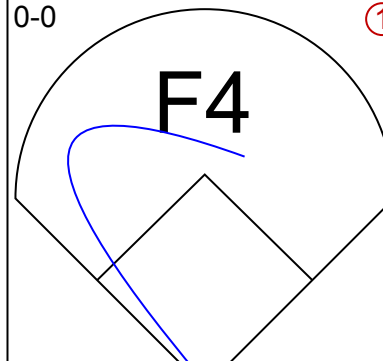
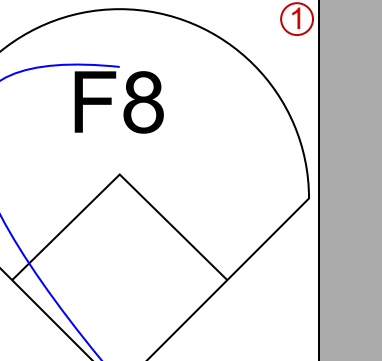
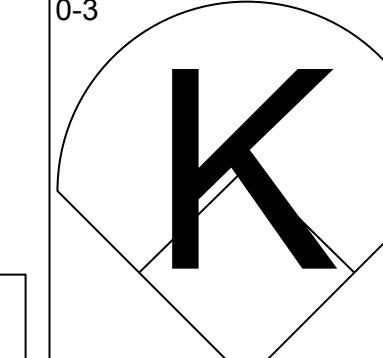
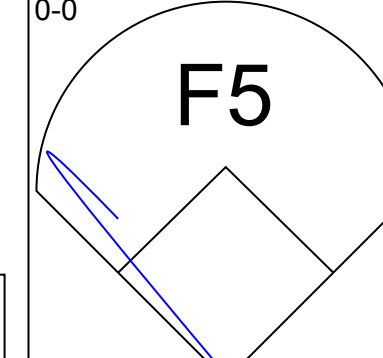
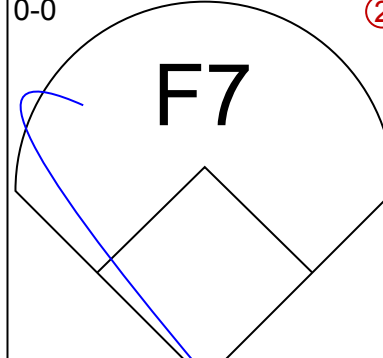
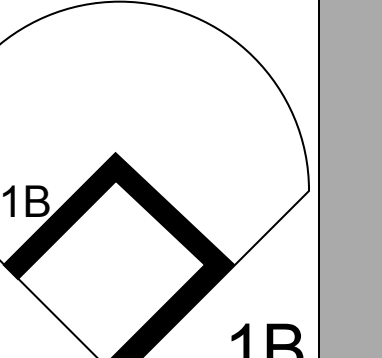
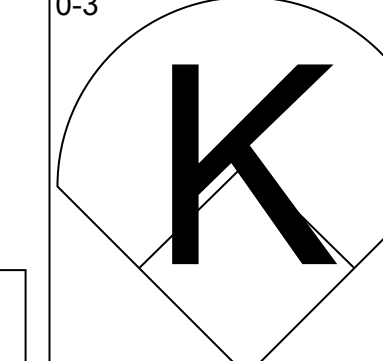
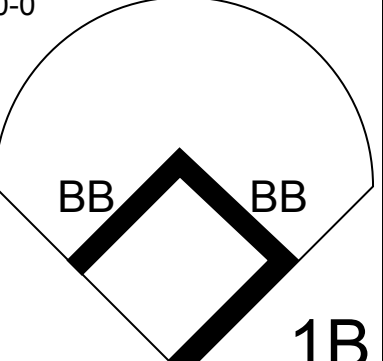
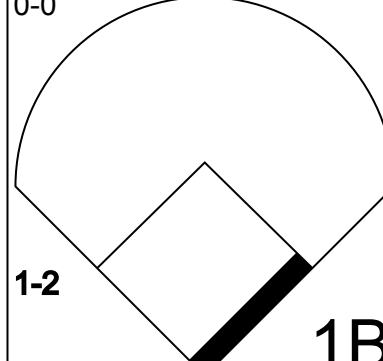

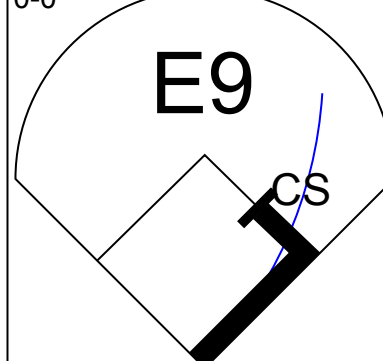
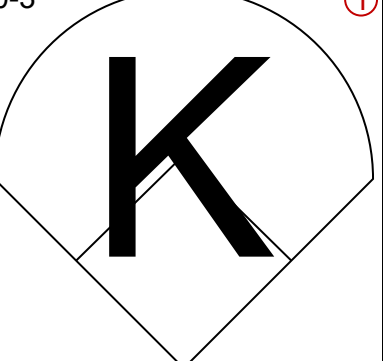
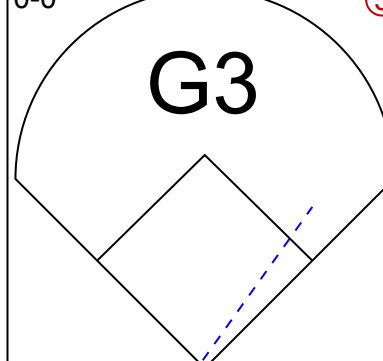
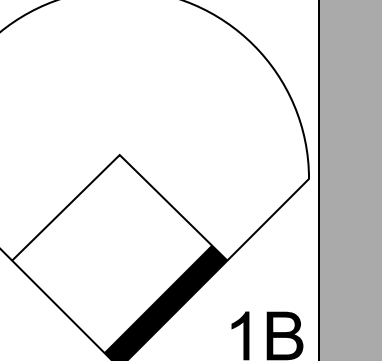

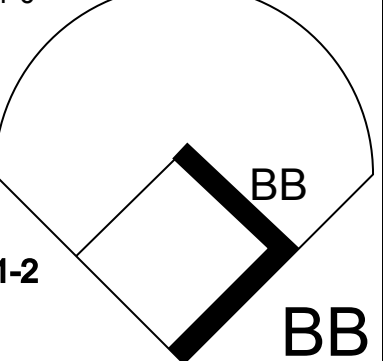
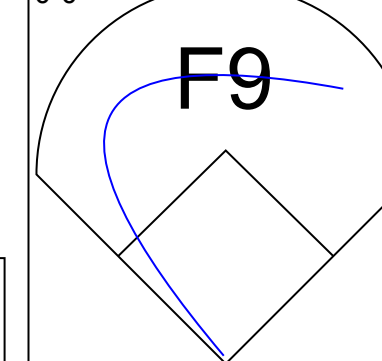
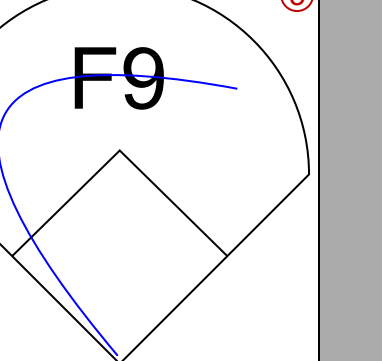
Batter	1	2	3	4	5	6	7	8	9	AB R H RBI BB SO LOB	BOTTOM									
Rich Coggins, L OBP: 0.331, SLG: 0.417 (1, 9) X	F6	K			F9		F6			4 0 0 0 0 1 1	Boston Red Sox @ Baltimore Orioles Memorial Stadium, Baltimore, MD Fri Aug 03 1973, 7:05 PM EDT Unknown - 78 F									
Bobby Grich, R OBP: 0.380, SLG: 0.375 (1, 4) S	K		K			B1				4 0 0 0 0 2 0										
Paul Blair, R OBP: 0.354, SLG: 0.418 (1, 8) X	5-3		F3			F5				4 0 1 0 0 0 0										
Boog Powell, L OBP: 0.361, SLG: 0.368 (1, 3) X		1B 2B BB	K			1B				3 1 1 0 1 2 1										
Don Baylor, R OBP: 0.312, SLG: 0.344 (1, 7) X	K			5-3		F9				4 0 1 0 0 1 2										
Terry Crowley, L OBP: 0.311, SLG: 0.280 (1, 10) X		2B HR 1B		G6-4-3 1B			HR			4 2 3 1 0 0 2										
Brooks Robinson, R OBP: 0.309, SLG: 0.319 (1, 5) X		HR 2B		G6-4-3 1-2 2-H			5-3			4 1 1 1 0 0 1										
Earl Williams, R OBP: 0.328, SLG: 0.404 (1, 2) X		HR			K		G1			4 1 1 3 0 2 0										
Frank Baker, L OBP: 0.280, SLG: 0.200 (1, 6) X		HR			K					2 0 0 0 1 1 0										
Al Bumbry, L OBP: 0.374, SLG: 0.500 (9, PH) X	4-3				K					1 0 0 0 0 1 0										
Inning Stats	R: 0 E: 0 K: 1 S: 5	H: 3 LOB: 0 BB: 1 P: 15	R: 0 E: 0 K: 2 S: 7	H: 0 LOB: 0 BB: 0 P: 7	R: 0 E: 0 K: 0 S: 3	H: 1 LOB: 0 BB: 0 P: 3	R: 0 E: 0 K: 2 S: 7	H: 0 LOB: 0 BB: 0 P: 7	R: 1 E: 0 K: 0 S: 4	H: 1 LOB: 1 BB: 1 P: 4	R: 1 E: 0 K: 0 S: 4	H: 1 LOB: 1 BB: 1 P: 8	R: 0 E: 0 K: 1 S: 7	H: 2 LOB: 2 BB: 0 P: 7	R: 0 E: 0 K: 2 S: 7	H: 0 LOB: 0 BB: 0 P: 7	1B: 5 2B: 1 3B: 0 HR: 2	SF: 0 SAC: 0 DP: 1 HBP: 0	WP: 0 PB: 0 SB: 0 CS: 0	PA: 36
PITCHER	IP WLS BF H R ER SO BB IBB HBP BLK WP HR S P ERA WHIP											PITCHER	IP WLS BF H R ER SO BB IBB HBP BLK WP HR S P ERA WHIP							
Luis Tiant, R ERA: 3.79 (1, 1)	9.0 W 36 8 5 5 10 2 0 0 0 0 2 54 63 5.00 1.111																			

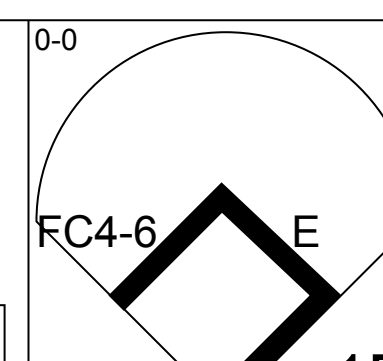
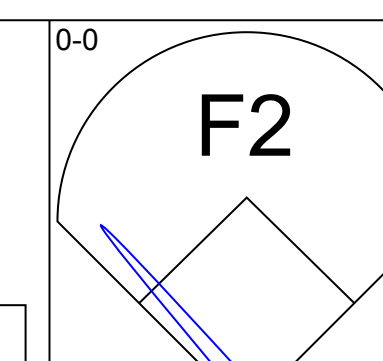
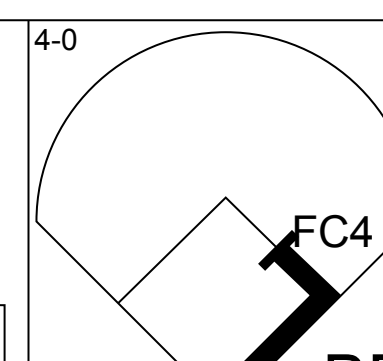
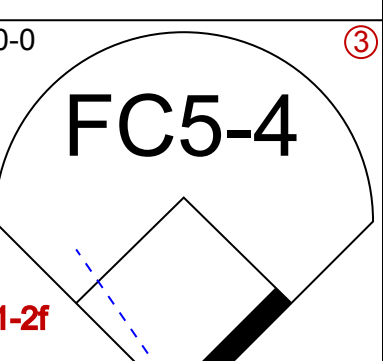
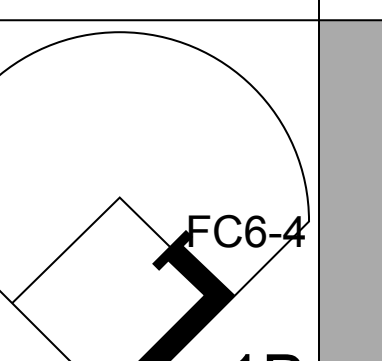
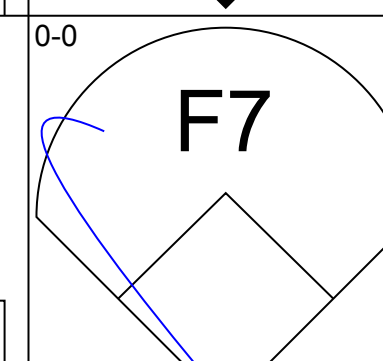
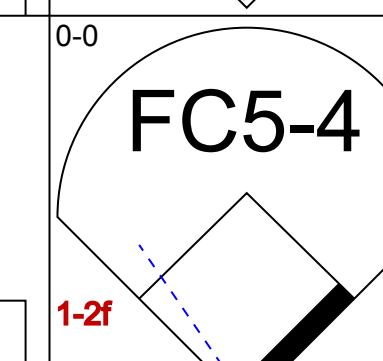
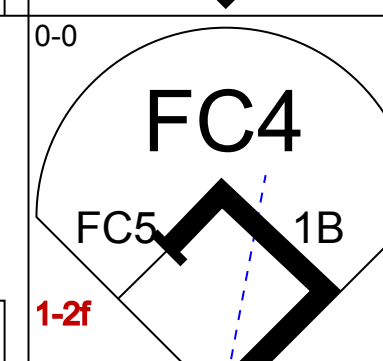
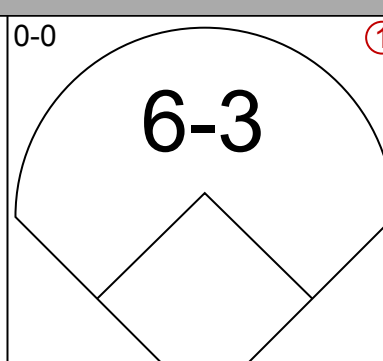
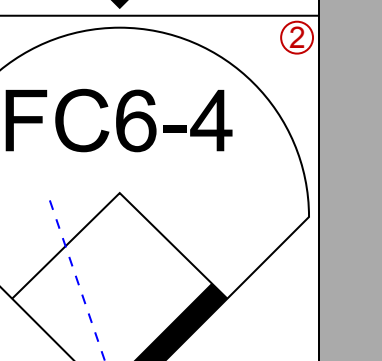
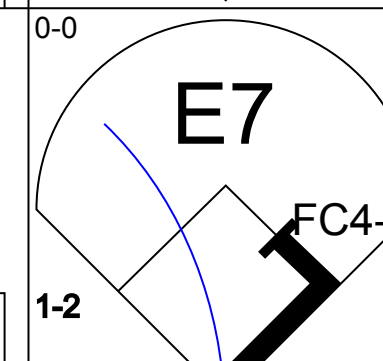
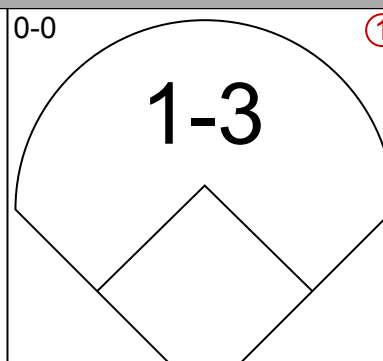
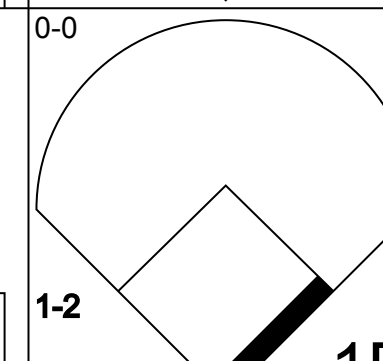
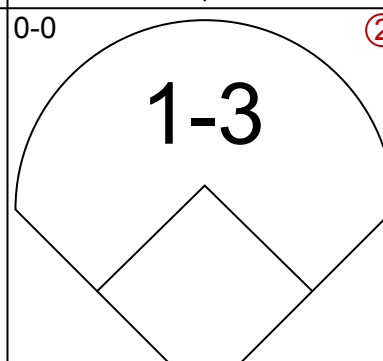
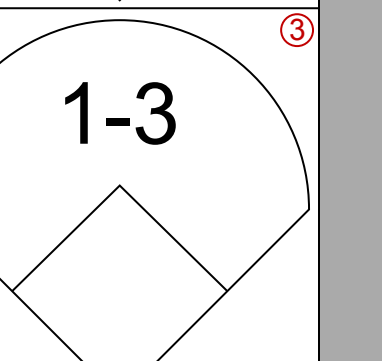
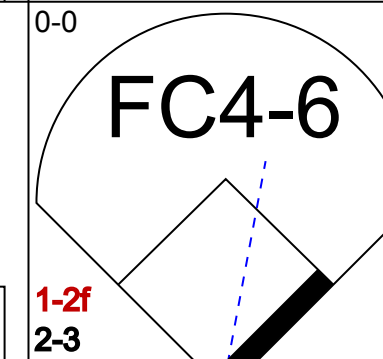
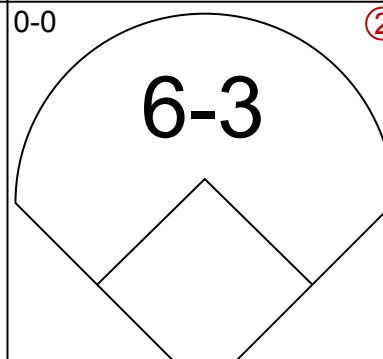
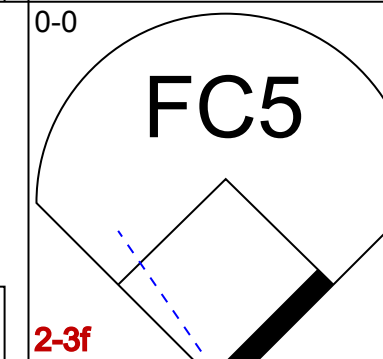
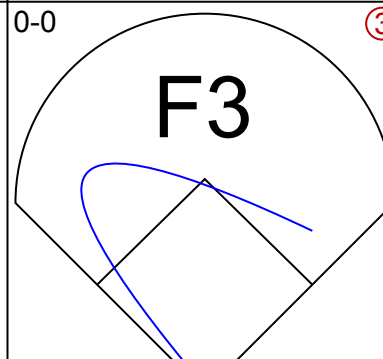
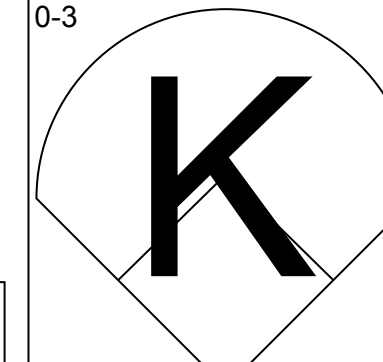
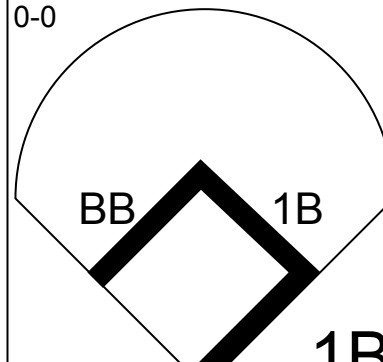
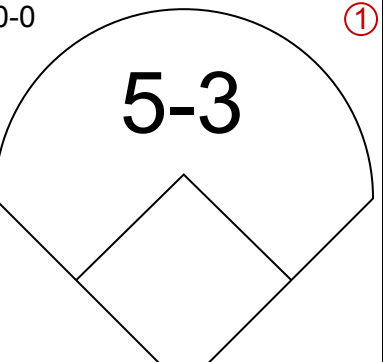
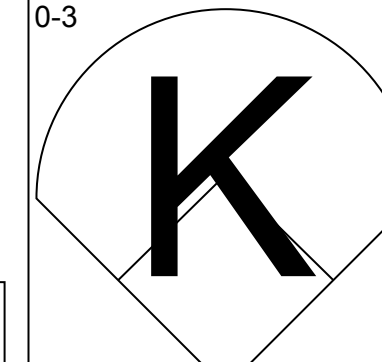
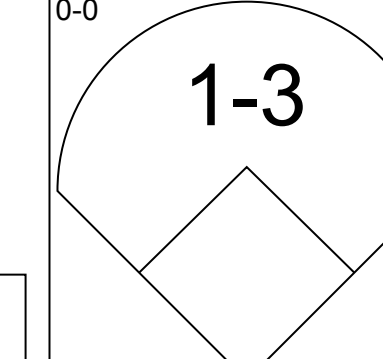
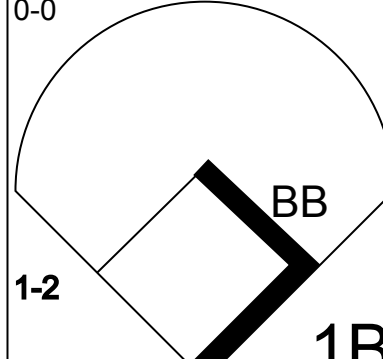

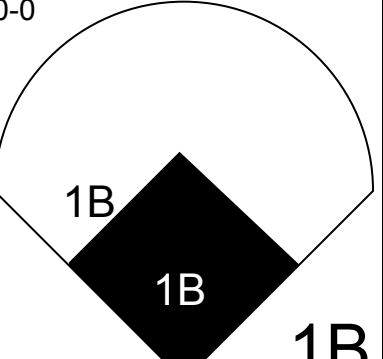
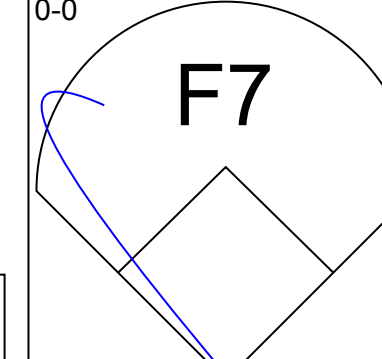
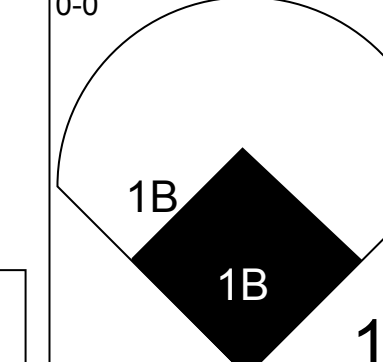
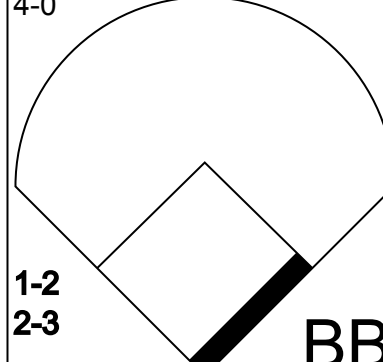

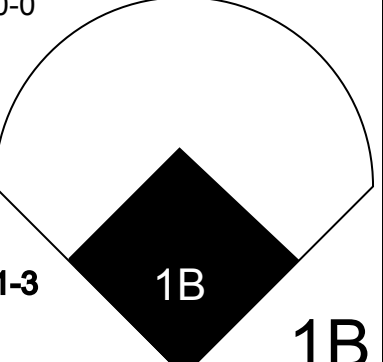
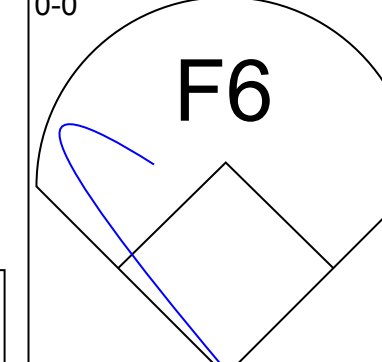
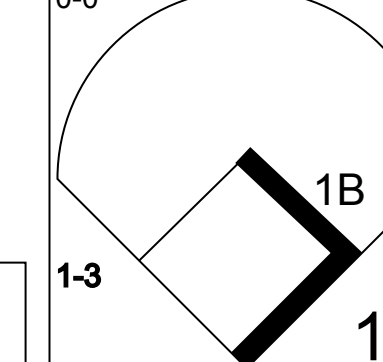
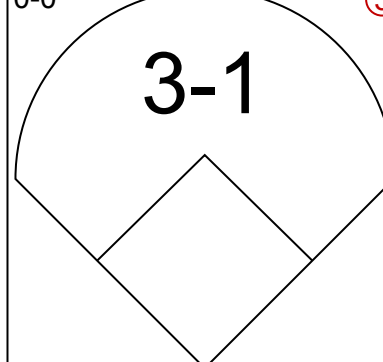
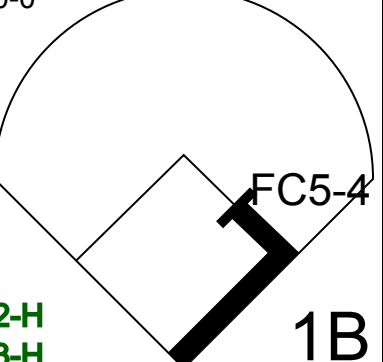
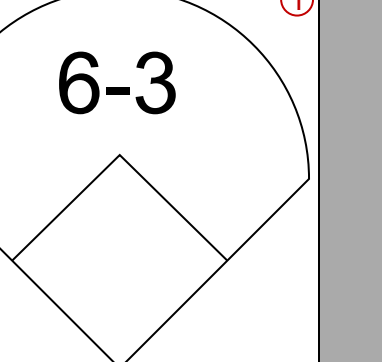
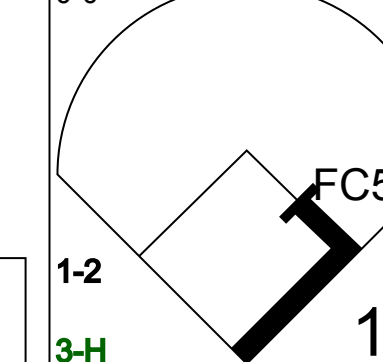
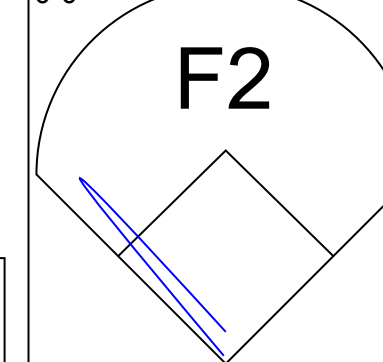
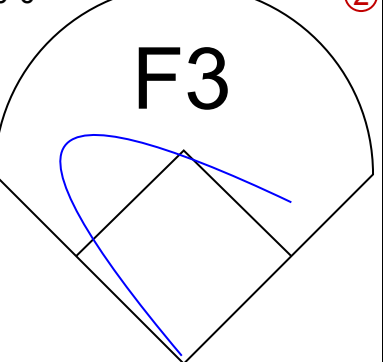
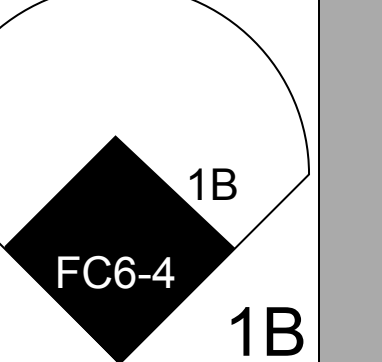
AB	34
R	5
H	8
RBI	5
BB	2
SO	10
LOB	7



Batter	1	2	3	4	5	6	7	8	9	AB	R	H	RBI	BB	SO	LOB	TOP			
Tommy Harper, R OBP: 0.339, SLG: 0.433 (1, 7)										4	1	1	1	0	1	1	Boston Red Sox @ Baltimore Orioles Memorial Stadium, Baltimore, MD Fri Aug 03 1973, 7:05 PM EDT Att: 16,712 - Unknown			
Mario Guerrero, R OBP: 0.294, SLG: 0.296 (1, 6)										2	1	0	0	2	1	0				
Carl Yastrzemski, L OBP: 0.364, SLG: 0.420 (1, 3)										4	0	1	0	0	0	1				
Orlando Cepeda, R OBP: 0.339, SLG: 0.452 (1, 10)										4	0	1	1	0	0	1				
Rico Petrocelli, R OBP: 0.339, SLG: 0.407 (1, 5)										2	0	0	0	2	2	1				
Bob Montgomery, R OBP: 0.391, SLG: 0.705 (1, 2)										4	0	1	0	0	1	4				
Rick Miller, L OBP: 0.347, SLG: 0.374 (1, 8)										4	0	1	0	0	1	5				
Doug Griffin, R OBP: 0.303, SLG: 0.359 (1, 4)										4	0	0	0	0	1	3				
Dwight Evans, R OBP: 0.305, SLG: 0.358 (1, 9)										4	0	0	0	0	2	3				
Inning Stats	R: 2 E: 0 K: 2 S: 9	H: 2 LOB: 1 BB: 1 P: 13	R: 0 E: 0 K: 1 S: 6	H: 1 LOB: 1 BB: 0 P: 6	R: 0 E: 0 K: 0 S: 4	H: 1 LOB: 3 BB: 2 P: 12	R: 0 E: 0 K: 2 S: 7	H: 0 LOB: 0 BB: 0 P: 7	R: 0 E: 0 K: 1 S: 5	H: 0 LOB: 0 BB: 0 P: 5	R: 0 E: 0 K: 0 S: 3	H: 0 LOB: 0 BB: 0 P: 3	R: 0 E: 0 K: 0 S: 3	H: 0 LOB: 0 BB: 0 P: 3	R: 0 E: 0 K: 1 S: 6	H: 1 LOB: 2 BB: 1 P: 10	1B: 4 2B: 0 3B: 0 HR: 1	SF: 0 SAC: 0 DP: 0 HBP: 0	WP: 1 PB: 0 SB: 1 CS: 0	PA: 36
PITCHER Jesse Jefferson, R ERA: 3.77 (1, 1)	IP: 9.0 WLS: W BF: 36 H: 5 R: 2 ER: 2 SO: 9 BB: 4 IBB: 0 HBP: 0 BLK: 0 WP: 1 HR: 1 S: 50 P: 66 ERA: 2.00 WHIP: 1.000															PITCHER IP: WLS: BF: H: R: ER: SO: BB: IBB: HBP: BLK: WP: HR: S: P: ERA: WHIP				

Batter	1	2	3	4	5	6	7	8	9	AB	R	H	RBI	BB	SO	LOB	BOTTOM			
Mark Belanger, R OBP: 0.305, SLG: 0.261 (1, 6)										4	3	3	0	1	1	0	Boston Red Sox @ Baltimore Orioles Memorial Stadium, Baltimore, MD Fri Aug 03 1973, 7:05 PM EDT Att: 16,712 - Unknown			
Rich Coggins, L OBP: 0.332, SLG: 0.417 (1, 9)										2	1	1	0	0	1	1				
Merv Rettenmund, R OBP: 0.330, SLG: 0.350 (4, FH) (5, 9)										3	0	1	2	0	2	1				
Tommy Davis, R OBP: 0.341, SLG: 0.398 (1, 10)										3	1	3	2	1	0	0				
Boog Powell, L OBP: 0.362, SLG: 0.369 (1, 3)										5	1	2	1	0	1	3				
Paul Blair, R OBP: 0.358, SLG: 0.425 (1, 8)										4	1	3	1	0	0	2				
Terry Crowley, L OBP: 0.315, SLG: 0.284 (1, 7)										2	0	1	1	0	0	2				
Don Baylor, R OBP: 0.317, SLG: 0.350 (5, FH) (6, 7)										2	0	2	1	0	0	0				
Bobby Grich, R OBP: 0.357, SLG: 0.371 (1, 4)										4	0	0	0	0	1	3				
Eliot Hendricks, L OBP: 0.253, SLG: 0.358 (1, 2)										4	0	0	0	0	1	3				
Larry Brown, R OBP: 0.292, SLG: 0.391 (1, 5)										4	1	1	0	0	0	3				
Inning Stats	R: 2 E: 0 K: 0 S: 6	H: 4 LOB: 1 BB: 0 P: 6	R: 0 E: 0 K: 1 S: 5	H: 0 LOB: 0 BB: 0 P: 5	R: 2 E: 0 K: 1 S: 7	H: 4 LOB: 1 BB: 1 P: 11	R: 2 E: 0 K: 0 S: 6	H: 3 LOB: 2 BB: 1 P: 10	R: 0 E: 0 K: 0 S: 5	H: 2 LOB: 2 BB: 0 P: 5	R: 1 E: 0 K: 1 S: 6	H: 1 LOB: 0 BB: 0 P: 6	R: 1 E: 0 K: 1 S: 7	H: 2 LOB: 1 BB: 0 P: 7	R: 0 E: 0 K: 3 S: 10	H: 1 LOB: 1 BB: 0 P: 13	1B: 14 2B: 2 3B: 1 HR: 0	SF: 1 SAC: 0 DP: 1 HBP: 0	WP: 0 PB: 0 SB: 0 CS: 2	PA: 41
PITCHER Dick Pole, R ERA: 14.73 Craig Skok, L ERA: 5.19 (4, 1)	IP: 3.2 WLS: L BF: 19 H: 10 R: 6 ER: 6 SO: 2 BB: 1 IBB: 0 HBP: 0 BLK: 0 WP: 0 HR: 0 S: 30 P: 37 ERA: 14.73 WHIP: 3.000															PITCHER IP: WLS: BF: H: R: ER: SO: BB: IBB: HBP: BLK: WP: HR: S: P: ERA: WHIP				

Batter	1	2	3	4	5	6	7	8	9	AB	R	H	RBI	BB	SO	LOB	TOP					
Tommy Harper, R OBP: 0.337, SLG: 0.432 (1, 7)										5	1	1	0	0	4	3	Boston Red Sox @ Baltimore Orioles Memorial Stadium, Baltimore, MD Sat Aug 04 1973, 7:05 PM EDT Att: 20,029 - Unknown - 80 F					
Luis Aparicio, R OBP: 0.325, SLG: 0.315 (1, 6)										4	0	1	0	1	0	1						
Carl Yastrzemski, L OBP: 0.365, SLG: 0.422 (1, 3)										5	0	2	1	0	1	4						
Orlando Cepeda, R OBP: 0.340, SLG: 0.452 (1, 10)										5	0	2	0	0	1	3						
Rico Petrocelli, R OBP: 0.338, SLG: 0.405 (1, 5)										4	0	1	0	0	0	2						
Carlton Fisk, R OBP: 0.328, SLG: 0.483 (1, 2)										4	0	1	0	0	1	4						
Rick Miller, L OBP: 0.349, SLG: 0.376 (1, 8)										4	0	2	0	0	2	2						
Doug Griffin, R OBP: 0.302, SLG: 0.357 (1, 4)										4	0	1	0	0	1	3						
Dwight Evans, R OBP: 0.304, SLG: 0.353 (1, 9)										3	0	0	0	1	1	3						
Inning Stats	R: 0 E: 0 K: 2 S: 7	H: 0 LOB: 0 BB: 0 P: 7	R: 0 E: 0 K: 2 S: 8	H: 1 LOB: 1 BB: 0 P: 8	R: 0 E: 1 K: 2 S: 7	H: 0 LOB: 1 BB: 0 P: 7	R: 0 E: 0 K: 1 S: 7	H: 2 LOB: 2 BB: 0 P: 7	R: 0 E: 0 K: 1 S: 5	H: 1 LOB: 3 BB: 2 P: 16	R: 0 E: 0 K: 0 S: 5	H: 2 LOB: 1 BB: 0 P: 5	R: 1 E: 0 K: 0 S: 5	H: 2 LOB: 1 BB: 0 P: 5	R: 0 E: 0 K: 1 S: 7	H: 2 LOB: 2 BB: 0 P: 7	R: 0 E: 0 K: 1 S: 6	H: 1 LOB: 1 BB: 0 P: 6	1B: 9 2B: 3 3B: 0 HR: 0	SF: 0 SAC: 0 DP: 1 HBP: 0	WP: 0 PB: 0 SB: 0 CS: 1	PA: 40
PITCHER Jim Palmer, R ERA: 2.56 (1, 1)	IP: 9.0 WLS: W BF: 40	H: 11 R: 1 ER: 1 SO: 11	BB: 2 IBB: 0 HBP: 0 BLK: 0	WP: 0 HR: 0 S: 60 P: 68	ERA: 1.00 WHIP: 1.444												ERA: 1.00 WHIP: 1.444					

Batter	1	2	3	4	5	6	7	8	9	AB	R	H	RBI	BB	SO	LOB	BOTTOM			
Merv Rettenmund, R OBP: 0.336, SLG: 0.353 (1, 9)										4	0	2	0	1	0	3	Boston Red Sox @ Baltimore Orioles Memorial Stadium, Baltimore, MD Sat Aug 04 1973, 7:05 PM EDT Att: 20,029 - Unknown - 80 F			
Bobby Grich, R OBP: 0.353, SLG: 0.366 (1, 4)										5	0	0	0	0	0	5				
Paul Blair, R OBP: 0.356, SLG: 0.422 (1, 8)										5	0	1	0	0	0	2				
Tommy Davis, R OBP: 0.338, SLG: 0.393 (1, 10)										4	0	0	0	0	0	4				
Earl Williams, R OBP: 0.327, SLG: 0.402 (1, 3)										4	0	1	0	0	2	2				
Don Baylor, R OBP: 0.319, SLG: 0.352 (1, 7)										4	1	2	0	0	0	0				
Brooks Robinson, R OBP: 0.313, SLG: 0.322 (1, 5)										3	2	2	0	1	0	0				
Andy Etchebarren, R OBP: 0.288, SLG: 0.388 (1, 2)										4	0	2	2	0	0	3				
Mark Belanger, R OBP: 0.307, SLG: 0.264 (1, 6)										4	1	2	1	0	0	1				
Inning Stats	R: 0 E: 1 K: 1 S: 7	H: 1 LOB: 2 BB: 0 P: 7	R: 1 E: 0 K: 0 S: 6	H: 3 LOB: 2 BB: 0 P: 6	R: 0 E: 0 K: 0 S: 5	H: 2 LOB: 3 BB: 1 P: 9	R: 0 E: 0 K: 0 S: 4	H: 1 LOB: 2 BB: 1 P: 8	R: 2 E: 0 K: 0 S: 6	H: 3 LOB: 1 BB: 0 P: 6	R: 0 E: 0 K: 0 S: 3	H: 0 LOB: 0 BB: 0 P: 3	R: 0 E: 0 K: 1 S: 5	H: 0 LOB: 0 BB: 0 P: 5	R: 1 E: 1 K: 0 S: 5	H: 2 LOB: 1 BB: 0 P: 5	1B: 12 2B: 0 3B: 0 HR: 0	SF: 0 SAC: 0 DP: 0 HBP: 0	WP: 0 PB: 0 SB: 0 CS: 0	PA: 39
PITCHER Bill Lee, L ERA: 2.78 (1, 1)	IP: 8.0 WLS: L BF: 39	H: 12 R: 4 ER: 3 SO: 2	BB: 2 IBB: 0 HBP: 0 BLK: 0	WP: 0 HR: 0 S: 41 P: 49	ERA: 3.38 WHIP: 1.750												ERA: 3.38 WHIP: 1.750			

Batter	1	2	3	4	5	6	7	8	9	AB	R	H	RBI	BB	SO	LOB	TOP			
Tommy Harper, R OBP: 0.338, SLG: 0.434 (1, 7)										3	2	1	3	1	1	0				
Luis Aparicio, R OBP: 0.322, SLG: 0.311 Mario Guerrero, R OBP: 0.294, SLG: 0.296 (1, 6) (7, 6)										4	0	0	0	0	1	1				
Carl Yastrzemski, L OBP: 0.364, SLG: 0.423 (1, 3)										4	1	1	1	0	1	0				
Orlando Cepeda, R OBP: 0.339, SLG: 0.449 (1, 10)										4	0	1	1	0	0	0				
Rico Petrocelli, R OBP: 0.337, SLG: 0.404 (1, 5)										4	1	1	0	0	0	1				
Carlton Fisk, R OBP: 0.325, SLG: 0.478 (1, 2)										4	0	0	0	0	1	2				
Rick Miller, L OBP: 0.348, SLG: 0.372 (1, 8)										3	1	0	0	1	1	1				
Doug Griffin, R OBP: 0.306, SLG: 0.359 (1, 4)										4	1	2	1	0	0	1				
Dwight Evans, R OBP: 0.305, SLG: 0.350 (1, 9)										2	1	0	0	1	0	1				
Inning Stats	R: 2 E: 0 K: 1 S: 7	H: 2 LOB: 1 BB: 1 P: 11	R: 0 E: 0 K: 1 S: 5	H: 1 LOB: 0 BB: 0 P: 5	R: 0 E: 0 K: 1 S: 5	H: 0 LOB: 0 BB: 0 P: 5	R: 0 E: 0 K: 0 S: 3	H: 0 LOB: 0 BB: 0 P: 3	R: 0 E: 0 K: 0 S: 3	H: 0 LOB: 0 BB: 0 P: 3	R: 5 E: 1 K: 0 S: 7	H: 3 LOB: 0 BB: 1 P: 11	R: 0 E: 0 K: 1 S: 5	H: 0 LOB: 0 BB: 0 P: 5	R: 0 E: 0 K: 0 S: 2	H: 0 LOB: 0 BB: 1 P: 6	1B: 4 2B: 2 3B: 0 HR: 0	SF: 0 SAC: 0 DP: 1 HBP: 0	WP: 0 PB: 0 SB: 2 CS: 2	PA: 36
PITCHER Mike Cuellar, L ERA: 3.5 (1, 1)	IP: 9.0 WLS: L BF: 35	H: 6 R: 7 ER: 2 SO: 5	BB: 3 IBB: 0 HBP: 0 BLK: 0	WP: 0 HR: 0 S: 42 P: 54	ERA: 2.00 WHIP: 1.000															

Boston Red Sox @ Baltimore Orioles
Memorial Stadium, Baltimore, MD
Sun Aug 05 1973, 7:05 PM EDT
Att: 15,175 - Unknown - 80 F

AB	32
R	7
H	6
RBI	6
BB	3
SO	5
LOB	7



Batter	1	2	3	4	5	6	7	8	9	AB	R	H	RBI	BB	SO	LOB	BOTTOM			
Merv Rettenmund, R OBP: 0.331, SLG: 0.346 (1, 9)										4	0	0	0	0	0	0				
Bobby Grich, R OBP: 0.352, SLG: 0.365 (1, 4)										4	1	1	0	0	1	0				
Paul Blair, R OBP: 0.355, SLG: 0.418 (1, 8)										3	1	0	0	1	0	0				
Tommy Davis, R OBP: 0.337, SLG: 0.400 (1, 10)										4	1	1	3	0	1	0				
Don Baylor, R OBP: 0.318, SLG: 0.350 (1, 7)										4	0	1	0	0	0	0				
Brooks Robinson, R OBP: 0.313, SLG: 0.321 (1, 5)										4	1	1	0	0	0	1				
Andy Etchebarren, R OBP: 0.267, SLG: 0.371 (1, 2)										3	0	0	0	1	0	1				
Earl Williams, R OBP: 0.327, SLG: 0.401 (1, 3)										3	0	1	1	0	0	1				
Mark Belanger, R OBP: 0.304, SLG: 0.262 (1, 6)										3	0	0	0	0	0	2				
Inning Stats	R: 0 E: 0 K: 1 S: 5	H: 0 LOB: 0 BB: 0 P: 5	R: 1 E: 0 K: 1 S: 7	H: 2 LOB: 2 BB: 1 P: 11	R: 0 E: 0 K: 0 S: 3	H: 0 LOB: 0 BB: 0 P: 3	R: 0 E: 0 K: 0 S: 3	H: 0 LOB: 0 BB: 0 P: 3	R: 0 E: 0 K: 0 S: 3	H: 0 LOB: 0 BB: 0 P: 3	R: 0 E: 0 K: 0 S: 3	H: 0 LOB: 0 BB: 0 P: 3	R: 0 E: 0 K: 0 S: 3	H: 0 LOB: 0 BB: 0 P: 3	R: 3 E: 0 K: 0 S: 6	H: 3 LOB: 1 BB: 1 P: 10	1B: 4 2B: 0 3B: 0 HR: 1	SF: 0 SAC: 0 DP: 1 HBP: 0	WP: 0 PB: 0 SB: 0 CS: 0	PA: 34
PITCHER John Curtis, L ERA: 3.18 (1, 1)	IP: 9.0 WLS: W BF: 34	H: 5 R: 4 ER: 4 SO: 2	BB: 2 IBB: 0 HBP: 0 BLK: 0	WP: 0 HR: 1 S: 36 P: 44	ERA: 4.00 WHIP: 0.778															

Boston Red Sox @ Baltimore Orioles
Memorial Stadium, Baltimore, MD
Sun Aug 05 1973, 7:05 PM EDT
Att: 15,175 - Unknown - 80 F

AB	32
R	4
H	5
RBI	4
BB	2
SO	2
LOB	5



Batter	1	2	3	4	5	6	7	8	9	AB	R	H	RBI	BB	SO	LOB	TOP								
Tommy Harper, R OBP: 0.344, SLG: 0.444 (1, 7)	F6								HR	3	1	2	1	2	0	0	Boston Red Sox @ Baltimore Orioles Memorial Stadium, Baltimore, MD Mon Aug 06 1973, 7:05 PM EDT Att: 12,197 - Unknown								
Luis Aparicio, R OBP: 0.320, SLG: 0.309 (1, 6)	2B	1B		4-3		4-3			F6	5	1	1	0	0	1	4									
Reggie Smith, S OBP: 0.386, SLG: 0.489 (7, PR)	1B	2B		4-3					5-3	4	1	2	1	0	0	1									
Dwight Evans, R OBP: 0.303, SLG: 0.348 (7, 9)	1B	2B								1	0	0	0	0	0	0									
Carl Yastrzemski, L OBP: 0.360, SLG: 0.418 (1, 3)	K									4	0	0	0	0	1	3									
Orlando Cepeda, R OBP: 0.338, SLG: 0.448 (1, 10)	2B	1B								4	1	1	1	0	1	1									
Rico Petrocelli, R OBP: 0.339, SLG: 0.408 (1, 5)	1B	2B								4	1	2	0	0	0	1									
Carlton Fisk, R OBP: 0.329, SLG: 0.478 (1, 2)	1B									2	0	1	2	2	0	0									
Rick Miller, L OBP: 0.347, SLG: 0.370 (1, 9)	1B									4	0	1	0	0	0	3									
Doug Griffin, R OBP: 0.300, SLG: 0.353 (1, 4)	F2									4	0	0	0	0	0	5									
Inning Stats	R: 4 E: 0 K: 1 S: 11	H: 6 LOB: 2 BB: 0 P: 11	R: 0 E: 0 K: 1 S: 5	H: 0 LOB: 1 BB: 1 P: 9	R: 0 E: 0 K: 0 S: 4	H: 1 LOB: 2 BB: 1 P: 8	R: 0 E: 0 K: 0 S: 2	H: 0 LOB: 0 BB: 1 P: 6	R: 0 E: 1 K: 0 S: 3	H: 0 LOB: 0 BB: 0 P: 3	R: 0 E: 0 K: 0 S: 4	H: 1 LOB: 2 BB: 1 P: 8	R: 0 E: 0 K: 0 S: 5	H: 1 LOB: 1 BB: 0 P: 5	R: 0 E: 0 K: 0 S: 3	H: 0 LOB: 0 BB: 0 P: 3	R: 1 E: 0 K: 0 S: 4	H: 1 LOB: 0 BB: 0 P: 4	1B: 7 2B: 2 3B: 0 HR: 1	SF: 0 SAC: 0 DP: 2 HBP: 0	WP: 1 PB: 1 SB: 1 CS: 1	PA: 39			
PITCHER	IP	WLS	BF	H	R	ER	SO	BB	IBB	HBP	BLK	WP	HR	S	P	ERA	WHIP								
Doyle Alexander, R ERA: 4.03 (1, 1)	0.2	L	7	5	4	4	1	0	0	0	0	0	0	9	9	54.00	7.500								
Eddie Watt, R ERA: 3.04 (1, 1)	8.1	S	32	5	1	1	2	4	0	0	0	1	1	32	48	1.08	1.080								

Batter	1	2	3	4	5	6	7	8	9	AB	R	H	RBI	BB	SO	LOB	BOTTOM								
Merv Rettenmund, R OBP: 0.336, SLG: 0.366 (1, 9)	F2									5	1	3	2	0	0	0	Boston Red Sox @ Baltimore Orioles Memorial Stadium, Baltimore, MD Mon Aug 06 1973, 7:05 PM EDT Att: 12,197 - Unknown								
Bobby Grich, R OBP: 0.353, SLG: 0.365 (1, 4)										3	0	1	0	1	1	1									
Boog Powell, L OBP: 0.364, SLG: 0.371 (9, PH)	1B									1	0	1	1	0	0	0									
Frank Baker, L OBP: 0.280, SLG: 0.200 (9, PR)	BB									0	0	0	0	0	0	0									
Paul Blair, R OBP: 0.353, SLG: 0.415 (1, 8)	1B									5	0	1	0	0	0	4									
Tommy Davis, R OBP: 0.333, SLG: 0.396 (1, 10)	F9									4	0	0	0	0	0	3									
Earl Williams, R OBP: 0.324, SLG: 0.396 (1, 3)	F8									4	0	0	0	0	0	3									
Don Baylor, R OBP: 0.317, SLG: 0.349 (1, 7)										4	0	1	0	0	0	0									
Brooks Robinson, R OBP: 0.312, SLG: 0.320 (1, 5)	F2									4	0	1	0	0	1	0									
Andy Etchebarren, R OBP: 0.266, SLG: 0.365 (1, 2)	F6									4	0	1	0	0	0	2									
Mark Belanger, R OBP: 0.307, SLG: 0.263 (1, 6)	F9									3	2	1	0	1	1	1									
Inning Stats	R: 0 E: 0 K: 0 S: 4	H: 1 LOB: 2 BB: 1 P: 8	R: 0 E: 0 K: 0 S: 3	H: 0 LOB: 0 BB: 0 P: 3	R: 0 E: 0 K: 1 S: 6	H: 1 LOB: 1 BB: 0 P: 6	R: 0 E: 0 K: 0 S: 5	H: 2 LOB: 2 BB: 0 P: 5	R: 2 E: 0 K: 0 S: 6	H: 3 LOB: 1 BB: 0 P: 6	R: 0 E: 0 K: 2 S: 8	H: 1 LOB: 1 BB: 0 P: 8	R: 0 E: 0 K: 0 S: 3	H: 0 LOB: 0 BB: 0 P: 3	R: 0 E: 0 K: 0 S: 3	H: 0 LOB: 0 BB: 0 P: 3	R: 1 E: 0 K: 0 S: 5	H: 2 LOB: 2 BB: 1 P: 9	1B: 9 2B: 0 3B: 0 HR: 1	SF: 0 SAC: 0 DP: 0 HBP: 0	WP: 0 PB: 0 SB: 0 CS: 0	PA: 39			
PITCHER	IP	WLS	BF	H	R	ER	SO	BB	IBB	HBP	BLK	WP	HR	S	P	ERA	WHIP								
Roger Moret, L ERA: 2.42 (1, 1)	8.2	W	37	9	3	3	3	2	0	0	0	0	0	41	49	3.12	1.269								
Bobby Bolin, R ERA: 2.9 (9, 1)	0.1	S	2	1	0	0	0	0	0	0	0	0	0	2	2	0.00	3.000								

Batter	1	2	3	4	5	6	7	8	9	AB	R	H	RBI	BB	SO	LOB	TOP								
Al Bumby, L OBP: 0.373, SLG: 0.498 (1, 7)										3	0	1	0	0	1	0	Baltimore Orioles @ Minnesota Twins Metropolitan Stadium, Bloomington, MI Tue Aug 07 1973, 8:05 PM EDT Unknown livebaseballscorecards.com								
Merv Rettenmund, R OBP: 0.333, SLG: 0.363 (7, PH)										3	0	0	0	0	0	1									
Rich Coggins, L OBP: 0.328, SLG: 0.412 (1, 9)										1	0	0	0	0	0	1									
Don Baylor, R OBP: 0.316, SLG: 0.347 (7, PH)										3	0	0	0	0	0	1									
Paul Blair, R OBP: 0.352, SLG: 0.411 (1, 8)										3	0	0	0	1	2	1									
Boog Powell, L OBP: 0.363, SLG: 0.370 (1, 3)										4	0	1	0	0	1	0									
Terry Crowley, L OBP: 0.306, SLG: 0.276 (1, 10)										3	0	0	0	0	1	2									
Tommy Davis, R OBP: 0.332, SLG: 0.395 (8, PH)										1	0	0	0	0	1	0									
Bobby Grich, R OBP: 0.356, SLG: 0.374 (1, 4)										3	2	2	0	1	0	0									
Eliot Hendricks, L OBP: 0.287, SLG: 0.354 (1, 2)										1	0	0	0	1	0	1									
Brooks Robinson, R OBP: 0.311, SLG: 0.320 (9, PH)										1	0	0	0	0	0	0									
Larry Brown, R OBP: 0.357, SLG: 0.417 (1, 5)										1	0	1	2	2	0	0									
Mark Belanger, R OBP: 0.307, SLG: 0.261 (1, 6)										2	0	0	0	1	1	3									
Earl Williams, R OBP: 0.323, SLG: 0.395 (9, PH)										1	0	0	0	0	0	1									
Inning Stats	R: 0 E: 0 K: 1 S: 5	H: 1 LOB: 0 BB: 0 P: 5	R: 0 E: 0 K: 1 S: 5	H: 0 LOB: 3 BB: 2 P: 14	R: 0 E: 0 K: 1 S: 6	H: 1 LOB: 2 BB: 1 P: 10	R: 1 E: 0 K: 0 S: 4	H: 1 LOB: 0 BB: 0 P: 4	R: 0 E: 0 K: 2 S: 7	H: 0 LOB: 0 BB: 0 P: 7	R: 1 E: 0 K: 0 S: 4	H: 2 LOB: 2 BB: 1 P: 8	R: 0 E: 0 K: 0 S: 3	H: 0 LOB: 1 BB: 1 P: 7	R: 0 E: 0 K: 2 S: 7	H: 0 LOB: 0 BB: 0 P: 7	R: 0 E: 0 K: 1 S: 5	H: 0 LOB: 1 BB: 1 P: 9	1B: 3 2B: 1 3B: 1 HR: 0	SF: 1 SAC: 0 DP: 0 HBP: 1	WP: 1 PB: 0 SB: 0 CS: 1	PA: 37			
PITCHER	IP	WLS	BF	H	R	ER	SO	BB	IBB	HBP	BLK	WP	HR	S	P	ERA	WHIP								
Joe Decker, R ERA: 4.29	(1, 1)	6.0	W	27	5	2	2	5	5	0	1	0	0	31	52	3.00	1.667								
Eddie Bane, L ERA: 2.95	(7, 1)	3.0	S	10	0	0	0	3	1	0	0	0	1	0	15	0.00	0.333								

Batter	1	2	3	4	5	6	7	8	9	AB	R	H	RBI	BB	SO	LOB	BOTTOM								
Larry Hise, R OBP: 0.345, SLG: 0.400 (1, 7)										3	0	0	0	1	1	0	Baltimore Orioles @ Minnesota Twins Metropolitan Stadium, Bloomington, MI Tue Aug 07 1973, 8:05 PM EDT Unknown livebaseballscorecards.com								
Rod Carew, L OBP: 0.407, SLG: 0.477 (1, 4)										4	1	2	0	0	0	1									
Tony Oliva, L OBP: 0.346, SLG: 0.412 (1, 10)										4	1	1	0	0	0	2									
Bobby Darwin, R OBP: 0.312, SLG: 0.397 (1, 9)										3	0	0	1	0	0	1									
Steve Braun, L OBP: 0.409, SLG: 0.450 (1, 5)										3	1	1	0	1	0	0									
George Mitterwald, R OBP: 0.335, SLG: 0.429 (1, 2)										3	0	0	0	1	2	3									
Jim Holt, L OBP: 0.331, SLG: 0.465 (1, 3)										3	1	1	2	0	0	2									
Danny Thompson, R OBP: 0.274, SLG: 0.297 (1, 6)										3	0	1	1	0	0	1									
Steve Bnye, R OBP: 0.333, SLG: 0.356 (1, 8)										3	0	0	0	0	0	1									
Inning Stats	R: 0 E: 1 K: 0 S: 4	H: 0 LOB: 1 BB: 0 P: 4	R: 0 E: 0 K: 0 S: 4	H: 1 LOB: 1 BB: 0 P: 4	R: 0 E: 0 K: 0 S: 3	H: 0 LOB: 1 BB: 1 P: 7	R: 0 E: 0 K: 1 S: 5	H: 0 LOB: 0 BB: 0 P: 5	R: 4 E: 1 K: 1 S: 9	H: 4 LOB: 1 BB: 1 P: 13	R: 0 E: 0 K: 0 S: 2	H: 0 LOB: 0 BB: 1 P: 6	R: 0 E: 0 K: 1 S: 5	H: 0 LOB: 0 BB: 0 P: 5	R: 0 E: 0 K: 1 S: 5	H: 0 LOB: 0 BB: 0 P: 5		1B: 5 2B: 1 3B: 0 HR: 0	SF: 1 SAC: 0 DP: 1 HBP: 0	WP: 0 PB: 0 SB: 2 CS: 0	PA: 33				
PITCHER	IP	WLS	BF	H	R	ER	SO	BB	IBB	HBP	BLK	WP	HR	S	P	ERA	WHIP								
Jesse Jefferson, R ERA: 3.99	(1, 1)	5.2	L	26	6	4	4	2	2	0	0	0	0	28	36	6.35	1.412								
Bob Reynolds, R ERA: 2.24	(6, 1)	0.1		2	0	0	0	0	1	0	0	0	0	1	5	0.00	3.000								
Grant Jackson, L ERA: 1.61	(7, 1)	2.0		5	0	0	0	1	0	0	0	0	0	7	7	0.00	0.000								

Batter	1	2	3	4	5	6	7	8	9	AB	R	H	RBI	BB	SO	LOB	TOP			
Mery Rettenmund, R OBP: 0.343, SLG: 0.393										4	4	3	2	1	0	0				
Bobby Grich, R OBP: 0.357, SLG: 0.375										5	2	2	1	0	0	1				
Don Baylor, R OBP: 0.324, SLG: 0.361										4	2	3	2	1	0	1				
Tommy Davis, R OBP: 0.333, SLG: 0.395										5	0	2	2	0	0	3				
Paul Blair, R OBP: 0.350, SLG: 0.408										5	0	1	1	0	1	2				
Brooks Robinson, R OBP: 0.310, SLG: 0.318										5	1	1	0	0	2	4				
Andy Etchebarren, R OBP: 0.265, SLG: 0.359										4	0	1	0	0	1	2				
Earl Williams, R OBP: 0.322, SLG: 0.392										3	0	0	0	1	2	2				
Mark Belanger, R OBP: 0.306, SLG: 0.258										3	1	0	0	1	0	4				
Inning Stats	R: 3 E: 2 K: 2 S: 11	H: 4 LOB: 3 BB: 2 P: 19	R: 2 E: 0 K: 1 S: 8	H: 3 LOB: 1 BB: 0 P: 8	R: 2 E: 0 K: 1 S: 6	H: 1 LOB: 0 BB: 1 P: 10	R: 0 E: 0 K: 0 S: 3	H: 1 LOB: 0 BB: 0 P: 3	R: 1 E: 0 K: 0 S: 4	H: 2 LOB: 0 BB: 0 P: 4	R: 0 E: 0 K: 0 S: 3	H: 0 LOB: 0 BB: 0 P: 3	R: 0 E: 0 K: 1 S: 5	H: 0 LOB: 0 BB: 0 P: 5	R: 1 E: 1 K: 1 S: 7	H: 1 LOB: 1 BB: 0 P: 7	1B: 9 2B: 3 3B: 1 HR: 1	SF: 0 SAC: 0 DP: 3 HBP: 0	WP: 0 PB: 0 SB: 3 CS: 0	PA: 42
PITCHER	IP WLS BF H R ER SO BB IBB HBP BLK WP HR S P ERA WHIP																			
Jim Kaat, L ERA: 4.23	(1, 1) 1.0 L 11 6 5 5 2 1 1 0 0 0 0 0 1 19 23 45.00 7.000																			
Dave Goltz, R ERA: 5.54	(2, 1) 4.0 16 5 3 3 2 1 0 0 0 0 1 19 23 6.75 1.500																			
Vic Albury, L ERA: 4.5	(6, 1) 2.0 7 1 1 1 0 1 0 0 0 1 0 6 10 4.50 1.000																			
Ray Corbin, R ERA: 2.77	(8, 1) 2.0 8 1 1 1 0 2 0 0 0 0 0 0 12 12 0.00 0.500																			

Baltimore Orioles @ Minnesota Twins
Metropolitan Stadium, Bloomington, MI
Tue Aug 07 1973, 8:05 PM EDT
Att: 15,176 - Unknown

AB 38
R 10
H 13
RBI 8
BB 4
SO 6
LOB 19



Batter	1	2	3	4	5	6	7	8	9	AB	R	H	RBI	BB	SO	LOB	BOTTOM					
Jerry Terrell, R OBP: 0.306, SLG: 0.323										5	1	1	0	0	2	4						
Rod Carew, L OBP: 0.412, SLG: 0.482										4	0	4	1	0	0	0						
Larry Hise, R OBP: 0.341, SLG: 0.396										4	0	0	0	0	2	4						
Bobby Darwin, R OBP: 0.309, SLG: 0.393										4	0	0	0	0	2	2						
Danny Walton, R OBP: 0.303, SLG: 0.337										3	2	1	0	0	0	0						
Tony Oliva, L OBP: 0.346, SLG: 0.411										1	0	0	0	0	1	0						
Danny Thompson, R OBP: 0.277, SLG: 0.299										1	0	1	0	0	0	0						
Dan Monzon, R OBP: 0.320, SLG: 0.311										2	1	1	0	0	0	0						
Steve Braun, L OBP: 0.406, SLG: 0.448										1	0	0	0	0	0	0						
Joe Lys, R OBP: 0.308, SLG: 0.388										3	0	0	0	0	1	4						
Jim Holt, L OBP: 0.333, SLG: 0.467										1	0	1	0	0	0	0						
Steve Brye, R OBP: 0.341, SLG: 0.377										4	0	2	3	0	0	1						
Phil Roof, R OBP: 0.290, SLG: 0.253										1	0	0	0	1	0	0						
George Mitterwald, R OBP: 0.333, SLG: 0.428										2	0	0	0	0	1	2						
Inning Stats	R: 0 E: 0 K: 1 S: 6	H: 1 LOB: 1 BB: 0 P: 6	R: 1 E: 1 K: 0 S: 5	H: 2 LOB: 2 BB: 1 P: 9	R: 0 E: 0 K: 1 S: 5	H: 1 LOB: 0 BB: 0 P: 5	R: 0 E: 0 K: 0 S: 3	H: 0 LOB: 0 BB: 0 P: 3	R: 1 E: 0 K: 0 S: 5	H: 2 LOB: 1 BB: 0 P: 5	R: 2 E: 0 K: 3 S: 12	H: 3 LOB: 1 BB: 0 P: 12	R: 0 E: 0 K: 1 S: 5	H: 1 LOB: 0 BB: 0 P: 5	R: 0 E: 0 K: 2 S: 7	H: 0 LOB: 0 BB: 0 P: 7	R: 0 E: 0 K: 1 S: 6	H: 1 LOB: 1 BB: 0 P: 6	1B: 9 2B: 3 3B: 0 HR: 0	SF: 0 SAC: 0 DP: 3 HBP: 0	WP: 0 PB: 0 SB: 0 CS: 0	PA: 37
PITCHER	IP WLS BF H R ER SO BB IBB HBP BLK WP HR S P ERA WHIP																					
Dave McNally, L ERA: 2.92	(1, 1) 5.2 W 26 9 4 3 4 1 0 0 0 0 0 0 33 37 4.76 1.765																					
Bob Reynolds, R ERA: 2.15	(6, 1) 3.1 S 11 2 0 0 5 0 0 0 0 0 0 0 21 21 0.00 0.600																					

Baltimore Orioles @ Minnesota Twins
Metropolitan Stadium, Bloomington, MI
Tue Aug 07 1973, 8:05 PM EDT
Att: 15,176 - Unknown

AB 36
R 4
H 11
RBI 4
BB 1
SO 9
LOB 17



Batter	1	2	3	4	5	6	7	8	9	AB	R	H	RBI	BB	SO	LOB	TOP										
Al Bumby, L OBP: 0.374, SLG: 0.493 (1, 7)										4	0	1	0	1	1	0	Baltimore Orioles @ Minnesota Twins Metropolitan Stadium, Bloomington, MI Wed Aug 08 1973, 8:05 PM EDT Att: 13,502 - Unknown										
Rich Coggins, L OBP: 0.337, SLG: 0.437 (1, 9)										5	1	4	1	0	0	1											
Tommy Davis, R OBP: 0.330, SLG: 0.390 (1, 10)										4	0	0	0	0	0	2											
Boog Powell, L OBP: 0.361, SLG: 0.371 (1, 3)										4	1	1	0	0	2	2											
Paul Blair, R OBP: 0.349, SLG: 0.407 (1, 8)										4	0	1	1	0	0	0											
Bobby Grich, R OBP: 0.358, SLG: 0.377 (1, 4)										3	2	1	0	1	0	1											
Brooks Robinson, R OBP: 0.309, SLG: 0.318 (1, 5)										3	1	1	2	0	0	1											
Eliot Hendricks, L OBP: 0.277, SLG: 0.388 (1, 2)										3	1	1	2	1	1	0											
Mark Belanger, R OBP: 0.305, SLG: 0.258 (2, PH) Frank Baker, L OBP: 0.241, SLG: 0.167 (2, 6)										0	0	0	0	0	0	0											
Inning Stats	R: 0 E: 0 K: 0 S: 4	H: 1 LOB: 1 BB: 0 P: 4	R: 1 E: 1 K: 0 S: 3	H: 0 LOB: 1 BB: 2 P: 11	R: 0 E: 0 K: 1 S: 6	H: 1 LOB: 1 BB: 0 P: 6	R: 3 E: 0 K: 0 S: 6	H: 3 LOB: 1 BB: 1 P: 10	R: 1 E: 0 K: 0 S: 5	H: 2 LOB: 1 BB: 0 P: 5	R: 0 E: 0 K: 3 S: 9	H: 0 LOB: 0 BB: 0 P: 9	R: 1 E: 0 K: 1 S: 6	H: 1 LOB: 0 BB: 0 P: 6	R: 0 E: 0 K: 0 S: 3	H: 0 LOB: 0 BB: 0 P: 3	R: 0 E: 0 K: 0 S: 3	H: 2 LOB: 2 BB: 0 P: 3	1B: 5 2B: 3 3B: 0 HR: 2	SF: 1 SAC: 0 DP: 0 HBP: 0	WP: 0 PB: 0 SB: 0 CS: 1	PA: 39					
PITCHER	IP	WLS	BF	H	R	ER	SO	BB	IBB	HBP	BLK	WP	HR	S	P	ERA	WHIP										
Dick Woodson, R ERA: 3.78 (1, 1)	4.1	L	23	7	5	4	1	3	0	0	0	0	1	22	34	8.31	2.308										
Bill Hands, R ERA: 4.05 (5, 1)	4.2		15	3	1	1	4	0	0	0	0	0	1	23	23	1.93	0.643										

Batter	1	2	3	4	5	6	7	8	9	AB	R	H	RBI	BB	SO	LOB	BOTTOM										
Steve Braun, L OBP: 0.412, SLG: 0.452 (1, 5)										2	0	1	1	2	0	0	Baltimore Orioles @ Minnesota Twins Metropolitan Stadium, Bloomington, MI Wed Aug 08 1973, 8:05 PM EDT Att: 13,502 - Unknown										
Rod Carew, L OBP: 0.411, SLG: 0.480 (1, 4)										4	0	1	0	0	0	3											
Steve Brye, R OBP: 0.326, SLG: 0.358 (1, 8)										4	0	0	0	0	2	3											
Tony Oliva, L OBP: 0.347, SLG: 0.412 (1, 10)										4	0	2	0	0	0	0											
George Mitterwald, R OBP: 0.335, SLG: 0.425 (1, 2)										3	0	1	0	1	1	2											
Jim Holt, L OBP: 0.329, SLG: 0.461 (1, 9)										4	0	0	0	0	1	4											
Danny Thompson, R OBP: 0.273, SLG: 0.295 (1, 6)										4	0	0	0	0	0	0											
Joe Lis, R OBP: 0.307, SLG: 0.385 (1, 3)										4	1	1	0	0	0	0											
Mike Adams, R OBP: 0.341, SLG: 0.303 Bobby Darwin, R OBP: 0.308, SLG: 0.392 (9, PH)										3	0	0	0	0	3	1											
Inning Stats	R: 0 E: 0 K: 0 S: 4	H: 1 LOB: 2 BB: 1 P: 8	R: 0 E: 0 K: 1 S: 5	H: 0 LOB: 0 BB: 0 P: 5	R: 0 E: 0 K: 2 S: 7	H: 0 LOB: 1 BB: 1 P: 11	R: 0 E: 0 K: 1 S: 5	H: 0 LOB: 0 BB: 0 P: 5	R: 1 E: 0 K: 1 S: 7	H: 2 LOB: 1 BB: 0 P: 7	R: 0 E: 1 K: 1 S: 6	H: 1 LOB: 1 BB: 0 P: 6	R: 0 E: 0 K: 1 S: 5	H: 0 LOB: 0 BB: 0 P: 5	R: 0 E: 0 K: 0 S: 5	H: 2 LOB: 3 BB: 1 P: 9	R: 0 E: 0 K: 1 S: 5	H: 0 LOB: 0 BB: 0 P: 5	1B: 5 2B: 1 3B: 0 HR: 0	SF: 0 SAC: 0 DP: 0 HBP: 0	WP: 0 PB: 0 SB: 1 CS: 0	PA: 36					
PITCHER	IP	WLS	BF	H	R	ER	SO	BB	IBB	HBP	BLK	WP	HR	S	P	ERA	WHIP										
Jim Palmer, R ERA: 2.49 (1, 1)	9.0	W	36	6	1	1	8	3	0	0	0	0	0	49	61	1.00	1.000										

AB 34
R 6
H 10
RBI 6
BB 3
SO 5
LOB 8



AB 33
R 1
H 6
RBI 1
BB 3
SO 8
LOB 13



Batter	1	2	3	4	5	6	7	8	9	AB	R	H	RBI	BB	SO	LOB	TOP			
Mery Rettenmund, R (1, 7) OBP: 0.344, SLG: 0.402	F8		WP 3B		K		1B		F8	5	1	2	0	0	1	0				
Rich Coggins, L (1, 9) OBP: 0.336, SLG: 0.434	F3		K		G3		1B			4	0	1	0	0	1	1				
Tommy Davis, R (1, 10) OBP: 0.332, SLG: 0.402	HR		K BB				F7			4	1	2	1	0	1	2				
Boog Powell, L (1, 3) OBP: 0.366, SLG: 0.372	1B		3-H 4-0				G3			2	0	1	0	2	0	2				
Paul Blair, R (1, 8) OBP: 0.346, SLG: 0.402	F8		K		K				G3	4	0	0	0	0	2	5				
Eliod Hendricks, L (1, 2) OBP: 0.285, SLG: 0.371		F7	F9				F8		K	4	0	0	0	0	1	2				
Bobby Grich, R (1, 4) OBP: 0.357, SLG: 0.376		F9		K		K			CS 1B	4	0	1	0	0	2	0				
Brooks Robinson, R (1, 5) OBP: 0.309, SLG: 0.317		1B		5-3		F7		CS	F8	4	0	1	0	0	0	0				
Frank Baker, L (1, 6) OBP: 0.212, SLG: 0.143	K			4-3			F7		B5	4	0	0	0	0	1	1				
Inning Stats	R: 1 E: 0 K: 0 S: 5	H: 2 LOB: 1 BB: 0 P: 5	R: 0 E: 0 K: 1 S: 6	H: 1 LOB: 1 BB: 0 P: 6	R: 1 E: 0 K: 3 S: 11	H: 1 LOB: 2 BB: 1 P: 15	R: 0 E: 0 K: 1 S: 5	H: 0 LOB: 0 BB: 0 P: 5	R: 0 E: 0 K: 1 S: 8	H: 1 LOB: 2 BB: 0 P: 12	R: 0 E: 0 K: 0 S: 5	H: 2 LOB: 2 BB: 0 P: 5	R: 0 E: 0 K: 1 S: 5	H: 1 LOB: 0 BB: 0 P: 5	R: 0 E: 0 K: 0 S: 3	H: 0 LOB: 0 BB: 0 P: 3	1B: 5 2B: 1 3B: 1 HR: 1	SF: 0 SAC: 0 DP: 0 HBP: 0	WP: 1 PB: 0 SB: 0 CS: 1	PA: 38
PITCHER Bert Blyleven, R (1, 1) ERA: 2.6	IP: 9.0 WLS: L BF: 37 H: 8 R: 2 ER: 2 SO: 9 BB: 1 IBB: 1 HBP: 0 BLK: 0 WP: 1 HR: 1 S: 53 P: 61 ERA: 2.00 WHIP: 1.000																			

Baltimore Orioles @ Minnesota Twins
Metropolitan Stadium, Bloomington, MI
Thu Aug 09 1973, 8:05 PM EDT
Att: 11,071 - Unknown

AB 35
R 2
H 8
RBI 1
BB 2
SO 9
LOB 13



Batter	1	2	3	4	5	6	7	8	9	AB	R	H	RBI	BB	SO	LOB	BOTTOM					
Jerry Terrell, R (1, 5) OBP: 0.306, SLG: 0.322	K		G6-4-3 1B			B3		F9		4	0	1	0	0	1	0						
Rod Carew, L (1, 4) OBP: 0.411, SLG: 0.483	1B		G6-4-3 1-2			2B			4-3	4	0	2	0	0	0	2						
Steve Brye, R (1, 8) OBP: 0.323, SLG: 0.345	F4			K		L5		1-3 1B BB		3	1	0	0	1	1	2						
Tony Oliva, L (1, 10) OBP: 0.344, SLG: 0.408	4-3			F5		K		1-3		4	0	0	0	0	1	3						
George Mitterwald, R (1, 2) OBP: 0.334, SLG: 0.423		K				5-3				4	0	1	1	0	2	0						
Dan Monzon, R (9, PR) OBP: 0.320, SLG: 0.311				K						0	0	0	0	0	0	0						
Jim Holt, L (1, 9) OBP: 0.326, SLG: 0.457		F5			G3		G3		2-H 1B	3	0	0	0	0	0	0						
Bobby Darwin, R (9, FH) OBP: 0.308, SLG: 0.391									K	1	0	0	0	0	1	1						
Danny Thompson, R (1, 6) OBP: 0.273, SLG: 0.299		F2				2B				3	0	1	0	0	0	0						
Joe Lis, R (1, 3) OBP: 0.303, SLG: 0.379				K		K		F7		3	0	0	0	0	2	1						
Mike Adams, R (1, 7) OBP: 0.341, SLG: 0.333				1B 2B		K		F5		3	0	1	0	0	1	1						
Inning Stats	R: 0 E: 0 K: 1 S: 6	H: 1 LOB: 1 BB: 0 P: 6	R: 0 E: 0 K: 1 S: 5	H: 0 LOB: 0 BB: 0 P: 5	R: 0 E: 0 K: 1 S: 6	H: 2 LOB: 1 BB: 0 P: 6	R: 0 E: 0 K: 2 S: 7	H: 0 LOB: 0 BB: 0 P: 7	R: 0 E: 0 K: 2 S: 8	H: 1 LOB: 1 BB: 0 P: 8	R: 0 E: 0 K: 1 S: 6	H: 1 LOB: 1 BB: 0 P: 6	R: 0 E: 0 K: 0 S: 3	H: 0 LOB: 0 BB: 0 P: 3	R: 0 E: 0 K: 0 S: 3	H: 0 LOB: 0 BB: 0 P: 3	R: 1 E: 0 K: 1 S: 6	H: 1 LOB: 1 BB: 1 P: 10	1B: 3 2B: 3 3B: 0 HR: 0	SF: 0 SAC: 0 DP: 1 HBP: 0	WP: 0 PB: 0 SB: 0 CS: 0	PA: 33
PITCHER Mike Cuellar, L (1, 1) ERA: 3.38	IP: 9.0 WLS: W BF: 33 H: 6 R: 1 ER: 1 SO: 9 BB: 1 IBB: 0 HBP: 0 BLK: 0 WP: 0 HR: 0 S: 50 P: 54 ERA: 1.00 WHIP: 0.778																					

Baltimore Orioles @ Minnesota Twins
Metropolitan Stadium, Bloomington, MI
Thu Aug 09 1973, 8:05 PM EDT
Att: 11,071 - Unknown

AB 32
R 1
H 6
RBI 1
BB 1
SO 9
LOB 10



Batter	1	2	3	4	5	6	7	8	9	AB	R	H	RBI	BB	SO	LOB	TOP										
Merv Rettenmund, R OBP: 0.346, SLG: 0.401 (1, 7)	5-3		1B			F8		SH1-4 BB		3	0	1	0	1	0	0											
Rich Coggins, L OBP: 0.332, SLG: 0.429 Mark Belanger, R OBP: 0.306, SLG: 0.258 (1, 9)	F8		1-3			F8		SH1-4		3	0	0	0	0	0	1											
Tommy Davis, R OBP: 0.331, SLG: 0.399 (1, 10)	6-3			1-3			1B BB	6-3		3	1	0	0	1	0	1											
Boog Powell, L OBP: 0.368, SLG: 0.375 Earl Williams, R OBP: 0.321, SLG: 0.390 (1, 3)		G1-6-3 1B		3-4-1			1-3 1B 1B	4-3		3	0	2	0	0	0	0											
Paul Blair, R OBP: 0.345, SLG: 0.401 (1, 8)		G1-6-3 1-2		K			K			4	0	1	0	0	2	3											
Bobby Grich, R OBP: 0.358, SLG: 0.375 (1, 4)					5-3		1B BB			3	0	1	0	1	1	1											
Brooks Robinson, R OBP: 0.308, SLG: 0.317 (1, 5)					6-3					4	0	1	1	0	0	2											
Eliot Hendricks, L OBP: 0.267, SLG: 0.363 (1, 2)			G3			F8				2	0	0	0	1	0	0											
Frank Baker, L OBP: 0.200, SLG: 0.133 Al Bumbry, L OBP: 0.374, SLG: 0.493 Don Baylor, R OBP: 0.323, SLG: 0.360 (1, 6)				4-3			4-3	F7		2	0	0	0	0	0	0											
Inning Stats	R: 0 E: 0 K: 0 S: 3	H: 0 LOB: 0 BB: 0 P: 3	R: 0 E: 0 K: 0 S: 4	H: 2 LOB: 1 BB: 0 P: 4	R: 0 E: 0 K: 0 S: 4	H: 1 LOB: 1 BB: 0 P: 4	R: 0 E: 0 K: 1 S: 5	H: 0 LOB: 0 BB: 0 P: 5	R: 0 E: 0 K: 0 S: 3	H: 0 LOB: 0 BB: 0 P: 3	R: 1 E: 0 K: 1 S: 6	H: 2 LOB: 3 BB: 3 P: 18	R: 0 E: 0 K: 0 S: 3	H: 0 LOB: 1 BB: 1 P: 7	R: 0 E: 0 K: 1 S: 5	H: 1 LOB: 0 BB: 0 P: 5	1B: 6 2B: 0 3B: 0 HR: 0	SF: 0 SAC: 1 DP: 2 HBP: 0	WP: 0 PB: 0 SB: 0 CS: 0	PA: 34							
PITCHER	IP	WLS	BF	H	R	ER	SO	BB	IBB	HBP	BLK	WP	HR	S	P	ERA	WHIP										
Al Fitzmorris, R ERA: 1.93 (1, 1)	6.0	W	22	4	1	1	1	1	0	0	0	0	0	23	27	1.50	0.833										
Gene Garber, R ERA: 4.24 (7, 1)	0.2		4	1	0	0	1	1	1	0	0	0	0	4	12	0.00	3.000										
Joe Hoerner, L ERA: 5.09 (7, 1)	0.1		1	0	0	0	0	0	0	0	0	0	0	1	1	0.00	0.000										
Doug Bird, R ERA: 2.6 (8, 1)	2.0	S	7	1	0	0	1	1	0	0	0	0	0	8	12	0.00	1.000										

Baltimore Orioles @ Kansas City Royals
Royals Stadium, Kansas City, MO
Fri Aug 10 1973, 8:05 PM EDT
Att: 22,294 - Unknown - 89 F

AB	29
R	1
H	6
RBI	1
BB	4
SO	3
LOB	12



Batter	1	2	3	4	5	6	7	8	9	AB	R	H	RBI	BB	SO	LOB	BOTTOM										
Freddie Patek, R OBP: 0.319, SLG: 0.330 (1, 6)	6-3		K					F8		4	0	0	0	0	1	3											
Cookie Rojas, R OBP: 0.315, SLG: 0.361 (1, 4)	1-3			4-3			F7			4	0	1	0	0	0	0											
Amos Otis, R OBP: 0.365, SLG: 0.507 (1, 8)	6-3				F8-3 1B		F9			3	0	1	0	0	0	0											
John Mayberry, L OBP: 0.431, SLG: 0.525 (1, 3)			K		F8-3 1-2		1-3			3	0	0	0	0	1	1											
Hal McRae, R OBP: 0.290, SLG: 0.340 (1, 10)		5-3					HR			3	1	1	1	0	0	0											
Ed Kirkpatrick, L OBP: 0.356, SLG: 0.398 (1, 9)		5-3					F8	B1-3		3	0	0	0	0	0	0											
Lou Piniella, R OBP: 0.298, SLG: 0.369 (1, 7)				5-3						3	1	1	1	0	0	0											
Kurt Bevacqua, R OBP: 0.330, SLG: 0.345 (1, 5)										2	0	1	0	1	1	0											
Carl Taylor, R OBP: 0.372, SLG: 0.278 (1, 2)				6-3				SH1-3 1B		2	0	1	0	0	0	1											
Inning Stats	R: 0 E: 0 K: 0 S: 3	H: 0 LOB: 0 BB: 0 P: 3	R: 0 E: 0 K: 1 S: 5	H: 0 LOB: 0 BB: 0 P: 5	R: 0 E: 0 K: 1 S: 5	H: 0 LOB: 1 BB: 1 P: 9	R: 0 E: 0 K: 0 S: 3	H: 1 LOB: 0 BB: 0 P: 3	R: 2 E: 0 K: 1 S: 8	H: 3 LOB: 1 BB: 0 P: 8	R: 0 E: 0 K: 0 S: 3	H: 0 LOB: 0 BB: 0 P: 3	R: 0 E: 0 K: 0 S: 4	H: 2 LOB: 2 BB: 0 P: 4	R: 0 E: 0 K: 0 S: 4	H: 0 LOB: 0 BB: 0 P: 4	1B: 3 2B: 2 3B: 0 HR: 2	SF: 0 SAC: 1 DP: 1 HBP: 0	WP: 0 PB: 0 SB: 0 CS: 0	PA: 29							
PITCHER	IP	WLS	BF	H	R	ER	SO	BB	IBB	HBP	BLK	WP	HR	S	P	ERA	WHIP										
Doyle Alexander, R ERA: 3.9 (1, 1)	8.0	L	29	6	2	2	3	1	0	0	0	0	2	34	38	2.25	0.875										

Baltimore Orioles @ Kansas City Royals
Royals Stadium, Kansas City, MO
Fri Aug 10 1973, 8:05 PM EDT
Att: 22,294 - Unknown - 89 F

AB	27
R	2
H	6
RBI	2
BB	1
SO	3
LOB	5



Batter	1	2	3	4	5	6	7	8	9	AB	R	H	RBI	BB	SO	LOB	TOP			
Merv Rettenmund, R OBP: 0.343, SLG: 0.397	F8		F8			FC6-4 1B	F8		L6	5	0	1	0	0	0	5	Baltimore Orioles @ Kansas City Royals Royals Stadium, Kansas City, MO Sat Aug 11 1973, 8:05 PM EDT Att: 37,010 - Unknown - 86 F			
Bobby Grich, R OBP: 0.355, SLG: 0.372	K			P3		FC6-4 1-2		6-3		4	0	0	0	0	1	1				
Paul Blair, R OBP: 0.341, SLG: 0.396	K			P6			F9	F8		4	0	0	0	0	1	0				
Tommy Davis, R OBP: 0.328, SLG: 0.395		4-3		6-3			F8	6-3		4	0	0	0	0	0	0				
Don Baylor, R OBP: 0.329, SLG: 0.373		G6-3 1B				F9		BB 2B 1B	BB 1B 3B	4	2	3	0	0	0	0				
Brooks Robinson, R OBP: 0.309, SLG: 0.318									P3	2	0	1	0	0	0	1				
Larry Brown, R OBP: 0.367, SLG: 0.400		G6-3 1-2				G4-6-3 1B		BB 2B BB		1	1	0	0	1	0	1				
Earl Williams, R OBP: 0.323, SLG: 0.395			F8			G4-6-3 1-2		BB 1B 2B	BB 1B	4	1	2	3	0	0	1				
Andy Etchebarren, R OBP: 0.276, SLG: 0.366			6-3				F8		BB 1B	4	0	2	1	0	0	0				
Mark Belanger, R OBP: 0.308, SLG: 0.259				BB			5-3		BB 1B	3	0	1	0	1	0	2				
Inning Stats	R: 0 E: 0 K: 2 S: 7	H: 0 LOB: 0 BB: 0 P: 7	R: 0 E: 0 K: 0 S: 3	H: 1 LOB: 0 BB: 0 P: 3	R: 0 E: 0 K: 0 S: 3	H: 0 LOB: 1 BB: 1 P: 7	R: 0 E: 0 K: 0 S: 3	H: 0 LOB: 0 BB: 0 P: 3	R: 0 E: 0 K: 0 S: 4	H: 1 LOB: 1 BB: 0 P: 4	R: 3 E: 0 K: 0 S: 7	H: 4 LOB: 2 BB: 1 P: 11	R: 0 E: 0 K: 0 S: 3	H: 0 LOB: 0 BB: 0 P: 3	R: 1 E: 0 K: 0 S: 6	H: 3 LOB: 2 BB: 0 P: 6	1B: 8 2B: 1 3B: 1 HR: 0	SF: 0 SAC: 0 DP: 2 HBP: 0	WP: 0 PB: 0 SB: 0 CS: 0	PA: 37
PITCHER Paul Spittorff, L ERA: 3.37	IP: 9.0 WLS: W BF: 37 H: 10 R: 4 ER: 4 SO: 2 BB: 2 IBB: 0 HBP: 0 BLK: 0 WP: 0 HR: 0 S: 39 P: 47 ERA: 4.00 WHIP: 1.333																			

AB	35
R	4
H	10
RBI	4
BB	2
SO	2
LOB	11



Batter	1	2	3	4	5	6	7	8	9	AB	R	H	RBI	BB	SO	LOB	BOTTOM			
Freddie Patek, R OBP: 0.318, SLG: 0.328	P4		1B 1B 2B 1B	FC6-4 G1-4-3 1-2		F9		F9		5	1	1	0	0	0	4	Baltimore Orioles @ Kansas City Royals Royals Stadium, Kansas City, MO Sat Aug 11 1973, 8:05 PM EDT Att: 37,010 - Unknown - 86 F			
Cookie Rojas, R OBP: 0.315, SLG: 0.361	F8		BB 1B	G1-4-3 1-2			F7			3	1	1	0	0	0	1				
Bobby Floyd, R OBP: 0.407, SLG: 0.455			BB 1B	G1-4-3 1-2				BB 1B		2	0	1	0	0	0	0				
Amos Otis, R OBP: 0.365, SLG: 0.512	F7		BB 1B	5-3			HR	F8		5	2	2	2	0	0	2				
John Mayberry, L OBP: 0.431, SLG: 0.522		BB 1B	K	F8			BB E BB	4-3		4	1	1	0	1	1	5				
Hal McRae, R OBP: 0.294, SLG: 0.354		BB 1B		F8						4	2	2	4	0	0	1				
Steve Hovley, L OBP: 0.346, SLG: 0.323		4-3 SF7 2B	HR 2B	P6			F9			0	0	0	0	0	0	0				
Lou Piniella, R OBP: 0.295, SLG: 0.365		4-3	6-3			P4	E5 BB			4	0	0	0	0	0	3				
Rick Reichardt, R OBP: 0.297, SLG: 0.368		SF7	HR			F9		BB		2	1	1	3	1	0	0				
Kurt Bevacqua, R OBP: 0.329, SLG: 0.343		6-3	F8			2B 1B	K			4	0	1	0	0	1	3				
Carl Taylor, R OBP: 0.392, SLG: 0.296			BB	BB	FC6-4 BB			BB		1	1	1	0	3	0	0				
Inning Stats	R: 0 E: 0 K: 0 S: 3	H: 0 LOB: 0 BB: 0 P: 3	R: 2 E: 0 K: 0 S: 5	H: 2 LOB: 0 BB: 0 P: 5	R: 6 E: 0 K: 1 S: 10	H: 5 LOB: 0 BB: 1 P: 14	R: 0 E: 0 K: 0 S: 2	H: 0 LOB: 0 BB: 1 P: 6	R: 0 E: 0 K: 0 S: 3	H: 0 LOB: 0 BB: 0 P: 3	R: 0 E: 0 K: 0 S: 5	H: 2 LOB: 2 BB: 0 P: 5	R: 1 E: 1 K: 1 S: 7	H: 1 LOB: 3 BB: 2 P: 15	R: 0 E: 0 K: 0 S: 4	H: 1 LOB: 2 BB: 1 P: 8	1B: 6 2B: 3 3B: 0 HR: 2	SF: 1 SAC: 0 DP: 1 HBP: 0	WP: 0 PB: 0 SB: 0 CS: 0	PA: 40
PITCHER Dave McNally, L ERA: 3.23	IP: 2.1 WLS: L BF: 14 H: 6 R: 7 ER: 7 SO: 1 BB: 1 IBB: 0 HBP: 0 BLK: 0 WP: 0 HR: 0 S: 15 P: 19 ERA: 27.00 WHIP: 3.000																			
Eddie Watt, R ERA: 3.13	IP: 4.0 WLS: L BF: 17 H: 4 R: 2 ER: 2 SO: 0 BB: 2 IBB: 0 HBP: 0 BLK: 0 WP: 0 HR: 2 S: 15 P: 23 ERA: 4.50 WHIP: 1.500																			
Bob Reynolds, R ERA: 2.1	IP: 1.2 WLS: L BF: 9 H: 1 R: 0 ER: 0 SO: 1 BB: 2 IBB: 0 HBP: 0 BLK: 0 WP: 0 HR: 0 S: 9 P: 17 ERA: 0.00 WHIP: 1.800																			

AB	34
R	9
H	11
RBI	9
BB	5
SO	2
LOB	19



Batter	1	2	3	4	5	6	7	8	9	AB	R	H	RBI	BB	SO	LOB	TOP				
Al Bumby, L OBP: 0.373, SLG: 0.491 Paul Blair, R OBP: 0.340, SLG: 0.394	F8		SH2-4 3B 1B		F8		F9	B1-3		3	1	1	0	0	0	0	Baltimore Orioles @ Kansas City Royals Royals Stadium, Kansas City, MO Sun Aug 12 1973, 4:33 AM EDT Att: 22,089 - Unknown - 76 F				
Rich Coggins, L OBP: 0.327, SLG: 0.422	4-3		SH2-4		L5		E4	1-3		4	0	0	0	0	0	0					
Tommy Davis, R OBP: 0.328, SLG: 0.400	6-3		FC6-3 3B		F3		2B	6-3		5	1	2	2	0	0	0					
Merv Rettenmund, R OBP: 0.344, SLG: 0.398	F8		FC6-3		E		BB 1B 2B	P3		4	2	1	1	1	0	1					
Boog Powell, L OBP: 0.366, SLG: 0.373 Terry Crowley, L OBP: 0.307, SLG: 0.270	P5		4-3		F9		BB 1B BB	K		2	0	0	0	0	0	1					
Bobby Grich, R OBP: 0.356, SLG: 0.373	K				E4		1B 2B	K		4	2	1	1	1	2	0					
Brooks Robinson, R OBP: 0.316, SLG: 0.327			HR				1B			4	1	4	3	0	0	0					
Earl Williams, R OBP: 0.327, SLG: 0.406			HR		L8-3		2B			3	1	2	3	1	0	1					
Mark Belanger, R OBP: 0.308, SLG: 0.259			SH2-4 3B 1B		6-3		F8	K		4	1	1	0	0	1	4					
Inning Stats	R: 0 E: 0 K: 0 S: 3	H: 0 LOB: 0 BB: 0 P: 3	R: 0 E: 0 K: 1 S: 5	H: 0 LOB: 0 BB: 0 P: 5	R: 4 E: 0 K: 0 S: 8	H: 5 LOB: 1 BB: 0 P: 8	R: 0 E: 0 K: 0 S: 3	H: 1 LOB: 0 BB: 0 P: 3	R: 0 E: 0 K: 0 S: 3	H: 0 LOB: 0 BB: 0 P: 3	R: 2 E: 1 K: 0 S: 5	H: 2 LOB: 2 BB: 2 P: 13	R: 4 E: 1 K: 1 S: 9	H: 4 LOB: 2 BB: 2 P: 17	R: 0 E: 0 K: 2 S: 7	H: 0 LOB: 0 BB: 0 P: 7		1B: 7 2B: 4 3B: 1 HR: 1	SF: 0 SAC: 1 DP: 1 HBP: 0	WP: 0 PB: 0 SB: 0 CS: 0	PA: 42
PITCHER	IP	WLS	BF	H	R	ER	SO	BB	IBB	HBP	BLK	WP	HR	S	P	ERA	WHIP				
Dick Drago, R ERA: 4.11	(1, 1)	2.1	L	12	5	4	1	0	0	0	0	0	1	14	14	15.43	2.143				
Gene Garber, R ERA: 4.26	(3, 1)	3.2		15	3	2	2	0	1	1	0	0	0	13	21	4.91	1.091				
Joe Hoerner, L ERA: 6.87	(7, 1)	0.2		6	2	4	4	0	2	0	0	0	0	4	12	54.00	6.000				
Doug Bird, R ERA: 2.59	(7, 1)	0.1		3	2	0	0	1	0	0	0	0	0	5	5	0.00	6.000				
Bruce Dal Canton, R ERA: 4.37	(8, 1)	2.0		6	0	0	0	2	0	0	0	0	0	10	10	0.00	0.000				

Batter	1	2	3	4	5	6	7	8	9	AB	R	H	RBI	BB	SO	LOB	BOTTOM				
Freddie Patek, R OBP: 0.319, SLG: 0.328 Steve Hovley, L OBP: 0.344, SLG: 0.321	CS BB	K		E5			BB 1B		K	3	1	1	0	1	1	1	Baltimore Orioles @ Kansas City Royals Royals Stadium, Kansas City, MO Sun Aug 12 1973, 4:33 AM EDT Att: 22,089 - Unknown - 76 F				
Cookie Rojas, R OBP: 0.318, SLG: 0.362 Bobby Floyd, R OBP: 0.407, SLG: 0.455	1B E		F9	F9		F9 1B BB		1B		4	1	2	0	1	0	1					
Amos Otis, R OBP: 0.363, SLG: 0.509	K		F9		6-3		CS 1B	F9		5	0	1	2	0	1	2					
John Mayberry, L OBP: 0.431, SLG: 0.519	E9 1B				K		F9	F8		4	0	1	0	1	1	3					
Hal McRae, R OBP: 0.293, SLG: 0.349			F9		K		F7			3	0	0	0	1	1	3					
Ed Kirkpatrick, L OBP: 0.356, SLG: 0.401 Rick Reichardt, R OBP: 0.300, SLG: 0.376	F8			3B 2B		4-3	CS	1B SF9 2B		3	1	1	0	0	0	2					
Lou Piniella, R OBP: 0.294, SLG: 0.364		F3		K		5-3		G4-3 1B		4	0	1	0	0	1	1					
Kurt Bevacqua, R OBP: 0.328, SLG: 0.352		5-3		SF9 3B		F8		SF9		3	1	1	2	0	0	0					
Carl Taylor, R OBP: 0.395, SLG: 0.327				SF9			BB 1B 1B	G4-3		3	1	2	1	0	0	1					
Inning Stats	R: 1 E: 1 K: 1 S: 6	H: 2 LOB: 2 BB: 2 P: 14	R: 0 E: 0 K: 1 S: 6	H: 1 LOB: 1 BB: 0 P: 6	R: 0 E: 0 K: 0 S: 3	H: 0 LOB: 1 BB: 1 P: 7	R: 2 E: 1 K: 1 S: 8	H: 2 LOB: 1 BB: 0 P: 8	R: 0 E: 0 K: 2 S: 7	H: 0 LOB: 0 BB: 0 P: 7	R: 0 E: 0 K: 0 S: 3	H: 0 LOB: 0 BB: 0 P: 3	R: 2 E: 0 K: 0 S: 5	H: 3 LOB: 1 BB: 1 P: 9	R: 0 E: 0 K: 0 S: 4	H: 2 LOB: 2 BB: 0 P: 4		1B: 7 2B: 2 3B: 2 HR: 0	SF: 2 SAC: 0 DP: 1 HBP: 0	WP: 0 PB: 0 SB: 0 CS: 2	PA: 41
PITCHER	IP	WLS	BF	H	R	ER	SO	BB	IBB	HBP	BLK	WP	HR	S	P	ERA	WHIP				
Jim Palmer, R ERA: 2.59	(1, 1)	6.0	W	29	7	5	4	5	4	0	0	0	0	35	51	6.00	1.833				
Grant Jackson, L ERA: 1.73	(7, 1)	1.0		4	2	1	1	0	0	0	0	0	0	4	4	9.00	2.000				
Bob Reynolds, R ERA: 2.05	(8, 1)	2.0	S	7	2	0	0	1	0	0	0	0	0	9	9	0.00	1.000				

AB	37
R	10
H	12
RBI	10
BB	4
SO	4
LOB	8



AB	34
R	6
H	11
RBI	5
BB	4
SO	6
LOB	14



Batter	1	2	3	4	5	6	7	8	9	AB	R	H	RBI	BB	SO	LOB	TOP		
Al Bumbry, L OBP: 0.378, SLG: 0.489 (1, 9)										3	2	0	0	2	0	2			
Rich Coggins, L OBP: 0.336, SLG: 0.432 (1, 8)										5	1	2	0	0	0	0			
Tommy Davis, R OBP: 0.330, SLG: 0.401 (1, 10)										5	0	2	1	0	0	2			
Boog Powell, L OBP: 0.363, SLG: 0.369 (1, 3)										4	0	0	1	0	0	2			
Don Baylor, R OBP: 0.351, SLG: 0.425 (1, 7)										2	0	0	0	1	1				
Paul Blair, R OBP: 0.337, SLG: 0.391 (7, 8)										0	0	0	0	0	0	0			
Brooks Robinson, R OBP: 0.317, SLG: 0.327 (1, 5)										4	1	1	0	0	1	5			
Earl Williams, R OBP: 0.328, SLG: 0.412 (1, 2)										3	1	1	2	1	1	3			
Bobby Grich, R OBP: 0.358, SLG: 0.369 (1, 4)										4	0	0	0	0	0	1			
Mark Belanger, R OBP: 0.303, SLG: 0.257 (1, 6)										3	0	0	0	1	1				
Inning Stats	R: 1 E: 1 K: 1 S: 7	H: 1 LOB: 3 BB: 1 P: 12	R: 0 E: 0 K: 1 S: 5	H: 0 LOB: 0 BB: 0 P: 5	R: 0 E: 0 K: 0 S: 3	H: 0 LOB: 0 BB: 0 P: 3	R: 2 E: 0 K: 0 S: 5	H: 2 LOB: 1 BB: 1 P: 9	R: 0 E: 0 K: 1 S: 6	H: 0 LOB: 1 BB: 0 P: 6	R: 0 E: 0 K: 0 S: 5	H: 0 LOB: 0 BB: 2 P: 13	R: 0 E: 0 K: 0 S: 3	H: 0 LOB: 1 BB: 1 P: 7	R: 0 E: 0 K: 0 S: 3	H: 0 LOB: 0 BB: 0 P: 3	1B: 4 2B: 1 3B: 0 HR: 1	SF: 1 SAC: 0 DP: 0 HBP: 1	WP: 0 PA: 40 PB: 0 SB: 0 CS: 0
PITCHER Jim Bibby, R ERA: 3.57 (1, 1)	IP: 9.0 WLS: L BF: 40	H: 6 R: 5 ER: 4 SO: 4	BB: 5 IBB: 0 HBP: 1 BLK: 0	WP: 0 HR: 1 S: 42 P: 63	ERA: 4.00 WHIP: 1.222														

Baltimore Orioles @ Texas Rangers
Arlington Stadium, Arlington, TX
Wed Aug 15 1973, 8:05 PM EDT
Att: 8,033 - Unknown

AB 33
R 5
H 6
RBI 4
BB 5
SO 4
LOB 17



Batter	1	2	3	4	5	6	7	8	9	AB	R	H	RBI	BB	SO	LOB	BOTTOM		
Davey Nelson, R OBP: 0.310, SLG: 0.355 (1, 4)										3	0	0	0	0	0	2			
Jim Mason, L OBP: 0.288, SLG: 0.316 (9, PH)										0	0	0	0	0	0	0			
Elliott Maddox, R OBP: 0.327, SLG: 0.240 (9, PH)										1	0	0	0	0	1	0			
Toby Harrah, R OBP: 0.334, SLG: 0.354 (1, 6)										3	0	1	0	1	0	0			
Alex Johnson, R OBP: 0.324, SLG: 0.390 (1, 10)										3	0	0	0	0	1	2			
Jeff Burroughs, R OBP: 0.345, SLG: 0.456 (1, 7)										3	0	0	0	0	0	0			
Bill Sudakis, S OBP: 0.285, SLG: 0.439 (1, 3)										3	1	1	1	0	1	0			
Jim Fregosi, R OBP: 0.326, SLG: 0.354 (1, 5)										3	0	0	0	0	1	0			
Tom Grieve, R OBP: 0.350, SLG: 0.467 (1, 9)										3	0	0	0	0	1	0			
Vic Harris, S OBP: 0.306, SLG: 0.345 (1, 8)										2	0	0	0	1	1	0			
Ken Suarez, R OBP: 0.368, SLG: 0.333 (1, 2)										2	0	0	0	0	0	0			
Inning Stats	R: 0 E: 0 K: 1 S: 5	H: 0 LOB: 0 BB: 0 P: 5	R: 0 E: 0 K: 1 S: 5	H: 0 LOB: 0 BB: 0 P: 5	R: 0 E: 0 K: 0 S: 2	H: 0 LOB: 1 BB: 1 P: 7	R: 0 E: 0 K: 0 S: 2	H: 0 LOB: 0 BB: 1 P: 6	R: 0 E: 0 K: 0 S: 5	H: 0 LOB: 0 BB: 0 P: 5	R: 0 E: 0 K: 0 S: 3	H: 0 LOB: 0 BB: 0 P: 3	R: 0 E: 0 K: 2 S: 8	H: 1 LOB: 0 BB: 0 P: 8	R: 0 E: 0 K: 1 S: 5	H: 0 LOB: 0 BB: 0 P: 5	1B: 1 2B: 0 3B: 0 HR: 1	SF: 0 SAC: 0 DP: 3 HBP: 1	WP: 0 PA: 29 PB: 0 SB: 1 CS: 0
PITCHER Dave McNally, L ERA: 3.12 (1, 1)	IP: 9.0 WLS: W BF: 29	H: 2 R: 1 ER: 1 SO: 6	BB: 2 IBB: 0 HBP: 1 BLK: 0	WP: 0 HR: 1 S: 38 P: 47	ERA: 1.00 WHIP: 0.444														

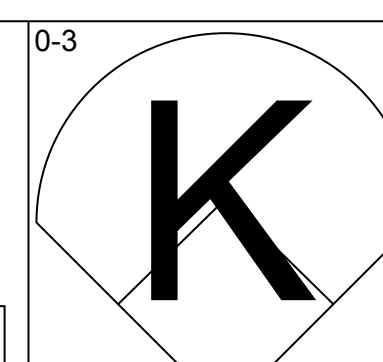
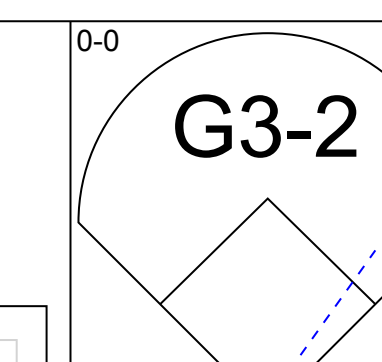
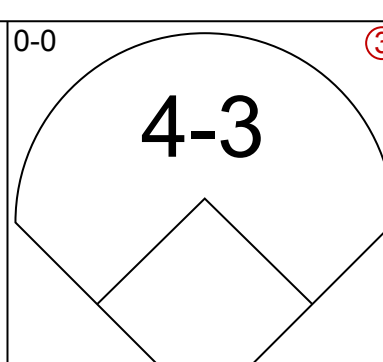
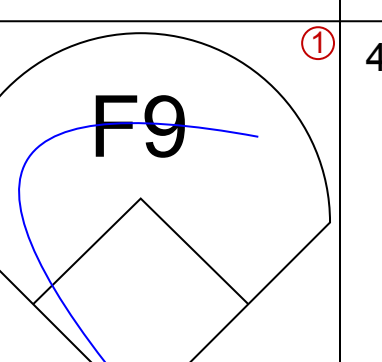
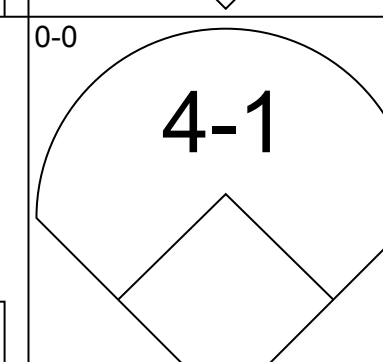
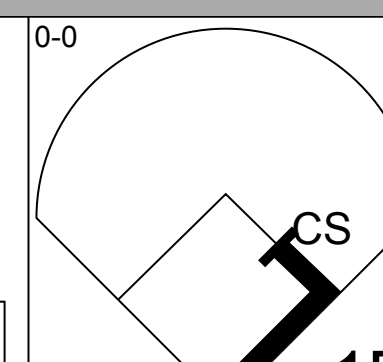
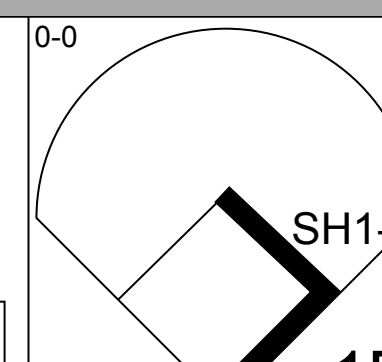
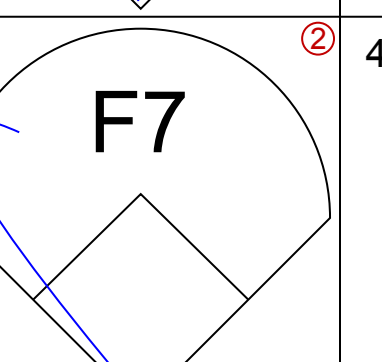
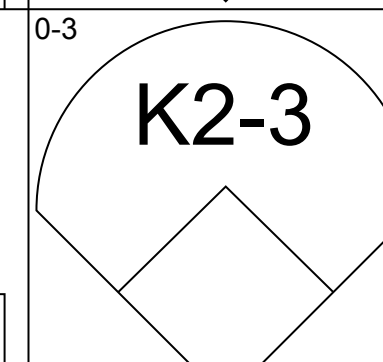
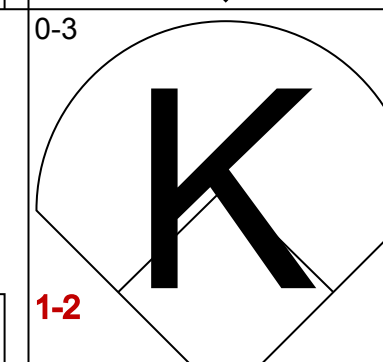
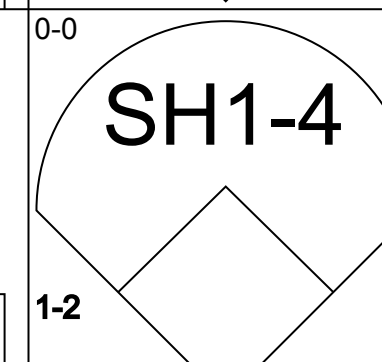
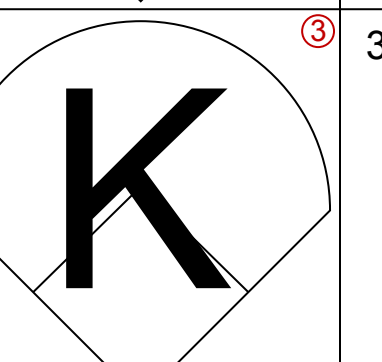
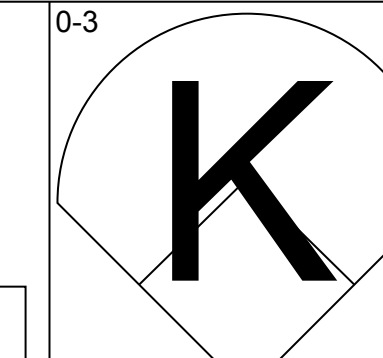
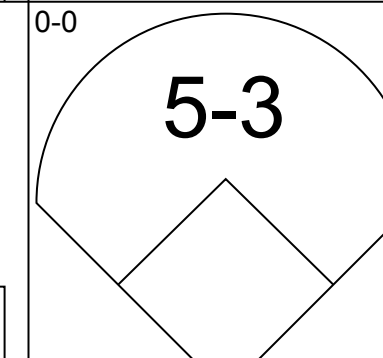
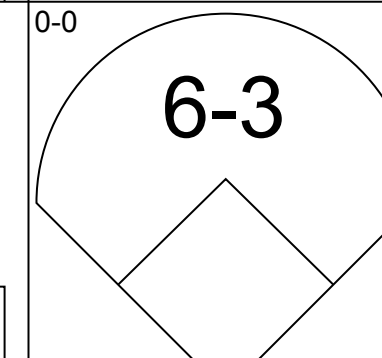
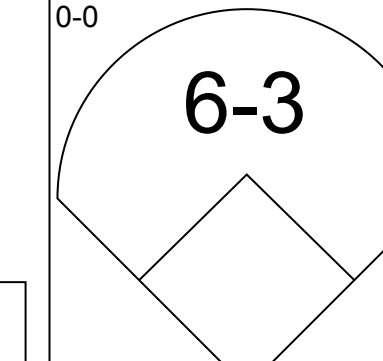
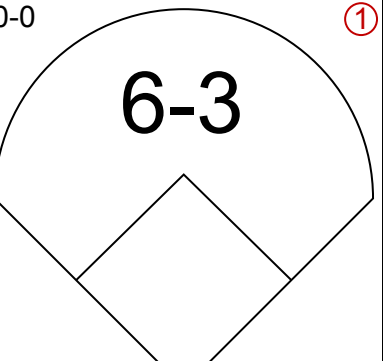
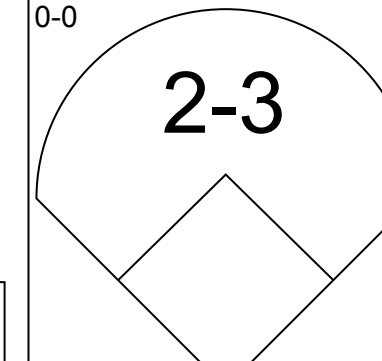
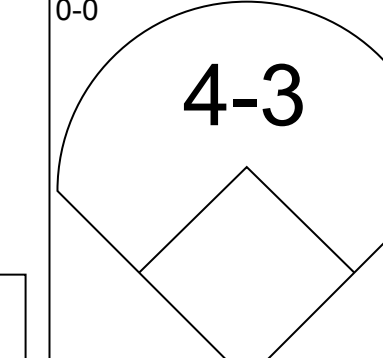
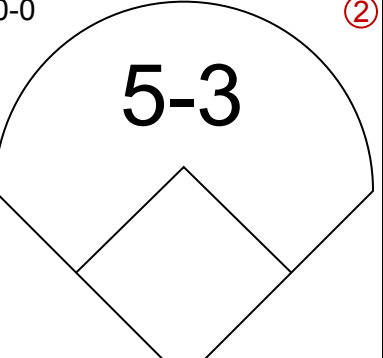
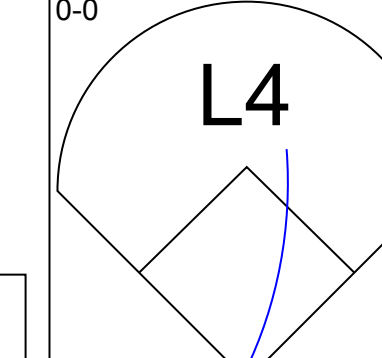
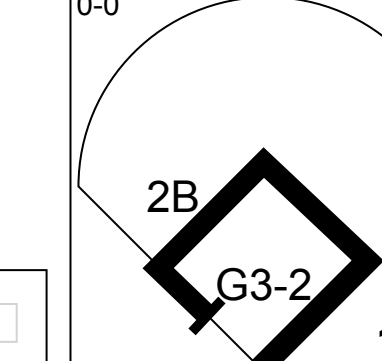
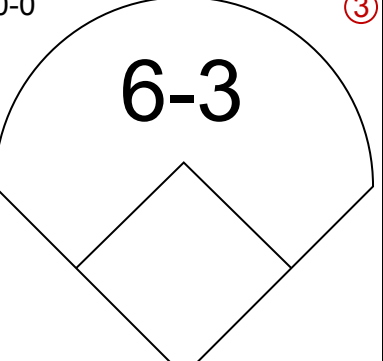
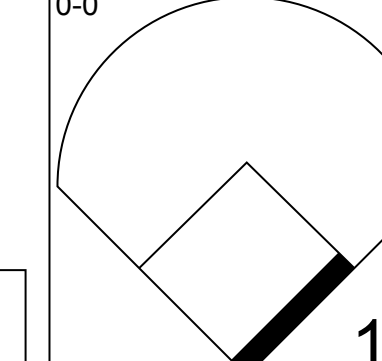
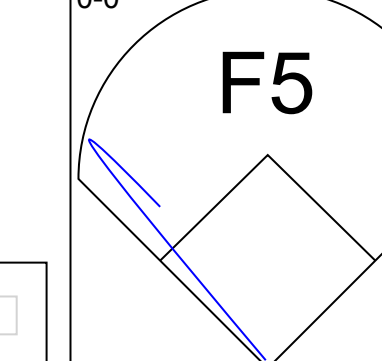
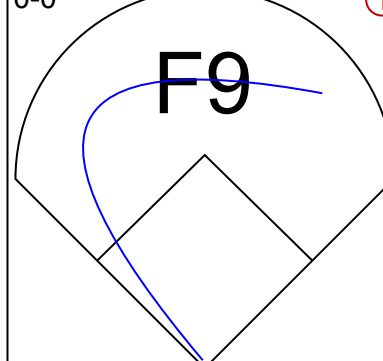
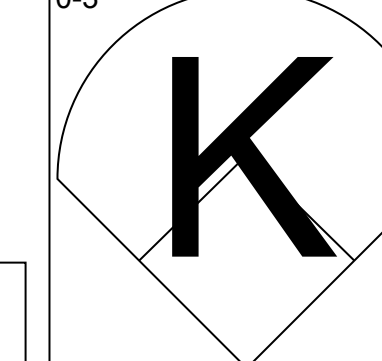
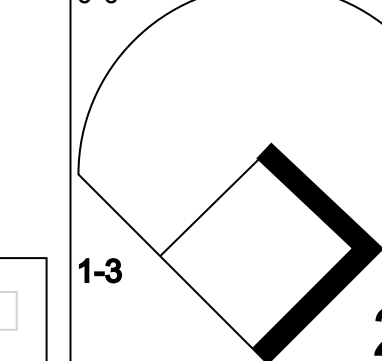
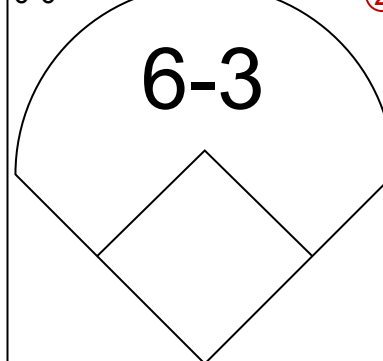
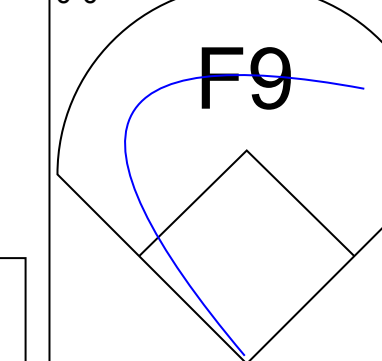
Baltimore Orioles @ Texas Rangers
Arlington Stadium, Arlington, TX
Wed Aug 15 1973, 8:05 PM EDT
Att: 8,033 - Unknown

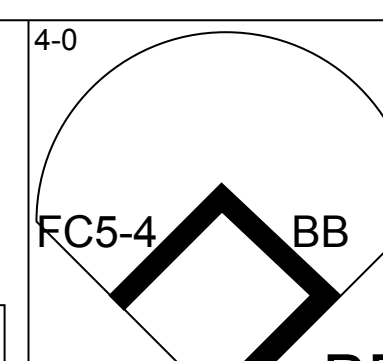
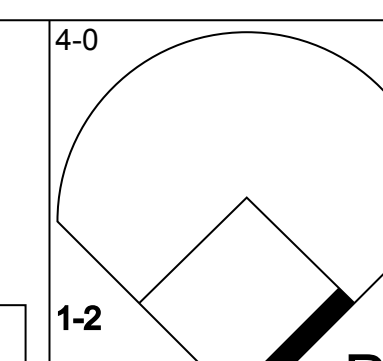
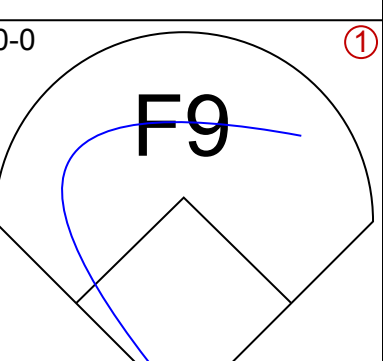
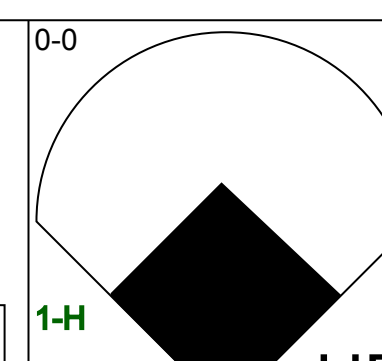
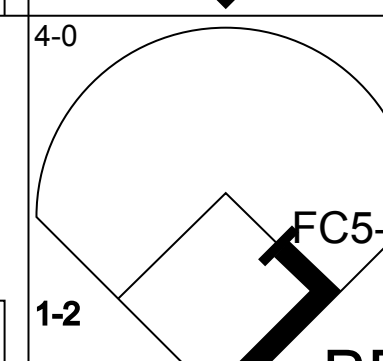
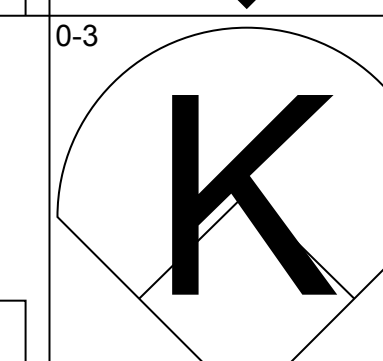
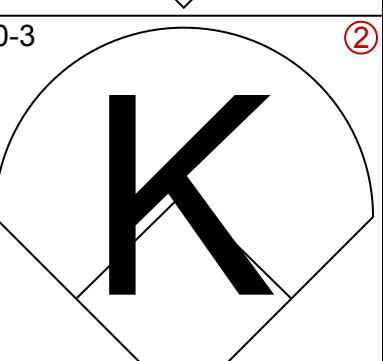
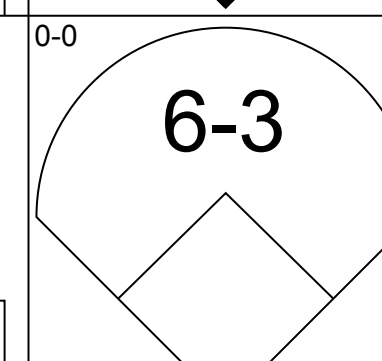
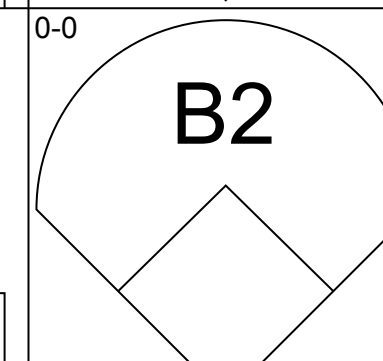
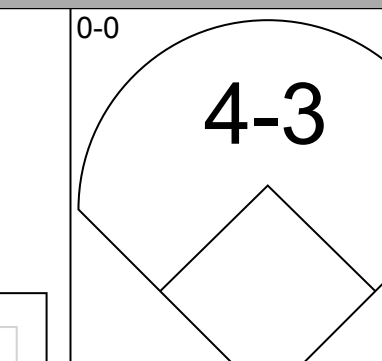
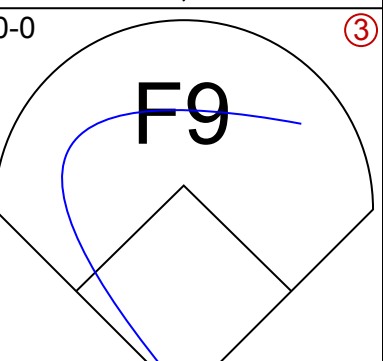
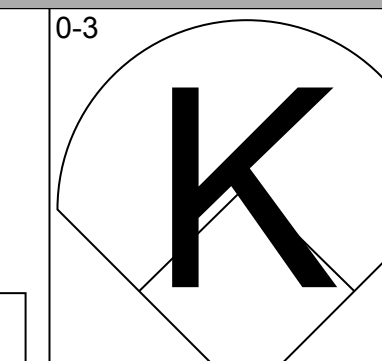
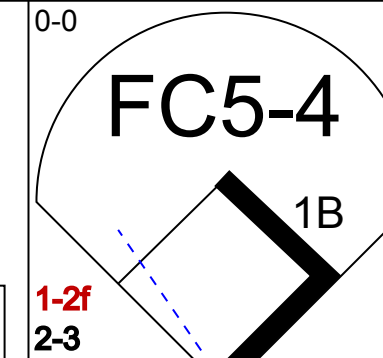
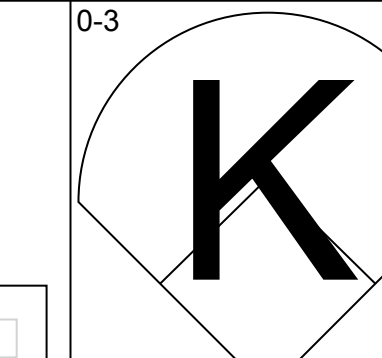
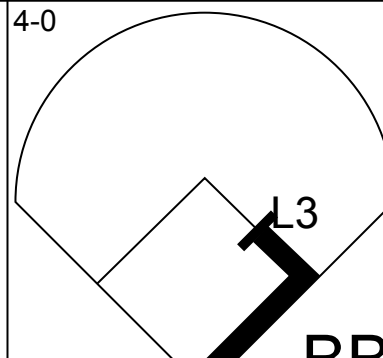
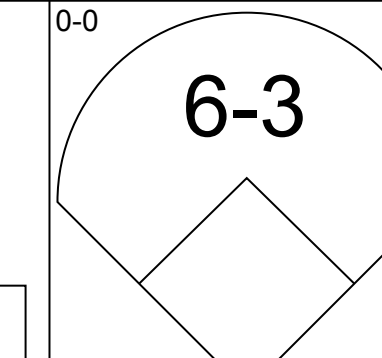
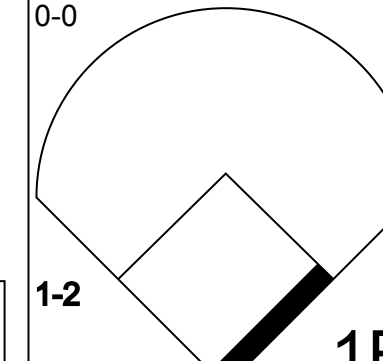
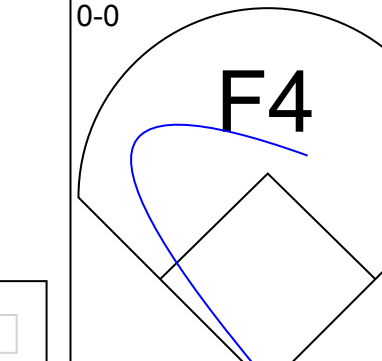
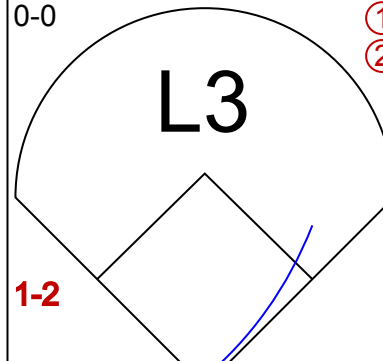
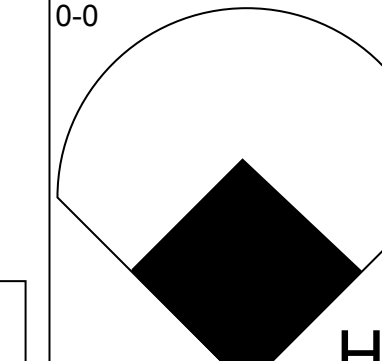
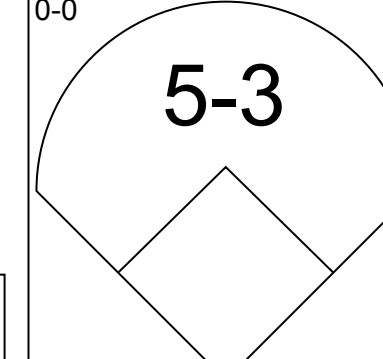
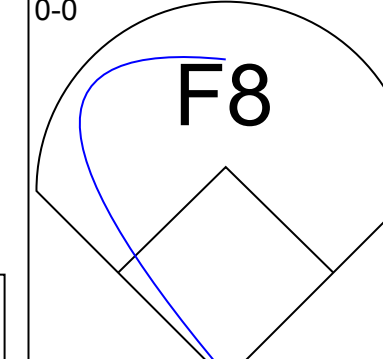
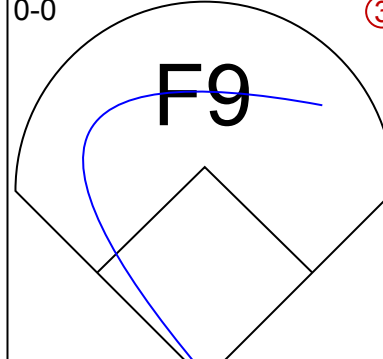
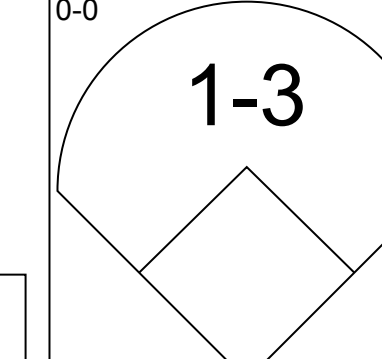
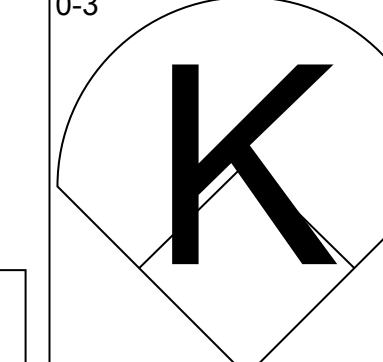
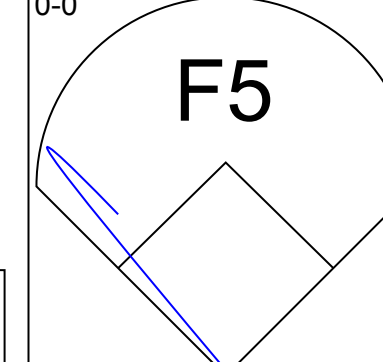
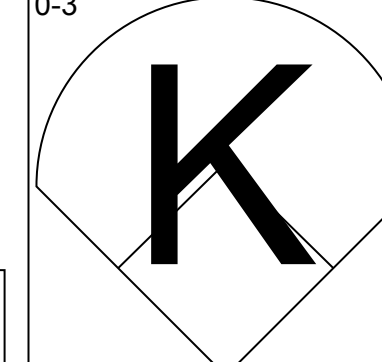
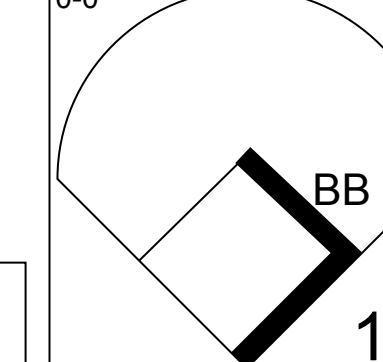
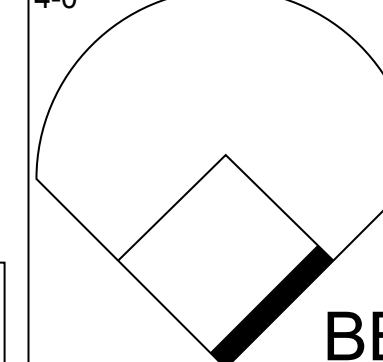
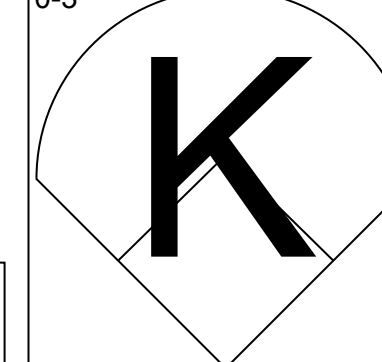

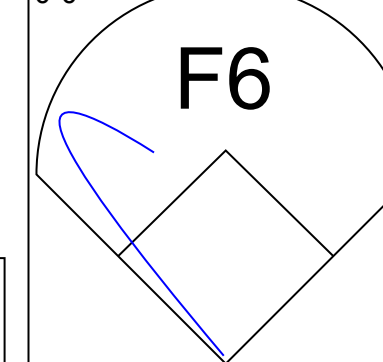
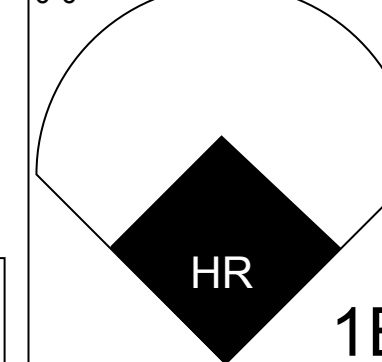
AB 26
R 1
H 2
RBI 1
BB 2
SO 6
LOB 4



Batter	1	2	3	4	5	6	7	8	9	AB	R	H	RBI	BB	SO	LOB	TOP			
Pat Kelly, L OBP: 0.363, SLG: 0.357 (1, 9)										3	0	1	0	1	1	0	Chicago White Sox @ Baltimore Orioles Memorial Stadium, Baltimore, MD Fri Aug 17 1973, 7:05 PM EDT Att: 14,401 - Unknown			
Bill Shero, L OBP: 0.306, SLG: 0.378 (1, 8)										4	0	0	0	0	1	2				
Jerry Hairston, S OBP: 0.353, SLG: 0.385 (1, 7)										3	1	1	0	1	1	0				
Bill Melton, R OBP: 0.387, SLG: 0.471 (1, 5)										4	1	2	0	0	0	1				
Carlos May, L OBP: 0.301, SLG: 0.364 (1, 10)										3	0	0	1	1	0	3				
Tony Muser, L OBP: 0.346, SLG: 0.378 (1, 3)										4	0	3	1	0	0	1				
Jorge Orta, L OBP: 0.271, SLG: 0.317 (9, PH) Johnny Jeter, R OBP: 0.265, SLG: 0.384 (9, PH)										3	0	1	0	0	0	2				
Ed Herrmann, L OBP: 0.271, SLG: 0.341 (9, PH) Brian Downing, R OBP: 0.250, SLG: 0.455 (9, PH)										3	0	0	0	0	1	2				
Eddie Leon, R OBP: 0.293, SLG: 0.286 (1, 6)										3	0	0	0	0	2	1				
Inning Stats	R: 0 E: 0 K: 2 S: 7	H: 0 LOB: 0 BB: 0 P: 7	R: 0 E: 0 K: 0 S: 4	H: 2 LOB: 1 BB: 0 P: 4	R: 0 E: 0 K: 0 S: 3	H: 1 LOB: 0 BB: 0 P: 3	R: 0 E: 0 K: 0 S: 4	H: 1 LOB: 0 BB: 0 P: 4	R: 0 E: 0 K: 2 S: 7	H: 0 LOB: 0 BB: 0 P: 7	R: 0 E: 0 K: 0 S: 3	H: 0 LOB: 1 BB: 1 P: 7	R: 0 E: 0 K: 2 S: 8	H: 1 LOB: 2 BB: 1 P: 12	R: 2 E: 0 K: 1 S: 7	H: 2 LOB: 1 BB: 1 P: 11	1B: 5 2B: 4 3B: 0 HR: 0	SF: 0 SAC: 0 DP: 1 HBP: 0	WP: 0 PB: 0 SB: 0 CS: 2	PA: 36
PITCHER	IP WLS BF H R ER SO BB IBB HBP BLK WP HR S P ERA WHIP																			
Jim Palmer, R ERA: 2.58 (1, 1)	8.1 W 33 8 2 2 6 3 0 0 0 0 0 0 42 54 2.16 1.320																			
Grant Jackson, L ERA: 1.65 (9, 1)	0.2 S 2 0 0 0 1 0 0 0 0 0 0 0 4 4 0.00 0.000																			

Batter	1	2	3	4	5	6	7	8	9	AB	R	H	RBI	BB	SO	LOB	BOTTOM			
Al Bumbry, L OBP: 0.375, SLG: 0.483 (1, 7)										5	1	1	0	0	0	4	Chicago White Sox @ Baltimore Orioles Memorial Stadium, Baltimore, MD Fri Aug 17 1973, 7:05 PM EDT Att: 14,401 - Unknown			
Rich Coggins, L OBP: 0.338, SLG: 0.435 (1, 9)										3	1	1	1	1	0	3				
Tommy Davis, R OBP: 0.332, SLG: 0.402 (1, 10)										4	0	2	0	0	0	1				
Boog Powell, L OBP: 0.362, SLG: 0.366 (1, 3)										3	0	0	1	1	0	3				
Paul Blair, R OBP: 0.339, SLG: 0.390 (1, 8)										3	0	1	0	1	0	4				
Brooks Robinson, R OBP: 0.316, SLG: 0.328 (1, 5)										4	1	1	0	0	0	5				
Earl Williams, R OBP: 0.328, SLG: 0.410 (1, 2)										4	0	1	0	0	0	5				
Bobby Grich, R OBP: 0.357, SLG: 0.369 (1, 4)										3	0	1	1	0	0	0				
Mark Belanger, R OBP: 0.305, SLG: 0.257 (1, 6)										3	0	1	0	1	0	1				
Inning Stats	R: 0 E: 0 K: 0 S: 5	H: 2 LOB: 2 BB: 0 P: 5	R: 1 E: 0 K: 0 S: 5	H: 2 LOB: 2 BB: 1 P: 9	R: 0 E: 0 K: 0 S: 4	H: 1 LOB: 1 BB: 0 P: 8	R: 1 E: 1 K: 0 S: 5	H: 2 LOB: 1 BB: 0 P: 5	R: 0 E: 0 K: 0 S: 3	H: 0 LOB: 1 BB: 1 P: 7	R: 0 E: 0 K: 0 S: 3	H: 1 LOB: 0 BB: 0 P: 3	R: 1 E: 0 K: 0 S: 5	H: 1 LOB: 2 BB: 1 P: 9	R: 0 E: 0 K: 0 S: 3	H: 0 LOB: 0 BB: 0 P: 3	1B: 7 2B: 2 3B: 0 HR: 0	SF: 1 SAC: 0 DP: 0 HBP: 0	WP: 0 PB: 1 SB: 0 CS: 1	PA: 38
PITCHER	IP WLS BF H R ER SO BB IBB HBP BLK WP HR S P ERA WHIP																			
Stan Bahnsen, R ERA: 3.19 (1, 1)	8.0 L 37 9 3 2 0 4 0 0 0 0 0 0 33 49 2.25 1.625																			

Batter	1	2	3	4	5	6	7	8	9	AB	R	H	RBI	BB	SO	LOB	TOP			
Johnny Jeter, R OBP: 0.280, SLG: 0.377 (1, 8)										4	0	0	0	0	1	2	Chicago White Sox @ Baltimore Orioles Memorial Stadium, Baltimore, MD Sat Aug 18 1973, 7:05 PM EDT Att: 30,514 - Unknown livebaseballscorecards.com			
Pat Kelly, L OBP: 0.365, SLG: 0.358 (1, 9)										4	0	2	0	0	0	0				
Brian Downing, R OBP: 0.200, SLG: 0.357 (1, 7) (8, 2)										3	0	0	0	0	3	1				
Bill Melton, R OBP: 0.384, SLG: 0.468 (1, 5)										3	0	0	0	0	1	1				
Carlos May, L OBP: 0.299, SLG: 0.361 (1, 10)										3	0	0	0	0	0	1				
Luis Alvarado, R OBP: 0.299, SLG: 0.301 (1, 4)										3	0	0	0	0	0	0				
Bucky Dent, R OBP: 0.429, SLG: 0.429 (1, 6)										3	0	2	0	0	0	0				
Tony Muser, L OBP: 0.342, SLG: 0.373 (1, 3)										3	0	0	0	0	1	2				
Chuck Brinkman, R OBP: 0.223, SLG: 0.235 Jerry Hairston, S OBP: 0.349, SLG: 0.380 (8, PH) (8, 7)										2	0	1	0	0	0	0	1			
Inning Stats	R: 0 E: 0 K: 2 S: 7	H: 0 LOB: 0 BB: 0 P: 7	R: 0 E: 0 K: 1 S: 5	H: 0 LOB: 0 BB: 0 P: 5	R: 0 E: 0 K: 1 S: 4	H: 2 LOB: 1 BB: 0 P: 4	R: 0 E: 0 K: 1 S: 5	H: 1 LOB: 0 BB: 0 P: 5	R: 0 E: 0 K: 0 S: 3	H: 0 LOB: 0 BB: 0 P: 3	R: 0 E: 0 K: 0 S: 4	H: 1 LOB: 1 BB: 0 P: 4	R: 0 E: 0 K: 1 S: 6	H: 1 LOB: 1 BB: 0 P: 6	R: 0 E: 0 K: 1 S: 5	H: 0 LOB: 0 BB: 0 P: 5	1B: 4 2B: 2 3B: 0 HR: 0	SF: 0 SAC: 1 DP: 1 HBP: 0	WP: 0 PB: 0 CS: 1	PA: 30
PITCHER Mike Cuellar, L ERA: 3.25 (1, 1)	IP: 9.0 WLS: W BF: 30 H: 5 R: 0 ER: 0 SO: 6 BB: 0 IBB: 0 HBP: 0 BLK: 0 WP: 0 HR: 0 S: 42 P: 42 ERA: 0.00 WHIP: 0.556															PITCHER IP: WLS: BF: H: R: ER: SO: BB: IBB: HBP: BLK: WP: HR: S: P: ERA: WHIP:				

Batter	1	2	3	4	5	6	7	8	9	AB	R	H	RBI	BB	SO	LOB	BOTTOM			
Merv Rettenmund, R OBP: 0.358, SLG: 0.425 (1, 9)										2	1	1	2	2	0	0	Chicago White Sox @ Baltimore Orioles Memorial Stadium, Baltimore, MD Sat Aug 18 1973, 7:05 PM EDT Att: 30,514 - Unknown livebaseballscorecards.com			
Bobby Grich, R OBP: 0.356, SLG: 0.366 (1, 4)										3	0	0	0	1	2	2				
Paul Blair, R OBP: 0.336, SLG: 0.386 (1, 8)										4	0	0	0	0	1	2				
Tommy Davis, R OBP: 0.331, SLG: 0.400 (1, 10)										3	0	0	0	1	1	2				
Don Baylor, R OBP: 0.353, SLG: 0.437 (1, 7)										4	1	2	1	0	0	1				
Brooks Robinson, R OBP: 0.313, SLG: 0.325 (1, 5)										4	0	0	0	0	0	3				
Earl Williams, R OBP: 0.325, SLG: 0.407 (1, 3)										3	0	0	0	0	2	0				
Andy Etchebarren, R OBP: 0.274, SLG: 0.348 (1, 2)										2	0	1	0	1	1	0				
Mark Belanger, R OBP: 0.306, SLG: 0.258 (1, 6)										3	1	1	0	0	0	2				
Inning Stats	R: 0 E: 0 K: 0 S: 4	H: 1 LOB: 3 BB: 2 P: 12	R: 0 E: 0 K: 2 S: 8	H: 1 LOB: 2 BB: 1 P: 12	R: 0 E: 0 K: 1 S: 5	H: 0 LOB: 0 BB: 0 P: 5	R: 0 E: 0 K: 0 S: 3	H: 0 LOB: 1 BB: 1 P: 7	R: 0 E: 0 K: 1 S: 5	H: 0 LOB: 0 BB: 0 P: 5	R: 0 E: 0 K: 0 S: 2	H: 0 LOB: 0 BB: 1 P: 6	R: 2 E: 0 K: 2 S: 9	H: 2 LOB: 2 BB: 0 P: 9	R: 1 E: 0 K: 1 S: 6	H: 1 LOB: 0 BB: 0 P: 6	1B: 3 2B: 1 3B: 0 HR: 2	SF: 0 SAC: 0 DP: 1 HBP: 0	WP: 0 PB: 0 CS: 0	PA: 33
PITCHER Terry Forster, L ERA: 2.28 (1, 1)	IP: 8.0 WLS: L BF: 33 H: 5 R: 3 ER: 3 SO: 7 BB: 5 IBB: 0 HBP: 0 BLK: 0 WP: 0 HR: 2 S: 42 P: 62 ERA: 3.38 WHIP: 1.250															PITCHER IP: WLS: BF: H: R: ER: SO: BB: IBB: HBP: BLK: WP: HR: S: P: ERA: WHIP:				

Batter	1	2	3	4	5	6	7	8	9	AB	R	H	RBI	BB	SO	LOB	TOP			
Johnny Jeter, R OBP: 0.273, SLG: 0.393 (1, 8)										4	1	3	0	1	0	1	Chicago White Sox @ Baltimore Orioles Memorial Stadium, Baltimore, MD Sun Aug 19 1973, 7:05 PM EDT Att: 14,345 - Unknown			
Pat Kelly, L OBP: 0.362, SLG: 0.355 (1, 9)										4	0	0	1	0	0	5				
Luis Alvarado, R OBP: 0.258, SLG: 0.297 (1, 4)										5	0	1	0	0	0	1				
Bill Melton, R OBP: 0.382, SLG: 0.464 (1, 5)										5	0	1	0	0	2	3				
Carlos May, L OBP: 0.303, SLG: 0.363 (1, 10)										3	0	2	1	1	0	0				
Brian Downing, R OBP: 0.211, SLG: 0.333 (1, 7)										4	0	1	0	0	1	4				
Jerry Hairston, S OBP: 0.356, SLG: 0.378 (1, 3)										3	0	1	0	1	0	2				
Bucky Dent, R OBP: 0.273, SLG: 0.273 (1, 6)										4	0	0	0	0	0	4				
Chuck Brinkman, R OBP: 0.237, SLG: 0.250 (1, 2)										3	1	2	0	0	1	0				
Inning Stats	R: 1 E: 0 K: 2 S: 10	H: 3 LOB: 2 BB: 0 P: 10	R: 0 E: 0 K: 0 S: 4	H: 1 LOB: 2 BB: 1 P: 8	R: 0 E: 0 K: 0 S: 5	H: 2 LOB: 2 BB: 0 P: 5	R: 0 E: 0 K: 1 S: 6	H: 1 LOB: 1 BB: 0 P: 6	R: 0 E: 0 K: 0 S: 4	H: 0 LOB: 0 BB: 0 P: 3	R: 0 E: 0 K: 0 S: 3	H: 0 LOB: 0 BB: 0 P: 3	R: 0 E: 0 K: 0 S: 3	H: 0 LOB: 0 BB: 0 P: 3	R: 1 E: 0 K: 1 S: 7	H: 2 LOB: 1 BB: 0 P: 7		1B: 9 2B: 2 3B: 0 HR: 0	SF: 0 SAC: 2 DP: 1 HBP: 0	WP: 0 PB: 0 CS: 0
PITCHER Dave McNally, L ERA: 3.07 (1, 1)	IP: 9.0 WLS: W BF: 40	H: 11 R: 2 ER: 2 SO: 4	BB: 3 IBB: 0 HBP: 0 BLK: 0	WP: 0 HR: 0 S: 45 P: 57	ERA: 2.00 WHIP: 1.556	PITCHER										IP: 9.0 WLS: W BF: 40	H: 11 R: 2 ER: 2 SO: 4	BB: 3 IBB: 0 HBP: 0 BLK: 0	WP: 0 HR: 0 S: 45 P: 57	ERA: 2.00 WHIP: 1.556

Batter	1	2	3	4	5	6	7	8	9	AB	R	H	RBI	BB	SO	LOB	BOTTOM			
Merv Rettenmund, R OBP: 0.356, SLG: 0.420 (1, 9) (8, 7)										5	1	1	2	0	2	2	Chicago White Sox @ Baltimore Orioles Memorial Stadium, Baltimore, MD Sun Aug 19 1973, 7:05 PM EDT Att: 14,345 - Unknown			
Bobby Grich, R OBP: 0.358, SLG: 0.367 (1, 4)										4	0	2	1	0	2	0				
Paul Blair, R OBP: 0.334, SLG: 0.382 (1, 8)										4	0	0	0	1	0	4				
Tommy Davis, R OBP: 0.335, SLG: 0.400 (1, 10)										2	1	1	2	2	0	2				
Don Baylor, R OBP: 0.358, SLG: 0.439 (1, 7)										3	1	2	0	1	1	2				
Rich Coggins, L OBP: 0.338, SLG: 0.435 (8, 9)										0	0	0	0	0	0	0				
Brooks Robinson, R OBP: 0.315, SLG: 0.329 (1, 5)										4	1	2	1	0	0	1				
Boog Powell, L OBP: 0.361, SLG: 0.364 (1, 3)										4	1	1	0	0	1	2				
Andy Etchebarren, R OBP: 0.283, SLG: 0.341 (1, 2)										2	2	0	0	2	0	1				
Mark Belanger, R OBP: 0.308, SLG: 0.261 (1, 6)										3	1	1	1	1	1	1				
Inning Stats	R: 0 E: 0 K: 0 S: 3	H: 1 LOB: 1 BB: 1 P: 7	R: 5 E: 0 K: 1 S: 8	H: 3 LOB: 3 BB: 3 P: 21	R: 1 E: 0 K: 2 S: 9	H: 2 LOB: 1 BB: 0 P: 9	R: 0 E: 0 K: 1 S: 5	H: 1 LOB: 2 BB: 1 P: 9	R: 0 E: 0 K: 0 S: 3	H: 0 LOB: 0 BB: 0 P: 3	R: 0 E: 0 K: 1 S: 5	H: 0 LOB: 0 BB: 0 P: 5	R: 1 E: 0 K: 0 S: 4	H: 2 LOB: 1 BB: 1 P: 8	R: 1 E: 0 K: 2 S: 8	H: 1 LOB: 1 BB: 1 P: 12		1B: 8 2B: 2 3B: 0 HR: 0	SF: 0 SAC: 0 DP: 1 HBP: 1	WP: 1 PB: 2 CS: 0
PITCHER Wilbur Wood, L ERA: 3.49 (1, 1)	IP: 1.2 WLS: L BF: 13	H: 4 R: 5 ER: 5 SO: 0	BB: 4 IBB: 0 HBP: 1 BLK: 0	WP: 0 HR: 0 S: 8 P: 25	ERA: 27.00 WHIP: 4.800	PITCHER										IP: 1.2 WLS: L BF: 13	H: 4 R: 5 ER: 5 SO: 0	BB: 4 IBB: 0 HBP: 1 BLK: 0	WP: 0 HR: 0 S: 8 P: 25	ERA: 27.00 WHIP: 4.800
Bart Johnson, R ERA: 4.02 (2, 1)	IP: 4.1 WLS: W BF: 16	H: 3 R: 1 ER: 1 SO: 5	BB: 1 IBB: 0 HBP: 0 BLK: 0	WP: 1 HR: 0 S: 25 P: 29	ERA: 2.08 WHIP: 0.923	PITCHER										IP: 4.1 WLS: W BF: 16	H: 3 R: 1 ER: 1 SO: 5	BB: 1 IBB: 0 HBP: 0 BLK: 0	WP: 1 HR: 0 S: 25 P: 29	ERA: 2.08 WHIP: 0.923
Steve Stone, R ERA: 4.37 (7, 1)	IP: 2.0 WLS: W BF: 10	H: 3 R: 2 ER: 2 SO: 2	BB: 2 IBB: 0 HBP: 0 BLK: 0	WP: 0 HR: 0 S: 12 P: 20	ERA: 9.00 WHIP: 2.500	PITCHER										IP: 2.0 WLS: W BF: 10	H: 3 R: 2 ER: 2 SO: 2	BB: 2 IBB: 0 HBP: 0 BLK: 0	WP: 0 HR: 0 S: 12 P: 20	ERA: 9.00 WHIP: 2.500

Batter	1	2	3	4	5	6	7	8	9	AB	R	H	RBI	BB	SO	LOB	TOP					
Larry Hise, R OBP: 0.343, SLG: 0.408 (1, 7)	0-0 4-3	0-3 K			0-0 F3		0-0 1B		0-0 F8	5	0	1	0	0	1	3	Minnesota Twins @ Baltimore Orioles Memorial Stadium, Baltimore, MD Mon Aug 20 1973, 7:05 PM EDT Att: 8,134 - Unknown					
Rod Carew, L OBP: 0.417, SLG: 0.487 (1, 4)	1-0 CS HBP	0-0 3-1			0-0 5-3		0-0 4-3			3	0	0	0	0	0	3						
Tony Oliva, L OBP: 0.348, SLG: 0.421 (1, 10)	0-0 1-2 1B			0-0 F6	0-0 F4			0-0 L4		4	0	1	0	0	0	1						
George Mitterwald, R OBP: 0.329, SLG: 0.410 (1, 2)	0-0 1-2 1B			0-3 K	0-0 F7			0-0 F8		4	0	0	0	0	1	1						
Jim Holt, L OBP: 0.336, SLG: 0.460 (1, 9)	0-0 F5			0-3 K	0-0 F8			0-0 4-3		4	0	0	0	0	1	2						
Steve Brye, R OBP: 0.329, SLG: 0.384 (1, 8)		0-0 BB SH 1B		0-3 K	4-0 BB			0-3 K		3	1	1	0	1	2	0						
Rich Reese, L OBP: 0.209, SLG: 0.236 (1, 3)		4-0 SH 6-3 BB		0-0 5-3	0-0 L9			0-0 HR		3	2	1	1	1	0	1						
Jerry Terrell, R OBP: 0.310, SLG: 0.339 (1, 6)		0-0 SH 1-3 2-H		0-0 F8	0-0 B1			0-0 1-3		3	0	0	0	0	0	0						
Dan Monzon, R OBP: 0.297, SLG: 0.276 (1, 5)		0-0 6-3 3-H			0-0 5-3 1B			0-0 1B		4	0	2	1	0	0	1						
Inning Stats	R: 0 E: 1 K: 0 S: 4	H: 1 LOB: 2 BB: 0 P: 5	R: 2 E: 1 K: 1 S: 7	H: 1 LOB: 1 BB: 1 P: 11	R: 0 E: 0 K: 2 S: 7	H: 0 LOB: 0 BB: 0 P: 7	R: 0 E: 0 K: 1 S: 5	H: 0 LOB: 0 BB: 0 P: 5	R: 0 E: 0 K: 0 S: 4	H: 1 LOB: 1 BB: 0 P: 4	R: 0 E: 0 K: 0 S: 3	H: 0 LOB: 1 BB: 1 P: 7	R: 0 E: 0 K: 0 S: 4	H: 1 LOB: 1 BB: 0 P: 4	R: 0 E: 0 K: 0 S: 3	H: 0 LOB: 0 BB: 0 P: 3	R: 1 E: 0 K: 1 S: 7	H: 2 LOB: 1 BB: 0 P: 7	1B: 5 2B: 0 3B: 0 HR: 1	SF: 0 SAC: 1 DP: 0 HBP: 1	WP: 0 PB: 0 SB: 0 CS: 1	PA: 37
PITCHER Doyle Alexander, R ERA: 3.92 (1, 1)	IP: 9.0 WLS: W BF: 37 H: 6 R: 3 ER: 2 SO: 5 BB: 2 IBB: 0 HBP: 1 BLK: 0 WP: 0 HR: 1 S: 44 P: 53 ERA: 2.00 WHIP: 0.889															PITCHER						

Batter	1	2	3	4	5	6	7	8	9	AB	R	H	RBI	BB	SO	LOB	BOTTOM					
Al Bumbry, L OBP: 0.375, SLG: 0.479 Don Baylor, R OBP: 0.357, SLG: 0.438 (8, PH) (9, 7)	0-0 6-3		4-0 1B SF9-3-5 BB		0-0 G6-3 1-2			0-3 K		2	1	0	0	1	0	1	Minnesota Twins @ Baltimore Orioles Memorial Stadium, Baltimore, MD Mon Aug 20 1973, 7:05 PM EDT Att: 8,134 - Unknown					
Rich Cagans, L OBP: 0.338, SLG: 0.434 Andy Etchebarren, R OBP: 0.280, SLG: 0.337 Frank Baker, L OBP: 0.200, SLG: 0.133 (1, 9) (8, PH) (9, 6)	0-0 F9		0-0 S 1-3 1B		0-0 G3		0-0 FC4 1-2			3	0	1	0	0	0	0						
Tommy Davis, R OBP: 0.336, SLG: 0.400 (1, 10)	0-0 1B		0-3 K 1-2		0-0 F4			4-0 1B BB		3	1	1	0	1	1	2						
Boog Powell, L OBP: 0.360, SLG: 0.364 Eliot Hendricks, L OBP: 0.297, SLG: 0.363 (1, 3) (9, PR)	0-0 F8		0-0 SF9-3-5 2-3 3-H		0-0 F3			0-0 1B 1B		3	0	1	1	0	0	1						
Paul Blair, R OBP: 0.336, SLG: 0.382 (1, 8)		4-0 G5-4-3 BB		0-0 5-3			0-3 K		0-0 SH5-4 1-2 3-H 1B	3	1	1	1	1	1	0						
Brooks Robinson, R OBP: 0.315, SLG: 0.329 (1, 5)		0-0 G5-4-3 1-2		0-0 F8			0-0 6-3		0-0 FC SH5-4 1-2 2-H 1B	4	0	1	1	0	0	1						
Earl Williams, R OBP: 0.325, SLG: 0.404 (1, 2)		4-0 WP BB BB		0-3 K			0-0 F7		0-0 SH5-4 1-2 2-3 1B	2	0	0	0	1	1	0						
Bobby Grich, R OBP: 0.360, SLG: 0.366 (1, 4)		4-0 WP BB			0-0 5-3			0-0 F8		2	0	0	0	2	0	0						
Mark Belanger, R OBP: 0.308, SLG: 0.261 Merv Rettenmund, R OBP: 0.357, SLG: 0.421 (8, PH) (9, 9)		0-0 F9 1-2 2-3			4-0 G6-3 BB			0-0 FC4 1B		1	0	0	0	1	0	2						
Inning Stats	R: 0 E: 0 K: 0 S: 4	H: 1 LOB: 1 BB: 0 P: 4	R: 0 E: 0 K: 0 S: 2	H: 0 LOB: 2 BB: 3 P: 14	R: 1 E: 0 K: 1 S: 5	H: 1 LOB: 0 BB: 1 P: 9	R: 0 E: 0 K: 1 S: 5	H: 0 LOB: 0 BB: 0 P: 5	R: 0 E: 0 K: 0 S: 2	H: 0 LOB: 0 BB: 1 P: 6	R: 0 E: 0 K: 0 S: 3	H: 0 LOB: 0 BB: 0 P: 3	R: 0 E: 0 K: 1 S: 5	H: 0 LOB: 0 BB: 0 P: 5	R: 0 E: 0 K: 1 S: 6	H: 1 LOB: 1 BB: 0 P: 6	R: 3 E: 0 K: 0 S: 5	H: 3 LOB: 3 BB: 2 P: 13	1B: 6 2B: 1 3B: 0 HR: 0	SF: 1 SAC: 1 DP: 3 HBP: 0	WP: 1 PB: 0 SB: 1 CS: 0	PA: 36
PITCHER Ray Corbin, R ERA: 3.05 Eddie Bane, L ERA: 4.32 Bill Hands, R ERA: 4.26 (1, 1) (8, 1) (9, 1)	IP: 7.1 WLS: 4 BF: 27 H: 3 R: 1 ER: 2 SO: 1 BB: 1 IBB: 0 HBP: 0 BLK: 0 WP: 0 HR: 0 S: 28 P: 48 ERA: 1.23 WHIP: 1.091															PITCHER						

AB	33
R	3
H	6
RBI	2
BB	2
SO	5
LOB	12



AB	27
R	4
H	6
RBI	4
BB	7
SO	4
LOB	11



Batter	1	2	3	4	5	6	7	8	9	AB	R	H	RBI	BB	SO	LOB	TOP		
Larry Hisle, R OBP: 0.348, SLG: 0.411 (1, 7)										4	1	2	0	1	0	1	Minnesota Twins @ Baltimore Orioles Memorial Stadium, Baltimore, MD Wed Aug 22 1973, 7:05 PM EDT Att: 12,063 - Unknown livebaseballscores.com		
Rod Carew, L OBP: 0.414, SLG: 0.483 (1, 4)										5	1	1	0	0	0	2			
Tony Oliva, L OBP: 0.345, SLG: 0.417 (1, 10)										5	0	1	0	0	0	3			
Bobby Darwin, R OBP: 0.305, SLG: 0.386 (1, 9)										4	1	2	2	0	0	2			
Steve Brye, R OBP: 0.318, SLG: 0.376 (1, 8)										4	0	0	0	0	1	2			
Jim Holt, L OBP: 0.337, SLG: 0.455 (1, 3)										4	0	1	1	0	1	1			
George Mitterwald, R OBP: 0.331, SLG: 0.411 (8, PR)										4	0	2	0	0	0	2			
Phil Roof, R OBP: 0.267, SLG: 0.250 (8, 2)										0	0	0	0	0	0	0			
Eric Soderholm, R OBP: 0.375, SLG: 0.167 (1, 5)										3	0	1	0	1	0	3			
Jerry Terrell, R OBP: 0.309, SLG: 0.335 (1, 6)										4	0	0	0	0	2	3			
Inning Stats	R: 3 E: 1 K: 0 S: 8	H: 4 LOB: 2 BB: 0 P: 8	R: 0 E: 0 K: 1 S: 6	H: 1 LOB: 2 BB: 1 P: 10	R: 0 E: 0 K: 1 S: 6	H: 1 LOB: 1 BB: 0 P: 6	R: 0 E: 0 K: 1 S: 6	H: 1 LOB: 1 BB: 0 P: 6	R: 0 E: 0 K: 0 S: 2	H: 0 LOB: 0 BB: 1 P: 6	R: 0 E: 0 K: 0 S: 3	H: 0 LOB: 0 BB: 0 P: 3	R: 0 E: 0 K: 1 S: 7	H: 2 LOB: 2 BB: 0 P: 7	R: 0 E: 0 K: 0 S: 3	H: 0 LOB: 0 BB: 0 P: 3	1B: 7 2B: 3 3B: 0 HR: 0	SF: 0 SAC: 0 DP: 1 HBP: 0	WP: 0 PA: 39 PB: 0 SB: 0 CS: 0
PITCHER	IP WLS BF H R ER SO BB IBB HBP BLK WP HR S P ERA WHIP																		
Mike Cuellar, L ERA: 3.26 (1, 1)	7.2 W 35 10 3 3 4 2 0 0 0 0 0 0 41 49 3.52 1.565																		
Bob Reynolds, R ERA: 2.01 (8, 1)	1.1 S 4 0 0 0 0 0 0 0 0 0 0 0 4 4 0.00 0.000																		

Batter	1	2	3	4	5	6	7	8	9	AB	R	H	RBI	BB	SO	LOB	BOTTOM		
Al Bumbry, L OBP: 0.370, SLG: 0.470 (1, 9)										4	1	1	0	0	0	0	Minnesota Twins @ Baltimore Orioles Memorial Stadium, Baltimore, MD Wed Aug 22 1973, 7:05 PM EDT Att: 12,063 - Unknown livebaseballscores.com		
Paul Blair, R OBP: 0.336, SLG: 0.382 (8, 8)										3	1	1	0	1	0	0			
Rich Coggins, L OBP: 0.342, SLG: 0.434 (1, 8)										3	1	1	0	1	1	1			
Tommy Davis, R OBP: 0.337, SLG: 0.398 (1, 10)										2	1	1	0	1	0	0			
Boog Powell, L OBP: 0.364, SLG: 0.367 (1, 3)										4	0	0	0	0	1	5			
Don Baylor, R OBP: 0.352, SLG: 0.432 (1, 7)										4	0	0	0	0	1	5			
Brooks Robinson, R OBP: 0.316, SLG: 0.326 (1, 5)										3	0	1	3	1	0	0			
Earl Williams, R OBP: 0.324, SLG: 0.398 (1, 2)										2	0	0	0	2	0	2			
Bobby Grich, R OBP: 0.357, SLG: 0.364 (1, 4)										3	0	0	0	0	1	3			
Mark Belanger, R OBP: 0.311, SLG: 0.267 (1, 6)										3	0	0	0	0	0	1			
Inning Stats	R: 3 E: 0 K: 0 S: 5	H: 2 LOB: 3 BB: 3 P: 17	R: 0 E: 0 K: 0 S: 3	H: 0 LOB: 0 BB: 0 P: 3	R: 0 E: 0 K: 2 S: 7	H: 0 LOB: 0 BB: 0 P: 7	R: 0 E: 0 K: 0 S: 3	H: 0 LOB: 1 BB: 1 P: 7	R: 1 E: 0 K: 0 S: 4	H: 2 LOB: 1 BB: 1 P: 8	R: 0 E: 0 K: 1 S: 5	H: 0 LOB: 0 BB: 0 P: 5	R: 0 E: 0 K: 0 S: 3	H: 0 LOB: 0 BB: 0 P: 3	R: 0 E: 0 K: 0 S: 4	H: 1 LOB: 2 BB: 1 P: 8	1B: 5 2B: 0 3B: 0 HR: 0	SF: 0 SAC: 1 DP: 1 HBP: 0	WP: 0 PA: 34 PB: 0 SB: 1 CS: 0
PITCHER	IP WLS BF H R ER SO BB IBB HBP BLK WP HR S P ERA WHIP																		
Bill Campbell, R ERA: 3.95 (1, 1)	0.2 L 28 3 1 1 3 4 0 0 0 0 0 0 30 46 1.23 0.955																		
Danny Fife, R ERA: 0.87 (1, 1)																			

Batter	1	2	3	4	5	6	7	8	9	AB	R	H	RBI	BB	SO	LOB	TOP			
Freddie Patek, R OBP: 0.320, SLG: 0.328 (1, 6)										4	0	0	0	0	1	1				
Cookie Rojas, R OBP: 0.317, SLG: 0.363 (1, 4)										4	0	1	0	0	0	0				
Amos Otis, R OBP: 0.365, SLG: 0.508 (1, 8)										4	0	0	0	0	0	1				
John Mayberry, L OBP: 0.421, SLG: 0.505 (1, 3)										3	0	0	0	0	1	1				
Hal McRae, R OBP: 0.287, SLG: 0.346 (1, 9)										3	0	0	0	0	0	1				
Lou Piniella, R OBP: 0.303, SLG: 0.378 (1, 7)										3	0	1	0	0	0	0				
Rick Reichardt, R OBP: 0.301, SLG: 0.363 (1, 10)										3	0	0	0	0	0	1				
Kurt Bevacqua, R OBP: 0.322, SLG: 0.339 (1, 5)										2	0	0	0	1	0	0				
Fran Healy, R OBP: 0.349, SLG: 0.406 (1, 2)										3	0	1	0	0	0	1				
Inning Stats	R: 0 E: 0 K: 0 S: 3	H: 0 LOB: 0 BB: 0 P: 3	R: 0 E: 0 K: 0 S: 4	H: 1 LOB: 1 BB: 0 P: 4	R: 0 E: 0 K: 0 S: 3	H: 1 LOB: 0 BB: 0 P: 3	R: 0 E: 0 K: 1 S: 5	H: 0 LOB: 0 BB: 0 P: 5	R: 0 E: 0 K: 0 S: 3	H: 0 LOB: 0 BB: 0 P: 3	R: 0 E: 0 K: 0 S: 4	H: 1 LOB: 1 BB: 0 P: 4	R: 0 E: 0 K: 0 S: 3	H: 0 LOB: 1 BB: 1 P: 7	R: 0 E: 0 K: 1 S: 5	H: 0 LOB: 0 BB: 0 P: 5	1B: 2 2B: 1 3B: 0 HR: 0	SF: 0 SAC: 0 DP: 1 HBP: 0	WP: 0 PB: 0 SB: 0 CS: 0	PA: 30
PITCHER Dave McNally, L ERA: 2.94 (1, 1)	IP: 9.0 WLS: W BF: 30 H: 3 R: 0 ER: 0 SO: 2 BB: 1 IBB: 0 HBP: 0 BLK: 0 WP: 0 HR: 0 S: 33 P: 37 ERA: 0.00 WHIP: 0.444															PITCHER				

Kansas City Royals @ Baltimore Orioles
Memorial Stadium, Baltimore, MD
 Fri Aug 24 1973, 7:05 PM EDT
 Att: 17,058 - Unknown - 73 F

AB	29
R	0
H	3
RBI	0
BB	1
SO	2
LOB	6



Batter	1	2	3	4	5	6	7	8	9	AB	R	H	RBI	BB	SO	LOB	BOTTOM			
Al Bumbry, L OBP: 0.374, SLG: 0.472 (1, 7)										5	1	3	0	0	0	0				
Rich Coggins, L OBP: 0.347, SLG: 0.453 (1, 9)										4	1	3	2	0	0	2				
Tommy Davis, R OBP: 0.336, SLG: 0.395 (1, 10)										3	0	0	0	0	0	3				
Boog Powell, L OBP: 0.362, SLG: 0.363 (1, 3)										3	0	0	0	1	1	2				
Paul Blair, R OBP: 0.335, SLG: 0.383 (1, 8)										4	0	1	0	0	1	2				
Brooks Robinson, R OBP: 0.317, SLG: 0.326 (1, 5)										3	2	1	0	1	0	2				
Earl Williams, R OBP: 0.328, SLG: 0.401 (1, 2)										2	2	1	0	2	0	0				
Bobby Grich, R OBP: 0.361, SLG: 0.370 (1, 4)										4	0	4	3	0	0	0				
Mark Belanger, R OBP: 0.308, SLG: 0.264 (1, 6)										4	0	0	0	0	1	4				
Inning Stats	R: 1 E: 0 K: 0 S: 5	H: 3 LOB: 2 BB: 1 P: 9	R: 1 E: 0 K: 0 S: 5	H: 2 LOB: 2 BB: 1 P: 9	R: 1 E: 1 K: 1 S: 5	H: 1 LOB: 2 BB: 2 P: 13	R: 1 E: 0 K: 0 S: 4	H: 1 LOB: 0 BB: 0 P: 4	R: 0 E: 0 K: 0 S: 3	H: 0 LOB: 0 BB: 0 P: 3	R: 0 E: 0 K: 0 S: 3	H: 1 LOB: 0 BB: 0 P: 3	R: 0 E: 1 K: 1 S: 6	H: 1 LOB: 2 BB: 0 P: 7	R: 2 E: 0 K: 1 S: 8	H: 4 LOB: 1 BB: 0 P: 8	1B: 9 2B: 3 3B: 0 HR: 1	SF: 1 SAC: 0 DP: 2 HBP: 1	WP: 0 PB: 0 SB: 0 CS: 1	PA: 38
PITCHER Al Fitzmorris, R ERA: 2.4 Barry Razzano, R ERA: 5.4 Steve Mingo, L ERA: 4.54 Bruce Dal Canton, R ERA: 4.64 (1, 1)	IP: 3.0 WLS: L BF: 17 H: 6 R: 3 ER: 3 SO: 3 BB: 4 IBB: 0 HBP: 0 BLK: 0 WP: 0 HR: 0 S: 15 P: 31 ERA: 9.00 WHIP: 3.333															PITCHER				

Kansas City Royals @ Baltimore Orioles
Memorial Stadium, Baltimore, MD
 Fri Aug 24 1973, 7:05 PM EDT
 Att: 17,058 - Unknown - 73 F

AB	32
R	6
H	13
RBI	5
BB	4
SO	3
LOB	15



Batter	1	2	3	4	5	6	7	8	9	AB	R	H	RBI	BB	SO	LOB	TOP
Freddie Patek, R OBP: 0.320, SLG: 0.328	F8		6-3			SH3-4		1B		3	0	1	0	0	0	0	Kansas City Royals @ Baltimore Orioles Memorial Stadium, Baltimore, MD Sat Aug 25 1973, 7:05 PM EDT Att: 15,604 - Unknown - 77 F
Cookie Rojas, R OBP: 0.316, SLG: 0.362	K		P4			F9		1B		4	0	1	0	0	1		
Amos Otis, R OBP: 0.366, SLG: 0.507	1B					F8		F8		3	1	1	0	1	0		
John Mayberry, L OBP: 0.420, SLG: 0.502	1B					F9		L3		4	0	1	0	0	3		
Hal McRae, R OBP: 0.291, SLG: 0.349	1B					4-3		F8		4	0	2	1	0	0		
Ed Kirkpatrick, L OBP: 0.354, SLG: 0.394			P6			G3		G1-6-4-3		4	0	1	0	0	1		
Lou Piniella, R OBP: 0.300, SLG: 0.374			6-3			F8		E6		4	0	0	0	0	1		
Paul Schaal, R OBP: 0.375, SLG: 0.383			4-3			5-3		1B		3	0	1	0	0	0		
Fran Healy, R OBP: 0.349, SLG: 0.405			5-3			SH3-4		5-3		3	0	1	0	0	0		
Inning Stats	R: 1 E: 0 K: 1 S: 6	H: 2 LOB: 2 BB: 1 P: 10	R: 0 E: 0 K: 0 S: 3	H: 0 LOB: 0 BB: 0 P: 3	R: 0 E: 0 K: 0 S: 3	H: 1 LOB: 0 BB: 0 P: 3	R: 0 E: 0 K: 0 S: 3	H: 0 LOB: 0 BB: 0 P: 3	R: 0 E: 1 K: 0 S: 5	H: 2 LOB: 2 BB: 0 P: 5	R: 0 E: 0 K: 0 S: 3	H: 1 LOB: 0 BB: 0 P: 3	1B: 9 2B: 0 3B: 0 HR: 0	SF: 0 SAC: 1 DP: 1 HBP: 0	WP: 0 PB: 0 SB: 0 CS: 1	PA: 34	
PITCHER Doyle Alexander, R ERA: 3.72	IP: 9.0 WLS: W BF: 34 H: 9 R: 1 ER: 1 SO: 1 BB: 1 IBB: 0 HBP: 0 BLK: 0 WP: 0 HR: 0 S: 35 P: 39 ERA: 1.00 WHIP: 1.111																

Batter	1	2	3	4	5	6	7	8	9	AB	R	H	RBI	BB	SO	LOB	BOTTOM			
Al Bumbry, L OBP: 0.377, SLG: 0.478	E			K		1B		2B		3	1	2	0	0	1	0	Kansas City Royals @ Baltimore Orioles Memorial Stadium, Baltimore, MD Sat Aug 25 1973, 7:05 PM EDT Att: 15,604 - Unknown - 77 F			
Paul Blair, R OBP: 0.338, SLG: 0.387	1B					1B		2B		1	1	1	0	1	0					
Rich Coggins, L OBP: 0.351, SLG: 0.454	1B					1B		6-3		4	0	2	2	1	0					
Tommy Davis, R OBP: 0.335, SLG: 0.393	1B					1B		F9		5	0	1	1	0	1					
Boog Powell, L OBP: 0.364, SLG: 0.361	2B					K		K		2	1	0	0	2	2					
Merv Rettenmund, R OBP: 0.357, SLG: 0.429	2B					1B		4-3		4	1	2	1	0	1					
Brooks Robinson, R OBP: 0.314, SLG: 0.323	F9					F3		G3		4	0	0	0	0	3					
Bobby Grich, R OBP: 0.361, SLG: 0.368						K		1B		3	1	0	0	1	1					
Earl Williams, R OBP: 0.327, SLG: 0.399						F5		6-3		4	1	1	1	0	0					
Mark Belanger, R OBP: 0.305, SLG: 0.269	2B					F7		3-1		4	1	2	1	0	0					
Inning Stats	R: 2 E: 2 K: 0 S: 5	H: 3 LOB: 1 BB: 1 P: 9	R: 0 E: 0 K: 0 S: 5	H: 2 LOB: 3 BB: 1 P: 9	R: 0 E: 0 K: 2 S: 7	H: 0 LOB: 1 BB: 1 P: 11	R: 0 E: 0 K: 1 S: 5	H: 0 LOB: 0 BB: 0 P: 5	R: 0 E: 0 K: 2 S: 7	H: 0 LOB: 0 BB: 0 P: 7	R: 5 E: 0 K: 1 S: 10	H: 5 LOB: 2 BB: 2 P: 18	R: 0 E: 0 K: 0 S: 3	H: 0 LOB: 0 BB: 0 P: 3	R: 0 E: 0 K: 0 S: 4	H: 1 LOB: 1 BB: 0 P: 4	1B: 7 2B: 5 3B: 0 HR: 0	SF: 0 SAC: 0 DP: 1 HBP: 0	WP: 0 PB: 0 SB: 0 CS: 0	PA: 39
PITCHER Steve Busby, R ERA: 4.41 Joe Hoerner, L ERA: 5.84 Doug Bird, R ERA: 2.66 Dick Drago, R ERA: 4.17	IP: 5.1 WLS: L BF: 27 H: 8 R: 6 ER: 6 SO: 5 BB: 3 IBB: 1 HBP: 0 BLK: 0 WP: 0 HR: 0 S: 33 P: 49 ERA: 10.12 WHIP: 2.062																			



Batter	1	2	3	4	5	6	7	8	9	AB	R	H	RBI	BB	SO	LOB	TOP		
Freddie Patek, R OBP: 0.317, SLG: 0.325	(1, 6) X F9		(1, 0) X F8		(1, 0) X FC6-4			(1, 0) X F8		4	0	0	0	0	0	2			
Cookie Rojas, R OBP: 0.316, SLG: 0.359	(1, 4) X 4-3		(1, 0) X 5-3				(1, 0) X P4	(1, 0) X BB		3	0	0	0	1	0	0			
Bobby Floyd, R OBP: 0.391, SLG: 0.424	(8, FR) X 4-3							(1, 2) X BB		0	0	0	0	0	0	0			
Amos Otis, R OBP: 0.365, SLG: 0.504	(1, 8) X 5-3				(1, 0) X F7		(1, 0) X F7	(1, 0) X FC4-6		3	0	0	0	1	0	0			
John Mayberry, L OBP: 0.419, SLG: 0.499	(1, 3) X BB		(1, 0) X BB		(1, 0) X F9		(1, 0) X F8	(1, 0) X FC4-6		3	1	0	0	1	0	3			
Gail Hopkins, L OBP: 0.377, SLG: 0.370	(8, 3) X BB							(1, 2) X BB		0	0	0	0	0	0	0			
Hal McRae, R OBP: 0.294, SLG: 0.349	(1, 10) X 1B		(1, 0) X BB		(1, 0) X 1B		(1, 0) X F8		(1, 0) X K	3	0	1	0	1	1	0			
Steve Hovley, L OBP: 0.338, SLG: 0.314	(1, 9) X L9		(1, 0) X F7		(1, 0) X F7		(1, 0) X 4-3	(1, 0) X 4-3		4	0	0	0	0	0	3			
Lou Piniella, R OBP: 0.300, SLG: 0.373	(1, 7) X G6-4-3		(1, 0) X 1B		(1, 0) X F3		(1, 0) X P6	(1, 0) X F9		4	0	1	1	0	0	0			
Paul Schaal, R OBP: 0.376, SLG: 0.386	(1, 5) X G6-4-3		(1, 0) X 1B		(1, 0) X FC6-4			(1, 0) X BB		3	0	2	0	0	0	2			
Carl Taylor, R OBP: 0.383, SLG: 0.314	(1, 2) X F7		(1, 0) X F9		(1, 0) X F9			(1, 0) X F9		3	0	0	0	0	0	2			
Inning Stats	R: 0 E: 0 K: 0 S: 3	H: 0 LOB: 0 BB: 0 P: 3	R: 1 E: 0 K: 0 S: 3	H: 1 LOB: 1 BB: 2 P: 11	R: 0 E: 0 K: 0 S: 3	H: 0 LOB: 0 BB: 0 P: 3	R: 0 E: 0 K: 0 S: 4	H: 1 LOB: 1 BB: 0 P: 4	R: 0 E: 0 K: 0 S: 3	H: 0 LOB: 0 BB: 0 P: 3	R: 0 E: 0 K: 1 S: 5	H: 1 LOB: 3 BB: 2 P: 12	R: 0 E: 0 K: 1 S: 5	H: 0 LOB: 0 BB: 0 P: 5	1B: 4 2B: 0 3B: 0 HR: 0	SF: 0 SAC: 0 DP: 1 HBP: 0	WP: 0 PB: 0 SB: 0 CS: 0	PA: 34	
PITCHER	IP WLS BF H R ER SO BB IBB HBP BLK WP HR S P ERA WHIP	IP WLS BF H R ER SO BB IBB HBP BLK WP HR S P ERA WHIP	IP WLS BF H R ER SO BB IBB HBP BLK WP HR S P ERA WHIP	IP WLS BF H R ER SO BB IBB HBP BLK WP HR S P ERA WHIP	IP WLS BF H R ER SO BB IBB HBP BLK WP HR S P ERA WHIP	IP WLS BF H R ER SO BB IBB HBP BLK WP HR S P ERA WHIP	IP WLS BF H R ER SO BB IBB HBP BLK WP HR S P ERA WHIP	IP WLS BF H R ER SO BB IBB HBP BLK WP HR S P ERA WHIP	IP WLS BF H R ER SO BB IBB HBP BLK WP HR S P ERA WHIP	IP WLS BF H R ER SO BB IBB HBP BLK WP HR S P ERA WHIP	IP WLS BF H R ER SO BB IBB HBP BLK WP HR S P ERA WHIP	IP WLS BF H R ER SO BB IBB HBP BLK WP HR S P ERA WHIP	IP WLS BF H R ER SO BB IBB HBP BLK WP HR S P ERA WHIP	IP WLS BF H R ER SO BB IBB HBP BLK WP HR S P ERA WHIP	IP WLS BF H R ER SO BB IBB HBP BLK WP HR S P ERA WHIP	IP WLS BF H R ER SO BB IBB HBP BLK WP HR S P ERA WHIP	IP WLS BF H R ER SO BB IBB HBP BLK WP HR S P ERA WHIP	IP WLS BF H R ER SO BB IBB HBP BLK WP HR S P ERA WHIP	IP WLS BF H R ER SO BB IBB HBP BLK WP HR S P ERA WHIP
Jim Palmer, R ERA: 2.49	(1, 1)	8.0	W	31	4	1	1	0	4	0	0	0	0	0	0	0	43	1.12	1.000
Eddie Watt, R ERA: 3.08	(9, 1)	1.0	S	3	0	0	0	1	0	0	0	0	0	0	0	0	5	0.00	0.000

Kansas City Royals @ Baltimore Orioles
Memorial Stadium, Baltimore, MD
Sun Aug 26 1973, 3:33 AM EDT
Att: 15,285 - Unknown - 83 F


AB	30
R	1
H	4
RBI	1
BB	4
SO	1
LOB	12



Batter	1	2	3	4	5	6	7	8	9	AB	R	H	RBI	BB	SO	LOB	BOTTOM			
Merv Rettenmund, R OBP: 0.365, SLG: 0.436	(1, 9) X F8			(1, 0) X K		(1, 0) X 1B	(1, 0) X 1B			3	2	2	2	2	1	0				
Bobby Grich, R OBP: 0.381, SLG: 0.368	(1, 4) X E6		(1, 0) X P5		(1, 0) X F9		(1, 0) X 1B	(1, 0) X 1B		5	0	2	1	0	0	4				
Paul Blair, R OBP: 0.336, SLG: 0.392	(1, 8) X F8		(1, 0) X IHR		(1, 0) X E5		(1, 0) X L5	(1, 0) X 4-3		5	1	1	4	0	0	6				
Tommy Davis, R OBP: 0.338, SLG: 0.397	(1, 10) X 1B		(1, 0) X 1-3		(1, 0) X 1B		(1, 0) X F9	(1, 0) X 5-3		5	1	3	1	0	0	0				
Don Baylor, R OBP: 0.347, SLG: 0.424	(1, 7) X L9		(1, 0) X 5-3		(1, 0) X F9		(1, 0) X 6-3	(1, 0) X 6-3		5	0	0	0	0	0	5				
Brooks Robinson, R OBP: 0.311, SLG: 0.319	(1, 5) X L6		(1, 0) X L8		(1, 0) X P4		(1, 0) X F9	(1, 0) X 4-3		5	0	0	0	0	0	5				
Earl Williams, R OBP: 0.327, SLG: 0.396	(1, 3) X F2		(1, 0) X P3		(1, 0) X F8		(1, 0) X 1B	(1, 0) X 1B		3	1	0	0	1	0	2				
Andy Etchebarren, R OBP: 0.298, SLG: 0.385	(1, 2) X IHR		(1, 0) X IHR		(1, 0) X HR		(1, 0) X F7	(1, 0) X 1B		4	3	3	1	0	0	0				
Mark Belanger, R OBP: 0.311, SLG: 0.274	(1, 6) X IHR		(1, 0) X 4-3		(1, 0) X K		(1, 0) X 1B	(1, 0) X 1B		4	2	2	0	0	1	0				
Inning Stats	R: 1 E: 1 K: 0 S: 5	H: 1 LOB: 2 BB: 1 P: 9	R: 4 E: 0 K: 0 S: 6	H: 3 LOB: 0 BB: 1 P: 10	R: 0 E: 0 K: 0 S: 3	H: 0 LOB: 0 BB: 0 P: 3	R: 1 E: 0 K: 1 S: 6	H: 1 LOB: 0 BB: 0 P: 6	R: 0 E: 1 K: 0 S: 5	H: 1 LOB: 2 BB: 0 P: 5	R: 0 E: 0 K: 1 S: 7	H: 2 LOB: 0 BB: 0 P: 7	R: 4 E: 0 K: 0 S: 8	H: 5 LOB: 2 BB: 1 P: 12	R: 0 E: 0 K: 0 S: 3	H: 0 LOB: 0 BB: 0 P: 3	1B: 8 2B: 3 3B: 0 HR: 2	SF: 0 SAC: 0 DP: 0 HBP: 0	WP: 0 PB: 0 SB: 0 CS: 0	PA: 42
PITCHER	IP WLS BF H R ER SO BB IBB HBP BLK WP HR S P ERA WHIP	IP WLS BF H R ER SO BB IBB HBP BLK WP HR S P ERA WHIP	IP WLS BF H R ER SO BB IBB HBP BLK WP HR S P ERA WHIP	IP WLS BF H R ER SO BB IBB HBP BLK WP HR S P ERA WHIP	IP WLS BF H R ER SO BB IBB HBP BLK WP HR S P ERA WHIP	IP WLS BF H R ER SO BB IBB HBP BLK WP HR S P ERA WHIP	IP WLS BF H R ER SO BB IBB HBP BLK WP HR S P ERA WHIP	IP WLS BF H R ER SO BB IBB HBP BLK WP HR S P ERA WHIP	IP WLS BF H R ER SO BB IBB HBP BLK WP HR S P ERA WHIP	IP WLS BF H R ER SO BB IBB HBP BLK WP HR S P ERA WHIP	IP WLS BF H R ER SO BB IBB HBP BLK WP HR S P ERA WHIP	IP WLS BF H R ER SO BB IBB HBP BLK WP HR S P ERA WHIP	IP WLS BF H R ER SO BB IBB HBP BLK WP HR S P ERA WHIP	IP WLS BF H R ER SO BB IBB HBP BLK WP HR S P ERA WHIP	IP WLS BF H R ER SO BB IBB HBP BLK WP HR S P ERA WHIP	IP WLS BF H R ER SO BB IBB HBP BLK WP HR S P ERA WHIP	IP WLS BF H R ER SO BB IBB HBP BLK WP HR S P ERA WHIP	IP WLS BF H R ER SO BB IBB HBP BLK WP HR S P ERA WHIP	IP WLS BF H R ER SO BB IBB HBP BLK WP HR S P ERA WHIP	
Paul Spittorf, L ERA: 4.05	(1, 1)	6.2	L	38	13	9	2	0	2	0	0	0	1	1	39	51	12.15	2.250		
Gene Garber, R ERA: 4.23	(7, 1)	1.1		4	0	0	0	0	0	0	0	0	4	4	0	0	0.00	0.000		


Kansas City Royals @ Baltimore Orioles
Memorial Stadium, Baltimore, MD
Sun Aug 26 1973, 3:33 AM EDT
Att: 15,285 - Unknown - 83 F

AB	39
R	10
H	13
RBI	9
BB	3
SO	2
LOB	22



Batter	1	2	3	4	5	6	7	8	9	AB	R	H	RBI	BB	SO	LOB	TOP			
Davey Nelson, R OBP: 0.317, SLG: 0.366 (1, 4)										4	0	2	0	0	0	2	Texas Rangers @ Baltimore Orioles Memorial Stadium, Baltimore, MD Mon Aug 27 1973, 7:05 PM EDT Att: 12,477 - Unknown			
Toby Harrah, R OBP: 0.332, SLG: 0.360 (1, 6)										4	0	2	0	0	0	2				
Jeff Burroughs, R OBP: 0.342, SLG: 0.467 (1, 7)										4	0	1	0	0	0	3				
Alex Johnson, R OBP: 0.325, SLG: 0.406 Elliott Maddox, R OBP: 0.347, SLG: 0.257 (1, 10)										2	0	0	0	0	0	2				
Bill Sudakis, S OBP: 0.306, SLG: 0.492 (1, 3)										4	0	1	0	0	1	3				
Jim Fregosi, R OBP: 0.326, SLG: 0.361 (1, 5)										4	0	1	0	0	0	2				
Vic Harris, S OBP: 0.308, SLG: 0.359 (1, 8)										4	1	1	0	0	0	2				
Tom Grieve, R OBP: 0.347, SLG: 0.478 (1, 9)										4	0	0	0	0	0	2				
Dick Billings, R OBP: 0.232, SLG: 0.217 (1, 2)										4	0	1	0	0	0	1				
Inning Stats	R: 0 E: 0 K: 0 S: 5	H: 2 LOB: 2 BB: 0 P: 5	R: 0 E: 0 K: 0 S: 4	H: 1 LOB: 1 BB: 0 P: 4	R: 0 E: 0 K: 0 S: 3	H: 2 LOB: 1 BB: 0 P: 3	R: 0 E: 0 K: 0 S: 4	H: 1 LOB: 1 BB: 0 P: 4	R: 0 E: 0 K: 0 S: 4	H: 1 LOB: 1 BB: 0 P: 4	R: 1 E: 1 K: 0 S: 6	H: 2 LOB: 2 BB: 0 P: 6	R: 0 E: 0 K: 2 S: 7	H: 0 LOB: 0 BB: 0 P: 7	R: 0 E: 0 K: 0 S: 3	H: 0 LOB: 0 BB: 0 P: 3	1B: 7 2B: 3 3B: 0 HR: 0	SF: 0 SAC: 0 DP: 0 HBP: 0	WP: 0 PB: 0 SB: 1 CS: 0	PA: 36
PITCHER Mike Cuellar, L ERA: 3.13 (1, 1)	IP: 9.0 WLS: W BF: 36 H: 10 R: 1 ER: 0 SO: 2 BB: 0 IBB: 0 HBP: 0 BLK: 0 WP: 0 HR: 0 S: 40 P: 40 ERA: 0.00 WHIP: 1.111															PITCHER				

Batter	1	2	3	4	5	6	7	8	9	AB	R	H	RBI	BB	SO	LOB	BOTTOM			
Merv Rettenmund, R OBP: 0.363, SLG: 0.437 (1, 9)										4	0	1	0	0	0	3	Texas Rangers @ Baltimore Orioles Memorial Stadium, Baltimore, MD Mon Aug 27 1973, 7:05 PM EDT Att: 12,477 - Unknown			
Bobby Grich, R OBP: 0.382, SLG: 0.378 (1, 4)										4	1	2	2	0	1	1				
Paul Blair, R OBP: 0.333, SLG: 0.388 (1, 8)										4	0	0	0	0	1	1				
Tommy Davis, R OBP: 0.335, SLG: 0.394 (1, 10)										4	0	0	0	0	0	1				
Don Baylor, R OBP: 0.349, SLG: 0.429 (1, 7)										4	2	2	0	0	0	0				
Brooks Robinson, R OBP: 0.313, SLG: 0.322 (1, 5)										3	1	1	0	0	0	1				
Earl Williams, R OBP: 0.328, SLG: 0.405 (1, 3)										4	1	2	4	0	1	1				
Andy Etchebarren, R OBP: 0.296, SLG: 0.374 (1, 2)										3	0	0	0	1	1	1				
Mark Belanger, R OBP: 0.311, SLG: 0.277 (1, 6)										3	1	1	0	0	0	2				
Inning Stats	R: 0 E: 0 K: 1 S: 6	H: 1 LOB: 1 BB: 0 P: 6	R: 0 E: 0 K: 2 S: 8	H: 1 LOB: 1 BB: 0 P: 8	R: 2 E: 0 K: 0 S: 5	H: 2 LOB: 0 BB: 0 P: 5	R: 1 E: 0 K: 0 S: 5	H: 2 LOB: 2 BB: 1 P: 9	R: 0 E: 0 K: 1 S: 5	H: 0 LOB: 0 BB: 0 P: 5	R: 3 E: 0 K: 0 S: 6	H: 3 LOB: 1 BB: 0 P: 7	R: 0 E: 0 K: 0 S: 3	H: 0 LOB: 0 BB: 0 P: 3	R: 0 E: 0 K: 0 S: 3	H: 0 LOB: 0 BB: 0 P: 3	1B: 2 2B: 5 3B: 0 HR: 2	SF: 0 SAC: 0 DP: 0 HBP: 1	WP: 0 PB: 0 SB: 1 CS: 0	PA: 35
PITCHER David Clyde, L ERA: 4.27 Steve Dunning, R ERA: 8.07 Lloyd Allen, R ERA: 9.8 (1, 1) (4, 1) (7, 1)	IP: 3.1 WLS: L BF: 17 H: 6 R: 3 ER: 3 SO: 3 BB: 1 IBB: 0 HBP: 0 BLK: 0 WP: 0 HR: 1 S: 22 P: 26 ERA: 8.10 WHIP: 2.100															PITCHER				



Batter	1	2	3	4	5	6	7	8	9	AB	R	H	RBI	BB	SO	LOB	TOP						
Davey Nelson, R OBP: 0.318, SLG: 0.367 (1, 4)	0-0 6-3		0-0 CS 1B		0-0 1B 1-2		0-0 F4		0-0 F4	5	0	2	1	0	0	2	Texas Rangers @ Baltimore Orioles Memorial Stadium, Baltimore, MD Tue Aug 28 1973, 7:05 PM EDT Att: 10,524 - Unknown						
Toby Harrah, R OBP: 0.332, SLG: 0.360 (1, 6)	0-0 F9		0-3 3-H K		0-0 S 1B		0-0 SH FC4-6			3	0	1	2	0	1	1							
Jeff Burroughs, R OBP: 0.339, SLG: 0.462 (1, 7)	0-0 4-3			0-0 6-3	0-3 K		0-0 F8			4	0	0	0	0	1	4							
Alex Johnson, R OBP: 0.325, SLG: 0.405 (1, 10)		0-0 G3		0-0 HR 1B	0-0 6-3		0-0 FC4-6			4	1	1	0	0	0	4							
Bill Sudakis, S OBP: 0.305, SLG: 0.503 Jim Spencer, L OBP: 0.347, SLG: 0.372 (8, 3)	0-0 4-3			0-0 HR 1B		0-0 F5		0-3 K		4	1	1	2	0	1	0							
Jim Fregosi, R OBP: 0.326, SLG: 0.361 (1, 5)	0-0 1B			0-0 F7		0-0 CS BB		0-3 K		3	0	1	0	1	1	0							
Vic Harris, S OBP: 0.308, SLG: 0.358 (1, 8)	0-0 F4			0-0 CS 1B		0-3 K		0-0 F9		4	0	1	0	0	1	2							
Tom Grieve, R OBP: 0.356, SLG: 0.495 Elliott Maddox, R OBP: 0.345, SLG: 0.255 (7, 9)			0-0 3-1 1B 2B	0-0 CS	0-0 F8		0-0 SH SH 1B		0-3 K	3	2	2	0	0	0	0							
Ken Suarez, R OBP: 0.358, SLG: 0.324 (1, 2)			0-0 3-1 2-3		0-0 1B 1B		0-0 SH SH		0-0 F8	3	1	1	0	0	0	1							
Inning Stats	R: 0 E: 0 K: 0 S: 3	H: 0 LOB: 0 BB: 0 P: 3	R: 0 E: 0 K: 0 S: 4	H: 1 LOB: 1 BB: 0 P: 4	R: 1 E: 0 K: 1 S: 6	H: 2 LOB: 0 BB: 0 P: 6	R: 2 E: 0 K: 0 S: 5	H: 3 LOB: 0 BB: 0 P: 5	R: 1 E: 0 K: 1 S: 8	H: 3 LOB: 2 BB: 0 P: 8	R: 0 E: 0 K: 1 S: 4	H: 0 LOB: 0 BB: 1 P: 8	R: 1 E: 2 K: 0 S: 6	H: 1 LOB: 2 BB: 0 P: 6	R: 0 E: 0 K: 2 S: 7	H: 0 LOB: 0 BB: 0 P: 7		R: 0 E: 0 K: 1 S: 5	H: 0 LOB: 0 BB: 0 P: 5	1B: 8 2B: 1 3B: 0 HR: 1	SF: 0 SAC: 2 DP: 0 HBP: 0	WP: 0 PB: 0 SB: 1 CS: 3	PA: 38
PITCHER	IP WLS BF H R ER SO BB IBB HBP BLK WP HR S P ERA WHIP	IP WLS BF H R ER SO BB IBB HBP BLK WP HR S P ERA WHIP																					
Dave McNally, L ERA: 3.05 Bob Reynolds, R ERA: 1.91 (5, 1)	4.1 L 20 9 4 4 1 0 0 0 0 0 1 22 22 8.31 2.077	4.2 17 1 1 0 5 1 0 0 0 0 0 0 26 30 0.00 0.429																					

AB 34
R 5
H 10
RBI 5
BB 1
SO 6
LOB 14



Batter	1	2	3	4	5	6	7	8	9	AB	R	H	RBI	BB	SO	LOB	BOTTOM					
Merv Rettenmund, R OBP: 0.367, SLG: 0.438 (1, 9)	0-0 S 1B SF7	0-0 6-3		0-0 BB		0-0 1B		0-0 F7		4	1	2	0	1	0	2	Texas Rangers @ Baltimore Orioles Memorial Stadium, Baltimore, MD Tue Aug 28 1973, 7:05 PM EDT Att: 10,524 - Unknown					
Bobby Grich, R OBP: 0.382, SLG: 0.377 (1, 4)	0-0 S 1B		0-0 E BB	0-0 F8		0-0 F7		0-0 FC6-4		4	1	1	0	1	0	4						
Paul Blair, R OBP: 0.334, SLG: 0.388 (1, 8)	0-3 K		0-0 E1 1B		0-0 E5 SH1-3 1B		0-0 6-3		0-3 K	5	1	2	0	0	2	2						
Tommy Davis, R OBP: 0.338, SLG: 0.394 (1, 10)	0-0 BB		0-0 CS 1B		0-0 SH1-3		0-0 1B BB		0-0 F7	2	0	1	1	2	0	0						
Don Baylor, R OBP: 0.347, SLG: 0.426 (9, 3)	0-0 SF7		0-0 F9		0-0 6-3		0-0 1B		0-0 6-3	4	0	1	1	0	0	2						
Brooks Robinson, R OBP: 0.312, SLG: 0.320 (1, 5)	0-0 F8		0-0 BB		0-0 F2		0-0 K			3	0	0	0	1	1	5						
Earl Williams, R OBP: 0.327, SLG: 0.402 (9, 2)		0-3 K	0-3 K		0-0 BB		0-0 F8			3	0	0	0	1	2	3						
Andy Etchebarren, R OBP: 0.297, SLG: 0.382 Al Bumby, L OBP: 0.379, SLG: 0.480 (8, PH) (9, 7)	0-0 2B			0-0 F8		0-0 F9		0-0 FC6-4 1B		3	0	1	0	0	0	1						
Mark Belanger, R OBP: 0.309, SLG: 0.275 Rich Coggins, L OBP: 0.350, SLG: 0.452 Frank Baker, L OBP: 0.200, SLG: 0.133 (8, PH) (9, 6)	0-0 F5			0-0 F9		0-3 K		0-0 F3		3	0	0	0	0	1	2						
1 0 0 0 0 0 0 0 0 0 0 0 0 0 0 0 0 0										1	0	0	0	0	0	1						
0 0 0 0 0 0 0 0 0 0 0 0 0 0 0 0 0 0										0	0	0	0	0	0	0						
Inning Stats	R: 1 E: 0 K: 1 S: 7	H: 2 LOB: 2 BB: 1 P: 11	R: 0 E: 0 K: 1 S: 6	H: 1 LOB: 1 BB: 0 P: 6	R: 2 E: 1 K: 1 S: 6	H: 2 LOB: 1 BB: 2 P: 14	R: 0 E: 0 K: 0 S: 3	H: 0 LOB: 1 BB: 1 P: 7	R: 0 E: 1 K: 0 S: 4	H: 1 LOB: 1 BB: 0 P: 4	R: 0 E: 0 K: 1 S: 6	H: 1 LOB: 2 BB: 1 P: 10	R: 0 E: 0 K: 1 S: 6	H: 1 LOB: 2 BB: 1 P: 10	R: 0 E: 0 K: 0 S: 4	H: 1 LOB: 1 BB: 0 P: 4		R: 0 E: 0 K: 1 S: 5	H: 0 LOB: 0 BB: 0 P: 5	1B: 8 2B: 1 3B: 0 HR: 0	SF: 1 SAC: 1 DP: 0 HBP: 0	WP: 0 PB: 0 SB: 2 CS: 1
PITCHER	IP WLS BF H R ER SO BB IBB HBP BLK WP HR S P ERA WHIP	IP WLS BF H R ER SO BB IBB HBP BLK WP HR S P ERA WHIP																				
Charlie Hudson, L ERA: 4.5 Jackie Brown, R ERA: 3.14 Sonny Siebert, R ERA: 3.75 (6, 1) (7, 1)	5.2 W 28 7 3 2 4 0 0 0 0 0 0 3 7 0.00 3.000	2.2 S 9 1 0 0 2 0 0 0 0 0 0 13 13 0.00 0.375																				

AB 33
R 3
H 9
RBI 2
BB 6
SO 6
LOB 22



Batter	1	2	3	4	5	6	7	8	9	AB	R	H	RBI	BB	SO	LOB	TOP			
Davey Nelson, R OBP: 0.317, SLG: 0.364 (1, 4)	4-0 S 1B BB		0-0 5-3			0-0 6-3		0-0 G4-6-3 1-2		3	1	0	0	1	0	1				
Toby Harrah, R OBP: 0.328, SLG: 0.356 (1, 6)	0-0 4-3		0-0 4-3			0-0 5-3			0-0 F8	4	0	0	0	0	0	1				
Jim Spencer, L OBP: 0.346, SLG: 0.370 (1, 3)	0-0 1B		0-0 1-3			0-0 F4			0-0 F9	4	0	1	1	0	0	0				
Alex Johnson, R OBP: 0.324, SLG: 0.403 (1, 10)	0-3 K			0-0 1-3			0-0 6-3		0-0 1B	4	0	1	0	0	1	1				
Jeff Burroughs, R OBP: 0.338, SLG: 0.459 (1, 7)	0-3 K			0-0 5-3		4-0 BB BB			0-0 F3	3	0	0	0	1	1	2				
Jim Fregosi, R OBP: 0.328, SLG: 0.357 (1, 5)		0-0 3-1		0-3 K		4-0 BB BB G4-6-3				2	0	0	0	1	1	0				
Bill Sudakis, S OBP: 0.305, SLG: 0.500 (1, 2)		0-0 WP 1B			0-0 F9		0-0 G4-6-3 1-2			3	0	1	0	0	0	2				
Larry Bittner, L OBP: 0.295, SLG: 0.285 (1, 9)		0-0 F6 1-2			0-0 G3		0-0 G4-6-3 1B			3	0	1	0	0	0	1				
Vic Harris, S OBP: 0.306, SLG: 0.355 (1, 8)		0-3 K			0-0 F7		0-0 F8			3	0	0	0	0	1	2				
Inning Stats	R: 1 E: 0 K: 2 S: 8	H: 1 LOB: 1 BB: 1 P: 12	R: 0 E: 0 K: 1 S: 6	H: 1 LOB: 0 BB: 0 P: 6	R: 0 E: 0 K: 1 S: 3	H: 0 LOB: 0 BB: 0 P: 3	R: 0 E: 0 K: 1 S: 5	H: 0 LOB: 0 BB: 0 P: 5	R: 0 E: 0 K: 0 S: 3	H: 0 LOB: 0 BB: 0 P: 3	R: 0 E: 0 K: 0 S: 2	H: 0 LOB: 1 BB: 2 P: 10	R: 0 E: 0 K: 0 S: 3	H: 1 LOB: 0 BB: 0 P: 3	R: 0 E: 0 K: 0 S: 4	H: 1 LOB: 1 BB: 0 P: 4	1B: 4 2B: 0 3B: 0 HR: 0	SF: 0 SAC: 0 DP: 2 HBP: 0	WP: 1 PB: 0 SB: 1 CS: 0	PA: 32
PITCHER Doyle Alexander, R ERA: 3.55 (1, 1)	IP: 9.0 WLS: W BF: 32 H: 4 R: 1 ER: 1 SO: 4 BB: 3 IBB: 0 HBP: 0 BLK: 0 WP: 1 HR: 0 S: 37 P: 49 ERA: 1.00 WHIP: 0.778															PITCHER				

Texas Rangers @ Baltimore Orioles
Memorial Stadium, Baltimore, MD
Wed Aug 29 1973, 7:05 PM EDT
Att: 9,845 - Unknown

AB	29
R	1
H	4
RBI	1
BB	3
SO	4
LOB	10



Batter	1	2	3	4	5	6	7	8	9	AB	R	H	RBI	BB	SO	LOB	BOTTOM			
Al Bumbry, L OBP: 0.381, SLG: 0.479 Paul Blair, R OBP: 0.333, SLG: 0.388 (1, 9)	4-0 1B BB BB		0-0 FC4-6 1-2			0-0 4-3	0-3 K			3	1	1	0	1	0	2				
Rich Coggins, L OBP: 0.351, SLG: 0.449 (1, 8)	4-0 BB 1B BB	0-0 FC4 BB		0-0 G3		0-0 1B		0-0 F4		4	1	1	0	1	0	1				
Tommy Davis, R OBP: 0.337, SLG: 0.392 (1, 10)	0-0 BB BB FC5-3 1B	0-0 F7		0-0 4-3		0-0 6-4-3		0-0 6-3		5	0	1	0	0	0	2				
Boog Powell, L OBP: 0.367, SLG: 0.358 (1, 3)	4-0 FC5-3 1B BB 1-2 2-3 3-H	4-0 1B BB		0-0 4-3		4-0 2B 2B BB		0-0 F5		2	2	0	1	3	0	0				
Don Baylor, R OBP: 0.351, SLG: 0.432 (1, 7)	4-0 1B FC5-3 BB	0-0 3-1			0-0 S 1B		0-0 2B 2B			3	1	2	1	1	0	2				
Brooks Robinson, R OBP: 0.314, SLG: 0.326 (1, 5)	0-3 K		0-0 F8 2B		0-0 F8 1-2		0-0 1B SF9 2B			4	1	2	2	0	1	4				
Bobby Grich, R OBP: 0.362, SLG: 0.376 (1, 4)	0-0 FC5-3 1B		0-3 K		0-0 F6		0-0 CS 1B			4	0	1	0	0	1	5				
Eliud Hendricks, L OBP: 0.267, SLG: 0.362 (1, 2)	0-0 1B		0-0 F8		0-0 F8		0-0 SF9			3	0	1	2	0	0	2				
Mark Belanger, R OBP: 0.311, SLG: 0.274 (1, 6)	0-0 4-3		0-0 FC4-6 BB		0-0 B1-3		0-0 BB			2	0	0	0	2	0	3				
Inning Stats	R: 3 E: 0 K: 1 S: 7	H: 2 LOB: 3 BB: 4 P: 23	R: 0 E: 0 K: 0 S: 4	H: 1 LOB: 2 BB: 1 P: 8	R: 0 E: 0 K: 1 S: 6	H: 1 LOB: 2 BB: 1 P: 10	R: 0 E: 0 K: 0 S: 3	H: 0 LOB: 0 BB: 0 P: 3	R: 0 E: 0 K: 0 S: 4	H: 1 LOB: 1 BB: 0 P: 4	R: 0 E: 0 K: 0 S: 4	H: 1 LOB: 1 BB: 0 P: 4	R: 3 E: 0 K: 1 S: 7	H: 3 LOB: 1 BB: 2 P: 15	R: 0 E: 0 K: 0 S: 3	H: 0 LOB: 0 BB: 0 P: 3	1B: 6 2B: 3 3B: 0 HR: 0	SF: 1 SAC: 0 DP: 0 HBP: 0	WP: 0 PB: 0 SB: 1 CS: 1	PA: 40
PITCHER Don Durham, R ERA: 9.14 Mike Paul, L ERA: 4.95 Bill Gogolewski, R ERA: 3.97 Lloyd Allen, R ERA: 9.3 (1, 1)	IP: 0.0 WLS: L BF: 5 H: 1 R: 3 ER: 3 SO: 3 BB: 4 IBB: 0 HBP: 0 BLK: 0 WP: 0 HR: 0 S: 19 P: 27 ERA: ∞ WHIP: ∞															PITCHER				

Texas Rangers @ Baltimore Orioles
Memorial Stadium, Baltimore, MD
Wed Aug 29 1973, 7:05 PM EDT
Att: 9,845 - Unknown

AB	31
R	6
H	9
RBI	6
BB	8
SO	3
LOB	22



Batter	1	2	3	4	5	6	7	8	9	AB	R	H	RBI	BB	SO	LOB	TOP					
Al Bumby, L OBP: 0.381, SLG: 0.475 (1, 7)										4	0	1	0	1	0	2	Baltimore Orioles @ New York Yankees Yankee Stadium, Bronx, NY Fri Aug 31 1973, 7:05 PM EDT Att: 20,499 - Unknown					
Rich Coggins, L OBP: 0.355, SLG: 0.452 (1, 8)										5	1	3	0	0	0	3						
Tommy Davis, R OBP: 0.336, SLG: 0.391 (1, 10)										4	1	1	0	0	0	2						
Boog Powell, L OBP: 0.373, SLG: 0.368 (8, PR)										3	0	3	1	1	0	0						
Frank Baker, L OBP: 0.200, SLG: 0.133 (8, 4)										0	0	0	0	0	0	0						
Terry Crowley, L OBP: 0.297, SLG: 0.260 (1, 9)										4	0	0	1	0	0	6						
Bobby Grich, R OBP: 0.380, SLG: 0.373 (1, 4)										3	0	0	0	0	3	2						
Merv Rettenmund, R OBP: 0.366, SLG: 0.436 (8, PH)										1	0	0	0	0	0	1						
Elrod Hendricks, L OBP: 0.257, SLG: 0.347 (1, 2)										4	0	0	0	0	2	0						
Larry Brown, R OBP: 0.353, SLG: 0.357 (1, 5)										3	0	0	0	1	0	0						
Mark Belanger, R OBP: 0.313, SLG: 0.276 (1, 6)										4	0	2	0	0	0	1						
Inning Stats	R: 0 E: 0 K: 0 S: 4	H: 1 LOB: 2 BB: 1 P: 8	R: 0 E: 0 K: 2 S: 7	H: 0 LOB: 0 BB: 0 P: 7	R: 0 E: 0 K: 0 S: 3	H: 1 LOB: 0 BB: 0 P: 3	R: 0 E: 0 K: 1 S: 6	H: 1 LOB: 1 BB: 0 P: 6	R: 0 E: 0 K: 1 S: 5	H: 0 LOB: 1 BB: 1 P: 9	R: 1 E: 0 K: 0 S: 7	H: 3 LOB: 1 BB: 0 P: 7	R: 0 E: 0 K: 0 S: 4	H: 1 LOB: 1 BB: 0 P: 4	R: 1 E: 0 K: 0 S: 5	H: 2 LOB: 1 BB: 0 P: 5	R: 0 E: 0 K: 0 S: 4	H: 1 LOB: 2 BB: 1 P: 8	1B: 9 2B: 2 3B: 0 HR: 0	SF: 0 SAC: 0 DP: 1 HBP: 0	WP: 0 PB: 0 SB: 0 CS: 1	PA: 39
PITCHER Mel Stottlemyre, R ERA: 3.23 (1, 1)	IP: 9.0 WLS: W BF: 38	H: 10 R: 2 ER: 2 SO: 5	BB: 3 IBB: 0 HBP: 0 BLK: 0	WP: 0 HR: 0 S: 45 P: 57	ERA: 2.00 WHIP: 1.444	PITCHER																

Batter	1	2	3	4	5	6	7	8	9	AB	R	H	RBI	BB	SO	LOB	BOTTOM			
Horace Clarke, S OBP: 0.321, SLG: 0.313 (1, 4)										3	1	1	0	1	0	0	Baltimore Orioles @ New York Yankees Yankee Stadium, Bronx, NY Fri Aug 31 1973, 7:05 PM EDT Att: 20,499 - Unknown			
Roy White, S OBP: 0.336, SLG: 0.378 (1, 7)										4	1	1	0	0	0	1				
Thurman Munson, R OBP: 0.374, SLG: 0.506 (1, 2)										2	2	1	1	2	0	0				
Bobby Murcer, L OBP: 0.362, SLG: 0.476 (1, 8)										4	1	2	1	0	0	2				
Ron Blomberg, L OBP: 0.391, SLG: 0.478 (8, PH)										3	0	1	1	0	1	2				
Jim Ray Hart, R OBP: 0.316, SLG: 0.402 (8, PH)										0	0	0	0	1	0	0				
Fred Stanley, R OBP: 0.333, SLG: 0.333 (8, PR)										0	0	0	0	0	0	0				
Graig Nettles, L OBP: 0.345, SLG: 0.398 (1, 5)										3	0	1	1	1	0	2				
Matty Alou, L OBP: 0.337, SLG: 0.355 (1, 9)										4	0	0	0	0	1	5				
Mike Hegan, L OBP: 0.241, SLG: 0.294 (1, 3)										3	0	1	0	0	0	0				
Gene Michael, S OBP: 0.282, SLG: 0.293 (1, 6)										3	0	0	0	0	1	1				
Inning Stats	R: 0 E: 0 K: 0 S: 3	H: 0 LOB: 0 BB: 0 P: 3	R: 0 E: 0 K: 0 S: 4	H: 2 LOB: 1 BB: 0 P: 4	R: 0 E: 0 K: 0 S: 3	H: 0 LOB: 0 BB: 0 P: 3	R: 3 E: 0 K: 0 S: 4	H: 2 LOB: 0 BB: 2 P: 12	R: 0 E: 0 K: 1 S: 4	H: 0 LOB: 0 BB: 1 P: 8	R: 0 E: 0 K: 1 S: 5	H: 0 LOB: 1 BB: 1 P: 9	R: 0 E: 0 K: 0 S: 4	H: 1 LOB: 1 BB: 0 P: 4	R: 2 E: 1 K: 1 S: 8	H: 3 LOB: 2 BB: 1 P: 12	1B: 6 2B: 3 3B: 0 HR: 0	SF: 0 SAC: 0 DP: 2 HBP: 0	WP: 0 PB: 0 SB: 1 CS: 1	PA: 35
PITCHER Jim Palmer, R ERA: 2.6 (1, 1)	IP: 7.1 WLS: L	BF: 30	H: 7 R: 5 ER: 5 SO: 2	BB: 4 IBB: 0 HBP: 0 BLK: 0	WP: 0 HR: 0 S: 30 P: 46	ERA: 6.14 WHIP: 1.500	PITCHER													
Grant Jackson, L ERA: 1.59 (8, 1)	IP: 0.2	WLS: 4	H: 1 R: 0 ER: 0 SO: 1	BB: 0 IBB: 1 HBP: 0 BLK: 0	WP: 0 HR: 0 S: 5 P: 9	ERA: 0.00 WHIP: 1.500	PITCHER													

Batter	1	2	3	4	5	6	7	8	9	AB	R	H	RBI	BB	SO	LOB	TOP										
Al Bumbry, L OBP: 0.380, SLG: 0.474 Paul Blair, R OBP: 0.332, SLG: 0.387										3	1	1	0	0	0	1	Baltimore Orioles @ New York Yankees Yankee Stadium, Bronx, NY Sat Sep 01 1973, 3:33 AM EDT Att: 25,702 - Unknown										
Rich Coggins, L OBP: 0.355, SLG: 0.451										5	0	2	1	0	1	2											
Tommy Davis, R OBP: 0.339, SLG: 0.395										5	3	3	1	0	0	2											
Boog Powell, L OBP: 0.376, SLG: 0.380										5	3	3	1	0	1	0											
Don Baylor, R OBP: 0.358, SLG: 0.444										3	1	2	3	1	0	0											
Brooks Robinson, R OBP: 0.313, SLG: 0.324										5	0	1	2	0	1	3											
Earl Williams, R OBP: 0.329, SLG: 0.402										3	1	1	1	1	1	2											
Bobby Grich, R OBP: 0.359, SLG: 0.372										4	1	1	0	0	0	1											
Mark Belanger, R OBP: 0.313, SLG: 0.279										3	0	1	0	0	0	0											
Inning Stats	R: 4 E: 0 K: 1 S: 9	H: 4 LOB: 0 BB: 0 P: 9	R: 0 E: 0 K: 0 S: 3	H: 0 LOB: 0 BB: 0 P: 3	R: 2 E: 0 K: 0 S: 5	H: 3 LOB: 1 BB: 1 P: 9	R: 0 E: 0 K: 1 S: 6	H: 1 LOB: 1 BB: 0 P: 6	R: 2 E: 0 K: 0 S: 6	H: 4 LOB: 1 BB: 0 P: 6	R: 0 E: 0 K: 0 S: 4	H: 1 LOB: 1 BB: 0 P: 4	R: 0 E: 0 K: 2 S: 7	H: 0 LOB: 0 BB: 0 P: 7	R: 2 E: 0 K: 0 S: 5	H: 2 LOB: 1 BB: 1 P: 9		R: 0 E: 0 K: 0 S: 2	H: 0 LOB: 0 BB: 0 P: 3	1B: 10 2B: 4 3B: 1 HR: 1	SF: 1 SAC: 1 DP: 2 HBP: 1	WP: 0 PB: 0 SB: 1 CS: 1	PA: 42				
PITCHER	IP	WLS	BF	H	R	ER	SO	BB	IBB	HBP	BLK	WP	HR	S	P	ERA	WHIP										
Pat Dobson, R ERA: 4.36	2.1	L	15	7	6	6	1	0	1	0	0	0	1	16	20	23.14	3.000										
Lindy McDaniel, R ERA: 2.31	3.1		11	5	2	2	1	0	0	0	0	0	0	13	13	6.75	1.875										
Sparky Lyle, L ERA: 2.65	3.0		13	3	2	2	2	1	0	0	0	0	0	16	20	6.00	1.333										
Tom Buskey, R ERA: 5.84	1.0		3	0	0	0	0	0	0	1	0	0	0	2	3	0.00	0.000										

Batter	1	2	3	4	5	6	7	8	9	AB	R	H	RBI	BB	SO	LOB	BOTTOM										
Horace Clarke, S OBP: 0.320, SLG: 0.314										5	1	1	0	0	0	3	Baltimore Orioles @ New York Yankees Yankee Stadium, Bronx, NY Sat Sep 01 1973, 3:33 AM EDT Att: 25,702 - Unknown										
Roy White, S OBP: 0.336, SLG: 0.378										5	0	2	0	0	0	1											
Thurman Munson, R OBP: 0.379, SLG: 0.516										3	1	2	1	2	0	3											
Bobby Murcer, L OBP: 0.361, SLG: 0.473										5	1	1	1	0	0	5											
Jim Ray Hart, R OBP: 0.320, SLG: 0.405 Fred Stanley, R OBP: 0.333, SLG: 0.333										3	1	1	0	2	0	2											
Graig Nettles, L OBP: 0.344, SLG: 0.396										5	1	1	0	0	1	3											
Felipe Alou, R OBP: 0.253, SLG: 0.315										5	0	4	2	0	0	0											
Gene Michael, S OBP: 0.283, SLG: 0.294										5	0	2	1	0	0	4											
Mike Hegan, L OBP: 0.250, SLG: 0.330 Celerino Sanchez, R OBP: 0.250, SLG: 0.345										4	1	2	1	0	2	3											
Inning Stats	R: 1 E: 0 K: 0 S: 4	H: 1 LOB: 0 BB: 0 P: 4	R: 0 E: 0 K: 0 S: 4	H: 1 LOB: 0 BB: 0 P: 4	R: 0 E: 0 K: 0 S: 3	H: 1 LOB: 1 BB: 1 P: 7	R: 2 E: 0 K: 0 S: 5	H: 3 LOB: 1 BB: 1 P: 9	R: 0 E: 0 K: 1 S: 6	H: 1 LOB: 1 BB: 0 P: 6	R: 0 E: 0 K: 0 S: 4	H: 1 LOB: 1 BB: 0 P: 4	R: 0 E: 0 K: 1 S: 10	H: 5 LOB: 3 BB: 0 P: 10	R: 1 E: 0 K: 1 S: 7	H: 2 LOB: 2 BB: 1 P: 11	1B: 10 2B: 5 3B: 0 HR: 2	SF: 0 SAC: 0 DP: 2 HBP: 0	WP: 0 PB: 0 SB: 0 CS: 0	PA: 45							
PITCHER	IP	WLS	BF	H	R	ER	SO	BB	IBB	HBP	BLK	WP	HR	S	P	ERA	WHIP										
Mike Cuellar, L ERA: 3.19	7.0		32	10	4	4	1	0	0	0	0	0	0	8	8	13.50	6.000										
Grant Jackson, L ERA: 1.7	0.2		6	4	1	1	1	0	0	0	0	0	0	8	8	13.50	6.000										
Bob Reynolds, R ERA: 2.0	0.1		3	1	1	1	0	1	0	0	0	0	0	2	6	27.00	6.000										
Don Hood, L ERA: 5.79	1.0	S	4	1	0	0	1	0	0	0	0	0	0	6	6	0.00	1.000										




Batter	1	2	3	4	5	6	7	8	9	AB	R	H	RBI	BB	SO	LOB	TOP		
Merv Rettenmund, R (1, 9) OBP: 0.371, SLG: 0.434	4-0 B1-3 BB		4-0 FC1-5 BB		0-0 2-3			4-0 BB WP BB		1	1	0	0	3	0	0	Baltimore Orioles @ New York Yankees Yankee Stadium, Bronx, NY Sun Sep 02 1973, 3:33 AM EDT Att: 18,078 - Unknown		
Bobby Grich, R (1, 4) OBP: 0.358, SLG: 0.370	0-0 F9		0-0 FC1-5 FC5-4			0-0 F8		4-0 WP BB		3	0	0	0	1	0	3			
Paul Blair, R (1, 8) OBP: 0.329, SLG: 0.383	0-0 B1-3		0-0 F8			0-3 K		0-3 K		4	0	0	0	0	2	4			
Tommy Davis, R (1, 10) OBP: 0.336, SLG: 0.392	0-0 F8		0-0 FC5-4			0-0 F8		0-0 6-3		4	0	0	0	0	0	4			
Don Baylor, R (1, 7) OBP: 0.359, SLG: 0.444		0-0 1B		0-0 5-3				0-0 CS 1B		4	0	2	0	0	0	0			
Brooks Robinson, R (1, 5) OBP: 0.312, SLG: 0.324		0-0 F7		0-0 F7				0-0 G3 1B		4	0	1	0	0	1	1			
Earl Williams, R (1, 3) OBP: 0.328, SLG: 0.398		0-3 K		0-0 F7				0-0 G3		3	0	0	0	1	1	2			
Andy Etchebarren, R (1, 2) OBP: 0.287, SLG: 0.368		0-0 F3						0-0 6-3		4	0	0	0	0	0	3			
Mark Belanger, R (1, 6) OBP: 0.313, SLG: 0.278			4-0 FC1-5 BB BB		0-3 K			0-0 F7		2	0	0	0	1	1	0			
Inning Stats	R: 0 E: 0 K: 0 S: 3	H: 0 LOB: 1 BB: 1 P: 7	R: 0 E: 0 K: 1 S: 6	H: 1 LOB: 1 BB: 0 P: 6	R: 0 E: 0 K: 0 S: 3	H: 0 LOB: 2 BB: 2 P: 11	R: 0 E: 0 K: 0 S: 3	H: 0 LOB: 0 BB: 0 P: 3	R: 0 E: 0 K: 1 S: 5	H: 0 LOB: 0 BB: 0 P: 5	R: 0 E: 0 K: 0 S: 4	H: 2 LOB: 1 BB: 0 P: 4	R: 1 E: 0 K: 1 S: 5	H: 0 LOB: 1 BB: 2 P: 13	R: 0 E: 0 K: 1 S: 5	H: 0 LOB: 1 BB: 1 P: 9		1B: 3 2B: 0 3B: 0 HR: 0	SF: 0 SAC: 0 DP: 0 HBP: 0
PITCHER	IP	WLS	BF	H	R	ER	SO	BB	IBB	HBP	BLK	WP	HR	S	P	ERA	WHIP		
Sam McDowell, L (1, 1) ERA: 4.11	7.1	L	29	3	1	1	3	5	0	0	0	0	0	30	50	1.23	1.091		
Lindy McDaniel, R (8, 1) ERA: 2.28	1.2		6	0	0	0	2	1	0	0	0	1	0	9	13	0.00	0.600		

Batter	1	2	3	4	5	6	7	8	9	AB	R	H	RBI	BB	SO	LOB	BOTTOM		
Horace Clarke, S (1, 4) OBP: 0.318, SLG: 0.311	0-0 F8		0-0 F8			0-0 5-3		0-0 F6		4	0	0	0	0	0	0	Baltimore Orioles @ New York Yankees Yankee Stadium, Bronx, NY Sun Sep 02 1973, 3:33 AM EDT Att: 18,078 - Unknown		
Roy White, S (1, 7) OBP: 0.336, SLG: 0.377	0-0 S 1B		0-0 F7			0-0 F4		0-0 1-3		4	0	1	0	0	0	0			
Thurman Munson, R (1, 2) OBP: 0.376, SLG: 0.511	0-3 K			0-0 5-3		0-0 5-3			0-0 6-3	4	0	0	0	0	1	1			
Bobby Murcer, L (1, 8) OBP: 0.358, SLG: 0.470	0-0 6-3			0-0 F8				0-0 G3		4	0	0	0	0	0	1			
Jim Ray Hart, R (1, 10) OBP: 0.320, SLG: 0.402		0-0 F8		0-0 F9				4-0 1B BB		2	0	0	0	1	0	0			
Fred Stanley, R (7, PH) OBP: 0.333, SLG: 0.333									0-0 F9	0	0	0	0	0	0	0			
Celerino Sanchez, R (9, PH) OBP: 0.285, SLG: 0.340										1	0	0	0	0	0	0			
Graig Nettles, L (1, 5) OBP: 0.344, SLG: 0.396	0-3 K					0-0 F2		0-0 FC5-4 1B		3	0	1	0	0	1	0			
Felipe Alou, R (1, 9) OBP: 0.257, SLG: 0.323		0-0 2B				0-0 G3 1B		0-3 K		3	0	2	0	0	1	2			
Gene Michael, S (1, 6) OBP: 0.281, SLG: 0.292		0-0 6-3				0-0 G3		0-0 FC5-4		3	0	0	0	0	0	4			
Mike Hegan, L (1, 3) OBP: 0.243, SLG: 0.321			0-0 B1-3			0-0 4-3		0-0 F7		3	0	0	0	0	0	1			
Inning Stats	R: 0 E: 0 K: 1 S: 6	H: 1 LOB: 0 BB: 0 P: 6	R: 0 E: 0 K: 1 S: 6	H: 1 LOB: 0 BB: 0 P: 6	R: 0 E: 0 K: 0 S: 3	H: 0 LOB: 0 BB: 0 P: 3	R: 0 E: 0 K: 0 S: 3	H: 0 LOB: 0 BB: 0 P: 3	R: 0 E: 0 K: 1 S: 6	H: 1 LOB: 2 BB: 1 P: 10	R: 0 E: 0 K: 0 S: 3	H: 0 LOB: 0 BB: 0 P: 3	R: 0 E: 0 K: 0 S: 3	H: 0 LOB: 0 BB: 0 P: 3	R: 0 E: 0 K: 1 S: 3	H: 0 LOB: 0 BB: 0 P: 3	1B: 3 2B: 1 3B: 0 HR: 0	SF: 0 SAC: 0 DP: 0 HBP: 0	WP: 0 PA: 32 PB: 0 SB: 1 CS: 0
PITCHER	IP	WLS	BF	H	R	ER	SO	BB	IBB	HBP	BLK	WP	HR	S	P	ERA	WHIP		
Dave McNally, L (1, 1) ERA: 2.93	9.0	W	32	4	0	0	3	1	0	0	0	0	0	37	41	0.00	0.556		

Batter	1	2	3	4	5	6	7	8	9	AB	R	H	RBI	BB	SO	LOB	TOP					
Merv Rettenmund, R OBP: 0.376, SLG: 0.439	4-0 BB		0-0 1B IHR	0-0 SF8		0-0 1B		0-0 BB	0-0 6-3	4	2	3	1	1	0	1	Baltimore Orioles @ Boston Red Sox Fenway Park, Boston, MA Mon Sep 03 1973, 3:33 AM EDT Att: 27,730 - Unknown					
Bobby Grich, R OBP: 0.360, SLG: 0.369	0-3 K		0-0 1B IHR	0-0 HR		0-0 L6-4		0-0 P5	0-0 HBP	4	2	1	1	1	1	5						
Paul Blair, R OBP: 0.333, SLG: 0.398	0-0 F3		0-0 1B IHR	0-0 HR			4-0 BB	4-0 1B BB	0-0 F5	4	3	2	6	2	0	3						
Tommy Davis, R OBP: 0.335, SLG: 0.390	0-0 F8		0-0 F8	0-0 F8			0-0 G6-4-3	0-0 1B BB		5	0	1	2	0	0	2						
Don Baylor, R OBP: 0.360, SLG: 0.442		0-0 5-3	0-0 F9		0-0 F9		4-0 BB	0-0 1B		4	0	1	1	1	0	0						
Brooks Robinson, R OBP: 0.311, SLG: 0.322		0-0 F9	0-0 5-3		0-0 G6-4-3		0-0 F9	0-0 F8		5	0	1	0	0	0	3						
Earl Williams, R OBP: 0.333, SLG: 0.410		0-0 FC6-4		0-0 SH5-4	0-0 G6-4-3		0-0 HR	1-0 1B HBP		4	3	3	1	0	0	1						
Andy Etchebarren, R OBP: 0.300, SLG: 0.378	0-0 FC6-4		0-0 SH5-4		0-0 6-3		0-0 BB	0-0 E5		5	2	3	0	0	0	1						
Mark Belanger, R OBP: 0.315, SLG: 0.280			0-0 1B	0-0 SH5-4		0-0 L6-4		0-3 K	0-0 6-3	4	1	2	0	0	1	2						
Inning Stats	R: 0 E: 0 K: 1 S: 5	H: 0 LOB: 1 BB: 1 P: 9	R: 0 E: 0 K: 0 S: 4	H: 1 LOB: 1 BB: 0 P: 4	R: 4 E: 0 K: 0 S: 7	H: 4 LOB: 0 BB: 0 P: 7	R: 4 E: 0 K: 0 S: 6	H: 3 LOB: 0 BB: 1 P: 10	R: 0 E: 0 K: 0 S: 4	H: 2 LOB: 1 BB: 2 P: 4	R: 0 E: 0 K: 0 S: 2	H: 0 LOB: 1 BB: 2 P: 10	R: 4 E: 0 K: 1 S: 10	H: 5 LOB: 2 BB: 1 P: 14	R: 1 E: 1 K: 0 S: 4	H: 1 LOB: 2 BB: 0 P: 6		1B: 14 2B: 1 3B: 0 HR: 3	SF: 1 SAC: 1 DP: 3 HBP: 2	WP: 1 PB: 0 SB: 0 CS: 0	PA: 48	
PITCHER	IP WLS BF H R ER SO	IP WLS BF H R ER SO	IP WLS BF H R ER SO	IP WLS BF H R ER SO	IP WLS BF H R ER SO	IP WLS BF H R ER SO	IP WLS BF H R ER SO	IP WLS BF H R ER SO	IP WLS BF H R ER SO	IP WLS BF H R ER SO	IP WLS BF H R ER SO	IP WLS BF H R ER SO	IP WLS BF H R ER SO	IP WLS BF H R ER SO	IP WLS BF H R ER SO	IP WLS BF H R ER SO	ERA WHIP	ERA WHIP				
John Curtis, L ERA: 3.41	3.0 L 16 6 5 5 1	3.0 L 16 6 5 5 1	3.0 L 16 6 5 5 1	3.0 L 16 6 5 5 1	3.0 L 16 6 5 5 1	3.0 L 16 6 5 5 1	3.0 L 16 6 5 5 1	3.0 L 16 6 5 5 1	3.0 L 16 6 5 5 1	3.0 L 16 6 5 5 1	3.0 L 16 6 5 5 1	3.0 L 16 6 5 5 1	3.0 L 16 6 5 5 1	3.0 L 16 6 5 5 1	3.0 L 16 6 5 5 1	3.0 L 16 6 5 5 1	15.00 2.333	15.00 2.333				
Ken Talum, R ERA: 9.0	4.0 18 6 4 4 4 0	4.0 18 6 4 4 4 0	4.0 18 6 4 4 4 0	4.0 18 6 4 4 4 0	4.0 18 6 4 4 4 0	4.0 18 6 4 4 4 0	4.0 18 6 4 4 4 0	4.0 18 6 4 4 4 0	4.0 18 6 4 4 4 0	4.0 18 6 4 4 4 0	4.0 18 6 4 4 4 0	4.0 18 6 4 4 4 0	4.0 18 6 4 4 4 0	4.0 18 6 4 4 4 0	4.0 18 6 4 4 4 0	4.0 18 6 4 4 4 0	9.00 2.250	9.00 2.250				
Bobby Bolin, R ERA: 3.35	0.2 5 2 0 0 1	0.2 5 2 0 0 1	0.2 5 2 0 0 1	0.2 5 2 0 0 1	0.2 5 2 0 0 1	0.2 5 2 0 0 1	0.2 5 2 0 0 1	0.2 5 2 0 0 1	0.2 5 2 0 0 1	0.2 5 2 0 0 1	0.2 5 2 0 0 1	0.2 5 2 0 0 1	0.2 5 2 0 0 1	0.2 5 2 0 0 1	0.2 5 2 0 0 1	0.2 5 2 0 0 1	0.00 4.500	0.00 4.500				
Ray Culp, R ERA: 4.47	1.0 8 3 4 4 0	1.0 8 3 4 4 0	1.0 8 3 4 4 0	1.0 8 3 4 4 0	1.0 8 3 4 4 0	1.0 8 3 4 4 0	1.0 8 3 4 4 0	1.0 8 3 4 4 0	1.0 8 3 4 4 0	1.0 8 3 4 4 0	1.0 8 3 4 4 0	1.0 8 3 4 4 0	1.0 8 3 4 4 0	1.0 8 3 4 4 0	1.0 8 3 4 4 0	1.0 8 3 4 4 0	36.00 3.000	36.00 3.000				
Bob Veale, L ERA: 3.34	0.1 1 0 0 0 0	0.1 1 0 0 0 0	0.1 1 0 0 0 0	0.1 1 0 0 0 0	0.1 1 0 0 0 0	0.1 1 0 0 0 0	0.1 1 0 0 0 0	0.1 1 0 0 0 0	0.1 1 0 0 0 0	0.1 1 0 0 0 0	0.1 1 0 0 0 0	0.1 1 0 0 0 0	0.1 1 0 0 0 0	0.1 1 0 0 0 0	0.1 1 0 0 0 0	0.1 1 0 0 0 0	0.00 0.000	0.00 0.000				
Batter	1	2	3	4	5	6	7	8	9	AB	R	H	RBI	BB	SO	LOB	BOTTOM					
Tommy Harper, R OBP: 0.355, SLG: 0.438	0-0 SH1 2B	0-0 F9		0-3 K		0-0 F9		0-0 F4		5	1	1	0	0	1	2	Baltimore Orioles @ Boston Red Sox Fenway Park, Boston, MA Mon Sep 03 1973, 3:33 AM EDT Att: 27,730 - Unknown					
Luis Aparicio, R OBP: 0.320, SLG: 0.315	0-0 SH1		0-0 F6		0-0 6-3	0-0 F8		0-0 F3		4	0	0	0	0	0	1						
Reggie Smith, S OBP: 0.392, SLG: 0.506	4-0 2B		0-0 F7		0-0 F9		4-0 1B BB	4-0 1B BB		3	2	1	0	2	0	0						
Carl Yastrzemski, L OBP: 0.404, SLG: 0.445	0-0 1B		4-0 1B		4-0 1B		4-0 1B BB	0-0 1B		2	3	2	1	3	0	0						
Orlando Cepeda, R OBP: 0.356, SLG: 0.460	4-0 3H		0-0 1B		0-0 1B		0-0 F7	0-0 1B		4	1	3	2	1	0	2						
John Kennedy, R OBP: 0.248, SLG: 0.276	0-0 IBB		0-0 1B		1-3 HR		0-0 F7	0-0 1B		0	0	0	0	0	0	0						
Carlton Fisk, R OBP: 0.327, SLG: 0.475	0-0 FC4-6		0-0 F9		0-0 HR		0-0 1B	0-0 F8		5	1	3	3	0	0	3						
Rick Miller, L OBP: 0.333, SLG: 0.358	0-0 FC4-6		0-0 4-3		0-0 4-3		0-0 SF9		0-0 G3	4	0	0	1	0	0	3						
Doug Griffin, R OBP: 0.298, SLG: 0.345		0-0 4-3		0-0 FC3-6		0-0 1B		0-0 F4		3	0	2	0	0	0	0						
Ben Oglivie, L OBP: 0.272, SLG: 0.353			0-0 FC3-6		0-0 1B		0-0 FC6-4		0-0 F4	1	0	1	1	0	0	0						
Mario Guerrero, R OBP: 0.271, SLG: 0.264			0-0 FC3-6		0-0 1B		0-0 FC6-4		0-0 F4	1	0	0	0	0	0	0						
Cecil Cooper, L OBP: 0.265, SLG: 0.194		0-0 F7		0-0 FC3-6		0-0 F2		0-0 L6		3	0	0	0	0	0	2						
Danny Cater, R OBP: 0.343, SLG: 0.392			0-0 FC3-6		1-2 HR		0-0 FC6-4		0-0 L6	2	0	0	0	0	0	2						
Inning Stats	R: 1 E: 0 K: 0 S: 5	H: 3 LOB: 3 BB: 2 P: 13	R: 0 E: 0 K: 0 S: 3	H: 0 LOB: 0 BB: 0 P: 3	R: 0 E: 0 K: 0 S: 4	H: 1 LOB: 2 BB: 1 P: 8	R: 0 E: 0 K: 1 S: 6	H: 1 LOB: 1 BB: 0 P: 6	R: 3 E: 0 K: 0 S: 5	H: 2 LOB: 0 BB: 1 P: 9	R: 0 E: 0 K: 0 S: 4	H: 1 LOB: 1 BB: 0 P: 4	R: 2 E: 0 K: 0 S: 6	H: 3 LOB: 2 BB: 1 P: 10	R: 2 E: 0 K: 0 S: 5	H: 2 LOB: 1 BB: 1 P: 9	R: 0 E: 0 K: 0 S: 3	H: 0 LOB: 0 BB: 0 P: 3	1B: 11 2B: 1 3B: 0 HR: 1	SF: 1 SAC: 1 DP: 0 HBP: 0	WP: 0 PB: 0 SB: 1 CS: 0	PA: 45
PITCHER	IP WLS BF H R ER SO	IP WLS BF H R ER SO	IP WLS BF H R ER SO	IP WLS BF H R ER SO	IP WLS BF H R ER SO	IP WLS BF H R ER SO	IP WLS BF H R ER SO	IP WLS BF H R ER SO	IP WLS BF H R ER SO	IP WLS BF H R ER SO	IP WLS BF H R ER SO	IP WLS BF H R ER SO	IP WLS BF H R ER SO	IP WLS BF H R ER SO	IP WLS BF H R ER SO	IP WLS BF H R ER SO	ERA WHIP	ERA WHIP				
Doyle Alexander, R ERA: 3.77	6.0 W 31 9 6 6 1	6.0 W 31 9 6 6 1	6.0 W 31 9 6 6 1	6.0 W 31 9 6 6 1	6.0 W 31 9 6 6 1	6.0 W 31 9 6 6 1	6.0 W 31 9 6 6 1	6.0 W 31 9 6 6 1	6.0 W 31 9 6 6 1	6.0 W 31 9 6 6 1	6.0 W 31 9 6 6 1	6.0 W 31 9 6 6 1	6.0 W 31 9 6 6 1	6.0 W 31 9 6 6 1	6.0 W 31 9 6 6 1	6.0 W 31 9 6 6 1	9.00 2.167	9.00 2.167				
Bob Reynolds, R ERA: 1.99	0.2 4 2 0 0 0	0.2 4 2 0 0 0	0.2 4 2 0 0 0	0.2 4 2 0 0 0	0.2 4 2 0 0 0	0.2 4 2 0 0 0	0.2 4 2 0 0 0	0.2 4 2 0 0 0	0.2 4 2 0 0 0	0.2 4 2 0 0 0	0.2 4 2 0 0 0	0.2 4 2 0 0 0	0.2 4 2 0 0 0	0.2 4 2 0 0 0	0.2 4 2 0 0 0	0.2 4 2 0 0 0	0.00 3.000	0.00 3.000				
Grant Jackson, L ERA: 1.94	1.0 6 2 2 2 0	1.0 6 2 2 2 0	1.0 6 2 2 2 0	1.0 6 2 2 2 0	1.0 6 2 2 2 0	1.0 6 2 2 2 0	1.0 6 2 2 2 0	1.0 6 2 2 2 0	1.0 6 2 2 2 0	1.0 6 2 2 2 0	1.0 6 2 2 2 0	1.0 6 2 2 2 0	1.0 6 2 2 2 0	1.0 6 2 2 2 0	1.0 6 2 2 2 0	1.0 6 2 2 2 0	18.00 3.000	18.00 3.000				
Eddie Watt, R ERA: 3.02	1.1 S 4 0 0 0	1.1 S 4 0 0 0	1.1 S 4 0 0 0	1.1 S 4 0 0 0	1.1 S 4 0 0 0	1.1 S 4 0 0 0	1.1 S 4 0 0 0	1.1 S 4 0 0 0	1.1 S 4 0 0 0	1.1 S 4 0 0 0	1.1 S 4 0 0 0	1.1 S 4 0 0 0	1.1 S 4 0 0 0	1.1 S 4 0 0 0	1.1 S 4 0 0 0	1.1 S 4 0 0 0	0.00 0.000	0.00 0.000				

AB 39
R 13
H 17
RBI 12
BB 5
SO 2
LOB 18



AB 37
R 8
H 13
RBI 8
BB 6
SO 1
LOB 15



Batter	1	2	3	4	5	6	7	8	9	AB	R	H	RBI	BB	SO	LOB	TOP								
Al Bumby, L OBP: 0.381, SLG: 0.472 (1, 7)	0-0 5-3		0-0 1B		0-0 L8	0-0 1-3		0-0 1B 1B		5	1	2	0	0	0	0	Baltimore Orioles @ Boston Red Sox Fenway Park, Boston, MA Mon Sep 03 1973, 7:05 PM EDT Att: 22,267 - Unknown								
Rich Coggins, L OBP: 0.362, SLG: 0.460 (1, 9)	0-0 CS 1B		0-0 G4-6-3 1-2		0-0 BB HR	0-0 1B		0-0 1B 1B		5	1	4	0	0	0	1									
Tommy Davis, R OBP: 0.337, SLG: 0.391 (1, 10)	0-0 6-3 1-2			0-0 F2	4-0 BB HR	0-0 BB 1B		0-0 G6-4-3 1-3 1B		4	1	2	1	1	0	1									
Boog Powell, L OBP: 0.379, SLG: 0.389 (1, 3)		0-0 F7		0-0 HR	4-0 HR BB	4-0 BB 1B		0-0 F5 3-H 1B		3	2	1	1	2	0	2									
Earl Williams, R OBP: 0.336, SLG: 0.427 (1, 2)		0-0 1B		0-0 HR	0-0 HR	0-0 FC6-4 BB		0-0 G6-4-3		5	2	3	5	0	0	5									
Elrod Hendricks, L OBP: 0.257, SLG: 0.347 (8, 2)		0-0 1B		0-0 HR	0-0 HR	0-0 1-2 1-2		0-0 G6-4-3 1-2		0	0	0	0	0	0	0									
Paul Blair, R OBP: 0.332, SLG: 0.396 (1, 8)		0-0 F8		0-0 F2	0-0 S E 1B			0-0 F7		5	1	1	0	0	0	1									
Brooks Robinson, R OBP: 0.310, SLG: 0.321 (1, 5)		0-0 1B		0-0 E5 1B	0-0 F7 1-H			0-0 F8		5	0	1	0	0	0	0									
Bobby Grich, R OBP: 0.360, SLG: 0.371 (1, 4)		0-3 K		0-0 1B	0-0 4-3			0-0 L3		5	0	2	0	0	1	2									
Mark Belanger, R OBP: 0.312, SLG: 0.277 (1, 6)		0-0 F8		0-3 K	0-0 F9			0-0 F9		4	0	0	0	0	1	3									
Inning Stats	R: 0 E: 0 K: 0 S: 3	H: 1 LOB: 0 BB: 0 P: 3	R: 0 E: 0 K: 1 S: 7	H: 2 LOB: 2 BB: 0 P: 7	R: 0 E: 0 K: 0 S: 3	H: 1 LOB: 0 BB: 0 P: 3	R: 2 E: 1 K: 1 S: 9	H: 3 LOB: 2 BB: 0 P: 9	R: 5 E: 0 K: 0 S: 6	H: 3 LOB: 0 BB: 2 P: 14	R: 0 E: 0 K: 0 S: 5	H: 2 LOB: 3 BB: 1 P: 9	R: 0 E: 0 K: 0 S: 4	H: 1 LOB: 1 BB: 0 P: 4	R: 1 E: 0 K: 0 S: 5	H: 3 LOB: 1 BB: 0 P: 5	R: 0 E: 0 K: 0 S: 3	H: 0 LOB: 0 BB: 0 P: 3	1B: 11 2B: 2 3B: 0 HR: 3	SF: 0 SAC: 0 DP: 2 HBP: 0	WP: 0 PB: 0 SB: 1 CS: 1	PA: 44			
PITCHER	IP	WLS	BF	H	R	ER	SO	BB	IBB	HBP	BLK	WP	HR	S	P	ERA	WHIP								
Dick Pole, R ERA: 6.6 (1, 1)	4.1		21	8	4	4	2	1	0	0	0	0	2	24	28	8.31	2.077								
Craig Skok, L ERA: 6.59 (5, 1)	0.0		3	2	2	2	0	1	0	0	0	0	1	2	6	∞	∞								
Mike Garman, R ERA: 6.38 (5, 1)	2.2		15	6	2	1	0	1	0	0	0	0	0	14	18	3.38	2.625								
Bob Veale, L ERA: 3.15 (8, 1)	2.0	W	5	0	0	0	0	0	0	0	0	0	0	5	5	0.00	0.000								

Batter	1	2	3	4	5	6	7	8	9	AB	R	H	RBI	BB	SO	LOB	BOTTOM								
Tommy Harper, R OBP: 0.354, SLG: 0.435 (1, 7)	0-0 F8	0-3 K			0-0 F7		0-0 F5	0-0 1B 1B		5	1	1	0	0	1	1	Baltimore Orioles @ Boston Red Sox Fenway Park, Boston, MA Mon Sep 03 1973, 7:05 PM EDT Att: 22,267 - Unknown								
Ben Ogilvie, L OBP: 0.276, SLG: 0.352 (1, 9)	4-0 HR BB		0-0 1B		0-0 F8			0-0 3-1 1B 1B		3	1	1	0	1	0	1									
Danny Cater, R OBP: 0.346, SLG: 0.395 (8, FH)										1	0	1	2	0	0	0									
Dwight Evans, R OBP: 0.311, SLG: 0.375 (9, 9)										0	0	0	0	0	0	0									
Reggie Smith, S OBP: 0.395, SLG: 0.515 (1, 10)	0-0 1-H HR		0-0 1-3		0-0 FC3-6 1B			0-0 F9		4	2	2	2	1	0	1									
Carl Yastrzemski, L OBP: 0.403, SLG: 0.443 (1, 5)	0-0 4-3		0-0 F8		0-0 FC3-6 1B			0-0 E4 1B SF9		4	1	1	0	0	0	1									
Bob Montgomery, R OBP: 0.340, SLG: 0.560 (1, 2)	4-0 BB BB			0-0 G6-4-3 1B		0-3 K		0-0 1B 1B		3	1	2	0	1	1	2									
Rick Miller, L OBP: 0.335, SLG: 0.358 (1, 8)	4-0 FC6-4 BB			0-0 F7		0-0 FC3-6		0-0 1B 2B 1B		3	1	1	1	1	0	3									
Doug Griffin, R OBP: 0.294, SLG: 0.342 (1, 4)	0-0 FC6-4 1-2			0-0 G6-4-3 1-2		0-0 F4		0-0 SF9		3	0	0	1	0	0	5									
Cecil Cooper, L OBP: 0.263, SLG: 0.200 (1, 3)		0-0 4-3			0-0 6-3		0-3 K	0-0 2B 1B		4	1	1	1	0	1	0									
Mario Guerrero, R OBP: 0.276, SLG: 0.274 (1, 6)		0-0 F8			0-0 1B		0-0 F9	0-0 1B 2B		4	1	2	2	0	0	0									
Inning Stats	R: 2 E: 0 K: 0 S: 4	H: 1 LOB: 2 BB: 3 P: 16	R: 0 E: 0 K: 1 S: 5	H: 0 LOB: 0 BB: 0 P: 5	R: 0 E: 0 K: 0 S: 3	H: 1 LOB: 0 BB: 0 P: 3	R: 0 E: 0 K: 0 S: 3	H: 1 LOB: 0 BB: 0 P: 3	R: 0 E: 0 K: 1 S: 7	H: 2 LOB: 2 BB: 0 P: 7	R: 0 E: 0 K: 1 S: 5	H: 0 LOB: 0 BB: 0 P: 5	R: 7 E: 1 K: 0 S: 10	H: 6 LOB: 1 BB: 1 P: 14	R: 0 E: 0 K: 0 S: 3	H: 0 LOB: 0 BB: 0 P: 3	1B: 10 2B: 1 3B: 0 HR: 1	SF: 1 SAC: 0 DP: 1 HBP: 0	WP: 0 PB: 0 SB: 0 CS: 0	PA: 39					
PITCHER	IP	WLS	BF	H	R	ER	SO	BB	IBB	HBP	BLK	WP	HR	S	P	ERA	WHIP								
Jesse Jefferson, R ERA: 4.31 (1, 1)	7.2		35	9	7	5	3	4	0	0	0	0	1	37	53	5.87	1.696								
Eddie Watt, R ERA: 3.3 (8, 1)	0.0	L	2	2	0	0	0	0	0	0	0	0	0	2	2	∞	∞								
Grant Jackson, L ERA: 1.93 (8, 1)	0.1		2	1	2	0	0	0	0	0	0	0	0	2	2	0.00	3.000								

Batter	1	2	3	4	5	6	7	8	9	AB	R	H	RBI	BB	SO	LOB	TOP									
Merv Rettenmund, R OBP: 0.373, SLG: 0.435	0-0 FC3-6 1B	0-0 L5			0-0 1-3		0-0 5-3	0-0 6-3		5	0	1	0	0	0	1										
Bobby Grich, R OBP: 0.382, SLG: 0.372	0-0 FC3-6 1B		1-0 F8 5-3 HBP		0-0 F8		0-0 FC6-4 1B	0-0 F6		4	1	1	0	0	0	1										
Paul Blair, R OBP: 0.333, SLG: 0.403	0-0 F9		0-0 5-3 1B		0-0 F3 HR		0-0 FC6-4 1B	0-0 F3		5	2	2	1	0	0	2										
Tommy Davis, R OBP: 0.338, SLG: 0.391	0-0 FC5-4 1B		0-0 F8		0-0 F3		0-0 1B BB 1B	0-0 F9		5	0	2	0	0	0	2										
Earl Williams, R OBP: 0.337, SLG: 0.425	0-0 FC5-4 1-2		0-0 5-3		0-0 F3		0-0 FC5-4 1B	0-0 1B BB		3	0	1	1	1	0	3										
Don Baylor, R OBP: 0.361, SLG: 0.452		0-0 HR	0-0 F3		0-0 FC5-4 2B		0-0 1B	0-0 1B		4	2	2	2	0	0	2										
Brooks Robinson, R OBP: 0.307, SLG: 0.317		0-0 G6-4-3 1B		0-0 F5		0-0 F3	0-0 F8			4	0	1	0	0	0	4										
Andy Etchebarren, R OBP: 0.301, SLG: 0.386		0-0 G6-4-3		0-0 F2		0-0 K		0-0 1-3		3	0	1	1	0	0	1										
Al Bumbry, L OBP: 0.383, SLG: 0.471		0-0 G6-4-3		0-0 F2		0-0 K		0-0 1-3		1	0	0	0	0	0	0										
Frank Baker, R OBP: 0.290, SLG: 0.133		0-0 G6-4-3		0-0 F2		0-0 K		0-0 1-3		0	0	0	0	0	0	0										
Mark Belanger, R OBP: 0.311, SLG: 0.277		0-0 1B		0-0 F8		0-0 K		0-3 K		3	0	1	0	0	1	1										
Boog Powell, L OBP: 0.376, SLG: 0.394		0-0 1B		0-0 F8		0-0 K		0-3 K		1	0	0	0	0	1	0										
Inning Stats	R: 0 E: 0 K: 0 S: 5	H: 2 LOB: 2 BB: 0 P: 5	R: 1 E: 0 K: 0 S: 5	H: 3 LOB: 1 BB: 0 P: 5	R: 1 E: 0 K: 0 S: 4	H: 1 LOB: 1 BB: 0 P: 5	R: 0 E: 0 K: 0 S: 3	H: 0 LOB: 0 BB: 0 P: 3	R: 1 E: 0 K: 0 S: 4	H: 2 LOB: 1 BB: 0 P: 7	R: 1 E: 0 K: 0 S: 6	H: 3 LOB: 3 BB: 1 P: 10	R: 0 E: 0 K: 0 S: 5	H: 0 LOB: 0 BB: 0 P: 5	R: 0 E: 0 K: 0 S: 3	H: 0 LOB: 0 BB: 0 P: 3	1B: 9 2B: 1 3B: 0 HR: 2	SF: 0 SAC: 0 DP: 1 HBP: 1	WP: 0 PB: 0 SB: 0 CS: 0	PA: 40						
PITCHER	IP	WLS	BF	H	R	ER	SO	BB	IBB	HBP	BLK	WP	HR	S	P	ERA	WHIP									
Roger Moret, L ERA: 3.07	(1, 1)	5.2	W	26	9	4	4	0	0	0	1	0	0	2	25	26	6.35	1.588								
Bill Lee, L ERA: 2.31	(6, 1)	1.0		6	2	1	1	1	1	0	0	0	0	7	11	9.00	3.000									
Bobby Bolin, R ERA: 3.18	(7, 1)	2.1	S	8	1	0	0	1	0	0	0	0	0	10	10	0.00	0.429									

Baltimore Orioles @ Boston Red Sox
Fenway Park, Boston, MA
Wed Sep 05 1973, 7:05 PM EDT
Att: 21,758 - Unknown

AB 38
R 5
H 12
RBI 5
BB 1
SO 2
LOB 17



Batter	1	2	3	4	5	6	7	8	9	AB	R	H	RBI	BB	SO	LOB	BOTTOM									
Tommy Harper, R OBP: 0.353, SLG: 0.433	0-3 K	0-3 K	0-0 6-3			0-0 G6-4-3		4-0 BB		4	0	0	0	1	2	1										
Luis Aparicio, R OBP: 0.320, SLG: 0.311	0-0 6-3	4-0 BB 2B BB		0-0 5-3		0-0 6-3		0-0 F8		4	1	0	0	1	0	3										
Reggie Smith, S OBP: 0.394, SLG: 0.507	0-0 BB 1B	4-0 BB 2B BB		0-0 F6		0-0 6-3				3	2	1	0	1	0	0										
Carl Yastrzemski, L OBP: 0.406, SLG: 0.445	4-0 1B BB	0-0 1B 2B		0-3 K		0-0 1B				3	1	2	2	1	1	0										
Danny Cater, R OBP: 0.349, SLG: 0.398	0-0 1-2 2H 1B	0-0 BB 2B 1B		0-0 6-3		0-0 F9				4	1	2	2	0	0	1										
Carlton Fisk, R OBP: 0.323, SLG: 0.470	0-3 K	0-0 2H 2B		0-0 F6		0-0 F7				4	0	1	1	0	1	2										
Doug Griffin, R OBP: 0.293, SLG: 0.337		0-0 E9 HR K		0-0 F4		0-0 5-3		0-0 4-3 PB 1B		4	1	1	0	0	1	1										
Dwight Evans, R OBP: 0.313, SLG: 0.386		0-0 1H HR		0-0 F4		0-3 K		4-0 4-3 BB		3	1	1	2	1	1	0										
Rick Miller, L OBP: 0.333, SLG: 0.356		0-3 K		0-0 F9		0-0 G6-4-3 1B		0-0 4-3		4	0	1	0	0	1	2										
Inning Stats	R: 1 E: 0 K: 2 S: 9	H: 2 LOB: 2 BB: 1 P: 13	R: 6 E: 1 K: 3 S: 14	H: 4 LOB: 1 BB: 2 P: 22	R: 0 E: 0 K: 0 S: 3	H: 0 LOB: 0 BB: 0 P: 3	R: 0 E: 0 K: 1 S: 5	H: 0 LOB: 0 BB: 0 P: 5	R: 0 E: 0 K: 0 S: 3	H: 0 LOB: 0 BB: 0 P: 3	R: 0 E: 0 K: 1 S: 5	H: 1 LOB: 0 BB: 0 P: 5	R: 0 E: 0 K: 0 S: 4	H: 1 LOB: 1 BB: 0 P: 4	R: 0 E: 0 K: 0 S: 4	H: 1 LOB: 3 BB: 2 P: 12	R: 0 E: 0 K: 0 S: 3	H: 0 LOB: 0 BB: 0 P: 3	1B: 6 2B: 2 3B: 0 HR: 1	SF: 0 SAC: 0 DP: 1 HBP: 0	WP: 0 PB: 1 SB: 0 CS: 0	PA: 38				
PITCHER	IP	WLS	BF	H	R	ER	SO	BB	IBB	HBP	BLK	WP	HR	S	P	ERA	WHIP									
Mike Cuellar, L ERA: 3.25	(1, 1)	1.2	L	13	4	6	3	4	0	0	0	0	0	1	18	30	16.20	4.200								
Bob Reynolds, R ERA: 1.95	(2, 1)	6.1		25	5	1	0	3	2	0	0	0	0	29	37	0.00	1.105									

Baltimore Orioles @ Boston Red Sox
Fenway Park, Boston, MA
Wed Sep 05 1973, 7:05 PM EDT
Att: 21,758 - Unknown

AB 33
R 7
H 9
RBI 7
BB 5
SO 7
LOB 10



Batter	1	2	3	4	5	6	7	8	9	AB	R	H	RBI	BB	SO	LOB	TOP									
Al Bumby, L OBP: 0.380, SLG: 0.464 (1, 7)	1-0 2B HBP		0-0 F7	0-0 4-3		0-3 K		0-0 4-3		4	1	0	0	0	1	0	Baltimore Orioles @ Cleveland Indians Cleveland Municipal Stadium, Cleveland, OH Fri Sep 07 1973, 7:05 PM EDT Att: 5,160 - Unknown livebaseballscorecards.com									
Rich Coggins, L OBP: 0.360, SLG: 0.468 (1, 9)	0-0 2B		0-0 1B 1B	0-0 4-3			0-0 HR	0-0 4-3		5	2	3	2	0	0	0										
Tommy Davis, R OBP: 0.335, SLG: 0.387 (1, 10)	0-3 K		0-3 K		0-0 6-3		0-3 K		0-0 F9	5	0	0	0	0	3	2										
Boog Powell, L OBP: 0.381, SLG: 0.395 (1, 3)	0-3 K		0-0 1B 1B		4-0 FC5-4 1B BB		0-0 2B 1B		0-0 3-1	4	2	2	0	1	1	1										
Earl Williams, R OBP: 0.340, SLG: 0.429 (1, 2)	0-3 K		0-0 1B 1B		0-0 FC5-4 1B		0-0 1B 2B		0-0 F2	5	2	3	1	0	1	1										
Paul Blair, R OBP: 0.333, SLG: 0.400 (1, 8)		0-3 K	4-0 1B BB		0-0 FC5-4 FC4-6		0-0 4-3			3	0	0	0	1	1	4										
Brooks Robinson, R OBP: 0.308, SLG: 0.319 (1, 5)		0-3 K	1-3 2-H 1B		0-0 FC4-6					4	0	2	4	0	1	2										
Bobby Grich, R OBP: 0.362, SLG: 0.370 (1, 4)		4-0 BB	0-0 F9		0-0 5-3		0-3 K			3	0	0	0	1	1	3										
Mark Belanger, R OBP: 0.308, SLG: 0.274 (1, 6)		0-0 1-3		0-3 K				0-0 F9		4	0	0	0	0	2	1										
Inning Stats	R: 1 E: 0 K: 3 S: 10	H: 1 LOB: 1 BB: 0 P: 11	R: 0 E: 0 K: 2 S: 7	H: 0 LOB: 1 BB: 1 P: 11	R: 3 E: 0 K: 1 S: 9	H: 4 LOB: 2 BB: 1 P: 13	R: 0 E: 0 K: 1 S: 5	H: 0 LOB: 0 BB: 0 P: 5	R: 0 E: 0 K: 0 S: 4	H: 1 LOB: 2 BB: 1 P: 8	R: 0 E: 0 K: 2 S: 7	H: 0 LOB: 0 BB: 0 P: 7	R: 3 E: 0 K: 2 S: 11	H: 4 LOB: 1 BB: 0 P: 11	R: 0 E: 0 K: 0 S: 3	H: 0 LOB: 0 BB: 0 P: 3	R: 0 E: 0 K: 0 S: 3	H: 0 LOB: 0 BB: 0 P: 3	1B: 7 2B: 2 3B: 0 HR: 1	SF: 0 SAC: 0 DP: 0 HBP: 1	WP: 0 PB: 0 SB: 0 CS: 0	PA: 41				
PITCHER Gaylord Perry, R ERA: 3.62 (1, 1)	IP: 9.0 WLS: L BF: 41	H: 10 R: 7 ER: 7 SO: 11	BB: 3 IBB: 0 HBP: 1 BLK: 0	WP: 0 HR: 1 S: 59 P: 72	ERA: 7.00 WHIP: 1.444											ERA: 7.00 WHIP: 1.444										

Batter	1	2	3	4	5	6	7	8	9	AB	R	H	RBI	BB	SO	LOB	BOTTOM									
Buddy Bell, R OBP: 0.331, SLG: 0.396 (1, 5)	0-0 6-3		0-0 5-3		0-0 G5-4-3 1B			0-0 E6		4	0	1	0	0	0	0	Baltimore Orioles @ Cleveland Indians Cleveland Municipal Stadium, Cleveland, OH Fri Sep 07 1973, 7:05 PM EDT Att: 5,160 - Unknown livebaseballscorecards.com									
Walt Williams, R OBP: 0.326, SLG: 0.407 (1, 7)	0-0 L9-6 1B		0-0 F7		0-0 G5-4-3		0-0 F8		0-0 F8	4	0	1	0	0	0	2										
Chris Chambliss, L OBP: 0.357, SLG: 0.392 (1, 3)	0-0 1-2 1B			0-0 4-3		0-0 6-3		0-0 F8		4	0	1	0	0	0	1										
Charlie Spikes, R OBP: 0.301, SLG: 0.404 (1, 10)	0-0 L9-6			0-0 F8		0-0 6-3		0-0 6-3		3	1	0	0	1	0	2										
Ted Ford, R OBP: 0.200, SLG: 0.125 (1, 8)		0-0 6-3		4-0 1B BB		0-0 F9		0-0 F9		3	0	0	0	1	0	1										
Dave Duncan, R OBP: 0.290, SLG: 0.374 (1, 2)		0-3 K		0-0 1-2 1B		0-0 F6		0-0 1B 1B		4	0	2	0	0	1	0										
Ron Lolich, R OBP: 0.287, SLG: 0.324 (1, 9)		0-0 6-3		0-0 F8		0-0 F8		0-0 F9		4	0	0	0	0	0	4										
Frank Duffy, R OBP: 0.307, SLG: 0.372 (1, 6)			0-0 HR		0-0 HR		0-0 F7		0-0 1-3 2-H 1B	4	2	3	3	0	0	0										
Tom Ragland, R OBP: 0.292, SLG: 0.317 (1, 4)			0-3 K		0-0 F9		0-0 F8		0-0 F4	4	0	0	0	0	1	2										
Inning Stats	R: 0 E: 0 K: 0 S: 4	H: 2 LOB: 1 BB: 0 P: 4	R: 0 E: 0 K: 1 S: 5	H: 0 LOB: 0 BB: 0 P: 5	R: 1 E: 0 K: 1 S: 6	H: 1 LOB: 0 BB: 0 P: 6	R: 0 E: 0 K: 0 S: 4	H: 1 LOB: 2 BB: 1 P: 8	R: 1 E: 0 K: 0 S: 4	H: 2 LOB: 0 BB: 0 P: 4	R: 0 E: 0 K: 0 S: 3	H: 0 LOB: 0 BB: 0 P: 3	R: 0 E: 1 K: 0 S: 4	H: 0 LOB: 1 BB: 0 P: 4	R: 0 E: 0 K: 0 S: 5	H: 0 LOB: 2 BB: 1 P: 9	1B: 6 2B: 1 3B: 0 HR: 2	SF: 0 SAC: 0 DP: 2 HBP: 0	WP: 0 PB: 0 SB: 0 CS: 0	PA: 36						
PITCHER Dave McNally, L ERA: 2.93 (1, 1)	IP: 9.0 WLS: W BF: 36	H: 8 R: 3 ER: 3 SO: 2	BB: 2 IBB: 0 HBP: 0 BLK: 0	WP: 0 HR: 2 S: 38 P: 46	ERA: 3.00 WHIP: 1.111											ERA: 3.00 WHIP: 1.111										

Batter	1	2	3	4	5	6	7	8	9	AB	R	H	RBI	BB	SO	LOB	TOP								
Merv Rettenmund, R OBP: 0.377, SLG: 0.437										3	1	1	0	1	1	3	Baltimore Orioles @ Cleveland Indians Cleveland Municipal Stadium, Cleveland, OH Sun Sep 09 1973, 3:33 AM EDT Unknown								
Bobby Grich, R OBP: 0.363, SLG: 0.366										3	0	0	0	2	0	4									
Paul Blair, R OBP: 0.329, SLG: 0.394										5	0	1	2	0	1	3									
Tommy Davis, R OBP: 0.332, SLG: 0.382										5	0	0	0	0	0	3									
Don Baylor, R OBP: 0.362, SLG: 0.459										4	1	1	1	0	0	0									
Brooks Robinson, R OBP: 0.315, SLG: 0.333										3	1	2	0	1	0	0									
Doug DeCinces, R (7, PR)										0	0	0	0	0	0	0									
Rich Coggins, L (9, PH)										1	0	0	0	0	0	1									
Earl Williams, R OBP: 0.335, SLG: 0.424										5	0	1	1	0	1	4									
Andy Etchebarren, R OBP: 0.306, SLG: 0.391										1	0	1	0	0	0	0									
Boog Powell, L OBP: 0.383, SLG: 0.391										1	1	0	0	2	1	0									
Mark Belanger, R OBP: 0.308, SLG: 0.271										3	0	0	0	0	0	5									
Al Bumbry, L OBP: 0.389, SLG: 0.472										1	0	1	0	0	0	0									
Frank Baker, L OBP: 0.200, SLG: 0.133										0	0	0	0	0	0	0									
Inning Stats	R: 0 E: 0 K: 0 S: 4	H: 1 LOB: 1 BB: 0 P: 4	R: 1 E: 0 K: 0 S: 5	H: 2 LOB: 2 BB: 1 P: 9	R: 0 E: 0 K: 0 S: 3	H: 0 LOB: 0 BB: 0 P: 3	R: 0 E: 0 K: 0 S: 3	H: 0 LOB: 0 BB: 0 P: 3	R: 2 E: 0 K: 0 S: 3	H: 1 LOB: 1 BB: 2 P: 12	R: 1 E: 0 K: 0 S: 5	H: 2 LOB: 3 BB: 2 P: 13	R: 0 E: 1 K: 2 S: 9	H: 1 LOB: 2 BB: 0 P: 9	R: 0 E: 0 K: 2 S: 8	H: 1 LOB: 2 BB: 1 P: 12	R: 0 E: 0 K: 0 S: 3	H: 0 LOB: 1 BB: 0 P: 4	1B: 5 2B: 3 3B: 0 HR: 1	SF: 0 SAC: 0 DP: 1 HBP: 2	WP: 0 PB: 0 SB: 1 CS: 0	PA: 43			
PITCHER	IP WLS BF H R ER SO BB IBB HBP BLK WP HR S P ERA WHIP	IP WLS BF H R ER SO BB IBB HBP BLK WP HR S P ERA WHIP	IP WLS BF H R ER SO BB IBB HBP BLK WP HR S P ERA WHIP	IP WLS BF H R ER SO BB IBB HBP BLK WP HR S P ERA WHIP	IP WLS BF H R ER SO BB IBB HBP BLK WP HR S P ERA WHIP	IP WLS BF H R ER SO BB IBB HBP BLK WP HR S P ERA WHIP	IP WLS BF H R ER SO BB IBB HBP BLK WP HR S P ERA WHIP	IP WLS BF H R ER SO BB IBB HBP BLK WP HR S P ERA WHIP	IP WLS BF H R ER SO BB IBB HBP BLK WP HR S P ERA WHIP	IP WLS BF H R ER SO BB IBB HBP BLK WP HR S P ERA WHIP	IP WLS BF H R ER SO BB IBB HBP BLK WP HR S P ERA WHIP	IP WLS BF H R ER SO BB IBB HBP BLK WP HR S P ERA WHIP	IP WLS BF H R ER SO BB IBB HBP BLK WP HR S P ERA WHIP	IP WLS BF H R ER SO BB IBB HBP BLK WP HR S P ERA WHIP	IP WLS BF H R ER SO BB IBB HBP BLK WP HR S P ERA WHIP	IP WLS BF H R ER SO BB IBB HBP BLK WP HR S P ERA WHIP	IP WLS BF H R ER SO BB IBB HBP BLK WP HR S P ERA WHIP	IP WLS BF H R ER SO BB IBB HBP BLK WP HR S P ERA WHIP	IP WLS BF H R ER SO BB IBB HBP BLK WP HR S P ERA WHIP	IP WLS BF H R ER SO BB IBB HBP BLK WP HR S P ERA WHIP	IP WLS BF H R ER SO BB IBB HBP BLK WP HR S P ERA WHIP	IP WLS BF H R ER SO BB IBB HBP BLK WP HR S P ERA WHIP	IP WLS BF H R ER SO BB IBB HBP BLK WP HR S P ERA WHIP	IP WLS BF H R ER SO BB IBB HBP BLK WP HR S P ERA WHIP	IP WLS BF H R ER SO BB IBB HBP BLK WP HR S P ERA WHIP

AB	35
R	4
H	8
RBI	4
BB	6
SO	4
LOB	23



Batter	1	2	3	4	5	6	7	8	9	AB	R	H	RBI	BB	SO	LOB	BOTTOM								
Buddy Bell, R OBP: 0.330, SLG: 0.396										4	1	1	0	0	1	2	Baltimore Orioles @ Cleveland Indians Cleveland Municipal Stadium, Cleveland, OH Sun Sep 09 1973, 3:33 AM EDT Unknown								
Oscar Gamble, L OBP: 0.331, SLG: 0.464										4	1	1	1	0	0	1									
Chris Chambliss, L OBP: 0.353, SLG: 0.393										4	1	1	1	0	0	2									
Charlie Spikes, R OBP: 0.298, SLG: 0.399										4	0	0	0	0	1	1									
Rusty Torres, S OBP: 0.317, SLG: 0.289										0	0	0	0	0	0	0									
John Lowenstein, L OBP: 0.340, SLG: 0.419										4	0	1	1	0	1	0									
Tom Ragland, R OBP: 0.292, SLG: 0.317										0	0	0	0	0	0	0									
Walt Williams, R OBP: 0.322, SLG: 0.402										4	1	1	0	0	1	1									
Tommy Smith, L OBP: 0.167, SLG: 0.167										3	1	1	0	0	0	0									
Dave Duncan, R OBP: 0.290, SLG: 0.384										3	1	1	3	0	0	0									
Frank Duffy, R OBP: 0.311, SLG: 0.372										2	0	1	0	1	0	0									
Inning Stats	R: 2 E: 0 K: 1 S: 8	H: 3 LOB: 1 BB: 0 P: 8	R: 0 E: 0 K: 0 S: 4	H: 1 LOB: 1 BB: 0 P: 4	R: 1 E: 0 K: 0 S: 4	H: 1 LOB: 0 BB: 0 P: 4	R: 0 E: 0 K: 0 S: 3	H: 0 LOB: 0 BB: 0 P: 3	R: 0 E: 0 K: 0 S: 3	H: 0 LOB: 1 BB: 1 P: 7	R: 3 E: 0 K: 0 S: 6	H: 3 LOB: 0 BB: 0 P: 6	R: 0 E: 0 K: 1 S: 5	H: 0 LOB: 0 BB: 0 P: 5	R: 0 E: 0 K: 2 S: 7	H: 0 LOB: 0 BB: 0 P: 7		R: 0 E: 0 K: 2 S: 7	H: 0 LOB: 0 BB: 0 P: 7	1B: 5 2B: 0 3B: 1 HR: 2	SF: 0 SAC: 0 DP: 0 HBP: 0	WP: 0 PB: 0 SB: 1 CS: 0	PA: 33		
PITCHER	IP WLS BF H R ER SO BB IBB HBP BLK WP HR S P ERA WHIP	IP WLS BF H R ER SO BB IBB HBP BLK WP HR S P ERA WHIP	IP WLS BF H R ER SO BB IBB HBP BLK WP HR S P ERA WHIP	IP WLS BF H R ER SO BB IBB HBP BLK WP HR S P ERA WHIP	IP WLS BF H R ER SO BB IBB HBP BLK WP HR S P ERA WHIP	IP WLS BF H R ER SO BB IBB HBP BLK WP HR S P ERA WHIP	IP WLS BF H R ER SO BB IBB HBP BLK WP HR S P ERA WHIP	IP WLS BF H R ER SO BB IBB HBP BLK WP HR S P ERA WHIP	IP WLS BF H R ER SO BB IBB HBP BLK WP HR S P ERA WHIP	IP WLS BF H R ER SO BB IBB HBP BLK WP HR S P ERA WHIP	IP WLS BF H R ER SO BB IBB HBP BLK WP HR S P ERA WHIP	IP WLS BF H R ER SO BB IBB HBP BLK WP HR S P ERA WHIP	IP WLS BF H R ER SO BB IBB HBP BLK WP HR S P ERA WHIP	IP WLS BF H R ER SO BB IBB HBP BLK WP HR S P ERA WHIP	IP WLS BF H R ER SO BB IBB HBP BLK WP HR S P ERA WHIP	IP WLS BF H R ER SO BB IBB HBP BLK WP HR S P ERA WHIP	IP WLS BF H R ER SO BB IBB HBP BLK WP HR S P ERA WHIP	IP WLS BF H R ER SO BB IBB HBP BLK WP HR S P ERA WHIP	IP WLS BF H R ER SO BB IBB HBP BLK WP HR S P ERA WHIP	IP WLS BF H R ER SO BB IBB HBP BLK WP HR S P ERA WHIP	IP WLS BF H R ER SO BB IBB HBP BLK WP HR S P ERA WHIP	IP WLS BF H R ER SO BB IBB HBP BLK WP HR S P ERA WHIP	IP WLS BF H R ER SO BB IBB HBP BLK WP HR S P ERA WHIP	IP WLS BF H R ER SO BB IBB HBP BLK WP HR S P ERA WHIP	IP WLS BF H R ER SO BB IBB HBP BLK WP HR S P ERA WHIP



Batter	1	2	3	4	5	6	7	8	9	AB R H RBI BB SO LOB	TOP											
Al Bumby, L OBP: 0.391, SLG: 0.473 (1, 10)										6 2 3 0 0 0 1	Baltimore Orioles @ Cleveland Indians Cleveland Municipal Stadium, Cleveland, OH Sun Sep 09 1973, 3:38 AM EDT Att: 7,120 - Unknown											
Rich Coggins, L OBP: 0.359, SLG: 0.459 (1, 8)										5 1 1 0 1 2 3												
Merv Rettenmund, R OBP: 0.379, SLG: 0.440 (1, 9)										5 1 2 1 1 1 4												
Boog Powell, L OBP: 0.385, SLG: 0.399 (1, 3)										5 2 2 3 1 0 4												
Don Baylor, R OBP: 0.365, SLG: 0.461 (1, 7)										5 2 3 1 0 0 1												
Brooks Robinson, R OBP: 0.314, SLG: 0.333 Larry Brown, R OBP: 0.353, SLG: 0.357 (1, 5) (9, 5)										5 1 1 0 0 0 4 0 0 0 0 0 0 0												
Bobby Grich, R OBP: 0.366, SLG: 0.376 (1, 4)										5 2 4 4 0 1 0												
Eliot Hendricks, L OBP: 0.257, SLG: 0.337 Andy Etchebarren, R OBP: 0.302, SLG: 0.385 (1, 2) (5, 2)										2 1 0 0 1 0 2 2 0 0 0 0 1 1												
Mark Belanger, R OBP: 0.307, SLG: 0.270 (1, 6)										5 1 1 1 0 0 0												
Inning Stats	R: 4 E: 0 K: 0 S: 8	H: 5 LOB: 1 BB: 0 P: 8	R: 0 E: 0 K: 0 S: 4	H: 1 LOB: 2 BB: 1 P: 8	R: 0 E: 0 K: 0 S: 4	H: 1 LOB: 1 BB: 0 P: 4	R: 0 E: 0 K: 1 S: 5	H: 0 LOB: 1 BB: 1 P: 9	R: 6 E: 2 K: 1 S: 11	H: 5 LOB: 1 BB: 1 P: 15		R: 2 E: 1 K: 1 S: 8	H: 2 LOB: 1 BB: 0 P: 8	R: 1 E: 0 K: 0 S: 4	H: 2 LOB: 1 BB: 0 P: 8	R: 0 E: 0 K: 1 S: 5	H: 0 LOB: 0 BB: 0 P: 5	R: 0 E: 0 K: 1 S: 6	H: 1 LOB: 1 BB: 0 P: 6	1B: 12 2B: 3 3B: 1 HR: 1	SF: 0 SAC: 0 DP: 1 HBP: 0	WP: 1 PB: 0 SB: 3 CS: 0
PITCHER	IP WLS BF H R ER SO BB IBB HBP BLK WP HR S P ERA WHIP											IP WLS BF H R ER SO BB IBB HBP BLK WP HR S P ERA WHIP										
Tom Timmermann, R ERA: 4.68 Mike Kekich, L ERA: 7.47 Jerry Johnson, R ERA: 5.37 Ken Sanders, R ERA: 4.5 (1, 1) (5, 1) (8, 1) (9, 1)	4.1 L 27 11 9 7 1 2 2 1 0 0 0 0 1 26 38 14.54 3.000																					

AB 45
R 13
H 17
RBI 10
BB 4
SO 5
LOB 20



Batter	1	2	3	4	5	6	7	8	9	AB R H RBI BB SO LOB	BOTTOM							
Buddy Bell, R OBP: 0.327, SLG: 0.392 (1, 5)										5 0 0 0 0 0 4	Baltimore Orioles @ Cleveland Indians Cleveland Municipal Stadium, Cleveland, OH Sun Sep 09 1973, 3:38 AM EDT Att: 7,120 - Unknown							
Walt Williams, R OBP: 0.320, SLG: 0.397 (1, 7)										4 0 0 0 1 0 0								
Chris Chambliss, L OBP: 0.356, SLG: 0.397 (1, 3)										5 1 3 0 0 0 0								
John Ellis, R OBP: 0.337, SLG: 0.381 Alan Ashby, S OBP: 0.195, SLG: 0.120 (1, 2) (9, 2)										3 1 1 0 1 0 3 0 0 0 0 1 0 0								
Charlie Spikes, R OBP: 0.299, SLG: 0.412 (1, 9)										5 2 2 4 0 1 5								
Dave Duncan, R OBP: 0.290, SLG: 0.385 (1, 10)										4 0 1 0 0 1 0								
Frank Duffy, R OBP: 0.313, SLG: 0.377 (1, 6)										4 0 2 0 0 1 1								
Rusty Torres, S OBP: 0.316, SLG: 0.289 (1, 8)										4 0 1 0 0 1 2								
Tom Ragland, R OBP: 0.291, SLG: 0.315 (1, 4)										4 0 1 0 0 1 3								
Inning Stats	R: 0 E: 0 K: 0 S: 4	H: 1 LOB: 2 BB: 0 P: 5	R: 0 E: 0 K: 0 S: 3	H: 0 LOB: 1 BB: 1 P: 7	R: 0 E: 0 K: 0 S: 5	H: 2 LOB: 2 BB: 0 P: 5	R: 2 E: 0 K: 1 S: 7	H: 2 LOB: 0 BB: 0 P: 7	R: 0 E: 0 K: 1 S: 5	H: 0 LOB: 0 BB: 0 P: 5		R: 0 E: 0 K: 2 S: 10	H: 3 LOB: 1 BB: 0 P: 10	R: 0 E: 0 K: 1 S: 6	H: 1 LOB: 2 BB: 1 P: 10	1B: 6 2B: 3 3B: 0 HR: 2	SF: 0 SAC: 0 DP: 0 HBP: 0	WP: 0 PB: 0 SB: 0 CS: 0
PITCHER	IP WLS BF H R ER SO BB IBB HBP BLK WP HR S P ERA WHIP											IP WLS BF H R ER SO BB IBB HBP BLK WP HR S P ERA WHIP						
Mike Cuellar, L ERA: 3.29 Eddie Watt, R ERA: 3.25 (1, 1) (9, 1)	8.0 W 36 10 4 4 4 4 2 0 0 0 0 0 2 42 50 4.50 1.500																	

AB 38
R 4
H 11
RBI 4
BB 3
SO 5
LOB 18



Batter	1	2	3	4	5	6	7	8	9	AB	R	H	RBI	BB	SO	LOB	TOP										
Tommy Harper, R OBP: 0.347, SLG: 0.423 (1, 7)										5	1	1	0	0	1	2											
Luis Aparicio, R OBP: 0.326, SLG: 0.312 (1, 6)										4	0	1	0	0	0	1											
Reggie Smith, S OBP: 0.393, SLG: 0.505 (1, 8)										4	0	0	1	0	1	1											
Carl Yastrzemski, L OBP: 0.402, SLG: 0.439 (1, 5)										4	1	2	0	0	0	1											
Orlando Cepeda, R OBP: 0.360, SLG: 0.462 John Kennedy, R OBP: 0.248, SLG: 0.276 (8, PR)										4	0	2	0	0	0	2											
Rick Miller, L OBP: 0.335, SLG: 0.358 (1, 9)										4	2	2	0	0	0	3											
Carlton Fisk, R OBP: 0.322, SLG: 0.467 (1, 2)										4	0	2	2	0	0	1											
Cecil Cooper, L OBP: 0.245, SLG: 0.260 (1, 3)										4	0	0	1	0	0	2											
Doug Griffin, R OBP: 0.289, SLG: 0.331 (1, 4)										4	0	0	0	0	0	3											
Inning Stats	R: 1 E: 0 K: 0 S: 6	H: 3 LOB: 2 BB: 0 P: 6	R: 0 E: 0 K: 0 S: 3	H: 0 LOB: 0 BB: 0 P: 3	R: 0 E: 0 K: 0 S: 3	H: 0 LOB: 0 BB: 0 P: 3	R: 2 E: 1 K: 0 S: 7	H: 3 LOB: 2 BB: 0 P: 7	R: 0 E: 0 K: 2 S: 4	H: 1 LOB: 1 BB: 0 P: 4	R: 1 E: 0 K: 0 S: 4	H: 2 LOB: 0 BB: 0 P: 4	R: 0 E: 0 K: 0 S: 7	H: 0 LOB: 0 BB: 0 P: 7	R: 0 E: 0 K: 0 S: 4	H: 1 LOB: 1 BB: 0 P: 4	R: 0 E: 0 K: 0 S: 3	H: 0 LOB: 0 BB: 0 P: 3	1B: 10 2B: 0 3B: 0 HR: 0	SF: 0 SAC: 0 DP: 1 HBP: 0	WP: 1 PB: 0 SB: 1 CS: 0	PA: 37					
PITCHER	IP	WLS	BF	H	R	ER	SO	BB	IBB	HBP	BLK	WP	HR	S	P	ERA	WHIP										
Jesse Jefferson, R ERA: 4.48 (1, 1)	5.0	L	25	9	4	4	0	0	0	0	0	1	0	25	25	7.20	1.800										
Bob Reynolds, R ERA: 1.87 (6, 1)	4.0		12	1	0	0	2	0	0	0	0	0	0	16	16	0.00	0.250										

Boston Red Sox @ Baltimore Orioles
Memorial Stadium, Baltimore, MD
Mon Sep 10 1973, 7:05 PM EDT
Att: 18,577 - Unknown

AB 37
R 4
H 10
RBI 4
BB 0
SO 2
LOB 16



Batter	1	2	3	4	5	6	7	8	9	AB	R	H	RBI	BB	SO	LOB	BOTTOM										
Al Bumbry, L OBP: 0.397, SLG: 0.476 (1, 10)										4	1	3	0	1	1	1											
Rich Coggins, L OBP: 0.360, SLG: 0.457 (1, 8)										4	0	1	0	1	0	3											
Merv Rettenmund, R OBP: 0.379, SLG: 0.441 (1, 9)										4	1	1	1	1	0	6											
Boog Powell, L OBP: 0.386, SLG: 0.399 (7, PR)										3	0	1	1	1	2	1											
Enos Cabell, R OBP: 0.297, SLG: 0.313 (8, 3)										0	0	0	0	0	0	0											
Tommy Davis, R OBP: 0.331, SLG: 0.381 (9, PH)										1	0	0	0	0	0	2											
Don Baylor, R OBP: 0.364, SLG: 0.457 (1, 7)										3	1	0	0	1	1	4											
Brooks Robinson, R OBP: 0.311, SLG: 0.331 (1, 5)										4	0	0	0	0	0	1											
Earl Williams, R OBP: 0.332, SLG: 0.421 (1, 2)										3	0	0	1	0	1	0											
Bobby Grich, R OBP: 0.364, SLG: 0.373 (1, 4)										4	0	0	0	0	0	1											
Mark Belanger, R OBP: 0.307, SLG: 0.270 Jim Fuller, R OBP: 1.000, SLG: 1.000 (9, PH)										3	0	1	0	0	0	0											
Inning Stats	R: 0 E: 0 K: 1 S: 6	H: 1 LOB: 1 BB: 0 P: 6	R: 0 E: 0 K: 1 S: 5	H: 0 LOB: 0 BB: 0 P: 5	R: 0 E: 0 K: 0 S: 4	H: 1 LOB: 1 BB: 1 P: 8	R: 1 E: 1 K: 1 S: 6	H: 0 LOB: 1 BB: 1 P: 10	R: 0 E: 0 K: 2 S: 8	H: 1 LOB: 3 BB: 2 P: 16	R: 0 E: 0 K: 0 S: 3	H: 0 LOB: 0 BB: 0 P: 3	R: 2 E: 0 K: 0 S: 5	H: 2 LOB: 1 BB: 1 P: 9	R: 0 E: 0 K: 0 S: 3	H: 0 LOB: 0 BB: 0 P: 3	R: 0 E: 0 K: 0 S: 5	H: 3 LOB: 2 BB: 0 P: 5	1B: 7 2B: 2 3B: 0 HR: 0	SF: 1 SAC: 0 DP: 1 HBP: 0	WP: 1 PB: 0 SB: 2 CS: 0	PA: 40					
PITCHER	IP	WLS	BF	H	R	ER	SO	BB	IBB	HBP	BLK	WP	HR	S	P	ERA	WHIP										
Luis Tiant, R ERA: 3.44 (1, 1)	6.2	W	31	5	3	2	5	5	0	0	0	1	0	36	56	2.70	1.500										
Bobby Bolin, R ERA: 3.02 (7, 1)	2.1	S	9	3	0	0	0	0	0	0	0	0	0	9	9	0.00	1.286										

Boston Red Sox @ Baltimore Orioles
Memorial Stadium, Baltimore, MD
Mon Sep 10 1973, 7:05 PM EDT
Att: 18,577 - Unknown

AB 34
R 3
H 8
RBI 3
BB 5
SO 5
LOB 19



Batter	1	2	3	4	5	6	7	8	9	AB	R	H	RBI	BB	SO	LOB	TOP								
Tommy Harper, R OBP: 0.344, SLG: 0.418 (1, 7)	6-3		F9		6-3			F9	6-3	5	0	0	0	0	0	1	Boston Red Sox @ Baltimore Orioles Memorial Stadium, Baltimore, MD Tue Sep 11 1973, 7:05 PM EDT Att: 17,278 - Unknown								
Luis Aparicio, R OBP: 0.323, SLG: 0.309 (1, 6)	E6		F6			F3		F9		4	0	0	0	0	0	1									
Reggie Smith, S OBP: 0.394, SLG: 0.508 (1, 8)			F8			5-3			1B	4	1	2	0	0	0	1									
Carl Yastrzemski, L OBP: 0.404, SLG: 0.440 (1, 3)						F2			1B	3	1	2	1	1	0	0									
Orlando Cepeda, R OBP: 0.292, SLG: 0.461 (1, 10)									1B	4	0	1	0	0	0	4									
John Kennedy, R OBP: 0.248, SLG: 0.276 (8, PR)	G6-3								1B	0	0	0	0	0	0	0									
Danny Cater, R OBP: 0.347, SLG: 0.392 (1, 5)									1B	4	0	1	1	0	0	1									
Bob Montgomery, R OBP: 0.371, SLG: 0.626 (1, 2)									1B	4	1	3	0	0	0	2									
Doug Griffin, R OBP: 0.292, SLG: 0.334 (9, PH)									1B	3	0	2	1	0	0	1									
Rick Miller, L OBP: 0.334, SLG: 0.357 (9, PH)	G1-4-3								1B	1	0	0	0	0	0	0									
Dwight Evans, R OBP: 0.316, SLG: 0.381 (1, 9)									1B	2	0	0	0	1	0	3									
Ben Oglivie, L OBP: 0.272, SLG: 0.364 (9, PH)									1B	1	0	0	0	0	0	0									
Inning Stats	R: 0 E: 1 K: 0 S: 4	H: 1 LOB: 2 BB: 1 P: 8	R: 0 E: 0 K: 0 S: 3	H: 1 LOB: 0 BB: 0 P: 3	R: 0 E: 0 K: 0 S: 3	H: 0 LOB: 1 BB: 1 P: 7	R: 0 E: 0 K: 0 S: 3	H: 1 LOB: 0 BB: 0 P: 3	R: 1 E: 0 K: 0 S: 4	H: 2 LOB: 0 BB: 0 P: 4	R: 0 E: 0 K: 0 S: 3	H: 0 LOB: 0 BB: 0 P: 3	R: 0 E: 0 K: 0 S: 5	H: 2 LOB: 2 BB: 0 P: 5	R: 2 E: 0 K: 0 S: 7	H: 4 LOB: 2 BB: 0 P: 7	R: 0 E: 0 K: 0 S: 3	H: 0 LOB: 0 BB: 0 P: 3	1B: 9 2B: 2 3B: 0 HR: 0	SF: 0 SAC: 0 DP: 4 HBP: 0	WP: 0 PB: 0 SB: 0 CS: 0	PA: 37			
PITCHER	IP	WLS	BF	H	R	ER	SO	BB	IBB	HBP	BLK	WP	HR	S	P	ERA	WHIP								
Dave McNally, L ERA: 2.95 (1, 1)	7.2	W	33	11	3	3	0	2	0	0	0	0	0	31	39	3.52	1.696								
Bob Reynolds, R ERA: 1.85 (8, 1)	1.1	S	4	0	0	0	0	0	0	0	0	0	0	4	4	0.00	0.000								

Batter	1	2	3	4	5	6	7	8	9	AB	R	H	RBI	BB	SO	LOB	BOTTOM								
Al Bumbry, L OBP: 0.303, SLG: 0.492 (1, 9)	SH1-3		FC3-6			4-3				5	1	4	1	0	0	1	Boston Red Sox @ Baltimore Orioles Memorial Stadium, Baltimore, MD Tue Sep 11 1973, 7:05 PM EDT Att: 17,278 - Unknown								
Rich Coggins, L OBP: 0.362, SLG: 0.457 (1, 8)	SH1-3		FC3-6			4-3				4	1	2	1	0	0	2									
Tommy Davis, R OBP: 0.332, SLG: 0.383 (1, 10)	F3					G3				5	1	2	0	0	0	3									
Boog Powell, L OBP: 0.391, SLG: 0.398 (1, 3)										1	1	0	0	4	0	2									
Don Baylor, R OBP: 0.363, SLG: 0.454 (1, 7)										4	1	1	2	0	2	6									
Paul Blair, R OBP: 0.328, SLG: 0.393 (7, 8)	K									1	0	0	0	0	0	1									
Brooks Robinson, R OBP: 0.314, SLG: 0.340 (1, 5)										4	1	3	3	0	0	0									
Earl Williams, R OBP: 0.329, SLG: 0.417 (1, 2)										4	0	0	0	0	0	2									
Bobby Grich, R OBP: 0.362, SLG: 0.370 (1, 4)										4	1	0	0	0	1	2									
Mark Belanger, R OBP: 0.308, SLG: 0.272 (1, 6)										4	1	2	1	0	0	1									
Inning Stats	R: 0 E: 0 K: 1 S: 6	H: 1 LOB: 2 BB: 1 P: 10	R: 0 E: 0 K: 1 S: 5	H: 0 LOB: 0 BB: 0 P: 5	R: 5 E: 0 K: 0 S: 7	H: 4 LOB: 0 BB: 1 P: 11	R: 2 E: 0 K: 1 S: 9	H: 4 LOB: 2 BB: 0 P: 9	R: 0 E: 0 K: 0 S: 4	H: 1 LOB: 1 BB: 0 P: 4	R: 0 E: 0 K: 0 S: 4	H: 1 LOB: 2 BB: 1 P: 8	R: 1 E: 0 K: 0 S: 5	H: 2 LOB: 1 BB: 0 P: 5	R: 0 E: 0 K: 0 S: 3	H: 1 LOB: 1 BB: 1 P: 7	1B: 10 2B: 2 3B: 1 HR: 1	SF: 0 SAC: 1 DP: 0 HBP: 0	WP: 0 PB: 0 SB: 3 CS: 1	PA: 41					
PITCHER	IP	WLS	BF	H	R	ER	SO	BB	IBB	HBP	BLK	WP	HR	S	P	ERA	WHIP								
Marty Pattin, R ERA: 4.42 (1, 1)	3.1	L	20	8	7	7	2	1	1	0	0	0	0	17	21	18.90	2.700								
Mike Garman, R ERA: 5.73 (4, 1)	3.1		16	5	1	1	1	0	1	0	0	0	0	17	21	2.70	1.500								
Craig Skok, L ERA: 6.28 (7, 1)	1.1		5	1	0	0	0	1	0	0	0	0	0	4	8	0.00	1.500								


Batter	1	2	3	4	5	6	7	8	9	AB	R	H	RBI	BB	SO	LOB	TOP					
Pedro Garcia, R OBP: 0.312, SLG: 0.413 (1, 4)										4	1	1	0	0	0	3	Milwaukee Brewers @ Baltimore Orioles Memorial Stadium, Baltimore, MD Wed Sep 12 1973, 7:05 PM EDT Unknown					
Wilbur Howard, S OBP: 0.100, SLG: 0.100 (1, 7)										4	0	0	0	0	0	2						
Dave May, L OBP: 0.354, SLG: 0.489 (1, 8)										4	0	1	1	0	0	0						
George Scott, R OBP: 0.360, SLG: 0.464 (1, 3)										4	0	1	0	0	1	1						
Don Money, R OBP: 0.338, SLG: 0.392 (1, 5)										3	0	1	0	1	0	1						
Darrell Porter, L OBP: 0.386, SLG: 0.477 (1, 2)										4	0	1	0	0	2	1						
Joe Lahoud, L OBP: 0.295, SLG: 0.309 (1, 9)										3	0	1	0	1	1	1						
Ellie Rodriguez, R OBP: 0.381, SLG: 0.308 (1, 10)										3	0	2	0	1	1	1						
Tim Johnson, L OBP: 0.261, SLG: 0.246 (1, 6)										3	0	0	0	0	0	4						
Inning Stats	R: 0 E: 0 K: 0 S: 3	H: 0 LOB: 0 BB: 0 P: 3	R: 0 E: 0 K: 2 S: 8	H: 1 LOB: 1 BB: 0 P: 8	R: 0 E: 0 K: 0 S: 3	H: 0 LOB: 1 BB: 1 P: 7	R: 0 E: 0 K: 1 S: 5	H: 0 LOB: 1 BB: 1 P: 9	R: 0 E: 0 K: 0 S: 4	H: 2 LOB: 1 BB: 0 P: 4	R: 0 E: 0 K: 0 S: 4	H: 2 LOB: 2 BB: 0 P: 4	R: 0 E: 0 K: 0 S: 4	H: 1 LOB: 1 BB: 0 P: 4	R: 1 E: 0 K: 0 S: 5	H: 2 LOB: 1 BB: 1 P: 5	R: 0 E: 0 K: 2 S: 7	H: 0 LOB: 1 BB: 1 P: 11	1B: 6 2B: 3 3B: 0 HR: 0	SF: 0 SAC: 1 DP: 1 HBP: 0	WP: 0 PB: 0 SB: 1 CS: 0	PA: 36
PITCHER Jim Palmer, R ERA: 2.45 (1, 1)	IP: 9.0 WLS: W BF: 36 H: 8 R: 1 ER: 1 SO: 5 BB: 3 IBB: 0 HBP: 0 BLK: 0 WP: 0 HR: 0 S: 43 P: 55 ERA: 1.00 WHIP: 1.222															PITCHER	IP: 9.0 WLS: W BF: 36 H: 8 R: 1 ER: 1 SO: 5 BB: 3 IBB: 0 HBP: 0 BLK: 0 WP: 0 HR: 0 S: 43 P: 55 ERA: 1.00 WHIP: 1.222					

Batter	1	2	3	4	5	6	7	8	9	AB	R	H	RBI	BB	SO	LOB	BOTTOM					
Al Bumbry, L OBP: 0.397, SLG: 0.484 (1, 10)										5	2	0	0	0	0	2	Milwaukee Brewers @ Baltimore Orioles Memorial Stadium, Baltimore, MD Wed Sep 12 1973, 7:05 PM EDT Unknown					
Rich Coggins, L OBP: 0.368, SLG: 0.461 (1, 8) (8, 9)										4	2	3	2	1	0	0						
Merv Rettenmund, R OBP: 0.381, SLG: 0.440 (1, 9)										3	0	1	1	1	0	1						
Frank Baker, L OBP: 0.194, SLG: 0.129 (8, 6)										1	0	0	0	0	0	1						
Boog Powell, L OBP: 0.396, SLG: 0.401 (1, 3)										2	0	2	1	2	0	0						
Don Baylor, R OBP: 0.362, SLG: 0.450 (1, 7)										3	0	0	0	1	0	6						
Brooks Robinson, R OBP: 0.314, SLG: 0.338 (1, 5)										3	0	0	0	1	0	3						
Bobby Grich, R OBP: 0.362, SLG: 0.370 (1, 4)										3	0	1	0	1	0	3						
Andy Etchebarren, R OBP: 0.292, SLG: 0.372 (1, 2)										4	0	0	0	0	0	2						
Mark Belanger, R OBP: 0.308, SLG: 0.271 (1, 6)										2	0	0	0	0	1	1						
Paul Blair, R OBP: 0.327, SLG: 0.393 (7, PH) (8, 8)										1	0	0	0	0	0	1						
Inning Stats	R: 0 E: 0 K: 0 S: 4	H: 1 LOB: 3 BB: 2 P: 12	R: 0 E: 0 K: 0 S: 4	H: 1 LOB: 1 BB: 0 P: 4	R: 0 E: 0 K: 0 S: 4	H: 1 LOB: 3 BB: 2 P: 12	R: 2 E: 1 K: 1 S: 8	H: 2 LOB: 2 BB: 1 P: 12	R: 0 E: 0 K: 0 S: 3	H: 0 LOB: 0 BB: 0 P: 3	R: 2 E: 1 K: 0 S: 5	H: 2 LOB: 1 BB: 0 P: 6	R: 0 E: 0 K: 0 S: 3	H: 0 LOB: 1 BB: 1 P: 7	R: 0 E: 0 K: 0 S: 2	H: 0 LOB: 0 BB: 1 P: 6	R: 0 E: 0 K: 0 S: 2	H: 0 LOB: 0 BB: 1 P: 6	1B: 7 2B: 1 3B: 0 HR: 0	SF: 0 SAC: 0 DP: 1 HBP: 1	WP: 1 PB: 0 SB: 4 CS: 0	PA: 39
PITCHER Skip Lockwood, R ERA: 3.62 (1, 1)	IP: 8.0 WLS: L BF: 39 H: 7 R: 4 ER: 2 SO: 1 BB: 7 IBB: 0 HBP: 1 BLK: 0 WP: 1 HR: 0 S: 33 P: 62 ERA: 2.25 WHIP: 1.750															PITCHER	IP: 8.0 WLS: L BF: 39 H: 7 R: 4 ER: 2 SO: 1 BB: 7 IBB: 0 HBP: 1 BLK: 0 WP: 1 HR: 0 S: 33 P: 62 ERA: 2.25 WHIP: 1.750					

Batter	1	2	3	4	5	6	7	8	9	10	AB	R	H	RBI	BB	SO	LOB					
Pedro Garcia, R OBP: 0.310, SLG: 0.409 (1.4)	K2-3		2B	F2			FC		F7		4	2	1	0	1	1	2					
Elie Rodriguez, R OBP: 0.377, SLG: 0.303 Wilbur Howard, S OBP: 0.091, SLG: 0.091 (7, PR)	F8		F9		K		FC		6-3		4	0	0	1	0	1	1					
Dave May, L OBP: 0.355, SLG: 0.491 (1.8)	6-3		1B				FC6-4		F7		5	1	3	1	0	0	0					
George Scott, R OBP: 0.367, SLG: 0.470 (1.3)		2B	1B		G6-3		FC6-4			4-3	4	1	2	1	1	0	1					
Don Money, R OBP: 0.342, SLG: 0.400 (1.5)	G3		1B				FC6-4			F7	5	1	3	1	0	0	2					
Darrell Porter, L OBP: 0.363, SLG: 0.467 (1.2)	G3		G3				G3			F8	4	0	0	1	1	0	4					
Bobby Mitchell, R OBP: 0.243, SLG: 0.394 (1.7)	FC5-2-5						FC1-5			F9	4	0	1	1	0	0	3					
Gorman Thomas, R OBP: 0.266, SLG: 0.303 (1.9)	F7						FC6-4			6-3	4	0	0	0	0	1	4					
Bob Heise, R OBP: 0.209, SLG: 0.193 (1.6)			F7				PO			5-3	3	0	0	0	1	0	0					
Inning Stats	R: 0 E: 0 K: 1 S: 5	H: 0 LOB: 0 BB: 0 P: 5	R: 1 E: 0 K: 0 S: 5	H: 2 LOB: 1 BB: 0 P: 5	R: 2 E: 0 K: 0 S: 4	H: 2 LOB: 1 BB: 1 P: 8	R: 1 E: 0 K: 1 S: 7	H: 2 LOB: 2 BB: 1 P: 11	R: 0 E: 0 K: 1 S: 5	H: 1 LOB: 0 BB: 0 P: 5	R: 0 E: 0 K: 0 S: 6	H: 2 LOB: 2 BB: 1 P: 10	R: 0 E: 0 K: 0 S: 3	H: 0 LOB: 0 BB: 0 P: 3	R: 0 E: 0 K: 0 S: 3	H: 0 LOB: 0 BB: 0 P: 3	R: 0 E: 0 K: 0 S: 3	H: 0 LOB: 0 BB: 0 P: 3	1B: 5 2B: 5 3B: 0 HR: 0	SF: 0 SAC: 0 DP: 1 HBP: 0	WP: 0 PB: 0 SB: 3 CS: 0	PA: 43
PITCHER	IP	WLS	BF	H	R	ER	SO	BB	IBB	HBP	BLK	WP	HR	S	P	ERA	WHIP					
Mike Cuellar, L ERA: 3.39	3.1		16	6	4	4	1	1	0	0	0	0	0	17	21	10.80	2.100					
Wayne Garland, R ERA: 6.0	3.0		14	4	2	2	2	2	0	0	0	0	0	16	24	6.00	2.000					
Bob Reynolds, R ERA: 1.78	3.2	W	12	0	0	0	0	0	1	0	0	0	0	11	15	0.00	0.000					

Milwaukee Brewers @ Baltimore Orioles
Memorial Stadium, Baltimore, MD
Thu Sep 13 1973, 7:05 PM EDT
Att: 5,001 - Unknown


AB 38
R 6
H 10
RBI 6
BB 4
SO 3
LOB 17



Batter	1	2	3	4	5	6	7	8	9	10	AB	R	H	RBI	BB	SO	LOB							
Al Bumbry, L OBP: 0.394, SLG: 0.481 (1.9)	6-3		F8						F9		4	0	1	1	0	1	4							
Jim Fuller, R OBP: 0.500, SLG: 0.500 (7, PH)											1	0	0	0	0	1	2							
Doug DeCinces, R OBP: 0.500, SLG: 0.500 (8.6)											2	0	1	1	0	0	0							
Rich Coggins, L OBP: 0.368, SLG: 0.463 (1.8)	K		1B								3	1	1	0	0	1	0							
Paul Blair, R OBP: 0.327, SLG: 0.393 (6, PH) (7.8)			1B								2	1	0	0	1	0	0							
Tommy Davis, R OBP: 0.335, SLG: 0.386 (1.10)	4-3										6	1	4	3	0	0	3							
Boog Powell, L OBP: 0.399, SLG: 0.399 (1.3)		1B	L1-3								4	1	1	0	2	1	6							
Don Baylor, R OBP: 0.364, SLG: 0.450 (1.7)	F9										5	0	2	0	0	0	6							
Brooks Robinson, R OBP: 0.321, SLG: 0.341 (1.5)											4	0	3	2	2	0	1							
Enos Cabell, R OBP: 0.257, SLG: 0.313 (10, PR)											0	1	0	0	0	0	0							
Bobby Grich, R OBP: 0.360, SLG: 0.367 (1.4)	K										6	0	2	0	0	1	7							
Andy Etchebarren, R OBP: 0.291, SLG: 0.363 (1.2)											3	1	0	0	1	0	6							
Terry Crowley, L OBP: 0.262, SLG: 0.245 (8, PH)	FC6-4										1	0	0	0	0	0	2							
Sergio Robles, R (9.2)											1	0	0	0	0	0	2							
Frank Baker, L OBP: 0.279, SLG: 0.324 (1.6)											2	1	2	0	1	0	0							
Merv Rettenmund, R OBP: 0.360, SLG: 0.437 (7, PH) (8.9)											2	0	0	0	1	1	2							
Inning Stats	R: 0 E: 0 K: 1 S: 5	H: 0 LOB: 0 BB: 0 P: 5	R: 0 E: 0 K: 1 S: 6	H: 1 LOB: 2 BB: 1 P: 10	R: 1 E: 0 K: 0 S: 5	H: 3 LOB: 1 BB: 0 P: 5	R: 0 E: 0 K: 1 S: 7	H: 2 LOB: 3 BB: 1 P: 11	R: 1 E: 1 K: 0 S: 5	H: 2 LOB: 2 BB: 1 P: 9	R: 1 E: 0 K: 1 S: 7	H: 2 LOB: 3 BB: 2 P: 15	R: 0 E: 0 K: 1 S: 6	H: 1 LOB: 2 BB: 2 P: 10	R: 2 E: 0 K: 0 S: 6	H: 3 LOB: 2 BB: 0 P: 7	R: 1 E: 1 K: 1 S: 7	H: 1 LOB: 2 BB: 1 P: 11	R: 1 E: 0 K: 0 S: 4	H: 2 LOB: 2 BB: 1 P: 8	1B: 15 2B: 3 3B: 0 HR: 0	SF: 0 SAC: 0 DP: 2 HBP: 1	WP: 0 PB: 1 SB: 1 CS: 0	PA: 55
PITCHER	IP	WLS	BF	H	R	ER	SO	BB	IBB	HBP	BLK	WP	HR	S	P	ERA	WHIP							
Bill Champion, R ERA: 3.82	5.0		28	10	3	2	3	2	4	0	0	0	0	30	46	3.80	2.800							
Chris Short, L ERA: 5.0	2.1		12	3	2	2	2	2	0	0	0	0	0	14	22	7.71	2.143							
Ed Sprague, R ERA: 5.26	2.1	L	15	4	2	1	1	0	2	1	0	0	0	14	23	3.86	1.714							

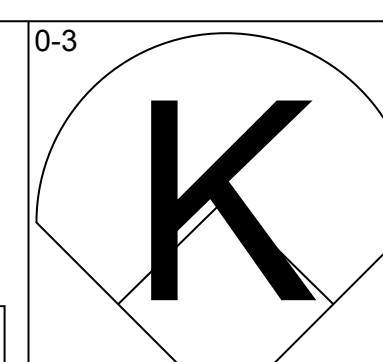
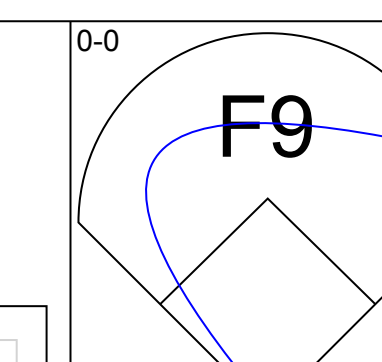
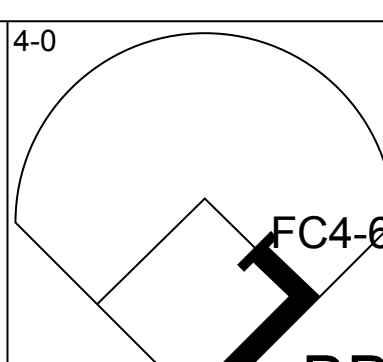
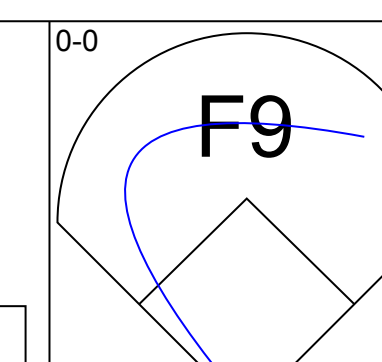
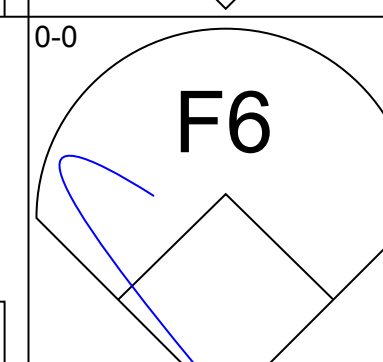
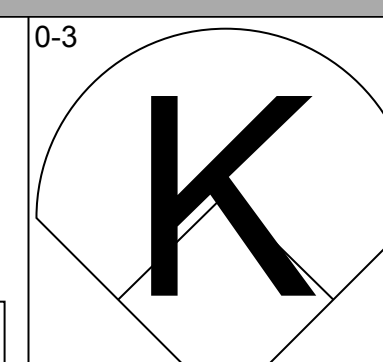
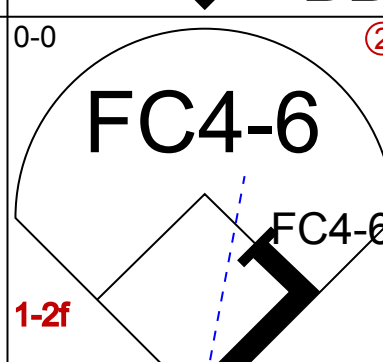
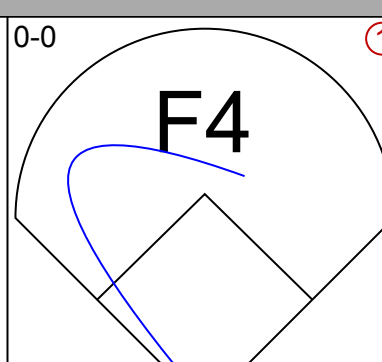
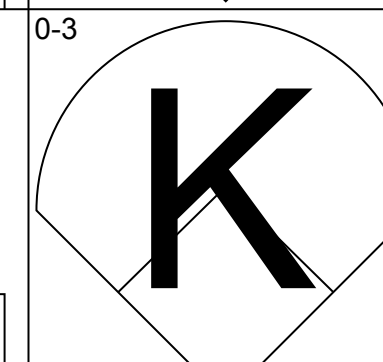
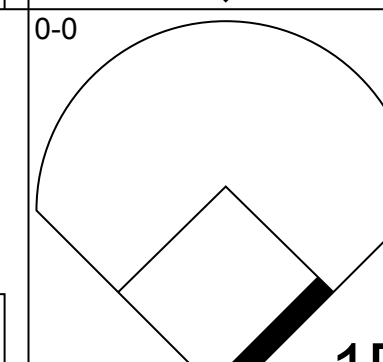
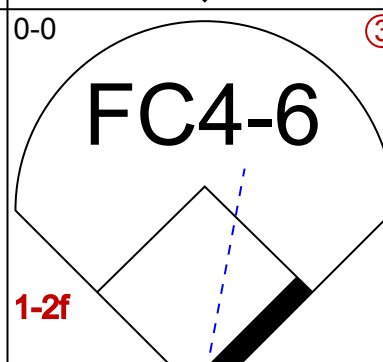
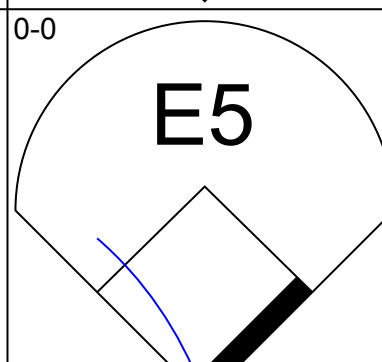
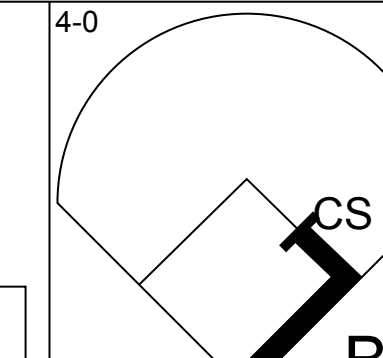
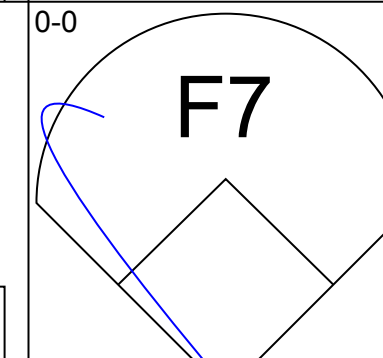
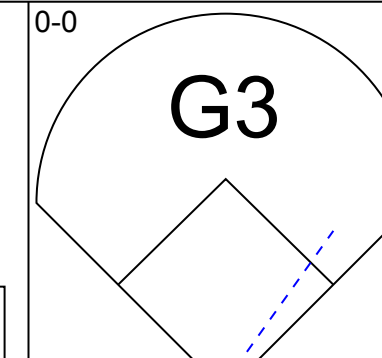
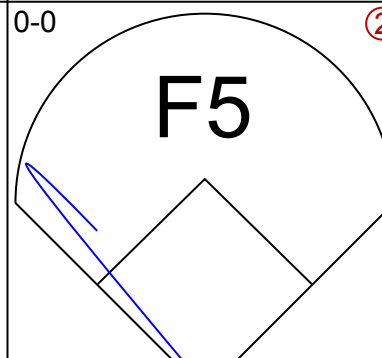
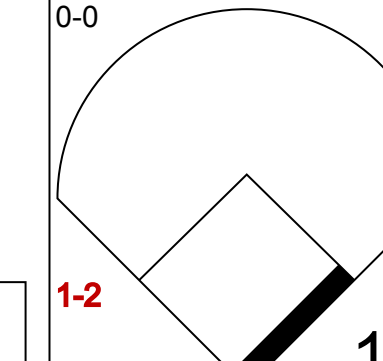
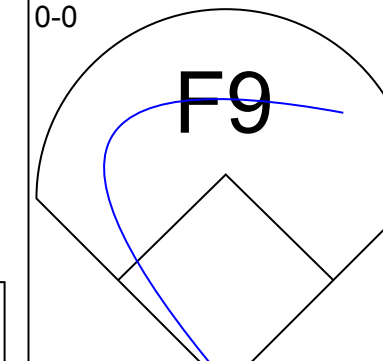
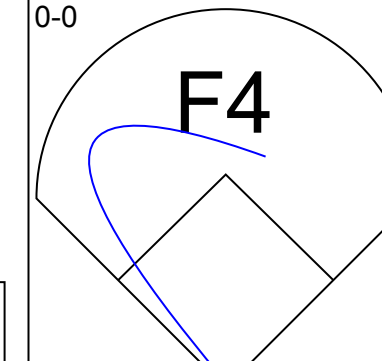
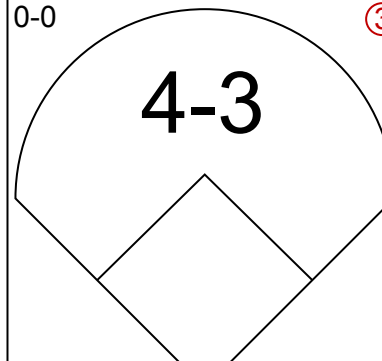
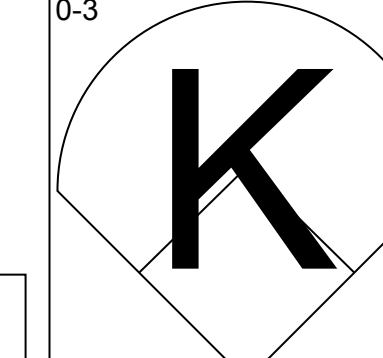
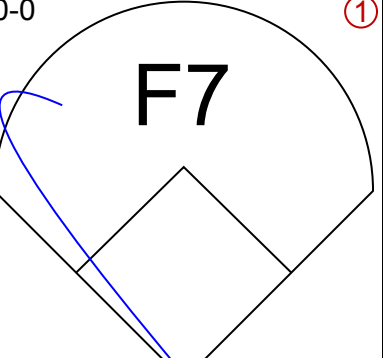
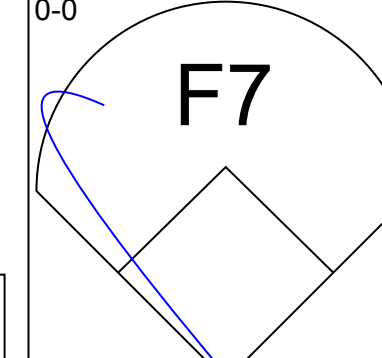
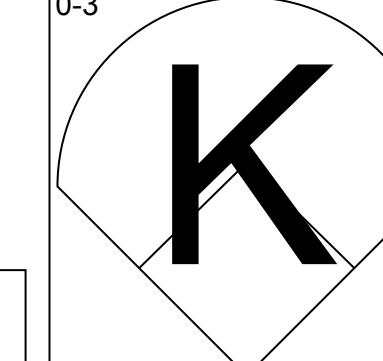
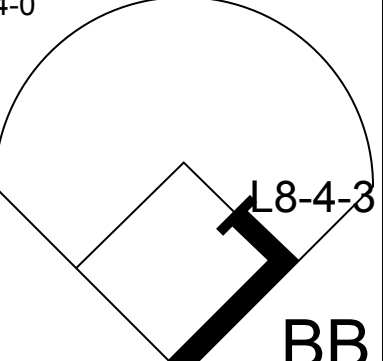
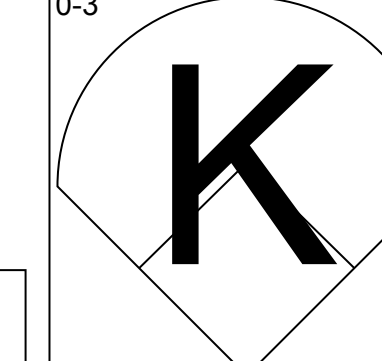
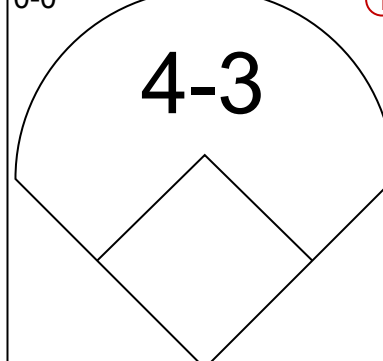
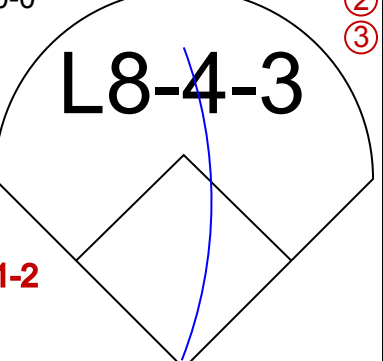
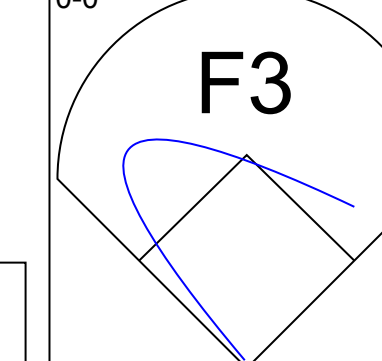
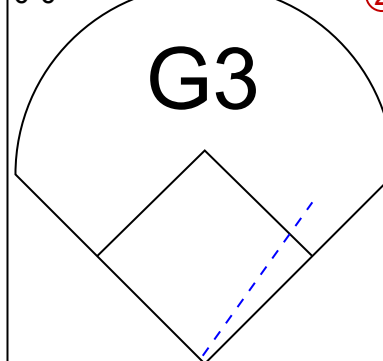
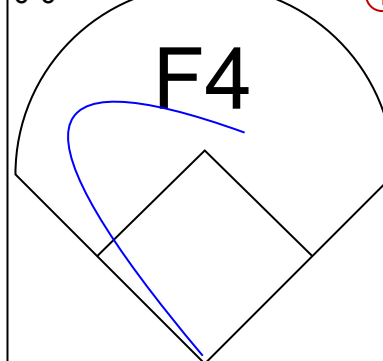
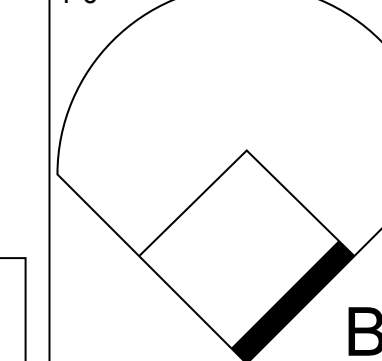

Milwaukee Brewers @ Baltimore Orioles
Memorial Stadium, Baltimore, MD
Thu Sep 13 1973, 7:05 PM EDT
Att: 5,001 - Unknown

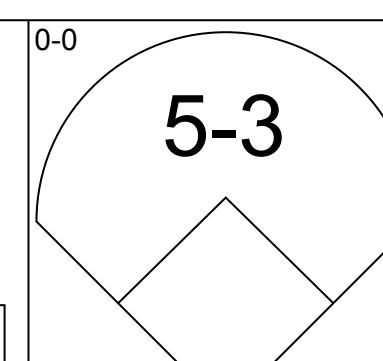
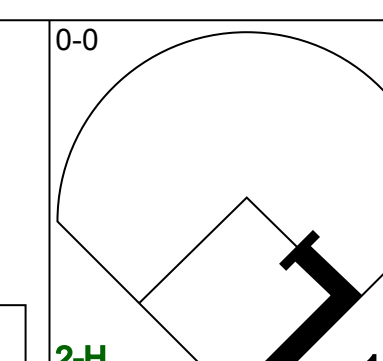
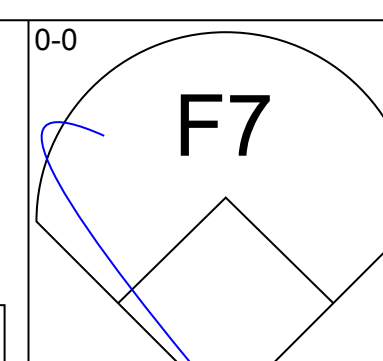
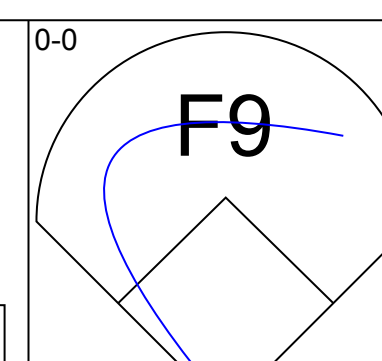
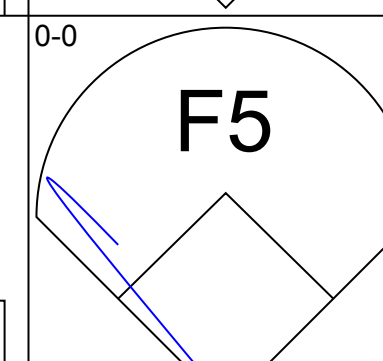
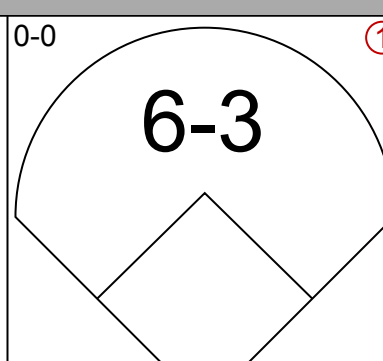
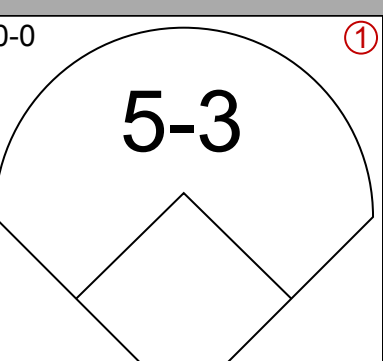
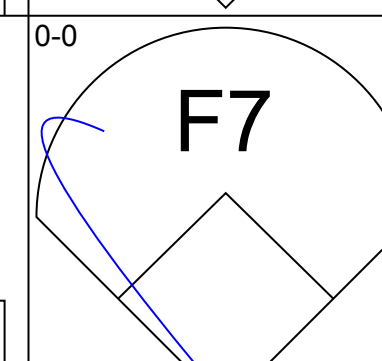
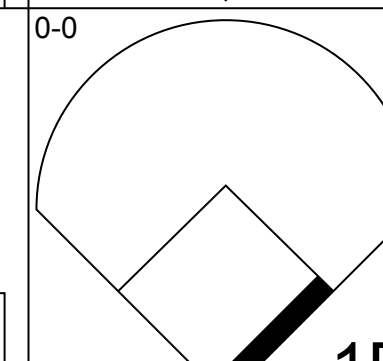
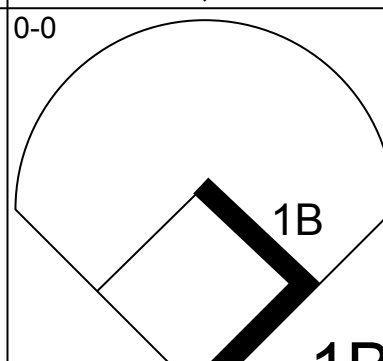
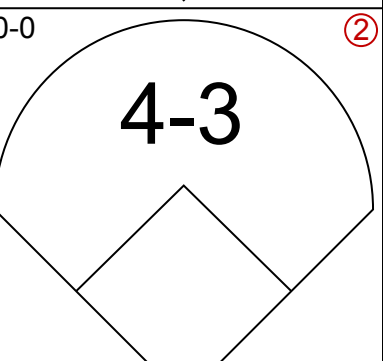
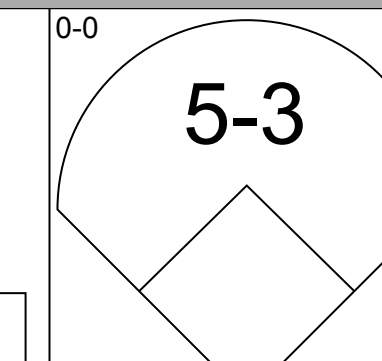
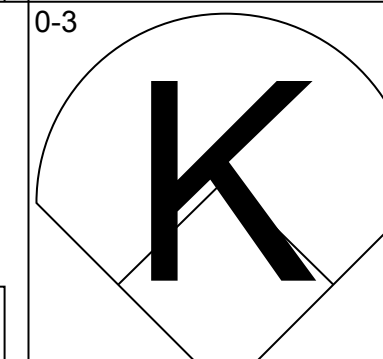
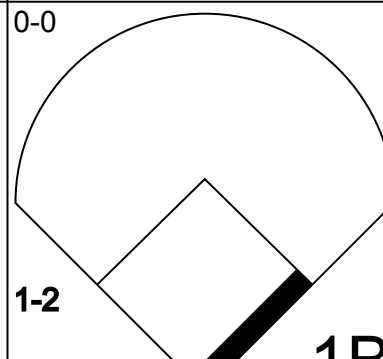
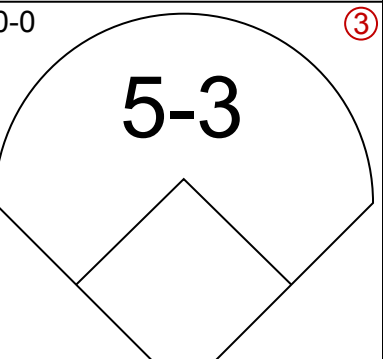
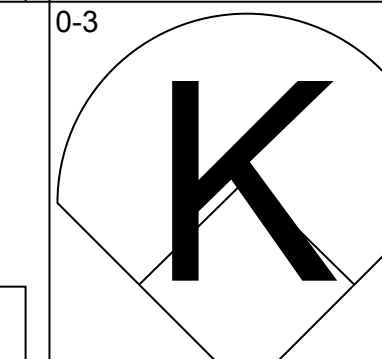
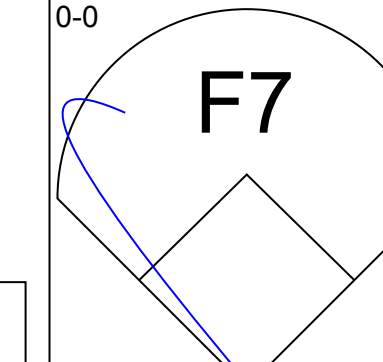
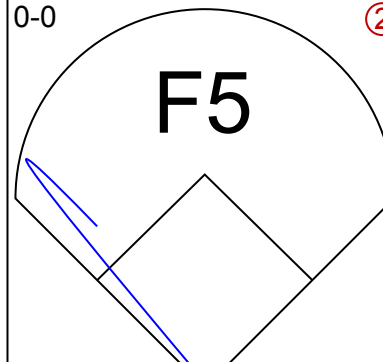
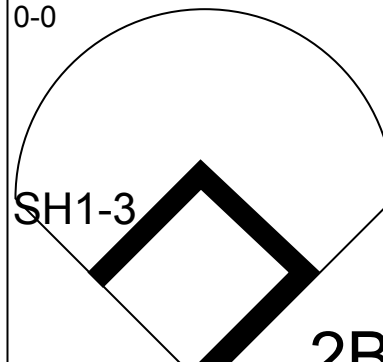
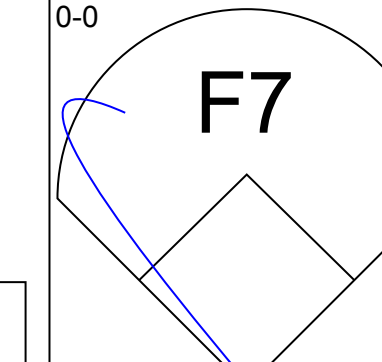
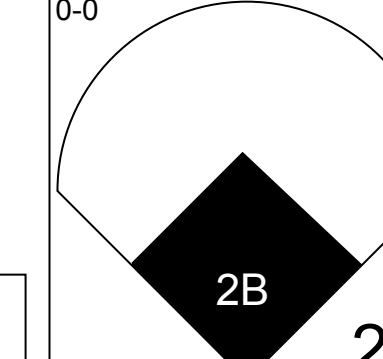
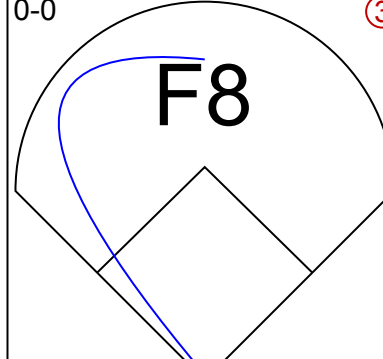
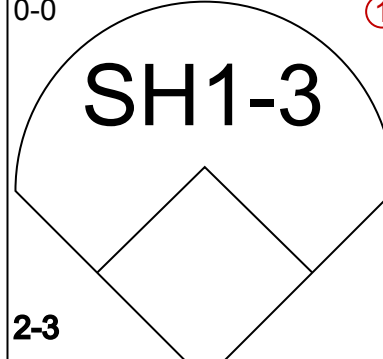
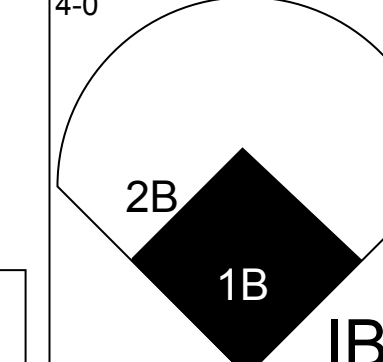
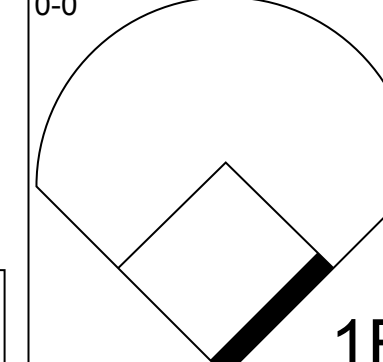
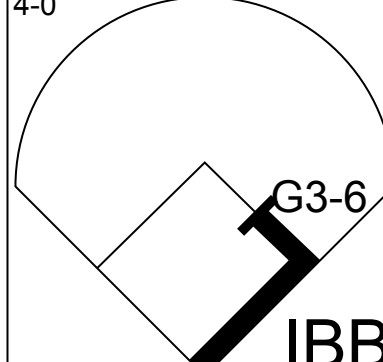
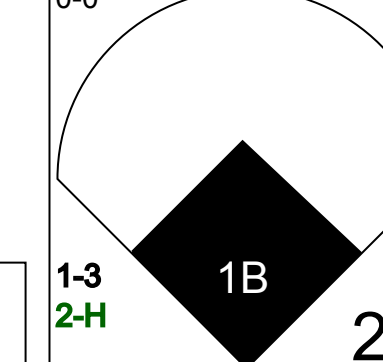
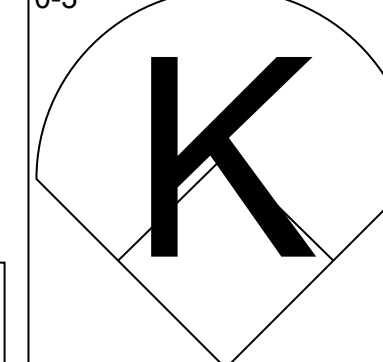
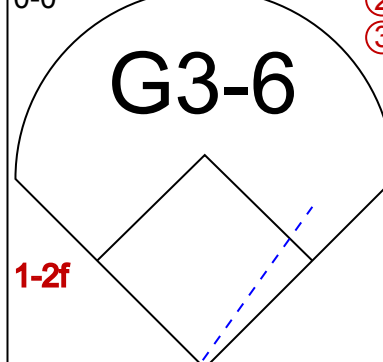
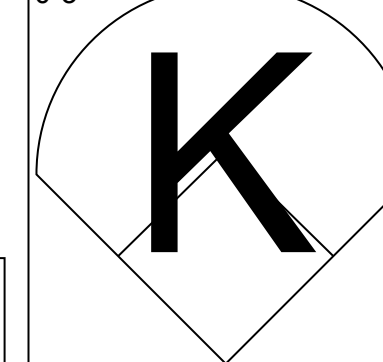
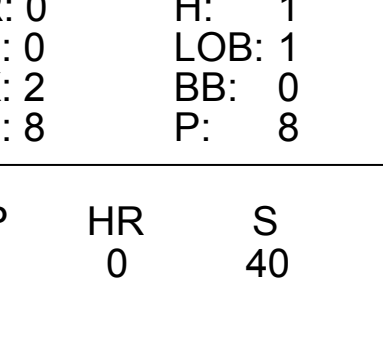
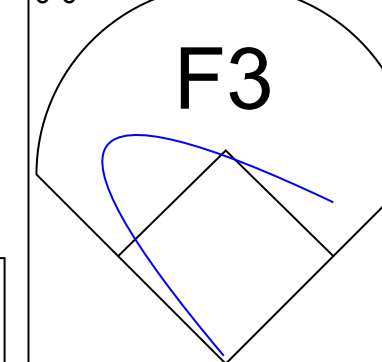

AB 46
R 7
H 17
RBI 7
BB 8
SO 6
LOB 41



Batter	1	2	3	4	5	6	7	8	9	AB	R	H	RBI	BB	SO	LOB	TOP	
Horace Clarke, S OBP: 0.317, SLG: 0.310										4	1	2	0	1	0	1	New York Yankees @ Baltimore Orioles Memorial Stadium, Baltimore, MD Sat Sep 15 1973, 7:05 PM EDT Att: 23,765 - Unknown	
Roy White, S OBP: 0.332, SLG: 0.381										5	0	1	0	0	0	3		
Thurman Munson, R OBP: 0.366, SLG: 0.498										4	1	0	0	1	0	4		
Bobby Murcer, L OBP: 0.362, SLG: 0.473										3	1	1	1	1	0	2		
Jim Ray Hart, R OBP: 0.323, SLG: 0.397 Celerino Sanchez, R OBP: 0.254, SLG: 0.333										4	0	3	1	0	0	0		
Graig Nettles, L OBP: 0.340, SLG: 0.388										4	0	1	1	0	2	3		
Otto Velez, R OBP: 0.324, SLG: 0.226										4	0	1	0	0	1	5		
Mike Hegan, L OBP: 0.269, SLG: 0.372										4	0	0	0	0	0	4		
Fred Stanley, R OBP: 0.364, SLG: 0.467										4	0	2	0	0	1	0		
Inning Stats	R: 2 E: 0 K: 0 S: 6	H: 3 LOB: 2 BB: 1 P: 10	R: 0 E: 0 K: 1 S: 5	H: 1 LOB: 0 BB: 0 P: 5	R: 0 E: 0 K: 1 S: 3	H: 0 LOB: 1 BB: 0 P: 3	R: 0 E: 0 K: 1 S: 6	H: 1 LOB: 2 BB: 1 P: 6	R: 0 E: 0 K: 0 S: 4	H: 0 LOB: 0 BB: 0 P: 3	R: 1 E: 0 K: 1 S: 7	H: 2 LOB: 2 BB: 1 P: 11	R: 0 E: 0 K: 0 S: 4	H: 2 LOB: 1 BB: 0 P: 4	1B: 10 2B: 1 3B: 0 HR: 0	SF: 0 SAC: 0 DP: 1 HBP: 0		WP: 0 PB: 0 SB: 0 CS: 1
PITCHER Dave McNally, L ERA: 2.95	IP: 9.0 WLS: L BF: 39	H: 11 R: 3 ER: 3 SO: 4	BB: 3 IBB: 0 HBP: 0 BLK: 0	WP: 0 HR: 0 S: 44 P: 56	ERA: 3.00 WHIP: 1.556	PITCHER											ERA: 3.00 WHIP: 1.556	

Batter	1	2	3	4	5	6	7	8	9	AB	R	H	RBI	BB	SO	LOB	BOTTOM			
Al Bumbry, L OBP: 0.392, SLG: 0.481										4	0	1	0	0	0	1	New York Yankees @ Baltimore Orioles Memorial Stadium, Baltimore, MD Sat Sep 15 1973, 7:05 PM EDT Att: 23,765 - Unknown			
Rich Coggins, L OBP: 0.365, SLG: 0.461										4	0	1	0	0	0	1				
Tommy Davis, R OBP: 0.335, SLG: 0.385										4	0	1	0	0	0	2				
Boog Powell, L OBP: 0.397, SLG: 0.396										3	0	0	0	1	1	1				
Don Baylor, R OBP: 0.360, SLG: 0.444										4	0	0	0	0	0	1				
Brooks Robinson, R OBP: 0.319, SLG: 0.339										3	0	0	0	0	0	1				
Earl Williams, R OBP: 0.329, SLG: 0.416										3	0	0	0	0	1	1				
Bobby Grich, R OBP: 0.360, SLG: 0.369										3	0	1	0	0	0	0				
Frank Baker, L OBP: 0.261, SLG: 0.300										3	0	0	0	0	0	1				
Inning Stats	R: 0 E: 0 K: 0 S: 3	H: 0 LOB: 0 BB: 1 P: 3	R: 0 E: 0 K: 0 S: 3	H: 0 LOB: 1 BB: 1 P: 7	R: 0 E: 0 K: 1 S: 5	H: 2 LOB: 2 BB: 0 P: 5	R: 0 E: 0 K: 1 S: 5	H: 0 LOB: 0 BB: 0 P: 5	R: 0 E: 0 K: 0 S: 4	H: 1 LOB: 1 BB: 0 P: 4	R: 0 E: 0 K: 1 S: 5	H: 0 LOB: 0 BB: 0 P: 5	R: 0 E: 0 K: 0 S: 4	H: 1 LOB: 1 BB: 0 P: 4	R: 0 E: 0 K: 0 S: 3	H: 0 LOB: 0 BB: 0 P: 3		1B: 2 2B: 2 3B: 0 HR: 0	SF: 0 SAC: 0 DP: 0 HBP: 0	WP: 1 PB: 0 SB: 0 CS: 0
PITCHER Mel Stottlemyre, R ERA: 3.24	IP: 9.0 WLS: W BF: 32	H: 4 R: 0 ER: 0 SO: 2	BB: 1 IBB: 0 HBP: 0 BLK: 0	WP: 1 HR: 0 S: 35 P: 39	ERA: 0.00 WHIP: 0.556	PITCHER											ERA: 0.00 WHIP: 0.556			

Batter	1	2	3	4	5	6	7	8	9	AB	R	H	RBI	BB	SO	LOB	TOP			
Roy White, S OBP: 0.332, SLG: 0.379 (1, 7)										3	0	0	0	1	1	1	New York Yankees @ Baltimore Orioles Memorial Stadium, Baltimore, MD Sun Sep 16 1973, 3:33 AM EDT Unknown livebaseballscores.com			
Mike Hegan, L OBP: 0.263, SLG: 0.362 (1, 3)										4	0	0	0	0	1	1				
Thurman Munson, R OBP: 0.365, SLG: 0.496 (1, 2)										4	0	1	0	0	1	1				
Bobby Murcer, L OBP: 0.361, SLG: 0.471 (1, 8)											3	0	0	0	1	0		2		
Ron Blomberg, L OBP: 0.394, SLG: 0.484 (1, 10)											4	0	1	0	0	0		2		
Graig Nettles, L OBP: 0.338, SLG: 0.386 (1, 5)											3	0	0	0	0	1		1		
Otto Velez, R OBP: 0.325, SLG: 0.212 (1, 9)										2	0	0	0	1	2	1		AB 28 R 0 H 2 RBI 0 BB 4 SO 6 LOB 10		
Gene Michael, S OBP: 0.272, SLG: 0.280 (1, 6)										3	0	0	0	0	0	1				
Fred Stanley, R OBP: 0.361, SLG: 0.438 (1, 4)										2	0	0	0	1	0	0				
Inning Stats	R: 0 E: 0 K: 2 S: 7	H: 0 LOB: 0 BB: 0 P: 7	R: 0 E: 0 K: 2 S: 7	H: 1 LOB: 1 BB: 1 P: 11	R: 0 E: 0 K: 0 S: 3	H: 0 LOB: 0 BB: 0 P: 3	R: 0 E: 0 K: 1 S: 6	H: 1 LOB: 1 BB: 0 P: 6	R: 0 E: 0 K: 0 S: 2	H: 0 LOB: 0 BB: 1 P: 6	R: 0 E: 0 K: 0 S: 3	H: 0 LOB: 0 BB: 0 P: 3	R: 0 E: 0 K: 1 S: 5	H: 0 LOB: 1 BB: 1 P: 9	R: 0 E: 1 K: 0 S: 4	H: 0 LOB: 1 BB: 0 P: 4		1B: 2 2B: 1 3B: 0 HR: 0	SF: 0 SAC: 0 DP: 1 HBP: 0	WP: 0 PB: 0 SB: 0 CS: 1
PITCHER Jim Palmer, R ERA: 2.38 (1, 1)	IP: 9.0 WLS: W BF: 32	H: 2 R: 0 ER: 0 SO: 6	BB: 4 IBB: 0 HBP: 0 BLK: 0	WP: 0 HR: 0 S: 40 P: 56	ERA: 0.00 WHIP: 0.667	PITCHER														

Batter	1	2	3	4	5	6	7	8	9	AB	R	H	RBI	BB	SO	LOB	BOTTOM			
Merv Rettenmund, R OBP: 0.379, SLG: 0.434 (1, 9)										4	0	1	2	0	0	1	New York Yankees @ Baltimore Orioles Memorial Stadium, Baltimore, MD Sun Sep 16 1973, 3:33 AM EDT Unknown livebaseballscores.com			
Bobby Grich, R OBP: 0.358, SLG: 0.366 (1, 4)										4	0	0	0	0	0	0				
Paul Blair, R OBP: 0.329, SLG: 0.394 (1, 8)										4	0	2	0	0	0	0				
Tommy Davis, R OBP: 0.334, SLG: 0.384 (1, 10)										4	0	1	0	0	2	1				
Don Baylor, R OBP: 0.359, SLG: 0.445 (1, 7)										4	0	1	0	0	0	2				
Brooks Robinson, R OBP: 0.320, SLG: 0.342 (1, 5)										2	1	1	0	0	0	2				
Earl Williams, R OBP: 0.333, SLG: 0.417 (1, 3)										1	1	1	0	2	0	0		AB 29 R 3 H 8 RBI 3 BB 2 SO 5 LOB 12		
Andy Etchebarren, R OBP: 0.292, SLG: 0.370 (1, 2)										3	1	1	1	0	1	3				
Frank Baker, L OBP: 0.250, SLG: 0.286 (1, 6)										2	0	0	0	0	2	3				
Curt Motton, R (7, PH)										1	0	0	0	0	0	0				
Mark Belanger, R OBP: 0.308, SLG: 0.271 (8, 6)										0	0	0	0	0	0	0				
Inning Stats	R: 0 E: 0 K: 1 S: 6	H: 1 LOB: 1 BB: 0 P: 6	R: 3 E: 0 K: 1 S: 7	H: 3 LOB: 1 BB: 1 P: 11	R: 0 E: 0 K: 0 S: 5	H: 2 LOB: 2 BB: 0 P: 5	R: 0 E: 0 K: 2 S: 8	H: 1 LOB: 1 BB: 0 P: 8	R: 0 E: 0 K: 0 S: 3	H: 0 LOB: 0 BB: 0 P: 3	R: 0 E: 0 K: 0 S: 3	H: 1 LOB: 1 BB: 1 P: 7	R: 0 E: 0 K: 0 S: 3	H: 0 LOB: 0 BB: 0 P: 3	R: 0 E: 0 K: 1 S: 5	H: 0 LOB: 0 BB: 0 P: 5	1B: 5 2B: 3 3B: 0 HR: 0	SF: 0 SAC: 1 DP: 1 HBP: 0	WP: 0 PB: 0 SB: 0 CS: 0	PA: 32
PITCHER Fritz Peterson, L ERA: 3.99 (1, 1)	IP: 8.0 WLS: L BF: 32	H: 8 R: 3 ER: 3 SO: 5	BB: 0 IBB: 2 HBP: 0 BLK: 0	WP: 0 HR: 0 S: 40 P: 48	ERA: 3.38 WHIP: 1.000	PITCHER														

Batter	1	2	3	4	5	6	7	8	9	AB	R	H	RBI	BB	SO	LOB	TOP								
Horace Clarke, S OBP: 0.319, SLG: 0.313 (1, 4)										4	1	2	1	1	1	1	New York Yankees @ Baltimore Orioles Memorial Stadium, Baltimore, MD Sun Sep 16 1973, 3:38 AM EDT Att: 22,968 - Unknown livebaseballscorecards.com								
Mike Hegan, L OBP: 0.273, SLG: 0.377 (1, 3)										5	2	3	1	0	0	1									
Roy White, S OBP: 0.332, SLG: 0.379 (1, 7)										5	1	2	1	0	0	2									
Bobby Murcer, L OBP: 0.360, SLG: 0.468 (1, 8)										4	1	0	0	1	0	1									
Ron Blomberg, L OBP: 0.395, SLG: 0.495 Jim Ray Hart, R OBP: 0.324, SLG: 0.401 (5, PH)										2	1	1	1	0	0	0									
Graig Nettles, L OBP: 0.337, SLG: 0.385 (1, 5)										4	0	1	0	0	1	0									
Otto Velez, R OBP: 0.194 Ron Swoboda, R OBP: 0.205, SLG: 0.200 (8, 9)										3	0	0	0	1	0	2									
Rick Dempsey, R (1, 2)										2	0	0	0	1	1	0									
Fred Stanley, R OBP: 0.325, SLG: 0.389 (1, 6)										4	1	0	0	0	0	2									
Inning Stats	R: 1 E: 0 K: 0 S: 4	H: 1 LOB: 0 BB: 0 P: 4	R: 0 E: 0 K: 1 S: 5	H: 0 LOB: 0 BB: 0 P: 5	R: 0 E: 0 K: 0 S: 3	H: 0 LOB: 1 BB: 1 P: 7	R: 1 E: 0 K: 0 S: 4	H: 2 LOB: 0 BB: 0 P: 4	R: 5 E: 0 K: 0 S: 8	H: 5 LOB: 2 BB: 2 P: 16	R: 0 E: 0 K: 1 S: 7	H: 2 LOB: 0 BB: 0 P: 7	R: 0 E: 0 K: 0 S: 3	H: 0 LOB: 0 BB: 0 P: 3	R: 0 E: 0 K: 1 S: 5	H: 0 LOB: 1 BB: 1 P: 9		R: 0 E: 0 K: 0 S: 3	H: 0 LOB: 0 BB: 0 P: 3	1B: 6 2B: 3 3B: 0 HR: 1	SF: 0 SAC: 1 DP: 1 HBP: 0	WP: 1 PB: 1 SB: 2 CS: 0	PA: 40		
PITCHER	IP	WLS	BF	H	R	ER	SO	BB	IBB	HBP	BLK	WP	HR	S	P	ERA	WHIP								
Doyle Alexander, R ERA: 4.14 (1, 1)	4.2	L	20	5	5	5	1	2	0	0	0	1	1	20	28	9.64	1.500								
Grant Jackson, L ERA: 2.03 (5, 1)	1.1		10	5	2	2	1	1	0	0	0	0	0	11	15	13.50	4.500								
Wayne Garland, R ERA: 3.0 (7, 1)	3.0		10	0	0	0	1	1	0	0	0	0	0	11	15	0.00	0.333								

Batter	1	2	3	4	5	6	7	8	9	AB	R	H	RBI	BB	SO	LOB	BOTTOM								
Al Bumbry, L OBP: 0.393, SLG: 0.480 Jim Fuller, R OBP: 0.333, SLG: 0.333 (9, PH)										3	1	1	0	1	0	0	New York Yankees @ Baltimore Orioles Memorial Stadium, Baltimore, MD Sun Sep 16 1973, 3:38 AM EDT Att: 22,968 - Unknown livebaseballscorecards.com								
Rich Coggins, L OBP: 0.364, SLG: 0.464 Curt Motton, R (9, PH)										4	1	1	1	0	0	1									
Merv Rettenmund, R OBP: 0.377, SLG: 0.430 (1, 9)										3	0	0	0	1	0	2									
Tommy Davis, R OBP: 0.333, SLG: 0.383 (1, 10)										4	0	1	1	0	0	2									
Don Baylor, R OBP: 0.358, SLG: 0.443 (1, 3)										4	1	1	0	0	0	1									
Brooks Robinson, R OBP: 0.319, SLG: 0.341 (1, 5)										4	0	1	0	0	0	1									
Earl Williams, R OBP: 0.332, SLG: 0.418 (1, 2)										4	1	1	1	0	0	2									
Bobby Grich, R OBP: 0.360, SLG: 0.376 (1, 4)										4	1	3	2	0	0	0									
Frank Baker, L OBP: 0.240, SLG: 0.273 Terry Crowley, L OBP: 0.280, SLG: 0.243 Mark Belanger, R OBP: 0.308, SLG: 0.271 Paul Blair, R OBP: 0.328, SLG: 0.393 (9, PH)										2	0	0	0	0	1	0									
Inning Stats	R: 0 E: 0 K: 0 S: 3	H: 0 LOB: 1 BB: 1 P: 7	R: 2 E: 0 K: 1 S: 7	H: 2 LOB: 0 BB: 0 P: 7	R: 0 E: 0 K: 0 S: 3	H: 0 LOB: 1 BB: 1 P: 7	R: 0 E: 0 K: 0 S: 3	H: 0 LOB: 0 BB: 0 P: 3	R: 0 E: 0 K: 0 S: 3	H: 0 LOB: 0 BB: 0 P: 3	R: 1 E: 0 K: 0 S: 5	H: 2 LOB: 1 BB: 0 P: 5	R: 0 E: 0 K: 0 S: 7	H: 4 LOB: 2 BB: 0 P: 7	R: 0 E: 0 K: 2 S: 8	H: 1 LOB: 1 BB: 0 P: 8		1B: 5 2B: 2 3B: 1 HR: 1	SF: 0 SAC: 0 DP: 0 HBP: 0	WP: 1 PB: 0 SB: 2 CS: 0	PA: 38				
PITCHER	IP	WLS	BF	H	R	ER	SO	BB	IBB	HBP	BLK	WP	HR	S	P	ERA	WHIP								
Pat Dobson, R ERA: 4.58 (1, 1)	7.1	W	31	7	5	5	1	2	0	0	0	1	1	31	39	6.14	1.227								
Sparky Lyle, L ERA: 2.51 (8, 1)	1.2	S	7	2	0	0	2	0	0	0	0	1	0	11	11	0.00	1.200								

Batter	1	2	3	4	5	6	7	8	9	10	AB	R	H	RBI	BB	SO	LOB	TOP				
Horace Clarke, S OBP: 0.320, SLG: 0.314 (1, 4)	G3		S E 1B		5-3		1-2 1B			F8	5	1	2	0	0	0	0					
Roy White, S OBP: 0.330, SLG: 0.376 (1, 7)	F7		K		6-3		K			F8	5	0	0	0	0	2	3					
Thurman Munson, R OBP: 0.364, SLG: 0.493 (1, 2)	5-3		E6 1B				5-3			5-3	5	1	1	0	0	0	0					
Bobby Murcer, L OBP: 0.360, SLG: 0.470 (1, 8)		E 1B 2B	CS 1B				K			F9	4	1	2	1	0	1	1					
Jim Ray Hart, R OBP: 0.326, SLG: 0.409 (1, 10)		K	CS				HR			F8	3	1	1	1	1	1	2					
Graig Nettles, L OBP: 0.335, SLG: 0.382 (1, 5)	E3 L6 1B				F8		HR			K	4	0	0	0	0	1	3					
Otto Velez, R OBP: 0.333, SLG: 0.205 Ron Swoboda, R OBP: 0.205, SLG: 0.200 (1, 9) (9, 9)					5-3					K	3	0	1	1	1	1	0					
Mike Hegan, L OBP: 0.266, SLG: 0.367 (1, 3)	L6				K					B4	4	0	0	0	0	2	3					
Gene Michael, S OBP: 0.271, SLG: 0.280 (1, 6)			K							F7	4	0	1	0	0	1	0					
Inning Stats	R: 0 E: 0 K: 0 S: 3	H: 0 LOB: 0 BB: 0 P: 3	R: 1 E: 1 K: 1 S: 7	H: 2 LOB: 1 BB: 0 P: 7	R: 2 E: 1 K: 2 S: 9	H: 2 LOB: 0 BB: 0 P: 9	R: 1 E: 0 K: 1 S: 6	H: 1 LOB: 0 BB: 0 P: 6	R: 0 E: 0 K: 0 S: 5	H: 0 LOB: 1 BB: 1 P: 9	R: 0 E: 0 K: 2 S: 9	H: 2 LOB: 2 BB: 0 P: 9	R: 0 E: 0 K: 1 S: 6	H: 1 LOB: 1 BB: 0 P: 6	R: 0 E: 0 K: 1 S: 4	H: 0 LOB: 0 BB: 1 P: 8	R: 0 E: 0 K: 0 S: 3	H: 0 LOB: 0 BB: 0 P: 3	1B: 6 2B: 3 3B: 0 HR: 1	SF: 0 SAC: 0 DP: 2 HBP: 0	WP: 0 PB: 0 SB: 2 CS: 2	PA: 40
PITCHER Mike Cuellar, L ERA: 3.33 (1, 1)	IP 10.0	WLS W 39	H 8	R 4	ER 2	SO 9	BB 2	IBB 0	HBP 0	BLK 0	WP 0	HR 1	S 55	P 63	ERA 1.80	WHIP 1.000						

New York Yankees @ Baltimore Orioles
Memorial Stadium, Baltimore, MD
 Mon Sep 17 1973, 7:05 PM EDT
 Att: 6,114 - Unknown


AB	37
R	4
H	8
RBI	3
BB	2
SO	9
LOB	12



Batter	1	2	3	4	5	6	7	8	9	10	AB	R	H	RBI	BB	SO	LOB	BOTTOM				
Al Bumby, L OBP: 0.396, SLG: 0.485 (1, 7)	5-3		1B 1B		1-3		4-3 SF8 2B			1B 1B	5	2	3	0	0	0	0					
Rich Coggins, L OBP: 0.367, SLG: 0.466 (1, 9)	FC6-4 1B		1B 1B		1B		4-3			F8	5	0	3	1	0	0	3					
Tommy Davis, R OBP: 0.334, SLG: 0.384 (1, 10)	FC6-4 1B		G5-4-3 1B		F7		SF8			1B	4	0	2	3	0	0	2					
Don Baylor, R OBP: 0.356, SLG: 0.440 (1, 3)	1B		K		F5		5-3			F7	5	0	1	0	0	1	5					
Earl Williams, R OBP: 0.331, SLG: 0.422 (1, 2)	L9		G5-4-3		1-3		1-3			F3	5	1	1	1	0	0	4					
Paul Blair, R OBP: 0.326, SLG: 0.389 (1, 8)		6-3			F7		5-3			K	4	0	0	0	0	1	0					
Brooks Robinson, R OBP: 0.321, SLG: 0.341 Enos Cabell, R OBP: 0.257, SLG: 0.313 Doug DeCinces, R OBP: 0.500, SLG: 0.500 (1, 5) (8, PR) (9, 5)		L9			5-3		BB			CS 1B	3	0	1	0	1	0	0					
Bobby Grich, R OBP: 0.361, SLG: 0.376 (1, 4)		S 1B 1B			BB		K			CS	3	0	1	0	1	1	1					
Mark Belanger, R OBP: 0.311, SLG: 0.274 Boog Powell, L OBP: 0.399, SLG: 0.397 Curt Motton, R Frank Baker, L OBP: 0.240, SLG: 0.273 (1, 6) (9, PH) (9, PR) (10, 6)					F9		2B 4-3 1B			1B 1B	3	1	2	0	0	0	1					
Inning Stats	R: 0 E: 0 K: 0 S: 5	H: 2 LOB: 2 BB: 0 P: 5	R: 0 E: 0 K: 0 S: 4	H: 2 LOB: 2 BB: 0 P: 4	R: 1 E: 0 K: 1 S: 7	H: 3 LOB: 1 BB: 0 P: 7	R: 0 E: 0 K: 0 S: 3	H: 0 LOB: 1 BB: 1 P: 7	R: 0 E: 0 K: 0 S: 5	H: 0 LOB: 1 BB: 1 P: 9	R: 2 E: 0 K: 0 S: 5	H: 2 LOB: 0 BB: 0 P: 5	R: 0 E: 0 K: 1 S: 5	H: 1 LOB: 1 BB: 0 P: 5	R: 1 E: 0 K: 0 S: 6	H: 3 LOB: 2 BB: 0 P: 6	R: 1 E: 0 K: 0 S: 1	H: 1 LOB: 0 BB: 0 P: 1	1B: 13 2B: 1 3B: 0 HR: 1	SF: 1 SAC: 0 DP: 1 HBP: 0	WP: 0 PB: 0 SB: 1 CS: 1	PA: 42
PITCHER Lindy McDaniel, R ERA: 2.69 Wayne Granger, R ERA: 3.71 (1, 1) (10, 1)	IP 9.0	WLS L 40	H 14	R 4	ER 4	SO 3	BB 2	IBB 0	HBP 0	BLK 0	WP 0	HR 0	S 44	P 52	ERA 4.00	WHIP 1.778						

New York Yankees @ Baltimore Orioles
Memorial Stadium, Baltimore, MD
 Mon Sep 17 1973, 7:05 PM EDT
 Att: 6,114 - Unknown

AB	38
R	5
H	15
RBI	5
BB	2
SO	3
LOB	16



Batter	1	2	3	4	5	6	7	8	9	AB	R	H	RBI	BB	SO	LOB	TOP										
Al Bumby, L OBP: 0.396, SLG: 0.486 (1, 7)										5	0	2	1	0	2	1	<p>Baltimore Orioles @ Detroit Tigers Tiger Stadium, Detroit, MI Wed Sep 19 1973, 7:05 PM EDT Att: 12,339 - Unknown</p>										
Rich Coggins, L OBP: 0.367, SLG: 0.465 (1, 9)										5	0	2	0	0	1	3											
Tommy Davis, R OBP: 0.335, SLG: 0.384 (1, 10)										4	0	2	0	0	1	2											
Boog Powell, L OBP: 0.397, SLG: 0.394 (1, 3)										3	0	0	0	1	1	2											
Earl Williams, R OBP: 0.330, SLG: 0.427 (1, 2)										3	0	0	0	0	1	3											
Sergio Robles, R (6, 2)										1	0	0	0	0	0	1											
Paul Blair, R OBP: 0.330, SLG: 0.393 (1, 8)										3	1	2	0	1	0	0											
Brooks Robinson, R OBP: 0.320, SLG: 0.338 (1, 5)										3	0	1	0	1	0	2											
Bobby Grich, R OBP: 0.360, SLG: 0.381 (1, 4)										4	0	0	0	0	0	4											
Mark Belanger, R OBP: 0.308, SLG: 0.271 (1, 6)										4	0	1	0	0	0	3											
Inning Stats	R: 0 E: 0 K: 2 S: 8	H: 1 LOB: 1 BB: 0 P: 8	R: 0 E: 0 K: 0 S: 3	H: 0 LOB: 1 BB: 1 P: 7	R: 0 E: 0 K: 1 S: 7	H: 3 LOB: 3 BB: 1 P: 11	R: 0 E: 0 K: 0 S: 4	H: 1 LOB: 1 BB: 0 P: 4	R: 0 E: 0 K: 1 S: 5	H: 0 LOB: 0 BB: 0 P: 5	R: 0 E: 0 K: 0 S: 3	H: 0 LOB: 0 BB: 0 P: 7	R: 0 E: 0 K: 1 S: 6	H: 1 LOB: 1 BB: 0 P: 6	R: 1 E: 0 K: 0 S: 6	H: 3 LOB: 2 BB: 0 P: 6	1B: 8 2B: 2 3B: 0 HR: 0	SF: 0 SAC: 0 DP: 1 HBP: 0	WP: 0 PB: 0 SB: 1 CS: 1	PA: 38							
PITCHER	IP	WLS	BF	H	R	ER	SO	BB	IBB	HBP	BLK	WP	HR	S	P	ERA	WHIP										
Joe Coleman, R ERA: 3.73 (1, 1)	8.0	W	32	7	0	0	6	3	0	0	0	0	0	41	53	0.00	1.250										
John Hiller, L ERA: 1.47 (9, 1)	1.0	S	6	3	1	1	0	0	0	0	0	0	0	6	6	9.00	3.000										

Batter	1	2	3	4	5	6	7	8	9	AB	R	H	RBI	BB	SO	LOB	BOTTOM										
Tony Taylor, R OBP: 0.277, SLG: 0.335 (1, 4)										4	0	1	0	0	2	1	<p>Baltimore Orioles @ Detroit Tigers Tiger Stadium, Detroit, MI Wed Sep 19 1973, 7:05 PM EDT Att: 12,339 - Unknown</p>										
Mickey Stanley, R OBP: 0.303, SLG: 0.393 (1, 8)										3	2	1	1	2	0	1											
Frank Howard, R OBP: 0.333, SLG: 0.481 (1, 10)										4	1	1	0	1	0	2											
Willie Horton, R OBP: 0.364, SLG: 0.505 (1, 7)										3	1	2	1	1	0	1											
Jim Northrup, L OBP: 0.364, SLG: 0.458 (7, 7)										1	0	1	0	0	0	0											
Bill Freehan, R OBP: 0.328, SLG: 0.328 (1, 2)										3	2	1	2	1	0	3											
Ike Brown, R OBP: 0.430, SLG: 0.415 (1, 3)										4	2	2	1	0	1	2											
Dick Sharon, R OBP: 0.267, SLG: 0.405 (1, 9)										4	0	0	0	0	1	4											
Aurelio Rodriguez, R OBP: 0.274, SLG: 0.344 (1, 5)										4	1	1	3	0	2	1											
Ed Brinkman, R OBP: 0.285, SLG: 0.330 (1, 6)										4	1	2	1	0	1	0											
Tom Verzyer, R OBP: 0.300, SLG: 0.222 (7, PR) (8, 6)										0	0	0	0	0	0	0											
Inning Stats	R: 1 E: 0 K: 1 S: 6	H: 1 LOB: 2 BB: 2 P: 14	R: 0 E: 0 K: 1 S: 5	H: 0 LOB: 0 BB: 0 P: 5	R: 0 E: 0 K: 1 S: 5	H: 0 LOB: 0 BB: 0 P: 5	R: 7 E: 0 K: 2 S: 12	H: 5 LOB: 0 BB: 1 P: 17	R: 0 E: 0 K: 0 S: 3	H: 0 LOB: 1 BB: 1 P: 7	R: 2 E: 0 K: 2 S: 10	H: 3 LOB: 1 BB: 0 P: 10	R: 0 E: 0 K: 0 S: 4	H: 1 LOB: 1 BB: 0 P: 4	1B: 6 2B: 3 3B: 2 HR: 1	SF: 0 SAC: 1 DP: 0 HBP: 1	WP: 1 PB: 1 SB: 0 CS: 1	PA: 41									
PITCHER	IP	WLS	BF	H	R	ER	SO	BB	IBB	HBP	BLK	WP	HR	S	P	ERA	WHIP										
Dave McNally, L ERA: 3.15 (1, 1)	4.1	L	24	7	7	3	3	3	1	1	0	0	0	25	42	14.54	2.308										
Bob Reynolds, R ERA: 1.95 (5, 1)	0.2		3	1	1	1	2	0	0	0	0	1	0	7	7	13.50	1.500										
Wayne Garland, R ERA: 4.0 (6, 1)	3.0		14	4	2	2	2	1	0	0	0	0	1	17	21	6.00	1.667										

AB	35
R	1
H	10
RBI	1
BB	3
SO	6
LOB	21



Batter	1	2	3	4	5	6	7	8	9	AB	R	H	RBI	BB	SO	LOB	TOP					
Al Bumby, L OBP: 0.302, SLG: 0.504 (1, 10)										5	1	2	3	1	0	0	2					
Rich Coggins, L OBP: 0.365, SLG: 0.462 (1, 9)										5	0	1	0	0	0	0	3					
Paul Blair, R OBP: 0.331, SLG: 0.396 (1, 8)										5	2	2	1	0	2	3						
Tommy Davis, R OBP: 0.342, SLG: 0.392 (1, 3)										5	1	4	1	0	0	1						
Enos Cabell, R OBP: 0.250, SLG: 0.303 (8, 3)										0	0	0	0	0	0	0						
Don Baylor, R OBP: 0.361, SLG: 0.445 (1, 7)										5	1	2	1	0	0	2						
Brooks Robinson, R OBP: 0.326, SLG: 0.342 (1, 5)										5	0	2	2	0	0	3						
Bobby Grich, R OBP: 0.368, SLG: 0.384 (1, 4)										4	0	2	0	1	1	2						
Andy Etchebarren, R OBP: 0.303, SLG: 0.366 (1, 2)										3	1	1	0	2	0	4						
Mark Belanger, R OBP: 0.302, SLG: 0.266 (1, 6)										4	0	0	0	0	0	6						
Inning Stats	R: 0 E: 0 K: 1 S: 6	H: 1 LOB: 1 BB: 0 P: 6	R: 0 E: 0 K: 0 S: 4	H: 1 LOB: 2 BB: 1 P: 8	R: 2 E: 0 K: 1 S: 9	H: 4 LOB: 2 BB: 0 P: 9	R: 1 E: 0 K: 0 S: 5	H: 2 LOB: 1 BB: 0 P: 5	R: 2 E: 0 K: 0 S: 6	H: 3 LOB: 2 BB: 1 P: 10	R: 1 E: 1 K: 0 S: 5	H: 2 LOB: 1 BB: 0 P: 5	R: 0 E: 0 K: 0 S: 2	H: 0 LOB: 0 BB: 1 P: 6	R: 1 E: 0 K: 0 S: 7	H: 2 LOB: 1 BB: 0 P: 7	R: 0 E: 0 K: 0 S: 4	H: 2 LOB: 1 BB: 0 P: 4	1B: 11 2B: 3 3B: 3 HR: 0	SF: 0 SAC: 1 DP: 2 HBP: 0	WP: 0 PB: 0 SB: 1 CS: 0	PA: 45
PITCHER	IP WLS BF H R ER SO BB IBB HBP BLK WP HR S P ERA WHIP																					
Jim Colborn, R ERA: 3.24 (1, 1)	4.0 L 23 10 5 5 2 1 0 0 0 0 0 0 26 30 11.25 2.750																					
Carlos Velazquez, R ERA: 2.2 (5, 1)	1.1 8 3 1 0 0 1 0 0 0 0 0 0 7 11 0.00 3.000																					
Skip Lockwood, R ERA: 0.59 (6, 1)	3.2 14 4 1 1 1 1 0 0 0 0 0 0 15 19 2.46 1.364																					

Baltimore Orioles @ Milwaukee Brewers
Milwaukee County Stadium, Milwaukee, WI
Sat Sep 22 1973, 4:33 AM EDT
Att: 9,919 - Unknown

AB 41
R 7
H 17
RBI 6
BB 3
SO 3
LOB 26

Batter	1	2	3	4	5	6	7	8	9	AB	R	H	RBI	BB	SO	LOB	BOTTOM					
Bob Coluccio, R OBP: 0.308, SLG: 0.413 (1, 9)										4	0	1	0	0	0	1						
John Briggs, L OBP: 0.365, SLG: 0.434 (1, 7)										3	0	0	0	1	0	2						
Dave May, L OBP: 0.349, SLG: 0.479 (1, 8)										3	0	0	0	1	0	1						
George Scott, R OBP: 0.366, SLG: 0.470 (1, 3)										4	0	1	0	0	0	1						
Don Money, R OBP: 0.348, SLG: 0.407 (1, 5)										4	0	1	0	0	0	1						
Darrell Porter, L OBP: 0.396, SLG: 0.464 (1, 2)										4	0	1	0	0	0	1						
Joe Lahoud, L OBP: 0.309, SLG: 0.319 (1, 10)										3	0	1	0	0	0	2						
Pedro Garcia, R OBP: 0.305, SLG: 0.411 (1, 4)										3	1	2	1	0	0	1						
Tim Johnson, L OBP: 0.258, SLG: 0.246 (1, 6)										3	0	0	0	0	1	3						
Inning Stats	R: 0 E: 0 K: 0 S: 3	H: 1 LOB: 1 BB: 1 P: 7	R: 0 E: 0 K: 0 S: 3	H: 0 LOB: 0 BB: 0 P: 3	R: 1 E: 1 K: 0 S: 4	H: 1 LOB: 0 BB: 0 P: 4	R: 0 E: 0 K: 0 S: 4	H: 1 LOB: 1 BB: 0 P: 4	R: 0 E: 0 K: 1 S: 5	H: 0 LOB: 1 BB: 0 P: 6	R: 0 E: 0 K: 0 S: 2	H: 0 LOB: 0 BB: 1 P: 6	R: 0 E: 0 K: 0 S: 5	H: 2 LOB: 2 BB: 0 P: 5	R: 0 E: 0 K: 0 S: 3	H: 0 LOB: 0 BB: 0 P: 3	R: 0 E: 0 K: 0 S: 4	H: 2 LOB: 1 BB: 0 P: 4	1B: 6 2B: 1 3B: 0 HR: 1	SF: 0 SAC: 0 DP: 3 HBP: 1	WP: 0 PB: 0 SB: 0 CS: 0	PA: 34
PITCHER	IP WLS BF H R ER SO BB IBB HBP BLK WP HR S P ERA WHIP																					
Doyle Alexander, R ERA: 3.97 (1, 1)	9.0 W 34 7 1 1 1 2 0 0 1 0 0 1 33 42 1.00 1.000																					

Baltimore Orioles @ Milwaukee Brewers
Milwaukee County Stadium, Milwaukee, WI
Sat Sep 22 1973, 4:33 AM EDT
Att: 9,919 - Unknown

AB 31
R 1
H 7
RBI 1
BB 2
SO 1
LOB 13

Batter	1	2	3	4	5	6	7	8	9	AB	R	H	RBI	BB	SO	LOB	TOP				
Al Bumby, L OBP: 0.397, SLG: 0.499 (1, 7)										4	0	0	0	0	0	1	Baltimore Orioles @ Milwaukee Brewers Milwaukee County Stadium, Milwaukee, WI Sun Sep 23 1973, 4:33 AM EDT Att: 5,962 - Unknown				
Rich Coggins, L OBP: 0.364, SLG: 0.468 (1, 8)										4	1	1	1	0	0	0					
Bobby Grich, R OBP: 0.367, SLG: 0.383 Curt Motton, R (4, 7)										2	0	0	0	0	0	0					
Mark Belanger, R OBP: 0.302, SLG: 0.265 (6, 6)										4	0	0	0	0	3	1					
Jim Fuller, R OBP: 0.222, SLG: 0.125 (1, 9) (4, 3) (6, 9)										4	0	0	0	0	3	1					
Terry Crowley, L OBP: 0.275, SLG: 0.265 (1, 10)										4	1	1	1	0	1	0					
Enos Cabell, R OBP: 0.231, SLG: 0.278 (1, 3) (4, 5) (6, 3)										3	0	0	0	0	0	0					
Doug DeCinces, R OBP: 0.167, SLG: 0.167 (1, 5) (4, 4) (6, 5)										3	0	0	0	0	1	0					
Sergio Robles, R (1, 2)										2	0	0	0	1	0	0					
Frank Baker, L OBP: 0.245, SLG: 0.261 (1, 6) (6, 4)										2	0	0	0	1	0	1					
Inning Stats	R: 0 E: 0 K: 0 S: 3	H: 0 LOB: 0 BB: 0 P: 3	R: 0 E: 0 K: 2 S: 7	H: 0 LOB: 0 BB: 0 P: 7	R: 0 E: 0 K: 1 S: 5	H: 0 LOB: 1 BB: 1 P: 9	R: 0 E: 0 K: 0 S: 3	H: 0 LOB: 0 BB: 0 P: 3	R: 1 E: 0 K: 0 S: 4	H: 1 LOB: 1 BB: 1 P: 8	R: 0 E: 0 K: 0 S: 5	H: 0 LOB: 0 BB: 0 P: 3	R: 0 E: 0 K: 0 S: 3	H: 0 LOB: 0 BB: 0 P: 3	R: 1 E: 0 K: 2 S: 8	H: 1 LOB: 0 BB: 0 P: 8	1B: 0 2B: 0 3B: 0 HR: 2	SF: 0 SAC: 0 DP: 0 HBP: 0	WP: 0 PB: 0 SB: 0 CS: 0	PA: 32	
PITCHER Jim Slaton, R ERA: 3.8 (1, 1)	IP: 9.0 WLS: L BF: 32	H: 2 R: 2 ER: 2 SO: 6	BB: 3 IBB: 0 HBP: 0 BLK: 0	WP: 0 HR: 2 S: 41 P: 53	ERA: 2.00 WHIP: 0.556											ERA: 2.00 WHIP: 0.556					

Batter	1	2	3	4	5	6	7	8	9	AB	R	H	RBI	BB	SO	LOB	BOTTOM					
Bob Coluccio, R OBP: 0.313, SLG: 0.415 (1, 8)										3	0	2	0	2	1	0	Baltimore Orioles @ Milwaukee Brewers Milwaukee County Stadium, Milwaukee, WI Sun Sep 23 1973, 4:33 AM EDT Att: 5,962 - Unknown					
Pedro Garcia, R OBP: 0.304, SLG: 0.409 (1, 4)										5	0	1	0	0	1	4						
Don Money, R OBP: 0.348, SLG: 0.406 (1, 5)										4	0	1	0	1	0	3						
George Scott, R OBP: 0.367, SLG: 0.469 (1, 3)										3	0	1	0	2	1	0						
Bobby Mitchell, R OBP: 0.260, SLG: 0.390 Joe Lahoud, L OBP: 0.312, SLG: 0.322 (9, PH)										4	0	1	0	0	1	5						
Gorman Thomas, R OBP: 0.267, SLG: 0.299 Darrell Porter, L OBP: 0.365, SLG: 0.462 (9, PH)										2	0	0	0	1	0	3						
Charlie Moore, R OBP: 0.222, SLG: 0.222 Dave May, L OBP: 0.350, SLG: 0.479 (9, PH)										4	0	0	0	0	2	4						
Wilbur Howard, S OBP: 0.250, SLG: 0.143 (1, 7)										3	0	1	0	2	0	1						
Tim Johnson, L OBP: 0.257, SLG: 0.244 John Briggs, L OBP: 0.364, SLG: 0.433 Bob Heise, R OBP: 0.208, SLG: 0.193 (9, 6)										3	0	0	0	0	2	5						
Inning Stats	R: 0 E: 0 K: 1 S: 6	H: 1 LOB: 2 BB: 1 P: 10	R: 0 E: 0 K: 0 S: 4	H: 1 LOB: 1 BB: 0 P: 4	R: 0 E: 1 K: 1 S: 4	H: 0 LOB: 0 BB: 1 P: 8	R: 0 E: 0 K: 2 S: 8	H: 1 LOB: 3 BB: 2 P: 16	R: 0 E: 0 K: 1 S: 7	H: 2 LOB: 3 BB: 1 P: 11	R: 0 E: 0 K: 1 S: 5	H: 0 LOB: 2 BB: 2 P: 13	R: 0 E: 1 K: 2 S: 8	H: 0 LOB: 2 BB: 1 P: 12	R: 0 E: 0 K: 1 S: 7	H: 2 LOB: 2 BB: 0 P: 7	R: 1 E: 0 K: 0 S: 5	H: 2 LOB: 1 BB: 0 P: 5	1B: 9 2B: 1 3B: 0 HR: 0	SF: 0 SAC: 1 DP: 1 HBP: 0	WP: 1 PB: 0 SB: 0 CS: 0	PA: 44
PITCHER Dave McNally, L ERA: 3.08 Eddie Watt, R ERA: 3.26 (7, 1)	IP: 6.0 WLS: W BF: 29	H: 5 R: 0 ER: 0 SO: 6	BB: 6 IBB: 1 HBP: 0 BLK: 0	WP: 1 HR: 0 S: 34 P: 62	ERA: 0.00 WHIP: 1.833											ERA: 3.00 WHIP: 1.667						

AB	29
R	2
H	2
RBI	2
BB	3
SO	6
LOB	3




livebaseballscores.com

Batter	1	2	3	4	5	6	7	8	9	AB	R	H	RBI	BB	SO	LOB	TOP										
John Knox, L (1,4) OBP: 0.368, SLG: 0.294 Tony Taylor, R (8, PH) OBP: 0.276, SLG: 0.339	0-0 4-3		0-0 E6	0-0 FC6-4	0-0 FC6-4	0-0 1B		0-0 6-3		4	0	2	1	0	0	0											
Mickey Stanley, R (1,8) OBP: 0.299, SLG: 0.385 Ike Brown, R (6,3) OBP: 0.400, SLG: 0.380	0-0 F9		0-0 FC6-4	0-0 FC6-4		0-0 1-3			0-0 F8	4	0	0	0	0	0	5											
Jim Northrup, L (1,9) OBP: 0.365, SLG: 0.469	0-0 5-3		4-0 BB	1-2 BB		0-0 BB			0-0 1B	4	1	2	0	1	1	0											
Willie Horton, R (1,7) OBP: 0.366, SLG: 0.509 Ron Cash, R (5, PR) OBP: 0.424, SLG: 0.516		0-0 1B	0-0 F9		4-0 1B	1-2 BB		0-0 4-3	0-0 F7	2	1	1	0	1	0	2											
Gates Brown, L (1,10) OBP: 0.330, SLG: 0.373 Frank Howard, R (7, PH) OBP: 0.333, SLG: 0.475		0-0 3-1		0-3 K	0-3 K			0-0 F8	0-0 6-3	3	0	0	0	0	2	3											
Norm Cash, L (1,3) OBP: 0.359, SLG: 0.479 Dick Sharon, R (6,8) OBP: 0.281, SLG: 0.417		0-0 1B		0-0 G3	0-0 G5-4-3					3	0	2	2	0	0	0											
Bill Freehan, R (1,2) OBP: 0.323, SLG: 0.317		0-0 F7		4-0 BB	0-0 G5-4-3					2	1	0	0	2	0	3											
Aurelio Rodriguez, R (1,5) OBP: 0.271, SLG: 0.338		0-0 4-3		0-0 1B	1-2 BB				0-0 F2	4	0	2	0	0	0	3											
Ed Brinkman, R (1,6) OBP: 0.287, SLG: 0.329 Tom Verzyer, R (7,6) OBP: 0.286, SLG: 0.231			0-0 F3	4-0 1B	1-2 BB				0-3 K	2	0	0	0	1	0	1											
Inning Stats	R: 0 E: 0 K: 0 S: 3	H: 0 LOB: 0 BB: 0 P: 3	R: 1 E: 0 K: 0 S: 5	H: 2 LOB: 1 BB: 0 P: 5	R: 0 E: 1 K: 0 S: 4	H: 0 LOB: 2 BB: 1 P: 8	R: 1 E: 0 K: 1 S: 7	H: 2 LOB: 3 BB: 2 P: 15	R: 1 E: 0 K: 1 S: 6	H: 2 LOB: 1 BB: 0 P: 10	R: 0 E: 0 K: 1 S: 5	H: 0 LOB: 0 BB: 0 P: 5	R: 0 E: 0 K: 1 S: 5	H: 0 LOB: 2 BB: 2 P: 13	R: 0 E: 0 K: 0 S: 4	H: 1 LOB: 1 BB: 0 P: 4	1B: 8 2B: 0 3B: 1 HR: 0	SF: 0 SAC: 0 DP: 2 HBP: 0	WP: 0 PA: 41 PB: 0 SB: 0 CS: 0								
PITCHER	IP	WLS	BF	H	R	ER	SO	BB	IBB	HBP	BLK	WP	HR	S	P	ERA	WHIP										
Jesse Jefferson, R (1,1) ERA: 4.25	6.0	W	29	8	3	3	2	4	0	0	0	0	0	29	45	4.50	2.000										
Grant Jackson, L (7,1) ERA: 1.95	3.0	S	12	1	0	0	2	2	0	0	0	0	0	14	22	0.00	1.000										

Detroit Tigers @ Baltimore Orioles
Memorial Stadium, Baltimore, MD
Tue Sep 25 1973, 7:05 PM EDT
Att: 8,176 - Unknown


AB 35
R 3
H 9
RBI 3
BB 6
SO 4
LOB 23



Batter	1	2	3	4	5	6	7	8	9	AB	R	H	RBI	BB	SO	LOB	BOTTOM										
Al Bumbry, L (1,7) OBP: 0.397, SLG: 0.500	0-0 E3	0-0 4-3	0-3 K		0-0 E6		0-0 1B			5	2	2	0	0	1	3											
Rich Coggins, L (1,8) OBP: 0.362, SLG: 0.472	0-0 1-H	0-0 4-3	0-0 F7		0-3 K		0-0 F8			5	1	1	2	0	1	6											
Merv Rettenmund, R (1,9) OBP: 0.376, SLG: 0.422 Enos Cabell, R (6,3) OBP: 0.225, SLG: 0.270	4-0 BB	0-0 3-H	0-3 K		0-0 F2		0-3 K		0-3 K	3	1	1	1	1	1	4											
Jim Fuller, R (1,3) OBP: 0.286, SLG: 0.692	0-0 1-H	0-3 K		0-0 HR	0-3 K		0-3 K		0-3 K	5	2	2	3	0	3	2											
Terry Crowley, L (1,10) OBP: 0.279, SLG: 0.264	0-0 F9		0-0 1B	4-0 1B	0-0 6-3		0-0 4-3		0-0 4-3	4	1	1	0	1	0	0											
Bobby Grich, R (1,4) OBP: 0.388, SLG: 0.384	0-0 F8		0-0 E1	0-0 1B	0-0 4-3		0-0 4-3			4	1	2	0	0	0	0											
Brooks Robinson, R (1,5) OBP: 0.327, SLG: 0.343 Doug DeCinces, R (5,5) OBP: 0.143, SLG: 0.143	4-0 BB		0-0 1B	0-0 L6-5	0-0 F2					2	0	1	0	1	0	2											
Mark Belanger, R (1,6) OBP: 0.303, SLG: 0.266	0-0 F8		0-0 1B	0-0 1B	0-3 K					3	0	1	1	1	1	1											
Sergio Robles, R (1,2) OBP: 0.222, SLG: 0.125		0-3 K	0-0 1B	0-0 F8			0-0 F8			4	0	1	0	0	1	2											
Inning Stats	R: 4 E: 1 K: 0 S: 6	H: 2 LOB: 1 BB: 2 P: 14	R: 1 E: 0 K: 2 S: 9	H: 2 LOB: 1 BB: 0 P: 9	R: 2 E: 1 K: 2 S: 12	H: 5 LOB: 3 BB: 0 P: 12	R: 1 E: 0 K: 0 S: 4	H: 2 LOB: 2 BB: 2 P: 12	R: 0 E: 0 K: 2 S: 8	H: 0 LOB: 1 BB: 0 P: 8	R: 0 E: 0 K: 0 S: 3	H: 0 LOB: 0 BB: 0 P: 3	R: 0 E: 0 K: 1 S: 6	H: 1 LOB: 0 BB: 0 P: 6	R: 0 E: 0 K: 2 S: 7	H: 0 LOB: 0 BB: 0 P: 7	1B: 8 2B: 2 3B: 0 HR: 3	SF: 0 SAC: 0 DP: 1 HBP: 0	WP: 0 PA: 41 PB: 0 SB: 0 CS: 0								
PITCHER	IP	WLS	BF	H	R	ER	SO	BB	IBB	HBP	BLK	WP	HR	S	P	ERA	WHIP										
Jim Perry, R (1,1) ERA: 4.03	0.0	L	4	2	4	3	0	1	0	0	0	0	1	25	33	12.00	3.333										
Lerrin LaGrow, R (1,1) ERA: 4.34	3.0		19	8	4	4	4	2	0	0	0	0	0	20	24	0.00	0.750										
Ed Farmer, R (4,1) ERA: 4.91	4.0		15	2	0	0	3	1	0	0	0	0	0	7	7	0.00	0.000										
Mike Strahler, R (8,1) ERA: 4.37	1.0		3	0	0	0	2	0	0	0	0	0	0	7	7	0.00	0.000										

Detroit Tigers @ Baltimore Orioles
Memorial Stadium, Baltimore, MD
Tue Sep 25 1973, 7:05 PM EDT
Att: 8,176 - Unknown

AB 37
R 8
H 12
RBI 7
BB 4
SO 9
LOB 20




Batter	1	2	3	4	5	6	7	8	9	AB	R	H	RBI	BB	SO	LOB	TOP
Tony Taylor, R OBP: 0.276, SLG: 0.338 (1, 4)										4	0	1	0	0	0	1	Detroit Tigers @ Baltimore Orioles Memorial Stadium, Baltimore, MD Wed Sep 26 1973, 7:05 PM EDT Att: 5,380 - Unknown
Mickey Stanley, R OBP: 0.297, SLG: 0.383 (1, 8)										4	0	0	0	0	1	1	
Al Kaline, R OBP: 0.319, SLG: 0.393 (1, 9)										4	0	0	0	0	1	1	
Willie Horton, R OBP: 0.365, SLG: 0.506 (1, 7)										4	0	1	0	0	1	1	
Frank Howard, R OBP: 0.329, SLG: 0.468 (1, 10)										3	0	0	0	0	0	1	
Ike Brown, R OBP: 0.398, SLG: 0.370 (1, 3)										2	0	0	0	1	1	0	
Bill Freehan, R OBP: 0.323, SLG: 0.316 (1, 2)										2	0	0	0	1	0	1	
Aurelio Rodriguez, R OBP: 0.270, SLG: 0.336 (1, 5)										3	0	0	0	0	0	2	
Ed Brinkman, R OBP: 0.286, SLG: 0.328 Ron Cash, R OBP: 0.441, SLG: 0.516 (8, PH) Tom Veneyzer, R OBP: 0.286, SLG: 0.231 (8, 6)										2	0	0	0	0	1	1	
										0	0	0	0	1	0	0	
										0	0	0	0	0	0	0	
Inning Stats	R: 0 E: 1 K: 2 S: 8	H: 1 LOB: 1 BB: 0 P: 8	R: 0 E: 0 K: 0 S: 3	H: 0 LOB: 1 BB: 1 P: 7	R: 0 E: 0 K: 0 S: 3	H: 0 LOB: 0 BB: 0 P: 3	R: 0 E: 0 K: 1 S: 5	H: 0 LOB: 1 BB: 1 P: 9	R: 0 E: 0 K: 1 S: 5	H: 1 LOB: 0 BB: 0 P: 5	R: 0 E: 0 K: 0 S: 3	H: 0 LOB: 1 BB: 1 P: 7	R: 0 E: 0 K: 0 S: 3	H: 0 LOB: 0 BB: 0 P: 3	1B: 2 2B: 0 3B: 0 HR: 0	SF: 0 SAC: 0 DP: 1 HBP: 0	WP: 1 PA: 31 PB: 0 SB: 0 CS: 0
PITCHER Don Hood, L ERA: 3.9 (1, 1)	IP: 9.0 WLS: W BF: 31 H: 2 R: 0 ER: 0 SO: 5 BB: 3 IBB: 0 HBP: 0 BLK: 0 WP: 1 HR: 0 S: 38 P: 50 ERA: 0.00 WHIP: 0.556																

Batter	1	2	3	4	5	6	7	8	9	AB	R	H	RBI	BB	SO	LOB	BOTTOM		
Merv Rettenmund, R OBP: 0.374, SLG: 0.418 (1, 9)										3	1	0	0	1	0	0	Detroit Tigers @ Baltimore Orioles Memorial Stadium, Baltimore, MD Wed Sep 26 1973, 7:05 PM EDT Att: 5,380 - Unknown		
Bobby Grich, R OBP: 0.370, SLG: 0.388 (1, 4)										4	2	3	0	0	0	1			
Paul Blair, R OBP: 0.332, SLG: 0.400 (1, 8)										4	0	2	2	0	1	3			
Tommy Davis, R OBP: 0.342, SLG: 0.392 Enos Cabell, R OBP: 0.220, SLG: 0.263 (6, PR) (7, 3)										3	0	1	1	0	0	2			
Don Baylor, R OBP: 0.360, SLG: 0.443 (1, 7)										1	1	0	0	0	0	0			
Earl Williams, R OBP: 0.331, SLG: 0.426 (1, 10)										4	0	1	0	0	0	3			
Andy Etchebarren, R OBP: 0.302, SLG: 0.359 Sergio Robles, R OBP: 0.222, SLG: 0.125 (9, 2)										3	0	0	0	1	2	2			
Doug DeCinces, R OBP: 0.100, SLG: 0.100 (1, 5)										0	0	0	0	0	0	0			
Mark Belanger, R OBP: 0.302, SLG: 0.264 (1, 6)										3	0	0	0	0	2	1			
Inning Stats	R: 1 E: 0 K: 0 S: 5	H: 2 LOB: 1 BB: 0 P: 5	R: 0 E: 0 K: 2 S: 7	H: 0 LOB: 1 BB: 1 P: 11	R: 1 E: 1 K: 1 S: 6	H: 0 LOB: 1 BB: 1 P: 10	R: 0 E: 0 K: 2 S: 7	H: 0 LOB: 0 BB: 0 P: 7	R: 1 E: 0 K: 1 S: 6	H: 2 LOB: 1 BB: 0 P: 6	R: 0 E: 0 K: 0 S: 4	H: 1 LOB: 1 BB: 1 P: 8	R: 0 E: 0 K: 1 S: 6	H: 1 LOB: 1 BB: 0 P: 6	R: 0 E: 0 K: 1 S: 6	H: 1 LOB: 1 BB: 0 P: 6	1B: 6 2B: 1 3B: 1 HR: 0	SF: 0 SAC: 0 DP: 0 HBP: 0	WP: 0 PA: 34 PB: 0 SB: 1 CS: 2
PITCHER Mickey Lolich, L ERA: 3.82 (1, 1)	IP: 8.0 WLS: L BF: 34 H: 8 R: 4 ER: 3 SO: 8 BB: 3 IBB: 0 HBP: 0 BLK: 0 WP: 0 HR: 0 S: 47 P: 59 ERA: 3.38 WHIP: 1.375																		

Batter	1	2	3	4	5	6	7	8	9	AB	R	H	RBI	BB	SO	LOB	TOP																						
John Knox, L (1.4) OBP: 0.333, SLG: 0.238	F7		F9			4-3	E4		6-3 BB	4	0	0	0	1	0	2																							
Ron Cash, R (1.7) OBP: 0.447, SLG: 0.514	6-3			5-3		FC3-6 1B	FC6-4 1B		K	4	1	2	1	0	0	0																							
Jim Northrup, L (8.7) OBP: 0.364, SLG: 0.468									K	1	0	0	0	0	1	1																							
Mickey Stanley, R (1.8) OBP: 0.298, SLG: 0.383	K			FC4-6 1B		FC3-6 1B	FC6-4		6-3	5	0	2	0	0	1	3																							
Norm Cash, L (1.3) OBP: 0.357, SLG: 0.475		F6		FC4-6 1B		FC3-6 2B			F6	5	1	1	0	0	1	3																							
Gates Brown, L (1.10) OBP: 0.332, SLG: 0.371	K			FC4-6		2B				2	2	0	0	2	1	2																							
Dick Sharon, R (1.9) OBP: 0.286, SLG: 0.421	K			1-2 2-3		BB				3	0	1	3	1	1	2																							
Bill Freehan, R (1.2) OBP: 0.325, SLG: 0.316			F8				E 1B		FC6-4 1B	3	1	1	1	1	1	0																							
Aurelio Rodriguez, R (1.5) OBP: 0.268, SLG: 0.334			F8			F9	F8		K	4	0	0	0	0	1	3																							
Ed Brinkman, R (1.6) OBP: 0.286, SLG: 0.326						F9			FC6-4	3	0	0	0	1	1	3																							
Inning Stats	R: 0 E: 0 K: 1 S: 5	H: 0 LOB: 0 BB: 0 P: 5	R: 0 E: 0 K: 2 S: 7	H: 0 LOB: 0 BB: 0 P: 7	R: 0 E: 0 K: 0 S: 3	H: 0 LOB: 1 BB: 1 P: 7	R: 0 E: 0 K: 0 S: 5	H: 2 LOB: 2 BB: 0 P: 5	R: 0 E: 0 K: 1 S: 5	H: 0 LOB: 0 BB: 0 P: 5	R: 3 E: 0 K: 0 S: 5	H: 3 LOB: 1 BB: 1 P: 9	R: 1 E: 1 K: 1 S: 7	H: 1 LOB: 2 BB: 1 P: 11	R: 1 E: 0 K: 2 S: 8	H: 1 LOB: 2 BB: 2 P: 16	R: 0 E: 0 K: 1 S: 5	H: 0 LOB: 1 BB: 1 P: 9	1B: 6 2B: 1 3B: 0 HR: 0	SF: 0 SAC: 0 DP: 0 HBP: 0	WP: 0 PB: 0 SB: 0 CS: 0	PA: 40																	
PITCHER	IP	WLS	BF	H	R	ER	SO	BB	IBB	HBP	BLK	WP	HR	S	P	ERA	WHIP	PITCHER				IP	WLS	BF	H	R	ER	SO	BB	IBB	HBP	BLK	WP	HR	S	P	ERA	WHIP	
Wayne Garland, R (1.1) ERA: 3.94	7.0	L	30	6	4	3	5	3	0	0	0	0	0	37	49	3.86	1.286					7.0	L	30	6	4	3	5	3	0	0	0	0	0	0	37	49	3.86	1.286
Bob Reynolds, R (8.1) ERA: 1.95	2.0		10	1	1	1	3	3	0	0	0	0	0	13	25	4.50	2.000					2.0		10	1	1	1	3	3	0	0	0	0	0	13	25	4.50	2.000	

Detroit Tigers @ Baltimore Orioles
Memorial Stadium, Baltimore, MD
 Thu Sep 27 1973, 7:05 PM EDT
 Att: 4,719 - Unknown


AB 34
 R 5
 H 7
 RBI 5
 BB 6
 SO 8
 LOB 19



Batter	1	2	3	4	5	6	7	8	9	AB	R	H	RBI	BB	SO	LOB	BOTTOM																					
Al Bumbry, L (1.7) OBP: 0.398, SLG: 0.499	F7		4-3 BB						4-3 1B	3	0	1	0	1	0	1																						
Rich Coggins, L (1.8) OBP: 0.361, SLG: 0.470	F9		4-3						4-3	4	0	1	0	0	0	3																						
Don Baylor, R (1.3) OBP: 0.357, SLG: 0.438	6-3		6-3						F4	4	0	0	0	0	0	4																						
Jim Fuller, R (1.9) OBP: 0.222, SLG: 0.529		K		K					K	4	0	0	0	0	4	2																						
Brooks Robinson, R (1.5) OBP: 0.328, SLG: 0.348		E7 WP 1B		F3					6-3	4	2	2	0	0	0	1																						
Terry Crowley, L (1.10) OBP: 0.286, SLG: 0.280		K		K					1B 3B	4	0	2	1	0	2	0																						
Bobby Grich, R (1.4) OBP: 0.370, SLG: 0.388									G4-6-3 1B	1	0	0	0	0	0	0																						
Frank Baker, L (3.4) OBP: 0.232, SLG: 0.245	F9								K	3	0	0	0	0	1	2																						
Mark Belanger, R (1.6) OBP: 0.300, SLG: 0.262			E3 4-3 S						K	3	0	0	0	0	1	1																						
Boog Powell, L (9. PH) OBP: 0.398, SLG: 0.395									G4-6-3	1	0	0	0	0	0	1																						
Sergio Robles, R (1.2) OBP: 0.250, SLG: 0.100			F7						F7	2	0	0	0	1	0	2																						
Inning Stats	R: 0 E: 0 K: 0 S: 3	H: 0 LOB: 0 BB: 0 P: 3	R: 1 E: 1 K: 2 S: 8	H: 1 LOB: 0 BB: 0 P: 8	R: 0 E: 1 K: 0 S: 4	H: 0 LOB: 2 BB: 1 P: 8	R: 0 E: 0 K: 2 S: 7	H: 0 LOB: 0 BB: 0 P: 7	R: 0 E: 0 K: 1 S: 5	H: 0 LOB: 1 BB: 1 P: 9	R: 0 E: 0 K: 1 S: 6	H: 1 LOB: 1 BB: 0 P: 6	R: 0 E: 0 K: 0 S: 4	H: 1 LOB: 1 BB: 0 P: 4	R: 0 E: 0 K: 1 S: 6	H: 1 LOB: 2 BB: 0 P: 6	R: 1 E: 0 K: 1 S: 6	H: 2 LOB: 0 BB: 0 P: 6	1B: 4 2B: 1 3B: 1 HR: 0	SF: 0 SAC: 0 DP: 1 HBP: 0	WP: 1 PB: 0 SB: 1 CS: 0	PA: 35																
PITCHER	IP	WLS	BF	H	R	ER	SO	BB	IBB	HBP	BLK	WP	HR	S	P	ERA	WHIP	PITCHER				IP	WLS	BF	H	R	ER	SO	BB	IBB	HBP	BLK	WP	HR	S	P	ERA	WHIP
Joe Coleman, R (1.1) ERA: 3.53	9.0	W	35	6	2	1	8	2	0	0	0	1	0	49	57	1.00	0.889					9.0	W	35	6	2	1	8	2	0	0	0	1	0	49	57	1.00	0.889

Detroit Tigers @ Baltimore Orioles
Memorial Stadium, Baltimore, MD
 Thu Sep 27 1973, 7:05 PM EDT
 Att: 4,719 - Unknown

AB 33
 R 2
 H 6
 RBI 1
 BB 2
 SO 8
 LOB 17



Batter	1	2	3	4	5	6	7	8	9	AB	R	H	RBI	BB	SO	LOB	TOP																				
Walt Williams, R OBP: 0.318, SLG: 0.409 (1, 7)	F6		3-1	1B			HR	F8		5	1	2	2	0	0	0	Cleveland Indians @ Baltimore Orioles Memorial Stadium, Baltimore, MD Fri Sep 28 1973, 7:05 PM EDT Unknown																				
Oscar Gamble, L OBP: 0.325, SLG: 0.466 (1, 10)	4-3		FC5-4 1B	F5			F8		5	0	1	0	0	0	3																						
Chris Chambliss, L OBP: 0.343, SLG: 0.389 (1, 3)	E5		FC5-4 1-2		F7		3B 1B		5	1	2	0	0	0	1																						
Charlie Spikes, R OBP: 0.303, SLG: 0.410 Ted Ford, R OBP: 0.300, SLG: 0.333 (1, 9) (2, 9)	K			3-1 6-3 BB 1B	K		F4		1	0	0	0	0	1	1																						
Buddy Bell, R OBP: 0.326, SLG: 0.391 (1, 5)		E1 FC4-6		6-3 1-2			1B		5	0	2	1	0	1	2																						
Tommy Smith, L OBP: 0.270, SLG: 0.472 (1, 8)		FC4-6 1-2		3-1 2-3		6-3	F8		4	0	0	0	0	0	3																						
Dave Duncan, R OBP: 0.310, SLG: 0.420 (1, 2)		F9		BB BB BB 1B BB		HR		K	3	2	1	1	1	1	1																						
Jack Brohamer, L OBP: 0.294, SLG: 0.311 (1, 4)		F8		1B BB 1-2 BB		G6-4-3 1B		F9	3	0	1	0	1	0	1																						
Frank Duffy, R OBP: 0.302, SLG: 0.378 (1, 6)			6-3	1-2 2-3 3-H BB		G6-4-3 1-2		HR	3	1	1	2	1	0	1																						
Inning Stats	R: 0 E: 1 K: 1 S: 6	H: 0 LOB: 1 BB: 0 P: 6	R: 0 E: 1 K: 0 S: 4	H: 0 LOB: 1 BB: 0 P: 4	R: 0 E: 0 K: 0 S: 4	H: 1 LOB: 1 BB: 0 P: 4	R: 2 E: 0 K: 0 S: 5	H: 2 LOB: 3 BB: 3 P: 17	R: 0 E: 0 K: 1 S: 5	H: 1 LOB: 1 BB: 0 P: 5	R: 1 E: 0 K: 0 S: 4	H: 2 LOB: 0 BB: 0 P: 4	R: 2 E: 0 K: 0 S: 6	H: 3 LOB: 1 BB: 0 P: 6	R: 1 E: 0 K: 1 S: 6	H: 1 LOB: 1 BB: 0 P: 6	R: 0 E: 0 K: 1 S: 6	H: 1 LOB: 1 BB: 0 P: 6	1B: 7 2B: 0 3B: 1 HR: 3	SF: 0 SAC: 0 DP: 1 HBP: 0	WP: 0 PB: 0 SB: 0 CS: 0	PA: 41															
PITCHER	IP	WLS	BF	H	R	ER	SO	BB	IBB	HBP	BLK	WP	HR	S	P	ERA	WHIP	PITCHER		IP	WLS	BF	H	R	ER	SO	BB	IBB	HBP	BLK	WP	HR	S	P	ERA	WHIP	
Jim Palmer, R ERA: 2.4 Eddie Watt, R ERA: 3.3	(1, 1)	7.0	L	33	9	5	5	2	3	0	0	0	0	2	34	46	6.43	1.714			(8, 1)	2.0	8	2	1	1	2	0	0	0	0	0	1	12	12	4.50	1.000

Batter	1	2	3	4	5	6	7	8	9	AB	R	H	RBI	BB	SO	LOB	BOTTOM																				
Al Bumbry, L OBP: 0.398, SLG: 0.500 (1, 9)	G3			1B		G3	F8			5	0	2	1	0	0	5	Cleveland Indians @ Baltimore Orioles Memorial Stadium, Baltimore, MD Fri Sep 28 1973, 7:05 PM EDT Unknown																				
Paul Blair, R OBP: 0.334, SLG: 0.402 Rich Coggins, L OBP: 0.362, SLG: 0.468 (1, 8) (6, 8)	1B		F9			F8	F9	BB	3	0	2	2	0	0	1																						
Tommy Davis, R OBP: 0.331, SLG: 0.394 Enos Cabell, R OBP: 0.214, SLG: 0.256 (1, 3) (6, 3)	1B		5-3			F8		K	4	0	2	0	0	0	2																						
Jim Fuller, R OBP: 0.174, SLG: 0.409 (1, 10)	K			K	5-3		5-3		5	0	0	0	0	3	4																						
Don Baylor, R OBP: 0.355, SLG: 0.443 (1, 7)	FC6-4			HR		6-3	F8		5	1	1	1	0	0	3																						
Brooks Robinson, R OBP: 0.327, SLG: 0.346 (1, 5)		5-3		4-3		1B FC3-2 1B		5-3	5	0	1	0	0	0	0																						
Earl Williams, R OBP: 0.331, SLG: 0.425 Sergio Robles, R OBP: 0.231, SLG: 0.091 (6, PR) (7, 2)		K		K		FC3-2 1B		6-3	3	0	1	0	0	2	0																						
Bobby Grich, R OBP: 0.372, SLG: 0.388 Doug DeCinces, R OBP: 0.100, SLG: 0.100 (1, 4) (9, 4)		5-3			G3 1B 1B	FC3-2 BB		1B 2B BB	2	2	1	0	2	0	0																						
Frank Baker, L OBP: 0.250, SLG: 0.264 (1, 6)			L4		1B 1B	FC3-2		2B 1B	4	1	2	0	0	0	3																						
Inning Stats	R: 0 E: 0 K: 1 S: 7	H: 2 LOB: 2 BB: 0 P: 7	R: 0 E: 0 K: 1 S: 5	H: 0 LOB: 0 BB: 0 P: 5	R: 0 E: 0 K: 0 S: 4	H: 1 LOB: 1 BB: 0 P: 4	R: 1 E: 0 K: 2 S: 8	H: 1 LOB: 0 BB: 0 P: 8	R: 2 E: 0 K: 0 S: 6	H: 3 LOB: 1 BB: 0 P: 6	R: 0 E: 0 K: 0 S: 5	H: 2 LOB: 3 BB: 1 P: 9	R: 0 E: 0 K: 0 S: 4	H: 1 LOB: 1 BB: 0 P: 4	R: 1 E: 0 K: 1 S: 7	H: 2 LOB: 3 BB: 2 P: 15	R: 0 E: 0 K: 1 S: 5	H: 0 LOB: 0 BB: 0 P: 5	1B: 9 2B: 2 3B: 0 HR: 1	SF: 0 SAC: 0 DP: 0 HBP: 0	WP: 0 PB: 0 SB: 0 CS: 0	PA: 42															
PITCHER	IP	WLS	BF	H	R	ER	SO	BB	IBB	HBP	BLK	WP	HR	S	P	ERA	WHIP	PITCHER		IP	WLS	BF	H	R	ER	SO	BB	IBB	HBP	BLK	WP	HR	S	P	ERA	WHIP	
Dick Tidrow, R ERA: 4.42 Tom Hilgendorf, L ERA: 3.14 Ken Sanders, R ERA: 4.4	(1, 1)	7.2	W	36	11	4	4	4	2	0	0	0	0	1	42	50	4.70	1.696			(8, 1)	0.0	2	1	0	0	0	1	0	0	0	0	1	5	∞	∞	
	(8, 1)	1.1	S	4	0	0	0	2	0	0	0	0	0	0	8	8	0.00	0.000			(8, 1)	1.1	S	4	0	0	0	2	0	0	0	0	0	8	8	0.00	0.000

Batter	1	2	3	4	5	6	7	8	9	AB	R	H	RBI	BB	SO	LOB	TOP										
Walt Williams, R OBP: 0.317, SLG: 0.408 (1, 7)										4	0	1	1	0	0	1	Cleveland Indians @ Baltimore Orioles Memorial Stadium, Baltimore, MD Fri Sep 28 1973, 7:05 PM EDT Att: 9,630 - Unknown										
Oscar Gamble, L OBP: 0.329, SLG: 0.464 Ron Lolich, R OBP: 0.265, SLG: 0.321 (1, 10) (9, PH)										4	0	1	0	0	0	2											
Chris Chambliss, L OBP: 0.344, SLG: 0.393 (1, 3)										3	1	2	1	0	0	0											
John Ellis, R OBP: 0.338, SLG: 0.401 (1, 2)										3	1	1	0	1	1	1											
Buddy Bell, R OBP: 0.324, SLG: 0.389 (1, 5)										4	0	0	0	0	0	4											
Tommy Smith, L OBP: 0.288, SLG: 0.450 (1, 8)										4	0	1	0	0	0	5											
Ted Ford, R OBP: 0.265, SLG: 0.300 (1, 9)										3	0	0	1	0	1	1											
Jack Brohamer, L OBP: 0.291, SLG: 0.307 (1, 4)										4	0	0	0	0	0	1											
Frank Duffy, R OBP: 0.306, SLG: 0.388 (1, 6)										4	2	3	0	0	0	0											
Inning Stats	R: 0 E: 0 K: 0 S: 5	H: 2 LOB: 3 BB: 1 P: 9	R: 0 E: 0 K: 0 S: 3	H: 0 LOB: 0 BB: 0 P: 3	R: 0 E: 0 K: 1 S: 6	H: 1 LOB: 1 BB: 0 P: 6	R: 1 E: 0 K: 0 S: 4	H: 1 LOB: 0 BB: 0 P: 4	R: 2 E: 1 K: 1 S: 6	H: 2 LOB: 1 BB: 0 P: 6	R: 1 E: 1 K: 1 S: 7	H: 2 LOB: 1 BB: 0 P: 7	R: 0 E: 0 K: 0 S: 3	H: 0 LOB: 0 BB: 0 P: 3	R: 0 E: 0 K: 1 S: 6	H: 1 LOB: 1 BB: 0 P: 6	1B: 7 2B: 1 3B: 1 HR: 0	SF: 3 SAC: 0 DP: 0 HBP: 0	WP: 0 PB: 0 SB: 0 CS: 0	PA: 38							
PITCHER	IP	WLS	BF	H	R	ER	SO	BB	IBB	HBP	BLK	WP	HR	S	P	ERA	WHIP										
Doyle Alexander, R ERA: 3.86 (1, 1)	7.0	W	31	8	4	1	2	1	0	0	0	0	0	34	38	1.29	1.286										
Grant Jackson, L ERA: 1.9 (8, 1)	2.0	S	7	1	0	0	1	0	0	0	0	0	0	9	9	0.00	0.500										

AB	34
R	4
H	9
RBI	3
BB	1
SO	3
LOB	16



Batter	1	2	3	4	5	6	7	8	9	AB	R	H	RBI	BB	SO	LOB	BOTTOM										
Bobby Grich, R OBP: 0.371, SLG: 0.387 Frank Baker, L OBP: 0.262, SLG: 0.328 (1, 4) (2, 4)										1	0	0	0	0	0	0	Cleveland Indians @ Baltimore Orioles Memorial Stadium, Baltimore, MD Fri Sep 28 1973, 7:05 PM EDT Att: 9,630 - Unknown										
Rich Coggins, L OBP: 0.366, SLG: 0.473 (1, 8)										5	1	3	3	1	1	1											
Enos Cabell, R OBP: 0.250, SLG: 0.326 (1, 3)										4	2	2	1	1	0	1											
Don Baylor, R OBP: 0.359, SLG: 0.442 (1, 7)										3	2	1	0	3	1	3											
Merv Rettenmund, R OBP: 0.376, SLG: 0.414 (1, 9)										3	1	0	0	3	1	5											
Terry Crowley, L OBP: 0.297, SLG: 0.281 (1, 10)										3	2	1	2	2	1	5											
Doug DeCinces, R OBP: 0.200, SLG: 0.143 (1, 5)										4	2	1	2	1	0	2											
Andy Etchebarren, R OBP: 0.323, SLG: 0.376 (1, 2)										4	3	4	3	1	0	0											
Mark Belanger, R OBP: 0.303, SLG: 0.261 (1, 6)										2	3	0	0	3	1	2											
Inning Stats	R: 0 E: 0 K: 0 S: 3	H: 0 LOB: 1 BB: 2 P: 10	R: 0 E: 0 K: 2 S: 8	H: 1 LOB: 1 BB: 0 P: 8	R: 7 E: 0 K: 1 S: 11	H: 6 LOB: 3 BB: 4 P: 27	R: 0 E: 0 K: 0 S: 2	H: 0 LOB: 0 BB: 1 P: 6	R: 3 E: 0 K: 1 S: 7	H: 2 LOB: 1 BB: 2 P: 15	R: 2 E: 0 K: 0 S: 4	H: 2 LOB: 1 BB: 2 P: 12	R: 6 E: 0 K: 1 S: 8	H: 3 LOB: 1 BB: 4 P: 24	1B: 10 2B: 3 3B: 0 HR: 1	SF: 1 SAC: 0 DP: 2 HBP: 0	WP: 2 PB: 0 SB: 3 CS: 1	PA: 50									
PITCHER	IP	WLS	BF	H	R	ER	SO	BB	IBB	HBP	BLK	WP	HR	S	P	ERA	WHIP										
Milt Wilcox, R ERA: 5.83 (1, 1)	3.1	L	19	5	7	2	2	4	1	0	0	1	0	15	31	10.12	3.000										
Ray Lamb, R ERA: 4.6 (4, 1)	2.2		15	4	3	3	2	4	0	0	0	0	0	5	25	54.00	8.000										
Jerry Johnson, R ERA: 6.18 (7, 1)	1.0		10	3	6	6	0	5	0	0	0	0	0	7	11	18.00	3.000										
Dick Bosman, R ERA: 5.79 (8, 1)	1.0		6	2	2	2	1	1	0	0	0	0	1	7	11	18.00	3.000										

AB	34
R	18
H	14
RBI	17
BB	15
SO	5
LOB	22




Batter	1	2	3	4	5	6	7	8	9	AB R H RBI BB SO LOB	TOP											
Walt Williams, R (1, 7) OBP: 0.316, SLG: 0.406 Tommy Smith, L (7, 7) OBP: 0.262, SLG: 0.439	0-0 4-3		0-0 FC6-4 1B		0-0 5-3		0-0 E4 FC3-6		0-0 F7	4 0 1 0 0 0 0 1 0 0 0 0 0 1	Cleveland Indians @ Baltimore Orioles Memorial Stadium, Baltimore, MD Sat Sep 29 1973, 3:33 AM EDT Unknown											
Ted Ford, R (1, 9) OBP: 0.256, SLG: 0.286	0-0 F9		0-0 FC6-4 1-2		0-0	0-0 BB S 2B 1B	0-3 K	0-3 K	5 1 1 0 0 2 3													
Chris Chambliss, L (1, 3)	0-0 5-3			0-0 3-1		0-0 F1 1-2	0-0 FC3-6 1-2		4 0 0 0 0 0 2													
John Ellis, R (1, 10) OBP: 0.342, SLG: 0.406		0-0 FC6-4 1B		0-0 HR 2B		4-0 BB 2B BB	0-3 K		3 2 2 0 1 1 1													
Buddy Bell, R (1, 5) OBP: 0.325, SLG: 0.393		0-0 FC6-4 FC6-4 1-2		0-0 HR 2H		4-0 2B BB 1-2 2-3	0-0 6-3		3 2 1 2 1 0 1													
Dave Duncan, R (1, 2) OBP: 0.310, SLG: 0.421		0-0 FC6-4 FC6-4 1-2		0-0 F9		0-0 2B 1-H 2-H 3-H	0-3 K		4 0 1 3 0 1 1													
Rusty Torres, S (1, 8) OBP: 0.318, SLG: 0.307		0-0 FC6-4 1-2		0-0 F7		0-0 3B 1B	0-0 3B		4 1 2 0 0 0 1													
Frank Duffy, R (1, 6) OBP: 0.308, SLG: 0.393			0-0 4-3		0-0 4-3	0-0 1-H 3B		4-0 4-3 BB	3 0 1 1 1 0 0													
Tom Ragland, R (1, 4) OBP: 0.287, SLG: 0.302			0-3 K		0-0 5-3	0-0 6-3		0-0 4-3 1-2	4 0 0 0 0 1 2													
Inning Stats	R: 0 E: 0 K: 0 S: 3	H: 0 LOB: 0 BB: 0 P: 3	R: 0 E: 0 K: 0 S: 4	H: 1 LOB: 1 BB: 0 P: 4	R: 0 E: 0 K: 1 S: 6	H: 1 LOB: 1 BB: 0 P: 6	R: 2 E: 0 K: 0 S: 5	H: 2 LOB: 0 BB: 0 P: 5	R: 0 E: 0 K: 0 S: 3	H: 0 LOB: 0 BB: 0 P: 3	R: 4 E: 0 K: 0 S: 6	H: 4 LOB: 1 BB: 2 P: 14	R: 0 E: 1 K: 2 S: 8	H: 0 LOB: 1 BB: 0 P: 8	R: 0 E: 0 K: 1 S: 5	H: 1 LOB: 1 BB: 0 P: 5	R: 0 E: 0 K: 1 S: 5	H: 0 LOB: 1 BB: 1 P: 9	1B: 4 2B: 2 3B: 2 HR: 1	SF: 0 SAC: 0 DP: 0 HBP: 0	WP: 0 PB: 0 SB: 1 CS: 0	PA: 38
PITCHER	IP WLS BF H R ER SO BB IBB HBP BLK WP HR S P ERA WHIP											PITCHER	IP WLS BF H R ER SO BB IBB HBP BLK WP HR S P ERA WHIP									
Dave McNally, L (1, 1) ERA: 3.21	5.2 L 26 8 6 6 1 2 0 0 0 0 1 26 34 9.53 1.765											Jesse Jefferson, R (6, 1) ERA: 4.11	3.1 12 1 0 0 4 1 0 0 0 0 0 19 23 0.00 0.600									


AB	35
R	6
H	9
RBI	6
BB	3
SO	5
LOB	12



Batter	1	2	3	4	5	6	7	8	9	AB R H RBI BB SO LOB	BOTTOM											
Bobby Grich, R (1, 4) OBP: 0.372, SLG: 0.387 Frank Baker, L (2, 4) OBP: 0.265, SLG: 0.328	4-0 PB BB		0-0 L4		0-0 L5			0-0 WP 1B		0 0 0 0 1 0 0 3 0 1 0 0 0 0	Cleveland Indians @ Baltimore Orioles Memorial Stadium, Baltimore, MD Sat Sep 29 1973, 3:33 AM EDT Unknown											
Rich Coggins, L (1, 8) OBP: 0.363, SLG: 0.468	0-0 F7 1-2		0-3 K		0-0	0-0 F9	0-3 K	0-3 K	4 0 0 0 0 2 2													
Tommy Davis, R (1, 10) OBP: 0.341, SLG: 0.391	0-3 K		0-0 F4		0-0	0-0 6-3		0-0 5-3	4 0 0 0 0 1 1													
Don Baylor, R (1, 7) OBP: 0.356, SLG: 0.438	0-0 5-3			0-0 F7		0-3 K		0-3 K	4 0 0 0 0 2 1													
Earl Williams, R (1, 3) OBP: 0.333, SLG: 0.425		0-0 HR 1B		4-0 BB		0-0 F7		0-0 L5	3 1 1 0 1 0 0													
Brooks Robinson, R (1, 5) OBP: 0.326, SLG: 0.344		0-0 F8		0-0 F7		0-0 F4			3 0 0 0 0 0 2													
Terry Crowley, L (1, 9) OBP: 0.297, SLG: 0.305		0-0 HR 1-H		0-0 F7		0-0 G3			3 1 1 2 0 0 1													
Andy Etchebarren, R (1, 2) OBP: 0.317, SLG: 0.368		0-0 6-3			0-0 6-3			0-0 5-3	3 0 0 0 0 0 0													
Mark Belanger, R (1, 6) OBP: 0.301, SLG: 0.260		0-0 4-3			0-0 1-3			0-0 F4	3 0 0 0 0 0 0													
Inning Stats	R: 0 E: 0 K: 1 S: 5	H: 0 LOB: 1 BB: 1 P: 9	R: 2 E: 0 K: 0 S: 5	H: 2 LOB: 0 BB: 0 P: 5	R: 0 E: 0 K: 1 S: 5	H: 0 LOB: 0 BB: 0 P: 5	R: 0 E: 0 K: 0 S: 3	H: 0 LOB: 1 BB: 1 P: 7	R: 0 E: 0 K: 0 S: 3	H: 0 LOB: 0 BB: 0 P: 3	R: 0 E: 0 K: 1 S: 5	H: 0 LOB: 0 BB: 0 P: 5	R: 0 E: 0 K: 0 S: 3	H: 0 LOB: 0 BB: 0 P: 3	R: 0 E: 0 K: 1 S: 6	H: 1 LOB: 1 BB: 0 P: 6	R: 0 E: 0 K: 1 S: 5	H: 0 LOB: 0 BB: 0 P: 5	1B: 2 2B: 0 3B: 0 HR: 1	SF: 0 SAC: 0 DP: 0 HBP: 0	WP: 1 PB: 1 SB: 0 CS: 0	PA: 32
PITCHER	IP WLS BF H R ER SO BB IBB HBP BLK WP HR S P ERA WHIP											PITCHER	IP WLS BF H R ER SO BB IBB HBP BLK WP HR S P ERA WHIP									
Tom Timmermann, R (1, 1) ERA: 4.63	9.0 W 32 3 2 2 5 2 0 0 0 0 1 1 40 48 2.00 0.556																					




Batter	1	2	3	4	5	6	7	8	9	AB	R	H	RBI	BB	SO	LOB	TOP			
Ted Ford, R OBP: 0.250, SLG: 0.275 (1,9)	0-0 4-3			0-0 F7		0-0 5-3		0-0 K	0-0 FC4-6 1B	5	0	1	0	0	1	1	Cleveland Indians @ Baltimore Orioles Memorial Stadium, Baltimore, MD Sat Sep 29 1973, 3:38 AM EDT Att: 6,598 - Unknown			
Frank Duffy, R OBP: 0.312, SLG: 0.396 (1,6)	0-0 F9			0-0 FC5-4 1B		0-0 1B		0-0 1B	0-0 FC4-6 1-2	5	0	3	0	0	0	1				
John Ellis, R OBP: 0.339, SLG: 0.403 (1,3)	0-0 4-3			0-0 F9		0-0 F2		0-0 SF8		3	0	0	1	0	0	2				
Charlie Spikes, R OBP: 0.303, SLG: 0.409 (1,7)		0-0 6-3		0-0 FC5-4 1-2		0-0 F7		0-0 1B		4	0	1	0	0	0	2				
Dave Duncan, R OBP: 0.309, SLG: 0.419 (1,10)		0-0 F2			0-0 1-3		0-0 G6-4-3 1B	0-3 K		4	0	1	0	0	1	2				
Rusty Torres, S OBP: 0.317, SLG: 0.304 (1,8)		0-0 F7			4-0 1B BB		0-0 G6-4-3 1-2		0-0 F9	3	0	0	0	1	0	1				
Leo Cardenas, R OBP: 0.264, SLG: 0.236 (1,5)			0-0 F9		0-0 F9		0-0 FC5-4 1B		0-0 F3	4	0	1	0	0	0	1				
Tom Ragland, R OBP: 0.292, SLG: 0.306 (1,4)			0-0 F4		0-0 1-2 1B		0-0 FC5-4 1-2		0-0 HR 1B	4	1	2	0	0	0	1				
Alan Ashby, S OBP: 0.226, SLG: 0.310 (1,2)			0-3 K		0-3 K			0-0 1B SF8 2B	0-0 1-H HR	4	2	2	2	0	2	2	AB 36 R 3 H 11 RBI 3 BB 1 SO 4 LOB 13 			
Inning Stats	R: 0 E: 0 K: 0 S: 3	H: 0 LOB: 0 BB: 0 P: 3	R: 0 E: 0 K: 0 S: 3	H: 0 LOB: 0 BB: 0 P: 3	R: 0 E: 0 K: 1 S: 5	H: 0 LOB: 0 BB: 0 P: 5	R: 0 E: 0 K: 0 S: 4	H: 1 LOB: 1 BB: 0 P: 4	R: 0 E: 0 K: 1 S: 6	H: 1 LOB: 1 BB: 1 P: 10	R: 0 E: 0 K: 0 S: 4	H: 2 LOB: 1 BB: 0 P: 4	R: 1 E: 0 K: 2 S: 10	H: 3 LOB: 2 BB: 0 P: 10	R: 2 E: 0 K: 0 S: 6	H: 3 LOB: 1 BB: 0 P: 6	1B: 9 2B: 1 3B: 0 HR: 1	SF: 1 SAC: 0 DP: 1 HBP: 0	WP: 0 PB: 0 SB: 0 CS: 0	PA: 38
PITCHER Mike Cuellar, L ERA: 3.27 (1,1)	IP: 9.0 WLS: W BF: 38 H: 11 R: 3 ER: 3 SO: 4 BB: 1 IBB: 0 HBP: 0 BLK: 0 WP: 0 HR: 1 S: 45 P: 49 ERA: 3.00 WHIP: 1.333															PITCHER				

Batter	1	2	3	4	5	6	7	8	9	AB	R	H	RBI	BB	SO	LOB	BOTTOM			
Mark Belanger, R OBP: 0.302, SLG: 0.262 (1,6)	0-0 4-3	0-0 F4			0-0 BB WP 1B	0-0 1B				4	1	2	0	0	0	1	Cleveland Indians @ Baltimore Orioles Memorial Stadium, Baltimore, MD Sat Sep 29 1973, 3:38 AM EDT Att: 6,598 - Unknown			
Bobby Grich, R OBP: 0.373, SLG: 0.387 (1,4)	4-0 BB HR BB		0-0 F8		4-0 1-2 1B BB	0-0 G3				0	1	0	0	1	0	0				
Frank Baker, L OBP: 0.268, SLG: 0.317 (2,4)										2	1	0	0	1	0	1				
Merv Rettenmund, R OBP: 0.378, SLG: 0.411 (1,8)	0-3 K		4-0 FC5-4 BB		4-0 1B 1-2 2-3 BB		0-0 F8			2	1	0	0	2	1	1				
Don Baylor, R OBP: 0.357, SLG: 0.437 (1,7)	4-0 1-2 HR BB		0-0 FC5-4 1-2		0-0 1B FC4-6 1B		0-0 F7			3	2	1	2	1	0	1				
Curt Motton, R OBP: 0.429, SLG: 0.833 (1,10)	0-0 1-H 2-H HR		0-0 F8		0-0 1-3 2-H 3-H 1B		0-0 F7			4	1	2	4	0	0	1				
Jim Fuller, R OBP: 0.148, SLG: 0.346 (1,9)	0-0 F3			0-3 K	0-0 FC4-6 FC6-4 1-2		0-0 F7			4	0	0	1	0	1	1				
Enos Cabell, R OBP: 0.250, SLG: 0.319 (1,3)		0-0 F8		0-0 1B	0-0 FC6-4 1-2		0-0 G3			4	0	1	0	0	0	1				
Doug DeCinces, R OBP: 0.158, SLG: 0.111 (1,5)		0-0 6-3		0-0 F8		0-3 K		0-3 K		4	0	0	0	0	2	0				
Sergio Robles, R OBP: 0.250, SLG: 0.077 (1,2)		4-0 BB			0-0 4-3		0-0 5-3			2	0	0	0	1	0	0	AB 29 R 7 H 6 RBI 7 BB 6 SO 4 LOB 7 			
Inning Stats	R: 3 E: 0 K: 1 S: 6	H: 1 LOB: 0 BB: 2 P: 14	R: 0 E: 0 K: 0 S: 3	H: 0 LOB: 1 BB: 1 P: 7	R: 0 E: 0 K: 1 S: 5	H: 0 LOB: 0 BB: 1 P: 7	R: 0 E: 0 K: 1 S: 5	H: 1 LOB: 0 BB: 0 P: 5	R: 4 E: 0 K: 0 S: 6	H: 3 LOB: 1 BB: 2 P: 14	R: 0 E: 0 K: 1 S: 6	H: 1 LOB: 0 BB: 0 P: 6	R: 0 E: 0 K: 0 S: 3	H: 0 LOB: 0 BB: 0 P: 3	R: 0 E: 0 K: 1 S: 5	H: 0 LOB: 0 BB: 0 P: 5	1B: 5 2B: 0 3B: 0 HR: 1	SF: 0 SAC: 0 DP: 0 HBP: 0	WP: 1 PB: 0 SB: 1 CS: 0	PA: 35
PITCHER Mike Kekich, L ERA: 7.52 (1,1)	IP: 4.1 WLS: L BF: 23 H: 5 R: 7 ER: 7 SO: 2 BB: 6 IBB: 0 HBP: 0 BLK: 0 WP: 0 HR: 1 S: 21 P: 45 ERA: 14.54 WHIP: 2.538															PITCHER				
Dick Bosman, R ERA: 5.64 (5,1)	IP: 3.2 WLS: L BF: 12 H: 1 R: 0 ER: 0 SO: 2 BB: 0 IBB: 0 HBP: 0 BLK: 0 WP: 0 HR: 0 S: 16 P: 16 ERA: 0.00 WHIP: 0.273															PITCHER				

Batter	1	2	3	4	5	6	7	8	9	AB	R	H	RBI	BB	SO	LOB	TOP				
Bert Campaneris, R OBP: 0.500, SLG: 0.333 (1, 6)	4-0 S BB		0-0 5-3 1B		0-0 F8		0-0 5-3			3	0	1	0	1	0	1					
Joe Rudi, R (1, 7)	4-0 BB		0-0 F7			0-0 F7		4-0 FC6-4 BB		2	0	0	0	2	0	1					
Sal Bando, R (1, 5)	0-3 K		0-0 5-3			4-0 1B BB		0-0 F7		3	0	0	0	1	1	4					
Reggie Jackson, L OBP: 0.250, SLG: 0.250 (1, 9)	0-3 K		0-3 K			0-0 1B BB		0-0 FC6-4 BB		4	0	1	0	0	2	4					
Deron Johnson, R Pat Bourque, L (6, PH) (1, 10)	0-3 K			0-3 K		0-3 K		4-0 BB		2	0	0	0	0	2	2					
Gene Tenace, R OBP: 0.250, SLG: 0.250 (1, 3) (7, 2)		0-0 1B		0-0 P6		0-0 P4		0-0 P4		4	0	1	0	0	0	4					
Angel Mangual, R (1, 8)		0-3 K		0-3 K			0-0 F8		0-0 G3	4	0	0	0	0	2	1					
Ray Fosse, R (1, 2)		0-3 K			0-0 F7		0-0 2B		0-0 G3-6-1 1B	2	0	0	0	0	1	1					
Vic Davallo, L OBP: 1.000, SLG: 1.500 (7, PH) (7, 3)		0-3 K			0-3 K		0-3 K		0-0 G3-6-1 1B	2	0	2	0	0	0	0					
Dick Green, R Jesus Alou, R Ted Kubiak, S (1, 4) (7, PH) (7, 4)		0-3 K			0-3 K		0-3 K		0-0 G3-6-1 1B	2	0	0	0	0	2	1					
Inning Stats	R: 0 E: 0 K: 3 S: 9	H: 0 LOB: 2 BB: 2 P: 17	R: 0 E: 0 K: 3 S: 10	H: 1 LOB: 1 BB: 0 P: 10	R: 0 E: 0 K: 1 S: 6	H: 1 LOB: 1 BB: 0 P: 6	R: 0 E: 0 K: 2 S: 7	H: 0 LOB: 0 BB: 0 P: 7	R: 0 E: 0 K: 1 S: 5	H: 0 LOB: 0 BB: 0 P: 5	R: 0 E: 0 K: 1 S: 6	H: 1 LOB: 1 BB: 0 P: 10	R: 0 E: 0 K: 0 S: 3	H: 0 LOB: 2 BB: 2 P: 11	R: 0 E: 0 K: 0 S: 3	H: 1 LOB: 0 BB: 3 P: 3	1B: 4 2B: 1 3B: 0 HR: 0	SF: 0 SAC: 0 DP: 1 HBP: 0	WP: 0 PB: 0 SB: 1 CS: 0	PA: 36	
PITCHER Jim Palmer, R ERA: (1, 1)	IP 9.0	WLS W	BF 36	H 5	R 0	ER 0	SO 12	BB 5	IBB 0	HBP 0	BLK 0	WP 0	HR 0	S 55	P 75	ERA 0.00	WHIP 1.111				

Oakland Athletics @ Baltimore Orioles
Memorial Stadium, Baltimore, MD
Sat Oct 06 1973, 3:33 AM EDT
Att: 41,279 - Unknown


AB 31
R 0
H 5
RBI 0
BB 5
SO 12
LOB 23



Batter	1	2	3	4	5	6	7	8	9	AB	R	H	RBI	BB	SO	LOB	BOTTOM				
Merv Rettenmund, R OBP: 0.400, SLG: 0.250 (1, 9)	0-0 1B		0-0 6-3			4-0 CS BB		0-0 F8		4	1	1	0	1	0	6					
Bobby Grich, R (1, 4)	0-3 K	0-0 6-3		0-0 5-3		0-3 K		0-0 F7		5	0	0	0	0	2	2					
Paul Blair, R OBP: 0.400, SLG: 0.250 (1, 8)	4-0 2B 1B BB	0-0 F7		0-3 K		0-3 K		0-0 1B 1B		4	2	1	0	1	2	0					
Tommy Davis, R OBP: 0.600, SLG: 0.800 (1, 10)	0-0 1B 2B	0-0 F7		0-0 1B		0-0 E6 FC1-5 BB		0-0 1B 1B		5	1	3	1	0	0	0					
Don Baylor, R OBP: 0.800, SLG: 0.667 (1, 7)	4-0 HBP 1B BB		0-3 K	0-0 1B		4-0 F9 FC1-5 1B BB		0-0 1B 1B		3	2	2	1	2	1	0					
Brooks Robinson, R (1, 5)	0-3 K		0-0 F2	0-0 5-3		0-0 FC1-5 1B		0-0 F7		5	0	0	0	0	1	9					
Earl Williams, R OBP: 0.500, SLG: 0.750 (1, 3)	0-0 1B HBP 1B		0-0 1B 2B		0-0 L5		0-0 F9			4	0	2	2	0	0	2					
Andy Etchebarren, R OBP: 0.750, SLG: 0.667 (1, 2)	1-2 2-3 3-H	0-0 1B HBP		0-0 BB 1B		0-3 K		0-0 1B 1B		3	0	2	1	0	1	0					
Mark Belanger, R OBP: 0.500, SLG: 0.333 (1, 6)	0-0 FC4 1B		4-0 1B BB		0-0 G3		0-0 P3			3	0	1	1	1	0	2					
Inning Stats	R: 4 E: 0 K: 2 S: 11	H: 4 LOB: 3 BB: 2 P: 20	R: 0 E: 0 K: 0 S: 3	H: 0 LOB: 0 BB: 0 P: 3	R: 0 E: 0 K: 1 S: 7	H: 2 LOB: 3 BB: 1 P: 11	R: 0 E: 0 K: 1 S: 7	H: 2 LOB: 2 BB: 0 P: 7	R: 0 E: 0 K: 1 S: 5	H: 0 LOB: 0 BB: 0 P: 5	R: 0 E: 0 K: 2 S: 6	H: 0 LOB: 0 BB: 1 P: 10	R: 1 E: 1 K: 0 S: 5	H: 1 LOB: 2 BB: 1 P: 9	R: 1 E: 0 K: 0 S: 6	H: 3 LOB: 2 BB: 0 P: 6	1B: 10 2B: 3 3B: 0 HR: 0	SF: 0 SAC: 0 DP: 1 HBP: 1	WP: 1 PB: 0 SB: 0 CS: 1	PA: 42	
PITCHER Vida Blue, L ERA: 54.0 Horacio Pina, R ERA: Blue Moon Odom, R ERA: 1.8 Rollie Fingers, R ERA: (1, 1) (1, 1) (3, 1) (8, 1)	IP 0.2	WLS L	BF 7	H 3	R 0	ER 4	SO 4	BB 2	IBB 0	HBP 0	BLK 0	WP 0	HR 0	S 9	P 17	ERA 54.00	WHIP 7.500				

Oakland Athletics @ Baltimore Orioles
Memorial Stadium, Baltimore, MD
Sat Oct 06 1973, 3:33 AM EDT
Att: 41,279 - Unknown

AB 36
R 6
H 12
RBI 6
BB 5
SO 7
LOB 21



Batter	1	2	3	4	5	6	7	8	9	AB	R	H	RBI	BB	SO	LOB	TOP					
Bert Campaneris, R (1,6) OBP: 0.556, SLG: 0.875										5	2	3	2	0	0	0	Oakland Athletics @ Baltimore Orioles Memorial Stadium, Baltimore, MD Sun Oct 07 1973, 3:33 AM EDT Att: 48,425 - Unknown					
Joe Rudi, R (1,7) OBP: 0.556, SLG: 0.833										4	1	2	1	1	0	1						
Sal Bando, R (1,5) OBP: 0.444, SLG: 1.143										4	2	2	3	1	1	4						
Reggie Jackson, L (1,9) OBP: 0.111, SLG: 0.111										5	0	0	0	0	2	4						
Gene Tenace, R (1,3) OBP: 0.250, SLG: 0.143										3	0	0	0	1	2	1						
Deron Johnson, R (1,10) OBP: 0.167, SLG: 0.167										4	0	1	0	0	1	1						
Angel Mangual, R (1,8) OBP: 0.125, SLG: 0.125										4	1	1	0	0	1	1						
Ray Fosse, R (1,2)										3	0	0	0	0	0	0						
Dick Green, R (1,4)										4	0	0	0	0	2	1						
Inning Stats	R: 1 E: 0 K: 1 S: 6	H: 1 LOB: 1 BB: 1 P: 10	R: 0 E: 0 K: 2 S: 7	H: 0 LOB: 0 BB: 0 P: 7	R: 0 E: 0 K: 1 S: 6	H: 1 LOB: 1 BB: 0 P: 6	R: 0 E: 0 K: 2 S: 8	H: 1 LOB: 1 BB: 0 P: 8	R: 0 E: 0 K: 0 S: 3	H: 0 LOB: 0 BB: 0 P: 3	R: 2 E: 0 K: 1 S: 7	H: 2 LOB: 0 BB: 0 P: 7	R: 0 E: 0 K: 0 S: 3	H: 0 LOB: 0 BB: 0 P: 3	R: 2 E: 0 K: 0 S: 5	H: 2 LOB: 1 BB: 1 P: 9	R: 1 E: 0 K: 2 S: 10	H: 2 LOB: 3 BB: 1 P: 14	1B: 5 2B: 0 3B: 0 HR: 4	SF: 0 SAC: 1 DP: 0 HBP: 0	WP: 1 PB: 1 SB: 2 CS: 0	PA: 40
PITCHER	IP WLS BF H R ER SO BB IBB HBP BLK WP HR S P ERA WHIP																					
Dave McNally, L (1,1) ERA: 5.87	7.2 L 32 7 5 5 7 2 0 0 0 0 1 4 44 52 5.87 1.174																					
Bob Reynolds, R (8,1) ERA: 9.0	1.0 7 2 1 1 2 0 1 0 0 0 0 0 10 14 9.00 2.000																					
Grant Jackson, L (9,1) ERA:	0.1 1 0 0 0 0 0 0 0 0 0 0 0 0 1 1 0.00 0.000																					

Batter	1	2	3	4	5	6	7	8	9	AB	R	H	RBI	BB	SO	LOB	BOTTOM					
Al Bumbry, L (1,7) OBP: 0.400, SLG: 0.400										4	1	0	0	1	2	2	Oakland Athletics @ Baltimore Orioles Memorial Stadium, Baltimore, MD Sun Oct 07 1973, 3:33 AM EDT Att: 48,425 - Unknown					
Rich Coggins, L (1,9) OBP: 0.400, SLG: 0.400										5	1	2	0	0	0	0						
Tommy Davis, R (1,10) OBP: 0.500, SLG: 0.600										5	0	2	1	0	0	1						
Boog Powell, L (1,3)										4	1	0	0	0	1	4						
Earl Williams, R (1,2) OBP: 0.500, SLG: 0.750										4	0	2	1	0	1	1						
Paul Blair, R (1,8) OBP: 0.250, SLG: 0.143										3	0	0	0	0	1	2						
Terry Crowley, L (8,PH) ERA:										1	0	0	0	0	0	2						
Brooks Robinson, R (1,5) OBP: 0.222, SLG: 0.125										3	0	1	1	1	0	0						
Don Hood, L (8,PR) OBP: 0.667, SLG: 0.500										0	0	0	0	0	0	0						
Frank Baker, L (9,6)										0	0	0	0	0	0	0						
Bobby Grich, R (1,4)										2	0	0	0	2	1	3						
Mark Belanger, R (1,6) OBP: 0.429, SLG: 0.333										3	0	1	0	0	0	0						
Don Baylor, R (8,PH) OBP: 0.667, SLG: 0.500										1	0	0	0	0	0	3						
Larry Brown, R (9,5)										0	0	0	0	0	0	0						
Inning Stats	R: 1 E: 0 K: 2 S: 8	H: 1 LOB: 1 BB: 1 P: 12	R: 0 E: 0 K: 2 S: 7	H: 0 LOB: 0 BB: 0 P: 7	R: 0 E: 0 K: 0 S: 3	H: 0 LOB: 0 BB: 0 P: 3	R: 0 E: 0 K: 0 S: 3	H: 0 LOB: 0 BB: 0 P: 3	R: 0 E: 0 K: 1 S: 6	H: 1 LOB: 2 BB: 1 P: 10	R: 1 E: 0 K: 0 S: 6	H: 3 LOB: 3 BB: 1 P: 10	R: 0 E: 0 K: 0 S: 3	H: 0 LOB: 0 BB: 0 P: 3	R: 1 E: 0 K: 0 S: 6	H: 3 LOB: 3 BB: 1 P: 10	R: 0 E: 0 K: 1 S: 5	H: 0 LOB: 0 BB: 0 P: 5	1B: 7 2B: 1 3B: 0 HR: 0	SF: 0 SAC: 0 DP: 0 HBP: 0	WP: 0 PB: 0 SB: 0 CS: 0	PA: 39
PITCHER	IP WLS BF H R ER SO BB IBB HBP BLK WP HR S P ERA WHIP																					
Catfish Hunter, R (1,1) ERA: 3.68	7.1 W 32 7 3 3 5 2 1 0 0 0 0 0 39 51 3.68 1.227																					
Rolie Fingers, R (8,1) ERA:	1.2 S 7 1 0 0 1 1 0 0 0 0 0 0 8 12 0.00 1.200																					



Batter	1	2	3	4	5	6	7	8	9	10	11	AB	R	H	RBI	BB	SO	LOB	TOP			
Merv Rettenmund, R OBP: 0.200, SLG: 0.111 (1, 9)	K		6-3			F3		K			F8	5	0	0	0	0	2	0				
Bobby Grich, R OBP: 0.214, SLG: 0.083 (1, 4)	E 1B		3-1			F8			F9		L5	5	0	1	0	0	0	0				
Paul Blair, R OBP: 0.250, SLG: 0.182 (1, 8)	L8		6-3			K			E G3 1B			4	0	1	0	0	1	1				
Tommy Davis, R OBP: 0.429, SLG: 0.462 (1, 10)	E4			1-3			G1-4-3 BB		G3			3	0	0	0	1	0	2				
Don Baylor, R OBP: 0.400, SLG: 0.250 (1, 7)	K			K			G1-4-3		K			4	0	0	0	0	3	4				
Brooks Robinson, R OBP: 0.154, SLG: 0.083 (1, 5)		5-3		5-3			E4 FC6-4		F9			4	0	0	0	0	0	0				
Earl Williams, R OBP: 0.417, SLG: 0.833 (1, 3)		HR				F8			FC6-4		4-3	4	1	1	1	0	0	1				
Andy Etchebarren, R OBP: 0.375, SLG: 0.286 (1, 2)	L5					4-3			L6		F9	4	0	0	0	0	0	0				
Mark Belanger, R OBP: 0.214, SLG: 0.200 (1, 6)	K					F9			F8		F7	4	0	0	0	0	1	0				
Inning Stats	R: 0 E: 1 K: 2 S: 9	H: 1 LOB: 2 BB: 0 P: 9	R: 1 E: 0 K: 1 S: 6	H: 1 LOB: 0 BB: 0 P: 6	R: 0 E: 0 K: 0 S: 3	H: 0 LOB: 0 BB: 0 P: 3	R: 0 E: 0 K: 1 S: 5	H: 0 LOB: 0 BB: 0 P: 5	R: 0 E: 1 K: 0 S: 3	H: 0 LOB: 1 BB: 1 P: 7	R: 0 E: 0 K: 1 S: 5	H: 0 LOB: 0 BB: 0 P: 5	R: 0 E: 1 K: 1 S: 6	H: 1 LOB: 1 BB: 0 P: 6	R: 0 E: 0 K: 0 S: 3	H: 0 LOB: 0 BB: 0 P: 3	R: 0 E: 0 K: 0 S: 3	H: 0 LOB: 0 BB: 0 P: 3	1B: 2 2B: 0 3B: 0 HR: 1	SF: 0 SAC: 0 DP: 1 HBP: 0	WP: 0 PB: 0 SB: 0 CS: 0	PA: 38
PITCHER Ken Holtzman, L ERA: 0.82 (1, 1)	IP 11.0	WLS W	BF 38	H 3	R 1	ER 1	SO 7	BB 1	IBB 0	HBP 0	BLK 0	WP 0	HR 1	S 51	P 55	ERA 0.82	WHIP 0.364					

Baltimore Orioles @ Oakland Athletics
Oakland-Alameda County Coliseum, Oakland, CA

AB 37
R 1
H 3
RBI 1
BB 1
SO 7
LOB 8



livebaseballscores.com

Tue Oct 09 1973, 3:33 AM PDT
Att: 34,367 - Unknown

Batter	1	2	3	4	5	6	7	8	9	10	11	AB	R	H	RBI	BB	SO	LOB	BOTTOM					
Bert Campaneris, R OBP: 0.429, SLG: 0.846 (1, 6)	F9		P3		5-3			K			HR	5	1	1	1	0	1	3						
Joe Rudi, R OBP: 0.462, SLG: 0.600 (1, 7)	4-3		F9			5-3						4	0	1	1	0	0	1						
Sal Bando, R OBP: 0.308, SLG: 0.727 (1, 5)	F7			6-3		K						4	0	0	0	0	2	1						
Reggie Jackson, L OBP: 0.077, SLG: 0.077 (1, 9)		K		4-3		4-3						4	0	0	0	0	2	0						
Gene Tenace, R OBP: 0.250, SLG: 0.182 (1, 3) (9, 2)		P6						K		F8		4	0	1	0	0	1	0						
Deron Johnson, R OBP: 0.300, SLG: 0.125 (1, 10)								K		5-3		2	0	0	0	2	1	0						
Billy Conigliaro, R (1, 8)												4	0	0	0	0	2	3						
Ray Fosse, R (1, 2)												1	0	0	0	1	1	0						
Jesus Alou, R OBP: 0.500, SLG: 0.500 (8, PH)												1	0	1	0	0	0	0						
Allan Lewis, S (8, PR)												0	1	0	0	0	0	0						
Vic Davallillo, L OBP: 0.667, SLG: 1.000 (9, 3)												1	0	0	0	0	0	0						
Dick Green, R (1, 4)												2	0	0	0	0	0	1						
Mike Andrews, R (8, PH)												0	0	0	0	0	0	0						
Ted Kubiak, S (9, 4)												1	0	0	0	0	1	0						
Inning Stats	R: 0 E: 0 K: 0 S: 3	H: 0 LOB: 0 BB: 0 P: 3	R: 0 E: 0 K: 2 S: 7	H: 0 LOB: 1 BB: 1 P: 11	R: 0 E: 0 K: 0 S: 3	H: 0 LOB: 1 BB: 1 P: 7	R: 0 E: 0 K: 1 S: 6	H: 1 LOB: 2 BB: 1 P: 10	R: 0 E: 0 K: 1 S: 5	H: 0 LOB: 0 BB: 0 P: 5	R: 0 E: 0 K: 2 S: 7	H: 0 LOB: 0 BB: 0 P: 7	R: 1 E: 0 K: 2 S: 9	H: 2 LOB: 1 BB: 0 P: 9	R: 0 E: 0 K: 1 S: 5	H: 0 LOB: 0 BB: 0 P: 5	R: 0 E: 0 K: 1 S: 5	H: 0 LOB: 0 BB: 0 P: 5	R: 1 E: 0 K: 0 S: 1	H: 1 LOB: 0 BB: 0 P: 1	1B: 3 2B: 0 3B: 0 HR: 1	SF: 0 SAC: 1 DP: 0 HBP: 0	WP: 0 PB: 0 SB: 0 CS: 0	PA: 37
PITCHER Mike Cuellar, L ERA: 1.8 (1, 1)	IP 10.0	WLS L	BF 37	H 4	R 2	ER 2	SO 11	BB 3	IBB 0	HBP 0	BLK 0	WP 0	HR 1	S 56	P 68	ERA 1.80	WHIP 0.700							


Baltimore Orioles @ Oakland Athletics
Oakland-Alameda County Coliseum, Oakland, CA


AB 33
R 2
H 4
RBI 2
BB 3
SO 11
LOB 9



livebaseballscores.com

Tue Oct 09 1973, 3:33 AM PDT
Att: 34,367 - Unknown

Batter	1	2	3	4	5	6	7	8	9	AB	R	H	RBI	BB	SO	LOB	TOP			
Al Bumbry, L (1, 7) BB	4-0 S BB		0-0 F7			0-0 P5		0-0 6-3		3	0	0	0	1	0	0	Baltimore Orioles @ Oakland Athletics Oakland-Alameda County Coliseum, Oakland, CA Thu Oct 11 1973, 3:33 AM PDT Att: 24,265 - Unknown AB 31 R 0 H 5 RBI 0 BB 2 SO 1 LOB 13 			
Rich Coggins, L (1, 9) OBP: 0.444, SLG: 0.556	0-0 F8			0-0 4-3		0-0 2B		0-0 1B		4	0	2	0	0	0	1				
Tommy Davis, R (1, 10) OBP: 0.318, SLG: 0.333	0-0 F8 1-2			0-0 F9		0-0 F5		0-0 5-3		4	0	0	0	0	0	3				
Earl Williams, R (1, 3) OBP: 0.350, SLG: 0.556	0-0 P3			4-0 BB		0-0 6-3			0-0 6-3	3	0	0	0	1	0	2				
Paul Blair, R (1, 8) OBP: 0.250, SLG: 0.167		1-0 CS HBP		0-0 F4			0-0 F7		0-0 5-3	3	0	0	0	0	0	1				
Brooks Robinson, R (1, 5) OBP: 0.286, SLG: 0.350		0-0 F9			0-0 5-3		0-0 1B		0-0 2B	4	0	2	0	0	0	1				
Bobby Grich, R (1, 4) OBP: 0.182, SLG: 0.250		0-0 F3			0-3 K		0-0 F8		0-0 6-3	4	0	0	0	0	1	3				
Andy Etchebarren, R (1, 2) OBP: 0.400, SLG: 0.643		0-0 CS 1-2	0-0 F3		0-0 2B		0-0 F9			3	0	1	0	0	0	1				
Mark Belanger, R (1, 6) OBP: 0.176, SLG: 0.125			0-0 F9		0-0 5-3			0-0 4-3		2	0	0	0	0	0	1				
Terry Crowley, L (8, PH) Frank Baker, L (8, 6)										1	0	0	0	0	0	0				
Inning Stats	R: 0 E: 0 K: 0 S: 3	H: 0 LOB: 1 BB: 1 P: 7	R: 0 E: 0 K: 0 S: 2	H: 0 LOB: 0 BB: 0 P: 3	R: 0 E: 0 K: 0 S: 3	H: 0 LOB: 1 BB: 1 P: 7	R: 0 E: 0 K: 1 S: 6	H: 1 LOB: 1 BB: 0 P: 6	R: 0 E: 0 K: 0 S: 4	H: 1 LOB: 1 BB: 0 P: 4	R: 0 E: 0 K: 0 S: 4	H: 1 LOB: 1 BB: 0 P: 4	R: 0 E: 0 K: 0 S: 4	H: 1 LOB: 1 BB: 0 P: 4	R: 0 E: 0 K: 0 S: 4	H: 1 LOB: 1 BB: 0 P: 4	1B: 2 2B: 3 3B: 0 HR: 0	SF: 0 SAC: 0 DP: 0 HBP: 1	WP: 0 PB: 0 SB: 1 CS: 1	PA: 35
PITCHER Catfish Hunter, R (1, 1) ERA: 1.65	IP: 9.0 WLS: W BF: 34 H: 5 R: 0 ER: 0 SO: 1 BB: 2 IBB: 0 HBP: 1 BLK: 0 WP: 0 HR: 0 S: 33 P: 42 ERA: 0.00 WHIP: 0.778																			

Batter	1	2	3	4	5	6	7	8	9	AB	R	H	RBI	BB	SO	LOB	BOTTOM			
Bert Campaneris, R (1, 6) OBP: 0.391, SLG: 0.667	0-3 K		0-0 P4			0-0 6-3		0-0 2B		4	0	1	0	0	1	1	Baltimore Orioles @ Oakland Athletics Oakland-Alameda County Coliseum, Oakland, CA Thu Oct 11 1973, 3:33 AM PDT Att: 24,265 - Unknown AB 29 R 3 H 7 RBI 3 BB 1 SO 2 LOB 8 			
Joe Rudi, R (1, 7) OBP: 0.333, SLG: 0.389	0-0 F7		0-0 1B		0-0 6-3		0-0 F8			4	0	1	1	0	0	1				
Sal Bando, R (1, 5) OBP: 0.318, SLG: 0.500	0-0 FC6-4 1B			0-0 F7		0-0 5-3		0-0 5-3		4	0	1	0	0	0	0				
Reggie Jackson, L (1, 9) OBP: 0.143, SLG: 0.143	0-0 FC6-4 1-2			0-0 4-3		0-0 E7 1B		0-0 F5		4	0	1	0	0	0	1				
Gene Tenace, R (1, 3) OBP: 0.350, SLG: 0.294		1-0 G1-4-3 HBP		0-0 3B 1B		0-0 6-3		0-3 K		3	1	1	0	0	1	1				
Vic Davallo, L (1, 8) OBP: 0.667, SLG: 1.000		0-0 G1-4-3 1-2		0-0 1B 3B		4-0 IBB				2	1	1	1	1	0	1				
Jesus Alou, R (1, 10) OBP: 0.333, SLG: 0.333		0-0 1-3		0-0 FC6-4 1B		0-0 F3				3	0	1	1	0	0	2				
Ray Fosse, R (1, 2) OBP: 0.214, SLG: 0.182			0-0 E5 1B	0-0 FC6-4 1-2			0-0 F9			3	1	0	0	0	0	1				
Dick Green, R (1, 4) OBP: 0.077, SLG: 0.154			0-0 SH3-4		0-0 B1-3		0-0 F9			2	0	0	0	0	0	0				
Inning Stats	R: 0 E: 0 K: 1 S: 6	H: 1 LOB: 1 BB: 0 P: 6	R: 0 E: 0 K: 0 S: 2	H: 0 LOB: 0 BB: 0 P: 3	R: 1 E: 1 K: 0 S: 4	H: 1 LOB: 1 BB: 0 P: 4	R: 2 E: 0 K: 0 S: 6	H: 3 LOB: 1 BB: 0 P: 6	R: 0 E: 0 K: 0 S: 3	H: 0 LOB: 0 BB: 0 P: 3	R: 0 E: 1 K: 0 S: 4	H: 1 LOB: 1 BB: 1 P: 8	R: 0 E: 0 K: 0 S: 4	H: 1 LOB: 1 BB: 0 P: 4	R: 0 E: 0 K: 1 S: 5	H: 0 LOB: 0 BB: 0 P: 5		1B: 5 2B: 1 3B: 1 HR: 0	SF: 0 SAC: 1 DP: 1 HBP: 1	WP: 0 PB: 0 SB: 0 CS: 0
PITCHER Doyle Alexander, R (1, 1) ERA: 4.91 Jim Palmer, R (4, 1) ERA: 1.64	IP: 3.2 WLS: L BF: 16 H: 5 R: 3 ER: 2 SO: 3 BB: 0 IBB: 1 HBP: 0 BLK: 0 WP: 0 HR: 0 S: 17 P: 18 ERA: 4.91 WHIP: 1.364																			