

Baltimore Orioles - 1974

Batter	1	2	3	4	5	6	7	8	9	AB R H RBI BB SO LOB	TOP											
Ed Brinkman, R (1, 6) OBP: 0.600, SLG: 0.500	4-0 1B FC6-4 BB	0-0 F4			0-0 F2		0-0 1B		0-0 1B	4 1 2 0 1 0 3												
Aurelio Rodriguez, R (1, 5) OBP: 0.600, SLG: 0.600	0-0 1-3 FC6-4 1B		0-0 F9		0-0 1-2 1B		0-0 4-3		0-0 1-2 2-3 1B	5 0 3 0 0 0 1												
Jim Northrup, L (1, 9)	0-0 FC6-4 1-2f 3-H		0-0 6-3		0-0 F7			0-0 F6	0-3 K	5 0 0 1 0 1 6												
Al Kaline, R (1, 10)	0-3 K		0-0 L1-3		0-3 K			4-0 BB		3 0 0 0 1 2 3												
Willie Horton, R (1, 7) OBP: 0.250, SLG: 1.000	0-0 F4			0-0 HR		0-0 F7		0-3 K		4 1 1 1 0 1 2												
Norm Cash, L (1, 3) OBP: 0.250, SLG: 0.250		0-0 4-3		0-0 CS 1B		0-0 F9		0-0 4-3		4 0 1 0 0 0 1												
Mickey Stanley, R (1, 8)		4-0 1B FC5-2-5-1 BB		0-0 F2		0-0 F9			0-0 F2	3 0 0 0 1 0 1												
Bill Freehan, R (1, 2) OBP: 0.500, SLG: 0.333 John Knox, L (9, PR)		0-0 FC5-2-5-1 1-3 1B		0-3 K			0-0 L6		4-0 1B 1B BB	3 0 1 0 1 1 1 0 0 0 0 0 0 0												
Gary Sutherland, R (1, 4) OBP: 0.333, SLG: 0.333 Gates Brown, L (9, PH) Ron Cash, R (9, PH)		0-0 FC5-2-5-1 1-3 3-H			0-0 1B 1B		0-0 F7		0-0 F7	3 0 1 0 0 0 2 0 0 0 0 0 0 0 1 0 0 0 0 0 1												
Inning Stats	R: 1 E: 0 K: 1 S: 6	H: 1 LOB: 1 BB: 1 P: 10	R: 0 E: 0 K: 0 S: 4	H: 1 LOB: 2 BB: 1 P: 8	R: 0 E: 0 K: 0 S: 3	H: 0 LOB: 0 BB: 0 P: 3	R: 1 E: 0 K: 1 S: 6	H: 2 LOB: 1 BB: 0 P: 6	R: 0 E: 0 K: 1 S: 7	H: 2 LOB: 2 BB: 0 P: 7	R: 0 E: 0 K: 0 S: 3	H: 0 LOB: 0 BB: 0 P: 3	R: 0 E: 0 K: 0 S: 4	H: 1 LOB: 1 BB: 0 P: 4	R: 0 E: 0 K: 1 S: 5	H: 0 LOB: 1 BB: 1 P: 9	R: 0 E: 0 K: 1 S: 7	H: 2 LOB: 3 BB: 1 P: 11	1B: 8 2B: 1 3B: 0 HR: 1	SF: 0 SAC: 0 DP: 1 HBP: 0	WP: 0 PB: 0 SB: 1 CS: 1	PA: 39
PITCHER	IP WLS BF H R ER SO BB IBB HBP BLK WP HR S P ERA WHIP																					
Jim Palmer, R (1, 1) ERA: 2.16	8.1 W 35 7 2 2 4 4 0 0 0 0 0 1 39 55 2.16 1.320																					
Grant Jackson, L (9, 1) ERA:	0.2 S 4 2 0 0 1 0 0 0 0 0 0 0 6 6 0.00 3.000																					

Detroit Tigers @ Baltimore Orioles
 Memorial Stadium, Baltimore, MD
 Fri Apr 05 1974, 3:33 AM EDT
 Att. 23,918 - Unknown

livebaseballscorecards.com

AB	35
R	2
H	9
RBI	2
BB	4
SO	5
LOB	21



Batter	1	2	3	4	5	6	7	8	9	AB	R	H	RBI	BB	SO	LOB
Al Bumbry, L (1, 7) SS	0-3 K ①		0-0 F7 ③		0-0 F8 ③			0-0 E4 SH1-4 1B		4	1	0	0	0	1	1
Rich Coggins, L (1, 9) X	0-0 F8 ②			0-0 G3 ①		0-0 1-3 ①		0-0 SH1-4 1-2		3	0	0	0	0	0	0
Bobby Grich, R (1, 4) OBP: 0.500, SLG: 0.333 X	0-0 F8 ③			0-0 1B PB 1B		0-0 L6 ②		4-0 1B CS IBB		3	1	1	0	1	0	0
Tommy Davis, R (1, 10) OBP: 0.500, SLG: 0.333 X		0-0 F9 ①		0-0 1B PB 1B		4-0 BB		0-0 F8 ②		3	1	1	0	1	0	2
Don Baylor, R (1, 3) OBP: 0.500, SLG: 0.500 Enos Cabell, R (9, 3) X		0-0 L6 ②		0-0 1B 1-H 3-H 1B		0-0 F7 ③		0-0 1B 1-3 2-H		4	0	2	2	0	0	1
Brooks Robinson, R (1, 5) OBP: 0.333, SLG: 0.667 X		0-0 5-3 ③		0-0 F6 ②				0-0 CS 3-H		3	0	1	0	0	0	1
Earl Williams, R (1, 2) X			0-0 F6 ①	0-0 5-3 ③			0-3 K ①			3	0	0	0	0	1	2
Paul Blair, R (1, 8) X			0-0 5-3 ②		0-0 1-3 ①		0-0 F6 ②			3	0	0	0	0	0	1
Mark Belanger, R (1, 6) BBB			4-0 BB		0-0 F8 ②		0-0 F5 ③			2	0	0	0	1	0	1


Inning Stats	R: 0 H: 0 E: 0 K: 1 S: 5	H: 0 LOB: 0 BB: 0 P: 5	R: 0 H: 0 E: 0 K: 0 S: 3	H: 0 LOB: 0 BB: 0 P: 3	R: 0 H: 0 E: 0 K: 0 S: 3	H: 0 LOB: 1 BB: 1 P: 7	R: 2 H: 3 E: 0 K: 0 S: 6	H: 3 LOB: 1 BB: 0 P: 6	R: 0 H: 0 E: 0 K: 0 S: 3	H: 0 LOB: 0 BB: 0 P: 3	R: 0 H: 0 E: 0 K: 0 S: 3	H: 0 LOB: 1 BB: 1 P: 7	R: 0 H: 1 E: 0 K: 1 S: 6	H: 1 LOB: 1 BB: 0 P: 6	R: 1 H: 1 E: 1 K: 0 S: 4	H: 1 LOB: 1 BB: 1 P: 8	1B: 4 SF: 0 2B: 1 SAC: 1 3B: 0 DP: 0 HR: 0 HBP: 0
PITCHER Mickey Lolich, L (1, 1) ERA: 1.13	IP: 8.0 WLS: L BF: 32 H: 5 R: 3 ER: 1 SO: 2	BB: 2 IBB: 1 HBP: 0 BLK: 0	WP: 0 HR: 0 S: 33 P: 45	ERA: 1.12 WHIP: 0.875													
	PITCHER IP WLS BF H R ER SO BB IBB HBP BLK WP HR S P ERA WHIP (1, 1) 8.0 L 32 5 3 1 2 2 1 0 0 0 0 33 45 1.12 0.875																

BOTTOM

Detroit Tigers @ Baltimore Orioles
 Memorial Stadium, Baltimore, MD

Fri Apr 05 1974, 3:33 AM EDT
 Att. 23,918 - Unknown

AB	28
R	3
H	5
RBI	2
BB	3
SO	2
LOB	9



WP: 0	PA: 33
PB: 1	SB: 0
CS: 1	

livebaseballscorecards.com

Batter	1	2	3	4	5	6	7	8	9	10	AB R H RBI BB SO LOB	TOP										
Ed Brinkman, R (1, 6) OBP: 0.300, SLG: 0.222	0-0 5-3		0-0 4-3	0-0 F8			0-3 K			0-0 1-3	5 0 0 0 0 1 2											
Aurelio Rodriguez, R (1, 5) OBP: 0.400, SLG: 0.333	0-0 L4		4-0 1B BB			0-0 4-3	0-0 6-3			0-0 F7	4 1 0 0 1 0 0											
Jim Northrup, L (1, 9) OBP: 0.200, SLG: 0.222	4-0 1B BB		0-0 E1 1B			0-0 P3	0-0 F6			0-0 1B 2B	4 1 1 0 1 0 1											
Al Kaline, R (1, 10) OBP: 0.444, SLG: 0.375	0-0 1-3 1B		0-0 1-3 2-H 1B			0-0 L3		0-0 L6-3		0-0 2-H 1B	5 0 3 2 0 0 0											
Willie Horton, R (1, 7) OBP: 0.125, SLG: 0.500	0-3 K		0-0 F8			0-3 K		0-3 K			4 0 0 0 0 3 3											
Mickey Stanley, R (1, 8) OBP: 0.250, SLG: 0.286		0-0 6-3		0-0 F4		0-0 1B 2B		0-0 F7			4 1 1 0 0 0 0											
Bill Freehan, R (1, 2) OBP: 0.625, SLG: 0.833		0-0 3B		4-0 1B BB		0-0 2-H 1B		0-0 F6			3 0 2 1 1 0 0											
Ron Cash, R (1, 3) OBP: 0.400, SLG: 0.400		0-3 K		0-0 1-3 1B		0-0 E5 G4-6-3		0-0 CS 1B			4 0 2 0 0 1 2											
Gary Sutherland, R (1, 4) OBP: 0.143, SLG: 0.143		0-0 4-3		0-0 F4		0-0 G4-6-3 1-2f		0-0 6-3 1-2			4 0 0 0 0 0 6											
Inning Stats	R: 0 E: 0 K: 1 S: 6	H: 1 LOB: 2 BB: 1 P: 10	R: 0 E: 0 K: 1 S: 6	H: 1 LOB: 1 BB: 0 P: 6	R: 1 E: 1 K: 0 S: 4	H: 1 LOB: 1 BB: 1 P: 8	R: 0 E: 0 K: 0 S: 4	H: 1 LOB: 2 BB: 1 P: 8	R: 0 E: 0 K: 1 S: 7	H: 2 LOB: 1 BB: 0 P: 7	R: 0 E: 0 K: 1 S: 5	H: 0 LOB: 0 BB: 0 P: 5	R: 0 E: 0 K: 1 S: 5	H: 0 LOB: 0 BB: 0 P: 5	R: 0 E: 0 K: 0 S: 3	H: 1 LOB: 0 BB: 0 P: 3	R: 1 E: 0 K: 0 S: 4	H: 2 LOB: 1 BB: 0 P: 4	1B: 6 2B: 2 3B: 1 HR: 0	SF: 0 SAC: 0 DP: 1 HBP: 0	WP: 0 PB: 0 SB: 0 CS: 1	PA: 40
PITCHER Dave McNally, L (1, 1) ERA: 1.8	IP: 10.0 WLS: L BF: 40 H: 9 R: 3 ER: 2 SO: 5 BB: 3 IBB: 0 HBP: 0 BLK: 0 WP: 0 HR: 0 S: 47 P: 59 ERA: 1.80 WHIP: 1.200																					

Detroit Tigers @ Baltimore Orioles
Memorial Stadium, Baltimore, MD

Sat Apr 06 1974, 3:33 AM EDT
Att: 3,749 - Unknown

livebaseballscorecards.com

AB	37
R	3
H	9
RBI	3
BB	3
SO	5
LOB	14



Batter	1	2	3	4	5	6	7	8	9	10	AB R H RBI BB SO LOB	
Al Bumby, L (1, 7) X	0-0 F8 ①	0-0 G3 ①		0-3 K 1-3 ②	0-0 G3 ①		4-0 FC5-4 S BB ②	0-0 FC1-6 BB 1-2f ①		4 0 0 0 1 1 2		
Bobby Grich, R (1, 4) OBP: 0.667, SLG: 1.000 X	0-0 F4 ②	0-0 1B 1B 3-H ②		0-0 HR ②		4-0 FC5-4 1-2 IBB ②	4-0 BB 1-2 ②		3 1 2 2 2 0 0			
Tommy Davis, R (1, 10) OBP: 0.556, SLG: 0.625 X	0-0 2B ③	0-0 1B ③		0-0 1B G4-6-3 ③		0-0 FC5-4 S 1-2f 2-3 ②	0-0 P3 ②		5 0 3 0 0 0 4			
Boog Powell, L (1, 3) Jim Fuller, R (9, PH) (10, 3) X	0-0 G3 ③	0-0 L9 ③		0-0 G4-6-3 1-2f ③		0-3 K 1-2 ③	0-0 F9 ③		4 0 0 0 0 1 6 1 0 0 0 0 0 2			
Don Baylor, R (1, 9) OBP: 0.333, SLG: 0.333 X	0-0 F3 ①		0-0 4-3 ①		0-0 G3 ①		0-0 SH1-3 1B ①	0-0 F5 ①		5 0 1 0 0 0 0		
Brooks Robinson, R (1, 5) OBP: 0.429, SLG: 0.571 X	0-0 6-3 ②		0-0 BB 1B ②		0-0 FC3-6 1B ②		0-0 SH1-3 1-2 ①	0-0 L7 ②		4 0 2 0 0 0 0		
Earl Williams, R (1, 2) X	0-0 F7 ③		4-0 BB ②		0-0 FC3-6 FC6-4 1-2f ②		4-0 G6-4-3 IBB ②	0-0 F2 ③		3 0 0 0 2 0 1		
Paul Blair, R (1, 8) X	0-0 6-3 ①		0-3 K ②		0-0 FC6-4 1-2f ③		0-0 G6-4-3 1-2f ③	0-0 G6-4-3 ③		4 0 0 0 0 1 5		
Mark Belanger, R (1, 6) OBP: 0.429, SLG: 0.200 B B B B X	4-0 PB 1B BB ③		0-0 F8 ③		0-0 4-3 ①		0-0 4-3 ①		0-0 FC1-6 1B ①		3 1 1 0 1 0 2	

1B:	7	SF:	0
2B:	1	SAC:	1
3B:	0	DP:	2
HR:	1	HBP:	0

BOTTOM

Detroit Tigers @ Baltimore Orioles
 Memorial Stadium, Baltimore, MD
 Sat Apr 06 1974, 3:33 AM EDT
 Att. 3,749 - Unknown

AB	36
R	2
H	9
RBI	2
BB	6
SO	3
LOB	22



Inning Stats	R: 0	H: 1	E: 0	K: 0	S: 4	WLS	BF	H	R	ER	SO	BB	IBB	HBP	BLK	WP	HR	S	P	ERA	WHIP
Joe Coleman, R (1, 1) ERA: 2.84	6.1	28	7	2	2	2	2	3	0	0	0	3	0	0	0	0	1	29	41	2.84	1.579
John Hiller, L (7, 1) ERA:	3.2	15	2	0	0	1	1	2	0	0	1	1	2	0	0	0	0	14	26	0.00	0.818

PITCHER	IP	WLS	BF	H	R	ER	SO	BB	IBB	HBP	BLK	WP	HR	S	P	ERA	WHIP
Joe Coleman, R (1, 1) ERA: 2.84	6.1	28	7	2	2	2	2	3	0	0	0	0	1	29	41	2.84	1.579
John Hiller, L (7, 1) ERA:	3.2	15	2	0	0	1	1	2	0	0	0	0	0	14	26	0.00	0.818

WP:	0	PA:	43
PB:	2	SAC:	1
SB:	2	DP:	2
CS:	0	HBP:	0

Batter	1	2	3	4	5	6	7	8	9	AB R H RBI BB SO LOB	TOP											
Ed Brinkman, R (1, 6) OBP: 0.286, SLG: 0.167	0-0 F5		0-0 F8			4-0 G6-4-3 BB			0-0 F7	3 0 0 0 1 0 0	Detroit Tigers @ Baltimore Orioles Memorial Stadium, Baltimore, MD Sun Apr 07 1974, 3:33 AM EDT Unknown livebaseballscorecards.com											
Aurelio Rodriguez, R (1, 5) OBP: 0.286, SLG: 0.231	0-3 K		0-3 K			0-0 G6-4-3 1-2f			0-0 1-3	4 0 0 0 0 2 1												
Jim Northrup, L (1, 9) OBP: 0.214, SLG: 0.231	0-0 L7		0-0 4-3						0-0 F8	4 1 1 0 0 0 0												
Al Kaline, R (1, 10) OBP: 0.462, SLG: 0.417		0-0 FC4-6 1B		0-0 L5					0-0 K	4 0 2 0 0 1 0												
Willie Horton, R (1, 7) OBP: 0.083, SLG: 0.333		0-3 K		0-0 F8					0-0 5-3	4 0 0 0 0 1 2												
Mickey Stanley, R (1, 8) OBP: 0.167, SLG: 0.182		0-0 FC4-6 1-2f FC6-4		0-0 5-3					0-0 F6	4 0 0 0 0 1 3												
Bill Freehan, R (1, 2) OBP: 0.636, SLG: 1.000		0-0 FC6-4 1-2f		0-0 3B					0-0 FC6-4 1B	3 0 2 0 0 0 1												
Ron Cash, R (1, 3) OBP: 0.250, SLG: 0.250			0-0 4-3		0-3 K				0-0 F9	3 0 0 0 0 1 2												
Gary Sutherland, R (1, 4) OBP: 0.100, SLG: 0.100			0-0 F7			0-0 F7			0-0 FC6-4 1-2f	3 0 0 0 0 0 1												
Inning Stats	R: 0 E: 0 K: 1 S: 5	H: 0 LOB: 0 BB: 0 P: 5	R: 0 E: 0 K: 1 S: 6	H: 1 LOB: 1 BB: 0 P: 6	R: 0 E: 0 K: 0 S: 3	H: 0 LOB: 0 BB: 0 P: 3	R: 0 E: 0 K: 1 S: 5	H: 0 LOB: 0 BB: 0 P: 5	R: 0 E: 0 K: 1 S: 6	H: 1 LOB: 1 BB: 0 P: 6	R: 0 E: 0 K: 0 S: 2	H: 0 LOB: 0 BB: 1 P: 6	R: 0 E: 0 K: 1 S: 5	H: 0 LOB: 0 BB: 0 P: 5	R: 0 E: 0 K: 0 S: 4	H: 1 LOB: 1 BB: 0 P: 4	R: 1 E: 1 K: 1 S: 8	H: 2 LOB: 2 BB: 0 P: 8	1B: 4 2B: 0 3B: 1 HR: 0	SF: 0 SAC: 0 DP: 1 HBP: 0	WP: 0 PB: 0 SB: 0 CS: 0	PA: 33
PITCHER	IP WLS BF H R ER SO BB IBB HBP BLK WP HR S P ERA WHIP																					
Ross Grimsley, L (1, 1) ERA:	8.2 W 32 5 1 0 5 1 0 0 0 0 0 0 41 45 0.00 0.692																					
Bob Reynolds, R (9, 1) ERA:	0.1 1 0 0 0 1 0 0 0 0 0 0 0 3 3 0.00 0.000																					

Detroit Tigers @ Baltimore Orioles
Memorial Stadium, Baltimore, MD
 Sun Apr 07 1974, 3:33 AM EDT
 Unknown

AB	32
R	1
H	5
RBI	0
BB	1
SO	6
LOB	10



Batter	1	2	3	4	5	6	7	8	9
Paul Blair, R (1, 8) BBB	4-0 E 2B BB	0-0 F7		0-0 6-3			0-0 6-3		
Bobby Grich, R (1, 4) OBP: 0.538, SLG: 0.800	0-0 SH3 1-H 1B 2B	0-0 4-3			0-3 K		0-0 F7		
Tommy Davis, R (1, 10) OBP: 0.417, SLG: 0.455	0-0 SH3 2-3	0-0 F8			0-0 F7			0-0 F9	
Don Baylor, R (1, 7) OBP: 0.308, SLG: 0.250	4-0 CS BB		0-0 F7		0-0 5-3			0-0 E3	
Brooks Robinson, R (1, 5) OBP: 0.455, SLG: 0.545	0-0 BB 1-2 3-H 1B 1B		0-0 1-3 1B		0-0 F8			0-0 F8	
Earl Williams, R (1, 3) BBB	4-0 1B 1-2 2B BB		0-0 1-3		0-0 F3			0-0 G3	
Jim Fuller, R (1, 9) OBP: 0.500, SLG: 0.500	0-0 1-2 2-H 2B 1B		0-0 4-3		0-0 1B				
Andy Etchebarren, R (1, 2) OBP: 0.333, SLG: 0.667	0-0 1-H 2-H 2B			0-0 5-3		0-0 F2			
Mark Belanger, R (1, 6) OBP: 0.300, SLG: 0.125	0-0 F2			0-0 F4			0-0 F9		


Inning Stats	R: 5	H: 4	E: 1	LOB: 1	K: 0	P: 18	R: 0	H: 0	E: 0	LOB: 0	K: 0	P: 3	R: 0	H: 1	E: 0	LOB: 1	K: 0	P: 4	R: 0	H: 0	E: 0	LOB: 0	K: 0	P: 3	R: 0	H: 0	E: 0	LOB: 0	K: 1	P: 5	R: 0	H: 1	E: 0	LOB: 1	K: 0	P: 4	R: 0	H: 0	E: 1	LOB: 1	K: 0	P: 4
	S: 6	BB: 3	S: 3	BB: 0	P: 3	S: 3	BB: 0	P: 4	S: 3	BB: 0	P: 3	S: 3	BB: 0	P: 4	S: 5	BB: 0	P: 5	S: 4	BB: 0	P: 4	S: 3	BB: 0	P: 3	S: 4	BB: 0	P: 4	S: 4	BB: 0	P: 4	S: 4	BB: 0	P: 4	S: 4	BB: 0	P: 4	S: 4	BB: 0	P: 4	S: 4	BB: 0	P: 4	

PITCHER	IP	WLS	BF	H	R	ER	SO	BB	IBB	HBP	BLK	WP	HR	S	P	ERA	WHIP
Woodie Fryman, L (1, 1) ERA: 67.5	0.2	L	8	4	5	5	0	3	0	0	0	0	0	5	17	67.50	10.500
Bill Slayback, R (1, 1) ERA:	7.1		25	2	0	0	1	0	0	0	0	0	0	27	27	0.00	0.273

BOTTOM

Detroit Tigers @ Baltimore Orioles
Memorial Stadium, Baltimore, MD
 Sun Apr 07 1974, 3:33 AM EDT
 Unknown

AB 29
 R 5
 H 6
 RBI 5
 BB 3
 SO 1
 LOB 6



WP	HR	S	P	ERA	WHIP
0	0	0	0	0	0

Batter	1	2	3	4	5	6	7	8	9	10	AB R H RBI BB SO LOB	TOP
Ed Brinkman, R OBP: 0.250, SLG: 0.167 (1, 6)	0-0 6-3		0-0 6-3		0-0 F7		0-0 F8		0-3 K	0-0 1B	6 0 1 2 0 1 4	Detroit Tigers @ Baltimore Orioles Memorial Stadium, Baltimore, MD Sun Apr 07 1974, 3:38 AM EDT Att. 16,400 - Unknown livebaseballscorecards.com
Aurelio Rodriguez, R OBP: 0.350, SLG: 0.188 (1, 5)	4-0 1B BB		0-0 6-3		0-3 K		4-0 BB		4-0 FC6-4 IBB	0-3 2-H 3-H K	3 0 0 0 3 2 3	
Jim Northrup, L OBP: 0.211, SLG: 0.222 (1, 9)	0-0 FC5-4 1B		0-0 F8		0-0 F8		0-0 4-3		0-0 FC6-4 1-2f		5 0 1 0 0 0 3	
Al Kaline, R OBP: 0.389, SLG: 0.313 (1, 10)	0-3 K			0-0 L9		0-0 L8		0-0 L8		4-0 1B BB	4 1 0 0 1 1 2	
Willie Horton, R OBP: 0.176, SLG: 0.529 Dick Sharon, R (10, 7)	0-0 FC5-4 1-2f			0-0 F4		0-0 HR		0-0 6-3		0-0 FC5-4 1B 1-2 1B	5 2 2 1 0 0 2 0 0 0 0 0 0 0	
Mickey Stanley, R OBP: 0.235, SLG: 0.438 (1, 8)				0-3 K		0-0 2B 1B		0-0 F8		0-0 F4	5 2 2 1 0 1 2	
Ron Cash, R OBP: 0.385, SLG: 0.462 (1, 3)				0-0 F8		0-0 F9		0-0 2B		0-0 1B SF7 1B	5 1 3 2 0 0 0	
Jerry Moses, R OBP: 0.333, SLG: 0.333 Gates Brown, L OBP: 1.000, SLG: 1.000 John Knox, L (9, 4)				0-0 6-3		0-0 F7 1B 1B		0-0 F8		0-0 FC5-4 1B 1B	3 0 1 0 0 0 1 1 0 1 0 0 0 0 1 1 0 0 0 0 2	
Gary Sutherland, R OBP: 0.154, SLG: 0.154 Norm Cash, L OBP: 0.250, SLG: 0.250 Bill Freehan, R OBP: 0.615, SLG: 1.000 (9, 2)				0-0 F6		0-0 1B 1-2		0-0 F7		0-0 SF7 1-2 3-H 1B	3 0 1 0 0 0 0 0 0 0 0 0 0 0 1 1 1 2 0 0 0	
Inning Stats	R: 0 H: 1 E: 0 K: 1 S: 6 LOB: 2 BB: 1 P: 10	R: 1 H: 1 E: 0 K: 0 S: 4 LOB: 0 BB: 0 P: 4	R: 0 H: 0 E: 0 K: 0 S: 3 LOB: 0 BB: 0 P: 3	R: 0 H: 0 E: 0 K: 1 S: 5 LOB: 0 BB: 0 P: 5	R: 0 H: 2 E: 0 K: 1 S: 7 LOB: 2 BB: 0 P: 7	R: 2 H: 3 E: 0 K: 0 S: 6 LOB: 1 BB: 0 P: 6	R: 0 H: 0 E: 0 K: 0 S: 3 LOB: 1 BB: 1 P: 7	R: 0 H: 0 E: 0 K: 0 S: 3 LOB: 0 BB: 0 P: 3	R: 1 H: 2 E: 0 K: 1 S: 7 LOB: 2 BB: 1 P: 11	R: 4 H: 4 E: 0 K: 1 S: 9 LOB: 1 BB: 1 P: 13	1B: 10 SF: 1 2B: 1 SAC: 0 3B: 0 DP: 0 HR: 2 HBP: 0	
PITCHER Mike Cuellar, L ERA: 4.5 Bob Reynolds, R ERA: Grant Jackson, L ERA: 13.5 Jesse Jefferson, R ERA: 13.5	IP WLS BF H R ER SO BB IBB HBP BLK WP HR S P ERA WHIP 8.0 0.0 1 1 0 0 0 0 0 0 0 0 1 1 ∞ ∞ 1.1 L 8 2 3 3 1 1 1 0 0 0 0 8 16 20.25 2.250 0.2 4 2 1 1 1 0 0 0 0 0 0 6 6 13.50 3.000											

Detroit Tigers @ Baltimore Orioles
Memorial Stadium, Baltimore, MD
Sun Apr 07 1974, 3:38 AM EDT
Att. 16,400 - Unknown

AB 42
R 8
H 13
RBI 8
BB 4
SO 5
LOB 19



Batter	1	2	3	4	5	6	7	8	9	10	AB	R	H	RBI	BB	SO	LOB
Al Bumbry, L OBP: 0.143, SLG: 0.077 (1, 7)	0-0 1-3		0-0 4-3		0-0 FC6-4 1B		0-0 L3		0-0 F6		5	0	1	0	0	0	1
Rich Coggins, L (1, 9)	0-0 F8		0-0 4-3		0-0 FC6-4 1B		0-3 K		0-0 F8		5	1	0	0	0	1	2
Bobby Grich, R OBP: 0.611, SLG: 1.071 (1, 4)	0-3 K			0-0 SF8 2B	0-0 S 1B		0-0 HR		4-0 BB		4	2	3	2	1	1	0
Don Baylor, R OBP: 0.294, SLG: 0.200 (1, 3)		0-0 5-3		1-0 SF8 1B HBP	0-0 F9		0-0 6-3		0-0 F6		3	1	0	0	0	0	1
Enos Cabell, R (8, 3)					1-2 F9						1	0	0	0	0	0	1
Brooks Robinson, R OBP: 0.438, SLG: 0.500 (1, 5)		0-0 FC5-4 1B		0-0 E4 FC5 1B	0-0 5-3			0-0 1B 5-3 1B		0-0 F6	5	0	2	0	0	0	3
Mike Reinbach, L (1, 10)		0-0 F9		0-0 SF8		0-3 K		0-0 5-3		0-0 F8	2	0	0	1	0	1	1
Tommy Davis, R OBP: 0.357, SLG: 0.385 (8, PH)				2-3 3-H				1-2 1B			2	0	0	0	0	0	1
Paul Blair, R OBP: 0.125, SLG: 0.067 (1, 8)		0-0 FC5-4		0-0 1B		0-0 L3		0-0 6-3		0-0 4-3	5	0	1	1	0	0	2
Elrod Hendricks, L OBP: 0.500, SLG: 0.750 (1, 2)			0-0 F4	0-0 F9		0-0 2B		0-0 1B			4	0	2	0	0	0	2
Mark Belanger, R OBP: 0.286, SLG: 0.091 (1, 6)		4-0 BB	0-0 FC5	0-0 1B		0-0 1-3		0-0 F3			3	0	0	0	1	0	5

BOTTOM	
AB	39
R	4
H	9
RBI	4
BB	2
SO	3
LOB	19
WP	0
PA	43

Detroit Tigers @ Baltimore Orioles
Memorial Stadium, Baltimore, MD
Sun Apr 07 1974, 3:38 AM EDT
Att: 16,400 - Unknown

livebaseballscorecards.com



Inning Stats	R	H	E	K	S	P	IP	WLS	BF	H	R	ER	SO	BB	IBB	HBP	BLK	WP	HR	S	P	ERA	WHIP
Lerrin LaGrow, R ERA: 2.57 (1, 1)	0	0	0	1	0	5	7.0		31	4	2	2	3	1	0	1	0	0	1	35	40	2.57	1.143
Luke Walker, L ERA: (8, 1)	0	0	0	0	0	5	1.0		5	2	0	0	0	0	0	0	0	0	0	5	5	0.00	2.000
John Hiller, L ERA: (9, 1)	0	0	0	0	0	7	2.0	W	7	0	0	0	0	1	0	0	0	0	0	6	10	0.00	0.500

PITCHER	IP	WLS	BF	H	R	ER	SO	BB	IBB	HBP	BLK	WP	HR	S	P	ERA	WHIP
Lerrin LaGrow, R	7.0		31	4	2	2	3	1	0	1	0	0	1	35	40	2.57	1.143
Luke Walker, L	1.0		5	2	0	0	0	0	0	0	0	0	0	5	5	0.00	2.000
John Hiller, L	2.0	W	7	0	0	0	0	1	0	0	0	0	0	6	10	0.00	0.500

Batter	1	2	3	4	5	6	7	8	9	10	11	AB R H RBI BB SO LOB	TOP	
Al Bumbry, L OBP: 0.263, SLG: 0.235 Elrod Hendricks, L OBP: 0.600, SLG: 0.800	P3			HR 2B		F8		1B FC SF7 1B	IBB		BB E 1B	4 2 2 0 1 0 0 1 1 1 0 0 0 0	<p>Baltimore Orioles @ Boston Red Sox</p> <p>Fenway Park, Boston, MA</p> <p>Thu Apr 11 1974, 3:33 AM EDT</p> <p>Att. 23,441 - Unknown</p>	
Rich Coggins, L OBP: 0.143, SLG: 0.308	F2			HR		L8		FC SF7 1B	4-3		FC6-4 BB	5 1 1 2 1 0 3		
Bobby Grich, R OBP: 0.583, SLG: 1.000	F9			SF9 3B		CS BB		SF7 1B		E6 2B	FC6-4	5 2 2 0 1 0 1		
Tommy Davis, R OBP: 0.350, SLG: 0.444		4-3		SF9		CS 1-2	BB 1B	F4			4-3	5 1 2 2 0 0 4		
Don Baylor, R OBP: 0.227, SLG: 0.158		K		6-3		F8	F8	SF7		F9		4 0 0 1 0 1 2		
Brooks Robinson, R OBP: 0.381, SLG: 0.400		F8		F5		1B BB	F5			F3		4 0 0 0 1 0 3		
Earl Williams, R Enos Cabell, R			K		F6		F8		S BB	FC6-4 IBB		3 0 0 0 1 1 2 0 0 0 0 1 0 0		
Paul Blair, R		K		F8		1-3 2-H 1B		B3		FC6-4		5 0 1 1 0 1 3		
Mark Belanger, R		F9		6-3		5-3		K			P3	5 0 0 0 0 1 3		
Inning Stats	R: 0 H: 0 E: 0 LOB: 0 K: 0 BB: 0 S: 3 P: 3	R: 0 H: 0 E: 0 LOB: 0 K: 1 BB: 0 S: 5 P: 5	R: 0 H: 0 E: 0 LOB: 0 K: 2 BB: 0 S: 7 P: 7	R: 3 H: 3 E: 0 LOB: 0 K: 0 BB: 0 S: 6 P: 6	R: 0 H: 0 E: 0 LOB: 0 K: 0 BB: 1 S: 3 P: 3	R: 0 H: 0 E: 0 LOB: 0 K: 0 BB: 1 S: 2 P: 6	R: 1 H: 2 E: 0 LOB: 2 K: 0 BB: 1 S: 5 P: 9	R: 1 H: 2 E: 0 LOB: 2 K: 0 BB: 0 S: 6 P: 6	R: 0 H: 0 E: 0 LOB: 2 K: 1 BB: 2 S: 5 P: 13	R: 1 H: 1 E: 1 LOB: 2 K: 0 BB: 1 S: 5 P: 9	R: 1 H: 1 E: 1 LOB: 1 K: 0 BB: 1 S: 4 P: 8	1B: 5 SF: 2 2B: 2 SAC: 0 3B: 1 DP: 0 HR: 1 HBP: 0		WP: 0 PA: 50 PB: 0 SB: 1 CS: 1
PITCHER	IP WLS BF H R ER SO BB IBB HBP BLK WP HR S P ERA WHIP													
Luis Tiant, R ERA: 8.25	(1, 1) 6.2 26 5 4 4 3 2 0 0 0 0 1 30 38 5.40 1.050													
Diego Segui, R ERA: 1.23	(7, 1) 3.2 L 21 4 3 1 1 2 2 0 0 0 0 0 19 35 2.46 1.636													
Dick Drago, R ERA:	(11, 1) 0.2 2 0 0 0 0 0 0 0 0 0 0 0 2 2 0.00 0.000													

livebaseballscores.com

AB	41
R	7
H	9
RBI	6
BB	6
SO	4
LOB	21



Batter	1	2	3	4	5	6	7	8	9	10	11	AB	R	H	RBI	BB	SO	LOB	BOTTOM			
Tommy Harper, R OBP: 0.133, SLG: 0.071 (1, 7)	F8	E5		6-3		SH1-4	K			F7	K	6	0	0	0	0	2	6				
Rick Miller, L OBP: 0.364, SLG: 0.600 (7, PH) (8, 8)	BB	F7		FC1-5-6-2			K			HR		2	0	0	0	2	0	3				
Juan Beniquez, R OBP: 0.400, SLG: 0.500 (1, 10)	BB	F6		K		K				1B		5	0	1	0	1	3	5				
Cecil Cooper, L OBP: 0.533, SLG: 1.000 (1, 3)	L8		F8		2B	1-3				F7		5	0	1	0	1	0	5				
Bob Montgomery, R OBP: 0.308, SLG: 0.615 (1, 2)	1-3		F8		F8		BB			F9		6	2	2	0	0	0	5				
Bernie Carbo, L OBP: 0.417, SLG: 0.400 Dwight Evans, R OBP: 0.500, SLG: 0.500 (8, 9)		K	3-1		1B	2B	BB			F4		3	1	1	0	1	1	1				
Doug Griffin, R OBP: 0.462, SLG: 0.455 (1, 4)		1B		FC5-2-5-1		F9	BB			SH3-4	1B	4	1	1	1	1	0	4				
Terry Hughes, R OBP: 0.333, SLG: 0.250 (1, 5)		1B	K		F9		PB			F8		5	1	1	0	1	2	4				
Mario Guerrero, R OBP: 0.462, SLG: 0.455 (1, 6)		E		SH1-4		PB				K		4	0	3	2	1	1	0				
Inning Stats	R: 0 E: 0 K: 0 S: 3	H: 0 LOB: 2 BB: 2 P: 11	R: 2 E: 1 K: 1 S: 8	H: 2 LOB: 2 BB: 1 P: 12	R: 1 E: 0 K: 1 S: 7	H: 2 LOB: 1 BB: 0 P: 7	R: 0 E: 0 K: 1 S: 6	H: 1 LOB: 1 BB: 0 P: 6	R: 0 E: 0 K: 0 S: 4	H: 1 LOB: 2 BB: 1 P: 8	R: 0 E: 0 K: 1 S: 6	H: 1 LOB: 1 BB: 0 P: 6	R: 0 E: 0 K: 1 S: 5	H: 0 LOB: 0 BB: 0 P: 5	R: 1 E: 0 K: 0 S: 5	H: 2 LOB: 1 BB: 0 P: 5	R: 0 E: 0 K: 2 S: 8	H: 1 LOB: 2 BB: 0 P: 9	1B: 8 2B: 3 3B: 0 HR: 1	SF: 0 SAC: 2 DP: 0 HBP: 1	WP: 0 PB: 1 SB: 0 CS: 0	PA: 55
PITCHER	IP	WLS	BF	H	R	ER	SO	BB	IBB	HBP	BLK	WP	HR	S	P	ERA	WHIP					
Jim Palmer, R ERA: 3.14 (1, 1)	6.0		33	8	5	3	4	6	0	0	0	0	0	35	59	4.50	2.333					
Doyle Alexander, R ERA: (7, 1)	0.2		4	0	0	0	1	2	0	0	0	0	0	4	12	0.00	3.000					
Grant Jackson, L ERA: 7.2 (7, 1)	3.0		12	3	1	1	3	0	0	0	0	0	1	18	18	3.00	1.000					
Bob Reynolds, R ERA: (10, 1)	1.1	W	6	1	0	0	2	0	0	1	0	0	0	9	10	0.00	0.750					

Baltimore Orioles @ Boston Red Sox
Fenway Park, Boston, MA
Thu Apr 11 1974, 3:33 AM EDT
Att. 23,441 - Unknown

AB 44
R 6
H 12
RBI 4
BB 8
SO 10
LOB 36



Batter	1	2	3	4	5	6	7	8	9	AB R H RBI BB SO LOB	TOP
Al Bumbry, L OBP: 0.292, SLG: 0.364 (1, 7) X	0-0 5-3		0-0 1B 2-H 1B	0-0 3B		0-0 F7		0-0 4-3		5 1 2 1 0 0 2	
Rich Coggins, L OBP: 0.211, SLG: 0.294 (1, 8) (7, 9) S S	0-3 K2-3		0-0 1B 1-2 1B	4-0 S BB		0-3 K		0-0 4-3	4 0 1 0 1 2 1		
Bobby Grich, R OBP: 0.586, SLG: 0.957 (1, 4) X	0-0 2B		0-0 1B 1-2 2-H	0-0 F8			H 1-0 FC1-6 HBP	0-0 4-3	4 0 2 1 0 0 2		
Tommy Davis, R OBP: 0.320, SLG: 0.391 (1, 10) X		0-0 G3-6-3 1B	0-0 F4		0-0 4-3		0-0 F9	0-0 3-1	5 0 1 0 0 0 3		
Boog Powell, L OBP: 0.125, SLG: 0.125 (1, 3) X		0-0 G3-6-3		0-0 FC6-4 WP 1B	0-3 K		0-0 FC1-6		4 1 1 0 0 1 2		
Don Baylor, R OBP: 0.289, SLG: 0.261 (1, 9) X		0-0 F9		0-0 FC6-4 1B			0-0 F7		4 0 2 0 0 0 1		
Paul Blair, R OBP: 0.143, SLG: 0.100 (7, 8) X				1-2 2B					0 0 0 0 0 0 0		
Brooks Robinson, R OBP: 0.360, SLG: 0.375 (1, 5) X			0-0 P3	0-0 FC6-4 BB WP	0-0 1-6-3			0-0 FC6-4 1B	4 1 1 0 0 0 3		
Earl Williams, R OBP: 0.300, SLG: 0.067 (1, 2) X			0-0 SH1-3 1B	4-0 WP SF9 BB		0-0 E6 WP		0-0 FC6-4	3 2 1 0 1 0 1		
Mark Belanger, R OBP: 0.182, SLG: 0.056 (1, 6) X			0-0 SH1-3	0-0 SF9		0-0 F3		0-0 F2	2 0 0 1 0 0 2		
Inning Stats	R: 0 E: 0 K: 1 S: 5 H: 1 LOB: 1 BB: 0 P: 5	R: 0 E: 0 K: 0 S: 3 H: 1 LOB: 0 BB: 0 P: 3	R: 2 E: 0 K: 0 S: 7 H: 4 LOB: 2 BB: 0 P: 7	R: 3 E: 0 K: 0 S: 6 H: 3 LOB: 2 BB: 2 P: 14	R: 0 E: 0 K: 1 S: 6 H: 1 LOB: 1 BB: 0 P: 6	R: 0 E: 1 K: 1 S: 6 H: 0 LOB: 1 BB: 0 P: 6	R: 0 E: 1 K: 0 S: 3 H: 0 LOB: 1 BB: 0 P: 4	R: 0 E: 0 K: 0 S: 4 H: 1 LOB: 1 BB: 0 P: 4	R: 0 E: 0 K: 0 S: 3 H: 0 LOB: 0 BB: 0 P: 3	1B: 8 2B: 2 3B: 1 HR: 0 SF: 1 SAC: 1 DP: 1 HBP: 1	WP: 3 PB: 0 SB: 1 CS: 0 PA: 40
PITCHER Jim Slaton, R ERA: 6.75 (1, 1)	IP: 3.2 WLS: L BF: 19 H: 9 R: 5 ER: 5 SO: 1 BB: 1 IBB: 0 HBP: 0 BLK: 0 WP: 1 HR: 0 S: 20 P: 24 ERA: 12.27 WHIP: 2.727					PITCHER Ed Sprague, R ERA: (4, 1)	IP: 5.1 WLS: L BF: 21 H: 2 R: 0 ER: 0 SO: 2 BB: 1 IBB: 0 HBP: 1 BLK: 0 WP: 1 HR: 0 S: 23 P: 28 ERA: 0.00 WHIP: 0.562				

Baltimore Orioles @ Milwaukee Brewers
Milwaukee County Stadium, Milwaukee, WI

Fri Apr 12 1974, 4:33 AM EDT
Att. 9,433 - Unknown

AB	35
R	5
H	11
RBI	3
BB	2
SO	3
LOB	17



livebaseballscorecards.com

BOTTOM

Baltimore Orioles @ Milwaukee Brewers
Milwaukee County Stadium, Milwaukee, WI

livebaseballscorecards.com

AB 37
R 3
H 11
RBI 3
BB 1
SO 7
LOB 16



WP: 1 PA: 39
PB: 0
SB: 0
CS: 0

Fri Apr 12 1974, 4:33 AM EDT
Att. 9,433 - Unknown

AB	R	H	RBI	BB	SO	LOB
5	1	1	1	0	0	0
4	1	3	1	1	0	0
4	0	1	0	0	0	2
1	0	0	0	0	1	1
3	0	1	1	0	1	1
4	0	1	0	0	2	2
4	0	2	0	0	1	1
3	0	1	0	0	0	2
1	0	0	0	0	0	2
0	0	0	0	0	0	0
4	0	0	0	0	1	4
3	1	1	0	0	0	1
1	0	0	0	0	1	0

Batter	1	2	3	4	5	6	7	8	9
Don Money, R OBP: 0.227, SLG: 0.421 (1, 5)	0-0 1-3		0-0 5-3		0-0 1B 2B		0-0 F4		0-0 F2
Ken Berry, R OBP: 0.316, SLG: 0.278 (1, 10)	0-0 E5 1B		0-0 1B		0-0 2B SF7 1B		0-0 5-3		4-0 BB
Dave May, L OBP: 0.182, SLG: 0.190 (1, 9)	0-0 4-3		0-0 4-3		0-0 1-3 2B		0-0 4-3		0-3 K
Bobby Mitchell, R OBP: 0.167, SLG: 0.167 (9, PH)	2-3								
George Scott, R OBP: 0.429, SLG: 0.375 (1, 3)	0-0 4-3			0-0 1B	0-0 SF7			0-3 K	
John Briggs, L OBP: 0.333, SLG: 0.579 (1, 7)		0-3 K		0-3 K	0-0 5-3			0-0 1B 1B	
Bob Coluccio, R OBP: 0.474, SLG: 0.471 (1, 8)		0-3 K		0-0 F9		0-0 FC1-6 1B		0-0 1-2 1B	
Darrell Porter, L OBP: 0.333, SLG: 0.143 (1, 2)		0-0 1B		0-0 4-3		0-0 FC1-6 WP		0-0 F8	
Felipe Alou, R (8, PH)						1-2			
Charlie Moore, R (9, 2)									
Pedro Garcia, R OBP: 0.421, SLG: 0.938 (1, 4)		0-0 F8			0-0 F8	0-0 F7		0-3 K	
Robin Yount, R OBP: 0.267, SLG: 0.083 (1, 6)			0-0 F9		0-0 2B 1B	0-0 5-3		0-3 K	
Bob Sheldon, L (9, PH)									

Inning	R	H	E	K	S	P	BB	SO
1	0	1	1	0	4	7	0	0
2	0	1	0	2	8	4	0	0
3	0	1	0	0	4	6	0	0
4	0	1	0	1	6	6	0	0
5	3	4	0	0	7	7	0	0
6	0	1	0	1	4	4	0	0
7	0	0	0	0	3	3	0	0
8	0	2	0	2	9	9	0	0
9	0	0	0	1	11	11	0	0

PITCHER	IP	WLS	BF	H	R	ER	SO	BB	IBB	HBP	BLK	WP	HR	S	P	ERA	WHIP
Dave McNally, L ERA: 2.6 (1, 1)	7.1	W	33	11	3	3	4	0	0	0	0	1	0	41	41	3.68	1.500
Bob Reynolds, R ERA: (8, 1)	1.1		5	0	0	0	2	1	0	0	0	0	0	8	12	0.00	0.750
Grant Jackson, L ERA: 6.75 (9, 1)	0.1	S	1	0	0	0	1	0	0	0	0	0	0	3	3	0.00	0.000

Batter	1	2	3	4	5	6	7	8	9	AB R H RBI BB SO LOB	TOP																									
Al Bumbry, L (1, 7) OBP: 0.259, SLG: 0.320	0-0 F7		0-3 K		0-0 4-3			0-0 SH2-3		3 0 0 0 0 1 2																										
Rich Coggins, L (1, 9) OBP: 0.174, SLG: 0.238	0-0 P3		0-0 F8			0-0 L3		0-0 4-3		4 0 0 0 0 0 2																										
Bobby Grich, R (1, 4) OBP: 0.576, SLG: 0.880	4-0 BB			4-0 FC6-4 BB		0-0 5-3		0-0 E6		2 0 0 0 2 0 0																										
Tommy Davis, R (1, 10) OBP: 0.276, SLG: 0.333	0-0 5-3			0-0 F7		0-0 4-3		0-0 F7		4 0 0 0 0 0 3																										
Don Baylor, R (1, 3) OBP: 0.267, SLG: 0.259		0-0 F9		0-0 F8			0-0 F7		0-0 1B	4 0 1 0 0 0 1																										
Brooks Robinson, R (1, 5) OBP: 0.310, SLG: 0.321		0-3 K		0-0 FC6-4 1-2f			0-0 F4		0-0 F4	4 0 0 0 0 1 2																										
Earl Williams, R (1, 2) OBP: 0.292, SLG: 0.056		0-0 F7			4-0 FC5-4 BB		0-0 5-3		0-3 K	3 0 0 0 1 1 1																										
Paul Blair, R (1, 8) OBP: 0.200, SLG: 0.292			0-0 S 1B		0-0 FC5-4 1-2f			0-0 HR	0-3 K	4 1 2 1 0 1 2																										
Mark Belanger, R (1, 6) OBP: 0.167, SLG: 0.050			0-3 K		0-0 F9			0-0 SH2-3 E 1B		2 0 0 0 0 1 2																										
Andy Etchebarren, R (8, PH) OBP: 0.333, SLG: 0.667										0 0 0 0 0 0 0																										
Mike Reinbach, L (8, PH) OBP: 0.250, SLG: 0.333										1 1 1 0 0 0 0																										
Frank Baker, L (8, 6)										0 0 0 0 0 0 0																										
Inning Stats	R: 0 E: 0 K: 0 S: 3	H: 0 LOB: 1 BB: 1 P: 7	R: 0 E: 0 K: 1 S: 5	H: 0 LOB: 0 BB: 0 P: 5	R: 0 E: 0 K: 2 S: 8	H: 1 LOB: 1 BB: 0 P: 8	R: 0 E: 0 K: 0 S: 3	H: 0 LOB: 1 BB: 1 P: 7	R: 0 E: 0 K: 0 S: 3	H: 0 LOB: 0 BB: 0 P: 3	R: 0 E: 0 K: 0 S: 3	H: 0 LOB: 0 BB: 0 P: 3	R: 2 E: 1 K: 0 S: 6	H: 2 LOB: 1 BB: 0 P: 6	R: 0 E: 0 K: 2 S: 8	H: 1 LOB: 1 BB: 0 P: 8	1B: 3 2B: 0 3B: 0 HR: 1	SF: 0 SAC: 1 DP: 0 HBP: 0	WP: 0 PB: 0 SB: 1 CS: 0	PA: 35																
PITCHER	IP WLS BF H R ER SO BB IBB HBP BLK WP HR S P ERA WHIP																																			
Kevin Kobel, L (1, 1) ERA: 3.68	7.0	26	2	1	1	3	3	0	0	0	0	0	1	29	41	1.29	0.714																			
Eduardo Rodriguez, R (8, 1) ERA: 1.23	2.0	W	9	2	1	0	2	0	0	0	0	0	0	13	13	0.00	1.000																			

Baltimore Orioles @ Milwaukee Brewers
Milwaukee County Stadium, Milwaukee, WI

Sat Apr 13 1974, 4:33 AM EDT
Att. 8,569 - Unknown

livebaseballscorecards.com

AB	31
R	2
H	4
RBI	1
BB	3
SO	5
LOB	15



Batter	1	2	3	4	5	6	7	8	9
Don Money, R OBP: 0.192, SLG: 0.348 (1, 5) x	0-0 5-3 ①		x 0-0 F6 ③			x 0-0 F8 ②		x 0-0 F7 ①	
Ken Berry, R OBP: 0.304, SLG: 0.238 (1, 10) x	0-0 5-3 ②			BB 4-0 BB		x 0-0 L5 ③		x 0-0 F7 ②	
Dave May, L OBP: 0.192, SLG: 0.200 (1, 9) x	0-0 6-3 ③			x 0-0 F8 ①			x 0-0 S 1B 1B	x 0-0 4-3 ③	
George Scott, R OBP: 0.417, SLG: 0.368 (1, 3)		x 0-0 F4 ①		S 0-3 S		x 0-0 1-2 1B S 1B			
John Briggs, L OBP: 0.292, SLG: 0.500 (1, 7)		x 0-0 4-3 ②		S 0-3 S		x 0-0 1-2 2-3 F6 ①			
Bob Coluccio, R OBP: 0.409, SLG: 0.400 (1, 8)		S 0-3 S			x 0-0 B1-3 ①		S 0-3 S		
Pedro Garcia, R OBP: 0.455, SLG: 0.895 (1, 4)			x 0-0 FC6-4 1B		x 0-0 P3 ②		x 0-0 2-H 3-H FC4-6 1B		
Charlie Moore, R (1, 2)			x 0-0 FC6-4 FC5-4 1-2f		x 0-0 1-3 ③		x 0-0 1-2f FC4-6 ③		
Robin Yount, R OBP: 0.278, SLG: 0.333 (1, 6)			x 0-0 FC5-4 1-2f			x 0-0 5-3 ①		x 0-0 HR	

Inning Stats	R: 0	H: 0	E: 0	K: 0	S: 3	P: 3	R: 0	H: 0	E: 0	K: 1	S: 5	R: 0	H: 1	E: 0	K: 0	S: 4	R: 0	H: 0	E: 0	K: 2	S: 7	R: 0	H: 0	E: 0	K: 0	S: 3	R: 2	H: 3	E: 0	K: 1	S: 8	R: 1	H: 1	E: 0	K: 0	S: 4
	LOB: 0	BB: 0	LOB: 0	BB: 0	P: 3		LOB: 1	BB: 1	LOB: 0	BB: 0	P: 5	LOB: 1	BB: 1	LOB: 0	BB: 0	P: 3	LOB: 1	BB: 0	LOB: 0	BB: 0	P: 3	LOB: 1	BB: 0	LOB: 0	BB: 0	P: 8	LOB: 0	BB: 0	LOB: 0	BB: 0	P: 4	LOB: 0	BB: 0	LOB: 0	BB: 0	P: 4

PITCHER	IP	WLS	BF	H	R	ER	SO	BB	IBB	HBP	BLK	WP	HR	S	P	ERA	WHIP	PITCHER	IP	WLS	BF	H	R	ER	SO	BB	IBB	HBP	BLK	WP	HR	S	P	ERA	WHIP		
Ross Grimsley, L ERA: 1.62 (1, 1)	8.0	L	30	5	3	3	4	1	0	0	0	0	1	37	41	3.38	0.750																				

BOTTOM

Baltimore Orioles @ Milwaukee Brewers
Milwaukee County Stadium, Milwaukee, WI

Sat Apr 13 1974, 4:33 AM EDT
Att. 8,569 - Unknown

AB	R	H	RBI	BB	SO	LOB
4	0	0	0	0	0	1
3	0	0	0	1	0	0
4	1	1	0	0	0	1
3	1	1	0	0	1	1
3	0	0	0	0	1	3
3	0	0	0	0	2	2
3	0	2	2	0	0	0
3	0	0	0	0	0	2
3	1	1	1	0	0	1

livebaseballscorecards.com

AB	29
R	3
H	5
RBI	3
BB	1
SO	4
LOB	11



1B: 4	SF: 0	WP: 0	PA: 30
2B: 0	SAC: 0	PB: 0	
3B: 0	DP: 0	SB: 2	
HR: 1	HBP: 0	CS: 0	

Batter	1	2	3	4	5	6	7	8	9	AB R H RBI BB SO LOB	TOP									
Paul Blair, R (1, 8) OBP: 0.172, SLG: 0.250	0-0 5-3		0-0 3-1		0-0 F6			0-0 F6		4 0 0 0 0 0 0										
Bobby Grich, R (1, 4) OBP: 0.541, SLG: 0.793	0-0 G1-4-3 1B		0-0 6-3			0-0 5-3		0-0 F8		4 0 1 0 0 0 0										
Tommy Davis, R (1, 10) OBP: 0.242, SLG: 0.290	0-0 G1-4-3 1-2f		0-0 6-3			0-3 K		0-0 F9		4 0 0 0 0 1 1										
Don Baylor, R (1, 7) OBP: 0.265, SLG: 0.258		0-0 1B 1B 1B		0-0 F8		0-0 1-3		0-0 F8		4 1 1 0 0 0 0										
Brooks Robinson, R (1, 5) OBP: 0.344, SLG: 0.333		0-0 1B 1-3 1B		4-0 BB BB BB BB		0-0 6-3		0-0 6-3		2 0 1 0 1 0 0										
Jim Fuller, R (1, 9) OBP: 0.429, SLG: 0.429		0-0 1-2 3-H 1B		0-3 K		0-0 6-3		0-0 6-3		3 0 1 1 0 1 1										
Earl Williams, R (1, 3) OBP: 0.259, SLG: 0.048		0-3 K		0-0 6-3		0-0 6-3		0-0 F7		3 0 0 0 0 1 3										
Andy Etchebarren, R (1, 2) OBP: 0.167, SLG: 0.333		0-0 F8			0-0 6-3			0-0 3-1		3 0 0 0 0 0 2										
Mark Belanger, R (1, 6) OBP: 0.148, SLG: 0.043		0-0 F9			0-0 F4			0-0 F5		3 0 0 0 0 0 2										
Inning Stats	R: 0 E: 0 K: 0 S: 3	H: 1 LOB: 0 BB: 0 P: 3	R: 1 E: 0 K: 1 S: 8	H: 3 LOB: 2 BB: 0 P: 8	R: 0 E: 0 K: 0 S: 3	H: 0 LOB: 0 BB: 0 P: 3	R: 0 E: 0 K: 1 S: 5	H: 0 LOB: 1 BB: 1 P: 9	R: 0 E: 0 K: 0 S: 3	H: 0 LOB: 0 BB: 0 P: 3	R: 0 E: 0 K: 0 S: 3	H: 0 LOB: 0 BB: 0 P: 3	R: 0 E: 0 K: 0 S: 3	H: 0 LOB: 0 BB: 0 P: 3	R: 0 E: 0 K: 0 S: 3	H: 0 LOB: 0 BB: 0 P: 3	1B: 4 2B: 0 3B: 0 HR: 0	SF: 0 SAC: 0 DP: 1 HBP: 0	WP: 0 PB: 0 SB: 0 CS: 0	PA: 31
PITCHER Clyde Wright, L (1, 1) ERA: 2.12	IP: 9.0 WLS: W BF: 31 H: 4 R: 1 ER: 1 SO: 3 BB: 1 IBB: 0 HBP: 0 BLK: 0 WP: 0 HR: 0 S: 36 P: 40 ERA: 1.00 WHIP: 0.556																			

Baltimore Orioles @ Milwaukee Brewers
Milwaukee County Stadium, Milwaukee, WI

Mon Apr 15 1974, 4:33 AM EDT
Att. 5,865 - Unknown

livebaseballscorecards.com

AB 30
R 1
H 4
RBI 1
BB 1
SO 3
LOB 9



Batter	1	2	3	4	5	6	7	8	9
Don Money, R OBP: 0.226, SLG: 0.357 (1, 5)	0-0 BB S 1B	0-0 SH5-3 1B 2-3 3-H	0-3 K			0-0 F7		0-0 F8	
Ken Berry, R OBP: 0.333, SLG: 0.250 (1, 10)	4-0 BB 1-2 BB	0-0 SH5-3 1B 1-2 3-H			0-0 F9	0-0 F7			
Dave May, L OBP: 0.241, SLG: 0.222 (1, 9)	0-0 P3	0-0 SH5-3 1-2 2-3			0-0 1B		4-0 3B BB		
George Scott, R OBP: 0.393, SLG: 0.318 (1, 3)	0-0 F5	4-0 1B IBB			0-0 F8	0-3 K			
John Briggs, L OBP: 0.321, SLG: 0.560 (1, 7)	4-0 1-2 2-3 BB	0-3 K			0-0 F8	0-0 3B			
Pedro Garcia, R OBP: 0.423, SLG: 0.783 (1, 4)	0-0 F6	0-0 1B 1-2 2-H 3-H			0-0 6-3	0-0 F2			
Bob Coluccio, R OBP: 0.385, SLG: 0.375 (1, 8)		BB E 1B F8			0-0 P3	0-3 K			
Darrell Porter, L OBP: 0.318, SLG: 0.118 (1, 2)		4-0 E 1B BB 1-2	0-0 F6		0-0 G3		0-0 G3		
Robin Yount, R OBP: 0.227, SLG: 0.263 (1, 6)		0-0 E1 1B 1B 1-3 2-H	0-0 F9			0-0 F9		0-0 F9	


Inning Stats	R: 0	H: 1	E: 0	K: 0	S: 4	LOB: 3	BB: 2	P: 12	R: 5	H: 4	E: 1	K: 1	S: 10	LOB: 2	BB: 2	P: 18	R: 0	H: 0	E: 0	K: 1	S: 5	LOB: 0	BB: 0	P: 5	R: 0	H: 1	E: 0	K: 0	S: 4	LOB: 1	BB: 0	P: 4	R: 0	H: 0	E: 0	K: 0	S: 3	LOB: 0	BB: 0	P: 3	R: 1	H: 1	E: 0	K: 2	S: 8	LOB: 1	BB: 1	P: 12	R: 0	H: 0	E: 0	K: 0	S: 3	LOB: 0	BB: 0	P: 3
--------------	------	------	------	------	------	--------	-------	-------	------	------	------	------	-------	--------	-------	-------	------	------	------	------	------	--------	-------	------	------	------	------	------	------	--------	-------	------	------	------	------	------	------	--------	-------	------	------	------	------	------	------	--------	-------	-------	------	------	------	------	------	--------	-------	------

PITCHER	IP	WLS	BF	H	R	ER	SO	BB	IBB	HBP	BLK	WP	HR	S	P	ERA	WHIP
Mike Cuellar, L ERA: 5.59 (1, 1)	1.2	L	15	5	5	2	1	3	1	0	0	0	0	13	29	10.80	4.800
Don Hood, L ERA: 1.42 (2, 1)	6.1		22	2	1	1	3	1	0	0	0	0	0	27	31	1.42	0.474

AB R H RBI BB SO LOB

5	1	2	1	0	1	0
3	1	1	1	1	0	0
2	1	1	0	1	0	2
3	0	0	0	1	1	4
3	0	1	1	1	1	4
4	0	1	2	0	0	4
4	1	1	0	0	1	3
3	1	0	0	1	0	0
4	1	0	0	0	0	1

AB	31
R	6
H	7
RBI	5
BB	5
SO	4
LOB	18



WP	PA	ERA	WHIP
0	37		

Baltimore Orioles @ Milwaukee Brewers
Milwaukee County Stadium, Milwaukee, WI
 Mon Apr 15 1974, 4:33 AM EDT
 Att. 5,865 - Unknown

livebaseballscorecards.com

Batter	1	2	3	4	5	6	7	8	9	AB R H RBI BB SO LOB	TOP													
Paul Blair, R OBP: 0.176, SLG: 0.242 (1, 8)										5 0 1 0 0 1 3														
Bobby Grich, R OBP: 0.571, SLG: 0.781 (1, 4)										3 1 2 0 1 0 2														
Tommy Davis, R OBP: 0.237, SLG: 0.278 (1, 10)										5 1 1 1 0 2 4														
Jim Fuller, R OBP: 0.417, SLG: 0.636 (1, 9)										4 2 1 2 0 1 1														
Don Baylor, R OBP: 0.256, SLG: 0.229 (1, 7)										4 1 0 0 1 0 1														
Brooks Robinson, R OBP: 0.333, SLG: 0.324 (1, 5)										4 0 1 0 0 1 1														
Earl Williams, R OBP: 0.258, SLG: 0.043 (1, 3)										2 1 0 1 1 1 0														
Andy Etchebarren, R OBP: 0.300, SLG: 0.400 (1, 2)										4 0 2 1 0 0 1														
Mark Belanger, R OBP: 0.194, SLG: 0.148 (1, 6)										4 0 2 1 0 0 1														
Inning Stats	R: 5 E: 0 K: 0 S: 7	H: 4 LOB: 2 BB: 3 P: 19	R: 0 E: 0 K: 1 S: 5	H: 1 LOB: 1 BB: 0 P: 5	R: 0 E: 0 K: 1 S: 5	H: 0 LOB: 0 BB: 0 P: 5	R: 0 E: 0 K: 2 S: 9	H: 2 LOB: 2 BB: 0 P: 9	R: 1 E: 0 K: 0 S: 4	H: 1 LOB: 1 BB: 0 P: 5	R: 0 E: 0 K: 0 S: 3	H: 0 LOB: 1 BB: 0 P: 4	R: 0 E: 0 K: 1 S: 5	H: 0 LOB: 0 BB: 0 P: 5	R: 0 E: 0 K: 0 S: 5	H: 2 LOB: 2 BB: 0 P: 5	R: 0 E: 0 K: 1 S: 5	H: 0 LOB: 0 BB: 0 P: 5	R: 0 E: 0 K: 1 S: 5	H: 0 LOB: 0 BB: 0 P: 5	1B: 8 2B: 2 3B: 0 HR: 1	SF: 1 SAC: 0 DP: 1 HBP: 2	WP: 1 PB: 0 SB: 3 CS: 1	PA: 41
PITCHER	IP WLS BF H R ER SO BB IBB HBP BLK WP HR S P ERA WHIP																				ERA WHIP			
Woodie Fryman, L ERA: 12.27 (1, 1)	0.2 L 8 3 5 5 0 2 1 0 1 0 1 5 17 67.50 7.500																							
Bill Slayback, R ERA: 3.86 (1, 1)	8.1 33 7 1 1 6 0 0 2 0 1 0 43 45 1.08 0.840																							

Baltimore Orioles @ Detroit Tigers
Tiger Stadium, Detroit, MI
Wed Apr 17 1974, 7:05 PM EDT
Att. 12,166 - Unknown

livebaseballscorecards.com

AB	35
R	6
H	10
RBI	6
BB	3
SO	6
LOB	14




Batter	1	2	3	4	5	6	7	8	9	AB	R	H	RBI	BB	SO	LOB
Ed Brinkman, R (1, 6) OBP: 0.250, SLG: 0.250	0-0 F8		0-0 F9			4-0 BB BB BB	0-0 F9			3	1	0	0	1	0	3
Aurelio Rodriguez, R (1, 5) OBP: 0.196, SLG: 0.128	0-3 K		0-0 1-3			0-0 BB BB	0-0 F9			4	0	0	0	0	1	4
Jim Northrup, L (1, 9) OBP: 0.224, SLG: 0.234	0-0 F5			0-0 F8		0-0 L8		0-0 G6-4-3 1B		4	0	1	0	0	0	2
Al Kaline, R (1, 10) OBP: 0.362, SLG: 0.419		0-0 L7		0-0 E9 1B		4-0 BB BB		0-0 G6-4-3 1B		3	0	2	0	1	0	0
Willie Horton, R (1, 7) OBP: 0.250, SLG: 0.366		0-3 K		0-0 F9		4-0 BB BB		0-0 G6-4-3 1B		3	0	0	1	1	1	3
Norm Cash, L (1, 3) OBP: 0.321, SLG: 0.400		0-0 1-6-3		0-0 F6		0-0 F9		0-0 4-3		4	0	0	0	0	0	5
Bill Freehan, R (1, 2) OBP: 0.447, SLG: 0.517			4-0 BB BB		0-0 5-3	0-0 F9			0-0 F7	3	0	0	0	1	0	3
Mickey Stanley, R (1, 8) OBP: 0.286, SLG: 0.450			0-0 1-2		4-0 BB BB		0-3 K		0-0 5-3	3	0	1	0	1	1	0
Gary Sutherland, R (1, 4) OBP: 0.351, SLG: 0.444			0-0 F2		0-0 G5-4-3		0-0 1B		0-0 F5	4	0	1	0	0	0	3

Inning Stats	R: 0 E: 0 K: 1 S: 5	H: 0 LOB: 0 BB: 0 P: 5	R: 0 E: 0 K: 1 S: 5	H: 0 LOB: 0 BB: 0 P: 5	R: 0 E: 0 K: 0 S: 4	H: 1 LOB: 2 BB: 1 P: 8	R: 0 E: 1 K: 0 S: 4	H: 1 LOB: 1 BB: 0 P: 4	R: 0 E: 0 K: 0 S: 2	H: 0 LOB: 0 BB: 1 P: 6	R: 1 E: 1 K: 0 S: 4	H: 0 LOB: 3 BB: 3 P: 16	R: 0 E: 0 K: 1 S: 6	H: 1 LOB: 1 BB: 0 P: 6	R: 0 E: 0 K: 0 S: 4	H: 2 LOB: 1 BB: 0 P: 4	R: 0 E: 0 K: 0 S: 3	H: 0 LOB: 0 BB: 0 P: 3	1B: 5 2B: 0 3B: 0 HR: 0	SF: 0 SAC: 0 DP: 2 HBP: 0	WP: 0 PB: 0 SB: 0 CS: 0	PA: 36
PITCHER Jim Palmer, R (1, 1) ERA: 1.93	IP: 9.0 WLS: W BF: 36 H: 5 R: 1 ER: 0 SO: 3	BB: 5 IBB: 0 HBP: 0 BLK: 0	WP: 0 HR: 0 S: 37 P: 57	ERA: 0.00 WHIP: 1.111	PITCHER	IP: 9.0 WLS: W BF: 36 H: 5 R: 1 ER: 0 SO: 3	BB: 5 IBB: 0 HBP: 0 BLK: 0	WP: 0 HR: 0 S: 37 P: 57	ERA: 0.00 WHIP: 1.111													

BOTTOM

Baltimore Orioles @ Detroit Tigers
Tiger Stadium, Detroit, MI
Wed Apr 17 1974, 7:05 PM EDT
Att. 12,166 - Unknown

AB	31
R	1
H	5
RBI	1
BB	5
SO	3
LOB	23



livebaseballscorecards.com

New York Yankees @ Baltimore Orioles
Memorial Stadium, Baltimore, MD

Fri Apr 19 1974, 7:05 PM EDT
 Att. 7,002 - Unknown

livebaseballscorecards.com

AB	37
R	3
H	9
RBI	2
BB	2
SO	5
LOB	13



AB R H RBI BB SO LOB

TOP

Batter	1	2	3	4	5	6	7	8	9
Roy White, S (1, 10) OBP: 0.441, SLG: 0.419	0-0 F7		0-0 F8		0-0 6-3		4-0 BB 1-2 BB		0-0 E 2B
Elliott Maddox, R (1, 9) OBP: 0.286, SLG: 0.231	0-0 1B E 1B		0-0 6-3		0-0 5-3		4-0 1-2 2-3 BB		0-0 E6 2-3
Thurman Munson, R (1, 2) OBP: 0.250, SLG: 0.365	0-0 F7		0-0 1-3		0-0 F7		0-0 F4		0-0 L8
Bobby Murcer, L (1, 8) OBP: 0.446, SLG: 0.479	0-0 E8 1-H 1B			0-3 K		0-0 4-3		0-0 F8	
Lou Piniella, R (1, 7) OBP: 0.350, SLG: 0.368 Mike Hegan, L (8, PR) OBP: 0.356, SLG: 0.462	0-0 F7			0-0 L5			0-0 F4		0-0 FC6-4 1B
Bill Sudakis, S (1, 3) OBP: 0.333, SLG: 0.321 Doc Medich, R (8, PR) Walt Williams, R (8, 7) OBP: 0.200, SLG: 0.143		0-3 K		0-0 1B			0-0 HR 1B		0-0 FC6-4 1-2f
Graig Nettles, L (1, 5) OBP: 0.389, SLG: 0.816		0-0 2B		0-0 4-3			0-0 1-H HR		0-0 F5
Gene Michael, S (1, 4) OBP: 0.250, SLG: 0.211		0-3 K			0-0 6-3		0-0 G3		0-3 K
Jim Mason, L (1, 6) OBP: 0.302, SLG: 0.316 Horace Clarke, S (9, PH) OBP: 0.250, SLG: 0.143		0-0 F6			0-0 1-3		0-0 BB BB 1B		0-3 K

Inning Stats	R: 1	H: 2	E: 1	K: 0	S: 5	P: 5	R: 0	H: 1	E: 0	K: 2	S: 8	P: 8	R: 0	H: 0	E: 0	K: 0	S: 3	P: 3	R: 0	H: 1	E: 0	K: 1	S: 6	P: 6	R: 0	H: 0	E: 0	K: 0	S: 3	P: 3	R: 0	H: 0	E: 0	K: 0	S: 3	P: 3	R: 2	H: 3	E: 0	K: 0	S: 6	P: 14	R: 0	H: 1	E: 0	K: 0	S: 4	P: 4	R: 0	H: 1	E: 1	K: 2	S: 9	P: 9	1B: 6	2B: 2	3B: 0	HR: 1	SF: 0	SAC: 0	DP: 0	HBP: 0	WP: 0	PA: 39
--------------	------	------	------	------	------	------	------	------	------	------	------	------	------	------	------	------	------	------	------	------	------	------	------	------	------	------	------	------	------	------	------	------	------	------	------	------	------	------	------	------	------	-------	------	------	------	------	------	------	------	------	------	------	------	------	-------	-------	-------	-------	-------	--------	-------	--------	-------	--------

PITCHER	IP	WLS	BF	H	R	ER	SO	BB	IBB	HBP	BLK	WP	HR	S	P	ERA	WHIP
Ross Grimsley, L (1, 1) ERA: 1.93	6.2	W	29	7	3	2	3	2	0	0	0	0	1	33	41	2.70	1.350
Bob Reynolds, R (7, 1) ERA:	0.2		3	1	0	0	0	0	0	0	0	0	0	3	3	0.00	1.500
Grant Jackson, L (8, 1) ERA: 5.14	1.2	S	7	1	0	0	2	0	0	0	0	0	0	11	11	0.00	0.600

PITCHER	IP	WLS	BF	H	R	ER	SO	BB	IBB	HBP	BLK	WP	HR	S	P	ERA	WHIP
---------	----	-----	----	---	---	----	----	----	-----	-----	-----	----	----	---	---	-----	------

Batter	1	2	3	4	5	6	7	8	9
Al Bumbry, L OBP: 0.258, SLG: 0.414 (1, 7) X	0-0 4-3		0-0 4-3		0-0 IHR			0-0 B1	
Rich Coggins, L OBP: 0.222, SLG: 0.217 (1, 8) B B B B (8, 9)	4-0 CS BB			4-0 HR BB	0-0 F9			0-0 F5	
Bobby Grich, R OBP: 0.522, SLG: 0.694 (1, 4) X	0-0 F7 1-2		0-3 K		0-0 F7			0-3 K	
Tommy Davis, R OBP: 0.268, SLG: 0.385 (1, 10) X		0-0 CS 1B 1B		0-0 1-H HR	0-0 5-3			0-0 5-3	
Boog Powell, L OBP: 0.182, SLG: 0.182 (1, 3) X		0-0 1-2 G6-4-3 1B		0-0 4-3	0-0 4-3			0-0 4-3	
Don Baylor, R OBP: 0.238, SLG: 0.211 (1, 9) X		0-0 G6-4-3 1-2 2-3		0-0 5-3			0-3 K		
Paul Blair, R OBP: 0.176, SLG: 0.242 (8, 8) X							0-0 F8		
Brooks Robinson, R OBP: 0.333, SLG: 0.324 (1, 5) X			0-0 1B		0-0 6-3		0-0 F8		
Earl Williams, R OBP: 0.235, SLG: 0.038 (1, 2) X			0-0 F8		0-0 6-3		0-0 5-3		
Mark Belanger, R OBP: 0.235, SLG: 0.276 (1, 6) X			0-0 F9		4-0 IHR BB		0-0 HR		

Inning Stats	R: 0	H: 0	E: 0	K: 0	S: 2	LOB: 0	BB: 1	P: 6	R: 0	H: 2	E: 0	K: 0	S: 3	LOB: 0	BB: 0	P: 3	R: 0	H: 1	E: 0	K: 0	S: 4	LOB: 1	BB: 0	P: 4	R: 2	H: 1	E: 0	K: 1	S: 6	LOB: 0	BB: 1	P: 10	R: 2	H: 1	E: 0	K: 0	S: 4	LOB: 0	BB: 1	P: 8	R: 0	H: 0	E: 0	K: 0	S: 3	LOB: 0	BB: 0	P: 3	R: 0	H: 0	E: 0	K: 1	S: 5	LOB: 0	BB: 0	P: 5	R: 1	H: 1	E: 0	K: 1	S: 6	LOB: 0	BB: 0	P: 6
--------------	------	------	------	------	------	--------	-------	------	------	------	------	------	------	--------	-------	------	------	------	------	------	------	--------	-------	------	------	------	------	------	------	--------	-------	-------	------	------	------	------	------	--------	-------	------	------	------	------	------	------	--------	-------	------	------	------	------	------	------	--------	-------	------	------	------	------	------	------	--------	-------	------

PITCHER		IP	WLS	BF	H	R	ER	SO	BB	IBB	HBP	BLK	WP	HR	S	P	ERA	WHIP
Steve Kline, R ERA: 3.05 (1, 1)		6.0	L	23	5	4	4	1	3	0	0	0	0	1	22	34	6.00	1.333
Fred Beene, R ERA: 4.76 (7, 1)		2.0		7	1	1	1	2	0	0	0	0	0	1	11	11	4.50	0.500

BOTTOM

New York Yankees @ Baltimore Orioles
Memorial Stadium, Baltimore, MD


Fri Apr 19 1974, 7:05 PM EDT
Att. 7,002 - Unknown

AB	R	H	RBI	BB	SO	LOB
4	1	1	2	0	0	1
2	1	0	0	2	0	0
4	0	0	0	0	2	2
3	1	2	2	0	0	0
3	0	1	0	0	0	0
3	0	0	0	0	1	2
0	0	0	0	0	0	0
3	0	1	0	0	0	0
3	0	0	0	0	0	1
2	2	1	1	1	0	1

AB	27
R	5
H	6
RBI	5
BB	3
SO	3
LOB	7

livebaseballscorecards.com

WP	0	PA	30
PB	0		
SB	0		
CS	2		



BOTTOM

New York Yankees @ Baltimore Orioles
Memorial Stadium, Baltimore, MD

Sat Apr 20 1974, 3:33 AM EDT
Att. 5,095 - Unknown

livebaseballscores.com

AB	36
R	3
H	9
RBI	3
BB	3
SO	2
LOB	21




WP	0	PA	40
PB	0		
SB	0		
CS	0		

Batter	1	2	3	4	5	6	7	8	9	AB	R	H	RBI	BB	SO	LOB
Al Bumbry, L OBP: 0.229, SLG: 0.364 Paul Blair, R OBP: 0.171, SLG: 0.235	0-3 K	0-0 6-3		0-0 P4		0-0 G3		0-0 F9		4	0	0	0	0	1	4
Rich Coggins, L OBP: 0.188, SLG: 0.179	0-0 6-3		0-0 E3 2B	0-0 3-1		0-0 1-3		0-0 F9	5	0	0	0	0	0	0	3
Bobby Grich, R OBP: 0.529, SLG: 0.692	4-0 1B 1B BB		0-0 6-3 1-H 2B		0-3 K		4-0 6-3 BB		0-0 5-3	3	1	1	0	2	1	0
Tommy Davis, R OBP: 0.283, SLG: 0.386	0-0 1-2 1B 1B		0-0 6-3 2-3		0-0 2B 1B		0-0 6-3 1-2		0-0 5-3	5	1	2	0	0	0	2
Boog Powell, L OBP: 0.267, SLG: 0.333	0-0 1-2 2-H 1B		0-0 4-3		0-0 1-H 2B		0-0 F8		0-0 F4	4	0	2	2	0	0	2
Don Baylor, R OBP: 0.239, SLG: 0.195	0-0 L8			4-0 1B SH BB	0-0 5-3		0-0 F4			3	1	0	0	1	0	4
Brooks Robinson, R OBP: 0.326, SLG: 0.317		0-0 P4		0-0 SH 1B	0-0 6-3		0-0 F6			4	0	1	0	0	0	1
Elrod Hendricks, L OBP: 0.556, SLG: 0.889		0-0 6-3 2B		0-0 P5		0-0 2B		0-0 F9	4	0	2	0	0	0	0	2
Mark Belanger, R OBP: 0.243, SLG: 0.281		0-0 6-3		0-0 SH		0-0 6-3		0-0 1B	3	0	1	1	0	0	0	2

Inning Stats	R: 1	H: 2	E: 0	K: 1	S: 7	H: 2	LOB: 2	BB: 1	P: 11	R: 0	H: 1	E: 0	K: 0	S: 4	R: 0	H: 1	E: 1	K: 0	S: 4	R: 1	H: 2	E: 0	K: 1	S: 7	R: 0	H: 0	E: 0	K: 0	S: 3	R: 0	H: 1	E: 0	K: 0	S: 4	R: 0	H: 0	E: 0	K: 0	S: 3	1B: 5	SF: 0	2B: 4	SAC: 1	3B: 0	DP: 0	HR: 0	HBP: 0	WP: 0	PA: 40
--------------	------	------	------	------	------	------	--------	-------	-------	------	------	------	------	------	------	------	------	------	------	------	------	------	------	------	------	------	------	------	------	------	------	------	------	------	------	------	------	------	------	-------	-------	-------	--------	-------	-------	-------	--------	-------	--------

PITCHER	IP	WLS	BF	H	R	ER	SO	BB	IBB	HBP	BLK	WP	HR	S	P	ERA	WHIP
Mel Stottlemyre, R ERA: 2.41	(1, 1)	9.0	W	40	9	3	3	2	3	0	0	0	0	41	53	3.00	1.333

Batter	1	2	3	4	5	6	7	8	9	10	11	12	13	AB R H RBI BB SO LOB	TOP														
Roy White, S OBP: 0.448, SLG: 0.408 Elliott Maddox, R OBP: 0.211, SLG: 0.167	(1, 7) 0-3 K			(1) 0-0 3-1		(1) 0-0 1B SF7 1B		(1) 4-0 1B G5-4-3 BB		(1) 0-0 F8			(1) 0-0 5-3	3 2 1 0 1 1 0 2 0 0 0 0 0 0	<p>New York Yankees @ Baltimore Orioles</p> <p>Memorial Stadium, Baltimore, MD</p> <p>Sun Apr 21 1974, 3:33 AM EDT</p> <p>Unknown</p> <p>livebaseballscorecards.com</p> <p>AB 44 R 5 H 7 RBI 4 BB 2 SO 5 LOB 13</p> 														
Thurman Munson, R OBP: 0.246, SLG: 0.351 Duke Sims, L OBP: 0.286, SLG: 0.429 Rick Dempsey, R	(1, 2) 0-3 K			(2) 0-3 K		(1) 0-3 K		(1) 0-0 G5-4-3 1B		(1) 4-0 SH3-4 BB			(2) 0-0 6-3	1 0 0 0 0 1 0 3 0 1 0 0 2 2 1 0 0 0 1 0 0															
Lou Piniella, R OBP: 0.414, SLG: 0.444	(1, 9) 0-0 5-3			(3) 0-0 F9		(1) 0-0 FC4-6 1B		(1) 0-0 G5-4-3		(1) 0-0 SH3-4			(3) 0-0 4-3	5 0 1 1 0 0 1															
Bobby Murcer, L OBP: 0.431, SLG: 0.455	(1, 8)	(1) 0-0 G3			(1) 0-0 E6 1B	(2) 0-0 SF7		(3) 0-0 F7		(2) 0-0 1-3				4 1 1 1 0 0 2															
Ron Blomberg, L OBP: 0.356, SLG: 0.410	(1, 10)	(2) 0-0 4-3			(1) 0-0 F7	(3) 0-0 FC4-6			(1) 0-0 4-3				(3) 0-0 4-3	5 0 0 0 0 0 3															
Graig Nettles, L OBP: 0.381, SLG: 0.857	(1, 5)	(3) 0-0 F8			(2) 0-0 6-3		(1) 0-0 E4 FC3-6		(2) 0-0 4-3					5 1 1 1 0 0 1															
Mike Hegan, L OBP: 0.333, SLG: 0.422	(1, 3)		(1) 0-0 F7		(1) 0-0 F7		(1) 0-0 F2		(3) 0-0 6-3				(1) 0-0 F7	5 0 1 1 0 0 1															
Gene Michael, S OBP: 0.235, SLG: 0.222	(1, 4)		(2) 0-0 G3		(3) 0-0 F5		(2) 0-0 FC3-6			(1) 0-0 P6			(2) 0-0 P5	5 0 0 0 0 0 2															
Jim Mason, L OBP: 0.308, SLG: 0.304	(1, 6)		(3) 0-0 F8			(1) 0-0 1B 1B	(3) 0-3 K			(2) 0-0 F7			(3) 0-0 F8	5 1 1 0 0 1 1															
Inning Stats	R: 0 E: 0 K: 2 S: 7	H: 0 LOB: 0 BB: 0 P: 7	R: 0 E: 0 K: 0 S: 3	H: 0 LOB: 0 BB: 0 P: 3	R: 0 E: 0 K: 0 S: 3	H: 0 LOB: 0 BB: 0 P: 3	R: 0 E: 0 K: 1 S: 5	H: 0 LOB: 0 BB: 0 P: 5	R: 1 E: 1 K: 0 S: 5	H: 2 LOB: 1 BB: 0 P: 5	R: 2 E: 0 K: 1 S: 8	H: 3 LOB: 1 BB: 0 P: 8	R: 0 E: 1 K: 1 S: 6	H: 0 LOB: 1 BB: 0 P: 6		R: 1 E: 0 K: 0 S: 3	H: 1 LOB: 1 BB: 1 P: 7	R: 0 E: 0 K: 0 S: 3	H: 0 LOB: 0 BB: 0 P: 3	R: 0 E: 0 K: 0 S: 3	H: 0 LOB: 1 BB: 1 P: 7	R: 1 E: 0 K: 0 S: 4	H: 1 LOB: 0 BB: 0 P: 4	R: 0 E: 0 K: 0 S: 3	H: 0 LOB: 0 BB: 0 P: 3	1B: 6 2B: 0 3B: 0 HR: 1	SF: 1 SAC: 1 DP: 1 HBP: 0	WP: 0 PB: 0 SB: 0 CS: 0	PA: 48
PITCHER	IP WLS BF H R ER SO BB IBB HBP BLK WP HR S P ERA WHIP															IP WLS BF H R ER SO BB IBB HBP BLK WP HR S P ERA WHIP													
Jim Palmer, R ERA: 2.29	(1, 1) 12.0																												
Doyle Alexander, R ERA:	(13, 1) 1.0																												

Batter	1	2	3	4	5	6	7	8	9	10	11	12	13	AB R H RBI BB SO LOB	BOTTOM		
Al Bumbry, L OBP: 0.250, SLG: 0.382 (1, 7) Paul Blair, R OBP: 0.179, SLG: 0.237 (2, PH) (3, 8) Mike Reinbach, L OBP: 0.333, SLG: 0.400 (11, PH) (12, 7)	0-0 E 1B	0-0 4-3			0-0 G6-4-3 1-2f			0-0 4-3		0-0 SH1-3 1B	0-3 K		0-0 1B	1 1 1 0 0 0 0 4 0 1 0 0 0 1 2 0 1 1 0 1 2	New York Yankees @ Baltimore Orioles Memorial Stadium, Baltimore, MD Sun Apr 21 1974, 3:33 AM EDT Unknown		
Rich Coggins, L OBP: 0.184, SLG: 0.176 (1, 8) (3, 9) (12, 8)	0-0 E4 E 1B		0-0 4-1		0-3 K			0-0 G3		0-0 F9		0-0 SH3-4 E 1B		6 2 1 0 0 1 2			
Bobby Grich, R OBP: 0.527, SLG: 0.674 (1, 4)	0-0 E5 1B		0-0 1-3					0-0 1B		0-0 SH1-3		0-0 SH3-4		4 1 2 0 0 0 1			
Tommy Davis, R OBP: 0.327, SLG: 0.429 (1, 10)	0-0 4-3 1B		0-0 6-3					0-0 1B		4-0 IBB		0-0 E8 2B		5 0 3 3 1 1 1			
Boog Powell, L OBP: 0.222, SLG: 0.278 (1, 3) Jim Fuller, R OBP: 0.333, SLG: 0.500 (8, PH) (9, 3) (12, 9)	0-0 P6			0-0 G3				0-3 K		0-0 F7		0-0 P4		3 0 0 0 0 0 2 3 0 0 0 0 1 5			
Don Baylor, R OBP: 0.250, SLG: 0.178 (1, 9) (3, 7) (12, 3)	0-0 4-3 1-2			0-0 F9				0-3 K		4-0 WP BB		0-0 4-3		4 0 0 0 2 1 2			
Brooks Robinson, R OBP: 0.333, SLG: 0.391 (1, 5) Enos Cabell, R (11, PR) (12, 5)	0-0 6-3			0-0 HR				0-0 F9		0-0 F5		0-0 6-3		5 1 2 1 0 0 2 1 0 0 0 0 0 2			
Eliot Hendricks, L OBP: 0.417, SLG: 0.667 (1, 2) Earl Williams, R OBP: 0.270, SLG: 0.103 (9, PH) (10, 2)		0-0 F9		0-0 6-3				0-3 K		0-0 F7		0-0 1B	0-0 BB 1B	3 0 0 0 0 1 0 3 1 2 0 0 0 1			
Frank Baker, L OBP: 0.333, SLG: 0.333 (1, 6) Mark Belanger, R OBP: 0.275, SLG: 0.294 (9, 6)		0-3 K			0-0 G6-4-3 1B			0-3 K		0-0 6-3		0-0 1B	4-0 BB 1B	3 0 1 0 0 2 0 2 0 1 0 1 0 1			
Inning Stats	R: 3 H: 2 E: 2 LOB: 1 K: 0 S: 7	R: 0 H: 0 E: 0 LOB: 0 K: 1 P: 5	R: 0 H: 0 E: 0 LOB: 0 K: 0 P: 3	R: 1 H: 1 E: 0 LOB: 0 K: 0 P: 4	R: 0 H: 1 E: 0 LOB: 0 K: 1 P: 5	R: 0 H: 1 E: 0 LOB: 1 K: 2 P: 8	R: 0 H: 0 E: 0 LOB: 0 K: 2 P: 7	R: 0 H: 2 E: 0 LOB: 2 K: 1 P: 7	R: 0 H: 0 E: 0 LOB: 1 K: 0 P: 7	R: 0 H: 1 E: 0 LOB: 2 K: 0 P: 8	R: 0 H: 3 E: 0 LOB: 2 K: 1 P: 7	R: 1 H: 2 E: 1 LOB: 2 K: 0 P: 9	R: 1 H: 2 E: 0 LOB: 2 K: 0 P: 6	2B: 13 SF: 0 3B: 1 SAC: 2 HR: 1 DP: 1 HBP: 0		WP: 1 PA: 55 PB: 0 SB: 1 CS: 0	
PITCHER	IP WLS BF H R ER SO BB IBB HBP BLK WP HR S P ERA WHIP																
Pat Dobson, R ERA: 3.62 (1, 1)	7.2																
Sparky Lyle, L ERA: 3.38 (8, 1)	2.2	13	3	0	0	1	1	1	0	0	1	0	13	21		0.00	1.500
Tom Buskey, R ERA: 6.35 (11, 1)	1.2	L	10	4	2	2	1	1	0	0	0	0	10	18	10.80	3.000	
Fritz Peterson, L ERA: 5.79 (13, 1)	0.0		1	1	0	0	0	0	0	0	0	0	1	1	∞	∞	

AB	49
R	6
H	15
RBI	5
BB	4
SO	8
LOB	22



livebaseballscorecards.com

New York Yankees @ Baltimore Orioles
Memorial Stadium, Baltimore, MD

Sun Apr 21 1974, 7:05 PM EDT
 Att. 20,329 - Unknown

livebaseballscorecards.com

AB	33
R	3
H	8
RBI	2
BB	4
SO	1
LOB	13



AB	R	H	RBI	BB	SO	LOB
5	0	0	0	0	0	3
5	0	0	0	0	0	3
4	1	1	0	0	0	0
4	0	0	0	0	1	1
4	1	3	1	0	0	0
0	1	0	0	0	0	0
4	0	2	1	0	0	1
2	0	0	0	2	0	1
0	0	0	0	0	0	0
3	0	1	0	1	0	4
2	0	1	0	1	0	0

Batter	1	2	3	4	5	6	7	8	9
Horace Clarke, S (1, 4) OBP: 0.143, SLG: 0.077	0-0 F2		0-0 F9		0-0 4-3		0-0 5-3		0-0 5-3
Roy White, S (1, 7) OBP: 0.417, SLG: 0.370	0-0 4-3		0-0 FC6-4		0-0 5-3		0-0 F7		0-0 4-3
Thurman Munson, R (1, 10) OBP: 0.246, SLG: 0.344	0-0 L7			0-0 WP 1B		0-0 F9		0-0 6-3	
Bobby Murcer, L (1, 8) OBP: 0.406, SLG: 0.424		0-3 K		0-0 F2		0-0 F8		0-0 F5	
Lou Piniella, R (1, 9) OBP: 0.455, SLG: 0.516		0-0 6-3		0-0 1-3 1B		0-0 1B 2B		0-0 1B PB 1B	
Elliott Maddox, R (8, PR) OBP: 0.211, SLG: 0.167				0-0 1-3 1B		0-0 2-H 1B		0-0 1-3 PB 1B	
Graig Nettles, L (1, 5) OBP: 0.388, SLG: 0.833				0-0 F8		0-0 1-2 1B		0-0 1-3 PB 1B	
Bill Sudakis, S (1, 3) OBP: 0.324, SLG: 0.273				0-0 F6		0-0 F7		0-0 1-2 3-H BB	
Mike Hegan, L (8, PR) OBP: 0.333, SLG: 0.422				0-0 FC4-6 BB		0-0 FC4-6 BB		0-0 SH1-3 BB	
Rick Dempsey, R (1, 2) OBP: 0.500, SLG: 0.250				0-0 BB 1B		0-0 FC4-6		0-0 F8	
Jim Mason, L (1, 6) OBP: 0.327, SLG: 0.313				4-0 FC6-4 BB		0-0 1B		0-0 SH1-3	

Inning	R	H	E	K	S	P	WLS	BF	H	R	ER	SO	BB	IBB	HBP	BLK	WP	HR	S	P	ERA	WHIP	
1	0	0	0	0	3	3			0	0	0	0	0	0	0	0	0	0	0	0	0	0	0
2	0	0	0	1	5	5			0	0	0	0	0	0	0	0	0	0	0	0	0	0	0
3	0	1	0	0	8	8			1	0	0	0	0	0	0	0	0	0	0	0	0	0	0
4	1	2	0	0	9	9			0	0	0	0	0	0	0	0	0	0	0	0	0	0	0
5	0	1	0	0	3	3			0	0	0	0	0	0	0	0	0	0	0	0	0	0	0
6	1	2	0	0	5	5			0	0	0	0	0	0	0	0	0	0	0	0	0	0	0
7	0	0	0	0	7	7			0	0	0	0	0	0	0	0	0	0	0	0	0	0	0
8	1	2	0	0	9	9			0	0	0	0	0	0	0	0	0	0	0	0	0	0	0
9	0	0	0	0	3	3			0	0	0	0	0	0	0	0	0	0	0	0	0	0	0

PITCHER	IP	WLS	BF	H	R	ER	SO	BB	IBB	HBP	BLK	WP	HR	S	P	ERA	WHIP
Mike Cuellar, L (1, 1) ERA: 4.15	7.2	L	34	8	3	2	1	4	0	0	0	1	0	32	48	2.35	1.565
Bob Reynolds, R (8, 1) ERA:	1.1		4	0	0	0	0	0	0	0	0	0	0	4	4	0.00	0.000

BOTTOM

New York Yankees @ Baltimore Orioles
Memorial Stadium, Baltimore, MD

Sun Apr 21 1974, 7:05 PM EDT
Att. 20,329 - Unknown

livebaseballscorecards.com

AB	29
R	0
H	4
RBI	0
BB	5
SO	5
LOB	16



WP:	1	PA:	35
PB:	0		
SB:	0		
CS:	1		

AB	R	H	RBI	BB	SO	LOB
2	0	0	0	1	0	1
1	0	0	0	0	0	0
1	0	0	0	2	0	0
3	0	0	0	1	0	2
3	0	0	0	0	2	4
1	0	0	0	0	0	0
3	0	0	0	1	0	3
4	0	2	0	0	1	1
3	0	0	0	0	0	1
1	0	1	0	0	0	0
2	0	1	0	0	1	1
2	0	0	0	0	1	1
2	0	0	0	0	0	1
1	0	0	0	0	0	0
0	0	0	0	0	0	0

Batter	1	2	3	4	5	6	7	8	9
Paul Blair, R (1, 8) Rich Coggins, L (8, PH) OBP: 0.190, SLG: 0.225 OBP: 0.179, SLG: 0.171 (9, 8)	0-0 6-3 ①		0-0 G6-4-3 ② 1-2f			4-0 BB BB BB BB BB BB		0-0 5-3 ②	
Bobby Grich, R (1, 4) OBP: 0.542, SLG: 0.659	4-0 BB			0-0 F7 ①		4-0 BB BB 1-2 BB		1-0 FC4-6 HBP	
Tommy Davis, R (1, 10) OBP: 0.321, SLG: 0.404	0-0 L5 ②			0-0 6-3 ②		4-0 FC5-4 1-2 2-3 BB		0-0 FC4-6 1-2f	
Earl Williams, R (1, 3) Mike Reinbach, L (9, PH) OBP: 0.250, SLG: 0.094 OBP: 0.266, SLG: 0.333	0-3 K ③			0-0 F9 ③		0-3 K ②		0-0 G3 ①	
Don Baylor, R (1, 7) OBP: 0.250, SLG: 0.167		4-0 BB BB BB G5-4-3 BB			0-0 E7 CS	0-0 FC5-4 1-2f		0-0 4-3 ②	
Brooks Robinson, R (1, 5) OBP: 0.346, SLG: 0.400		0-0 G5-4-3 ① 1-2f			0-0 WP 1B		0-3 K ①	0-0 1B 1B	
Jim Fuller, R (1, 9) Boog Powell, L (9, PH) OBP: 0.278, SLG: 0.412 OBP: 0.263, SLG: 0.316		0-0 F7 ③			0-0 5-3 ② 1-2		0-0 1-3 ②	0-0 FC6-4 1B 1B	
Andy Etchebarren, R (1, 2) Elrod Hendricks, L (7, PH) OBP: 0.333, SLG: 0.417 OBP: 0.357, SLG: 0.571 (8, 2)			0-0 G6-4-3 1B		0-3 K ③		0-3 K ③	0-0 FC6-4 1-2f	
Mark Belanger, R (1, 6) Al Bumbry, L (8, PH) Frank Baker, L (9, 6) OBP: 0.262, SLG: 0.278 OBP: 0.243, SLG: 0.371 OBP: 0.333, SLG: 0.333			0-0 F2 ①			0-0 F8 ①		0-0 F7 ①	

Inning Stats	R: 0	H: 0	E: 0	K: 1	S: 5	LOB: 1	BB: 1	P: 9	R: 0	H: 0	E: 0	K: 0	S: 2	LOB: 0	BB: 1	P: 6	R: 0	H: 1	E: 0	K: 0	S: 3	LOB: 0	BB: 0	P: 3	R: 0	H: 0	E: 0	K: 0	S: 3	LOB: 0	BB: 0	P: 3	R: 0	H: 1	E: 1	K: 1	S: 6	LOB: 1	BB: 0	P: 6	R: 0	H: 0	E: 0	K: 1	S: 5	LOB: 3	BB: 3	P: 17	R: 0	H: 0	E: 0	K: 2	S: 7	LOB: 0	BB: 0	P: 7	R: 0	H: 0	E: 0	K: 0	S: 3	LOB: 1	BB: 0	P: 4	R: 0	H: 2	E: 0	K: 0	S: 5	LOB: 2	BB: 0	P: 5	1B: 4	2B: 0	3B: 0	HR: 0	SF: 0	SAC: 0	DP: 2	HBP: 1	WP: 1	PB: 0	SB: 0	CS: 1	PA: 35
--------------	------	------	------	------	------	--------	-------	------	------	------	------	------	------	--------	-------	------	------	------	------	------	------	--------	-------	------	------	------	------	------	------	--------	-------	------	------	------	------	------	------	--------	-------	------	------	------	------	------	------	--------	-------	-------	------	------	------	------	------	--------	-------	------	------	------	------	------	------	--------	-------	------	------	------	------	------	------	--------	-------	------	-------	-------	-------	-------	-------	--------	-------	--------	-------	-------	-------	-------	--------

PITCHER	IP	WLS	BF	H	R	ER	SO	BB	IBB	HBP	BLK	WP	HR	S	P	ERA	WHIP
Sam McDowell, L (1, 1) ERA: 4.5	5.1	W	21	2	0	0	2	5	0	0	0	1	0	20	40	0.00	1.312
Fred Beene, R (6, 1) ERA: 2.89	3.2	S	14	2	0	0	3	0	0	1	0	0	0	19	20	0.00	0.545

California Angels @ Baltimore Orioles
 Memorial Stadium, Baltimore, MD

Tue Apr 23 1974, 7:05 PM EDT
 Att: 3,743 - Unknown

livebaseballscorecards.com

AB 38
 R 3
 H 9
 RBI 3
 BB 3
 SO 3
 LOB 20



WP: 0 PA: 42
 PB: 0
 SB: 2
 CS: 1

AB R H RBI BB SO LOB

4 0 0 0 1 0 1

5 0 1 0 0 1 2

5 1 2 0 0 0 1

4 0 1 0 1 0 2

5 0 2 1 0 0 4

5 0 1 0 0 1 3

1 0 0 0 0 0 0
 2 1 0 0 0 0 3

3 1 1 1 1 0 3

2 0 0 0 0 1 1
 1 0 1 1 0 0 0
 1 0 0 0 0 0 0

1B: 8 SF: 0
 2B: 1 SAC: 0
 3B: 0 DP: 0
 HR: 0 HBP: 1

TOP

Batter	1	2	3	4	5	6	7	8	9	10
Mickey Rivers, L OBP: 0.299, SLG: 0.329 (1, 8) BB	4-0 S BB		0-0 F7 ①		0-0 F8 ②		0-0 FC4-6 S 1-2f ②		0-0 F7 ②	
Dave Chalk, R OBP: 0.318, SLG: 0.232 (1, 6) S	0-3 K 1-2 ①		0-0 CS 1B		0-0 F8 ③		0-0 1-3 1-2 ③		0-0 6-3 ③	
Bobby Valentine, R OBP: 0.360, SLG: 0.500 (1, 5) X	0-0 E5		0-0 1B 1B 1-2 ②		0-0 P4 ①		0-0 BB 1B 1B		0-0 6-3 ①	
Frank Robinson, R OBP: 0.405, SLG: 0.590 (1, 10) X	0-0 F9 ②		0-0 1B 1-2 ②		0-0 F2 ②		4-0 BB BB BB 1-2 BB		0-0 5-3 ②	
Bob Oliver, R OBP: 0.333, SLG: 0.431 (1, 3) X	0-0 F8 ③		0-0 6-3 ③		0-0 F9 ③		0-0 1-2 2-H 1B		0-0 1B ③	
Richie Scheinblum, S OBP: 0.231, SLG: 0.231 (1, 7) (4, 9) S		0-3 K ①		0-0 6-3 ①		0-0 FC1-6 1B ①		0-0 P6 ①		0-0 G3 ③
Leroy Stanton, R OBP: 0.418, SLG: 0.695 Joe Lahoud, L OBP: 0.217, SLG: 0.500 (1, 9) (4, 7) X		0-0 1-3 ②		1-0 F9 HBP ②		0-0 FC1-6 1-2f 2B ①		0-0 P4 ②		0-0 2B ②
Ellie Rodriguez, R OBP: 0.364, SLG: 0.373 (1, 2) BB		4-0 BB BB BB		0-0 F9 1-2 ②		0-0 1B 2B 1-H ②		0-0 6-3 ③		
Denny Doyle, L OBP: 0.292, SLG: 0.224 Winston Llenas, R OBP: 0.400, SLG: 0.333 Sandy Alomar Sr., S OBP: 0.333, SLG: 0.556 (1, 4) (7, PH) (7, PR) (7, 4) S		0-3 K ③		0-0 1-3 ①		0-0 FC4-6 1B 2-H ①		0-0 1-3 ①		

Inning Stats	R: 0	H: 0	E: 1	LOB: 2	K: 1	S: 6	P: 10	R: 0	H: 0	E: 0	LOB: 1	K: 2	S: 7	P: 11	R: 0	H: 3	E: 0	LOB: 2	K: 0	S: 5	P: 5	R: 0	H: 0	E: 0	LOB: 0	K: 0	S: 2	P: 3	R: 0	H: 0	E: 0	LOB: 0	K: 0	S: 3	P: 3	R: 0	H: 0	E: 0	LOB: 0	K: 0	S: 3	P: 3	R: 2	H: 3	E: 0	LOB: 2	K: 0	S: 6	P: 6	R: 1	H: 2	E: 0	LOB: 2	K: 0	S: 5	P: 9	R: 0	H: 0	E: 0	LOB: 0	K: 0	S: 3	P: 3	R: 0	H: 1	E: 0	LOB: 1	K: 0	S: 4	P: 4	1B: 8	SF: 0	2B: 1	SAC: 0	3B: 0	DP: 0	HR: 0	HBP: 1	WP: 0	PA: 42
--------------	------	------	------	--------	------	------	-------	------	------	------	--------	------	------	-------	------	------	------	--------	------	------	------	------	------	------	--------	------	------	------	------	------	------	--------	------	------	------	------	------	------	--------	------	------	------	------	------	------	--------	------	------	------	------	------	------	--------	------	------	------	------	------	------	--------	------	------	------	------	------	------	--------	------	------	------	-------	-------	-------	--------	-------	-------	-------	--------	-------	--------

PITCHER	IP	WLS	BF	H	R	ER	SO	BB	IBB	HBP	BLK	WP	HR	S	P	ERA	WHIP
Ross Grimsley, L ERA: 2.37 (1, 1)	7.0		32	8	3	3	3	3	0	1	0	0	0	34	47	3.86	1.571
Bob Reynolds, R ERA: (8, 1)	3.0	W	10	1	0	0	0	0	0	0	0	0	0	10	10	0.00	0.333

BOTTOM

California Angels @ Baltimore Orioles
Memorial Stadium, Baltimore, MD
Tue Apr 23 1974, 7:05 PM EDT
Att. 3,743 - Unknown

livebaseballscorecards.com

AB	35
R	4
H	11
RBI	4
BB	1
SO	4
LOB	20



AB R H RBI BB SO LOB

5 1 1 0 0 0 3

4 0 1 0 0 1 2

5 1 3 1 0 0 3

3 2 0 0 0 1 1

4 0 1 1 0 1 1

3 0 2 0 0 1 1

1 0 0 0 0 0 1

3 0 1 1 0 0 2

2 0 1 1 0 0 1

2 0 0 0 0 0 2

1B: 10 SF: 1
2B: 1 SAC: 3
3B: 0 DP: 1
HR: 0 HBP: 3

WP: 1 PA: 43
PB: 1
SB: 2
CS: 0

Batter	1	2	3	4	5	6	7	8	9	10
Paul Blair, R OBP: 0.191, SLG: 0.222 (1, 8)	F9		5-3		F7		1B		P4	
Bobby Grich, R OBP: 0.531, SLG: 0.625 (1, 4)	G6-4-3 1B		P4		F7		K		HBP	
Tommy Davis, R OBP: 0.344, SLG: 0.439 (1, 10)	G6-4-3 1-2f			SH SF9 2B			2-H 1B		F8	
Don Baylor, R OBP: 0.250, SLG: 0.157 (1, 7)		K		SH S SF9 1B 2-3	L3			6-3		PB 1B HBP
Brooks Robinson, R OBP: 0.333, SLG: 0.389 (1, 5)		6-3		SF9		K		WP 1B		L7
Earl Williams, R OBP: 0.295, SLG: 0.143 (1, 3) Boog Powell, L OBP: 0.250, SLG: 0.300 (10, PH)			FC5-4 1B	FC1-6 1B HBP				K		P6
Jim Fuller, R OBP: 0.286, SLG: 0.400 (1, 9) Rich Coggins, L OBP: 0.195, SLG: 0.189 (8, PH) (9, 9)			FC5-4 1-2f	FC1-6 1B		F7		4-3		1B
Andy Etchebarren, R OBP: 0.333, SLG: 0.400 (1, 2) Al Bumbry, L OBP: 0.263, SLG: 0.371 (9, PH) Elrod Hendricks, L OBP: 0.357, SLG: 0.571 (9, PR) (10, 2)			SH1-3 1B	FC1-6 1-2f 2-3		F9			SH1-4 BB	
Mark Belanger, R OBP: 0.250, SLG: 0.263 (1, 6)			SH1-3 1-2	F8		F8			SH1-4 1-2	

Inning Stats	R: 0	H: 1	E: 0	LOB: 0	K: 0	BB: 0	S: 3	P: 3	R: 0	H: 1	E: 0	LOB: 1	K: 1	BB: 0	S: 6	P: 6	R: 0	H: 1	E: 0	LOB: 1	K: 0	BB: 0	S: 4	P: 4	R: 2	H: 2	E: 1	LOB: 2	K: 0	BB: 0	S: 6	P: 7	R: 0	H: 1	E: 0	LOB: 1	K: 1	BB: 0	S: 4	P: 4	R: 1	H: 2	E: 0	LOB: 1	K: 1	BB: 0	S: 6	P: 6	R: 0	H: 1	E: 0	LOB: 1	K: 1	BB: 0	S: 6	P: 6	R: 0	H: 1	E: 0	LOB: 1	K: 1	BB: 0	S: 6	P: 6	R: 0	H: 0	E: 0	LOB: 2	K: 0	BB: 1	S: 3	P: 8	R: 1	H: 1	E: 0	LOB: 1	K: 0	BB: 0	S: 3	P: 4	1B: 10	SF: 1	2B: 1	SAC: 3	3B: 0	DP: 1	HR: 0	HBP: 3	WP: 1	PA: 43
--------------	------	------	------	--------	------	-------	------	------	------	------	------	--------	------	-------	------	------	------	------	------	--------	------	-------	------	------	------	------	------	--------	------	-------	------	------	------	------	------	--------	------	-------	------	------	------	------	------	--------	------	-------	------	------	------	------	------	--------	------	-------	------	------	------	------	------	--------	------	-------	------	------	------	------	------	--------	------	-------	------	------	------	------	------	--------	------	-------	------	------	--------	-------	-------	--------	-------	-------	-------	--------	-------	--------

PITCHER	IP	WLS	BF	H	R	ER	SO	BB	IBB	HBP	BLK	WP	HR	S	P	ERA	WHIP
Frank Tanana, L ERA: 2.97 (1, 1)	7.0		30	9	3	2	3	0	0	1	0	0	0	35	36	2.57	1.286
Dave Sells, R ERA: (8, 1)	2.2	L	13	2	1	0	1	1	0	2	0	1	0	12	18	0.00	1.125

Batter	1	2	3	4	5	6	7	8	9	AB R H RBI BB SO LOB	TOP
Mickey Rivers, L (1, 8) OBP: 0.296, SLG: 0.325	0-0 4-3		0-0 CS 1B			0-0 F7			0-3 K	4 0 1 0 0 1 0	California Angels @ Baltimore Orioles Memorial Stadium, Baltimore, MD Wed Apr 24 1974, 7:05 PM EDT Att. 3,549 - Unknown livebaseballscorecards.com
Dave Chalk, R (1, 6) OBP: 0.329, SLG: 0.250	0-0 BB 1B 1B		0-0 1-3 1-2			0-0 6-3			0-0 1B 2B 1B	4 1 2 0 0 0 1	
Bobby Valentine, R (1, 7) OBP: 0.346, SLG: 0.478 Winston Llenas, R (6, PH) OBP: 0.429, SLG: 0.400 (6, 7)	0-3 K		0-0 6-3			0-3 K			0-0 2B 1B 1B	2 0 0 0 0 1 1 2 1 1 0 0 1 0	
Frank Robinson, R (1, 10) OBP: 0.410, SLG: 0.600	0-0 1-2 BB 1B			0-0 5-3			0-0 F7		0-0 1-3 2-H 1B 2B	4 1 2 1 0 0 0	
Bob Oliver, R (1, 3) OBP: 0.343, SLG: 0.426 Tom McCraw, L (9, PR) OBP: 0.250, SLG: 0.143	4-0 1-2 2-3 BB			0-3 K			0-0 1-3		0-0 G4-3 1B	3 0 1 2 1 1 0 0 0 0 0 0 0 0	
Richie Scheinblum, S (1, 9) OBP: 0.176, SLG: 0.176	0-0 F7			0-0 5-3			0-0 5-3		0-0 G4-3 1-2f	4 0 0 0 0 0 4	
Tom Egan, R (1, 2) OBP: 0.667, SLG: 0.500		4-0 BB BB BB BB			0-0 G1-6-3 1B			0-0 L6		2 0 1 0 1 0 0	
Sandy Alomar Sr., S (1, 5) OBP: 0.250, SLG: 0.417		0-0 G5-4-3 1-2f			0-3 K			0-0 6-3		3 0 0 0 0 1 2	
Denny Doyle, L (1, 4) OBP: 0.279, SLG: 0.213		0-3 K			0-0 G1-6-3 1-2f			0-0 G3		3 0 0 0 0 1 1	
Inning Stats	R: 0 E: 0 K: 1 S: 7 H: 2 LOB: 3 BB: 1 P: 11	R: 0 E: 0 K: 1 S: 4 H: 0 LOB: 0 BB: 1 P: 8	R: 0 E: 0 K: 0 S: 3 H: 1 LOB: 0 BB: 0 P: 3	R: 0 E: 0 K: 1 S: 5 H: 0 LOB: 0 BB: 0 P: 5	R: 0 E: 0 K: 1 S: 5 H: 1 LOB: 0 BB: 0 P: 5	R: 0 E: 0 K: 1 S: 5 H: 0 LOB: 0 BB: 0 P: 5	R: 0 E: 0 K: 0 S: 3 H: 0 LOB: 0 BB: 0 P: 3	R: 0 E: 0 K: 0 S: 3 H: 0 LOB: 0 BB: 0 P: 3	R: 3 E: 0 K: 1 S: 8 H: 4 LOB: 1 BB: 0 P: 8	1B: 7 2B: 1 3B: 0 HR: 0 SF: 0 SAC: 0 DP: 3 HBP: 0	
PITCHER Dave McNally, L (1, 1) ERA: 2.76 Bob Reynolds, R (9, 1) ERA:	IP: 8.1 WLS: W BF: 31 H: 7 R: 3 ER: 3 SO: 6 BB: 2 IBB: 0 HBP: 0 BLK: 0 WP: 0 HR: 0 S: 41 P: 49 ERA: 3.24 WHIP: 1.080										
	IP: 0.2 WLS: S BF: 2 H: 1 R: 0 ER: 0 SO: 0 BB: 0 IBB: 0 HBP: 0 BLK: 0 WP: 0 HR: 0 S: 2 P: 2 ERA: 0.00 WHIP: 1.500										



Batter	1	2	3	4	5	6	7	8	9
Al Bumbry, L (1, 7) OBP: 0.286, SLG: 0.410 Paul Blair, R (8, 8) OBP: 0.191, SLG: 0.222	0-0 4-3		0-0 G3 1B 2B		0-0 BB 1B		0-3 K		
Rich Coggins, L (1, 8) OBP: 0.200, SLG: 0.175	0-0 4-3		0-0 G3		4-0 3-H BB 1B		0-0 F8		
Bobby Grich, R (1, 4) OBP: 0.515, SLG: 0.596	0-3 K		0-0 5-3 1B		0-3 K		0-0 P4		
Tommy Davis, R (1, 10) OBP: 0.323, SLG: 0.410		0-3 K	0-0 5-3		0-0 F9		0-3 K		
Boog Powell, L (1, 3) OBP: 0.292, SLG: 0.304		0-0 BB SF8 1B		0-3 K		0-0 L8		4-0 WP 2B BB	
Don Baylor, R (1, 9) OBP: 0.266, SLG: 0.185		4-0 BB BB 1-2 BB		0-0 P4		0-0 4-3		0-0 1-H 2B	
Brooks Robinson, R (1, 5) OBP: 0.328, SLG: 0.368		4-0 BB BB 1-2 2-3 BB		0-0 F9		0-0 4-3		0-0 6-3	
Earl Williams, R (1, 2) OBP: 0.298, SLG: 0.139		0-0 SF8		0-0 5-3		4-0 SH3 BB			
Mark Belanger, R (1, 6) OBP: 0.261, SLG: 0.300		0-0 3-H 1-3		0-0 E7 1B 2B		0-0 SH3			

Inning Stats	R: 0	H: 0	E: 0	LOB: 0	K: 1	BB: 0	S: 5	P: 5
	R: 1	H: 1	E: 0	LOB: 2	K: 1	BB: 2	S: 6	P: 14
	R: 1	H: 2	E: 0	LOB: 0	K: 0	BB: 0	S: 4	P: 4
	R: 0	H: 0	E: 0	LOB: 0	K: 1	BB: 0	S: 5	P: 5
	R: 1	H: 2	E: 1	LOB: 2	K: 1	BB: 1	S: 7	P: 11
	R: 0	H: 0	E: 0	LOB: 0	K: 0	BB: 0	S: 3	P: 3
	R: 0	H: 0	E: 0	LOB: 1	K: 1	BB: 1	S: 5	P: 9
	R: 1	H: 1	E: 0	LOB: 1	K: 1	BB: 1	S: 6	P: 10

PITCHER	IP	WLS	BF	H	R	ER	SO	BB	IBB	HBP	BLK	WP	HR	S	P	ERA	WHIP
Bill Singer, R (1, 1) ERA: 3.2	8.0	L	34	6	4	3	6	5	0	0	0	1	0	41	61	3.38	1.375

BOTTOM

AB	R	H	RBI	BB	SO	LOB
4	1	2	1	0	1	1
0	0	0	0	0	0	0
3	0	0	0	1	0	2
4	0	1	1	0	2	2
4	0	0	0	0	2	3
3	2	1	0	1	1	0
3	0	1	1	1	0	0
3	0	0	0	1	0	1
1	0	0	1	1	0	0
2	1	1	0	0	0	2

AB	27
R	4
H	6
RBI	4
BB	5
SO	6
LOB	11



WP	PA
1	34

California Angels @ Baltimore Orioles
Memorial Stadium, Baltimore, MD
 Wed Apr 24 1974, 7:05 PM EDT
 Att. 3,549 - Unknown

livebaseballscorecards.com

Batter	1	2	3	4	5	6	7	8	9	10	11	12	13	14	15	AB R H RBI BB SO LOB	TOP
Bert Campaneris, R OBP: 0.338, SLG: 0.319 (1,6)	0-0 6-3		0-3 K		0-0 F8		0-0 P6		0-3 K		0-0 CS 1B		0-0 F6		0-0 F9	8 0 1 0 0 2 3	
Bill North, S OBP: 0.246, SLG: 0.133 (1,8)	0-0 F8		0-0 6-3		0-0 L4		0-0 1-3		0-0 4-3		0-0 F8		0-0 FC6-4 1B		0-0 F9	8 0 1 0 0 0 3	
Sal Bando, R OBP: 0.432, SLG: 0.569 (1,5)	0-0 1B				0-0 F8		4-0 1B		0-0 1-3				0-0 F9		0-0 FC6-4 1B	6 1 2 0 1 0 2	
Reggie Jackson, L OBP: 0.466, SLG: 0.912 (1,9)	0-0 1B				0-0 HR		0-0 FC6-4 1B						0-0 HR		0-3 K	7 2 4 3 0 2 0	
Joe Rudi, R OBP: 0.390, SLG: 0.500 (15,3)	0-0 P4				0-0 CS 1B		0-0 FC6-4		0-0 F8				0-0 1B		0-0 G5-4-3 1B	7 1 4 0 0 0 4	
Gene Tenace, R OBP: 0.366, SLG: 0.317 (15,4)			0-0 6-3		0-0 1B				0-0 E5				0-0 F6		0-0 G5-4-3	6 1 2 0 1 0 2	
Deron Johnson, R OBP: 0.160, SLG: 0.125 (1,10)			0-0 F8		0-0 F9		0-0 E8		0-0 E1				0-0 F5		0-0 1B	4 0 2 1 0 0 1	
Herb Washington, R (8, PR)							0-0 1B		0-0 G5-4-3 1B						0-0 1B	0 0 0 0 0 0 0	
Vic Davalillo, L (10, PH)							1-3 2-H 1B		1-3 2-H 1B						0-0 1B	3 0 2 0 0 0 1	
Ray Fosse, R OBP: 0.262, SLG: 0.379 (1,2)			0-0 F7		0-0 F7		4-0 G4-6-3 IBB		0-0 G5-4-3				0-3 K		0-0 1B	5 0 1 0 1 1 3	
Jesus Alou, R (15, PH)									0-0 P5				0-0 1B		0-0 1B	1 0 1 0 0 0 0	
Blue Moon Odom, R (15, PR)													0-0 1B		0-0 1B	0 0 0 0 0 0 0	
Larry Haney, R (15, 2)															0-0 1B	0 0 0 0 0 0 0	
Ted Kubiak, S OBP: 0.207, SLG: 0.179 (1,4)			0-0 F7		0-0 F7		0-0 G4-6-3		0-0 P5				0-0 1B		0-0 1B	4 0 0 0 0 0 6	
Pat Bourque, L (11, PH)															0-0 F3	1 0 0 0 0 1 0	
John Donaldson, L (11, 4)																1 0 1 0 0 0 0	
Angel Mangual, R (15, PH)																1 0 0 0 0 0 2	

AB 62	R 5	H 21	RBI 4	BB 3	SO 6	LOB 27
WP: 0	PA: 65	PB: 0	CS: 2	SF: 0	SAC: 0	HBP: 0
1B: 19	2B: 0	3B: 0	HR: 2	DP: 3	BB: 0	SO: 6

AB 62	R 5	H 21	RBI 4	BB 3	SO 6	LOB 27
--------------	------------	-------------	--------------	-------------	-------------	---------------



Oakland Athletics @ Baltimore Orioles
 Memorial Stadium, Baltimore, MD
 Fri Apr 26 1974, 7:05 PM EDT
 Att: 10,175 - Unknown

livebaseballscorecards.com

Inning Stats	R	H	E	K	S	WLS	BF	H	R	ER	SO	BB	IBB	HBP	BLK	WP	HR	S	P	ERA	WHIP
Jim Palmer, R ERA: 2.44 (1,1)	0	2	0	5	2		39	11	4	3	2	2	1	0	0	0	1	40	52	3.00	1.444
Bob Reynolds, R ERA: 0.63 (10,1)	0	0	0	0	0		23	10	1	1	4	0	0	0	0	0	1	31	31	1.80	2.000
Grant Jackson, L ERA: 5.79 (15,1)	0	0	0	0	0	W	3	0	0	0	0	0	0	0	0	0	0	3	3	0.00	0.000

PITCHER	IP	WLS	BF	H	R	ER	SO	BB	IBB	HBP	BLK	WP	HR	S	P	ERA	WHIP
Jim Palmer, R	9.0		39	11	4	3	2	2	1	0	0	0	1	40	52	3.00	1.444
Bob Reynolds, R	5.0		23	10	1	1	4	0	0	0	0	0	1	31	31	1.80	2.000
Grant Jackson, L	1.0	W	3	0	0	0	0	0	0	0	0	0	0	3	3	0.00	0.000

Batter	1	2	3	4	5	6	7	8	9	AB R H RBI BB SO LOB	TOP	
Bert Campaneris, R (1, 6) OBP: 0.353, SLG: 0.351 John Donaldson, L (9, 4) OBP: 0.500, SLG: 0.500	0-0 E8 3B 1B	0-0 F8			0-0 SH1-4 1-2 1B 1B		0-0 F7 1	0-0 2B		5 2 3 3 0 0 0 0 0 0 0 0 0 0		
Bill North, S (1, 8) OBP: 0.274, SLG: 0.206 Darold Knowles, L (9, 1)	0-0 SF8 3B		0-3 K 1		0-0 SH1-4 1-2 2-3 1B		0-0 1B 2B	4-0 BB		3 2 2 1 1 1 0 0 0 0 0 0 0 0		
Sal Bando, R (1, 5) OBP: 0.418, SLG: 0.540	0-3 K 1		0-3 K 2		0-0 FC3-6 2-H 3-H 1B		0-3 K 2-3	0-3 K 3		5 0 1 2 0 4 4		
Reggie Jackson, L (1, 9) OBP: 0.470, SLG: 0.900 Angel Mangual, R (8, 9) OBP: 0.250, SLG: 0.364	0-0 SF8 3-H		4-0 FC6-4 BB		0-0 FC3-6 1-2f 2B		0-0 CS 3-H 1B		0-0 6-3 1	2 1 1 2 1 0 1 1 0 0 0 0 0 0		
Joe Rudi, R (1, 7) OBP: 0.395, SLG: 0.514 Larry Haney, R (8, 2)	0-3 K 3		0-0 FC6-4 1-2f		0-0 2B 1-H		0-0 CS 1-2	0-0 E7 BB 2B 1B	0-0 G3 2	4 1 2 1 0 1 1 1 0 0 0 0 0 0		
Gene Tenace, R (1, 3) OBP: 0.370, SLG: 0.302 Pat Bourque, L (9, 3) OBP: 0.360, SLG: 0.318		4-0 HR BB		0-0 5-3 1	0-0 F8 3			0-0 5-3 1	4-0 1B BB	3 1 0 0 2 0 2 0 0 0 0 0 0 0		
Deron Johnson, R (1, 10) OBP: 0.172, SLG: 0.111 Herb Washington, R (8, PR)		0-0 P6 1		0-0 F7 2		0-0 6-3 1		4-0 BB 2B BB	0-0 1-3 1B	3 0 0 0 1 0 1 0 1 0 0 0 0 0 1 0 1 0 0 0 0	AB 36 R 11 H 12 RBI 11 BB 6 SO 8 LOB 13	
Jesus Alou, R (9, PH) OBP: 0.214, SLG: 0.185		0-0 HR		0-0 F8 3		0-3 K 2		0-0 P4 2	0-3 K 3	4 1 1 2 0 1 2 1 0 0 0 0 1 2		
Ray Fosse, R (1, 2) OBP: 0.262, SLG: 0.419 Vic Davalillo, L (8, 7) OBP: 0.294, SLG: 0.214		0-0 HR		0-0 F8		0-0 K		0-0 K				
Ted Kubiak, S (1, 4) OBP: 0.242, SLG: 0.194		0-0 F7 2			0-0 SH1-4 1B 1B		0-0 F8 3	4-0 1-2 2-3 2B BB		3 2 1 0 1 0 0		
Inning Stats	R: 2 H: 2 E: 1 LOB: 0 K: 2 BB: 0 S: 9 P: 9	R: 2 H: 1 E: 0 LOB: 0 K: 0 BB: 1 S: 4 P: 8	R: 0 H: 0 E: 0 LOB: 1 K: 2 BB: 1 S: 7 P: 11	R: 0 H: 0 E: 0 LOB: 0 K: 0 BB: 0 S: 3 P: 3	R: 3 H: 4 E: 0 LOB: 1 K: 0 BB: 0 S: 7 P: 7	R: 0 H: 0 E: 0 LOB: 0 K: 1 BB: 0 S: 5 P: 5	R: 1 H: 2 E: 0 LOB: 0 K: 1 BB: 0 S: 6 P: 6	R: 3 H: 2 E: 1 LOB: 2 K: 1 BB: 3 S: 7 P: 19	R: 0 H: 1 E: 0 LOB: 2 K: 1 BB: 1 S: 6 P: 10	1B: 7 SF: 1 2B: 3 SAC: 1 3B: 1 DP: 0 HR: 1 HBP: 0	WP: 0 PA: 45 PB: 0 SB: 2 CS: 1	
PITCHER	IP WLS BF H R ER SO BB IBB HBP BLK WP HR S P ERA WHIP											
Mike Cuellar, L (1, 1) ERA: 5.91	4.0 L 19 5 6 6 4 2 0 0 0 0 0 1 25 33 13.50 1.750											
Jesse Jefferson, R (5, 1) ERA: 12.46	3.2 18 6 5 5 2 2 0 0 0 0 0 0 20 28 12.27 2.182											
Don Hood, L (8, 1) ERA: 1.17	1.1 7 1 0 0 2 2 0 0 0 0 0 0 9 17 0.00 2.250											

Oakland Athletics @ Baltimore Orioles
 Memorial Stadium, Baltimore, MD
 Sat Apr 27 1974, 7:05 PM EDT
 Att: 38,253 - Unknown

livebaseballscorecards.com




Batter	1	2	3	4	5	6	7	8	9	AB R H RBI BB SO LOB	TOP	
Bert Campaneris, R (1, 6) OBP: 0.348, SLG: 0.346	0-0 1B SF9 1B		0-0 6-3		0-0 G3		0-3 K			4 1 1 0 0 1 1		
Bill North, S (1, 8) OBP: 0.286, SLG: 0.269	0-0 SF9 1-3 1B		0-0 5-3			0-0 4-3		0-0 HR		4 1 2 1 0 0 0		
Sal Bando, R (1, 5) OBP: 0.410, SLG: 0.523	0-0 SF9 1-3 3-H			4-0 CS BB		0-3 K		0-0 E5 FC6-4		2 0 0 1 1 1 0		
Reggie Jackson, L (1, 9) OBP: 0.460, SLG: 0.865	0-3 K			0-3 K 1-2		0-0 1B 1B		0-0 FC6-4 S 1-2f		4 0 1 0 0 2 3		
Joe Rudi, R (1, 7) OBP: 0.400, SLG: 0.526	0-3 K			0-0 WP 1B 2B		0-0 FC6-4 1B		0-0 F8 1-2		4 1 2 0 0 1 2		
Gene Tenace, R (1, 3) OBP: 0.365, SLG: 0.299		0-0 F7		0-0 1B		0-0 FC6-4 1-2f		0-0 5-3		4 0 1 1 0 0 3		
Deron Johnson, R (1, 10) OBP: 0.152, SLG: 0.097		0-0 F9		0-3 K			0-0 F8		0-3 K	4 0 0 0 0 2 1		
Ray Fosse, R (1, 2) OBP: 0.250, SLG: 0.400 Vic Davalillo, L (9, PH) OBP: 0.333, SLG: 0.267 Herb Washington, R (9, PR)		0-3 K			0-0 F7		0-0 6-3		0-0 G4-6-3 1B	3 0 0 0 0 1 0 1 0 1 0 0 0 0 0 0 0 0 0 0 0		
Ted Kubiak, S (1, 4) OBP: 0.243, SLG: 0.200			0-0 F9		0-0 6-3		0-0 1B		0-0 G4-6-3 1-2f	4 0 1 0 0 0 1		
Inning Stats	R: 1 H: 2 E: 0 LOB: 1 K: 2 BB: 0 S: 9 P: 9	R: 0 H: 0 E: 0 LOB: 0 K: 1 BB: 0 S: 5 P: 5	R: 0 H: 0 E: 0 LOB: 0 K: 0 BB: 0 S: 3 P: 3	R: 1 H: 2 E: 0 LOB: 1 K: 2 BB: 1 S: 8 P: 12	R: 0 H: 0 E: 0 LOB: 0 K: 0 BB: 0 S: 3 P: 3	R: 0 H: 2 E: 0 LOB: 2 K: 1 BB: 0 S: 7 P: 7	R: 0 H: 1 E: 0 LOB: 1 K: 1 BB: 0 S: 6 P: 6	R: 1 H: 1 E: 1 LOB: 1 K: 0 BB: 0 S: 5 P: 5	R: 0 H: 1 E: 0 LOB: 1 K: 1 BB: 0 S: 5 P: 5	1B: 7 SF: 1 2B: 1 SAC: 0 3B: 0 DP: 1 HR: 1 HBP: 0	WP: 1 PA: 36 PB: 0 SB: 2 CS: 1	
PITCHER Ross Grimsley, L (1, 1) ERA: 2.58 Bob Reynolds, R (9, 1) ERA: 0.59	IP WLS BF H R ER SO BB IBB HBP BLK WP HR S P ERA WHIP	8.0 W 33 8 3 3 7 1 0 0 0 1 1 46 50 3.38 1.125	1.0 S 3 1 0 0 1 0 0 0 0 0 0 0 5 5 0.00 1.000	PITCHER IP WLS BF H R ER SO BB IBB HBP BLK WP HR S P ERA WHIP								

Oakland Athletics @ Baltimore Orioles
 Memorial Stadium, Baltimore, MD
 Sun Apr 28 1974, 3:33 AM EDT
 Att: 11,849 - Unknown

livebaseballscorecards.com

AB	34
R	3
H	9
RBI	3
BB	1
SO	8
LOB	11



Batter	1	2	3	4	5	6	7	8	9	AB R H RBI BB SO LOB	TOP														
Al Bumbry, L (1, 7) OBP: 0.231, SLG: 0.333	0-0 F7		0-0 6-3		0-0 F8		0-3 K			4 0 0 0 0 1 0	<p>Baltimore Orioles @ Chicago White Sox Comiskey Park, Chicago, IL Tue Apr 30 1974, 8:05 PM EDT Att. 5,836 - Unknown</p> <p>livebaseballscorecards.com</p> <table> <tr><td>AB</td><td>33</td></tr> <tr><td>R</td><td>1</td></tr> <tr><td>H</td><td>7</td></tr> <tr><td>RBI</td><td>1</td></tr> <tr><td>BB</td><td>3</td></tr> <tr><td>SO</td><td>6</td></tr> <tr><td>LOB</td><td>17</td></tr> </table> 	AB	33	R	1	H	7	RBI	1	BB	3	SO	6	LOB	17
AB	33																								
R	1																								
H	7																								
RBI	1																								
BB	3																								
SO	6																								
LOB	17																								
Rich Coggins, L (1, 9) OBP: 0.241, SLG: 0.250	0-0 1B 2B		0-0 CS 1B		0-0 2B		0-0 4-3			4 1 3 0 0 0 0															
Bobby Grich, R (1, 4) OBP: 0.494, SLG: 0.603	0-0 FC5-6 1B		0-0 P6 1-2		4-0 FC6 BB			0-0 F3		3 0 1 1 1 0 1															
Tommy Davis, R (1, 10) OBP: 0.321, SLG: 0.392	0-3 K			0-0 2B 1B	0-0 FC6 1-2f			0-0 6-3		4 0 1 0 0 1 3															
Boog Powell, L (1, 3) OBP: 0.273, SLG: 0.313	0-0 FC5-6 1-2f			0-0 2B		0-0 F7		0-0 1-3		4 0 1 0 0 0 1															
Paul Blair, R (1, 8) OBP: 0.203, SLG: 0.262		4-0 BB		0-3 K		0-0 1B		0-0 5-3		3 0 1 0 1 1 2															
Brooks Robinson, R (1, 5) OBP: 0.350, SLG: 0.392 Enos Cabell, R (9, PR)		0-0 F2		4-0 G6-4-3 IBB		0-0 F7		0-0 E6		3 0 0 0 1 0 2 0 0 0 0 0 0 0															
Earl Williams, R (1, 2) OBP: 0.281, SLG: 0.226		0-0 F7		0-0 G6-4-3 1-2f		0-0 1-3		0-0 F7		4 0 0 0 0 0 6															
Mark Belanger, R (1, 6) OBP: 0.241, SLG: 0.308 Mike Reinbach, L (9, PH) OBP: 0.200, SLG: 0.222		0-0 6-3			0-3 K		0-3 K	0-3 K		3 0 0 0 0 2 1 1 0 0 0 0 1 1															
Inning Stats	R: 1 H: 2 E: 0 LOB: 1 K: 1 BB: 0 S: 7 P: 7	R: 0 H: 0 E: 0 LOB: 1 K: 0 BB: 1 S: 3 P: 7	R: 0 H: 1 E: 0 LOB: 0 K: 0 BB: 0 S: 3 P: 3	R: 0 H: 2 E: 0 LOB: 2 K: 1 BB: 1 S: 6 P: 10	R: 0 H: 1 E: 0 LOB: 2 K: 1 BB: 1 S: 6 P: 10	R: 0 H: 1 E: 0 LOB: 1 K: 0 BB: 0 S: 4 P: 4	R: 0 H: 0 E: 0 LOB: 0 K: 2 BB: 0 S: 7 P: 7	R: 0 H: 0 E: 0 LOB: 0 K: 0 BB: 0 S: 3 P: 3	R: 0 H: 0 E: 1 LOB: 1 K: 1 BB: 0 S: 6 P: 6	1B: 4 SF: 0 2B: 3 SAC: 0 3B: 0 DP: 1 HR: 0 HBP: 0	WP: 0 PA: 36 PB: 0 SB: 0 CS: 1														
PITCHER Stan Bahnsen, R (1, 1) ERA: 3.18	IP WLS BF H R ER SO BB IBB HBP BLK WP HR S P ERA WHIP	9.0 W 36 7 1 1 6 2 1 0 0 0 0 45 57 1.00 1.000																							


Batter	1	2	3	4	5	6	7	8	9	AB	R	H	RBI	BB	SO	LOB
Pat Kelly, L (1, 9) OBP: 0.354, SLG: 0.333 Buddy Bradford, R (8, 9) OBP: 0.404, SLG: 0.522	0-0 3-1		0-0 6-3			0-3 K	0-0 1-2 1B			4	0	1	0	0	1	0
Carlos May, L (1, 7) OBP: 0.290, SLG: 0.277	0-0 4-3		0-0 4-3			0-0 4-3	0-0 F9			4	0	0	0	0	0	2
Dick Allen, R (1, 3) OBP: 0.396, SLG: 0.493	0-3 K			0-0 F8		0-0 1B		0-0 1-3		4	0	1	0	0	1	0
Bill Melton, R (1, 5) OBP: 0.322, SLG: 0.380		0-3 K		0-0 6-3		0-3 K		0-0 1-3		4	0	0	0	0	2	1
Ken Henderson, S (1, 8) OBP: 0.440, SLG: 0.487		0-0 BB 1B		4-0 CS BB			0-0 HR 1B	0-0 FC6-5-4 2B		3	1	3	0	1	0	0
Ron Santo, R (1, 4) OBP: 0.378, SLG: 0.342		4-0 BB BB BB BB 1-2 BB		0-0 CS 1-2	0-0 6-3		0-0 HR 1-H	0-0 FC6-5-4 2-3		3	1	1	2	1	0	1
Jorge Orta, L (1, 10) OBP: 0.273, SLG: 0.317		0-0 F7			0-0 F7		0-0 F8			3	0	0	0	0	0	2
Ed Herrmann, L (1, 2) OBP: 0.367, SLG: 0.436		0-0 4-3			0-0 E7 1B		4-0 BB BB BB 1B BB			2	0	1	0	1	0	2
Bucky Dent, R (1, 6) OBP: 0.205, SLG: 0.238			0-0 F7			0-0 F9		0-3 K		3	0	0	0	0	1	2

Inning Stats	R: 0	H: 0	E: 0	K: 1	S: 5	R: 0	H: 1	E: 0	K: 1	S: 6	R: 0	H: 0	E: 0	K: 0	S: 3	R: 0	H: 0	E: 0	K: 0	S: 2	R: 0	H: 1	E: 1	K: 0	S: 4	R: 0	H: 1	E: 0	K: 2	S: 8	R: 2	H: 3	E: 0	K: 1	S: 8	R: 0	H: 1	E: 0	K: 0	S: 4	
	0	0	0	1	5	0	1	0	0	6	0	0	0	0	3	0	0	0	0	0	1	1	1	0	0	8	0	1	0	1	12	0	1	0	0	4	0	1	0	0	4

BOTTOM


Baltimore Orioles @ Chicago White Sox
Comiskey Park, Chicago, IL
Tue Apr 30 1974, 8:05 PM EDT
Att. 5,836 - Unknown

AB	30
R	2
H	7
RBI	2
BB	3
SO	5
LOB	10



1B: 5	SF: 0	WP: 0	PA: 34
2B: 1	SAC: 0	PB: 0	
3B: 0	DP: 0	SB: 0	
HR: 1	HBP: 0	CS: 1	

PITCHER	IP	WLS	BF	H	R	ER	SO	BB	IBB	HBP	BLK	WP	HR	S	P	ERA	WHIP
Jim Palmer, R (1, 1) ERA: 2.41	8.0	L	33	7	2	2	5	3	0	0	0	0	1	40	52	2.25	1.250

Batter	1	2	3	4	5	6	7	8	9	AB R H RBI BB SO LOB	TOP		
Paul Blair, R (1, 8) OBP: 0.206, SLG: 0.250	0-0 F9		4-0 BB			0-0 F9		0-0 F2		3 0 0 0 1 0 0	<p>Baltimore Orioles @ Chicago White Sox Comiskey Park, Chicago, IL Wed May 01 1974, 4:33 AM EDT Att. 6,854 - Unknown</p> <p>livebaseballscorecards.com</p> <p>AB 30 R 0 H 6 RBI 0 BB 4 SO 4 LOB 11</p> 		
Bobby Grich, R (1, 4) OBP: 0.495, SLG: 0.592	4-0 G6-4-3 BB		0-3 K			0-0 1B 1B		0-0 6-3		3 0 1 0 1 1 2			
Tommy Davis, R (1, 10) OBP: 0.305, SLG: 0.372	0-0 G6-4-3 1-2f					0-0 F9		0-0 4-3		4 0 0 0 0 0 2			
Earl Williams, R (1, 3) Enos Cabell, R (9, PR)		0-0 F7				0-3 K		0-0 G6-4-3 1B		4 0 2 0 0 1 0 0 0 0 0 0 0 0			
Don Baylor, R (1, 7) OBP: 0.253, SLG: 0.176		0-0 F9				0-0 4-3		0-0 G6-4-3 1-2f		4 0 0 0 0 0 3			
Brooks Robinson, R (1, 5) Frank Baker, L (9, PR)		0-0 F9				4-0 G1-4-3 BB		0-0 L8		3 0 1 0 1 0 0 0 0 0 0 0 0 0			
Jim Fuller, R (1, 9) OBP: 0.314, SLG: 0.375			0-0 F8			0-0 G1-4-3 1-2f		0-3 K		4 0 0 0 0 2 2			
Andy Etchebarren, R (1, 2) OBP: 0.286, SLG: 0.280			0-0 F9			0-0 1B		4-0 WP BB		2 0 1 0 1 0 0			
Mark Belanger, R (1, 6) OBP: 0.246, SLG: 0.309			0-0 WP 1B			0-0 F7		0-0 F7 1-2		3 0 1 0 0 0 2			
Inning Stats	R: 0 E: 0 K: 0 S: 2 H: 0 LOB: 0 BB: 1 P: 6	R: 0 E: 0 K: 0 S: 3 H: 0 LOB: 0 BB: 0 P: 3	R: 0 E: 0 K: 1 S: 6 H: 1 LOB: 2 BB: 1 P: 10	R: 0 E: 0 K: 1 S: 5 H: 0 LOB: 0 BB: 0 P: 5	R: 0 E: 0 K: 0 S: 3 H: 1 LOB: 1 BB: 1 P: 7	R: 0 E: 0 K: 0 S: 5 H: 2 LOB: 2 BB: 0 P: 5	R: 0 E: 0 K: 1 S: 5 H: 0 LOB: 1 BB: 1 P: 9	R: 0 E: 0 K: 0 S: 3 H: 0 LOB: 0 BB: 0 P: 3	R: 0 E: 0 K: 1 S: 6 H: 2 LOB: 1 BB: 0 P: 6	1B: 6 2B: 0 3B: 0 HR: 0 SF: 0 SAC: 0 DP: 3 HBP: 0	WP: 2 PB: 0 SB: 0 CS: 0 PA: 34		
PITCHER	IP WLS BF H R ER SO BB IBB HBP BLK WP HR S P ERA WHIP											PITCHER	IP WLS BF H R ER SO BB IBB HBP BLK WP HR S P ERA WHIP
Jim Kaat, L (1, 1) ERA: 3.7	8.0 W 31 5 0 0 3 4 0 0 0 2 0 33 49 0.00 1.125												
Terry Forster, L (9, 1) ERA: 5.54	1.0 S 3 1 0 0 1 0 0 0 0 0 0 5 5 0.00 1.000												

Batter	1	2	3	4	5	6	7	8	9	AB	R	H	RBI	BB	SO	LOB
--------	---	---	---	---	---	---	---	---	---	----	---	---	-----	----	----	-----

Buddy Bradford, R <small>OBP: 0.410, SLG: 0.520</small> <small>(1, 9)</small>										4	1	2	0	0	0	3
Carlos May, L <small>OBP: 0.301, SLG: 0.290</small> <small>(1, 7)</small>										4	0	2	0	0	1	3
Dick Allen, R <small>OBP: 0.400, SLG: 0.487</small> <small>(1, 3)</small>										3	0	1	1	1	0	1
Bill Melton, R <small>OBP: 0.333, SLG: 0.375</small> <small>(1, 5)</small>										1	0	0	0	2	0	1
Ron Santo, R <small>OBP: 0.362, SLG: 0.325</small> <small>(1, 4)</small>										4	0	0	0	0	0	5
Ken Henderson, S <small>OBP: 0.421, SLG: 0.463</small> <small>(1, 8)</small>										4	0	0	0	0	0	2
Brian Downing, R <small>OBP: 0.515, SLG: 0.846</small> <small>(1, 10)</small>										4	1	2	0	0	0	0
Ed Herrmann, L <small>OBP: 0.381, SLG: 0.448</small> <small>(1, 2)</small>										3	0	2	0	0	0	1
Bucky Dent, R <small>OBP: 0.213, SLG: 0.244</small> <small>(1, 6)</small>										3	0	1	1	0	0	2

Inning Stats	R: 0	H: 1	E: 0	K: 0	S: 3	R: 1	H: 3	E: 0	K: 1	S: 8	R: 0	H: 0	E: 0	K: 0	S: 2	R: 0	H: 1	E: 0	K: 0	S: 4	R: 1	H: 3	E: 0	K: 0	S: 6	R: 0	H: 1	E: 0	K: 0	S: 4	R: 0	H: 0	E: 0	K: 0	S: 3	R: 0	H: 0	E: 0	K: 0	S: 3	1B: 9	SF: 0	2B: 1	SAC: 1	3B: 0	DP: 2	HR: 0	HBP: 0	WP: 0	PA: 34
--------------	------	------	------	------	------	------	------	------	------	------	------	------	------	------	------	------	------	------	------	------	------	------	------	------	------	------	------	------	------	------	------	------	------	------	------	------	------	------	------	------	-------	-------	-------	--------	-------	-------	-------	--------	-------	--------

PITCHER	IP	WLS	BF	H	R	ER	SO	BB	IBB	HBP	BLK	WP	HR	S	P	ERA	WHIP
Dave McNally, L <small>ERA: 2.95</small> <small>(1, 1)</small>	4.0	L	21	8	2	2	1	3	0	0	0	0	0	20	32	4.50	2.750
Doyle Alexander, R <small>ERA:</small> <small>(5, 1)</small>	4.0		13	2	0	0	0	0	0	0	0	0	0	13	13	0.00	0.500

BOTTOM

Baltimore Orioles @ Chicago White Sox
Comiskey Park, Chicago, IL
 Wed May 01 1974, 4:33 AM EDT
 Att. 6,854 - Unknown

AB	30
R	2
H	10
RBI	2
BB	3
SO	1
LOB	18



WP	HR	S	P	ERA	WHIP
0	0	0	0	0.00	0.500

Batter	1	2	3	4	5	6	7	8	9	AB R H RBI BB SO LOB	TOP											
Paul Blair, R (1, 8) OBP: 0.208, SLG: 0.250	0-0 L8			x 0-0 F8		x 0-0 FC6 1-2 1B		x 0-0 F7		4 0 1 0 0 0 1												
Bobby Grich, R (1, 4) OBP: 0.484, SLG: 0.568	0-3 K			x 0-0 F7		x 0-0 P6			4-0 BB 1B BB BB	3 0 0 0 1 1 2												
Tommy Davis, R (1, 10) OBP: 0.291, SLG: 0.354	0-0 4-3			x 0-0 F9		x 0-0 FC6 1-2f			x 0-0 F8	4 0 0 0 0 0 3												
Earl Williams, R (1, 3) OBP: 0.292, SLG: 0.233		0-3 K			x 0-0 F6				x 0-0 F5	3 0 0 0 1 1 1												
Don Baylor, R (1, 7) OBP: 0.265, SLG: 0.183		4-0 BB 8-3			0-3 K				x 0-0 BB 1-2 1B	3 0 1 0 1 1 1												
Brooks Robinson, R (1, 5) OBP: 0.364, SLG: 0.380		0-0 BB 8-3			4-0 BB				4-0 BB 1-2 2-3	2 0 0 0 2 0 2												
Al Bumbry, L (9, PR) OBP: 0.231, SLG: 0.333		1-2f							1-2f	0 0 0 0 0 0 0												
Jim Fuller, R (1, 9) OBP: 0.289, SLG: 0.343			0-3 K		x 0-0 F3				x 0-0 K	3 0 0 0 0 2 1												
Rich Coggins, L (9, PH) OBP: 0.241, SLG: 0.250										0 0 0 0 0 0 0	AB 28											
Enos Cabell, R (9, PH)										1 0 0 0 0 0 3	R 0											
Andy Etchebarren, R (1, 2) OBP: 0.258, SLG: 0.250			x 0-0 1-3			x 0-0 F9			x 0-0 6-3	3 0 0 0 0 0 0	H 3											
Mark Belanger, R (1, 6) OBP: 0.266, SLG: 0.316			x 0-0 F8			x 0-0 1B			4-0 BB	2 0 1 0 1 0 0	RBI 0											
											BB 6											
											SO 5											
											LOB 14											
Inning Stats	R: 0 E: 0 K: 1 S: 5	H: 0 LOB: 0 BB: 0 P: 5	R: 0 E: 0 K: 1 S: 4	H: 0 LOB: 0 BB: 1 P: 8	R: 0 E: 0 K: 1 S: 5	H: 0 LOB: 0 BB: 0 P: 5	R: 0 E: 0 K: 0 S: 3	H: 0 LOB: 0 BB: 0 P: 3	R: 0 E: 0 K: 1 S: 5	H: 0 LOB: 1 BB: 1 P: 9	R: 0 E: 0 K: 0 S: 5	H: 2 LOB: 2 BB: 0 P: 5	R: 0 E: 0 K: 0 S: 2	H: 0 LOB: 0 BB: 1 P: 6	R: 0 E: 0 K: 1 S: 5	H: 0 LOB: 1 BB: 1 P: 9	R: 0 E: 0 K: 0 S: 4	H: 1 LOB: 3 BB: 2 P: 12	1B: 3 2B: 1 3B: 0 HR: 0	SF: 0 SAC: 0 DP: 2 HBP: 0	WP: 0 PB: 0 SB: 0 CS: 0	PA: 34
PITCHER	IP WLS BF H R ER SO BB IBB HBP BLK WP HR S P ERA WHIP																					
Frank Tanana, L (1, 1) ERA: 2.77	8.2 W 32 3 0 0 5 5 0 0 0 0 0 0 37 57 0.00 0.923																					
Dick Selma, R (9, 1) ERA: 4.38	0.0 1 0 0 0 0 1 0 0 0 0 0 0 4 4 0.00 0.000																					
Rudy May, L (9, 1) ERA: 5.02	0.1 S 1 0 0 0 0 0 0 0 0 0 0 0 1 1 0.00 0.000																					

Baltimore Orioles @ California Angels
Anaheim Stadium, Anaheim, CA
Fri May 03 1974, 10:05 PM EDT
Att. 11,139 - Unknown

livebaseballscorecards.com



Batter	1	2	3	4	5	6	7	8	9
Mickey Rivers, L (1, 8) OBP: 0.288, SLG: 0.321	0-0 1-3		0-0 F7		0-3 K		0-0 6-3		
Dave Chalk, R (1, 6) OBP: 0.302, SLG: 0.345	0-3 K		0-3 K		0-0 F8		0-0 5-3		
Bobby Valentine, R (1, 7) OBP: 0.333, SLG: 0.439	0-3 K		0-0 1B		0-0 6-3		0-0 F7		
Frank Robinson, R (1, 10) OBP: 0.390, SLG: 0.494		0-0 F8	0-0 F7		0-0 F2		0-3 K		
Bob Oliver, R (1, 5) OBP: 0.320, SLG: 0.426		4-0 4-3 BB		0-0 HR	0-3 K				
Morris Nettles, L (1, 9) OBP: 0.368, SLG: 0.313		4-0 1-2 BB		4-0 1B BB	0-0 5-3				
Tom McCraw, L (1, 3) OBP: 0.520, SLG: 0.955		0-0 4-3		0-0 1B			0-0 HR		
Elie Rodriguez, R (1, 2) OBP: 0.372, SLG: 0.358		4-0 IBB		0-3 K			0-0 F8		
Denny Doyle, L (1, 4) OBP: 0.296, SLG: 0.258		0-3 K		0-0 G4-6-3			0-0 4-3		

Inning Stats	R: 0	H: 0	E: 0	LOB: 0	K: 2	BB: 0	S: 7	P: 7
	R: 0	H: 0	E: 0	LOB: 3	K: 1	BB: 3	S: 5	P: 17
	R: 0	H: 1	E: 0	LOB: 1	K: 1	BB: 0	S: 6	P: 6
	R: 1	H: 2	E: 0	LOB: 1	K: 1	BB: 1	S: 6	P: 10
	R: 0	H: 0	E: 0	LOB: 0	K: 1	BB: 0	S: 5	P: 5
	R: 0	H: 0	E: 0	LOB: 0	K: 1	BB: 0	S: 5	P: 5
	R: 1	H: 1	E: 0	LOB: 0	K: 0	BB: 0	S: 4	P: 4
	R: 0	H: 0	E: 0	LOB: 0	K: 1	BB: 0	S: 5	P: 5

PITCHER	IP	WLS	BF	H	R	ER	SO	BB	IBB	HBP	BLK	WP	HR	S	P	ERA	WHIP
Ross Grimsley, L (1, 1) ERA: 2.53	8.0	L	31	4	2	2	8	3	1	0	0	0	2	43	59	2.25	0.875

BOTTOM

AB	R	H	RBI	BB	SO	LOB
4	0	0	0	0	1	0
4	0	0	0	0	2	0
4	0	1	0	0	1	0
4	0	0	0	0	1	1
2	1	1	1	1	1	0
1	0	0	0	2	0	0
3	1	2	1	0	0	2
2	0	0	0	1	1	2
3	0	0	0	0	1	5

AB	27
R	2
H	4
RBI	2
BB	4
SO	8
LOB	10



WP	PA
0	31

Baltimore Orioles @ California Angels
Anaheim Stadium, Anaheim, CA
 Fri May 03 1974, 10:05 PM EDT
 Att. 11,139 - Unknown

livebaseballscorecards.com

Batter	1	2	3	4	5	6	7	8	9	AB R H RBI BB SO LOB	TOP							
Al Bumbry, L (1, 7) OBP: 0.236, SLG: 0.333	0-0 4-3		0-0 F5			0-0 SH2-3		0-0 FC6-4 1B		3 0 1 0 0 0 0	<p>Baltimore Orioles @ California Angels Anaheim Stadium, Anaheim, CA</p> <p>Sat May 04 1974, 10:05 PM EDT Att: 35,084 - Unknown</p> <p>livebaseballscorecards.com</p>							
Rich Coggins, L (1, 8) OBP: 0.226, SLG: 0.232	0-0 F6		0-0 4-3			0-0 4-3		0-0 FC6-4 1B		4 0 0 0 0 0 2								
Bobby Grich, R (1, 4) OBP: 0.465, SLG: 0.538	0-0 F4				0-0 F8		0-0 E5 2B	0-3 K		4 0 0 0 0 1 1								
Boog Powell, L (1, 3) OBP: 0.297, SLG: 0.361		0-3 K			0-3 K		0-0 1-3 2B	0-0 1-2 1B		4 0 2 0 0 2 0								
Mike Reinbach, L (1, 10) OBP: 0.214, SLG: 0.231		0-0 1B 1B			0-0 F7		0-0 F9	0-0 F9		4 0 1 0 0 0 4								
Don Baylor, R (1, 9) OBP: 0.256, SLG: 0.176		0-0 F7			0-3 K		0-0 F4	0-0 E6 1B		3 0 0 0 0 1 1								
Elrod Hendricks, L (9, PH) OBP: 0.412, SLG: 0.588										1 0 1 0 0 0 0								
Brooks Robinson, R (1, 5) OBP: 0.359, SLG: 0.373		0-0 1-2 1B			0-0 F8		0-0 6-3	0-0 F9		4 0 1 0 0 0 1								
Earl Williams, R (1, 2) OBP: 0.289, SLG: 0.222		0-0 F9			0-0 F8		4-0 BB	0-0 5-3		3 0 0 0 1 0 3								
Mark Belanger, R (1, 6) OBP: 0.269, SLG: 0.305			0-0 G3			4-0 4-3 SH2-3 E BB	0-0 F7	0-0 4-3		2 1 0 0 1 0 1								
Tommy Davis, R (9, PH) OBP: 0.287, SLG: 0.349										1 0 0 0 0 0 1								
Inning Stats	R: 0 E: 0 K: 0 S: 3	H: 0 LOB: 0 BB: 0 P: 3	R: 0 E: 0 K: 1 S: 7	H: 2 LOB: 2 BB: 0 P: 7	R: 0 E: 0 K: 0 S: 3	H: 0 LOB: 0 BB: 0 P: 3	R: 0 E: 0 K: 1 S: 5	H: 0 LOB: 0 BB: 0 P: 5	R: 0 E: 0 K: 1 S: 5	H: 0 LOB: 1 BB: 1 P: 7	R: 0 E: 0 K: 1 S: 7	H: 2 LOB: 2 BB: 0 P: 7	R: 0 E: 1 K: 0 S: 4	H: 1 LOB: 1 BB: 0 P: 4	1B: 5 2B: 1 3B: 0 HR: 0	SF: 0 SAC: 1 DP: 0 HBP: 0	WP: 0 PB: 0 SB: 0 CS: 0	PA: 36
PITCHER Bill Singer, R (1, 1) ERA: 2.51	IP: 9.0 WLS: W BF: 36 H: 6 R: 1 ER: 0 SO: 4 BB: 2 IBB: 0 HBP: 0 BLK: 0 WP: 0 HR: 0 S: 42 P: 50 ERA: 0.00 WHIP: 0.889											PITCHER	IP: WLS: BF: H: R: ER: SO: BB: IBB: HBP: BLK: WP: HR: S: P: ERA: WHIP:					

AB	33
R	1
H	6
RBI	0
BB	2
SO	4
LOB	14



Batter	1	2	3	4	5	6	7	8	9
Mickey Rivers, L OBP: 0.278, SLG: 0.309 (1, 8)	0-0 6-3		0-0 1-3		0-0 3-1		0-0 F8		
Denny Doyle, L OBP: 0.314, SLG: 0.280 (1, 4)	0-0 5-3 1B			0-0 SH1-2 1B		0-0 SH3 4-3 1B		0-0 F9	
Bobby Valentine, R OBP: 0.347, SLG: 0.441 (1, 7)	0-0 5-3 1-2			0-0 SH1-2 1-2		0-0 4-3 SH3 1B		4-0 1B S E BB	
Frank Robinson, R OBP: 0.380, SLG: 0.477 (1, 10)	0-0 F8			0-3 K		0-0 SH3 1-2 2-3		0-3 K	
Bob Oliver, R OBP: 0.327, SLG: 0.429 (1, 5)		0-3 K		0-0 1B 2-H		0-0 4-3 2-3 3-H		0-0 BB E 1B	
Morris Nettles, L OBP: 0.304, SLG: 0.250 (1, 9)		0-0 F8		0-3 K		0-0 5-3		0-0 E5 BB	
Tom McCraw, L OBP: 0.517, SLG: 0.880 (1, 3)		0-0 4-3			0-0 G6-4-3 1B		0-0 P3	4-0 1-2 2-3 BB	
Ellie Rodriguez, R OBP: 0.367, SLG: 0.353 (1, 2)			0-0 F4		0-0 G6-4-3 1-2f		0-0 1B	0-0 G3	
Dave Chalk, R OBP: 0.303, SLG: 0.337 (1, 6)			0-0 F8		4-0 S BB		0-0 F7		

Inning Stats	R: 0	H: 1	E: 0	LOB: 1	K: 0	BB: 0	S: 4	P: 4
	R: 0	H: 0	E: 0	LOB: 0	K: 1	BB: 0	S: 5	P: 5
	R: 0	H: 0	E: 0	LOB: 0	K: 0	BB: 0	S: 3	P: 3
	R: 1	H: 2	E: 0	LOB: 1	K: 2	BB: 0	S: 9	P: 9
	R: 0	H: 1	E: 0	LOB: 1	K: 0	BB: 1	S: 3	P: 7
	R: 1	H: 2	E: 0	LOB: 1	K: 0	BB: 0	S: 5	P: 5
	R: 0	H: 1	E: 0	LOB: 1	K: 0	BB: 0	S: 4	P: 4
	R: 1	H: 1	E: 1	LOB: 3	K: 1	BB: 2	S: 7	P: 15

PITCHER	IP	WLS	BF	H	R	ER	SO	BB	IBB	HBP	BLK	WP	HR	S	P	ERA	WHIP
Jim Palmer, R ERA: 2.4 (1, 1)	7.2	L	34	8	3	2	4	3	0	0	0	0	0	39	51	2.35	1.435
Bob Reynolds, R ERA: 0.57 (8, 1)	0.1		1	0	0	0	0	0	0	0	0	0	0	1	1	0.00	0.000

BOTTOM

AB	R	H	RBI	BB	SO	LOB
4	0	0	0	0	0	2
4	2	3	0	0	0	0
2	1	1	0	1	0	1
3	0	0	0	0	2	3
4	0	2	2	0	1	1
4	0	0	0	0	1	3
3	0	1	0	1	0	0
4	0	1	0	0	0	4
2	0	0	0	1	0	1

AB	30
R	3
H	8
RBI	2
BB	3
SO	4
LOB	15



WP	PA
0	35

WP	HR	S	P	ERA	WHIP
0	0	1	1	0.00	0.000

Baltimore Orioles @ California Angels
Anaheim Stadium, Anaheim, CA
 Sat May 04 1974, 10:05 PM EDT
 Att. 35,084 - Unknown

livebaseballscorecards.com

Batter	1	2	3	4	5	6	7	8	9	AB R H RBI BB SO LOB	TOP															
Al Bumbry, L (1, 7) OBP: 0.233, SLG: 0.309	4-0 E 1B BB	0-3 K			0-3 K	0-0 F4		0-0 F7		4 1 0 0 1 2 3																
Rich Coggins, L (1, 8) (6, 9) OBP: 0.239, SLG: 0.233	0-0 E 1B	0-0 L4-6			0-0 3-1		4-0 2B BB		0-3 K	4 2 1 0 1 1 1																
Bobby Grich, R (1, 4) OBP: 0.471, SLG: 0.549	0-0 F6			0-0 4-3 S 1B		1-0 E HBP	0-0 2B 2B	0-0 F4	0-0 F4	4 1 2 1 0 0 2																
Boog Powell, L (1, 3) OBP: 0.286, SLG: 0.366	0-0 F6			0-3 K 1-2		0-3 K 1-2	0-0 SH3-1 2B	0-3 K	0-3 K	5 0 1 1 0 3 4																
Tommy Davis, R (1, 10) OBP: 0.289, SLG: 0.341	0-0 E9 1-H 2-H			0-0 4-3		4-0 SH1-4 FC4-6 1B BB	0-0 SH3-1			2 1 0 0 1 0 1																
Elrod Hendricks, L (1, 2) OBP: 0.429, SLG: 0.550	0-3 K			0-3 K		0-0 FC4-6 SH1-4 1B	4-0 G4-6-3 IBB			3 0 1 0 1 2 2																
Brooks Robinson, R (1, 5) OBP: 0.358, SLG: 0.372		0-0 2B 2B 1B			0-0 F7	0-0 SH1-4	0-0 G4-6-3			3 1 1 0 0 0 2																
Mike Reinbach, L (1, 9) Paul Blair, R (6, PR) OBP: 0.219, SLG: 0.250		0-0 2B 2B			0-0 6-3	4-0 FC4-6 IBB		4-0 SH5-4-2 BB		2 1 1 0 1 0 0 0 0 0 0 1 0 0																
Mark Belanger, R (1, 6) OBP: 0.271, SLG: 0.323		0-0 L4-6 2B			0-0 4-3	0-0 FC4-6		0-0 SH5-4-2		3 0 1 3 0 0 2																
Inning Stats	R: 2 E: 1 K: 1 S: 7	H: 1 LOB: 1 BB: 1 P: 11	R: 2 E: 0 K: 1 S: 7	H: 3 LOB: 0 BB: 0 P: 7	R: 0 E: 0 K: 2 S: 8	H: 1 LOB: 1 BB: 0 P: 8	R: 0 E: 0 K: 0 S: 3	H: 0 LOB: 0 BB: 0 P: 3	R: 0 E: 1 K: 2 S: 7	H: 0 LOB: 1 BB: 0 P: 8	R: 1 E: 0 K: 0 S: 4	H: 1 LOB: 2 BB: 2 P: 12	R: 2 E: 0 K: 0 S: 4	H: 2 LOB: 1 BB: 2 P: 12	R: 0 E: 0 K: 0 S: 2	H: 0 LOB: 0 BB: 1 P: 6	R: 0 E: 0 K: 2 S: 7	H: 0 LOB: 0 BB: 0 P: 7	1B: 4 2B: 6 3B: 0 HR: 0	SF: 0 SAC: 3 DP: 3 HBP: 1	WP: 0 PB: 0 SB: 1 CS: 0	PA: 40				
PITCHER	IP WLS BF H R ER SO BB IBB HBP BLK WP HR S P ERA WHIP																									
Nolan Ryan, R (1, 1) ERA: 5.4	6.0	31	8	7	5	6	3	1	1	0	0	0	38	55	7.50	1.833										
Dick Selma, R (7, 1) ERA: 3.52	3.0	W	9	0	0	0	2	1	1	0	0	0	11	19	0.00	0.333										

Baltimore Orioles @ California Angels
Anaheim Stadium, Anaheim, CA
 Sun May 05 1974, 6:33 AM EDT
 Att. 12,124 - Unknown

AB	30
R	7
H	8
RBI	5
BB	6
SO	8
LOB	17



Batter	1	2	3	4	5	6	7	8	9	AB R H RBI BB SO LOB
Mickey Rivers, L (1, 8) OBP: 0.283, SLG: 0.348	0-0 HR		0-0 2B		0-0 F8		0-0 4-3		0-0 4-3	5 1 2 2 0 0 0
Dave Chalk, R (1, 6) OBP: 0.298, SLG: 0.363	0-0 5-3		0-0 5-3		0-3 K		0-3 K		0-0 HR	5 1 1 1 0 2 1
Bobby Valentine, R (1, 7) OBP: 0.367, SLG: 0.500	0-0 G6-4-3 1B			0-0 HR		0-0 1B 1B		0-0 5-3		4 2 3 1 0 0 0
Frank Robinson, R (1, 10) OBP: 0.393, SLG: 0.516	0-0 G6-4-3 1-2f			0-0 HR		0-0 1B 1B		4-0 F9 SH3-4 1B BB		3 3 2 1 1 0 1
Bob Oliver, R (1, 9) OBP: 0.327, SLG: 0.426		0-0 4-3		0-0 G6-4-3 1B		0-0 F3		0-0 SH3-4		3 0 1 0 0 0 2
Morris Nettles, L (7, 9) OBP: 0.304, SLG: 0.250										0 0 0 0 0 0 0
Sandy Alomar Sr., S (8, PH) OBP: 0.250, SLG: 0.417										0 0 0 0 0 0 0
Joe Lahoud, L (9, 9) OBP: 0.244, SLG: 0.410										0 0 0 0 0 0 0
Paul Schaal, R (1, 5) OBP: 0.283, SLG: 0.316		0-0 F7		0-0 G6-4-3 1-2f		0-0 1B 1B		0-0 F9		4 0 1 1 0 0 2
Tom McCraw, L (1, 3) OBP: 0.545, SLG: 0.862		0-0 4-3		0-0 1B		0-0 1B 1B		0-0 BB 1B		4 0 3 2 0 0 0
Elie Rodriguez, R (1, 2) OBP: 0.363, SLG: 0.341			0-0 6-3	0-0 F8		0-0 G6-4-3 1-2f		4-0 BB 1B		3 0 0 0 1 0 3
Denny Doyle, L (1, 4) OBP: 0.311, SLG: 0.289			0-0 4-3		0-0 F8		0-0 WP 4-3 2B	0-0 F9		4 1 1 0 0 0 2

Inning Stats	R: 1 E: 0 K: 0 S: 4	H: 2 LOB: 0 BB: 0 P: 4	R: 0 E: 0 K: 0 S: 3	H: 0 LOB: 0 BB: 0 P: 3	R: 0 E: 0 K: 0 S: 4	H: 1 LOB: 1 BB: 0 P: 4	R: 2 E: 0 K: 0 S: 6	H: 4 LOB: 1 BB: 0 P: 6	R: 0 E: 0 K: 1 S: 5	H: 0 LOB: 0 BB: 0 P: 5	R: 2 E: 0 K: 0 S: 6	H: 4 LOB: 1 BB: 0 P: 6	R: 1 E: 0 K: 1 S: 6	H: 1 LOB: 0 BB: 0 P: 6	R: 1 E: 0 K: 0 S: 4	H: 1 LOB: 2 BB: 2 P: 12	R: 1 E: 0 K: 0 S: 2	H: 1 LOB: 0 BB: 0 P: 2	1B: 8 2B: 2 3B: 0 HR: 4	SF: 0 SAC: 1 DP: 3 HBP: 0	WP: 1 PB: 0 SB: 0 CS: 0	PA: 38
--------------	------------------------------	---------------------------------	------------------------------	---------------------------------	------------------------------	---------------------------------	------------------------------	---------------------------------	------------------------------	---------------------------------	------------------------------	---------------------------------	------------------------------	---------------------------------	------------------------------	----------------------------------	------------------------------	---------------------------------	----------------------------------	------------------------------------	----------------------------------	--------

PITCHER	IP	WLS	BF	H	R	ER	SO	BB	IBB	HBP	BLK	WP	HR	S	P	ERA	WHIP
Dave McNally, L (1, 1) ERA: 3.46	5.0		21	8	4	4	1	0	0	0	0	0	3	23	23	7.20	1.600
Doyle Alexander, R (6, 1) ERA: 3.52	2.0		10	4	3	3	1	1	0	0	0	1	0	11	15	13.50	2.500
Grant Jackson, L (8, 1) ERA: 5.91	1.1	L	7	2	1	1	0	1	0	0	0	0	1	6	10	6.75	2.250


BOTTOM

Baltimore Orioles @ California Angels
Anaheim Stadium, Anaheim, CA

Sun May 05 1974, 6:33 AM EDT
Att. 12,124 - Unknown

AB	35
R	8
H	14
RBI	8
BB	2
SO	2
LOB	11

livebaseballscorecards.com



Batter	1	2	3	4	5	6	7	8	9	AB R H RBI BB SO LOB	TOP																
Paul Blair, R OBP: 0.231, SLG: 0.301 (1, 8)	0-0 E 5-3 4-3 1B	0-0 F9		0-0 5-3		0-0 1-H HR		0-0 4-3		5 2 2 2 0 0 3																	
Bobby Grich, R OBP: 0.450, SLG: 0.517 (1, 4)	0-0 5-3 1-2		0-3 K	0-0 5-3		0-0 F7		0-0 F3		5 0 0 0 0 1 2																	
Tommy Davis, R OBP: 0.295, SLG: 0.337 (1, 10)	0-0 4-3 2-H		0-0 F7		0-0 6-3	4-0 BB			0-0 FC6-4 1B	4 0 1 1 1 0 0																	
Earl Williams, R OBP: 0.284, SLG: 0.221 (1, 2)	0-0 G3		0-0 1B 1B		0-3 K	0-0 F7			0-0 F8	5 1 1 0 0 1 2																	
Don Baylor, R OBP: 0.275, SLG: 0.192 (1, 7)		4-0 1B E BB	0-0 1-3 1B		0-0 2B 1B		0-0 5-3		0-0 FC6-4 1-2f	4 2 2 0 1 0 1																	
Brooks Robinson, R OBP: 0.390, SLG: 0.422 (1, 5)		0-0 E 1B	0-0 1-2 1B		0-0 1-H 2B		0-0 2B		4-0 2-3 IBB	4 0 4 2 1 0 0																	
Jim Fuller, R OBP: 0.275, SLG: 0.324 Rich Coggins, L OBP: 0.229, SLG: 0.222 (5, PH) (5, 9)		0-0 F3	0-0 F8		0-0 F8		0-3 K		0-0 4-3	2 0 0 0 0 0 4 3 0 0 0 0 1 4																	
Enos Cabell, R OBP: 0.333, SLG: 0.200 Boog Powell, L OBP: 0.273, SLG: 0.349 (6, PH) (6, 3)		0-0 E5 1-2 3-H		0-0 SH2-3 1B		0-3 K		0-0 F9		2 0 1 1 0 0 1 2 0 0 0 0 1 1																	
Mark Belanger, R OBP: 0.274, SLG: 0.313 (1, 6)		0-0 F9		0-0 SH2-3 1-2		4-0 HR BB		0-0 6-3		2 1 0 0 1 0 2																	
Inning Stats	R: 1 E: 1 K: 0 S: 4	H: 1 LOB: 0 BB: 0 P: 4	R: 1 E: 1 K: 0 S: 5	H: 1 LOB: 2 BB: 1 P: 9	R: 1 E: 0 K: 1 S: 8	H: 3 LOB: 2 BB: 0 P: 8	R: 0 E: 0 K: 0 S: 4	H: 1 LOB: 1 BB: 0 P: 4	R: 1 E: 0 K: 1 S: 7	H: 2 LOB: 1 BB: 0 P: 7	R: 2 E: 0 K: 1 S: 6	H: 1 LOB: 1 BB: 2 P: 14	R: 0 E: 0 K: 1 S: 6	H: 1 LOB: 1 BB: 0 P: 6	R: 0 E: 0 K: 0 S: 3	H: 0 LOB: 0 BB: 0 P: 3	R: 0 E: 1 K: 0 S: 4	H: 1 LOB: 2 BB: 1 P: 8	1B: 8 2B: 2 3B: 0 HR: 1	SF: 0 SAC: 1 DP: 0 HBP: 0	WP: 0 PB: 0 SB: 2 CS: 0	PA: 43					
PITCHER	IP	WLS	BF	H	R	ER	SO	BB	IBB	HBP	BLK	WP	HR	S	P	ERA	WHIP										
Paul Lindblad, L ERA: 1.96 (1, 1)	4.2	L	24	8	4	3	2	1	0	0	0	0	0	27	31	5.79	1.929										
Leon Hooten, R ERA: 3.24 (5, 1)	1.1		7	1	2	2	1	2	0	0	0	0	1	7	15	13.50	2.250										
Darold Knowles, L ERA: 5.25 (7, 1)	3.0		12	2	0	0	1	0	1	0	0	0	0	13	17	0.00	0.667										

Baltimore Orioles @ Oakland Athletics
Oakland-Alameda County Coliseum, Oakland, CA

Mon May 06 1974, 7:05 PM PDT
Att. 22,322 - Unknown

livebaseballscorecards.com

AB	38
R	6
H	11
RBI	6
BB	4
SO	4
LOB	20



Batter	1	2	3	4	5	6	7	8	9	AB	R	H	RBI	BB	SO	LOB
Bill North, S OBP: 0.257, SLG: 0.245 (1, 8)	0-0 F4		0-0 5-3			0-0 FC1-2 1B		0-0 F9		4	0	1	0	0	0	0
Bert Campaneris, R OBP: 0.316, SLG: 0.321 (1, 6)	0-0 HR 1B		0-0 1-3			0-0 1-2 E 1B		0-3 K		4	1	2	0	0	1	0
Joe Rudi, R OBP: 0.369, SLG: 0.529 (1, 7)	0-0 1-2 HR			0-0 F9		0-0 1-2 2-3 E 1B		0-0 F2		4	1	2	1	0	0	0
Reggie Jackson, L OBP: 0.442, SLG: 0.792 (1, 9)	0-0 HR			0-0 6-3		0-0 FC1-2 FC5-4			0-0 4-3	4	1	1	1	0	0	2
Deron Johnson, R OBP: 0.157, SLG: 0.085 (1, 3)	0-0 4-3			0-0 6-3		0-0 FC5-4			0-3 K	4	0	0	0	0	1	2
Gene Tenace, R OBP: 0.345, SLG: 0.318 (1, 2)		0-0 6-3			0-0 F7		0-3 K		0-0 5-3	4	0	0	0	0	1	0
Angel Mangual, R OBP: 0.200, SLG: 0.286 (1, 10)		0-0 L6			0-0 5-3		0-0 5-3			3	0	0	0	0	0	0
Ted Kubiak, S OBP: 0.224, SLG: 0.167 (1, 5)		0-3 K			0-0 6-3		0-0 1B			3	0	1	0	0	1	0
John Donaldson, L OBP: 0.250, SLG: 0.250 (1, 4)			0-0 F5			0-0 4-3		0-0 F7		3	0	0	0	0	0	1

Inning Stats	R: 2 E: 0 K: 0 S: 5	H: 3 LOB: 0 BB: 0 P: 5	R: 0 E: 0 K: 1 S: 5	H: 0 LOB: 0 BB: 0 P: 5	R: 0 E: 0 K: 0 S: 3	H: 0 LOB: 0 BB: 0 P: 3	R: 0 E: 0 K: 0 S: 3	H: 0 LOB: 0 BB: 0 P: 3	R: 1 E: 1 K: 0 S: 6	H: 3 LOB: 2 BB: 0 P: 6	R: 0 E: 0 K: 1 S: 6	H: 1 LOB: 1 BB: 0 P: 6	R: 0 E: 0 K: 1 S: 5	H: 0 LOB: 0 BB: 0 P: 5	R: 0 E: 0 K: 1 S: 5	H: 0 LOB: 0 BB: 0 P: 5	1B: 5 2B: 0 3B: 0 HR: 2	SF: 0 SAC: 0 DP: 0 HBP: 0	WP: 0 PB: 0 SB: 2 CS: 0	PA: 33
---------------------	------------------------------	---------------------------------	------------------------------	---------------------------------	------------------------------	---------------------------------	------------------------------	---------------------------------	------------------------------	---------------------------------	------------------------------	---------------------------------	------------------------------	---------------------------------	------------------------------	---------------------------------	----------------------------------	------------------------------------	----------------------------------	--------

PITCHER Mike Cuellar, L ERA: 4.75 (1, 1)	IP 9.0	WLS W	BF 33	H 7	R 3	ER 2	SO 4	BB 0	IBB 0	HBP 0	BLK 0	WP 0	HR 2	S 41	P 41	ERA 2.00	WHIP 0.778	PITCHER	IP 9.0	WLS W	BF 33	H 7	R 3	ER 2	SO 4	BB 0	IBB 0	HBP 0	BLK 0	WP 0	HR 2	S 41	P 41	ERA 2.00	WHIP 0.778
---	-----------	----------	----------	--------	--------	---------	---------	---------	----------	----------	----------	---------	---------	---------	---------	-------------	---------------	----------------	-----------	----------	----------	--------	--------	---------	---------	---------	----------	----------	----------	---------	---------	---------	---------	-------------	---------------

BOTTOM

Baltimore Orioles @ Oakland Athletics
Oakland-Alameda County Coliseum, Oakland, CA
Mon May 06 1974, 7:05 PM PDT
Att. 22,322 - Unknown

livebaseballscorecards.com

AB	33
R	3
H	7
RBI	2
BB	0
SO	4
LOB	5



Batter	1	2	3	4	5	6	7	8	9	AB R H RBI BB SO LOB	TOP	
Paul Blair, R OBP: 0.274, SLG: 0.333 (1, 8) X	0-0 G6-4-3 1B 1B	0-0 FC6-4 1B		0-0 S 1B 1B	4-0 BB		0-0 F6 1-3		0-0 FC1-4 1B	5 1 4 1 1 0 1		
Bobby Grich, R OBP: 0.452, SLG: 0.543 (1, 4) X	0-0 G6-4-3 1B	0-0 FC6-4		1-0 E 1B HBP	0-3 K			0-0 HR	0-0 F8	5 2 2 1 0 1 5		
Tommy Davis, R OBP: 0.297, SLG: 0.337 (1, 10) X	0-0 G6-4-3 1-2f 2-3		0-0 4-3	0-0 FC6-5 BB 1B		0-0 F7		0-0 1B 1B 1B	0-0 FC1-4	6 1 2 2 0 0 3		
Earl Williams, R OBP: 0.299, SLG: 0.233 (1, 2) X	0-0 F9		0-0 F7	4-0 E FC6-5 BB		0-0 FC6-4 1B		0-0 1B 1B	0-0 F7	5 1 2 0 1 0 2		
Don Baylor, R OBP: 0.281, SLG: 0.205 (1, 7) X		0-0 1B 1B	0-0 S 2B 1B	0-0 FC6-5 FC6-4		0-0 FC6-4 S		0-3 K		5 2 2 0 0 1 6		
Brooks Robinson, R OBP: 0.390, SLG: 0.432 (1, 5) X		0-3 K	0-0 1-H 2B	0-0 FC6-4		0-0 6-3		0-0 FC5 1B 1B		5 0 2 1 0 1 4		
Jim Fuller, R OBP: 0.289, SLG: 0.333 (1, 9) X		0-0 1B 1B 1-3	0-3 K	0-3 K		0-0 6-3		0-0 1-2 2-H 3-H 1B		5 0 2 2 0 2 3		
Enos Cabell, R OBP: 0.455, SLG: 0.400 (1, 3) X		0-0 1B 1-2 3-H 1B		0-0 1B 1B	0-0 CS 1B		0-3 K	0-0 F9		5 1 3 1 0 1 2		
Mark Belanger, R OBP: 0.282, SLG: 0.319 (1, 6) X		0-0 F7		0-0 S 1B 1B	0-0 F8		0-0 E 1B	0-0 FC5		5 1 2 0 0 0 5		
Inning Stats	R: 0 E: 0 K: 0 S: 4 H: 2 LOB: 1 BB: 0 P: 4	R: 1 E: 0 K: 1 S: 9 H: 4 LOB: 3 BB: 0 P: 9	R: 1 E: 0 K: 1 S: 7 H: 2 LOB: 1 BB: 0 P: 7	R: 4 E: 1 K: 1 S: 9 H: 4 LOB: 2 BB: 1 P: 14	R: 0 E: 0 K: 1 S: 5 H: 1 LOB: 1 BB: 1 P: 9	R: 0 E: 0 K: 0 S: 4 H: 1 LOB: 1 BB: 0 P: 4	R: 0 E: 1 K: 1 S: 6 H: 1 LOB: 1 BB: 0 P: 6	R: 3 E: 0 K: 1 S: 10 H: 5 LOB: 2 BB: 0 P: 10	R: 0 E: 0 K: 0 S: 4 H: 1 LOB: 1 BB: 0 P: 4	1B: 19 2B: 1 3B: 0 HR: 1 SF: 0 SAC: 0 DP: 1 HBP: 1	WP: 0 PB: 0 SB: 4 CS: 1 PA: 49	
PITCHER	IP WLS BF H R ER SO BB IBB HBP BLK WP HR S P ERA WHIP											
Ken Holtzman, L ERA: 3.83 (1, 1)	3.0 L 19 11 5 5 2 0 0 0 0 0 0 0 23 23 15.00 3.667											
Blue Moon Odom, R ERA: 9.28 (4, 1)	4.1 24 9 4 4 4 2 0 1 0 0 0 1 29 38 8.31 2.538											
Dave Hamilton, L ERA: 5.54 (8, 1)	1.2 6 1 0 0 0 0 0 0 0 0 0 0 6 6 0.00 0.600											

Baltimore Orioles @ Oakland Athletics
Oakland-Alameda County Coliseum, Oakland, CA
Tue May 07 1974, 7:05 PM PDT
Att. 2,718 - Unknown

livebaseballscorecards.com

AB	46
R	9
H	21
RBI	8
BB	2
SO	6
LOB	31



Batter	1	2	3	4	5	6	7	8	9	AB	R	H	RBI	BB	SO	LOB
Bill North, S (1, 8) OBP: 0.248, SLG: 0.235	0-0 6-3		0-0 F3		0-0 L6			0-0 6-3		4	0	0	0	0	0	0
Bert Campaneris, R (1, 6) OBP: 0.306, SLG: 0.309	0-0 4-3		0-0 G3		0-0 F9			0-0 F9		4	0	0	0	0	0	0
Joe Rudi, R (1, 7) OBP: 0.365, SLG: 0.528 Champ Summers, L (9, 7)	0-0 1-3		0-0 2B					0-0 F8		4	0	1	0	0	1	0
Reggie Jackson, L (1, 9) OBP: 0.448, SLG: 0.788 Jesus Alou, R (9, 9) OBP: 0.226, SLG: 0.233		0-0 1B E 1B	0-0 5-3					0-0 FC6-4 1B	0-0 WP SF7 2B	3	1	2	0	0	0	1
Deron Johnson, R (1, 3) OBP: 0.182, SLG: 0.180		0-0 E 1-2 1B		0-0 HR				0-0 FC6-4 1-2f	0-0 SF7 2-H	3	1	2	2	0	0	1
Gene Tenace, R (1, 2) OBP: 0.351, SLG: 0.319 Herb Washington, R (9, PR)		0-0 F9		4-0 G4-3 BB				0-0 F8	0-0 L4-3 1B	3	0	1	0	1	0	3
Angel Mangual, R (1, 10) OBP: 0.158, SLG: 0.222		0-3 K		0-0 G4-3 1-2f				0-0 4-3	0-0 L4-3 1-2	4	0	0	0	0	1	4
Ted Kubiak, S (1, 5) OBP: 0.213, SLG: 0.158		0-0 E4 1-3 2-H		0-0 1-3				0-0 F9		3	0	0	0	0	0	1
John Donaldson, L (1, 4) OBP: 0.182, SLG: 0.182		0-0 F6			0-0 F7			0-0 4-3		3	0	0	0	0	0	2

Inning Stats	R: 0 E: 0 K: 0 S: 3	H: 0 LOB: 0 BB: 0 P: 3	R: 1 E: 1 K: 1 S: 8	H: 2 LOB: 2 BB: 0 P: 8	R: 0 E: 0 K: 0 S: 4	H: 1 LOB: 1 BB: 0 P: 4	R: 1 E: 0 K: 0 S: 3	H: 1 LOB: 0 BB: 1 P: 7	R: 0 E: 0 K: 0 S: 3	H: 0 LOB: 0 BB: 0 P: 3	R: 0 E: 0 K: 1 S: 6	H: 1 LOB: 1 BB: 0 P: 6	R: 0 E: 0 K: 0 S: 3	H: 0 LOB: 0 BB: 0 P: 3	R: 0 E: 0 K: 0 S: 3	H: 0 LOB: 0 BB: 0 P: 3	R: 1 E: 0 K: 0 S: 4	H: 2 LOB: 1 BB: 0 P: 4	1B: 4 2B: 3 3B: 0 HR: 1	SF: 1 SAC: 0 DP: 2 HBP: 0		
PITCHER Ross Grimsley, L (1, 1) ERA: 2.44	IP: 9.0	WLS: W	BF: 34	H: 7	R: 3	ER: 2	SO: 2	BB: 1	IBB: 0	HBP: 0	BLK: 0	WP: 1	HR: 1	S: 37	P: 41	ERA: 2.00	WHIP: 0.889					
PITCHER	IP	WLS	BF	H	R	ER	SO	BB	IBB	HBP	BLK	WP	HR	S	P	ERA	WHIP	WP: 1	PA: 34	PB: 0	SB: 0	CS: 0


BOTTOM


Baltimore Orioles @ Oakland Athletics
Oakland-Alameda County Coliseum, Oakland, CA

Tue May 07 1974, 7:05 PM PDT
Att. 2,718 - Unknown

livebaseballscorecards.com

AB	32
R	3
H	7
RBI	2
BB	1
SO	2
LOB	12



Batter	1	2	3	4	5	6	7	8	9	AB R H RBI BB SO LOB	TOP		
Paul Blair, R (1, 8) OBP: 0.264, SLG: 0.321 Rich Coggins, L (6, 8) OBP: 0.236, SLG: 0.231	0-0 6-3		0-0 F6			0-0 5-3		0-0 G5-4-3 1B	0-0 6-3	3 0 0 0 0 0 1 2 0 1 0 0 0 0	<p>Baltimore Orioles @ Oakland Athletics Oakland-Alameda County Coliseum, Oakland, CA</p> <p>Wed May 08 1974, 7:05 PM PDT Att. 2,980 - Unknown</p> <p>livebaseballscorecards.com</p> <p>AB 33 R 3 H 7 RBI 3 BB 4 SO 1 LOB 17</p> 		
Bobby Grich, R (1, 4) OBP: 0.454, SLG: 0.532	4-0 BB		0-0 G5-4-3 1-2f			4-0 BB		0-0 G5-4-3 1-2f		2 0 0 0 2 0 2			
Tommy Davis, R (1, 10) OBP: 0.295, SLG: 0.333	0-0 F7			0-0 F7		0-0 L7		0-0 HR 1B		4 1 1 0 0 0 2			
Earl Williams, R (1, 2) OBP: 0.297, SLG: 0.273	0-0 F5			0-0 1-3		0-0 F8		0-0 HR		4 1 1 2 0 0 2			
Don Baylor, R (1, 7) OBP: 0.290, SLG: 0.230 (8, 9)		0-0 E6 1B		0-0 E1		0-0 1B 2B		0-0 BB 1B		4 1 2 0 0 0 0			
Brooks Robinson, R (1, 5) OBP: 0.394, SLG: 0.429		0-0 G4-6-3 1-2 1B		0-0 F9		0-0 5-3		4-0 BB		3 0 1 0 1 0 2			
Jim Fuller, R (1, 9) OBP: 0.292, SLG: 0.333 Al Bumbry, L (8, PH) OBP: 0.230, SLG: 0.304 (8, 7)		0-0 F3			0-0 5-3		0-0 FC6-4 1B 2-H	0-0 F8		3 0 1 1 0 0 2 1 0 0 0 0 0 2			
Enos Cabell, R (1, 3) OBP: 0.357, SLG: 0.308 Mike Reinbach, L (9, PH) OBP: 0.278, SLG: 0.313		0-0 G4-6-3 1-2f			0-0 4-3		0-0 F8		0-0 3-1	3 0 0 0 0 0 3 1 0 0 0 0 0 0			
Mark Belanger, R (1, 6) OBP: 0.284, SLG: 0.310 Boog Powell, L (9, PH) OBP: 0.267, SLG: 0.341		4-0 BB		0-0 G5-4-3 BB		0-0 6-3		0-0 FC6-4 1-2f	0-3 K	2 0 0 0 1 0 1 1 0 0 0 0 1 0			
Inning Stats	R: 0 H: 0 E: 0 LOB: 1 K: 0 BB: 1 S: 3 P: 7	R: 0 H: 1 E: 1 LOB: 1 K: 0 BB: 0 S: 4 P: 4	R: 0 H: 0 E: 0 LOB: 0 K: 0 BB: 1 S: 2 P: 6	R: 0 H: 0 E: 1 LOB: 1 K: 0 BB: 0 S: 4 P: 4	R: 0 H: 0 E: 0 LOB: 0 K: 0 BB: 0 S: 3 P: 3	R: 0 H: 0 E: 0 LOB: 1 K: 0 BB: 1 S: 3 P: 7	R: 1 H: 2 E: 0 LOB: 1 K: 0 BB: 0 S: 5 P: 5	R: 2 H: 4 E: 0 LOB: 2 K: 0 BB: 1 S: 6 P: 10	R: 0 H: 0 E: 0 LOB: 0 K: 1 BB: 0 S: 5 P: 5	1B: 5 SF: 0 2B: 1 SAC: 0 3B: 0 DP: 3 HR: 1 HBP: 0		WP: 0 PA: 37 PB: 0 SB: 0 CS: 0	
PITCHER	IP WLS BF H R ER SO BB IBB HBP BLK WP HR S P ERA WHIP											PITCHER	IP WLS BF H R ER SO BB IBB HBP BLK WP HR S P ERA WHIP
Vida Blue, L (1, 1) ERA: 4.88 Rollie Fingers, R (8, 1) ERA: 2.88	7.2 W 31 6 3 3 0 3 0 0 0 0 0 1 28 40 3.52 1.174												

Batter	1	2	3	4	5	6	7	8	9
Bill North, S OBP: 0.263, SLG: 0.248 (1, 8) X	0-0 2B	4-0 1B BB		4-0 BB BB		0-0 1-3		0-0 1-3	
Bert Campaneris, R OBP: 0.325, SLG: 0.333 (1, 6) X	0-0 F9 1B 2B	0-0 1B		4-0 5-3 BB		0-0 3B 1B		0-0 F8	
Joe Rudi, R OBP: 0.358, SLG: 0.531 (1, 7) X	0-0 F9 2-3	0-3 K 1-2		0-0 5-3 1-2		0-0 1B 3B		0-0 F9	
Reggie Jackson, L OBP: 0.458, SLG: 0.784 (1, 9) X	0-0 1B 1B	4-0 FC4-6 IBB		0-0 4-3		0-0 1B			
Deron Johnson, R OBP: 0.186, SLG: 0.185 (1, 10) X	0-0 E 1B 1B	0-0 FC4-6		0-3 K		0-3 K			
Gene Tenace, R OBP: 0.364, SLG: 0.362 (1, 3) X	0-0 E8 1B		0-0 HR		4-0 WP BB		0-0 6-3		
Ray Fosse, R OBP: 0.277, SLG: 0.403 (1, 2) X	0-0 5-3		0-0 5-3		0-0 F6		4-0 BB		
Ted Kubiak, S OBP: 0.200, SLG: 0.148 (1, 5) (8, 4) X	0-0 4-3		0-0 5-3		0-0 F9		0-3 K		
John Donaldson, L OBP: 0.143, SLG: 0.143 Jesus Alou, R OBP: 0.219, SLG: 0.226 Larry Haney, R OBP: 0.400, SLG: 0.400 (1, 4) (7, PH) (8, 5) X		0-0 F7	0-0 F8			0-0 6-3	0-0 F7		

AB	R	H	RBI	BB	SO	LOB
3	2	1	0	2	0	0
4	2	3	2	1	0	0
5	1	1	1	0	1	3
3	1	2	2	1	0	1
4	0	1	0	0	2	3
3	1	2	2	1	0	0
3	0	0	0	1	0	3
4	0	0	0	0	1	4
3	0	0	0	0	0	0
1	0	0	0	0	0	1
0	0	0	0	0	0	0

BOTTOM

Baltimore Orioles @ Oakland Athletics
Oakland-Alameda County Coliseum, Oakland, CA
 Wed May 08 1974, 7:05 PM PDT
 Att. 2,980 - Unknown


livebaseballscorecards.com

AB	33
R	7
H	10
RBI	7
BB	6
SO	4
LOB	15



1B: 6	SF: 0	WP: 1	PA: 39
2B: 2	SAC: 0	PB: 0	
3B: 1	DP: 0	SB: 2	
HR: 1	HBP: 0	CS: 1	

Inning Stats		R: 3	H: 5	E: 1	K: 0	S: 8	R: 1	H: 1	E: 0	K: 1	S: 6	R: 1	H: 1	E: 0	K: 0	S: 4	R: 0	H: 0	E: 0	K: 0	S: 2	R: 0	H: 0	E: 0	K: 1	S: 5	R: 2	H: 3	E: 0	K: 1	S: 8	R: 0	H: 0	E: 0	K: 1	S: 5	R: 0	H: 0	E: 0	K: 0	S: 3
PITCHER		IP	WLS	BF	H	R	ER	SO	BB	IBB	HBP	BLK	WP	HR	S	P	ERA	WHIP																							
Jim Palmer, R ERA: 3.05	(1, 1)	2.0	L	15	7	5	5	1	1	1	0	0	0	0	15	23	22.50	4.000																							
Don Hood, L ERA: 2.13	(3, 1)	5.0		21	3	2	2	3	4	0	0	0	1	0	23	39	3.60	1.400																							
Jesse Jefferson, R ERA: 10.13	(8, 1)	1.0		3	0	0	0	0	0	0	0	0	0	0	3	3	0.00	0.000																							

Batter	1	2	3	4	5	6	7	8	9	10	AB R H RBI BB SO LOB	TOP	
Al Bumbry, L (1, 7) S OBP: 0.231, SLG: 0.300 Don Baylor, R (10, PH) S OBP: 0.287, SLG: 0.230 (10, 7)	0-3 K		X 0-0 S 1B		X 0-0 F8			X 0-0 4-3		X 0-0 SF8	4 0 1 0 0 1 2 0 0 0 1 0 0 0	Baltimore Orioles @ Cleveland Indians Cleveland Municipal Stadium, Cleveland, OH Fri May 10 1974, 7:05 PM EDT Att. 17,889 - Unknown	
Rich Coggins, L (1, 9) X OBP: 0.221, SLG: 0.214	0-0 L1-3		X 0-0 4-3					X 0-0 L5		X 0-0 F9	5 0 0 0 0 0 4		
Bobby Grich, R (1, 4) X OBP: 0.447, SLG: 0.515	0-0 5-3			X 0-0 5-3		H 1-0 G5-4-3 HBP			X 0-0 F7		3 0 0 0 0 0 0		
Tommy Davis, R (1, 10) S OBP: 0.284, SLG: 0.320		0-3 K		X 0-0 F5		X 0-0 G5-4-3			X 0-0 5-3		4 0 0 0 0 1 1		
Boog Powell, L (1, 3) S OBP: 0.286, SLG: 0.354 Enos Cabell, R (10, PR) S OBP: 0.357, SLG: 0.308 (10, 3)		0-0 L1-4-3 1B		X 0-0 F8				X 0-0 F8		X 0-0 SH1-4 1B	4 0 2 0 0 0 0 0 1 0 0 0 0 0		
Paul Blair, R (1, 8) X OBP: 0.256, SLG: 0.310	0-0 L1-4-3			X 0-0 6-3				X 0-0 5-3		X 0-0 SH1-4	3 0 0 0 0 0 1		
Brooks Robinson, R (1, 5) X OBP: 0.389, SLG: 0.416			X 0-0 6-3		X 0-0 F8			X 0-0 5-3		4-0 BB 1B IBB	3 1 0 0 1 0 0		
Earl Williams, R (1, 2) X OBP: 0.316, SLG: 0.278			X 0-0 L1-3		B B B B 4-0 2B BB			B B B B 4-0 L1-6-3 BB		X 0-0 SF8 BB 1B	2 0 1 1 2 0 0		AB 31 R 3 H 6 RBI 3 BB 4 SO 2 LOB 9
Mark Belanger, R (1, 6) X OBP: 0.306, SLG: 0.378			X 0-0 HR		X 0-0 1-3 2B			X 0-0 L1-6-3		B B B B 4-0 SF8 BB	3 1 2 1 1 0 1		
Inning Stats	R: 0 H: 0 E: 0 LOB: 0 K: 1 BB: 0 S: 5 P: 5	R: 0 H: 1 E: 0 LOB: 0 K: 1 BB: 0 S: 5 P: 5	R: 1 H: 2 E: 0 LOB: 1 K: 0 BB: 0 S: 5 P: 5	R: 0 H: 0 E: 0 LOB: 0 K: 0 BB: 0 S: 3 P: 3	R: 0 H: 1 E: 0 LOB: 2 K: 0 BB: 1 S: 4 P: 8	R: 0 H: 0 E: 0 LOB: 0 K: 0 BB: 0 S: 2 P: 3	R: 0 H: 0 E: 0 LOB: 0 K: 0 BB: 0 S: 3 P: 3	R: 0 H: 0 E: 0 LOB: 0 K: 0 BB: 1 S: 2 P: 6	R: 0 H: 0 E: 0 LOB: 0 K: 0 BB: 0 S: 3 P: 3	R: 2 H: 2 E: 0 LOB: 3 K: 0 BB: 2 S: 5 P: 13	1B: 4 SF: 1 2B: 1 SAC: 1 3B: 0 DP: 3 HR: 1 HBP: 1		WP: 0 PA: 38 PB: 0 SB: 1 CS: 0
PITCHER Steve Kline, R (1, 1) ERA: 2.92 Milt Wilcox, R (10, 1) ERA: 2.66 Tom Hilgendorf, L (10, 1) ERA: 9.35	IP WLS BF H R ER SO BB IBB HBP BLK WP HR S P ERA WHIP 9.1 L 35 6 3 3 2 2 1 1 0 0 0 1 48 2.89 0.857 0.0 1 0 0 0 0 1 0 0 0 0 0 0 4 ∞ ∞ 0.2 2 0 0 0 0 0 0 0 0 0 0 2 2 0.00 0.000	PITCHER IP WLS BF H R ER SO BB IBB HBP BLK WP HR S P ERA WHIP											

Batter	1	2	3	4	5	6	7	8	9	10	AB R H RBI BB SO LOB	BOTTOM											
Frank Duffy, R OBP: 0.229, SLG: 0.333 (1, 6) X	0-0 6-3			0-0 CS 1B			0-0 HR		0-0 SH1-2 1-2		3 1 2 1 0 0 0	Baltimore Orioles @ Cleveland Indians Cleveland Municipal Stadium, Cleveland, OH Fri May 10 1974, 7:05 PM EDT Att: 17,889 - Unknown											
John Lowenstein, L OBP: 0.364, SLG: 0.327 (1, 7) X	0-0 F9			0-3 K 1-2			0-0 4-3		0-3 K		4 0 0 0 0 2 2												
Buddy Bell, R OBP: 0.303, SLG: 0.389 (1, 5) X	0-0 1-3			0-0 1B			0-0 F8		0-0 F8		4 0 1 0 0 0 1												
John Ellis, R OBP: 0.331, SLG: 0.391 (1, 3) Ossie Blanco, R OBP: 0.571, SLG: 0.400 (10, PR)				0-0 L3 1B			0-0 4-3			0-0 G6-4-3 1B	4 0 2 0 0 1 0 0 0 0 0 0 0 0												
Charlie Spikes, R OBP: 0.353, SLG: 0.518 (1, 9)				0-0 L3 1-2			4-0 G5-4-3 BB		0-0 F4	0-0 G6-4-3 1-2f	3 0 0 0 1 0 2												
George Hendrick, R OBP: 0.291, SLG: 0.391 (1, 8)				0-0 F4			0-0 G5-4-3 1-2f		0-0 F4	0-0 F8	4 0 0 0 0 0 2												
Oscar Gamble, L OBP: 0.392, SLG: 0.529 (1, 10)							0-0 1-3		0-0 2B		3 0 1 0 0 0 0												
Dave Duncan, R OBP: 0.283, SLG: 0.410 (1, 2)				0-0 6-3			0-0 F8		0-0 F5		3 0 0 0 0 0 1												
Remy Hermoso, R OBP: 0.260, SLG: 0.282 (1, 4)				0-0 6-3			0-0 L8		0-0 SH1-2 1B		3 0 1 0 0 0 0												
Inning Stats	R: 0 E: 0 K: 0 S: 3	H: 0 LOB: 0 BB: 0 P: 3	R: 0 E: 0 K: 0 S: 3	H: 1 LOB: 0 BB: 0 P: 3	R: 0 E: 0 K: 0 S: 3	H: 0 LOB: 0 BB: 0 P: 3	R: 0 E: 0 K: 1 S: 5	H: 2 LOB: 1 BB: 0 P: 5	R: 0 E: 0 K: 1 S: 4	H: 0 LOB: 0 BB: 1 P: 8	R: 1 E: 0 K: 0 S: 4		H: 1 LOB: 0 BB: 0 P: 4	R: 0 E: 0 K: 0 S: 4	H: 1 LOB: 1 BB: 0 P: 4	R: 0 E: 0 K: 1 S: 6	H: 1 LOB: 1 BB: 0 P: 6	R: 0 E: 0 K: 0 S: 3	H: 1 LOB: 1 BB: 0 P: 3	1B: 5 2B: 2 3B: 0 HR: 1	SF: 0 SAC: 1 DP: 3 HBP: 0	WP: 0 PB: 0 SB: 0 CS: 1	PA: 33
PITCHER	IP WLS BF H R ER SO BB IBB HBP BLK WP HR S P ERA WHIP																						
Dave McNally, L ERA: 3.02 (1, 1)	9.0	30	6	1	1	3	1	0	0	0	0	0	1	35	39	1.00	0.778						
Bob Reynolds, R ERA: 0.54 (10, 1)	1.0	3	1	0	0	0	0	0	0	0	0	0	0	3	3	0.00	1.000						

livebaseballscorecards.com

AB	31
R	1
H	7
RBI	1
BB	1
SO	3
LOB	8



Batter	1	2	3	4	5	6	7	8	9	AB R H RBI BB SO LOB	TOP											
Paul Blair, R OBP: 0.281, SLG: 0.344 (1, 8) X	0-0 F9 1B 2B	0-3 K		0-0 E7 1B		0-0 1B 1B	0-0 2B 1B	0-3 K		6 3 4 2 0 2 2												
Bobby Grich, R OBP: 0.450, SLG: 0.539 (1, 4) X	0-0 F9 2-3	0-0 6-3		0-3 K		0-0 1B 1B	4-0 2B BB		0-0 HR	5 1 2 2 1 1 3												
Tommy Davis, R OBP: 0.287, SLG: 0.330 (1, 10) X	0-0 1-3		0-0 F7		0-0 5-3	0-0 1B	0-0 2B		0-0 4-3	6 0 2 2 0 0 1												
Earl Williams, R OBP: 0.317, SLG: 0.274 (1, 3) X	0-0 1B 1B		0-0 F8		4-0 FC6-4 BB	0-0 F8	0-3 K		0-0 F4	5 1 1 1 1 1 4												
Don Baylor, R OBP: 0.308, SLG: 0.258 (1, 7) X	0-0 1B 1B		0-3 K		0-0 FC6-4 1B	0-0 F5		0-0 HR 1B	0-0 FC6-4 1B	6 1 4 0 0 1 2												
Brooks Robinson, R OBP: 0.387, SLG: 0.421 (1, 5) X	0-0 1B			0-0 1B 2B		0-0 FC6-4	0-0 F6	0-0 F8	0-0 FC6-4	6 1 2 1 0 0 4												
Jim Fuller, R OBP: 0.302, SLG: 0.460 (1, 9) X	0-0 P1			0-0 1-3		0-0 F6		0-0 HR HR		5 2 2 3 0 0 5												
Andy Etchebarren, R OBP: 0.222, SLG: 0.212 (1, 2) X		0-0 4-3		0-3 K		0-0 5-3	0-0 4-3	0-0 4-3		5 0 0 0 0 1 1												
Mark Belanger, R OBP: 0.344, SLG: 0.430 (1, 6) X		0-0 S 1B		0-0 E 1B		0-0 1B 1B	0-0 1B 2B	0-0 1B		5 3 5 0 0 0 0												
Inning Stats	R: 2 E: 0 K: 0 S: 7	H: 4 LOB: 2 BB: 0 P: 7	R: 0 E: 0 K: 1 S: 6	H: 1 LOB: 1 BB: 0 P: 6	R: 0 E: 0 K: 1 S: 5	H: 0 LOB: 0 BB: 0 P: 5	R: 2 E: 1 K: 2 S: 10	H: 3 LOB: 1 BB: 0 P: 10	R: 0 E: 0 K: 0 S: 4	H: 1 LOB: 2 BB: 1 P: 8	R: 2 E: 0 K: 0 S: 7	H: 4 LOB: 2 BB: 0 P: 7	R: 3 E: 0 K: 1 S: 9	H: 4 LOB: 2 BB: 1 P: 13	R: 2 E: 0 K: 1 S: 8	H: 3 LOB: 1 BB: 0 P: 8	R: 1 E: 0 K: 0 S: 5	H: 2 LOB: 1 BB: 0 P: 5	1B: 15 2B: 4 3B: 0 HR: 3	SF: 0 SAC: 0 DP: 0 HBP: 0	WP: 0 PB: 0 SB: 1 CS: 0	PA: 51
PITCHER	IP WLS BF H R ER SO BB IBB HBP BLK WP HR S P ERA WHIP																					
Fritz Peterson, L ERA: 5.23 (1, 1)	0.2 L 6 4 2 2 0 0 0 0 0 0 0 0 6 6 27.00 6.000																					
Dick Bosman, R ERA: 9.39 (1, 1)	3.0 13 4 2 1 3 0 0 0 0 0 0 0 19 19 3.00 1.333																					
Fred Beene, R ERA: 2.95 (4, 1)	2.1 13 5 2 2 1 1 0 0 0 0 0 0 14 18 7.71 2.571																					
Ken Sanders, R ERA: 10.38 (7, 1)	3.0 19 9 6 6 2 1 0 0 0 0 0 3 22 26 18.00 3.333																					

Baltimore Orioles @ Cleveland Indians
Cleveland Municipal Stadium, Cleveland, OH
Sat May 11 1974, 3:33 AM EDT
Att. 6,796 - Unknown

livebaseballscorecards.com

AB	49
R	12
H	22
RBI	11
BB	2
SO	6
LOB	22



Batter	1	2	3	4	5	6	7	8	9	AB R H RBI BB SO LOB
Frank Duffy, R OBP: 0.220, SLG: 0.321 (1, 6)	0-0 F7			0-0 F7		0-0 G5-4-3 1-2f			0-0 1-3	4 0 0 0 0 0 2
John Lowenstein, L OBP: 0.364, SLG: 0.328 Rusty Torres, S OBP: 0.286, SLG: 0.167 (1, 7) (9, PH)	0-0 F9			0-0 G6-3 1B			0-0 F3		0-0 L5	3 0 1 0 0 0 0 1 0 0 0 0 0 1
Buddy Bell, R OBP: 0.294, SLG: 0.376 (1, 5)	0-0 5-3			0-0 G6-3 1-2f			0-0 5-3		0-0 F7	4 0 0 0 0 0 2
John Ellis, R OBP: 0.323, SLG: 0.381 Ossie Blanco, R OBP: 0.571, SLG: 0.400 (1, 3) (8, 3)		0-0 F8			0-0 6-3		0-3 K			3 0 0 0 0 0 1 0 0 0 0 0 0 0
Charlie Spikes, R OBP: 0.352, SLG: 0.509 (1, 9)		0-3 K			0-3 K			4-0 G5-3 1B BB		2 0 0 0 1 2 0
George Hendrick, R OBP: 0.300, SLG: 0.425 (1, 8)		0-3 K			0-0 HR			0-0 1-2 1B		3 1 2 1 0 1 0
Oscar Gamble, L OBP: 0.377, SLG: 0.507 (1, 10)			0-0 F8		0-0 F9			0-3 K		3 0 0 0 0 1 2
Dave Duncan, R OBP: 0.274, SLG: 0.395 (1, 2)			0-0 F8			0-0 F2		0-0 G5-3 2-3f		3 0 0 0 0 0 2
Remy Hermoso, R OBP: 0.256, SLG: 0.278 Jack Brohamer, L OBP: 0.452, SLG: 0.417 (1, 4) (5, 4)			0-0 1-3			0-0 G5-4-3 1B			0-0 2B	1 0 0 0 0 0 0 2 0 2 0 0 0 0

Inning Stats	R: 0 E: 0 K: 0 S: 3	H: 0 LOB: 0 BB: 0 P: 3	R: 0 E: 0 K: 2 S: 7	H: 0 LOB: 0 BB: 0 P: 7	R: 0 E: 0 K: 0 S: 3	H: 0 LOB: 0 BB: 0 P: 3	R: 0 E: 0 K: 0 S: 3	H: 1 LOB: 0 BB: 0 P: 3	R: 1 E: 0 K: 1 S: 6	H: 1 LOB: 0 BB: 0 P: 6	R: 0 E: 0 K: 0 S: 3	H: 1 LOB: 0 BB: 0 P: 3	R: 0 E: 0 K: 1 S: 5	H: 0 LOB: 0 BB: 0 P: 5	R: 0 E: 0 K: 1 S: 5	H: 1 LOB: 1 BB: 1 P: 9	R: 0 E: 0 K: 0 S: 4	H: 1 LOB: 1 BB: 0 P: 4	1B: 3 2B: 1 3B: 0 HR: 1	SF: 0 SAC: 0 DP: 3 HBP: 0	WP: 0 PB: 0 SB: 0 CS: 0	PA: 30 ERA WHIP
PITCHER Mike Cuellar, L ERA: 3.89 (1, 1)	IP 9.0	WLS W	BF 30	H 5	R 1	ER 1	SO 5	BB 1	IBB 0	HBP 0	BLK 0	WP 0	HR 1	S 39	P 43	ERA 1.00	WHIP 0.667					ERA WHIP

BOTTOM

Baltimore Orioles @ Cleveland Indians
Cleveland Municipal Stadium, Cleveland, OH

Sat May 11 1974, 3:33 AM EDT
Att. 6,796 - Unknown

AB 29
R 1
H 5
RBI 1
BB 1
SO 5
LOB 9

WP: 0	PA: 30
ERA	WHIP

Batter	1	2	3	4	5	6	7	8	9	AB R H RBI BB SO LOB	TOP											
Dave May, L (1, 9) OBP: 0.234, SLG: 0.370	0-0 HR		0-0 1-3	0-0 F3			0-0 4-3		0-0 E4 1B SF8	5 2 1 1 0 0 2												
Don Money, R (1, 5) OBP: 0.339, SLG: 0.459	0-0 5-3		0-0 5-3			0-0 F9	0-0 FC6-4 1B		0-0 SF8 BB 1B	5 1 2 1 0 0 0												
John Briggs, L (1, 7) OBP: 0.385, SLG: 0.573	0-0 F4		0-0 HR			4-0 BB G6-4-3 BB	0-0 FC6-4 1-2f		4-0 1B BB	3 1 1 1 2 0 1												
George Scott, R (1, 3) OBP: 0.353, SLG: 0.426	0-0 CS 1B		0-0 F9			0-0 G6-4-3 1-2f		0-0 SH1-4 1B	0-0 SF8	4 1 2 1 0 0 1												
Bobby Mitchell, R (1, 10) OBP: 0.327, SLG: 0.404 Bob Sheldon, L (8, PH) OBP: 0.286, SLG: 0.294 Ken Berry, R (9, PH) OBP: 0.259, SLG: 0.200	0-0 CS 1-2	0-0 HR		0-0 5-3		0-3 K		0-0 SH1-4 1-2	0-0 1B	3 1 1 1 0 1 0 0 0 0 0 0 0 0 1 0 1 1 0 0 0												
Bob Coluccio, R (1, 8) OBP: 0.288, SLG: 0.333		0-0 F8		0-0 1B 3B		0-0 F9		0-0 1-3	0-0 F7	5 1 1 0 0 0 3												
Darrell Porter, L (1, 2) OBP: 0.388, SLG: 0.386			0-0 F3		0-0 FC5-4 1B	4-0 BB CS		4-0 1B IBB		2 0 1 1 2 0 0												
Pedro Garcia, R (1, 4) OBP: 0.299, SLG: 0.489		4-0 BB FC6-4 BB		0-0 FC5-4 1B S		0-0 CS 1-2	0-0 F8	0-0 1B		3 1 1 1 1 0 1												
Robin Yount, R (1, 6) OBP: 0.239, SLG: 0.273		0-0 FC6-4 1-2f		0-0 1B 1-H			0-0 4-3 1B 2B		0-0 F8	4 1 2 1 0 0 1												
Inning Stats	R: 1 E: 0 K: 0 S: 4	H: 2 LOB: 0 BB: 0 P: 4	R: 1 E: 0 K: 0 S: 4	H: 1 LOB: 1 BB: 1 P: 8	R: 1 E: 0 K: 0 S: 4	H: 1 LOB: 0 BB: 0 P: 4	R: 2 E: 0 K: 0 S: 6	H: 3 LOB: 1 BB: 0 P: 6	R: 0 E: 0 K: 0 S: 2	H: 0 LOB: 0 BB: 1 P: 6	R: 0 E: 0 K: 1 S: 4	H: 0 LOB: 0 BB: 1 P: 8	R: 1 E: 0 K: 0 S: 5	H: 2 LOB: 1 BB: 0 P: 5	R: 1 E: 0 K: 0 S: 4	H: 2 LOB: 2 BB: 1 P: 8	R: 2 E: 1 K: 0 S: 6	H: 2 LOB: 2 BB: 1 P: 10	1B: 8 2B: 1 3B: 1 HR: 3	SF: 1 SAC: 1 DP: 1 HBP: 0	WP: 0 PB: 0 SB: 1 CS: 2	PA: 44
PITCHER	IP WLS BF H R ER SO BB IBB HBP BLK WP HR S P ERA WHIP																					
Ross Grimsley, L (1, 1) ERA: 3.07	3.1 L 16 6 5 5 0 1 0 0 0 0 3 15 19 13.50 2.100																					
Doyle Alexander, R (4, 1) ERA: 3.55	5.0 22 6 4 2 1 2 1 0 0 0 0 21 33 3.60 1.600																					
Grant Jackson, L (9, 1) ERA: 5.56	0.2 4 1 0 0 0 1 0 0 0 0 0 3 7 0.00 3.000																					

Milwaukee Brewers @ Baltimore Orioles
 Memorial Stadium, Baltimore, MD
 Mon May 13 1974, 7:05 PM EDT
 Att. 5,191 - Unknown

AB	35
R	9
H	13
RBI	9
BB	5
SO	1
LOB	9



Batter	1	2	3	4	5	6	7	8	9	AB R H RBI BB SO LOB
Al Bumbry, L OBP: 0.217, SLG: 0.286 (1, 7) X	0-0 F6		0-0 3-1		0-0 6-3		0-0 SF9			3 0 0 1 0 0 0
Rich Coggins, L OBP: 0.222, SLG: 0.216 (1, 8) X	0-0 BB 1B		0-0 G3		0-0 6-3		0-0 F7			4 1 1 0 0 0 1
Bobby Grich, R OBP: 0.444, SLG: 0.524 (1, 4) B B B B	4-0 6-3 1-2 PB BB		0-3 K		0-0 F9		0-3 K			3 0 0 0 1 2 0
Tommy Davis, R OBP: 0.286, SLG: 0.327 (1, 10) X	0-0 6-3		0-0 G3 1B 1B		0-0 6-3		0-0 5-3			4 1 1 0 0 0 1
Boog Powell, L OBP: 0.283, SLG: 0.404 (1, 3) X	0-0 F6		0-0 G3 1-2		0-0 HR		0-0 4-3			4 1 1 1 0 0 2
Don Baylor, R OBP: 0.306, SLG: 0.258 (1, 9) X		0-0 F8		0-0 L8		0-0 5-3		0-0 G4-3 1B		4 0 1 0 0 0 1
Brooks Robinson, R OBP: 0.398, SLG: 0.432 (1, 5) X		0-0 1B		0-0 1B		0-0 FC4-6 BB SF9 1B		0-0 G4-3 1-2f		4 1 3 1 0 0 1
Earl Williams, R OBP: 0.314, SLG: 0.264 (1, 2) X		0-0 F7		0-3 K		4-0 FC4-6 BB 1-2		0-0 5-3		3 0 0 0 1 1 2
Mark Belanger, R OBP: 0.333, SLG: 0.415 (1, 6) X		0-0 F8		0-0 L8		0-0 FC4-6 1-2f 2-3				3 0 0 0 0 0 3

Inning Stats	R: 1	H: 1	E: 0	LOB: 1	K: 0	P: 8	R: 0	H: 1	E: 0	LOB: 1	K: 0	P: 4	R: 0	H: 0	E: 0	LOB: 0	K: 1	P: 5	R: 1	H: 2	E: 0	LOB: 1	K: 1	P: 7	R: 0	H: 0	E: 0	LOB: 0	K: 0	P: 3	R: 1	H: 1	E: 0	LOB: 0	K: 0	P: 4	R: 0	H: 0	E: 0	LOB: 0	K: 1	P: 5	R: 0	H: 1	E: 0	LOB: 0	K: 0	P: 3	1B: 6	SF: 1	2B: 0	SAC: 0	3B: 0	DP: 1	HR: 1	HBP: 0	WP: 0	PA: 35
	S: 4	BB: 1		BB: 1			S: 4	BB: 0		BB: 0			S: 7	BB: 0		BB: 0	S: 5	BB: 0	S: 4	BB: 0		BB: 0			S: 3	BB: 0		BB: 0	S: 4	BB: 1		BB: 1			S: 5	BB: 0		BB: 0																				

PITCHER	IP	WLS	BF	H	R	ER	SO	BB	IBB	HBP	BLK	WP	HR	S	P	ERA	WHIP
Ed Sprague, R ERA: 2.29 (1, 1)	6.0	W	26	6	4	3	2	2	0	0	0	0	1	28	36	4.50	1.333
Tom Murphy, R ERA: 2.45 (7, 1)	3.0	S	9	1	0	0	1	0	0	0	0	0	0	11	11	0.00	0.333

BOTTOM


Milwaukee Brewers @ Baltimore Orioles
Memorial Stadium, Baltimore, MD

Mon May 13 1974, 7:05 PM EDT
Att. 5,191 - Unknown

livebaseballscores.com

AB	32
R	4
H	7
RBI	3
BB	2
SO	3
LOB	11



Batter	1	2	3	4	5	6	7	8	9	AB R H RBI BB SO LOB	TOP											
Don Money, R (1, 5) OBP: 0.339, SLG: 0.456 John Vukovich, R (8, PH) (8, 5)	0-3 K		0-0 F4		0-0 SH1-4		0-0 1B 1B	0-0 L7		3 1 1 0 0 1 0 1 0 0 0 0 0 1												
Dave May, L (1, 9) OBP: 0.241, SLG: 0.366	0-0 4-3		0-0 F8		4-0 1B 1B BB		0-0 F9 1B		0-3 K	4 1 1 0 1 1 0												
George Scott, R (1, 3) OBP: 0.372, SLG: 0.438	0-0 F9		4-0 HR BB		0-0 1B 1B		0-0 1B		0-0 E 1B	4 2 3 2 1 0 0												
John Briggs, L (1, 7) OBP: 0.380, SLG: 0.589 Ken Berry, R (7, 7) OBP: 0.255, SLG: 0.196		0-0 F8	0-0 HR		0-0 F6		0-0 F9		0-0 E1 G4-6-3	4 1 1 2 0 0 4 1 0 0 0 0 0 1												
Darrell Porter, L (1, 2) OBP: 0.389, SLG: 0.387		0-0 E 1B 1B	0-0 G3		0-0 1B 1B		0-0 F4		0-0 G4-6-3	5 1 2 0 0 0 4												
Mike Hegan, L (1, 10) OBP: 0.306, SLG: 0.364 Bobby Mitchell, R (5, PH) OBP: 0.333, SLG: 0.408		0-0 E5 BB 1B		0-0 F8		0-0 1B		0-0 F4		2 1 0 0 0 0 1 2 0 1 2 0 0 2												
Bob Coluccio, R (1, 8) OBP: 0.306, SLG: 0.330		4-0 1B BB		4-0 CS BB		0-0 5-3		4-0 G6-4-3 BB		1 0 0 0 3 0 0	AB 35 R 8 H 12 RBI 8 BB 5 SO 2 LOB 17											
Pedro Garcia, R (1, 4) OBP: 0.297, SLG: 0.479		0-0 G6-4-3 1B		0-0 F7		0-0 6-3		0-0 G6-4-3		4 0 1 2 0 0 2												
Robin Yount, R (1, 6) OBP: 0.250, SLG: 0.293		0-0 G6-4-3			0-0 SH1-4 1B 2B		0-0 4-3		0-0 1B	4 1 2 0 0 0 2												
Inning Stats	R: 0 E: 0 K: 1 S: 5	H: 0 LOB: 0 BB: 0 P: 5	R: 2 E: 1 K: 0 S: 5	H: 2 LOB: 1 BB: 1 P: 9	R: 2 E: 0 K: 0 S: 4	H: 1 LOB: 0 BB: 1 P: 8	R: 0 E: 0 K: 0 S: 2	H: 0 LOB: 0 BB: 1 P: 6	R: 3 E: 0 K: 0 S: 6	H: 4 LOB: 2 BB: 1 P: 10	R: 0 E: 0 K: 0 S: 3	H: 0 LOB: 0 BB: 0 P: 3	R: 1 E: 0 K: 0 S: 6	H: 3 LOB: 2 BB: 0 P: 6	R: 0 E: 0 K: 0 S: 3	H: 1 LOB: 1 BB: 1 P: 7	R: 0 E: 1 K: 1 S: 6	H: 1 LOB: 1 BB: 0 P: 6	1B: 10 2B: 1 3B: 0 HR: 1	SF: 0 SAC: 1 DP: 3 HBP: 0	WP: 0 PB: 0 SB: 0 CS: 1	PA: 41
PITCHER	IP WLS BF H R ER SO BB IBB HBP BLK WP HR S P ERA WHIP																					
Jim Palmer, R (1, 1) ERA: 3.66 Don Hood, L (5, 1) ERA: 2.08	4.1 L 21 5 7 6 1 4 0 0 0 0 0 1 19 35 12.46 2.077																					
	4.2 20 7 1 1 1 1 0 0 0 0 0 0 21 25 1.93 1.714																					

Milwaukee Brewers @ Baltimore Orioles
 Memorial Stadium, Baltimore, MD
 Tue May 14 1974, 7:05 PM EDT
 Att. 4,611 - Unknown

livebaseballscorecards.com

Batter	1	2	3	4	5	6	7	8	9	AB R H RBI BB SO LOB
Al Bumbry, L OBP: 0.216, SLG: 0.279 (1, 7)	0-3 K		0-0 6-3			0-3 K		0-0 1B 2B 1B	0-0 G3	5 1 1 0 0 2 0
Rich Coggins, L OBP: 0.247, SLG: 0.244 (1, 8)	0-0 1B 1B		0-0 F5			0-0 FC5-4 1B 1B		0-0 1-2 2B 1B		4 1 3 0 0 0 0
Bobby Grich, R OBP: 0.453, SLG: 0.532 (1, 4)	0-0 1-2 1B			0-0 F9		0-0 FC5-4 1-2 1B		0-0 1-2 2-3 2B 1B		4 1 3 0 0 0 0
Tommy Davis, R OBP: 0.285, SLG: 0.333 (1, 10)	0-0 6-3			0-0 L5		0-0 FC5-4 1-2 2-3		0-0 1-3 2-H 2-3 2B		4 0 1 2 0 0 3
Boog Powell, L OBP: 0.263, SLG: 0.375 (1, 3)		0-0 3-1		0-0 4-3		0-0 F8		0-3 3-H K		4 0 0 0 0 1 3
Don Baylor, R OBP: 0.304, SLG: 0.257 (1, 9)		0-0 L5			0-0 F9		0-0 1B	0-3 K		4 0 1 0 0 1 1
Brooks Robinson, R OBP: 0.394, SLG: 0.426 (1, 5)		0-0 1B			0-0 F7		0-0 F9	0-0 G3		4 0 1 0 0 0 2
Earl Williams, R OBP: 0.312, SLG: 0.256 (1, 2)		0-0 F8		4-0 BB		0-3 K		0-0 F7		3 0 0 0 1 1 2
Mark Belanger, R OBP: 0.320, SLG: 0.395 (1, 6)			0-0 F6		0-0 F3		0-0 5-3	0-0 G3		4 0 0 0 0 0 2

Inning Stats	R: 0 E: 0 K: 1 S: 6	H: 2 LOB: 1 BB: 0 P: 6	R: 0 E: 0 K: 0 S: 4	H: 1 LOB: 1 BB: 0 P: 4	R: 0 E: 0 K: 0 S: 3	H: 0 LOB: 0 BB: 0 P: 3	R: 0 E: 0 K: 0 S: 3	H: 0 LOB: 0 BB: 0 P: 3	R: 0 E: 0 K: 0 S: 3	H: 0 LOB: 1 BB: 1 P: 7	R: 0 E: 0 K: 1 S: 7	H: 2 LOB: 2 BB: 0 P: 7	R: 0 E: 0 K: 1 S: 6	H: 1 LOB: 1 BB: 0 P: 6	R: 3 E: 0 K: 2 S: 11	H: 4 LOB: 1 BB: 0 P: 11	R: 0 E: 0 K: 0 S: 3	H: 0 LOB: 0 BB: 0 P: 3	1B: 9 2B: 1 3B: 0 HR: 0	SF: 0 SAC: 0 DP: 0 HBP: 0	WP: 1 PB: 0 SB: 0 CS: 0	PA: 37	
PITCHER	IP	WLS	BF	H	R	ER	SO	BB	IBB	HBP	BLK	WP	HR	S	P	ERA	WHIP						
Bill Champion, R ERA: 3.6 (1, 1)	7.0	W	31	10	3	3	3	1	0	0	0	0	0	36	40	3.86	1.571						
Eduardo Rodriguez, R ERA: 2.49 (8, 1)	2.0		6	0	0	0	2	0	0	0	0	1	0	10	10	0.00	0.000						

BOTTOM

Milwaukee Brewers @ Baltimore Orioles
 Memorial Stadium, Baltimore, MD
 Tue May 14 1974, 7:05 PM EDT
 Att: 4,611 - Unknown

livebaseballscorecards.com

AB	36
R	3
H	10
RBI	2
BB	1
SO	5
LOB	13



Batter	1	2	3	4	5	6	7	8	9	AB R H RBI BB SO LOB	TOP																									
Dave May, L (1, 9) OBP: 0.248, SLG: 0.410	0-0 HR		0-3 K	0-0 3B		0-3 K		0-3 K		5 1 2 3 0 3 3																										
Don Money, R (1, 5) OBP: 0.341, SLG: 0.462	0-0 1B		0-0 PB	0-3 K		0-0 F7			0-0 5-3	5 1 2 0 0 1 3																										
John Briggs, L (1, 7) OBP: 0.365, SLG: 0.568	0-3 K		0-0 SF7		0-0 F8		0-0 4-3		0-0 F5	4 0 0 1 0 1 1																										
George Scott, R (1, 3) OBP: 0.365, SLG: 0.427	0-0 F9		0-0 1B		0-0 F8		0-0 6-3		0-0 F9	5 0 1 0 0 0 1																										
Bobby Mitchell, R (1, 10) OBP: 0.345, SLG: 0.415	0-0 1-2		0-3 K		0-0 F3		0-0 1B			4 0 2 0 0 1 1																										
Bob Coluccio, R (1, 8) OBP: 0.313, SLG: 0.340	0-0 F2			0-0 FC5		4-0 1B		0-0 F8		3 1 1 0 1 0 3																										
Darrell Porter, L (1, 2) OBP: 0.383, SLG: 0.380		0-3 K		0-3 K		0-0 2B		0-3 K		4 0 1 0 0 3 1																										
Pedro Garcia, R (1, 4) OBP: 0.324, SLG: 0.515		0-0 1B		1-0 FC5		0-0 FC6-2		0-0 4-3		3 1 3 1 0 0 0																										
Robin Yount, R (1, 6) OBP: 0.242, SLG: 0.284		0-0 G5-4-3		0-0 FC5		0-0 FC6-2		0-0 4-3		3 1 0 0 0 0 5																										
Mike Hegan, L (8, PH) OBP: 0.302, SLG: 0.357				0-0 FC5		0-0 FC6-2				1 0 0 0 0 0 1																										
Tim Johnson, L (8, 6) OBP: 0.125, SLG: 0.250				1-2 3B		2-3 3-H				0 0 0 0 0 0 0																										
Inning Stats	R: 1 E: 0 K: 1 S: 8	H: 3 LOB: 2 BB: 0 P: 8	R: 0 E: 0 K: 1 S: 5	H: 1 LOB: 0 BB: 0 P: 5	R: 1 E: 0 K: 2 S: 9	H: 2 LOB: 1 BB: 0 P: 10	R: 0 E: 0 K: 0 S: 3	H: 0 LOB: 0 BB: 0 P: 3	R: 1 E: 0 K: 1 S: 7	H: 2 LOB: 2 BB: 1 P: 11	R: 0 E: 0 K: 0 S: 4	H: 1 LOB: 1 BB: 0 P: 4	R: 0 E: 0 K: 2 S: 8	H: 1 LOB: 1 BB: 0 P: 8	R: 0 E: 0 K: 0 S: 3	H: 0 LOB: 0 BB: 0 P: 3	1B: 6 2B: 4 3B: 1 HR: 1	SF: 1 SAC: 0 DP: 1 HBP: 1	WP: 0 PB: 1 SB: 1 CS: 0	PA: 40																
PITCHER	IP WLS BF H R ER SO BB IBB HBP BLK WP HR S P ERA WHIP																																			
Dave McNally, L (1, 1) ERA: 3.31	3.2		19	8	4	3	5	0	0	1	0	0	1	28	29	7.36	2.182																			
Jesse Jefferson, R (4, 1) ERA: 9.45	1.1		6	1	1	1	1	1	0	0	0	0	0	7	11	6.75	1.500																			
Bob Reynolds, R (6, 1) ERA: 0.44	4.0	W	15	3	0	0	3	0	0	0	0	0	0	21	21	0.00	0.750																			

Milwaukee Brewers @ Baltimore Orioles
 Memorial Stadium, Baltimore, MD
 Wed May 15 1974, 7:05 PM EDT
 Att. 4,967 - Unknown

livebaseballscorecards.com

AB 37
 R 5
 H 12
 RBI 5
 BB 1
 SO 9
 LOB 19



Batter	1	2	3	4	5	6	7	8	9
Al Bumbry, L OBP: 0.228, SLG: 0.268 (1, 7)	0-3 K		0-0 6-3	4-0 E 1B BB		4-0 CS 4-3 BB		0-0 F8	
Rich Coggins, L OBP: 0.247, SLG: 0.244 (1, 9)	0-0 G3		0-0 S 1B	0-0 F8		0-0 4-3			
Tommy Davis, R OBP: 0.299, SLG: 0.347 (1, 10)	0-0 WP 1B		0-0 E S 1B	0-0 BB 1B		0-3 K			
Earl Williams, R OBP: 0.327, SLG: 0.269 (1, 2)	0-0 1-H 1B		0-0 1B 1B	4-0 1-2 BB		0-3 K			
Boog Powell, L OBP: 0.262, SLG: 0.367 (1, 3)	0-0 F9		0-0 G3 1B 1B	0-0 F4		0-0 4-3			
Bobby Grich, R OBP: 0.454, SLG: 0.527 (1, 4)		4-0 6-3 E BB	0-0 G3 1B		0-3 K		0-0 6-3		
Brooks Robinson, R OBP: 0.389, SLG: 0.420 (1, 5)		0-0 6-3	0-0 G3		0-0 1B		0-0 5-3		
Paul Blair, R OBP: 0.270, SLG: 0.330 (1, 8)		0-0 E6 G5-4-3	0-0 6-3		0-0 F7		0-0 F7		
Frank Baker, L OBP: 0.143, SLG: 0.143 (1, 6)		0-0 G5-4-3		0-0 F5		0-3 K		4-0 BB	
Mike Reinbach, L OBP: 0.316, SLG: 0.313 (8, PH)									
Mark Belanger, R OBP: 0.320, SLG: 0.395 (9, 6)									

Inning Stats	R: 1	H: 2	E: 0	K: 1	S: 7	LOB: 1	BB: 0	P: 7	R: 1	H: 0	E: 1	K: 0	S: 3	LOB: 0	BB: 1	P: 7	R: 3	H: 5	E: 0	K: 0	S: 8	LOB: 2	BB: 0	P: 8	R: 1	H: 1	E: 1	K: 0	S: 4	LOB: 2	BB: 2	P: 12	R: 0	H: 1	E: 0	K: 2	S: 8	LOB: 1	BB: 0	P: 8	R: 0	H: 0	E: 0	K: 1	S: 5	LOB: 0	BB: 0	P: 5	R: 0	H: 0	E: 0	K: 0	S: 3	LOB: 1	BB: 1	P: 7
--------------	------	------	------	------	------	--------	-------	------	------	------	------	------	------	--------	-------	------	------	------	------	------	------	--------	-------	------	------	------	------	------	------	--------	-------	-------	------	------	------	------	------	--------	-------	------	------	------	------	------	------	--------	-------	------	------	------	------	------	------	--------	-------	------

PITCHER	IP	WLS	BF	H	R	ER	SO	BB	IBB	HBP	BLK	WP	HR	S	P	ERA	WHIP
Jim Slaton, R ERA: 4.05 (1, 1)	2.1	L	14	6	5	4	1	1	0	0	0	1	0	15	19	15.43	3.000
Jerry Bell, R ERA: 2.57 (3, 1)	1.1		8	2	1	0	0	2	0	0	0	0	0	6	14	0.00	3.000
Kevin Kobel, L ERA: 1.93 (4, 1)	3.1		11	1	0	0	4	1	0	0	0	0	0	18	22	0.00	0.600
Tom Murphy, R ERA: 2.33 (8, 1)	1.0		4	0	0	0	0	1	0	0	0	0	0	3	7	0.00	1.000

AB R H RBI BB SO LOB

3	1	0	0	2	1	1
4	1	1	0	0	0	2
4	2	3	2	0	1	1
3	1	2	2	1	1	0
4	0	1	0	0	0	3
3	1	1	1	1	1	0
4	0	1	0	0	0	3
4	0	0	0	0	0	3
3	0	0	0	0	1	2
0	0	0	0	1	0	0
0	0	0	0	0	0	0

1B: 9	SF: 0	WP: 1	PA: 37
2B: 0	SAC: 0	PB: 0	
3B: 0	DP: 1	SB: 3	
HR: 0	HBP: 0	CS: 1	

PITCHER	IP	WLS	BF	H	R	ER	SO	BB	IBB	HBP	BLK	WP	HR	S	P	ERA	WHIP
---------	----	-----	----	---	---	----	----	----	-----	-----	-----	----	----	---	---	-----	------

Milwaukee Brewers @ Baltimore Orioles
Memorial Stadium, Baltimore, MD
 Wed May 15 1974, 7:05 PM EDT
 Att. 4,967 - Unknown

livebaseballscores.com

AB	32
R	6
H	9
RBI	5
BB	5
SO	5
LOB	15



Batter	1	2	3	4	5	6	7	8	9	AB R H RBI BB SO LOB	TOP							
Juan Beniquez, R (1, 8) OBP: 0.305, SLG: 0.360	0-0 CS 1B		0-0 1B		0-0 F8					3 0 2 0 0 0 1								
Mario Guerrero, R (1, 6) OBP: 0.294, SLG: 0.269	0-0 F8 1-2		0-0 F9			0-0 5-3				3 0 0 0 0 0 2								
Carlton Fisk, R (1, 2) OBP: 0.369, SLG: 0.491	0-0 F9			0-0 G3-6-3 1B		0-0 4-3				3 0 1 0 0 0 0								
Carl Yastrzemski, L (1, 7) OBP: 0.418, SLG: 0.534		0-3 K		0-0 G3-6-3 1-2f		0-0 1B				3 0 1 0 0 1 1								
Rico Petrocelli, R (1, 5) OBP: 0.345, SLG: 0.392		0-0 FC4 1B		4-0 BB		0-3 K				1 0 1 0 1 0 0								
John Kennedy, R (4, 4) OBP: 0.133, SLG: 0.286										1 0 0 0 0 1 1								
Dwight Evans, R (1, 10) OBP: 0.397, SLG: 0.596		0-0 FC4 1-2f		0-3 K				0-0 1B		3 0 1 0 0 1 2								
Bernie Carbo, L (1, 9) OBP: 0.353, SLG: 0.474		0-3 K			4-0 BB					1 0 0 0 1 1 1								
Danny Cater, R (1, 3) OBP: 0.350, SLG: 0.500			0-0 6-3		0-0 F7					2 0 0 0 0 0 1								
Dick McAuliffe, L (1, 4) OBP: 0.313, SLG: 0.357			0-0 3-1		0-3 K					2 0 0 0 0 1 1								
Inning Stats	R: 0 E: 0 K: 0 S: 3	H: 1 LOB: 0 BB: 0 P: 3	R: 0 E: 0 K: 2 S: 8	H: 1 LOB: 1 BB: 0 P: 8	R: 0 E: 0 K: 0 S: 4	H: 1 LOB: 1 BB: 0 P: 4	R: 0 E: 0 K: 1 S: 5	H: 1 LOB: 1 BB: 1 P: 9	R: 0 E: 0 K: 1 S: 5	H: 0 LOB: 1 BB: 1 P: 9	R: 0 E: 0 K: 1 S: 6	H: 1 LOB: 1 BB: 0 P: 6	R: 0 E: 0 K: 0 S: 1	H: 1 LOB: 1 BB: 0 P: 1	1B: 6 2B: 0 3B: 0 HR: 0	SF: 0 SAC: 0 DP: 1 HBP: 0	WP: 0 PB: 0 SB: 0 CS: 1	PA: 24
PITCHER Mike Cuellar, L (1, 1) ERA: 3.38	IP: 6.0 WLS: W BF: 24 H: 6 R: 0 ER: 0 SO: 5 BB: 2 IBB: 0 HBP: 0 BLK: 0 WP: 0 HR: 0 S: 32 P: 40 ERA: 0.00 WHIP: 1.333											PITCHER	IP: WLS: BF: H: R: ER: SO: BB: IBB: HBP: BLK: WP: HR: S: P: ERA: WHIP:					

Boston Red Sox @ Baltimore Orioles
Memorial Stadium, Baltimore, MD
 Fri May 17 1974, 7:05 PM EDT
 Att. 13,178 - Unknown

livebaseballscorecards.com

AB	22
R	0
H	6
RBI	0
BB	2
SO	5
LOB	10



Batter	1	2	3	4	5	6	7	8	9
Paul Blair, R OBP: 0.269, SLG: 0.337 (1, 8)	0-0 2B		0-3 K		0-0 FC2-6 HR	0-3 K			
Bobby Grich, R OBP: 0.451, SLG: 0.522 (1, 4)	0-0 5-3		0-0 HR 1B		0-0 L9				
Tommy Davis, R OBP: 0.308, SLG: 0.403 (1, 10)	0-0 6-3		0-0 HR 1B		0-0 HR				
Earl Williams, R OBP: 0.328, SLG: 0.271 (1, 3)	0-3 K		0-0 1B		0-0 5-3				
Don Baylor, R OBP: 0.314, SLG: 0.269 (1, 7)		0-0 CS 1B	0-0 F8			0-0 1B 1B 1B			
Brooks Robinson, R OBP: 0.388, SLG: 0.418 (1, 5)		0-0 5-3		0-0 6-3		0-0 1B 1B 1B			
Jim Fuller, R OBP: 0.304, SLG: 0.453 (1, 9)		0-3 K		0-3 K		0-0 1B 1B			
Andy Etchebarren, R OBP: 0.231, SLG: 0.222 (1, 2)			0-0 F3	0-0 5-3		0-0 1B			
Mark Belanger, R OBP: 0.330, SLG: 0.420 (1, 6)			0-0 1B 3B		4-0 FC2-6 BB	0-0 8-2-3-4			

Inning Stats	R: 0	H: 1	E: 0	LOB: 1	K: 1	BB: 0	S: 6	P: 6
	R: 0	H: 1	E: 0	LOB: 0	K: 1	BB: 0	S: 5	P: 5
	R: 3	H: 4	E: 0	LOB: 1	K: 1	BB: 0	S: 9	P: 9
	R: 0	H: 0	E: 0	LOB: 0	K: 1	BB: 0	S: 5	P: 5
	R: 2	H: 1	E: 0	LOB: 0	K: 0	BB: 1	S: 4	P: 8
	R: 1	H: 4	E: 0	LOB: 2	K: 1	BB: 0	S: 8	P: 8

PITCHER	IP	WLS	BF	H	R	ER	SO	BB	IBB	HBP	BLK	WP	HR	S	P	ERA	WHIP
Bill Lee, L ERA: 2.65 (1, 1)	5.0	L	25	10	6	6	4	1	0	0	0	0	2	32	36	10.80	2.200
Diego Segui, R ERA: 2.49 (6, 1)	1.0		3	1	0	0	1	0	0	0	0	0	0	5	5	0.00	1.000

AB	R	H	RBI	BB	SO	LOB
4	1	1	0	0	2	4
3	1	1	1	0	0	2
3	2	2	4	0	0	1
3	0	1	0	0	1	1
3	1	2	0	0	0	1
3	0	1	0	0	0	1
3	0	1	0	0	2	0
3	0	1	1	0	0	0
2	1	1	0	1	0	3

BOTTOM

Boston Red Sox @ Baltimore Orioles
Memorial Stadium, Baltimore, MD
 Fri May 17 1974, 7:05 PM EDT
 Att. 13,178 - Unknown

livebaseballscorecards.com

AB	27
R	6
H	11
RBI	6
BB	1
SO	5
LOB	13



WP: 0	PA: 28
PB: 0	
SB: 1	
CS: 1	

Batter	1	2	3	4	5	6	7	8	9	AB R H RBI BB SO LOB	TOP	
Juan Beniquez, R (1, 8) OBP: 0.323, SLG: 0.376	0-0 FC6-4 1B	0-0 5-6-3		0-0 E6 2B		0-0 3B 1B		0-0 F8		5 1 3 1 0 0 1		
Mario Guerrero, R (1, 6) OBP: 0.295, SLG: 0.287	0-0 FC6-4 1-2f		0-0 F7	0-0 E6 FC6-5 2-H 3-H		0-0 1B 3B 1-H		0-0 F7		5 1 1 2 0 0 2		
Carlton Fisk, R (1, 2) OBP: 0.333, SLG: 0.433	0-0 G1-4-3 1-2f		0-0 F6	0-0 FC6-5 2-3		0-0 5-3		0-0 F2		5 0 0 0 0 0 3		
Carl Yastrzemski, L (1, 7) OBP: 0.426, SLG: 0.532		0-0 E3 1B 1B	0-0 1B E 1B	0-0 G3		0-0 1B 1B 3-H			4-0 1B FC6-4 BB	4 3 3 1 0 0 2 0 1 0 0 1 0 0		
Rico Petrocelli, R (1, 5) OBP: 0.396, SLG: 0.448		0-0 1B 1B 2-3	0-0 1B E 1B		0-0 1B	0-0 1B 1-2			0-0 FC6-4 1-3 1B	4 2 4 0 0 0 0 1 0 1 0 0 0 0		
John Kennedy, R (6, 4) OBP: 0.188, SLG: 0.333		0-0 1B E 1B 1-2 3-H	0-0 E3 1B 1-2 3-H		0-0 F9 1B	0-0 1B 1-3 2-H			0-0 FC6-4 1-2f 3-H 1B	5 1 2 3 0 0 3		
Dwight Evans, R (1, 10) OBP: 0.411, SLG: 0.576		0-0 1B E 1B 1-2 3-H	0-0 E3 1B 1-2 3-H		0-0 F7	0-0 1B			0-0 FC6-4 1-2f 3-H 1B	5 0 3 2 0 0 1		
Bernie Carbo, L (1, 9) OBP: 0.373, SLG: 0.476		0-0 E 1B 1-2 2-H	0-0 1B 1-3 2-H		0-0 F7		0-0 F7		0-0 G4-6-3 1-2 1B	1 0 0 0 0 0 1 3 1 0 0 0 2 3	AB 41 R 11 H 17 RBI 9 BB 1 SO 3 LOB 17	
Danny Cater, R (1, 3) OBP: 0.407, SLG: 0.545		0-0 F8 1-3 2-H		1-0 SH 2B HBP	0-3 K		0-3 K		0-0 G4-6-3 1-2f			
Cecil Cooper, L (4, PR) OBP: 0.302, SLG: 0.356												
Dick McAuliffe, L (1, 4) OBP: 0.298, SLG: 0.337		0-3 K		0-0 SH 2B E 1-2		0-0 4-3		0-0 F8		3 1 0 0 0 1 1		
Inning Stats	R: 0 H: 1 E: 0 LOB: 0 K: 0 BB: 0 S: 3 P: 3	R: 3 H: 4 E: 2 LOB: 1 K: 1 BB: 0 S: 9 P: 9	R: 2 H: 3 E: 1 LOB: 2 K: 0 BB: 0 S: 6 P: 6	R: 2 H: 1 E: 2 LOB: 2 K: 0 BB: 0 S: 5 P: 6	R: 0 H: 1 E: 0 LOB: 1 K: 1 BB: 0 S: 6 P: 6	R: 3 H: 5 E: 0 LOB: 2 K: 0 BB: 0 S: 7 P: 7	R: 0 H: 0 E: 0 LOB: 0 K: 1 BB: 0 S: 5 P: 5	R: 0 H: 0 E: 0 LOB: 0 K: 0 BB: 0 S: 3 P: 3	R: 1 H: 2 E: 0 LOB: 1 K: 0 BB: 1 S: 4 P: 8	1B: 15 SF: 0 2B: 1 SAC: 1 3B: 1 DP: 2 HR: 0 HBP: 1	WP: 0 PA: 44 PB: 0 SB: 0 CS: 0	
PITCHER	IP WLS BF H R ER SO BB IBB HBP BLK WP HR S P ERA WHIP											
Dave McNally, L (1, 1) ERA: 3.61	3.0 L 19 9 7 3 1 0 0 1 0 0 0 0 20 21 9.00 3.000											
Don Hood, L (4, 1) ERA: 3.09	6.0 25 8 4 4 2 1 0 0 0 0 0 0 28 32 6.00 1.500											

Boston Red Sox @ Baltimore Orioles
Memorial Stadium, Baltimore, MD
Sun May 19 1974, 3:33 AM EDT
Unknown

livebaseballscorecards.com



Batter	1	2	3	4	5	6	7	8	9	AB	R	H	RBI	BB	SO	LOB
Paul Blair, R OBP: 0.287, SLG: 0.358 (1, 8)	0-3 K	0-0 1-H 2B			0-3 K			0-0 SH3 1B		4	0	2	0	0	2	0
Bobby Grich, R OBP: 0.439, SLG: 0.504 (1, 4)	0-0 F6		0-0 4-3 SF9 2B		0-0 6-3			0-0 SH3 1-2		3	1	1	0	0	0	0
Tommy Davis, R OBP: 0.296, SLG: 0.390 (1, 10)	0-3 K		0-0 4-3 2-3		0-0 F7			0-0 F8		4	0	0	0	0	1	2
Boog Powell, L OBP: 0.274, SLG: 0.414 (1, 3)		0-0 4-3 1B 2B	0-0 SF9		0-0 F9			4-0 FC5-4 IBB		2	1	1	1	1	0	0
Don Baylor, R OBP: 0.311, SLG: 0.262 (1, 7)		1-0 1B 4-3 HBP	0-0 6-3		0-0 6-3			0-0 FC5-4 1-2f		3	1	0	0	0	0	2
Brooks Robinson, R OBP: 0.382, SLG: 0.417 (1, 5)		0-0 4-3 1-2 2-3		0-0 L5		0-0 5-3		0-3 K		4	0	0	0	0	1	2
Elrod Hendricks, L OBP: 0.440, SLG: 0.565 (1, 2)		4-0 1B FC6-4 IBB		0-0 2B			0-0 F5	0-0 F8		3	1	1	0	1	0	0
Jim Fuller, R OBP: 0.317, SLG: 0.456 (1, 9)		0-0 FC6-4 1-3 2-H 3-H 1B		0-3 K			0-0 F3 1B	0-0 F2		4	0	2	2	0	1	1
Mark Belanger, R OBP: 0.320, SLG: 0.407 (1, 6)		0-0 FC6-4 1-2f 2B 3-H		0-0 6-3			0-0 F3 1-2			3	0	0	1	0	0	3

Inning Stats	R: 0 E: 0 K: 2 S: 7	H: 0 LOB: 0 BB: 0 P: 7	R: 3 E: 0 K: 0 S: 5	H: 3 LOB: 2 BB: 1 P: 10	R: 1 E: 0 K: 0 S: 4	H: 1 LOB: 0 BB: 0 P: 4	R: 0 E: 0 K: 1 S: 6	H: 1 LOB: 1 BB: 0 P: 6	R: 0 E: 0 K: 1 S: 5	H: 0 LOB: 0 BB: 0 P: 5	R: 0 E: 0 K: 0 S: 3	H: 0 LOB: 0 BB: 0 P: 3	R: 0 E: 0 K: 0 S: 4	H: 1 LOB: 2 BB: 1 P: 8	R: 0 E: 0 K: 1 S: 5	H: 0 LOB: 0 BB: 0 P: 5	1B: 3 2B: 4 3B: 0 HR: 0	SF: 1 SAC: 1 DP: 0 HBP: 1	WP: 0 PB: 0 SB: 0 CS: 0	PA: 35														
PITCHER Dick Drago, R ERA: 2.8 (1, 1)	IP 9.0	WLS W	BF 35	H 7	R 4	ER 4	SO 5	BB 0	IBB 2	HBP 1	BLK 0	WP 0	HR 0	S 42	P 51	ERA 4.00	WHIP 0.778																	
																	PITCHER	IP	WLS	BF	H	R	ER	SO	BB	IBB	HBP	BLK	WP	HR	S	P	ERA	WHIP

BOTTOM

Boston Red Sox @ Baltimore Orioles
Memorial Stadium, Baltimore, MD
 Sun May 19 1974, 7:05 PM EDT
 Att. 24,839 - Unknown

livebaseballscorecards.com

AB	30
R	4
H	7
RBI	4
BB	2
SO	5
LOB	10



Batter	1	2	3	4	5	6	7	8	9	AB R H RBI BB SO LOB	TOP
Buddy Bell, R (1, 5) OBP: 0.278, SLG: 0.361 Jack Heidemann, R (6, 5)	0-0 F9		0-0 G6-4-3 1B		0-0 F9		0-0 F8			3 0 1 0 0 0 0 1 0 0 0 0 0 2	
Jack Brohamer, L (1, 4) OBP: 0.373, SLG: 0.412	0-0 G3		0-0 G6-4-3		0-0 F9		0-0 1-3			4 0 0 0 0 0 4	
George Hendrick, R (1, 8) OBP: 0.305, SLG: 0.420	0-0 6-3		0-0 5-3		0-0 5-3			0-0 1B		4 0 1 0 0 0 1	
John Ellis, R (1, 10) OBP: 0.327, SLG: 0.399		0-0 5-3		0-0 1B 2B		0-0 5-3		0-0 F8		4 1 1 0 0 0 1	
Charlie Spikes, R (1, 9) OBP: 0.358, SLG: 0.471		4-0 FC5 BB BB		0-3 K		0-0 G6-4-3 1B		0-0 F7		3 0 1 0 1 1 2	
Ossie Blanco, R (1, 3) OBP: 0.333, SLG: 0.231		0-0 F8		0-0 6-3 BB 2-H 1B		0-0 G6-4-3		0-0 5-3		4 0 1 1 0 0 3	
John Lowenstein, L (1, 7) OBP: 0.380, SLG: 0.359 Rusty Torres, S (9, PH) OBP: 0.333, SLG: 0.250		4-0 1-2 BB		4-0 6-3 BB		0-3 K			0-0 6-3	1 0 0 0 2 1 0 1 0 0 0 0 0 0	AB 32 R 1 H 7 RBI 1 BB 4 SO 2 LOB 19
Dave Duncan, R (1, 2) OBP: 0.274, SLG: 0.355		0-0 FC5		0-0 6-3		0-0 1B 1B			0-0 F7	4 0 1 0 0 0 4	
Frank Duffy, R (1, 6) OBP: 0.252, SLG: 0.349			4-0 G6-4-3 1B BB		0-0 5-3		0-0 1-2 1B		0-0 5-3	3 0 1 0 1 0 2	
Inning Stats	R: 0 H: 0 E: 0 LOB: 0 K: 0 BB: 0 S: 3 P: 3	R: 0 H: 0 E: 0 LOB: 2 K: 0 BB: 2 S: 3 P: 11	R: 0 H: 1 E: 0 LOB: 1 K: 0 BB: 1 S: 3 P: 7	R: 1 H: 2 E: 0 LOB: 2 K: 1 BB: 1 S: 7 P: 11	R: 0 H: 0 E: 0 LOB: 0 K: 0 BB: 0 S: 3 P: 3	R: 0 H: 1 E: 0 LOB: 0 K: 0 BB: 0 S: 3 P: 3	R: 0 H: 2 E: 0 LOB: 2 K: 1 BB: 0 S: 7 P: 7	R: 0 H: 1 E: 0 LOB: 1 K: 0 BB: 0 S: 4 P: 4	R: 0 H: 0 E: 0 LOB: 0 K: 0 BB: 0 S: 3 P: 3	1B: 6 SF: 0 2B: 1 SAC: 0 3B: 0 DP: 2 HR: 0 HBP: 0	WP: 0 PA: 36 PB: 0 SB: 0 CS: 0
PITCHER Mike Cuellar, L (1, 1) ERA: 2.98	IP WLS BF H R ER SO BB IBB HBP BLK WP HR S P ERA WHIP										
	9.0 W 36 7 1 1 2 4 0 0 0 0 0 0 36 52 1.00 1.222										

Cleveland Indians @ Baltimore Orioles
 Memorial Stadium, Baltimore, MD
 Tue May 21 1974, 7:05 PM EDT
 Att. 4,398 - Unknown

livebaseballscorecards.com



Batter	1	2	3	4	5	6	7	8	9	10	11	12	AB	R	H	RBI	BB	SO	LOB	TOP						
Frank Duffy, R OBP: 0.245, SLG: 0.338 (1, 6)	L9		5-3		K			SH5-3		6-3			4	0	0	0	0	1	1	Cleveland Indians @ Baltimore Orioles Memorial Stadium, Baltimore, MD Wed May 22 1974, 7:05 PM EDT Att: 5,360 - Unknown						
John Lowenstein, L OBP: 0.368, SLG: 0.347 (1, 7)	K		K		4-3			F9			4-3		5	0	0	0	0	2	2							
George Hendrick, R OBP: 0.308, SLG: 0.419 (1, 8)	G5-4-3							5-3			F4		5	0	2	0	0	0	1							
John Ellis, R OBP: 0.323, SLG: 0.392 (1, 10)	G5-4-3		F8					F8				5-3	5	0	1	0	0	0	3							
Charlie Spikes, R OBP: 0.353, SLG: 0.462 (1, 9)				4-3				1-3			F8		5	0	1	0	0	0	1							
Ossie Blanco, R OBP: 0.350, SLG: 0.235 (1, 3)								5-3			F9		4	0	1	0	1	0	1							
Dave Duncan, R OBP: 0.284, SLG: 0.339 (1, 2)								F6				F4	5	0	0	0	0	3	4							
Jack Brohamer, L OBP: 0.380, SLG: 0.417 (1, 4)								4-3			F8		4	0	2	0	0	0	0							
Jack Heidemann, R OBP: 0.125, SLG: 0.125 (1, 5)								E6				K	4	0	1	0	0	1	3							
Inning Stats	R: 0 E: 1 K: 1 S: 6	H: 1 LOB: 1 BB: 0 P: 6	R: 0 E: 0 K: 1 S: 7	H: 3 LOB: 2 BB: 0 P: 7	R: 0 E: 0 K: 1 S: 6	H: 1 LOB: 1 BB: 0 P: 6	R: 0 E: 0 K: 1 S: 4	H: 0 LOB: 0 BB: 1 P: 8	R: 0 E: 0 K: 1 S: 6	H: 1 LOB: 1 BB: 0 P: 6	R: 0 E: 0 K: 0 S: 3	H: 0 LOB: 0 BB: 0 P: 3	R: 0 E: 1 K: 0 S: 4	H: 1 LOB: 1 BB: 0 P: 4	R: 0 E: 0 K: 1 S: 6	H: 1 LOB: 1 BB: 0 P: 6	R: 0 E: 0 K: 1 S: 5	H: 0 LOB: 0 BB: 0 P: 5	R: 0 E: 0 K: 0 S: 3	H: 0 LOB: 0 BB: 0 P: 3	R: 0 E: 0 K: 0 S: 3	H: 0 LOB: 0 BB: 0 P: 3	1B: 8 2B: 0 3B: 0 HR: 0	SF: 0 SAC: 1 DP: 1 HBP: 0	WP: 1 PB: 0 SB: 0 CS: 1	PA: 43
PITCHER Ross Grimsley, L ERA: 2.92 (1, 1)	IP: 12.0 WLS: W BF: 43	H: 8 R: 0 ER: 0 SO: 7	BB: 1 IBB: 0 HBP: 0 BLK: 0	WP: 1 HR: 0 S: 56 P: 60	ERA: 0.00 WHIP: 0.750																					

AB	41
R	0
H	8
RBI	0
BB	1
SO	7
LOB	16



livebaseballscorecards.com

Batter	1	2	3	4	5	6	7	8	9	10	11	12	AB	R	H	RBI	BB	SO	LOB	BOTTOM
Al Bumbry, L OBP: 0.224, SLG: 0.267 (1, 7) X	0-0 F7 ①		0-0 FC1-6 ② 1-2f			0-0 FC1-6 ① 1-2f		0-0 1-3 ③		0-0 F7 ③			5	0	0	0	0	0	4	
Rich Coggins, L OBP: 0.213, SLG: 0.208 (1, 9) X	0-0 4-3 ②		0-0 F7 ③			0-0 F8 ②			0-0 4-3 ①		0-0 4-3 ①		5	0	0	0	0	0	2	
Tommy Davis, R OBP: 0.389, SLG: 0.389 (1, 10) X Don Baylor, R OBP: 0.309, SLG: 0.259 (9, PR)	0-0 6-3 ③			0-0 9-6 2B		0-0 5-3 ③			0-0 SH1-3 1B		0-0 6-3 ②		4	0	2	0	0	0	1	
Earl Williams, R OBP: 0.333, SLG: 0.282 (1, 2) X		0-0 F8 ①		0-0 F8 ①		0-0 F6 ①			0-0 SH1-3 ② 1-2		0-0 L7 ③		4	0	0	0	0	0	1	
Boog Powell, L OBP: 0.305, SLG: 0.462 (1, 3) X Enos Cabell, R OBP: 0.375, SLG: 0.333 (12, PR)		0-0 6-3 ②		0-0 9-6 ③ 2-3f		0-0 4-3 ②			4-0 IBB ③			0-0 1B 2B	4	0	1	0	1	0	1	
Bobby Grich, R OBP: 0.445, SLG: 0.500 (1, 4) X		0-0 FC6-4 1B			0-0 F6 ①		0-0 F7 ③		0-0 F8 ③			0-3 K	5	0	1	0	0	1	3	
Brooks Robinson, R OBP: 0.379, SLG: 0.403 (1, 5) X		0-0 FC6-4 ③ 1-2f			0-0 6-3 ②			0-0 SH3 1B		0-0 6-3 ①		4-0 1B IBB	4	0	1	0	1	0	1	
Paul Blair, R OBP: 0.293, SLG: 0.385 (1, 8) X			0-0 F4 ①		0-0 6-3 ③			0-0 SH3 ① 1-2		0-0 FC1-6-4 1B		0-0 1B 1-2 2-H	4	0	2	1	0	0	0	
Mark Belanger, R OBP: 0.327, SLG: 0.402 (1, 6) X			0-0 FC1-6 1B			0-0 FC1-6 1B		0-0 6-3 ②		0-0 FC1-6-4 ② 1-2f			4	0	2	0	0	0	2	

Inning Stats	R: 0	H: 0	E: 0	LOB: 0	K: 0	BB: 0	S: 3	R: 0	H: 1	E: 0	LOB: 1	K: 0	BB: 0	S: 4	R: 0	H: 1	E: 0	LOB: 0	K: 0	BB: 0	S: 3	R: 0	H: 0	E: 0	LOB: 0	K: 0	BB: 0	S: 3	R: 0	H: 1	E: 0	LOB: 1	K: 0	BB: 0	S: 4	R: 0	H: 0	E: 0	LOB: 0	K: 0	BB: 0	S: 3	R: 0	H: 1	E: 0	LOB: 1	K: 0	BB: 0	S: 4	R: 0	H: 1	E: 0	LOB: 1	K: 0	BB: 1	S: 4	R: 0	H: 1	E: 0	LOB: 2	K: 0	BB: 1	S: 8	R: 0	H: 1	E: 0	LOB: 1	K: 0	BB: 0	S: 4	R: 0	H: 0	E: 0	LOB: 0	K: 1	BB: 1	S: 5	R: 1	H: 2	E: 0	LOB: 2	K: 1	BB: 1	S: 9	1B: 7	SF: 0	2B: 3	SAC: 2	3B: 0	DP: 1	HR: 0	HBP: 0	WP: 0	PA: 44
PITCHER	IP	WLS	BF	H	R	ER	SO	BB	IBB	HBP	BLK	WP	HR	S	P	ERA	WHIP																																																																													
Jim Perry, R ERA: 2.23 (1, 1)	10.0		37	7	0	0	0	0	1	0	0	0	0	36	40	0.00	0.700																																																																													
Tom Buskey, R ERA: 4.3 (11, 1)	1.1	L	7	2	1	1	1	0	1	0	0	0	0	8	12	6.75	1.500																																																																													

Cleveland Indians @ Baltimore Orioles
Memorial Stadium, Baltimore, MD
 Wed May 22 1974, 7:05 PM EDT
 Att. 5,360 - Unknown

AB	40
R	1
H	9
RBI	1
BB	2
SO	1
LOB	15



Batter	1	2	3	4	5	6	7	8	9	AB R H RBI BB SO LOB	TOP											
Frank Duffy, R (1, 6) OBP: 0.252, SLG: 0.338	4-0 BB 1B		0-0 F6			0-0 BB 1B	0-3 K			3 0 1 0 1 1 1												
Jack Brohamer, L (1, 4) OBP: 0.373, SLG: 0.408	0-0 1B			0-0 F8		0-0 F9		0-0 L1		4 0 1 0 0 0 1												
John Lowenstein, L (1, 5) OBP: 0.366, SLG: 0.340	0-0 F7			0-0 L4		4-0 BB		0-0 F7		3 0 0 0 1 0 1												
Jack Heidemann, R (9, 5) OBP: 0.125, SLG: 0.125						1-2 BB				0 0 0 0 0 0 0												
John Ellis, R (1, 3) OBP: 0.315, SLG: 0.382	0-3 K			0-3 K		0-0 F3		0-0 6-3		4 0 0 0 0 2 3												
Ossie Blanco, R (9, 3) OBP: 0.350, SLG: 0.235										0 0 0 0 0 0 0												
Oscar Gamble, L (1, 10) OBP: 0.371, SLG: 0.454		0-0 1-3			0-0 E6 1B		0-0 2-3		0-0 4-3	4 1 0 0 0 0 2												
Charlie Spikes, R (1, 9) OBP: 0.350, SLG: 0.456		0-0 4-3			0-0 F9		0-0 1B E 1B		0-0 G3	4 1 1 0 0 0 1												
George Hendrick, R (1, 8) OBP: 0.306, SLG: 0.414		0-0 F8			0-0 1B		0-0 F5		0-3 K	4 0 1 1 0 1 1												
Leron Lee, L (1, 7) OBP: 0.217, SLG: 0.190			0-0 F7		0-3 K		0-0 E7 1B			3 0 1 0 0 1 1												
Dave Duncan, R (1, 2) OBP: 0.258, SLG: 0.331			0-0 F8		0-3 K		0-3 K			3 0 0 0 0 2 2												
Inning Stats	R: 0 E: 0 K: 1 S: 5	H: 1 LOB: 1 BB: 1 P: 9	R: 0 E: 0 K: 0 S: 3	H: 0 LOB: 0 BB: 0 P: 3	R: 0 E: 0 K: 0 S: 3	H: 0 LOB: 0 BB: 0 P: 3	R: 0 E: 0 K: 1 S: 5	H: 0 LOB: 0 BB: 0 P: 5	R: 1 E: 1 K: 2 S: 9	H: 1 LOB: 1 BB: 0 P: 9	R: 0 E: 0 K: 0 S: 4	H: 1 LOB: 2 BB: 1 P: 8	R: 1 E: 1 K: 2 S: 9	H: 2 LOB: 1 BB: 0 P: 9	R: 0 E: 0 K: 0 S: 3	H: 0 LOB: 0 BB: 0 P: 3	R: 0 E: 0 K: 1 S: 5	H: 0 LOB: 0 BB: 0 P: 5	1B: 5 2B: 0 3B: 0 HR: 0	SF: 0 SAC: 0 DP: 0 HBP: 0	WP: 0 PB: 0 SB: 0 CS: 0	PA: 34
PITCHER	IP WLS BF H R ER SO BB IBB HBP BLK WP HR S P ERA WHIP																					
Jim Palmer, R (1, 1) ERA: 3.27	8.0 L 31 5 2 0 6 2 0 0 0 0 0 0 0 41 49 0.00 0.875																					
Bob Reynolds, R (9, 1) ERA: 1.23	1.0 3 0 0 0 1 0 0 0 0 0 0 0 0 5 5 0.00 0.000																					

Cleveland Indians @ Baltimore Orioles
 Memorial Stadium, Baltimore, MD
 Thu May 23 1974, 7:05 PM EDT
 Att. 4,483 - Unknown

livebaseballscorecards.com

AB	32
R	2
H	5
RBI	1
BB	2
SO	7
LOB	13



Batter	1	2	3	4	5	6	7	8	9	AB R H RBI BB SO LOB	TOP									
Mark Belanger, R (1, 6) OBP: 0.310, SLG: 0.379	0-0 F5		0-0 L5		0-0 F1		0-0 F7		0-0 E6 FC4-6 HBP BB	5 1 0 0 0 0 5										
Bobby Grich, R (1, 4) OBP: 0.442, SLG: 0.496	0-0 5-3			0-0 F7		0-3 K		0-0 2B	1-0 FC4-6 HBP	4 0 1 1 0 1 0										
Tommy Davis, R (1, 10) OBP: 0.284, SLG: 0.376	0-0 5-3			0-0 1-3		0-0 F8		0-3 K	0-0 FC4-6 BB BB	5 0 0 1 0 1 3										
Boog Powell, L (1, 3) OBP: 0.311, SLG: 0.452		0-0 4-3 2B		0-0 4-3		0-0 F7		4-0 IBB	4-0 BB 1-2 BB	3 0 1 0 2 0 0										
Don Baylor, R (1, 7) OBP: 0.320, SLG: 0.268		0-3 K			0-0 1-3 1B		0-0 FC4-6 1B	0-0 F6	4-0 BB BB 1-2 BB	4 1 2 1 1 1 3										
Elrod Hendricks, L (1, 2) OBP: 0.355, SLG: 0.448		0-0 4-3 2-3		0-0 1-3		0-0 FC4-6 1B 2B		0-0 F6	0-3 K	5 1 0 0 0 1 8										
Paul Blair, R (1, 8) OBP: 0.292, SLG: 0.387		0-0 5-3		0-0 L7		0-0 2B SF7 1B			0-0 E HBP 2B	4 2 2 0 0 0 2										
Jim Fuller, R (1, 9) OBP: 0.328, SLG: 0.475			0-0 F6		0-0 1B 2-H 1B		0-0 SF7 2B		0-3 K	4 0 2 2 0 1 1										
Enos Cabell, R (1, 5) OBP: 0.368, SLG: 0.353			0-0 F9		0-0 1B		0-0 SF7		4-0 HBP E FC4-6 IBB	2 0 1 1 0 0 0										
Brooks Robinson, R (7, 5) OBP: 0.382, SLG: 0.408					1-2 1B					0 1 0 0 1 0 0										
Inning Stats	R: 0 E: 0 K: 0 S: 3	H: 0 LOB: 0 BB: 0 P: 3	R: 0 E: 0 K: 1 S: 6	H: 1 LOB: 1 BB: 0 P: 6	R: 0 E: 0 K: 0 S: 3	H: 0 LOB: 0 BB: 0 P: 3	R: 0 E: 0 K: 0 S: 3	H: 0 LOB: 0 BB: 0 P: 3	R: 1 E: 0 K: 1 S: 5	H: 3 LOB: 2 BB: 0 P: 5	R: 2 E: 0 K: 0 S: 6	H: 3 LOB: 1 BB: 0 P: 6	R: 0 E: 0 K: 1 S: 6	H: 1 LOB: 2 BB: 1 P: 10	R: 3 E: 1 K: 2 S: 9	H: 1 LOB: 3 BB: 3 P: 22	1B: 5 2B: 4 3B: 0 HR: 0	SF: 1 SAC: 0 DP: 0 HBP: 1	WP: 0 PB: 0 SB: 0 CS: 0	PA: 42
PITCHER	IP WLS BF H R ER SO BB IBB HBP BLK WP HR S P ERA WHIP											PITCHER	IP WLS BF H R ER SO BB IBB HBP BLK WP HR S P ERA WHIP							
Mel Stottlemyre, R (1, 1) ERA: 3.73	8.1 L 38 9 6 3 4 0 2 1 0 0 0 43 52 3.24 1.080											Sparky Lyle, L (9, 1) ERA: 1.73	0.2 4 0 0 0 1 2 0 0 0 0 0 4 12 0.00 3.000							

Baltimore Orioles @ New York Yankees
Shea Stadium, Flushing, NY
Fri May 24 1974, 7:05 PM EDT
Att. 11,369 - Unknown

livebaseballscorecards.com

AB	36
R	6
H	9
RBI	6
BB	4
SO	5
LOB	22



Batter	1	2	3	4	5	6	7	8	9	AB	R	H	RBI	BB	SO	LOB
Elliott Maddox, R (1, 9) OBP: 0.333, SLG: 0.333	0-0 F9		0-3 K	0-3 K			0-0 F8		0-0 1B	5	0	1	1	0	2	2
Thurman Munson, R (1, 2) OBP: 0.264, SLG: 0.365	0-0 4-3 2B		0-0 5-3		0-0 F7			0-0 F4	0-3 K	5	0	1	0	0	1	2
Bobby Murcer, L (1, 8) OBP: 0.326, SLG: 0.344	0-0 4-3		0-0 BLK 1B		0-0 F9			0-3 K		4	0	1	0	0	1	1
Lou Piniella, R (1, 7) OBP: 0.356, SLG: 0.409	0-0 6-3		0-0 F8		0-0 5-3			0-0 FC4-6 1B		4	0	1	0	0	0	2
Bill Sudakis, S (1, 3) OBP: 0.287, SLG: 0.301		0-0 6-3		4-0 1B G4-6-3 BB		4-0 L6-3 BB		0-0 FC4-6 1B		2	1	0	0	2	0	1
Ron Blomberg, L (1, 10) OBP: 0.440, SLG: 0.607		4-0 2B 4-3 BB		0-0 G4-6-3 HBP 1B		0-0 L6-3		0-0 4-3		3	1	1	0	1	0	1
Graig Nettles, L (1, 5) OBP: 0.315, SLG: 0.484		0-0 1-3 2B		1-0 G4-6-3 HBP		0-0 F9		0-0 1B 2B		3	1	2	0	0	0	0
Gene Michael, S (1, 4) OBP: 0.221, SLG: 0.169 Horace Clarke, S (7, PH) OBP: 0.294, SLG: 0.255 (8, 4)		0-0 4-3		0-0 G4-6-3		0-0 F3		4-0 1B BB		2	0	0	1	0	0	3
Jim Mason, L (1, 6) OBP: 0.288, SLG: 0.295 Fernando Gonzalez, R (7, PH) OBP: 0.211, SLG: 0.246 (8, 6)		0-3 K		0-0 1-2f 2-3 3-H		0-0 F9		0-3 K		1	0	0	0	1	1	1
Jim Ray Hart, R (9, PH) OBP: 0.286, SLG: 0.091				4-0 BB						1	0	0	0	0	0	0
Jim Ray Hart, R (9, PH) OBP: 0.286, SLG: 0.091										1	0	0	0	0	1	2

Inning Stats	R: 0	H: 1	E: 0	K: 0	S: 4	R: 1	H: 1	E: 0	K: 1	S: 6	R: 0	H: 1	E: 0	K: 1	S: 6	R: 1	H: 1	E: 0	K: 1	S: 5	R: 0	H: 0	E: 0	K: 0	S: 3	R: 0	H: 0	E: 0	K: 0	S: 2	R: 0	H: 0	E: 0	K: 0	S: 3	R: 0	H: 1	E: 0	K: 1	S: 6	R: 1	H: 2	E: 0	K: 2	S: 9	1B: 4	SF: 0	2B: 4	SAC: 0	3B: 0	DP: 2	HR: 0	HBP: 1	WP: 0	PA: 38
PITCHER	IP	WLS	BF	H	R	ER	SO	BB	IBB	HBP	BLK	WP	HR	S	P	ERA	WHIP																																						
Dave McNally, L (1, 1) ERA: 3.55	8.2	W	37	7	3	3	5	5	0	1	1	0	0	41	62	3.12	1.385																																						
Bob Reynolds, R (9, 1) ERA: 1.21	0.1	S	1	0	0	0	1	0	0	0	0	0	0	3	3	0.00	0.000																																						

BOTTOM

Baltimore Orioles @ New York Yankees
Shea Stadium, Flushing, NY
Fri May 24 1974, 7:05 PM EDT
Att. 11,369 - Unknown

livebaseballscorecards.com

AB	32
R	3
H	7
RBI	2
BB	5
SO	6
LOB	15



Batter	1	2	3	4	5	6	7	8	9	AB R H RBI BB SO LOB	TOP														
Paul Blair, R OBP: 0.304, SLG: 0.426 (1, 8) X	0-0 F9		0-0 FC6-5 1-2 S 1B		0-0 HR	0-0 F8		0-0 2B		5 1 3 1 0 0 1															
Bobby Grich, R OBP: 0.435, SLG: 0.486 (1, 4) X	0-0 6-3		0-0 F4		0-0 4-3 1B	0-0 FC6-4 1-2f		0-0 F7		5 1 1 0 0 0 4															
Tommy Davis, R OBP: 0.281, SLG: 0.370 (1, 10) X	0-0 1B		0-0 FC6-5 1B		0-0 4-3 1-2	0-0 6-3			0-0 F9	5 0 1 1 0 0 3															
Earl Williams, R OBP: 0.329, SLG: 0.280 (1, 2) X	0-0 F9		0-0 FC6 1-2 1B		0-0 1B 1B		0-0 F7		0-0 F7	5 1 2 0 0 0 1															
Boog Powell, L OBP: 0.316, SLG: 0.443 (1, 3) X		0-0 4-3	0-0 FC6 1-2f		0-0 1B 1-2 2-H 1B		0-0 4-3		4-0 BB BB BB BB	4 0 1 1 1 0 2															
Don Baylor, R OBP: 0.316, SLG: 0.291 (1, 7) X		0-3 K		0-0 6-3	0-3 K		0-0 HR		0-0 F4	5 1 1 1 0 2 3															
Brooks Robinson, R OBP: 0.385, SLG: 0.411 (1, 5) X		0-0 1B		0-3 K	0-0 1-2 2-H 1B		0-0 5-3			4 0 2 1 0 1 0															
Jim Fuller, R OBP: 0.324, SLG: 0.477 (1, 9) X		0-0 F7		0-0 2B	0-3 K			0-3 K		4 0 1 0 0 2 3															
Mark Belanger, R OBP: 0.317, SLG: 0.383 (1, 6) X			0-0 S FC6-5 1B 1B		0-0 F8		0-0 FC6-4 1B		0-3 K	4 1 2 0 0 1 1															
Inning Stats	R: 0 E: 0 K: 0 S: 4	H: 1 LOB: 1 BB: 0 P: 4	R: 0 E: 0 K: 1 S: 6	H: 1 LOB: 1 BB: 0 P: 6	R: 1 E: 0 K: 0 S: 6	H: 3 LOB: 2 BB: 0 P: 6	R: 0 E: 0 K: 1 S: 6	H: 1 LOB: 1 BB: 0 P: 6	R: 3 E: 0 K: 2 S: 12	H: 5 LOB: 2 BB: 0 P: 12	R: 0 E: 1 K: 0 S: 4	H: 1 LOB: 1 BB: 0 P: 4	R: 1 E: 0 K: 0 S: 4	H: 1 LOB: 0 BB: 0 P: 4	R: 0 E: 0 K: 2 S: 8	H: 1 LOB: 1 BB: 0 P: 8	R: 0 E: 0 K: 0 S: 3	H: 0 LOB: 1 BB: 1 P: 7	1B: 10 2B: 2 3B: 0 HR: 2	SF: 0 SAC: 0 DP: 0 HBP: 0	WP: 0 PB: 0 SB: 2 CS: 0	PA: 42			
PITCHER	IP	WLS	BF	H	R	ER	SO	BB	IBB	HBP	BLK	WP	HR	S	P	ERA	WHIP								
Pat Dobson, R ERA: 4.07 (1, 1)	4.1	L	23	10	4	4	2	0	0	0	0	0	1	27	27	8.31	2.308								
Dave Pagan, R ERA: 7.45 (5, 1)	3.2		15	4	1	1	4	0	0	0	0	0	1	23	23	2.46	1.091								
Mike Wallace, L ERA: 4.82 (9, 1)	1.0		4	0	0	0	0	1	0	0	0	0	0	3	7	0.00	1.000								


Baltimore Orioles @ New York Yankees
Shea Stadium, Flushing, NY
Sat May 25 1974, 3:33 AM EDT
Att: 10,704 - Unknown

livebaseballscorecards.com

AB	41
R	5
H	14
RBI	5
BB	1
SO	6
LOB	18



Batter	1	2	3	4	5	6	7	8	9	AB R H RBI BB SO LOB
Chris Chambliss, L (1, 3) OBP: 0.306, SLG: 0.346	0-0 F8		0-0 G6-4-3		0-0 4-3			0-0 F9		4 0 0 0 0 0 3
Elliott Maddox, R (1, 9) OBP: 0.349, SLG: 0.316	4-0 G3-6 BB			4-0 BB		0-0 F9			0-0 5-3	2 0 0 0 2 0 0
Bobby Murcer, L (1, 8) OBP: 0.319, SLG: 0.335	0-0 G3-6			0-0 F9		0-0 G3			0-0 F8	4 0 0 0 0 0 2
Lou Piniella, R (1, 7) OBP: 0.345, SLG: 0.397		0-0 6-3		0-3 K		0-0 L4			0-0 F9	4 0 0 0 0 1 1
Thurman Munson, R (1, 2) OBP: 0.258, SLG: 0.357		0-0 F4		0-0 F9			0-0 F9			3 0 0 0 0 0 1
Ron Blomberg, L (1, 10) OBP: 0.427, SLG: 0.586		0-0 6-3			0-0 4-3		0-0 4-3			3 0 0 0 0 0 0
Graig Nettles, L (1, 5) OBP: 0.315, SLG: 0.478			0-0 F5		4-0 2B BB		0-0 F9			2 1 0 0 1 0 0
Fernando Gonzalez, R (1, 4) OBP: 0.230, SLG: 0.268		4-0 1B BB			0-0 1-H 2B			0-0 F4		2 0 1 1 1 0 0
Gene Michael, S (1, 6) OBP: 0.229, SLG: 0.180			0-0 F5		0-0 F8			0-0 5-3		2 0 1 0 0 0 1
Jim Ray Hart, R (8, PH) OBP: 0.267, SLG: 0.083										1 0 0 0 0 0 0
Jim Mason, L (9, 6) OBP: 0.288, SLG: 0.295			1-2 G6-4-3 1B							0 0 0 0 0 0 0

BOTTOM	
Baltimore Orioles @ New York Yankees Shea Stadium, Flushing, NY Sat May 25 1974, 3:33 AM EDT Att. 10,704 - Unknown	
AB 27 R 1 H 2 RBI 1 BB 4 SO 1 LOB 8	

Inning Stats	R: 0	H: 0	E: 0	K: 0	S: 2	R: 0	H: 0	E: 0	K: 0	S: 3	R: 0	H: 0	E: 0	K: 1	S: 5	R: 1	H: 1	E: 0	K: 0	S: 4	R: 0	H: 0	E: 0	K: 0	S: 3	R: 0	H: 0	E: 0	K: 0	S: 3	R: 0	H: 0	E: 0	K: 0	S: 3	R: 0	H: 0	E: 0	K: 0	S: 3	R: 0	H: 0	E: 0	K: 0	S: 3	1B: 1	2B: 1	3B: 0	HR: 0	SF: 0	SAC: 0	DP: 2	HBP: 0	WP: 0	PB: 0	SB: 0	CS: 0	PA: 31
PITCHER Mike Cuellar, L (1, 1) ERA: 2.7	IP	WLS	BF	H	R	ER	SO	BB	IBB	HBP	BLK	WP	HR	S	P	ERA	WHIP																																									

Batter	1	2	3	4	5	6	7	8	9	AB R H RBI BB SO LOB	TOP											
Paul Blair, R (1, 8) OBP: 0.295, SLG: 0.417	0-0 F8		0-3 K			0-0 5-3		0-0 SF8		3 0 0 1 0 1 1	<p>Baltimore Orioles @ New York Yankees Shea Stadium, Flushing, NY Sun May 26 1974, 3:33 AM EDT Unknown</p>											
Bobby Grich, R (1, 4) OBP: 0.431, SLG: 0.480	0-0 1B		0-0 6-3			0-0 F8		0-3 K		4 0 1 0 0 1 3												
Tommy Davis, R (1, 10) OBP: 0.287, SLG: 0.373	0-0 F8			0-0 G4-6-3 1B			0-0 F8		0-0 2B 1B 1B	4 1 2 0 0 0 1												
Earl Williams, R (1, 2) OBP: 0.319, SLG: 0.270	0-0 F7			0-0 F8			0-0 F4		0-0 F3	4 0 0 0 0 0 3												
Boog Powell, L (1, 3) OBP: 0.313, SLG: 0.446		0-3 K		0-0 G4-6-3 1-2f			0-0 F9		0-0 1B 2B	4 1 1 0 0 1 1												
Don Baylor, R (1, 7) OBP: 0.307, SLG: 0.281		0-0 6-3			0-0 6-3			0-0 6-3	0-0 F7	4 0 0 0 0 0 2												
Brooks Robinson, R (1, 5) OBP: 0.388, SLG: 0.420		0-3 K			0-0 4-3			0-0 1B SF8 2B	0-0 HR 1B	4 1 2 2 0 1 0 0 1 0 0 0 0 0												
Enos Cabell, R (9, PR) OBP: 0.368, SLG: 0.353																						
Jim Fuller, R (1, 9) OBP: 0.333, SLG: 0.522			0-3 K		0-0 F8			0-0 1B 1B	0-0 HR	4 1 2 2 0 1 0												
Mark Belanger, R (1, 6) OBP: 0.320, SLG: 0.380			4-0 BB			0-3 K		0-0 1B 1B	0-0 F9	1 0 0 0 1 1 0 1 0 1 0 0 0 0 0 0 0 0 0 0 0 1 0 0 0 0 0 1												
Rich Coggins, L (8, PH) OBP: 0.212, SLG: 0.208																						
Frank Baker, L (8, 6) OBP: 0.133, SLG: 0.071																						
Andy Etchebarren, R (9, PH) OBP: 0.225, SLG: 0.216																						
Inning Stats	R: 0 E: 0 K: 0 S: 4	H: 1 LOB: 1 BB: 0 P: 4	R: 0 E: 0 K: 2 S: 7	H: 0 LOB: 0 BB: 0 P: 7	R: 0 E: 0 K: 2 S: 7	H: 0 LOB: 1 BB: 1 P: 11	R: 0 E: 0 K: 2 S: 3	H: 1 LOB: 0 BB: 0 P: 3	R: 0 E: 0 K: 0 S: 3	H: 0 LOB: 0 BB: 0 P: 3	R: 0 E: 0 K: 1 S: 5	H: 0 LOB: 0 BB: 0 P: 5	R: 0 E: 0 K: 0 S: 3	H: 0 LOB: 0 BB: 0 P: 3	R: 1 E: 0 K: 1 S: 8	H: 3 LOB: 2 BB: 0 P: 8	R: 4 E: 0 K: 0 S: 7	H: 4 LOB: 1 BB: 0 P: 7	1B: 6 2B: 2 3B: 0 HR: 1	SF: 1 SAC: 0 DP: 1 HBP: 0	WP: 0 PB: 0 SB: 1 CS: 0	PA: 36
PITCHER	IP WLS BF H R ER SO BB IBB HBP BLK WP HR S P ERA WHIP												IP WLS BF H R ER SO BB IBB HBP BLK WP HR S P ERA WHIP									
Dick Tidrow, R (1, 1) ERA: 5.34	8.2 W 35 9 5 5 6 1 0 0 0 0 1 46 50 5.19 1.154																					
Sparky Lyle, L (9, 1) ERA: 1.71	0.1 S 1 0 0 0 0 0 0 0 0 0 0 0 1 1 0.00 0.000																					

livebaseballscorecards.com

AB	34
R	5
H	9
RBI	5
BB	1
SO	6
LOB	12



Batter	1	2	3	4	5	6	7	8	9
Ron Blomberg, L (1, 9) OBP: 0.430, SLG: 0.578 Bobby Murcer, L (8, 8) OBP: 0.319, SLG: 0.335	0-0 F7		0-3 K		4-0 E 1B BB		0-0 K 1B		
Thurman Munson, R (1, 2) OBP: 0.265, SLG: 0.382	0-0 5-3		0-0 1-H HR		0-0 E9 1B 1B		0-3 K 1-2		
Elliott Maddox, R (1, 8) OBP: 0.340, SLG: 0.293 (8, 9)	0-0 5-3		0-0 5-3		4-0 1B IBB		0-0 5-3		
Lou Piniella, R (1, 7) OBP: 0.357, SLG: 0.403		0-0 4-3		0-0 HR 1B	0-0 1-3 2-H 3-H 0-3 K			4-0 E SH1-4 SF7 BB	
Bill Sudakis, S (1, 3) OBP: 0.299, SLG: 0.349		0-0 1B		0-0 1-H HR			0-0 SH1-4		
Jim Ray Hart, R (1, 10) OBP: 0.222, SLG: 0.067 Chris Chambliss, L (8, PH) OBP: 0.305, SLG: 0.344		0-3 K		0-0 6-3		0-0 F3	0-0 E4 SF7		
Graig Nettles, L (1, 5) OBP: 0.308, SLG: 0.469		0-0 1-5-3		0-0 G3		0-0 F9	0-0 SF7		
Fernando Gonzalez, R (1, 4) OBP: 0.231, SLG: 0.280			0-0 F9	0-0 F8		0-0 2B	0-0 E6		
Gene Michael, S (1, 6) OBP: 0.230, SLG: 0.185			0-0 HR 1B		0-3 K	0-0 1-3	0-3 K		


AB	R	H	RBI	BB	SO	LOB
3	1	1	0	1	1	1
0	0	0	0	0	0	0
4	1	2	2	0	1	1
3	0	0	0	1	0	0
3	2	2	1	1	0	0
3	1	2	2	0	1	2
3	0	0	0	0	1	1
1	0	0	0	0	0	1
3	0	0	1	0	0	1
4	0	1	0	0	0	1
4	1	1	0	0	2	3

WP	HR	S	P	ERA	WHIP
0	0	0	0	0.00	0.900

Inning	R	H	E	K	S	P	BB	IBB	HBP	BLK	WP	HR	S	P	ERA	WHIP
1	0	0	0	0	3	3	0	0	0	0	0	0	26	34	9.64	1.714
2	0	1	0	1	6	3	0	0	0	0	0	0	19	23	0.00	0.900
3	2	2	0	1	7	5	1	1	0	0	0	0	0	0	0.00	0.900
4	0	2	0	0	5	5	0	0	0	0	0	0	19	23	0.00	0.900
5	1	2	0	2	16	4	0	0	0	0	0	0	16	16	0.00	0.900
6	0	1	0	1	4	4	0	0	0	0	0	0	4	4	0.00	0.900
7	0	1	0	1	5	5	0	0	0	0	0	0	5	5	0.00	0.900
8	1	0	2	1	11	11	0	0	0	0	0	0	11	11	0.00	0.900
9	0	0	0	0	3	3	0	0	0	0	0	0	3	3	0.00	0.900

Baltimore Orioles @ New York Yankees
 Shea Stadium, Flushing, NY
 Sun May 26 1974, 3:33 AM EDT
 Unknown

AB 31
 R 6
 H 9
 RBI 6
 BB 3
 SO 6
 LOB 11



WP	HR	S	P	ERA	WHIP
0	0	0	0	0.00	0.900

Batter	1	2	3	4	5	6	7	8	9	AB	R	H	RBI	BB	SO	LOB	TOP								
Al Bumbry, L (1, 7) <small>OBP: 0.214, SLG: 0.253</small> Paul Blair, R (2, PH) <small>OBP: 0.294, SLG: 0.412</small> (2, 8)	0-0 F7	0-0 6-3		0-0 SF9 1B		0-0 7-2		0-0 B2		1	0	0	0	0	0	0									
Rich Coggins, L (1, 8) <small>OBP: 0.220, SLG: 0.204</small> (2, 7)	0-0 G3		4-0 G5-4-3 BB	0-0 SF9		0-0 G3			1-0 FC5 BB HBP	2	0	0	1	1	0	0									
Bobby Grich, R (1, 4) <small>OBP: 0.430, SLG: 0.474</small>	0-0 CS 1B		0-0 G5-4-3	0-3 K			0-0 F5		4-0 FC5 1B BB	4	1	1	0	1	1	3									
Tommy Davis, R (1, 10) <small>OBP: 0.290, SLG: 0.370</small>	0-0 CS 1-2	0-3 K	0-0 BB 1B	4-0 1B IBB			0-0 L3		0-0 FC5 1B 1B	4	1	1	0	1	1	2									
Boog Powell, L (1, 3) <small>OBP: 0.327, SLG: 0.485</small>		0-0 HR	1-2 BB 1B	0-0 3-1			0-0 F7		0-0 1B 1B	5	1	3	2	0	0	3									
Jim Fuller, R (1, 9) <small>OBP: 0.338, SLG: 0.507</small>		0-0 F7	1-2 2-3 BB		0-3 K			0-3 K	0-0 G4-3 1B	4	0	1	1	1	2	0									
Elrod Hendricks, L (1, 2) <small>OBP: 0.371, SLG: 0.531</small> Earl Williams, R (9, PH) <small>OBP: 0.317, SLG: 0.268</small>		0-0 HR		0-0 F7		0-0 F7		4-0 FC5-4 BB	0-0 G4-3	3	1	1	1	1	1	3									
Enos Cabell, R (1, 5) <small>OBP: 0.391, SLG: 0.476</small>		0-0 3B		0-0 1B BB SF9 1B		0-3 K		0-0 FC5-4 BB		4	1	2	0	0	1	1									
Mark Belanger, R (1, 6) <small>OBP: 0.341, SLG: 0.404</small>		4-0 BB		4-0 SF9 1B BB		0-0 7-2 3B		4-0 BB		1	0	1	0	3	0	0									
Inning Stats	R: 0 E: 0 K: 0 S: 3	H: 1 LOB: 0 BB: 0 P: 3	R: 2 E: 0 K: 1 S: 8	H: 3 LOB: 2 BB: 1 P: 12	R: 0 E: 0 K: 1 S: 6	H: 2 LOB: 3 BB: 2 P: 14	R: 1 E: 0 K: 1 S: 7	H: 2 LOB: 3 BB: 2 P: 15	R: 0 E: 0 K: 2 S: 7	H: 0 LOB: 0 BB: 0 P: 7	R: 0 E: 0 K: 0 S: 3	H: 1 LOB: 0 BB: 0 P: 3	R: 0 E: 0 K: 0 S: 3	H: 0 LOB: 0 BB: 0 P: 3	R: 0 E: 0 K: 1 S: 5	H: 0 LOB: 2 BB: 2 P: 13	R: 2 E: 0 K: 0 S: 4	H: 2 LOB: 1 BB: 1 P: 9	1B: 7 2B: 1 3B: 2 HR: 2	SF: 1 SAC: 0 DP: 3 HBP: 1	WP: 0 PB: 0 SB: 0 CS: 1	PA: 44			
PITCHER	IP	WLS	BF	H	R	ER	SO	BB	IBB	HBP	BLK	WP	HR	S	P	ERA	WHIP								
Dick Woodson, R (1, 1) <small>ERA: 5.53</small>	1.2		9	4	2	2	1	1	0	0	0	0	2	10	14	10.80	3.000								
Mike Wallace, L (2, 1) <small>ERA: 4.26</small>	3.1	W	18	5	1	1	4	3	1	0	0	0	0	22	38	2.70	2.400								
Cecil Upshaw, R (6, 1) <small>ERA: 3.8</small>	3.0	S	12	0	2	2	1	3	0	1	0	0	0	10	23	6.00	1.000								
Sparky Lyle, L (9, 1) <small>ERA: 1.65</small>	1.0		4	2	0	0	0	0	0	0	0	0	0	4	4	0.00	2.000								

Baltimore Orioles @ New York Yankees
 Shea Stadium, Flushing, NY
 Sun May 26 1974, 3:38 AM EDT
 Att. 23,882 - Unknown

livebaseballscorecards.com

AB	33
R	5
H	11
RBI	5
BB	8
SO	6
LOB	19



Batter	1	2	3	4	5	6	7	8	9	AB	R	H	RBI	BB	SO	LOB
Elliott Maddox, R OBP: 0.365, SLG: 0.326 (1, 9)	0-0 F8		0-0 6-3	0-0 PB 1B 1B	0-0 1B		0-0 E 1B			5	1	3	1	0	0	0
Lou Piniella, R OBP: 0.365, SLG: 0.406 (1, 7)	0-0 CS 1B		0-0 FC6-4 1B	0-0 6-3 1B 1B	0-0 F3		4-0 1B IBB			4	0	2	1	1	0	3
Bobby Murcer, L OBP: 0.316, SLG: 0.331 (1, 8)	0-3 K		0-0 FC6-4 1B 1B	0-0 S 1B 1B		0-3 K	0-0 F7			5	2	1	1	0	2	4
Ron Blomberg, L OBP: 0.446, SLG: 0.585 (1, 10)		4-0 1B BB FC6-5 BB	0-0 1B 1B	0-0 1B 2B 1B		0-0 E7 1B		0-0 4-3		4	2	3	1	1	0	0
Graig Nettles, L OBP: 0.321, SLG: 0.479 (1, 5)		4-0 FC6-5 1B BB	0-0 1B 1B	0-0 1B 2B		1-0 HBP		0-0 F9		3	0	2	2	1	0	0
Chris Chambliss, L OBP: 0.302, SLG: 0.339 (1, 3)		0-0 FC6-5 1B	0-0 L1	0-0 5-3		0-3 K		0-3 K		5	0	1	0	0	2	5
Rick Dempsey, R OBP: 0.267, SLG: 0.317 (1, 2)	0-0 F6			0-0 F8 S 1B 1B	0-0 L8	0-0 F6				4	1	1	0	0	0	5
Jim Mason, L OBP: 0.287, SLG: 0.293 (1, 6)	0-0 FC6-5			0-0 F8	0-0 1B 1B		0-0 F5			4	0	1	1	0	0	3
Fernando Gonzalez, R OBP: 0.232, SLG: 0.269 (1, 4)	0-0 3-1			4-0 PB 1B 6-3 BB	0-0 F7		0-0 5-3			3	1	0	0	1	0	3

Inning Stats	R: 0	H: 1	E: 0	K: 1	S: 5	R: 1	H: 1	E: 0	K: 0	S: 4	R: 1	H: 3	E: 0	K: 0	S: 6	R: 5	H: 5	E: 0	K: 0	S: 8	R: 0	H: 2	E: 0	K: 0	S: 5	R: 0	H: 1	E: 1	K: 2	S: 8	R: 0	H: 1	E: 1	K: 0	S: 4	R: 0	H: 0	E: 0	K: 1	S: 5
	LOB: 1	BB: 0	P: 5	LOB: 2	BB: 2	P: 12	LOB: 1	BB: 2	P: 12	LOB: 2	BB: 0	P: 5	LOB: 2	BB: 0	P: 5	LOB: 2	BB: 0	P: 9	LOB: 0	BB: 0	P: 5	LOB: 0	BB: 0	P: 5	LOB: 0	BB: 0	P: 5	LOB: 0	BB: 0	P: 5	LOB: 0	BB: 0	P: 5	LOB: 0	BB: 0	P: 5	LOB: 0	BB: 0	P: 5	

PITCHER	IP	WLS	BF	H	R	ER	SO	BB	IBB	HBP	BLK	WP	HR	S	P	ERA	WHIP
Doyle Alexander, R ERA: 5.55 (1, 1)	3.1	L	19	7	5	5	1	3	0	0	0	0	0	18	30	13.50	3.000
Wayne Garland, R ERA: 54.0 (4, 1)	0.1		3	2	1	1	0	0	0	0	0	0	0	3	3	27.00	6.000
Grant Jackson, L ERA: 3.71 (4, 1)	4.1		20	5	1	1	3	0	1	1	0	0	0	24	29	2.08	1.154

BOTTOM

Baltimore Orioles @ New York Yankees
Shea Stadium, Flushing, NY
Sun May 26 1974, 3:38 AM EDT
Att. 23,882 - Unknown

livebaseballscorecards.com

AB	37
R	7
H	14
RBI	7
BB	4
SO	4
LOB	23



WP	PA	ERA	WHIP
0	42		

Batter	1	2	3	4	5	6	7	8	9	AB R H RBI BB SO LOB	TOP											
Al Bumbry, L (1, 7) OBP: 0.206, SLG: 0.242	0-3 K		0-0 4-3		0-0 F5			0-0 L8		4 0 0 0 0 1 2												
Bobby Grich, R (1, 4) OBP: 0.426, SLG: 0.465	4-0 E BB			0-0 F7		0-0 6-3		0-3 K		3 0 0 0 1 1 1												
Tommy Davis, R (1, 10) OBP: 0.289, SLG: 0.367	0-0 F8			0-0 F8		0-0 B2			0-0 HBP 1B	4 0 1 0 0 0 1												
Earl Williams, R (1, 2) OBP: 0.322, SLG: 0.276	0-3 K 1-3			0-0 1B		0-3 K			0-0 HBP 1B	4 0 2 0 0 2 1												
Boog Powell, L (1, 3) OBP: 0.315, SLG: 0.465		0-0 F8		0-0 4-1			0-0 4-3		0-0 F5	4 0 0 0 0 0 3												
Don Baylor, R (1, 9) OBP: 0.312, SLG: 0.282		0-0 6-3			0-0 S 3B 1B		0-0 F8		1-0 G5-4-3 HBP	3 1 1 0 0 0 0												
Brooks Robinson, R (1, 5) OBP: 0.379, SLG: 0.409		0-0 6-3			0-3 K 1-2		0-0 F3		0-0 G5-4-3 1-2 2-3	4 0 0 0 0 1 4												
Rich Coggins, L (1, 8) OBP: 0.223, SLG: 0.225			0-0 6-3		0-0 3B 2-H			0-0 P6		3 0 1 1 0 0 0												
Mark Belanger, R (1, 6) OBP: 0.341, SLG: 0.396			0-0 6-3		0-0 F8			4-0 BB		2 0 0 0 1 0 1												
Inning Stats	R: 0 E: 1 K: 2 S: 7	H: 0 LOB: 1 BB: 1 P: 11	R: 0 E: 0 K: 0 S: 3	H: 0 LOB: 0 BB: 0 P: 3	R: 0 E: 0 K: 0 S: 3	H: 0 LOB: 0 BB: 0 P: 3	R: 0 E: 0 K: 0 S: 4	H: 1 LOB: 1 BB: 0 P: 4	R: 1 E: 0 K: 1 S: 7	H: 2 LOB: 1 BB: 0 P: 7	R: 0 E: 0 K: 1 S: 5	H: 0 LOB: 0 BB: 0 P: 5	R: 0 E: 0 K: 0 S: 3	H: 0 LOB: 0 BB: 0 P: 3	R: 0 E: 0 K: 0 S: 5	H: 0 LOB: 1 BB: 1 P: 9	R: 0 E: 0 K: 0 S: 4	H: 2 LOB: 2 BB: 0 P: 5	1B: 4 2B: 0 3B: 1 HR: 0	SF: 0 SAC: 0 DP: 1 HBP: 1	WP: 0 PB: 0 SB: 1 CS: 0	PA: 34
PITCHER Bruce Dal Canton, R (1, 1) ERA: 1.93	IP: 9.0 WLS: W BF: 34 H: 5 R: 1 ER: 1 SO: 5 BB: 2 IBB: 0 HBP: 1 BLK: 0 WP: 0 HR: 0 S: 41 P: 50 ERA: 1.00 WHIP: 0.778											PITCHER	IP: 9.0 WLS: W BF: 34 H: 5 R: 1 ER: 1 SO: 5 BB: 2 IBB: 0 HBP: 1 BLK: 0 WP: 0 HR: 0 S: 41 P: 50 ERA: 1.00 WHIP: 0.778									

Baltimore Orioles @ Kansas City Royals
 Royals Stadium, Kansas City, MO
 Mon May 27 1974, 8:05 PM EDT
 Att. 16,193 - Unknown - 77 F

livebaseballscorecards.com

AB	31
R	1
H	5
RBI	1
BB	2
SO	5
LOB	13



Batter	1	2	3	4	5	6	7	8	9
Freddie Patek, R OBP: 0.293, SLG: 0.301 (1, 6)	0-0 1B	0-0 L4		0-0 5-3	0-0 SF8		0-0 FC5-4		
Cookie Rojas, R OBP: 0.339, SLG: 0.416 (1, 4)	0-0 F9		0-0 FC5-4	0-0 BB	0-0 1B			0-0 E5	
Frank White, R OBP: 0.244, SLG: 0.317 (9, 4)			0-0 1B	2-3 1B	1-2 1B			6-3 1B	
Amos Otis, R OBP: 0.349, SLG: 0.427 (1, 8)	0-0 F8		0-0 FC5-4	0-0 SF8	0-0 P4			0-0 6-3	
Al Cowens, R OBP: 0.222, SLG: 0.233 (8, 8)			F8 2B	3-H				2-3	
John Mayberry, L OBP: 0.397, SLG: 0.497 (1, 3)	0-0 1B		0-0 F8	4-0 BB		0-0 F8		0-0 4-3 WP	
Hal McRae, R OBP: 0.401, SLG: 0.551 (1, 10)	0-3 K		4-0 2B	0-0 F8		0-0 F9		4-0 4-3	
Vada Pinson, L OBP: 0.254, SLG: 0.352 (1, 9)		0-0 3-1	0-0 3B		0-0 FC6-4	0-3 K		0-0 4-3	
Jim Wohlford, R OBP: 0.352, SLG: 0.371 (1, 7)		0-0 3-1	0-0 3B		0-0 FC6-4		0-0 4-3	0-0 1-3	
George Brett, L OBP: 0.292, SLG: 0.410 (1, 5)		0-0 HR	0-0 4-3		0-0 FC6-4		0-0 F8		
Fran Healy, R OBP: 0.310, SLG: 0.481 (1, 2)		0-0 HR		0-0 1B	4-0 1B		0-0 FC5-4		

Inning Stats	R: 0	H: 2	E: 0	K: 1	S: 7	R: 2	H: 2	E: 0	K: 0	S: 5	R: 3	H: 3	E: 0	K: 0	S: 6	R: 1	H: 2	E: 0	K: 0	S: 5	R: 2	H: 3	E: 0	K: 0	S: 6	R: 0	H: 0	E: 0	K: 1	S: 5	R: 0	H: 1	E: 1	K: 0	S: 5	R: 1	H: 1	E: 1	K: 0	S: 5
	LOB: 2	BB: 0	P: 7			LOB: 0	BB: 0	P: 5			LOB: 1	BB: 1	P: 10			LOB: 2	BB: 1	P: 9			LOB: 2	BB: 1	P: 10			LOB: 0	BB: 0	P: 5			LOB: 1	BB: 1	P: 9			LOB: 2	BB: 1	P: 9		

PITCHER	IP	WLS	BF	H	R	ER	SO	BB	IBB	HBP	BLK	WP	HR	S	P	ERA	WHIP
Jim Palmer, R ERA: 3.74 (1, 1)	2.2	L	16	7	5	5	1	1	0	0	0	0	1	17	21	16.88	3.000
Wayne Garland, R ERA: 19.29 (3, 1)	2.0		13	5	3	3	0	2	0	0	0	0	0	11	19	13.50	3.500
Jesse Jefferson, R ERA: 6.0 (5, 1)	3.1		14	2	1	0	1	1	0	0	0	1	0	15	19	0.00	0.900

BOTTOM


Baltimore Orioles @ Kansas City Royals
Royals Stadium, Kansas City, MO
 Mon May 27 1974, 8:05 PM EDT
 Att: 16,193 - Unknown - 77 F

AB	R	H	RBI	BB	SO	LOB
4	0	1	1	0	0	2
5	1	3	1	0	0	1
0	0	0	0	0	0	0
3	1	0	1	0	0	4
1	0	0	0	0	0	1
4	0	2	1	1	0	1
3	1	0	0	2	1	4
5	2	2	2	0	1	2
5	0	2	1	0	0	2
4	2	1	0	0	0	3
3	2	3	2	1	0	0

AB	37
R	9
H	14
RBI	9
BB	4
SO	2
LOB	20

livebaseballscorecards.com

1B:	11	SF:	2	WP:	1	PA:	43
2B:	1	SAC:	0	PB:	0		
3B:	1	DP:	0	SB:	2		
HR:	1	HBP:	0	CS:	0		



Batter	1	2	3	4	5	6	7	8	9	10	11	AB R H RBI BB SO LOB	TOP														
Paul Blair, R (1, 8) OBP: 0.304, SLG: 0.414												4 1 2 0 1 0 1	<p>Baltimore Orioles @ Kansas City Royals Royals Stadium, Kansas City, MO Tue May 28 1974, 8:05 PM EDT Att: 10,995 - Unknown - 84 F</p> <p>livebaseballscorecards.com</p> <table border="0"> <tr><td>AB</td><td>41</td></tr> <tr><td>R</td><td>5</td></tr> <tr><td>H</td><td>11</td></tr> <tr><td>RBI</td><td>5</td></tr> <tr><td>BB</td><td>2</td></tr> <tr><td>SO</td><td>5</td></tr> <tr><td>LOB</td><td>12</td></tr> </table>	AB	41	R	5	H	11	RBI	5	BB	2	SO	5	LOB	12
AB	41																										
R	5																										
H	11																										
RBI	5																										
BB	2																										
SO	5																										
LOB	12																										
Bobby Grich, R (1, 4) OBP: 0.421, SLG: 0.456												5 1 1 0 0 1 5															
Tommy Davis, R (1, 10) OBP: 0.292, SLG: 0.368												5 1 2 1 0 0 1															
Jim Fuller, R (1, 9) OBP: 0.329, SLG: 0.500												5 0 1 1 0 0 1															
Don Baylor, R (1, 7) OBP: 0.308, SLG: 0.281												4 0 1 1 0 0 0															
Brooks Robinson, R (1, 5) OBP: 0.374, SLG: 0.403												5 0 1 0 0 0 1															
Boog Powell, L (1, 3) OBP: 0.301, SLG: 0.443												5 0 0 0 0 2 1															
Andy Etchebarren, R (1, 2) OBP: 0.256, SLG: 0.231												2 1 1 0 1 0 0															
Elrod Hendricks, L (8, 2) OBP: 0.351, SLG: 0.500												2 0 0 0 0 1 1															
Mark Belanger, R (1, 6) OBP: 0.346, SLG: 0.426												4 1 2 2 0 1 1															
Inning Stats	R: 0 H: 1 E: 0 LOB: 0 K: 0 BB: 0 S: 3 P: 3	R: 0 H: 0 E: 0 LOB: 0 K: 0 BB: 0 S: 3 P: 3	R: 5 H: 5 E: 0 LOB: 1 K: 0 BB: 1 S: 8 P: 12	R: 0 H: 0 E: 0 LOB: 0 K: 0 BB: 0 S: 3 P: 3	R: 0 H: 1 E: 0 LOB: 1 K: 0 BB: 0 S: 4 P: 4	R: 0 H: 0 E: 0 LOB: 0 K: 0 BB: 0 S: 3 P: 3	R: 0 H: 1 E: 0 LOB: 1 K: 1 BB: 0 S: 6 P: 6	R: 0 H: 0 E: 0 LOB: 0 K: 0 BB: 0 S: 3 P: 3	R: 0 H: 2 E: 0 LOB: 3 K: 2 BB: 1 S: 9 P: 13	R: 0 H: 1 E: 0 LOB: 0 K: 0 BB: 0 S: 3 P: 3	R: 0 H: 0 E: 0 LOB: 0 K: 2 BB: 0 S: 7 P: 7	1B: 9 SF: 1 2B: 1 SAC: 0 3B: 0 DP: 1 HR: 1 HBP: 0	WP: 0 PA: 45 PB: 0 SB: 0 CS: 1														
PITCHER	IP WLS BF H R ER SO BB IBB HBP BLK WP HR S P ERA WHIP																										
Paul Splittorff, L (1, 1) ERA: 3.59	2.1	13	6	5	5	0	1	0	0	0	0	0	1	12	16	19.29	3.000										
Marty Pattin, R (3, 1) ERA: 4.33	5.2	20	3	0	0	1	0	0	0	0	0	0	0	22	22	0.00	0.529										
Joe Hoerner, L (9, 1) ERA: 1.54	0.2	3	1	0	0	1	0	0	0	0	0	0	0	5	5	0.00	1.500										
Doug Bird, R (9, 1) ERA: 2.14	2.1	W 8	1	0	0	3	1	0	0	0	0	0	0	13	17	0.00	0.857										

BOTTOM

Baltimore Orioles @ Kansas City Royals
Royals Stadium, Kansas City, MO

Tue May 28 1974, 8:05 PM EDT
Att. 10,995 - Unknown - 84 F

livebaseballscorecards.com

AB	38
R	9
H	13
RBI	9
BB	5
SO	4
LOB	16



WP: 0	PA: 47
PB: 0	
SB: 0	
CS: 2	

Batter	1	2	3	4	5	6	7	8	9	10	11	AB	R	H	RBI	BB	SO	LOB
Freddie Patek, R (1.6) OBP: 0.316, SLG: 0.324	0-0 SH3-1 SF9 2B	0-0 1-2 2-H 1B		H 1-0 G1-4-3 HBP		X 0-0 1-2 1B			X 0-0 CS 1B		4-0 1-2 HR IBB	4	2	4	1	1	0	0
Cookie Rojas, R (1.4) OBP: 0.341, SLG: 0.433	0-0 SH3-1 2-3	0-0 6-3		X 0-0 G1-4-3 1-2f		X 0-0 L5			X 0-0 1-2 1B		X 0-0 1-H 2-H 3-H HR	5	1	2	4	0	0	6
Jim Wohlford, R (1.7) OBP: 0.348, SLG: 0.365	0-0 SF9 3-H		BB 4-0 FC6-4 BB		X 0-0 5-3			X 0-0 1-4-3				3	0	0	1	1	0	1
John Mayberry, L (1.3) OBP: 0.392, SLG: 0.484	0-3 K		S 0-3 K		X 0-0 4-1			BB 4-0 CS BB		X 0-0 P6		4	0	0	0	1	2	1
Hal McRae, R (1.9) OBP: 0.395, SLG: 0.539		X 0-0 1B 4-3 1B	X 0-0 FC6-4 1-2f FC6-4		X 0-0 4-3			BB 0-3 K 1-2		X 0-0 L6		5	1	1	0	0	1	2
Richie Scheinblum, S (1.10) OBP: 0.185, SLG: 0.117		X 0-0 F5	X 0-0 FC6-4 1-2f		X 0-0 SH1-4 1B 1B			X 0-0 P6		X 0-0 G3		5	1	1	0	0	0	2
Al Cowens, R (1.8) OBP: 0.265, SLG: 0.261		X 0-0 1B 4-3 1B	BB 4-0 SH1-4 2B BB		X 0-0 SH1-4 1-2			X 0-0 1-3		X 0-0 FC1-6 1B		3	2	2	0	1	0	0
George Brett, L (1.5) OBP: 0.271, SLG: 0.379		X 0-0 4-3	X 0-0 P6		X 0-0 4-3			X 0-0 2-3 F7		X 0-0 FC1-6 1B 1-2f HR		5	1	0	1	0	0	4
Fran Healy, R (1.2) OBP: 0.327, SLG: 0.496		BB 4-0 1B BB	X 0-0 4-0 1-H 2B		X 0-0 3-H 1B			X 0-3 K		X 0-0 1-3 HR IBB 1B		4	1	3	2	1	1	0

Inning Stats	R: 1 E: 0 K: 1 S: 6	H: 1 LOB: 0 BB: 0 P: 6	R: 2 E: 0 K: 0 S: 6	H: 3 LOB: 2 BB: 1 P: 10	R: 0 E: 0 K: 1 S: 5	H: 0 LOB: 1 BB: 1 P: 9	R: 1 E: 0 K: 0 S: 3	H: 1 LOB: 1 BB: 1 P: 8	R: 0 E: 0 K: 0 S: 3	H: 0 LOB: 0 BB: 0 P: 3	R: 1 E: 0 K: 0 S: 6	H: 3 LOB: 2 BB: 0 P: 6	R: 0 E: 0 K: 1 S: 4	H: 0 LOB: 1 BB: 1 P: 8	R: 0 E: 0 K: 0 S: 3	H: 0 LOB: 0 BB: 0 P: 3	R: 0 E: 0 K: 1 S: 6	H: 2 LOB: 1 BB: 0 P: 6	R: 0 E: 0 K: 0 S: 3	H: 0 LOB: 0 BB: 0 P: 3	R: 4 E: 0 K: 0 S: 4	H: 3 LOB: 0 BB: 1 P: 8	1B: 10 2B: 3 3B: 0 HR: 1	SF: 1 SAC: 2 DP: 2 HBP: 1	WP: 0 PB: 0 SB: 0 CS: 2	PA: 47
--------------	------------------------------	---------------------------------	------------------------------	----------------------------------	------------------------------	---------------------------------	------------------------------	---------------------------------	------------------------------	---------------------------------	------------------------------	---------------------------------	------------------------------	---------------------------------	------------------------------	---------------------------------	------------------------------	---------------------------------	------------------------------	---------------------------------	------------------------------	---------------------------------	-----------------------------------	------------------------------------	----------------------------------	--------

PITCHER	IP	WLS	BF	H	R	ER	SO	BB	IBB	HBP	BLK	WP	HR	S	P	ERA	WHIP
Dave McNally, L (1.1) ERA: 3.89	3.1		19	5	4	4	2	3	0	1	0	0	0	19	32	10.80	2.400
Doyle Alexander, R (4.1) ERA: 5.4	2.1		9	3	1	1	0	0	0	0	0	0	0	9	9	3.86	1.286
Bob Reynolds, R (6.1) ERA: 2.33	4.2	L	19	5	4	4	2	1	1	0	0	0	1	21	29	7.71	1.286

Batter	1	2	3	4	5	6	7	8	9	AB R H RBI BB SO LOB	TOP									
Al Bumbry, L OBP: 0.223, SLG: 0.260 (1, 7) X	0-0 1B 1B	0-0 FC6-4 1B			0-3 K		0-0 S 2B 1B	0-0 1-3		5 2 3 0 0 1 0										
Rich Coggins, L OBP: 0.230, SLG: 0.233 (1, 9) X	0-0 1B 1B	0-0 F5			0-0 F8		0-0 S 2B 1B		0-0 F8	5 2 2 1 0 0 1										
Tommy Davis, R OBP: 0.295, SLG: 0.366 (1, 10) X	0-0 1B E	0-0 FC6-4			0-0 4-3		4-0 2B IBB		0-0 6-3	4 2 1 1 1 0 1										
Boog Powell, L OBP: 0.297, SLG: 0.427 (1, 3) B B B	4-0 E SF8 BB				0-0 1-3		0-3 K		0-0 F9	4 1 0 0 1 2 3										
Bobby Grich, R OBP: 0.417, SLG: 0.457 (1, 4) S S S	0-3 K				0-0 5-3		0-0 P6			4 1 1 3 0 1 3										
Brooks Robinson, R OBP: 0.376, SLG: 0.405 (1, 5) X	0-0 E 1B				0-0 5-3		0-0 6-3			4 0 2 2 0 0 0										
Elrod Hendricks, L OBP: 0.341, SLG: 0.514 (1, 2) X	0-0 SF8				0-0 P6					3 1 1 1 0 0 1										
Paul Blair, R OBP: 0.298, SLG: 0.406 (1, 8) X	0-0 F7				0-0 F9					3 0 0 0 0 0 1										
Mark Belanger, R OBP: 0.343, SLG: 0.420 (1, 6) X					0-3 K					4 1 1 1 0 2 0										
Inning Stats	R: 4 E: 1 K: 1 S: 9	H: 4 LOB: 1 BB: 1 P: 13	R: 0 E: 0 K: 0 S: 4	H: 1 LOB: 1 BB: 0 P: 4	R: 0 E: 0 K: 0 S: 3	H: 0 LOB: 0 BB: 0 P: 3	R: 0 E: 0 K: 1 S: 5	H: 0 LOB: 0 BB: 0 P: 5	R: 0 E: 0 K: 1 S: 5	H: 0 LOB: 0 BB: 0 P: 5	R: 6 E: 0 K: 1 S: 11	H: 6 LOB: 1 BB: 1 P: 15	R: 0 E: 0 K: 1 S: 5	H: 0 LOB: 0 BB: 0 P: 5	R: 0 E: 0 K: 0 S: 3	H: 0 LOB: 0 BB: 0 P: 3	1B: 9 2B: 2 3B: 0 HR: 0	SF: 1 SAC: 1 DP: 0 HBP: 0	WP: 0 PB: 0 SB: 3 CS: 0	PA: 40
PITCHER	IP WLS BF H R ER SO BB IBB HBP BLK WP HR S P ERA WHIP																			
Steve Busby, R ERA: 3.38 (1, 1)	6.1 L 28 8 7 6 4 1 0 0 0 0 0 0 35 39 8.53 1.421																			
Steve Mingori, L ERA: 8.53 (7, 1)	0.1 3 1 0 0 1 0 1 0 0 0 0 0 4 8 0.00 3.000																			
Gene Garber, R ERA: 5.74 (7, 1)	0.1 3 2 3 3 0 0 0 0 0 0 0 0 3 3 81.00 6.000																			
Lindy McDaniel, R ERA: 4.2 (8, 1)	2.0 6 0 0 0 0 1 0 0 0 0 0 0 8 8 0.00 0.000																			

Baltimore Orioles @ Kansas City Royals
Royals Stadium, Kansas City, MO
 Wed May 29 1974, 8:05 PM EDT
 Att. 14,727 - Unknown - 81 F

livebaseballscorecards.com

AB 36
R 10
H 11
RBI 9
BB 2
SO 6
LOB 10



Batter	1	2	3	4	5	6	7	8	9	AB	R	H	RBI	BB	SO	LOB
Freddie Patek, R OBP: 0.316, SLG: 0.320 Frank White, R OBP: 0.262, SLG: 0.333	4-0 S 1B BB		0-0 L5		0-0 F7			0-0 1B BB 1B		2	1	0	0	1	0	1
Cookie Rojas, R OBP: 0.340, SLG: 0.431 Bobby Floyd, R OBP: 0.273, SLG: 0.111	0-0 F7		0-0 FC6-4 1B		0-3 K 1-2			0-0 BB 1B SF8 1B		3	0	1	0	0	1	2
Jim Wohlford, R OBP: 0.356, SLG: 0.374	0-0 1B 1-H		0-0 FC6-4 1-2f					0-0 BB 1B 1-2 2-3		4	0	3	1	0	0	1
John Mayberry, L OBP: 0.391, SLG: 0.481 Tony Solaita, L OBP: 0.369, SLG: 0.563	0-0 G6-4-3 1-3 1B				0-0 F7			4-0 FC5-4 BB		3	0	1	0	0	0	1
Hal McRae, R OBP: 0.392, SLG: 0.535	0-0 G6-4-3 1-2f				0-0 1B			0-0 SF8 3-H		3	0	1	1	0	0	3
Richie Scheinblum, S OBP: 0.188, SLG: 0.111		4-0 CS BB			0-0 F9			0-0 FC5-4 1-2f		3	0	0	0	1	0	3
Al Cowens, R OBP: 0.264, SLG: 0.260		0-3 K 1-2			0-0 1B					4	0	1	0	0	2	1
George Brett, L OBP: 0.257, SLG: 0.357		0-0 F3			0-3 K					4	0	0	0	0	1	2
Fran Healy, R OBP: 0.329, SLG: 0.496 Buck Martinez, R OBP: 0.323, SLG: 0.231			0-0 F8					0-0 F8		2	0	1	0	0	0	0
										2	0	0	0	0	0	0

Inning Stats	R: 1	H: 2	R: 0	H: 0	R: 0	H: 1	R: 0	H: 2	R: 0	H: 1	R: 0	H: 0	R: 2	H: 3	R: 0	H: 0	1B: 10	SF: 1
	E: 0	LOB: 1	E: 0	LOB: 0	E: 0	LOB: 1	E: 0	LOB: 2	E: 0	LOB: 0	E: 0	LOB: 0	E: 0	LOB: 2	E: 0	LOB: 0	2B: 0	SAC: 0
	K: 0	BB: 1	K: 1	BB: 1	K: 0	BB: 0	K: 1	BB: 0	K: 1	BB: 0	K: 1	BB: 0	K: 0	BB: 1	K: 0	BB: 0	3B: 0	DP: 2
	S: 4	P: 8	S: 4	P: 8	S: 4	P: 4	S: 7	P: 7	S: 5	P: 5	S: 3	P: 3	S: 5	P: 5	S: 6	P: 10	HR: 0	HBP: 0

PITCHER	IP	WLS	BF	H	R	ER	SO	BB	IBB	HBP	BLK	WP	HR	S	P	ERA	WHIP
Mike Cuellar, L ERA: 2.74	(1, 1)	9.0	36	10	3	3	4	3	0	0	0	0	0	41	53	3.00	1.444

BOTTOM

Baltimore Orioles @ Kansas City Royals
Royals Stadium, Kansas City, MO
 Wed May 29 1974, 8:05 PM EDT
 Att: 14,727 - Unknown - 81 F

AB	32
R	3
H	10
RBI	3
BB	3
SO	4
LOB	14



WP	PA
0	36
PB: 0	SB: 1
CS: 2	

Batter	1	2	3	4	5	6	7	8	9	AB R H RBI BB SO LOB	TOP																
Al Bumbry, L (1, 7) OBP: 0.216, SLG: 0.250 Paul Blair, R (6, 8) OBP: 0.296, SLG: 0.403	0-0 4-3	0-3 K		0-0 FC6-4		0-0 B4-3		0-0 1-3		4 0 0 0 0 1 3 1 0 0 0 0 0 1																	
Rich Coggins, L (1, 8) OBP: 0.237, SLG: 0.242 (6, 9)	0-0 E8 2B	0-0 SF8		0-0 G3		0-0 FC5-4 1B		0-0 1-3		4 1 2 1 0 0 2																	
Bobby Grich, R (1, 4) OBP: 0.422, SLG: 0.476	0-0 1B HR 2B	4-0 BB			0-0 1B 3B	0-0 FC5-4			0-3 K	4 2 2 1 1 1 1																	
Tommy Davis, R (1, 10) OBP: 0.298, SLG: 0.367 Enos Cabell, R (9, PR) OBP: 0.391, SLG: 0.476	0-0 HR 1B	0-0 F8			0-0 1-3		0-0 F7		0-0 G3-6-1 1B	5 1 2 0 0 0 3 0 0 0 0 0 0 0																	
Boog Powell, L (1, 3) OBP: 0.301, SLG: 0.447	0-0 HR		0-0 F9		4-0 F9 1B IBB		0-3 K		0-0 G3-6-1	4 1 1 3 1 1 1																	
Don Baylor, R (1, 9) OBP: 0.313, SLG: 0.282 (6, 7)	0-0 6-3		0-0 F6		0-0 S 1B		4-0 S BB			3 0 1 1 1 0 0																	
Brooks Robinson, R (1, 5) OBP: 0.368, SLG: 0.395	0-0 F8		0-0 6-3		0-0 F9		0-0 6-3			4 0 0 0 0 0 3																	
Earl Williams, R (1, 2) OBP: 0.320, SLG: 0.282		0-0 1B SF8 2B		0-0 E1 FC5-4		0-3 K		0-3 K		4 1 1 0 0 2 2																	
Mark Belanger, R (1, 6) OBP: 0.348, SLG: 0.439		0-0 S 1B		0-0 FC5-4 FC6-4		0-0 F8		0-0 3B		4 0 2 0 0 0 1																	
Inning Stats	R: 4 E: 1 K: 0 S: 7	H: 4 LOB: 0 BB: 0 P: 7	R: 1 E: 0 K: 1 S: 7	H: 2 LOB: 2 BB: 1 P: 11	R: 0 E: 0 K: 0 S: 3	H: 0 LOB: 0 BB: 0 P: 3	R: 0 E: 1 K: 0 S: 4	H: 0 LOB: 1 BB: 0 P: 4	R: 1 E: 0 K: 1 S: 7	H: 2 LOB: 2 BB: 1 P: 11	R: 0 E: 0 K: 0 S: 4	H: 1 LOB: 1 BB: 0 P: 4	R: 0 E: 0 K: 1 S: 5	H: 0 LOB: 1 BB: 1 P: 9	R: 0 E: 0 K: 1 S: 6	H: 1 LOB: 1 BB: 0 P: 6	R: 0 E: 0 K: 1 S: 5	H: 1 LOB: 1 BB: 0 P: 5	1B: 6 2B: 2 3B: 2 HR: 1	SF: 1 SAC: 0 DP: 1 HBP: 0	WP: 0 PB: 0 SB: 3 CS: 0	PA: 41					
PITCHER	IP WLS BF H R ER SO BB IBB HBP BLK WP HR S P ERA WHIP																										
Fergie Jenkins, R (1, 1) ERA: 3.18	1.0		9	6	5	5	0	0	0	0	0	0	1	9	9	45.00	6.000										
Steve Hargan, R (2, 1) ERA: 4.2	3.1		15	2	1	1	1	1	1	0	0	0	0	15	23	2.70	0.900										
Steve Foucault, R (5, 1) ERA: 1.59	4.2	W	17	3	0	0	4	1	0	0	0	0	0	24	28	0.00	0.857										

Baltimore Orioles @ Texas Rangers
Arlington Stadium, Arlington, TX
Fri May 31 1974, 8:05 PM EDT
Att. 20,984 - Unknown

livebaseballscorecards.com

AB	37
R	6
H	11
RBI	6
BB	3
SO	5
LOB	17



Batter	1	2	3	4	5	6	7	8	9
Cesar Tovar, R OBP: 0.310, SLG: 0.270 (1, 8)	4-0 G5-4-3 1B BB		4-0 FC4-6 BB	0-0 1B 1-2		0-0 F8		0-3 K	
Lenny Randle, S OBP: 0.383, SLG: 0.430 (1, 4)	0-0 G5-4-3 1B		0-0 F6	0-0 1B 1-3 2-H		0-0 1B 1-3 2-H		4-0 BB	
Alex Johnson, R OBP: 0.335, SLG: 0.325 (1, 7)	0-0 G5-4-3 1-2f 2-3		0-0 FC4-6 1-2f	0-0 F9		0-0 4-3		0-0 F9	
Jeff Burroughs, R OBP: 0.374, SLG: 0.577 (1, 9)	0-0 1B 3-H		0-0 FC4-6 1-2f		0-0 6-3		0-0 BB 1B		
Tom Grieve, R OBP: 0.323, SLG: 0.425 (1, 10)	0-0 F8			0-0 F8	0-0 L9		0-3 K		
Jim Fregosi, R OBP: 0.370, SLG: 0.368 (1, 3)		0-0 F8		0-0 F9	0-3 K		4-0 BB BB		
Larry Brown, R OBP: 0.254, SLG: 0.185 (8, 5)							1-2 CS BB		
Toby Harrah, R OBP: 0.332, SLG: 0.348 (1, 6)		0-0 6-3 3B		0-0 1B E		0-0 F8		1-3 2-H CS 1B	
Leo Cardenas, R OBP: 0.385, SLG: 0.368 (1, 5)		0-0 6-3		0-0 E7 1B		0-0 1B 1B		0-0 6-3	
Jim Spencer, L OBP: 0.384, SLG: 0.519 (6, PH)		0-0 6-3		1-H 1B 1B		1-2 1B 1B		1-2 3-H	
Jim Sundberg, R OBP: 0.336, SLG: 0.301 (1, 2)		0-0 L6		0-0 1B 1B		0-0 1B 1B		0-0 6-3	

Inning Stats	R: 1	H: 2	E: 0	K: 0	S: 4	LOB: 1	BB: 1	P: 8
	R: 1	H: 1	E: 0	K: 0	S: 4	LOB: 0	BB: 0	P: 4
	R: 0	H: 0	E: 0	K: 0	S: 3	LOB: 1	BB: 1	P: 7
	R: 3	H: 5	E: 1	K: 0	S: 8	LOB: 2	BB: 0	P: 8
	R: 0	H: 0	E: 0	K: 1	S: 5	LOB: 0	BB: 0	P: 5
	R: 1	H: 3	E: 0	K: 0	S: 6	LOB: 2	BB: 0	P: 6
	R: 1	H: 2	E: 0	K: 1	S: 6	LOB: 1	BB: 1	P: 10
	R: 0	H: 0	E: 0	K: 1	S: 5	LOB: 1	BB: 1	P: 9

PITCHER																		PITCHER																	
IP	WLS	BF	H	R	ER	SO	BB	IBB	HBP	BLK	WP	HR	S	P	ERA	WHIP	IP	WLS	BF	H	R	ER	SO	BB	IBB	HBP	BLK	WP	HR	S	P	ERA	WHIP		
3.2		20	8	5	5	0	2	0	0	0	0	0	18	26	12.27	2.727																			
1.2		7	2	1	1	1	0	0	0	0	0	0	9	9	5.40	1.200																			
1.0	L	7	3	1	1	1	1	0	0	0	0	0	8	12	9.00	4.000																			
1.2		5	0	0	0	1	1	0	0	0	0	0	6	10	0.00	0.600																			

BOTTOM


AB	R	H	RBI	BB	SO	LOB
3	1	1	0	2	1	2
4	0	3	2	1	0	1
5	0	0	0	0	0	8
4	1	2	1	0	0	1
4	0	0	0	0	1	2
3	0	0	0	1	1	0
0	0	0	0	0	0	0
4	2	3	1	0	0	0
2	1	1	1	0	0	0
2	1	1	0	0	0	2
4	1	2	1	0	0	0

AB 35
R 7
H 13
RBI 6
BB 4
SO 3
LOB 16

WP: 0 **PA: 39**
PB: 0
SB: 0
CS: 2

1B: 12 **SF: 0**
2B: 0 **SAC: 0**
3B: 1 **DP: 1**
HR: 0 **HBP: 0**

Baltimore Orioles @ Texas Rangers
Arlington Stadium, Arlington, TX
Fri May 31 1974, 8:05 PM EDT
Att. 20,984 - Unknown



livebaseballscorecards.com

Batter	1	2	3	4	5	6	7	8	9	AB R H RBI BB SO LOB	TOP											
Al Bumbry, L (1, 7) OBP: 0.223, SLG: 0.257	0-0 F7		0-0 1B		0-0 FC4-6 1B		0-0 FC4-6 1B		0-0 4-3	5 0 2 0 0 0 1												
Rich Coggins, L (1, 8) OBP: 0.235, SLG: 0.240	0-3 K		0-0 F9		0-0 1B		0-0 FC4-6		0-0 G3	5 0 1 1 0 1 3												
Bobby Grich, R (1, 4) OBP: 0.413, SLG: 0.468	0-3 K		0-0 F8		0-0 F8		0-0 SF8			3 0 0 1 0 1 3												
Tommy Davis, R (1, 10) OBP: 0.292, SLG: 0.359		0-0 L4		0-0 5-3		0-0 4-3	0-0 4-3			4 0 0 0 0 0 1												
Boog Powell, L (1, 3) OBP: 0.307, SLG: 0.449		0-0 1B 1B		0-0 1B		0-0 6-3		0-0 4-3		4 0 2 0 0 0 0												
Don Baylor, R (1, 9) OBP: 0.312, SLG: 0.276		0-0 F8		0-3 K		4-0 FC6-4 BB		0-0 4-3		3 0 0 0 1 1 2												
Brooks Robinson, R (1, 5) OBP: 0.371, SLG: 0.398		0-0 FC5-4 1B		0-0 F7		0-0 FC6-4		0-0 FC5-4 1B		4 0 2 0 0 0 2												
Earl Williams, R (1, 2) OBP: 0.318, SLG: 0.281		0-0 FC5-4		0-0 F8		0-0 F8		0-0 FC5-4		4 1 1 0 0 0 3												
Mark Belanger, R (1, 6) OBP: 0.354, SLG: 0.444			0-0 F8		0-0 FC4-6 1B		0-0 FC4-6 1B		0-3 K	3 1 2 0 0 0 0												
Mike Reinbach, L (9, PH) OBP: 0.304, SLG: 0.300										1 0 0 0 0 1 0												
Inning Stats	R: 0 E: 0 K: 2 S: 7	H: 0 LOB: 0 BB: 0 P: 7	R: 0 E: 0 K: 0 S: 5	H: 2 LOB: 2 BB: 0 P: 5	R: 0 E: 0 K: 0 S: 4	H: 1 LOB: 1 BB: 0 P: 4	R: 0 E: 0 K: 1 S: 6	H: 1 LOB: 1 BB: 0 P: 6	R: 0 E: 0 K: 0 S: 5	H: 2 LOB: 2 BB: 0 P: 5	R: 0 E: 0 K: 0 S: 3	H: 0 LOB: 1 BB: 1 P: 7	R: 2 E: 0 K: 0 S: 6	H: 3 LOB: 1 BB: 0 P: 6	R: 0 E: 0 K: 0 S: 4	H: 1 LOB: 1 BB: 0 P: 4	R: 0 E: 0 K: 1 S: 5	H: 0 LOB: 0 BB: 0 P: 5	1B: 10 2B: 0 3B: 0 HR: 0	SF: 1 SAC: 0 DP: 0 HBP: 0	WP: 0 PB: 0 SB: 0 CS: 0	PA: 38
PITCHER	IP WLS BF H R ER SO BB IBB HBP BLK WP HR S P ERA WHIP																					
Jim Bibby, R (1, 1) ERA: 4.56	7.2 W 34 10 2 2 3 1 0 0 0 0 0 0 39 43 2.35 1.435																					
Steve Foucault, R (8, 1) ERA: 1.54	1.1 S 4 0 0 0 1 0 0 0 0 0 0 0 6 6 0.00 0.000																					

Baltimore Orioles @ Texas Rangers
 Arlington Stadium, Arlington, TX
 Sat Jun 01 1974, 8:05 PM EDT
 Att. 39,269 - Unknown

livebaseballscorecards.com

AB	36
R	2
H	10
RBI	2
BB	1
SO	4
LOB	15



Batter	1	2	3	4	5	6	7	8	9	AB	R	H	RBI	BB	SO	LOB
Cesar Tovar, R OBP: 0.301, SLG: 0.261 (1, 8) (9, 7)	0-0 ① 4-3		0-0 ② FC1-4		0-0 ① F8		0-0 ③ 4-3			4	0	0	0	0	0	1
Lenny Randle, S OBP: 0.371, SLG: 0.415 (1, 4)	0-3 ② K		0-0 ③ F8		0-0 ② F8			0-0 ① 5-3		4	0	0	0	0	1	1
Alex Johnson, R OBP: 0.338, SLG: 0.328 Joe Lovitto, S OBP: 0.223, SLG: 0.266 (1, 7) (9, 8)	0-0 ③ 6-3			0-0 ① F3	0-0 BB 1B			0-0 G6-4-3 1B		4	0	2	0	0	0	0
Jeff Burroughs, R OBP: 0.377, SLG: 0.574 (1, 9)		0-0 ① 4-3		0-0 BB 1B HR	4-0 CS BB			0-0 G6-4-3 1B ② ③		3	1	1	0	1	0	1
Tom Grieve, R OBP: 0.323, SLG: 0.448 (1, 10)		0-0 ② 4-3		0-0 1-H HR	0-0 ③ CS	0-0 ① F9				3	1	1	2	0	0	0
Jim Fregosi, R OBP: 0.369, SLG: 0.366 Jim Spencer, L OBP: 0.384, SLG: 0.519 (1, 3) (7, 3)		0-0 ③ 4-3		0-0 ② 5-3		0-0 G4-6-3 1B				3	0	1	0	0	0	0
Toby Harrah, R OBP: 0.337, SLG: 0.376 (1, 6)			0-0 HR	0-0 1B 2B		0-0 G4-6-3 1B ② ③				3	2	2	1	0	0	1
Leo Cardenas, R OBP: 0.381, SLG: 0.366 Larry Brown, R OBP: 0.254, SLG: 0.185 (1, 5) (8, 5)			0-0 ① 6-3	0-0 FC6-4 1B 2-H		0-0 ① F7				3	0	1	1	0	0	0
Jim Sundberg, R OBP: 0.336, SLG: 0.302 (1, 2)			0-0 FC1-4 1B	0-0 FC6-4 1-2f		0-0 ② F4				3	0	1	0	0	0	1

BOTTOM

Baltimore Orioles @ Texas Rangers
Arlington Stadium, Arlington, TX

Sat Jun 01 1974, 8:05 PM EDT
Att. 39,269 - Unknown

livebaseballscorecards.com

AB	30
R	4
H	9
RBI	4
BB	1
SO	1
LOB	5



1B: 6	SF: 0	WP: 0	PA: 32
2B: 1	SAC: 0	PB: 0	
3B: 0	DP: 2	SB: 0	
HR: 2	HBP: 0	CS: 1	

Inning Stats	R: 0	H: 0	E: 0	LOB: 0	K: 1	BB: 0	S: 5	P: 5	R: 0	H: 0	E: 0	LOB: 0	K: 0	BB: 0	S: 3	P: 3	R: 1	H: 2	E: 0	LOB: 1	K: 0	BB: 0	S: 5	P: 5	R: 3	H: 4	E: 0	LOB: 1	K: 0	BB: 0	S: 7	P: 7	R: 0	H: 1	E: 0	LOB: 1	K: 0	BB: 1	S: 3	P: 7	R: 0	H: 1	E: 0	LOB: 0	K: 0	BB: 0	S: 3	P: 3	R: 0	H: 0	E: 0	LOB: 0	K: 0	BB: 0	S: 3	P: 3	R: 0	H: 1	E: 0	LOB: 0	K: 0	BB: 0	S: 3	P: 3	R: 0	H: 1	E: 0	LOB: 0	K: 0	BB: 0	S: 3	P: 3
PITCHER Dave McNally, L ERA: 3.96 (1, 1)	IP	WLS	BF	H	R	ER	SO	BB	IBB	HBP	BLK	WP	HR	S	P	ERA	WHIP																																																							
PITCHER	IP	WLS	BF	H	R	ER	SO	BB	IBB	HBP	BLK	WP	HR	S	P	ERA	WHIP																																																							

Batter	1	2	3	4	5	6	7	8	9	10	AB R H RBI BB SO LOB	TOP												
Paul Blair, R (1, 8) OBP: 0.301, SLG: 0.401	0-0 F4		0-0 1B		4-0 HR BB	0-0 F7			0-0 SH1-3		3 1 1 0 1 0 0	<p>Baltimore Orioles @ Texas Rangers Arlington Stadium, Arlington, TX</p> <p>Sun Jun 02 1974, 4:33 AM EDT Att. 18,452 - Unknown</p>												
Bobby Grich, R (1, 4) OBP: 0.418, SLG: 0.486	0-0 F5		0-3 K		0-0 HR		0-0 CS 1B	4-0 G4-6-3 IBB		4 1 2 2 1 1 1														
Tommy Davis, R (1, 10) OBP: 0.294, SLG: 0.356	0-0 4-3			0-0 5-3	0-0 1B 1B		4-0 FC6-4 BB	0-0 G4-6-3		4 0 1 0 1 0 2														
Earl Williams, R (1, 2) OBP: 0.333, SLG: 0.302		0-0 2B		1-0 2B HBP	0-0 1B		0-0 FC6-4		0-0 5-3 1B 1B	4 1 3 0 0 0 1 0 1 0 0 0 0 0 0 0 0 0 0 0 0														
Don Baylor, R (1, 7) OBP: 0.302, SLG: 0.266		0-0 6-3		0-0 F3	0-3 K		0-3 K		0-0 B5	5 0 0 0 0 2 6														
Brooks Robinson, R (1, 5) OBP: 0.361, SLG: 0.386		0-0 F4		0-0 E7 2B	0-0 F7		0-0 6-3		0-0 5-3	5 1 0 0 0 0 5														
Jim Fuller, R (1, 9) OBP: 0.329, SLG: 0.506		0-3 K		0-0 2B	0-3 K		0-0 F8		0-0 1B	3 0 1 2 0 2 3 2 0 1 1 0 0 0														
Rich Coggins, L (8, PH) OBP: 0.239, SLG: 0.244				2-H 3-H 2B			0-0 F8		0-0 F7	3 0 0 0 0 0 1 2 0 0 0 0 0 1														
Enos Cabell, R (1, 3) OBP: 0.346, SLG: 0.417			0-0 F4	0-0 3-1		0-0 4-3		0-0 F8																
Boog Powell, L (8, PH) OBP: 0.302, SLG: 0.442																								
Mark Belanger, R (1, 6) OBP: 0.351, SLG: 0.462			0-0 F7		0-0 HR	0-3 K		0-0 E5 SH1-3		4 1 1 1 0 1 0														
Inning Stats	R: 0 E: 0 K: 0 S: 3	H: 0 LOB: 0 BB: 0 P: 3	R: 0 E: 0 K: 1 S: 6	H: 1 LOB: 1 BB: 0 P: 6	R: 0 E: 0 K: 1 S: 6	H: 1 LOB: 1 BB: 0 P: 6	R: 2 E: 1 K: 0 S: 5	H: 1 LOB: 1 BB: 0 P: 6	R: 3 E: 0 K: 2 S: 11	H: 4 LOB: 2 BB: 1 P: 15	R: 0 E: 0 K: 1 S: 5	H: 0 LOB: 0 BB: 0 P: 5	R: 0 E: 0 K: 1 S: 5	H: 1 LOB: 1 BB: 1 P: 9	R: 0 E: 0 K: 0 S: 3	H: 0 LOB: 0 BB: 0 P: 3	R: 0 E: 1 K: 0 S: 3	H: 0 LOB: 1 BB: 1 P: 7	R: 1 E: 0 K: 0 S: 5	H: 2 LOB: 1 BB: 0 P: 5	1B: 6 2B: 2 3B: 0 HR: 2	SF: 0 SAC: 1 DP: 1 HBP: 1	WP: 0 PB: 0 SB: 0 CS: 1	PA: 44
PITCHER David Clyde, L (1, 1) ERA: 3.42	IP 4.0	WLS 20	BF 5	H 5	R 5	ER 3	SO 2	BB 1	IBB 0	HBP 1	BLK 0	WP 0	HR 2	S 22	P 27	ERA 6.75	WHIP 1.500							
Jackie Brown, R (5, 1) ERA: 2.08	IP 6.0	WLS L	BF 24	H 5	R 1	ER 1	SO 4	BB 1	IBB 1	HBP 0	BLK 0	WP 0	HR 0	S 30	P 38	ERA 1.50	WHIP 1.000							

livebaseballscorecards.com

AB	39
R	6
H	10
RBI	6
BB	3
SO	6
LOB	20



BOTTOM

Baltimore Orioles @ Texas Rangers
Arlington Stadium, Arlington, TX
Sun Jun 02 1974, 4:33 AM EDT
Att: 18,452 - Unknown

livebaseballscorecards.com

AB 40
R 5
H 11
RBI 5
BB 3
SO 0
LOB 16



WP: 0 PA: 43
PB: 0
SB: 3
CS: 1

AB R H RBI BB SO LOB

4 1 0 0 1 0 1

4 2 1 0 1 0 1

5 1 3 0 0 0 0

5 1 3 4 0 0 2

5 0 2 0 0 0 2

5 0 0 0 0 0 5

2 0 1 1 0 0 0

2 0 0 0 0 0 0

3 0 0 0 1 0 1

1B: 10 SF: 0
2B: 0 SAC: 0
3B: 0 DP: 1
HR: 1 HBP: 0

Batter	1	2	3	4	5	6	7	8	9	10
Cesar Tovar, R OBP: 0.297, SLG: 0.252 (1, 8)	5-3	6-3			1B BB 1B BB	F3			6-3	
Lenny Randle, S OBP: 0.372, SLG: 0.410 (1, 4)	1B 1B		F7		1B BB 1B BB	G3			E4 CS	
Alex Johnson, R OBP: 0.344, SLG: 0.335 (1, 7)	1B 1B		F9		1B 1B 1B 1B				E8 S	
Jeff Burroughs, R OBP: 0.382, SLG: 0.589 (1, 9)	1B 1B		HR		1B 1B				F8	
Tom Grieve, R OBP: 0.326, SLG: 0.446 (1, 10)	F8		F6		G6-4-3 1B					5-3
Jim Fregosi, R OBP: 0.372, SLG: 0.370 (1, 3)	FC6-4 1B			F4	F6				F7	
Jim Spencer, L OBP: 0.371, SLG: 0.500 (5, PH) (6, 3)										
Toby Harrah, R OBP: 0.329, SLG: 0.366 (1, 6)	FC6-4			5-3	G6-4-3				L5	
Leo Cardenas, R OBP: 0.386, SLG: 0.372 (1, 5)		5-3							6-3	
Larry Brown, R OBP: 0.246, SLG: 0.179 (6, 5)				1B						
Dick Billings, R OBP: 0.303, SLG: 0.241 (1, 2)			F8		F4				1-3	

Inning Stats	R: 2	H: 4	E: 0	K: 0	S: 7	H: 4	LOB: 2	BB: 0	P: 7	R: 1	H: 1	E: 0	K: 0	S: 4	H: 1	LOB: 1	BB: 0	P: 4	R: 0	H: 1	E: 0	K: 0	S: 4	H: 3	LOB: 2	BB: 2	P: 13	R: 0	H: 0	E: 0	K: 0	S: 3	R: 1	H: 1	E: 1	K: 0	S: 4	R: 0	H: 0	E: 0	K: 0	S: 3	R: 0	H: 1	E: 1	K: 0	S: 4	R: 0	H: 0	E: 0	K: 0	S: 3	R: 0	H: 1	E: 0	K: 0	S: 3	R: 0	H: 0	E: 0	K: 0	S: 3
--------------	------	------	------	------	------	------	--------	-------	------	------	------	------	------	------	------	--------	-------	------	------	------	------	------	------	------	--------	-------	-------	------	------	------	------	------	------	------	------	------	------	------	------	------	------	------	------	------	------	------	------	------	------	------	------	------	------	------	------	------	------	------	------	------	------	------

PITCHER	IP	WLS	BF	H	R	ER	SO	BB	IBB	HBP	BLK	WP	HR	S	P	ERA	WHIP
Mike Cuellar, L ERA: 3.18 (1, 1)	4.0		23	9	5	5	0	2	0	0	0	0	1	21	29	11.25	2.750
Wayne Garland, R ERA: 5.4 (5, 1)	6.0	W	20	2	0	0	0	1	0	0	0	0	0	19	23	0.00	0.500

Batter	1	2	3	4	5	6	7	8	9	AB R H RBI BB SO LOB	TOP	
Freddie Patek, R (1, 6) OBP: 0.303, SLG: 0.302	0-0 P3		0-0 P4		0-0 S 1B		0-0 F9		0-0 F2	5 0 1 0 0 0 2		
Jim Wohlford, R (1, 7) OBP: 0.345, SLG: 0.353	0-0 2-3		0-0 1-3		0-0 1-3		4-0 1B E BB		4-0 BB	3 1 0 0 2 0 3		
Amos Otis, R (1, 8) OBP: 0.355, SLG: 0.424	0-0 5-3		0-0 F7			0-0 1B 2B	0-0 E 1B		0-3 K	5 1 2 1 0 1 2		
John Mayberry, L (1, 3) OBP: 0.385, SLG: 0.497		0-0 F7		0-0 F8		0-0 FC4-6 1B	0-0 E9			4 0 1 1 0 0 1		
Hal McRae, R (1, 9) OBP: 0.398, SLG: 0.521		0-0 5-3 1B		0-0 F9		0-0 F8	0-0 FC5-4			4 0 1 0 0 0 3		
Tony Solaita, L (1, 10) Al Cowens, R (8, PH) OBP: 0.259, SLG: 0.255		0-0 1-2 1B		0-0 F9		0-0 FC4-6		0-0 F8		3 0 1 0 0 0 1 1 0 0 0 0 0 0		
Fran Healy, R (1, 2) OBP: 0.335, SLG: 0.487		0-0 5-3		0-0 1-3		0-0 5-3		0-0 F9		4 0 0 0 0 0 3		
Frank White, R (1, 4) OBP: 0.234, SLG: 0.298		0-0 1-2 2-3		0-0 6-3			0-0 4-3		0-0 F8	4 0 0 0 0 0 2		
George Brett, L (1, 5) Cookie Rojas, R (9, PH) OBP: 0.330, SLG: 0.411			0-0 S 1B		0-0 1B		0-0 E4 1B		0-0 6-3	3 1 3 0 0 0 0 1 0 0 0 0 0 0		
Inning Stats	R: 0 H: 0 E: 0 K: 0 S: 3	R: 0 H: 2 E: 0 K: 0 S: 5	R: 0 H: 1 E: 0 K: 0 S: 4	R: 0 H: 0 E: 0 K: 0 S: 3	R: 0 H: 2 E: 0 K: 0 S: 5	R: 1 H: 2 E: 0 K: 0 S: 5	R: 2 H: 2 E: 2 K: 0 S: 6	R: 0 H: 0 E: 0 K: 0 S: 3	R: 0 H: 0 E: 0 K: 1 S: 5	1B: 8 SF: 0 2B: 1 SAC: 0 3B: 0 DP: 0 HR: 0 HBP: 0	WP: 0 PA: 39 PB: 0 SB: 2 CS: 0	
PITCHER	IP WLS BF H R ER SO BB IBB HBP BLK WP HR S P ERA WHIP											
Doyle Alexander, R (1, 1) ERA: 4.86	6.2 W 29 8 3 2 0 1 0 0 0 0 0 0 28 32 2.70 1.350											
Bob Reynolds, R (7, 1) ERA: 2.57	0.0 1 1 0 0 0 0 0 0 0 0 0 0 1 1 ∞ ∞											
Grant Jackson, L (7, 1) ERA: 3.0	2.1 S 9 0 0 0 1 1 0 0 0 0 0 0 10 14 0.00 0.429											

Kansas City Royals @ Baltimore Orioles
Memorial Stadium, Baltimore, MD
 Mon Jun 03 1974, 7:05 PM EDT
 Att: 6,645 - Unknown - 70 F

AB	37
R	3
H	9
RBI	2
BB	2
SO	1
LOB	17



Batter	1	2	3	4	5	6	7	8	9	AB R H RBI BB SO LOB	BOTTOM
--------	---	---	---	---	---	---	---	---	---	----------------------	--------

Al Bumbry, L (1, 7) <small>OBP: 0.226, SLG: 0.267</small> Jim Fuller, R (6, PH) <small>OBP: 0.337, SLG: 0.512</small> (7, 9)										3 1 1 0 0 1 1 1 0 1 0 0 0 0	Kansas City Royals @ Baltimore Orioles Memorial Stadium, Baltimore, MD Mon Jun 03 1974, 7:05 PM EDT Att. 6,645 - Unknown - 70 F
---	--	--	--	--	--	--	--	--	--	--------------------------------	---

Rich Coggins, L (1, 9) <small>OBP: 0.241, SLG: 0.240</small> Don Baylor, R (6, PH) <small>OBP: 0.298, SLG: 0.262</small> (7, 7)										2 1 0 0 1 0 1 2 0 0 0 0 1 4	Kansas City Royals @ Baltimore Orioles Memorial Stadium, Baltimore, MD Mon Jun 03 1974, 7:05 PM EDT Att. 6,645 - Unknown - 70 F
--	--	--	--	--	--	--	--	--	--	--------------------------------	---

Bobby Grich, R (1, 4) <small>OBP: 0.422, SLG: 0.483</small>										3 1 1 0 2 0 1	Kansas City Royals @ Baltimore Orioles Memorial Stadium, Baltimore, MD Mon Jun 03 1974, 7:05 PM EDT Att. 6,645 - Unknown - 70 F
---	--	--	--	--	--	--	--	--	--	---------------	---

Tommy Davis, R (1, 10) <small>OBP: 0.294, SLG: 0.354</small>										4 0 1 2 0 0 2	Kansas City Royals @ Baltimore Orioles Memorial Stadium, Baltimore, MD Mon Jun 03 1974, 7:05 PM EDT Att. 6,645 - Unknown - 70 F
--	--	--	--	--	--	--	--	--	--	---------------	---

Boog Powell, L (1, 3) <small>OBP: 0.308, SLG: 0.439</small>										3 0 1 1 1 0 2	Kansas City Royals @ Baltimore Orioles Memorial Stadium, Baltimore, MD Mon Jun 03 1974, 7:05 PM EDT Att. 6,645 - Unknown - 70 F
---	--	--	--	--	--	--	--	--	--	---------------	---

Paul Blair, R (1, 8) <small>OBP: 0.294, SLG: 0.391</small>										4 0 0 0 0 0 3	Kansas City Royals @ Baltimore Orioles Memorial Stadium, Baltimore, MD Mon Jun 03 1974, 7:05 PM EDT Att. 6,645 - Unknown - 70 F
--	--	--	--	--	--	--	--	--	--	---------------	---

Brooks Robinson, R (1, 5) <small>OBP: 0.369, SLG: 0.397</small>										3 1 2 0 1 1 0	Kansas City Royals @ Baltimore Orioles Memorial Stadium, Baltimore, MD Mon Jun 03 1974, 7:05 PM EDT Att. 6,645 - Unknown - 70 F
---	--	--	--	--	--	--	--	--	--	---------------	---


Earl Williams, R (1, 2) <small>OBP: 0.337, SLG: 0.298</small> Elrod Hendricks, L (8, 2) <small>OBP: 0.341, SLG: 0.514</small>										2 0 0 0 2 0 4 0 0 0 0 0 0 0	Kansas City Royals @ Baltimore Orioles Memorial Stadium, Baltimore, MD Mon Jun 03 1974, 7:05 PM EDT Att. 6,645 - Unknown - 70 F
--	--	--	--	--	--	--	--	--	--	--------------------------------	---

Mark Belanger, R (1, 6) <small>OBP: 0.362, SLG: 0.474</small>										3 0 2 1 1 0 1	Kansas City Royals @ Baltimore Orioles Memorial Stadium, Baltimore, MD Mon Jun 03 1974, 7:05 PM EDT Att. 6,645 - Unknown - 70 F
---	--	--	--	--	--	--	--	--	--	---------------	---

Inning Stats	R: 1 H: 2 E: 0 LOB: 1 K: 0 BB: 1 S: 4 P: 8	R: 0 H: 1 E: 0 LOB: 1 K: 0 BB: 1 S: 3 P: 7	R: 2 H: 2 E: 0 LOB: 1 K: 1 BB: 1 S: 7 P: 11	R: 0 H: 0 E: 0 LOB: 1 K: 1 BB: 1 S: 5 P: 9	R: 0 H: 0 E: 0 LOB: 0 K: 0 BB: 0 S: 3 P: 3	R: 1 H: 3 E: 0 LOB: 3 K: 0 BB: 1 S: 6 P: 10	R: 0 H: 0 E: 0 LOB: 3 K: 0 BB: 3 S: 3 P: 15	R: 0 H: 1 E: 0 LOB: 1 K: 1 BB: 0 S: 6 P: 6	1B: 6 SF: 0 2B: 3 SAC: 1 3B: 0 DP: 1 HR: 0 HBP: 0	WP: 0 PA: 40 PB: 0 SB: 0 CS: 0
---------------------	---	---	--	---	---	--	--	---	--	---

PITCHER	IP	WLS	BF	H	R	ER	SO	BB	IBB	HBP	BLK	WP	HR	S	P	ERA	WHIP
Steve Busby, R (1, 1) <small>ERA: 3.54</small>	5.2	L	27	7	4	4	2	5	0	0	0	0	0	26	46	6.35	2.118
Steve Mingori, L (6, 1) <small>ERA: 5.23</small>	0.0		1	1	0	0	0	0	0	0	0	0	0	1	1	∞	∞
Gene Garber, R (6, 1) <small>ERA: 5.51</small>	0.2		4	0	0	0	0	1	1	0	0	0	0	2	10	0.00	1.500
Doug Bird, R (7, 1) <small>ERA: 1.98</small>	1.2		7	1	0	0	1	0	1	0	0	0	0	8	12	0.00	0.600

AB	30
R	4
H	9
RBI	4
BB	8
SO	3
LOB	19



WP	PA	ERA	WHIP
0	40		

Batter	1	2	3	4	5	6	7	8	9	AB R H RBI BB SO LOB	TOP											
Al Cowens, R (1, 9) OBP: 0.271, SLG: 0.268	0-0 6-3		0-0 1B 1B	0-0 6-3		0-0 FC6-4 1B		0-0 5-3		5 1 2 1 0 0 2												
Jim Wohlford, R (1, 7) OBP: 0.346, SLG: 0.351	0-0 6-3		0-0 1B HR 1B		4-0 FC5-4 BB	0-0 FC6-4		0-0 1-4-3		4 1 1 1 1 0 3												
Amos Otis, R (1, 8) OBP: 0.362, SLG: 0.444	0-0 HR		0-0 1B HR 1B		0-0 FC5-4 1B FC6-4	0-0 FC6-4				4 3 2 2 1 0 3												
John Mayberry, L (1, 3) Tony Solaita, L (6, 3) OBP: 0.389, SLG: 0.517 OBP: 0.381, SLG: 0.514	0-0 1-3		0-0 HR		0-0 FC6-4 1B		0-0 G3		0-0 F8	3 1 2 3 0 0 0 2 0 0 0 0 0 1												
Hal McRae, R (1, 10) Vada Pinson, L (9, PH) OBP: 0.395, SLG: 0.512 OBP: 0.247, SLG: 0.336		4-0 CS BB	0-0 F8		0-0 FC6-4		0-0 F9		0-0 FC6-4	3 0 0 1 1 0 1 1 0 0 0 0 0 1												
Fran Healy, R (1, 2) OBP: 0.331, SLG: 0.474		0-0 F2	0-3 K		0-0 F9		4-0 BB		0-0 F9	4 0 0 0 1 1 3												
Frank White, R (1, 4) OBP: 0.216, SLG: 0.275		0-3 K			0-0 F8		0-0 P2			4 0 0 0 0 1 1												
Freddie Patek, R (1, 6) OBP: 0.312, SLG: 0.307			0-0 F7		4-0 PB BB				0-0 5-3 S 1B	3 1 2 0 1 0 0												
George Brett, L (1, 5) OBP: 0.278, SLG: 0.345			0-0 1B 1B		0-0 F8				0-0 L7	3 1 1 0 1 0 2												
Inning Stats	R: 1 E: 0 K: 0 S: 4	H: 1 LOB: 0 BB: 0 P: 4	R: 0 E: 0 K: 1 S: 4	H: 0 LOB: 0 BB: 1 P: 8	R: 5 E: 0 K: 1 S: 10	H: 5 LOB: 0 BB: 0 P: 10	R: 0 E: 0 K: 0 S: 3	H: 0 LOB: 1 BB: 1 P: 7	R: 1 E: 0 K: 0 S: 4	H: 1 LOB: 1 BB: 1 P: 8	R: 1 E: 0 K: 0 S: 5	H: 2 LOB: 2 BB: 1 P: 9	R: 0 E: 0 K: 0 S: 3	H: 0 LOB: 1 BB: 1 P: 7	R: 0 E: 0 K: 0 S: 4	H: 1 LOB: 1 BB: 0 P: 4	R: 0 E: 0 K: 0 S: 3	H: 0 LOB: 1 BB: 1 P: 7	1B: 8 2B: 0 3B: 0 HR: 2	SF: 0 SAC: 0 DP: 0 HBP: 0	WP: 0 PB: 1 SB: 2 CS: 1	PA: 42
PITCHER	IP WLS BF H R ER SO BB IBB HBP BLK WP HR S P ERA WHIP																					
Ross Grimsley, L (1, 1) ERA: 4.21	2.1 L 13 6 6 6 1 1 0 0 0 0 0 2 14 18 23.14 3.000																					
Jesse Jefferson, R (3, 1) ERA: 5.24	5.2 25 4 2 2 1 4 0 0 0 0 0 0 23 39 3.18 1.412																					
Bob Reynolds, R (9, 1) ERA: 2.48	1.0 4 0 0 0 0 0 1 0 0 0 0 0 3 7 0.00 1.000																					

Kansas City Royals @ Baltimore Orioles
 Memorial Stadium, Baltimore, MD
 Tue Jun 04 1974, 7:05 PM EDT
 Att: 7,007 - Unknown - 76 F

livebaseballscorecards.com

AB	36
R	8
H	10
RBI	8
BB	6
SO	2
LOB	17



Batter	1	2	3	4	5	6	7	8	9	AB R H RBI BB SO LOB
Al Bumbry, L OBP: 0.227, SLG: 0.267 (1, 7) x	0-0 FC4-6 1B			0-0 1-3		0-0 4-3			0-0 6-3	4 0 1 0 0 0 0
Rich Coggins, L OBP: 0.234, SLG: 0.233 (1, 9) x (7, 8)	0-0 FC4-6 1-2f G4-3			0-0 L4			0-0 G3		0-0 F9	4 0 0 0 0 0 1
Bobby Grich, R OBP: 0.416, SLG: 0.475 (1, 4) x	0-0 G4-3 1-2f			0-0 5-3			0-0 1-3			3 0 0 0 0 0 1
Tommy Davis, R OBP: 0.294, SLG: 0.354 (1, 10) x		0-0 1-6-3			0-0 G3 1B		0-0 F7			3 0 1 0 0 0 0
Boog Powell, L OBP: 0.301, SLG: 0.429 (1, 3) x		0-0 5-3			0-0 G3 1-2			0-0 F7		3 0 0 0 0 0 1
Paul Blair, R OBP: 0.290, SLG: 0.386 (1, 8) x		0-0 3-1			0-0 F9			0-0 6-3		2 0 0 0 0 0 1
Jim Fuller, R OBP: 0.333, SLG: 0.506 (7, 9) x										1 0 0 0 0 0 0
Brooks Robinson, R OBP: 0.365, SLG: 0.392 (1, 5) x			0-0 6-3		0-0 6-3			0-0 1B		2 0 0 0 0 0 1
Enos Cabell, R OBP: 0.370, SLG: 0.440 (7, 5) x										1 0 1 0 0 0 0
Elrod Hendricks, L OBP: 0.318, SLG: 0.475 (1, 2) x			0-0 F7			0-0 3-1		0-0 P4		3 0 0 0 0 0 1
Mark Belanger, R OBP: 0.355, SLG: 0.463 (1, 6) x			0-0 F8			0-0 F9			0-0 P6	3 0 0 0 0 0 0

Inning Stats	R: 0 E: 0 K: 0 S: 3	H: 1 LOB: 0 BB: 0 P: 3	R: 0 E: 0 K: 0 S: 3	H: 0 LOB: 0 BB: 0 P: 3	R: 0 E: 0 K: 0 S: 3	H: 0 LOB: 0 BB: 0 P: 3	R: 0 E: 0 K: 0 S: 4	H: 1 LOB: 1 BB: 0 P: 4	R: 0 E: 0 K: 0 S: 3	H: 0 LOB: 0 BB: 0 P: 3	R: 0 E: 0 K: 0 S: 4	H: 1 LOB: 1 BB: 0 P: 4	R: 0 E: 0 K: 0 S: 3	H: 0 LOB: 0 BB: 0 P: 3	1B: 3 2B: 0 3B: 0 HR: 0	SF: 0 SAC: 0 DP: 1 HBP: 0

PITCHER	IP	WLS	BF	H	R	ER	SO	BB	IBB	HBP	BLK	WP	HR	S	P	ERA	WHIP
Al Fitzmorris, R ERA: 2.9 (1, 1)	9.0	W	29	3	0	0	0	0	0	0	0	0	0	29	29	0.00	0.333


BOTTOM

Kansas City Royals @ Baltimore Orioles
Memorial Stadium, Baltimore, MD

Tue Jun 04 1974, 7:05 PM EDT
Att. 7,007 - Unknown - 76 F

livebaseballscorecards.com

AB	29
R	0
H	3
RBI	0
BB	0
SO	0
LOB	6



WP: 0	PA: 29
PB: 0	
SB: 0	
CS: 0	

Batter	1	2	3	4	5	6	7	8	9	AB R H RBI BB SO LOB	TOP	
Al Cowens, R OBP: 0.281, SLG: 0.267 (1, 9) X	0-0 F8 BB	4-0 BB		X 0-0 2-H 1B		X 0-0 P6		X 0-0 G6-4-3 1-2f		4 0 1 1 1 0 4		
Jim Wohlford, R OBP: 0.347, SLG: 0.368 (1, 7) X	0-0 1B 1B	0-3 K		X 0-0 F8		X 0-0 HR		X 0-0 1-3		5 2 2 1 0 1 3		
Amos Otis, R OBP: 0.363, SLG: 0.443 (1, 8) X	0-0 F9		X 0-0 G4-6-3 1B		X 0-0 WP 1B		X 0-0 6-3		X 0-0 F9	5 0 2 0 0 0 1		
John Mayberry, L OBP: 0.385, SLG: 0.508 (1, 3) X	0-0 1B 1-3 1B		X 0-0 G4-6-3 1-2f		X 0-0 L8		X 0-0 F9		X 0-0 3-1	5 0 1 0 0 0 2		
Hal McRae, R OBP: 0.392, SLG: 0.506 (1, 10) X	0-0 1-2 3-H 1B		X 0-0 5-3		X 0-3 K		X 0-3 K			4 0 1 1 0 2 1		
Fran Healy, R OBP: 0.335, SLG: 0.468 (1, 2) X	0-0 F8			X 4-0 SH3-4 2B BB		X 0-0 6-3		X 4-0 FC4-6 BB		2 1 0 0 2 0 3		
Frank White, R OBP: 0.222, SLG: 0.278 (1, 4) X		X 0-0 B1		X 0-0 SH3-4 1-2		X 0-0 3-1 SH3-4 1B		X 0-0 FC4-6 BB E		3 0 1 0 0 0 1		
Freddie Patek, R OBP: 0.307, SLG: 0.303 (1, 6) X		0-3 K		X 0-3 K		X 0-0 SH3-4 1-2		X 0-0 E6 BB		3 0 0 0 0 2 2		
George Brett, L OBP: 0.298, SLG: 0.368 (1, 5) X		X 0-0 BB 1B		X 0-0 1B 2B		X 0-0 3-1		X 4-0 BB G6-4-3 1-2 2-3		3 1 2 1 1 0 1		
Inning Stats	R: 1 H: 3 E: 0 LOB: 2 K: 0 BB: 0 S: 6 P: 6	R: 0 H: 1 E: 0 LOB: 2 K: 2 BB: 1 S: 8 P: 12	R: 0 H: 1 E: 0 LOB: 0 K: 0 BB: 0 S: 3 P: 3	R: 2 H: 2 E: 0 LOB: 1 K: 1 BB: 1 S: 7 P: 11	R: 0 H: 1 E: 0 LOB: 1 K: 1 BB: 0 S: 6 P: 6	R: 0 H: 1 E: 0 LOB: 1 K: 0 BB: 0 S: 4 P: 4	R: 1 H: 1 E: 0 LOB: 0 K: 1 BB: 0 S: 6 P: 6	R: 0 H: 0 E: 1 LOB: 2 K: 0 BB: 2 S: 3 P: 11	R: 0 H: 0 E: 0 LOB: 0 K: 0 BB: 0 S: 3 P: 3	1B: 8 SF: 0 2B: 1 SAC: 2 3B: 0 DP: 2 HR: 1 HBP: 0	WP: 1 PA: 40 PB: 0 SB: 0 CS: 0	
PITCHER Dave McNally, L (1, 1) ERA: 4.06 Bob Reynolds, R (8, 1) ERA: 2.32	IP WLS BF H R ER SO BB IBB HBP BLK WP HR S P ERA WHIP	7.0 0 33 10 4 4 5 3 0 0 0 1 1 40 52 5.14 1.857	2.0 W 7 0 0 0 0 1 0 0 0 0 0 0 6 10 0.00 0.500									IP WLS BF H R ER SO BB IBB HBP BLK WP HR S P ERA WHIP

Kansas City Royals @ Baltimore Orioles
 Memorial Stadium, Baltimore, MD
 Wed Jun 05 1974, 7:05 PM EDT
 Att: 7,277 - Unknown - 77 F

AB	34
R	4
H	10
RBI	4
BB	4
SO	5
LOB	18



BOTTOM

Kansas City Royals @ Baltimore Orioles
Memorial Stadium, Baltimore, MD

AB 31
R 5
H 7
RBI 5
BB 4
SO 1
LOB 10



WP: 1 PA: 36
PB: 1
SB: 1
CS: 0

ERA WHIP

Wed Jun 05 1974, 7:05 PM EDT
Att. 7,277 - Unknown - 77 F

AB R H RBI BB SO LOB

4 0 1 0 0 0 0

4 0 0 1 0 0 2

3 0 0 0 1 1 0

3 0 1 0 1 0 3

4 0 0 0 0 0 2

0 1 0 0 0 0 0

3 2 1 0 1 0 0

4 1 3 2 0 0 0

0 1 0 0 0 0 0

3 0 0 0 0 0 2

0 0 0 1 0 0 0

3 0 1 1 1 0 1

1B: 4 SF: 1
2B: 3 SAC: 0
3B: 0 DP: 1
HR: 0 HBP: 0

Batter	1	2	3	4	5	6	7	8	9
Paul Blair, R (1, 8) OBP: 0.289, SLG: 0.382	0-0 F3		0-0 FC3-6 1-2 2-3 1B		0-0 P4			0-0 1-4-3	
Rich Coggins, L (1, 9) OBP: 0.228, SLG: 0.226	0-0 4-3		0-0 FC3-6 1-2f 2-3 3-H		0-0 F3			0-0 F9	
Bobby Grich, R (1, 4) OBP: 0.413, SLG: 0.467	0-0 5-3		0-0 FC5 1-2 BB		0-0 P6			0-3 K	
Tommy Davis, R (1, 10) OBP: 0.298, SLG: 0.354 Al Bumbry, L (9, PR) OBP: 0.227, SLG: 0.267		0-0 F3	0-0 FC5 1-2f		0-0 G4-6-3 1B			4-0 FC1-6 BB	
Boog Powell, L (1, 3) OBP: 0.293, SLG: 0.415 Enos Cabell, R (9, PR) OBP: 0.370, SLG: 0.440		0-0 4-3		0-0 F7		0-0 G4-6-3 1-2f		0-0 FC1-6 1B	
Don Baylor, R (1, 7) OBP: 0.303, SLG: 0.271		0-0 5-3		0-0 PB 1B 2B		0-0 6-3		4-0 1B 1-2 SF7 BB	
Brooks Robinson, R (1, 5) OBP: 0.373, SLG: 0.405 Frank Baker, L (9, PR) OBP: 0.133, SLG: 0.071			0-0 1B FC3-6 2B	0-0 WP 1B			0-0 L6	0-0 2B 1-3 2-H 1B	
Andy Etchebarren, R (1, 2) OBP: 0.239, SLG: 0.214 Elrod Hendricks, L (9, PH) OBP: 0.311, SLG: 0.475			0-0 F9	0-0 P4			0-0 F8	0-0 SF7	
Mark Belanger, R (1, 6) OBP: 0.358, SLG: 0.468			4-0 FC3-6 1B BB	0-0 F7 1-2			0-0 F9	0-0 1-H 2B	

Inning Stats	R: 0	H: 0	E: 0	K: 0	S: 3	R: 0	H: 0	E: 0	K: 0	S: 3	R: 1	H: 2	E: 0	K: 0	S: 5	R: 0	H: 0	E: 0	K: 0	S: 3	R: 0	H: 1	E: 0	K: 0	S: 3	R: 0	H: 0	E: 0	K: 1	S: 5	R: 0	H: 0	E: 0	K: 0	S: 4	R: 3	H: 2	E: 0	K: 0	S: 4	1B: 4	2B: 3	3B: 0	HR: 0	SF: 1	SAC: 0	DP: 1	HBP: 0
--------------	------	------	------	------	------	------	------	------	------	------	------	------	------	------	------	------	------	------	------	------	------	------	------	------	------	------	------	------	------	------	------	------	------	------	------	------	------	------	------	------	-------	-------	-------	-------	-------	--------	-------	--------

PITCHER	IP	WLS	BF	H	R	ER	SO	BB	IBB	HBP	BLK	WP	HR	S	P	ERA	WHIP
Bruce Dal Canton, R (1, 1) ERA: 2.85	8.1		33	5	4	4	1	4	0	0	0	1	0	31	47	4.32	1.080
Doug Bird, R (9, 1) ERA: 2.21	0.1	L	3	2	1	1	0	0	0	0	0	0	0	3	3	27.00	6.000

Batter	1	2	3	4	5	6	7	8	9	AB R H RBI BB SO LOB	TOP														
Cesar Tovar, R OBP: 0.344, SLG: 0.292 (1, 8) (9, 7)	0-0 HBP 1B	0-0 F9		0-0 1-3 1B		0-0 1-3 1B		0-0 L6		5 2 3 0 0 0 2															
Toby Harrah, R OBP: 0.321, SLG: 0.369 (1, 6)	0-0 F8	0-0 FC1-5		0-0 6-3		0-0 6-3		0-0 F9		5 0 0 1 0 0 5															
Alex Johnson, R OBP: 0.347, SLG: 0.345 Joe Lovitto, S OBP: 0.224, SLG: 0.265 (1, 7) (9, 8)	1-0 1-2 HBP		0-0 1-3		0-0 F9	0-0 2-H 1B		0-0 6-3	0-0 6-3	4 0 1 1 0 0 0 0 0 0 0 0 0 0															
Jeff Burroughs, R OBP: 0.367, SLG: 0.551 (1, 9)	0-0 F3		4-0 FC4-6 BB		0-0 5-3	0-0 1-3		0-3 K	0-3 K	4 0 0 0 1 1 3															
Mike Hargrove, L OBP: 0.436, SLG: 0.504 (1, 10)	0-0 1-2 2-H 1B		0-0 L9		0-0 1B		0-0 3B	0-0 F8	0-0 F8	5 0 3 1 0 0 1															
Jim Spencer, L OBP: 0.340, SLG: 0.484 (1, 3)	0-3 K		0-0 FC4-6		0-0 4-3		0-0 F3			4 0 0 0 0 1 5															
Lenny Randle, S OBP: 0.356, SLG: 0.387 (1, 4)		0-0 F4		0-0 G3		0-0 4-3 1B 2B	0-0 G5-4-3 1B			4 1 2 0 0 0 0															
Jim Fregosi, R OBP: 0.360, SLG: 0.368 Larry Brown, R OBP: 0.254, SLG: 0.190 (1, 5) (7, 5)		0-0 F9 FC1-5 1B		0-0 6-3		0-0 4-3	0-0 G5-4-3			4 0 1 0 0 0 3 0 0 0 0 0 0 0															
Jim Sundberg, R OBP: 0.356, SLG: 0.324 (1, 2)		4-0 FC1-5 1-2 BB		0-0 1B WP 1B		0-0 1B 6-3 1B		0-3 K		3 2 2 1 1 1 0															
Inning Stats	R: 1 E: 0 K: 1 S: 7	H: 2 LOB: 2 BB: 0 P: 8	R: 0 E: 0 K: 0 S: 4	H: 1 LOB: 2 BB: 1 P: 8	R: 0 E: 0 K: 0 S: 3	H: 0 LOB: 1 BB: 1 P: 7	R: 1 E: 0 K: 0 S: 5	H: 2 LOB: 1 BB: 0 P: 5	R: 0 E: 0 K: 0 S: 4	H: 1 LOB: 1 BB: 0 P: 4	R: 3 E: 0 K: 0 S: 7	H: 4 LOB: 1 BB: 0 P: 7	R: 0 E: 0 K: 0 S: 4	H: 2 LOB: 1 BB: 0 P: 4	R: 0 E: 0 K: 1 S: 5	H: 0 LOB: 0 BB: 0 P: 5	R: 0 E: 0 K: 1 S: 5	H: 0 LOB: 0 BB: 0 P: 5	R: 0 E: 0 K: 1 S: 5	H: 0 LOB: 0 BB: 0 P: 5	1B: 10 2B: 1 3B: 1 HR: 0	SF: 0 SAC: 0 DP: 1 HBP: 1	WP: 2 PB: 0 SB: 0 CS: 0	PA: 41	
PITCHER Jim Palmer, R ERA: 4.03 Wayne Garland, R ERA: 3.86 (1, 1) (6, 1)	IP 5.2 3.1	WLS L	BF 30 11	H 10 2	R 5 0	ER 5 0	SO 1 2	BB 2 0	IBB 0 0	HBP 1 0	BLK 0 0	WP 2 0	HR 0 0	S 29 15	P 38 15	ERA 7.94 0.00	WHIP 2.118 0.600								PITCHER IP WLS BF H R ER SO BB IBB HBP BLK WP HR S P ERA WHIP

Texas Rangers @ Baltimore Orioles
Memorial Stadium, Baltimore, MD
 Fri Jun 07 1974, 7:05 PM EDT
 Att. 10,620 - Unknown

livebaseballscorecards.com

AB	38
R	5
H	12
RBI	4
BB	2
SO	3
LOB	19



Batter	1	2	3	4	5	6	7	8	9	AB	R	H	RBI	BB	SO	LOB
Paul Blair, R OBP: 0.287, SLG: 0.373 (1, 8)	0-0 F8	0-0 L7		0-3 K		0-0 F8		4-0 L4 WP BB		4	0	0	0	1	1	6
Bobby Grich, R OBP: 0.413, SLG: 0.460 (1, 4)	0-0 6-3		0-3 K	0-0 6-3		1-0 HBP		4-0 1-2 2-3 BB		3	0	0	0	1	1	3
Tommy Davis, R OBP: 0.291, SLG: 0.345 (1, 10)	0-0 5-3		0-0 6-3		0-0 F8	0-0 L7		0-0 L4 2-3		5	0	0	0	0	0	5
Jim Fuller, R OBP: 0.319, SLG: 0.483 (1, 9)		0-0 F2	0-3 K		0-3 K		0-0 2-3		0-3 K	4	0	0	0	0	2	0
Rich Coggins, L OBP: 0.227, SLG: 0.225 (9, PH)										1	0	0	0	0	1	0
Don Baylor, R OBP: 0.314, SLG: 0.279 (1, 7)		0-0 1B 1B		1-0 1B HBP		0-0 FC6-5 BB 1B		0-0 F5	0-3 K	3	2	2	0	0	0	0
Boog Powell, L OBP: 0.291, SLG: 0.412 (9, PH)										1	0	0	0	0	1	0
Brooks Robinson, R OBP: 0.383, SLG: 0.413 (1, 5)		0-0 HBP 1B SF7 1B		0-0 FC6-4 1B		4-0 FC6-4 1-2 BB		0-0 E7 1B	0-0 F6	4	1	3	0	1	0	0
Earl Williams, R OBP: 0.335, SLG: 0.297 (1, 3)		0-0 HBP 1B		0-0 FC6-4 BB 1B		0-0 FC6-5 2-3f		0-0 F4		4	0	1	2	0	0	4
Andy Etchebarren, R OBP: 0.286, SLG: 0.250 (1, 2)		1-0 HBP		0-0 BB 1B			0-0 HBP 1B	0-3 K		2	0	2	0	0	0	0
Al Bumbry, L OBP: 0.225, SLG: 0.264 (8, PH)		1-2 2-3 HBP		1-2 BB 1B						1	0	0	0	0	1	0
Frank Baker, L OBP: 0.133, SLG: 0.071 (9, 6)										0	0	0	0	0	0	0
Mark Belanger, R OBP: 0.358, SLG: 0.464 (1, 6)		0-0 SF7		4-0 BB 1B		0-0 L8		0-0 WP 2B		1	0	0	1	1	0	1
Elrod Hendricks, L OBP: 0.326, SLG: 0.512 (8, PH)				1-2 2-3 BB						1	0	1	0	0	0	0

Inning Stats	R: 0	H: 0	E: 0	K: 0	S: 3	H: 0	LOB: 0	BB: 0	P: 3	R: 2	H: 3	E: 0	K: 0	S: 6	R: 0	H: 0	E: 0	K: 2	S: 7	R: 1	H: 2	E: 0	K: 1	S: 7	R: 0	H: 1	E: 0	K: 1	S: 6	R: 0	H: 1	E: 1	K: 0	S: 4	R: 0	H: 1	E: 0	K: 0	S: 5	R: 0	H: 1	E: 0	K: 1	S: 5	R: 0	H: 0	E: 0	K: 2	S: 7	1B: 8	SF: 1	3B: 0	HR: 0
--------------	------	------	------	------	------	------	--------	-------	------	------	------	------	------	------	------	------	------	------	------	------	------	------	------	------	------	------	------	------	------	------	------	------	------	------	------	------	------	------	------	------	------	------	------	------	------	------	------	------	------	-------	-------	-------	-------

PITCHER	IP	WLS	BF	H	R	ER	SO	BB	IBB	HBP	BLK	WP	HR	S	P	ERA	WHIP
David Clyde, L ERA: 3.71 (1, 1)	3.1		17	5	3	3	2	0	0	0	0	0	0	19	21	8.10	1.500
Steve Hargan, R ERA: 4.04 (4, 1)	2.1	W	12	2	0	0	2	2	0	1	0	0	0	13	22	0.00	1.714
Steve Foucault, R ERA: 1.71 (6, 1)	3.1	S	13	2	0	0	3	2	0	0	0	1	0	17	25	0.00	1.200

BOTTOM

Texas Rangers @ Baltimore Orioles
Memorial Stadium, Baltimore, MD

Fri Jun 07 1974, 7:05 PM EDT
Att. 10,620 - Unknown

AB	34
R	3
H	9
RBI	3
BB	4
SO	7
LOB	19



WP: 1	PA: 42
PB: 0	
SB: 0	
CS: 0	

PITCHER	IP	WLS	BF	H	R	ER	SO	BB	IBB	HBP	BLK	WP	HR	S	P	ERA	WHIP
---------	----	-----	----	---	---	----	----	----	-----	-----	-----	----	----	---	---	-----	------

Batter	1	2	3	4	5	6	7	8	9	AB R H RBI BB SO LOB	TOP											
Cesar Tovar, R (1, 8) OBP: 0.346, SLG: 0.298	0-0 6-3	0-0 2B			H 1-0 G6-4-3 HBP		X 0-0 5-3		0-3 K	4 0 1 2 0 1 2												
Toby Harrah, R (1, 6) OBP: 0.320, SLG: 0.367	0-0 1B	0-0 F8			X 0-0 F7		X 0-0 5-3			4 0 1 0 0 0 2												
Alex Johnson, R (1, 10) OBP: 0.346, SLG: 0.344	0-0 1B			X 0-0 F8	X 0-0 G6-4-3		X 0-0 4-3			4 0 1 0 0 0 1												
Jeff Burroughs, R (1, 9) OBP: 0.365, SLG: 0.545	0-3 K			X 0-0 F9	X 0-0 G1-4-3 1B		X 0-0 F9			4 0 1 0 0 1 2												
Tom Grieve, R (1, 7) OBP: 0.343, SLG: 0.504	0-0 5-3			X 0-0 FC5-4 1B	X 0-0 G1-4-3		X 0-0 1B		X 0-0 1B	4 1 2 0 0 0 3												
Lenny Randle, S (1, 4) OBP: 0.360, SLG: 0.390		0-0 CS 1B		X 0-0 FC5-4	X 0-0 F8		X 0-0 1B		X 0-0 FC6-4 1B	4 0 2 0 0 0 1												
Jim Fregosi, R (1, 3) OBP: 0.375, SLG: 0.418		0-3 K		X 0-0 G6-4-3 1B		X 0-0 HR		X 0-0 FC6-4 1B	4 1 3 2 0 1 1													
Joe Lovitto, S (9, PR) OBP: 0.224, SLG: 0.265										0 0 0 0 0 0 0												
Leo Cardenas, R (1, 5) OBP: 0.360, SLG: 0.333		4-0 2B			X 0-3 K		X 0-0 5-3		X 0-0 FC6-4	2 1 0 0 1 1 1												
Mike Hargrove, L (9, PH) OBP: 0.433, SLG: 0.500									X 0-0 K	1 0 0 0 0 0 2												
Jim Sundberg, R (1, 2) OBP: 0.352, SLG: 0.321		0-0 2B		X 0-0 G6-4-3		X 0-0 5-3		X 0-3 K		4 1 1 0 0 1 3												
Inning Stats	R: 0 E: 0 K: 1 S: 7	H: 2 LOB: 2 BB: 0 P: 7	R: 2 E: 0 K: 1 S: 7	H: 3 LOB: 1 BB: 1 P: 11	R: 0 E: 0 K: 0 S: 4	H: 1 LOB: 1 BB: 0 P: 4	R: 0 E: 0 K: 1 S: 5	H: 1 LOB: 0 BB: 0 P: 5	R: 0 E: 0 K: 0 S: 2	H: 0 LOB: 0 BB: 0 P: 3	R: 0 E: 0 K: 0 S: 3	H: 1 LOB: 0 BB: 0 P: 3	R: 1 E: 0 K: 0 S: 4	H: 1 LOB: 0 BB: 0 P: 4	R: 0 E: 0 K: 0 S: 3	H: 0 LOB: 0 BB: 0 P: 3	R: 1 E: 0 K: 2 S: 10	H: 3 LOB: 2 BB: 0 P: 10	1B: 10 2B: 1 3B: 0 HR: 1	SF: 0 SAC: 0 DP: 3 HBP: 1	WP: 0 PB: 0 SB: 2 CS: 1	PA: 37
PITCHER	IP WLS BF H R ER SO BB IBB HBP BLK WP HR S P ERA WHIP																					
Mike Cuellar, L (1, 1) ERA: 3.31	8.0 W 33 11 4 4 3 1 0 1 0 0 0 1 37 42 4.50 1.500																					
Bob Reynolds, R (9, 1) ERA: 2.32	0.0 1 1 0 0 0 0 0 0 0 0 0 0 1 1 ∞ ∞																					
Grant Jackson, L (9, 1) ERA: 2.86	1.0 S 3 0 0 0 2 0 0 0 0 0 0 0 7 7 0.00 0.000																					

Texas Rangers @ Baltimore Orioles
 Memorial Stadium, Baltimore, MD
 Sat Jun 08 1974, 7:05 PM EDT
 Att. 12,455 - Unknown

livebaseballscorecards.com

AB	35
R	4
H	12
RBI	4
BB	1
SO	5
LOB	18



Batter	1	2	3	4	5	6	7	8	9
Al Bumbry, L OBP: 0.233, SLG: 0.272 (1, 7) X	0-0 4-3 ①		0-0 2B 1B		0-0 SF9 HBP SF9 1B		0-0 G4-6-3 ① ②		
Rich Coggins, L OBP: 0.234, SLG: 0.234 (1, 9) X	0-0 F7 ②		0-0 2B 2B		1-0 SF9 S HBP		0-0 F6 ③		
Bobby Grich, R OBP: 0.419, SLG: 0.495 (1, 4) X	0-0 2B		0-0 1B 2B		0-0 SF9 ①		0-0 HR		
Tommy Davis, R OBP: 0.295, SLG: 0.350 (1, 10) S S S	0-3 K ③		0-0 1B		0-0 SF9 ②		0-0 FC6 1B		
Don Baylor, R OBP: 0.314, SLG: 0.279 (8, PR)			0-0 1B		1-3 SF9				
Boog Powell, L OBP: 0.290, SLG: 0.407 (1, 3) X		0-0 FC3-6 1B	0-0 L7 ③		0-0 2-3		0-0 FC6 1-2f ①		
Paul Blair, R OBP: 0.280, SLG: 0.364 (1, 8) X		0-0 FC3-6 CS 1-2f ①		0-0 5-3 ①		0-0 F8 ①	0-0 F6 ②		
Brooks Robinson, R OBP: 0.376, SLG: 0.404 (1, 5) X		0-0 5-3 ② ③		0-0 F7 ②		0-0 F5 ②	0-0 F9 ③		
Elrod Hendricks, L OBP: 0.306, SLG: 0.477 (1, 2) X			0-0 F9 ① X	0-0 4-3 ③		0-0 F4 ③			
Mark Belanger, R OBP: 0.364, SLG: 0.465 (1, 6) X			0-0 F4 ②		0-0 HBP 1B SF9 1B		4-0 G4-6-3 BB		

Inning Stats	R: 0	H: 1	E: 0	LOB: 1	K: 1	BB: 0	S: 6	P: 6
	R: 0	H: 1	E: 0	LOB: 0	K: 0	BB: 0	S: 3	P: 3
	R: 3	H: 4	E: 0	LOB: 1	K: 0	BB: 0	S: 7	P: 7
	R: 0	H: 0	E: 0	LOB: 0	K: 0	BB: 0	S: 3	P: 3
	R: 2	H: 2	E: 0	LOB: 1	K: 0	BB: 0	S: 5	P: 6
	R: 0	H: 0	E: 0	LOB: 0	K: 0	BB: 0	S: 3	P: 3
	R: 0	H: 0	E: 0	LOB: 0	K: 0	BB: 1	S: 2	P: 6
	R: 1	H: 2	E: 0	LOB: 1	K: 0	BB: 0	S: 5	P: 5

PITCHER	IP	WLS	BF	H	R	ER	SO	BB	IBB	HBP	BLK	WP	HR	S	P	ERA	WHIP
Fergie Jenkins, R ERA: 3.35 (1, 1)	8.0	L	34	10	6	6	1	1	0	1	0	0	1	34	39	6.75	1.375

AB R H RBI BB SO LOB

4	2	2	0	0	0	1
3	1	1	1	0	0	0
3	2	3	3	0	0	0
3	0	2	2	0	1	1
0	0	0	0	0	0	0
4	0	1	0	0	0	3
4	0	0	0	0	0	2
4	0	0	0	0	0	2
3	0	0	0	0	0	0
2	1	1	0	1	0	0


1B: 6	SF: 2	WP: 0	PA: 34
2B: 3	SAC: 0	PB: 0	
3B: 0	DP: 1	SB: 1	
HR: 1	HBP: 1	CS: 1	

Texas Rangers @ Baltimore Orioles
Memorial Stadium, Baltimore, MD
 Sat Jun 08 1974, 7:05 PM EDT
 Att. 12,455 - Unknown

livebaseballscorecards.com

AB	30
R	6
H	10
RBI	6
BB	1
SO	1
LOB	9



Batter	1	2	3	4	5	6	7	8	9	AB R H RBI BB SO LOB	TOP
Cesar Tovar, R (1, 9) OBP: 0.343, SLG: 0.292	0-0 4-3		H 1-0 1B 1-2 HBP		X 0-0 5-3			0-3 K		3 0 0 0 0 1 0	
Jim Fregosi, R (1, 3) OBP: 0.380, SLG: 0.453 Jim Spencer, L (9, 3) OBP: 0.340, SLG: 0.484	0-0 6-3		X 0-0 1-3 2-H 1B		X 0-0 F9			0-0 HR		4 1 2 2 0 0 0 0 0 0 0 0 0 0	
Alex Johnson, R (1, 10) OBP: 0.340, SLG: 0.338	0-0 F8		X 0-0 F9		X 0-0 F8			0-0 F8		4 0 0 0 0 0 2	
Tom Grieve, R (1, 7) OBP: 0.347, SLG: 0.526		X 0-0 6-3		X 0-0 HR		S S S 0-3 K		0-0 1B		4 1 2 1 0 1 0	
Lenny Randle, S (1, 4) OBP: 0.351, SLG: 0.379		X 0-0 F8		X 0-0 L7			X 0-0 5-3	X 0-0 F8		4 0 0 0 0 0 1	
Toby Harrah, R (1, 6) OBP: 0.319, SLG: 0.365		X 0-0 1B		X 0-0 F6		S S S 0-3 K FC6-4 1B		X 0-0 F8		4 0 1 0 0 1 0	
Leo Cardenas, R (1, 5) OBP: 0.358, SLG: 0.333 Larry Brown, R (8, 5) OBP: 0.250, SLG: 0.186			X 0-0 F8	X 0-0 4-3		X 0-0 FC6-4 1B		X 0-0 F6		3 0 1 0 0 0 0 1 0 0 0 0 0 0	AB 34 R 3 H 7 RBI 3 BB 0 SO 5 LOB 7
Joe Lovitto, S (1, 8) OBP: 0.217, SLG: 0.256			X 0-0 F8		X 0-0 6-3		X 0-0 FC6-4 S	S S S 0-3 K		4 0 0 0 0 1 2	
Jim Sundberg, R (1, 2) OBP: 0.352, SLG: 0.321			X 0-0 HBP 1B		S S S 0-3 K		X 0-0 F8			3 1 1 0 0 1 2	
Inning Stats	R: 0 E: 0 K: 0 S: 3 H: 0 LOB: 0 BB: 0 P: 3	R: 0 E: 0 K: 0 S: 3 H: 1 LOB: 1 BB: 0 P: 3	R: 1 E: 0 K: 0 S: 5 H: 2 LOB: 2 BB: 0 P: 6	R: 1 E: 0 K: 0 S: 4 H: 1 LOB: 0 BB: 0 P: 4	R: 0 E: 0 K: 1 S: 5 H: 0 LOB: 0 BB: 0 P: 5	R: 0 E: 0 K: 1 S: 5 H: 0 LOB: 0 BB: 0 P: 5	R: 0 E: 0 K: 1 S: 7 H: 1 LOB: 2 BB: 0 P: 7	R: 1 E: 0 K: 1 S: 7 H: 2 LOB: 1 BB: 0 P: 7	R: 0 E: 0 K: 1 S: 5 H: 0 LOB: 0 BB: 0 P: 5	1B: 5 2B: 0 3B: 0 HR: 2 SF: 0 SAC: 0 DP: 0 HBP: 1	WP: 0 PB: 1 SB: 1 CS: 0 PA: 35
PITCHER Ross Grimsley, L (1, 1) ERA: 4.1	IP 9.0 WLS L BF 35 H 7 R 3 ER 3 SO 5 BB 0 IBB 0 HBP 1 BLK 0 WP 0 HR 2 S 44 P 45 ERA 3.00 WHIP 0.778	PITCHER IP WLS BF H R ER SO BB IBB HBP BLK WP HR S P ERA WHIP									

Texas Rangers @ Baltimore Orioles
Memorial Stadium, Baltimore, MD
 Sun Jun 09 1974, 3:33 AM EDT
 Att: 11,249 - Unknown

livebaseballscorecards.com

Batter	1	2	3	4	5	6	7	8	9	AB	R	H	RBI	BB	SO	LOB
Al Bumbry, L (1, 7) OBP: 0.234, SLG: 0.279	0-0 6-3		0-0 F7		0-0 S 2B			0-0 F9		4	0	1	2	0	0	0
Rich Coggins, L (1, 8) OBP: 0.234, SLG: 0.229	0-0 6-3		0-0 F6		B B B S BB			0-0 L6		3	0	0	0	1	0	0
Bobby Grich, R (1, 4) OBP: 0.420, SLG: 0.500	0-0 2B			0-0 6-3				0-0 E6 1B		4	0	2	0	0	0	2
Tommy Davis, R (1, 10) OBP: 0.290, SLG: 0.343	0-0 6-3			0-0 F4				0-0 L7		4	0	0	0	0	0	2
Boog Powell, L (1, 3) OBP: 0.289, SLG: 0.399		B B B 4-0 L6-4 BB BB		0-0 F5				0-0 F8		3	0	0	0	1	0	0
Don Baylor, R (1, 9) OBP: 0.312, SLG: 0.273		B B B 4-0 1-2 BB		0-0 F6		0-3 K		0-0 F9		3	0	0	0	1	1	0
Brooks Robinson, R (1, 5) OBP: 0.369, SLG: 0.396		X 0-0 F8		0-0 F4				0-0 6-3		4	0	0	0	0	1	2
Earl Williams, R (1, 2) OBP: 0.335, SLG: 0.297		X 0-0 L6-4 2-3		0-0 K		0-0 BB 2B 1B		0-0 E4 G6-4-3		3	1	1	0	0	0	2
Mark Belanger, R (1, 6) OBP: 0.363, SLG: 0.458		S S 0-3 K		0-3 K		B B B 4-0 1-2 2B BB		0-0 G6-4-3 1-2		2	1	0	0	1	1	1

BOTTOM

Texas Rangers @ Baltimore Orioles
Memorial Stadium, Baltimore, MD

Sun Jun 09 1974, 3:33 AM EDT
Att. 11,249 - Unknown

AB	30
R	2
H	4
RBI	2
BB	4
SO	3
LOB	9



Inning Stats	R: 0	H: 1	E: 0	LOB: 1	K: 0	BB: 0	S: 4	P: 4	R: 0	H: 0	E: 0	LOB: 1	K: 0	BB: 2	S: 2	P: 10	R: 0	H: 0	E: 0	LOB: 0	K: 1	BB: 0	S: 5	P: 5	R: 0	H: 0	E: 0	LOB: 0	K: 0	BB: 0	S: 3	P: 3	R: 2	H: 2	E: 0	LOB: 2	K: 1	BB: 2	S: 7	P: 15	R: 0	H: 0	E: 0	LOB: 0	K: 0	BB: 0	S: 3	P: 3	R: 0	H: 0	E: 1	LOB: 0	K: 0	BB: 0	S: 3	P: 3	R: 0	H: 1	E: 1	LOB: 1	K: 0	BB: 0	S: 4	P: 4	R: 0	H: 0	E: 0	LOB: 0	K: 1	BB: 0	S: 5	P: 5	1B: 2	SF: 0	2B: 3	SAC: 0	3B: 0	DP: 2	HR: 0	HBP: 0	WP: 0	PA: 34
PITCHER	IP	WLS	BF	H	R	ER	SO	BB	IBB	HBP	BLK	WP	HR	S	P	ERA	WHIP																																																																	
Jim Bibby, R (1, 1) ERA: 4.75	7.2	W	30	4	2	2	2	4	0	0	0	0	0	30	46	2.35	1.043																																																																	
Steve Foucault, R (8, 1) ERA: 1.66	1.1	S	4	0	0	0	1	0	0	0	0	0	0	6	6	0.00	0.000																																																																	

Batter	1	2	3	4	5	6	7	8	9	AB R H RBI BB SO LOB	TOP
Al Bumbry, L (1, 7) <small>OBP: 0.230, SLG: 0.275</small> Don Baylor, R (5, PH) <small>OBP: 0.314, SLG: 0.276</small> (5, 7)	0-0 		0-3 		0-0 		0-0 			2 0 0 0 0 1 0 2 0 1 0 0 0 0	
Rich Coggins, L (1, 9) <small>OBP: 0.241, SLG: 0.236</small>	0-0 		0-0 		0-0 		0-0 			4 0 2 0 0 0 2	
Bobby Grich, R (1, 4) <small>OBP: 0.421, SLG: 0.497</small>	0-0 		4-0 		0-3 		0-0 			3 0 1 0 1 1 3	
Tommy Davis, R (1, 10) <small>OBP: 0.289, SLG: 0.350</small>	0-0 		0-0 		0-0 		0-0 			4 1 1 0 0 0 3	
Jim Fuller, R (1, 3) <small>OBP: 0.326, SLG: 0.478</small>		0-0 		0-3 		4-0 		0-0 		3 0 1 0 1 1 0	
Paul Blair, R (1, 8) <small>OBP: 0.285, SLG: 0.373</small>		0-0 		0-0 		0-0 		0-3 		4 0 2 0 0 1 1	
Earl Williams, R (1, 2) <small>OBP: 0.328, SLG: 0.289</small>		0-0 		0-3 		0-3 		0-0 		4 0 0 0 0 2 4	
Enos Cabell, R (1, 5) <small>OBP: 0.323, SLG: 0.379</small>		0-3 		0-0 		0-0 		0-0 		4 0 0 0 0 1 4	
Mark Belanger, R (1, 6) <small>OBP: 0.360, SLG: 0.453</small>		0-0 		0-0 		0-0 		0-0 		4 0 1 0 0 0 2	
Inning Stats	R: 0 H: 2 E: 0 LOB: 1 K: 0 BB: 0 S: 4 P: 4	R: 0 H: 2 E: 0 LOB: 2 K: 1 BB: 0 S: 7 P: 7	R: 0 H: 0 E: 0 LOB: 1 K: 1 BB: 1 S: 5 P: 9	R: 0 H: 1 E: 0 LOB: 1 K: 2 BB: 0 S: 8 P: 8	R: 0 H: 2 E: 0 LOB: 2 K: 1 BB: 0 S: 6 P: 6	R: 1 H: 1 E: 1 LOB: 1 K: 1 BB: 1 S: 6 P: 10	R: 0 H: 1 E: 0 LOB: 1 K: 0 BB: 0 S: 4 P: 4	R: 0 H: 0 E: 0 LOB: 0 K: 1 BB: 0 S: 3 P: 3	R: 0 H: 0 E: 0 LOB: 0 K: 0 BB: 0 S: 3 P: 3	1B: 7 SF: 0 2B: 2 SAC: 0 3B: 1 DP: 2 HR: 0 HBP: 0	WP: 0 PA: 36 PB: 0 SB: 0 CS: 1
PITCHER Ray Corbin, R (1, 1) <small>ERA: 3.98</small> Bill Butler, L (1, 1) <small>ERA: 5.28</small> Bill Hands, R (6, 1) <small>ERA: 5.53</small>	IP WLS BF H R ER SO BB IBB HBP BLK WP HR S P ERA WHIP 0.1 0 2 1 0 0 0 0 0 0 0 0 0 2 2 0.00 3.000 4.2 W 21 7 1 1 5 2 0 0 0 0 0 0 29 37 1.93 1.929 4.0 S 13 1 0 0 2 0 0 0 0 0 0 0 17 17 0.00 0.250	PITCHER IP WLS BF H R ER SO BB IBB HBP BLK WP HR S P ERA WHIP									

Baltimore Orioles @ Minnesota Twins
 Metropolitan Stadium, Bloomington, MI
 Mon Jun 10 1974, 8:05 PM EDT
 Att. 5,386 - Unknown - 65 F

livebaseballscorecards.com

AB	34
R	1
H	9
RBI	0
BB	2
SO	7
LOB	19



Batter	1	2	3	4	5	6	7	8	9
Rod Carew, L OBP: 0.456, SLG: 0.471 (1, 4)	0-0 4-3	0-0 1B		0-0 2-H 1B		0-0 SH 1B 3B	0-0 L6		
Larry Hisle, R OBP: 0.344, SLG: 0.500 (1, 7)	0-3 K	0-3 K		0-3 K		0-0 L1	0-0 5-3		
Tony Oliva, L OBP: 0.360, SLG: 0.437 (1, 10)	0-0 BB 1B 1B		0-0 1B 1B	0-0 6-3		0-0 1-2 2-H 3-H 3B 1B		0-0 F6	
Bobby Darwin, R OBP: 0.343, SLG: 0.510 (1, 9)	0-0 1-2 BB 1B		0-0 F9		0-0 1B	0-0 1-H 2-H 1B 3B		0-0 FC6-4 1B	
Craig Kusick, R OBP: 0.316, SLG: 0.235 (1, 3)	4-0 1-2 2-3 BB 1B		0-0 1-2 1B		0-3 K	0-0 5-3		0-0 FC6-4 1-2f	
Eric Soderholm, R OBP: 0.348, SLG: 0.387 (1, 5)	0-0 1-2 2-H 3-H 1B		0-0 F8		0-3 K	0-0 FC4-6 1B		0-0 F4	
Steve Brye, R OBP: 0.321, SLG: 0.338 (1, 8)	0-3 K		0-0 L7		0-0 F7	0-0 FC4-6 1-2f			
Glenn Borgmann, R OBP: 0.286, SLG: 0.280 (1, 2)		0-0 5-3		0-0 SH1-3 1B 1B		0-0 SH BB 1B 1B	0-0 HR		
Luis Gomez, R OBP: 0.294, SLG: 0.224 (1, 6)		0-0 5-3		0-0 SH1-3 1-2		4-0 BB BB BB SH 1B BB	0-0 1-3		

Inning Stats	R: 2	H: 3	E: 0	K: 2	S: 10	LOB: 2	BB: 1	P: 14	R: 0	H: 1	E: 0	K: 1	S: 6	LOB: 1	BB: 0	P: 6	R: 0	H: 2	E: 0	K: 0	S: 5	LOB: 2	BB: 0	P: 5	R: 1	H: 2	E: 0	K: 1	S: 7	LOB: 1	BB: 0	P: 7	R: 0	H: 1	E: 0	K: 2	S: 8	LOB: 1	BB: 0	P: 8	R: 5	H: 4	E: 1	K: 0	S: 8	LOB: 1	BB: 1	P: 12	R: 1	H: 1	E: 0	K: 0	S: 4	LOB: 0	BB: 0	P: 4	R: 0	H: 1	E: 0	K: 0	S: 4	LOB: 1	BB: 0	P: 4
--------------	------	------	------	------	-------	--------	-------	-------	------	------	------	------	------	--------	-------	------	------	------	------	------	------	--------	-------	------	------	------	------	------	------	--------	-------	------	------	------	------	------	------	--------	-------	------	------	------	------	------	------	--------	-------	-------	------	------	------	------	------	--------	-------	------	------	------	------	------	------	--------	-------	------

AB	R	H	RBI	BB	SO	LOB
4	1	2	1	0	0	0
5	0	0	0	0	3	5
5	2	3	2	0	0	1
5	2	4	2	0	0	1
4	0	1	0	1	1	3
5	0	2	3	0	1	4
4	0	0	0	0	1	6
4	3	3	1	0	0	0
2	1	0	0	1	0	0


BOTTOM

Baltimore Orioles @ Minnesota Twins
Metropolitan Stadium, Bloomington, MI

Mon Jun 10 1974, 8:05 PM EDT
Att. 5,386 - Unknown - 65 F

livebaseballscorecards.com

AB	38
R	9
H	15
RBI	9
BB	2
SO	6
LOB	20



PITCHER	IP	WLS	BF	H	R	ER	SO	BB	IBB	HBP	BLK	WP	HR	S	P	ERA	WHIP
Dave McNally, L ERA: 4.33 (1, 1)	5.0	L	27	10	5	5	6	2	0	0	0	0	0	37	45	9.00	2.400
Don Hood, L ERA: 3.42 (6, 1)	0.1		3	1	0	0	0	0	0	0	0	0	0	3	3	0.00	3.000
Doyle Alexander, R ERA: 5.0 (6, 1)	2.2		12	4	4	3	0	0	0	0	0	0	1	12	12	10.12	1.500

Batter	1	2	3	4	5	6	7	8	9	AB R H RBI BB SO LOB	TOP										
Al Bumbry, L (1, 7) <small>OBP: 0.224, SLG: 0.267</small> Paul Blair, R (6, 8) <small>OBP: 0.283, SLG: 0.371</small>	0-3 K		0-3 K	0-0 4-3		0-0 F6		0-0 F7		4 0 0 0 0 2 6 1 0 0 0 0 0 2											
Rich Coggins, L (1, 8) <small>OBP: 0.246, SLG: 0.237</small>	0-3 K		0-3 K		0-0 5-3		0-0 1B SF8 1B	4-0 1-2 IBB		4 1 1 0 1 2 2											
Tommy Davis, R (1, 10) <small>OBP: 0.291, SLG: 0.352</small>	0-0 6-3		0-0 1B 2-H 3-H 1B		0-0 6-3		0-0 1-3 HBP 1B	0-0 F9		5 0 2 2 0 0 3											
Boog Powell, L (1, 3) <small>OBP: 0.292, SLG: 0.406</small>		0-0 3-1	0-0 1-2 1B		0-0 2B		0-3 K	0-0 F9		5 0 2 0 0 1 5											
Bobby Grich, R (1, 4) <small>OBP: 0.413, SLG: 0.488</small>		0-3 K	0-0 G3		0-0 F9		0-0 SF8	0-3 K		4 0 0 1 0 2 3											
Brooks Robinson, R (1, 5) <small>OBP: 0.374, SLG: 0.410</small>		0-0 HR		0-0 6-3		1-0 BB HBP	1-0 1-2 HBP	0-0 E6 G5-4-3		3 1 1 1 0 0 0											
Jim Fuller, R (1, 9) <small>OBP: 0.330, SLG: 0.462</small>		0-0 F7		4-0 1B BB		4-0 1-2 BB	0-3 K	0-0 G5-4-3		3 0 0 0 2 1 3											
Elrod Hendricks, L (1, 2) <small>OBP: 0.321, SLG: 0.457</small>			4-0 E 1B BB	0-3 K		0-0 F2		4-0 1B BB		2 1 0 0 2 1 3											
Mark Belanger, R (1, 6) <small>OBP: 0.364, SLG: 0.454</small>			0-0 E5 1B	0-0 1B		0-3 K		0-0 1-3 IBB 1B		4 1 2 0 0 1 3											
Inning Stats	R: 0 E: 0 K: 2 S: 7	H: 0 LOB: 0 BB: 0 P: 7	R: 1 E: 0 K: 1 S: 6	H: 1 LOB: 0 BB: 0 P: 6	R: 2 E: 1 K: 2 S: 10	H: 2 LOB: 2 BB: 1 P: 14	R: 0 E: 0 K: 1 S: 6	H: 1 LOB: 2 BB: 1 P: 10	R: 0 E: 0 K: 1 S: 5	H: 0 LOB: 2 BB: 1 P: 10	R: 1 E: 0 K: 2 S: 9	H: 2 LOB: 2 BB: 0 P: 10	R: 0 E: 0 K: 0 S: 4	H: 1 LOB: 3 BB: 2 P: 12	R: 0 E: 1 K: 1 S: 5	H: 0 LOB: 0 BB: 0 P: 5	1B: 6 2B: 1 3B: 0 HR: 1	SF: 1 SAC: 0 DP: 1 HBP: 2	WP: 0 PB: 0 SB: 0 CS: 0	PA: 43	
PITCHER Bert Blyleven, R (1, 1) <small>ERA: 2.86</small> Bill Campbell, R (8, 1) <small>ERA: 2.77</small>	IP	WLS	BF	H	R	ER	SO	BB	IBB	HBP	BLK	WP	HR	S	P	ERA	WHIP				
	7.0	L	36	8	4	2	9	4	0	2	0	0	1	48	66	2.57	1.714				
	2.0		7	0	0	0	1	0	1	0	0	0	0	8	12	0.00	0.000				

Baltimore Orioles @ Minnesota Twins
 Metropolitan Stadium, Bloomington, MI
 Tue Jun 11 1974, 8:05 PM EDT
 Att. 7,503 - Unknown - 65 F

livebaseballscorecards.com

AB	35
R	4
H	8
RBI	4
BB	5
SO	10
LOB	30



Batter	1	2	3	4	5	6	7	8	9	AB	R	H	RBI	BB	SO	LOB
Rod Carew, L (1, 4) OBP: 0.446, SLG: 0.459	0-0 1-3		0-0 L4		0-0 4-3		0-0 F5		0-0 6-3	5	0	0	0	0	0	3
Steve Braun, L (1, 7) OBP: 0.388, SLG: 0.384	0-0 G1-6-3 1B		0-0 1-2 1B		4-0 WP S BB		0-0 1-3 2-H 1B		4-0 1B BB	3	0	3	1	2	0	0
Tony Oliva, L (1, 10) OBP: 0.356, SLG: 0.430 Jerry Terrell, R (9, PR) OBP: 0.290, SLG: 0.341	0-0 G1-6-3 1-2f		0-0 F6		0-0 F5		0-0 F7		0-0 1-2 1B	5	0	1	0	0	0	6
Bobby Darwin, R (1, 9) OBP: 0.340, SLG: 0.500		4-0 SH2-3 BB		0-0 F8		0-0 F8		0-0 L6	0-3 K	4	0	0	0	1	1	2
Craig Kusick, R (1, 3) OBP: 0.304, SLG: 0.238		0-3 K		0-0 F3		0-0 1-3		0-0 2B 6-3 1B		4	1	1	0	0	1	1
Larry Hisle, R (1, 8) OBP: 0.349, SLG: 0.521		0-0 SH2-3 1-2		0-0 3B		0-0 1-3		0-0 1-3 2B		3	0	2	0	0	0	0
Eric Soderholm, R (1, 5) OBP: 0.345, SLG: 0.378		0-3 K		4-0 BB		0-0 5-3		0-0 6-3		3	0	0	1	1	1	2
Glenn Borgmann, R (1, 2) OBP: 0.281, SLG: 0.275 Jim Holt, L (7, PH) OBP: 0.326, SLG: 0.338 Phil Roof, R (8, 2)		0-3 K		0-0 F8		4-0 BB 1B BB		0-3 K		2	0	0	0	0	1	2
Luis Gomez, R (1, 6) OBP: 0.297, SLG: 0.230 Harmon Killebrew, R (7, PH) OBP: 0.292, SLG: 0.344 Danny Thompson, R (7, PR) OBP: 0.179, SLG: 0.162		0-0 1B 1B		0-0 5-3		4-0 BB 1B BB		0-3 K		2	0	1	0	0	0	0


Inning Stats	R: 0	H: 1	E: 0	LOB: 0	K: 0	BB: 0	S: 3	P: 3	R: 0	H: 0	E: 0	LOB: 1	K: 2	BB: 1	S: 7	P: 11	R: 0	H: 2	E: 0	LOB: 2	K: 1	BB: 0	S: 7	P: 7	R: 0	H: 1	E: 0	LOB: 2	K: 0	BB: 1	S: 4	P: 8	R: 0	H: 0	E: 0	LOB: 0	K: 0	BB: 0	S: 3	P: 3	R: 1	H: 1	E: 0	LOB: 2	K: 0	BB: 2	S: 4	P: 12	R: 1	H: 2	E: 0	LOB: 1	K: 1	BB: 0	S: 7	P: 7	R: 0	H: 1	E: 0	LOB: 2	K: 2	BB: 1	S: 8	P: 12
	1B: 6	SF: 0	2B: 1	SAC: 1	3B: 1	DP: 1	HR: 0	HBP: 0	1B: 6	SF: 0	2B: 1	SAC: 1	3B: 1	DP: 1	HR: 0	HBP: 0	1B: 6	SF: 0	2B: 1	SAC: 1	3B: 1	DP: 1	HR: 0	HBP: 0	1B: 6	SF: 0	2B: 1	SAC: 1	3B: 1	DP: 1	HR: 0	HBP: 0	1B: 6	SF: 0	2B: 1	SAC: 1	3B: 1	DP: 1	HR: 0	HBP: 0	1B: 6	SF: 0	2B: 1	SAC: 1	3B: 1	DP: 1	HR: 0	HBP: 0																

BOTTOM

Baltimore Orioles @ Minnesota Twins
Metropolitan Stadium, Bloomington, MI

Tue Jun 11 1974, 8:05 PM EDT
Att. 7,503 - Unknown - 65 F

AB	33
R	2
H	8
RBI	2
BB	6
SO	6
LOB	17



PITCHER	IP	WLS	BF	H	R	ER	SO	BB	IBB	HBP	BLK	WP	HR	S	P	ERA	WHIP
Jim Palmer, R (1, 1) ERA: 3.84	6.1	W	27	4	1	1	3	5	0	0	0	1	0	28	48	1.42	1.421
Grant Jackson, L (7, 1) ERA: 3.13	1.0		6	3	1	1	0	0	0	0	0	0	0	6	6	9.00	3.000
Bob Reynolds, R (8, 1) ERA: 2.2	1.2	S	7	1	0	0	3	1	0	0	0	0	0	12	16	0.00	1.200

Batter	1	2	3	4	5	6	7	8	9	AB R H RBI BB SO LOB	TOP											
Paul Blair, R OBP: 0.286, SLG: 0.368 (1, 8) X	0-0 F7 BB 1B	H 1-0 S HBP		X 0-0 4-3 1-2 2-3 3-H			X 0-0 F8		X 0-0 6-3	4 1 1 1 0 0 2												
Bobby Grich, R OBP: 0.413, SLG: 0.480 (1, 4) B B B B	4-0 S 1B BB	S S S 0-3 K		X 0-0 5-3			B B B B 4-0 WP BB BB		X 0-0 F4	3 1 0 0 2 1 3												
Tommy Davis, R OBP: 0.291, SLG: 0.347 (1, 10) X	0-0 F7 2-3		X 0-0 4-3		X 0-0 L7		B B B B 4-0 WP BB			3 0 0 0 1 0 2												
Earl Williams, R OBP: 0.326, SLG: 0.284 (1, 3) B B B B	4-0 1B BB		S S S 0-3 K		S S S 0-3 K		X 0-0 6-3 1-2 2-3			3 0 0 0 1 2 2												
Don Baylor, R OBP: 0.324, SLG: 0.284 (1, 7) X	0-0 1B		H 1-0 CS HBP		S S S 0-3 K		X 0-0 2B 1B			3 1 2 2 0 1 0												
Brooks Robinson, R OBP: 0.372, SLG: 0.412 (1, 5) X	0-0 F6		S S S 0-0 CS	S S S 0-3 K		S S S 0-3 K		X 0-0 2B		4 0 1 1 0 2 2												
Jim Fuller, R OBP: 0.327, SLG: 0.448 (1, 9) S S S	0-3 K		S S S 0-3 K	B B B B 4-0 1B 4-3 BB		X 0-0 1-3		S S S 0-3 K		3 1 0 0 1 2 2												
Andy Etchebarren, R OBP: 0.283, SLG: 0.250 (1, 2) X		X 0-0 F8		X 0-0 4-3 BB 1-3 1B		X 0-0 F8		S S S 0-3 K		4 0 1 0 0 1 0												
Mark Belanger, R OBP: 0.361, SLG: 0.445 (1, 6) X		X 0-0 4-3		B B B B 4-0 4-3 BB 1-2		X 0-0 F7		X 0-0 F8		3 0 0 0 1 0 0												
Inning Stats	R: 2 E: 0 K: 1 S: 7	H: 2 LOB: 2 BB: 2 P: 15	R: 0 E: 0 K: 1 S: 5	H: 0 LOB: 1 BB: 0 P: 6	R: 0 E: 0 K: 1 S: 4	H: 0 LOB: 0 BB: 0 P: 5	R: 1 E: 0 K: 1 S: 6	H: 1 LOB: 2 BB: 2 P: 14	R: 0 E: 0 K: 2 S: 7	H: 0 LOB: 0 BB: 0 P: 7	R: 0 E: 0 K: 1 S: 5	H: 0 LOB: 0 BB: 0 P: 5	R: 0 E: 0 K: 0 S: 3	H: 0 LOB: 2 BB: 2 P: 11	R: 1 E: 0 K: 2 S: 8	H: 2 LOB: 0 BB: 0 P: 8	R: 0 E: 0 K: 0 S: 3	H: 0 LOB: 0 BB: 0 P: 3	1B: 4 2B: 1 3B: 0 HR: 0	SF: 0 SAC: 0 DP: 0 HBP: 2	WP: 1 PB: 0 SB: 2 CS: 1	PA: 39
PITCHER	IP WLS BF H R ER SO BB IBB HBP BLK WP HR S P ERA WHIP																					
Vic Albury, L ERA: 4.66 (1, 1)	7.0 L 31 3 3 3 7 6 0 2 0 1 0 37 63 3.86 1.286																					
Bill Hands, R ERA: 5.48 (8, 1)	2.0 7 2 1 1 2 0 0 0 0 0 0 11 11 4.50 1.000																					

Baltimore Orioles @ Minnesota Twins
 Metropolitan Stadium, Bloomington, MI
 Wed Jun 12 1974, 8:05 PM EDT
 Att. 6,359 - Unknown

AB	30
R	4
H	5
RBI	4
BB	6
SO	9
LOB	13



Batter	1	2	3	4	5	6	7	8	9	AB R H RBI BB SO LOB
Rod Carew, L (1, 4) OBP: 0.445, SLG: 0.458	0-0 1B		0-0 1B			0-0 G3		0-0 4-3	0-0 G3	5 0 2 0 0 0 0
Steve Braun, L (1, 7) OBP: 0.383, SLG: 0.378	0-3 K 1-2		0-0 F7			0-0 4-3		0-0 FC5 1B	0-0 F8	5 0 1 0 0 1 2
Tony Oliva, L (1, 10) OBP: 0.359, SLG: 0.438 Jerry Terrell, R (8, PR) OBP: 0.290, SLG: 0.341	0-3 K		0-0 F3			0-0		0-0 BB FC5 1B		4 0 2 0 0 1 2 0 1 0 0 0 0 0
Bobby Darwin, R (1, 9) OBP: 0.333, SLG: 0.490	0-0 5-3				0-0 6-3			0-0 FC5 1B		4 1 0 0 0 0 4
Larry Hisle, R (1, 8) OBP: 0.358, SLG: 0.548		0-0 3B			0-3 K			0-0 FC5 1B		3 0 2 0 1 1 0
Craig Kusick, R (1, 3) OBP: 0.296, SLG: 0.240		0-3 K			0-0 F8			0-0 1B		4 0 1 2 0 2 2
Eric Soderholm, R (1, 5) OBP: 0.342, SLG: 0.374		0-3 K				0-0 G5-4-3 1B		0-0 FC5-2-5 BB	0-0 FC5	4 0 1 0 0 1 4
Phil Roof, R (1, 2) Harmon Killebrew, R (7, PH) OBP: 0.297, SLG: 0.344 Danny Thompson, R (8, 6) OBP: 0.200, SLG: 0.263		0-0 5-3				0-0 G5-4-3		4-0 3-H FC6-4 BB		2 0 0 0 0 0 2 0 0 0 0 1 0 0 1 1 1 1 0 0 0
Luis Gomez, R (1, 6) OBP: 0.292, SLG: 0.225 Steve Brye, R (7, PH) OBP: 0.319, SLG: 0.336 Glenn Borgmann, R (8, 2) OBP: 0.279, SLG: 0.273			0-0 F4			0-0 F9		0-0 FC6-4	0-0 5-3	2 0 0 0 0 0 0 1 0 0 0 0 0 2 1 0 0 0 0 0 0

Inning Stats	R: 0 E: 0 K: 2 S: 8	H: 1 LOB: 1 BB: 0 P: 8	R: 0 E: 0 K: 2 S: 8	H: 1 LOB: 1 BB: 0 P: 8	R: 0 E: 0 K: 0 S: 4	H: 1 LOB: 1 BB: 0 P: 4	R: 0 E: 0 K: 1 S: 5	H: 0 LOB: 0 BB: 0 P: 5	R: 0 E: 0 K: 0 S: 3	H: 1 LOB: 0 BB: 0 P: 3	R: 0 E: 0 K: 0 S: 4	H: 1 LOB: 1 BB: 0 P: 4	R: 0 E: 0 K: 1 S: 6	H: 1 LOB: 2 BB: 1 P: 10	R: 2 E: 0 K: 0 S: 6	H: 3 LOB: 2 BB: 1 P: 10	R: 1 E: 0 K: 0 S: 4	H: 1 LOB: 0 BB: 0 P: 4	1B: 6 2B: 1 3B: 2 HR: 1	SF: 0 SAC: 0 DP: 1 HBP: 0	WP: 0 PB: 0 SB: 1 CS: 0	PA: 38
--------------	------------------------------	---------------------------------	------------------------------	---------------------------------	------------------------------	---------------------------------	------------------------------	---------------------------------	------------------------------	---------------------------------	------------------------------	---------------------------------	------------------------------	----------------------------------	------------------------------	----------------------------------	------------------------------	---------------------------------	----------------------------------	------------------------------------	----------------------------------	--------

PITCHER	IP	WLS	BF	H	R	ER	SO	BB	IBB	HBP	BLK	WP	HR	S	P	ERA	WHIP	PITCHER	IP	WLS	BF	H	R	ER	SO	BB	IBB	HBP	BLK	WP	HR	S	P	ERA	WHIP		
Mike Cuellar, L (1, 1) ERA: 3.28	9.0	W	38	10	3	3	6	2	0	0	0	0	1	48	56	3.00	1.333																				

BOTTOM

Baltimore Orioles @ Minnesota Twins
 Metropolitan Stadium, Bloomington, MI
 Wed Jun 12 1974, 8:05 PM EDT
 Att. 6,359 - Unknown

livebaseballscorecards.com

AB	36
R	3
H	10
RBI	3
BB	2
SO	6
LOB	18



Batter	1	2	3	4	5	6	7	8	9	AB R H RBI BB SO LOB	TOP							
Pat Kelly, L (1, 10) OBP: 0.372, SLG: 0.402	4-0 1B SF9 BB		x 0-0 4-3		x 0-0 1-3			x 0-0 CS 1B		3 1 1 0 1 0 0								
Ken Henderson, S (1, 8)	x 0-0 1-3 1B		x 0-0 5-3		x 0-0 L7			x 0-3 1-2 K		4 0 1 0 0 1 1								
Ron Santo, R (1, 3) OBP: 0.343, SLG: 0.356	x 0-0 SF9		x 0-0 3B				x 0-0 F9		B B B 4-0 G6-4-3 BB	2 0 1 1 1 0 0								
Jorge Orta, L (9, PR) OBP: 0.326, SLG: 0.353	x 0-0 3-H F7		x 0-0 5-3				x 0-0 F3		x 0-0 F4	0 0 0 0 0 0 0								
Bill Melton, R (1, 5) OBP: 0.317, SLG: 0.335	x 0-0 F7		x 0-0 5-3				x 0-0 F9		x 0-0 F4	4 0 0 0 0 0 3								
Carlos May, L (1, 7) OBP: 0.317, SLG: 0.314	x 0-0 G3			S S S 0-3 K			x 0-0 F9		x 0-0 G6-4-3 1-2f	4 0 0 0 0 1 2								
Brian Downing, R (1, 9) OBP: 0.398, SLG: 0.536		x 0-0 F3		S S S 0-3 K			S S S 0-3 K			3 0 0 0 0 2 0								
Ed Herrmann, L (1, 2) OBP: 0.341, SLG: 0.399		x 0-0 F9		x 0-0 FC5-4 1B			S S S 0-3 K			3 0 1 0 0 1 0								
Bucky Dent, R (1, 6) OBP: 0.260, SLG: 0.340		x 0-0 2B		x 0-0 FC5-4 1-2f			x 0-0 F9			3 0 1 0 0 0 1								
Eddie Leon, R (1, 4) OBP: 0.176, SLG: 0.161		x 0-0 F9					x 0-0 F5		x 0-0 F8	1 0 0 0 0 0 1								
Dick Allen, R (2, 3) OBP: 0.367, SLG: 0.543										2 0 0 0 0 0 0								
Inning Stats	R: 1 E: 0 K: 0 S: 4	H: 1 LOB: 1 BB: 1 P: 8	R: 0 E: 0 K: 0 S: 4	H: 1 LOB: 1 BB: 0 P: 4	R: 0 E: 0 K: 2 S: 8	H: 1 LOB: 1 BB: 0 P: 8	R: 0 E: 0 K: 0 S: 3	H: 0 LOB: 0 BB: 0 P: 3	R: 0 E: 0 K: 2 S: 7	H: 0 LOB: 0 BB: 0 P: 7	R: 0 E: 0 K: 1 S: 5	H: 1 LOB: 0 BB: 0 P: 5	R: 0 E: 0 K: 0 S: 2	H: 0 LOB: 1 BB: 1 P: 6	1B: 3 2B: 1 3B: 1 HR: 0	SF: 1 SAC: 0 DP: 1 HBP: 0	WP: 0 PB: 0 SB: 0 CS: 1	PA: 32
PITCHER Ross Grimsley, L (1, 1) ERA: 3.83	IP 9.0 WLS W BF 32 H 5 R 1 ER 1 SO 5 BB 2 IBB 0 HBP 0 BLK 0 WP 0 HR 0 S 40 P 48 ERA 1.00 WHIP 0.778							PITCHER	IP WLS BF H R ER SO BB IBB HBP BLK WP HR S P ERA WHIP									

Chicago White Sox @ Baltimore Orioles
 Memorial Stadium, Baltimore, MD
 Fri Jun 14 1974, 7:05 PM EDT
 Att: 11,844 - Unknown

livebaseballscorecards.com

AB 29
 R 1
 H 5
 RBI 1
 BB 2
 SO 5
 LOB 8



Batter	1	2	3	4	5	6	7	8	9	AB	R	H	RBI	BB	SO	LOB
Paul Blair, R OBP: 0.282, SLG: 0.362 (1, 8)	0-0 F8	0-0 F9			0-3 K			0-0 SH5-4		3	0	0	0	0	1	1
Bobby Grich, R OBP: 0.414, SLG: 0.476 (1, 4)	4-0 1B BB		0-0 L7		0-0 F3			1-0 1B HBP		2	1	0	0	1	0	0
Tommy Davis, R OBP: 0.290, SLG: 0.345 (1, 10)	0-0 F8		0-0 F3			0-3 K		0-0 HBP 1B		4	0	1	1	0	1	1
Al Bumbry, L OBP: 0.224, SLG: 0.267 (8, PR)								1-3 2-H 1B		0	0	0	0	0	0	0
Jim Fuller, R OBP: 0.333, SLG: 0.450 (1, 9)	0-0 BB 1B		0-3 K			0-3 K		0-0 HBP 1B		4	0	2	1	0	2	0
Don Baylor, R OBP: 0.328, SLG: 0.280 (1, 7)	4-0 1-2 BB			0-3 K		0-3 K		1-0 1-2 2-3 HBP		2	0	0	0	1	2	0
Brooks Robinson, R OBP: 0.370, SLG: 0.409 (1, 5)	0-0 F4							0-0 G1-2-3		4	0	1	0	0	0	6
Earl Williams, R OBP: 0.321, SLG: 0.278 (1, 3)		0-0 F2			0-0 F2			0-0 L7		3	0	0	0	0	0	1
Andy Etchebarren, R OBP: 0.286, SLG: 0.275 (1, 2)			0-0 2B		0-0 6-3			0-0 F3		3	0	1	0	0	0	1
Mark Belanger, R OBP: 0.361, SLG: 0.439 (1, 6)		0-0 F5			0-3 K			4-0 SH5-4 1B BB		2	1	0	0	1	1	1

Inning Stats	R: 0	H: 1	E: 0	LOB: 3	K: 0	BB: 2	S: 4	P: 12	R: 0	H: 1	E: 0	LOB: 1	K: 0	BB: 0	S: 4	P: 4	R: 0	H: 0	E: 0	LOB: 0	K: 1	BB: 0	S: 5	P: 5	R: 0	H: 1	E: 0	LOB: 1	K: 1	BB: 0	S: 6	P: 6	R: 0	H: 0	E: 0	LOB: 0	K: 2	BB: 0	S: 7	P: 7	R: 0	H: 0	E: 0	LOB: 0	K: 3	BB: 0	S: 9	P: 9	R: 0	H: 0	E: 0	LOB: 0	K: 0	BB: 0	S: 3	P: 3	R: 2	H: 2	E: 0	LOB: 2	K: 0	BB: 1	S: 4	P: 10
PITCHER	IP	WLS	BF	H	R	ER	SO	BB	IBB	HBP	BLK	WP	HR	S	P	ERA	WHIP																																															
Skip Pitlock, L ERA: 4.6 (1, 1)	7.0		27	3	1	1	7	3	0	0	0	0	0	38	50	1.29	0.857																																															
Terry Forster, L ERA: 3.08 (8, 1)	1.0	L	6	2	1	1	0	0	0	2	0	0	0	4	6	9.00	2.000																																															

BOTTOM

Chicago White Sox @ Baltimore Orioles
Memorial Stadium, Baltimore, MD
 Fri Jun 14 1974, 7:05 PM EDT
 Att. 11,844 - Unknown

AB	27
R	2
H	5
RBI	2
BB	3
SO	7
LOB	11

WP: 0 PA: 33
 PB: 0
 SB: 0
 CS: 0



livebaseballscorecards.com

Batter	1	2	3	4	5	6	7	8	9	10	11	AB R H RBI BB SO LOB	TOP
Pat Kelly, L OBP: 0.362, SLG: 0.391 (1, 10)	F7			K		1-3		4-3			FC6-4	5 0 0 0 0 1 2	Chicago White Sox @ Baltimore Orioles Memorial Stadium, Baltimore, MD Sat Jun 15 1974, 7:05 PM EDT Att. 19,553 - Unknown
Ken Henderson, S OBP: 0.351, SLG: 0.424 (1, 8)	5-3			F8		6-3		F8			G6-4-3	5 0 0 0 0 0 2	
Dick Allen, R OBP: 0.361, SLG: 0.532 (1, 3)	F7			F9		F2						4 0 0 0 0 1 0	
Ron Santo, R OBP: 0.341, SLG: 0.354 (1, 4)												4 1 1 0 0 1 0	
Brian Downing, R OBP: 0.392, SLG: 0.517 (8, 2)												3 0 0 0 1 2 0	
Carlos May, L OBP: 0.312, SLG: 0.309 (1, 7)												3 0 0 0 0 1 0	
Bill Melton, R OBP: 0.316, SLG: 0.330 (1, 5)												3 0 0 0 1 0 0	
Ed Herrmann, L OBP: 0.341, SLG: 0.400 (8, PR)												2 0 1 1 0 0 0	
Bill Sharp, L OBP: 0.429, SLG: 0.481 (8, 9)												1 1 0 0 0 0 0	
Bucky Dent, R OBP: 0.267, SLG: 0.366 (1, 6)												4 1 2 2 0 0 2	
Inning Stats	R: 0 H: 0 E: 0 LOB: 0 K: 0 BB: 0 S: 3 P: 3	R: 0 H: 0 E: 0 LOB: 0 K: 0 BB: 0 S: 3 P: 3	R: 0 H: 0 E: 0 LOB: 0 K: 0 BB: 0 S: 3 P: 3	R: 0 H: 0 E: 0 LOB: 0 K: 1 BB: 0 S: 5 P: 5	R: 1 H: 1 E: 0 LOB: 2 K: 0 BB: 2 S: 4 P: 12	R: 0 H: 0 E: 0 LOB: 0 K: 0 BB: 0 S: 3 P: 3	R: 0 H: 0 E: 0 LOB: 0 K: 2 BB: 0 S: 7 P: 7	R: 2 H: 2 E: 0 LOB: 1 K: 0 BB: 0 S: 5 P: 5	R: 0 H: 0 E: 0 LOB: 0 K: 3 BB: 0 S: 9 P: 9	R: 0 H: 0 E: 0 LOB: 0 K: 0 BB: 0 S: 3 P: 3	R: 0 H: 1 E: 0 LOB: 0 K: 0 BB: 0 S: 3 P: 3	1B: 3 SF: 1 2B: 0 SAC: 1 3B: 0 DP: 1 HR: 1 HBP: 0	
PITCHER Dave McNally, L ERA: 4.13 (1, 1)	IP WLS BF H R ER SO BB IBB HBP BLK WP HR S P ERA WHIP												

AB	34
R	3
H	4
RBI	3
BB	2
SO	6
LOB	6



Batter	1	2	3	4	5	6	7	8	9	10	11	AB R H RBI BB SO LOB	BOTTOM	
Al Bumbry, L (1, 7) OBP: 0.230, SLG: 0.266	4-0 FC4-6 BB		x 0-0 6-3			x 0-0 4-3		x 0-0 G4-3 1B		x 0-3 K		4 0 1 0 1 1 0	Chicago White Sox @ Baltimore Orioles Memorial Stadium, Baltimore, MD Sat Jun 15 1974, 7:05 PM EDT Att. 19,553 - Unknown	
Rich Coggins, L (1, 9) OBP: 0.238, SLG: 0.229 (10, 8)	0-0 FC4-6 1-2f			x 0-0 4-3		x 0-0 F9		x 0-0 G4-3 1-2f		x 0-0 F3		5 0 0 0 0 0 2		
Bobby Grich, R (1, 4) OBP: 0.418, SLG: 0.476	4-0 G6-4-3 1-2 BB			x 0-0 5-3		x 0-0 E 1B			x 0-0 1B E 1B		x 0-0 F6	4 2 2 0 1 0 0		
Tommy Davis, R (1, 10) OBP: 0.293, SLG: 0.352 Enos Cabell, R (9, PR) OBP: 0.313, SLG: 0.367	0-0 G6-4-3 1-2f			x 0-0 6-3		x 0-0 E8 1-H 2B			x 0-0 4-3 1-3 E 1B 1B		x 0-0 F7	4 0 2 1 0 0 2 1 1 0 0 0 0 0		
Boog Powell, L (1, 3) OBP: 0.296, SLG: 0.426		x 0-0 4-3			x 0-0 1B 1B		x 0-0 6-3		x 0-0 4-3		x 0-0 HR	5 1 2 1 0 0 2		
Paul Blair, R (1, 8) OBP: 0.277, SLG: 0.356 Elrod Hendricks, L (9, PH) OBP: 0.333, SLG: 0.468 Don Baylor, R (9, PR) OBP: 0.328, SLG: 0.280 (10, 9)		x 0-0 B1-3			x 0-0 F7		x 0-0 1-3		x 0-0 S CS CS 1B			3 0 0 0 0 0 1 1 0 1 1 0 0 0 0 0 0 0 0 0 0		
Brooks Robinson, R (1, 5) OBP: 0.372, SLG: 0.408		x 0-0 F8			x 0-0 1-2 1B		x 0-0 F7		x 0-0 CS IBB			3 0 1 0 1 0 0		
Andy Etchebarren, R (1, 2) OBP: 0.267, SLG: 0.255			x 0-0 F9		x 0-0 F9		x 0-0 6-3		x 0-3 K			4 0 0 0 0 1 4		
Mark Belanger, R (1, 6) OBP: 0.353, SLG: 0.429			x 0-0 F9		x 0-0 4-3			x 0-0 L9		x 0-0 5-3		4 0 0 0 0 0 2		
Inning Stats	R: 0 H: 0 E: 0 LOB: 1 K: 0 BB: 2 S: 2 P: 10	R: 0 H: 0 E: 0 LOB: 0 K: 0 BB: 0 S: 3 P: 3	R: 0 H: 0 E: 0 LOB: 0 K: 0 BB: 0 S: 3 P: 3	R: 0 H: 0 E: 0 LOB: 0 K: 0 BB: 0 S: 3 P: 3	R: 0 H: 2 E: 0 LOB: 2 K: 0 BB: 0 S: 5 P: 5	R: 1 H: 2 E: 1 LOB: 1 K: 0 BB: 0 S: 5 P: 5	R: 0 H: 0 E: 0 LOB: 0 K: 0 BB: 0 S: 3 P: 3	R: 0 H: 1 E: 0 LOB: 0 K: 0 BB: 0 S: 3 P: 3	R: 2 H: 3 E: 1 LOB: 2 K: 1 BB: 1 S: 7 P: 11	R: 0 H: 0 E: 0 LOB: 0 K: 1 BB: 0 S: 5 P: 5	R: 1 H: 1 E: 0 LOB: 0 K: 0 BB: 0 S: 3 P: 3	1B: 7 SF: 0 2B: 1 SAC: 0 3B: 0 DP: 2 HR: 1 HBP: 0		WP: 0 PA: 41 PB: 0 SB: 2 CS: 3
PITCHER	IP WLS BF H R ER SO BB IBB HBP BLK WP HR S P ERA WHIP													
Stan Bahnsen, R (1, 1) ERA: 4.05	8.0 31 7 3 2 0 2 2 0 0 0 0 29 37 2.25 1.125													
Cy Acosta, R (9, 1) ERA: 2.87	2.2 L 10 2 1 1 2 0 1 0 0 0 1 13 17 3.38 0.750													

livebaseballscores.com

AB	38
R	4
H	9
RBI	3
BB	3
SO	2
LOB	13



Batter	1	2	3	4	5	6	7	8	9	AB R H RBI BB SO LOB	TOP											
Pat Kelly, L (1, 10) OBP: 0.373, SLG: 0.404	0-0 1B 2B	0-0 FC1-2 1-2 1B 1B	0-0 F8		4-0 BB			0-0 2B 1B		4 2 3 0 1 0 2												
Jorge Orta, L (1, 4) OBP: 0.322, SLG: 0.355	0-0 F8	0-3 K	0-0 HR 2B		0-0 G3			0-0 F8		5 1 1 2 0 1 5												
Tony Muser, L (1, 3) OBP: 0.365, SLG: 0.460	0-0 1B 2-H	0-0 FC1-2 1-2 2-3 1B 1B	0-0 HR		0-0 4-3			0-0 2B 1-3		5 3 4 3 0 0 0												
Carlos May, L (1, 7) OBP: 0.310, SLG: 0.307	0-0 S BB E 2-H 1B	0-0 FC1-2 1-2 2-3 3-H 1B	0-0 L9		0-3 K			0-3 K		5 1 1 1 0 2 5												
Ken Henderson, S (1, 8) OBP: 0.356, SLG: 0.430	4-0 S 1-2 BB	0-0 1-2 2-H 3-H 1B		0-0 8-5 2B		0-0 G3		0-3 K		4 0 2 2 1 1 0												
Ron Santo, R (1, 5) OBP: 0.333, SLG: 0.345	0-0 6-3 1-3 2-H	0-3 K		0-0 8-5 2-3f		0-0 6-3		0-0 F3		5 0 0 0 0 1 4												
Bill Sharp, L (1, 9) OBP: 0.394, SLG: 0.419	4-0 BB		0-0 4-3	0-0 F8		0-0 6-3		0-0 E4		4 0 0 0 1 0 0												
Ed Herrmann, L (1, 2) OBP: 0.337, SLG: 0.400	0-0 4-3		0-0 1B 2B 2B		0-3 K		0-0 F8	0-0 G3		5 1 1 0 0 1 3												
Bucky Dent, R (1, 6) OBP: 0.273, SLG: 0.365		4-0 1B FC1-2 BB	0-0 2B 1B		0-0 F8			0-0 6-3		3 1 1 0 1 0 0												
Inning Stats	R: 3 E: 0 K: 0 S: 6	H: 3 LOB: 2 BB: 2 P: 14	R: 2 E: 0 K: 2 S: 10	H: 3 LOB: 2 BB: 1 P: 14	R: 4 E: 0 K: 0 S: 7	H: 4 LOB: 0 BB: 0 P: 7	R: 0 E: 0 K: 0 S: 3	H: 1 LOB: 0 BB: 0 P: 3	R: 0 E: 0 K: 1 S: 5	H: 0 LOB: 1 BB: 1 P: 9	R: 0 E: 0 K: 1 S: 5	H: 0 LOB: 0 BB: 0 P: 5	R: 0 E: 0 K: 0 S: 3	H: 0 LOB: 0 BB: 0 P: 3	R: 0 E: 0 K: 1 S: 7	H: 2 LOB: 2 BB: 0 P: 7	R: 0 E: 1 K: 1 S: 6	H: 0 LOB: 1 BB: 0 P: 6	1B: 7 2B: 6 3B: 0 HR: 1	SF: 0 SAC: 0 DP: 1 HBP: 0	WP: 0 PB: 0 SB: 3 CS: 0	PA: 44
PITCHER	IP WLS BF H R ER SO BB IBB HBP BLK WP HR S P ERA WHIP	PITCHER																			ERA WHIP	
Jim Palmer, R (1, 1) ERA: 4.01	0.2 L 7 3 3 2 0 2 0 0 0 0 0 5 13 27.00 7.500																					
Don Hood, L (1, 1) ERA: 4.01	1.0 7 3 2 2 1 1 0 0 0 0 0 8 12 18.00 4.000																					
Jesse Jefferson, R (2, 1) ERA: 6.56	1.0 7 4 4 4 1 0 0 0 0 0 1 9 9 36.00 4.000																					
Wayne Garland, R (3, 1) ERA: 2.5	6.1 23 3 0 0 4 1 0 0 0 0 0 30 34 0.00 0.632																					

Chicago White Sox @ Baltimore Orioles
 Memorial Stadium, Baltimore, MD
 Sun Jun 16 1974, 3:33 AM EDT
 Att. 9,066 - Unknown

livebaseballscorecards.com

AB	40
R	9
H	13
RBI	8
BB	4
SO	6
LOB	19



Batter	1	2	3	4	5	6	7	8	9
Paul Blair, R OBP: 0.277, SLG: 0.353 (1, 8)	0-0 L5		0-0 1B			0-0 F8		0-0 B2	
Bobby Grich, R OBP: 0.418, SLG: 0.474 (1, 4)	4-0 G4-6-3 BB		0-0 F9			0-0 6-3 1B		0-0 4-3	
Enos Cabell, R OBP: 0.324, SLG: 0.375 (4, 4)									
Tommy Davis, R OBP: 0.289, SLG: 0.346 (1, 10)	0-0 G4-6-3 1-2f				0-0 6-3	0-0 6-3			0-0 F7
Jim Fuller, R OBP: 0.330, SLG: 0.442 (1, 9)		0-0 F7		0-0 F4		0-0 1B		0-3 K	
Don Baylor, R OBP: 0.326, SLG: 0.286 (1, 7)		0-0 F7		0-0 F3		0-0 F6		0-0 2B	
Brooks Robinson, R OBP: 0.376, SLG: 0.411 (1, 5)		0-0 1B			0-3 K		0-0 G4-6-3 1B	0-0 F8	
Frank Baker, L OBP: 0.125, SLG: 0.067 (7, PR)									
Boog Powell, L OBP: 0.296, SLG: 0.424 (1, 3)	0-0 F5				0-0 2B 1B	0-0 G4-6-3			
Andy Etchebarren, R OBP: 0.254, SLG: 0.241 (1, 2)			0-3 K		0-3 K		0-0 L5		
Mark Belanger, R OBP: 0.353, SLG: 0.433 (1, 6)			0-0 F3		0-0 2B			0-3 K	

Inning Stats	R: 0	H: 0	E: 0	K: 0	S: 2	P: 6	R: 0	H: 1	E: 0	K: 0	S: 4	R: 0	H: 1	E: 0	K: 1	S: 6	R: 0	H: 0	E: 0	K: 0	S: 3	R: 0	H: 2	E: 0	K: 2	S: 8	R: 1	H: 2	E: 0	K: 0	S: 5	R: 0	H: 1	E: 0	K: 0	S: 3	R: 0	H: 0	E: 0	K: 1	S: 5	R: 0	H: 1	E: 0	K: 1	S: 6	R: 0	H: 1	E: 0	K: 1	S: 6																
IP	9.0	WLS	W	BF	33	H	8	R	1	ER	1	SO	5	BB	1	IBB	0	HBP	0	BLK	0	WP	0	HR	0	S	42	P	46	ERA	1.00	WHIP	1.000	IP	9.0	WLS	W	BF	33	H	8	R	1	ER	1	SO	5	BB	1	IBB	0	HBP	0	BLK	0	WP	0	HR	0	S	42	P	46	ERA	1.00	WHIP	1.000

BOTTOM

Chicago White Sox @ Baltimore Orioles
Memorial Stadium, Baltimore, MD

Sun Jun 16 1974, 3:33 AM EDT
Att. 9,066 - Unknown

AB	32
R	1
H	8
RBI	1
BB	1
SO	5
LOB	9

livebaseballscorecards.com

WP: 0 PA: 33
PB: 0
SB: 0
CS: 0



Batter	1	2	3	4	5	6	7	8	9	AB R H RBI BB SO LOB	TOP
Jerry Terrell, R OBP: 0.291, SLG: 0.337 (1, 5) X	0-0 FC6-4 1B		0-0 5-3			0-0 4-3			0-0 6-3	4 0 1 0 0 0 1	
Rod Carew, L OBP: 0.451, SLG: 0.472 (1, 4) X	0-0 FC6-4 1-2f			0-0 CS 1B		0-0 G3			0-0 1B 1B	4 0 2 0 0 0 2	
Larry Hisle, R OBP: 0.358, SLG: 0.522 (1, 9) X	0-0 F8 1-2			0-0 5-3 1-2			0-0 6-3		0-0 1B	4 0 1 0 0 0 2	
Harmon Killebrew, R OBP: 0.290, SLG: 0.333 (1, 10) X	0-0 6-3			0-0 5-3			0-0 F8		0-0 F7	4 0 0 0 0 0 3	
Steve Braun, L OBP: 0.387, SLG: 0.386 (1, 7) X		0-0 F9			0-0 4-3		0-0 F9			3 0 0 0 0 0 0	
Craig Kusick, R OBP: 0.310, SLG: 0.237 (1, 3) X		0-0 5-3		0-0 5-3				4-0 BB BB		2 0 0 0 1 0 0	
Steve Bnye, R OBP: 0.302, SLG: 0.317 (1, 8) X		0-0 F8		0-3 K			0-0 G6-4-3 1-2f			3 0 0 0 0 1 1	
Glenn Borgmann, R OBP: 0.287, SLG: 0.282 (1, 2) X			0-0 F9			0-0 SH1-4 1B		0-3 K		3 0 1 0 0 1 0	
Luis Gomez, R OBP: 0.276, SLG: 0.214 (1, 6) X			0-0 G3			0-0 SH1-4 1-2			0-0 G1	1 0 0 0 0 0 0	
Tony Oliva, L OBP: 0.352, SLG: 0.423 (9, PH) X										1 0 0 0 0 0 0	
Inning Stats	R: 0 E: 0 K: 0 S: 4 H: 1 LOB: 1 BB: 0 P: 4	R: 0 E: 0 K: 0 S: 3 H: 0 LOB: 0 BB: 0 P: 3	R: 0 E: 0 K: 0 S: 3 H: 0 LOB: 0 BB: 0 P: 3	R: 0 E: 0 K: 0 S: 3 H: 1 LOB: 0 BB: 0 P: 3	R: 0 E: 0 K: 1 S: 5 H: 0 LOB: 0 BB: 0 P: 5	R: 0 E: 0 K: 0 S: 4 H: 1 LOB: 1 BB: 0 P: 4	R: 0 E: 0 K: 0 S: 3 H: 0 LOB: 0 BB: 0 P: 3	R: 0 E: 0 K: 1 S: 4 H: 0 LOB: 0 BB: 1 P: 8	R: 0 E: 0 K: 0 S: 5 H: 2 LOB: 2 BB: 0 P: 5	1B: 5 2B: 0 3B: 0 HR: 0 SF: 0 SAC: 1 DP: 1 HBP: 0	WP: 0 PB: 0 SB: 1 CS: 1 PA: 31
PITCHER Mike Cuellar, L ERA: 2.99 (1, 1)	IP: 9.0 WLS: W BF: 31 H: 5 R: 0 ER: 0 SO: 2 BB: 1 IBB: 0 HBP: 0 BLK: 0 WP: 0 HR: 0 S: 34 P: 38 ERA: 0.00 WHIP: 0.667										

Minnesota Twins @ Baltimore Orioles
 Memorial Stadium, Baltimore, MD
 Mon Jun 17 1974, 7:05 PM EDT
 Att. 7,157 - Unknown

livebaseballscorecards.com

AB	29
R	0
H	5
RBI	0
BB	1
SO	2
LOB	9



Batter	1	2	3	4	5	6	7	8	9
Paul Blair, R OBP: 0.271, SLG: 0.346 (1, 8)	0-0 F9		0-0 F9			0-0 F7		0-0 F7	
Bobby Grich, R OBP: 0.417, SLG: 0.486 (1, 4)	0-0 F7			0-0 5-3		0-0 HR			
Tommy Davis, R OBP: 0.285, SLG: 0.342 (1, 10)	0-0 F2			0-3 K		0-0 F2			
Jim Fuller, R OBP: 0.322, SLG: 0.430 (1, 9)		0-0 F7		0-3 K		0-0 F5			
Don Baylor, R OBP: 0.321, SLG: 0.280 (1, 7)		0-3 K			0-0 F8	0-0 F8			
Brooks Robinson, R OBP: 0.380, SLG: 0.419 (1, 5)		0-0 1B			0-0 2B	0-0 F7			
Earl Williams, R OBP: 0.316, SLG: 0.273 (1, 3)		0-0 F5			0-0 L6	0-0 F8			
Andy Etchebarren, R OBP: 0.258, SLG: 0.246 (1, 2)			0-0 F8		0-0 6-3	0-0 1B			
Mark Belanger, R OBP: 0.352, SLG: 0.431 (1, 6)			0-0 F3			0-0 1B	0-0 F4		

Inning Stats	R: 0	H: 0	E: 0	K: 0	S: 3	R: 0	H: 1	E: 0	K: 1	S: 6	R: 0	H: 0	E: 0	K: 0	S: 3	R: 0	H: 0	E: 0	K: 2	S: 7	R: 0	H: 1	E: 0	K: 0	S: 4	R: 1	H: 2	E: 0	K: 0	S: 4	R: 0	H: 0	E: 0	K: 0	S: 3	R: 0	H: 1	E: 0	K: 0	S: 4	
	LOB: 0	BB: 0	P: 3	LOB: 1	BB: 0	P: 6	LOB: 0	BB: 0	P: 3	LOB: 0	BB: 0	P: 7	LOB: 1	BB: 0	P: 4	LOB: 0	BB: 0	P: 3	LOB: 0	BB: 0	P: 4	LOB: 0	BB: 0	P: 3	LOB: 1	LOB: 0	BB: 0	P: 4	LOB: 0	BB: 0	P: 4	LOB: 0	BB: 0	P: 4	LOB: 1	LOB: 1	BB: 0	P: 4	LOB: 0	BB: 0	P: 4

PITCHER	IP	WLS	BF	H	R	ER	SO	BB	IBB	HBP	BLK	WP	HR	S	P	ERA	WHIP
Vic Albury, L ERA: 4.22 (1, 1)	8.0	L	28	5	1	1	3	0	0	0	0	0	1	34	34	1.12	0.625

BOTTOM

AB	R	H	RBI	BB	SO	LOB
4	0	0	0	0	0	2
3	1	1	1	0	0	0
3	0	0	0	0	1	0
3	0	0	0	0	1	0
3	0	0	0	0	1	0
3	0	2	0	0	0	0
3	0	0	0	0	0	2
3	0	1	0	0	0	1
3	0	1	0	0	0	1

AB	28
R	1
H	5
RBI	1
BB	0
SO	3
LOB	6



WP	PA	ERA	WHIP
0	28		

Minnesota Twins @ Baltimore Orioles
Memorial Stadium, Baltimore, MD
 Mon Jun 17 1974, 7:05 PM EDT
 Att. 7,157 - Unknown

livebaseballscorecards.com

Batter	1	2	3	4	5	6	7	8	9	AB R H RBI BB SO LOB	TOP
Larry Hisle, R OBP: 0.364, SLG: 0.524 (1, 7) X	0-0 E 1B		0-0 FC4-8 1B	0-0 F9 1-2 2-3			0-0 FC6-4 1B		0-0 L8	5 1 3 0 0 0 3	
Rod Carew, L OBP: 0.446, SLG: 0.466 (1, 4) X	0-0 E4 CS 1B 1-2		0-0 FC4-6 FC5-4 1-2f		0-0 G3		0-0 F7		0-0 FC6-4 1B 1-2	5 0 1 0 0 0 3	
Bobby Darwin, R OBP: 0.318, SLG: 0.455 (1, 9) X	0-0 1B		0-0 FC5-4 1B 1-2f		0-0 5-3 1B		0-0 FC6-4 1-2f		0-0 FC6-4 1-2f	5 0 2 1 0 0 4	
Harmon Killebrew, R OBP: 0.289, SLG: 0.331 (1, 10) S S S	0-3 K		0-0 1B 1-3		0-0 5-3 1-2		0-0 F3			4 0 1 0 0 1 4	
Craig Kusick, R OBP: 0.283, SLG: 0.214 (1, 3) S S S	0-3 K 2-3		0-0 F8		0-0 1-3			0-0 F7		4 0 0 0 0 1 5	
Eric Soderholm, R OBP: 0.327, SLG: 0.369 (1, 5)		0-0 6-3		0-0 F7		0-3 K		0-0 F8		4 0 0 0 0 1 0	
Steve Bnye, R OBP: 0.307, SLG: 0.322 (1, 8)		0-0 F8		0-0 WP 1B 1B		0-0 1B 1B		0-3 K		4 0 2 0 0 1 0	
Glenn Borgmann, R OBP: 0.283, SLG: 0.289 (1, 2)		0-0 FC6-4 1B		0-0 F4		0-0 1B 1-3			0-0 4-3	4 0 2 0 0 0 1	
Luis Gomez, R OBP: 0.280, SLG: 0.219 Randy Hundley, R OBP: 0.259, SLG: 0.247 Danny Thompson, R OBP: 0.227, SLG: 0.286 (1, 6) (6, PH) (6, 6)		0-0 FC6-4 1-2f		0-0 WP 1B 1-2		0-0 F8			0-0 1B 1B	2 0 1 0 0 0 1 1 0 0 0 0 0 1 1 0 1 0 0 0 0	
Inning Stats	R: 1 E: 1 K: 2 S: 9 H: 2 LOB: 2 BB: 0 P: 9	R: 0 E: 0 K: 0 S: 4 H: 1 LOB: 1 BB: 0 P: 4	R: 0 E: 0 K: 0 S: 5 H: 2 LOB: 2 BB: 0 P: 5	R: 0 E: 0 K: 0 S: 5 H: 2 LOB: 2 BB: 0 P: 5	R: 0 E: 0 K: 0 S: 4 H: 1 LOB: 1 BB: 0 P: 4	R: 0 E: 0 K: 1 S: 6 H: 2 LOB: 1 BB: 0 P: 6	R: 0 E: 0 K: 0 S: 4 H: 1 LOB: 1 BB: 0 P: 4	R: 0 E: 0 K: 0 S: 5 H: 0 LOB: 0 BB: 0 P: 5	R: 0 E: 0 K: 0 S: 5 H: 2 LOB: 2 BB: 0 P: 5	1B: 13 2B: 1 3B: 0 HR: 0 SF: 0 SAC: 0 DP: 1 HBP: 0	WP: 1 PB: 0 SB: 0 CS: 1 PA: 39
PITCHER Ross Grimsley, L ERA: 3.53 (1, 1)	IP 9.0 WLS W BF 39 H 13 R 1 ER 0 SO 4 BB 0 IBB 0 HBP 0 BLK 0 WP 1 HR 0 S 47 P 47 ERA 0.00 WHIP 1.444	PITCHER IP WLS BF H R ER SO BB IBB HBP BLK WP HR S P ERA WHIP									

Minnesota Twins @ Baltimore Orioles
 Memorial Stadium, Baltimore, MD
 Tue Jun 18 1974, 7:05 PM EDT
 Att: 11,223 - Unknown

livebaseballscorecards.com

AB 39
 R 1
 H 13
 RBI 1
 BB 0
 SO 4
 LOB 22



Batter	1	2	3	4	5	6	7	8	9
Al Bumbry, L (1, 7) <small>OBP: 0.232, SLG: 0.268</small> Paul Blair, R (7, PH) <small>OBP: 0.274, SLG: 0.347</small> (8, 8)	0-0 <small>1-3 2-H</small>	0-0 <small>1-3 2-H</small>		0-0 <small>1-3 2-H</small>			0-0 <small>1-3 2-H</small>	0-0 <small>1-3 2-H</small>	
Rich Coggins, L (1, 8) <small>OBP: 0.243, SLG: 0.241</small> (8, 9)	0-0 <small>1-3 2-H</small>	0-3 <small>1-3 2-H</small>			0-0 <small>1-3 2-H</small>		0-0 <small>1-3 2-H</small>	0-0 <small>1-3 2-H</small>	
Bobby Grich, R (1, 4) <small>OBP: 0.421, SLG: 0.530</small>	0-0 <small>1-3 2-H</small>	0-0 <small>1-3 2-H</small>			0-0 <small>1-3 2-H</small>		0-0 <small>1-3 2-H</small>	0-0 <small>1-3 2-H</small>	
Tommy Davis, R (1, 10) <small>OBP: 0.289, SLG: 0.357</small>	0-0 <small>1-3 2-H</small>	0-0 <small>1-3 2-H</small>			0-3 <small>1-3 2-H</small>		0-0 <small>1-3 2-H</small>		
Boog Powell, L (1, 3) <small>OBP: 0.301, SLG: 0.426</small>	0-0 <small>1-3 2-H</small>		0-0 <small>1-3 2-H</small>		0-0 <small>1-3 2-H</small>		0-0 <small>1-3 2-H</small>		
Don Baylor, R (1, 9) <small>OBP: 0.314, SLG: 0.274</small> (8, 7)	0-0 <small>1-3 2-H</small>		0-0 <small>1-3 2-H</small>		0-3 <small>1-3 2-H</small>		0-0 <small>1-3 2-H</small>		
Brooks Robinson, R (1, 5) <small>OBP: 0.378, SLG: 0.414</small>		0-3 <small>1-3 2-H</small>	0-0 <small>1-3 2-H</small>		0-0 <small>1-3 2-H</small>			4-0 <small>1-3 2-H</small>	
Earl Williams, R (1, 2) <small>OBP: 0.319, SLG: 0.279</small>		0-0 <small>1-3 2-H</small>		0-0 <small>1-3 2-H</small>		0-0 <small>1-3 2-H</small>		0-0 <small>1-3 2-H</small>	
Mark Belanger, R (1, 6) <small>OBP: 0.350, SLG: 0.427</small>		0-0 <small>1-3 2-H</small>		0-0 <small>1-3 2-H</small>			0-0 <small>1-3 2-H</small>	0-0 <small>1-3 2-H</small>	

Inning Stats	R: 1	H: 3	E: 0	K: 0	S: 6	H: 3	LOB: 2	BB: 0	P: 6	R: 4	H: 4	E: 1	K: 2	S: 11	H: 4	LOB: 0	BB: 0	P: 11	R: 0	H: 0	E: 0	K: 0	S: 3	H: 0	LOB: 0	BB: 0	P: 3	R: 0	H: 0	E: 0	K: 0	S: 3	R: 1	H: 1	E: 0	K: 1	S: 6	H: 0	LOB: 0	BB: 0	P: 6	R: 0	H: 0	E: 0	K: 1	S: 5	H: 0	LOB: 0	BB: 0	P: 5	R: 3	H: 4	E: 0	K: 0	S: 7	H: 4	LOB: 1	BB: 0	P: 7	R: 1	H: 2	E: 0	K: 0	S: 5	H: 2	LOB: 2	BB: 1	P: 9
--------------	------	------	------	------	------	------	--------	-------	------	------	------	------	------	-------	------	--------	-------	-------	------	------	------	------	------	------	--------	-------	------	------	------	------	------	------	------	------	------	------	------	------	--------	-------	------	------	------	------	------	------	------	--------	-------	------	------	------	------	------	------	------	--------	-------	------	------	------	------	------	------	------	--------	-------	------

PITCHER	IP	WLS	BF	H	R	ER	SO	BB	IBB	HBP	BLK	WP	HR	S	P	ERA	WHIP
Joe Decker, R (1, 1) <small>ERA: 3.35</small>	5.0	L	23	8	6	6	3	0	0	0	0	0	2	29	29	10.80	1.600
Tom Burgmeier, L (6, 1) <small>ERA: 5.67</small>	3.0		16	6	4	4	1	1	0	0	0	0	2	17	21	12.00	2.333

BOTTOM

AB	R	H	RBI	BB	SO	LOB
3	1	1	1	0	0	0
2	1	1	0	0	0	2
5	1	2	1	0	1	3
5	3	3	6	0	0	3
4	1	2	2	0	1	0
4	0	2	0	0	0	0
4	0	0	0	0	1	3
3	1	0	0	1	1	0
4	1	2	0	0	0	0
4	1	1	0	0	0	2

AB 38
R 10
H 14
RBI 10
BB 1
SO 4
LOB 13

WP: 0 **PA: 39**
PB: 0
SB: 1
CS: 0

WP: 0 **PA: 39**
PB: 0
SB: 1
CS: 0

Minnesota Twins @ Baltimore Orioles
Memorial Stadium, Baltimore, MD
 Tue Jun 18 1974, 7:05 PM EDT
 Att. 11,223 - Unknown

Batter	1	2	3	4	5	6	7	8	9	AB R H RBI BB SO LOB	TOP		
Larry Hisle, R (1, 7) OBP: 0.357, SLG: 0.513 Tony Oliva, L (9, PH) OBP: 0.355, SLG: 0.432 Jerry Terrell, R (9, PR) OBP: 0.291, SLG: 0.337	0-0 5-3		0-0 B1-3			0-0 6-3		0-3 K	0-0 1B 2B	4 0 0 0 0 1 0 1 0 1 3 0 0 0 0 0 0 0 0 0 0			
Rod Carew, L (1, 4) OBP: 0.449, SLG: 0.467	4-0 1B BB BB		0-0 4-3			0-3 K		0-0 FC6-4 1B	0-0 2-3 1B	4 0 2 0 1 1 0			
Bobby Darwin, R (1, 9) OBP: 0.313, SLG: 0.447 Steve Braun, L (9, PH) OBP: 0.385, SLG: 0.384	0-0 F4		0-0 6-3			0-3 K		0-0 FC6-4 1-2f	0-0 F7	4 0 0 0 0 1 2 1 0 0 0 0 0 3			
Harmon Killebrew, R (1, 10) OBP: 0.288, SLG: 0.324	4-0 1B 1-2 BB			0-0 F2			0-0 F3		0-0 F8	3 0 0 0 1 0 0			
Eric Soderholm, R (1, 5) OBP: 0.337, SLG: 0.379	0-0 1-2 2-3 1B			0-0 F8			0-0 2B 1B		0-0 BB 1B 1B 1B	4 2 3 0 0 0 0			
Craig Kusick, R (1, 3) OBP: 0.280, SLG: 0.217	0-0 F9			0-0 F3			0-0 F7		0-0 1B 2B 1B	4 1 1 0 0 0 4			
Steve Bnye, R (1, 8) OBP: 0.312, SLG: 0.329		0-0 6-3			0-3 K		0-0 1-2 2-3 2B		4-0 1B 2B BB	3 1 1 1 1 1 0			
Randy Hundley, R (1, 2) OBP: 0.247, SLG: 0.235		0-0 5-3			0-0 F8		0-0 F5		0-3 K	4 0 0 0 0 1 4			
Luis Gomez, R (1, 6) OBP: 0.276, SLG: 0.216 Danny Thompson, R (8, PH) OBP: 0.239, SLG: 0.295 (8, 6)		0-3 K			0-0 F7			0-0 F7	0-0 1-2 2-3 3-H 2B 1B	2 0 0 0 0 1 0 2 1 1 1 0 0 0			
Inning Stats	R: 0 H: 1 E: 0 LOB: 3 K: 0 BB: 2 S: 4 P: 12	R: 0 H: 0 E: 0 LOB: 0 K: 1 BB: 0 S: 5 P: 5	R: 0 H: 0 E: 0 LOB: 0 K: 0 BB: 0 S: 3 P: 3	R: 0 H: 0 E: 0 LOB: 0 K: 0 BB: 0 S: 3 P: 3	R: 0 H: 0 E: 0 LOB: 0 K: 1 BB: 0 S: 5 P: 5	R: 0 H: 0 E: 0 LOB: 0 K: 2 BB: 0 S: 7 P: 7	R: 1 H: 2 E: 0 LOB: 1 K: 0 BB: 0 S: 5 P: 5	R: 0 H: 1 E: 0 LOB: 1 K: 1 BB: 0 S: 6 P: 6	R: 4 H: 5 E: 0 LOB: 3 K: 1 BB: 1 S: 10 P: 14	1B: 7 SF: 0 2B: 2 SAC: 0 3B: 0 DP: 0 HR: 0 HBP: 0	WP: 0 PA: 39 PB: 0 SB: 0 CS: 0		
PITCHER	IP WLS BF H R ER SO BB IBB HBP BLK WP HR S P ERA WHIP											PITCHER	IP WLS BF H R ER SO BB IBB HBP BLK WP HR S P ERA WHIP
Dave McNally, L (1, 1) ERA: 4.21	8.2 W 36 7 5 5 6 3 0 0 0 0 0 0 45 57 5.19 1.154												
Bob Reynolds, R (9, 1) ERA: 2.2	0.0 1 1 0 0 0 0 0 0 0 0 0 0 1 1 ∞ ∞												
Grant Jackson, L (9, 1) ERA: 3.13	0.0 1 1 0 0 0 0 0 0 0 0 0 0 1 1 ∞ ∞												
Wayne Garland, R (9, 1) ERA: 2.45	0.1 S 1 0 0 0 0 0 0 0 0 0 0 0 1 1 0.00 0.000												

Minnesota Twins @ Baltimore Orioles
 Memorial Stadium, Baltimore, MD
 Wed Jun 19 1974, 7:05 PM EDT
 Att. 7,325 - Unknown

livebaseballscorecards.com

AB	36
R	5
H	9
RBI	5
BB	3
SO	6
LOB	13



Batter	1	2	3	4	5	6	7	8	9
Paul Blair, R OBP: 0.268, SLG: 0.340 (1, 8) X	0-0 F7 ①		0-0 F9 ③		0-0 4-3 ②		0-0 F8 ①		
Bobby Grich, R OBP: 0.415, SLG: 0.520 (1, 4) X	0-0 5-3 ②			0-0 6-3 ① X	0-0 6-3 ③		0-0 F8 ②		
Tommy Davis, R OBP: 0.296, SLG: 0.361 (1, 10) X	0-0 F3 ③			4-0 BB FC1-5-2		0-0 1B 1B	0-0 1B		
Jim Fuller, R OBP: 0.319, SLG: 0.432 (1, 9)		0-0 F9 ①		0-0 BB FC1-5-2	1-3 2B	0-3 K ① S S S	0-3 K ③		
Don Baylor, R OBP: 0.318, SLG: 0.279 (1, 7) X		0-0 5-3 ②		0-0 FC1-5-2	2-3 3-H 2B	0-0 1B 1B		0-0 2B 1B	
Brooks Robinson, R OBP: 0.384, SLG: 0.429 (1, 5) X		0-0 F8 ③		0-0 2B	2-H 3-H 2B	0-0 1B 1B		0-0 WP 1-H 2B	
Earl Williams, R OBP: 0.328, SLG: 0.292 (1, 3) X			0-0 4-3 1B	4-0 BB FC6-4		0-0 1B 1B		0-3 K ① S S S	
Andy Etchebarren, R OBP: 0.243, SLG: 0.231 (1, 2) X			0-0 4-3 ①	0-0 FC6-4 ③		0-0 F8 ②		0-0 F9 ②	
Mark Belanger, R OBP: 0.348, SLG: 0.423 (1, 6) X			0-0 1B 3-H		0-0 6-3 ① X	0-0 5-3 ③		0-3 K ③ S S S	

Inning Stats	R: 0	H: 0	E: 0	LOB: 0	K: 0	BB: 0	S: 3	P: 3
	R: 0	H: 0	E: 0	LOB: 0	K: 0	BB: 0	S: 3	P: 3
	R: 1	H: 2	E: 0	LOB: 0	K: 0	BB: 0	S: 4	P: 4
	R: 2	H: 2	E: 0	LOB: 2	K: 0	BB: 2	S: 5	P: 13
	R: 0	H: 0	E: 0	LOB: 0	K: 0	BB: 0	S: 3	P: 3
	R: 2	H: 4	E: 0	LOB: 2	K: 1	BB: 0	S: 9	P: 9
	R: 0	H: 1	E: 0	LOB: 1	K: 1	BB: 0	S: 6	P: 6
	R: 1	H: 2	E: 0	LOB: 1	K: 2	BB: 0	S: 9	P: 9

PITCHER	IP	WLS	BF	H	R	ER	SO	BB	IBB	HBP	BLK	WP	HR	S	P	ERA	WHIP
Bill Butler, L ERA: 4.7 (1, 1)	3.2	L	16	4	3	3	0	2	0	0	0	0	0	14	22	7.36	1.636
Bill Hands, R ERA: 5.47 (4, 1)	4.1		20	7	3	3	4	0	0	0	0	1	0	28	28	6.23	1.615

AB	R	H	RBI	BB	SO	LOB
4	0	0	0	0	0	0
4	0	0	0	0	0	0
3	1	2	0	1	0	0
4	1	1	0	0	2	2
4	3	2	0	0	0	2
4	0	3	3	0	0	0
3	1	2	2	1	1	1
4	0	0	0	0	0	6
4	0	1	1	0	1	3

MINNESOTA TWINS @ BALTIMORE ORIOLES
Memorial Stadium, Baltimore, MD
 Wed Jun 19 1974, 7:05 PM EDT
 Att. 7,325 - Unknown

AB	34
R	6
H	11
RBI	6
BB	2
SO	4
LOB	14

Orioles

WP: 1	PA: 36
PB: 0	SB: 0
CS: 0	

Batter	1	2	3	4	5	6	7	8	9	AB R H RBI BB SO LOB	TOP
Al Bumbry, L (1, 7) OBP: 0.226, SLG: 0.260	0-3 K			0-0 G3		0-0 4-3		0-0 4-3		4 0 0 0 0 1 2	
Rich Coggins, L (1, 8) OBP: 0.243, SLG: 0.241	0-0 CS 1B			0-0 6-3		0-0 F2		0-3 K		4 0 1 0 0 1 0	
Tommy Davis, R (1, 10) OBP: 0.295, SLG: 0.363	0-3 K 1-2			0-0 F7		0-0 F7		0-0 2B		4 0 1 0 0 1 1	
Bobby Grich, R (1, 4) OBP: 0.419, SLG: 0.522			0-0 G3-6-3 1B		0-0 F7		0-0 1B	4-0 BB		3 0 2 0 1 0 0	
Boog Powell, L (1, 3) OBP: 0.294, SLG: 0.415			0-0 G3-6-3 1-2f		0-0 6-3		0-0 L9	0-0 F7		4 0 0 0 0 0 4	
Don Baylor, R (1, 9) OBP: 0.322, SLG: 0.284			0-3 K		0-0 1B		0-0 E 1B	0-0 F8		4 0 2 0 0 1 2	
Elrod Hendricks, L (1, 2) OBP: 0.316, SLG: 0.440			0-0 4-3		0-0 F8		0-0 E3 1-3			3 0 0 0 0 0 2	
Enos Cabell, R (1, 5) OBP: 0.297, SLG: 0.343			0-0 5-3		0-0 5-3		0-0 1-3 1-2			3 0 0 0 0 0 2	
Mark Belanger, R (1, 6) OBP: 0.343, SLG: 0.416			0-0 F8		0-0 F7		0-3 K			3 0 0 0 0 1 2	
Inning Stats	R: 0 E: 0 K: 2 S: 7 H: 1 LOB: 0 BB: 0 P: 7	R: 0 E: 0 K: 1 S: 5 H: 1 LOB: 0 BB: 0 P: 5	R: 0 E: 0 K: 0 S: 3 H: 0 LOB: 0 BB: 0 P: 3	R: 0 E: 0 K: 0 S: 3 H: 0 LOB: 0 BB: 0 P: 3	R: 0 E: 0 K: 0 S: 4 H: 1 LOB: 1 BB: 0 P: 4	R: 0 E: 0 K: 0 S: 3 H: 0 LOB: 0 BB: 0 P: 3	R: 0 E: 1 K: 1 S: 7 H: 1 LOB: 2 BB: 0 P: 7	R: 0 E: 0 K: 1 S: 6 H: 1 LOB: 2 BB: 1 P: 10	1B: 5 2B: 1 3B: 0 HR: 0 SF: 0 SAC: 0 DP: 1 HBP: 0	WP: 0 PB: 0 SB: 0 CS: 1	PA: 33
PITCHER	IP WLS BF H R ER SO BB IBB HBP BLK WP HR S P ERA WHIP										
Ed Sprague, R (1, 1) ERA: 2.42	8.1 W 31 6 0 0 5 1 0 0 0 0 0 0 40 44 0.00 0.840										
Tom Murphy, R (9, 1) ERA: 2.29	0.2 2 0 0 0 0 0 0 0 0 0 0 0 2 2 0.00 0.000										

Baltimore Orioles @ Milwaukee Brewers
Milwaukee County Stadium, Milwaukee, WI

Thu Jun 20 1974, 8:05 PM EDT
Att. 7,383 - Unknown

AB	32
R	0
H	6
RBI	0
BB	1
SO	5
LOB	15



livebaseballscorecards.com

Batter	1	2	3	4	5	6	7	8	9	AB	R	H	RBI	BB	SO	LOB
Robin Yount, R OBP: 0.270, SLG: 0.308 (1, 6)	4-0 1B HR 1B BB	4-0 BB		0-0 F7			0-0 5-3			2	1	0	0	2	0	0
George Scott, R OBP: 0.351, SLG: 0.443 (1, 3)	0-0 1B HR 1B	0-0 BB		0-0 F8			0-0 1-3			4	1	1	0	0	0	1
Don Money, R OBP: 0.338, SLG: 0.417 (1, 5)	0-0 1B HR 1B	0-0 BB		0-0 F4			0-0 5-3			4	1	2	0	0	0	1
John Briggs, L OBP: 0.344, SLG: 0.518 (1, 7)	0-0 1B HR		0-3 K			0-0 G6-3		0-0 2B		4	1	2	4	0	1	1
Darrell Porter, L OBP: 0.349, SLG: 0.369 (1, 2)	0-0 F2		0-0 E4 1B			0-0 6-3		0-3 K		4	1	0	0	0	1	1
Dave May, L OBP: 0.253, SLG: 0.362 (1, 9)	0-0 F7		0-0 6-3			0-0 2B		0-0 6-3		3	0	1	0	0	0	1
Ken Berry, R OBP: 0.253, SLG: 0.208 (6, PR) (7, 8)	0-0 F7		2-3			0-3 K		0-3 K		1	0	0	0	0	0	1
Mike Hegan, L OBP: 0.310, SLG: 0.351 (1, 10)	0-0 F8		0-0 1B			0-3 K		0-3 K		4	0	1	1	0	2	2
Bob Coluccio, R OBP: 0.306, SLG: 0.368 (1, 8) (7, 9)		0-0 SF8 3B	0-0 F8			0-0 F6				3	1	1	0	0	0	2
Tim Johnson, L OBP: 0.214, SLG: 0.269 (1, 4)		0-0 SF8		0-0 L4		0-0 6-3				2	0	0	1	0	0	1

Inning Stats	R: 4	H: 3	E: 0	K: 0	S: 6	LOB: 0	BB: 1	P: 10	R: 1	H: 1	E: 0	K: 0	S: 4	LOB: 1	BB: 1	P: 8	R: 1	H: 1	E: 1	K: 1	S: 7	LOB: 1	BB: 0	P: 7	R: 0	H: 0	E: 0	K: 0	S: 3	LOB: 0	BB: 0	P: 3	R: 0	H: 1	E: 0	K: 1	S: 6	LOB: 1	BB: 0	P: 6	R: 0	H: 0	E: 0	K: 0	S: 3	LOB: 0	BB: 0	P: 3	R: 0	H: 1	E: 0	K: 2	S: 8	LOB: 1	BB: 0	P: 8
--------------	------	------	------	------	------	--------	-------	-------	------	------	------	------	------	--------	-------	------	------	------	------	------	------	--------	-------	------	------	------	------	------	------	--------	-------	------	------	------	------	------	------	--------	-------	------	------	------	------	------	------	--------	-------	------	------	------	------	------	------	--------	-------	------

PITCHER	IP	WLS	BF	H	R	ER	SO	BB	IBB	HBP	BLK	WP	HR	S	P	ERA	WHIP
Doyle Alexander, R ERA: 6.03 (1, 1)	1.1	L	10	4	5	5	0	2	0	0	0	0	1	8	16	33.75	4.500
Don Hood, L ERA: 3.26 (2, 1)	5.2		20	3	1	0	2	0	0	0	0	0	0	24	24	0.00	0.529
Jesse Jefferson, R ERA: 6.29 (8, 1)	1.0		4	1	0	0	2	0	0	0	0	0	0	8	8	0.00	1.000


BOTTOM

Baltimore Orioles @ Milwaukee Brewers
Milwaukee County Stadium, Milwaukee, WI

Thu Jun 20 1974, 8:05 PM EDT
Att. 7,383 - Unknown

AB	31
R	6
H	8
RBI	6
BB	2
SO	4
LOB	11

livebaseballscorecards.com



WP	HR	S	P	ERA	WHIP
0	0	0	0	0	0

Batter	1	2	3	4	5	6	7	8	9	AB R H RBI BB SO LOB	TOP
Paul Blair, R (1, 8) <small>OBP: 0.278, SLG: 0.342</small> Al Bumbry, L (9, PH) <small>OBP: 0.231, SLG: 0.272</small>	4-0 WP 1B BB	0-0 WP 1B		0-0 F8			4-0 S BB		0-0 5-3 2B	2 1 1 1 2 0 0 1 0 1 0 0 0 0	
Bobby Grich, R (1, 4) <small>OBP: 0.412, SLG: 0.511</small>	0-0 F3 1-2	0-3 K 3-H		0-0 5-3			0-0 6-3 1-2		0-0 5-3	5 0 0 0 0 1 4	
Tommy Davis, R (1, 10) <small>OBP: 0.293, SLG: 0.360</small>	0-0 F8	0-3 K			0-0 G5-4-3 1B		0-0 6-3		0-0 5-3 2-3	5 0 1 0 0 1 4	
Jim Fuller, R (1, 9) <small>OBP: 0.323, SLG: 0.457</small>	0-0 2B 1B 2-H		0-0 HR		0-0 G5-4-3 1-2			0-0 F7	0-0 5-3	5 2 2 2 0 0 2	
Don Baylor, R (1, 7) <small>OBP: 0.325, SLG: 0.291</small>	0-0 2B 1-H		0-0 F9		0-0 6-3			4-0 2B BB		3 1 1 1 1 0 0	
Brooks Robinson, R (1, 5) <small>OBP: 0.382, SLG: 0.430</small> Enos Cabell, R (8, PR) <small>OBP: 0.297, SLG: 0.343</small>	0-3 K		0-0 F7			0-0 F8		0-0 2B 1-H		4 0 1 1 0 1 1 0 0 0 0 0 0 0	
Earl Williams, R (1, 3) <small>OBP: 0.332, SLG: 0.320</small>		0-0 HR	0-0 2B		0-0 F8			0-3 K2-3		4 1 2 1 0 1 1	
Andy Etchebarren, R (1, 2) <small>OBP: 0.247, SLG: 0.250</small> Boog Powell, L (8, PH) <small>OBP: 0.298, SLG: 0.415</small>		0-0 SH1-3 1B 2B	0-3 K		0-0 L6			4-0 IBB		3 1 1 0 0 1 1 0 0 0 0 1 0 0	
Mark Belanger, R (1, 6) <small>OBP: 0.340, SLG: 0.411</small> Elrod Hendricks, L (8, PH) <small>OBP: 0.310, SLG: 0.431</small> Frank Baker, L (8, 6) <small>OBP: 0.125, SLG: 0.067</small>		0-0 SH1-3	0-3 K		0-0 F7		0-0 F9		0-0 F9	2 0 0 0 0 1 0 1 0 0 0 0 0 2 0 0 0 0 0 0 0	
Inning Stats	R: 2 H: 2 E: 0 LOB: 1 K: 1 BB: 1 S: 7 P: 11	R: 2 H: 3 E: 0 LOB: 1 K: 2 BB: 0 S: 10 P: 10	R: 1 H: 2 E: 0 LOB: 1 K: 1 BB: 0 S: 7 P: 7	R: 0 H: 0 E: 0 LOB: 0 K: 1 BB: 0 S: 5 P: 5	R: 0 H: 1 E: 0 LOB: 0 K: 0 BB: 0 S: 3 P: 3	R: 0 H: 0 E: 0 LOB: 0 K: 0 BB: 0 S: 3 P: 3	R: 0 H: 0 E: 0 LOB: 1 K: 0 BB: 1 S: 3 P: 7	R: 1 H: 1 E: 0 LOB: 2 K: 1 BB: 2 S: 6 P: 14	R: 0 H: 1 E: 0 LOB: 1 K: 0 BB: 0 S: 4 P: 4	1B: 3 SF: 0 2B: 5 SAC: 1 3B: 0 DP: 1 HR: 2 HBP: 0	WP: 2 PA: 40 PB: 0 SB: 1 CS: 0
PITCHER Bill Travers, L (1, 1) <small>ERA: 5.4</small> Jim Slaton, R (2, 1) <small>ERA: 4.33</small> Tom Murphy, R (8, 1) <small>ERA: 2.2</small>	IP WLS BF H R ER SO BB IBB HBP BLK WP HR S P ERA WHIP 1.0 0 8 4 4 4 1 1 0 0 0 1 1 9 13 36.00 5.000	IP WLS BF H R ER SO BB IBB HBP BLK WP HR S P ERA WHIP 6.1 W 25 5 2 2 4 2 0 0 0 1 1 31 39 2.84 1.105	IP WLS BF H R ER SO BB IBB HBP BLK WP HR S P ERA WHIP 1.2 S 7 1 0 0 1 0 1 0 0 0 0 8 12 0.00 0.600	PITCHER IP WLS BF H R ER SO BB IBB HBP BLK WP HR S P ERA WHIP							

Baltimore Orioles @ Milwaukee Brewers
 Milwaukee County Stadium, Milwaukee, WI

Fri Jun 21 1974, 8:05 PM EDT
 Att: 18,871 - Unknown

AB	35
R	6
H	10
RBI	6
BB	4
SO	6
LOB	15



livebaseballscorecards.com

Batter	1	2	3	4	5	6	7	8	9	AB R H RBI BB SO LOB	TOP											
Paul Blair, R (1, 8) OBP: 0.280, SLG: 0.340	0-3 K		0-3 K		0-0 5-3		4-0 2B BB		0-0 F7 1B	4 2 1 0 1 2 1												
Bobby Grich, R (1, 4) OBP: 0.412, SLG: 0.515	0-0 6-3		0-0 1B		0-0 SF7		0-0 2B		0-0 F7	4 0 2 3 0 0 2												
Tommy Davis, R (1, 10) OBP: 0.292, SLG: 0.357	0-0 F5		0-0 L4		0-0 F8			0-0 5-3	0-0 1B	5 0 1 2 0 0 1												
Jim Fuller, R (1, 9) OBP: 0.333, SLG: 0.475		0-0 E 2B		0-0 1B 2B		0-3 K		1-0 5-3 1B HBP	0-3 K	4 2 2 0 0 2 1												
Don Baylor, R (1, 7) OBP: 0.324, SLG: 0.290		0-0 6-3		0-0 F9		0-0 5-3		0-0 5-3 1B		4 0 1 0 0 0 2												
Brooks Robinson, R (1, 5) OBP: 0.379, SLG: 0.427		0-0 E9 1B		0-0 6-3		0-0 F6		0-0 5-3		4 0 1 0 0 0 3												
Earl Williams, R (1, 3) OBP: 0.335, SLG: 0.320		0-0 F6 1B		0-0 1B		4-0 FC1-4 BB		0-0 6-3		3 0 1 1 1 0 3												
Andy Etchebarren, R (1, 2) OBP: 0.234, SLG: 0.236		0-3 K		0-0 F8		0-0 FC1-4 FC1-6			0-0 6-3	4 0 0 0 0 1 3												
Mark Belanger, R (1, 6) OBP: 0.343, SLG: 0.413			0-0 F8		0-0 5-3 E 1B		0-0 FC1-6 2B		0-0 F7 1B 1B	4 3 2 0 0 0 1												
Inning Stats	R: 0 E: 0 K: 1 S: 5	H: 0 LOB: 0 BB: 0 P: 5	R: 1 E: 1 K: 1 S: 7	H: 2 LOB: 1 BB: 0 P: 7	R: 0 E: 0 K: 1 S: 6	H: 1 LOB: 1 BB: 0 P: 6	R: 1 E: 0 K: 0 S: 5	H: 2 LOB: 1 BB: 0 P: 5	R: 1 E: 1 K: 0 S: 4	H: 1 LOB: 0 BB: 0 P: 4	R: 0 E: 0 K: 1 S: 5	H: 0 LOB: 0 BB: 0 P: 5	R: 2 E: 0 K: 0 S: 3	H: 1 LOB: 1 BB: 2 P: 11	R: 0 E: 0 K: 0 S: 4	H: 1 LOB: 2 BB: 0 P: 5	R: 2 E: 0 K: 1 S: 8	H: 3 LOB: 1 BB: 0 P: 8	1B: 8 2B: 3 3B: 0 HR: 0	SF: 1 SAC: 0 DP: 0 HBP: 1	WP: 0 PB: 0 SB: 0 CS: 0	PA: 40
PITCHER	IP WLS BF H R ER SO BB IBB HBP BLK WP HR S P ERA WHIP																					
Kevin Kobel, L (1, 1) ERA: 3.38	7.0 L 29 7 5 3 4 2 0 0 0 0 0 0 35 43 3.86 1.286																					
Eduardo Rodriguez, R (8, 1) ERA: 2.51	1.0 5 1 0 0 0 0 0 0 1 0 0 0 4 5 0.00 1.000																					
Bill Champion, R (9, 1) ERA: 4.11	1.0 6 3 2 2 1 0 0 0 0 0 0 0 8 8 18.00 3.000																					

Baltimore Orioles @ Milwaukee Brewers
Milwaukee County Stadium, Milwaukee, WI

Sat Jun 22 1974, 4:33 AM EDT
Att. 28,161 - Unknown

AB	36
R	7
H	11
RBI	6
BB	2
SO	5
LOB	17



WP: 0	PA: 40
PB: 0	
SB: 0	
CS: 0	

ERA	WHIP

livebaseballscorecards.com

Batter	1	2	3	4	5	6	7	8	9	AB	R	H	RBI	BB	SO	LOB
Don Money, R OBP: 0.342, SLG: 0.426 (1, 5)	0-0 6-3 ①		0-0 HR 1B		0-0 6-3 ③			0-0 2B		4	1	2	0	0	0	0
Robin Yount, R OBP: 0.270, SLG: 0.318 (1, 6)	0-0 F8 ②		0-0 1-H HR			0-0 6-3 ①		0-0 5-3 ②		4	1	1	2	0	0	1
John Briggs, L OBP: 0.345, SLG: 0.513 (1, 7)	0-0 4-3 ③		0-0 L6-3 1B			0-0 FC6-4 1B		0-0 6-3 ③		4	0	2	0	0	0	1
George Scott, R OBP: 0.348, SLG: 0.441 (1, 3)		0-0 1B 1B	0-0 L6-3 ② ③			0-0 F9 ②			0-0 6-3 ①	4	0	1	0	0	0	2
Bobby Mitchell, R OBP: 0.286, SLG: 0.326 (1, 9)		0-0 1-2 1B		0-3 K ①		0-0 FC6-4 ③			0-0 F8 ②	4	0	1	0	0	1	1
Charlie Moore, R OBP: 0.348, SLG: 0.388 (1, 10)		0-0 F7 ①		0-0 6-3 ②			0-0 F7 ①		0-0 F9 ③	4	0	0	0	0	0	2
Darrell Porter, L OBP: 0.352, SLG: 0.385 (1, 2)		0-3 K ②		0-0 G3 ③			0-0 F8 ②			3	0	0	0	0	1	2
Pedro Garcia, R OBP: 0.296, SLG: 0.429 (1, 4)		0-3 K ③			0-0 F5 ①		0-0 F7 ③			3	0	0	0	0	1	2
Bob Coluccio, R OBP: 0.300, SLG: 0.359 (1, 8)			0-3 K ①		0-3 K ②			0-0 F8 ①		3	0	0	0	0	2	0

Inning Stats	R: 0 E: 0 K: 0 S: 3	H: 0 LOB: 0 BB: 0 P: 3	R: 0 E: 0 K: 2 S: 9	H: 2 LOB: 2 BB: 0 P: 9	R: 2 E: 0 K: 1 S: 7	H: 3 LOB: 0 BB: 0 P: 7	R: 0 E: 0 K: 1 S: 5	H: 0 LOB: 0 BB: 0 P: 5	R: 0 E: 0 K: 1 S: 5	H: 0 LOB: 0 BB: 0 P: 5	R: 0 E: 0 K: 0 S: 4	H: 1 LOB: 1 BB: 0 P: 4	R: 0 E: 0 K: 0 S: 3	H: 0 LOB: 0 BB: 0 P: 3	R: 0 E: 0 K: 0 S: 4	H: 1 LOB: 1 BB: 0 P: 4	R: 0 E: 0 K: 0 S: 3	H: 0 LOB: 0 BB: 0 P: 3	1B: 5 2B: 2 3B: 0 HR: 1	SF: 0 SAC: 0 DP: 1 HBP: 0	WP: 0 PB: 0 SB: 0 CS: 0	PA: 33												
PITCHER Ross Grimsley, L ERA: 3.42 (1, 1)	IP 9.0	WLS W	BF 33	H 7	R 2	ER 2	SO 5	BB 0	IBB 0	HBP 0	BLK 0	WP 0	HR 1	S 43	P 43	ERA 2.00	WHIP 0.778																	
																	PITCHER	IP	WLS	BF	H	R	ER	SO	BB	IBB	HBP	BLK	WP	HR	S	P	ERA	WHIP

BOTTOM

Baltimore Orioles @ Milwaukee Brewers
Milwaukee County Stadium, Milwaukee, WI

Sat Jun 22 1974, 4:33 AM EDT
Att. 28,161 - Unknown

livebaseballscorecards.com

AB	33
R	2
H	7
RBI	2
BB	0
SO	5
LOB	11



Batter	1	2	3	4	5	6	7	8	9	AB R H RBI BB SO LOB	TOP										
Paul Blair, R OBP: 0.283, SLG: 0.341 (1, 8) X	0-0 F3		0-0 CS 1B		0-0 F8		0-0 G6-4-3 1B		0-0 B5-3	5 0 2 0 0 0 3											
Bobby Grich, R OBP: 0.412, SLG: 0.513 (1, 4) X	0-0 1B 3B 1B		0-3 K 1-2		0-0 L7		0-0 G6-4-3 1-2f		0-0 G6-4-3 1B	5 1 2 1 0 1 4											
Tommy Davis, R OBP: 0.297, SLG: 0.361 (1, 10) X	0-0 1-3 3B 1B		0-0 1B		0-0 1-2 1B			0-0 L4	0-0 G6-4-3 1-2f	5 1 3 0 0 0 2											
Jim Fuller, R OBP: 0.323, SLG: 0.460 (1, 9) S S S	0-3 K		0-3 K		0-0 F3			0-0 5-3		4 0 0 0 0 2 5											
Don Baylor, R OBP: 0.327, SLG: 0.305 (1, 7) X	0-0 1-H 3-H 3B			0-3 K		0-0 6-3		0-0 FC6-4 1B		4 0 2 2 0 1 0											
Brooks Robinson, R OBP: 0.377, SLG: 0.421 (1, 5) X	0-0 6-3			4-0 FC6-4 BB		0-0 6-3		0-0 FC6-4 1-2f		3 0 0 0 1 0 2											
Earl Williams, R OBP: 0.333, SLG: 0.318 (1, 3)			0-3 K		0-0 F8		0-0 F8		0-0 1B E 1B 1B	4 1 1 0 0 1 1											
Andy Etchebarren, R OBP: 0.235, SLG: 0.237 (1, 2)			0-0 F8		0-0 FC6-4 1-2f		0-3 K		0-0 B5-3 E 1B 1B	4 1 1 0 0 1 1											
Mark Belanger, R OBP: 0.350, SLG: 0.426 (1, 6)			0-0 F7			0-0 1B 1B		0-0 1B 2B	0-0 E2 1B B5-3 1B	4 0 3 0 0 0 0											
Inning Stats	R: 2 E: 0 K: 1 S: 8	H: 3 LOB: 1 BB: 0 P: 8	R: 0 E: 0 K: 1 S: 5	H: 0 LOB: 0 BB: 0 P: 5	R: 0 E: 0 K: 2 S: 8	H: 2 LOB: 1 BB: 0 P: 8	R: 0 E: 0 K: 1 S: 5	H: 0 LOB: 1 BB: 1 P: 9	R: 0 E: 0 K: 0 S: 3	H: 0 LOB: 0 BB: 0 P: 3	R: 0 E: 0 K: 1 S: 6	H: 2 LOB: 1 BB: 0 P: 6	R: 0 E: 0 K: 0 S: 4	H: 1 LOB: 1 BB: 0 P: 4	R: 2 E: 1 K: 0 S: 6	H: 4 LOB: 1 BB: 0 P: 6	1B: 12 2B: 2 3B: 1 HR: 0	SF: 0 SAC: 0 DP: 3 HBP: 0	WP: 0 PB: 0 SB: 0 CS: 1	PA: 39	
PITCHER Clyde Wright, L ERA: 3.97 Tom Murphy, R ERA: 2.16	IP 8.1	WLS W	BF 38	H 14	R 4	ER 3	SO 6	BB 1	IBB 0	HBP 0	BLK 0	WP 0	HR 0	S 49	P 53	ERA 3.24	WHIP 1.800				
	IP 0.2	WLS 1	BF 0	H 0	R 0	ER 0	SO 0	BB 0	IBB 0	HBP 0	BLK 0	WP 0	HR 0	S 1	P 1	ERA 0.00	WHIP 0.000				

Baltimore Orioles @ Milwaukee Brewers
Milwaukee County Stadium, Milwaukee, WI

Sun Jun 23 1974, 8:05 PM EDT
Att. 23,946 - Unknown

AB	38
R	4
H	14
RBI	3
BB	1
SO	6
LOB	18



WP	0	PA	39
PB	0		
SB	0		
CS	1		

ERA	3.24	WHIP	1.800		
ERA	0.00	WHIP	0.000		

livebaseballscorecards.com

Batter	1	2	3	4	5	6	7	8	9
Dave May, L (1, 9) OBP: 0.260, SLG: 0.365	0-0 1-3	0-0 2-3 1B		0-0 1B 3B 1B		0-0 F9		0-0 4-3	
Don Money, R (1, 5) OBP: 0.350, SLG: 0.444	4-0 BB 1B HR BB	0-0 F6		0-0 1-2 3B 1B		0-0 SF8 BB 1B		0-0 HR	
John Briggs, L (1, 7) OBP: 0.350, SLG: 0.519	0-0 F8	0-3 K		0-0 1-H 2-H 5-3 3B		4-0 BB BB 1-2 2-3		4-0 BB BB	
George Scott, R (1, 3) OBP: 0.353, SLG: 0.444	0-0 1-2 BB HR 1B		0-0 F3 1B 1B	0-0 5-3		0-0 SF8		4-0 1-2 BB	
Bobby Mitchell, R (1, 10) OBP: 0.296, SLG: 0.330 Mike Hegan, L (6, PH) OBP: 0.318, SLG: 0.351 Ken Berry, R (8, PH) OBP: 0.247, SLG: 0.203	4-0 1-2 2-3 HR BB		0-0 F3 1B	0-3 K		4-0 2-3 3-H BB		0-0 F7	
Darrell Porter, L (1, 2) OBP: 0.348, SLG: 0.397	0-0 1-H 2-H 3-H HR		0-0 F7		0-0 4-3	0-0 F8		0-0 F4	
Pedro Garcia, R (1, 4) OBP: 0.291, SLG: 0.421	0-0 F4		0-0 F3		0-3 K		0-0 F9		
Bob Coluccio, R (1, 8) OBP: 0.300, SLG: 0.357		0-0 2B 1B	0-0 5-3		0-3 K		0-0 F8		
Robin Yount, R (1, 6) OBP: 0.273, SLG: 0.326 Tim Johnson, L (4, PH) OBP: 0.257, SLG: 0.364 (5, 6)		0-0 1B 2B		0-0 5-3		0-0 BB 1B SF8 1B		0-3 K	

Inning Stats	R: 4 E: 0 K: 5 S: 5	H: 2 LOB: 0 BB: 2 P: 13	R: 0 E: 0 K: 1 S: 7	H: 3 LOB: 2 BB: 0 P: 7	R: 0 E: 0 K: 5 S: 5	H: 2 LOB: 2 BB: 0 P: 5	R: 3 E: 0 K: 1 S: 8	H: 3 LOB: 0 BB: 0 P: 8	R: 0 E: 0 K: 2 S: 7	H: 0 LOB: 0 BB: 0 P: 7	R: 1 E: 0 K: 5 S: 5	H: 2 LOB: 3 BB: 2 P: 13	R: 0 E: 0 K: 1 S: 5	H: 0 LOB: 0 BB: 0 P: 5	R: 1 E: 0 K: 0 S: 4	H: 1 LOB: 2 BB: 2 P: 12
--------------	------------------------------	----------------------------------	------------------------------	---------------------------------	------------------------------	---------------------------------	------------------------------	---------------------------------	------------------------------	---------------------------------	------------------------------	----------------------------------	------------------------------	---------------------------------	------------------------------	----------------------------------

PITCHER	IP	WLS	BF	H	R	ER	SO	BB	IBB	HBP	BLK	WP	HR	S	P	ERA	WHIP
Dave McNally, L (1, 1) ERA: 4.65	3.1	L	21	10	7	7	1	2	0	0	0	0	1	21	29	18.90	3.600
Jesse Jefferson, R (4, 1) ERA: 6.08	2.1		11	2	1	1	3	2	0	0	0	0	0	15	23	3.86	1.714
Don Hood, L (6, 1) ERA: 3.31	2.1		10	1	1	1	1	2	0	0	0	0	1	10	18	3.86	1.286

BOTTOM


Baltimore Orioles @ Milwaukee Brewers
Milwaukee County Stadium, Milwaukee, WI

Sun Jun 23 1974, 8:05 PM EDT
Att. 23,946 - Unknown

AB	R	H	RBI	BB	SO	LOB
5	1	2	0	0	0	1
4	3	3	1	1	0	2
3	1	1	2	2	1	3
3	1	2	2	1	0	0
2	1	1	0	1	1	0
0	0	0	0	1	0	0
1	0	0	0	0	0	2
5	1	1	4	0	0	7
4	0	0	0	0	1	2
4	0	1	0	0	1	2
1	0	1	0	0	0	0
3	1	1	0	0	1	0

AB	35
R	9
H	13
RBI	9
BB	6
SO	5
LOB	19

livebaseballscores.com



WP: 0	PA: 42
PB: 0	SB: 0
CS: 0	

Batter	1	2	3	4	5	6	7	8	9	AB R H RBI BB SO LOB	TOP										
Mickey Stanley, R (1, 8) OBP: 0.268, SLG: 0.287	0-3 K		0-0 F6			0-0 3-1		0-0 3-1		4 0 0 0 0 1 0											
Gary Sutherland, R (1, 4) OBP: 0.290, SLG: 0.347	0-0 BB 1B		0-0 G3-6-1 1B			0-0 1-3		0-0 F8		4 0 2 0 0 0 0											
Ben Oglivie, L (1, 7) OBP: 0.404, SLG: 0.440	0-0 F7		0-0 G3-6-1 1-2f			0-0 3-1		0-0 1B		4 0 1 0 0 0 2											
Jim Northrup, L (1, 9) OBP: 0.290, SLG: 0.299	4-0 FC4 1-2 BB			0-0 F6			0-0 F8	0-0 F7		3 0 0 0 1 0 1											
Gates Brown, L (1, 10) OBP: 0.357, SLG: 0.235	0-0 FC4 1-2f			4-0 G6-4-3 BB			0-0 FC4-6 1B 2B		0-0 3-1	3 1 1 0 1 0 2											
Bill Freehan, R (1, 3) OBP: 0.349, SLG: 0.388		0-0 F4		0-0 G6-4-3 1-2f			4-0 FC4-6 BB		0-0 5-3	3 0 0 0 1 0 1											
Aurelio Rodriguez, R (1, 5) OBP: 0.284, SLG: 0.306			0-0 L8		0-0 6-3		0-0 FC4-6 1B 1-2f 2-3		0-0 1-3	4 0 0 0 0 0 2											
Jerry Moses, R (1, 2) OBP: 0.267, SLG: 0.330		4-0 FC1-6 BB			0-0 G3		0-0 FC4-6 1B 1-2 3-H			1 0 0 0 1 0 0											
Willie Horton, R (7, PH) OBP: 0.352, SLG: 0.552										1 0 1 1 0 0 0											
John Knox, L (7, PR) OBP: 0.375, SLG: 0.342										0 0 0 0 0 0 0											
Gene Lamont, L (7, 2) OBP: 0.333, SLG: 0.364										0 0 0 0 0 0 0											
Ed Brinkman, R (1, 6) OBP: 0.270, SLG: 0.315		0-0 FC1-6 1-2f			0-0 5-3		0-0 FC4-6 1-2f			3 0 0 0 0 0 3											
Inning Stats	R: 0 E: 0 K: 1 S: 6	H: 1 LOB: 2 BB: 1 P: 10	R: 0 E: 0 K: 0 S: 3	H: 0 LOB: 1 BB: 1 P: 7	R: 0 E: 0 K: 0 S: 3	H: 1 LOB: 0 BB: 0 P: 3	R: 0 E: 0 K: 0 S: 2	H: 0 LOB: 0 BB: 1 P: 6	R: 0 E: 0 K: 0 S: 3	H: 0 LOB: 0 BB: 0 P: 3	R: 1 E: 0 K: 0 S: 5	H: 2 LOB: 2 BB: 1 P: 9	R: 0 E: 0 K: 0 S: 4	H: 1 LOB: 1 BB: 0 P: 4	R: 0 E: 0 K: 0 S: 3	H: 0 LOB: 0 BB: 0 P: 3	1B: 4 2B: 1 3B: 0 HR: 0	SF: 0 SAC: 0 DP: 2 HBP: 0	WP: 0 PB: 0 SB: 0 CS: 0	PA: 34	
PITCHER Doyle Alexander, R (1, 1) ERA: 5.05	IP: 9.0 WLS: W BF: 34 H: 5 R: 1 ER: 1 SO: 1 BB: 4 IBB: 0 HBP: 0 BLK: 0 WP: 0 HR: 0 S: 32 P: 48 ERA: 1.00 WHIP: 1.000																			PITCHER	IP: WLS: BF: H: R: ER: SO: BB: IBB: HBP: BLK: WP: HR: S: P: ERA: WHIP:

Detroit Tigers @ Baltimore Orioles
 Memorial Stadium, Baltimore, MD
 Mon Jun 24 1974, 7:05 PM EDT
 Att. 6,546 - Unknown

livebaseballscorecards.com

AB	30
R	1
H	5
RBI	1
BB	4
SO	1
LOB	11



Batter	1	2	3	4	5	6	7	8	9	AB R H RBI BB SO LOB	TOP		
Mickey Stanley, R (1, 8) OBP: 0.266, SLG: 0.283	4-0 L4-6-3 E BB		0-0 B2	0-0 F9		0-3 K			0-0 L6	4 0 0 0 1 1 2			
Gary Sutherland, R (1, 4) OBP: 0.285, SLG: 0.341	0-0 E6 L4-6-3 1-2		0-0 6-3	0-0 F9			0-0 F5		0-0 6-3	5 0 0 0 0 0 3			
Al Kaline, R (1, 10) OBP: 0.333, SLG: 0.363	0-0 L4-6-3 1-2 2-3		0-0 1B 3B	0-0 L4-3			0-0 L6			4 1 1 0 0 0 3			
Willie Horton, R (1, 7) OBP: 0.350, SLG: 0.546 Marvin Lane, R (7, 7) OBP: 0.357, SLG: 0.100	0-3 K		0-0 2B BB 1B 3-H		0-0 F7		0-0 6-3			4 1 1 1 0 1 1 0 0 0 0 0 0 0			
Bill Freehan, R (1, 3) OBP: 0.347, SLG: 0.391		0-0 F7	0-0 BB 1-3 2B		0-0 F9			0-0 5-3		4 0 1 0 0 0 0			
Aurelio Rodriguez, R (1, 5) OBP: 0.287, SLG: 0.306		0-0 6-3	4-0 BB BB BB		0-0			0-0 6-3		3 0 1 0 1 0 0			
Jim Northrup, L (1, 9) OBP: 0.293, SLG: 0.296		4-0 BB BB	4-0 BB 1-2 2-3 3-H BB		0-0 G3			0-3 K2-3		2 0 0 1 2 1 1			
Jerry Moses, R (1, 2) OBP: 0.286, SLG: 0.340		4-0 FC6-4 1-2 BB	0-0 F9		0-0	0-0 CS 1B		0-0 SH3-4 1B		3 0 2 0 1 0 3			
Ed Brinkman, R (1, 6) OBP: 0.271, SLG: 0.315		0-0 FC6-4 1-2		0-0 1B		0-3 K		0-0 SH3-4		3 0 1 0 0 1 3			
Inning Stats	R: 0 H: 0 E: 1 LOB: 1 K: 1 BB: 1 S: 5 P: 9	R: 0 H: 0 E: 0 LOB: 2 K: 0 BB: 2 S: 3 P: 11	R: 2 H: 3 E: 0 LOB: 3 K: 0 BB: 2 S: 6 P: 14	R: 0 H: 1 E: 0 LOB: 1 K: 0 BB: 0 S: 4 P: 4	R: 0 H: 1 E: 0 LOB: 1 K: 0 BB: 0 S: 4 P: 4	R: 0 H: 1 E: 0 LOB: 0 K: 2 BB: 0 S: 7 P: 7	R: 0 H: 0 E: 0 LOB: 0 K: 0 BB: 0 S: 3 P: 3	R: 0 H: 0 E: 0 LOB: 0 K: 1 BB: 0 S: 5 P: 5	R: 0 H: 1 E: 0 LOB: 1 K: 0 BB: 0 S: 4 P: 4	1B: 5 SF: 0 2B: 1 SAC: 1 3B: 1 DP: 1 HR: 0 HBP: 0	WP: 0 PA: 38 PB: 0 SB: 0 CS: 1		
PITCHER	IP WLS BF H R ER SO BB IBB HBP BLK WP HR S P ERA WHIP											PITCHER	IP WLS BF H R ER SO BB IBB HBP BLK WP HR S P ERA WHIP
Mike Cuellar, L (1, 1) ERA: 3.34	3.0 L 17 3 2 2 1 5 0 0 0 0 0 0 14 34 6.00 2.667												
Wayne Garland, R (4, 1) ERA: 1.91	6.0 21 4 0 0 3 0 0 0 0 0 0 0 27 27 0.00 0.667												

Detroit Tigers @ Baltimore Orioles
Memorial Stadium, Baltimore, MD
 Tue Jun 25 1974, 7:05 PM EDT
 Att. 10,016 - Unknown

livebaseballscorecards.com

AB 32
R 2
H 7
RBI 2
BB 5
SO 4
LOB 16



Batter	1	2	3	4	5	6	7	8	9	AB	R	H	RBI	BB	SO	LOB
Paul Blair, R OBP: 0.291, SLG: 0.346 (1, 8)	4-0 CS BB		0-0 6-3			0-0 SH1-3 BB 1B	0-0 L8			3	0	1	0	1	0	2
Bobby Grich, R OBP: 0.411, SLG: 0.518 (1, 4)	0-3 K 1-2			0-0 F8		4-0 SH1-3 BB 1-2		0-3 K		3	0	0	0	1	2	1
Tommy Davis, R OBP: 0.293, SLG: 0.353 (1, 10)	0-0 5-3			0-0 4-3		0-0 SH1-3 1-2 2-3		0-0 F9		3	0	0	0	0	0	0
Earl Williams, R OBP: 0.336, SLG: 0.322 (1, 3)		0-0 E7 1B		0-0 F9		0-3 K		0-0 FC6-4 1B		4	0	2	0	0	1	2
Don Baylor, R OBP: 0.324, SLG: 0.298 (1, 7)		0-0 L8			0-3 K	0-0 F3		0-0 FC6-4 1-2f 1B		4	0	0	0	0	1	4
Brooks Robinson, R OBP: 0.381, SLG: 0.421 (1, 5)		0-0 F9			0-0 1B 1B		0-0 1B 1B		0-3 K	4	0	2	0	0	1	1
Jim Fuller, R OBP: 0.314, SLG: 0.445 (1, 9)		0-3 K			0-3 K		0-3 K		0-0 L8	3	0	0	0	0	3	3
Enos Cabell, R OBP: 0.289, SLG: 0.333 (9, PH)										1	0	0	0	0	0	0
Andy Etchebarren, R OBP: 0.235, SLG: 0.238 (1, 2)			0-3 K		0-0 1B		0-0 F4		0-0 5-3	4	0	1	0	0	1	1
Mark Belanger, R OBP: 0.344, SLG: 0.415 (1, 6)			0-0 F5		0-0 F8		0-0 1B			3	0	1	0	0	0	2

Inning Stats	R: 0 E: 0 K: 1 S: 4	H: 0 LOB: 0 BB: 1 P: 8	R: 0 E: 1 K: 1 S: 6	H: 1 LOB: 1 BB: 0 P: 6	R: 0 E: 0 K: 1 S: 5	H: 0 LOB: 0 BB: 0 P: 5	R: 0 E: 0 K: 0 S: 3	H: 0 LOB: 0 BB: 0 P: 3	R: 0 E: 0 K: 2 S: 9	H: 2 LOB: 2 BB: 0 P: 9	R: 0 E: 0 K: 1 S: 6	H: 1 LOB: 2 BB: 1 P: 10	R: 0 E: 0 K: 1 S: 7	H: 2 LOB: 2 BB: 0 P: 7	R: 0 E: 0 K: 1 S: 6	H: 1 LOB: 1 BB: 0 P: 6	R: 0 E: 0 K: 1 S: 5	H: 0 LOB: 0 BB: 0 P: 5	1B: 7 2B: 1 3B: 0 HR: 0	SF: 0 SAC: 1 DP: 1 HBP: 0	WP: 0 PB: 0 SB: 0 CS: 1	PA: 35
PITCHER Mickey Lolich, L ERA: 3.03 (1, 1)	IP 9.0	WLS W	BF 35	H 7	R 0	ER 0	SO 9	BB 2	IBB 0	HBP 0	BLK 0	WP 0	HR 0	S 51	P 59	ERA 0.00	WHIP 1.000					


BOTTOM

Detroit Tigers @ Baltimore Orioles
Memorial Stadium, Baltimore, MD

Tue Jun 25 1974, 7:05 PM EDT
Att. 10,016 - Unknown

livebaseballscorecards.com

AB	32
R	0
H	7
RBI	0
BB	2
SO	9
LOB	16



Batter	1	2	3	4	5	6	7	8	9	AB R H RBI BB SO LOB	TOP
Mickey Stanley, R OBP: 0.270, SLG: 0.297 (1, 8) X	0-0 F9		0-0 1-H HR		0-0 1B		0-0 4-3			4 1 2 2 0 0 0	
Gary Sutherland, R OBP: 0.281, SLG: 0.336 (1, 4) X	0-0 L7		0-0 F8		0-0 F9		0-0 4-3			4 0 0 0 0 0 1	
Al Kaline, R OBP: 0.339, SLG: 0.368 (1, 10) B B B	4-0 BB		4-0 BB		0-0 L8			0-0 2B		2 0 1 0 2 0 1	
Bill Freehan, R OBP: 0.340, SLG: 0.382 (1, 3) X	0-0 F2		0-0 5-3					0-0 5-3		4 0 0 0 0 0 2	
Dick Sharon, R OBP: 0.263, SLG: 0.233 (1, 7) X		0-0 5-3		0-0 5-3				0-0 5-3		4 0 0 0 0 0 0	
Aurelio Rodriguez, R OBP: 0.283, SLG: 0.301 (1, 5) X		0-0 5-3		0-0 5-3				0-0 6-3		4 0 0 0 0 0 0	
Jim Northrup, L OBP: 0.296, SLG: 0.305 (1, 9) X		0-0 F6		4-0 BB				0-0 F4		3 1 1 0 1 0 0	
Jerry Moses, R OBP: 0.278, SLG: 0.333 (1, 2)			0-0 L4		0-0 F7			0-0 SF7 3B		2 0 0 1 0 0 1	
Willie Horton, R OBP: 0.349, SLG: 0.544 (9, PH)								0-3 K		1 0 0 0 0 1 0	
Gene Lamont, L OBP: 0.333, SLG: 0.364 (9, 2)								0-0 K		0 0 0 0 0 0 0	
Ed Brinkman, R OBP: 0.276, SLG: 0.330 (1, 6) B B B			4-0 HR BB		0-0 5-3			0-0 HR		2 2 1 1 1 0 0	
Inning Stats	R: 0 H: 0 E: 0 LOB: 1 K: 0 BB: 1 S: 3 P: 7	R: 0 H: 0 E: 0 LOB: 0 K: 0 BB: 0 S: 3 P: 3	R: 2 H: 1 E: 0 LOB: 1 K: 0 BB: 2 S: 4 P: 12	R: 0 H: 0 E: 0 LOB: 1 K: 0 BB: 1 S: 3 P: 7	R: 0 H: 1 E: 0 LOB: 1 K: 0 BB: 0 S: 4 P: 4	R: 0 H: 0 E: 0 LOB: 0 K: 0 BB: 0 S: 3 P: 3	R: 2 H: 2 E: 0 LOB: 0 K: 0 BB: 0 S: 5 P: 5	R: 0 H: 1 E: 0 LOB: 0 K: 1 BB: 0 S: 5 P: 5	R: 0 H: 0 E: 0 LOB: 0 K: 1 BB: 0 S: 5 P: 5	1B: 1 SF: 1 2B: 1 SAC: 0 3B: 1 DP: 0 HR: 2 HBP: 0	WP: 0 PA: 35 PB: 0 SB: 0 CS: 0
PITCHER Ross Grimsley, L (1, 1) ERA: 3.46	IP WLS BF H R ER SO BB IBB HBP BLK WP HR S P ERA WHIP										
	9.0 W 35 5 4 4 1 4 0 0 0 0 0 2 33 49 4.00 1.000										

Detroit Tigers @ Baltimore Orioles
 Memorial Stadium, Baltimore, MD
 Wed Jun 26 1974, 7:05 PM EDT
 Att. 8,170 - Unknown

livebaseballscorecards.com

AB	30
R	4
H	5
RBI	4
BB	4
SO	1
LOB	5



Batter	1	2	3	4	5	6	7	8	9	AB R H RBI BB SO LOB
Paul Blair, R OBP: 0.294, SLG: 0.363 (1, 8)	0-0 F9		0-0 1B		0-0 F6		0-0 HR			4 1 2 1 0 0 0
Bobby Grich, R OBP: 0.408, SLG: 0.512 (1, 4)	4-0 BB		0-3 K		0-0 F9		0-0 6-3			3 0 0 0 1 1 1
Tommy Davis, R OBP: 0.293, SLG: 0.355 (1, 10)	0-0 F8			0-0 6-3	0-0 2B			0-0 F4		4 0 1 0 0 0 1
Earl Williams, R OBP: 0.335, SLG: 0.326 (1, 3)	0-0 4-3			0-0 HR 2B	0-0 5-3			0-3 K		4 1 1 0 0 1 2
Don Baylor, R OBP: 0.323, SLG: 0.313 (1, 7)		0-0 L8		0-0 HR	0-0 6-3			0-0 F8		4 1 1 2 0 0 0
Brooks Robinson, R OBP: 0.379, SLG: 0.419 (1, 5)		0-0 F9		0-0 G3	0-0 F5			0-0 SH3 1B		4 0 1 0 0 0 0
Al Bumbry, L OBP: 0.225, SLG: 0.265 (9, PR)										0 1 0 0 0 0 0
Jim Fuller, R OBP: 0.314, SLG: 0.466 (1, 9)		0-0 F3		0-0 HR	0-3 K			0-0 SH3		3 1 1 1 0 1 0
Andy Etchebarren, R OBP: 0.247, SLG: 0.241 (1, 2)			0-3 K	4-0 BB			0-0 5-3	0-0 1B		3 0 1 1 1 1 0
Mark Belanger, R OBP: 0.339, SLG: 0.409 (1, 6)			0-0 F9	0-0 F7			0-0 F3			3 0 0 0 0 0 1
Frank Baker, L OBP: 0.125, SLG: 0.067 (9, 6)										0 0 0 0 0 0 0

Inning Stats	R: 0	H: 0	E: 0	K: 0	S: 3	H: 0	LOB: 1	BB: 1	P: 7	R: 0	H: 0	E: 0	K: 0	S: 3	R: 0	H: 1	E: 0	K: 2	S: 8	R: 3	H: 3	E: 0	K: 0	S: 6	R: 0	H: 1	E: 0	K: 1	S: 5	R: 1	H: 1	E: 0	K: 0	S: 4	R: 0	H: 0	E: 0	K: 1	S: 5	R: 0	H: 0	E: 0	K: 1	S: 5	R: 0	H: 0	E: 0	K: 1	S: 5	R: 1	H: 2	E: 0	K: 0	S: 3	R: 1	H: 2	E: 0	K: 0	S: 3	1B: 3	SF: 0	2B: 2	SAC: 1	3B: 0	DP: 0	HR: 3	HBP: 0	WP: 0	PA: 35
--------------	------	------	------	------	------	------	--------	-------	------	------	------	------	------	------	------	------	------	------	------	------	------	------	------	------	------	------	------	------	------	------	------	------	------	------	------	------	------	------	------	------	------	------	------	------	------	------	------	------	------	------	------	------	------	------	------	------	------	------	------	-------	-------	-------	--------	-------	-------	-------	--------	-------	--------

PITCHER	IP	WLS	BF	H	R	ER	SO	BB	IBB	HBP	BLK	WP	HR	S	P	ERA	WHIP
Woodie Fryman, L ERA: 4.42 (1, 1)	6.2		28	6	4	4	3	2	0	0	0	0	3	32	40	5.40	1.200
John Hiller, L ERA: 2.22 (7, 1)	1.2	L	7	2	1	1	1	0	0	0	0	0	0	9	9	5.40	1.200

BOTTOM

Detroit Tigers @ Baltimore Orioles
Memorial Stadium, Baltimore, MD

Wed Jun 26 1974, 7:05 PM EDT
Att. 8,170 - Unknown

livebaseballscorecards.com

AB	32
R	5
H	8
RBI	5
BB	2
SO	4
LOB	5



Batter	1	2	3	4	5	6	7	8	9	AB R H RBI BB SO LOB	TOP									
Elliott Maddox, R (1, 8) OBP: 0.396, SLG: 0.359	0-0 F8		0-0 6-3			0-0 6-3		0-0 6-3		4 0 0 0 0 0 1										
Lou Piniella, R (1, 7) OBP: 0.341, SLG: 0.377	0-0 1B			0-0 6-3		0-0 F9			0-0 F8	4 0 1 0 0 0 0										
Bobby Murcer, L (1, 9) OBP: 0.332, SLG: 0.341	0-3 K			0-0 4-3			0-0 6-3		0-0 3-1	4 0 0 0 0 1 1										
Otto Velez, R (1, 3) S S S	0-3 K			0-0 L6			4-0 6-3 E BB		0-0 6-3	3 0 0 0 1 1 1										
Thurman Munson, R (1, 2) OBP: 0.288, SLG: 0.360		0-0 6-3			0-0 F3 1B		0-0 6-3			3 0 1 0 0 0 1										
Bill Sudakis, S (1, 10) OBP: 0.306, SLG: 0.398		0-0 F4			0-0 F3		0-0 5-3			3 0 0 0 0 0 2										
Fernando Gonzalez, R (1, 5) OBP: 0.238, SLG: 0.271		0-0 6-3			0-0 4-3			0-0 F6		3 0 0 0 0 0 1										
Gene Michael, S (1, 4) OBP: 0.258, SLG: 0.245			0-0 L3		0-0 3-1			0-0 6-3		3 0 0 0 0 0 1										
Jim Mason, L (1, 6) OBP: 0.295, SLG: 0.307			0-0 5-3			0-3 K		4-0 BB BB BB		2 0 0 0 0 1 0										
Roy White, S (8, PH) OBP: 0.358, SLG: 0.354										0 0 0 0 1 0 0										
Fred Stanley, R (8, 6) OBP: 0.296, SLG: 0.208										0 0 0 0 0 0 0										
Inning Stats	R: 0 E: 0 K: 2 S: 8	H: 1 LOB: 1 BB: 0 P: 8	R: 0 E: 0 K: 0 S: 3	H: 0 LOB: 0 BB: 0 P: 3	R: 0 E: 0 K: 0 S: 3	H: 0 LOB: 0 BB: 0 P: 3	R: 0 E: 0 K: 0 S: 4	H: 1 LOB: 1 BB: 0 P: 4	R: 0 E: 0 K: 1 S: 5	H: 0 LOB: 0 BB: 0 P: 5	R: 0 E: 1 K: 0 S: 3	H: 0 LOB: 1 BB: 1 P: 7	R: 0 E: 0 K: 0 S: 3	H: 0 LOB: 1 BB: 1 P: 3	R: 0 E: 0 K: 0 S: 3	H: 0 LOB: 0 BB: 0 P: 3	1B: 2 2B: 0 3B: 0 HR: 0	SF: 0 SAC: 0 DP: 0 HBP: 0	WP: 0 PB: 0 SB: 0 CS: 0	PA: 31
PITCHER Dave McNally, L (1, 1) ERA: 4.3	IP: 9.0 WLS: W BF: 31 H: 2 R: 0 ER: 0 SO: 3 BB: 2 IBB: 0 HBP: 0 BLK: 0 WP: 0 HR: 0 S: 35 P: 43 ERA: 0.00 WHIP: 0.444																			PITCHER IP: WLS: BF: H: R: ER: SO: BB: IBB: HBP: BLK: WP: HR: S: P: ERA: WHIP

New York Yankees @ Baltimore Orioles
 Memorial Stadium, Baltimore, MD
 Sat Jun 29 1974, 7:05 PM EDT
 Att: 32,905 - Unknown

livebaseballscorecards.com

AB	29
R	0
H	2
RBI	0
BB	2
SO	3
LOB	8



Batter	1	2	3	4	5	6	7	8	9
Al Bumbry, L (1, 7) OBP: 0.228, SLG: 0.263 Paul Blair, R (7, PH) OBP: 0.293, SLG: 0.361 (8, 8)	0-0 F8		0-0 SH3-4		4-0 BB		0-0 6-3		
Rich Coggins, L (1, 8) OBP: 0.250, SLG: 0.254 Jim Fuller, R (7, PH) OBP: 0.312, SLG: 0.462 (8, 9)	0-0 1B		0-0 F8		0-0 F8		0-3 K		
Bobby Grich, R (1, 4) OBP: 0.403, SLG: 0.504	0-0 F4		0-0 6-3		0-0 5-3		0-0 F9		
Tommy Davis, R (1, 10) OBP: 0.292, SLG: 0.354	0-0 F7		0-0 4-3		0-0 5-3		0-0 BB 1B		
Boog Powell, L (1, 3) OBP: 0.318, SLG: 0.430		0-0 FC5-4 1B		0-0 1B		0-0 F9		4-0 BB 1B	
Don Baylor, R (1, 9) OBP: 0.330, SLG: 0.322 (8, 7)		0-0 FC5-4 1B		0-3 K		0-0 1B 2B		0-0 FC6-2 1B	
Brooks Robinson, R (1, 5) OBP: 0.381, SLG: 0.418		0-0 FC5-4 FC6-4		0-0 F8		0-0 2B 1B		4-0 FC6-2 IBB	
Earl Williams, R (1, 2) OBP: 0.333, SLG: 0.330		0-0 FC6-4		0-0 F7		0-0 2B		0-0 FC6-2	
Mark Belanger, R (1, 6) OBP: 0.338, SLG: 0.406			0-0 SH3-4 1B		0-0 F7		0-0 4-3	0-0 L3	

Inning Stats	R: 0	H: 1	E: 0	K: 0	S: 4	R: 0	H: 2	E: 0	K: 0	S: 4	R: 0	H: 1	E: 0	K: 0	S: 4	R: 0	H: 1	E: 0	K: 1	S: 6	R: 0	H: 0	E: 0	K: 0	S: 3	R: 0	H: 0	E: 0	K: 1	S: 3	R: 1	H: 3	E: 0	K: 1	S: 8	R: 1	H: 2	E: 0	K: 0	S: 5
		LOB: 1		BB: 0	P: 4		LOB: 1		BB: 0	P: 4		LOB: 1		BB: 0	P: 4		LOB: 0		BB: 0	P: 3		LOB: 1		BB: 1	P: 7		LOB: 0		BB: 0	P: 3		LOB: 2		BB: 0	P: 8		LOB: 3		BB: 2	P: 13

PITCHER		IP	WLS	BF	H	R	ER	SO	BB	IBB	HBP	BLK	WP	HR	S	P	ERA	WHIP
Dick Tidrow, R (1, 1)	ERA: 4.56	6.1	L	27	8	1	1	1	1	1	0	0	0	0	28	32	1.42	1.421
Sparky Lyle, L (7, 1)	ERA: 1.74	1.2		9	2	1	1	1	1	1	0	0	0	9	17	5.40	1.800	

BOTTOM

AB	R	H	RBI	BB	SO	LOB
1	0	0	0	1	0	0
1	0	0	0	0	0	2
3	0	1	0	0	0	2
1	0	0	0	0	1	2
4	0	0	0	0	0	2
4	1	1	0	0	0	1
3	0	2	0	1	0	0
4	1	3	1	0	1	1
3	0	1	0	1	0	3
4	0	1	1	0	0	4
4	0	1	0	0	0	5

New York Yankees @ Baltimore Orioles
Memorial Stadium, Baltimore, MD
 Sat Jun 29 1974, 7:05 PM EDT
 Att. 32,905 - Unknown

AB	32
R	2
H	10
RBI	2
BB	3
SO	2
LOB	22

Orioles

WP	PA
0	36

New York Yankees @ Baltimore Orioles
 Memorial Stadium, Baltimore, MD

Sun Jun 30 1974, 3:33 AM EDT
 Att. 21,186 - Unknown

livebaseballscorecards.com

AB	30
R	0
H	6
RBI	0
BB	1
SO	1
LOB	14



AB R H RBI BB SO LOB

4	0	1	0	0	0	1
4	0	2	0	0	0	1
4	0	1	0	0	0	2
4	0	0	0	0	1	4
3	0	1	0	0	0	1
2	0	0	0	1	0	1
3	0	0	0	0	0	1
2	0	1	0	0	0	0
1	0	0	0	0	0	1
0	0	0	0	0	0	0
2	0	0	0	0	0	1
1	0	0	0	0	0	1
0	0	0	0	0	0	0

1B:	6	SF:	0
2B:	0	SAC:	0
3B:	0	DP:	3
HR:	0	HBP:	0

WP:	0	PA:	31
PB:	0		
SB:	0		
CS:	0		

Batter	1	2	3	4	5	6	7	8	9
Elliott Maddox, R (1, 8) OBP: 0.393, SLG: 0.356	0-0 6-3		0-0 G6-4-3			0-0 F8			0-0 1B
Ron Blomberg, L (1, 10) OBP: 0.395, SLG: 0.497	0-0 1B			0-0 6-3			0-0 G4-6-3 1B		0-0 F7
Bobby Murcer, L (1, 9) OBP: 0.331, SLG: 0.339	0-0 F9			0-0 F9			0-0 G4-6-3 1B		0-0 F6
Otto Velez, R (1, 3) OBP: 0.341, SLG: 0.377	0-0 F9			0-0 F6			0-0 G4-6-3		0-3 K
Lou Piniella, R (1, 7) OBP: 0.341, SLG: 0.377		0-0 6-3			0-0 G5-4-3 1B				
Thurman Munson, R (1, 2) OBP: 0.288, SLG: 0.356		0-0 5-3			0-0 G5-4-3			4-0 FC5-4 BB	
Bill Sudakis, S (1, 5) OBP: 0.301, SLG: 0.391		0-0 F8			0-0 4-3			0-0 F6	
Fernando Gonzalez, R (1, 4) OBP: 0.240, SLG: 0.275			0-0 G6-4-3 1B			0-0 5-3		0-0 F8	
Rick Dempsey, R (8, PH) OBP: 0.294, SLG: 0.363								0-0 FC5-4	
Fred Stanley, R (8, 6) OBP: 0.296, SLG: 0.208								0-0 F8	
Jim Mason, L (1, 6) OBP: 0.292, SLG: 0.304			0-0 F2					0-0 FC5-4	
Roy White, S (8, PH) OBP: 0.356, SLG: 0.352									
Gene Michael, S (8, 4) OBP: 0.258, SLG: 0.245									

Inning Stats	R: 0	H: 1	R: 0	H: 0	R: 0	H: 1	R: 0	H: 0	R: 0	H: 1	R: 0	H: 2	R: 0	H: 0	R: 0	H: 1	
E: 0	LOB: 1	E: 0	LOB: 0	E: 0	LOB: 0	E: 0	LOB: 0	E: 0	LOB: 0	E: 0	LOB: 0	E: 0	LOB: 1	E: 0	LOB: 1	E: 0	LOB: 1
K: 0	BB: 0	K: 0	BB: 0	K: 0	BB: 0	K: 0	BB: 0	K: 0	BB: 0	K: 0	BB: 0	K: 0	BB: 0	K: 0	BB: 1	K: 1	BB: 0
S: 4	P: 4	S: 3	P: 3	S: 3	P: 3	S: 3	P: 3	S: 3	P: 3	S: 3	P: 3	S: 4	P: 4	S: 3	P: 7	S: 6	P: 6

PITCHER	IP	WLS	BF	H	R	ER	SO	BB	IBB	HBP	BLK	WP	HR	S	P	ERA	WHIP
Mike Cuellar, L (1, 1) ERA: 3.09	9.0	W	31	6	0	0	1	1	0	0	0	0	0	32	36	0.00	0.778

PITCHER	IP	WLS	BF	H	R	ER	SO	BB	IBB	HBP	BLK	WP	HR	S	P	ERA	WHIP
---------	----	-----	----	---	---	----	----	----	-----	-----	-----	----	----	---	---	-----	------

Batter	1	2	3	4	5	6	7	8	9
Paul Blair, R OBP: 0.297, SLG: 0.365 (1, 8) X	0-0 F8 ①		0-0 1B 2B		4-0 6-4-3 BB		0-3 K ①		
Bobby Grich, R OBP: 0.398, SLG: 0.498 (1, 4) X	0-0 F7 ②		0-0 SF7 ②		0-3 K ①		0-0 F8 ②		
Tommy Davis, R OBP: 0.292, SLG: 0.352 (1, 10) X	0-0 F7 ③		0-0 1B 1B		0-0 6-4-3 ②		0-0 F9 ③		
Earl Williams, R OBP: 0.336, SLG: 0.330 (1, 2)		4-0 BB	0-0 1B		0-0 1-3 ③		0-0 6-3 ①		
Don Baylor, R OBP: 0.329, SLG: 0.317 (1, 7)		0-0 F9 ①	0-3 K ③		4-0 6-3 BLK 1B BB		0-3 K ②		
Brooks Robinson, R OBP: 0.379, SLG: 0.413 (1, 5)		0-0 F9 ②		4-0 BB	0-0 6-3 ①		0-0 6-3 ③		
Boog Powell, L OBP: 0.319, SLG: 0.429 (1, 3)		0-0 4-3 ③		0-3 K ①	0-0 1B		0-0 F4 ②		
Jim Fuller, R OBP: 0.306, SLG: 0.452 (1, 9)			0-0 E5 2B SF7		0-3 K ②		0-0 F9 ③		
Mark Belanger, R OBP: 0.333, SLG: 0.400 (1, 6)			0-3 K ①		0-0 F9 ③				

Inning Stats	R: 0	H: 0	E: 0	K: 0	S: 3	LOB: 0	BB: 0	P: 3
	R: 0	H: 0	E: 0	K: 0	S: 3	LOB: 0	BB: 0	P: 3
	R: 2	H: 3	E: 1	K: 2	S: 11	LOB: 2	BB: 0	P: 11
	R: 0	H: 0	E: 0	K: 2	S: 7	LOB: 1	BB: 1	P: 11
	R: 0	H: 0	E: 0	K: 1	S: 5	LOB: 1	BB: 1	P: 9
	R: 1	H: 1	E: 0	K: 0	S: 4	LOB: 1	BB: 1	P: 8
	R: 0	H: 0	E: 0	K: 1	S: 5	LOB: 0	BB: 0	P: 5
	R: 0	H: 0	E: 0	K: 1	S: 5	LOB: 0	BB: 0	P: 5

PITCHER	IP	WLS	BF	H	R	ER	SO	BB	IBB	HBP	BLK	WP	HR	S	P	ERA	WHIP
Rudy May, L ERA: 4.7 (1, 1)	8.0	L	33	4	3	1	7	4	0	0	1	0	0	43	59	1.12	1.000

AB R H RBI BB SO LOB

3	1	1	0	1	1	0
3	0	0	1	0	1	1
4	0	1	1	0	0	1
3	0	1	0	1	0	1
3	1	0	0	1	2	3
3	0	0	0	1	0	2
3	0	1	1	0	1	2
3	1	0	0	0	1	2
3	0	0	0	0	1	3

AB	28
R	3
H	4
RBI	3
BB	4
SO	7
LOB	15



New York Yankees @ Baltimore Orioles
Memorial Stadium, Baltimore, MD
 Sun Jun 30 1974, 3:33 AM EDT
 Att. 21,186 - Unknown

livebaseballscorecards.com

WP	PA	33
PB: 0	CS: 0	

Batter	1	2	3	4	5	6	7	8	9	AB R H RBI BB SO LOB	TOP									
Tommy Harper, R (1, 10) OBP: 0.278, SLG: 0.279	0-0 S HR 1B	0-0 F8			0-0 4-3				0-0 F7	4 2 1 0 1 0 0	Boston Red Sox @ Baltimore Orioles Memorial Stadium, Baltimore, MD Mon Jul 01 1974, 7:05 PM EDT Att: 15,696 - Unknown livebaseballscorecards.com AB 36 R 6 H 11 RBI 6 BB 2 SO 2 LOB 15									
Rick Miller, L (1, 8) OBP: 0.377, SLG: 0.344 Danny Cater, R (7, PH) OBP: 0.379, SLG: 0.542 (7, 3)	0-3 K 1-2		0-0 E WP SF8 1B		0-0 S 1B		0-0 FC4-6 1B	0-0 6-3	3 1 2 0 0 1 1 2 0 1 1 0 0 0											
Cecil Cooper, L (1, 3) OBP: 0.321, SLG: 0.397 Juan Beniquez, R (7, PH) OBP: 0.332, SLG: 0.404 (7, 8)	0-0 2-H HR		0-0 F8 1-3		0-0 F6 1-2		0-0 FC4-6 S 1B 1-2f	0-0 PO 1B	3 1 1 2 0 0 2 2 0 1 1 0 0 1											
Carl Yastrzemski, L (1, 7) OBP: 0.422, SLG: 0.464	4-0 2B BB		0-0 SF8 3-H		0-0 F9		0-0 S 1B 1-2	0-0 PO 1-2	2 1 1 1 1 0 1											
Bernie Carbo, L (1, 9) OBP: 0.362, SLG: 0.442	0-0 1-H 2B		0-0 E6		0-0 G6-4-3 1B		0-3 K 1-2 2-3		4 0 2 1 0 1 2											
Rico Petrocelli, R (1, 5) OBP: 0.372, SLG: 0.465	0-0 5-3		0-0 F8		0-0 L6		0-0 4-3		4 0 0 0 0 0 3											
Bob Montgomery, R (1, 2) OBP: 0.262, SLG: 0.313	0-0 L4			0-0 5-3		0-0 G6-4-3 1-2f		0-0 PB 2B	4 0 1 0 0 0 2											
Doug Griffin, R (1, 4) OBP: 0.390, SLG: 0.447		0-0 3-1		0-0 5-3		0-0 4-3 1B 2B		0-0 6-3 2-3	4 1 1 0 0 0 1											
Mario Guerrero, R (1, 6) OBP: 0.291, SLG: 0.290		0-0 6-3		0-0 4-3		0-0 4-3 2-3		0-0 F3	4 0 0 0 0 0 2											
Inning Stats	R: 3 E: 0 K: 1 S: 8	H: 3 LOB: 1 BB: 1 P: 12	R: 0 E: 0 K: 0 S: 3	H: 0 LOB: 0 BB: 0 P: 3	R: 1 E: 2 K: 0 S: 5	H: 1 LOB: 1 BB: 0 P: 5	R: 0 E: 0 K: 0 S: 3	H: 0 LOB: 0 BB: 0 P: 3	R: 0 E: 0 K: 0 S: 3	H: 1 LOB: 0 BB: 0 P: 3	R: 2 E: 0 K: 1 S: 8	H: 3 LOB: 2 BB: 1 P: 12	R: 0 E: 0 K: 0 S: 4	H: 1 LOB: 1 BB: 0 P: 4	R: 0 E: 0 K: 0 S: 3	H: 1 LOB: 0 BB: 0 P: 3	1B: 7 2B: 3 3B: 0 HR: 1	SF: 1 SAC: 0 DP: 1 HBP: 0	WP: 1 PB: 1 SB: 4 CS: 0	PA: 40
PITCHER	IP WLS BF H R ER SO BB IBB HBP BLK WP HR S P ERA WHIP																			
Doyle Alexander, R (1, 1) ERA: 5.3	6.1 L 28 7 6 5 1 2 0 0 0 0 1 1 28 36 7.11 1.421																			
Grant Jackson, L (7, 1) ERA: 3.2	1.0 6 3 0 0 1 0 0 0 0 0 0 8 8 0.00 3.000																			
Bob Reynolds, R (8, 1) ERA: 2.08	1.2 5 1 0 0 0 0 0 0 0 0 0 5 5 0.00 0.600																			



Batter	1	2	3	4	5	6	7	8	9	AB R H RBI BB SO LOB
Paul Blair, R OBP: 0.299, SLG: 0.366 (1, 8)	0-0 F7	0-0 5-3			0-0 FC6-4 1B		0-0 E7 WP 1B		0-0 6-3	5 0 2 0 0 0 0
Bobby Grich, R OBP: 0.399, SLG: 0.498 (1, 4)	0-0 1B BB 1B		0-0 L3 1B		0-0 FC6-4 1-2f		0-3 K 1-2 2-3			4 1 2 0 0 1 3
Tommy Davis, R OBP: 0.291, SLG: 0.351 (1, 10)	0-0 BB BB SF8 1B		0-0 L3 1-2		0-0 G3		0-0 F8			4 1 1 0 0 0 4
Earl Williams, R OBP: 0.344, SLG: 0.355 (1, 2)	4-0 BB 1-2 BB		0-0	0-0 2B		0-0 4-3		0-0 HR		3 1 2 1 1 0 0
Don Baylor, R OBP: 0.332, SLG: 0.314 (1, 7)	4-0 1-2 2-3 3-H BB		0-0 F8		0-3 K		4-0 FC5-4 BB			2 0 0 1 2 1 1
Brooks Robinson, R OBP: 0.374, SLG: 0.408 (1, 5)	0-0 SF8 3-H		0-0 6-3		0-0 F8		0-0 FC5-4 G4-6-3 1-2f			3 0 0 1 0 0 1
Jim Fuller, R OBP: 0.306, SLG: 0.449 (1, 9)	0-0 4-3		0-3 K		0-0 1B E 1B		0-0 G4-6-3 1-2f			3 1 1 0 0 1 2
Boog Powell, L OBP: 0.317, SLG: 0.426 (8, PH) (9, 3)			0-0 K		0-0 5-3		0-3 K 1B			1 0 0 0 0 0 1
Enos Cabell, R OBP: 0.268, SLG: 0.308 (1, 3) (9, 9)		0-0 4-3		0-0 5-3		0-3 K		0-0 4-3		3 0 0 0 0 1 1
Al Bumbry, L OBP: 0.227, SLG: 0.261 (9, PH)										1 0 0 0 0 0 0
Mark Belanger, R OBP: 0.333, SLG: 0.399 (1, 6)		0-0 F9			0-0 F3		0-0 WP E 1B		0-0 F9	3 0 1 0 0 0 0
Rich Coggins, L OBP: 0.249, SLG: 0.253 (9, PH)										1 0 0 0 0 0 0

Inning Stats	R: 2	H: 2	E: 0	K: 0	S: 5	LOB: 2	BB: 2	P: 13	R: 0	H: 0	E: 0	K: 0	S: 3	LOB: 0	BB: 0	P: 3	R: 0	H: 2	E: 0	K: 0	S: 4	LOB: 1	BB: 0	P: 4	R: 0	H: 0	E: 0	K: 1	S: 5	LOB: 0	BB: 0	P: 5	R: 0	H: 1	E: 0	K: 0	S: 4	LOB: 1	BB: 0	P: 4	R: 0	H: 0	E: 0	K: 1	S: 5	LOB: 0	BB: 0	P: 5	R: 1	H: 3	E: 1	K: 2	S: 10	LOB: 2	BB: 0	P: 10	R: 1	H: 1	E: 0	K: 0	S: 3	LOB: 0	BB: 1	P: 7	R: 0	H: 0	E: 0	K: 0	S: 3	LOB: 0	BB: 0	P: 3	1B: 7	2B: 2	3B: 0	HR: 1	SF: 1	SAC: 0	DP: 2	HBP: 0	WP: 1	PB: 0	SB: 0	CS: 0	PA: 37
--------------	------	------	------	------	------	--------	-------	-------	------	------	------	------	------	--------	-------	------	------	------	------	------	------	--------	-------	------	------	------	------	------	------	--------	-------	------	------	------	------	------	------	--------	-------	------	------	------	------	------	------	--------	-------	------	------	------	------	------	-------	--------	-------	-------	------	------	------	------	------	--------	-------	------	------	------	------	------	------	--------	-------	------	-------	-------	-------	-------	-------	--------	-------	--------	-------	-------	-------	-------	--------

PITCHER	IP	WLS	BF	H	R	ER	SO	BB	IBB	HBP	BLK	WP	HR	S	P	ERA	WHIP
Bill Lee, L ERA: 3.62 (1, 1)	6.1	W	28	8	3	3	3	2	0	0	0	0	0	32	40	4.26	1.579
Diego Segui, R ERA: 3.51 (7, 1)	2.2	S	9	1	1	1	1	1	0	0	0	1	1	10	14	3.38	0.750

BOTTOM

Boston Red Sox @ Baltimore Orioles
Memorial Stadium, Baltimore, MD
 Mon Jul 01 1974, 7:05 PM EDT
 Att. 15,696 - Unknown

livebaseballscorecards.com

AB	33
R	4
H	9
RBI	3
BB	3
SO	4
LOB	13



Batter	1	2	3	4	5	6	7	8	9	AB R H RBI BB SO LOB	TOP																
Tommy Harper, R (1, 10) OBP: 0.281, SLG: 0.293	0-0 FC6-4 1B	0-0 F7		0-0 F7		0-0 2-H 3B		0-3 K		5 0 2 1 0 1 6																	
Juan Beniquez, R (1, 8) OBP: 0.329, SLG: 0.396	0-0 FC6-4 CS 1-2f		0-3 K		0-0 6-3	0-0 F4			4-0 S 1B BB	4 1 0 0 1 1 2																	
Danny Cater, R (1, 3) OBP: 0.366, SLG: 0.563	0-3 K 1-2		0-0 F8		0-0 HR		0-0 1-3		0-0 5-3	5 1 1 1 0 1 2																	
Carl Yastrzemski, L (1, 7) OBP: 0.421, SLG: 0.461		0-0 2B 1B	0-3 K		0-3 K		0-0 F7		4-0 S 1B IBB	4 2 1 0 1 2 0																	
Rico Petrocelli, R (1, 5) OBP: 0.377, SLG: 0.470		0-0 1B SH1-3 2B		0-0 F8 1B	4-0 FC5-4 BB		0-0 F9		0-3 K	4 1 2 0 1 1 2																	
Dwight Evans, R (1, 9) OBP: 0.349, SLG: 0.449		0-3 K		0-0 F8 1B	0-0 FC5-4 1-2f			0-0 6-3	0-0 1B S 1B	5 1 2 2 0 1 3																	
Bob Montgomery, R (1, 2) OBP: 0.277, SLG: 0.337		0-0 SH1-3 1B		0-0 F8		0-0 F7		0-0 2B	0-0 S 1B	5 2 3 1 0 0 2																	
Doug Griffin, R (1, 4) OBP: 0.407, SLG: 0.468		SH1-3		4-0		0-0 3B 2B		0-0 5-3	0-0 FC4-6 1B	3 1 2 2 1 0 1																	
Rick Burleson, R (1, 6) OBP: 0.361, SLG: 0.469		0-0		0-3 K		0-0 F9		4-0 IBB	0-0 FC4-6	3 0 1 1 0 1 4																	
Bernie Carbo, L (8, PH) OBP: 0.364, SLG: 0.442										0 0 0 0 1 0 0																	
Mario Guerrero, R (8, 6) OBP: 0.290, SLG: 0.288		2-H 1B							1-2f	1 0 0 0 0 0 1																	
Inning Stats	R: 0 E: 0 K: 1 S: 5	H: 1 LOB: 0 BB: 0 P: 5	R: 3 E: 0 K: 1 S: 9	H: 4 LOB: 1 BB: 0 P: 9	R: 0 E: 0 K: 2 S: 7	H: 0 LOB: 0 BB: 0 P: 7	R: 0 E: 0 K: 1 S: 7	H: 2 LOB: 3 BB: 1 P: 11	R: 1 E: 0 K: 1 S: 6	H: 1 LOB: 1 BB: 1 P: 10	R: 1 E: 0 K: 0 S: 5	H: 2 LOB: 1 BB: 0 P: 5	R: 0 E: 0 K: 0 S: 3	H: 0 LOB: 0 BB: 0 P: 3	R: 0 E: 0 K: 1 S: 6	H: 1 LOB: 2 BB: 1 P: 10	R: 4 E: 0 K: 1 S: 8	H: 3 LOB: 1 BB: 2 P: 16	1B: 9 2B: 3 3B: 1 HR: 1	SF: 0 SAC: 1 DP: 0 HBP: 0	WP: 0 PB: 0 SB: 4 CS: 1	PA: 45					
PITCHER	IP WLS BF H R ER SO BB IBB HBP BLK WP HR S P ERA WHIP																										
Ross Grimsley, L (1, 1) ERA: 3.64	5.2		28	10	5	5	6	1	1	0	0	0	1	38	46	7.94	1.941										
Dave Johnson, R (6, 1) ERA: 6.75	2.2	L	12	1	2	2	1	1	2	0	0	0	0	11	23	6.75	0.750										
Bob Reynolds, R (9, 1) ERA: 2.55	0.2		5	3	2	2	1	0	0	0	0	0	0	7	7	27.00	4.500										

Boston Red Sox @ Baltimore Orioles
Memorial Stadium, Baltimore, MD
 Tue Jul 02 1974, 7:05 PM EDT
 Att. 15,316 - Unknown

livebaseballscorecards.com

AB	39
R	9
H	14
RBI	8
BB	5
SO	8
LOB	23



Batter	1	2	3	4	5	6	7	8	9	AB	R	H	RBI	BB	SO	LOB
Paul Blair, R OBP: 0.309, SLG: 0.390 (1, 8)	0-0 HR		0-0 2B		0-0 5-3	4-0 BB		0-0 CS 1B		4	1	3	1	1	0	0
Bobby Grich, R OBP: 0.399, SLG: 0.500 (1, 4)	0-3 K		0-0 F9		0-0 1B	0-0 5-3		0-0 CS	0-0 3-1 1B 2B	5	1	2	0	0	1	3
Tommy Davis, R OBP: 0.289, SLG: 0.348 (1, 10)	0-0 1B		0-0 F9		0-0 F9			0-0 F8	0-0 3-1	5	0	1	0	0	0	3
Earl Williams, R OBP: 0.351, SLG: 0.365 (1, 3)	0-0 F4			0-0 2B	0-0 1B			4-0 FC5-4 BB	0-0 WP 1B	3	1	2	0	1	0	1
Enos Cabell, R OBP: 0.286, SLG: 0.325 (7, PR)					1-3 1B					1	0	1	1	0	0	0
Don Baylor, R OBP: 0.325, SLG: 0.306 (1, 7)	0-0 F3			0-0 F9	0-0 F3			0-0 FC5-4	0-0 F7	5	0	0	0	0	0	6
Brooks Robinson, R OBP: 0.374, SLG: 0.409 (1, 5)		0-0 F8		4-0 2B SF8 BB		0-0 1B 2B		0-3 K	0-0 F6	4	2	1	0	1	1	2
Jim Fuller, R OBP: 0.307, SLG: 0.454 (1, 9)		0-0 1-3		0-0 SF8 2B		0-3 K		0-3 K		3	0	1	1	0	1	1
Al Bumbry, L OBP: 0.226, SLG: 0.260 (8, PH)				1-3 2-H						1	0	0	0	0	1	0
Frank Baker, L OBP: 0.125, SLG: 0.067 (9, 6)										0	0	0	0	0	0	0
Andy Etchebarren, R OBP: 0.239, SLG: 0.235 (1, 2)		0-0 F6		0-0 SF8		0-0 F8		0-0 SF7 3B		2	0	0	1	0	0	1
Elrod Hendricks, L OBP: 0.333, SLG: 0.473 (8, PH)				2-3 3-H						1	1	1	0	0	0	0
Mark Belanger, R OBP: 0.333, SLG: 0.398 (1, 6)			0-0 F8		0-0 6-3			0-0 SF7		3	0	1	1	0	0	1
Boog Powell, L OBP: 0.315, SLG: 0.426 (8, PH)						2-H				0	0	0	1	0	0	0

Inning Stats	R: 1	H: 2	E: 0	K: 1	S: 7	R: 0	H: 0	E: 0	K: 0	S: 3	R: 0	H: 1	E: 0	K: 0	S: 4	R: 2	H: 2	E: 0	K: 0	S: 5	R: 0	H: 2	E: 0	K: 0	S: 5	R: 1	H: 2	E: 0	K: 1	S: 7	R: 0	H: 0	E: 0	K: 1	S: 5	R: 1	H: 2	E: 0	K: 1	S: 6	R: 1	H: 2	E: 0	K: 0	S: 5	R: 0	H: 2	E: 0	K: 0	S: 3	
	LOB: 1	BB: 0	P: 7	LOB: 0	BB: 0	P: 3	LOB: 1	BB: 0	P: 4	LOB: 1	BB: 1	LOB: 1	BB: 0	P: 4	LOB: 1	BB: 1	LOB: 2	BB: 0	P: 5	LOB: 2	BB: 0	P: 5	LOB: 2	BB: 1	P: 11	LOB: 2	BB: 1	P: 9	LOB: 0	BB: 0	P: 6	LOB: 1	BB: 0	P: 5	LOB: 1	BB: 0	P: 5	LOB: 0	BB: 0	P: 6	LOB: 1	BB: 0	P: 5	LOB: 1	BB: 0	P: 5					
	1B: 6	SF: 2	2B: 5	SAC: 0	3B: 1	DP: 0	HR: 1	HBP: 0																																											
	WP: 2	PA: 43	PB: 0	SB: 1	CS: 1																																														
PITCHER	IP	WLS	BF	H	R	ER	SO	BB	IBB	HBP	BLK	WP	HR	S	P	ERA	WHIP																																		
Roger Moret, L ERA: 3.57 (1, 1)	5.2		27	9	4	4	2	1	0	0	0	0	1	30	34	6.35	1.765																																		
Dick Pole, R ERA: 4.7 (6, 1)	1.2		8	1	1	1	2	2	0	0	0	0	0	10	18	5.40	1.800																																		
Bob Veale, L ERA: 6.75 (8, 1)	0.1		1	0	0	0	0	0	0	0	0	0	0	1	1	0.00	0.000																																		
Diego Segui, R ERA: 3.58 (8, 1)	1.1	W	6	3	1	1	0	0	0	0	0	1	0	6	6	6.75	2.250																																		

BOTTOM

Boston Red Sox @ Baltimore Orioles
Memorial Stadium, Baltimore, MD
Tue Jul 02 1974, 7:05 PM EDT
Att. 15,316 - Unknown

livebaseballscores.com

AB	37
R	6
H	13
RBI	6
BB	3
SO	4
LOB	18



Batter	1	2	3	4	5	6	7	8	9	AB R H RBI BB SO LOB	TOP											
Al Bumbry, L (1, 10) OBP: 0.231, SLG: 0.264	0-3 K		0-0 F8		0-0 1B	0-0 1B		0-0 B1-3		5 0 2 2 0 1 1	Baltimore Orioles @ Boston Red Sox Fenway Park, Boston, MA Wed Jul 03 1974, 7:05 PM EDT Unknown											
Rich Coggins, L (1, 9) OBP: 0.247, SLG: 0.268	0-0 4-3			0-0 4-3	0-0 F8	0-0 4-3		0-0 HR		5 1 1 1 0 0 2												
Bobby Grich, R (1, 4) OBP: 0.393, SLG: 0.491	0-0 F8			0-0 6-3	0-0 F8		0-0 5-3	0-0 F9		5 0 0 0 0 0 1												
Boog Powell, L (1, 3) OBP: 0.317, SLG: 0.422		0-0 G3		0-0 4-3		4-0 1B 2B BB	0-0 1B 1B 1B		0-0 3-1	4 1 1 0 1 0 0												
Earl Williams, R (1, 2) OBP: 0.352, SLG: 0.363		0-0 F7			4-0 HR BB	0-0 F6	0-0 1B 1B		0-3 K	4 1 1 0 1 1 1												
Don Baylor, R (1, 7) OBP: 0.335, SLG: 0.332		0-0 F6			0-0 HR	0-0 2B 1B	0-0 1-2 2-3 1B		0-0 1B	5 2 4 2 0 0 0												
Brooks Robinson, R (1, 5) OBP: 0.368, SLG: 0.402			0-0 F7		0-0 F9	0-0 F8	0-3 K		0-0 F8	5 0 0 0 0 1 6												
Paul Blair, R (1, 8) OBP: 0.312, SLG: 0.397			0-0 6-3		0-0 1B E 1B	0-0 2B 2B	0-0 F8			4 2 2 2 0 0 3												
Mark Belanger, R (1, 6) OBP: 0.340, SLG: 0.409			0-0 1B		0-0 E2 1B 1B	0-0 1B 2B		0-3 K		4 2 3 1 0 1 0												
Inning Stats	R: 0 E: 0 K: 1 S: 5	H: 0 LOB: 0 BB: 0 P: 5	R: 0 E: 0 K: 0 S: 3	H: 0 LOB: 0 BB: 0 P: 3	R: 0 E: 0 K: 0 S: 4	H: 1 LOB: 1 BB: 0 P: 4	R: 0 E: 0 K: 0 S: 3	H: 0 LOB: 0 BB: 0 P: 3	R: 4 E: 1 K: 0 S: 7	H: 4 LOB: 1 BB: 1 P: 11	R: 4 E: 0 K: 0 S: 7	H: 4 LOB: 1 BB: 1 P: 11	R: 0 E: 0 K: 1 S: 8	H: 3 LOB: 3 BB: 0 P: 8	R: 1 E: 0 K: 1 S: 6	H: 1 LOB: 0 BB: 0 P: 6	R: 0 E: 0 K: 1 S: 6	H: 1 LOB: 1 BB: 0 P: 6	1B: 10 2B: 2 3B: 0 HR: 2	SF: 0 SAC: 0 DP: 0 HBP: 0	WP: 0 PB: 0 SB: 1 CS: 0	PA: 43
PITCHER	IP WLS BF H R ER SO BB IBB HBP BLK WP HR S P ERA WHIP																					
Dick Drago, R (1, 1) ERA: 3.47	5.2 L 26 7 7 7 1 2 0 0 0 0 0 1 26 34 11.12 1.588																					
Dick Pole, R (6, 1) ERA: 4.91	3.1 17 7 2 2 3 0 0 0 0 0 0 1 23 23 5.40 2.100																					

livebaseballscorecards.com

AB	41
R	9
H	14
RBI	8
BB	2
SO	4
LOB	14



Batter	1	2	3	4	5	6	7	8	9	AB	R	H	RBI	BB	SO	LOB
Tommy Harper, R OBP: 0.285, SLG: 0.293 (1, 7)	0-0 SH1-3 BLK 1B 1B		0-3 K		4-0 FC5-4 BB		0-0 5-3			3	1	1	0	1	1	0
Juan Beniquez, R OBP: 0.331, SLG: 0.402 Rick Miller, L OBP: 0.374, SLG: 0.340 (1, 8) (6, 8)	0-0 SH1-3 1-3		0-0 2B		0-0 FC5-4 1-2f 2-3		0-0 F8			2	0	1	0	0	0	2
Danny Cater, R OBP: 0.360, SLG: 0.544 (1, 10)	0-0 1B BLK 1B		0-3 K		0-0 F4		0-0 4-3			4	1	1	1	0	1	3
Carl Yastrzemski, L OBP: 0.424, SLG: 0.461 Cecil Cooper, L OBP: 0.319, SLG: 0.395 (1, 3) (6, 3)	0-0 5-3 BLK 1-3 1B		4-0 IBB		0-0 4-1		0-3 K			2	0	1	0	1	0	2
Rico Petrocelli, R OBP: 0.377, SLG: 0.468 Dick McAuliffe, L OBP: 0.324, SLG: 0.330 (1, 5) (7, 5)	0-0 5-3 1-3 3-H 1B		0-3 K		0-0 FC6-4 BB 1B		0-0 F7			3	0	1	0	0	1	3
Dwight Evans, R OBP: 0.347, SLG: 0.443 (1, 9)		0-3 K		0-0 5-3		4-0 FC6-4 BB		0-0 F4		3	0	0	0	1	1	0
Bob Montgomery, R OBP: 0.284, SLG: 0.343 (1, 2)		0-0 FC4-6 1B		0-3 K		0-0 FC6-4 G6-4-3 1-2f 2-3		0-0 G1-4-3 1B		4	0	2	0	0	1	2
Doug Griffin, R OBP: 0.389, SLG: 0.446 (1, 4)		0-0 B1		0-0 F4		0-0 G6-4-3 1-2f		0-0 G1-4-3 1-2f		4	0	0	0	0	0	4
Mario Guerrero, R OBP: 0.291, SLG: 0.289 (1, 6)		0-0 FC4-6 1-2f		0-0 FC5-4 BB 1B		0-0 F4				3	0	1	0	0	0	1

Inning Stats	R: 2	H: 3	E: 0	K: 0	S: 5	LOB: 0	BB: 0	P: 5	R: 0	H: 1	E: 0	K: 1	S: 6	LOB: 1	BB: 0	P: 6	R: 0	H: 1	E: 0	K: 3	S: 10	LOB: 2	BB: 1	P: 14	R: 0	H: 0	E: 0	K: 1	S: 5	LOB: 0	BB: 0	P: 5	R: 0	H: 1	E: 0	K: 0	S: 4	LOB: 2	BB: 1	P: 8	R: 0	H: 1	E: 0	K: 0	S: 3	LOB: 1	BB: 1	P: 7	R: 0	H: 0	E: 0	K: 0	S: 3	LOB: 0	BB: 0	P: 3	R: 0	H: 0	E: 0	K: 1	S: 5	LOB: 0	BB: 0	P: 5	R: 0	H: 1	E: 0	K: 0	S: 3	LOB: 0	BB: 0	P: 3	1B: 7	SF: 0	2B: 1	SAC: 1	3B: 0	DP: 2	HR: 0	HBP: 0	WP: 0	PA: 35
--------------	------	------	------	------	------	--------	-------	------	------	------	------	------	------	--------	-------	------	------	------	------	------	-------	--------	-------	-------	------	------	------	------	------	--------	-------	------	------	------	------	------	------	--------	-------	------	------	------	------	------	------	--------	-------	------	------	------	------	------	------	--------	-------	------	------	------	------	------	------	--------	-------	------	------	------	------	------	------	--------	-------	------	-------	-------	-------	--------	-------	-------	-------	--------	-------	--------

PITCHER	IP	WLS	BF	H	R	ER	SO	BB	IBB	HBP	BLK	WP	HR	S	P	ERA	WHIP
Dave McNally, L ERA: 4.44 (1, 1)	0.1		4	3	2	2	0	0	0	0	1	0	0	4	4	54.00	9.000
Doyle Alexander, R ERA: 4.55 (1, 1)	8.2	W	31	5	0	0	6	2	1	0	1	0	0	40	52	0.00	0.808

BOTTOM

Baltimore Orioles @ Boston Red Sox
Fenway Park, Boston, MA
Wed Jul 03 1974, 7:05 PM EDT
Unknown

AB	31
R	2
H	8
RBI	1
BB	3
SO	6
LOB	17



PITCHER	IP	WLS	BF	H	R	ER	SO	BB	IBB	HBP	BLK	WP	HR	S	P	ERA	WHIP
---------	----	-----	----	---	---	----	----	----	-----	-----	-----	----	----	---	---	-----	------

Batter	1	2	3	4	5	6	7	8	9	AB R H RBI BB SO LOB	TOP									
Rich Coggins, L (1, 9) OBP: 0.256, SLG: 0.273	0-0 SH3 1B	0-0 F8			0-0 4-3		0-0 S 1B		4-0 FC1-4 BB	4 1 2 0 1 0 0										
Bobby Grich, R (1, 4) OBP: 0.389, SLG: 0.484	0-0 SH3 1-3	0-0 F8			0-0 F8		0-0 F7 1-2		0-0 FC1-4 1-2f	4 0 0 0 0 0 2										
Tommy Davis, R (1, 10) OBP: 0.294, SLG: 0.356	0-0 BB 2B 1B			0-0 4-3		0-0 2B		0-0 S HR 1B	0-0 6-3	5 2 3 1 0 0 1										
Boog Powell, L (1, 3) OBP: 0.326, SLG: 0.443	4-0 3-H 2B 1-2 BB			0-0 1B		0-0 F8		0-0 1-H HR		3 2 2 2 1 0 1										
Earl Williams, R (1, 2) OBP: 0.346, SLG: 0.356	0-0 F8			0-0 F8		0-0 F8		0-0 2-3		4 0 0 0 0 0 3										
Andy Etchebarren, R (8, 2) OBP: 0.239, SLG: 0.235										0 0 0 0 0 0 0										
Don Baylor, R (1, 7) OBP: 0.333, SLG: 0.335	0-0 1-3 2-H 2B			0-0 F5		0-3 K		0-0 5-3		4 1 1 1 0 1 1										
Paul Blair, R (1, 8) OBP: 0.315, SLG: 0.407	0-0 2-H 3-H 2B				0-0 5-3	0-3 K		0-0 2B		4 0 2 2 0 1 0										
Enos Cabell, R (1, 5) OBP: 0.267, SLG: 0.302	0-0 F8				0-0 6-3		0-0 6-3		0-0 F8	3 0 0 0 0 0 1										
Brooks Robinson, R (7, 5) OBP: 0.366, SLG: 0.400										1 0 0 0 0 0 1										
Mark Belanger, R (1, 6) OBP: 0.335, SLG: 0.402					0-0 6-3		0-0 4-3		0-0 F7	4 0 0 0 0 0 0										
Inning Stats	R: 4 E: 0 K: 0 S: 7	H: 4 LOB: 1 BB: 1 P: 11	R: 0 E: 0 K: 0 S: 3	H: 0 LOB: 0 BB: 0 P: 3	R: 0 E: 0 K: 0 S: 4	H: 1 LOB: 1 BB: 0 P: 4	R: 0 E: 0 K: 0 S: 3	H: 0 LOB: 0 BB: 0 P: 3	R: 0 E: 0 K: 2 S: 7	H: 0 LOB: 0 BB: 0 P: 7	R: 0 E: 0 K: 0 S: 4	H: 1 LOB: 1 BB: 0 P: 4	R: 0 E: 0 K: 0 S: 6	H: 3 LOB: 1 BB: 0 P: 6	R: 2 E: 0 K: 0 S: 3	H: 0 LOB: 1 BB: 1 P: 7	1B: 5 2B: 4 3B: 0 HR: 1	SF: 0 SAC: 1 DP: 0 HBP: 0	WP: 0 PB: 0 SB: 2 CS: 0	PA: 39
PITCHER Reggie Cleveland, R (1, 1) ERA: 5.64	IP: 9.0 WLS: L BF: 39 H: 10 R: 6 ER: 6 SO: 2 BB: 2 IBB: 0 HBP: 0 BLK: 0 WP: 0 HR: 1 S: 41 P: 49 ERA: 6.00 WHIP: 1.333																			
PITCHER	IP: 9.0 WLS: L BF: 39 H: 10 R: 6 ER: 6 SO: 2 BB: 2 IBB: 0 HBP: 0 BLK: 0 WP: 0 HR: 1 S: 41 P: 49 ERA: 6.00 WHIP: 1.333																			

Baltimore Orioles @ Boston Red Sox
Fenway Park, Boston, MA
 Wed Jul 03 1974, 7:05 PM EDT
 Att: 27,730 - Unknown

livebaseballscorecards.com

AB	36
R	6
H	10
RBI	6
BB	2
SO	2
LOB	10



Batter	1	2	3	4	5	6	7	8	9	AB R H RBI BB SO LOB	TOP											
Al Bumbry, L (1, 10) OBP: 0.237, SLG: 0.270 Jim Fuller, R (8, PH) OBP: 0.311, SLG: 0.458	0-0 4-3		0-0 6-3 2B 1B		0-0 1-3		0-0 SF7 2-H 1B	0-0 1B		4 2 2 1 0 0 0 1 0 1 0 0 0 0												
Rich Coggins, L (1, 9) OBP: 0.260, SLG: 0.278	0-0 4-3		0-0 WP 1-3 3B 2B		0-3 K		0-0 SF7 1-2 1B BB	0-0 F6		4 2 1 0 1 1 1												
Bobby Grich, R (1, 4) OBP: 0.389, SLG: 0.502	0-0 HR		0-0 6-3		0-0 3B		0-0 SF7 1-2 2-H		0-0 E4 E WP FC6-4	4 2 2 3 0 0 1												
Boog Powell, L (1, 3) OBP: 0.335, SLG: 0.461 Enos Cabell, R (7, 3) OBP: 0.261, SLG: 0.295	0-0 1B		0-0 3B 2-H		0-0 4-3		0-0 HR 2-H 1B		0-0 E3 1-3 FC6-4	4 1 3 2 0 0 1 1 0 0 0 0 0 1												
Earl Williams, R (1, 2) OBP: 0.344, SLG: 0.368 Andy Etchebarren, R (7, 2) OBP: 0.237, SLG: 0.233	0-0 F8		0-3 K S S		0-3 K S S		0-0 HR 1-H		0-0 FC6-4 1-2f E 5-3	4 1 1 2 0 2 2 1 1 0 1 0 0 1												
Don Baylor, R (1, 7) OBP: 0.331, SLG: 0.332		0-0 F8		0-0 F4		0-0 F3		0-0 1B	0-0 5-3 1-2	5 0 1 0 0 0 1												
Brooks Robinson, R (1, 5) OBP: 0.367, SLG: 0.400		0-0 F8		0-0 1B		0-0 6-3		0-0 F2	0-0 E5 2-H 1B	5 0 2 0 0 0 1												
Paul Blair, R (1, 8) OBP: 0.309, SLG: 0.398		0-0 F8		0-0 F9		0-3 K		0-0 6-3	0-3 K S S	5 0 0 0 0 2 2												
Mark Belanger, R (1, 6) OBP: 0.333, SLG: 0.404			0-0 4-3	0-0 L3		0-0 1B 2B		0-0 F9		4 1 1 0 0 0 1												
Inning Stats	R: 1 E: 0 K: 0 S: 5	H: 2 LOB: 1 BB: 0 P: 5	R: 0 E: 0 K: 0 S: 3	H: 0 LOB: 0 BB: 0 P: 3	R: 2 E: 0 K: 1 S: 8	H: 3 LOB: 1 BB: 0 P: 8	R: 0 E: 0 K: 0 S: 4	H: 1 LOB: 1 BB: 0 P: 4	R: 0 E: 0 K: 1 S: 6	H: 1 LOB: 1 BB: 0 P: 6	R: 0 E: 0 K: 1 S: 5	H: 0 LOB: 0 BB: 0 P: 5	R: 5 E: 0 K: 1 S: 10	H: 5 LOB: 1 BB: 1 P: 14	R: 0 E: 0 K: 0 S: 4	H: 1 LOB: 1 BB: 0 P: 4	R: 2 E: 3 K: 1 S: 8	H: 1 LOB: 1 BB: 0 P: 8	1B: 8 2B: 2 3B: 2 HR: 2	SF: 1 SAC: 0 DP: 0 HBP: 0	WP: 2 PB: 0 SB: 3 CS: 0	PA: 44
PITCHER	IP WLS BF H R ER SO BB IBB HBP BLK WP HR S P ERA WHIP																					
Luis Tiant, R (1, 1) ERA: 3.18	6.2 L 33 12 8 8 4 1 0 0 0 1 2 40 44 10.80 1.950																					
Bob Veale, L (7, 1) ERA: 5.91	1.1 5 1 0 0 0 0 0 0 0 0 0 5 5 0.00 0.750																					
Dick Pole, R (9, 1) ERA: 4.5	1.0 6 1 2 0 1 0 0 0 0 1 0 8 8 0.00 1.000																					

Baltimore Orioles @ Boston Red Sox
Fenway Park, Boston, MA
Thu Jul 04 1974, 3:33 AM EDT
Att: 13,622 - Unknown

livebaseballscorecards.com

AB	42
R	10
H	14
RBI	9
BB	1
SO	5
LOB	12



BOTTOM

Baltimore Orioles @ Boston Red Sox
Fenway Park, Boston, MA
Thu Jul 04 1974, 3:33 AM EDT
Att. 13,622 - Unknown

livebaseballscorecards.com

AB 38
R 6
H 15
RBI 5
BB 5
SO 2
LOB 23



WP: 0 PA: 43
PB: 1
SB: 0
CS: 1

AB R H RBI BB SO LOB

4 1 3 1 1 0 1

5 1 1 1 0 1 4

4 2 2 2 1 0 2

3 0 1 0 1 0 1
1 0 0 0 0 0 0

4 1 3 1 1 0 1

4 0 1 0 0 0 4
1 0 1 0 0 0 0

5 0 1 0 0 1 7

4 1 2 0 0 0 2

3 0 0 0 1 0 1

1B: 9 SF: 0
2B: 6 SAC: 0
3B: 0 DP: 3
HR: 1 HBP: 0

Batter	1	2	3	4	5	6	7	8	9
Tommy Harper, R (1, 10) OBP: 0.300, SLG: 0.312	4-0 BB G6-4-3		0-0 1-2 F9		0-0 3-H 1B K		0-0 1B FC6-4		0-0 1B 2B
Rick Miller, L (1, 8) OBP: 0.374, SLG: 0.337	0-0 1-2f G6-4-3		0-0 2-3 4-3		0-3 1-2 K		0-0 F7		0-0 2-H HR 1B
Cecil Cooper, L (1, 3) OBP: 0.321, SLG: 0.410	0-0 2B		0-0 F4		4-0 BB BB BB BB FC6-4 BB	4-0 1B BB FC3-4-6	0-0 1-3 1B	0-0 1-2f FC6-4	0-0 1-H HR
Carl Yastrzemski, L (1, 7) Dwight Evans, R (9, 7) OBP: 0.421, SLG: 0.459 OBP: 0.347, SLG: 0.441	0-0 F6				BB BB BB BB FC6-4 BB	0-0 1-3 1B		0-0 F8	0-0 F8
Bernie Carbo, L (1, 9) OBP: 0.374, SLG: 0.449		0-0 PB 2B			BB BB BB BB FC6-4 BB	0-0 1-2 1B	0-0 1-2f 3-H FC3-4-6 1B	0-0 1B E 1B	0-0 2B 1B
Rico Petrocelli, R (1, 5) Terry Hughes, R (9, 5) OBP: 0.372, SLG: 0.476 OBP: 0.259, SLG: 0.360		0-0 2-3 5-3			0-0 1-2f 2-3 FC6-4 G5-4-3	0-0 1-2 1B	0-0 1-2 1B	0-0 F3	0-0 1-3 2B
Bob Montgomery, R (1, 2) OBP: 0.279, SLG: 0.333		0-0 5-3			0-0 1-2f G5-4-3	0-3 K		0-0 1-H E9 1B	0-0 4-3
Doug Griffin, R (1, 4) OBP: 0.394, SLG: 0.460			0-0 F9			0-0 4-3 1B 2B	0-0 1-2 2-H 1B	0-0 F4	
Mario Guerrero, R (1, 6) OBP: 0.290, SLG: 0.285			4-0 4-3 E BB			0-0 2-3 4-3		0-0 6-3	0-0 F8

Inning Stats	R: 0	H: 1	E: 0	LOB: 1	K: 0	S: 3	P: 7	R: 0	H: 1	E: 0	LOB: 1	K: 0	S: 4	P: 4	R: 0	H: 0	E: 1	LOB: 1	K: 0	S: 3	R: 0	H: 0	E: 0	LOB: 1	K: 0	S: 2	P: 10	R: 1	H: 2	E: 0	LOB: 1	K: 1	S: 6	R: 0	H: 3	E: 0	LOB: 2	K: 0	S: 7	R: 0	H: 1	E: 0	LOB: 1	K: 0	S: 4	R: 1	H: 2	E: 1	LOB: 1	K: 0	S: 5	R: 3	H: 5	E: 0	LOB: 2	K: 0	S: 8	1B: 9	SF: 0	2B: 6	SAC: 0	3B: 0	DP: 3	HR: 1	HBP: 0	WP: 0	PA: 43
--------------	------	------	------	--------	------	------	------	------	------	------	--------	------	------	------	------	------	------	--------	------	------	------	------	------	--------	------	------	-------	------	------	------	--------	------	------	------	------	------	--------	------	------	------	------	------	--------	------	------	------	------	------	--------	------	------	------	------	------	--------	------	------	-------	-------	-------	--------	-------	-------	-------	--------	-------	--------

PITCHER	IP	WLS	BF	H	R	ER	SO	BB	IBB	HBP	BLK	WP	HR	S	P	ERA	WHIP
Jesse Jefferson, R (1, 1) ERA: 5.63	5.1	W	23	5	2	2	1	5	0	0	0	0	0	20	40	3.38	1.875
Bob Reynolds, R (6, 1) ERA: 3.03	3.1		19	10	4	3	1	0	0	0	0	0	1	21	21	8.10	3.000
Dave Johnson, R (9, 1) ERA: 6.0	0.1		1	0	0	0	0	0	0	0	0	0	0	1	1	0.00	0.000

Batter	1	2	3	4	5	6	7	8	9	AB R H RBI BB SO LOB	TOP									
Al Bumbry, L (1, 7) OBP: 0.237, SLG: 0.269	0-0 G3 1B		0-0 F7		0-0 F7			0-0 F6		4 0 1 0 0 0 2										
Rich Coggins, L (1, 9) OBP: 0.260, SLG: 0.277	0-0 F8		0-0 G3			0-0 6-3		0-0 FC6-4 1B		4 0 1 0 0 0 1										
Tommy Davis, R (1, 10) OBP: 0.291, SLG: 0.351	0-0 G3 1-2			0-0 F3		0-0 6-3		0-0 FC6-4 1-2 2-3		4 0 0 0 0 0 3										
Boog Powell, L (1, 3) OBP: 0.333, SLG: 0.454	4-0 BB			0-0 F8		0-0 4-3		0-0 G3		3 0 0 0 1 0 2										
Earl Williams, R (1, 2) OBP: 0.347, SLG: 0.370	0-0 F4			0-0 1B			0-0 1B		0-0 F9	4 0 2 0 0 0 2										
Bobby Grich, R (1, 4) OBP: 0.387, SLG: 0.498		0-0 F6		0-0 F8			0-0 F9		0-0 1B 1B	4 0 1 0 0 0 2										
Brooks Robinson, R (1, 5) OBP: 0.369, SLG: 0.405		0-0 1-3			0-0 4-3 2B		0-0 F9		0-0 1-2 1B	4 0 2 0 0 0 1										
Frank Baker, L (9, PR) OBP: 0.125, SLG: 0.067										0 0 0 0 0 0 0	AB 34									
Paul Blair, R (1, 8) OBP: 0.304, SLG: 0.392		0-0 F6			0-0 1-3		0-3 K		0-0 F3	4 0 0 0 0 1 4	R 0									
Mark Belanger, R (1, 6) OBP: 0.333, SLG: 0.400			0-0 5-3			0-0 4-3		4-0 FC6-4 1B BB	0-0 F6	2 0 0 0 1 0 1	H 7									
Don Baylor, R (9, PH) OBP: 0.329, SLG: 0.330					2-3					1 0 0 0 0 0 2	RBI 0									
Inning Stats	R: 0 E: 0 K: 0 S: 4	H: 1 LOB: 2 BB: 1 P: 8	R: 0 E: 0 K: 0 S: 3	H: 0 LOB: 0 BB: 0 P: 3	R: 0 E: 0 K: 0 S: 3	H: 0 LOB: 0 BB: 0 P: 3	R: 0 E: 0 K: 0 S: 4	H: 1 LOB: 1 BB: 0 P: 4	R: 0 E: 0 K: 1 S: 6	H: 0 LOB: 0 BB: 0 P: 3	R: 0 E: 0 K: 1 S: 6	H: 1 LOB: 1 BB: 0 P: 6	R: 0 E: 0 K: 0 S: 4	H: 1 LOB: 2 BB: 1 P: 8	R: 0 E: 0 K: 0 S: 5	H: 2 LOB: 2 BB: 0 P: 5	1B: 6 2B: 1 3B: 0 HR: 0	SF: 0 SAC: 0 DP: 0 HBP: 0	WP: 0 PB: 0 SB: 0 CS: 0	PA: 36
PITCHER Catfish Hunter, R (1, 1) ERA: 2.73	IP 9.0 WLS W BF 36 H 7 R 0 ER 0 SO 1 BB 2 IBB 0 HBP 0 BLK 0 WP 0 HR 0 S 36 P 44 ERA 0.00 WHIP 1.000																			PITCHER IP WLS BF H R ER SO BB IBB HBP BLK WP HR S P ERA WHIP

Baltimore Orioles @ Oakland Athletics
Oakland-Alameda County Coliseum, Oakland, CA

Fri Jul 05 1974, 7:05 PM PDT
Att. 9,671 - Unknown

livebaseballscorecards.com



Batter	1	2	3	4	5	6	7	8	9
Bill North, S OBP: 0.341, SLG: 0.325 (1, 8)	0-0 F8		0-0 HR		0-0 4-3		4-0 L8 1B SF8 BB		
Bert Campaneris, R OBP: 0.359, SLG: 0.388 (1, 6)	0-3 K		0-0 6-3			0-0 F7	0-0 1-2 1B		
Sal Bando, R OBP: 0.400, SLG: 0.480 (1, 5)	0-3 K			0-0 F8 2B		4-0 HR BB	0-0 L8 2-3		
Reggie Jackson, L OBP: 0.422, SLG: 0.595 (1, 9)		0-0 F8		0-0 F8 2-3		0-0 HR 1-H	0-0 SF8 3-H		
Joe Rudi, R OBP: 0.343, SLG: 0.482 (1, 7)		0-0 5-3		0-0 1-3		4-0 PB 1B BB	0-3 K		
Gene Tenace, R OBP: 0.394, SLG: 0.387 (1, 3)		0-0 1-3		0-0 5-3		4-0 FC4-6 1B BB		0-0 F7	
Angel Mangual, R OBP: 0.295, SLG: 0.449 (1, 10)			0-0 6-3		0-0 SH1-4 1B	0-0 FC4-6 1-2 2-H		0-0 F8	
Ted Kubiak, S OBP: 0.271, SLG: 0.247 (1, 4)			0-0 HR 1B		0-0 SH1-4	0-0 FC4-6 1-2 2-3		0-0 F7	
Claudell Washington, L (8, PH)									
Dal Maxvill, R OBP: 0.267, SLG: 0.154 (9, 4)									
Larry Haney, R OBP: 0.148, SLG: 0.135 (1, 2)			0-0 6-3		0-0 5-3	0-0 L4			

Inning Stats	R: 0	H: 0	E: 0	K: 2	S: 7	LOB: 0	BB: 0	P: 7
	R: 0	H: 0	E: 0	K: 0	S: 3	LOB: 0	BB: 0	P: 3
	R: 2	H: 2	E: 0	K: 0	S: 5	LOB: 0	BB: 0	P: 5
	R: 0	H: 1	E: 0	K: 0	S: 4	LOB: 1	BB: 0	P: 4
	R: 0	H: 1	E: 0	K: 0	S: 4	LOB: 1	BB: 0	P: 4
	R: 3	H: 2	E: 0	K: 0	S: 5	LOB: 2	BB: 3	P: 17
	R: 1	H: 1	E: 0	K: 1	S: 6	LOB: 1	BB: 1	P: 10
	R: 0	H: 0	E: 0	K: 0	S: 3	LOB: 0	BB: 0	P: 3

PITCHER	IP	WLS	BF	H	R	ER	SO	BB	IBB	HBP	BLK	WP	HR	S	P	ERA	WHIP
Mike Cuellar, L ERA: 3.32 (1, 1)	5.1	L	25	6	5	5	2	3	0	0	0	0	2	26	38	8.44	1.688
Don Hood, L ERA: 3.31 (6, 1)	2.2		10	1	1	1	1	1	0	0	0	0	0	11	15	3.38	0.750

BOTTOM

AB	R	H	RBI	BB	SO	LOB
3	2	1	2	1	0	1
4	0	1	0	0	1	0
3	1	1	0	1	1	2
3	1	1	3	0	0	1
3	1	0	0	1	1	2
3	0	0	0	1	0	1
4	0	2	1	0	0	0
2	1	1	0	0	0	2
1	0	0	0	0	0	0
0	0	0	0	0	0	0
3	0	0	0	0	0	4


AB 29
R 6
H 7
RBI 6
BB 4
SO 3
LOB 13

WP: 0 **PA: 35**
PB: 1
SB: 0
CS: 0

OAKLAND ATHLETICS

Baltimore Orioles @ Oakland Athletics
Oakland-Alameda County Coliseum, Oakland, CA
 Fri Jul 05 1974, 7:05 PM PDT
 Att. 9,671 - Unknown

livebaseballscorecards.com

Batter	1	2	3	4	5	6	7	8	9	AB R H RBI BB SO LOB	TOP														
Paul Blair, R (1, 8) OBP: 0.303, SLG: 0.402	0-0 5-3		0-0 F7			0-0 HR		0-0 5-3		4 1 1 1 0 0 0	<p>Baltimore Orioles @ Oakland Athletics Oakland-Alameda County Coliseum, Oakland, CA</p> <p>Sat Jul 06 1974, 3:33 AM PDT Att. 32,319 - Unknown</p> <p>livebaseballscorecards.com</p> <table border="1"> <tr><td>AB</td><td>33</td></tr> <tr><td>R</td><td>3</td></tr> <tr><td>H</td><td>8</td></tr> <tr><td>RBI</td><td>3</td></tr> <tr><td>BB</td><td>0</td></tr> <tr><td>SO</td><td>6</td></tr> <tr><td>LOB</td><td>10</td></tr> </table> 	AB	33	R	3	H	8	RBI	3	BB	0	SO	6	LOB	10
AB	33																								
R	3																								
H	8																								
RBI	3																								
BB	0																								
SO	6																								
LOB	10																								
Bobby Grich, R (1, 4) OBP: 0.388, SLG: 0.505	0-3 K			0-0 1B 1B		0-0 3B		0-0 G2		4 0 2 0 0 1 0															
Tommy Davis, R (1, 10) OBP: 0.290, SLG: 0.350	0-0 F8			0-0 G5-4-3 1B		0-0 4-3		0-0 F9		4 0 1 0 0 0 1															
Earl Williams, R (1, 3) OBP: 0.341, SLG: 0.364		0-0 4-3		0-3 K		0-3 K		0-0 6-3		4 0 0 0 0 2 3															
Don Baylor, R (1, 7) OBP: 0.324, SLG: 0.325		0-0 6-3		0-0 G5-4-3 1-2f		0-0 F9		0-3 K		4 0 0 0 0 1 3															
Brooks Robinson, R (1, 5) OBP: 0.370, SLG: 0.417		0-0 HR			0-0 F9		0-0 1B		0-0 F7	4 1 2 1 0 0 0															
Jim Fuller, R (1, 9) OBP: 0.305, SLG: 0.448		0-0 F8			0-3 K		0-0 F3			3 0 0 0 0 1 1															
Andy Etchebarren, R (1, 2) OBP: 0.240, SLG: 0.247			0-0 5-3		0-0 1B 2B		0-3 K			3 1 1 0 0 1 1															
Mark Belanger, R (1, 6) OBP: 0.333, SLG: 0.399			0-0 F9		0-0 2-H 1B		0-0 4-3			3 0 1 1 0 0 1															
Inning Stats	R: 0 E: 0 K: 1 S: 5 H: 0 LOB: 0 BB: 0 P: 5	R: 1 E: 0 K: 0 S: 4 H: 1 LOB: 0 BB: 0 P: 4	R: 0 E: 0 K: 0 S: 3 H: 0 LOB: 0 BB: 0 P: 3	R: 0 E: 0 K: 1 S: 6 H: 2 LOB: 1 BB: 0 P: 6	R: 1 E: 0 K: 1 S: 6 H: 2 LOB: 1 BB: 0 P: 6	R: 1 E: 0 K: 1 S: 7 H: 2 LOB: 1 BB: 0 P: 7	R: 0 E: 0 K: 1 S: 6 H: 1 LOB: 1 BB: 0 P: 6	R: 0 E: 0 K: 0 S: 3 H: 0 LOB: 0 BB: 0 P: 3	R: 0 E: 0 K: 1 S: 5 H: 0 LOB: 0 BB: 0 P: 5	1B: 4 2B: 1 3B: 1 HR: 2 SF: 0 SAC: 0 DP: 1 HBP: 0	WP: 0 PB: 0 SB: 0 CS: 0 PA: 33														
PITCHER	IP WLS BF H R ER SO BB IBB HBP BLK WP HR S P ERA WHIP											PITCHER	IP WLS BF H R ER SO BB IBB HBP BLK WP HR S P ERA WHIP												
Dave Hamilton, L (1, 1) ERA: 3.07	5.0 L 20 7 3 3 3 0 0 0 0 0 2 26 26 5.40 1.400																								
Blue Moon Odom, R (6, 1) ERA: 3.92	4.0 13 1 0 0 3 0 0 0 0 0 0 19 19 0.00 0.250																								

Batter	1	2	3	4	5	6	7	8	9	AB R H RBI BB SO LOB
--------	---	---	---	---	---	---	---	---	---	----------------------

Bill North, S <small>OBP: 0.343, SLG: 0.328</small> (1, 8) X 0-0 				X 0-0 F9 		X 0-0 			S 0-3 K 	4 0 2 0 0 1 0
Bert Campaneris, R <small>OBP: 0.360, SLG: 0.389</small> (1, 6) X 0-0 F9 				X 0-0 		S 0-3 K 		X 0-0 	4 0 2 0 0 1 2	
Sal Bando, R <small>OBP: 0.394, SLG: 0.472</small> (1, 5) X 0-0 F8 				X 0-0 4-3 		S 0-3 K 		S 0-3 K 	4 0 0 0 0 2 2	
Reggie Jackson, L <small>OBP: 0.416, SLG: 0.585</small> (1, 9) X 0-0 		S 0-3 K 		X 0-0 F7 		X 0-0 F5 		X 0-0 6-3 	4 0 0 0 0 1 2	
Joe Rudi, R <small>OBP: 0.343, SLG: 0.481</small> (1, 7) X 0-0 F8 		X 0-0 		X 0-0 6-3 		X 0-0 			3 0 1 0 0 0 0	
Gene Tenace, R <small>OBP: 0.391, SLG: 0.382</small> (1, 3) X 0-3 K 		S 0-3 		X 0-0 5-3 		X 0-0 F7 			3 0 0 0 0 1 1	
Angel Mangual, R <small>OBP: 0.291, SLG: 0.442</small> (1, 10) X 0-0 4-3 				X 0-0 F8 				X 0-0 6-3 	3 0 0 0 0 0 0	
Ted Kubiak, S <small>OBP: 0.270, SLG: 0.246</small> (1, 4) X 0-0 L6 						X 0-0 5-3 		X 0-0 6-3 	1 0 0 0 0 0 0	
Jesus Alou, R <small>OBP: 0.315, SLG: 0.326</small> (6, PH) X 0-0 						X 0-0 		X 0-0 	1 0 0 0 0 0 0	
Dal Maxvill, R <small>OBP: 0.267, SLG: 0.154</small> (7, 4) X 0-0 						X 0-0 		X 0-0 	0 0 0 0 0 0 0	
Rich McKinney, R <small>OBP: 0.267, SLG: 0.154</small> (8, PH) X 0-0 						X 0-0 		X 0-0 	1 0 0 0 0 0 0	
Larry Haney, R <small>OBP: 0.140, SLG: 0.127</small> (9, 4) X 0-0 G3 						X 0-0 		X 0-0 5-3 	3 0 0 0 0 0 0	
Larry Haney, R <small>OBP: 0.140, SLG: 0.127</small> (1, 2) X 0-0 G3 						X 0-0 E3 		X 0-0 5-3 	3 0 0 0 0 0 0	

Inning Stats	R: 0 H: 1 E: 0 K: 0 S: 3	H: 1 LOB: 0 BB: 0 P: 3	R: 0 H: 0 E: 0 K: 2 S: 7	H: 0 LOB: 0 BB: 0 P: 7	R: 0 H: 0 E: 0 K: 0 S: 3	H: 0 LOB: 0 BB: 0 P: 3	R: 0 H: 1 E: 0 K: 0 S: 4	H: 1 LOB: 1 BB: 0 P: 4	R: 0 H: 0 E: 0 K: 0 S: 3	H: 0 LOB: 0 BB: 0 P: 3	R: 0 H: 1 E: 1 K: 1 S: 6	H: 1 LOB: 1 BB: 0 P: 6	R: 0 H: 1 E: 0 K: 1 S: 6	H: 1 LOB: 1 BB: 0 P: 6	R: 0 H: 0 E: 0 K: 0 S: 3	H: 0 LOB: 0 BB: 0 P: 3	R: 0 H: 1 E: 0 K: 2 S: 8	H: 1 LOB: 1 BB: 0 P: 8	1B: 5 2B: 0 3B: 0 HR: 0	SF: 0 SAC: 0 DP: 0 HBP: 0	WP: 1 PB: 0 SB: 0 CS: 1	PA: 31
--------------	--------------------------	------------------------	--------------------------	------------------------	--------------------------	------------------------	--------------------------	------------------------	--------------------------	------------------------	--------------------------	------------------------	--------------------------	------------------------	--------------------------	------------------------	--------------------------	------------------------	-------------------------	---------------------------	-------------------------	--------

PITCHER	Ross Grimsley, L <small>ERA: 3.42</small> (1, 1)	IP 9.0 WLS W BF 31 H 5 R 0 ER 0 SO 6 BB 0 IBB 0 HBP 0 BLK 0 WP 1 HR 0 S 43 P 43 ERA 0.00 WHIP 0.556
---------	---	---

BOTTOM

Baltimore Orioles @ Oakland Athletics
 Oakland-Alameda County Coliseum, Oakland, CA

AB	31
R	0
H	5
RBI	0
BB	0
SO	6
LOB	7



WP: 1	PA: 31
PB: 0	
SB: 0	
CS: 1	

Sat Jul 06 1974, 3:33 AM PDT
 Att. 32,319 - Unknown

livebaseballscorecards.com

Batter	1	2	3	4	5	6	7	8	9	AB R H RBI BB SO LOB	TOP
Paul Blair, R OBP: 0.306, SLG: 0.423 (1, 8) X	0-0 F7 ①		0-0 F9 ③			0-0 HR		0-0 3B 3B		4 2 2 1 0 0 0	<p>Baltimore Orioles @ Oakland Athletics Oakland-Alameda County Coliseum, Oakland, CA</p> <p>Sun Jul 07 1974, 3:33 AM PDT Att: 10,181 - Unknown</p> <p>livebaseballscorecards.com</p>
Bobby Grich, R OBP: 0.387, SLG: 0.509 (1, 4) X	0-0 6-3 ②			0-0 G3 ①		0-0 5-3 ②		0-0 1B 3B		4 1 1 1 0 0 0	
Tommy Davis, R OBP: 0.290, SLG: 0.349 (1, 10) X	0-0 F9 ③			0-0 F8 ②		0-0 F9 ③		0-0 1B 3B		4 0 1 1 0 0 0	
Earl Williams, R OBP: 0.340, SLG: 0.359 (1, 3)		0-3 K ①		4-0 BB			0-3 K ①	0-0 1-3 ③		3 0 0 0 1 2 1	
Don Baylor, R OBP: 0.323, SLG: 0.336 (1, 7) X		0-0 5-3 ②		0-0 F8 ③			0-0 HR		0-0 F5 ①	4 1 1 1 0 0 1	
Brooks Robinson, R OBP: 0.372, SLG: 0.416 (1, 5)		4-0 BB			0-0 4-3 ①		0-0 1B 1-3		0-3 K ②	3 0 1 0 1 1 0	
Jim Fuller, R OBP: 0.297, SLG: 0.436 (1, 9)		0-3 K ③			0-0 6-3 ②		0-0 1B L5-3 ② ③		0-0 F5 ③	4 0 0 0 0 1 2	
Andy Etchebarren, R OBP: 0.232, SLG: 0.239 (1, 2)			0-3 K ①		0-0 5-3 ③			0-0 5-3 ①		3 0 0 0 0 1 0	
Mark Belanger, R OBP: 0.329, SLG: 0.394 (1, 6) X			0-0 F7 ②			0-0 5-3 ①		0-0 6-3 ②		3 0 0 0 0 0 0	
Inning Stats	R: 0 H: 0 E: 0 LOB: 0 K: 0 BB: 0 S: 3 P: 3	R: 0 H: 0 E: 0 LOB: 1 K: 2 BB: 1 S: 7 P: 11	R: 0 H: 0 E: 0 LOB: 0 K: 1 BB: 0 S: 5 P: 5	R: 0 H: 0 E: 0 LOB: 1 K: 0 BB: 1 S: 3 P: 7	R: 0 H: 0 E: 0 LOB: 0 K: 0 BB: 0 S: 3 P: 3	R: 1 H: 1 E: 0 LOB: 0 K: 0 BB: 0 S: 4 P: 4	R: 1 H: 2 E: 0 LOB: 0 K: 1 BB: 0 S: 6 P: 6	R: 2 H: 3 E: 0 LOB: 1 K: 0 BB: 0 S: 6 P: 6	R: 0 H: 0 E: 0 LOB: 0 K: 1 BB: 0 S: 5 P: 5	1B: 2 SF: 0 2B: 1 SAC: 0 3B: 2 DP: 1 HR: 2 HBP: 0	WP: 0 PA: 34 PB: 0 SB: 0 CS: 0
PITCHER	IP WLS BF H R ER SO BB IBB HBP BLK WP HR S P ERA WHIP										
Ken Holtzman, L ERA: 3.77 (1, 1)	7.2 L 29 5 4 4 4 2 0 0 0 0 0 2 35 43 4.70 0.913										
Rollie Fingers, R ERA: 3.36 (8, 1)	1.1 5 1 0 0 1 0 0 0 0 1 0 0 7 7 0.00 0.750										



Batter	1	2	3	4	5	6	7	8	9	AB	R	H	RBI	BB	SO	LOB				
Bill North, S OBP: 0.342, SLG: 0.325 (1, 8) BB	4-0 SH5-3 1B BB		0-0 F8			0-3 K		0-0 FC6-4		3	1	0	0	1	1	1				
Bert Campaneris, R OBP: 0.363, SLG: 0.392 (1, 6) X	0-0 SH5-3 1-2		0-0 F9			0-0 1B			0-0 G5-4-3 1B	3	0	2	0	0	0	0				
Sal Bando, R OBP: 0.392, SLG: 0.466 (1, 5) BB	4-0 1B 2-3 BB			0-0 5-3		0-0 F7			0-0 G5-4-3 1-2f	3	0	0	0	1	0	2				
Reggie Jackson, L OBP: 0.414, SLG: 0.580 (1, 9) X	0-0 G6-4-3 1-3 1B			0-0 4-3			0-0 6-3		0-0 4-1	4	0	1	1	0	0	0				
Joe Rudi, R OBP: 0.343, SLG: 0.479 (1, 7) X	0-0 G6-4-3 1-2f			0-0 5-3			0-0 G5-4-3 1B			3	0	1	0	0	0	2				
Gene Tenace, R OBP: 0.387, SLG: 0.378 (1, 3) X		0-0 5-3			0-3 K		0-0 G5-4-3 1-2f			3	0	0	0	0	1	1				
Angel Mangual, R OBP: 0.287, SLG: 0.436 (1, 10) X		0-0 4-3			0-0 F9			0-0 6-3		3	0	0	0	0	0	0				
Ted Kubiak, S OBP: 0.267, SLG: 0.243 (1, 4) Rich McKinney, R (8, PH) Dal Maxvill, R OBP: 0.267, SLG: 0.154 (9, 4) X		0-0 6-3			0-0 F9			0-0 F8		2	0	0	0	0	0	0				
Larry Haney, R OBP: 0.136, SLG: 0.123 (1, 2) Tim Hosley, R OBP: 1.000, SLG: 1.000 (8, PH) (9, 2) X			0-0 5-3			0-0 F8		0-0 FC6-4 1B		2	0	0	0	0	0	0				
Inning Stats	R: 1 E: 1 K: 0 S: 3	H: 1 LOB: 1 BB: 2 P: 11	R: 0 E: 0 K: 0 S: 3	H: 0 LOB: 0 BB: 0 P: 3	R: 0 E: 0 K: 0 S: 3	H: 0 LOB: 0 BB: 0 P: 3	R: 0 E: 0 K: 1 S: 5	H: 0 LOB: 0 BB: 0 P: 5	R: 0 E: 0 K: 1 S: 6	H: 1 LOB: 1 BB: 0 P: 6	R: 0 E: 0 K: 0 S: 3	H: 1 LOB: 0 BB: 0 P: 3	R: 0 E: 0 K: 0 S: 4	H: 1 LOB: 1 BB: 0 P: 4	R: 0 E: 0 K: 0 S: 3	H: 1 LOB: 0 BB: 0 P: 3	1B: 5 2B: 0 3B: 0 HR: 0	SF: 0 SAC: 1 DP: 3 HBP: 0	WP: 0 PB: 0 SB: 0 CS: 0	PA: 31

BOTTOM

Baltimore Orioles @ Oakland Athletics
Oakland-Alameda County Coliseum, Oakland, CA
Sun Jul 07 1974, 3:33 AM PDT
Att. 10,181 - Unknown

AB	28
R	1
H	5
RBI	1
BB	2
SO	2
LOB	6



PITCHER Dave McNally, L ERA: 4.18 (1, 1)	IP: 9.0 WLS: W BF: 31 H: 5 R: 1 ER: 1 SO: 2 BB: 2 IBB: 0 HBP: 0 BLK: 0 WP: 0 HR: 0 S: 33 P: 41 ERA: 1.00 WHIP: 0.778	PITCHER	IP: 9.0 WLS: W BF: 31 H: 5 R: 1 ER: 1 SO: 2 BB: 2 IBB: 0 HBP: 0 BLK: 0 WP: 0 HR: 0 S: 33 P: 41 ERA: 1.00 WHIP: 0.778
--	--	----------------	--


Batter	1	2	3	4	5	6	7	8	9	AB R H RBI BB SO LOB	TOP										
Paul Blair, R OBP: 0.312, SLG: 0.426 (1, 8) X	0-0 6-3 1B	0-0 6-3 1B		X 0-0 G6-4-3 1B			X 0-0 1-4-3 1B	X 0-0 1-2 2-3 1B		5 1 3 0 0 0 0											
Bobby Grich, R OBP: 0.384, SLG: 0.503 (1, 4) X	0-0 HBP 1B	0-0 1-3 1B		X 0-0 G6-4-3 1-2f			X 0-0 5-3 1-2	X 0-0 FC5 2-3f		5 1 1 0 0 0 5											
Tommy Davis, R OBP: 0.291, SLG: 0.347 (1, 10) X	0-0 F7	0-0 F4					X 0-0 1-4-3 2-3		X 0-0 5-3 1B	4 0 1 0 1 0 2											
Earl Williams, R OBP: 0.345, SLG: 0.361 (1, 3) H	1-0 1B 1-2 E HBP		X 0-0 E4 FC5 1B			X 0-0 G5-4-3 1-2f	X 0-0 3-H 1B	X 0-0 5-3 1-2		4 1 2 1 0 0 2											
Don Baylor, R OBP: 0.325, SLG: 0.335 (1, 7) X	0-0 1-2 2-H E 1B		X 0-0 F6			X 4-0 E S BB	X 0-0 5-3	X 0-0 5-3		4 1 1 1 1 0 3											
Brooks Robinson, R OBP: 0.373, SLG: 0.414 (1, 5) X	0-0 1-2 2-3 E 1B		B 4-0 BB BB BB F6 BB			X 0-0 5-3 1-3	S 0-3 SS SS SS K	X 0-0 F7		4 1 1 0 1 1 2											
Jim Fuller, R OBP: 0.290, SLG: 0.425 (1, 9) X	0-0 1-2 2-H 3-H E 1B		S 0-3 SS SS SS K			S 0-3 SS SS SS K	S 0-3 SS SS SS K			4 1 0 0 0 3 3											
Andy Etchebarren, R OBP: 0.243, SLG: 0.260 Elrod Hendricks, L OBP: 0.333, SLG: 0.473 (1, 2) X (8, 2)	0-0 1-H 2-H E9 1B		X 0-0 FC5 2-3f			X 0-0 F5	X 0-0 1B 2B			4 0 2 1 0 0 2 0 0 0 0 0 0 0											
Mark Belanger, R OBP: 0.328, SLG: 0.389 (1, 6) X	0-0 F2		S 0-3 SS SS SS K			X 0-0 F7	X 4-0 BB BB BB FC5 1B BB			3 0 0 0 1 1 1											
Inning Stats	R: 5 E: 2 K: 0 S: 8	H: 4 LOB: 1 BB: 0 P: 9	R: 0 E: 0 K: 3 S: 3	H: 0 LOB: 0 BB: 0 P: 3	R: 0 E: 1 K: 1 S: 6	H: 1 LOB: 2 BB: 1 P: 10	R: 0 E: 0 K: 1 S: 5	H: 1 LOB: 0 BB: 0 P: 5	R: 0 E: 0 K: 1 S: 5	H: 0 LOB: 1 BB: 2 P: 10	R: 1 E: 0 K: 0 S: 5	H: 2 LOB: 1 BB: 0 P: 5	R: 0 E: 0 K: 2 S: 9	H: 2 LOB: 3 BB: 1 P: 13	R: 0 E: 0 K: 0 S: 4	H: 1 LOB: 1 BB: 0 P: 4	1B: 10 2B: 1 3B: 0 HR: 0	SF: 0 SAC: 0 DP: 2 HBP: 1	WP: 0 PB: 0 SB: 1 CS: 0	PA: 42	
PITCHER Andy Hassler, L ERA: 1.69 Dave Sells, R ERA: 2.05	IP 6.0 3.0	WLS L	BF 28 14	H 7 4	R 6 0	ER 2 0	SO 3 2	BB 3 1	IBB 0 0	HBP 1 0	BLK 0 0	WP 0 0	HR 0 0	S 30 17	P 43 21	ERA 3.00 0.00	WHIP 1.667 1.667				

Baltimore Orioles @ California Angels
Anaheim Stadium, Anaheim, CA
Mon Jul 08 1974, 10:05 PM EDT
Att: 15,261 - Unknown

livebaseballscorecards.com

AB	37
R	6
H	11
RBI	3
BB	4
SO	5
LOB	20



Batter	1	2	3	4	5	6	7	8	9	AB R H RBI BB SO LOB	BOTTOM											
Mickey Rivers, L (1, 8) OBP: 0.321, SLG: 0.364	0-0 4-3 1B 2B		0-0 F8	0-0 B1			0-0 F6		0-0 F3	5 1 1 0 0 0 3	Baltimore Orioles @ California Angels Anaheim Stadium, Anaheim, CA Mon Jul 08 1974, 10:05 PM EDT Att. 15,261 - Unknown AB 33 R 5 H 8 RBI 3 BB 3 SO 5 LOB 16 											
Dave Chalk, R (1, 5) OBP: 0.334, SLG: 0.356	0-0 4-3		0-0 F7	0-3 K			0-0 5-3		0-0 F5	4 0 0 0 0 1 3												
Charlie Sands, L (9, PH) OBP: 0.342, SLG: 0.375	2-3									1 0 0 0 0 0 1												
Leroy Stanton, R (1, 9) OBP: 0.377, SLG: 0.512	0-0 2B 4-3-5-2 1B		0-0 1B HBP E 1B		0-3 K			4-0 G5-3 BB BB		3 2 2 1 1 1 0												
Frank Robinson, R (1, 10) OBP: 0.344, SLG: 0.424	0-0 1-3 4-3-5-2 2B		1-0 1B E HBP		0-0 F2			0-0 F6		3 1 1 0 0 0 1												
Joe Lahoud, L (1, 7) OBP: 0.333, SLG: 0.471	0-0 4-3-5-2		0-0 1-2 2-3 E 1B		0-3 K			4-0 1-2 BB		3 0 1 1 1 1 1												
John Doherty, L (1, 3) OBP: 0.304, SLG: 0.383		0-0 L4	0-0 2-3			0-0 F8		0-0 G5-3		3 0 0 0 0 0 1												
Bob Oliver, R (8, PH) OBP: 0.272, SLG: 0.337			1-2 2-H 3-H					2-3f		1 0 0 0 0 0 2												
Elle Rodriguez, R (1, 2) OBP: 0.380, SLG: 0.350		0-0 4-1 1B		1-0 1B HBP		0-0 6-3			0-0 HR	3 1 2 1 0 0 0												
Denny Doyle, L (1, 4) OBP: 0.291, SLG: 0.290		0-0 4-1		0-0 1-2 1B		0-0 4-3			0-0 F7	3 0 1 0 0 0 1												
Bobby Valentine, R (9, PH) OBP: 0.284, SLG: 0.344		1-2								1 0 0 0 0 0 0												
Orlando Ramirez, R (1, 6) OBP: 0.286, SLG: 0.167		0-3 K		0-3 K			0-0 F8		4-0 BB	2 0 0 0 0 2 3												
Tom McCraw, L (7, PH) OBP: 0.360, SLG: 0.446										1 0 0 0 0 0 0												
Paul Schaal, R (8, 5) OBP: 0.325, SLG: 0.331										0 0 0 0 1 0 0												
Dick Lange, R (9, PR)										0 0 0 0 0 0 0												
Inning Stats	R: 2 E: 0 K: 5 S: 5	H: 3 LOB: 0 BB: 0 P: 5	R: 0 E: 0 K: 1 S: 6	H: 1 LOB: 1 BB: 0 P: 6	R: 2 E: 1 K: 0 S: 5	H: 2 LOB: 1 BB: 0 P: 6	R: 0 E: 0 K: 2 S: 8	H: 1 LOB: 2 BB: 0 P: 9	R: 0 E: 0 K: 2 S: 7	H: 0 LOB: 0 BB: 0 P: 7	R: 0 E: 0 K: 0 S: 3	H: 0 LOB: 0 BB: 0 P: 3	R: 0 E: 0 K: 0 S: 3	H: 0 LOB: 0 BB: 0 P: 3	R: 0 E: 0 K: 0 S: 2	H: 0 LOB: 1 BB: 2 P: 10	R: 1 E: 0 K: 0 S: 4	H: 1 LOB: 1 BB: 1 P: 8	1B: 5 2B: 3 3B: 0 HR: 1	SF: 0 SAC: 0 DP: 2 HBP: 2	WP: 0 PB: 0 SB: 0 CS: 0	PA: 38
PITCHER Doyle Alexander, R (1, 1) ERA: 4.62	IP: 3.0 WLS: 0 BF: 17 H: 7 R: 4 ER: 2 SO: 1 BB: 0 IBB: 0 HBP: 2 BLK: 0 WP: 0 HR: 0 S: 17 P: 19 ERA: 6.00 WHIP: 2.333	Wayne Garland, R (4, 1) ERA: 2.08	IP: 4.1 WLS: 1 BF: 15 H: 0 R: 0 ER: 0 SO: 4 BB: 2 IBB: 0 HBP: 0 BLK: 0 WP: 0 HR: 0 S: 21 P: 29 ERA: 0.00 WHIP: 0.462	Grant Jackson, L (8, 1) ERA: 3.54	IP: 0.2 WLS: 0 BF: 2 H: 1 R: 1 ER: 1 SO: 0 BB: 0 IBB: 0 HBP: 0 BLK: 0 WP: 0 HR: 1 S: 2 P: 2 ERA: 13.50 WHIP: 1.500	Bob Reynolds, R (9, 1) ERA: 3.0	IP: 0.1 WLS: 0 BF: 2 H: 0 R: 0 ER: 0 SO: 0 BB: 1 IBB: 0 HBP: 0 BLK: 0 WP: 0 HR: 0 S: 1 P: 5 ERA: 0.00 WHIP: 3.000	Don Hood, L (9, 1) ERA: 3.28	IP: 0.1 WLS: 0 BF: 1 H: 0 R: 0 ER: 0 SO: 0 BB: 0 IBB: 0 HBP: 0 BLK: 0 WP: 0 HR: 0 S: 0 P: 1 ERA: 0.00 WHIP: 0.000	PITCHER Dave Johnson, R (9, 1) ERA: 5.4	IP: 0.1 WLS: 0 BF: 1 H: 0 R: 0 ER: 0 SO: 0 BB: 0 IBB: 0 HBP: 0 BLK: 0 WP: 0 HR: 0 S: 1 P: 1 ERA: 0.00 WHIP: 0.000											

Batter	1	2	3	4	5	6	7	8	9	AB R H RBI BB SO LOB	TOP																
Al Bumbry, L (1, 7) OBP: 0.236, SLG: 0.279	0-0 4-3		0-3 K		0-0 G1-6-3		0-0 4-3		0-0 3B	5 0 1 1 0 1 1																	
Rich Coggins, L (1, 9) OBP: 0.263, SLG: 0.277	1-0 BLK G3 1B HBP		0-0 G3		0-0 4-3			0-0 1B SF8 1B	0-0 G3	4 2 1 0 0 0 2																	
Tommy Davis, R (1, 10) OBP: 0.291, SLG: 0.346	0-0 G3		0-0 F8			0-0 5-3		0-0 1B WP		4 0 1 0 0 0 1																	
Boog Powell, L (1, 3) OBP: 0.332, SLG: 0.452	0-0 1B 2-H 1B			0-0 4-3		0-3 K		0-0 SF8		3 0 1 2 0 1 0																	
Bobby Grich, R (1, 4) OBP: 0.391, SLG: 0.510	0-0 1-2 1B			0-0 2B		4-0 1B BB		4-0 1-2 G5-4-3 BB		2 0 2 0 2 0 0																	
Brooks Robinson, R (1, 5) OBP: 0.374, SLG: 0.413	0-0 F8			4-0 BB		0-0 1-3 1B		0-0 G5-4-3		3 0 1 0 1 0 4																	
Earl Williams, R (1, 2) OBP: 0.343, SLG: 0.359		0-0 F1		0-0 F8		0-0 F5			0-0 1B 1B	4 0 1 0 0 0 4																	
Enos Cabell, R (9, PR) OBP: 0.261, SLG: 0.295										0 0 0 0 0 0 0																	
Elrod Hendricks, L (9, 2) OBP: 0.333, SLG: 0.473										0 0 0 0 0 0 0																	
Paul Blair, R (1, 8) OBP: 0.311, SLG: 0.424		0-0 G3		0-0 F8			0-0 6-3		0-0 FC4-6 1B	4 0 1 0 0 0 2																	
Frank Baker, L (1, 6) OBP: 0.150, SLG: 0.056		0-0 F8			4-0 G1-6-3 BB		0-0 F9		0-0 FC4-6 3B	3 1 0 0 1 0 1																	
Inning Stats	R: 1 E: 0 K: 0 S: 5	H: 2 LOB: 2 BB: 0 P: 6	R: 0 E: 0 K: 0 S: 3	H: 0 LOB: 0 BB: 0 P: 3	R: 0 E: 0 K: 1 S: 5	H: 0 LOB: 0 BB: 0 P: 5	R: 0 E: 0 K: 0 S: 4	H: 1 LOB: 2 BB: 1 P: 8	R: 0 E: 0 K: 0 S: 2	H: 0 LOB: 0 BB: 1 P: 6	R: 0 E: 0 K: 1 S: 6	H: 1 LOB: 2 BB: 1 P: 10	R: 0 E: 0 K: 0 S: 3	H: 0 LOB: 0 BB: 0 P: 3	R: 1 E: 0 K: 0 S: 4	H: 2 LOB: 1 BB: 1 P: 8	R: 1 E: 0 K: 0 S: 5	H: 3 LOB: 2 BB: 0 P: 5	1B: 7 2B: 1 3B: 1 HR: 0	SF: 1 SAC: 0 DP: 2 HBP: 1	WP: 1 PB: 0 SB: 0 CS: 0	PA: 38					
PITCHER	IP	WLS	BF	H	R	ER	SO	BB	IBB	HBP	BLK	WP	HR	S	P	ERA	WHIP										
Dick Lange, R (1, 1) ERA: 3.43	7.0	L	30	6	2	2	2	3	0	1	1	0	0	30	43	2.57	1.286										
Luis Quintana, L (8, 1) ERA:	0.1		1	0	0	0	0	0	0	0	0	0	0	1	1	0.00	0.000										
Dave Sells, R (8, 1) ERA: 2.28	1.2		7	3	1	1	0	1	0	0	0	1	0	6	10	5.40	2.400										

Baltimore Orioles @ California Angels
Anaheim Stadium, Anaheim, CA
 Tue Jul 09 1974, 10:05 PM EDT
 Att. 8,213 - Unknown

livebaseballscorecards.com

AB	32
R	3
H	9
RBI	3
BB	4
SO	2
LOB	15



Batter	1	2	3	4	5	6	7	8	9
Mickey Rivers, L OBP: 0.320, SLG: 0.363 (1, 8)	0-0 E4 1B S FC5-4		0-0 6-3			0-0 SH5-3 1B		0-0 F9	
Dave Chalk, R OBP: 0.337, SLG: 0.358 (1, 5) (8, 6)	0-0 FC5-4 1-3 1B		0-0 4-3			0-0 G5-3 SH5-3 1-2 1B		0-0 F7	
Leroy Stanton, R OBP: 0.376, SLG: 0.510 (1, 9)	0-0 FC5-4 1-2f 3-H		0-0 5-3			0-0 SH5-3 1-2 2-3		0-0 WP 1B	
Frank Robinson, R OBP: 0.343, SLG: 0.419 (1, 10)	0-3 K 1-2			0-3 K		4-0 IBB		0-0 6-3 1-2	
Bob Oliver, R OBP: 0.269, SLG: 0.333 (1, 3) Tom McCraw, L OBP: 0.357, SLG: 0.442 (9, PH)	0-0 G3			0-0 F8		0-0 G5-3 2-3f		0-0 F5	
Bobby Valentine, R OBP: 0.279, SLG: 0.339 (1, 7) Joe Lahoud, L OBP: 0.332, SLG: 0.468 (9, PH)		0-0 6-3		0-0 5-3			0-0 F8	0-3 K	
Elie Rodriguez, R OBP: 0.362, SLG: 0.347 (1, 2)		4-0 FC6-4 BB			0-0 F7		4-0 4-3 BB	0-3 K	
Denny Doyle, L OBP: 0.288, SLG: 0.287 (1, 4)		0-0 F8			0-0 F8		0-0 4-3		
Orlando Ramirez, R OBP: 0.222, SLG: 0.125 (1, 6) Paul Schaal, R OBP: 0.324, SLG: 0.330 (7, PH) (8, 5)		0-0 FC6-4 1-2f			0-0 F9		0-3 K		

Inning Stats	R: 1	H: 1	E: 1	K: 1	S: 7	LOB: 1	BB: 0	P: 7
R: 0	H: 0	E: 0	K: 0	S: 3	LOB: 1	BB: 1	P: 7	
R: 0	H: 0	E: 0	K: 0	S: 3	LOB: 0	BB: 0	P: 3	
R: 0	H: 0	E: 0	K: 1	S: 5	LOB: 0	BB: 0	P: 5	
R: 0	H: 0	E: 0	K: 0	S: 3	LOB: 0	BB: 0	P: 3	
R: 0	H: 2	E: 0	K: 0	S: 4	LOB: 2	BB: 1	P: 8	
R: 0	H: 0	E: 0	K: 1	S: 5	LOB: 1	BB: 1	P: 9	
R: 0	H: 1	E: 0	K: 0	S: 4	LOB: 1	BB: 0	P: 4	
R: 0	H: 0	E: 0	K: 2	S: 7	LOB: 0	BB: 0	P: 7	

PITCHER	IP	WLS	BF	H	R	ER	SO	BB	IBB	HBP	BLK	WP	HR	S	P	ERA	WHIP
Mike Cuellar, L ERA: 3.12 (1, 1)	7.2	W	30	4	1	0	3	2	1	0	0	0	0	33	45	0.00	0.783
Bob Reynolds, R ERA: 2.9 (8, 1)	1.1	S	4	0	0	0	2	0	0	0	0	1	0	8	8	0.00	0.000

BOTTOM

AB	R	H	RBI	BB	SO	LOB
4	1	1	0	0	0	0
4	0	2	0	0	0	0
3	0	1	1	0	0	1
3	0	0	0	1	2	2
3	0	0	0	0	0	4
1	0	0	0	0	0	0
3	0	0	0	0	0	0
1	0	0	0	0	1	0
2	0	0	0	2	1	0
3	0	0	0	0	0	2
2	0	0	0	0	0	1
1	0	0	0	0	1	1

AB	30
R	1
H	4
RBI	1
BB	3
SO	5
LOB	11

WP: 1 PA: 34
PB: 0
SB: 2
CS: 0



Baltimore Orioles @ California Angels
Anaheim Stadium, Anaheim, CA
 Tue Jul 09 1974, 10:05 PM EDT
 Att. 8,213 - Unknown

livebaseballscorecards.com

Batter	1	2	3	4	5	6	7	8	9	AB R H RBI BB SO LOB
Mickey Rivers, L (1, 8) OBP: 0.324, SLG: 0.367	0-0 F8			0-0 G6-4-3 1B		0-0 1B			0-0 1B E 1B	4 1 3 0 0 0 0
Dave Chalk, R (1, 5) OBP: 0.336, SLG: 0.356	0-0 F7			0-0 G6-4-3 1-2f		0-0 F3			0-0 FC6-4 1B	4 0 1 0 0 0 2
Leroy Stanton, R (1, 9) OBP: 0.370, SLG: 0.500	0-0 F8			0-0 F3		0-0 5-3			0-0 FC6-4 1-2f 2-H	4 0 0 0 0 0 2
Frank Robinson, R (1, 10) OBP: 0.339, SLG: 0.413		0-0 F9			0-0 F8		0-0 5-3		0-3 K	4 0 0 0 0 1 1
Bob Oliver, R (1, 3) OBP: 0.269, SLG: 0.332		0-0 1-3			0-0 1B 1B		0-3 K		0-0 F8	4 0 1 0 0 1 1
Bobby Valentine, R (1, 7) OBP: 0.278, SLG: 0.337		0-0 6-3			0-0 1-2 1B		0-0 F8			1 0 0 0 0 0 0
Winston Llenas, R (5, PH) OBP: 0.296, SLG: 0.378										2 0 1 0 0 0 0
Elie Rodriguez, R (1, 2) OBP: 0.359, SLG: 0.345			0-0 F5		0-3 K			0-0 1-3		2 0 0 0 0 1 2
Charlie Sands, L (6, 2) OBP: 0.338, SLG: 0.368										1 0 0 0 0 0 0
Denny Doyle, L (1, 4) OBP: 0.286, SLG: 0.284			0-0 1-3		0-0 6-3			0-0 F8		3 0 0 0 0 0 2
Orlando Ramirez, R (1, 6) OBP: 0.167, SLG: 0.091			0-3 K			0-0 F4		0-3 K		3 0 0 0 0 2 0

Inning Stats	R: 0	H: 0	E: 0	LOB: 0	K: 0	BB: 0	S: 3	P: 3	R: 0	H: 0	E: 0	LOB: 0	K: 1	BB: 0	S: 5	P: 5	R: 0	H: 2	E: 0	LOB: 2	K: 1	BB: 0	S: 7	P: 7	R: 0	H: 1	E: 0	LOB: 1	K: 0	BB: 0	S: 4	P: 4	R: 0	H: 0	E: 0	LOB: 0	K: 1	BB: 0	S: 5	P: 5	R: 0	H: 0	E: 0	LOB: 0	K: 1	BB: 0	S: 5	P: 5	R: 1	H: 2	E: 1	LOB: 1	K: 1	BB: 0	S: 7	P: 7	1B: 6	SF: 0	2B: 0	SAC: 0	3B: 0	DP: 1	HR: 0	HBP: 0	WP: 0	PA: 32
PITCHER Ross Grimsley, L (1, 1) ERA: 3.22	IP	WLS	BF	H	R	ER	SO	BB	IBB	HBP	BLK	WP	HR	S	P	ERA	WHIP	IP	WLS	BF	H	R	ER	SO	BB	IBB	HBP	BLK	WP	HR	S	P	ERA	WHIP	IP	WLS	BF	H	R	ER	SO	BB	IBB	HBP	BLK	WP	HR	S	P	ERA	WHIP															

BOTTOM

Baltimore Orioles @ California Angels
Anaheim Stadium, Anaheim, CA
 Wed Jul 10 1974, 6:33 AM EDT
 Att. 6,731 - Unknown

livebaseballscores.com

AB	32
R	1
H	6
RBI	0
BB	0
SO	5
LOB	10



Batter	1	2	3	4	5	6	7	8	9	AB R H RBI BB SO LOB	TOP												
Al Bumbry, L (1, 7) OBP: 0.242, SLG: 0.279	0-0 F8		4-0 S 2B BB	0-3 K			0-0 L8		0-0 F9	4 1 0 0 1 1 2													
Rich Coggins, L (1, 9) OBP: 0.274, SLG: 0.307	0-0 S 1B		0-0 F9			0-0 1B 2B	0-0 4-3		0-0 F9	5 2 2 0 0 0 1													
Bobby Grich, R (1, 4) OBP: 0.392, SLG: 0.510	0-3 K		0-0 2B			0-3 K	0-0 1B			4 0 2 1 0 2 2													
Tommy Davis, R (1, 10) OBP: 0.298, SLG: 0.352	0-0 2-H 1B		0-0 6-3			0-0 G4-6-3 1B	0-0 F3			4 0 2 2 0 0 2													
Boog Powell, L (1, 3) OBP: 0.327, SLG: 0.456	0-3 K		0-0 F5			0-0 G4-6-3 1-2f		0-0 F6		4 0 0 0 0 1 3													
Paul Blair, R (1, 8) OBP: 0.307, SLG: 0.416		0-0 F8		0-0 F3		0-0 B1-3		0-0 F8 S CS 1B		4 0 1 0 0 0 0													
Brooks Robinson, R (1, 5) OBP: 0.382, SLG: 0.417		0-0 1B		0-0 WP 1B		0-0 F9		4-0 B B B B 1-2 BB		3 0 2 0 1 0 0													
Elrod Hendricks, L (1, 2) OBP: 0.333, SLG: 0.435		0-0 F8		4-0 B B B B 1-2 BB		4-0 BB		0-0 F8 2-3		2 0 0 0 2 0 3													
Mark Belanger, R (1, 6) OBP: 0.325, SLG: 0.378		0-0 3-1		0-3 K		0-3 K		0-0 CS 3-H	0-0 F8	4 0 0 0 0 2 4													
Inning Stats	R: 1 E: 0 K: 2 S: 9	H: 2 LOB: 1 BB: 0 P: 9	R: 0 E: 0 K: 0 S: 4	H: 1 LOB: 1 BB: 0 P: 4	R: 1 E: 0 K: 0 S: 4	H: 1 LOB: 1 BB: 1 P: 8	R: 0 E: 0 K: 2 S: 8	H: 1 LOB: 2 BB: 1 P: 12	R: 1 E: 0 K: 1 S: 6	H: 2 LOB: 0 BB: 0 P: 6	R: 0 E: 0 K: 1 S: 5	H: 0 LOB: 1 BB: 1 P: 9	R: 0 E: 0 K: 0 S: 4	H: 1 LOB: 1 BB: 0 P: 4	R: 0 E: 0 K: 0 S: 3	H: 1 LOB: 1 BB: 1 P: 7	R: 0 E: 0 K: 0 S: 3	H: 0 LOB: 0 BB: 0 P: 3	1B: 7 2B: 2 3B: 0 HR: 0	SF: 0 SAC: 0 DP: 1 HBP: 0	WP: 1 PB: 0 SB: 3 CS: 1	PA: 39	
PITCHER Bart Johnson, R (1, 1) ERA: 2.0	IP 9.0	WLS W	BF 38	H 9	R 3	ER 3	SO 6	BB 4	IBB 0	HBP 0	BLK 0	WP 1	HR 0	S 46	P 62	ERA 3.00	WHIP 1.444						PITCHER IP WLS BF H R ER SO BB IBB HBP BLK WP HR S P ERA WHIP

Baltimore Orioles @ Chicago White Sox
Comiskey Park, Chicago, IL
Thu Jul 11 1974, 8:05 PM EDT
Att. 11,790 - Unknown

livebaseballscorecards.com

AB 34
R 3
H 9
RBI 3
BB 4
SO 6
LOB 17



Batter	1	2	3	4	5	6	7	8	9	AB	R	H	RBI	BB	SO	LOB
Lee Richard, R OBP: 0.174, SLG: 0.136 (1, 4)	F9		FC6-4			F8		FC5-4		4	1	0	0	0	0	3
Carlos May, L OBP: 0.319, SLG: 0.354 (1, 7)	4-3			K				F3		4	0	1	0	0	1	1
Dick Allen, R OBP: 0.372, SLG: 0.576 (1, 3)	F8			5-3		F6		E		4	1	1	0	0	0	2
Bill Melton, R OBP: 0.307, SLG: 0.378 (1, 5)		BB		K		K		E8		3	0	1	1	1	2	2
Ken Henderson, S OBP: 0.355, SLG: 0.429 (1, 8)		G6-4-3				6-3		4-3		4	0	1	0	0	0	2
Brian Downing, R OBP: 0.390, SLG: 0.504 (1, 9)						HR				2	2	1	1	2	0	0
Ron Santo, R OBP: 0.318, SLG: 0.322 (1, 10)										1	0	1	0	0	0	0
Tony Muser, L OBP: 0.356, SLG: 0.398 (7, PH)										1	0	0	0	0	0	2
Hugh Yancy, R (9, PH)										0	0	0	0	0	0	0
Ed Herrmann, L OBP: 0.308, SLG: 0.387 (1, 2)				K		L1-3		L3		4	0	0	0	0	1	5
Bucky Dent, R OBP: 0.283, SLG: 0.336 (1, 6)				FC5-4						4	0	2	0	0	0	1

Inning Stats	R: 0	H: 0	E: 0	K: 0	S: 3	H: 0	LOB: 0	BB: 0	P: 3	R: 0	H: 0	E: 0	K: 1	S: 5	H: 0	LOB: 1	BB: 0	P: 6	R: 0	H: 0	E: 0	K: 2	S: 7	R: 1	H: 2	E: 0	K: 0	S: 4	H: 2	LOB: 2	BB: 0	P: 7	R: 0	H: 1	E: 0	K: 0	S: 3	R: 2	H: 3	E: 1	K: 0	S: 6	H: 0	LOB: 0	BB: 1	P: 6	R: 1	H: 0	E: 0	K: 0	S: 2	1B: 7	2B: 2	3B: 0	HR: 1	SF: 0	SAC: 1	DP: 3	HBP: 1	WP: 1	PB: 0	SB: 0	CS: 0	PA: 36
--------------	------	------	------	------	------	------	--------	-------	------	------	------	------	------	------	------	--------	-------	------	------	------	------	------	------	------	------	------	------	------	------	--------	-------	------	------	------	------	------	------	------	------	------	------	------	------	--------	-------	------	------	------	------	------	------	-------	-------	-------	-------	-------	--------	-------	--------	-------	-------	-------	-------	--------

PITCHER	IP	WLS	BF	H	R	ER	SO	BB	IBB	HBP	BLK	WP	HR	S	P	ERA	WHIP
Dave McNally, L ERA: 4.06 (1, 1)	6.0		24	5	1	1	4	2	0	1	0	0	1	29	38	1.50	1.167
Dave Johnson, R ERA: 4.91 (7, 1)	0.1		1	0	0	0	0	0	0	0	0	0	0	1	1	0.00	0.000
Don Hood, L ERA: 3.41 (7, 1)	1.1		4	1	1	1	0	0	0	0	0	0	0	4	4	6.75	0.750
Bob Reynolds, R ERA: 3.1 (8, 1)	0.1	L	4	2	2	1	0	1	0	0	0	0	0	3	7	27.00	9.000
Grant Jackson, L ERA: 3.45 (9, 1)	0.2		3	0	0	0	0	0	0	0	0	1	0	2	2	0.00	0.000


BOTTOM

Baltimore Orioles @ Chicago White Sox
Comiskey Park, Chicago, IL

Thu Jul 11 1974, 8:05 PM EDT
Att. 11,790 - Unknown

livebaseballscorecards.com

AB	31
R	4
H	8
RBI	2
BB	3
SO	4
LOB	18



Batter	1	2	3	4	5	6	7	8	9	AB R H RBI BB SO LOB	TOP									
Paul Blair, R OBP: 0.305, SLG: 0.412 (1, 8) X	0-0 F9 ①		0-0 1B 1-2		0-0 F7 ③		0-3 K ③		0-0 F9 ③	5 0 1 0 0 1 2	<p>Baltimore Orioles @ Chicago White Sox Comiskey Park, Chicago, IL</p> <p>Fri Jul 12 1974, 8:05 PM EDT Att. 20,486 - Unknown</p> <p>livebaseballscorecards.com</p>									
Enos Cabell, R OBP: 0.280, SLG: 0.313 (1, 3) S	0-3 K ②		0-0 F5 ③			0-0 1B 1B		0-0 HR 1B	4 1 2 0 0 1 2											
Bobby Grich, R OBP: 0.394, SLG: 0.519 (1, 4) X	0-0 6-3 ③			0-0 G4-6-3 1B		0-0 F4 ①		0-0 HR 1-H 1B	4 1 2 2 0 0 1											
Tommy Davis, R OBP: 0.300, SLG: 0.354 (1, 10) X		0-0 G6-4-3 1B		0-0 G4-6-3 1B ① ②		0-0 FC6-4 1B 1-2		0-0 1-3 ①	4 0 2 0 0 0 1											
Earl Williams, R OBP: 0.342, SLG: 0.357 (1, 2) X		0-0 F6 ①		0-0 1B		0-0 F6 ②		0-0 5-3 ②	4 0 1 0 0 0 3											
Don Baylor, R OBP: 0.321, SLG: 0.328 (1, 7) X		0-0 G6-4-3 ② ③		0-0 F8 ③		0-0 FC6-4 1-2		0-0 5-3 ③	4 0 0 0 0 0 4											
Brooks Robinson, R OBP: 0.378, SLG: 0.411 (1, 5) X			0-0 F7 ①		0-0 F7 ①		0-3 K ①		0-0 6-3 ①	4 0 0 0 0 1 0										
Jim Fuller, R OBP: 0.289, SLG: 0.439 (1, 9) S			0-3 K ②		0-3 K ②		0-0 HR		0-3 K ②	4 1 1 1 0 3 0										
Mark Belanger, R OBP: 0.331, SLG: 0.384 (1, 6) X			0-0 1B 1B		0-0 1B		0-0 6-3 ②		0-0 1B	4 0 3 0 0 0 0										
Inning Stats	R: 0 H: 0 E: 0 K: 1 S: 5	H: 0 LOB: 0 BB: 0 P: 5	R: 0 H: 1 E: 0 K: 0 S: 3	H: 1 LOB: 0 BB: 0 P: 3	R: 0 H: 2 E: 0 K: 1 S: 7	H: 2 LOB: 2 BB: 0 P: 7	R: 0 H: 2 E: 0 K: 0 S: 4	H: 2 LOB: 1 BB: 0 P: 4	R: 0 H: 1 E: 0 K: 1 S: 6	H: 1 LOB: 1 BB: 0 P: 6	R: 0 H: 2 E: 0 K: 0 S: 5	H: 2 LOB: 2 BB: 0 P: 5	R: 1 H: 1 E: 0 K: 2 S: 8	H: 1 LOB: 0 BB: 0 P: 8	R: 2 H: 2 E: 0 K: 0 S: 5	H: 2 LOB: 0 BB: 0 P: 5	R: 0 H: 1 E: 0 K: 1 S: 6	H: 1 LOB: 1 BB: 0 P: 6	1B: 10 SF: 0 2B: 0 SAC: 0 3B: 0 DP: 2 HR: 2 HBP: 0	WP: 0 PA: 37 PB: 0 SB: 0 CS: 0
PITCHER Jim Kaat, L (1, 1) ERA: 3.67 Rich Gossage, R (8, 1) ERA: 4.97	IP 7.0 WLS 30 BF 11 H 3 ER 3 SO 5 BB 0 IBB 0 HBP 0 BLK 0 WP 0 HR 2 S 40 P 40 ERA 3.86 WHIP 1.571	IP 2.0 WLS 7 BF 1 H 0 ER 0 SO 1 BB 0 IBB 0 HBP 0 BLK 0 WP 0 HR 0 S 9 P 9 ERA 0.00 WHIP 0.500											PITCHER IP WLS BF H R ER SO BB IBB HBP BLK WP HR S P ERA WHIP							

AB	37
R	3
H	12
RBI	3
BB	0
SO	6
LOB	13



Batter	1	2	3	4	5	6	7	8	9	AB	R	H	RBI	BB	SO	LOB
Pat Kelly, L OBP: 0.333, SLG: 0.349 (1, 10)	0-0 4-3	0-0 G4-6-3			0-0 L5-3			0-0 F8		4	0	0	0	0	0	2
Jorge Orta, L OBP: 0.394, SLG: 0.481 (1, 4)	0-0 5-3 1B		0-0 K S 1B		0-0 4-3			0-3 K		4	1	2	0	0	1	0
Dick Allen, R OBP: 0.371, SLG: 0.571 (1, 3)	0-0 5-3 1-2		0-3 K 1-3		0-0 4-3			0-0 1B		4	0	1	0	0	1	2
Carlos May, L OBP: 0.321, SLG: 0.352 (1, 7)	4-0 1B E BB		0-3 K		4-0 BB BB			0-3 K		2	1	0	0	2	2	1
Ken Henderson, S OBP: 0.357, SLG: 0.428 (1, 8)	0-0 E8 E 1B			4-0 WP BB			0-0 F7		0-0 F7	3	1	1	1	1	0	1
Bill Melton, R OBP: 0.304, SLG: 0.372 (1, 5)	0-0 E9 3-H		0-0 L5 1-2		0-0 F8			0-0 F3		4	0	0	0	0	0	2
Bill Sharp, L OBP: 0.356, SLG: 0.392 (1, 9)	0-0 F7		0-0 G3-6-3 1B		0-0 F8			4-0 2B BB		3	1	1	0	1	0	1
Ed Herrmann, L OBP: 0.311, SLG: 0.393 (1, 2)		0-0 G4-6-3 1B		0-0 G3-6-3 1-2f			0-0 6-3		0-0 2B 1-H	4	0	2	1	0	0	2
Bucky Dent, R OBP: 0.284, SLG: 0.336 (1, 6)		0-0 F8		0-0 L5-3 1B			0-0 6-3			3	0	1	0	0	0	1

Inning Stats	R: 3	H: 2	E: 2	K: 0	S: 6	LOB: 1	BB: 1	P: 10
	R: 0	H: 1	E: 0	K: 0	S: 3	LOB: 0	BB: 0	P: 3
	R: 0	H: 1	E: 0	K: 2	S: 7	LOB: 0	BB: 0	P: 7
	R: 0	H: 1	E: 0	K: 0	S: 3	LOB: 1	BB: 1	P: 7
	R: 0	H: 1	E: 0	K: 0	S: 3	LOB: 0	BB: 0	P: 3
	R: 0	H: 0	E: 0	K: 0	S: 3	LOB: 1	BB: 1	P: 7
	R: 0	H: 0	E: 0	K: 0	S: 3	LOB: 0	BB: 0	P: 3
	R: 0	H: 1	E: 0	K: 2	S: 8	LOB: 1	BB: 0	P: 8
	R: 1	H: 1	E: 0	K: 0	S: 3	LOB: 1	BB: 1	P: 7
	1B: 7	2B: 2	3B: 0	HR: 0	SF: 0	SAC: 0	DP: 3	HBP: 0

PITCHER	IP	WLS	BF	H	R	ER	SO	BB	IBB	HBP	BLK	WP	HR	S	P	ERA	WHIP
Doyle Alexander, R ERA: 4.32 (1, 1)	8.2	L	35	8	4	2	4	4	0	0	0	1	0	39	55	2.08	1.385


BOTTOM

Baltimore Orioles @ Chicago White Sox
Comiskey Park, Chicago, IL

Fri Jul 12 1974, 8:05 PM EDT
Att. 20,486 - Unknown

AB	31
R	4
H	8
RBI	2
BB	4
SO	4
LOB	12

WP: 1 PA: 35
PB: 0
SB: 1
CS: 0



Batter	1	2	3	4	5	6	7	8	9	AB R H RBI BB SO LOB	TOP
Paul Blair, R OBP: 0.301, SLG: 0.406 (1, 8) X	0-0 5-3		0-0 F9		0-0 5-3		0-0 F4			4 0 0 0 0 0 1	
Bobby Grich, R OBP: 0.395, SLG: 0.518 (1, 4) BBB	4-0 BB BB		0-0 F7			0-0 PB 1B		0-0 5-3		3 1 1 0 1 0 0	
Tommy Davis, R OBP: 0.300, SLG: 0.350 (1, 10) BBB	4-0 1-2 BB		0-0 6-3			0-0 F4 1-3		0-3 K		3 0 0 0 1 1 1	
Earl Williams, R OBP: 0.341, SLG: 0.356 (1, 2) X	0-0 F3			0-0 F9		0-0 5-3		0-0 PB 1B		4 0 1 0 0 0 3	
Don Baylor, R OBP: 0.320, SLG: 0.327 (1, 7) X	0-0 4-3			0-0 1-3		0-0 CS 1B		0-0 4-3 1-2		4 0 1 1 0 0 3	
Brooks Robinson, R OBP: 0.379, SLG: 0.409 (1, 5) BBBB		4-0 BB		0-0 G3		0-0 F2 1-2			4-0 SH1-3 BB	2 0 0 0 2 0 1	
Boog Powell, L OBP: 0.327, SLG: 0.455 (1, 3) SSS		0-3 K			0-0 4-3		0-0 E G3 SF7 1B		0-0 SH1-3 1-2	3 1 1 0 0 1 1	
Enos Cabell, R OBP: 0.259, SLG: 0.288 (1, 9) SSS		0-3 K			0-0 E6 S		0-0 G3 1-3		0-0 F5	4 0 0 0 0 1 3	
Mark Belanger, R OBP: 0.326, SLG: 0.379 (1, 6) X		0-0 F8			0-0 F2 1-2		0-0 SF7 3-H		0-0 F8	3 0 0 1 0 0 3	
Inning Stats	R: 0 E: 0 K: 0 S: 3 H: 0 LOB: 2 BB: 2 P: 11	R: 0 E: 0 K: 2 S: 7 H: 0 LOB: 1 BB: 1 P: 11	R: 0 E: 0 K: 0 S: 3 H: 0 LOB: 0 BB: 0 P: 3	R: 0 E: 0 K: 0 S: 3 H: 0 LOB: 0 BB: 0 P: 3	R: 0 E: 1 K: 0 S: 4 H: 0 LOB: 1 BB: 0 P: 4	R: 1 E: 0 K: 0 S: 5 H: 2 LOB: 1 BB: 0 P: 5	R: 1 E: 1 K: 0 S: 4 H: 1 LOB: 0 BB: 0 P: 4	R: 0 E: 0 K: 1 S: 6 H: 1 LOB: 1 BB: 0 P: 6	R: 0 E: 0 K: 0 S: 3 H: 0 LOB: 1 BB: 1 P: 7	1B: 4 2B: 0 3B: 0 HR: 0 SF: 1 SAC: 1 DP: 0 HBP: 0	WP: 0 PB: 3 SB: 1 CS: 1 PA: 36
PITCHER Wilbur Wood, L ERA: 3.74 (1, 1)	IP: 9.0 WLS: L BF: 36 H: 4 R: 2 ER: 1 SO: 3 BB: 4 IBB: 0 HBP: 0 BLK: 0 WP: 0 HR: 0 S: 38 P: 54 ERA: 1.00 WHIP: 0.889	PITCHER IP WLS BF H R ER SO BB IBB HBP BLK WP HR S P ERA WHIP									

Baltimore Orioles @ Chicago White Sox
Comiskey Park, Chicago, IL
Sat Jul 13 1974, 8:05 PM EDT
Att. 25,593 - Unknown

livebaseballscorecards.com

AB 30
R 2
H 4
RBI 2
BB 4
SO 3
LOB 16



Batter	1	2	3	4	5	6	7	8	9	AB	R	H	RBI	BB	SO	LOB
Pat Kelly, L (1, 9) OBP: 0.328, SLG: 0.344	0-0 4-3		0-0 5-3			0-0 1-3		0-3 K		4	0	0	0	0	1	1
Jorge Orta, L (1, 4) OBP: 0.388, SLG: 0.473	0-0 4-3		0-3 K			0-0 F8		0-0 F9		4	0	0	0	0	1	1
Dick Allen, R (1, 3) OBP: 0.369, SLG: 0.566	4-0 BB			0-0 6-3			0-0 F4		0-0 6-3	3	0	0	0	1	0	0
Bill Melton, R (1, 5) OBP: 0.300, SLG: 0.367	0-0 F3			0-0 F3			0-0 E7 1B 2B		0-0 F8	4	1	0	0	0	0	1
Ken Henderson, S (1, 8) OBP: 0.361, SLG: 0.430		4-0 BB		0-3 K			0-0 2-3 1B		0-0 1B	3	0	2	0	1	1	0
Brian Downing, R (1, 7) OBP: 0.389, SLG: 0.508		0-3 K			0-0 G3		0-0 2B		0-3 K	3	0	1	1	0	1	1
Carlos May, L (9, PH) OBP: 0.320, SLG: 0.351							0-0 3-H 2B			1	0	0	0	0	1	1
Ron Santo, R (1, 10) OBP: 0.315, SLG: 0.319		0-0 F8			0-0 F8		0-0 F8			3	0	0	0	0	0	2
Ed Herrmann, L (1, 2) OBP: 0.308, SLG: 0.388		0-0 G3			0-0 4-3			0-0 G3		3	0	0	0	0	0	1
Bucky Dent, R (1, 6) OBP: 0.285, SLG: 0.336			0-0 1-3			0-0 F8		0-0 1B		3	0	1	0	0	0	0
Lee Richard, R (8, PR) OBP: 0.174, SLG: 0.136										0	0	0	0	0	0	0

Inning Stats	R: 0	H: 0	E: 0	K: 0	S: 3	LOB: 1	BB: 1	P: 7	R: 0	H: 0	E: 0	K: 1	S: 5	LOB: 1	BB: 1	P: 9	R: 0	H: 0	E: 0	K: 1	S: 5	LOB: 0	BB: 0	P: 5	R: 0	H: 0	E: 0	K: 0	S: 3	LOB: 0	BB: 0	P: 3	R: 1	H: 2	E: 1	K: 0	S: 5	LOB: 1	BB: 0	P: 5	R: 0	H: 1	E: 0	K: 1	S: 6	LOB: 1	BB: 0	P: 6	R: 0	H: 1	E: 0	K: 1	S: 6	LOB: 1	BB: 0	P: 6	1B: 3	SF: 0	2B: 1	SAC: 0	3B: 0	DP: 0	HR: 0	HBP: 0	WP: 0	PA: 33
--------------	------	------	------	------	------	--------	-------	------	------	------	------	------	------	--------	-------	------	------	------	------	------	------	--------	-------	------	------	------	------	------	------	--------	-------	------	------	------	------	------	------	--------	-------	------	------	------	------	------	------	--------	-------	------	------	------	------	------	------	--------	-------	------	-------	-------	-------	--------	-------	-------	-------	--------	-------	--------

PITCHER	IP	WLS	BF	H	R	ER	SO	BB	IBB	HBP	BLK	WP	HR	S	P	ERA	WHIP
Mike Cuellar, L (1, 1) ERA: 2.94	8.0	W	29	3	1	0	4	2	0	0	0	0	0	35	43	0.00	0.625
Dave Johnson, R (9, 1) ERA: 4.15	0.2		3	1	0	0	0	0	0	0	0	0	0	3	3	0.00	1.500
Grant Jackson, L (9, 1) ERA: 3.41	0.1	S	1	0	0	0	1	0	0	0	0	0	0	3	3	0.00	0.000

BOTTOM

Baltimore Orioles @ Chicago White Sox
Comiskey Park, Chicago, IL
Sat Jul 13 1974, 8:05 PM EDT
Att. 25,593 - Unknown

livebaseballscorecards.com

AB	31
R	1
H	4
RBI	1
BB	2
SO	5
LOB	8



Batter	1	2	3	4	5	6	7	8	9	AB R H RBI BB SO LOB	TOP									
Al Bumbry, L (1, 7) OBP: 0.242, SLG: 0.275	0-0 4-3		0-0 6-3		0-0 F7			1-0 BB BB FC9-6 HBP		3 1 0 0 0 0 2										
Rich Coggins, L (1, 9) OBP: 0.282, SLG: 0.313	0-0 FC6 1B		0-0 S 1B		0-0 F5			4-0 FC9-6 BB 1-2 BB		3 0 2 0 1 0 2										
Tommy Davis, R (1, 10) OBP: 0.296, SLG: 0.346	0-0 FC6 1-2f		0-0 6-3 1-2		0-0 1-3			0-0 F9		4 0 0 0 0 0 4										
Boog Powell, L (1, 3) OBP: 0.339, SLG: 0.455	4-0 BB			4-0 G5-4-3 BB		4-0 CS BB		4-0 FC9-6 1-2 BB 2-3		0 0 0 0 4 0 0										
Bobby Grich, R (1, 4) OBP: 0.391, SLG: 0.511	0-3 K		0-0 G5-4-3 1-2f	0-0 G5-4-3 1-2f	0-3 K 1-2			0-0 FC9-6 1-2f 2-3 3-H		4 0 0 1 0 2 6										
Brooks Robinson, R (1, 5) OBP: 0.381, SLG: 0.406		4-0 BB BB BB G6-4-3 BB		0-0 F2		4-0 BB		0-3 K		2 0 0 0 2 1 2										
Earl Williams, R (1, 2) OBP: 0.336, SLG: 0.350		0-0 G6-4-3 1-2f		0-0 5-3		0-3 K		0-0 F8		4 0 0 0 0 1 2										
Paul Blair, R (1, 8) OBP: 0.303, SLG: 0.404		0-0 6-3		4-0 BB BB		0-0 F7		4-0 G4-6-3 BB		2 0 0 0 2 0 1										
Mark Belanger, R (1, 6) OBP: 0.326, SLG: 0.376			0-0 F7		4-0 BB BB		0-0 F9		0-0 G4-6-3 1-2f	2 0 0 0 1 0 1										
Elrod Hendricks, L (9, PH) OBP: 0.329, SLG: 0.429					1-2 BB					1 0 0 0 0 0 1										
Inning Stats	R: 0 E: 1 K: 1 S: 6	H: 1 LOB: 2 BB: 1 P: 10	R: 0 E: 0 K: 0 S: 2	H: 0 LOB: 0 BB: 1 P: 6	R: 0 E: 0 K: 0 S: 4	H: 1 LOB: 1 BB: 0 P: 4	R: 0 E: 0 K: 0 S: 2	H: 0 LOB: 0 BB: 1 P: 6	R: 0 E: 0 K: 1 S: 4	H: 0 LOB: 2 BB: 1 P: 8	R: 0 E: 0 K: 1 S: 5	H: 0 LOB: 1 BB: 1 P: 9	R: 1 E: 0 K: 1 S: 5	H: 0 LOB: 2 BB: 2 P: 14	R: 0 E: 0 K: 0 S: 2	H: 0 LOB: 0 BB: 1 P: 6	1B: 2 2B: 0 3B: 0 HR: 0	SF: 0 SAC: 0 DP: 3 HBP: 1	WP: 0 PB: 0 SB: 1 CS: 1	PA: 36
PITCHER	IP WLS BF H R ER SO BB IBB HBP BLK WP HR S P ERA WHIP																			
Stan Bahnsen, R (1, 1) ERA: 4.28	7.0 W 29 2 1 1 3 8 0 1 0 0 0 26 59 1.29 1.429																			
Rich Gossage, R (8, 1) ERA: 4.78	2.0 S 7 0 0 0 1 2 0 0 0 0 0 0 7 15 0.00 1.000																			

Baltimore Orioles @ Chicago White Sox
 Comiskey Park, Chicago, IL
 Sun Jul 14 1974, 4:33 AM EDT
 Att. 18,207 - Unknown

livebaseballscorecards.com

AB	25
R	1
H	2
RBI	1
BB	10
SO	4
LOB	21



Batter	1	2	3	4	5	6	7	8	9	AB	R	H	RBI	BB	SO	LOB
Lee Richard, R OBP: 0.185, SLG: 0.120 (1, 10)	0-0 5-3		0-3 K		0-0 L6		4-0 IBB			3	0	0	0	1	1	0
Carlos May, L OBP: 0.322, SLG: 0.352 (1, 7)	0-0 5-3 HR		0-3 K		4-0 CS BB		0-0 SF8			2	1	1	1	1	1	0
Ken Henderson, S OBP: 0.360, SLG: 0.426 (1, 8)	0-0 5-3		4-0 BB		0-0 F2		0-0 F3			3	0	0	0	1	0	4
Bill Melton, R OBP: 0.299, SLG: 0.376 (1, 5)	0-0 2-H HR		0-0 L6			0-0 L7		0-0 F3		4	1	1	2	0	0	1
Ron Santo, R OBP: 0.312, SLG: 0.315 (1, 3)	0-3 K			0-0 F9		0-3 K		0-0 4-3		3	0	0	0	0	2	0
Tony Muser, L OBP: 0.352, SLG: 0.393 (7, 3)										1	0	0	0	0	0	0
Brian Downing, R OBP: 0.386, SLG: 0.496 (1, 2)		0-3 K		4-0 BB BB		0-3 K		0-3 K		3	0	0	0	1	3	0
Bill Sharp, L OBP: 0.355, SLG: 0.391 (1, 9)		0-3 K		0-0 F7						3	1	1	0	0	1	1
Bucky Dent, R OBP: 0.293, SLG: 0.341 (1, 6)			0-0 FC6-4 1B		4-0 1-2 BB		0-0 SF8 SH3-4 1B			2	0	2	0	1	0	0
Eddie Leon, R OBP: 0.167, SLG: 0.152 (1, 4)			0-0 FC6-4		0-3 K		0-0 SH3-4			2	0	0	0	0	1	3

Inning Stats	R: 2	H: 2	E: 0	LOB: 0	K: 1	P: 7	R: 0	H: 1	E: 0	LOB: 1	K: 2	P: 8	R: 0	H: 0	E: 0	LOB: 1	K: 2	P: 11	R: 0	H: 0	E: 0	LOB: 2	K: 1	P: 13	R: 0	H: 0	E: 0	LOB: 0	K: 2	P: 6	R: 0	H: 0	E: 0	LOB: 0	K: 2	P: 7	R: 1	H: 2	E: 0	LOB: 2	K: 0	P: 9	R: 0	H: 0	E: 0	LOB: 0	K: 1	P: 5		
	1B: 4	SF: 1	2B: 0	SAC: 1	3B: 0	DP: 0	HR: 1	HBP: 0	WP: 0	PA: 33	SB: 0	CS: 1																																						

PITCHER	IP	WLS	BF	H	R	ER	SO	BB	IBB	HBP	BLK	WP	HR	S	P	ERA	WHIP	PITCHER	IP	WLS	BF	H	R	ER	SO	BB	IBB	HBP	BLK	WP	HR	S	P	ERA	WHIP																
Ross Grimsley, L ERA: 3.23 (1, 1)	8.0	L	33	5	3	3	9	4	1	0	0	0	1	46	66	3.38	1.125																																		

BOTTOM

Baltimore Orioles @ Chicago White Sox
Comiskey Park, Chicago, IL
 Sun Jul 14 1974, 4:33 AM EDT
 Att. 18,207 - Unknown

livebaseballscorecards.com

AB	26
R	3
H	5
RBI	3
BB	5
SO	9
LOB	9



Batter	1	2	3	4	5	6	7	8	9	AB R H RBI BB SO LOB	TOP									
Bill North, S (1, 8) OBP: 0.335, SLG: 0.324	0-0 6-3		0-0 4-3			0-0 2-3			0-0 E3 1B	4 1 0 0 0 0 1										
Bert Campaneris, R (1, 6) OBP: 0.362, SLG: 0.379	4-0 BB G6-4-3			0-0 5-3				4-0 BB G4-6-3	0-0 1B 1B	2 1 1 0 2 0 0										
Sal Bando, R (1, 5) OBP: 0.384, SLG: 0.463	0-0 G6-4-3			0-3 K			0-0 F8		0-0 2B SF9 1B	4 0 1 2 0 1 2										
Herb Washington, R (9, PR)									1-2 2-H 3-H	0 1 0 0 0 0 0										
Ted Kubiak, S (9, 5) OBP: 0.262, SLG: 0.235	1-2f								1-3 2-H	0 0 0 0 0 0 0										
Reggie Jackson, L (1, 9) OBP: 0.407, SLG: 0.565		4-0 BB S E 4-3 BB		0-0 L9			0-0 G4-6-3		0-0 SF9 WP 2B	3 2 1 1 1 0 1										
Joe Rudi, R (1, 7) OBP: 0.339, SLG: 0.466						0-0 F4		0-0 F7	4-0 WP IBB	3 0 0 0 1 0 1										
Gene Tenace, R (1, 3) OBP: 0.390, SLG: 0.387																				
Pat Bourque, L (5, 3) OBP: 0.348, SLG: 0.355																				
Tim Hosley, R (9, PH) OBP: 0.333, SLG: 0.500																				
Claudell Washington, L (1, 10) OBP: 0.167, SLG: 0.241																				
Dick Green, R (1, 4) OBP: 0.301, SLG: 0.309																				
Larry Haney, R (1, 2) OBP: 0.160, SLG: 0.167																				
Jesus Alou, R (9, PH) OBP: 0.316, SLG: 0.326																				
Inning Stats	R: 0 E: 0 K: 0 S: 2	H: 0 LOB: 0 BB: 1 P: 6	R: 1 E: 1 K: 1 S: 5	H: 0 LOB: 0 BB: 1 P: 9	R: 0 E: 0 K: 0 S: 3	H: 0 LOB: 0 BB: 0 P: 3	R: 0 E: 0 K: 1 S: 5	H: 0 LOB: 0 BB: 0 P: 5	R: 0 E: 0 K: 0 S: 3	H: 0 LOB: 0 BB: 0 P: 3	R: 0 E: 0 K: 1 S: 5	H: 0 LOB: 0 BB: 1 P: 6	R: 0 E: 0 K: 1 S: 5	H: 0 LOB: 0 BB: 0 P: 5	R: 5 E: 1 K: 1 S: 10	H: 4 LOB: 2 BB: 1 P: 14	1B: 3 2B: 1 3B: 0 HR: 0	SF: 1 SAC: 0 DP: 2 HBP: 0	WP: 1 PB: 0 SB: 1 CS: 1	PA: 35
PITCHER	IP WLS BF H R ER SO BB IBB HBP BLK WP HR S P ERA WHIP																			
Wayne Garland, R (1, 1) ERA: 2.09	8.1 L 30 3 5 3 4 3 0 0 0 0 0 0 35 47 3.24 0.720																			
Grant Jackson, L (9, 1) ERA: 3.72	0.0 2 1 0 0 0 0 0 1 0 0 0 0 1 5 ∞ ∞																			
Bob Reynolds, R (9, 1) ERA: 3.05	0.2 2 0 1 0 1 0 0 0 0 0 1 0 4 4 0.00 0.000																			

Oakland Athletics @ Baltimore Orioles
Memorial Stadium, Baltimore, MD
Mon Jul 15 1974, 7:05 PM EDT
Att. 15,510 - Unknown

livebaseballscores.com

AB	29
R	6
H	4
RBI	4
BB	4
SO	5
LOB	8



Batter	1	2	3	4	5	6	7	8	9	AB	R	H	RBI	BB	SO	LOB
Al Bumbry, L OBP: 0.247, SLG: 0.280 Paul Blair, R OBP: 0.306, SLG: 0.404	0-0 4-3	0-0 1B		0-0 E6		0-0 1B		4-0 FC6-4		4	0	2	1	0	0	1
Rich Coggins, L OBP: 0.284, SLG: 0.308	4-0 CS	0-0 G3		4-0 BB		0-0 F9		0-0 FC6-4		3	0	0	0	2	0	5
Bobby Grich, R OBP: 0.396, SLG: 0.511	1-0 CS		0-3 K	4-0 BB			4-0 SH1		0-0 G1-4-3	2	0	1	1	2	1	0
Tommy Davis, R OBP: 0.295, SLG: 0.344	0-0 6-3		0-0 F8	0-0 4-3			0-0 SH1		0-3 K	5	0	1	0	0	1	6
Boog Powell, L OBP: 0.339, SLG: 0.453 Enos Cabell, R OBP: 0.255, SLG: 0.283		0-0 2B	0-0 3-1		0-3 K		0-0 SH1		0-0 G1-4-3	3	1	1	0	0	1	0
Don Baylor, R OBP: 0.319, SLG: 0.323		0-0 B1		0-0 6-3	0-0 6-3		4-0 IBB			3	0	0	0	1	0	1
Brooks Robinson, R OBP: 0.382, SLG: 0.408		0-0 1B		4-0 FC6-4	0-0 4-3		0-0 G5-4-3			3	1	1	0	1	0	3
Earl Williams, R OBP: 0.342, SLG: 0.351		0-0 1B		0-0 FC6-4		4-0 BB		4-0 WP		2	1	1	1	2	0	1
Mark Belanger, R OBP: 0.326, SLG: 0.373		0-0 F3		4-0 E		0-0 G6-4-3		0-0 SH1-4		2	1	0	0	1	0	3

Inning Stats	R: 0	H: 0	E: 0	K: 0	S: 2	R: 2	H: 4	E: 0	K: 0	S: 7	R: 0	H: 0	E: 0	K: 1	S: 5	R: 2	H: 0	E: 1	K: 0	S: 4	R: 0	H: 0	E: 0	K: 1	S: 5	R: 0	H: 1	E: 0	K: 0	S: 3	R: 0	H: 1	E: 0	K: 0	S: 2	R: 0	H: 0	E: 0	K: 1	S: 5	R: 0	H: 1	E: 0	K: 1	S: 5	1B: 6	SF: 0	2B: 1	SAC: 2	3B: 0	DP: 3	HR: 0	HBP: 1	WP: 1	PA: 41
--------------	------	------	------	------	------	------	------	------	------	------	------	------	------	------	------	------	------	------	------	------	------	------	------	------	------	------	------	------	------	------	------	------	------	------	------	------	------	------	------	------	------	------	------	------	------	-------	-------	-------	--------	-------	-------	-------	--------	-------	--------

PITCHER	IP	WLS	BF	H	R	ER	SO	BB	IBB	HBP	BLK	WP	HR	S	P	ERA	WHIP
Glenn Abbott, R ERA: 2.67	(1, 1)	3.2		19	4	4	2	1	3	0	1	0	0	17	30	4.91	1.909
Darold Knowles, L ERA: 4.55	(4, 1)	0.0	2	0	0	0	0	2	0	0	0	0	0	0	8	∞	∞
Blue Moon Odom, R ERA: 4.5	(4, 1)	4.1	W	17	2	0	1	4	1	0	0	1	0	14	34	0.00	1.385
Rollie Fingers, R ERA: 3.1	(9, 1)	1.0		3	1	0	1	0	0	0	0	0	0	5	5	0.00	1.000

BOTTOM

Oakland Athletics @ Baltimore Orioles
Memorial Stadium, Baltimore, MD
 Mon Jul 15 1974, 7:05 PM EDT
 Att. 15,510 - Unknown

livebaseballscorecards.com

AB	28
R	4
H	7
RBI	3
BB	10
SO	3
LOB	21



Batter	1	2	3	4	5	6	7	8	9	AB R H RBI BB SO LOB	TOP
Bill North, S OBP: 0.333, SLG: 0.322 (1, 8) X	0-0 6-3		0-0 E S 9-2 2-H 1B		0-0 F7		0-0 5-3 1-2		0-3 K	5 0 1 1 0 1 2	
Bert Campaneris, R OBP: 0.360, SLG: 0.376 (1, 6) X	0-0 F7		0-0 9-2 1-H		0-3 K		0-0 BB 2-H 1B		0-0 L6	5 0 1 1 0 1 2	
Sal Bando, R OBP: 0.385, SLG: 0.462 (1, 5) X	0-0 6-3			0-0 FC5-4 1B	0-0 L4		4-0 FC4-6 1-2 BB			3 0 1 0 1 0 0	
Reggie Jackson, L OBP: 0.409, SLG: 0.561 (1, 9)		4-0 BB		0-0 FC5-4 1-2f 2B		4-0 L4-3 BB	0-0 FC4-6 1-2f			2 1 0 0 2 0 3	
Joe Rudi, R OBP: 0.338, SLG: 0.467 (1, 7)		0-3 K		0-0 G3 1-H 2B 2B		0-0 L4-3 1-2		0-0 6-3		4 1 1 1 0 1 2	
Pat Bourque, L OBP: 0.344, SLG: 0.342 (1, 3) X		0-0 F5		0-0 G3 2-3		4-0 BB		0-0 F8		3 0 0 0 1 0 2	
Gene Tenace, R OBP: 0.388, SLG: 0.383 (1, 2)		0-0 6-3		4-0 2B BB		0-0 F8		0-0 F7		3 0 0 0 1 0 2	
Claudell Washington, L OBP: 0.206, SLG: 0.303 (1, 10) X			0-0 SH3 1B 1B	0-0 1-3 3-H 2B		0-3 K		0-0 6-3		4 1 2 1 0 1 0	
Dick Green, R OBP: 0.311, SLG: 0.313 (1, 4) X			0-0 SH3 1-2	0-0 4-3		0-0 5-3 1B		4-0 BB		2 1 1 0 1 0 2	
Inning Stats	R: 0 E: 0 K: 0 S: 3 H: 0 LOB: 0 BB: 0 P: 3	R: 0 E: 0 K: 1 S: 5 H: 0 LOB: 1 BB: 1 P: 9	R: 1 E: 0 K: 0 S: 4 H: 2 LOB: 0 BB: 0 P: 4	R: 2 E: 0 K: 0 S: 6 H: 3 LOB: 2 BB: 1 P: 10	R: 0 E: 0 K: 1 S: 5 H: 0 LOB: 0 BB: 0 P: 5	R: 0 E: 0 K: 0 S: 2 H: 0 LOB: 1 BB: 2 P: 10	R: 1 E: 0 K: 1 S: 7 H: 2 LOB: 1 BB: 1 P: 11	R: 0 E: 0 K: 0 S: 3 H: 0 LOB: 0 BB: 0 P: 3	R: 0 E: 0 K: 1 S: 5 H: 0 LOB: 1 BB: 1 P: 9	1B: 5 2B: 4 3B: 0 HR: 0 SF: 0 SAC: 1 DP: 2 HBP: 0	WP: 0 PB: 0 SB: 2 CS: 0 PA: 38
PITCHER	IP WLS BF H R ER SO BB IBB HBP BLK WP HR S P ERA WHIP										
Doyle Alexander, R ERA: 4.46 (1, 1)	3.2 L 17 5 3 3 1 2 0 0 0 0 0 0 17 25 7.36 1.909										
Jesse Jefferson, R ERA: 5.4 (4, 1)	3.0 13 2 1 1 2 3 0 0 0 0 0 0 14 26 3.00 1.667										
Don Hood, L ERA: 3.2 (7, 1)	2.1 8 0 0 0 1 1 0 0 0 0 0 0 9 13 0.00 0.429										

Oakland Athletics @ Baltimore Orioles
 Memorial Stadium, Baltimore, MD
 Tue Jul 16 1974, 7:05 PM EDT
 Att. 18,429 - Unknown

livebaseballscorecards.com

AB	31
R	4
H	7
RBI	4
BB	6
SO	4
LOB	15



Batter	1	2	3	4	5	6	7	8	9	AB	R	H	RBI	BB	SO	LOB
Paul Blair, R (1, 8) OBP: 0.305, SLG: 0.399	0-0 4-3 ①		0-0 5-3 ②		4-0 BB			0-0 F8 ①		3	0	0	0	1	0	1
Bobby Grich, R (1, 4) OBP: 0.397, SLG: 0.514	0-0 6-3 ②		0-0 2B		0-3 K ③			0-0 1B 1B		4	1	2	0	0	1	1
Tommy Davis, R (1, 10) OBP: 0.297, SLG: 0.346	0-0 F5 ③		0-0 F4 ③					0-0 E7 1B		4	1	2	1	0	0	1
Earl Williams, R (1, 2) OBP: 0.340, SLG: 0.349		0-0 F9 ①		0-0 1B				0-0 K		4	0	1	0	0	1	2
Don Baylor, R (1, 7) OBP: 0.315, SLG: 0.318		0-0 6-3 ②		0-0 F8 ①				0-0 E5		4	0	0	0	0	0	1
Brooks Robinson, R (1, 5) OBP: 0.380, SLG: 0.406		0-0 HBP 1B		0-0 F6 ②				0-3 K ③		4	0	1	0	0	1	2
Jim Fuller, R (1, 9) OBP: 0.290, SLG: 0.434		1-0 1B		0-0 F7 ③				0-3 K ②		2	0	0	0	0	1	1
Al Bumbry, L (9, PH) OBP: 0.246, SLG: 0.278		1-2 HBP		0-0 F7 ③				0-3 K ③		1	0	0	0	0	1	0
Enos Cabell, R (1, 3) OBP: 0.241, SLG: 0.268		0-0 F7 ③						0-0 4-3 ②		3	0	0	0	0	0	2
Rich Coggins, L (9, PH) OBP: 0.283, SLG: 0.307		0-0 F7 ③						0-0 4-3 ②		1	0	0	0	0	0	0
Mark Belanger, R (1, 6) OBP: 0.326, SLG: 0.373			0-0 L5 ①					0-0 1B 1B		3	1	1	0	0	0	0
Elrod Hendricks, L (9, PH) OBP: 0.324, SLG: 0.422				0-0 6-3 ②				0-3 K ③		1	0	0	0	0	1	0

Inning Stats	R: 0	H: 0	E: 0	K: 0	S: 3	R: 0	H: 1	E: 0	K: 0	S: 4	R: 0	H: 1	E: 0	K: 0	S: 4	R: 0	H: 0	E: 0	K: 1	S: 5	R: 0	H: 1	E: 0	K: 0	S: 3	R: 0	H: 0	E: 0	K: 1	S: 5	R: 3	H: 3	E: 2	K: 2	S: 11	R: 0	H: 0	E: 0	K: 2	S: 7	1B: 6	SF: 0	2B: 1	SAC: 0	3B: 0	DP: 1	HR: 0	HBP: 1	WP: 0	PA: 36
--------------	------	------	------	------	------	------	------	------	------	------	------	------	------	------	------	------	------	------	------	------	------	------	------	------	------	------	------	------	------	------	------	------	------	------	-------	------	------	------	------	------	-------	-------	-------	--------	-------	-------	-------	--------	-------	--------

PITCHER	IP	WLS	BF	H	R	ER	SO	BB	IBB	HBP	BLK	WP	HR	S	P	ERA	WHIP
Ken Holtzman, L (1, 1) ERA: 3.64	7.1	W	30	7	3	1	2	1	0	1	0	0	0	32	37	1.23	1.091
Rollie Fingers, R (8, 1) ERA: 3.02	1.2	S	6	0	0	0	4	0	0	0	0	0	0	14	14	0.00	0.000

BOTTOM

Oakland Athletics @ Baltimore Orioles
Memorial Stadium, Baltimore, MD
 Tue Jul 16 1974, 7:05 PM EDT
 Att. 18,429 - Unknown

AB	34
R	3
H	7
RBI	1
BB	1
SO	6
LOB	11



livebaseballscorecards.com

Batter	1	2	3	4	5	6	7	8	9	AB	R	H	RBI	BB	SO	LOB
Mark Belanger, R OBP: 0.325, SLG: 0.371 (1, 6) x	0-0 F6 ①			0-3 K ①		0-0 K 1B ②		0-3 K ③		4	0	1	0	0	2	1
Paul Blair, R OBP: 0.304, SLG: 0.397 (1, 8) x	0-0 F8 ②			0-0 1B 1B ②		0-0 F8 1-2 ②			0-0 F8 ①	4	0	1	0	0	0	1
Tommy Davis, R OBP: 0.294, SLG: 0.342 (1, 10) x	0-0 F2 ③			0-0 L6 ②		0-0 5-3 ③			0-0 F8 ②	4	0	0	0	0	0	2
Earl Williams, R OBP: 0.346, SLG: 0.356 Don Hood, L (9, PR)		0-0 F2 ①		0-0 1B 1-2 ②			0-0 F9 SH1-4 1B ①		0-0 1B 1B 1B ②	4	0	3	0	0	0	0
Don Baylor, R OBP: 0.315, SLG: 0.318 (1, 7) x		0-0 F8 ②		0-0 F3 ③			0-0 SH1-4 1-2 ①		0-0 1B 1B ②	3	0	1	0	0	0	2
Brooks Robinson, R OBP: 0.379, SLG: 0.404 Al Bumbry, L (9, PR)		0-0 5-3 ③			0-0 L6 ①		0-0 F9 ② ③		0-0 1B 1-2 2-3 ③	4	0	1	0	0	0	1
Jim Fuller, R OBP: 0.285, SLG: 0.426 Rich Coggins, L (9, PH)			0-3 K ①		0-0 F7 ②			0-3 K ① x	0-0 3-1 ③	3	0	0	0	0	2	0
Enos Cabell, R OBP: 0.230, SLG: 0.254 (1, 3) x			0-0 5-3 ②		0-0 4-3 ③			0-0 F3 ②		3	0	0	0	0	0	0
Frank Baker, L OBP: 0.174, SLG: 0.095 (1, 4) x			0-0 1-3 ③			0-3 K ①		0-0 1B ②		3	0	1	0	0	1	0

Inning Stats	R: 0	H: 0	E: 0	K: 0	S: 3	LOB: 0	BB: 0	P: 3	R: 0	H: 0	E: 0	K: 1	S: 5	LOB: 0	BB: 0	P: 5	R: 0	H: 2	E: 0	K: 1	S: 7	LOB: 2	BB: 0	P: 7	R: 0	H: 0	E: 0	K: 0	S: 3	LOB: 0	BB: 0	P: 3	R: 0	H: 1	E: 0	K: 1	S: 6	LOB: 1	BB: 0	P: 6	R: 0	H: 1	E: 0	K: 0	S: 3	LOB: 1	BB: 0	P: 3	R: 0	H: 1	E: 0	K: 2	S: 8	LOB: 1	BB: 0	P: 8	R: 0	H: 3	E: 0	K: 0	S: 6	LOB: 3	BB: 0	P: 6	1B: 8	2B: 0	3B: 0	HR: 0	SF: 0	SAC: 1	DP: 0	HBP: 0	WP: 0	PB: 0	SB: 1	CS: 0	PA: 34
PITCHER	IP	WLS	BF	H	R	ER	SO	BB	IBB	HBP	BLK	WP	HR	S	P	ERA	WHIP																																																												
Vida Blue, L ERA: 3.44 (1, 1)	8.2	W	32	7	0	0	5	0	0	0	0	0	0	42	42	0.00	0.808																																																												
Rollie Fingers, R ERA: 3.0 (9, 1)	0.1	S	2	1	0	0	0	0	0	0	0	0	0	2	2	0.00	3.000																																																												

BOTTOM

Oakland Athletics @ Baltimore Orioles
Memorial Stadium, Baltimore, MD
Wed Jul 17 1974, 7:05 PM EDT
Att. 22,607 - Unknown

livebaseballscorecards.com

AB	33
R	0
H	8
RBI	0
BB	0
SO	5
LOB	10



California Angels @ Baltimore Orioles

Memorial Stadium, Baltimore, MD

Fri Jul 19 1974, 7:05 PM EDT
Att. 14,027 - Unknown

livebaseballscorecards.com

AB	33
R	4
H	6
RBI	4
BB	4
SO	4
LOB	12



WP:	0	PA:	37
PB:	0		
SB:	0		
CS:	1		

AB R H RBI BB SO LOB

5	0	0	0	0	0	3
3	0	0	0	1	0	1
4	1	1	1	0	1	1
4	0	1	1	0	0	1
3	0	0	0	1	0	1
3	0	1	0	0	0	1
1	1	0	0	0	0	0
2	0	0	0	2	1	0
4	1	1	1	0	1	3
2	1	2	0	0	0	0
2	0	0	1	0	1	1

Batter 1 2 3 4 5 6 7 8 9 10

<p>Mickey Rivers, L (1, 8) OBP: 0.338, SLG: 0.383</p>	<p>Dave Chalk, R (1, 5) OBP: 0.327, SLG: 0.341</p>	<p>Leroy Stanton, R (1, 9) OBP: 0.365, SLG: 0.483</p>	<p>Frank Robinson, R (1, 10) OBP: 0.357, SLG: 0.445</p>	<p>Bobby Valentine, R (1, 7) OBP: 0.293, SLG: 0.350</p>	<p>Bob Oliver, R (1, 3) OBP: 0.270, SLG: 0.333</p> <p>Bruce Bochte, L (7, PR) (7, 3)</p>	<p>Ellie Rodriguez, R (1, 2) OBP: 0.379, SLG: 0.354</p>	<p>Denny Doyle, L (1, 4) OBP: 0.288, SLG: 0.302</p>	<p>Orlando Ramirez, R (1, 6) OBP: 0.257, SLG: 0.219</p> <p>Paul Schaal, R (7, PH) OBP: 0.316, SLG: 0.317</p>	<p>Mickey Rivers, L (1, 8) OBP: 0.338, SLG: 0.383</p>	<p>Dave Chalk, R (1, 5) OBP: 0.327, SLG: 0.341</p>	<p>Leroy Stanton, R (1, 9) OBP: 0.365, SLG: 0.483</p>	<p>Frank Robinson, R (1, 10) OBP: 0.357, SLG: 0.445</p>	<p>Bobby Valentine, R (1, 7) OBP: 0.293, SLG: 0.350</p>	<p>Bob Oliver, R (1, 3) OBP: 0.270, SLG: 0.333</p> <p>Bruce Bochte, L (7, PR) (7, 3)</p>	<p>Ellie Rodriguez, R (1, 2) OBP: 0.379, SLG: 0.354</p>	<p>Denny Doyle, L (1, 4) OBP: 0.288, SLG: 0.302</p>	<p>Orlando Ramirez, R (1, 6) OBP: 0.257, SLG: 0.219</p> <p>Paul Schaal, R (7, PH) OBP: 0.316, SLG: 0.317</p>	<p>Mickey Rivers, L (1, 8) OBP: 0.338, SLG: 0.383</p>	<p>Dave Chalk, R (1, 5) OBP: 0.327, SLG: 0.341</p>	<p>Leroy Stanton, R (1, 9) OBP: 0.365, SLG: 0.483</p>	<p>Frank Robinson, R (1, 10) OBP: 0.357, SLG: 0.445</p>	<p>Bobby Valentine, R (1, 7) OBP: 0.293, SLG: 0.350</p>	<p>Bob Oliver, R (1, 3) OBP: 0.270, SLG: 0.333</p> <p>Bruce Bochte, L (7, PR) (7, 3)</p>	<p>Ellie Rodriguez, R (1, 2) OBP: 0.379, SLG: 0.354</p>	<p>Denny Doyle, L (1, 4) OBP: 0.288, SLG: 0.302</p>	<p>Orlando Ramirez, R (1, 6) OBP: 0.257, SLG: 0.219</p> <p>Paul Schaal, R (7, PH) OBP: 0.316, SLG: 0.317</p>	<p>Mickey Rivers, L (1, 8) OBP: 0.338, SLG: 0.383</p>	<p>Dave Chalk, R (1, 5) OBP: 0.327, SLG: 0.341</p>	<p>Leroy Stanton, R (1, 9) OBP: 0.365, SLG: 0.483</p>	<p>Frank Robinson, R (1, 10) OBP: 0.357, SLG: 0.445</p>	<p>Bobby Valentine, R (1, 7) OBP: 0.293, SLG: 0.350</p>	<p>Bob Oliver, R (1, 3) OBP: 0.270, SLG: 0.333</p> <p>Bruce Bochte, L (7, PR) (7, 3)</p>	<p>Ellie Rodriguez, R (1, 2) OBP: 0.379, SLG: 0.354</p>	<p>Denny Doyle, L (1, 4) OBP: 0.288, SLG: 0.302</p>	<p>Orlando Ramirez, R (1, 6) OBP: 0.257, SLG: 0.219</p> <p>Paul Schaal, R (7, PH) OBP: 0.316, SLG: 0.317</p>	<p>Mickey Rivers, L (1, 8) OBP: 0.338, SLG: 0.383</p>
--	---	--	--	--	--	--	--	--	--	---	--	--	--	--	--	--	--	--	---	--	--	--	--	--	--	--	--	---	--	--	--	--	--	--	--	--

Inning Stats	R: 0 E: 0 K: 0 S: 3	H: 0 LOB: 0 BB: 0 P: 3	R: 0 E: 0 K: 0 S: 3	H: 0 LOB: 0 BB: 0 P: 3	R: 1 E: 0 K: 1 S: 6	H: 2 LOB: 0 BB: 0 P: 6	R: 0 E: 0 K: 1 S: 4	H: 0 LOB: 0 BB: 1 P: 8	R: 0 E: 0 K: 1 S: 4	H: 0 LOB: 1 BB: 2 P: 12	R: 2 E: 0 K: 0 S: 6	H: 3 LOB: 1 BB: 0 P: 6	R: 1 E: 0 K: 0 S: 4	H: 1 LOB: 1 BB: 1 P: 8	R: 0 E: 0 K: 0 S: 3	H: 0 LOB: 0 BB: 0 P: 3	R: 0 E: 0 K: 0 S: 3	H: 0 LOB: 0 BB: 0 P: 3	R: 0 E: 0 K: 1 S: 5	H: 0 LOB: 0 BB: 0 P: 5	1B: 3 2B: 2 3B: 0 HR: 1	SF: 0 SAC: 0 DP: 2 HBP: 0
---------------------	------------------------------	---------------------------------	------------------------------	---------------------------------	------------------------------	---------------------------------	------------------------------	---------------------------------	------------------------------	----------------------------------	------------------------------	---------------------------------	------------------------------	---------------------------------	------------------------------	---------------------------------	------------------------------	---------------------------------	------------------------------	---------------------------------	----------------------------------	------------------------------------

PITCHER	IP	WLS	BF	H	R	ER	SO	BB	IBB	HBP	BLK	WP	HR	S	P	ERA	WHIP
Ross Grimsley, L (1, 1) ERA: 3.33	6.0		25	6	4	4	3	4	0	0	0	0	1	27	43	6.00	1.667
Don Hood, L (7, 1) ERA: 2.91	4.0	W	12	0	0	0	1	0	0	0	0	0	0	14	14	0.00	0.000

PITCHER	IP	WLS	BF	H	R	ER	SO	BB	IBB	HBP	BLK	WP	HR	S	P	ERA	WHIP
----------------	----	-----	----	---	---	----	----	----	-----	-----	-----	----	----	---	---	-----	------

Batter	1	2	3	4	5	6	7	8	9	10	AB	R	H	RBI	BB	SO	LOB	BOTTOM						
Al Bumbry, L (1, 7) <small>OBP: 0.251, SLG: 0.298</small> Paul Blair, R (7, 8) <small>OBP: 0.303, SLG: 0.396</small>	0-0 SH1-3 SF8 2B	0-0 3B		0-0 L8		0-0 4-3 1-2		0-0 F4			4	1	2	0	0	0	1							
Rich Coggins, L (1, 8) <small>OBP: 0.280, SLG: 0.300</small> (7, 9)	4-0 SF8 1B SH1-3 BB	0-0 L6		0-0 F7		0-0 F7		0-0 G3			4	1	0	0	1	0	2							
Bobby Grich, R (1, 4) <small>OBP: 0.398, SLG: 0.511</small>	0-0 SH1-3 1-2 2-3		1-0 1B HBP BB	0-0 6-3		0-0 6-3		4-0 CS BB			2	1	0	0	1	0	0							
Tommy Davis, R (1, 10) <small>OBP: 0.293, SLG: 0.341</small>	0-0 SF8 2-3 3-H		0-3 K		0-0 6-3		0-0 1B 1B	0-0 4-3 1-2			4	0	1	1	0	1	2							
Boog Powell, L (1, 3) <small>OBP: 0.345, SLG: 0.448</small>	4-0 1B BB		4-0 1B BB 1B	1-2 BB	4-0 FC6-4 BB		0-0 F8		0-0 4-3		2	1	0	0	3	0	1							
Don Baylor, R (1, 9) <small>OBP: 0.320, SLG: 0.335</small> (7, 7)	0-0 1B		0-0 F8	0-3 K		0-0 1B		0-0 1B		0-0 HR	5	1	3	2	0	1	3							
Brooks Robinson, R (1, 5) <small>OBP: 0.377, SLG: 0.403</small>	0-0 1-3		0-0 1B 1B	1-2 2-H	0-0 FC6-4 1-2f		0-0 5-3				4	0	1	1	0	0	5							
Earl Williams, R (1, 2) <small>OBP: 0.345, SLG: 0.354</small>		0-3 K	0-0 1B	1-2 2-H		0-0 L8		0-0 1-3			4	0	1	1	0	1	0							
Mark Belanger, R (1, 6) <small>OBP: 0.324, SLG: 0.369</small>		0-3 K	0-0 5-3	0-0 4-3 1B		0-0 4-3 1B		0-3 K			4	0	1	0	0	2	2							
Inning Stats	R: 2 E: 0 K: 0 S: 5	H: 2 LOB: 2 BB: 2 P: 13	R: 0 E: 0 K: 2 S: 8	H: 1 LOB: 1 BB: 0 P: 8	R: 2 E: 0 K: 1 S: 7	H: 2 LOB: 2 BB: 1 P: 12	R: 0 E: 0 K: 0 S: 3	H: 0 LOB: 0 BB: 0 P: 3	R: 0 E: 0 K: 1 S: 5	H: 0 LOB: 1 BB: 1 P: 9	R: 0 E: 0 K: 0 S: 4	H: 1 LOB: 1 BB: 0 P: 4	R: 0 E: 0 K: 0 S: 5	H: 2 LOB: 2 BB: 0 P: 5	R: 0 E: 0 K: 1 S: 5	H: 0 LOB: 0 BB: 0 P: 5	R: 0 E: 0 K: 0 S: 2	H: 0 LOB: 0 BB: 1 P: 6	R: 1 E: 0 K: 0 S: 2	H: 1 LOB: 0 BB: 0 P: 2	1B: 6 2B: 1 3B: 1 HR: 1	SF: 1 SAC: 1 DP: 0 HBP: 1	WP: 0 PB: 0 SB: 0 CS: 1	PA: 42
PITCHER Dick Lange, R (1, 1) <small>ERA: 3.72</small> Skip Lockwood, R (3, 1) <small>ERA: 4.33</small>	IP: 2.2 WLS: L BF: 17 H: 5 R: 4 ER: 4 SO: 3 BB: 3 IBB: 0 HBP: 1 BLK: 0 WP: 0 HR: 0 S: 19 P: 32 ERA: 13.50 WHIP: 3.000	IP: 6.2 WLS: L BF: 25 H: 4 R: 1 ER: 1 SO: 2 BB: 2 IBB: 0 HBP: 0 BLK: 0 WP: 0 HR: 1 S: 27 P: 35 ERA: 1.35 WHIP: 0.900																						

California Angels @ Baltimore Orioles
 Memorial Stadium, Baltimore, MD
 Fri Jul 19 1974, 7:05 PM EDT
 Att: 14,027 - Unknown

livebaseballscores.com

AB	34
R	5
H	9
RBI	5
BB	5
SO	5
LOB	16



Batter	1	2	3	4	5	6	7	8	9	AB R H RBI BB SO LOB	TOP	
Mickey Rivers, L (1, 8) OBP: 0.337, SLG: 0.381	0-0 G3		0-0 S 1-3 1B			0-0 F7		0-0 L4		4 0 1 0 0 0 1	California Angels @ Baltimore Orioles Memorial Stadium, Baltimore, MD Sat Jul 20 1974, 7:05 PM EDT Unknown livebaseballscorecards.com	
Dave Chalk, R (1, 5) OBP: 0.326, SLG: 0.340	0-3 K2-3		0-3 K			0-0 5-3			0-0 SH3 2B 1B	4 1 1 0 0 2 2		
Leroy Stanton, R (1, 9) OBP: 0.361, SLG: 0.477	0-3 K				0-0 F4		0-0 F8		0-0 SH3	3 0 0 0 0 1 0		
Frank Robinson, R (1, 10) OBP: 0.238, SLG: 0.447		0-0 F7		H 1-0 1B SF8-3-6 HBP			0-3 K		0-0 S 2B 2B	3 1 1 1 0 1 0		
Joe Lahoud, L (1, 7) OBP: 0.340, SLG: 0.518		0-3 K		X 0-0 SF8-3-6 1-3 1B			0-0 F8		0-3 K	4 0 1 0 0 2 1		
John Doherty, L (1, 3) OBP: 0.283, SLG: 0.364		0-0 4-3		X 0-0 SF8-3-6 1-2 3-H			0-0 F8		0-0 F9	2 0 0 1 0 0 0 1 0 0 0 0 0 1		
Bob Oliver, R (9, PH) OBP: 0.269, SLG: 0.332 (9, 3)												
Ellie Rodriguez, R (1, 2) OBP: 0.375, SLG: 0.350			X 0-0 F9		S 0-3 K			X 0-0 F6		3 0 0 0 0 1 0		
Denny Doyle, L (1, 4) OBP: 0.291, SLG: 0.304			X 0-0 CS 1B		X 0-0 G3			B B B 4-0 SH1-4 BB		2 0 1 0 1 0 0		
Orlando Ramirez, R (1, 6) OBP: 0.270, SLG: 0.212			B B B 4-0 1B 1-2 BB		X 0-0 6-3			X 0-0 SH1-4		1 0 0 0 1 0 0		
Inning Stats	R: 0 E: 0 K: 2 S: 7 H: 0 LOB: 0 BB: 0 P: 7	R: 0 E: 0 K: 1 S: 5 H: 0 LOB: 0 BB: 0 P: 5	R: 0 E: 0 K: 1 S: 6 H: 2 LOB: 2 BB: 1 P: 10	R: 1 E: 0 K: 0 S: 3 H: 1 LOB: 0 BB: 0 P: 4	R: 0 E: 0 K: 1 S: 5 H: 0 LOB: 0 BB: 0 P: 5	R: 0 E: 0 K: 0 S: 3 H: 0 LOB: 0 BB: 0 P: 3	R: 0 E: 0 K: 1 S: 5 H: 0 LOB: 0 BB: 0 P: 5	R: 0 E: 0 K: 0 S: 3 H: 0 LOB: 1 BB: 1 P: 7	R: 1 E: 0 K: 1 S: 7 H: 2 LOB: 1 BB: 0 P: 7	1B: 4 2B: 2 3B: 0 HR: 0 SF: 1 SAC: 2 DP: 1 HBP: 1	WP: 0 PB: 0 SB: 2 CS: 1 PA: 33	
PITCHER	IP WLS BF H R ER SO BB IBB HBP BLK WP HR S P ERA WHIP											
Wayne Garland, R (1, 1) ERA: 2.1	8.1 L 31 5 2 2 6 2 0 1 0 0 0 0 40 49 2.16 0.840											
Grant Jackson, L (9, 1) ERA: 3.64	0.2 2 0 0 0 1 0 0 0 0 0 0 0 4 4 0.00 0.000											

Batter	1	2	3	4	5	6	7	8	9	AB R H RBI BB SO LOB
--------	---	---	---	---	---	---	---	---	---	----------------------

Al Bumbry, L <small>OBP: 0.246, SLG: 0.292</small> (1, 7) X	0-0 6-3 		0-0 F8 			0-3 K <small>1-2</small> 			0-3 K 	4 0 0 0 0 2 2
Rich Coggins, L <small>OBP: 0.280, SLG: 0.299</small> (1, 8) X	0-0 F8 			0-3 K 			0-0 1B		0-0 F6 	4 0 1 0 0 1 0
Bobby Grich, R <small>OBP: 0.394, SLG: 0.505</small> (1, 4) S S	0-3 K 			0-0 5-3 			0-3 K <small>1-2</small> 		0-0 G3 	4 0 0 0 0 2 1
Tommy Davis, R <small>OBP: 0.293, SLG: 0.341</small> (1, 10) X		0-0 G3-6 1B		0-0 F8 			0-0 5-3 			3 0 1 0 0 0 1
Boog Powell, L <small>OBP: 0.345, SLG: 0.447</small> (1, 3) X		0-0 G3-6 <small>1-2f</small>			0-0 G5-4-3 1B		0-3 K 			3 0 1 0 0 1 2
Don Baylor, R <small>OBP: 0.320, SLG: 0.332</small> (1, 9) X		0-0 5-3 			0-0 F7 			4-0 SH3-4 BB		2 0 0 0 1 0 1
Brooks Robinson, R <small>OBP: 0.375, SLG: 0.400</small> (1, 5) S S			0-3 K 			0-0 G5-4-3 <small>1-2f</small>		0-0 SH3-4 <small>1-2</small>		2 0 0 0 0 1 1
Earl Williams, R <small>OBP: 0.348, SLG: 0.358</small> (1, 2) X			0-0 FC5-4 1B			0-0 FC2-6 1B		0-0 F8 		3 0 2 0 0 0 1
Mark Belanger, R <small>OBP: 0.322, SLG: 0.366</small> (1, 6) X			0-0 FC5-4 <small>1-2f</small>			0-0 FC2-6 <small>1-2f</small>		0-3 K 		2 0 0 0 0 0 2
Elrod Hendricks, L <small>OBP: 0.320, SLG: 0.415</small> (8, PH)										1 0 0 0 0 1 1
Frank Baker, L <small>OBP: 0.174, SLG: 0.095</small> (9, 6)										0 0 0 0 0 0 0

Inning Stats	R: 0	H: 0	E: 0	K: 1	S: 5	R: 0	H: 1	E: 0	K: 0	S: 3	R: 0	H: 1	E: 0	K: 1	S: 6	R: 0	H: 0	E: 0	K: 1	S: 5	R: 0	H: 1	E: 0	K: 0	S: 3	R: 0	H: 1	E: 0	K: 1	S: 5	R: 0	H: 0	E: 0	K: 2	S: 8	R: 0	H: 0	E: 0	K: 1	S: 5	R: 0	H: 0	E: 0	K: 1	S: 5	1B: 5	2B: 0	3B: 0	HR: 0	SF: 0	SAC: 1	DP: 2	HBP: 0	WP: 0	PB: 0	SB: 1	CS: 1	PA: 30
--------------	------	------	------	------	------	------	------	------	------	------	------	------	------	------	------	------	------	------	------	------	------	------	------	------	------	------	------	------	------	------	------	------	------	------	------	------	------	------	------	------	------	------	------	------	------	-------	-------	-------	-------	-------	--------	-------	--------	-------	-------	-------	-------	--------

PITCHER	IP	WLS	BF	H	R	ER	SO	BB	IBB	HBP	BLK	WP	HR	S	P	ERA	WHIP	PITCHER	IP	WLS	BF	H	R	ER	SO	BB	IBB	HBP	BLK	WP	HR	S	P	ERA	WHIP																			
Nolan Ryan, R <small>ERA: 3.48</small> (1, 1)	9.0	W	30	5	0	0	8	1	0	0	0	0	0	45	49	0.00	0.667																																					

BOTTOM

California Angels @ Baltimore Orioles
 Memorial Stadium, Baltimore, MD
 Sat Jul 20 1974, 7:05 PM EDT
 Unknown

livebaseballscorecards.com

AB	28
R	0
H	5
RBI	0
BB	1
SO	8
LOB	12



Batter	1	2	3	4	5	6	7	8	9	AB R H RBI BB SO LOB	TOP												
Mickey Rivers, L (1, 8) OBP: 0.334, SLG: 0.377	0-0 5-3			0-0 F9	0-0 PO	0-0 L4		0-0 F9		4 0 0 0 0 0 0													
Dave Chalk, R (1, 5) OBP: 0.322, SLG: 0.336	0-0 F7			0-0 F9		0-3 K		0-0 F8		4 0 0 0 0 1 0													
Leroy Stanton, R (1, 9) OBP: 0.360, SLG: 0.473	0-0 L5			0-0 1B		0-0 6-3			0-3 K	4 0 1 0 0 1 0													
Frank Robinson, R (1, 10) OBP: 0.360, SLG: 0.456		H 1-0 G4-6-3 HBP		0-0 F3			0-0 F9		0-0 HR	3 1 1 1 0 0 1													
Bobby Valentine, R (1, 7) OBP: 0.297, SLG: 0.353		X 0-0 G4-6-3			0-0 B5-3		0-0 6-3 1B		0-0 FC4-6 1B	4 0 2 0 0 0 1 0 0 0 0 0 0 0													
Joe Lahoud, L (9, PR) OBP: 0.340, SLG: 0.518		0-0 K2-3			0-0 6-3		0-0 6-3		0-0 F2	4 0 0 0 0 1 2													
Bob Oliver, R (1, 3) OBP: 0.265, SLG: 0.327							1-2																
Ellie Rodriguez, R (1, 2) OBP: 0.377, SLG: 0.350			X 0-0 F8		X 0-0 1B 1B 1B		4-0 IBB		X 0-0 FC4-6	3 1 1 0 1 0 1													
Denny Doyle, L (1, 4) OBP: 0.291, SLG: 0.304			X 0-0 F7		X 0-0 1B 1B		X 0-0 4-3			3 0 1 0 0 0 2													
Orlando Ramirez, R (1, 6) OBP: 0.275, SLG: 0.222			X 0-0 F2		X 0-0 PO 1B			X 0-0 6-3		3 0 1 1 0 0 0													
Inning Stats	R: 0 E: 0 K: 0 S: 3	H: 0 LOB: 0 BB: 0 P: 3	R: 0 E: 0 K: 1 S: 4	H: 0 LOB: 0 BB: 0 P: 5	R: 0 E: 0 K: 0 S: 3	H: 0 LOB: 0 BB: 0 P: 3	R: 0 E: 0 K: 0 S: 4	H: 1 LOB: 1 BB: 0 P: 4	R: 1 E: 0 K: 1 S: 5	H: 3 LOB: 1 BB: 0 P: 5	R: 0 E: 0 K: 1 S: 5	H: 0 LOB: 0 BB: 0 P: 5	R: 0 E: 0 K: 0 S: 4	H: 1 LOB: 2 BB: 1 P: 8	R: 0 E: 0 K: 0 S: 3	H: 0 LOB: 0 BB: 0 P: 3	R: 1 E: 0 K: 1 S: 7	H: 2 LOB: 1 BB: 0 P: 7	1B: 6 2B: 0 3B: 0 HR: 1	SF: 0 SAC: 0 DP: 1 HBP: 1	WP: 0 PA: 35 PB: 0 SB: 0 CS: 0		
PITCHER Mike Cuellar, L (1, 1) ERA: 2.83	IP 9.0	WLS W	BF 34	H 7	R 2	ER 2	SO 3	BB 0	IBB 1	HBP 1	BLK 0	WP 0	HR 1	S 38	P 43	ERA 2.00	WHIP 0.778						PITCHER IP WLS BF H R ER SO BB IBB HBP BLK WP HR S P ERA WHIP

California Angels @ Baltimore Orioles
 Memorial Stadium, Baltimore, MD
 Sat Jul 20 1974, 7:05 PM EDT
 Att. 23,379 - Unknown

livebaseballscorecards.com

AB	32
R	2
H	7
RBI	2
BB	1
SO	3
LOB	7



BOTTOM

California Angels @ Baltimore Orioles
Memorial Stadium, Baltimore, MD
 Sat Jul 20 1974, 7:05 PM EDT
 Att. 23,379 - Unknown

livebaseballscorecards.com

AB	34
R	5
H	13
RBI	5
BB	1
SO	3
LOB	16



WP: 0	PA: 37
PB: 1	
SB: 1	
CS: 1	

AB R H RBI BB SO LOB

4	0	2	0	0	0	0
4	0	2	0	0	0	1
4	0	1	0	0	1	3
4	0	1	0	0	1	4
4	0	2	0	0	1	0
0	1	0	0	0	0	0
2	1	1	0	1	0	2
4	0	2	2	0	0	2
0	1	0	0	0	0	0
4	1	1	0	0	0	3
4	1	1	3	0	0	1

Batter	1	2	3	4	5	6	7	8	9
Paul Blair, R OBP: 0.306, SLG: 0.397 (1, 8)	0-0 FC4-6 1B		0-0 F9			0-0 5-3		0-0 PB 1B	
Rich Coggins, L OBP: 0.283, SLG: 0.302 (1, 9)	0-0 FC4-6 1B		0-0 F9			0-0 G5-4-3 1B		0-0 PB 1B	
Bobby Grich, R OBP: 0.393, SLG: 0.502 (1, 4)	0-0 FC4-3-2 1B		0-3 K			0-0 G5-4-3 1B		0-0 F3	
Tommy Davis, R OBP: 0.293, SLG: 0.340 (1, 10)	0-0 FC4-3-2 1B		0-3 K			0-0 F8 1B		0-0 L4	
Boog Powell, L OBP: 0.347, SLG: 0.448 (1, 3)		0-3 K		0-0 4-3		0-0 1-2 1B		0-0 SH1-4 1B	
Enos Cabell, R OBP: 0.230, SLG: 0.254 (9, PR)		0-0 K		0-0 4-3		0-0 F8		0-0 SH1-4	
Don Baylor, R OBP: 0.323, SLG: 0.333 (1, 7)		4-0 E BB		0-0 CS 1B		0-0 F3		0-0 1B HR	
Brooks Robinson, R OBP: 0.377, SLG: 0.401 (1, 5)		0-0 E7 1B		0-0 CS	0-0 L7	0-0 F3		0-0 1B HR	
Al Bumbry, L OBP: 0.246, SLG: 0.292 (9, PR)		0-0 E7 1B		0-0 CS	0-0 L7	0-0 F3		0-0 1B HR	
Elrod Hendricks, L OBP: 0.316, SLG: 0.406 (1, 2)		0-0 F5		0-0 4-3	0-0 4-3	0-0 F5		0-0 1-3 HR	
Mark Belanger, R OBP: 0.321, SLG: 0.375 (1, 6)		0-0 G3		0-0 4-3	0-0 4-3	0-0 L8		0-0 1-3 HR	

Inning Stats	R: 0	H: 2	E: 0	K: 0	S: 4	LOB: 1	BB: 0	P: 4	R: 1	H: 1	E: 1	K: 1	S: 6	LOB: 1	BB: 1	P: 10	R: 0	H: 0	E: 0	K: 1	S: 5	LOB: 0	BB: 0	P: 5	R: 0	H: 1	E: 0	K: 0	S: 3	LOB: 0	BB: 0	P: 3	R: 0	H: 1	E: 0	K: 0	S: 3	LOB: 0	BB: 0	P: 3	R: 0	H: 2	E: 0	K: 0	S: 5	LOB: 2	BB: 0	P: 5	R: 0	H: 2	E: 0	K: 0	S: 5	LOB: 2	BB: 0	P: 5	R: 4	H: 4	E: 0	K: 0	S: 5	LOB: 1	BB: 0	P: 5	1B: 12	SF: 0	2B: 1	SAC: 1	3B: 0	DP: 2	HR: 1	HBP: 0	WP: 0	PA: 37
--------------	------	------	------	------	------	--------	-------	------	------	------	------	------	------	--------	-------	-------	------	------	------	------	------	--------	-------	------	------	------	------	------	------	--------	-------	------	------	------	------	------	------	--------	-------	------	------	------	------	------	------	--------	-------	------	------	------	------	------	------	--------	-------	------	------	------	------	------	------	--------	-------	------	--------	-------	-------	--------	-------	-------	-------	--------	-------	--------

PITCHER	IP	WLS	BF	H	R	ER	SO	BB	IBB	HBP	BLK	WP	HR	S	P	ERA	WHIP
Ed Figueroa, R ERA: 3.51 (1, 1)	8.1	L	35	12	4	4	3	1	0	0	0	0	0	40	44	4.32	1.560
Dave Sells, R ERA: 2.28 (9, 1)	0.0		1	1	1	1	0	0	0	0	0	0	1	1	1	∞	∞

Batter	1	2	3	4	5	6	7	8	9	AB R H RBI BB SO LOB	TOP	
Mickey Rivers, L (1, 8) OBP: 0.340, SLG: 0.390	0-0 4-3 2B		0-0 E1 WP 1B		0-0 2B 2B		0-0 F7		0-0 1B SF9 2B	5 3 4 0 0 0 0	California Angels @ Baltimore Orioles Memorial Stadium, Baltimore, MD Sun Jul 21 1974, 3:33 AM EDT Att: 13,443 - Unknown	
Dave Chalk, R (1, 5) OBP: 0.323, SLG: 0.337	0-0 4-3		0-0 5-3		0-0 5-3		0-0 BB 1B		0-0 SF9 1B	5 2 2 0 0 0 2		
Leroy Stanton, R (1, 9) OBP: 0.360, SLG: 0.474	0-3 K		0-0 6-3		0-0 1B 2B		4-0 1B BB		0-3 K	4 1 1 1 1 2 3		
Bob Oliver, R (1, 10) OBP: 0.272, SLG: 0.331 Frank Robinson, R (9, PH) OBP: 0.359, SLG: 0.456	1-0 HBP		0-0 4-3		0-0 2B 1B		0-0 1B		0-0 SF9	3 0 2 2 0 0 0 0 0 0 1 0 0 0		
Bobby Valentine, R (1, 7) OBP: 0.295, SLG: 0.351 Winston Llenas, R (1, 7) OBP: 0.303, SLG: 0.407 Joe Lahoud, L (7, 7) OBP: 0.343, SLG: 0.521	0-3 K			0-0 SH1-3 1B		0-0 F7		0-0 F2		0-0 1B		1 0 0 0 0 1 2 3 0 1 0 0 0 3 1 0 1 1 0 0 0
Bruce Bochte, L (1, 3) OBP: 0.400, SLG: 0.400		0-0 5-3 1B		0-0 SH1-3 1-2		0-0 F9		0-0 SH1-4 1B		0-3 K		4 0 2 0 0 1 1
Tom Egan, R (1, 2) OBP: 0.200, SLG: 0.067		0-3 K		0-0 F7		0-3 K		0-0 SH1-4				3 0 0 0 0 2 2
Denny Doyle, L (1, 4) OBP: 0.288, SLG: 0.300		0-0 5-3		0-0 6-3		0-0 6-3		0-0 5-3				4 0 0 0 0 0 3
Orlando Ramirez, R (1, 6) OBP: 0.250, SLG: 0.200		0-0 6-3			0-3 K		0-0 6-3		0-0 F9	4 0 0 0 0 1 2		
Inning Stats	R: 0 H: 1 E: 0 LOB: 2 K: 2 BB: 0 S: 8 P: 9	R: 0 H: 1 E: 0 LOB: 1 K: 1 BB: 0 S: 6 P: 6	R: 1 H: 1 E: 1 LOB: 0 K: 0 BB: 0 S: 4 P: 4	R: 0 H: 1 E: 0 LOB: 1 K: 0 BB: 0 S: 4 P: 4	R: 2 H: 3 E: 0 LOB: 1 K: 1 BB: 0 S: 8 P: 8	R: 0 H: 0 E: 0 LOB: 0 K: 1 BB: 0 S: 5 P: 5	R: 1 H: 2 E: 0 LOB: 2 K: 0 BB: 1 S: 5 P: 9	R: 0 H: 1 E: 0 LOB: 1 K: 0 BB: 0 S: 4 P: 4	R: 2 H: 3 E: 0 LOB: 1 K: 2 BB: 0 S: 10 P: 10	1B: 9 SF: 1 2B: 4 SAC: 2 3B: 0 DP: 0 HR: 0 HBP: 1		WP: 1 PA: 42 PB: 0 SB: 0 CS: 0
PITCHER Dave McNally, L (1, 1) ERA: 4.09 Bob Reynolds, R (9, 1) ERA: 3.19	IP WLS BF H R ER SO BB IBB HBP BLK WP HR S P ERA WHIP	8.0 L 37 11 5 4 5 1 0 1 0 1 0 0 45 50 4.50 1.500	1.0 5 2 1 1 2 0 0 0 0 0 0 0 9 9 9.00 2.000	PITCHER								IP WLS BF H R ER SO BB IBB HBP BLK WP HR S P ERA WHIP

livebaseballscores.com

AB	37
R	6
H	13
RBI	5
BB	1
SO	7
LOB	18



Batter	1	2	3	4	5	6	7	8	9
Paul Blair, R OBP: 0.302, SLG: 0.392 (1, 8)	0-3 K		0-3 K		0-3 K		0-0 F7		
Bobby Grich, R OBP: 0.391, SLG: 0.507 (1, 4)	0-0 HR		0-0 6-3			0-0 5-3		0-3 K	
Tommy Davis, R OBP: 0.295, SLG: 0.353 (1, 10)	0-3 K			0-0 F9		0-0 HR		0-0 1B 2B	
Earl Williams, R OBP: 0.343, SLG: 0.352 (1, 3)	0-3 K			0-3 K		0-0 6-3		0-0 6-3	
Don Baylor, R OBP: 0.326, SLG: 0.339 (1, 7)		0-0 F8		0-0 5-3		0-0 2B		0-0 2H 1B	
Brooks Robinson, R OBP: 0.375, SLG: 0.409 (1, 5)		0-0 F9			0-0 HR	0-0 6-3		0-0 6-3	
Jim Fuller, R OBP: 0.278, SLG: 0.416 (1, 9)		0-0 6-3			0-0 F9		0-3 K2-3		0-3 K
Andy Etchebarren, R OBP: 0.234, SLG: 0.250 (1, 2)			0-3 K		0-0 F8		0-0 F9		0-0 F9
Mark Belanger, R OBP: 0.327, SLG: 0.374 (1, 6)			4-0 BB		4-0 BB		4-0 BB		0-3 K

AB	R	H	RBI	BB	SO	LOB
4	0	0	0	0	3	3
4	1	1	1	0	1	1
4	2	2	1	0	1	0
4	0	0	0	0	2	1
4	0	2	1	0	0	0
4	1	1	1	0	0	2
4	0	0	0	0	2	0
4	0	0	0	0	1	0
1	0	0	0	3	1	0

WP	HR	S	P	ERA	WHIP
0	3	40	52	4.05	1.050
0	0	15	15	3.86	0.857

1B	2B	3B	HR	SF	SAC	DP	HBP
1	2	0	3	0	0	0	0
0	0	0	0	0	0	0	0

WP	PA
0	36

California Angels @ Baltimore Orioles
 Memorial Stadium, Baltimore, MD
 Sun Jul 21 1974, 3:33 AM EDT
 Att. 13,443 - Unknown

AB	33
R	4
H	6
RBI	4
BB	3
SO	11
LOB	7



Inning Stats	R	H	E	K	S	R	H	E	K	S	R	H	E	K	S	R	H	E	K	S	R	H	E	K	S	R	H	E	K	S	
	1	1	0	3	10	0	0	0	0	3	0	0	0	2	5	0	0	0	1	9	0	0	0	0	0	0	0	0	0	0	0

PITCHER	IP	WLS	BF	H	R	ER	SO	BB	IBB	HBP	BLK	WP	HR	S	P	ERA	WHIP
Andy Hassler, L ERA: 2.5 (1, 1)	6.2		27	4	3	3	8	3	0	0	0	0	3	40	52	4.05	1.050
Frank Tanana, L ERA: 3.83 (7, 1)	2.1	W	9	2	1	1	3	0	0	0	0	0	0	15	15	3.86	0.857

Batter	1	2	3	4	5	6	7	8	9	AB R H RBI BB SO LOB	TOP											
Al Bumbry, L (1, 7) OBP: 0.250, SLG: 0.288	4-0 BB S		0-0 F8 1-2		0-0 F8		4-0 BB	0-0 4-3		3 0 0 0 2 0 2												
Rich Coggins, L (1, 9) OBP: 0.286, SLG: 0.309	0-0 F2 1-2			0-0 FC6-4 1B		0-0 F7	0-0 4-3		0-0 E 2B	5 0 2 0 0 0 2												
Bobby Grich, R (1, 4) OBP: 0.394, SLG: 0.506	0-0 B1			4-0 FC6-4 BB		4-0 FC4-6 1B 2B		0-0 1B SF9 1B	0-3 K	3 2 1 0 2 1 2												
Tommy Davis, R (1, 10) OBP: 0.296, SLG: 0.353	0-3 K			0-0 FC6-4		0-0 FC4-6 1B		0-0 BB 2B 1B	0-0 6-3	5 1 2 0 0 1 4												
Boog Powell, L (1, 3) OBP: 0.349, SLG: 0.441				0-0 F8		0-0 FC4-6 2B		4-0 BB 2B BB	4-0 E BB	3 1 0 0 2 0 4												
Enos Cabell, R (9, PR) OBP: 0.230, SLG: 0.254				6-5-4-5-6-2		1-2f 2-3		1-2 2B BB		0 0 0 0 0 0 0												
Paul Blair, R (1, 8) OBP: 0.300, SLG: 0.392				3-H		0-0 F7		0-3 K	0-0 E4	5 0 1 1 0 1 5												
Brooks Robinson, R (1, 5) OBP: 0.370, SLG: 0.404						1-3 3-H 2B		0-0 K	1-2 2-3													
Elrod Hendricks, L (1, 2) OBP: 0.325, SLG: 0.444				5-3		0-0 E6 HR		0-0 SF9	0-0 F8	4 1 0 1 0 0 5												
Mark Belanger, R (1, 6) OBP: 0.327, SLG: 0.371				1-3		0-0 HR		0-0 F9	4-0 2B BB	3 2 1 2 1 0 0												
Don Baylor, R (8, PH) OBP: 0.328, SLG: 0.346						1-H		0-3 K	0-0 2B	2 0 0 0 1 1 0												
Frank Baker, L (8, 6) OBP: 0.174, SLG: 0.095				CS BB		0-0 F2		0-0 K	0-0 2B	1 0 1 3 0 0 0												
								1-H 2-H 3-H		0 0 0 0 0 0 0												
Inning Stats	R: 0 E: 0 K: 1 S: 5	H: 0 LOB: 1 BB: 1 P: 9	R: 0 E: 0 K: 0 S: 3	H: 0 LOB: 0 BB: 0 P: 3	R: 0 E: 0 K: 0 S: 2	H: 0 LOB: 0 BB: 1 P: 6	R: 0 E: 0 K: 0 S: 3	H: 1 LOB: 1 BB: 1 P: 7	R: 2 E: 1 K: 0 S: 5	H: 1 LOB: 0 BB: 0 P: 5	R: 1 E: 0 K: 0 S: 5	H: 2 LOB: 2 BB: 1 P: 9	R: 0 E: 0 K: 1 S: 5	H: 0 LOB: 1 BB: 1 P: 9	R: 4 E: 0 K: 1 S: 8	H: 3 LOB: 1 BB: 2 P: 16	R: 0 E: 1 K: 1 S: 7	H: 1 LOB: 3 BB: 1 P: 11	1B: 4 2B: 4 3B: 0 HR: 1	SF: 1 SAC: 0 DP: 1 HBP: 0	WP: 0 PB: 0 SB: 1 CS: 1	PA: 43
PITCHER	IP WLS BF H R ER SO BB IBB HBP BLK WP HR S P ERA WHIP																					
Dick Bosman, R (1, 1) ERA: 3.67	5.1 W 22 3 3 2 1 4 0 0 0 0 0 1 20 36 3.38 1.312																					
Bruce Ellingsen, L (6, 1) ERA:	0.1 2 1 0 0 0 0 0 0 0 0 0 0 2 2 0.00 3.000																					
Fred Beene, R (6, 1) ERA: 4.97	2.0 12 3 4 4 2 3 0 0 0 0 0 0 13 25 18.00 3.000																					
Tom Buskey, R (8, 1) ERA: 4.31	1.1 S 7 1 0 0 1 1 0 0 0 0 0 0 8 12 0.00 1.500																					

Baltimore Orioles @ Cleveland Indians
Cleveland Municipal Stadium, Cleveland, OH

Thu Jul 25 1974, 7:05 PM EDT
Unknown

livebaseballscores.com

AB	34
R	7
H	8
RBI	7
BB	8
SO	4
LOB	24



Batter	1	2	3	4	5	6	7	8	9
John Lowenstein, L (1, 7) OBP: 0.325, SLG: 0.331 Rusty Torres, S (9, 7) OBP: 0.269, SLG: 0.208	0-3 K			0-3 K	0-0 B5-3 1B 2B	0-0 F7		0-0 G3	
Frank Duffy, R (1, 6) OBP: 0.261, SLG: 0.325	0-0 G4-6-3 1B			0-0 6-3	0-0 B5-3		0-0 F4		
George Hendrick, R (1, 8) OBP: 0.356, SLG: 0.505	0-0 G4-6-3 1-2f			0-0 1B 2B	0-0 FC6-4 1B		0-0 2B FC5-4 1B		
Charlie Spikes, R (1, 9) OBP: 0.330, SLG: 0.443		4-0 BB BB BB		0-0 FC6-4 1B	0-0 FC6-4 1-2f		0-0 FC5-4 2B		
John Ellis, R (1, 3) OBP: 0.326, SLG: 0.431		0-0 F9		0-0 FC6-4 1-2f		0-0 6-3	4-0 FC5-4 IBB		
Buddy Bell, R (1, 5) OBP: 0.318, SLG: 0.358		0-0 G6-4-3 1-2f			0-0 G3-4 1B 1B	4-0 FC5-4 BB	0-0 FC5-4 FC4-6 1-2f 2-3 3-H		
Oscar Gamble, L (1, 10) OBP: 0.339, SLG: 0.427			0-0 F7		0-0 G3-4	0-0 FC5-4 HR	0-0 FC4-6 1-2f		
Dave Duncan, R (1, 2) OBP: 0.252, SLG: 0.372			0-0 G1-6-3 1B		4-0 1B 2B BB	0-0 HR	0-3 K		
Jack Brohamer, L (1, 4) OBP: 0.348, SLG: 0.349			0-0 G1-6-3 1-2f		0-0 2B 1B	0-0 1B	0-0 F4		

Inning Stats	R: 0 E: 0 K: 1 S: 5	H: 1 LOB: 0 BB: 0 P: 5	R: 0 E: 0 K: 0 S: 2	H: 0 LOB: 0 BB: 1 P: 6	R: 0 E: 0 K: 0 S: 3	H: 1 LOB: 0 BB: 0 P: 3	R: 1 E: 0 K: 1 S: 7	H: 2 LOB: 1 BB: 0 P: 7	R: 4 E: 0 K: 0 S: 7	H: 4 LOB: 1 BB: 1 P: 11	R: 2 E: 0 K: 0 S: 5	H: 2 LOB: 1 BB: 1 P: 9	R: 1 E: 0 K: 0 S: 5	H: 2 LOB: 2 BB: 1 P: 9	R: 0 E: 0 K: 1 S: 5	H: 0 LOB: 0 BB: 0 P: 5
1B: 8 2B: 3 3B: 0 HR: 1	SF: 0 SAC: 0 DP: 3 HBP: 0	WP: 0 PB: 0 SB: 0 CS: 0														

PITCHER	IP	WLS	BF	H	R	ER	SO	BB	IBB	HBP	BLK	WP	HR	S	P	ERA	WHIP
Dave McNally, L (1, 1) ERA: 4.27	4.1	L	19	7	5	5	2	2	0	0	0	0	0	21	29	10.38	2.077
Dave Johnson, R (5, 1) ERA: 6.35	1.1		8	3	2	2	0	1	0	0	0	0	1	7	11	13.50	3.000
Don Hood, L (6, 1) ERA: 2.96	2.1		10	2	1	1	1	0	1	0	0	0	0	11	15	3.86	0.857

AB R H RBI BB SO LOB


5 1 1 2 0 2 1
0 0 0 0 0 0 0
4 0 1 0 0 0 1
4 2 3 1 0 0 1
3 0 2 1 1 0 1
3 0 0 0 1 0 2
3 1 1 1 1 0 3
4 1 0 0 0 0 4
3 2 2 2 1 1 0
4 1 2 1 0 0 1

AB	33
R	8
H	12
RBI	8
BB	4
SO	3
LOB	14



Baltimore Orioles @ Cleveland Indians
 Cleveland Municipal Stadium, Cleveland, OH
 Thu Jul 25 1974, 7:05 PM EDT
 Unknown

livebaseballscorecards.com

Batter	1	2	3	4	5	6	7	8	9	10	11	12	13	AB R H RBI BB SO LOB	TOP										
Paul Blair, R (1, 8) OBP: 0.297, SLG: 0.390	6-3		F9		F8		2B		F8			K	F9	7 0 1 0 0 1 2	<p>Baltimore Orioles @ Cleveland Indians Cleveland Municipal Stadium, Cleveland, OH</p> <p>Thu Jul 25 1974, 7:05 PM EDT Att. 26,296 - Unknown</p> <p>livebaseballscorecards.com</p> <p>AB 50 R 4 H 16 RBI 4 BB 2 SO 5 LOB 19</p> 										
Bobby Grich, R (1, 4) OBP: 0.390, SLG: 0.500	F3		F3		F8		F7		5-3			1B		6 0 1 0 0 0 1											
Tommy Davis, R (1, 10) OBP: 0.305, SLG: 0.365														5 2 5 0 0 0 0											
Al Bumbry, L (12, PH) OBP: 0.249, SLG: 0.286	1B					1B		SH1-4				K		1 0 0 0 0 1 1											
Earl Williams, R (1, 2) OBP: 0.344, SLG: 0.353	1B		1B			1B		1B		F3		5-3		5 0 2 0 0 0 3											
Don Baylor, R (1, 7) OBP: 0.331, SLG: 0.344	F9			F7		S	1B	1B	F7				1B	4 1 1 0 2 0 3											
Brooks Robinson, R (1, 5) OBP: 0.368, SLG: 0.411		F7		HR		SF9		F7	5-3				SH1-3	4 1 1 2 0 0 3											
Boog Powell, L (1, 3) OBP: 0.348, SLG: 0.438	G3			F8		4-3		1B			F7		E	6 0 2 1 0 0 1											
Enos Cabell, R (1, 9) OBP: 0.250, SLG: 0.274													1B	3 0 2 0 0 0 0											
Jim Fuller, R (7, 9) OBP: 0.277, SLG: 0.413					5-3				K		4-3		E9	1 0 0 0 0 1 2											
Rich Coggins, L (11, PH) OBP: 0.287, SLG: 0.310							1B						1B	2 0 1 1 0 0 0											
Mark Belanger, R (1, 6) OBP: 0.321, SLG: 0.363									F3	L4			F8	6 0 0 0 0 2 3											
Inning Stats	R: 0 E: 0 S: 5	H: 2 LOB: 2 BB: 0 P: 5	R: 0 E: 0 K: 1 S: 6	H: 1 LOB: 1 BB: 0 P: 6	R: 0 E: 0 K: 0 S: 4	H: 1 LOB: 1 BB: 0 P: 4	R: 1 E: 0 K: 0 S: 4	H: 1 LOB: 0 BB: 0 P: 4	R: 0 E: 0 K: 1 S: 5	H: 0 LOB: 0 BB: 0 P: 5	R: 1 E: 0 K: 0 S: 4	H: 2 LOB: 1 BB: 0 P: 8	R: 0 E: 0 K: 0 S: 3	H: 0 LOB: 0 BB: 0 P: 3		R: 0 E: 0 K: 0 S: 3	H: 0 LOB: 0 BB: 0 P: 3	R: 0 E: 0 K: 2 S: 8	H: 1 LOB: 1 BB: 0 P: 8	R: 1 E: 1 K: 0 S: 6	H: 3 LOB: 2 BB: 0 P: 6	1B: 13 2B: 2 3B: 0 HR: 1	SF: 1 SAC: 2 DP: 0 HBP: 0	WP: 0 PB: 0 SB: 1 CS: 0	PA: 55
PITCHER	IP WLS BF H R ER SO BB IBB HBP BLK WP HR S P ERA WHIP																								
Fritz Peterson, L (1, 1) ERA: 4.22	7.1		32	10	3	3	2	0	2	0	0	0	0	0	0	0	0	3.68	1.364						
Tom Buskey, R (8, 1) ERA: 3.86	4.2		17	3	0	0	3	0	0	0	0	0	0	0	0	0	0	0.00	0.643						
Tom Hilgendorf, L (13, 1) ERA: 4.32	1.0	W	6	3	1	1	0	0	0	0	0	0	0	0	0	0	0	9.00	3.000						

Batter	1	2	3	4	5	6	7	8	9	10	11	12	13	AB R H RBI BB SO LOB
John Lowenstein, L (1, 7) OBP: 0.323, SLG: 0.528	0-0 F7		0-0 4-3		0-0 4-3			0-3 K2-3		0-0 1B 1B		0-0 E4		6 0 1 0 0 1 1
Frank Duffy, R (1, 6) OBP: 0.262, SLG: 0.325	0-3 K			0-0 1B 1B		0-0 5-3		0-0 5-3		0-0 1B		0-0 F8		6 1 2 0 0 1 1
George Hendrick, R (1, 8) OBP: 0.361, SLG: 0.506	0-0 1B			0-0 1B 1B		0-0 1B		0-3 K		4-0 FC5-4 1B			0-0 5-3	5 0 3 0 1 1 0
Charlie Spikes, R (1, 9) OBP: 0.327, SLG: 0.438	0-0 F3			0-0 F8		0-0 F8			0-3 K	0-0 FC5-4			0-0 BB 1B BB 1B	6 1 1 0 0 1 6
John Ellis, R (1, 3) OBP: 0.330, SLG: 0.433		0-0 6-3		0-0 G6-4-3 1B		0-0 L5			0-0 HR 1B		0-3 K		0-0 BB 1B BB 1B	6 2 3 1 0 1 1
Buddy Bell, R (1, 5) OBP: 0.319, SLG: 0.370		0-0 F9		0-0 G6-4-3			0-0 FC5-4 1B		0-0 HR		0-0 F3		4-0 1B BB 1-2 2-3 BB	5 1 2 2 0 0 2 0 0 0 0 1 0 0
Leron Lee, L (13, PH) OBP: 0.316, SLG: 0.401									0-0 HR		0-0 F3		4-0 1B BB 1-2 2-3 BB	0 0 0 0 1 0 0
Oscar Gamble, L (1, 10) OBP: 0.336, SLG: 0.422		0-3 K				0-0 4-3		0-3 K		0-0 F9		0-0 F4		3 0 0 0 0 2 1 2 0 0 1 1 0 0
Joe Lis, R (9, PH) OBP: 0.292, SLG: 0.277									0-0 F9		0-0 F4		4-0 1B BB 1-2 2-3 BB	4 0 0 0 1 0 1 1 0 1 1 0 0 0
Dave Duncan, R (1, 2) OBP: 0.252, SLG: 0.367			0-0 F8		4-0 BB		0-0 FC5-4 FC6-4		0-0 F4			0-0 3-1	0-0 1B	4 0 0 0 1 0 1 1 0 1 1 0 0 0
Tom McCraw, L (13, PH) OBP: 0.345, SLG: 0.424							1-2r		0-0 F4			0-0 3-1	1-2 2-3 3-H	3 0 0 0 0 0 2 2 0 0 0 0 1 0
Luis Alvarado, R (1, 4) OBP: 0.204, SLG: 0.176			0-0 5-3		0-0 F8		1-2r		0-0 FC6-4		0-0 F6			3 0 0 0 0 0 2 2 0 0 0 0 1 0
Jack Brohamer, L (10, PH) OBP: 0.345, SLG: 0.347							1-2r							

Inning Stats	R: 0	H: 1	E: 0	LOB: 1	K: 1	BB: 0	S: 6	P: 6
	R: 0	H: 0	E: 0	LOB: 0	K: 1	BB: 0	S: 5	P: 5
	R: 1	H: 3	E: 0	LOB: 1	K: 0	BB: 0	S: 5	P: 5
	R: 0	H: 0	E: 0	LOB: 1	K: 0	BB: 1	S: 3	P: 7
	R: 0	H: 1	E: 0	LOB: 1	K: 1	BB: 0	S: 6	P: 6
	R: 0	H: 0	E: 0	LOB: 0	K: 2	BB: 0	S: 7	P: 7
	R: 2	H: 2	E: 0	LOB: 0	K: 1	BB: 0	S: 7	P: 7
	R: 0	H: 2	E: 0	LOB: 2	K: 0	BB: 1	S: 4	P: 8
	R: 0	H: 0	E: 0	LOB: 0	K: 1	BB: 0	S: 5	P: 5
	R: 2	H: 3	E: 0	LOB: 3	K: 0	BB: 2	S: 4	P: 12


1B: 12	SF: 0	WP: 0	PA: 53
2B: 0	SAC: 0	PB: 0	
3B: 0	DP: 1	SB: 2	
HR: 1	HBP: 0	CS: 0	

BOTTOM

Baltimore Orioles @ Cleveland Indians
Cleveland Municipal Stadium, Cleveland, OH

Thu Jul 25 1974, 7:05 PM EDT
Att: 26,296 - Unknown

AB	49
R	5
H	13
RBI	5
BB	4
SO	8
LOB	15



PITCHER	IP	WLS	BF	H	R	ER	SO	BB	IBB	HBP	BLK	WP	HR	S	P	ERA	WHIP
Ross Grimsley, L (1, 1) ERA: 3.32	8.1		33	8	3	3	6	1	0	0	0	0	1	44	48	3.24	1.080
Bob Reynolds, R (9, 1) ERA: 3.3	4.0	L	17	4	2	2	2	0	1	0	0	0	0	20	24	4.50	1.000
Grant Jackson, L (13, 1) ERA: 3.64	0.0		2	0	0	0	0	2	0	0	0	0	0	8			
Doyle Alexander, R (13, 1) ERA: 4.46	0.0		1	1	0	0	0	0	0	0	0	0	0	1	1		

Batter	1	2	3	4	5	6	7	8	9	10	11	AB R H RBI BB SO LOB	TOP														
Rich Coggins, L OBP: 0.300, SLG: 0.328 (1, 9)	0-0 4-3	0-0 1-2 1B		0-0 1-2 2-3 1B			0-0 FC6-4 1B		0-0 HR 1B		0-0 SF8 HR 2B	6 2 5 1 0 0 0	Baltimore Orioles @ Cleveland Indians Cleveland Municipal Stadium, Cleveland, OH Fri Jul 26 1974, 7:05 PM EDT Att. 42,818 - Unknown														
Paul Blair, R OBP: 0.295, SLG: 0.396 (1, 8)	0-0 F4	0-0 F7		0-0 F7			0-3 K		0-0 HR 1B		0-0 SF8	5 1 1 3 0 1 6															
Tommy Davis, R OBP: 0.306, SLG: 0.370 (1, 10)	4-0 HR BB		0-0 4-3		0-0 5-3		0-0 FC6-4 1-2f		0-3 K		0-0 HR	5 2 1 2 1 1 1															
Bobby Grich, R OBP: 0.387, SLG: 0.503 (1, 4)	0-0 HR		0-0 F7		0-3 K			0-0 5-3		0-3 K	0-0 F4	6 1 1 2 0 2 1															
Boog Powell, L OBP: 0.349, SLG: 0.435 Enos Cabell, R OBP: 0.250, SLG: 0.274 (1, 3) (10, PR) (10, 3) (11, 5)	4-0 BB		0-3 K		0-0 3-1			0-0 F8		0-0 G4-6-3 1B		4 0 1 0 1 1 0 0 0 0 0 0 0 0															
Don Baylor, R OBP: 0.326, SLG: 0.338 (1, 7)	0-0 5-3		0-3 K		0-0 F5			0-0 F7		0-0 G4-6-3 1-2f		5 0 0 0 0 1 2															
Brooks Robinson, R OBP: 0.368, SLG: 0.412 Al Bumbry, L OBP: 0.249, SLG: 0.286 Andy Etchebarren, R OBP: 0.234, SLG: 0.250 (1, 5) (11, PR) (11, 2)		0-0 L5		0-0 3-1		0-0 5-3			0-0 WP SF9 2B		4-0 SH3 2B BB	4 1 1 0 1 0 0 0 1 0 0 0 0 0 0 0 0 0 0 0 0															
Earl Williams, R OBP: 0.346, SLG: 0.357 (1, 2) (11, 3)		0-0 1B 1B		0-0 1B 1B 1B		0-0 F7			0-0 SF9 2-H		0-0 SH3 1-2	3 0 2 1 0 0 0															
Mark Belanger, R OBP: 0.322, SLG: 0.362 (1, 6)		0-0 F9		0-0 1B 1-2 1B			0-0 F4		0-0 4-3		4-0 2B SF8 BB	4 1 1 0 1 0 1															
Inning Stats	R: 2 E: 0 K: 0 S: 4	H: 1 LOB: 1 BB: 2 P: 12	R: 0 E: 0 K: 0 S: 5	H: 2 LOB: 2 BB: 0 P: 5	R: 0 E: 0 K: 1 S: 5	H: 0 LOB: 0 BB: 0 P: 5	R: 0 E: 0 K: 1 S: 8	H: 3 LOB: 3 BB: 0 P: 8	R: 0 E: 0 K: 1 S: 5	H: 0 LOB: 0 BB: 0 P: 5	R: 0 E: 0 K: 0 S: 3	H: 0 LOB: 0 BB: 0 P: 3		R: 0 E: 0 K: 1 S: 6	H: 1 LOB: 1 BB: 0 P: 6	R: 0 E: 0 K: 0 S: 3	H: 0 LOB: 0 BB: 0 P: 3	R: 3 E: 0 K: 1 S: 8	H: 3 LOB: 0 BB: 0 P: 8	R: 0 E: 0 K: 1 S: 5	H: 1 LOB: 1 BB: 0 P: 5	R: 4 E: 0 K: 0 S: 5	H: 2 LOB: 1 BB: 2 P: 13	1B: 8 2B: 2 3B: 0 HR: 3	SF: 2 SAC: 1 DP: 1 HBP: 0	WP: 1 PB: 0 SB: 0 CS: 0	PA: 49
PITCHER	IP WLS BF H R ER SO BB IBB HBP BLK WP HR S P ERA WHIP																										
Gaylord Perry, R ERA: 1.8 Fred Beene, R ERA: 4.94 (1, 1) (11, 1)	10.2 L 48 13 9 9 6 4 0 0 0 1 3 56 72 7.59 1.594																										
	0.1 1 0 0 0 0 0 0 0 0 0 0 0 0 0.00 0.000																										

livebaseballscorecards.com

AB	42
R	9
H	13
RBI	9
BB	4
SO	6
LOB	11



Batter	1	2	3	4	5	6	7	8	9	10	11	AB	R	H	RBI	BB	SO	LOB
John Lowenstein, L (1, 7) OBP: 0.326, SLG: 0.328	G3		1B 2B 1B	PO BB			G3-6-1		BB BB BB 1-2			3	1	1	0	2	0	1
Frank Duffy, R (1, 6) OBP: 0.265, SLG: 0.327	L6		1-2 2B 1B	PO				5-3	SS SS SS 1-2			4	1	2	0	0	0	0
Leron Lee, L (9, PH) OBP: 0.314, SLG: 0.399												1	0	0	0	0	1	2
Luis Alvarado, R (10, 6) OBP: 0.204, SLG: 0.176												0	0	0	0	0	0	0
George Hendrick, R (1, 8) OBP: 0.356, SLG: 0.499	F4		F8					F8				5	0	0	0	0	1	3
Charlie Spikes, R (1, 9) OBP: 0.331, SLG: 0.443		1B 1B	HR 2B				G6-4-3					5	2	3	2	0	0	1
John Ellis, R (1, 3) OBP: 0.338, SLG: 0.448		FC1-4 1B	HR					G4-6-3 1B				4	1	3	2	1	0	0
Buddy Bell, R (1, 5) OBP: 0.314, SLG: 0.363		FC1-4 1B	F8					F7				5	0	0	0	0	0	5
Joe Lis, R (1, 10) OBP: 0.296, SLG: 0.281												2	0	1	1	0	1	0
Oscar Gamble, L (6, PH) OBP: 0.332, SLG: 0.418		1-2 3-H 1B	K				G4-6-3					3	0	0	0	0	1	1
Dave Duncan, R (1, 2) OBP: 0.252, SLG: 0.363		K						5-3				3	0	0	0	1	2	2
Rusty Torres, S (11, PH) OBP: 0.264, SLG: 0.204												1	0	0	0	0	0	0
Jack Brohamer, L (1, 4) OBP: 0.344, SLG: 0.345	F5							G3-6-1 1B				4	0	1	0	0	0	3

Inning Stats	R: 0	H: 0	E: 0	LOB: 0	K: 0	BB: 0	S: 3	P: 3	R: 1	H: 3	E: 0	LOB: 2	K: 1	BB: 0	S: 8	P: 8	R: 4	H: 4	E: 0	LOB: 0	K: 1	BB: 0	S: 9	P: 9	R: 0	H: 0	E: 0	LOB: 0	K: 1	BB: 1	S: 4	P: 8	R: 0	H: 1	E: 0	LOB: 0	K: 1	BB: 0	S: 5	P: 5	R: 0	H: 1	E: 0	LOB: 0	K: 0	BB: 0	S: 3	P: 3	R: 0	H: 1	E: 0	LOB: 0	K: 0	BB: 0	S: 3	P: 3	R: 0	H: 1	E: 0	LOB: 2	K: 2	BB: 2	S: 7	P: 15	R: 0	H: 0	E: 0	LOB: 2	K: 2	BB: 2	S: 3	P: 3	R: 0	H: 0	E: 0	LOB: 0	K: 0	BB: 0	S: 3	P: 3	R: 0	H: 0	E: 0	LOB: 0	K: 0	BB: 0	S: 3	P: 3	R: 0	H: 0	E: 0	LOB: 0	K: 0	BB: 0	S: 3	P: 3
1B: 9	SF: 0	2B: 1	SAC: 0	3B: 0	DP: 3	HR: 1	HBP: 0	WP: 0	PA: 45																																																																																							

PITCHER	IP	WLS	BF	H	R	ER	SO	BB	IBB	HBP	BLK	WP	HR	S	P	ERA	WHIP
Mike Cuellar, L (1, 1) ERA: 3.08	2.1		14	7	5	5	1	0	0	0	0	0	1	16	16	19.29	3.000
Jesse Jefferson, R (3, 1) ERA: 4.57	6.1		23	4	0	0	4	4	0	0	0	0	0	27	43	0.00	1.263
Grant Jackson, L (9, 1) ERA: 3.6	0.1		1	0	0	0	1	0	0	0	0	0	0	3	3	0.00	0.000
Dave Johnson, R (10, 1) ERA: 4.7	2.0	W	6	0	0	0	0	0	0	0	0	0	0	6	6	0.00	0.000

BOTTOM

Baltimore Orioles @ Cleveland Indians
Cleveland Municipal Stadium, Cleveland, OH

Fri Jul 26 1974: 7:05 PM EDT
Att. 42,818 - Unknown

livebaseballscorecards.com

AB	40
R	5
H	11
RBI	5
BB	4
SO	6
LOB	18



Batter	1	2	3	4	5	6	7	8	9	AB R H RBI BB SO LOB	TOP	
Don Money, R OBP: 0.336, SLG: 0.415 (1, 5) X	0-0 F8	0-0 F7			0-0 1B		0-0 F9			4 0 1 0 0 0 0		
Dave May, L OBP: 0.274, SLG: 0.348 (1, 9) X	0-0 E 1B 2B 1B		0-0 L1		0-0 BB 1B		0-0 F2			4 1 2 1 0 0 0		
George Scott, R OBP: 0.350, SLG: 0.459 (1, 3) X	0-0 E 2B 1B		0-3 K		0-0 G4-6-3 BB			0-0 F8		3 1 1 0 1 1 0		
John Briggs, L OBP: 0.361, SLG: 0.500 (1, 7) X	0-0 E6 2B		0-0 F9		0-0 F5			0-0 4-3		4 1 0 0 0 0 5		
Darrell Porter, L OBP: 0.360, SLG: 0.399 (1, 2) X	0-0 2B			H 1-0 E G4-6-3 HBP	0-0 G4-6-3			0-3 K		3 1 1 3 0 1 3		
Mike Hegan, L OBP: 0.313, SLG: 0.432 (1, 10) S S S	0-3 K			X 0-0 E1 G4-6-3		S S S 0-3 K			X 0-0 1-3	3 0 0 0 0 2 2 1 0 0 0 0 0 0		
Bobby Mitchell, R OBP: 0.300, SLG: 0.374 (9, PH)												
Bob Coluccio, R OBP: 0.309, SLG: 0.353 (1, 8) X	0-0 F8			X 0-0 G4-6-3		X 0-0 6-3			X 0-0 F9	4 0 0 0 0 0 2		
Tim Johnson, L OBP: 0.250, SLG: 0.325 (1, 4) X				X 0-0 L4		X 0-0 6-3			S S S 0-3 K	4 0 0 0 0 1 0		
Robin Yount, R OBP: 0.285, SLG: 0.364 (1, 6)						X 0-0 1B 1B 2B			X 0-0 6-3	3 1 1 0 0 1 0		
Inning Stats	R: 3 H: 3 E: 1 LOB: 1 K: 1 BB: 0 S: 9 P: 9	R: 0 H: 0 E: 0 LOB: 0 K: 1 BB: 0 S: 5 P: 5	R: 0 H: 0 E: 0 LOB: 0 K: 1 BB: 0 S: 5 P: 5	R: 1 H: 0 E: 1 LOB: 0 K: 0 BB: 0 S: 3 P: 4	R: 1 H: 3 E: 0 LOB: 2 K: 0 BB: 1 S: 5 P: 9	R: 0 H: 0 E: 0 LOB: 0 K: 1 BB: 0 S: 5 P: 5	R: 0 H: 0 E: 0 LOB: 0 K: 0 BB: 0 S: 3 P: 3	R: 0 H: 0 E: 0 LOB: 0 K: 1 BB: 0 S: 5 P: 5	R: 0 H: 0 E: 0 LOB: 0 K: 1 BB: 0 S: 5 P: 5	1B: 4 SF: 0 2B: 2 SAC: 0 3B: 0 DP: 2 HR: 0 HBP: 1	WP: 0 PA: 35 PB: 0 SB: 0 CS: 0	
PITCHER Wayne Garland, R ERA: 2.41 (1, 1)	IP WLS BF H R ER SO BB IBB HBP BLK WP HR S P ERA WHIP											
Don Hood, L ERA: 2.66 (5, 1)	5.0 16 1 0 0 3 1 0 0 0 0 0 0 21 25 0.00 0.400											

Milwaukee Brewers @ Baltimore Orioles
Memorial Stadium, Baltimore, MD
 Sat Jul 27 1974, 7:05 PM EDT
 Att. 26,680 - Unknown

livebaseballscorecards.com

AB	33
R	5
H	6
RBI	4
BB	1
SO	6
LOB	12



BOTTOM

Milwaukee Brewers @ Baltimore Orioles
Memorial Stadium, Baltimore, MD
 Sat Jul 27 1974, 7:05 PM EDT
 Att. 26,680 - Unknown

livebaseballscorecards.com

AB	31
R	3
H	5
RBI	2
BB	5
SO	7
LOB	16



WP:	1	PA:	36
PB:	0		
SB:	2		
CS:	0		

AB R H RBI BB SO LOB

4	0	0	0	0	1	2
3	1	0	0	1	1	1
3	1	1	0	1	0	0
4	0	1	0	0	0	3
4	0	1	0	0	2	3
3	1	0	0	1	1	2
4	0	1	2	0	1	1
2	0	0	0	2	1	1
3	0	1	0	0	0	3
1	0	0	0	0	0	0

Batter	1	2	3	4	5	6	7	8	9
Rich Coggins, L (1, 9) OBP: 0.295, SLG: 0.322	0-0 L4		0-0 F7		0-0 F8		0-3 K		
Paul Blair, R (1, 8) OBP: 0.294, SLG: 0.392	0-0 F7		0-0 G5-4-3			4-0 F7 1B 1B BB	0-3 K		
Tommy Davis, R (1, 10) OBP: 0.308, SLG: 0.370	4-0 BB			0-0 4-3		0-0 1B S 1-2 1B	0-0 B5-3		
Bobby Grich, R (1, 4) OBP: 0.386, SLG: 0.500	0-0 F9			0-0 S 1B		0-0 F7		0-0 6-3	
Boog Powell, L (1, 3)		0-0 1B		0-3 K 1-2		0-3 K		0-0 F7	
Don Baylor, R (1, 7) OBP: 0.325, SLG: 0.335		0-3 K		0-0 F7		4-0 1B WP BB		0-0 F3	
Brooks Robinson, R (1, 5) OBP: 0.367, SLG: 0.410		0-0 F2			0-0 F9	0-0 BB 1-3 2-H 3-H 1B		0-3 K	
Earl Williams, R (1, 2) OBP: 0.348, SLG: 0.354		0-0 6-3			4-0 BB	4-0 BB		0-3 K	
Mark Belanger, R (1, 6) OBP: 0.322, SLG: 0.361			0-0 G5-4-3 1B		0-0 F3	0-0 F8		0-0 G3	
Elrod Hendricks, L (9, PH) OBP: 0.321, SLG: 0.438									

Inning Stats	R: 0	H: 0	E: 0	K: 0	S: 3	R: 0	H: 1	E: 0	K: 1	S: 6	R: 0	H: 1	E: 0	K: 0	S: 3	R: 0	H: 0	E: 0	K: 0	S: 3	R: 3	H: 2	E: 0	K: 1	S: 7	R: 0	H: 0	E: 0	K: 2	S: 7	R: 0	H: 0	E: 0	K: 0	S: 3	R: 0	H: 0	E: 0	K: 2	S: 7	R: 0	H: 0	E: 0	K: 0	S: 7	1B: 5	SF: 0	2B: 0	SAC: 0	3B: 0	DP: 1	HR: 0	HBP: 0	WP: 1	PA: 36
--------------	------	------	------	------	------	------	------	------	------	------	------	------	------	------	------	------	------	------	------	------	------	------	------	------	------	------	------	------	------	------	------	------	------	------	------	------	------	------	------	------	------	------	------	------	------	-------	-------	-------	--------	-------	-------	-------	--------	-------	--------

PITCHER	IP	WLS	BF	H	R	ER	SO	BB	IBB	HBP	BLK	WP	HR	S	P	ERA	WHIP
Bill Champion, R (1, 1) ERA: 3.2	5.1	W	22	4	2	2	2	3	0	0	0	0	0	23	35	3.38	1.312
Kevin Kobel, L (6, 1) ERA: 4.12	0.1		3	1	0	0	1	0	0	0	0	0	0	4	8	0.00	6.000
Tom Murphy, R (6, 1) ERA: 1.76	3.1	S	11	0	1	1	4	1	0	0	0	1	0	18	22	2.70	0.300

Batter	1	2	3	4	5	6	7	8	9	AB R H RBI BB SO LOB	TOP																
Don Money, R OBP: 0.333, SLG: 0.411 (1, 5) X	0-0 F9	0-0 F9			0-0 F3		0-0 L6-3			4 0 0 0 0 0 1																	
Dave May, L OBP: 0.274, SLG: 0.347 (1, 8) X (6, 9)	0-0 HR		0-0 6-3		0-0 E6 PB BB			0-0 F7		4 1 1 0 0 0 0																	
George Scott, R OBP: 0.354, SLG: 0.472 (1, 3) X John Vukovich, R OBP: 0.220, SLG: 0.426 (8, 3)	0-0 HR				4-0 PB 1-2 BB			0-0 5-3		3 1 2 2 1 0 0 0 0 0 0 0 0 0																	
John Briggs, L OBP: 0.360, SLG: 0.496 (1, 7) B B B B	4-0 HR		0-0 F8		0-0 F7			0-0 4-3		3 1 0 0 1 0 3																	
Darrell Porter, L OBP: 0.355, SLG: 0.393 (1, 10) X	0-0 F4		0-3 K		0-0 4-3			0-0 F7		4 0 0 0 0 1 2																	
Mike Hegan, L OBP: 0.316, SLG: 0.455 (1, 9) X Ken Berry, R OBP: 0.257, SLG: 0.239 (6, PH) X (6, 8)	0-0 HR		0-0 F8		0-0 3-1			0-0 F9		2 1 1 2 0 0 0 2 0 0 0 0 0 0																	
Charlie Moore, R OBP: 0.331, SLG: 0.368 (1, 2) X	0-0 5-3		0-0 F3		0-3 K			0-0 6-3		4 0 0 0 0 1 0																	
Tim Johnson, L OBP: 0.253, SLG: 0.326 (1, 4) X		0-0 1-4-3		0-0 G3			0-0 L6-3			3 0 1 0 0 0 0																	
Robin Yount, R OBP: 0.282, SLG: 0.361 (1, 6) X		0-0 F8		0-0 6-3			0-0 F7			3 0 0 0 0 0 1																	
Inning Stats	R: 4 E: 0 K: 0 S: 6	H: 3 LOB: 0 BB: 1 P: 10	R: 0 E: 0 K: 0 S: 3	H: 0 LOB: 0 BB: 0 P: 3	R: 0 E: 0 K: 1 S: 6	H: 1 LOB: 1 BB: 0 P: 6	R: 0 E: 0 K: 0 S: 3	H: 0 LOB: 0 BB: 0 P: 3	R: 0 E: 1 K: 0 S: 4	H: 0 LOB: 2 BB: 1 P: 8	R: 0 E: 0 K: 1 S: 5	H: 0 LOB: 0 BB: 0 P: 5	R: 0 E: 0 K: 0 S: 3	H: 1 LOB: 0 BB: 0 P: 3	R: 0 E: 0 K: 0 S: 3	H: 0 LOB: 0 BB: 0 P: 3	R: 0 E: 0 K: 0 S: 3	H: 0 LOB: 0 BB: 0 P: 3	R: 0 E: 0 K: 0 S: 3	H: 0 LOB: 0 BB: 0 P: 3	1B: 2 2B: 2 3B: 0 HR: 2	SF: 0 SAC: 0 DP: 1 HBP: 0	WP: 0 PB: 1 SB: 1 CS: 0	PA: 34			
PITCHER	IP	WLS	BF	H	R	ER	SO	BB	IBB	HBP	BLK	WP	HR	S	P	ERA	WHIP										
Doyle Alexander, R ERA: 4.89 (1, 1)	0.2	L	6	3	4	4	0	1	0	0	0	0	2	5	9	54.00	6.000										
Grant Jackson, L ERA: 3.06 (1, 1)	5.1		19	1	0	0	2	1	0	0	0	0	0	22	26	0.00	0.375										
Dave McNally, L ERA: 4.21 (7, 1)	2.0		6	1	0	0	0	0	0	0	0	0	0	6	6	0.00	0.500										
Bob Reynolds, R ERA: 3.23 (9, 1)	1.0		3	0	0	0	0	0	0	0	0	0	0	3	3	0.00	0.000										

Milwaukee Brewers @ Baltimore Orioles
Memorial Stadium, Baltimore, MD
 Sun Jul 28 1974, 3:33 AM EDT
 Att: 13,286 - Unknown

livebaseballscorecards.com

AB	32
R	4
H	5
RBI	4
BB	2
SO	2
LOB	7



Batter	1	2	3	4	5	6	7	8	9	AB R H RBI BB SO LOB
Al Bumbry, L OBP: 0.249, SLG: 0.286 (1, 7) X	0-0 1-3		0-0 6-3			0-0 6-3			0-0 FC4-6 1-2 1B	4 0 1 0 0 0 1
Rich Coggins, L OBP: 0.295, SLG: 0.321 (1, 9) X	0-0 G4-3 1B			0-0 4-3		0-0 F7			0-0 FC4-6 1-2f 2-3	4 0 1 0 0 0 2
Tommy Davis, R OBP: 0.304, SLG: 0.366 (1, 10) X	0-0 G4-3 1-2f			0-0 F9		0-0 F8			0-0 F6	4 0 0 0 0 0 3
Boog Powell, L OBP: 0.342, SLG: 0.424 (1, 3) X		0-0 F5		0-0 4-3		0-3 K			0-3 K	4 0 0 0 0 2 2
Bobby Grich, R OBP: 0.383, SLG: 0.496 (1, 4) X		0-3 K			0-0 F8		0-3 K			3 0 0 0 0 2 0
Brooks Robinson, R OBP: 0.365, SLG: 0.408 (1, 5) Frank Baker, L OBP: 0.167, SLG: 0.091 (7, 5) X		0-0 F9			0-0 6-3			0-0 4-3		2 0 0 0 0 0 0 1 0 0 0 0 0 0
Paul Blair, R OBP: 0.292, SLG: 0.389 (1, 8) X			0-0 F8		0-0 E3			0-0 5-3		3 0 0 0 0 0 0
Earl Williams, R OBP: 0.348, SLG: 0.351 (1, 2) X			4-0 B1-3 BB		0-0 3-1			0-0 5-3		2 0 0 0 1 0 1
Mark Belanger, R OBP: 0.322, SLG: 0.361 (1, 6) X			0-0 B1-3 1-2			0-0 F9			0-0 FC4-6 1B 1B	3 0 1 0 0 0 1

Inning Stats	R: 0 E: 0 K: 0 S: 3	H: 1 LOB: 0 BB: 0 P: 3	R: 0 E: 0 K: 1 S: 5	H: 0 LOB: 0 BB: 0 P: 5	R: 0 E: 0 K: 0 S: 3	H: 0 LOB: 1 BB: 1 P: 7	R: 0 E: 0 K: 0 S: 3	H: 0 LOB: 0 BB: 0 P: 3	R: 0 E: 1 K: 0 S: 4	H: 0 LOB: 1 BB: 0 P: 4	R: 0 E: 0 K: 0 S: 3	H: 0 LOB: 0 BB: 0 P: 3	R: 0 E: 0 K: 2 S: 7	H: 0 LOB: 0 BB: 0 P: 7	R: 0 E: 0 K: 0 S: 3	H: 0 LOB: 0 BB: 0 P: 3	R: 0 E: 0 K: 1 S: 7	H: 2 LOB: 2 BB: 0 P: 7	1B: 3 2B: 0 3B: 0 HR: 0	SF: 0 SAC: 0 DP: 1 HBP: 0	WP: 0 PB: 0 SB: 0 CS: 0	PA: 31	
PITCHER Jim Slaton, R ERA: 4.39 (1, 1)	IP: 9.0 WLS: W BF: 31 H: 3 R: 0 ER: 0 SO: 4 BB: 1 IBB: 0 HBP: 0 BLK: 0 WP: 0 HR: 0 S: 38 P: 42 ERA: 0.00 WHIP: 0.444																						

Milwaukee Brewers @ Baltimore Orioles
Memorial Stadium, Baltimore, MD
 Sun Jul 28 1974, 3:33 AM EDT
 Att. 13,286 - Unknown

AB	30
R	0
H	3
RBI	0
BB	1
SO	4
LOB	10



Batter	1	2	3	4	5	6	7	8	9	AB R H RBI BB SO LOB	TOP											
Dave May, L (1, 9) <small>OBP: 0.272, SLG: 0.344</small> Ken Berry, R (8, PH) <small>OBP: 0.255, SLG: 0.237</small> (8, 8)	0-3 K			x 0-0 5-3		x 0-0 F8		x 0-0 1-3		3 0 0 0 0 1 0 1 0 0 0 0 0 1												
Don Money, R (1, 5) <small>OBP: 0.332, SLG: 0.409</small>	0-0 F9			x 0-0 F7		x 0-0 5-3		x 0-0 2-H 1B		4 0 1 0 0 0 0												
John Briggs, L (1, 7) <small>OBP: 0.361, SLG: 0.504</small>	0-3 K			x 0-0 4-3		x 0-0 1B			x 0-0 HR	4 1 2 1 0 1 0												
George Scott, R (1, 3) <small>OBP: 0.356, SLG: 0.475</small>		x 0-0 CS 1B			x 0-0 2B	x 0-0 F7			x 0-0 5-3	4 1 2 0 0 0 1												
Deron Johnson, R (1, 10) <small>OBP: 0.256, SLG: 0.363</small> Mike Hegan, L (9, PH) <small>OBP: 0.314, SLG: 0.452</small>	0-3 K			0-3 K			x 0-0 6-3		0-3 K	3 0 0 0 0 2 2 1 0 0 0 0 1 0												
Charlie Moore, R (1, 2) <small>OBP: 0.329, SLG: 0.372</small>	0-0 6-3				x 0-0 1B 2B		x 0-0 6-3		x 0-0 F3	4 0 1 1 0 0 0												
Bob Coluccio, R (1, 8) <small>OBP: 0.309, SLG: 0.353</small> (8, 9)			x 0-0 3-1		x 0-0 1B		x 0-0 5-3			3 0 1 0 0 0 0												
Pedro Garcia, R (1, 4) <small>OBP: 0.272, SLG: 0.392</small>			x 0-0 5-3		x 0-3 K			x 0-0 1B 2B		3 0 1 0 0 1 2												
Robin Yount, R (1, 6) <small>OBP: 0.280, SLG: 0.357</small>			x 0-3 K		x 0-3 K			x 0-0 5-3		3 0 0 0 0 2 3												
Inning Stats	R: 0 E: 0 K: 2 S: 7	H: 0 LOB: 0 BB: 0 P: 7	R: 0 E: 0 K: 1 S: 5	H: 1 LOB: 0 BB: 0 P: 5	R: 0 E: 0 K: 1 S: 5	H: 0 LOB: 0 BB: 0 P: 5	R: 0 E: 0 K: 0 S: 3	H: 0 LOB: 0 BB: 0 P: 3	R: 1 E: 0 K: 3 S: 12	H: 3 LOB: 2 BB: 0 P: 12	R: 0 E: 0 K: 0 S: 4	H: 1 LOB: 1 BB: 0 P: 4	R: 0 E: 0 K: 0 S: 3	H: 0 LOB: 0 BB: 0 P: 3	R: 0 E: 0 K: 0 S: 4	H: 2 LOB: 2 BB: 0 P: 4	R: 1 E: 0 K: 1 S: 6	H: 1 LOB: 0 BB: 0 P: 6	1B: 4 2B: 3 3B: 0 HR: 1	SF: 0 SAC: 0 DP: 0 HBP: 0	WP: 0 PB: 0 SB: 0 CS: 1	PA: 33
PITCHER	IP WLS BF H R ER SO BB IBB HBP BLK WP HR S P ERA WHIP																					
Ross Grimsley, L (1, 1) <small>ERA: 3.28</small> Bob Reynolds, R (9, 1) <small>ERA: 3.17</small>	8.0 W 30 8 2 2 7 0 0 0 0 0 0 1 44 44 2.25 1.000																					
	1.0 3 0 0 0 1 0 0 0 0 0 0 0 5 5 0.00 0.000																					

Milwaukee Brewers @ Baltimore Orioles
 Memorial Stadium, Baltimore, MD
 Mon Jul 29 1974, 7:05 PM EDT
 Att. 6,030 - Unknown

AB	33
R	2
H	8
RBI	2
BB	0
SO	8
LOB	9



Batter	1	2	3	4	5	6	7	8	9
Enos Cabell, R OBP: 0.261, SLG: 0.299 (1, 5)	0-0 F9		0-0 3B 1B	0-0 F9			0-0 6-3 2B	0-0 5-3	
Paul Blair, R OBP: 0.291, SLG: 0.393 (1, 8)	0-0 F9		0-0 1-H E 3B	0-0 F8			0-0 6-3 2-3		
Tommy Davis, R OBP: 0.304, SLG: 0.365 (1, 10)	0-0 1B 1B		0-0 E1 BB 2B 3-H		0-0 F4		0-0 4-3		
Bobby Grich, R OBP: 0.387, SLG: 0.496 (1, 4)	0-0 1-2 1B		4-0 2B WP BB		4-0 G6-4-3 BB		0-0 F8		
Earl Williams, R OBP: 0.347, SLG: 0.354 (1, 3)	0-3 K2-3		0-0 F2		0-0 G6-4-3 1-2f		0-0 1-3 1B 2B		
Don Baylor, R OBP: 0.327, SLG: 0.338 (1, 7)		0-0 F4	0-0 WP 1-3 2-H 2B			0-0 F9	4-0 1-3 1B IBB		
Andy Etchebarren, R OBP: 0.234, SLG: 0.250 (1, 2)		0-0 4-3	0-0 6-3 2-3 3-H			0-0 G6-4-3 1B	0-0 1-3 1-2 2-3		
Jim Fuller, R OBP: 0.282, SLG: 0.418 (1, 9)		0-0 2B	0-0 F8			0-0 G6-4-3 1-2f	4-0 1B IBB		
Mark Belanger, R OBP: 0.321, SLG: 0.360 (1, 6)		0-0 F8		0-0 F8			0-0 F7 1-3 2-H 3-H	0-0 1B	

Inning Stats	R: 0	H: 2	E: 0	LOB: 2	K: 1	BB: 0	S: 7	R: 0	H: 1	E: 0	LOB: 1	K: 0	BB: 0	S: 4	R: 4	H: 3	E: 1	LOB: 1	K: 0	BB: 1	S: 7	R: 0	H: 0	E: 0	LOB: 0	K: 0	BB: 0	S: 3	R: 0	H: 0	E: 0	LOB: 0	K: 0	BB: 1	S: 2	R: 0	H: 1	E: 0	LOB: 0	K: 0	BB: 0	S: 3	R: 0	H: 1	E: 0	LOB: 1	K: 0	BB: 0	S: 4	R: 2	H: 2	E: 0	LOB: 2	K: 0	BB: 2	S: 5	P: 13
--------------	------	------	------	--------	------	-------	------	------	------	------	--------	------	-------	------	------	------	------	--------	------	-------	------	------	------	------	--------	------	-------	------	------	------	------	--------	------	-------	------	------	------	------	--------	------	-------	------	------	------	------	--------	------	-------	------	------	------	------	--------	------	-------	------	-------

PITCHER	IP	WLS	BF	H	R	ER	SO	BB	IBB	HBP	BLK	WP	HR	S	P	ERA	WHIP
Clyde Wright, L ERA: 3.88 (1, 1)	8.0	L	37	10	6	5	1	2	2	0	0	1	0	35	51	5.62	1.500

BOTTOM

Milwaukee Brewers @ Baltimore Orioles
Memorial Stadium, Baltimore, MD

Mon Jul 29 1974, 7:05 PM EDT
Att. 6,030 - Unknown

AB	33
R	6
H	10
RBI	4
BB	4
SO	1
LOB	15

livebaseballscores.com

AB 33
R 6
H 10
RBI 4
BB 4
SO 1
LOB 15



1B: 5	SF: 0	WP: 1	PA: 37
2B: 4	SAC: 0	PB: 0	
3B: 1	DP: 2	SB: 0	
HR: 0	HBP: 0	CS: 0	

Batter	1	2	3	4	5	6	7	8	9	AB R H RBI BB SO LOB
Rich Coggins, L (1, 9) OBP: 0.300, SLG: 0.327	0-0 G4-3 1B		0-0 G5-4-3 1B		0-0 G4-6-3 1-2f 3-H			0-0 BB 1B	0-0 4-3	5 1 3 0 0 0 1
Paul Blair, R (1, 8) OBP: 0.291, SLG: 0.401	0-0 F2		0-0 F9		0-0 HR			0-0 F7		4 1 1 1 0 0 3
Tommy Davis, R (1, 10) OBP: 0.301, SLG: 0.361	0-0 G4-3 1-2f		0-0 G5-4-3 1-2f		0-0 F5			0-0 F4		4 0 0 0 0 0 3
Bobby Grich, R (1, 4) OBP: 0.390, SLG: 0.496		4-0 BB 1B		0-0 1B		0-3 K		4-0 BB 1B 1-2 HR		2 1 1 0 2 1 0
Boog Powell, L (1, 3) OBP: 0.341, SLG: 0.421		0-3 K		0-0 F2		0-0 4-3		0-0 HR 1B 1-2 2-H		4 1 1 1 0 1 2
Don Baylor, R (1, 7) OBP: 0.329, SLG: 0.351		0-0 S 1B		0-0 F8		0-0 F5		0-0 HR 1-H 2-H		4 1 2 3 0 0 1
Elrod Hendricks, L (1, 2) OBP: 0.318, SLG: 0.421		4-0 FC6-4 IBB		0-0 F7			0-0 F6	0-0 6-3		3 0 0 0 1 0 1
Enos Cabell, R (1, 5) OBP: 0.260, SLG: 0.296		0-3 K			0-0 1B G4-6-3 1B		0-3 K		0-0 6-3	4 1 1 0 0 2 3
Mark Belanger, R (1, 6) OBP: 0.320, SLG: 0.358		0-0 FC6-4 1-2f			0-0 1B G4-6-3 1B		0-0 6-3		0-0 F7	4 0 1 0 0 0 3

Inning Stats	R: 0 E: 0 K: 0 S: 3	H: 1 LOB: 0 BB: 0 P: 3	R: 0 E: 0 K: 2 S: 8	H: 1 LOB: 3 BB: 2 P: 16	R: 0 E: 0 K: 0 S: 3	H: 1 LOB: 0 BB: 0 P: 3	R: 0 E: 0 K: 0 S: 4	H: 1 LOB: 1 BB: 0 P: 4	R: 2 E: 0 K: 0 S: 5	H: 3 LOB: 0 BB: 0 P: 5	R: 0 E: 0 K: 1 S: 5	H: 0 LOB: 0 BB: 0 P: 5	R: 0 E: 0 K: 1 S: 5	H: 0 LOB: 0 BB: 0 P: 5	R: 4 E: 0 K: 0 S: 6	H: 3 LOB: 0 BB: 1 P: 10	R: 0 E: 0 K: 0 S: 3	H: 0 LOB: 0 BB: 0 P: 3	1B: 8 2B: 0 3B: 0 HR: 2	SF: 0 SAC: 0 DP: 3 HBP: 0	WP: 0 PB: 0 SB: 1 CS: 0	PA: 37
PITCHER	IP	WLS	BF	H	R	ER	SO	BB	IBB	HBP	BLK	WP	HR	S	P	ERA	WHIP					
Dick Bosman, R (1, 1) ERA: 3.94	7.2	W	32	9	5	5	4	2	1	0	0	0	1	37	49	5.87	1.435					
Tom Buskey, R (8, 1) ERA: 3.67	1.1		5	1	1	1	0	0	0	0	0	0	1	5	5	6.75	0.750					

BOTTOM

Cleveland Indians @ Baltimore Orioles
Memorial Stadium, Baltimore, MD

Tue Jul 30 1974, 7:05 PM EDT
 Att. 11,379 - Unknown

livebaseballscorecards.com

AB	34
R	6
H	10
RBI	5
BB	3
SO	4
LOB	17



Batter	1	2	3	4	5	6	7	8	9	AB R H RBI BB SO LOB	TOP
John Lowenstein, L (1, 7) OBP: 0.331, SLG: 0.343 Rusty Torres, S (6, 7) OBP: 0.263, SLG: 0.192	0-0 L6-3 1B			4-3 1B		4-0 FC5-4 BB		4-0 1B BB	0-0 F8	2 0 1 0 1 0 0 1 0 0 0 1 0 0	
Frank Duffy, R (1, 6) OBP: 0.270, SLG: 0.331	0-0 L6-3 1-2			BB BB 1-3 1B		0-0 FC5-4 FC4 1-2f		0-0 G6-4-3 1B		4 1 2 0 0 0 2	
George Hendrick, R (1, 8) OBP: 0.351, SLG: 0.482	0-0 5-3			BB BB 1-3 1-2 BB		0-0 FC4 1-2f		0-3 K		3 0 0 0 1 1 3	
Charlie Spikes, R (1, 9) OBP: 0.332, SLG: 0.433		0-0 4-3		BB BB 1-2 2-3 BB		0-0 5-3		0-0 G6-4-3 1-2f		3 0 0 0 1 0 3	
John Ellis, R (1, 10) OBP: 0.326, SLG: 0.431		0-0 4-3		BB BB 1-2 2-3 3-H		0-0 1-3		0-3 K		4 0 1 1 0 1 2	
Buddy Bell, R (1, 5) OBP: 0.308, SLG: 0.349		0-0 5-3		0-0 4-3		0-0 FC1-4 BB 1-2f		4-0 BB HR BB		3 1 0 0 1 0 3	
Tom McCraw, L (1, 3) OBP: 0.357, SLG: 0.424 Joe Lis, R (7, PH) OBP: 0.296, SLG: 0.267			H 1-0 G5-4-3 HBP		0-0 4-3		0-0 F8		4-0 BB BB BB 1-2 HR BB	1 0 0 0 0 0 0 1 1 0 0 1 0 1	AB 29 R 4 H 5 RBI 4 BB 7 SO 2 LOB 17
Dave Duncan, R (1, 2) OBP: 0.254, SLG: 0.366		0-0 G5-4-3 1-2f		0-0 L6		4-0 L6		4-0 BB	0-0 1-H 2-H HR	3 1 1 3 1 0 1	
Luis Alvarado, R (1, 4) OBP: 0.190, SLG: 0.163		0-0 F9		0-0 5-3		0-0 5-3		0-0 F9	0-0 F6	4 0 0 0 0 0 2	
Inning Stats	R: 0 H: 1 E: 0 LOB: 0 K: 0 BB: 0 S: 3 P: 3	R: 0 H: 0 E: 0 LOB: 0 K: 0 BB: 0 S: 3 P: 3	R: 0 H: 0 E: 0 LOB: 0 K: 0 BB: 0 S: 2 P: 3	R: 1 H: 1 E: 0 LOB: 2 K: 0 BB: 2 S: 4 P: 12	R: 0 H: 0 E: 0 LOB: 0 K: 0 BB: 0 S: 3 P: 3	R: 0 H: 0 E: 0 LOB: 1 K: 0 BB: 1 S: 3 P: 7	R: 0 H: 1 E: 0 LOB: 2 K: 0 BB: 1 S: 4 P: 8	R: 0 H: 1 E: 0 LOB: 1 K: 1 BB: 1 S: 5 P: 9	R: 3 H: 1 E: 0 LOB: 0 K: 1 BB: 2 S: 6 P: 14	1B: 4 SF: 0 2B: 1 SAC: 0 3B: 0 DP: 3 HR: 1 HBP: 1	WP: 0 PA: 37 PB: 0 SB: 0 CS: 0
PITCHER Dave McNally, L (1, 1) ERA: 4.22 Grant Jackson, L (9, 1) ERA: 3.0	IP WLS BF H R ER SO BB IBB HBP BLK WP HR S P ERA WHIP										
	8.1 W 35 5 4 4 2 7 0 1 0 0 1 31 60 4.32 1.440										
	0.2 2 0 0 0 0 0 0 0 0 0 0 2 2 0.00 0.000										

Cleveland Indians @ Baltimore Orioles
 Memorial Stadium, Baltimore, MD
 Wed Jul 31 1974, 7:05 PM EDT
 Att: 12,781 - Unknown

livebaseballscorecards.com



Batter	1	2	3	4	5	6	7	8	9
Rich Coggins, L OBP: 0.302, SLG: 0.325 (1, 9)									
Paul Blair, R OBP: 0.296, SLG: 0.405 (1, 8)									
Tommy Davis, R OBP: 0.303, SLG: 0.364 (1, 10)									
Bobby Grich, R OBP: 0.389, SLG: 0.495 (1, 4)									
Boog Powell, L OBP: 0.347, SLG: 0.419 (1, 3)									
Don Baylor, R OBP: 0.331, SLG: 0.350 (1, 7)									
Earl Williams, R OBP: 0.346, SLG: 0.350 (1, 2)									
Enos Cabell, R OBP: 0.273, SLG: 0.297 (1, 5)									
Mark Belanger, R OBP: 0.317, SLG: 0.353 (1, 6)									

Inning Stats	R: 5	H: 3	E: 1	LOB: 2	K: 0	BB: 3	S: 6	P: 19	R: 1	H: 2	E: 0	LOB: 1	K: 0	BB: 1	S: 4	P: 8	R: 0	H: 0	E: 0	LOB: 0	K: 1	BB: 0	S: 5	P: 5	R: 0	H: 1	E: 0	LOB: 1	K: 0	BB: 0	S: 4	P: 4	R: 0	H: 0	E: 0	LOB: 0	K: 0	BB: 0	S: 3	P: 3	R: 1	H: 1	E: 0	LOB: 1	K: 0	BB: 1	S: 4	P: 8	R: 0	H: 1	E: 0	LOB: 2	K: 2	BB: 2	S: 7	P: 15	R: 0	H: 0	E: 0	LOB: 0	K: 2	BB: 0	S: 7	P: 7
--------------	------	------	------	--------	------	-------	------	-------	------	------	------	--------	------	-------	------	------	------	------	------	--------	------	-------	------	------	------	------	------	--------	------	-------	------	------	------	------	------	--------	------	-------	------	------	------	------	------	--------	------	-------	------	------	------	------	------	--------	------	-------	------	-------	------	------	------	--------	------	-------	------	------

PITCHER	IP	WLS	BF	H	R	ER	SO	BB	IBB	HBP	BLK	WP	HR	S	P	ERA	WHIP
Gaylord Perry, R ERA: 2.03 (1, 1)	4.0	L	22	6	6	6	1	2	2	1	0	0	0	19	36	13.50	2.000
Steve Kline, R ERA: 4.4 (5, 1)	2.0		8	1	1	1	0	1	0	0	0	0	0	7	11	4.50	1.000
Tom Hilgendorf, L ERA: 4.04 (7, 1)	2.0		8	1	0	0	4	2	0	0	0	0	0	14	22	0.00	1.500

BOTTOM

AB	R	H	RBI	BB	SO	LOB
4	1	1	0	1	1	3
4	2	3	1	0	0	0
3	1	1	0	0	0	2
3	1	1	3	0	1	1
1	0	0	0	3	0	0
3	1	1	2	1	0	2
3	0	0	0	1	2	2
3	1	1	0	1	0	3
4	0	0	1	0	1	3

AB 28
R 7
H 8
RBI 7
BB 7
SO 5
LOB 16

WP	HR	S	P	ERA	WHIP
0	0	1	38	0	0

Cleveland Indians @ Baltimore Orioles
Memorial Stadium, Baltimore, MD
Wed Jul 31 1974, 7:05 PM EDT
Att. 12,781 - Unknown

livebaseballscorecards.com

Batter	1	2	3	4	5	6	7	8	9	AB R H RBI BB SO LOB	TOP
Mark Belanger, R (1, 6) OBP: 0.315, SLG: 0.349	4-0 BB 2B	0-0 F9		0-0 F4		0-0 B1-3			0-0 F9	4 1 0 0 1 0 3	
Paul Blair, R (1, 8) OBP: 0.294, SLG: 0.400	0-3 K		4-0 CS BB		0-3 K		0-0 6-3		0-0 F9	4 0 0 0 1 2 1	
Tommy Davis, R (1, 10) OBP: 0.307, SLG: 0.368	0-0 1-H 2B		4-0 1B BB		0-0 4-3		0-0 1B			3 0 2 1 1 0 0	
Bobby Grich, R (1, 4) OBP: 0.390, SLG: 0.495	0-0 6-3		0-0 G6-4-3 1B		0-0 BB 1B		0-0 F9			4 0 2 0 0 0 2	
Don Baylor, R (1, 7) OBP: 0.330, SLG: 0.347	0-0 6-3		0-0 G6-4-3		4-0 BB		0-0 F8			3 0 0 0 1 0 4	
Earl Williams, R (1, 3) OBP: 0.345, SLG: 0.359		0-0 6-3		0-0 HR		0-0 F7		0-0 F9		4 1 1 1 0 0 2	
Andy Etchebarren, R (1, 2) OBP: 0.235, SLG: 0.250		0-0 2B 6-3 1B		0-0 6-3		0-3 K		0-3 K		4 1 1 0 0 2 0	
Jim Fuller, R (1, 9) OBP: 0.281, SLG: 0.420		0-0 1-3 2B		0-0 F9		0-0 5-3		0-3 K		4 0 1 0 0 1 0	
Enos Cabell, R (1, 5) OBP: 0.284, SLG: 0.321		0-0 3-H 6-3		0-0 2B		0-0 1B			0-0 F4	4 0 2 1 0 0 1	
Inning Stats	R: 1 E: 0 K: 1 S: 6 H: 1 LOB: 1 BB: 1 P: 10	R: 1 E: 0 K: 0 S: 5 H: 2 LOB: 1 BB: 0 P: 5	R: 0 E: 0 K: 0 S: 2 H: 1 LOB: 1 BB: 2 P: 10	R: 1 E: 0 K: 0 S: 5 H: 2 LOB: 1 BB: 0 P: 5	R: 0 E: 0 K: 1 S: 6 H: 1 LOB: 2 BB: 1 P: 10	R: 0 E: 0 K: 1 S: 6 H: 1 LOB: 1 BB: 0 P: 6	R: 0 E: 0 K: 0 S: 4 H: 1 LOB: 1 BB: 0 P: 4	R: 0 E: 0 K: 2 S: 7 H: 0 LOB: 0 BB: 0 P: 7	R: 0 E: 0 K: 0 S: 3 H: 0 LOB: 0 BB: 0 P: 3	1B: 5 2B: 3 3B: 0 HR: 1 SF: 0 SAC: 0 DP: 1 HBP: 0	WP: 0 PB: 0 SB: 0 CS: 1 PA: 38
PITCHER Bill Lee, L (1, 1) ERA: 3.79 Diego Segui, R (9, 1) ERA: 4.12	IP WLS BF H R ER SO BB IBB HBP BLK WP HR S P ERA WHIP	8.0 W 35 9 3 3 5 4 0 0 0 0 0 1 41 57 3.38 1.625	1.0 3 0 0 0 0 0 0 0 0 0 0 0 3 3 0.00 0.000								

Baltimore Orioles @ Boston Red Sox
Fenway Park, Boston, MA
 Thu Aug 01 1974, 7:05 PM EDT
 Att: 27,596 - Unknown

livebaseballscorecards.com

AB	34
R	3
H	9
RBI	3
BB	4
SO	5
LOB	13



Batter	1	2	3	4	5	6	7	8	9
Tommy Harper, R (1, 7) OBP: 0.307, SLG: 0.329	4-0 2B BB	0-0 6-3		0-0 1B 1B		0-0 1B		0-0 2B 1B	
Cecil Cooper, L (1, 10) OBP: 0.326, SLG: 0.424	0-0 1B 2B	0-0 6-3		0-0 1B 1B		0-3 K		0-0 1B 2B	
Carl Yastrzemski, L (1, 3) OBP: 0.425, SLG: 0.488	0-0 1B 2B 1B	0-0 F9		0-0 F4			0-3 K	0-0 FC5-4 1B	
Rico Petrocelli, R (1, 5) OBP: 0.376, SLG: 0.488	0-0 2B 1B		0-0 F2		0-0 F8		0-0 F9	0-0 FC5-4	
Bernie Carbo, L (1, 9) OBP: 0.373, SLG: 0.439	0-3 K		4-0 L4-3 BB		0-0 SH1-3 1B		0-0 F3		
Dwight Evans, R (7, PH) OBP: 0.333, SLG: 0.429									
Rick Miller, L (1, 8) OBP: 0.359, SLG: 0.347	4-0 2B BB		0-0 L4-3		0-0 SH1-3			0-0 F7	
Rick Burleson, R (1, 6) OBP: 0.363, SLG: 0.439	0-0 2B			0-0 F7		0-0 1B		0-0 3B 1B	
Doug Griffin, R (1, 4) OBP: 0.357, SLG: 0.378	0-3 K			0-0 5-3		0-0 6-3		0-0 1B 3B	
Tim Blackwell, S (1, 2) OBP: 0.318, SLG: 0.283	0-0 6-3			0-0 1B 1B		0-0 6-3		0-3 K	

Inning Stats	R: 5 E: 0 K: 2 S: 11	H: 4 LOB: 1 BB: 2 P: 19	R: 0 E: 0 K: 0 S: 3	H: 0 LOB: 0 BB: 0 P: 3	R: 0 E: 0 K: 0 S: 2	H: 0 LOB: 0 BB: 1 P: 6	R: 2 E: 0 K: 0 S: 6	H: 3 LOB: 1 BB: 0 P: 6	R: 0 E: 0 K: 0 S: 4	H: 2 LOB: 2 BB: 0 P: 4	R: 0 E: 0 K: 1 S: 6	H: 1 LOB: 1 BB: 0 P: 6	R: 0 E: 0 K: 1 S: 5	H: 0 LOB: 0 BB: 0 P: 5	R: 4 E: 0 K: 1 S: 10	H: 5 LOB: 1 BB: 0 P: 10
--------------	-------------------------------	----------------------------------	------------------------------	---------------------------------	------------------------------	---------------------------------	------------------------------	---------------------------------	------------------------------	---------------------------------	------------------------------	---------------------------------	------------------------------	---------------------------------	-------------------------------	----------------------------------


PITCHER	IP	WLS	BF	H	R	ER	SO	BB	IBB	HBP	BLK	WP	HR	S	P	ERA	WHIP
Wayne Garland, R (1, 1) ERA: 3.27	3.2	L	20	7	7	7	2	3	0	0	0	0	0	21	33	17.18	2.727
Don Hood, L (4, 1) ERA: 3.13	4.0		19	8	4	4	3	0	0	0	0	0	0	25	25	9.00	2.000
Doyle Alexander, R (8, 1) ERA: 4.9	0.1		1	0	0	0	0	0	0	0	0	0	0	1	1	0.00	0.000

BOTTOM

Baltimore Orioles @ Boston Red Sox
Fenway Park, Boston, MA
Thu Aug 01 1974, 7:05 PM EDT
Att. 27,596 - Unknown

AB	R	H	RBI	BB	SO	LOB
4	3	3	1	1	0	0
5	2	3	4	0	1	1
5	1	2	2	0	1	1
5	1	1	0	0	0	1
2	0	1	0	1	1	2
1	0	0	0	0	0	0
2	1	0	0	1	0	1
4	1	3	3	0	0	0
4	1	1	1	0	1	1
4	1	1	0	0	1	2

AB	36
R	11
H	15
RBI	11
BB	3
SO	5
LOB	9



1B: 11	SF: 0	WP: 0	PA: 40
2B: 4	SAC: 1	PB: 0	
3B: 1	DP: 1	SB: 1	
HR: 0	HBP: 0	CS: 0	

livebaseballscorecards.com

Batter	1	2	3	4	5	6	7	8	9	AB R H RBI BB SO LOB	TOP						
Rich Coggins, L (1, 9) OBP: 0.298, SLG: 0.320	0-0 F5		0-0 F3	0-0 5-3			0-0 F8			4 0 0 0 0 0 3	Baltimore Orioles @ Boston Red Sox Fenway Park, Boston, MA Fri Aug 02 1974, 3:33 AM EDT Att: 25,046 - Unknown						
Paul Blair, R (1, 8) OBP: 0.294, SLG: 0.399	0-0 G1-6-3 1B		0-0 SF8			0-0 5-3		0-0 6-3		3 0 1 1 0 0 0							
Tommy Davis, R (1, 10) OBP: 0.304, SLG: 0.365	0-0 G1-6-3 1-2f		0-0 5-3			0-0 F8		0-0 F2		4 0 0 0 0 0 2							
Bobby Grich, R (1, 4) OBP: 0.388, SLG: 0.491		0-0 F9		4-0 BB 1B 2B BB		0-0 5-3		0-3 K		3 1 0 0 1 1 0							
Boog Powell, L (1, 3) OBP: 0.346, SLG: 0.417		0-3 K		0-0 BB 1-2 2B 1B		0-0 F8		0-0 L6		4 1 1 0 0 1 0							
Don Baylor, R (1, 7) OBP: 0.329, SLG: 0.343		0-0 6-3		4-0 1-2 2-3 2B BB		0-3 K		0-3 K		3 1 0 0 1 2 0							
Earl Williams, R (1, 2) OBP: 0.346, SLG: 0.368			0-0 E 2B	0-0 1-H 2-H 3-H 2B		0-0 6-3		0-3 K		4 1 2 3 0 1 0							
Enos Cabell, R (1, 5) OBP: 0.286, SLG: 0.313			0-0 E5 1B SF8	0-0 4-3		4-0 CS BB				2 1 0 0 1 0 1							
Mark Belanger, R (1, 6) OBP: 0.315, SLG: 0.349			0-0 2-3 1B	0-0 6-3		0-0 6-3 1-2				3 0 1 0 0 0 2							
Inning Stats	R: 0 H: 1 E: 0 LOB: 0 K: 0 BB: 0 S: 3 P: 3	R: 0 H: 0 E: 0 LOB: 0 K: 1 BB: 0 S: 5 P: 5	R: 2 H: 2 E: 1 LOB: 1 K: 0 BB: 0 S: 6 P: 6	R: 3 H: 2 E: 0 LOB: 1 K: 0 BB: 2 S: 5 P: 13	R: 0 H: 0 E: 0 LOB: 0 K: 0 BB: 0 S: 3 P: 3	R: 0 H: 0 E: 0 LOB: 0 K: 1 BB: 0 S: 5 P: 5	R: 0 H: 0 E: 0 LOB: 0 K: 0 BB: 1 S: 2 P: 6	R: 0 H: 0 E: 0 LOB: 0 K: 1 BB: 0 S: 5 P: 5	R: 0 H: 0 E: 0 LOB: 0 K: 2 BB: 0 S: 7 P: 7	1B: 3 SF: 1 2B: 2 SAC: 0 3B: 0 DP: 1 HR: 0 HBP: 0	WP: 0 PA: 34 PB: 0 SB: 0 CS: 1						
PITCHER	IP WLS BF H R ER SO BB IBB HBP BLK WP HR S P ERA WHIP																
Rick Wise, R (1, 1) ERA: 3.86	3.0	W	13	3	3	1	1	1	1	0	0	0	0	14	18	3.00	1.333
Juan Marichal, R (4, 1) ERA: 6.42	6.0	W	21	2	2	2	4	2	0	0	0	0	0	27	35	3.00	0.667

livebaseballscorecards.com

AB	30
R	5
H	5
RBI	4
BB	3
SO	5
LOB	8



Batter	1	2	3	4	5	6	7	8	9
Tommy Harper, R (1, 7) OBP: 0.302, SLG: 0.323	0-0 L7	0-0 B1-3		0-0 4-3			0-0 F8	0-3 K	
Cecil Cooper, L (1, 10) OBP: 0.328, SLG: 0.429	0-0 1B 2B		0-0 BB 1B	0-0 L4			0-0 F6		
Carl Yastrzemski, L (1, 3) OBP: 0.431, SLG: 0.496	0-0 S 1B		4-0 SH1-3 1B SF9 BB		0-0 WP SF9 2B		0-0 WP 3B 1B		
Rico Petrocelli, R (1, 5) OBP: 0.378, SLG: 0.487	0-0 F8		0-0 SH1-3 1B		0-0 6-3		4-0 3B BB		
Dwight Evans, R (1, 9) OBP: 0.333, SLG: 0.437	0-0 F9		0-0 SH1-3 1B		0-0 SF9		0-0 3B		
Rick Miller, L (1, 8) OBP: 0.357, SLG: 0.342		0-0 F7	4-0 IBB		0-0 1-3		0-3 K		
Rick Burleson, R (1, 6) OBP: 0.366, SLG: 0.448		0-0 1B 2B	0-0 SF9			0-0 G4-6-3 1B		0-0 6-3	
Doug Griffin, R (1, 4) Dick McAuliffe, L (4, 4) OBP: 0.358, SLG: 0.380 OBP: 0.312, SLG: 0.317		0-0 1B	0-0 4-3			0-0 G4-6-3		0-3 K	
Tim Blackwell, S (1, 2) OBP: 0.314, SLG: 0.270		0-0 F8		0-3 K		0-0 6-3		4-0 BB	


Inning Stats	R: 1	H: 2	E: 0	K: 0	S: 5	LOB: 1	BB: 0	P: 5
	R: 1	H: 2	E: 0	K: 0	S: 5	LOB: 1	BB: 0	P: 5
	R: 2	H: 2	E: 0	K: 0	S: 5	LOB: 2	BB: 2	P: 13
	R: 0	H: 0	E: 0	K: 1	S: 5	LOB: 0	BB: 0	P: 5
	R: 1	H: 1	E: 0	K: 0	S: 4	LOB: 0	BB: 0	P: 4
	R: 0	H: 1	E: 0	K: 0	S: 3	LOB: 0	BB: 0	P: 3
	R: 2	H: 2	E: 0	K: 1	S: 7	LOB: 1	BB: 1	P: 11
	R: 0	H: 0	E: 0	K: 2	S: 7	LOB: 1	BB: 1	P: 11

PITCHER	IP	WLS	BF	H	R	ER	SO	BB	IBB	HBP	BLK	WP	HR	S	P	ERA	WHIP
Jesse Jefferson, R (1, 1) ERA: 5.19	2.0		13	6	4	4	0	1	1	0	0	0	0	12	16	18.00	3.500
Doyle Alexander, R (3, 1) ERA: 4.95	4.2	L	19	4	3	3	1	1	1	0	0	2	0	19	27	5.79	1.071
Grant Jackson, L (7, 1) ERA: 2.89	1.1		5	0	0	0	3	1	0	0	0	0	0	10	14	0.00	0.750

BOTTOM

Baltimore Orioles @ Boston Red Sox
Fenway Park, Boston, MA
Fri Aug 02 1974, 3:33 AM EDT
Att. 25,046 - Unknown

AB	30
R	7
H	10
RBI	7
BB	4
SO	4
LOB	10



1B	2B	3B	HR	SF	SAC	DP	HBP	WP	PB	SB	CS	PA
6	3	1	0	2	1	1	0	2	0	1	0	37


Batter	1	2	3	4	5	6	7	8	9	AB R H RBI BB SO LOB	TOP									
Mark Belanger, R (1, 6) OBP: 0.313, SLG: 0.346	0-0 HR 1B	0-0 F3			0-0 4-3		0-0 F4		0-0 L6	5 1 1 0 0 0 0										
Paul Blair, R (1, 8) OBP: 0.291, SLG: 0.395	0-3 K		0-0 F9		0-0 5-3		0-3 K			4 0 0 0 0 2 1										
Tommy Davis, R (1, 10) OBP: 0.308, SLG: 0.378	0-0 HR		0-0 S 2B		0-0 1B 1B		0-0 6-3			4 2 3 2 0 0 0										
Bobby Grich, R (1, 4) OBP: 0.389, SLG: 0.491	0-0 WP HR 1B		0-3 K 2-3		0-0 1B 1B		0-0 6-3			4 1 2 0 0 1 1										
Don Baylor, R (1, 7) OBP: 0.331, SLG: 0.355	0-0 HR		0-3 K		0-0 1B		0-0 E6			4 1 2 3 0 1 1										
Earl Williams, R (1, 3) OBP: 0.345, SLG: 0.376	0-0 F9			0-0 HR		0-3 K		0-0 F4		4 1 1 1 0 1 3										
Andy Etchebarren, R (1, 2) OBP: 0.227, SLG: 0.241	0-0 6-3			0-0 5-3		0-3 K		0-0 5-3		4 0 0 0 0 1 1										
Jim Fuller, R (1, 9) OBP: 0.275, SLG: 0.410		0-0 F7		0-0 F3		0-3 K		0-0 F8		4 0 0 0 0 1 0										
Enos Cabell, R (1, 5) OBP: 0.273, SLG: 0.298		0-0 6-3		0-0 F8		0-0 6-3		0-0 F8		4 0 0 0 0 0 0										
Inning Stats	R: 4 E: 0 K: 1 S: 9	H: 4 LOB: 0 BB: 0 P: 9	R: 0 E: 0 K: 0 S: 3	H: 0 LOB: 0 BB: 0 P: 3	R: 0 E: 0 K: 2 S: 8	H: 1 LOB: 1 BB: 0 P: 8	R: 1 E: 0 K: 0 S: 4	H: 1 LOB: 0 BB: 0 P: 4	R: 1 E: 0 K: 1 S: 8	H: 3 LOB: 2 BB: 0 P: 8	R: 0 E: 0 K: 2 S: 7	H: 0 LOB: 0 BB: 0 P: 7	R: 0 E: 1 K: 0 S: 4	H: 0 LOB: 1 BB: 0 P: 4	R: 0 E: 0 K: 0 S: 3	H: 0 LOB: 0 BB: 0 P: 3	1B: 5 2B: 1 3B: 0 HR: 3	SF: 0 SAC: 0 DP: 0 HBP: 0	WP: 1 PB: 0 SB: 1 CS: 0	PA: 37
PITCHER Mickey Lolich, L (1, 1) ERA: 3.93	IP: 9.0 WLS: L BF: 37 H: 9 R: 6 ER: 6 SO: 7 BB: 0 IBB: 0 HBP: 0 BLK: 0 WP: 1 HR: 3 S: 51 P: 51 ERA: 6.00 WHIP: 1.000																			

Baltimore Orioles @ Detroit Tigers
 Tiger Stadium, Detroit, MI
 Sat Aug 03 1974, 3:33 AM EDT
 Att: 30,019 - Unknown

livebaseballscorecards.com

AB	37
R	6
H	9
RBI	6
BB	0
SO	7
LOB	7



Batter	1	2	3	4	5	6	7	8	9	AB	R	H	RBI	BB	SO	LOB	BOTTOM										
Ron LeFlore, R OBP: 0.154, SLG: 0.154 (1, 8)	0-0 5-3		0-0 5-3		0-0 G3			0-0 WP 1B		4	1	1	0	0	0	3	Baltimore Orioles @ Detroit Tigers Tiger Stadium, Detroit, MI Sat Aug 03 1974, 3:33 AM EDT Att. 30,019 - Unknown livebaseballscorecards.com AB 34 R 2 H 8 RBI 2 BB 1 SO 4 LOB 13 										
Gary Sutherland, R OBP: 0.289, SLG: 0.322 (1, 4)	0-3 K			0-0 G1-4-3 1B		0-0 F7		0-0 F7		4	0	1	0	0	1	1											
Al Kaline, R OBP: 0.334, SLG: 0.373 (1, 10)	0-0 L5-3			0-0 G1-4-3 1B		0-0 HR		0-0 FC6-4 1B		4	1	3	2	0	0	0											
Bill Freehan, R OBP: 0.364, SLG: 0.449 (1, 3)		0-0 G4-6-3 1B		0-0 G1-4-3		0-0 1-3		0-0 F7		4	0	1	0	0	0	3											
Marvin Lane, R OBP: 0.333, SLG: 0.339 (1, 7)		0-0 F8		0-3 K		0-0 F3		0-0 FC6-4		4	0	0	0	0	1	3											
Jim Northrup, L OBP: 0.296, SLG: 0.350 (1, 9)		0-0 G4-6-3			0-0 F8		0-0 G3		0-3 K	4	0	0	0	0	1	1											
Aurelio Rodriguez, R OBP: 0.251, SLG: 0.294 (1, 5)			0-0 5-3		0-0 F8		0-0 F8		0-0 F5	4	0	0	0	0	0	0											
Ed Brinkman, R OBP: 0.269, SLG: 0.346 (1, 6)			4-0 BB		0-0 2B 1B		0-0 E5		0-0 F8	3	0	1	0	1	0	0											
Jerry Moses, R OBP: 0.288, SLG: 0.372 (1, 2)			0-0 F9		0-0 1-3 2B		0-3 K			3	0	1	0	0	1	2											
Inning Stats	R: 0 E: 0 K: 1 S: 5	H: 0 LOB: 0 BB: 0 P: 5	R: 0 E: 0 K: 0 S: 3	H: 1 LOB: 0 BB: 0 P: 3	R: 0 E: 0 K: 0 S: 3	H: 0 LOB: 1 BB: 1 P: 7	R: 0 E: 0 K: 1 S: 6	H: 2 LOB: 1 BB: 0 P: 6	R: 0 E: 0 K: 0 S: 5	H: 2 LOB: 2 BB: 0 P: 5	R: 1 E: 0 K: 0 S: 4	H: 1 LOB: 0 BB: 0 P: 4	R: 0 E: 1 K: 1 S: 6	H: 0 LOB: 1 BB: 0 P: 6	R: 1 E: 0 K: 0 S: 5	H: 2 LOB: 1 BB: 0 P: 5	R: 0 E: 0 K: 1 S: 5	H: 0 LOB: 0 BB: 0 P: 5	1B: 6 2B: 1 3B: 0 HR: 1	SF: 0 SAC: 0 DP: 2 HBP: 0	WP: 1 PB: 0 SB: 0 CS: 0	PA: 35					
PITCHER Ross Grimsley, L ERA: 3.22 (1, 1)	IP 9.0	WLS W	BF 35	H 8	R 2	ER 2	SO 4	BB 1	IBB 0	HBP 0	BLK 0	WP 1	HR 1	S 42	P 46	ERA 2.00	WHIP 1.000										
					PITCHER	IP	WLS	BF	H	R	ER	SO	BB	IBB	HBP	BLK	WP	HR	S	P	ERA	WHIP					

Batter	1	2	3	4	5	6	7	8	9	AB R H RBI BB SO LOB	TOP
Rich Coggins, L (1, 9) OBP: 0.297, SLG: 0.319	0-0 F8	0-0 F5			0-0 FC6-4 1B			0-0 F9		4 0 1 0 0 0 3	<p>Baltimore Orioles @ Detroit Tigers Tiger Stadium, Detroit, MI Sun Aug 04 1974, 3:33 AM EDT Unknown</p>
Paul Blair, R (1, 8) OBP: 0.288, SLG: 0.390	0-0 F8		0-0 F8		0-0 FC6-4 1-2f			0-0 F8		4 0 0 0 0 0 1	
Tommy Davis, R (1, 10) OBP: 0.306, SLG: 0.375	0-0 5-3		0-0 5-3				0-0 1-3	0-0 4-3		4 0 0 0 0 0 0	
Bobby Grich, R (1, 4) OBP: 0.388, SLG: 0.487		4-0 1B FC6-4 BB	0-0 F9				0-0 F7	0-3 K	3 1 0 0 1 1 0		
Boog Powell, L (1, 3) OBP: 0.344, SLG: 0.414		0-0 FC6-4 1B		0-0 F7			0-0 F9	0-3 K	4 0 1 0 0 1 0		
Don Baylor, R (1, 7) OBP: 0.328, SLG: 0.351		0-0 FC6-4 BB FC1-2 1-2f 3-H		0-0 L3			0-0 F7	0-0 5-3	4 0 0 1 0 0 1		
Brooks Robinson, R (1, 5) OBP: 0.368, SLG: 0.406 Enos Cabell, R (7, PR) OBP: 0.273, SLG: 0.298		4-0 FC1-2 BB 1-2 BB		0-0 6-3			1-0 3-1 HBP		1 0 0 0 1 0 0 0 0 0 0 0 0 0		
Elrod Hendricks, L (1, 2) OBP: 0.319, SLG: 0.410		4-0 FC1-2 1-2 2-3 BB		0-0 G3			0-0 3-1		2 0 0 0 1 0 1		
Mark Belanger, R (1, 6) OBP: 0.311, SLG: 0.343		0-0 FC1-2 1-2 2-3 3-Hf		0-0 F9			0-0 6-3		3 0 0 0 0 0 5		
Inning Stats	R: 0 E: 0 K: 0 S: 3 H: 0 LOB: 0 BB: 0 P: 3	R: 1 E: 0 K: 0 S: 4 H: 1 LOB: 3 BB: 3 P: 16	R: 0 E: 0 K: 0 S: 3 H: 0 LOB: 0 BB: 0 P: 3	R: 0 E: 0 K: 0 S: 3 H: 0 LOB: 0 BB: 0 P: 3	R: 0 E: 0 K: 0 S: 4 H: 1 LOB: 1 BB: 0 P: 4	R: 0 E: 0 K: 0 S: 3 H: 0 LOB: 0 BB: 0 P: 3	R: 0 E: 0 K: 0 S: 3 H: 0 LOB: 2 BB: 0 P: 4	R: 0 E: 0 K: 0 S: 3 H: 0 LOB: 0 BB: 0 P: 3	R: 0 E: 0 K: 2 S: 7 H: 0 LOB: 0 BB: 0 P: 7	1B: 2 SF: 0 2B: 0 SAC: 0 3B: 0 DP: 0 HR: 0 HBP: 1	WP: 0 PA: 33 PB: 0 SB: 0 CS: 0
PITCHER Joe Coleman, R (1, 1) ERA: 4.21	IP: 9.0 WLS: W BF: 33 H: 2 R: 1 ER: 1 SO: 2 BB: 3 IBB: 0 HBP: 1 BLK: 0 WP: 0 HR: 0 S: 33 P: 46 ERA: 1.00 WHIP: 0.556										

livebaseballscorecards.com

AB	29
R	1
H	2
RBI	1
BB	3
SO	2
LOB	11



Batter	1	2	3	4	5	6	7	8	9
Ron LeFlore, R OBP: 0.222, SLG: 0.125 (1, 8)	4-0 1B S SF9 BB		0-3 K	0-0 6-3		4-0 6-3 PB BB		0-3 K	
Gary Sutherland, R OBP: 0.288, SLG: 0.320 (1, 4)	0-0 SF9 1-3 SF8 1B		0-0 5-3	0-0 5-3		0-0 6-3 1-3		0-0 F8	
Al Kaline, R OBP: 0.336, SLG: 0.374 (1, 10)	0-0 SF9 2-3 3-H		4-0 BB		0-0 BB 1B	0-0 F5			
Bill Freehan, R OBP: 0.362, SLG: 0.447 (1, 3)	0-0 SF8 3-H		0-0 F4		0-0 BB 1B		0-0 F3		
Jim Northrup, L OBP: 0.300, SLG: 0.353 (1, 9)	0-0 FC6-4 1B			4-0 HR BB	0-0 F9		0-0 1B		
Dick Sharon, R OBP: 0.290, SLG: 0.281 (1, 7)	0-0 FC6-4 1-2f			0-0 HR	4-0 BB BB	4-0 BB BB	0-0 F2		
Aurelio Rodriguez, R OBP: 0.256, SLG: 0.299 (1, 5)		0-0 G4-6-3 1B		0-0 2B	4-0 G6-4-3 BB	4-0 G6-4-3 BB	0-3 K		
Ed Brinkman, R OBP: 0.271, SLG: 0.350 (1, 6)		0-0 F9		0-0 2B	0-0 G6-4-3		0-0 E7 1B		
Gene Lamont, L OBP: 0.277, SLG: 0.256 (1, 2)		0-0 G4-6-3		0-0 F4		0-0 F8		0-0 3-1	


Inning Stats	R: 2	H: 2	E: 0	K: 0	S: 5	LOB: 1	BB: 1	P: 9	R: 0	H: 1	E: 0	K: 0	S: 3	LOB: 0	BB: 0	P: 3	R: 0	H: 0	E: 0	K: 1	S: 5	LOB: 1	BB: 1	P: 9	R: 3	H: 3	E: 0	K: 0	S: 6	LOB: 1	BB: 1	P: 10	R: 1	H: 2	E: 0	K: 0	S: 4	LOB: 2	BB: 2	P: 12	R: 0	H: 0	E: 0	K: 0	S: 3	LOB: 1	BB: 1	P: 7	R: 0	H: 1	E: 0	K: 1	S: 6	LOB: 1	BB: 0	P: 6	R: 0	H: 1	E: 1	K: 1	S: 6	LOB: 1	BB: 0	P: 6
--------------	------	------	------	------	------	--------	-------	------	------	------	------	------	------	--------	-------	------	------	------	------	------	------	--------	-------	------	------	------	------	------	------	--------	-------	-------	------	------	------	------	------	--------	-------	-------	------	------	------	------	------	--------	-------	------	------	------	------	------	------	--------	-------	------	------	------	------	------	------	--------	-------	------

AB	R	H	RBI	BB	SO	LOB
3	1	0	0	2	2	2
5	1	1	0	0	0	3
2	1	1	1	1	0	1
3	0	1	1	0	0	1
3	1	2	0	1	0	2
3	1	1	2	1	0	2
3	1	2	1	1	1	1
4	0	2	1	0	0	4
4	0	0	0	0	0	3

BOTTOM

Baltimore Orioles @ Detroit Tigers
Tiger Stadium, Detroit, MI
Sun Aug 04 1974, 3:33 AM EDT
Unknown

AB	30
R	6
H	10
RBI	6
BB	6
SO	3
LOB	19



WP: 0	PA: 38
PB: 1	SB: 1
CS: 0	

PITCHER	IP	WLS	BF	H	R	ER	SO	BB	IBB	HBP	BLK	WP	HR	S	P	ERA	WHIP
Mike Cuellar, L ERA: 3.41 (1, 1)	4.1	L	24	8	6	6	1	4	0	0	0	0	1	22	38	12.46	2.769
Jesse Jefferson, R ERA: 4.79 (5, 1)	3.2		14	2	0	0	2	2	0	0	0	0	0	16	24	0.00	1.091

Batter	1	2	3	4	5	6	7	8	9	AB R H RBI BB SO LOB	TOP											
Al Bumbry, L (1, 7) OBP: 0.261, SLG: 0.300	0-3 K	0-0 SH5-3 2B		0-0 3B 1B		4-0 FC1-6 BB		0-0 SF8-4 1B		4 1 3 0 1 1 0	Baltimore Orioles @ Detroit Tigers Tiger Stadium, Detroit, MI Sun Aug 04 1974, 3:38 AM EDT Att: 34,317 - Unknown											
Rich Coggins, L (1, 9) OBP: 0.300, SLG: 0.331	0-0 1B 2B 1B	0-0 SH5-3		0-0 1-H SF9 3B		0-0 FC1-6 S		0-0 SF8-4		3 2 2 2 0 0 1												
Tommy Davis, R (1, 10) OBP: 0.307, SLG: 0.374	0-0 2B 1-3 FC6-4 1B	0-0 F3		0-0 SF9		0-3 K		4-0 BB		3 1 1 1 1 1 2												
Bobby Grich, R (1, 4) OBP: 0.386, SLG: 0.486	0-0 FC6-4 1-3 3-H 1B 2B		0-0 E5 FC5-6 BB HR	0-0 6-3		0-3 K		0-0 5-3		5 2 1 1 0 1 3												
Boog Powell, L (1, 3) OBP: 0.351, SLG: 0.416	4-0 FC6-4 IBB		4-0 FC5-6 1-2 BB	0-0 FC6-4 1B			0-0 6-3		0-0 G5-4-3 1B	1 0 1 0 2 0 0 2 0 1 0 0 0 0												
Enos Cabell, R (4, PR) OBP: 0.278, SLG: 0.302																						
Paul Blair, R (1, 8) OBP: 0.284, SLG: 0.385	0-0 FC6-4 1B		0-0 FC5-6 S HR	0-0 FC6-4			0-0 4-3		0-0 F8	5 1 0 1 0 0 6												
Brooks Robinson, R (1, 5) OBP: 0.368, SLG: 0.415	0-0 1-2 3-H 1B		0-0 1-H 3-H HR		0-0 6-3		0-0 F8		0-0 G5-4-3	5 1 2 4 0 0 1												
Earl Williams, R (1, 2) OBP: 0.347, SLG: 0.374	0-3 K		0-0 G4-6-3 BB		0-0 F5			4-0 1B SF8-4 BB		2 1 0 0 2 1 2												
Mark Belanger, R (1, 6) OBP: 0.310, SLG: 0.342		0-0 6-3	0-0 G4-6-3		0-0 4-3			0-0 SF8-4 1B		4 0 1 0 0 0 1												
Inning Stats	R: 3 E: 0 K: 2 S: 11	H: 4 LOB: 2 BB: 1 P: 15	R: 0 E: 0 K: 0 S: 4	H: 1 LOB: 1 BB: 0 P: 4	R: 3 E: 1 K: 0 S: 4	H: 1 LOB: 0 BB: 2 P: 12	R: 2 E: 0 K: 0 S: 6	H: 3 LOB: 1 BB: 0 P: 6	R: 0 E: 0 K: 0 S: 3	H: 0 LOB: 0 BB: 0 P: 3	R: 0 E: 0 K: 2 S: 7	H: 0 LOB: 1 BB: 1 P: 11	R: 0 E: 0 K: 0 S: 3	H: 0 LOB: 0 BB: 0 P: 3	R: 1 E: 0 K: 0 S: 4	H: 2 LOB: 2 BB: 2 P: 12	R: 0 E: 0 K: 0 S: 3	H: 1 LOB: 0 BB: 0 P: 3	1B: 8 2B: 3 3B: 1 HR: 1	SF: 2 SAC: 1 DP: 3 HBP: 0	WP: 0 PB: 0 SB: 2 CS: 0	PA: 43
PITCHER	IP WLS BF H R ER SO BB IBB HBP BLK WP HR S P ERA WHIP																					
Lerrin LaGrow, R (1, 1) ERA: 4.25	2.1 L 16 6 6 5 2 1 1 0 0 0 1 18 26 19.29 3.000																					
Bill Slayback, R (3, 1) ERA: 4.72	6.2 27 6 3 3 2 4 0 0 0 0 0 27 43 4.05 1.500																					

livebaseballscorecards.com

AB	34
R	9
H	12
RBI	9
BB	6
SO	4
LOB	16



Batter	1	2	3	4	5	6	7	8	9	AB	R	H	RBI	BB	SO	LOB
--------	---	---	---	---	---	---	---	---	---	----	---	---	-----	----	----	-----

Ron LeFlore, R <small>(1, 8)</small> <small>OBP: 0.227, SLG: 0.105</small>	4-0 <small>BB</small>	0-3 <small>SO</small>		0-0 <small>SO</small>			0-0 <small>SO</small>			3	0	0	0	1	1	1
Gary Sutherland, R <small>(1, 4)</small> <small>OBP: 0.290, SLG: 0.322</small>	0-0 <small>BB</small>		0-0 <small>SO</small>		0-0 <small>SO</small>		0-0 <small>SO</small>			4	1	2	0	0	0	0
Al Kaline, R <small>(1, 10)</small> <small>OBP: 0.333, SLG: 0.370</small>	0-0 <small>BB</small>		0-0 <small>SO</small>		0-0 <small>SO</small>		0-0 <small>SO</small>			4	0	0	0	0	0	3
Bill Freehan, R <small>(1, 3)</small> <small>OBP: 0.361, SLG: 0.442</small>	4-0 <small>BB</small>		0-0 <small>SO</small>		0-0 <small>SO</small>		0-0 <small>SO</small>			3	0	0	0	1	0	1
Dick Sharon, R <small>(1, 9)</small> <small>OBP: 0.288, SLG: 0.280</small>	0-0 <small>BB</small>		0-0 <small>SO</small>		0-0 <small>SO</small>		0-0 <small>SO</small>			4	0	1	1	0	0	2
Ben Oglivie, L <small>(1, 7)</small> <small>OBP: 0.389, SLG: 0.450</small>	0-3 <small>SO</small>		0-0 <small>SO</small>		0-0 <small>SO</small>		0-0 <small>SO</small>			4	0	0	0	0	1	4
Aurelio Rodriguez, R <small>(1, 5)</small> <small>OBP: 0.263, SLG: 0.327</small>		0-0 <small>SO</small>		0-0 <small>SO</small>		0-0 <small>SO</small>		0-0 <small>SO</small>		4	2	4	2	0	0	0
Ed Brinkman, R <small>(1, 6)</small> <small>OBP: 0.268, SLG: 0.346</small>		0-3 <small>SO</small>		0-0 <small>SO</small>		0-0 <small>SO</small>		0-0 <small>SO</small>		4	0	0	0	0	1	2
Jerry Moses, R <small>(1, 2)</small> <small>OBP: 0.282, SLG: 0.364</small>		0-0 <small>SO</small>		0-0 <small>SO</small>		0-0 <small>SO</small>		0-0 <small>SO</small>		4	0	0	0	0	0	1

Inning Stats	R: 1	H: 1	R: 0	H: 1	R: 0	H: 2	R: 1	H: 1	R: 0	H: 0	R: 0	H: 1	R: 0	H: 0	R: 0	H: 0	R: 1	H: 1	1B: 3	SF: 0	WP: 0	PA: 36
	E: 0	LOB: 2	E: 0	LOB: 1	E: 0	LOB: 2	E: 0	LOB: 0	E: 0	LOB: 0	E: 0	LOB: 1	E: 0	LOB: 0	E: 0	LOB: 0	E: 0	LOB: 0	2B: 2	SAC: 0	PB: 0	
	K: 1	BB: 2	K: 2	BB: 0	K: 0	BB: 0	K: 0	BB: 0	K: 0	BB: 0	K: 0	BB: 0	K: 0	BB: 0	K: 0	BB: 0	K: 0	BB: 0	3B: 0	DP: 0	SB: 0	
	S: 6	P: 14	S: 8	P: 8	S: 5	P: 5	S: 4	P: 4	S: 3	P: 3	S: 4	P: 4	S: 3	P: 3	S: 3	P: 3	S: 4	P: 4	HR: 2	HBP: 0	CS: 0	

PITCHER	IP	WLS	BF	H	R	ER	SO	BB	IBB	HBP	BLK	WP	HR	S	P	ERA	WHIP	IP	WLS	BF	H	R	ER	SO	BB	IBB	HBP	BLK	WP	HR	S	P	ERA	WHIP	
Dave McNally, L <small>(1, 1)</small> <small>ERA: 4.15</small>	9.0	W	36	7	3	3	3	2	0	0	0	0	2	40	48	3.00	1.000																		

BOTTOM

Baltimore Orioles @ Detroit Tigers
 Tiger Stadium, Detroit, MI
 Sun Aug 04 1974, 3:38 AM EDT
 Att. 34,317 - Unknown

AB	34
R	3
H	7
RBI	3
BB	2
SO	3
LOB	14



WP: 0	PA: 36
PB: 0	
SB: 0	
CS: 0	

Batter	1	2	3	4	5	6	7	8	9	AB R H RBI BB SO LOB	TOP		
Paul Blair, R OBP: 0.288, SLG: 0.389 (1, 8) X	0-0 PB 1B	4-0 1-2 HR BB		0-0 F7		0-0 1B 2B			0-3 K	4 3 2 0 1 1 0			
Bobby Grich, R OBP: 0.393, SLG: 0.496 (1, 4) B B B B	4-0 1-2 1B BB	0-0 1-H 2-H HR			4-0 1B BB	0-0 2-H 1B			4-0 1B WP BB	2 3 2 4 3 0 0			
Tommy Davis, R OBP: 0.310, SLG: 0.377 (1, 10) X	0-0 1-3 2-H 1B	0-0 6-3			0-0 1-3 1B 1B	0-0 1-2 5-3			0-0 1-3 WP 1B	5 0 3 1 0 0 1			
Earl Williams, R OBP: 0.342, SLG: 0.368 (1, 3) S S S	0-3 K		0-0 F7		0-3 K		0-0 6-3		0-0 1-2 3-H F3	5 0 0 0 0 2 5			
Don Baylor, R OBP: 0.326, SLG: 0.348 (1, 7) X	0-0 F6		0-0 F7		0-0 L6-4 1-3 3-H 1B		0-0 5-3		0-0 5-3	5 0 1 1 0 0 3			
Brooks Robinson, R OBP: 0.369, SLG: 0.412 (1, 5) X	0-0 L4		4-0 BB		4-0 IBB		0-0 6-3			2 0 0 0 2 0 2			
Andy Etchebarren, R OBP: 0.228, SLG: 0.241 (1, 2) X		0-0 HR BB 1B	0-0 F4		0-0 L6-4 2-3		0-0 6-3			4 1 1 0 0 0 4			
Jim Fuller, R OBP: 0.269, SLG: 0.401 (1, 9) X		0-0 F8		0-0 F5		0-3 K		0-0 6-3		4 0 0 0 0 1 1			
Mark Belanger, R OBP: 0.307, SLG: 0.337 (1, 6) X		0-0 F3		0-0 6-3		0-0 1-3		0-0 5-3		4 0 0 0 0 0 1			
Inning Stats	R: 1 E: 0 K: 1 S: 7 H: 2 LOB: 2 BB: 1 P: 11	R: 3 E: 0 K: 0 S: 5 H: 2 LOB: 0 BB: 1 P: 9	R: 0 E: 0 K: 0 S: 3 H: 0 LOB: 1 BB: 1 P: 7	R: 0 E: 0 K: 0 S: 3 H: 0 LOB: 0 BB: 0 P: 3	R: 1 E: 0 K: 1 S: 6 H: 2 LOB: 2 BB: 2 P: 14	R: 1 E: 0 K: 1 S: 7 H: 2 LOB: 1 BB: 0 P: 7	R: 0 E: 0 K: 0 S: 3 H: 0 LOB: 0 BB: 0 P: 3	R: 0 E: 0 K: 0 S: 3 H: 0 LOB: 0 BB: 0 P: 3	R: 1 E: 0 K: 1 S: 6 H: 1 LOB: 1 BB: 1 P: 10	1B: 7 2B: 2 3B: 0 HR: 1 SF: 0 SAC: 0 DP: 1 HBP: 0	WP: 1 PB: 1 SB: 1 CS: 0 PA: 41		
PITCHER Woody Fryman, L (1, 1) ERA: 4.54 Jim Ray, R (4, 1) ERA: 4.1 John Hiller, L (9, 1) ERA: 2.46	IP WLS BF H R ER SO BB IBB HBP BLK WP HR S P ERA WHIP												PITCHER IP WLS BF H R ER SO BB IBB HBP BLK WP HR S P ERA WHIP
	3.0 L 16 4 4 4 1 3 0 0 0 0 0 1 15 27 12.00 2.333												
	5.1 23 5 3 3 3 2 1 0 0 0 0 0 26 38 5.06 1.312												
	0.2 2 0 0 0 0 0 0 0 0 0 1 0 2 2 0.00 0.000												

Baltimore Orioles @ Detroit Tigers
Tiger Stadium, Detroit, MI
Mon Aug 05 1974, 7:05 PM EDT
Unknown

livebaseballscorecards.com

AB 35
R 7
H 9
RBI 6
BB 6
SO 4
LOB 17



Batter	1	2	3	4	5	6	7	8	9	AB	R	H	RBI	BB	SO	LOB
Ron LeFlore, R OBP: 0.222, SLG: 0.208 (1, 8)	F8		6-3			F8		2B	F9	5	1	1	1	0	0	3
Gary Sutherland, R OBP: 0.294, SLG: 0.329 (1, 4)	2B		F9			L6-4-3		2B		4	1	3	1	0	0	0
Al Kaline, R OBP: 0.332, SLG: 0.371 (1, 10)	2B		L6			L6-4-3		L6-3		4	0	1	1	0	0	2
Jim Northrup, L OBP: 0.300, SLG: 0.360 (1, 9)	L8					F9		F5		4	1	1	1	0	0	2
Norm Cash, L OBP: 0.323, SLG: 0.414 (1, 3)	K					G3		K		3	0	0	0	0	2	1
Bill Freehan, R OBP: 0.363, SLG: 0.442 (9, PH)											0	0	0	0	1	0
Ben Oglivie, L OBP: 0.377, SLG: 0.434 (1, 7)			F4			3-1				4	0	0	0	0	0	1
Aurelio Rodriguez, R OBP: 0.263, SLG: 0.326 (1, 5)			F9			6-3				4	0	1	0	0	0	0
Ed Brinkman, R OBP: 0.268, SLG: 0.345 (1, 6)						K				4	0	1	0	0	1	2
Gene Lamont, L OBP: 0.280, SLG: 0.244 (1, 2)			G1			F9				2	1	0	0	1	0	1
Dick Sharon, R OBP: 0.295, SLG: 0.280 (9, PH)										0	0	0	0	1	0	0


Inning Stats	R: 1	H: 2	E: 0	K: 1	S: 7	H: 2	LOB: 1	BB: 0	P: 7	R: 0	H: 1	E: 0	K: 0	S: 4	R: 0	H: 0	E: 0	K: 0	S: 3	R: 0	H: 0	E: 0	K: 0	S: 3	R: 0	H: 0	E: 0	K: 1	S: 5	R: 0	H: 1	E: 0	K: 0	S: 3	R: 1	H: 1	E: 0	K: 1	S: 6	R: 2	H: 2	E: 0	K: 0	S: 5	R: 0	H: 1	E: 0	K: 0	S: 4	1B: 4	SF: 0	2B: 2	3B: 1	HR: 1
--------------	------	------	------	------	------	------	--------	-------	------	------	------	------	------	------	------	------	------	------	------	------	------	------	------	------	------	------	------	------	------	------	------	------	------	------	------	------	------	------	------	------	------	------	------	------	------	------	------	------	------	-------	-------	-------	-------	-------

PITCHER	IP	WLS	BF	H	R	ER	SO	BB	IBB	HBP	BLK	WP	HR	S	P	ERA	WHIP
Wayne Garland, R ERA: 3.44 (1, 1)	7.1	W	29	7	4	4	3	1	0	0	0	0	1	34	38	4.91	1.091
Bob Reynolds, R ERA: 3.12 (8, 1)	0.1		1	0	0	0	0	0	0	0	0	0	0	1	1	0.00	0.000
Grant Jackson, L ERA: 2.82 (8, 1)	1.0		6	1	0	0	0	2	0	0	0	0	0	4	12	0.00	3.000
Ross Grimsley, L ERA: 3.21 (9, 1)	0.1	S	1	0	0	0	0	0	0	0	0	0	0	1	1	0.00	0.000

BOTTOM

Baltimore Orioles @ Detroit Tigers
Tiger Stadium, Detroit, MI
Mon Aug 05 1974, 7:05 PM EDT
Unknown

AB	34
R	4
H	8
RBI	4
BB	3
SO	3
LOB	12



WP	PA	ERA	WHIP
0	37		

Batter	1	2	3	4	5	6	7	8	9	AB R H RBI BB SO LOB	TOP	
Paul Blair, R OBP: 0.292, SLG: 0.398 (1, 8) X	0-0 F9		0-0 4-3 1B 1B	0-0 6-3		0-0 1-H HR			4-0 PB 1B HBP BB	4 3 2 2 1 0 1		
Bobby Grich, R OBP: 0.393, SLG: 0.494 (1, 4) B B B	4-0 BB		0-0 1-2 1B 1B		0-0 6-3	0-0 5-3			0-0 F8	4 1 1 0 1 0 1		
Tommy Davis, R OBP: 0.309, SLG: 0.374 (1, 10) X	0-0 F8		0-0 4-3		4-0 FC3 BB		0-0 6-3		0-0 F9	4 1 0 0 1 0 4		
Earl Williams, R OBP: 0.343, SLG: 0.366 (1, 3) X	0-0 F3		0-0 CS 1B 1B		0-0 FC3		0-3 K		1-0 PB 1B HBP	4 0 1 2 0 1 2		
Don Baylor, R OBP: 0.327, SLG: 0.349 (1, 7) X		0-0 F7	0-0 1-2 1B		0-0 FC1-4		0-0 F9		0-0 1B	5 0 2 1 0 0 1		
Brooks Robinson, R OBP: 0.371, SLG: 0.412 (1, 5) B B B B		4-0 1B BB	0-3 K		0-0 F8				0-0 1B	3 0 1 0 1 1 3		
Andy Etchebarren, R OBP: 0.228, SLG: 0.242 (1, 2) X		0-0 1-2 1B		0-0 6-3		0-3 K		0-3 K		4 0 1 0 0 2 1		
Jim Fuller, R OBP: 0.264, SLG: 0.392 (1, 9) S S S S		0-3 K		0-3 K		0-3 K		0-3 K		4 0 0 0 0 4 3		
Mark Belanger, R OBP: 0.309, SLG: 0.339 (1, 6) X		0-0 F8		0-0 E8 1B		0-0 HR 1B		0-3 K		4 1 2 0 0 1 3		
Inning Stats	R: 0 H: 0 E: 0 LOB: 1 K: 0 BB: 1 S: 3 P: 7	R: 0 H: 1 E: 0 LOB: 2 K: 1 BB: 1 S: 6 P: 10	R: 2 H: 4 E: 0 LOB: 2 K: 1 BB: 0 S: 8 P: 8	R: 0 H: 1 E: 1 LOB: 1 K: 1 BB: 0 S: 6 P: 6	R: 1 H: 0 E: 2 LOB: 1 K: 0 BB: 1 S: 4 P: 8	R: 2 H: 2 E: 0 LOB: 0 K: 2 BB: 0 S: 9 P: 9	R: 0 H: 0 E: 0 LOB: 0 K: 1 BB: 0 S: 5 P: 5	R: 0 H: 1 E: 0 LOB: 1 K: 3 BB: 0 S: 10 P: 10	R: 1 H: 1 E: 0 LOB: 2 K: 0 BB: 1 S: 3 P: 8	1B: 9 SF: 0 2B: 1 SAC: 0 3B: 0 DP: 1 HR: 1 HBP: 1	WP: 0 PA: 41 PB: 1 SB: 1 CS: 1	
PITCHER LUKE WALKER, L (1, 1) ERA: 4.88 JOHN HILLER, L (7, 1) ERA: 2.48	IP WLS BF H R ER SO BB IBB HBP BLK WP HR S P ERA WHIP											
	6.0 L 29 8 5 4 5 3 0 0 0 0 0 1 36 48 6.00 1.833											
	3.0 12 2 1 1 4 1 0 1 0 0 0 0 18 23 3.00 1.000											

Baltimore Orioles @ Detroit Tigers
Tiger Stadium, Detroit, MI
Mon Aug 05 1974, 7:05 PM EDT
Att: 37,030 - Unknown

livebaseballscorecards.com

AB 36
R 6
H 10
RBI 5
BB 4
SO 9
LOB 19



Batter	1	2	3	4	5	6	7	8	9	AB	R	H	RBI	BB	SO	LOB
Ron LeFlore, R OBP: 0.258, SLG: 0.222 (1, 8)	0-0 6-3 1B		0-0 FC3-6 1B		4-0 E BB		0-0 F6			3	1	1	1	1	0	0
John Knox, L OBP: 0.323, SLG: 0.323 (1, 4)	0-0 F8		0-0 FC3-6 1B		0-0 4-3			0-0 1-3		4	0	0	0	0	0	3
Ben Oglivie, L OBP: 0.373, SLG: 0.427 (1, 10)	0-0 F7		0-0 1B		0-0 E4 S			0-0 E4		4	0	1	1	0	1	1
Jim Northrup, L OBP: 0.297, SLG: 0.356 (1, 9)		0-0 F5	0-0 F8		0-0 S			0-3 K		5	0	0	0	0	1	4
Norm Cash, L OBP: 0.324, SLG: 0.412 (1, 3)		0-0 G3-6-1 1B		0-0 4-3		0-3 K		0-0 F5		3	0	1	0	0	0	0
Bill Freehan, R OBP: 0.362, SLG: 0.441 (9, PH)										1	0	0	0	0	1	0
Jim Nettles, L OBP: 0.289, SLG: 0.394 (1, 7)		0-0 G3-6-1		0-0 CS 1B		0-0 6-3		0-3 K		3	0	1	0	0	0	1
Dick Sharon, R OBP: 0.292, SLG: 0.277 (9, PH)										1	0	0	0	0	1	0
Aurelio Rodriguez, R OBP: 0.266, SLG: 0.328 (1, 5)			0-0 E 1B	0-0 1B	0-0 1B	0-0 F7		0-3 K		4	1	2	0	0	1	0
Ed Brinkman, R OBP: 0.266, SLG: 0.342 (1, 6)			0-0 F8	0-0 F9		0-0 4-3		0-3 K		3	0	0	0	0	0	2
Jerry Moses, R OBP: 0.278, SLG: 0.358 (1, 2)			0-0 E5 FC3-6 1B		0-0 F7		0-0 1-3			3	1	0	0	0	0	1

Inning Stats	R: 0	H: 0	E: 0	K: 0	S: 3	H: 0	LOB: 0	BB: 0	P: 3	R: 0	H: 1	E: 0	K: 0	S: 3	H: 1	LOB: 0	BB: 0	P: 3	R: 2	H: 3	E: 1	K: 0	S: 7	H: 3	LOB: 2	BB: 0	P: 7	R: 0	H: 2	E: 0	K: 0	S: 4	H: 0	LOB: 1	BB: 0	P: 4	R: 1	H: 0	E: 2	K: 0	S: 3	H: 0	LOB: 1	BB: 1	P: 7	R: 0	H: 0	E: 0	K: 1	S: 5	H: 0	LOB: 0	BB: 0	P: 5	R: 0	H: 0	E: 0	K: 0	S: 3	H: 0	LOB: 0	BB: 0	P: 3	R: 0	H: 0	E: 1	K: 1	S: 6	H: 0	LOB: 1	BB: 0	P: 6	R: 0	H: 0	E: 0	K: 3	S: 9	H: 0	LOB: 0	BB: 0	P: 9	1B: 6	2B: 0	3B: 0	HR: 0	SF: 0	SAC: 0	DP: 1	HBP: 0	WP: 0	PB: 0	SB: 1	CS: 1	PA: 35
--------------	------	------	------	------	------	------	--------	-------	------	------	------	------	------	------	------	--------	-------	------	------	------	------	------	------	------	--------	-------	------	------	------	------	------	------	------	--------	-------	------	------	------	------	------	------	------	--------	-------	------	------	------	------	------	------	------	--------	-------	------	------	------	------	------	------	------	--------	-------	------	------	------	------	------	------	------	--------	-------	------	------	------	------	------	------	------	--------	-------	------	-------	-------	-------	-------	-------	--------	-------	--------	-------	-------	-------	-------	--------

PITCHER	IP	WLS	BF	H	R	ER	SO	BB	IBB	HBP	BLK	WP	HR	S	P	ERA	WHIP
Doyle Alexander, R ERA: 4.65 (1, 1)	7.1	W	30	6	3	1	1	1	0	0	0	0	0	30	34	1.23	0.955
Grant Jackson, L ERA: 2.7 (8, 1)	1.2	S	5	0	0	0	4	0	0	0	0	0	0	13	13	0.00	0.000

BOTTOM

Baltimore Orioles @ Detroit Tigers
Tiger Stadium, Detroit, MI
Mon Aug 05 1974, 7:05 PM EDT
Att. 37,030 - Unknown

livebaseballscorecards.com

AB	34
R	3
H	6
RBI	2
BB	1
SO	5
LOB	12



Batter	1	2	3	4	5	6	7	8	9	AB R H RBI BB SO LOB	TOP
Rich Coggins, L OBP: 0.305, SLG: 0.333 (1, 9) X	0-0 E3 1B	0-0 1-3 1B			4-0 2B BB		0-0 1-3 E 1B		0-0 F8	4 2 2 0 1 0 0	Baltimore Orioles @ New York Yankees Shea Stadium, Flushing, NY Tue Aug 06 1974, 7:05 PM EDT Att: 16,818 - Unknown livebaseballscorecards.com
Paul Blair, R OBP: 0.297, SLG: 0.405 (1, 8) X	0-0 E SF9 2-H 1B		0-0 6-3		0-0 1-3 2B		0-0 1-2 3-H E 1B			4 1 3 2 0 0 0	
Tommy Davis, R OBP: 0.306, SLG: 0.371 (1, 10) X	0-0 SF9 1-H		0-0 5-3		0-0 6-3		0-0 6-3			3 0 0 1 0 0 3	
Bobby Grich, R OBP: 0.392, SLG: 0.490 (1, 4) H	1-0 5-3 HBP		0-0 L7		0-0 6-3		0-0 6-3			3 0 0 0 0 0 3	
Boog Powell, L OBP: 0.350, SLG: 0.411 (1, 3) X	0-0 5-3 1-2			4-0 1B BB		0-0 F7		0-3 K		3 0 0 0 1 1 1	
Don Baylor, R OBP: 0.326, SLG: 0.348 (1, 7) X	0-0 F8			0-0 F8 1B		0-0 F9		0-3 K		4 0 1 0 0 1 1	
Brooks Robinson, R OBP: 0.367, SLG: 0.407 (1, 5) X		0-0 F7		0-0 F8 1-2		0-3 K		0-0 6-3		4 0 0 0 0 1 2	
Elrod Hendricks, L OBP: 0.316, SLG: 0.402 (1, 2) S		0-3 K		0-0 L6			0-0 FC1-6 1B		0-0 F3	4 0 1 0 0 1 1	
Mark Belanger, R OBP: 0.308, SLG: 0.338 (1, 6) X		0-0 1B 1B			0-0 6-3		0-0 FC1-6 1B 1-2f 1B		0-0 F8	4 1 1 0 0 0 1	
Inning Stats	R: 2 E: 2 K: 0 S: 5 H: 1 LOB: 1 BB: 0 P: 6	R: 0 E: 0 K: 1 S: 6 H: 2 LOB: 2 BB: 0 P: 6	R: 0 E: 0 K: 0 S: 3 H: 0 LOB: 0 BB: 0 P: 3	R: 0 E: 0 K: 0 S: 3 H: 1 LOB: 1 BB: 1 P: 7	R: 0 E: 0 K: 0 S: 4 H: 1 LOB: 2 BB: 1 P: 8	R: 0 E: 0 K: 1 S: 5 H: 0 LOB: 0 BB: 0 P: 5	R: 2 E: 1 K: 0 S: 6 H: 3 LOB: 1 BB: 0 P: 6	R: 0 E: 0 K: 2 S: 7 H: 0 LOB: 0 BB: 0 P: 7	R: 0 E: 0 K: 0 S: 3 H: 0 LOB: 0 BB: 0 P: 3	1B: 7 2B: 1 3B: 0 HR: 0 SF: 1 SAC: 0 DP: 0 HBP: 1	WP: 0 PB: 0 SB: 0 CS: 0 PA: 37
PITCHER Dick Tidrow, R ERA: 4.54 (1, 1)	IP: 9.0 WLS: L BF: 37 H: 8 R: 4 ER: 1 SO: 4 BB: 2 IBB: 0 HBP: 1 BLK: 0 WP: 0 HR: 0 S: 42 P: 51 ERA: 1.00 WHIP: 1.111										



Batter	1	2	3	4	5	6	7	8	9	AB R H RBI BB SO LOB
Roy White, S OBP: 0.368, SLG: 0.379 (1, 10)	0-0 BB 1B	0-0 F4		0-0 F8			0-0 1B 1B		0-0 F8	5 1 2 0 0 0 5
Elliott Maddox, R OBP: 0.382, SLG: 0.354 (1, 8)	0-0 F9	0-3 K			0-0 6-3		0-0 1-2 1B		0-0 1-2 1B	5 0 2 0 0 1 3
Bobby Murcer, L OBP: 0.337, SLG: 0.390 (1, 9)	4-0 BB 1-2 1B BB		0-0 4-3		0-0 F4		0-0 F8		0-0 F2	4 0 0 0 1 0 4
Lou Piniella, R OBP: 0.339, SLG: 0.388 (1, 7)	0-0 1-2 2-H BB 1B		0-0 6-3		0-0 1B 1B		0-3 K		0-3 K	5 0 2 1 0 2 4
Bill Sudakis, S OBP: 0.302, SLG: 0.368 (1, 3)	4-0 1-2 2-3 BB G6-4-3		0-3 K		0-0 1-3 1B		0-0 F5			3 0 1 0 1 1 2
Thurman Munson, R OBP: 0.301, SLG: 0.373 (1, 2)	0-0 G6-4-3 1-2f		0-0 6-3		0-0 F8			0-3 K		4 0 0 0 0 1 5
Graig Nettles, L OBP: 0.320, SLG: 0.394 (1, 5)		0-0 3-1		0-0 G3		0-0 F8		0-0 4-3		4 0 0 0 0 0 0
Sandy Alomar Sr., S OBP: 0.266, SLG: 0.289 (1, 4)		0-0 1B 1B		0-0 1B 1B		0-3 K		0-0 L7		4 0 2 0 0 1 0
Jim Mason, L OBP: 0.314, SLG: 0.382 (1, 6)		0-0 1-3 1B		0-0 1-2 1B		0-3 K		0-0 E4 1B		4 0 2 0 0 1 0

Inning Stats	R: 1	H: 2	E: 0	LOB: 2	K: 0	S: 4	R: 0	H: 2	E: 0	LOB: 2	K: 1	S: 7	R: 0	H: 0	E: 0	LOB: 0	K: 1	S: 5	R: 0	H: 2	E: 0	LOB: 2	K: 0	S: 5	R: 0	H: 0	E: 0	LOB: 0	K: 2	S: 7	R: 0	H: 2	E: 0	LOB: 2	K: 1	S: 7	R: 0	H: 0	E: 1	LOB: 2	K: 1	S: 7	R: 0	H: 1	E: 0	LOB: 0	K: 1	S: 5	R: 0	H: 1	E: 0	LOB: 2	K: 1	S: 7	1B: 11	SF: 0	2B: 0	SAC: 0	3B: 0	DP: 1	HR: 0	HBP: 0	WP: 0	PA: 40
--------------	------	------	------	--------	------	------	------	------	------	--------	------	------	------	------	------	--------	------	------	------	------	------	--------	------	------	------	------	------	--------	------	------	------	------	------	--------	------	------	------	------	------	--------	------	------	------	------	------	--------	------	------	------	------	------	--------	------	------	--------	-------	-------	--------	-------	-------	-------	--------	-------	--------

PITCHER	IP	WLS	BF	H	R	ER	SO	BB	IBB	HBP	BLK	WP	HR	S	P	ERA	WHIP
Don Hood, L ERA: 3.27 (1, 1)	0.1		5	2	1	1	0	2	0	0	0	0	0	3	11	27.00	12.000
Dave Johnson, R ERA: 2.57 (1, 1)	5.2	W	24	8	0	0	4	0	0	0	0	0	0	32	32	0.00	1.412
Grant Jackson, L ERA: 2.51 (7, 1)	3.0	S	11	1	0	0	3	0	0	0	0	0	0	17	17	0.00	0.333

BOTTOM

Baltimore Orioles @ New York Yankees
Shea Stadium, Flushing, NY
 Tue Aug 06 1974, 7:05 PM EDT
 Att. 16,818 - Unknown

livebaseballscorecards.com

AB	38
R	1
H	11
RBI	1
BB	2
SO	7
LOB	23



Batter	1	2	3	4	5	6	7	8	9	AB R H RBI BB SO LOB
Al Bumbry, L (1, 7) OBP: 0.265, SLG: 0.300 Enos Cabell, R (8, PH) OBP: 0.275, SLG: 0.299 Frank Baker, L (8, 6) OBP: 0.167, SLG: 0.091	0-0 SH2-3 1B		0-0 F5		0-0 F8		4-0 1-2 2-3 BB	0-3 K		3 0 1 0 1 0 2 1 0 0 0 0 1 2 0 0 0 0 0 0 0
Rich Coggins, L (1, 9) OBP: 0.308, SLG: 0.336	0-0 SH2-3		0-0 E S 1B		0-0 F6		0-0 F8		0-0 FC6-4 1B	4 0 2 0 0 0 5
Tommy Davis, R (1, 10) OBP: 0.305, SLG: 0.367	0-0 4-3		0-0 5-3		0-0 F4		4-0 1B BB	0-0 FC6-4 G6-4-3	4 1 0 0 1 0 3	
Bobby Grich, R (1, 4) OBP: 0.390, SLG: 0.486	0-0 F8			0-3 K		0-0 5-3		0-0 1B L5 1B	0-0 G6-4-3	5 0 1 0 0 1 2
Boog Powell, L (1, 3) OBP: 0.355, SLG: 0.417		0-0 G1-6-4-3 1B 1B		0-0 G5-4-3 1B		0-3 K		0-0 1B BB 1B 1B		4 1 3 1 0 1 0
Paul Blair, R (1, 8) OBP: 0.294, SLG: 0.401		0-0 F8		0-0 G5-4-3			0-0 F7	0-0 L5		4 0 0 0 0 0 4
Brooks Robinson, R (1, 5) OBP: 0.371, SLG: 0.409		0-0 21-6-4-3 1B			0-0 F5		0-0 BB 1B 1B	4-0 1B BB		3 1 2 0 1 0 0
Earl Williams, R (1, 2) OBP: 0.345, SLG: 0.368 Don Hood, L (8, PR) Andy Etchebarren, R (8, 2) OBP: 0.228, SLG: 0.242		0-0 G1-6-4-3			0-0 1B 1B		0-0 F9	0-0 1B 1B		4 0 2 0 0 0 3 0 0 0 0 0 0 0 0 0 0 0 0 0 0
Mark Belanger, R (1, 6) OBP: 0.311, SLG: 0.341 Don Baylor, R (8, PH) OBP: 0.328, SLG: 0.350			0-0 6-3		0-0 1B		0-0 BB 1B	0-0 1B		3 0 2 0 0 0 0 1 0 1 2 0 0 0

Inning Stats	R: 0 E: 0 K: 0 S: 4	H: 1 LOB: 1 BB: 0 P: 4	R: 0 E: 0 K: 0 S: 4	H: 2 LOB: 1 BB: 0 P: 4	R: 0 E: 0 K: 0 S: 4	H: 1 LOB: 1 BB: 0 P: 4	R: 0 E: 0 K: 1 S: 5	H: 1 LOB: 0 BB: 0 P: 5	R: 0 E: 0 K: 0 S: 5	H: 2 LOB: 2 BB: 0 P: 5	R: 0 E: 0 K: 1 S: 5	H: 0 LOB: 0 BB: 0 P: 5	R: 0 E: 0 K: 0 S: 5	H: 2 LOB: 3 BB: 1 P: 9	R: 3 E: 0 K: 1 S: 8	H: 4 LOB: 2 BB: 2 P: 16	R: 0 E: 0 K: 0 S: 3	H: 1 LOB: 0 BB: 0 P: 3	1B: 14 2B: 1 3B: 0 HR: 0	SF: 0 SAC: 1 DP: 4 HBP: 0	WP: 0 PB: 0 SB: 1 CS: 0	PA: 40
--------------	------------------------------	---------------------------------	------------------------------	---------------------------------	------------------------------	---------------------------------	------------------------------	---------------------------------	------------------------------	---------------------------------	------------------------------	---------------------------------	------------------------------	---------------------------------	------------------------------	----------------------------------	------------------------------	---------------------------------	-----------------------------------	------------------------------------	----------------------------------	--------


PITCHER	IP	WLS	BF	H	R	ER	SO	BB	IBB	HBP	BLK	WP	HR	S	P	ERA	WHIP
Pat Dobson, R (1, 1) ERA: 3.29	7.0	W	32	11	3	3	2	2	0	0	0	0	0	34	42	3.86	1.857
Sparky Lyle, L (8, 1) ERA: 2.1	1.0		6	3	0	0	1	1	0	0	0	0	0	7	11	0.00	4.000
Cecil Upshaw, R (9, 1) ERA: 2.7	1.0	S	2	0	0	0	0	0	0	0	0	0	0	2	2	0.00	0.000

TOP

Baltimore Orioles @ New York Yankees
Shea Stadium, Flushing, NY

Wed Aug 07 1974, 3:33 AM EDT
Att. 9,972 - Unknown

AB	36
R	3
H	14
RBI	3
BB	3
SO	3
LOB	21



Batter	1	2	3	4	5	6	7	8	9	AB	R	H	RBI	BB	SO	LOB
Roy White, S (1, 7) OBP: 0.372, SLG: 0.385	0-0 SH1-4 BB 5-3 1B	0-0 1B		0-0 6-3		0-0 FC4-6 1-3 1B				4	1	3	0	0	0	0
Elliott Maddox, R (1, 8) OBP: 0.380, SLG: 0.350	4-0 5-3 SH1-4 1-2 BB	0-0 F7		0-0 1-3		0-0 FC4-6 1-2f				3	0	0	0	1	0	3
Bobby Murcer, L (1, 9) OBP: 0.339, SLG: 0.395	0-0 SH1-4 1-2 2-3		0-0 E SF7 2B		0-0 CS 1B		0-0 L1			3	1	2	0	0	0	0
Lou Piniella, R (1, 10) OBP: 0.338, SLG: 0.384	4-0 5-3 IBB		0-0 FC6 SF7 E		0-0 F8 1-2		0-0 6-3			3	1	0	0	1	0	2
Bill Sudakis, S (1, 3) OBP: 0.297, SLG: 0.363	0-0 5-3 1-2 2-3 3-H		0-0 SF7		0-0 F9		0-0 5-3			3	0	0	2	0	0	2
Thurman Munson, R (1, 2) OBP: 0.305, SLG: 0.376	4-0 IBB		0-0 E7 4-3 2-H 1B		0-0 SH3-4 1B 1B		0-0 F9			3	1	2	1	1	0	0
Graig Nettles, L (1, 5) OBP: 0.320, SLG: 0.393	0-0 F7		0-0 4-3 2-3 1B		0-0 SH3-4 1-2 1B		0-0 G5-4-3 1B			3	0	1	0	0	0	4
Sandy Alomar Sr., S (1, 4) OBP: 0.266, SLG: 0.288		0-0 F7	0-0 F9		0-0 1B 2-H 1B		0-0 G5-4-3 1-2f			4	0	1	1	0	0	2
Jim Mason, L (1, 6) OBP: 0.312, SLG: 0.378		0-0 F5		0-0 F9		0-0 F7				3	0	0	0	0	0	1

Inning Stats	R: 1 E: 0 K: 0 S: 4	H: 1 LOB: 3 BB: 3 P: 16	R: 0 E: 0 K: 0 S: 4	H: 1 LOB: 1 BB: 0 P: 4	R: 2 E: 2 K: 0 S: 6	H: 2 LOB: 1 BB: 0 P: 6	R: 0 E: 0 K: 0 S: 3	H: 0 LOB: 0 BB: 0 P: 3	R: 0 E: 0 K: 0 S: 3	H: 1 LOB: 0 BB: 0 P: 3	R: 1 E: 0 K: 0 S: 6	H: 3 LOB: 2 BB: 0 P: 6	R: 0 E: 0 K: 0 S: 3	H: 0 LOB: 0 BB: 0 P: 3	R: 0 E: 0 K: 0 S: 3	H: 1 LOB: 0 BB: 0 P: 3	1B: 8 2B: 1 3B: 0 HR: 0	SF: 1 SAC: 2 DP: 1 HBP: 0	WP: 0 PB: 0 SB: 0 CS: 1	PA: 35
PITCHER Ross Grimsley, L (1, 1) ERA: 3.22	IP: 8.0 WLS: L BF: 35 H: 9 R: 4 ER: 3 SO: 0 BB: 1 IBB: 2 HBP: 0 BLK: 0 WP: 0 HR: 0 S: 32 P: 44 ERA: 3.38 WHIP: 1.250																	PITCHER	IP: 8.0 WLS: L BF: 35 H: 9 R: 4 ER: 3 SO: 0 BB: 1 IBB: 2 HBP: 0 BLK: 0 WP: 0 HR: 0 S: 32 P: 44 ERA: 3.38 WHIP: 1.250	

BOTTOM

Baltimore Orioles @ New York Yankees
Shea Stadium, Flushing, NY
Wed Aug 07 1974, 3:33 AM EDT
Att. 9,972 - Unknown

livebaseballscores.com

AB 29
R 4
H 9
RBI 4
BB 3
SO 0
LOB 14



Batter	1	2	3	4	5	6	7	8	9	AB R H RBI BB SO LOB	TOP											
Rich Coggins, L (1, 9) OBP: 0.303, SLG: 0.330	0-0 F9	0-3 K			0-0 FC4 1B	0-0 F3		0-0 4-3		5 1 0 0 0 1 5												
Paul Blair, R (1, 8) OBP: 0.295, SLG: 0.399	0-0 F7		1-0 G4-6-3 HBP		0-0 1B 1B		0-0 F4		0-0 E5 FC6-4	4 1 1 0 0 0 0												
Tommy Davis, R (1, 10) OBP: 0.306, SLG: 0.368	0-0 1B 1B		0-0 G4-6-3		0-0 1B 1B		0-0 F8		0-0 L9	5 0 2 1 0 0 2												
Bobby Grich, R (1, 4) OBP: 0.392, SLG: 0.488	0-0 1-3 1B		0-0 5-3		0-0 1-2 2-H FC6-4 1B		0-0 BB 1B		0-0 F8	5 0 3 1 0 0 1												
Boog Powell, L (1, 3) OBP: 0.354, SLG: 0.412 Curt Motton, R (9, PH)	0-0 F6			0-0 E4 FC5-4	0-3 K		4-0 BB BB BB FC5-4 BB		0-0 FC6-4	3 0 0 0 1 1 4 1 0 0 0 0 0 1												
Don Baylor, R (1, 7) OBP: 0.324, SLG: 0.346		0-0 5-3		0-0 FC5-4 FC6-4	0-0 FC6-4		0-0 FC5-4			4 0 0 0 0 0 5												
Brooks Robinson, R (1, 5) OBP: 0.370, SLG: 0.406		4-0 BB BB BB 1B BB		0-0 F7		0-0 F8		0-0 6-3		3 0 0 0 1 0 1												
Earl Williams, R (1, 2) OBP: 0.344, SLG: 0.364		0-3 K		0-0 FC6-4		1-0 HBP		0-0 6-3		3 0 0 0 0 1 2												
Mark Belanger, R (1, 6) OBP: 0.316, SLG: 0.346		0-0 1-2 1B			0-0 FC4 1B	0-0 F9		0-0 1B		4 0 3 0 0 0 1												
Inning Stats	R: 0 E: 0 K: 0 S: 5	H: 2 LOB: 2 BB: 0 P: 5	R: 0 E: 0 K: 2 S: 8	H: 1 LOB: 2 BB: 1 P: 12	R: 0 E: 0 K: 0 S: 2	H: 0 LOB: 0 BB: 0 P: 3	R: 0 E: 1 K: 0 S: 4	H: 0 LOB: 1 BB: 0 P: 4	R: 2 E: 0 K: 1 S: 9	H: 4 LOB: 2 BB: 0 P: 9	R: 0 E: 0 K: 0 S: 3	H: 0 LOB: 1 BB: 0 P: 4	R: 0 E: 0 K: 0 S: 4	H: 1 LOB: 2 BB: 1 P: 8	R: 0 E: 0 K: 0 S: 4	H: 1 LOB: 1 BB: 0 P: 4	R: 0 E: 1 K: 0 S: 4	H: 0 LOB: 1 BB: 0 P: 4	1B: 9 2B: 0 3B: 0 HR: 0	SF: 0 SAC: 0 DP: 1 HBP: 2	WP: 0 PB: 0 SB: 0 CS: 0	PA: 41
PITCHER	IP WLS BF H R ER SO BB IBB HBP BLK WP HR S P ERA WHIP																					
Bill Hands, R (1, 1) ERA: 4.61	6.2 W 32 8 2 2 3 2 0 2 0 0 0 0 34 44 2.70 1.500																					
Tom Burgmeier, L (7, 1) ERA: 4.74	2.1 9 1 0 0 0 0 0 0 0 0 0 0 9 9 0.00 0.429																					

Baltimore Orioles @ Minnesota Twins
Metropolitan Stadium, Bloomington, MI
 Fri Aug 09 1974, 8:05 PM EDT
 Att: 14,390 - Unknown

livebaseballscorecards.com

AB	37
R	2
H	9
RBI	2
BB	2
SO	3
LOB	22



Batter	1	2	3	4	5	6	7	8	9
Steve Brye, R (1, 8) OBP: 0.313, SLG: 0.361	0-0 4-3 1B	0-0 SH1-3 2B		0-0 F9		0-3 K		0-0 6-3	
Rod Carew, L (1, 4) OBP: 0.418, SLG: 0.444	0-0 4-3	0-0 SH1-3		0-0 1B		0-0 1B		0-0 1-3	
Larry Hisle, R (1, 9) OBP: 0.360, SLG: 0.507	0-0 BLK 1B	0-3 K		0-0 FC5-4 1B		0-0 F9		0-0 F4	
Harmon Killebrew, R (1, 10) OBP: 0.314, SLG: 0.382	0-0 1B	0-3 K		0-3 K		0-3 K			
Eric Soderholm, R (1, 5) OBP: 0.346, SLG: 0.401	0-0 1-2 1B		0-0 E 1B	0-0 FC5-4		0-0 F9			
Craig Kusick, R (1, 3) OBP: 0.364, SLG: 0.387	0-3 K		0-0 E5 1B		0-3 K	4-0 BB 1B BB			
Steve Braun, L (1, 7) OBP: 0.371, SLG: 0.381	0-0 F4		0-0 1-3		0-3 K	0-0 BB 1B			
Danny Thompson, R (1, 6) OBP: 0.338, SLG: 0.397		0-0 2B 1B	0-3 K2-3		0-0 4-3	4-0 BB 1B BB			
Phil Roof, R (1, 2) OBP: 0.289, SLG: 0.275		0-0 2B 1B	0-3 K		0-0 F3	0-3 K			
Tony Oliva, L (7, PH) OBP: 0.315, SLG: 0.414		0-0 2B 2B							
Glenn Borgmann, R (8, 2) OBP: 0.327, SLG: 0.323									

Inning Stats	R: 2 E: 0 K: 1 S: 9	H: 4 LOB: 2 BB: 0 P: 9	R: 2 E: 0 K: 2 S: 10	H: 3 LOB: 1 BB: 0 P: 10	R: 2 E: 1 K: 2 S: 9	H: 2 LOB: 0 BB: 0 P: 9	R: 0 E: 0 K: 1 S: 7	H: 2 LOB: 2 BB: 0 P: 7	R: 0 E: 0 K: 2 S: 7	H: 0 LOB: 0 BB: 0 P: 7	R: 0 E: 0 K: 1 S: 6	H: 1 LOB: 1 BB: 0 P: 6	R: 0 E: 0 K: 2 S: 8	H: 1 LOB: 3 BB: 2 P: 16	R: 0 E: 0 K: 0 S: 3	H: 0 LOB: 0 BB: 0 P: 3
--------------	------------------------------	---------------------------------	-------------------------------	----------------------------------	------------------------------	---------------------------------	------------------------------	---------------------------------	------------------------------	---------------------------------	------------------------------	---------------------------------	------------------------------	----------------------------------	------------------------------	---------------------------------


PITCHER	IP	WLS	BF	H	R	ER	SO	BB	IBB	HBP	BLK	WP	HR	S	P	ERA	WHIP
Dave McNally, L (1, 1) ERA: 4.34	1.0	L	9	6	4	4	1	0	0	0	1	0	0	11	11	36.00	6.000
Doyle Alexander, R (2, 1) ERA: 4.38	5.2		26	7	2	0	9	2	0	0	0	0	0	42	50	0.00	1.588
Grant Jackson, L (7, 1) ERA: 2.44	1.1		4	0	0	0	1	0	0	0	0	0	0	6	6	0.00	0.000

BOTTOM

Baltimore Orioles @ Minnesota Twins
Metropolitan Stadium, Bloomington, MI

livebaseballscorecards.com

AB	36
R	6
H	13
RBI	4
BB	2
SO	11
LOB	15



1B	2B	3B	HR	SF	SAC	DP	HBP	WP	PA
10	3	0	0	0	1	0	0	0	39

Fri Aug 09 1974, 8:05 PM EDT
Att. 14,390 - Unknown

Batter	1	2	3	4	5	6	7	8	9	AB R H RBI BB SO LOB	TOP											
Al Bumbry, L (1, 7) OBP: 0.261, SLG: 0.294	0-0 G3		0-3 K		0-0 3-1		0-0 B1-3			4 0 0 0 0 1 0												
Rich Coggins, L (1, 8) OBP: 0.305, SLG: 0.330	0-0 1B		1-0 HBP			0-0 E4 1B		0-0 F9		3 1 1 0 0 0 0												
Tommy Davis, R (1, 10) OBP: 0.305, SLG: 0.367	0-3 K		0-0 F6			0-0 1B 1B		0-0 L6		4 0 1 0 0 1 2												
Bobby Grich, R (1, 4) OBP: 0.393, SLG: 0.486	0-0 F9			4-0 BB		0-3 K		0-0 1B		3 0 1 0 1 1 3												
Boog Powell, L (1, 3) OBP: 0.353, SLG: 0.409		0-0 F7		0-0 G4-6-3		0-0 1B		0-0 4-3		4 0 1 1 0 0 2												
Don Baylor, R (1, 9) OBP: 0.324, SLG: 0.347		0-0 2B		0-0 E5 FC6-4		0-0 F3		0-3 K		4 0 1 0 0 1 2												
Brooks Robinson, R (1, 5) OBP: 0.366, SLG: 0.402		0-0 F5		0-0 FC6-4		0-0 F9		0-0 F6		4 0 0 0 0 0 4												
Elrod Hendricks, L (1, 2) OBP: 0.303, SLG: 0.384		0-3 K		0-3 K		0-3 K		0-3 K		4 0 0 0 0 3 1												
Mark Belanger, R (1, 6) OBP: 0.313, SLG: 0.343			0-0 F3		0-3 K		0-0 F7			3 0 0 0 0 1 0												
Inning Stats	R: 0 E: 0 K: 1 S: 6	H: 1 LOB: 1 BB: 0 P: 6	R: 0 E: 0 K: 1 S: 6	H: 1 LOB: 1 BB: 0 P: 6	R: 0 E: 0 K: 1 S: 5	H: 0 LOB: 1 BB: 1 P: 6	R: 0 E: 1 K: 0 S: 3	H: 0 LOB: 1 BB: 1 P: 7	R: 0 E: 0 K: 2 S: 7	H: 0 LOB: 0 BB: 0 P: 7	R: 1 E: 1 K: 1 S: 8	H: 2 LOB: 2 BB: 0 P: 8	R: 0 E: 0 K: 0 S: 3	H: 0 LOB: 0 BB: 0 P: 3	R: 0 E: 0 K: 0 S: 4	H: 1 LOB: 1 BB: 0 P: 4	R: 0 E: 0 K: 2 S: 7	H: 0 LOB: 0 BB: 0 P: 7	1B: 4 2B: 1 3B: 0 HR: 0	SF: 0 SAC: 0 DP: 1 HBP: 1	WP: 0 PB: 0 SB: 1 CS: 0	PA: 35
PITCHER Bert Blyleven, R (1, 1) ERA: 3.0	IP: 9.0 WLS: W BF: 35 H: 5 R: 1 ER: 0 SO: 8 BB: 1 IBB: 0 HBP: 1 BLK: 0 WP: 0 HR: 0 S: 49 P: 54 ERA: 0.00 WHIP: 0.667																					

Baltimore Orioles @ Minnesota Twins
Metropolitan Stadium, Bloomington, MI
 Sat Aug 10 1974, 8:05 PM EDT
 Att: 15,493 - Unknown

livebaseballscorecards.com

AB	33
R	1
H	5
RBI	1
BB	1
SO	8
LOB	14



Batter	1	2	3	4	5	6	7	8	9
Steve Brye, R OBP: 0.315, SLG: 0.363 (1, 8)	0-0 1B 1B		0-0 FC4-6 1-2f		0-0 FC6-4 1-2f		0-0 1B 1B		
Rod Carew, L OBP: 0.421, SLG: 0.446 (1, 4) Jerry Terrell, R OBP: 0.283, SLG: 0.313 (8, 4)	0-0 1B 1-3 1B		0-0 G6-4-3 1-2f			0-0 1B 1B	0-0 1B 1-2 1B		
Larry Hisle, R OBP: 0.364, SLG: 0.509 (1, 7)	0-0 1-3 3-H 1B			0-0 5-3		4-0 1B 1-2 1B	0-0 1B 1-3 2-H 1B		
Harmon Killebrew, R OBP: 0.317, SLG: 0.383 (1, 10)	0-0 F4			0-0 5-3		0-0 G6-4-3 1-2 2-H 1B	0-0 FC6 1-2 1B		
Bobby Darwin, R OBP: 0.333, SLG: 0.474 (1, 9)	0-0 G5-4-3 1-2f			0-0 6-3		0-0 G6-4-3 1-2 2-H 1B	0-0 FC6 1-2f		
Eric Soderholm, R OBP: 0.342, SLG: 0.396 (1, 5)		0-0 F7			0-0 F3	0-0 G6-4-3 1-2f 2-3		0-0 5-3	
Craig Kusick, R OBP: 0.360, SLG: 0.391 (1, 3)		0-0 L6-4 2B			0-3 K	0-0 F8		0-0 L3	
Danny Thompson, R OBP: 0.336, SLG: 0.393 (1, 6)		0-0 L6-4 2-3			0-0 BB 1B		0-0 6-3	0-0 4-3	
Glenn Borgmann, R OBP: 0.331, SLG: 0.324 (1, 2)			0-0 FC4-6 1B		4-0 FC6-4 1-2 BB		0-0 5-3		

Inning Stats	R: 1 E: 0 K: 0 S: 5	H: 3 LOB: 1 BB: 0 P: 5	R: 0 E: 0 K: 0 S: 3	H: 1 LOB: 0 BB: 0 P: 3	R: 0 E: 0 K: 0 S: 3	H: 1 LOB: 0 BB: 0 P: 3	R: 0 E: 0 K: 0 S: 3	H: 0 LOB: 0 BB: 0 P: 3	R: 0 E: 0 K: 1 S: 6	H: 1 LOB: 2 BB: 1 P: 10	R: 2 E: 0 K: 0 S: 5	H: 3 LOB: 1 BB: 1 P: 9	R: 2 E: 0 K: 0 S: 7	H: 4 LOB: 2 BB: 0 P: 7	R: 0 E: 0 K: 0 S: 3	H: 0 LOB: 0 BB: 0 P: 3
1B: 12 2B: 2 3B: 0 HR: 0	SF: 0 SAC: 0 DP: 4 HBP: 0	WP: 0 PB: 0 SB: 0 CS: 0	1B: 4 R: 2 H: 2 BB: 1 SO: 0 LOB: 2	2B: 2 R: 0 H: 0 BB: 1 SO: 1 LOB: 1	3B: 0 R: 0 H: 0 BB: 0 SO: 1 LOB: 0	HR: 0 R: 0 H: 0 BB: 0 SO: 1 LOB: 0	PA: 35									

PITCHER	IP	WLS	BF	H	R	ER	SO	BB	IBB	HBP	BLK	WP	HR	S	P	ERA	WHIP
Mike Cuellar, L ERA: 3.54 (1, 1)	6.2	L	29	11	5	5	1	2	0	0	0	0	0	29	37	6.75	1.950
Bob Reynolds, R ERA: 3.04 (7, 1)	1.1		6	2	0	0	0	0	0	0	0	0	0	6	6	0.00	1.500

BOTTOM

Baltimore Orioles @ Minnesota Twins
Metropolitan Stadium, Bloomington, MI
Sat Aug 10 1974, 8:05 PM EDT
Att. 15,493 - Unknown

livebaseballscores.com

AB	33
R	5
H	13
RBI	5
BB	2
SO	1
LOB	14



Batter	1	2	3	4	5	6	7	8	9	AB R H RBI BB SO LOB	TOP											
Rich Coggins, L (1, 9) OBP: 0.304, SLG: 0.329	0-0 F5			0-0 4-3		0-0 2B SF7 1B		0-0 3-1		4 1 1 0 0 0 0												
Paul Blair, R (1, 8) OBP: 0.297, SLG: 0.403	0-0 6-3			0-0 HR 1B		0-0 SF7 1-3 2B		0-3 K		4 1 2 0 0 1 0												
Tommy Davis, R (1, 10) OBP: 0.305, SLG: 0.373	0-0 5-3			0-0 1-H HR		0-0 SF7		0-0 1-3		3 1 1 3 0 0 0												
Bobby Grich, R (1, 4) OBP: 0.389, SLG: 0.482		0-0 F7		0-0 6-3		0-0 L1		0-0 F4		4 0 0 0 0 0 1												
Boog Powell, L (1, 3) OBP: 0.351, SLG: 0.407		0-0 6-3		0-0 F6		0-0 F9		0-0 FC6-4 1B		4 0 1 0 0 0 1												
Al Bumbry, L (9, PR) OBP: 0.261, SLG: 0.294										0 0 0 0 0 0 0												
Don Baylor, R (1, 7) OBP: 0.320, SLG: 0.343		0-0 F7			0-0 F4		0-3 K		0-0 FC6-4	4 0 0 0 0 1 1												
Brooks Robinson, R (1, 5) OBP: 0.363, SLG: 0.398			0-3 K		0-0 F8		0-0 F4			3 0 0 0 0 1 0												
Earl Williams, R (1, 2) OBP: 0.343, SLG: 0.373			0-0 6-3		0-0 HR		0-0 F8			3 1 1 1 0 0 0												
Mark Belanger, R (1, 6) OBP: 0.311, SLG: 0.340			0-3 K		0-0 4-3			0-0 F5		3 0 0 0 0 1 0												
Inning Stats	R: 0 E: 0 K: 0 S: 3	H: 0 LOB: 0 BB: 0 P: 3	R: 0 E: 0 K: 0 S: 3	H: 0 LOB: 0 BB: 0 P: 3	R: 0 E: 0 K: 2 S: 7	H: 0 LOB: 0 BB: 0 P: 7	R: 2 E: 0 K: 0 S: 5	H: 2 LOB: 0 BB: 0 P: 5	R: 1 E: 0 K: 0 S: 4	H: 1 LOB: 0 BB: 0 P: 4	R: 1 E: 0 K: 0 S: 5	H: 2 LOB: 1 BB: 0 P: 5	R: 0 E: 0 K: 1 S: 5	H: 0 LOB: 0 BB: 0 P: 5	R: 0 E: 0 K: 1 S: 5	H: 0 LOB: 0 BB: 0 P: 5	R: 0 E: 0 K: 0 S: 4	H: 1 LOB: 1 BB: 0 P: 4	1B: 3 2B: 1 3B: 0 HR: 2	SF: 1 SAC: 0 DP: 0 HBP: 0	WP: 0 PB: 0 SB: 0 CS: 0	PA: 33
PITCHER	IP WLS BF H R ER SO BB IBB HBP BLK WP HR S P ERA WHIP																					
Dave Goltz, R (1, 1) ERA: 3.75	6.0 W 23 5 4 4 2 0 0 0 0 0 0 2 27 27 6.00 0.833																					
Bill Campbell, R (7, 1) ERA: 2.8	3.0 S 10 1 0 0 2 0 0 0 0 0 0 0 14 14 0.00 0.333																					

Baltimore Orioles @ Minnesota Twins
Metropolitan Stadium, Bloomington, MI
 Sun Aug 11 1974, 4:33 AM EDT
 Att: 27,363 - Unknown

AB	32
R	4
H	6
RBI	4
BB	0
SO	4
LOB	3



Batter	1	2	3	4	5	6	7	8	9
Steve Brye, R OBP: 0.314, SLG: 0.361 (1, 8)	0-0 5-3		0-0 F8	0-0 4-3		0-0 FC6-4 1B		0-0 5-3	
Larry Hisle, R OBP: 0.365, SLG: 0.507 (1, 7)	0-0 F8		0-0 2B FC3-2 1B		0-0 1B 1B	0-0 F3		0-0 F9	
Bobby Darwin, R OBP: 0.336, SLG: 0.480 (1, 9)	0-0 PB 1B		0-0 FC3-2 1-3 2-H 2B		0-0 E 1B 1B	0-0 F8			
Harmon Killebrew, R OBP: 0.323, SLG: 0.387 (1, 10)	0-0 1-H 1B		4-0 FC3-2 IBB		0-0 E7 1B 1B	0-0 FC6-4			
Eric Soderholm, R OBP: 0.341, SLG: 0.398 (1, 5)	0-0 F3		0-0 FC3-2 FC4-6 1-2 2-3 3-H		0-0 F9		0-0 4-3 2B		
Craig Kusick, R OBP: 0.357, SLG: 0.381 (1, 3)		0-0 6-3	0-0 FC4-6 1-2f		4-0 1B IBB	0-0 F3			
Jerry Terrell, R OBP: 0.287, SLG: 0.317 (1, 4)		0-0 B1-3		0-0 5-3 SH3-4 1B	0-0 1-2 2-H 3-H 1B	0-0 4-3			
Danny Thompson, R OBP: 0.329, SLG: 0.385 (1, 6)		0-0 4-3		0-0 SH3-4 1-2	0-0 F9	0-0 6-3			
Glenn Borgmann, R OBP: 0.330, SLG: 0.323 (1, 2)			0-0 1B 2B 1B	0-0 5-3	0-0 G3		0-0 F3		

Inning Stats	R: 1	H: 2	E: 0	K: 0	S: 5	LOB: 1	BB: 0	P: 5
	R: 0	H: 0	E: 0	K: 0	S: 3 <td>LOB: 0</td> <td>BB: 0</td> <td>P: 3 </td>	LOB: 0	BB: 0	P: 3
	R: 1	H: 3	E: 0	K: 0	S: 6 <td>LOB: 3</td> <td>BB: 1</td> <td>P: 10 </td>	LOB: 3	BB: 1	P: 10
	R: 0	H: 1	E: 0	K: 0	S: 4 <td>LOB: 1</td> <td>BB: 0</td> <td>P: 4 </td>	LOB: 1	BB: 0	P: 4
	R: 3	H: 4	E: 1	K: 0	S: 7 <td>LOB: 2</td> <td>BB: 1</td> <td>P: 11 </td>	LOB: 2	BB: 1	P: 11
	R: 0	H: 1	E: 0	K: 0	S: 4 <td>LOB: 1</td> <td>BB: 0</td> <td>P: 4 </td>	LOB: 1	BB: 0	P: 4
	R: 0	H: 1	E: 0	K: 0	S: 4 <td>LOB: 1</td> <td>BB: 0</td> <td>P: 4 </td>	LOB: 1	BB: 0	P: 4
	R: 0	H: 0	E: 0	K: 0	S: 3 <td>LOB: 0</td> <td>BB: 0</td> <td>P: 3 </td>	LOB: 0	BB: 0	P: 3

PITCHER	IP	WLS	BF	H	R	ER	SO	BB	IBB	HBP	BLK	WP	HR	S	P	ERA	WHIP
Ross Grimsley, L ERA: 3.33 (1, 1)	4.0	L	22	9	5	4	0	0	0	0	0	0	0	21	25	9.00	2.250
Wayne Garland, R ERA: 3.25 (5, 1)	4.0		16	3	0	0	0	0	1	0	0	0	0	15	19	0.00	0.750

BOTTOM


Baltimore Orioles @ Minnesota Twins
Metropolitan Stadium, Bloomington, MI

Sun Aug 11 1974, 4:33 AM EDT
Att. 27,363 - Unknown


AB	R	H	RBI	BB	SO	LOB
5	0	1	0	0	0	2
5	1	2	0	0	0	1
4	2	3	1	0	0	1
3	1	2	2	1	0	1
4	0	1	0	0	0	6
3	0	0	0	1	0	4
4	0	2	2	0	0	1
3	0	0	0	0	0	3
4	1	1	0	0	0	3

AB	35
R	5
H	12
RBI	5
BB	2
SO	0
LOB	22

livebaseballscorecards.com



WP	PA
0	38

Batter	1	2	3	4	5	6	7	8	9	AB R H RBI BB SO LOB	TOP											
Pat Kelly, L (1, 10) OBP: 0.340, SLG: 0.362 Ron Santo, R (7, PH) OBP: 0.301, SLG: 0.302	0-0 F9		0-0 F9		0-0 G4-6-3		0-3 K			3 0 0 0 0 0 4 1 0 0 0 0 0 10												
Jorge Orta, L (1, 4) OBP: 0.366, SLG: 0.452	0-3 K		0-0 F8		0-0 G3		4-0 1B BB			3 0 0 0 1 1 2												
Dick Allen, R (1, 3) OBP: 0.376, SLG: 0.599	0-3 K		0-0 1-3 1B		0-0 E 2B		0-0 F8			4 1 2 0 0 1 1												
Carlos May, L (1, 7) OBP: 0.331, SLG: 0.374		0-0 L8		0-3 K		0-0 E3 1B SF7		0-0 1-2 1B		4 1 1 0 0 1 1												
Ken Henderson, S (1, 8) OBP: 0.357, SLG: 0.446		0-0 6-3		0-0 1-3 1-2		0-0 1-3 1B		0-0 F9		4 0 1 0 0 0 3												
Bill Melton, R (1, 5) OBP: 0.311, SLG: 0.395		0-0 5-3		0-0 F5		0-0 SF7		0-3 K		3 0 0 1 0 1 3												
Bill Sharp, L (1, 9) OBP: 0.321, SLG: 0.363 Buddy Bradford, R (9, PH) OBP: 0.420, SLG: 0.540			0-0 F7		0-0 1B 1B		0-3 K2-3		0-3 K	3 0 1 0 0 1 1 1 0 0 0 0 1 0	AB 33 R 2 H 7 RBI 1 BB 2 SO 9 LOB 17											
Brian Downing, R (1, 2) OBP: 0.384, SLG: 0.456			4-0 F9 1B BB		0-0 G4-6-3 1-2 1B		0-3 K		0-3 K	3 0 1 0 1 2 0												
Bucky Dent, R (1, 6) OBP: 0.296, SLG: 0.328			0-0 F7		0-0 F7		0-0 F7		0-0 F9	4 0 1 0 0 0 2												
Inning Stats	R: 0 E: 0 K: 2 S: 7	H: 0 LOB: 0 BB: 0 P: 7	R: 0 E: 0 K: 0 S: 3	H: 0 LOB: 0 BB: 0 P: 3	R: 0 E: 0 K: 0 S: 4	H: 1 LOB: 2 BB: 1 P: 8	R: 0 E: 0 K: 1 S: 6	H: 1 LOB: 1 BB: 0 P: 6	R: 0 E: 0 K: 0 S: 4	H: 2 LOB: 1 BB: 0 P: 4	R: 2 E: 1 K: 1 S: 8	H: 2 LOB: 1 BB: 0 P: 8	R: 0 E: 0 K: 2 S: 7	H: 0 LOB: 0 BB: 0 P: 7	R: 0 E: 0 K: 1 S: 6	H: 1 LOB: 2 BB: 1 P: 10	R: 0 E: 0 K: 2 S: 7	H: 0 LOB: 0 BB: 0 P: 7	1B: 6 2B: 1 3B: 0 HR: 0	SF: 1 SAC: 0 DP: 1 HBP: 0	WP: 0 PB: 0 SB: 0 CS: 0	PA: 36
PITCHER	IP WLS BF H R ER SO BB IBB HBP BLK WP HR S P ERA WHIP												PITCHER	IP WLS BF H R ER SO BB IBB HBP BLK WP HR S P ERA WHIP								
Jim Palmer, R (1, 1) ERA: 3.86	6.0 W 25 6 2 1 4 1 0 0 0 0 0 0 32 36 1.50 1.167																					
Grant Jackson, L (7, 1) ERA: 2.28	3.0 S 11 1 0 0 5 1 0 0 0 0 0 0 20 24 0.00 0.667																					

Chicago White Sox @ Baltimore Orioles
 Memorial Stadium, Baltimore, MD
 Tue Aug 13 1974, 7:05 PM EDT
 Att: 10,086 - Unknown

livebaseballscorecards.com

Batter	1	2	3	4	5	6	7	8	9	AB R H RBI BB SO LOB	TOP
Buddy Bradford, R (1, 9) OBP: 0.423, SLG: 0.533 Bill Sharp, L (7, 9) OBP: 0.319, SLG: 0.361	0-0 F8		4-0 SH5-4 BB		0-0 5-3		0-0 1B		0-0 6-3	3 0 1 0 1 0 0 1 0 0 0 0 0 0	
Jorge Orta, L (1, 4) OBP: 0.365, SLG: 0.449	0-0 1-3		0-0 SH5-4		0-0 G3		0-0 1B		0-0 F8	4 0 1 1 0 0 0	
Dick Allen, R (1, 3) OBP: 0.380, SLG: 0.600 Tony Muser, L (9, 3) OBP: 0.336, SLG: 0.354	4-0 HBP 1B BB		4-0 FC6-4 BB		0-0 HR 1B		0-0 G1-4-3		0-0 1B	3 2 2 0 2 0 2 0 0 0 0 0 0 0	
Bill Melton, R (1, 5) OBP: 0.312, SLG: 0.393	1-0 1B 1-2 HBP		0-3 K		0-3 K		1-0 SH5-4 1B HBP		0-0 F7	3 1 0 0 0 2 4	
Ken Henderson, S (1, 8) OBP: 0.359, SLG: 0.454	0-0 1-3 2-H 1B		0-0 FC6-4		0-0 HR		0-0 SH5-4			3 1 2 3 0 0 2	
Carlos May, L (1, 7) OBP: 0.333, SLG: 0.373	0-3 K		0-0 G5-4-3 1B		0-0 G3		4-0 1B IBB			3 0 1 0 1 1 2	
Ron Santo, R (1, 10) OBP: 0.298, SLG: 0.298		0-0 F8		0-0 F8		0-0 F3		0-0 L4		4 0 0 0 0 0 3	
Brian Downing, R (1, 2) OBP: 0.386, SLG: 0.457		0-0 6-3		0-0 G5-4-3		0-0 1B SH3-4 1B		0-0 1-2 2-H 1B		4 1 2 1 0 0 1	
Bucky Dent, R (1, 6) OBP: 0.294, SLG: 0.326		0-0 6-3		0-0 F7		0-0 SH3-4		0-0 F7		3 0 0 0 0 0 2	
Inning Stats	R: 1 H: 1 E: 0 LOB: 2 K: 1 BB: 1 S: 6 P: 11	R: 0 H: 0 E: 0 LOB: 0 K: 0 BB: 0 S: 3 P: 3	R: 0 H: 0 E: 0 LOB: 2 K: 1 BB: 2 S: 5 P: 13	R: 0 H: 1 E: 0 LOB: 0 K: 0 BB: 0 S: 3 P: 3	R: 0 H: 0 E: 0 LOB: 0 K: 0 BB: 0 S: 3 P: 3	R: 2 H: 2 E: 0 LOB: 0 K: 1 BB: 0 S: 7 P: 7	R: 1 H: 3 E: 0 LOB: 1 K: 0 BB: 0 S: 5 P: 5	R: 1 H: 1 E: 0 LOB: 2 K: 0 BB: 1 S: 4 P: 9	R: 0 H: 1 E: 0 LOB: 1 K: 0 BB: 0 S: 4 P: 4	1B: 8 SF: 0 2B: 0 SAC: 3 3B: 0 DP: 2 HR: 1 HBP: 2	WP: 0 PA: 40 PB: 0 SB: 0 CS: 0
PITCHER Dave McNally, L (1, 1) ERA: 4.39 Doyle Alexander, R (7, 1) ERA: 4.35	IP WLS BF H R ER SO BB IBB HBP BLK WP HR S P ERA WHIP	6.1 29 7 4 4 3 3 0 1 0 0 1 31 44 5.68 1.579	2.2 L 11 2 1 1 0 0 1 1 0 0 0 9 14 3.38 0.750	PITCHER IP WLS BF H R ER SO BB IBB HBP BLK WP HR S P ERA WHIP							

Chicago White Sox @ Baltimore Orioles
 Memorial Stadium, Baltimore, MD
 Wed Aug 14 1974, 7:05 PM EDT
 Att. 8,727 - Unknown

AB	31
R	5
H	9
RBI	5
BB	4
SO	3
LOB	16



Batter	1	2	3	4	5	6	7	8	9	AB	R	H	RBI	BB	SO	LOB
--------	---	---	---	---	---	---	---	---	---	----	---	---	-----	----	----	-----

<p>Rich Coggins, L (1, 9) OBP: 0.302, SLG: 0.330</p> <p>Earl Williams, R (8, PH) OBP: 0.343, SLG: 0.372</p> <p>(9, 3)</p>										4	1	1	0	0	1	2
---	--	--	--	--	--	--	--	--	--	---	---	---	---	---	---	---

<p>Paul Blair, R (1, 8) OBP: 0.300, SLG: 0.405</p>										4	1	2	1	0	0	0
---	--	--	--	--	--	--	--	--	--	---	---	---	---	---	---	---

<p>Tommy Davis, R (1, 10) OBP: 0.305, SLG: 0.375</p>										5	0	1	0	0	0	2
---	--	--	--	--	--	--	--	--	--	---	---	---	---	---	---	---

<p>Bobby Grich, R (1, 4) OBP: 0.392, SLG: 0.488</p>										3	1	1	0	1	0	1
--	--	--	--	--	--	--	--	--	--	---	---	---	---	---	---	---

<p>Don Baylor, R (1, 7) OBP: 0.320, SLG: 0.349</p>										5	1	3	2	0	0	2
---	--	--	--	--	--	--	--	--	--	---	---	---	---	---	---	---

<p>Brooks Robinson, R (1, 5) OBP: 0.363, SLG: 0.395</p>										5	0	1	1	0	0	6
--	--	--	--	--	--	--	--	--	--	---	---	---	---	---	---	---

<p>Boog Powell, L (1, 3) OBP: 0.356, SLG: 0.418</p> <p>Curt Motton, R (8, PH) (9, 9)</p>										2	0	1	0	1	0	0
--	--	--	--	--	--	--	--	--	--	---	---	---	---	---	---	---

<p>Andy Etchebarren, R (1, 2) OBP: 0.237, SLG: 0.244</p>										3	0	1	0	1	0	1
---	--	--	--	--	--	--	--	--	--	---	---	---	---	---	---	---

<p>Mark Belanger, R (1, 6) OBP: 0.307, SLG: 0.338</p>										4	0	0	0	0	0	6
--	--	--	--	--	--	--	--	--	--	---	---	---	---	---	---	---

Inning Stats	R: 0	H: 0	R: 0	H: 0	R: 0	H: 1	R: 2	H: 3	R: 1	H: 3	R: 0	H: 0	R: 1	H: 2	R: 0	H: 1	R: 0	H: 1	R: 0	H: 1	1B: 7	SF: 1	WP: 1	PA: 42
	E: 0	LOB: 0	E: 0	LOB: 0	E: 1	LOB: 1	E: 0	LOB: 3	E: 0	LOB: 2	E: 0	LOB: 0	E: 0	LOB: 2	E: 0	LOB: 1	E: 0	LOB: 2	E: 0	LOB: 2	2B: 3	SAC: 0	PB: 0	
	K: 1	BB: 0	K: 0	BB: 0	K: 0	BB: 0	K: 0	BB: 2	K: 0	BB: 0	K: 0	BB: 0	K: 0	BB: 0	K: 1	BB: 0	K: 0	BB: 1	K: 0	BB: 1	3B: 1	DP: 1	SB: 0	
	S: 5	P: 5	S: 3	P: 3	S: 4	P: 4	S: 6	P: 14	S: 6	P: 6	S: 3	P: 3	S: 5	P: 6	S: 6	P: 6	S: 4	P: 8	S: 4	P: 8	HR: 0	HBP: 1	CS: 0	

PITCHER	IP	WLS	BF	H	R	ER	SO	BB	IBB	HBP	BLK	WP	HR	S	P	ERA	WHIP	PITCHER	IP	WLS	BF	H	R	ER	SO	BB	IBB	HBP	BLK	WP	HR	S	P	ERA	WHIP		
	Wilbur Wood, L (1, 1)	6.1		29	8	4	4	1	2	0	0	0	0	0	29	37	5.68		1.579																		
Terry Forster, L (7, 1)	2.2	W	13	3	0	0	1	1	0	1	0	1	0	13	18	0.00	1.500																				

BOTTOM

Chicago White Sox @ Baltimore Orioles
Memorial Stadium, Baltimore, MD
Wed Aug 14 1974, 7:05 PM EDT
Att. 8,727 - Unknown

livebaseballscorecards.com

AB	37
R	4
H	11
RBI	4
BB	3
SO	2
LOB	21



Batter	1	2	3	4	5	6	7	8	9	AB R H RBI BB SO LOB	TOP
Buddy Bradford, R OBP: 0.421, SLG: 0.527 (1, 9) X	0-0 5-3		0-0 SH1-3		0-0 F3		0-0 1-2 2-H 1B			3 0 1 1 0 0 2	
Jorge Orta, L OBP: 0.362, SLG: 0.444 (1, 4) X	0-0 F5		0-0 4-3		0-0 F8		0-0 L6			4 0 0 0 0 0 5	
Dick Allen, R OBP: 0.377, SLG: 0.594 (1, 3) S S S	0-3 K		0-3 K		0-0 F4		0-3 K			4 0 0 0 0 3 1	
Bill Melton, R OBP: 0.309, SLG: 0.389 (1, 5) S S S		0-3 K		0-0 F9		0-0 5-3		0-0 F8		4 0 0 0 0 1 0	
Ken Henderson, S OBP: 0.358, SLG: 0.452 (1, 8) X		0-0 F8		0-3 K		0-0 L5		0-0 1B		4 0 1 0 0 1 0	
Carlos May, L OBP: 0.332, SLG: 0.371 (1, 7) B B B B		4-0 1B BB		0-3 K		0-3 K		0-0 4-3		3 0 0 0 1 2 1	
Ron Santo, R OBP: 0.303, SLG: 0.306 (1, 10) X		0-0 1-2 1B		0-0 1B 2B		4-0 1B BB		0-0 F2		2 0 2 0 1 0 0 1 1 0 0 0 0 0	AB 32 R 1 H 6 RBI 1 BB 3 SO 10 LOB 14
Pat Kelly, L OBP: 0.339, SLG: 0.361 (7, PR)											
Brian Downing, R OBP: 0.383, SLG: 0.450 (1, 2) S S S S		0-3 K		0-3 K		4-0 1B BB		0-0 F7		3 0 0 0 1 2 3	
Bucky Dent, R OBP: 0.296, SLG: 0.328 (1, 6) X			0-0 4-3 SH1-3 1B		0-0 2-3 1B		0-3 K		0-0 F4	4 0 2 0 0 1 2	
Inning Stats	R: 0 E: 0 K: 1 S: 5 H: 0 LOB: 0 BB: 0 P: 5	R: 0 E: 0 K: 2 S: 8 H: 1 LOB: 2 BB: 1 P: 12	R: 0 E: 0 K: 1 S: 6 H: 1 LOB: 1 BB: 0 P: 6	R: 0 E: 0 K: 2 S: 7 H: 0 LOB: 0 BB: 0 P: 7	R: 0 E: 0 K: 1 S: 7 H: 2 LOB: 2 BB: 0 P: 7	R: 0 E: 0 K: 0 S: 3 H: 0 LOB: 0 BB: 0 P: 3	R: 1 E: 0 K: 2 S: 8 H: 1 LOB: 2 BB: 2 P: 16	R: 0 E: 0 K: 1 S: 6 H: 1 LOB: 1 BB: 0 P: 6	R: 0 E: 0 K: 0 S: 3 H: 0 LOB: 0 BB: 0 P: 3	1B: 5 2B: 1 3B: 0 HR: 0 SF: 0 SAC: 1 DP: 0 HBP: 0	WP: 0 PB: 0 SB: 0 CS: 0 PA: 36
PITCHER Mike Cuellar, L ERA: 3.41 (1, 1)	IP 9.0 WLS W BF 36 H 6 R 1 ER 1 SO 10 BB 3 IBB 0 HBP 0 BLK 0 WP 0 HR 0 S 53 P 65 ERA 1.00 WHIP 1.000	PITCHER IP WLS BF H R ER SO BB IBB HBP BLK WP HR S P ERA WHIP									

Chicago White Sox @ Baltimore Orioles
Memorial Stadium, Baltimore, MD
 Thu Aug 15 1974, 7:05 PM EDT
 Att. 7,839 - Unknown

livebaseballscorecards.com



Batter	1	2	3	4	5	6	7	8	9	AB R H RBI BB SO LOB	TOP
Freddie Patek, R (1, 6) OBP: 0.335, SLG: 0.322	4-0 CS BB		x 0-0 F9		BBB 4-0 BB			x 0-0 F9		2 0 0 0 2 0 1	
Cookie Rojas, R (1, 4) OBP: 0.333, SLG: 0.369	0-3 K		x 0-0 L8		0-0 CS	0-0 F7		x 0-0 6-3		4 0 0 0 0 1 2	
Amos Otis, R (1, 8) OBP: 0.365, SLG: 0.484	0-0 2B 1B			x 0-0 F8		x 0-0 F9			x 0-0 4-3	4 0 1 0 0 0 0	
Hal McRae, R (1, 7) OBP: 0.392, SLG: 0.505	0-0 1-3 2B			x 0-0 5-3		x 0-0 5-3			x 0-0 6-3	4 0 1 0 0 0 0	
Orlando Cepeda, R (1, 10) OBP: 0.353, SLG: 0.435	0-0 P3			BBB 4-0 BB		x 0-0 6-3			x 0-0 1-3	3 0 0 0 1 0 2	
Jim Wohlford, R (1, 9) OBP: 0.339, SLG: 0.367		x 0-0 6-3		x 0-0 F8		0-3 K				3 0 0 0 0 1 1	
Kurt Bevacqua, R (1, 3) OBP: 0.269, SLG: 0.202		x 0-0 1-3			BBB 4-0 CS SH3-4 BB	0-3 K				2 0 0 0 1 1 0	
George Brett, L (1, 5) OBP: 0.309, SLG: 0.354		x 0-0 4-3			x 0-0 SH3-4					2 0 1 0 0 0 0	
Fran Healy, R (1, 2) OBP: 0.337, SLG: 0.391			0-3 K		x 0-0 F8			x 0-0 F9		3 0 0 0 0 1 2	
Inning Stats	R: 0 H: 2 E: 0 LOB: 2 K: 1 BB: 1 S: 6 P: 10	R: 0 H: 0 E: 0 LOB: 0 K: 0 BB: 0 S: 3 P: 3	R: 0 H: 0 E: 0 LOB: 0 K: 1 BB: 0 S: 5 P: 5	R: 0 H: 0 E: 0 LOB: 1 K: 0 BB: 1 S: 3 P: 7	R: 0 H: 0 E: 0 LOB: 1 K: 0 BB: 2 S: 2 P: 10	R: 0 H: 0 E: 0 LOB: 0 K: 2 BB: 0 S: 3 P: 3	R: 0 H: 0 E: 0 LOB: 0 K: 2 BB: 0 S: 7 P: 7	R: 0 H: 1 E: 0 LOB: 1 K: 0 BB: 0 S: 4 P: 4	R: 0 H: 0 E: 0 LOB: 0 K: 0 BB: 0 S: 3 P: 3	1B: 2 SF: 0 2B: 1 SAC: 1 3B: 0 DP: 0 HR: 0 HBP: 0	WP: 0 PA: 33 PB: 0 SB: 0 CS: 2
PITCHER Ross Grimsley, L (1, 1) ERA: 3.19	IP WLS BF H R ER SO BB IBB HBP BLK WP HR S P ERA WHIP										
	9.0 W 32 3 0 0 4 4 0 0 0 0 0 0 36 52 0.00 0.778										

Kansas City Royals @ Baltimore Orioles
Memorial Stadium, Baltimore, MD
 Fri Aug 16 1974, 7:05 PM EDT
 Att: 18,896 - Unknown

AB	27
R	0
H	3
RBI	0
BB	4
SO	4
LOB	8



Batter	1	2	3	4	5	6	7	8	9	AB	R	H	RBI	BB	SO	LOB
Rich Coggins, L OBP: 0.305, SLG: 0.332 (1, 9)	0-0 FC6 1B 1B		0-0 F7 1-2			0-0 S 1-3 3-H 1B	0-0 P4			4	0	2	1	0	0	2
Paul Blair, R OBP: 0.301, SLG: 0.412 (1, 8)	0-0 FC6 1-2 1B		0-0 F9			0-0 F2	0-0 BB 1-2 1B			4	0	2	0	0	0	2
Tommy Davis, R OBP: 0.307, SLG: 0.376 (1, 10)	0-0 F7			0-0 1B 1B		0-0 F8 1-2	4-0 BB 1-2 2-3 BB			3	0	1	0	1	0	4
Bobby Grich, R OBP: 0.390, SLG: 0.484 (1, 4)	0-0 FC6 1-2 2-2			0-0 E S 1-3 1B		0-0 F8	0-3 K			4	0	1	0	0	1	5
Boog Powell, L OBP: 0.355, SLG: 0.415 (1, 3)		0-3 K		0-3 K 1-3		0-0 1B		0-3 K		4	0	1	0	0	3	1
Don Baylor, R OBP: 0.317, SLG: 0.343 (1, 7)		0-0 4-3		0-0 L7		0-0 F7		1-0 S HBP		3	0	0	0	0	0	2
Brooks Robinson, R OBP: 0.366, SLG: 0.397 (1, 5)		4-0 BB				0-0 FC5-4 BB 1B	0-0 F7		0-0 F3 1-2	3	1	1	0	1	0	2
Earl Williams, R OBP: 0.343, SLG: 0.380 (1, 2)		0-3 K				4-0 FC5-4 BB 1-2	0-0 P6	0-3 K		3	0	0	0	1	2	2
Mark Belanger, R OBP: 0.307, SLG: 0.337 (1, 6)			0-0 CS 1B			0-0 FC5-4 1B 1-2 2-3	0-0 BB 1B			3	0	2	0	0	0	2

Inning Stats	R: 0 E: 0 K: 0 S: 4	H: 2 LOB: 1 BB: 0 P: 4	R: 0 E: 0 K: 2 S: 7	H: 0 LOB: 1 BB: 1 P: 11	R: 0 E: 0 K: 0 S: 3	H: 1 LOB: 0 BB: 0 P: 3	R: 0 E: 0 K: 1 S: 6	H: 2 LOB: 1 BB: 0 P: 6	R: 0 E: 0 K: 0 S: 5	H: 1 LOB: 1 BB: 0 P: 4	R: 0 E: 0 K: 1 S: 7	H: 2 LOB: 3 BB: 1 P: 11	R: 0 E: 0 K: 2 S: 7	H: 0 LOB: 1 BB: 0 P: 8	1B: 10 2B: 1 3B: 0 HR: 0	SF: 0 SAC: 0 DP: 1 HBP: 1	WP: 0 PB: 0 SB: 3 CS: 1	PA: 35	
PITCHER Bruce Dal Canton, R ERA: 2.79 (1, 1)	IP 8.0	WLS L	BF 35	H 10	R 1	ER 1	SO 6	BB 3	IBB 0	HBP 1	BLK 0	WP 0	HR 0	S 43	P 56	ERA 1.12	WHIP 1.625		
PITCHER	IP	WLS	BF	H	R	ER	SO	BB	IBB	HBP	BLK	WP	HR	S	P	ERA	WHIP		


BOTTOM

Kansas City Royals @ Baltimore Orioles
Memorial Stadium, Baltimore, MD

Fri Aug 16 1974, 7:05 PM EDT
Att. 18,896 - Unknown

livebaseballscorecards.com

AB	31
R	1
H	10
RBI	1
BB	3
SO	6
LOB	22



Batter	1	2	3	4	5	6	7	8	9	10	AB R H RBI BB SO LOB	TOP														
Freddie Patek, R OBP: 0.337, SLG: 0.325 (1, 6) BB	4-0 S BB		0-0 P5		0-3 K	0-0 F9		0-0 2B		0-0 WP 1B	5 0 2 3 1 1 6	Kansas City Royals @ Baltimore Orioles Memorial Stadium, Baltimore, MD Sat Aug 17 1974, 7:05 PM EDT Att: 19,665 - Unknown - 77 F AB 38 R 3 H 10 RBI 3 BB 7 SO 3 LOB 28														
Cookie Rojas, R OBP: 0.328, SLG: 0.364 (1, 4) 1-2	0-0 F5		0-0 F7		0-0 P3		0-0 5-3	0-0 6-3		0-0 5-3	6 0 0 0 0 0 6															
Amos Otis, R OBP: 0.365, SLG: 0.482 (1, 8) BB	0-3 K		4-0 BB		0-0 1B		0-0 L8		0-3 K		4 0 1 0 1 2 1															
Hal McRae, R OBP: 0.393, SLG: 0.503 (1, 7) L8	0-0 L8		0-0 4-3		0-0 F8		0-0 1B		4-0 FC6-4 BB		4 0 1 0 1 0 6															
Orlando Cepeda, R OBP: 0.321, SLG: 0.392 (1, 10)		0-0 P6		0-0 5-3		0-0 6-3	0-0 F9		0-0 L7		5 0 0 0 0 0 2															
Tony Solaita, L OBP: 0.370, SLG: 0.399 (1, 3) Kurt Bevacqua, R OBP: 0.263, SLG: 0.198 (8, PH) (8, 3) 1B	0-1 CI		0-0 F7		4-0 BB		0-0 F9	0-0 FC6-4		0-0 FC6-4	1 0 0 0 1 0 0 2 0 0 0 0 0 1															
Vada Pinson, L OBP: 0.269, SLG: 0.348 (1, 9) Jim Wohlford, R OBP: 0.342, SLG: 0.369 (8, PH) (8, 9) G4-6-3 1B	0-0 G4-6-3 1B		0-0 1-3		0-0 P6		0-0 P6	4-0 1B BB		0-0 3-1 SH3-4 1B	3 0 1 0 0 0 1 1 2 1 0 1 0 0															
George Brett, L OBP: 0.314, SLG: 0.357 (1, 5) G4-6-3	0-0 G4-6-3		0-0 1B		0-0 1B		0-0 BB	0-0 2B 1B		0-0 SH3-4	3 1 2 0 1 0 2															
Fran Healy, R OBP: 0.341, SLG: 0.392 (1, 2) S 1B			0-0 S 1B		0-0 1B		0-0 BB	0-0 P6		0-0 3-1	4 0 2 0 1 0 3															
Inning Stats	R: 0 E: 0 K: 1 S: 5	H: 0 LOB: 1 BB: 1 P: 9	R: 0 E: 1 K: 0 S: 4	H: 1 LOB: 1 BB: 0 P: 4	R: 0 E: 0 K: 0 S: 4	H: 1 LOB: 2 BB: 1 P: 8	R: 0 E: 0 K: 0 S: 3	H: 0 LOB: 0 BB: 0 P: 3	R: 0 E: 0 K: 1 S: 8	H: 3 LOB: 3 BB: 0 P: 8	R: 0 E: 0 K: 0 S: 3		H: 0 LOB: 3 BB: 3 P: 15	R: 0 E: 0 K: 0 S: 4	H: 1 LOB: 1 BB: 0 P: 4	R: 2 E: 0 K: 0 S: 5	H: 2 LOB: 1 BB: 1 P: 9	R: 0 E: 0 K: 1 S: 5	H: 0 LOB: 1 BB: 1 P: 9	R: 1 E: 0 K: 0 S: 5	H: 2 LOB: 1 BB: 0 P: 5	1B: 9 2B: 1 3B: 0 HR: 0	SF: 0 SAC: 1 DP: 1 HBP: 0	WP: 1 PB: 0 SB: 2 CS: 0	PA: 47	
PITCHER	IP WLS BF H R ER SO BB IBB HBP BLK WP HR S P ERA WHIP	IP WLS BF H R ER SO BB IBB HBP BLK WP HR S P ERA WHIP											IP WLS BF H R ER SO BB IBB HBP BLK WP HR S P ERA WHIP													
Jim Palmer, R ERA: 3.59 (1, 1)	7.0																									
Grant Jackson, L ERA: 2.59 (8, 1)	1.1	8	2	2	2	1	2	0	0	0	0	0	0	8	16	13.50	3.000									
Bob Reynolds, R ERA: 3.12 (9, 1)	1.2	L	7	2	1	1	0	0	0	0	0	1	0	7	7	5.40	1.200									

Kansas City Royals @ Baltimore Orioles
 Memorial Stadium, Baltimore, MD
 Sat Aug 17 1974, 7:05 PM EDT
 Att: 19,665 - Unknown - 77 F

livebaseballscorecards.com



BOTTOM

Kansas City Royals @ Baltimore Orioles
Memorial Stadium, Baltimore, MD

Sat Aug 17 1974, 7:05 PM EDT
Att. 19,665 - Unknown - 77 F

livebaseballscorecards.com

AB	33
R	2
H	6
RBI	2
BB	4
SO	2
LOB	13



WP:	0	PA:	40
PB:	0		
SB:	1		
CS:	1		

AB R H RBI BB SO LOB

5	1	1	0	0	0	0
4	1	2	0	1	0	0
4	0	1	1	0	0	2
0	0	0	0	0	0	0
1	0	0	0	0	1	0
2	0	0	1	1	0	1
3	0	0	0	0	1	0
3	0	2	0	1	0	0
3	0	0	0	1	0	3
3	0	0	0	0	0	3
0	0	0	0	0	0	0
1	0	0	0	0	0	2
0	0	0	0	0	0	0
4	0	0	0	0	0	2

1B:	5	SF:	1
2B:	1	SAC:	1
3B:	0	DP:	0
HR:	0	HBP:	0

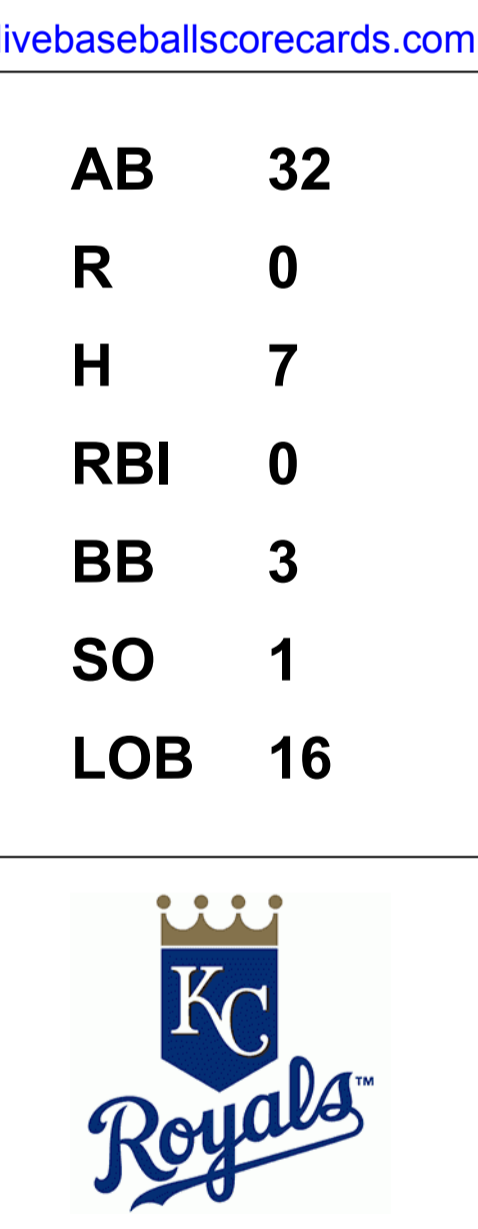
Batter	1	2	3	4	5	6	7	8	9	10
Rich Coggins, L (1, 9) OBP: 0.303, SLG: 0.330	L8		L4			F8		BB 1B		F8
Paul Blair, R (1, 8) OBP: 0.304, SLG: 0.413	5-3 1B			F8		S 1B		1B SF8 BB		F8
Tommy Davis, R (1, 10) OBP: 0.306, SLG: 0.374	5-3			L9		F7		CS 1B		K
Al Bumbry, L (8, PR) OBP: 0.261, SLG: 0.294	1-2					1-2		1-3 2-H		
Eirot Hendricks, L (10, PH) OBP: 0.298, SLG: 0.385								3-H		
Bobby Grich, R (1, 4) OBP: 0.389, SLG: 0.481	4-3			L7			SH3-4 BB	SF8		
Earl Williams, R (1, 3) OBP: 0.340, SLG: 0.376		S K			6-3		SH3-4	CS	F8	
Don Baylor, R (1, 7) OBP: 0.322, SLG: 0.348		6-3				1B	IBB	FC4-6 2B		
Brooks Robinson, R (1, 5) OBP: 0.365, SLG: 0.394		6-3			F9		F8	FC4-6 IBB		
Andy Etchebarren, R (1, 2) OBP: 0.234, SLG: 0.240			F9			L5		L9	FC4-6	
Boog Powell, L (9, PH) OBP: 0.355, SLG: 0.415									1-2f 2-3	
Curt Motton, R (9, PH) OBP: 0.266, SLG: 0.289										
Enos Cabell, R (10, 3) OBP: 0.266, SLG: 0.289										
Mark Belanger, R (1, 6) OBP: 0.303, SLG: 0.333			F8			P6		4-3	1-3	

Inning Stats	R: 0	H: 1	E: 0	K: 0	S: 4	P: 4	R: 0	H: 0	E: 0	K: 1	S: 5	P: 5	R: 0	H: 0	E: 0	K: 0	S: 3	P: 3	R: 0	H: 0	E: 0	K: 0	S: 3	P: 3	R: 0	H: 1	E: 0	K: 0	S: 4	P: 4	R: 0	H: 1	E: 0	K: 0	S: 4	P: 4	R: 0	H: 0	E: 0	K: 0	S: 3	P: 11	R: 2	H: 2	E: 0	K: 0	S: 4	P: 8	R: 0	H: 1	E: 0	K: 0	S: 4	P: 8	R: 0	H: 0	E: 0	K: 1	S: 5	P: 5	1B: 5	SF: 1	2B: 1	SAC: 1	3B: 0	DP: 0	HR: 0	HBP: 0	WP: 0	PA: 40
--------------	------	------	------	------	------	------	------	------	------	------	------	------	------	------	------	------	------	------	------	------	------	------	------	------	------	------	------	------	------	------	------	------	------	------	------	------	------	------	------	------	------	-------	------	------	------	------	------	------	------	------	------	------	------	------	------	------	------	------	------	------	-------	-------	-------	--------	-------	-------	-------	--------	-------	--------

PITCHER	IP	WLS	BF	H	R	ER	SO	BB	IBB	HBP	BLK	WP	HR	S	P	ERA	WHIP
Paul Splittorff, L (1, 1) ERA: 3.52	7.1		29	4	2	2	1	2	1	0	0	0	0	28	40	2.46	0.818
Doug Bird, R (8, 1) ERA: 2.57	1.0		5	2	0	0	0	0	1	0	0	0	0	4	8	0.00	2.000
Steve Mingo, L (9, 1) ERA: 2.98	1.2	W	5	0	0	0	1	0	0	0	0	0	0	7	7	0.00	0.000

Batter	1	2	3	4	5	6	7	8	9	AB R H RBI BB SO LOB	TOP
Freddie Patek, R (1, 6) OBP: 0.337, SLG: 0.324	0-0 P4		0-0 1B		0-0 1-3		0-0 F7			4 0 1 0 0 0 3	
Cookie Rojas, R (1, 4) OBP: 0.328, SLG: 0.363	0-0 6-3		0-0 1B		0-0 5-3			0-0 L6		4 0 1 0 0 0 1	
Amos Otis, R (1, 8) OBP: 0.362, SLG: 0.477	0-0 6-3		0-0 F8		0-0 5-3		0-0 F8			4 0 0 0 0 0 2	
Hal McRae, R (1, 7) OBP: 0.389, SLG: 0.497		0-0 F9	0-0 F8		0-0 5-3		0-0 6-3			4 0 0 0 0 0 2	
Orlando Cepeda, R (1, 10) OBP: 0.317, SLG: 0.382 Frank White, R (9, PR) OBP: 0.250, SLG: 0.312		0-0 F9		0-0 5-3		0-0 F8		0-0 FC5-6 BLK 1B		4 0 1 0 0 0 0 0 0 0 0 0 0 0	
Jim Wohlford, R (1, 9) OBP: 0.344, SLG: 0.371		4-0 1B BB		0-0 F9		0-0 1B 2B		0-0 FC5-6 S		3 0 1 0 1 0 1	
Tony Solaita, L (1, 3) OBP: 0.374, SLG: 0.403 Kurt Bevacqua, R (9, PH) OBP: 0.260, SLG: 0.195		0-0 FC6-4 1B		0-0 G1		0-0 6-3 BB 1B		0-3 K		3 0 2 0 0 0 0 1 0 0 0 0 1 1	AB 32 R 0 H 7 RBI 0 BB 3 SO 1 LOB 16
Fran Healy, R (1, 2) OBP: 0.344, SLG: 0.393		0-0 FC6-4			0-0 SH3-4 1B		4-0 6-3 BB		4-0 FC5-4 IBB	2 0 1 0 2 0 2	
George Brett, L (1, 5) OBP: 0.311, SLG: 0.354			0-0 5-3		0-0 SH3-4		0-0 6-3		0-0 FC5-4	3 0 0 0 0 0 4	
Inning Stats	R: 0 H: 0 E: 0 LOB: 0 K: 0 BB: 0 S: 3 P: 3	R: 0 H: 1 E: 0 LOB: 2 K: 0 BB: 1 S: 4 P: 8	R: 0 H: 2 E: 0 LOB: 2 K: 0 BB: 0 S: 5 P: 5	R: 0 H: 0 E: 0 LOB: 0 K: 0 BB: 0 S: 3 P: 3	R: 0 H: 1 E: 0 LOB: 1 K: 0 BB: 0 S: 4 P: 4	R: 0 H: 0 E: 0 LOB: 0 K: 0 BB: 0 S: 3 P: 3	R: 0 H: 2 E: 0 LOB: 2 K: 0 BB: 1 S: 4 P: 8	R: 0 H: 0 E: 0 LOB: 0 K: 0 BB: 0 S: 3 P: 3	R: 0 H: 1 E: 0 LOB: 2 K: 1 BB: 1 S: 6 P: 10	1B: 6 SF: 0 2B: 1 SAC: 1 3B: 0 DP: 0 HR: 0 HBP: 0	WP: 0 PA: 36 PB: 0 SB: 1 CS: 0
PITCHER Dave McNally, L (1, 1) ERA: 4.18	IP WLS BF H R ER SO BB IBB HBP BLK WP HR S P ERA WHIP										
	9.0 W 36 7 0 0 1 2 1 0 1 0 0 0 35 47 0.00 1.000										
PITCHER	IP WLS BF H R ER SO BB IBB HBP BLK WP HR S P ERA WHIP										

Kansas City Royals @ Baltimore Orioles
 Memorial Stadium, Baltimore, MD
 Sun Aug 18 1974, 3:33 AM EDT
 Att. 10,193 - Unknown - 82 F



AB 32
 R 0
 H 7
 RBI 0
 BB 3
 SO 1
 LOB 16

Batter	1	2	3	4	5	6	7	8	9	AB R H RBI BB SO LOB
Al Bumbry, L OBP: 0.261, SLG: 0.290 (1, 7) BBB	4-0 FC6-5 4-3 BB		0-0 FC1-5 G3 1-2 2-3f		0-3 K		0-0 F5			3 0 0 0 1 1 3
Rich Coggins, L OBP: 0.299, SLG: 0.326 (1, 9) X	0-0 4-3 1-2		0-0 G3 1-2 2-3			0-0 F9		0-0 4-3		4 0 0 0 0 0 3
Tommy Davis, R OBP: 0.304, SLG: 0.371 (1, 10) X	0-0 FC6-5 BLK 2-3		0-3 K2-3			0-3 K		0-0 F9		4 0 0 0 0 2 3
Bobby Grich, R OBP: 0.388, SLG: 0.479 (1, 4) X	0-0 F8 1-2			0-0 F8		0-0 BB 1B		0-0 F8		4 0 1 0 0 0 1
Boog Powell, L OBP: 0.354, SLG: 0.411 (1, 3) X		0-0 5-3		0-0 P6		4-0 BB 1-2 BB		0-0 F8		3 0 0 0 1 0 0
Paul Blair, R OBP: 0.309, SLG: 0.417 (1, 8) X		0-0 CS 1B		4-0 S BB		0-3 K		0-0 1B 2B		3 1 2 0 1 1 2
Brooks Robinson, R OBP: 0.364, SLG: 0.392 (1, 5) X		0-3 K 1-2		0-0 F8 1-2			0-0 3-1		0-0 2B 1B	4 0 1 1 0 1 2
Elrod Hendricks, L OBP: 0.308, SLG: 0.394 (1, 2) X			0-0 FC1-5 BB 1B		0-0 F8		0-0 SH5-3 1B			3 0 2 0 0 0 0
Mark Belanger, R OBP: 0.304, SLG: 0.332 (1, 6) X			4-0 G3 FC1-5 BB		0-0 1-3		0-0 SH5-3			1 0 0 0 1 0 0

Inning Stats	R: 0 E: 0 K: 0 S: 3	H: 0 LOB: 1 BB: 1 P: 7	R: 0 E: 0 K: 1 S: 5	H: 1 LOB: 0 BB: 0 P: 5	R: 0 E: 0 K: 1 S: 6	H: 1 LOB: 2 BB: 1 P: 10	R: 0 E: 0 K: 0 S: 3	H: 0 LOB: 1 BB: 1 P: 7	R: 0 E: 0 K: 1 S: 5	H: 0 LOB: 0 BB: 0 P: 5	R: 0 E: 0 K: 2 S: 8	H: 1 LOB: 2 BB: 1 P: 12	R: 0 E: 0 K: 0 S: 4	H: 1 LOB: 1 BB: 0 P: 4	R: 0 E: 0 K: 0 S: 3	H: 0 LOB: 0 BB: 0 P: 3	R: 1 E: 0 K: 0 S: 3	H: 2 LOB: 1 BB: 0 P: 3	1B: 5 2B: 1 3B: 0 HR: 0	SF: 0 SAC: 1 DP: 0 HBP: 0	WP: 0 PB: 0 SB: 1 CS: 1	PA: 34
PITCHER Steve Busby, R ERA: 3.09 (1, 1)	IP: 8.1 WLS: L BF: 34 H: 6 R: 1 ER: 1 SO: 5 BB: 4 IBB: 0 HBP: 0 BLK: 1 WP: 0 HR: 0 S: 40 P: 56 ERA: 1.08 WHIP: 1.200																					


BOTTOM


Kansas City Royals @ Baltimore Orioles
Memorial Stadium, Baltimore, MD

Sun Aug 18 1974, 3:33 AM EDT
Att: 10,193 - Unknown - 82 F

livebaseballscorecards.com

AB	29
R	1
H	6
RBI	1
BB	4
SO	5
LOB	14



Batter	1	2	3	4	5	6	7	8	9	AB R H RBI BB SO LOB	TOP														
Alex Johnson, R OBP: 0.340, SLG: 0.364 (1, 10) X	0-0 F9 ①			X 0-0 5-3 ①		X 0-0 1B BB 1B		X 0-0 5-3 ①		4 0 1 0 0 0 0	<p>Texas Rangers @ Baltimore Orioles Memorial Stadium, Baltimore, MD Tue Aug 20 1974, 7:05 PM EDT Att. 7,482 - Unknown</p> <p>livebaseballscorecards.com</p> <table border="1"> <tr><td>AB</td><td>31</td></tr> <tr><td>R</td><td>1</td></tr> <tr><td>H</td><td>5</td></tr> <tr><td>RBI</td><td>1</td></tr> <tr><td>BB</td><td>4</td></tr> <tr><td>SO</td><td>4</td></tr> <tr><td>LOB</td><td>10</td></tr> </table> 	AB	31	R	1	H	5	RBI	1	BB	4	SO	4	LOB	10
AB	31																								
R	1																								
H	5																								
RBI	1																								
BB	4																								
SO	4																								
LOB	10																								
Cesar Tovar, R OBP: 0.356, SLG: 0.366 (1, 8) X	0-0 F7 ②			X 0-0 F7 ②		B B B B 4-0 1B BB		B B B B 4-0 FC6-4 BB		2 0 0 0 2 0 0															
Jeff Burroughs, R OBP: 0.387, SLG: 0.525 (1, 9) S S S	0-3 K ③			B B B B 4-0 BB		X 0-0 G6-4-3 1B		X 0-0 F8 ②		3 0 1 0 1 1 1															
Tom Grieve, R OBP: 0.316, SLG: 0.444 (1, 7) X		X 0-0 F8 ①		X 0-0 F8 ③		X 0-0 G6-4-3 ② ③ 1-2f		X 0-0 FC6-4 ③ 1-2f		4 0 0 0 0 0 5															
Jim Fregosi, R OBP: 0.338, SLG: 0.461 (1, 3) X		X 0-0 1-3 ②		S S S 0-3 K ①		X 0-0 6-3 ①		X 0-0 6-3 ①		4 0 0 0 0 1 0															
Lenny Randle, S OBP: 0.337, SLG: 0.373 (1, 5) X		X 0-0 4-3 ③		X 0-0 F7 ②		X 0-0 6-3 1B 2B		X 0-0 6-3 ②		4 1 1 0 0 0 0															
Toby Harrah, R OBP: 0.320, SLG: 0.409 (1, 6) S S S			X 0-3 K ①	B B B B 4-0 BB		X 0-0 6-3 ②		X 0-0 1B		3 0 1 0 1 1 1															
Davey Nelson, R OBP: 0.293, SLG: 0.295 (1, 4) X		X 0-0 L1 ②		X 0-0 5-3 ③		X 0-0 3-H 1B		X 0-0 F3 ③		4 0 1 1 0 0 2															
Jim Sundberg, R OBP: 0.383, SLG: 0.346 (1, 2) X		X 0-0 L5 ③		S S S 0-3 K ①		X 0-0 F9 ③ 1-2				3 0 0 0 0 1 1															
Inning Stats	R: 0 H: 0 E: 0 LOB: 0 K: 1 BB: 0 S: 5 P: 5	R: 0 H: 0 E: 0 LOB: 0 K: 0 BB: 0 S: 3 P: 3	R: 0 H: 0 E: 0 LOB: 0 K: 1 BB: 0 S: 5 P: 5	R: 0 H: 0 E: 0 LOB: 1 K: 0 BB: 1 S: 3 P: 7	R: 0 H: 0 E: 0 LOB: 1 K: 1 BB: 1 S: 5 P: 9	R: 0 H: 2 E: 0 LOB: 2 K: 1 BB: 1 S: 6 P: 10	R: 1 H: 2 E: 0 LOB: 1 K: 0 BB: 0 S: 5 P: 5	R: 0 H: 0 E: 0 LOB: 1 K: 0 BB: 1 S: 3 P: 7	R: 0 H: 1 E: 0 LOB: 1 K: 0 BB: 0 S: 4 P: 4	1B: 4 SF: 0 2B: 1 SAC: 0 3B: 0 DP: 1 HR: 0 HBP: 0	WP: 0 PA: 35 PB: 0 SB: 1 CS: 0														
PITCHER Mike Cuellar, L (1, 1) ERA: 3.3	IP WLS BF H R ER SO BB IBB HBP BLK WP HR S P ERA WHIP	9.0 W 35 5 1 1 4 4 0 0 0 0 0 0 39 55 1.00 1.000																							

Batter	1	2	3	4	5	6	7	8	9
Rich Coggins, L OBP: 0.299, SLG: 0.323 (1, 9) X	0-0 G3 H	1-0 FC6-4 HBP			X 0-0 F9		X 0-0 B4-3		
Paul Blair, R OBP: 0.308, SLG: 0.415 (1, 8) X	0-0 6-3	0-0 FC6-4 S			X 0-0 1-3		X 0-0 CS 1B		
Tommy Davis, R OBP: 0.305, SLG: 0.371 (1, 10) X	0-0 S 1B	0-3 K			X 0-0 6-3		H 1-0 HBP		
Bobby Grich, R OBP: 0.389, SLG: 0.480 (1, 4) B B B B	4-0 1-2 BB		X 0-0 6-3		X 0-0 F8 2B		S S S 0-3 K		
Boog Powell, L OBP: 0.349, SLG: 0.405 (1, 3) S S S	0-3 K		X 0-0 4-3		X 0-0 F8 2-3		X 0-0 F7		
Don Baylor, R OBP: 0.323, SLG: 0.350 (1, 7) X		X 0-0 E S 2B 1B	X 0-0 F3		X 0-0 S 1B		X 0-0 F8		
Brooks Robinson, R OBP: 0.365, SLG: 0.394 (1, 5) X		X 0-0 1B SF8 2B		X 0-0 6-3	B B B B 4-0 1-2 BB		X 0-0 F6		
Elrod Hendricks, L OBP: 0.306, SLG: 0.388 (1, 2) X		X 0-0 FC6-4 HBP 2-3 1B		X 0-0 F7	S S S 0-3 K		S S S 0-3 K		
Mark Belanger, R OBP: 0.302, SLG: 0.331 (1, 6) X		X 0-0 SF8 3-H		X 0-0 F6	X 0-0 F8				

Inning Stats	R: 0	H: 1	E: 0	K: 1	S: 6	R: 2	H: 3	E: 0	K: 1	S: 8	R: 0	H: 0	E: 0	K: 0	S: 3	R: 0	H: 0	E: 0	K: 0	S: 3	R: 0	H: 2	E: 0	K: 1	S: 7	R: 0	H: 1	E: 0	K: 1	S: 6	R: 0	H: 0	E: 0	K: 1	S: 5	
	0	1	0	1	6	2	3	0	1	8	0	0	0	0	3	0	2	0	1	3	0	2	0	1	7	0	0	0	0	0	0	0	0	0	0	0

PITCHER	IP	WLS	BF	H	R	ER	SO	BB	IBB	HBP	BLK	WP	HR	S	P	ERA	WHIP
Jackie Brown, R ERA: 3.68 (1, 1)	5.1	L	25	6	2	2	2	2	0	1	0	0	0	26	35	3.38	1.500
Jim Merritt, L ERA: 6.86 (6, 1)	1.0		4	1	0	0	1	0	0	0	0	0	0	6	6	0.00	1.000
Steve Foucault, R ERA: 2.26 (7, 1)	1.2		6	0	0	0	2	0	0	1	0	0	0	9	10	0.00	0.000

BOTTOM

Texas Rangers @ Baltimore Orioles
Memorial Stadium, Baltimore, MD

Tue Aug 20 1974, 7:05 PM EDT
Att. 7,482 - Unknown

AB	R	H	RBI	BB	SO	LOB
3	0	0	0	0	0	0
4	0	1	0	0	0	2
3	0	1	0	0	1	2
3	0	1	0	1	1	2
4	0	0	0	0	1	5
4	1	2	0	0	0	0
3	1	1	1	1	0	0
4	0	1	0	0	2	3
2	0	0	1	0	0	3

AB	30
R	2
H	7
RBI	2
BB	2
SO	5
LOB	17



1B: 5	SF: 1	WP: 0	PA: 35
2B: 2	SAC: 0	PB: 0	
3B: 0	DP: 0	SB: 4	
HR: 0	HBP: 2	CS: 1	

PITCHER	IP	WLS	BF	H	R	ER	SO	BB	IBB	HBP	BLK	WP	HR	S	P	ERA	WHIP
Jackie Brown, R ERA: 3.68 (1, 1)	5.1	L	25	6	2	2	2	2	0	1	0	0	0	26	35	3.38	1.500
Jim Merritt, L ERA: 6.86 (6, 1)	1.0		4	1	0	0	1	0	0	0	0	0	0	6	6	0.00	1.000
Steve Foucault, R ERA: 2.26 (7, 1)	1.2		6	0	0	0	2	0	0	1	0	0	0	9	10	0.00	0.000

Batter	1	2	3	4	5	6	7	8	9	AB R H RBI BB SO LOB	TOP	
Alex Johnson, R (1, 10) OBP: 0.339, SLG: 0.363 Mike Hargrove, L (9, PH) OBP: 0.405, SLG: 0.448	0-0 5-3		0-0 F8			0-0 SH3 HR 1B	0-0 F9		0-0 G4-6-3 1-2f	4 1 1 0 0 0 0 1 0 0 0 0 0 2		
Cesar Tovar, R (1, 8) OBP: 0.354, SLG: 0.363 (8, 7)	0-0 6-3		0-3 K			0-0 SH3 1-2		0-0 4-3		3 0 0 0 0 1 0		
Jeff Burroughs, R (1, 9) OBP: 0.385, SLG: 0.529	0-3 K		0-0 1-3			0-0 2-H HR		0-0 6-3		4 1 1 2 0 1 1		
Tom Grieve, R (1, 7) OBP: 0.319, SLG: 0.443 Joe Lovitto, S (8, 8) OBP: 0.263, SLG: 0.277		4-0 6-3 SH1-3 1B BB		0-3 K		0-0 1B 1B		0-3 K		3 1 1 0 1 2 0 0 0 0 0 0 0 0		
Lenny Randle, S (1, 5) OBP: 0.339, SLG: 0.375		0-0 SH1-3 1-2		0-0 F7		0-0 FC6-4 1B		0-0 SH 1B		3 1 2 0 0 0 0		
Jim Fregosi, R (1, 3) OBP: 0.333, SLG: 0.454 Jim Spencer, L (6, 3) OBP: 0.350, SLG: 0.447		0-0 6-3 2-3		0-3 K		0-0 F9		0-0 SH 1B E		3 0 0 0 0 1 3 0 1 0 0 0 0 0		
Toby Harrah, R (1, 6) OBP: 0.319, SLG: 0.408		0-0 S 1B				0-0 F8	0-0 FC6-4 1-2f		0-3 K	4 0 1 1 0 1 4		
Davey Nelson, R (1, 4) OBP: 0.293, SLG: 0.294		0-0 3-H F9 1-2				0-0 F8		0-0 4-3		4 0 1 1 0 0 1		
Jim Sundberg, R (1, 2) OBP: 0.378, SLG: 0.341			0-0 5-3			0-0 F9		0-0 F8		4 0 0 0 0 0 1		
Inning Stats	R: 0 E: 0 K: 1 S: 5 H: 0 LOB: 0 BB: 0 P: 5	R: 1 E: 0 K: 0 S: 4 H: 1 LOB: 1 BB: 1 P: 8	R: 0 E: 0 K: 1 S: 6 H: 0 LOB: 1 BB: 0 P: 6	R: 0 E: 0 K: 2 S: 7 H: 0 LOB: 0 BB: 0 P: 7	R: 0 E: 0 K: 0 S: 3 H: 0 LOB: 0 BB: 0 P: 3	R: 2 E: 0 K: 0 S: 7 H: 4 LOB: 2 BB: 0 P: 7	R: 0 E: 0 K: 0 S: 3 H: 0 LOB: 0 BB: 0 P: 3	R: 0 E: 0 K: 1 S: 5 H: 0 LOB: 0 BB: 0 P: 5	R: 2 E: 2 K: 1 S: 8 H: 2 LOB: 1 BB: 0 P: 8	1B: 6 2B: 0 3B: 0 HR: 1 SF: 0 SAC: 3 DP: 1 HBP: 0	WP: 1 PB: 0 SB: 1 CS: 0 PA: 37	
PITCHER	IP WLS BF H R ER SO BB IBB HBP BLK WP HR S P ERA WHIP											
Ross Grimsley, L (1, 1) ERA: 3.24 Bob Reynolds, R (9, 1) ERA: 3.08	8.1 L 35 7 5 4 6 1 0 0 0 1 1 46 50 4.32 0.960											
	0.2 2 0 0 0 0 0 0 0 0 0 0 2 2 0.00 0.000											

Texas Rangers @ Baltimore Orioles
 Memorial Stadium, Baltimore, MD
 Wed Aug 21 1974, 7:05 PM EDT
 Att. 9,562 - Unknown

livebaseballscorecards.com

AB	33
R	5
H	7
RBI	4
BB	1
SO	6
LOB	12



Batter	1	2	3	4	5	6	7	8	9	AB	R	H	RBI	BB	SO	LOB
Al Bumbry, L OBP: 0.296, SLG: 0.291 (1, 10)	0-3 K		0-0 1B			0-3 K		4-0 1B BB		3	0	1	0	1	2	0
Rich Coggins, L OBP: 0.296, SLG: 0.319 (1, 9) Tommy Davis, R OBP: 0.307, SLG: 0.372 (8, PH) Enos Cabell, R OBP: 0.266, SLG: 0.289 (8, PR) (9, 9)	0-0 6-3		0-0 F9			0-0 6-3		0-0 1B		3	0	0	0	0	0	1
Bobby Grich, R OBP: 0.388, SLG: 0.478 (1, 4)	0-0 1B				0-3 K			0-0 F3		4	0	1	0	0	1	2
Earl Williams, R OBP: 0.337, SLG: 0.372 (1, 2)	0-3 K				0-0 F3			0-0 6-3		4	0	0	0	0	2	1
Boog Powell, L OBP: 0.348, SLG: 0.406 (1, 3)		0-0 3-1			0-0 WP 2B			0-3 K		4	0	1	0	0	1	0
Don Baylor, R OBP: 0.320, SLG: 0.346 (1, 7)		0-0 6-3			0-3 K 2-3			0-0 5-3		4	0	0	0	0	1	1
Brooks Robinson, R OBP: 0.367, SLG: 0.397 (1, 5)		0-0 F3						0-0 G5-4-3 1B		3	0	2	0	0	0	0
Paul Blair, R OBP: 0.306, SLG: 0.412 (1, 8)			0-3 K			0-0 G5-4-3		0-0 G6-4-3		3	0	0	0	0	1	2
Mark Belanger, R OBP: 0.300, SLG: 0.328 (1, 6)			0-0 F3			0-0 F6		0-0 E6 1B BB		3	1	0	0	0	0	0

Inning Stats	R: 0	H: 1	E: 0	K: 2	S: 8	H: 0	LOB: 1	BB: 0	P: 8	R: 0	H: 0	E: 0	K: 0	S: 3	H: 0	LOB: 0	BB: 0	P: 3	R: 0	H: 1	E: 0	K: 1	S: 6	H: 1	LOB: 1	BB: 0	P: 6	R: 0	H: 1	E: 0	K: 2	S: 8	R: 0	H: 0	E: 0	K: 1	S: 5	H: 0	LOB: 0	BB: 0	P: 5	R: 0	H: 0	E: 0	K: 1	S: 5	H: 0	LOB: 0	BB: 0	P: 5	R: 1	H: 2	E: 1	K: 0	S: 5	H: 2	LOB: 2	BB: 1	P: 9	R: 0	H: 0	E: 0	K: 1	S: 5	H: 0	LOB: 0	BB: 0	P: 5	1B: 5	SF: 0	2B: 1	SAC: 0	3B: 0	DP: 2	HR: 0	HBP: 0	WP: 1	PA: 33
--------------	------	------	------	------	------	------	--------	-------	------	------	------	------	------	------	------	--------	-------	------	------	------	------	------	------	------	--------	-------	------	------	------	------	------	------	------	------	------	------	------	------	--------	-------	------	------	------	------	------	------	------	--------	-------	------	------	------	------	------	------	------	--------	-------	------	------	------	------	------	------	------	--------	-------	------	-------	-------	-------	--------	-------	-------	-------	--------	-------	--------

PITCHER	IP	WLS	BF	H	R	ER	SO	BB	IBB	HBP	BLK	WP	HR	S	P	ERA	WHIP
Jim Bibby, R ERA: 4.57 (1, 1)	7.2	W	28	5	1	0	7	1	0	0	0	1	0	41	45	0.00	0.783
Jim Merritt, L ERA: 6.86 (8, 1)	0.0		1	1	0	0	0	0	0	0	0	0	0	1	1	∞	∞
Steve Foucault, R ERA: 2.24 (8, 1)	1.1	S	4	0	0	0	1	0	0	0	0	0	0	6	6	0.00	0.000

TEXAS RANGERS @ BALTIMORE ORIOLES
Memorial Stadium, Baltimore, MD
 Wed Aug 21 1974, 7:05 PM EDT
 Att. 9,562 - Unknown

AB	32
R	1
H	6
RBI	1
BB	1
SO	8
LOB	7



Batter	1	2	3	4	5	6	7	8	9	AB R H RBI BB SO LOB	TOP											
Davey Nelson, R (1, 4) OBP: 0.294, SLG: 0.296	0-3 K		0-0 6-3	0-0 1B 1B		0-0 G5-4-3			0-0 K FC6-5 1B	5 1 2 1 0 1 1												
Cesar Tovar, R (1, 7) OBP: 0.352, SLG: 0.361	0-0 6-3		0-0 6-3	0-0 S 1B 1B			0-0 L5		0-0 FC6-5	5 0 1 0 0 0 2												
Jeff Burroughs, R (1, 9) OBP: 0.384, SLG: 0.525	0-0 F8		0-3 K	0-0 S 1B			0-3 K		0-3 K	5 0 1 1 0 3 2												
Tom Grieve, R (9, 9) OBP: 0.319, SLG: 0.443				1-2 2-H 1B					2-3	0 0 0 0 0 0 0												
Mike Hargrove, L (1, 3) OBP: 0.409, SLG: 0.453		0-0 PB 1B 2B		HR 1B			4-0 BB			3 2 2 0 1 0 2												
Jim Spencer, L (1, 10) OBP: 0.349, SLG: 0.442		1-0 1B PB HBP		0-0 F9	0-0 4-3		0-0 F5			3 0 0 0 0 0 2												
Lenny Randle, S (1, 5) OBP: 0.338, SLG: 0.373		0-0 5-3		4-0 HR BB	0-0 L6			0-0 F8		3 1 0 0 1 0 2												
Toby Harrah, R (1, 6) OBP: 0.319, SLG: 0.413		0-0 5-3		0-0 HR	0-3 K			0-0 L6		4 1 1 3 0 1 2												
Joe Lovitto, S (1, 8) OBP: 0.263, SLG: 0.276		0-0 S 1B		0-0 G3		0-0 4-3		0-0 6-3		4 0 1 1 0 0 0												
Jim Sundberg, R (1, 2) OBP: 0.383, SLG: 0.350		0-0 5-3		0-0 1B 2B		0-0 G5-4-3 1B		0-0 FC6-5 1B 1B		4 1 3 0 0 0 2												
Inning Stats	R: 0 E: 0 K: 1 S: 5	H: 0 LOB: 0 BB: 0 P: 5	R: 1 E: 0 K: 0 S: 5	H: 2 LOB: 2 BB: 0 P: 6	R: 0 E: 0 K: 1 S: 5	H: 0 LOB: 0 BB: 0 P: 5	R: 5 E: 0 K: 0 S: 9	H: 6 LOB: 2 BB: 1 P: 13	R: 0 E: 0 K: 1 S: 5	H: 0 LOB: 0 BB: 0 P: 5	R: 0 E: 0 K: 0 S: 3	H: 1 LOB: 0 BB: 0 P: 3	R: 0 E: 0 K: 1 S: 5	H: 0 LOB: 1 BB: 1 P: 9	R: 0 E: 0 K: 0 S: 3	H: 0 LOB: 0 BB: 0 P: 3	R: 0 E: 0 K: 1 S: 6	H: 2 LOB: 1 BB: 0 P: 6	1B: 8 2B: 2 3B: 0 HR: 1	SF: 0 SAC: 0 DP: 1 HBP: 1	WP: 0 PB: 1 SB: 3 CS: 0	PA: 39
PITCHER Jim Palmer, R (1, 1) ERA: 3.98	IP: 3.2 WLS: L BF: 19 H: 6 R: 6 ER: 6 SO: 2 BB: 1 IBB: 0 HBP: 1 BLK: 0 WP: 0 HR: 1 S: 21 P: 26 ERA: 14.73 WHIP: 1.909																				PITCHER Doyle Alexander, R (4, 1) ERA: 4.13	IP: 5.1 WLS: BF: 20 H: 5 R: 0 ER: 0 SO: 3 BB: 1 IBB: 0 HBP: 0 BLK: 0 WP: 0 HR: 0 S: 25 P: 29 ERA: 0.00 WHIP: 1.125

Texas Rangers @ Baltimore Orioles
Memorial Stadium, Baltimore, MD
 Thu Aug 22 1974, 7:05 PM EDT
 Att. 7,455 - Unknown

livebaseballscorecards.com

AB	36
R	6
H	11
RBI	6
BB	2
SO	5
LOB	15



Batter	1	2	3	4	5	6	7	8	9	AB	R	H	RBI	BB	SO	LOB
Rich Coggins, L (1, 9) OBP: 0.296, SLG: 0.319	0-0 G3		0-0 F8			0-0 F8		0-0 1B		4	0	1	0	0	0	0
Paul Blair, R (1, 8) OBP: 0.303, SLG: 0.408	0-3 K			0-0 F8		0-0 5-3		0-0 F2		4	0	0	0	0	1	1
Tommy Davis, R (1, 10) OBP: 0.310, SLG: 0.376	0-0 1B			0-0 1B		0-0 4-3		0-0 1B		4	0	3	0	0	0	0
Bobby Grich, R (1, 4) OBP: 0.387, SLG: 0.476	0-0 F7			0-3 K			0-0 1B	0-0 G1-4-3		4	1	1	0	0	1	4
Boog Powell, L (1, 3) OBP: 0.347, SLG: 0.404 Don Hood, L (9, PR)		0-3 K		0-3 K			0-0 F8		0-0 1B	4	0	1	0	0	2	2
Don Baylor, R (1, 7) OBP: 0.320, SLG: 0.345		0-3 K			0-0 F4		0-0 1B	0-0 F5		4	1	1	0	0	1	1
Brooks Robinson, R (1, 5) OBP: 0.368, SLG: 0.400		0-0 F7			0-0 1B		0-0 1B	0-0 F8		4	0	2	2	0	0	1
Elrod Hendricks, L (1, 2) OBP: 0.296, SLG: 0.373			0-0 4-3		0-0 F7		0-0 1B	0-0 F7		4	0	0	0	0	0	3
Mark Belanger, R (1, 6) OBP: 0.298, SLG: 0.325			0-0 F7		0-3 K		0-0 F9			3	0	0	0	0	1	2

Inning Stats	R: 0	H: 1	E: 0	LOB: 1	K: 1	S: 6	R: 0	H: 0	E: 0	LOB: 0	K: 2	S: 7	R: 0	H: 0	E: 0	LOB: 0	K: 0	S: 3	R: 0	H: 1	E: 0	LOB: 1	K: 1	S: 6	R: 0	H: 0	E: 0	LOB: 0	K: 0	S: 3	R: 2	H: 3	E: 0	LOB: 1	K: 0	S: 6	R: 0	H: 2	E: 0	LOB: 1	K: 0	S: 4	R: 0	H: 1	E: 0	LOB: 1	K: 0	S: 4	1B: 8	2B: 1	3B: 0	SF: 0	SAC: 0	DP: 1	HBP: 0	WP: 0	PA: 35
Fergie Jenkins, R (1, 1) ERA: 3.32	IP	WLS	BF	H	R	ER	SO	BB	IBB	HBP	BLK	WP	HR	S	P	ERA	WHIP																																								
Steve Foucault, R (8, 1) ERA: 2.19	2.0		8	3	0	0	0	0	0	0	0	0	0	8	8	0.00	1.500																																								

BOTTOM

Texas Rangers @ Baltimore Orioles
Memorial Stadium, Baltimore, MD

Thu Aug 22 1974, 7:05 PM EDT
 Att. 7,455 - Unknown

AB	35
R	2
H	9
RBI	2
BB	0
SO	6
LOB	14

PITCHER	IP	WLS	BF	H	R	ER	SO	BB	IBB	HBP	BLK	WP	HR	S	P	ERA	WHIP
Fergie Jenkins, R (1, 1) ERA: 3.32	7.0	W	27	6	2	2	6	0	0	0	0	0	0	39	39	2.57	0.857
Steve Foucault, R (8, 1) ERA: 2.19	2.0		8	3	0	0	0	0	0	0	0	0	0	8	8	0.00	1.500

Batter	1	2	3	4	5	6	7	8	9	AB R H RBI BB SO LOB	TOP											
Steve Brye, R (1, 8) OBP: 0.317, SLG: 0.361	0-0 F9	0-0 G6-4-3			0-3 K		0-0 L6			4 0 0 0 0 1 3												
Rod Carew, L (1, 4) OBP: 0.419, SLG: 0.437	0-0 F7		0-0 1-3		4-0 1B BB			0-3 K		3 0 0 0 1 1 0												
Larry Hise, R (1, 7) OBP: 0.361, SLG: 0.499	0-0 1B		0-0 1B		0-0 1B			0-0 6-3		4 0 3 0 0 0 0												
Harmon Killebrew, R (1, 10) OBP: 0.322, SLG: 0.379	0-0 L4		0-0 F7		0-0 F8			0-3 K		4 0 0 0 0 1 4												
Bobby Darwin, R (1, 9) OBP: 0.337, SLG: 0.476		0-0 1B FC6-4 1B	0-0 F8		0-0 F4			0-0 6-3		4 1 1 0 0 0 1												
Eric Soderholm, R (1, 5) OBP: 0.337, SLG: 0.394		0-0 FC6-4 BB 1B		0-0 L5		0-0 6-3		0-0 F9		4 0 1 0 0 0 0												
Craig Kusick, R (1, 3) OBP: 0.354, SLG: 0.404		4-0 BB BB BB FC6-4 BB		0-0 F5		0-0 F8		0-0 1B		3 0 1 0 1 0 0												
Danny Thompson, R (1, 6) OBP: 0.323, SLG: 0.368		0-0 FC6-4 BB		0-0 6-3			0-0 4-3	0-0 F9		4 0 0 1 0 0 3												
Glenn Borgmann, R (1, 2) OBP: 0.324, SLG: 0.317		4-0 BB BB BB G6-4-3 BB		0-0 6-3		0-0 F4				2 0 0 0 1 0 0												
Inning Stats	R: 0 E: 0 K: 0 S: 4	H: 1 LOB: 1 BB: 0 P: 4	R: 1 E: 0 K: 0 S: 4	H: 2 LOB: 2 BB: 2 P: 12	R: 0 E: 0 K: 0 S: 4	H: 1 LOB: 1 BB: 0 P: 4	R: 0 E: 0 K: 0 S: 3	H: 0 LOB: 0 BB: 0 P: 3	R: 0 E: 0 K: 1 S: 6	H: 1 LOB: 2 BB: 1 P: 10	R: 0 E: 0 K: 0 S: 3	H: 0 LOB: 0 BB: 0 P: 3	R: 0 E: 0 K: 0 S: 3	H: 0 LOB: 0 BB: 0 P: 7	R: 0 E: 0 K: 2 S: 7	H: 0 LOB: 0 BB: 0 P: 7	R: 0 E: 0 K: 0 S: 4	H: 1 LOB: 1 BB: 0 P: 4	1B: 6 2B: 0 3B: 0 HR: 0	SF: 0 SAC: 0 DP: 1 HBP: 0	WP: 0 PB: 0 SB: 1 CS: 0	PA: 35
PITCHER Dave McNally, L (1, 1) ERA: 4.03	IP: 9.0 WLS: W BF: 35 H: 6 R: 1 ER: 1 SO: 3 BB: 3 IBB: 0 HBP: 0 BLK: 0 WP: 0 HR: 0 S: 38 P: 50 ERA: 1.00 WHIP: 1.000																					

Minnesota Twins @ Baltimore Orioles
 Memorial Stadium, Baltimore, MD
 Fri Aug 23 1974, 7:05 PM EDT
 Att. 9,390 - Unknown

livebaseballscorecards.com

AB	32
R	1
H	6
RBI	1
BB	3
SO	3
LOB	11



Batter	1	2	3	4	5	6	7	8	9
Rich Coggins, L OBP: 0.299, SLG: 0.322 (1, 9) X	0-0 FC4-6 1B		0-0 SH5-3 1-2		0-0 4-3 2-3		0-0 SH1-3 1B		
Paul Blair, R OBP: 0.301, SLG: 0.405 (1, 8) X	0-0 F7		0-0 F7		0-0 F7		0-0 SH1-3 1-2		
Tommy Davis, R OBP: 0.312, SLG: 0.375 (1, 10) X	0-0 FC4-6 HBP 1-2f		4-0 FC5-4 BB			0-0 G3 1B	0-3 K 2-3		
Bobby Grich, R OBP: 0.386, SLG: 0.473 (1, 4) H	1-0 HBP		0-0 FC5-4 1-2f			0-3 K	0-3 K		
Boog Powell, L OBP: 0.342, SLG: 0.399 (1, 3) X	0-0 4-3			0-0 F7		0-0 G3 1-2		0-3 K	
Don Baylor, R OBP: 0.319, SLG: 0.344 (1, 7) X		0-0 6-3		0-0 F2		0-0 S HR 1B		0-3 K	
Brooks Robinson, R OBP: 0.367, SLG: 0.397 (1, 5) X		0-0 F4		0-3 K		4-0 HR BB		0-0 5-3	
Earl Williams, R OBP: 0.339, SLG: 0.383 (1, 2) X		0-0 F7			0-0 4-3 SH5-3 1B	0-0 HR			
Mark Belanger, R OBP: 0.299, SLG: 0.326 (1, 6) X			0-0 SH5-3 1B		0-0 SH5-3 1-2	0-3 K			

Inning Stats	R: 0	H: 1	E: 0	LOB: 2	K: 0	BB: 0	S: 4	P: 5
	R: 0	H: 0	E: 0	LOB: 0	K: 0	BB: 0	S: 3	P: 3
	R: 0	H: 1	E: 0	LOB: 2	K: 0	BB: 1	S: 4	P: 8
	R: 0	H: 0	E: 0	LOB: 0	K: 1	BB: 0	S: 5	P: 5
	R: 0	H: 1	E: 0	LOB: 1	K: 0	BB: 0	S: 4	P: 4
	R: 4	H: 3	E: 0	LOB: 0	K: 2	BB: 1	S: 10	P: 14
	R: 0	H: 1	E: 0	LOB: 1	K: 2	BB: 0	S: 8	P: 8
	R: 0	H: 0	E: 0	LOB: 0	K: 2	BB: 0	S: 7	P: 7

AB	R	H	RBI	BB	SO	LOB
3	0	2	0	0	0	1
3	0	0	0	0	0	3
3	1	1	0	1	1	2
3	0	0	0	0	2	4
4	0	0	0	0	1	3
4	1	1	1	0	1	0
3	1	0	0	1	1	0
3	1	2	3	0	0	0
2	0	1	0	0	1	0

PITCHER	IP	WLS	BF	H	R	ER	SO	BB	IBB	HBP	BLK	WP	HR	S	P	ERA	WHIP
Dave Goltz, R ERA: 3.98 (1, 1)	6.0	L	28	7	4	4	3	2	0	1	0	0	1	31	40	6.00	1.500
Bill Campbell, R ERA: 2.81 (7, 1)	2.0		6	0	0	0	4	0	0	0	0	0	0	14	14	0.00	0.000

BOTTOM

Minnesota Twins @ Baltimore Orioles
Memorial Stadium, Baltimore, MD


Fri Aug 23 1974, 7:05 PM EDT
Att. 9,390 - Unknown

livebaseballscorecards.com

AB	28
R	4
H	7
RBI	4
BB	2
SO	7
LOB	13



WP: 0	PA: 34
PB: 0	
SB: 3	
CS: 0	

Batter	1	2	3	4	5	6	7	8	9	AB R H RBI BB SO LOB	TOP	
Steve Brye, R (1, 8) OBP: 0.315, SLG: 0.363	0-0 SH5-3 E 2B	0-0 SF8		0-0 L6	0-0 L5-3			0-0 4-3		4 1 1 1 0 0 1		
Rod Carew, L (1, 4) OBP: 0.421, SLG: 0.437	0-0 SH5-3	4-0 HR BB		0-0 CS 1B		4-0 1B BB		0-0 G3		2 1 1 0 2 0 0		
Larry Hise, R (1, 7) OBP: 0.362, SLG: 0.505	0-0 E6 E S	0-0 HR		0-0 1B 1B		0-0 F8		0-3 K		5 1 2 5 0 1 1		
Harmon Killebrew, R (1, 10) OBP: 0.323, SLG: 0.377	0-0 F8	4-0 BB BB		0-0 1B 1B		0-0 F7		0-0 5-3		4 0 1 0 1 0 2		
Bobby Darwin, R (1, 9) OBP: 0.340, SLG: 0.475	0-0 F9	4-0 G1-4-3 BB		0-3 K		0-0 1B		4-0 BB		3 0 1 0 2 1 3		
Eric Soderholm, R (1, 5) OBP: 0.335, SLG: 0.391		0-0 1B G1-4-3		0-0 E6 HR		0-3 K		0-0 F4		5 2 1 0 0 1 5		
Craig Kusick, R (1, 3) OBP: 0.355, SLG: 0.433		0-0 1B SF8 2B	0-0 6-3		0-0 HR		0-0 F4		0-0 L5	5 2 2 2 0 0 1	AB 35 R 9 H 11 RBI 9 BB 6 SO 4 LOB 13	
Danny Thompson, R (1, 6) OBP: 0.321, SLG: 0.366		0-0 SF8 HR BB 1B	0-0 F9		0-0 6-3		0-0 6-3			4 1 1 1 0 0 0		
Glenn Borgmann, R (1, 2) OBP: 0.326, SLG: 0.318		4-0 BB HR BB	0-0 F7		0-0 L5-3 1B		0-3 K			3 1 1 0 1 1 0		
Inning Stats	R: 1 E: 1 K: 0 S: 5 H: 1 LOB: 1 BB: 0 P: 5	R: 6 E: 0 K: 0 S: 6 H: 4 LOB: 1 BB: 4 P: 22	R: 0 E: 0 K: 0 S: 3 H: 0 LOB: 0 BB: 0 P: 3	R: 0 E: 0 K: 1 S: 7 H: 3 LOB: 2 BB: 0 P: 7	R: 2 E: 1 K: 0 S: 5 H: 2 LOB: 0 BB: 0 P: 5	R: 0 E: 0 K: 1 S: 6 H: 1 LOB: 2 BB: 1 P: 10	R: 0 E: 0 K: 1 S: 5 H: 0 LOB: 0 BB: 0 P: 5	R: 0 E: 0 K: 0 S: 3 H: 0 LOB: 0 BB: 0 P: 5	R: 0 E: 0 K: 0 S: 3 H: 0 LOB: 1 BB: 1 P: 7	1B: 7 2B: 3 3B: 0 HR: 2 SF: 1 SAC: 1 DP: 2 HBP: 0	WP: 0 PB: 0 SB: 1 CS: 1 PA: 43	
PITCHER	IP WLS BF H R ER SO BB IBB HBP BLK WP HR S P ERA WHIP											
Mike Cuellar, L (1, 1) ERA: 3.55	1.1 L 11 4 6 6 0 2 0 0 0 0 0 0 9 17 40.50 4.500											
Wayne Garland, R (2, 1) ERA: 3.38	2.2 14 5 3 2 1 2 0 0 0 0 0 2 14 22 6.75 2.625											
Jesse Jefferson, R (5, 1) ERA: 4.33	5.0 18 2 0 0 3 2 0 0 0 0 0 0 22 30 0.00 0.800											

Minnesota Twins @ Baltimore Orioles
 Memorial Stadium, Baltimore, MD
 Sat Aug 24 1974, 7:05 PM EDT
 Att: 11,348 - Unknown

livebaseballscorecards.com

BOTTOM

Minnesota Twins @ Baltimore Orioles
Memorial Stadium, Baltimore, MD

Sat Aug 24 1974, 7:05 PM EDT
Att. 11,348 - Unknown

livebaseballscorecards.com

AB	35
R	5
H	10
RBI	5
BB	8
SO	3
LOB	26



WP:	1	PA:	45
PB:	0	SB:	0
CS:	0		

AB R H RBI BB SO LOB

4 0 3 1 1 0 0

2 0 1 2 1 0 1

5 0 2 1 0 0 3

4 0 1 0 1 0 5

4 1 0 0 1 0 8

4 1 1 0 1 0 0

3 1 1 0 2 1 1
0 0 0 0 0 0 0

4 1 0 1 1 1 3

4 1 1 0 0 1 4
1 0 0 0 0 0 1

1B: 9 SF: 1
2B: 1 SAC: 1
3B: 0 DP: 0
HR: 0 HBP: 0

Batter	1	2	3	4	5	6	7	8	9
Rich Coggins, L (1, 9) OBP: 0.306, SLG: 0.330	0-0 E5 SH5-3 1B	0-0 1B BB 1B		0-0 F5		0-0 SF9 2B		4-0 WP 1B BB	
Paul Blair, R (1, 8) OBP: 0.303, SLG: 0.406	0-0 SH5-3 1-2	4-0 1B BB BB		0-0 FC4 1B		0-0 SF9 2-3 3-H		0-0 F7	
Tommy Davis, R (1, 10) OBP: 0.313, SLG: 0.376	0-0 E5 2-3	0-0 1-2 2-3 3-H 1B		0-0 FC4 1-2f 1B		0-0 5-3		0-0 WP 1B	
Bobby Grich, R (1, 4) OBP: 0.386, SLG: 0.471	0-0 F6	0-0 F4		0-0 1-2 1B		0-0 F7		4-0 1-2 2-3 BB	
Boog Powell, L (1, 3) OBP: 0.340, SLG: 0.393		4-0 BB BB BB BB F8		0-0 4-3		0-0 F6		0-0 F9	
Don Baylor, R (1, 7) OBP: 0.320, SLG: 0.343		4-0 BB BB 1B BB BB	0-0 L7		0-0 F8		0-0 1B	0-0 5-3	
Brooks Robinson, R (1, 5) OBP: 0.370, SLG: 0.397 Don Hood, L (9, PR)		4-0 1B BB BB BB 1-2 2-3	4-0 BB		0-0 F6		0-3 K	0-0 1B	3 1 1 0 2 1 1 0 0 0 0 0 0 0
Earl Williams, R (1, 2) OBP: 0.338, SLG: 0.379		4-0 BB BB 1B BB 1-2 2-3 3-H	0-0 F8		0-0 5-3		0-0 F4	0-3 K	4 1 0 1 1 1 3
Mark Belanger, R (1, 6) OBP: 0.298, SLG: 0.325 Elrod Hendricks, L (9, PH)		0-3 K	0-0 F8		0-0 2B SF9 1B		0-0 1-3	0-0 4-3	4 1 1 0 0 1 4 1 0 0 0 0 0 1

Inning Stats	R: 0	H: 1	E: 1	LOB: 1	K: 0	BB: 0	S: 4	P: 4
	R: 4	H: 2	E: 0	LOB: 3	K: 1	BB: 5	S: 7	P: 27
	R: 0	H: 0	E: 0	LOB: 1	K: 0	BB: 1	S: 3	P: 7
	R: 0	H: 2	E: 0	LOB: 2	K: 0	BB: 0	S: 5	P: 5
	R: 0	H: 0	E: 0	LOB: 0	K: 0	BB: 0	S: 3	P: 3
	R: 1	H: 2	E: 0	LOB: 1	K: 0	BB: 0	S: 5	P: 5
	R: 0	H: 1	E: 0	LOB: 1	K: 1	BB: 0	S: 6	P: 6
	R: 0	H: 1	E: 0	LOB: 3	K: 0	BB: 2	S: 4	P: 12
	R: 0	H: 1	E: 0	LOB: 1	K: 1	BB: 0	S: 6	P: 6

PITCHER	IP	WLS	BF	H	R	ER	SO	BB	IBB	HBP	BLK	WP	HR	S	P	ERA	WHIP
Joe Decker, R (1, 1) ERA: 3.31	1.1		11	2	4	4	1	5	0	0	0	0	0	8	28	27.00	5.250
Ray Corbin, R (2, 1) ERA: 4.92	4.2	W	20	5	1	1	0	1	0	0	0	0	0	19	23	1.93	1.286
Bill Campbell, R (7, 1) ERA: 2.73	3.0	S	14	3	0	0	2	2	0	0	0	1	0	16	24	0.00	1.667

Batter	1	2	3	4	5	6	7	8	9	AB R H RBI BB SO LOB	TOP
--------	---	---	---	---	---	---	---	---	---	----------------------	-----

Steve Brye, R (1, 8) <small>OBP: 0.315, SLG: 0.362</small> 										4 1 1 0 0 0 0	
Rod Carew, L (1, 4) <small>OBP: 0.421, SLG: 0.434</small> 										3 1 0 0 2 0 4	
Larry Hisle, R (1, 7) <small>OBP: 0.360, SLG: 0.504</small> 										5 1 1 2 0 1 2	
Harmon Killebrew, R (1, 10) <small>OBP: 0.325, SLG: 0.377</small> 										3 1 1 0 1 0 1	
Bobby Darwin, R (1, 9) <small>OBP: 0.341, SLG: 0.474</small> 										3 0 1 2 1 0 0	
Eric Soderholm, R (1, 5) <small>OBP: 0.337, SLG: 0.390</small> 										3 0 1 0 1 1 0	
Craig Kusick, R (1, 3) <small>OBP: 0.353, SLG: 0.424</small> 										3 0 0 1 1 1 3	
Danny Thompson, R (1, 6) <small>OBP: 0.320, SLG: 0.360</small> Luis Gomez, R (8, 6) <small>OBP: 0.256, SLG: 0.205</small> 										3 0 0 0 1 0 6 0 0 0 0 0 0 0	
Glenn Borgmann, R (1, 2) <small>OBP: 0.325, SLG: 0.314</small> 										3 1 0 0 1 0 0	

Minnesota Twins @ Baltimore Orioles
 Memorial Stadium, Baltimore, MD
 Sun Aug 25 1974, 3:33 AM EDT
 Att: 10,951 - Unknown

livebaseballscorecards.com

AB	30
R	5
H	5
RBI	5
BB	8
SO	3
LOB	16



Inning Stats	R: 0	H: 0	E: 0	LOB: 1	K: 1	BB: 1	S: 5	P: 9	R: 0	H: 0	E: 0	LOB: 0	K: 0	BB: 0	S: 3	P: 3	R: 0	H: 0	E: 0	LOB: 0	K: 0	BB: 0	S: 3	P: 3	R: 0	H: 0	E: 0	LOB: 0	K: 1	BB: 0	S: 5	P: 5	R: 5	H: 3	E: 1	LOB: 2	K: 0	BB: 4	S: 6	P: 22	R: 0	H: 1	E: 0	LOB: 0	K: 0	BB: 0	S: 3	P: 3	R: 0	H: 1	E: 0	LOB: 3	K: 1	BB: 2	S: 6	P: 14	R: 0	H: 0	E: 0	LOB: 1	K: 0	BB: 1	S: 3	P: 7	1B: 4	SF: 0	2B: 1	SAC: 1	3B: 0	DP: 2	HR: 0	HBP: 0	WP: 0	PA: 39	PB: 0	SB: 0	CS: 0
--------------	------	------	------	--------	------	-------	------	------	------	------	------	--------	------	-------	------	------	------	------	------	--------	------	-------	------	------	------	------	------	--------	------	-------	------	------	------	------	------	--------	------	-------	------	-------	------	------	------	--------	------	-------	------	------	------	------	------	--------	------	-------	------	-------	------	------	------	--------	------	-------	------	------	-------	-------	-------	--------	-------	-------	-------	--------	-------	--------	-------	-------	-------

PITCHER	IP	WLS	BF	H	R	ER	SO	BB	IBB	HBP	BLK	WP	HR	S	P	ERA	WHIP	PITCHER	IP	WLS	BF	H	R	ER	SO	BB	IBB	HBP	BLK	WP	HR	S	P	ERA	WHIP
Ross Grimsley, L (1, 1) <small>ERA: 3.32</small>	5.1	L	25	3	5	4	2	4	1	0	0	0	0	24	44	6.75	1.312	Doyle Alexander, R (6, 1) <small>ERA: 3.99</small>	3.2		14	2	0	0	1	3	0	0	0	0	0	13	25	0.00	1.364

Batter	1	2	3	4	5	6	7	8	9	AB R H RBI BB SO LOB
Rich Coggins, L (1, 9) OBP: 0.303, SLG: 0.326	0-0 G3			0-0 F4		0-0 F7			0-0 6-3	4 0 0 0 0 0 1
Paul Blair, R (1, 8) OBP: 0.300, SLG: 0.402	0-0 4-3			0-3 K		0-3 K			0-3 K	4 0 0 0 0 3 1
Tommy Davis, R (1, 10) OBP: 0.314, SLG: 0.383	0-0 F8			0-0 HR				0-0 5-3 1B	0-0 5-3	4 1 2 1 0 0 0
Bobby Grich, R (1, 4) OBP: 0.384, SLG: 0.468		0-0 4-3		0-3 K				0-0 5-3 1-2		3 0 0 0 0 1 1
Don Baylor, R (1, 7) OBP: 0.318, SLG: 0.340		0-3 K			0-0 F5			0-0 F9		3 0 0 0 0 1 1
Brooks Robinson, R (1, 5) OBP: 0.368, SLG: 0.394		0-0 F4			0-0 4-3			0-0 5-3		3 0 0 0 0 0 1
Boog Powell, L (1, 3) OBP: 0.340, SLG: 0.393			0-0 F8		0-0 3-1				0-0 G4-3-6 1B	3 0 1 0 0 0 0
Earl Williams, R (1, 2) OBP: 0.335, SLG: 0.375			0-0 6-3			0-0 F8		0-0 G4-3-6 1-2f		3 0 0 0 0 0 1
Mark Belanger, R (1, 6) OBP: 0.299, SLG: 0.325			0-0 L5			0-0 1B		0-3 K		3 0 1 0 0 1 0

BOTTOM

Minnesota Twins @ Baltimore Orioles
Memorial Stadium, Baltimore, MD
 Sun Aug 25 1974, 3:33 AM EDT
 Att. 10,951 - Unknown

livebaseballscorecards.com

AB	30
R	1
H	4
RBI	1
BB	0
SO	6
LOB	6



Inning Stats	R: 0 H: 0 E: 0 LOB: 0 K: 0 BB: 0 S: 3 P: 3	R: 0 H: 0 E: 0 LOB: 0 K: 1 BB: 0 S: 5 P: 5	R: 0 H: 0 E: 0 LOB: 0 K: 0 BB: 0 S: 3 P: 3	R: 1 H: 1 E: 0 LOB: 0 K: 2 BB: 0 S: 8 P: 8	R: 0 H: 0 E: 0 LOB: 0 K: 0 BB: 0 S: 3 P: 3	R: 0 H: 1 E: 0 LOB: 1 K: 1 BB: 0 S: 6 P: 6	R: 0 H: 1 E: 0 LOB: 1 K: 0 BB: 0 S: 4 P: 4	R: 0 H: 1 E: 0 LOB: 0 K: 1 BB: 0 S: 5 P: 5	R: 0 H: 0 E: 0 LOB: 0 K: 1 BB: 0 S: 5 P: 5	1B: 3 SF: 0 2B: 0 SAC: 0 3B: 0 DP: 1 HR: 1 HBP: 0	WP: 0 PA: 30 PB: 0 SB: 0 CS: 0
---------------------	---	---	---	---	---	---	---	---	---	--	---

PITCHER	IP	WLS	BF	H	R	ER	SO	BB	IBB	HBP	BLK	WP	HR	S	P	ERA	WHIP
Bert Blyleven, R (1, 1) ERA: 2.92	9.0	W	30	4	1	1	6	0	0	0	0	0	1	42	42	1.00	0.444

Batter	1	2	3	4	5	6	7	8	9	AB R H RBI BB SO LOB	TOP									
Rich Coggins, L (1, 9) OBP: 0.302, SLG: 0.323	0-0 L9		4-0 BB			0-0 F6		0-0 F6		3 0 0 0 1 0 0										
Paul Blair, R (1, 8) OBP: 0.300, SLG: 0.400	0-3 K		0-3 K			0-0 1B FC5-4		0-3 K		4 1 1 0 0 3 2										
Tommy Davis, R (1, 10) OBP: 0.315, SLG: 0.384 Al Bumbry, L (9, PR) OBP: 0.265, SLG: 0.291	0-0 5-3				0-0 F7		0-0 1B FC5-4		0-0 1B FC3-6	4 0 2 0 0 0 0 0 0 0 0 0 0 0										
Bobby Grich, R (1, 4) OBP: 0.381, SLG: 0.464		0-3 K			0-0 F8		0-0 1B FC5-4		0-0 F4	4 0 0 1 0 1 2										
Boog Powell, L (1, 3) OBP: 0.336, SLG: 0.387 Enos Cabell, R (9, PR) OBP: 0.266, SLG: 0.289		0-0 6-3			0-3 K		0-0 F7		0-0 FC3-6	4 0 0 0 0 1 2 0 0 0 0 0 0 0										
Don Baylor, R (1, 7) OBP: 0.315, SLG: 0.337		0-3 K			0-0 F8		0-0 5-3		0-3 K	4 0 0 0 0 2 1										
Brooks Robinson, R (1, 5) OBP: 0.369, SLG: 0.398			0-0 1B FC5-4			0-0 2B		0-3 K		3 0 2 0 0 1 0										
Elrod Hendricks, L (1, 2) OBP: 0.286, SLG: 0.358			0-0 F8			0-0 L4		0-3 K		3 0 0 0 0 1 2										
Mark Belanger, R (1, 6) OBP: 0.296, SLG: 0.323			0-0 1B FC5-4			0-0 F7		0-3 K		3 0 0 0 0 1 2										
Inning Stats	R: 0 E: 0 K: 1 S: 5	H: 0 LOB: 0 BB: 0 P: 5	R: 0 E: 0 K: 2 S: 7	H: 0 LOB: 0 BB: 0 P: 7	R: 0 E: 0 K: 1 S: 6	H: 1 LOB: 2 BB: 1 P: 10	R: 0 E: 0 K: 1 S: 5	H: 0 LOB: 0 BB: 0 P: 5	R: 0 E: 0 K: 0 S: 4	H: 1 LOB: 1 BB: 0 P: 4	R: 1 E: 0 K: 0 S: 5	H: 2 LOB: 1 BB: 0 P: 5	R: 0 E: 0 K: 2 S: 7	H: 0 LOB: 0 BB: 0 P: 7	R: 0 E: 0 K: 1 S: 6	H: 1 LOB: 1 BB: 0 P: 6	1B: 4 2B: 1 3B: 0 HR: 0	SF: 0 SAC: 0 DP: 0 HBP: 0	WP: 0 PB: 0 SB: 0 CS: 0	PA: 33
PITCHER Fergie Jenkins, R (1, 1) ERA: 3.24	IP: 9.0 WLS: W BF: 33 H: 5 R: 1 ER: 1 SO: 10 BB: 1 IBB: 0 HBP: 0 BLK: 0 WP: 0 HR: 0 S: 52 P: 56 ERA: 1.00 WHIP: 0.667											PITCHER IP: WLS: BF: H: R: ER: SO: BB: IBB: HBP: BLK: WP: HR: S: P: ERA: WHIP:								

Baltimore Orioles @ Texas Rangers
Arlington Stadium, Arlington, TX
Tue Aug 27 1974, 8:05 PM EDT
Att: 29,699 - Unknown

livebaseballscorecards.com

AB	32
R	1
H	5
RBI	1
BB	1
SO	10
LOB	11



Batter	1	2	3	4	5	6	7	8	9	AB R H RBI BB SO LOB
Davey Nelson, R OBP: 0.304, SLG: 0.309 (1, 4)	0-0 2B 1B	0-0 SH3-4 1-2 2-3			0-3 K		0-0 BB 1B			3 1 2 0 0 1 0
Cesar Tovar, R OBP: 0.353, SLG: 0.360 (1, 7)	0-0 2B 1-H	0-0 F4			0-0 F9		4-0 G4-6-3 BB 1-2			3 1 1 1 1 0 2
Jeff Burroughs, R OBP: 0.362, SLG: 0.517 (1, 9)	0-0 2B 2-H	0-0 F6			4-0 BB		0-0 G4-6-3 1-2f			3 0 1 1 1 0 4
Mike Hargrove, L OBP: 0.411, SLG: 0.461 (1, 3)	0-0 L4		0-0 L3		0-0 F7		0-0 F7			4 0 0 0 0 0 2
Jim Spencer, L OBP: 0.341, SLG: 0.438 (1, 10)	0-0 F7		0-0 G3			0-0 3B		0-0 F2		4 0 1 0 0 0 1
Lenny Randle, S OBP: 0.341, SLG: 0.371 (1, 5)	4-0 BB		0-0 F7			0-0 4-3		0-0 F4		3 0 0 0 1 0 1
Toby Harrah, R OBP: 0.317, SLG: 0.415 (1, 6)	0-0 F9			0-0 F8		0-0 5-3				3 0 0 0 0 0 3
Joe Lovitto, S OBP: 0.266, SLG: 0.281 (1, 8)		0-0 SH3-4 1B 1B		0-0 F8		0-0 F8				3 0 1 0 0 0 1
Jim Sundberg, R OBP: 0.374, SLG: 0.346 (1, 2)		0-0 SH3-4 1-2 1B		0-3 K			0-0 1-3			3 0 1 0 0 1 0

Inning Stats	R: 2	H: 3	E: 0	K: 0	S: 6	LOB: 2	BB: 1	P: 10	R: 0	H: 2	E: 0	K: 0	S: 5	LOB: 2	BB: 0	P: 5	R: 0	H: 0	E: 0	K: 0	S: 3	LOB: 0	BB: 0	P: 3	R: 0	H: 0	E: 0	K: 1	S: 5	LOB: 1	BB: 1	P: 9	R: 0	H: 1	E: 0	K: 0	S: 4	LOB: 1	BB: 0	P: 4	R: 0	H: 1	E: 0	K: 0	S: 3	LOB: 1	BB: 1	P: 7	R: 0	H: 0	E: 0	K: 0	S: 3	LOB: 0	BB: 0	P: 3
1B: 4	SF: 0	2B: 2	SAC: 1	3B: 1	DP: 1	HR: 0	HBP: 0	WP: 0	PA: 33																																															


PITCHER	IP	WLS	BF	H	R	ER	SO	BB	IBB	HBP	BLK	WP	HR	S	P	ERA	WHIP
Jim Palmer, R ERA: 3.86 (1, 1)	8.0	L	33	7	2	2	2	3	0	0	0	0	0	34	46	2.25	1.250

BOTTOM

Baltimore Orioles @ Texas Rangers
Arlington Stadium, Arlington, TX

Tue Aug 27 1974, 8:05 PM EDT
Att. 29,699 - Unknown

AB	29
R	2
H	7
RBI	2
BB	3
SO	2
LOB	14



livebaseballscores.com

Batter	1	2	3	4	5	6	7	8	9	AB R H RBI BB SO LOB	TOP
Al Bumby, L (1, 7) OBP: 0.269, SLG: 0.291	0-0 L5		4-0 FC5-4 BB		0-0 G1-4-3 1B			0-0 5-3		3 0 1 0 1 0 0	
Paul Blair, R (1, 8) OBP: 0.299, SLG: 0.399	0-3 K		0-0 FC5-4 5-3 1-2f		0-0 G1-4-3 1-2f			0-0 1B		4 0 1 0 0 1 2	
Tommy Davis, R (1, 10) OBP: 0.313, SLG: 0.381	0-0 5-3		0-0 5-3 1-2			0-3 K		0-0 F9		4 0 0 0 0 1 2	
Bobby Grich, R (1, 4) OBP: 0.380, SLG: 0.461		0-0 5-3	4-0 BB		0-0 F3			0-0 5-3		3 0 0 0 1 0 0	
Boog Powell, L (1, 3) OBP: 0.332, SLG: 0.382		0-0 G3	0-3 K		0-0 6-3			0-0 F7		4 0 0 0 0 1 2	
Don Baylor, R (1, 9) OBP: 0.316, SLG: 0.339		0-0 1B		0-0 F8			0-0 G6-4-3 1B	0-0 5-3		4 1 2 0 0 0 0	
Brooks Robinson, R (1, 5) OBP: 0.369, SLG: 0.398		0-0 2B		0-0 F8		0-3 K				3 1 1 1 0 1 1	
Earl Williams, R (1, 2) OBP: 0.335, SLG: 0.378		0-0 2B		0-0 6-3		0-0 G6-4-3				3 0 1 1 0 0 1	
Mark Belanger, R (1, 6) OBP: 0.294, SLG: 0.320	0-3 K				0-0 F4			0-0 6-3		3 0 0 0 0 1 1	
Inning Stats	R: 0 E: 0 K: 1 S: 5 H: 0 LOB: 0 BB: 0 P: 5	R: 2 E: 0 K: 1 S: 8 H: 3 LOB: 1 BB: 0 P: 8	R: 0 E: 0 K: 1 S: 5 H: 0 LOB: 2 BB: 2 P: 13	R: 0 E: 0 K: 0 S: 3 H: 0 LOB: 0 BB: 0 P: 3	R: 0 E: 0 K: 0 S: 3 H: 1 LOB: 0 BB: 0 P: 3	R: 0 E: 0 K: 1 S: 5 H: 0 LOB: 0 BB: 0 P: 5	R: 0 E: 0 K: 1 S: 5 H: 1 LOB: 0 BB: 0 P: 5	R: 0 E: 0 K: 0 S: 4 H: 1 LOB: 1 BB: 0 P: 4	R: 0 E: 0 K: 0 S: 3 H: 0 LOB: 0 BB: 0 P: 3	1B: 5 2B: 1 3B: 0 HR: 0 SF: 0 SAC: 0 DP: 2 HBP: 0	WP: 0 PB: 0 SB: 1 CS: 0 PA: 33
PITCHER Jackie Brown, R (1, 1) ERA: 3.66	IP: 9.0 WLS: W BF: 33 H: 6 R: 2 ER: 2 SO: 5 BB: 2 IBB: 0 HBP: 0 BLK: 0 WP: 0 HR: 0 S: 41 P: 49 ERA: 2.00 WHIP: 0.889										

Baltimore Orioles @ Texas Rangers
Arlington Stadium, Arlington, TX
Wed Aug 28 1974, 8:05 PM EDT
Att. 6,069 - Unknown

livebaseballscorecards.com

AB 31
R 2
H 6
RBI 2
BB 2
SO 5
LOB 9



Batter	1	2	3	4	5	6	7	8	9	AB R H RBI BB SO LOB	TOP
Al Bumbry, L (1, 7) <small>OBP: 0.267, SLG: 0.289</small> Andy Etchebarren, R (8, 2) <small>OBP: 0.234, SLG: 0.240</small>	0-3 <small>1-2</small>	0-0 <small>1-2</small>		0-0 <small>1-2 2-3</small>	0-0 <small>1-2</small>			0-0 <small>1-2</small> 1B		5 0 1 0 0 1 4 0 0 0 0 0 0 0	
Bobby Grich, R (1, 4) <small>OBP: 0.380, SLG: 0.459</small>	0-0 1B		0-0 <small>1-2</small>	4-0 1B IBB		0-3 <small>1-2</small>		0-0 <small>1-2 2-3</small> G6-4-3		4 2 1 0 1 1 2	
Tommy Davis, R (1, 10) <small>OBP: 0.314, SLG: 0.381</small>	0-0 <small>1-2</small>		0-0 1B	0-0 <small>1-H 2-H 3-H</small> 1B		0-0 <small>1-2</small>		0-0 <small>1-2f</small>		5 1 2 3 0 0 3	
Earl Williams, R (1, 2) <small>OBP: 0.336, SLG: 0.378</small>	0-0 <small>2-H</small> 1B		0-0 <small>1-2</small>	0-0 <small>1-2</small>		0-0 <small>1-2</small>		0-3 <small>1-2</small>		5 0 2 1 0 1 2	
Don Baylor, R (1, 3) <small>OBP: 0.320, SLG: 0.342</small>	0-0 <small>1-2</small> 1B		0-0 <small>2-H</small> 1B	0-3 <small>1-2</small>		0-0 <small>1-2</small>		0-0 <small>1-2</small> 1B		5 0 3 1 0 1 2	
Brooks Robinson, R (1, 5) <small>OBP: 0.370, SLG: 0.403</small>	0-0 <small>1-2</small>		4-0 BB		0-0 HR		0-0 <small>1-2</small>	0-3 <small>1-2</small>		4 1 1 1 1 1 3	
Paul Blair, R (1, 8) <small>OBP: 0.299, SLG: 0.398</small>		0-0 <small>1-2 2-3</small> 1B	0-3 <small>1-2 2-3</small>		0-0 <small>1-2</small>		0-0 <small>1-2</small>			4 0 1 0 0 1 2	
Enos Cabell, R (1, 9) <small>OBP: 0.276, SLG: 0.298</small>		0-0 <small>1-2</small>		0-0 1B	0-0 1B		0-0 <small>1-2</small>			4 1 2 0 0 0 1	
Mark Belanger, R (1, 6) <small>OBP: 0.295, SLG: 0.319</small>		0-3 <small>1-2</small>		0-0 1B	0-0 <small>1-2f</small>			4-0 BB		2 1 0 0 1 1 2	
Inning Stats	R: 1 H: 3 E: 0 LOB: 2 K: 1 BB: 0 S: 8 P: 8	R: 0 H: 1 E: 0 LOB: 1 K: 1 BB: 0 S: 6 P: 6	R: 1 H: 2 E: 0 LOB: 2 K: 1 BB: 1 S: 7 P: 11	R: 3 H: 2 E: 1 LOB: 1 K: 1 BB: 1 S: 8 P: 12	R: 1 H: 2 E: 0 LOB: 1 K: 0 BB: 0 S: 5 P: 5	R: 0 H: 1 E: 0 LOB: 1 K: 1 BB: 0 S: 6 P: 6	R: 0 H: 0 E: 0 LOB: 0 K: 0 BB: 0 S: 3 P: 3	R: 0 H: 1 E: 1 LOB: 1 K: 0 BB: 1 S: 3 P: 7	R: 0 H: 1 E: 0 LOB: 0 K: 2 BB: 0 S: 7 P: 7	1B: 12 SF: 0 2B: 0 SAC: 1 3B: 0 DP: 1 HR: 1 HBP: 0	WP: 3 PA: 42 PB: 0 SB: 2 CS: 1
PITCHER Jim Bibby, R (1, 1) <small>ERA: 4.63</small> Don Stanhouse, R (4, 1) <small>ERA: 4.5</small> Pete Broberg, R (6, 1) <small>ERA: 7.33</small> Stan Thomas, R (9, 1) <small>ERA: 7.94</small>	IP WLS BF H R ER SO BB IBB HBP BLK WP HR S P ERA WHIP 3.1 L 21 8 5 4 3 1 1 0 0 3 0 25 33 10.80 2.700	IP WLS BF H R ER SO BB IBB HBP BLK WP HR S P ERA WHIP 1.2 7 2 1 1 1 0 0 0 0 0 1 9 9 5.40 1.200	IP WLS BF H R ER SO BB IBB HBP BLK WP HR S P ERA WHIP 3.0 11 2 0 0 1 1 0 0 0 0 0 12 16 0.00 1.000	IP WLS BF H R ER SO BB IBB HBP BLK WP HR S P ERA WHIP 1.0 3 1 0 0 2 0 0 0 0 0 0 7 7 0.00 1.000	PITCHER IP WLS BF H R ER SO BB IBB HBP BLK WP HR S P ERA WHIP	PITCHER IP WLS BF H R ER SO BB IBB HBP BLK WP HR S P ERA WHIP	PITCHER IP WLS BF H R ER SO BB IBB HBP BLK WP HR S P ERA WHIP	PITCHER IP WLS BF H R ER SO BB IBB HBP BLK WP HR S P ERA WHIP	PITCHER IP WLS BF H R ER SO BB IBB HBP BLK WP HR S P ERA WHIP	PITCHER IP WLS BF H R ER SO BB IBB HBP BLK WP HR S P ERA WHIP	

Baltimore Orioles @ Texas Rangers
 Arlington Stadium, Arlington, TX
 Thu Aug 29 1974, 8:05 PM EDT
 Att. 6,436 - Unknown

livebaseballscorecards.com

AB	38
R	6
H	13
RBI	6
BB	3
SO	7
LOB	21



Batter	1	2	3	4	5	6	7	8	9	AB R H RBI BB SO LOB
Davey Nelson, R OBP: 0.306, SLG: 0.311 (1, 4)	0-0 6-3		0-0 BB 1B		0-0 F8		4-0 FC5-4 BB			3 0 1 0 1 0 1
Cesar Tovar, R OBP: 0.350, SLG: 0.355 (1, 7)	0-0 4-3		4-0 BB		0-0 F4		0-0 FC5-4 1-2f			3 0 0 0 1 0 2
Jeff Burroughs, R OBP: 0.364, SLG: 0.517 (1, 9)	0-0 5-3		0-0 F7		4-0 BB		0-0 6-3			3 0 0 0 1 0 2
Tom Grieve, R OBP: 0.316, SLG: 0.431 (1, 10)		0-0 F9		0-0 F8	0-3 K		0-0 E6 G5-4-3			4 0 0 0 0 1 2
Lenny Randle, S OBP: 0.335, SLG: 0.364 (1, 5)		0-0 L4		0-3 K		0-0 F4	0-0 G5-4-3 1-2f			4 0 0 0 0 1 1
Jim Fregosi, R OBP: 0.336, SLG: 0.464 (1, 3)		0-3 K		0-0 2B 1B		0-0 F8	0-0 6-3			4 1 1 0 0 1 0
Toby Harrah, R OBP: 0.317, SLG: 0.424 (1, 6)			0-0 1B G6-4-3 2B	0-0 1-H 2B		0-0 1-3	0-0 5-3			4 1 2 1 0 0 0
Joe Lovitto, S OBP: 0.262, SLG: 0.276 (1, 8)			0-0 G6-4-3 1B	0-0 5-3		0-0 F2	0-0 F8			4 0 1 0 0 0 1
Jim Sundberg, R OBP: 0.373, SLG: 0.346 (1, 2)			0-0 G6-4-3 1-2f 3-H		0-0 WP 1B		0-0 6-3			3 0 1 0 0 0 1

BOTTOM

Baltimore Orioles @ Texas Rangers
Arlington Stadium, Arlington, TX
Thu Aug 29 1974, 8:05 PM EDT
Att. 6,436 - Unknown

livebaseballscorecards.com

AB	32
R	2
H	6
RBI	1
BB	3
SO	3
LOB	10



Inning Stats	R: 0 H: 0 E: 0 K: 0 S: 3	H: 0 LOB: 0 BB: 0 P: 3	R: 0 H: 0 E: 0 K: 1 S: 5	H: 0 LOB: 0 BB: 0 P: 5	R: 1 H: 3 E: 0 K: 0 S: 5	H: 2 LOB: 2 BB: 1 P: 9	R: 1 H: 2 E: 0 K: 1 S: 7	H: 1 LOB: 1 BB: 0 P: 7	R: 0 H: 1 E: 0 K: 1 S: 6	H: 2 LOB: 2 BB: 1 P: 10	R: 0 H: 0 E: 0 K: 0 S: 3	H: 0 LOB: 1 BB: 1 P: 7	R: 0 H: 0 E: 1 K: 0 S: 3	H: 0 LOB: 0 BB: 0 P: 3	R: 0 H: 0 E: 0 K: 0 S: 3	H: 0 LOB: 0 BB: 0 P: 3	1B: 4 2B: 2 3B: 0 HR: 0	SF: 0 SAC: 0 DP: 2 HBP: 0	WP: 1 PB: 0 SB: 0 CS: 0	PA: 35
--------------	--------------------------	------------------------	--------------------------	------------------------	--------------------------	------------------------	--------------------------	------------------------	--------------------------	-------------------------	--------------------------	------------------------	--------------------------	------------------------	--------------------------	------------------------	-------------------------	---------------------------	-------------------------	--------

PITCHER	Ross Grimsley, L (1, 1) ERA: 3.27	IP: 9.0 WLS: W BF: 35 H: 6 R: 2 ER: 2 SO: 3 BB: 3 IBB: 0 HBP: 0 BLK: 0 WP: 1 HR: 0 S: 38 P: 50 ERA: 2.00 WHIP: 1.000
PITCHER		IP: WLS: BF: H: R: ER: SO: BB: IBB: HBP: BLK: WP: HR: S: P: ERA: WHIP:

Batter	1	2	3	4	5	6	7	8	9	AB R H RBI BB SO LOB												
Al Bumbry, L (1, 7) OBP: 0.262, SLG: 0.283 Elrod Hendricks, L (7, 2) OBP: 0.283, SLG: 0.355	0-0 F7	0-0 G3		0-0 4-3		0-0 F7	0-3 K		0-0 4-3	5 0 0 0 0 1 3 1 0 0 0 0 0 0												
Bobby Grich, R (1, 4) OBP: 0.381, SLG: 0.458	0-0 1B	4-0 S		0-0 E		0-0 P6		0-3 K	0-0 F8	5 2 2 0 1 1 0												
Tommy Davis, R (1, 10) OBP: 0.321, SLG: 0.387	0-0 1B	4-0 FC5-4		0-0 2B		0-0		0-0 1B	0-0 1B	5 2 5 1 1 0 0												
Earl Williams, R (1, 2) OBP: 0.341, SLG: 0.386	0-0 WP	0-0 FC5-4		0-0		0-0 F7		0-0 E	0-0 1B	6 2 4 1 0 0 3												
Don Baylor, R (1, 3) OBP: 0.322, SLG: 0.341	4-0 SF8		0-0 P4	0-0 F9			0-0 1B	1-0 E	0-0 F9	4 2 1 0 1 0 4												
Brooks Robinson, R (1, 5) OBP: 0.372, SLG: 0.407	0-0 SF8		0-0 FC6-4		0-0 SH5-3		0-0 1B	0-0 E6		4 0 3 2 0 0 2												
Paul Blair, R (1, 8) OBP: 0.296, SLG: 0.394	0-0 5-3		0-3 K		0-0 SH5-3		0-0 F7	0-0 P3		4 0 0 0 0 1 7												
Enos Cabell, R (1, 9) OBP: 0.272, SLG: 0.293		0-3 K	0-0 FC6-4		0-3 K2-3		0-3 K	0-0 1B		5 1 1 2 0 3 4												
Mark Belanger, R (1, 6) OBP: 0.294, SLG: 0.318		0-0 SH5-4		0-0 P4	0-0 6-3		0-0 1B	0-3 K		4 0 1 1 0 1 3												
Inning Stats	R: 3 E: 0 K: 0 S: 6	H: 3 LOB: 1 BB: 1 P: 10	R: 1 E: 0 K: 1 S: 6	H: 0 LOB: 2 BB: 2 P: 14	R: 0 E: 0 K: 1 S: 6	H: 1 LOB: 1 BB: 0 P: 6	R: 1 E: 0 K: 0 S: 6	H: 3 LOB: 2 BB: 0 P: 6	R: 0 E: 0 K: 1 S: 6	H: 1 LOB: 1 BB: 0 P: 6	R: 0 E: 0 K: 0 S: 4	H: 1 LOB: 1 BB: 0 P: 4	R: 1 E: 0 K: 2 S: 10	H: 3 LOB: 2 BB: 0 P: 10	R: 3 E: 1 K: 2 S: 11	H: 3 LOB: 2 BB: 0 P: 12	R: 0 E: 0 K: 0 S: 5	H: 2 LOB: 2 BB: 0 P: 5	1B: 16 2B: 1 3B: 0 HR: 0	SF: 1 SAC: 2 DP: 0 HBP: 1	WP: 2 PB: 1 SB: 4 CS: 0	PA: 50
PITCHER	IP WLS BF H R ER SO BB IBB HBP BLK WP HR S P ERA WHIP																					
Bruce Dal Canton, R (1, 1) ERA: 2.99	1.2 L 12 3 4 3 1 3 0 0 0 0 1 0 11 23 16.20 3.600																					
Marty Pattin, R (2, 1) ERA: 4.14	4.1 21 8 2 2 2 0 0 0 0 0 0 0 25 25 4.15 1.846																					
Doug Bird, R (7, 1) ERA: 2.6	2.0 12 4 3 1 4 0 0 1 0 0 0 0 19 20 4.50 2.000																					
Joe Hoerner, L (9, 1) ERA: 4.26	1.0 5 2 0 0 0 0 0 0 0 0 0 0 5 5 0.00 2.000																					

Baltimore Orioles @ Kansas City Royals
Royals Stadium, Kansas City, MO
 Fri Aug 30 1974, 8:05 PM EDT
 Att. 16,277 - Unknown - 72 F

AB	43
R	9
H	17
RBI	7
BB	3
SO	7
LOB	26



livebaseballscorecards.com

Batter	1	2	3	4	5	6	7	8	9	AB	R	H	RBI	BB	SO	LOB
Freddie Patek, R OBP: 0.324, SLG: 0.305 (1, 6) X	0-0 F9		0-3 K			0-0 L6		0-0 FC6-4		4	0	0	0	0	1	3
Cookie Rojas, R OBP: 0.320, SLG: 0.357 (1, 4) X	0-0 P4		0-0 F3			0-0 5-3		0-0 SF7		3	0	0	1	0	0	1
Amos Otis, R OBP: 0.358, SLG: 0.470 (1, 8) X	0-0 5-3				0-0 P6		0-0 5-3		0-0 P4		4	0	0	0	0	1
Hal McRae, R OBP: 0.385, SLG: 0.510 (1, 7) X		0-0 4-3 2B			0-0 F9		4-0 1B BB		0-0 1-3		3	0	1	0	1	0
John Mayberry, L OBP: 0.385, SLG: 0.485 (1, 3) X		0-0 4-3 2-3			0-0 HR		0-0 F8		0-0 P5		4	1	1	1	0	2
Orlando Cepeda, R OBP: 0.297, SLG: 0.308 Kurt Bevacqua, R OBP: 0.262, SLG: 0.202 (1, 10) (9, PR)		0-3 K			0-3 K		0-0 G5-4-3 1-2 1B		0-0 FC6-4 1B		4	0	2	0	0	2
Jim Wohlford, R OBP: 0.343, SLG: 0.367 (1, 9) X		0-0 F8					0-0 G5-4-3 1-2f		0-0 FC6-4 1-2f		4	0	1	0	0	4
George Brett, L OBP: 0.310, SLG: 0.360 (1, 5) X			0-0 FC5-4 1B			0-0 FC6-4 1-2f		0-0 FC6-4 1B SF7 1B		3	1	2	0	0	0	1
Fran Healy, R OBP: 0.343, SLG: 0.396 (1, 2) X			0-0 FC5-4 1-2f			0-0 G6-4-3 1-2f		0-0 FC6-4 1-2 1B		3	0	1	0	0	0	2

BOTTOM

Baltimore Orioles @ Kansas City Royals
Royals Stadium, Kansas City, MO
Fri Aug 30 1974, 8:05 PM EDT
Att: 16,277 - Unknown - 72 F

livebaseballscorecards.com

AB	32
R	2
H	8
RBI	2
BB	1
SO	3
LOB	15



Inning Stats	R: 0	H: 0	E: 0	K: 0	S: 3	R: 0	H: 1	E: 0	K: 1	S: 6	R: 0	H: 1	E: 0	K: 1	S: 6	R: 1	H: 1	E: 0	K: 1	S: 6	R: 0	H: 1	E: 0	K: 0	S: 3	R: 0	H: 1	E: 0	K: 0	S: 3	R: 1	H: 2	E: 0	K: 0	S: 5	R: 0	H: 1	E: 0	K: 0	S: 4																					
IP	9.0	WLS	W	BF	34	H	8	R	2	ER	2	SO	3	BB	1	IBB	0	HBP	0	BLK	0	WP	0	HR	1	S	39	P	43	ERA	2.00	WHIP	1.000																												
PITCHER													IP	9.0	WLS	W	BF	34	H	8	R	2	ER	2	SO	3	BB	1	IBB	0	HBP	0	BLK	0	WP	0	HR	1	S	39	P	43	ERA	2.00	WHIP	1.000	WP: 0	PA: 34													
Mike Cuellar, L ERA: 3.49 (1, 1)													PITCHER													IP	9.0	WLS	W	BF	34	H	8	R	2	ER	2	SO	3	BB	1	IBB	0	HBP	0	BLK	0	WP	0	HR	1	S	39	P	43	ERA	2.00	WHIP	1.000	WP: 0	PA: 34

Batter	1	2	3	4	5	6	7	8	9	AB R H RBI BB SO LOB	TOP
Mark Belanger, R (1, 6) OBP: 0.298, SLG: 0.316	4-0 HBP 1B BB	4-0 1-2 BB			0-0 P5			0-0 F2		2 1 0 0 3 0 0	
Paul Blair, R (1, 8) OBP: 0.295, SLG: 0.392	0-0 HBP 1B	0-0 L7			0-0 F7			0-0 FC3-2 2B E	0-0 L5	5 1 1 0 0 0 5	
Bobby Grich, R (1, 4) OBP: 0.382, SLG: 0.460	0-0 F9				0-0 5-3			0-0 FC3-2 E 2B	0-0 CS 1B	5 0 2 2 0 0 2	
Tommy Davis, R (1, 10) OBP: 0.320, SLG: 0.384	0-0 P6				0-0 F7			0-0 FC3-2 E IBB	0-0 P6	4 0 0 0 1 0 3	
Earl Williams, R (1, 3) OBP: 0.345, SLG: 0.391	1-0 FC6-4 HBP				0-0 F2			0-0 E5 FC3-2		3 0 2 1 0 0 2	
Don Baylor, R (1, 7) OBP: 0.319, SLG: 0.338	0-0 FC6-4 1-2f				0-0 F8			0-0 FC3-2		4 0 0 0 0 0 8	
Brooks Robinson, R (1, 5) OBP: 0.369, SLG: 0.403					0-0 5-3			0-0 P4 F8		4 0 0 0 0 1 4	
Enos Cabell, R (1, 9) OBP: 0.271, SLG: 0.291					0-0 6-3			0-0 E 1B FC3-2 1B	0-0 F8	4 0 1 0 0 0 0	
Andy Etchebarren, R (1, 2) OBP: 0.241, SLG: 0.248					0-0 F7			0-0 E7 FC3-2 BB 2B 1B	0-0 F9	4 1 2 0 0 0 0	
Inning Stats	R: 0 H: 1 E: 0 LOB: 3 K: 0 BB: 1 S: 4 P: 9	R: 0 H: 1 E: 0 LOB: 2 K: 1 BB: 1 S: 6 P: 10	R: 0 H: 1 E: 0 LOB: 1 K: 0 BB: 0 S: 4 P: 4	R: 0 H: 0 E: 0 LOB: 0 K: 0 BB: 0 S: 3 P: 3	R: 0 H: 0 E: 0 LOB: 0 K: 0 BB: 0 S: 3 P: 3	R: 0 H: 1 E: 0 LOB: 1 K: 0 BB: 0 S: 4 P: 4	R: 3 H: 3 E: 2 LOB: 3 K: 0 BB: 2 S: 7 P: 15	R: 0 H: 0 E: 0 LOB: 0 K: 0 BB: 0 S: 3 P: 3	R: 0 H: 1 E: 0 LOB: 0 K: 0 BB: 0 S: 3 P: 3	1B: 6 SF: 0 2B: 2 SAC: 0 3B: 0 DP: 0 HR: 0 HBP: 1	WP: 0 PA: 40 PB: 0 SB: 0 CS: 1
PITCHER Paul Splittorff, L (1, 1) ERA: 3.46 Steve Mingori, L (7, 1) ERA: 2.95	IP WLS BF H R ER SO BB IBB HBP BLK WP HR S P ERA WHIP										
	6.1 L 30 7 3 3 1 3 0 1 0 0 0 0 28 41 4.26 1.579										
	2.2 10 1 0 0 0 0 1 0 0 0 0 0 9 13 0.00 0.375										

Baltimore Orioles @ Kansas City Royals
 Royals Stadium, Kansas City, MO

Sat Aug 31 1974, 8:05 PM EDT
 Att. 18,737 - Unknown - 59 F

AB	35
R	3
H	8
RBI	3
BB	4
SO	1
LOB	24



WP: 0	PA: 40
PB: 0	
SB: 0	
CS: 1	

ERA	WHIP
3.46	1.579
2.95	0.375

livebaseballscorecards.com

Batter	1	2	3	4	5	6	7	8	9	AB R H RBI BB SO LOB
Vada Pinson, L (1, 9) OBP: 0.298, SLG: 0.376 Jim Wohlford, R (9, PH) OBP: 0.343, SLG: 0.367	0-0 1B SF8 1B	0-0 G3-6-1 1-2f			4-0 5-3 BB		0-0 1B 1B		0-0 F9	3 2 2 0 1 0 3 1 0 0 0 0 0 0
Cookie Rojas, R (1, 4) OBP: 0.318, SLG: 0.356	0-0 E S 1-3 1B		0-0 F7		0-0 5-3 1-2		0-0 F2		0-0 F8	5 0 1 0 0 0 2
Amos Otis, R (1, 8) OBP: 0.356, SLG: 0.468	0-0 SF8 3-H		0-0 F8		0-0 F7		0-0 1B 1-2 1B		0-0 F8	4 0 1 1 0 0 1
John Mayberry, L (1, 3) OBP: 0.384, SLG: 0.482	0-3 K 1-3		0-0 6-3			0-0 P5		0-0 FC5-4 1-3 2-H 1B		4 0 1 1 0 1 1
Hal McRae, R (1, 7) OBP: 0.382, SLG: 0.506	0-0 6-3			0-0 F9		0-3 K		0-0 FC5-4 1-2f		4 0 0 0 0 1 3
Orlando Cepeda, R (1, 10) OBP: 0.295, SLG: 0.305		0-0 F8		0-3 K		0-0 1B 1B		0-0 F5		4 0 1 0 0 1 0
George Brett, L (1, 5) OBP: 0.313, SLG: 0.363 Kurt Bevacqua, R (8, 5) OBP: 0.260, SLG: 0.200		0-0 E4 1B S 1B		0-0 1B		0-0 1B 1-2 1B		0-0 F8		3 0 2 0 0 0 0 1 0 0 0 0 0 0
Freddie Patek, R (1, 6) OBP: 0.327, SLG: 0.305		4-0 1B 1-2 BB		0-0 P3		0-0 1B 1-2 2-H 1B		4-0 BB		2 0 1 0 2 0 1
Buck Martinez, R (1, 2) OBP: 0.306, SLG: 0.197 Tony Solaita, L (8, PH) OBP: 0.370, SLG: 0.403 Fran Healy, R (8, PH) OBP: 0.342, SLG: 0.395		0-0 G3-6-1 1-2 2-3 1B			0-0 5-3		0-0 P4		0-0 F9	3 0 1 0 0 0 0 0 0 0 0 0 0 0 1 0 0 0 0 0 1

Inning Stats	R: 1	H: 2	E: 1	K: 1	S: 7	LOB: 1	BB: 0	P: 7	R: 0	H: 1	E: 1	K: 0	S: 4	LOB: 2	BB: 1	P: 8	R: 0	H: 0	E: 0	K: 0	S: 3	LOB: 0	BB: 0	P: 3	R: 0	H: 1	E: 0	K: 1	S: 6	LOB: 1	BB: 0	P: 6	R: 0	H: 0	E: 0	K: 0	S: 3	LOB: 1	BB: 1	P: 7	R: 1	H: 3	E: 0	K: 0	S: 6	LOB: 2	BB: 0	P: 6	R: 0	H: 0	E: 0	K: 0	S: 3	LOB: 1	BB: 1	P: 7	R: 0	H: 0	E: 0	K: 0	S: 3	LOB: 0	BB: 0	P: 3
--------------	------	------	------	------	------	--------	-------	------	------	------	------	------	------	--------	-------	------	------	------	------	------	------	--------	-------	------	------	------	------	------	------	--------	-------	------	------	------	------	------	------	--------	-------	------	------	------	------	------	------	--------	-------	------	------	------	------	------	------	--------	-------	------	------	------	------	------	------	--------	-------	------

PITCHER	IP	WLS	BF	H	R	ER	SO	BB	IBB	HBP	BLK	WP	HR	S	P	ERA	WHIP
Jim Palmer, R (1, 1) ERA: 3.76	7.2	W	35	10	2	2	3	3	0	0	0	0	0	38	50	2.35	1.696
Grant Jackson, L (8, 1) ERA: 2.52	1.1	S	4	0	0	0	0	0	0	0	0	0	0	4	4	0.00	0.000


BOTTOM

Baltimore Orioles @ Kansas City Royals
Royals Stadium, Kansas City, MO
 Sat Aug 31 1974, 8:05 PM EDT
 Att: 18,737 - Unknown - 59 F

AB	35
R	2
H	10
RBI	2
BB	3
SO	3
LOB	12



WP	HR	S	P	ERA	WHIP
0	0	0	0	0	0

Batter	1	2	3	4	5	6	7	8	9	AB R H RBI BB SO LOB	TOP											
Al Bumbry, L (1, 7) x OBP: 0.272, SLG: 0.298 Paul Blair, R (9, 8) OBP: 0.295, SLG: 0.392	0-0 1B 2B	0-0 4-3			0-0 FC3-6 1B	0-0 S 1B		0-0 1B 1-2		5 1 4 0 0 0 1 0 0 0 0 0 0 0												
Rich Coggins, L (1, 8) x OBP: 0.301, SLG: 0.321 (9, 9)	0-0 F9	0-0 P5			0-0 FC3-6 E S 1B 1-2	0-0 P6 1-2		0-0 1B 1-3 2-H		5 1 1 0 0 0 5												
Bobby Grich, R (1, 4) S S S OBP: 0.380, SLG: 0.457	0-3 K		0-3 K2-3		0-0 CS 1B 1B 1-H	0-0 P6		0-0 F9		5 0 1 1 0 2 5												
Tommy Davis, R (1, 10) x OBP: 0.323, SLG: 0.385	0-0 2-H 1B		0-0 5-3		0-0 CS 1B 1-2		4-0 1B SF8 BB	0-0 6-3		4 1 2 1 1 0 2												
Brooks Robinson, R (1, 5) x OBP: 0.373, SLG: 0.405	0-0 F8		0-0 1B		4-0 1-2 2-3 BB		0-0 SF8 SF9 1B 1-3		4-0 BB	3 1 2 0 2 0 1												
Earl Williams, R (1, 3) OBP: 0.343, SLG: 0.398		0-0 HR	0-0 P5		0-3 K		0-0 SF8		0-3 K	4 1 1 2 0 2 4												
Elrod Hendricks, L (1, 2) OBP: 0.280, SLG: 0.345		4-0 3B BB		0-0 F9		0-0 G3	0-0 SF9		0-0 F8	3 1 0 1 1 0 1												
Enos Cabell, R (1, 9) x OBP: 0.277, SLG: 0.324 (9, 7)		0-0 1-H 3B		0-0 4-3		0-0 E 1B 2B	0-0 5-3		0-0 4-3	5 1 2 1 0 0 1												
Mark Belanger, R (1, 6) x OBP: 0.300, SLG: 0.317		0-0 F9		0-0 5-3		0-0 1B 1B 2-H		4-0 1B 1B BB		3 0 1 1 1 0 1												
Inning Stats	R: 1 E: 0 K: 1 S: 7	H: 2 LOB: 1 BB: 0 P: 7	R: 2 E: 0 K: 0 S: 5	H: 2 LOB: 1 BB: 1 P: 9	R: 0 E: 0 K: 1 S: 6	H: 1 LOB: 1 BB: 0 P: 6	R: 0 E: 0 K: 0 S: 3	H: 0 LOB: 0 BB: 0 P: 3	R: 1 E: 0 K: 1 S: 7	H: 3 LOB: 2 BB: 1 P: 11	R: 1 E: 1 K: 0 S: 6	H: 3 LOB: 2 BB: 0 P: 6	R: 2 E: 0 K: 0 S: 4	H: 1 LOB: 0 BB: 1 P: 8	R: 0 E: 0 K: 0 S: 4	H: 2 LOB: 2 BB: 1 P: 8	R: 0 E: 0 K: 1 S: 5	H: 0 LOB: 1 BB: 1 P: 9	1B: 10 2B: 2 3B: 1 HR: 1	SF: 2 SAC: 0 DP: 0 HBP: 0	WP: 0 PB: 0 SB: 2 CS: 2	PA: 44
PITCHER	IP WLS BF H R ER SO BB IBB HBP BLK WP HR S P ERA WHIP																					
Steve Busby, R (1, 1) ERA: 3.48 Aurelio Lopez, R (6, 1) ERA: 6.75 Doug Bird, R (9, 1) ERA: 2.57	5.1 L 27 10 5 5 3 2 0 0 0 0 0 1 31 39 8.44 2.250																					
<div style="display: flex; justify-content: space-between;"> <div> Baltimore Orioles @ Kansas City Royals Royals Stadium, Kansas City, MO Sun Sep 01 1974, 4:33 AM EDT Att. 15,499 - Unknown - 61 F </div> <div> livebaseballscorecards.com </div> </div>																						
											AB 37 R 7 H 14 RBI 7 BB 5 SO 4 LOB 21											
																						

Batter	1	2	3	4	5	6	7	8	9	AB	R	H	RBI	BB	SO	LOB
Kurt Bevacqua, R OBP: 0.248, SLG: 0.190 (1, 5)	0-0 P4	0-0 G1-2-3			0-0 P4				0-0 F8	5	0	0	0	0	0	6
Jim Wohlford, R OBP: 0.342, SLG: 0.366 (1, 7)	0-0 F9		0-0 L6			0-0 4-3		0-0 F8 1B 1-3 1B		4	1	1	0	0	0	0
Amos Otis, R OBP: 0.358, SLG: 0.468 (1, 8)	0-0 BB 1B		0-3 K			0-0 F3		0-0 1-2 1B		4	0	2	0	0	1	0
Hal McRae, R OBP: 0.383, SLG: 0.503 (1, 10)	4-0 FC4-6 1-2 BB		0-0 F9			4-0 BB		0-0 F8 2-3		2	0	0	0	2	0	2
John Mayberry, L OBP: 0.380, SLG: 0.477 (1, 3)	0-0 FC4-6 1-2f			0-0 F9		0-0 4-3		0-0 1-3 1-2 3-H		4	0	0	1	0	0	4
Cookie Rojas, R OBP: 0.318, SLG: 0.355 (1, 4)		0-0 BB G1-2-3 1B 1B		0-0 F9		0-0 F9		0-3 K 3-1		4	0	1	0	0	1	1
Al Cowens, R OBP: 0.266, SLG: 0.268 (1, 9)		0-0 BB 1-2 1B		0-0 F8		0-0 F8		0-0 6-3		4	0	1	0	0	0	0
Freddie Patek, R OBP: 0.329, SLG: 0.306 Frank White, R OBP: 0.240, SLG: 0.289 (1, 6) (9, 6)		4-0 BB 1-2 2-3 BB		0-0 F3		0-0 F3		0-0 1B 1B		2	0	1	0	1	0	0
Buck Martinez, R OBP: 0.303, SLG: 0.200 (1, 2)		0-0 F9		0-0 F9		0-0 5-3		0-0 FC6-4 1-3 1B		0	0	0	0	1	0	4

Inning Stats	R: 0	H: 1	E: 0	K: 0	S: 4	R: 0	H: 2	E: 0	K: 0	S: 4	R: 0	H: 0	E: 0	K: 1	S: 5	R: 0	H: 0	E: 0	K: 0	S: 3	R: 0	H: 0	E: 0	K: 0	S: 3	R: 0	H: 0	E: 0	K: 1	S: 7	R: 1	H: 2	E: 0	K: 0	S: 5	R: 0	H: 0	E: 0	K: 0	S: 3	1B: 7	2B: 0	3B: 0	HR: 0	SF: 0	SAC: 0	DP: 1	HBP: 0	WP: 0	PB: 0	SB: 0	CS: 0	PA: 37
--------------	------	------	------	------	------	------	------	------	------	------	------	------	------	------	------	------	------	------	------	------	------	------	------	------	------	------	------	------	------	------	------	------	------	------	------	------	------	------	------	------	-------	-------	-------	-------	-------	--------	-------	--------	-------	-------	-------	-------	--------

PITCHER	IP	WLS	BF	H	R	ER	SO	BB	IBB	HBP	BLK	WP	HR	S	P	ERA	WHIP	PITCHER	IP	WLS	BF	H	R	ER	SO	BB	IBB	HBP	BLK	WP	HR	S	P	ERA	WHIP															
Dave McNally, L ERA: 3.92 (1, 1)	9.0	W	37	7	1	1	2	4	0	0	0	0	0	37	53	1.00	1.222																																	

BOTTOM


Baltimore Orioles @ Kansas City Royals
Royals Stadium, Kansas City, MO

Sun Sep 01 1974, 4:33 AM EDT
Att: 15,499 - Unknown - 61 F

livebaseballscorecards.com

AB	33
R	1
H	7
RBI	1
BB	4
SO	2
LOB	17



Batter	1	2	3	4	5	6	7	8	9	AB R H RBI BB SO LOB	TOP														
Tommy Harper, R (1, 7) X OBP: 0.298, SLG: 0.326	0-0 L6-3 1B			X 0-0 5-3			X 0-0 G5-4-3 1B		X 0-0 6-3	4 0 2 0 0 0 0	<p>Boston Red Sox @ Baltimore Orioles Memorial Stadium, Baltimore, MD</p> <p>Mon Sep 02 1974, 3:33 AM EDT Unknown</p> <p>livebaseballscorecards.com</p> <table border="1"> <tr><td>AB</td><td>28</td></tr> <tr><td>R</td><td>0</td></tr> <tr><td>H</td><td>3</td></tr> <tr><td>RBI</td><td>0</td></tr> <tr><td>BB</td><td>2</td></tr> <tr><td>SO</td><td>4</td></tr> <tr><td>LOB</td><td>8</td></tr> </table> 	AB	28	R	0	H	3	RBI	0	BB	2	SO	4	LOB	8
AB	28																								
R	0																								
H	3																								
RBI	0																								
BB	2																								
SO	4																								
LOB	8																								
Juan Beniquez, R (1, 8) X OBP: 0.329, SLG: 0.387	0-0 L6-3 1-2		X 0-0 F8			X 0-0 G5-4-3 1B		X 0-0 4-3	4 0 1 0 0 0 1																
Dwight Evans, R (1, 9) X OBP: 0.329, SLG: 0.420	0-0 5-3		X 0-0 F8			X 0-0 G5-4-3 1-2f 2-3		S 0-3 K	4 0 0 0 0 1 2																
Carl Yastrzemski, L (1, 3) OBP: 0.412, SLG: 0.463		S 0-3 K		X 0-0 L3		X 0-0 4-3			3 0 0 0 0 1 1																
Rico Petrocelli, R (1, 5) OBP: 0.347, SLG: 0.436		S 0-3 K		X 0-0 5-3			X 0-0 F8		3 0 0 0 0 1 0																
Jim Rice, R (1, 10) OBP: 0.303, SLG: 0.276		X 0-0 1-3		X 0-0 6-3			B 4-0 BB BB		2 0 0 0 1 0 0																
Doug Griffin, R (1, 4) OBP: 0.338, SLG: 0.352			X 0-0 F4			X 0-0 F4	B 4-0 BB BB		2 0 0 0 1 0 0																
Rick Burleson, R (1, 6) OBP: 0.343, SLG: 0.407			X 0-0 5-3			X 0-0 F7	X 0-0 F9		3 0 0 0 0 0 2																
Bob Montgomery, R (1, 2) OBP: 0.264, SLG: 0.303			X 0-0 F4			X 0-0 6-3	S 0-3 K		3 0 0 0 0 1 2																
Inning Stats	R: 0 H: 1 E: 0 LOB: 0 K: 0 BB: 0 S: 3 P: 3	R: 0 H: 0 E: 0 LOB: 0 K: 2 BB: 0 S: 7 P: 7	R: 0 H: 0 E: 0 LOB: 0 K: 0 BB: 0 S: 3 P: 3	R: 0 H: 0 E: 0 LOB: 0 K: 0 BB: 0 S: 3 P: 3	R: 0 H: 0 E: 0 LOB: 0 K: 0 BB: 0 S: 3 P: 3	R: 0 H: 0 E: 0 LOB: 0 K: 0 BB: 0 S: 3 P: 3	R: 0 H: 2 E: 0 LOB: 1 K: 0 BB: 0 S: 4 P: 4	R: 0 H: 0 E: 0 LOB: 2 K: 1 BB: 2 S: 5 P: 13	R: 0 H: 0 E: 0 LOB: 0 K: 1 BB: 0 S: 5 P: 5	1B: 3 SF: 0 2B: 1 SAC: 0 3B: 0 DP: 2 HR: 0 HBP: 0	WP: 0 PA: 30 PB: 0 SB: 0 CS: 0														
PITCHER Ross Grimsley, L (1, 1) ERA: 3.15	IP WLS BF H R ER SO BB IBB HBP BLK WP HR S P ERA WHIP	9.0 W 30 3 0 0 4 2 0 0 0 0 0 0 36 44 0.00 0.556																							

Batter	1	2	3	4	5	6	7	8	9
Al Bumbry, L OBP: 0.269, SLG: 0.295 (1, 7) S S S	0-3 K		0-0 4-3			0-0 F5			
Rich Coggins, L OBP: 0.298, SLG: 0.319 (1, 9) X	0-0 4-3			0-0 F8		0-0 F6			
Bobby Grich, R OBP: 0.380, SLG: 0.463 (1, 4) X	0-0 F8			0-0 HR		0-0 F9			
Tommy Davis, R OBP: 0.321, SLG: 0.383 (1, 10) S S S		0-3 K		0-3 K		0-0 5-3			
Earl Williams, R OBP: 0.341, SLG: 0.395 (1, 2) X		0-0 L7		0-0 L7		0-3 K			
Paul Blair, R OBP: 0.296, SLG: 0.394 (1, 8) X		0-0 6-3			0-0 2B		0-3 K		
Brooks Robinson, R OBP: 0.373, SLG: 0.404 (1, 5) X			0-0 1B		0-0 6-3		0-0 F4		
Enos Cabell, R OBP: 0.278, SLG: 0.318 (1, 3) X			0-0 F8		0-3 K		4-0 BB		
Mark Belanger, R OBP: 0.298, SLG: 0.315 (1, 6) S S S			0-3 K		0-3 K		0-0 SH5-3-2		

Inning Stats	R: 0	H: 0	E: 0	LOB: 0	K: 1	BB: 0	S: 5	P: 5
	R: 0	H: 0	E: 0	LOB: 0	K: 1	BB: 0	S: 5	P: 5
	R: 0	H: 1	E: 0	LOB: 1	K: 1	BB: 0	S: 6	P: 6
	R: 1	H: 1	E: 0	LOB: 0	K: 1	BB: 0	S: 6	P: 6
	R: 0	H: 1	E: 0	LOB: 1	K: 2	BB: 0	S: 8	P: 8
	R: 0	H: 0	E: 0	LOB: 0	K: 0	BB: 0	S: 3	P: 3
	R: 0	H: 0	E: 0	LOB: 0	K: 2	BB: 0	S: 7	P: 7
	R: 0	H: 0	E: 0	LOB: 0	K: 0	BB: 1	S: 2	P: 6

PITCHER	IP	WLS	BF	H	R	ER	SO	BB	IBB	HBP	BLK	WP	HR	S	P	ERA	WHIP
Luis Tiant, R ERA: 2.82 (1, 1)	8.0	L	27	3	1	1	8	1	0	0	0	0	1	42	46	1.12	0.500

BOTTOM

AB	R	H	RBI	BB	SO	LOB
3	0	0	0	0	1	1
3	0	0	0	0	0	0
3	1	1	1	0	0	0
3	0	0	0	0	2	0
3	0	0	0	0	1	0
3	0	1	0	0	1	0
3	0	1	0	0	0	1
2	0	0	0	1	1	2
2	0	0	0	0	2	2

AB	25
R	1
H	3
RBI	1
BB	1
SO	8
LOB	6



WP	HR	S	P	ERA	WHIP
0	1	42	46	1.12	0.500

Boston Red Sox @ Baltimore Orioles
Memorial Stadium, Baltimore, MD
 Mon Sep 02 1974, 3:33 AM EDT
 Unknown

livebaseballscorecards.com

Batter	1	2	3	4	5	6	7	8	9	AB R H RBI BB SO LOB	TOP
--------	---	---	---	---	---	---	---	---	---	----------------------	-----

Juan Beniquez, R (1, 8)
OBP: 0.325, SLG: 0.382

Mario Guerrero, R (1, 6)
OBP: 0.289, SLG: 0.285

Dwight Evans, R (1, 9)
OBP: 0.329, SLG: 0.420

Carl Yastrzemski, L (1, 3)
OBP: 0.414, SLG: 0.462

Rico Petrocelli, R (1, 5)
OBP: 0.345, SLG: 0.433

Bernie Carbo, L (1, 7)
OBP: 0.363, SLG: 0.409


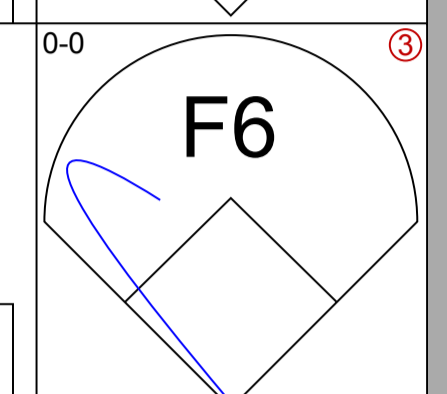
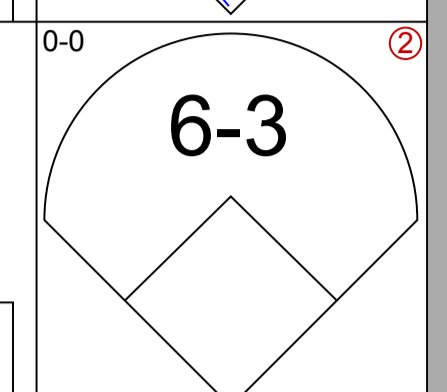
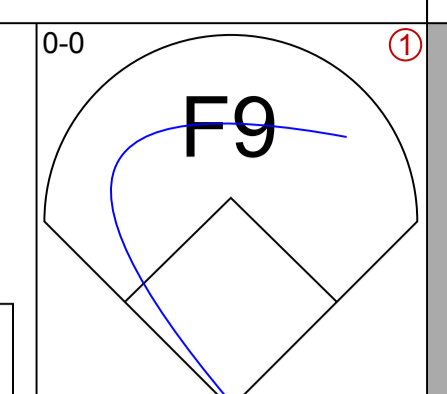
Danny Cater, R (1, 10)
OBP: 0.310, SLG: 0.398

Doug Griffin, R (1, 4)
OBP: 0.335, SLG: 0.348

Bob Montgomery, R (1, 2)
OBP: 0.261, SLG: 0.298


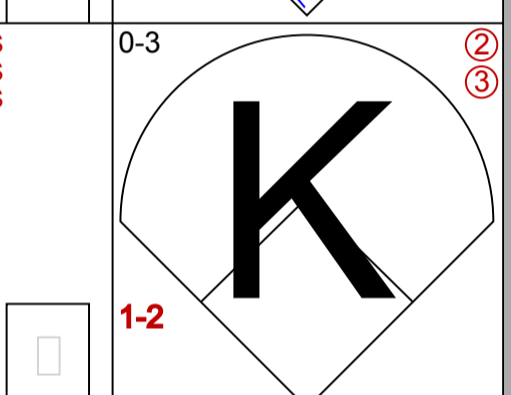
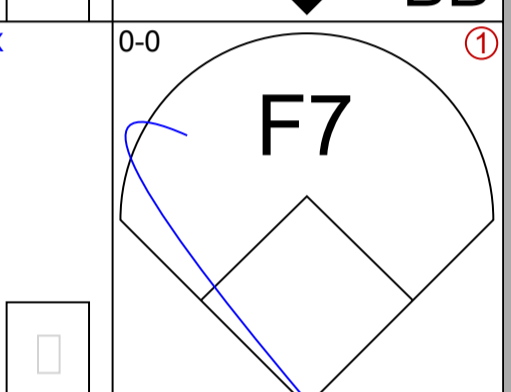
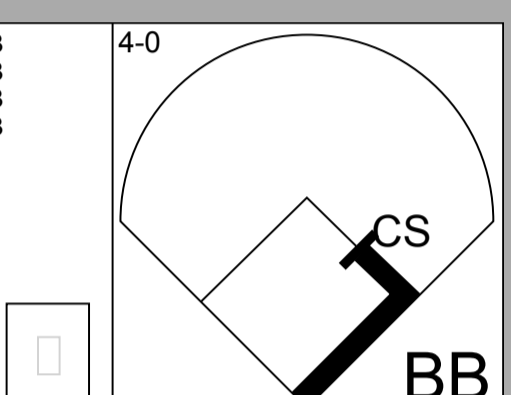
Inning Stats

PITCHER
Mike Cuellar, L (1, 1)
ERA: 3.34



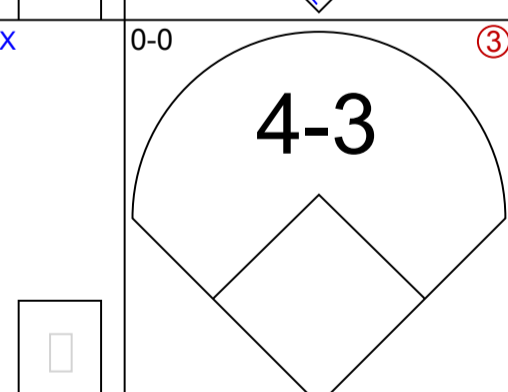
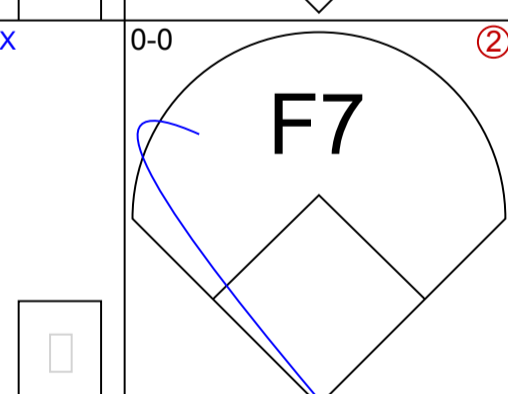
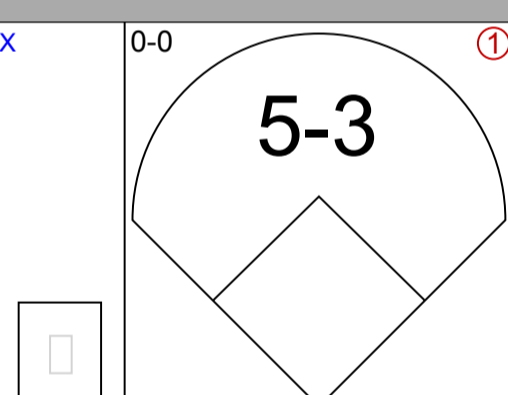
R: 0 H: 0
 E: 0 LOB: 0
 K: 0 BB: 0
 S: 3 P: 3

IP: 9.0 WLS: W BF: 29 H: 2 R: 0 ER: 0 SO: 4 BB: 2 IBB: 0 HBP: 0 BLK: 0 WP: 0 HR: 0 S: 35 P: 43 ERA: 0.00 WHIP: 0.444




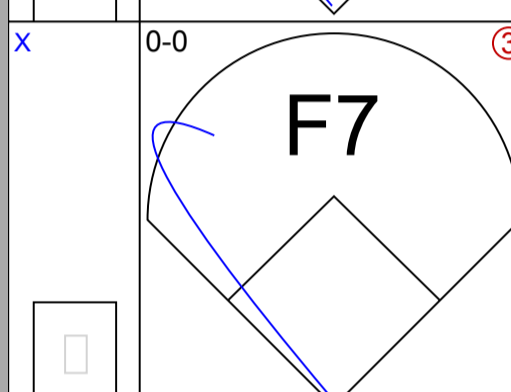
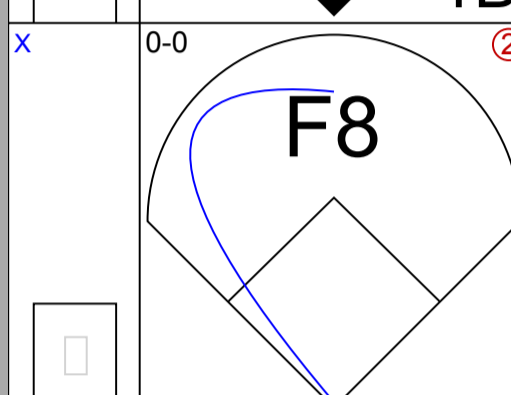
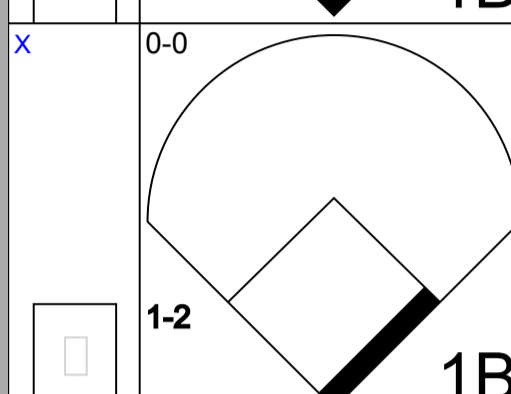
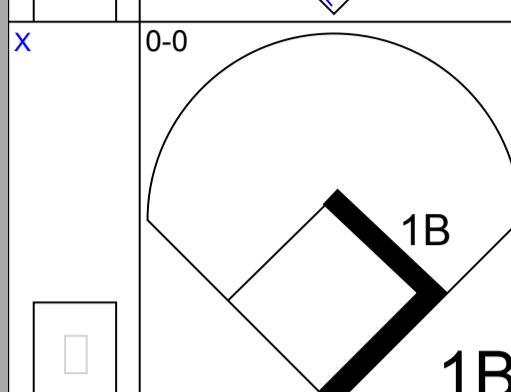
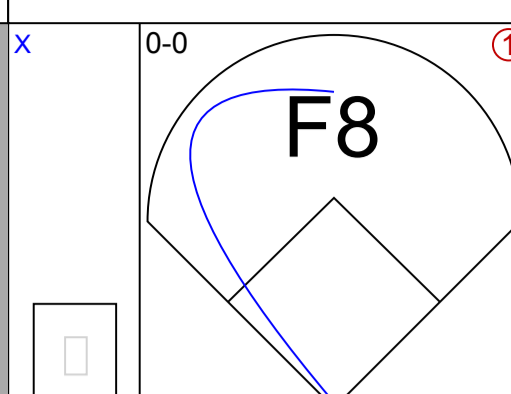
R: 0 H: 0
 E: 0 LOB: 1
 K: 1 BB: 1
 S: 4 P: 8

IP: 9.0 WLS: W BF: 29 H: 2 R: 0 ER: 0 SO: 4 BB: 2 IBB: 0 HBP: 0 BLK: 0 WP: 0 HR: 0 S: 35 P: 43 ERA: 0.00 WHIP: 0.444




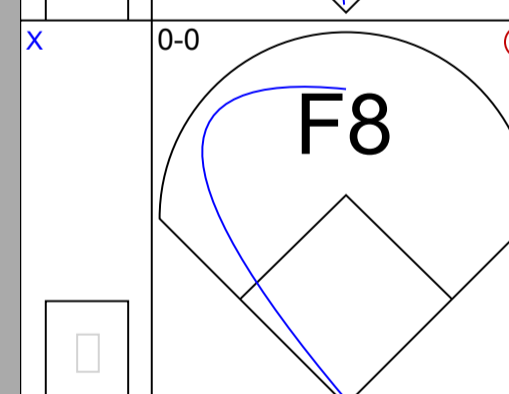
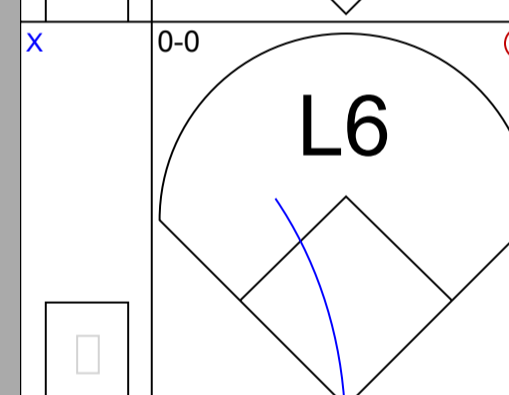
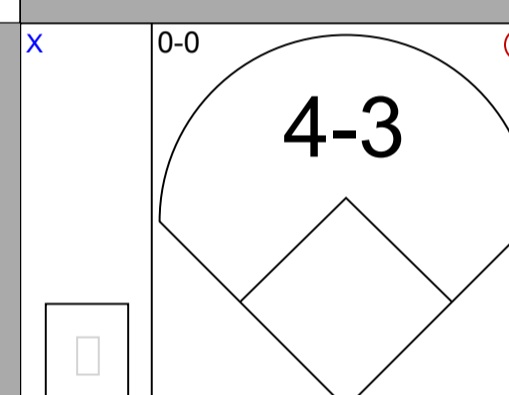
R: 0 H: 0
 E: 0 LOB: 0
 K: 0 BB: 0
 S: 3 P: 3

IP: 9.0 WLS: W BF: 29 H: 2 R: 0 ER: 0 SO: 4 BB: 2 IBB: 0 HBP: 0 BLK: 0 WP: 0 HR: 0 S: 35 P: 43 ERA: 0.00 WHIP: 0.444



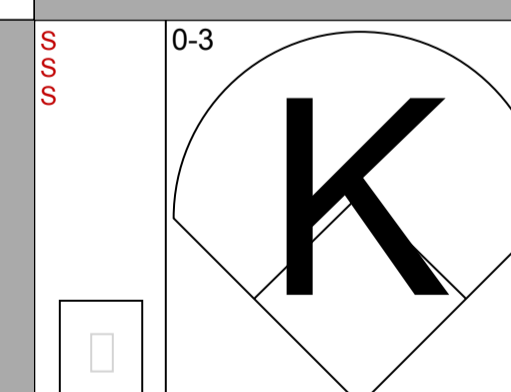

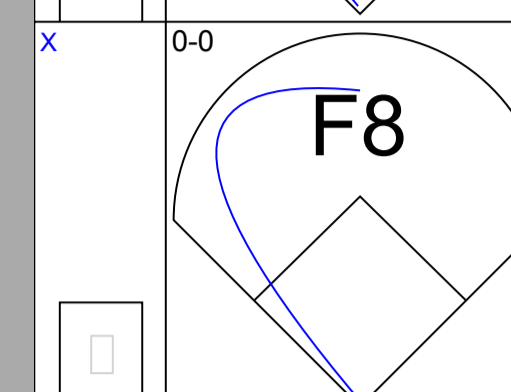
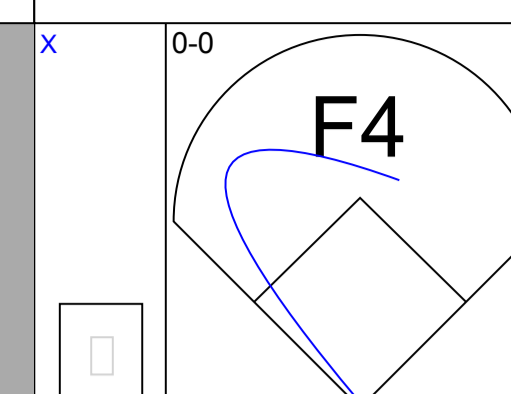
R: 0 H: 2
 E: 0 LOB: 2
 K: 0 BB: 0
 S: 5 P: 5

IP: 9.0 WLS: W BF: 29 H: 2 R: 0 ER: 0 SO: 4 BB: 2 IBB: 0 HBP: 0 BLK: 0 WP: 0 HR: 0 S: 35 P: 43 ERA: 0.00 WHIP: 0.444




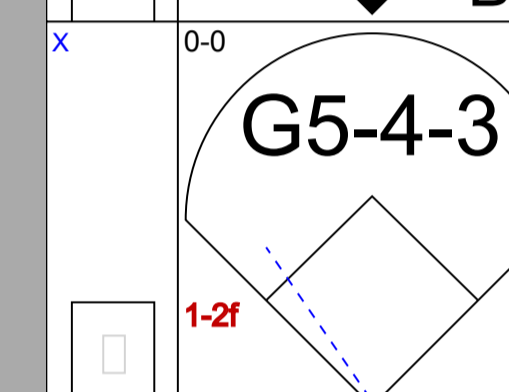
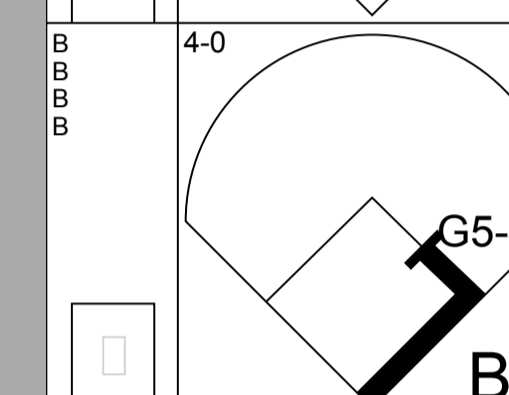
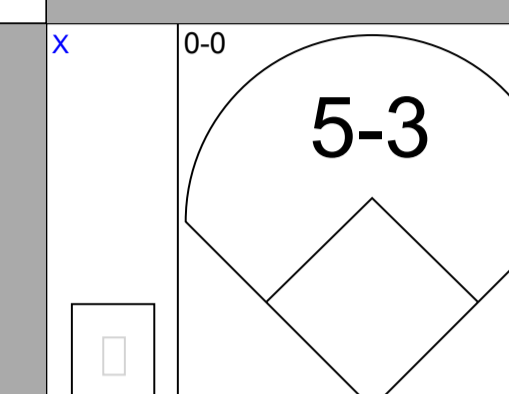
R: 0 H: 0
 E: 0 LOB: 0
 K: 1 BB: 0
 S: 5 P: 5

IP: 9.0 WLS: W BF: 29 H: 2 R: 0 ER: 0 SO: 4 BB: 2 IBB: 0 HBP: 0 BLK: 0 WP: 0 HR: 0 S: 35 P: 43 ERA: 0.00 WHIP: 0.444




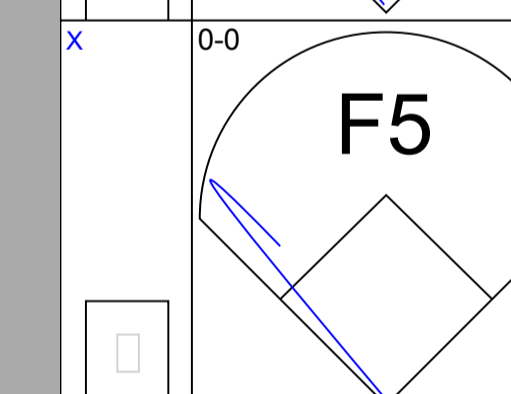
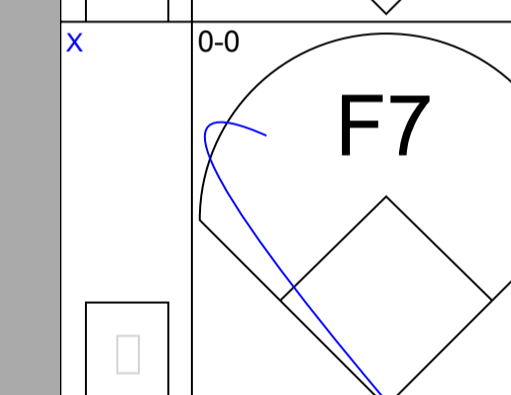
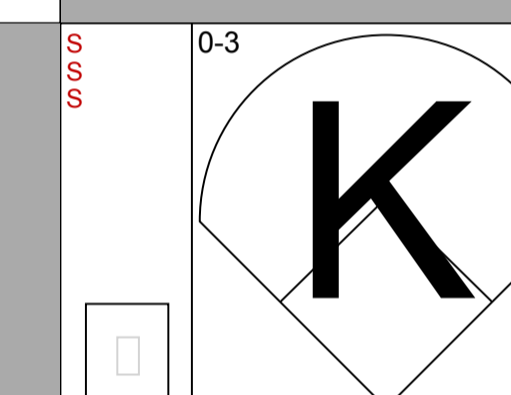

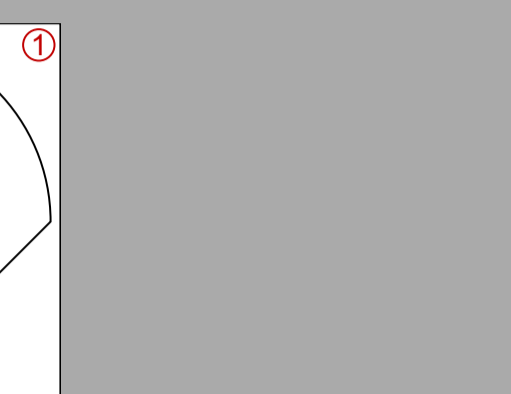
R: 0 H: 0
 E: 0 LOB: 0
 K: 1 BB: 0
 S: 5 P: 5

IP: 9.0 WLS: W BF: 29 H: 2 R: 0 ER: 0 SO: 4 BB: 2 IBB: 0 HBP: 0 BLK: 0 WP: 0 HR: 0 S: 35 P: 43 ERA: 0.00 WHIP: 0.444



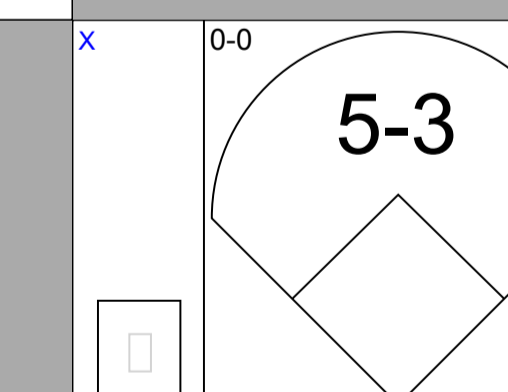




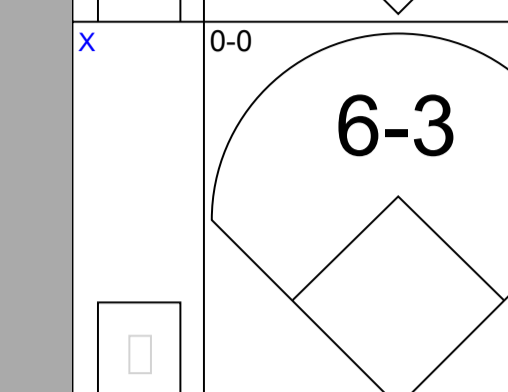
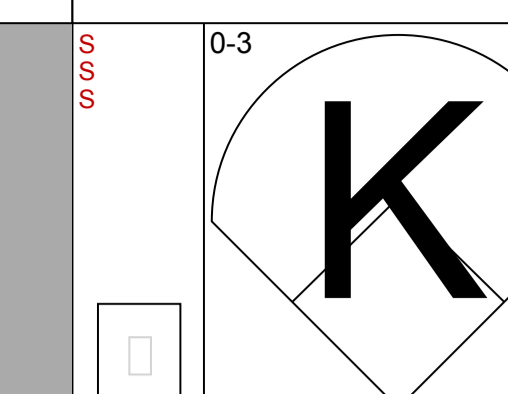
R: 0 H: 0
 E: 0 LOB: 0
 K: 1 BB: 0
 S: 5 P: 5

IP: 9.0 WLS: W BF: 29 H: 2 R: 0 ER: 0 SO: 4 BB: 2 IBB: 0 HBP: 0 BLK: 0 WP: 0 HR: 0 S: 35 P: 43 ERA: 0.00 WHIP: 0.444



R: 0 H: 0
 E: 0 LOB: 0
 K: 1 BB: 0
 S: 5 P: 5

IP: 9.0 WLS: W BF: 29 H: 2 R: 0 ER: 0 SO: 4 BB: 2 IBB: 0 HBP: 0 BLK: 0 WP: 0 HR: 0 S: 35 P: 43 ERA: 0.00 WHIP: 0.444



R: 0 H: 0
 E: 0 LOB: 0
 K: 1 BB: 0
 S: 5 P: 5

IP: 9.0 WLS: W BF: 29 H: 2 R: 0 ER: 0 SO: 4 BB: 2 IBB: 0 HBP: 0 BLK: 0 WP: 0 HR: 0 S: 35 P: 43 ERA: 0.00 WHIP: 0.444

4 0 0 0 0 1 0

4 0 1 0 0 0 0

3 0 1 0 0 0 0

1 0 0 0 2 0 2

3 0 0 0 0 0 4

3 0 0 0 0 2 1

3 0 0 0 0 0 0

3 0 0 0 0 0 0

3 0 0 0 0 1 0

1B: 2 SF: 0
 2B: 1 SAC: 0
 3B: 0 DP: 2
 HR: 0 HBP: 0

WP: 0 PA: 29
 PB: 0
 SB: 0
 CS: 1

Boston Red Sox @ Baltimore Orioles
 Memorial Stadium, Baltimore, MD
 Mon Sep 02 1974, 3:38 AM EDT
 Att: 29,053 - Unknown

AB 27
R 0
H 2
RBI 0
BB 2
SO 4
LOB 7



Batter	1	2	3	4	5	6	7	8	9
Mark Belanger, R OBP: 0.302, SLG: 0.318 (1, 6)	0-3 K		0-0 FC4-6 1B			0-0 G5-4-3 1B		4-0 BBB CS BB	
Paul Blair, R OBP: 0.293, SLG: 0.391 (1, 8)	0-3 K		0-0 SF9			0-0 B2		0-0 F8	
Bobby Grich, R OBP: 0.378, SLG: 0.460 (1, 4)	0-0 F9		0-0 FC4-6			0-0 G5-4-3			
Tommy Davis, R OBP: 0.319, SLG: 0.380 (1, 10)		0-0 4-3		0-0 6-3			0-0 3-1		
Earl Williams, R OBP: 0.338, SLG: 0.391 (1, 3)		0-0 5-3		0-3 K			0-0 E5 BB 1B		
Don Baylor, R OBP: 0.319, SLG: 0.338 (1, 7)		0-0 L4		0-0 F8			0-0 BB 1B		
Brooks Robinson, R OBP: 0.375, SLG: 0.405 (1, 5)			0-0 FC3-5 1B		0-3 K		4-0 BBB G5-4-3 BB		
Enos Cabell, R OBP: 0.288, SLG: 0.327 (1, 9)			0-0 1B FC3-5 SF9 1B		0-0 G4-6-3 1B		0-0 G5-4-3		
Andy Etchebarren, R OBP: 0.236, SLG: 0.243 (1, 2)			0-0 FC3-5 1B		0-0 G4-6-3			0-0 6-3	

Inning Stats	R: 0	H: 0	E: 0	LOB: 0	K: 2	BB: 0	S: 7	P: 7
	R: 0	H: 0	E: 0	LOB: 0	K: 0	BB: 0	S: 3	P: 3
	R: 1	H: 3	E: 0	LOB: 2	K: 0	BB: 0	S: 6	P: 6
	R: 0	H: 0	E: 0	LOB: 0	K: 1	BB: 0	S: 5	P: 5
	R: 0	H: 1	E: 0	LOB: 0	K: 1	BB: 0	S: 5	P: 5
	R: 0	H: 1	E: 1	LOB: 2	K: 0	BB: 1	S: 4	P: 8
	R: 0	H: 0	E: 0	LOB: 0	K: 0	BB: 1	S: 2	P: 6

PITCHER	IP	WLS	BF	H	R	ER	SO	BB	IBB	HBP	BLK	WP	HR	S	P	ERA	WHIP
Bill Lee, L ERA: 3.64 (1, 1)	8.0	L	29	6	1	1	4	2	0	0	0	0	0	35	43	1.12	1.000


BOTTOM

Boston Red Sox @ Baltimore Orioles
Memorial Stadium, Baltimore, MD

Mon Sep 02 1974, 3:38 AM EDT
Att. 29,053 - Unknown

AB	R	H	RBI	BB	SO	LOB
3	0	2	0	1	1	0
3	0	0	1	0	1	2
3	0	0	0	0	0	3
3	0	0	0	0	0	0
3	0	0	0	0	1	0
3	0	1	0	0	0	0
2	0	1	0	1	1	0
3	1	2	0	0	0	3
3	0	0	0	0	0	3

AB	26
R	1
H	6
RBI	1
BB	2
SO	4
LOB	11



WP: 0	PA: 29
PB: 0	SB: 0
CS: 1	

livebaseballscorecards.com

Batter	1	2	3	4	5	6	7	8	9	AB R H RBI BB SO LOB	TOP	
Juan Beniquez, R (1, 8) OBP: 0.321, SLG: 0.377	0-0 6-3		0-3 K			0-3 K			0-0 F8	4 0 0 0 0 2 0		
Cecil Cooper, L (1, 10) OBP: 0.318, SLG: 0.398 Tim McCarver, L (9, PH) OBP: 0.358, SLG: 0.243	0-0 F5			0-0 E3		0-3 K			0-0 BB 1B	3 0 0 0 0 1 0 1 0 1 0 0 0 0		
Dwight Evans, R (1, 9) OBP: 0.331, SLG: 0.421	0-0 1B			0-0 F8			0-0 F8 4-3 1B		0-3 K	4 0 2 0 0 1 2		
Carl Yastrzemski, L (1, 3) OBP: 0.413, SLG: 0.459	0-0 6-3			0-0 F9			0-0 4-3		4-0 BB	3 0 0 0 1 0 3		
Rico Petrocelli, R (1, 5) OBP: 0.342, SLG: 0.429		0-0 F4		0-0 6-3			0-0 F8		0-0 4-3	4 0 0 0 0 0 4		
Bernie Carbo, L (1, 7) OBP: 0.360, SLG: 0.405		0-0 F7			0-0 F9		0-0 5-3			3 0 0 0 0 0 1		
Doug Griffin, R (1, 4) OBP: 0.331, SLG: 0.344		0-0 F8			0-0 F9			0-0 4-3		3 0 0 0 0 0 0		
Rick Burleson, R (1, 6) OBP: 0.340, SLG: 0.403			0-0 5-3		0-0 5-3			0-0 F6		3 0 0 0 0 0 0		
Tim Blackwell, S (1, 2) OBP: 0.325, SLG: 0.288 Dick McAuliffe, L (6, PH) OBP: 0.323, SLG: 0.329 Bob Montgomery, R (6, 2) OBP: 0.259, SLG: 0.296			0-3 K			0-3 K		0-0 F4		1 0 0 0 0 1 0 1 0 0 0 0 1 0 1 0 0 0 0 0 0		
Inning Stats	R: 0 H: 1 E: 0 LOB: 1 K: 0 BB: 0 S: 4 P: 4	R: 0 H: 0 E: 0 LOB: 0 K: 0 BB: 0 S: 3 P: 3	R: 0 H: 0 E: 0 LOB: 0 K: 2 BB: 0 S: 7 P: 7	R: 0 H: 0 E: 1 LOB: 1 K: 0 BB: 0 S: 4 P: 4	R: 0 H: 0 E: 0 LOB: 0 K: 0 BB: 0 S: 3 P: 3	R: 0 H: 0 E: 0 LOB: 0 K: 3 BB: 0 S: 9 P: 9	R: 0 H: 1 E: 0 LOB: 1 K: 0 BB: 0 S: 4 P: 4	R: 0 H: 0 E: 0 LOB: 0 K: 0 BB: 0 S: 3 P: 3	R: 0 H: 1 E: 0 LOB: 2 K: 1 BB: 1 S: 6 P: 10	1B: 3 SF: 0 2B: 0 SAC: 0 3B: 0 DP: 0 HR: 0 HBP: 0	WP: 0 PA: 32 PB: 0 SB: 0 CS: 0	
PITCHER Jim Palmer, R (1, 1) ERA: 3.5	IP WLS BF H R ER SO BB IBB HBP BLK WP HR S P ERA WHIP	9.0 W 32 3 0 0 6 1 0 0 0 0 0 0 43 47 0.00 0.444										

Boston Red Sox @ Baltimore Orioles
Memorial Stadium, Baltimore, MD
 Wed Sep 04 1974, 7:05 PM EDT
 Att: 16,856 - Unknown

livebaseballscorecards.com

AB	31
R	0
H	3
RBI	0
BB	1
SO	6
LOB	10



Batter	1	2	3	4	5	6	7	8	9
Mark Belanger, R (1, 6) OBP: 0.299, SLG: 0.314	0-0 F8		0-0 F5	0-0 L6		0-3 K		0-0 F4	
Paul Blair, R (1, 8) OBP: 0.297, SLG: 0.396	4-0 BB		0-0 1B 3B	4-0 BB		0-0 G3			
Bobby Grich, R (1, 4) OBP: 0.377, SLG: 0.458	0-3 K		0-0 2B FC4 1B	0-0 6-3		0-3 K			
Tommy Davis, R (1, 10) OBP: 0.319, SLG: 0.381	0-0 F8		0-0 FC4 SF7 2B		0-0 1-3		0-0 F8		
Earl Williams, R (1, 3) OBP: 0.340, SLG: 0.409		0-0 4-3	0-0 FC4 SF7		0-0 HR		0-0 HR		
Don Baylor, R (1, 7) OBP: 0.319, SLG: 0.340		0-0 2B	0-0 SF7		0-0 L8		0-0 6-3		
Brooks Robinson, R (1, 5) OBP: 0.374, SLG: 0.403		0-0 F6	0-0 L6		0-0 1B 1B		0-0 4-3		
Enos Cabell, R (1, 9) OBP: 0.295, SLG: 0.333		0-0 5-3		0-0 S 1B	0-0 FC6-4 1B		0-0 F6		
Andy Etchebarren, R (1, 2) OBP: 0.236, SLG: 0.250			0-0 3B 2B	0-0 F9	0-0 FC6-4		0-0 F8		

Inning Stats	R: 0	H: 0	E: 0	K: 1	S: 5	LOB: 1	BB: 1	P: 9
	R: 0	H: 1	E: 0	K: 0	S: 4	LOB: 1	BB: 0	P: 4
	R: 4	H: 4	E: 0	K: 0	S: 8	LOB: 1	BB: 0	P: 8
	R: 0	H: 1	E: 0	K: 0	S: 4	LOB: 2	BB: 1	P: 8
	R: 1	H: 3	E: 0	K: 0	S: 6	LOB: 2	BB: 0	P: 6
	R: 0	H: 0	E: 0	K: 2	S: 7	LOB: 0	BB: 0	P: 7
	R: 1	H: 1	E: 0	K: 0	S: 4	LOB: 0	BB: 0	P: 4
	R: 0	H: 0	E: 0	K: 0	S: 3	LOB: 0	BB: 0	P: 3

PITCHER	IP	WLS	BF	H	R	ER	SO	BB	IBB	HBP	BLK	WP	HR	S	P	ERA	WHIP
Roger Moret, L (1, 1) ERA: 3.6	3.2	L	19	6	4	4	1	1	0	0	0	0	0	20	24	9.82	1.909
Reggie Cleveland, R (4, 1) ERA: 4.6	3.1		15	4	2	2	2	1	0	0	0	0	2	18	22	5.40	1.500
Dick Pole, R (8, 1) ERA: 3.63	1.0		3	0	0	0	0	0	0	0	0	0	0	3	3	0.00	0.000

AB R H RBI BB SO LOB

5	0	0	0	0	1	2
2	1	1	1	2	0	0
4	1	1	1	0	2	3
4	1	1	0	0	0	1
4	2	2	3	0	0	1
3	0	1	1	0	0	0
4	0	1	0	0	0	2
4	0	2	0	0	0	1
4	1	1	0	0	0	3

1B: 4	SF: 1	WP: 0	PA: 37
2B: 3	SAC: 0	PB: 0	
3B: 1	DP: 0	SB: 2	
HR: 2	HBP: 0	CS: 0	

PITCHER	IP	WLS	BF	H	R	ER	SO	BB	IBB	HBP	BLK	WP	HR	S	P	ERA	WHIP
---------	----	-----	----	---	---	----	----	----	-----	-----	-----	----	----	---	---	-----	------

Boston Red Sox @ Baltimore Orioles
Memorial Stadium, Baltimore, MD
 Wed Sep 04 1974, 7:05 PM EDT
 Att. 16,856 - Unknown

livebaseballscorecards.com

AB	34
R	6
H	10
RBI	6
BB	2
SO	3
LOB	13



Batter	1	2	3	4	5	6	7	8	9	AB R H RBI BB SO LOB	TOP	
Mark Belanger, R (1, 6) OBP: 0.298, SLG: 0.316	0-0 F8 2B		0-0 F8			0-0 6-3		0-0 B1-3		4 0 1 0 0 0 0	Baltimore Orioles @ Cleveland Indians Cleveland Municipal Stadium, Cleveland, OH Fri Sep 06 1974, 7:05 PM EDT Unknown livebaseballscorecards.com	
Paul Blair, R (1, 8) OBP: 0.297, SLG: 0.397	0-0 F8 2-3				0-0 F9	0-0 F9		0-0 SF8 2B	4 1 1 0 0 0 1			
Bobby Grich, R (1, 4) OBP: 0.374, SLG: 0.454	0-0 5-3				0-0 F8		0-0 F8	0-0 F9	4 0 0 0 0 0 2			
Tommy Davis, R (1, 10) OBP: 0.318, SLG: 0.381	0-0 F3						0-0 F9	0-0 SF8 2-3	3 0 1 1 0 0 1			
Earl Williams, R (1, 3) OBP: 0.339, SLG: 0.407		0-3 K			0-0 L5		0-0 1B	0-0 6-3	4 0 1 0 0 1 1			
Don Baylor, R (1, 7) OBP: 0.319, SLG: 0.340		0-0 5-3				0-0 L3 1B	0-0 F9		3 0 1 0 0 0 1			
Brooks Robinson, R (1, 5) OBP: 0.372, SLG: 0.400		0-0 5-3				0-0 F9		0-0 F8	3 0 0 0 0 0 1			
Enos Cabell, R (1, 9) OBP: 0.296, SLG: 0.358			0-0 4-3			0-0 L3 1-2		0-0 HR	3 1 1 1 0 0 1			
Andy Etchebarren, R (1, 2) OBP: 0.232, SLG: 0.245			0-0 1-3			0-3 K		0-0 4-3	3 0 0 0 0 1 0			
Inning Stats	R: 0 H: 1 E: 0 LOB: 1 K: 0 BB: 0 S: 4 P: 4	R: 0 H: 0 E: 0 LOB: 0 K: 1 BB: 0 S: 5 P: 5	R: 0 H: 0 E: 0 LOB: 0 K: 0 BB: 0 S: 3 P: 3	R: 0 H: 1 E: 0 LOB: 1 K: 0 BB: 0 S: 4 P: 4	R: 0 H: 1 E: 0 LOB: 0 K: 0 BB: 0 S: 3 P: 3	R: 0 H: 0 E: 0 LOB: 0 K: 1 BB: 0 S: 5 P: 5	R: 0 H: 1 E: 0 LOB: 1 K: 0 BB: 0 S: 4 P: 4	R: 1 H: 1 E: 0 LOB: 0 K: 0 BB: 0 S: 4 P: 4	R: 1 H: 1 E: 0 LOB: 0 K: 0 BB: 0 S: 4 P: 4	1B: 3 SF: 1 2B: 3 SAC: 0 3B: 0 DP: 1 HR: 1 HBP: 0		WP: 0 PA: 32 PB: 0 SB: 0 CS: 0
PITCHER Fritz Peterson, L (1, 1) ERA: 3.98 Tom Buskey, R (9, 1) ERA: 3.35	IP WLS BF H R ER SO BB IBB HBP BLK WP HR S P ERA WHIP											PITCHER IP WLS BF H R ER SO BB IBB HBP BLK WP HR S P ERA WHIP

AB	31
R	2
H	6
RBI	2
BB	0
SO	2
LOB	8



Batter	1	2	3	4	5	6	7	8	9	AB R H RBI BB SO LOB	BOTTOM	
Frank Duffy, R (1, 6) <small>OBP: 0.276, SLG: 0.317</small>	0-0 B3 			0-0 L5 			0-0 FC5-6 1B 		0-0 5-3 	4 0 1 0 0 0 0	Baltimore Orioles @ Cleveland Indians Cleveland Municipal Stadium, Cleveland, OH Fri Sep 06 1974, 7:05 PM EDT Unknown	
Oscar Gamble, L (1, 10) Rico Carty, R (9, PH) <small>OBP: 0.361, SLG: 0.468</small> <small>OBP: 0.475, SLG: 0.536</small>	0-0 4-3 			0-0 5-3 			0-0 FC5-6 1B <small>1-2f</small> 	0-3 K <small>S S S</small> 	3 0 0 0 0 0 1 1 0 0 0 0 1 0	3 0 1 0 0 0 0		
George Hendrick, R (1, 8) <small>OBP: 0.336, SLG: 0.465</small>	0-0 F9 			0-0 5-3 			0-0 FC4-6 1B <small>1-2</small> 			3 0 0 0 0 0 0		
Charlie Spikes, R (1, 9) <small>OBP: 0.326, SLG: 0.432</small>		0-0 F4 		0-0 5-3 			0-3 K <small>S S S</small> 			3 0 0 0 0 1 2		
John Ellis, R (1, 3) <small>OBP: 0.336, SLG: 0.437</small>		0-0 F8 		0-0 F9 			0-0 FC4-6 <small>1-2f</small> 			3 0 0 0 0 0 2		
Buddy Bell, R (1, 5) <small>OBP: 0.314, SLG: 0.352</small>		0-0 F8 		0-0 L4 			0-0 6-3 			3 0 0 0 0 0 0		
Leron Lee, L (1, 7) Rusty Torres, S (9, 7) <small>OBP: 0.293, SLG: 0.355</small> <small>OBP: 0.246, SLG: 0.248</small>			0-0 4-3 			0-0 4-3 		0-0 4-3 		3 0 0 0 0 0 0 0 0 0 0 0 0 0		AB 29 R 0 H 3 RBI 0 BB 0 SO 3 LOB 6
Dave Duncan, R (1, 2) <small>OBP: 0.262, SLG: 0.338</small>			0-0 CS 1B			0-3 K <small>S S S</small> 		0-0 F8 		3 0 1 0 0 1 0		
Jack Brohamer, L (1, 4) Remy Hermoso, R (9, PH) <small>OBP: 0.333, SLG: 0.332</small> <small>OBP: 0.240, SLG: 0.256</small>			0-0 6-3 <small>1-2</small> 			0-0 6-3 		0-0 F8 		2 0 0 0 0 0 1 1 0 0 0 0 0 0		
Inning Stats	R: 0 H: 0 E: 0 LOB: 0 K: 0 BB: 0 S: 3 P: 3	R: 0 H: 0 E: 0 LOB: 0 K: 0 BB: 0 S: 3 P: 3	R: 0 H: 1 E: 0 LOB: 0 K: 0 BB: 0 S: 3 P: 3	R: 0 H: 0 E: 0 LOB: 0 K: 0 BB: 0 S: 3 P: 3	R: 0 H: 0 E: 0 LOB: 0 K: 0 BB: 0 S: 3 P: 3	R: 0 H: 0 E: 0 LOB: 0 K: 1 BB: 0 S: 5 P: 5	R: 0 H: 2 E: 0 LOB: 2 K: 1 BB: 0 S: 7 P: 7	R: 0 H: 0 E: 0 LOB: 0 K: 0 BB: 0 S: 3 P: 3	R: 0 H: 0 E: 0 LOB: 0 K: 1 BB: 0 S: 5 P: 5	1B: 3 SF: 0 2B: 0 SAC: 0 3B: 0 DP: 0 HR: 0 HBP: 0		WP: 0 PA: 29 PB: 0 SB: 0 CS: 1
PITCHER Dave McNally, L (1, 1) <small>ERA: 3.76</small>	IP WLS BF H R ER SO BB IBB HBP BLK WP HR S P ERA WHIP 9.0 W 29 3 0 0 3 0 0 0 0 0 0 0 35 35 0.00 0.333											

Batter	1	2	3	4	5	6	7	8	9	AB R H RBI BB SO LOB	TOP											
Al Bumbry, L (1, 7) OBP: 0.269, SLG: 0.291	0-0 F7		4-0 BB		0-0 F7		0-0 F8			3 0 0 0 1 0 2												
Rich Coggins, L (1, 9) OBP: 0.298, SLG: 0.321	0-0 F6		0-3 K		0-3 K		0-0 2B			4 0 1 1 0 2 2												
Bobby Grich, R (1, 4) OBP: 0.374, SLG: 0.452	4-0 S BB		0-0 F7		0-0 F9		0-0 6-3			3 0 0 0 1 0 3												
Tommy Davis, R (1, 10) OBP: 0.316, SLG: 0.378	0-0 6-3		0-0 6-3			0-0 F6		0-0 F8		4 0 0 0 0 0 2												
Enos Cabell, R (1, 3) OBP: 0.295, SLG: 0.350		4-0 S BB		0-0 F8		0-0 F8		0-0 5-3		3 0 0 0 1 0 0												
Brooks Robinson, R (1, 5) OBP: 0.373, SLG: 0.401		0-0 F4		0-0 1B		0-0 1B		0-0 L6		4 0 2 0 0 0 1												
Paul Blair, R (1, 8) OBP: 0.298, SLG: 0.396		4-0 BB		0-0 F4		0-0 F4			0-0 G4-6-3 1B	3 0 1 0 1 0 2	AB 31											
Elrod Hendricks, L (1, 2) OBP: 0.271, SLG: 0.333		0-3 K		0-0 F9			0-0 F7		0-0 G4-6-3	4 0 0 0 0 1 4	R 1											
Mark Belanger, R (1, 6) OBP: 0.300, SLG: 0.316		0-0 4-3			4-0 BB		0-0 2B 1B		0-3 K	3 1 1 0 1 1 2	H 5											
Inning Stats	R: 0 E: 0 K: 0 S: 3	H: 0 LOB: 1 BB: 1 P: 7	R: 0 E: 0 K: 1 S: 5	H: 0 LOB: 2 BB: 2 P: 13	R: 0 E: 0 K: 1 S: 5	H: 0 LOB: 1 BB: 1 P: 9	R: 0 E: 0 K: 1 S: 4	H: 1 LOB: 1 BB: 0 P: 4	R: 0 E: 0 K: 1 S: 5	H: 0 LOB: 1 BB: 1 P: 9	R: 0 E: 0 K: 0 S: 4	H: 1 LOB: 1 BB: 0 P: 4	R: 1 E: 0 K: 0 S: 5	H: 2 LOB: 1 BB: 0 P: 5	R: 0 E: 0 K: 0 S: 3	H: 0 LOB: 0 BB: 0 P: 3	R: 0 E: 0 K: 1 S: 5	H: 1 LOB: 0 BB: 0 P: 5	1B: 4 2B: 1 3B: 0 HR: 0	SF: 0 SAC: 0 DP: 1 HBP: 0	WP: 0 PB: 0 SB: 2 CS: 0	PA: 36
PITCHER Jim Kern, R (1, 1) ERA: 1.0	IP: 9.0 WLS: L BF: 36 H: 5 R: 1 ER: 1 SO: 4 BB: 5 IBB: 0 HBP: 0 BLK: 0 WP: 0 HR: 0 S: 39 P: 59 ERA: 1.00 WHIP: 1.111											PITCHER IP: WLS: BF: H: R: ER: SO: BB: IBB: HBP: BLK: WP: HR: S: P: ERA: WHIP										

Baltimore Orioles @ Cleveland Indians
Cleveland Municipal Stadium, Cleveland, OH

Fri Sep 06 1974, 7:05 PM EDT
Att: 27,341 - Unknown

livebaseballscorecards.com

RBI 1
BB 5
SO 4
LOB 18



Batter	1	2	3	4	5	6	7	8	9	AB	R	H	RBI	BB	SO	LOB
John Lowenstein, L (1, 7) OBP: 0.316, SLG: 0.326 Rusty Torres, S (5, 7) OBP: 0.244, SLG: 0.246 Johnny Jeter, R (8, PH) (9, 7)	0-0 F7			0-3 K	0-0 G3			0-3 K		2	0	0	0	0	1	0
Frank Duffy, R (1, 6) OBP: 0.273, SLG: 0.314	0-0 F3			0-0 L5		0-0 5-3		0-0 6-3		4	0	0	0	0	0	0
George Hendrick, R (1, 8) OBP: 0.335, SLG: 0.463	0-0 F4			0-0 1B		0-3 K		0-0 F7		4	0	1	0	0	1	0
Charlie Spikes, R (1, 9) OBP: 0.326, SLG: 0.431			0-3 K	0-0 1B		0-0 F8		0-0 F8		4	0	1	0	0	1	0
John Ellis, R (1, 3) OBP: 0.336, SLG: 0.435 Luis Alvarado, R (7, PR) OBP: 0.226, SLG: 0.214 Tom McCraw, L (8, 3) OBP: 0.343, SLG: 0.429 Rico Carty, R (9, PH) OBP: 0.483, SLG: 0.544 Tommy Smith, L (9, PR) OBP: 0.185, SLG: 0.160		0-0 1-3		0-0 F7			4-0 F8		0-0 1B	2	0	0	0	1	0	2
Buddy Bell, R (1, 5) OBP: 0.311, SLG: 0.349		0-0 F8				0-0 6-3		0-0 SH1-3		3	0	0	0	0	1	1
Oscar Gamble, L (1, 10) OBP: 0.361, SLG: 0.467			0-3 K			0-0 1B		0-0 F8		3	0	1	0	0	1	2
Dave Duncan, R (1, 2) OBP: 0.262, SLG: 0.338			0-0 6-3			0-0 1B		0-0 5-3		3	0	1	0	0	0	2
Remy Heroso, R (1, 4) OBP: 0.232, SLG: 0.247			0-0 F9			0-0 L6		0-3 K		3	0	0	0	0	1	2

Inning Stats	R: 0	H: 0	E: 0	K: 0	S: 3	R: 0	H: 0	E: 0	K: 1	S: 5	R: 0	H: 0	E: 0	K: 1	S: 5	R: 0	H: 2	E: 0	K: 1	S: 7	R: 0	H: 2	E: 0	K: 0	S: 5	R: 0	H: 0	E: 0	K: 1	S: 5	R: 0	H: 0	E: 0	K: 2	S: 7	R: 0	H: 0	E: 0	K: 1	S: 6	R: 0	H: 1	E: 0	K: 1	S: 6	1B: 5	2B: 0	3B: 0	HR: 0	SF: 0	SAC: 1	DP: 0	HBP: 0	WP: 0	PB: 0	SB: 0	CS: 0	PA: 33
PITCHER Mike Cuellar, L (1, 1) ERA: 3.2	IP	WLS	BF	H	R	ER	SO	BB	IBB	HBP	BLK	WP	HR	S	P	ERA	WHIP																																									

BOTTOM

Baltimore Orioles @ Cleveland Indians
Cleveland Municipal Stadium, Cleveland, OH

Fri Sep 06 1974, 7:05 PM EDT
Att. 27,341 - Unknown

livebaseballscorecards.com

AB	31
R	0
H	5
RBI	0
BB	1
SO	7
LOB	11



Batter	1	2	3	4	5	6	7	8	9	AB R H RBI BB SO LOB	TOP									
Rich Coggins, L (1, 9) OBP: 0.300, SLG: 0.323	0-3 K		0-0 1B		0-0 B1		0-0 1B			4 0 2 1 0 1 0										
Paul Blair, R (1, 8) OBP: 0.298, SLG: 0.396	0-0 1B		0-0 SF8		0-0 F9		0-0 F9			3 0 1 1 0 0 1										
Bobby Grich, R (1, 4) OBP: 0.371, SLG: 0.448	0-3 K		0-0 G5-3		0-0 F6		0-0 F1			4 0 0 0 0 1 3										
Tommy Davis, R (1, 10) OBP: 0.317, SLG: 0.379	0-0 F3			0-0 1B	0-0 1B		0-0 6-3			4 1 2 0 0 0 1										
Earl Williams, R (1, 2) OBP: 0.336, SLG: 0.404		0-0 F5		0-0 SH5-3	0-3 K		0-3 K			3 0 0 0 0 2 1										
Don Baylor, R (1, 7) OBP: 0.320, SLG: 0.341		0-3 K		0-0 1B	0-0 F4			0-0 1B		4 0 2 0 0 1 1										
Brooks Robinson, R (1, 5) OBP: 0.370, SLG: 0.398		0-0 F3		0-0 6-3	0-0 F8		0-0 FC5-4			4 0 0 0 0 0 2										
Enos Cabell, R (1, 3) OBP: 0.293, SLG: 0.341			4-0 1B	0-0 F7	0-0 F8		0-0 F3			3 1 0 0 1 0 2										
Mark Belanger, R (1, 6) OBP: 0.300, SLG: 0.314			0-0 SH	0-0 F6	0-0 F6		0-0 F4			2 1 0 0 1 0 1										
Inning Stats	R: 0 E: 0 K: 2 S: 8	H: 1 LOB: 1 BB: 0 P: 8	R: 0 E: 0 K: 1 S: 5	H: 0 LOB: 0 BB: 0 P: 5	R: 1 E: 0 K: 0 S: 4	H: 1 LOB: 1 BB: 1 P: 8	R: 1 E: 2 K: 0 S: 5	H: 2 LOB: 1 BB: 0 P: 5	R: 0 E: 0 K: 1 S: 6	H: 1 LOB: 1 BB: 0 P: 6	R: 1 E: 1 K: 0 S: 4	H: 1 LOB: 1 BB: 1 P: 8	R: 0 E: 0 K: 1 S: 5	H: 0 LOB: 0 BB: 0 P: 5	R: 0 E: 0 K: 0 S: 4	H: 1 LOB: 1 BB: 0 P: 4	1B: 7 2B: 0 3B: 0 HR: 0	SF: 1 SAC: 2 DP: 1 HBP: 0	WP: 0 PB: 0 SB: 2 CS: 0	PA: 36
PITCHER Gaylord Perry, R (1, 1) ERA: 2.3	IP: 9.0 WLS: L BF: 36 H: 7 R: 3 ER: 2 SO: 5 BB: 2 IBB: 0 HBP: 0 BLK: 0 WP: 0 HR: 0 S: 44 P: 52 ERA: 2.00 WHIP: 1.000																			

Baltimore Orioles @ Cleveland Indians
Cleveland Municipal Stadium, Cleveland, OH
 Sat Sep 07 1974, 3:33 AM EDT
 Att. 9,890 - Unknown

livebaseballscorecards.com

AB	31
R	3
H	7
RBI	2
BB	2
SO	5
LOB	12



Batter	1	2	3	4	5	6	7	8	9	AB	R	H	RBI	BB	SO	LOB
Johnny Jeter, R (1, 7) X	0-0 6-3 ①			0-3 K ①		0-0 F3 ①		0-3 K ②		4	0	0	0	0	2	1
Frank Duffy, R (1, 6) OBP: 0.275, SLG: 0.314 X	0-0 1-3 ②			4-0 2B BB ②		0-0 G5-4-3 1B ②		0-0 6-3 ③		3	0	1	0	1	0	2
George Hendrick, R (1, 8) OBP: 0.336, SLG: 0.468 X	0-0 5-3 ③			0-0 1-3 2B ③		0-0 G5-4-3 1-2f ②③		0-0 HR 2B ③		4	1	2	0	0	0	1
Charlie Spikes, R (1, 9) OBP: 0.325, SLG: 0.435 X		0-0 5-3 ①		0-3 K ②		0-3 K ①		0-0 HR 2B ②		4	1	1	2	0	2	2
John Ellis, R (1, 3) OBP: 0.333, SLG: 0.431 X		0-3 K ②		0-0 F8 ③		0-0 5-3 ②		0-0 6-3 ①		4	0	0	0	0	1	2
Buddy Bell, R (1, 5) OBP: 0.312, SLG: 0.352 Leron Lee, L (9, PH) OBP: 0.291, SLG: 0.353 X		0-0 6-3 ③			0-0 L6 ①		0-0 2B ③		0-0 L7 ②	3	0	1	0	0	0	0
Oscar Gamble, L (1, 10) OBP: 0.360, SLG: 0.467 X			0-0 4-3 ①		0-0 2B ②		0-0 F9 ③		0-3 K ③	4	0	1	0	0	1	1
Dave Duncan, R (1, 2) OBP: 0.261, SLG: 0.335 X			0-3 K ②		0-0 5-3 ②			0-0 1-3 ①		3	0	0	0	0	1	1
Jack Brohamer, L (1, 4) OBP: 0.331, SLG: 0.330 Remy Hermoso, R (8, PH) OBP: 0.240, SLG: 0.247 Luis Alvarado, R (8, PR) OBP: 0.226, SLG: 0.214 (9, 4) X			0-3 K ③		0-0 4-3 ③			4-0 WP BB ③		2	0	0	0	0	1	1

Inning Stats	R: 0 E: 0 K: 0 S: 3	H: 0 LOB: 0 BB: 0 P: 3	R: 0 E: 0 K: 1 S: 5	H: 0 LOB: 0 BB: 0 P: 5	R: 0 E: 0 K: 2 S: 7	H: 0 LOB: 0 BB: 0 P: 7	R: 0 E: 0 K: 2 S: 8	H: 1 LOB: 2 BB: 1 P: 12	R: 0 E: 0 K: 0 S: 4	H: 1 LOB: 1 BB: 0 P: 4	R: 0 E: 0 K: 0 S: 3	H: 1 LOB: 0 BB: 0 P: 3	R: 0 E: 0 K: 1 S: 6	H: 1 LOB: 1 BB: 0 P: 6	R: 0 E: 0 K: 1 S: 5	H: 0 LOB: 2 BB: 1 P: 9	R: 2 E: 0 K: 1 S: 7	H: 2 LOB: 0 BB: 0 P: 7	1B: 1 2B: 4 3B: 0 HR: 1	SF: 0 SAC: 0 DP: 1 HBP: 0
--------------	------------------------------	---------------------------------	------------------------------	---------------------------------	------------------------------	---------------------------------	------------------------------	----------------------------------	------------------------------	---------------------------------	------------------------------	---------------------------------	------------------------------	---------------------------------	------------------------------	---------------------------------	------------------------------	---------------------------------	----------------------------------	------------------------------------


PITCHER	IP	WLS	BF	H	R	ER	SO	BB	IBB	HBP	BLK	WP	HR	S	P	ERA	WHIP
Ross Grimsley, L (1, 1) ERA: 3.12	8.0	W	31	6	2	2	7	2	0	0	0	1	1	43	51	2.25	1.000
Bob Reynolds, R (9, 1) ERA: 3.02	1.0	S	3	0	0	0	1	0	0	0	0	0	0	5	5	0.00	0.000

BOTTOM

Baltimore Orioles @ Cleveland Indians
Cleveland Municipal Stadium, Cleveland, OH

Sat Sep 07 1974, 3:33 AM EDT
Att. 9,890 - Unknown

AB	32
R	2
H	6
RBI	2
BB	2
SO	8
LOB	11



WP: 1	PA: 34
PB: 0	
SB: 0	
CS: 0	

Batter	1	2	3	4	5	6	7	8	9	AB R H RBI BB SO LOB	TOP											
Al Bumbry, L (1, 7) OBP: 0.271, SLG: 0.293	0-0 4-3		0-0 3-1	0-0 CS 1-2	0-0 SH1-3 1B		0-0 G4-6-3 1B		0-0 3-1	5 0 2 0 0 0 1	Baltimore Orioles @ Cleveland Indians Cleveland Municipal Stadium, Cleveland, OH Sun Sep 08 1974, 3:33 AM EDT Att: 15,985 - Unknown livebaseballscorecards.com											
Rich Coggins, L (1, 8) OBP: 0.297, SLG: 0.319	0-0 E3 1B		0-0 1-3		0-0 SH1-3 1-2		0-0 G4-6-3 1-2f		0-0 E4 2-H	4 0 0 0 0 0 3												
Bobby Grich, R (1, 4) OBP: 0.370, SLG: 0.446	0-0 1-2 1B		0-0 5-3		0-0 6-3			0-3 K	0-0 1-3	5 0 1 0 0 1 3												
Tommy Davis, R (1, 10) OBP: 0.317, SLG: 0.377	0-3 K			0-0 6-3	0-0 1-3			4-0 1B BB		3 0 0 0 1 1 3												
Don Baylor, R (1, 9) OBP: 0.322, SLG: 0.341	0-0 F8			4-0 PB HR BB		0-0 5-3		0-0 1-2 1B		3 1 1 0 1 0 2												
Brooks Robinson, R (1, 5)		0-0 6-3		0-0 6-3 1-2		0-0 5-3		0-0 F7		4 0 0 0 0 0 3												
Enos Cabell, R (1, 3) OBP: 0.299, SLG: 0.369		0-0 G3 1B		0-0 2-H HR		0-0 6-3		0-3 K		4 1 2 2 0 1 2												
Elrod Hendricks, L (1, 2) OBP: 0.278, SLG: 0.356		0-0 G3 1-2		0-0 1B 3B		0-0 1B SH2-4 1B			0-0 5-3	4 1 2 0 0 0 1												
Mark Belanger, R (1, 6) OBP: 0.301, SLG: 0.315		0-0 F8		0-0 CS 1B		0-0 SH2-4		4-0 BB BB BB BB E 3-1 BB		2 0 1 1 0 0 1												
Boog Powell, L (9, PH) OBP: 0.334, SLG: 0.382										0 0 0 0 1 0 0												
Don Hood, L (9, PR)										0 1 0 0 0 0 0												
Inning Stats	R: 0 E: 1 K: 1 S: 7	H: 1 LOB: 2 BB: 0 P: 7	R: 0 E: 0 K: 0 S: 4	H: 1 LOB: 1 BB: 0 P: 4	R: 0 E: 0 K: 0 S: 3	H: 0 LOB: 0 BB: 0 P: 3	R: 3 E: 0 K: 0 S: 5	H: 3 LOB: 0 BB: 1 P: 9	R: 0 E: 0 K: 0 S: 4	H: 1 LOB: 1 BB: 0 P: 4	R: 0 E: 0 K: 0 S: 3	H: 0 LOB: 0 BB: 0 P: 3	R: 0 E: 0 K: 0 S: 4	H: 2 LOB: 1 BB: 0 P: 4	R: 0 E: 0 K: 2 S: 8	H: 1 LOB: 2 BB: 1 P: 12	R: 1 E: 1 K: 0 S: 4	H: 0 LOB: 2 BB: 1 P: 8	1B: 7 2B: 0 3B: 1 HR: 1	SF: 0 SAC: 2 DP: 1 HBP: 0	WP: 0 PB: 1 SB: 0 CS: 1	PA: 40
PITCHER	IP WLS BF H R ER SO BB IBB HBP BLK WP HR S P ERA WHIP																					
Jim Perry, R (1, 1) ERA: 2.86	6.1 W 28 8 3 3 1 1 0 0 0 0 0 1 29 33 4.26 1.421																					
Tom Buskey, R (7, 1) ERA: 3.24	2.2 S 11 1 1 0 2 2 0 0 0 0 0 0 13 21 0.00 1.125																					

Baltimore Orioles @ Cleveland Indians
Cleveland Municipal Stadium, Cleveland, OH
 Sun Sep 08 1974, 3:33 AM EDT
 Att: 15,985 - Unknown

AB	34
R	4
H	9
RBI	3
BB	3
SO	3
LOB	19



Batter	1	2	3	4	5	6	7	8	9
John Lowenstein, L (1, 7) OBP: 0.318, SLG: 0.328 Rusty Torres, S (6, 7) OBP: 0.243, SLG: 0.244	0-0 5-3 HR 1B		0-0 FC6-4 1B		0-0 F8		0-0 F7		
Oscar Gamble, L (1, 10) OBP: 0.357, SLG: 0.462	0-0 5-3 1-2		0-0 FC6-4 1-2f 2B		0-0 4-3		0-0 E4 2-H		
George Hendrick, R (1, 8) OBP: 0.335, SLG: 0.473	0-0 2-H HR		0-3 K 1-2			0-0 F9	0-0 F9		
Charlie Spikes, R (1, 9) OBP: 0.328, SLG: 0.448	0-3 K		0-0 2-H 2B			0-0 G3 2B		0-0 HR	
John Ellis, R (1, 2) OBP: 0.330, SLG: 0.427	0-0 1-3		0-0 F8			0-0 G3		0-0 F3	
Tom McCraw, L (1, 3) OBP: 0.341, SLG: 0.440		0-0 HR		0-0 4-3		0-0 F5		0-0 F6	
Jack Brohamer, L (1, 4) OBP: 0.331, SLG: 0.330 Luis Alvarado, R (7, PR) OBP: 0.224, SLG: 0.213 (8, 4)		0-0 F8		0-0 F7			0-0 SH3 2B 1B	0-0 F8	
Buddy Bell, R (1, 5) OBP: 0.310, SLG: 0.350		0-0 6-3		0-0 5-3			0-0 SH3 1-2		
Frank Duffy, R (1, 6) OBP: 0.275, SLG: 0.316		0-0 6-3			0-0 F7		0-0 2-H E 2B		

AB R H RBI BB SO LOB

3 1 2 0 0 0 0
1 0 0 0 0 0 2

4 1 0 0 0 0 3

4 1 1 2 0 1 3

4 1 3 2 0 1 0

4 0 0 0 0 0 2

4 1 1 1 0 0 1

3 0 1 0 0 0 0
1 1 0 0 0 0 0

2 0 0 0 0 0 0

3 1 1 1 0 0 0

BOTTOM

Baltimore Orioles @ Cleveland Indians
Cleveland Municipal Stadium, Cleveland, OH

Sun Sep 08 1974, 3:33 AM EDT
Att. 15,985 - Unknown

livebaseballscorecards.com

AB 33
R 7
H 9
RBI 6
BB 0
SO 2
LOB 11



Inning Stats	R: 2 E: 0 K: 1 S: 7	H: 2 LOB: 0 BB: 0 P: 7	R: 1 E: 0 K: 0 S: 4	H: 1 LOB: 0 BB: 0 P: 4	R: 1 E: 0 K: 1 S: 7	H: 2 LOB: 1 BB: 0 P: 7	R: 0 E: 0 K: 0 S: 3	H: 0 LOB: 0 BB: 0 P: 3	R: 0 E: 0 K: 0 S: 3	H: 0 LOB: 0 BB: 0 P: 3	R: 0 E: 0 K: 0 S: 4	H: 1 LOB: 1 BB: 0 P: 4	R: 2 E: 1 K: 0 S: 6	H: 2 LOB: 2 BB: 0 P: 6	R: 1 E: 0 K: 0 S: 4	H: 1 LOB: 0 BB: 0 P: 4
	1B: 3 2B: 3 3B: 0 HR: 3	SF: 0 SAC: 1 DP: 0 HBP: 0	WP: 0 PB: 0 SB: 1 CS: 0	PA: 34												

PITCHER	IP	WLS	BF	H	R	ER	SO	BB	IBB	HBP	BLK	WP	HR	S	P	ERA	WHIP
Jim Palmer, R (1, 1) ERA: 3.67	6.1	L	27	8	6	5	2	0	0	0	0	0	2	31	31	7.11	1.263
Grant Jackson, L (7, 1) ERA: 2.61	1.2		7	1	1	1	0	0	0	0	0	0	1	7	7	5.40	0.600

Batter	1	2	3	4	5	6	7	8	9	10	11	AB R H RBI BB SO LOB	TOP					
Mark Belanger, R OBP: 0.302, SLG: 0.316 (1, 6)	4-0 BB FC5-6-4		x 0-0 2B		x 0-0 F7		x 0-0 4-3		x 0-0 E4		x 0-0 5-3	5 0 1 0 1 0 0	Baltimore Orioles @ Milwaukee Brewers Milwaukee County Stadium, Milwaukee, WI Mon Sep 09 1974, 8:05 PM EDT Att: 5,268 - Unknown					
Paul Blair, R OBP: 0.298, SLG: 0.402 (1, 8)	0-0 FC5-6-4 1B SF7		x 0-0 6-3		x 0-0 HR		x 0-0 1B		x 0-3 K		x 0-0 F9	6 2 2 1 0 1 3						
Bobby Grich, R OBP: 0.371, SLG: 0.445 (1, 4)	0-0 1B S		x 0-0 F8		x 0-3 K		x 0-0 L5		x 4-0 BB		x 0-0 1B WP	5 1 2 0 1 1 2						
Tommy Davis, R OBP: 0.317, SLG: 0.375 (1, 10)	4-0 IBB FC5-4		x 0-0 6-3		x 0-0 4-3		x 0-0 3-1		x 0-0 4-3		x 0-0 1B WP	5 0 1 0 1 0 3						
Earl Williams, R OBP: 0.332, SLG: 0.398 (1, 3) (10, 2)	0-0 SF7		x 0-0 F8		x 0-0 F8		x 0-0 F8		x 0-0 F7		x 0-0 F7	5 0 0 1 0 0 1						
Don Baylor, R OBP: 0.327, SLG: 0.355 Jim Fuller, R OBP: 0.264, SLG: 0.392 (1, 7) (11, 9)	0-0 FC5-4		H 1-0 1B G4-3-6 HBP		x 0-0 HR		x 0-0 2B S		x 0-0 2B		x 0-0 2B	4 3 3 1 0 0 2 0 0 0 0 0 0 0						
Brooks Robinson, R OBP: 0.369, SLG: 0.397 (1, 5)		x 0-0 L6		x 0-0 1B G4-3-6		x 4-0 BB		x 0-0 2B 1-H		x 0-3 K		4 0 2 1 1 1 1						
Enos Cabell, R OBP: 0.291, SLG: 0.358 Rich Coggins, L OBP: 0.298, SLG: 0.319 (1, 9) (10, PH) (10, 9) (11, 7)		x 0-0 5-3		x 0-0 G4-3-6		x 0-3 K		x 0-0 F9		x 4-0 IBB		4 0 0 1 0 1 3 0 0 0 0 1 0 0						
Andy Etchebarren, R OBP: 0.226, SLG: 0.238 Boog Powell, L OBP: 0.333, SLG: 0.381 (1, 2) (10, PH) (10, 3)		x 0-0 F4		x 0-0 6-3		x 0-0 F4		x 0-0 4-3		x 0-0 F7		4 0 0 0 0 0 0 1 0 0 0 0 0 2						
Inning Stats	R: 1 H: 1 E: 0 LOB: 2 K: 0 BB: 2 S: 4 P: 12	R: 0 H: 0 E: 0 LOB: 0 K: 0 BB: 0 S: 3 P: 3	R: 0 H: 1 E: 0 LOB: 1 K: 0 BB: 0 S: 4 P: 4	R: 1 H: 1 E: 0 LOB: 0 K: 1 BB: 0 S: 3 P: 4	R: 1 H: 1 E: 0 LOB: 0 K: 1 BB: 0 S: 6 P: 6	R: 1 H: 1 E: 0 LOB: 1 K: 1 BB: 1 S: 6 P: 10	R: 0 H: 1 E: 0 LOB: 1 K: 0 BB: 0 S: 4 P: 4	R: 1 H: 2 E: 0 LOB: 1 K: 0 BB: 0 S: 5 P: 5	R: 0 H: 0 E: 1 LOB: 2 K: 1 BB: 1 S: 6 P: 10	R: 0 H: 1 E: 0 LOB: 2 K: 1 BB: 1 S: 6 P: 10	R: 1 H: 2 E: 0 LOB: 1 K: 0 BB: 0 S: 5 P: 5	1B: 6 SF: 1 2B: 4 SAC: 0 3B: 0 DP: 1 HR: 2 HBP: 1		WP: 1 PA: 50 PB: 0 SB: 4 CS: 0				
PITCHER	IP WLS BF H R ER SO BB IBB HBP BLK WP HR S P ERA WHIP																	
Kevin Kobel, L ERA: 3.97 (1, 1)	5.2	25	5	4	4	1	2	2	1	1	0	0	0	2	23	36	6.35	1.235
Bill Castro, R ERA: 3.97 (6, 1)	3.2		16	3	1	1	2	1	0	0	0	0	0	0	19	23	2.46	1.091
Tom Murphy, R ERA: 1.57 (10, 1)	1.2	L	9	3	1	1	1	0	1	0	0	1	0	10	14	5.40	1.800	

livebaseballscores.com

AB	43
R	6
H	11
RBI	5
BB	5
SO	4
LOB	17



Batter	1	2	3	4	5	6	7	8	9	10	11	AB R H RBI BB SO LOB
Don Money, R OBP: 0.345, SLG: 0.408 (1, 5)	L5		F9		1B BB		F9		HR BB		BB 1B	4 1 1 0 2 0 1
Ken Berry, R OBP: 0.299, SLG: 0.290 (1, 8)	F6				FC5-4 1B						BB 1B	4 0 3 1 0 0 0
Darrell Porter, L OBP: 0.333, SLG: 0.386 (9, PH) (10, 2)			1B		1-3		2B		HR		1-2 BB	1 1 1 4 1 0 0
George Scott, R OBP: 0.352, SLG: 0.437 (1, 3)	6-3		F8		FC5-4 1-2f		F3		5-3		F8	6 0 0 0 0 0 6
John Briggs, L OBP: 0.339, SLG: 0.444 (1, 7)		1B BB		F9		6-3		4-3	6-3			4 0 0 0 1 0 0
Bobby Mitchell, R OBP: 0.314, SLG: 0.375 (1, 10)		K		K		2B		K		K		4 0 1 0 0 3 1
Mike Hegan, L OBP: 0.325, SLG: 0.387 (10, PH)												1 0 0 0 0 1 0
Gorman Thomas, R OBP: 0.318, SLG: 0.500 (1, 9)		F7		F7	BB		F7			4-3		4 0 0 0 1 0 2
Charlie Moore, R OBP: 0.335, SLG: 0.369 (1, 2)												4 0 1 0 0 0 2
Bob Coluccio, R OBP: 0.311, SLG: 0.328 (10, 8)		1-2 1B		F7			F6		5-3	6-3		1 0 0 0 0 0 0
Tim Johnson, L OBP: 0.289, SLG: 0.330 (1, 6)			F8		6-3		FC6-4 1B		BB 1B HR 1B		4-3	5 1 2 0 0 0 2
Pedro Garcia, R OBP: 0.238, SLG: 0.327 (1, 4)				5-3			FC6-4 2B		BB 1B HR		5-3	5 2 1 0 0 0 1

BOTTOM

Baltimore Orioles @ Milwaukee Brewers
Milwaukee County Stadium, Milwaukee, WI
 Mon Sep 09 1974, 8:05 PM EDT
 Att: 5,268 - Unknown

livebaseballscorecards.com

AB	43
R	5
H	10
RBI	5
BB	5
SO	4
LOB	15



Inning Stats	R: 0	H: 0	E: 0	K: 0	S: 3	P: 3	R: 0	H: 1	E: 0	K: 1	S: 6	P: 10	R: 0	H: 1	E: 0	K: 0	S: 4	P: 4	R: 0	H: 0	E: 0	K: 1	S: 5	P: 9	R: 0	H: 1	E: 0	K: 0	S: 4	P: 8	R: 0	H: 1	E: 0	K: 0	S: 4	P: 4	R: 1	H: 2	E: 0	K: 0	S: 5	P: 5	R: 0	H: 0	E: 0	K: 1	S: 5	P: 5	R: 4	H: 3	E: 0	K: 0	S: 6	P: 10	R: 0	H: 0	E: 0	K: 1	S: 5	P: 5	R: 0	H: 1	E: 0	K: 0	S: 4	P: 8	R: 0	H: 1	E: 0	K: 0	S: 4	P: 8	1B: 7	SF: 0	2B: 2	SAC: 0	3B: 0	DP: 0	HR: 1	HBP: 0	WP: 0	PA: 48
--------------	------	------	------	------	------	------	------	------	------	------	------	-------	------	------	------	------	------	------	------	------	------	------	------	------	------	------	------	------	------	------	------	------	------	------	------	------	------	------	------	------	------	------	------	------	------	------	------	------	------	------	------	------	------	-------	------	------	------	------	------	------	------	------	------	------	------	------	------	------	------	------	------	------	-------	-------	-------	--------	-------	-------	-------	--------	-------	--------

PITCHER	IP	WLS	BF	H	R	ER	SO	BB	IBB	HBP	BLK	WP	HR	S	P	ERA	WHIP
Mike Cuellar, L ERA: 3.24 (1, 1)	8.1		37	8	4	4	3	4	0	0	0	0	0	39	55	4.32	1.440
Bob Reynolds, R ERA: 3.05 (9, 1)	2.1	W	9	2	1	1	1	0	0	0	0	0	1	11	11	3.86	0.857
Grant Jackson, L ERA: 2.61 (11, 1)	0.0		1	0	0	0	0	1	0	0	0	0	0	4	4	∞	∞
Dave Johnson, R ERA: 2.51 (11, 1)	0.1	S	1	0	0	0	0	0	0	0	0	0	0	1	1	0.00	0.000

Batter	1	2	3	4	5	6	7	8	9	10	AB R H RBI BB SO LOB	TOP												
Rich Coggins, L (1, 9) OBP: 0.295, SLG: 0.315	0-0 4-3		0-0 F9	0-0 G3			0-0 B2		0-3 K		5 0 0 0 0 1 3	Baltimore Orioles @ Milwaukee Brewers Milwaukee County Stadium, Milwaukee, WI Tue Sep 10 1974, 8:05 PM EDT Att: 5,718 - Unknown												
Paul Blair, R (1, 8) OBP: 0.299, SLG: 0.408	0-0 L5			0-0 HR	0-0 6-3		0-0 FC4-6 1B		0-0 F5		5 1 2 1 0 0 0													
Bobby Grich, R (1, 4) OBP: 0.370, SLG: 0.444	0-3 K			0-0 1B	0-0 2B	0-0 FC1-6 1B	0-0 FC4-6 1-2f 2-3		0-0 FC4 1B		1 0 0 0 0 1 0 4 1 3 0 0 0 2													
Frank Baker, L (2, 4) OBP: 0.250, SLG: 0.231									0-0 FC4 1B															
Tommy Davis, R (1, 10) OBP: 0.314, SLG: 0.372		0-0 F6		0-3 K	0-0 FC1-6 1-2f		0-0 6-3		0-0 FC4 1-2f		5 0 0 0 0 1 5													
Don Baylor, R (1, 7) OBP: 0.330, SLG: 0.356		0-0 F4		0-0 1B 1B	0-0 1B 1B	0-0 F7		4-0 1B BB		0-0 F8 6-3 1B	4 1 2 1 1 0 1													
Brooks Robinson, R (1, 5) OBP: 0.369, SLG: 0.397		0-0 6-3		0-0 1B 1B	0-0 1B 1B	0-0 6-3		0-0 FC6-4 1B		0-0 6-3	5 1 2 0 0 0 1													
Earl Williams, R (1, 2) OBP: 0.333, SLG: 0.399			0-0 F8	0-0 1B 1B	0-0 1B 1B	0-0 L3 1B		0-0 F7		0-0 F8	4 0 2 1 0 0 2 1 0 0 0 0 0 1													
Elrod Hendricks, L (10, PH) OBP: 0.276, SLG: 0.353				1-3 3-H	1-3 3-H	0-0 L3 1B		0-0 L3		0-0 L3	4 1 2 2 0 0 3 0 0 0 0 1 0 0													
Enos Cabell, R (1, 3) OBP: 0.297, SLG: 0.384				HR	1-2 3-H	0-0 L3 1B		0-0 L3		4-0 IBB														
Boog Powell, L (10, PH) OBP: 0.335, SLG: 0.381						1-2				0-0 F9	5 0 1 0 0 0 6													
Mark Belanger, R (1, 6) OBP: 0.301, SLG: 0.315				4-3	0-0 F9		0-0 FC4-6 1B		0-0 FC6-4 1-2f															
Inning Stats	R: 0 E: 0 K: 1 S: 5	H: 0 LOB: 0 BB: 0 P: 5	R: 0 E: 0 K: 0 S: 3	H: 0 LOB: 0 BB: 0 P: 3	R: 1 E: 0 K: 0 S: 4	H: 1 LOB: 0 BB: 0 P: 4	R: 4 E: 0 K: 1 S: 11	H: 6 LOB: 2 BB: 0 P: 11	R: 0 E: 0 K: 0 S: 4	H: 1 LOB: 1 BB: 0 P: 4	R: 0 E: 0 K: 0 S: 3	H: 1 LOB: 0 BB: 0 P: 3	R: 0 E: 0 K: 0 S: 5	H: 2 LOB: 2 BB: 0 P: 5	R: 0 E: 0 K: 0 S: 4	H: 1 LOB: 2 BB: 1 P: 8	R: 0 E: 0 K: 1 S: 6	H: 1 LOB: 1 BB: 0 P: 6	R: 0 E: 0 K: 0 S: 4	H: 1 LOB: 2 BB: 1 P: 8	1B: 11 2B: 2 3B: 0 HR: 2	SF: 0 SAC: 0 DP: 1 HBP: 0	WP: 0 PB: 0 SB: 0 CS: 0	PA: 45
PITCHER	IP WLS BF H R ER SO BB IBB HBP BLK WP HR S P ERA WHIP																							
Bill Champion, R (1, 1) ERA: 3.55	3.1																							
Bill Travers, L (4, 1) ERA: 4.74	3.2		16	5	0	0	0	1	0	0	0	0	0	0	15	19	0.00	1.636						
Tom Murphy, R (8, 1) ERA: 1.53	3.0	W	12	2	0	0	1	0	1	0	0	0	0	0	13	17	0.00	0.667						

livebaseballscorecards.com

AB 43
R 5
H 14
RBI 5
BB 2
SO 3
LOB 24



Batter	1	2	3	4	5	6	7	8	9	10
Don Money, R OBP: 0.347, SLG: 0.410 (1, 5) X	L7		PB 2B	FC5-4 BB			E PB 1B		F9	
Ken Berry, R OBP: 0.301, SLG: 0.297 (1, 8) X	2B 4-3 1B		2B	FC5-4 1-2f			L4		K	
George Scott, R OBP: 0.354, SLG: 0.440 (1, 3) X	4-3 1-3 2B		IBB			G4-6-3 1B	E4 PB 1B		K	
John Briggs, L OBP: 0.338, SLG: 0.441 (1, 7) X	4-3 2-3 3-H		F2			G4-6-3 1-2f	K 1-2 3-H			SH1-4 1B BB
Bobby Mitchell, R OBP: 0.313, SLG: 0.372 (1, 10) X	F8		F6			5-3				SH1-4 1-2
Bob Coluccio, R OBP: 0.311, SLG: 0.328 (10, PH)							PO 1B			
Sixto Lezcano, R OBP: 0.600, SLG: 0.600 (1, 9) X										
Darrell Porter, L OBP: 0.336, SLG: 0.390 (1, 2) X										
Pedro Garcia, R OBP: 0.236, SLG: 0.324 (1, 4) X										
Tim Johnson, L OBP: 0.289, SLG: 0.335 (1, 6) X										
Charlie Moore, R OBP: 0.333, SLG: 0.367 (8, PH)										
Jack Lind, S (9, 6)										


AB	R	H	RBI	BB	SO	LOB
4	2	2	0	1	0	0
5	1	2	1	0	1	3
4	1	2	0	1	1	1
4	1	0	1	1	1	5
4	0	1	1	0	0	3
0	0	0	0	0	0	0
5	0	3	1	0	0	0
2	1	1	0	1	0	1
4	0	0	0	0	0	3
3	0	1	1	0	0	1
1	0	0	0	0	0	1
0	0	0	0	0	0	0

Baltimore Orioles @ Milwaukee Brewers
 Milwaukee County Stadium, Milwaukee, WI

Tue Sep 10 1974, 8:05 PM EDT
 Att. 5,718 - Unknown

AB	36
R	6
H	12
RBI	5
BB	4
SO	3
LOB	18

WP: 0 PA: 43
 FB: 2
 SB: 0
 CS: 0



Inning Stats																			
R	H	E	K	S	R	H	E	K	S	R	H	E	K	S	R	H	E	K	S
1	2	0	0	5	0	1	0	0	3	0	2	0	0	3	0	1	0	0	3
2	1	0	0		0	0	0			0	0	0	0		0	0	0	0	
3	2	0	0	5	1	2	0	1	9	1	0	0	0	5	0	0	0	0	9
4	2	0	0	5	1	2	0	1	9	1	2	0	1	5	0	0	0	0	9
5	1	0	0	3	0	0	0	3		0	0	0	0		0	0	0		
6	0	0	0	3	0	0	0	3		0	0	0	0		0	0	0		
7	2	1	1	7	0	2	0	7		0	2	0	0		0	2	0		
8	0	1	0	4	0	1	0	4		0	1	0	0		0	1	0		
9	0	0	0	7	0	0	2	7		0	0	0	0		0	0	0		
10	1	1	0	6	0	1	1	6		0	1	1	0		0	1	0		

PITCHER																
IP	WLS	BF	H	R	ER	SO	BB	IBB	HBP	BLK	WP	HR	S	P	ERA	WHIP
7.0		33	11	5	3	1	2	1	0	0	0	0	32	44	3.86	1.857
2.1	L	9	1	1	1	2	1	0	0	0	0	0	12	16	3.86	0.857

Milwaukee Brewers

Batter	1	2	3	4	5	6	7	8	9	10	11	12	13	14	15	16	17	AB	R	H	RBI	BB	SO	LOB	TOP																	
Roy White, S (1, 7) OBP: 0.375, SLG: 0.396 Walt Williams, R (9, 7) OBP: 0.132, SLG: 0.118	6-3	6-3			F9		SH1-4 1B		SH1-4		6-3			FC6-4 1B		K		4	0	1	0	0	0	2																		
Elliott Maddox, R (1, 8) OBP: 0.392, SLG: 0.379	5-3		F9		5-3		SH1-4		FC6-4 BB					FC6-4 1B		F9		6	0	1	0	1	0	1																		
Bobby Murcer, L (1, 9) OBP: 0.330, SLG: 0.362	4-3		6-3		4-3		IBB		F2					G4-6-3 1B		K		7	0	0	0	1	2	3																		
Alex Johnson, R (1, 10) OBP: 0.337, SLG: 0.369									FC6-4					F7		F9		8	1	2	0	0	1	5																		
Thurman Munson, R (1, 2) OBP: 0.313, SLG: 0.380																		7	0	1	0	0	1	5																		
Graig Nettles, L (1, 5) OBP: 0.319, SLG: 0.394																		6	0	2	1	0	0	0																		
Chris Chambliss, L (1, 3) OBP: 0.300, SLG: 0.352																		7	1	2	0	0	3	2																		
Sandy Alomar Sr., S (1, 4) OBP: 0.307, SLG: 0.322																		7	0	2	0	0	0	2																		
Jim Mason, L (1, 6) Lou Piniella, R (9, PH) Larry Murray, S (9, PH) Fred Stanley, R (9, 6) Otto Velez, R (16, PH) Gene Michael, S (16, 6)																		3	0	2	1	0	0	1																		
Inning Stats	R: 0 E: 0 K: 0 S: 3	H: 0 LOB: 0 BB: 0 P: 3	R: 2 E: 0 K: 0 S: 7	H: 4 LOB: 2 BB: 0 P: 7	R: 0 E: 0 K: 1 S: 6	H: 1 LOB: 1 BB: 0 P: 6	R: 0 E: 0 K: 1 S: 7	H: 0 LOB: 0 BB: 0 P: 3	R: 0 E: 0 K: 1 S: 7	H: 2 LOB: 3 BB: 1 P: 7	R: 0 E: 0 K: 1 S: 5	H: 0 LOB: 0 BB: 0 P: 5	R: 0 E: 0 K: 0 S: 3	H: 1 LOB: 0 BB: 0 P: 3	R: 0 E: 0 K: 0 S: 3	H: 0 LOB: 0 BB: 0 P: 3	R: 0 E: 0 K: 1 S: 5	H: 0 LOB: 0 BB: 0 P: 5	R: 0 E: 0 K: 1 S: 5	H: 0 LOB: 0 BB: 0 P: 5	R: 0 E: 0 K: 1 S: 5	H: 0 LOB: 0 BB: 0 P: 5	R: 0 E: 0 K: 1 S: 5	H: 2 LOB: 2 BB: 0 P: 9	R: 0 E: 0 K: 1 S: 5	H: 0 LOB: 0 BB: 0 P: 5	R: 0 E: 0 K: 1 S: 5	H: 0 LOB: 0 BB: 0 P: 5	1B: 13 2B: 1 3B: 0 HR: 0	SF: 1 SAC: 2 DP: 1 HBP: 0	WP: 0 PB: 1 SB: 0 CS: 0	PA: 67										
PITCHER	IP WLS BF H R ER SO BB IBB HBP BLK WP HR S P ERA WHIP																								IP WLS BF H R ER SO BB IBB HBP BLK WP HR S P ERA WHIP																	
Ross Grimsley, L (1, 1) ERA: 3.03	14.0																																									
Bob Reynolds, R (15, 1) ERA: 3.02	0.2																																									
Grant Jackson, L (15, 1) ERA: 2.56	2.1	W	7	0	0	0	3	0	0	0	0	0	0	0	0	13	13	0.00	0.000																							

New York Yankees @ Baltimore Orioles
 Memorial Stadium, Baltimore, MD
 Wed Sep 11 1974, 7:05 PM EDT
 Unknown

livebaseballscorecards.com

AB 61
R 2
H 14
RBI 2
BB 3
SO 9
LOB 21



Batter	1	2	3	4	5	6	7	8	9	10	11	12	13	14	15	16	17	AB	R	H	RBI	BB	SO	LOB	BOTTOM	
Mark Belanger, R OBP: 0.300, SLG: 0.312 (1, 6)	F9	F8			F6		G5-3 1B			SH2-4 BB		F7		E5			6-3	7	0	1	0	1	0	2		
Paul Blair, R OBP: 0.299, SLG: 0.405 (1, 8)	HBP 1B		F8		F3		G5-3			SH2-4		5-3		F4			BB 1B BB	6	1	1	0	1	0	5		
Bobby Grich, R OBP: 0.370, SLG: 0.440 (1, 4)	HBP		F7		F8		K			BB IBB		F9				K	BB 1B BB	5	0	0	0	2	2	2		
Tommy Davis, R OBP: 0.315, SLG: 0.371 (1, 10)	K		F3														BB	4	0	1	0	1	1	2		
Al Bumbry, L OBP: 0.271, SLG: 0.293 (10, PR)	K																	0	0	0	0	0	0	0		
Curt Motton, R OBP: 0.337, SLG: 0.383 (17, PH)	K																	2	0	0	0	0	0	0		
Boog Powell, L OBP: 0.337, SLG: 0.383 (17, PH)	K																	1	0	1	1	0	0	0		
Earl Williams, R OBP: 0.328, SLG: 0.392 (1, 3)	K				1-3		1B			BB		F5		5-3		5-3		7	0	0	0	0	2	6		
Don Baylor, R OBP: 0.331, SLG: 0.358 (1, 7)		SH1-4 1B 5-3 BB		F9			2B			L4		F9		6-3			SH1-4 1B	6	1	2	0	1	0	3		
Brooks Robinson, R OBP: 0.367, SLG: 0.395 (1, 5)		SH1-4 1B		F9			K			6-3		6-3		F8			SH1-4 1B	6	0	1	0	0	1	2		
Enos Cabell, R OBP: 0.291, SLG: 0.375 (1, 9)		SH1-4		F8			F8			K		6-3		F3			5-3	6	0	1	0	0	1	1		
Andy Etchebarren, R OBP: 0.235, SLG: 0.281 (1, 2)		5-3					HR			F9		F8					5-3	6	1	2	2	1	0	2		
Inning Stats	R: 0 H: 1 E: 0 LOB: 2 K: 2 BB: 0 S: 8 P: 9	R: 1 H: 1 E: 0 LOB: 1 K: 0 BB: 1 S: 4 P: 8	R: 0 H: 0 E: 0 LOB: 0 K: 0 BB: 0 S: 3 P: 3	R: 0 H: 0 E: 0 LOB: 0 K: 0 BB: 0 S: 3 P: 3	R: 0 H: 0 E: 0 LOB: 0 K: 0 BB: 0 S: 4 P: 4	R: 0 H: 2 E: 0 LOB: 2 K: 2 BB: 0 S: 9 P: 9	R: 0 H: 2 E: 0 LOB: 2 K: 1 BB: 1 S: 6 P: 10	R: 0 H: 0 E: 0 LOB: 0 K: 0 BB: 0 S: 3 P: 3	R: 0 H: 0 E: 0 LOB: 0 K: 1 BB: 0 S: 5 P: 5	R: 0 H: 0 E: 0 LOB: 3 K: 0 BB: 3 S: 3 P: 15	R: 0 H: 0 E: 0 LOB: 0 K: 0 BB: 0 S: 3 P: 3	R: 0 H: 0 E: 0 LOB: 0 K: 0 BB: 0 S: 3 P: 3	R: 0 H: 0 E: 0 LOB: 0 K: 0 BB: 0 S: 3 P: 3	R: 0 H: 1 E: 1 LOB: 2 K: 0 BB: 0 S: 5 P: 5	R: 0 H: 0 E: 0 LOB: 0 K: 1 BB: 0 S: 5 P: 5	R: 0 H: 1 E: 0 LOB: 1 K: 0 BB: 0 S: 4 P: 4	R: 1 H: 1 E: 0 LOB: 2 K: 0 BB: 2 S: 2 P: 10	1B: 8 SF: 0 2B: 1 SAC: 3 3B: 0 DP: 1 HR: 1 HBP: 1	WP: 0 PA: 67 PB: 0 SB: 0 CS: 0							
PITCHER	IP	WLS	BF	H	R	ER	SO	BB	IBB	HBP	BLK	WP	HR	S	P	ERA	WHIP									
Rudy May, L ERA: 3.45 (1, 1)	9.1		38	7	2	2	6	3	0	1	0	0	1	46	59	1.93	1.071									
Sparky Lyle, L ERA: 1.67 (10, 1)	6.2		25	2	0	0	1	1	1	0	0	0	0	25	33	0.00	0.450									
Cecil Upshaw, R ERA: 2.57 (17, 1)	0.1	L	4	1	1	1	0	2	0	0	0	0	0	2	10	27.00	9.000									

New York Yankees @ Baltimore Orioles
Memorial Stadium, Baltimore, MD
Wed Sep 11 1974, 7:05 PM EDT
Unknown

AB	56
R	3
H	10
RBI	3
BB	7
SO	7
LOB	25



Batter	1	2	3	4	5	6	7	8	9	AB R H RBI BB SO LOB	TOP	
Roy White, S (1, 7) OBP: 0.377, SLG: 0.403	4-0 F8 S BB	4-0 SF9 HBP IBB		x 0-0 F7			x 0-0 G3		x 0-0 HR	3 1 1 1 2 0 0		
Elliott Maddox, R (1, 8) OBP: 0.394, SLG: 0.379	0-0 F8 1-3	1-0 HBP		x 0-0 1B			BB 4-0 BB		x 0-0 F8	3 0 1 1 1 0 1		
Lou Piniella, R (1, 9) OBP: 0.336, SLG: 0.386	0-0 F3	0-0 SF9 2-3 3-H		x 0-0 F9			x 0-0 F4		x 0-0 6-3	4 0 0 1 0 0 3		
Alex Johnson, R (1, 10) OBP: 0.335, SLG: 0.366	0-0 1-3	0-0 F3			x 0-0 F9		x 0-0 F8			4 0 0 0 0 0 4		
Thurman Munson, R (1, 2) OBP: 0.310, SLG: 0.377		x 0-0 E6 F8 BB 1B	x 0-0 L4		x 0-0 L6		x 0-0 F5			4 1 0 0 0 0 0		
Otto Velez, R (1, 3) OBP: 0.349, SLG: 0.348		BB 4-0 BB 1B E BB	BB 4-0 BB BB		x 0-0 G3		x 0-0 F7			2 1 0 0 2 0 0		
Graig Nettles, L (1, 5) OBP: 0.318, SLG: 0.395		x 0-0 F8 2-3	x 0-0 F8			x 0-0 G3		x 0-0 2B		4 0 1 0 0 0 3		
Sandy Alomar Sr., S (1, 4) OBP: 0.307, SLG: 0.321		x 0-0 E HBP 1B 1-2 3-H	0-3 K			0-3 K		x 0-0 F9		4 1 1 1 0 2 2		
Jim Mason, L (1, 6) OBP: 0.296, SLG: 0.346		x 0-0 E8 HBP SF9 1B 1-3 2-H		x 0-0 1-3		x 0-0 F8		x 0-0 F8		4 1 1 1 0 0 0		
Inning Stats	R: 0 H: 0 E: 0 LOB: 1 K: 0 BB: 1 S: 3 P: 7	R: 4 H: 2 E: 2 LOB: 2 K: 0 BB: 2 S: 6 P: 15	R: 0 H: 0 E: 0 LOB: 1 K: 1 BB: 1 S: 5 P: 9	R: 0 H: 1 E: 0 LOB: 1 K: 0 BB: 0 S: 4 P: 4	R: 0 H: 0 E: 0 LOB: 0 K: 0 BB: 0 S: 3 P: 3	R: 0 H: 0 E: 0 LOB: 0 K: 1 BB: 0 S: 5 P: 5	R: 0 H: 0 E: 0 LOB: 1 K: 0 BB: 1 S: 3 P: 7	R: 0 H: 1 E: 0 LOB: 1 K: 0 BB: 0 S: 4 P: 4	R: 1 H: 1 E: 0 LOB: 0 K: 0 BB: 0 S: 4 P: 4	1B: 3 SF: 1 2B: 1 SAC: 0 3B: 0 DP: 0 HR: 1 HBP: 1	WP: 0 PA: 39 PB: 0 SB: 1 CS: 0	
PITCHER Don Hood, L (1, 1) ERA: 3.51 Wayne Garland, R (2, 1) ERA: 3.18	IP WLS BF H R ER SO BB IBB HBP BLK WP HR S P ERA WHIP	1.1 L 9 2 4 2 0 2 2 0 0 0 0 0 7 15 13.50 3.000	7.2 30 3 1 1 2 2 1 1 0 0 1 30 43 1.17 0.652	PITCHER IP WLS BF H R ER SO BB IBB HBP BLK WP HR S P ERA WHIP								

New York Yankees @ Baltimore Orioles
Memorial Stadium, Baltimore, MD
 Wed Sep 11 1974, 7:05 PM EDT
 Att. 28,923 - Unknown

livebaseballscorecards.com

AB	32
R	5
H	5
RBI	5
BB	5
SO	2
LOB	13



Batter	1	2	3	4	5	6	7	8	9	AB	R	H	RBI	BB	SO	LOB
Mark Belanger, R (1, 6) OBP: 0.297, SLG: 0.309	0-0 F7		0-0 F3			0-0 F6		0-0 F5		4	0	0	0	0	0	1
Paul Blair, R (1, 8) OBP: 0.301, SLG: 0.406	0-0 1B CS 1B		0-0 5-3			0-0 F3			0-0 1B	4	1	2	0	0	0	0
Bobby Grich, R (1, 4) OBP: 0.370, SLG: 0.438	0-0 1-3 CS 1B			0-0 6-3		0-0 5-3			0-3 K	4	0	1	0	0	1	1
Tommy Davis, R (1, 10) OBP: 0.315, SLG: 0.369	0-0 1-2 3-H			4-0 BB			0-0 G3		0-3 K	3	0	0	0	1	1	2
Don Baylor, R (1, 7) OBP: 0.331, SLG: 0.357		0-0 3-1 5-3 1B		0-0 F8			0-0 F6		0-0 F6	4	0	1	0	0	0	2
Brooks Robinson, R (1, 5) OBP: 0.365, SLG: 0.392		0-0 1-2 5-3		0-0 F7			0-0 4-3			3	0	0	0	0	0	2
Enos Cabell, R (1, 3) OBP: 0.286, SLG: 0.367		0-0 2-3 3-1			0-0 6-3			0-0 5-3		3	0	0	0	0	0	1
Jim Fuller, R (1, 9) OBP: 0.265, SLG: 0.392		0-3 K			0-3 K			0-0 1B		3	0	1	0	0	2	1
Elrod Hendricks, L (1, 2) OBP: 0.272, SLG: 0.347			0-0 B3					0-0 F9		2	0	0	0	0	1	0
Earl Williams, R (8, PH) OBP: 0.327, SLG: 0.391					0-3 K					1	0	0	0	0	0	1

Inning Stats	R: 1 E: 0 K: 0 S: 4	H: 2 LOB: 0 BB: 0 P: 4	R: 0 E: 0 K: 1 S: 6	H: 1 LOB: 1 BB: 0 P: 6	R: 0 E: 0 K: 0 S: 3	H: 0 LOB: 0 BB: 0 P: 3	R: 0 E: 0 K: 0 S: 3	H: 0 LOB: 1 BB: 1 P: 7	R: 0 E: 0 K: 2 S: 7	H: 0 LOB: 0 BB: 0 P: 7	R: 0 E: 0 K: 0 S: 3	H: 0 LOB: 0 BB: 0 P: 3	R: 0 E: 0 K: 0 S: 4	H: 1 LOB: 1 BB: 0 P: 4	R: 0 E: 0 K: 2 S: 8	H: 1 LOB: 1 BB: 0 P: 8	1B: 5 2B: 0 3B: 0 HR: 0	SF: 0 SAC: 0 DP: 0 HBP: 0
PITCHER Larry Gura, L (1, 1) ERA: 1.76	IP: 9.0 WLS: W BF: 32 H: 5 R: 1 ER: 1 SO: 5 BB: 1 IBB: 0 HBP: 0 BLK: 0 WP: 0 HR: 0 S: 41 P: 45 ERA: 1.00 WHIP: 0.667																	


BOTTOM

New York Yankees @ Baltimore Orioles
Memorial Stadium, Baltimore, MD

Wed Sep 11 1974, 7:05 PM EDT
Att. 28,923 - Unknown

livebaseballscorecards.com

AB	31
R	1
H	5
RBI	0
BB	1
SO	5
LOB	11



WP: 0	PA: 32
PB: 0	
SB: 0	
CS: 2	

New York Yankees @ Baltimore Orioles
Memorial Stadium, Baltimore, MD

Thu Sep 12 1974, 7:05 PM EDT
 Att. 14,909 - Unknown

livebaseballscorecards.com

AB	37
R	3
H	10
RBI	3
BB	3
SO	8
LOB	24



WP: 0	PA: 40
PB: 0	
SB: 0	
CS: 0	

Batter	1	2	3	4	5	6	7	8	9	AB R H RBI BB SO LOB
Roy White, S (1, 10) OBP: 0.377, SLG: 0.402	0-0 F7			4-0 FC3-6 1B FC3-2 BB	0-0 F8			0-0 E 1B 1B 1B	0-3 K	4 1 1 0 1 1 2
Elliott Maddox, R (1, 8) OBP: 0.394, SLG: 0.379	0-0 6-3			0-0 FC3-6 1-2 1B		0-0 F7		0-3 K	0-0 1B	5 0 2 0 0 1 1
Bobby Murcer, L (1, 9) OBP: 0.331, SLG: 0.362	0-3 K			0-0 FC3-6 FC3-2 1-2f 2-3		0-0 FC6-4 1B		0-0 E3 1B 1B	0-0 F3	5 1 2 0 0 1 3
Graig Nettles, L (1, 5) OBP: 0.317, SLG: 0.393		0-0 F6		0-0 FC3-2 1-2 3-H		0-0 F5		0-0 1B 2B 1B	0-0 F8	5 1 1 1 0 0 4
Chris Chambliss, L (1, 3) OBP: 0.299, SLG: 0.351		0-0 4-3		0-0 F8		0-0 FC6-4 1-2f		0-0 2B 1B		4 0 1 1 0 0 3
Lou Piniella, R (1, 7) OBP: 0.337, SLG: 0.389		0-0 4-3			0-0 2B 1B		0-0 6-3	0-0 1-3 2-H 2B		4 0 2 1 0 0 0
Jim Mason, L (1, 6) OBP: 0.298, SLG: 0.349			0-3 K		0-0 2B		0-3 K	0-0 1B IBB		3 0 1 0 1 2 0
Rick Dempsey, R (1, 2) OBP: 0.289, SLG: 0.324			0-0 6-3		0-3 K		4-0 BB	0-0 F8		3 0 0 0 1 1 5
Sandy Alomar Sr., S (1, 4) OBP: 0.302, SLG: 0.317			0-0 4-3		0-3 K		0-3 K	0-0 F8		4 0 0 0 0 2 6

Inning Stats	R: 0	H: 0	R: 0	H: 0	R: 0	H: 0	R: 0	H: 1	R: 0	H: 2	R: 0	H: 0	R: 3	H: 5	R: 0	H: 1	1B: 8	SF: 0
	E: 0	LOB: 0	E: 0	LOB: 0	E: 0	LOB: 0	E: 0	LOB: 2	E: 0	LOB: 1	E: 0	LOB: 1	E: 1	LOB: 3	E: 0	LOB: 1	2B: 2	SAC: 0
	K: 1	BB: 0	K: 0	BB: 0	K: 0	BB: 1	K: 2	BB: 0	K: 2	BB: 1	K: 2	BB: 1	K: 1	BB: 1	K: 1	BB: 0	3B: 0	DP: 0
	S: 5	P: 5	S: 3	P: 3	S: 5	P: 5	S: 4	P: 8	S: 9	P: 9	S: 4	P: 4	S: 7	P: 11	S: 10	P: 14	HR: 0	HBP: 0

PITCHER	IP	WLS	BF	H	R	ER	SO	BB	IBB	HBP	BLK	WP	HR	S	P	ERA	WHIP
Jim Palmer, R (1, 1) ERA: 3.67	7.1	L	33	9	3	3	7	2	0	0	0	0	0	45	53	3.68	1.500
Bob Reynolds, R (8, 1) ERA: 2.97	1.0		5	1	0	0	1	0	1	0	0	0	0	6	10	0.00	1.000
Grant Jackson, L (9, 1) ERA: 2.53	0.2		2	0	0	0	0	0	0	0	0	0	0	2	2	0.00	0.000

Batter	1	2	3	4	5	6	7	8	9	AB	R	H	RBI	BB	SO	LOB
Mark Belanger, R (1, 6) OBP: 0.299, SLG: 0.309	4-0 FC1-4 BB		0-3 K		0-0 1B			0-0 FC5-4 1-2f		3	0	1	0	1	1	1
Paul Blair, R (1, 8) OBP: 0.298, SLG: 0.402	0-0 FC1-4 6-3 1-2f		0-0 6-3		0-0 5-3			0-0 FC5-6-4 FC5 1-2f		4	0	0	0	0	0	3
Bobby Grich, R (1, 4) OBP: 0.372, SLG: 0.438	4-0 6-3 1-2 BB		4-0 BB					4-0 1-2 BB		1	0	0	0	3	1	0
Tommy Davis, R (1, 10) OBP: 0.313, SLG: 0.366	0-0 6-3 1-2 2-3		0-0 F9					0-0 FC5 2-3f		4	0	0	0	0	1	5
Bob Oliver, R (1, 3) OBP: 0.277, SLG: 0.347	0-0 5-3				0-0 CS 2B			0-0 F9		4	0	1	0	0	0	2
Don Baylor, R (1, 7) OBP: 0.328, SLG: 0.354					0-3 K 2-3			0-0 5-3		4	0	0	0	0	1	1
Brooks Robinson, R (1, 5) OBP: 0.366, SLG: 0.392					0-3 K			0-0 5-3		3	0	1	0	1	1	0
Al Bumbry, L (9, PR) OBP: 0.271, SLG: 0.293								0-0 5-3		0	0	0	0	0	0	0
Enos Cabell, R (1, 9) OBP: 0.287, SLG: 0.362								0-0 F6		2	0	0	0	1	1	0
Rich Coggins, L (9, PH) OBP: 0.294, SLG: 0.314								0-0 4-3		1	0	0	0	0	0	1
Andy Etchebarren, R (1, 2) OBP: 0.236, SLG: 0.263								0-0 FC5-4 1B		3	0	1	0	0	0	2

Inning Stats	R: 0	H: 0	E: 0	K: 0	S: 3	R: 0	H: 0	E: 0	K: 0	S: 2	R: 0	H: 0	E: 0	K: 1	S: 5	R: 0	H: 1	E: 0	K: 2	S: 7	R: 0	H: 1	E: 0	K: 1	S: 6	R: 0	H: 0	E: 0	K: 2	S: 7	R: 0	H: 0	E: 0	K: 0	S: 3	R: 0	H: 1	E: 0	K: 0	S: 4	R: 0	H: 1	E: 0	K: 0	S: 4	R: 0	H: 1	E: 0	K: 0	S: 4				
	LOB: 2	BB: 2	LOB: 1	BB: 2		LOB: 0	BB: 0	LOB: 0	BB: 0		LOB: 0	BB: 0	LOB: 0	BB: 0		LOB: 2	BB: 1	LOB: 1	BB: 0		LOB: 0	BB: 0	LOB: 1	BB: 0	LOB: 0	BB: 0	LOB: 0	BB: 0		LOB: 2	BB: 1	LOB: 1	BB: 0		LOB: 0	BB: 0	LOB: 1	BB: 0		LOB: 2	BB: 1	LOB: 1	BB: 0		LOB: 0	BB: 0	LOB: 1	BB: 0		LOB: 0	BB: 0	LOB: 1	BB: 0	

PITCHER	IP	WLS	BF	H	R	ER	SO	BB	IBB	HBP	BLK	WP	HR	S	P	ERA	WHIP
Mike Wallace, L (1, 1) ERA: 2.56	7.2	W	30	3	0	0	6	6	0	0	0	0	0	36	60	0.00	1.174
Dick Tidrow, R (8, 1) ERA: 4.16	1.1	S	5	1	0	0	0	0	0	0	0	0	0	5	5	0.00	0.750

BOTTOM

New York Yankees @ Baltimore Orioles
Memorial Stadium, Baltimore, MD
 Thu Sep 12 1974, 7:05 PM EDT
 Att. 14,909 - Unknown

livebaseballscorecards.com

AB	29
R	0
H	4
RBI	0
BB	6
SO	6
LOB	15



WP	PA	ERA	WHIP
0	35		

Batter	1	2	3	4	5	6	7	8	9	AB R H RBI BB SO LOB	TOP											
Frank Duffy, R (1, 6) OBP: 0.274, SLG: 0.314	0-0 F3		0-0 SF8 1-3 2B		0-0 SH5-3			0-0 6-3		3 0 1 0 0 0 0												
Oscar Gamble, L (1, 7) OBP: 0.362, SLG: 0.478	0-0 6-3		0-0 SF8		0-0 F6			0-0 1B 2B		3 1 1 1 0 0 1												
George Hendrick, R (1, 8) OBP: 0.336, SLG: 0.476	0-0		0-0		0-0		0-0 F9	0-0 2-H 1B		4 0 2 1 0 0 1												
Johnny Jeter, R (8, PR) OBP: 0.357, SLG: 0.308	0-0 1B		0-0 4-3		0-0		0-3 K	0-0 F8		0 0 0 0 0 0 0												
Frank Robinson, R (1, 10) OBP: 0.369, SLG: 0.457	0-0 L1		0-0		0-0 6-3		0-3 K	0-0 F8		4 0 0 0 0 1 2												
Charlie Spikes, R (1, 9) OBP: 0.329, SLG: 0.453		0-0 5-3		0-0	0-0		0-0 2-3	0-0 G3		4 0 1 0 0 0 0												
John Ellis, R (1, 2) OBP: 0.333, SLG: 0.427		0-0 F9		0-3 K			0-0 F8	0-0 F8		4 0 0 0 0 1 1												
Rico Carty, R (1, 3) OBP: 0.456, SLG: 0.500		0-0 6-3		0-0 F5			0-0 6-3	0-0 6-3		4 0 0 0 0 0 1												
Buddy Bell, R (1, 5) OBP: 0.311, SLG: 0.349			0-0 F7		0-0 5-3		0-0 4-3			3 0 0 0 0 0 0												
Remy Hermoso, R (1, 4) OBP: 0.257, SLG: 0.258			4-0 2B SF8 BB		0-0 SH5-3 1B			0-0 F8		2 1 1 0 1 0 0												
Inning Stats	R: 0 E: 0 K: 0 S: 4	H: 1 LOB: 1 BB: 0 P: 4	R: 0 E: 0 K: 0 S: 3	H: 0 LOB: 0 BB: 0 P: 3	R: 1 E: 0 K: 0 S: 4	H: 1 LOB: 1 BB: 1 P: 8	R: 0 E: 0 K: 1 S: 6	H: 1 LOB: 1 BB: 0 P: 6	R: 0 E: 0 K: 0 S: 4	H: 1 LOB: 1 BB: 0 P: 4	R: 0 E: 0 K: 1 S: 5	H: 0 LOB: 0 BB: 0 P: 5	R: 0 E: 0 K: 0 S: 3	H: 0 LOB: 0 BB: 0 P: 3	R: 1 E: 0 K: 0 S: 5	H: 2 LOB: 1 BB: 0 P: 5	R: 0 E: 0 K: 0 S: 3	H: 0 LOB: 0 BB: 0 P: 3	1B: 3 2B: 3 3B: 0 HR: 0	SF: 1 SAC: 1 DP: 0 HBP: 0	WP: 0 PB: 0 SB: 0 CS: 0	PA: 34
PITCHER Mike Cuellar, L (1, 1) ERA: 3.2	IP: 9.0 WLS: W BF: 34 H: 6 R: 2 ER: 2 SO: 2 BB: 1 IBB: 0 HBP: 0 BLK: 0 WP: 0 HR: 0 S: 37 P: 41 ERA: 2.00 WHIP: 0.778											PITCHER	IP: 9.0 WLS: W BF: 34 H: 6 R: 2 ER: 2 SO: 2 BB: 1 IBB: 0 HBP: 0 BLK: 0 WP: 0 HR: 0 S: 37 P: 41 ERA: 2.00 WHIP: 0.778									

Cleveland Indians @ Baltimore Orioles
 Memorial Stadium, Baltimore, MD
 Fri Sep 13 1974, 7:05 PM EDT
 Unknown

livebaseballscorecards.com

AB	31
R	2
H	6
RBI	2
BB	1
SO	2
LOB	6



Batter	1	2	3	4	5	6	7	8	9	AB	R	H	RBI	BB	SO	LOB
Al Bumbry, L (1, 7) OBP: 0.271, SLG: 0.292	0-3 K	0-0 1B		0-0 6-3			0-0 6-3			4	0	1	0	0	1	1
Rich Coggins, L (1, 9) OBP: 0.293, SLG: 0.313	0-0 F7	0-0 F8				0-0 1B	0-3 K			4	0	1	0	0	1	2
Bobby Grich, R (1, 4) OBP: 0.371, SLG: 0.436	0-0 1B		0-3 K		0-0 G5-4-3 1B			0-0 F7		4	0	1	0	0	1	1
Tommy Davis, R (1, 10) OBP: 0.314, SLG: 0.367	0-0 5-3		0-0 1B		0-0 F6			0-0 1B		4	0	2	0	0	0	1
Boog Powell, L (1, 3) OBP: 0.339, SLG: 0.394		0-0 HR 1B		0-0 F6		0-0 HR		0-0 L6-3		4	2	2	1	0	0	2
Paul Blair, R (1, 8) OBP: 0.300, SLG: 0.410		0-0 HR		0-0 5-3		0-0 1B				3	1	2	2	0	0	1
Brooks Robinson, R (1, 5) OBP: 0.366, SLG: 0.391		0-0 1B 1B			0-0 F6		0-0 F8			3	0	1	0	0	0	0
Elrod Hendricks, L (1, 2) OBP: 0.273, SLG: 0.347		0-0 F8			0-0 1B		0-0 4-3			3	0	1	0	0	0	1
Mark Belanger, R (1, 6) Tim Nordbrook, R (7, 6) OBP: 0.298, SLG: 0.308		0-0 F3			0-0 F1		0-0 6-3			2	0	0	0	0	0	2
										1	0	0	0	0	0	0

Inning Stats		R: 0	H: 1	R: 2	H: 4	R: 0	H: 1	R: 0	H: 1	R: 1	H: 2	R: 0	H: 0	R: 0	H: 1
		E: 0	LOB: 1	E: 0	LOB: 2	E: 0	LOB: 1	E: 0	LOB: 0	E: 0	LOB: 0	E: 0	LOB: 0	E: 0	LOB: 0
		K: 1	BB: 0	K: 0	BB: 0	K: 1	BB: 0	K: 0	BB: 0	K: 0	BB: 0	K: 1	BB: 0	K: 0	BB: 0
		S: 6	P: 6	S: 7	P: 7	S: 6	P: 6	S: 4	P: 3	S: 4	P: 4	S: 5	P: 5	S: 3	P: 3


PITCHER		IP	WLS	BF	H	R	ER	SO	BB	IBB	HBP	BLK	WP	HR	S	P	ERA	WHIP
Dick Bosman, R (1, 1) ERA: 4.06		5.1	L	24	10	3	3	2	0	0	0	0	0	2	28	28	5.06	1.875
Fred Beene, R (6, 1) ERA: 5.08		2.2		8	1	0	0	1	0	0	0	0	0	10	10	0.00	0.375	

BOTTOM

Cleveland Indians @ Baltimore Orioles
Memorial Stadium, Baltimore, MD
 Fri Sep 13 1974, 7:05 PM EDT
 Unknown

AB	32
R	3
H	11
RBI	3
BB	0
SO	3
LOB	11

livebaseballscorecards.com



1B:	9	SF:	0	WP:	0	PA:	32
2B:	1	SAC:	0	PB:	0		
3B:	0	DP:	2	SB:	0		
HR:	2	HBP:	0	CS:	0		

Batter	1	2	3	4	5	6	7	8	9	AB R H RBI BB SO LOB
Ed Crosby, L (1, 5) OBP: 0.265, SLG: 0.250	0-3 K2-3	0-0 F7	0-0 F7			0-3 K		0-0 F7		5 0 0 0 0 2 4
Oscar Gamble, L (1, 7) OBP: 0.359, SLG: 0.474	0-0 L5		0-0 F8	0-0 6-3		0-0 F8		0-3 K		4 0 0 0 0 0 0
Tommy Smith, L (6, 7) OBP: 0.179, SLG: 0.154										1 0 0 0 0 1 0
George Hendrick, R (1, 8) OBP: 0.339, SLG: 0.477	4-0 1B		0-0 FC 1B	0-0			0-0 6-3		0-0 F7	3 2 2 0 1 0 0
Rusty Torres, S (7, 8) OBP: 0.245, SLG: 0.240	BB		1B	1B						0 0 0 0 0 0 0
John Lowenstein, L (9, PH) OBP: 0.317, SLG: 0.326	BB		1B	1B						1 0 0 0 0 0 0
Frank Robinson, R (1, 10) OBP: 0.371, SLG: 0.459	0-0 1B		0-0 1B FC	0-0 F8			0-0 HR 1B		0-0 F8	5 2 3 0 0 0 1
Charlie Spikes, R (1, 9) OBP: 0.328, SLG: 0.451	0-0 1B		0-0 FC 1B	0-0 F8			0-0 F8		0-0 E5	5 1 1 1 0 0 4
Tom McCraw, L (1, 3) OBP: 0.350, SLG: 0.463	0-0 F7		0-0 FC 1B				0-0 HR		0-0 6-3	4 1 2 3 0 1 2
Rico Carty, R (9, PH) OBP: 0.449, SLG: 0.492			1-2 2-3 3-H FC5-2 1B				1-H HR			1 0 0 0 0 0 1
Jack Brohamer, L (1, 4) OBP: 0.330, SLG: 0.326		0-0 F7	0-0 FC	4-0 CS		4-0 BB				2 0 0 1 2 0 1
Dave Duncan, R (1, 2) OBP: 0.263, SLG: 0.333		1-0 HBP	4-0 FC5-2	0-0 F1		0-0 F5				2 0 0 0 1 0 2
Frank Duffy, R (1, 6) OBP: 0.272, SLG: 0.312		0-3 K	0-0 FC5-2	0-0 4-3				0-0 F9		4 0 0 0 0 1 4


Inning Stats	R: 1 E: 0 K: 1 S: 7	H: 2 LOB: 2 BB: 1 P: 11	R: 0 E: 0 K: 1 S: 5	H: 0 LOB: 1 BB: 0 P: 6	R: 3 E: 1 K: 0 S: 8	H: 3 LOB: 3 BB: 1 P: 12	R: 0 E: 0 K: 0 S: 4	H: 1 LOB: 1 BB: 0 P: 4	R: 0 E: 0 K: 1 S: 4	H: 0 LOB: 0 BB: 1 P: 8	R: 0 E: 0 K: 1 S: 5	H: 0 LOB: 0 BB: 0 P: 5	R: 2 E: 0 K: 0 S: 5	H: 2 LOB: 1 BB: 1 P: 9	R: 0 E: 0 K: 1 S: 5	H: 0 LOB: 0 BB: 0 P: 5	R: 0 E: 1 K: 0 S: 4	H: 0 LOB: 1 BB: 0 P: 4	1B: 7 2B: 0 3B: 0 HR: 1	SF: 0 SAC: 0 DP: 0 HBP: 1	WP: 0 PB: 0 SB: 0 CS: 1	PA: 42
--------------	------------------------------	----------------------------------	------------------------------	---------------------------------	------------------------------	----------------------------------	------------------------------	---------------------------------	------------------------------	---------------------------------	------------------------------	---------------------------------	------------------------------	---------------------------------	------------------------------	---------------------------------	------------------------------	---------------------------------	----------------------------------	------------------------------------	----------------------------------	--------

PITCHER	IP	WLS	BF	H	R	ER	SO	BB	IBB	HBP	BLK	WP	HR	S	P	ERA	WHIP
Doyle Alexander, R (1, 1) ERA: 4.15	2.1		17	5	4	3	2	2	0	1	0	0	0	18	27	11.57	3.000
Jesse Jefferson, R (3, 1) ERA: 4.31	4.1		17	3	2	2	2	2	0	0	0	0	1	19	27	4.15	1.154
Bob Reynolds, R (7, 1) ERA: 2.87	2.0	W	7	0	0	0	1	0	0	0	0	0	0	9	9	0.00	0.000
Grant Jackson, L (9, 1) ERA: 2.51	0.1	S	1	0	0	0	0	0	0	0	0	0	0	1	1	0.00	0.000

Cleveland Indians @ Baltimore Orioles
Memorial Stadium, Baltimore, MD

Fri Sep 13 1974, Postponed
 Att: 16,283 - Unknown

AB	37
R	6
H	8
RBI	5
BB	4
SO	5
LOB	19



livebaseballscorecards.com

Batter	1	2	3	4	5	6	7	8	9
Al Bumbry, L OBP: 0.273, SLG: 0.292 (1, 7) X	0-0 F6		4-0 BLK BB	0-3 K		0-0 FC6-4 2B		0-0 E S 1B	
Rich Coggins, L OBP: 0.297, SLG: 0.318 (1, 9) X	0-0 L7		4-0 BB		0-0 3-1	0-0 1-H 2B		0-0 1-H S 1B	
Bobby Grich, R OBP: 0.371, SLG: 0.434 (1, 4) B B B B	4-0 S BB		0-3 K		4-0 BB	0-3 K		0-0 1-2 F7	
Tommy Davis, R OBP: 0.315, SLG: 0.373 (1, 10) X Bob Oliver, R OBP: 0.276, SLG: 0.346 (8, PH)	0-0 4-3			0-0 F9 1B 1B	0-0 F4		0-0 HR	0-0 F1	
Boog Powell, L OBP: 0.341, SLG: 0.394 (1, 3) B B B B		4-0 FC4-6 BB		0-0 1B FC3-6 1B	0-0 G3		0-0 F4		
Paul Blair, R OBP: 0.300, SLG: 0.408 (1, 8) X		0-0 FC4-6 CS		0-0 F9		4-0 1B FC6-4 BB	0-0 F9		
Brooks Robinson, R OBP: 0.367, SLG: 0.392 (1, 5) X		0-0 F2		0-0 FC3-6 BB 1B		0-0 FC6-4 HBP 2B 1B	0-0 F4		
Earl Williams, R OBP: 0.329, SLG: 0.389 (1, 2) S S S S Andy Etchebarren, R OBP: 0.236, SLG: 0.263 (9, 2) B B B B			0-3 K	4-0 FC3-6 BB		1-0 FC6-4 HBP		0-3 K	
Tim Nordbrook, R OBP: 0.200, SLG: 0.200 (1, 6) S S S S			0-3 K	0-0 FC3-6		0-0 B2		0-0 WP 1B	

Inning Stats	R: 0 E: 0 K: 0 S: 3	H: 0 LOB: 1 BB: 1 P: 7	R: 0 E: 0 K: 0 S: 2	H: 0 LOB: 0 BB: 1 P: 6	R: 0 E: 0 K: 3 S: 9	H: 0 LOB: 2 BB: 2 P: 17	R: 2 E: 0 K: 1 S: 8	H: 3 LOB: 2 BB: 1 P: 12	R: 0 E: 0 K: 0 S: 3	H: 0 LOB: 1 BB: 1 P: 7	R: 3 E: 0 K: 1 S: 7	H: 2 LOB: 1 BB: 1 P: 12	R: 1 E: 0 K: 0 S: 4	H: 1 LOB: 0 BB: 0 P: 4	R: 2 E: 0 K: 1 S: 8	H: 3 LOB: 1 BB: 0 P: 8
1B: 7 2B: 1 3B: 0 HR: 1	SF: 0 SAC: 0 DP: 0 HBP: 1	WP: 1 PB: 0 SB: 3 CS: 1	PA: 40	ERA WHIP	ERA WHIP	ERA WHIP	ERA WHIP	ERA WHIP	ERA WHIP	ERA WHIP	ERA WHIP	ERA WHIP	ERA WHIP	ERA WHIP	ERA WHIP	ERA WHIP

PITCHER	IP	WLS	BF	H	R	ER	SO	BB	IBB	HBP	BLK	WP	HR	S	P	ERA	WHIP
Jim Kern, R ERA: 2.19 (1, 1)	3.1		17	3	2	2	3	5	0	0	1	0	0	18	38	5.40	2.400
Milt Wilcox, R ERA: 4.46 (4, 1)	2.2		13	2	3	3	2	2	0	1	0	0	0	14	23	10.12	1.500
Tom Buskey, R ERA: 3.42 (7, 1)	2.0	L	10	4	3	3	1	0	0	0	0	1	1	12	12	13.50	2.000

BOTTOM

Cleveland Indians @ Baltimore Orioles
Memorial Stadium, Baltimore, MD

Fri Sep 13 1974, Postponed
Att. 16,283 - Unknown

livebaseballscores.com

AB	32
R	8
H	9
RBI	8
BB	7
SO	6
LOB	21



Batter	1	2	3	4	5	6	7	8	9	AB R H RBI BB SO LOB	TOP	
Johnny Jeter, R (1, 7) OBP: 0.389, SLG: 0.412	0-0 1B 2B		0-3 K			0-3 K		0-0 1B		4 1 2 0 0 2 0		
Frank Duffy, R (1, 6) OBP: 0.272, SLG: 0.311	0-0 1B		0-0 1-3			0-0 F4		0-0 F7		4 0 1 1 0 0 1		
George Hendrick, R (1, 8) OBP: 0.339, SLG: 0.476 Rusty Torres, S (3, 8) OBP: 0.239, SLG: 0.234	0-0 F4				0-0 F3		0-0 F2		0-0 F3	1 0 0 0 0 0 1 3 0 0 0 0 0 0		
Frank Robinson, R (1, 10) OBP: 0.370, SLG: 0.456	4-0 F3 BB				0-0 F9		0-0 F4		0-0 L7	3 0 0 0 1 0 0		
Charlie Spikes, R (1, 9) OBP: 0.327, SLG: 0.451	0-0 F3				0-0 5-3		0-0 4-3		0-0 2B	4 0 1 0 0 0 2		
John Ellis, R (1, 2) OBP: 0.336, SLG: 0.428 Luis Alvarado, R (9, PR) OBP: 0.224, SLG: 0.213						0-0 F9			4-0 FC1-4 BB	3 0 2 0 1 0 0 0 0 0 0 0 0 0		
Rico Carty, R (1, 3) OBP: 0.425, SLG: 0.464						0-0 F9		0-0 1B	0-0 FC1-4	4 0 0 0 0 0 4		
Buddy Bell, R (1, 5) OBP: 0.311, SLG: 0.349						0-0 L5			0-0 2-3	3 0 1 0 0 0 0		
Jack Brohamer, L (1, 4) OBP: 0.328, SLG: 0.323 Joe Lis, R (8, PH) OBP: 0.294, SLG: 0.352 Remy Hermoso, R (8, 4) OBP: 0.257, SLG: 0.258						0-0 F4			0-3 K	2 0 0 0 0 0 1 1 0 0 0 0 1 0 0 0 0 0 0 0 0		
Inning Stats	R: 1 H: 2 E: 0 LOB: 1 K: 0 BB: 1 S: 4 P: 8	R: 0 H: 1 E: 0 LOB: 0 K: 0 BB: 0 S: 3 P: 3	R: 0 H: 0 E: 0 LOB: 0 K: 1 BB: 0 S: 5 P: 5	R: 0 H: 0 E: 0 LOB: 0 K: 0 BB: 0 S: 3 P: 3	R: 0 H: 1 E: 0 LOB: 1 K: 0 BB: 0 S: 4 P: 4	R: 0 H: 0 E: 0 LOB: 0 K: 1 BB: 0 S: 5 P: 5	R: 0 H: 1 E: 0 LOB: 1 K: 0 BB: 0 S: 4 P: 4	R: 0 H: 1 E: 0 LOB: 1 K: 1 BB: 0 S: 6 P: 6	R: 0 H: 1 E: 0 LOB: 2 K: 0 BB: 1 S: 4 P: 8	1B: 5 SF: 0 2B: 2 SAC: 0 3B: 0 DP: 0 HR: 0 HBP: 0	WP: 0 PA: 34 PB: 0 SB: 0 CS: 0	
PITCHER Dave McNally, L (1, 1) ERA: 3.66	IP WLS BF H R ER SO BB IBB HBP BLK WP HR S P ERA WHIP	9.0 W 34 7 1 1 3 2 0 0 0 0 0 0 38 46 1.00 1.000										

Cleveland Indians @ Baltimore Orioles
 Memorial Stadium, Baltimore, MD
 Sat Sep 14 1974, 7:05 PM EDT
 Att: 11,715 - Unknown

AB	32
R	1
H	7
RBI	1
BB	2
SO	3
LOB	9



Batter	1	2	3	4	5	6	7	8	9	AB	R	H	RBI	BB	SO	LOB
Enos Cabell, R OBP: 0.280, SLG: 0.353 (1, 9)	0-0 5-3		0-0 F8	0-0 5-3			0-0 E5			4	0	0	0	0	0	1
Paul Blair, R OBP: 0.300, SLG: 0.409 (1, 8)	0-0 1-3		0-0 BB 1-3 2B	0-0 6-3			0-0 1-3			4	1	1	0	0	0	1
Bobby Grich, R OBP: 0.375, SLG: 0.435 (1, 4)	0-0 E6 1B		4-0 BB 2B IBB		1-0 G5-4-3 HBP			4-0 HR BB		1	2	1	0	2	0	0
Tommy Davis, R OBP: 0.316, SLG: 0.379 (1, 10)	0-0 1-3		4-0 2B 1-2 2-3 3-H 1B BB		0-0 G5-4-3 1-2f			0-0 HR 1-H		3	2	1	3	1	0	2
Bob Oliver, R OBP: 0.276, SLG: 0.348 (1, 3)		0-0 5-3	0-0 1-3 2-H 3-H 1B 2B		0-0 1-3			0-3 K		4	1	1	2	0	1	0
Don Baylor, R OBP: 0.327, SLG: 0.353 (1, 7)		0-0 F7	0-3 K			0-0 G1-6-3 1B		0-0 F7		4	0	1	0	0	1	2
Brooks Robinson, R OBP: 0.370, SLG: 0.395 (1, 5)		0-0 FC6-4 1B	0-0 2-H 3-H 1B			0-0 G1-6-3 1-2f		0-0 1B		4	0	3	2	0	0	1
Andy Etchebarren, R OBP: 0.231, SLG: 0.256 (1, 2)		0-0 FC6-4 1-2f	0-3 K			0-0 4-3		0-3 K		4	0	0	0	0	2	3
Tim Nordbrook, R OBP: 0.375, SLG: 0.375 (1, 6)			0-0 2B BB 1B		0-0 1B			0-0 6-3		3	1	2	0	0	0	0

Inning Stats	R: 0	H: 1	E: 1	K: 0	S: 4	LOB: 1	BB: 0	P: 4	R: 0	H: 1	E: 0	K: 0	S: 4	LOB: 1	BB: 0	P: 4	R: 5	H: 4	E: 0	K: 2	S: 11	LOB: 1	BB: 2	P: 19	R: 0	H: 1	E: 0	K: 0	S: 3	LOB: 0	BB: 0	P: 3	R: 0	H: 1	E: 0	K: 0	S: 3	LOB: 0	BB: 0	P: 3	R: 0	H: 0	E: 1	K: 0	S: 3	LOB: 0	BB: 0	P: 3	R: 2	H: 2	E: 0	K: 2	S: 9	LOB: 1	BB: 1	P: 13
--------------	------	------	------	------	------	--------	-------	------	------	------	------	------	------	--------	-------	------	------	------	------	------	-------	--------	-------	-------	------	------	------	------	------	--------	-------	------	------	------	------	------	------	--------	-------	------	------	------	------	------	------	--------	-------	------	------	------	------	------	------	--------	-------	-------

PITCHER	IP	WLS	BF	H	R	ER	SO	BB	IBB	HBP	BLK	WP	HR	S	P	ERA	WHIP
Fritz Peterson, L ERA: 4.3 (1, 1)	2.2	L	16	6	5	5	1	1	1	0	0	0	0	16	24	16.88	2.625
Bill Gogolewski, R ERA: 4.05 (3, 1)	4.1		15	3	2	2	1	1	0	1	0	0	1	15	20	4.15	0.923
Steve Arlin, R ERA: 6.19 (8, 1)	1.0		4	1	0	0	2	0	0	0	0	0	0	8	8	0.00	1.000

BOTTOM

Cleveland Indians @ Baltimore Orioles
Memorial Stadium, Baltimore, MD

Sat Sep 14 1974, 7:05 PM EDT
 Att. 11,715 - Unknown

AB	31
R	7
H	10
RBI	7
BB	3
SO	4
LOB	10



1B: 7	SF: 0	WP: 0	PA: 35
2B: 2	SAC: 0	PB: 0	
3B: 0	DP: 2	SB: 0	
HR: 1	HBP: 1	CS: 1	

PITCHER	IP	WLS	BF	H	R	ER	SO	BB	IBB	HBP	BLK	WP	HR	S	P	ERA	WHIP
---------	----	-----	----	---	---	----	----	----	-----	-----	-----	----	----	---	---	-----	------

Batter	1	2	3	4	5	6	7	8	9	AB R H RBI BB SO LOB	TOP																													
John Lowenstein, L (1, 7) OBP: 0.315, SLG: 0.323	0-0 6-3		0-3 K		0-3 K		0-3 K		4-0 FC1-2 BB	4 0 0 1 1 3 1																														
Frank Duffy, R (1, 6) OBP: 0.275, SLG: 0.313	0-0 G6-4-3 1B		0-0 1B		4-0 BB			0-0 G3	0-0 FC1-2 FC5-4	4 0 2 0 1 0 3																														
Rico Carty, R (1, 3) OBP: 0.410, SLG: 0.446 Tom McCraw, L (9, 3) OBP: 0.350, SLG: 0.463	0-0 G6-4-3 1-2f		0-0 1B		0-3 K			0-0 4-3	0-0 FC5-4 1-2f	5 0 1 0 0 1 5 0 0 0 0 0 0 0																														
Frank Robinson, R (1, 10) OBP: 0.373, SLG: 0.459		0-0 F8 2B	0-0 F9			0-0 G6-4-3 1B		4-0 BB		3 0 2 0 1 0 2																														
Charlie Spikes, R (1, 9) OBP: 0.325, SLG: 0.448		0-0 F8 2-3		0-3 K		0-0 G6-4-3 1-2f		0-0 4-3		4 0 0 0 0 1 3																														
John Ellis, R (1, 2) OBP: 0.335, SLG: 0.427		0-0 6-3		0-0 6-3		0-0 1B			0-0 F4	4 0 1 0 0 0 1																														
Buddy Bell, R (1, 5) OBP: 0.315, SLG: 0.351		4-0 FC5-4 BB		0-0 1B		0-0 F6			0-0 BB E BB 1B	3 1 2 0 1 0 1																														
Rusty Torres, S (1, 8) OBP: 0.233, SLG: 0.227		0-0 FC5-4 1-2f		0-0 F9			0-0 F2		0-0 FC BB BB FC1-2	4 0 0 0 0 0 4																														
Remy Hermoso, R (1, 4) OBP: 0.259, SLG: 0.260 Oscar Gamble, L (9, PH) OBP: 0.361, SLG: 0.474 Jack Brohamer, L (9, 4) OBP: 0.328, SLG: 0.323			0-0 CS 1B		0-0 5-3		0-0 F9		4-0 FC1-2 BB BB 1-2 2-3 BB	3 0 1 0 0 0 0 0 0 0 0 1 0 0 0 0 0 0 0 0 0																														
Inning Stats	R: 0 E: 0 K: 0 S: 3	H: 1 LOB: 0 BB: 0 P: 3	R: 0 E: 0 K: 0 S: 4	H: 1 LOB: 2 BB: 1 P: 8	R: 0 E: 0 K: 1 S: 7	H: 3 LOB: 2 BB: 0 P: 7	R: 0 E: 0 K: 1 S: 6	H: 1 LOB: 1 BB: 0 P: 6	R: 0 E: 0 K: 2 S: 7	H: 0 LOB: 1 BB: 1 P: 11	R: 0 E: 0 K: 0 S: 4	H: 2 LOB: 1 BB: 0 P: 4	R: 0 E: 0 K: 1 S: 5	H: 0 LOB: 0 BB: 0 P: 5	R: 0 E: 0 K: 0 S: 3	H: 0 LOB: 1 BB: 1 P: 7	R: 1 E: 1 K: 0 S: 5	H: 1 LOB: 3 BB: 2 P: 13	1B: 8 2B: 1 3B: 0 HR: 0	SF: 0 SAC: 0 DP: 2 HBP: 0	WP: 0 PB: 0 SB: 0 CS: 1	PA: 39																		
PITCHER Ross Grimsley, L (1, 1) ERA: 2.94 Bob Reynolds, R (9, 1) ERA: 2.83	IP 8.1	WLS L	BF 37	H 9	R 1	ER 0	SO 5	BB 5	IBB 0	HBP 0	BLK 0	WP 0	HR 0	S 42	P 62	ERA 0.00	WHIP 1.680							PITCHER IP 0.2	WLS L	BF 2	H 0	R 0	ER 0	SO 0	BB 0	IBB 0	HBP 0	BLK 0	WP 0	HR 0	S 2	P 2	ERA 0.00	WHIP 0.000

Cleveland Indians @ Baltimore Orioles
 Memorial Stadium, Baltimore, MD
 Sun Sep 15 1974, 3:33 AM EDT
 Att: 15,032 - Unknown

livebaseballscorecards.com

AB 34
 R 1
 H 9
 RBI 1
 BB 5
 SO 5
 LOB 20



Batter	1	2	3	4	5	6	7	8	9	AB R H RBI BB SO LOB
Rich Coggins, L (1, 9) OBP: 0.300, SLG: 0.321	0-0 L1-3 1B			0-3 K		0-0 SH5-3		0-0 S 1B		3 0 2 0 0 1 0
Paul Blair, R (1, 8) OBP: 0.297, SLG: 0.405	0-0 L1-3			0-0 5-3		0-0 F6		0-0 F7		4 0 0 0 0 0 3
Bobby Grich, R (1, 4) OBP: 0.273, SLG: 0.432	0-0 L3			0-0 F7		0-0 F9		0-0 1-3		4 0 0 0 0 0 2
Tommy Davis, R (1, 10) OBP: 0.318, SLG: 0.380		0-0 F7			0-0 FC1-6 BB 1B		0-0 F8 1B		0-0 F7	3 0 2 0 0 0 0 1 0 0 0 0 0 0
Boog Powell, L (1, 3) OBP: 0.345, SLG: 0.394		0-0 F8			4-0 F9 FC1-6 BB		0-0 1-2 1B		4-0 BB	2 0 1 0 2 0 0 0 0 0 0 0 0 0
Enos Cabell, R (9, PR) OBP: 0.280, SLG: 0.353										
Don Baylor, R (1, 7) OBP: 0.325, SLG: 0.351		0-3 K			0-0 FC1-6 S		0-3 K		0-3 K	3 0 0 0 0 2 4 0 0 0 0 0 0 0 1 0 0 0 0 1 1
Jim Fuller, R (8, 7) OBP: 0.265, SLG: 0.392					1-2 2-3f					
Bob Oliver, R (9, PH) OBP: 0.276, SLG: 0.347										
Brooks Robinson, R (1, 5) OBP: 0.367, SLG: 0.392			0-0 F8		0-0 F9		0-0 F8		0-0 F6	4 0 0 0 0 0 5
Elrod Hendricks, L (1, 2) OBP: 0.268, SLG: 0.339			0-0 F5		0-0 4-3		0-0 F8			3 0 0 0 0 0 4
Tim Nordbrook, R (1, 6) OBP: 0.364, SLG: 0.300			0-0 4-3			4-0 SH5-3 BB		0-0 F9		2 0 0 0 1 0 0


Inning Stats	R: 0 E: 0 K: 0 S: 3	H: 1 LOB: 0 BB: 0 P: 3	R: 0 E: 0 K: 1 S: 5	H: 0 LOB: 0 BB: 0 P: 5	R: 0 E: 0 K: 0 S: 3	H: 0 LOB: 0 BB: 0 P: 3	R: 0 E: 0 K: 1 S: 5	H: 0 LOB: 0 BB: 0 P: 5	R: 0 E: 0 K: 0 S: 4	H: 1 LOB: 2 BB: 1 P: 8	R: 0 E: 0 K: 0 S: 3	H: 0 LOB: 1 BB: 1 P: 7	R: 0 E: 0 K: 1 S: 7	H: 2 LOB: 2 BB: 0 P: 7	R: 0 E: 0 K: 0 S: 4	H: 1 LOB: 1 BB: 0 P: 4	R: 0 E: 0 K: 1 S: 5	H: 0 LOB: 1 BB: 1 P: 9	1B: 5 2B: 1 3B: 0 HR: 0	SF: 0 SAC: 1 DP: 1 HBP: 0	WP: 0 PB: 0 SB: 2 CS: 0	PA: 34
PITCHER Gaylord Perry, R (1, 1) ERA: 2.19	IP: 9.0 WLS: W BF: 34 H: 5 R: 0 ER: 0 SO: 4 BB: 3 IBB: 0 HBP: 0 BLK: 0 WP: 0 HR: 0 S: 39 P: 51 ERA: 0.00 WHIP: 0.889																					


BOTTOM

Cleveland Indians @ Baltimore Orioles
Memorial Stadium, Baltimore, MD

Sun Sep 15 1974, 3:33 AM EDT
Att. 15,032 - Unknown

AB	30
R	0
H	5
RBI	0
BB	3
SO	4
LOB	19



Batter	1	2	3	4	5	6	7	8	9	AB R H RBI BB SO LOB	TOP														
Al Bumbry, L (1, 7) OBP: 0.272, SLG: 0.291 Jim Northrup, L (7, 7) OBP: 0.303, SLG: 0.364	0-0 S 1B	0-0 F7			0-0 4-3		0-0 SF7		0-0 F4	3 0 1 1 0 0 3 1 0 1 0 0 0 0	<p>Baltimore Orioles @ New York Yankees Shea Stadium, Flushing, NY</p> <p>Tue Sep 17 1974, 7:05 PM EDT Att: 33,784 - Unknown</p> <p>livebaseballscorecards.com</p> <table border="1"> <tr><td>AB</td><td>32</td></tr> <tr><td>R</td><td>4</td></tr> <tr><td>H</td><td>7</td></tr> <tr><td>RBI</td><td>4</td></tr> <tr><td>BB</td><td>4</td></tr> <tr><td>SO</td><td>4</td></tr> <tr><td>LOB</td><td>19</td></tr> </table> 	AB	32	R	4	H	7	RBI	4	BB	4	SO	4	LOB	19
AB	32																								
R	4																								
H	7																								
RBI	4																								
BB	4																								
SO	4																								
LOB	19																								
Rich Coggins, L (1, 9) OBP: 0.299, SLG: 0.319	0-0 F8 1-2		0-0 F4		0-0 4-3		0-0 S 1-3		0-0 1B	6 1 1 0 0 1 3															
Bobby Grich, R (1, 4) OBP: 0.371, SLG: 0.429	0-3 K		0-0 6-3			0-0 F7		0-0 SH1-4 HR 1B	0-3 K	3 0 0 0 0 1 1															
Tommy Davis, R (1, 10) OBP: 0.318, SLG: 0.378	0-0 6-3		0-0 F9			0-0 6-3		0-0 SH1-4 1-2		3 1 0 0 0 0 1															
Boog Powell, L (1, 3) OBP: 0.351, SLG: 0.394 Bob Oliver, R (8, PH) OBP: 0.275, SLG: 0.346 Enos Cabell, R (8, 3) OBP: 0.280, SLG: 0.353		4-0 BB 1B BB		4-0 BB BB		4-0 BB BB		1-0 HR HBP		0 0 0 0 3 0 0 1 0 0 0 0 1 2 0 0 0 0 0 0 0															
Paul Blair, R (1, 8) OBP: 0.299, SLG: 0.412		0-0 BB 1-2 1B		0-0 F7		0-0 B1-3		0-3 K		4 1 2 3 0 0 2															
Brooks Robinson, R (1, 5) OBP: 0.364, SLG: 0.389		0-0 F4		0-0 F7		0-0 L5		0-0 HR 1H 2-H		4 0 0 0 0 0 3															
Elrod Hendricks, L (1, 2) OBP: 0.274, SLG: 0.346		4-0 BB 1-2 2-3 BB		0-0 F7		0-0 1B SF7 2B		0-0 5-3		3 1 1 0 1 0 1															
Mark Belanger, R (1, 6) OBP: 0.297, SLG: 0.307		0-3 K			0-0 L3		0-0 S 1B 2-3		0-0 G3	4 0 1 0 0 1 3															
Inning Stats	R: 0 E: 0 K: 1 S: 6	H: 1 LOB: 1 BB: 0 P: 6	R: 0 E: 0 K: 1 S: 6	H: 1 LOB: 3 BB: 2 P: 14	R: 0 E: 0 K: 0 S: 3	H: 0 LOB: 0 BB: 0 P: 3	R: 0 E: 0 K: 0 S: 3	H: 0 LOB: 1 BB: 1 P: 7	R: 0 E: 0 K: 0 S: 3	H: 0 LOB: 0 BB: 0 P: 3	R: 1 E: 0 K: 0 S: 4	H: 2 LOB: 1 BB: 0 P: 4	R: 3 E: 0 K: 1 S: 7	H: 2 LOB: 0 BB: 0 P: 8	R: 0 E: 0 K: 1 S: 6	H: 1 LOB: 1 BB: 0 P: 6	1B: 5 2B: 1 3B: 0 HR: 1	SF: 1 SAC: 1 DP: 0 HBP: 1	WP: 0 PB: 0 SB: 2 CS: 0	PA: 39					
PITCHER	IP WLS BF H R ER SO BB IBB HBP BLK WP HR S P ERA WHIP																								
Doc Medich, R (1, 1) ERA: 3.62 Sparky Lyle, L (8, 1) ERA: 1.68	7.1 L 32 5 3 3 2 4 0 1 0 0 0 0 30 47 3.68 1.227																								
	1.2 7 2 1 1 2 0 0 0 0 0 1 11 11 5.40 1.200																								

Batter	1	2	3	4	5	6	7	8	9	AB	R	H	RBI	BB	SO	LOB
Roy White, S OBP: 0.374, SLG: 0.394 (1, 10)	0-0 F5		0-3 K			0-0 F5			0-0 1B	4	0	1	0	0	1	1
Elliott Maddox, R OBP: 0.393, SLG: 0.380 (1, 8)	0-0 G4-6-3 1B			0-0 5-3			0-0 F4		0-0 F8	4	0	1	0	0	0	1
Bobby Murcer, L OBP: 0.334, SLG: 0.371 (1, 9)	0-0 G4-6-3 1-2f			0-0 3-1			0-0 1B		0-0 1B	4	0	2	0	0	0	1
Graig Nettles, L OBP: 0.320, SLG: 0.396 (1, 5)		0-3 K		0-0 F8		0-3 K		0-0 F8	4	0	0	0	0	2	3	
Lou Piniella, R OBP: 0.342, SLG: 0.408 (1, 7)		0-0 F9		0-0 L4		0-0 6-3			3	0	0	0	0	0	1	
Chris Chambliss, L OBP: 0.300, SLG: 0.355 (1, 3)		0-0 1B		0-0 F8			0-0 F8		3	0	1	0	0	0	0	
Thurman Munson, R OBP: 0.304, SLG: 0.370 (1, 2)		0-0 F8		0-0 F9			0-0 F7		3	0	0	0	0	0	1	
Jim Mason, L OBP: 0.304, SLG: 0.351 (1, 6)			0-0 FC1-6 1B			0-0 B3-4 1B		0-0 F3	3	0	2	0	0	0	0	
Sandy Alomar Sr., S OBP: 0.293, SLG: 0.301 (1, 4)			0-0 FC1-6 CS 1-2f			0-0 B3-4 1-2f		0-0 F7	3	0	0	0	0	0	2	

Inning Stats	R: 0	H: 1	R: 0	H: 1	R: 0	H: 0	R: 0	H: 0	R: 0	H: 1	R: 0	H: 0	R: 0	H: 0	R: 0	H: 2	1B: 7	SF: 0
	E: 0	LOB: 0	E: 0	LOB: 1	E: 0	LOB: 0	E: 0	LOB: 0	E: 0	LOB: 0	E: 0	LOB: 1	E: 0	LOB: 0	E: 0	LOB: 2	2B: 1	SAC: 0
	K: 0	BB: 0	K: 1	BB: 0	K: 0	BB: 0	K: 0	BB: 0	K: 1	BB: 0	K: 0	BB: 0	K: 0	BB: 0	K: 0	BB: 0	3B: 0	DP: 2
	S: 3	P: 3	S: 6	P: 6	S: 5	P: 5	S: 3	P: 3	S: 3	P: 3	S: 6	P: 6	S: 3	P: 3	S: 5	P: 5	HR: 0	HBP: 0


PITCHER	IP	WLS	BF	H	R	ER	SO	BB	IBB	HBP	BLK	WP	HR	S	P	ERA	WHIP	WP: 0	PA: 31
Jim Palmer, R ERA: 3.46 (1, 1)	9.0	W	31	7	0	0	3	0	0	0	0	0	0	37	37	0.00	0.778	PB: 0	
																		SB: 0	
																		CS: 1	

BOTTOM

Baltimore Orioles @ New York Yankees
 Shea Stadium, Flushing, NY
 Tue Sep 17 1974, 7:05 PM EDT
 Att. 33,784 - Unknown

livebaseballscorecards.com

AB	31
R	0
H	7
RBI	0
BB	0
SO	3
LOB	10



Batter	1	2	3	4	5	6	7	8	9	AB R H RBI BB SO LOB	TOP	
Al Bumbry, L (1, 7) <small>B B B</small> OBP: 0.279, SLG: 0.293 Jim Northrup, L (6, 7) <small>B B</small> OBP: 0.302, SLG: 0.363	4-0 BB		0-0 1B		0-3 1-2	4-0 2B BB		0-0 6-3		2 1 1 2 2 1 1 1 0 0 0 0 0 0	Baltimore Orioles @ New York Yankees Shea Stadium, Flushing, NY Wed Sep 18 1974, 7:05 PM EDT Att: 31,093 - Unknown	
Rich Coggins, L (1, 9) <small>X</small> OBP: 0.298, SLG: 0.321	0-0 SH2-3 1-2		0-0 4-3		0-0 3-1	0-0 2B 2B		0-0 F9		4 1 1 2 0 0 2		
Bobby Grich, R (1, 4) <small>X</small> OBP: 0.375, SLG: 0.432	0-0 F9 2-3			4-0 1B BB G3-6-3		0-0 1B BB	0-0 1B BB	0-0 1B		3 2 2 2 2 0 1		
Tommy Davis, R (1, 10) <small>X</small> OBP: 0.321, SLG: 0.381	0-0 5-3			0-0 G3-6-3 1B 1-3		0-0 1B BB 1B	0-0 1B BB 1B	0-0 1B		4 1 3 0 1 0 1		
Boog Powell, L (1, 3) OBP: 0.349, SLG: 0.391		0-0 L8		0-0 G3-6-3 1-2f 3-H		0-0 1B BB 1B	0-0 4-3	0-3 K		5 1 1 1 0 1 3		
Paul Blair, R (1, 8) OBP: 0.300, SLG: 0.416		0-0 6-3		0-0 3B		0-0 BB BB 2B 1B 1-2 2-3	0-0 5-3	0-3 K		5 1 2 0 0 1 0		
Brooks Robinson, R (1, 5) OBP: 0.363, SLG: 0.386		0-0 6-3		0-0 4-3		4-0 BB BB 2B BB 1-2 2-3 3-H	0-0 F6	0-0 F8		4 1 0 1 1 0 1		
Elrod Hendricks, L (1, 2) OBP: 0.273, SLG: 0.366			0-0 F5		0-0 G3	0-0 L9	0-0 HR			4 1 1 1 0 0 3		
Mark Belanger, R (1, 6) OBP: 0.299, SLG: 0.308			0-0 S 1B		4-0 S BB	0-3 K	0-0 3-1			3 1 1 0 1 1 3		
Inning Stats	R: 0 H: 0 E: 0 LOB: 1 K: 0 BB: 1 S: 3 P: 7	R: 0 H: 0 E: 0 LOB: 0 K: 0 BB: 0 S: 3 P: 3	R: 1 H: 2 E: 0 LOB: 0 K: 0 BB: 0 S: 4 P: 4	R: 1 H: 2 E: 0 LOB: 1 K: 0 BB: 1 S: 4 P: 8	R: 0 H: 0 E: 0 LOB: 1 K: 1 BB: 1 S: 5 P: 9	R: 7 H: 5 E: 0 LOB: 2 K: 1 BB: 4 S: 10 P: 26	R: 1 H: 1 E: 0 LOB: 0 K: 0 BB: 0 S: 4 P: 4	R: 0 H: 2 E: 0 LOB: 2 K: 0 BB: 0 S: 4 P: 4	R: 0 H: 0 E: 0 LOB: 0 K: 2 BB: 0 S: 7 P: 7	1B: 8 SF: 0 2B: 2 SAC: 1 3B: 1 DP: 1 HR: 1 HBP: 0	WP: 0 PA: 43 PB: 0 SB: 2 CS: 1	
PITCHER	IP WLS BF H R ER SO BB IBB HBP BLK WP HR S P ERA WHIP											IP WLS BF H R ER SO BB IBB HBP BLK WP HR S P ERA WHIP
Pat Dobson, R (1, 1) ERA: 3.24	5.0 L 23 6 5 5 1 4 0 0 0 0 0 0 21 37 9.00 2.000											
Dick Tidrow, R (6, 1) ERA: 4.26	0.2 5 1 0 0 1 2 0 0 0 0 0 0 5 13 0.00 4.500											
Mike Wallace, L (6, 1) ERA: 2.7	0.1 4 2 4 4 0 0 0 1 0 0 0 0 3 7 108.00 6.000											
Cecil Upshaw, R (7, 1) ERA: 2.55	1.0 4 1 1 1 0 0 0 0 0 0 0 0 1 4 9.00 1.000											
Tippy Martinez, L (8, 1) ERA: 4.26	2.0 7 2 0 0 2 0 0 0 0 0 0 0 0 11 0.00 1.000											

livebaseballscorecards.com

AB	35
R	10
H	12
RBI	9
BB	7
SO	4
LOB	15



Batter	1	2	3	4	5	6	7	8	9	AB	R	H	RBI	BB	SO	LOB
Roy White, S OBP: 0.377, SLG: 0.393 (1, 10)	4-0 CS BB		0-0 1B		0-0 4-3		4-0 FC5-4 BB		0-0 L5-3	3	0	1	0	2	0	2
Elliott Maddox, R OBP: 0.393, SLG: 0.380 (1, 8)	0-0 1-3		0-0 1B		0-3 K		0-0 FC5-4		0-0 1B	5	0	2	1	0	1	2
Bobby Murcer, L OBP: 0.331, SLG: 0.367 (1, 9)	0-0 F4		0-0 F8		0-0 G3			0-0 F2	0-0 F6	5	0	0	0	0	0	3
Lou Piniella, R OBP: 0.341, SLG: 0.406 (1, 7)		0-0 1B G4-6-3		0-0 L3		0-0 6-3		0-0 6-3		4	1	1	0	0	0	0
Thurman Munson, R OBP: 0.307, SLG: 0.375 (1, 2)		0-0 1B G4-6-3		0-0 E5		0-0 1B		0-0 2B		4	2	3	0	0	0	0
Rick Dempsey, R OBP: 0.289, SLG: 0.324 (9, 2)		1-3 1B								0	0	0	0	0	0	0
Graig Nettles, L OBP: 0.318, SLG: 0.394 (1, 5)		0-0 G4-6-3		0-0 F6		0-0 F4		0-0 2B		3	0	0	0	0	0	3
Gene Michael, S OBP: 0.307, SLG: 0.309 (7, 5)		1-2f 3-H G4-6-3						2-H 2B		1	0	1	1	0	0	0
Chris Chambliss, L OBP: 0.300, SLG: 0.354 (1, 3)		0-0 6-3		0-0 1B		0-3 K		0-0 1-3		4	0	1	1	0	1	2
Sandy Alomar Sr., S OBP: 0.294, SLG: 0.303 (1, 4)			0-0 F8		0-0 FC4-6		0-0 6-3		0-0 1B	2	0	1	0	0	0	0
Alex Johnson, R OBP: 0.333, SLG: 0.365 (7, PH)				0-0 1B					0-0 1B	1	0	0	0	0	0	0
Fred Stanley, R OBP: 0.263, SLG: 0.200 (8, 4)				1-2 1B					0-0 1B	1	1	1	0	0	0	0
Jim Mason, L OBP: 0.304, SLG: 0.350 (1, 6)			0-0 F2		0-0 FC4-6		0-0 4-3		0-0 1B	4	0	1	0	0	0	2


Inning Stats	R: 0	H: 0	E: 0	K: 0	S: 2	R: 1	H: 2	E: 0	K: 0	S: 4	R: 0	H: 2	E: 0	K: 0	S: 5	R: 1	H: 2	E: 1	K: 0	S: 6	R: 0	H: 0	E: 0	K: 1	S: 5	R: 0	H: 1	E: 0	K: 1	S: 6	R: 0	H: 0	E: 0	K: 0	S: 3	R: 1	H: 2	E: 0	K: 0	S: 5	R: 1	H: 3	E: 0	K: 0	S: 5	R: 0	H: 0	E: 0	K: 0	S: 2			
	LOB: 0	BB: 1				LOB: 0	BB: 0				LOB: 2	BB: 0				LOB: 2	BB: 0				LOB: 0	BB: 0				LOB: 1	BB: 0				LOB: 1	BB: 1				LOB: 1	BB: 0				LOB: 1	BB: 0				LOB: 1	BB: 0						

BOTTOM

Baltimore Orioles @ New York Yankees
 Shea Stadium, Flushing, NY
 Wed Sep 18 1974, 7:05 PM EDT
 Att. 31,093 - Unknown

AB	37
R	4
H	12
RBI	3
BB	2
SO	2
LOB	14

WP: 0 PA: 39
 PB: 0
 SB: 0
 CS: 1



livebaseballscores.com

Batter	1	2	3	4	5	6	7	8	9	AB R H RBI BB SO LOB	TOP											
Mark Belanger, R (1, 6) OBP: 0.298, SLG: 0.306	0-0 5-3		0-0 6-3			0-0 F8		0-0 F6	0-0 FC6-4 1B 1-2 2-H	5 1 1 1 0 0 2												
Paul Blair, R (1, 8) OBP: 0.303, SLG: 0.415	0-3 K			4-0 BB		0-0 F7		0-0 2B 1B	4-0 FC6-4 BB 1-2 2-3	3 1 1 1 2 1 0												
Bobby Grich, R (1, 4) OBP: 0.375, SLG: 0.433	0-0 1-3			0-3 K		4-0 S BB		0-0 2B	0-0 FC6-4 PB 1B 1-2f 2-3 3-H	4 0 1 2 1 1 3												
Tommy Davis, R (1, 10) OBP: 0.322, SLG: 0.380		0-0 4-3		0-3 K		0-0 6-3		4-0 IBB	0-0 PB 1B 1-2 3-H	4 0 1 1 1 1 2												
Earl Williams, R (1, 3) OBP: 0.325, SLG: 0.385		0-0 F7		0-3 K			0-0 F7	0-0 F3	0-3 K 1-2 2-3	5 0 0 0 0 2 5												
Don Baylor, R (1, 7) OBP: 0.327, SLG: 0.359		0-0 CS 1B			0-0 HR		0-0 F9		0-0 F3	4 1 2 1 0 0 0												
Brooks Robinson, R (1, 5) OBP: 0.362, SLG: 0.385		0-0 CS 1-2	0-0 5-3		0-0 F8		0-0 6-3		0-0 E5 1B 1B	4 1 1 0 0 0 0												
Enos Cabell, R (1, 9) OBP: 0.280, SLG: 0.353			0-3 K		0-0 5-3			0-0 SH3-4 1B 1B	4-0 1B 1B IBB	3 1 1 0 0 1 0 0 1 0 0 1 0 0												
Jim Northrup, L (8, 9) OBP: 0.303, SLG: 0.363																						
Andy Etchebarren, R (1, 2) OBP: 0.238, SLG: 0.270			0-0 2B		0-0 F8			0-0 SH3-4	0-0 BB 1B FC6-4 1B 1-2 2-H	3 1 2 1 0 0 0												
Inning Stats	R: 0 E: 0 K: 1 S: 5	H: 0 LOB: 0 BB: 0 P: 5	R: 0 E: 0 K: 0 S: 3	H: 1 LOB: 0 BB: 0 P: 3	R: 0 E: 0 K: 1 S: 6	H: 1 LOB: 1 BB: 0 P: 6	R: 0 E: 0 K: 3 S: 9	H: 0 LOB: 1 BB: 1 P: 13	R: 1 E: 0 K: 0 S: 4	H: 1 LOB: 0 BB: 0 P: 4	R: 0 E: 0 K: 0 S: 3	H: 0 LOB: 1 BB: 1 P: 7	R: 0 E: 0 K: 0 S: 3	H: 0 LOB: 0 BB: 0 P: 3	R: 2 E: 0 K: 0 S: 6	H: 3 LOB: 2 BB: 1 P: 10	R: 4 E: 1 K: 1 S: 9	H: 4 LOB: 2 BB: 2 P: 17	1B: 7 2B: 2 3B: 0 HR: 1	SF: 0 SAC: 1 DP: 0 HBP: 0	WP: 0 PB: 1 SB: 1 CS: 1	PA: 42
PITCHER	IP WLS BF H R ER SO BB IBB HBP BLK WP HR S P ERA WHIP																					
Rudy May, L (1, 1) ERA: 3.46	7.2 L 29 5 3 3 5 2 0 0 0 0 0 1 37 45 3.52 0.913																					
Cecil Upshaw, R (8, 1) ERA: 3.06	0.2 8 4 4 4 0 0 0 2 0 0 0 0 6 14 54.00 6.000																					
Dave Pagan, R (9, 1) ERA: 5.32	0.2 4 1 0 0 0 1 1 0 0 0 0 0 5 9 0.00 3.000																					

Baltimore Orioles @ New York Yankees
Shea Stadium, Flushing, NY
Thu Sep 19 1974, 7:05 PM EDT
Att. 21,795 - Unknown

livebaseballscorecards.com

AB	35
R	7
H	10
RBI	7
BB	5
SO	6
LOB	12



Batter	1	2	3	4	5	6	7	8	9	AB R H RBI BB SO LOB
Roy White, S (1, 10) OBP: 0.373, SLG: 0.390	0-0 F9		0-0 F4			0-0 F9			0-0 F6	4 0 0 0 0 0 0
Elliott Maddox, R (1, 8) OBP: 0.392, SLG: 0.377	0-0 F8		0-3 K			0-0 F6			4-0 BB	3 0 0 0 1 1 0
Bobby Murcer, L (1, 9) OBP: 0.331, SLG: 0.366	4-0 BB		0-0 4-3			0-0 4-3			0-0 F9	3 0 0 0 1 0 1
Lou Piniella, R (1, 7) OBP: 0.340, SLG: 0.405	0-0 4-3			0-0 G5-4-3 1B			0-0 F9		0-0 F8	4 0 1 0 0 0 2
Thurman Munson, R (1, 2) OBP: 0.307, SLG: 0.375		0-0 FC5-4 1B		0-0 G5-4-3 1-2f			0-0 F8			3 0 1 0 0 0 1
Graig Nettles, L (1, 5) OBP: 0.316, SLG: 0.392		0-0 F8		0-0 F8			0-0 F9			3 0 0 0 0 0 1
Chris Chambliss, L (1, 3) OBP: 0.300, SLG: 0.354		0-0 FC5-4 1-2 1B		0-3 K					0-0 5-3	3 0 1 0 0 1 0
Sandy Alomar Sr., S (1, 4) OBP: 0.292, SLG: 0.300		0-0 FC5-4 1-2f 2-3		0-0 6-3					0-0 F7	3 0 0 0 0 0 2
Jim Mason, L (1, 6) OBP: 0.302, SLG: 0.348		0-3 K		0-3 K					0-3 K	2 0 0 0 0 2 2
Alex Johnson, R (8, PH) OBP: 0.333, SLG: 0.364										1 0 0 0 0 1 0
Fred Stanley, R (9, 6) OBP: 0.263, SLG: 0.200										0 0 0 0 0 0 0


Inning Stats	R: 0	H: 0	E: 0	K: 0	S: 3	R: 0	H: 2	E: 0	K: 1	S: 7	R: 0	H: 0	E: 0	K: 1	S: 5	R: 0	H: 1	E: 0	K: 0	S: 3	R: 0	H: 0	E: 0	K: 2	S: 7	R: 0	H: 0	E: 0	K: 0	S: 3	R: 0	H: 0	E: 0	K: 1	S: 5	R: 0	H: 0	E: 0	K: 0	S: 3	R: 0	H: 0	E: 0	K: 0	S: 7	R: 0	H: 0	E: 0	K: 0	S: 3	R: 0	H: 0	E: 0	K: 0	S: 7
PITCHER Dave McNally, L (1, 1) ERA: 3.52	IP	WLS	BF	H	R	ER	SO	BB	IBB	HBP	BLK	WP	HR	S	P	ERA	WHIP																																						
	9.0	W	31	3	0	0	5	2	0	0	0	0	0	39	47	0.00	0.556																																						

BOTTOM


Baltimore Orioles @ New York Yankees
 Shea Stadium, Flushing, NY
 Thu Sep 19 1974, 7:05 PM EDT
 Att. 21,795 - Unknown

AB	29
R	0
H	3
RBI	0
BB	2
SO	5
LOB	9

livebaseballscorecards.com



WP: 0	PA: 31
PB: 0	
SB: 0	
CS: 0	

Batter	1	2	3	4	5	6	7	8	9	AB R H RBI BB SO LOB	TOP														
Rich Coggins, L (1, 9) OBP: 0.295, SLG: 0.318	0-0 F6		0-0 F9			0-0 F8			0-0 F8	4 0 0 0 0 0 1	<p>Baltimore Orioles @ Boston Red Sox Fenway Park, Boston, MA Fri Sep 20 1974, 7:05 PM EDT Att: 27,283 - Unknown</p> <p>livebaseballscorecards.com</p> <table> <tr><td>AB</td><td>29</td></tr> <tr><td>R</td><td>2</td></tr> <tr><td>H</td><td>6</td></tr> <tr><td>RBI</td><td>2</td></tr> <tr><td>BB</td><td>0</td></tr> <tr><td>SO</td><td>5</td></tr> <tr><td>LOB</td><td>3</td></tr> </table> 	AB	29	R	2	H	6	RBI	2	BB	0	SO	5	LOB	3
AB	29																								
R	2																								
H	6																								
RBI	2																								
BB	0																								
SO	5																								
LOB	3																								
Paul Blair, R (1, 8) OBP: 0.300, SLG: 0.412	0-0 L5		0-0 6-3			0-0 F3			0-0 6-3	4 0 0 0 0 0 1															
Bobby Grich, R (1, 4) OBP: 0.374, SLG: 0.431	0-0 F2								0-0 F4	4 0 1 0 0 1 0															
Tommy Davis, R (1, 10) OBP: 0.321, SLG: 0.378		0-0 F7							0-0 F2	3 0 0 0 0 1 1															
Boog Powell, L (1, 3) OBP: 0.349, SLG: 0.400		0-0 F8							0-0 HR	3 1 1 1 0 1 0															
Don Baylor, R (1, 7) OBP: 0.331, SLG: 0.370		0-0 HR							0-0 CS 1B	3 1 3 1 0 0 0															
Jim Northrup, L (7, 7) OBP: 0.303, SLG: 0.363									0-0 CS 1B	0 0 0 0 0 0 0															
Brooks Robinson, R (1, 5) OBP: 0.360, SLG: 0.382		0-0 F7							0-0 CS	3 0 0 0 0 0 0															
Elrod Hendricks, L (1, 2) OBP: 0.275, SLG: 0.365			0-0 SH5-4 1B						0-0 F6	3 0 1 0 0 1 0															
Mark Belanger, R (1, 6) OBP: 0.297, SLG: 0.305			0-0 SH5-4						0-3 K	2 0 0 0 0 1 0															
Inning Stats	R: 0 E: 0 K: 0 S: 3	H: 0 LOB: 0 BB: 0 P: 3	R: 1 E: 0 K: 0 S: 4	H: 1 LOB: 0 BB: 0 P: 4	R: 0 E: 0 K: 0 S: 4	H: 1 LOB: 1 BB: 0 P: 4	R: 0 E: 0 K: 2 S: 7	H: 1 LOB: 0 BB: 0 P: 7	R: 0 E: 0 K: 1 S: 5	H: 1 LOB: 0 BB: 0 P: 5	R: 0 E: 0 K: 0 S: 3	H: 0 LOB: 0 BB: 0 P: 3	R: 1 E: 0 K: 1 S: 6	H: 2 LOB: 0 BB: 0 P: 6	R: 0 E: 0 K: 1 S: 5	H: 0 LOB: 0 BB: 0 P: 5	R: 0 E: 0 K: 0 S: 3	H: 0 LOB: 0 BB: 0 P: 3	1B: 4 2B: 0 3B: 0 HR: 2	SF: 0 SAC: 1 DP: 0 HBP: 0	WP: 0 PB: 0 SB: 0 CS: 2	PA: 31			
PITCHER Dick Drago, R (1, 1) ERA: 3.53	IP: 9.0 WLS: L BF: 30 H: 6 R: 2 ER: 2 SO: 5 BB: 0 IBB: 0 HBP: 0 BLK: 0 WP: 0 HR: 2 S: 40 P: 40 ERA: 2.00 WHIP: 0.667											PITCHER	IP: 0.0 WLS: 0 BF: 0 H: 0 R: 0 ER: 0 SO: 0 BB: 0 IBB: 0 HBP: 0 BLK: 0 WP: 0 HR: 0 S: 0 P: 0 ERA: 0.00 WHIP: 0.000												

Batter	1	2	3	4	5	6	7	8	9	AB R H RBI BB SO LOB
Tommy Harper, R (1, 10) OBP: 0.301, SLG: 0.312	0-0 F5		4-0 BB CS BB		0-0 F9		0-0 F8			3 0 0 0 1 0 1
Juan Beniquez, R (1, 8) OBP: 0.317, SLG: 0.372	0-0 FC5 2B		0-0 F9 1-2			0-0 1B 1B		0-0 F9		4 0 2 0 0 0 1
Carl Yastrzemski, L (1, 3) OBP: 0.416, SLG: 0.449	4-0 BB			0-0 SH1-4 1B 1B		0-3 K		4-0 2B BB		2 1 1 0 2 1 1
Dwight Evans, R (1, 9) OBP: 0.325, SLG: 0.419	0-0 F9			0-0 SH1-4 1B 1-2		0-3 K		0-0 2B 1-3		4 0 2 0 0 1 3
Bob Montgomery, R (1, 2) OBP: 0.271, SLG: 0.320	0-0 FC5 2-3f			0-0 SH1-4 1-2 2-3		0-0 1B 1-2		0-0 5-3		3 0 1 0 0 0 3
Fred Lynn, L (1, 7) OBP: 0.476, SLG: 1.000		0-0 F6		0-0 SF7 3-H		0-3 K		0-0 F5		3 0 0 1 0 1 2
Rick Burleson, R (1, 4) (8, 6) OBP: 0.323, SLG: 0.379		0-0 F8		0-0 F8		0-0 6-3		0-0 L5		4 0 0 0 0 0 1
Mario Guerrero, R (1, 6) OBP: 0.291, SLG: 0.291		0-0 F2			0-0 5-3	0-3 K		0-3 K		2 0 0 0 0 0 0
Deron Johnson, R (7, PH) OBP: 0.237, SLG: 0.307										1 0 0 0 0 1 0
Dick McAuliffe, L (8, 4) OBP: 0.316, SLG: 0.329										0 0 0 0 0 0 0
Jim Rice, R (9, PH) OBP: 0.300, SLG: 0.278										1 0 0 0 0 1 0
Terry Hughes, R (1, 5) OBP: 0.240, SLG: 0.267			0-0 5-3		0-0 6-3		4-0 BB			2 0 0 0 1 0 0


Inning Stats	R: 0	H: 1	E: 0	LOB: 2	K: 0	BB: 1	S: 4	P: 8	R: 0	H: 0	E: 0	LOB: 0	K: 0	BB: 0	S: 3	P: 3	R: 0	H: 0	E: 0	LOB: 0	K: 0	BB: 1	S: 2	P: 6	R: 1	H: 2	E: 0	LOB: 1	K: 0	BB: 0	S: 5	P: 5	R: 0	H: 0	E: 0	LOB: 0	K: 0	BB: 0	S: 3	P: 3	R: 0	H: 2	E: 0	LOB: 2	K: 3	BB: 0	S: 11	P: 11	R: 0	H: 0	E: 0	LOB: 1	K: 1	BB: 1	S: 5	P: 9	R: 0	H: 1	E: 0	LOB: 1	K: 0	BB: 1	S: 3	P: 7	R: 0	H: 0	E: 0	LOB: 0	K: 1	BB: 0	S: 5	P: 5	1B: 4	SF: 1	2B: 2	SAC: 1	3B: 0	DP: 0	HR: 0	HBP: 0	WP: 0	PA: 35
--------------	------	------	------	--------	------	-------	------	------	------	------	------	--------	------	-------	------	------	------	------	------	--------	------	-------	------	------	------	------	------	--------	------	-------	------	------	------	------	------	--------	------	-------	------	------	------	------	------	--------	------	-------	-------	-------	------	------	------	--------	------	-------	------	------	------	------	------	--------	------	-------	------	------	------	------	------	--------	------	-------	------	------	-------	-------	-------	--------	-------	-------	-------	--------	-------	--------

PITCHER	IP	WLS	BF	H	R	ER	SO	BB	IBB	HBP	BLK	WP	HR	S	P	ERA	WHIP
Ross Grimsley, L (1, 1) ERA: 2.9	7.0	W	28	5	1	1	4	3	0	0	0	0	0	33	45	1.29	1.143
Grant Jackson, L (8, 1) ERA: 2.43	2.0	S	7	1	0	0	1	1	0	0	0	0	0	8	12	0.00	1.000


BOTTOM

Baltimore Orioles @ Boston Red Sox
Fenway Park, Boston, MA
Fri Sep 20 1974, 7:05 PM EDT
Att. 27,283 - Unknown

AB	29
R	1
H	6
RBI	1
BB	4
SO	5
LOB	12



livebaseballscorecards.com

Batter	1	2	3	4	5	6	7	8	9	10	AB R H RBI BB SO LOB	TOP										
Mark Belanger, R OBP: 0.295, SLG: 0.302 (1, 6) X	0-0 G3	0-0 6-3			0-0 SH1-3		0-0 6-3		0-0 G3		4 0 0 0 0 0 0	<p>Baltimore Orioles @ Boston Red Sox Fenway Park, Boston, MA</p> <p>Sat Sep 21 1974, 3:33 AM EDT Att. 21,555 - Overcast</p> <p>livebaseballscorecards.com</p> <p>AB 40 R 5 H 14 RBI 5 BB 0 SO 1 LOB 13</p> 										
Paul Blair, R OBP: 0.303, SLG: 0.416 (1, 8) X	0-0 2B 1B		0-0 F7		0-0 1B		0-0 2B		0-3 K		5 1 3 1 0 1 0											
Bobby Grich, R OBP: 0.374, SLG: 0.432 (1, 4) X	0-0 4-3 1B 2B		0-0 F9		0-0 F9		1-0 G6-4-3 HBP		0-0 5-3		4 1 1 1 0 0 1											
Tommy Davis, R OBP: 0.318, SLG: 0.375 (1, 10) X	0-0 4-3 2-3		0-0 5-3		0-0 F9		0-0 G6-4-3 1-2f		0-0 F9		5 0 0 0 0 0 4											
Don Baylor, R OBP: 0.333, SLG: 0.372 Jim Fuller, R OBP: 0.265, SLG: 0.392 (1, 7) X (10, 7)	0-0 1B 1B 3-H		0-0 1B 1B		0-0 F9		0-0 F9		0-0 1B		5 0 3 1 0 0 0 0 0 0 0 0 0 0											
Brooks Robinson, R OBP: 0.360, SLG: 0.383 (1, 5) X	0-0 1-2 1B		0-0 F8		0-0 2B 1B		0-0 F8		0-0 L6		5 1 2 0 0 0 2											
Earl Williams, R OBP: 0.327, SLG: 0.388 (1, 3) X	0-0 5-3		0-0 1-3 1B		0-0 G6-4-3 1B		0-0 1-3 2B		0-0 1-3		4 0 2 0 0 0 2											
Enos Cabell, R OBP: 0.280, SLG: 0.350 (1, 9) X		0-0 F9		0-0 G6-4-3 1-2f		0-0 G4-3 1B		0-0 F9			4 0 1 1 0 0 2											
Andy Etchebarren, R OBP: 0.244, SLG: 0.293 (1, 2) X		0-0 6-3		0-0 SH1-3 1B 1B		0-0 G4-3 1-2f		0-0 HR			4 2 2 1 0 0 2											
Inning Stats	R: 2 E: 0 K: 0 S: 7	H: 4 LOB: 2 BB: 0 P: 7	R: 0 E: 0 K: 0 S: 3	H: 0 LOB: 0 BB: 0 P: 3	R: 0 E: 0 K: 0 S: 3	H: 0 LOB: 0 BB: 0 P: 3	R: 0 E: 0 K: 0 S: 4	H: 2 LOB: 1 BB: 0 P: 4	R: 1 E: 0 K: 0 S: 5	H: 3 LOB: 1 BB: 0 P: 5	R: 0 E: 0 K: 0 S: 3		H: 1 LOB: 1 BB: 0 P: 4	R: 0 E: 0 K: 0 S: 3	H: 0 LOB: 0 BB: 0 P: 3	R: 1 E: 0 K: 1 S: 6	H: 1 LOB: 0 BB: 0 P: 6	R: 0 E: 0 K: 0 S: 4	H: 1 LOB: 1 BB: 0 P: 4	1B: 10 2B: 3 3B: 0 HR: 1	SF: 0 SAC: 1 DP: 3 HBP: 1	WP: 0 PB: 0 SB: 1 CS: 0
PITCHER Bill Lee, L ERA: 3.65 (1, 1)	IP 10.0	WLS W	BF 42	H 14	R 5	ER 5	SO 1	BB 0	IBB 0	HBP 1	BLK 0	WP 0	HR 1	S 43	P 44	ERA 4.50	WHIP 1.400					

Batter	1	2	3	4	5	6	7	8	9	10	AB	R	H	RBI	BB	SO	LOB			
Juan Beniquez, R (1, 8) OBP: 0.317, SLG: 0.368	F4		F8		6-3		K		1B 1-2 HR BB	1B IBB	4	1	0	0	2	1	1			
Cecil Cooper, L (1, 10) OBP: 0.318, SLG: 0.389 Deron Johnson, R (9, PH) OBP: 0.239, SLG: 0.308	G6-3 1B		BB			BB 1B	G3		F7	1B	3	1	2	0	1	0	1			
Carl Yastrzemski, L (1, 3) OBP: 0.415, SLG: 0.447	G6-3 1-2f		F8			BB 1B BB	F5		HR 1B		4	1	1	1	1	0	3			
Dwight Evans, R (1, 9) OBP: 0.326, SLG: 0.424		F9	F2			K		FC4-6 BB	HR 1B		4	1	1	3	1	1	3			
Fred Lynn, L (1, 7) OBP: 0.480, SLG: 0.913 Jim Rice, R (9, PH) OBP: 0.293, SLG: 0.270 Chuck Goggin, S (10, 4)		2B 1B		4-3		BB 1B		F8	K		4	0	2	1	0	0	1			
Dick McAuliffe, L (1, 5) OBP: 0.314, SLG: 0.331			F8			F6		FC4-6 1B	F9		1	0	0	0	0	1	0			
Rick Burleson, R (1, 4) OBP: 0.327, SLG: 0.379		1-3 2B		F8		F8		FC4-6 1B	F9		5	0	1	0	0	0	3			
Bob Montgomery, R (1, 2) OBP: 0.268, SLG: 0.316 Tim McCarver, L (8, PH) OBP: 0.356, SLG: 0.248			K			F8		1-2 2-3 BB	K		3	0	1	0	1	0	0			
Mario Guerrero, R (1, 6) OBP: 0.289, SLG: 0.288 Bernie Carbo, L (7, PH) OBP: 0.368, SLG: 0.414 Terry Hughes, R (8, 5) OBP: 0.240, SLG: 0.267 Tommy Harper, R (9, PH) OBP: 0.304, SLG: 0.318		FC4-6		F7		K		F7		2B 1B 1B	3	0	0	0	0	2	6			
Inning Stats	R: 0 E: 0 K: 0 S: 3	H: 1 LOB: 0 BB: 0 P: 3	R: 0 E: 0 K: 1 S: 7	H: 2 LOB: 3 BB: 0 P: 8	R: 0 E: 0 K: 0 S: 3	H: 0 LOB: 1 BB: 1 P: 7	R: 0 E: 0 K: 0 S: 3	H: 0 LOB: 0 BB: 0 P: 3	R: 1 E: 0 K: 2 S: 9	H: 2 LOB: 3 BB: 2 P: 17	R: 0 E: 0 K: 1 S: 6	H: 1 LOB: 1 BB: 0 P: 6	R: 0 E: 0 K: 0 S: 4	H: 1 LOB: 2 BB: 1 P: 8	R: 4 E: 0 K: 1 S: 8	H: 3 LOB: 0 BB: 1 P: 12	R: 1 E: 0 K: 0 S: 4	H: 3 LOB: 3 BB: 1 P: 8	1B: 9 2B: 3 3B: 0 HR: 1	SF: 0 SAC: 0 DP: 1 HBP: 1

BOTTOM

Baltimore Orioles @ Boston Red Sox
 Fenway Park, Boston, MA
 Sat Sep 21 1974, 3:33 AM EDT
 Att. 21,555 - Overcast

livebaseballscorecards.com

AB	40
R	6
H	13
RBI	6
BB	6
SO	5
LOB	25



PITCHER	IP	WLS	BF	H	R	ER	SO	BB	IBB	HBP	BLK	WP	HR	S	P	ERA	WHIP
Jim Palmer, R (1, 1) ERA: 3.38	6.0		27	6	1	1	3	3	0	1	0	0	0	29	42	1.50	1.500
Bob Reynolds, R (7, 1) ERA: 3.03	2.0		10	2	2	2	1	2	0	0	0	0	0	10	18	9.00	2.000
Grant Jackson, L (9, 1) ERA: 2.72	0.1		3	2	2	2	0	0	0	0	0	0	1	3	3	54.00	6.000
Dave Johnson, R (9, 1) ERA: 2.93	1.0	L	7	3	1	1	1	0	1	0	0	0	0	8	12	9.00	3.000

WP: 0	PA: 47
PB: 0	
SB: 0	
CS: 0	

Batter	1	2	3	4	5	6	7	8	9	AB R H RBI BB SO LOB	TOP											
Rich Coggins, L OBP: 0.294, SLG: 0.314 (1, 9) BB BB	4-0 2B BB	0-0 F4 1		0-3 K 2		0-3 K 2		0-0 G4-6-3 1-2f 2		4 1 0 0 1 2 2												
Paul Blair, R OBP: 0.304, SLG: 0.418 (1, 8) X	0-0 F9 1B 1-H	0-0 F8 2		0-0 F3 3		0-0 5-3 3			0-0 E S 1B 1B	5 2 2 1 0 0 1												
Bobby Grich, R OBP: 0.373, SLG: 0.432 (1, 4) X	0-0 F9 2-3	0-3 K 3			0-0 WP 1B 2B		0-3 K 1		0-3 K 1-3	5 1 1 0 0 3 2												
Tommy Davis, R OBP: 0.319, SLG: 0.374 (1, 10) X	0-0 6-3 2		0-0 F5 1		0-3 K 2-3		4-0 WP 1B BB		0-0 WP 1B 1B	4 1 1 1 1 1 2												
Boog Powell, L OBP: 0.354, SLG: 0.413 (1, 3) X	0-0 BB 1B 3-H		0-0 HR		0-0 FC5-4 1B		0-0 F2 2		4-0 1B IBB 1-2	4 2 3 3 1 0 1												
Don Baylor, R OBP: 0.336, SLG: 0.373 (1, 7) BB BB B	4-0 HBP 1B 1-2 BB		0-3 K 2		0-0 FC5-4 1B 1-2f		0-0 K 1B 1-2		0-0 G4-6-3 1B 1-2 2-H	4 0 2 1 1 1 1												
Brooks Robinson, R OBP: 0.361, SLG: 0.383 (1, 5) X	0-0 HBP 1B 1-2 2-H		0-0 F7 3		0-0 K 1B 1-3		0-3 K 3		0-0 G4-6-3 1B 1-2f 2	5 0 2 1 0 1 4												
Elrod Hendricks, L OBP: 0.287, SLG: 0.367 (1, 2) H	1-0 HBP 1B 1-2 2-3			0-0 1B	0-0 G3 3			4-0 G4-6-3 BB		2 0 1 0 1 0 2												
Mark Belanger, R OBP: 0.292, SLG: 0.300 (1, 6) SS SS	0-3 K 3			0-3 K 1		0-3 K 1		0-3 K 1		4 0 0 0 0 4 5												
Inning Stats	R: 3 E: 0 K: 1 S: 8	H: 3 LOB: 3 BB: 2 P: 17	R: 0 E: 0 K: 1 S: 5	H: 0 LOB: 0 BB: 0 P: 5	R: 1 E: 0 K: 1 S: 6	H: 1 LOB: 0 BB: 0 P: 6	R: 0 E: 0 K: 2 S: 8	H: 1 LOB: 1 BB: 0 P: 8	R: 1 E: 0 K: 1 S: 8	H: 3 LOB: 2 BB: 0 P: 8	R: 0 E: 0 K: 2 S: 7	H: 0 LOB: 0 BB: 0 P: 7	R: 0 E: 0 K: 2 S: 8	H: 1 LOB: 2 BB: 1 P: 12	R: 0 E: 0 K: 1 S: 4	H: 0 LOB: 0 BB: 1 P: 8	R: 2 E: 0 K: 1 S: 7	H: 3 LOB: 1 BB: 1 P: 11	1B: 9 2B: 2 3B: 0 HR: 1	SF: 0 SAC: 0 DP: 2 HBP: 1	WP: 3 PB: 0 SB: 1 CS: 0	PA: 43
PITCHER	IP WLS BF H R ER SO BB IBB HBP BLK WP HR S P ERA WHIP																					
Reggie Cleveland, R ERA: 4.45 (1, 1)	0.2 L 8 3 3 3 0 2 0 1 0 0 0 5 14 40.50 7.500																					
Diego Segui, R ERA: 4.1 (1, 1)	7.2 34 9 4 4 12 2 1 0 0 3 1 55 67 4.70 1.435																					
Dick Pole, R ERA: 4.09 (9, 1)	0.2 1 0 0 0 0 0 0 0 0 0 0 1 1 0.00 0.000																					

Baltimore Orioles @ Boston Red Sox
Fenway Park, Boston, MA
Sun Sep 22 1974, 3:33 AM EDT
Att: 26,495 - Unknown

AB	37
R	7
H	12
RBI	7
BB	5
SO	12
LOB	20



Batter	1	2	3	4	5	6	7	8	9	AB R H RBI BB SO LOB
Tommy Harper, R (1, 7) OBP: 0.303, SLG: 0.317	0-0 5-3		0-0 F4		0-0 4-3 1B 1B		0-0 1-3		0-0 FC6-4 3-1 1B 1-2f	5 1 1 0 0 0 1
Juan Beniquez, R (1, 8) OBP: 0.318, SLG: 0.368	0-0 F9		0-0 F9		0-0 1B 4-3 1-2 1B		0-0 1-3		0-0 3-1 1-2 1B	5 0 2 0 0 0 0
Carl Yastrzemski, L (1, 3) OBP: 0.414, SLG: 0.444	0-0 L4			0-0 4-3	0-0 4-3		4-0 FC5-4 BB		0-0 3-1 1-2 2-3	4 0 0 0 1 0 4
Dwight Evans, R (1, 9) OBP: 0.329, SLG: 0.423		4-0 5-3 BB		4-0 1B BB	0-0 2-3 3-H 1B		0-0 FC5-4 1-2f		0-0 6-3	3 1 1 1 2 0 3
Deron Johnson, R (1, 10) OBP: 0.239, SLG: 0.307		0-0 5-3 1-2		0-0 1B 1-2	0-3 K			0-0 5-3		4 0 1 0 0 1 3
Rick Burleson, R (1, 4) OBP: 0.332, SLG: 0.381 (7, 6)		4-0 FC6-4 BB		0-0 1-3 2-H 1B		0-0 E7		0-0 1B		3 0 2 1 1 0 0
Bob Montgomery, R (1, 2) OBP: 0.263, SLG: 0.310		0-0 L5		0-0 F8		0-0 F8		0-0 F8		4 0 0 0 0 0 6
Mario Guerrero, R (1, 6) OBP: 0.287, SLG: 0.286 Danny Cater, R (6, PH) OBP: 0.308, SLG: 0.388 Chuck Goggin, S (7, 4)		0-0 FC6-4 1-2f		0-0 F4		0-0 L5		0-3 K		2 0 0 0 0 0 4 1 0 0 0 0 0 1 1 0 0 0 0 1 1
Terry Hughes, R (1, 5) OBP: 0.241, SLG: 0.265			0-0 6-3		0-0 F9		0-0 L6		0-0 FC6-4 1B	4 0 1 0 0 0 1

Inning Stats	R: 0 E: 0 K: 0 S: 3	H: 0 LOB: 0 BB: 0 P: 3	R: 0 E: 0 K: 0 S: 3	H: 0 LOB: 2 BB: 2 P: 11	R: 0 E: 0 K: 0 S: 3	H: 0 LOB: 0 BB: 0 P: 3	R: 1 E: 0 K: 0 S: 5	H: 2 LOB: 2 BB: 1 P: 9	R: 1 E: 0 K: 1 S: 8	H: 3 LOB: 2 BB: 0 P: 8	R: 0 E: 1 K: 0 S: 4	H: 0 LOB: 1 BB: 0 P: 4	R: 0 E: 0 K: 0 S: 3	H: 0 LOB: 1 BB: 1 P: 7	R: 0 E: 0 K: 1 S: 6	H: 1 LOB: 1 BB: 0 P: 6	R: 0 E: 0 K: 0 S: 5	H: 2 LOB: 2 BB: 0 P: 5	1B: 8 2B: 0 3B: 0 HR: 0	SF: 0 SAC: 0 DP: 0 HBP: 0
--------------	------------------------------	---------------------------------	------------------------------	----------------------------------	------------------------------	---------------------------------	------------------------------	---------------------------------	------------------------------	---------------------------------	------------------------------	---------------------------------	------------------------------	---------------------------------	------------------------------	---------------------------------	------------------------------	---------------------------------	----------------------------------	------------------------------------

PITCHER	IP	WLS	BF	H	R	ER	SO	BB	IBB	HBP	BLK	WP	HR	S	P	ERA	WHIP	PITCHER	IP	WLS	BF	H	R	ER	SO	BB	IBB	HBP	BLK	WP	HR	S	P	ERA	WHIP		
Mike Cuellar, L (1, 1) ERA: 3.15	9.0	W	40	8	2	2	2	4	0	0	0	0	0	40	56	2.00	1.333																				

BOTTOM

Baltimore Orioles @ Boston Red Sox
Fenway Park, Boston, MA
Sun Sep 22 1974, 3:33 AM EDT
Att. 26,495 - Unknown

livebaseballscorecards.com

AB	36
R	2
H	8
RBI	2
BB	4
SO	2
LOB	24



WP: 0	PA: 40
PB: 0	
SB: 0	
CS: 0	

Batter	1	2	3	4	5	6	7	8	9	AB R H RBI BB SO LOB	TOP																
Ron LeFlore, R OBP: 0.286, SLG: 0.312 (1, 8) X	0-0 6-3		0-0 1-H 2B			0-0 1B 2B	0-0 1-3		0-3 K	5 1 2 1 0 1 0																	
Gary Sutherland, R OBP: 0.283, SLG: 0.314 (1, 4) X	0-0 L4		0-0 L4			0-0 SH1-4 1B	0-0			4 0 2 0 0 0 1																	
Al Kaline, R OBP: 0.338, SLG: 0.396 (1, 10) X	0-0 L6-3			0-0 2B		0-0 SH1-4 1B	0-0 L7			4 0 2 1 0 0 1																	
Bill Freehan, R OBP: 0.347, SLG: 0.450 (1, 2) X		0-0 F8		0-3 K		0-0 SH1-4		0-0 F4		3 0 0 0 0 1 1																	
Reggie Sanders, R OBP: 0.306, SLG: 0.457 (1, 3) X		0-3 K		0-0 5-3		4-0 G6-4-3 IBB		0-0 1B		3 0 1 0 1 1 1																	
Leon Roberts, R OBP: 0.295, SLG: 0.395 (1, 9) X		0-0 F8		0-3 K		0-0 G6-4-3		0-0 F4		4 0 0 0 0 1 5																	
Dan Meyer, L OBP: 0.278, SLG: 0.611 (1, 7) X			0-0 F9		0-0 F8		0-0 F3	0-0 F9		4 0 0 0 0 0 1																	
Aurelio Rodriguez, R OBP: 0.258, SLG: 0.307 (1, 5) X			0-0 6-3		0-0 1-3		0-0 HR 1B		0-3 K	3 1 1 0 0 0 0 1 0 0 0 0 1 0																	
Ben Oglivie, L OBP: 0.352, SLG: 0.376 (9, PH)																											
Ed Brinkman, R OBP: 0.259, SLG: 0.338 (1, 6) X			4-0 2B BB		0-3 K		0-0 1-H HR		0-3 K	2 2 1 2 1 1 0 1 0 0 0 0 1 0																	
Gates Brown, L OBP: 0.324, SLG: 0.402 (9, PH)																											
Inning Stats	R: 0 E: 0 K: 0 S: 3	H: 0 LOB: 0 BB: 0 P: 3	R: 0 E: 0 K: 1 S: 5	H: 0 LOB: 0 BB: 0 P: 5	R: 1 E: 0 K: 0 S: 4	H: 1 LOB: 1 BB: 1 P: 8	R: 0 E: 0 K: 2 S: 8	H: 1 LOB: 1 BB: 0 P: 8	R: 0 E: 0 K: 1 S: 5	H: 0 LOB: 0 BB: 0 P: 5	R: 1 E: 0 K: 0 S: 5	H: 3 LOB: 2 BB: 1 P: 9	R: 2 E: 0 K: 0 S: 6	H: 3 LOB: 1 BB: 0 P: 6	R: 0 E: 0 K: 0 S: 4	H: 1 LOB: 1 BB: 0 P: 4	R: 0 E: 0 K: 3 S: 9	H: 0 LOB: 0 BB: 0 P: 9	1B: 5 2B: 3 3B: 0 HR: 1	SF: 0 SAC: 1 DP: 1 HBP: 0	WP: 0 PB: 0 SB: 0 CS: 0	PA: 37					
PITCHER	IP WLS BF H R ER SO BB IBB HBP BLK WP HR S P ERA WHIP																										
Dave McNally, L ERA: 3.57 (1, 1)	6.2		29	8	4	4	4	1	1	0	0	0	1	35	43	5.40	1.350										
Bob Reynolds, R ERA: 2.92 (7, 1)	2.1	W	8	1	0	0	3	0	0	0	0	0	0	14	14	0.00	0.429										

Detroit Tigers @ Baltimore Orioles
Memorial Stadium, Baltimore, MD

Tue Sep 24 1974, 7:05 PM EDT
Att: 11,492 - Unknown

livebaseballscorecards.com

AB	34
R	4
H	9
RBI	4
BB	2
SO	7
LOB	10



Batter	1	2	3	4	5	6	7	8	9
Rich Coggins, L (1, 9) OBP: 0.297, SLG: 0.317 Enos Cabell, R (7, PH) OBP: 0.282, SLG: 0.352 (8, 9) (9, 3)	0-0 		0-0 4-3 		0-0 1-2 		0-0 F8 	0-0 1-2 	
Paul Blair, R (1, 8) OBP: 0.305, SLG: 0.419	0-0 1-2 		0-0 		0-0 1-H 2-H 		0-0 6-3 	0-0 F4 	
Bobby Grich, R (1, 4) OBP: 0.372, SLG: 0.429	0-0 F3 		0-0 4-3 		0-0 6-3 		4-0 BB 		
Tommy Davis, R (1, 10) OBP: 0.320, SLG: 0.375	0-0 1-2 			0-0 4-3 		0-0 SH5-3 1B 		0-0 F8 	
Boog Powell, L (1, 3) OBP: 0.355, SLG: 0.414 Bob Oliver, R (8, PH) OBP: 0.274, SLG: 0.345 Jim Northrup, L (9, 9) OBP: 0.303, SLG: 0.363	0-0 G3 			0-0 G5-4-3 1B 		0-0 SH5-3 		0-3 K 	
Don Baylor, R (1, 7) OBP: 0.337, SLG: 0.377		0-0 F8 		0-0 G5-4-3 1-2f 		0-0 2-H 		0-0 2B 	
Brooks Robinson, R (1, 5) OBP: 0.362, SLG: 0.384		0-0 5-3 			0-0 6-3 	4-0 1-2 IBB 		0-0 WP 2-H 	
Elrod Hendricks, L (1, 2) OBP: 0.283, SLG: 0.362 Andy Etchebarren, R (6, PH) OBP: 0.247, SLG: 0.296 (7, 2)		0-0 F6 			0-0 4-3 	0-0 F7 		0-0 2-H 	
Mark Belanger, R (1, 6) OBP: 0.292, SLG: 0.299			0-0 6-3 		0-0 1B E 	0-0 F5 		0-0 F5 	

Inning Stats	R: 0	H: 3	E: 0	LOB: 2	K: 0	BB: 0	S: 5	P: 5
	R: 0	H: 0	E: 0	LOB: 0	K: 0	BB: 0	S: 3	P: 3
	R: 0	H: 1	E: 0	LOB: 1	K: 0	BB: 0	S: 4	P: 4
	R: 0	H: 1	E: 0	LOB: 0	K: 0	BB: 0	S: 3	P: 3
	R: 2	H: 2	E: 1	LOB: 1	K: 0	BB: 0	S: 6	P: 6
	R: 1	H: 2	E: 0	LOB: 2	K: 0	BB: 1	S: 5	P: 9
	R: 0	H: 0	E: 0	LOB: 1	K: 0	BB: 1	S: 3	P: 7
	R: 2	H: 4	E: 0	LOB: 2	K: 1	BB: 0	S: 9	P: 9

PITCHER	IP	WLS	BF	H	R	ER	SO	BB	IBB	HBP	BLK	WP	HR	S	P	ERA	WHIP
Vern Ruhle, R (1, 1) ERA: 2.25	5.1		24	9	3	1	0	0	0	0	0	0	0	24	24	1.69	1.688
John Hiller, L (6, 1) ERA: 2.39	2.2	L	14	4	2	2	1	1	1	0	0	1	0	14	22	6.75	1.875

AB	R	H	RBI	BB	SO	LOB
3	1	2	0	0	0	0
2	0	1	0	0	0	0
5	0	2	0	0	0	2
3	0	0	0	1	0	4
4	1	2	0	0	0	1
2	0	1	0	0	0	2
1	0	0	0	0	0	0
0	0	0	0	0	0	0
4	1	2	1	0	0	1
3	1	1	1	1	0	0
2	0	0	0	0	0	0
2	0	1	1	0	0	2
4	1	1	0	0	0	3

BOTTOM

Detroit Tigers @ Baltimore Orioles
 Memorial Stadium, Baltimore, MD

Tue Sep 24 1974, 7:05 PM EDT
 Att. 11,492 - Unknown

livebaseballscorecards.com

AB	35
R	5
H	13
RBI	3
BB	2
SO	1
LOB	15

1B: 10	SF: 0	WP: 1	PA: 38
2B: 3	SAC: 1	PB: 0	
3B: 0	DP: 1	SB: 1	
HR: 0	HBP: 0	CS: 1	

Batter	1	2	3	4	5	6	7	8	9	AB R H RBI BB SO LOB
Mark Belanger, R (1, 6) <small>OBP: 0.292, SLG: 0.299</small> Curt Motton, R (9, PH) Al Bumbry, L (9, PR) <small>OBP: 0.279, SLG: 0.293</small>	0-0 F7		0-0 G5-4-3 1B		0-0 F8		0-3 K		4-0 F8 1B 1-2 1B BB	4 0 1 0 0 1 1 0 0 0 0 1 0 0 0 1 0 0 0 0 0
Paul Blair, R (1, 8) <small>OBP: 0.304, SLG: 0.417</small>	0-0 6-3		0-0 G5-4-3 1-2f		0-0 F9		0-0 F9		0-0 F8 1-2 2-H 1B	5 1 1 1 0 0 2
Bobby Grich, R (1, 4) <small>OBP: 0.374, SLG: 0.428</small>	4-0 S BB		4-0 S BB		4-0 1B BB		0-3 K		0-0 F8 1-2 2-3	2 1 0 0 3 1 2
Tommy Davis, R (1, 10) <small>OBP: 0.322, SLG: 0.376</small>	0-0 5-3 1-2		0-0 5-3		0-0 1B 1B		0-0 5-3 1B		0-0 1B 2-H 3-H	5 0 3 2 0 0 2
Don Baylor, R (1, 7) <small>OBP: 0.338, SLG: 0.376</small>		4-0 2B BB		0-0 5-3		0-0 F6		0-0 5-3 1B		3 1 1 0 1 0 2
Brooks Robinson, R (1, 5) <small>OBP: 0.361, SLG: 0.385</small>		0-0 1-H 2B		0-0 F8		0-0 F7		0-0 5-3		4 0 1 1 0 0 4
Bob Oliver, R (1, 3) <small>OBP: 0.274, SLG: 0.344</small>		0-0 F9		0-0 1-3		0-0 1-2 2-H 1B		0-3 K		4 0 1 1 0 1 3
Enos Cabell, R (1, 9) <small>OBP: 0.276, SLG: 0.343</small>		0-0 F8		0-3 K		0-0 L5		0-0 F7		4 0 0 0 0 1 3
Andy Etchebarren, R (1, 2) <small>OBP: 0.253, SLG: 0.301</small> Rich Coggins, L (9, PR) <small>OBP: 0.297, SLG: 0.317</small>		0-0 6-3		0-0 1B		0-0 F9		0-0 BB 1B		4 0 2 0 0 0 1 0 1 0 0 0 0 0

Inning Stats	R: 0	H: 0	E: 0	K: 0	S: 3	R: 1	H: 1	E: 0	K: 0	S: 4	R: 0	H: 1	E: 0	K: 0	S: 3	R: 0	H: 0	E: 0	K: 0	S: 3	R: 0	H: 2	E: 0	K: 0	S: 5	R: 0	H: 0	E: 0	K: 1	S: 5	R: 0	H: 2	E: 0	K: 2	S: 9	R: 3	H: 3	E: 0	K: 0	S: 5	R: 0	H: 2	E: 0	K: 2	S: 9	R: 0	H: 3	E: 0	K: 0	S: 5	1B: 9	SF: 0	2B: 1	SAC: 0	3B: 0	DP: 1	HR: 0	HBP: 0	WP: 0	PA: 40
Mickey Lolich, L (1, 1) <small>ERA: 4.05</small>	IP	WLS	BF	H	R	ER	SO	BB	IBB	HBP	BLK	WP	HR	S	P	ERA	WHIP													IP	WLS	BF	H	R	ER	SO	BB	IBB	HBP	BLK	WP	HR	S	P	ERA	WHIP														


BOTTOM

Detroit Tigers @ Baltimore Orioles
Memorial Stadium, Baltimore, MD

Wed Sep 25 1974, 7:05 PM EDT
 Att. 10,542 - Unknown

livebaseballscorecards.com


AB 35
R 5
H 10
RBI 5
BB 5
SO 4
LOB 20



Batter	1	2	3	4	5	6	7	8	9	10	11	12	13	14	15	16	17	AB R H RBI BB SO LOB
Rich Coggins, L (1, 9) OBP: 0.296, SLG: 0.316	G3		4-3		G3				F7			2B 1B		4-3		F7		8 0 2 0 0 0 2
Paul Blair, R (1, 8) OBP: 0.305, SLG: 0.414	1B BB				F9				F7			FC5 SH1-4 1B		6-3		F9		6 0 1 0 2 0 3
Bobby Grich, R (1, 4) OBP: 0.373, SLG: 0.427	K		K			K			K			SH1-4		6-3				6 1 1 0 1 4 2
Tommy Davis, R (1, 10) OBP: 0.323, SLG: 0.376			F7			6-3			F9			FC5 IBB				6-3		4 0 1 0 1 0 1
Al Bumbry, L (10, PR) OBP: 0.283, SLG: 0.294	1-3 1B											IBB						2 0 1 0 1 0 0
Boog Powell, L (1, 3) OBP: 0.357, SLG: 0.413	K			L3		2B BB						FC5						3 0 1 0 1 1 2
Enos Cabell, R (8, PR) OBP: 0.274, SLG: 0.341												1-2 2-3F				FC6-4 1B		1 0 0 0 0 0 2
Jim Northrup, L (12, PH) OBP: 0.306, SLG: 0.364																		2 0 1 0 1 0 3
Don Baylor, R (1, 7) OBP: 0.337, SLG: 0.377			F3			1-3 2B			F9							FC6-4 S		5 0 1 0 0 1 3
Jim Fuller, R (11, 7) OBP: 0.265, SLG: 0.392				K														0 0 0 0 0 0 0
Bob Oliver, R (12, PH) OBP: 0.272, SLG: 0.341																1-2F		3 0 0 1 0 0 6
Brooks Robinson, R (1, 5) OBP: 0.357, SLG: 0.380			F7													F6		7 0 0 0 0 1 3
Eliot Hendricks, L (1, 2) OBP: 0.277, SLG: 0.351																		7 0 1 0 0 0 0
Mark Belanger, R (1, 6) OBP: 0.292, SLG: 0.296																		5 0 0 0 1 3 1

BOTTOM	
AB	59
R	1
H	10
RBI	1
BB	8
SO	10
LOB	28

Milwaukee Brewers @ Baltimore Orioles
 Memorial Stadium, Baltimore, MD
 Fri Sep 27 1974, 7:05 PM EDT
 Att: 17,695 - Unknown



Inning Stats	R	H	E	K	S	H	LOB	BB	IBB	HBP	BLK	WP	HR	S	P	ERA	WHIP
1	0	1	0	2	8	0	2	1	0	0	0	0	0	65	90	0.00	0.923
2	0	1	0	1	4	1	0	0	0	0	0	0	0	15	23	2.70	1.200
3	0	0	0	0	0	0	0	0	0	0	0	0	0	0	0	0.00	0.000
4	0	0	0	0	0	0	0	0	0	0	0	0	0	0	0	0.00	0.000
5	0	0	0	0	0	0	0	0	0	0	0	0	0	0	0	0.00	0.000
6	0	1	0	1	0	0	0	0	0	0	0	0	0	0	0	0.00	0.000
7	0	0	0	0	0	0	0	0	0	0	0	0	0	0	0	0.00	0.000
8	0	1	0	1	0	0	0	0	0	0	0	0	0	0	0	0.00	0.000
9	0	0	0	0	0	0	0	0	0	0	0	0	0	0	0	0.00	0.000
10	0	0	0	0	0	0	0	0	0	0	0	0	0	0	0	0.00	0.000
11	0	0	0	0	0	0	0	0	0	0	0	0	0	0	0	0.00	0.000
12	0	2	0	3	0	0	3	1	0	0	0	0	0	9	0	0.00	0.000
13	0	0	0	0	0	0	0	0	0	0	0	0	0	0	0	0.00	0.000
14	0	0	0	0	0	0	0	0	0	0	0	0	0	0	0	0.00	0.000
15	0	1	0	1	0	0	1	0	0	0	0	0	0	4	0	0.00	0.000
16	0	0	0	0	0	0	0	0	0	0	0	0	0	5	0	0.00	0.000
17	1	1	0	3	0	0	3	2	0	0	0	0	0	11	0	0.00	0.000
18	8	2	0	0	0	0	0	0	0	0	0	0	0	0	0	0.00	0.000
19	0	0	0	0	0	0	0	0	0	0	0	0	0	0	0	0.00	0.000
20	0	0	0	0	0	0	0	0	0	0	0	0	0	0	0	0.00	0.000

PITCHER	IP	WLS	BF	H	R	ER	SO	BB	IBB	HBP	BLK	WP	HR	S	P	ERA	WHIP
Jim Colborn, R (1, 1) ERA: 4.14	13.0		54	8	0	0	9	4	2	1	0	0	0	65	90	0.00	0.923
Tom Murphy, R (14, 1) ERA: 1.96	3.1	L	15	2	1	1	1	2	0	0	0	0	0	15	23	2.70	1.200

Batter	1	2	3	4	5	6	7	8	9	AB R H RBI BB SO LOB	TOP	
Don Money, R OBP: 0.347, SLG: 0.411 (1, 5) X	0-0 F8 ①		0-0 FC1-4 1B		0-0 2B		0-0 F8 ③			4 0 2 0 0 0 1		
Sixto Lezcano, R OBP: 0.277, SLG: 0.409 (1, 9) X	0-0 5-6-3 ②		0-0 FC1-4 1-2f		0-0 1-3 ②			0-0 6-3 ①		4 0 0 0 0 0 2		
George Scott, R OBP: 0.343, SLG: 0.433 (1, 3) X	0-0 2B		0-0 F9		0-0 4-3			0-0 5-3 ②		4 0 1 0 0 0 2		
Bobby Mitchell, R OBP: 0.316, SLG: 0.394 (1, 10) X	0-0 6-3 ③			0-0 FC6-4 1B		0-0 L6		0-0 1B		4 0 2 0 0 0 1		
Gorman Thomas, R OBP: 0.333, SLG: 0.429 (1, 7)		BBB	4-0 FC5-4 BB	0-0 F8 ①		0-3 K ②		0-0 F8 ③		3 0 0 0 1 1 2		
Charlie Moore, R OBP: 0.318, SLG: 0.337 (1, 2) X		X	0-0 FC5-4 CS 1-2f	0-0 FC6-4 1-2f		0-0 5-3 ③			0-0 L5 ①	4 0 0 0 0 0 2		
Bob Coluccio, R OBP: 0.306, SLG: 0.322 (1, 8)		BBB	4-0 F7 BB 1-2	0-0 F7 ③			4-0 BB		0-0 F2 ②	2 0 0 0 2 0 1		
Tim Johnson, L OBP: 0.278, SLG: 0.331 (1, 6) X		X	0-0 F9 ③		0-0 F8 ①		0-0 F7 ①		0-0 1-3 ③	2 0 0 0 0 0 1		
Jack Lind, S OBP: 0.300, SLG: 0.333 (5, 6)										2 0 0 0 0 0 1		
Pedro Garcia, R OBP: 0.249, SLG: 0.335 (1, 4) X			0-0 F4 ①		0-0 HR		0-0 F6 ②			3 1 1 1 0 0 1		
Inning Stats	R: 0 H: 1 E: 0 LOB: 1 K: 0 BB: 0 S: 4 P: 4	R: 0 H: 0 E: 0 LOB: 1 K: 0 BB: 2 S: 2 P: 10	R: 0 H: 1 E: 0 LOB: 1 K: 0 BB: 0 S: 4 P: 4	R: 0 H: 1 E: 0 LOB: 1 K: 0 BB: 0 S: 4 P: 4	R: 1 H: 2 E: 0 LOB: 1 K: 0 BB: 0 S: 5 P: 5	R: 0 H: 0 E: 0 LOB: 0 K: 1 BB: 0 S: 5 P: 5	R: 0 H: 0 E: 0 LOB: 1 K: 0 BB: 1 S: 3 P: 7	R: 0 H: 1 E: 0 LOB: 1 K: 0 BB: 0 S: 4 P: 4	R: 0 H: 0 E: 0 LOB: 0 K: 0 BB: 0 S: 3 P: 3	1B: 3 SF: 0 2B: 2 SAC: 0 3B: 0 DP: 0 HR: 1 HBP: 0	WP: 0 PA: 35 PB: 0 SB: 0 CS: 1	
PITCHER Mike Cuellar, L (1, 1) ERA: 3.08	IP WLS BF H R ER SO BB IBB HBP BLK WP HR S P ERA WHIP											
	9.0 W 35 6 1 1 1 3 0 0 0 0 1 34 46 1.00 1.000											

Milwaukee Brewers @ Baltimore Orioles
 Memorial Stadium, Baltimore, MD
 Sat Sep 28 1974, 7:05 PM EDT
 Att. 12,093 - Unknown

livebaseballscores.com

AB	32
R	1
H	6
RBI	1
BB	3
SO	1
LOB	14



Batter	1	2	3	4	5	6	7	8	9	AB	R	H	RBI	BB	SO	LOB
Rich Coggins, L OBP: 0.293, SLG: 0.313 (1, 9)	0-0 3-1	0-0 F7		0-0 F8		0-0 G3-6-3				4	0	0	0	0	0	5
Paul Blair, R OBP: 0.308, SLG: 0.418 (1, 8)	0-0 S 1B E 1B		0-0 F7	0-0 1-H 2-H 2B			4-0 1B S WP BB			3	1	2	2	1	0	0
Bobby Grich, R OBP: 0.374, SLG: 0.426 (1, 4)	0-0 S 1B 1-2		4-0 FC6-4 BB	0-3 K			0-0 F8			3	1	1	0	1	1	2
Tommy Davis, R OBP: 0.324, SLG: 0.376 (1, 10)	0-0 G4-6-3 1-H 2-H 1B		0-0 FC6-4 BB 2B		0-0 6-3		0-0 WP 1B			4	1	2	0	0	0	1
Boog Powell, L OBP: 0.358, SLG: 0.421 (1, 3)	0-0 G4-6-3 1-2f		4-0 2B BB		0-0 HR		0-0 4-3			3	2	1	1	1	0	3
Don Baylor, R OBP: 0.336, SLG: 0.378 (1, 7)		0-0 F7	0-0 2B		0-0 F4			0-0 F9		4	0	1	2	0	0	0
Brooks Robinson, R OBP: 0.356, SLG: 0.379 (1, 5)		0-0 1B 1B		0-0 F3	0-0 3-1			0-3 K		4	0	1	0	0	1	0
Elrod Hendricks, L OBP: 0.282, SLG: 0.355 (1, 2)		0-0 F8		0-0 1B 2B 1B		0-0 G3-6-3 1B		0-3 K		4	1	2	0	0	1	1
Mark Belanger, R OBP: 0.294, SLG: 0.298 (1, 6)		0-0 1B		0-0 2B 1B		0-0 B3				3	1	2	0	0	0	1

Inning Stats	R: 2	H: 3	E: 0	LOB: 0	K: 0	P: 5	R: 0	H: 2	E: 0	LOB: 2	K: 0	P: 5	R: 2	H: 1	E: 0	LOB: 1	K: 0	P: 11	R: 2	H: 3	E: 0	LOB: 1	K: 1	P: 8	R: 1	H: 1	E: 0	LOB: 0	K: 0	P: 4	R: 0	H: 1	E: 0	LOB: 0	K: 0	P: 3	R: 0	H: 1	E: 0	LOB: 1	K: 2	P: 7	R: 0	H: 0	E: 0	LOB: 0	K: 2	P: 7	1B: 9	SF: 0	2B: 2	SAC: 0	3B: 0	DP: 2	HR: 1	HBP: 0	WP: 1	PA: 35
--------------	------	------	------	--------	------	------	------	------	------	--------	------	------	------	------	------	--------	------	-------	------	------	------	--------	------	------	------	------	------	--------	------	------	------	------	------	--------	------	------	------	------	------	--------	------	------	------	------	------	--------	------	------	-------	-------	-------	--------	-------	-------	-------	--------	-------	--------

PITCHER	IP	WLS	BF	H	R	ER	SO	BB	IBB	HBP	BLK	WP	HR	S	P	ERA	WHIP
Bill Champion, R ERA: 3.62 (1, 1)	3.2	L	20	9	6	5	0	2	0	0	0	0	0	18	26	12.27	3.000
Bill Castro, R ERA: 4.5 (4, 1)	2.1		8	2	1	1	1	0	0	0	0	0	1	10	10	3.86	0.857
Larry Anderson, R ERA: (7, 1)	2.0		7	1	0	0	2	1	0	0	0	1	0	10	14	0.00	1.000

BOTTOM

Milwaukee Brewers @ Baltimore Orioles
 Memorial Stadium, Baltimore, MD
 Sat Sep 28 1974, 7:05 PM EDT
 Att. 12,093 - Unknown

livebaseballscores.com

AB	32
R	7
H	12
RBI	5
BB	3
SO	3
LOB	13



Batter	1	2	3	4	5	6	7	8	9	AB R H RBI BB SO LOB	TOP																
Don Money, R (1, 5) OBP: 0.346, SLG: 0.415	0-0 5-3		0-0 B3		0-0 HR		0-0 6-3			4 1 1 2 0 0 1																	
Sixto Lezcano, R (1, 9) OBP: 0.294, SLG: 0.426	4-0 BB		0-0 4-3		0-0 4-3			0-0 4-3 2B		3 0 1 0 1 0 0																	
George Scott, R (1, 3) OBP: 0.342, SLG: 0.431	0-0 F9			4-0 FC6-4 BB		0-3 K		0-0 4-3		3 0 0 0 1 1 2																	
Bobby Mitchell, R (1, 10) John Briggs, L (8, PH) OBP: 0.316, SLG: 0.390 OBP: 0.337, SLG: 0.431	0-0 F3		0-0 F3		4-0 CS WP BB		0-3 K	0-3 K		2 0 0 0 1 0 2 1 0 0 0 0 1 1																	
Gorman Thomas, R (1, 7) OBP: 0.345, SLG: 0.444		0-0 4-3 2B		0-0 FC6-4 1-2f		4-0 CS 1B BB		0-3 K		3 1 1 0 1 1 2																	
Charlie Moore, R (1, 2) OBP: 0.317, SLG: 0.335		0-3 K		0-0 F7		0-0 FC6-4 1B		0-0 F8		4 0 1 1 0 1 2																	
Bob Coluccio, R (1, 8) OBP: 0.303, SLG: 0.319		0-0 4-3		0-0 F8		0-0 FC6-4		0-0 F9		4 0 0 0 0 0 2																	
Pedro Garcia, R (1, 4) OBP: 0.247, SLG: 0.332		0-0 6-3		0-3 K		0-0 F6		0-3 K		4 0 0 0 0 2 1																	
Jack Lind, S (1, 6) OBP: 0.385, SLG: 0.364			4-0 B3 BB		0-0 HR 1B		0-0 F4			2 1 1 0 1 0 0																	
Inning Stats	R: 0 E: 0 K: 0 S: 3	H: 0 LOB: 1 BB: 1 P: 7	R: 0 E: 0 K: 1 S: 6	H: 1 LOB: 1 BB: 0 P: 6	R: 0 E: 0 K: 0 S: 2	H: 0 LOB: 0 BB: 1 P: 6	R: 0 E: 0 K: 0 S: 3	H: 0 LOB: 1 BB: 1 P: 7	R: 2 E: 0 K: 1 S: 7	H: 2 LOB: 0 BB: 0 P: 7	R: 1 E: 0 K: 1 S: 5	H: 1 LOB: 1 BB: 2 P: 13	R: 0 E: 0 K: 0 S: 3	H: 0 LOB: 0 BB: 0 P: 3	R: 0 E: 0 K: 2 S: 8	H: 1 LOB: 1 BB: 0 P: 8	R: 0 E: 0 K: 1 S: 5	H: 0 LOB: 0 BB: 0 P: 5	1B: 2 2B: 2 3B: 0 HR: 1	SF: 0 SAC: 0 DP: 0 HBP: 0	WP: 1 PB: 0 SB: 1 CS: 2	PA: 35					
PITCHER	IP WLS BF H R ER SO BB IBB HBP BLK WP HR S P ERA WHIP																										
Dave McNally, L (1, 1) ERA: 3.58	7.0		29	5	3	3	3	5	0	0	0	1	1	30	50	3.86	1.429										
Bob Reynolds, R (8, 1) ERA: 2.77	0.1		1	0	0	0	0	0	0	0	0	0	0	1	1	0.00	0.000										
Grant Jackson, L (8, 1) ERA: 2.57	1.2	W	5	0	0	0	3	0	0	0	0	0	0	11	11	0.00	0.000										

Milwaukee Brewers @ Baltimore Orioles
Memorial Stadium, Baltimore, MD
 Sun Sep 29 1974, 3:33 AM EDT
 Att: 20,456 - Unknown

AB	30
R	3
H	5
RBI	3
BB	5
SO	6
LOB	13



Batter	1	2	3	4	5	6	7	8	9	AB R H RBI BB SO LOB
Rich Coggins, L OBP: 0.297, SLG: 0.313 (1, 9) X	0-0 4-3 ①		4-0 PB BB 1-2		0-0 WP BB 1B 1-2 2-H		0-0 F9 ①		4-0 BB BB FC4-2 BB	3 1 1 1 2 0 0
Paul Blair, R OBP: 0.310, SLG: 0.417 (1, 8) X	0-0 F8 ②		0-3 K ② 1-2 2-3		4-0 1B WP BB 1-2 2-3 G1-2-3		0-0 S 1B ②		4-0 FC4-2 BB BB 1-2	3 1 1 0 2 1 2
Bobby Grich, R OBP: 0.374, SLG: 0.425 (1, 4) S S S	0-3 K ③		0-3 K ③		0-0 1B 1B 1-2 2-3 3-H		0-0 B3 ② 1-2		4-0 BB FC4-2 BB 1-2 2-3	4 0 1 0 1 2 3
Tommy Davis, R OBP: 0.324, SLG: 0.377 (1, 10) X		0-0 G3 1B ①		0-3 K ① S S S	0-0 1B 1B 1-2 2-3 3-H		0-0 4-3 ③		0-0 FC4-2 BB 1-2 2-3 3-H	5 0 2 1 0 1 4
Boog Powell, L OBP: 0.356, SLG: 0.416 (1, 3) X		0-0 G3 1-2		0-3 K ② S S S	0-3 K ① S S S				0-0 BB BB BB 1-2 2-3 3-H	4 0 0 1 1 3 4
Don Baylor, R OBP: 0.338, SLG: 0.377 (1, 7) X		0-0 F5 ②		0-0 1B ③ X	0-0 G1-2-3 ③ 3-H			4-0 6-3 S BB ②		3 0 1 0 1 0 4
Brooks Robinson, R OBP: 0.354, SLG: 0.376 (1, 5) X		0-0 F9 ③		0-0 F4 ③ X		0-3 K ① S S S		0-0 6-3 ② 1-3		4 0 0 0 0 1 3
Elrod Hendricks, L OBP: 0.287, SLG: 0.351 (1, 2) B B B B			4-0 FC1-6 BB ①		4-0 1B 1B BB ② X		0-0 F5 ② X		0-0 F9 ③ X	2 1 0 0 2 0 1
Mark Belanger, R OBP: 0.293, SLG: 0.298 (1, 6) X			0-0 FC1-6 PB BB 1-2		0-0 BB 1B 1B 1-2 WP		0-3 K ③ S S S		0-3 K ① S S S	4 1 1 0 0 2 1

Inning Stats	R: 0	H: 0	E: 0	K: 1	S: 5	LOB: 0	BB: 0	P: 5	R: 0	H: 1	E: 0	K: 0	S: 4	LOB: 1	BB: 0	P: 4	R: 0	H: 0	E: 0	K: 2	S: 7	LOB: 2	BB: 2	P: 15	R: 0	H: 1	E: 0	K: 2	S: 8	LOB: 1	BB: 0	P: 8	R: 3	H: 4	E: 0	K: 1	S: 8	LOB: 2	BB: 2	P: 16	R: 0	H: 0	E: 0	K: 2	S: 7	LOB: 0	BB: 0	P: 7	R: 0	H: 1	E: 0	K: 0	S: 4	LOB: 1	BB: 0	P: 4	R: 0	H: 0	E: 0	K: 1	S: 5	LOB: 1	BB: 1	P: 9	R: 1	H: 0	E: 0	K: 1	S: 4	LOB: 3	BB: 4	P: 20	1B: 7	2B: 0	3B: 0	HR: 0	SF: 0	SAC: 0	DP: 1	HBP: 0	WP: 1	PB: 1	SB: 2	CS: 0	PA: 41
--------------	------	------	------	------	------	--------	-------	------	------	------	------	------	------	--------	-------	------	------	------	------	------	------	--------	-------	-------	------	------	------	------	------	--------	-------	------	------	------	------	------	------	--------	-------	-------	------	------	------	------	------	--------	-------	------	------	------	------	------	------	--------	-------	------	------	------	------	------	------	--------	-------	------	------	------	------	------	------	--------	-------	-------	-------	-------	-------	-------	-------	--------	-------	--------	-------	-------	-------	-------	--------

PITCHER	IP	WLS	BF	H	R	ER	SO	BB	IBB	HBP	BLK	WP	HR	S	P	ERA	WHIP
Jim Staton, R ERA: 3.92 (1, 1)	8.1	L	39	7	4	4	10	8	0	0	0	1	0	51	83	4.32	1.800
Tom Murphy, R ERA: 1.96 (9, 1)	0.1		2	0	0	0	0	1	0	0	0	0	0	1	5	0.00	3.000

BOTTOM

Milwaukee Brewers @ Baltimore Orioles
Memorial Stadium, Baltimore, MD

Sun Sep 29 1974, 3:33 AM EDT
Att. 20,456 - Unknown

AB	32
R	4
H	7
RBI	3
BB	9
SO	10
LOB	22



PITCHER	IP	WLS	BF	H	R	ER	SO	BB	IBB	HBP	BLK	WP	HR	S	P	ERA	WHIP
---------	----	-----	----	---	---	----	----	----	-----	-----	-----	----	----	---	---	-----	------

Batter	1	2	3	4	5	6	7	8	9	AB R H RBI BB SO LOB	TOP											
Mark Belanger, R (1, 6) OBP: 0.297, SLG: 0.301	0-0 F2	4-0 1B BB		0-0 2B 1B	0-0 1B		0-0 F9		0-0 E8 1B	5 2 3 2 1 0 1	<p>Baltimore Orioles @ Detroit Tigers</p> <p>Tiger Stadium, Detroit, MI</p> <p>Mon Sep 30 1974, 7:05 PM EDT</p> <p>Att. 6,575 - Unknown</p>											
Paul Blair, R (1, 8) OBP: 0.311, SLG: 0.417	0-0 4-3	4-0 1B BB		0-0 2B	0-0 6-3			0-0 F8	0-0 F7	5 1 1 1 1 0 4												
Bobby Grich, R (1, 4) OBP: 0.376, SLG: 0.434	0-3 K	0-0 1B FC6-4		0-0 2B 1B				0-0 F7		5 2 3 3 0 1 0												
Tommy Davis, R (1, 10) OBP: 0.325, SLG: 0.377		0-0 1B FC6-4		0-0 2B 1B				0-0 F8	0-0 F4	5 1 2 1 0 0 2												
Don Baylor, R (1, 7) OBP: 0.340, SLG: 0.384		0-0 1B 2B	0-0 1B 1B	0-0 2B			0-0 4-3		0-0 F4	5 2 3 0 0 0 0												
Brooks Robinson, R (1, 5) OBP: 0.356, SLG: 0.377		0-0 HR 1B	0-0 F7	4-0 1B IBB			0-3 K		0-0 BB E 1B	4 2 2 2 1 1 1												
Earl Williams, R (1, 3) OBP: 0.328, SLG: 0.396		0-0 HR	0-0 1B	0-0 G6-4-3			0-0 5-3		0-3 K	5 1 2 3 0 1 4												
Enos Cabell, R (1, 9) OBP: 0.267, SLG: 0.331	0-0 F9	0-0 G6-4-3		0-0 F9			0-0 F5		0-0 E1 BB	5 1 0 0 0 0 2												
Andy Etchebarren, R (1, 2) OBP: 0.247, SLG: 0.294	0-0 3-1			0-0 5-3			0-0 E4		4-0 E BB	4 0 0 0 0 1 0												
Boog Powell, L (9, PH) OBP: 0.358, SLG: 0.416									1-2 2-3	0 0 0 0 1 0 0												
Curt Motton, R (9, PR)										0 0 0 0 0 0 0												
Eirol Hendricks, L (9, 2)										0 0 0 0 0 0 0												
Inning Stats	R: 0 E: 0 K: 1 S: 5	H: 0 LOB: 0 BB: 0 P: 5	R: 5 E: 0 K: 0 S: 8	H: 5 LOB: 2 BB: 2 P: 16	R: 1 E: 0 K: 0 S: 4	H: 2 LOB: 0 BB: 0 P: 4	R: 3 E: 0 K: 0 S: 7	H: 5 LOB: 2 BB: 1 P: 11	R: 0 E: 0 K: 1 S: 6	H: 1 LOB: 1 BB: 0 P: 6	R: 1 E: 0 K: 1 S: 6	H: 1 LOB: 0 BB: 0 P: 6	R: 0 E: 1 K: 0 S: 4	H: 0 LOB: 1 BB: 0 P: 4	R: 0 E: 0 K: 0 S: 3	H: 0 LOB: 0 BB: 0 P: 3	R: 2 E: 2 K: 1 S: 8	H: 2 LOB: 3 BB: 1 P: 12	1B: 10 2B: 4 3B: 0 HR: 2	SF: 0 SAC: 0 DP: 2 HBP: 0	WP: 0 PB: 0 SB: 3 CS: 0	PA: 47
PITCHER	IP WLS BF H R ER SO BB IBB HBP BLK WP HR S P ERA WHIP																				IP WLS BF H R ER SO BB IBB HBP BLK WP HR S P ERA WHIP	
Mickey Lolich, L (1, 1) ERA: 4.15	1.0 L 7 4 4 4 1 0 0 0 0 0 1 9 9 36.00 4.000																					
Dave Lemanczyk, R (2, 1) ERA: 4.0	2.1 14 6 5 5 0 2 0 0 0 0 0 0 12 20 19.29 3.429																					
Fred Holdsworth, R (4, 1) ERA: 4.29	5.1 25 6 3 1 3 1 1 0 0 0 0 1 29 37 1.69 1.312																					
Jim Ray, R (9, 1) ERA: 4.47	0.1 1 0 0 0 0 0 0 0 0 0 0 0 1 1 0.00 0.000																					

livebaseballscorecards.com

AB	43
R	12
H	16
RBI	12
BB	4
SO	4
LOB	14



BOTTOM

Baltimore Orioles @ Detroit Tigers
Tiger Stadium, Detroit, MI
Mon Sep 30 1974, 7:05 PM EDT
Att. 6,575 - Unknown

livebaseballscorecards.com

AB 41
R 6
H 14
RBI 6
BB 2
SO 5
LOB 21



WP: 1 PA: 44
PB: 0
SB: 0
CS: 0

AB R H RBI BB SO LOB

5 3 2 0 0 1 1

5 1 3 1 0 0 1

4 0 1 0 1 1 3

5 1 3 3 0 1 2

5 1 1 0 0 1 3

4 0 3 2 1 1 0

4 0 0 0 0 0 4

2 0 0 0 0 0 1
1 0 0 0 0 0 2
1 0 0 0 0 0 2
1 0 0 0 0 0 1

1B: 9 SF: 0
2B: 4 SAC: 0
3B: 1 DP: 0
HR: 0 HBP: 1

Batter	1	2	3	4	5	6	7	8	9
Ron LeFlore, R OBP: 0.298, SLG: 0.318 (1, 8)	0-3 K		0-0 FC4-6 1B 2B		0-0 1B	0-0 L4		0-0 2B 1B	
Gary Sutherland, R OBP: 0.282, SLG: 0.313 (1, 4) (6, 5)	0-0 4-3		0-0 BB 2B 1B		0-0 4-3	0-0 FC6-4 1B		0-0 1-H 2B	
Al Kaline, R OBP: 0.339, SLG: 0.392 (1, 10)	0-0 1B		4-0 2B BB 1-2		0-3 K	0-0 FC6-4		0-0 L4	
Bill Freehan, R OBP: 0.358, SLG: 0.462 (1, 2)	0-0 F9		0-0 2B 1-3 2-H 3-H		0-0 2B 1B		0-0 WP 2B	0-3 K	
Reggie Sanders, R OBP: 0.300, SLG: 0.438 (1, 3)		0-0 5-3	0-0 F6		0-0 1B 2B		0-3 K		0-0 F3
Leon Roberts, R OBP: 0.311, SLG: 0.407 (1, 9)	0-3 K			0-0 FC4-6 1B	0-0 HBP 1B		4-0 BB		0-0 3B
Dan Meyer, L OBP: 0.250, SLG: 0.476 (1, 7)	0-0 F9			0-0 F9	1-0 HBP		0-0 F6		0-0 G3
Aurelio Rodriguez, R OBP: 0.254, SLG: 0.304 Gates Brown, L OBP: 0.315, SLG: 0.388 John Knox, L OBP: 0.333, SLG: 0.321 Tom Verzyer, R OBP: 0.316, SLG: 0.404 (1, 5) (5, PH) (6, 4) (9, PH)			0-0 6-3	0-0 F7	0-0 L9		0-0 4-3		0-0 F9
Ed Brinkman, R OBP: 0.265, SLG: 0.345 (1, 6)			0-0 FC4-6 1B	0-0 FC4-6 1-2f		0-0 F7		0-0 F7	

Inning Stats	R: 0	H: 1	E: 0	K: 1	S: 6	LOB: 1	BB: 0	P: 6	R: 0	H: 0	E: 0	K: 1	S: 5	LOB: 0	BB: 0	P: 5	R: 2	H: 3	E: 0	K: 0	S: 6	LOB: 2	BB: 1	P: 10	R: 0	H: 1	E: 0	K: 0	S: 4	LOB: 1	BB: 0	P: 4	R: 3	H: 4	E: 0	K: 1	S: 9	LOB: 2	BB: 0	P: 10	R: 0	H: 1	E: 0	K: 0	S: 4	LOB: 1	BB: 0	P: 4	R: 0	H: 1	E: 0	K: 1	S: 6	LOB: 2	BB: 1	P: 10	R: 1	H: 2	E: 0	K: 1	S: 7	LOB: 1	BB: 0	P: 7	R: 0	H: 1	E: 0	K: 0	S: 4	LOB: 1	BB: 0	P: 4	1B: 9	SF: 0	2B: 4	SAC: 0	3B: 1	DP: 0	HR: 0	HBP: 1	WP: 1	PA: 44
--------------	------	------	------	------	------	--------	-------	------	------	------	------	------	------	--------	-------	------	------	------	------	------	------	--------	-------	-------	------	------	------	------	------	--------	-------	------	------	------	------	------	------	--------	-------	-------	------	------	------	------	------	--------	-------	------	------	------	------	------	------	--------	-------	-------	------	------	------	------	------	--------	-------	------	------	------	------	------	------	--------	-------	------	-------	-------	-------	--------	-------	-------	-------	--------	-------	--------

PITCHER	IP	WLS	BF	H	R	ER	SO	BB	IBB	HBP	BLK	WP	HR	S	P	ERA	WHIP
Ross Grimsley, L ERA: 3.07 (1, 1)	4.2		25	9	5	5	3	1	0	1	0	0	0	29	34	9.64	2.143
Doyle Alexander, R ERA: 4.09 (5, 1)	1.2		8	2	0	0	1	1	0	0	0	1	0	9	13	0.00	1.800
Grant Jackson, L ERA: 2.6 (7, 1)	2.2	W	11	3	1	1	1	0	0	0	0	0	0	13	13	3.38	1.125

PITCHER	IP	WLS	BF	H	R	ER	SO	BB	IBB	HBP	BLK	WP	HR	S	P	ERA	WHIP
---------	----	-----	----	---	---	----	----	----	-----	-----	-----	----	----	---	---	-----	------

Batter	1	2	3	4	5	6	7	8	9	AB R H RBI BB SO LOB	TOP											
Rich Coggins, L (1, 9) <small>OBP: 0.298, SLG: 0.319</small> Bob Oliver, R (9, PH) <small>OBP: 0.271, SLG: 0.340</small> Jim Fuller, R (9, 9) <small>OBP: 0.265, SLG: 0.392</small>	0-0 L3		0-0 G3		0-0 1-H HR	0-0 F4		4-0 BB S 1B BB	0-0 F2	4 2 1 2 1 0 0 1 0 0 0 0 0 1 0 0 0 0 0 0 0												
Paul Blair, R (1, 8) <small>OBP: 0.313, SLG: 0.417</small>	0-0 L7		0-0 S 1B		4-0 S BB		0-0 F8	4-0 1-2 1B BB		3 1 1 0 2 0 0												
Bobby Grich, R (1, 4) <small>OBP: 0.376, SLG: 0.431</small>	0-0 F7		4-0 1-3 BB		0-3 1-2 K		0-3 K	4-0 1B 1-2 2-3 BB		3 0 0 0 2 2 1												
Tommy Davis, R (1, 10) <small>OBP: 0.325, SLG: 0.377</small>		0-0 F7	0-3 K		0-0 5-3		0-0 BB 1B	0-0 1-3 2-H 3-H 1B		5 0 2 2 0 1 3												
Boog Powell, L (1, 3) <small>OBP: 0.358, SLG: 0.413</small>		4-0 1B BB		0-0 1-3		0-0 F8	4-0 1-2 BB BB	0-3 K		3 0 0 0 2 1 3												
Don Baylor, R (1, 7) <small>OBP: 0.343, SLG: 0.385</small>		0-0 1-2 1B		0-0 4-3 1B		0-0 5-3	4-0 1-2 2-3 FC6-4 BB	0-0 6-3		4 0 2 0 1 0 0												
Brooks Robinson, R (1, 5) <small>OBP: 0.354, SLG: 0.376</small>		0-0 F4		0-0 4-3		0-0 F7	0-0 FC6-4		0-0 2B 1B	5 1 1 0 0 0 6												
Elrod Hendricks, L (1, 2) <small>OBP: 0.287, SLG: 0.344</small> Andy Etchebarren, R (9, PH) <small>OBP: 0.251, SLG: 0.303</small> (9, 2)		0-0 F6		0-3 K		4-0 HR BB		0-0 4-3	0-0 1-H 2B	3 1 0 0 1 1 3 1 0 1 1 0 0 0												
Mark Belanger, R (1, 6) <small>OBP: 0.298, SLG: 0.300</small> Jim Northrup, L (6, PH) <small>OBP: 0.307, SLG: 0.372</small> Tim Nordbrook, R (6, 6) <small>OBP: 0.308, SLG: 0.250</small>			0-3 K		4-0 HR BB	0-0 HR		0-3 K	0-0 F8	1 1 0 0 1 1 0 1 1 1 2 0 0 0 2 0 0 0 0 1 1												
Inning Stats	R: 0 E: 0 K: 0 S: 3	H: 0 LOB: 0 BB: 0 P: 3	R: 0 E: 0 K: 0 S: 4	H: 1 LOB: 2 BB: 1 P: 8	R: 0 E: 0 K: 2 S: 8	H: 1 LOB: 2 BB: 1 P: 12	R: 0 E: 0 K: 1 S: 6	H: 1 LOB: 1 BB: 0 P: 6	R: 2 E: 0 K: 1 S: 6	H: 1 LOB: 1 BB: 2 P: 14	R: 2 E: 0 K: 0 S: 4	H: 1 LOB: 0 BB: 1 P: 8	R: 0 E: 0 K: 1 S: 6	H: 1 LOB: 3 BB: 2 P: 14	R: 2 E: 0 K: 2 S: 8	H: 1 LOB: 2 BB: 3 P: 20	R: 1 E: 0 K: 0 S: 5	H: 2 LOB: 1 BB: 0 P: 5	1B: 6 2B: 1 3B: 0 HR: 2	SF: 0 SAC: 0 DP: 0 HBP: 0	WP: 0 PB: 0 SB: 4 CS: 0	PA: 46
PITCHER	IP WLS BF H R ER SO BB IBB HBP BLK WP HR S P ERA WHIP												PITCHER	IP WLS BF H R ER SO BB IBB HBP BLK WP HR S P ERA WHIP								
Joe Coleman, R (1, 1) <small>ERA: 4.32</small> Luke Walker, L (8, 1) <small>ERA: 4.99</small> John Hiller, L (9, 1) <small>ERA: 2.64</small>	7.2 0.1 1.0	40 1 5	7 0 2	6 0 1	6 0 1	6 0 0	6 0 0	10 0 0	0 0 0	0 0 0	0 0 0	0 0 0	2 3 5	42 3 5	82 3 5	7.04 0.00 9.00	2.217 0.000 2.000					

Baltimore Orioles @ Detroit Tigers
 Tiger Stadium, Detroit, MI
 Tue Oct 01 1974, 3:33 AM EDT
 Att. 3,673 - Unknown

livebaseballscorecards.com

AB 36
R 7
H 9
RBI 7
BB 10
SO 7
LOB 18




Batter	1	2	3	4	5	6	7	8	9	AB	R	H	RBI	BB	SO	LOB
Ron LeFlore, R OBP: 0.300, SLG: 0.320 (1, 8)	0-0 3-1 S 2B 1B	0-0 FC4-6 1-2f			0-0 F9		0-0 1-3		0-0 6-3 S 1B	5	1	2	0	0	0	2
Gary Sutherland, R OBP: 0.283, SLG: 0.314 (1, 4)	0-0 3-1 1-3		0-0 CS 1B		0-0 F9			0-0 E 1B SF7 1B	0-0 6-3 1-3	5	1	2	0	0	0	2
Al Kaline, R OBP: 0.338, SLG: 0.390 (1, 10)	0-0 L4		0-0 L3 1-2		0-0 L5			0-0 E 2B 1B	0-3 K	5	1	1	0	0	1	3
Ben Oglivie, L OBP: 0.352, SLG: 0.386 (1, 3)	0-0 1B 2B		0-3 K		0-0 G3			0-0 2B 1B		4	1	1	1	0	1	2
Bill Freehan, R OBP: 0.361, SLG: 0.480 (1, 2)	0-0 2-H 1B			0-0 HR		0-0 HR		0-0 SF7		3	2	3	4	0	0	0
Dan Meyer, L OBP: 0.250, SLG: 0.478 (1, 7)	0-0 F5			0-0 F8		0-0 F4		0-0 2B		4	0	1	1	0	0	1
Jim Nettles, L OBP: 0.306, SLG: 0.404 (1, 9)		0-0 F8		0-0 F9			0-3 K	4-0 G4-6-3 IBB		3	0	0	0	0	1	0
Leon Roberts, R OBP: 0.323, SLG: 0.407 (8, PH) (9, 9)										0	0	0	0	1	0	0
Aurelio Rodriguez, R OBP: 0.254, SLG: 0.305 (1, 5)		0-3 K		0-0 5-3			0-0 2B	0-0 G4-6-3 1-2f		4	0	1	0	0	1	3
Ed Brinkman, R OBP: 0.265, SLG: 0.345 (1, 6)		0-0 FC4-6 1B			0-3 K				0-0 F8	3	0	1	0	0	2	1
Gates Brown, L OBP: 0.312, SLG: 0.384 (9, PH)										1	0	0	0	0	0	0

Inning Stats	R: 2	H: 3	E: 0	K: 0	S: 6	H: 3	LOB: 1	BB: 0	P: 6	R: 0	H: 1	E: 0	K: 1	S: 6	H: 1	LOB: 1	BB: 1	P: 6	R: 0	H: 1	E: 0	K: 1	S: 5	H: 1	LOB: 0	BB: 0	P: 5	R: 1	H: 1	E: 0	K: 0	S: 4	H: 1	LOB: 0	BB: 0	P: 4	R: 0	H: 0	E: 0	K: 1	S: 5	H: 0	LOB: 0	BB: 0	P: 5	R: 1	H: 1	E: 0	K: 0	S: 4	H: 1	LOB: 1	BB: 0	P: 8	R: 2	H: 3	E: 1	K: 0	S: 6	H: 3	LOB: 2	BB: 1	P: 10	R: 0	H: 1	E: 0	K: 1	S: 6	H: 1	LOB: 1	BB: 0	P: 6	1B: 7	2B: 3	3B: 0	HR: 2	SF: 1	SAC: 0	DP: 1	HBP: 0	WP: 0	PB: 0	SB: 2	CS: 1	PA: 39
PITCHER	IP	WLS	BF	H	R	ER	SO	BB	IBB	HBP	BLK	WP	HR	S	P	ERA	WHIP																																																																				
Jim Palmer, R ERA: 3.27 (1, 1)	7.0		30	10	6	5	5	0	0	0	0	0	0	40	40	6.43	1.429																																																																				
Grant Jackson, L ERA: 2.57 (8, 1)	1.0	W	5	1	0	0	0	0	1	0	0	0	0	4	8	0.00	1.000																																																																				
Bob Reynolds, R ERA: 2.73 (9, 1)	1.0	S	4	1	0	0	1	0	0	0	0	0	0	6	6	0.00	1.000																																																																				

BOTTOM

Baltimore Orioles @ Detroit Tigers
Tiger Stadium, Detroit, MI
Tue Oct 01 1974, 3:33 AM EDT
Att. 3,673 - Unknown

AB	37
R	6
H	12
RBI	6
BB	1
SO	6
LOB	14



WP	HR	S	P	ERA	WHIP
0	0	0	0	0	0

Batter	1	2	3	4	5	6	7	8	9	AB R H RBI BB SO LOB	TOP											
Al Bumbry, L (1, 7) OBP: 0.288, SLG: 0.304	0-3 K			0-0 E FC 2B	0-0 FC4-6 1B		0-0 E8 2B 1B		0-0 F8	5 2 3 0 0 1 1												
Rich Coggins, L (1, 8) OBP: 0.299, SLG: 0.319	0-0 4-3			0-0 F6	0-0 FC4-6 1B		4-0 2B 8-2 IBB		0-0 FC5-4 1B	4 0 1 1 1 0 2												
Don Baylor, R (1, 3) OBP: 0.341, SLG: 0.382	0-0 F3			0-0 E6 FC S 1B	0-0 G1-4-3 1B		0-0 2B		0-0 FC5-4	3 1 0 0 0 0 2 2 0 1 2 0 0 2												
Enos Cabell, R (5, 3) OBP: 0.269, SLG: 0.339																						
Brooks Robinson, R (1, 5) OBP: 0.353, SLG: 0.374			0-0 F7	0-0 FC BB 1B		4-0 SH1-3 BB		0-0 8-2		2 0 0 1 0 0 1 1 0 0 0 1 0 2												
Doug DeCinces, R (4, PR) (4, 5)																						
Jim Northrup, L (1, 10) OBP: 0.308, SLG: 0.373	0-3 K			0-0 BB 1B		0-0 SH1-3		0-0 F5		2 0 1 1 0 1 0 1 0 0 0 0 0 0												
Earl Williams, R (6, PH) OBP: 0.327, SLG: 0.395																						
Curt Motton, R (1, 9)			0-0 F7	4-0 BB 2-3		0-3 K		0-0 L6		3 0 0 0 1 1 1												
Andy Etchebarren, R (1, 2) OBP: 0.249, SLG: 0.300			0-3 K	0-3 K		0-0 F4		0-0 F7		2 0 0 0 0 2 3 2 0 0 0 0 0 1												
Elrod Hendricks, L (4, 2) OBP: 0.283, SLG: 0.340																						
Frank Baker, L (1, 6) OBP: 0.250, SLG: 0.207			0-0 F7	0-0 G3			0-0 F9		4-0 1B BB	3 0 0 0 1 0 3												
Tim Nordbrook, R (1, 4) OBP: 0.353, SLG: 0.267			0-0 1-3		4-0 1B S FC4-6 BB		0-0 E 2B 1B		0-0 F8	3 2 1 0 1 0 1												
Inning Stats	R: 0 E: 0 K: 1 S: 5	H: 0 LOB: 0 BB: 0 P: 5	R: 0 E: 0 K: 1 S: 5	H: 0 LOB: 0 BB: 0 P: 5	R: 0 E: 0 K: 1 S: 5	H: 0 LOB: 0 BB: 0 P: 5	R: 2 E: 1 K: 1 S: 9	H: 2 LOB: 3 BB: 1 P: 13	R: 1 E: 0 K: 0 S: 3	H: 1 LOB: 0 BB: 1 P: 7	R: 0 E: 0 K: 1 S: 5	H: 0 LOB: 1 BB: 1 P: 9	R: 2 E: 1 K: 0 S: 5	H: 3 LOB: 1 BB: 1 P: 9	R: 0 E: 0 K: 0 S: 3	H: 0 LOB: 0 BB: 0 P: 3	R: 0 E: 0 K: 0 S: 4	H: 1 LOB: 2 BB: 1 P: 8	1B: 5 2B: 3 3B: 0 HR: 0	SF: 0 SAC: 1 DP: 2 HBP: 0	WP: 0 PB: 0 SB: 2 CS: 0	PA: 39
PITCHER	IP WLS BF H R ER SO BB IBB HBP BLK WP HR S P ERA WHIP																					
Lerrin LaGrow, R (1, 1) ERA: 4.66	7.0 L 31 6 5 4 5 3 1 0 0 0 0 0 37 53 5.14 1.286																					
Bill Slayback, R (8, 1) ERA: 4.77	2.0 8 1 0 0 0 1 0 0 0 0 0 0 7 11 0.00 1.000																					

Baltimore Orioles @ Detroit Tigers
Tiger Stadium, Detroit, MI
Wed Oct 02 1974, 3:33 AM EDT
Att. 4,671 - Unknown

livebaseballscorecards.com

AB	33
R	5
H	7
RBI	5
BB	5
SO	5
LOB	19



Batter	1	2	3	4	5	6	7	8	9	AB R H RBI BB SO LOB
Ron LeFlore, R OBP: 0.301, SLG: 0.323 (1, 8)	0-0 S E 1B		0-0 SF8		0-0 6-3			0-0 6-3	0-0 1-2 1B	4 1 2 1 0 0 0
Gary Sutherland, R OBP: 0.282, SLG: 0.313 (1, 4) John Knox, L OBP: 0.351, SLG: 0.341 (2, 4)	0-0 F9 1-H		0-0 3-H 1B 1-2 1B		0-0 S 1B			0-0 BB BB 1B	0-3 K	1 0 0 0 0 0 0 4 1 3 0 0 1 2
Al Kaline, R OBP: 0.337, SLG: 0.389 (1, 10) Ben Oglivie, L OBP: 0.353, SLG: 0.385 (5, PH)	0-3 K		0-0 L7		0-0 4-3			4-0 BB BB 1-2 BB		2 0 0 0 0 1 2 1 0 0 0 1 0 1
Bill Freehan, R OBP: 0.361, SLG: 0.479 (1, 2) John Wockenfuss, R OBP: 0.212, SLG: 0.172 (7, 2)	0-3 K		0-0 1-3 2-H 1B		0-0 F7			4-0 BB BB 1-2 2-3 BB		3 0 1 1 0 1 0 0 0 0 0 1 0 0
Reggie Sanders, R OBP: 0.308, SLG: 0.434 (1, 3)		0-3 K2-3	0-0 F7		0-0 G6-4-3 1B			4-0 1-2 2-3 3-H BB		3 0 1 1 1 1 2
Leon Roberts, R OBP: 0.303, SLG: 0.381 (1, 9)		0-0 F8		0-3 K		0-0 G6-4-3		0-0 G6-4-3		4 0 0 0 0 1 4
Dan Meyer, L OBP: 0.231, SLG: 0.440 (1, 7)		0-0 4-3		0-0 F9			0-0 F9		0-0 F9	4 0 0 0 0 0 0
Aurelio Rodriguez, R OBP: 0.255, SLG: 0.306 (1, 5) Ron Cash, R OBP: 0.222, SLG: 0.258 (4, 5)			0-0 1B SF8 1B		0-0 5-3		0-0 1-3		0-0 1-3	1 1 1 0 0 0 0 3 0 0 0 0 0 0
Ed Brinkman, R OBP: 0.266, SLG: 0.347 (1, 6) Tom Verzyer, R OBP: 0.300, SLG: 0.382 (4, 6)			0-0 1B 1-3 1B 1B		0-0 F8		0-0 5-3		0-0 E6 1B	1 1 1 0 0 0 0 3 0 0 0 0 0 0


Inning Stats	R: 1	H: 1	E: 0	LOB: 0	K: 2	BB: 0	S: 8	P: 8	R: 0	H: 0	E: 0	LOB: 0	K: 1	BB: 0	S: 5	P: 5	R: 2	H: 4	E: 0	LOB: 2	K: 0	BB: 0	S: 7	P: 7	R: 0	H: 0	E: 0	LOB: 0	K: 1	BB: 0	S: 5	P: 5	R: 0	H: 1	E: 0	LOB: 1	K: 0	BB: 0	S: 4	P: 4	R: 0	H: 1	E: 0	LOB: 0	K: 0	BB: 0	S: 3	P: 3	R: 0	H: 0	E: 0	LOB: 0	K: 0	BB: 0	S: 3	P: 3	R: 1	H: 1	E: 0	LOB: 2	K: 0	BB: 3	S: 3	P: 15	R: 0	H: 1	E: 1	LOB: 2	K: 1	BB: 0	S: 7	P: 7	1B: 9	SF: 1	2B: 0	SAC: 0	3B: 0	DP: 2	HR: 0	HBP: 0
--------------	------	------	------	--------	------	-------	------	------	------	------	------	--------	------	-------	------	------	------	------	------	--------	------	-------	------	------	------	------	------	--------	------	-------	------	------	------	------	------	--------	------	-------	------	------	------	------	------	--------	------	-------	------	------	------	------	------	--------	------	-------	------	------	------	------	------	--------	------	-------	------	-------	------	------	------	--------	------	-------	------	------	-------	-------	-------	--------	-------	-------	-------	--------

PITCHER	IP	WLS	BF	H	R	ER	SO	BB	IBB	HBP	BLK	WP	HR	S	P	ERA	WHIP
Mike Cuellar, L ERA: 3.11 (1, 1)	3.0		14	5	3	2	3	0	0	0	0	0	0	20	20	6.00	1.667
Wayne Garland, R ERA: 2.97 (4, 1)	2.0		7	1	0	0	1	0	0	0	0	0	0	9	9	0.00	0.500
Doyle Alexander, R ERA: 4.01 (6, 1)	2.0	W	6	1	0	0	0	0	0	0	0	0	0	6	6	0.00	0.500
Jesse Jefferson, R ERA: 4.4 (8, 1)	1.0		6	1	1	1	0	3	0	0	0	0	0	3	15	9.00	4.000
Don Hood, L ERA: 3.45 (9, 1)	1.0	S	5	1	0	0	1	0	0	0	0	0	0	7	7	0.00	1.000

BOTTOM

Baltimore Orioles @ Detroit Tigers
Tiger Stadium, Detroit, MI
Wed Oct 02 1974, 3:33 AM EDT
Att. 4,671 - Unknown

AB	34
R	4
H	9
RBI	3
BB	3
SO	5
LOB	11



PITCHER	IP	WLS	BF	H	R	ER	SO	BB	IBB	HBP	BLK	WP	HR	S	P	ERA	WHIP
WP: 0	PA: 38	PB: 0	SB: 3	CS: 0													

Batter	1	2	3	4	5	6	7	8	9	AB R H RBI BB SO LOB	TOP											
Rich Coggins, L (1, 9) X	0-0 F7 ①		0-0 F5 ③		0-3 K ②		0-0 G3 ③			4 0 0 0 0 1 1												
Paul Blair, R (1, 8) X OBP: 0.500, SLG: 1.250	0-0 HR			0-0 5-3 ① X	0-0 HR 1B			0-0 6-3 ①		4 2 2 2 0 0 0												
Bobby Grich, R (1, 4) X OBP: 0.500, SLG: 1.500	0-0 F3 ②			0-0 1B 2B	0-0 HR 1B			0-0 6-3 ②		4 2 2 2 0 0 0												
Tommy Davis, R (1, 10) X OBP: 0.500, SLG: 0.500	0-0 F2 ③			0-0 1B 3-1	0-0 G3 ③			0-0 1B		4 0 2 1 0 0 0												
Boog Powell, L (1, 3) X		0-0 4-3 ①		0-0 3-1 ②		0-0 6-3 ①		0-0 F8 ③		4 0 0 0 0 0 2												
Don Baylor, R (1, 7) X OBP: 0.500, SLG: 0.500		0-0 1B G5-4-3		0-0 6-3 ③		0-0 6-3 ②		0-0 1B 4-3		4 0 2 0 0 0 1												
Brooks Robinson, R (1, 5) X OBP: 0.250, SLG: 1.000		0-0 G5-4-3 ② ③			0-0 HR	0-0 F7 ③		0-0 F8 ①		4 1 1 1 0 0 2												
Elrod Hendricks, L (1, 2) X OBP: 0.250, SLG: 0.250			0-3 K ①		0-0 1B SH1-4		0-3 K ①		0-0 4-3 ②	4 1 1 0 0 2 1												
Mark Belanger, R (1, 6) X			0-3 K ②		0-0 SH1-4 ①		0-0 F8 ②		0-3 K ③	3 0 0 0 0 2 1												
Inning Stats	R: 1 E: 0 K: 0 S: 4	H: 1 LOB: 0 BB: 0 P: 4	R: 0 E: 0 K: 0 S: 3	H: 1 LOB: 0 BB: 0 P: 3	R: 0 E: 0 K: 2 S: 7	H: 0 LOB: 0 BB: 0 P: 7	R: 1 E: 0 K: 0 S: 5	H: 2 LOB: 1 BB: 0 P: 5	R: 4 E: 0 K: 1 S: 9	H: 4 LOB: 0 BB: 0 P: 9	R: 0 E: 0 K: 0 S: 3	H: 0 LOB: 0 BB: 0 P: 3	R: 0 E: 0 K: 1 S: 5	H: 0 LOB: 0 BB: 0 P: 5	R: 0 E: 0 K: 0 S: 4	H: 1 LOB: 1 BB: 0 P: 4	R: 0 E: 0 K: 1 S: 6	H: 1 LOB: 1 BB: 0 P: 6	1B: 6 2B: 1 3B: 0 HR: 3	SF: 0 SAC: 1 DP: 1 HBP: 0	WP: 0 PB: 1 SB: 0 CS: 0	PA: 36
PITCHER	IP WLS BF H R ER SO BB IBB HBP BLK WP HR S P ERA WHIP																					
Catfish Hunter, R (1, 1) ERA: 11.57	4.2 L 21 8 6 6 3 0 0 0 0 0 0 3 27 27 11.57 1.714																					
Blue Moon Odom, R (5, 1) ERA:	3.1 11 1 0 0 1 0 0 0 0 0 0 0 13 13 0.00 0.300																					
Rollie Fingers, R (9, 1) ERA:	1.0 4 1 0 0 1 0 0 0 0 0 0 0 6 6 0.00 1.000																					

Baltimore Orioles @ Oakland Athletics
Oakland-Alameda County Coliseum, Oakland, CA
Sat Oct 05 1974, 3:33 AM PDT
Att: 41,609 - Unknown

livebaseballscorecards.com

AB	35
R	6
H	10
RBI	6
BB	0
SO	5
LOB	8



BOTTOM

Baltimore Orioles @ Oakland Athletics
Oakland-Alameda County Coliseum, Oakland, CA

Sat Oct 05 1974, 3:33 AM PDT
Att. 41,609 - Unknown

livebaseballscorecards.com

AB	34
R	3
H	9
RBI	3
BB	4
SO	4
LOB	18



WP:	0	PA:	39
PB:	0		
SB:	2		
CS:	0		

AB R H RBI BB SO LOB

5	2	1	0	0	0	4
4	0	3	3	0	0	0
4	0	0	0	1	2	4
4	0	1	0	0	0	3
4	0	0	0	0	0	3
3	0	0	0	1	2	0
4	0	1	0	0	0	0
2	0	1	0	1	0	2
1	0	1	0	0	0	0
0	1	0	0	0	0	0
2	0	0	0	1	0	2
1	0	1	0	0	0	0

Batter	1	2	3	4	5	6	7	8	9
Bill North, S OBP: 0.200, SLG: 0.400 (1, 8)	0-0 5-3		0-0 FC1-6 1B		0-0 1B 2B		0-0 F9		0-0 5-3
Bert Campaneris, R OBP: 0.600, SLG: 0.750 (1, 6)	0-0 F9		0-0 1B		0-0 1B		0-0 1-3 1B		0-0 SF9
Reggie Jackson, L (1, 9)	0-3 K		4-0 1B FC4-6 IBB		0-3 K		0-0 1-3		0-0 5-3
Sal Bando, R OBP: 0.250, SLG: 0.250 (1, 5)		0-0 F7	0-0 P6		0-0 1B FC6-4		0-0 5-3		0-0
Joe Rudi, R (1, 7)		0-0 F8	0-0 FC4-6		0-0 FC6-4			0-0 6-3	
Gene Tenace, R (1, 3)		4-0 1B BB		0-3 K		0-3 K		0-0 F8	
Angel Mangual, R OBP: 0.250, SLG: 0.250 (1, 10)		0-0 1B		0-0 L7		0-0 P6		0-0 4-3	
Ray Fosse, R OBP: 0.667, SLG: 0.500 (1, 2)		0-0 F2		0-0 1B		4-0 BB		0-0 2B SF9 1B	
Jesus Alou, R OBP: 1.000, SLG: 1.000 (9, PH)									
Manny Trillo, R (9, PR)									
Dick Green, R (1, 4)			4-0 FC1-6 BB		0-0 P6		0-0 5-3		0-0 SF9 2B
Claudell Washington, L OBP: 1.000, SLG: 2.000 (9, PH)									

Inning Stats	R: 0	H: 0	R: 0	H: 1	R: 1	H: 3	R: 0	H: 0	R: 0	H: 1	R: 0	H: 0	R: 1	H: 2	R: 0	H: 0	R: 1	H: 2
	E: 0	LOB: 0	E: 0	LOB: 2	E: 0	LOB: 1	E: 0	LOB: 1	E: 0	LOB: 0	E: 0	LOB: 0	E: 0	LOB: 2	E: 0	LOB: 0	E: 0	LOB: 2
	K: 1	BB: 0	K: 0	BB: 1	K: 1	BB: 0	K: 0	BB: 1	K: 0	BB: 0	K: 0	BB: 0	K: 0	BB: 0	K: 0	BB: 0	K: 0	BB: 0
	S: 5	P: 5	S: 4	P: 8	S: 4	P: 12	S: 6	P: 6	S: 5	P: 9	S: 4	P: 4	S: 3	P: 3	S: 5	P: 5	S: 5	P: 5

PITCHER	IP	WLS	BF	H	R	ER	SO	BB	IBB	HBP	BLK	WP	HR	S	P	ERA	WHIP
Mike Cuellar, L ERA: 3.38 (1, 1)	8.0	W	36	9	3	3	4	3	1	0	0	0	0	40	56	3.38	1.500
Ross Grimsley, L ERA: (9, 1)	1.0		3	0	0	0	0	0	0	0	0	0	0	3	3	0.00	0.000

1B:	7	SF:	1
2B:	2	SAC:	0
3B:	0	DP:	0
HR:	0	HBP:	0

1B:	7	SF:	1
2B:	2	SAC:	0
3B:	0	DP:	0
HR:	0	HBP:	0

WP:	0	PA:	39
PB:	0		
SB:	2		
CS:	0		

Batter	1	2	3	4	5	6	7	8	9	AB R H RBI BB SO LOB	TOP	
Mark Belanger, R (1, 6) Curt Motton, R (8, PH) Frank Baker, L (8, 6)	0-0 		0-0 			0-0 		0-0 		3 0 0 0 0 0 1 1 0 0 0 0 0 2 0 0 0 0 0 0 0		
Paul Blair, R (1, 8) OBP: 0.500, SLG: 0.857	4-0 		0-0 			0-3 			0-0 	3 0 1 0 1 1 1		
Bobby Grich, R (1, 4) OBP: 0.250, SLG: 0.750	0-3 			0-0 			0-0 		0-0 	4 0 0 0 0 1 2		
Tommy Davis, R (1, 10) OBP: 0.375, SLG: 0.375		0-0 		0-0 			0-0 		0-0 	4 0 1 0 0 0 0		
Don Baylor, R (1, 7) OBP: 0.250, SLG: 0.250		0-0 		0-0 			0-0 		0-0 	4 0 0 0 0 0 1		
Brooks Robinson, R (1, 5) OBP: 0.286, SLG: 0.667		4-0 			0-0 			0-0 		2 0 0 0 1 0 0		
Earl Williams, R (1, 3)		0-0 		0-0 			0-0 			3 0 0 0 0 0 1		
Enos Cabell, R (1, 9) OBP: 0.333, SLG: 0.333			0-0 		0-3 			0-0 		3 0 1 0 0 1 0		
Andy Etchebarren, R (1, 2) OBP: 0.667, SLG: 0.667 Al Bumbry, L (8, PR) Elrod Hendricks, L (8, 2) OBP: 0.250, SLG: 0.250			0-0 			0-0 		0-0 		3 0 2 0 0 0 0 0 0 0 0 0 0 0 0 0 0 0 0 0 0		
Inning Stats	R: 0 H: 0 E: 0 LOB: 0 K: 1 BB: 1 S: 4 P: 8	R: 0 H: 0 E: 0 LOB: 1 K: 0 BB: 1 S: 3 P: 7	R: 0 H: 1 E: 0 LOB: 1 K: 0 BB: 0 S: 4 P: 4	R: 0 H: 0 E: 0 LOB: 0 K: 0 BB: 0 S: 3 P: 3	R: 0 H: 0 E: 0 LOB: 0 K: 1 BB: 0 S: 5 P: 5	R: 0 H: 0 E: 0 LOB: 0 K: 1 BB: 0 S: 5 P: 5	R: 0 H: 0 E: 0 LOB: 0 K: 0 BB: 0 S: 3 P: 3	R: 0 H: 2 E: 0 LOB: 2 K: 0 BB: 0 S: 5 P: 5	R: 0 H: 2 E: 0 LOB: 1 K: 0 BB: 0 S: 4 P: 4	1B: 5 SF: 0 2B: 0 SAC: 0 3B: 0 DP: 1 HR: 0 HBP: 0	WP: 0 PA: 32 PB: 0 SB: 0 CS: 1	
PITCHER Ken Holtzman, L (1, 1) ERA:	IP WLS BF H R ER SO BB IBB HBP BLK WP HR S P ERA WHIP 9.0 W 32 5 0 0 3 2 0 0 0 0 0 0 36 44 0.00 0.778											PITCHER IP WLS BF H R ER SO BB IBB HBP BLK WP HR S P ERA WHIP

Baltimore Orioles @ Oakland Athletics
 Oakland-Alameda County Coliseum, Oakland, CA

Sun Oct 06 1974, 3:33 AM PDT
 Att: 42,810 - Unknown

livebaseballscorecards.com

AB	30
R	0
H	5
RBI	0
BB	2
SO	3
LOB	8



Batter	1	2	3	4	5	6	7	8	9
Bert Campaneris, R OBP: 0.333, SLG: 0.375 (1, 6)	0-3 K		0-0 F9		0-0 G6-4-3		0-3 K		
Bill North, S OBP: 0.333, SLG: 0.286 (1, 8)	0-0 L4		0-0 P4			4-0 WP 3B BB	4-0 1-2 2-3 BB		
Sal Bando, R OBP: 0.375, SLG: 0.714 (1, 5)	4-0 BB			0-0 HR		0-0 F5 1-2	0-0 F9		
Reggie Jackson, L Herb Washington, R (8, PR) (1, 10)	0-0 F7			0-0 4-3		0-0 5-3		4-0 CS BB	
Joe Rudi, R OBP: 0.250, SLG: 0.500 (1, 7)		0-0 G4-3 1B		0-0 4-3		0-0 2-H 3B	0-0 P4 1-2		
Gene Tenace, R (1, 3)	0-3 K		0-0 5-3		0-0 4-3		4-0 E S HR BB		
Claudell Washington, L OBP: 0.400, SLG: 0.600 (1, 9)		0-0 G4-3 1-2f			0-0 FC5-4 1B		0-0 F7	0-0 E6 1-3 HR	
Ray Fosse, R OBP: 0.714, SLG: 1.333 (1, 2)			0-0 SH3-4 1B		0-0 FC5-4 1B 1-2f		0-0 BB 2B	0-0 1-H 3-H HR	
Dick Green, R OBP: 0.500, SLG: 0.333 (1, 4)			0-0 SH3-4		0-0 G6-4-3 1B		4-0 BB IBB	0-3 K	
Jim Holt, L (7, PH)									
Blue Moon Odom, R (7, PR)									
Dal Maxvill, R (8, 4)									

Inning Stats	R: 0	H: 0	E: 0	K: 1	S: 5	L: 0	LOB: 1	BB: 1	P: 9	R: 0	H: 1	E: 0	K: 1	S: 5	L: 0	LOB: 0	BB: 0	P: 5	R: 0	H: 1	E: 0	K: 0	S: 4	R: 1	H: 1	E: 0	K: 0	S: 4	R: 0	H: 2	E: 0	K: 0	S: 4	R: 1	H: 1	E: 0	K: 0	S: 4	R: 0	H: 1	E: 0	K: 1	S: 6	R: 3	H: 1	E: 1	K: 1	S: 6	L: 0	LOB: 1	BB: 2	P: 14
--------------	------	------	------	------	------	------	--------	-------	------	------	------	------	------	------	------	--------	-------	------	------	------	------	------	------	------	------	------	------	------	------	------	------	------	------	------	------	------	------	------	------	------	------	------	------	------	------	------	------	------	------	--------	-------	-------

										PITCHER										PITCHER										PITCHER																							
										IP	WLS	BF	H	R	ER	SO	BB	IBB	HBP	BLK	WP	HR	S	P	ERA	WHIP											IP	WLS	BF	H	R	ER	SO	BB	IBB	HBP	BLK	WP	HR	S	P	ERA	WHIP
Dave McNally, L (1, 1) ERA: 1.59										5.2	L	23	6	2	1	2	2	0	0	0	1	1	25	33	1.59	1.412											5.2	L	23	6	2	1	2	2	0	0	0	1	1	25	33	1.59	1.412
Wayne Garland, R (6, 1) ERA:										0.2		4	1	0	0	0	0	1	0	0	0	0	3	7	0.00	1.500											0.2		4	1	0	0	0	0	1	0	0	0	0	3	7	0.00	1.500
Bob Reynolds, R (7, 1) ERA:										1.1		6	0	1	0	1	3	0	0	0	0	0	5	17	0.00	2.250											1.1		6	0	1	0	1	3	0	0	0	0	5	17	0.00	2.250	
Grant Jackson, L (8, 1) ERA:										0.1		3	1	2	0	1	0	0	0	0	0	0	1	5	5	0.00	3.000											0.1		3	1	2	0	1	0	0	0	0	1	5	5	0.00	3.000

AB R H RBI BB SO LOB

BOTTOM

4	0	0	0	0	2	5
2	1	0	0	2	0	1
3	1	1	1	1	0	4
3	0	0	0	1	0	2
0	0	0	0	0	0	0
4	0	2	1	0	0	1
3	1	0	0	1	1	2
4	1	1	0	0	0	2
4	1	3	3	0	0	1
1	0	1	0	0	0	0
0	0	0	0	1	0	0
0	0	0	0	0	0	0
1	0	0	0	0	1	1

AB	29
R	5
H	8
RBI	5
BB	6
SO	4
LOB	19



1B: 4	SF: 0	WP: 1	PA: 36
2B: 1	SAC: 1	PB: 0	
3B: 1	DP: 2	SB: 1	
HR: 2	HBP: 0	CS: 1	

Baltimore Orioles @ Oakland Athletics
Oakland-Alameda County Coliseum, Oakland, CA
 Sun Oct 06 1974, 3:33 AM PDT
 Att. 42,810 - Unknown

livebaseballscores.com

Batter	1	2	3	4	5	6	7	8	9	AB R H RBI BB SO LOB	TOP											
Bert Campaneris, R (1, 6) OBP: 0.231, SLG: 0.250	0-0 F9		0-0 FC6-4		0-0 F8			0-0 P6		4 0 0 0 0 0 2												
Bill North, S (1, 8) OBP: 0.231, SLG: 0.182	0-3 K			0-0 F7		0-0 L5		0-0 5-3		4 0 0 0 0 1 0												
Sal Bando, R (1, 5) OBP: 0.333, SLG: 0.818	0-0 4-3			0-0 HR		0-0 1-3		0-0 F7		4 1 1 1 0 0 0												
Reggie Jackson, L (1, 10) OBP: 0.231, SLG: 0.091		0-0 6-3		0-0 E3		0-0 4-3		0-0 1B		4 0 1 0 0 0 0												
Joe Rudi, R (1, 7) OBP: 0.167, SLG: 0.333		0-0 F7		0-0 FC6-4			0-3 K	0-3 K		4 0 0 0 0 2 2												
Gene Tenace, R (1, 3) Herb Washington, R (7, PR) Jim Holt, L (7, 3)		0-0 F9		0-0 5-3		4-0 BB				2 0 0 0 1 0 1 0 0 0 0 0 0 0 0 0 0 0 0 0 0												
Claudell Washington, L (1, 9) OBP: 0.900, SLG: 0.571			1-0 L5-3		0-0 SH1-3		0-0 F8			2 0 1 0 0 0 1												
Ray Fosse, R (1, 2) OBP: 0.556, SLG: 1.000			0-0 L5-3		0-0 SH1-3			0-0 G3		2 0 0 0 0 0 1												
Dick Green, R (1, 4) OBP: 0.429, SLG: 0.333			0-0 FC6-4		0-3 K			0-0 F7		3 0 1 0 0 1 1												
Inning Stats	R: 0 E: 0 K: 1 S: 5	H: 0 LOB: 0 BB: 0 P: 5	R: 0 E: 0 K: 0 S: 3	H: 0 LOB: 0 BB: 0 P: 3	R: 0 E: 0 K: 0 S: 3	H: 1 LOB: 1 BB: 0 P: 4	R: 1 E: 1 K: 0 S: 5	H: 1 LOB: 1 BB: 0 P: 5	R: 0 E: 0 K: 1 S: 6	H: 1 LOB: 1 BB: 0 P: 6	R: 0 E: 0 K: 1 S: 3	H: 0 LOB: 0 BB: 0 P: 3	R: 0 E: 0 K: 1 S: 4	H: 0 LOB: 1 BB: 1 P: 8	R: 0 E: 0 K: 0 S: 3	H: 0 LOB: 0 BB: 0 P: 3	R: 0 E: 0 K: 1 S: 6	H: 1 LOB: 1 BB: 0 P: 6	1B: 3 2B: 1 3B: 0 HR: 1	SF: 0 SAC: 1 DP: 1 HBP: 1	WP: 0 PB: 0 SB: 0 CS: 1	PA: 32
PITCHER Jim Palmer, R (1, 1) ERA: 1.0	IP: 9.0 WLS: L BF: 32 H: 4 R: 1 ER: 1 SO: 4 BB: 1 IBB: 0 HBP: 1 BLK: 0 WP: 0 HR: 1 S: 38 P: 43 ERA: 1.00 WHIP: 0.556											PITCHER	IP: 9.0 WLS: L BF: 32 H: 4 R: 1 ER: 1 SO: 4 BB: 1 IBB: 0 HBP: 1 BLK: 0 WP: 0 HR: 1 S: 38 P: 43 ERA: 1.00 WHIP: 0.556									

Oakland Athletics @ Baltimore Orioles
 Memorial Stadium, Baltimore, MD
 Tue Oct 08 1974, 3:33 AM EDT
 Att: 32,060 - Unknown

AB	29
R	1
H	4
RBI	1
BB	1
SO	4
LOB	8



Batter	1	2	3	4	5	6	7	8	9	AB R H RBI BB SO LOB
Rich Coggins, L (1, 9) Enos Cabell, R (9, PH) OBP: 0.250, SLG: 0.250	0-3 K ①			0-3 K ①		0-0 F7 ②			0-3 K ②	3 0 0 0 0 2 0 1 0 0 0 0 1 0
Paul Blair, R (1, 8) OBP: 0.333, SLG: 0.545	0-0 6-3 ②			0-0 5-3 ②		0-0 P4 ③			0-0 E4 FC6 ③	4 0 0 0 0 0 0
Bobby Grich, R (1, 4) OBP: 0.250, SLG: 0.583	0-0 4-3 ③			0-0 1B			0-0 L4 ①		0-0 FC6 ③	4 0 1 0 0 0 1
Tommy Davis, R (1, 10) OBP: 0.273, SLG: 0.273		0-0 6-3 ①		0-3 K ③		0-0 P4 ②				3 0 0 0 0 1 1
Don Baylor, R (1, 7) OBP: 0.273, SLG: 0.273		0-0 F7 ②			0-0 1-3 ①		0-0 CS 1B			3 0 1 0 0 0 0
Brooks Robinson, R (1, 5) OBP: 0.200, SLG: 0.444		0-0 F8 ③			0-0 E4		0-0 CS ③	0-0 F9 ①		3 0 0 0 0 0 0
Earl Williams, R (1, 3)			0-3 K ①		0-0 F9 ②			0-3 K ②		3 0 0 0 0 2 1
Andy Etchebarren, R (1, 2) OBP: 0.333, SLG: 0.333			0-0 F9 ②		0-0 F9 ③			0-0 F8 ③		3 0 0 0 0 0 1
Mark Belanger, R (1, 6)			0-3 K ③			0-0 B3 ①			0-0 4-3 ①	3 0 0 0 0 1 0

Inning Stats	R: 0 E: 0 K: 1 S: 5	H: 0 LOB: 0 BB: 0 P: 5	R: 0 E: 0 K: 0 S: 3	H: 0 LOB: 0 BB: 0 P: 3	R: 0 E: 0 K: 2 S: 7	H: 0 LOB: 0 BB: 0 P: 7	R: 0 E: 0 K: 2 S: 8	H: 1 LOB: 1 BB: 0 P: 8	R: 0 E: 1 K: 0 S: 4	H: 0 LOB: 1 BB: 0 P: 4	R: 0 E: 0 K: 0 S: 3	H: 0 LOB: 0 BB: 0 P: 3	R: 0 E: 0 K: 1 S: 5	H: 0 LOB: 0 BB: 0 P: 5	R: 0 E: 1 K: 1 S: 6	H: 0 LOB: 1 BB: 0 P: 6	1B: 2 2B: 0 3B: 0 HR: 0	SF: 0 SAC: 0 DP: 0 HBP: 0	WP: 0 PB: 0 SB: 0 CS: 1	PA: 31
PITCHER Vida Blue, L (1, 1) ERA:	IP 9.0	WLS W	BF 30	H 2	R 0	ER 0	SO 7	BB 0	IBB 0	HBP 0	BLK 0	WP 0	HR 0	S 44	P 44	ERA 0.00	WHIP 0.222			
PITCHER	IP	WLS	BF	H	R	ER	SO	BB	IBB	HBP	BLK	WP	HR	S	P	ERA	WHIP			

BOTTOM

Oakland Athletics @ Baltimore Orioles
Memorial Stadium, Baltimore, MD
 Tue Oct 08 1974, 3:33 AM EDT
 Att. 32,060 - Unknown

livebaseballscorecards.com

AB	30
R	0
H	2
RBI	0
BB	0
SO	7
LOB	4




Batter	1	2	3	4	5	6	7	8	9	AB R H RBI BB SO LOB	TOP		
Bert Campaneris, R (1, 6) OBP: 0.167, SLG: 0.176	0-0 6-3	0-0 FC6-4			0-0 F9	0-3 K			0-0 6-3	5 0 0 0 0 1 1			
Bill North, S (1, 8) OBP: 0.167, SLG: 0.125	0-0 5-3		0-0 5-3		0-0 6-3			0-0 F8	0-0 F8	5 0 0 0 0 0 0			
Sal Bando, R (1, 5) OBP: 0.412, SLG: 0.692	4-0 BB BB BB		0-0 1-3		4-0 WP BB BB			4-0 2B BB	0-0 F8	2 2 0 0 3 0 0			
Reggie Jackson, L (1, 10) Blue Moon Odom, R (7, PR)	4-0 BB BB		4-0 BB		4-0 BB WP BB			0-0 2B		1 0 1 1 3 0 0 0 0 0 0 0 0 0			
Joe Rudi, R (1, 7) OBP: 0.313, SLG: 0.308	4-0 1-2 2-3 BB		0-0 4-3		4-0 1-2 2-3 BB IBB			4-0 G6-4-3 IBB		1 0 0 0 3 0 1			
Gene Tenace, R (1, 3)	0-0 F5			0-3 K	4-0 1-2 2-3 3-H BB			0-0 G6-4-3		3 0 0 1 1 1 5			
Claudell Washington, L (1, 9) OBP: 0.333, SLG: 0.364		0-0 G3		0-0 E6	0-0 4-3			0-0 B1-3		4 0 0 0 0 0 3			
Ray Fosse, R (1, 2) OBP: 0.385, SLG: 0.667		0-3 K		0-0 6-3		0-0 F2		0-3 K		4 0 0 0 0 2 1			
Dick Green, R (1, 4) OBP: 0.364, SLG: 0.222		4-0 FC6-4 BB		0-0 1-3		0-0 6-3		0-0 F7		3 0 0 0 1 0 1			
Inning Stats	R: 0 H: 0 E: 0 LOB: 3 K: 0 BB: 3 S: 3 P: 15	R: 0 H: 0 E: 0 LOB: 1 K: 1 BB: 1 S: 5 P: 9	R: 0 H: 0 E: 0 LOB: 1 K: 0 BB: 1 S: 3 P: 7	R: 0 H: 0 E: 1 LOB: 1 K: 1 BB: 0 S: 6 P: 6	R: 1 H: 0 E: 0 LOB: 3 K: 0 BB: 4 S: 3 P: 19	R: 0 H: 0 E: 0 LOB: 0 K: 1 BB: 0 S: 5 P: 5	R: 1 H: 1 E: 0 LOB: 1 K: 0 BB: 2 S: 3 P: 11	R: 0 H: 0 E: 0 LOB: 0 K: 1 BB: 0 S: 5 P: 5	R: 0 H: 0 E: 0 LOB: 0 K: 0 BB: 0 S: 3 P: 3	1B: 0 SF: 0 2B: 1 SAC: 0 3B: 0 DP: 1 HR: 0 HBP: 0	WP: 1 PA: 39 PB: 0 SB: 0 CS: 0		
PITCHER	IP WLS BF H R ER SO BB IBB HBP BLK WP HR S P ERA WHIP											PITCHER	IP WLS BF H R ER SO BB IBB HBP BLK WP HR S P ERA WHIP
Mike Cuellar, L (1, 1) ERA: 2.84	4.2 L 24 0 1 1 2 8 1 0 0 1 0 19 55 1.93 1.714												
Ross Grimsley, L (5, 1) ERA: 1.69	4.1 15 1 1 1 2 1 1 0 0 0 0 17 25 2.08 0.462												

Oakland Athletics @ Baltimore Orioles
 Memorial Stadium, Baltimore, MD
 Wed Oct 09 1974, 3:33 AM EDT
 Att. 28,136 - Unknown

livebaseballscorecards.com



Batter	1	2	3	4	5	6	7	8	9	AB	R	H	RBI	BB	SO	LOB
Rich Coggins, L (1, 9) x	0-0 F8		x 0-0 F9			x 0-0 F1		x 0-0 6-3	0-0 6-3	4	0	0	0	0	0	2
Paul Blair, R (1, 8) OBP: 0.375, SLG: 0.500 S S S	0-3 K			x 0-0 CS 1B		x 0-0 6-3		x 4-0 FC5-4 1B BB	4-0 FC5-4 1B BB	3	1	1	0	1	1	1
Bobby Grich, R (1, 4) OBP: 0.250, SLG: 0.500 x	0-0 P5			x 0-0 F9 1-2		x 0-0 P4		x 0-0 FC5-4 1B	0-0 FC5-4 1B	4	0	1	0	0	0	1
Tommy Davis, R (1, 10) OBP: 0.267, SLG: 0.267 Enos Cabell, R (9, PR) OBP: 0.250, SLG: 0.250		x 0-0 G4-6-3 1B		x 0-0 6-3		x 0-0 F9		x 0-0 FC5-4 1B	0-0 FC5-4 1B	4	0	1	0	0	0	2
Boog Powell, L (1, 3) OBP: 0.125, SLG: 0.125 Jim Palmer, R (9, PR)		x 0-0 G4-6-3 1-2f		x 0-0 L9		x 0-0 3-1		x 0-0 1B	0-0 1B	4	0	1	1	0	0	1
Don Baylor, R (1, 7) OBP: 0.267, SLG: 0.267 x	0-0 F8			x 0-3 K		x 0-0 F9		x 0-0 F8 1B	0-3 K	4	0	1	0	0	2	2
Brooks Robinson, R (1, 5) OBP: 0.154, SLG: 0.333 x			x 0-0 F9		x 0-0 F9		x 0-0 F9		x 0-0 F9	3	0	0	0	0	0	1
Elrod Hendricks, L (1, 2) OBP: 0.286, SLG: 0.167 S S S			0-3 K			x 4-0 SH1-4 BB		x 0-0 F8 1-2	4-0 SH1-4 BB	2	0	0	0	1	1	1
Mark Belanger, R (1, 6) Al Bumbry, L (8, PH) Frank Baker, L (9, 6) B B B B			4-0 BB			x 0-0 SH1-4 1-2		x 0-3 K	0-0 SH1-4 1-2	0	0	0	0	1	0	0

BOTTOM	
Oakland Athletics @ Baltimore Orioles Memorial Stadium, Baltimore, MD Wed Oct 09 1974, 3:33 AM EDT Att. 28,136 - Unknown	
AB 29 R 1 H 5 RBI 1 BB 3 SO 5 LOB 12	

Inning Stats		R: 0	H: 0	R: 0	H: 1	R: 0	H: 0	R: 0	H: 0	R: 0	H: 0	R: 0	H: 1	R: 1	H: 2	1B: 5	SF: 0	WP: 0	PA: 33
		E: 0	LOB: 0	E: 0	LOB: 0	E: 0	LOB: 0	E: 0	LOB: 0	E: 0	LOB: 1	E: 0	LOB: 1	E: 0	LOB: 2	2B: 0	SAC: 1	PB: 0	
		K: 1	BB: 0	K: 0	BB: 0	K: 0	BB: 0	K: 1	BB: 0	K: 0	BB: 0	K: 1	BB: 0	K: 1	BB: 1	3B: 0	DP: 1	SB: 0	
		S: 5	P: 5	S: 3	P: 3	S: 5	P: 9	S: 3	P: 3	S: 5	P: 5	S: 3	P: 7	S: 6	P: 6	HR: 0	HBP: 0	CS: 1	
PITCHER	IP	WLS	BF	H	R	ER	SO	BB	IBB	HBP	BLK	WP	HR	S	P	ERA	WHIP		
Catfish Hunter, R (1, 1) ERA: 4.63	7.0	W	24	3	0	0	3	2	0	0	0	0	0	28	36	0.00	0.714		
Rollie Fingers, R (8, 1) ERA: 3.0	2.0	S	9	2	1	1	2	1	0	0	0	0	0	12	16	4.50	1.500		